



Houston Astros - 1971

Batter	1	2	3	4	5	6	7	8	9	AB	R	H	RBI	BB	SO	LOB	TOP			
Maury Wills, S OBP: 0.500, SLG: 0.500	L5		FC8-2			S BB 1B				4	0	2	1	0	0	1	Los Angeles Dodgers @ Houston Astros Astrodome, Houston, TX Mon Apr 05 1971, 7:05 PM EST Att: 22,421 - Unknown			
Bill Buckner, L (1,9)	1-3			F8		P5	F9			4	0	0	0	0	0	3				
Willie Davis, L (1,8)	P5			4-3		F8		F7		4	0	0	0	0	0	1				
Wes Parker, S OBP: 0.500, SLG: 0.333		1-3						F8		3	0	1	0	1	0	0				
Dick Allen, R (1,7)		K		F8		F8		K		4	0	0	0	0	2	3				
Duke Sims, L OBP: 0.500, SLG: 0.750		4-3								4	0	2	0	0	0	0				
Steve Garvey, R OBP: 0.250, SLG: 0.500					1B	F8		5-3		4	1	1	0	0	0	1				
Bill Russell, R OBP: 0.750, SLG: 1.000			SH3-4 FC8-2 2B			K				4	1	3	1	0	1	1				
Bill Singer, R (1,1)			SH3-4							1	0	0	0	0	1	1				
Tom Haller, L OBP: 1.000, SLG: 1.000 Joe Moeller, R (7,1) Jim Lefebvre, S (9,PH)						K		1-2 1B		1	0	1	0	0	0	0				
Inning Stats	R: 0 E: 0 K: 0 S: 3	H: 0 LOB: 0 BB: 0 P: 3	R: 0 E: 0 K: 1 S: 5	H: 0 LOB: 0 BB: 0 P: 5	R: 1 E: 0 K: 0 S: 4	H: 2 LOB: 0 BB: 0 P: 4	R: 0 E: 0 K: 0 S: 4	H: 1 LOB: 1 BB: 0 P: 4	R: 0 E: 0 K: 2 S: 8	H: 1 LOB: 1 BB: 1 P: 8	R: 0 E: 0 K: 0 S: 6	H: 3 LOB: 2 BB: 0 P: 6	R: 0 E: 0 K: 1 S: 5	H: 0 LOB: 0 BB: 0 P: 5	R: 0 E: 0 K: 0 S: 4	H: 2 LOB: 1 BB: 0 P: 4	1B: 7 2B: 4 3B: 0 HR: 0	SF: 0 SAC: 1 DP: 1 HBP: 0	WP: 0 PB: 0 SB: 1 CS: 0	PA: 36
PITCHER Larry Dierker, R ERA: 2.0	IP: 9.0 WLS: W BF: 36 H: 10 R: 2 ER: 2 SO: 4 BB: 1 IBB: 0 HBP: 0 BLK: 0 WP: 0 HR: 0 S: 43 P: 47 ERA: 2.00 WHIP: 1.222																			

Batter	1	2	3	4	5	6	7	8	9	AB	R	H	RBI	BB	SO	LOB	BOTTOM			
Cesar Cedeno, R OBP: 0.750, SLG: 1.000	BB HBP 4-3 BB		FC5 2B	FC4-6 1B			5-3			3	1	2	1	1	0	0	Los Angeles Dodgers @ Houston Astros Astrodome, Houston, TX Mon Apr 05 1971, 7:05 PM EST Att: 22,421 - Unknown			
Joe Morgan, L (1,4)	4-3 BB HBP		FC5 3B BB	FC4-6 1B			G3			2	2	0	0	1	0	1				
Jimmy Wynn, R OBP: 0.500, SLG: 0.333	4-3 BB		F7		6-3			F8 SH1-4 1B		3	0	1	0	1	0	2				
Bob Watson, R Cesar Geronimo, L (7,7)	4-3		FC5 3B		5-3			SH1-4		3	1	0	1	0	0	4				
Denis Menke, R OBP: 0.500, SLG: 1.000	4-3									0	0	0	0	0	0	0				
Doug Rader, R (1,5)	2-3 3-H K		1-H 2-H 3B					BB		3	0	1	3	1	0	1				
Doug Rader, R (1,5)	K		F7					BB		4	0	0	0	0	1	4				
Johnny Edwards, L OBP: 0.250, SLG: 0.250			F7							4	1	1	0	0	1	2				
Roger Metzger, S (1,6)										2	0	0	0	1	1	1				
Larry Dierker, R (1,1)		G6-4-3 BB								3	0	0	0	0	0	2				
Inning Stats	R: 2 E: 0 K: 1 S: 5	H: 0 LOB: 1 BB: 2 P: 14	R: 0 E: 0 K: 0 S: 2	H: 0 LOB: 0 BB: 1 P: 6	R: 2 E: 0 K: 0 S: 5	H: 2 LOB: 1 BB: 1 P: 9	R: 1 E: 0 K: 0 S: 5	H: 2 LOB: 1 BB: 0 P: 5	R: 0 E: 0 K: 0 S: 3	H: 0 LOB: 0 BB: 0 P: 3	R: 0 E: 0 K: 2 S: 7	H: 0 LOB: 0 BB: 0 P: 7	R: 0 E: 0 K: 0 S: 3	H: 0 LOB: 0 BB: 0 P: 3	R: 0 E: 0 K: 0 S: 4	H: 1 LOB: 2 BB: 1 P: 8	1B: 3 2B: 1 3B: 1 HR: 0	SF: 0 SAC: 1 DP: 1 HBP: 1	WP: 0 PB: 0 SB: 0 CS: 0	PA: 34
PITCHER Bill Singer, R ERA: 7.5 Joe Moeller, R ERA:	IP: 6.0 WLS: L BF: 26 H: 4 R: 5 ER: 5 SO: 3 BB: 4 IBB: 0 HBP: 1 BLK: 0 WP: 0 HR: 0 S: 27 P: 44 ERA: 7.50 WHIP: 1.333																			



Batter	1	2	3	4	5	6	7	8	9	AB	R	H	RBI	BB	SO	LOB	TOP								
Maury Wills, S OBP: 0.250, SLG: 0.250 (1,6)	0-0 4-3		0-0 5-3		0-0 F7			0-0 6-3		4	0	0	0	0	0	0	Los Angeles Dodgers @ Houston Astros Astrodome, Houston, TX Tue Apr 06 1971, 7:05 PM EST Att: 11,863 - Unknown livebaseballscores.com AB 31 R 2 H 6 RBI 2 BB 0 SO 0 LOB 10 								
Manny Mota, R OBP: 0.250, SLG: 0.250 (1,7)	0-0 5-3		0-0 P4			0-0 1-3			0-0 FC4-6 1B	4	0	1	0	0	0	0									
Willie Davis, L OBP: 0.125, SLG: 0.125 (1,8)	0-0 1-3			0-0 4-3 HR 1B		0-0 F7			0-0 FC4-6 L6-3 1-2	4	1	1	0	0	0	1									
Wes Parker, S OBP: 0.250, SLG: 0.143 (1,3)		0-0 6-3		0-0 F7		0-0 3-1			0-0 L6-3 1-2	4	0	0	0	0	0	2									
Duke Sims, L OBP: 0.571, SLG: 0.714 (1,2)		0-0 1B 1B		0-0 4-3 1-2			0-0 G6-4-3 1B			3	0	2	0	0	0	1									
Bill Buckner, L OBP: 0.286, SLG: 0.714 (1,9)		0-0 1B		0-0 HR 2H			0-0 P6			3	1	2	2	0	0	1									
Steve Garvey, R OBP: 0.143, SLG: 0.286 (1,5)		0-0 F9		0-0 5-3			0-0 G6-4-3 1-2			3	0	0	0	0	0	3									
Bill Russell, R OBP: 0.429, SLG: 0.571 (1,4)	0-0 1-3				0-0 G3			0-0 1-3		3	0	0	0	0	0	2									
Claude Osteen, L (1,1)			0-0 1-3		0-0 4-3			0-0 F9		3	0	0	0	0	0	0									
Inning Stats	R: 0 E: 0 K: 0 S: 3	H: 0 LOB: 0 BB: 0 P: 3	R: 0 E: 0 K: 0 S: 5	H: 2 LOB: 2 BB: 0 P: 5	R: 0 E: 0 K: 0 S: 3	H: 0 LOB: 0 BB: 0 P: 3	R: 2 E: 0 K: 0 S: 5	H: 2 LOB: 0 BB: 0 P: 5	R: 0 E: 0 K: 0 S: 3	H: 0 LOB: 0 BB: 0 P: 3	R: 0 E: 0 K: 0 S: 3	H: 1 LOB: 0 BB: 0 P: 3	R: 0 E: 0 K: 0 S: 3	H: 0 LOB: 0 BB: 0 P: 3	R: 0 E: 0 K: 0 S: 3	H: 1 LOB: 0 BB: 0 P: 3	1B: 5 2B: 1 3B: 0 HR: 1	SF: 0 SAC: 0 DP: 2 HBP: 0	WP: 0 PB: 0 SB: 0 CS: 0	PA: 31					
PITCHER	IP	WLS	BF	H	R	ER	SO	BB	IBB	HBP	BLK	WP	HR	S	P	ERA	WHIP								
Don Wilson, R ERA: 2.57 (1,1)	7.0	L	25	5	2	2	0	0	0	0	0	0	1	25	25	2.57	0.714								
Jim Ray, R ERA: (8,1)	2.0		6	1	0	0	0	0	0	0	0	0	0	6	6	0.00	0.500								

Batter	1	2	3	4	5	6	7	8	9	AB	R	H	RBI	BB	SO	LOB	BOTTOM								
Cesar Cedeno, R OBP: 0.500, SLG: 0.571 (1,9)	0-0 6-3		0-0 1-3		0-0 1B 2-3			0-0 F8		4	0	1	0	0	0	0	Los Angeles Dodgers @ Houston Astros Astrodome, Houston, TX Tue Apr 06 1971, 7:05 PM EST Att: 11,863 - Unknown livebaseballscores.com AB 28 R 0 H 4 RBI 0 BB 4 SO 1 LOB 12 								
Joe Morgan, L (1,4)	0-0 L9		0-0 BB		0-0 G3			0-0 3-1		3	0	0	0	1	0	2									
Jimmy Wynn, R OBP: 0.500, SLG: 0.200 (1,8)	4-0 BB		0-0 P4		4-0 BB		4-0 G6-4-3 BB		0-0 6-3	2	0	0	0	2	0	1									
Bob Watson, R (1,7)	4-0 BB			0-0 F8		0-0 F9			0-0 5-3	3	0	0	0	1	0	1									
Denis Menke, R OBP: 0.375, SLG: 0.571 (1,3)	0-0 P4			0-0 G4-3 1B		0-0 G6-4-3 1-2			0-0 F9	4	0	1	0	0	0	3									
Doug Radler, R OBP: 0.125, SLG: 0.125 (1,5)		0-3 K		0-0 G4-3 1-2			0-0 1B		0-0 5-3	4	0	1	0	0	1	1									
Johnny Edwards, L OBP: 0.286, SLG: 0.286 (1,2)	0-0 5-3				0-0 FC3-6 1B		0-0 P4			3	0	1	0	0	0	1									
Roger Metzger, S (1,6)	0-0 1-3				0-0 FC3-6 1B SH1-4 1-2		0-0 F8			3	0	0	0	0	0	2									
Don Wilson, R (1,1)			0-0 1-3		0-0 SH1-4		0-0 F5			1	0	0	0	0	0	0									
Jesus Alou, R (7,PH)					0-0 1-2					1	0	0	0	0	0	1									
Jim Ray, R (8,1)										0	0	0	0	0	0	0									
Inning Stats	R: 0 E: 0 K: 0 S: 3	H: 0 LOB: 2 BB: 2 P: 11	R: 0 E: 0 K: 1 S: 5	H: 0 LOB: 0 BB: 0 P: 5	R: 0 E: 0 K: 0 S: 3	H: 0 LOB: 1 BB: 1 P: 7	R: 0 E: 0 K: 0 S: 3	H: 1 LOB: 0 BB: 0 P: 3	R: 0 E: 0 K: 0 S: 5	H: 2 LOB: 2 BB: 0 P: 5	R: 0 E: 0 K: 0 S: 2	H: 0 LOB: 0 BB: 1 P: 6	R: 0 E: 0 K: 0 S: 4	H: 1 LOB: 1 BB: 0 P: 4	R: 0 E: 0 K: 0 S: 3	H: 0 LOB: 0 BB: 0 P: 3	R: 0 E: 0 K: 0 S: 3	H: 0 LOB: 0 BB: 0 P: 3	1B: 4 2B: 0 3B: 0 HR: 0	SF: 0 SAC: 1 DP: 2 HBP: 0	WP: 0 PB: 0 SB: 0 CS: 0	PA: 33			
PITCHER	IP	WLS	BF	H	R	ER	SO	BB	IBB	HBP	BLK	WP	HR	S	P	ERA	WHIP								
Claude Osteen, L ERA: (1,1)	9.0	W	33	4	0	0	1	4	0	0	0	0	0	31	47	0.00	0.889								

Batter	1	2	3	4	5	6	7	8	9	AB	R	H	RBI	BB	SO	LOB	TOP										
Maury Wills, S OBP: 0.250, SLG: 0.250 (1, 6)	0-0 6-3		0-0 6-3			0-0 3-1 1B		0-0 F9		4	1	1	0	0	0	1											
Manny Mota, R OBP: 0.250, SLG: 0.250 (1, 7)	0-0 G3			0-0 FC4-6 1B		0-0 3-1		0-3 K		4	0	1	0	0	0	2											
Willie Davis, L OBP: 0.167, SLG: 0.167 (1, 8)	0-0 4-3			0-0 FC4-6 CS		0-0 1B			0-3 K	4	0	1	1	0	1	1											
Wes Parker, S OBP: 0.250, SLG: 0.182 (1, 3)		0-0 4-3		0-0 L9		0-0 6-3			0-0 G6-4-3 1B	4	0	1	0	0	0	2											
Bill Sudakis, S (1, 2)		1-0 HBP				0-0 F8			0-0 G6-4-3 1B	1	0	0	0	0	0	0											
Duke Sims, L OBP: 0.500, SLG: 0.625 Dick Allen, R (9, PH)		1-3 HBP				4-0 BB			0-0 F9	1	0	0	0	0	0	0											
Steve Garvey, R OBP: 0.200, SLG: 0.222 (1, 5)		0-0 1-3				0-0 BB			0-0 6-3	2	0	0	0	1	0	1											
Bobby Valentine, R (1, 9)		0-3 K2-3				0-0 L7			0-0 4-3	3	0	0	0	0	1	2											
Bill Russell, R OBP: 0.400, SLG: 0.444 (1, 4)			0-0 5-3			0-3 K		4-0 CS BB		2	0	0	0	1	1	1											
Don Sutton, R OBP: 0.667, SLG: 0.500 (1, 1)			0-0 6-3			4-0 BB		0-0 1B	0-0 1B	2	0	1	0	1	0	0											
Inning Stats	R: 0 E: 0 K: 0 S: 3	H: 0 LOB: 0 BB: 0 P: 3	R: 0 E: 0 K: 1 S: 5	H: 0 LOB: 1 BB: 0 P: 6	R: 0 E: 0 K: 0 S: 3	H: 0 LOB: 0 BB: 0 P: 3	R: 0 E: 0 K: 0 S: 3	H: 1 LOB: 1 BB: 0 P: 3	R: 0 E: 0 K: 1 S: 5	H: 0 LOB: 0 BB: 0 P: 3	R: 0 E: 0 K: 0 S: 3	H: 0 LOB: 0 BB: 0 P: 3	R: 0 E: 0 K: 1 S: 5	H: 1 LOB: 1 BB: 1 P: 9	R: 0 E: 0 K: 1 S: 5	H: 1 LOB: 0 BB: 0 P: 5	R: 0 E: 0 K: 1 S: 5	H: 1 LOB: 0 BB: 0 P: 5	1B: 5 2B: 0 3B: 0 HR: 0	SF: 0 SAC: 0 DP: 1 HBP: 1	WP: 0 PB: 0 SB: 1 CS: 2	PA: 32					
PITCHER	IP	WLS	BF	H	R	ER	SO	BB	IBB	HBP	BLK	WP	HR	S	P	ERA	WHIP										
Wade Blasingame, L ERA: 1.08 George Culver, R ERA:	8.1	W	31	5	1	1	4	3	0	1	0	0	0	35	48	1.08	0.960										
	0.2	S	1	0	0	0	0	0	0	0	0	0	0	1	1	0.00	0.000										

Los Angeles Dodgers @ Houston Astros
Astrodome, Houston, TX
Wed Apr 07 1971, 7:05 PM EST
Att: 11,009 - Unknown

AB 28
R 1
H 5
RBI 1
BB 3
SO 4
LOB 11



Batter	1	2	3	4	5	6	7	8	9	AB	R	H	RBI	BB	SO	LOB	BOTTOM										
Cesar Cedeno, R OBP: 0.333, SLG: 0.364 (3, 8)	0-0 4-3		0-0 F8			0-0 F7		0-0 E4 F9 1B		4	1	0	0	0	0	2											
Joe Morgan, L (1, 4)	0-0 4-3			0-0 F8		0-0 F5		0-0 F9		4	0	0	0	0	0	1											
Jimmy Wynn, R OBP: 0.556, SLG: 0.200 Jesus Alou, R OBP: 0.750, SLG: 0.750 (3, 9)		4-0 BB			0-0 FC6 1B		0-0 FC6-4 1B	0-0 FC4-6 1B		0	0	0	0	1	0	0											
Bob Watson, R Cesar Geronimo, L (8, PR) (9, 7)		0-0 P3		0-0 F8		0-0 FC6-4 2B		0-0 FC4-6	0-0 FC4-6	4	1	0	0	0	0	4											
Denis Menke, R OBP: 0.333, SLG: 0.545 (1, 3)		0-0 F2		0-0 FC6		0-0 2B		0-0 4-3		4	0	1	1	0	0	2											
Doug Rader, R OBP: 0.091, SLG: 0.091 (1, 5)		0-0 P4			0-3 K	0-0 P4				3	0	0	0	0	1	1											
Johnny Edwards, L OBP: 0.300, SLG: 0.300 (1, 2)		0-0 6-3			0-0 1B		0-0 F5			3	0	1	0	0	0	0											
Roger Metzger, S OBP: 0.222, SLG: 0.125 (1, 6)			0-0 F8		1-2 1B		0-0 F8			3	0	1	0	0	0	0											
Wade Blasingame, L George Culver, R (9, 1)			0-3 K		0-3 K		0-3 K			3	0	0	0	0	3	2											
Inning Stats	R: 0 E: 0 K: 0 S: 3	H: 0 LOB: 1 BB: 1 P: 7	R: 0 E: 0 K: 0 S: 3	H: 0 LOB: 0 BB: 0 P: 3	R: 0 E: 0 K: 1 S: 5	H: 0 LOB: 0 BB: 0 P: 5	R: 0 E: 0 K: 0 S: 4	H: 1 LOB: 1 BB: 0 P: 4	R: 0 E: 0 K: 2 S: 9	H: 2 LOB: 2 BB: 0 P: 9	R: 1 E: 0 K: 0 S: 5	H: 2 LOB: 1 BB: 0 P: 5	R: 0 E: 0 K: 1 S: 5	H: 0 LOB: 0 BB: 0 P: 5	R: 1 E: 1 K: 0 S: 5	H: 1 LOB: 1 BB: 0 P: 5	R: 0 E: 0 K: 0 S: 5	H: 0 LOB: 0 BB: 0 P: 5	1B: 5 2B: 1 3B: 0 HR: 0	SF: 0 SAC: 0 DP: 0 HBP: 0	WP: 0 PB: 0 SB: 0 CS: 0	PA: 32					
PITCHER	IP	WLS	BF	H	R	ER	SO	BB	IBB	HBP	BLK	WP	HR	S	P	ERA	WHIP										
Don Sutton, R ERA: 1.13	8.0	L	32	6	2	1	4	1	0	0	0	0	0	39	43	1.12	0.875										

Los Angeles Dodgers @ Houston Astros
Astrodome, Houston, TX
Wed Apr 07 1971, 7:05 PM EST
Att: 11,009 - Unknown

AB 31
R 2
H 6
RBI 2
BB 1
SO 4
LOB 12



Batter	1	2	3	4	5	6	7	8	9	AB	R	H	RBI	BB	SO	LOB	TOP										
Don Kessinger, S (1,6)	F7			L8		F7			4-3	4	0	0	0	0	0	0											
Glenn Beckert, R (1,4) OBP: 0.231, SLG: 0.231	F5			F8		5-3			HR	4	1	1	0	0	0	0											
Billy Williams, L (1,7) OBP: 0.538, SLG: 1.300	F7			2-3					HR	3	1	1	2	1	0	0											
Ron Santo, R (1,5) OBP: 0.333, SLG: 0.273		5-3			4-3				HR	4	1	1	0	0	1	1											
Joe Pepitone, L (1,8) OBP: 0.364, SLG: 0.727		K			4-3				5-3	3	0	0	0	0	1	2											
Johnny Callison, L (1,9) OBP: 0.364, SLG: 0.400	F7									3	0	1	1	0	1	0											
Jim Hickman, R (1,3)			4-3							3	0	0	0	0	1	1											
Ken Rudolph, R (1,2)			K							3	0	0	0	0	3	1											
Ken Holtzman, R (1,1)										1	0	0	0	0	0	0											
Jim Colborn, R (5,1)										0	0	0	0	0	0	0											
Paul Popovich, S (6,PH)										1	0	0	0	0	0	0											
Phil Regan, R (6,1)										0	0	0	0	0	0	0											
Hal Breeden, R (9,PH)										1	0	0	0	0	0	0											
Inning Stats	R: 0 E: 0 K: 0 S: 3	H: 0 LOB: 0 BB: 0 P: 3	R: 0 E: 0 K: 1 S: 5	H: 0 LOB: 0 BB: 0 P: 5	R: 0 E: 0 K: 1 S: 5	H: 0 LOB: 0 BB: 0 P: 5	R: 1 E: 0 K: 2 S: 9	H: 2 LOB: 1 BB: 0 P: 9	R: 0 E: 0 K: 0 S: 3	H: 0 LOB: 0 BB: 0 P: 3	R: 0 E: 0 K: 2 S: 4	H: 0 LOB: 0 BB: 1 P: 8	R: 0 E: 0 K: 2 S: 7	H: 0 LOB: 0 BB: 0 P: 7	R: 2 E: 0 K: 0 S: 5	H: 2 LOB: 0 BB: 0 P: 5	1B: 3 2B: 0 3B: 0 HR: 1	SF: 0 SAC: 0 DP: 1 HBP: 0	WP: 0 PB: 0 SB: 0 CS: 0	PA: 31							
PITCHER	IP	WLS	BF	H	R	ER	SO	BB	IBB	HBP	BLK	WP	HR	S	P	ERA	WHIP										
Jack Billingham, R (1,1) ERA: 3.0	9.0	W	31	4	3	3	7	1	0	0	0	0	1	44	48	3.00	0.556										

Chicago Cubs @ Houston Astros
Astrodome, Houston, TX
Thu Apr 08 1971, 7:05 PM EST
Att: 11,375 - Unknown

AB 30
R 3
H 4
RBI 3
BB 1
SO 7
LOB 5



Batter	1	2	3	4	5	6	7	8	9	AB	R	H	RBI	BB	SO	LOB	BOTTOM										
Jesus Alou, R (1,9) OBP: 0.667, SLG: 0.625	F4		6-3	1B	1-2					4	0	2	2	1	0	0											
Joe Morgan, L (1,4) OBP: 0.353, SLG: 0.231				IBB	1-2					4	0	2	1	1	0	5											
Cesar Cedeno, R (1,8) OBP: 0.235, SLG: 0.250				BB	1-2					5	0	0	0	0	3	5											
Bob Watson, R (1,7)				1B	1-2					1	2	0	0	3	0	1											
Cesar Geronimo, L (6,PR) (7,7)	F4			2B	1B					1	0	0	0	0	0	0											
Denis Menke, R (1,3) OBP: 0.294, SLG: 0.500				BB	1B					5	1	1	0	0	1	3											
Doug Rader, R (1,5) OBP: 0.133, SLG: 0.133				BB	1B					4	1	1	0	0	1	2											
Jack Hiatt, R (1,2) OBP: 1.000, SLG: 2.000				1B	1B					2	2	2	2	1	0	0											
Roger Metzger, S (1,6) OBP: 0.385, SLG: 0.200				2B	1B					2	1	1	0	2	1	1											
Jack Billingham, R (1,1)				1B	1B					3	0	0	2	1	1	5											
Inning Stats	R: 0 E: 0 K: 1 S: 6	H: 1 LOB: 1 BB: 0 P: 6	R: 1 E: 0 K: 2 S: 9	H: 2 LOB: 1 BB: 0 P: 9	R: 0 E: 0 K: 0 S: 2	H: 0 LOB: 0 BB: 1 P: 6	R: 3 E: 0 K: 2 S: 10	H: 3 LOB: 3 BB: 3 P: 22	R: 2 E: 0 K: 1 S: 7	H: 2 LOB: 3 BB: 3 P: 19	R: 0 E: 0 K: 1 S: 4	H: 0 LOB: 1 BB: 1 P: 8	R: 1 E: 0 K: 0 S: 4	H: 1 LOB: 2 BB: 1 P: 9	R: 0 E: 0 K: 0 S: 3	H: 0 LOB: 0 BB: 0 P: 3	1B: 5 2B: 4 3B: 0 HR: 0	SF: 0 SAC: 0 DP: 2 HBP: 1	WP: 0 PB: 0 SB: 0 CS: 0	PA: 41							
PITCHER	IP	WLS	BF	H	R	ER	SO	BB	IBB	HBP	BLK	WP	HR	S	P	ERA	WHIP										
Ken Holtzman, L (1,1) ERA: 11.57	4.2	L	27	7	6	6	6	5	2	0	0	0	0	0	0	11.57	2.571										
Jim Colborn, R (5,1)	0.1		2	1	0	0	0	0	0	0	0	0	0	2	2	0.00	3.000										
Phil Regan, R (6,1) ERA: 3.6	3.0		12	1	1	1	1	2	0	1	0	0	0	11	20	3.00	1.000										

Chicago Cubs @ Houston Astros
Astrodome, Houston, TX
Thu Apr 08 1971, 7:05 PM EST
Att: 11,375 - Unknown

AB 31
R 7
H 9
RBI 7
BB 9
SO 7
LOB 22



Batter	1	2	3	4	5	6	7	8	9	AB R H RBI BB SO LOB	TOP									
Don Kessinger, S OBP: 0.111, SLG: 0.059	F7	FC4-6 1B	6-3			F7			6-3	5 0 1 1 0 0 0	Chicago Cubs @ Houston Astros Astrodome, Houston, TX Fri Apr 09 1971, 7:05 PM EST Att: 17,359 - Unknown									
Glenn Beckert, R OBP: 0.222, SLG: 0.176	E BB	FC4-6 1B 2B		6-3		F9			6-3	4 1 0 1 1 0 1										
Billy Williams, L OBP: 0.471, SLG: 1.000	F9	FC1-6 1B		6-3			F8			4 0 1 0 0 0 1										
Ron Santo, R OBP: 0.313, SLG: 0.267	E6	FC1-6 2B					6-3			4 1 1 0 0 0 3										
Joe Pepitone, L OBP: 0.333, SLG: 0.667	F9			F7			4-3			4 0 1 2 0 0 3										
Johnny Callison, L OBP: 0.400, SLG: 0.333					K			F8		2 1 0 0 2 1 0										
Jose Ortiz, R OBP: 0.417, SLG: 0.300					K				CS 1B	3 1 1 0 0 1 2										
J.C. Martin, L OBP: 0.250, SLG: 0.250			F2		K			4-3		4 1 1 1 0 1 1										
Mitt Pappas, R OBP: 0.250, SLG: 0.500					K				F2	4 1 1 1 0 2 0										
Inning Stats	R: 0 E: 1 K: 0 S: 4	H: 0 LOB: 2 BB: 1 P: 8	R: 6 E: 0 K: 0 S: 8	H: 5 LOB: 2 BB: 2 P: 17	R: 0 E: 0 K: 1 S: 5	H: 0 LOB: 0 BB: 0 P: 5	R: 0 E: 0 K: 0 S: 4	H: 1 LOB: 1 BB: 0 P: 4	R: 0 E: 0 K: 1 S: 9	H: 0 LOB: 0 BB: 0 P: 9		R: 0 E: 0 K: 0 S: 3	H: 0 LOB: 0 BB: 0 P: 3	R: 0 E: 0 K: 0 S: 3	H: 1 LOB: 0 BB: 0 P: 3	R: 0 E: 0 K: 0 S: 3	H: 0 LOB: 0 BB: 0 P: 3	1B: 5 2B: 2 3B: 0 HR: 0	SF: 0 SAC: 0 DP: 0 HBP: 1	WP: 0 PB: 0 SB: 1 CS: 1
PITCHER	IP WLS BF H R ER SO BB IBB HBP BLK WP HR S P ERA WHIP																			
Tom Griffin, R ERA: 32.4	1.2 L 14 5 6 6 0 2 0 0 0 0 0 0 11 20 32.40 4.200																			
Ken Forsch, R ERA:	4.1 15 1 0 0 5 0 1 0 0 0 0 0 24 28 0.00 0.231																			
Buddy Harris, R ERA:	7.1 2.0 6 1 0 0 0 0 0 0 0 0 0 6 6 0.00 0.500																			
Denny Lemaster, L ERA:	9.1 1.0 3 0 0 0 0 0 0 0 0 0 0 3 3 0.00 0.000																			

Batter	1	2	3	4	5	6	7	8	9	AB R H RBI BB SO LOB	BOTTOM									
Jesus Alou, R OBP: 0.538, SLG: 0.500	6-3					1-3		K		4 0 1 0 0 1 0	Chicago Cubs @ Houston Astros Astrodome, Houston, TX Fri Apr 09 1971, 7:05 PM EST Att: 17,359 - Unknown									
Joe Morgan, L OBP: 0.286, SLG: 0.176	F7		6-3			E3			F8	4 0 0 0 0 0 2										
Cesar Cedeno, R OBP: 0.190, SLG: 0.200	F2			B5-3		L4			5-3	4 0 0 0 0 0 1										
Bob Watson, R		4-3		K			5-3		5-3	4 0 0 0 0 1 0										
Denis Menke, R OBP: 0.300, SLG: 0.474		6-3		6-3						3 0 1 0 0 0 0										
Doug Rader, R OBP: 0.311, SLG: 0.111			K		P4		K			3 0 0 0 0 2 1										
Johnny Edwards, L OBP: 0.231, SLG: 0.231			F7		K		P5			3 0 0 0 0 1 1										
Roger Metzger, S OBP: 0.313, SLG: 0.154			L8		K			4-3		3 0 0 0 0 1 0										
Tom Griffin, R Ken Forsch, R Cesar Cedeno, L Buddy Harris, R Norm Miller, L Denny Lemaster, R						K			1-3	0 0 0 0 0 0 0 1 0 1 0 0 0 0 1 0 0 0 0 1 0 0 0 0 0 0 0 0 1 0 0 0 0 0 0 0 0 0 0 0 0 0										
Inning Stats	R: 0 E: 0 K: 0 S: 3	H: 0 LOB: 0 BB: 0 P: 3	R: 0 E: 0 K: 1 S: 5	H: 0 LOB: 0 BB: 0 P: 5	R: 0 E: 0 K: 1 S: 5	H: 0 LOB: 0 BB: 0 P: 5	R: 0 E: 0 K: 1 S: 5	H: 0 LOB: 0 BB: 0 P: 5	R: 0 E: 1 K: 1 S: 6	H: 0 LOB: 1 BB: 0 P: 6		R: 0 E: 0 K: 1 S: 6	H: 1 LOB: 1 BB: 0 P: 6	R: 0 E: 0 K: 1 S: 5	H: 0 LOB: 0 BB: 0 P: 5	R: 0 E: 0 K: 0 S: 3	H: 0 LOB: 0 BB: 0 P: 3	1B: 3 2B: 0 3B: 0 HR: 0	SF: 0 SAC: 0 DP: 0 HBP: 0	WP: 0 PB: 0 SB: 0 CS: 0
PITCHER	IP WLS BF H R ER SO BB IBB HBP BLK WP HR S P ERA WHIP																			
Mitt Pappas, R ERA:	9.0 W 31 3 0 0 7 0 0 0 0 0 0 0 45 45 0.00 0.333																			

Batter	1	2	3	4	5	6	7	8	9	AB	R	H	RBI	BB	SO	LOB	TOP								
Don Kessinger, S OBP: 0.091, SLG: 0.048 (1, 6)	F8		K		L8		K			4	0	0	0	0	2	1									
Glenn Beckert, R OBP: 0.273, SLG: 0.286 (1, 4)	6-3		1B			1-3 1B 2B	5-3			4	1	2	0	0	0	0									
Billy Williams, L OBP: 0.429, SLG: 0.889 (1, 7)	2B		G3			1-3 2-3	4-3			4	0	1	0	0	0	2									
Joe Pepitone, L OBP: 0.316, SLG: 0.579 (1, 3)	F8			F2		1B BB 3-H 4-0	G3			4	0	1	1	0	0	1									
Johnny Callison, L OBP: 0.421, SLG: 0.333 (1, 9)		1B		F9		1-2 1B BB	K			3	0	1	0	1	1	0									
Paul Popovich, S (1, 5)	P9			P8		P8			P8	4	0	0	0	0	0	3									
Jose Ortiz, R OBP: 0.438, SLG: 0.357 (1, 8)		K			6-3	1-2 2-3 1B			1B	4	0	2	0	0	1	1									
J.C. Martin, L OBP: 0.250, SLG: 0.250 (1, 2)		G3			WP 1B	F8			F2	4	0	1	0	0	0	5									
Fergie Jenkins, R (1, 1)			K		K	1-2	6-3		K	4	0	0	0	0	3	2									
Inning Stats	R: 0 E: 0 K: 0 S: 4	H: 1 LOB: 1 BB: 0 P: 4	R: 0 E: 0 K: 1 S: 6	H: 1 LOB: 1 BB: 0 P: 6	R: 0 E: 0 K: 2 S: 8	H: 1 LOB: 1 BB: 0 P: 8	R: 0 E: 0 K: 0 S: 3	H: 0 LOB: 0 BB: 0 P: 3	R: 0 E: 0 K: 1 S: 6	H: 1 LOB: 1 BB: 0 P: 6	R: 1 E: 0 K: 0 S: 6	H: 3 LOB: 3 BB: 1 P: 10	R: 0 E: 0 K: 1 S: 5	H: 0 LOB: 0 BB: 0 P: 5	R: 0 E: 0 K: 1 S: 5	H: 0 LOB: 0 BB: 0 P: 5	R: 0 E: 0 K: 1 S: 6	H: 1 LOB: 1 BB: 0 P: 6	1B: 6 2B: 2 3B: 0 HR: 0	SF: 0 SAC: 0 DP: 0 HBP: 0	WP: 1 PB: 0 SB: 0 CS: 0	PA: 36			
PITCHER	IP	WLS	BF	H	R	ER	SO	BB	IBB	HBP	BLK	WP	HR	S	P	ERA	WHIP								
Larry Dierker, R ERA: 1.59 (1, 1)	8.0		32	7	1	1	6	1	0	0	0	1	0	43	47	1.12	1.000								
George Culver, R ERA: (9, 1)	1.0	W	4	1	0	0	1	0	0	0	0	0	0	6	6	0.00	1.000								

Chicago Cubs @ Houston Astros
Astrodome, Houston, TX
Sat Apr 10 1971, 7:05 PM EST
Att: 22,341 - Unknown

AB	35
R	1
H	8
RBI	1
BB	1
SO	7
LOB	15



Batter	1	2	3	4	5	6	7	8	9	AB	R	H	RBI	BB	SO	LOB	BOTTOM								
Jesus Alou, R OBP: 0.471, SLG: 0.438 (1, 9)	1-3			4-3		P6				4	0	1	0	0	0	0									
Joe Morgan, L OBP: 0.240, SLG: 0.143 (1, 4)	F8			4-3		L6				4	0	0	0	0	0	1									
Cesar Cedeno, R OBP: 0.240, SLG: 0.250 (1, 8)	K			BB 1B		P4				4	1	2	0	0	1	0									
Bob Watson, R OBP: 0.273, SLG: 0.167 (7, PR)		K								3	0	2	0	0	1	0									
Cesar Geronimo, L (8, 7)				BB 1B						0	1	0	0	0	1	0									
Denis Menke, R OBP: 0.292, SLG: 0.409 (1, 3)		K				E 2B				3	0	0	0	1	3	3									
Doug Radler, R OBP: 0.136, SLG: 0.095 (1, 5)		K				2-3 BB				3	0	0	0	1	1	5									
Johnny Edwards, L OBP: 0.235, SLG: 0.188 (1, 2)			G3			4-3				3	0	0	0	1	0	2									
Roger Metzger, S OBP: 0.250, SLG: 0.118 (1, 6)			P5-3			6-3				4	0	0	0	0	0	2									
Larry Dierker, R Norm Miller, L (8, PH) George Culver, R (9, 1)			K			F8				2	0	0	0	0	1	0									
Inning Stats	R: 0 E: 0 K: 1 S: 5	H: 0 LOB: 0 BB: 0 P: 5	R: 0 E: 0 K: 2 S: 7	H: 0 LOB: 0 BB: 0 P: 7	R: 0 E: 0 K: 1 S: 5	H: 0 LOB: 0 BB: 0 P: 5	R: 0 E: 0 K: 0 S: 5	H: 2 LOB: 3 BB: 1 P: 9	R: 0 E: 0 K: 0 S: 3	H: 0 LOB: 0 BB: 0 P: 3	R: 0 E: 0 K: 0 S: 3	H: 0 LOB: 0 BB: 0 P: 3	R: 0 E: 1 K: 2 S: 8	H: 1 LOB: 2 BB: 0 P: 8	R: 0 E: 0 K: 0 S: 4	H: 1 LOB: 1 BB: 0 P: 4	R: 2 E: 1 K: 1 S: 5	H: 1 LOB: 3 BB: 3 P: 17	1B: 4 2B: 1 3B: 0 HR: 0	SF: 0 SAC: 0 DP: 0 HBP: 0	WP: 0 PB: 0 SB: 0 CS: 0	PA: 35			
PITCHER	IP	WLS	BF	H	R	ER	SO	BB	IBB	HBP	BLK	WP	HR	S	P	ERA	WHIP								
Fergie Jenkins, R ERA: 0.96 (1, 1)	8.2	L	35	5	2	1	7	3	1	0	0	0	0	45	61	1.04	0.923								

Chicago Cubs @ Houston Astros
Astrodome, Houston, TX
Sat Apr 10 1971, 7:05 PM EST
Att: 22,341 - Unknown

AB	31
R	2
H	5
RBI	0
BB	4
SO	7
LOB	13



Batter	1	2	3	4	5	6	7	8	9	AB	R	H	RBI	BB	SO	LOB	TOP			
Don Kessinger, S OBP: 0.148, SLG: 0.192										5	1	2	1	0	0	0				
Glenn Beckert, R OBP: 0.296, SLG: 0.346										5	1	2	0	0	0	1				
Billy Williams, L OBP: 0.440, SLG: 0.810										3	1	1	1	1	0	0				
Ron Santo, R OBP: 0.250, SLG: 0.222										3	0	0	1	0	1	2				
Johnny Callison, L OBP: 0.391, SLG: 0.278										3	0	0	0	1	0	2				
Joe Pepitone, L OBP: 0.304, SLG: 0.565										4	0	1	0	0	0	4				
Jose Ortiz, R OBP: 0.500, SLG: 0.500										4	1	3	1	0	0	1				
J.C. Martin, L OBP: 0.333, SLG: 0.273										3	0	1	0	1	0	1				
Bill Hands, R										1	0	0	0	0	1	3				
Bill Bonham, R										1	0	0	0	0	0	0				
Paul Popovich, S										1	0	0	0	0	0	2				
Phil Regan, R										0	0	0	0	0	0	0				
Jim Hickman, R										1	0	0	0	0	0	0				
Inning Stats	R: 3 E: 0 K: 1 S: 9	H: 4 LOB: 3 BB: 2 P: 17	R: 0 E: 0 K: 0 S: 3	H: 0 LOB: 0 BB: 0 P: 3	R: 0 E: 0 K: 0 S: 4	H: 1 LOB: 1 BB: 0 P: 4	R: 0 E: 0 K: 0 S: 3	H: 0 LOB: 0 BB: 0 P: 3	R: 0 E: 0 K: 1 S: 6	H: 1 LOB: 2 BB: 1 P: 10	R: 1 E: 0 K: 0 S: 5	H: 3 LOB: 1 BB: 0 P: 5	R: 0 E: 0 K: 0 S: 3	H: 0 LOB: 0 BB: 0 P: 3	R: 0 E: 0 K: 0 S: 3	H: 1 LOB: 0 BB: 0 P: 3	1B: 6 2B: 3 3B: 1 HR: 0	SF: 1 SAC: 0 DP: 2 HBP: 0	WP: 0 PB: 0 SB: 0 CS: 0	PA: 38
PITCHER	IP WLS BF H R ER SO BB IBB HBP BLK WP HR S P ERA WHIP																			
Don Wilson, R ERA: 3.38	9.0 W 38 10 4 4 2 2 1 0 0 0 0 39 51 4.00 1.333																			

Chicago Cubs @ Houston Astros
Astrodome, Houston, TX
Sun Apr 11 1971, 4:33 AM EST
Att: 12,978 - Unknown

AB	34
R	4
H	10
RBI	4
BB	3
SO	2
LOB	16



Batter	1	2	3	4	5	6	7	8	9	AB	R	H	RBI	BB	SO	LOB	BOTTOM			
Jesus Alou, R OBP: 0.476, SLG: 0.421										3	2	1	0	1	0	0				
Joe Morgan, L OBP: 0.333, SLG: 0.250										3	1	2	0	2	0	1				
Cesar Cedeno, R OBP: 0.267, SLG: 0.357										4	1	2	3	0	0	2				
Bob Watson, R OBP: 0.269, SLG: 0.143										3	1	0	0	1	0	4				
Cesar Geronimo, L										0	0	0	0	0	0	0				
Denis Menke, R OBP: 0.321, SLG: 0.400										3	1	1	1	0	1	0				
Doug Rader, R OBP: 0.316, SLG: 0.080										4	0	0	0	0	2	2				
Johnny Edwards, L OBP: 0.286, SLG: 0.250										4	0	2	1	0	0	0				
Roger Metzger, S OBP: 0.292, SLG: 0.190										4	1	2	0	0	0	1				
Don Wilson, R										4	0	0	0	0	0	3				
Inning Stats	R: 4 E: 0 K: 1 S: 9	H: 4 LOB: 2 BB: 2 P: 17	R: 0 E: 0 K: 0 S: 4	H: 1 LOB: 0 BB: 0 P: 4	R: 0 E: 0 K: 1 S: 5	H: 0 LOB: 0 BB: 0 P: 5	R: 2 E: 0 K: 0 S: 5	H: 2 LOB: 1 BB: 1 P: 9	R: 0 E: 0 K: 0 S: 2	H: 0 LOB: 0 BB: 0 P: 3	R: 1 E: 1 K: 0 S: 5	H: 1 LOB: 2 BB: 1 P: 9	R: 0 E: 0 K: 1 S: 6	H: 1 LOB: 1 BB: 0 P: 6	R: 0 E: 0 K: 0 S: 4	H: 1 LOB: 1 BB: 0 P: 4	1B: 8 2B: 1 3B: 1 HR: 0	SF: 1 SAC: 1 DP: 1 HBP: 1	WP: 1 PB: 1 SB: 2 CS: 0	PA: 39
PITCHER	IP WLS BF H R ER SO BB IBB HBP BLK WP HR S P ERA WHIP																			
Bill Hands, R ERA: 14.54	0.2 L 17 3 2 2 1 1 0 1 0 0 0 17 22 4.15 0.923																			
Bill Bonham, R ERA: 6.23	4.1 3 2 2 1 1 0 1 0 0 0 0 17 22 4.15 0.923																			
Phil Regan, R ERA: 2.25	3.0 14 3 1 0 1 0 1 0 0 0 0 15 19 0.00 1.000																			

Chicago Cubs @ Houston Astros
Astrodome, Houston, TX
Sun Apr 11 1971, 4:33 AM EST
Att: 12,978 - Unknown

AB	32
R	7
H	10
RBI	5
BB	4
SO	3
LOB	13



Batter	1	2	3	4	5	6	7	8	9	10	11	AB	R	H	RBI	BB	SO	LOB									
Cesar Cedeno, R OBP: 0.289, SLG: 0.357 (1, 8)	F7		F2	F6		K			K			5	0	0	0	0	2	3									
Joe Morgan, L OBP: 0.364, SLG: 0.297 (1, 4)	1B		F7		K		F8		G3			5	0	1	0	0	1	0									
Norm Miller, L OBP: 0.308, SLG: 0.692 (1, 9)	F3		E3		1-3		K			F4		5	0	1	0	0	1	1									
Bob Watson, R OBP: 0.300, SLG: 0.400 (1, 7)	G3		K				4-3			K		5	1	1	1	0	2	2									
Denis Menke, R OBP: 0.349, SLG: 0.368 (1, 3)		1B		K				K		K		5	0	2	0	0	3	0									
Doug Rader, R OBP: 0.275, SLG: 0.176 (1, 5)		1B		1B				G3			F8	3	0	1	0	2	0	0									
Johnny Edwards, L OBP: 0.226, SLG: 0.200 (1, 2)		1B		1B							F9	5	0	1	0	0	0	5									
Roger Metzger, S OBP: 0.306, SLG: 0.194 (1, 6)												3	0	1	0	2	0	1									
Tom Griffin, R Cesar Geronimo, L George Culver, R												2	0	0	0	1	0	3									
Inning Stats	R: 0 E: 0 K: 0 S: 4	H: 1 LOB: 1 BB: 0 P: 4	R: 0 E: 0 K: 0 S: 4	H: 2 LOB: 2 BB: 1 P: 8	R: 0 E: 1 K: 1 S: 6	H: 1 LOB: 1 BB: 0 P: 6	R: 0 E: 0 K: 1 S: 6	H: 1 LOB: 3 BB: 2 P: 14	R: 1 E: 0 K: 1 S: 7	H: 2 LOB: 2 BB: 1 P: 11	R: 0 E: 0 K: 1 S: 5	H: 0 LOB: 0 BB: 0 P: 5	R: 0 E: 0 K: 1 S: 5	H: 0 LOB: 0 BB: 0 P: 5	R: 0 E: 0 K: 1 S: 6	H: 1 LOB: 1 BB: 0 P: 6	R: 0 E: 0 K: 2 S: 7	H: 0 LOB: 0 BB: 0 P: 7	R: 0 E: 0 K: 0 S: 3	H: 0 LOB: 1 BB: 1 P: 7	R: 0 E: 0 K: 0 S: 3	H: 0 LOB: 1 BB: 1 P: 7	1B: 7 2B: 0 3B: 0 HR: 1	SF: 0 SAC: 0 DP: 1 HBP: 0	WP: 0 PB: 0 SB: 1 CS: 0	PA: 45	
PITCHER	IP 7.0	WLS 7	BF 31	H 7	R 1	ER 1	SO 5	BB 4	IBB 0	HBP 0	BLK 0	WP 0	HR 0	S 37	P 53	ERA 4.5	WHIP 1.571										
Steve Stone, R ERA: 4.5 (1, 1)																											
Jerry Johnson, R ERA: (8, 1)	2.0	7	1	0	0	2	0	0	0	0	0	0	0	11	11	0.00	0.500										
Don McMahon, R ERA: 5.79 (10, 1)	2.0	W	7	0	0	0	2	1	0	0	0	0	0	10	14	0.00	0.500										


TOP

Houston Astros @ San Francisco Giants
Candlestick Park, San Francisco, CA

Wed Apr 14 1971, 6:33 AM EST
Att: 3,588 - Unknown

livebaseballscorecards.com

AB 40
R 1
H 8
RBI 1
BB 5
SO 9
LOB 16



Batter	1	2	3	4	5	6	7	8	9	10	11	AB	R	H	RBI	BB	SO	LOB									
Bobby Bonds, R OBP: 0.410, SLG: 0.686 (1, 9)	HR				K		F9			F7		4	1	1	1	1	1	0									
Chris Speier, R OBP: 0.333, SLG: 0.286 (1, 6)	K		K		FC5-4			6-3		L1		5	0	1	0	0	2	2									
Willie Mays, R OBP: 0.471, SLG: 0.931 (1, 8)	K				FC5-4					K		5	0	1	0	0	3	1									
Dick Dietz, R OBP: 0.484, SLG: 0.609 (1, 2)	1B			4-3		F7				F4		3	0	1	0	2	0	2									
Ken Henderson, S George Foster, R					4-3							3	0	1	0	0	1	1									
Frank Johnson, R OBP: 0.200, SLG: 0.800 (9, 7)	1B											2	0	0	0	0	1	2									
Al Gallagher, R OBP: 0.297, SLG: 0.343 (1, 5)												4	1	0	0	1	2	4									
Hal Lanier, R OBP: 0.222, SLG: 0.125 (1, 4)												4	0	1	0	1	0	1									
Tito Fuentes, S OBP: 0.273, SLG: 0.273 (9, PH) (10, 4)												3	0	0	0	0	1	1									
Steve Stone, R Jimmy Rosario, S Jerry Johnson, R Bob Heise, R Don McMahon, R												2	0	0	0	0	1	1									
Inning Stats	R: 1 E: 0 K: 3 S: 11	H: 2 LOB: 2 BB: 1 P: 15	R: 0 E: 0 K: 1 S: 6	H: 1 LOB: 2 BB: 1 P: 10	R: 0 E: 0 K: 1 S: 5	H: 0 LOB: 1 BB: 0 P: 9	R: 0 E: 0 K: 1 S: 5	H: 0 LOB: 0 BB: 0 P: 5	R: 0 E: 0 K: 1 S: 6	H: 1 LOB: 1 BB: 0 P: 6	R: 0 E: 0 K: 0 S: 4	H: 0 LOB: 1 BB: 1 P: 7	R: 0 E: 0 K: 0 S: 3	H: 0 LOB: 1 BB: 1 P: 7	R: 0 E: 0 K: 1 S: 5	H: 0 LOB: 0 BB: 0 P: 5	R: 1 E: 1 K: 1 S: 6	H: 2 LOB: 2 BB: 1 P: 10	1B: 6 2B: 0 3B: 0 HR: 1	SF: 0 SAC: 0 DP: 0 HBP: 0	WP: 0 PB: 0 SB: 0 CS: 0	PA: 44					
PITCHER	IP 8.0	WLS L	BF 32	H 5	R 1	ER 1	SO 10	BB 2	IBB 1	HBP 0	BLK 0	WP 0	HR 1	S 49	P 61	ERA 1.12	WHIP 0.875										
Tom Griffin, R ERA: 6.52 (1, 1)																											
George Culver, R ERA: 1.69 (9, 1)	2.2	L	12	2	1	1	2	1	1	0	0	0	0	14	22	3.38	1.125										


BOTTOM

Houston Astros @ San Francisco Giants
Candlestick Park, San Francisco, CA

Wed Apr 14 1971, 6:33 AM EST
Att: 3,588 - Unknown

livebaseballscorecards.com

AB 39
R 2
H 7
RBI 2
BB 5
SO 12
LOB 17



Batter	1	2	3	4	5	6	7	8	9	10	AB	R	H	RBI	BB	SO	LOB	TOP			
Norm Miller, L OBP: 0.273, SLG: 0.476 Cesar Cedeno, R OBP: 0.255, SLG: 0.313	3-1	4-3		F9			FC6-4 1B			K	4	0	1	1	0	0	1				
Joe Morgan, L OBP: 0.315, SLG: 0.277	4-3	F7			P6		F8			4-3	5	0	0	0	0	0	3				
Jimmy Wynn, R OBP: 0.500, SLG: 0.200	5-3			F8		L5		FC6-4 1-2			5	0	1	0	0	0	1				
Bob Watson, R OBP: 0.354, SLG: 0.476 Cesar Geronimo, L OBP: 0.286, SLG: 0.167		F8		1B 5-3 2B				6-3		K	4	1	2	0	0	0	0				
Denis Menke, R OBP: 0.353, SLG: 0.370				1B 1B			L6			5-3	4	1	2	0	0	0	1				
Doug Rader, R OBP: 0.271, SLG: 0.214				1B 2B 1B				6-3		5-3	4	1	1	1	0	0	1				
Johnny Edwards, L OBP: 0.250, SLG: 0.229 Jack Hiatt, R OBP: 0.600, SLG: 0.714				1B 2B 1B			F3				1	0	1	1	0	0	0				
Roger Metzger, S OBP: 0.318, SLG: 0.282				1B 4-3 2B			4-3			1-3	4	1	1	2	0	0	0				
Don Wilson, R OBP: 0.125, SLG: 0.125 George Culver, R OBP: 0.125, SLG: 0.125				4-3 1B			5-3				3	0	1	0	0	1	0				
Inning Stats	R: 0 E: 0 K: 0 S: 3	H: 0 LOB: 0 BB: 0 P: 3	R: 4 E: 0 K: 0 S: 8	H: 5 LOB: 2 BB: 0 P: 8	R: 1 E: 0 K: 0 S: 5	H: 2 LOB: 1 BB: 0 P: 5	R: 0 E: 0 K: 0 S: 3	H: 0 LOB: 0 BB: 0 P: 3	R: 0 E: 0 K: 0 S: 3	H: 1 LOB: 1 BB: 0 P: 4	R: 0 E: 0 K: 0 S: 3	H: 0 LOB: 0 BB: 0 P: 3	R: 0 E: 0 K: 1 S: 6	H: 1 LOB: 1 BB: 0 P: 6	R: 0 E: 0 K: 0 S: 3	H: 0 LOB: 0 BB: 0 P: 3	R: 0 E: 0 K: 2 S: 8	H: 1 LOB: 1 BB: 0 P: 8	1B: 7 2B: 3 3B: 0 HR: 0	SF: 0 SAC: 0 DP: 0 HBP: 0	WP: 0 PA: 40
PITCHER	IP	WLS	BF	H	R	ER	SO	BB	IBB	HBP	BLK	WP	HR	S	P	ERA	WHIP				
Sandy Vance, R ERA: 6.75	1.1		9	5	4	4	0	0	0	0	0	0	0	9	9	27.00	3.750				
Joe Moeller, R ERA: 2.53	5.2		21	4	1	1	1	0	0	0	0	0	0	23	23	1.59	0.706				
Pete Mikkelsen, R ERA:	3.0	W	10	1	0	0	3	0	0	0	0	0	0	16	16	0.00	0.333				

Houston Astros @ Los Angeles Dodgers
Dodger Stadium, Los Angeles, CA
Fri Apr 16 1971, 6:05 PM PST
Att: 18,492 - Unknown

AB 40
R 5
H 10
RBI 5
BB 0
SO 4
LOB 9



Batter	1	2	3	4	5	6	7	8	9	10	AB	R	H	RBI	BB	SO	LOB	BOTTOM			
Maury Wills, S OBP: 0.275, SLG: 0.239	5-3 PB 1B	F7		F8			F5			FC1-6 1B	5	1	2	0	0	0	1				
Bill Russell, R OBP: 0.395, SLG: 0.486	5-3			F8			L3			FC1-6 S	5	1	1	0	0	0	2				
Willie Davis, L OBP: 0.317, SLG: 0.475				SF7			F7			K	4	2	2	2	0	1	1				
Wes Parker, S OBP: 0.340, SLG: 0.302	P2			BB E BB			F7			1B SF8	4	1	1	1	1	1	1				
Dick Allen, R OBP: 0.205, SLG: 0.306				F9			6-3			P3	4	1	1	1	1	0	2				
Duke Sims, L OBP: 0.476, SLG: 0.421	K						F5			F7	4	0	1	0	1	1	2				
Steve Garvey, R OBP: 0.372, SLG: 0.486							F2			SF8	3	0	2	1	1	0	0				
Willie Crawford, L OBP: 0.286, SLG: 0.286 Tom Haller, L OBP: 0.750, SLG: 0.667 Bill Buckner, L OBP: 0.250, SLG: 0.388				P6			F9			1-3	1	0	0	0	0	0	1				
Sandy Vance, R Joe Moeller, R Billy Grabarkewitz, R Pete Mikkelsen, R										6-3	0	0	0	0	0	0	0				
Inning Stats	R: 2 E: 0 K: 1 S: 8	H: 3 LOB: 1 BB: 0 P: 8	R: 0 E: 0 K: 0 S: 4	H: 1 LOB: 1 BB: 0 P: 4	R: 1 E: 1 K: 1 S: 6	H: 1 LOB: 3 BB: 3 P: 18	R: 0 E: 0 K: 1 S: 5	H: 0 LOB: 0 BB: 0 P: 5	R: 0 E: 0 K: 0 S: 3	H: 0 LOB: 0 BB: 0 P: 3	R: 0 E: 0 K: 0 S: 3	H: 0 LOB: 0 BB: 0 P: 3	R: 2 E: 0 K: 0 S: 6	H: 3 LOB: 1 BB: 0 P: 6	R: 0 E: 0 K: 2 S: 8	H: 1 LOB: 1 BB: 0 P: 8	R: 1 E: 0 K: 1 S: 6	H: 2 LOB: 2 BB: 1 P: 10	1B: 8 2B: 2 3B: 1 HR: 0	SF: 2 SAC: 0 DP: 0 HBP: 0	WP: 0 PA: 44
PITCHER	IP	WLS	BF	H	R	ER	SO	BB	IBB	HBP	BLK	WP	HR	S	P	ERA	WHIP				
Don Wilson, R ERA: 4.3	7.0		31	7	5	5	3	3	0	0	0	0	0	34	46	6.43	1.429				
George Culver, R ERA: 2.25	2.2	L	13	4	1	1	3	1	0	0	0	0	0	18	22	3.38	1.875				

Houston Astros @ Los Angeles Dodgers
Dodger Stadium, Los Angeles, CA
Fri Apr 16 1971, 6:05 PM PST
Att: 18,492 - Unknown

AB 38
R 6
H 11
RBI 6
BB 4
SO 6
LOB 15



Batter	1	2	3	4	5	6	7	8	9	AB	R	H	RBI	BB	SO	LOB	TOP							
Roger Metzger, S (1, 6) OBP: 0.286, SLG: 0.250	K		6-3		F7		FC4-6		FC6-4 WP	5	0	0	0	0	1	5								
Joe Morgan, L (1, 4) OBP: 0.322, SLG: 0.280					G3		F5		SF8	3	1	1	1	1	0	1								
Jimmy Wynn, R (1, 8) Cesar Geronimo, L (8, 8) OBP: 0.250, SLG: 0.143	K				G6-4-3 1B		HR		K	4	1	2	2	0	1	1								
Bob Watson, R (1, 7) OBP: 0.346, SLG: 0.457					G6-4-3		F9			4	1	1	0	0	0	1								
Denis Menke, R (1, 3) OBP: 0.345, SLG: 0.360							F3		F4	4	1	1	0	0	1	1								
Doug Rader, R (1, 5) OBP: 0.308, SLG: 0.289							F9			3	0	2	1	1	0	1								
Cesar Cedeno, R (1, 9) OBP: 0.236, SLG: 0.288							P5		F7	4	0	0	0	0	2	4								
Jack Hiatt, R (1, 2) OBP: 0.571, SLG: 0.600					5-3		E4 1B		FC4-6 BB	3	1	1	0	1	0	1								
Wade Blasingame, L (1, 1) Denny Lemaster, R (9, 1)					K				FC6-4 1B SF8 1B	4	0	2	1	0	2	1								
Inning Stats	R: 0 E: 0 K: 2 S: 6	H: 0 LOB: 0 BB: 1 P: 10	R: 0 E: 0 K: 2 S: 7	H: 0 LOB: 1 BB: 1 P: 11	R: 0 E: 0 K: 1 S: 5	H: 0 LOB: 0 BB: 0 P: 5	R: 0 E: 0 K: 0 S: 3	H: 1 LOB: 0 BB: 0 P: 3	R: 1 E: 1 K: 0 S: 6	H: 2 LOB: 2 BB: 0 P: 6	R: 2 E: 0 K: 0 S: 6	H: 3 LOB: 1 BB: 1 P: 6	R: 0 E: 0 K: 1 S: 5	H: 0 LOB: 1 BB: 1 P: 9	R: 1 E: 0 K: 1 S: 7	H: 2 LOB: 1 BB: 0 P: 7	R: 1 E: 0 K: 1 S: 7	H: 2 LOB: 1 BB: 0 P: 7	1B: 8 2B: 0 3B: 1 HR: 1	SF: 1 SAC: 0 DP: 1 HBP: 0	WP: 1 PB: 0 SB: 1 CS: 1	PA: 39		
PITCHER	IP	WLS	BF	H	R	ER	SO	BB	IBB	HBP	BLK	WP	HR	S	P	ERA	WHIP							
Bill Singer, R (1, 1) ERA: 5.79	8.0	L	36	10	5	4	7	3	0	0	0	0	1	47	59	4.50	1.625							
Jim Brewer, L (9, 1) ERA: 2.7	1.0		3	0	0	0	1	0	0	0	0	1	0	5	5	0.00	0.000							

Houston Astros @ Los Angeles Dodgers
Dodger Stadium, Los Angeles, CA
Sat Apr 17 1971, 6:05 PM PST
Att: 16,172 - Unknown

AB	35
R	5
H	10
RBI	5
BB	3
SO	8
LOB	17



Batter	1	2	3	4	5	6	7	8	9	AB	R	H	RBI	BB	SO	LOB	BOTTOM							
Maury Wills, S (1, 6) OBP: 0.268, SLG: 0.235	6-3		6-3			FC6-4 HR 1B	K		F5	5	1	1	0	0	1	3								
Manny Mota, R (1, 9) OBP: 0.286, SLG: 0.231	6-3		5-3			FC6-4 BB	K			3	0	0	0	1	1	2								
Wes Parker, S (1, 3) OBP: 0.333, SLG: 0.283					5-3	FC6-4 HR			1-3	3	1	0	0	1	0	2								
Dick Allen, R (1, 7) OBP: 0.279, SLG: 0.436					G6-4-3 1B	HR				3	1	3	3	1	0	0								
Bill Sudakis, S (1, 2) OBP: 0.345, SLG: 0.458					G6-4-3	G6-4-3 1B			F9	4	0	1	0	0	0	4								
Steve Garvey, R (1, 5) OBP: 0.340, SLG: 0.436					5-3	G6-4-3			5-3	4	0	0	0	0	0	2								
Bill Russell, R (1, 4) OBP: 0.357, SLG: 0.436									5-3	4	0	0	0	0	1	0								
Willie Davis, L (1, 8) OBP: 0.333, SLG: 0.488									F9	3	0	1	0	1	0	0								
Bill Singer, R (1, 1) Jim Brewer, L (9, 1) Billy Grabarkewitz, R (9, 5)									F8	2	0	0	0	1	0	1								
Inning Stats	R: 0 E: 0 K: 0 S: 3	H: 0 LOB: 2 BB: 2 P: 11	R: 0 E: 0 K: 0 S: 3	H: 0 LOB: 0 BB: 0 P: 3	R: 0 E: 0 K: 0 S: 3	H: 0 LOB: 0 BB: 0 P: 3	R: 0 E: 0 K: 0 S: 3	H: 1 LOB: 0 BB: 0 P: 3	R: 0 E: 0 K: 0 S: 3	H: 0 LOB: 1 BB: 1 P: 7	R: 3 E: 0 K: 0 S: 5	H: 3 LOB: 0 BB: 1 P: 9	R: 0 E: 0 K: 3 S: 10	H: 1 LOB: 2 BB: 1 P: 14	R: 0 E: 0 K: 0 S: 4	H: 1 LOB: 1 BB: 0 P: 4	R: 0 E: 0 K: 0 S: 3	H: 0 LOB: 1 BB: 1 P: 7	1B: 4 2B: 1 3B: 0 HR: 1	SF: 0 SAC: 0 DP: 2 HBP: 0	WP: 1 PB: 0 SB: 0 CS: 0	PA: 37		
PITCHER	IP	WLS	BF	H	R	ER	SO	BB	IBB	HBP	BLK	WP	HR	S	P	ERA	WHIP							
Wade Blasingame, L (1, 1) ERA: 2.95	8.0	W	33	6	3	3	3	5	0	0	0	0	1	34	54	3.38	1.375							
Denny Lemaster, L (9, 1) ERA:	1.0	S	4	0	0	0	0	1	0	0	0	1	0	3	7	0.00	1.000							

Houston Astros @ Los Angeles Dodgers
Dodger Stadium, Los Angeles, CA
Sat Apr 17 1971, 6:05 PM PST
Att: 16,172 - Unknown

AB	31
R	3
H	6
RBI	3
BB	6
SO	3
LOB	14



Batter	1	2	3	4	5	6	7	8	9	AB	R	H	RBI	BB	SO	LOB	TOP					
Roger Metzger, S (1,6) X	0-0 4-3 ①		0-0 1-2 1B		0-0 1-2 HR 1B	0-0 1-H SF9 3B		0-3 K ①		5	2	3	1	0	1	0						
Joe Morgan, L (1,4) X	0-0 F7 ②		0-0 F8 ②		0-0 1-H 2-H HR	0-0 SF9 ②		0-0 4-3 ②		4	1	1	4	0	0	2						
Denis Menke, R (1,3) X	0-0 1B		0-0 F3 ③		0-0 2B 2B	0-0 3-H F9 ③		4-0 BB		4	1	2	0	1	0	2						
Bob Watson, R (1,7) X	0-0 F8 ③			0-0 6-3 ①	0-0 2B 2B		0-0 1B 1B	0-0 F7 ③		5	2	2	1	0	0	2						
Doug Rader, R (1,5) X		0-0 6-3 ①		0-0 FC5-4 1B	0-0 4-3 2B		0-0 F9 ①		0-0 4-3 ①	5	0	2	1	0	0	1						
Jesus Alou, R (1,9) X		0-0 6-3 ②		0-0 FC5-4 1-2 1B	0-0 4-3 2B		0-0 1B 1B		0-0 F2 ②	5	0	1	0	0	0	2						
Cesar Cedeno, R (1,8) X		0-0 F9 ③		0-0 P1 ③	0-0 P6 ③		0-3 K ②		0-0 4-3 ③	5	0	0	0	0	1	4						
Jack Hiatt, R (1,2) X			0-0 FC3-6 1B		0-0 1B HR 1B	4-0 3B BB	0-0 1-2 2-H 1B			3	2	3	1	1	0	0						
Jack Billingham, R (1,1) X George Culver, R (9,1)			0-0 FC3-6 1-2 1B		0-3 K ①	0-3 K ①	0-0 1-2 2-H 1B			4	0	1	0	0	2	3						
										0	0	0	0	0	0	0						
Inning Stats	R: 0 E: 0 K: 0 S: 4	H: 1 LOB: 1 BB: 0 P: 4	R: 0 E: 0 K: 0 S: 3	H: 0 LOB: 0 BB: 0 P: 3	R: 0 E: 0 K: 0 S: 5	H: 2 LOB: 2 BB: 0 P: 5	R: 0 E: 0 K: 0 S: 4	H: 1 LOB: 1 BB: 0 P: 4	R: 5 E: 0 K: 1 S: 11	H: 6 LOB: 1 BB: 0 P: 11	R: 2 E: 0 K: 1 S: 6	H: 1 LOB: 0 BB: 1 P: 10	R: 1 E: 0 K: 1 S: 8	H: 4 LOB: 3 BB: 0 P: 8	R: 0 E: 0 K: 1 S: 5	H: 0 LOB: 1 BB: 1 P: 9	R: 0 E: 0 K: 0 S: 3	H: 0 LOB: 0 BB: 0 P: 3	1B: 10 2B: 3 3B: 1 HR: 1	SF: 1 SAC: 0 DP: 0 HBP: 0	WP: 0 PB: 0 SB: 0 CS: 0	PA: 43
PITCHER	IP WLS BF H R ER SO BB IBB HBP BLK WP HR S P ERA WHIP																					
Claude Osteen, L (1,1) ERA: 3.07	4.1 L 22 9 5 5 1 0 0 0 0 0 0 1 24 24 10.38 2.077																					
Sandy Vance, R (5,1) ERA: 7.59	2.2 14 6 3 3 2 1 0 0 0 0 0 0 17 21 10.12 2.625																					
Bob O'Brien, L (8,1) ERA: 4.76	2.0 7 0 0 0 1 1 0 0 0 0 0 0 8 12 0.00 0.500																					

Houston Astros @ Los Angeles Dodgers
Dodger Stadium, Los Angeles, CA
Sun Apr 18 1971, 6:05 PM PST
Att: 19,097 - Unknown

AB 40
R 8
H 15
RBI 8
BB 2
SO 4
LOB 16



Batter	1	2	3	4	5	6	7	8	9	AB	R	H	RBI	BB	SO	LOB	BOTTOM					
Bill Russell, R (1,4) X	0-0 4-3 ①			0-0 F5 ①	0-0 6-3 ③			0-0 1-3 ①		4	0	0	0	0	0	1						
Willie Davis, L (1,8) X	0-0 F4 ②			0-0 HR 1B		0-0 F8 ①		0-0 FC6-4 1B		4	1	2	0	0	0	0						
Wes Parker, S (1,3) X	0-0 4-3 ③			0-0 1-H HR		0-0 6-3 ②		0-0 FC6-4 1-2		4	1	1	2	0	0	1						
Dick Allen, R (1,7) X		0-3 K ①		4-0 F2 1B BB		0-0 5-3 ③		0-3 K ③		3	1	0	0	1	2	1						
Duke Sims, L (1,2) X		0-0 F8 ②		0-0 F2 1-2			0-0 F3 ①		0-0 3B 1B	4	1	1	0	0	0	1						
Steve Garvey, R (1,5) X		0-3 K ③		0-0 CS 1B			4-0 E BB		0-0 4-3 3B	3	2	2	2	1	1	0						
Bill Buckner, L (1,9) X			0-3 K ①	0-0 CS 1-2	4-0 WP BB		0-0 E9 1B		0-0 F7 ①	3	0	1	0	1	1	1						
Bobby Valentine, R (1,6) X				0-0 L5 ②		0-3 WP BB ①		0-0 1-3 ②		3	0	0	0	0	1	2						
Jim Lefebvre, S (9, PH) X				0-0 L6 ③		0-0 1-2 K ①		0-0 1-3 ②		1	0	0	1	0	0	0						
Claude Osteen, L (1,1) X				0-0 L6 ③		0-3 K ②		0-0 G3 ③		1	0	0	0	0	0	0						
Tom Haller, L (7, PH) X Bob O'Brien, L (8,1) X Bill Sudakis, S (9, PH) X										1	0	0	0	0	0	0						
										0	0	0	0	0	0	0						
										1	0	0	0	0	0	0						
Inning Stats	R: 0 E: 0 K: 0 S: 3	H: 0 LOB: 0 BB: 0 P: 3	R: 0 E: 0 K: 2 S: 7	H: 0 LOB: 0 BB: 0 P: 7	R: 0 E: 0 K: 1 S: 5	H: 0 LOB: 0 BB: 0 P: 5	R: 3 E: 0 K: 0 S: 5	H: 3 LOB: 0 BB: 1 P: 9	R: 0 E: 0 K: 2 S: 7	H: 0 LOB: 1 BB: 1 P: 11	R: 0 E: 0 K: 0 S: 3	H: 0 LOB: 0 BB: 0 P: 3	R: 1 E: 1 K: 0 S: 4	H: 1 LOB: 1 BB: 1 P: 8	R: 0 E: 0 K: 1 S: 6	H: 1 LOB: 1 BB: 0 P: 6	R: 2 E: 0 K: 0 S: 5	H: 2 LOB: 2 BB: 0 P: 5	1B: 5 2B: 0 3B: 1 HR: 1	SF: 0 SAC: 0 DP: 0 HBP: 0	WP: 1 PB: 0 SB: 0 CS: 1	PA: 37
PITCHER	IP WLS BF H R ER SO BB IBB HBP BLK WP HR S P ERA WHIP																					
Jack Billingham, R (1,1) ERA: 4.5	8.0 W 33 7 6 5 6 3 0 0 0 0 0 0 1 42 54 5.62 1.250																					
George Culver, R (9,1) ERA: 2.0	1.0 S 3 0 0 0 0 0 0 0 0 0 0 0 3 3 0.00 0.000																					

Houston Astros @ Los Angeles Dodgers
Dodger Stadium, Los Angeles, CA
Sun Apr 18 1971, 6:05 PM PST
Att: 19,097 - Unknown

AB 33
R 6
H 7
RBI 5
BB 3
SO 6
LOB 9



Batter	1	2	3	4	5	6	7	8	9	AB	R	H	RBI	BB	SO	LOB	TOP			
Roger Metzger, S (1, 6) OBP: 0.310, SLG: 0.321	F8		3-1			4-3			FC4-6 1B	4	0	1	0	0	0	0				
Joe Morgan, L (1, 4) OBP: 0.294, SLG: 0.310	F9		F8			4-3			FC4-6 BLK 1-2	4	0	0	0	0	0	1				
Denis Menke, R (1, 3) OBP: 0.344, SLG: 0.362	K		L5			F9			F2 1-2	4	0	0	0	0	1	1				
Bob Watson, R (1, 7)		F9		F7		F9			5-3	4	0	0	0	0	0	1				
Doug Rader, R (1, 5) OBP: 0.300, SLG: 0.302		K		K		K				3	0	0	0	0	3	0				
Jesus Alou, R (1, 9) OBP: 0.361, SLG: 0.333		2B		B1-3		6-3				3	1	1	0	0	0	0				
Cesar Cedeno, R (1, 8) OBP: 0.238, SLG: 0.300		1B 2H 2B				CS 1B		F8		3	0	2	1	0	0	0				
Jack Hiatt, R (1, 2) OBP: 0.650, SLG: 0.667 (8, PH) Norm Miller, L (8, PH) Larry Howard, R (8, 2)				K		K		L4-3 1B		2	0	1	0	0	1	1				
Tom Griffin, R (1, 1) Rich Chiles, L (8, PH) Ken Forsch, R (8, 1) OBP: 1.000, SLG: 1.000		2-3 1B		F7		K		L4-3 1-2		1	0	0	0	0	0	1				
Inning Stats	R: 0 E: 0 K: 1 S: 5	H: 0 LOB: 0 BB: 0 P: 5	R: 1 E: 0 K: 1 S: 8	H: 3 LOB: 2 BB: 0 P: 8	R: 0 E: 0 K: 0 S: 3	H: 0 LOB: 0 BB: 0 P: 3	R: 0 E: 0 K: 1 S: 5	H: 0 LOB: 0 BB: 0 P: 5	R: 0 E: 0 K: 0 S: 3	H: 0 LOB: 0 BB: 0 P: 3	R: 0 E: 0 K: 1 S: 5	H: 0 LOB: 0 BB: 0 P: 5	R: 0 E: 0 K: 0 S: 3	H: 1 LOB: 0 BB: 0 P: 3	R: 0 E: 1 K: 0 S: 4	H: 1 LOB: 1 BB: 0 P: 4	1B: 4 2B: 3 3B: 0 HR: 0	SF: 0 SAC: 0 DP: 1 HBP: 0	WP: 0 PB: 0 SB: 0 CS: 1	PA: 31
PITCHER Fergie Jenkins, R (1, 1) ERA: 2.4	IP: 9.0 WLS: W BF: 31 H: 6 R: 1 ER: 1 SO: 6 BB: 0 IBB: 0 HBP: 0 BLK: 1 WP: 0 HR: 0 S: 43 P: 43 ERA: 1.00 WHIP: 0.667																			

Houston Astros @ Chicago Cubs
Wrigley Field, Chicago, IL
Tue Apr 20 1971, 3:33 AM CST
Att. 6,199 - Unknown - 57 F

AB	31
R	1
H	6
RBI	1
BB	0
SO	6
LOB	7



Batter	1	2	3	4	5	6	7	8	9	AB	R	H	RBI	BB	SO	LOB	BOTTOM			
Don Kessinger, S (1, 6) OBP: 0.190, SLG: 0.218	F8		1-3			1-3		K		4	0	0	0	0	1	1				
Glenn Beckert, R (1, 4) OBP: 0.368, SLG: 0.377		G4-6-3 1B		4-3 HR 1B		FC4-6 1B		CS BB BB		3	1	3	0	1	0	0				
Billy Williams, L (1, 7) OBP: 0.357, SLG: 0.529		G4-6-3 1-2		4-3 1-2		F7		4-0 1-2 BB		3	0	0	0	1	0	3				
Ron Santo, R (1, 5) OBP: 0.300, SLG: 0.409		5-3		HR		FC4-6 3B		4-0 1-2 2-3 K		4	2	1	2	0	1	3				
Joe Pepitone, L (1, 8) OBP: 0.423, SLG: 0.604		1B 1B		F5		1-1 3B				3	0	2	1	0	0	0				
Jim Hickman, R (1, 9) OBP: 0.211, SLG: 0.118		1-3 1B		P4		6-3				3	0	1	0	0	0	1				
Hal Breeden, R (1, 3)		F7				5-3		F8		3	0	0	0	0	0	1				
Ken Rudolph, R (1, 2) OBP: 0.154, SLG: 0.083			P3			L6		P6		3	0	0	0	0	0	0				
Fergie Jenkins, R (1, 1)			4-3			BB		K		2	0	0	0	1	1	0				
Inning Stats	R: 0 E: 0 K: 0 S: 3	H: 1 LOB: 0 BB: 0 P: 3	R: 0 E: 0 K: 0 S: 4	H: 2 LOB: 1 BB: 0 P: 4	R: 0 E: 0 K: 0 S: 3	H: 0 LOB: 0 BB: 0 P: 3	R: 2 E: 0 K: 0 S: 5	H: 2 LOB: 0 BB: 0 P: 5	R: 0 E: 0 K: 0 S: 3	H: 0 LOB: 1 BB: 1 P: 7	R: 1 E: 0 K: 0 S: 5	H: 2 LOB: 1 BB: 0 P: 5	R: 0 E: 0 K: 1 S: 5	H: 0 LOB: 0 BB: 0 P: 5	R: 0 E: 0 K: 2 S: 6	H: 0 LOB: 1 BB: 2 P: 14	1B: 5 2B: 0 3B: 1 HR: 1	SF: 0 SAC: 0 DP: 1 HBP: 0	WP: 0 PB: 0 SB: 0 CS: 1	PA: 31
PITCHER Tom Griffin, R (1, 1) ERA: 5.4 Ken Forsch, R (8, 1) ERA:	IP: 7.0 WLS: L BF: 27 H: 7 R: 3 ER: 3 SO: 1 BB: 1 IBB: 0 HBP: 0 BLK: 0 WP: 1 HR: 1 S: 28 P: 32 ERA: 3.86 WHIP: 1.143																			

Houston Astros @ Chicago Cubs
Wrigley Field, Chicago, IL
Tue Apr 20 1971, 3:33 AM CST
Att. 6,199 - Unknown - 57 F

AB	28
R	3
H	7
RBI	3
BB	3
SO	3
LOB	9



Batter	1	2	3	4	5	6	7	8	9	AB	R	H	RBI	BB	SO	LOB	TOP					
Roger Metzger, S (1, 6) OBP: 0.286, SLG: 0.293	L8		4-3			F7	4-3		6-3								5 0 0 1 0 0 2					
Joe Morgan, L (1, 4) OBP: 0.298, SLG: 0.302	F8		1-3			4-3		4-3	1B								5 0 1 1 0 0 0					
Denis Menke, R (1, 3) OBP: 0.348, SLG: 0.355	K			5-3		HR		1B	F9								4 2 1 0 1 1 1					
Bob Watson, R (1, 7) OBP: 0.338, SLG: 0.492		6-3		6-3		HR		1B									4 1 2 2 0 0 0					
Doug Rader, R (1, 5) OBP: 0.297, SLG: 0.298		6-3		F9		1B		FC4	1B								4 0 1 0 0 0 1					
Cesar Cedeno, R (1, 8) OBP: 0.239, SLG: 0.328		E			B1	K		K									4 1 1 0 0 2 2					
Jesus Alou, R (1, 9) OBP: 0.350, SLG: 0.324		E6			4-3			F9									4 1 1 0 0 0 0					
Jack Hiatt, R (1, 2) OBP: 0.650, SLG: 0.667		G3															0 0 0 0 0 0 0					
Johnny Edwards, L (2, PH) OBP: 0.250, SLG: 0.231																	4 0 1 0 0 0 2					
Larry Dierker, R (1, 1) OBP: 0.091, SLG: 0.091			6-3			K		E6									4 1 1 0 0 1 1					
Inning Stats	R: 0 E: 0 K: 1 S: 5	H: 0 LOB: 0 BB: 0 P: 5	R: 1 E: 1 K: 0 S: 5	H: 1 LOB: 1 BB: 0 P: 5	R: 0 E: 0 K: 0 S: 3	H: 0 LOB: 0 BB: 0 P: 3	R: 0 E: 0 K: 0 S: 3	H: 0 LOB: 0 BB: 0 P: 3	R: 0 E: 0 K: 1 S: 6	H: 1 LOB: 1 BB: 0 P: 6	R: 2 E: 0 K: 0 S: 7	H: 2 LOB: 1 BB: 1 P: 11	R: 0 E: 1 K: 0 S: 4	H: 0 LOB: 1 BB: 0 P: 4	R: 1 E: 1 K: 0 S: 7	H: 2 LOB: 1 BB: 0 P: 7	R: 2 E: 0 K: 0 S: 6	H: 3 LOB: 1 BB: 0 P: 6	1B: 7 2B: 0 3B: 1 HR: 1	SF: 0 SAC: 0 DP: 0 HBP: 0	WP: 0 PB: 0 SB: 0 CS: 0	PA: 39
PITCHER	IP WLS BF H R ER SO BB IBB HBP BLK WP HR S P ERA WHIP																					
Bill Hands, R (1, 1) ERA: 4.64	8.0 L 33 6 4 2 4 1 0 0 0 0 1 40 44 2.25 0.875																					
Phil Regan, R (9, 1) ERA: 3.38	1.0 6 3 2 2 0 0 0 0 0 0 0 6 6 18.00 3.000																					

Houston Astros @ Chicago Cubs
Wrigley Field, Chicago, IL
Thu Apr 22 1971, 3:33 AM CST
Att. 4,100 - Sunny - 44 F

AB	38
R	6
H	9
RBI	4
BB	1
SO	4
LOB	9



Batter	1	2	3	4	5	6	7	8	9	AB	R	H	RBI	BB	SO	LOB	BOTTOM					
Don Kessinger, S (1, 6) OBP: 0.210, SLG: 0.224	FC1-6		S			5-3		4-3									3 0 1 0 1 0 1					
Glenn Beckert, R (1, 4) OBP: 0.381, SLG: 0.386	F6		1-3			5-3			1B								4 1 1 0 0 0 2					
Billy Williams, L (1, 7) OBP: 0.367, SLG: 0.519	FC1-6					F9			SF9								3 0 1 0 1 0 1					
Ron Santo, R (1, 5) OBP: 0.296, SLG: 0.396	F8			G3				K									4 0 1 0 0 1 2					
Joe Pepitone, L (1, 8) OBP: 0.393, SLG: 0.569		B1-3		F8		P4			SF9								3 0 0 1 0 0 1					
Jim Hickman, R (1, 9) OBP: 0.174, SLG: 0.095		K		P3		6-3			F5								4 0 0 0 0 1 3					
Hal Breeden, R (1, 3) OBP: 0.083, SLG: 0.167		K			P6				K								4 0 1 0 0 2 2					
Ken Rudolph, R (1, 2) OBP: 0.138, SLG: 0.074			L4			1-3			F9								3 0 0 0 0 0 1					
Bill Hands, R (1, 1)																	2 0 0 0 0 2 0					
Paul Popovich, S (8, PH)																	1 0 0 0 0 0 1					
Phil Regan, R (9, 1)									P9								0 0 0 0 0 0 0					
Inning Stats	R: 0 E: 0 K: 0 S: 3	H: 0 LOB: 1 BB: 1 P: 7	R: 0 E: 0 K: 2 S: 7	H: 0 LOB: 0 BB: 0 P: 7	R: 0 E: 0 K: 1 S: 6	H: 1 LOB: 1 BB: 0 P: 6	R: 0 E: 0 K: 0 S: 4	H: 1 LOB: 1 BB: 0 P: 4	R: 0 E: 0 K: 1 S: 5	H: 0 LOB: 0 BB: 0 P: 5	R: 0 E: 0 K: 0 S: 3	H: 0 LOB: 0 BB: 0 P: 3	R: 0 E: 0 K: 1 S: 5	H: 0 LOB: 0 BB: 0 P: 5	R: 0 E: 0 K: 0 S: 4	H: 1 LOB: 1 BB: 0 P: 4	R: 1 E: 0 K: 1 S: 7	H: 2 LOB: 2 BB: 1 P: 11	1B: 3 2B: 2 3B: 0 HR: 0	SF: 1 SAC: 0 DP: 0 HBP: 0	WP: 0 PB: 0 SB: 1 CS: 0	PA: 34
PITCHER	IP WLS BF H R ER SO BB IBB HBP BLK WP HR S P ERA WHIP																					
Larry Dierker, R (1, 1) ERA: 1.85	9.0 W 34 5 1 1 6 2 0 0 0 0 0 44 52 1.00 0.778																					

Houston Astros @ Chicago Cubs
Wrigley Field, Chicago, IL
Thu Apr 22 1971, 3:33 AM CST
Att. 4,100 - Sunny - 44 F

AB	31
R	1
H	5
RBI	1
BB	2
SO	6
LOB	14



Batter	1	2	3	4	5	6	7	8	9	AB	R	H	RBI	BB	SO	LOB	TOP										
Bob Bailey, R OBP: 0.397, SLG: 0.200 Coco Laboy, R OBP: 0.714, SLG: 0.500	L4-6 2B		K		F9		F7		F9	5	0	1	0	0	1	3											
Ron Hunt, R OBP: 0.476, SLG: 0.323	L4-6 2-3			4-3 1B		HR HBP	F9			3	1	1	0	0	0	1											
Rusty Staub, L OBP: 0.463, SLG: 0.595	F8			F9		HR	F8			4	1	1	2	0	0	1											
Ron Fairly, L OBP: 0.382, SLG: 0.296		4-3		4-3 1-2		F8		SH2-3 BB		3	0	0	0	1	0	1											
Jim Fairey, L OBP: 0.333, SLG: 0.364 Clyde Mashore, R OBP: 0.333, SLG: 0.333	4-3			L9		1B 1B		SH2-3		3	1	1	0	0	0	1											
Boots Day, L OBP: 0.333, SLG: 0.241	4-3				4-3	F7		G5-4-3 IBB		3	0	0	0	1	0	1											
John Bateman, R OBP: 0.289, SLG: 0.314			5-3		4-0 1B BB	1B 1-3 1B		G5-4-3 1-2		3	0	1	0	1	0	2											
Bobby Wine, R OBP: 0.400, SLG: 0.323			6-3		F5				F7	4	0	1	1	0	0	1											
Carl Morton, R OBP: 0.182, SLG: 0.182 Mike Marshall, R (9, 1)				1B	1-2 1B	F9			1-3	4	0	2	0	0	0	2											
Inning Stats	R: 0 E: 0 K: 0 S: 3	H: 1 LOB: 0 BB: 0 P: 3	R: 0 E: 0 K: 0 S: 3	H: 0 LOB: 0 BB: 0 P: 3	R: 0 E: 0 K: 1 S: 6	H: 1 LOB: 1 BB: 0 P: 6	R: 0 E: 0 K: 0 S: 4	H: 1 LOB: 1 BB: 0 P: 4	R: 0 E: 0 K: 0 S: 4	H: 1 LOB: 2 BB: 1 P: 8	R: 3 E: 0 K: 0 S: 7	H: 4 LOB: 2 BB: 0 P: 8	R: 0 E: 0 K: 0 S: 3	H: 0 LOB: 0 BB: 0 P: 3	R: 0 E: 0 K: 0 S: 2	H: 0 LOB: 1 BB: 2 P: 10	R: 0 E: 0 K: 0 S: 3	H: 0 LOB: 0 BB: 0 P: 3	1B: 6 2B: 2 3B: 0 HR: 1	SF: 0 SAC: 1 DP: 2 HBP: 1	WP: 0 PB: 0 SB: 0 CS: 0	PA: 37					
PITCHER	IP	WLS	BF	H	R	ER	SO	BB	IBB	HBP	BLK	WP	HR	S	P	ERA	WHIP										
Don Wilson, R ERA: 4.4	(1, 1)	5.2	L	26	8	3	3	1	1	0	0	0	1	26	31	4.76	1.588										
Jim Ray, R ERA: 3.18	(6, 1)	0.1		1	0	0	0	0	0	0	0	0	0	1	1	0.00	0.000										
Fred Gladding, R ERA:	(7, 1)	2.0		7	0	0	0	0	1	1	0	0	0	5	13	0.00	0.500										
Ken Forsch, R ERA:	(9, 1)	1.0		3	0	0	0	0	0	0	0	0	0	3	3	0.00	0.000										

Montreal Expos @ Houston Astros
Astrodome, Houston, TX
Fri Apr 23 1971, 7:05 PM EST
Att: 25,430 - Unknown

AB	32
R	3
H	8
RBI	3
BB	3
SO	1
LOB	13



Batter	1	2	3	4	5	6	7	8	9	AB	R	H	RBI	BB	SO	LOB	BOTTOM										
Roger Metzger, S OBP: 0.284, SLG: 0.283	4-1		4-3			SF7		BB		2	0	0	1	1	0	1											
Joe Morgan, L OBP: 0.273, SLG: 0.284	4-3			F9		F7		F9		4	0	0	0	0	0	1											
Denis Menke, R OBP: 0.342, SLG: 0.364	6-3			F9		1-3			4-3 4-3 2B	4	1	1	0	0	0	0											
Bob Watson, R OBP: 0.333, SLG: 0.492		6-3			2B	F9			4-3	4	0	1	0	0	0	1											
Doug Rader, R OBP: 0.294, SLG: 0.295		F8		F5			FC6-4 1B		4-3	4	0	1	1	0	0	1											
Cesar Cedeno, R OBP: 0.239, SLG: 0.324		6-3			F8	FC6-4 1-2		FC6 1B		4	0	1	0	0	0	1											
Jesus Alou, R OBP: 0.341, SLG: 0.317			G3 1B		F8	F8		FC6		4	0	1	0	0	0	2											
Johnny Edwards, L OBP: 0.233, SLG: 0.214			G3 1-2		F6			F8		3	0	0	0	0	0	1											
Don Wilson, R Jim Ray, R Rich Chiles, L Fred Gladding, L Norm Miller, R Ken Forsch, R	(1, 1) (6, 1) (6, PH) (7, 1) (8, PH) (9, 1)	R: 0 E: 0 K: 0 S: 3	H: 0 LOB: 0 BB: 0 P: 3	R: 0 E: 0 K: 0 S: 3	H: 0 LOB: 0 BB: 0 P: 3	R: 0 E: 0 K: 0 S: 4	H: 1 LOB: 1 BB: 0 P: 4	R: 0 E: 0 K: 0 S: 4	H: 1 LOB: 1 BB: 0 P: 4	R: 0 E: 0 K: 0 S: 3	H: 0 LOB: 0 BB: 0 P: 3	R: 1 E: 0 K: 0 S: 4	H: 1 LOB: 0 BB: 0 P: 4	R: 0 E: 0 K: 0 S: 4	H: 1 LOB: 1 BB: 0 P: 4	R: 0 E: 0 K: 0 S: 3	H: 0 LOB: 1 BB: 1 P: 7	R: 1 E: 0 K: 0 S: 5	H: 2 LOB: 1 BB: 0 P: 5	1B: 3 2B: 2 3B: 1 HR: 0	SF: 1 SAC: 0 DP: 0 HBP: 0	WP: 0 PB: 0 SB: 0 CS: 0	PA: 34				
PITCHER	IP	WLS	BF	H	R	ER	SO	BB	IBB	HBP	BLK	WP	HR	S	P	ERA	WHIP										
Carl Morton, R ERA: 4.15	(1, 1)	8.2	W	33	6	2	2	0	1	0	0	0	0	32	36	2.08	0.808										
Mike Marshall, R ERA:	(9, 1)	0.1	S	1	0	0	0	0	0	0	0	0	0	1	1	0.00	0.000										

Montreal Expos @ Houston Astros
Astrodome, Houston, TX
Fri Apr 23 1971, 7:05 PM EST
Att: 25,430 - Unknown

AB	32
R	2
H	6
RBI	2
BB	1
SO	0
LOB	9



Batter	1	2	3	4	5	6	7	8	9	AB	R	H	RBI	BB	SO	LOB	TOP										
Ron Hunt, R OBP: 0.447, SLG: 0.286 (1, 4)	4-3	K			5-3		FC6-4		1B HBP	4	0	0	0	0	1	2											
Rusty Staub, L OBP: 0.435, SLG: 0.571 (1, 9)	F8		1B G6-4-3 2B		K			3-1	K	5	1	1	0	0	2	3											
Bob Bailey, R OBP: 0.370, SLG: 0.235 Ron Brand, R OBP: 0.667, SLG: 0.667 (1, 7) (8, 5)	1B		G6-4-3 1B		E4 SH1-4		6-3		1B	4	0	2	0	0	0	0											
Ron Swoboda, R OBP: 0.462, SLG: 0.500 Boots Day, L OBP: 0.353, SLG: 0.241 (1, 8) (8, PH) (8, 8)	1B		G6-4-3 1B		SH1-4		1B	BB		1	0	0	0	0	0	1											
John Bateman, R OBP: 0.286, SLG: 0.308 (1, 2)	K		K		K		1-3	1B		4	0	1	0	0	3	3											
Coco Laboy, R OBP: 0.500, SLG: 0.286 Ron Fairly, L OBP: 0.371, SLG: 0.286 (1, 5) (8, PH) (8, 7) (9, 3)		F3		5-3		4-3		K		3	0	0	0	0	0	1											
John Boccabella, R OBP: 0.400, SLG: 1.000 Jim Fairry, L OBP: 0.385, SLG: 0.417 (1, 3) (9, PH) (9, 7)		HR		CS BB		5-3		FC1-4 SH 1B		2	1	1	1	1	0	0											
Bobby Wine, R OBP: 0.395, SLG: 0.353 (1, 6)	F8		4-3		2B		SH FC1-4			3	0	1	0	0	0	1											
Steve Renko, R OBP: 0.182, SLG: 0.182 Mike Marshall, R (1, 1) (9, 1)	1B		F8		F8		FC1-5-6-2-5 FC6-4	FC1-4 HBP 1B		4	0	1	0	0	0	3											
Inning Stats	R: 0 E: 0 K: 1 S: 6	H: 1 LOB: 2 P: 7	R: 1 E: 0 K: 1 S: 7	H: 2 LOB: 1 BB: 0 P: 7	R: 1 E: 0 K: 1 S: 6	H: 2 LOB: 0 BB: 1 P: 6	R: 0 E: 0 K: 0 S: 2	H: 0 LOB: 0 BB: 1 P: 6	R: 0 E: 0 K: 1 S: 5	H: 0 LOB: 0 BB: 0 P: 5	R: 0 E: 1 K: 0 S: 4	H: 1 LOB: 1 BB: 0 P: 4	R: 0 E: 0 K: 1 S: 6	H: 1 LOB: 2 BB: 1 P: 10	R: 1 E: 1 K: 1 S: 7	H: 2 LOB: 2 BB: 0 P: 8	1B: 6 2B: 2 3B: 0 HR: 1	SF: 0 SAC: 2 DP: 1 HBP: 2	WP: 0 PB: 0 SB: 1 CS: 1	PA: 39							
PITCHER	IP	WLS	BF	H	R	ER	SO	BB	IBB	HBP	BLK	WP	HR	S	P	ERA	WHIP										
Wade Blasingame, L ERA: 2.86 (1, 1)	7.0	L	28	6	2	2	5	1	0	1	0	0	1	36	41	2.57	1.000										
George Culver, R ERA: 1.8 (8, 1)	1.0		5	1	0	0	1	1	0	0	0	0	0	6	10	0.00	2.000										
Fred Gladding, R ERA: (9, 1)	0.1		4	1	1	0	0	0	0	1	0	0	0	3	4	0.00	3.000										
Denny Lemaster, L ERA: (9, 1)	0.2		2	1	0	0	1	0	0	0	0	0	0	4	4	0.00	1.500										

Montreal Expos @ Houston Astros
Astrodome, Houston, TX
Sat Apr 24 1971, 7:05 PM EST
Att: 17,252 - Unknown

AB 33
R 3
H 9
RBI 2
BB 2
SO 7
LOB 16



Batter	1	2	3	4	5	6	7	8	9	AB	R	H	RBI	BB	SO	LOB	BOTTOM										
Roger Metzger, S OBP: 0.282, SLG: 0.270 (1, 6)	F9		F8			1-3		BB		3	0	0	0	1	0	1											
Joe Morgan, L OBP: 0.272, SLG: 0.271 (1, 4)	4-3		F9			S 1B BB		F9		3	1	0	0	1	0	2											
Jimmy Wynn, R OBP: 0.417, SLG: 0.389 (1, 9)	F8			K		K		L5		4	0	0	0	0	2	2											
Bob Watson, R OBP: 0.356, SLG: 0.507 (1, 7)		FC4-6 1B		1-3		1B		FC1-4 FC4-6 1B		4	1	3	1	0	0	0											
Denis Menke, R OBP: 0.338, SLG: 0.357 (1, 3)	F8			4-3		5-3		FC1-4 1B		4	0	1	0	0	0	2											
Doug Rader, R OBP: 0.292, SLG: 0.281 (1, 5)	F5				FC6-4 BB		5-3	FC1-4 FC4-6		3	0	0	0	1	0	3											
Cesar Cedeno, R OBP: 0.227, SLG: 0.306 (1, 8)	FC4-6				FC6-4		L4	FC4-6		4	0	0	1	0	0	3											
Johnny Edwards, L OBP: 0.234, SLG: 0.200 (1, 2)			CS BB		F7		6-3	F9		3	0	0	0	1	0	2											
Wade Blasingame, L OBP: 0.400, SLG: 0.667 George Culver, R (8, 1)			CS BB		F2					1	0	0	0	1	0	1											
Rich Chiles, L OBP: 0.667, SLG: 1.333 Fred Gladding, L (9, 1)			WP							1	0	1	0	0	0	0											
Denny Lemaster, R (9, 1)			1-2 BB					1B		0	0	0	0	0	0	0											
Inning Stats	R: 0 E: 0 K: 0 S: 3	H: 0 LOB: 0 P: 3	R: 0 E: 0 K: 0 S: 4	H: 1 LOB: 1 BB: 0 P: 4	R: 0 E: 0 K: 0 S: 2	H: 0 LOB: 2 BB: 2 P: 10	R: 0 E: 0 K: 1 S: 5	H: 0 LOB: 0 BB: 0 P: 5	R: 0 E: 0 K: 1 S: 3	H: 0 LOB: 0 BB: 1 P: 7	R: 1 E: 0 K: 1 S: 6	H: 1 LOB: 1 BB: 1 P: 10	R: 0 E: 0 K: 0 S: 3	H: 0 LOB: 0 BB: 0 P: 3	R: 0 E: 0 K: 0 S: 3	H: 1 LOB: 1 BB: 1 P: 7	R: 1 E: 0 K: 0 S: 5	H: 2 LOB: 1 BB: 0 P: 5	1B: 5 2B: 0 3B: 0 HR: 0	SF: 0 SAC: 0 DP: 0 HBP: 0	WP: 1 PB: 0 SB: 1 CS: 1	PA: 35					
PITCHER	IP	WLS	BF	H	R	ER	SO	BB	IBB	HBP	BLK	WP	HR	S	P	ERA	WHIP										
Steve Renko, R ERA: 2.03 (1, 1)	8.0		31	4	2	2	2	5	0	0	0	0	0	30	50	2.25	1.125										
Mike Marshall, R ERA: (9, 1)	1.0	S	4	1	0	0	0	0	0	0	0	0	0	4	4	0.00	1.000										

Montreal Expos @ Houston Astros
Astrodome, Houston, TX
Sat Apr 24 1971, 7:05 PM EST
Att: 17,252 - Unknown

AB 30
R 2
H 5
RBI 2
BB 5
SO 2
LOB 16



Batter	1	2	3	4	5	6	7	8	9	AB	R	H	RBI	BB	SO	LOB	TOP																					
Bob Bailey, R OBP: 0.340, SLG: 0.211 Coco Laboy, R OBP: 0.500, SLG: 0.286	0-0 6-3		0-0 6-3		0-0 5-3			0-0 4-3		4	0	0	1	0	0	1	Montreal Expos @ Houston Astros Astrodome, Houston, TX Sun Apr 25 1971, 4:33 AM EDT Att: 12,122 - Unknown																					
Ron Hunt, R OBP: 0.431, SLG: 0.282	0-0 6-3		0-0 3H 2H 1B		0-0 F8			0-0 F4		4	0	1	1	0	0																							
Rusty Staub, L OBP: 0.420, SLG: 0.565	0-0 4-3		0-0 F8			0-0 4-3			0-0 FC8-5 2B	4	0	1	0	0	0	1																						
Ron Fairly, L OBP: 0.333, SLG: 0.250		0-0 G3		0-3 K		0-0 4-3			0-0 FC8-5 2-3	4	0	0	0	0	1	1																						
Jim Fairey, L OBP: 0.353, SLG: 0.375		0-0 4-3		0-0 4-3		0-0 1-3			0-0 1B	4	0	1	0	0	0	0																						
Boots Day, L OBP: 0.342, SLG: 0.219		0-0 4-3		1-0 1B HBP			0-3 K		0-3 K	3	0	0	0	0	2	1																						
John Bateman, R OBP: 0.289, SLG: 0.310			0-0 F2	0-0 1-3 1B		0-0 F6				3	0	1	0	0	0	0																						
Bobby Wine, R OBP: 0.390, SLG: 0.333			4-0 SH 6-3 BB	0-0 5-3		0-0 F6				2	1	0	0	1	0	2																						
Bill Stoneman, R OBP: 0.167, SLG: 0.167			0-0 SH 1-3 1B		0-0 4-3			0-0 5-3		2	1	0	0	0	0	0																						
Inning Stats	R: 0 E: 0 K: 0 S: 3	H: 0 LOB: 0 BB: 0 P: 3	R: 0 E: 0 K: 0 S: 3	H: 0 LOB: 0 BB: 0 P: 3	R: 2 E: 1 K: 0 S: 5	H: 1 LOB: 1 BB: 1 P: 9	R: 0 E: 0 K: 1 S: 6	H: 1 LOB: 2 BB: 0 P: 7	R: 0 E: 0 K: 0 S: 3	H: 0 LOB: 0 BB: 0 P: 3	R: 0 E: 0 K: 1 S: 5	H: 0 LOB: 0 BB: 0 P: 5	R: 0 E: 0 K: 0 S: 3	H: 0 LOB: 0 BB: 0 P: 3	R: 0 E: 0 K: 1 S: 6	H: 2 LOB: 1 BB: 0 P: 6	1B: 3 2B: 2 3B: 0 HR: 0	SF: 0 SAC: 1 DP: 1 HBP: 1	WP: 0 PB: 0 SB: 0 CS: 0	PA: 33																		
PITCHER	IP	WLS	BF	H	R	ER	SO	BB	IBB	HBP	BLK	WP	HR	S	P	ERA	WHIP	PITCHER				IP	WLS	BF	H	R	ER	SO	BB	IBB	HBP	BLK	WP	HR	S	P	ERA	WHIP
Jack Billingham, R ERA: 3.48 Jim Ray, R ERA: 2.35	(1, 1)	7.0	L	26	2	2	0	2	1	0	1	0	0	0	28	33	0.00	0.429					(8, 1)	2.0	7	2	0	0	1	0	0	0	0	0	9	9	0.00	1.000

AB	30
R	2
H	4
RBI	2
BB	1
SO	3
LOB	6



Batter	1	2	3	4	5	6	7	8	9	AB	R	H	RBI	BB	SO	LOB	BOTTOM																						
Roger Metzger, S OBP: 0.307, SLG: 0.303	0-0 1B 2B		1-0 S HBP			0-0 5-3 1B		0-0 1-3		3	1	2	0	0	0	0	Montreal Expos @ Houston Astros Astrodome, Houston, TX Sun Apr 25 1971, 4:33 AM EDT Att: 12,122 - Unknown																						
Joe Morgan, L OBP: 0.271, SLG: 0.260	0-0 F7		0-3 K 1-2			0-0 5-3 1-2		4-0 CS BB		3	0	0	0	1	1	3																							
Jimmy Wynn, R OBP: 0.357, SLG: 0.318 Jim Ray, R ERA: 2.35	0-0 F7		0-3 K			0-0 6-3		0-0 CS 1-2	0-0 4-3	4	0	0	0	0	1	3																							
Bob Watson, R OBP: 0.351, SLG: 0.493	0-0 2H 1B		0-3 K			0-0 F5			0-0 F9	4	0	1	1	0	1	1																							
Denis Menke, R OBP: 0.321, SLG: 0.338	0-0 F3		0-0 6-3			0-3 K			0-0 5-3	4	0	0	0	0	1	1																							
Doug Rader, R OBP: 0.280, SLG: 0.269		0-0 F7		0-0 4-3		0-0 F7				3	0	0	0	0	0	0																							
Cesar Cedeno, R OBP: 0.231, SLG: 0.297 Jim Ray, R ERA: 2.35		0-3 K			0-0 5-3		4-0 BB			2	0	0	0	1	1	0																							
Johnny Edwards, L OBP: 0.220, SLG: 0.188		0-0 1-3			0-3 K		0-0 F8			3	0	0	0	0	1	1																							
Jack Billingham, R OBP: 0.154, SLG: 0.083 Rich Chiles, L OBP: 0.500, SLG: 1.000			0-3 K		0-0 F8			0-0 F5		2	0	0	0	0	1	0																							
Inning Stats	R: 1 E: 0 K: 0 S: 5	H: 2 LOB: 1 BB: 0 P: 5	R: 0 E: 0 K: 1 S: 5	H: 0 LOB: 0 BB: 0 P: 5	R: 0 E: 0 K: 3 S: 9	H: 0 LOB: 0 BB: 0 P: 10	R: 0 E: 0 K: 1 S: 5	H: 0 LOB: 0 BB: 0 P: 5	R: 0 E: 0 K: 0 S: 4	H: 1 LOB: 1 BB: 0 P: 4	R: 0 E: 0 K: 1 S: 5	H: 0 LOB: 1 BB: 1 P: 9	R: 0 E: 0 K: 0 S: 2	H: 0 LOB: 0 BB: 1 P: 6	R: 0 E: 0 K: 0 S: 3	H: 0 LOB: 0 BB: 0 P: 3	1B: 2 2B: 1 3B: 0 HR: 0	SF: 0 SAC: 0 DP: 0 HBP: 1	WP: 0 PB: 0 SB: 1 CS: 1	PA: 33																			
PITCHER	IP	WLS	BF	H	R	ER	SO	BB	IBB	HBP	BLK	WP	HR	S	P	ERA	WHIP	PITCHER				IP	WLS	BF	H	R	ER	SO	BB	IBB	HBP	BLK	WP	HR	S	P	ERA	WHIP	
Bill Stoneman, R ERA: 2.74	(1, 1)	9.0	W	32	3	1	1	7	2	0	1	0	0	0	43	52	1.00	0.556					(1, 1)	9.0	W	32	3	1	1	7	2	0	1	0	0	43	52	1.00	0.556

AB	29
R	1
H	3
RBI	1
BB	2
SO	7
LOB	9

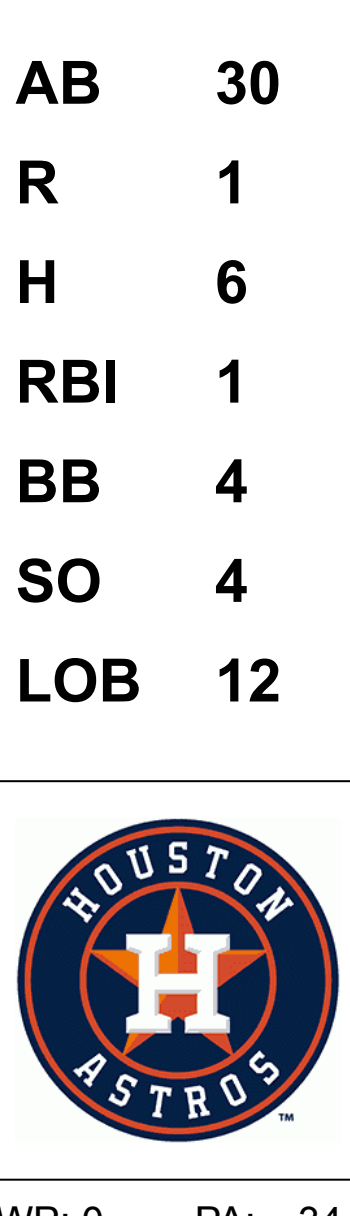


Batter	1	2	3	4	5	6	7	8	9	AB	R	H	RBI	BB	SO	LOB	TOP				
Larry Bowa, S OBP: 0.282, SLG: 0.273 (1, 6)	4-3	F8			4-3		BB		1-2 1B	4	0	1	0	1	0	1	Philadelphia Phillies @ Houston Astros Astrodome, Houston, TX Mon Apr 26 1971, 8:05 PM EDT Att: 7,227 - Unknown				
Don Money, R OBP: 0.266, SLG: 0.364 (1, 5)	BB 1B BB		G6-3 1B		1-3		P6		F9	4	1	1	0	1	0	4					
Willie Montanez, L OBP: 0.442, SLG: 0.682 (1, 8)	1B 1-2 BB		G6-3 1-2		F8				HR	3	1	1	1	1	0	1					
Roger Freed, R OBP: 0.358, SLG: 0.389 (1, 9)	K				4-3				F9	3	0	0	0	1	1	2					
Deron Johnson, R OBP: 0.294, SLG: 0.359 (1, 3)	1-3 2-H 1B		5-3		1-3				F7	4	0	1	1	0	0	1					
Tim McCarver, L OBP: 0.236, SLG: 0.260 (1, 2)	L4				4-3				L8	4	0	0	0	0	0	2					
Joe Lis, R OBP: 0.323, SLG: 0.444 Byron Browne, R OBP: 0.250, SLG: 0.143 (3, 7)		K			K				5-3	1	0	0	0	0	1	0					
Denny Doyle, L OBP: 0.372, SLG: 0.474 (1, 4)									G3	3	0	1	0	1	0	1					
Rick Wise, R OBP: 0.250, SLG: 0.250 (1, 1)		B2			K				L9	4	0	1	0	0	1	3					
Inning Stats	R: 1 E: 0 K: 1 S: 6	H: 1 LOB: 2 BB: 2 P: 14	R: 0 E: 0 K: 1 S: 5	H: 0 LOB: 1 BB: 1 P: 9	R: 0 E: 0 K: 0 S: 3	H: 1 LOB: 1 BB: 1 P: 7	R: 0 E: 0 K: 2 S: 8	H: 1 LOB: 0 BB: 0 P: 8	R: 0 E: 0 K: 0 S: 3	H: 0 LOB: 0 BB: 0 P: 3	R: 0 E: 0 K: 0 S: 4	H: 1 LOB: 2 BB: 1 P: 8	R: 0 E: 0 K: 0 S: 4	H: 1 LOB: 0 BB: 0 P: 4	R: 0 E: 0 K: 0 S: 5	H: 2 LOB: 2 BB: 0 P: 5	1B: 6 2B: 0 3B: 0 HR: 1	SF: 0 SAC: 0 DP: 1 HBP: 0	WP: 0 PB: 0 SB: 0 CS: 0	PA: 38	
PITCHER	IP WLS BF H R ER SO BB IBB HBP BLK WP HR S P ERA WHIP	8.2 L 37 7 2 2 4 5 0 0 0 0 1 40 60 2.08 1.385	0.1 1 0 0 0 0 0 0 0 0 0 0 0 1 1 0.00 0.000																		

AB 33
R 2
H 7
RBI 2
BB 5
SO 4
LOB 15



Batter	1	2	3	4	5	6	7	8	9	AB	R	H	RBI	BB	SO	LOB	BOTTOM			
Roger Metzger, S OBP: 0.304, SLG: 0.300 (1, 6)	G3		G4-6-3 1-2		G4-6-3 1B			4-3		4	0	1	0	0	0	1	Philadelphia Phillies @ Houston Astros Astrodome, Houston, TX Mon Apr 26 1971, 8:05 PM EDT Att: 7,227 - Unknown			
Joe Morgan, L OBP: 0.270, SLG: 0.286 (1, 4)	4-3		2B 3B		G4-6-3 1-2			F9		4	1	1	0	0	0	1				
Jimmy Wynn, R OBP: 0.406, SLG: 0.400 (1, 8)	BB BB		2B		G6-4-3 1B			F2		3	0	2	1	1	0	0				
Bob Watson, R OBP: 0.346, SLG: 0.473 (1, 7)	FC5-4 BB		F2		G6-4-3 1-2			1-3		3	0	0	0	1	0	2				
Denis Menke, R OBP: 0.329, SLG: 0.338 (1, 3)	FC5-4 1-2		FC5-6 BB		K			1B		3	0	1	0	1	1	2				
Norm Miller, L OBP: 0.250, SLG: 0.407 (1, 9)		K	FC5-6 FC6-4		4-3			F7		4	0	0	0	0	1	2				
Doug Rader, R OBP: 0.266, SLG: 0.254 (1, 5)	F7		FC6-4		6-3			6-3		4	0	0	0	0	0	2				
Jack Hiatt, R OBP: 0.609, SLG: 0.588 Cesar Geronimo, L OBP: 0.250, SLG: 0.143 Johnny Edwards, L OBP: 0.220, SLG: 0.188 (7, PR) (8, 2)	L9		K		BB					2	0	0	0	1	1	1				
Tom Griffin, R OBP: 0.250, SLG: 0.143 George Culver, R (9, 1)			G4-6-3 1B		6-3			K		3	0	1	0	0	1	1				
Inning Stats	R: 0 E: 0 K: 0 S: 3	H: 0 LOB: 2 BB: 2 P: 11	R: 0 E: 0 K: 1 S: 5	H: 0 LOB: 0 BB: 0 P: 5	R: 1 E: 0 K: 0 S: 5	H: 3 LOB: 1 BB: 0 P: 5	R: 0 E: 0 K: 1 S: 5	H: 0 LOB: 1 BB: 1 P: 9	R: 0 E: 0 K: 1 S: 5	H: 1 LOB: 0 BB: 0 P: 5	R: 0 E: 0 K: 1 S: 5	H: 0 LOB: 1 BB: 1 P: 9	R: 0 E: 0 K: 0 S: 3	H: 0 LOB: 0 BB: 0 P: 3	R: 0 E: 0 K: 0 S: 4	H: 1 LOB: 1 BB: 0 P: 4	1B: 4 2B: 1 3B: 1 HR: 0	SF: 0 SAC: 0 DP: 3 HBP: 0	WP: 0 PB: 0 SB: 0 CS: 0	PA: 34
PITCHER	IP WLS BF H R ER SO BB IBB HBP BLK WP HR S P ERA WHIP	9.0 W 34 6 1 1 4 4 0 0 0 0 0 38 54 1.00 1.111																		



Batter	1	2	3	4	5	6	7	8	9	AB	R	H	RBI	BB	SO	LOB	TOP			
Larry Bowa, S OBP: 0.280, SLG: 0.271										4	0	1	0	0	0	1				
Don Money, R OBP: 0.253, SLG: 0.343										4	0	0	0	0	1	1				
Willie Montanez, L OBP: 0.429, SLG: 0.667										4	0	1	0	0	2	1				
Roger Freed, R OBP: 0.352, SLG: 0.368 Larry Hisle, R OBP: 0.333, SLG: 0.231										3	0	0	0	1	2	1				
Deron Johnson, R OBP: 0.306, SLG: 0.368 Terry Harmon, R OBP: 0.333, SLG: 0.231										4	0	2	0	0	0	0				
Tim McCarver, L OBP: 0.254, SLG: 0.264										3	0	1	0	1	0	0				
Byron Browne, R OBP: 0.192, SLG: 0.100 Ron Stone, L OBP: 0.250, SLG: 0.200										3	0	0	0	0	1	1				
Denny Doyle, L OBP: 0.391, SLG: 0.500										2	0	1	0	1	0	0				
Jim Bunning, R OBP: 0.167, SLG: 0.167										3	0	0	0	0	1	2				
Inning Stats	R: 0 E: 0 K: 0 S: 3	H: 0 LOB: 0 BB: 0 P: 3	R: 0 E: 0 K: 1 S: 6	H: 1 LOB: 1 BB: 0 P: 6	R: 0 E: 0 K: 0 S: 3	H: 0 LOB: 0 BB: 0 P: 3	R: 0 E: 0 K: 2 S: 8	H: 2 LOB: 2 BB: 0 P: 8	R: 0 E: 0 K: 1 S: 5	H: 0 LOB: 1 BB: 1 P: 9	R: 0 E: 0 K: 0 S: 3	H: 0 LOB: 0 BB: 0 P: 3	R: 0 E: 0 K: 1 S: 6	H: 1 LOB: 1 BB: 0 P: 6	R: 0 E: 1 K: 1 S: 6	H: 1 LOB: 3 BB: 2 P: 14	1B: 4 2B: 3 3B: 0 HR: 0	SF: 0 SAC: 0 DP: 1 HBP: 0	WP: 0 PB: 0 SB: 0 CS: 1	PA: 34
PITCHER Larry Dierker, R ERA: 1.47	IP: 9.0 WLS: W BF: 34 H: 6 R: 0 ER: 0 SO: 7 BB: 3 IBB: 0 HBP: 0 BLK: 0 WP: 0 HR: 0 S: 45 P: 57 ERA: 0.00 WHIP: 1.000															PITCHER				

Philadelphia Phillies @ Houston Astros
Astrodome, Houston, TX
Tue Apr 27 1971, 8:05 PM EDT
Att: 8,152 - Unknown

AB	31
R	0
H	6
RBI	0
BB	3
SO	7
LOB	10



Batter	1	2	3	4	5	6	7	8	9	AB	R	H	RBI	BB	SO	LOB	BOTTOM	
Roger Metzger, S OBP: 0.293, SLG: 0.288										3	0	0	0	0	0	1		
Joe Morgan, L OBP: 0.291, SLG: 0.275										3	0	0	0	0	0	0		
Jimmy Wynn, R OBP: 0.400, SLG: 0.393										3	0	1	0	0	1	0		
Bob Watson, R OBP: 0.333, SLG: 0.455 Cesar Cedeno, R OBP: 0.231, SLG: 0.297										3	0	0	0	0	1	2		
Denis Menke, R OBP: 0.341, SLG: 0.350										3	1	2	0	0	0	0		
Norm Miller, L OBP: 0.233, SLG: 0.379 Cesar Geronimo, L OBP: 0.250, SLG: 0.143										2	0	0	0	0	0	1		
Doug Rader, R OBP: 0.266, SLG: 0.274										2	0	1	1	0	0	0		
Johnny Edwards, L OBP: 0.208, SLG: 0.176										3	0	0	0	0	0	1		
Larry Dierker, R OBP: 0.077, SLG: 0.077										2	0	0	0	0	1	1		
Inning Stats	R: 0 E: 0 K: 1 S: 5	H: 0 LOB: 0 BB: 0 P: 5	R: 0 E: 0 K: 1 S: 5	H: 0 LOB: 0 BB: 0 P: 5	R: 0 E: 0 K: 1 S: 6	H: 1 LOB: 1 BB: 0 P: 6	R: 0 E: 0 K: 0 S: 3	H: 1 LOB: 0 BB: 0 P: 3	R: 0 E: 0 K: 0 S: 3	H: 0 LOB: 0 BB: 0 P: 3	R: 0 E: 1 K: 0 S: 3	H: 0 LOB: 0 BB: 0 P: 3	R: 1 E: 0 K: 0 S: 4	H: 1 LOB: 0 BB: 0 P: 4	1B: 3 2B: 1 3B: 0 HR: 0	SF: 1 SAC: 1 DP: 2 HBP: 0	WP: 0 PB: 0 SB: 1 CS: 1	PA: 26
PITCHER Jim Bunning, R ERA: 4.98	IP: 8.0 WLS: L BF: 26 H: 4 R: 1 ER: 1 SO: 3 BB: 0 IBB: 0 HBP: 0 BLK: 0 WP: 0 HR: 0 S: 32 P: 32 ERA: 1.12 WHIP: 0.500															PITCHER		

Philadelphia Phillies @ Houston Astros
Astrodome, Houston, TX
Tue Apr 27 1971, 8:05 PM EDT
Att: 8,152 - Unknown

AB	24
R	1
H	4
RBI	1
BB	0
SO	3
LOB	6



Batter	1	2	3	4	5	6	7	8	9	10	AB	R	H	RBI	BB	SO	LOB					
Denny Doyle, L OBP: 0.392, SLG: 0.511 (1, 4)											5	1	2	1	0	0	2					
Tony Taylor, R OBP: 0.241, SLG: 0.296 (1, 5)											5	0	2	0	0	0	2					
Willie Montanez, L OBP: 0.426, SLG: 0.635 (1, 8) (8, 3)											4	0	1	1	1	1	2					
Deron Johnson, R OBP: 0.329, SLG: 0.371 (8, PR) Larry Hisle, R OBP: 0.375, SLG: 0.286 (8, 8)											2	0	1	0	2	1	1					
Tim McCarver, L OBP: 0.234, SLG: 0.241 (1, 2)											5	0	0	0	0	0	7					
Roger Freed, R OBP: 0.347, SLG: 0.377 (9, PR) Terry Harmon, R (9, 1) Joe Hoerner, R (9, 1) Bobby Pfeil, R (10, PH) Darnell Brandon, R OBP: 0.333, SLG: 0.333 (10, 1) Ron Stone, L OBP: 0.300, SLG: 0.316 (1, 7)												4	0	1	0	0	3	1				
Larry Bowa, S OBP: 0.282, SLG: 0.264 (1, 6)											2	1	0	0	0	0	0					
Barry Lersch, S OBP: 0.256, SLG: 0.338 (7, PH) Don Money, R OBP: 0.241, SLG: 0.286 (7, 1) Woodie Fryman, L (7, 1) Dick Selma, R (8, 1) Byron Browne, R OBP: 0.197, SLG: 0.091 (8, 9)											1	0	0	0	0	0	0					
Inning Stats	R: 1 E: 0 K: 1 S: 6	H: 2 LOB: 0 BB: 0 P: 6	R: 0 E: 0 K: 1 S: 5	H: 0 LOB: 0 BB: 0 P: 5	R: 1 E: 0 K: 0 S: 4	H: 1 LOB: 3 BB: 2 P: 13	R: 0 E: 0 K: 1 S: 5	H: 0 LOB: 0 BB: 0 P: 5	R: 0 E: 0 K: 0 S: 4	H: 1 LOB: 1 BB: 0 P: 4	R: 0 E: 0 K: 1 S: 5	H: 0 LOB: 0 BB: 0 P: 3	R: 0 E: 0 K: 1 S: 6	H: 1 LOB: 1 BB: 0 P: 6	R: 1 E: 0 K: 1 S: 7	H: 2 LOB: 2 BB: 0 P: 7	R: 0 E: 0 K: 1 S: 7	H: 2 LOB: 2 BB: 0 P: 7	1B: 6 2B: 3 3B: 1 HR: 0	SF: 0 SAC: 2 DP: 0 HBP: 1	WP: 0 PB: 0 SB: 0 CS: 1	PA: 43
PITCHER	IP 8.0	WLS 33	BF 7	H 3	R 3	ER 3	SO 5	BB 3	IBB 0	HBP 1	BLK 0	WP 0	HR 0	S 39	P 52	ERA 3.38	WHIP 1.250					
Don Wilson, R ERA: 4.17 Denny Lemaster, L ERA: 2.08 George Culver, R ERA: 1.64 Jim Ray, R ERA: 2.08	(1, 1) (9, 1) (9, 1) (10, 1)	0.1 0.2 1.0	2 2 5	1 0 2	0 0 0	0 0 0	0 1 0	0 0 0	0 0 0	0 0 0	0 0 0	0 0 0	0 0 0	0 4 7	2 4 7	0.00 0.00 0.00	2.000 0.000 2.000					

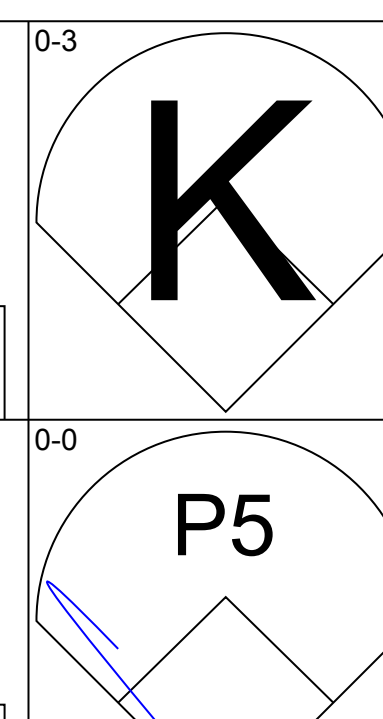
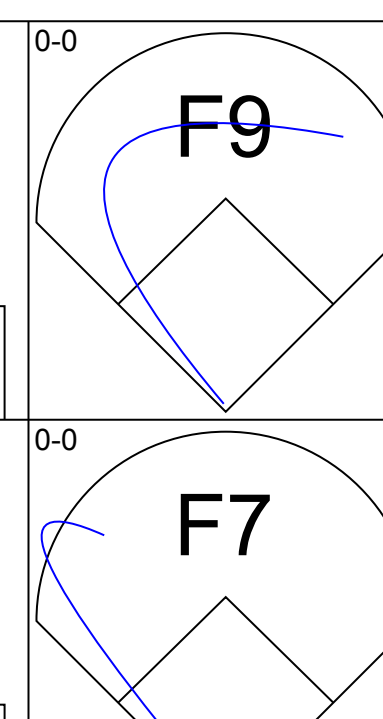
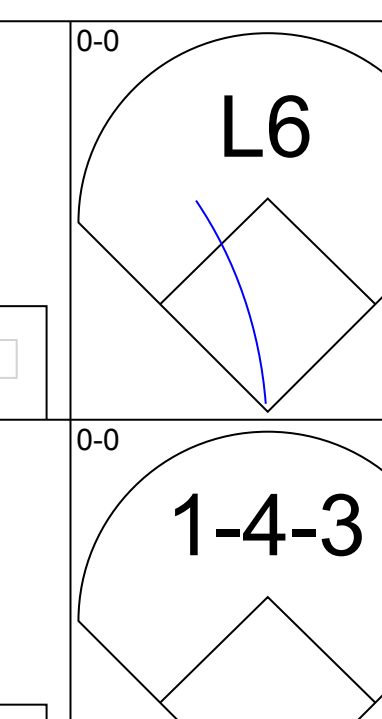
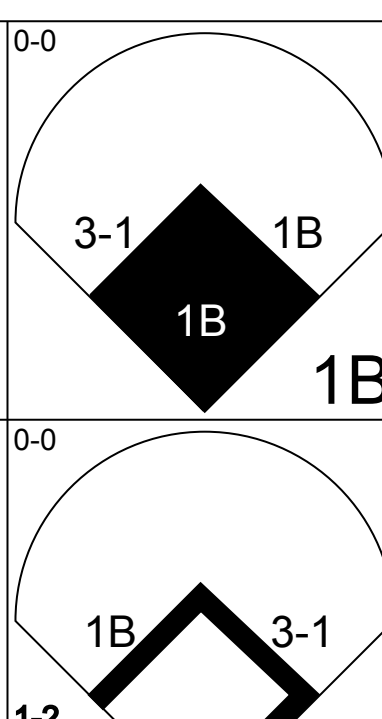
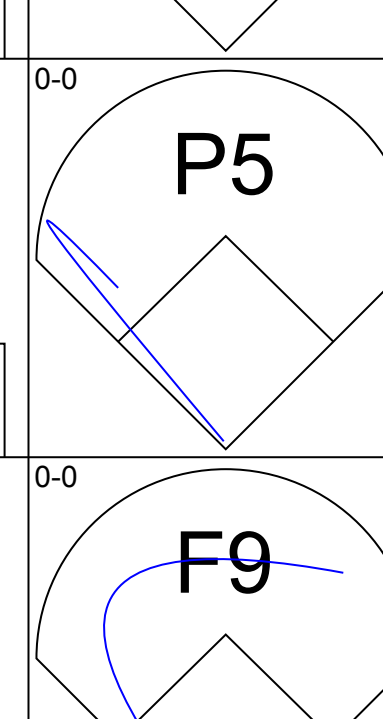
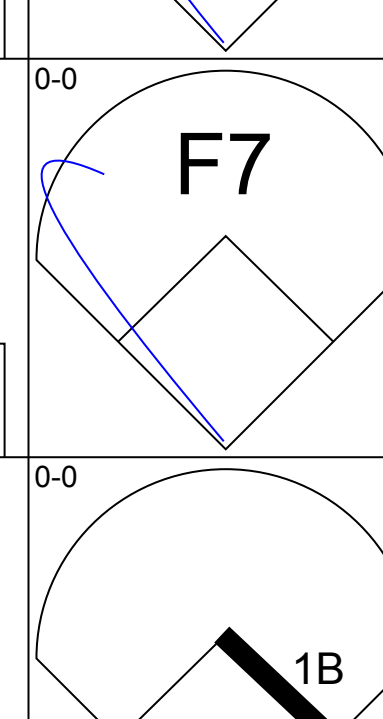
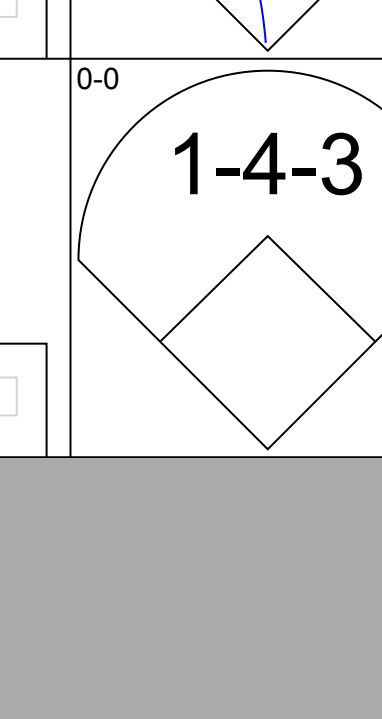
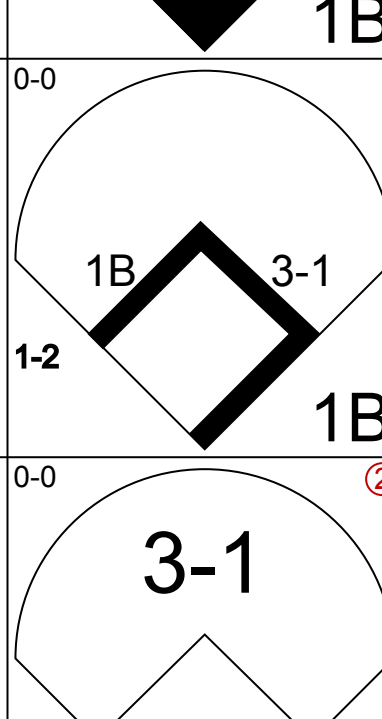
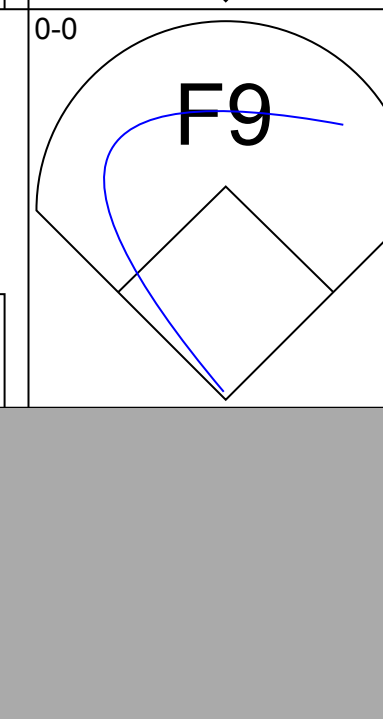
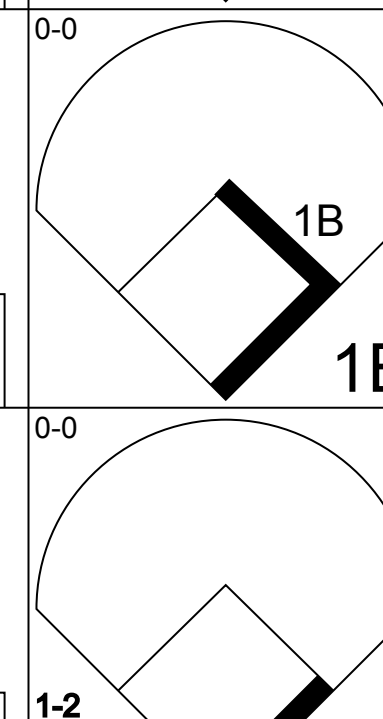
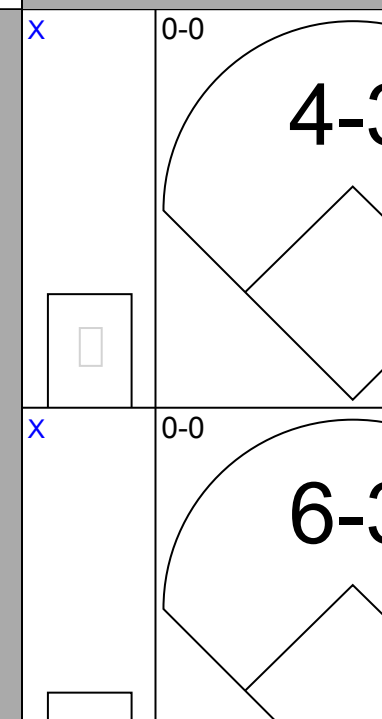
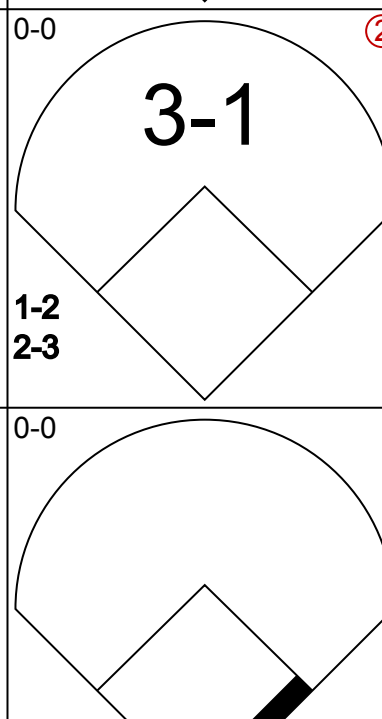
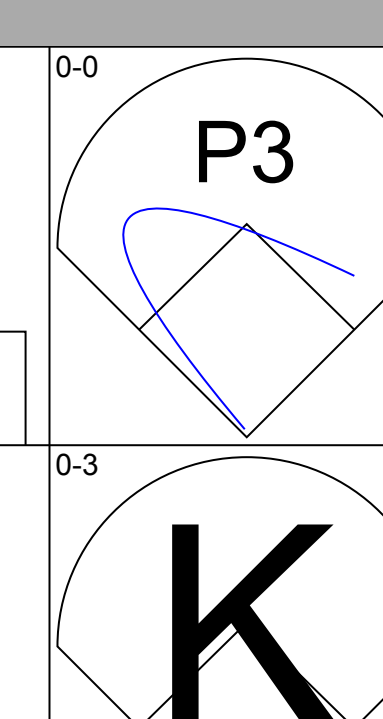
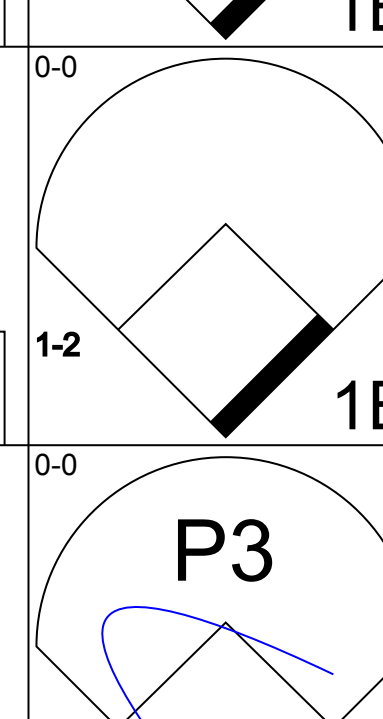
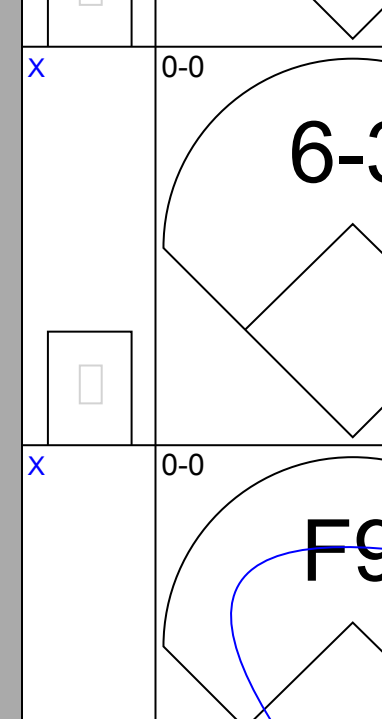
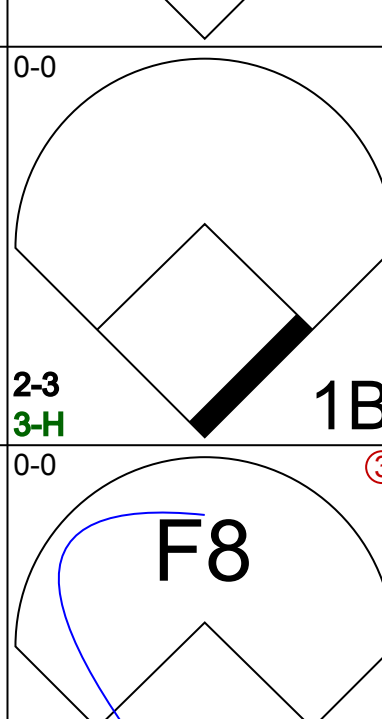
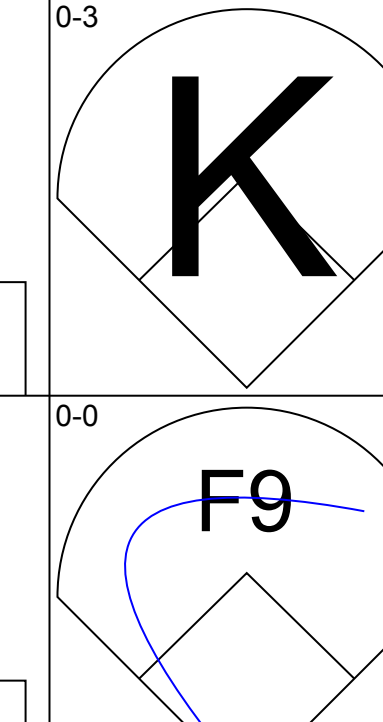
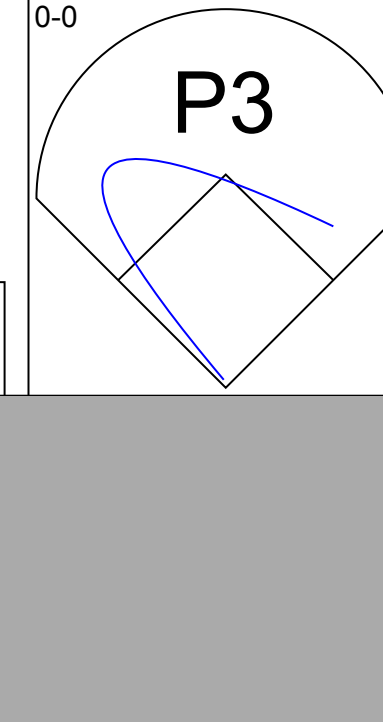
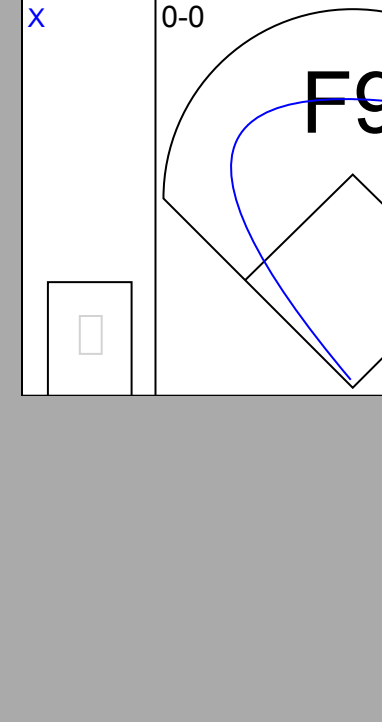
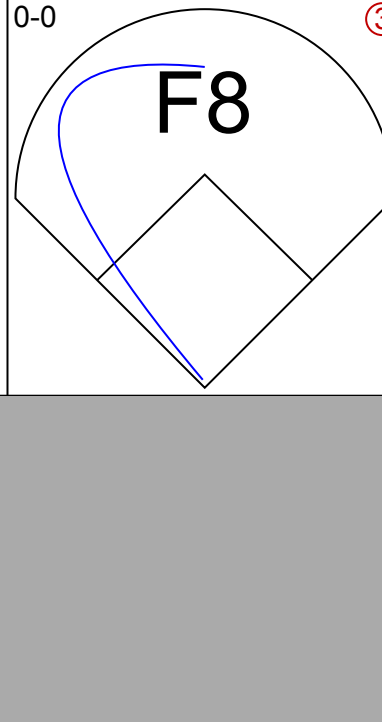
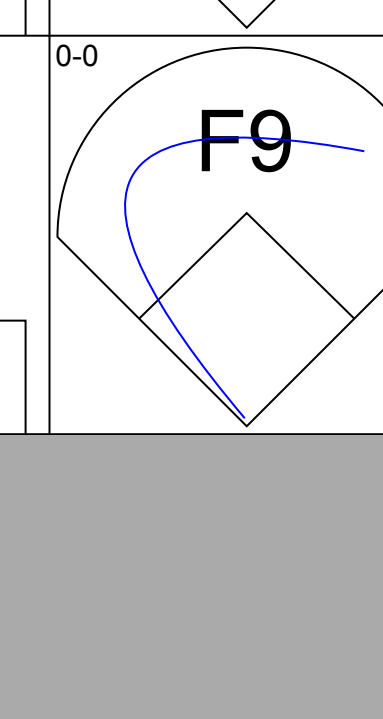
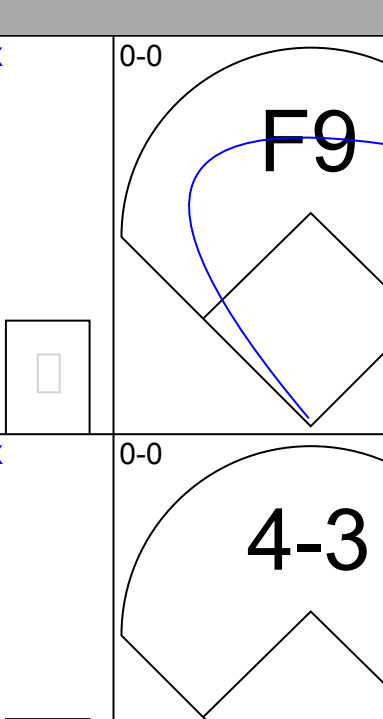
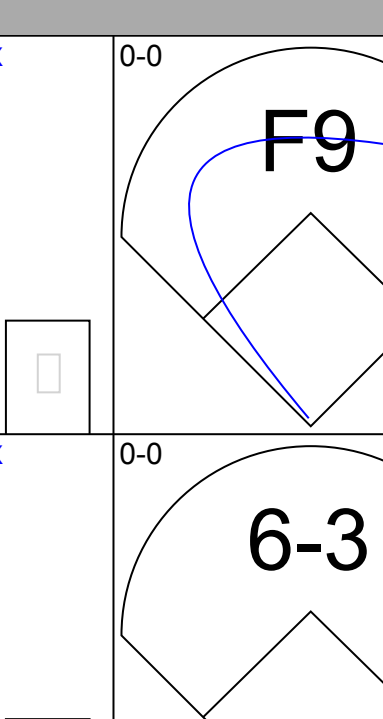
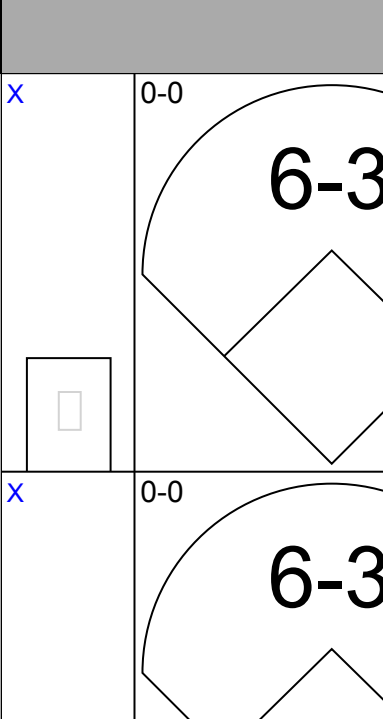
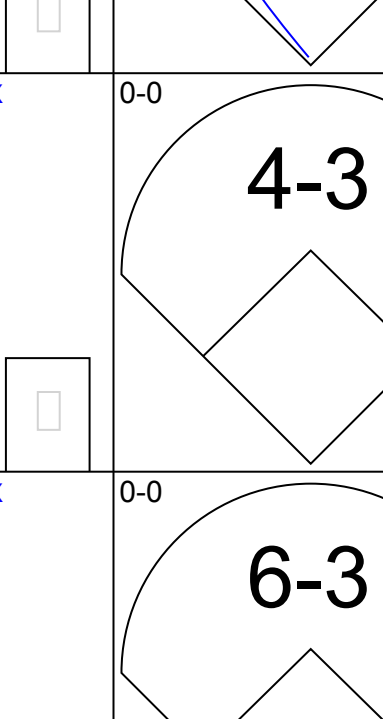
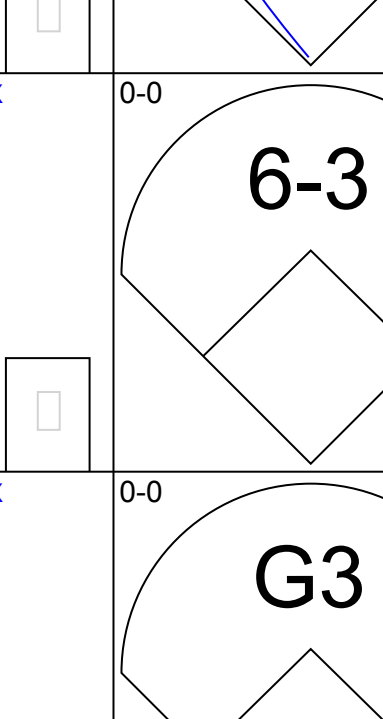
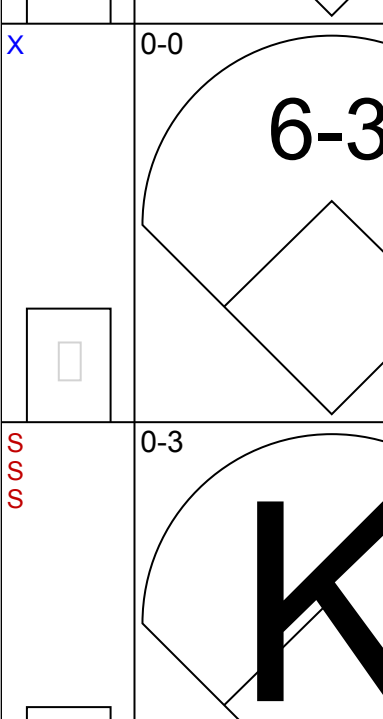
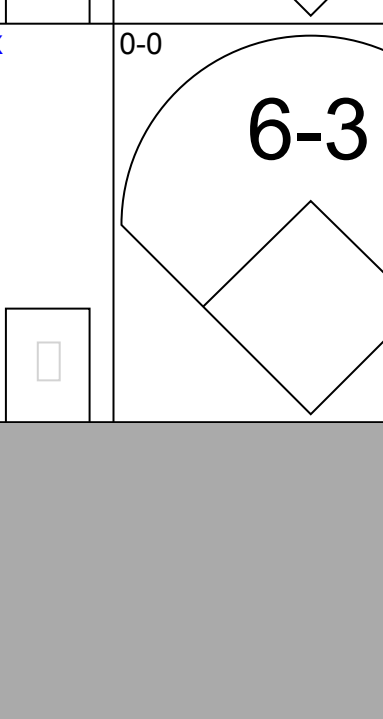
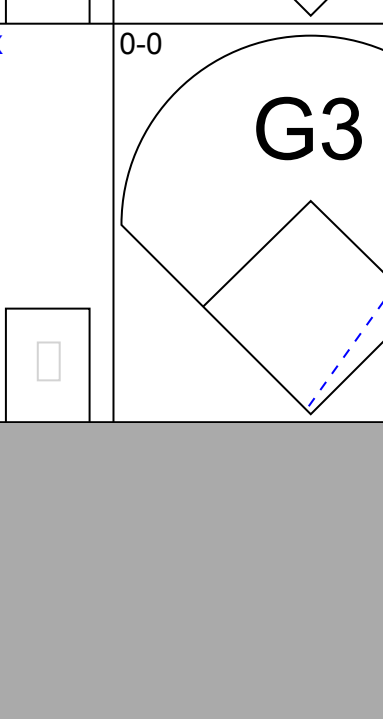
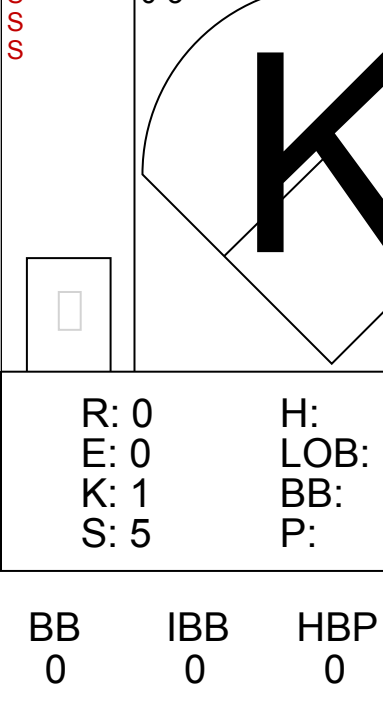
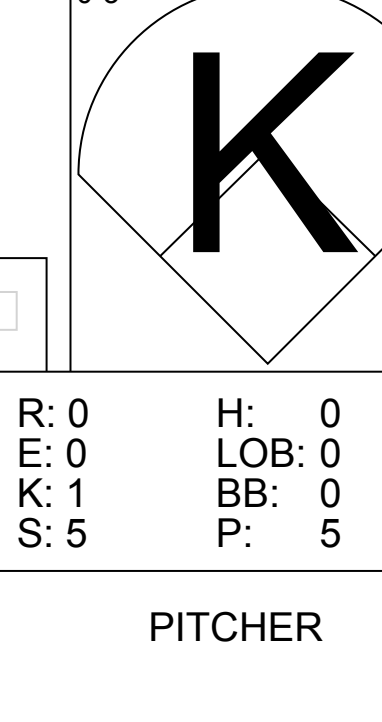
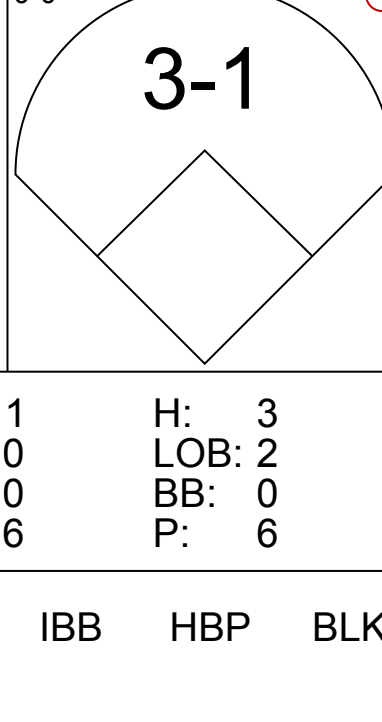
Philadelphia Phillies @ Houston Astros
Astrodome, Houston, TX
Wed Apr 28 1971, 8:05 PM EDT
Att: 8,576 - Unknown

AB 36
R 3
H 10
RBI 3
BB 3
SO 7
LOB 19

Batter	1	2	3	4	5	6	7	8	9	10	AB	R	H	RBI	BB	SO	LOB					
Roger Metzger, S OBP: 0.276, SLG: 0.269 (1, 6)											5	0	0	0	0	1	2					
Joe Morgan, L OBP: 0.278, SLG: 0.298 (1, 4)											4	2	2	0	1	0	0					
Jimmy Wynn, R OBP: 0.400, SLG: 0.375 (1, 8)											4	1	1	1	1	2	2					
Bob Watson, R OBP: 0.352, SLG: 0.469 (1, 7) Cesar Geronimo, L OBP: 0.333, SLG: 0.500 (8, PR) (9, 7)											4	0	3	1	0	0	1					
Denis Menke, R OBP: 0.330, SLG: 0.337 (1, 3)											3	0	0	0	0	1	3					
Doug Rader, R OBP: 0.267, SLG: 0.273 (1, 5)												4	1	1	0	0	2					
Cesar Cedeno, R OBP: 0.220, SLG: 0.282 (1, 9)											4	0	0	0	0	0	3					
Johnny Edwards, L OBP: 0.232, SLG: 0.204 (1, 2) Jack Hiatt, R OBP: 0.583, SLG: 0.656 (9, PH) (10, 2)											3	0	2	0	0	0	0					
Don Wilson, R OBP: 0.083, SLG: 0.083 Denny Lemaster, R George Culver, R Jesus Alou, R OBP: 0.356, SLG: 0.333 Jim Ray, R	(1, 1) (9, 1) (9, 1) (9, PH) (10, 1)	0.1 L	3 1	1 1	1 1	0 0	1 0	0 0	0 0	0 0	3 0	0 0	0 0	0 0	0 0	0 0	0 0					
Inning Stats	R: 1 E: 0 K: 0 S: 5	H: 2 LOB: 1 BB: 0 P: 5	R: 1 E: 0 K: 1 S: 7	H: 2 LOB: 1 BB: 0 P: 7	R: 0 E: 0 K: 2 S: 8	H: 1 LOB: 1 BB: 0 P: 8	R: 0 E: 0 K: 1 S: 6	H: 1 LOB: 1 BB: 0 P: 6	R: 1 E: 0 K: 1 S: 7	H: 2 LOB: 1 BB: 0 P: 7	R: 0 E: 0 K: 0 S: 3	H: 0 LOB: 0 BB: 0 P: 3	R: 0 E: 0 K: 0 S: 4	H: 1 LOB: 2 BB: 0 P: 4	R: 0 E: 0 K: 1 S: 5	H: 1 LOB: 0 BB: 0 P: 5	R: 1 E: 0 K: 0 S: 2	H: 1 LOB: 1 BB: 1 P: 6	1B: 9 2B: 1 3B: 1 HR: 0	SF: 0 SAC: 1 DP: 0 HBP: 0	WP: 0 PB: 0 SB: 2 CS: 1	PA: 41
PITCHER	IP 6.0	WLS 26	BF 8	H 3	R 3	ER 3	SO 5	BB 0	IBB 0	HBP 0	BLK 0	WP 0	HR 0	S 36	P 36	ERA 4.50	WHIP 1.333					
Barry Lersch, R ERA: 5.84 Woodie Fryman, L ERA: 3.0 Dick Selma, R ERA: 5.4 Joe Hoerner, L ERA: 0.93 Darnell Brandon, R ERA: 0.9	(1, 1) (7, 1) (8, 1) (9, 1) (10, 1)	1.1 0.2 1.0 0.1	6 2 3 3	1 0 1 1	0 0 0 1	0 0 0 0	0 0 0 0	1 0 0 1	0 0 0 0	0 0 0 0	0 0 0 0	0 0 0 0	0 0 0 0	0 2 5 2	0 0 5 6	0.00 0.00 0.00 27.00	1.500 0.000 1.000 6.000					

Philadelphia Phillies @ Houston Astros
Astrodome, Houston, TX
Wed Apr 28 1971, 8:05 PM EDT
Att: 8,576 - Unknown

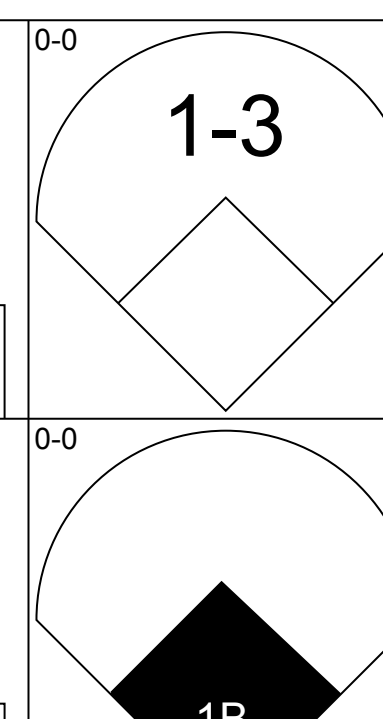
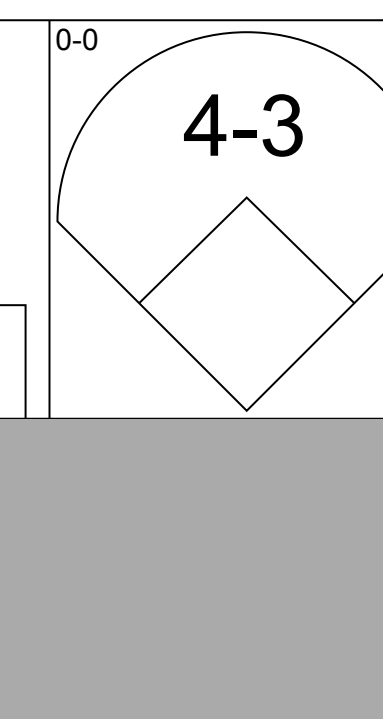
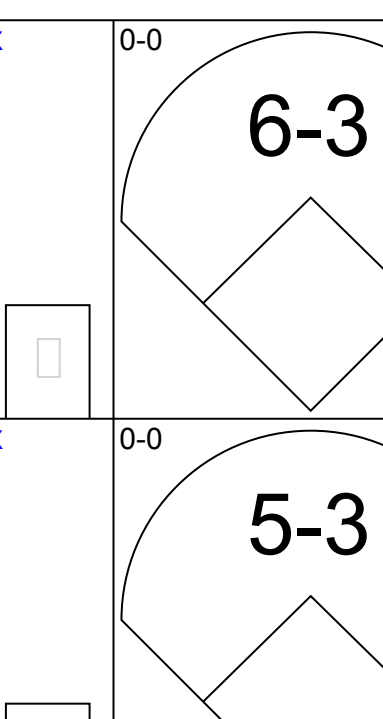
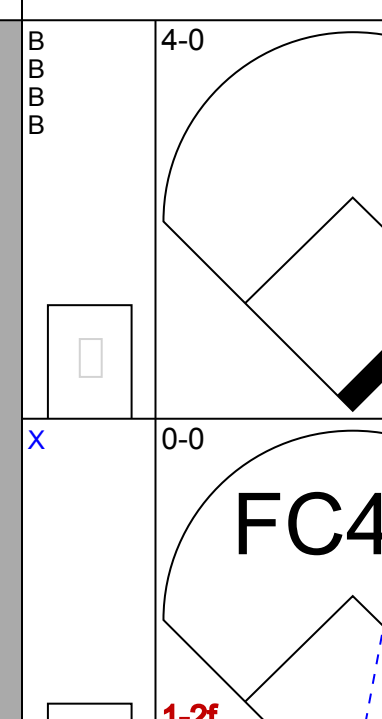
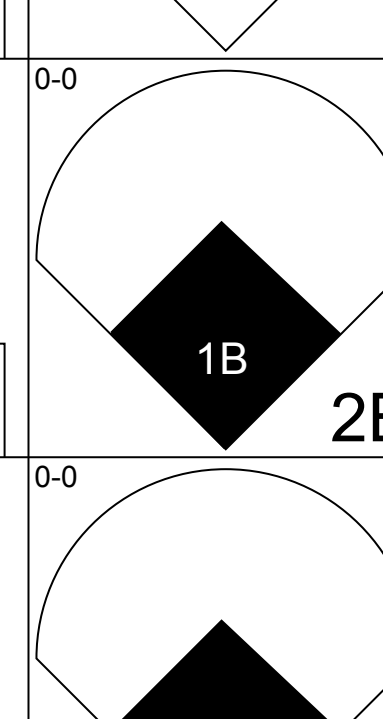
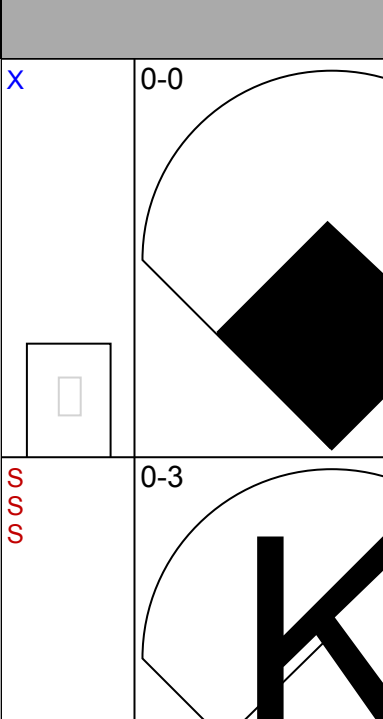
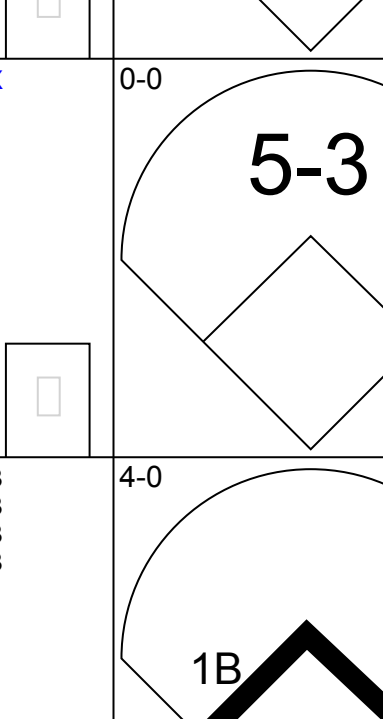
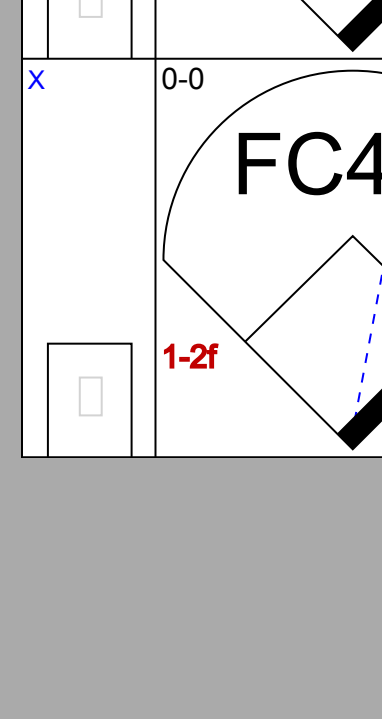
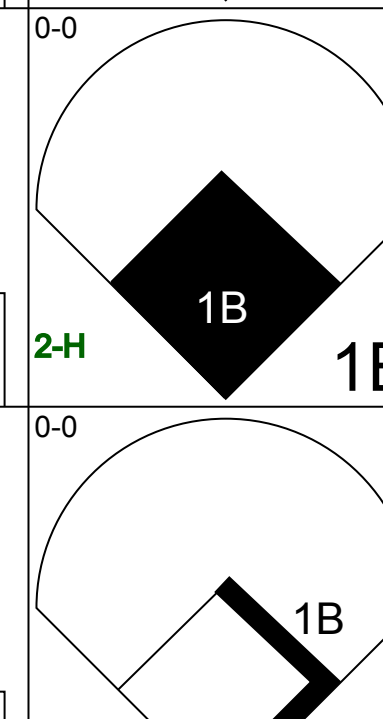
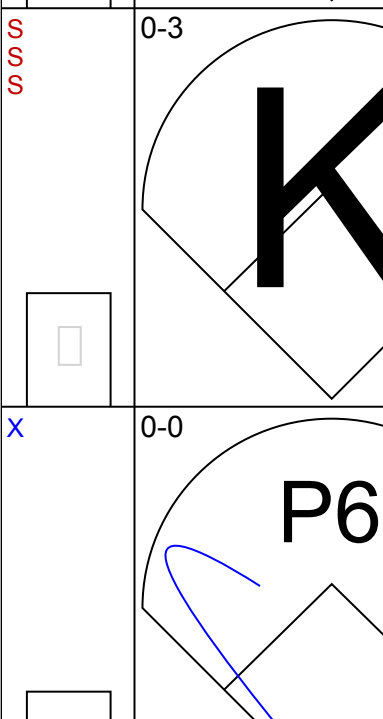
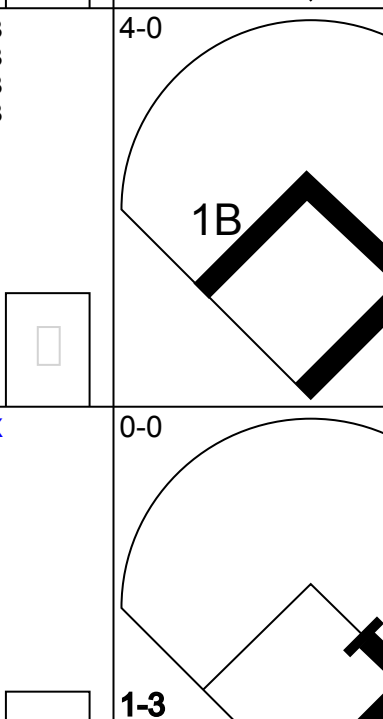
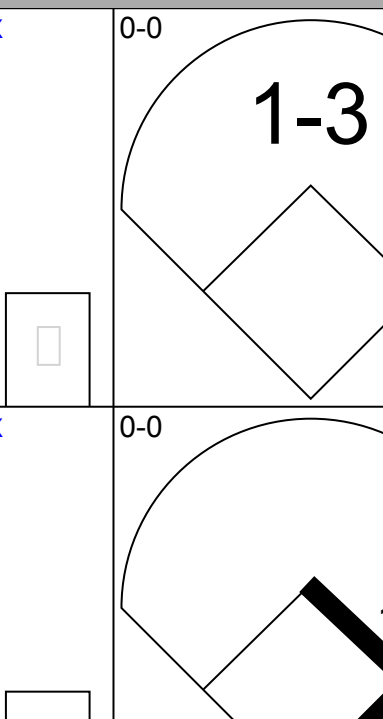
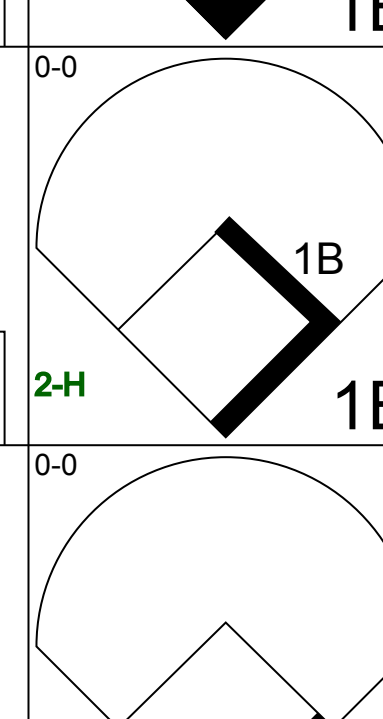
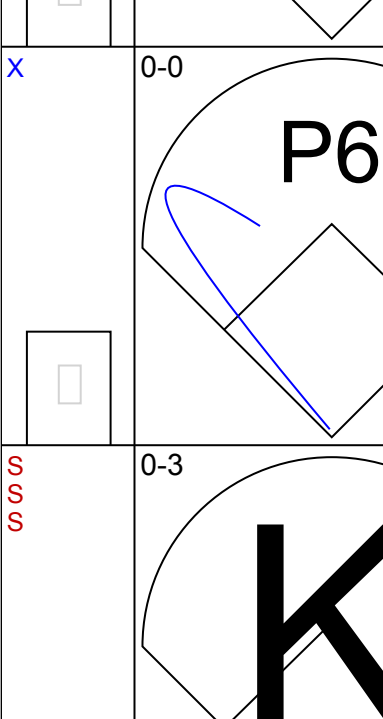
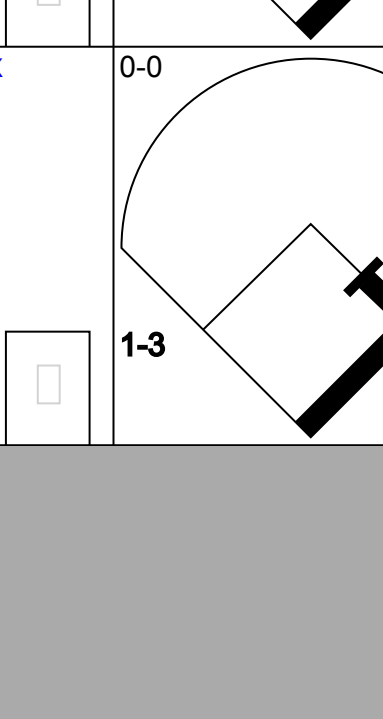
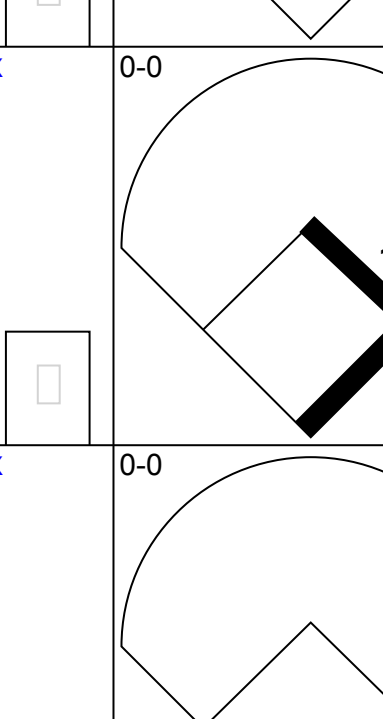
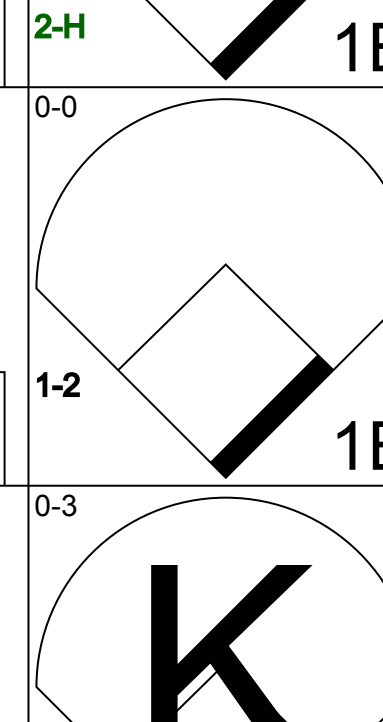
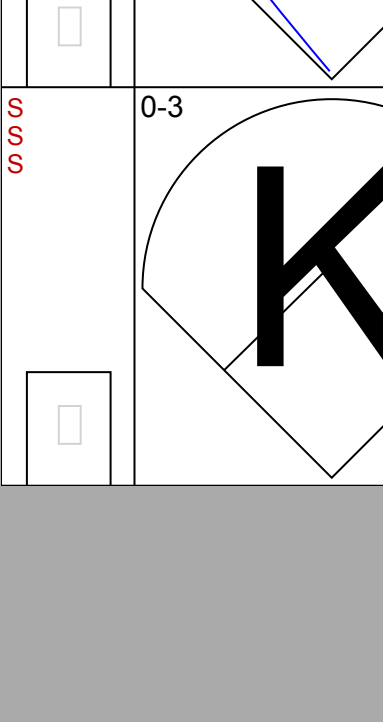

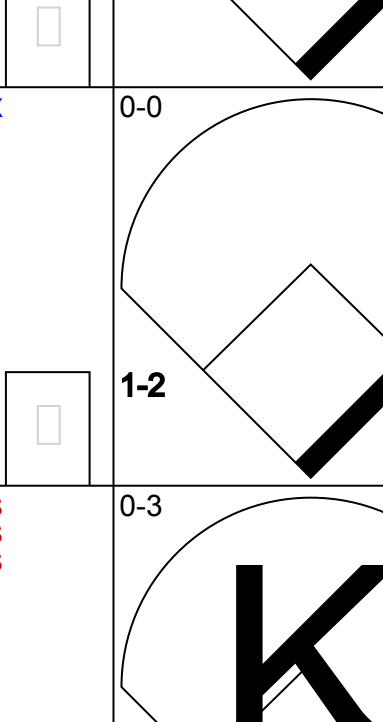
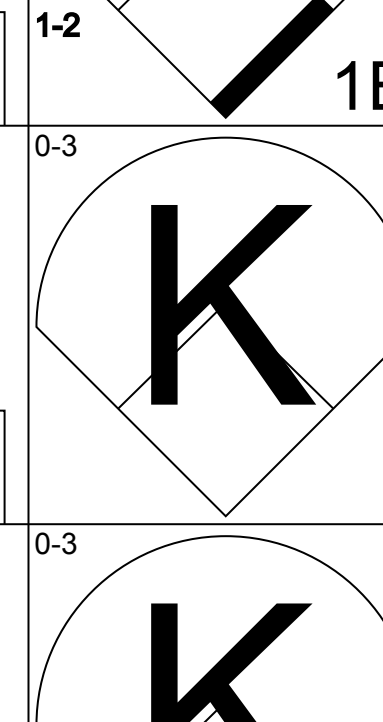

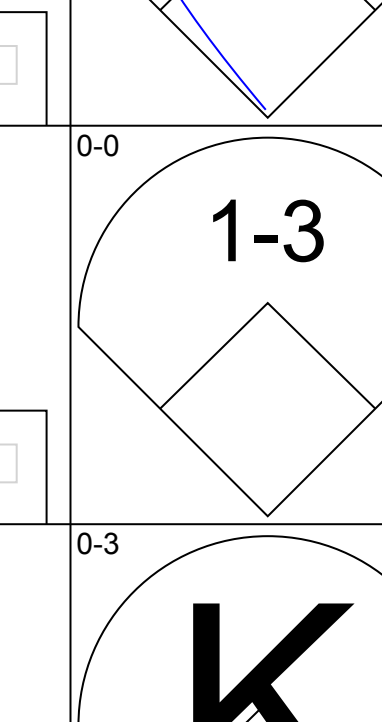
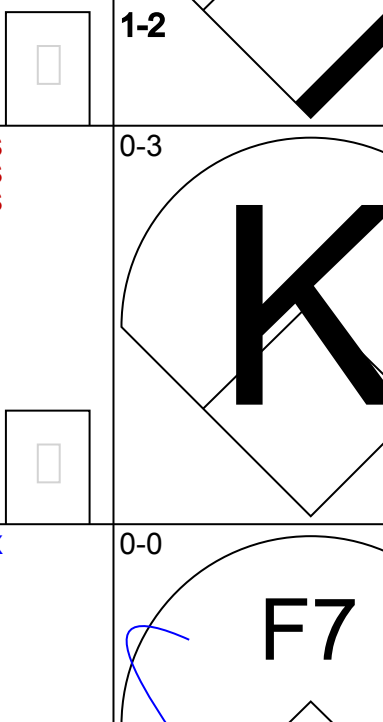
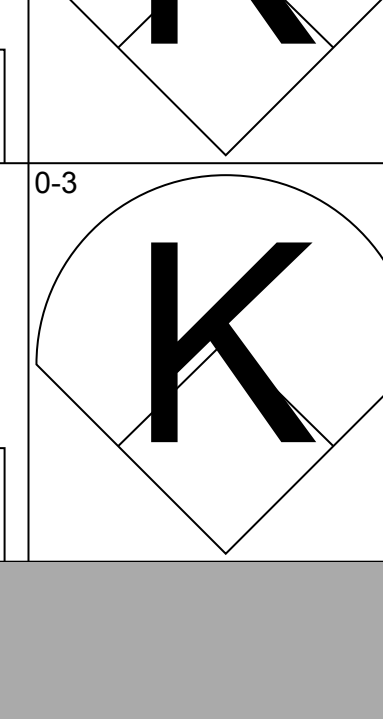
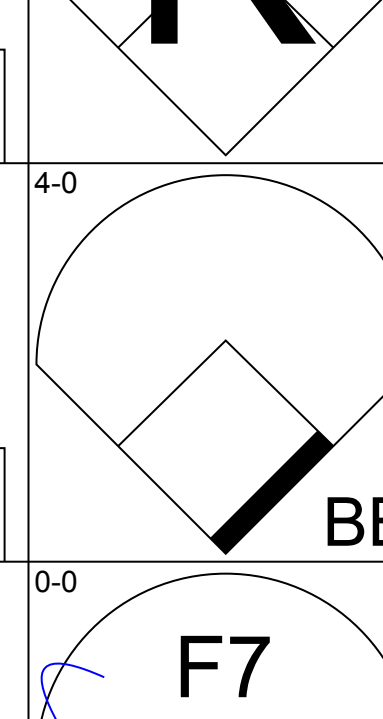
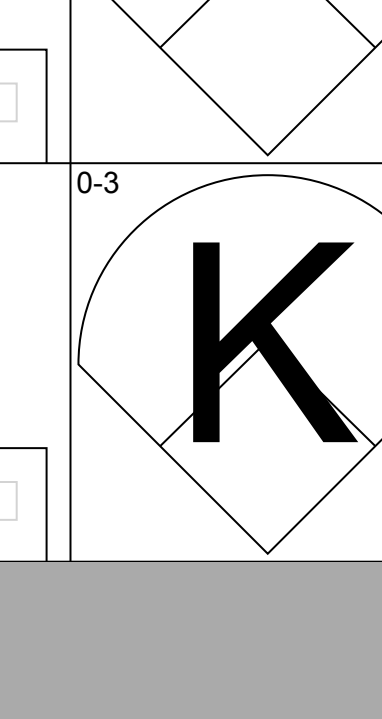
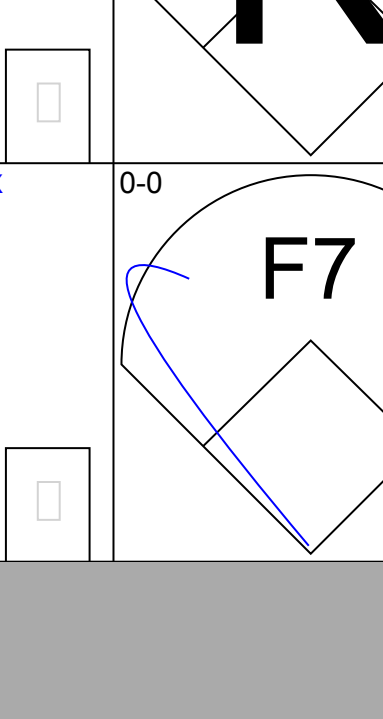

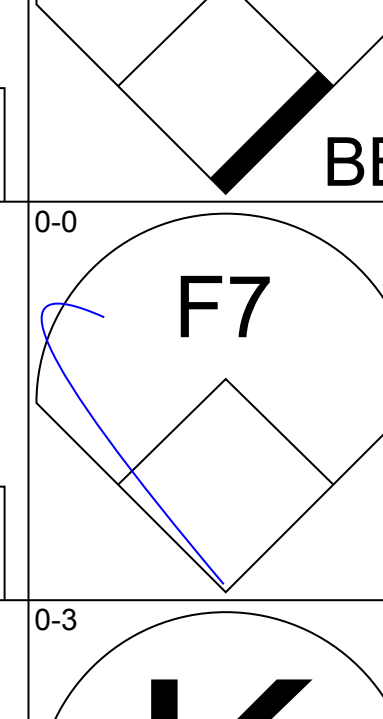
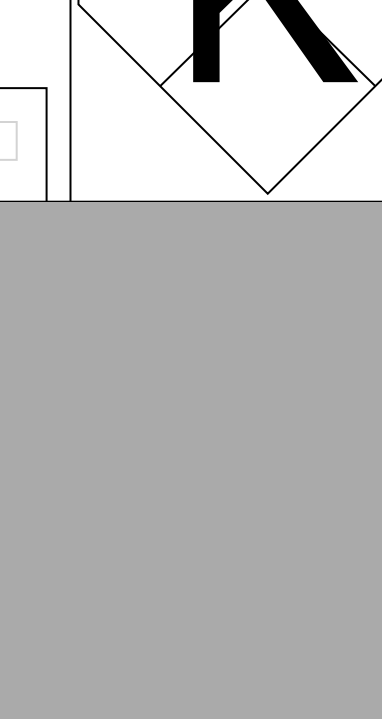
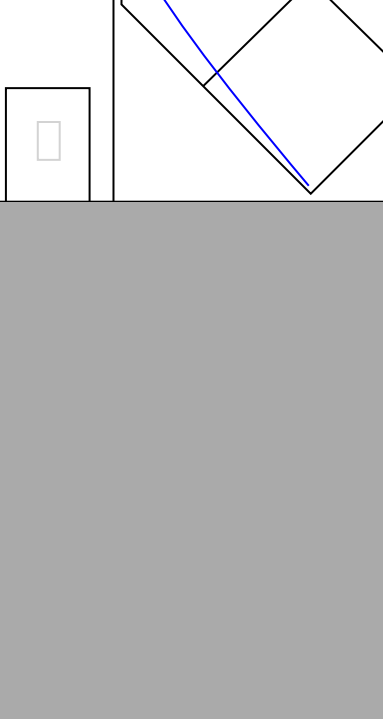
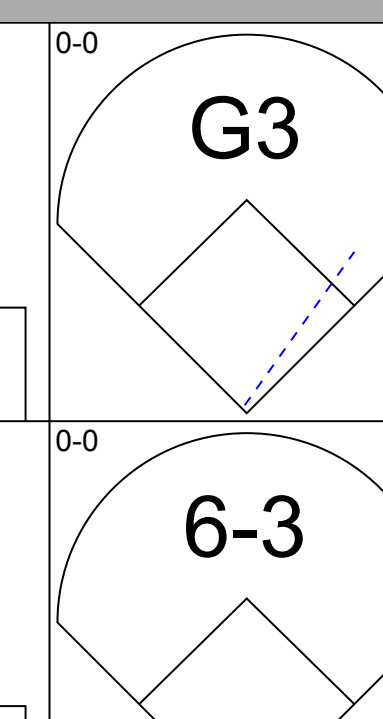
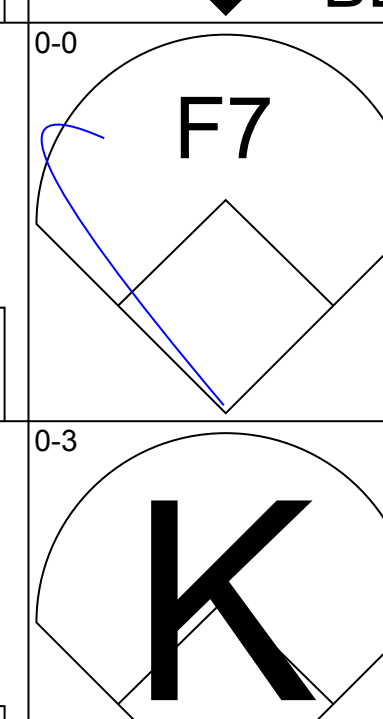
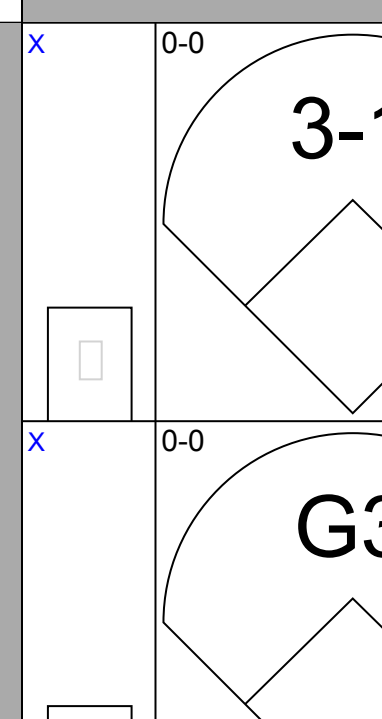
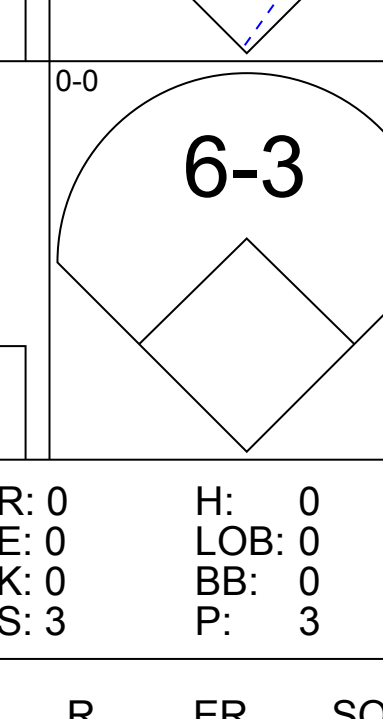
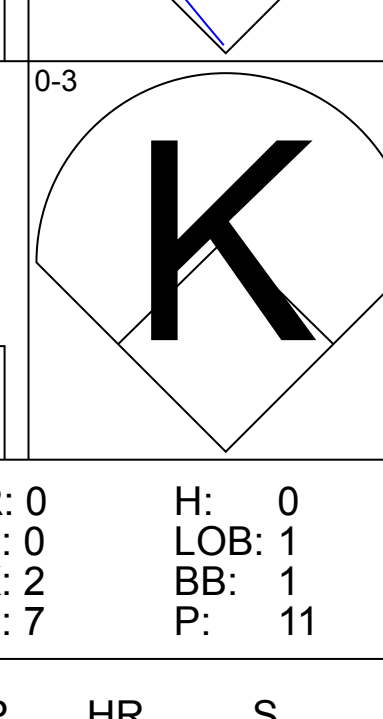
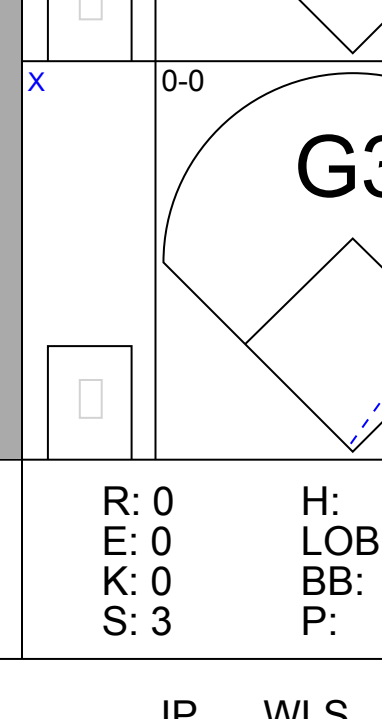
AB 37
R 4
H 11
RBI 4
BB 2
SO 6
LOB 15

Batter	1	2	3	4	5	6	7	8	9	AB	R	H	RBI	BB	SO	LOB	TOP		
Tommie Agee, R OBP: 0.319, SLG: 0.432 (1, 8)										4	1	1	0	0	1	0			
Bud Harrelson, S OBP: 0.418, SLG: 0.373 (1, 6)										4	0	1	0	0	0	0			
Dave Marshall, L OBP: 0.500, SLG: 0.500 (1, 9)										4	0	1	0	0	0	2			
Cleon Jones, R OBP: 0.325, SLG: 0.429 (1, 7)										4	0	2	1	0	0	0			
Ed Kranepool, L OBP: 0.419, SLG: 0.487 (1, 3)										4	0	0	0	0	1	4			
Ken Boswell, L OBP: 0.258, SLG: 0.304 (1, 4)										3	0	0	0	0	0	0			
Bob Aspromonte, R OBP: 0.280, SLG: 0.257 (1, 5)										3	0	0	0	0	0	0			
Jerry Grote, R OBP: 0.382, SLG: 0.400 (1, 2)										3	0	0	0	0	0	0			
Tom Seaver, R OBP: 0.294, SLG: 0.267 (1, 1)										2	0	0	0	0	2	0			
Art Shamsky, L OBP: 0.348, SLG: 0.118 (9, PH)										1	0	0	0	0	0	0			
Inning Stats	R: 0 H: 0 E: 0 K: 1 S: 5	H: 0 LOB: 0 BB: 0 P: 5	R: 0 H: 0 E: 0 K: 1 S: 5	H: 0 LOB: 0 BB: 0 P: 5	R: 0 H: 2 E: 0 K: 0 S: 5	H: 0 LOB: 2 BB: 0 P: 5	R: 0 H: 0 E: 0 K: 0 S: 3	H: 0 LOB: 0 BB: 0 P: 3	R: 0 H: 0 E: 0 K: 1 S: 5	H: 0 LOB: 0 BB: 0 P: 5	R: 0 H: 0 E: 0 K: 0 S: 3	H: 0 LOB: 0 BB: 0 P: 3	R: 0 H: 0 E: 0 K: 0 S: 3	H: 0 LOB: 0 BB: 0 P: 3	R: 1 H: 3 E: 0 K: 0 S: 6	H: 3 LOB: 2 BB: 0 P: 6	1B: 5 2B: 0 3B: 0 HR: 0	SF: 0 SAC: 0 DP: 0 HBP: 0	WP: 0 PA: 32 PB: 0 SB: 0 CS: 0
PITCHER Larry Dierker, R ERA: 1.38 (1, 1)	IP: 9.0 WLS: W BF: 32 H: 5 R: 1 ER: 1 SO: 4 BB: 0 IBB: 0 HBP: 0 BLK: 0 WP: 0 HR: 0 S: 40 P: 40 ERA: 1.00 WHIP: 0.556															PITCHER Larry Dierker, R ERA: 1.38 (1, 1)	IP: 9.0 WLS: W BF: 32 H: 5 R: 1 ER: 1 SO: 4 BB: 0 IBB: 0 HBP: 0 BLK: 0 WP: 0 HR: 0 S: 40 P: 40 ERA: 1.00 WHIP: 0.556		

New York Mets @ Houston Astros
Astrodome, Houston, TX
Sat May 01 1971, 8:05 PM EDT
Att: 23,571 - Unknown

AB 32
R 1
H 5
RBI 1
BB 0
SO 4
LOB 6



Batter	1	2	3	4	5	6	7	8	9	AB	R	H	RBI	BB	SO	LOB	BOTTOM	
Roger Metzger, S OBP: 0.278, SLG: 0.264 (1, 6)										3	0	0	0	1	0	0		
Joe Morgan, L OBP: 0.398, SLG: 0.398 (1, 4)										4	2	2	1	0	0	1		
Jimmy Wynn, R OBP: 0.380, SLG: 0.366 (1, 8)										3	1	1	1	1	1	0		
Bob Watson, R OBP: 0.388, SLG: 0.489 (1, 7)										4	0	3	1	0	0	0		
Cesar Geronimo, L OBP: 0.300, SLG: 0.444 (9, 7)										0	0	0	0	0	0	0		
Denis Menke, R OBP: 0.323, SLG: 0.330 (1, 3)										4	0	2	0	0	1	0		
Doug Radler, R OBP: 0.253, SLG: 0.247 (1, 5)										4	0	0	0	0	3	4		
Cesar Cedeno, R OBP: 0.209, SLG: 0.256 (1, 9)										3	0	0	0	1	2	4		
Johnny Edwards, L OBP: 0.210, SLG: 0.183 (1, 2)										3	0	0	0	0	0	1		
Larry Dierker, R OBP: 0.063, SLG: 0.063 (1, 1)										3	0	0	0	0	1	1		
Inning Stats	R: 2 H: 4 E: 0 K: 2 S: 11	H: 4 LOB: 2 BB: 0 P: 11	R: 0 H: 0 E: 0 K: 0 S: 3	H: 0 LOB: 0 BB: 0 P: 3	R: 1 H: 1 E: 0 K: 2 S: 8	H: 1 LOB: 0 BB: 0 P: 8	R: 0 H: 0 E: 0 K: 2 S: 7	H: 0 LOB: 1 BB: 1 P: 11	R: 0 H: 0 E: 0 K: 1 S: 5	H: 0 LOB: 0 BB: 1 P: 5	R: 0 H: 0 E: 0 K: 0 S: 3	H: 0 LOB: 1 BB: 1 P: 7	R: 0 H: 2 E: 0 K: 1 S: 7	H: 2 LOB: 2 BB: 0 P: 7	R: 1 H: 6 E: 0 K: 0 S: 11	H: 6 LOB: 1 BB: 0 HR: 1	SF: 0 SAC: 0 DP: 0 HBP: 0	WP: 0 PA: 34 PB: 0 SB: 0 CS: 0
PITCHER Tom Seaver, R ERA: 1.71 (1, 1)	IP: 8.0 WLS: L BF: 34 H: 8 R: 3 ER: 3 SO: 8 BB: 3 IBB: 0 HBP: 0 BLK: 0 WP: 0 HR: 1 S: 47 P: 59 ERA: 3.38 WHIP: 1.375															PITCHER Tom Seaver, R ERA: 1.71 (1, 1)	IP: 8.0 WLS: L BF: 34 H: 8 R: 3 ER: 3 SO: 8 BB: 3 IBB: 0 HBP: 0 BLK: 0 WP: 0 HR: 1 S: 47 P: 59 ERA: 3.38 WHIP: 1.375	

New York Mets @ Houston Astros
Astrodome, Houston, TX
Sat May 01 1971, 8:05 PM EDT
Att: 23,571 - Unknown

AB 31
R 3
H 8
RBI 3
BB 3
SO 8
LOB 11



Batter	1	2	3	4	5	6	7	8	9	10	AB	R	H	RBI	BB	SO	LOB	TOP									
Tommie Agee, R OBP: 0.333, SLG: 0.446 Don Hahn, R OBP: 0.667, SLG: 1.000 (9, PR)	5-3		P4			3B	CS HBP		1B		4	1	2	1	0	0	0	New York Mets @ Houston Astros Astrodome, Houston, TX Sun May 02 1971, 4:33 AM EDT Att: 15,616 - Unknown									
Bud Harrelson, S OBP: 0.417, SLG: 0.400 (1, 6)	1-3		F8			1B	F2		1B		5	1	2	1	0	0	1										
Dave Marshall, L OBP: 0.500, SLG: 0.486 Ken Singleton, S OBP: 0.362, SLG: 0.297 (9, PH)						4-3	K		K		3	0	1	0	1	1	1										
Cleon Jones, R OBP: 0.330, SLG: 0.427 (1, 7)	6-3		F8			1B			5-3		5	1	2	1	0	0	4										
Ed Kranepool, L OBP: 0.396, SLG: 0.455 (1, 3)		F8	FC4-6			1B				1-3	5	1	1	1	0	1	2										
Ken Boswell, L OBP: 0.284, SLG: 0.344 (1, 4)						4-3					5	1	3	0	0	0	2										
Bob Aspromonte, R OBP: 0.288, SLG: 0.293 (1, 5)						4-3				3B	5	0	2	2	0	0	3										
Jerry Grote, R OBP: 0.397, SLG: 0.422 (1, 2)						1B					4	1	2	0	1	0	2										
Jerry Koosman, R OBP: 0.308, SLG: 0.250 Danny Frisella, L (7, 1)						1B					3	0	1	0	0	1	1										
Ray Sadecki, L (9, 1)						1B					1	0	0	0	0	0	1										
Ron Taylor, R (9, 1)						1B					0	0	0	0	0	0	0										
Inning Stats	R: 0 E: 0 K: 0 S: 3	H: 0 LOB: 1 BB: 1 P: 7	R: 0 E: 0 K: 0 S: 4	H: 1 LOB: 1 BB: 0 P: 4	R: 0 E: 0 K: 1 S: 5	H: 0 LOB: 0 BB: 0 P: 5	R: 0 E: 0 K: 0 S: 4	H: 1 LOB: 1 BB: 0 P: 4	R: 0 E: 0 K: 0 S: 3	H: 1 LOB: 0 BB: 0 P: 3	R: 4 E: 0 K: 0 S: 8	H: 6 LOB: 3 BB: 1 P: 12	R: 0 E: 0 K: 1 S: 4	H: 0 LOB: 0 BB: 0 P: 5	R: 0 E: 0 K: 1 S: 6	H: 2 LOB: 1 BB: 0 P: 6	R: 1 E: 0 K: 1 S: 8	H: 3 LOB: 2 BB: 0 P: 8	R: 1 E: 0 K: 0 S: 4	H: 2 LOB: 0 BB: 0 P: 4	1B: 11 2B: 3 3B: 2 HR: 0	SF: 0 SAC: 0 DP: 2 HBP: 1	WP: 1 PB: 0 SB: 1 CS: 2	PA: 44			
PITCHER	IP	WLS	BF	H	R	ER	SO	BB	IBB	HBP	BLK	WP	HR	S	P	ERA	WHIP										
Don Wilson, R ERA: 4.5 (1, 1)	5.1		23	7	4	4	1	1	0	0	0	1	0	7	12	6.75	1.500										
Jim Ray, R ERA: 1.74 (6, 1)	1.2		7	2	0	0	1	0	1	1	0	1	0	7	12	0.00	1.200										
Fred Gladding, R ERA: 1.69 (8, 1)	1.1		8	5	1	1	1	0	0	0	0	0	0	10	10	6.75	3.750										
Denny Lemaster, L ERA: (9, 1)	0.2		2	0	0	0	1	0	0	0	0	0	0	4	4	0.00	0.000										
George Culver, R ERA: 2.4 (10, 1)	1.0	L	4	2	1	1	0	0	0	0	0	0	0	4	4	9.00	2.000										

Batter	1	2	3	4	5	6	7	8	9	10	AB	R	H	RBI	BB	SO	LOB	BOTTOM									
Roger Metzger, S OBP: 0.277, SLG: 0.264 Norm Miller, L OBP: 0.258, SLG: 0.400 George Culver, R (10, 1)	1B	FC5		F2			K		FC3-6		4	0	1	0	0	1	3	New York Mets @ Houston Astros Astrodome, Houston, TX Sun May 02 1971, 4:33 AM EDT Att: 15,616 - Unknown									
Joe Morgan, L OBP: 0.304, SLG: 0.381 (1, 4)	K			G6-4-3			3-1		FC3-6		4	0	0	0	1	1	3										
Jimmy Wynn, R OBP: 0.364, SLG: 0.348 (1, 8)	F7		F8				1-3		1B		5	0	1	1	0	0	2										
Bob Watson, R OBP: 0.379, SLG: 0.474 (1, 3)	FC5		G6-4-3				4-3		F8		5	0	1	0	0	0	3										
Denis Menke, R OBP: 0.308, SLG: 0.313 (10, 6)	FC5			F7			K		1-3		5	0	0	0	0	1	2										
Jesus Alou, R OBP: 0.392, SLG: 0.396 (1, 7)				6-3							5	2	4	0	0	0	0										
Cesar Cedeno, R OBP: 0.229, SLG: 0.308 (1, 9)		F9					F8				5	2	3	2	0	0	2										
Jack Hiatt, R OBP: 0.552, SLG: 0.476 Rich Chiles, L OBP: 0.500, SLG: 0.833 Doug Rader, R OBP: 0.250, SLG: 0.244 (10, 5)							F9		FC3-6		1	0	0	0	2	0	1										
Don Wilson, R OBP: 0.143, SLG: 0.143 Jim Ray, R Marty Martinez, S Fred Gladding, L Denny Lemaster, R Cesar Cedeno, L Johnny Edwards, L OBP: 0.206, SLG: 0.180 (10, 2)		6-3							K		2	0	1	2	0	0	1										
Inning Stats	R: 0 E: 0 K: 1 S: 7	H: 2 LOB: 2 BB: 0 P: 7	R: 1 E: 0 K: 0 S: 4	H: 1 LOB: 1 BB: 1 P: 8	R: 0 E: 0 K: 0 S: 2	H: 0 LOB: 0 BB: 1 P: 6	R: 1 E: 0 K: 0 S: 5	H: 2 LOB: 2 BB: 1 P: 9	R: 0 E: 0 K: 0 S: 3	H: 1 LOB: 1 BB: 0 P: 6	R: 0 E: 0 K: 1 S: 6	H: 0 LOB: 0 BB: 0 P: 5	R: 0 E: 0 K: 0 S: 3	H: 0 LOB: 0 BB: 0 P: 3	R: 3 E: 0 K: 1 S: 10	H: 5 LOB: 2 BB: 0 P: 10	R: 0 E: 0 K: 0 S: 5		H: 2 LOB: 2 BB: 0 P: 5	1B: 11 2B: 1 3B: 0 HR: 1	SF: 0 SAC: 0 DP: 1 HBP: 0	WP: 0 PB: 0 SB: 1 CS: 0	PA: 45				
PITCHER	IP	WLS	BF	H	R	ER	SO	BB	IBB	HBP	BLK	WP	HR	S	P	ERA	WHIP										
Jerry Koosman, L ERA: 1.83 (1, 1)	6.0		26	6	2	1	2	2	1	0	0	0	0	27	39	1.50	1.333										
Danny Frisella, R ERA: 3.86 (7, 1)	2.1		11	4	3	3	2	0	0	0	0	0	1	15	15	11.57	1.714										
Ray Sadecki, L ERA: 2.16 (9, 1)	0.1		1	0	0	0	0	0	0	0	0	0	0	1	1	0.00	0.000										
Ron Taylor, R ERA: (9, 1)	1.1	W	7	3	0	0	0	0	0	0	0	0	0	7	7	0.00	2.250										

Batter	1	2	3	4	5	6	7	8	9	AB	R	H	RBI	BB	SO	LOB	TOP			
Roger Metzger, S (1, 6) OBP: 0.304, SLG: 0.295										5	1	1	0	0	0	2				
Joe Morgan, L (1, 4) OBP: 0.325, SLG: 0.407										4	3	4	2	0	0	0				
Jimmy Wynn, R (1, 8) OBP: 0.362, SLG: 0.356										4	0	1	1	0	2	2				
Bob Watson, R (1, 7) OBP: 0.345, SLG: 0.426										5	0	0	0	0	0	5				
Denis Menke, R (1, 3) OBP: 0.316, SLG: 0.302										4	1	2	1	1	1	2				
Jesus Alou, R (1, 9) OBP: 0.393, SLG: 0.404										3	0	1	0	0	0	1				
Cesar Cedeno, R (6, 9) OBP: 0.245, SLG: 0.316										1	1	1	1	1	0	0				
Doug Rader, R (1, 5) OBP: 0.229, SLG: 0.221										5	0	0	0	0	2	7				
Johnny Edwards, L (1, 2) OBP: 0.247, SLG: 0.217										4	1	2	2	0	0	1				
Don Wilson, R (1, 1) OBP: 0.167, SLG: 0.222										4	1	1	1	0	3	1				
Inning Stats	R: 2 E: 0 K: 1 S: 9	H: 4 LOB: 2 BB: 0 P: 9	R: 2 E: 0 K: 0 S: 5	H: 2 LOB: 0 BB: 0 P: 5	R: 0 E: 0 K: 1 S: 5	H: 0 LOB: 0 BB: 0 P: 5	R: 0 E: 0 K: 1 S: 6	H: 1 LOB: 1 BB: 0 P: 6	R: 0 E: 0 K: 1 S: 5	H: 0 LOB: 1 BB: 1 P: 9	R: 1 E: 0 K: 1 S: 7	H: 2 LOB: 1 BB: 0 P: 7	R: 2 E: 0 K: 2 S: 9	H: 2 LOB: 1 BB: 1 P: 13	R: 1 E: 0 K: 0 S: 5	H: 2 LOB: 2 BB: 0 P: 6	1B: 9 2B: 4 3B: 0 HR: 0	SF: 1 SAC: 0 DP: 0 HBP: 1	WP: 1 PB: 1 SB: 2 CS: 0	PA: 43
PITCHER	IP WLS BF H R ER SO BB IBB HBP BLK WP HR S P ERA WHIP																			
Jim Bunning, R (1, 1) ERA: 6.1	5.0 L 22 7 4 4 4 4 0 0 0 0 0 0 30 30 7.20 1.400																			
Bill Champion, R (6, 1) ERA: 7.5	2.0 9 2 1 1 2 1 0 0 0 0 0 0 12 16 4.50 1.500																			
Ken Reynolds, L (8, 1) ERA: 3.86	2.0 12 4 3 3 2 1 0 1 0 1 0 0 14 19 13.50 2.500																			

Houston Astros @ Philadelphia Phillies
Veterans Stadium, Philadelphia, PA
Fri May 07 1971, 7:05 PM EDT
Att: 15,728 - Unknown

AB	39
R	8
H	13
RBI	8
BB	2
SO	8
LOB	21



Batter	1	2	3	4	5	6	7	8	9	AB	R	H	RBI	BB	SO	LOB	BOTTOM					
Larry Bowa, S (1, 6) OBP: 0.287, SLG: 0.277										5	0	1	0	0	0	5						
Denny Doyle, L (1, 4) OBP: 0.338, SLG: 0.400										5	0	0	0	0	1	3						
Willie Montanez, L (1, 8) OBP: 0.416, SLG: 0.571										3	0	2	0	1	0	0						
Deron Johnson, R (1, 3) OBP: 0.298, SLG: 0.333										3	0	0	0	1	0	4						
Tim McCarver, L (1, 2) OBP: 0.273, SLG: 0.263										4	0	1	0	0	0	2						
Roger Freed, R (1, 9) OBP: 0.343, SLG: 0.365										4	0	1	0	0	2	3						
Don Money, R (1, 5) OBP: 0.267, SLG: 0.361										4	1	2	1	0	0	1						
Larry Hise, R (1, 7) OBP: 0.361, SLG: 0.313										4	0	1	0	0	3	2						
Jim Bunning, R (1, 1) OBP: 0.222, SLG: 0.125										1	0	0	0	0	0	0						
Joe Mauer, R (5, PH) OBP: 0.366, SLG: 0.444										0	0	0	0	0	1	0						
Barry Letcher, S (5, PH) OBP: 0.366, SLG: 0.444										0	0	0	0	0	0	0						
Bill Champion, R (8, 1) OBP: 1.000, SLG: 1.000										0	0	0	0	0	0	0						
Byron Browne, R (7, PH) OBP: 0.100, SLG: 0.000										0	0	0	0	0	1	0						
Ken Reynolds, L (8, 1) OBP: 0.245, SLG: 0.316										0	0	0	0	0	0	0						
Bobby Pteil, R (9, PH) OBP: 0.245, SLG: 0.316										1	0	0	0	0	0	0						
Inning Stats	R: 0 E: 0 K: 1 S: 5	H: 0 LOB: 0 BB: 0 P: 5	R: 0 E: 0 K: 1 S: 5	H: 0 LOB: 0 BB: 0 P: 5	R: 0 E: 0 K: 1 S: 5	H: 0 LOB: 0 BB: 0 P: 5	R: 0 E: 0 K: 0 S: 4	H: 1 LOB: 1 BB: 0 P: 4	R: 0 E: 0 K: 2 S: 9	H: 2 LOB: 3 BB: 1 P: 13	R: 0 E: 0 K: 0 S: 4	H: 1 LOB: 2 BB: 1 P: 8	R: 1 E: 0 K: 0 S: 5	H: 2 LOB: 3 BB: 2 P: 13	R: 0 E: 0 K: 0 S: 3	H: 1 LOB: 0 BB: 0 P: 3	R: 0 E: 0 K: 1 S: 6	H: 1 LOB: 1 BB: 0 P: 6	1B: 6 2B: 1 3B: 0 HR: 1	SF: 0 SAC: 0 DP: 1 HBP: 0	WP: 1 PB: 0 SB: 1 CS: 0	PA: 38
PITCHER	IP WLS BF H R ER SO BB IBB HBP BLK WP HR S P ERA WHIP																					
Don Wilson, R (1, 1) ERA: 3.88	9.0 W 38 8 1 1 6 4 0 0 0 0 1 1 46 62 1.00 1.333																					

Houston Astros @ Philadelphia Phillies
Veterans Stadium, Philadelphia, PA
Fri May 07 1971, 7:05 PM EDT
Att: 15,728 - Unknown

AB	34
R	1
H	8
RBI	1
BB	4
SO	6
LOB	20



Batter	1	2	3	4	5	6	7	8	9	AB	R	H	RBI	BB	SO	LOB	TOP			
Roger Metzger, S (1,6) OBP: 0.294, SLG: 0.284	F7			4-3		L4			4-3	4	0	0	0	0	0	1	Houston Astros @ Philadelphia Phillies Veterans Stadium, Philadelphia, PA Sun May 09 1971, 3:33 AM EDT Att: 36,145 - Unknown livebaseballscores.com			
Joe Morgan, L (1,4) OBP: 0.323, SLG: 0.402	F8			4-3			K		F9 1B	4	0	1	0	0	1	0				
Jimmy Wynn, R (1,8) OBP: 0.342, SLG: 0.333	F9			K			5-3		F9	4	0	0	0	0	1	1				
Bob Watson, R (1,7) Denny Lemaster, R (9,1) OBP: 0.333, SLG: 0.411		L4			F9		6-3		5-3	4	0	0	0	0	0	1				
Denis Menke, R (1,3) OBP: 0.308, SLG: 0.294		F8			4-3				5-3	3	0	0	0	0	0	0				
Jesus Alou, R (1,9) Cesar Cedeno, R (8, PR) OBP: 0.245, SLG: 0.316		P4			F3				S 1B	3	0	1	0	0	0	0				
Doug Rader, R (1,5) OBP: 0.222, SLG: 0.214				4-3		K			K	3	0	0	0	0	2	1				
Johnny Edwards, L (1,2) OBP: 0.263, SLG: 0.236				L3					FC4-6 1B	3	0	2	1	0	0	0				
Jack Billingham, R (1,1) Cesar Geronimo, L (9,7) OBP: 0.188, SLG: 0.133				K					FC4-6 1B	3	0	1	0	0	1	1				
Inning Stats	R: 0 E: 0 K: 0 S: 3	H: 0 LOB: 0 BB: 0 P: 3	R: 0 E: 0 K: 0 S: 3	H: 0 LOB: 0 BB: 0 P: 3	R: 0 E: 0 K: 1 S: 5	H: 0 LOB: 0 BB: 0 P: 5	R: 0 E: 0 K: 1 S: 5	H: 0 LOB: 0 BB: 0 P: 5	R: 0 E: 0 K: 1 S: 6	H: 2 LOB: 1 BB: 0 P: 6	R: 0 E: 0 K: 1 S: 5	H: 0 LOB: 0 BB: 0 P: 5	R: 1 E: 0 K: 1 S: 7	H: 2 LOB: 1 BB: 0 P: 7	R: 0 E: 1 K: 0 S: 4	H: 1 LOB: 1 BB: 0 P: 4	1B: 5 2B: 0 3B: 0 HR: 0	SF: 0 SAC: 0 DP: 0 HBP: 0	WP: 0 PB: 0 SB: 1 CS: 0	PA: 31
PITCHER Barry Lersch, R (1,1) ERA: 3.89	IP: 9.0 WLS: W BF: 31 H: 5 R: 1 ER: 1 SO: 5 BB: 0 IBB: 0 HBP: 0 BLK: 0 WP: 0 HR: 0 S: 41 P: 41 ERA: 1.00 WHIP: 0.556																			

Batter	1	2	3	4	5	6	7	8	9	AB	R	H	RBI	BB	SO	LOB	BOTTOM			
Larry Bowa, S (1,6) Don Money, R (8, PH) Terry Harmon, R (9,6) OBP: 0.279, SLG: 0.269	F7		4-3			P6		K		3	0	0	0	0	0	0	Houston Astros @ Philadelphia Phillies Veterans Stadium, Philadelphia, PA Sun May 09 1971, 3:33 AM EDT Att: 36,145 - Unknown livebaseballscores.com			
Tony Taylor, R (1,5) OBP: 0.256, SLG: 0.257		1B BB	6-3			K			P6	3	0	0	0	1	1	0				
Willie Montanez, L (1,8) OBP: 0.419, SLG: 0.580		G1-6-3 1B	3-1			4-3			WP 1B 2B	4	1	2	0	0	0	0				
Deron Johnson, R (1,3) OBP: 0.287, SLG: 0.320		G1-6-3 1-2		5-3		K			F9	4	0	0	0	0	1	3				
Ron Stone, L (1,9) OBP: 0.343, SLG: 0.355		2B 2B		F7		F8			1B BB	3	1	1	0	1	0	0				
Tim McCarver, L (1,2) OBP: 0.283, SLG: 0.286		2-3 2B		1-3		P3			1B	4	0	2	2	0	0	0				
Joe Lis, R (1,7) Byron Browne, R (9,7) OBP: 0.361, SLG: 0.414		2-3 2B			G4-6-3 BB			L8		2	0	0	0	1	0	1				
Denny Doyle, L (1,4) OBP: 0.338, SLG: 0.389		F7			G4-6-3 1-2			SH3-4 BB		2	0	0	0	1	0	2				
Barry Lersch, S (1,1)		5-3			K			SH3-4 1-2		2	0	0	0	0	1	1				
Inning Stats	R: 0 E: 0 K: 0 S: 3	H: 1 LOB: 1 BB: 1 P: 7	R: 1 E: 0 K: 0 S: 5	H: 2 LOB: 1 BB: 0 P: 5	R: 0 E: 0 K: 0 S: 3	H: 0 LOB: 0 BB: 0 P: 3	R: 0 E: 0 K: 0 S: 3	H: 0 LOB: 0 BB: 0 P: 3	R: 0 E: 0 K: 1 S: 4	H: 0 LOB: 0 BB: 1 P: 8	R: 0 E: 0 K: 1 S: 5	H: 0 LOB: 0 BB: 0 P: 5	R: 0 E: 0 K: 1 S: 5	H: 0 LOB: 1 BB: 0 P: 5	R: 1 E: 0 K: 0 S: 4	H: 2 LOB: 2 BB: 1 P: 8	1B: 2 2B: 3 3B: 0 HR: 0	SF: 0 SAC: 1 DP: 2 HBP: 0	WP: 1 PB: 0 SB: 0 CS: 0	PA: 33
PITCHER Jack Billingham, R (1,1) Denny Lemaster, L (9,1) ERA: 3.18	IP: 8.2 WLS: L BF: 31 H: 4 R: 2 ER: 2 SO: 4 BB: 3 IBB: 0 HBP: 0 BLK: 0 WP: 0 HR: 0 S: 36 P: 48 ERA: 2.08 WHIP: 0.808																			

Batter	1	2	3	4	5	6	7	8	9	AB	R	H	RBI	BB	SO	LOB	TOP			
Roger Metzger, S (1, 6) OBP: 0.285, SLG: 0.274										4	0	0	0	0	3	1				
Joe Morgan, L (1, 4) OBP: 0.313, SLG: 0.388										4	0	0	0	0	2	1				
Jimmy Wynn, R (1, 8) OBP: 0.325, SLG: 0.313										4	0	0	0	0	0	0				
Bob Watson, R (1, 7) OBP: 0.347, SLG: 0.417 Cesar Geronimo, L (9, PR) OBP: 0.333, SLG: 0.455										3	1	2	0	1	0	0				
Denis Menke, R (1, 3) OBP: 0.309, SLG: 0.295										3	0	1	0	0	0	1				
Jesús Alou, R (1, 9) OBP: 0.403, SLG: 0.403										2	0	1	0	1	0	1				
Doug Rader, R (1, 5) OBP: 0.225, SLG: 0.210										2	0	0	0	1	1	2				
Johnny Edwards, L (1, 2) OBP: 0.266, SLG: 0.230										2	0	0	0	1	0	2				
Wade Blasingame, L (1, 1) OBP: 0.333, SLG: 0.545 Cesar Cedeno, R (8, PH) OBP: 0.243, SLG: 0.313 Fred Gladding, L (8, 1)										2	0	0	0	0	1	2				
										1	0	0	0	0	1	0				
										0	0	0	0	0	0	0				
Inning Stats	R: 0 E: 0 K: 2 S: 7	H: 0 LOB: 0 BB: 7	R: 1 E: 0 K: 1 S: 6	H: 2 LOB: 0 BB: 6	R: 0 E: 0 K: 3 S: 9	H: 0 LOB: 1 BB: 13	R: 0 E: 0 K: 0 S: 3	H: 0 LOB: 0 BB: 3	R: 0 E: 0 K: 0 S: 3	H: 1 LOB: 1 BB: 1 P: 7	R: 0 E: 0 K: 0 S: 3	H: 0 LOB: 1 BB: 2 P: 10	R: 0 E: 0 K: 2 S: 7	H: 0 LOB: 0 BB: 7	R: 0 E: 0 K: 0 S: 4	H: 1 LOB: 1 BB: 0 P: 4	1B: 4 2B: 1 3B: 0 HR: 0	SF: 0 SAC: 1 DP: 3 HBP: 0	WP: 0 PB: 0 SB: 1 CS: 0	PA: 32
PITCHER	IP WLS BF H R ER SO BB IBB HBP BLK WP HR S P ERA WHIP																			
Gary Gentry, R (1, 1) ERA: 2.55	7.0 W 25 3 1 1 6 3 1 0 0 0 0 0 33 49 1.29 0.857																			
Tug McGraw, L (8, 1) ERA: 0.4	2.0 S 7 1 0 0 2 0 0 0 0 0 0 0 0 11 11 0.00 0.500																			

Houston Astros @ New York Mets
Shea Stadium, Flushing, NY
Mon May 10 1971, 7:05 PM EDT
Att: 16,056 - Unknown

AB	27
R	1
H	4
RBI	0
BB	4
SO	8
LOB	10



Batter	1	2	3	4	5	6	7	8	9	AB	R	H	RBI	BB	SO	LOB	BOTTOM	
Bud Harrelson, S (1, 6) OBP: 0.415, SLG: 0.423										4	0	1	2	0	0	0		
Tim Lincecum, R (1, 4) OBP: 0.400, SLG: 0.471										4	0	0	0	0	0	1		
Cleon Jones, R (1, 7) OBP: 0.298, SLG: 0.358										3	0	1	0	1	0	0		
Donn Clendenon, R (1, 3) OBP: 0.333, SLG: 0.459										4	0	1	0	0	2	1		
Bob Aspromonte, R (1, 5) OBP: 0.305, SLG: 0.394										4	0	0	0	0	0	2		
Ken Singleton, S (1, 9) OBP: 0.333, SLG: 0.234										2	0	0	0	1	1	0		
Jerry Grote, R (1, 2) OBP: 0.427, SLG: 0.512										3	1	2	0	0	1	0		
Don Hahn, R (1, 8) OBP: 0.360, SLG: 0.286										3	1	1	0	0	1	2		
Gary Gentry, R (1, 1) OBP: 0.118, SLG: 0.118 Tommy Agee, R (7, PH) OBP: 0.337, SLG: 0.447 Tug McGraw, R (8, 1) OBP: 0.667, SLG: 1.000										2	0	0	0	0	0	2		
										1	0	0	0	0	0	2		
										0	0	0	0	0	0	0		
Inning Stats	R: 0 E: 0 K: 1 S: 5	H: 0 LOB: 1 BB: 1 P: 9	R: 0 E: 0 K: 1 S: 5	H: 0 LOB: 0 BB: 0 P: 5	R: 0 E: 0 K: 0 S: 3	H: 0 LOB: 0 BB: 0 P: 3	R: 0 E: 0 K: 1 S: 5	H: 0 LOB: 0 BB: 0 P: 5	R: 0 E: 0 K: 0 S: 5	H: 2 LOB: 2 BB: 0 P: 5	R: 2 E: 0 K: 1 S: 8	H: 3 LOB: 1 BB: 0 P: 8	R: 0 E: 0 K: 0 S: 3	H: 0 LOB: 0 BB: 0 P: 3	1B: 5 2B: 1 3B: 0 HR: 0	SF: 0 SAC: 0 DP: 0 HBP: 0	WP: 0 PB: 0 SB: 0 CS: 0	PA: 32
PITCHER	IP WLS BF H R ER SO BB IBB HBP BLK WP HR S P ERA WHIP																	
Wade Blasingame, L (1, 1) ERA: 3.0	7.0 L 29 6 2 2 5 2 0 0 0 0 0 0 37 45 2.57 1.143																	
Fred Gladding, R (8, 1) ERA: 1.23	1.0 3 0 0 0 0 0 0 0 0 0 0 0 3 3 0.00 0.000																	

Houston Astros @ New York Mets
Shea Stadium, Flushing, NY
Mon May 10 1971, 7:05 PM EDT
Att: 16,056 - Unknown

AB	30
R	2
H	6
RBI	2
BB	2
SO	5
LOB	10



Batter	1	2	3	4	5	6	7	8	9	AB	R	H	RBI	BB	SO	LOB	TOP			
Roger Metzger, S OBP: 0.281, SLG: 0.271 (1, 6)	F8		6-3		FC6-4 1B		6-3		F8	5	0	1	0	0	0	1				
Joe Morgan, L OBP: 0.312, SLG: 0.378 Ken Forsch, R OBP: 0.500, SLG: 0.500 (1, 4) (7, 1)	K			BB BB	FC6-4		F4			3	0	0	1	1	1	2				
Jimmy Wynn, R OBP: 0.321, SLG: 0.300 (1, 8)	F8			BB BB	F7		5-3			3	0	0	0	1	0	2				
Bob Watson, R OBP: 0.352, SLG: 0.417 Rich Chiles, L OBP: 0.400, SLG: 0.556 (4, PH) (4, 7)		BB HBP		K		K		K		0	0	0	0	0	0	0				
Denis Menke, R OBP: 0.323, SLG: 0.307 (1, 3)		G3-6-1 BB		K		1B BB		2B		2	0	1	0	2	1	2				
Cesar Cedeno, R OBP: 0.243, SLG: 0.303 (1, 9)	K			BB BB	F3		K			3	0	0	0	1	2	4				
Doug Rader, R OBP: 0.226, SLG: 0.212 (1, 5)	G3-6-1			F9		1B		4-3		4	0	1	0	0	0	6				
Johnny Edwards, L OBP: 0.268, SLG: 0.224 Norm Miller, L OBP: 0.250, SLG: 0.387 (1, 2) (7, 2)			6-3		1B FC6-4 BB	1-3			F7	2	1	0	0	1	0	2				
Larry Dierker, R OBP: 0.048, SLG: 0.048 George Culver, R (6, 1) Marty Martinez, S (7, PH) (7, 4)	F9			K				6-3		2	0	0	0	0	1	1				
										0	0	0	0	0	0	0				
										1	0	0	0	1	0	0				
Inning Stats	R: 0 E: 0 K: 1 S: 5	H: 0 LOB: 0 BB: 0 P: 5	R: 0 E: 0 K: 1 S: 4	H: 0 LOB: 1 BB: 1 P: 9	R: 0 E: 0 K: 0 S: 3	H: 0 LOB: 0 BB: 0 P: 3	R: 0 E: 0 K: 2 S: 7	H: 0 LOB: 3 BB: 3 P: 19	R: 1 E: 0 K: 1 S: 6	H: 1 LOB: 1 BB: 1 P: 10	R: 0 E: 0 K: 0 S: 3	H: 0 LOB: 1 BB: 1 P: 7	R: 0 E: 0 K: 2 S: 8	H: 1 LOB: 1 BB: 0 P: 8	R: 0 E: 0 K: 0 S: 3	H: 0 LOB: 0 BB: 0 P: 3	1B: 2 2B: 1 3B: 0 HR: 0	SF: 0 SAC: 0 DP: 1 HBP: 1	WP: 1 PB: 0 SB: 0 CS: 0	PA: 37
PITCHER Nolan Ryan, R ERA: 1.42 (1, 1)	IP: 9.0 WLS: W BF: 37 H: 3 R: 1 ER: 1 SO: 8 BB: 7 IBB: 0 HBP: 1 BLK: 0 WP: 1 HR: 0 S: 45 P: 74 ERA: 1.00 WHIP: 1.111															PITCHER				

Houston Astros @ New York Mets
Shea Stadium, Flushing, NY
Tue May 11 1971, 7:05 PM EDT
Att: 20,612 - Unknown

AB	29
R	1
H	3
RBI	1
BB	7
SO	8
LOB	22



Batter	1	2	3	4	5	6	7	8	9	AB	R	H	RBI	BB	SO	LOB	BOTTOM
Bud Harrelson, S OBP: 0.422, SLG: 0.421 (1, 6)	F9			F8		BB HR BB				3	1	1	0	2	0	1	
Tim Lincecum, R OBP: 0.378, SLG: 0.421 (1, 5)	6-3			6-3		HR BB		F5		4	1	0	1	1	1	4	
Dave Marshall, L OBP: 0.467, SLG: 0.489 (1, 9)	1-3			F7		HR				4	1	1	4	0	0	0	
Cleon Jones, R OBP: 0.297, SLG: 0.355 (1, 7)		2B 4-3 1B		K		1-3				4	1	1	0	0	1	0	
Ed Kranepool, L OBP: 0.391, SLG: 0.508 (1, 3)		4-3 1B 2B		1B		F5		4-3		4	1	2	0	0	0	0	
Ken Boswell, L OBP: 0.277, SLG: 0.316 (1, 4)		4-3		1B		1B BB 1B		F7		4	1	2	1	0	0	1	
Jerry Grote, R OBP: 0.430, SLG: 0.511 (1, 2)		FC6-4 1B		1-3		BB HR 1B		4-3		4	1	2	1	0	0	2	
Don Hahn, R OBP: 0.345, SLG: 0.280 (1, 8)		FC6-4 1B E		SH1-4 1B		F4		6-3		4	1	1	0	0	0	3	
Nolan Ryan, R OBP: 0.167, SLG: 0.167 (1, 1)	E9			SH1-4		F2		F3		3	0	1	0	0	0	2	
										1B: 9 2B: 1 3B: 0 HR: 1	SF: 0 SAC: 1 DP: 0 HBP: 0	WP: 0 PB: 0 SB: 0 CS: 0	PA: 38				
Inning Stats	R: 0 E: 0 K: 0 S: 3	H: 4 LOB: 2 BB: 1 P: 13	R: 3 E: 1 K: 1 S: 9	H: 4 LOB: 2 BB: 1 P: 13	R: 0 E: 0 K: 1 S: 7	H: 2 LOB: 2 BB: 0 P: 7	R: 0 E: 0 K: 0 S: 4	H: 1 LOB: 1 BB: 0 P: 4	R: 0 E: 0 K: 0 S: 3	H: 0 LOB: 0 BB: 0 P: 3	R: 5 E: 0 K: 0 S: 6	H: 3 LOB: 2 BB: 2 P: 14	R: 0 E: 0 K: 0 S: 3	H: 0 LOB: 0 BB: 0 P: 3	R: 0 E: 0 K: 0 S: 4	H: 1 LOB: 1 BB: 0 P: 4	
PITCHER Larry Dierker, R ERA: 2.09 George Culver, R ERA: 2.93 Ken Forsch, R ERA: 1.17 (1, 1) (6, 1) (7, 1)	IP: 5.2 WLS: L BF: 29 H: 9 R: 7 ER: 6 SO: 2 BB: 3 IBB: 0 HBP: 0 BLK: 0 WP: 0 HR: 0 S: 30 P: 42 ERA: 9.53 WHIP: 2.118															PITCHER	

Houston Astros @ New York Mets
Shea Stadium, Flushing, NY
Tue May 11 1971, 7:05 PM EDT
Att: 20,612 - Unknown

AB	34
R	8
H	11
RBI	7
BB	3
SO	2
LOB	13



Batter	1	2	3	4	5	6	7	8	9	AB	R	H	RBI	BB	SO	LOB	TOP			
Enzo Hernandez, R (1, 6) OBP: 0.373, SLG: 0.327	L6		E4			6-3		4-3		4	0	0	0	0	0	1	San Diego Padres @ Houston Astros Astrodome, Houston, TX Mon May 17 1971, 8:05 PM EDT Att: 7,457 - Unknown			
Dave Campbell, R (1, 4) OBP: 0.275, SLG: 0.356	E5		F4			K		K		4	0	0	0	0	2	2				
Cito Gaston, R (1, 8) OBP: 0.293, SLG: 0.447	K					K		5-3		4	0	0	0	0	2	1				
Nate Colbert, R (1, 3) OBP: 0.400, SLG: 0.524	5-3					K		F6		4	0	1	0	0	1	1				
Ollie Brown, R (1, 9) OBP: 0.338, SLG: 0.380		6-3				F6		F6		3	0	1	0	0	0	1				
Ivan Murrell, R (1, 7) OBP: 0.353, SLG: 0.425		5-3				FC6-4				2	0	0	0	0	0	1				
Angel Bravo, L (7, 7) OBP: 0.273, SLG: 0.273						FC6-4				0	0	0	0	0	0	0				
Ed Spiezio, R (1, 5) OBP: 0.258, SLG: 0.259						HBP		F2-5		3	0	0	0	0	1	2				
Chris Cannizzaro, R (1, 2) OBP: 0.320, SLG: 0.254			5-3					6-3		3	0	1	0	0	0	0				
Dave Roberts, L (1, 1) OBP: 0.222, SLG: 0.222						G1-6-3				2	0	1	0	0	0	1				
Larry Stahl, L (8, PH) OBP: 0.299, SLG: 0.407								F7		1	0	0	0	0	0	0				
Al Severinsen, R (8, 1)										0	0	0	0	0	0	0				
Inning Stats	R: 0 E: 1 K: 1 S: 6	H: 0 LOB: 1 BB: 0 P: 6	R: 0 E: 0 K: 1 S: 5	H: 0 LOB: 0 BB: 0 P: 5	R: 0 E: 1 K: 0 S: 4	H: 1 LOB: 1 BB: 0 P: 4	R: 0 E: 0 K: 1 S: 6	H: 1 LOB: 1 BB: 0 P: 6	R: 0 E: 0 K: 2 S: 7	H: 0 LOB: 0 BB: 0 P: 7	R: 0 E: 0 K: 0 S: 3	H: 1 LOB: 1 BB: 0 P: 4	R: 0 E: 0 K: 0 S: 3	H: 0 LOB: 0 BB: 0 P: 3	R: 0 E: 0 K: 1 S: 5	H: 0 LOB: 0 BB: 0 P: 5	1B: 3 2B: 2 3B: 0 HR: 0	SF: 0 SAC: 0 DP: 2 HBP: 1	WP: 0 PB: 0 SB: 1 CS: 0	PA: 31
PITCHER Don Wilson, R (1, 1) ERA: 3.36	IP: 9.0 WLS: W BF: 31	H: 4 R: 0 ER: 0 SO: 6	BB: 0 IBB: 0 HBP: 1 BLK: 0	WP: 0 HR: 0 S: 42 P: 43	ERA: 0.00 WHIP: 0.444	PITCHER										IP: 9.0 WLS: W BF: 31	H: 4 R: 0 ER: 0 SO: 6	BB: 0 IBB: 0 HBP: 1 BLK: 0	WP: 0 HR: 0 S: 42 P: 43	ERA: 0.00 WHIP: 0.444

Batter	1	2	3	4	5	6	7	8	9	AB	R	H	RBI	BB	SO	LOB	BOTTOM			
Roger Metzger, S (1, 6) OBP: 0.293, SLG: 0.293	K		4-3			FC5-4		6-3		4	0	0	0	0	1	2	San Diego Padres @ Houston Astros Astrodome, Houston, TX Mon May 17 1971, 8:05 PM EDT Att: 7,457 - Unknown			
Joe Morgan, L (1, 4) OBP: 0.331, SLG: 0.403	F4		G3			F6		4-3 WP		4	1	1	0	0	0	2				
Cesar Cedeno, R (1, 9) OBP: 0.242, SLG: 0.311	K		K			G3		4-3		4	0	0	0	0	2	1				
Jimmy Wynn, R (1, 8) OBP: 0.313, SLG: 0.287		K				1-3		K		4	0	1	1	0	2	0				
Denis Menke, R (1, 3) OBP: 0.324, SLG: 0.303		F7				F9		K		4	0	1	0	0	1	0				
Doug Rader, R (1, 5) OBP: 0.244, SLG: 0.290		E				F8		1B		4	1	2	0	0	0	2				
Jesus Alou, R (1, 7) OBP: 0.429, SLG: 0.458		1B						1B		3	0	2	0	0	0	1				
Cesar Geronimo, L (9, 7) OBP: 0.385, SLG: 0.500		E4				FC1-5		FC5-4		0	0	0	0	0	0	0				
Jack Hiatt, R (1, 2) OBP: 0.583, SLG: 0.519						FC5-4		FC5-4		2	0	1	1	1	0	1				
Don Wilson, R (1, 1) OBP: 0.125, SLG: 0.167		F7				FC1-5		K		3	0	0	0	0	1	5				
Inning Stats	R: 0 E: 0 K: 2 S: 7	H: 0 LOB: 0 BB: 0 P: 7	R: 1 E: 1 K: 1 S: 8	H: 2 LOB: 2 BB: 0 P: 8	R: 0 E: 0 K: 1 S: 5	H: 0 LOB: 0 BB: 0 P: 5	R: 0 E: 0 K: 0 S: 3	H: 0 LOB: 0 BB: 0 P: 3	R: 0 E: 0 K: 0 S: 4	H: 1 LOB: 2 BB: 1 P: 8	R: 0 E: 0 K: 2 S: 7	H: 0 LOB: 0 BB: 0 P: 7	R: 0 E: 0 K: 1 S: 6	H: 2 LOB: 1 BB: 0 P: 6	R: 1 E: 0 K: 0 S: 6	H: 3 LOB: 2 BB: 0 P: 6	1B: 7 2B: 1 3B: 0 HR: 0	SF: 0 SAC: 0 DP: 0 HBP: 0	WP: 1 PB: 0 SB: 0 CS: 0	PA: 33
PITCHER Dave Roberts, L (1, 1) ERA: 2.38	IP: 7.0 WLS: L BF: 27	H: 5 R: 1 ER: 0 SO: 7	BB: 1 IBB: 0 HBP: 0 BLK: 0	WP: 0 HR: 0 S: 40 P: 44	ERA: 0.00 WHIP: 0.857	PITCHER										IP: 7.0 WLS: L BF: 27	H: 5 R: 1 ER: 0 SO: 7	BB: 1 IBB: 0 HBP: 0 BLK: 0	WP: 0 HR: 0 S: 40 P: 44	ERA: 0.00 WHIP: 0.857
Al Severinsen, R (8, 1) ERA: 1.75	IP: 1.0 WLS: L BF: 6	H: 3 R: 1 ER: 1 SO: 0	BB: 0 IBB: 0 HBP: 0 BLK: 0	WP: 1 HR: 0 S: 6 P: 6	ERA: 9.00 WHIP: 3.000	PITCHER										IP: 1.0 WLS: L BF: 6	H: 3 R: 1 ER: 1 SO: 0	BB: 0 IBB: 0 HBP: 0 BLK: 0	WP: 1 HR: 0 S: 6 P: 6	ERA: 9.00 WHIP: 3.000



Batter	1	2	3	4	5	6	7	8	9	AB	R	H	RBI	BB	SO	LOB	TOP		
Bobby Bonds, R OBP: 0.384, SLG: 0.597 (1, 9)	F8			FC4 1B SF8 1B		6-3 1B		K		4	1	2	0	0	1	0	San Francisco Giants @ Houston Astros Astrodome, Houston, TX Fri May 21 1971, 8:05 PM EDT Att: 18,555 - Unknown		
Chris Speier, R OBP: 0.339, SLG: 0.327 (1, 6)	1-3			FC4 1B 1-2		6-3		F8		4	0	1	0	0	0	1			
Willie Mays, R OBP: 0.447, SLG: 0.643 (1, 8)	F8			FC4 1B WP 1-2 2-3		K		K		4	0	0	0	0	2	3			
Willie McCovey, L OBP: 0.403, SLG: 0.548 (1, 3)		F8		SF8			1B 1B 1B		3-1	3	0	1	1	0	0	0			
Dick Dietz, R OBP: 0.441, SLG: 0.457 (1, 2)		K		6-3			K		1B 1B 1B	4	0	1	0	0	2	2			
George Foster, R OBP: 0.319, SLG: 0.447 (1, 7)		6-3			5-3		K		1B 1-2	4	0	1	0	0	1	1			
Tito Fuentes, S OBP: 0.292, SLG: 0.307 (1, 4)			4-3		K		1B 1-2		1B 1-2 2-3 G4-6-3	4	0	2	0	0	1	0			
Al Gallagher, R OBP: 0.345, SLG: 0.355 (1, 5)			4-3		F9		1-2 2-3 1B		G4-6-3	4	0	1	0	0	0	3			
Gaylord Perry, R OBP: 0.091, SLG: 0.091 (7, PH)				K		K	5-3			2	0	0	0	0	2	0			
Fran Healy, R OBP: 0.600, SLG: 1.556 (7, 1)						K				1	0	0	0	0	0	3			
John Cumberland, R (7, 1)										0	0	0	0	0	0	0			
Inning Stats	R: 0 E: 0 K: 0 S: 3	H: 0 LOB: 0 BB: 0 P: 3	R: 0 E: 0 K: 1 S: 5	H: 0 LOB: 0 BB: 0 P: 5	R: 0 E: 0 K: 1 S: 5	H: 2 LOB: 1 BB: 0 P: 5	R: 0 E: 0 K: 2 S: 8	H: 1 LOB: 1 BB: 0 P: 8	R: 0 E: 0 K: 2 S: 10	H: 3 LOB: 3 BB: 0 P: 10	R: 0 E: 0 K: 0 S: 7	H: 0 LOB: 0 BB: 0 P: 7	R: 0 E: 0 K: 0 S: 5	H: 3 LOB: 2 BB: 0 P: 5	1B: 9 2B: 0 3B: 0 HR: 0	SF: 1 SAC: 0 DP: 1 HBP: 0	WP: 1 PB: 0 SB: 0 CS: 0	PA: 35	
PITCHER	IP	WLS	BF	H	R	ER	SO	BB	IBB	HBP	BLK	WP	HR	S	P	ERA	WHIP		
Larry Dierker, R ERA: 2.16 (1, 1)	8.1	W	34	9	1	1	9	0	0	0	0	1	0	52	52	1.08	1.080		
Fred Gladding, R ERA: 2.25 (9, 1)	0.2	S	1	0	0	0	0	0	0	0	0	0	0	1	1	0.00	0.000		

Batter	1	2	3	4	5	6	7	8	9	AB	R	H	RBI	BB	SO	LOB	BOTTOM			
Roger Metzger, S OBP: 0.292, SLG: 0.299 (1, 6)	G4-6-3 1B		E7		3-1		F9			4	0	2	0	0	0	0	San Francisco Giants @ Houston Astros Astrodome, Houston, TX Fri May 21 1971, 8:05 PM EDT Att: 18,555 - Unknown			
Joe Morgan, L OBP: 0.328, SLG: 0.401 (1, 4)	G4-6-3 1-2		3-1	2H 1B		FC5-4 1B				4	0	2	0	0	0	2				
Jesus Alou, R OBP: 0.441, SLG: 0.477 (6, 7)	5-3			E 2B HBP		FC5-4 1-2		F4		3	1	0	0	0	0	2				
Cesar Geronimo, L OBP: 0.357, SLG: 0.462 (8, 7)					FC5-4 1-2					0	0	0	0	0	0	0				
Bob Watson, R OBP: 0.350, SLG: 0.392 (1, 7)		6-3		E4 2B BB		4-3		F7		3	1	0	0	0	0	2				
Cesar Cedeno, R OBP: 0.229, SLG: 0.292 (8, 9)								F7		1	0	0	0	0	0	0				
John Mayberry, L (1, 3)		F7		2B 1B BB				F9		3	1	0	0	1	0	0				
Norm Miller, L OBP: 0.304, SLG: 0.395 (6, 9)		4-3								2	0	1	2	0	0	0				
Jimmy Wynn, R OBP: 0.316, SLG: 0.281 (8, 8)				FC9-2-4 2B						1	0	1	0	0	0	0				
Doug Rader, R OBP: 0.257, SLG: 0.285 (1, 5)				E 2B		FC9-2-4 2-3		F2		4	1	1	0	0	0	4				
Johnny Edwards, L OBP: 0.245, SLG: 0.229 (1, 2)			F8					F7		3	0	1	1	0	0	2				
Larry Dierker, R OBP: 0.115, SLG: 0.154 (9, 1)				3H 1B						3	0	0	0	0	2	2				
Fred Gladding, L (9, 1)			K		K			F3		0	0	0	0	0	0	0				
Inning Stats	R: 0 E: 0 K: 0 S: 3	H: 1 LOB: 0 BB: 0 P: 3	R: 0 E: 0 K: 0 S: 3	H: 0 LOB: 0 BB: 0 P: 3	R: 1 E: 1 K: 1 S: 7	H: 2 LOB: 1 BB: 0 P: 7	R: 3 E: 1 K: 1 S: 7	H: 2 LOB: 1 BB: 1 P: 12	R: 0 E: 0 K: 0 S: 4	H: 1 LOB: 1 BB: 0 P: 4	R: 0 E: 0 K: 0 S: 3	H: 0 LOB: 1 BB: 0 P: 4	R: 0 E: 0 K: 0 S: 4	H: 1 LOB: 1 BB: 0 P: 4	R: 0 E: 0 K: 0 S: 4	H: 1 LOB: 1 BB: 0 P: 4	1B: 5 2B: 3 3B: 1 HR: 0	SF: 0 SAC: 0 DP: 2 HBP: 2	WP: 0 PB: 0 SB: 0 CS: 0	PA: 34
PITCHER	IP	WLS	BF	H	R	ER	SO	BB	IBB	HBP	BLK	WP	HR	S	P	ERA	WHIP			
Gaylord Perry, R ERA: 2.7 (1, 1)	6.0	L	26	6	4	1	2	1	0	2	0	0	0	27	33	1.50	1.167			
John Cumberland, L ERA: 2.25 (7, 1)	2.0		8	2	0	0	0	0	0	0	0	0	0	8	8	0.00	1.000			

AB	34
R	1
H	9
RBI	1
BB	0
SO	9
LOB	13

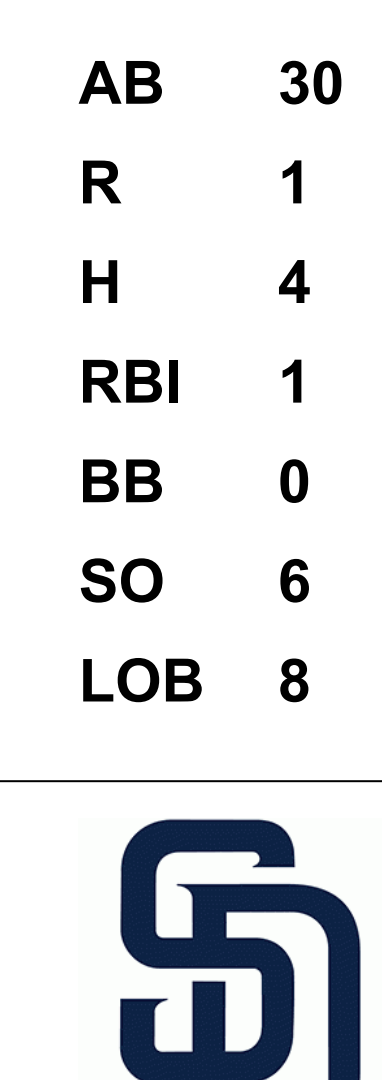


Batter	1	2	3	4	5	6	7	8	9	AB	R	H	RBI	BB	SO	LOB	TOP								
Roger Metzger, S OBP: 0.273, SLG: 0.274 (1, 6)	4-3		FC6-4		F8		FC6-4		3-1	5	0	0	0	0	0	5	Houston Astros @ San Diego Padres San Diego Stadium, San Diego, CA Wed May 26 1971, 10:05 PM EDT Unknown livebaseballscorecards.com								
Joe Morgan, L OBP: 0.323, SLG: 0.385 (1, 4)	6-3		6-3			4-3		F5		4	0	1	0	0	0	1									
Jesus Alou, R OBP: 0.413, SLG: 0.451 (1, 9)	6-3			K		F5		6-3		4	0	0	0	0	1	1									
Rich Chiles, L OBP: 0.500, SLG: 0.714 Cesar Cedeno, R OBP: 0.231, SLG: 0.294 (4, PH) (4, 7)	K			4-3		1B		5-3		1	0	0	0	0	1	1									
John Mayberry, L OBP: 0.333, SLG: 0.333 (1, 3)		G3		K					K	4	0	1	0	0	2	0									
Norm Miller, L OBP: 0.288, SLG: 0.388 Jimmy Wynn, R OBP: 0.308, SLG: 0.274 (2, PH) (2, 8)					L5		F9		F7	0	0	0	0	0	0	0									
Doug Rader, R OBP: 0.262, SLG: 0.288 (1, 5)										4	2	3	0	0	0	1									
Johnny Edwards, L OBP: 0.248, SLG: 0.272 Jack Hiatt, R OBP: 0.521, SLG: 0.447 (2, 2)				6-3		1-3		F7		0	0	0	0	0	0	0									
Wade Blasingame, L OBP: 0.333, SLG: 0.438 Bob Watson, R OBP: 0.342, SLG: 0.380 George Culver, R (9, 1)								F5		2	0	1	1	1	0	1									
										1	0	1	1	0	0	0									
										0	0	0	0	0	0	0									
Inning Stats	R: 0 E: 0 K: 1 S: 6	H: 1 LOB: 1 BB: 0 P: 6	R: 0 E: 0 K: 0 S: 3	H: 1 LOB: 0 BB: 0 P: 3	R: 0 E: 0 K: 0 S: 3	H: 0 LOB: 1 BB: 1 P: 7	R: 0 E: 0 K: 2 S: 7	H: 0 LOB: 0 BB: 0 P: 7	R: 1 E: 0 K: 0 S: 5	H: 2 LOB: 1 BB: 0 P: 5	R: 0 E: 0 K: 0 S: 4	H: 1 LOB: 1 BB: 0 P: 8	R: 0 E: 0 K: 0 S: 4	H: 1 LOB: 1 BB: 0 P: 4	R: 0 E: 0 K: 0 S: 3	H: 0 LOB: 0 BB: 0 P: 3	R: 1 E: 0 K: 1 S: 8	H: 3 LOB: 2 BB: 0 P: 8	1B: 9 2B: 1 3B: 0 HR: 0	SF: 0 SAC: 0 DP: 1 HBP: 0	WP: 0 PB: 0 SB: 0 CS: 0	PA: 37			
PITCHER	IP	WLS	BF	H	R	ER	SO	BB	IBB	HBP	BLK	WP	HR	S	P	ERA	WHIP								
Al Santorini, R ERA: 3.55 Dave Roberts, L ERA: 2.97	(1, 1)	0.1	L	1	0	0	0	0	0	0	0	0	0	1	1	0.00	0.000								
(1, 1)	8.2	L	36	9	2	2	4	2	0	0	0	0	0	42	50	2.08	1.269								

AB	35
R	2
H	9
RBI	2
BB	2
SO	4
LOB	14



Batter	1	2	3	4	5	6	7	8	9	AB	R	H	RBI	BB	SO	LOB	BOTTOM								
Enzo Hernandez, R OBP: 0.341, SLG: 0.331 (1, 6)	L8		5-3			E5		G3		4	0	0	0	0	0	1	Houston Astros @ San Diego Padres San Diego Stadium, San Diego, CA Wed May 26 1971, 10:05 PM EDT Unknown livebaseballscorecards.com								
Gary Jesteadt, R OBP: 0.182, SLG: 0.273 (1, 4)					F8		F9		6-3	4	0	1	0	0	0	2									
Cito Gaston, R OBP: 0.304, SLG: 0.444 (1, 8)					5-3		FC5-4			4	0	0	0	0	0	3									
Nate Colbert, R OBP: 0.394, SLG: 0.523 (1, 3)					5-3		E5		K	4	1	0	0	0	2	1									
Ollie Brown, R OBP: 0.345, SLG: 0.378 (1, 9)						5-3		SH1-4		3	0	0	0	0	1	0									
Ivan Murrell, R OBP: 0.333, SLG: 0.400 (1, 7)						K			K	3	0	0	0	0	2	1									
Dave Campbell, R OBP: 0.289, SLG: 0.377 (1, 5)						5-3			CS	3	0	1	1	0	0	0									
Bob Barton, R OBP: 0.376, SLG: 0.467 (1, 2)					5-3					3	0	2	0	0	0	0									
Al Santorini, R Dave Roberts, L OBP: 0.190, SLG: 0.190 (1, 1)						SH1-4			CS	0	0	0	0	0	0	0									
									4-3	2	0	0	0	0	1	0									
Inning Stats	R: 0 E: 0 K: 0 S: 4	H: 1 LOB: 1 BB: 0 P: 4	R: 0 E: 0 K: 1 S: 5	H: 0 LOB: 0 BB: 0 P: 5	R: 0 E: 0 K: 1 S: 5	H: 0 LOB: 0 BB: 0 P: 5	R: 0 E: 0 K: 1 S: 5	H: 0 LOB: 0 BB: 0 P: 5	R: 0 E: 1 K: 0 S: 5	H: 1 LOB: 2 BB: 0 P: 5	R: 1 E: 1 K: 1 S: 7	H: 2 LOB: 1 BB: 0 P: 7	R: 0 E: 0 K: 0 S: 3	H: 0 LOB: 0 BB: 0 P: 3	R: 0 E: 0 K: 1 S: 5	H: 0 LOB: 0 BB: 0 P: 5	1B: 3 2B: 1 3B: 0 HR: 0	SF: 0 SAC: 2 DP: 0 HBP: 0	WP: 0 PB: 0 SB: 0 CS: 1	PA: 33					
PITCHER	IP	WLS	BF	H	R	ER	SO	BB	IBB	HBP	BLK	WP	HR	S	P	ERA	WHIP								
Wade Blasingame, L ERA: 3.19 George Culver, R ERA: 1.99	(1, 1)	8.0	W	29	4	1	0	5	0	0	0	0	0	5	5	0.00	0.000								
(9, 1)	1.0	S	3	0	0	0	1	0	0	0	0	0	0	5	5	0.00	0.000								



Batter	1	2	3	4	5	6	7	8	9	AB	R	H	RBI	BB	SO	LOB	TOP			
Roger Metzger, S (1, 6) OBP: 0.272, SLG: 0.286	6-3		F9		4-3			F8		4	0	0	0	0	0	2				
Joe Morgan, L (1, 4) OBP: 0.333, SLG: 0.386	G6-4-3 1B			3-1				P6		4	0	2	0	0	0	0				
Jimmy Wynn, R (1, 8) OBP: 0.324, SLG: 0.317	G6-4-3 1-2			FC4 1B				G5-4-3 1-2		4	0	1	0	0	0	2				
Bob Watson, R (1, 7) OBP: 0.327, SLG: 0.361		5-3		L5				6-3		4	0	0	0	0	0	1				
Jesus Alou, R (1, 9) OBP: 0.383, SLG: 0.421		B1-3		FC4 1-2				FC5-4 1B		4	0	1	0	0	0	1				
Doug Rader, R (1, 5) OBP: 0.280, SLG: 0.274		F9						L5		3	0	0	0	0	0	1				
John Mayberry, L (1, 3) OBP: 0.278, SLG: 0.344			K					P3		3	1	1	1	0	1	1				
Jack Hiatt, R (1, 2) OBP: 0.518, SLG: 0.444			SH3-4 1B					FC5-4 1-2		3	0	2	0	0	0	1				
Jack Billingham, R (1, 1) OBP: 0.174, SLG: 0.136			SH3-4							0	0	0	0	0	0	0				
Cesar Cedeno, R (8, PH) OBP: 0.227, SLG: 0.288			SH3-4							1	0	0	0	0	0	0				
George Culver, R (8, 1)			SH3-4					F8		0	0	0	0	0	0	0				
Inning Stats	R: 0 E: 0 K: 0 S: 3	H: 1 LOB: 0 BB: 0 P: 3	R: 0 E: 0 K: 0 S: 3	H: 0 LOB: 0 BB: 0 P: 3	R: 0 E: 0 K: 1 S: 6	H: 1 LOB: 1 BB: 0 P: 6	R: 0 E: 0 K: 0 S: 4	H: 1 LOB: 1 BB: 0 P: 4	R: 1 E: 0 K: 0 S: 5	H: 2 LOB: 1 BB: 0 P: 5	R: 0 E: 0 K: 0 S: 3	H: 1 LOB: 1 BB: 0 P: 4	R: 0 E: 0 K: 0 S: 4	H: 0 LOB: 0 BB: 0 P: 3	R: 0 E: 0 K: 0 S: 3	H: 0 LOB: 0 BB: 0 P: 3	1B: 6 2B: 0 3B: 0 HR: 1	SF: 0 SAC: 2 DP: 2 HBP: 0	WP: 0 PB: 0 SB: 0 CS: 0	PA: 32
PITCHER Ross Grimsley, L (1, 1) ERA: 3.85	IP: 9.0 WLS: W BF: 32 H: 7 R: 1 ER: 1 SO: 1 BB: 0 IBB: 0 HBP: 0 BLK: 0 WP: 0 HR: 1 S: 34 P: 34 ERA: 1.00 WHIP: 0.778																			

Houston Astros @ Cincinnati Reds
Riverfront Stadium, Cincinnati, OH
Sun May 30 1971, 3:33 AM EDT
Att: 23,111 - Unknown

AB	30
R	1
H	7
RBI	1
BB	0
SO	1
LOB	9



Batter	1	2	3	4	5	6	7	8	9	AB	R	H	RBI	BB	SO	LOB	BOTTOM			
Pete Rose, S (1, 9) OBP: 0.366, SLG: 0.401	G5-4-3 1B		4-3					K		4	0	2	0	0	1	0				
Dave Concepcion, R (1, 6) OBP: 0.282, SLG: 0.328	P6			8-1-3 BB				F9		2	0	0	0	1	0	2				
Lee May, R (1, 3) OBP: 0.366, SLG: 0.553	G5-4-3 1-2			F9				K		3	0	0	0	0	1	2				
Johnny Bench, R (1, 2) OBP: 0.294, SLG: 0.489		K		8-1-3 1-1				1B E 1B		3	1	1	0	0	1	1				
Tony Perez, R (1, 5) OBP: 0.276, SLG: 0.342		K						6-3		3	0	1	0	0	1	0				
Woody Woodward, R (9, 5) OBP: 0.337, SLG: 0.301		K						E 9-2 1B		0	0	0	0	0	0	0				
Bernie Carbo, L (1, 7) OBP: 0.352, SLG: 0.316		F7						E3		3	0	0	0	0	0	1				
Tommy Helms, R (1, 4) OBP: 0.276, SLG: 0.316				F7				9-2		3	0	0	0	0	0	2				
Hal McRae, R (1, 8) OBP: 0.281, SLG: 0.365								F7		3	1	2	1	0	0	0				
Ross Grimsley, L (1, 1)				HR				F7		3	0	0	0	0	0	1				
Inning Stats	R: 0 E: 0 K: 0 S: 3	H: 1 LOB: 0 BB: 0 P: 3	R: 0 E: 0 K: 2 S: 7	H: 0 LOB: 0 BB: 0 P: 7	R: 1 E: 0 K: 0 S: 4	H: 1 LOB: 0 BB: 0 P: 4	R: 0 E: 0 K: 0 S: 2	H: 0 LOB: 1 BB: 1 P: 6	R: 0 E: 0 K: 0 S: 3	H: 0 LOB: 0 BB: 0 P: 3	R: 0 E: 0 K: 0 S: 4	H: 2 LOB: 1 BB: 0 P: 4	R: 1 E: 1 K: 1 S: 7	H: 2 LOB: 1 BB: 0 P: 7	R: 0 E: 0 K: 1 S: 5	H: 0 LOB: 0 BB: 0 P: 5	1B: 5 2B: 2 3B: 0 HR: 1	SF: 0 SAC: 0 DP: 4 HBP: 0	WP: 0 PB: 0 SB: 0 CS: 0	PA: 28
PITCHER Jack Billingham, R (1, 1) ERA: 2.9	IP: 7.0 WLS: L BF: 25 H: 6 R: 2 ER: 1 SO: 3 BB: 1 IBB: 0 HBP: 0 BLK: 0 WP: 0 HR: 1 S: 30 P: 34 ERA: 1.29 WHIP: 1.000																			
PITCHER George Culver, R (8, 1) ERA: 2.08	IP: 1.0 WLS: L BF: 3 H: 0 R: 0 ER: 0 SO: 1 BB: 0 IBB: 0 HBP: 0 BLK: 0 WP: 0 HR: 0 S: 5 P: 5 ERA: 0.00 WHIP: 0.000																			

Houston Astros @ Cincinnati Reds
Riverfront Stadium, Cincinnati, OH
Sun May 30 1971, 3:33 AM EDT
Att: 23,111 - Unknown

AB	27
R	2
H	6
RBI	1
BB	1
SO	4
LOB	9



Batter	1	2	3	4	5	6	7	8	9	AB	R	H	RBI	BB	SO	LOB	TOP											
Roger Metzger, S OBP: 0.285, SLG: 0.279	1-3		6-3	P6			FC4-6 1B 2B		4-3	5	1	0	0	0	0	2												
Joe Morgan, L OBP: 0.336, SLG: 0.388	P6		HR 1B		F7		2B 1B			4	1	2	0	0	0	0												
Cesar Cedeno, R OBP: 0.240, SLG: 0.329	1B 1B		HR		6-3		2B			4	1	3	3	0	0	0												
Bob Watson, R OBP: 0.331, SLG: 0.371	1B		P6				5-3			4	0	2	0	0	0	1												
Denis Menke, R OBP: 0.347, SLG: 0.313	1-2 1B		F8		L3		F8			0	0	0	0	0	0	0												
John Mayberry, L OBP: 0.250, SLG: 0.306	F8		F9		L5		L6		F9	4	0	0	0	0	0	3												
Cesar Geronimo, L OBP: 0.294, SLG: 0.375										0	0	0	0	0	0	0												
Jesus Aloy, R OBP: 0.371, SLG: 0.408										4	0	0	0	0	1	0												
Doug Rader, R OBP: 0.259, SLG: 0.280										4	0	1	0	0	1	0												
Johnny Edwards, L OBP: 0.283, SLG: 0.330										3	1	1	0	1	0	0												
Larry Dierker, R OBP: 0.147, SLG: 0.152										3	0	1	1	1	0	2												
Inning Stats	R: 0 E: 0 K: 0 S: 5	H: 2 LOB: 2 BB: 0 P: 5	R: 0 E: 0 K: 0 S: 3	H: 1 LOB: 1 BB: 1 P: 7	R: 2 E: 0 K: 0 S: 5	H: 2 LOB: 0 BB: 0 P: 5	R: 1 E: 0 K: 1 S: 7	H: 2 LOB: 1 BB: 0 P: 7	R: 0 E: 0 K: 0 S: 4	H: 1 LOB: 1 BB: 0 P: 4	R: 0 E: 0 K: 0 S: 3	H: 0 LOB: 0 BB: 0 P: 3	R: 1 E: 0 K: 0 S: 4	H: 2 LOB: 1 BB: 1 P: 8	R: 0 E: 0 K: 1 S: 5	H: 0 LOB: 0 BB: 0 P: 5	R: 0 E: 0 K: 0 S: 3	H: 0 LOB: 0 BB: 0 P: 3	1B: 5 2B: 4 3B: 0 HR: 1	SF: 0 SAC: 0 DP: 1 HBP: 0	WP: 0 PB: 0 SB: 1 CS: 0	PA: 37						
PITCHER	IP	WLS	BF	H	R	ER	SO	BB	IBB	HBP	BLK	WP	HR	S	P	ERA	WHIP											
Tony Cloninger, R ERA: 2.87	(1, 1)	6.0	L	26	8	3	3	1	1	0	0	0	0	1	27	31	4.50	1.500										
Jim McGlothlin, R ERA: 4.5	(7, 1)	1.0		5	2	1	1	0	1	0	0	0	0	0	4	8	9.00	3.000										
Wayne Granger, R ERA: 3.21	(8, 1)	2.0		6	0	0	0	1	0	0	0	0	0	0	8	8	0.00	0.000										

Houston Astros @ Cincinnati Reds
Riverfront Stadium, Cincinnati, OH
Mon May 31 1971, 3:33 AM EDT
Att: 12,186 - Unknown

AB 35
R 4
H 10
RBI 4
BB 2
SO 2
LOB 8



Batter	1	2	3	4	5	6	7	8	9	AB	R	H	RBI	BB	SO	LOB	BOTTOM											
Pete Rose, S OBP: 0.369, SLG: 0.405	F7			G3 BB		F9 1B 2B		F8		3	1	1	0	1	0	0												
Dave Concepcion, R OBP: 0.276, SLG: 0.319	5-3			G3		F9		K		3	0	0	0	0	0	2												
Ty Cline, L OBP: 0.397, SLG: 0.231				1-2		2-3		K		1	0	0	0	0	1	0												
Woody Woodward, R OBP: 0.337, SLG: 0.301								K		0	0	0	0	0	0	0												
Lee May, R OBP: 0.362, SLG: 0.543	K			6-3		1B		6-3		4	0	1	1	0	1	1												
Johnny Bench, R OBP: 0.293, SLG: 0.484				L5		F8		1-3		4	0	1	0	0	0	2												
Tony Perez, R OBP: 0.271, SLG: 0.335				G6-4-3 1B		K		F9		4	0	0	0	0	2	1												
Bernie Carbo, L OBP: 0.356, SLG: 0.317				G3		1B		1B BB		3	0	1	0	1	0	0												
Tommy Helms, R OBP: 0.281, SLG: 0.320				6-3		F2		1-2 1B		4	0	2	0	0	0	1												
Hal McRae, R OBP: 0.280, SLG: 0.360				F7		F8		K		4	0	1	0	0	1	3												
Tony Cloninger, R OBP: 0.385, SLG: 0.462				6-3		F3		1-2 1B		1	0	0	0	0	0	0												
Jimmy Stewart, S OBP: 0.281, SLG: 0.267						K				1	0	0	0	0	0	0												
Jim McGlothlin, R OBP: 0.273, SLG: 0.500										0	0	0	0	0	0	0												
Al Ferrara, R OBP: 0.343, SLG: 0.185										1	0	0	0	0	1	2												
Wayne Granger, R ERA: 1.86	(1, 1)	9.0	W	35	7	1	1	6	2	0	0	0	0	0	0	0	1.00	1.000										
Inning Stats	R: 0 E: 0 K: 1 S: 5	H: 0 LOB: 0 BB: 0 P: 5	R: 0 E: 0 K: 0 S: 3	H: 1 LOB: 0 BB: 0 P: 3	R: 0 E: 0 K: 0 S: 3	H: 0 LOB: 0 BB: 0 P: 3	R: 0 E: 0 K: 0 S: 3	H: 0 LOB: 1 BB: 1 P: 7	R: 0 E: 0 K: 0 S: 6	H: 1 LOB: 1 BB: 0 P: 6	R: 1 E: 0 K: 0 S: 5	H: 2 LOB: 1 BB: 0 P: 5	R: 0 E: 0 K: 2 S: 9	H: 2 LOB: 2 BB: 0 P: 9	R: 0 E: 0 K: 1 S: 5	H: 0 LOB: 0 BB: 0 P: 5	R: 0 E: 0 K: 1 S: 6	H: 1 LOB: 2 BB: 1 P: 10	1B: 6 2B: 1 3B: 0 HR: 0	SF: 0 SAC: 0 DP: 1 HBP: 0	WP: 0 PB: 0 SB: 0 CS: 0	PA: 35						
PITCHER	IP	WLS	BF	H	R	ER	SO	BB	IBB	HBP	BLK	WP	HR	S	P	ERA	WHIP											

Houston Astros @ Cincinnati Reds
Riverfront Stadium, Cincinnati, OH
Mon May 31 1971, 3:33 AM EDT
Att: 12,186 - Unknown

AB 33
R 1
H 7
RBI 1
BB 2
SO 6
LOB 12



Batter	1	2	3	4	5	6	7	8	9	AB	R	H	RBI	BB	SO	LOB	TOP										
Roger Metzger, S (1, 6) OBP: 0.268, SLG: 0.278	1-3		F8			5-3			P4	4	0	0	0	0	0	1											
Joe Morgan, L (1, 4) OBP: 0.336, SLG: 0.395	6-3			HR		F7			FC5-4 BB	3	1	1	1	1	0	0											
Cesar Cedeno, R (1, 8) OBP: 0.258, SLG: 0.368	K			5-3			SH1 1B		FC5-4 2B 1-2	4	0	1	0	0	1	1											
Bob Watson, R (1, 7) OBP: 0.330, SLG: 0.373		5-3			6-3		SH1 1-2		2B 1-3	3	0	1	0	0	0	0											
John Mayberry, L (1, 3) OBP: 0.265, SLG: 0.268 Cesar Geronimo, L (9, PR) OBP: 0.278, SLG: 0.353	6-3			G3		F7			HBP	3	0	0	0	0	0	1											
Jesus Alou, R (1, 9) OBP: 0.383, SLG: 0.425	6-3				L5-3 1B		5-3		F9	4	0	1	0	0	0	4											
Doug Rader, R (1, 5) OBP: 0.259, SLG: 0.280			K		L5-3 1-1		G3			3	0	0	0	0	1	1											
Johnny Edwards, L (1, 2) OBP: 0.273, SLG: 0.317			K		F8		P5			3	0	0	0	0	1	0											
Don Wilson, R (1, 1) OBP: 0.125, SLG: 0.156 Rich Chiles, L (8, PH) OBP: 0.450, SLG: 0.611 Buddy Harris, R (8, 1)						1-3		4-3		2	0	1	0	0	0	0											
										1	0	0	0	0	0	0											
										0	0	0	0	0	0	0											
Inning Stats	R: 0 E: 0 K: 1 S: 5	H: 0 LOB: 0 BB: 0 P: 5	R: 0 E: 0 K: 0 S: 3	H: 0 LOB: 0 BB: 0 P: 3	R: 0 E: 0 K: 2 S: 8	H: 1 LOB: 1 BB: 0 P: 8	R: 1 E: 0 K: 0 S: 4	H: 1 LOB: 0 BB: 0 P: 4	R: 0 E: 0 K: 0 S: 3	H: 0 LOB: 0 BB: 0 P: 3	R: 0 E: 0 K: 0 S: 4	H: 1 LOB: 1 BB: 0 P: 4	R: 0 E: 0 K: 0 S: 3	H: 0 LOB: 0 BB: 0 P: 3	R: 0 E: 0 K: 0 S: 4	H: 1 LOB: 3 BB: 1 P: 9	1B: 3 2B: 2 3B: 0 HR: 1	SF: 0 SAC: 1 DP: 1 HBP: 1	WP: 0 PA: 33 PB: 0 SB: 0 CS: 0								
PITCHER	IP	WLS	BF	H	R	ER	SO	BB	IBB	HBP	BLK	WP	HR	S	P	ERA	WHIP										
Ron Reed, R (1, 1) ERA: 3.23	8.1	W	29	4	1	1	3	1	0	0	0	0	1	34	38	1.08	0.600										
Cecil Upshaw, R (9, 1) ERA: 4.3	0.2	S	4	1	0	0	0	0	0	1	0	0	0	3	4	0.00	1.500										

Houston Astros @ Atlanta Braves
Atlanta Stadium, Atlanta, GA
Wed Jun 02 1971, 7:05 PM EDT
Att: 4,586 - Unknown

AB	30
R	1
H	5
RBI	1
BB	1
SO	3
LOB	8



Batter	1	2	3	4	5	6	7	8	9	AB	R	H	RBI	BB	SO	LOB	BOTTOM										
Sonny Jackson, L (1, 8) OBP: 0.323, SLG: 0.365	F8		F9			F8	F8			4	0	0	0	0	0	0											
Ralph Garr, L (1, 7) OBP: 0.387, SLG: 0.507	4-3			F8		1B SF9 1B		CS 2B		4	1	2	0	0	0	0											
Hank Aaron, R (1, 9) OBP: 0.394, SLG: 0.622	P6				1B		1-3 1B		K 2-3	4	0	2	0	0	1	1											
Orilando Cepeda, R (1, 3) OBP: 0.361, SLG: 0.578		BB BB		F8		SF9		K		2	0	0	1	1	1	1											
Felix Milan, R (1, 4) OBP: 0.342, SLG: 0.387	P4			F8		F8				3	0	0	0	0	0	3											
Darrell Evans, L (1, 5) OBP: 0.400, SLG: 0.400		G6-3 BB			BB		HR 1B			1	1	1	0	2	0	0											
Hal King, L (1, 2) OBP: 0.308, SLG: 0.256		G6-3 1-2			F8		HR			3	1	1	2	0	0	3											
Zoilo Versalles, R (1, 6)			F7			F8				3	0	0	0	0	0	1											
Ron Reed, R (1, 1) OBP: 0.083, SLG: 0.083 Cecil Upshaw, R (9, 1)				5-3		5-3		4-3		3	0	0	0	0	0	1											
										0	0	0	0	0	0	0											
Inning Stats	R: 0 E: 0 K: 0 S: 3	H: 0 LOB: 0 BB: 2 P: 10	R: 0 E: 0 K: 0 S: 2	H: 0 LOB: 1 BB: 2 P: 10	R: 0 E: 0 K: 0 S: 3	H: 0 LOB: 0 BB: 0 P: 3	R: 0 E: 0 K: 0 S: 4	H: 1 LOB: 1 BB: 0 P: 4	R: 0 E: 0 K: 0 S: 3	H: 0 LOB: 1 BB: 1 P: 7	R: 1 E: 0 K: 0 S: 5	H: 2 LOB: 1 BB: 0 P: 5	R: 2 E: 0 K: 0 S: 5	H: 2 LOB: 0 BB: 0 P: 5	R: 0 E: 0 K: 2 S: 7	H: 1 LOB: 0 BB: 0 P: 7	1B: 4 2B: 1 3B: 0 HR: 1	SF: 1 SAC: 0 DP: 1 HBP: 0	WP: 0 PA: 31 PB: 0 SB: 0 CS: 1								
PITCHER	IP	WLS	BF	H	R	ER	SO	BB	IBB	HBP	BLK	WP	HR	S	P	ERA	WHIP										
Don Wilson, R (1, 1) ERA: 2.89	7.0	L	28	5	3	3	0	3	0	0	0	0	1	25	37	3.86	1.143										
Buddy Harris, R (8, 1) ERA:	1.0		3	1	0	0	2	0	0	0	0	0	0	7	7	0.00	1.000										

Houston Astros @ Atlanta Braves
Atlanta Stadium, Atlanta, GA
Wed Jun 02 1971, 7:05 PM EDT
Att: 4,586 - Unknown

AB	27
R	3
H	6
RBI	3
BB	3
SO	2
LOB	10



Batter	1	2	3	4	5	6	7	8	9	AB	R	H	RBI	BB	SO	LOB	TOP			
Pete Rose, S OBP: 0.393, SLG: 0.415 (1,9)	F7		4-3			1B		K		4	0	1	0	0	1	1	Cincinnati Reds @ Houston Astros Astrodome, Houston, TX Tue Jun 08 1971, 8:05 PM EDT Att: 17,402 - Unknown			
Dave Concepcion, R OBP: 0.297, SLG: 0.288 (1,6)	F9		K			F9		G6-4-3		4	0	0	0	0	1	2				
Lee May, R OBP: 0.353, SLG: 0.552 (1,3)	F9			5-3		F8			6-3	4	0	0	0	0	0	1				
Johnny Bench, R OBP: 0.272, SLG: 0.454 (1,2)		G1 WP 1B		5-3		K			F8	4	0	1	0	0	1	1				
Tony Perez, R OBP: 0.280, SLG: 0.347 (1,5)		K		K			F9			4	0	1	0	0	2	1				
George Foster, R OBP: 0.326, SLG: 0.415 (1,8)		G1 BB			E6 6-3 4-3		K		5-3	3	0	0	0	1	1	1				
Bernie Carbo, L OBP: 0.358, SLG: 0.328 (1,7)		G1		4-3						3	0	1	0	0	0	3				
Woody Woodward, R OBP: 0.337, SLG: 0.303 (7, PH)					6-3					2	0	0	0	0	0	3				
Al Ferrara, R OBP: 0.316, SLG: 0.167 (7, PH)					6-3		K			1	0	0	0	0	1	1				
Tommy Helms, R OBP: 0.280, SLG: 0.319 (7, 4)					4-3					0	0	0	0	0	0	0				
Gary Nolan, R OBP: 0.071, SLG: 0.037 (1, 1)										2	0	0	0	0	1	1				
Ty Cline, L OBP: 0.394, SLG: 0.236 (8, PH)										1	0	1	0	0	0	0				
Jim McGlothlin, R OBP: 0.273, SLG: 0.500 (8, 1)										0	0	0	0	0	0	0				
Inning Stats	R: 0 E: 0 K: 0 S: 3	H: 0 LOB: 0 BB: 0 P: 3	R: 0 E: 0 K: 1 S: 6	H: 1 LOB: 2 BB: 1 P: 10	R: 0 E: 0 K: 2 S: 7	H: 0 LOB: 0 BB: 0 P: 7	R: 0 E: 0 K: 1 S: 5	H: 0 LOB: 1 BB: 0 P: 5	R: 0 E: 1 K: 0 S: 4	H: 0 LOB: 1 BB: 0 P: 4	R: 0 E: 0 K: 2 S: 6	H: 1 LOB: 1 BB: 0 P: 6	R: 0 E: 0 K: 1 S: 5	H: 1 LOB: 0 BB: 0 P: 5	R: 0 E: 0 K: 0 S: 4	H: 1 LOB: 1 BB: 0 P: 4	1B: 4 2B: 1 3B: 0 HR: 0	SF: 0 SAC: 0 DP: 1 HBP: 0	WP: 1 PB: 0 SB: 0 CS: 0	PA: 33
PITCHER Don Wilson, R ERA: 2.63 (1, 1)	IP: 9.0 WLS: W BF: 33 H: 5 R: 0 ER: 0 SO: 8 BB: 1 IBB: 0 HBP: 0 BLK: 0 WP: 1 HR: 0 S: 48 P: 52 ERA: 0.00 WHIP: 0.667															PITCHER Don Wilson, R ERA: 2.63 (1, 1)	IP: 9.0 WLS: W BF: 33 H: 5 R: 0 ER: 0 SO: 8 BB: 1 IBB: 0 HBP: 0 BLK: 0 WP: 1 HR: 0 S: 48 P: 52 ERA: 0.00 WHIP: 0.667			

Batter	1	2	3	4	5	6	7	8	9	AB	R	H	RBI	BB	SO	LOB	BOTTOM			
Jesus Alou, R OBP: 0.374, SLG: 0.429 (1,9)	F7			1B FC6-4	5-3		5-3			4	1	1	0	0	0	1	Cincinnati Reds @ Houston Astros Astrodome, Houston, TX Tue Jun 08 1971, 8:05 PM EDT Att: 17,402 - Unknown			
Joe Morgan, L OBP: 0.336, SLG: 0.388 (1,4)	K			FC6-4 1B		F7		3-1		4	0	1	0	0	1	0				
Cesar Cedeno, R OBP: 0.265, SLG: 0.362 (1,8)	K			FC6-4 1B		1-3		BB 1B		4	0	1	1	0	1	1				
Bob Watson, R OBP: 0.345, SLG: 0.411 (8, PR)					F8		BB 2B		G5-4-3 BB	3	0	2	0	1	0	1				
Cesar Geronimo, L OBP: 0.276, SLG: 0.353 (9, 7)										0	0	0	0	0	0	0				
Denis Menke, R OBP: 0.326, SLG: 0.294 (7, 3)		G6-4-3			K		E5 BB		G5-4-3	4	0	0	0	0	1	5				
John Mayberry, L OBP: 0.300, SLG: 0.340 (6, PR)										2	1	1	0	1	1	0				
Roger Metzger, S OBP: 0.269, SLG: 0.280 (7, 6)						3B 1B				0	0	0	0	0	0	0				
Doug Rader, R OBP: 0.272, SLG: 0.314 (1,5)										3	0	1	1	0	2	3				
Jack Hiatt, R OBP: 0.471, SLG: 0.414 (1,2)										3	0	0	0	0	2	1				
Don Wilson, R OBP: 0.114, SLG: 0.143 (1,1)										3	0	0	0	0	2	1				
Inning Stats	R: 0 E: 0 K: 2 S: 7	H: 0 LOB: 0 BB: 0 P: 7	R: 0 E: 0 K: 1 S: 5	H: 1 LOB: 0 BB: 0 P: 5	R: 0 E: 0 K: 2 S: 7	H: 0 LOB: 0 BB: 0 P: 7	R: 1 E: 0 K: 1 S: 7	H: 2 LOB: 1 BB: 0 P: 7	R: 1 E: 0 K: 1 S: 7	H: 2 LOB: 1 BB: 0 P: 7	R: 0 E: 1 K: 2 S: 7	H: 1 LOB: 3 BB: 1 P: 11	R: 0 E: 0 K: 0 S: 3	H: 0 LOB: 0 BB: 0 P: 7	R: 0 E: 0 K: 0 S: 3	H: 1 LOB: 2 BB: 1 P: 7	1B: 5 2B: 1 3B: 1 HR: 0	SF: 0 SAC: 0 DP: 2 HBP: 0	WP: 0 PB: 0 SB: 0 CS: 0	PA: 32
PITCHER Gary Nolan, R ERA: 3.05 (8, 1)	IP: 7.0 WLS: L BF: 28 H: 6 R: 2 ER: 2 SO: 10 BB: 1 IBB: 0 HBP: 0 BLK: 0 WP: 0 HR: 0 S: 47 P: 51 ERA: 2.57 WHIP: 1.000															PITCHER Jim McGlothlin, R ERA: 4.39 (8, 1)	IP: 1.0 WLS: L BF: 4 H: 1 R: 0 ER: 0 SO: 0 BB: 1 IBB: 0 HBP: 0 BLK: 0 WP: 0 HR: 0 S: 3 P: 7 ERA: 0.00 WHIP: 2.000			




Batter	1	2	3	4	5	6	7	8	9	AB	R	H	RBI	BB	SO	LOB	TOP			
Pete Rose, S OBP: 0.377, SLG: 0.407 (1,9)	1-3		FC1-6 1B BB		4-3		FC6			4	0	0	1	0	0	2	Cincinnati Reds @ Houston Astros Astrodome, Houston, TX Wed Jun 09 1971, 8:05 PM EDT Att: 16,354 - Unknown			
Bernie Carbo, L OBP: 0.356, SLG: 0.321 Clay Carroll, R (7,1)	K		1B BB		K		G3			3	0	0	0	1	2	1				
Lee May, R OBP: 0.357, SLG: 0.548 (1,3)	1B HBP		1B				K		K	3	0	1	0	0	2	0				
Johnny Bench, R OBP: 0.276, SLG: 0.468 (1,2)	1B		F2				L3		HR	4	1	2	1	0	0	2				
Tony Perez, R OBP: 0.283, SLG: 0.350 (1,5)	F4						1B		F9	4	0	2	0	0	0	2				
George Foster, R OBP: 0.324, SLG: 0.410 (1,8)		K			K		K		CS	4	0	1	0	0	3	2				
Tommy Helms, R OBP: 0.279, SLG: 0.314 (1,4)		F7			G6-3 BB				CS	3	0	0	0	1	0	0				
Woody Woodward, R OBP: 0.330, SLG: 0.297 (7,PH) Ty Cline, L OBP: 0.411, SLG: 0.250 (7,7)	5-3		G6-3				E FC6 1B		CS HBP	2	0	0	0	0	0	2				
Ross Grimsley, L OBP: 0.083, SLG: 0.083 (1,1) Jimmy Stewart, S OBP: 0.257, SLG: 0.242 (7,PH) Dave Concepcion, R OBP: 0.255, SLG: 0.286 (7,6)			FC1-6 1B		5-3		E1 FC6		K	2	0	1	0	0	0	0				
Inning Stats	R: 0 E: 0 K: 1 S: 6	H: 1 LOB: 2 BB: 0 P: 7	R: 0 E: 0 K: 1 S: 5	H: 0 LOB: 0 BB: 0 P: 5	R: 0 E: 0 K: 1 S: 4	H: 2 LOB: 2 BB: 1 P: 8	R: 0 E: 0 K: 1 S: 5	H: 1 LOB: 1 BB: 1 P: 9	R: 0 E: 0 K: 2 S: 8	H: 1 LOB: 0 BB: 0 P: 8	R: 1 E: 1 K: 0 S: 5	H: 1 LOB: 1 BB: 0 P: 5	R: 1 E: 0 K: 1 S: 6	H: 2 LOB: 0 BB: 0 P: 6	R: 0 E: 0 K: 1 S: 4	H: 0 LOB: 0 BB: 0 P: 5		1B: 7 2B: 0 3B: 0 HR: 1	SF: 0 SAC: 0 DP: 1 HBP: 2	WP: 1 PB: 0 SB: 0 CS: 2
PITCHER Jack Billingham, R ERA: 2.73 (1,1)	IP: 9.0 WLS: L BF: 36	H: 8 R: 2 ER: 1 SO: 8	BB: 2 IBB: 0 HBP: 2 BLK: 0	WP: 1 HR: 1 S: 48 P: 58	ERA: 1.00 WHIP: 1.111											ERA: 1.00 WHIP: 1.111				


Batter	1	2	3	4	5	6	7	8	9	AB	R	H	RBI	BB	SO	LOB	BOTTOM					
Jesus Alou, R OBP: 0.369, SLG: 0.422 (1,9)	L3		5-3		FC4-2-5 1B		1B		1-3	5	0	1	0	0	0	2	Cincinnati Reds @ Houston Astros Astrodome, Houston, TX Wed Jun 09 1971, 8:05 PM EDT Att: 16,354 - Unknown					
Joe Morgan, L OBP: 0.335, SLG: 0.385 (1,4)	G3		4-3		1B		F5			4	0	1	1	0	0	1						
Cesar Cedeno, R OBP: 0.270, SLG: 0.371 (1,8)	2B				1B		F3		K	4	0	2	0	0	1	3						
Bob Watson, R OBP: 0.338, SLG: 0.402 (1,7)	K				F8		6-3		4-3	4	0	0	0	0	1	2						
Denis Menke, R OBP: 0.325, SLG: 0.293 (1,3)			FC6-4 1B		F8		E4 FC5-4		1-3	4	0	1	0	0	0	1						
Doug Rader, R OBP: 0.272, SLG: 0.313 (1,5)	L9				K		FC5-4 BB		1B	4	0	1	0	0	1	3						
Jack Hiatt, R OBP: 0.479, SLG: 0.417 (1,2) John Mayberry, L OBP: 0.295, SLG: 0.333 (8,PH) Johnny Edwards, L OBP: 0.284, SLG: 0.328 (9,2)	F8				WP FC4-5 1B		1B		K	2	0	1	0	1	0	1						
Roger Metzger, S OBP: 0.269, SLG: 0.279 (1,6)	FC6-4				1B		4-3		4-3	4	1	1	0	0	0	3						
Jack Billingham, R OBP: 0.148, SLG: 0.115 (1,1) Norm Miller, L OBP: 0.300, SLG: 0.364 (9,PH)			K		K		1-3		L7	3	0	0	0	0	2	2						
Inning Stats	R: 0 E: 0 K: 1 S: 6	H: 1 LOB: 1 BB: 0 P: 6	R: 0 E: 0 K: 0 S: 4	H: 1 LOB: 0 BB: 0 P: 4	R: 0 E: 0 K: 1 S: 5	H: 0 LOB: 0 BB: 0 P: 5	R: 0 E: 0 K: 1 S: 6	H: 1 LOB: 1 BB: 0 P: 6	R: 1 E: 1 K: 0 S: 8	H: 3 LOB: 2 BB: 1 P: 8	R: 0 E: 0 K: 0 S: 4	H: 0 LOB: 2 BB: 1 P: 8	R: 0 E: 0 K: 1 S: 6	H: 1 LOB: 1 BB: 0 P: 6	R: 0 E: 0 K: 1 S: 6	H: 1 LOB: 1 BB: 0 P: 6		R: 0 E: 0 K: 0 S: 3	H: 0 LOB: 0 BB: 0 P: 3	1B: 7 2B: 1 3B: 0 HR: 0	SF: 0 SAC: 0 DP: 0 HBP: 0	WP: 1 PB: 0 SB: 0 CS: 0
PITCHER Ross Grimsley, L ERA: 2.5 (1,1) Clay Carroll, R ERA: 2.36 (7,1)	IP: 6.0 WLS: W BF: 11	H: 6 R: 1 ER: 1 SO: 4	BB: 1 IBB: 0 HBP: 0 BLK: 0	WP: 0 HR: 0 S: 33 P: 37	ERA: 1.50 WHIP: 1.167											ERA: 1.50 WHIP: 1.167						

Batter	1	2	3	4	5	6	7	8	9	AB	R	H	RBI	BB	SO	LOB	TOP							
Zoilo Versalles, R OBP: 0.324, SLG: 0.382 (1, 6)										4	1	2	1	1	0	0	Atlanta Braves @ Houston Astros Astrodome, Houston, TX Fri Jun 11 1971, 8:05 PM EDT Att: 14,885 - Unknown							
Ralph Carr, L OBP: 0.384, SLG: 0.484 (1, 7)										3	0	1	0	2	0	2								
Hank Aaron, R OBP: 0.405, SLG: 0.665 (1, 9)										4	0	0	0	0	1	5								
Orlando Cepeda, R OBP: 0.352, SLG: 0.545 (1, 3)										4	1	2	0	0	0	1								
Earl Williams, R OBP: 0.302, SLG: 0.407 (1, 5)										4	1	1	0	0	0	5								
Mike Lum, L OBP: 0.327, SLG: 0.345 (1, 8)										4	0	1	0	0	2	2								
Mary Staehle, L OBP: 0.231, SLG: 0.091 (1, 4)										4	0	0	0	0	1	3								
Bob Didier, S OBP: 0.259, SLG: 0.252 (1, 2)										4	1	1	1	0	1	1								
Jim Nash, R OBP: 0.160, SLG: 0.200 (8, PH)										2	0	0	0	0	2	0								
Marty Perez, R OBP: 0.265, SLG: 0.299 Hoyt Wilhelm, R OBP: 0.258, SLG: 0.183 Bob Priddy, R OBP: 0.167, SLG: 0.167 (9, 1)										1	0	0	0	0	0	0								
Inning Stats	R: 1 E: 1 K: 0 S: 4	H: 1 LOB: 1 BB: 1 P: 8	R: 0 E: 0 K: 3 S: 9	H: 0 LOB: 0 BB: 0 P: 9	R: 0 E: 0 K: 1 S: 5	H: 0 LOB: 0 BB: 0 P: 5	R: 0 E: 0 K: 1 S: 5	H: 0 LOB: 0 BB: 0 P: 5	R: 0 E: 0 K: 1 S: 6	H: 1 LOB: 3 BB: 2 P: 14	R: 0 E: 0 K: 0 S: 3	H: 1 LOB: 0 BB: 0 P: 3	R: 0 E: 0 K: 1 S: 6	H: 1 LOB: 1 BB: 0 P: 6	R: 3 E: 0 K: 0 S: 8	H: 5 LOB: 2 BB: 0 P: 8	1B: 8 2B: 2 3B: 0 HR: 0	SF: 0 SAC: 0 DP: 2 HBP: 0	WP: 0 PB: 1 SB: 0 CS: 0	PA: 38				
PITCHER	IP WLS BF H R ER SO BB IBB HBP BLK WP HR S P ERA WHIP	8.2 36 8 4 3 7 3 0 0 0 0 0 47 59 3.12 1.269	0.1 W 2 1 0 0 0 0 0 0 0 0 0 2 2 0.00 3.000																					
Batter	1	2	3	4	5	6	7	8	9	AB	R	H	RBI	BB	SO	LOB	BOTTOM							
Jesus Alou, R OBP: 0.364, SLG: 0.414 (1, 9)										4	1	2	2	0	0	1	Atlanta Braves @ Houston Astros Astrodome, Houston, TX Fri Jun 11 1971, 8:05 PM EDT Att: 14,885 - Unknown							
Joe Morgan, L OBP: 0.340, SLG: 0.381 (1, 4)										4	0	1	0	0	0	2								
Cesar Cedeno, R OBP: 0.279, SLG: 0.387 (1, 7)										4	0	2	1	0	0	2								
Bob Watson, R OBP: 0.338, SLG: 0.401 Doug Rader, R OBP: 0.266, SLG: 0.305 (1, 3)										3	1	1	0	0	0	1								
Denis Menke, R OBP: 0.322, SLG: 0.291 (7, 3)										4	0	1	0	0	0	0								
Jimmy Wynn, R OBP: 0.315, SLG: 0.315 (1, 8)										4	1	1	0	0	0	1								
Johnny Edwards, L OBP: 0.277, SLG: 0.318 Cesar Geronimo, L OBP: 0.278, SLG: 0.353 (1, 2)										4	0	1	0	0	0	0								
Roger Metzger, S OBP: 0.273, SLG: 0.296 (1, 6)										4	2	2	0	0	1	2								
Wade Blasingame, L OBP: 0.320, SLG: 0.333 Fred Gladding, L Norm Miller, L OBP: 0.306, SLG: 0.386 (1, 1)										2	0	0	0	1	0	2								
Inning Stats	R: 0 E: 0 K: 0 S: 4	H: 1 LOB: 1 BB: 0 P: 4	R: 0 E: 0 K: 0 S: 3	H: 0 LOB: 0 BB: 0 P: 3	R: 2 E: 0 K: 0 S: 5	H: 3 LOB: 1 BB: 0 P: 5	R: 1 E: 0 K: 0 S: 4	H: 2 LOB: 0 BB: 0 P: 4	R: 1 E: 0 K: 0 S: 5	H: 2 LOB: 1 BB: 0 P: 5	R: 0 E: 0 K: 0 S: 3	H: 0 LOB: 0 BB: 0 P: 3	R: 0 E: 0 K: 0 S: 5	H: 1 LOB: 1 BB: 0 P: 5	R: 0 E: 0 K: 1 S: 7	H: 2 LOB: 2 BB: 0 P: 7		1B: 7 2B: 3 3B: 1 HR: 0	SF: 0 SAC: 0 DP: 1 HBP: 0	WP: 0 PB: 0 SB: 0 CS: 0	PA: 36			
PITCHER	IP WLS BF H R ER SO BB IBB HBP BLK WP HR S P ERA WHIP	7.0 28 8 4 4 0 1 0 0 0 0 0 5 5 0.00 1.000	1.0 3 1 0 0 1 0 0 0 0 0 0 5 5 0.00 1.000	0.2 L 5 2 1 1 1 0 0 0 0 0 0 7 7 13.50 3.000																				

AB 35
R 4
H 9
RBI 3
BB 3
SO 7
LOB 19



AB 35
R 5
H 11
RBI 4
BB 1
SO 2
LOB 12



Batter	1	2	3	4	5	6	7	8	9	AB	R	H	RBI	BB	SO	LOB	TOP			
Felix Millan, R OBP: 0.348, SLG: 0.397 (1, 4)										4	0	2	0	0	0	0	Atlanta Braves @ Houston Astros Astrodome, Houston, TX Sat Jun 12 1971, 8:05 PM EDT Att: 23,876 - Unknown			
Sonny Jackson, L OBP: 0.309, SLG: 0.358 (1, 8)										4	0	0	0	0	0	2				
Hank Aaron, R OBP: 0.402, SLG: 0.656 (1, 9)										4	1	1	0	0	1	1				
Hal King, L OBP: 0.354, SLG: 0.317 (1, 2)										4	0	1	0	0	1	1				
Mike Lum, L OBP: 0.333, SLG: 0.364 (1, 7)										4	1	2	0	0	0	1				
Earl Williams, R OBP: 0.294, SLG: 0.396 (1, 3)										4	0	0	0	0	0	4				
Mary Staehle, L OBP: 0.238, SLG: 0.111 Orlando Cepeda, R OBP: 0.350, SLG: 0.542 (8, PH)										3	0	1	1	0	0	1				
Zolio Versalles, R OBP: 0.300, SLG: 0.351 (1, 6)										3	0	0	0	0	0	2				
Ron Reed, R OBP: 0.071, SLG: 0.071 Gil Garrido, R OBP: 0.254, SLG: 0.180 Steve Barber, L (8, 1)										2	0	0	0	0	1	0				
Inning Stats	R: 0 E: 0 K: 0 S: 3	H: 0 LOB: 0 BB: 0 P: 3	R: 0 E: 0 K: 0 S: 4	H: 1 LOB: 1 BB: 0 P: 4	R: 0 E: 0 K: 1 S: 6	H: 1 LOB: 1 BB: 0 P: 6	R: 0 E: 0 K: 2 S: 7	H: 0 LOB: 0 BB: 0 P: 7	R: 0 E: 0 K: 0 S: 3	H: 0 LOB: 0 BB: 0 P: 3	R: 1 E: 0 K: 0 S: 6	H: 3 LOB: 2 BB: 0 P: 6	R: 0 E: 0 K: 1 S: 6	H: 1 LOB: 1 BB: 0 P: 6	R: 1 E: 0 K: 1 S: 6	H: 1 LOB: 0 BB: 0 P: 6	1B: 5 2B: 1 3B: 1 HR: 0	SF: 0 SAC: 0 DP: 0 HBP: 0	WP: 0 PB: 1 SB: 0 CS: 0	PA: 34
PITCHER Ken Forsch, R ERA: 2.2 (1, 1)	IP: 9.0 WLS: W BF: 34 H: 7 R: 2 ER: 1 SO: 5 BB: 0 IBB: 0 HBP: 0 BLK: 0 WP: 0 HR: 0 S: 44 P: 44 ERA: 1.00 WHIP: 0.778															PITCHER Ken Forsch, R ERA: 2.2 (1, 1)	IP: 9.0 WLS: W BF: 34 H: 7 R: 2 ER: 1 SO: 5 BB: 0 IBB: 0 HBP: 0 BLK: 0 WP: 0 HR: 0 S: 44 P: 44 ERA: 1.00 WHIP: 0.778			

Batter	1	2	3	4	5	6	7	8	9	AB	R	H	RBI	BB	SO	LOB	BOTTOM	
Jesus Alou, R OBP: 0.367, SLG: 0.416 (1, 9)										4	1	2	0	0	0	1	Atlanta Braves @ Houston Astros Astrodome, Houston, TX Sat Jun 12 1971, 8:05 PM EDT Att: 23,876 - Unknown	
Joe Morgan, L OBP: 0.340, SLG: 0.378 (1, 4)										2	0	0	0	1	1	1		
Cesar Cedeno, R OBP: 0.279, SLG: 0.384 (1, 7)										4	1	1	1	0	1	3		
Bob Watson, R OBP: 0.341, SLG: 0.413 Doug Rader, R OBP: 0.296, SLG: 0.305 (8, 5)										4	1	2	1	0	0	1		
Denis Menke, R OBP: 0.325, SLG: 0.294 (8, 3)										2	0	1	1	1	0	0		
Jimmy Wynn, R OBP: 0.307, SLG: 0.306 (1, 8)										4	0	0	0	0	1	3		
Johnny Edwards, L OBP: 0.283, SLG: 0.324 (1, 2)										4	0	2	0	0	0	2		
Roger Metzger, S OBP: 0.268, SLG: 0.291 (1, 6)										4	0	0	0	0	0	3		
Ken Forsch, R OBP: 0.083, SLG: 0.083 (1, 1)										3	0	0	0	0	2	4		
Inning Stats	R: 2 E: 1 K: 1 S: 8	H: 3 LOB: 2 BB: 1 P: 12	R: 0 E: 1 K: 0 S: 4	H: 0 LOB: 2 BB: 1 P: 8	R: 1 E: 0 K: 1 S: 6	H: 1 LOB: 0 BB: 0 P: 6	R: 0 E: 0 K: 1 S: 5	H: 0 LOB: 0 BB: 0 P: 5	R: 0 E: 0 K: 0 S: 5	H: 2 LOB: 2 BB: 0 P: 5	R: 0 E: 0 K: 0 S: 4	H: 1 LOB: 1 BB: 0 P: 4	R: 0 E: 1 K: 1 S: 7	H: 1 LOB: 2 BB: 0 P: 7	1B: 7 2B: 0 3B: 1 HR: 0	SF: 1 SAC: 2 DP: 0 HBP: 0	WP: 1 PB: 0 SB: 0 CS: 0	PA: 36
PITCHER Ron Reed, R ERA: 3.59 Steve Barber, L ERA: 4.37 (8, 1)	IP: 7.0 WLS: L BF: 31 H: 7 R: 3 ER: 3 SO: 4 BB: 2 IBB: 0 HBP: 0 BLK: 0 WP: 0 HR: 0 S: 37 P: 45 ERA: 3.86 WHIP: 1.286															PITCHER Ron Reed, R ERA: 3.59 Steve Barber, L ERA: 4.37 (8, 1)	IP: 7.0 WLS: L BF: 31 H: 7 R: 3 ER: 3 SO: 4 BB: 2 IBB: 0 HBP: 0 BLK: 0 WP: 0 HR: 0 S: 37 P: 45 ERA: 3.86 WHIP: 1.286	


AB	34
R	2
H	7
RBI	1
BB	0
SO	5
LOB	12



Batter	1	2	3	4	5	6	7	8	9	AB	R	H	RBI	BB	SO	LOB	TOP			
Dave Cash, R OBP: 0.373, SLG: 0.392	0-0 FC1-5 G3 1B		0-0 6-3			0-0 6-3		0-0 4-3		4	0	1	0	0	0	2				
Vic Davallio, L OBP: 0.316, SLG: 0.355	0-0 G3 1-2		0-0 1-3			0-0 F8			0-0 WP 1B 1B	4	1	1	0	0	0	1				
Roberto Clemente, R OBP: 0.329, SLG: 0.464	0-0 FC1-5 BB 2-3		0-0 4-3			0-0 4-3			0-3 K 1B 1B	4	0	0	0	0	1	2				
Willie Stargell, L OBP: 0.384, SLG: 0.673	4-0 1-2 BB			0-0 F7			0-0 F2		4-0 1B 1-2 1B IBB	2	1	0	0	2	0	0				
Richie Hebner, L OBP: 0.348, SLG: 0.474	0-3 K			0-0 F9			0-3 K		0-0 1B 1-3 2-H 1B	4	0	1	1	0	2	2				
Al Oliver, L OBP: 0.311, SLG: 0.372		0-0 F8 2B		0-0 3-1			0-0 HR		0-3 K	4	1	2	1	0	1	2				
Manny Sanguillen, R OBP: 0.352, SLG: 0.426		0-0 F8 2-3			0-0 F3			0-0 F6	0-0 1-3 3-H 1B	4	0	1	1	0	0	1				
Jackie Hernandez, R OBP: 0.247, SLG: 0.276		0-0 5-3			0-0 F2			0-0 CS SH1-4 1B	0-0 F2	2	0	0	0	0	0	1				
Charlie Sands, L OBP: 0.750, SLG: 1.400										1	0	1	0	0	0	0				
Gene Clines, R OBP: 0.345, SLG: 0.329										0	0	0	0	0	0	0				
Gene Alley, R OBP: 0.265, SLG: 0.280										1	0	0	0	0	0	2				
Steve Blass, R OBP: 0.125, SLG: 0.188		0-0 4-3			0-0 F9			0-0 SH1-4 1-2		2	0	0	0	0	0	1				
Inning Stats	R: 0 E: 0 K: 1 S: 6	H: 1 LOB: 2 BB: 1 P: 10	R: 0 E: 0 K: 0 S: 4	H: 1 LOB: 1 BB: 0 P: 4	R: 0 E: 0 K: 0 S: 3	H: 0 LOB: 0 BB: 0 P: 3	R: 0 E: 0 K: 0 S: 3	H: 0 LOB: 0 BB: 0 P: 3	R: 0 E: 0 K: 0 S: 3	H: 0 LOB: 0 BB: 0 P: 3	R: 1 E: 0 K: 1 S: 6	H: 1 LOB: 0 BB: 0 P: 6	R: 0 E: 0 K: 0 S: 3	H: 1 LOB: 1 BB: 0 P: 3	R: 2 E: 0 K: 2 S: 10	H: 3 LOB: 2 BB: 1 P: 14	1B: 5 2B: 1 3B: 0 HR: 1	SF: 0 SAC: 1 DP: 0 HBP: 0	WP: 1 PB: 0 SB: 0 CS: 1	PA: 35
PITCHER	IP WLS BF H R ER SO BB IBB HBP BLK WP HR S P ERA WHIP																			
Larry Dierker, R ERA: 1.8	(1, 1) 7.0 L 25 3 1 1 2 1 0 0 0 0 0 1 28 32 1.29 0.571																			
George Culver, R ERA: 2.3	(8, 1) 1.1 5 2 1 1 1 0 0 0 0 0 0 7 7 6.75 1.500																			
Denny Lemaster, L ERA: 2.25	(9, 1) 0.1 3 1 0 0 1 0 1 0 0 0 1 0 4 8 0.00 3.000																			
Ken Forsch, R ERA: 2.19	(9, 1) 0.1 2 1 1 1 0 0 0 0 0 0 0 0 2 2 27.00 3.000																			

Pittsburgh Pirates @ Houston Astros
Astrodome, Houston, TX
Tue Jun 15 1971, 8:05 PM EDT
Att: 16,307 - Unknown


AB 32
R 3
H 7
RBI 3
BB 2
SO 4
LOB 14



Batter	1	2	3	4	5	6	7	8	9	AB	R	H	RBI	BB	SO	LOB	BOTTOM			
Jesus Alou, R OBP: 0.347, SLG: 0.389	0-0 F2		0-0 F6		0-0 4-3			0-0 G3		4	0	0	0	0	0	0				
Joe Morgan, L OBP: 0.338, SLG: 0.366	0-0 F8				0-0 G3			4-0 BB		3	0	1	0	1	0	0				
Cesar Cedeno, R OBP: 0.282, SLG: 0.393	0-0 4-3		0-0 F9			0-0 E6 L5-4 4-3		0-0 F9		4	0	0	0	0	0	2				
Bob Watson, R OBP: 0.342, SLG: 0.415		0-0 1-3		0-0 1B 1B		0-0 4-3		0-0 F9		4	0	1	0	0	0	2				
Denis Menke, R OBP: 0.326, SLG: 0.312		0-0 BB 1B		0-0 1B		0-0 L5-4 2-3			0-3 K	4	0	2	0	0	1	1				
Jimmy Wynn, R OBP: 0.302, SLG: 0.299		4-0 1-2 BB		0-0 F7			0-3 K		0-0 E1 1B	3	0	0	0	1	1	2				
Johnny Edwards, L OBP: 0.274, SLG: 0.301		0-0 F5		0-0 F9			0-0 F9		0-0 F6	4	0	0	0	0	0	5				
Roger Metzger, S OBP: 0.272, SLG: 0.299		0-0 3-1		0-0 G3			0-0 2B		0-0 2-3 1B	4	0	2	0	0	0	4				
Larry Dierker, R ERA: 1.8	(1, 1) 9.0 W 36 6 0 0 4 2 0 0 0 0 0 0 42 50 0.00 0.889																			
John Mayberry, L OBP: 0.296, SLG: 0.326	(7, PH)																			
George Culver, R ERA: 2.3	(8, 1)																			
Denny Lemaster, R ERA: 2.25	(9, 1)																			
Ken Forsch, R ERA: 2.19	(9, 1)																			
Norm Miller, L OBP: 0.201, SLG: 0.373	(9, PH)																			
Inning Stats	R: 0 E: 0 K: 0 S: 3	H: 0 LOB: 0 BB: 0 P: 3	R: 0 E: 0 K: 0 S: 4	H: 1 LOB: 2 BB: 1 P: 8	R: 0 E: 0 K: 0 S: 4	H: 1 LOB: 1 BB: 0 P: 4	R: 0 E: 0 K: 0 S: 5	H: 2 LOB: 2 BB: 0 P: 5	R: 0 E: 0 K: 0 S: 3	H: 0 LOB: 0 BB: 0 P: 3	R: 0 E: 1 K: 2 S: 8	H: 1 LOB: 1 BB: 0 P: 8	R: 0 E: 0 K: 0 S: 3	H: 0 LOB: 1 BB: 1 P: 7	R: 0 E: 1 K: 2 S: 9	H: 1 LOB: 2 BB: 0 P: 9	1B: 5 2B: 2 3B: 0 HR: 0	SF: 0 SAC: 0 DP: 1 HBP: 0	WP: 0 PB: 0 SB: 0 CS: 0	PA: 36
PITCHER	IP WLS BF H R ER SO BB IBB HBP BLK WP HR S P ERA WHIP																			
Steve Blass, R ERA: 3.07	(1, 1) 9.0 W 36 6 0 0 4 2 0 0 0 0 0 0 42 50 0.00 0.889																			

Pittsburgh Pirates @ Houston Astros
Astrodome, Houston, TX
Tue Jun 15 1971, 8:05 PM EDT
Att: 16,307 - Unknown

AB 34
R 0
H 6
RBI 0
BB 2
SO 4
LOB 19



Batter	1	2	3	4	5	6	7	8	9	AB	R	H	RBI	BB	SO	LOB	TOP			
Jimmy Wynn, R OBP: 0.310, SLG: 0.300 (1, 8)	4-0 1B FC4-6 BB		0-3 K			4-0 1B BB		0-0 4-3		2	1	0	0	2	1	0	Houston Astros @ Los Angeles Dodgers Dodger Stadium, Los Angeles, CA Fri Jun 18 1971, 7:05 PM PDT Att: 20,756 - Unknown livebaseballscorecards.com			
Joe Morgan, L OBP: 0.336, SLG: 0.362 (1, 4)	0-0 FC4-6 1B		0-0 F8			0-0 G6-4-3 1B		0-0 G3		4	0	2	0	0	0	0				
Cesar Cedeno, R OBP: 0.281, SLG: 0.392 (1, 9) (7, 7)	0-0 FC4-6 1-2 3-H				0-0 F4		0-0 G6-4-3 1-2		0-0 1B		4	0	1	1	0	0		3		
Bob Watson, R OBP: 0.339, SLG: 0.406 (1, 7) (7, 3)	0-0 6-3 1-2				0-0 F9		0-3 K		0-3 K		4	0	0	0	0	2		2		
Denis Menke, R OBP: 0.327, SLG: 0.316 (1, 3) (7, 6)	0-0 5-3				0-0 F9		0-0 3B 2B		4-0 1B WP BB		3	2	1	0	1	0		1		
Jack Hiatt, R OBP: 0.468, SLG: 0.397 Jay Schluter, R (7, PR)		0-3 K			0-0 F8		4-0 3B BB		0-3 K		2	0	0	0	1	1		0		
Johnny Edwards, L OBP: 0.273, SLG: 0.300 (7, 2)											0	1	0	0	0	0		0		
Doug Rader, R OBP: 0.284, SLG: 0.300 (1, 5)		0-0 6-3			0-0 5-3		0-0 F8		0-0 1B WP		4	0	1	0	0	0		2		
Roger Metzger, S OBP: 0.266, SLG: 0.291 Jesus Alou, R OBP: 0.349, SLG: 0.401 (7, PH) (7, 9)		0-0 F9			0-0 1-3		0-0 3B		0-0 1-3		2	0	0	0	0	0		0		
Don Wilson, R OBP: 0.103, SLG: 0.128 Marty Martinez, S OBP: 0.300, SLG: 0.333 (9, PH)			0-3 K			0-3 K		0-0 F8		0-0 5-3		3	0	0	0	0		2		
Inning Stats	R: 1 E: 0 K: 0 S: 4	H: 1 LOB: 1 BB: 1 P: 8	R: 0 E: 0 K: 1 S: 5	H: 0 LOB: 0 BB: 0 P: 5	R: 0 E: 0 K: 2 S: 7	H: 0 LOB: 0 BB: 0 P: 7	R: 0 E: 0 K: 0 S: 3	H: 0 LOB: 0 BB: 0 P: 3	R: 0 E: 0 K: 1 S: 5	H: 1 LOB: 1 BB: 1 P: 9	R: 2 E: 0 K: 1 S: 7	H: 2 LOB: 2 BB: 1 P: 11	R: 0 E: 0 K: 1 S: 6	H: 1 LOB: 1 BB: 1 P: 6	R: 1 E: 0 K: 1 S: 6	H: 1 LOB: 1 BB: 1 P: 10		1B: 4 2B: 1 3B: 1 HR: 0	SF: 0 SAC: 0 DP: 1 HBP: 0	WP: 3 PB: 0 SB: 1 CS: 0
PITCHER	IP WLS BF H R ER SO BB IBB HBP BLK WP HR S P ERA WHIP	IP WLS BF H R ER SO BB IBB HBP BLK WP HR S P ERA WHIP																		
Claude Osteen, L ERA: 2.93 Jim Brewer, L ERA: 1.52	(1, 1) (9, 1)	8.0 W 32 5 4 4 6 4 0 0 0 0 0 40 56 4.50 1.125	1.0 S 4 1 0 0 1 0 0 0 0 1 0 6 6 0.00 1.000																	

Batter	1	2	3	4	5	6	7	8	9	AB	R	H	RBI	BB	SO	LOB	BOTTOM				
Maury Wills, S OBP: 0.343, SLG: 0.354 (1, 6)	0-0 FC4-6 1B		0-0 F6		0-0 4-3		0-0 SH FC5-2 2B	0-0 1B		5	0	3	0	0	0	1	Houston Astros @ Los Angeles Dodgers Dodger Stadium, Los Angeles, CA Fri Jun 18 1971, 7:05 PM PDT Att: 20,756 - Unknown livebaseballscorecards.com				
Bill Buckner, L OBP: 0.285, SLG: 0.296 (1, 9)	0-0 FC4-6 1-2 G3-6-3		0-0 4-3		0-0 1B		0-0 SH FC5-2 1B	0-0 F8		4	1	1	1	0	0	2					
Willie Davis, L OBP: 0.372, SLG: 0.478 (1, 8)	0-0 G3-6-3 1-2		0-0 F7		0-0 1B		4-0 1B FC5-2 BB			3	1	1	0	1	0	1					
Dick Allen, R OBP: 0.358, SLG: 0.421 (1, 7)		0-0 SH G3 2B		0-0 F4	0-0 F8		0-0 FC5-2 1B 1-2 2-3 3-H			4	1	1	0	0	0	5					
Wes Parker, S OBP: 0.363, SLG: 0.376 (1, 3)		4-0 G3 SH SF8 BB		0-0 1-3		0-0 SH1-3 1B	0-0 1B 1-3 2-H 3-H			3	1	2	2	1	0	0					
Jim Lefebvre, S OBP: 0.343, SLG: 0.438 (1, 4)		0-0 SH SF8 G3		0-0 1B		0-0 SH1-3 1B	0-0 F6			2	0	1	0	0	0	2					
Duke Sims, L OBP: 0.357, SLG: 0.384 (1, 2)		0-0 G3 1-2 2-3 3-H		0-0 F4		4-0 BB	0-3 K			3	0	0	1	1	1	5					
Bobby Valentine, R OBP: 0.330, SLG: 0.363 (1, 5)		0-0 SF8 2-3 3-H		0-0 E5 4-3 1B	0-0 F4		0-0 F4		0-0 F4		3	1	1	1	0	2					
Claude Osteen, L OBP: 0.159, SLG: 0.122 Jim Brewer, L (9, 1)		0-0 4-3		0-3 K	0-3 K		0-0 4-3			4	0	0	0	0	2	4					
Inning Stats	R: 0 E: 0 K: 0 S: 3	H: 1 LOB: 0 BB: 0 P: 3	R: 2 E: 0 K: 0 S: 5	H: 1 LOB: 1 BB: 1 P: 9	R: 0 E: 0 K: 0 S: 3	H: 0 LOB: 0 BB: 0 P: 3	R: 0 E: 0 K: 0 S: 4	H: 1 LOB: 1 BB: 0 P: 4	R: 1 E: 1 K: 1 S: 8	H: 3 LOB: 2 BB: 0 P: 8	R: 0 E: 0 K: 1 S: 6	H: 1 LOB: 2 BB: 1 P: 10	R: 2 E: 0 K: 1 S: 8	H: 2 LOB: 2 BB: 1 P: 12	R: 0 E: 0 K: 0 S: 4	H: 1 LOB: 1 BB: 0 P: 4		1B: 8 2B: 2 3B: 0 HR: 0	SF: 1 SAC: 3 DP: 1 HBP: 0	WP: 0 PB: 0 SB: 0 CS: 0	PA: 38
PITCHER	IP WLS BF H R ER SO BB IBB HBP BLK WP HR S P ERA WHIP	IP WLS BF H R ER SO BB IBB HBP BLK WP HR S P ERA WHIP																			
Don Wilson, R ERA: 3.27	(1, 1)	8.0 L 38 10 5 5 3 3 0 0 0 0 0 41 53 5.62 1.625																			



Batter	1	2	3	4	5	6	7	8	9	AB	R	H	RBI	BB	SO	LOB	TOP			
Jimmy Wynn, R (1, 8) OBP: 0.309, SLG: 0.305	5-3		L7			2B		5-3		4	0	1	0	0	0	0				
Joe Morgan, L (1, 4) OBP: 0.331, SLG: 0.356	F7		K			F5		F5		4	0	0	0	0	1	1				
Cesar Cedeno, R (1, 9) OBP: 0.280, SLG: 0.387	BB			6-3		5-3		4-3		3	0	0	0	1	0	1				
Bob Watson, R (1, 7) OBP: 0.338, SLG: 0.400	L3			F9		1-3		BB		3	0	0	0	1	0	2				
Denis Menke, R (1, 3) OBP: 0.322, SLG: 0.310		F3		4-3			6-3	1-3		4	0	0	0	0	0	1				
Johnny Edwards, L (1, 2) OBP: 0.288, SLG: 0.294		F7			K		4-3			3	0	0	0	0	1	0				
Doug Rader, R (1, 5) OBP: 0.265, SLG: 0.297		BB			K		5-3			2	0	0	0	1	1	0				
Roger Metzger, S (1, 6) OBP: 0.267, SLG: 0.289		4-3				BB		F6		2	0	0	0	1	0	1				
Jack Billingham, R (1, 1) OBP: 0.129, SLG: 0.100			4-3					L3		2	0	0	0	0	0	1				
Denny Lemaster, R (6, 1)					L3					0	0	0	0	0	0	0				
Rich Chiles, L (8, PH) OBP: 0.391, SLG: 0.524										1	0	0	0	0	0	0				
George Culver, R (8, 1)										0	0	0	0	0	0	0				
Inning Stats	R: 0 E: 0 K: 0 S: 3	H: 0 LOB: 1 BB: 1 P: 7	R: 0 E: 0 K: 0 S: 3	H: 0 LOB: 1 BB: 1 P: 7	R: 0 E: 0 K: 1 S: 5	H: 0 LOB: 0 BB: 0 P: 5	R: 0 E: 0 K: 0 S: 3	H: 0 LOB: 0 BB: 0 P: 3	R: 0 E: 0 K: 2 S: 7	H: 0 LOB: 1 BB: 1 P: 11	R: 0 E: 0 K: 0 S: 4	H: 1 LOB: 1 BB: 0 P: 4	R: 0 E: 0 K: 0 S: 3	H: 0 LOB: 0 BB: 0 P: 3	R: 0 E: 0 K: 0 S: 3	H: 0 LOB: 1 BB: 1 P: 7	1B: 0 2B: 1 3B: 0 HR: 0	SF: 0 SAC: 0 DP: 0 HBP: 0	WP: 0 PB: 0 SB: 0 CS: 0	PA: 32
PITCHER Don Sutton, R (1, 1) ERA: 3.38	IP: 9.0 WLS: W BF: 32 H: 1 R: 0 ER: 0 SO: 3 BB: 4 IBB: 0 HBP: 0 BLK: 0 WP: 0 HR: 0 S: 34 P: 50 ERA: 0.00 WHIP: 0.556																			

Houston Astros @ Los Angeles Dodgers
 Dodger Stadium, Los Angeles, CA
 Sat Jun 19 1971, 7:05 PM PDT
 Att: 24,677 - Unknown

AB	28
R	0
H	1
RBI	0
BB	4
SO	3
LOB	7



Batter	1	2	3	4	5	6	7	8	9	AB	R	H	RBI	BB	SO	LOB	BOTTOM			
Maury Wills, S (1, 6) OBP: 0.338, SLG: 0.348	K		6-3		FC6-4		K			4	0	0	0	0	2	1				
Bill Buckner, L (1, 9) OBP: 0.285, SLG: 0.295	G3		4-3			2B	F7			4	1	1	0	0	0	0				
Willie Davis, L (1, 8) OBP: 0.374, SLG: 0.483	1B			F7		1B	F8			4	1	2	1	0	0	0				
Dick Allen, R (1, 7) OBP: 0.357, SLG: 0.417	4-3			F6		1B		5-3		4	1	1	0	0	0	1				
Wes Parker, S (1, 3) OBP: 0.369, SLG: 0.382		BB				FC6-4		4-3		4	1	3	1	0	0	0				
Jim Lefebvre, S (1, 4) OBP: 0.347, SLG: 0.436		G5-4-3		F8		FC6-4		K		3	0	1	1	1	1	1				
Tom Haller, L (1, 2) OBP: 0.329, SLG: 0.338					G3		FC6-4			2	0	0	0	0	0	2				
Manny Mota, R (6, PH) OBP: 0.348, SLG: 0.337		F8				FC6-4				1	0	0	0	0	0	2				
Duke Sims, L (7, 2) OBP: 0.357, SLG: 0.384						FC6-4				0	0	0	0	0	0	0				
Bobby Valentine, R (1, 5) OBP: 0.320, SLG: 0.351		G5-4-3			F4		FC6-4			3	0	0	1	0	0	3				
Don Sutton, R (1, 1) OBP: 0.212, SLG: 0.133				K		FC6-4		1-3		3	0	1	0	0	1	1				
Inning Stats	R: 0 E: 0 K: 1 S: 6	H: 1 LOB: 1 BB: 0 P: 6	R: 0 E: 0 K: 0 S: 3	H: 1 LOB: 1 BB: 1 P: 7	R: 0 E: 0 K: 1 S: 5	H: 0 LOB: 0 BB: 0 P: 5	R: 0 E: 0 K: 0 S: 4	H: 1 LOB: 1 BB: 0 P: 4	R: 0 E: 0 K: 0 S: 4	H: 1 LOB: 1 BB: 0 P: 4	R: 4 E: 0 K: 0 S: 8	H: 5 LOB: 1 BB: 0 P: 8	R: 0 E: 0 K: 1 S: 5	H: 0 LOB: 0 BB: 0 P: 5	R: 0 E: 0 K: 1 S: 5	H: 0 LOB: 0 BB: 0 P: 5	1B: 8 2B: 1 3B: 0 HR: 0	SF: 0 SAC: 0 DP: 1 HBP: 0	WP: 0 PB: 0 SB: 0 CS: 0	PA: 33
PITCHER Jack Billingham, R (1, 1) ERA: 3.1	IP: 5.0 WLS: L BF: 24 H: 9 R: 4 ER: 4 SO: 2 BB: 1 IBB: 0 HBP: 0 BLK: 0 WP: 0 HR: 0 S: 27 P: 31 ERA: 7.20 WHIP: 2.000																			
PITCHER Denny Lemaster, L (6, 1) ERA: 2.05	IP: 2.0 WLS: 0 BF: 6 H: 0 R: 0 ER: 0 SO: 1 BB: 0 IBB: 0 HBP: 0 BLK: 0 WP: 0 HR: 0 S: 8 P: 8 ERA: 0.00 WHIP: 0.000																			
PITCHER George Culver, R (8, 1) ERA: 2.23	IP: 1.0 WLS: 0 BF: 3 H: 0 R: 0 ER: 0 SO: 1 BB: 0 IBB: 0 HBP: 0 BLK: 0 WP: 0 HR: 0 S: 5 P: 5 ERA: 0.00 WHIP: 0.000																			

Houston Astros @ Los Angeles Dodgers
 Dodger Stadium, Los Angeles, CA
 Sat Jun 19 1971, 7:05 PM PDT
 Att: 24,677 - Unknown

AB	32
R	4
H	9
RBI	4
BB	1
SO	4
LOB	11



Batter	1	2	3	4	5	6	7	8	9	AB	R	H	RBI	BB	SO	LOB	TOP					
Jimmy Wynn, R OBP: 0.309, SLG: 0.306	1-3		E9		6-3		F8		F6	6	0	2	2	0	0	0	Houston Astros @ Los Angeles Dodgers Dodger Stadium, Los Angeles, CA Sun Jun 20 1971, 3:33 AM PDT Att: 24,277 - Unknown					
Joe Morgan, L OBP: 0.334, SLG: 0.360		F8	F9						F8	6	1	3	0	0	0	2						
Cesar Cedeno, R OBP: 0.283, SLG: 0.392	F7		K				F8			5	0	2	0	0	1	2						
Bob Watson, R OBP: 0.343, SLG: 0.402										4	1	2	1	1	0	3						
Cesar Geronimo, L OBP: 0.276, SLG: 0.353	WP BB		E		5-3					0	0	0	0	0	0	0						
Denis Menke, R OBP: 0.328, SLG: 0.310			F9							3	2	1	0	2	0	3						
Jack Hiatt, R OBP: 0.457, SLG: 0.388	5-3		E5							4	1	1	0	0	0	3						
Doug Rader, R OBP: 0.276, SLG: 0.313										5	2	4	3	0	0	0						
Roger Metzger, S OBP: 0.266, SLG: 0.287		5-3			FC6-4		F5		1-3	5	1	1	1	0	0	4						
Larry Dierker, R OBP: 0.116, SLG: 0.119										1	0	0	0	0	0	1						
Jim Ray, R OBP: 0.167, SLG: 0.167	F8				3-1		4-3		1-3	4	1	1	1	0	0	1						
Fred Gladding, L OBP: 0.167, SLG: 0.167										0	0	0	0	0	0	0						
Inning Stats	R: 1 E: 0 K: 0 S: 5	H: 2 LOB: 2 BB: 1 P: 9	R: 1 E: 0 K: 0 S: 5	H: 2 LOB: 1 BB: 0 P: 5	R: 5 E: 2 K: 1 S: 11	H: 5 LOB: 1 BB: 0 P: 11	R: 1 E: 0 K: 0 S: 6	H: 4 LOB: 2 BB: 1 P: 6	R: 0 E: 0 K: 0 S: 5	H: 2 LOB: 2 BB: 0 P: 5	R: 1 E: 0 K: 0 S: 4	H: 1 LOB: 1 BB: 1 P: 8	R: 0 E: 0 K: 0 S: 4	H: 1 LOB: 2 BB: 1 P: 8	R: 0 E: 0 K: 0 S: 3	H: 0 LOB: 0 BB: 0 P: 3	R: 0 E: 0 K: 0 S: 3	H: 0 LOB: 0 BB: 0 P: 3	1B: 15 2B: 2 3B: 0 HR: 0	SF: 0 SAC: 1 DP: 1 HBP: 0	WP: 3 PB: 0 CS: 2 SB: 0	PA: 47
PITCHER	IP WLS BF H R ER SO BB IBB HBP BLK WP HR S P ERA WHIP																					
Al Downing, L ERA: 2.33	(1, 1)	2.2 L 18 8 7 2 1 1 0 0 0 0 1 0 19 23 6.75 3.375																				
Joe Moeller, R ERA: 2.45	(3, 1)	0.1 2 1 0 0 0 0 0 0 0 0 0 0 2 2 0.00 3.000																				
Sandy Vance, R ERA: 6.84	(4, 1)	3.0 16 7 2 2 0 1 0 0 0 0 1 0 15 19 6.00 2.667																				
Pete Mikkelsen, R ERA: 2.67	(7, 1)	3.0 11 1 0 0 0 1 0 0 0 0 1 0 10 14 0.00 0.667																				

Batter	1	2	3	4	5	6	7	8	9	AB	R	H	RBI	BB	SO	LOB	BOTTOM					
Maury Wills, S OBP: 0.339, SLG: 0.350		SF8		L9		6-3			L4-6	4	1	2	1	0	0	1	Houston Astros @ Los Angeles Dodgers Dodger Stadium, Los Angeles, CA Sun Jun 20 1971, 3:33 AM PDT Att: 24,277 - Unknown					
Bill Buckner, L OBP: 0.279, SLG: 0.316				4-3					F9	5	1	3	1	0	0	0						
Willie Davis, L OBP: 0.375, SLG: 0.479				L9					L8	4	1	1	1	1	0	2						
Dick Allen, R OBP: 0.353, SLG: 0.412		G6-4-3				L5			6-3	5	1	1	2	0	0	4						
Wes Parker, S OBP: 0.371, SLG: 0.388				G4-6-3		F9			G3	4	1	2	0	0	0	0						
Jim Lefebvre, S OBP: 0.345, SLG: 0.431		G4-6-3		4-3		F7				4	0	1	0	0	0	2						
Tom Haller, L OBP: 0.315, SLG: 0.325		F6		SF7		F9			4-3	3	0	0	1	0	0	1						
Bobby Valentine, R OBP: 0.327, SLG: 0.367						6-3			F8	4	1	2	0	0	0	1						
Al Downing, R OBP: 0.289, SLG: 0.289	(1, 1)									1	0	1	0	0	0	0						
Joe Moeller, R OBP: 0.337, SLG: 0.429	(3, 1)									0	0	0	0	0	0	0						
Willie Crawford, L OBP: 0.337, SLG: 0.429	(3, 1)									1	0	0	0	0	0	1						
Sandy Vance, R OBP: 0.345, SLG: 0.431	(4, 1)									0	0	0	0	0	0	0						
Bobby Danwin, R OBP: 0.299, SLG: 0.300	(5, 1)									1	0	1	0	0	0	0						
Pete Mikkelsen, R OBP: 0.299, SLG: 0.167	(7, 1)									0	0	0	0	0	0	0						
Duke Sims, L OBP: 0.292, SLG: 0.389	(9, 1)									1	1	1	0	0	0	0						
Inning Stats	R: 4 E: 0 K: 0 S: 7	H: 5 LOB: 0 BB: 0 P: 7	R: 1 E: 0 K: 0 S: 5	H: 3 LOB: 1 BB: 1 P: 9	R: 1 E: 0 K: 0 S: 5	H: 2 LOB: 1 BB: 0 P: 5	R: 0 E: 0 K: 0 S: 3	H: 0 LOB: 0 BB: 0 P: 3	R: 0 E: 0 K: 0 S: 3	H: 1 LOB: 1 BB: 0 P: 4	R: 0 E: 0 K: 0 S: 3	H: 0 LOB: 0 BB: 0 P: 3	R: 0 E: 0 K: 0 S: 4	H: 1 LOB: 1 BB: 0 P: 4	R: 0 E: 0 K: 0 S: 3	H: 0 LOB: 0 BB: 0 P: 3	R: 0 E: 0 K: 0 S: 5	H: 3 LOB: 1 BB: 0 P: 5	1B: 12 2B: 4 3B: 0 HR: 0	SF: 2 SAC: 0 DP: 3 HBP: 0	WP: 1 PB: 1 CS: 0 SB: 0	PA: 40
PITCHER	IP WLS BF H R ER SO BB IBB HBP BLK WP HR S P ERA WHIP																					
Larry Dierker, R ERA: 2.15	(1, 1)	1.1 25 5 2 2 0 0 0 0 0 0 0 0 24 28 2.70 0.750																				
Jim Ray, R ERA: 2.51	(2, 1)	6.2 W 25 5 2 2 0 0 0 0 0 0 0 0 24 28 2.70 0.750																				
Fred Gladding, R ERA: 1.29	(9, 1)	1.0 S 4 2 0 0 0 0 0 0 0 0 1 0 4 4 0.00 2.000																				



Batter	1	2	3	4	5	6	7	8	9	10	11	12	AB	R	H	RBI	BB	SO	LOB	TOP		
Jimmy Wynn, R OBP: 0.297, SLG: 0.288 (1.8)	F5	K		1-4-3		F8			K			K	6	0	0	0	0	3	5			
Joe Morgan, L OBP: 0.336, SLG: 0.376 (1.4)	HR													5	1	1	1	1	0	1		
Cesar Cedeno, R OBP: 0.270, SLG: 0.373 (7.9)	1-3													6	0	0	0	0	1	2		
Bob Watson, R OBP: 0.347, SLG: 0.398 George Culver, R (7.1)														3	0	1	0	1	1	0		
Norm Miller, L OBP: 0.353, SLG: 0.377 Fred Gladding, L (10.1)	1B													1	0	0	0	0	0	0		
Denis Menke, R OBP: 0.332, SLG: 0.310 (1.3)														5	0	2	0	0	2	0		
Doug Rader, R OBP: 0.262, SLG: 0.316 (1.5)	F7													4	1	1	0	1	0	4		
Johnny Edwards, L OBP: 0.266, SLG: 0.286 (1.2)														5	0	1	0	0	1	2		
Roger Metzger, S OBP: 0.268, SLG: 0.281 (1.6)														4	0	0	0	1	0	2		
Don Wilson, R OBP: 0.167, SLG: 0.368 Cesar Geronimo, L (7.7)														3	0	2	1	0	0	1		
Inning Stats	R: 1 E: 0 K: 0 S: 6	H: 3 LOB: 2 BB: 0 P: 6	R: 0 E: 0 K: 1 S: 6	H: 1 LOB: 1 BB: 0 P: 6	R: 0 E: 0 K: 0 S: 3	H: 1 LOB: 2 BB: 11	R: 0 E: 0 K: 1 S: 4	H: 1 LOB: 1 BB: 0 P: 4	R: 0 E: 0 K: 1 S: 5	H: 0 LOB: 0 BB: 0 P: 5	R: 0 E: 0 K: 2 S: 8	H: 1 LOB: 1 BB: 0 P: 8	R: 0 E: 0 K: 1 S: 5	H: 0 LOB: 0 BB: 0 P: 5	R: 0 E: 0 K: 0 S: 3	H: 0 LOB: 0 BB: 0 P: 3	R: 0 E: 0 K: 1 S: 6	H: 1 LOB: 1 BB: 0 P: 6	1B: 8 2B: 0 3B: 0 HR: 1	SF: 0 SAC: 0 DP: 0 HBP: 0	WP: 2 PB: 0 SB: 0 CS: 0	PA: 48
PITCHER	IP	WLS	BF	H	R	ER	SO	BB	IBB	HBP	BLK	WP	HR	S	P	ERA	WHIP					
Clay Kirby, R ERA: 3.48 Bob Miller, R ERA: 2.41	(1.1)	8.0	35	8	2	0	5	3	0	0	0	2	1	41	57	2.25	1.375					
(9.1)	4.0	W	13	1	0	0	3	0	0	0	0	0	0	19	19	0.00	0.250					

Houston Astros @ San Diego Padres
San Diego Stadium, San Diego, CA
Wed Jun 23 1971, 10:05 PM EDT
Unknown

AB 44
R 2
H 9
RBI 2
BB 4
SO 8
LOB 17



Batter	1	2	3	4	5	6	7	8	9	10	11	12	AB	R	H	RBI	BB	SO	LOB	BOTTOM				
Dave Campbell, R OBP: 0.275, SLG: 0.328 Cito Gaston, R OBP: 0.287, SLG: 0.420 Tommy Dean, R OBP: 0.150, SLG: 0.061 (11.5)														2	0	1	0	2	1	2				
Garry Jestadt, R OBP: 0.263, SLG: 0.283 (1.4)														4	0	0	1	0	1	7				
Larry Stahl, L OBP: 0.325, SLG: 0.388 (1.7)														4	0	0	0	1	0	5				
Nate Colbert, R OBP: 0.389, SLG: 0.522 (1.3)														5	0	1	0	0	1	2				
Ollie Brown, R OBP: 0.368, SLG: 0.361 (1.9)														4	0	0	0	1	2	1				
Ivan Murrell, R OBP: 0.288, SLG: 0.382 (1.8)														5	0	0	0	0	1	2				
Bob Barton, R OBP: 0.319, SLG: 0.377 Don Mason, L OBP: 0.254, SLG: 0.248 Fred Kendall, R OBP: 0.166, SLG: 0.071 (9.2)														3	0	1	0	0	0	0				
Enzo Hernandez, R OBP: 0.331, SLG: 0.289 (1.6)														5	2	3	0	0	0	0				
Clay Kirby, R OBP: 0.156, SLG: 0.156 Angel Bravo, L OBP: 0.283, SLG: 0.225 Bob Miller, R (9.1)														2	1	1	0	0	1	0				
Inning Stats	R: 0 E: 0 K: 2 S: 7	H: 0 LOB: 1 BB: 1 P: 11	R: 0 E: 0 K: 1 S: 5	H: 0 LOB: 0 BB: 0 P: 5	R: 1 E: 0 K: 0 S: 4	H: 2 LOB: 0 BB: 0 P: 4	R: 0 E: 0 K: 1 S: 4	H: 0 LOB: 0 BB: 1 P: 8	R: 0 E: 0 K: 0 S: 3	H: 0 LOB: 0 BB: 0 P: 3	R: 0 E: 0 K: 1 S: 7	H: 3 LOB: 2 BB: 0 P: 7	R: 0 E: 0 K: 1 S: 5	H: 0 LOB: 1 BB: 1 P: 9	R: 0 E: 0 K: 1 S: 6	H: 1 LOB: 3 BB: 2 P: 14	R: 0 E: 0 K: 0 S: 3	H: 1 LOB: 0 BB: 0 P: 3	R: 1 E: 0 K: 0 S: 4	H: 2 LOB: 1 BB: 0 P: 4	1B: 8 2B: 1 3B: 0 HR: 0	SF: 1 SAC: 1 DP: 2 HBP: 0	WP: 0 PB: 0 SB: 0 CS: 2	PA: 47
PITCHER	IP	WLS	BF	H	R	ER	SO	BB	IBB	HBP	BLK	WP	HR	S	P	ERA	WHIP							
Don Wilson, R ERA: 3.19 George Culver, R ERA: 2.29 Fred Gladding, R ERA: 1.48	(1.1)	6.0	21	2	1	1	5	3	0	0	0	0	0	28	40	1.50	0.833							
(7.1)	3.0	L	12	3	1	1	2	1	0	0	0	0	0	15	19	3.00	1.333							
(10.1)	2.2	L	13	4	1	1	1	2	0	0	0	0	0	13	21	3.38	2.250							

Houston Astros @ San Diego Padres
San Diego Stadium, San Diego, CA
Wed Jun 23 1971, 10:05 PM EDT
Unknown


AB 38
R 3
H 9
RBI 3
BB 6
SO 8
LOB 21



Batter	1	2	3	4	5	6	7	8	9	AB	R	H	RBI	BB	SO	LOB	TOP																
Chris Speier, R (1, 6) OBP: 0.350, SLG: 0.354	F8		G3 BB		WP 1B BB		2B 1B	2H 1B		3	1	2	2	2	0	0	San Francisco Giants @ Houston Astros Astrodome, Houston, TX Fri Jun 25 1971, 8:05 PM EDT Att: 24,713 - Unknown																
Tito Fuentes, S (1, 4) OBP: 0.298, SLG: 0.340	1B		G3		F8		2B BB	F8		4	0	1	0	1	0	4																	
Bobby Bonds, R (1, 8) OBP: 0.377, SLG: 0.541	F2		K		WP 1B		2B		6-3	5	0	2	2	0	1	2																	
Willie Mays, R (1, 3) OBP: 0.425, SLG: 0.563	K			K	4-3		1-3 2-H		5-3	4	0	0	0	1	2	3																	
Ken Henderson, S (1, 9) OBP: 0.378, SLG: 0.432		1B		4-3		K	F8		1B	5	0	2	0	0	1	3																	
Dick Dietz, R (1, 2) OBP: 0.421, SLG: 0.444		FC4-6 BB		1B		F9	FC4		F2	4	0	1	0	1	0	4																	
Floyd Wicker, L (1, 7) OBP: 0.240, SLG: 0.095		FC4-6		F7		K			K	4	0	0	0	0	2	2																	
Hal Lanier, R (1, 5) OBP: 0.271, SLG: 0.280		K			SH2-4 1B 1B		SH3-4 1B 1B		1B 2B	4	3	3	0	0	1	1																	
Gaylord Perry, R (1, 1) OBP: 0.087, SLG: 0.067			K		SH2-4		SH3-4		F8	2	0	0	0	0	1	1																	
Inning Stats	R: 0 E: 0 K: 1 S: 6	H: 1 LOB: 1 BB: 0 P: 6	R: 0 E: 0 K: 1 S: 5	H: 1 LOB: 1 BB: 1 P: 9	R: 0 E: 0 K: 2 S: 7	H: 0 LOB: 1 BB: 1 P: 11	R: 0 E: 0 K: 1 S: 6	H: 1 LOB: 1 BB: 0 P: 6	R: 1 E: 0 K: 0 S: 5	H: 2 LOB: 2 BB: 1 P: 9	R: 0 E: 0 K: 2 S: 7	H: 0 LOB: 0 BB: 0 P: 7	R: 2 E: 0 K: 0 S: 6	H: 3 LOB: 3 BB: 2 P: 14	R: 1 E: 0 K: 1 S: 7	H: 2 LOB: 1 BB: 0 P: 7	R: 0 E: 0 K: 0 S: 4	H: 1 LOB: 1 BB: 0 P: 4	1B: 9 2B: 2 3B: 0 HR: 0	SF: 0 SAC: 2 DP: 0 HBP: 0	WP: 1 PB: 0 CS: 0	PA: 42											
PITCHER	IP WLS BF H R ER SO BB IBB HBP BLK WP HR S P ERA WHIP																																
Jack Billingham, R (1, 1) ERA: 3.16	7.0	33	8	3	3	7	4	1	0	0	0	1	0	42	62	3.86	1.714																
Jim Ray, R (8, 1) ERA: 2.62	2.0	9	3	1	1	1	0	0	0	0	0	0	0	11	11	4.50	1.500																

Batter	1	2	3	4	5	6	7	8	9	AB	R	H	RBI	BB	SO	LOB	BOTTOM																
Jesus Alou, R (1, 9) OBP: 0.343, SLG: 0.398	F5		FC6-4			F4		E3 SF8		4	1	0	0	0	0	1	San Francisco Giants @ Houston Astros Astrodome, Houston, TX Fri Jun 25 1971, 8:05 PM EDT Att: 24,713 - Unknown																
Joe Morgan, L (1, 4) OBP: 0.332, SLG: 0.370	F7		K			K		SF8		3	0	0	1	0	2	1																	
Cesar Cedeno, R (1, 8) OBP: 0.264, SLG: 0.363	K			6-3		F8		4-3		4	0	0	0	0	1	0																	
Bob Watson, R (1, 7) OBP: 0.352, SLG: 0.403		K			G5-4-3 BB		E 1B 2B	F9		3	1	1	0	1	1	0																	
Denis Menke, R (1, 3) OBP: 0.333, SLG: 0.312		S 1B 1B		G5-4-3		F3		SH WP 1B		4	2	2	0	0	0	2																	
Doug Rader, R (1, 5) OBP: 0.276, SLG: 0.307		K			6-3		K		SH WP 1B	3	1	0	0	0	2	2																	
Johnny Edwards, L (1, 2) OBP: 0.277, SLG: 0.305							E3 1B		1B WP IBB	3	0	2	1	1	0	1																	
Cesar Geronimo, L (9, PR) OBP: 0.300, SLG: 0.368										0	0	0	0	0	0	0																	
Roger Metzger, S (1, 6) OBP: 0.263, SLG: 0.275			6-3							2	0	0	0	0	1	1																	
Rich Chiles, L (7, PH) OBP: 0.417, SLG: 0.545										1	0	1	1	0	0	0																	
Jim Ray, R (8, 1) OBP: 0.167, SLG: 0.167										0	0	0	0	0	0	0																	
Jack Hiatt, R (9, PH) OBP: 0.465, SLG: 0.408							1-2 1B		1-3 2-H 3-H 1B	1	0	1	1	0	0	0																	
Jack Billingham, R (1, 1) OBP: 0.152, SLG: 0.125										2	0	1	0	0	0	1																	
Norm Miller, L (7, PH) OBP: 0.309, SLG: 0.381			FC6-4 1B			2-3				1	0	0	0	0	0	2																	
Inning Stats	R: 0 E: 0 K: 1 S: 5	H: 0 LOB: 0 BB: 0 P: 5	R: 1 E: 0 K: 2 S: 8	H: 2 LOB: 1 BB: 0 P: 8	R: 0 E: 0 K: 1 S: 6	H: 1 LOB: 1 BB: 0 P: 6	R: 0 E: 0 K: 0 S: 2	H: 0 LOB: 0 BB: 1 P: 6	R: 0 E: 0 K: 1 S: 6	H: 1 LOB: 1 BB: 0 P: 6	R: 0 E: 0 K: 1 S: 5	H: 0 LOB: 0 BB: 0 P: 5	R: 1 E: 1 K: 1 S: 8	H: 2 LOB: 2 BB: 0 P: 8	R: 1 E: 1 K: 0 S: 4	H: 0 LOB: 0 BB: 0 P: 4	R: 2 E: 1 K: 0 S: 3	H: 2 LOB: 2 BB: 1 P: 7	1B: 6 2B: 1 3B: 1 HR: 0	SF: 1 SAC: 1 DP: 1 HBP: 0	WP: 1 PB: 0 CS: 0	PA: 35											
PITCHER	IP WLS BF H R ER SO BB IBB HBP BLK WP HR S P ERA WHIP																																
Gaylord Perry, R (1, 1) ERA: 3.42	8.0	L	35	8	5	2	7	1	1	0	0	1	0	47	55	2.25	1.125																



Batter	1	2	3	4	5	6	7	8	9	AB	R	H	RBI	BB	SO	LOB	TOP								
Chris Speier, R (1, 6) OBP: 0.348, SLG: 0.351	5-3		1B	K			6-3		K	5	0	1	0	0	2	3	San Francisco Giants @ Houston Astros Astrodome, Houston, TX Sat Jun 26 1971, 8:05 PM EDT Att: 32,025 - Unknown								
Tito Fuentes, S (1, 4) OBP: 0.294, SLG: 0.335	F7		F8		K		4-3			4	0	0	0	0	1	2									
Bobby Bonds, R (1, 8) OBP: 0.379, SLG: 0.550	K			HR	BB		6-3-6		F9	3	1	1	1	1	1	0									
Ken Henderson, S (1, 9)		F5		F7	6-3-6				K	4	0	0	0	0	1	1									
Dick Dietz, R (1, 2) OBP: 0.422, SLG: 0.440	F9		F9			G4-6-3			BB	2	0	0	0	2	0	0									
Ed Goodson, L (1, 3) OBP: 0.750, SLG: 0.667				2B	1B		G4-6-3			3	1	2	0	1	0	1									
Bernie Williams, R (1, 7) OBP: 0.260, SLG: 0.283	5-3			1B					BB	4	1	1	0	0	0	3									
Hal Lanier, R (1, 5) OBP: 0.278, SLG: 0.289			F7		1B		G3		F6	3	0	1	0	1	0	0									
Ron Bryant, S (1, 1) OBP: 0.167, SLG: 0.195			K				G3		F6	4	0	1	2	0	1	1									
Steve Hamilton, L (9, 1)					1B					0	0	0	0	0	0	0									
Inning Stats	R: 0 E: 0 K: 1 S: 5	H: 0 LOB: 0 BB: 0 P: 5	R: 0 E: 0 K: 0 S: 4	H: 1 LOB: 1 BB: 0 P: 4	R: 0 E: 0 K: 1 S: 6	H: 1 LOB: 1 BB: 0 P: 6	R: 3 E: 0 K: 1 S: 9	H: 4 LOB: 2 BB: 1 P: 13	R: 0 E: 0 K: 1 S: 4	H: 0 LOB: 0 BB: 1 P: 8	R: 0 E: 0 K: 0 S: 2	H: 0 LOB: 0 BB: 1 P: 6	R: 0 E: 0 K: 0 S: 4	H: 1 LOB: 1 BB: 0 P: 4	R: 0 E: 0 K: 1 S: 5	H: 0 LOB: 2 BB: 2 P: 13	R: 0 E: 0 K: 1 S: 5	H: 0 LOB: 0 BB: 0 P: 5	1B: 4 2B: 3 3B: 0 HR: 1	SF: 0 SAC: 0 DP: 2 HBP: 0	WP: 0 PB: 0 SB: 0 CS: 0	PA: 37			
PITCHER	IP	WLS	BF	H	R	ER	SO	BB	IBB	HBP	BLK	WP	HR	S	P	ERA	WHIP								
Larry Dierker, R (1, 1) ERA: 2.24	7.0	L	29	7	3	3	4	2	1	0	0	0	1	34	46	3.86	1.286								
George Culver, R (8, 1) ERA: 2.13	2.0		8	0	0	0	2	2	0	0	0	0	0	10	18	0.00	1.000								

Batter	1	2	3	4	5	6	7	8	9	AB	R	H	RBI	BB	SO	LOB	BOTTOM								
Jesus Alou, R (1, 9) OBP: 0.341, SLG: 0.395	4-3						F7		FC6-4	4	0	1	0	0	0	4	San Francisco Giants @ Houston Astros Astrodome, Houston, TX Sat Jun 26 1971, 8:05 PM EDT Att: 32,025 - Unknown								
George Culver, R (8, 1)			CS	1B						0	0	0	0	0	0	0									
Joe Morgan, L (1, 4) OBP: 0.328, SLG: 0.365	G3		F7		F7				F8	4	0	0	0	0	0	3									
Cesar Cedeno, R (1, 8) OBP: 0.268, SLG: 0.363	5-3					FC4				3	0	1	0	1	1	0									
Bob Watson, R (1, 7) OBP: 0.350, SLG: 0.398		BB			FC4				F9	3	1	0	0	1	0	2									
Denis Menke, R (1, 3) OBP: 0.328, SLG: 0.306		F4			F8				F7	4	0	0	0	0	0	3									
Doug Rader, R (1, 5) OBP: 0.286, SLG: 0.312		1B			F4					3	0	2	0	1	0	1									
Jack Hiatt, R (1, 2) OBP: 0.483, SLG: 0.425										2	0	2	1	1	0	0									
Cesar Geronimo, L (7, PR) OBP: 0.300, SLG: 0.368										0	0	0	0	0	0	0									
Johnny Edwards, L (8, 2) OBP: 0.275, SLG: 0.303										1	0	0	0	0	1	1									
Roger Metzger, S (1, 6) OBP: 0.263, SLG: 0.272		G4-3					FC3-2			3	0	0	0	1	1	5									
Larry Dierker, R (1, 1) OBP: 0.111, SLG: 0.114										2	0	0	0	0	0	2									
Jimmy Wynn, R (7, PH) OBP: 0.294, SLG: 0.285										2	0	0	0	0	1	3									
Inning Stats	R: 0 E: 0 K: 0 S: 3	H: 0 LOB: 0 BB: 0 P: 3	R: 1 E: 0 K: 0 S: 3	H: 1 LOB: 1 BB: 2 P: 11	R: 0 E: 0 K: 0 S: 3	H: 1 LOB: 0 BB: 0 P: 3	R: 0 E: 0 K: 0 S: 3	H: 0 LOB: 1 BB: 1 P: 7	R: 0 E: 0 K: 0 S: 3	H: 0 LOB: 2 BB: 2 P: 11	R: 0 E: 0 K: 1 S: 5	H: 0 LOB: 0 BB: 0 P: 5	R: 0 E: 0 K: 0 S: 5	H: 2 LOB: 2 BB: 0 P: 5	R: 0 E: 0 K: 0 S: 4	H: 1 LOB: 1 BB: 0 P: 4	R: 0 E: 0 K: 3 S: 10	H: 1 LOB: 1 BB: 0 P: 10	1B: 6 2B: 0 3B: 0 HR: 0	SF: 0 SAC: 0 DP: 1 HBP: 0	WP: 0 PB: 0 SB: 0 CS: 1	PA: 36			
PITCHER	IP	WLS	BF	H	R	ER	SO	BB	IBB	HBP	BLK	WP	HR	S	P	ERA	WHIP								
Ron Bryant, L (1, 1) ERA: 2.21	8.0	W	33	6	1	1	1	5	0	0	0	0	0	30	50	1.12	1.375								
Steve Hamilton, L (9, 1) ERA: 1.66	1.0	S	3	0	0	0	3	0	0	0	0	0	0	9	9	0.00	0.000								

Batter	1	2	3	4	5	6	7	8	9	AB	R	H	RBI	BB	SO	LOB	TOP					
Chris Speier, R OBP: 0.344, SLG: 0.346 (1, 6)										4	0	0	0	0	2	0	San Francisco Giants @ Houston Astros Astrodome, Houston, TX Sun Jun 27 1971, 4:33 AM EDT Att: 24,908 - Unknown					
Tito Fuentes, S OBP: 0.297, SLG: 0.335 (1, 4)										3	1	1	0	0	0							
Bobby Bonds, R OBP: 0.377, SLG: 0.545 (1, 8) (7, 9)										4	1	1	0	0	1	2						
Ken Henderson, S OBP: 0.374, SLG: 0.422 (1, 9) (7, 7)										3	0	1	1	1	1	1						
Ed Goodson, L OBP: 0.375, SLG: 0.286 (1, 3)										4	0	0	0	0	1	3						
Fran Healy, R OBP: 0.478, SLG: 0.595 (1, 2)										4	0	3	0	0	0	0						
Bernie Williams, R OBP: 0.245, SLG: 0.285 Jerry Johnson, R (7, 1)										3	0	0	0	0	1	3						
Hal Lanier, R OBP: 0.272, SLG: 0.282 (1, 5)										3	0	0	0	0	2	1						
Steve Stone, R Don McMahon, R Willie Mays, R OBP: 0.424, SLG: 0.560 (7, 8)										2	0	0	0	0	2	0						
										0	0	0	0	0	0	0	GIANTS					
Inning Stats	R: 0 E: 0 K: 1 S: 6	H: 1 LOB: 1 BB: 0 P: 6	R: 0 E: 0 K: 0 S: 3	H: 1 LOB: 0 BB: 0 P: 3	R: 0 E: 0 K: 1 S: 5	H: 0 LOB: 0 BB: 0 P: 5	R: 2 E: 0 K: 0 S: 5	H: 3 LOB: 1 BB: 0 P: 6	R: 0 E: 0 K: 3 S: 9	H: 0 LOB: 2 BB: 0 P: 9	R: 0 E: 1 K: 0 S: 3	H: 0 LOB: 1 BB: 1 P: 7	R: 0 E: 0 K: 3 S: 10	H: 1 LOB: 1 BB: 0 P: 10	R: 0 E: 0 K: 1 S: 5	H: 0 LOB: 0 BB: 0 P: 5		R: 0 E: 0 K: 2 S: 7	H: 0 LOB: 0 BB: 0 P: 7	1B: 6 2B: 0 3B: 0 HR: 0	SF: 0 SAC: 0 DP: 3 HBP: 1	WP: 1 PB: 0 SB: 1 CS: 0
PITCHER Ken Forsch, R ERA: 2.17 (1, 1)	IP: 9.0 WLS: W BF: 33 H: 6 R: 2 ER: 2 SO: 11 BB: 1 IBB: 0 HBP: 1 BLK: 0 WP: 1 HR: 0 S: 53 P: 58 ERA: 2.00 WHIP: 0.778															PITCHER	IP: 9.0 WLS: W BF: 33 H: 6 R: 2 ER: 2 SO: 11 BB: 1 IBB: 0 HBP: 1 BLK: 0 WP: 1 HR: 0 S: 53 P: 58 ERA: 2.00 WHIP: 0.778					

Batter	1	2	3	4	5	6	7	8	9	AB	R	H	RBI	BB	SO	LOB	BOTTOM			
Jesus Alou, R OBP: 0.341, SLG: 0.391 Jimmy Wynn, R OBP: 0.296, SLG: 0.287 (6, FH) (7, 9)										2	0	0	0	0	0	3	San Francisco Giants @ Houston Astros Astrodome, Houston, TX Sun Jun 27 1971, 4:33 AM EDT Att: 24,908 - Unknown			
Joe Morgan, L OBP: 0.332, SLG: 0.371 (1, 4)										4	1	2	0	1	0	3				
Cesar Cedeno, R OBP: 0.266, SLG: 0.359 (1, 8)										5	0	1	0	0	0	3				
Bob Watson, R OBP: 0.352, SLG: 0.400 Cesar Geronimo, L OBP: 0.296, SLG: 0.350 (8, 7)										4	1	2	1	0	1	3				
Denis Menke, R OBP: 0.329, SLG: 0.305 (1, 3)										4	2	1	0	1	0	4				
Doug Radler, R OBP: 0.285, SLG: 0.312 (1, 5)										3	1	1	1	0	0	2				
Johnny Edwards, L OBP: 0.280, SLG: 0.299 (1, 2)										2	0	0	0	2	0	2				
Roger Metzger, S OBP: 0.270, SLG: 0.277 (1, 6)										3	0	2	1	1	0	1				
Ken Forsch, R OBP: 0.105, SLG: 0.056 (1, 1)										3	0	0	0	1	1	6				
										1B: 9 2B: 1 3B: 0 HR: 0	SF: 1 SAC: 0 DP: 0 HBP: 1	WP: 0 PB: 0 SB: 4 CS: 0	PA: 41							
Inning Stats	R: 0 E: 0 K: 0 S: 4	H: 1 LOB: 2 BB: 0 P: 5	R: 0 E: 0 K: 0 S: 3	H: 0 LOB: 2 BB: 2 P: 11	R: 0 E: 0 K: 0 S: 5	H: 2 LOB: 0 BB: 0 P: 5	R: 0 E: 0 K: 1 S: 6	H: 1 LOB: 1 BB: 0 P: 6	R: 3 E: 0 K: 0 S: 7	H: 4 LOB: 2 BB: 1 P: 11	R: 0 E: 0 K: 1 S: 5	H: 0 LOB: 1 BB: 1 P: 9	R: 2 E: 0 K: 0 S: 5	H: 2 LOB: 2 BB: 2 P: 13	R: 0 E: 0 K: 0 S: 3	H: 0 LOB: 0 BB: 0 P: 3	PITCHER Steve Stone, R ERA: 3.26 Don McMahon, R ERA: 5.05 Jerry Johnson, R ERA: 2.03 (1, 1) (5, 1) (7, 1)	IP: 4.1 WLS: L BF: 23 H: 7 R: 3 ER: 3 SO: 3 BB: 2 IBB: 1 HBP: 0 BLK: 0 WP: 0 HR: 0 S: 22 P: 31 ERA: 6.23 WHIP: 2.077	PITCHER	IP: 4.1 WLS: L BF: 23 H: 7 R: 3 ER: 3 SO: 3 BB: 2 IBB: 1 HBP: 0 BLK: 0 WP: 0 HR: 0 S: 22 P: 31 ERA: 6.23 WHIP: 2.077

Batter	1	2	3	4	5	6	7	8	9	AB	R	H	RBI	BB	SO	LOB	TOP			
Ralph Garr, L OBP: 0.368, SLG: 0.450 (1,7)	0-0 4-3		0-0 4-3 SH2-3 1B		0-0 4-3			0-0 4-3 1B BB	0-0 4-3	4	1	1	0	1	0	1				
Sonny Jackson, L OBP: 0.309, SLG: 0.363 (1,8)	0-0 6-3		0-0 SH2-3 1-2		0-0 G6-4-3 1B			0-0 3B 1B		3	1	2	0	0	0	0				
Felix Millan, R OBP: 0.346, SLG: 0.385 (1,4)	0-0 5-3		0-0 4-3 2-3		0-0 G6-4-3 1-2			0-0 F6		4	0	0	0	0	0	4				
Darrell Evans, L OBP: 0.391, SLG: 0.474 (1,5)		0-0 BB 2B 1B	0-3 K		0-0 F8			0-0 6-3 3B		4	2	2	2	0	1	1				
Mike Lum, L OBP: 0.367, SLG: 0.401 (1,9)		4-0 2B BB		0-0 F9		0-0 4-3		0-0 6-3		3	1	0	1	1	0	0				
Earl Williams, R OBP: 0.306, SLG: 0.419 (1,3)		0-0 F3		0-0 1B 1B		0-0 5-3		0-0 6-3		4	0	1	0	0	0	2				
Hal King, L OBP: 0.354, SLG: 0.356 (1,2)		0-0 1H 2H 2B		0-0 1B 1B		0-0 F6		0-3 K		4	0	2	2	0	1	0				
Marty Perez, R OBP: 0.250, SLG: 0.289 (1,6)		0-3 K		0-3 K		0-3 K		0-3 K		3	0	0	0	0	3	3				
Oscar Brown, R OBP: 0.333, SLG: 0.333 (9, PH)		0-3 K		0-3 K		0-3 K		0-3 K		1	0	0	0	0	1	0				
Steve Barber, L OBP: 0.398, SLG: 0.643 (1,1)		0-3 K		0-3 K		0-3 K		0-3 K		3	0	0	0	0	3	3				
Cecil Upshaw, R OBP: 0.306, SLG: 0.356 (8,1)		0-3 K		0-3 K		0-3 K		0-3 K		0	0	0	0	0	0	0				
Hank Aaron, R OBP: 0.398, SLG: 0.643 (9, PH)		0-3 K		0-3 K		0-3 K		0-3 K		0	0	0	0	0	1	0				
Inning Stats	R: 0 E: 0 K: 0 S: 3	H: 0 LOB: 0 BB: 0 P: 3	R: 2 E: 0 K: 2 S: 9	H: 2 LOB: 1 BB: 1 P: 13	R: 0 E: 0 K: 1 S: 6	H: 1 LOB: 1 BB: 0 P: 6	R: 0 E: 0 K: 2 S: 9	H: 2 LOB: 2 BB: 0 P: 9	R: 0 E: 0 K: 0 S: 3	H: 0 LOB: 0 BB: 0 P: 3	R: 0 E: 0 K: 0 S: 7	H: 0 LOB: 0 BB: 0 P: 7	R: 0 E: 0 K: 2 S: 5	H: 2 LOB: 0 BB: 1 P: 9	R: 0 E: 0 K: 2 S: 7	H: 0 LOB: 1 BB: 1 P: 11	1B: 6 2B: 1 3B: 1 HR: 0	SF: 0 SAC: 1 DP: 1 HBP: 0	WP: 0 PB: 0 SB: 0 CS: 0	PA: 37
PITCHER Don Wilson, R ERA: 3.31 (1,1)	IP: 9.0 WLS: W BF: 37 H: 8 R: 5 ER: 5 SO: 9 BB: 3 IBB: 0 HBP: 0 BLK: 0 WP: 0 HR: 0 S: 52 P: 64 ERA: 5.00 WHIP: 1.222															PITCHER Don Wilson, R ERA: 3.31 (1,1)	IP: 9.0 WLS: W BF: 37 H: 8 R: 5 ER: 5 SO: 9 BB: 3 IBB: 0 HBP: 0 BLK: 0 WP: 0 HR: 0 S: 52 P: 64 ERA: 5.00 WHIP: 1.222			

Atlanta Braves @ Houston Astros
Astrodome, Houston, TX
Mon Jun 28 1971, 8:05 PM EDT
Dome

AB 33
R 5
H 8
RBI 5
BB 3
SO 9
LOB 14




Batter	1	2	3	4	5	6	7	8	9	AB	R	H	RBI	BB	SO	LOB	BOTTOM	
Roger Metzger, S OBP: 0.266, SLG: 0.284 (1,6)	0-0 FC5-2 3B	0-0 F3		0-0 E5 1B		0-0 E4				4	0	1	0	0	0	1		
Cesar Cedeno, R OBP: 0.296, SLG: 0.357 (1,8)	0-0 FC5-2 1B 3H		0-0 F8	0-0 G5-4-3 1B		0-0 F9				4	1	1	0	0	0	2		
Jimmy Wynn, R OBP: 0.300, SLG: 0.284 (1,9)	4-0 1B SF8 BB		4-0 1B BB	0-0 F3		0-0 F4				2	2	0	0	2	0	3		
Bob Watson, R OBP: 0.351, SLG: 0.398 (1,7)	0-0 1B		0-0 F9	0-0 G5-4-3		0-3 K				4	0	1	1	0	1	3		
Cesar Geronimo, L OBP: 0.296, SLG: 0.350 (8,7)	1-3 2H 1B		0-0 F9	0-0 G5-4-3 1-2		0-3 K				0	0	0	0	0	0	0		
Denis Menke, R OBP: 0.328, SLG: 0.306 (1,3)	0-0 SF8		0-0 1B 2B 1B		0-0 5-3		0-0 5-3			3	1	1	1	0	0	0		
Doug Radler, R OBP: 0.288, SLG: 0.315 (1,5)	0-0 F8		0-0 2B E 1B		0-0 4-3 1B		0-0 F8			4	1	2	1	0	0	1		
Jack Hiatt, R OBP: 0.473, SLG: 0.429 (1,2)		0-0 F5	0-0 E7 1B 2B		0-0 4-3		0-0 F8			4	1	1	1	0	0	1		
Marty Martinez, S OBP: 0.357, SLG: 0.385 (1,4)		0-0 SH1-3 1B	0-0 SH1-3 2H 1B		0-0 F8		0-0 F2			4	0	2	1	0	0	1		
Don Wilson, R OBP: 0.133, SLG: 0.156 (1,1)		0-0 SH1-3 1-2	0-0 F8		0-3 K		0-3 K			3	0	0	0	0	2	1		
Inning Stats	R: 2 E: 0 K: 0 S: 5	H: 2 LOB: 1 BB: 1 P: 9	R: 0 E: 0 K: 0 S: 4	H: 1 LOB: 1 BB: 0 P: 4	R: 4 E: 1 K: 0 S: 7	H: 4 LOB: 1 BB: 1 P: 11	R: 0 E: 0 K: 0 S: 4	H: 1 LOB: 1 BB: 0 P: 4	R: 0 E: 0 K: 1 S: 6	H: 0 LOB: 1 BB: 0 P: 6	R: 0 E: 0 K: 1 S: 5	H: 0 LOB: 0 BB: 0 P: 5	R: 0 E: 0 K: 1 S: 5	H: 0 LOB: 0 BB: 0 P: 5	1B: 7 2B: 1 3B: 1 HR: 0	SF: 1 SAC: 1 DP: 1 HBP: 0	WP: 0 PB: 1 SB: 0 CS: 0	PA: 36
PITCHER Steve Barber, L ERA: 4.71 (1,1)	IP: 7.0 WLS: L BF: 33 H: 9 R: 6 ER: 6 SO: 2 BB: 2 IBB: 0 HBP: 0 BLK: 0 WP: 0 HR: 0 S: 35 P: 43 ERA: 7.71 WHIP: 1.571															PITCHER Steve Barber, L ERA: 4.71 (1,1)	IP: 7.0 WLS: L BF: 33 H: 9 R: 6 ER: 6 SO: 2 BB: 2 IBB: 0 HBP: 0 BLK: 0 WP: 0 HR: 0 S: 35 P: 43 ERA: 7.71 WHIP: 1.571	
Cecil Upshaw, R ERA: 4.47 (8,1)	IP: 1.0 WLS: L BF: 3 H: 0 R: 0 ER: 0 SO: 1 BB: 0 IBB: 0 HBP: 0 BLK: 0 WP: 0 HR: 0 S: 5 P: 5 ERA: 0.00 WHIP: 0.000															PITCHER Cecil Upshaw, R ERA: 4.47 (8,1)	IP: 1.0 WLS: L BF: 3 H: 0 R: 0 ER: 0 SO: 1 BB: 0 IBB: 0 HBP: 0 BLK: 0 WP: 0 HR: 0 S: 5 P: 5 ERA: 0.00 WHIP: 0.000	

Atlanta Braves @ Houston Astros
Astrodome, Houston, TX
Mon Jun 28 1971, 8:05 PM EDT
Dome

AB 32
R 6
H 9
RBI 5
BB 2
SO 3
LOB 13



Batter	1	2	3	4	5	6	7	8	9	AB	R	H	RBI	BB	SO	LOB	TOP							
Ralph Garr, L (1,7) OBP: 0.370, SLG: 0.447 Sonny Jackson, L (8,8) OBP: 0.311, SLG: 0.365	4-0 BB 1B BB	0-0 6-3	0-0 3-0	0-0 1-3	0-0	4-0 G6-4-3 BB		0-0 FC6 1B	2 1 0 0 2 0 3 1 0 1 0 0 0 0															
Felix Milan, R (1,4) OBP: 0.347, SLG: 0.383	4-0 1B 1-2 FC5-2-5 BB		0-3 K	0-0	0-0	0-0 G6-4-3 1-2		0-0 FC6 1-2	4 0 1 1 1 1 2															
Hank Aaron, R (1,3) OBP: 0.394, SLG: 0.634	0-3 K		0-0 WP 2B 1B	0-0 F7				0-0 F4	5 1 1 0 0 1 5															
Earl Williams, R (1,2) OBP: 0.304, SLG: 0.414	0-0 FC5-2-5 1-2 2H 1B		0-0 F7		0-0 F8			0-0 F8	5 0 1 1 0 0 2															
Zoilo Versalles, R (1,5) OBP: 0.294, SLG: 0.385 Bob Priddy, R (7,1) OBP: 0.100, SLG: 0.100	0-0 FC5-2-5 1-2 3H		0-0	0-0	0-0 E 2B			0-3 K	4 1 2 1 0 1 2 0 0 0 0 0 0 0															
Oscar Brown, R (1,8) OBP: 0.143, SLG: 0.143	0-3 K		0-3 F9		0-0 E9 2H			0-0 F9	4 0 0 0 0 1 3															
Mike Lum, L (1,9) OBP: 0.365, SLG: 0.397			0-0 F9		0-0 1B 1B			0-0 F9	4 1 1 0 0 0 1															
Marty Perez, R (1,6) OBP: 0.250, SLG: 0.284			0-0 E5		0-0 F9			4-0 BB	3 0 0 0 1 0 2															
Jim Nash, R (1,1) OBP: 0.182, SLG: 0.212 Darrell Evans, L (7,5) OBP: 0.397, SLG: 0.468			0-3 K		0-0 1B 1-2 1B			0-3 K	3 0 1 0 0 2 1 1 0 0 0 0 1 1															
Inning Stats	R: 1 E: 0 K: 2 S: 8	H: 1 LOB: 2 BB: 2 P: 16	R: 0 E: 1 K: 1 S: 6	H: 0 LOB: 1 BB: 0 P: 6	R: 1 E: 0 K: 1 S: 7	H: 2 LOB: 1 BB: 0 P: 7	R: 1 E: 0 K: 0 S: 6	H: 3 LOB: 2 BB: 0 P: 6	R: 1 E: 1 K: 0 S: 5	H: 1 LOB: 1 BB: 0 P: 5	R: 0 E: 0 K: 1 S: 4	H: 0 LOB: 0 BB: 1 P: 8	R: 0 E: 0 K: 1 S: 5	H: 0 LOB: 0 BB: 0 P: 5	R: 0 E: 0 K: 1 S: 5	H: 0 LOB: 1 BB: 1 P: 9	R: 0 E: 0 K: 0 S: 4	H: 1 LOB: 1 BB: 0 P: 4	1B: 6 2B: 2 3B: 0 HR: 0	SF: 0 SAC: 0 DP: 1 HBP: 0	WP: 1 PB: 0 SB: 0 CS: 0	PA: 40		
PITCHER	IP WLS BF H R ER SO BB IBB HBP BLK WP HR S P ERA WHIP	3.2 W 20 6 3 3 4 2 0 0 0 1 0 26 34 7.36 2.182	3.1 W 12 1 1 0 2 1 0 0 0 0 0 15 19 0.00 0.600	2.0 S 8 1 0 0 1 1 0 0 0 0 0 9 13 0.00 1.000																				

Atlanta Braves @ Houston Astros
Astrodome, Houston, TX
Mon Jun 28 1971, 8:05 PM EDT
Att: 18,908 - Dome

AB 36
R 4
H 8
RBI 3
BB 4
SO 7
LOB 22



Batter	1	2	3	4	5	6	7	8	9	AB	R	H	RBI	BB	SO	LOB	BOTTOM							
Roger Metzger, S (1,6) OBP: 0.266, SLG: 0.283	0-0 F9		0-0 2H 1B		0-0 F5		0-0 SH3-4 1-2	0-0 G3	4 0 1 0 0 0 3															
Joe Morgan, L (1,4) OBP: 0.328, SLG: 0.365	0-0 F7			0-0 F9	0-3 K		0-0 F9		4 0 0 0 0 1 3															
Cesar Cedeno, R (1,8) OBP: 0.273, SLG: 0.383	0-0 5-3			0-0 HR	1-2 3H 1B		0-0 1B 3B		4 2 3 3 0 0 0															
Bob Watson, R (1,7) OBP: 0.349, SLG: 0.395 Cesar Geronimo, L (7, PR) OBP: 0.296, SLG: 0.350		0-3 K		0-0 6-3	0-0 4-3		0-0 2B 1B		4 0 1 1 0 1 2 0 1 0 0 0 0 0															
Denis Menke, R (1,3) OBP: 0.335, SLG: 0.318		0-3 K		0-0 2B 1B		0-0 1B	1-2 2B		4 1 3 1 0 1 0															
Doug Rader, R (1,5) OBP: 0.288, SLG: 0.318		0-3 K		0-0 1H 2B		0-0 F7	0-0 F4		4 0 1 1 0 1 3															
Jimmy Wynn, R (1,9) OBP: 0.304, SLG: 0.281			4-0 S 1B BB		0-0 F5		0-0 F4	4-0 SH1-3 BB	2 0 0 0 2 0 2															
Johnny Edwards, L (1,2) OBP: 0.280, SLG: 0.304			0-3 K		0-0 1B 1B 2B		0-3 K	0-0 F5	4 1 1 0 0 2 3															
Wade Blasingame, L (1,1) OBP: 0.258, SLG: 0.259 Jim Ray, R (4,1) OBP: 0.286, SLG: 0.286 Rich Chiles, L (7, PH) OBP: 0.440, SLG: 0.545 George Culver, R (8,1) OBP: 0.286, SLG: 0.350		0-3 K		0-3 K	0-0 1B		4-0 WP SH3-4 3B BB	0-0 SH1-3	1 0 0 0 0 1 1 1 0 1 0 0 0 0 0 1 0 0 1 0 0 0 0 0 0 0 0 0															
Inning Stats	R: 0 E: 0 K: 0 S: 3	H: 0 LOB: 0 BB: 0 P: 3	R: 0 E: 0 K: 3 S: 9	H: 0 LOB: 0 BB: 0 P: 9	R: 0 E: 0 K: 2 S: 7	H: 1 LOB: 2 BB: 1 P: 11	R: 2 E: 0 K: 0 S: 6	H: 3 LOB: 1 BB: 0 P: 6	R: 1 E: 0 K: 1 S: 8	H: 3 LOB: 2 BB: 0 P: 8	R: 0 E: 0 K: 1 S: 6	H: 1 LOB: 1 BB: 0 P: 6	R: 3 E: 0 K: 0 S: 6	H: 3 LOB: 2 BB: 1 P: 10	R: 0 E: 0 K: 0 S: 3	H: 0 LOB: 1 BB: 1 P: 7	R: 0 E: 0 K: 0 S: 3	H: 0 LOB: 1 BB: 1 P: 7	1B: 6 2B: 3 3B: 1 HR: 1	SF: 0 SAC: 2 DP: 0 HBP: 0	WP: 1 PB: 0 SB: 1 CS: 0	PA: 37		
PITCHER	IP WLS BF H R ER SO BB IBB HBP BLK WP HR S P ERA WHIP	6.2 L 31 10 6 6 7 2 0 0 0 1 0 43 51 8.10 1.800	1.1 L 6 1 0 0 0 1 0 0 0 0 0 5 9 0.00 1.500																					

Atlanta Braves @ Houston Astros
Astrodome, Houston, TX
Mon Jun 28 1971, 8:05 PM EDT
Att: 18,908 - Dome

AB 32
R 6
H 11
RBI 6
BB 3
SO 7
LOB 17



Batter	1	2	3	4	5	6	7	8	9	AB	R	H	RBI	BB	SO	LOB	TOP																				
Felix Millan, R OBP: 0.350, SLG: 0.384 Gil Garrido, R OBP: 0.237, SLG: 0.159	(1,4) X 0-0 F3	(1,4) X 0-0 S 1B		H 1-0 HBP		X 0-0 F7			X 0-0 5-3	2	0	1	0	0	0	0	2 0 1 0 0 0 0 2 0 0 0 0 0 0																				
Sonny Jackson, L OBP: 0.313, SLG: 0.364	(1,8) X 0-0 1B 1B	(1,8) X 4-0 1B BB		0-3 K		0-3 K			X 0-0 4-3	3	4	1	1	0	1	2	1	4 1 1 0 1 2 1																			
Hank Aaron, R OBP: 0.396, SLG: 0.632	(1,3) X 0-0 1B FC1-2	(1,3) X 0-3 K				X 0-0 2B 1B			X 0-0 F5	1	4	1	2	0	0	1	2	4 1 2 0 0 1 2																			
Darrell Evans, L OBP: 0.392, SLG: 0.481	(1,5) X 0-0 FC1-2 2B 1B			X 0-0 F9 2B		X 0-0 F6			X 0-0 4-3	2	4	1	2	1	0	0	1	4 1 2 1 0 0 1																			
Mike Lum, L OBP: 0.368, SLG: 0.403	(1,9) X 4-0 FC1-2 2B IBB			X 0-0 F9 2B		X 0-0 1B 2B			X 0-3 K	3	3	2	1	0	1	1	1	3 2 1 0 1 1 1																			
Oscar Brown, R OBP: 0.182, SLG: 0.182	(1,7) X 0-0 FC1-2 2B			X 0-0 F9		X 0-0 1B			X 0-0 1-3	1	4	0	1	2	0	0	4	4 0 1 2 0 0 4																			
Zolo Versalles, R OBP: 0.292, SLG: 0.391	(1,6) X 0-0 1B 2B			X 0-3 K		X 0-0 6-3			X 0-0 5-3	2	4	0	1	2	0	1	2	4 0 1 2 0 1 2																			
Bob Didier, S OBP: 0.257, SLG: 0.269		X 0-0 F6		X 0-0 F9		X 0-0 F6			X 0-0 6-3	3	4	0	0	0	0	0	1	4 0 0 0 0 0 1																			
Phil Niekro, R OBP: 0.128, SLG: 0.133 Cecil Upshaw, R (7, 1)	(1,1) X 0-0 6-3			X 0-3 K		X 0-0 6-3			X 0-0 6-3	1	3	0	0	0	0	1	0	3 0 0 0 0 1 0 1 0 0 0 0 0 0																			
Inning Stats	R: 3 E: 0 K: 0 S: 6	H: 4 LOB: 2 BB: 1 P: 10	R: 0 E: 0 K: 1 S: 6	H: 1 LOB: 2 BB: 1 P: 10	R: 0 E: 0 K: 1 S: 6	H: 1 LOB: 1 BB: 0 P: 6	R: 0 E: 0 K: 2 S: 7	H: 0 LOB: 1 BB: 0 P: 8	R: 2 E: 0 K: 0 S: 6	H: 3 LOB: 1 BB: 0 P: 6	R: 0 E: 0 K: 1 S: 5	H: 0 LOB: 0 BB: 0 P: 5	R: 0 E: 0 K: 1 S: 5	H: 0 LOB: 0 BB: 0 P: 5	R: 0 E: 0 K: 0 S: 3	H: 0 LOB: 0 BB: 0 P: 3	R: 0 E: 0 K: 0 S: 3	H: 0 LOB: 0 BB: 0 P: 3	1B: 6 2B: 3 3B: 0 HR: 0	SF: 0 SAC: 0 DP: 0 HBP: 1	WP: 0 PB: 0 SB: 1 CS: 0	PA: 38															
PITCHER	IP WLS BF H R ER SO BB IBB HBP BLK WP HR S P ERA WHIP	IP WLS BF H R ER SO BB IBB HBP BLK WP HR S P ERA WHIP																																			
Jack Billingham, R ERA: 3.45 Buddy Harris, R ERA: 5.23 Denny Lemaster, L ERA: 1.88 Fred Gladding, R ERA: 1.35	(1,1) (5,1) (6,1) (8,1)	4.1 0.2 2.0 2.0	L 2 6 6	24 0 0 0	9 0 0 0	5 0 0 0	4 0 2 0	5 0 0 0	4 0 2 0	1 0 0 0	1 0 0 0	1 0 0 0	0 0 0 0	0 0 10 6	0 2 2 6	10.38 0.00 0.00 0.00	2.308 0.000 0.000 0.000																				
Batter	1	2	3	4	5	6	7	8	9	AB	R	H	RBI	BB	SO	LOB	BOTTOM																				
Roger Metzger, S OBP: 0.266, SLG: 0.280 Johnny Edwards, L OBP: 0.278, SLG: 0.302	(1,6) X 0-0 5-3		X 0-0 G3			X 0-3 K	X 0-0 6-3			3	0	0	0	0	1	0	1 0 0 0 0 1 0 1 0 0 0 0 0 2																				
Joe Morgan, L OBP: 0.327, SLG: 0.361	(1,4) X 0-0 F9			X 0-0 F2		X 0-0 1-3		X 4-0 S BB		3	0	0	0	1	0	0	3 0 0 0 1 0 0																				
Cesar Cedeno, R OBP: 0.273, SLG: 0.393	(1,8) X 0-0 K HR			X 0-3 K		X 0-0 4-3		X 0-0 F9		4	1	1	1	0	1	1	4 1 1 1 0 1 1																				
Bob Watson, R OBP: 0.348, SLG: 0.405	(1,7) X 0-0 F9			X 0-0 K HR		X 0-3 K		X 0-0 5-3		4	1	1	1	0	1	1	4 1 1 1 0 1 1																				
Denis Menke, R OBP: 0.333, SLG: 0.321	(1,3) X 0-0 F6			X 0-0 6-3		X 0-0 1B 2B		X 0-0 1-3		4	1	1	0	0	0	1	4 1 1 0 0 0 1																				
Doug Rader, R OBP: 0.291, SLG: 0.325	(1,5) X 0-0 G5-4-3 1B			X 0-0 F7		X 0-0 F4		X 0-0 2B		4	0	2	0	0	0	1	4 0 2 0 0 0 1																				
Jimmy Wynn, R OBP: 0.303, SLG: 0.280	(1,9) X 0-0 G5-4-3			X 0-0 F8		X 0-0 S 1B		X 0-0 F7		4	1	1	1	0	0	2	4 1 1 1 0 0 2																				
Jack Hiatt, R OBP: 0.479, SLG: 0.430 Cesar Geronimo, L OBP: 0.273, SLG: 0.333	(1,2) X 0-0 5-3			X 0-0 5-3		X 0-0 1B BB		X 0-3 K		2	0	1	0	1	0	0	2 0 1 0 1 0 0 1 0 0 0 0 1 1																				
Jack Billingham, R ERA: 3.45 Buddy Harris, R ERA: 5.23 John Mayberry, L ERA: 1.88 Denny Lemaster, R ERA: 1.35 Rich Chiles, L ERA: 0.995 Fred Gladding, L ERA: 0.995 Norm Miller, L ERA: 0.375	(1,1) (5,1) (6,1) (8,1)	0.147 0.266 0.278 0.273	0.121 0.280 0.302 0.393	0.121 0.280 0.302 0.393	0.121 0.280 0.302 0.393	0.121 0.280 0.302 0.393	0.121 0.280 0.302 0.393	0.121 0.280 0.302 0.393	0.121 0.280 0.302 0.393	0.121 0.280 0.302 0.393	0.121 0.280 0.302 0.393	0.121 0.280 0.302 0.393	0.121 0.280 0.302 0.393	0.121 0.280 0.302 0.393	0.121 0.280 0.302 0.393	0.121 0.280 0.302 0.393	0.121 0.280 0.302 0.393	0.121 0.280 0.302 0.393	0.121 0.280 0.302 0.393	0.121 0.280 0.302 0.393	0.121 0.280 0.302 0.393	0.121 0.280 0.302 0.393	0.121 0.280 0.302 0.393														
Inning Stats	R: 1 E: 0 K: 0 S: 4	H: 1 LOB: 0 BB: 0 P: 4	R: 0 E: 0 K: 0 S: 3	H: 1 LOB: 0 BB: 0 P: 3	R: 0 E: 0 K: 0 S: 3	H: 0 LOB: 0 BB: 0 P: 3	R: 1 E: 0 K: 1 S: 6	H: 1 LOB: 0 BB: 0 P: 6	R: 0 E: 0 K: 0 S: 4	H: 1 LOB: 1 BB: 0 P: 4	R: 0 E: 0 K: 1 S: 5	H: 0 LOB: 0 BB: 0 P: 5	R: 2 E: 0 K: 1 S: 8	H: 3 LOB: 2 BB: 1 P: 12	R: 0 E: 0 K: 0 S: 3	H: 0 LOB: 1 BB: 1 P: 7	R: 0 E: 0 K: 2 S: 8	H: 1 LOB: 1 BB: 0 P: 8	1B: 4 2B: 2 3B: 0 HR: 2	SF: 0 SAC: 0 DP: 1 HBP: 0	WP: 0 PB: 0 SB: 2 CS: 0	PA: 36															
PITCHER	IP WLS BF H R ER SO BB IBB HBP BLK WP HR S P ERA WHIP	IP WLS BF H R ER SO BB IBB HBP BLK WP HR S P ERA WHIP																																			
Phil Niekro, R ERA: 3.21 Cecil Upshaw, R ERA: 4.25	(1,1) (7,1)	6.2 2.1	W S	27 9	7 1	4 0	4 0	3 2	3 1	0 0	0 0	0 0	0 0	0 0	0 0	0 0	0 12	16	0.00 0.857																		

Atlanta Braves @ Houston Astros
Astrodome, Houston, TX
Tue Jun 29 1971, 8:05 PM EDT
Att: 14,855 - Dome

AB 35
R 5
H 9
RBI 5
BB 2
SO 6
LOB 12



Atlanta Braves @ Houston Astros
Astrodome, Houston, TX
Tue Jun 29 1971, 8:05 PM EDT
Att: 14,855 - Dome


AB 34
R 4
H 8
RBI 4
BB 2
SO 5
LOB 11



Batter	1	2	3	4	5	6	7	8	9	AB	R	H	RBI	BB	SO	LOB	TOP			
Pete Rose, S OBP: 0.377, SLG: 0.418 (1, 9)	0-0 4-3		0-0 2B			0-0 1-3 1B		0-0 F7		4	0	2	0	0	0	0				
Hal McRae, R OBP: 0.263, SLG: 0.323 (1, 8)	0-0 1B		0-0 5-3			0-0 1-3 1-2		0-0 FC5-4 1B		4	0	2	0	0	0	2				
Lee May, R OBP: 0.360, SLG: 0.598 (1, 3)	0-3 K			0-0 5-3		0-0 5-3		0-0 FC5-4 1-2		4	0	0	0	0	1	3				
Johnny Bench, R OBP: 0.315, SLG: 0.487 (1, 2)	0-3 K			0-3 K			4-0 FC4-6 2B BB	0-0 L5		3	1	0	0	1	2	2				
Tony Perez, R OBP: 0.304, SLG: 0.401 (1, 5)		0-3 K		0-0 F8			0-0 FC4-6 1-2 1B	0-0 F9		4	0	1	0	0	1	0				
Bernie Carbo, L OBP: 0.351, SLG: 0.343 (1, 7)		0-0 G3			0-0 L8		0-0 FC4-6 2B 4-3	4-0 CS BB		3	1	0	0	1	0	2				
Buddy Bradford, R OBP: 0.309, SLG: 0.314 (9, PR)							1-2 2-3			0	0	0	0	0	0	0				
Tommy Helms, R OBP: 0.278, SLG: 0.330 (1, 4)		0-0 5-3			0-0 6-3		0-0 4-3 1-3 3-H 2B	0-0 6-3 1-2		4	0	1	1	0	0	1				
Dave Concepcion, R OBP: 0.257, SLG: 0.268 (1, 6)				0-0 6-3			0-0 4-3 2-3 3-H			2	0	0	0	0	1	0				
George Foster, R OBP: 0.322, SLG: 0.429 (7, PH)					0-3 K					1	0	0	1	0	0	1				
Woody Woodward, R OBP: 0.336, SLG: 0.297 (7, 6)										0	0	0	0	0	0	0				
Gary Nolan, R OBP: 0.093, SLG: 0.073 (1, 1)				0-0 5-3			0-0 1-3	0-0 G1		3	0	0	0	0	0	1				
Inning Stats	R: 0 E: 0 K: 2 S: 8	H: 1 LOB: 1 BB: 0 P: 8	R: 0 E: 0 K: 1 S: 5	H: 0 LOB: 0 BB: 0 P: 5	R: 0 E: 0 K: 0 S: 4	H: 1 LOB: 1 BB: 0 P: 4	R: 0 E: 0 K: 1 S: 5	H: 0 LOB: 0 BB: 0 P: 5	R: 0 E: 0 K: 0 S: 4	H: 1 LOB: 1 BB: 0 P: 4	R: 2 E: 0 K: 0 S: 5	H: 2 LOB: 1 BB: 1 P: 9	R: 0 E: 0 K: 0 S: 4	H: 1 LOB: 1 BB: 0 P: 4	R: 0 E: 0 K: 0 S: 2	H: 0 LOB: 1 BB: 1 P: 6	1B: 4 2B: 2 3B: 0 HR: 0	SF: 0 SAC: 0 DP: 0 HBP: 0	WP: 0 PB: 0 SB: 0 CS: 1	PA: 34
PITCHER	IP WLS BF H R ER SO BB IBB HBP BLK WP HR S P ERA WHIP	IP WLS BF H R ER SO BB IBB HBP BLK WP HR S P ERA WHIP																		
Larry Dierker, R ERA: 2.23 (1, 1)	8.1 W 33 6 2 2 5 2 0 0 0 0 0 41 49 2.16 0.960	0.2 S 1 0 0 0 0 0 0 0 0 0 0 1 1 0.00 0.000																		
Fred Gladding, R ERA: 1.32 (9, 1)																				

Cincinnati Reds @ Houston Astros
Astrodome, Houston, TX
Fri Jul 02 1971, 8:05 PM EDT
Att: 17,996 - Dome


AB 32
R 2
H 6
RBI 2
BB 2
SO 5
LOB 12



Batter	1	2	3	4	5	6	7	8	9	AB	R	H	RBI	BB	SO	LOB	BOTTOM			
Roger Metzger, S OBP: 0.266, SLG: 0.280 (1, 6)	0-0 F8		0-0 5-3		0-3 K			0-0 SH2-4 1B		4	1	1	0	0	1	1				
Joe Morgan, L OBP: 0.324, SLG: 0.358 (1, 4)	0-0 F7		0-3 K			0-0 F8		0-0 SH2-4		3	0	0	0	0	1	0				
Cesar Cedeno, R OBP: 0.273, SLG: 0.388 (1, 8)	0-0 1-3			0-0 F4		0-0 F6		4-0 1B IBB		3	0	0	0	1	0	0				
Bob Watson, R OBP: 0.350, SLG: 0.410 (1, 7)		0-3 K		0-0 1-4-3		0-0 2B		0-0 1-2 2-H 1B		4	0	2	1	0	1	0				
Cesar Geronimo, L OBP: 0.273, SLG: 0.333 (9, 7)										0	0	0	0	0	0	0				
Denis Menke, R OBP: 0.332, SLG: 0.317 (1, 3)		0-0 F8		0-0 F7		4-0 BB		0-0 F7		3	0	0	0	1	0	2				
Doug Rader, R OBP: 0.290, SLG: 0.332 (1, 5)		0-0 1B 3B			0-0 F8		0-0 F3	0-3 K		4	1	1	0	0	1	4				
Jimmy Wynn, R OBP: 0.308, SLG: 0.303 (1, 9)		0-0 1B			0-0 HR			0-0 F8		3	1	2	2	0	0	0				
Jack Hiatt, R OBP: 0.475, SLG: 0.427 (1, 2)		3-H 1B K			0-0 SH1-3 1B			0-0 6-3		3	0	1	0	0	1	1				
Larry Dierker, R OBP: 0.106, SLG: 0.109 (1, 1)					0-0 SH1-3			0-0 1-3		2	0	0	0	0	1	0				
Fred Gladding, L ERA: 2.86 (9, 1)																				
Inning Stats	R: 0 E: 0 K: 0 S: 3	H: 0 LOB: 0 BB: 0 P: 3	R: 1 E: 0 K: 2 S: 9	H: 2 LOB: 1 BB: 0 P: 9	R: 0 E: 0 K: 2 S: 7	H: 0 LOB: 0 BB: 0 P: 7	R: 0 E: 0 K: 0 S: 3	H: 0 LOB: 0 BB: 0 P: 3	R: 1 E: 0 K: 1 S: 7	H: 2 LOB: 1 BB: 0 P: 7	R: 0 E: 0 K: 0 S: 4	H: 1 LOB: 2 BB: 1 P: 8	R: 0 E: 0 K: 0 S: 3	H: 0 LOB: 0 BB: 0 P: 3	R: 1 E: 0 K: 1 S: 7	H: 2 LOB: 2 BB: 1 P: 11	1B: 4 2B: 1 3B: 1 HR: 1	SF: 0 SAC: 2 DP: 0 HBP: 0	WP: 0 PB: 0 SB: 0 CS: 0	PA: 33
PITCHER	IP WLS BF H R ER SO BB IBB HBP BLK WP HR S P ERA WHIP	IP WLS BF H R ER SO BB IBB HBP BLK WP HR S P ERA WHIP																		
Gary Nolan, R ERA: 2.86 (1, 1)	8.0 L 33 7 3 3 6 1 1 0 0 0 1 43 51 3.38 1.000																			

Cincinnati Reds @ Houston Astros
Astrodome, Houston, TX
Fri Jul 02 1971, 8:05 PM EDT
Att: 17,996 - Dome

AB 29
R 3
H 7
RBI 3
BB 2
SO 6
LOB 8



Batter	1	2	3	4	5	6	7	8	9	10	11	12	13	AB R H RBI BB SO LOB	TOP														
Pete Rose, S OBP: 0.365, SLG: 0.426 (1, 9)														4 0 3 0 2 1 0	<p align="center">Cincinnati Reds @ Houston Astros Astrodome, Houston, TX</p> <p align="right">Sat Jul 03 1971, 8:05 PM EDT Att: 26,217 - Dome</p>														
George Foster, R OBP: 0.316, SLG: 0.422 (1, 8)														6 0 1 0 0 3 6															
Lee May, R OBP: 0.352, SLG: 0.554 (1, 3)														6 0 0 0 0 2 4															
Johnny Bench, R OBP: 0.313, SLG: 0.481 (1, 2)														6 0 1 0 0 2 4															
Tony Perez, R OBP: 0.301, SLG: 0.396 (1, 5)														6 1 1 0 0 3 1															
Bernie Carbo, L OBP: 0.355, SLG: 0.341 (1, 7)														4 1 1 0 2 0 1															
Tommy Helms, R OBP: 0.282, SLG: 0.333 (1, 4)														6 1 3 1 0 1 1															
Dave Concepcion, R OBP: 0.255, SLG: 0.266 (7, PH)														2 0 0 0 0 1 1															
Ty Cline, L OBP: 0.373, SLG: 0.227 (7, PH)														1 0 0 0 0 0 2															
Woody Woodward, R OBP: 0.331, SLG: 0.292 (7, 6)														2 0 0 0 0 1 2															
Don Gullett, R OBP: 0.150, SLG: 0.104 (7, PH)														2 0 0 0 0 1 0															
Hal McRae, R OBP: 0.329, SLG: 0.399 (7, PH)														1 0 1 2 0 0 0															
Buddy Brubaker, R OBP: 0.299, SLG: 0.314 (7, PH)														0 0 0 0 0 0 0															
Clay Carroll, R OBP: 0.299, SLG: 0.314 (7, PH)														0 0 0 0 0 0 0															
Al Ferrara, R OBP: 0.299, SLG: 0.314 (7, PH)														1 0 0 0 0 0 1															
Joe Gibbon, R OBP: 0.299, SLG: 0.314 (7, PH)														0 0 0 0 0 0 0															
Inning Stats	R: 0 E: 1 K: 2 S: 8	H: 1 LOB: 1 BB: 0 P: 8	R: 0 E: 0 K: 2 S: 7	H: 0 LOB: 1 BB: 1 P: 11	R: 0 E: 0 K: 1 S: 7	H: 2 LOB: 2 BB: 7 P: 7	R: 0 E: 0 K: 0 S: 3	H: 0 LOB: 0 BB: 0 P: 3	R: 0 E: 0 K: 3 S: 9	H: 0 LOB: 0 BB: 0 P: 9	R: 0 E: 0 K: 0 S: 4	H: 1 LOB: 2 BB: 1 P: 8	R: 0 E: 0 K: 0 S: 4	H: 1 LOB: 1 BB: 0 P: 4	R: 3 E: 0 K: 1 S: 8	H: 4 LOB: 2 BB: 1 P: 12	R: 0 E: 0 K: 1 S: 6	H: 1 LOB: 1 BB: 0 P: 6	R: 0 E: 0 K: 1 S: 6	H: 1 LOB: 2 BB: 1 P: 10	R: 0 E: 0 K: 1 S: 5	H: 0 LOB: 0 BB: 0 P: 5	R: 0 E: 0 K: 0 S: 3	H: 0 LOB: 0 BB: 0 P: 3	1B: 9 2B: 2 3B: 1 HR: 0	SF: 0 SAC: 1 DP: 1 HBP: 0	WP: 1 PB: 1 SB: 0 CS: 0	PA: 53	
PITCHER																													
Don Wilson, R ERA: 3.31 (1, 1)	8.1	WLS: 36	H: 9	R: 3	ER: 3	SO: 12	BB: 2	IBB: 0	HBP: 0	BLK: 0	WP: 1	HR: 0	S: 58	P: 66	ERA: 3.24	WHIP: 1.320													
Fred Gladding, R ERA: 3.29 (9, 1)	0.2	WLS: 2	H: 0	R: 0	ER: 0	SO: 0	BB: 0	IBB: 1	HBP: 0	BLK: 0	WP: 0	HR: 0	S: 5	P: 5	ERA: 0.00	WHIP: 0.000													
George Culver, R ERA: 1.88 (10, 1)	3.0	WLS: 12	H: 2	R: 0	ER: 0	SO: 3	BB: 0	IBB: 1	HBP: 0	BLK: 0	WP: 0	HR: 0	S: 17	P: 21	ERA: 0.00	WHIP: 0.667													
Jim Ray, R ERA: 2.33 (13, 1)	1.0	WLS: 3	H: 0	R: 0	ER: 0	SO: 0	BB: 0	IBB: 0	HBP: 0	BLK: 0	WP: 0	HR: 0	S: 3	P: 3	ERA: 0.00	WHIP: 0.000													


Batter	1	2	3	4	5	6	7	8	9	10	11	12	13	AB R H RBI BB SO LOB	BOTTOM														
Roger Metzger, S OBP: 0.264, SLG: 0.275 (1, 6)														5 0 0 0 1 0 2	<p align="center">Cincinnati Reds @ Houston Astros Astrodome, Houston, TX</p> <p align="right">Sat Jul 03 1971, 8:05 PM EDT Att: 26,217 - Dome</p>														
Joe Morgan, L OBP: 0.321, SLG: 0.352 (1, 4)														5 1 0 0 1 3 3															
Cesar Cedeno, R OBP: 0.278, SLG: 0.386 (1, 8)														4 0 1 0 2 1 2															
Bob Watson, R OBP: 0.350, SLG: 0.407 (1, 7)														2 1 0 0 1 0 1															
Cesar Geronimo, L OBP: 0.261, SLG: 0.318 (6, 7)														1 0 0 0 0 1 0															
John Mayberry, L OBP: 0.250, SLG: 0.322 (10, PH)														1 0 0 0 0 0 1															
Jay Schueter, R OBP: 0.286, SLG: 0.286 (11, 7)														1 0 0 0 0 0 2															
Jim Ray, R OBP: 0.286, SLG: 0.286 (13, 1)														0 0 0 0 0 0 0															
Denis Menke, R OBP: 0.332, SLG: 0.317 (1, 3)																6 1 2 0 0 0 2													
Doug Rader, R OBP: 0.296, SLG: 0.337 (1, 5)														5 0 3 2 0 0 0															
Jimmy Wynn, R OBP: 0.318, SLG: 0.307 (1, 9)																4 1 2 0 2 1 2													
Jack Hiatt, R OBP: 0.457, SLG: 0.409 (1, 2)																6 0 1 1 0 0 6													
Don Wilson, R OBP: 0.264, SLG: 0.275 (1, 6)														3 0 1 0 0 1 0															
Fred Gladding, L ERA: 3.29 (9, 1)														0 0 0 0 0 0 0															
Rich Chiles, L ERA: 3.12 (9, 1)														1 0 0 0 0 0 0															
George Culver, R ERA: 1.88 (10, 1)														0 0 0 0 0 0 0															
Joe Gibbon, R ERA: 2.33 (13, 1)														1 0 1 0 0 0 0															
Inning Stats	R: 3 E: 1 K: 0 S: 5	H: 1 LOB: 2 BB: 3 P: 17	R: 0 E: 0 K: 0 S: 4	H: 1 LOB: 1 BB: 0 P: 4	R: 0 E: 0 K: 0 S: 5	H: 2 LOB: 2 BB: 0 P: 5	R: 0 E: 0 K: 0 S: 3	H: 0 LOB: 0 BB: 0 P: 3	R: 0 E: 0 K: 0 S: 2	H: 0 LOB: 0 BB: 1 P: 6	R: 0 E: 0 K: 0 S: 11	H: 2 LOB: 2 BB: 0 P: 11	R: 0 E: 0 K: 0 S: 3	H: 0 LOB: 0 BB: 0 P: 3	R: 0 E: 0 K: 1 S: 4	H: 0 LOB: 0 BB: 1 P: 8	R: 0 E: 0 K: 0 S: 3	H: 1 LOB: 1 BB: 1 P: 7	R: 0 E: 0 K: 1 S: 6	H: 1 LOB: 2 BB: 1 P: 10	R: 0 E: 0 K: 0 S: 4	H: 1 LOB: 1 BB: 0 P: 4	1B: 10 2B: 1 3B: 1 HR: 0	SF: 0 SAC: 1 DP: 2 HBP: 0	WP: 1 PB: 0 SB: 1 CS: 2	PA: 53			
PITCHER																													
Don Gullett, L ERA: 2.58 (7, 1)	6.0	WLS: 26	H: 5	R: 3	ER: 0	SO: 2	BB: 3	IBB: 0	HBP: 0	BLK: 0	WP: 1	HR: 0	S: 27	P: 39	ERA: 0.00	WHIP: 1.333													
Wayne Granger, R ERA: 3.12 (7, 1)	2.0	WLS: 8	H: 2	R: 0	ER: 0	SO: 3	BB: 1	IBB: 0	HBP: 0	BLK: 0	WP: 0	HR: 0	S: 13	P: 17	ERA: 0.00	WHIP: 1.500													
Clay Carroll, R ERA: 1.96 (9, 1)	2.0	WLS: 6	H: 0	R: 0	ER: 0	SO: 1	BB: 1	IBB: 0	HBP: 0	BLK: 0	WP: 0	HR: 0	S: 7	P: 11	ERA: 0.00	WHIP: 0.500													
Joe Sibbon, L ERA: 3.12 (11, 1)	2.2	WLS: 13	H: 4	R: 1	ER: 1	SO: 1	BB: 0	IBB: 2	HBP: 0	BLK: 0	WP: 0	HR: 0	S: 13	P: 21	ERA: 3.38	WHIP: 1.500													




Batter	1	2	3	4	5	6	7	8	9	AB	R	H	RBI	BB	SO	LOB	TOP			
Pete Rose, S OBP: 0.396, SLG: 0.427 (1, 9)										4	0	2	1	0	0	4	Cincinnati Reds @ Houston Astros Astrodome, Houston, TX Sun Jul 04 1971, 4:33 AM EDT Att: 25,768 - Unknown			
George Foster, R OBP: 0.313, SLG: 0.414 (1, 8)										4	0	0	0	0	1	2				
Bernie Carbo, L OBP: 0.358, SLG: 0.347 (1, 7)										3	0	1	0	1	1	0				
Johnny Bench, R OBP: 0.309, SLG: 0.475 (1, 2)										4	0	0	0	0	0	2				
Tony Perez, R OBP: 0.298, SLG: 0.391 (1, 3)											4	0	0	0	0	3		2		
Jimmy Stewart, S OBP: 0.255, SLG: 0.209 (1, 5)											3	0	0	0	1	0		1		
Tommy Helms, R OBP: 0.284, SLG: 0.339 (1, 4)											4	1	2	0	0	0		0		
Dave Concepcion, R OBP: 0.257, SLG: 0.264 (1, 6)										1	0	0	0	1	0	1				
Ty Cline, L OBP: 0.369, SLG: 0.224 (7, PH)										1	0	0	0	0	1	2				
Woody Woodward, R OBP: 0.331, SLG: 0.292 (7, 6)										0	0	0	0	0	0	0				
Ross Grimsley, L OBP: 0.182, SLG: 0.143 (1, 1)										2	0	1	0	0	1	1				
Hal McRae, R OBP: 0.266, SLG: 0.337 (7, PH)										1	0	0	0	0	0	2				
Tony Cloninger, R OBP: 0.286, SLG: 0.333 (7, 1)										0	0	0	0	0	0	0				
Inning Stats	R: 0 E: 0 K: 1 S: 5	H: 1 LOB: 0 BB: 0 P: 5	R: 0 E: 0 K: 1 S: 5	H: 0 LOB: 0 BB: 0 P: 5	R: 1 E: 0 K: 1 S: 7	H: 2 LOB: 1 BB: 0 P: 7	R: 0 E: 0 K: 1 S: 6	H: 1 LOB: 1 BB: 0 P: 6	R: 0 E: 0 K: 1 S: 3	H: 0 LOB: 1 BB: 1 P: 9	R: 0 E: 0 K: 1 S: 6	H: 1 LOB: 2 BB: 1 P: 10	R: 0 E: 0 K: 1 S: 5	H: 0 LOB: 0 BB: 0 P: 5	R: 0 E: 0 K: 0 S: 3	H: 0 LOB: 0 BB: 0 P: 3	1B: 4 2B: 3 3B: 0 HR: 0	SF: 0 SAC: 0 DP: 2 HBP: 0	WP: 1 PB: 0 SB: 0 CS: 1	PA: 34
PITCHER Ken Forsch, R ERA: 2.03 (1, 1)	IP: 9.0 WLS: W BF: 34 H: 6 R: 1 ER: 1 SO: 7 BB: 3 IBB: 0 HBP: 0 BLK: 0 WP: 1 HR: 0 S: 45 P: 57 ERA: 1.00 WHIP: 1.000															PITCHER				

Batter	1	2	3	4	5	6	7	8	9	AB	R	H	RBI	BB	SO	LOB	BOTTOM			
Roger Metzger, S OBP: 0.261, SLG: 0.271 (1, 6)										4	0	0	0	0	0	3	Cincinnati Reds @ Houston Astros Astrodome, Houston, TX Sun Jul 04 1971, 4:33 AM EDT Att: 25,768 - Unknown			
Joe Morgan, L OBP: 0.326, SLG: 0.374 (1, 4)										4	3	3	1	0	0	0				
Cesar Cedeno, R OBP: 0.277, SLG: 0.388 (1, 8)										4	1	1	0	0	1	1				
Bob Watson, R OBP: 0.348, SLG: 0.405 (1, 7)										4	0	1	1	0	2	2				
Denis Menke, R OBP: 0.338, SLG: 0.328 (1, 3)										4	2	3	2	0	0	1				
Doug Radler, R OBP: 0.299, SLG: 0.344 (1, 5)										4	0	2	0	0	0	2				
Jimmy Wynn, R OBP: 0.317, SLG: 0.302 (1, 9)										3	0	0	0	1	0	3				
Jack Hiatt, R OBP: 0.463, SLG: 0.409 (1, 2)										0	0	0	2	2	0	0				
Ken Forsch, R OBP: 0.087, SLG: 0.045 (1, 1)										4	0	0	0	0	2	5				
Inning Stats	R: 2 E: 0 K: 1 S: 8	H: 3 LOB: 1 BB: 0 P: 8	R: 0 E: 0 K: 1 S: 5	H: 0 LOB: 1 BB: 1 P: 9	R: 1 E: 0 K: 0 S: 4	H: 2 LOB: 0 BB: 0 P: 4	R: 0 E: 0 K: 0 S: 4	H: 1 LOB: 2 BB: 1 P: 8	R: 0 E: 0 K: 1 S: 5	H: 0 LOB: 0 BB: 0 P: 5	R: 1 E: 0 K: 0 S: 6	H: 2 LOB: 1 BB: 0 P: 5	R: 1 E: 0 K: 1 S: 6	H: 1 LOB: 1 BB: 1 P: 10	R: 1 E: 0 K: 1 S: 6	H: 1 LOB: 1 BB: 1 P: 10		1B: 5 2B: 3 3B: 1 HR: 1	SF: 1 SAC: 1 DP: 1 HBP: 0	WP: 0 PB: 0 SB: 0 CS: 0
PITCHER Ross Grimsley, L ERA: 4.02 (1, 1)	IP: 6.0 WLS: L BF: 27 H: 8 R: 4 ER: 4 SO: 3 BB: 2 IBB: 0 HBP: 0 BLK: 0 WP: 0 HR: 0 S: 31 P: 39 ERA: 6.00 WHIP: 1.667															PITCHER				
Tony Cloninger, R ERA: 3.99 (7, 1)	IP: 2.0 WLS: 9 BF: 2 H: 2 R: 2 ER: 2 SO: 2 BB: 1 IBB: 0 HBP: 0 BLK: 0 WP: 0 HR: 1 S: 12 P: 16 ERA: 9.00 WHIP: 1.500															PITCHER				

AB 31
R 1
H 6
RBI 1
BB 3
SO 7
LOB 17



AB 31
R 6
H 10
RBI 6
BB 3
SO 5
LOB 17



livebaseballscorecards.com

livebaseballscorecards.com

Batter	1	2	3	4	5	6	7	8	9	AB	R	H	RBI	BB	SO	LOB	TOP								
Pete Rose, S OBP: 0.392, SLG: 0.431 (1,9)	0-0 6-3		4-0 BB		0-0 FC5-4 1B		0-0 1B		0-0 1B	4	0	3	1	1	0	0	Cincinnati Reds @ Houston Astros Astrodome, Houston, TX Mon Jul 05 1971, 4:33 AM EDT Att: 19,854 - Unknown								
George Foster, R OBP: 0.307, SLG: 0.405 (1,8)	0-3 K		0-3 K		0-0 FC5-4 FC6-4		0-3 K		0-3 K	5	0	0	0	0	4	5									
Lee May, R OBP: 0.347, SLG: 0.575 (1,3)	0-0 F4			0-0 5-3	0-0 FC6-4		0-0 F8			4	0	0	0	0	0	3									
Johnny Bench, R OBP: 0.308, SLG: 0.475 (1,2)		0-0 F8		0-0 F9 2B		0-0 E6 3B		0-0 F9		4	1	1	0	0	0	0									
Tony Perez, R OBP: 0.297, SLG: 0.390 (1,5)		0-0 1B		0-0 F9 2-3		0-0 F9		0-0 5-3		4	0	1	0	0	0	2									
Hal McRae, R OBP: 0.271, SLG: 0.353 (1,7)		0-0 F9		0-3 K		0-0 1B 3B		0-0 1B		4	1	2	1	0	1	2									
Tommy Helms, R OBP: 0.287, SLG: 0.341 (1,4)		0-0 5-3			0-0 FC5-6 1B	0-0 G5-4-3 1B		0-0 F9		4	0	2	1	0	0	2									
Dave Concepcion, R OBP: 0.258, SLG: 0.262 (1,6)			0-3 K		4-0 FC5-6 1B BB	0-0 G5-4-3 1B		0-0 3-1		2	1	0	0	1	1	1									
Bernie Carbo, L OBP: 0.356, SLG: 0.345 (9, PH)					1-2 FC5-6 1B BB	0-0 G5-4-3 1B		0-0 3-1		1	0	0	0	0	0	0									
Wayne Simpson, R OBP: 0.067, SLG: 0.067 (1,1)			0-3 K		0-0 FC5-6 1B		0-3 K		0-0 F6	3	0	0	0	0	2	2									
Jimmy Stewart, S OBP: 0.250, SLG: 0.205 (9, PH)					1-2 FC5-6 1B			0-0 F6	1	0	0	0	0	0	0	0									
Inning Stats	R: 0 E: 0 K: 1 S: 5	H: 0 LOB: 0 BB: 0 P: 5	R: 0 E: 0 K: 0 S: 4	H: 1 LOB: 1 BB: 0 P: 4	R: 0 E: 0 K: 3 S: 9	H: 0 LOB: 1 BB: 1 P: 13	R: 0 E: 0 K: 1 S: 6	H: 1 LOB: 1 BB: 0 P: 6	R: 1 E: 0 K: 0 S: 5	H: 2 LOB: 2 BB: 1 P: 9	R: 2 E: 1 K: 0 S: 5	H: 2 LOB: 0 BB: 0 P: 5	R: 0 E: 0 K: 2 S: 8	H: 1 LOB: 1 BB: 0 P: 8	R: 0 E: 0 K: 0 S: 4	H: 1 LOB: 1 BB: 0 P: 4	R: 0 E: 0 K: 1 S: 6	H: 1 LOB: 1 BB: 0 P: 6	1B: 7 2B: 1 3B: 1 HR: 0	SF: 0 SAC: 0 DP: 1 HBP: 0	WP: 0 PB: 0 SB: 0 CS: 0	PA: 38			
PITCHER	IP	WLS	BF	H	R	ER	SO	BB	IBB	HBP	BLK	WP	HR	S	P	ERA	WHIP								
Wade Blasingame, L ERA: 3.82 (1,1)	7.0	W	30	7	3	2	7	2	0	0	0	0	0	42	50	2.57	1.286								
Fred Gladding, R ERA: 1.2 (8,1)	2.0	S	8	2	0	0	1	0	0	0	0	0	0	10	10	0.00	1.000								

AB	36
R	3
H	9
RBI	3
BB	2
SO	8
LOB	17



Batter	1	2	3	4	5	6	7	8	9	AB	R	H	RBI	BB	SO	LOB	BOTTOM								
Roger Metzger, S OBP: 0.265, SLG: 0.282 (1,6)	0-0 3-1 3B		0-0 SH5-4 2-3		0-0 F8		0-0 1B			3	1	2	0	0	0	0	Cincinnati Reds @ Houston Astros Astrodome, Houston, TX Mon Jul 05 1971, 4:33 AM EDT Att: 19,854 - Unknown								
Joe Morgan, L OBP: 0.326, SLG: 0.370 (1,4)	0-0 F9		0-0 L3			4-0 2B SF9 BB	0-0 F9			3	1	0	0	1	0	3									
Cesar Cedeno, R OBP: 0.280, SLG: 0.393 (1,8)	0-0 3-1		0-0 L6			0-0 SF9 1B 2B	0-0 1B			4	1	2	1	0	0	1									
Bob Watson, R OBP: 0.347, SLG: 0.400 (1,7)	0-0 F4			0-3 K		4-0 SF9 1B BB	0-0 1-3			3	1	0	0	1	1	2									
Cesar Geronimo, L OBP: 0.291, SLG: 0.318 (9,7)										0	0	0	0	0	0	0									
Denis Menke, R OBP: 0.337, SLG: 0.327 (1,3)		0-0 5-3 1B		0-0 5-3		0-0 F6		0-0 5-3		4	0	1	0	0	0	3									
Doug Rader, R OBP: 0.298, SLG: 0.343 (1,5)		0-3 K		0-0 1B		0-0 SF9		0-0 6-3		3	0	1	1	0	1	1									
Jimmy Wynn, R OBP: 0.316, SLG: 0.301 (1,9)		0-0 5-3		0-0 F8		0-0 1B		0-0 F6		4	0	1	2	0	0	2									
Jack Hiatt, R OBP: 0.450, SLG: 0.396 (1,2)		0-0 4-3			0-3 K		0-0 1-3			3	0	0	0	0	1	2									
Wade Blasingame, L OBP: 0.265, SLG: 0.300 (1,1)			0-0 SH5-4 2B		0-0 1-3			0-0 F8		3	0	1	0	0	0	0									
Fred Gladding, L ERA: 4.94 (8,1)										0	0	0	0	0	0	0									
Inning Stats	R: 1 E: 0 K: 0 S: 4	H: 1 LOB: 0 BB: 0 P: 4	R: 0 E: 0 K: 1 S: 6	H: 1 LOB: 1 BB: 0 P: 6	R: 0 E: 0 K: 0 S: 4	H: 1 LOB: 1 BB: 0 P: 4	R: 0 E: 0 K: 1 S: 6	H: 1 LOB: 1 BB: 0 P: 6	R: 0 E: 0 K: 0 S: 5	H: 0 LOB: 0 BB: 0 P: 5	R: 3 E: 0 K: 0 S: 5	H: 2 LOB: 1 BB: 2 P: 13	R: 0 E: 0 K: 0 S: 5	H: 2 LOB: 2 BB: 0 P: 5	R: 0 E: 0 K: 0 S: 3	H: 0 LOB: 0 BB: 0 P: 3	1B: 5 2B: 2 3B: 1 HR: 0	SF: 1 SAC: 1 DP: 0 HBP: 0	WP: 0 PB: 0 SB: 0 CS: 0	PA: 34					
PITCHER	IP	WLS	BF	H	R	ER	SO	BB	IBB	HBP	BLK	WP	HR	S	P	ERA	WHIP								
Wayne Simpson, R ERA: 4.94 (1,1)	8.0	L	34	8	4	4	3	2	0	0	0	0	0	38	46	4.50	1.250								



Batter	1	2	3	4	5	6	7	8	9	AB	R	H	RBI	BB	SO	LOB	TOP			
Roger Metzger, S OBP: 0.267, SLG: 0.281 (1, 6)	L1	4-3			4-3		WP BB BB 1B		SH 1B BB	4	2	1	0	1	0	0				
Joe Morgan, L OBP: 0.333, SLG: 0.376 (1, 4)	2B 1B	1B			1B		BB WP BB		SH 1B	3	1	3	0	1	0	0				
Cesar Cedeno, R OBP: 0.286, SLG: 0.401 (1, 8)	1B	2B			1B		F7		FC6-4 1B	5	1	3	1	0	0	3				
Bob Watson, R OBP: 0.351, SLG: 0.399 (1, 7)	FC6-4 1B				6-3		G6-4-3 IBB		K	3	0	1	2	2	1	2				
Denis Menke, R OBP: 0.334, SLG: 0.322 (1, 3)	FC6-4 1B				6-3		G6-4-3		K	4	1	0	1	1	1	6				
Doug Rader, R OBP: 0.296, SLG: 0.338 (1, 5)	1B BB				F4		K		FC6-4	4	0	0	0	1	1	5				
Jimmy Wynn, R OBP: 0.314, SLG: 0.300 (1, 9)	1B				5-3		F9		F3	4	0	1	1	0	0	0				
Jack Hiatt, R OBP: 0.435, SLG: 0.379 (1, 2)	K				6-3		K		6-3	4	0	0	0	0	2	2				
Jack Billingham, R OBP: 0.132, SLG: 0.108 George Culver, R (8, 1)		4-3			K		K		K	4	0	0	0	0	3	0				
Inning Stats	R: 3 E: 0 K: 1 S: 9	H: 4 LOB: 2 BB: 1 P: 13	R: 0 E: 0 K: 0 S: 4	H: 1 LOB: 1 BB: 0 P: 4	R: 0 E: 0 K: 0 S: 3	H: 0 LOB: 0 BB: 0 P: 3	R: 0 E: 0 K: 1 S: 5	H: 0 LOB: 0 BB: 0 P: 5	R: 0 E: 0 K: 2 S: 7	H: 0 LOB: 0 BB: 0 P: 7	R: 1 E: 0 K: 1 S: 6	H: 1 LOB: 3 BB: 3 P: 18	R: 0 E: 0 K: 1 S: 5	H: 0 LOB: 2 BB: 1 P: 5	R: 1 E: 0 K: 2 S: 9	H: 1 LOB: 2 BB: 1 P: 13	1B: 8 2B: 1 3B: 0 HR: 0	SF: 0 SAC: 1 DP: 1 HBP: 0	WP: 1 PB: 0 SB: 0 CS: 0	PA: 42
PITCHER	IP WLS BF H R ER SO BB IBB HBP BLK WP HR S P ERA WHIP																			
Ron Bryant, L ERA: 2.68 (1, 1)	0.2 L 7 4 3 3 0 1 0 0 0 0 0 6 10 40.50 7.500																			
Don Carrithers, R ERA: 3.55 (1, 1)	4.1 16 3 0 0 2 0 1 0 0 0 0 19 23 0.00 0.692																			
Don McMahon, R ERA: 4.65 (6, 1)	1.2 9 1 1 1 3 3 0 0 0 1 0 12 24 5.40 2.400																			
Jerry Johnson, R ERA: 2.85 (7, 1)	2.1 10 1 1 1 3 1 0 0 0 0 0 15 29 3.86 0.857																			

Houston Astros @ San Francisco Giants
Candlestick Park, San Francisco, CA
Tue Jul 06 1971, 10:05 PM EDT
Att.: 5,765 - Unknown

AB	35
R	5
H	9
RBI	5
BB	6
SO	8
LOB	18



Batter	1	2	3	4	5	6	7	8	9	AB	R	H	RBI	BB	SO	LOB	BOTTOM			
Chris Speier, R OBP: 0.337, SLG: 0.351 (1, 6)	1-3	F9			F4			FC4-6 1B		4	0	1	0	0	0	2				
Tito Fuentes, S OBP: 0.307, SLG: 0.351 (1, 4)	F8	K			F8			F9		4	0	0	0	0	1	3				
Willie Mays, R OBP: 0.415, SLG: 0.531 (1, 3)	HBP BB				3-1			FC4-6 1B		3	0	1	0	1	0	0				
Bobby Bonds, R OBP: 0.385, SLG: 0.559 (1, 9)	HBP				K		HR	FC4-6		3	1	1	1	0	1	2				
Ken Henderson, S OBP: 0.357, SLG: 0.409 (1, 7)	F5				F9		G5-4-3 BB	F3		3	0	0	0	1	0	4				
Fran Healy, R OBP: 0.431, SLG: 0.491 Jerry Johnson, R (7, 1)		4-3			K		G5-4-3	F7		3	0	0	0	0	1	1				
Floyd Wicker, L OBP: 0.273, SLG: 0.143 (9, PH)					K		1-2			1	0	0	0	0	0	0				
Jimmy Rosario, S OBP: 0.368, SLG: 0.309 (1, 8)		1B SH 1B			G6-3 HBP			1-3		3	1	1	0	0	0	0				
Hal Lanier, R OBP: 0.274, SLG: 0.285 Al Gallagher, R OBP: 0.322, SLG: 0.332 (9, PH)		SH 1B			G6-3			FC6-4 1B		3	0	1	0	0	0	1				
Ron Bryant, S OBP: 0.182, SLG: 0.209 Don Carrithers, R (1, 1)		SH			F6			FC6-4		0	0	0	0	0	0	0				
Ed Goodson, L OBP: 0.261, SLG: 0.227 Don McMahon, R (6, 1)		S			F7			FC6-4		1	0	0	0	0	0	0				
Dick Dietz, R OBP: 0.421, SLG: 0.430 (7, 2)		1-3 2-H						1-2		2	0	0	0	0	0	1				
Inning Stats	R: 0 E: 0 K: 0 S: 3	H: 0 LOB: 2 BB: 1 P: 8	R: 1 E: 1 K: 1 S: 8	H: 2 LOB: 2 BB: 0 P: 8	R: 0 E: 0 K: 1 S: 5	H: 0 LOB: 0 BB: 0 P: 5	R: 0 E: 0 K: 1 S: 4	H: 0 LOB: 0 BB: 0 P: 5	R: 0 E: 0 K: 0 S: 3	H: 1 LOB: 1 BB: 1 P: 7	R: 0 E: 0 K: 0 S: 3	H: 0 LOB: 0 BB: 0 P: 3	R: 0 E: 0 K: 0 S: 5	H: 2 LOB: 2 BB: 0 P: 5	R: 0 E: 0 K: 0 S: 4	H: 1 LOB: 1 BB: 0 P: 4	1B: 5 2B: 0 3B: 0 HR: 1	SF: 0 SAC: 1 DP: 2 HBP: 2	WP: 0 PB: 0 SB: 1 CS: 0	PA: 36
PITCHER	IP WLS BF H R ER SO BB IBB HBP BLK WP HR S P ERA WHIP																			
Jack Billingham, R ERA: 3.31 (1, 1)	7.1 W 30 5 2 1 3 2 0 2 0 0 1 32 42 1.23 0.955																			
George Culver, R ERA: 1.81 (8, 1)	1.2 S 6 1 0 0 0 0 0 0 0 0 0 6 6 0.00 0.600																			

Houston Astros @ San Francisco Giants
Candlestick Park, San Francisco, CA
Tue Jul 06 1971, 10:05 PM EDT
Att.: 5,765 - Unknown

AB	31
R	2
H	6
RBI	1
BB	2
SO	3
LOB	14



Batter	1	2	3	4	5	6	7	8	9	AB	R	H	RBI	BB	SO	LOB	TOP			
Roger Metzger, S OBP: 0.288, SLG: 0.282 (1, 6)										4	1	1	0	0	0	2				
Joe Morgan, L OBP: 0.333, SLG: 0.381 (1, 4)										4	0	2	0	0	1	0				
Cesar Cedeno, R OBP: 0.286, SLG: 0.404 (1, 8)										4	0	0	1	0	0	2				
Bob Watson, R OBP: 0.359, SLG: 0.406 (1, 7)										3	0	1	0	1	0	1				
Denis Menke, R OBP: 0.327, SLG: 0.315 (1, 3)										4	0	0	0	0	1	4				
Doug Rader, R OBP: 0.300, SLG: 0.347 (1, 5)										4	1	1	1	0	1	3				
Jimmy Wynn, R OBP: 0.324, SLG: 0.306 (1, 9)										3	0	0	0	1	0	0				
Jack Hiatt, R OBP: 0.420, SLG: 0.364 (1, 2)										4	0	0	0	0	2	1				
Don Wilson, R OBP: 0.160, SLG: 0.180 (1, 1)										2	0	1	0	0	1	0				
Inning Stats	R: 1 E: 0 K: 1 S: 7	H: 2 LOB: 2 BB: 1 P: 11	R: 0 E: 0 K: 1 S: 5	H: 0 LOB: 1 BB: 1 P: 9	R: 0 E: 0 K: 0 S: 3	H: 0 LOB: 0 BB: 0 P: 3	R: 1 E: 0 K: 1 S: 6	H: 1 LOB: 0 BB: 0 P: 6	R: 0 E: 0 K: 2 S: 4	H: 1 LOB: 1 BB: 0 P: 4	R: 0 E: 0 K: 1 S: 6	H: 1 LOB: 1 BB: 0 P: 6	R: 0 E: 0 K: 0 S: 4	H: 1 LOB: 1 BB: 0 P: 4	R: 0 E: 0 K: 0 S: 3	H: 0 LOB: 0 BB: 0 P: 3	1B: 4 2B: 1 3B: 0 HR: 1	SF: 0 SAC: 1 DP: 0 HBP: 0	WP: 0 PB: 0 SB: 2 CS: 0	PA: 35
PITCHER John Cumberland, L ERA: 1.82 (1, 1)	IP: 9.0 WLS: W BF: 35 H: 6 R: 2 ER: 2 SO: 6 BB: 2 IBB: 0 HBP: 0 BLK: 0 WP: 0 HR: 1 S: 45 P: 53 ERA: 2.00 WHIP: 0.889																			

Houston Astros @ San Francisco Giants
Candlestick Park, San Francisco, CA
Thu Jul 08 1971, 6:33 AM EDT
Att: 6,849 - Unknown

AB	32
R	2
H	6
RBI	2
BB	2
SO	6
LOB	13



Batter	1	2	3	4	5	6	7	8	9	AB	R	H	RBI	BB	SO	LOB	BOTTOM			
Chris Speier, R OBP: 0.336, SLG: 0.350 (1, 6)										4	1	1	0	0	0	0				
Tito Fuentes, S OBP: 0.305, SLG: 0.354 (1, 4)										4	1	1	0	0	0	0				
Willie Mays, R OBP: 0.414, SLG: 0.524 (1, 8)										3	0	0	0	1	2	2				
Willie McCovey, L OBP: 0.399, SLG: 0.503 (1, 3)										3	1	0	0	1	1	1				
Bobby Bonds, R OBP: 0.385, SLG: 0.557 (1, 9)										3	1	2	2	1	1	0				
Ken Henderson, S OBP: 0.372, SLG: 0.422 (1, 7)										2	0	1	0	2	1	1				
Dick Dietz, R OBP: 0.422, SLG: 0.427 (1, 2)										4	0	1	2	0	0	5				
Hal Lanier, R OBP: 0.265, SLG: 0.275 (1, 5)										4	0	0	0	0	1	6				
John Cumberland, R (1, 1)										3	0	0	0	0	2	2				
Inning Stats	R: 0 E: 0 K: 0 S: 3	H: 0 LOB: 1 BB: 1 P: 7	R: 1 E: 0 K: 2 S: 9	H: 2 LOB: 0 BB: 0 P: 9	R: 3 E: 0 K: 0 S: 6	H: 3 LOB: 2 BB: 2 P: 14	R: 0 E: 0 K: 0 S: 3	H: 0 LOB: 0 BB: 0 P: 3	R: 0 E: 0 K: 3 S: 9	H: 0 LOB: 0 BB: 0 P: 9	R: 0 E: 0 K: 2 S: 8	H: 1 LOB: 1 BB: 0 P: 8	R: 0 E: 0 K: 1 S: 5	H: 0 LOB: 0 BB: 0 P: 5	R: 0 E: 0 K: 0 S: 3	H: 0 LOB: 2 BB: 2 P: 11	1B: 5 2B: 1 3B: 0 HR: 0	SF: 0 SAC: 0 DP: 0 HBP: 0	WP: 0 PB: 0 SB: 3 CS: 0	PA: 35
PITCHER Don Wilson, R ERA: 3.38 (1, 1)	IP: 8.0 WLS: L BF: 35 H: 6 R: 4 ER: 4 SO: 8 BB: 4 IBB: 1 HBP: 0 BLK: 0 WP: 0 HR: 0 S: 46 P: 66 ERA: 4.50 WHIP: 1.250																			

Houston Astros @ San Francisco Giants
Candlestick Park, San Francisco, CA
Thu Jul 08 1971, 6:33 AM EDT
Att: 6,849 - Unknown

AB	30
R	4
H	6
RBI	4
BB	5
SO	8
LOB	17



Batter	1	2	3	4	5	6	7	8	9	AB	R	H	RBI	BB	SO	LOB	TOP			
Roger Metzger, S OBP: 0.271, SLG: 0.280 Denny Lemaster, R (7, 1)	4-0 1B BB		0-0 4-3			4-0 FC3-6 BB	0-0 P4			2	1	0	0	2	0	2				
Joe Morgan, L OBP: 0.335, SLG: 0.381	0-0 1B 1B		0-0 G3			4-0 FC3-6 BB	0-0 F9			3	1	1	0	1	0	0				
Cesar Cedeno, R OBP: 0.286, SLG: 0.402	0-0 1B 1B		0-3 K			0-0 FC3-6 BB	0-3 K			4	0	1	1	0	2	2				
Bob Watson, R OBP: 0.361, SLG: 0.405	0-0 1B 1B			0-3 K		4-0 G6-4-3 BB	0-3 K			3	0	1	1	1	2	0				
Denis Menke, R OBP: 0.322, SLG: 0.310	0-3 K		0-3 L5			0-0 G6-4-3 BB	0-0 F8			4	0	0	0	0	1	5				
Doug Rader, R OBP: 0.296, SLG: 0.342	0-3 K		0-0 F7			0-3 K	0-0 P3			4	0	0	0	0	2	1				
Jimmy Wynn, R OBP: 0.318, SLG: 0.300		0-0 P4			0-0 F9	0-0 F7	0-0 F8			4	0	0	0	0	0	0				
Jack Hiatt, R OBP: 0.418, SLG: 0.363		0-3 K			0-0 F9					3	0	1	0	0	1	0				
Ken Forsch, R OBP: 0.080, SLG: 0.042 Jesus Alou, R (7, PH) OBP: 0.353, SLG: 0.413		0-3 K			0-0 6-3					2	0	0	0	0	1	0				
Inning Stats	R: 2 E: 0 K: 2 S: 9	H: 3 LOB: 1 BB: 1 P: 13	R: 0 E: 0 K: 2 S: 7	H: 0 LOB: 0 BB: 0 P: 7	R: 0 E: 0 K: 1 S: 5	H: 0 LOB: 0 BB: 0 P: 5	R: 0 E: 0 K: 1 S: 5	H: 0 LOB: 0 BB: 0 P: 5	R: 0 E: 0 K: 0 S: 3	H: 0 LOB: 0 BB: 0 P: 3	R: 0 E: 0 K: 1 S: 7	H: 2 LOB: 2 BB: 0 P: 7	R: 0 E: 0 K: 2 S: 7	H: 0 LOB: 0 BB: 0 P: 7	R: 0 E: 0 K: 0 S: 3	H: 0 LOB: 0 BB: 0 P: 3	1B: 5 2B: 0 3B: 0 HR: 0	SF: 0 SAC: 0 DP: 1 HBP: 0	WP: 0 PB: 0 SB: 0 CS: 0	PA: 34
PITCHER Steve Carlton, L ERA: 3.68	IP: 9.0 WLS: W BF: 34 H: 5 R: 2 ER: 2 SO: 9 BB: 4 IBB: 0 HBP: 0 BLK: 0 WP: 0 HR: 0 S: 48 P: 64 ERA: 2.00 WHIP: 1.000																			

Houston Astros @ St. Louis Cardinals
Busch Stadium, St. Louis, MO
Fri Jul 09 1971, 7:05 PM CDT
Unknown

AB	30
R	2
H	5
RBI	2
BB	4
SO	9
LOB	10



Batter	1	2	3	4	5	6	7	8	9	AB	R	H	RBI	BB	SO	LOB	BOTTOM			
Lou Brock, L OBP: 0.392, SLG: 0.455	4-0 3B BB		0-0 4-3 2B 1B	0-0 2H 1B			0-0 F7			3	2	2	1	1	0	0				
Matty Alou, L OBP: 0.348, SLG: 0.402 Luis Melendez, R (7, PR) OBP: 0.318, SLG: 0.240	0-0 SF7 3B		0-0 4-3	0-0 F3			4-0 FC5-4 BB			3	1	1	1	1	0	2				
Ted Simmons, S OBP: 0.355, SLG: 0.409	0-0 SF7		0-0 4-3		0-0 G3		4-0 FC5-4 BB			2	0	0	1	1	0	1				
Joe Torre, R OBP: 0.409, SLG: 0.539	0-0 F8		0-0 E 2B		0-3 K		0-0 FC5-4			4	1	1	1	0	1	2				
Joe Hague, L OBP: 0.326, SLG: 0.387	0-3 K		0-0 E7		0-0 P3		0-0 F8			4	0	0	0	0	1	2				
Jose Cruz, L OBP: 0.263, SLG: 0.258		0-3 K	0-0 F2			0-0 P6		0-3 K		4	0	0	0	0	2	1				
Ted Sizemore, R OBP: 0.314, SLG: 0.324		0-3 K			0-0 P4		0-0 F8		4-0 G5-4-3 BB	3	0	0	0	1	1	0				
Dal Maxvill, R OBP: 0.327, SLG: 0.292					0-0 SH1-4 1B 1B		4-0 BB		0-0 G5-4-3	3	1	2	0	1	0	1				
Steve Carlton, L OBP: 0.212, SLG: 0.275		0-3 K			0-0 SH1-4		0-0 F7			2	0	0	0	0	1	2				
Inning Stats	R: 2 E: 0 K: 1 S: 6	H: 1 LOB: 0 BB: 1 P: 10	R: 0 E: 0 K: 3 S: 10	H: 1 LOB: 1 BB: 0 P: 10	R: 2 E: 1 K: 0 S: 6	H: 2 LOB: 1 BB: 0 P: 6	R: 1 E: 0 K: 0 S: 5	H: 2 LOB: 1 BB: 0 P: 5	R: 0 E: 0 K: 1 S: 5	H: 0 LOB: 0 BB: 0 P: 5	R: 0 E: 0 K: 0 S: 3	H: 0 LOB: 1 BB: 1 P: 7	R: 0 E: 0 K: 0 S: 3	H: 0 LOB: 2 BB: 2 P: 11	R: 0 E: 0 K: 1 S: 4	H: 0 LOB: 0 BB: 1 P: 8	1B: 4 2B: 1 3B: 1 HR: 0	SF: 1 SAC: 1 DP: 1 HBP: 0	WP: 0 PB: 0 SB: 0 CS: 0	PA: 35
PITCHER Ken Forsch, R ERA: 2.32 Denny Lemaster, L ERA: 1.73	IP: 6.0 WLS: L BF: 27 H: 6 R: 5 ER: 4 SO: 5 BB: 2 IBB: 0 HBP: 0 BLK: 0 WP: 0 HR: 0 S: 35 P: 43 ERA: 6.00 WHIP: 1.333																			

Houston Astros @ St. Louis Cardinals
Busch Stadium, St. Louis, MO
Fri Jul 09 1971, 7:05 PM CDT
Unknown

AB	28
R	5
H	6
RBI	4
BB	5
SO	6
LOB	11



Batter	1	2	3	4	5	6	7	8	9	AB	R	H	RBI	BB	SO	LOB	TOP			
Jesus Alou, R OBP: 0.355, SLG: 0.407 (1, 7)	0-0 1-3	4-0 IBB			0-0 6-3	4-0 1-2 BB			0-0 FC4-6 BB	3	0	0	0	2	0	2	Houston Astros @ St. Louis Cardinals Busch Stadium, St. Louis, MO Fri Jul 09 1971, 7:05 PM CDT Att: 24,748 - Unknown livebaseballscores.com			
Roger Metzger, S OBP: 0.270, SLG: 0.278 Joe Morgan, L OBP: 0.337, SLG: 0.381 (9, PH)	4-0 FC6-4 BB	0-0 F8			0-0 4-3	0-0 F8			4-0 BB 1-2 BB	3	0	0	0	1	0	5				
Cesar Cedeno, R OBP: 0.281, SLG: 0.395 (1, 8)	0-3 K		0-0 5-3		0-0 6-3		0-0 4-3		0-0 F3	5	0	0	0	0	1	4				
Bob Watson, R OBP: 0.365, SLG: 0.406 (1, 3)	0-0 FC6-4 1-2		0-0 G5-4-3 1B		0-0 BB HR 1B		0-0 4-3		4-0 BB 1-2 2-3 BB	4	1	2	0	1	0	1				
Doug Rader, R OBP: 0.297, SLG: 0.351 (1, 5)		0-0 HR	0-0 G5-4-3		4-0 HR BB		0-3 K		0-0 G3	4	2	1	1	1	1	4				
Jimmy Wynn, R OBP: 0.317, SLG: 0.313 (1, 9)		0-0 P6		0-0 P4		0-0 HR 1H 2H		0-0 5-3		4	1	1	3	0	0	0				
Denis Menke, R OBP: 0.324, SLG: 0.315 Marty Martinez, S OBP: 0.313, SLG: 0.333 (5, 4)		0-0 1B 4-3 2B		0-0 F9		0-0 4-3		0-0 6-3		2	1	1	0	0	0	0				
Johnny Edwards, L OBP: 0.281, SLG: 0.309 (1, 2)		0-0 4-3 1B		0-3 K		0-0 4-3		0-0 1-3		4	0	1	0	0	1	0				
Wade Blasingame, L OBP: 0.257, SLG: 0.290 Buddy Harris, R OBP: 0.500, SLG: 0.500 Denny Lemaster, R OBP: 0.500, SLG: 0.500 Rich Chiles, L OBP: 0.464, SLG: 0.542 (9, PH)		0-0 4-3		0-0 4-3 6-3 1B		0-0 BB 1B		4-0 FC6-4 BB		1	0	0	1	0	0	1				
Inning Stats	R: 0 E: 0 K: 1 S: 5	H: 0 LOB: 1 BB: 1 P: 9	R: 2 E: 0 K: 0 S: 6	H: 3 LOB: 2 BB: 1 P: 10	R: 0 E: 0 K: 0 S: 3	H: 1 LOB: 0 BB: 0 P: 3	R: 0 E: 0 K: 1 S: 5	H: 0 LOB: 0 BB: 0 P: 5	R: 0 E: 0 K: 0 S: 4	H: 1 LOB: 1 BB: 0 P: 4	R: 3 E: 0 K: 0 S: 6	H: 3 LOB: 2 BB: 2 P: 14	R: 0 E: 0 K: 1 S: 5	H: 0 LOB: 0 BB: 0 P: 5	R: 0 E: 0 K: 0 S: 3	H: 0 LOB: 3 BB: 3 P: 15		1B: 5 2B: 1 3B: 0 HR: 2	SF: 0 SAC: 0 DP: 1 HBP: 0	WP: 0 PA: 41 PB: 0 SB: 0 CS: 0
PITCHER	IP WLS BF H R ER SO BB IBB HBP BLK WP HR S P ERA WHIP	5.2 W 28 8 5 5 2 3 1 0 0 0 2 28 44 7.94 1.941	3.0 L 12 0 0 0 1 3 0 0 0 0 0 11 23 0.00 1.000	0.1 S 1 0 0 0 0 0 0 0 0 0 0 1 1 0.00 0.000	PITCHER	IP WLS BF H R ER SO BB IBB HBP BLK WP HR S P ERA WHIP	5.2 L 28 8 5 5 2 3 1 0 0 0 2 28 44 7.94 1.941	3.0 L 12 0 0 0 1 3 0 0 0 0 0 0 11 23 0.00 1.000	0.1 S 1 0 0 0 0 0 0 0 0 0 0 1 1 0.00 0.000											

Batter	1	2	3	4	5	6	7	8	9	AB	R	H	RBI	BB	SO	LOB	BOTTOM			
Lou Brock, L OBP: 0.392, SLG: 0.453 (1, 7)	0-0 FC6-4 1B	0-0 6-3	4-0 3B BB		0-0 F7		0-0 1-3			4	1	1	1	1	0	2	Houston Astros @ St. Louis Cardinals Busch Stadium, St. Louis, MO Fri Jul 09 1971, 7:05 PM CDT Att: 24,748 - Unknown livebaseballscores.com			
Julian Javier, R OBP: 0.287, SLG: 0.354 (1, 4)	0-0 FC6-4 1-2	0-0 3H 1B 3B	0-0 BLK 3B			0-0 5-3		0-0 L1-3 1B		5	2	3	4	0	0	1				
Jim Beauchamp, R OBP: 0.318, SLG: 0.415 (1, 3)	0-3 K	4-0 1B BB	0-0 L6			0-0 2B 2B		0-0 L1-3 1-2		4	1	1	0	1	1	2				
Joe Torre, R OBP: 0.412, SLG: 0.542 (1, 5)	4-0 BB	0-0 1-3 3H 1B	0-0 P3		0-0 P3		0-0 WP 2H 2B		0-0 E5 1B	4	0	2	2	1	0	0				
Jose Cardenal, R OBP: 0.307, SLG: 0.386 Jose Cruz, L OBP: 0.282, SLG: 0.281 (8, PH) (9, 8)	0-0 6-3	0-0 6-3	0-0 P5		0-0 F3		0-0 2-3 1B		0-0 1B	4	0	0	0	0	0	5				
Ted Simmons, S OBP: 0.356, SLG: 0.404 (1, 2)		4-0 1B BB	0-0 F9		0-0 P3		4-0 FC6-4 BB		0-0 5-3	3	1	0	0	2	0	2				
Luis Melendez, R OBP: 0.315, SLG: 0.241 (9, 9)		0-0 SH3-4 1B 6-3 1B	0-0 F7		0-0 P6		0-0 FC6-4 1-2			4	1	1	0	0	0	2				
Dal Maxvill, R OBP: 0.338, SLG: 0.300 (1, 6)		0-0 SH3-4 3B 1B	0-0 BB BB 3B 1B		4-0 SH5-4 BB		0-0 F8			3	2	2	1	1	0	0				
Jerry Reuss, L OBP: 0.200, SLG: 0.139 Chuck Taylor, R OBP: 0.282, SLG: 0.281 Moe Drabowsky, R (9, 1)		0-0 SH3-4	4-0 SH3-4 BB BB		0-0 SH5-4		0-3 K			0	1	0	0	1	0	0				
Inning Stats	R: 0 E: 0 K: 1 S: 6	H: 1 LOB: 2 BB: 1 P: 10	R: 4 E: 0 K: 0 S: 7	H: 4 LOB: 2 BB: 2 P: 15	R: 4 E: 0 K: 0 S: 5	H: 2 LOB: 0 BB: 2 P: 13	R: 0 E: 0 K: 0 S: 3	H: 0 LOB: 0 BB: 0 P: 3	R: 0 E: 0 K: 0 S: 3	H: 0 LOB: 1 BB: 1 P: 7	R: 1 E: 0 K: 0 S: 5	H: 2 LOB: 2 BB: 1 P: 9	R: 0 E: 0 K: 1 S: 5	H: 0 LOB: 0 BB: 0 P: 5	R: 0 E: 1 K: 0 S: 5	H: 2 LOB: 2 BB: 0 P: 5		1B: 7 2B: 3 3B: 2 HR: 0	SF: 0 SAC: 2 DP: 1 HBP: 0	WP: 1 PA: 42 PB: 0 SB: 1 CS: 0
PITCHER	IP WLS BF H R ER SO BB IBB HBP BLK WP HR S P ERA WHIP	1.2 L 11 4 4 4 1 2 0 0 0 0 0 11 22 21.60 3.600	2.1 L 13 3 4 4 0 3 0 0 1 0 0 10 22 15.43 2.571	4.0 L 18 4 1 1 1 2 0 0 0 1 0 18 26 2.25 1.500	PITCHER	IP WLS BF H R ER SO BB IBB HBP BLK WP HR S P ERA WHIP	5.2 L 28 8 5 5 2 3 1 0 0 0 2 28 44 7.94 1.941	3.0 L 12 0 0 0 1 3 0 0 0 0 0 0 11 23 0.00 1.000	0.1 S 1 0 0 0 0 0 0 0 0 0 0 1 1 0.00 0.000											

Batter	1	2	3	4	5	6	7	8	9	AB	R	H	RBI	BB	SO	LOB	TOP										
Jesus Alou, R OBP: 0.347, SLG: 0.397 (1, 7)	L9		G6-4-3		K		4-3		K	5	0	0	0	0	2	1											
Joe Morgan, L OBP: 0.343, SLG: 0.392 (1, 4)	PB 1B			2B 3B 1B	G6-4-3 BB		P6		3B	4	1	3	0	1	0	0											
Cesar Cedeno, R OBP: 0.280, SLG: 0.395 (1, 8)	F8			3B 2B	G6-4-3			5-3	4-3	5	1	1	0	0	0	3											
Bob Watson, R OBP: 0.364, SLG: 0.411 Cesar Geronimo, L OBP: 0.293, SLG: 0.318 Marty Martinez, S OBP: 0.294, SLG: 0.313 (1, 3)	F3			FC4-2 3B			F9	E5 FC6-4 1B	6-3	4	0	1	2	0	0	1											
Doug Rader, R OBP: 0.300, SLG: 0.353 (1, 5)		FC6-4 1B		FC4-2 1B			K		FC6-4 1B	4	1	2	0	0	1	1											
Jimmy Wynn, R OBP: 0.320, SLG: 0.317 (1, 9)	FC6-4 7-3			FC6-5 1B			1B		FC6-4 1B	4	1	2	0	0	0	3											
Johnny Edwards, L OBP: 0.290, SLG: 0.319 (1, 2)	7-3			FC6-5 1B			FC6-4 1B		FC6-4 1B	4	0	3	2	0	0	1											
Roger Metzger, S OBP: 0.270, SLG: 0.277 (1, 6)			B5	FC6-5 1B			FC6-4			4	0	1	1	0	0	4											
Jack Billingham, R Wade Blasingame, L Denis Meneses, L George Culver, R Rich Chiles, L Fred Gladding, L (1, 1) (6, 1) (7, PH) (7, 1) (8, PH) (8, 1)										2	0	2	0	0	0	0											
Inning Stats	R: 0 E: 0 K: 0 S: 4	H: 1 LOB: 1 BB: 0 P: 4	R: 0 E: 0 K: 0 S: 3	H: 1 LOB: 0 BB: 0 P: 3	R: 0 E: 0 K: 0 S: 3	H: 1 LOB: 0 BB: 0 P: 3	R: 3 E: 0 K: 0 S: 8	H: 6 LOB: 2 BB: 0 P: 8	R: 0 E: 0 K: 1 S: 4	H: 0 LOB: 0 BB: 1 P: 8	R: 0 E: 0 K: 1 S: 7	H: 2 LOB: 2 BB: 0 P: 7	R: 0 E: 0 K: 0 S: 3	H: 0 LOB: 0 BB: 0 P: 3	R: 2 E: 1 K: 0 S: 7	H: 3 LOB: 2 BB: 0 P: 7	R: 0 E: 0 K: 1 S: 6	H: 1 LOB: 1 BB: 0 P: 6	1B: 12 2B: 2 3B: 2 HR: 0	SF: 0 SAC: 0 DP: 3 HBP: 0	WP: 0 PA: 40 PB: 1 SB: 0 CS: 0						
PITCHER	IP	WLS	BF	H	R	ER	SO	BB	IBB	HBP	BLK	WP	HR	S	P	ERA	WHIP										
Reggie Cleveland, R ERA: 4.28 (1, 1)	7.1		32	12	5	3	2	1	0	0	0	0	0	35	39	3.68	1.773										
Moe Drabowsky, R ERA: 2.95 (8, 1)	0.2		4	2	0	0	0	0	0	0	0	0	0	4	4	0.00	3.000										
Frank Linzy, R ERA: 2.89 (9, 1)	1.0	W	4	1	0	0	1	0	0	0	0	0	0	6	6	0.00	1.000										

Houston Astros @ St. Louis Cardinals
Busch Stadium, St. Louis, MO
Sat Jul 10 1971, 7:05 PM CDT
Att: 32,895 - Unknown

AB 39
R 5
H 15
RBI 5
BB 1
SO 3
LOB 17



Batter	1	2	3	4	5	6	7	8	9	AB	R	H	RBI	BB	SO	LOB	BOTTOM										
Lou Brock, L OBP: 0.398, SLG: 0.456 (1, 7)	3-1 1B		2B 1B	FC6-4		1B				4	1	3	1	1	0	1											
Matty Alou, L OBP: 0.351, SLG: 0.409 (1, 9)	P4		6-3 FC5-2 2B		2B SF7 1B				P4	5	1	3	1	0	0	2											
Ted Simmons, S OBP: 0.357, SLG: 0.405 Luis Melendez, R OBP: 0.315, SLG: 0.241 (1, 2)	3-1		6-3		2B SF7 1B					4	0	1	0	1	0	4											
Joe Torre, R OBP: 0.412, SLG: 0.544 (1, 5)	K		FC5-2 1B		SF7					4	1	2	2	0	1	2											
Joe Hague, L OBP: 0.328, SLG: 0.384 (1, 3)		6-3			3-1					4	0	1	0	1	0	2											
Jose Cruz, L OBP: 0.295, SLG: 0.324 (1, 8)			1-2		2-3					4	0	1	0	1	0	2											
Julian Javier, R OBP: 0.272, SLG: 0.362 (1, 4)			1B 5-3 2B		K					5	1	2	1	0	1	4											
Dal Maxvill, R OBP: 0.335, SLG: 0.299 (1, 6)		5-3			F7					4	0	2	0	0	0	0											
Reggie Cleveland, R OBP: 0.133, SLG: 0.178 Moe Drabowsky, R ERA: 4.1 Bob Burda, L OBP: 0.415, SLG: 0.400 Frank Linzy, R OBP: 0.500, SLG: 0.500 (1, 1) (8, 1) (9, 1)		5-3			5-3					4	1	1	1	0	0	1											
Inning Stats	R: 0 E: 0 K: 1 S: 6	H: 1 LOB: 1 BB: 0 P: 6	R: 1 E: 0 K: 0 S: 5	H: 2 LOB: 1 BB: 0 P: 5	R: 1 E: 0 K: 0 S: 6	H: 3 LOB: 2 BB: 0 P: 6	R: 0 E: 0 K: 0 S: 4	H: 1 LOB: 1 BB: 0 P: 4	R: 1 E: 0 K: 0 S: 7	H: 2 LOB: 1 BB: 0 P: 7	R: 1 E: 0 K: 0 S: 6	H: 3 LOB: 2 BB: 0 P: 6	R: 0 E: 0 K: 0 S: 4	H: 2 LOB: 2 BB: 0 P: 4	R: 0 E: 0 K: 0 S: 3	H: 0 LOB: 1 BB: 1 P: 7	R: 2 E: 0 K: 0 S: 2	H: 2 LOB: 2 BB: 2 P: 10	1B: 11 2B: 5 3B: 0 HR: 0	SF: 1 SAC: 0 DP: 0 HBP: 0	WP: 1 PA: 42 PB: 0 SB: 0 CS: 0						
PITCHER	IP	WLS	BF	H	R	ER	SO	BB	IBB	HBP	BLK	WP	HR	S	P	ERA	WHIP										
Jack Billingham, R ERA: 3.45 (1, 1)	5.2		28	11	4	4	2	0	0	0	0	0	0	2	2	0.00	3.000										
Wade Blasingame, L ERA: 4.1 (6, 1)	0.1		2	1	0	0	0	0	0	0	0	0	0	2	2	0.00	3.000										
George Culver, R ERA: 1.77 (7, 1)	1.0		4	2	0	0	0	0	0	0	0	0	0	4	4	0.00	2.000										
Fred Gladding, R ERA: 1.74 (8, 1)	1.0	L	8	2	2	2	0	2	1	0	0	0	0	5	17	18.00	4.000										

Houston Astros @ St. Louis Cardinals
Busch Stadium, St. Louis, MO
Sat Jul 10 1971, 7:05 PM CDT
Att: 32,895 - Unknown

AB 38
R 6
H 16
RBI 6
BB 3
SO 2
LOB 18



Batter	1	2	3	4	5	6	7	8	9	AB	R	H	RBI	BB	SO	LOB	TOP						
Jesus Alou, R OBP: 0.345, SLG: 0.394 (1, 7)										4	1	1	0	0	0	1	Houston Astros @ St. Louis Cardinals Busch Stadium, St. Louis, MO Sun Jul 11 1971, 3:33 AM CDT Att: 15,252 - Unknown						
Joe Morgan, L OBP: 0.342, SLG: 0.394 (1, 4)										3	0	1	1	0	0	1							
Cesar Cedeno, R George Culver, R (1, 8)										4	1	1	2	0	0	1							
Bob Watson, R OBP: 0.359, SLG: 0.405 (1, 3)										4	0	0	0	0	2	1							
Doug Rader, R OBP: 0.297, SLG: 0.349 Denis Menke, R OBP: 0.322, SLG: 0.313 (1, 5)										3	0	0	0	0	3	0							
Jimmy Wynn, R OBP: 0.318, SLG: 0.315 (1, 9)										4	0	1	0	0	1	0							
Johnny Edwards, L OBP: 0.294, SLG: 0.328 (1, 2)										4	0	2	0	0	0	1							
Roger Metzger, S OBP: 0.267, SLG: 0.274 (1, 6)										4	0	0	0	0	1	2							
Jim Ray, R OBP: 0.300, SLG: 0.222 Don Wilson, R OBP: 0.169, SLG: 0.180 Ken Forsch, R OBP: 0.080, SLG: 0.042 Rich Chiles, L OBP: 0.467, SLG: 0.520 (1, 1)										1	0	0	0	1	0	1							
Inning Stats	R: 0 E: 0 K: 0 S: 3	H: 0 LOB: 0 BB: 0 P: 3	R: 0 E: 0 K: 2 S: 8	H: 1 LOB: 1 BB: 0 P: 8	R: 0 E: 0 K: 0 S: 3	H: 0 LOB: 1 BB: 1 P: 7	R: 0 E: 0 K: 1 S: 5	H: 0 LOB: 0 BB: 0 P: 5	R: 0 E: 0 K: 2 S: 8	H: 1 LOB: 1 BB: 0 P: 8	R: 0 E: 0 K: 1 S: 6	H: 1 LOB: 1 BB: 0 P: 6	R: 0 E: 0 K: 1 S: 6	H: 1 LOB: 1 BB: 0 P: 6	R: 3 E: 0 K: 0 S: 5	H: 2 LOB: 0 BB: 1 P: 9		R: 0 E: 0 K: 0 S: 3	H: 0 LOB: 0 BB: 0 P: 3	1B: 3 2B: 2 3B: 0 HR: 1	SF: 1 SAC: 0 DP: 0 HBP: 0	WP: 0 PB: 1 SB: 0 CS: 0	PA: 35
PITCHER Bob Gibson, R ERA: 3.93 (1, 1)	IP: 9.0 WLS: W BF: 35 H: 6 R: 3 ER: 3 SO: 7 BB: 2 IBB: 0 HBP: 0 BLK: 0 WP: 0 HR: 1 S: 47 P: 55 ERA: 3.00 WHIP: 0.889																						


AB	32
R	3
H	6
RBI	3
BB	2
SO	7
LOB	8




Batter	1	2	3	4	5	6	7	8	9	AB	R	H	RBI	BB	SO	LOB	BOTTOM						
Lou Brock, L OBP: 0.403, SLG: 0.460 (1, 7)										4	3	3	0	1	0	0	Houston Astros @ St. Louis Cardinals Busch Stadium, St. Louis, MO Sun Jul 11 1971, 3:33 AM CDT Att: 15,252 - Unknown						
Matty Alou, L OBP: 0.355, SLG: 0.416 Jose Cardenal, R OBP: 0.307, SLG: 0.386 (1, 9)										4	2	2	1	1	0	1							
Ted Simmons, S OBP: 0.362, SLG: 0.415 (1, 2)										4	1	3	4	0	0	0							
Joe Torre, R OBP: 0.412, SLG: 0.539 (1, 5)										3	0	0	0	2	0	4							
Joe Hague, L OBP: 0.326, SLG: 0.380 (1, 3)										2	0	0	1	1	0	1							
Jose Cruz, L OBP: 0.313, SLG: 0.325 (1, 8)										3	0	1	1	1	0	1							
Julian Javier, R OBP: 0.271, SLG: 0.356 (1, 4)										3	0	0	0	1	1	3							
Dal Maxvill, R OBP: 0.327, SLG: 0.291 (1, 6)										4	0	0	0	0	0	1							
Bob Gibson, R OBP: 0.279, SLG: 0.317 (1, 1)										3	1	0	0	1	1	0							
Inning Stats	R: 0 E: 0 K: 0 S: 4	H: 1 LOB: 1 BB: 0 P: 4	R: 0 E: 0 K: 0 S: 3	H: 0 LOB: 1 BB: 1 P: 7	R: 2 E: 0 K: 0 S: 5	H: 2 LOB: 1 BB: 1 P: 9	R: 0 E: 0 K: 0 S: 2	H: 0 LOB: 0 BB: 1 P: 6	R: 3 E: 0 K: 0 S: 7	H: 4 LOB: 2 BB: 1 P: 11	R: 0 E: 0 K: 1 S: 6	H: 1 LOB: 1 BB: 0 P: 6	R: 0 E: 0 K: 0 S: 3	H: 0 LOB: 1 BB: 1 P: 7	R: 2 E: 0 K: 1 S: 6	H: 1 LOB: 3 BB: 3 P: 18		R: 0 E: 0 K: 1 S: 6	H: 1 LOB: 0 BB: 0 P: 18	1B: 7 2B: 1 3B: 1 HR: 0	SF: 2 SAC: 0 DP: 1 HBP: 0	WP: 0 PB: 0 SB: 2 CS: 0	PA: 40
PITCHER Jim Ray, R ERA: 2.87 Don Wilson, R ERA: 3.36 Ken Forsch, R ERA: 2.27 George Culver, R ERA: 2.12 (1, 1)	IP: 4.1 WLS: L BF: 22 H: 6 R: 5 ER: 5 SO: 0 BB: 3 IBB: 0 HBP: 0 BLK: 0 WP: 0 HR: 0 S: 18 P: 34 ERA: 10.38 WHIP: 2.077																						

AB	30
R	7
H	9
RBI	7
BB	8
SO	2
LOB	11



Batter	1	2	3	4	5	6	7	8	9	AB	R	H	RBI	BB	SO	LOB	TOP						
Ted Martinez, R OBP: 0.257, SLG: 0.265	G4-6-3 1B		5-3		K		4-3	K		5	0	1	0	0	2	2	New York Mets @ Houston Astros Astrodome, Houston, TX Thu Jul 15 1971, 8:05 PM EDT Att: 20,412 - Unknown livebaseballscorecards.com AB 42 R 9 H 13 RBI 9 BB 1 SO 7 LOB 18 						
Ken Boswell, L OBP: 0.307, SLG: 0.317	G4-6-3 1-2		F7		P3		P6	1B 2B		5	1	1	1	0	0	1							
Tommie Agee, R OBP: 0.363, SLG: 0.427	FC6-4 1B			F7	E6		HR	FC6-4 1B		5	1	3	2	0	0	0							
Cleon Jones, R OBP: 0.384, SLG: 0.449	FC6-4 1-2			1B BB	K		HR	FC6-4		4	2	1	2	1	1	3							
Ed Kranepool, L OBP: 0.336, SLG: 0.461		E3		1B 1B		4-3	6-3		F8	5	1	1	0	0	0	0							
Ken Singleton, S OBP: 0.391, SLG: 0.375	K			1B 1-2 2-H		1-3 1B		1B E 2B	K	5	2	3	1	0	2	1							
Bob Aspromonte, R OBP: 0.292, SLG: 0.342	F9			1B		1-3		FC6-4 1B	5-3	4	0	2	1	0	0	2							
Tim Foli, R OBP: 0.282, SLG: 0.305				1-2 2-H						1	0	0	0	0	0	0							
Jerry Grote, R OBP: 0.361, SLG: 0.388	4-3			F7				FC6-4 E 2B		4	1	1	1	0	0	5							
Gary Gentry, R OBP: 0.077, SLG: 0.079					4-3			E1 2B 1B		0	0	0	0	0	0	0							
Mike Jorgensen, L OBP: 0.308, SLG: 0.438					K					1	0	0	0	0	0	0							
Ray Sadecki, L OBP: 0.350, SLG: 0.278										0	0	0	0	0	0	0							
Dave Marshall, L OBP: 0.346, SLG: 0.344										1	0	0	0	0	1	2							
Tug McGraw, R OBP: 0.222, SLG: 0.333										2	1	0	1	0	1	2							
Inning Stats	R: 0 E: 0 K: 0 S: 4	H: 2 LOB: 1 BB: 0 P: 4	R: 0 E: 1 K: 1 S: 6	H: 0 LOB: 1 BB: 0 P: 6	R: 0 E: 0 K: 1 S: 3	H: 0 LOB: 0 BB: 0 P: 3	R: 2 E: 0 K: 1 S: 8	H: 3 LOB: 2 BB: 1 P: 12	R: 0 E: 1 K: 2 S: 8	H: 0 LOB: 1 BB: 0 P: 8	R: 1 E: 0 K: 1 S: 7	H: 2 LOB: 1 BB: 0 P: 7	R: 2 E: 0 K: 0 S: 5	H: 2 LOB: 0 BB: 0 P: 5	R: 4 E: 1 K: 1 S: 10	H: 4 LOB: 1 BB: 0 P: 10		R: 0 E: 0 K: 1 S: 5	H: 0 LOB: 0 BB: 0 P: 5	1B: 10 2B: 2 3B: 0 HR: 1	SF: 0 SAC: 0 DP: 1 HBP: 0	WP: 0 PB: 0 SB: 1 CS: 0	PA: 43
PITCHER	IP WLS BF H R ER SO BB IBB HBP BLK WP HR S P ERA WHIP																						
Ken Forsch, R ERA: 2.6	(1, 1) 6.2 L 31 9 5 5 5 1 0 0 0 0 0 1 40 44 6.75 1.500																						
Jim Ray, R ERA: 2.85	(7, 1) 0.1 1 0 0 0 0 0 0 0 0 0 0 0 1 1 0.00 0.000																						
George Culver, R ERA: 2.28	(8, 1) 0.2 6 3 4 1 1 0 0 0 0 0 0 0 8 8 13.50 4.500																						
Fred Gladding, R ERA: 1.72	(8, 1) 0.1 2 1 0 0 0 0 0 0 0 0 0 0 2 2 0.00 3.000																						
Buddy Harris, R ERA: 6.59	(9, 1) 1.0 3 0 0 0 1 0 0 0 0 0 0 0 5 5 0.00 0.000																						

Batter	1	2	3	4	5	6	7	8	9	AB	R	H	RBI	BB	SO	LOB	BOTTOM						
Roger Metzger, S OBP: 0.268, SLG: 0.280	2B 3B	SH5-3 3-H			4-3		K			3	1	1	1	0	1	0	New York Mets @ Houston Astros Astrodome, Houston, TX Thu Jul 15 1971, 8:05 PM EDT Att: 20,412 - Unknown livebaseballscorecards.com AB 32 R 4 H 6 RBI 4 BB 2 SO 12 LOB 7 						
Joe Morgan, L OBP: 0.341, SLG: 0.396	1B 2B	K			K		P6			4	1	1	1	0	2	0							
Cesar Cedeno, R OBP: 0.279, SLG: 0.401	FC6-4 2-H	1B			K		K	K		4	0	1	1	0	3	0							
Bob Watson, R OBP: 0.355, SLG: 0.400	FC6-4 1-2			4-3		K		4-3		4	0	0	0	0	1	1							
Doug Rader, R OBP: 0.297, SLG: 0.346	K			6-3		2B BB		5-3		3	0	0	0	1	1	1							
Jimmy Wynn, R OBP: 0.318, SLG: 0.319	F8				P4				F8	4	0	1	0	0	0	1							
Denis Menke, R OBP: 0.324, SLG: 0.313					K				5-3	3	1	1	0	1	1	0							
Johnny Edwards, L OBP: 0.295, SLG: 0.339																							
Jack Hitt, R OBP: 0.415, SLG: 0.359		SH5-3 1-H			F8				6-3	1	0	0	0	0	0	0							
Ken Forsch, R ERA: 2.6	(1, 1) 6.2 L 31 9 5 5 5 1 0 0 0 0 0 1 40 44 6.75 1.500																						
Jim Ray, R ERA: 2.85	(7, 1) 0.1 1 0 0 0 0 0 0 0 0 0 0 0 1 1 0.00 0.000																						
George Culver, R ERA: 2.28	(8, 1) 0.2 6 3 4 1 1 0 0 0 0 0 0 0 8 8 13.50 4.500																						
Fred Gladding, L ERA: 1.72	(8, 1) 0.1 2 1 0 0 0 0 0 0 0 0 0 0 2 2 0.00 3.000																						
Buddy Harris, R ERA: 6.59	(9, 1) 1.0 3 0 0 0 1 0 0 0 0 0 0 0 5 5 0.00 0.000																						
Inning Stats	R: 2 E: 0 K: 1 S: 8	H: 3 LOB: 1 BB: 0 P: 8	R: 2 E: 0 K: 2 S: 9	H: 2 LOB: 0 BB: 0 P: 9	R: 0 E: 0 K: 1 S: 5	H: 0 LOB: 0 BB: 0 P: 5	R: 0 E: 0 K: 1 S: 5	H: 0 LOB: 0 BB: 0 P: 5	R: 0 E: 0 K: 2 S: 7	H: 0 LOB: 0 BB: 0 P: 7	R: 0 E: 0 K: 3 S: 10	H: 1 LOB: 3 BB: 2 P: 18	R: 0 E: 0 K: 1 S: 5	H: 0 LOB: 0 BB: 0 P: 5	R: 0 E: 0 K: 1 S: 5	H: 0 LOB: 0 BB: 0 P: 5		R: 0 E: 0 K: 0 S: 3	H: 0 LOB: 0 BB: 0 P: 3	1B: 2 2B: 2 3B: 2 HR: 0	SF: 0 SAC: 1 DP: 0 HBP: 0	WP: 0 PB: 0 SB: 0 CS: 0	PA: 35
PITCHER	IP WLS BF H R ER SO BB IBB HBP BLK WP HR S P ERA WHIP																						
Gary Gentry, R ERA: 3.38	(1, 1) 6.2 W 21 1 0 0 8 1 1 0 0 0 0 0 35 43 0.00 0.333																						
Ray Sadecki, L ERA: 2.78	(3, 1) 1.0 3 0 0 0 1 0 0 0 0 0 0 0 5 5 0.00 0.000																						
Tug McGraw, L ERA: 1.9	(4, 1) 6.0 W 21 1 0 0 8 1 1 0 0 0 0 0 35 43 0.00 0.333																						

Batter	1	2	3	4	5	6	7	8	9	AB	R	H	RBI	BB	SO	LOB	TOP		
Tim Foli, R (1, 6) OBP: 0.284, SLG: 0.304 Ted Martinez, R (4, 6) OBP: 0.270, SLG: 0.278 Donn Glendon, R (9, PH) OBP: 0.282, SLG: 0.413										1	0	0	0	1	1	1	New York Mets @ Houston Astros Astrodome, Houston, TX Fri Jul 16 1971, 8:05 PM EDT Att: 20,621 - Unknown		
Ken Boswell, L (1, 4) OBP: 0.309, SLG: 0.319										5	1	2	0	0	2	4			
Tommy Agee, R (1, 8) OBP: 0.365, SLG: 0.424										2	0	0	0	2	1	4			
Cleon Jones, R (1, 7) OBP: 0.382, SLG: 0.446										4	0	1	2	0	0	5			
Ed Kranepool, L (1, 3) OBP: 0.335, SLG: 0.457											4	0	1	1	0	2			
Ken Singleton, S (1, 9) OBP: 0.383, SLG: 0.365											4	0	0	0	2	2			
Bob Aspromonte, R (1, 5) OBP: 0.295, SLG: 0.344											4	1	2	0	0	0			
Jerry Grote, R (1, 2) OBP: 0.360, SLG: 0.383											3	0	0	0	1	1			
Nolan Ryan, R (1, 1) OBP: 0.517, SLG: 0.156 Ron Taylor, R (2, 1) OBP: 0.342, SLG: 0.429 Mike Jorgensen, L (5, PH) OBP: 0.342, SLG: 0.154 Jim McAndrew, R (5, 1) OBP: 0.342, SLG: 0.348 Dave Marshall, L (8, PH) OBP: 0.342, SLG: 0.057 Charlie Williams, R (8, 1) OBP: 0.342, SLG: 0.404 Duffy Dyer, R (9, PH) OBP: 0.342, SLG: 0.404										1	0	1	0	0	0	0			
Inning Stats	R: 1 E: 0 K: 1 S: 7	H: 2 LOB: 2 BB: 1 P: 11	R: 0 E: 0 K: 1 S: 6	H: 1 LOB: 1 BB: 0 P: 6	R: 0 E: 0 K: 0 S: 2	H: 1 LOB: 0 BB: 1 P: 6	R: 0 E: 0 K: 1 S: 5	H: 0 LOB: 0 BB: 0 P: 5	R: 0 E: 0 K: 0 S: 2	H: 0 LOB: 0 BB: 1 P: 6	R: 0 E: 0 K: 2 S: 7	H: 0 LOB: 0 BB: 0 P: 7	R: 2 E: 0 K: 0 S: 6	H: 3 LOB: 1 BB: 0 P: 6	R: 1 E: 1 K: 1 S: 7	H: 2 LOB: 2 BB: 0 P: 8		1B: 10 2B: 2 3B: 1 HR: 0	SF: 0 SAC: 0 DP: 1 HBP: 1
PITCHER	IP WLS BF H R ER SO BB IBB HBP BLK WP HR S P ERA WHIP																IP WLS BF H R ER SO BB IBB HBP BLK WP HR S P ERA WHIP		
Jack Billingham, R (1, 1) ERA: 3.51 Fred Gladding, R (9, 1) ERA: 1.69	8.1 W 36 10 4 4 6 3 0 1 0 0 0 4 4 0.00 1.560																		

Batter	1	2	3	4	5	6	7	8	9	AB	R	H	RBI	BB	SO	LOB	BOTTOM		
Roger Metzger, S (1, 6) OBP: 0.275, SLG: 0.292										4	3	3	1	1	1	2	New York Mets @ Houston Astros Astrodome, Houston, TX Fri Jul 16 1971, 8:05 PM EDT Att: 20,621 - Unknown		
Joe Morgan, L (1, 4) OBP: 0.345, SLG: 0.396 Marty Martinez, S (4, 4) OBP: 0.300, SLG: 0.368										0	1	0	0	2	0				
Cesar Cedeno, R (1, 8) OBP: 0.281, SLG: 0.404										5	1	2	1	0	1	5			
Bob Watson, R (1, 7) OBP: 0.358, SLG: 0.403											5	1	3	1	0	3			
Doug Rader, R (1, 5) OBP: 0.301, SLG: 0.348											4	1	2	1	1	2			
Jimmy Wynn, R (1, 9) OBP: 0.316, SLG: 0.316											5	0	1	0	0	6			
Denis Menke, R (1, 3) OBP: 0.325, SLG: 0.312											4	1	1	1	0	2			
Johnny Edwards, L (1, 2) OBP: 0.294, SLG: 0.333										3	0	0	0	1	1	4			
Jack Billingham, R (1, 1) OBP: 0.182, SLG: 0.167 Fred Gladding, L (9, 1)										3	1	1	1	0	1	2			
Inning Stats	R: 3 E: 1 K: 1 S: 7	H: 1 LOB: 2 BB: 3 P: 19	R: 1 E: 0 K: 1 S: 6	H: 2 LOB: 1 BB: 1 P: 10	R: 1 E: 0 K: 1 S: 8	H: 3 LOB: 2 BB: 0 P: 8	R: 1 E: 0 K: 0 S: 5	H: 2 LOB: 1 BB: 0 P: 5	R: 1 E: 1 K: 1 S: 6	H: 1 LOB: 2 BB: 2 P: 14	R: 0 E: 0 K: 1 S: 5	H: 1 LOB: 0 BB: 0 P: 5	R: 2 E: 0 K: 0 S: 6	H: 3 LOB: 1 BB: 0 P: 6	R: 0 E: 0 K: 1 S: 6	H: 1 LOB: 1 BB: 0 P: 6		1B: 11 2B: 2 3B: 1 HR: 0	SF: 1 SAC: 0 DP: 2 HBP: 0
PITCHER	IP WLS BF H R ER SO BB IBB HBP BLK WP HR S P ERA WHIP																IP WLS BF H R ER SO BB IBB HBP BLK WP HR S P ERA WHIP		
Nolan Ryan, R (1, 1) ERA: 2.38 Ron Taylor, R (2, 1) ERA: 3.35 Jim McAndrew, R (5, 1) ERA: 5.16 Charlie Williams, R (8, 1) ERA: 4.59	1.1 L 12 5 4 2 2 4 0 0 0 0 0 0 0 12 28 6.75 1.875																		

AB	34
R	4
H	10
RBI	4
BB	3
SO	7
LOB	21

AB	36
R	9
H	14
RBI	7
BB	6
SO	6
LOB	28


Batter	1	2	3	4	5	6	7	8	9	AB	R	H	RBI	BB	SO	LOB	TOP				
Bud Harrelson, S (1, 6) OBP: 0.341, SLG: 0.332	4-0 3-1 BB		0-0 G3		0-0 G3			0-0 P6		3	0	0	0	1	0	1	New York Mets @ Houston Astros Astrodome, Houston, TX Sat Jul 17 1971, 8:05 PM EDT Att: 32,852 - Dome livebaseballscorecards.com				
Ken Boswell, L (1, 4) OBP: 0.308, SLG: 0.318	0-0 3-1		0-0		0-3 K			0-0 E5		4	0	1	1	0	1	1					
Mike Jorgensen, L (1, 8) OBP: 0.281, SLG: 0.396	0-0 F9		0-0 P5		0-0 G3			0-0 P6		4	0	0	0	0	0	3					
Cleon Jones, R (1, 7) OBP: 0.381, SLG: 0.447	0-0 6-3			0-0 G4-6-3 2B				0-0 P4		4	0	1	0	0	0	1					
Ed Kranepool, L (1, 3) OBP: 0.333, SLG: 0.451		0-0 F9		4-0 G4-6-3 BB				0-0 F8		3	0	0	0	1	0	0					
Ken Singleton, S (1, 9) OBP: 0.374, SLG: 0.355		0-0 P6		0-0 G4-6-3				0-0 F7		4	0	0	0	0	1	2					
Bob Aspromonte, R (1, 5) OBP: 0.300, SLG: 0.343		0-0 5-3		4-0 BB				4-0 G6-3 BB		1	0	0	0	2	0	0					
Jerry Grote, R (1, 2) OBP: 0.356, SLG: 0.379			0-0 4-3		0-0 F5			0-0 G6-3		3	0	0	0	0	0	3					
Tom Seaver, R (1, 1) OBP: 0.264, SLG: 0.333			0-0 G3 1B 2B					0-0 4-3		3	1	1	0	0	0	0					
Inning Stats	R: 0 E: 0 K: 0 S: 3	H: 0 LOB: 1 BB: 1 P: 7	R: 0 E: 0 K: 0 S: 3	H: 0 LOB: 0 BB: 0 P: 3	R: 1 E: 0 K: 0 S: 5	H: 2 LOB: 1 BB: 0 P: 5	R: 0 E: 0 K: 0 S: 3	H: 1 LOB: 2 BB: 2 P: 11	R: 0 E: 0 K: 1 S: 5	H: 0 LOB: 0 BB: 0 P: 5	R: 0 E: 0 K: 1 S: 4	H: 0 LOB: 0 BB: 1 P: 8	R: 0 E: 1 K: 0 S: 4	H: 0 LOB: 1 BB: 0 P: 4	R: 0 E: 0 K: 0 S: 3	H: 0 LOB: 0 BB: 0 P: 3	1B: 1 2B: 2 3B: 0 HR: 0	SF: 0 SAC: 0 DP: 2 HBP: 0	WP: 0 PB: 0 SB: 0 CS: 0	PA: 33	
PITCHER	IP	WLS	BF	H	R	ER	SO	BB	IBB	HBP	BLK	WP	HR	S	P	ERA	WHIP				
Larry Dierker, R (1, 1) ERA: 2.41	3.2		16	3	1	1	0	3	0	0	0	0	0	13	25	2.46	1.636				
Jim Ray, R (4, 1) ERA: 2.96	5.1	W	17	0	0	0	2	1	0	0	0	0	0	20	24	0.00	0.188				

Batter	1	2	3	4	5	6	7	8	9	AB	R	H	RBI	BB	SO	LOB	BOTTOM					
Roger Metzger, S (1, 6) OBP: 0.275, SLG: 0.292	0-0 4-3			0-0 F7		0-0 FC6-4			0-0 1B SH1-4 E 1B	4	1	1	0	0	0	1	New York Mets @ Houston Astros Astrodome, Houston, TX Sat Jul 17 1971, 8:05 PM EDT Att: 32,852 - Dome livebaseballscorecards.com					
Joe Morgan, L (1, 4) OBP: 0.342, SLG: 0.392	0-0 F8			0-3 K		0-0 F5			0-0 SH1-4	3	0	0	0	0	1	1						
Jimmy Wynn, R (1, 9) OBP: 0.315, SLG: 0.312	0-3 K			0-3 K					4-0 E IBB	3	0	0	0	1	2	0						
Cesar Cedeno, R (1, 8) OBP: 0.281, SLG: 0.403		0-0 5-3			0-0 6-3				0-0 E4 1B	4	0	1	0	0	1	0						
Doug Rader, R (1, 5) OBP: 0.304, SLG: 0.361		0-3 K			0-0 HR				0-0 1B	3	1	2	1	0	1	0						
Denis Menke, R (1, 3) OBP: 0.325, SLG: 0.312		0-3 K			0-0 G4-3 1B				0-0 F9	3	0	1	0	0	1	1						
Jesus Alou, R (1, 7) OBP: 0.339, SLG: 0.387			0-0 4-3		0-0 G4-3				0-0 4-3	3	0	0	0	0	0	1						
Johnny Edwards, L (1, 2) OBP: 0.294, SLG: 0.333			0-3 K			0-0 FC6-4 1B			0-0 4-3	3	0	1	0	0	1	0						
Larry Dierker, R (1, 1) OBP: 0.098, SLG: 0.100			0-3 K			0-3 K			0-3 K	1	0	0	0	0	1	0						
Jim Ray, R (4, 1) OBP: 0.290, SLG: 0.182						0-3 K			0-3 K	2	0	0	0	0	2	1						
Inning Stats	R: 0 E: 0 K: 1 S: 5	H: 0 LOB: 0 BB: 0 P: 5	R: 0 E: 0 K: 2 S: 7	H: 0 LOB: 0 BB: 0 P: 7	R: 0 E: 0 K: 2 S: 7	H: 0 LOB: 0 BB: 0 P: 7	R: 0 E: 0 K: 2 S: 7	H: 0 LOB: 0 BB: 0 P: 7	R: 1 E: 0 K: 0 S: 4	H: 2 LOB: 0 BB: 0 P: 4	R: 0 E: 0 K: 1 S: 6	H: 1 LOB: 1 BB: 0 P: 6	R: 0 E: 0 K: 1 S: 6	H: 1 LOB: 1 BB: 0 P: 6	R: 0 E: 0 K: 1 S: 5	H: 0 LOB: 0 BB: 0 P: 5	R: 1 E: 1 K: 0 S: 3	H: 2 LOB: 2 BB: 1 P: 7	1B: 5 2B: 0 3B: 0 HR: 1	SF: 0 SAC: 1 DP: 1 HBP: 0	WP: 0 PB: 0 SB: 0 CS: 0	PA: 31
PITCHER	IP	WLS	BF	H	R	ER	SO	BB	IBB	HBP	BLK	WP	HR	S	P	ERA	WHIP					
Tom Seaver, R (1, 1) ERA: 2.32	8.1	L	31	6	2	1	10	0	1	0	0	0	1	50	54	1.08	0.720					

Batter	1	2	3	4	5	6	7	8	9	AB	R	H	RBI	BB	SO	LOB	TOP					
Denny Doyle, L (1.4) OBP: 0.284, SLG: 0.308	0-2 1B 1B		1-0 F3		0-0 6-3			0-0 4-3		4	1	1	0	0	0	0						
Larry Bowa, S (1.6) OBP: 0.281, SLG: 0.272	0-1 1B 1-2 1B		0-1 4-3			0-0 P6			0-0 1-3	4	0	1	0	0	0	0						
Tim McCarver, L (1.2) OBP: 0.326, SLG: 0.431	0-3 K		2-1 CS 1B			0-0 F7			0-0 F9 2B	4	0	2	0	0	1	2						
Deron Johnson, R (1.3) OBP: 0.352, SLG: 0.506	2-3 K		1-2 CS	0-3 K		2-2 F3			4-0 IBB	3	0	0	0	1	2	2						
Willie Montanez, L (1.8) OBP: 0.339, SLG: 0.504	2-0 1-3 2-H 1B			1-0 F9			2-3 K		2-2 F9	4	0	1	1	0	1	2						
Don Money, R (1.7) OBP: 0.270, SLG: 0.340	0-1 5-3			0-0 S 1B			1-3 K		1-3 K	4	0	1	0	0	2	4						
Oscar Gamble, L (1.9) OBP: 0.292, SLG: 0.371				1-2 G3			0-0 F6			3	0	0	0	0	0	1						
John Vukovich, R (1.5) OBP: 0.189, SLG: 0.158				0-0 F2			0-0 F2		1-3 K	3	0	0	0	0	1	0						
Ken Reynolds, L (1.1) OBP: 0.240, SLG: 0.227				0-0 G3			0-3 K		3-2 4-3	3	0	0	0	0	1	0						
Inning Stats	R: 1 E: 0 K: 2 S: 14	H: 3 LOB: 2 BB: 0 P: 18	R: 0 E: 0 K: 0 S: 3	H: 0 LOB: 0 BB: 0 P: 3	R: 0 E: 0 K: 0 S: 7	H: 1 LOB: 0 BB: 0 P: 11	R: 0 E: 0 K: 1 S: 8	H: 1 LOB: 1 BB: 0 P: 10	R: 0 E: 0 K: 1 S: 5	H: 0 LOB: 0 BB: 0 P: 5	R: 0 E: 0 K: 2 S: 5	H: 0 LOB: 0 BB: 0 P: 7	R: 0 E: 0 K: 2 S: 7	H: 0 LOB: 0 BB: 0 P: 10	R: 0 E: 0 K: 1 S: 9	H: 0 LOB: 2 BB: 0 P: 13	R: 0 E: 0 K: 1 S: 8	H: 1 LOB: 2 BB: 1 P: 15	1B: 5 2B: 1 3B: 0 HR: 0	SF: 0 SAC: 0 DP: 0 HBP: 0	WP: 0 PB: 0 SB: 1 CS: 1	PA: 34
PITCHER	IP WLS BF H R ER SO BB IBB HBP BLK WP HR S P ERA WHIP	PITCHER																				
Don Wilson, R (1.1) ERA: 3.24	8.0 L 28 5 1 1 7 0 0 0 0 0 0 58 77 1.12 0.625																					
Denny Lemaster, L (9.1) ERA: 1.74	1.0 5 1 0 0 1 0 1 0 0 0 0 0 8 15 0.00 1.000																					

Philadelphia Phillies @ Houston Astros
Astrodome, Houston, TX
Sun Jul 18 1971, 4:33 AM EDT
Dome


AB 32
R 1
H 6
RBI 1
BB 1
SO 8
LOB 11



Batter	1	2	3	4	5	6	7	8	9	AB	R	H	RBI	BB	SO	LOB	BOTTOM					
Roger Metzger, S (1.6) OBP: 0.272, SLG: 0.288	1-2 F9			0-0 F7		1-1 4-3		2-2 G4-6-3		4	0	0	0	0	0	3						
Jesus Alou, R (1.7) OBP: 0.333, SLG: 0.381	1-1 F7			0-0 5-3		0-0 F8			1-0 L9	4	0	0	0	0	1							
Jimmy Wynn, R (1.9) OBP: 0.317, SLG: 0.316	0-0 P5			4-1 BB			3-2 1-3		0-0 2B	3	0	1	0	1	0	0						
Cesar Cedeno, R (1.8) OBP: 0.277, SLG: 0.398		3-2 F7		1-0 F9			1-2 F2		0-0 P4	4	0	0	0	0	2							
Doug Rader, R (1.5) OBP: 0.304, SLG: 0.359		0-1 5-3			0-0 F8		1-2 FC4-6 1B		0-1 F7	4	0	1	0	0	1							
Denis Menke, R (1.3) OBP: 0.322, SLG: 0.309		0-0 F9			0-2 1-3		2-0 FC4-6			3	0	0	0	0	1							
Jack Hiatt, R (1.2) OBP: 0.405, SLG: 0.349			3-3 K		3-2 5-3			0-0 5-3		3	0	0	0	0	1							
Marty Martinez, S (1.4) OBP: 0.348, SLG: 0.381			3-2 F8			1-0 4-3 SH3-4 1B		4-1 1B BB		2	0	1	0	1	0	0						
Cesar Ceronimo, L (8, PR) OBP: 0.281, SLG: 0.318										0	0	0	0	0	0	0						
Denny Lemaster, R (9.1) OBP: 0.500, SLG: 0.500										0	0	0	0	0	0	0						
Don Wilson, R (1.1) OBP: 0.157, SLG: 0.176										1	0	0	0	0	0	0						
Joe Morgan, L (8, PH) OBP: 0.344, SLG: 0.394										1	0	1	0	0	0	0						
Inning Stats	R: 0 E: 0 K: 0 S: 6	H: 0 LOB: 0 BB: 0 P: 8	R: 0 E: 0 K: 0 S: 7	H: 0 LOB: 0 BB: 0 P: 10	R: 0 E: 0 K: 1 S: 8	H: 0 LOB: 0 BB: 0 P: 14	R: 0 E: 0 K: 0 S: 4	H: 0 LOB: 1 BB: 1 P: 9	R: 0 E: 0 K: 0 S: 7	H: 0 LOB: 0 BB: 0 P: 10	R: 0 E: 0 K: 0 S: 6	H: 1 LOB: 1 BB: 0 P: 8	R: 0 E: 0 K: 0 S: 10	H: 1 LOB: 1 BB: 0 P: 17	R: 0 E: 0 K: 0 S: 6	H: 1 LOB: 2 BB: 1 P: 12	R: 0 E: 0 K: 0 S: 5	H: 1 LOB: 1 BB: 0 P: 6	1B: 3 2B: 1 3B: 0 HR: 0	SF: 0 SAC: 1 DP: 1 HBP: 0	WP: 0 PB: 0 SB: 0 CS: 0	PA: 32
PITCHER	IP WLS BF H R ER SO BB IBB HBP BLK WP HR S P ERA WHIP	PITCHER																				
Ken Reynolds, L (1.1) ERA: 4.44	9.0 W 32 4 0 0 1 2 0 0 0 0 0 59 94 0.00 0.667																					

Philadelphia Phillies @ Houston Astros
Astrodome, Houston, TX
Sun Jul 18 1971, 4:33 AM EDT
Dome


AB 29
R 0
H 4
RBI 0
BB 2
SO 1
LOB 8



Batter	1	2	3	4	5	6	7	8	9	10	11	AB	R	H	RBI	BB	SO	LOB				
Denny Doyle, L OBP: 0.277, SLG: 0.299	G3		4-3		F7		K		FC4-6		P6	6	0	0	0	0	1	5				
Larry Bowa, S OBP: 0.286, SLG: 0.279	HBP			4-3		5-3			4-3			5	0	2	0	0	0	1				
Tim McCarver, L OBP: 0.327, SLG: 0.429 Mike Ryan, R OBP: 0.234, SLG: 0.371	F7			F9		F2						3	0	0	0	1	0	1				
Deron Johnson, R OBP: 0.354, SLG: 0.513	K											2	0	1	0	0	1	2				
Willie Montanez, L OBP: 0.338, SLG: 0.499												5	1	2	0	0	2	5				
Don Money, R OBP: 0.273, SLG: 0.342												4	1	1	0	1	1	1				
Oscar Gamble, L OBP: 0.285, SLG: 0.360												3	0	0	0	2	0	2				
John Vukovich, R OBP: 0.193, SLG: 0.165												5	0	1	2	0	2	3				
Rick Wise, R OBP: 0.271, SLG: 0.509 Byron Browne, R OBP: 0.304, SLG: 0.375 Bill Wilson, R												4	0	0	0	1	0	2				
Inning Stats	R: 0 E: 0 K: 1 S: 14	H: 0 LOB: 1 BB: 0 P: 21	R: 0 E: 0 K: 1 S: 6	H: 0 LOB: 0 BB: 0 P: 9	R: 0 E: 0 K: 1 S: 9	H: 0 LOB: 0 BB: 0 P: 12	R: 0 E: 0 K: 1 S: 6	H: 1 LOB: 1 BB: 0 P: 9	R: 0 E: 0 K: 1 S: 17	H: 3 LOB: 2 BB: 1 P: 30	R: 0 E: 0 K: 0 S: 3	H: 0 LOB: 0 BB: 0 P: 3	R: 0 E: 0 K: 0 S: 4	H: 1 LOB: 1 BB: 0 P: 4	R: 0 E: 0 K: 1 S: 8	H: 1 LOB: 2 BB: 1 P: 17	R: 0 E: 0 K: 1 S: 8	H: 2 LOB: 2 BB: 0 P: 11	1B: 8 2B: 2 3B: 0 HR: 0	SF: 0 SAC: 1 DP: 1 HBP: 1	WP: 0 PB: 0 SB: 1 CS: 0	PA: 48
PITCHER	IP	WLS	BF	H	R	ER	SO	BB	IBB	HBP	BLK	WP	HR	S	P	ERA	WHIP					
Bill Greif, R ERA: 2.84	6.1		29	6	2	0	6	1	0	0	0	0	0	9	14	0.00	0.600					
Denny Lemaster, L ERA: 1.65	1.2		5	0	0	0	0	0	0	0	0	0	0	9	14	0.00	0.600					
Fred Gladding, R ERA: 1.59	2.0		9	2	0	0	1	0	1	0	0	0	0	12	21	0.00	1.000					
Buddy Harris, R ERA: 6.14	1.0	W	5	2	0	0	1	0	0	0	0	0	0	8	11	0.00	2.000					

Philadelphia Phillies @ Houston Astros
Astrodome, Houston, TX
Mon Jul 19 1971, 8:05 PM EDT
Att: 13,693 - Dome


AB	41
R	2
H	10
RBI	2
BB	5
SO	8
LOB	22



Batter	1	2	3	4	5	6	7	8	9	10	11	AB	R	H	RBI	BB	SO	LOB				
Roger Metzger, S OBP: 0.280, SLG: 0.295	F7				G1-6-3							5	1	2	0	0	0	1				
Joe Morgan, L OBP: 0.346, SLG: 0.392	F7											4	0	1	0	0	2	1				
Jimmy Wynn, R OBP: 0.520, SLG: 0.328												3	1	1	0	2	0	2				
Cesar Cedeno, R OBP: 0.284, SLG: 0.408												5	1	3	2	0	0	1				
Doug Rader, R OBP: 0.308, SLG: 0.367												4	0	1	1	0	0	2				
Denis Menke, R OBP: 0.317, SLG: 0.304												4	0	0	0	0	0	1				
Jesus Alou, R OBP: 0.343, SLG: 0.389 Jay Schueter, R OBP: 0.500, SLG: 0.500 Buddy Harris, R												4	0	3	0	0	0	0				
Johnny Edwards, L OBP: 0.288, SLG: 0.325												0	0	0	0	0	0	0				
Norm Miller, L OBP: 0.314, SLG: 0.388												0	0	0	0	0	0	0				
Inning Stats	R: 1 E: 0 K: 0 S: 12	H: 1 LOB: 1 BB: 1 P: 23	R: 0 E: 0 K: 0 S: 5	H: 1 LOB: 0 BB: 0 P: 6	R: 0 E: 0 K: 2 S: 12	H: 1 LOB: 1 BB: 0 P: 17	R: 1 E: 0 K: 0 S: 11	H: 2 LOB: 0 BB: 0 P: 16	R: 0 E: 0 K: 0 S: 8	H: 1 LOB: 1 BB: 0 P: 13	R: 0 E: 0 K: 2 S: 7	H: 0 LOB: 0 BB: 0 P: 9	R: 0 E: 0 K: 0 S: 7	H: 1 LOB: 0 BB: 0 P: 10	R: 0 E: 0 K: 1 S: 10	H: 2 LOB: 2 BB: 0 P: 14	R: 1 E: 1 K: 0 S: 4	H: 3 LOB: 3 BB: 1 P: 8	1B: 12 2B: 3 3B: 0 HR: 0	SF: 0 SAC: 1 DP: 4 HBP: 0	WP: 0 PB: 0 SB: 2 CS: 1	PA: 40
PITCHER	IP	WLS	BF	H	R	ER	SO	BB	IBB	HBP	BLK	WP	HR	S	P	ERA	WHIP					
Rick Wise, R ERA: 3.17	10.0		36	11	2	2	5	1	0	0	0	0	0	4	8	1.80	1.200					
Bill Wilson, R ERA: 2.91	0.0	L	4	2	1	1	0	0	1	0	0	0	0	4	8	∞	∞					

Philadelphia Phillies @ Houston Astros
Astrodome, Houston, TX
Mon Jul 19 1971, 8:05 PM EDT
Att: 13,693 - Dome

AB	37
R	3
H	13
RBI	3
BB	2
SO	5
LOB	11




Batter	1	2	3	4	5	6	7	8	9	10	AB	R	H	RBI	BB	SO	LOB								
Ron Hunt, R OBP: 0.402, SLG: 0.353 Gary Sutherland, R OBP: 0.270, SLG: 0.308	(1,4) X 0-0 SH1-3 1B	(1,0) H 1-0 G3 WP HBP		(1,0) X 0-0 FC2-6 1B		(1,0) X 4-0 BB			(1,0) X 0-0 F8		2	1	2	0	0	0	0								
Boots Day, L OBP: 0.330, SLG: 0.362	(1,8) X 0-0 SH1-3	(4,0) X 1-2 G3 BB		(1,0) X 0-0 FC2-6 1B		(1,0) X 0-0 4-3			(1,0) X 0-0 6-3		3	0	0	0	1	0	2								
Rusty Staub, L OBP: 0.391, SLG: 0.429	(1,9) X 0-0 BB 1B	(1,0) X 0-0 G3		(1,0) X 0-0 1B		(1,0) X 0-0 C5-4-3 BB 1B			(1,0) X 0-0 L5		5	0	3	2	0	0	2								
Ron Fairly, L OBP: 0.394, SLG: 0.407	(1,3) X 4-0 FC6-4 BB 1B	(1,0) X 0-0 5-3		(1,0) X 0-0 F9		(1,0) X 4-0 G5-4-3 BB 1B			(1,0) X 0-0 F9		3	0	0	0	2	0	4								
Bob Bailey, R OBP: 0.388, SLG: 0.406 Coco Laboy, R OBP: 0.309, SLG: 0.310	(1,5) X (10,5) 0-0 F7			(1,0) X 0-0 F7		(1,0) X 0-0 G5-4-3			(1,0) X 0-0 BB 1B		5	1	1	0	0	0	4								
Jim Fairly, L OBP: 0.279, SLG: 0.276	(1,7) X 0-0 FC6-4			(1,0) X 0-0 4-3		(1,0) X 0-0 6-3			(1,0) X 4-0 BB 1B CS BB		4	0	1	0	1	0	3								
John Boccabella, R OBP: 0.250, SLG: 0.322		(4,0) X 0-0 F9 SH PB BB		(1,0) X 0-0 1-3		(1,0) X 0-0 F5			(1,0) X 0-0 BB 1B		4	1	2	1	1	0	1								
Bobby Wine, R OBP: 0.218, SLG: 0.180	(1,6) X 0-0 F9			(1,0) X 0-0 F7		(1,0) X 0-0 F9			(1,0) X 4-0 BB 1B		4	0	0	0	1	1	3								
Bill Stoneman, R OBP: 0.238, SLG: 0.143 Mike Marshall, R OBP: 0.250, SLG: 0.143	(1,1) X (9,1) 0-0 SH WP HBP G3			(1,0) X 0-3 K		(1,0) X 0-3 K			(1,0) X 0-3 K		3	1	0	1	0	3	1								
Inning Stats	R: 1 E: 0 K: 0 S: 5	H: 2 LOB: 2 BB: 1 P: 9	R: 2 E: 1 K: 0 S: 4	H: 0 LOB: 2 BB: 2 P: 13	R: 0 E: 0 K: 0 S: 4	H: 1 LOB: 1 BB: 0 P: 4	R: 0 E: 0 K: 1 S: 7	H: 2 LOB: 2 BB: 0 P: 9	R: 0 E: 0 K: 0 S: 5	H: 0 LOB: 0 BB: 1 P: 3	R: 0 E: 0 K: 1 S: 5	H: 1 LOB: 1 BB: 1 P: 7	R: 0 E: 0 K: 2 S: 3	H: 1 LOB: 0 BB: 0 P: 7	R: 0 E: 0 K: 0 S: 3	H: 0 LOB: 0 BB: 2 P: 3	R: 1 E: 0 K: 1 S: 6	H: 2 LOB: 2 BB: 2 P: 14	1B: 9 2B: 0 3B: 0 HR: 0	SF: 0 SAC: 2 DP: 1 HBP: 1	WP: 1 PB: 1 SB: 0 CS: 1	PA: 45			
PITCHER	IP	WLS	BF	H	R	ER	SO	BB	IBB	HBP	BLK	WP	HR	S	P	ERA	WHIP								
Ken Forsch, R ERA: 2.66	(1,1)	1.1	11	2	3	1	0	3	0	0	0	0	0	7	20	6.75	3.750								
Jim Ray, R ERA: 2.35	(2,1)	4.2	18	3	0	0	2	1	0	0	0	0	0	21	25	0.00	0.857								
Denny Lemaster, L ERA: 1.56	(7,1)	2.0	7	2	0	0	2	1	0	0	0	0	0	10	14	0.00	1.500								
Buddy Harris, R ERA: 6.19	(9,1)	1.1	L	6	1	1	0	1	0	0	0	0	0	5	9	6.75	1.500								
George Culver, R ERA: 2.22	(10,1)	0.2	3	1	0	0	1	1	0	0	0	0	0	4	8	0.00	3.000								

TOP

Montreal Expos @ Houston Astros
Astrodome, Houston, TX
Tue Jul 20 1971, 8:05 PM EDT
Att. 12,397 - Dome

AB	35
R	4
H	9
RBI	4
BB	7
SO	5
LOB	23




Batter	1	2	3	4	5	6	7	8	9	10	AB	R	H	RBI	BB	SO	LOB								
Roger Metzger, S OBP: 0.285, SLG: 0.293	(1,6) H 1-0 FC4-6 HBP			(4,0) X 0-0 BB		(1,0) X 0-0 6-3			(1,0) X 4-0 FC6-4 BB		2	0	0	0	2	0	0								
Jesus Alou, R OBP: 0.344, SLG: 0.387	(1,7) X 0-0 FC4-6 G4-6-3			(4,0) X 1-2 G4-3 BB		(1,0) X 0-0 1-3 1B			(1,0) X 0-0 FC6-4 BB 1B		4	1	1	0	1	0	2								
Jimmy Wynn, R OBP: 0.319, SLG: 0.324	(1,9) X 0-0 G4-6-3			(1,0) X 0-0 F8		(1,0) X 0-0 1-3			(1,0) X 4-0 1B BB		3	1	0	0	1	0	4								
Cesar Cedeno, R OBP: 0.261, SLG: 0.403	(1,8) X 0-0 K			(1,0) X 0-0 G4-3		(1,0) X 0-0 6-3			(1,0) X 0-0 F4		4	0	0	0	0	1	5								
Doug Rader, R OBP: 0.311, SLG: 0.367	(1,5) X 0-0 6-3			(1,0) X 0-0 F9		(1,0) X 4-0 BB			(1,0) X 0-0 1B 1B		3	1	1	1	1	0	0								
Denis Menke, R OBP: 0.317, SLG: 0.303 Cesar Geronimo, L OBP: 0.261, SLG: 0.318 Joe Morgan, L OBP: 0.346, SLG: 0.392	(1,3) X (9, PR) (10, 4) 0-0 F9			(1,0) X 0-0 F4		(1,0) X 0-0 F6			(1,0) X 0-0 1B 1B		4	0	1	1	0	0	2								
Johnny Edwards, L OBP: 0.288, SLG: 0.324	(1,2) X 0-0 6-3			(1,0) X 0-0 4-3		(1,0) X 0-0 E4 FC4-6			(1,0) X 0-0 1B		4	0	1	1	0	0	0								
Marty Martinez, S OBP: 0.296, SLG: 0.320	(1,4) X (10, 3) 0-0 K			(1,0) X 0-0 F4		(1,0) X 0-0 FC4-6			(1,0) X 0-0 1-3		4	0	0	0	0	1	3								
George Culver, R OBP: 0.282, SLG: 0.346	(10, 1)			(1,0) X 0-0 6-3		(1,0) X 0-0 1-3			(1,0) X 0-0 G6-4-3		0	0	0	0	0	0	0								
Inning Stats	R: 0 E: 0 K: 0 S: 2	H: 0 LOB: 0 BB: 3 P: 3	R: 0 E: 0 K: 1 S: 5	H: 0 LOB: 0 BB: 5 P: 5	R: 0 E: 0 K: 1 S: 5	H: 0 LOB: 0 BB: 5 P: 5	R: 0 E: 0 K: 0 S: 2	H: 1 LOB: 1 BB: 2 P: 10	R: 0 E: 0 K: 0 S: 3	H: 0 LOB: 0 BB: 0 P: 3	R: 0 E: 0 K: 0 S: 3	H: 1 LOB: 2 BB: 1 P: 8	R: 0 E: 1 K: 0 S: 3	H: 0 LOB: 0 BB: 0 P: 3	R: 3 E: 0 K: 0 S: 6	H: 3 LOB: 2 BB: 2 P: 14	R: 0 E: 0 K: 1 S: 5	H: 0 LOB: 0 BB: 0 P: 5	1B: 4 2B: 0 3B: 0 HR: 0	SF: 0 SAC: 0 DP: 3 HBP: 1	WP: 0 PB: 0 SB: 0 CS: 0	PA: 38			
PITCHER	IP	WLS	BF	H	R	ER	SO	BB	IBB	HBP	BLK	WP	HR	S	P	ERA	WHIP								
Bill Stoneman, R ERA: 3.06	(1,1)	8.2	34	4	3	3	2	5	0	0	0	0	0	32	53	3.12	1.038								
Mike Marshall, R ERA: 5.97	(9,1)	1.1	W	4	0	0	1	0	0	0	0	0	0	6	6	0.00	0.000								

BOTTOM

Montreal Expos @ Houston Astros
Astrodome, Houston, TX
Tue Jul 20 1971, 8:05 PM EDT
Att. 12,397 - Dome

AB	32
R	3
H	4
RBI	3
BB	5
SO	3
LOB	17



Batter	1	2	3	4	5	6	7	8	9	AB	R	H	RBI	BB	SO	LOB	TOP					
Ron Hunt, R OBP: 0.398, SLG: 0.350 Gary Sutherland, R OBP: 0.268, SLG: 0.306	(1,4) X F8		(0,0) X 5-3		(0,0) X F7			(0,0) X 4-3		3	0	0	0	0	0	1						
Boots Day, L OBP: 0.333, SLG: 0.362	(1,8) X G6-3 1B			(0,0) X 6-3		(4,0) X G3-6-3 BB		(0,0) X 4-3		3	0	1	0	1	0	0						
Rusty Staub, L OBP: 0.387, SLG: 0.424	(1,9) X G6-3 1-2			(0,0) X 4-3		(0,0) X G3-6-3 1-2			(0,0) X F8	4	0	0	0	0	0	2						
Ron Fairly, L OBP: 0.383, SLG: 0.405	(1,3) X	(0,0) X 5-3 1B		(0,0) X 3-1		(0,0) X F9			(0,0) X 4-3	4	0	1	0	0	0	0						
Bob Bailey, R OBP: 0.369, SLG: 0.412 Coco Laboy, R OBP: 0.309, SLG: 0.310	(1,5) X (9,5) X	(0,0) X 5-3 1-2		(0,0) X 4-3		(0,0) X 4-3		(0,0) X SF7 3B	(4,0) X BB E BB	3	2	1	0	1	0	1						
Jim Fairry, L OBP: 0.276, SLG: 0.277	(1,7) X	(0,0) X 1-3		(0,0) X 4-3		(0,0) X 4-3		(0,0) X SF7	(0,0) X BB E 1B	3	1	1	1	0	0	1						
John Boccabella, R OBP: 0.260, SLG: 0.333	(1,2) X	(0,0) X 5-3		(0,0) X 2B		(0,0) X 5-3		(0,0) X 5-3	(4,0) X E BB	3	1	1	0	1	0	1						
Bobby Wine, R OBP: 0.220, SLG: 0.187 Dave McDonald, L OBP: 0.188, SLG: 0.192 Ron Brand, R OBP: 0.238, SLG: 0.200	(1,6) X (9, PH) X (9, PH) X		(0,3) X K		(0,0) X 2B		(0,0) X F5		(0,0) X E4 1-3 2-H 3-H	3	1	1	1	0	1	0						
Steve Renko, R OBP: 0.210, SLG: 0.279	(1,1) X		(0,0) X 6-3		(0,0) X 1B			(0,0) X 5-3	(0,0) X F2	4	0	1	1	0	0	2						
Inning Stats	R: 0 E: 0 K: 0 S: 3	H: 1 LOB: 0 BB: 0 P: 3	R: 0 E: 0 K: 0 S: 4	H: 1 LOB: 1 BB: 0 P: 4	R: 0 E: 0 K: 1 S: 5	H: 0 LOB: 0 BB: 0 P: 5	R: 0 E: 0 K: 0 S: 3	H: 0 LOB: 0 BB: 0 P: 3	R: 2 E: 0 K: 0 S: 6	H: 3 LOB: 1 BB: 0 P: 6	R: 0 E: 0 K: 0 S: 2	H: 0 LOB: 0 BB: 1 P: 6	R: 1 E: 0 K: 0 S: 4	H: 1 LOB: 0 BB: 0 P: 4	R: 0 E: 0 K: 0 S: 3	H: 0 LOB: 0 BB: 2 P: 3	R: 2 E: 1 K: 0 S: 5	H: 1 LOB: 2 BB: 2 P: 13	1B: 4 2B: 2 3B: 1 HR: 0	SF: 1 SAC: 0 DP: 2 HBP: 0	WP: 0 PB: 0 SB: 0 CS: 0	PA: 36
PITCHER	IP WLS BF H R ER SO BB IBB HBP BLK WP HR S P ERA WHIP																					
Jack Billingham, R ERA: 3.5 Fred Gladding, R ERA: 1.54	(1,1) 8.0 L 29 6 3 3 1 1 0 0 0 0 0 0 0 0 30 34 3.38 0.875																					

Montreal Expos @ Houston Astros
Astrodome, Houston, TX
Wed Jul 21 1971, 8:05 PM EDT
Att: 13,780 - Dome

AB	32
R	5
H	7
RBI	3
BB	3
SO	1
LOB	9



Batter	1	2	3	4	5	6	7	8	9	AB	R	H	RBI	BB	SO	LOB	BOTTOM					
Roger Metzger, S OBP: 0.284, SLG: 0.293	(1,6) X 6-3		(0,0) X 4-3			(0,0) X F7		(0,0) X PB SF7 1B		4	1	1	0	0	0	0						
Joe Morgan, L OBP: 0.345, SLG: 0.393	(1,4) X 1-3			(0,0) X F9		(0,0) X 1B 2B		(0,0) X FC5 PB		4	1	1	0	0	0	2						
Jimmy Wynn, R OBP: 0.322, SLG: 0.324	(1,9) X F6			(0,0) X 5-3		(0,0) X E S 1B		(4,0) X 1-2 2-3 BB		3	1	1	1	1	0	0						
Cesar Cedeno, R OBP: 0.281, SLG: 0.402	(1,8) X	(0,0) X F9		(0,0) X S 1B		(0,0) X F8 1-H		(0,0) X SF7		3	0	1	1	0	0	0						
Doug Rader, R OBP: 0.310, SLG: 0.369	(1,5) X	(0,0) X F2		(0,0) X 6-3 1-2		(0,0) X FC6-5 2B		(0,0) X F8		4	0	1	0	0	0	3						
Denis Menke, R OBP: 0.316, SLG: 0.303	(1,3) X	(0,0) X 1B		(0,0) X 5-3		(0,0) X K		(0,0) X 5-3		4	0	1	0	0	1	1						
Jesus Alou, R OBP: 0.339, SLG: 0.380	(1,7) X	(0,0) X F4		(0,0) X 6-3		(0,0) X FC6-5 2-3		(0,0) X 6-3		4	0	0	0	0	0	2						
Johnny Edwards, L OBP: 0.283, SLG: 0.318	(1,2) X		(0,0) X F9		(0,0) X F8		(0,0) X F7		(0,0) X F6	4	0	0	0	0	0	1						
Jack Billingham, R OBP: 0.174, SLG: 0.159 Rich Chiles, L OBP: 0.455, SLG: 0.536 Cesar Geronimo, L OBP: 0.261, SLG: 0.318 Fred Gladding, L ERA: 1.54	(1,1) X (8, PH) X (8, PH) X (9,1) X	(0,0) X 4-3		(0,0) X 4-3		(0,0) X 4-3		(0,0) X FC5 2B		2	0	0	0	0	0	0						
Inning Stats	R: 0 E: 0 K: 0 S: 3	H: 0 LOB: 0 BB: 0 P: 3	R: 0 E: 0 K: 0 S: 4	H: 1 LOB: 1 BB: 0 P: 4	R: 0 E: 0 K: 0 S: 3	H: 0 LOB: 0 BB: 0 P: 3	R: 0 E: 0 K: 0 S: 4	H: 1 LOB: 0 BB: 0 P: 4	R: 0 E: 0 K: 1 S: 6	H: 1 LOB: 1 BB: 0 P: 6	R: 0 E: 0 K: 0 S: 5	H: 2 LOB: 0 BB: 0 P: 5	R: 0 E: 0 K: 1 S: 6	H: 1 LOB: 1 BB: 0 P: 6	R: 1 E: 0 K: 0 S: 5	H: 2 LOB: 2 BB: 1 P: 9	R: 0 E: 0 K: 0 S: 3	H: 0 LOB: 0 BB: 0 P: 3	1B: 4 2B: 3 3B: 0 HR: 0	SF: 1 SAC: 0 DP: 0 HBP: 0	WP: 0 PB: 1 SB: 2 CS: 0	PA: 35
PITCHER	IP WLS BF H R ER SO BB IBB HBP BLK WP HR S P ERA WHIP																					
Steve Renko, R ERA: 3.53	(1,1) 9.0 W 35 7 3 2 1 1 0 0 0 0 0 0 0 0 36 40 2.00 0.889																					

Montreal Expos @ Houston Astros
Astrodome, Houston, TX
Wed Jul 21 1971, 8:05 PM EDT
Att: 13,780 - Dome

AB	33
R	3
H	7
RBI	2
BB	1
SO	1
LOB	9



Batter	1	2	3	4	5	6	7	8	9	AB	R	H	RBI	BB	SO	LOB	TOP			
Ron Hunt, R OBP: 0.399, SLG: 0.347 (1, 4)	4-0 CS BB		0-0 F8		0-3 K			1-0 FC6-4 HBP		2	0	0	0	1	1	3				
Ron Woods, R OBP: 0.351, SLG: 0.455 (1, 7)	0-3 K			0-3 K	0-0 2B			0-0 FC6-4 BB		4	0	1	2	0	2	2				
Rusty Staub, L OBP: 0.388, SLG: 0.422 (1, 9)	0-0 F8			4-0 1B BB	0-0 F9			4-0 G6-4-3 BB		2	0	0	0	2	0	2				
Bob Bailey, R OBP: 0.365, SLG: 0.407 (1, 5)	0-0 CS	0-3 K		0-3 K		0-3 K		0-0 G6-4-3 BB		4	0	0	0	0	3	3				
Stan Swanson, R OBP: 0.292, SLG: 0.355 Jim Fairey, L OBP: 0.275, SLG: 0.275 (9, PH)		0-0 F3		0-0 1B		0-0 6-3			0-3 K	3	0	1	0	0	0	0				
Ron Fairly, L OBP: 0.381, SLG: 0.402 (1, 3)		0-3 K		0-0 3-1		0-3 K			0-0 1B	4	0	1	0	0	2	2				
John Boccabella, R OBP: 0.260, SLG: 0.330 (1, 2)			0-0 1-3		0-0 1B 2B		0-0 6-3		0-3 K	4	1	1	0	0	1	1				
Bobby Wine, R OBP: 0.226, SLG: 0.193 Dave McDonald, L OBP: 0.182, SLG: 0.185 (9, PH)			0-0 1B		0-0 1B 2B		0-0 F5		0-3 K	3	1	2	0	0	0	0				
Ernie McAnally, R Clyde Mashore, R Claude Raymond, R Howie Reed, R (8, 1)			0-0 F7		0-3 K		0-0 F7			2	0	0	0	0	1	3				
Inning Stats	R: 0 E: 0 K: 1 S: 4	H: 0 LOB: 0 BB: 1 P: 8	R: 0 E: 0 K: 2 S: 7	H: 0 LOB: 0 BB: 0 P: 7	R: 0 E: 0 K: 0 S: 4	H: 1 LOB: 1 BB: 0 P: 4	R: 0 E: 0 K: 2 S: 8	H: 1 LOB: 2 BB: 1 P: 12	R: 2 E: 0 K: 2 S: 10	H: 3 LOB: 1 BB: 0 P: 10	R: 0 E: 0 K: 0 S: 3	H: 0 LOB: 0 BB: 0 P: 3	R: 0 E: 0 K: 0 S: 2	H: 0 LOB: 1 BB: 1 P: 7	R: 0 E: 0 K: 3 S: 10	H: 1 LOB: 1 BB: 0 P: 10	1B: 5 2B: 1 3B: 0 HR: 0	SF: 0 SAC: 0 DP: 1 HBP: 1	WP: 0 PB: 0 SB: 0 CS: 1	PA: 36
PITCHER	IP WLS BF H R ER SO BB IBB HBP BLK WP HR S P ERA WHIP	IP WLS BF H R ER SO BB IBB HBP BLK WP HR S P ERA WHIP																		
Wade Blasingame, L ERA: 4.24 George Culver, R ERA: 2.15	(1, 1) (8, 1)	7.1 W 30 5 2 2 9 3 0 1 0 0 0 0 44 57 2.46 1.091	1.2 S 5 1 0 0 3 0 0 0 0 0 0 0 11 11 0.00 0.600																	

Montreal Expos @ Houston Astros
Astrodome, Houston, TX
Thu Jul 22 1971, 8:05 PM EDT
Att: 15,058 - Dome

AB	31
R	2
H	6
RBI	2
BB	3
SO	12
LOB	17



Batter	1	2	3	4	5	6	7	8	9	AB	R	H	RBI	BB	SO	LOB	BOTTOM			
Roger Metzger, S OBP: 0.283, SLG: 0.290 (1, 6)	4-0 FC6-4 BB BB	0-0 F7		0-0 FC4-6			0-0 6-3	0-0 4-3		4	1	0	0	1	0	3				
Joe Morgan, L OBP: 0.352, SLG: 0.402 (1, 4)	4-0 FC6-4 BB	0-0 2B		4-0 CS BB			0-0 1B 2B			2	1	2	0	2	0	0				
Jimmy Wynn, R OBP: 0.317, SLG: 0.319 (1, 9)	0-3 K	0-0 F5		0-0 F8			0-0 5-3			4	0	0	0	0	1	5				
Cesar Cedeno, R OBP: 0.283, SLG: 0.400 (1, 8)	0-0 FC6-4 BB 2B		1-0 CS HBP		0-3 K		4-0 1B 2B BB			2	2	0	0	1	1	2				
Doug Rader, R OBP: 0.312, SLG: 0.368 (1, 5)	4-0 BB 2B		0-3 K		0-3 K		0-0 1B 2B			3	2	1	1	1	2	1				
Denis Menke, R OBP: 0.318, SLG: 0.306 (1, 3)	4-0 BB 2B		0-0 1-6-3		0-0 6-3		0-0 1B 2B			3	2	1	3	1	0	0				
Jesus Alou, R OBP: 0.337, SLG: 0.382 Cesar Geronimo, L OBP: 0.261, SLG: 0.318 (9, 7)	0-0 BB 2B		0-0 F6		0-0 5-3		0-0 F8			4	0	1	3	0	0	1				
Johnny Edwards, L OBP: 0.282, SLG: 0.313 (1, 2)	0-0 F5		0-3 K		0-0 F5		4-0 1B IBB			3	0	0	0	1	1	1				
Wade Blasingame, L OBP: 0.300, SLG: 0.324 George Culver, R OBP: 0.167, SLG: 0.167 (8, 1)		0-0 G3		4-0 FC4-6 BB		0-0 F8		0-0 1B		2	0	0	0	1	0	0				
Inning Stats	R: 4 E: 0 K: 1 S: 6	H: 1 LOB: 1 BB: 4 P: 22	R: 0 E: 0 K: 0 S: 4	H: 1 LOB: 1 BB: 0 P: 4	R: 0 E: 0 K: 1 S: 4	H: 0 LOB: 0 BB: 0 P: 5	R: 0 E: 0 K: 1 S: 5	H: 0 LOB: 1 BB: 1 P: 9	R: 0 E: 0 K: 1 S: 4	H: 0 LOB: 0 BB: 1 P: 8	R: 0 E: 0 K: 1 S: 5	H: 0 LOB: 0 BB: 0 P: 5	R: 0 E: 0 K: 0 S: 3	H: 0 LOB: 0 BB: 0 P: 3	R: 4 E: 0 K: 0 S: 7	H: 4 LOB: 2 BB: 2 P: 15	1B: 2 2B: 4 3B: 0 HR: 0	SF: 0 SAC: 0 DP: 0 HBP: 1	WP: 0 PB: 0 SB: 1 CS: 2	PA: 37
PITCHER	IP WLS BF H R ER SO BB IBB HBP BLK WP HR S P ERA WHIP	IP WLS BF H R ER SO BB IBB HBP BLK WP HR S P ERA WHIP																		
Ernie McAnally, R ERA: 5.25 Claude Raymond, R ERA: 5.49 Howie Reed, R ERA: 4.19	(1, 1) (7, 1) (8, 1)	6.0 L 8 3 4 4 0 1 0 0 0 0 0 7 11 27.00 3.000	0.2 4 1 0 0 0 0 1 0 0 0 0 0 3 7 0.00 1.500																	

Montreal Expos @ Houston Astros
Astrodome, Houston, TX
Thu Jul 22 1971, 8:05 PM EDT
Att: 15,058 - Dome

AB	28
R	8
H	6
RBI	8
BB	8
SO	5
LOB	13



Batter	1	2	3	4	5	6	7	8	9	AB	R	H	RBI	BB	SO	LOB	TOP				
Roger Metzger, S OBP: 0.282, SLG: 0.291 (1, 6)	K		F8 HR 2B	FC6-4		4-3		F7		5	1	1	0	0	1	1	Houston Astros @ New York Mets Shea Stadium, Flushing, NY Fri Jul 23 1971, 7:05 PM EDT Att: 37,227 - Unknown				
Joe Morgan, L OBP: 0.355, SLG: 0.400 (1, 4)	4-3 S BB		F8			F S 1B BB		1-3		2	1	0	0	3	0	1					
Jimmy Wynn, R OBP: 0.322, SLG: 0.331 (1, 9)	4-3 BB					E5 1B		F7		3	2	1	2	2	0	2					
Cesar Cedeno, R OBP: 0.285, SLG: 0.400 (1, 8)	4-3		6-3			1B 1B		F9		5	1	2	1	0	0	3					
Doug Rader, R OBP: 0.313, SLG: 0.369 (1, 5)	3-1					1B 1B		L8		5	0	2	1	0	0	4					
Denis Menke, R OBP: 0.319, SLG: 0.314 (1, 3)			F8			1B 1B		F7		5	0	2	1	0	0	1					
Jesus Alou, R OBP: 0.338, SLG: 0.380 (1, 7)			F8			FC6-4 1B		F1		4	0	1	0	0	0	2					
Johnny Edwards, L OBP: 0.282, SLG: 0.312 (1, 2)			G3-5-6-2-6			F6		F6		4	0	1	0	0	0	4					
Don Wilson, R OBP: 0.164, SLG: 0.167 (1, 1)			F1			FC6-4 HBP		F3		3	0	0	0	0	0	4					
Inning Stats	R: 0 E: 0 K: 1 S: 5	H: 0 LOB: 2 BB: 2 P: 13	R: 0 E: 0 K: 0 S: 3	H: 1 LOB: 1 BB: 0 P: 4	R: 2 E: 0 K: 0 S: 6	H: 3 LOB: 1 BB: 0 P: 6	R: 0 E: 0 K: 0 S: 3	H: 1 LOB: 1 BB: 0 P: 4	R: 3 E: 1 K: 0 S: 7	H: 3 LOB: 2 BB: 1 P: 11	R: 0 E: 0 K: 0 S: 4	H: 1 LOB: 1 BB: 0 P: 8	R: 0 E: 0 K: 0 S: 3	H: 0 LOB: 1 BB: 1 P: 7	R: 0 E: 0 K: 0 S: 3	H: 0 LOB: 0 BB: 0 P: 3	1B: 7 2B: 2 3B: 1 HR: 1	SF: 0 SAC: 0 DP: 1 HBP: 2	WP: 0 PB: 0 SB: 2 CS: 0	PA: 43	
PITCHER	IP	WLS	BF	H	R	ER	SO	BB	IBB	HBP	BLK	WP	HR	S	P	ERA	WHIP				
Nolan Ryan, R ERA: 2.63 (1, 1)	4.0	L	23	7	5	4	1	3	0	2	0	0	1	20	34	9.00	2.500				
Ray Sadecki, L ERA: 2.41 (5, 1)	1.0		4	1	0	0	0	0	0	0	0	0	0	4	4	0.00	1.000				
Charlie Williams, R ERA: 5.3 (6, 1)	2.0		9	2	0	0	0	1	0	0	0	0	0	8	12	0.00	1.500				
Ron Taylor, R ERA: 3.21 (8, 1)	2.0		7	0	0	0	0	1	0	0	0	0	0	6	10	0.00	0.500				

Batter	1	2	3	4	5	6	7	8	9	AB	R	H	RBI	BB	SO	LOB	BOTTOM					
Ted Martinez, R OBP: 0.289, SLG: 0.279 (1, 6)	G1-6-3 1B		FC6-4					F3		4	0	1	0	0	0	2	Houston Astros @ New York Mets Shea Stadium, Flushing, NY Fri Jul 23 1971, 7:05 PM EDT Att: 37,227 - Unknown					
Ken Boswell, L OBP: 0.322, SLG: 0.350 (1, 4)	G1-6-3							5-3		3	1	1	0	1	0	1						
Tommie Agee, R OBP: 0.371, SLG: 0.456 (1, 8)	4-3							F3		4	0	0	0	0	0	2						
Cleon Jones, R OBP: 0.371, SLG: 0.442 (1, 7)			F3					6-3		3	0	0	0	1	1	0						
Ed Kranepool, L OBP: 0.333, SLG: 0.466 (1, 9)			6-3					L6		3	0	0	0	1	0	0						
Don Clendenen, R OBP: 0.280, SLG: 0.411 (1, 3)			K					K		3	0	0	1	1	2	0						
Bob Aspromonte, R OBP: 0.298, SLG: 0.332 (1, 5)			K					F9		4	0	0	0	0	1	3						
Duffy Dyer, R OBP: 0.333, SLG: 0.425 (1, 2)			E6 FC6-4					K		3	0	0	0	0	1	3						
Nolan Ryan, R OBP: 0.167, SLG: 0.152 (1, 1)			K					K		1	0	0	0	0	1	1						
Ray Sadecki, L OBP: 0.333, SLG: 0.273 (5, 1)										0	0	0	0	0	0	0						
Mike Carmona, L OBP: 0.297, SLG: 0.379 (5, 1)										1	0	0	0	0	1	0						
Charlie Williams, R OBP: 0.282, SLG: 0.312 (6, 1)										0	0	0	0	0	0	0						
Dave Marshall, L OBP: 0.354, SLG: 0.360 (7, 1)										1	0	1	0	0	0	0						
Ron Taylor, R OBP: 0.333, SLG: 0.333 (8, 1)										0	0	0	0	0	0	0						
Inning Stats	R: 0 E: 0 K: 0 S: 3	H: 1 LOB: 0 BB: 0 P: 3	R: 0 E: 0 K: 1 S: 5	H: 0 LOB: 0 BB: 0 P: 5	R: 0 E: 1 K: 2 S: 8	H: 0 LOB: 1 BB: 0 P: 8	R: 1 E: 0 K: 0 S: 3	H: 0 LOB: 3 BB: 4 P: 19	R: 0 E: 0 K: 1 S: 6	H: 1 LOB: 1 BB: 0 P: 6	R: 0 E: 0 K: 2 S: 7	H: 0 LOB: 0 BB: 0 P: 7	R: 0 E: 0 K: 1 S: 6	H: 1 LOB: 1 BB: 0 P: 6	R: 0 E: 0 K: 0 S: 3	H: 0 LOB: 0 BB: 0 P: 3	R: 0 E: 0 K: 0 S: 3	H: 0 LOB: 0 BB: 0 P: 3	1B: 2 2B: 1 3B: 0 HR: 0	SF: 0 SAC: 0 DP: 1 HBP: 0	WP: 0 PB: 0 SB: 0 CS: 0	PA: 34
PITCHER	IP	WLS	BF	H	R	ER	SO	BB	IBB	HBP	BLK	WP	HR	S	P	ERA	WHIP					
Don Wilson, R ERA: 3.11 (1, 1)	9.0	W	34	3	1	1	7	4	0	0	0	0	0	44	60	1.00	0.778					

AB	36
R	5
H	10
RBI	5
BB	5
SO	1
LOB	22



Batter	1	2	3	4	5	6	7	8	9	AB	R	H	RBI	BB	SO	LOB	TOP																	
Roger Metzger, S (1, 6) OBP: 0.286, SLG: 0.295										5	1	3	0	0	0	0																		
Joe Morgan, L (1, 4) OBP: 0.355, SLG: 0.397										3	1	0	0	2	0	3																		
Jimmy Wynn, R (1, 9) OBP: 0.323, SLG: 0.330										4	0	1	0	1	2	2																		
Cesar Cedeno, R (1, 8) OBP: 0.285, SLG: 0.399										3	1	1	1	0	0	2																		
Doug Rader, R (1, 5) OBP: 0.313, SLG: 0.367										4	0	1	1	0	1	2																		
Denis Menke, R (1, 3) OBP: 0.321, SLG: 0.317										3	0	1	0	1	0	2																		
Jesus Alou, R (1, 7) OBP: 0.341, SLG: 0.382										4	0	2	1	0	0	1																		
Jack Hiatt, R (1, 2) OBP: 0.397, SLG: 0.342										4	0	1	0	0	1	4																		
Bill Greif, R (1, 1) Denny Lemaster, L (1, 1) Jay Schuster, R (5, Ph) Buddy Harris, R (5, 1) Ray Busse, R (5, Ph) George Culver, R (5, 1) Norm Miller, R (5, Ph) Fred Gladding, L (5, 1)										0	0	0	0	0	0	0																		
Inning Stats	R: 0 E: 0 K: 1 S: 6	H: 1 LOB: 1 BB: 0 P: 6	R: 0 E: 0 K: 1 S: 6	H: 1 LOB: 1 BB: 0 P: 6	R: 0 E: 0 K: 1 S: 5	H: 0 LOB: 1 BB: 1 P: 9	R: 1 E: 0 K: 1 S: 6	H: 2 LOB: 1 BB: 1 P: 10	R: 2 E: 0 K: 0 S: 5	H: 2 LOB: 2 BB: 2 P: 15	R: 0 E: 0 K: 0 S: 3	H: 1 LOB: 0 BB: 0 P: 3	R: 0 E: 0 K: 1 S: 6	H: 1 LOB: 1 BB: 0 P: 6	R: 0 E: 0 K: 1 S: 5	H: 0 LOB: 0 BB: 0 P: 5	1B: 9 2B: 2 3B: 0 HR: 0	SF: 1 SAC: 0 DP: 2 HBP: 0	WP: 1 PB: 0 SB: 0 CS: 1	PA: 39														
PITCHER	IP WLS BF H R ER SO BB IBB HBP BLK WP HR S P ERA WHIP																																	
Jon Matlack, L (1, 1) ERA: 4.42	4.2		23	6	3	2	5	4	0	0	0	0	1	0	29	45	3.86	2.143																
Tug McGraw, L (5, 1) ERA: 1.99	4.1	W	16	4	0	0	2	0	0	0	0	0	0	0	20	20	0.00	0.923																

Houston Astros @ New York Mets
Shea Stadium, Flushing, NY
Sat Jul 24 1971, 3:33 AM EDT
Att: 24,368 - Unknown

AB	34
R	3
H	10
RBI	3
BB	4
SO	7
LOB	18



Batter	1	2	3	4	5	6	7	8	9	AB	R	H	RBI	BB	SO	LOB	BOTTOM																	
Ken Boswell, L (1, 4) OBP: 0.331, SLG: 0.355										2	3	2	0	2	0	0																		
Tim Foli, R (5, 4) OBP: 0.284, SLG: 0.304										0	0	0	0	0	0	0																		
Wayne Garrett, L (1, 5) OBP: 0.600, SLG: 0.600										5	3	3	2	0	0	3																		
Tommy Agee, R (1, 8) OBP: 0.372, SLG: 0.451										3	1	0	0	2	0	3																		
Don Hahn, R (5, 8) OBP: 0.333, SLG: 0.294										0	0	0	0	0	0	0																		
Cleon Jones, R (1, 7) OBP: 0.377, SLG: 0.452										4	0	3	5	1	0	2																		
Ken Singleton, S (5, 7) OBP: 0.373, SLG: 0.350										0	0	0	0	0	0	0																		
Ed Kranepool, L (1, 3) OBP: 0.331, SLG: 0.465										5	1	1	1	0	0	4																		
Dave Marshall, L (1, 9) OBP: 0.343, SLG: 0.347										5	0	0	0	0	1	4																		
Duffy Dyer, R (1, 2) OBP: 0.329, SLG: 0.408										3	0	0	0	1	1	1																		
Ted Martinez, R (1, 6) OBP: 0.286, SLG: 0.267										2	0	0	1	0	0	0																		
Jon Matlack, L (1, 1) OBP: 0.429, SLG: 0.333										2	1	2	0	0	0	0																		
Tug McGraw, R (5, 1) OBP: 0.182, SLG: 0.273										2	0	0	0	0	1	2																		
Inning Stats	R: 3 E: 0 K: 0 S: 5	H: 2 LOB: 1 BB: 2 P: 13	R: 3 E: 0 K: 0 S: 7	H: 4 LOB: 0 BB: 0 P: 7	R: 0 E: 0 K: 0 S: 3	H: 0 LOB: 0 BB: 0 P: 3	R: 0 E: 0 K: 0 S: 4	H: 1 LOB: 2 BB: 1 P: 8	R: 1 E: 0 K: 0 S: 4	H: 1 LOB: 1 BB: 1 P: 8	R: 2 E: 0 K: 1 S: 8	H: 3 LOB: 0 BB: 0 P: 8	R: 0 E: 0 K: 2 S: 7	H: 0 LOB: 2 BB: 1 P: 12	R: 0 E: 0 K: 0 S: 3	H: 0 LOB: 1 BB: 1 P: 7	1B: 8 2B: 3 3B: 0 HR: 0	SF: 1 SAC: 1 DP: 0 HBP: 1	WP: 0 PB: 1 SB: 1 CS: 0	PA: 42														
PITCHER	IP WLS BF H R ER SO BB IBB HBP BLK WP HR S P ERA WHIP																																	
Bill Greif, R (1, 1) ERA: 7.11	0.0	L	4	2	3	3	0	2	0	0	0	0	0	0	17	21	6.75	1.500																
Denny Lemaster, L (1, 1) ERA: 2.09	4.0		18	5	3	3	0	1	0	0	0	0	0	0	4	8	9.00	2.000																
Buddy Harris, R (5, 1) ERA: 6.35	1.0		5	1	1	1	0	1	0	0	0	0	0	0	4	8	9.00	2.000																
George Culver, R (5, 1) ERA: 2.4	2.0		11	3	2	2	3	1	0	1	0	0	0	0	15	20	9.00	2.000																
Fred Gladding, R (5, 1) ERA: 1.5	1.0		4	0	0	0	0	1	0	0	0	0	0	0	3	7	0.00	1.000																

Houston Astros @ New York Mets
Shea Stadium, Flushing, NY
Sat Jul 24 1971, 3:33 AM EDT
Att: 24,368 - Unknown

AB	33
R	9
H	11
RBI	9
BB	6
SO	3
LOB	19




Batter	1	2	3	4	5	6	7	8	9	AB	R	H	RBI	BB	SO	LOB				
Roger Metzger, S OBP: 0.287, SLG: 0.294 (1, 6)	4-0 1B BB		0-0 L4		0-0 4-3		0-0 F8	0-0 G3 1B	0-3 K	5	0	1	1	1	1	3				
Joe Morgan, L OBP: 0.356, SLG: 0.406 (1, 4)	0-0 S 1B		0-0 HR		4-0 S BB		0-0 F9	0-0 G3		4	1	2	2	1	0	2				
Jimmy Wynn, R OBP: 0.325, SLG: 0.332 (7, 8)	0-3 K		0-0 2B		0-0 F7		4-0 1B BB	0-0 F8		4	0	1	0	1	1	5				
Fred Gladding, L (8, 1)	1-2 K				1-2					0	0	0	0	0	0	0				
Cesar Cedeno, R OBP: 0.286, SLG: 0.398 (7, 3)	0-0 P4		0-3 K		0-0 5-3		0-0 FC6-4 1B		4-0 BB 1B BB	4	1	1	0	1	1	4				
Doug Rader, R OBP: 0.312, SLG: 0.364 (1, 5)	0-0 F7		4-0 BB				0-0 F7	0-0 FC6-4	0-3 K	3	0	0	0	1	0	4				
Denny Lemaster, R OBP: 0.333, SLG: 0.333 (7, 1)										0	0	0	0	0	0	0				
Cesar Geronimo, L OBP: 0.250, SLG: 0.304 (8, 8)										1	0	0	0	0	1	1				
Denis Menke, R OBP: 0.322, SLG: 0.314 (7, 5)		0-3 K	0-0 F3				4-0 FC6-4 BB	0-0 4-3	4-0 1B BB	3	1	0	0	2	1	2				
Jesus Alou, R OBP: 0.346, SLG: 0.386 (9, PR)					0-0 2-3		0-0 FC6-4	0-0 E 1B	0-0 4-3 1B	5	1	3	1	0	0	1				
Jay Schlueter, R OBP: 0.333, SLG: 0.333 (9, PR)							1-2 1B	1B	1-2 2-H 1B	0	0	0	0	0	0	0				
Johnny Edwards, L OBP: 0.280, SLG: 0.310 (1, 2)		0-0 F3			0-0 F8		0-0 G3	0-0 E3 1B BB G3	0-0 4-3 1B	5	1	1	1	0	0	3				
Ken Forsch, R OBP: 0.069, SLG: 0.036 (1, 1)		0-3 K			0-3 K				0-0 4-3	2	0	0	0	0	2	1				
Bill Greif, R OBP: 0.500, SLG: 0.500 (7, PH)										0	0	0	0	0	0	0				
Norm Miller, L OBP: 0.320, SLG: 0.420 (7, 9)									1-2 2-3 1B	2	1	1	1	1	0	2				
Inning Stats	R: 0 E: 0 K: 1 S: 6	H: 1 LOB: 2 BB: 1 P: 10	R: 0 E: 0 K: 2 S: 8	H: 1 LOB: 1 BB: 0 P: 8	R: 1 E: 0 K: 1 S: 7	H: 2 LOB: 2 BB: 1 P: 11	R: 0 E: 0 K: 1 S: 5	H: 0 LOB: 1 BB: 1 P: 5	R: 0 E: 0 K: 0 S: 3	H: 0 LOB: 1 BB: 1 P: 7	R: 1 E: 0 K: 0 S: 5	H: 2 LOB: 2 BB: 1 P: 9	R: 2 E: 1 K: 0 S: 6	H: 2 LOB: 2 BB: 1 P: 10	R: 2 E: 0 K: 2 S: 9	H: 2 LOB: 3 BB: 2 P: 17	1B: 7 2B: 1 3B: 0 HR: 2	SF: 0 SAC: 0 DP: 0 HBP: 0	WP: 0 PB: 0 SB: 2 CS: 0	PA: 46
PITCHER	IP WLS BF H R ER SO BB IBB HBP BLK WP HR S P ERA WHIP	IP WLS BF H R ER SO BB IBB HBP BLK WP HR S P ERA WHIP																		
Gary Gentry, R ERA: 3.48 (1, 1)	6.2 W 31 6 2 2 5 5 0 0 0 0 2 36 56 2.70 1.650																			
Danny Frisella, R ERA: 2.57 (7, 1)	1.2 L 12 3 4 2 1 3 0 0 0 0 0 11 23 10.80 3.600																			
Ron Taylor, R ERA: 3.17 (9, 1)	0.2 S 3 1 0 0 1 0 0 0 0 0 0 5 5 0.00 1.500																			

Houston Astros @ New York Mets
Shea Stadium, Flushing, NY
Sun Jul 25 1971, 3:33 AM EDT
Att: 28,776 - Unknown

TOP

AB	38
R	6
H	10
RBI	6
BB	8
SO	7
LOB	28




Batter	1	2	3	4	5	6	7	8	9	AB	R	H	RBI	BB	SO	LOB				
Ken Boswell, L OBP: 0.336, SLG: 0.357 (1, 4)	0-0 L8		4-0 BB BB	0-0 1B 1B		0-0 F8		0-0 PO 1B		4	0	2	2	1	0	1				
Tim Foli, R OBP: 0.284, SLG: 0.304 (9, 4)				2-3 3-H 1B				1-2 3-H 1B		0	0	0	0	0	0	0				
Wayne Garrett, L OBP: 0.700, SLG: 0.625 (1, 5)	4-0 G5-4-3 BB		4-0 1-2 2-3 BB	0-0 1-3 3-H 1B		0-0 G3		0-0 1-2 2-3 1B		3	0	2	1	2	0	1				
Tommie Agee, R OBP: 0.370, SLG: 0.452 (1, 8)	0-0 G5-4-3		0-3 K	0-0 F8				0-0 4-3 K 2B	0-0 PO	4	0	1	0	0	1	6				
Cleon Jones, R OBP: 0.382, SLG: 0.469 (1, 7)		0-0 FC3-6 1B		0-0 HR		0-0 4-3 SF7 2B		0-0 4-3		4	2	3	1	0	0	1				
Ed Kranepool, L OBP: 0.331, SLG: 0.461 (7, PH)		0-0 FC3-6 G4-6-3		4-0 1B BB		0-0 4-3		0-3 K		2	1	0	0	1	0	2				
Donn Clendenon, R OBP: 0.279, SLG: 0.409 (8, 3)		1-2 1B		1B BB		2-3 K		3-H 1B		1	0	0	0	0	1	1				
Dave Marshall, L OBP: 0.337, SLG: 0.342 (1, 9)		0-0 G4-6-3		0-3 K		0-0 SF7		0-0 1B 1B		2	0	0	1	0	1	2				
Don Hahn, R OBP: 0.339, SLG: 0.300 (8, PH)		1-2 1B				3-H K		1B 1B		1	1	1	0	0	0	0				
Duffy Dyer, R OBP: 0.326, SLG: 0.400 (1, 2)			0-0 BB S 1B	0-0 F9		0-0 K		0-0 F2		4	0	1	0	0	1	2				
Ted Martinez, R OBP: 0.321, SLG: 0.306 (1, 6)			0-0 L4	0-0 1B 1B		0-0 S 1B		0-0 1B 1B		4	2	3	0	0	0	1				
Gary Gentry, R OBP: 0.091, SLG: 0.093 (1, 1)			0-3 K	0-0 1B 1B		0-3 K		0-0 1B 1B		3	1	1	1	0	2	2				
Danny Frisella, L OBP: 0.286, SLG: 0.286 (7, 1)				1-3 2-H 1B		1-2 K		1-3 2-H PO 1B		1	0	1	1	0	0	0				
Ron Taylor, R OBP: 0.333, SLG: 0.333 (9, 1)										0	0	0	0	0	0	0				
Inning Stats	R: 0 E: 0 K: 0 S: 2	H: 0 LOB: 0 BB: 1 P: 6	R: 0 E: 0 K: 0 S: 3	H: 1 LOB: 0 BB: 0 P: 3	R: 0 E: 0 K: 2 S: 8	H: 1 LOB: 2 BB: 2 P: 16	R: 4 E: 0 K: 1 S: 10	H: 5 LOB: 2 BB: 1 P: 14	R: 1 E: 0 K: 1 S: 6	H: 1 LOB: 0 BB: 0 P: 6	R: 0 E: 0 K: 1 S: 5	H: 1 LOB: 0 BB: 0 P: 5	R: 2 E: 0 K: 0 S: 6	H: 5 LOB: 2 BB: 0 P: 6	R: 2 E: 0 K: 0 S: 6	H: 5 LOB: 2 BB: 0 P: 6	1B: 12 2B: 3 3B: 0 HR: 1	SF: 1 SAC: 0 DP: 3 HBP: 0	WP: 0 PB: 0 SB: 2 CS: 0	PA: 39
PITCHER	IP WLS BF H R ER SO BB IBB HBP BLK WP HR S P ERA WHIP	IP WLS BF H R ER SO BB IBB HBP BLK WP HR S P ERA WHIP																		
Ken Forsch, R ERA: 2.94 (1, 1)	3.2 L 20 7 4 4 3 4 0 0 0 0 0 1 22 38 9.82 3.000																			
Bill Greif, R ERA: 6.23 (4, 1)	2.1 L 9 2 1 1 2 0 0 0 0 0 0 13 13 3.86 0.857																			
Denny Lemaster, L ERA: 2.48 (7, 1)	1.1 L 8 5 2 2 1 0 0 0 0 0 0 10 10 13.50 3.750																			
Fred Gladding, R ERA: 1.47 (8, 1)	0.2 L 1 1 0 0 0 0 0 0 0 0 0 1 1 0.00 1.500																			

Houston Astros @ New York Mets
Shea Stadium, Flushing, NY
Sun Jul 25 1971, 3:33 AM EDT
Att: 28,776 - Unknown

BOTTOM


AB	33
R	7
H	15
RBI	7
BB	4
SO	6
LOB	19



Batter	1	2	3	4	5	6	7	8	9	10	11	12	13	14	15	AB	R	H	RBI	BB	SO	LOB	TOP					
Roger Metzger, S OBP: 0.284, SLG: 0.289 (1.9)	4-3		K2-3		G3			S 2B HBP		F9		3-1		6-3		6	1	0	0	0	1	3						
Joe Morgan, L OBP: 0.355, SLG: 0.401 (1.4)	F9			F8		F9		K		2B 1B		4-3		F9		7	1	1	0	0	1	1						
Jimmy Wynn, R OBP: 0.322, SLG: 0.328 Jim Ray, R OBP: 0.214, SLG: 0.154 (1.9) (12.1)	5-3			6-3				P6		P3		P3		1-3		6	0	1	0	0	0	2						
Cesar Cedeno, R OBP: 0.289, SLG: 0.404 (1.8)		6-3		P6		F8		2B		1B 2B			4-3		F 2B 1B		7	2	3	2	0	0	1					
Doug Rader, R OBP: 0.314, SLG: 0.368 (1.5)		5-3				L7		2B 1B		F1			P3		2B 2B		7	2	3	2	0	0	2					
Denis Menke, R OBP: 0.327, SLG: 0.321 (1.3)						2B 1B		CS 1B		1-3			K		2B BB		6	1	3	0	1	1						
Jesus Abou, R OBP: 0.345, SLG: 0.392 (1.7)				P4		1B 2B		SH5-3 1B		6-3				6-3		6	0	2	3	0	1	1						
Johnny Edwards, L OBP: 0.278, SLG: 0.307 Jack Hiatt, R OBP: 0.397, SLG: 0.333 (1.2) (7.2)			5-3		G3			F2							F9		2	0	0	0	0	2						
Jack Billingham, R OBP: 0.188, SLG: 0.174 Rich Chiles, L OBP: 0.441, SLG: 0.517 George Culver, R OBP: 0.143, SLG: 0.143 Fred Gladding, L Norm Miller, L OBP: 0.316, SLG: 0.414 (1.1) (7.1) (10.1) (12.9)			K					F7		BB				P4		2	0	1	0	0	1	0						
Inning Stats	R: 0 E: 0 K: 5 S: 6	H: 0 LOB: 0 BB: 0 P: 10	R: 0 E: 0 K: 9 S: 9	H: 1 LOB: 1 BB: 0 P: 15	R: 0 E: 0 K: 2 S: 10	H: 0 LOB: 0 BB: 0 P: 13	R: 0 E: 0 K: 0 S: 5	H: 0 LOB: 0 BB: 0 P: 6	R: 1 E: 0 K: 0 S: 11	H: 4 LOB: 2 BB: 0 P: 14	R: 0 E: 0 K: 0 S: 9	H: 1 LOB: 1 BB: 0 P: 14	R: 0 E: 0 K: 3 S: 11	H: 0 LOB: 0 BB: 0 P: 10	R: 0 E: 0 K: 3 S: 9	H: 0 LOB: 0 BB: 0 P: 17	R: 0 E: 0 K: 0 S: 8	H: 0 LOB: 0 BB: 0 P: 11	R: 0 E: 0 K: 1 S: 7	H: 0 LOB: 0 BB: 0 P: 10	R: 0 E: 0 K: 0 S: 6	H: 1 LOB: 1 BB: 1 P: 16	R: 3 E: 1 K: 0 S: 13	H: 3 LOB: 1 BB: 1 P: 20	1B: 8 2B: 6 3B: 0 HR: 0	SF: 0 SAC: 1 DP: 0 HBP: 1	WP: 0 PB: 0 CS: 1	PA: 62
PITCHER	IP: 7.2 ERA: 4.07	WLS: 7.2 BF: 31	H: 8 R: 2 ER: 2 SO: 3	BB: 0 IBB: 0 HBP: 1 BLK: 0	WP: 0 HR: 0 S: 63 P: 92	ERA: 2.35 WHIP: 1.043	PITCHER															ERA: 6.75 WHIP: 1.250						
Barry Lensch, R ERA: 4.07 Bill Wilson, R ERA: 2.42 Joe Hoerner, L ERA: 2.04 Darell Brandon, R ERA: 3.98 (1.1) (8.1) (10.1) (12.1)	IP: 7.2 WLS: 7.2 BF: 31 H: 8 R: 2 ER: 2 SO: 3 BB: 0 IBB: 0 HBP: 1 BLK: 0 WP: 0 HR: 0 S: 63 P: 92 ERA: 4.07 WHIP: 1.043																ERA: 6.75 WHIP: 1.250											

Houston Astros @ Philadelphia Phillies
Veterans Stadium, Philadelphia, PA
Mon Jul 26 1971, 7:05 PM EDT
Att: 10,848 - Unknown


AB 57
R 7
H 14
RBI 7
BB 3
SO 7
LOB 18



Batter	1	2	3	4	5	6	7	8	9	10	11	12	13	14	15	AB	R	H	RBI	BB	SO	LOB	BOTTOM	
Denny Doyle, L OBP: 0.276, SLG: 0.297 (1.4)	FC4-6 1B		K		4-3		F8			1-3				F9		7	0	2	0	0	1	2		
Larry Bowa, S OBP: 0.290, SLG: 0.291 (1.6)	FC4-6 HR		6-3			K		4-3		K		F9		P6		7	1	0	0	0	2	2		
Willie Montanez, L OBP: 0.330, SLG: 0.495 (1.8)	HR		L7			FC4-6 BB 1B		1-3		HR				K		7	2	3	3	0	1	1		
Deron Johnson, R OBP: 0.349, SLG: 0.491 Terry Harmon, R OBP: 0.287, SLG: 0.284 (1.3) (10.1) (11.5)	K			L9		FC4-6 BB 1B		WP BB		1B BB 1B		L7		F7		3	0	1	0	2	1	0		
Oscar Gamble, L OBP: 0.276, SLG: 0.356 (1.9)	F8			L9		FC4-6		K		BB 1B BB		1-3		1-3		6	0	0	0	1	2	3		
Don Money, R OBP: 0.280, SLG: 0.368 (1.7)		F7		5-3		6-3				F7				F7		7	0	1	0	0	0	2		
Bobby Pilel, R OBP: 0.360, SLG: 0.360 Ron Stone, L OBP: 0.324, SLG: 0.268 (1.5) (11.3)		1B BB				SH1-4 1B		F5		FC5-4 1B		FC6-4 BB		G3		3	0	2	0	1	0	0		
Mike Ryan, R OBP: 0.240, SLG: 0.327 (1.2)					K		4-3			K		FC6-4		K		6	0	1	0	0	3	5		
Barry Lensch, S ERA: 3.48 Bill Wilson, R ERA: 2.55 Byron Browne, R ERA: 1.11 Joe Hoerner, L ERA: 2.04 Darell Brandon, R ERA: 3.98 (1.1) (8.1) (10.1) (12.1)	IP: 6.0 WLS: 6.0 BF: 24 H: 5 R: 2 ER: 2 SO: 4 BB: 2 IBB: 0 HBP: 0 BLK: 0 WP: 0 HR: 1 S: 49 P: 78 ERA: 3.00 WHIP: 1.167																ERA: 4.91 WHIP: 1.636							
Inning Stats	R: 2 E: 0 K: 1 S: 10	H: 2 LOB: 0 BB: 0 P: 16	R: 0 E: 0 K: 1 S: 7	H: 1 LOB: 1 BB: 1 P: 13	R: 0 E: 0 K: 1 S: 7	H: 0 LOB: 0 BB: 0 P: 11	R: 0 E: 0 K: 0 S: 8	H: 1 LOB: 1 BB: 0 P: 10	R: 0 E: 0 K: 1 S: 11	H: 0 LOB: 1 BB: 1 P: 16	R: 0 E: 0 K: 1 S: 8	H: 1 LOB: 1 BB: 0 P: 11	R: 2 E: 0 K: 1 S: 15	H: 0 LOB: 0 BB: 0 P: 12	R: 0 E: 0 K: 0 S: 9	H: 0 LOB: 0 BB: 0 P: 14	R: 0 E: 0 K: 1 S: 9	H: 0 LOB: 0 BB: 0 P: 12	R: 0 E: 0 K: 1 S: 8	H: 0 LOB: 0 BB: 0 P: 12	1B: 8 2B: 1 3B: 0 HR: 2	SF: 0 SAC: 1 DP: 1 HBP: 0	WP: 1 PB: 0 CS: 0	PA: 60
PITCHER	IP: 6.0 WLS: 6.0 BF: 24 H: 5 R: 2 ER: 2 SO: 4 BB: 2 IBB: 0 HBP: 0 BLK: 0 WP: 0 HR: 1 S: 49 P: 78 ERA: 3.00 WHIP: 1.167	PITCHER															ERA: 4.91 WHIP: 1.636							
Jack Billingham, R ERA: 3.48 George Culver, R ERA: 2.55 Fred Gladding, R ERA: 1.42 Jim Ray, R ERA: 2.2 (1.1) (7.1) (10.1) (12.1)	IP: 6.0 WLS: 6.0 BF: 24 H: 5 R: 2 ER: 2 SO: 4 BB: 2 IBB: 0 HBP: 0 BLK: 0 WP: 0 HR: 1 S: 49 P: 78 ERA: 3.00 WHIP: 1.167																ERA: 4.91 WHIP: 1.636							

Houston Astros @ Philadelphia Phillies
Veterans Stadium, Philadelphia, PA
Mon Jul 26 1971, 7:05 PM EDT
Att: 10,848 - Unknown

AB 54
R 4
H 11
RBI 4
BB 5
SO 12
LOB 18



Batter	1	2	3	4	5	6	7	8	9	AB	R	H	RBI	BB	SO	LOB	TOP										
Roger Metzger, S (1, 6) OBP: 0.281, SLG: 0.285	5-3		F8		F9			1-3	7-2	5	0	0	0	0	0	3	Houston Astros @ Philadelphia Phillies Veterans Stadium, Philadelphia, PA Tue Jul 27 1971, 7:05 PM EDT Att: 20,779 - Unknown										
Joe Morgan, L (1, 4) OBP: 0.355, SLG: 0.402	F8		6-3 1B			4-3		L6		4	0	1	0	0	0	0											
Jimmy Wynn, R (1, 9) OBP: 0.326, SLG: 0.329	HR 1B		6-3					5-3		3	1	1	0	1	0	1											
Cesar Cedeno, R (1, 8) OBP: 0.293, SLG: 0.417	HR		5-3			K2-3			1B 2B	4	2	2	2	0	1	2											
Doug Rader, R (1, 5) OBP: 0.320, SLG: 0.381	1B			K				HR	2B 1B	4	2	3	1	0	1	0											
Denis Menke, R (1, 3) OBP: 0.323, SLG: 0.320	F9		6-3				5-3		1B 7-2 2B	4	0	1	1	0	0	1											
Jesus Alou, R (1, 7) OBP: 0.339, SLG: 0.385		L7		F6			5-3		2B 1B	4	0	1	1	0	0	0											
Jack Hiatt, R (1, 2) OBP: 0.403, SLG: 0.333		L8			4-0 CS BB				1-2 BB	2	0	1	0	2	0	0											
Wade Blasingame, L (1, 1) OBP: 0.273, SLG: 0.289		P6			1-3 K		L9		K	4	0	0	0	0	2	5											
Inning Stats	R: 2 E: 0 K: 0 S: 8	H: 3 LOB: 1 BB: 0 P: 11	R: 0 E: 0 K: 0 S: 3	H: 0 LOB: 0 BB: 0 P: 3	R: 0 E: 0 K: 0 S: 4	H: 1 LOB: 1 BB: 0 P: 4	R: 0 E: 0 K: 1 S: 7	H: 0 LOB: 0 BB: 0 P: 10	R: 0 E: 0 K: 1 S: 4	H: 0 LOB: 0 BB: 1 P: 9	R: 0 E: 0 K: 1 S: 9	H: 2 LOB: 1 BB: 0 P: 13	R: 0 E: 0 K: 0 S: 3	H: 0 LOB: 0 BB: 0 P: 3	R: 2 E: 0 K: 1 S: 10	H: 4 LOB: 2 BB: 1 P: 16	1B: 7 2B: 2 3B: 0 HR: 2	SF: 0 SAC: 0 DP: 1 HBP: 0	WP: 0 PB: 0 SB: 2 CS: 2	PA: 37							
PITCHER	IP	WLS	BF	H	R	ER	SO	BB	IBB	HBP	BLK	WP	HR	S	P	ERA	WHIP										
Ken Reynolds, L (1, 1) ERA: 4.23	8.0	L	30	6	3	3	3	2	0	0	0	0	2	42	64	3.38	1.000										
Jim Bunning, R (9, 1) ERA: 5.73	1.0		7	4	2	2	1	1	0	0	0	0	0	10	16	18.00	5.000										

AB	34
R	5
H	10
RBI	5
BB	3
SO	4
LOB	12



Batter	1	2	3	4	5	6	7	8	9	AB	R	H	RBI	BB	SO	LOB	BOTTOM										
Terry Harmon, R (1, 4) OBP: 0.286, SLG: 0.258	FC5-4 1B HBP		F9		6-3			6-3		3	0	0	0	0	0	0	Houston Astros @ Philadelphia Phillies Veterans Stadium, Philadelphia, PA Tue Jul 27 1971, 7:05 PM EDT Att: 20,779 - Unknown										
Larry Bowa, S (1, 6) OBP: 0.292, SLG: 0.295	F2		6-3			1-3		5-3		4	0	0	0	0	1												
Willie Montanez, L (1, 8) OBP: 0.331, SLG: 0.500	FC5-4 1B		G3			F7		F9		4	0	1	0	0	0												
Deron Johnson, R (1, 3) OBP: 0.350, SLG: 0.504	FC5-4 FC5-4				F8	K			HR	4	1	1	1	0	1	2											
Don Money, R (1, 7) OBP: 0.276, SLG: 0.358	FC5-4				6-3				K	3	0	0	0	0	1	2											
Roger Freed, R (1, 9) OBP: 0.308, SLG: 0.291		F9				HBP	F9		5-3	4	0	1	0	0	0	1											
Bobby Pfeil, R (1, 2) OBP: 0.344, SLG: 0.456		5-3		P6			P4			3	0	0	0	0	2												
John Vukovich, R (1, 5) OBP: 0.206, SLG: 0.187					F8		F9			3	0	1	0	0	0	1											
Ken Reynolds, L (1, 1) OBP: 0.226, SLG: 0.214										2	0	0	0	0	1	1											
Byron Browne, R (8, PH) OBP: 0.292, SLG: 0.357										1	0	0	0	0	0	0											
Jim Bunning, R (9, 1) OBP: 0.154, SLG: 0.250								F8		0	0	0	0	0	0	0											
Inning Stats	R: 0 E: 0 K: 0 S: 6	H: 1 LOB: 2 BB: 0 P: 9	R: 0 E: 0 K: 1 S: 7	H: 1 LOB: 1 BB: 0 P: 7	R: 0 E: 0 K: 0 S: 3	H: 0 LOB: 0 BB: 0 P: 3	R: 0 E: 0 K: 0 S: 4	H: 1 LOB: 1 BB: 0 P: 4	R: 0 E: 0 K: 0 S: 3	H: 0 LOB: 0 BB: 0 P: 3	R: 0 E: 0 K: 1 S: 5	H: 0 LOB: 0 BB: 0 P: 5	R: 0 E: 0 K: 0 S: 7	H: 0 LOB: 1 BB: 0 P: 12	R: 0 E: 0 K: 0 S: 5	H: 0 LOB: 0 BB: 0 P: 6	R: 1 E: 0 K: 1 S: 10	H: 1 LOB: 0 BB: 0 P: 15	1B: 2 2B: 1 3B: 0 HR: 1	SF: 0 SAC: 0 DP: 0 HBP: 2	WP: 0 PB: 0 SB: 0 CS: 0	PA: 33					
PITCHER	IP	WLS	BF	H	R	ER	SO	BB	IBB	HBP	BLK	WP	HR	S	P	ERA	WHIP										
Wade Blasingame, L (1, 1) ERA: 4.0	9.0	W	33	4	1	1	3	0	0	2	0	0	1	50	64	1.00	0.444										



Batter	1	2	3	4	5	6	7	8	9	AB	R	H	RBI	BB	SO	LOB	TOP				
Roger Metzger, S (1,6) OBP: 0.284, SLG: 0.293	1-1 4-3		4-2 S 1B BB		0-0 3B 3B	0-0 1-2 1B 1B		1-3 K		4	2	2	0	1	1	0					
Joe Morgan, L (1,4) OBP: 0.356, SLG: 0.408	1-0 L4		2-2 CS 1B		0-0 PB 3B	4-0 1-2 2-3 BB		0-0 F9		4	1	2	2	1	0	0					
Jimmy Wynn, R (1,9) OBP: 0.324, SLG: 0.326	3-2 4-3		2-2 6-3		0-0 F2	0-0 1-3 2-H 2-3 1B			0-0 5-3	5	0	1	1	0	0	2					
Cesar Cedeno, R (1,8) OBP: 0.294, SLG: 0.418		0-0 6-3		0-0 2B 2B	4-0 PB 1B IBB			0-0 5-3	4	2	1	0	1	1	2						
Doug Rader, R (1,5) OBP: 0.316, SLG: 0.376		3-3 K		2-2 P6	0-0 L6		2-2 F8		3-3 K	5	0	0	0	0	2	3					
Denis Menke, R (1,3) OBP: 0.327, SLG: 0.325		1-0 1B		0-0 L7	1-0 1B		2-0 1B			4	0	3	1	0	0	1					
Jesus Alou, R (1,7) OBP: 0.341, SLG: 0.390		0-0 1B		1-1 2B	0-0 4-3		0-0 L9			4	0	2	1	0	0	2					
Jack Hiatt, R (1,2) OBP: 0.405, SLG: 0.333		3-3 K		4-2 BB		0-0 BB 1B 1B	2-1 F9			3	1	1	0	1	1	3					
Don Wilson, R (1,1) OBP: 0.153, SLG: 0.155			0-0 6-3	0-3 K		0-3 K		0-3 K		4	0	0	0	0	3	3					
Inning Stats	R: 0 E: 0 K: 0 S: 6	H: 0 LOB: 0 BB: 0 P: 11	R: 0 E: 0 K: 2 S: 10	H: 2 LOB: 2 BB: 0 P: 17	R: 1 E: 0 K: 0 S: 10	H: 1 LOB: 0 BB: 1 P: 18	R: 1 E: 0 K: 1 S: 12	H: 2 LOB: 2 BB: 1 P: 19	R: 3 E: 0 K: 0 S: 6	H: 3 LOB: 1 BB: 1 P: 11	R: 0 E: 0 K: 0 S: 7	H: 1 LOB: 1 BB: 0 P: 13	R: 0 E: 0 K: 2 S: 7	H: 0 LOB: 0 BB: 0 P: 8	R: 0 E: 0 K: 1 S: 5	H: 0 LOB: 0 BB: 0 P: 8	1B: 8 2B: 2 3B: 2 HR: 0	SF: 0 SAC: 0 DP: 0 HBP: 0	WP: 0 PB: 2 SB: 1 CS: 1	PA: 41	
PITCHER	IP WLS BF H R ER SO BB IBB HBP BLK WP HR S P ERA WHIP	IP WLS BF H R ER SO BB IBB HBP BLK WP HR S P ERA WHIP	IP WLS BF H R ER SO BB IBB HBP BLK WP HR S P ERA WHIP	IP WLS BF H R ER SO BB IBB HBP BLK WP HR S P ERA WHIP	IP WLS BF H R ER SO BB IBB HBP BLK WP HR S P ERA WHIP	IP WLS BF H R ER SO BB IBB HBP BLK WP HR S P ERA WHIP	IP WLS BF H R ER SO BB IBB HBP BLK WP HR S P ERA WHIP	IP WLS BF H R ER SO BB IBB HBP BLK WP HR S P ERA WHIP	IP WLS BF H R ER SO BB IBB HBP BLK WP HR S P ERA WHIP	IP WLS BF H R ER SO BB IBB HBP BLK WP HR S P ERA WHIP	IP WLS BF H R ER SO BB IBB HBP BLK WP HR S P ERA WHIP	IP WLS BF H R ER SO BB IBB HBP BLK WP HR S P ERA WHIP	IP WLS BF H R ER SO BB IBB HBP BLK WP HR S P ERA WHIP	IP WLS BF H R ER SO BB IBB HBP BLK WP HR S P ERA WHIP	IP WLS BF H R ER SO BB IBB HBP BLK WP HR S P ERA WHIP	IP WLS BF H R ER SO BB IBB HBP BLK WP HR S P ERA WHIP	IP WLS BF H R ER SO BB IBB HBP BLK WP HR S P ERA WHIP	IP WLS BF H R ER SO BB IBB HBP BLK WP HR S P ERA WHIP	IP WLS BF H R ER SO BB IBB HBP BLK WP HR S P ERA WHIP	IP WLS BF H R ER SO BB IBB HBP BLK WP HR S P ERA WHIP	IP WLS BF H R ER SO BB IBB HBP BLK WP HR S P ERA WHIP
Rick Wise, R (1,1) ERA: 3.25	4.2 L	24 8 5 4 3	8 5 1 1 1	5 1 1 0 1	4 3 1 0 1	3 2 1 0 0	3 0 7 11 9.00	7.71 2.143	4.000	0.750	0.000	0.000	0.000	0.000	0.000	0.000	0.000	0.000	0.000	0.000	0.000
Bill Champion, R (5,1) ERA: 4.55	1.0 6	3 1 1 1	1 1 0 0	0 0 0 0	0 0 0 0	0 0 0 0	0 0 7 11	9.00	4.000	0.750	0.000	0.000	0.000	0.000	0.000	0.000	0.000	0.000	0.000	0.000	0.000
Darrell Brandon, R (6,1) ERA: 3.75	1.1 5	1 0 0 0	1 0 0 0	0 0 0 0	0 0 0 0	0 0 0 0	0 0 12 20	0.00	0.750	0.000	0.000	0.000	0.000	0.000	0.000	0.000	0.000	0.000	0.000	0.000	0.000
Joe Hoerner, L (8,1) ERA: 1.96	2.0 6	0 0 0 0	0 0 0 0	0 0 0 0	0 0 0 0	0 0 0 0	0 0 12 16	0.00	0.000	0.000	0.000	0.000	0.000	0.000	0.000	0.000	0.000	0.000	0.000	0.000	0.000

Houston Astros @ Philadelphia Phillies
Veterans Stadium, Philadelphia, PA
Wed Jul 28 1971, 7:05 PM EDT
Att: 15,802 - Unknown

AB 37
R 6
H 12
RBI 5
BB 4
SO 8
LOB 16



Batter	1	2	3	4	5	6	7	8	9	AB	R	H	RBI	BB	SO	LOB	BOTTOM					
Denny Doyle, L (1,4) OBP: 0.275, SLG: 0.297	0-0 L9		0-0 4-1			1-0 4-3 HBP	0-2 G3			3	0	0	0	0	0	1						
Joe Hoerner, R (8,1) OBP: 0.111, SLG: 0.111										0	0	0	0	0	0	0						
Larry Bowa, S (1,6) OBP: 0.291, SLG: 0.293	2-1 F5			0-0 F7		1-2 4-3 HBP		4-0 3-1 BB		3	0	0	0	1	0	2						
Willie Montanez, L (1,8) OBP: 0.328, SLG: 0.495	1-1 F7			3-1 P6		1-2 2-3		2-1 3-1		4	0	0	0	0	1	3						
Deron Johnson, R (1,3) OBP: 0.351, SLG: 0.503		3-1 1B 1B		3-2 4-3		4-2 1B 2B BB		1-3 K		3	1	1	0	1	1	1						
Oscar Gamble, L (1,9) OBP: 0.267, SLG: 0.343		0-3 K				1-3 K		1-3 K		2	0	0	0	0	2	1						
Darrell Brandon, R (6,1) OBP: 0.143, SLG: 0.143										0	0	0	0	0	0	0						
Roger Freed, R (7,PH) OBP: 0.307, SLG: 0.290										1	0	0	0	0	0	1						
Terry Hamon, R (8,4) OBP: 0.284, SLG: 0.256										1	0	0	0	0	1	1						
Don Money, R (1,7) OBP: 0.279, SLG: 0.360		0-0 G4-6-3 1B			3-2 6-3		0-0 2B E 1B		0-2 L8	4	1	2	0	0	0	0						
Tim McCarver, L (1,2) OBP: 0.326, SLG: 0.430		1-0 G4-6-3			0-0 F9		2-2 E 2B		0-0 L9	4	1	1	1	0	0	2						
John Vukovich, R (1,5) OBP: 0.204, SLG: 0.184			0-1 6-3			0-3 K		1-3 K		2	0	0	0	0	1	0						
Byron Browne, R (7,PH) OBP: 0.280, SLG: 0.341										2	0	0	0	0	1	2						
Rick Wise, R (1,1) OBP: 0.258, SLG: 0.483										1	0	0	0	0	0	0						
Bill Champion, R (5,1) OBP: 0.091, SLG: 0.091										0	0	0	0	0	0	0						
Ron Stone, L (6,9) OBP: 0.336, SLG: 0.283						4-3 HBP 1B	2-1 E1 1B			2	0	2	2	0	0	0						
Inning Stats	R: 0 E: 0 K: 0 S: 5	H: 0 LOB: 0 BB: 0 P: 8	R: 0 E: 0 K: 1 S: 7	H: 2 LOB: 1 BB: 0 P: 11	R: 0 E: 0 K: 0 S: 5	H: 0 LOB: 0 BB: 0 P: 7	R: 0 E: 0 K: 0 S: 6	H: 0 LOB: 0 BB: 0 P: 12	R: 0 E: 0 K: 1 S: 8	H: 0 LOB: 0 BB: 0 P: 12	R: 0 E: 0 K: 2 S: 15	H: 1 LOB: 2 BB: 0 P: 23	R: 3 E: 1 K: 1 S: 15	H: 3 LOB: 1 BB: 1 P: 24	R: 0 E: 0 K: 2 S: 8	H: 0 LOB: 1 BB: 1 P: 16	R: 0 E: 0 K: 0 S: 5	H: 0 LOB: 0 BB: 0 P: 5	1B: 5 2B: 1 3B: 0 HR: 0	SF: 0 SAC: 0 DP: 1 HBP: 1	WP: 0 PB: 0 SB: 0 CS: 0	PA: 35
PITCHER	IP WLS BF H R ER SO BB IBB HBP BLK WP HR S P ERA WHIP	IP WLS BF H R ER SO BB IBB HBP BLK WP HR S P ERA WHIP	IP WLS BF H R ER SO BB IBB HBP BLK WP HR S P ERA WHIP	IP WLS BF H R ER SO BB IBB HBP BLK WP HR S P ERA WHIP	IP WLS BF H R ER SO BB IBB HBP BLK WP HR S P ERA WHIP	IP WLS BF H R ER SO BB IBB HBP BLK WP HR S P ERA WHIP	IP WLS BF H R ER SO BB IBB HBP BLK WP HR S P ERA WHIP	IP WLS BF H R ER SO BB IBB HBP BLK WP HR S P ERA WHIP	IP WLS BF H R ER SO BB IBB HBP BLK WP HR S P ERA WHIP	IP WLS BF H R ER SO BB IBB HBP BLK WP HR S P ERA WHIP	IP WLS BF H R ER SO BB IBB HBP BLK WP HR S P ERA WHIP	IP WLS BF H R ER SO BB IBB HBP BLK WP HR S P ERA WHIP	IP WLS BF H R ER SO BB IBB HBP BLK WP HR S P ERA WHIP	IP WLS BF H R ER SO BB IBB HBP BLK WP HR S P ERA WHIP	IP WLS BF H R ER SO BB IBB HBP BLK WP HR S P ERA WHIP	IP WLS BF H R ER SO BB IBB HBP BLK WP HR S P ERA WHIP	IP WLS BF H R ER SO BB IBB HBP BLK WP HR S P ERA WHIP	IP WLS BF H R ER SO BB IBB HBP BLK WP HR S P ERA WHIP	IP WLS BF H R ER SO BB IBB HBP BLK WP HR S P ERA WHIP	IP WLS BF H R ER SO BB IBB HBP BLK WP HR S P ERA WHIP	IP WLS BF H R ER SO BB IBB HBP BLK WP HR S P ERA WHIP	
Don Wilson, R (1,1) ERA: 3.11	9.0 W	35 6 3 3 7	6 3 3 3	3 3 3 7	2 0 1 0	0 0 1 0	0 0 74 118	3.00 0.889	0.000	0.000	0.000	0.000	0.000	0.000	0.000	0.000	0.000	0.000	0.000	0.000	0.000	

Houston Astros @ Philadelphia Phillies
Veterans Stadium, Philadelphia, PA
Wed Jul 28 1971, 7:05 PM EDT
Att: 15,802 - Unknown

AB 32
R 3
H 6
RBI 3
BB 2
SO 7
LOB 14



Batter	1	2	3	4	5	6	7	8	9	AB	R	H	RBI	BB	SO	LOB	TOP																				
Roger Metzger, S OBP: 0.281, SLG: 0.289 (1, 6)	0-0 4-3		0-0 4-3			0-0 6-3	0-0 4-3		0-0 F8	5	0	0	0	0	0	2																					
Joe Morgan, L OBP: 0.357, SLG: 0.405 (1, 4)	0-0 F8		0-0 4-3			4-0 G5-4-3 BB		0-0 4-3		3	0	0	0	1	0	0																					
Jimmy Wynn, R OBP: 0.323, SLG: 0.325 Cesar Geronimo, L OBP: 0.250, SLG: 0.304 (8, 9)	0-3 K			0-0 1B		0-0 G5-4-3 1-2		0-3 K		4	0	1	0	0	2	1																					
Cesar Cedeno, R OBP: 0.296, SLG: 0.419 (1, 8)		0-0 4-3		0-3 K			0-0 HR 1B	0-0 BB 1B		4	1	2	0	0	1	1																					
Doug Rader, R OBP: 0.321, SLG: 0.385 (1, 5)		4-0 HR BB		0-3 K			0-0 1-H HR	4-0 BB 1B		2	2	1	2	2	1	1																					
Denis Menke, R OBP: 0.329, SLG: 0.325 (1, 3)		0-0 F9		0-0 F9			0-0 1B	4-0 FC6-4 BB		3	0	1	0	1	0	2																					
Jesus Alou, R OBP: 0.344, SLG: 0.402 (1, 7)		0-0 HR		0-0 4-3			0-0 1-3 1B	0-0 FC6-4 BB		4	1	2	2	0	0	3																					
Jack Hiatt, R OBP: 0.395, SLG: 0.323 (1, 2)		0-0 6-3		0-0 F9			0-0 1-3 1B	0-3 K		4	0	0	0	0	1	1																					
Ken Forsch, R OBP: 0.065, SLG: 0.033 Rich Chiles, L OBP: 0.457, SLG: 0.517 Denny Lemaster, R OBP: 0.333, SLG: 0.333 George Culver, R OBP: 0.143, SLG: 0.143 Norm Miller, L OBP: 0.312, SLG: 0.408 (9, PH)			0-3 K		0-0 6-3		1-0 HBP	0-3 K		2	0	0	0	0	1	0																					
Inning Stats	R: 0 E: 0 K: 1 S: 5	H: 0 LOB: 0 BB: 0 P: 5	R: 2 E: 0 K: 0 S: 4	H: 1 LOB: 1 BB: 1 P: 8	R: 0 E: 0 K: 1 S: 5	H: 0 LOB: 0 BB: 0 P: 5	R: 0 E: 0 K: 2 S: 8	H: 1 LOB: 1 BB: 0 P: 8	R: 0 E: 0 K: 0 S: 3	H: 0 LOB: 0 BB: 0 P: 3	R: 0 E: 0 K: 0 S: 2	H: 0 LOB: 0 BB: 1 P: 6	R: 2 E: 0 K: 0 S: 6	H: 4 LOB: 2 BB: 0 P: 7	R: 0 E: 0 K: 1 S: 6	H: 1 LOB: 3 BB: 2 P: 14	R: 0 E: 0 K: 2 S: 7	H: 0 LOB: 0 BB: 0 P: 7	1B: 5 2B: 0 3B: 0 HR: 2	SF: 0 SAC: 0 DP: 1 HBP: 1	WP: 0 PB: 0 SB: 0 CS: 0	PA: 37															
PITCHER	IP	WLS	BF	H	R	ER	SO	BB	IBB	HBP	BLK	WP	HR	S	P	ERA	WHIP	PITCHER	IP	WLS	BF	H	R	ER	SO	BB	IBB	HBP	BLK	WP	HR	S	P	ERA	WHIP		
John Strohmayr, R ERA: 4.12 Mike Marshall, R ERA: 5.63 (8, 1)	7.2	W	33	7	4	4	5	4	0	1	0	0	2	38	55	4.70	1.435																				

Houston Astros @ Montreal Expos
Jarry Park, Montreal, QB
Fri Jul 30 1971, 7:05 PM EDT
Unknown

AB 32
R 4
H 7
RBI 4
BB 4
SO 7
LOB 11



Batter	1	2	3	4	5	6	7	8	9	AB	R	H	RBI	BB	SO	LOB	BOTTOM																			
Ron Hunt, R OBP: 0.403, SLG: 0.358 Gary Sutherland, R OBP: 0.285, SLG: 0.342 (7, 4)	1-0 4-3 1B G3 HBP	0-0 E4 CS			0-0 6-3	0-0 4-3		0-0 F7		3	1	0	0	0	0	1																				
Boots Day, L OBP: 0.343, SLG: 0.362 (1, 8)	0-0 G3 1-2 1B	0-0 CS	4-0 WP BB		0-0 S 1B		4-0 WP BB	0-0 F7		3	2	2	0	2	0	0																				
Rusty Staub, L OBP: 0.382, SLG: 0.413 (1, 9)	0-0 4-3 1-2 2-3		0-3 K		0-0 S 1B		4-0 2B BB	0-0 4-3		4	2	1	1	1	1	3																				
Ron Fairly, L OBP: 0.386, SLG: 0.415 (1, 3)	0-0 G3		0-3 K2-3		0-0 G3		0-0 F9			4	0	0	1	0	1	5																				
Bob Bailey, R OBP: 0.369, SLG: 0.413 (1, 5)	4-0 S BB		0-0 F7		0-0 2B		0-0 1B 2B			3	0	2	2	1	0	1																				
Jim Gosger, L OBP: 0.221, SLG: 0.203 Stan Swanson, R OBP: 0.321, SLG: 0.338 (7, PH)	0-0 6-3			4-0 1B SF8 BB	0-3 K		4-0 1B IBB			2	1	0	0	1	1	3																				
John Bateman, R OBP: 0.271, SLG: 0.346 (1, 2)		0-0 SH1-4 E 1B		0-0 G1-4-3 1B		0-0 6-3		0-0 F3		4	1	2	0	0	0	3																				
Bobby Wine, R OBP: 0.235, SLG: 0.210 (1, 6)		0-0 SH1-4		0-0 SF8		0-0 SH1-4 1B		0-0 1-2 2-3 3-H 1B		2	0	2	2	0	0	0																				
John Strohmayr, R OBP: 0.267, SLG: 0.267 Mike Marshall, R OBP: 0.200, SLG: 0.111 (8, 1)		0-3 K		0-0 G1-4-3		0-0 SH1-4		0-0 F8		3	0	0	0	0	1	5																				
Inning Stats	R: 1 E: 0 K: 0 S: 4	H: 1 LOB: 2 BB: 1 P: 9	R: 1 E: 1 K: 1 S: 6	H: 1 LOB: 0 BB: 0 P: 6	R: 0 E: 0 K: 2 S: 7	H: 0 LOB: 1 BB: 1 P: 11	R: 1 E: 0 K: 0 S: 3	H: 1 LOB: 0 BB: 1 P: 7	R: 2 E: 0 K: 1 S: 8	H: 3 LOB: 1 BB: 0 P: 8	R: 0 E: 0 K: 0 S: 4	H: 1 LOB: 1 BB: 0 P: 4	R: 2 E: 0 K: 0 S: 5	H: 2 LOB: 3 BB: 3 P: 17	R: 0 E: 0 K: 0 S: 3	H: 0 LOB: 0 BB: 0 P: 3	1B: 7 2B: 2 3B: 0 HR: 0	SF: 1 SAC: 2 DP: 1 HBP: 1	WP: 2 PB: 0 SB: 3 CS: 1	PA: 40																
PITCHER	IP	WLS	BF	H	R	ER	SO	BB	IBB	HBP	BLK	WP	HR	S	P	ERA	WHIP	PITCHER	IP	WLS	BF	H	R	ER	SO	BB	IBB	HBP	BLK	WP	HR	S	P	ERA	WHIP	
Ken Forsch, R ERA: 3.12 Denny Lemaster, L ERA: 3.0 George Culver, R ERA: 2.48 (7, 1)	6.0	L	28	7	5	4	4	3	0	1	0	0	1	0	2	10	54.00	9.000																		

Houston Astros @ Montreal Expos
Jarry Park, Montreal, QB
Fri Jul 30 1971, 7:05 PM EDT
Unknown

AB 29
R 7
H 9
RBI 6
BB 6
SO 4
LOB 21



Batter	1	2	3	4	5	6	7	8	9	10	AB	R	H	RBI	BB	SO	LOB	TOP							
Roger Metzger, S (1, 6) OBP: 0.267, SLG: 0.294	G3 1B				SH5-4 SF7 1B				BB		4	1	3	0	1	0	1	Houston Astros @ Montreal Expos Jarry Park, Montreal, QB Fri Jul 30 1971, 7:05 PM EDT Att: 23,654 - Unknown							
Joe Morgan, L (1, 4) OBP: 0.355, SLG: 0.401	L6		6-3		SF7 SH5-4 BB				BB		4	0	0	0	1	0	4								
Rich Chiles, L (1, 7) OBP: 0.447, SLG: 0.500 Cesar Getonimo, L (7, 7) OBP: 0.280, SLG: 0.333	G3				SH5-4					2B SH1-4 1B	3	1	1	0	0	0	2								
Cesar Cedeno, R (1, 8) OBP: 0.415, SLG: 0.415 Jimmy Wynn, R (8, 8) OBP: 0.323, SLG: 0.325	F7			K	SF7					SH1-4	0	0	0	0	0	0	0								
Doug Rader, R (1, 5) OBP: 0.322, SLG: 0.386		5-3		K	F7					1B 8-2-5 2B	4	0	1	0	1	1	2								
Denis Menke, R (1, 3) OBP: 0.332, SLG: 0.324		G1		2B HR BB		FC5-4 BB		6-3		1B IBB	2	1	0	0	3	0	1								
Jesus Alou, R (1, 9) OBP: 0.344, SLG: 0.406		5-3		HR 2B		FC5-4 CS		F4		1B	5	1	2	2	0	0	2								
Larry Howard, R (1, 2) OBP: 0.250, SLG: 0.625			5-3		HR					8-2-5	5	1	2	3	0	1	4								
Bill Greif, R (1, 1) OBP: 0.333, SLG: 0.333 Buddy Harris, R (3, 1) OBP: 0.250, SLG: 0.143			K	K						6-3	1	0	0	0	0	1	0								
											1	0	0	0	1	0	1								
Inning Stats	R: 0 E: 0 K: 0 S: 4	H: 1 LOB: 1 BB: 0 P: 4	R: 0 E: 0 K: 0 S: 3	H: 0 LOB: 0 BB: 0 P: 3	R: 0 E: 0 K: 1 S: 6	H: 1 LOB: 1 BB: 0 P: 6	R: 4 E: 0 K: 3 S: 12	H: 3 LOB: 0 BB: 1 P: 16	R: 1 E: 0 K: 0 S: 4	H: 1 LOB: 1 BB: 1 P: 8	R: 0 E: 0 K: 0 S: 3	H: 0 LOB: 1 BB: 1 P: 7	R: 0 E: 0 K: 0 S: 3	H: 0 LOB: 1 BB: 1 P: 7	R: 0 E: 0 K: 0 S: 3	H: 1 LOB: 1 BB: 1 P: 7	R: 1 E: 0 K: 0 S: 5	H: 3 LOB: 2 BB: 1 P: 9	1B: 7 2B: 4 3B: 0 HR: 1	SF: 1 SAC: 2 DP: 2 HBP: 0	WP: 0 PB: 0 SB: 0 CS: 2	PA: 44			
PITCHER	IP 5.0	WLS 23	H 6	R 5	ER 5	SO 4	BB 2	IBB 0	HBP 0	BLK 0	WP 0	HR 1	S 29	P 37	ERA 9.00	WHIP 1.600									
Bill Stoneman, R ERA: 3.26	(1, 1)																								
Jim Britton, R ERA: 4.69	(6, 1)	3.0	11	0	0	0	1	3	0	0	0	0	10	22	0.00	1.000									
Mike Marshall, R ERA: 5.59	(9, 1)	2.0	L	10	4	1	1	0	1	1	0	0	0	8	16	4.50	2.500								

AB	34
R	6
H	10
RBI	6
BB	7
SO	5
LOB	19



Batter	1	2	3	4	5	6	7	8	9	10	AB	R	H	RBI	BB	SO	LOB	BOTTOM						
Ron Hunt, R (1, 4) OBP: 0.403, SLG: 0.358	SH1-4 HR 1B			5-3		6-3		L4-6			5	1	2	1	0	0	1	Houston Astros @ Montreal Expos Jarry Park, Montreal, QB Fri Jul 30 1971, 7:05 PM EDT Att: 23,654 - Unknown						
Boots Day, L (1, 8) OBP: 0.337, SLG: 0.356	SH1-4	4-3		F8		F7		F9			4	0	0	0	0	0	2							
Rusty Staub, L (1, 9) OBP: 0.367, SLG: 0.432	HR		F8	BB 1B		BB		HR			4	2	3	3	1	0	0							
Ron Fairly, L (1, 3) OBP: 0.389, SLG: 0.412	F4		HBP BB 1B BB	BB 1B BB		G3		G6-4-3 BB			2	1	0	0	3	0	1							
Bob Bailey, R (1, 5) OBP: 0.367, SLG: 0.406	K		1B HBP BB	K		5-3		G6-4-3			4	0	0	0	1	2	3							
Jim Gasper, L (1, 7) OBP: 0.207, SLG: 0.189		4-3	F8			F8		F8			5	0	0	0	0	0	2							
John Boccabella, R (1, 2) OBP: 0.292, SLG: 0.351 Ron Brandt, R (10, PR) OBP: 0.227, SLG: 0.190		1B 1B	HBP	BB 1B		BB 1B		6-3		G4-3 1B	4	1	3	0	0	0	0							
Bobby Wine, R (1, 6) OBP: 0.240, SLG: 0.213 Ron Woods, R (8, PH) OBP: 0.355, SLG: 0.434 Mike Marshall, R (9, 1) OBP: 0.200, SLG: 0.111 Stan Swanson, R (10, PH) OBP: 0.316, SLG: 0.333		E5 1B		1B HBP		G4-6-3 BB		6-3		G4-3	2	0	1	1	1	0	1							
Bill Stoneman, R (1, 1) OBP: 0.250, SLG: 0.150 Jim Fairley, L (5, PH) OBP: 0.267, SLG: 0.266 Jim Britton, R (6, 1) OBP: 0.250, SLG: 0.143 Gary Sutherland, R (8, PH) OBP: 0.269, SLG: 0.353		K		1-3		G4-6-3		L4-6 2B			2	0	0	0	0	1	5							
											1	0	0	0	0	0	2							
											1	0	1	0	0	0	0							
Inning Stats	R: 2 E: 0 K: 1 S: 7	H: 2 LOB: 0 BB: 0 P: 7	R: 1 E: 1 K: 1 S: 8	H: 2 LOB: 2 BB: 0 P: 8	R: 1 E: 0 K: 0 S: 4	H: 1 LOB: 3 BB: 2 P: 13	R: 0 E: 0 K: 0 S: 3	H: 0 LOB: 1 BB: 1 P: 7	R: 0 E: 0 K: 0 S: 3	H: 0 LOB: 0 BB: 0 P: 3	R: 0 E: 0 K: 0 S: 3	H: 1 LOB: 0 BB: 0 P: 3	R: 1 E: 0 K: 0 S: 3	H: 1 LOB: 0 BB: 1 P: 7	R: 0 E: 0 K: 0 S: 3	H: 1 LOB: 1 BB: 0 P: 3	1B: 7 2B: 2 3B: 0 HR: 2	SF: 0 SAC: 1 DP: 4 HBP: 1	WP: 0 PB: 0 SB: 0 CS: 0	PA: 44				
PITCHER	IP 2.2	WLS 16	H 4	R 4	ER 3	SO 2	BB 2	IBB 0	HBP 0	BLK 0	WP 0	HR 1	S 17	P 26	ERA 10.12	WHIP 2.250								
Bill Greif, R ERA: 7.15	(1, 1)																							
Buddy Harris, R ERA: 5.79	(3, 1)	1.2	10	3	0	0	1	2	0	0	0	0	10	18	0.00	3.000								
Jim Ray, R ERA: 2.15	(5, 1)	5.2	W	18	3	1	1	0	2	0	0	0	1	16	24	1.59	0.882							

AB	36
R	5
H	10
RBI	5
BB	6
SO	3
LOB	18



Batter	1	2	3	4	5	6	7	8	9	AB	R	H	RBI	BB	SO	LOB	TOP			
Don Kessinger, S (1, 6) OBP: 0.348, SLG: 0.356	F7		BB		6-3			F7		3	0	0	0	1	0	1	Chicago Cubs @ Houston Astros Astrodome, Houston, TX Mon Aug 02 1971, 8:05 PM EDT Att: 20,020 - Dome			
Glenn Beckert, R (1, 4) OBP: 0.381, SLG: 0.415	K		F8		F9			E6		4	0	0	0	0	1	3				
Billy Williams, L (1, 7) OBP: 0.384, SLG: 0.496	3-1		K					F9		4	0	0	0	0	1	3				
Joe Pepitone, L (1, 3) OBP: 0.358, SLG: 0.521		K		4-3				L6		4	0	0	0	0	1	0				
Jim Hickman, R (1, 9) OBP: 0.348, SLG: 0.467		6-3		HR				K		4	1	1	1	0	1	0				
Paul Popovich, S (1, 5) OBP: 0.281, SLG: 0.300		1B		K				P8		4	0	1	0	0	1	0				
Brock Davis, L (1, 8) OBP: 0.358, SLG: 0.350		K		L3				CS		2	0	0	0	1	1	1				
Chris Cannizzaro, R (1, 2) OBP: 0.324, SLG: 0.330			K		SH3-4			K		1	0	0	0	1	1	0				
Johnny Callison, L (7, PH) OBP: 0.289, SLG: 0.303					BB					1	0	0	0	0	1	1				
J.C. Martin, L (7, 2) OBP: 0.322, SLG: 0.354										0	0	0	0	0	0	0				
Fergie Jenkins, R (1, 1) OBP: 0.291, SLG: 0.405			BB		SH3-4			CS		1	0	0	0	1	1	0				
Inning Stats	R: 0 E: 0 K: 1 S: 5	H: 0 LOB: 0 BB: 0 P: 5	R: 0 E: 0 K: 2 S: 8	H: 1 LOB: 1 BB: 0 P: 8	R: 0 E: 0 K: 2 S: 7	H: 0 LOB: 2 BB: 2 P: 15	R: 1 E: 0 K: 1 S: 6	H: 1 LOB: 0 BB: 0 P: 6	R: 0 E: 0 K: 0 S: 3	H: 0 LOB: 0 BB: 0 P: 3	R: 0 E: 0 K: 1 S: 4	H: 0 LOB: 0 BB: 1 P: 8	R: 0 E: 1 K: 1 S: 6	H: 0 LOB: 1 BB: 0 P: 6	R: 0 E: 0 K: 1 S: 5	H: 0 LOB: 0 BB: 0 P: 5	1B: 1 2B: 0 3B: 0 HR: 1	SF: 0 SAC: 1 DP: 0 HBP: 0	WP: 0 PB: 0 SB: 0 CS: 1	PA: 34
PITCHER Don Wilson, R (1, 1) ERA: 3.0	IP: 9.0 WLS: W BF: 33 H: 2 R: 1 ER: 1 SO: 9 BB: 4 IBB: 0 HBP: 0 BLK: 0 WP: 0 HR: 1 S: 47 P: 63 ERA: 1.00 WHIP: 0.667																			

Batter	1	2	3	4	5	6	7	8	9	AB	R	H	RBI	BB	SO	LOB	BOTTOM			
Roger Metzger, S (1, 6) OBP: 0.291, SLG: 0.299	P6	F8			4-3			SH1-4		4	0	1	0	0	0	2	Chicago Cubs @ Houston Astros Astrodome, Houston, TX Mon Aug 02 1971, 8:05 PM EDT Att: 20,020 - Dome			
Joe Morgan, L (1, 4) OBP: 0.356, SLG: 0.406	4-3	3-H		L8				SH1-4		3	0	0	0	0	0	0				
Jimmy Wynn, R (1, 9) OBP: 0.332, SLG: 0.341				1B				1B		3	0	2	0	1	1	0				
Cesar Cedeno, R (1, 8) OBP: 0.289, SLG: 0.407	F8		K					IBB		4	0	0	0	0	1	4				
Doug Rader, R (1, 5) OBP: 0.316, SLG: 0.386		2B		K				F9		4	1	1	0	0	1	3				
Denis Menke, R (1, 3) OBP: 0.335, SLG: 0.326		1B						F7		3	1	2	1	0	0	0				
Jesus Alou, R (1, 7) OBP: 0.341, SLG: 0.409		2B		1B				F8		3	0	1	1	0	0	1				
Jack Hiatt, R (1, 2) OBP: 0.403, SLG: 0.333		1B		CS				1B		3	0	1	0	0	1	1				
Don Wilson, R (1, 1) OBP: 0.145, SLG: 0.148		1B						1B		3	0	0	0	0	3	3				
Inning Stats	R: 0 E: 0 K: 0 S: 4	H: 1 LOB: 1 BB: 0 P: 4	R: 2 E: 0 K: 1 S: 8	H: 4 LOB: 1 BB: 0 P: 8	R: 0 E: 0 K: 2 S: 8	H: 1 LOB: 1 BB: 0 P: 8	R: 0 E: 0 K: 2 S: 8	H: 1 LOB: 0 BB: 0 P: 8	R: 0 E: 0 K: 1 S: 5	H: 0 LOB: 0 BB: 0 P: 5	R: 0 E: 0 K: 0 S: 3	H: 0 LOB: 0 BB: 0 P: 3	R: 0 E: 0 K: 1 S: 5	H: 0 LOB: 0 BB: 0 P: 5	R: 0 E: 0 K: 0 S: 4	H: 1 LOB: 2 BB: 1 P: 8		1B: 7 2B: 1 3B: 0 HR: 0	SF: 0 SAC: 1 DP: 0 HBP: 0	WP: 0 PB: 0 SB: 0 CS: 1
PITCHER Fergie Jenkins, R (1, 1) ERA: 2.63	IP: 8.0 WLS: L BF: 32 H: 8 R: 2 ER: 2 SO: 7 BB: 0 IBB: 1 HBP: 0 BLK: 0 WP: 0 HR: 0 S: 45 P: 49 ERA: 2.25 WHIP: 1.000																			

AB	28
R	1
H	2
RBI	1
BB	4
SO	9
LOB	9



AB	30
R	2
H	8
RBI	2
BB	1
SO	7
LOB	14



Batter	1	2	3	4	5	6	7	8	9	AB	R	H	RBI	BB	SO	LOB	TOP										
Don Kessinger, S OBP: 0.346, SLG: 0.353 (1, 6)										4	0	0	0	0	2	2											
Glenn Beckert, R OBP: 0.380, SLG: 0.413 (1, 4)										4	1	1	0	0	0	0											
Billy Williams, L OBP: 0.383, SLG: 0.494 (1, 7)										4	1	1	0	0	0	1											
Joe Pepitone, L OBP: 0.356, SLG: 0.518 (1, 3)										4	1	1	1	0	1	2											
Jim Hickman, R OBP: 0.345, SLG: 0.462 Brock Davis, L OBP: 0.358, SLG: 0.350 (1, 9) (9, 9)										3	0	0	0	0	1	1											
Ron Santo, R OBP: 0.365, SLG: 0.456 (1, 5)										3	2	1	1	1	0	0											
Cleo James, R OBP: 0.333, SLG: 0.280 (1, 8)										3	0	1	1	0	1	0											
J.C. Martin, L OBP: 0.330, SLG: 0.360 (1, 2)										4	0	2	2	0	0	1											
Bill Hands, R OBP: 0.169, SLG: 0.094 (1, 1)										3	0	0	0	1	2	3											
Inning Stats	R: 0 E: 1 K: 1 S: 6	H: 0 LOB: 1 BB: 0 P: 6	R: 1 E: 0 K: 1 S: 6	H: 1 LOB: 0 BB: 0 P: 6	R: 0 E: 0 K: 1 S: 5	H: 0 LOB: 0 BB: 0 P: 5	R: 0 E: 0 K: 0 S: 3	H: 1 LOB: 0 BB: 0 P: 3	R: 0 E: 0 K: 1 S: 6	H: 1 LOB: 1 BB: 0 P: 6	R: 0 E: 0 K: 0 S: 3	H: 0 LOB: 0 BB: 0 P: 3	R: 0 E: 0 K: 1 S: 5	H: 0 LOB: 0 BB: 0 P: 5	R: 0 E: 0 K: 0 S: 7	H: 1 LOB: 2 BB: 1 P: 11	R: 4 E: 1 K: 0 S: 6	H: 3 LOB: 1 BB: 1 P: 11	1B: 6 2B: 2 3B: 0 HR: 1	SF: 0 SAC: 1 DP: 3 HBP: 1	WP: 1 PA: 36 PB: 0 SB: 0 CS: 1						
PITCHER	IP	WLS	BF	H	R	ER	SO	BB	IBB	HBP	BLK	WP	HR	S	P	ERA	WHIP										
Larry Dierker, R ERA: 2.68 (1, 1)	6.0	L	21	3	1	1	4	0	0	0	0	1	1	29	29	1.50	0.500										
Jim Ray, R ERA: 2.09 (7, 1)	2.0		7	1	0	0	3	1	0	0	0	0	0	12	16	0.00	1.000										
Fred Gladding, R ERA: 2.11 (9, 1)	0.1		7	3	4	3	0	0	0	1	0	0	0	5	10	81.00	9.000										
George Culver, R ERA: 2.38 (9, 1)	0.2		1	0	0	0	0	0	0	0	0	0	0	1	1	0.00	0.000										

Chicago Cubs @ Houston Astros
Astrodome, Houston, TX
Tue Aug 03 1971, 8:05 PM EDT
Att: 14,622 - Unknown

AB	32
R	5
H	7
RBI	5
BB	2
SO	7
LOB	10



Batter	1	2	3	4	5	6	7	8	9	AB	R	H	RBI	BB	SO	LOB	BOTTOM										
Roger Metzger, S OBP: 0.289, SLG: 0.296 (1, 6)										4	0	0	0	0	1	1											
Joe Morgan, L OBP: 0.359, SLG: 0.413 (1, 4)										3	0	2	0	1	0	0											
Jimmy Wynn, R OBP: 0.328, SLG: 0.337 Fred Gladding, L OBP: 0.413, SLG: 0.143 George Culver, R OBP: 0.143, SLG: 0.143 (1, 9) (9, 1) (9, 1)										4	0	0	0	0	2	3											
Cesar Cedeno, R OBP: 0.291, SLG: 0.405 (1, 8)										2	0	0	0	1	1	0											
Doug Rader, R OBP: 0.313, SLG: 0.382 (1, 5)										4	0	0	0	0	1	2											
Denis Menke, R OBP: 0.337, SLG: 0.328 (1, 3)										4	0	2	0	0	0	0											
Jesus Alou, R OBP: 0.336, SLG: 0.405 (1, 7)										3	0	0	0	0	0	3											
Jack Hiatt, R OBP: 0.395, SLG: 0.326 (1, 2)										3	0	0	0	0	0	2											
Larry Dierker, R OBP: 0.091, SLG: 0.093 Rich Chiles, L OBP: 0.413, SLG: 0.462 Jim Ray, R OBP: 0.250, SLG: 0.143 Norm Miller, L OBP: 0.316, SLG: 0.411 (1, 1) (6, PH) (7, 1) (8, PH) (9, 9)										1	0	0	0	0	0	0											
Inning Stats	R: 0 E: 0 K: 1 S: 5	H: 0 LOB: 0 BB: 0 P: 5	R: 0 E: 1 K: 0 S: 4	H: 1 LOB: 2 BB: 1 P: 8	R: 0 E: 0 K: 0 S: 2	H: 0 LOB: 0 BB: 1 P: 6	R: 0 E: 0 K: 2 S: 7	H: 0 LOB: 0 BB: 0 P: 7	R: 0 E: 0 K: 0 S: 3	H: 0 LOB: 0 BB: 0 P: 3	R: 0 E: 0 K: 1 S: 6	H: 1 LOB: 1 BB: 0 P: 6	R: 0 E: 0 K: 0 S: 3	H: 1 LOB: 1 BB: 0 P: 4	R: 0 E: 0 K: 0 S: 5	H: 2 LOB: 2 BB: 0 P: 5	R: 0 E: 0 K: 1 S: 5	H: 0 LOB: 0 BB: 0 P: 5	1B: 3 2B: 2 3B: 0 HR: 0	SF: 0 SAC: 0 DP: 2 HBP: 1	WP: 0 PA: 34 PB: 0 SB: 0 CS: 0						
PITCHER	IP	WLS	BF	H	R	ER	SO	BB	IBB	HBP	BLK	WP	HR	S	P	ERA	WHIP										
Bill Hands, R ERA: 3.14 (1, 1)	9.0	W	33	5	0	0	5	2	0	1	0	0	0	40	49	0.00	0.778										

Chicago Cubs @ Houston Astros
Astrodome, Houston, TX
Tue Aug 03 1971, 8:05 PM EDT
Att: 14,622 - Unknown


AB	30
R	0
H	5
RBI	0
BB	2
SO	5
LOB	11



Batter	1	2	3	4	5	6	7	8	9	AB	R	H	RBI	BB	SO	LOB	TOP					
Maury Wills, S OBP: 0.319, SLG: 0.330 (1, 6)	0-3 K ①		X 0-0 1B 1B		X 0-3 K ③		X 0-0 FC6-4 1-2			4	0	1	0	0	2	1						
Bill Buckner, L OBP: 0.308, SLG: 0.384 (1, 9)	0-0 6-3 ②		X 0-0 1-2 1B		X 0-0 1-3 ①		X 0-0 F8 ①			4	0	1	0	0	0	0						
Willie Davis, L OBP: 0.341, SLG: 0.452 (1, 8)	0-0 E3 1B ①		X 0-0 L6 ②		X 0-0 L9 ②		X 0-0 L8 ②			4	0	0	0	0	0	2						
Dick Allen, R OBP: 0.385, SLG: 0.475 (1, 3)	0-0 1-2 1B ①		X 0-3 K2-3 ③		X 4-0 BB BB ①		X 4-0 BB BB ③			2	0	1	0	2	1	2						
Willie Crawford, L OBP: 0.354, SLG: 0.518 (1, 7)	0-3 K ③		X 0-3 K ①		X 4-0 1-2 BB ③		X 0-0 4-3 ③			3	0	0	0	1	2	3						
Jim Lefebvre, S OBP: 0.320, SLG: 0.400 (1, 4)		X 0-3 K ①		X 0-0 F3 ②		X 0-0 4-3 ③		X 0-0 4-3 ①		4	0	0	0	0	1	2						
Steve Garvey, R OBP: 0.320, SLG: 0.419 (1, 5)		X 0-3 K ②		X 0-0 F2 ③		X 0-0 F6 ①		X 0-0 6-3 ②		4	0	0	0	0	1	0						
Joe Ferguson, R OBP: 0.288, SLG: 0.343 (1, 2)		X 0-3 K ③		X 0-0 F7 ①		X 0-0 FC6-4 1B ②		X 0-0 6-3 ③		4	0	1	0	0	1	0						
Al Downing, R OBP: 0.239, SLG: 0.234 (7, PH)			X 0-0 F9 ①		X 0-3 K ②		X 0-0 F8 ②			2	0	0	0	0	1	0						
Duke Sims, L OBP: 0.335, SLG: 0.330 (7, 1)			X 0-0 F9 ①		X 0-3 K ②		X 0-0 F8 ②			1	0	0	0	0	0	1						
Jim Brewer, L OBP: 0.400, SLG: 0.400 (7, 1)			X 0-0 F9 ①		X 0-3 K ②		X 0-0 F8 ②			0	0	0	0	0	0	0						
Inning Stats	R: 0 E: 1 K: 2 S: 9	H: 1 LOB: 2 BB: 0 P: 9	R: 0 E: 0 K: 3 S: 9	H: 0 LOB: 0 BB: 0 P: 9	R: 0 E: 0 K: 1 S: 7	H: 2 LOB: 2 BB: 0 P: 7	R: 0 E: 0 K: 1 S: 5	H: 0 LOB: 0 BB: 0 P: 5	R: 0 E: 0 K: 2 S: 7	H: 0 LOB: 0 BB: 0 P: 7	R: 0 E: 0 K: 0 S: 3	H: 0 LOB: 2 BB: 2 P: 11	R: 0 E: 0 K: 0 S: 4	H: 1 LOB: 1 BB: 0 P: 4	R: 0 E: 0 K: 0 S: 3	H: 0 LOB: 1 BB: 1 P: 7	R: 0 E: 0 K: 0 S: 3	H: 0 LOB: 0 BB: 0 P: 3	1B: 4 2B: 0 3B: 0 HR: 0	SF: 0 SAC: 0 DP: 0 HBP: 0	WP: 0 PB: 0 SB: 0 CS: 0	PA: 35
PITCHER Ken Forsch, R ERA: 2.86 (1, 1)	IP: 9.0 WLS: W BF: 35 H: 4 R: 0 ER: 0 SO: 9 BB: 3 IBB: 0 HBP: 0 BLK: 0 WP: 0 HR: 0 S: 50 P: 62 ERA: 0.00 WHIP: 0.778															PITCHER	IP: 9.0 WLS: W BF: 35 H: 4 R: 0 ER: 0 SO: 9 BB: 3 IBB: 0 HBP: 0 BLK: 0 WP: 0 HR: 0 S: 50 P: 62 ERA: 0.00 WHIP: 0.778					

Los Angeles Dodgers @ Houston Astros
Astrodome, Houston, TX
Wed Aug 04 1971, 8:05 PM EDT
Att: 23,338 - Dome


AB 32
R 0
H 4
RBI 0
BB 3
SO 9
LOB 11



Batter	1	2	3	4	5	6	7	8	9	AB	R	H	RBI	BB	SO	LOB	BOTTOM			
Roger Metzger, S OBP: 0.289, SLG: 0.296 (1, 6)	0-0 F8 ①		X 0-0 4-3 ②		X 0-0 SH1-3 BB 1B ③		X 0-0 F8 ③			4	1	1	0	0	0	3				
Joe Morgan, L OBP: 0.361, SLG: 0.413 (1, 4)	0-0 G6-4-3 1B ①		X 0-0 F8 ③		X 4-0 SH1-3 BB 1B ②		X 0-0 L9 ①			3	1	1	0	1	0	1				
Jimmy Wynn, R OBP: 0.328, SLG: 0.337 (1, 9)	0-0 G6-4-3 1-2 ③		X 0-0 G6-3 1B ②		X 0-0 SH1-3 ①		X 0-0 5-3 ②			3	0	1	0	0	0	1				
Cesar Cedeno, R OBP: 0.291, SLG: 0.403 (1, 8)		X 0-3 K ①		X 0-0 G6-3 1-2 ②		X 0-0 SH1-3 K 1B ②		X 0-0 6-3 ③		4	0	1	2	0	1	1				
Doug Rader, R OBP: 0.316, SLG: 0.387 (1, 5)		X 0-0 4-3 1B ①		X 0-0 PB 2B ②		X 0-3 K 2-3 ③		X 0-0 K ③		3	0	2	0	0	1	1				
Denis Menke, R OBP: 0.334, SLG: 0.325 (1, 3)		X 0-0 4-3 1-2 ②		X 0-3 K 2-3 ③		X 0-3 K ①		X 0-0 K ②		3	0	0	0	0	2	2				
Jesus Alou, R OBP: 0.334, SLG: 0.401 (1, 7)		X 0-0 F8 ③		X 0-0 4-3 ①		X 0-0 6-3 ②		X 0-0 6-3 ②		3	0	0	0	0	0	1				
Jack Hiatt, R OBP: 0.400, SLG: 0.333 (1, 2)			X 0-0 4-3 WP 1B ①		X 0-0 F3 ②		X 0-0 1B 1B ①			3	0	2	0	0	0	0				
Ken Forsch, R OBP: 0.088, SLG: 0.061 (1, 1)			X 0-3 K 1-2 ①		X 0-3 K ③		X 0-0 1-2 1B ①			3	0	1	0	0	2	1				
Inning Stats	R: 0 E: 0 K: 0 S: 3	H: 1 LOB: 0 BB: 0 P: 3	R: 0 E: 0 K: 1 S: 6	H: 1 LOB: 0 BB: 0 P: 6	R: 0 E: 0 K: 1 S: 6	H: 1 LOB: 1 BB: 0 P: 6	R: 0 E: 0 K: 1 S: 5	H: 0 LOB: 0 BB: 0 P: 5	R: 2 E: 0 K: 1 S: 7	H: 2 LOB: 2 BB: 1 P: 10	R: 0 E: 0 K: 1 S: 7	H: 2 LOB: 2 BB: 0 P: 7	R: 0 E: 0 K: 0 S: 3	H: 0 LOB: 0 BB: 0 P: 3	R: 0 E: 0 K: 0 S: 3	H: 0 LOB: 0 BB: 0 P: 3	1B: 8 2B: 1 3B: 0 HR: 0	SF: 0 SAC: 1 DP: 2 HBP: 0	WP: 1 PB: 1 SB: 0 CS: 0	PA: 31
PITCHER Al Downing, L ERA: 2.62 Jim Brewer, L ERA: 2.24 (7, 1)	IP: 6.0 WLS: L BF: 23 H: 7 R: 2 ER: 2 SO: 5 BB: 1 IBB: 0 HBP: 0 BLK: 0 WP: 1 HR: 0 S: 32 P: 36 ERA: 3.00 WHIP: 1.333															PITCHER	IP: 2.0 WLS: L BF: 8 H: 2 R: 0 ER: 0 SO: 1 BB: 0 IBB: 0 HBP: 0 BLK: 0 WP: 0 HR: 0 S: 10 P: 10 ERA: 0.00 WHIP: 1.000			

Los Angeles Dodgers @ Houston Astros
Astrodome, Houston, TX
Wed Aug 04 1971, 8:05 PM EDT
Att: 23,338 - Dome

AB 29
R 2
H 9
RBI 2
BB 1
SO 6
LOB 11



Batter	1	2	3	4	5	6	7	8	9	AB	R	H	RBI	BB	SO	LOB	TOP				
Maury Wills, S (1, 6) OBP: 0.322, SLG: 0.332	0-0 4-3		0-0 FC4-6 1B	4-0 1-2 2-3 BB		0-0 S 1B		0-0 F7		4	0	2	0	1	0	2					
Bill Buckner, L (1, 9) OBP: 0.306, SLG: 0.378	0-0 1-3		0-0 FC4-6 1-2	0-0 5-3		0-0 F8 1-2			1-0 SH 1B HBP	4	1	0	0	0	0	5					
Willie Davis, L (1, 8) OBP: 0.340, SLG: 0.450	0-0 F9		0-0 G3		0-0 G3 1B			0-0 F7	0-0 SH 1B IBB FC5-2	4	0	1	0	0	0	1					
Dick Allen, R (1, 3) OBP: 0.385, SLG: 0.471		0-0 4-3		4-0 1B BB		0-0 F8		0-3 K	4-0 FC5-2 1B IBB FC5-2	3	1	0	0	2	1	1					
Duke Sims, L (9, 2) OBP: 0.335, SLG: 0.330				1-2 SF9 1B		0-0 G3		0-0 6-3	0-0 FC5-2 FC5-2 1B	0	0	0	0	0	0	0					
Willie Crawford, L (1, 7) OBP: 0.356, SLG: 0.516		1-0		1-2 SF9 1B		0-0 G3		0-0 6-3	0-0 FC5-2 FC5-2 1B	3	1	1	0	0	0	1					
Wes Parker, S (9, PH) OBP: 0.353, SLG: 0.358				1-2 SF9 1B		1-2			1-2 2-3 3-H	1	0	1	1	0	0	0					
Jim Lefebvre, S (1, 4) OBP: 0.321, SLG: 0.398		0-3 K		1-3 2-H 1B		4-0 BB IBB		0-0 L7	0-0 FC5-2 FC5-2	4	0	1	1	1	1	4					
Tom Haller, L (1, 2) OBP: 0.311, SLG: 0.316		4-0		1-2 1B		4-0 BB IBB		1-0	0-0 FC5-2 FC5-2 HBP	1	0	0	0	2	1	2					
Manny Mota, R (9, PH) OBP: 0.374, SLG: 0.384		1-2 BB		1-2 IBB		0-3 K			1-2 2-3 3-H	1	0	0	0	0	0	3					
Steve Garvey, R (1, 5) OBP: 0.311, SLG: 0.409		0-0 G3		0-0 SF9		0-0 5-3		0-0 FC5-4 1B	0-0 F9	4	0	0	1	0	0	6					
Bill Singer, R (1, 1) OBP: 0.222, SLG: 0.125			0-3 K2-3	0-3 K		0-0 4-3		0-0 E9 1B		4	0	1	0	0	2	2					
Inning Stats	R: 0 E: 0 K: 0 S: 3	H: 0 LOB: 0 BB: 0 P: 3	R: 0 E: 0 K: 1 S: 5	H: 0 LOB: 2 BB: 1 P: 10	R: 0 E: 0 K: 1 S: 6	H: 1 LOB: 1 BB: 0 P: 6	R: 2 E: 0 K: 1 S: 7	H: 2 LOB: 3 BB: 3 P: 19	R: 0 E: 0 K: 1 S: 6	H: 1 LOB: 2 BB: 1 P: 10	R: 0 E: 0 K: 0 S: 4	H: 0 LOB: 0 BB: 0 P: 5	R: 0 E: 0 K: 0 S: 4	H: 1 LOB: 2 BB: 0 P: 5	R: 1 E: 1 K: 0 S: 5	H: 1 LOB: 3 BB: 1 P: 10	1B: 7 2B: 0 3B: 0 HR: 0	SF: 1 SAC: 1 DP: 0 HBP: 3	WP: 0 PB: 0 SB: 1 CS: 0	PA: 44	
PITCHER	IP WLS BF H R ER SO	IP WLS BF H R ER SO	IP WLS BF H R ER SO	IP WLS BF H R ER SO	IP WLS BF H R ER SO	IP WLS BF H R ER SO	IP WLS BF H R ER SO	IP WLS BF H R ER SO	IP WLS BF H R ER SO	IP WLS BF H R ER SO	IP WLS BF H R ER SO	IP WLS BF H R ER SO	IP WLS BF H R ER SO	IP WLS BF H R ER SO	IP WLS BF H R ER SO	IP WLS BF H R ER SO	ERA WHIP	ERA WHIP			
Jack Billingham, R (1, 1) ERA: 3.65	6.0 L	29 5 2 2 4	4 1 1 0	0 0 0 0	0 0 0 0	0 0 5 5	3.00 1.500														
George Culver, R (7, 1) ERA: 2.34	1.0	3 0 0 0	1 0 0 1	0 0 0 0	0 0 0 0	0 0 5 7	0.00 0.000														
Fred Gladding, R (8, 1) ERA: 2.06	1.0	7 1 0 0	1 0 0 0	0 0 2 0	0 0 0 0	0 0 5 7	0.00 1.000														
Denny Lemaster, L (9, 1) ERA: 3.05	1.0	5 1 0 0	0 0 0 0	0 1 0 0	0 0 4 8	0.00 1.000															

Los Angeles Dodgers @ Houston Astros
Astrodome, Houston, TX
Thu Aug 05 1971, 8:05 PM EDT
Att: 17,893 - Dome

AB	33
R	3
H	7
RBI	3
BB	6
SO	5
LOB	27



Batter	1	2	3	4	5	6	7	8	9	AB	R	H	RBI	BB	SO	LOB	BOTTOM					
Roger Metzger, S (1, 6) OBP: 0.288, SLG: 0.295	0-3 K2-3		0-0 L9			0-0 BB 1B		0-0 6-3		4	0	1	0	0	1	0						
Joe Morgan, L (1, 4) OBP: 0.360, SLG: 0.410	4-0 BB		0-0 G3		0-0 K		0-3 K		0-3 K	3	0	0	0	1	2	1						
Jimmy Wynn, R (1, 9) OBP: 0.330, SLG: 0.334	0-0 F5		0-0 F8		4-0 1-2 BB		4-0 2B BB		0-0 2B	2	0	0	0	2	0	1						
Cesar Cedeno, R (1, 8) OBP: 0.290, SLG: 0.404	0-0 6-3		0-0 F9		0-0 F4		0-0 F4		1-3 2B	4	0	1	0	0	0	3						
Doug Rader, R (1, 5) OBP: 0.313, SLG: 0.383		0-3 K		0-3 K		0-0 5-3		0-0 F4		4	0	0	0	0	2	2						
Denis Menke, R (1, 3) OBP: 0.336, SLG: 0.325		0-0 G6-4-3 1B		4-0 5-3 BB		0-3 K		0-0 5-3		3	0	1	0	1	1	0						
Jesus Alou, R (1, 7) OBP: 0.336, SLG: 0.493		0-0 G6-4-3 1-2		0-0 5-3		0-0 1B 1B		0-0 1B 1B		4	0	2	0	0	0	2						
Jack Hiatt, R (1, 2) OBP: 0.399, SLG: 0.333			0-3 K		0-0 5-3		0-0 5-3		0-3 K	3	0	1	0	0	1	1						
Cesar Geronimo, L (7, PR) OBP: 0.308, SLG: 0.333										0	0	0	0	0	0	0						
Larry Howard, R (8, 2) OBP: 0.231, SLG: 0.462										1	0	0	0	0	1	1						
Jack Billingham, R (1, 1) OBP: 0.176, SLG: 0.163										1	0	0	0	0	1	0						
Rich Collins, S (6, PH) OBP: 0.204, SLG: 0.400										0	0	0	0	0	0	0						
George Culver, R (7, 1) OBP: 0.143, SLG: 0.143										1	0	0	0	0	0	2						
Norm Miller, S (9, PH) OBP: 0.143, SLG: 0.400										0	0	0	0	0	0	0						
Fred Gladding, L (8, 1) OBP: 0.333, SLG: 0.333										0	0	0	0	0	0	0						
Denny Lemaster, R (9, 1) OBP: 0.333, SLG: 0.333										1	0	0	0	0	0	1						
Bob Watson, R (9, PH) OBP: 0.307, SLG: 0.402										0	0	0	0	0	0	1						
Inning Stats	R: 0 E: 0 K: 1 S: 5	H: 0 LOB: 1 BB: 1 P: 9	R: 0 E: 0 K: 1 S: 5	H: 1 LOB: 0 BB: 0 P: 5	R: 0 E: 0 K: 2 S: 7	H: 0 LOB: 0 BB: 0 P: 7	R: 0 E: 0 K: 0 S: 3	H: 0 LOB: 0 BB: 0 P: 3	R: 0 E: 0 K: 1 S: 5	H: 0 LOB: 1 BB: 1 P: 9	R: 0 E: 0 K: 2 S: 8	H: 1 LOB: 2 BB: 1 P: 12	R: 0 E: 0 K: 1 S: 7	H: 2 LOB: 2 BB: 0 P: 7	R: 0 E: 0 K: 1 S: 6	H: 1 LOB: 1 BB: 1 P: 10	R: 0 E: 0 K: 1 S: 6	H: 1 LOB: 1 BB: 0 P: 6	1B: 5 2B: 1 3B: 0 HR: 0	SF: 0 SAC: 0 DP: 1 HBP: 0	WP: 0 PB: 0 SB: 0 CS: 0	PA: 36
PITCHER	IP WLS BF H R ER SO	IP WLS BF H R ER SO	IP WLS BF H R ER SO	IP WLS BF H R ER SO	IP WLS BF H R ER SO	IP WLS BF H R ER SO	IP WLS BF H R ER SO	IP WLS BF H R ER SO	IP WLS BF H R ER SO	IP WLS BF H R ER SO	IP WLS BF H R ER SO	IP WLS BF H R ER SO	IP WLS BF H R ER SO	IP WLS BF H R ER SO	IP WLS BF H R ER SO	IP WLS BF H R ER SO	ERA WHIP	ERA WHIP				
Bill Singer, R (1, 1) ERA: 4.29	9.0 W	36 6 0 0 10	4 0 0 0	0 0 0 0	0 0 52 68	0.00 1.111																

Los Angeles Dodgers @ Houston Astros
Astrodome, Houston, TX
Thu Aug 05 1971, 8:05 PM EDT
Att: 17,893 - Dome

AB	32
R	0
H	6
RBI	0
BB	4
SO	10
LOB	14



Batter	1	2	3	4	5	6	7	8	9	AB	R	H	RBI	BB	SO	LOB	TOP										
Enzo Hernandez, R (1, 6) OBP: 0.302, SLG: 0.263	6-3		SH1-4	6-3			L5		4-3	4	0	0	0	0	0	2											
Garry Jesteadt, R (1, 4) OBP: 0.244, SLG: 0.282	FC5-4 1B		5-3			F8	6-3			4	0	1	0	0	0	2											
Cito Gaston, R (1, 8) OBP: 0.275, SLG: 0.398	L4					F8				4	1	2	1	0	0	1											
Nate Colbert, R (1, 3) OBP: 0.350, SLG: 0.482	FC5-4 1-2		F7			F9			K	4	0	0	0	0	1	3											
Ollie Brown, R (1, 9) OBP: 0.363, SLG: 0.371		5-3				F7				3	1	1	1	1	0	0											
Ed Spiezio, R (1, 5) OBP: 0.275, SLG: 0.341						F7				3	1	2	2	1	0	0											
Leron Lee, L (1, 7) OBP: 0.330, SLG: 0.396						F8				4	0	0	0	0	0	3											
Larry Stahl, L (9, 7) OBP: 0.300, SLG: 0.387	F7					F8			L3	0	0	0	0	0	0	0											
Fred Kendall, R (1, 2) OBP: 0.222, SLG: 0.213		5-3							F7	4	0	2	0	0	0	1											
Dave Roberts, L (1, 1) OBP: 0.190, SLG: 0.224										1	1	1	0	0	0	0											
Don Mason, L (9, PH) OBP: 0.257, SLG: 0.235										1	0	0	0	0	0	0											
Bob Miller, R (9, 1)										0	0	0	0	0	0	0											
Inning Stats	R: 0 E: 0 K: 0 S: 4	H: 1 LOB: 1 BB: 0 P: 4	R: 0 E: 0 K: 0 S: 3	H: 0 LOB: 1 BB: 1 P: 7	R: 1 E: 0 K: 0 S: 5	H: 2 LOB: 1 BB: 0 P: 5	R: 2 E: 0 K: 0 S: 5	H: 2 LOB: 1 BB: 0 P: 9	R: 0 E: 0 K: 0 S: 3	H: 0 LOB: 0 BB: 0 P: 3	R: 0 E: 0 K: 0 S: 4	H: 1 LOB: 1 BB: 0 P: 4	R: 1 E: 0 K: 1 S: 7	H: 3 LOB: 1 BB: 0 P: 7	R: 0 E: 0 K: 0 S: 3	H: 0 LOB: 0 BB: 0 P: 3	1B: 7 2B: 1 3B: 1 HR: 1	SF: 0 SAC: 3 DP: 1 HBP: 0	WP: 0 PB: 0 SB: 1 CS: 0	PA: 37							
PITCHER	IP	WLS	BF	H	R	ER	SO	BB	IBB	HBP	BLK	WP	HR	S	P	ERA	WHIP										
Wade Blasingame, L (1, 1) ERA: 3.79	7.0		29	6	3	3	0	2	0	0	0	0	1	27	35	3.86	1.143										
Jim Ray, R (8, 1) ERA: 2.15	2.0	L	8	3	1	1	1	0	0	0	0	0	0	10	10	4.50	1.500										

San Diego Padres @ Houston Astros
Astrodome, Houston, TX
Fri Aug 06 1971, 8:05 PM EDT
Att: 21,915 - Unknown

AB	32
R	4
H	9
RBI	4
BB	2
SO	1
LOB	12



Batter	1	2	3	4	5	6	7	8	9	AB	R	H	RBI	BB	SO	LOB	BOTTOM										
Roger Metzger, S (1, 6) OBP: 0.286, SLG: 0.292	K		F9			6-3		1-4-3		4	0	0	0	0	1	2											
Joe Morgan, L (1, 4) OBP: 0.361, SLG: 0.410	1-3					K				4	0	2	1	0	1	1											
Jimmy Wynn, R (1, 9) OBP: 0.327, SLG: 0.330	K		F7					F8		4	0	0	0	0	1	2											
Cesar Cedeno, R (1, 8) OBP: 0.288, SLG: 0.400		F9				F7		F3		4	0	0	0	0	0	1											
Bob Watson, R (1, 3) OBP: 0.353, SLG: 0.397		6-3				K2-3		F9		4	0	0	0	0	2	0											
Doug Rader, R (1, 5) OBP: 0.312, SLG: 0.389		6-3						4-3		4	1	1	1	0	0	0											
Jesus Alou, R (1, 7) OBP: 0.335, SLG: 0.401			E9			4-3		5-3		4	1	1	0	0	0	0											
Jack Hiatt, R (1, 2) OBP: 0.409, SLG: 0.352			SF7 1B							1	1	1	0	1	0	0											
Wade Blasingame, L (1, 1) OBP: 0.306, SLG: 0.341			SF7 1B HBP			SH1-4 BB				0	0	0	1	0	0	0											
Denis Menke, R (7, PH) OBP: 0.335, SLG: 0.324			SF7			SH1-4				1	0	0	0	0	0	1											
Jim Ray, R (8, 1) OBP: 0.250, SLG: 0.143								L6		0	0	0	0	0	0	0											
Inning Stats	R: 0 E: 0 K: 2 S: 7	H: 0 LOB: 0 BB: 0 P: 7	R: 0 E: 0 K: 0 S: 3	H: 0 LOB: 0 BB: 0 P: 3	R: 2 E: 1 K: 0 S: 5	H: 2 LOB: 1 BB: 0 P: 6	R: 1 E: 0 K: 1 S: 6	H: 1 LOB: 0 BB: 0 P: 6	R: 0 E: 0 K: 0 S: 3	H: 0 LOB: 0 BB: 0 P: 3	R: 0 E: 0 K: 0 S: 4	H: 1 LOB: 1 BB: 0 P: 4	R: 0 E: 0 K: 0 S: 4	H: 1 LOB: 1 BB: 0 P: 4	R: 0 E: 0 K: 1 S: 5	H: 0 LOB: 0 BB: 0 P: 5	1B: 3 2B: 0 3B: 1 HR: 1	SF: 1 SAC: 1 DP: 0 HBP: 1	WP: 0 PB: 0 SB: 1 CS: 0	PA: 34							
PITCHER	IP	WLS	BF	H	R	ER	SO	BB	IBB	HBP	BLK	WP	HR	S	P	ERA	WHIP										
Dave Roberts, L (1, 1) ERA: 2.23	8.0		31	5	3	2	4	1	0	1	0	0	1	37	42	2.25	0.750										
Bob Miller, R (9, 1) ERA: 1.82	1.0	S	3	0	0	0	1	0	0	0	0	0	0	5	5	0.00	0.000										

San Diego Padres @ Houston Astros
Astrodome, Houston, TX
Fri Aug 06 1971, 8:05 PM EDT
Att: 21,915 - Unknown

AB	30
R	3
H	5
RBI	3
BB	1
SO	5
LOB	7



Batter	1	2	3	4	5	6	7	8	9	AB	R	H	RBI	BB	SO	LOB	TOP																			
Enzo Hernandez, R OBP: 0.299, SLG: 0.261 (1, 6)	F8		6-3			F7	1-3			4	0	0	0	0	0	2																				
Don Mason, L OBP: 0.252, SLG: 0.230 (1, 4)	L4			6-3		E6		E1		4	1	0	0	0	0	0																				
Cito Gaston, R OBP: 0.275, SLG: 0.401 (1, 8)	5-3			F8		1B	3B	L3-6		4	1	1	1	0	0	1																				
Nate Colbert, R OBP: 0.347, SLG: 0.477 (1, 3)		5-3		F8		K		6-3		4	0	0	0	0	1	1																				
Ollie Brown, R OBP: 0.361, SLG: 0.370 (1, 9)		5-3			5-3			4-3		4	0	1	1	0	0	0																				
Leron Lee, L OBP: 0.328, SLG: 0.399 (1, 7)		4-3			WP	F8		G3		4	1	1	0	0	0	1																				
Ed Spiezio, R OBP: 0.282, SLG: 0.344 (1, 5)			F7		SF7			1B		1	0	1	1	2	0	0																				
Bob Barton, R OBP: 0.314, SLG: 0.363 (1, 2)			F7				K			4	0	2	0	0	1	2																				
Steve Arlin, R OBP: 0.179, SLG: 0.135 (7, PH)			K				K			2	0	0	0	0	2	2																				
Larry Stahl, L OBP: 0.298, SLG: 0.386 (7, 1)							K			1	0	0	0	0	1	1																				
Al Severinsen, R (7, 1)										0	0	0	0	0	0	0																				
Inning Stats	R: 0 E: 0 K: 0 S: 3	H: 0 LOB: 0 BB: 0 P: 3	R: 0 E: 0 K: 0 S: 3	H: 0 LOB: 0 BB: 0 P: 3	R: 0 E: 0 K: 1 S: 5	H: 0 LOB: 1 BB: 1 P: 9	R: 0 E: 0 K: 0 S: 3	H: 0 LOB: 0 BB: 0 P: 3	R: 1 E: 0 K: 1 S: 7	H: 2 LOB: 1 BB: 0 P: 7	R: 2 E: 1 K: 1 S: 8	H: 2 LOB: 1 BB: 0 P: 8	R: 0 E: 0 K: 0 S: 3	H: 1 LOB: 1 BB: 0 P: 8	R: 0 E: 1 K: 0 S: 3	H: 0 LOB: 0 BB: 0 P: 3	R: 0 E: 0 K: 0 S: 3	H: 1 LOB: 1 BB: 1 P: 7	1B: 3 2B: 3 3B: 1 HR: 0	SF: 1 SAC: 0 DP: 1 HBP: 0	WP: 1 PB: 0 SB: 1 CS: 0	PA: 35														
PITCHER	IP	WLS	BF	H	R	ER	SO	BB	IBB	HBP	BLK	WP	HR	S	P	ERA	WHIP	PITCHER	IP	WLS	BF	H	R	ER	SO	BB	IBB	HBP	BLK	WP	HR	S	P	ERA	WHIP	
Don Wilson, R ERA: 2.95 (1, 1)	6.0	W	24	4	3	1	3	1	0	0	0	1	0	29	33	1.50	0.833																			
George Culver, R ERA: 2.24 (7, 1)	3.0	S	11	2	0	0	2	1	0	0	0	0	0	14	18	0.00	1.000																			

San Diego Padres @ Houston Astros
Astrodome, Houston, TX
Sat Aug 07 1971, 8:05 PM EDT
Att: 23,334 - Dome

AB	32
R	3
H	6
RBI	3
BB	2
SO	5
LOB	10



Batter	1	2	3	4	5	6	7	8	9	AB	R	H	RBI	BB	SO	LOB	BOTTOM																			
Roger Metzger, S OBP: 0.290, SLG: 0.295 George Culver, R OBP: 0.143, SLG: 0.143 (7, 1)	K					E2		SH1-4		3	1	2	1	1	1	0																				
Joe Morgan, L OBP: 0.359, SLG: 0.406 (1, 4)	E3		F8		F4	G3		IBB		4	0	0	0	1	0	4																				
Jimmy Wynn, R OBP: 0.325, SLG: 0.328 (1, 9)	F7		6-3		1B			K		5	0	1	1	0	1	4																				
Cesar Cedeno, R OBP: 0.290, SLG: 0.401 (1, 8)			K			4-3				4	0	2	1	0	1	1																				
Doug Rader, R OBP: 0.312, SLG: 0.386 (1, 5)	K			F3	FC6-4			1B		3	1	0	0	0	1	4																				
Denis Menke, R OBP: 0.337, SLG: 0.326 (7, 6)		4-3				F6				4	0	2	0	0	0	0																				
Bob Watson, R OBP: 0.358, SLG: 0.399 (7, 3)				G6-4-3						3	1	2	1	1	0	1																				
Jack Hiatt, R OBP: 0.400, SLG: 0.342 (1, 2)		6-3				K		F4		4	0	0	0	0	1	2																				
Don Wilson, R OBP: 0.156, SLG: 0.159 Rich Chiles, L OBP: 0.408, SLG: 0.452 (6, PH) (7, 7)		F8						E4		2	1	1	0	0	0	1																				
Inning Stats	R: 0 E: 1 K: 2 S: 9	H: 1 LOB: 2 BB: 0 P: 9	R: 0 E: 1 K: 0 S: 3	H: 0 LOB: 1 BB: 1 P: 7	R: 0 E: 0 K: 1 S: 6	H: 1 LOB: 1 BB: 0 P: 6	R: 0 E: 0 K: 0 S: 3	H: 1 LOB: 0 BB: 0 P: 3	R: 2 E: 0 K: 1 S: 8	H: 3 LOB: 2 BB: 1 P: 12	R: 2 E: 1 K: 0 S: 6	H: 3 LOB: 1 BB: 0 P: 6	R: 1 E: 0 K: 0 S: 4	H: 2 LOB: 1 BB: 0 P: 5	R: 0 E: 1 K: 1 S: 6	H: 0 LOB: 2 BB: 1 P: 10	1B: 11 2B: 0 3B: 0 HR: 0	SF: 0 SAC: 1 DP: 1 HBP: 1	WP: 0 PB: 0 SB: 0 CS: 2	PA: 40																
PITCHER	IP	WLS	BF	H	R	ER	SO	BB	IBB	HBP	BLK	WP	HR	S	P	ERA	WHIP	PITCHER	IP	WLS	BF	H	R	ER	SO	BB	IBB	HBP	BLK	WP	HR	S	P	ERA	WHIP	
Steve Arlin, R ERA: 3.39 (1, 1)	6.0	L	29	9	4	3	4	2	0	0	0	0	0	35	43	4.50	1.833																			
Al Severinsen, R ERA: 3.5 (7, 1)	2.0		10	2	1	1	1	0	1	1	0	0	0	10	15	4.50	1.000																			

San Diego Padres @ Houston Astros
Astrodome, Houston, TX
Sat Aug 07 1971, 8:05 PM EDT
Att: 23,334 - Dome

AB	34
R	5
H	11
RBI	5
BB	3
SO	5
LOB	17



Batter	1	2	3	4	5	6	7	8	9	AB	R	H	RBI	BB	SO	LOB	TOP								
Enzo Hernandez, R OBP: 0.298, SLG: 0.261										4	1	1	0	0	1	2									
Don Mason, L OBP: 0.252, SLG: 0.231										4	0	1	0	0	0	2									
Cito Gaston, R OBP: 0.272, SLG: 0.397										4	0	0	0	0	1	4									
Nate Colbert, R OBP: 0.348, SLG: 0.485										4	1	2	2	0	0	0									
Larry Stahl, L OBP: 0.298, SLG: 0.383										4	1	1	0	0	3	1									
Leron Lee, L OBP: 0.326, SLG: 0.401										4	0	1	0	0	1	1									
Ed Spiezio, R OBP: 0.282, SLG: 0.342										4	0	1	1	0	0	1									
Fred Kendall, R OBP: 0.212, SLG: 0.203										4	0	0	0	0	0	1									
Fred Norman, S OBP: 0.286, SLG: 0.200										3	0	2	0	0	0	1									
Bob Miller, R (8, 1)										1	0	0	0	0	0	0									
Inning Stats	R: 1 E: 0 K: 1 S: 7	H: 2 LOB: 1 BB: 0 P: 7	R: 0 E: 0 K: 0 S: 3	H: 0 LOB: 0 BB: 0 P: 3	R: 0 E: 0 K: 2 S: 8	H: 1 LOB: 1 BB: 0 P: 8	R: 2 E: 1 K: 0 S: 6	H: 3 LOB: 1 BB: 0 P: 6	R: 0 E: 0 K: 0 S: 3	H: 0 LOB: 0 BB: 0 P: 3	R: 0 E: 0 K: 1 S: 6	H: 1 LOB: 1 BB: 0 P: 6	R: 0 E: 0 K: 0 S: 5	H: 2 LOB: 2 BB: 0 P: 5	R: 0 E: 0 K: 2 S: 7	H: 0 LOB: 0 BB: 0 P: 7	R: 0 E: 0 K: 0 S: 3	H: 0 LOB: 0 BB: 0 P: 3	1B: 7 2B: 1 3B: 0 HR: 1	SF: 0 SAC: 0 DP: 0 HBP: 0	WP: 0 PB: 0 SB: 1 CS: 1	PA: 36			
PITCHER	IP	WLS	BF	H	R	ER	SO	BB	IBB	HBP	BLK	WP	HR	S	P	ERA	WHIP								
Larry Dierker, R ERA: 2.72	(1, 1)	1.0	5	2	1	1	1	0	0	0	0	0	0	7	7	9.00	2.000								
Denny Lemaster, L ERA: 2.99	(2, 1)	7.0	L	28	7	2	2	5	0	0	0	0	1	38	38	2.57	1.000								
Jim Ray, R ERA: 2.13	(9, 1)	1.0	3	0	0	0	0	0	0	0	0	0	0	3	3	0.00	0.000								

San Diego Padres @ Houston Astros
Astrodome, Houston, TX
Sun Aug 08 1971, 4:33 AM EDT
Att: 19,757 - Dome

AB 36
R 3
H 9
RBI 3
BB 0
SO 6
LOB 13



Batter	1	2	3	4	5	6	7	8	9	AB	R	H	RBI	BB	SO	LOB	BOTTOM								
Roger Metzger, S OBP: 0.291, SLG: 0.296										2	0	1	1	0	0	0									
Denis Menke, R OBP: 0.340, SLG: 0.333										1	0	1	1	1	0	0									
Joe Morgan, L OBP: 0.356, SLG: 0.402										4	0	0	0	0	1	3									
Jimmy Wynn, R OBP: 0.324, SLG: 0.325										3	0	0	0	1	0	1									
Cesar Cedeno, R OBP: 0.287, SLG: 0.397										4	0	0	0	0	3	3									
Bob Watson, R OBP: 0.357, SLG: 0.397										4	0	1	0	0	0	0									
Doug Rader, R OBP: 0.309, SLG: 0.382										4	0	0	0	0	1	1									
Jesus Alou, R OBP: 0.334, SLG: 0.402										4	0	1	0	0	1	0									
Jack Hiatt, R OBP: 0.408, SLG: 0.345										2	2	1	0	2	1	0									
Larry Dierker, R OBP: 0.091, SLG: 0.093	(1, 1)									0	0	0	0	0	0	0									
Denny Lemaster, R OBP: 0.250, SLG: 0.250	(2, 1)									1	0	0	0	0	0	0									
Larry Howard, R OBP: 0.214, SLG: 0.429	(6, PH)									1	0	0	0	0	1	1									
Jim Ray, R OBP: 0.250, SLG: 0.143	(9, 1)									0	0	0	0	0	0	0									
Rich Chiles, L OBP: 0.300, SLG: 0.442	(9, PH)									1	0	0	0	0	0	2									
Inning Stats	R: 0 E: 0 K: 0 S: 3	H: 0 LOB: 0 BB: 0 P: 3	R: 0 E: 0 K: 1 S: 5	H: 0 LOB: 0 BB: 0 P: 5	R: 1 E: 0 K: 1 S: 6	H: 1 LOB: 1 BB: 1 P: 10	R: 0 E: 0 K: 1 S: 6	H: 1 LOB: 1 BB: 0 P: 6	R: 0 E: 0 K: 1 S: 5	H: 0 LOB: 0 BB: 0 P: 5	R: 0 E: 0 K: 2 S: 7	H: 0 LOB: 1 BB: 1 P: 11	R: 0 E: 0 K: 0 S: 3	H: 0 LOB: 0 BB: 0 P: 3	R: 1 E: 0 K: 2 S: 9	H: 2 LOB: 2 BB: 1 P: 13	R: 0 E: 0 K: 0 S: 4	H: 1 LOB: 2 BB: 1 P: 8	1B: 3 2B: 1 3B: 1 HR: 0	SF: 0 SAC: 1 DP: 0 HBP: 0	WP: 0 PB: 0 SB: 0 CS: 0	PA: 36			
PITCHER	IP	WLS	BF	H	R	ER	SO	BB	IBB	HBP	BLK	WP	HR	S	P	ERA	WHIP								
Fred Norman, L ERA: 3.56	(1, 1)	7.2	W	29	4	2	2	7	2	0	0	0	0	41	49	2.35	0.783								
Bob Miller, R ERA: 1.79	(8, 1)	1.1	S	7	1	0	0	1	2	0	0	0	0	7	15	0.00	2.250								

San Diego Padres @ Houston Astros
Astrodome, Houston, TX
Sun Aug 08 1971, 4:33 AM EDT
Att: 19,757 - Dome

AB 31
R 2
H 5
RBI 2
BB 4
SO 8
LOB 11



Batter	1	2	3	4	5	6	7	8	9	AB	R	H	RBI	BB	SO	LOB	TOP										
Jesus Alou, R OBP: 0.336, SLG: 0.403 (1, 7)	0-3 K		0-0 HR 1B		0-0 L8		0-0 2H 1B			4	1	2	1	0	1	0	Houston Astros @ Cincinnati Reds Riverfront Stadium, Cincinnati, OH Tue Aug 10 1971, 7:05 PM EDT Att: 15,083 - Unknown										
Joe Morgan, L OBP: 0.357, SLG: 0.409 (1, 4)	0-0 4-3		0-0 HR		4-0 WP S BB		0-0 F8			3	1	1	2	1	0	1											
Jimmy Wynn, R OBP: 0.321, SLG: 0.321 (1, 9)	0-0 1-3		0-0 5-3		0-0 5-3 1-3			0-3 K		4	0	0	0	0	1	1											
Cesar Cedeno, R OBP: 0.287, SLG: 0.396 (1, 8)		0-0 G3	0-0 F7		0-0 G5-4-3 1B			0-0 P6		4	0	1	0	0	0	0											
Bob Watson, R OBP: 0.352, SLG: 0.392 (1, 3)		0-0 4-3	0-0 1-3		0-0 G5-4-3 1-2			0-0 6-3		4	0	0	0	0	0	1											
Doug Rader, R OBP: 0.308, SLG: 0.381 (1, 5)		0-0 2B 1B		0-0 F8		0-0 6-3			0-0 5-3	4	0	1	0	0	0	0											
Denis Menke, R OBP: 0.339, SLG: 0.335 (1, 6)		0-0 1-3 2B		0-3 K			0-0 5-3		0-3 K	4	0	1	0	0	2	0											
Jack Hiatt, R OBP: 0.410, SLG: 0.340 (1, 2)		4-0 1B IBB		0-0 1-4-3			4-0 SH3-4 1B BB		0-3 K	2	1	0	0	2	1	0											
Ken Forsch, R OBP: 0.083, SLG: 0.057 (1, 1)		0-0 L9			0-3 K		0-0 SH3-4 1-2			2	0	0	0	0	1	3											
Inning Stats	R: 0 E: 0 K: 1 S: 5	H: 0 LOB: 0 BB: 0 P: 5	R: 0 E: 0 K: 0 S: 5	H: 2 LOB: 3 BB: 1 P: 9	R: 2 E: 0 K: 0 S: 5	H: 2 LOB: 0 BB: 0 P: 5	R: 0 E: 0 K: 1 S: 5	H: 0 LOB: 0 BB: 0 P: 5	R: 0 E: 0 K: 1 S: 3	H: 1 LOB: 0 BB: 0 P: 3	R: 1 E: 0 K: 0 S: 4	H: 1 LOB: 1 BB: 1 P: 8	R: 0 E: 0 K: 1 S: 5	H: 0 LOB: 0 BB: 0 P: 5	R: 0 E: 0 K: 2 S: 7	H: 0 LOB: 0 BB: 0 P: 7		1B: 4 2B: 1 3B: 0 HR: 1	SF: 0 SAC: 1 DP: 1 HBP: 0	WP: 1 PB: 0 SB: 1 CS: 0	PA: 35						
PITCHER	IP	WLS	BF	H	R	ER	SO	BB	IBB	HBP	BLK	WP	HR	S	P	ERA	WHIP										
Wayne Simpson, R ERA: 4.97 (1, 1)	7.0	L	29	6	3	3	3	2	1	0	0	1	1	32	44	3.86	1.143										
Clay Carroll, R ERA: 2.0 (8, 1)	1.0		3	0	0	0	1	0	0	0	0	0	0	5	5	0.00	0.000										
Wayne Granger, R ERA: 2.59 (9, 1)	1.0		3	0	0	0	2	0	0	0	0	0	0	7	7	0.00	0.000										

AB	31
R	3
H	6
RBI	3
BB	3
SO	6
LOB	6



Batter	1	2	3	4	5	6	7	8	9	AB	R	H	RBI	BB	SO	LOB	BOTTOM										
Pete Rose, S OBP: 0.374, SLG: 0.413 (1, 9)	0-0 2B 2B		0-3 K		0-0 4-3			0-0 L6		4	1	1	0	0	1	1	Houston Astros @ Cincinnati Reds Riverfront Stadium, Cincinnati, OH Tue Aug 10 1971, 7:05 PM EDT Att: 15,083 - Unknown										
Bernie Carbo, L OBP: 0.341, SLG: 0.341 Wayne Granger, R OBP: 0.400, SLG: 1.000 (1, 7) (9, 1)	0-0 F7		0-0 4-3		0-0 F7			0-0 4-3		4	0	0	0	0	0	2											
Lee May, R OBP: 0.326, SLG: 0.563 (1, 3)	0-0 P4		0-3 K			0-0 F9			0-0 P6	4	0	0	0	0	1	1											
Tony Perez, R OBP: 0.322, SLG: 0.448 (1, 5)	0-0 2H 1B 2B			4-0 S BB		4-0 G6-4-3 BB			0-0 F8	2	1	1	1	2	0	0											
Johnny Bench, R OBP: 0.284, SLG: 0.431 (1, 2)	0-0 2H 1B			0-0 F3 1-2		0-0 G6-4-3 1-2			0-0 5-3	4	0	1	1	0	0	2											
George Foster, R OBP: 0.293, SLG: 0.391 Clay Carroll, R OBP: 0.125, SLG: 0.125 Jimmy Stewart, S OBP: 0.289, SLG: 0.286 (1, 8) (8, 1) (9, 7)	0-0 F8			0-0 L7			0-0 G3			3	0	0	0	0	0	2											
Tommy Helms, R OBP: 0.283, SLG: 0.339 (1, 4)		0-0 F9		0-0 P4			0-0 6-3			3	0	0	0	0	0	1											
Dave Concepcion, R OBP: 0.257, SLG: 0.262 (1, 6)		0-0 4-3			0-0 4-3 S 1B			0-0 5-3		3	0	1	0	0	0	0											
Wayne Simpson, R OBP: 0.115, SLG: 0.042 Ty Cline, L OBP: 0.353, SLG: 0.226 (1, 1) (8, 8)		0-3 K			0-3 K 1-2			0-0 L3-1		2	0	0	0	0	2	1											
Inning Stats	R: 2 E: 0 K: 0 S: 6	H: 3 LOB: 1 BB: 0 P: 6	R: 0 E: 0 K: 1 S: 5	H: 0 LOB: 0 BB: 0 P: 5	R: 0 E: 0 K: 2 S: 7	H: 0 LOB: 0 BB: 0 P: 7	R: 0 E: 0 K: 0 S: 3	H: 0 LOB: 1 BB: 1 P: 7	R: 0 E: 0 K: 1 S: 6	H: 1 LOB: 1 BB: 0 P: 6	R: 0 E: 0 K: 0 S: 2	H: 0 LOB: 0 BB: 1 P: 6	R: 0 E: 0 K: 0 S: 3	H: 0 LOB: 0 BB: 0 P: 3	R: 0 E: 0 K: 0 S: 3	H: 0 LOB: 0 BB: 0 P: 3		1B: 2 2B: 2 3B: 0 HR: 0	SF: 0 SAC: 0 DP: 1 HBP: 0	WP: 0 PB: 0 SB: 2 CS: 0	PA: 32						
PITCHER	IP	WLS	BF	H	R	ER	SO	BB	IBB	HBP	BLK	WP	HR	S	P	ERA	WHIP										
Ken Forsch, R ERA: 2.8 (1, 1)	9.0	W	32	4	2	2	4	2	0	0	0	0	0	38	46	2.00	0.667										



Batter	1	2	3	4	5	6	7	8	9	AB	R	H	RBI	BB	SO	LOB	TOP	
Jesus Alou, R OBP: 0.335, SLG: 0.401 (1.7)										4	0	1	0	0	0	0	Houston Astros @ Cincinnati Reds Riverfront Stadium, Cincinnati, OH Wed Aug 11 1971, 7:05 PM EDT Att: 15,053 - Unknown	
Joe Morgan, L OBP: 0.355, SLG: 0.406 (1.4)										3	0	0	0	0	0	0		
Jimmy Wynn, R OBP: 0.317, SLG: 0.317 (1.9)										4	0	0	0	0	1	1		
Cesar Cedeno, R OBP: 0.285, SLG: 0.393 (1.8)										3	0	0	0	0	0	1		
Bob Watson, R OBP: 0.349, SLG: 0.389 (1.3)										3	0	0	0	0	0	0		
Doug Rader, R OBP: 0.306, SLG: 0.378 (1.5)										3	0	0	0	0	0	0		
Denis Menke, R OBP: 0.341, SLG: 0.336 (1.6)										2	1	1	0	1	0	0		
Jack Hiatt, R OBP: 0.409, SLG: 0.346 (1.2)										3	0	1	1	0	0	1		
Jack Billingham, R OBP: 0.170, SLG: 0.157 (1.1)										2	0	0	0	0	0	1		
Fred Gladding, L (7.1)										0	0	0	0	0	0	0		
Rich Chiles, L OBP: 0.392, SLG: 0.432 (8. PH)										1	0	0	0	0	0	0		
Buddy Harris, R (8.1)										0	0	0	0	0	0	0		
Inning Stats	R: 0 E: 0 K: 0 S: 4	H: 1 LOB: 1 BB: 0 P: 4	R: 1 E: 0 K: 0 S: 4	H: 1 LOB: 1 BB: 1 P: 8	R: 0 E: 0 K: 1 S: 5	H: 0 LOB: 0 BB: 0 P: 5	R: 0 E: 0 K: 0 S: 3	H: 0 LOB: 0 BB: 0 P: 3	R: 0 E: 0 K: 0 S: 3	H: 0 LOB: 0 BB: 0 P: 3	R: 0 E: 0 K: 0 S: 3	H: 1 LOB: 0 BB: 0 P: 3	R: 0 E: 0 K: 0 S: 3	H: 0 LOB: 0 BB: 0 P: 3	1B: 2 2B: 1 3B: 0 HR: 0	SF: 0 SAC: 1 DP: 1 HBP: 0	WP: 0 PB: 0 SB: 0 CS: 0	PA: 30
PITCHER Gary Nolan, R ERA: 3.17 (1.1)	IP: 9.0 WLS: W BF: 30 H: 3 R: 1 ER: 1 SO: 1 BB: 1 IBB: 0 HBP: 0 BLK: 0 WP: 0 HR: 0 S: 31 P: 35 ERA: 1.00 WHIP: 0.444																	

AB	28
R	1
H	3
RBI	1
BB	1
SO	1
LOB	4



Batter	1	2	3	4	5	6	7	8	9	AB	R	H	RBI	BB	SO	LOB	BOTTOM			
Pete Rose, S OBP: 0.375, SLG: 0.413 (1.9)										3	2	1	0	0	1	0	Houston Astros @ Cincinnati Reds Riverfront Stadium, Cincinnati, OH Wed Aug 11 1971, 7:05 PM EDT Att: 15,053 - Unknown			
Hal McRae, R OBP: 0.274, SLG: 0.394 (1.7)										2	1	0	0	1	0	1				
Lee May, R OBP: 0.325, SLG: 0.559 (1.3)										3	0	0	0	1	1	3				
Woody Woodward, R OBP: 0.271, SLG: 0.254 (8.5)										0	0	0	0	0	0	0				
Tony Perez, R OBP: 0.321, SLG: 0.448 (1.5)										4	0	1	0	0	0	3				
Johnny Bench, R OBP: 0.286, SLG: 0.430 (1.2)										3	0	1	0	1	1	1				
George Foster, R OBP: 0.290, SLG: 0.387 (1.8)										4	0	0	0	0	1	3				
Tommy Helms, R OBP: 0.280, SLG: 0.336 (1.4)										4	0	0	0	0	0	4				
Dave Concepcion, R OBP: 0.258, SLG: 0.263 (1.6)										3	1	1	0	0	1	1				
Gary Nolan, R OBP: 0.150, SLG: 0.138 (1.1)										3	1	1	0	0	0	1				
Inning Stats	R: 0 E: 0 K: 1 S: 4	H: 0 LOB: 1 BB: 1 P: 8	R: 0 E: 0 K: 1 S: 6	H: 1 LOB: 1 BB: 0 P: 6	R: 0 E: 0 K: 1 S: 5	H: 0 LOB: 0 BB: 0 P: 5	R: 0 E: 0 K: 0 S: 2	H: 0 LOB: 1 BB: 1 P: 6	R: 0 E: 0 K: 0 S: 6	H: 1 LOB: 1 BB: 0 P: 6	R: 3 E: 2 K: 0 S: 7	H: 2 LOB: 2 BB: 1 P: 11	R: 2 E: 2 K: 0 S: 5	H: 1 LOB: 1 BB: 0 P: 6	R: 0 E: 0 K: 1 S: 5	H: 0 LOB: 0 BB: 0 P: 5	1B: 4 2B: 2 3B: 0 HR: 0	SF: 0 SAC: 1 DP: 2 HBP: 1	WP: 0 PB: 0 SB: 0 CS: 1	PA: 34
PITCHER Jack Billingham, R ERA: 3.56 (1.1)	IP: 6.1 WLS: L BF: 28 H: 5 R: 5 ER: 1 SO: 4 BB: 2 IBB: 1 HBP: 1 BLK: 0 WP: 0 HR: 0 S: 32 P: 45 ERA: 1.42 WHIP: 1.105																			
Fred Gladding, R ERA: 2.03 (7.1)	0.2 3 0 0 0 0 0 0 0 0 0 0 3 3 0.00 0.000																			
Buddy Harris, R ERA: 5.49 (8.1)	1.0 3 0 0 0 1 0 0 0 0 0 0 5 5 0.00 0.000																			

AB	29
R	5
H	5
RBI	0
BB	3
SO	5
LOB	17



Batter	1	2	3	4	5	6	7	8	9	AB	R	H	RBI	BB	SO	LOB	TOP																										
Jesus Alou, R OBP: 0.336, SLG: 0.402 Rich Chiles, L OBP: 0.407, SLG: 0.511 (5, FH)										2	1	1	0	0	0	1																											
Joe Morgan, L OBP: 0.354, SLG: 0.404										5	1	1	0	0	2	2																											
Cesar Cedeno, R OBP: 0.289, SLG: 0.403										4	1	3	1	0	0	0																											
Bob Watson, R OBP: 0.348, SLG: 0.387										4	0	1	2	0	2	2																											
Doug Rader, R OBP: 0.306, SLG: 0.377										4	0	1	1	0	2	3																											
Denis Menke, R OBP: 0.338, SLG: 0.332										4	0	0	0	0	0	4																											
Jimmy Wynn, R OBP: 0.316, SLG: 0.319										4	0	1	0	0	0	1																											
Jack Hiatt, R OBP: 0.406, SLG: 0.344 Johnny Edwards, L OBP: 0.276, SLG: 0.307 (5, FH)										1	0	0	0	0	1	1																											
Wade Blasingame, L OBP: 0.300, SLG: 0.333 Buddy Harris, R										1	0	0	0	0	0	1																											
Denny Lemaster, R OBP: 0.167, SLG: 0.167 Cesar Geronimo, L OBP: 0.296, SLG: 0.320 (9, FH)										0	0	0	0	0	0	0																											
										2	0	0	0	0	1	1																											
										1	0	0	0	0	0	0																											
Inning Stats	R: 1 E: 0 K: 2 S: 10	H: 3 LOB: 2 BB: 0 P: 10	R: 0 E: 0 K: 1 S: 6	H: 1 LOB: 1 BB: 0 P: 6	R: 0 E: 0 K: 2 S: 7	H: 0 LOB: 0 BB: 0 P: 7	R: 0 E: 0 K: 0 S: 3	H: 0 LOB: 0 BB: 0 P: 3	R: 0 E: 0 K: 2 S: 6	H: 1 LOB: 1 BB: 0 P: 6	R: 0 E: 0 K: 2 S: 8	H: 1 LOB: 1 BB: 0 P: 8	R: 0 E: 0 K: 0 S: 3	H: 0 LOB: 0 BB: 0 P: 3	R: 3 E: 0 K: 0 S: 7	H: 4 LOB: 1 BB: 0 P: 7	R: 1 E: 0 K: 1 S: 6	H: 1 LOB: 0 BB: 0 P: 6	1B: 7 2B: 2 3B: 1 HR: 1	SF: 0 SAC: 0 DP: 0 HBP: 0	WP: 1 PB: 0 SB: 1 CS: 0	PA: 38																					
PITCHER	IP	WLS	BF	H	R	ER	SO	BB	IBB	HBP	BLK	WP	HR	S	P	ERA	WHIP	PITCHER								IP	WLS	BF	H	R	ER	SO	BB	IBB	HBP	BLK	WP	HR	S	P	ERA	WHIP	
Ron Reed, R ERA: 3.32	(1, 1)	9.0	W	38	11	5	5	9	0	0	0	0	1	1	56	56	5.00	1.222																									

Houston Astros @ Atlanta Braves
Atlanta Stadium, Atlanta, GA
Thu Aug 12 1971, 7:05 PM EDT
Att: 10,430 - Unknown

AB	38
R	5
H	11
RBI	5
BB	0
SO	9
LOB	17



Batter	1	2	3	4	5	6	7	8	9	AB	R	H	RBI	BB	SO	LOB	BOTTOM																										
Sonny Jackson, L OBP: 0.318, SLG: 0.350										5	1	1	1	0	0	5																											
Tommie Aaron, R OBP: 0.250, SLG: 0.250										5	2	3	0	0	0	1																											
Hank Aaron, R OBP: 0.409, SLG: 0.622 Oscar Brown, R OBP: 0.281, SLG: 0.310										3	1	1	1	1	0	2																											
Earl Williams, R OBP: 0.317, SLG: 0.454										4	3	4	4	0	0	0																											
Zoilo Versalles, R OBP: 0.258, SLG: 0.374										5	1	1	0	0	1	5																											
Mike Lum, L OBP: 0.359, SLG: 0.397										5	0	1	1	0	0	4																											
Gil Garrido, R OBP: 0.279, SLG: 0.217										4	1	1	0	1	0	0																											
Marty Perez, R OBP: 0.277, SLG: 0.301										4	1	2	3	1	0	0																											
Ron Reed, R OBP: 0.133, SLG: 0.133										4	0	2	0	0	1	4																											
Inning Stats	R: 5 E: 0 K: 0 S: 8	H: 5 LOB: 1 BB: 1 P: 12	R: 1 E: 0 K: 1 S: 7	H: 2 LOB: 2 BB: 1 P: 11	R: 1 E: 0 K: 0 S: 5	H: 2 LOB: 1 BB: 0 P: 5	R: 2 E: 0 K: 1 S: 9	H: 4 LOB: 3 BB: 1 P: 13	R: 1 E: 0 K: 0 S: 4	H: 1 LOB: 0 BB: 0 P: 4	R: 0 E: 0 K: 0 S: 3	H: 0 LOB: 0 BB: 0 P: 3	R: 0 E: 0 K: 0 S: 5	H: 2 LOB: 3 BB: 0 P: 6	R: 0 E: 0 K: 0 S: 3	H: 0 LOB: 0 BB: 0 P: 3	1B: 11 2B: 3 3B: 0 HR: 2	SF: 1 SAC: 0 DP: 0 HBP: 1	WP: 1 PB: 0 SB: 0 CS: 0	PA: 44																							
PITCHER	IP	WLS	BF	H	R	ER	SO	BB	IBB	HBP	BLK	WP	HR	S	P	ERA	WHIP	PITCHER								IP	WLS	BF	H	R	ER	SO	BB	IBB	HBP	BLK	WP	HR	S	P	ERA	WHIP	
Wade Blasingame, L ERA: 4.15	(1, 1)	1.1	L	12	6	6	6	0	2	0	0	0	0	0	10	18	40.50	6.000																									
Buddy Harris, R ERA: 6.23	(2, 1)	2.0		13	7	3	3	1	0	0	0	0	1	1	15	15	13.50	3.500																									
Denny Lemaster, L ERA: 2.89	(4, 1)	4.2		19	3	1	1	1	0	1	1	0	0	1	19	24	1.93	0.643																									

Houston Astros @ Atlanta Braves
Atlanta Stadium, Atlanta, GA
Thu Aug 12 1971, 7:05 PM EDT
Att: 10,430 - Unknown

AB	39
R	10
H	16
RBI	10
BB	3
SO	2
LOB	21

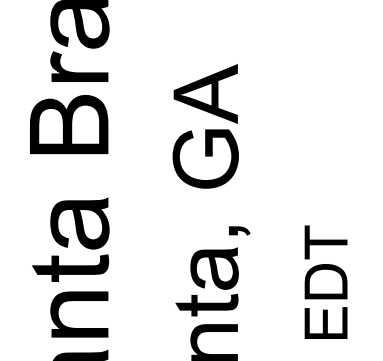


Batter	1	2	3	4	5	6	7	8	9	AB	R	H	RBI	BB	SO	LOB	TOP						
Jimmy Wynn, R (1.9) <small>OBP: 0.317, SLG: 0.320</small> Cesar Geronimo, L (9.9) <small>OBP: 0.296, SLG: 0.320</small>	K			G6-4-3					K	5	2	2	0	0	2	2	Houston Astros @ Atlanta Braves Atlanta Stadium, Atlanta, GA Fri Aug 13 1971, 7:05 PM EDT Att: 11,568 - Unknown						
Joe Morgan, L (1.4) <small>OBP: 0.356, SLG: 0.414</small>	F8									4	2	3	2	1	0	0							
Cesar Cedeno, R (1.8) <small>OBP: 0.288, SLG: 0.408</small>	K								FC6	5	1	1	4	0	2	2							
Bob Watson, R (1.3) <small>OBP: 0.346, SLG: 0.390</small>		K								5	1	1	0	0	2	2							
Denis Menke, R (1.6) <small>OBP: 0.339, SLG: 0.331</small>										2	1	0	0	2	1	1							
Doug Rader, R (1.5) <small>OBP: 0.308, SLG: 0.378</small>										4	0	2	1	0	0	1							
Rich Chiles, L (1.7) <small>OBP: 0.397, SLG: 0.490</small>										4	0	1	1	0	0	3							
Johnny Edwards, L (1.2) <small>OBP: 0.278, SLG: 0.306</small>										4	0	1	0	0	0	2							
Don Wilson, R (1.1) <small>OBP: 0.176, SLG: 0.179</small>										4	1	2	0	0	2	4							
Inning Stats	R: 0 E: 0 K: 2 S: 7	H: 0 LOB: 0 BB: 0 P: 7	R: 1 E: 0 K: 2 S: 9	H: 2 LOB: 2 BB: 1 P: 13	R: 4 E: 0 K: 0 S: 7	H: 5 LOB: 0 BB: 0 P: 7	R: 0 E: 0 K: 0 S: 3	H: 1 LOB: 0 BB: 0 P: 3	R: 0 E: 0 K: 1 S: 4	H: 0 LOB: 0 BB: 1 P: 8	R: 0 E: 0 K: 1 S: 6	H: 1 LOB: 2 BB: 1 P: 10	R: 2 E: 0 K: 2 S: 9	H: 2 LOB: 0 BB: 0 P: 9	R: 0 E: 0 K: 0 S: 3	H: 0 LOB: 0 BB: 0 P: 3	R: 1 E: 1 K: 1 S: 7	H: 2 LOB: 1 BB: 0 P: 7	1B: 10 2B: 0 3B: 1 HR: 2	SF: 0 SAC: 0 DP: 3 HBP: 0	WP: 0 PB: 0 SB: 0 CS: 0	PA: 40	
PITCHER	IP WLS BF H R ER SO BB IBB HBP BLK WP HR S P ERA WHIP																						
Phil Niekro, R (1.1) <small>ERA: 3.02</small> Mike McQueen, L (3.1) <small>ERA: 3.39</small> Bob Priddy, R (9.1) <small>ERA: 3.49</small>	2.1 L 15 7 5 5 4 1 0 0 0 0 1 22 26 19.29 3.429																						
Marty Perez, R (1.6) <small>OBP: 0.277, SLG: 0.311</small>	F7																4	1	1	1	0	0	1
Sonny Jackson, L (1.8) <small>OBP: 0.315, SLG: 0.346</small>	4-3																4	0	0	0	0	0	0
Hank Aaron, R (1.9) <small>OBP: 0.407, SLG: 0.620</small>																	4	0	1	0	0	2	0
Mike Lum, L (1.7) <small>OBP: 0.357, SLG: 0.394</small>	F8																3	0	0	0	1	0	1
Earl Williams, R (1.2) <small>OBP: 0.319, SLG: 0.463</small>																	4	1	2	1	0	1	1
Tommie Aaron, R (1.3) <small>OBP: 0.200, SLG: 0.200</small>																	4	0	0	0	0	1	2
Zoilo Versalles, R (1.5) <small>OBP: 0.253, SLG: 0.367</small>																	3	0	0	0	0	1	0
Gil Garrido, R (1.4) <small>OBP: 0.271, SLG: 0.211</small>																	3	0	0	0	0	0	0
Phil Niekro, R (1.1) <small>OBP: 0.162, SLG: 0.167</small> Mike McQueen, L (3.1) <small>OBP: 0.198, SLG: 0.250</small> Darrell Evans, L (6. PH) <small>OBP: 0.338, SLG: 0.408</small> Bob Priddy, R (9.1) <small>OBP: 0.182, SLG: 0.273</small>																	0	0	0	0	0	0	0
Inning Stats	R: 0 E: 0 K: 0 S: 4	H: 1 LOB: 1 BB: 0 P: 4	R: 1 E: 0 K: 1 S: 6	H: 1 LOB: 0 BB: 0 P: 6	R: 0 E: 0 K: 0 S: 3	H: 0 LOB: 0 BB: 0 P: 3	R: 0 E: 0 K: 2 S: 7	H: 0 LOB: 1 BB: 1 P: 11	R: 0 E: 0 K: 0 S: 4	H: 1 LOB: 1 BB: 0 P: 4	R: 0 E: 0 K: 1 S: 5	H: 0 LOB: 0 BB: 0 P: 5	R: 0 E: 0 K: 0 S: 3	H: 0 LOB: 0 BB: 0 P: 3	R: 1 E: 0 K: 0 S: 4	H: 1 LOB: 1 BB: 0 P: 4	R: 0 E: 0 K: 1 S: 6	H: 1 LOB: 1 BB: 0 P: 6	1B: 1 2B: 2 3B: 0 HR: 2	SF: 0 SAC: 0 DP: 0 HBP: 0	WP: 0 PB: 0 SB: 0 CS: 0	PA: 33	
PITCHER	IP WLS BF H R ER SO BB IBB HBP BLK WP HR S P ERA WHIP																						
Don Wilson, R (1.1) <small>ERA: 2.91</small>	9.0 W 33 5 2 2 5 1 0 0 0 0 2 42 46 2.00 0.667																						

AB 37
R 8
H 13
RBI 8
BB 3
SO 9
LOB 17



AB 32
R 2
H 5
RBI 2
BB 1
SO 5
LOB 5



Batter	1	2	3	4	5	6	7	8	9	AB	R	H	RBI	BB	SO	LOB	TOP					
Jimmy Wynn, R OBP: 0.314, SLG: 0.316 (1, 9)	0-0 5-3		0-0 F3		0-0 4-3			0-0 F7		4	0	0	0	0	0	0	Houston Astros @ Atlanta Braves Atlanta Stadium, Atlanta, GA Sat Aug 14 1971, 7:05 PM EDT Att: 25,188 - Unknown					
Joe Morgan, L OBP: 0.355, SLG: 0.410 (1, 4)	0-0 6-3		0-0 F5		0-0 F8			0-0 F9		4	0	0	0	0	0	0						
Cesar Cedeno, R OBP: 0.290, SLG: 0.407 (1, 8)	0-0 1-3		4-0 E S BB					0-0 1B		3	0	1	0	1	0	0						
Bob Watson, R OBP: 0.345, SLG: 0.389 (1, 3)		0-0 HBP BB 7-2 1B	0-0 5-3					0-3 K		4	0	1	0	0	1	2						
Denis Menke, R OBP: 0.343, SLG: 0.334 (1, 6)		4-0 7-2 HBP 1-2 BB		0-0 5-3 2B				4-0 BB		2	0	1	0	2	0	0						
Doug Rader, R OBP: 0.307, SLG: 0.375 (1, 5)		1-0 7-2 1-2 HBP 2-3		0-0 F3				0-0 F9		3	0	0	0	0	1	2						
Rich Chiles, L OBP: 0.371, SLG: 0.455 (1, 7)		0-0 7-2 1-2 2-3 3-H		0-0 5-3				0-0 F8		4	0	0	0	0	0	4						
Johnny Edwards, L OBP: 0.278, SLG: 0.304 (1, 2)				0-0 3-1				0-0 4-3		2	0	0	0	1	0	1						
Ron Cook, L (1, 1)								0-0 F9		2	0	0	0	0	2	3						
Fred Gladding, L (6, 1)										0	0	0	0	0	0	0						
Marty Martinez, S OBP: 0.286, SLG: 0.308 (7, PH)										1	0	0	0	0	0	0						
Jim Ray, R OBP: 0.250, SLG: 0.143 (7, 1)										0	0	0	0	0	0	0						
Buddy Harris, R (8, 1)										0	0	0	0	0	0	0						
Inning Stats	R: 0 E: 0 K: 0 S: 3	H: 0 LOB: 0 BB: 0 P: 3	R: 0 E: 0 K: 1 S: 5	H: 1 LOB: 3 BB: 2 P: 14	R: 0 E: 0 K: 0 S: 3	H: 0 LOB: 1 BB: 1 P: 7	R: 0 E: 0 K: 0 S: 4	H: 1 LOB: 1 BB: 0 P: 4	R: 0 E: 0 K: 1 S: 5	H: 0 LOB: 0 BB: 0 P: 5	R: 0 E: 0 K: 0 S: 3	H: 0 LOB: 1 BB: 1 P: 9	R: 0 E: 0 K: 0 S: 3	H: 0 LOB: 0 BB: 0 P: 3	R: 0 E: 0 K: 0 S: 4	H: 1 LOB: 1 BB: 0 P: 4	R: 0 E: 0 K: 1 S: 5	H: 0 LOB: 0 BB: 0 P: 5	1B: 2 2B: 2 3B: 0 HR: 0	SF: 0 SAC: 0 DP: 1 HBP: 1	WP: 0 PB: 0 SB: 1 CS: 0	PA: 34
PITCHER Pat Jarvis, R ERA: 3.85 (1, 1)	IP: 9.0 WLS: W BF: 34 H: 3 R: 0 ER: 0 SO: 4 BB: 3 IBB: 1 HBP: 1 BLK: 0 WP: 0 HR: 0 S: 37 P: 54 ERA: 0.00 WHIP: 0.667																					

Batter	1	2	3	4	5	6	7	8	9	AB	R	H	RBI	BB	SO	LOB	BOTTOM				
Marty Perez, R OBP: 0.272, SLG: 0.305 (1, 6)	0-0 F2		0-0 F9		0-0 F3	0-0 FC6-4		0-0 F7		5	0	0	0	0	0	4	Houston Astros @ Atlanta Braves Atlanta Stadium, Atlanta, GA Sat Aug 14 1971, 7:05 PM EDT Att: 25,188 - Unknown				
Ralph Garr, L OBP: 0.367, SLG: 0.432 (1, 7)	0-0 5-3		0-0 F8		0-0 4-3			0-0 4-3		5	1	1	0	0	0	2					
Hank Aaron, R OBP: 0.408, SLG: 0.618 Sonny Jackson, L OBP: 0.315, SLG: 0.345 (1, 9) (8, 8)	0-0 F8			0-0 6-3		0-0 1B HBP 1B	4-0 1B HBP 2B	0-0 6-3		3	2	1	0	1	0	0					
Earl Williams, R OBP: 0.321, SLG: 0.469 (1, 2)		0-0 P3		0-0 FC1 FC6-4 2B		0-0 P6	4-0 2B 2B			4	2	2	2	0	0	1					
Zoilo Versalles, R OBP: 0.255, SLG: 0.362 Tony La Russa, R (7, 4)		0-0 F7		0-0 FC1 FC6-4		4-0 HBP 1B SF7 BB	0-0 4-3			2	1	0	0	1	0	1					
Tommie Aaron, R OBP: 0.292, SLG: 0.333 (1, 3)		0-0 1B		0-0 FC6-4		0-0 HBP 1B 1B	0-0 2B			4	1	3	2	0	0	1					
Mike Lum, L OBP: 0.356, SLG: 0.390 (1, 8) (8, 9)	0-0 4-3			1-2 3-H 0-3 K		1-0 WP 1B HBP	1-2 2-3 3-H P4			3	0	0	1	0	1	3					
Gil Garrido, R OBP: 0.284, SLG: 0.219 Darrell Evans, L OBP: 0.340, SLG: 0.408 (1, 4) (6, PH) (7, 5)			0-0 WP 1B		4-0 SH1-4 BB	0-0 SF7	4-0 IBB			1	0	1	0	1	0	0					
Pat Jarvis, R OBP: 0.116, SLG: 0.073 (1, 1)			0-0 L9		0-0 SH1-4	0-0 FC6-4 1B	0-0 5-3			3	0	1	1	0	0	3					
Inning Stats	R: 0 E: 0 K: 0 S: 3	H: 0 LOB: 0 BB: 0 P: 3	R: 0 E: 0 K: 0 S: 4	H: 1 LOB: 1 BB: 0 P: 4	R: 0 E: 0 K: 0 S: 4	H: 1 LOB: 1 BB: 0 P: 4	R: 1 E: 0 K: 1 S: 7	H: 1 LOB: 1 BB: 0 P: 7	R: 0 E: 0 K: 0 S: 3	H: 0 LOB: 1 BB: 1 P: 7	R: 3 E: 0 K: 0 S: 6	H: 3 LOB: 2 BB: 1 P: 11	R: 3 E: 0 K: 0 S: 6	H: 3 LOB: 2 BB: 2 P: 14	R: 0 E: 0 K: 0 S: 3	H: 0 LOB: 0 BB: 0 P: 3		1B: 6 2B: 3 3B: 0 HR: 0	SF: 1 SAC: 1 DP: 0 HBP: 1	WP: 2 PB: 0 SB: 0 CS: 0	PA: 39
PITCHER Ron Cook, L ERA: 6.75 Fred Gladding, R ERA: 1.99 Jim Ray, R ERA: 2.47 Buddy Harris, R ERA: 5.96 (1, 1) (6, 1) (7, 1) (8, 1)	IP: 5.1 WLS: L BF: 25 H: 5 R: 4 ER: 4 SO: 4 BB: 0 IBB: 0 HBP: 0 BLK: 0 WP: 1 HR: 0 S: 24 P: 33 ERA: 6.75 WHIP: 1.312																				

AB	29
R	0
H	3
RBI	0
BB	4
SO	4
LOB	12



Batter	1	2	3	4	5	6	7	8	9	AB	R	H	RBI	BB	SO	LOB	TOP									
Jesus Alou, R OBP: 0.334, SLG: 0.399 (1, 7)	0-0 6-3		0-0 F7		0-0 F9		0-0 1B		0-0 4-3	5	0	1	0	0	0	0	Houston Astros @ Atlanta Braves Atlanta Stadium, Atlanta, GA Sun Aug 15 1971, 3:33 AM EDT Att: 12,895 - Unknown									
Joe Morgan, L OBP: 0.354, SLG: 0.410 (1, 4)	0-0 F8		0-0 F9		0-0 1-3		0-0 4-3		0-0 2B	5	0	1	0	0	0	2										
Cesar Cedeno, R OBP: 0.289, SLG: 0.405 (1, 8)	0-0 F8		0-0 1B		0-0 F3		0-3 K		0-0 1-3	5	0	1	0	0	1	1										
Bob Watson, R OBP: 0.350, SLG: 0.393 Roger Metzger, S OBP: 0.291, SLG: 0.296 (8, 6)		0-0 HR	0-0 1B		0-0 G3		0-0 2B 1B			4	2	3	0	0	0	0										
Doug Rader, R OBP: 0.307, SLG: 0.381 (1, 5)		0-0 HR	0-3 K		0-0 P4		0-3 K			4	1	1	2	0	2	3										
Denis Menke, R OBP: 0.345, SLG: 0.341 (8, 3)		0-0 F8			0-0 F9		0-0 4-3 SF8 2B		0-0 1-3 1B 2B	4	2	2	0	0	0	0										
Jimmy Wynn, R OBP: 0.316, SLG: 0.316 (1, 9)		4-0 BB	0-0 F2		0-0 F2		0-0 4-3		0-0 2B	3	0	1	2	1	0	1										
Jack Hiatt, R OBP: 0.405, SLG: 0.340 Cesar Geronimo, L OBP: 0.296, SLG: 0.320 George Culver, R OBP: 0.125, SLG: 0.125 (7, PR)		0-3 K	0-3 K		0-3 K		4-0 1B BB		0-0 P4	2	0	0	0	1	2	1										
Ken Forsch, R OBP: 0.079, SLG: 0.054 Jim Ray, R OBP: 0.250, SLG: 0.143 Denny Lemaster, R OBP: 0.167, SLG: 0.167 Larry Howard, R OBP: 0.188, SLG: 0.400 (7, PH)		0-3 K	0-3 K		0-3 K		0-0 SF8		0-3 K	2	0	0	0	0	2	1										
Inning Stats	R: 0 E: 0 K: 0 S: 3	H: 0 LOB: 0 BB: 0 P: 3	R: 2 E: 0 K: 2 S: 9	H: 2 LOB: 1 BB: 1 P: 13	R: 0 E: 0 K: 1 S: 7	H: 2 LOB: 2 BB: 0 P: 7	R: 0 E: 0 K: 1 S: 5	H: 0 LOB: 0 BB: 0 P: 5	R: 0 E: 0 K: 0 S: 3	H: 0 LOB: 0 BB: 0 P: 3	R: 0 E: 0 K: 0 S: 5	H: 2 LOB: 2 BB: 1 P: 9	R: 2 E: 0 K: 2 S: 10	H: 3 LOB: 1 BB: 0 P: 10	R: 0 E: 0 K: 1 S: 6	H: 1 LOB: 1 BB: 0 P: 6		1B: 6 2B: 3 3B: 0 HR: 1	SF: 1 SAC: 0 DP: 0 HBP: 0	WP: 0 PB: 0 SB: 0 CS: 0	PA: 39					
PITCHER	IP	WLS	BF	H	R	ER	SO	BB	IBB	HBP	BLK	WP	HR	S	P	ERA		WHIP								
George Stone, L ERA: 2.76	(1, 1)	7.0	29	6	3	3	5	2	0	0	0	0	1	37	45	3.86		1.143								
Cecil Upshaw, R ERA: 3.86	(8, 1)	2.0	L 10	4	2	2	3	0	0	0	0	0	0	16	16	9.00		2.000								

Batter	1	2	3	4	5	6	7	8	9	AB	R	H	RBI	BB	SO	LOB	BOTTOM									
Sonny Jackson, L OBP: 0.316, SLG: 0.348 (1, 8)	0-0 G4-6-3 1B		0-0 1-3		0-0 2B		0-0 4-3		0-0 P4	5	0	2	1	0	0	3	Houston Astros @ Atlanta Braves Atlanta Stadium, Atlanta, GA Sun Aug 15 1971, 3:33 AM EDT Att: 12,895 - Unknown									
Ralph Garr, L OBP: 0.367, SLG: 0.432 (1, 7)	0-0 G4-6-3 1-2		0-0 E1 F9 1B		0-0 L6		0-0 6-3 1B		0-0 F5	5	1	2	0	0	0	2										
Hank Aaron, R OBP: 0.408, SLG: 0.623 (1, 3)	0-0 P3		0-0 6-3		0-0 HR		0-0 6-3		0-0 1B	5	1	2	1	0	0	2										
Darrell Evans, L OBP: 0.333, SLG: 0.399 Cecil Upshaw, R OBP: 0.280, SLG: 0.320 Tommie Aaron, R OBP: 0.280, SLG: 0.320 (9, PH)		0-3 K	0-0 F9		0-0 F7		0-0 6-3		0-0 F9	4	0	0	0	0	1	2										
Earl Williams, R OBP: 0.325, SLG: 0.479 (9, 5)		4-0 BB	0-0 6-3		0-0 HR		0-0 6-3			3	1	2	2	1	0	1										
Mike Lum, L OBP: 0.355, SLG: 0.388 (1, 9)		0-0 F5	0-0 F9		0-0 BB 1B		0-0 F5			4	0	1	0	0	0	2										
Marty Perez, R OBP: 0.275, SLG: 0.306 (1, 6)		0-0 F9			4-0 SH1-4 2B BB		0-0 P5			3	1	1	0	1	0	1										
Gil Garrido, R OBP: 0.295, SLG: 0.224 (8, 5)			0-0 6-3		0-0 SH1-4		0-0 F5			2	0	1	0	1	0	0										
George Stone, L OBP: 0.200, SLG: 0.222 Tony La Russa, R OBP: 0.327, SLG: 0.329 Hal King, L OBP: 0.327, SLG: 0.329 (8, PH)			0-3 K		0-0 5-3		0-3 K		0-0 3-1	3	0	0	0	0	2	4										
Inning Stats	R: 0 E: 0 K: 0 S: 3	H: 1 LOB: 0 BB: 0 P: 3	R: 0 E: 0 K: 1 S: 5	H: 0 LOB: 1 BB: 1 P: 9	R: 0 E: 0 K: 1 S: 5	H: 0 LOB: 0 BB: 0 P: 5	R: 1 E: 1 K: 0 S: 5	H: 2 LOB: 1 BB: 0 P: 5	R: 1 E: 0 K: 0 S: 4	H: 1 LOB: 1 BB: 1 P: 8	R: 2 E: 0 K: 1 S: 9	H: 4 LOB: 3 BB: 1 P: 13	R: 0 E: 0 K: 0 S: 4	H: 1 LOB: 1 BB: 0 P: 4	R: 0 E: 0 K: 0 S: 4	H: 1 LOB: 1 BB: 0 P: 4		R: 0 E: 0 K: 0 S: 4	H: 1 LOB: 1 BB: 0 P: 4	1B: 8 2B: 1 3B: 0 HR: 2	SF: 0 SAC: 1 DP: 1 HBP: 0	WP: 0 PB: 0 SB: 0 CS: 0	PA: 40			
PITCHER	IP	WLS	BF	H	R	ER	SO	BB	IBB	HBP	BLK	WP	HR	S	P	ERA		WHIP								
Ken Forsch, R ERA: 2.9	(1, 1)	5.1	24	7	4	3	2	2	0	0	0	0	0	1	5	5.06		1.688								
Jim Ray, R ERA: 2.47	(6, 1)	0.0	2	1	0	0	0	1	0	0	0	0	0	1	5	∞		∞								
Denny Lemaster, L ERA: 2.86	(6, 1)	0.2	2	0	0	0	1	0	0	0	0	0	0	4	4	0.00	0.000									
George Culver, R ERA: 2.14	(7, 1)	3.0	W 12	3	0	0	0	0	0	0	0	0	0	12	12	0.00	1.000									

AB	36
R	5
H	10
RBI	5
BB	2
SO	8
LOB	10



AB	36
R	4
H	11
RBI	4
BB	3
SO	3
LOB	19



Batter	1	2	3	4	5	6	7	8	9	AB	R	H	RBI	BB	SO	LOB	TOP					
Jesus Alou, R OBP: 0.333, SLG: 0.397 (1, 7)										4	1	1	0	0	0	1						
Joe Morgan, L OBP: 0.357, SLG: 0.413 (1, 4)										4	1	3	0	0	0	0						
Cesar Cedeno, R OBP: 0.288, SLG: 0.402 (1, 8)										3	0	0	0	1	0	2						
Bob Watson, R OBP: 0.346, SLG: 0.388 (1, 3)										4	0	0	1	0	2	2						
Doug Rader, R OBP: 0.308, SLG: 0.390 (1, 5)										4	1	2	1	0	1	1						
Jimmy Wynn, R OBP: 0.313, SLG: 0.313 (1, 9)										4	0	0	0	0	1	2						
Johnny Edwards, L OBP: 0.278, SLG: 0.303 (1, 2)										4	0	1	0	0	0	0						
Roger Metzger, S OBP: 0.292, SLG: 0.298 (1, 6)										4	0	2	0	0	0	2						
Jack Billingham, R OBP: 0.184, SLG: 0.151 Denny Lemaster, R OBP: 0.107, SLG: 0.107 George Culver, R OBP: 0.125, SLG: 0.125 Buddy Harris, R OBP: 0.344, SLG: 0.340 Fred Gladding, L OBP: 0.385, SLG: 0.448 (1, 1) (5, 1) (5, 1) (6, 1) (7, PH) (7, 1) (9, PH)										2	0	0	0	0	0	2	1					
Inning Stats	R: 2 E: 1 K: 0 S: 5	H: 2 LOB: 1 BB: 1 P: 9	R: 0 E: 0 K: 1 S: 5	H: 0 LOB: 0 BB: 0 P: 5	R: 0 E: 0 K: 2 S: 3	H: 1 LOB: 0 BB: 0 P: 3	R: 0 E: 0 K: 2 S: 7	H: 0 LOB: 0 BB: 0 P: 7	R: 0 E: 0 K: 1 S: 6	H: 1 LOB: 1 BB: 0 P: 6	R: 0 E: 0 K: 0 S: 3	H: 0 LOB: 0 BB: 0 P: 3	R: 1 E: 0 K: 1 S: 7	H: 2 LOB: 1 BB: 0 P: 7	R: 0 E: 0 K: 1 S: 6	H: 1 LOB: 1 BB: 0 P: 6	R: 0 E: 0 K: 0 S: 5	H: 2 LOB: 2 BB: 0 P: 5	1B: 8 2B: 0 3B: 0 HR: 1	SF: 0 SAC: 0 DP: 1 HBP: 0	WP: 0 PB: 0 SB: 0 CS: 0	PA: 36
PITCHER	IP WLS BF H R ER SO BB IBB HBP BLK WP HR S P ERA WHIP	IP WLS BF H R ER SO BB IBB HBP BLK WP HR S P ERA WHIP																				
Dock Ellis, R ERA: 2.76 (1, 1)	7.0 W 27 6 3 3 5 0 1 0 0 0 1 36 40 3.86 0.857	2.0 S 9 3 0 0 1 0 0 0 0 0 0 11 11 0.00 1.500																				

Houston Astros @ Pittsburgh Pirates
Three Rivers Stadium, Pittsburgh, PA
Mon Aug 16 1971, 7:05 PM EDT
Att: 12,664 - Unknown

AB	35
R	3
H	9
RBI	2
BB	1
SO	6
LOB	14



Batter	1	2	3	4	5	6	7	8	9	AB	R	H	RBI	BB	SO	LOB	BOTTOM			
Dave Cash, R OBP: 0.372, SLG: 0.381 (1, 4)										4	2	1	0	1	1	0				
Vic Davallilo, L OBP: 0.313, SLG: 0.372 (1, 9)											4	3	3	2	0	0				
Al Oliver, L OBP: 0.308, SLG: 0.393 (1, 8)											3	2	1	0	1	1				
Willie Stargell, L OBP: 0.400, SLG: 0.677 (1, 7)											4	1	4	4	0	0				
Richie Hebner, L OBP: 0.334, SLG: 0.509 (1, 5)											4	0	0	0	1	5				
Bob Robertson, R OBP: 0.354, SLG: 0.493 (1, 3)											2	0	0	2	0	2				
Manny Sanguillen, R OBP: 0.356, SLG: 0.434 (1, 2)											4	0	1	0	0	1				
Jackie Hernandez, R OBP: 0.251, SLG: 0.314 (1, 6)										3	0	0	0	1	0	0				
Dock Ellis, S OBP: 0.229, SLG: 0.182 Dave Giusti, R OBP: 0.133, SLG: 0.071 (1, 1) (8, 1)										3	0	0	0	0	3	3				
Inning Stats	R: 2 E: 0 K: 2 S: 10	H: 3 LOB: 1 BB: 0 P: 10	R: 0 E: 0 K: 1 S: 5	H: 0 LOB: 0 BB: 0 P: 5	R: 0 E: 0 K: 1 S: 3	H: 2 LOB: 3 BB: 1 P: 3	R: 0 E: 0 K: 1 S: 7	H: 2 LOB: 1 BB: 0 P: 11	R: 4 E: 0 K: 0 S: 5	H: 2 LOB: 0 BB: 2 P: 13	R: 0 E: 0 K: 2 S: 7	H: 0 LOB: 0 BB: 0 P: 7	R: 2 E: 0 K: 0 S: 6	H: 3 LOB: 1 BB: 0 P: 6	R: 0 E: 0 K: 0 S: 3	H: 0 LOB: 0 BB: 0 P: 3	1B: 6 2B: 2 3B: 2 HR: 0	SF: 2 SAC: 0 DP: 0 HBP: 0	WP: 0 PB: 0 SB: 0 CS: 0	PA: 37
PITCHER	IP WLS BF H R ER SO BB IBB HBP BLK WP HR S P ERA WHIP	IP WLS BF H R ER SO BB IBB HBP BLK WP HR S P ERA WHIP																		
Jack Billingham, R ERA: 3.75	4.0 L 21 6 5 5 4 3 0 0 0 0 0 26 38 11.25 2.250	0.1 2 1 0 0 0 0 0 0 0 0 0 0 2 2 0.00 3.000																		
Denny Lemaster, L ERA: 3.0	0.1 2 1 0 0 0 0 0 0 0 0 0 0 2 2 0.00 0.000	0.2 2 0 1 1 0 0 0 0 0 0 0 0 2 2 13.50 0.000																		
George Culver, R ERA: 2.13	0.2 2 0 1 1 0 0 0 0 0 0 0 0 2 2 13.50 0.000	1.0 3 0 0 0 2 0 0 0 0 0 0 0 7 7 0.00 0.000																		
Buddy Harris, R ERA: 5.7	1.0 3 0 0 0 2 0 0 0 0 0 0 0 7 7 0.00 0.000	2.0 9 3 2 2 0 0 0 0 0 0 0 0 9 9 9.00 1.500																		
Fred Gladding, R ERA: 2.32	2.0 9 3 2 2 0 0 0 0 0 0 0 0 9 9 9.00 1.500																			

Houston Astros @ Pittsburgh Pirates
Three Rivers Stadium, Pittsburgh, PA
Mon Aug 16 1971, 7:05 PM EDT
Att: 12,664 - Unknown

AB	32
R	8
H	10
RBI	8
BB	3
SO	6
LOB	12



Batter	1	2	3	4	5	6	7	8	9	AB	R	H	RBI	BB	SO	LOB	TOP										
Jesus Alou, R (1, 7) OBP: 0.335, SLG: 0.396 Jim Ray, R (7, 1) OBP: 0.235, SLG: 0.133	0-0 6-3		0-3 K		4-0 FC4-6 BB		0-0 E 1B	0-3 K		3	1	1	1	1	1	0											
Joe Morgan, L (1, 4) OBP: 0.357, SLG: 0.418	0-0 SF8 3B		0-0 S 1B		0-0 FC4-6 1-2		0-0 FC6 1B SF9		0-0 E4 CS	5	2	2	0	0	0	4											
Cesar Cedeno, R (1, 8) OBP: 0.288, SLG: 0.400	0-0 E6 CS		0-3 K		0-3 K		0-0 SF9 1B		0-3 K	5	0	1	2	0	3	3											
Bob Watson, R (1, 3) OBP: 0.344, SLG: 0.385	0-0 SF8		0-3 K		0-0 5-3		0-0 5-3 SF9 IBB		0-0 6-3	3	0	0	1	1	1	0											
Doug Rader, R (1, 5) OBP: 0.306, SLG: 0.387	0-0 CS	0-0 F7		0-0 5-3		0-3 K	0-0 SF9			3	0	0	1	0	1	0											
Jimmy Wynn, R (1, 9) OBP: 0.315, SLG: 0.311		0-0 L8		0-0 L6			0-0 FC4-6 1B BB			2	1	0	0	2	0	0											
Jack Hiatt, R (1, 2) OBP: 0.412, SLG: 0.348					4-0 4-3 5-3 BB					2	0	1	0	2	0	3											
Roger Metzger, S (1, 6) OBP: 0.290, SLG: 0.295					0-0 5-3		0-0 FC4-6 1B 1B	0-0 6-3		4	1	0	0	0	0	4											
Wade Blasingame, L (1, 1) OBP: 0.288, SLG: 0.318 Denis Menke, R (7, PH) OBP: 0.345, SLG: 0.342 Cesar Geronimo, L (7, PR) OBP: 0.286, SLG: 0.308			0-0 2-3		0-0 4-3		0-0 FC6 1B 1B	0-3 K		2	0	0	0	0	0	1											
					2-3					1	0	1	1	0	0	0											
										1	1	0	0	0	1	0											
Inning Stats	R: 1 E: 1 K: 0 S: 4	H: 1 LOB: 0 BB: 0 P: 4	R: 0 E: 0 K: 0 S: 4	H: 1 LOB: 1 BB: 0 P: 4	R: 0 E: 0 K: 2 S: 8	H: 1 LOB: 1 BB: 0 P: 8	R: 0 E: 0 K: 1 S: 5	H: 0 LOB: 0 BB: 2 P: 5	R: 0 E: 0 K: 0 S: 3	H: 0 LOB: 0 BB: 2 P: 11	R: 0 E: 0 K: 2 S: 7	H: 0 LOB: 0 BB: 0 P: 7	R: 5 E: 1 K: 0 S: 7	H: 3 LOB: 3 BB: 4 P: 23	R: 0 E: 0 K: 2 S: 7	H: 0 LOB: 0 BB: 0 P: 7	R: 0 E: 1 K: 1 S: 5	H: 0 LOB: 0 BB: 0 P: 5	1B: 4 2B: 1 3B: 1 HR: 0	SF: 2 SAC: 0 DP: 0 HBP: 0	WP: 0 PB: 0 SB: 1 CS: 2	PA: 41					
PITCHER	IP	WLS	BF	H	R	ER	SO	BB	IBB	HBP	BLK	WP	HR	S	P	ERA	WHIP										
Luke Walker, L (1, 1) ERA: 3.47	6.1		27	4	4	3	5	4	0	0	0	0	0	33	49	4.26	1.263										
Bob Miller, R (7, 1) ERA: 2.06	0.0	L	1	1	0	0	0	0	0	0	0	0	0	1	1	∞	∞										
Bob Veale, L (7, 1) ERA: 7.41	0.0		1	0	0	0	0	0	0	0	0	0	0	1	1	∞	∞										
Dave Giusti, R (7, 1) ERA: 3.28	0.2		5	1	2	0	0	0	2	0	0	0	0	3	11	0.00	1.500										
Nelson Briles, R (8, 1) ERA: 3.77	2.0		6	0	0	0	3	0	0	0	0	0	0	12	12	0.00	0.000										

Houston Astros @ Pittsburgh Pirates
Three Rivers Stadium, Pittsburgh, PA
Tue Aug 17 1971, 7:05 PM EDT
Att: 16,694 - Unknown

AB 32
R 6
H 6
RBI 6
BB 6
SO 8
LOB 15



Batter	1	2	3	4	5	6	7	8	9	AB	R	H	RBI	BB	SO	LOB	BOTTOM										
Dave Cash, R (1, 5) OBP: 0.370, SLG: 0.378	0-0 F8	0-0 5-3			0-0 6-3		0-0 SF8 BB 1B		0-0 G3	5	0	1	0	0	0	1											
Gene Clines, R (1, 8) OBP: 0.372, SLG: 0.401 Al Oliver, L (7, PH) OBP: 0.309, SLG: 0.393 Nelson Briles, R (8, 1) OBP: 0.250, SLG: 0.391	0-0 1B 2B	0-3 K			0-0 HR 3B		4-0 1B BB			3	2	2	0	0	1	1											
Roberto Clemente, R (1, 9) OBP: 0.353, SLG: 0.595	0-0 1B 1B		0-0 4-3		0-0 HR 3B		0-0 SF8			3	2	2	4	0	0	0											
Willie Stargell, L (1, 7) OBP: 0.397, SLG: 0.670	0-0 F6		0-0 F2		0-0 4-3		0-0 F4			4	0	0	0	0	0	3											
Manny Sanguillen, R (1, 2) OBP: 0.357, SLG: 0.435	0-0 1B 1B		0-0 L9			0-3 K		0-0 L5-3 1B		4	0	2	0	0	1	0											
Bob Robertson, R (1, 3) OBP: 0.353, SLG: 0.491	0-0 FC6-4 1B		0-3 K		0-0 F8		0-0 F8	0-0 L5-3		4	0	1	1	0	1	1											
Gene Alley, R (1, 6) OBP: 0.297, SLG: 0.371 Milt May, L (8, PH) OBP: 0.282, SLG: 0.385 Jackie Hernandez, R (9, 6) OBP: 0.251, SLG: 0.314	0-0 FC6-4 1-2		0-0 F3		0-0 5-3		0-0 5-3	0-0 L6		3	0	0	0	0	0	2											
Bill Mazerowski, R (1, 4) OBP: 0.314, SLG: 0.306 Vic Davallillo, L (7, PH) OBP: 0.310, SLG: 0.369		0-0 WP 2B		0-3 K		0-0 E3 BB 1B SF8		0-3 K		2	0	1	0	0	1	0											
Luke Walker, L (1, 1) OBP: 0.296, SLG: 0.026 Bob Miller, R (7, 1) ERA: 2.06 Bob Veale, S (7, 1) OBP: 0.375, SLG: 0.071 Dave Giusti, R (7, 1) ERA: 3.28 Richie Hebner, L (8, 9) OBP: 0.332, SLG: 0.506		0-3 K		0-0 F6		0-3 K		0-0 F7		2	0	0	0	0	1	1											
										0	0	0	0	0	0	0											
										0	0	0	0	0	0	0											
										0	0	0	0	0	0	0											
										2	0	0	0	0	1	1											
Inning Stats	R: 2 E: 0 K: 0 S: 7	H: 4 LOB: 2 BB: 0 P: 7	R: 0 E: 0 K: 2 S: 8	H: 1 LOB: 1 BB: 0 P: 8	R: 0 E: 0 K: 2 S: 3	H: 0 LOB: 0 BB: 0 P: 3	R: 0 E: 0 K: 2 S: 7	H: 0 LOB: 0 BB: 0 P: 7	R: 2 E: 0 K: 0 S: 5	H: 2 LOB: 0 BB: 0 P: 5	R: 0 E: 0 K: 1 S: 5	H: 0 LOB: 0 BB: 0 P: 5	R: 1 E: 1 K: 1 S: 7	H: 1 LOB: 2 BB: 1 P: 11	R: 0 E: 0 K: 0 S: 3	H: 1 LOB: 0 BB: 0 P: 3	R: 0 E: 0 K: 1 S: 5	H: 0 LOB: 0 BB: 0 P: 5	1B: 5 2B: 3 3B: 1 HR: 1	SF: 1 SAC: 0 DP: 1 HBP: 0	WP: 1 PB: 0 SB: 0 CS: 0	PA: 37					
PITCHER	IP	WLS	BF	H	R	ER	SO	BB	IBB	HBP	BLK	WP	HR	S	P	ERA	WHIP										
Wade Blasingame, L (1, 1) ERA: 4.23	6.0		25	7	4	4	5	0	0	0	0	0	0	35	35	6.00	1.167										
Jim Ray, R (7, 1) ERA: 2.37	3.0	S	12	2	1	0	2	1	0	0	0	0	0	15	19	0.00	1.000										

Houston Astros @ Pittsburgh Pirates
Three Rivers Stadium, Pittsburgh, PA
Tue Aug 17 1971, 7:05 PM EDT
Att: 16,694 - Unknown

AB 35
R 5
H 9
RBI 5
BB 1
SO 7
LOB 10



Batter	1	2	3	4	5	6	7	8	9	AB	R	H	RBI	BB	SO	LOB	TOP								
Jesus Alou, R OBP: 0.337, SLG: 0.398 (1, 7)	F9		1B			4-3		FC6 1B		4	0	2	0	0	0	0									
Joe Morgan, L OBP: 0.356, SLG: 0.416 (1, 4)	3-1		1B			L9		L4		4	0	1	0	0	0	1									
Cesar Cedeno, R OBP: 0.287, SLG: 0.397 (1, 8)	K			G4-3 HBP		G1		FC6 1B		3	1	0	0	0	1	1									
Bob Watson, R OBP: 0.343, SLG: 0.383 (1, 3)		F4		G4-3			K			4	0	1	1	0	1	1									
Doug Rader, R OBP: 0.305, SLG: 0.386 (1, 5)		F8		K			1B SF			4	1	1	0	0	2	1									
Jimmy Wynn, R OBP: 0.319, SLG: 0.314 (1, 9)					5-3		SF 1B			3	0	2	0	1	0	0									
Johnny Edwards, L OBP: 0.278, SLG: 0.303 (1, 2)							SF 1B		F2	3	0	1	1	0	0	2									
Roger Metzger, S OBP: 0.287, SLG: 0.292 (1, 6)			F4		FC4-6		K		FC4	4	0	0	0	0	1	4									
Don Wilson, R OBP: 0.171, SLG: 0.174 (7, PH)										2	0	0	0	0	1	1									
Rich Cihoski, R OBP: 0.238, SLG: 0.439 (7, PH)										1	0	0	0	0	0	2									
George Culver, R OBP: 0.125, SLG: 0.125 (9, PH)										0	0	0	0	0	0	0									
Denny Lemaster, L OBP: 0.127, SLG: 0.162 (9, PH)										0	0	0	0	0	0	0									
Jim Ray, R OBP: 0.225, SLG: 0.133 (9, PH)										0	0	0	0	0	0	0									
Inning Stats	R: 0 E: 0 K: 1 S: 5	H: 0 LOB: 0 BB: 0 P: 5	R: 0 E: 0 K: 0 S: 4	H: 1 LOB: 1 BB: 0 P: 4	R: 0 E: 0 K: 0 S: 4	H: 2 LOB: 2 BB: 0 P: 4	R: 0 E: 0 K: 1 S: 4	H: 0 LOB: 0 BB: 0 P: 5	R: 0 E: 0 K: 0 S: 6	H: 1 LOB: 1 BB: 0 P: 6	R: 0 E: 0 K: 0 S: 3	H: 0 LOB: 0 BB: 0 P: 3	R: 1 E: 1 K: 2 S: 10	H: 2 LOB: 2 BB: 0 P: 10	R: 1 E: 0 K: 0 S: 7	H: 2 LOB: 1 BB: 1 P: 7	R: 0 E: 0 K: 0 S: 3	H: 0 LOB: 1 BB: 1 P: 7	1B: 8 2B: 0 3B: 0 HR: 0	SF: 1 SAC: 0 DP: 1 HBP: 1	WP: 0 PB: 0 SB: 1 CS: 0	PA: 36			
PITCHER	IP	WLS	BF	H	R	ER	SO	BB	IBB	HBP	BLK	WP	HR	S	P	ERA	WHIP								
Steve Blass, R ERA: 2.98 (1, 1)	8.0		32	8	2	2	6	0	0	1	0	0	0	43	44	2.25	1.000								
Bob Miller, R ERA: 2.03 (9, 1)	1.0	W	4	0	0	0	0	1	0	0	0	0	0	3	7	0.00	1.000								

Houston Astros @ Pittsburgh Pirates
Three Rivers Stadium, Pittsburgh, PA
Wed Aug 18 1971, 7:05 PM EDT
Att: 29,670 - Unknown

AB	33
R	2
H	8
RBI	2
BB	1
SO	6
LOB	14



Batter	1	2	3	4	5	6	7	8	9	AB	R	H	RBI	BB	SO	LOB	BOTTOM								
Dave Cash, R OBP: 0.371, SLG: 0.380 (1, 4)	K			F8				SH2-4		4	0	2	0	0	1	1									
Vic Davallilo, L OBP: 0.308, SLG: 0.362 (1, 9)	BB		F8	K			F4	4-3		4	0	0	0	1	1	6									
Al Oliver, L OBP: 0.306, SLG: 0.388 (1, 8)	K		F8			K		F6		5	0	0	0	0	3	4									
Willie Stargell, L OBP: 0.399, SLG: 0.670 (7, PR)										3	0	1	0	2	1	0									
Gene Clines, R OBP: 0.372, SLG: 0.401 (9, PR)			F2							0	1	0	0	0	0	0									
Richie Hebner, L OBP: 0.334, SLG: 0.506 (9, PH)										4	0	2	0	0	2	3									
Manny Sanguillen, R OBP: 0.356, SLG: 0.435 (9, PH)	K									0	0	0	0	1	0	0									
Bob Robertson, R OBP: 0.358, SLG: 0.503 (1, 3)				F3						3	1	2	1	2	0	1									
Milt May, L OBP: 0.300, SLG: 0.427 (1, 2)										4	1	2	2	1	0	2									
Gene Alley, R OBP: 0.309, SLG: 0.371 (1, 6)										3	0	1	0	1	0	3									
Steve Blass, R OBP: 0.125, SLG: 0.156 (8, PH)										2	0	1	0	0	1	1									
Rennie Stennett, R OBP: 0.306, SLG: 0.353 (9, PH)										1	0	1	0	0	0	0									
Bob Miller, R (9, 1)										0	0	0	0	0	0	0									
Inning Stats	R: 0 E: 0 K: 3 S: 9	H: 0 LOB: 2 BB: 2 P: 17	R: 1 E: 0 K: 1 S: 8	H: 3 LOB: 2 BB: 0 P: 8	R: 0 E: 0 K: 0 S: 4	H: 1 LOB: 1 BB: 0 P: 4	R: 1 E: 0 K: 1 S: 6	H: 1 LOB: 1 BB: 1 P: 10	R: 0 E: 0 K: 2 S: 7	H: 0 LOB: 2 BB: 2 P: 15	R: 0 E: 0 K: 1 S: 7	H: 2 LOB: 2 BB: 0 P: 7	R: 0 E: 0 K: 1 S: 6	H: 2 LOB: 1 BB: 1 P: 10	R: 0 E: 0 K: 0 S: 4	H: 1 LOB: 3 BB: 0 P: 4	R: 1 E: 0 K: 0 S: 2	H: 2 LOB: 3 BB: 2 P: 10	1B: 8 2B: 2 3B: 0 HR: 2	SF: 0 SAC: 2 DP: 1 HBP: 0	WP: 0 PB: 0 SB: 0 CS: 0	PA: 43			
PITCHER	IP	WLS	BF	H	R	ER	SO	BB	IBB	HBP	BLK	WP	HR	S	P	ERA	WHIP								
Don Wilson, R ERA: 2.91 (7, 1)	6.0		30	7	2	2	8	5	0	0	0	0	0	10	14	0.00	1.500								
George Culver, R ERA: 2.07 (9, 1)	2.0		9	3	0	0	1	0	1	0	0	0	0	1	5	∞	∞								
Denny Lemaster, L ERA: 3.16 (9, 1)	0.0	L	2	1	1	1	0	0	1	0	0	0	0	1	5	∞	∞								
Jim Ray, R ERA: 2.37 (9, 1)	0.0		2	1	0	0	0	1	0	0	0	0	0	1	5	∞	∞								

Houston Astros @ Pittsburgh Pirates
Three Rivers Stadium, Pittsburgh, PA
Wed Aug 18 1971, 7:05 PM EDT
Att: 29,670 - Unknown

AB	33
R	3
H	12
RBI	3
BB	8
SO	9
LOB	21



Batter	1	2	3	4	5	6	7	8	9	AB	R	H	RBI	BB	SO	LOB	TOP		
Roger Metzger, S (1, 6) OBP: 0.288, SLG: 0.294										4	1	2	0	0	0	1			
Joe Morgan, L (1, 4) OBP: 0.356, SLG: 0.417										4	1	2	0	0	0	0			
Cesar Cedeno, R (1, 8) OBP: 0.285, SLG: 0.394										4	0	0	1	0	1	2			
Bob Watson, R (1, 3) OBP: 0.342, SLG: 0.382										4	0	1	0	0	0	1			
Rich Chiles, L (1, 7) OBP: 0.353, SLG: 0.426										4	0	1	1	0	2	2			
Doug Radler, R (1, 5) OBP: 0.305, SLG: 0.384										4	0	1	0	0	0	3			
Jimmy Wynn, R (1, 9) OBP: 0.321, SLG: 0.314										3	0	1	0	1	0	0			
Johnny Edwards, L (1, 2) OBP: 0.273, SLG: 0.298										4	0	0	0	0	0	3			
Cesar Geronimo, L (9, FR) OBP: 0.286, SLG: 0.308										0	0	0	0	0	0	0			
Ron Cook, L (1, 1) OBP: 0.250, SLG: 0.250										2	0	1	0	0	0	0			
Jesus Alou, R (7, PH) OBP: 0.336, SLG: 0.397										1	0	0	0	0	0	1			
Jim Ray, R (7, 1) OBP: 0.235, SLG: 0.133										0	0	0	0	0	0	0			
Denis Menke, R (9, PH) OBP: 0.344, SLG: 0.340										1	0	0	0	0	0	2			
Inning Stats	R: 2 E: 0 K: 0 S: 6	H: 3 LOB: 1 BB: 0 P: 6	R: 0 E: 0 K: 0 S: 4	H: 1 LOB: 1 BB: 0 P: 4	R: 0 E: 0 K: 1 S: 5	H: 0 LOB: 0 BB: 0 P: 5	R: 0 E: 0 K: 0 S: 3	H: 0 LOB: 0 BB: 0 P: 3	R: 0 E: 0 K: 0 S: 7	H: 2 LOB: 2 BB: 0 P: 7	R: 0 E: 0 K: 0 S: 4	H: 2 LOB: 2 BB: 0 P: 4	R: 0 E: 0 K: 0 S: 3	H: 0 LOB: 0 BB: 0 P: 3	R: 0 E: 0 K: 1 S: 6	H: 1 LOB: 2 BB: 1 P: 10	1B: 9 2B: 0 3B: 0 HR: 0	SF: 0 SAC: 0 DP: 0 HBP: 0	WP: 0 PA: 36 PB: 0 SB: 0 CS: 0
PITCHER Fergie Jenkins, R (1, 1) ERA: 2.6	IP: 9.0 WLS: W BF: 36 H: 9 R: 2 ER: 2 SO: 3 BB: 1 IBB: 0 HBP: 0 BLK: 0 WP: 0 HR: 0 S: 41 P: 45 ERA: 2.00 WHIP: 1.111															PITCHER Fergie Jenkins, R (1, 1) ERA: 2.6	IP: 9.0 WLS: W BF: 36 H: 9 R: 2 ER: 2 SO: 3 BB: 1 IBB: 0 HBP: 0 BLK: 0 WP: 0 HR: 0 S: 41 P: 45 ERA: 2.00 WHIP: 1.111		

Houston Astros @ Chicago Cubs
Wrigley Field, Chicago, IL
Fri Aug 20 1971, 3:33 AM CDT
Sunny - 82 F

AB	35
R	2
H	9
RBI	2
BB	1
SO	3
LOB	15



Batter	1	2	3	4	5	6	7	8	9	AB	R	H	RBI	BB	SO	LOB	BOTTOM		
Don Kessinger, S (1, 6) OBP: 0.328, SLG: 0.330										4	0	0	0	0	0	2			
Glenn Beckert, R (1, 4) OBP: 0.378, SLG: 0.407										4	0	0	0	0	0	2			
Billy Williams, L (1, 7) OBP: 0.382, SLG: 0.512										4	0	0	0	0	1	0			
Ron Santo, R (1, 5) OBP: 0.357, SLG: 0.433										3	0	0	0	0	0	0			
Joe Pepitone, L (1, 3) OBP: 0.354, SLG: 0.500										3	1	1	0	0	0	0			
Cleo James, R (1, 8) OBP: 0.309, SLG: 0.294										3	1	2	0	0	0	0			
Chris Cannizzaro, R (1, 2) OBP: 0.320, SLG: 0.320										3	0	1	0	0	0	3			
Johnny Callison, L (1, 9) OBP: 0.289, SLG: 0.322										3	1	2	3	0	0	1			
Fergie Jenkins, R (1, 1) OBP: 0.278, SLG: 0.382										2	0	0	0	1	1	1			
Inning Stats	R: 0 E: 0 K: 1 S: 5	H: 0 LOB: 0 BB: 0 P: 5	R: 3 E: 0 K: 1 S: 8	H: 3 LOB: 0 BB: 0 P: 8	R: 0 E: 0 K: 0 S: 3	H: 0 LOB: 0 BB: 0 P: 3	R: 0 E: 0 K: 0 S: 3	H: 0 LOB: 0 BB: 0 P: 3	R: 0 E: 0 K: 0 S: 4	H: 2 LOB: 1 BB: 0 P: 4	R: 0 E: 0 K: 0 S: 3	H: 0 LOB: 0 BB: 0 P: 3	R: 0 E: 0 K: 0 S: 3	H: 0 LOB: 0 BB: 0 P: 3	R: 0 E: 0 K: 1 S: 5	H: 0 LOB: 0 BB: 0 P: 5	1B: 4 2B: 2 3B: 0 HR: 1	SF: 0 SAC: 0 DP: 1 HBP: 0	WP: 0 PA: 30 PB: 0 SB: 0 CS: 0
PITCHER Ron Cook, L (1, 1) ERA: 5.56	IP: 6.0 WLS: L BF: 23 H: 4 R: 3 ER: 3 SO: 2 BB: 1 IBB: 0 HBP: 0 BLK: 0 WP: 0 HR: 1 S: 26 P: 30 ERA: 4.50 WHIP: 0.833															PITCHER Jim Ray, R (7, 1) ERA: 2.31	IP: 2.0 WLS: 7 BF: 2 H: 2 R: 0 ER: 0 SO: 0 BB: 0 IBB: 0 HBP: 0 BLK: 0 WP: 0 HR: 0 S: 7 P: 7 ERA: 0.00 WHIP: 1.000		

Houston Astros @ Chicago Cubs
Wrigley Field, Chicago, IL
Fri Aug 20 1971, 3:33 AM CDT
Sunny - 82 F

AB	29
R	3
H	6
RBI	3
BB	1
SO	2
LOB	9



Batter	1	2	3	4	5	6	7	8	9	AB	R	H	RBI	BB	SO	LOB	TOP						
Jesus Alou, R (1, 9) OBP: 0.334, SLG: 0.393 Cesar Geronimo, L (8, 9) OBP: 0.286, SLG: 0.308	0-0 5-3		0-0 5-3		0-0 E6			0-0 6-3		4	0	0	0	0	0	2							
Joe Morgan, L (1, 4) OBP: 0.356, SLG: 0.425	0-0 4-3		0-0 3B			0-0 4-3			0-0 G3	4	0	1	1	0	0	0							
Cesar Cedeno, R (1, 8) OBP: 0.288, SLG: 0.393	0-0 L5		0-0 CS			0-0 5-3			0-0 6-3 1B	3	1	1	0	1	0	0							
Bob Watson, R (1, 3) OBP: 0.343, SLG: 0.378 Denis Menke, R (9, 3) OBP: 0.343, SLG: 0.339		0-0 F7	0-0 CS	0-0 G6-4-3 1B		0-0 6-3			0-0 6-3	4	0	1	0	0	0	1							
Rich Chiles, L (1, 7) OBP: 0.342, SLG: 0.409	0-0 F8			0-3 K			0-0 4-3		0-0 1B	4	0	1	1	0	1	1							
Doug Rader, R (1, 5) OBP: 0.304, SLG: 0.382	0-3 K			0-0 G6-4-3			0-0 6-3		0-3 K	4	0	0	0	0	2	2							
Jack Hiatt, R (1, 2) OBP: 0.410, SLG: 0.362			0-0 HR		0-0 L9		0-0 6-3			3	1	1	1	0	0	0							
Roger Metzger, S (1, 6) OBP: 0.291, SLG: 0.301			0-0 3B		0-0 SH1-4 1B			0-0 4-3		3	1	2	0	0	0	0							
Jack Billingham, R (1, 1) OBP: 0.158, SLG: 0.145			0-3 K		0-0 SH1-4			0-0 F9		2	0	0	0	0	1	1							
Inning Stats	R: 0 E: 0 K: 0 S: 3	H: 0 LOB: 0 BB: 0 P: 3	R: 0 E: 0 K: 1 S: 5	H: 0 LOB: 0 BB: 0 P: 5	R: 2 E: 0 K: 1 S: 7	H: 3 LOB: 1 BB: 1 P: 11	R: 0 E: 0 K: 1 S: 5	H: 1 LOB: 0 BB: 0 P: 5	R: 0 E: 1 K: 0 S: 4	H: 1 LOB: 2 BB: 0 P: 4	R: 0 E: 0 K: 0 S: 3	H: 0 LOB: 0 BB: 0 P: 3	R: 0 E: 0 K: 0 S: 3	H: 0 LOB: 0 BB: 0 P: 3	R: 1 E: 0 K: 1 S: 7	H: 2 LOB: 1 BB: 0 P: 7	1B: 4 2B: 0 3B: 2 HR: 1	SF: 0 SAC: 1 DP: 1 HBP: 0	WP: 0 PB: 0 SB: 0 CS: 1	PA: 34			
PITCHER	IP	WLS	BF	H	R	ER	SO	BB	IBB	HBP	BLK	WP	HR	S	P	ERA	WHIP						
Bill Hands, R (1, 1) ERA: 3.32	9.0	L	33	7	3	3	4	1	0	0	0	0	1	40	44	3.00	0.889						

Houston Astros @ Chicago Cubs
Wrigley Field, Chicago, IL
Sat Aug 21 1971, 3:33 AM CDT
Att: 26,386 - Cloudy

AB	31
R	3
H	7
RBI	3
BB	1
SO	4
LOB	7



Batter	1	2	3	4	5	6	7	8	9	AB	R	H	RBI	BB	SO	LOB	BOTTOM						
Don Kessinger, S (1, 6) OBP: 0.326, SLG: 0.327	0-0 4-3			0-0 L5					0-0 4-3	4	0	1	0	0	0	0							
Glenn Beckert, R (1, 4) OBP: 0.376, SLG: 0.407	0-0 4-3			0-0 4-3						3	0	0	0	0	0	1							
Billy Williams, L (1, 7) OBP: 0.386, SLG: 0.520	0-0 4-3			0-0 G3						3	0	1	0	0	0	0							
Joe Pepitone, L (1, 3) OBP: 0.348, SLG: 0.490		0-0 4-3			0-0 P6				0-0 4-3	3	0	0	0	0	0	1							
Ron Santo, R (1, 5) OBP: 0.356, SLG: 0.431		0-3 K			0-0 G3			0-3 K		3	0	0	0	0	2	0							
Johnny Callison, L (1, 9) OBP: 0.289, SLG: 0.318		0-0 F7			0-0 1-3				0-0 G5-4-3 1B	3	0	1	0	0	0	0							
Cleo James, R (1, 8) OBP: 0.323, SLG: 0.316			0-0 3-1			0-3 K			0-0 G5-4-3	3	0	0	0	0	1	1							
J.C. Martin, L (1, 2) OBP: 0.320, SLG: 0.333			0-0 F7			0-0 6-3			0-0 F8	3	0	0	0	0	0	0							
Bill Hands, R (1, 1) OBP: 0.147, SLG: 0.081 Brock Davis, L (9, PH) OBP: 0.343, SLG: 0.332			0-3 K			0-3 K			0-0 1-3	2	0	0	0	0	2	0							
Inning Stats	R: 0 E: 0 K: 0 S: 3	H: 0 LOB: 0 BB: 0 P: 3	R: 0 E: 0 K: 1 S: 5	H: 0 LOB: 0 BB: 0 P: 5	R: 0 E: 0 K: 1 S: 5	H: 0 LOB: 0 BB: 0 P: 5	R: 0 E: 0 K: 0 S: 3	H: 0 LOB: 0 BB: 0 P: 3	R: 0 E: 0 K: 2 S: 7	H: 0 LOB: 0 BB: 0 P: 7	R: 0 E: 0 K: 0 S: 4	H: 2 LOB: 1 BB: 0 P: 4	R: 0 E: 0 K: 1 S: 5	H: 1 LOB: 0 BB: 0 P: 5	R: 0 E: 0 K: 0 S: 3	H: 0 LOB: 0 BB: 0 P: 3	1B: 3 2B: 1 3B: 0 HR: 0	SF: 0 SAC: 0 DP: 2 HBP: 0	WP: 0 PB: 0 SB: 0 CS: 0	PA: 28			
PITCHER	IP	WLS	BF	H	R	ER	SO	BB	IBB	HBP	BLK	WP	HR	S	P	ERA	WHIP						
Jack Billingham, R (1, 1) ERA: 3.55	9.0	W	28	3	0	0	5	0	0	0	0	0	0	38	38	0.00	0.333						

Houston Astros @ Chicago Cubs
Wrigley Field, Chicago, IL
Sat Aug 21 1971, 3:33 AM CDT
Att: 26,386 - Cloudy

AB	28
R	0
H	3
RBI	0
BB	0
SO	5
LOB	3



Batter	1	2	3	4	5	6	7	8	9	AB	R	H	RBI	BB	SO	LOB	TOP			
Jesus Alou, R OBP: 0.330, SLG: 0.388 Denis Menke, R OBP: 0.343, SLG: 0.339	0-0 4-3		0-0 6-3	0-0 6-3	0-0 FC6-4			0-0 5-3	5 0	0	0	0	0	0	2					
Joe Morgan, L OBP: 0.354, SLG: 0.425	0-0 F9		0-0 F9		0-0 F5		0-0 F9	5 0	1	1	0	0	0	0	0					
Cesar Cedeno, R OBP: 0.291, SLG: 0.395	0-0 1B		0-0 1B		0-0 1-3		0-0 7-4	5 2	3	0	0	0	0	1						
Bob Watson, R OBP: 0.346, SLG: 0.390 Jimmy Wynn, R OBP: 0.320, SLG: 0.311	0-0 1B		0-0 1B		0-0 HR		0-0 7-4	5 1	3	2	0	1	2							
Rich Chiles, L OBP: 0.338, SLG: 0.400	0-0 P4		0-0 BB		0-3 K		0-0 4-3	4 0	1	1	0	1	1							
Doug Radler, R OBP: 0.305, SLG: 0.384		0-0 F8		0-0 BB		0-0 4-3		0-0 1B	3 1	1	0	1	0	0						
Jack Hiatt, R OBP: 0.407, SLG: 0.359		0-0 F8		0-0 G3		0-3 K		0-0 4-3	4 0	1	0	0	1	3						
Roger Metzger, S OBP: 0.291, SLG: 0.299		4-0 BB		0-3 K		0-0 E6		0-0 4-3	3 0	0	1	1	1	1						
Wade Blasingame, L OBP: 0.291, SLG: 0.319 Jim Ray, R OBP: 0.222, SLG: 0.125		0-3 K		0-0 4-3		0-0 FC6-4		0-0 G3	3 0	1	0	0	1	1						
Inning Stats	R: 1 E: 0 K: 0 S: 5	H: 2 LOB: 1 BB: 0 P: 5	R: 0 E: 0 K: 1 S: 5	H: 0 LOB: 1 BB: 1 P: 9	R: 1 E: 0 K: 0 S: 6	H: 3 LOB: 3 BB: 1 P: 10	R: 0 E: 0 K: 1 S: 5	H: 0 LOB: 0 BB: 0 P: 5	R: 1 E: 0 K: 1 S: 6	H: 1 LOB: 0 BB: 0 P: 6	R: 0 E: 0 K: 0 S: 3	H: 1 LOB: 0 BB: 0 P: 3	R: 1 E: 0 K: 0 S: 5	H: 2 LOB: 1 BB: 0 P: 5	R: 0 E: 0 K: 1 S: 6	H: 1 LOB: 1 BB: 0 P: 6	1B: 8 2B: 3 3B: 0 HR: 1	SF: 0 SAC: 0 DP: 1 HBP: 0	WP: 0 PB: 0 SB: 2 CS: 0	PA: 40
PITCHER	IP WLS BF H R ER SO BB IBB HBP BLK WP HR S P ERA WHIP	8.1 L 38 11 4 4 4 4 2 0 0 0 0 1 44 52 4.32 1.560	0.2 2 0 0 0 1 0 0 0 0 0 0 0 4 4 0.00 0.000																	

Houston Astros @ Chicago Cubs
Wrigley Field, Chicago, IL
Sun Aug 22 1971, 3:33 AM CDT
Att: 28,933 - Sunny - 78 F

AB	38
R	4
H	11
RBI	4
BB	2
SO	5
LOB	12



Batter	1	2	3	4	5	6	7	8	9	AB	R	H	RBI	BB	SO	LOB	BOTTOM					
Don Kessinger, S OBP: 0.325, SLG: 0.325	4-0 FC5-4		0-0 P6		0-0 F9		0-0 SH1-3		0-0 F8	3	0	0	0	1	0	1						
Glenn Beckert, R OBP: 0.379, SLG: 0.410	0-0 FC5-4		0-0 1B		0-0 1B		0-0 1B		0-0 1B	4	1	3	0	0	0	1						
Billy Williams, L OBP: 0.387, SLG: 0.519	0-0 9-3		0-0 F9		0-0 SH1-3		0-0 BB		0-0 BB	3	1	1	0	1	0	2						
Ron Santo, R OBP: 0.353, SLG: 0.428		0-0 F3		0-0 4-3		0-0 SF9		0-0 F2	3	0	0	1	0	0	3							
Joe Pepitone, L OBP: 0.350, SLG: 0.493		0-0 E		0-0 G1		0-0 SH1-3		0-0 F2	4	1	2	0	0	0	0							
Cleo James, R OBP: 0.313, SLG: 0.305 Brock Davis, L OBP: 0.346, SLG: 0.332		0-0 E		0-0 5-4		0-0 SH1-3		0-0 P4-6-3	2	0	0	1	0	0	1							
Chris Cannizzaro, R OBP: 0.317, SLG: 0.316 Paul Popovich, S OBP: 0.252, SLG: 0.282 J.C. Martin, L OBP: 0.320, SLG: 0.333		0-0 FC5-4		0-0 5-3		0-0 F9		0-0 P4-6-3	3	0	0	1	0	0	2							
Johnny Callison, L OBP: 0.285, SLG: 0.313		0-3 K		0-0 3-1		0-3 K		0-3 K	4	0	0	0	0	3	1							
Mitt Pappas, R OBP: 0.224, SLG: 0.171 Phil Regan, R OBP: 0.281, SLG: 0.276		0-0 P5		0-0 1B		0-0 1B		0-0 F7	2	0	1	0	0	0	0							
Inning Stats	R: 0 E: 0 K: 0 S: 2	H: 0 LOB: 0 BB: 1 P: 6	R: 1 E: 1 K: 1 S: 7	H: 1 LOB: 1 BB: 0 P: 7	R: 0 E: 0 K: 0 S: 4	H: 1 LOB: 1 BB: 0 P: 4	R: 0 E: 0 K: 0 S: 3	H: 0 LOB: 0 BB: 0 P: 3	R: 0 E: 0 K: 0 S: 4	H: 1 LOB: 1 BB: 0 P: 4	R: 2 E: 0 K: 0 S: 6	H: 3 LOB: 1 BB: 0 P: 6	R: 0 E: 0 K: 1 S: 6	H: 1 LOB: 3 BB: 1 P: 11	R: 0 E: 0 K: 0 S: 2	H: 0 LOB: 0 BB: 1 P: 6	R: 0 E: 0 K: 1 S: 5	H: 0 LOB: 0 BB: 0 P: 5	1B: 6 2B: 2 3B: 0 HR: 0	SF: 1 SAC: 2 DP: 2 HBP: 1	WP: 0 PB: 0 SB: 0 CS: 0	PA: 37
PITCHER	IP WLS BF H R ER SO BB IBB HBP BLK WP HR S P ERA WHIP	6.2 W 7 0 0 0 1 1 0 0 0 0 0 8 12 0.00 0.429																				

Houston Astros @ Chicago Cubs
Wrigley Field, Chicago, IL
Sun Aug 22 1971, 3:33 AM CDT
Att: 28,933 - Sunny - 78 F

AB	30
R	3
H	7
RBI	3
BB	3
SO	3
LOB	12



Batter	1	2	3	4	5	6	7	8	9	AB	R	H	RBI	BB	SO	LOB	TOP				
Lou Brock, L OBP: 0.392, SLG: 0.431 (1, 7)										3	1	1	0	1	0	0	St. Louis Cardinals @ Houston Astros Astrodome, Houston, TX Tue Aug 24 1971, 8:05 PM EDT Att: 13,860 - Dome				
Ted Sizemore, R OBP: 0.311, SLG: 0.331 (1, 9)										3	0	1	0	1	0	1					
Matty Alou, L OBP: 0.348, SLG: 0.406 (1, 3)										4	1	2	0	0	0	1					
Joe Torre, R OBP: 0.418, SLG: 0.550 (1, 5)										4	0	1	1	0	0	2					
Ted Simmons, S OBP: 0.354, SLG: 0.402 (1, 2)									4	0	1	0	0	0	0	0					
Jose Cruz, L OBP: 0.354, SLG: 0.383 (1, 8)										4	0	0	0	0	1	1					
Ted Kubiak, S OBP: 0.333, SLG: 0.341 (1, 4)										3	0	0	0	1	1	1					
Dal Maxvill, R OBP: 0.286, SLG: 0.247 (1, 6)										3	0	0	0	0	2	1					
Reggie Cleveland, R OBP: 0.145, SLG: 0.176 Al Santorini, R OBP: 0.286, SLG: 0.286 (9, 1)										3	0	0	0	0	2	0	<div style="text-align: right;"> Cardinals AB 31 R 2 H 6 RBI 1 BB 3 SO 6 LOB 7 </div>				
Inning Stats	R: 1 E: 0 K: 0 S: 3	H: 2 LOB: 1 BB: 1 P: 7	R: 0 E: 0 K: 2 S: 7	H: 0 LOB: 1 BB: 1 P: 11	R: 0 E: 0 K: 1 S: 7	H: 2 LOB: 2 BB: 0 P: 7	R: 0 E: 0 K: 0 S: 3	H: 0 LOB: 0 BB: 0 P: 3	R: 1 E: 0 K: 2 S: 8	H: 1 LOB: 1 BB: 1 P: 12	R: 0 E: 0 K: 0 S: 4	H: 1 LOB: 1 BB: 0 P: 4	R: 0 E: 0 K: 0 S: 3	H: 0 LOB: 0 BB: 0 P: 3	R: 0 E: 0 K: 1 S: 5	H: 0 LOB: 0 BB: 0 P: 5		1B: 5 2B: 1 3B: 0 HR: 0	SF: 0 SAC: 0 DP: 0 HBP: 0	WP: 0 PB: 0 SB: 3 CS: 1	PA: 34
PITCHER	IP WLS BF H R ER SO BB IBB HBP BLK WP HR S P ERA WHIP	IP WLS BF H R ER SO BB IBB HBP BLK WP HR S P ERA WHIP																			
Ken Forsch, R ERA: 2.86 Fred Gladding, R ERA: 2.27	(1, 1) (9, 1)	8.0 L 31 6 2 1 5 3 0 0 0 0 0 0 38 50 1.12 1.125	1.0 3 0 0 0 1 0 0 0 0 0 0 0 5 5 0.00 0.000																		

Batter	1	2	3	4	5	6	7	8	9	AB	R	H	RBI	BB	SO	LOB	BOTTOM				
Jesus Alou, R OBP: 0.325, SLG: 0.382 Fred Gladding, L (9, 1)										4	0	1	0	0	0	0	St. Louis Cardinals @ Houston Astros Astrodome, Houston, TX Tue Aug 24 1971, 8:05 PM EDT Att: 13,860 - Dome				
Joe Morgan, L OBP: 0.353, SLG: 0.426 (1, 4)										4	0	0	0	0	0	1					
Cesar Cedeno, R OBP: 0.293, SLG: 0.397 (1, 8)										4	1	3	0	0	0	1					
Bob Watson, R OBP: 0.349, SLG: 0.390 Cesar Geronimo, L OBP: 0.286, SLG: 0.308 (9, PR)										4	0	1	0	0	1	2					
Rich Chiles, L OBP: 0.318, SLG: 0.372 (1, 7)										4	0	1	1	0	1	1					
Denis Menke, R OBP: 0.343, SLG: 0.344 Doug Rader, R OBP: 0.304, SLG: 0.382 (6, 5)										2	0	1	0	0	0	0					
Johnny Edwards, L OBP: 0.272, SLG: 0.296 (1, 2)										2	0	0	0	0	0	2					
Roger Metzger, S OBP: 0.293, SLG: 0.300 (1, 6)										3	0	1	0	0	0	0					
Ken Forsch, R OBP: 0.093, SLG: 0.071 Jimmy Wynn, R OBP: 0.319, SLG: 0.310 (8, PH)										2	0	0	0	0	0	1	<div style="text-align: right;"> Houston AB 33 R 1 H 8 RBI 1 BB 0 SO 3 LOB 9 </div>				
Inning Stats	R: 0 E: 0 K: 0 S: 3	H: 1 LOB: 0 BB: 0 P: 3	R: 0 E: 0 K: 0 S: 4	H: 1 LOB: 0 BB: 0 P: 4	R: 0 E: 0 K: 2 S: 8	H: 1 LOB: 1 BB: 0 P: 8	R: 0 E: 0 K: 0 S: 4	H: 1 LOB: 1 BB: 0 P: 4	R: 0 E: 0 K: 0 S: 3	H: 0 LOB: 0 BB: 0 P: 3	R: 0 E: 0 K: 1 S: 5	H: 0 LOB: 0 BB: 0 P: 5	R: 1 E: 0 K: 0 S: 5	H: 3 LOB: 2 BB: 0 P: 5	1B: 6 2B: 2 3B: 0 HR: 0	SF: 0 SAC: 0 DP: 1 HBP: 0		WP: 1 PB: 0 SB: 0 CS: 1	PA: 34		
PITCHER	IP WLS BF H R ER SO BB IBB HBP BLK WP HR S P ERA WHIP	IP WLS BF H R ER SO BB IBB HBP BLK WP HR S P ERA WHIP																			
Reggie Cleveland, R ERA: 3.96 Al Santorini, R ERA: 3.96	(1, 1) (9, 1)	8.1 W 32 1 1 3 1 0 0 0 0 0 0 1 1 1.08 0.960	0.2 S 1 0 0 0 0 0 0 0 0 0 0 1 1 0.00 0.000																		

Batter	1	2	3	4	5	6	7	8	9	AB	R	H	RBI	BB	SO	LOB	TOP		
Lou Brock, L OBP: 0.389, SLG: 0.427 (1, 7)	F7		K	5-3			4-3		K	5	0	0	0	0	2	1			
Ted Sizemore, R OBP: 0.310, SLG: 0.329 (1, 4) (8, 9)	F3		1B 2B 1B		6-3		F8		6-3	5	1	1	0	0	0	0			
Matty Alou, L OBP: 0.347, SLG: 0.404 (1, 3)	G3		2B 1-2 2-3 1B		F6		F6		6-3	5	0	1	0	0	0	0			
Joe Torre, R OBP: 0.422, SLG: 0.559 (1, 5)		1B S BB							HR 3B	3	1	3	2	1	0	0			
Ted Simmons, S OBP: 0.355, SLG: 0.409 (1, 2)	F7				F9				HR	3	1	1	2	1	0	2			
Luis Melendez, R OBP: 0.335, SLG: 0.282 Julian Javier, R OBP: 0.289, SLG: 0.358 (8, 4)	F4		F6			4-3 BB			6-3	3	0	0	0	1	0	4			
Jose Cruz, L OBP: 0.357, SLG: 0.391 (1, 8)					F9					0	0	0	0	0	0	0			
Dal Maxvill, R OBP: 0.282, SLG: 0.244 (1, 6)	F7			5-3			F9		5-3	4	0	0	0	0	0	4			
Steve Carlton, L OBP: 0.207, SLG: 0.228 (1, 1)			1B 2B 1B	K			K		3-1	4	1	1	0	0	2	2			
Inning Stats	R: 0 E: 0 K: 0 S: 3	H: 0 LOB: 0 BB: 0 P: 3	R: 0 E: 0 K: 0 S: 4	H: 1 LOB: 2 BB: 1 P: 8	R: 2 E: 0 K: 1 S: 9	H: 4 LOB: 3 BB: 1 P: 13	R: 0 E: 0 K: 1 S: 5	H: 0 LOB: 0 BB: 0 P: 5	R: 0 E: 0 K: 0 S: 4	H: 1 LOB: 1 BB: 0 P: 4	R: 0 E: 0 K: 0 S: 3	H: 0 LOB: 0 BB: 0 P: 3	R: 2 E: 0 K: 0 S: 6	H: 3 LOB: 1 BB: 0 P: 6	R: 0 E: 0 K: 1 S: 5	H: 0 LOB: 0 BB: 0 P: 5	1B: 5 2B: 2 3B: 1 HR: 1	SF: 0 SAC: 0 DP: 0 HBP: 0	WP: 0 PA: 39 PB: 0 SB: 1 CS: 0
PITCHER	IP	WLS	BF	H	R	ER	SO	BB	IBB	HBP	BLK	WP	HR	S	P	ERA	WHIP		
Ron Cook, L ERA: 4.42 George Culver, R ERA: 2.47	(1, 1) (8, 1)	7.0 2.0	L 9	30 3	6 2	2 2	3 1	2 0	1 0	0 0	0 0	0 0	1 11	33 11	45 11	2.57 9.00	1.143 1.500		

St. Louis Cardinals @ Houston Astros
Astrodome, Houston, TX
Wed Aug 25 1971, 8:05 PM EDT
Att: 11,025 - Dome

AB 36
R 4
H 9
RBI 4
BB 3
SO 4
LOB 17



Batter	1	2	3	4	5	6	7	8	9	AB	R	H	RBI	BB	SO	LOB	BOTTOM		
Jesus Alou, R OBP: 0.327, SLG: 0.384 (1, 9)	F7		1B BB		6-3 2B		F7			3	0	1	0	1	0	1			
Joe Morgan, L OBP: 0.352, SLG: 0.423 (1, 4)	K2-3-2 BB		L9		6-3		F6			3	0	0	0	1	0	3			
Cesar Cedeno, R OBP: 0.292, SLG: 0.396 (1, 8) (9, 3)	K2-3-2 1-1				5-3			G3		4	0	1	0	0	1	2			
Bob Watson, R OBP: 0.350, SLG: 0.391 (1, 7)		FC5-4 1B	5-3			1-3		FC6-4 1B		4	0	2	0	0	0	2			
Doug Rader, R OBP: 0.306, SLG: 0.390 Cesar Geronimo, L OBP: 0.286, SLG: 0.308 (1, 5) (9, 8)		FC5-4 1B			HR	5-3		K		4	1	2	1	0	1	1			
Jack Hiatt, R OBP: 0.398, SLG: 0.351 (1, 2)		FC5-4 1-2 2-3		5-3		FC4-6 1B		FC6-4 1-2		4	0	1	0	0	0	3			
Marty Martinez, S OBP: 0.257, SLG: 0.303 (1, 3) (9, 5)	F3		K		K		FC4-6 1-2		1-3	4	0	0	0	0	1	3			
Roger Metzger, S OBP: 0.293, SLG: 0.298 (1, 6)	F8		K		K		SH2-4 BB		F4	3	0	0	0	1	1	2			
Ron Cook, L OBP: 0.167, SLG: 0.167 Denis Menke, R OBP: 0.343, SLG: 0.344 George Culver, R OBP: 0.125, SLG: 0.125 Larry Howard, R OBP: 0.176, SLG: 0.375 (1, 1) (7, PH) (8, 1) (9, PH)			K		F9		SH2-4 1-2		6-3	2	0	0	0	0	1	0			
Inning Stats	R: 0 E: 0 K: 1 S: 4	H: 0 LOB: 1 BB: 1 P: 8	R: 0 E: 0 K: 0 S: 5	H: 2 LOB: 2 BB: 0 P: 5	R: 0 E: 0 K: 1 S: 6	H: 1 LOB: 2 BB: 1 P: 10	R: 1 E: 0 K: 2 S: 8	H: 1 LOB: 0 BB: 0 P: 8	R: 0 E: 0 K: 0 S: 4	H: 1 LOB: 1 BB: 0 P: 4	R: 0 E: 0 K: 0 S: 3	H: 0 LOB: 1 BB: 1 P: 7	R: 0 E: 0 K: 1 S: 6	H: 1 LOB: 1 BB: 0 P: 6	R: 0 E: 0 K: 0 S: 3	H: 0 LOB: 0 BB: 0 P: 3	1B: 5 2B: 2 3B: 0 HR: 1	SF: 0 SAC: 1 DP: 1 HBP: 0	WP: 0 PA: 36 PB: 0 SB: 0 CS: 0
PITCHER	IP	WLS	BF	H	R	ER	SO	BB	IBB	HBP	BLK	WP	HR	S	P	ERA	WHIP		
Steve Carlton, L ERA: 3.42	(1, 1)	9.0 W	36 36	7 7	1 1	1 1	5 5	3 3	0 0	0 0	0 0	0 0	1 43	55	55	1.00	1.111		

St. Louis Cardinals @ Houston Astros
Astrodome, Houston, TX
Wed Aug 25 1971, 8:05 PM EDT
Att: 11,025 - Dome

AB 32
R 1
H 7
RBI 1
BB 3
SO 5
LOB 17



Batter	1	2	3	4	5	6	7	8	9	AB	R	H	RBI	BB	SO	LOB	TOP			
Rennie Stennett, R OBP: 0.333, SLG: 0.369	0-0 6-3		0-0 1-2	0-0 1B	0-0 1B	0-0 F8		0-0 F8		5	0	2	2	0	0	2				
Al Oliver, L OBP: 0.313, SLG: 0.419	0-0 G3		0-0 1-3	0-0 4-3		0-0 G3		0-0 1B		5	1	1	0	0	0	6				
Roberto Clemente, R OBP: 0.364, SLG: 0.519	0-3 K			0-0 5-3	0-0 1B			0-0 1B	0-0 1B	5	1	3	1	0	1	0				
Willie Stargell, L OBP: 0.395, SLG: 0.645		0-0 3-1		0-0 4-3	4-0 1B			0-0 G4-6-3	0-0 G4-6-3	4	1	1	1	1	0	1				
Bob Robertson, R OBP: 0.366, SLG: 0.506	0-3 K			4-0 1B	0-3 K			4-0 1B	0-3 K	3	1	0	0	2	3	2				
Manny Sanguillen, R OBP: 0.333, SLG: 0.429	0-0 L9			0-0 1B	0-0 1B			0-0 FC4-6	0-3 K	5	1	1	0	0	1	4				
Dave Cash, R OBP: 0.367, SLG: 0.380			0-0 5-3	0-0 1B		4-0 1B		0-0 SF9	0-0 F6	3	1	1	2	1	0	0				
Jackie Hernandez, R OBP: 0.269, SLG: 0.321			0-3 K	4-0 1B		0-0 F8		0-0 E4		3	1	0	0	1	1	2				
Dock Ellis, S OBP: 0.263, SLG: 0.211			4-0 1B	0-0 1B		0-0 2-3				3	0	2	1	1	0	2				
Dave Giusti, R OBP: 0.125, SLG: 0.067				1-2 1B						0	0	0	0	0	0	0				
Inning Stats	R: 0 E: 0 K: 1 S: 5	H: 0 LOB: 0 BB: 0 P: 5	R: 0 E: 0 K: 1 S: 5	H: 0 LOB: 0 BB: 0 P: 5	R: 0 E: 0 K: 1 S: 6	H: 1 LOB: 2 BB: 1 P: 10	R: 4 E: 0 K: 0 S: 7	H: 4 LOB: 2 BB: 2 P: 15	R: 0 E: 0 K: 0 S: 4	H: 1 LOB: 2 BB: 1 P: 8	R: 2 E: 1 K: 0 S: 6	H: 2 LOB: 2 BB: 1 P: 10	R: 1 E: 0 K: 0 S: 4	H: 2 LOB: 0 BB: 0 P: 4	R: 0 E: 0 K: 2 S: 7	H: 0 LOB: 0 BB: 0 P: 7	1B: 9 2B: 2 3B: 0 HR: 0	SF: 1 SAC: 0 DP: 2 HBP: 0	WP: 0 PA: 43 PB: 0 SB: 0 CS: 0	
PITCHER	IP	WLS	BF	H	R	ER	SO	BB	IBB	HBP	BLK	WP	HR	S	P	ERA	WHIP			
Jack Billingham, R ERA: 3.65	5.1	L	27	7	4	4	4	4	1	0	0	0	0	30	50	6.75	2.062			
Jim Ray, R ERA: 2.2	0.2		2	0	0	0	0	0	0	0	0	0	0	2	2	0.00	0.000			
George Culver, R ERA: 2.77	1.1		10	4	3	3	0	1	0	0	0	0	0	9	13	20.25	3.750			
Buddy Harris, R ERA: 5.33	1.2		4	0	0	0	2	0	0	0	0	0	0	8	8	0.00	0.000			

Pittsburgh Pirates @ Houston Astros
Astrodome, Houston, TX
Fri Aug 27 1971, 8:05 PM EDT
Att. 14,933 - Dome

AB 36
R 7
H 11
RBI 7
BB 6
SO 6
LOB 19



Batter	1	2	3	4	5	6	7	8	9	AB	R	H	RBI	BB	SO	LOB	BOTTOM				
Jesus Alou, R OBP: 0.326, SLG: 0.380	0-0 F8	0-0 5-3			0-0 6-3		0-0 2-3		4-0 1B	4	1	0	0	1	0	2					
Joe Morgan, L OBP: 0.353, SLG: 0.421	4-0 S		0-0 F8		0-0 4-3		4-0 FC6-4		0-3 K	3	0	0	0	2	1	1					
Cesar Cedeno, R OBP: 0.294, SLG: 0.396	0-3 K		0-0 F9		0-0 1B		0-0 FC6-4		0-0 E	5	1	2	0	0	1	2					
Bob Watson, R OBP: 0.353, SLG: 0.394	0-0 6-3		0-0 1-3		0-0 FC6-4		0-0 1B		0-0 E4	5	0	3	1	0	0	1					
Rich Chiles, L OBP: 0.315, SLG: 0.366		0-0 1B		0-0 G3		0-0 FC6-4		0-0 F8	0-3 K	4	1	1	0	0	0	3					
Buddy Harris, R OBP: 0.250, SLG: 0.294		0-0 1B		0-0 FC6-4		1-2 1B				0	0	0	0	0	0	0					
Doug Ratler, R OBP: 0.305, SLG: 0.387	0-0 F8			0-3 K		4-0 FC4-6		0-0 F9		3	0	0	0	1	1	1					
Johnny Edwards, L OBP: 0.279, SLG: 0.301		0-0 SH5-4		0-0 BB		0-0 FC4-6		4-0 1B		3	0	2	0	1	0	1					
Roger Metzger, S OBP: 0.294, SLG: 0.298		0-0 SH5-4		4-0 FC6-4		0-0 4-3		0-0 L4-3		3	0	1	1	1	0	2					
Jack Billingham, R OBP: 0.155, SLG: 0.143		0-0 SH5-4		0-0 FC6-4		0-0 F5			0-0 G3	1	0	0	0	0	0	2					
Jim Ray, R OBP: 0.222, SLG: 0.125										0	0	0	0	0	0	0					
Denis Menke, R OBP: 0.342, SLG: 0.343										1	0	0	0	0	0	1					
George Culver, R OBP: 0.125, SLG: 0.125										0	0	0	0	0	0	0					
Cesar Geronimo, L OBP: 0.276, SLG: 0.296										1	0	0	0	0	0	0					
Inning Stats	R: 0 E: 0 K: 1 S: 5	H: 0 LOB: 1 BB: 1 P: 9	R: 1 E: 0 K: 0 S: 6	H: 3 LOB: 2 BB: 0 P: 6	R: 0 E: 0 K: 0 S: 3	H: 0 LOB: 0 BB: 0 P: 3	R: 0 E: 0 K: 1 S: 6	H: 1 LOB: 2 BB: 1 P: 10	R: 0 E: 0 K: 0 S: 5	H: 2 LOB: 2 BB: 0 P: 5	R: 0 E: 0 K: 0 S: 3	H: 0 LOB: 1 BB: 1 P: 7	R: 1 E: 1 K: 0 S: 4	H: 1 LOB: 1 BB: 1 P: 8	R: 0 E: 0 K: 0 S: 2	H: 0 LOB: 0 BB: 1 P: 6	R: 1 E: 1 K: 2 S: 9	H: 2 LOB: 2 BB: 1 P: 13	1B: 9 2B: 1 3B: 0 HR: 0	SF: 0 SAC: 1 DP: 1 HBP: 0	WP: 0 PA: 41 PB: 0 SB: 1 CS: 0
PITCHER	IP	WLS	BF	H	R	ER	SO	BB	IBB	HBP	BLK	WP	HR	S	P	ERA	WHIP				
Dock Ellis, R ERA: 2.84	8.2	W	40	9	3	1	3	6	0	0	0	0	0	40	64	1.04	1.731				
Dave Giusti, R ERA: 3.15	0.1	S	1	0	0	0	1	0	0	0	0	0	0	3	3	0.00	0.000				

Pittsburgh Pirates @ Houston Astros
Astrodome, Houston, TX
Fri Aug 27 1971, 8:05 PM EDT
Att. 14,933 - Dome

AB 34
R 3
H 9
RBI 2
BB 6
SO 4
LOB 18



Batter	1	2	3	4	5	6	7	8	9	AB	R	H	RBI	BB	SO	LOB	TOP			
Rennie Stennett, R OBP: 0.329, SLG: 0.362 (1, 4)	F9		1-3			F8		G3		4	0	1	0	0	0	0	Pittsburgh Pirates @ Houston Astros Astrodome, Houston, TX Sat Aug 28 1971, 8:05 PM EDT Att: 25,619 - Dome			
Al Oliver, L OBP: 0.312, SLG: 0.417 Bob Veale, S OBP: 0.375, SLG: 0.375 (1, 8) (8, 1)	K			F8			FC4	G3		4	0	1	0	0	1	2				
Roberto Clemente, R OBP: 0.361, SLG: 0.515 (1, 9)	F8			K		FC4		F5		4	0	0	0	0	1	4				
Willie Stargell, L OBP: 0.394, SLG: 0.641 (1, 7)		K		FC5-4		F9		G3		3	0	0	0	1	1					
Bob Robertson, R OBP: 0.367, SLG: 0.505 (1, 3)		1B		FC5-4				3-1		3	0	1	0	1	0	1				
Manny Sanguillen, R OBP: 0.352, SLG: 0.429 (1, 2)		1B				G6-4-3		4-3		4	0	2	0	0	0	1				
Dave Cash, R OBP: 0.364, SLG: 0.377 (1, 5)		G5-4-3				F9		L7		3	0	0	0	0	0	3				
Jackie Hernandez, R OBP: 0.296, SLG: 0.317 Vic Davalillo, L OBP: 0.313, SLG: 0.369 (1, 6) (8, PH) (8, 8)			4-3			F8		6-3		2	0	0	0	0	0	1				
Steve Blass, R OBP: 0.116, SLG: 0.145 Bruce Kison, R OBP: 0.115, SLG: 0.120 Luke Walker, L OBP: 0.020, SLG: 0.025 Charlie Spillane, L OBP: 0.000, SLG: 0.000 Gene Alley, R OBP: 0.356, SLG: 0.367 (1, 1) (5, 1) (7, 1) (8, PH) (8, PH) (8, 9)			K			FC6-4		G3		2	0	0	0	0	1	1				
Inning Stats	R: 0 E: 0 K: 1 S: 5	H: 0 LOB: 0 BB: 0 P: 5	R: 0 E: 0 K: 1 S: 6	H: 2 LOB: 1 BB: 0 P: 6	R: 0 E: 0 K: 1 S: 5	H: 0 LOB: 0 BB: 0 P: 5	R: 0 E: 0 K: 1 S: 5	H: 0 LOB: 1 BB: 1 P: 9	R: 0 E: 0 K: 0 S: 4	H: 1 LOB: 1 BB: 0 P: 4	R: 0 E: 0 K: 0 S: 2	H: 0 LOB: 0 BB: 1 P: 6	R: 0 E: 0 K: 0 S: 4	H: 1 LOB: 3 BB: 1 P: 8	R: 0 E: 0 K: 0 S: 3	H: 0 LOB: 0 BB: 0 P: 3		1B: 5 2B: 0 3B: 0 HR: 0	SF: 0 SAC: 0 DP: 2 HBP: 0	WP: 0 PB: 0 SB: 0 CS: 0
PITCHER Don Wilson, R ERA: 2.75 (1, 1)	IP: 9.0 WLS: W BF: 33	H: 5 R: 0 ER: 0 SO: 4	BB: 3 IBB: 0 HBP: 0 BLK: 0	WP: 0 HR: 0 S: 38 P: 50	ERA: 0.00 WHIP: 0.889	PITCHER										IP: 9.0 WLS: W BF: 33	H: 5 R: 0 ER: 0 SO: 4	BB: 3 IBB: 0 HBP: 0 BLK: 0	WP: 0 HR: 0 S: 38 P: 50	ERA: 0.00 WHIP: 0.889

Batter	1	2	3	4	5	6	7	8	9	AB	R	H	RBI	BB	SO	LOB	BOTTOM			
Jesus Alou, R OBP: 0.321, SLG: 0.375 Cesar Geronimo, L OBP: 0.276, SLG: 0.296 (1, 9) (9, 9)	4-3		6-3	6-3	FC5-4			4-3		5	0	0	0	0	0	4	Pittsburgh Pirates @ Houston Astros Astrodome, Houston, TX Sat Aug 28 1971, 8:05 PM EDT Att: 25,619 - Dome			
Joe Morgan, L OBP: 0.355, SLG: 0.419 (1, 4)	1B		1B	F9		1B		F7		2	1	0	0	3	0	1				
Cesar Cedeno, R OBP: 0.295, SLG: 0.399 (1, 8)	F7		1B	1B	2B	K				4	2	2	0	0	1	2				
Bob Watson, R OBP: 0.357, SLG: 0.398 (1, 3)	1B		1B	1B	FC5-2	F4				4	0	3	2	0	0	1				
Rich Chiles, L OBP: 0.312, SLG: 0.360 (1, 7)	1-3		K		FC5-2	F8				4	1	1	0	0	1	5				
Doug Rader, R OBP: 0.305, SLG: 0.386 (1, 5)		K		1B	FC5-2		K			4	0	1	1	0	2	2				
Johnny Edwards, L OBP: 0.279, SLG: 0.304 (1, 2)			F7		FC4-6	1-3		1-3		4	0	1	0	0	0	3				
Roger Metzger, S OBP: 0.296, SLG: 0.298 (1, 6)	F4			SH3-4	BB	G3				3	0	1	0	1	0	1				
Don Wilson, R OBP: 0.173, SLG: 0.164 (1, 1)	F9			SH3-4	FC5-4		K			2	0	0	0	1	1	1				
Inning Stats	R: 0 E: 0 K: 0 S: 4	H: 1 LOB: 2 BB: 1 P: 8	R: 0 E: 0 K: 1 S: 6	H: 1 LOB: 0 BB: 0 P: 6	R: 2 E: 0 K: 1 S: 8	H: 3 LOB: 2 BB: 1 P: 12	R: 0 E: 0 K: 0 S: 4	H: 1 LOB: 1 BB: 0 P: 4	R: 2 E: 2 K: 0 S: 6	H: 3 LOB: 3 BB: 2 P: 14	R: 0 E: 0 K: 1 S: 5	H: 0 LOB: 1 BB: 1 P: 9	R: 0 E: 0 K: 1 S: 5	H: 0 LOB: 0 BB: 0 P: 5	R: 0 E: 0 K: 1 S: 5	H: 0 LOB: 0 BB: 0 P: 5		1B: 7 2B: 2 3B: 0 HR: 0	SF: 0 SAC: 1 DP: 0 HBP: 0	WP: 0 PB: 0 SB: 2 CS: 0
PITCHER Steve Blass, R ERA: 3.1 Bruce Kison, R ERA: 3.52 Luke Walker, L ERA: 3.77 Bob Veale, L ERA: 8.5 (1, 1) (5, 1) (7, 1) (8, 1)	IP: 4.0 WLS: L BF: 23	H: 9 R: 4 ER: 0 SO: 2	BB: 2 IBB: 0 HBP: 0 BLK: 0	WP: 0 HR: 0 S: 25 P: 33	ERA: 6.75 WHIP: 2.750	PITCHER										IP: 4.0 WLS: L BF: 23	H: 9 R: 4 ER: 0 SO: 2	BB: 2 IBB: 0 HBP: 0 BLK: 0	WP: 0 HR: 0 S: 25 P: 33	ERA: 6.75 WHIP: 2.750

Batter	1	2	3	4	5	6	7	8	9	AB	R	H	RBI	BB	SO	LOB	TOP				
Rennie Stennett, R OBP: 0.333, SLG: 0.392 (1,4)	5-3		F6		SH1-4 1B		E4 1B		2B 3B	5	2	2	0	0	0	0	Pittsburgh Pirates @ Houston Astros Astrodome, Houston, TX Sun Aug 29 1971, 4:33 AM EDT Att: 15,723 - Dome				
Gene Clines, R OBP: 0.388, SLG: 0.400 (1,7)	L4-3				SH1-4		K		2B	3	0	1	0	0	1	1					
Vic Davallillo, L OBP: 0.316, SLG: 0.376 (9, PH)			2B		1-2				2B	1	0	1	1	0	0	0					
Roberto Clemente, R OBP: 0.361, SLG: 0.516 (1,9)			F9		K		1B		L9	5	0	2	1	0	1	3					
Bob Robertson, R OBP: 0.366, SLG: 0.501 (1,3)	K		6-3		F8		1B		F8	5	0	1	0	0	1	4					
Manny Sanguillen, R OBP: 0.351, SLG: 0.432 (1,2)					1-3		K			4	1	1	0	0	1	2					
Dave Cash, R OBP: 0.366, SLG: 0.378 (1,5)					1B 6-3		1B SF9			4	2	2	0	0	1	1					
Al Oliver, L OBP: 0.316, SLG: 0.420 (1,8)					1B 6-3		1B SF9		G3	4	0	3	1	0	0	0					
Jackie Hernandez, R OBP: 0.261, SLG: 0.313 (1,6)			K		6-3		SF9		K	3	0	0	2	0	2	2					
Bob Johnson, L OBP: 0.167, SLG: 0.048 (1,1)					1-2 3-H		1-2 3-H			3	0	0	0	0	2	3					
Dave Giusti, R OBP: 0.118, SLG: 0.063 (8,1)	FC6-4				K		K		F4	1	0	0	0	0	0	0					
Inning Stats	R: 0 E: 0 K: 1 S: 6	H: 1 LOB: 1 BB: 0 P: 6	R: 1 E: 0 K: 2 S: 9	H: 2 LOB: 1 BB: 0 P: 9	R: 0 E: 0 K: 0 S: 4	H: 1 LOB: 1 BB: 0 P: 4	R: 1 E: 0 K: 1 S: 7	H: 2 LOB: 1 BB: 0 P: 7	R: 0 E: 0 K: 1 S: 6	H: 1 LOB: 1 BB: 0 P: 6	R: 1 E: 1 K: 1 S: 7	H: 2 LOB: 1 BB: 0 P: 7	R: 0 E: 0 K: 1 S: 5	H: 0 LOB: 0 BB: 0 P: 5	R: 1 E: 0 K: 0 S: 5	H: 2 LOB: 1 BB: 0 P: 5	1B: 8 2B: 3 3B: 2 HR: 0	SF: 1 SAC: 1 DP: 1 HBP: 0	WP: 0 PB: 0 SB: 1 CS: 0	PA: 40	
PITCHER	IP	WLS	BF	H	R	ER	SO	BB	IBB	HBP	BLK	WP	HR	S	P	ERA	WHIP				
Wade Blasingame, L ERA: 4.17 (1,1)	6.0	L	27	9	3	3	7	0	0	0	0	0	0	41	41	4.50	1.500				
Jim Ray, R ERA: 2.14 (7,1)	2.0		8	2	1	0	2	0	0	0	0	0	0	12	12	0.00	1.000				
George Culver, R ERA: 2.85 (9,1)	1.0		5	2	1	1	0	0	0	0	0	0	0	5	5	9.00	2.000				

AB	38
R	5
H	13
RBI	5
BB	0
SO	9
LOB	16



Batter	1	2	3	4	5	6	7	8	9	AB	R	H	RBI	BB	SO	LOB	BOTTOM				
Jesus Alou, R OBP: 0.318, SLG: 0.371 (1,9)	F8		F5			4-3		F6		4	0	0	0	0	0	0	Pittsburgh Pirates @ Houston Astros Astrodome, Houston, TX Sun Aug 29 1971, 4:33 AM EDT Att: 15,723 - Dome				
Roger Metzger, S OBP: 0.295, SLG: 0.304 (1,6)			K			BB 1B		1B 2B		4	1	3	0	0	1	0					
Cesar Cedeno, R OBP: 0.297, SLG: 0.400 (1,8)					F9		BB 1B		1B 2B	4	1	2	0	0	1	1					
Bob Watson, R OBP: 0.358, SLG: 0.400 (1,3)			K		F8		1-2 2-3 BB		1-2 2-H 2B	3	0	1	2	1	1	1					
Rich Chiles, L OBP: 0.299, SLG: 0.344 (1,7)			K		3-1		F6		K	4	0	0	0	0	2	4					
Doug Rader, R OBP: 0.302, SLG: 0.383 (1,5)			K			K		F8		4	0	0	0	0	2	0					
Johnny Edwards, L OBP: 0.278, SLG: 0.303 (1,2)					L7		F9		K2-3	4	0	1	0	0	1	0					
Marty Martinez, S OBP: 0.225, SLG: 0.263 (1,4)			5-3		F8		F4		F5	4	0	0	0	0	0	1					
Wade Blasingame, L OBP: 0.286, SLG: 0.313 (1,1)					L6		4-3		F5	1	0	0	0	0	0	0					
Jimmy Wynn, R OBP: 0.318, SLG: 0.309 (6, PH)										1	0	0	0	0	0	0					
Jim Ray, R OBP: 0.222, SLG: 0.125 (7,1)										0	0	0	0	0	0	0					
Joe Morgan, L OBP: 0.354, SLG: 0.418 (8, PH)										1	0	0	0	0	0	0					
George Culver, R OBP: 0.125, SLG: 0.125 (9,1)										0	0	0	0	0	0	0					
Inning Stats	R: 0 E: 0 K: 2 S: 8	H: 1 LOB: 1 BB: 0 P: 8	R: 0 E: 0 K: 2 S: 8	H: 1 LOB: 1 BB: 0 P: 8	R: 0 E: 0 K: 1 S: 5	H: 0 LOB: 0 BB: 0 P: 5	R: 0 E: 0 K: 0 S: 3	H: 0 LOB: 0 BB: 0 P: 3	R: 0 E: 0 K: 0 S: 5	H: 2 LOB: 3 BB: 1 P: 9	R: 0 E: 0 K: 0 S: 3	H: 0 LOB: 0 BB: 0 P: 3	R: 2 E: 0 K: 1 S: 8	H: 3 LOB: 1 BB: 0 P: 8	R: 0 E: 0 K: 1 S: 5	H: 0 LOB: 0 BB: 0 P: 5	1B: 5 2B: 2 3B: 0 HR: 0	SF: 0 SAC: 0 DP: 0 HBP: 0	WP: 0 PB: 0 SB: 0 CS: 0	PA: 35	
PITCHER	IP	WLS	BF	H	R	ER	SO	BB	IBB	HBP	BLK	WP	HR	S	P	ERA	WHIP				
Bob Johnson, R ERA: 3.6 (1,1)	7.2		31	7	2	2	6	1	0	0	0	0	0	42	46	2.35	1.043				
Dave Giusti, R ERA: 3.09 (8,1)	1.1	S	4	0	0	0	2	0	0	0	0	0	0	8	8	0.00	0.000				



Batter	1	2	3	4	5	6	7	8	9	AB	R	H	RBI	BB	SO	LOB	TOP										
Bobby Valentine, R OBP: 0.287, SLG: 0.328 Maury Wills, S OBP: 0.323, SLG: 0.322	F8		1B BB	F8			F8		FC6-4	4	1	0	0	1	0	1											
Bill Buckner, L OBP: 0.322, SLG: 0.378 Manny Mota, R OBP: 0.358, SLG: 0.370	E4		1B BB	F7			K		F7	4	1	0	0	1	1	1											
Willie Davis, L OBP: 0.334, SLG: 0.433			1B	F8			G3			4	1	2	0	0	0	0											
Dick Allen, R OBP: 0.396, SLG: 0.464 Steve Garvey, R OBP: 0.296, SLG: 0.378	K		1B						FC1-6	4	0	3	2	0	1	2											
Willie Crawford, L OBP: 0.334, SLG: 0.455 Jim Lefebvre, S OBP: 0.312, SLG: 0.406	K		1B	F4					FC1-6	0	0	0	0	0	0	0											
Wes Parker, S OBP: 0.360, SLG: 0.362		K	K				4-3		FC1-6	4	0	0	0	0	2	3											
Tom Haller, L OBP: 0.351, SLG: 0.404	E3		G3-6						FC4-6	4	0	1	0	0	0	3											
Bill Russell, R OBP: 0.264, SLG: 0.328	1-3			K					FC6-4	4	0	0	0	0	1	2											
Al Downing, R OBP: 0.232, SLG: 0.208 Jim Brewer, L OBP: 0.429, SLG: 0.429	K			4-3			4-3		FC6-4	3	0	0	0	0	1	2											
Inning Stats	R: 0 E: 1 K: 2 S: 9	H: 1 LOB: 2 BB: 0 P: 9	R: 0 E: 1 K: 2 S: 8	H: 0 LOB: 1 BB: 0 P: 8	R: 3 E: 0 K: 1 S: 7	H: 3 LOB: 1 BB: 2 P: 15	R: 0 E: 0 K: 1 S: 5	H: 0 LOB: 0 BB: 0 P: 5	R: 0 E: 0 K: 0 S: 4	H: 1 LOB: 1 BB: 0 P: 4	R: 0 E: 0 K: 0 S: 5	H: 0 LOB: 0 BB: 0 P: 5	R: 0 E: 0 K: 0 S: 4	H: 1 LOB: 1 BB: 0 P: 4	R: 0 E: 0 K: 0 S: 4	H: 1 LOB: 1 BB: 0 P: 4	R: 0 E: 0 K: 0 S: 4	H: 1 LOB: 1 BB: 0 P: 4	1B: 7 2B: 1 3B: 0 HR: 0	SF: 0 SAC: 0 DP: 1 HBP: 0	WP: 1 PB: 0 SB: 0 CS: 0	PA: 38					
PITCHER	IP	WLS	BF	H	R	ER	SO	BB	IBB	HBP	BLK	WP	HR	S	P	ERA	WHIP										
Ken Forsch, R ERA: 2.92	6.0	L	27	6	3	3	6	2	0	0	0	1	0	37	45	4.50	1.333										
Denny Lemaster, L ERA: 3.95	2.0		7	1	0	0	1	0	0	0	0	0	0	9	9	0.00	0.500										
Fred Gladding, R ERA: 2.22	1.0		4	1	0	0	0	0	0	0	0	0	0	4	4	0.00	1.000										

Los Angeles Dodgers @ Houston Astros
Astrodome, Houston, TX
Mon Aug 30 1971, 8:05 PM EDT
Att: 6,410 - Unknown

AB 36
R 3
H 8
RBI 3
BB 2
SO 7
LOB 18



Batter	1	2	3	4	5	6	7	8	9	AB	R	H	RBI	BB	SO	LOB	BOTTOM										
Jesus Alou, R OBP: 0.315, SLG: 0.368	4-3			F8					SF7	3	0	0	1	0	0	0											
Denis Menke, R OBP: 0.344, SLG: 0.348 Ron Cook, L OBP: 0.167, SLG: 0.167 Fred Gladding, L	F6			F8					2B	4	0	2	0	0	0	0											
Cesar Cedeno, R OBP: 0.298, SLG: 0.402	F3			5-3					2B	4	0	2	1	0	0	0											
Bob Watson, R OBP: 0.355, SLG: 0.396				F9					6-3	4	0	0	0	0	0	3											
Doug Rader, R OBP: 0.302, SLG: 0.381	K								F4	4	0	1	0	0	1	0											
Jimmy Wynn, R OBP: 0.320, SLG: 0.309									CS	3	0	1	0	1	0	0											
Jack Hiatt, R OBP: 0.398, SLG: 0.351 Larry Howard, R OBP: 0.143, SLG: 0.300				F2					F7	0	0	0	0	0	0	0											
Roger Metzger, S OBP: 0.300, SLG: 0.306										4	0	0	0	0	1	3											
Ken Forsch, R OBP: 0.091, SLG: 0.070 Cesar Geronimo, L OBP: 0.287, SLG: 0.286 Denny Lemaster, R OBP: 0.167, SLG: 0.167 Marty Martinez, S OBP: 0.220, SLG: 0.256										3	1	1	0	0	0	2											
Ken Forsch, R OBP: 0.091, SLG: 0.070 Cesar Geronimo, L OBP: 0.287, SLG: 0.286 Denny Lemaster, R OBP: 0.167, SLG: 0.167 Marty Martinez, S OBP: 0.220, SLG: 0.256				4-3						1	0	0	0	0	0	0											
Ken Forsch, R OBP: 0.091, SLG: 0.070 Cesar Geronimo, L OBP: 0.287, SLG: 0.286 Denny Lemaster, R OBP: 0.167, SLG: 0.167 Marty Martinez, S OBP: 0.220, SLG: 0.256										0	0	0	0	0	0	0											
Ken Forsch, R OBP: 0.091, SLG: 0.070 Cesar Geronimo, L OBP: 0.287, SLG: 0.286 Denny Lemaster, R OBP: 0.167, SLG: 0.167 Marty Martinez, S OBP: 0.220, SLG: 0.256										1	0	0	0	0	0	1											
Inning Stats	R: 0 E: 0 K: 0 S: 3	H: 0 LOB: 0 BB: 0 P: 3	R: 0 E: 0 K: 1 S: 5	H: 0 LOB: 0 BB: 0 P: 5	R: 0 E: 0 K: 0 S: 3	H: 0 LOB: 0 BB: 0 P: 3	R: 0 E: 0 K: 0 S: 3	H: 0 LOB: 0 BB: 0 P: 3	R: 0 E: 0 K: 0 S: 5	H: 2 LOB: 2 BB: 0 P: 5	R: 0 E: 0 K: 0 S: 5	H: 2 LOB: 2 BB: 0 P: 5	R: 0 E: 0 K: 1 S: 5	H: 0 LOB: 0 BB: 0 P: 5	R: 2 E: 0 K: 0 S: 6	H: 3 LOB: 1 BB: 0 P: 6	R: 0 E: 0 K: 0 S: 2	H: 0 LOB: 0 BB: 1 P: 6	1B: 4 2B: 3 3B: 0 HR: 0	SF: 1 SAC: 0 DP: 0 HBP: 0	WP: 0 PB: 0 SB: 0 CS: 1	PA: 34					
PITCHER	IP	WLS	BF	H	R	ER	SO	BB	IBB	HBP	BLK	WP	HR	S	P	ERA	WHIP										
Al Downing, L ERA: 2.86	7.2		30	7	2	2	2	0	0	0	0	0	0	34	34	2.35	0.913										
Jim Brewer, L ERA: 2.14	1.1	S	4	0	0	0	0	1	0	0	0	0	0	3	7	0.00	0.750										

Los Angeles Dodgers @ Houston Astros
Astrodome, Houston, TX
Mon Aug 30 1971, 8:05 PM EDT
Att: 6,410 - Unknown

AB 32
R 2
H 7
RBI 2
BB 1
SO 2
LOB 9



Batter	1	2	3	4	5	6	7	8	9	AB	R	H	RBI	BB	SO	LOB	TOP								
Bobby Valentine, R OBP: 0.295, SLG: 0.337 (1, 6)										4	1	3	1	0	0	1	Los Angeles Dodgers @ Houston Astros Astrodome, Houston, TX Tue Aug 31 1971, 8:05 PM EDT Att: 7,340 - Unknown AB 32 R 6 H 10 RBI 6 BB 5 SO 4 LOB 17 								
Manny Mota, R OBP: 0.357, SLG: 0.368 (1, 7)										4	0	1	0	0	0	2									
Willie Crawford, L OBP: 0.334, SLG: 0.455 (9, 7)										0	0	0	0	0	0	0									
Willie Davis, L OBP: 0.336, SLG: 0.436 (1, 8)										4	1	2	1	1	0	2									
Dick Allen, R OBP: 0.393, SLG: 0.461 (1, 3)										3	0	0	1	0	1	3									
Bill Russell, R OBP: 0.297, SLG: 0.332 (7, 9)										1	0	1	1	0	0	0									
Wes Parker, S OBP: 0.361, SLG: 0.369 (1, 9)										5	1	2	2	0	0	3									
Jim Lefebvre, S OBP: 0.312, SLG: 0.402 (1, 4)										3	0	0	0	1	1	1									
Steve Garvey, R OBP: 0.281, SLG: 0.370 (1, 5)										4	0	0	0	0	1	2									
Joe Ferguson, R OBP: 0.274, SLG: 0.299 (1, 2)										2	1	0	0	2	0	2									
Doyle Alexander, R OBP: 0.333, SLG: 0.267 (1, 1)										2	2	1	0	1	1	1									
Inning Stats	R: 3 E: 1 K: 0 S: 6	H: 3 LOB: 0 BB: 0 P: 6	R: 0 E: 0 K: 2 S: 7	H: 0 LOB: 1 BB: 1 P: 11	R: 0 E: 0 K: 0 S: 3	H: 0 LOB: 0 BB: 0 P: 3	R: 0 E: 0 K: 0 S: 3	H: 0 LOB: 0 BB: 0 P: 3	R: 1 E: 0 K: 1 S: 5	H: 2 LOB: 2 BB: 1 P: 9	R: 0 E: 0 K: 1 S: 6	H: 1 LOB: 1 BB: 0 P: 6	R: 1 E: 0 K: 1 S: 7	H: 2 LOB: 1 BB: 0 P: 7	R: 0 E: 0 K: 0 S: 3	H: 0 LOB: 1 BB: 1 P: 7	R: 1 E: 0 K: 0 S: 4	H: 2 LOB: 2 BB: 2 P: 12	1B: 8 2B: 1 3B: 0 HR: 1	SF: 1 SAC: 3 DP: 1 HBP: 0	WP: 0 PB: 0 SB: 1 CS: 0	PA: 41			
PITCHER	IP	WLS	BF	H	R	ER	SO	BB	IBB	HBP	BLK	WP	HR	S	P	ERA	WHIP								
Ron Cook, L ERA: 5.04 (1, 1)	6.2	L	30	8	5	5	3	2	0	0	0	0	1	34	42	6.75	1.500								
Jim Ray, R ERA: 2.13 (7, 1)	0.1		1	0	0	0	1	0	0	0	0	0	0	3	3	0.00	0.000								
Buddy Harris, R ERA: 5.4 (8, 1)	1.1		9	2	1	1	0	2	1	0	0	0	0	6	18	6.75	3.000								
Denny Lemaster, L ERA: 3.02 (9, 1)	0.2		1	0	0	0	0	0	0	0	0	0	0	1	1	0.00	0.000								

Batter	1	2	3	4	5	6	7	8	9	AB	R	H	RBI	BB	SO	LOB	BOTTOM								
Roger Metzger, S OBP: 0.301, SLG: 0.306 (1, 6)										3	0	1	0	1	0	2	Los Angeles Dodgers @ Houston Astros Astrodome, Houston, TX Tue Aug 31 1971, 8:05 PM EDT Att: 7,340 - Unknown AB 34 R 1 H 9 RBI 1 BB 2 SO 3 LOB 20 								
Denis Menke, R OBP: 0.343, SLG: 0.347 (1, 4)										4	0	1	0	0	1	3									
Cesar Cedeno, R OBP: 0.300, SLG: 0.403 (1, 8)										4	1	2	0	0	0	2									
Bob Watson, R OBP: 0.354, SLG: 0.394 (1, 3)										4	0	1	0	0	0	3									
Rich Chiles, L OBP: 0.297, SLG: 0.340 (1, 7)										4	0	1	1	0	1	1									
Doug Radler, R OBP: 0.301, SLG: 0.380 (1, 5)										2	0	0	0	0	1	2									
Joe Morgan, L OBP: 0.355, SLG: 0.417 (6, PH)										1	0	0	0	1	0	0									
Jimmy Wynn, R OBP: 0.319, SLG: 0.308 (1, 9)										4	0	1	0	0	0	4									
Johnny Edwards, L OBP: 0.278, SLG: 0.302 (1, 2)										4	0	1	0	0	0	1									
Ron Cook, L OBP: 0.296, SLG: 0.250 (1, 1)										2	0	1	0	0	0	0									
Jim Ray, R OBP: 0.222, SLG: 0.125 (7, PH)										0	0	0	0	0	0	0									
Cesar Cedeno, L OBP: 0.258, SLG: 0.276 (8, 1)										1	0	0	0	0	0	1									
Buddy Harris, R (8, 1)										0	0	0	0	0	0	0									
Denny Lemaster, R OBP: 0.292, SLG: 0.165 (9, 1)										0	0	0	0	0	0	0									
Jesus Alou, R OBP: 0.334, SLG: 0.367 (9, PH)										1	0	0	0	0	0	1									
Inning Stats	R: 0 E: 0 K: 0 S: 3	H: 1 LOB: 1 BB: 1 P: 7	R: 0 E: 0 K: 0 S: 3	H: 0 LOB: 0 BB: 0 P: 3	R: 0 E: 0 K: 0 S: 4	H: 1 LOB: 1 BB: 0 P: 4	R: 1 E: 0 K: 1 S: 7	H: 3 LOB: 1 BB: 0 P: 7	R: 0 E: 0 K: 0 S: 4	H: 1 LOB: 2 BB: 0 P: 4	R: 0 E: 0 K: 0 S: 4	H: 1 LOB: 1 BB: 1 P: 8	R: 0 E: 0 K: 1 S: 6	H: 1 LOB: 1 BB: 0 P: 6	R: 0 E: 0 K: 1 S: 5	H: 0 LOB: 0 BB: 0 P: 5	R: 0 E: 0 K: 0 S: 4	H: 1 LOB: 1 BB: 0 P: 4	1B: 9 2B: 0 3B: 0 HR: 0	SF: 0 SAC: 0 DP: 2 HBP: 0	WP: 0 PB: 0 SB: 0 CS: 0	PA: 36			
PITCHER	IP	WLS	BF	H	R	ER	SO	BB	IBB	HBP	BLK	WP	HR	S	P	ERA	WHIP								
Doyle Alexander, R ERA: 2.87 (1, 1)	9.0	W	36	9	1	1	3	2	0	0	0	0	0	40	48	1.00	1.222								

Batter	1	2	3	4	5	6	7	8	9	AB	R	H	RBI	BB	SO	LOB	TOP										
Maury Wills, S OBP: 0.324, SLG: 0.323 Bobby Valentine, R OBP: 0.294, SLG: 0.335	0-0 1B	0-0 FC4 1B	4-0 WP BB		0-0 1-3			0-3 K		3	2	1	1	1	0	1											
Bill Buckner, L OBP: 0.320, SLG: 0.375	0-0 1-3	0-0 BB 1B	0-3 K		0-0 4-3			0-0 4-3		5	1	1	0	0	1	2											
Willie Davis, L OBP: 0.338, SLG: 0.435 Bill Russell, R OBP: 0.266, SLG: 0.330	0-0 4-3	4-0 1B BB	0-0 F4		0-0 6-3			0-0 5-3		3	1	1	1	1	0	1											
Dick Allen, R OBP: 0.393, SLG: 0.460 Steve Garvey, R OBP: 0.276, SLG: 0.366	0-0 4-3	0-0 1B BB	0-3 K		0-0 4-3			0-0 5-3		3	1	1	2	0	1	2											
Wes Parker, S OBP: 0.360, SLG: 0.368 Bill Sudakis, S OBP: 0.294, SLG: 0.329	0-0 1-3	0-0 1B BB	0-3 K		0-0 F7			0-0 F7		4	1	1	1	0	1	1											
Willie Crawford, L OBP: 0.333, SLG: 0.452		0-0 1-3			0-3 K			0-0 4-3		4	1	1	1	0	1	0											
Jim Lefebvre, S OBP: 0.316, SLG: 0.403					4-0 BB			0-0 F7		2	1	1	1	2	0	0											
Tom Haller, L OBP: 0.356, SLG: 0.409 Duke Sims, L OBP: 0.345, SLG: 0.338					0-0 L7			0-0 F2		3	1	2	1	0	0	1											
Don Sutton, R OBP: 0.216, SLG: 0.211					0-3 K			0-0 4-3		4	0	1	0	0	2	2											
Inning Stats	R: 1 E: 0 K: 0 S: 5	H: 2 LOB: 1 BB: 0 P: 5	R: 3 E: 1 K: 1 S: 13	H: 8 LOB: 2 BB: 2 P: 21	R: 0 E: 0 K: 2 S: 7	H: 0 LOB: 1 BB: 1 P: 11	R: 0 E: 0 K: 2 S: 7	H: 0 LOB: 0 BB: 0 P: 11	R: 0 E: 0 K: 1 S: 5	H: 0 LOB: 0 BB: 0 P: 5	R: 0 E: 0 K: 0 S: 3	H: 0 LOB: 0 BB: 0 P: 3	R: 0 E: 0 K: 1 S: 5	H: 0 LOB: 0 BB: 0 P: 5	R: 0 E: 0 K: 0 S: 3	H: 0 LOB: 0 BB: 0 P: 3	1B: 10 2B: 0 3B: 0 HR: 0	SF: 0 SAC: 0 DP: 0 HBP: 0	WP: 1 PB: 0 SB: 0 CS: 0	PA: 41							
PITCHER	IP	WLS	BF	H	R	ER	SO	BB	IBB	HBP	BLK	WP	HR	S	P	ERA	WHIP										
Jack Billingham, R ERA: 3.96	1.2	L	13	6	7	7	0	2	0	0	0	0	0	11	19	37.80	4.800										
Denny Lemaster, L ERA: 3.32	0.0		4	4	2	2	0	0	0	0	0	0	0	4	4	∞	∞										
Buddy Harris, R ERA: 4.8	3.1		12	0	0	0	6	2	0	0	0	1	0	22	30	0.00	0.600										
George Culver, R ERA: 2.78	2.0		6	0	0	0	0	0	0	0	0	0	0	6	6	0.00	0.000										
Fred Gladding, R ERA: 2.12	2.0		6	0	0	0	1	0	0	0	0	0	0	8	8	0.00	0.000										

Los Angeles Dodgers @ Houston Astros
Astrodome, Houston, TX
Wed Sep 01 1971, 8:05 PM EDT
Att: 6,474 - Dome

AB 37
R 9
H 10
RBI 8
BB 4
SO 7
LOB 10



Batter	1	2	3	4	5	6	7	8	9	AB	R	H	RBI	BB	SO	LOB	BOTTOM										
Roger Metzger, S OBP: 0.301, SLG: 0.306 Marty Martinez, S OBP: 0.250, SLG: 0.268	0-0 4-3		4-0 FC6-4 BB		0-0 FC5-4 1B			0-3 K		1	0	0	0	0	0	0											
Joe Morgan, L OBP: 0.352, SLG: 0.414	0-0 1-3		0-0 FC6-4		0-0 F7			0-0 F9		4	0	0	1	0	0	2											
Cesar Cedeno, R OBP: 0.298, SLG: 0.400	0-0 F8		0-3 K		0-0 FC5-4			0-0 F9		4	0	0	0	0	1	2											
Bob Watson, R OBP: 0.353, SLG: 0.393		0-3 K		0-0 3-1 1B		0-3 K		0-0 F7		4	0	1	0	0	2	0											
John Mayberry, L OBP: 0.276, SLG: 0.303		0-3 K		0-0 3-1		0-0 G3		0-3 K		4	0	0	0	0	2	1											
Denis Menke, R OBP: 0.342, SLG: 0.344		0-3 K		1-0 HBP		0-0 F8		0-0 F8		3	0	0	0	0	1	0											
Johnny Edwards, L OBP: 0.278, SLG: 0.306			0-0 3B 2B		0-3 K			0-3 K		3	1	1	0	0	2	2											
Cesar Geronimo, L OBP: 0.265, SLG: 0.344			0-0 FC6-4 3B		0-0 F7			0-3 K		3	1	1	1	0	1	2											
Jack Billingham, R ERA: 3.96 Denny Lemaster, L ERA: 3.32 Buddy Harris, R ERA: 4.8 Jesus Alou, R OBP: 0.310, SLG: 0.396 George Culver, R OBP: 0.294, SLG: 0.329 Rich Chiles, S OBP: 0.294, SLG: 0.329 Fred Gladding, L ERA: 2.12			0-3 K		0-0 F4			0-3 K		0	0	0	0	0	0	0											
Inning Stats	R: 0 E: 0 K: 0 S: 3	H: 0 LOB: 0 BB: 0 P: 3	R: 0 E: 0 K: 3 S: 9	H: 0 LOB: 0 BB: 0 P: 9	R: 2 E: 0 K: 2 S: 9	H: 2 LOB: 1 BB: 1 P: 13	R: 0 E: 0 K: 1 S: 6	H: 1 LOB: 2 BB: 0 P: 7	R: 0 E: 0 K: 0 S: 4	H: 1 LOB: 1 BB: 0 P: 4	R: 0 E: 0 K: 1 S: 5	H: 0 LOB: 0 BB: 0 P: 5	R: 0 E: 0 K: 3 S: 9	H: 0 LOB: 0 BB: 0 P: 9	R: 0 E: 0 K: 1 S: 5	H: 0 LOB: 0 BB: 0 P: 5	1B: 2 2B: 1 3B: 1 HR: 0	SF: 0 SAC: 0 DP: 0 HBP: 1	WP: 0 PB: 0 SB: 0 CS: 0	PA: 33							
PITCHER	IP	WLS	BF	H	R	ER	SO	BB	IBB	HBP	BLK	WP	HR	S	P	ERA	WHIP										
Don Sutton, R ERA: 2.73	9.0	W	33	4	2	2	12	1	0	1	0	0	0	55	60	2.00	0.556										

Los Angeles Dodgers @ Houston Astros
Astrodome, Houston, TX
Wed Sep 01 1971, 8:05 PM EDT
Att: 6,474 - Dome

AB 31
R 2
H 4
RBI 2
BB 1
SO 12
LOB 10



Batter	1	2	3	4	5	6	7	8	9	AB	R	H	RBI	BB	SO	LOB	TOP					
Maury Wills, S OBP: 0.323, SLG: 0.322	6-3		F4		F5		1B			4	0	1	0	0	0	1						
Bill Buckner, L OBP: 0.322, SLG: 0.377	4-3				FC3-6 1B		F5			4	0	2	1	0	0	1						
Willie Davis, L OBP: 0.337, SLG: 0.434	1B				FC3-6 1B		FC3-6		F9	4	1	1	0	0	0	2						
Dick Allen, R OBP: 0.393, SLG: 0.461	F3				1B		K		1B	4	0	2	0	0	1	2						
Wes Parker, S OBP: 0.357, SLG: 0.365		F5			F4		F3		F9	4	0	0	0	0	0	3						
Willie Crawford, L OBP: 0.332, SLG: 0.449	K				1B		L3		F7	4	0	1	1	0	1	1						
Jim Lefebvre, S OBP: 0.313, SLG: 0.398	G3				F9		F8		F9	4	0	0	0	0	0	2						
Tom Haller, L OBP: 0.354, SLG: 0.411			F7				4-3		4-3	4	1	1	0	0	0	0						
Claude Osteen, L OBP: 0.225, SLG: 0.237			K				E		G3	2	1	1	0	0	1	0						
Bill Russell, R OBP: 0.265, SLG: 0.329					E1		F9			1	0	0	0	0	0	0						
Pete Mikkelsen, R OBP: 0.273, SLG: 0.200					1B					0	0	0	0	0	0	0						
Duke Sims, L OBP: 0.343, SLG: 0.337					1B					1	0	0	0	0	0	0						
Inning Stats	R: 0 E: 0 K: 0 S: 4	H: 1 LOB: 1 BB: 0 P: 4	R: 0 E: 0 K: 1 S: 5	H: 0 LOB: 0 BB: 0 P: 5	R: 0 E: 0 K: 1 S: 5	H: 0 LOB: 0 BB: 0 P: 5	R: 1 E: 0 K: 0 S: 6	H: 3 LOB: 2 BB: 0 P: 6	R: 2 E: 1 K: 1 S: 8	H: 3 LOB: 1 BB: 0 P: 8	R: 0 E: 0 K: 0 S: 3	H: 0 LOB: 0 BB: 0 P: 3	R: 0 E: 0 K: 0 S: 4	H: 1 LOB: 1 BB: 0 P: 4	R: 0 E: 0 K: 0 S: 4	H: 1 LOB: 1 BB: 0 P: 4	R: 0 E: 0 K: 0 S: 3	H: 0 LOB: 0 BB: 0 P: 3	1B: 8 2B: 1 3B: 0 HR: 0	SF: 0 SAC: 0 DP: 0 HBP: 0	WP: 0 PB: 1 SB: 1 CS: 0	PA: 36
PITCHER Don Wilson, R ERA: 2.72	IP: 9.0 WLS: W BF: 36 H: 9 R: 3 ER: 2 SO: 3 BB: 0 IBB: 0 HBP: 0 BLK: 0 WP: 0 HR: 0 S: 42 P: 42 ERA: 2.00 WHIP: 1.000															PITCHER						

Los Angeles Dodgers @ Houston Astros
Astrodome, Houston, TX
Thu Sep 02 1971, 8:05 PM EDT
Att: 7,508 - Dome

AB 36
R 3
H 9
RBI 2
BB 0
SO 3
LOB 12



Batter	1	2	3	4	5	6	7	8	9	AB	R	H	RBI	BB	SO	LOB	BOTTOM			
Jesus Alou, R OBP: 0.313, SLG: 0.365	2B 1B		5-3		F7		1-3			4	1	1	0	0	0	2				
Joe Morgan, L OBP: 0.353, SLG: 0.412	F9		F9		IHR				1B SF8 BB	2	2	0	0	2	0	1				
Cesar Cedeno, R OBP: 0.301, SLG: 0.411	1B		1-3		IHR				SF8 WP E 1B	4	3	3	4	0	0	0				
Bob Watson, R OBP: 0.355, SLG: 0.393					F9		F9		E 2B IBB	3	0	1	2	1	0	0				
Cesar Geronimo, L OBP: 0.265, SLG: 0.344	G1-6-3								E 2B	0	1	0	0	0	0	0				
Denis Menke, R OBP: 0.339, SLG: 0.341	G1-6-3				6-3		5-3		SF8	3	0	0	1	0	0	1				
John Mayberry, L OBP: 0.283, SLG: 0.286	K				G3		K		K	4	0	0	0	0	3	1				
Larry Howard, R OBP: 0.200, SLG: 0.348							6-3		1B FC1-2 BB	3	0	1	1	1	1	0				
Marty Martinez, S OBP: 0.271, SLG: 0.333					IHR		1-3		1B	4	1	2	0	0	0	2				
Don Wilson, R OBP: 0.167, SLG: 0.158					FC1-2 IHR		6-3			3	1	0	0	0	1	3				
Inning Stats	R: 2 E: 0 K: 0 S: 5	H: 3 LOB: 0 BB: 0 P: 5	R: 0 E: 0 K: 3 S: 10	H: 1 LOB: 1 BB: 0 P: 10	R: 0 E: 0 K: 0 S: 3	H: 0 LOB: 0 BB: 0 P: 3	R: 0 E: 0 K: 0 S: 3	H: 0 LOB: 0 BB: 0 P: 3	R: 4 E: 0 K: 0 S: 5	H: 2 LOB: 0 BB: 2 P: 13	R: 0 E: 0 K: 1 S: 5	H: 0 LOB: 0 BB: 0 P: 5	R: 0 E: 0 K: 0 S: 3	H: 0 LOB: 0 BB: 0 P: 3	R: 3 E: 1 K: 1 S: 7	H: 2 LOB: 2 BB: 2 P: 15	1B: 4 2B: 2 3B: 1 HR: 1	SF: 1 SAC: 0 DP: 1 HBP: 0	WP: 1 PB: 0 SB: 1 CS: 0	PA: 35
PITCHER Claude Osteen, L ERA: 3.57	IP: 6.0 WLS: L BF: 25 H: 6 R: 6 ER: 6 SO: 4 BB: 2 IBB: 0 HBP: 0 BLK: 0 WP: 2 HR: 0 S: 31 P: 39 ERA: 9.00 WHIP: 1.333															PITCHER				
Pete Mikkelsen, R ERA: 3.55	IP: 2.0 WLS: L BF: 10 H: 2 R: 3 ER: 2 SO: 1 BB: 1 IBB: 0 HBP: 0 BLK: 0 WP: 1 HR: 0 S: 10 P: 18 ERA: 9.00 WHIP: 1.500															PITCHER				

Los Angeles Dodgers @ Houston Astros
Astrodome, Houston, TX
Thu Sep 02 1971, 8:05 PM EDT
Att: 7,508 - Dome

AB 30
R 9
H 8
RBI 8
BB 4
SO 5
LOB 10



Batter	1	2	3	4	5	6	7	8	9	AB	R	H	RBI	BB	SO	LOB	TOP					
Cesar Geronimo, L (1, 9) OBP: 0.308, SLG: 0.361										4	1	2	0	1	0	1	Houston Astros @ San Francisco Giants Candlestick Park, San Francisco, CA Fri Sep 03 1971, 10:05 PM EDT Att: 9,120 - Unknown					
Joe Morgan, L (1, 4) OBP: 0.350, SLG: 0.408										5	0	0	0	0	2	5						
Cesar Cedeno, R (1, 8) OBP: 0.298, SLG: 0.407										5	1	0	0	0	3	2						
Bob Watson, R (1, 7) OBP: 0.358, SLG: 0.411										4	2	3	4	0	1	1						
Rich Chiles, L (7, PR) OBP: 0.291, SLG: 0.333										1	0	0	0	0	0	0						
Denis Menke, R (1, 5) OBP: 0.340, SLG: 0.341										4	0	1	1	1	1	1						
John Mayberry, L (1, 3) OBP: 0.274, SLG: 0.329										3	1	1	1	1	0	2						
Johnny Edwards, L (1, 2) OBP: 0.281, SLG: 0.307										3	0	1	0	1	0	3						
Marty Martinez, S (1, 6) OBP: 0.250, SLG: 0.306										4	0	0	0	0	0	3						
Wade Blasingame, L (1, 1) OBP: 0.288, SLG: 0.327										1	1	1	0	0	0	0						
Jim Ray, R (5, PR) OBP: 0.283, SLG: 0.176										1	0	1	0	0	0	0						
George Culver, R (5, PR) OBP: 0.111, SLG: 0.111										1	0	0	0	0	1	0						
Jesus Alou, R (8, PH) OBP: 0.171, SLG: 0.394										1	0	0	0	0	1	0						
Buddy Harris, R (8, PR) OBP: 0.101, SLG: 0.101										0	0	0	0	0	0	0						
Denny Lemaster, R (8, PR) OBP: 0.101, SLG: 0.101										0	0	0	0	0	0	0						
Inning Stats	R: 0 E: 0 K: 2 S: 7	H: 0 LOB: 0 BB: 0 P: 7	R: 1 E: 0 K: 0 S: 4	H: 1 LOB: 1 BB: 1 P: 8	R: 3 E: 0 K: 2 S: 10	H: 3 LOB: 0 BB: 0 P: 10	R: 1 E: 0 K: 0 S: 4	H: 2 LOB: 1 BB: 1 P: 8	R: 1 E: 1 K: 1 S: 7	H: 1 LOB: 2 BB: 1 P: 11	R: 0 E: 0 K: 1 S: 6	H: 1 LOB: 1 BB: 0 P: 6	R: 0 E: 0 K: 1 S: 6	H: 1 LOB: 1 BB: 0 P: 6	R: 0 E: 1 K: 0 S: 4	H: 1 LOB: 2 BB: 1 P: 8	R: 0 E: 0 K: 1 S: 5	H: 0 LOB: 0 BB: 0 P: 5	1B: 7 2B: 0 3B: 0 HR: 3	SF: 0 SAC: 0 DP: 1 HBP: 0	WP: 2 PB: 0 SB: 1 CS: 0	PA: 41
PITCHER	IP	WLS	BF	H	R	ER	SO	BB	IBB	HBP	BLK	WP	HR	S	P	ERA	WHIP					
Juan Marichal, R ERA: 2.93	4.2		24	7	6	5	5	3	0	0	0	1	3	31	43	9.64	2.143					
Jim Barr, R ERA: 5.4	0.1	W	1	0	0	0	0	0	0	0	0	0	0	1	1	0.00	0.000					
Don McMahon, R ERA: 3.63	2.0		8	2	0	0	2	0	0	0	0	0	0	12	12	0.00	1.000					
Jerry Johnson, R ERA: 2.45	2.0	S	8	1	0	0	1	1	0	0	0	1	0	9	13	0.00	1.000					

AB	37
R	6
H	10
RBI	6
BB	4
SO	8
LOB	19



Batter	1	2	3	4	5	6	7	8	9	AB	R	H	RBI	BB	SO	LOB	BOTTOM					
Ken Henderson, S (1, 7) OBP: 0.386, SLG: 0.467										4	3	2	0	2	0	0	Houston Astros @ San Francisco Giants Candlestick Park, San Francisco, CA Fri Sep 03 1971, 10:05 PM EDT Att: 9,120 - Unknown					
Tito Fuentes, S (1, 4) OBP: 0.302, SLG: 0.351										6	2	4	4	0	1	1						
Willie Mays, R (1, 8) OBP: 0.361, SLG: 0.520										6	2	4	3	0	2	1						
Jimmy Rosario, S (9, 8) OBP: 0.356, SLG: 0.283										0	0	0	0	0	0	0						
Willie McCovey, L (1, 3) OBP: 0.385, SLG: 0.452										5	2	2	2	1	1	2						
Bobby Bonds, R (1, 9) OBP: 0.372, SLG: 0.523										4	2	2	1	1	1	3						
Dick Dietz, R (1, 2) OBP: 0.392, SLG: 0.417										3	2	1	3	2	1	1						
Al Gallagher, R (1, 5) OBP: 0.349, SLG: 0.409										4	1	1	1	1	0	2						
Hal Lanier, R (9, 5) OBP: 0.292, SLG: 0.292										0	0	0	0	0	0	0						
Chris Speier, R (1, 6) OBP: 0.314, SLG: 0.330										2	0	0	0	0	2	1						
Frank Duffy, R (5, 6) OBP: 0.205, SLG: 0.209										3	1	3	2	0	0	0						
Juan Marichal, R (1, 1) OBP: 0.244, SLG: 0.236										2	0	0	0	0	1	0						
Jim Barr, R (5, PR) OBP: 0.244, SLG: 0.236										0	0	0	0	0	0	0						
Jim Ray Hart, R (5, PR) OBP: 0.244, SLG: 0.236										1	0	0	0	0	0	2						
Don McMahon, R (8, PR) OBP: 0.244, SLG: 0.236										0	0	0	0	0	0	0						
Fran Healy, R (7, PR) OBP: 0.244, SLG: 0.236										1	0	0	0	0	0	2						
Jerry Johnson, R (8, PR) OBP: 0.244, SLG: 0.236										1	1	1	0	0	0	0						
Inning Stats	R: 0 E: 0 K: 0 S: 4	H: 2 LOB: 1 BB: 0 P: 4	R: 0 E: 0 K: 1 S: 6	H: 1 LOB: 0 BB: 0 P: 6	R: 4 E: 0 K: 1 S: 9	H: 4 LOB: 1 BB: 1 P: 13	R: 0 E: 0 K: 1 S: 5	H: 0 LOB: 0 BB: 0 P: 5	R: 3 E: 0 K: 1 S: 7	H: 2 LOB: 2 BB: 3 P: 19	R: 1 E: 0 K: 3 S: 11	H: 2 LOB: 1 BB: 0 P: 11	R: 1 E: 0 K: 1 S: 7	H: 3 LOB: 2 BB: 1 P: 11	R: 7 E: 0 K: 1 S: 11	H: 6 LOB: 1 BB: 2 P: 19	1B: 11 2B: 5 3B: 1 HR: 3	SF: 0 SAC: 0 DP: 0 HBP: 0	WP: 0 PB: 0 SB: 0 CS: 0	PA: 49		
PITCHER	IP	WLS	BF	H	R	ER	SO	BB	IBB	HBP	BLK	WP	HR	S	P	ERA	WHIP					
Wade Blasingame, L ERA: 4.33	2.2		15	7	4	4	2	1	0	0	0	0	2	18	22	13.50	3.000					
Jim Ray, R ERA: 2.4	2.0	L	10	1	3	3	2	3	0	0	0	0	0	11	23	13.50	2.000					
George Culver, R ERA: 2.92	2.1		13	6	2	2	4	1	0	0	0	0	0	20	24	7.71	3.000					
Buddy Harris, R ERA: 6.46	0.2		7	4	5	5	0	1	0	0	0	0	1	6	10	67.50	7.500					
Denny Lemaster, L ERA: 3.45	0.1		4	2	2	2	1	1	0	0	0	0	0	5	9	54.00	9.000					

AB	42
R	16
H	20
RBI	16
BB	7
SO	9
LOB	15



Batter	1	2	3	4	5	6	7	8	9	AB	R	H	RBI	BB	SO	LOB	TOP			
Cesar Geronimo, L (1, 9) OBP: 0.302, SLG: 0.350	1-3 K		0-0 1B			0-3 K		1-3 K		4	0	1	0	0	3	0	Houston Astros @ San Francisco Giants Candlestick Park, San Francisco, CA Sat Sep 04 1971, 6:33 AM EDT Att: 10,698 - Unknown livebaseballscorecards.com			
Joe Morgan, L (1, 4) OBP: 0.349, SLG: 0.405	0-0 F8		1-0 F6			4-2 BB		1-0 F7		3	0	0	0	1	0	1				
Cesar Cedeno, R (1, 8) OBP: 0.298, SLG: 0.405	0-0 6-3		2-2 1B			1-0 6-3		2-2 G3		4	0	1	0	0	0	1				
Rich Chiles, L (1, 7) OBP: 0.280, SLG: 0.320		1-0 4-3				2-0 F8		2-1 4-3		4	0	0	0	0	1	1				
John Mayberry, L (1, 3) OBP: 0.276, SLG: 0.320		4-1 FC5 1B BB				1-1 F9		0-0 3-1		2	0	0	0	1	0	0				
Denis Menke, R (1, 5) OBP: 0.340, SLG: 0.341		1-0 1B				1-2 4-3		3-3 K		3	0	1	0	0	1	0				
Johnny Edwards, L (1, 2) OBP: 0.279, SLG: 0.303		1-2 F7				1-3 K		2-0 F5		3	0	0	0	0	1	2				
Ray Busse, R (1, 6) OBP: 0.340, SLG: 0.341		1-1 FC5 2-3f				0-1 F3		1-3 K		3	0	0	0	0	1	2				
Ken Forsch, R (1, 1) OBP: 0.087, SLG: 0.067			1-2 F9			0-3 K		0-0 6-3		2	0	0	0	0	1	0				
Jesus Alou, R (8, PH) OBP: 0.311, SLG: 0.363										1	0	0	0	0	0	0				
Fred Gladding, L (8, 1) ERA: 3.52										0	0	0	0	0	0	0				
Inning Stats	R: 0 H: 0 E: 0 K: 1 S: 7	H: 0 LOB: 0 BB: 0 P: 8	R: 0 H: 1 E: 0 K: 0 S: 8	LOB: 2 BB: 1 P: 16	R: 0 H: 2 E: 0 K: 0 S: 8	H: 0 LOB: 0 BB: 0 P: 12	R: 0 H: 0 E: 0 K: 2 S: 6	H: 0 LOB: 0 BB: 0 P: 10	R: 0 H: 0 E: 0 K: 2 S: 13	H: 0 LOB: 0 BB: 0 P: 9	R: 0 H: 0 E: 0 K: 1 S: 5	H: 0 LOB: 0 BB: 0 P: 10	R: 0 H: 0 E: 0 K: 2 S: 7	H: 0 LOB: 0 BB: 0 P: 9	R: 0 H: 0 E: 0 K: 0 S: 6	H: 0 LOB: 0 BB: 0 P: 11	1B: 3 2B: 0 3B: 0 HR: 0	SF: 0 SAC: 0 DP: 0 HBP: 0	WP: 0 PB: 0 SB: 1 CS: 1	PA: 31
PITCHER Don Carrithers, R (1, 1) ERA: 3.52	IP: 9.0 WLS: W BF: 31 H: 3 R: 0 ER: 0 SO: 8 BB: 2 IBB: 0 HBP: 0 BLK: 0 WP: 0 HR: 0 S: 68 P: 106 ERA: 0.00 WHIP: 0.556															PITCHER				

Batter	1	2	3	4	5	6	7	8	9	AB	R	H	RBI	BB	SO	LOB	BOTTOM			
Ken Henderson, S (1, 7) OBP: 0.384, SLG: 0.463	0-3 K		3-3 K			0-3 K				3	0	0	0	0	3	1	Houston Astros @ San Francisco Giants Candlestick Park, San Francisco, CA Sat Sep 04 1971, 6:33 AM EDT Att: 10,698 - Unknown livebaseballscorecards.com			
Tito Fuentes, S (1, 4) OBP: 0.300, SLG: 0.349	3-1 F8		0-3 K2-3			0-3 K				3	0	0	0	0	2	1				
Bobby Bonds, R (1, 9) OBP: 0.372, SLG: 0.528	2-1 HR					1-1 F3		3-2 6-3		3	1	1	1	0	0	0				
Willie McCovey, L (1, 3) OBP: 0.382, SLG: 0.448	3-2 L8					0-1 3-1		0-2 F8		3	0	0	0	0	0	0				
Al Gallagher, R (1, 5) OBP: 0.358, SLG: 0.406		1-1 4-3				0-1 F9		0-0 6-3		3	0	0	0	0	0	0				
Chris Speier, R (1, 6) OBP: 0.312, SLG: 0.328		2-2 F9				1-0 6-3		3-1 4-3		3	0	0	0	0	0	0				
Jimmy Rosario, S (1, 8) OBP: 0.352, SLG: 0.279		3-2 F8				2-0 F9		0-1 G3		3	0	0	0	0	0	0				
Russ Gibson, R (1, 2) OBP: 0.224, SLG: 0.333			1-3 K			1-3 K		1-3 K		3	0	0	0	0	3	0				
Don Carrithers, R (1, 1) OBP: 0.167, SLG: 0.250			1-0 2B			0-2 6-3				2	0	1	0	0	0	0				
Inning Stats	R: 1 H: 1 E: 0 K: 1 S: 14	H: 0 LOB: 0 BB: 0 P: 22	R: 0 H: 0 E: 0 K: 0 S: 8	H: 0 LOB: 0 BB: 0 P: 14	R: 0 H: 1 E: 0 K: 3 S: 12	H: 1 LOB: 1 BB: 0 P: 17	R: 0 H: 0 E: 0 K: 0 S: 6	H: 0 LOB: 0 BB: 0 P: 7	R: 0 H: 0 E: 0 K: 1 S: 6	H: 0 LOB: 0 BB: 0 P: 10	R: 0 H: 0 E: 0 K: 2 S: 9	H: 0 LOB: 0 BB: 0 P: 9	R: 0 H: 0 E: 0 K: 1 S: 10	H: 0 LOB: 0 BB: 0 P: 13	R: 0 H: 0 E: 0 K: 1 S: 7	H: 0 LOB: 0 BB: 0 P: 11		1B: 0 2B: 1 3B: 0 HR: 1	SF: 0 SAC: 0 DP: 0 HBP: 0	WP: 0 PB: 0 SB: 0 CS: 0
PITCHER Ken Forsch, R (1, 1) ERA: 2.85	IP: 7.0 WLS: L BF: 23 H: 2 R: 1 ER: 1 SO: 7 BB: 0 IBB: 0 HBP: 0 BLK: 0 WP: 0 HR: 1 S: 65 P: 92 ERA: 1.29 WHIP: 0.286															PITCHER				
Fred Gladding, R (8, 1) ERA: 2.08	IP: 1.0 WLS: 3 BF: 3 H: 0 R: 0 ER: 0 SO: 1 BB: 0 IBB: 0 HBP: 0 BLK: 0 WP: 0 HR: 0 S: 7 P: 11 ERA: 0.00 WHIP: 0.000															PITCHER				

AB	29
R	0
H	3
RBI	0
BB	2
SO	8
LOB	7

AB	26
R	1
H	2
RBI	1
BB	0
SO	8
LOB	2

Batter	1	2	3	4	5	6	7	8	9	AB	R	H	RBI	BB	SO	LOB	TOP			
Cesar Geronimo, L OBP: 0.319, SLG: 0.386 (1, 9)	0-0 4-3 G3 1B	0-3 K				0-0 6-3 2B		0-0 4-3		4	0	2	0	0	1	2				
Joe Morgan, L OBP: 0.349, SLG: 0.403 (1, 4)	0-0 G3 1-2		4-0 6-3 BB			0-0 F2		0-0 G3		3	0	0	0	1	0	2				
Cesar Cedeno, R OBP: 0.297, SLG: 0.406 (1, 8)	0-0 4-3 2-3		0-0 6-3 1-2			0-0 6-3 2-3		0-0 4-3 2B		4	0	1	0	0	0	3				
Bob Watson, R OBP: 0.355, SLG: 0.407 Jimmy Wynn, R OBP: 0.319, SLG: 0.308 (1, 7) (8, 9)	0-0 5-3		0-0 F4			0-0 4-3		0-0 4-3 2-3		4	0	0	0	0	0	4				
John Mayberry, L OBP: 0.264, SLG: 0.304 (1, 3)		0-3 K	0-0 4-3			0-0 4-3		0-0 4-3		4	0	0	0	0	1	2				
Denis Menke, R OBP: 0.339, SLG: 0.340 (1, 5)		0-0 1B E		0-0 F3		0-3 K		0-0 E6 S		4	1	1	0	0	1	0				
Johnny Edwards, L OBP: 0.281, SLG: 0.306 (1, 2)		0-0 1B E		0-0 F8		0-0 F8		0-3 K		4	0	2	0	0	1	1				
Ray Busse, R (1, 6)		0-0 1B E1 WP		0-0 E4 S1-6-3			0-0 F8		0-0 F4	4	0	0	0	0	0	3				
Jack Billingham, R OBP: 0.145, SLG: 0.133 (1, 1)		0-3 K		0-0 G1-6-3 1-2			0-3 K		0-0 5-3	4	0	0	0	0	2	5				
Inning Stats	R: 0 E: 0 K: 0 S: 4	H: 1 LOB: 1 BB: 0 P: 4	R: 1 E: 1 K: 3 S: 12	H: 2 LOB: 2 BB: 0 P: 12	R: 0 E: 0 K: 0 S: 3	H: 0 LOB: 1 BB: 1 P: 7	R: 0 E: 1 K: 0 S: 4	H: 1 LOB: 1 BB: 0 P: 4	R: 0 E: 0 K: 1 S: 5	H: 0 LOB: 0 BB: 0 P: 5	R: 0 E: 0 K: 1 S: 5	H: 0 LOB: 0 BB: 0 P: 5	R: 0 E: 0 K: 0 S: 4	H: 1 LOB: 1 BB: 0 P: 4	R: 0 E: 1 K: 1 S: 6	H: 0 LOB: 1 BB: 0 P: 6	1B: 4 2B: 2 3B: 0 HR: 0	SF: 0 SAC: 0 DP: 1 HBP: 0	WP: 1 PB: 0 SB: 1 CS: 0	PA: 36
PITCHER	IP WLS BF H R ER SO BB IBB HBP BLK WP HR S P ERA WHIP	IP WLS BF H R ER SO BB IBB HBP BLK WP HR S P ERA WHIP																		
Gaylord Perry, R ERA: 3.02 Jerry Johnson, R ERA: 2.43 (1, 1) (9, 1)	8.0 L 32 6 1 0 5 1 0 0 0 1 0 41 45 0.00 0.875	1.0 4 0 0 0 1 0 0 0 0 0 0 6 6 0.00 0.000																		

Houston Astros @ San Francisco Giants
Candlestick Park, San Francisco, CA
Sun Sep 05 1971, 6:33 AM EDT
Unknown

AB	35
R	1
H	6
RBI	0
BB	1
SO	6
LOB	22



Batter	1	2	3	4	5	6	7	8	9	AB	R	H	RBI	BB	SO	LOB	BOTTOM			
Ken Henderson, S OBP: 0.383, SLG: 0.460 (1, 7)	0-3 K		0-0 4-3			0-3 K		4-0 BB		3	0	0	0	1	2	0				
Tito Fuentes, S OBP: 0.300, SLG: 0.348 (1, 4)	0-3 K		0-0 3-1			0-0 1B		0-0 4-3		4	0	1	0	0	1	1				
Willie Mays, R OBP: 0.436, SLG: 0.521 (1, 8) (1, 3)	0-0 F5		4-0 CS BB			0-0 1B		0-0 SH1-4 1B		3	0	2	0	1	0	0				
Willie McCovey, L OBP: 0.382, SLG: 0.448 Jimmy Rosario, S OBP: 0.347, SLG: 0.274 (1, 3) (1, 8)		0-3 K		0-0 F7 1-2		0-0 3-1		0-0 SH1-4 1-2		0	0	0	0	0	0	0				
Bobby Bonds, R OBP: 0.370, SLG: 0.524 (1, 9)		0-3 K		0-3 K			0-3 K		0-3 K	4	0	0	0	0	4	1				
Dick Dietz, R OBP: 0.391, SLG: 0.415 (1, 2)		0-0 1B		0-0 E6 CS		0-3 K		0-0 5-3		4	0	1	0	0	1	1				
Al Gallagher, R OBP: 0.356, SLG: 0.405 (1, 5)		0-0 1B		0-0 6-3 1-2		0-0 F3				3	0	1	0	0	0	1				
Chris Speier, R OBP: 0.311, SLG: 0.326 (1, 6)		0-0 F7		0-0 1-3			0-3 K			3	0	0	0	0	1	2				
Gaylord Perry, R OBP: 0.138, SLG: 0.155 Jim Ray Hart, R OBP: 0.250, SLG: 0.286 Jerry Johnson, R OBP: 0.100, SLG: 0.111 (1, 1) (8, PH) (9, 1)		0-0 4-3		0-3 K		0-3 K		0-0 F3		2	0	0	0	0	1	0				
Inning Stats	R: 0 E: 0 K: 2 S: 7	H: 0 LOB: 0 BB: 0 P: 7	R: 0 E: 0 K: 2 S: 9	H: 2 LOB: 2 BB: 0 P: 9	R: 0 E: 0 K: 0 S: 3	H: 0 LOB: 0 BB: 0 P: 3	R: 0 E: 1 K: 0 S: 3	H: 0 LOB: 0 BB: 0 P: 3	R: 0 E: 0 K: 2 S: 9	H: 2 LOB: 2 BB: 0 P: 9	R: 0 E: 0 K: 2 S: 7	H: 0 LOB: 0 BB: 0 P: 7	R: 0 E: 0 K: 1 S: 5	H: 0 LOB: 1 BB: 1 P: 9	R: 0 E: 0 K: 1 S: 6	H: 1 LOB: 1 BB: 0 P: 6	1B: 5 2B: 0 3B: 0 HR: 0	SF: 0 SAC: 1 DP: 0 HBP: 0	WP: 0 PB: 0 SB: 0 CS: 2	PA: 33
PITCHER	IP WLS BF H R ER SO BB IBB HBP BLK WP HR S P ERA WHIP	IP WLS BF H R ER SO BB IBB HBP BLK WP HR S P ERA WHIP																		
Jack Billingham, R ERA: 3.78 (1, 1)	9.0 W 33 5 0 0 11 2 0 0 0 0 0 53 61 0.00 0.778																			

Houston Astros @ San Francisco Giants
Candlestick Park, San Francisco, CA
Sun Sep 05 1971, 6:33 AM EDT
Unknown

AB	30
R	0
H	5
RBI	0
BB	2
SO	11
LOB	9



Batter	1	2	3	4	5	6	7	8	9	AB	R	H	RBI	BB	SO	LOB	TOP										
Jesus Alou, R OBP: 0.310, SLG: 0.366 (1, 9)	1-3		1B 3B	6-3			F7		6-3	5	1	1	0	0	0	1											
Joe Morgan, L OBP: 0.353, SLG: 0.405 (1, 4)	2B		1B BB		2B BB		S BB		K	2	2	1	0	3	1	0											
Cesar Geronimo, L OBP: 0.333, SLG: 0.417 (1, 7)	F7		1B		1B 2B		5-3			4	1	2	2	0	0	2											
Cesar Cedeno, R OBP: 0.299, SLG: 0.407 (1, 8)	1-3		1B FC6-4		1B G4-3		6-3			4	0	2	2	0	0	2											
Denis Menke, R OBP: 0.338, SLG: 0.339 (1, 5)		5-3	FC6-4		G4-3			E3 1B		4	0	1	0	0	0	3											
John Mayberry, L OBP: 0.283, SLG: 0.301 (1, 3)	K			WP 1B	3-1			F6		4	1	1	0	0	1	1											
Larry Howard, R OBP: 0.207, SLG: 0.333 (1, 2)	K			FC5-4 1B				3-1		4	0	1	1	0	2	1											
Ray Busse, R (1, 6)			K	FC5-4 SH1-4				K		4	0	0	0	0	3	2											
J.R. Richard, R (1, 1)			6-3	SH1-4			3-1		K	3	0	0	0	0	1	0											
Inning Stats	R: 0 E: 0 K: 0 S: 4	H: 1 LOB: 1 BB: 0 P: 4	R: 0 E: 0 K: 2 S: 7	H: 0 LOB: 0 BB: 0 P: 7	R: 2 E: 0 K: 1 S: 8	H: 3 LOB: 2 BB: 1 P: 12	R: 1 E: 0 K: 0 S: 5	H: 2 LOB: 1 BB: 0 P: 5	R: 2 E: 0 K: 0 S: 4	H: 2 LOB: 0 BB: 1 P: 8	R: 0 E: 0 K: 2 S: 7	H: 0 LOB: 0 BB: 0 P: 7	R: 0 E: 1 K: 1 S: 6	H: 1 LOB: 1 BB: 0 P: 6	R: 0 E: 0 K: 2 S: 7	H: 0 LOB: 0 BB: 0 P: 7	1B: 6 2B: 2 3B: 1 HR: 0	SF: 0 SAC: 1 DP: 1 HBP: 0	WP: 1 PB: 0 SB: 2 CS: 0	PA: 38							
PITCHER	IP	WLS	BF	H	R	ER	SO	BB	IBB	HBP	BLK	WP	HR	S	P	ERA	WHIP										
Jim Willoughby, R ERA: 9.0 (1, 1)	3.0	L	16	6	3	3	3	1	0	0	0	1	0	21	25	9.00	2.333										
Jim Barr, R ERA: 6.05 (4, 1)	1.0		5	1	2	2	0	1	0	0	0	0	0	4	8	18.00	2.000										
Don McMahon, R ERA: 3.53 (5, 1)	2.0		6	1	0	0	2	0	0	0	0	0	0	10	10	0.00	0.500										
Steve Stone, R ERA: 3.98 (7, 1)	2.0		8	1	0	0	1	1	0	0	0	0	0	9	13	0.00	1.000										
Steve Hamilton, L ERA: 3.29 (9, 1)	1.0		3	0	0	0	2	0	0	0	0	0	0	7	7	0.00	0.000										

Houston Astros @ San Francisco Giants
Candlestick Park, San Francisco, CA
Sun Sep 05 1971, 6:38 AM EDT
Att: 25,527 - Unknown


AB 34
R 5
H 9
RBI 5
BB 3
SO 8
LOB 12



Batter	1	2	3	4	5	6	7	8	9	AB	R	H	RBI	BB	SO	LOB	BOTTOM										
Ken Henderson, S OBP: 0.381, SLG: 0.457 (1, 7)	1B 2B 4-3 1B	F7			G3		3-1		K	5	1	1	0	0	1	1											
Tito Fuentes, S OBP: 0.299, SLG: 0.348 (1, 4)	4-3		K				G3		K	4	0	1	0	0	1	1											
Hal Lanier, R OBP: 0.291, SLG: 0.290 (8, 4)	1-2				1B					1	0	0	0	0	1	0											
Willie Mays, R OBP: 0.434, SLG: 0.516 (1, 3)	K		K		K			F3 PB BB		3	1	0	0	1	3	2											
Bobby Bonds, R OBP: 0.369, SLG: 0.521 (1, 9)	2-3 2B 1B		K				K	F3		4	1	1	0	0	2	1											
Al Gallagher, R OBP: 0.362, SLG: 0.412 (1, 5)	1-H 3-H 2B			FC4-6 1B			BB 1B	K		4	0	3	2	0	1	1											
Chris Speier, R OBP: 0.310, SLG: 0.324 (1, 6)	6-3			F8			BB 1B	E5 1B		3	0	0	0	1	0	2											
Jimmy Rosario, S OBP: 0.342, SLG: 0.270 (1, 8)					FC4-6					3	0	0	0	0	1	3											
Jim Ray Hart, R OBP: 0.280, SLG: 0.318 (8, PH)		4-3		1-2						1	0	1	0	0	0	0											
Frank Duffy, R OBP: 0.205, SLG: 0.209 (8, PR)										0	0	0	0	0	0	0											
Jim Howarth, L (9, 8)										0	0	0	0	0	0	0											
Russ Gibson, R OBP: 0.235, SLG: 0.327 (1, 2)										1	0	0	0	1	0	1											
Steve Stone, R (7, 1)										0	0	0	0	0	0	0											
Fran Healy, R OBP: 0.398, SLG: 0.420 (8, PH)										1	0	0	0	0	1	2											
Steve Hamilton, L (9, 1)										0	0	0	0	0	0	0											
Jim Willoughby, R (1, 1)										1	0	0	0	0	1	1											
Jim Barr, R (4, 1)										0	0	0	0	0	0	0											
Don McMahon, R (5, 1)										0	0	0	0	0	0	0											
Dick Dietz, R OBP: 0.389, SLG: 0.412 (5, 2)										3	0	0	0	0	3	0											
Dave Rader, L (6, PH)										1	0	0	0	0	2												
Inning Stats	R: 2 E: 0 K: 1 S: 8	H: 3 LOB: 1 BB: 0 P: 8	R: 0 E: 0 K: 1 S: 5	H: 0 LOB: 1 BB: 1 P: 9	R: 0 E: 0 K: 3 S: 9	H: 0 LOB: 0 BB: 0 P: 9	R: 0 E: 0 K: 0 S: 4	H: 1 LOB: 1 BB: 0 P: 4	R: 0 E: 0 K: 2 S: 8	H: 1 LOB: 2 BB: 1 P: 12	R: 0 E: 0 K: 1 S: 5	H: 0 LOB: 0 BB: 0 P: 5	R: 1 E: 1 K: 2 S: 9	H: 1 LOB: 2 BB: 1 P: 13	R: 0 E: 0 K: 3 S: 9	H: 0 LOB: 0 BB: 0 P: 9	1B: 6 2B: 1 3B: 0 HR: 0	SF: 0 SAC: 0 DP: 0 HBP: 0	WP: 0 PB: 1 SB: 0 CS: 0	PA: 38							
PITCHER	IP	WLS	BF	H	R	ER	SO	BB	IBB	HBP	BLK	WP	HR	S	P	ERA	WHIP										
J.R. Richard, R ERA: 2.0 (1, 1)	9.0	W	38	7	3	2	15	3	0	0	0	0	0	65	77	2.00	1.111										

Houston Astros @ San Francisco Giants
Candlestick Park, San Francisco, CA
Sun Sep 05 1971, 6:38 AM EDT
Att: 25,527 - Unknown

AB 35
R 3
H 7
RBI 2
BB 3
SO 15
LOB 17



Batter	1	2	3	4	5	6	7	8	9	AB R H RBI BB SO LOB	TOP											
Cesar Geronimo, L (1,9) OBP: 0.321, SLG: 0.453	0-3 K		0-0 4-3		0-0 1-H HR		0-0 F7		0-0 F8	5 1 1 2 0 1 0	Houston Astros @ Atlanta Braves Atlanta Stadium, Atlanta, GA Tue Sep 07 1971, 7:05 PM EDT Att: 5,753 - Unknown											
Joe Morgan, L (1,4) OBP: 0.352, SLG: 0.410	0-0 F8		0-0 F6		0-0 HR		0-0 F9		0-0 4-3	5 1 1 1 0 0 0												
Cesar Cedeno, R (1,8) OBP: 0.295, SLG: 0.403	0-0 5-3			0-0 5-3	0-0 PB 2B		0-0 F8		0-0 F3	5 1 1 0 0 0 0												
Bob Watson, R (1,7) OBP: 0.357, SLG: 0.410		0-0 F8		0-0 3-1 1B	0-3 K				0-0 4-3	4 0 1 0 0 1 1												
Doug Rader, R (1,5) OBP: 0.306, SLG: 0.383		0-0 F8		0-0 3-1 1B	0-0 2-3 K				4-0 1B BB	3 1 2 1 1 0 0												
Johnny Edwards, L (1,2) OBP: 0.281, SLG: 0.303		4-0 1B BB		0-0 3-1	0-0 3-H 2B				0-0 F8	3 0 0 0 1 0 4												
John Mayberry, L (1,3) OBP: 0.272, SLG: 0.303		0-0 1-3 1B		0-3 K		0-0 G3			0-0 1-3 1B	4 0 2 0 0 1 2												
Ray Busse, R (1,6) OBP: 0.143, SLG: 0.238		0-0 4-3			0-0 F7	0-0 F7			0-0 1-2 3-H 1B	4 0 1 1 0 0 2												
Don Wilson, R (1,1) OBP: 0.171, SLG: 0.163			0-0 F5		0-0 HR 1B	0-3 K			0-3 K	4 1 1 0 0 2 2												
Inning Stats	R: 0 E: 0 K: 1 S: 5	H: 0 LOB: 0 BB: 0 P: 5	R: 0 E: 0 K: 0 S: 4	H: 1 LOB: 2 BB: 1 P: 8	R: 0 E: 0 K: 0 S: 3	H: 0 LOB: 0 BB: 0 P: 3	R: 0 E: 0 K: 1 S: 7	H: 2 LOB: 2 BB: 0 P: 7	R: 4 E: 0 K: 1 S: 10	H: 5 LOB: 1 BB: 0 P: 10	R: 0 E: 0 K: 1 S: 5	H: 0 LOB: 0 BB: 0 P: 5	R: 0 E: 0 K: 0 S: 3	H: 0 LOB: 0 BB: 0 P: 3	R: 1 E: 0 K: 1 S: 7	H: 2 LOB: 2 BB: 1 P: 11	R: 0 E: 0 K: 0 S: 3	H: 0 LOB: 0 BB: 0 P: 3	1B: 6 2B: 2 3B: 0 HR: 2	SF: 0 SAC: 0 DP: 0 HBP: 0	WP: 0 PB: 1 SB: 0 CS: 0	PA: 39
PITCHER	IP WLS BF H R ER SO BB IBB HBP BLK WP HR S P ERA WHIP																					
Ron Reed, R (1,1) ERA: 3.59	4.2 L 23 8 4 4 3 1 0 0 0 0 2 28 32 7.71 1.929																					
Pat Jarvis, R (5,1) ERA: 4.22	3.1 13 2 1 1 2 1 0 0 0 0 0 16 20 2.70 0.900																					
Jim Nash, R (9,1) ERA: 4.99	1.0 3 0 0 0 0 0 0 0 0 0 0 3 3 0.00 0.000																					

AB	37
R	5
H	10
RBI	5
BB	2
SO	5
LOB	11



Batter	1	2	3	4	5	6	7	8	9	AB R H RBI BB SO LOB	BOTTOM											
Sonny Jackson, L (1,8) OBP: 0.307, SLG: 0.336	0-0 F8		0-0 F5			0-0 F8			0-0 G3	4 0 0 0 0 0 0	Houston Astros @ Atlanta Braves Atlanta Stadium, Atlanta, GA Tue Sep 07 1971, 7:05 PM EDT Att: 5,753 - Unknown											
Ralph Garr, L (1,7) OBP: 0.368, SLG: 0.433	0-3 K2-3		0-3 K			0-0 3-1			0-0 FC6-4 1B	4 0 1 0 0 2 0												
Felix Millan, R (1,4) OBP: 0.338, SLG: 0.369	0-0 1B		0-0 F8			0-0 F3			0-0 FC6-4 1-2	4 0 1 0 0 0 1												
Earl Williams, R (1,2) OBP: 0.337, SLG: 0.513	0-3 K			0-0 F8		0-0 F9			0-0 1-3	4 0 0 0 0 1 2												
Mike Lum, L (1,9) OBP: 0.348, SLG: 0.395		4-0 F8 BB SF9 BB		0-3 K		0-3 K				2 1 0 0 1 2 0												
Darrell Evans, L (1,5) OBP: 0.336, SLG: 0.409		4-0 1-2 BB		0-0 F7		0-0 F8				2 0 0 0 1 0 0												
Jim Breazeale, L (1,3) OBP: 0.336, SLG: 0.409		0-0 F8			0-0 L4				0-0 F6	3 0 0 0 0 0 2												
Marty Perez, R (1,6) OBP: 0.277, SLG: 0.309		0-0 SF9			0-0 F8				0-0 F2	2 0 0 1 0 0 0												
Ron Reed, R (1,1) OBP: 0.147, SLG: 0.147 Pat Jarvis, R (5,1) OBP: 0.146, SLG: 0.109 Dusty Baker Jr., R (6,PH) OBP: 0.161, SLG: 0.194 Jim Nash, R (9,1) OBP: 0.156, SLG: 0.178		3-H 6-3			0-0 F9				0-3 K	1 0 0 0 0 0 1 1 0 0 0 0 0 0 1 0 0 0 0 1 0 0 0 0 0 0 0 0												
Inning Stats	R: 0 E: 0 K: 2 S: 8	H: 1 LOB: 1 BB: 0 P: 8	R: 1 E: 0 K: 0 S: 3	H: 0 LOB: 1 BB: 2 P: 11	R: 0 E: 0 K: 1 S: 5	H: 0 LOB: 0 BB: 0 P: 5	R: 0 E: 0 K: 1 S: 5	H: 0 LOB: 0 BB: 0 P: 5	R: 0 E: 0 K: 0 S: 3	H: 0 LOB: 0 BB: 0 P: 3	R: 0 E: 0 K: 1 S: 5	H: 0 LOB: 0 BB: 0 P: 5	R: 0 E: 0 K: 1 S: 5	H: 0 LOB: 0 BB: 0 P: 5	R: 0 E: 0 K: 1 S: 4	H: 1 LOB: 1 BB: 0 P: 4	R: 0 E: 0 K: 0 S: 4	H: 0 LOB: 0 BB: 0 P: 4	1B: 2 2B: 0 3B: 0 HR: 0	SF: 1 SAC: 0 DP: 0 HBP: 0	WP: 0 PB: 0 SB: 0 CS: 0	PA: 31
PITCHER	IP WLS BF H R ER SO BB IBB HBP BLK WP HR S P ERA WHIP																					
Don Wilson, R (1,1) ERA: 2.85	9.0 W 31 2 1 1 6 2 0 0 0 0 0 41 49 1.00 0.444																					



Batter	1	2	3	4	5	6	7	8	9	AB	R	H	RBI	BB	SO	LOB	TOP
Roger Metzger, S (1,6) OBP: 0.302, SLG: 0.307										4	0	2	0	0	0	0	Houston Astros @ Cincinnati Reds Riverfront Stadium, Cincinnati, OH Fri Sep 10 1971, 7:05 PM EDT Att: 12,002 - Unknown
Joe Morgan, L (1,4) OBP: 0.351, SLG: 0.409										4	0	1	0	0	0	2	
Cesar Geronimo, L (1,9) OBP: 0.333, SLG: 0.456										4	1	2	0	0	0	1	
Cesar Cedeno, R (1,8) OBP: 0.295, SLG: 0.404										4	0	1	1	0	1	4	
Doug Rader, R (1,5) OBP: 0.303, SLG: 0.380										4	0	0	0	0	0	1	
Jesus Alou, R (1,7) OBP: 0.306, SLG: 0.360										4	0	1	0	0	0	0	
John Mayberry, L (1,3) OBP: 0.287, SLG: 0.312										4	0	2	0	0	0	1	
Johnny Edwards, L (1,2) OBP: 0.287, SLG: 0.304										2	0	1	0	2	1	0	
Jack Billingham, R (1,1) OBP: 0.136, SLG: 0.125										4	0	0	0	0	1	6	
Inning Stats	R: 1 E: 0 K: 0 S: 5	H: 2 LOB: 1 BB: 0 P: 5	R: 0 E: 0 K: 0 S: 4	H: 2 LOB: 1 BB: 0 P: 4	R: 0 E: 0 K: 0 S: 4	H: 1 LOB: 2 BB: 1 P: 8	R: 0 E: 0 K: 0 S: 4	H: 0 LOB: 0 BB: 0 P: 3	R: 0 E: 0 K: 1 S: 5	H: 0 LOB: 0 BB: 0 P: 5	R: 0 E: 0 K: 1 S: 6	H: 1 LOB: 2 BB: 1 P: 10	1B: 9 2B: 2 3B: 0 HR: 0	SF: 0 SAC: 0 DP: 3 HBP: 0	WP: 0 PB: 0 SB: 0 CS: 0	PA: 36	
PITCHER	IP WLS BF H R ER SO BB IBB HBP BLK WP HR S P ERA WHIP																
Jim McGlothlin, R (1,1) ERA: 3.33	4.0 L 18 7 1 1 0 1 0 0 0 0 0 17 21 2.25 2.000																
Jim Merritt, L (5,1) ERA: 4.52	4.0 13 2 0 0 2 0 0 0 0 0 0 17 17 0.00 0.500																
Wayne Granger, R (9,1) ERA: 2.92	1.0 5 1 0 0 1 1 0 0 0 0 0 6 10 0.00 2.000																

Batter	1	2	3	4	5	6	7	8	9	AB	R	H	RBI	BB	SO	LOB	BOTTOM			
Pete Rose, S (1,9) OBP: 0.371, SLG: 0.407										4	0	1	0	0	0	1	Houston Astros @ Cincinnati Reds Riverfront Stadium, Cincinnati, OH Fri Sep 10 1971, 7:05 PM EDT Att: 12,002 - Unknown			
Bernie Carbo, L (1,7) OBP: 0.343, SLG: 0.359										3	0	0	0	1	0	1				
Lee May, R (1,3) OBP: 0.334, SLG: 0.544										4	0	0	0	0	2	3				
Tony Perez, R (1,5) OBP: 0.330, SLG: 0.447										4	0	0	0	0	0	1				
Johnny Bench, R (1,2) OBP: 0.305, SLG: 0.426										3	0	1	0	0	0	0				
George Foster, R (1,8) OBP: 0.293, SLG: 0.384										3	0	0	0	0	1	1				
Tommy Helms, R (1,4) OBP: 0.290, SLG: 0.334										2	0	0	0	1	0	0				
Dave Concepcion, R (1,6) OBP: 0.251, SLG: 0.256										2	0	0	0	0	1	1				
Jimmy Stewart, S (8, PH) OBP: 0.298, SLG: 0.303										1	0	0	0	0	0	0				
Woody Woodward, R (9,6) OBP: 0.302, SLG: 0.279										0	0	0	0	0	0	0				
Jim McGlothlin, R (1,1) OBP: 0.163, SLG: 0.213										1	0	0	0	0	1	0				
Jim Merritt, L (5,1) OBP: 0.185, SLG: 0.269										1	0	0	0	0	1	1				
Ty Cline, L (6, PH) OBP: 0.342, SLG: 0.217										1	0	0	0	0	0	0				
Wayne Granger, R (9,1) OBP: 0.250, SLG: 0.571										0	0	0	0	0	0	0				
Inning Stats	R: 0 E: 1 K: 1 S: 6	H: 0 LOB: 1 BB: 0 P: 6	R: 0 E: 0 K: 0 S: 3	H: 0 LOB: 0 BB: 0 P: 3	R: 0 E: 0 K: 2 S: 8	H: 1 LOB: 2 BB: 1 P: 12	R: 0 E: 0 K: 0 S: 3	H: 1 LOB: 0 BB: 0 P: 3	R: 0 E: 0 K: 2 S: 7	H: 0 LOB: 1 BB: 1 P: 11	R: 0 E: 0 K: 0 S: 3	H: 0 LOB: 0 BB: 0 P: 3	R: 0 E: 0 K: 1 S: 5	H: 0 LOB: 0 BB: 0 P: 5	R: 0 E: 0 K: 0 S: 3	H: 0 LOB: 0 BB: 0 P: 3		1B: 2 2B: 0 3B: 0 HR: 0	SF: 0 SAC: 0 DP: 1 HBP: 0	WP: 0 PB: 0 SB: 0 CS: 0
PITCHER	IP WLS BF H R ER SO BB IBB HBP BLK WP HR S P ERA WHIP																			
Jack Billingham, R (1,1) ERA: 3.6	9.0 W 31 2 0 0 6 2 0 0 0 0 0 41 49 0.00 0.444																			

Batter	1	2	3	4	5	6	7	8	9	AB	R	H	RBI	BB	SO	LOB	TOP		
Roger Metzger, S OBP: 0.304, SLG: 0.310 (1, 6)										3	1	1	0	1	0	0			
Joe Morgan, L OBP: 0.352, SLG: 0.409 (1, 4)										4	1	2	0	0	1	1			
Jimmy Wynn, R OBP: 0.316, SLG: 0.305 (1, 9)										4	0	0	0	0	0	3			
Cesar Cedeno, R OBP: 0.293, SLG: 0.401 (1, 8)										4	0	0	1	0	1	2			
Doug Rader, R OBP: 0.305, SLG: 0.381 (1, 5)										4	1	2	0	0	0	0			
Jesus Alou, R OBP: 0.305, SLG: 0.359 (1, 7)										4	0	1	0	0	0	2			
Larry Howard, R OBP: 0.216, SLG: 0.314 (1, 2)										4	0	0	0	0	0	3			
John Mayberry, L OBP: 0.297, SLG: 0.385 (1, 3)										3	2	2	3	1	0	0			
J.R. Richard, R George Culver, R Fred Gladding, L (6, 1) (9, 1)										2	0	0	0	0	2	0			
Inning Stats	R: 0 E: 0 K: 2 S: 8	H: 1 LOB: 1 BB: 0 P: 8	R: 2 E: 0 K: 1 S: 7	H: 2 LOB: 0 BB: 0 P: 7	R: 0 E: 0 K: 0 S: 3	H: 0 LOB: 0 BB: 0 P: 3	R: 0 E: 0 K: 1 S: 5	H: 0 LOB: 0 BB: 0 P: 5	R: 0 E: 0 K: 0 S: 4	H: 1 LOB: 2 BB: 1 P: 4	R: 0 E: 0 K: 1 S: 6	H: 1 LOB: 1 BB: 1 P: 10	R: 2 E: 1 K: 0 S: 4	H: 1 LOB: 0 BB: 0 P: 8	R: 1 E: 0 K: 1 S: 6	H: 2 LOB: 0 BB: 0 P: 6	1B: 5 2B: 1 3B: 0 HR: 2	SF: 0 SAC: 0 DP: 1 HBP: 0	WP: 0 PA: 36 PB: 0 SB: 0 CS: 0
PITCHER	IP	WLS	BF	H	R	ER	SO	BB	IBB	HBP	BLK	WP	HR	S	P	ERA	WHIP		
Ross Grimsley, L ERA: 3.53 Pedro Borbon, R ERA: 9.0	(1, 1) (8, 1)	7.0 2.0	L 9	27 3	5 3	2 3	5 2	1 1	0 0	0 0	0 0	0 0	1 1	10 14	40 14	2.57 9.00	0.714 2.000		

Houston Astros @ Cincinnati Reds
Riverfront Stadium, Cincinnati, OH
Sat Sep 11 1971, 7:05 PM EDT
Att: 17,092 - Unknown

AB 34
R 5
H 8
RBI 4
BB 2
SO 6
LOB 13

Batter	1	2	3	4	5	6	7	8	9	AB	R	H	RBI	BB	SO	LOB	BOTTOM				
Pete Rose, S OBP: 0.370, SLG: 0.412 (1, 9)										4	1	1	1	0	0	3					
Bernie Carbo, L OBP: 0.342, SLG: 0.355 (1, 7)										3	0	0	0	1	0	0					
Lee May, R OBP: 0.335, SLG: 0.542 (1, 3)										2	0	0	0	2	1	0					
Tony Perez, R OBP: 0.328, SLG: 0.444 (1, 5)										4	0	0	0	0	1	3					
Johnny Bench, R OBP: 0.304, SLG: 0.425 (1, 2)										4	1	1	0	0	1	3					
George Foster, R OBP: 0.295, SLG: 0.383 (1, 8)										3	0	1	0	1	2	1					
Woody Woodward, R OBP: 0.309, SLG: 0.280 (8, 6)										2	0	1	0	2	1	1					
Darrel Chaney, S Jimmy Stewart, S (7, PH) (8, 4)										1	0	0	0	1	1	2					
Ross Grimsley, L Hal McRae, R Pedro Borbon, R Ty Cline, L (1, 1) (7, PH) (8, 1) (8, PH)										2	0	0	0	0	1	3					
Inning Stats	R: 1 E: 0 K: 1 S: 6	H: 1 LOB: 0 BB: 0 P: 6	R: 0 E: 0 K: 2 S: 6	H: 0 LOB: 1 BB: 1 P: 10	R: 0 E: 0 K: 1 S: 4	H: 0 LOB: 1 BB: 1 P: 8	R: 0 E: 0 K: 0 S: 3	H: 0 LOB: 1 BB: 1 P: 7	R: 0 E: 0 K: 1 S: 6	H: 1 LOB: 2 BB: 1 P: 10	R: 0 E: 0 K: 0 S: 2	H: 0 LOB: 1 BB: 2 P: 10	R: 0 E: 0 K: 1 S: 5	H: 0 LOB: 1 BB: 1 P: 9	R: 0 E: 0 K: 1 S: 5	H: 0 LOB: 0 BB: 0 P: 5	R: 1 E: 0 K: 1 S: 8	H: 3 LOB: 2 BB: 0 P: 8	1B: 4 2B: 0 3B: 0 HR: 1	SF: 0 SAC: 0 DP: 1 HBP: 0	WP: 0 PA: 36 PB: 1 SB: 0 CS: 2
PITCHER	IP	WLS	BF	H	R	ER	SO	BB	IBB	HBP	BLK	WP	HR	S	P	ERA	WHIP				
J.R. Richard, R George Culver, R Fred Gladding, R ERA: 1.93 ERA: 2.5 ERA: 2.06	(1, 1) (6, 1) (9, 1)	5.0 3.2 0.1	W S	20 15 1	2 3 0	1 1 0	1 1 0	5 3 0	0 0 0	0 0 0	0 0 0	0 0 0	0 0 1	19 27 1	27 27 1	1.80 2.46 0.00	1.400 1.364 0.000				

Houston Astros @ Cincinnati Reds
Riverfront Stadium, Cincinnati, OH
Sat Sep 11 1971, 7:05 PM EDT
Att: 17,092 - Unknown

AB 29
R 2
H 5
RBI 2
BB 7
SO 8
LOB 20

Batter	1	2	3	4	5	6	7	8	9	AB	R	H	RBI	BB	SO	LOB	TOP			
Roger Metzger, S (1, 6) OBP: 0.303, SLG: 0.313	F6		P4					1-3		4	0	1	0	0	0	1	Houston Astros @ Cincinnati Reds Riverfront Stadium, Cincinnati, OH Sun Sep 12 1971, 3:33 AM EDT Att: 12,529 - Unknown			
Joe Morgan, L (1, 4) OBP: 0.351, SLG: 0.408	F7			1B HR	1B		4-3	F2		4	1	1	0	0	0	1				
Cesar Geronimo, L (1, 7) OBP: 0.313, SLG: 0.426	K							K		4	0	0	0	0	2	1				
Cesar Cedeno, R (1, 8) OBP: 0.294, SLG: 0.407		F4							HR	4	2	2	1	0	0	1				
John Mayberry, L (1, 3) OBP: 0.296, SLG: 0.410		F8							F9	4	1	1	3	0	0	1				
Jimmy Wynn, R (1, 9) OBP: 0.315, SLG: 0.302		F8							BB	3	0	0	0	1	1	1				
Doug Rader, R (1, 5) OBP: 0.303, SLG: 0.378			4-3		6-3				K	4	0	0	0	0	1	1				
Johnny Edwards, L (1, 2) OBP: 0.288, SLG: 0.302							L4		F8	2	0	0	0	1	0	0				
Don Wilson, R (1, 1) OBP: 0.165, SLG: 0.157									4-3	3	0	0	0	0	1	1				
Inning Stats	R: 0 E: 0 K: 1 S: 5	H: 0 LOB: 0 BB: 0 P: 5	R: 0 E: 0 K: 0 S: 3	H: 0 LOB: 0 BB: 0 P: 3	R: 0 E: 0 K: 0 S: 3	H: 0 LOB: 1 BB: 1 P: 7	R: 3 E: 0 K: 1 S: 8	H: 3 LOB: 0 BB: 0 P: 8	R: 0 E: 0 K: 1 S: 6	H: 1 LOB: 1 BB: 0 P: 6	R: 0 E: 1 K: 0 S: 4	H: 0 LOB: 0 BB: 0 P: 4	R: 0 E: 0 K: 0 S: 3	H: 0 LOB: 0 BB: 0 P: 3	R: 0 E: 0 K: 1 S: 5	H: 1 LOB: 0 BB: 1 P: 9	1B: 2 2B: 0 3B: 1 HR: 2	SF: 0 SAC: 0 DP: 0 HBP: 0	WP: 0 PB: 0 SB: 0 CS: 0	PA: 34
PITCHER	IP WLS BF H R ER SO BB IBB HBP BLK WP HR S P ERA WHIP																			
Wayne Simpson, R (1, 1) ERA: 4.65	5.0 L 20 4 3 3 3 1 0 0 0 0 0 1 25 29 5.40 1.000																			
Ed Sprague, R (6, 1) ERA:	2.0 7 0 0 0 0 0 0 0 0 0 0 0 7 7 0.00 0.000																			
Joe Gibbon, L (8, 1) ERA: 2.98	1.0 3 0 0 0 1 0 0 0 0 0 0 0 5 5 0.00 0.000																			
Wayne Granger, R (9, 1) ERA: 2.98	1.0 4 1 1 1 1 1 0 0 0 0 0 1 5 9 9.00 2.000																			

AB 32
R 4
H 5
RBI 4
BB 2
SO 5
LOB 8



Batter	1	2	3	4	5	6	7	8	9	AB	R	H	RBI	BB	SO	LOB	BOTTOM					
Pete Rose, S (1, 9) OBP: 0.369, SLG: 0.412			F8		F8		4-3		F8	5	0	1	0	0	0	2	Houston Astros @ Cincinnati Reds Riverfront Stadium, Cincinnati, OH Sun Sep 12 1971, 3:33 AM EDT Att: 12,529 - Unknown					
Bernie Carbo, L (1, 7) OBP: 0.342, SLG: 0.354	4-0		G3		F8				F7	4	1	1	0	1	0	0						
Lee May, R (1, 3) OBP: 0.333, SLG: 0.537	0-3		K		F8		F7		E7 1B	4	1	0	0	0	1	3						
Tony Perez, R (1, 5) OBP: 0.327, SLG: 0.442	0-3		K		1B 1B		K		K	4	0	1	0	0	3	4						
Johnny Bench, R (1, 2) OBP: 0.302, SLG: 0.421	0-0		F2		L7		6-3		K	4	0	0	0	0	1	5						
George Foster, R (1, 8) OBP: 0.297, SLG: 0.384		B2			1B 1B		5-3		1B 1B	4	0	2	2	0	0	0						
Tommy Helms, R (1, 4) OBP: 0.292, SLG: 0.335		6-3			1B		E6 BB		1B	4	0	2	0	0	0	0						
Darrel Chaney, S (1, 6) OBP: 0.299, SLG: 0.304		F8			P5		F9		4-3	3	0	0	0	0	0	4						
Wayne Simpson, R (1, 1) Ty Cline, L (5, PH) Ed Sprague, R (6, 1) Willie Smith, L (7, PH) Joe Gibbon, R (8, 1) Wayne Granger, R (9, 1) Hal McRae, L (9, PH)	0-3		K		L4				K	1	0	0	0	0	1	0						
Inning Stats	R: 0 E: 0 K: 2 S: 8	H: 1 LOB: 2 BB: 1 P: 12	R: 0 E: 0 K: 0 S: 3	H: 0 LOB: 0 BB: 0 P: 3	R: 0 E: 0 K: 1 S: 5	H: 0 LOB: 0 BB: 0 P: 5	R: 0 E: 0 K: 0 S: 6	H: 3 LOB: 3 BB: 0 P: 6	R: 0 E: 0 K: 0 S: 3	H: 0 LOB: 0 BB: 0 P: 3	R: 0 E: 0 K: 1 S: 5	H: 0 LOB: 0 BB: 0 P: 5	R: 0 E: 1 K: 0 S: 4	H: 0 LOB: 2 BB: 1 P: 8	R: 2 E: 1 K: 2 S: 11	H: 3 LOB: 2 BB: 0 P: 11	R: 0 E: 0 K: 1 S: 5	H: 0 LOB: 0 BB: 0 P: 5	1B: 6 2B: 1 3B: 0 HR: 0	SF: 0 SAC: 0 DP: 0 HBP: 0	WP: 0 PB: 0 SB: 0 CS: 0	PA: 38
PITCHER	IP WLS BF H R ER SO BB IBB HBP BLK WP HR S P ERA WHIP																					
Don Wilson, R (1, 1) ERA: 2.56	9.0 W 38 7 2 0 7 2 0 0 0 0 0 0 50 58 0.00 1.000																					

AB 36
R 2
H 7
RBI 2
BB 2
SO 7
LOB 20



Batter	1	2	3	4	5	6	7	8	9	AB	R	H	RBI	BB	SO	LOB	TOP															
Enzo Hernandez, R (1, 6) OBP: 0.295, SLG: 0.252	F9		F6	K			4-3			4	0	0	0	0	1	1	San Diego Padres @ Houston Astros Astrodome, Houston, TX Mon Sep 13 1971, 8:05 PM EDT Att: 7,476 - Unknown															
Larry Stahl, L (9, PH) OBP: 0.314, SLG: 0.388									BB	0	0	0	0	1	0	0																
Tommy Dean, R (9, 6) OBP: 0.159, SLG: 0.117										0	0	0	0	0	0	0																
Don Mason, L (1, 4) OBP: 0.273, SLG: 0.278	1B		6-3			4-3			G3	4	1	1	0	1	0	2																
Johnny Jeter, R (1, 8) OBP: 0.308, SLG: 0.385	1B			WP		4-3				4	1	2	0	0	1	1																
Nate Colbert, R (1, 3) OBP: 0.349, SLG: 0.473										4	0	2	2	0	1	0																
Leron Lee, L (1, 7) OBP: 0.326, SLG: 0.420										4	0	1	0	0	2	2																
Rod Gaspar, S (8, 7)	K									0	0	0	0	0	0	0																
Jerry Morales, R (1, 9) OBP: 0.200, SLG: 0.111	F2		F7			6-3			F7	4	0	0	0	0	0	4																
Garry Jesteadt, R (1, 5) OBP: 0.331, SLG: 0.358				L6					F2	3	0	1	0	1	0	0																
Fred Kendall, R (1, 2) OBP: 0.231, SLG: 0.218										4	0	2	0	0	0	2																
Ivan Murrell, R (9, PR) OBP: 0.297, SLG: 0.372	G5-4-3									0	0	0	0	0	0	0																
Bob Barton, R (9, 2) OBP: 0.308, SLG: 0.341										0	0	0	0	0	0	0																
Clay Kirby, R (1, 1) OBP: 0.175, SLG: 0.108									FC1-6	3	0	0	0	0	2	3																
Inning Stats	R: 1 E: 0 K: 1 S: 8	H: 3 LOB: 2 BB: 0 P: 8	R: 0 E: 0 K: 1 S: 5	H: 1 LOB: 0 BB: 0 P: 5	R: 1 E: 0 K: 0 S: 6	H: 3 LOB: 2 BB: 0 P: 6	R: 0 E: 0 K: 1 S: 6	H: 1 LOB: 1 BB: 0 P: 6	R: 0 E: 0 K: 0 S: 3	H: 0 LOB: 0 BB: 1 P: 10	R: 0 E: 0 K: 1 S: 4	H: 0 LOB: 0 BB: 1 P: 8	R: 0 E: 0 K: 2 S: 7	H: 0 LOB: 0 BB: 1 P: 7	R: 0 E: 0 K: 0 S: 4	H: 1 LOB: 2 BB: 1 P: 8	1B: 9 2B: 0 3B: 0 HR: 0	SF: 0 SAC: 1 DP: 1 HBP: 0	WP: 1 PB: 0 SB: 1 CS: 1	PA: 38												
PITCHER	IP WLS BF H R ER SO BB IBB HBP BLK WP HR S P ERA WHIP																															
Ken Forsch, R (1, 1) ERA: 2.85	6.0	27	8	2	2	4	1	0	0	0	1	0	34	38	3.00	1.500																
Scipio Spinks, R (7, 1) ERA: 3.27	2.0	6	0	0	0	3	1	0	0	0	0	0	11	15	0.00	0.500																
Jim Ray, R (9, 1) ERA: 2.37	1.0	W	5	1	0	0	0	1	0	0	0	0	4	8	0.00	2.000																

Batter	1	2	3	4	5	6	7	8	9	AB	R	H	RBI	BB	SO	LOB	BOTTOM															
Roger Metzger, S (1, 6) OBP: 0.303, SLG: 0.313	F8		1-3							4	1	1	1	0	0	0	San Diego Padres @ Houston Astros Astrodome, Houston, TX Mon Sep 13 1971, 8:05 PM EDT Att: 7,476 - Unknown															
Joe Morgan, L (1, 4) OBP: 0.351, SLG: 0.411										4	0	1	1	0	0	0																
Cesar Cedeno, R (1, 8) OBP: 0.292, SLG: 0.404										4	0	0	0	0	2	1																
Bob Watson, R (1, 7) OBP: 0.357, SLG: 0.407										3	0	0	0	1	0	0																
John Mayberry, L (1, 3) OBP: 0.286, SLG: 0.394										4	0	0	0	0	0	1																
Cesar Geronimo, L (1, 9) OBP: 0.309, SLG: 0.406										3	1	0	0	1	1	1																
Denis Menke, R (1, 5) OBP: 0.337, SLG: 0.336										3	0	0	0	1	1	1																
Johnny Edwards, L (1, 2) OBP: 0.288, SLG: 0.306										3	1	1	0	0	0	1																
Ken Forsch, R (1, 1) OBP: 0.085, SLG: 0.065										1	0	0	0	0	1	0																
Jesus Alou, R (6, PH) OBP: 0.304, SLG: 0.359										1	0	0	0	0	0	0																
Scipio Spinks, R (7, 1) OBP: 0.250, SLG: 0.250										0	0	0	0	0	0	0																
Rich Chiles, L (8, PH) OBP: 0.278, SLG: 0.317										1	0	0	0	0	0	1																
Jim Ray, R (9, 1) OBP: 0.283, SLG: 0.176										0	0	0	0	0	0	0																
Inning Stats	R: 0 E: 0 K: 1 S: 5	H: 0 LOB: 0 BB: 0 P: 5	R: 0 E: 0 K: 1 S: 5	H: 0 LOB: 1 BB: 1 P: 9	R: 0 E: 0 K: 1 S: 5	H: 0 LOB: 0 BB: 0 P: 5	R: 0 E: 0 K: 0 S: 3	H: 0 LOB: 0 BB: 0 P: 3	R: 0 E: 0 K: 0 S: 3	H: 0 LOB: 1 BB: 1 P: 7	R: 0 E: 0 K: 0 S: 3	H: 0 LOB: 0 BB: 0 P: 3	R: 0 E: 0 K: 1 S: 5	H: 0 LOB: 1 BB: 1 P: 9	R: 2 E: 0 K: 1 S: 8	H: 3 LOB: 1 BB: 0 P: 8	R: 1 E: 2 K: 0 S: 4	H: 0 LOB: 1 BB: 0 P: 4	1B: 1 2B: 1 3B: 1 HR: 0	SF: 0 SAC: 0 DP: 0 HBP: 0	WP: 0 PB: 0 SB: 2 CS: 0	PA: 34										
PITCHER	IP WLS BF H R ER SO BB IBB HBP BLK WP HR S P ERA WHIP																															
Clay Kirby, R (1, 1) ERA: 3.12	8.2	L	34	3	3	2	5	3	0	0	0	0	41	53	2.08	0.692																

Batter	1	2	3	4	5	6	7	8	9	AB	R	H	RBI	BB	SO	LOB	TOP			
Enzo Hernandez, R OBP: 0.296, SLG: 0.252 (1, 6)										4	1	1	0	0	1	2				
Don Mason, L OBP: 0.269, SLG: 0.273 (1, 4)										5	0	0	0	0	1	2				
Johnny Jeter, R OBP: 0.278, SLG: 0.333 (1, 8)										5	1	1	0	0	4	1				
Nate Colbert, R OBP: 0.351, SLG: 0.472 (1, 3)										3	1	1	0	1	1	0				
Cito Gaston, R OBP: 0.265, SLG: 0.383 (1, 7)										3	1	0	1	0	0	2				
Jerry Morales, R OBP: 0.286, SLG: 0.167 (1, 9)										3	1	1	1	1	1	0				
Garry Jesteadt, R OBP: 0.336, SLG: 0.362 (1, 5)										4	0	2	2	0	1	1				
Mike Ivie, R OBP: 0.600, SLG: 0.538 (1, 2)										3	0	2	0	0	0	1				
Ed Acosta, S (1, 1)										4	0	0	0	0	2	5				
Inning Stats	R: 5 E: 0 K: 0 S: 7	H: 5 LOB: 0 BB: 0 P: 8	R: 0 E: 0 K: 2 S: 7	H: 0 LOB: 0 BB: 0 P: 7	R: 0 E: 0 K: 2 S: 7	H: 0 LOB: 0 BB: 0 P: 7	R: 0 E: 0 K: 0 S: 5	H: 2 LOB: 2 BB: 0 P: 5	R: 0 E: 0 K: 1 S: 5	H: 0 LOB: 0 BB: 1 P: 10	R: 0 E: 0 K: 2 S: 7	H: 0 LOB: 2 BB: 1 P: 12	R: 0 E: 0 K: 2 S: 8	H: 1 LOB: 1 BB: 0 P: 8	R: 0 E: 0 K: 1 S: 5	H: 0 LOB: 0 BB: 0 P: 5	1B: 8 2B: 0 3B: 0 HR: 0	SF: 0 SAC: 0 DP: 1 HBP: 3	WP: 3 PB: 1 SB: 1 CS: 0	PA: 39
PITCHER	IP WLS BF H R ER SO BB IBB HBP BLK WP HR S P ERA WHIP	IP WLS BF H R ER SO BB IBB HBP BLK WP HR S P ERA WHIP																		
Wade Blasingame, L ERA: 4.6 (1, 1)	0.1 L 6 4 5 5 0 0 0 0 1 0 5 6 135.00 12.000																			
Scipio Spinks, R ERA: 2.16 (7, 1)	5.2 3 0 0 6 1 0 1 0 1 0 31 36 0.00 0.706																			
Tom Griffin, R ERA: 4.79 (9, 1)	2.0 9 1 0 0 4 0 0 0 0 0 15 20 0.00 1.000																			
Skip Guinn, L ERA: (9, 1)	1.0 3 0 0 0 1 0 0 0 0 0 5 5 0.00 0.000																			

San Diego Padres @ Houston Astros
Astrodome, Houston, TX
Tue Sep 14 1971, 8:05 PM EDT
Att: 5,986 - Dome

AB	34
R	5
H	8
RBI	4
BB	2
SO	11
LOB	14



Batter	1	2	3	4	5	6	7	8	9	AB	R	H	RBI	BB	SO	LOB	BOTTOM			
Roger Metzger, S OBP: 0.302, SLG: 0.314 (1, 6)										4	0	1	0	0	0	1				
Joe Morgan, L OBP: 0.350, SLG: 0.409 (1, 4)										4	1	1	0	0	1	2				
Cesar Cedeno, R OBP: 0.294, SLG: 0.404 (1, 8)										3	0	1	0	1	0	1				
Bob Watson, R OBP: 0.356, SLG: 0.404 (1, 7)										3	0	0	0	1	1	2				
John Mayberry, L OBP: 0.276, SLG: 0.380 (1, 3)										4	0	0	0	0	0	2				
Cesar Geronimo, L OBP: 0.292, SLG: 0.382 (1, 9)										4	0	0	0	0	1	2				
Denis Menke, R OBP: 0.337, SLG: 0.336 (1, 5)										3	1	1	0	0	0	1				
Johnny Edwards, L OBP: 0.288, SLG: 0.306 (1, 2)										3	0	1	0	0	0	1				
Wade Blasingame, L ERA: 4.6 (1, 1)	9.0 W 33 5 2 0 4 2 0 0 1 0 39 47 0.00 0.778																			
Scipio Spinks, R ERA: 2.16 (7, 1)	5.2 3 0 0 6 1 0 1 0 1 0 31 36 0.00 0.706																			
Tom Griffin, R ERA: 4.79 (9, 1)	2.0 9 1 0 0 4 0 0 0 0 0 15 20 0.00 1.000																			
Skip Guinn, R ERA: (9, 1)	1.0 3 0 0 0 1 0 0 0 0 0 5 5 0.00 0.000																			
Inning Stats	R: 0 E: 0 K: 0 S: 3	H: 1 LOB: 0 BB: 0 P: 3	R: 0 E: 0 K: 1 S: 5	H: 0 LOB: 1 BB: 1 P: 9	R: 0 E: 0 K: 0 S: 4	H: 1 LOB: 1 BB: 0 P: 4	R: 0 E: 0 K: 0 S: 3	H: 1 LOB: 0 BB: 0 P: 3	R: 0 E: 2 K: 1 S: 6	H: 0 LOB: 1 BB: 0 P: 6	R: 0 E: 0 K: 0 S: 3	H: 0 LOB: 0 BB: 0 P: 3	R: 1 E: 1 K: 1 S: 7	H: 2 LOB: 1 BB: 0 P: 7	R: 0 E: 0 K: 1 S: 5	H: 0 LOB: 1 BB: 1 P: 9	1B: 4 2B: 1 3B: 0 HR: 0	SF: 1 SAC: 0 DP: 2 HBP: 0	WP: 1 PB: 0 SB: 1 CS: 0	PA: 33
PITCHER	IP WLS BF H R ER SO BB IBB HBP BLK WP HR S P ERA WHIP	IP WLS BF H R ER SO BB IBB HBP BLK WP HR S P ERA WHIP																		

San Diego Padres @ Houston Astros
Astrodome, Houston, TX
Tue Sep 14 1971, 8:05 PM EDT
Att: 5,986 - Dome

AB	30
R	2
H	5
RBI	1
BB	2
SO	4
LOB	13



Batter	1	2	3	4	5	6	7	8	9	AB	R	H	RBI	BB	SO	LOB	TOP								
Felix Millan, R OBP: 0.336, SLG: 0.364 (1, 4)	F6		FC6-4				FC6-4		6-3	4	0	1	0	1	0	2									
Ralph Garr, L OBP: 0.363, SLG: 0.426 (1, 7)	3-1		6-3				FC6-4			5	0	1	0	0	0	2									
Hank Aaron, R OBP: 0.408, SLG: 0.672 (1, 3)	K		5-3				F8		F8	5	1	1	1	0	1	3									
Earl Williams, R OBP: 0.333, SLG: 0.509 (1, 2)		G3		K	K		F4		F9	5	0	0	0	0	2	2									
Mike Lum, L OBP: 0.348, SLG: 0.391 (1, 9)		2B 4-3 BB		4-3	4-3				K	3	1	0	0	1	1	0									
Darrell Evans, L OBP: 0.341, SLG: 0.406 (1, 5)							F7			3	1	2	0	1	0	0									
Tommie Aaron, R OBP: 0.269, SLG: 0.245 (8, 5)								FC5 3-1 BB		0	0	0	0	0	0	0									
Sonny Jackson, L OBP: 0.304, SLG: 0.331 (1, 8)							F9		3-1	4	1	1	1	0	0	2									
Marty Perez, R OBP: 0.280, SLG: 0.315 (1, 6)		2-3 3-H								3	0	2	1	1	1	1									
Phil Niekro, R OBP: 0.149, SLG: 0.153 (1, 1)			K				F3		FC5	4	0	1	1	0	1	3									
Inning Stats	R: 0 E: 0 K: 1 S: 5	H: 0 LOB: 0 BB: 0 P: 5	R: 1 E: 0 K: 1 S: 6	H: 1 LOB: 1 BB: 1 P: 10	R: 0 E: 0 K: 1 S: 6	H: 1 LOB: 1 BB: 0 P: 6	R: 2 E: 0 K: 1 S: 9	H: 4 LOB: 2 BB: 0 P: 9	R: 1 E: 0 K: 1 S: 6	H: 1 LOB: 0 BB: 0 P: 6	R: 0 E: 0 K: 0 S: 4	H: 1 LOB: 1 BB: 0 P: 4	R: 0 E: 0 K: 0 S: 3	H: 0 LOB: 1 BB: 1 P: 7	R: 0 E: 0 K: 1 S: 5	H: 0 LOB: 2 BB: 2 P: 13	R: 0 E: 0 K: 0 S: 4	H: 1 LOB: 1 BB: 0 P: 4	1B: 6 2B: 2 3B: 0 HR: 1	SF: 0 SAC: 0 DP: 0 HBP: 0	WP: 0 PB: 0 SB: 0 CS: 0	PA: 40			
PITCHER	IP	WLS	BF	H	R	ER	SO	BB	IBB	HBP	BLK	WP	HR	S	P	ERA	WHIP								
Jack Billingham, R ERA: 3.69 (1, 1)	5.0	L	23	7	4	4	5	1	0	0	0	0	1	32	36	7.20	1.600								
Skip Guinn, L ERA: (6, 1)	3.0		13	1	0	0	1	2	1	0	0	0	0	12	24	0.00	1.000								
Larry Yount, R ERA: (9, 1)	0.0		0	0	0	0	0	0	0	0	0	0	0	0	0	∞	∞								
Jim Ray, R ERA: 2.34 (9, 1)	1.0		4	1	0	0	0	0	0	0	0	0	0	4	4	0.00	1.000								

Atlanta Braves @ Houston Astros
Astrodome, Houston, TX
Wed Sep 15 1971, 8:05 PM EDT
Att: 6,513 - Dome

AB 36
R 4
H 9
RBI 4
BB 4
SO 6
LOB 15



Batter	1	2	3	4	5	6	7	8	9	AB	R	H	RBI	BB	SO	LOB	BOTTOM								
Roger Metzger, S OBP: 0.300, SLG: 0.312 (1, 6)	E6 SH1-3 1B 6-3		F8		K			F9		4	1	0	0	0	1	0									
Joe Morgan, L OBP: 0.351, SLG: 0.410 (1, 4)	6-3 SH1-3 1B		S E4 1B		G3			G3		4	0	2	0	0	0	0									
Cesar Cedeno, R OBP: 0.294, SLG: 0.405 (1, 8)	SH1-3		1-3			6-3			F9 4-3 2B	3	1	1	0	0	0	1									
Bob Watson, R OBP: 0.355, SLG: 0.401 (1, 7)	6-3		E4 BB			6-3		F9		3	0	0	1	1	0	2									
John Mayberry, L OBP: 0.268, SLG: 0.366 (1, 3)	K		E4			F8		4-3		4	0	0	1	0	1	3									
Cesar Geronimo, L OBP: 0.276, SLG: 0.361 (1, 9)		6-3		1-3			F7		K	4	0	0	0	0	1	0									
Denis Menke, R OBP: 0.335, SLG: 0.334 (1, 5)		5-3		F7			K			3	0	0	0	0	1	0									
Johnny Edwards, L OBP: 0.289, SLG: 0.306 (1, 2)				1-3			F7			3	0	1	0	0	0	0									
Jack Billingham, R OBP: 0.354, SLG: 0.123 (5, PH)										1	0	0	0	0	0	1									
Marty Martinez, S OBP: 0.245, SLG: 0.300 (8, 1)										1	0	0	0	0	0	0									
Skip Guinn, R OBP: 0.245, SLG: 0.300 (8, 1)										0	0	0	0	0	0	0									
Rich Chiles, L OBP: 0.275, SLG: 0.314 (9, 1)										1	0	0	0	0	0	0									
Larry Yount, R OBP: 0.275, SLG: 0.314 (9, 1)										0	0	0	0	0	0	0									
Jim Ray, R OBP: 0.233, SLG: 0.176 (9, 1)										0	0	0	0	0	0	0									
Inning Stats	R: 1 E: 1 K: 1 S: 7	H: 1 LOB: 1 BB: 0 P: 7	R: 0 E: 0 K: 0 S: 4	H: 1 LOB: 1 BB: 0 P: 4	R: 0 E: 1 K: 0 S: 4	H: 1 LOB: 2 BB: 1 P: 8	R: 0 E: 0 K: 0 S: 3	H: 0 LOB: 0 BB: 0 P: 3	R: 0 E: 0 K: 1 S: 5	H: 0 LOB: 0 BB: 0 P: 5	R: 0 E: 0 K: 0 S: 3	H: 0 LOB: 0 BB: 0 P: 3	R: 0 E: 0 K: 0 S: 3	H: 0 LOB: 0 BB: 0 P: 3	R: 1 E: 0 K: 1 S: 6	H: 1 LOB: 0 BB: 0 P: 6	1B: 3 2B: 1 3B: 0 HR: 0	SF: 0 SAC: 1 DP: 0 HBP: 0	WP: 0 PB: 0 SB: 1 CS: 0	PA: 33					
PITCHER	IP	WLS	BF	H	R	ER	SO	BB	IBB	HBP	BLK	WP	HR	S	P	ERA	WHIP								
Phil Niekro, R ERA: 2.93 (1, 1)	9.0	W	33	4	2	1	4	1	0	0	0	0	0	40	44	1.00	0.556								

Atlanta Braves @ Houston Astros
Astrodome, Houston, TX
Wed Sep 15 1971, 8:05 PM EDT
Att: 6,513 - Dome

AB 31
R 2
H 4
RBI 2
BB 1
SO 4
LOB 7



Batter	1	2	3	4	5	6	7	8	9	AB	R	H	RBI	BB	SO	LOB	TOP								
Felix Millan, R OBP: 0.334, SLG: 0.363 (1, 4)	0-0 WP 1B		0-0 6-3		0-3 K	0-0 FC6-4		0-0 F9		5	0	1	0	0	1	4									
Ralph Carr, L OBP: 0.365, SLG: 0.427 (1, 7)	0-0 WP 1B		0-0 S 1B		0-0 4-3		0-0 F7		0-0 S 1B	5	1	3	0	0	0	1									
Hank Aaron, R OBP: 0.410, SLG: 0.670 (1, 3)	4-0 1-2 2-3 BB		0-0 1-H 1B		0-3 K		0-0 6-3		4-0 FC4-6 IBB	3	0	1	1	2	1	1									
Earl Williams, R OBP: 0.331, SLG: 0.505 (1, 2)	0-3 K		0-0 F9		0-0 BB 1B		0-0 6-3		0-0 F2	5	1	1	0	0	1	6									
Mike Lum, L OBP: 0.348, SLG: 0.389 (1, 9)	0-3 K		0-0 F6		0-0 BB 1B		4-0 PB 1B		0-3 K	4	2	1	0	1	2	6									
Darrell Evans, L OBP: 0.338, SLG: 0.399 (1, 5)	0-3 K		0-0 F8		0-3 K		4-0 BB 1B		0-0 FC4-6	4	0	0	0	1	2	7									
Tommie Aaron, R OBP: 0.269, SLG: 0.245 (9, 5)										0	0	0	0	0	0	0									
Sonny Jackson, L OBP: 0.305, SLG: 0.331 (1, 8)		0-0 6-3		0-0 4-3		4-0 1B 1-2 2-3 BB		0-0 1B		3	0	1	1	1	0	0									
Marty Perez, R OBP: 0.279, SLG: 0.313 (1, 6)		0-3 K		0-0 F9		0-0 SF9		0-3 K		2	0	0	0	0	1	0									
Jim Breazeale, L OBP: 0.091, SLG: 0.100 (6, PH)										0	0	0	1	0	0	0									
Gil Garrido, R OBP: 0.294, SLG: 0.231 (6, 6)										1	0	0	0	0	1	2									
Tom Kelley, R OBP: 0.049, SLG: 0.049 (1, 1)		0-3 K		0-3 K		0-3 K		0-0 F3		2	0	0	0	0	2	0									
Hal King, L OBP: 0.320, SLG: 0.323 (6, PH)										1	0	1	1	0	0	0									
Leo Foster, R OBP: 0.143, SLG: 0.106 (6, 1)										0	0	0	0	0	0	0									
Pat Jarvis, R OBP: 0.143, SLG: 0.106 (6, 1)										1	0	0	0	0	0	2									
Inning Stats	R: 0 E: 0 K: 3 S: 11	H: 2 LOB: 3 BB: 1 P: 15	R: 0 E: 0 K: 2 S: 7	H: 0 LOB: 0 BB: 0 P: 7	R: 1 E: 0 K: 0 S: 5	H: 2 LOB: 1 BB: 0 P: 5	R: 0 E: 0 K: 0 S: 3	H: 0 LOB: 0 BB: 0 P: 3	R: 0 E: 1 K: 3 S: 10	H: 0 LOB: 1 BB: 0 P: 10	R: 2 E: 0 K: 1 S: 8	H: 3 LOB: 2 BB: 1 P: 12	R: 0 E: 0 K: 0 S: 3	H: 0 LOB: 0 BB: 0 P: 3	R: 1 E: 0 K: 1 S: 6	H: 1 LOB: 2 BB: 2 P: 14	R: 0 E: 0 K: 1 S: 6	H: 1 LOB: 2 BB: 1 P: 10	1B: 9 2B: 0 3B: 0 HR: 0	SF: 1 SAC: 0 DP: 0 HBP: 0	WP: 2 PB: 1 SB: 2 CS: 0	PA: 42			
PITCHER	IP	WLS	BF	H	R	ER	SO	BB	IBB	HBP	BLK	WP	HR	S	P	ERA	WHIP								
J.R. Richard, R ERA: 3.0 (1, 1)	7.0	L	33	7	4	4	9	4	0	0	0	2	0	47	63	5.14	1.571								
Wade Blasingame, L ERA: 4.5 (8, 1)	0.0		1	1	0	0	0	0	0	0	0	0	0	1	1	∞	∞								
George Culver, R ERA: 2.85 (8, 1)	1.1		6	1	0	0	1	0	1	0	0	0	0	7	11	0.00	0.750								
Ron Cook, L ERA: 4.91 (9, 1)	0.2		2	0	0	0	1	0	0	0	0	0	0	4	4	0.00	0.000								

Atlanta Braves @ Houston Astros
Astrodome, Houston, TX
Thu Sep 16 1971, 8:05 PM EDT
Att: 7,906 - Unknown

AB 36
R 4
H 9
RBI 4
BB 5
SO 11
LOB 29



Batter	1	2	3	4	5	6	7	8	9	AB	R	H	RBI	BB	SO	LOB	BOTTOM								
Roger Metzger, S OBP: 0.302, SLG: 0.312 (1, 6)	0-0 6-3		0-0 1B		4-0 S 1B			0-0 4-3		3	1	1	0	1	0	0									
Joe Morgan, L OBP: 0.350, SLG: 0.409 (1, 4)	0-0 F8		0-0 1-3 3-H 1B		0-3 K		0-0 F7		0-0 1B	4	0	1	1	0	1	1									
Cesar Cedeno, R OBP: 0.297, SLG: 0.408 (1, 8)	0-0 1B			0-0 BB FC6-4 1B		0-0 CS 1B		0-0 F4		4	1	3	1	0	0	0									
Bob Watson, R OBP: 0.356, SLG: 0.404 (1, 7)		0-0 4-3		0-0 FC6-4 BB 1-2 1B		0-0 CS		0-0 6-3		4	0	2	0	0	0	0									
Derrel Thomas, S (9, PR)									0-0 4-3 2B	0	0	0	0	0	0	0									
John Mayberry, L OBP: 0.267, SLG: 0.362 (1, 3)		0-0 FC4-6 1B		0-3 K		0-0 3-1		0-0 4-3		4	0	1	0	0	1	3									
Cesar Geronimo, L OBP: 0.275, SLG: 0.347 (1, 9)		0-0 FC4-6 CS		4-0 FC6-4 BB		0-3 K		0-3 K		3	0	0	0	1	2	3									
Denis Menke, R OBP: 0.335, SLG: 0.333 (1, 5)		0-0 CS		0-0 1B SH3 1B		0-0 FC6-4		0-0 F6		4	1	1	1	0	0	4									
Johnny Edwards, L OBP: 0.286, SLG: 0.303 (1, 2)			0-0 F9		0-0 F7		0-0 4-3		0-0 5-3	3	0	0	0	0	0	3									
J.R. Richard, R (1, 1)			0-0 SH3		0-0 F4		0-3 K			2	0	0	0	0	1	0									
Wade Blasingame, L OBP: 0.298, SLG: 0.327 (8, 1)										0	0	0	0	0	0	0									
George Culver, R OBP: 0.091, SLG: 0.091 (8, 1)										0	0	0	0	0	0	0									
Ron Cook, L OBP: 0.250, SLG: 0.250 (9, 1)										0	0	0	0	0	0	0									
Inning Stats	R: 0 E: 0 K: 0 S: 3	H: 1 LOB: 1 BB: 0 P: 3	R: 0 E: 0 K: 0 S: 3	H: 1 LOB: 0 BB: 0 P: 3	R: 1 E: 0 K: 0 S: 5	H: 3 LOB: 2 BB: 0 P: 5	R: 1 E: 0 K: 1 S: 7	H: 2 LOB: 2 BB: 1 P: 11	R: 1 E: 0 K: 1 S: 5	H: 1 LOB: 0 BB: 1 P: 9	R: 0 E: 0 K: 1 S: 5	H: 0 LOB: 0 BB: 0 P: 5	R: 0 E: 0 K: 1 S: 5	H: 0 LOB: 0 BB: 0 P: 5	R: 0 E: 0 K: 0 S: 3	H: 0 LOB: 2 BB: 0 P: 3	R: 0 E: 0 K: 1 S: 6	H: 1 LOB: 2 BB: 0 P: 6	1B: 8 2B: 1 3B: 0 HR: 0	SF: 0 SAC: 1 DP: 0 HBP: 0	WP: 0 PB: 0 SB: 1 CS: 2	PA: 36			
PITCHER	IP	WLS	BF	H	R	ER	SO	BB	IBB	HBP	BLK	WP	HR	S	P	ERA	WHIP								
Tom Kelley, R ERA: 3.09 (1, 1)	5.0		21	8	3	3	2	2	0	0	0	0	0	23	31	5.40	2.000								
Pat Jarvis, R ERA: 4.04 (6, 1)	4.0	W	13	1	0	0	3	0	0	0	0	0	0	19	19	0.00	0.250								

Atlanta Braves @ Houston Astros
Astrodome, Houston, TX
Thu Sep 16 1971, 8:05 PM EDT
Att: 7,906 - Unknown

AB 31
R 3
H 9
RBI 3
BB 2
SO 5
LOB 14



Batter	1	2	3	4	5	6	7	8	9	AB	R	H	RBI	BB	SO	LOB	TOP					
Pete Rose, S OBP: 0.369, SLG: 0.418 (1, 9)	4-3		4-3		G3			F9		4	0	0	0	0	0	0						
Tommy Helms, R OBP: 0.291, SLG: 0.333 (1, 4)	K		F8					F9		4	0	0	0	0	1	0						
Lee May, R OBP: 0.335, SLG: 0.530 (1, 3)	F8				BB BB			F7		3	0	0	0	1	0	0						
Tony Perez, R OBP: 0.322, SLG: 0.432 (1, 5)		HBP BB 2B			K			6-3		4	1	1	0	0	1	1						
Bernie Carbo, L OBP: 0.345, SLG: 0.349 (1, 7)		BB HBP BB			BB			G3		1	0	0	0	2	0	0						
George Foster, R OBP: 0.297, SLG: 0.387 (1, 8) Steve Blateric, R (7, 1)		BB HBP BB			K			K		2	0	0	0	0	2	2						
Pat Corrales, R OBP: 0.232, SLG: 0.204 (1, 2)		BB HBP BB			K			F9		2	0	0	1	1	1	2						
Darrel Chaney, S OBP: 0.267, SLG: 0.214 (1, 6)		BB HBP BB			K			F9		3	0	0	0	0	0	3						
Wayne Simpson, R OBP: 0.114, SLG: 0.031 (1, 1) Ed Sprague, R (6, 1) Hal McRae, R OBP: 0.286, SLG: 0.409 (7, 8)		BB HBP BB			F8			F9		2	0	0	0	0	1	0						
Inning Stats	R: 0 E: 0 K: 1 S: 5	H: 0 LOB: 0 BB: 0 P: 5	R: 1 E: 0 K: 0 S: 2	H: 1 LOB: 1 BB: 2 P: 11	R: 0 E: 0 K: 0 S: 3	H: 0 LOB: 0 BB: 0 P: 3	R: 0 E: 0 K: 3 S: 9	H: 0 LOB: 2 BB: 2 P: 17	R: 0 E: 0 K: 1 S: 5	H: 0 LOB: 0 BB: 0 P: 5	R: 0 E: 0 K: 1 S: 5	H: 0 LOB: 0 BB: 0 P: 5	R: 0 E: 0 K: 0 S: 3	H: 0 LOB: 0 BB: 0 P: 3	R: 0 E: 0 K: 0 S: 3	H: 0 LOB: 0 BB: 0 P: 3	R: 0 E: 0 K: 0 S: 3	H: 0 LOB: 0 BB: 0 P: 3	1B: 0 2B: 1 3B: 1 HR: 0	SF: 0 SAC: 0 DP: 0 HBP: 1	WP: 0 PB: 0 SB: 0 CS: 0	PA: 31
PITCHER Don Wilson, R ERA: 2.5 (1, 1)	IP: 9.0 WLS: W BF: 31 H: 1 R: 1 ER: 1 SO: 6 BB: 4 IBB: 0 HBP: 1 BLK: 0 WP: 0 HR: 0 S: 38 P: 55 ERA: 1.00 WHIP: 0.556															PITCHER	IP: 9.0 WLS: W BF: 31 H: 1 R: 1 ER: 1 SO: 6 BB: 4 IBB: 0 HBP: 1 BLK: 0 WP: 0 HR: 0 S: 38 P: 55 ERA: 1.00 WHIP: 0.556					

Cincinnati Reds @ Houston Astros
Astrodome, Houston, TX
Fri Sep 17 1971, 8:05 PM EDT
Att: 8,070 - Dome

AB	26
R	1
H	1
RBI	1
BB	4
SO	6
LOB	8



Batter	1	2	3	4	5	6	7	8	9	AB	R	H	RBI	BB	SO	LOB	BOTTOM			
Roger Metzger, S OBP: 0.302, SLG: 0.310 (1, 6)	FC6-4 BB	F6		1B BB	F8			FC1-6 1-2 2-3		3	0	0	0	2	0	6				
Joe Morgan, L OBP: 0.351, SLG: 0.408 (1, 4)	F8			BB				K		4	0	1	0	1	1	3				
Cesar Cedeno, R OBP: 0.295, SLG: 0.404 (1, 8)	FC6-4 1-2	1-3		5-3				K		5	0	0	0	0	1	8				
Bob Watson, R OBP: 0.355, SLG: 0.403 (1, 7)	6-3			BB	1-3			K		4	0	1	0	0	1	1				
John Mayberry, L OBP: 0.274, SLG: 0.361 (1, 3)		HBP 1B BB		FC6-4 BB	1-3			K		3	2	1	0	1	1	1				
Jesus Alou, R OBP: 0.304, SLG: 0.356 (1, 9)		E 1B HBP		G3	G3			K2-3		3	1	0	0	0	1	2				
Denis Menke, R OBP: 0.336, SLG: 0.337 (1, 5)		E7 1B 2H		F7	1B			5-3		4	1	2	2	0	0	1				
Johnny Edwards, L OBP: 0.289, SLG: 0.307 (1, 2)		F6			F6			FC1-6 1B 2B		3	0	1	0	1	0	2				
Don Wilson, R OBP: 0.191, SLG: 0.174 (1, 1)		BB 1B		F9	1-3 2H 1B			FC1-6 HBP		3	0	2	2	0	0	0				
Inning Stats	R: 2 E: 1 K: 0 S: 3	H: 2 LOB: 3 BB: 2 P: 14	R: 0 E: 0 K: 0 S: 4	H: 1 LOB: 1 BB: 0 P: 4	R: 0 E: 0 K: 0 S: 4	H: 1 LOB: 2 BB: 1 P: 8	R: 2 E: 0 K: 0 S: 6	H: 3 LOB: 2 BB: 1 P: 10	R: 0 E: 0 K: 1 S: 5	H: 0 LOB: 0 BB: 0 P: 5	R: 0 E: 0 K: 2 S: 7	H: 0 LOB: 0 BB: 0 P: 7	R: 0 E: 0 K: 2 S: 8	H: 1 LOB: 2 BB: 0 P: 9	R: 0 E: 0 K: 2 S: 8	H: 1 LOB: 2 BB: 0 P: 9	1B: 6 2B: 2 3B: 0 HR: 0	SF: 0 SAC: 0 DP: 0 HBP: 2	WP: 0 PB: 0 SB: 1 CS: 0	PA: 39
PITCHER Wayne Simpson, R ERA: 4.76 (1, 1) Ed Sprague, R (6, 1) Steve Blateric, R ERA: (7, 1)	IP: 5.0 WLS: L BF: 28 H: 7 R: 4 ER: 4 SO: 1 BB: 4 IBB: 1 HBP: 1 BLK: 0 WP: 0 HR: 0 S: 22 P: 43 ERA: 7.20 WHIP: 2.200															PITCHER	IP: 5.0 WLS: L BF: 28 H: 7 R: 4 ER: 4 SO: 1 BB: 4 IBB: 1 HBP: 1 BLK: 0 WP: 0 HR: 0 S: 22 P: 43 ERA: 7.20 WHIP: 2.200			

Cincinnati Reds @ Houston Astros
Astrodome, Houston, TX
Fri Sep 17 1971, 8:05 PM EDT
Att: 8,070 - Dome

AB	32
R	4
H	8
RBI	4
BB	5
SO	5
LOB	24



Batter	1	2	3	4	5	6	7	8	9	10	11	AB	R	H	RBI	BB	SO	LOB	TOP					
Pete Rose, S OBP: 0.369, SLG: 0.417 (1, 9)	F7	FC4-6			K		4-3		1B		WP IBB	5	0	1	0	1	1	2						
Tommy Helms, R OBP: 0.294, SLG: 0.335 (1, 4)	1B			2B 1B	FC6-4 1B		5-3		6-3		K	6	1	3	0	0	1	3						
Lee May, R OBP: 0.334, SLG: 0.527 George Foster, R (10, PR) OBP: 0.297, SLG: 0.387 Pat Corrales, R OBP: 0.230, SLG: 0.202 (10, 2)	K			K	K			F8		2B 1B	5-3	5	0	1	0	0	3	3						
Tony Perez, R OBP: 0.322, SLG: 0.434 (1, 5)	1B			1B	FC6-4			6-3		K		5	0	2	1	0	1	2						
Johnny Bench, R OBP: 0.297, SLG: 0.414 (10, 3)	F4			5-3			4-3		F3		2B	5	0	1	0	0	0	3						
Bernie Carbo, L OBP: 0.347, SLG: 0.349 Buddy Bradford, R OBP: 0.304, SLG: 0.287 (9, PR) (9, 8)		FC5-4 BB		4-3			6-3		SH4-3 1B	G6-4-3 IBB		3	0	1	0	1	0	1						
Hal McRae, R OBP: 0.286, SLG: 0.407 (9, 7)	F8				F9		FC6-4 1B		SH4-3	G6-4-3		4	0	1	0	0	0	4						
Darrel Chaney, S OBP: 0.267, SLG: 0.176 Don Gullett, R OBP: 0.238, SLG: 0.129 Wayne Granger, R OBP: 0.250, SLG: 0.451 Ed Sprague, R OBP: 0.198, SLG: 0.272 Woody Woodard, R OBP: 0.301, SLG: 0.294 (8, 6) (8, 1) (7, 1) (8, 1) (8, 6)	FC5-4 1B			L4	FC6-4				L9		SH2-3 WP PB 1B	3	0	0	0	0	0	0	2					
Gary Nolan, R OBP: 0.300, SLG: 0.193 Dave Concepcion, R OBP: 0.285, SLG: 0.294 Jimmy Stewart, R OBP: 0.236, SLG: 0.309 Clay Carroll, R OBP: 0.198, SLG: 0.100 Jim Merritt, R OBP: 0.185, SLG: 0.289 Milt Wilcox, R (11, 1) (11, 1)	FC4-6 1B			K			6-3			2H 1B	SH2-3	2	0	1	0	0	1	0						
Inning Stats	R: 0 E: 0 K: 1 S: 7	H: 2 LOB: 2 BB: 0 P: 7	R: 0 E: 0 K: 0 S: 4	H: 1 LOB: 2 BB: 1 P: 8	R: 1 E: 0 K: 1 S: 7	H: 2 LOB: 1 BB: 0 P: 7	R: 0 E: 0 K: 1 S: 5	H: 0 LOB: 0 BB: 0 P: 5	R: 0 E: 0 K: 2 S: 8	H: 1 LOB: 1 BB: 0 P: 4	R: 0 E: 0 K: 0 S: 3	H: 0 LOB: 0 BB: 0 P: 3	R: 0 E: 0 K: 0 S: 3	H: 0 LOB: 0 BB: 0 P: 3	R: 0 E: 0 K: 0 S: 6	H: 3 LOB: 2 BB: 0 P: 6	R: 0 E: 0 K: 1 S: 6	H: 2 LOB: 3 BB: 1 P: 10	R: 1 E: 0 K: 1 S: 6	H: 1 LOB: 1 BB: 1 P: 10	1B: 11 2B: 2 3B: 0 HR: 0	SF: 0 SAC: 2 DP: 1 HBP: 0	WP: 2 PB: 1 SB: 0 CS: 0	PA: 48
PITCHER	IP WLS BF H R ER SO BB IBB HBP BLK WP HR S P ERA WHIP	PITCHER										IP WLS BF H R ER SO BB IBB HBP BLK WP HR S P ERA WHIP												
Ken Forsch, R ERA: 2.81 (1, 1)	8.2	0.2	4	2	0	0	1	0	0	0	0	0	0	0	0	6	6	0.00	3.000					
Fred Gladding, R ERA: 2.03 (9, 1)	0.2	2	0	0	0	0	0	0	1	0	0	0	0	0	1	5	0.00	0.000						
Jim Ray, R ERA: 2.33 (10, 1)	1.0	L	5	1	1	0	1	0	1	0	0	0	0	6	10	0.00	1.000							
George Culver, R ERA: 2.82 (11, 1)																								

Cincinnati Reds @ Houston Astros
Astrodome, Houston, TX
Sat Sep 18 1971, 4:33 AM EDT
Att: 6,963 - Unknown

AB 43
R 3
H 13
RBI 2
BB 3
SO 7
LOB 23



Batter	1	2	3	4	5	6	7	8	9	10	11	AB	R	H	RBI	BB	SO	LOB	BOTTOM			
Roger Metzger, S OBP: 0.302, SLG: 0.309 (1, 6)	FC4-6 1B		F8			F9		5-3		K		5	0	1	0	0	1	1				
Joe Morgan, L OBP: 0.363, SLG: 0.410 (1, 4)	FC4-6			S 1B			2-3 1B	6-3		1B		5	0	3	0	0	0	1				
Cesar Cedeno, R OBP: 0.294, SLG: 0.405 (1, 8)	F4			F6		SF8		WP 2B		K		4	0	1	1	0	1	3				
Bob Watson, R OBP: 0.352, SLG: 0.399 Cesar Geronimo, L OBP: 0.272, SLG: 0.342 (1, 7) (9, 7)	F7			4-3		F8		K			K	4	0	0	0	0	1	4				
John Mayberry, L OBP: 0.264, SLG: 0.347 (1, 3)		F8		K			K		1-3		4-3	5	0	0	0	0	2	1				
Jesus Alou, R OBP: 0.301, SLG: 0.353 Jimmy Wynn, R OBP: 0.315, SLG: 0.302 (1, 9) (11, PH)		4-3			6-3		E5 1B		K		F8	4	1	0	0	0	1	0				
Denis Menke, R OBP: 0.335, SLG: 0.335 (1, 5)		F8			F4		CS 1B IBB		E6			3	0	0	0	1	0	0				
Johnny Edwards, L OBP: 0.287, SLG: 0.305 Larry Howard, R OBP: 0.231, SLG: 0.324 (1, 2) (6, 2)			F7		K			1-2 2H 1B		1-3		2	0	0	0	0	1	0				
Ken Forsch, R OBP: 0.190, SLG: 0.102 Fred Gladding, L (9, 1)				K				1B SF8 2B		6-3		3	1	1	0	0	2	2				
Jim Ray, R OBP: 0.283, SLG: 0.176 Rich Chiles, L OBP: 0.270, SLG: 0.311 George Culver, R OBP: 0.091, SLG: 0.091 (10, 1) (10, PH) (11, 1)												0	0	0	0	0	0	0				
Inning Stats	R: 0 E: 0 K: 0 S: 4	H: 1 LOB: 1 BB: 0 P: 4	R: 0 E: 0 K: 0 S: 3	H: 0 LOB: 0 BB: 0 P: 3	R: 0 E: 0 K: 1 S: 5	H: 0 LOB: 0 BB: 0 P: 5	R: 0 E: 0 K: 1 S: 6	H: 1 LOB: 1 BB: 0 P: 6	R: 0 E: 0 K: 1 S: 5	H: 2 LOB: 1 BB: 1 P: 5	R: 1 E: 1 K: 2 S: 8	H: 1 LOB: 1 BB: 0 P: 12	R: 0 E: 0 K: 1 S: 6	H: 1 LOB: 1 BB: 0 P: 6	R: 0 E: 0 K: 2 S: 8	H: 1 LOB: 1 BB: 0 P: 8	R: 0 E: 0 K: 1 S: 5	H: 0 LOB: 0 BB: 0 P: 5	1B: 5 2B: 2 3B: 0 HR: 0	SF: 1 SAC: 0 DP: 0 HBP: 0	WP: 1 PB: 0 SB: 2 CS: 2	PA: 42
PITCHER	IP WLS BF H R ER SO BB IBB HBP BLK WP HR S P ERA WHIP	PITCHER										IP WLS BF H R ER SO BB IBB HBP BLK WP HR S P ERA WHIP										
Gary Nolan, R ERA: 3.11 (6, 1)	5.0	1.1	8	2	2	1	1	0	0	0	0	0	0	9	13	6.75	1.500					
Don Gullett, L ERA: 2.65 (7, 1)	0.2	2	1	0	0	0	1	0	0	0	0	0	0	4	4	0.00	1.500					
Wayne Granger, R ERA: 2.98 (8, 1)	1.0	4	1	0	0	0	1	0	0	0	0	1	0	6	6	0.00	1.000					
Ed Sprague, R ERA: 2.36 (9, 1)	2.0	W	8	1	0	0	3	0	0	0	0	0	0	14	14	0.00	0.500					
Milt Wilcox, R ERA: 3.67 (11, 1)	1.0																					

Cincinnati Reds @ Houston Astros
Astrodome, Houston, TX
Sat Sep 18 1971, 4:33 AM EDT
Att: 6,963 - Unknown

AB 40
R 2
H 7
RBI 2
BB 1
SO 10
LOB 13




Batter	1	2	3	4	5	6	7	8	9	10	11	AB	R	H	RBI	BB	SO	LOB	TOP			
Pete Rose, S OBP: 0.367, SLG: 0.414 (1, 9)	4-3		SH1-4 HR BB		F9			4-3		F8		4	1	0	0	1	0	0				
Dave Concepcion, R OBP: 0.246, SLG: 0.251 (1, 4)	6-3		SH1-4		F8			1-3		K		4	0	0	0	0	1	0				
Lee May, R OBP: 0.333, SLG: 0.524 (1, 3)	K		6-3		K			BB 1B		K		5	0	1	0	0	3	1				
Tony Perez, R OBP: 0.324, SLG: 0.433 (1, 5)		1B 1B	HR BB		6-3			6-3		6-3		3	2	1	0	2	0	0				
Johnny Bench, R OBP: 0.299, SLG: 0.419 (1, 2)	F5		HR BB		F7			F8		HBP BB		4	1	1	3	1	0	3				
Bernie Carbo, L OBP: 0.345, SLG: 0.347 (1, 7)	1B 1B		F5		K			F8		F6		5	0	1	0	0	1	1				
Hal McRae, R OBP: 0.288, SLG: 0.411 (1, 8) Buddy Bradford, R OBP: 0.309, SLG: 0.287 (9, PR)	1-2 2H 1B		F3		6-3			6-3		2B		4	0	2	1	0	0	0				
Darrel Chaney, S OBP: 0.190, SLG: 0.150 (1, 6) Jimmy Stewart, S OBP: 0.300, SLG: 0.305 (9, PH) Woody Woodward, R OBP: 0.320, SLG: 0.292 (9, 6)	K		F8		4-3			4-3		5-3		3	0	0	0	0	1	2				
Jim Merritt, L OBP: 0.197, SLG: 0.241 (1, 1) Ed Sprague, R OBP: 0.294, SLG: 0.269 (7, 1) Willie Smith, L OBP: 0.234, SLG: 0.269 (9, PH) Clay Carroll, R OBP: 0.100, SLG: 0.100 (9, 1)	K		K		K			K		K		3	0	0	0	0	3	2				
Inning Stats	R: 0 E: 0 K: 1 S: 5	H: 0 LOB: 0 BB: 0 P: 5	R: 1 E: 0 K: 2 S: 10	H: 3 LOB: 2 BB: 0 P: 10	R: 3 E: 0 K: 0 S: 4	H: 1 LOB: 0 BB: 2 P: 12	R: 0 E: 0 K: 1 S: 5	H: 0 LOB: 0 BB: 0 P: 5	R: 0 E: 0 K: 1 S: 5	H: 0 LOB: 0 BB: 0 P: 5	R: 0 E: 0 K: 0 S: 4	H: 1 LOB: 2 BB: 1 P: 8	R: 0 E: 0 K: 1 S: 6	H: 1 LOB: 1 BB: 0 P: 6	R: 0 E: 0 K: 2 S: 7	H: 0 LOB: 2 BB: 0 P: 7	R: 0 E: 0 K: 0 S: 3	H: 0 LOB: 2 BB: 1 P: 8	1B: 4 2B: 1 3B: 0 HR: 1	SF: 0 SAC: 1 DP: 0 HBP: 1	WP: 0 PB: 0 SB: 0 CS: 0	PA: 44
Scipio Spinks, R ERA: 3.04 (1, 1)	IP: 7.0 WLS: 27 BF: 27 H: 4 R: 4 ER: 4 SO: 7 BB: 2 IBB: 0 HBP: 0 BLK: 0 WP: 0 HR: 1 S: 39 P: 47 ERA: 5.14 WHIP: 0.857																					
Jim Ray, R ERA: 2.25 (8, 1)	3.0 WLS: 12 BF: 2 H: 2 R: 0 ER: 0 SO: 3 BB: 1 IBB: 0 HBP: 0 BLK: 0 WP: 0 HR: 0 S: 17 P: 21 ERA: 0.00 WHIP: 1.000																					
Fred Gladding, R ERA: 1.99 (11, 1)	1.0 WLS: 5 BF: 0 H: 0 R: 0 ER: 0 SO: 0 BB: 1 IBB: 0 HBP: 1 BLK: 0 WP: 0 HR: 0 S: 3 P: 8 ERA: 0.00 WHIP: 1.000																					

Cincinnati Reds @ Houston Astros
Astrodome, Houston, TX
Sun Sep 19 1971, 8:05 PM EDT
Att: 9,260 - Dome

livebaseballscores.com

AB 38
R 4
H 6
RBI 4
BB 4
SO 10
LOB 13




Batter	1	2	3	4	5	6	7	8	9	10	11	AB	R	H	RBI	BB	SO	LOB	BOTTOM					
Roger Metzger, S OBP: 0.302, SLG: 0.309 (1, 6)	4-3 1B 1B		1-3		F8			E4 1B 1B		BB SH1-3 8-2 1B		6	1	2	1	0	0	3						
Joe Morgan, L OBP: 0.362, SLG: 0.414 (1, 4)	F9		K		G3			SF7		SH1-3		4	1	1	2	0	1	1						
Cesar Cedeno, R OBP: 0.300, SLG: 0.409 (1, 8)	4-3 1B				FC6-4 1B			1B SF8 1B		1B 1B		4	1	4	0	1	0	0						
Bob Watson, R OBP: 0.355, SLG: 0.400 (1, 7)	4-3		FC6-4 BB 1B		FC6-4 BB 1B			G4-3 1B		FC6-4 1B		4	0	2	1	1	0	3						
Jimmy Wynn, R OBP: 0.311, SLG: 0.298 (1, 9)	F7		F8		SF8			FC6-4 1B		8-2		4	0	0	1	0	0	8						
Denis Menke, R OBP: 0.334, SLG: 0.333 (1, 5) (11, 3)	4-3		4-3		G4-3 BB 1B			6-3		F8		5	0	1	0	0	0	1						
Larry Howard, R OBP: 0.280, SLG: 0.341 (1, 2)	K		K		1-2 2-3 BB			4-3		6-3		4	1	1	0	1	1	0						
John Mayberry, L OBP: 0.289, SLG: 0.344 (1, 3) Derrel Thomas, S OBP: 0.245, SLG: 0.300 (10, PR) Marty Martinez, S OBP: 0.245, SLG: 0.300 (11, 5)	F6		F6		F6			1B E 2B		1B BB FC6 1B		4	0	1	0	1	1	4						
Scipio Spinks, R OBP: 0.143, SLG: 0.143 (1, 1) Jesus Alou, R OBP: 0.303, SLG: 0.354 (7, PH) Jim Ray, R OBP: 0.250, SLG: 0.167 (8, 1) Rich Chiles, L OBP: 0.277, SLG: 0.317 (10, PH) Fred Gladding, L ERA: 2.41 (11, 1)	K		K		K			E SF7 1B		FC6 1B		2	0	0	0	0	2	0						
Inning Stats	R: 0 E: 0 K: 0 S: 5	H: 2 LOB: 2 BB: 0 P: 5	R: 0 E: 0 K: 1 S: 5	H: 0 LOB: 0 BB: 0 P: 5	R: 0 E: 0 K: 2 S: 7	H: 0 LOB: 0 BB: 0 P: 7	R: 0 E: 0 K: 0 S: 5	H: 2 LOB: 3 BB: 1 P: 9	R: 0 E: 0 K: 1 S: 5	H: 0 LOB: 0 BB: 0 P: 5	R: 1 E: 1 K: 1 S: 10	H: 4 LOB: 2 BB: 0 P: 10	R: 0 E: 0 K: 0 S: 3	H: 0 LOB: 1 BB: 1 P: 7	R: 0 E: 0 K: 0 S: 3	H: 1 LOB: 2 BB: 2 P: 11	R: 0 E: 0 K: 0 S: 5	H: 2 LOB: 2 BB: 0 P: 5	R: 1 E: 0 K: 0 S: 1	H: 1 LOB: 0 BB: 0 P: 1	1B: 12 2B: 2 3B: 0 HR: 1	SF: 2 SAC: 1 DP: 2 HBP: 0	WP: 0 PB: 0 SB: 0 CS: 0	PA: 47
Jim Merritt, L ERA: 4.39 (1, 1)	IP: 6.1 WLS: 10 BF: 26 H: 7 R: 3 ER: 2 SO: 5 BB: 1 IBB: 0 HBP: 0 BLK: 0 WP: 0 HR: 0 S: 35 P: 39 ERA: 2.84 WHIP: 1.263																							
Ed Sprague, R ERA: 2.40 (7, 1)	1.2 WLS: 3 BF: 2 H: 2 R: 0 ER: 0 SO: 0 BB: 1 IBB: 0 HBP: 0 BLK: 0 WP: 0 HR: 0 S: 9 P: 13 ERA: 0.00 WHIP: 2.400																							
Clay Carroll, R ERA: 2.41 (9, 1)	2.0 WLS: 11 BF: 4 H: 1 R: 1 ER: 1 SO: 0 BB: 1 IBB: 1 HBP: 0 BLK: 0 WP: 0 HR: 1 S: 9 P: 17 ERA: 4.50 WHIP: 2.500																							

Cincinnati Reds @ Houston Astros
Astrodome, Houston, TX
Sun Sep 19 1971, 8:05 PM EDT
Att: 9,260 - Dome

livebaseballscores.com

AB 40
R 5
H 14
RBI 5
BB 4
SO 5
LOB 21



Batter	1	2	3	4	5	6	7	8	9	AB	R	H	RBI	BB	SO	LOB	TOP					
Willie Mays, R (1, 8) OBP: 0.428, SLG: 0.482										4	0	1	0	0	1	0	San Francisco Giants @ Houston Astros Astrodome, Houston, TX Tue Sep 21 1971, 8:05 PM EDT Att: 7,777 - Unknown					
Tito Fuentes, S (1, 4) OBP: 0.291, SLG: 0.343										3	0	1	0	0	0	1						
Bobby Bonds, R (1, 9) OBP: 0.356, SLG: 0.509										4	0	1	0	0	0	1						
Willie McCovey, L (1, 3) OBP: 0.378, SLG: 0.462										4	1	1	1	0	1	0						
Dave Kingman, R (1, 7) OBP: 0.324, SLG: 0.548										4	0	1	0	0	0	0						
Dick Dietz, R (1, 2) OBP: 0.385, SLG: 0.413										2	0	0	0	0	2	1						
Jimmy Rosario, S (7, PR) OBP: 0.338, SLG: 0.266										0	0	0	0	0	0	0						
Russ Gibson, R (7, 2) OBP: 0.220, SLG: 0.298										0	0	0	0	0	0	0						
Al Gallagher, R (9, PH) OBP: 0.349, SLG: 0.392										1	0	0	0	0	0	0						
Chris Speier, R (1, 6) OBP: 0.305, SLG: 0.316										2	0	0	0	1	0	1						
Hal Lanier, R (1, 5) OBP: 0.280, SLG: 0.279										3	0	0	0	0	1	4						
John Cumberland, R (1, 1) OBP: 0.143, SLG: 0.127										2	0	0	0	0	1	0						
Ken Henderson, S (8, PH) OBP: 0.365, SLG: 0.430										1	0	0	0	0	0	0						
Jim Barr, R (8, 1)										0	0	0	0	0	0	0						
Inning Stats	R: 0 E: 0 K: 1 S: 5	H: 0 LOB: 0 BB: 0 P: 5	R: 0 E: 0 K: 1 S: 5	H: 0 LOB: 0 BB: 0 P: 5	R: 0 E: 1 K: 1 S: 5	H: 0 LOB: 0 BB: 0 P: 5	R: 0 E: 0 K: 0 S: 3	H: 1 LOB: 0 BB: 0 P: 3	R: 0 E: 0 K: 3 S: 10	H: 1 LOB: 2 BB: 1 P: 14	R: 0 E: 0 K: 0 S: 3	H: 1 LOB: 1 BB: 0 P: 4	R: 1 E: 0 K: 0 S: 4	H: 1 LOB: 1 BB: 0 P: 5	R: 0 E: 0 K: 0 S: 4	H: 1 LOB: 1 BB: 0 P: 4	R: 0 E: 0 K: 0 S: 3	H: 0 LOB: 0 BB: 0 P: 3	1B: 3 2B: 1 3B: 0 HR: 1	SF: 0 SAC: 0 DP: 2 HBP: 2	WP: 0 PB: 0 SB: 1 CS: 0	PA: 33
PITCHER Jack Billingham, R (1, 1) ERA: 3.58	IP: 9.0 WLS: W BF: 33 H: 5 R: 1 ER: 1 SO: 6 BB: 1 IBB: 0 HBP: 2 BLK: 0 WP: 0 HR: 1 S: 42 P: 48 ERA: 1.00 WHIP: 0.667																PITCHER	IP: 9.0 WLS: W BF: 33 H: 5 R: 1 ER: 1 SO: 6 BB: 1 IBB: 0 HBP: 2 BLK: 0 WP: 0 HR: 1 S: 42 P: 48 ERA: 1.00 WHIP: 0.667				

AB	30
R	1
H	5
RBI	1
BB	1
SO	6
LOB	8



Batter	1	2	3	4	5	6	7	8	9	AB	R	H	RBI	BB	SO	LOB	BOTTOM					
Roger Metzger, S (1, 6) OBP: 0.302, SLG: 0.307										3	0	0	0	1	1	1	San Francisco Giants @ Houston Astros Astrodome, Houston, TX Tue Sep 21 1971, 8:05 PM EDT Att: 7,777 - Unknown					
Joe Morgan, L (1, 4) OBP: 0.351, SLG: 0.413										4	1	1	0	0	0	1						
Cesar Cedeno, R (1, 8) OBP: 0.299, SLG: 0.409										4	0	1	1	0	0	0						
Bob Watson, R (1, 7) OBP: 0.354, SLG: 0.399										4	0	1	0	0	0	1						
Cesar Geronimo, L (8, PR) OBP: 0.272, SLG: 0.342										0	0	0	0	0	0	0						
Jimmy Wynn, R (1, 9) OBP: 0.311, SLG: 0.301										3	1	1	0	0	0	0						
Denis Menke, R (1, 5) OBP: 0.335, SLG: 0.333										1	0	0	0	1	1	0						
Larry Howard, R (1, 2) OBP: 0.277, SLG: 0.419										2	1	1	2	1	0	0						
John Mayberry, L (1, 3) OBP: 0.264, SLG: 0.336										3	0	0	0	0	1	2						
Jack Billingham, R (1, 1) OBP: 0.143, SLG: 0.132										3	0	1	0	0	1	0						
Inning Stats	R: 0 E: 0 K: 0 S: 2	H: 0 LOB: 0 BB: 1 P: 6	R: 0 E: 0 K: 0 S: 3	H: 0 LOB: 2 BB: 2 P: 11	R: 1 E: 0 K: 1 S: 7	H: 2 LOB: 1 BB: 0 P: 7	R: 0 E: 0 K: 1 S: 5	H: 0 LOB: 0 BB: 0 P: 5	R: 0 E: 0 K: 1 S: 5	H: 0 LOB: 0 BB: 0 P: 5	R: 0 E: 0 K: 0 S: 3	H: 0 LOB: 0 BB: 0 P: 3	R: 2 E: 0 K: 1 S: 8	H: 3 LOB: 1 BB: 0 P: 8	R: 0 E: 0 K: 0 S: 3	H: 1 LOB: 1 BB: 0 P: 3	R: 0 E: 0 K: 0 S: 3	H: 1 LOB: 1 BB: 0 P: 3	1B: 3 2B: 2 3B: 0 HR: 1	SF: 0 SAC: 1 DP: 1 HBP: 0	WP: 0 PB: 0 SB: 0 CS: 1	PA: 32
PITCHER John Cumberland, L (1, 1) ERA: 2.87	IP: 7.0 WLS: L BF: 28 H: 5 R: 3 ER: 3 SO: 4 BB: 3 IBB: 0 HBP: 0 BLK: 0 WP: 0 HR: 1 S: 33 P: 45 ERA: 3.86 WHIP: 1.143																PITCHER Jim Barr, R (8, 1) ERA: 3.67	IP: 1.0 WLS: L BF: 3 H: 1 R: 0 ER: 0 SO: 0 BB: 0 IBB: 0 HBP: 0 BLK: 0 WP: 0 HR: 0 S: 3 P: 3 ERA: 0.00 WHIP: 1.000				

AB	27
R	3
H	6
RBI	3
BB	3
SO	4
LOB	5



Batter	1	2	3	4	5	6	7	8	9	AB	R	H	RBI	BB	SO	LOB	TOP	
Jim Howarth, L (1,9) <small>OBP: 0.400, SLG: 0.333</small> Ken Henderson, S (7,7) <small>OBP: 0.366, SLG: 0.431</small>	 <small>4-0 BB 1B</small>	 <small>0-0 5-3</small>		 <small>0-0 1-2 1B</small>		 <small>0-3 K</small>		 <small>0-0 WP SH1-4 1B</small>		3	1	1	0	1	1	3		
Tito Fuentes, S (1,4) <small>OBP: 0.293, SLG: 0.343</small>	 <small>4-0 1B BB</small>		 <small>0-0 5-3-5 1B</small>	 <small>0-0 1-3</small>		 <small>0-3 K</small>		 <small>0-0 SH1-4</small>		3	0	1	0	1	1	4		
Bobby Bonds, R (1,8) <small>OBP: 0.357, SLG: 0.514</small>	 <small>0-0 BB 1B</small>		 <small>0-0 5-3-5 1-2 1B</small>		 <small>0-0 HR</small>		 <small>0-0 F7</small>	 <small>4-0 WP BB</small>		4	1	2	2	1	0	1		
Willie McCovey, L (1,3) <small>OBP: 0.379, SLG: 0.460</small>	 <small>4-0 G6-4-3 BB</small>		 <small>0-0 PB 1B</small>		 <small>0-0 F5</small>		 <small>0-0 4-3</small>	 <small>0-3 K</small>		4	0	1	0	1	1	2		
Dave Kingman, R (1,7) <small>OBP: 0.330, SLG: 0.542</small> Willie Mays, R (7,8) <small>OBP: 0.429, SLG: 0.482</small>	 <small>0-0 F3</small>		 <small>4-0 BB</small>		 <small>0-0 F5</small>		 <small>0-0 E6 1B</small>	 <small>4-0 BB</small>		3	1	1	0	1	0	3		
Al Gallagher, R (1,5) <small>OBP: 0.348, SLG: 0.389</small> Hal Lanier, R (7,5) <small>OBP: 0.279, SLG: 0.277</small>	 <small>0-0 G6-4-3 1-2</small>		 <small>0-0 L4</small>		 <small>0-0 6-3</small>		 <small>4-0 1B BB</small>	 <small>0-0 5-3</small>		3	0	0	0	1	0	5		
Chris Speier, R (1,6) <small>OBP: 0.309, SLG: 0.321</small>		 <small>0-0 4-3 1B</small>		 <small>4-0 CS BB</small>		 <small>0-0 WP 2B</small>		 <small>1-3 2-H 1B</small>	 <small>0-3 K</small>		4	0	3	1	1	1	0	
Fran Healy, R (1,2) <small>OBP: 0.406, SLG: 0.407</small>		 <small>0-0 F9</small>		 <small>0-3 K</small>		 <small>4-0 BB</small>		 <small>1-2 BB</small>	 <small>0-0 6-3</small>		3	0	0	0	2	1	2	
Juan Marichal, R (1,1) <small>OBP: 0.150, SLG: 0.235</small>		 <small>0-0 4-3 1-2</small>		 <small>4-0 1B BB</small>		 <small>0-0 F6</small>		 <small>0-0 F9</small>	 <small>0-0 4-3</small>		4	0	0	0	1	0	6	
Inning Stats	<small>R: 1 H: 1 E: 0 LOB: 2 K: 0 BB: 3 S: 3</small>	<small>R: 0 H: 1 E: 0 LOB: 1 K: 0 BB: 0 S: 4</small>	<small>R: 0 H: 2 E: 0 LOB: 2 K: 0 BB: 1 S: 4</small>	<small>R: 0 H: 1 E: 0 LOB: 2 K: 1 BB: 2 P: 13</small>	<small>R: 1 H: 1 E: 0 LOB: 0 K: 0 BB: 0 S: 4</small>	<small>R: 0 H: 1 E: 0 LOB: 2 K: 2 BB: 1 S: 8</small>	<small>R: 1 H: 2 E: 1 LOB: 3 K: 0 BB: 2 P: 13</small>	<small>R: 0 H: 1 E: 0 LOB: 0 K: 1 BB: 0 S: 6</small>	<small>R: 0 H: 0 E: 0 LOB: 0 K: 1 BB: 0 S: 5</small>	<small>1B: 8 SF: 0 2B: 2 SAC: 1 3B: 0 DP: 2 HR: 1 HBP: 0</small>	<small>WP: 2 PA: 45 FB: 1 SB: 1 CS: 0</small>							
PITCHER	<small>IP WLS BF H R ER SO BB IBB HBP BLK WP HR S P ERA WHIP</small>	<small>IP WLS BF H R ER SO BB IBB HBP BLK WP HR S P ERA WHIP</small>	<small>IP WLS BF H R ER SO BB IBB HBP BLK WP HR S P ERA WHIP</small>	<small>IP WLS BF H R ER SO BB IBB HBP BLK WP HR S P ERA WHIP</small>	<small>IP WLS BF H R ER SO BB IBB HBP BLK WP HR S P ERA WHIP</small>	<small>IP WLS BF H R ER SO BB IBB HBP BLK WP HR S P ERA WHIP</small>	<small>IP WLS BF H R ER SO BB IBB HBP BLK WP HR S P ERA WHIP</small>	<small>IP WLS BF H R ER SO BB IBB HBP BLK WP HR S P ERA WHIP</small>	<small>IP WLS BF H R ER SO BB IBB HBP BLK WP HR S P ERA WHIP</small>	<small>IP WLS BF H R ER SO BB IBB HBP BLK WP HR S P ERA WHIP</small>	<small>IP WLS BF H R ER SO BB IBB HBP BLK WP HR S P ERA WHIP</small>							
J.R. Richard, R (1,1) <small>ERA: 3.43</small>	<small>0.0 4 1 1 1 0 3 0 0 0 0 0 0 1 13 ∞ ∞</small>				Fred Gladding, R (8,1) <small>ERA: 1.98</small>	<small>0.1 2 0 0 0 0 0 0 0 0 0 0 1 10 14 0.00 1.333</small>												
George Culver, R (1,1) <small>ERA: 2.73</small>	<small>3.0 11 3 0 0 0 1 0 0 0 0 0 0 10 22 4.50 3.000</small>				Bill Greif, R (9,1) <small>ERA: 6.57</small>	<small>1.0 3 0 0 0 0 1 0 0 0 0 0 0 14 26 0.00 2.571</small>												
Tom Griffin, R (4,1) <small>ERA: 4.78</small>	<small>2.0 L 11 3 1 1 1 3 0 0 0 0 1 1 10 22 4.50 3.000</small>																	
Jim Ray, R (6,1) <small>ERA: 2.19</small>	<small>2.1 13 3 1 0 2 3 0 0 0 0 0 0 14 26 0.00 2.571</small>																	
Skip Guinn, L (8,1) <small>ERA:</small>	<small>0.1 1 0 0 0 1 0 0 0 0 0 1 0 3 3 0.00 0.000</small>																	
Batter	1	2	3	4	5	6	7	8	9	AB	R	H	RBI	BB	SO	LOB	BOTTOM	
Roger Metzger, S (1,6) <small>OBP: 0.300, SLG: 0.306</small>	 <small>0-0 F8</small>		 <small>0-0 SH2-4 1-2 2-3</small>		 <small>0-0 3-1</small>			 <small>0-0 G3</small>		3	0	0	0	0	0	0		
Joe Morgan, L (1,4) <small>OBP: 0.350, SLG: 0.411</small>	 <small>0-3 K</small>		 <small>0-0 G3 2-3 3-H 0-0</small>		 <small>0-0 6-3 1B</small>			 <small>0-0 F4</small>		4	0	1	1	0	1	1		
Cesar Cedeno, R (1,8) <small>OBP: 0.299, SLG: 0.408</small>	 <small>0-0 S 1B</small>		 <small>0-0 5-3</small>		 <small>0-0 6-3 1-2</small>			 <small>0-0 F7</small>		4	0	1	0	0	0	2		
Bob Watson, R (1,7) <small>OBP: 0.351, SLG: 0.395</small>	 <small>0-0 5-3 1-2</small>			 <small>0-0 F8</small>		 <small>0-0 F9</small>		 <small>0-3 K</small>		4	0	0	0	0	1	1		
Jimmy Wynn, R (1,9) <small>OBP: 0.311, SLG: 0.301</small>		 <small>0-3 K</small>		 <small>0-0 F6</small>		 <small>0-0 4-3</small>		 <small>0-0 1B</small>		4	0	1	0	0	1	0		
Denis Menke, R (1,5) <small>OBP: 0.334, SLG: 0.332</small>		 <small>0-0 F9</small>		 <small>0-0 1B</small>		 <small>0-0 F8</small>		 <small>0-3 K</small>		4	0	1	0	0	1	1		
John Mayberry, L (1,3) <small>OBP: 0.258, SLG: 0.328</small>		 <small>0-3 K</small>		 <small>0-0 F9</small>		 <small>0-0 E3</small>				3	0	0	0	0	1	1		
Larry Howard, R (1,2) <small>OBP: 0.280, SLG: 0.413</small>			 <small>0-0 SH2-4 1B G3 1B</small>		 <small>0-0 6-3</small>		 <small>0-3 K</small>			3	1	1	0	0	1	1		
J.R. Richard, R (1,1) <small>ERA: 3.43</small>	<small>0.0 4 1 1 1 0 3 0 0 0 0 0 0 1 13 ∞ ∞</small>				Fred Gladding, R (8,1) <small>ERA: 1.98</small>	<small>0.1 2 0 0 0 0 0 0 0 0 0 0 1 10 14 0.00 1.333</small>												
George Culver, R (1,1) <small>ERA: 2.73</small>	<small>3.0 11 3 0 0 0 1 0 0 0 0 0 0 10 22 4.50 3.000</small>				Bill Greif, R (9,1) <small>ERA: 6.57</small>	<small>1.0 3 0 0 0 0 1 0 0 0 0 0 0 14 26 0.00 2.571</small>												
Tom Griffin, R (4,1) <small>ERA: 4.78</small>	<small>2.0 L 11 3 1 1 1 3 0 0 0 0 1 1 10 22 4.50 3.000</small>																	
Jim Ray, R (6,1) <small>ERA: 2.19</small>	<small>2.1 13 3 1 0 2 3 0 0 0 0 0 0 14 26 0.00 2.571</small>																	
Skip Guinn, L (8,1) <small>ERA:</small>	<small>0.1 1 0 0 0 1 0 0 0 0 0 1 0 3 3 0.00 0.000</small>																	
Inning Stats	<small>R: 0 H: 1 E: 0 LOB: 1 K: 1 BB: 0 S: 6</small>	<small>R: 0 H: 0 E: 0 LOB: 0 K: 2 BB: 0 S: 7</small>	<small>R: 1 H: 2 E: 0 LOB: 1 K: 0 BB: 0 P: 5</small>	<small>R: 0 H: 1 E: 0 LOB: 1 K: 0 BB: 0 P: 4</small>	<small>R: 0 H: 0 E: 0 LOB: 0 K: 0 BB: 0 S: 3</small>	<small>R: 0 H: 1 E: 0 LOB: 0 K: 0 BB: 0 S: 3</small>	<small>R: 0 H: 0 E: 1 LOB: 1 K: 1 BB: 0 P: 6</small>	<small>R: 0 H: 0 E: 0 LOB: 0 K: 0 BB: 0 S: 3</small>	<small>R: 0 H: 1 E: 0 LOB: 1 K: 2 BB: 0 P: 8</small>	<small>1B: 6 SF: 0 2B: 0 SAC: 1 3B: 0 DP: 0 HR: 0 HBP: 0</small>	<small>WP: 0 PA: 33 FB: 0 SB: 1 CS: 0</small>							
PITCHER	<small>IP WLS BF H R ER SO BB IBB HBP BLK WP HR S P ERA WHIP</small>	<small>IP WLS BF H R ER SO BB IBB HBP BLK WP HR S P ERA WHIP</small>	<small>IP WLS BF H R ER SO BB IBB HBP BLK WP HR S P ERA WHIP</small>	<small>IP WLS BF H R ER SO BB IBB HBP BLK WP HR S P ERA WHIP</small>	<small>IP WLS BF H R ER SO BB IBB HBP BLK WP HR S P ERA WHIP</small>	<small>IP WLS BF H R ER SO BB IBB HBP BLK WP HR S P ERA WHIP</small>	<small>IP WLS BF H R ER SO BB IBB HBP BLK WP HR S P ERA WHIP</small>	<small>IP WLS BF H R ER SO BB IBB HBP BLK WP HR S P ERA WHIP</small>	<small>IP WLS BF H R ER SO BB IBB HBP BLK WP HR S P ERA WHIP</small>	<small>IP WLS BF H R ER SO BB IBB HBP BLK WP HR S P ERA WHIP</small>	<small>IP WLS BF H R ER SO BB IBB HBP BLK WP HR S P ERA WHIP</small>							
Juan Marichal, R (1,1) <small>ERA: 3.0</small>	<small>9.0 W 33 6 1 1 6 0 0 0 0 0 0 0 45 45 1.00 0.667</small>																	

San Francisco Giants @ Houston Astros
Astrodome, Houston, TX
Wed Sep 22 1971, 8:05 PM EDT
Att: 11,208 - Unknown

AB 33
R 3
H 10
RBI 3
BB 11
SO 5
LOB 29



San Francisco Giants @ Houston Astros
Astrodome, Houston, TX
Wed Sep 22 1971, 8:05 PM EDT
Att: 11,208 - Unknown

AB 32
R 1
H 6
RBI 1
BB 0
SO 6
LOB 7



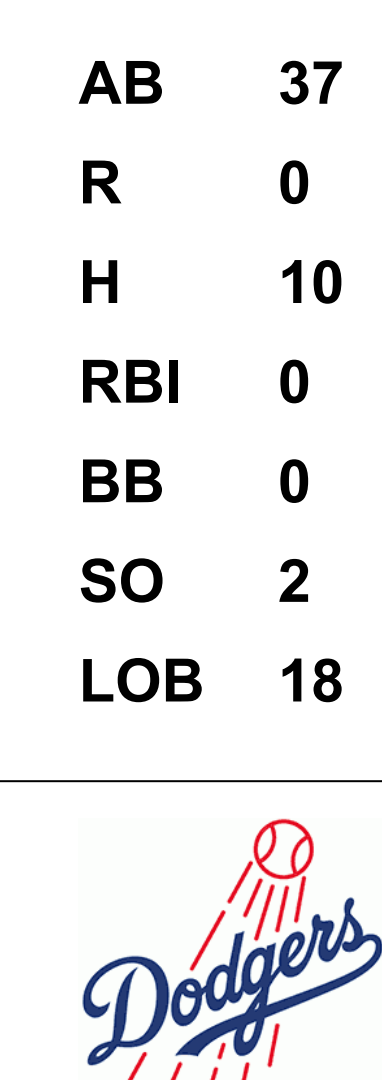
Batter	1	2	3	4	5	6	7	8	9	AB	R	H	RBI	BB	SO	LOB	TOP			
Roger Metzger, S (1, 6) OBP: 0.296, SLG: 0.301	5-3			6-3		4-3			L6	4	0	0	0	0	0	0	Houston Astros @ Los Angeles Dodgers Dodger Stadium, Los Angeles, CA Tue Sep 28 1971, 7:05 PM PDT Att: 29,628 - Unknown livebaseballscorecards.com			
Joe Morgan, L (1, 4) OBP: 0.348, SLG: 0.403	G3			1B BB					F6	2	1	0	0	2	0					
Cesar Cedeno, R (1, 8) OBP: 0.292, SLG: 0.396	5-3			1B PB					F7	4	0	1	0	0	1					
Bob Watson, R (1, 3)		1-3		1B					K	3	0	1	1	0	1	0				
Rich Chiles, L (1, 7)	6-3			1B					6-3	3	0	0	0	0	1	1				
Jimmy Wynn, R (1, 9) OBP: 0.305, SLG: 0.299	6-3								F8	3	0	0	0	0	1	0				
Denis Menke, R (1, 5) OBP: 0.328, SLG: 0.323				F8		6-3			F7	3	0	0	0	0	0	0				
Johnny Edwards, L (1, 2) OBP: 0.284, SLG: 0.302				F8		F7			G1-6-3 1B	3	0	1	0	0	0	0				
Don Wilson, R (1, 1) OBP: 0.181, SLG: 0.165				K					G1-6-3 1-2	3	0	0	0	0	2	1				
Inning Stats	R: 0 E: 0 K: 0 S: 3	H: 0 LOB: 0 BB: 0 P: 3	R: 0 E: 0 K: 0 S: 3	H: 0 LOB: 0 BB: 0 P: 3	R: 0 E: 0 K: 1 S: 5	H: 0 LOB: 0 BB: 0 P: 5	R: 1 E: 0 K: 1 S: 6	H: 2 LOB: 1 BB: 1 P: 10	R: 0 E: 0 K: 1 S: 5	H: 0 LOB: 0 BB: 0 P: 5	R: 0 E: 0 K: 1 S: 5	H: 0 LOB: 1 BB: 1 P: 9	R: 0 E: 0 K: 0 S: 3	H: 1 LOB: 1 BB: 0 P: 3	R: 0 E: 0 K: 1 S: 5	H: 0 LOB: 0 BB: 0 P: 5	1B: 3 2B: 0 3B: 0 HR: 0	SF: 0 SAC: 0 DP: 1 HBP: 0	WP: 0 PB: 1 SB: 0 CS: 0	PA: 30
PITCHER Bill Singer, R (1, 1) ERA: 4.16	IP: 9.0 WLS: W BF: 30 H: 3 R: 1 ER: 1 SO: 6 BB: 2 IBB: 0 HBP: 0 BLK: 0 WP: 0 HR: 0 S: 40 P: 48 ERA: 1.00 WHIP: 0.556															PITCHER				

Batter	1	2	3	4	5	6	7	8	9	AB	R	H	RBI	BB	SO	LOB	BOTTOM			
Maury Wills, S (1, 6) OBP: 0.321, SLG: 0.328	F7			F8		L6				4	0	1	1	0	0	0	Houston Astros @ Los Angeles Dodgers Dodger Stadium, Los Angeles, CA Tue Sep 28 1971, 7:05 PM PDT Att: 29,628 - Unknown livebaseballscorecards.com			
Bill Buckner, L (1, 3) OBP: 0.307, SLG: 0.365	4-3			F8					2H 1B	4	0	1	0	0	0	1				
Tom Haller, L (9, 2) OBP: 0.343, SLG: 0.363									5-3	0	0	0	0	0	0	0				
Willie Davis, L (1, 8) OBP: 0.333, SLG: 0.442	G3			G3					F8	3	0	0	0	0	0	1				
Dick Allen, R (1, 5) OBP: 0.398, SLG: 0.473		L7				F4				2	0	0	0	1	0	0				
Willie Crawford, L (1, 9) OBP: 0.336, SLG: 0.446		F7				4-3			F7	3	0	0	0	0	0	2				
Manny Mota, R (1, 7) OBP: 0.383, SLG: 0.403		F9				6-3			K	3	0	0	0	0	1	2				
Duke Sims, L (1, 2) OBP: 0.352, SLG: 0.400				F6						2	1	1	1	1	0	0				
Billy Grabarkewitz, R (8, PR) OBP: 0.389, SLG: 0.296										0	0	0	0	0	0	0				
Wes Parker, S (9, 3) OBP: 0.348, SLG: 0.357										0	0	0	0	0	0	0				
Bobby Valentine, R (1, 4) OBP: 0.291, SLG: 0.314				F7		4-3				2	1	0	0	1	0	0				
Bill Singer, R (1, 1) OBP: 0.212, SLG: 0.103				F9						2	0	0	0	0	1	0				
Inning Stats	R: 0 E: 0 K: 0 S: 3	H: 0 LOB: 0 BB: 0 P: 3	R: 0 E: 0 K: 0 S: 3	H: 0 LOB: 0 BB: 0 P: 3	R: 0 E: 0 K: 0 S: 3	H: 0 LOB: 0 BB: 0 P: 3	R: 0 E: 0 K: 0 S: 3	H: 0 LOB: 0 BB: 0 P: 3	R: 0 E: 0 K: 1 S: 6	H: 1 LOB: 0 BB: 0 P: 6	R: 0 E: 0 K: 1 S: 6	H: 1 LOB: 2 BB: 1 P: 10	R: 1 E: 0 K: 0 S: 3	H: 1 LOB: 1 BB: 2 P: 11	R: 1 E: 0 K: 0 S: 3	H: 1 LOB: 2 BB: 2 P: 11	1B: 2 2B: 0 3B: 0 HR: 1	SF: 0 SAC: 1 DP: 0 HBP: 0	WP: 0 PB: 0 SB: 0 CS: 1	PA: 29
PITCHER Don Wilson, R (1, 1) ERA: 2.45	IP: 8.0 WLS: L BF: 29 H: 3 R: 2 ER: 2 SO: 2 BB: 3 IBB: 0 HBP: 0 BLK: 0 WP: 0 HR: 1 S: 30 P: 42 ERA: 2.25 WHIP: 0.750															PITCHER				

Batter	1	2	3	4	5	6	7	8	9	AB	R	H	RBI	BB	SO	LOB	TOP			
Roger Metzger, S OBP: 0.294, SLG: 0.299 (1, 6)	0-3 K	0-0 5-3	0-0 FC4-6		0-0 4-3		0-0 F8		0-0 1B	6	0	1	1	0	1	3	Houston Astros @ Los Angeles Dodgers Dodger Stadium, Los Angeles, CA Wed Sep 29 1971, 7:05 PM PDT Att: 34,802 - Unknown			
Joe Morgan, L OBP: 0.351, SLG: 0.409 (1, 4)	4-0 S 1B BB	0-0 FC5 1B		0-0 F8	0-0 FC5-4 1B		0-0 SF7 3B		0-0 G3	5	2	3	1	1	0	1				
Cesar Cedeno, R OBP: 0.293, SLG: 0.397 (1, 8)	0-3 K	0-0 1B		0-0 HR 1B	0-0 FC5-4 1B		0-0 SF7 2			4	1	2	1	0	1	2				
Bob Watson, R OBP: 0.348, SLG: 0.397 Marty Martinez, S OBP: 0.292, SLG: 0.339 (1, 3) (6, 5)	0-0 1B 2B 1B	0-3 K		0-0 HR		0-0 1B 6-3 1B		0-0 F7		4	3	3	3	0	1	2				
Jimmy Wynn, R OBP: 0.304, SLG: 0.298 (1, 9)	0-0 2B 1B	0-0 FC5		0-0 1-3		0-0 F4		0-0 F4		5	1	1	0	0	0	3				
Jesus Alou, R OBP: 0.306, SLG: 0.361 (1, 7)	0-0 1B 2B		0-0 4-3	0-0 4-3		0-0 6-3 2B 1B		0-0 4-3		5	2	2	1	0	0	0				
Denis Menke, R OBP: 0.331, SLG: 0.323 (6, 3)	0-0 1B BB		0-0 1B		4-0 1B 5-3 4-3 BB	0-0 6-3		0-0 F9		3	1	1	1	2	0	1				
Larry Howard, R OBP: 0.265, SLG: 0.375 (1, 2)	0-0 1B		0-3 K		0-0 5-3	0-0 2B		0-0 F9		5	0	2	3	0	1	2				
Ken Forsch, R OBP: 0.150, SLG: 0.153 (1, 1)	0-3 K		0-0 FC4-6 1B		0-0 4-3 1B 2-3 1B	0-0 K		0-0 F7		5	1	2	0	0	2	3				
Inning Stats	R: 4 E: 0 K: 3 S: 13	H: 4 LOB: 2 BB: 2 P: 21	R: 0 E: 0 K: 1 S: 7	H: 2 LOB: 2 BB: 0 P: 7	R: 0 E: 0 K: 1 S: 7	H: 2 LOB: 2 BB: 0 P: 7	R: 2 E: 0 K: 0 S: 5	H: 2 LOB: 0 BB: 0 P: 5	R: 2 E: 0 K: 0 S: 5	H: 3 LOB: 1 BB: 1 P: 9	R: 1 E: 0 K: 0 S: 4	H: 1 LOB: 0 BB: 0 P: 4	R: 0 E: 0 K: 0 S: 3	H: 0 LOB: 0 BB: 0 P: 3	R: 0 E: 0 K: 0 S: 4	H: 1 LOB: 1 BB: 0 P: 4	1B: 13 2B: 2 3B: 1 HR: 1	SF: 1 SAC: 0 DP: 0 HBP: 0	WP: 0 PB: 0 SB: 1 CS: 0	PA: 47
PITCHER	IP WLS BF H R ER SO BB IBB HBP BLK WP HR S P ERA WHIP	IP WLS BF H R ER SO BB IBB HBP BLK WP HR S P ERA WHIP	IP WLS BF H R ER SO BB IBB HBP BLK WP HR S P ERA WHIP	IP WLS BF H R ER SO BB IBB HBP BLK WP HR S P ERA WHIP	IP WLS BF H R ER SO BB IBB HBP BLK WP HR S P ERA WHIP	IP WLS BF H R ER SO BB IBB HBP BLK WP HR S P ERA WHIP	IP WLS BF H R ER SO BB IBB HBP BLK WP HR S P ERA WHIP	IP WLS BF H R ER SO BB IBB HBP BLK WP HR S P ERA WHIP	IP WLS BF H R ER SO BB IBB HBP BLK WP HR S P ERA WHIP	IP WLS BF H R ER SO BB IBB HBP BLK WP HR S P ERA WHIP	IP WLS BF H R ER SO BB IBB HBP BLK WP HR S P ERA WHIP	IP WLS BF H R ER SO BB IBB HBP BLK WP HR S P ERA WHIP	IP WLS BF H R ER SO BB IBB HBP BLK WP HR S P ERA WHIP	IP WLS BF H R ER SO BB IBB HBP BLK WP HR S P ERA WHIP	IP WLS BF H R ER SO BB IBB HBP BLK WP HR S P ERA WHIP	IP WLS BF H R ER SO BB IBB HBP BLK WP HR S P ERA WHIP	IP WLS BF H R ER SO BB IBB HBP BLK WP HR S P ERA WHIP			
Al Downing, L ERA: 2.68 (1, 1)	1.1 L	12 6 4 4 3	6 4 4 2 3	4 4 2 1 0	0 0 0 0 0	0 0 0 0 0	0 0 1 21 25	9.82 1.909	2.00 2.000	2.0 7 1 0 0 0	0 0 0 0 0	0 0 0 0 0	0 0 0 0 0	0 0 0 0 0	0 0 7 7	0.00 0.500				
Doyle Alexander, R ERA: 3.5 (2, 1)	3.2	18 6 4 4 2	6 4 4 2 1	0 0 0 0 0	0 0 0 0 0	0 0 1 21 25	9.82 1.909	13.50 2.000	2.0 7 1 0 0 0	0 0 0 0 0	0 0 0 0 0	0 0 0 0 0	0 0 0 0 0	0 0 7 7	0.00 0.500					
Joe Moeller, R ERA: 3.66 (6, 1)	2.0	10 4 3 3 1	4 3 3 1 0	0 0 0 0 0	0 0 0 0 0	0 0 0 0 0	0 0 12 12	13.50 2.000	2.0 7 1 0 0 0	0 0 0 0 0	0 0 0 0 0	0 0 0 0 0	0 0 0 0 0	0 0 7 7	0.00 0.500					
Mike Strahler, R ERA: 2.84 (8, 1)	2.0	7 1 0 0 0	1 0 0 0 0	0 0 0 0 0	0 0 0 0 0	0 0 7 7	0.00 0.500													

Batter	1	2	3	4	5	6	7	8	9	AB	R	H	RBI	BB	SO	LOB	BOTTOM			
Maury Wills, S OBP: 0.322, SLG: 0.328 (1, 6)	0-0 FC5-4 1B		0-0 4-3			0-0 1-3	0-0 1B		0-0 1-3	5	0	2	0	0	0	1	Houston Astros @ Los Angeles Dodgers Dodger Stadium, Los Angeles, CA Wed Sep 29 1971, 7:05 PM PDT Att: 34,802 - Unknown			
Bill Buckner, L OBP: 0.309, SLG: 0.369 Mike Strahler, R (1, 3) (8, 1)	0-0 L7		0-0 2B			0-0 1B	0-0 L8			4	0	2	0	0	0	4				
Willie Davis, L OBP: 0.332, SLG: 0.441 (1, 8)	0-0 FC5-4		0-0 4-3			0-0 FC4-6 1B		0-0 F8		4	0	1	0	0	0	2				
Dick Allen, R OBP: 0.396, SLG: 0.470 (1, 5)	0-0 F9			0-0 6-3		0-0 F3		0-0 F4		4	0	0	0	0	0	3				
Willie Crawford, L OBP: 0.335, SLG: 0.444 (1, 9)		0-0 F7		0-0 F6		0-0 FC4-6		0-0 1B		4	0	1	0	0	0	2				
Manny Mota, R OBP: 0.361, SLG: 0.401 (1, 7)		0-0 1B		0-3 K		0-0 L6		0-0 5-3		4	0	1	0	0	1	1				
Duke Sims, L OBP: 0.354, SLG: 0.402 (1, 2)		0-3 K			0-0 F5		0-0 1B 1B 1B		0-0 3-1 1B	4	0	2	0	0	1	1				
Bobby Valentine, R OBP: 0.287, SLG: 0.310 (1, 4)		0-0 F9			0-0 F3		0-0 F4		0-0 F8	4	0	0	0	0	0	3				
Al Downing, R Doyle Alexander, R Bill Buckner, L Joe Moeller, R Tom Haller, L Wes Parker, S (1, 1) (2, 1) (5, 9) (6, 1) (7, 9) (8, 3)			0-0 F9		0-0 F9		0-0 1B		0-0 3-1	0	0	0	0	0	0	0				
Inning Stats	R: 0 E: 0 K: 0 S: 4	H: 1 LOB: 1 BB: 0 P: 4	R: 0 E: 0 K: 1 S: 6	H: 1 LOB: 1 BB: 0 P: 6	R: 0 E: 0 K: 0 S: 4	H: 1 LOB: 1 BB: 0 P: 4	R: 0 E: 0 K: 1 S: 5	H: 0 LOB: 0 BB: 0 P: 5	R: 0 E: 0 K: 0 S: 3	H: 0 LOB: 0 BB: 0 P: 3	R: 0 E: 0 K: 0 S: 6	H: 3 LOB: 3 BB: 0 P: 6	R: 0 E: 0 K: 0 S: 4	H: 1 LOB: 1 BB: 0 P: 4	R: 0 E: 0 K: 0 S: 4	H: 1 LOB: 1 BB: 0 P: 4	1B: 9 2B: 1 3B: 0 HR: 0	SF: 0 SAC: 0 DP: 0 HBP: 0	WP: 0 PB: 0 SB: 0 CS: 0	PA: 37
PITCHER	IP WLS BF H R ER SO BB IBB HBP BLK WP HR S P ERA WHIP	IP WLS BF H R ER SO BB IBB HBP BLK WP HR S P ERA WHIP	IP WLS BF H R ER SO BB IBB HBP BLK WP HR S P ERA WHIP	IP WLS BF H R ER SO BB IBB HBP BLK WP HR S P ERA WHIP	IP WLS BF H R ER SO BB IBB HBP BLK WP HR S P ERA WHIP	IP WLS BF H R ER SO BB IBB HBP BLK WP HR S P ERA WHIP	IP WLS BF H R ER SO BB IBB HBP BLK WP HR S P ERA WHIP	IP WLS BF H R ER SO BB IBB HBP BLK WP HR S P ERA WHIP	IP WLS BF H R ER SO BB IBB HBP BLK WP HR S P ERA WHIP	IP WLS BF H R ER SO BB IBB HBP BLK WP HR S P ERA WHIP	IP WLS BF H R ER SO BB IBB HBP BLK WP HR S P ERA WHIP	IP WLS BF H R ER SO BB IBB HBP BLK WP HR S P ERA WHIP	IP WLS BF H R ER SO BB IBB HBP BLK WP HR S P ERA WHIP	IP WLS BF H R ER SO BB IBB HBP BLK WP HR S P ERA WHIP	IP WLS BF H R ER SO BB IBB HBP BLK WP HR S P ERA WHIP	IP WLS BF H R ER SO BB IBB HBP BLK WP HR S P ERA WHIP				
Ken Forsch, R ERA: 2.53 (1, 1)	9.0	W 37	10 0	0 0	0 2	0 0	0 0	0 0	0 41	41	0.00	1.111								

AB	43
R	11
H	17
RBI	11
BB	3
SO	6
LOB	17



Batter	1	2	3	4	5	6	7	8	9	AB	R	H	RBI	BB	SO	LOB	TOP					
Roger Metzger, S OBP: 0.294, SLG: 0.299 (1, 6)	0-3 K		0-0 4-3		0-0 5-3			0-0 S 1B		4	0	1	0	0	1	1						
Joe Morgan, L OBP: 0.351, SLG: 0.407 (1, 4)	4-0 S BB		0-0 F5		0-0 1-3			0-0 F4		3	0	0	0	1	0	2						
Cesar Cedeño, R OBP: 0.293, SLG: 0.398 (1, 8)	0-0 6-3			0-0 G2		0-0 1B 2B		0-3 K		4	1	1	0	0	1	2						
Bob Watson, R OBP: 0.347, SLG: 0.395 (1, 3)	0-0 3-1			0-0 F3		0-0 1B		0-0 F6		4	0	1	1	0	0	2						
Jimmy Wynn, R OBP: 0.302, SLG: 0.295 (1, 9)		0-3 K		0-0 F9		0-3 K			0-0 5-3	4	0	0	0	0	2	1						
Jesus Alou, R OBP: 0.305, SLG: 0.360 Derrel Thomas, S (9, PR)		0-0 F2			0-0 F4			0-0 5-3		4	0	1	0	0	0	0						
Denis Menke, R OBP: 0.328, SLG: 0.320 (1, 5)		0-0 F8			0-0 F8			0-0 F8		4	0	0	0	0	1	1						
Johnny Edwards, L OBP: 0.291, SLG: 0.309 (1, 2)			0-0 4-3 SH2 1B		4-0 BB			0-0 2B		2	0	2	0	1	0	0						
Jack Billingham, R OBP: 0.133, SLG: 0.123 (1, 1)			0-0 SH2		0-0 L3		0-3 K			2	0	0	0	0	1	2						
Inning Stats	R: 0 E: 0 K: 1 S: 5	H: 0 LOB: 1 BB: 1 P: 9	R: 0 E: 0 K: 1 S: 5	H: 0 LOB: 0 BB: 0 P: 5	R: 0 E: 0 K: 0 S: 4	H: 1 LOB: 1 BB: 0 P: 4	R: 0 E: 0 K: 0 S: 3	H: 0 LOB: 0 BB: 0 P: 3	R: 0 E: 0 K: 0 S: 3	H: 0 LOB: 1 BB: 1 P: 7	R: 1 E: 0 K: 1 S: 7	H: 2 LOB: 1 BB: 0 P: 7	R: 0 E: 0 K: 1 S: 6	H: 1 LOB: 1 BB: 0 P: 6	R: 0 E: 0 K: 1 S: 6	H: 1 LOB: 1 BB: 0 P: 6	R: 0 E: 0 K: 1 S: 5	H: 1 LOB: 1 BB: 0 P: 5	1B: 4 2B: 2 3B: 0 HR: 0	SF: 0 SAC: 1 DP: 0 HBP: 0	WP: 0 PB: 0 SB: 2 CS: 1	PA: 34
PITCHER Don Sutton, R ERA: 2.54 (1, 1)	IP: 9.0 WLS: W BF: 34 H: 6 R: 1 ER: 1 SO: 6 BB: 2 IBB: 0 HBP: 0 BLK: 0 WP: 0 HR: 0 S: 44 P: 52 ERA: 1.00 WHIP: 0.889															PITCHER						

Houston Astros @ Los Angeles Dodgers
Dodger Stadium, Los Angeles, CA
Thu Sep 30 1971, 7:05 PM PDT
Att: 52,684 - Unknown

AB	31
R	1
H	6
RBI	1
BB	2
SO	6
LOB	11



Batter	1	2	3	4	5	6	7	8	9	AB	R	H	RBI	BB	SO	LOB	BOTTOM			
Maury Wills, S OBP: 0.323, SLG: 0.329 (1, 6)	0-0 4-3		0-0 FC1-2 1B		0-0 4-3		0-0 1B			4	0	2	0	0	0	0				
Bill Buckner, L OBP: 0.306, SLG: 0.366 Wes Parker, S (8, 3)	0-0 L6		0-0 FC1-2		0-0 4-3		0-0 SF8			3	0	0	1	0	0	3				
Willie Davis, L OBP: 0.330, SLG: 0.438 (1, 8)	0-3 K		0-0 3-1		0-0 F5		0-0 F8			4	0	0	0	0	1	4				
Dick Allen, R OBP: 0.395, SLG: 0.468 Steve Garvey, R OBP: 0.290, SLG: 0.382 (1, 5) (9, 5)		0-3 K		0-0 FC4-6 SH G3 1B		0-0 4-3		0-0 L5		4	1	1	0	0	1	0				
Manny Mota, R OBP: 0.361, SLG: 0.398 Bill Russell, R OBP: 0.265, SLG: 0.327 (1, 7) (9, 9)		0-0 5-3		0-0 SH FC4-6		4-0 S BB		0-0 6-3		2	0	0	0	1	0	0				
Willie Crawford, L OBP: 0.334, SLG: 0.442 (1, 9) (9, 7)		0-3 K		0-0 FC4-6 G3		0-3 K		0-0 CS 1B		4	0	1	0	0	2	3				
Jim Lefebvre, S OBP: 0.314, SLG: 0.384 (1, 4)			0-0 1B FC1-2 1B		0-0 G3		0-0 4-3		0-0 CS	3	0	1	1	0	0	2				
Duke Sims, L OBP: 0.357, SLG: 0.400 (1, 2)			4-0 FC1-2 1B		4-0 FC6-4 IBB		0-0 4-3			1	0	0	0	2	0	0				
Don Sutton, R OBP: 0.242, SLG: 0.239 (1, 1)			0-3 K		0-0 FC6-4		0-0 1B SF8 1B			3	1	1	0	0	1	4				
Inning Stats	R: 0 E: 0 K: 1 S: 5	H: 0 LOB: 0 BB: 0 P: 5	R: 0 E: 0 K: 2 S: 7	H: 0 LOB: 0 BB: 0 P: 7	R: 0 E: 0 K: 1 S: 7	H: 2 LOB: 3 BB: 1 P: 11	R: 1 E: 1 K: 0 S: 5	H: 1 LOB: 2 BB: 1 P: 9	R: 0 E: 0 K: 0 S: 3	H: 0 LOB: 0 BB: 0 P: 3	R: 0 E: 0 K: 1 S: 5	H: 0 LOB: 1 BB: 1 P: 9	R: 1 E: 0 K: 0 S: 5	H: 2 LOB: 1 BB: 0 P: 5	R: 0 E: 0 K: 0 S: 3	H: 1 LOB: 0 BB: 0 P: 3	1B: 6 2B: 0 3B: 0 HR: 0	SF: 1 SAC: 1 DP: 0 HBP: 0	WP: 0 PB: 0 SB: 1 CS: 1	PA: 34
PITCHER Jack Billingham, R ERA: 3.39 (1, 1)	IP: 8.0 WLS: L BF: 33 H: 6 R: 2 ER: 1 SO: 5 BB: 2 IBB: 1 HBP: 0 BLK: 0 WP: 0 HR: 0 S: 40 P: 52 ERA: 1.12 WHIP: 1.000															PITCHER				

Houston Astros @ Los Angeles Dodgers
Dodger Stadium, Los Angeles, CA
Thu Sep 30 1971, 7:05 PM PDT
Att: 52,684 - Unknown

AB	28
R	2
H	6
RBI	2
BB	3
SO	5
LOB	16

