


Houston Astros - 1972

Batter	1	2	3	4	5	6	7	8	9	AB	R	H	RBI	BB	SO	LOB	TOP									
Willie Mays, R OBP: 0.250, SLG: 0.250 (1, 8)										4	0	1	1	0	0	2	San Francisco Giants @ Houston Astros Astrodome, Houston, TX Sat Apr 15 1972, 7:05 PM EST Att: 23,021 - Unknown									
Tito Fuentes, S OBP: 0.500, SLG: 1.250 (1, 4)										4	2	2	2	0	1	2										
Ken Henderson, S OBP: 0.500, SLG: 0.500 (1, 7)										4	0	2	0	0	0	1										
Willie McCovey, L OBP: 0.250, SLG: 1.000 (1, 3)										4	1	1	2	0	0	2										
Bobby Bonds, R (1, 9)										4	0	0	0	0	0	2										
Dave Kingman, R (1, 5)										4	0	0	0	0	2	1										
Fran Healy, R (1, 2)										3	0	0	0	1	0	0										
Chris Speier, R (1, 6)										3	1	0	0	1	1	1										
Juan Marichal, R OBP: 0.667, SLG: 1.000 Jim Howarth, L (9, PH) Jerry Johnson, R (9, 1)										3	1	2	0	0	0	0										
Inning Stats	R: 0 E: 0 K: 1 S: 5	H: 0 LOB: 0 BB: 0 P: 5	R: 0 E: 0 K: 0 S: 3	H: 0 LOB: 0 BB: 0 P: 3	R: 0 E: 0 K: 1 S: 6	H: 1 LOB: 2 BB: 1 P: 10	R: 0 E: 0 K: 1 S: 6	H: 1 LOB: 1 BB: 0 P: 6	R: 0 E: 0 K: 0 S: 3	H: 0 LOB: 0 BB: 0 P: 3	R: 2 E: 0 K: 0 S: 5	H: 2 LOB: 0 BB: 0 P: 5	R: 0 E: 0 K: 1 S: 5	H: 0 LOB: 0 BB: 0 P: 5	R: 2 E: 0 K: 0 S: 6	H: 3 LOB: 1 BB: 0 P: 6	R: 1 E: 0 K: 0 S: 3	H: 1 LOB: 2 BB: 2 P: 11	1B: 5 2B: 1 3B: 0 HR: 2	SF: 0 SAC: 1 DP: 0 HBP: 0	WP: 1 PB: 0 SB: 1 CS: 0	PA: 37				
PITCHER	IP	WLS	BF	H	R	ER	SO	BB	IBB	HBP	BLK	WP	HR	S	P	ERA	WHIP									
Don Wilson, R ERA: 4.91 Wade Blasingame, L ERA: 0.00 George Culver, R ERA: 6.75	(1, 1)	7.1	L	30	7	4	4	4	1	0	0	0	0	2	37	41	4.91	1.091								

Batter	1	2	3	4	5	6	7	8	9	AB	R	H	RBI	BB	SO	LOB	BOTTOM								
Roger Metzger, S OBP: 0.500, SLG: 1.000 (1, 6)										3	0	1	0	1	1	0	San Francisco Giants @ Houston Astros Astrodome, Houston, TX Sat Apr 15 1972, 7:05 PM EST Att: 23,021 - Unknown								
Cesar Cedeno, R OBP: 0.500, SLG: 0.500 (1, 8)										4	0	2	0	0	0	4									
Jimmy Wynn, R (1, 9)										4	0	0	0	0	3	2									
Lee May, R OBP: 0.500, SLG: 0.500 (1, 3)										4	0	2	0	0	0	0									
Bob Watson, R (1, 7)										3	0	0	0	1	0	1									
Doug Rader, R OBP: 0.250, SLG: 0.500 (1, 5)										4	0	1	0	0	0	1									
Tommy Helms, R OBP: 0.250, SLG: 0.250 (1, 4)										4	0	1	0	0	0	1									
Johnny Edwards, L OBP: 0.333, SLG: 0.333 George Culver, R (8, 1)										3	0	1	0	0	0	0									
Don Wilson, R Wade Blasingame, L Bob Stinson, S (8, 2)										2	0	0	0	0	2	2									
Inning Stats	R: 0 E: 0 K: 1 S: 6	H: 2 LOB: 2 BB: 0 P: 6	R: 0 E: 0 K: 0 S: 3	H: 0 LOB: 0 BB: 0 P: 3	R: 0 E: 0 K: 1 S: 6	H: 1 LOB: 1 BB: 0 P: 6	R: 0 E: 0 K: 1 S: 5	H: 0 LOB: 1 BB: 1 P: 9	R: 0 E: 0 K: 0 S: 6	H: 2 LOB: 2 BB: 1 P: 10	R: 0 E: 0 K: 1 S: 5	H: 0 LOB: 0 BB: 0 P: 5	R: 0 E: 0 K: 0 S: 3	H: 0 LOB: 0 BB: 0 P: 3	R: 0 E: 0 K: 2 S: 8	H: 1 LOB: 1 BB: 0 P: 8	R: 0 E: 0 K: 0 S: 4	H: 2 LOB: 1 BB: 0 P: 4	1B: 6 2B: 2 3B: 1 HR: 0	SF: 0 SAC: 0 DP: 2 HBP: 0	WP: 1 PB: 0 SB: 1 CS: 0	PA: 34			
PITCHER	IP	WLS	BF	H	R	ER	SO	BB	IBB	HBP	BLK	WP	HR	S	P	ERA	WHIP								
Juan Marichal, R ERA: 0.00 Jerry Johnson, R ERA: 2.000	(1, 1)	8.0	W	30	6	0	0	7	2	0	0	0	0	4	4	0.00	1.000								


Batter	1	2	3	4	5	6	7	8	9	AB	R	H	RBI	BB	SO	LOB	TOP					
Roger Metzger, S OBP: 0.278, SLG: 0.214	0-0 6-3		4-0 BB		0-0 4-3		0-0 G3	0-0 P6		4	0	0	0	1	0	1	Houston Astros @ Cincinnati Reds Riverfront Stadium, Cincinnati, OH Tue Apr 18 1972, 6:05 PM EST Att: 8,347 - Unknown					
Cesar Cedeno, R OBP: 0.412, SLG: 0.533	0-0 3B		0-0 F8		4-0 FC1-4 BB		4-0 1B BB	0-0 2B		3	0	2	1	2	0	1						
Jimmy Wynn, R OBP: 0.353, SLG: 0.313	0-3 K			0-0 6-3 E 1B	0-0 FC1-4 1B		0-0 1-3 1B	0-0 F2		5	1	2	0	0	1	3						
Lee May, R OBP: 0.412, SLG: 0.375	0-3 K			0-0 6-3 1-2	0-0 FC6-4 1B		0-0 L5		4-0 FC5-4 BB	4	0	1	0	1	1	4						
Bob Watson, R OBP: 0.471, SLG: 0.600		0-0 F8		0-0 E8 1B	0-0 FC6-4 1-2		0-0 F7		0-3 K	5	1	1	1	0	1	5						
Doug Radler, R OBP: 0.353, SLG: 0.875	0-0 P3			0-0 HR 1B		0-0 HR		4-0 E 1B BB	0-0 F9	4	3	2	2	1	0	1						
Tommy Helms, R OBP: 0.235, SLG: 0.563	0-0 F8			0-0 HR		0-3 K		0-0 E3 1B	0-0 FC5-4 1-2	5	2	1	2	0	1	2						
Johnny Edwards, L OBP: 0.182, SLG: 0.182			0-0 4-3	0-0 G2		0-0 1-3		0-0 FC5-6 1B		4	0	1	2	0	0	0						
Ken Forsch, R Jimmy Stewart, S Fred Gladding, L			0-3 K	0-3 K		0-0 4-3		0-0 FC5-6 1-2 2B		3	0	0	0	0	2	0	AB 38 R 8 H 10 RBI 8 BB 5 SO 6 LOB 18 					
Inning Stats	R: 0 E: 0 K: 2 S: 8	H: 1 LOB: 1 BB: 0 P: 8	R: 0 E: 0 K: 0 S: 3	H: 0 LOB: 0 BB: 0 P: 3	R: 0 E: 0 K: 1 S: 5	H: 0 LOB: 1 BB: 1 P: 9	R: 4 E: 1 K: 1 S: 9	H: 4 LOB: 0 BB: 0 P: 9	R: 0 E: 0 K: 0 S: 4	H: 1 LOB: 2 BB: 1 P: 8	R: 1 E: 0 K: 1 S: 6	H: 1 LOB: 0 BB: 0 P: 6	R: 0 E: 0 K: 0 S: 4	H: 1 LOB: 2 BB: 1 P: 8	R: 3 E: 1 K: 0 S: 6	H: 2 LOB: 1 BB: 1 P: 10	R: 0 E: 0 K: 1 S: 5	H: 0 LOB: 1 BB: 1 P: 9	1B: 6 2B: 1 3B: 1 HR: 2	SF: 0 SAC: 0 DP: 0 HBP: 0	WP: 0 PB: 0 SB: 0 CS: 0	PA: 43
PITCHER	IP WLS BF H R ER SO BB IBB HBP BLK WP HR S P ERA WHIP																					
Don Gullett, L ERA: 9.0	(1, 1) 5.0 L 24 7 5 5 4 2 0 0 0 0 0 2 30 38 9.00 1.800																					
Pedro Borbon, R ERA:	(6, 1) 1.0 3 0 0 0 1 0 0 0 0 0 0 0 5 5 0.00 0.000																					
Jim McGlothlin, R ERA: 3.0	(7, 1) 2.0 12 3 3 1 0 2 0 0 0 0 0 0 10 18 4.50 2.500																					
Ed Sprague, R ERA:	(9, 1) 1.0 4 0 0 0 1 1 0 0 0 0 0 0 5 9 0.00 1.000																					

Batter	1	2	3	4	5	6	7	8	9	AB	R	H	RBI	BB	SO	LOB	BOTTOM					
Pete Rose, S OBP: 0.308, SLG: 0.333	0-0 4-3	0-0 6-3			0-0 1B 1B	0-0 4-3			0-0 L9	5	1	1	0	0	0	2	Houston Astros @ Cincinnati Reds Riverfront Stadium, Cincinnati, OH Tue Apr 18 1972, 6:05 PM EST Att: 8,347 - Unknown					
Joe Morgan, L OBP: 0.308, SLG: 0.364	0-0 S 1B	0-0 4-3			0-0 L9		0-0 F8			4	1	1	0	0	0	2						
Bobby Tolan, L OBP: 0.538, SLG: 0.750	0-0 1H 2B 1B		0-0 3B		0-0 S 1B		0-0 G1-4-3 1B			4	2	4	1	0	0	0						
Johnny Bench, R OBP: 0.308, SLG: 0.200	4-0 2B BB		0-0 5-3		0-0 F5		0-0 G1-4-3 1-2			3	0	0	0	1	0	4						
Tony Perez, R OBP: 0.385, SLG: 0.636	0-0 1H 2H 2B		0-3 K		0-0 FC6-4 1B		0-0 P3			4	0	2	3	0	1	1						
Denis Menke, R OBP: 0.500, SLG: 0.700	4-0 BB		0-0 5-3		0-0 FC6-4 1-2		0-3 K			3	0	0	0	1	1	2						
Cesar Geronimo, L OBP: 0.200, SLG: 0.200	0-3 K		0-0 F8		0-0 F9		0-3 K			4	0	0	0	0	2	2						
Dave Concepcion, R Hal McRae, R		0-0 F9		0-0 1B		0-0 E6		0-0 5-3		3	0	1	0	0	0	0						
Don Gullett, R Pedro Borbon, R Bernie Carbo, L Jim McGlothlin, R Ed Sprague, R Ted Uhlaender, L		0-0 2B		0-3 K		0-3 K		0-0 L4		2	0	1	0	0	1	0						
Inning Stats	R: 2 E: 0 K: 1 S: 7	H: 3 LOB: 2 BB: 2 P: 15	R: 0 E: 0 K: 0 S: 4	H: 1 LOB: 1 BB: 0 P: 4	R: 0 E: 0 K: 1 S: 6	H: 1 LOB: 0 BB: 0 P: 6	R: 0 E: 0 K: 1 S: 5	H: 1 LOB: 0 BB: 0 P: 5	R: 2 E: 1 K: 1 S: 6	H: 3 LOB: 1 BB: 0 P: 6	R: 0 E: 0 K: 1 S: 6	H: 0 LOB: 0 BB: 0 P: 6	R: 0 E: 0 K: 0 S: 3	H: 1 LOB: 0 BB: 0 P: 3	R: 0 E: 0 K: 2 S: 7	H: 0 LOB: 0 BB: 0 P: 7	R: 0 E: 0 K: 0 S: 3	H: 0 LOB: 0 BB: 0 P: 3	1B: 7 2B: 2 3B: 1 HR: 0	SF: 0 SAC: 0 DP: 1 HBP: 0	WP: 0 PB: 0 SB: 2 CS: 0	PA: 37
PITCHER	IP WLS BF H R ER SO BB IBB HBP BLK WP HR S P ERA WHIP																					
Ken Forsch, R ERA: 5.14	(1, 1) 7.0 W 31 10 4 4 4 4 2 0 0 0 0 0 0 10 45 5.14 1.714																					
Fred Gladding, R ERA:	(8, 1) 2.0 S 6 0 0 0 2 0 0 0 0 0 0 0 0 10 10 0.00 0.000																					

Batter	1	2	3	4	5	6	7	8	9	AB	R	H	RBI	BB	SO	LOB	TOP										
Roger Metzger, S OBP: 0.304, SLG: 0.222										4	1	1	1	1	0	3											
Cesar Cedeno, R OBP: 0.455, SLG: 0.650										5	1	3	2	0	0	1											
Jimmy Wynn, R OBP: 0.364, SLG: 0.300										4	0	1	1	1	0	3											
Lee May, R OBP: 0.364, SLG: 0.300										4	1	0	0	1	4	2											
Bob Watson, R OBP: 0.476, SLG: 0.529										2	1	0	0	1	1	0											
Doug Rader, R OBP: 0.381, SLG: 0.789										3	1	1	1	1	0	0											
Tommy Helms, R OBP: 0.190, SLG: 0.450										4	0	0	0	0	0	5											
Johnny Edwards, L OBP: 0.267, SLG: 0.286										3	2	1	0	1	0	0											
Jerry Reuss, L										2	0	0	1	1	2	1											
Wade Blasingame, L										0	0	0	0	0	0	0											
George Culver, R										1	0	0	0	0	1	0											
Inning Stats	R: 2 E: 0 K: 1 S: 7	H: 3 LOB: 2 BB: 2 P: 15	R: 1 E: 0 K: 1 S: 7	H: 2 LOB: 1 BB: 7 P: 7	R: 4 E: 1 K: 0 S: 5	H: 2 LOB: 2 BB: 3 P: 18	R: 0 E: 0 K: 1 S: 5	H: 0 LOB: 0 BB: 0 P: 5	R: 0 E: 0 K: 2 S: 2	H: 0 LOB: 0 BB: 1 P: 6	R: 0 E: 0 K: 2 S: 7	H: 0 LOB: 0 BB: 0 P: 7	R: 0 E: 0 K: 1 S: 5	H: 0 LOB: 1 BB: 0 P: 9	R: 0 E: 0 K: 1 S: 5	H: 0 LOB: 1 BB: 1 P: 9	1B: 4 2B: 4 3B: 0 HR: 0	SF: 0 SAC: 0 DP: 2 HBP: 1	WP: 2 PB: 0 SB: 0 CS: 0	PA: 40							
PITCHER	IP	WLS	BF	H	R	ER	SO	BB	IBB	HBP	BLK	WP	HR	S	P	ERA	WHIP										
Jack Billingham, R ERA: 9.39	2.0	L	15	6	6	6	2	3	0	1	0	2	0	15	28	27.00	4.500										
Pedro Borbon, R ERA: 2.25	3.0		12	1	1	1	2	1	1	0	0	0	0	14	22	3.00	0.667										
Ed Sprague, R ERA: 1.69	1.0		3	0	0	0	0	1	0	0	0	0	0	2	6	0.00	1.000										
Tom Hall, L ERA: 1.69	3.0		10	0	0	0	4	1	0	0	0	0	0	17	21	0.00	0.333										

Houston Astros @ Cincinnati Reds
Riverfront Stadium, Cincinnati, OH
Wed Apr 19 1972, 6:05 PM EST
Att: 6,217 - Unknown


AB 32
R 7
H 7
RBI 6
BB 7
SO 8
LOB 15



Batter	1	2	3	4	5	6	7	8	9	AB	R	H	RBI	BB	SO	LOB	BOTTOM										
Pete Rose, S OBP: 0.444, SLG: 0.471										5	1	4	0	0	0	0											
Joe Morgan, L OBP: 0.333, SLG: 0.333										4	0	1	0	1	0	3											
Bobby Tolan, L OBP: 0.471, SLG: 0.800										3	1	1	1	0	0	2											
Johnny Bench, R OBP: 0.235, SLG: 0.154										3	0	0	1	0	1	2											
Tony Perez, R OBP: 0.353, SLG: 0.733										4	1	1	1	0	1	0											
Denis Menke, R OBP: 0.500, SLG: 0.615										3	1	1	0	1	0	0											
George Foster, R OBP: 0.333, SLG: 0.556										4	0	1	0	0	2	1											
Dave Concepcion, R OBP: 0.154, SLG: 0.154										3	0	0	1	0	0	1											
Bernie Carbo, L (9, PH)										1	0	0	0	0	0	0											
Jack Billingham, R										0	0	0	0	0	0	0											
Pedro Borbon, R										1	0	0	0	0	1	0											
Julian Javier, R										1	1	1	0	0	0	0											
Ed Sprague, R										0	0	0	0	0	0	0											
Hal McRae, R										1	0	0	0	0	0	1											
Tom Hall, L										0	0	0	0	0	0	0											
Ted Uhlander, L										1	0	0	0	0	0	0											
Inning Stats	R: 0 E: 0 K: 1 S: 5	H: 0 LOB: 1 BB: 1 P: 9	R: 0 E: 0 K: 1 S: 5	H: 0 LOB: 0 BB: 0 P: 5	R: 0 E: 0 K: 1 S: 6	H: 1 LOB: 1 BB: 0 P: 6	R: 1 E: 0 K: 1 S: 6	H: 1 LOB: 1 BB: 1 P: 10	R: 1 E: 0 K: 0 S: 5	H: 2 LOB: 1 BB: 0 P: 5	R: 2 E: 0 K: 0 S: 6	H: 3 LOB: 0 BB: 0 P: 6	R: 1 E: 0 K: 0 S: 4	H: 2 LOB: 0 BB: 0 P: 4	R: 0 E: 0 K: 1 S: 5	H: 0 LOB: 0 BB: 0 P: 5	R: 0 E: 0 K: 0 S: 4	H: 1 LOB: 1 BB: 0 P: 4	1B: 6 2B: 2 3B: 1 HR: 1	SF: 2 SAC: 0 DP: 1 HBP: 0	WP: 0 PB: 0 SB: 1 CS: 0	PA: 38					
PITCHER	IP	WLS	BF	H	R	ER	SO	BB	IBB	HBP	BLK	WP	HR	S	P	ERA	WHIP										
Jerry Reuss, L ERA: 6.0	6.0	W	29	9	5	4	4	2	0	0	0	0	1	35	43	6.00	1.833										
Wade Blasingame, L ERA: 7.36	0.1		1	0	0	0	0	0	0	0	0	0	0	1	1	0.00	0.000										
George Culver, R ERA: 2.25	2.2	S	8	1	0	0	1	0	0	0	0	0	0	10	10	0.00	0.375										

Houston Astros @ Cincinnati Reds
Riverfront Stadium, Cincinnati, OH
Wed Apr 19 1972, 6:05 PM EST
Att: 6,217 - Unknown

AB 34
R 5
H 10
RBI 4
BB 2
SO 5
LOB 10



Batter	1	2	3	4	5	6	7	8	9	AB R H RBI BB SO LOB	TOP							
Roger Metzger, S (1, 6) OBP: 0.286, SLG: 0.182	F7	F9			G1-2-3 1B BB	F7			6-3	4 0 0 0 1 0 2	Houston Astros @ San Francisco Giants Candlestick Park, San Francisco, CA Fri Apr 21 1972, 9:05 PM EST Att: 16,898 - Unknown							
Cesar Cedeno, R (1, 8) OBP: 0.481, SLG: 0.640					G1-2-3 1B 3B		6-3	6-3	5 1 3 0 0 0 0									
Jimmy Wynn, R (1, 9) OBP: 0.370, SLG: 0.440	K	FC5			G1-2-3 3B 1B		E5		5 2 2 1 0 1 4									
Lee May, R (1, 3) OBP: 0.333, SLG: 0.400	F8				G1-2-3 1-2 2-3 3-H			HR	5 1 1 1 0 1 4									
Bob Watson, R (1, 7) OBP: 0.480, SLG: 0.500								HR	3 2 1 0 1 1 0									
Doug Rader, R (1, 5) OBP: 0.380, SLG: 0.783									4 0 1 3 0 1 1									
Tommy Helms, R (1, 4) OBP: 0.160, SLG: 0.375									4 1 0 0 0 0 1									
Jack Hiatt, R (1, 2) OBP: 0.429, SLG: 0.400									3 0 1 0 1 0 0									
Don Wilson, R (1, 1) Jim Ray, R (3, 1) George Culver, R (7, 1)									0 0 0 0 0 0 0 2 0 0 0 0 2 0 1 0 0 0 0 1 1									
Inning Stats	R: 0 E: 0 K: 1 S: 6	H: 1 LOB: 1 BB: 0 P: 6	R: 2 E: 2 K: 0 S: 7	H: 2 LOB: 3 BB: 1 P: 11	R: 0 E: 0 K: 1 S: 5	H: 0 LOB: 0 BB: 0 P: 5	R: 0 E: 0 K: 1 S: 5	H: 0 LOB: 0 BB: 0 P: 5	R: 1 E: 1 K: 1 S: 6	H: 1 LOB: 0 BB: 0 P: 6		R: 0 E: 0 K: 2 S: 8	H: 1 LOB: 1 BB: 0 P: 8	R: 1 E: 0 K: 0 S: 4	H: 1 LOB: 0 BB: 0 P: 4	1B: 5 2B: 1 3B: 1 HR: 2	SF: 0 SAC: 1 DP: 1 HBP: 0	WP: 0 PB: 0 SB: 1 CS: 0
PITCHER	IP WLS BF H R ER SO BB IBB HBP BLK WP HR S P ERA WHIP											IP WLS BF H R ER SO BB IBB HBP BLK WP HR S P ERA WHIP						
John Cumberland, L (1, 1) ERA: 5.79	4.0 L 21 5 5 3 3 2 0 0 0 0 0 25 33 6.75 1.750																	
Jim Barr, R (5, 1) ERA: 5.06	3.0 11 2 1 1 2 0 1 0 0 0 1 14 18 3.00 0.667																	
Ron Bryant, L (8, 1) ERA: 11.57	1.0 4 1 0 0 2 0 0 0 0 0 0 8 8 0.00 1.000																	
John Morris, L (9, 1) ERA: 6.75	1.0 4 1 1 1 0 0 0 0 0 0 0 1 4 4 9.00 1.000																	

Batter	1	2	3	4	5	6	7	8	9	AB R H RBI BB SO LOB	BOTTOM							
Chris Speier, R (1, 6) OBP: 0.345, SLG: 0.280	F8		BB BB 2B	F4			E6 BB BB FC1-2		FC6-4 1B	5 1 2 0 0 0 1	Houston Astros @ San Francisco Giants Candlestick Park, San Francisco, CA Fri Apr 21 1972, 9:05 PM EST Att: 16,898 - Unknown							
Tito Fuentes, S (1, 4) OBP: 0.290, SLG: 0.400							FC1-2 BB BB		FC6-4 1-2	4 1 1 0 1 0 2								
Willie Mays, R (1, 8) OBP: 0.344, SLG: 0.208							FC1-2 BB BB		F8	3 0 0 1 2 0 2								
Bobby Bonds, R (1, 9) OBP: 0.375, SLG: 0.483	FC6-4 1-2						FC1-2 BB BB		F4	5 0 1 0 0 0 7								
Dave Kingman, R (1, 3) OBP: 0.267, SLG: 0.448							FC6-4 1-2 2-3 3-H		5-4-3-2	3 0 0 1 1 0 3								
Ken Henderson, S (1, 7) OBP: 0.290, SLG: 0.120							F6		5-3 BB	1 0 0 1 3 0 0								
Fran Healy, R (1, 2) OBP: 0.310, SLG: 0.292							5-3		5-3	4 0 0 0 0 1 5								
Al Gallagher, R (1, 5) OBP: 0.167, SLG: 0.091							1-3		K	4 0 1 0 0 1 1								
John Cumberland, R (1, 1) Jim Barr, R (5, 1) Jim Howarth, L (7, PH) Ron Bryant, S (8, PH) Dave Rader, L (8, PH) John Morris, R (9, 1)							BB BB BB		K	2 0 0 0 0 2 2 0 0 0 0 0 0 0 0 1 0 0 0 1 0 0 0 0 0 0 0 0 0 1 0 0 0 0 0 1 1 0 0 0 0 0 0 0 0								
Inning Stats	R: 0 E: 0 K: 0 S: 4	H: 1 LOB: 1 BB: 0 P: 4	R: 0 E: 0 K: 2 S: 8	H: 1 LOB: 2 BB: 1 P: 12	R: 1 E: 0 K: 0 S: 4	H: 1 LOB: 3 BB: 3 P: 16	R: 0 E: 0 K: 1 S: 5	H: 0 LOB: 0 BB: 0 P: 5	R: 0 E: 0 K: 0 S: 3	H: 0 LOB: 0 BB: 0 P: 3		R: 2 E: 1 K: 0 S: 3	H: 0 LOB: 1 BB: 3 P: 15	R: 0 E: 0 K: 2 S: 7	H: 0 LOB: 1 BB: 1 P: 11	1B: 4 2B: 2 3B: 0 HR: 0	SF: 0 SAC: 0 DP: 1 HBP: 0	WP: 0 PB: 0 SB: 0 CS: 0
PITCHER	IP WLS BF H R ER SO BB IBB HBP BLK WP HR S P ERA WHIP											IP WLS BF H R ER SO BB IBB HBP BLK WP HR S P ERA WHIP						
Don Wilson, R (1, 1) ERA: 3.86	2.0 9 2 0 0 0 1 0 0 0 0 0 12 16 0.00 1.500																	
Jim Ray, R (3, 1) ERA: 3.68	4.0 W 20 2 3 2 1 5 0 0 0 0 0 17 37 4.50 1.750																	
George Culver, R (7, 1) ERA: 1.29	3.0 S 11 1 0 0 2 2 0 0 0 0 0 0 13 21 0.00 1.000																	

Batter	1	2	3	4	5	6	7	8	9	AB	R	H	RBI	BB	SO	LOB	TOP					
Roger Metzger, S OBP: 0.333, SLG: 0.200										5	2	1	1	0	1		Houston Astros @ San Francisco Giants Candlestick Park, San Francisco, CA Sun Apr 23 1972, 6:33 AM EST Att: 40,821 - Unknown					
Cesar Cedeno, R OBP: 0.474, SLG: 0.611										6	2	5	3	0	0							
Jimmy Wynn, R OBP: 0.378, SLG: 0.485										4	1	1	1	2	0	3						
Lee May, R OBP: 0.351, SLG: 0.471										5	1	1	3	1	3	4						
Bob Watson, R OBP: 0.441, SLG: 0.536										5	2	2	1	0	1	5						
Doug Rader, R OBP: 0.324, SLG: 0.656										5	1	0	0	0	2	3						
Tommy Helms, R OBP: 0.206, SLG: 0.364										5	1	2	0	0	1	1						
Johnny Edwards, L OBP: 0.333, SLG: 0.565										5	1	2	1	0	0	2						
Larry Dierker, R George Culver, R Norm Miller, L Jesus Alou, R Fred Gladding, L										3	0	0	0	0	0	3						
Inning Stats	R: 1 E: 0 K: 2 S: 9	H: 2 LOB: 2 BB: 1 P: 13	R: 0 E: 0 K: 1 S: 5	H: 0 LOB: 0 BB: 0 P: 5	R: 0 E: 0 K: 1 S: 6	H: 1 LOB: 2 BB: 1 P: 10	R: 1 E: 1 K: 0 S: 5	H: 2 LOB: 2 BB: 0 P: 5	R: 0 E: 0 K: 1 S: 5	H: 1 LOB: 1 BB: 0 P: 6	R: 1 E: 0 K: 0 S: 4	H: 1 LOB: 0 BB: 0 P: 4	R: 10 E: 1 K: 1 S: 14	H: 8 LOB: 1 BB: 2 P: 22	1B: 12 2B: 3 3B: 0 HR: 2	SF: 0 SAC: 0 DP: 0 HBP: 0		WP: 0 PA: 49 PB: 1 CS: 2				
PITCHER	IP WLS BF H R ER SO BB IBB HBP BLK WP HR S P ERA WHIP	5.0 1.59 13 4 1 1 1 0 0 0 0 0 1 15 15 3.00 1.333	0.0 4 2 4 4 0 2 0 0 0 0 0 0 1 2 10 ∞ ∞	0.1 L 4 3 1 1 1 0 0 0 0 0 0 1 6 6 27.00 9.000	0.2 6 3 5 2 0 0 0 0 0 0 0 0 6 6 27.00 4.500																	
Steve Stone, R ERA: 1.59																						
Jim Barr, R ERA: 4.32																						
Jerry Johnson, R ERA: 7.71																						
Don McMahon, R ERA: 4.76																						
John Morris, L ERA: 4.5																						
Chris Speier, R OBP: 0.316, SLG: 0.333											5	1	1	1	0	2	Houston Astros @ San Francisco Giants Candlestick Park, San Francisco, CA Sun Apr 23 1972, 6:33 AM EST Att: 40,821 - Unknown					
Tito Fuentes, S OBP: 0.325, SLG: 0.462										5	2	2	0	0	0							
Willie Mays, R OBP: 0.317, SLG: 0.188										5	1	1	0	0	1							
Bobby Bonds, R OBP: 0.350, SLG: 0.444										3	1	1	2	0	0							
Dave Kingman, R OBP: 0.289, SLG: 0.486										2	2	1	3	2	0	1						
Ken Henderson, S OBP: 0.282, SLG: 0.152										4	0	0	0	0	1	3						
Jim Howarth, L OBP: 0.538, SLG: 0.143										3	0	0	0	1	1							
Dave Rader, L OBP: 0.400, SLG: 0.250										3	0	1	1	1	0	1						
Fran Healy, R OBP: 0.273, SLG: 0.250										0	0	0	0	0	0	0						
Steve Stone, R Jimmy Rosario, S Jim Barr, R Chris Arnold, R Jerry Johnson, R Don McMahon, R John Morris, L										1	0	0	0	0	0	1						
Inning Stats	R: 0 E: 0 K: 0 S: 3	H: 0 LOB: 0 BB: 0 P: 3	R: 0 E: 0 K: 0 S: 3	H: 0 LOB: 1 BB: 1 P: 7	R: 0 E: 0 K: 0 S: 3	H: 1 LOB: 0 BB: 0 P: 3	R: 0 E: 0 K: 0 S: 3	H: 0 LOB: 0 BB: 0 P: 3	R: 1 E: 0 K: 1 S: 5	H: 0 LOB: 1 BB: 2 P: 13	R: 2 E: 1 K: 0 S: 6	H: 2 LOB: 1 BB: 0 P: 6	R: 0 E: 1 K: 0 S: 4	H: 0 LOB: 1 BB: 0 P: 4	R: 4 E: 0 K: 1 S: 9	H: 4 LOB: 1 BB: 1 P: 13		R: 0 E: 0 K: 0 S: 3	H: 0 LOB: 0 BB: 0 P: 3	1B: 3 2B: 2 3B: 0 HR: 2	SF: 1 SAC: 0 DP: 1 HBP: 0	WP: 1 PA: 39 PB: 0 SB: 1 CS: 0
PITCHER	IP WLS BF H R ER SO BB IBB HBP BLK WP HR S P ERA WHIP	7.0 5.14 31 6 6 6 1 1 0 0 0 0 1 6 10 9.00 2.000	1.0 W 5 1 1 1 1 1 0 0 0 0 0 0 3 3 0.00 0.000																			
Larry Dierker, R ERA: 5.14																						
George Culver, R ERA: 2.25																						
Fred Gladding, R ERA:																						
AB											45											
R											13											
H											17											
RBI											12											
BB											4											
SO											7											
LOB											22											

Batter	1	2	3	4	5	6	7	8	9	AB	R	H	RBI	BB	SO	LOB	TOP			
Bill North, S OBP: 0.208, SLG: 0.174 Art Shamsky, L (8, PH) Bill Hands, R (8, 1)	K	1-3		K		K		G3		4	0	0	0	0	3	3	Chicago Cubs @ Houston Astros Astrodome, Houston, TX Tue Apr 25 1972, 7:05 PM EST Att: 20,602 - Dome			
Glenn Beckert, R OBP: 0.200, SLG: 0.167	4-3		6-3		2B		1-6-3	5-3		5	0	1	0	0	0	2				
Billy Williams, L OBP: 0.267, SLG: 0.386			L7		2B		4-3			4	0	1	0	1	0	0				
Ron Santo, R OBP: 0.356, SLG: 0.500	K		L9		6-3		HBP			4	0	0	0	1	1	3				
Jim Hickman, R OBP: 0.467, SLG: 0.417		4-3		E						2	2	1	0	2	0	0				
Jose Cardenal, R OBP: 0.282, SLG: 0.429	4-3		E4		K		5-3			4	1	0	0	0	1	7				
Randy Hundley, R OBP: 0.394, SLG: 0.370		2-3	E6		P4			F9		4	0	1	1	0	0	4				
Don Kessinger, S OBP: 0.237, SLG: 0.212		3-H	F8		1-3			2B		2	1	0	0	2	0	2				
Burt Hooton, R Carmen Fanzone, R (8, PH) Rick Monday, L (8, PR) OBP: 0.448, SLG: 0.286 (8, 8)	K		SH3		6-3			G3		2	0	0	1	0	1	2				
			1-2					1-3		1	0	1	0	0	0	0				
										0	0	0	0	0	0	0				
Inning Stats	R: 0 E: 0 K: 2 S: 7	H: 0 LOB: 1 BB: 1 P: 11	R: 1 E: 0 K: 1 S: 7	H: 2 LOB: 2 BB: 1 P: 11	R: 0 E: 0 K: 0 S: 3	H: 0 LOB: 0 BB: 0 P: 3	R: 2 E: 2 K: 1 S: 7	H: 0 LOB: 1 BB: 1 P: 11	R: 0 E: 0 K: 1 S: 5	H: 2 LOB: 3 BB: 1 P: 11	R: 0 E: 0 K: 0 S: 3	H: 0 LOB: 0 BB: 0 P: 8	R: 1 E: 0 K: 0 S: 4	H: 1 LOB: 2 BB: 1 P: 8	R: 0 E: 0 K: 0 S: 3	H: 0 LOB: 0 BB: 0 P: 3	1B: 2 2B: 3 3B: 0 HR: 0	SF: 0 SAC: 1 DP: 0 HBP: 1	WP: 0 PB: 0 SB: 0 CS: 0	PA: 41
PITCHER	IP	WLS	BF	H	R	ER	SO	BB	IBB	HBP	BLK	WP	HR	S	P	ERA	WHIP			
Jerry Reuss, L ERA: 4.05	7.1	W	35	4	4	2	6	6	0	1	0	0	0	40	65	2.46	1.364			
Fred Gladding, R ERA:	1.2	S	6	1	0	0	0	0	0	0	0	0	0	6	6	0.00	0.600			

AB	33
R	4
H	5
RBI	3
BB	6
SO	6
LOB	24



Batter	1	2	3	4	5	6	7	8	9	AB	R	H	RBI	BB	SO	LOB	BOTTOM		
Roger Metzger, S OBP: 0.298, SLG: 0.184	K		6-3	F7			FC2-5			4	0	0	0	0	1	4	Chicago Cubs @ Houston Astros Astrodome, Houston, TX Tue Apr 25 1972, 7:05 PM EST Att: 20,602 - Dome		
Norm Miller, L OBP: 0.426, SLG: 0.500	6-3		4-3		4-3		1B			4	0	1	0	0	0	0			
Jimmy Wynn, R OBP: 0.378, SLG: 0.447				HR	F9		SF9			2	1	1	1	1	0	0			
Lee May, R OBP: 0.333, SLG: 0.571	FC4			HR	6-3		F7			4	1	1	2	0	0	3			
Bob Watson, R OBP: 0.381, SLG: 0.429		6-3		WP			F9			3	1	0	0	1	0	0			
Doug Radler, R OBP: 0.333, SLG: 0.625		WP		K			6-3			4	1	2	0	0	1	1			
Tommy Helms, R OBP: 0.190, SLG: 0.300		G3		1B	FC1-2		6-3			3	0	0	1	1	0	1			
Johnny Edwards, L OBP: 0.344, SLG: 0.613	K			FC1-2			FC2-5			4	0	2	1	0	1	1			
Jerry Reuss, L OBP: 0.333, SLG: 0.200				FC1-2			1B			3	1	1	0	0	1	2			
Fred Gladding, L ERA: 5.19			K	FC1-2			SF9			0	0	0	0	0	0	0			
				1-2						1B: 6 2B: 1 3B: 0 HR: 1	SF: 1 SAC: 0 DP: 0 HBP: 0	WP: 2 PB: 0 SB: 0 CS: 0	PA: 35						
PITCHER	IP	WLS	BF	H	R	ER	SO	BB	IBB	HBP	BLK	WP	HR	S	P	ERA	WHIP		
Burt Hooton, R ERA: 2.74	7.0	L	31	7	5	5	4	3	0	0	0	0	0	36	48	6.43	1.429		
Bill Hands, R ERA: 5.19	1.0		4	1	0	0	0	0	0	0	0	0	0	4	4	0.00	1.000		


AB	31
R	5
H	8
RBI	5
BB	3
SO	4
LOB	12



Batter	1	2	3	4	5	6	7	8	9	10	AB	R	H	RBI	BB	SO	LOB	TOP			
Don Kessinger, S (1.6) OBP: 0.250, SLG: 0.231	6-3		G6-4-3	5-3			SH1-4 1B	E 1-3 1B		5-3	6	1	2	0	0	0	3				
Glenn Beckert, R (1.4) OBP: 0.220, SLG: 0.191	FC4-6 1B		2B				SH1-4	1-3		F7	5	1	2	0	0	0	1				
Billy Williams, L (1.7) OBP: 0.294, SLG: 0.408	FC4-6 1B		1B				F8	E		F2	5	2	2	2	1	0	1				
Ron Santo, R (1.5) OBP: 0.360, SLG: 0.489	1B		1B				K	5-6-3			5	0	2	1	0	1	3				
Jim Hickman, R (1.3) OBP: 0.500, SLG: 0.400	5-3		F8				1B	S 1B		FC6-4 1B	3	0	1	0	2	0	3				
Jose Cardenal, R (1.9) OBP: 0.220, SLG: 0.425			K				6-3	FC6-4 F8 S			5	0	2	1	0	1	1				
Rick Monday, L (1.8) OBP: 0.471, SLG: 0.261	6-3						4-3 1B	1-2 2-H 1B			2	0	0	0	3	1	2				
Randy Hundley, R (1.2) OBP: 0.388, SLG: 0.344	4-3						4-3 1B	1-2 2-3 BB			5	0	1	0	0	1	7				
Juan Pizarro, L (1.1) OBP: 0.200, SLG: 0.200							4-3	L5			2	0	1	0	0	0	2				
Carmen Fanzone, R (6. PH) OBP: 0.200, SLG: 0.400											1	0	0	0	0	0	2				
Tom Phoebus, R (6.1)											1	0	0	0	0	1	0				
Paul Popovich, S (9. PH)											1	0	0	0	0	1	2				
Dan McGinn, L (9.1) OBP: 1.000, SLG: 1.000											0	0	0	0	0	0	0				
Inning Stats	R: 0 E: 0 K: 0 S: 5	H: 2 LOB: 2 BB: 0 P: 5	R: 0 E: 0 K: 1 S: 5	H: 0 LOB: 0 BB: 0 P: 5	R: 2 E: 0 K: 0 S: 6	H: 4 LOB: 1 BB: 0 P: 6	R: 0 E: 0 K: 0 S: 4	H: 1 LOB: 2 BB: 1 P: 8	R: 0 E: 0 K: 2 S: 8	H: 1 LOB: 2 BB: 1 P: 12	R: 2 E: 0 K: 1 S: 8	H: 3 LOB: 3 BB: 2 P: 16	R: 0 E: 1 K: 1 S: 6	H: 1 LOB: 2 BB: 1 P: 10	R: 0 E: 0 K: 1 S: 6	H: 1 LOB: 2 BB: 0 P: 10	R: 0 E: 0 K: 0 S: 3	H: 0 LOB: 0 BB: 0 P: 3	1B: 12 2B: 1 3B: 0 HR: 0	SF: 0 SAC: 1 DP: 1 HBP: 0	WP: 0 PA: 48 PB: 0 SB: 5 CS: 0
PITCHER	IP 6.2	WLS 34	BF 11	H 4	R 4	ER 4	SO 4	BB 4	IBB 0	HBP 0	BLK 0	WP 0	HR 0	S 38	P 54	ERA 5.40	WHIP 2.250				
Dave Roberts, L (1.1) ERA: 4.19	6.2	34	11	4	4	4	4	4	0	0	0	0	0	38	54	5.40	2.250				
George Culver, R (7.1) ERA: 1.74	2.1	11	2	0	0	2	0	2	0	0	0	0	0	13	21	0.00	0.857				
Jim Ray, R (10.1) ERA: 2.61	1.0	3	0	0	0	0	0	0	0	0	0	0	0	3	3	0.00	0.000				

Chicago Cubs @ Houston Astros
Astrodome, Houston, TX
Wed Apr 26 1972, 7:05 PM EST
Att. 14,450 - Dome

AB	41
R	4
H	13
RBI	4
BB	6
SO	6
LOB	27



Batter	1	2	3	4	5	6	7	8	9	10	AB	R	H	RBI	BB	SO	LOB	BOTTOM			
Roger Metzger, S (1.6) OBP: 0.288, SLG: 0.167	6-3		1B 3B				F8			F2	4	1	0	0	1	0	0				
Jesus Alou, R (1.9) OBP: 0.500, SLG: 0.500	5-3		1B 3B				6-3	WP 1B		6-3	5	1	2	0	0	0	0				
Jimmy Wynn, R (1.8) OBP: 0.420, SLG: 0.585			2B 3B				WP				4	2	2	3	2	1	1				
Lee May, R (1.3) OBP: 0.340, SLG: 0.565	P6		2B				F8				4	1	1	1	1	0	2				
Bob Watson, R (1.7) OBP: 0.362, SLG: 0.425			F9				F7				5	0	1	1	0	0	1				
Doug Rader, R (1.5) OBP: 0.348, SLG: 0.605	5-3						1B				3	0	1	0	0	0	0				
Tommy Helms, R (1.4) OBP: 0.217, SLG: 0.318	F7						1B				4	0	2	0	0	0	1				
Jack Hiatt, R (1.2) OBP: 0.400, SLG: 0.375							1B				3	0	1	0	0	1	3				
George Culver, R (7.1)											0	0	0	0	0	0	0				
Bobby Fenwick, R (9. PH)											1	0	0	0	0	1	0				
Jim Ray, R (10.1)											0	0	0	0	0	0	0				
Dave Roberts, L (1.1)											1	0	0	0	0	1	1				
Johnny Edwards, L (7.2) OBP: 0.324, SLG: 0.576			SH1-4				K				2	0	0	0	0	1	0				
Inning Stats	R: 0 E: 0 K: 0 S: 3	H: 0 LOB: 1 BB: 1 P: 7	R: 0 E: 0 K: 0 S: 3	H: 0 LOB: 0 BB: 0 P: 3	R: 3 E: 0 K: 0 S: 6	H: 4 LOB: 1 BB: 1 P: 10	R: 0 E: 0 K: 2 S: 8	H: 1 LOB: 1 BB: 0 P: 8	R: 0 E: 0 K: 0 S: 4	H: 2 LOB: 1 BB: 0 P: 4	R: 0 E: 0 K: 1 S: 5	H: 1 LOB: 0 BB: 0 P: 5	R: 1 E: 0 K: 0 S: 4	H: 1 LOB: 1 BB: 0 P: 5	R: 0 E: 0 K: 1 S: 5	H: 0 LOB: 0 BB: 0 P: 5	R: 1 E: 0 K: 1 S: 5	H: 1 LOB: 1 BB: 1 P: 9	1B: 6 2B: 2 3B: 1 HR: 1	SF: 0 SAC: 1 DP: 1 HBP: 1	WP: 1 PA: 42 PB: 0 SB: 0 CS: 0
PITCHER	IP 5.0	WLS 22	BF 5	H 3	R 3	ER 3	SO 2	BB 3	IBB 0	HBP 0	BLK 0	WP 0	HR 0	S 23	P 35	ERA 5.40	WHIP 1.600				
Juan Pizarro, L (1.1) ERA: 4.5	5.0	22	5	3	3	3	2	3	0	0	0	0	0	23	35	5.40	1.600				
Tom Phoebus, R (6.1) ERA: 6.1	3.0	13	4	1	1	1	0	0	0	1	0	0	0	13	14	3.00	1.333				
Dan McGinn, L (9.1) ERA: 2.0	1.2	7	1	1	1	2	0	1	0	0	0	0	0	10	14	5.40	0.600				

Chicago Cubs @ Houston Astros
Astrodome, Houston, TX
Wed Apr 26 1972, 7:05 PM EST
Att. 14,450 - Dome

AB	36
R	5
H	10
RBI	5
BB	4
SO	5
LOB	9



Batter	1	2	3	4	5	6	7	8	9	AB	R	H	RBI	BB	SO	LOB	TOP				
Lou Brock, L OBP: 0.294, SLG: 0.250 (1, 7)	4-3		K		K			K		5	0	1	1	0	3	2					
Ted Sizemore, R OBP: 0.240, SLG: 0.213 (1, 4)	K		F8						F8	5	1	1	0	0	1	2					
Matty Alou, L OBP: 0.383, SLG: 0.372 Luis Melendez, R (9, PR) (9, 9)	1B		4-3				5-3			4	1	2	0	1	0	0					
Joe Torre, R OBP: 0.436, SLG: 0.529 (1, 5)	1B			5-3						5	2	4	3	0	0	0					
Ted Simmons, S OBP: 0.391, SLG: 0.477 Jerry McNertney, R OBP: 0.400, SLG: 0.250 (1, 2) (6, 2)	F2			4-3						3	0	1	0	0	1	3					
Joe Hague, L OBP: 0.450, SLG: 0.556 (1, 3)			K	4-3						2	0	0	2	1	1	1					
Jose Cruz, L OBP: 0.326, SLG: 0.293 (1, 8)	P6			L9						3	1	1	0	1	0	1					
Ed Crosby, L OBP: 0.438, SLG: 0.357 Dal Maxvill, R (1, 6) (7, 6)					6-3					3	1	2	0	0	0	0					
Reggie Cleveland, R OBP: 0.111, SLG: 0.111 Don Shaw, L (1, 1) (7, 1)	F9				K					3	0	1	1	0	1	1					
Moe Drabowsky, R (8, 1)								K		1	0	0	0	0	1	2					
										0	0	0	0	0	0	0					
Inning Stats	R: 0 E: 0 K: 1 S: 7	H: 2 LOB: 2 BB: 0 P: 7	R: 0 E: 0 K: 1 S: 6	H: 1 LOB: 1 BB: 0 P: 6	R: 0 E: 0 K: 1 S: 5	H: 0 LOB: 0 BB: 0 P: 5	R: 0 E: 0 K: 0 S: 4	H: 1 LOB: 1 BB: 0 P: 4	R: 0 E: 0 K: 2 S: 7	H: 0 LOB: 0 BB: 0 P: 7	R: 0 E: 0 K: 0 S: 3	H: 1 LOB: 0 BB: 0 P: 3	R: 0 E: 1 K: 2 S: 8	H: 0 LOB: 2 BB: 1 P: 12	R: 2 E: 0 K: 0 S: 5	H: 2 LOB: 2 BB: 2 P: 13	1B: 11 2B: 1 3B: 1 HR: 0	SF: 2 SAC: 1 DP: 1 HBP: 0	WP: 1 PB: 0 SB: 0 CS: 0	PA: 44	
PITCHER	IP WLS BF H R ER SO BB IBB HBP BLK WP HR S P ERA WHIP	IP WLS BF H R ER SO BB IBB HBP BLK WP HR S P ERA WHIP	IP WLS BF H R ER SO BB IBB HBP BLK WP HR S P ERA WHIP	IP WLS BF H R ER SO BB IBB HBP BLK WP HR S P ERA WHIP	IP WLS BF H R ER SO BB IBB HBP BLK WP HR S P ERA WHIP	IP WLS BF H R ER SO BB IBB HBP BLK WP HR S P ERA WHIP	IP WLS BF H R ER SO BB IBB HBP BLK WP HR S P ERA WHIP	IP WLS BF H R ER SO BB IBB HBP BLK WP HR S P ERA WHIP	IP WLS BF H R ER SO BB IBB HBP BLK WP HR S P ERA WHIP	IP WLS BF H R ER SO BB IBB HBP BLK WP HR S P ERA WHIP	IP WLS BF H R ER SO BB IBB HBP BLK WP HR S P ERA WHIP	IP WLS BF H R ER SO BB IBB HBP BLK WP HR S P ERA WHIP	IP WLS BF H R ER SO BB IBB HBP BLK WP HR S P ERA WHIP	IP WLS BF H R ER SO BB IBB HBP BLK WP HR S P ERA WHIP	IP WLS BF H R ER SO BB IBB HBP BLK WP HR S P ERA WHIP	IP WLS BF H R ER SO BB IBB HBP BLK WP HR S P ERA WHIP	IP WLS BF H R ER SO BB IBB HBP BLK WP HR S P ERA WHIP	IP WLS BF H R ER SO BB IBB HBP BLK WP HR S P ERA WHIP	IP WLS BF H R ER SO BB IBB HBP BLK WP HR S P ERA WHIP	IP WLS BF H R ER SO BB IBB HBP BLK WP HR S P ERA WHIP	IP WLS BF H R ER SO BB IBB HBP BLK WP HR S P ERA WHIP

St. Louis Cardinals @ Houston Astros
Astrodome, Houston, TX
Fri Apr 28 1972, 7:05 PM EST
Att: 35,275 - Unknown

AB 37
R 7
H 13
RBI 7
BB 4
SO 8
LOB 17



Batter	1	2	3	4	5	6	7	8	9	AB	R	H	RBI	BB	SO	LOB	BOTTOM				
Roger Metzger, S OBP: 0.281, SLG: 0.174 (1, 6)	F7		1-3		SF7				F7	4	0	1	1	0	0	3					
Norm Miller, L OBP: 0.400, SLG: 0.444 Jesus Alou, R OBP: 0.429, SLG: 0.429 Wade Blasingame, L OBP: 0.429, SLG: 0.429 Jim York, R (1, 9) (7, PH) (8, 1) (9, 1)	1B		L9		FC4-6-3-6		F9			3	0	1	0	0	0	2					
Jimmy Wynn, R OBP: 0.444, SLG: 0.600 (1, 8)	K									4	0	3	0	0	1	1					
Lee May, R OBP: 0.315, SLG: 0.520 (1, 3)	FC5-4				F5		F9			4	0	0	0	0	1	4					
Bob Watson, R OBP: 0.333, SLG: 0.386 Bob Stinson, S (1, 7) (9, 7)		G3			FC6					4	0	0	0	0	1	3					
Doug Rader, R OBP: 0.320, SLG: 0.553 (1, 5)	F9				6-3					4	0	0	0	0	1	2					
Tommy Helms, R OBP: 0.240, SLG: 0.333 (1, 4)	F7									4	1	2	0	0	0	2					
Johnny Edwards, L OBP: 0.342, SLG: 0.583 (1, 2)										3	1	1	0	1	0	1					
Larry Dierker, R OBP: 0.167, SLG: 0.167 Jim Ray, R (1, 1) (6, 1)	SH1-4									1	0	1	1	0	0	0					
Jimmy Stewart, S OBP: 0.200, SLG: 0.200 (7, PH) (8, 9)										2	0	1	0	0	0	0					
										0	0	0	0	0	0	0					
Inning Stats	R: 0 E: 0 K: 1 S: 6	H: 1 LOB: 1 BB: 0 P: 6	R: 0 E: 0 K: 0 S: 3	H: 0 LOB: 0 BB: 0 P: 3	R: 0 E: 0 K: 0 S: 3	H: 0 LOB: 1 BB: 1 P: 7	R: 0 E: 1 K: 0 S: 4	H: 1 LOB: 1 BB: 0 P: 4	R: 2 E: 0 K: 1 S: 5	H: 3 LOB: 0 BB: 0 P: 5	R: 0 E: 1 K: 1 S: 7	H: 1 LOB: 2 BB: 0 P: 7	R: 0 E: 0 K: 1 S: 5	H: 1 LOB: 0 BB: 0 P: 5	R: 0 E: 0 K: 1 S: 7	H: 2 LOB: 2 BB: 0 P: 7	1B: 9 2B: 2 3B: 0 HR: 0	SF: 1 SAC: 1 DP: 2 HBP: 0	WP: 0 PB: 0 SB: 0 CS: 0	PA: 37	
PITCHER	IP WLS BF H R ER SO BB IBB HBP BLK WP HR S P ERA WHIP	IP WLS BF H R ER SO BB IBB HBP BLK WP HR S P ERA WHIP	IP WLS BF H R ER SO BB IBB HBP BLK WP HR S P ERA WHIP	IP WLS BF H R ER SO BB IBB HBP BLK WP HR S P ERA WHIP	IP WLS BF H R ER SO BB IBB HBP BLK WP HR S P ERA WHIP	IP WLS BF H R ER SO BB IBB HBP BLK WP HR S P ERA WHIP	IP WLS BF H R ER SO BB IBB HBP BLK WP HR S P ERA WHIP	IP WLS BF H R ER SO BB IBB HBP BLK WP HR S P ERA WHIP	IP WLS BF H R ER SO BB IBB HBP BLK WP HR S P ERA WHIP	IP WLS BF H R ER SO BB IBB HBP BLK WP HR S P ERA WHIP	IP WLS BF H R ER SO BB IBB HBP BLK WP HR S P ERA WHIP	IP WLS BF H R ER SO BB IBB HBP BLK WP HR S P ERA WHIP	IP WLS BF H R ER SO BB IBB HBP BLK WP HR S P ERA WHIP	IP WLS BF H R ER SO BB IBB HBP BLK WP HR S P ERA WHIP	IP WLS BF H R ER SO BB IBB HBP BLK WP HR S P ERA WHIP	IP WLS BF H R ER SO BB IBB HBP BLK WP HR S P ERA WHIP	IP WLS BF H R ER SO BB IBB HBP BLK WP HR S P ERA WHIP	IP WLS BF H R ER SO BB IBB HBP BLK WP HR S P ERA WHIP	IP WLS BF H R ER SO BB IBB HBP BLK WP HR S P ERA WHIP	IP WLS BF H R ER SO BB IBB HBP BLK WP HR S P ERA WHIP	IP WLS BF H R ER SO BB IBB HBP BLK WP HR S P ERA WHIP

St. Louis Cardinals @ Houston Astros
Astrodome, Houston, TX
Fri Apr 28 1972, 7:05 PM EST
Att: 35,275 - Unknown

AB 34
R 2
H 10
RBI 2
BB 1
SO 4
LOB 19



Batter	1	2	3	4	5	6	7	8	9	10	11	AB	R	H	RBI	BB	SO	LOB	TOP								
Lou Brock, L OBP: 0.286, SLG: 0.231 (1, 7)												4	0	0	0	1	1	2									
Ted Sizemore, R OBP: 0.236, SLG: 0.212 (1, 4)												5	0	1	0	0	1	1									
Matty Alou, L OBP: 0.423, SLG: 0.438 Luis Melendez, R (11, PR) (11, 9)												5	1	4	0	0	0	0									
Joe Torre, R OBP: 0.455, SLG: 0.615 (1, 5)												5	2	3	2	0	0	3									
Joe Haque, L OBP: 0.409, SLG: 0.484 (1, 3)												4	0	0	0	0	0	2									
Jose Cruz, L OBP: 0.314, SLG: 0.283 (1, 8)												5	0	1	0	0	0	4									
Jerry McNertney, R OBP: 0.444, SLG: 0.500 (1, 2)												4	0	2	1	0	2	1									
Ed Crosby, L OBP: 0.378, SLG: 0.303 Dal Maxvill, R (11, 6)												5	0	0	0	0	0	3									
Scipio Spinks, R OBP: 0.333, SLG: 0.333 Al Santorini, R (8, 1)												3	0	1	0	0	1	2									
Inning Stats	R: 0 E: 0 K: 1 S: 5	H: 0 LOB: 0 BB: 0 P: 5	R: 0 E: 0 K: 1 S: 6	H: 1 LOB: 1 BB: 0 P: 6	R: 0 E: 0 K: 0 S: 3	H: 1 LOB: 0 BB: 0 P: 3	R: 2 E: 0 K: 0 S: 5	H: 2 LOB: 0 BB: 0 P: 5	R: 0 E: 0 K: 1 S: 6	H: 1 LOB: 1 BB: 0 P: 4	R: 0 E: 0 K: 0 S: 4	H: 1 LOB: 1 BB: 0 P: 4	R: 0 E: 0 K: 0 S: 4	H: 2 LOB: 1 BB: 0 P: 4	R: 0 E: 0 K: 1 S: 5	H: 0 LOB: 0 BB: 0 P: 5	R: 0 E: 0 K: 1 S: 5	H: 0 LOB: 1 BB: 1 P: 9	R: 2 E: 1 K: 0 S: 6	H: 3 LOB: 2 BB: 0 P: 6	1B: 9 2B: 2 3B: 0 HR: 1	SF: 0 SAC: 2 DP: 2 HBP: 0	WP: 2 PB: 0 SB: 1 CS: 0	PA: 44			
PITCHER	Ken Forsch, R ERA: 3.46 Wade Blasingame, L ERA: 5.4 Fred Gladding, R ERA:	IP: 10.0 WLS: 41 BF: 41 L: 1	H: 11 R: 4 ER: 4 SO: 5	BB: 1 IBB: 0 HBP: 0 BLK: 0	WP: 1 HR: 1 S: 50 P: 54	ERA: 3.60 WHIP: 1.200		PITCHER	IP: 10.0 WLS: 41 BF: 41 L: 1	H: 11 R: 4 ER: 4 SO: 5	BB: 1 IBB: 0 HBP: 0 BLK: 0	WP: 1 HR: 1 S: 50 P: 54	ERA: 3.60 WHIP: 1.200		PITCHER	IP: 10.0 WLS: 41 BF: 41 L: 1	H: 11 R: 4 ER: 4 SO: 5	BB: 1 IBB: 0 HBP: 0 BLK: 0	WP: 1 HR: 1 S: 50 P: 54	ERA: 3.60 WHIP: 1.200							

St. Louis Cardinals @ Houston Astros
Astrodome, Houston, TX
Sat Apr 29 1972, 7:05 PM EST
Att: 24,614 - Unknown

AB 41
R 4
H 12
RBI 3
BB 1
SO 5
LOB 18



Batter	1	2	3	4	5	6	7	8	9	10	11	AB	R	H	RBI	BB	SO	LOB	BOTTOM								
Roger Metzger, S OBP: 0.258, SLG: 0.157 (1, 6)												5	0	0	0	0	1	2									
Cesar Cedeno, R OBP: 0.447, SLG: 0.535 (1, 8)												4	1	1	0	1	0	0									
Jimmy Wynn, R OBP: 0.424, SLG: 0.620 (1, 9)												5	1	1	1	0	2	4									
Lee May, R OBP: 0.356, SLG: 0.556 (1, 3)												4	0	3	1	1	1	0									
Bob Watson, R OBP: 0.339, SLG: 0.375 (1, 7)												4	0	1	0	1	0	2									
Doug Rader, R OBP: 0.327, SLG: 0.529 (1, 5)												4	0	1	0	1	1	2									
Tommy Helms, R OBP: 0.236, SLG: 0.321 (1, 4)												5	0	1	0	0	0	5									
Johnny Edwards, L OBP: 0.326, SLG: 0.525 (1, 2)												4	0	0	0	1	1	3									
Ken Forsch, R OBP: 0.111, SLG: 0.111 Wade Blasingame, L ERA: 5.4 Fred Gladding, L Norm Miller, L OBP: 0.364, SLG: 0.400 (11, PH)												4	0	1	0	0	3	1									
Inning Stats	R: 1 E: 0 K: 1 S: 8	H: 3 LOB: 3 BB: 1 P: 12	R: 0 E: 0 K: 2 S: 7	H: 0 LOB: 0 BB: 0 P: 7	R: 1 E: 0 K: 1 S: 7	H: 2 LOB: 1 BB: 0 P: 7	R: 0 E: 0 K: 0 S: 5	H: 2 LOB: 3 BB: 1 P: 9	R: 0 E: 0 K: 1 S: 5	H: 0 LOB: 0 BB: 0 P: 8	R: 0 E: 0 K: 1 S: 4	H: 0 LOB: 2 BB: 1 P: 8	R: 0 E: 0 K: 1 S: 5	H: 0 LOB: 0 BB: 0 P: 5	R: 0 E: 0 K: 1 S: 5	H: 0 LOB: 1 BB: 1 P: 9	R: 0 E: 0 K: 0 S: 3	H: 0 LOB: 0 BB: 0 P: 3	1B: 7 2B: 1 3B: 0 HR: 1	SF: 0 SAC: 0 DP: 0 HBP: 0	WP: 1 PB: 0 SB: 0 CS: 2	PA: 45					
PITCHER	Scipio Spinks, R ERA: 2.53 Al Santorini, R ERA:	IP: 7.1 WLS: 12 BF: 33 L: 1	H: 8 R: 2 ER: 2 SO: 7	BB: 4 IBB: 0 HBP: 0 BLK: 0	WP: 1 HR: 1 S: 43 P: 59	ERA: 2.46 WHIP: 1.636		PITCHER	IP: 7.1 WLS: 12 BF: 33 L: 1	H: 8 R: 2 ER: 2 SO: 7	BB: 4 IBB: 0 HBP: 0 BLK: 0	WP: 1 HR: 1 S: 43 P: 59	ERA: 2.46 WHIP: 1.636		PITCHER	IP: 7.1 WLS: 12 BF: 33 L: 1	H: 8 R: 2 ER: 2 SO: 7	BB: 4 IBB: 0 HBP: 0 BLK: 0	WP: 1 HR: 1 S: 43 P: 59	ERA: 2.46 WHIP: 1.636							

St. Louis Cardinals @ Houston Astros
Astrodome, Houston, TX
Sat Apr 29 1972, 7:05 PM EST
Att: 24,614 - Unknown

AB 40
R 2
H 9
RBI 2
BB 5
SO 9
LOB 19



Batter	1	2	3	4	5	6	7	8	9	AB	R	H	RBI	BB	SO	LOB	TOP								
Roger Metzger, S OBP: 0.254, SLG: 0.153	F7		SH1-4			4-3		K		4	1	1	0	0	1	1									
Cesar Cedeno, R OBP: 0.474, SLG: 0.549	BLK		G5-4-3			HR		CS	G3	4	1	3	0	1	0	0									
Jimmy Wynn, R OBP: 0.364, SLG: 0.724	K		G5-4-3			HR		1B	1B	5	2	3	4	0	1	3									
Lee May, R OBP: 0.377, SLG: 0.532	F9					HR		2B	1B	4	1	1	0	1	2	1									
Bob Watson, R OBP: 0.364, SLG: 0.389								1B	1B	3	0	1	1	2	0	2									
Doug Radler, R OBP: 0.338, SLG: 0.517	G6-4-3		G6-4-3			HR		1B	1B	4	1	1	0	1	0	4									
Tommy Helms, R OBP: 0.246, SLG: 0.328	L8					HR		1B	SF8	4	1	1	1	0	0	0									
Johnny Edwards, L OBP: 0.385, SLG: 0.596	L8					HR		HR	5-3	5	2	2	3	0	0	3									
Dave Roberts, L										3	0	0	0	0	1	1									
George Culver, R										0	0	0	0	0	0	0									
Norm Miller, L OBP: 0.417, SLG: 0.400			E6							0	0	0	0	1	0	0									
Jim Ray, R OBP: 0.333, SLG: 0.333			SH1-4							0	0	0	0	1	0	0									
Inning Stats	R: 0 E: 0 K: 1 S: 6	H: 1 LOB: 1 BB: 0 P: 6	R: 0 E: 1 K: 0 S: 3	H: 0 LOB: 1 BB: 1 P: 7	R: 0 E: 1 K: 0 S: 4	H: 1 LOB: 1 BB: 0 P: 4	R: 0 E: 0 K: 1 S: 4	H: 0 LOB: 0 BB: 1 P: 8	R: 4 E: 0 K: 1 S: 8	H: 3 LOB: 0 BB: 1 P: 12	R: 3 E: 0 K: 1 S: 8	H: 3 LOB: 0 BB: 0 P: 8	R: 0 E: 0 K: 0 S: 4	H: 2 LOB: 2 BB: 1 P: 8	R: 0 E: 0 K: 1 S: 5	H: 0 LOB: 1 BB: 1 P: 9	R: 2 E: 0 K: 0 S: 6	H: 3 LOB: 2 BB: 1 P: 10	1B: 10 2B: 1 3B: 0 HR: 2	SF: 1 SAC: 1 DP: 3 HBP: 0	WP: 1 PB: 0 SB: 0 CS: 1	PA: 44			
PITCHER	IP	WLS	BF	H	R	ER	SO	BB	IBB	HBP	BLK	WP	HR	S	P	ERA	WHIP								
Steve Blass, R ERA: 5.11	6.0		28	8	7	7	4	3	0	0	1	0	2	33	45	10.50	1.833								
Dave Giusti, R ERA: 4.22	2.2	L	15	5	2	2	1	2	1	0	0	1	0	14	26	6.75	2.625								
Ramon Hernandez, L ERA:	0.1		1	0	0	0	0	0	0	0	0	0	0	1	1	0.00	0.000								

Houston Astros @ Pittsburgh Pirates
Three Rivers Stadium, Pittsburgh, PA
Mon May 01 1972, 7:05 PM EDT
Att: 4,788 - Unknown

AB	36
R	9
H	13
RBI	9
BB	6
SO	5
LOB	15



Batter	1	2	3	4	5	6	7	8	9	AB	R	H	RBI	BB	SO	LOB	BOTTOM								
Dave Cash, R OBP: 0.273, SLG: 0.310	2B		F8	FC5		E8		F9		5	2	2	0	0	0	3									
Rennie Stennett, R OBP: 0.425, SLG: 0.625	5-3-6					L9		4-3		5	1	3	1	0	0	0									
Roberto Clemente, R OBP: 0.362, SLG: 0.404	5-3-6		F7			HR		1B	2B	5	2	3	3	0	0	3									
Manny Sanguillen, R OBP: 0.400, SLG: 0.466	F6					P3		F9	4-3	5	1	1	0	0	0	2									
Al Oliver, L OBP: 0.413, SLG: 0.525			K			1B		3-1		4	0	2	1	1	1	0									
Gene Clines, R OBP: 0.200, SLG: 0.292			K			1B		L8		4	1	1	1	0	1	2									
Willie Stargell, L OBP: 0.276, SLG: 0.388			K			1B		L4-3		1	0	0	0	0	1	1									
Richie Hebner, L OBP: 0.345, SLG: 0.577			L9			FC5		F7	E6	5	0	1	0	0	0	1									
Gene Alley, R OBP: 0.619, SLG: 0.625						1B		L8		4	1	3	1	0	0	1									
Steve Blass, R OBP: 0.286, SLG: 0.429						1B		L8		2	0	0	0	0	1	3									
Jose Pagan, R OBP: 0.309						FC5		F9	5-3	1	0	0	0	0	0	1									
Dave Giusti, R OBP: 0.345, SLG: 0.577						K				1	0	0	0	0	0	0									
Ramon Hernandez, S ERA: 2.76						FC5				0	0	0	0	0	0	0									
Inning Stats	R: 1 E: 0 K: 0 S: 4	H: 2 LOB: 0 BB: 0 P: 4	R: 0 E: 0 K: 2 S: 7	H: 0 LOB: 0 BB: 0 P: 7	R: 0 E: 0 K: 1 S: 7	H: 2 LOB: 2 BB: 0 P: 7	R: 2 E: 0 K: 0 S: 7	H: 5 LOB: 2 BB: 0 P: 7	R: 0 E: 0 K: 0 S: 4	H: 1 LOB: 2 BB: 1 P: 8	R: 4 E: 1 K: 0 S: 7	H: 4 LOB: 0 BB: 0 P: 7	R: 0 E: 1 K: 0 S: 4	H: 0 LOB: 1 BB: 0 P: 4	R: 0 E: 0 K: 0 S: 3	H: 0 LOB: 0 BB: 0 P: 3	R: 1 E: 0 K: 1 S: 7	H: 2 LOB: 1 BB: 0 P: 7	1B: 12 2B: 4 3B: 0 HR: 1	SF: 0 SAC: 0 DP: 1 HBP: 0	WP: 0 PB: 0 SB: 0 CS: 0	PA: 43			
PITCHER	IP	WLS	BF	H	R	ER	SO	BB	IBB	HBP	BLK	WP	HR	S	P	ERA	WHIP								
Dave Roberts, L ERA: 5.04	5.2		28	12	5	5	3	1	0	0	0	0	1	7	7	13.50	1.500								
George Culver, R ERA: 3.09	1.1		7	2	2	2	0	0	0	0	0	0	1	7	7	13.50	1.500								
Jim Ray, R ERA: 2.76	2.0	W	8	2	1	1	1	0	0	0	0	0	0	10	10	4.50	1.000								

Houston Astros @ Pittsburgh Pirates
Three Rivers Stadium, Pittsburgh, PA
Mon May 01 1972, 7:05 PM EDT
Att: 4,788 - Unknown


AB	42
R	8
H	16
RBI	7
BB	1
SO	4
LOB	17



Batter	1	2	3	4	5	6	7	8	9	AB	R	H	RBI	BB	SO	LOB	TOP			
Roger Metzger, S OBP: 0.253, SLG: 0.175 (1, 6)	6-3		4-3			1B 2B	4-3			4	1	1	0	0	0	1				
Cesar Cedeno, R OBP: 0.459, SLG: 0.527 (1, 8)	FC8-4 1B		L8			6-3		F9		4	0	1	0	0	0	1				
Jimmy Wynn, R OBP: 0.438, SLG: 0.677 (1, 9)	FC8-4 1-2			6-3		6-3		F6		4	0	0	0	0	0	2				
Lee May, R OBP: 0.384, SLG: 0.523 (1, 3)	FC5-4 1-2			FC6-4 BB		2H 1B		F6		3	0	1	1	1	0	1				
Bob Watson, R OBP: 0.343, SLG: 0.362 (1, 7)		K		K		F3			6-3	4	0	0	0	0	2	2				
Doug Radler, R OBP: 0.333, SLG: 0.500 (1, 5)		1B		FC6-4 1-2			4-3		K	4	0	1	0	0	1	1				
Tommy Helms, R OBP: 0.232, SLG: 0.308 (1, 4)		L8			6-3		F4		K	4	0	0	0	0	1	1				
Johnny Edwards, L OBP: 0.382, SLG: 0.580 (1, 2)		K			K		WP 2B 1B			3	1	1	0	0	2	1				
Jerry Reuss, L OBP: 0.250, SLG: 0.143 Norm Miller, L OBP: 0.462, SLG: 0.545 George Culver, R (7, 1)			K		K		1-H 2B			2	0	0	0	0	2	0				
										1	0	1	1	0	0	0				
										0	0	0	0	0	0	0				
Inning Stats	R: 0 E: 0 K: 0 S: 4	H: 1 LOB: 1 BB: 0 P: 4	R: 0 E: 0 K: 2 S: 8	H: 1 LOB: 1 BB: 0 P: 8	R: 0 E: 0 K: 1 S: 5	H: 0 LOB: 0 BB: 0 P: 5	R: 0 E: 0 K: 1 S: 5	H: 0 LOB: 0 BB: 0 P: 7	R: 1 E: 0 K: 0 S: 5	H: 2 LOB: 1 BB: 0 P: 5	R: 1 E: 0 K: 0 S: 5	H: 2 LOB: 1 BB: 0 P: 5	R: 0 E: 0 K: 2 S: 3	H: 0 LOB: 0 BB: 0 P: 3	R: 0 E: 0 K: 2 S: 7	H: 0 LOB: 0 BB: 0 P: 7	1B: 4 2B: 2 3B: 0 HR: 0	SF: 0 SAC: 0 DP: 0 HBP: 0	WP: 2 PB: 0 SB: 0 CS: 0	PA: 34
PITCHER	IP	WLS	BF	H	R	ER	SO	BB	IBB	HBP	BLK	WP	HR	S	P	ERA	WHIP			
Dock Ellis, R ERA: 4.0 (1, 1)	6.0	W	23	4	1	1	6	1	0	0	0	0	0	34	38	1.50	0.833			
Bruce Kison, R ERA: 6.45 (7, 1)	3.0	S	11	2	1	1	2	0	0	0	0	1	0	15	15	3.00	0.667			

Houston Astros @ Pittsburgh Pirates
Three Rivers Stadium, Pittsburgh, PA
Wed May 03 1972, 7:05 PM EDT
Att: 9,522 - Unknown

AB 33
R 2
H 6
RBI 2
BB 1
SO 8
LOB 10



Batter	1	2	3	4	5	6	7	8	9	AB	R	H	RBI	BB	SO	LOB	BOTTOM			
Dave Cash, R OBP: 0.313, SLG: 0.318 (1, 4)	E S SF7 BB	3B BB		2-3 1B		F8				2	2	1	0	2	0	1				
Rennie Stennett, R OBP: 0.409, SLG: 0.636 (1, 7)	K 1-2	1-H 2-H 3B		K		4-3				4	0	1	2	0	2	4				
Roberto Clemente, R OBP: 0.355, SLG: 0.362 (1, 9)	E6 1B 2-3	F3		K			G1-6-3 BB			3	0	0	0	1	1	4				
Manny Sanguillen, R OBP: 0.391, SLG: 0.459 (1, 2)	SF7			1B	6-3		G1-6-3 1-2			3	0	1	1	0	0	1				
Al Oliver, L OBP: 0.403, SLG: 0.508 (1, 3)	3-H 1B			L9	K		G3			4	0	1	0	0	1	1				
Gene Clines, R OBP: 0.207, SLG: 0.259 (1, 8)	L7			L2	BLK BB			L6-3		3	0	0	0	1	0	3				
Richie Hebner, L OBP: 0.339, SLG: 0.554 (1, 5)			5-3 3B 1B	F9	F3 1-2			4-3		4	1	1	0	0	0	2				
Gene Alley, R OBP: 0.560, SLG: 0.526 (1, 6)		5-3		1B 4-3 BB		6-3		K		3	0	0	0	1	1	1				
Dock Ellis, S OBP: 0.167, SLG: 0.167 Jose Pagan, R OBP: 0.154, SLG: 0.167 Bruce Kison, R (7, 1)		K		4-3						2	0	0	0	0	1	2				
										1	0	1	0	0	0	0				
										0	0	0	0	0	0	0				
Inning Stats	R: 1 E: 1 K: 1 S: 7	H: 1 LOB: 2 BB: 1 P: 11	R: 2 E: 0 K: 1 S: 7	H: 2 LOB: 1 BB: 1 P: 11	R: 0 E: 0 K: 0 S: 4	H: 1 LOB: 1 BB: 0 P: 4	R: 0 E: 0 K: 2 S: 8	H: 1 LOB: 2 BB: 1 P: 12	R: 0 E: 0 K: 1 S: 5	H: 0 LOB: 1 BB: 1 P: 9	R: 0 E: 0 K: 0 S: 4	H: 1 LOB: 1 BB: 0 P: 4	R: 0 E: 0 K: 0 S: 2	H: 0 LOB: 0 BB: 1 P: 6	R: 0 E: 0 K: 1 S: 5	H: 0 LOB: 0 BB: 0 P: 5	1B: 4 2B: 1 3B: 1 HR: 0	SF: 1 SAC: 0 DP: 1 HBP: 0	WP: 0 PB: 0 SB: 1 CS: 0	PA: 35
PITCHER	IP	WLS	BF	H	R	ER	SO	BB	IBB	HBP	BLK	WP	HR	S	P	ERA	WHIP			
Jerry Reuss, L ERA: 3.72 (1, 1)	6.0	L	29	6	3	2	5	4	0	0	1	1	0	35	51	3.00	1.667			
George Culver, R ERA: 2.63 (7, 1)	2.0		6	0	0	0	1	1	0	0	0	0	0	7	11	0.00	0.500			

Houston Astros @ Pittsburgh Pirates
Three Rivers Stadium, Pittsburgh, PA
Wed May 03 1972, 7:05 PM EDT
Att: 9,522 - Unknown

AB 29
R 3
H 6
RBI 3
BB 5
SO 6
LOB 19



Batter	1	2	3	4	5	6	7	8	9	AB	R	H	RBI	BB	SO	LOB	TOP			
Roger Metzger, S (1, 6) OBP: 0.250, SLG: 0.176	4-3 WP 6-3 1B	F6		F7		P6			3-1	5	1	1	0	0	0	3				
Cesar Cedeno, R (1, 8) OBP: 0.438, SLG: 0.492	4-3 1-3		6-3		HR HBP	FC6-4 1-2			5-3	4	1	0	0	0	0	2				
Jimmy Wynn, R (1, 9) OBP: 0.449, SLG: 0.712	6-3		1B BB		HR			E6 1B	K	4	1	2	3	1	1	0				
Lee May, R (1, 3) OBP: 0.364, SLG: 0.493	E5 1B		K		6-3			P6		4	0	0	0	0	1	2				
Bob Watson, R (1, 7) OBP: 0.365, SLG: 0.387	1-2 1B		1-3 1B		1-3 1B			K		4	0	3	0	0	1	1				
Doug Radler, R (1, 5) OBP: 0.315, SLG: 0.470	L9		1-3		1-3			K		4	0	0	0	0	1	6				
Tommy Helms, R (1, 4) OBP: 0.233, SLG: 0.304			FC3-6 1B		P3				F3	4	0	1	0	0	0	1				
Johnny Edwards, L (1, 2) OBP: 0.390, SLG: 0.558			F8		SH1-4 BB				F8	2	0	0	0	2	0	1				
Larry Dierker, R (1, 1) OBP: 0.222, SLG: 0.125			FC3-6 1-2		SH1-4				K	2	0	0	0	1	1	1				
Inning Stats	R: 1 E: 1 K: 0 S: 6	H: 2 LOB: 2 BB: 0 P: 6	R: 0 E: 0 K: 0 S: 4	H: 1 LOB: 1 BB: 0 P: 4	R: 0 E: 0 K: 1 S: 6	H: 1 LOB: 2 BB: 1 P: 10	R: 0 E: 0 K: 0 S: 3	H: 0 LOB: 1 BB: 1 P: 7	R: 2 E: 0 K: 0 S: 5	H: 2 LOB: 1 BB: 0 P: 6	R: 0 E: 0 K: 2 S: 8	H: 1 LOB: 1 BB: 0 P: 8	R: 0 E: 0 K: 1 S: 5	H: 0 LOB: 0 BB: 0 P: 5	R: 0 E: 0 K: 1 S: 5	H: 0 LOB: 0 BB: 0 P: 5	1B: 6 2B: 0 3B: 0 HR: 1	SF: 0 SAC: 1 DP: 0 HBP: 1	WP: 1 PB: 0 SB: 0 CS: 1	PA: 39
PITCHER	IP WLS BF H R ER SO BB IBB HBP BLK WP HR S P ERA WHIP																			
Burt Hooton, R (1, 1) ERA: 3.41	6.0 L 29 6 3 3 1 4 0 1 0 1 1 26 43 4.50 1.667																			
Tom Phoebus, R (7, 1) ERA: 6.23	3.0 10 1 0 0 4 0 0 0 0 0 0 18 18 0.00 0.333																			

Houston Astros @ Chicago Cubs
Wrigley Field, Chicago, IL
Fri May 05 1972, 3:33 AM CDT
Att: 8,400 - Cloudy - 50 F

AB	33
R	3
H	7
RBI	3
BB	4
SO	5
LOB	17



Batter	1	2	3	4	5	6	7	8	9	AB	R	H	RBI	BB	SO	LOB	BOTTOM			
Don Kessinger, S (1, 6) OBP: 0.342, SLG: 0.292	6-3		FC6-4 1-2			4-3			F8 1B	4	0	1	0	0	0	1				
Glenn Beckert, R (1, 4) OBP: 0.244, SLG: 0.321	5-3		1-3			5-3			1B	4	0	1	0	0	0	1				
Billy Williams, L (1, 7) OBP: 0.341, SLG: 0.455	G3				F7				F8	4	0	0	0	0	0	2				
Ron Santo, R (1, 5) OBP: 0.372, SLG: 0.559		5-3			1-0				K	1	0	0	0	0	0	0				
Carmen Fanzone, R (7, PH) OBP: 0.333, SLG: 0.550 (8, 5)					G4-6-3 HBP				K	1	0	0	0	1	1	2				
Jim Hickman, R (1, 3) OBP: 0.490, SLG: 0.714					G4-6-3 1-2				K	3	0	1	0	0	0	2				
Rick Monday, L (1, 8) OBP: 0.500, SLG: 0.489						G1-6-3 BB			K	1	0	1	0	2	0	0				
Jose Cardenal, R (1, 9) OBP: 0.353, SLG: 0.541						K			K	3	0	0	0	0	1	4				
Randy Hundley, R (1, 2) OBP: 0.355, SLG: 0.352						G1-6-3 1-2			F8	3	0	0	0	0	0	1				
Burt Hooton, R (1, 1) Gene Hiser, L (6, PH) Tom Phoebus, R (7, 1) Art Shamsky, L (8, PH)						4-3			K	1	0	1	0	0	0	0				
Inning Stats	R: 0 E: 0 K: 0 S: 3	H: 0 LOB: 0 BB: 0 P: 3	R: 0 E: 0 K: 0 S: 4	H: 2 LOB: 1 BB: 0 P: 4	R: 0 E: 0 K: 0 S: 4	H: 1 LOB: 1 BB: 0 P: 4	R: 0 E: 0 K: 1 S: 4	H: 0 LOB: 0 BB: 1 P: 8	R: 0 E: 0 K: 0 S: 3	H: 0 LOB: 0 BB: 0 P: 3	R: 0 E: 0 K: 0 S: 2	H: 0 LOB: 0 BB: 1 P: 6	R: 0 E: 0 K: 0 S: 2	H: 0 LOB: 0 BB: 1 P: 6	R: 0 E: 0 K: 2 S: 9	H: 2 LOB: 2 BB: 0 P: 9	1B: 5 2B: 0 3B: 0 HR: 0	SF: 0 SAC: 0 DP: 5 HBP: 1	WP: 0 PB: 0 SB: 0 CS: 0	PA: 31
PITCHER	IP WLS BF H R ER SO BB IBB HBP BLK WP HR S P ERA WHIP																			
Larry Dierker, R (1, 1) ERA: 4.08	9.0 W 31 5 0 0 3 3 0 1 0 0 0 33 46 0.00 0.889																			

Houston Astros @ Chicago Cubs
Wrigley Field, Chicago, IL
Fri May 05 1972, 3:33 AM CDT
Att: 8,400 - Cloudy - 50 F

AB	27
R	0
H	5
RBI	0
BB	3
SO	3
LOB	13



Batter	1	2	3	4	5	6	7	8	9	AB	R	H	RBI	BB	SO	LOB	TOP															
Roger Metzger, S (1, 6) OBP: 0.259, SLG: 0.192	4-3		4-3	1B			K		FC4-6 1B	5	0	2	1	0	1	0	Houston Astros @ Chicago Cubs Wrigley Field, Chicago, IL Sat May 06 1972, 3:33 AM CDT Att: 20,072 - Cloudy - 74 F															
Cesar Cedeno, R (1, 8) OBP: 0.465, SLG: 0.508	1B S 1B		S BB	1B			BB 1B		FC4-6 1-2	4	1	3	1	1	0	1																
Jimmy Wynn, R (1, 9) OBP: 0.439, SLG: 0.681	6-3		K	F8			G4-6-3 BB			3	0	0	0	1	1	4																
Lee May, R (1, 3) OBP: 0.358, SLG: 0.479	1B 2-3		K		K		G4-6-3 1-2			4	0	1	0	0	2	3																
Bob Watson, R (1, 7) OBP: 0.372, SLG: 0.394	1-2 3H 1B		1B FC6-4 1B		1-3				P3	4	1	2	1	0	0	0																
Doug Rader, R (1, 5) OBP: 0.312, SLG: 0.457	4-3		1-3 FC6-4 1B		1-3				6-3	4	0	1	0	0	0	2																
Tommy Helms, R (1, 4) OBP: 0.221, SLG: 0.288		5-3		FC6-4 1B 1-2 3H		F8			P4	4	0	0	1	0	0	1																
Johnny Edwards, L (1, 2) OBP: 0.387, SLG: 0.545		K		1-3 FC6-4 1B 1B		4-3			L7	3	1	1	0	0	1	0																
Jesus Alou, R (9, PH) OBP: 0.375, SLG: 0.375		K		1-3 FC6-4 1B 1B		4-3			L7	1	0	0	0	0	0	0																
Ken Forsch, R (1, 1) OBP: 0.100, SLG: 0.100		5-3		FC5-2-5 1B 1-2 3H		K			5-3	1	0	0	0	0	0	0																
Norm Miller, L (4, PH) OBP: 0.429, SLG: 0.500		5-3		FC5-2-5 1B 1-2 3H		K			5-3	1	1	0	0	0	0	2																
Tom Griffin, R (4, 1) OBP: 0.167, SLG: 0.167		5-3		FC5-2-5 1B 1-2 3H		K			5-3	1	0	0	0	0	0	0																
Inning Stats	R: 1 E: 0 K: 0 S: 6	H: 3 LOB: 2 BB: 0 P: 6	R: 0 E: 0 K: 1 S: 5	H: 0 LOB: 0 BB: 0 P: 5	R: 0 E: 0 K: 2 S: 7	H: 0 LOB: 1 BB: 1 P: 11	R: 3 E: 0 K: 0 S: 8	H: 5 LOB: 2 BB: 0 P: 8	R: 0 E: 0 K: 1 S: 5	H: 0 LOB: 0 BB: 0 P: 5	R: 0 E: 0 K: 1 S: 5	H: 1 LOB: 1 BB: 1 P: 9	R: 0 E: 0 K: 0 S: 3	H: 0 LOB: 0 BB: 0 P: 3	R: 0 E: 0 K: 0 S: 4	H: 1 LOB: 1 BB: 0 P: 4	1B: 10 2B: 0 3B: 0 HR: 0	SF: 0 SAC: 0 DP: 1 HBP: 0	WP: 0 PB: 0 SB: 2 CS: 0	PA: 38												
PITCHER	IP WLS BF H R ER SO BB IBB HBP BLK WP HR S P ERA WHIP																															
Bill Hands, R (1, 1) ERA: 4.22	3.2	20	8	4	4	3	1	0	0	0	0	0	0	25	29	9.82	2.455															
Juan Pizarro, L (4, 1) ERA: 3.12	5.1	18	2	0	0	3	1	0	0	0	0	0	0	23	27	0.00	0.562															

AB	36
R	4
H	10
RBI	4
BB	2
SO	6
LOB	13



Batter	1	2	3	4	5	6	7	8	9	AB	R	H	RBI	BB	SO	LOB	BOTTOM															
Don Kessinger, S (1, 6) OBP: 0.325, SLG: 0.275	4-3	K		1-3			4-3			4	0	0	0	0	1	1	Houston Astros @ Chicago Cubs Wrigley Field, Chicago, IL Sat May 06 1972, 3:33 AM CDT Att: 20,072 - Cloudy - 74 F															
Glenn Beckert, R (1, 4) OBP: 0.233, SLG: 0.305	6-3	L8		P6			5-3			4	0	0	0	0	0	1																
Billy Williams, L (1, 7) OBP: 0.326, SLG: 0.432	E6 HR		F7		6-3		K			4	1	0	0	0	1	0																
Jim Hickman, R (1, 3) OBP: 0.491, SLG: 0.761	1-3 HR		BB HR 1B		P3		K			4	2	2	2	0	1	0																
Rick Monday, L (1, 8) OBP: 0.500, SLG: 0.468	PB S BB		K		P6		G5-4-3 BB			2	0	0	0	2	1	1																
Jose Cardenal, R (1, 9) OBP: 0.347, SLG: 0.516	P3		4-0 1-2 HR BB		6-3		6-3 1-2		G5-4-3	3	1	0	0	1	0	2																
Carmen Fanzone, R (1, 5) OBP: 0.417, SLG: 1.091		HR	HR	1-3 2H HR		K				3	2	2	4	0	1	0																
Randy Hundley, R (1, 2) OBP: 0.369, SLG: 0.368		SH3-4 1B		6-3		1B				3	0	2	0	0	0	0																
Bill Hands, R (1, 1) ERA: 4.34		SH3-4 1-2		2-3		P6				0	0	0	0	0	0	0																
Juan Pizarro, L (4, 1) OBP: 0.143, SLG: 0.143		SH3-4 1-2		2-3		P6				2	0	0	0	0	0	1																
Inning Stats	R: 2 E: 1 K: 0 S: 5	H: 1 LOB: 1 BB: 1 P: 9	R: 1 E: 0 K: 1 S: 7	H: 2 LOB: 1 BB: 0 P: 7	R: 3 E: 0 K: 1 S: 7	H: 2 LOB: 0 BB: 1 P: 11	R: 0 E: 0 K: 0 S: 3	H: 0 LOB: 0 BB: 0 P: 3	R: 0 E: 0 K: 1 S: 6	H: 1 LOB: 1 BB: 0 P: 6	R: 0 E: 0 K: 1 S: 5	H: 0 LOB: 0 BB: 0 P: 5	R: 0 E: 0 K: 1 S: 4	H: 0 LOB: 0 BB: 1 P: 8	R: 0 E: 0 K: 1 S: 4	H: 0 LOB: 0 BB: 0 P: 8	1B: 3 2B: 0 3B: 0 HR: 3	SF: 0 SAC: 1 DP: 1 HBP: 0	WP: 0 PB: 1 SB: 1 CS: 0	PA: 33												
PITCHER	IP WLS BF H R ER SO BB IBB HBP BLK WP HR S P ERA WHIP																															
Ken Forsch, R (1, 1) ERA: 4.34	3.0	17	5	6	4	2	2	0	0	0	0	0	0	3	19	12.00	2.333															
Tom Griffin, R (4, 1) ERA:	5.0	16	1	0	0	3	1	0	0	0	0	0	0	21	25	0.00	0.400															



Batter	1	2	3	4	5	6	7	8	9	AB	R	H	RBI	BB	SO	LOB	TOP					
Roger Metzger, S (1, 6) OBP: 0.247, SLG: 0.182 Jesus Alou, R (9, PH) OBP: 0.333, SLG: 0.533	K		L6		FC6-4 1B		E8 1B		FC6-4	4	1	0	0	0	1	1						
Cesar Cedeno, R (1, 8) OBP: 0.467, SLG: 0.507	K		K		FC3-6 1B					4	0	2	1	0	2	0						
Jimmy Wynn, R (1, 9) OBP: 0.303, SLG: 0.658	1B		L8		FC3-6		F7			4	0	1	0	0	0	3						
Lee May, R (1, 3) OBP: 0.353, SLG: 0.468	5-3				F7		FC1-6 1B		P6	4	0	1	0	0	0	1						
Bob Watson, R (1, 7) OBP: 0.354, SLG: 0.371			F7		L4		FC1-6		F8	4	0	0	0	0	0	1						
Doug Rader, R (1, 5) OBP: 0.309, SLG: 0.446	K				S 1B		P4		6-3	4	0	1	0	0	1	1						
Tommy Helms, R (1, 4) OBP: 0.235, SLG: 0.280			1B BB		P4		L5			2	0	0	0	2	0	2						
Johnny Edwards, L (1, 2) OBP: 0.394, SLG: 0.534					1B		FC6-4 BB		F8	3	0	1	0	1	0	1						
Don Wilson, R (1, 1) Norm Miller, L (7, PH) OBP: 0.406, SLG: 0.462 George Culver, R (7, 1) Jimmy Stewart, S (9, PH) OBP: 0.143, SLG: 0.143	K				F2		P6		L4	2	0	0	0	0	1	3						
Inning Stats	R: 0 E: 0 K: 2 S: 8	H: 1 LOB: 1 BB: 0 P: 8	R: 0 E: 0 K: 2 S: 8	H: 1 LOB: 2 BB: 1 P: 12	R: 0 E: 0 K: 1 S: 5	H: 0 LOB: 0 BB: 0 P: 5	R: 0 E: 0 K: 0 S: 4	H: 1 LOB: 1 BB: 0 P: 4	R: 0 E: 0 K: 0 S: 4	H: 1 LOB: 2 BB: 1 P: 8	R: 0 E: 0 K: 0 S: 4	H: 1 LOB: 1 BB: 0 P: 4	R: 1 E: 1 K: 0 S: 5	H: 1 LOB: 1 BB: 0 P: 5	R: 0 E: 0 K: 0 S: 3	H: 0 LOB: 0 BB: 0 P: 3	R: 0 E: 0 K: 0 S: 3	H: 0 LOB: 1 BB: 1 P: 7	1B: 6 2B: 0 3B: 0 HR: 0	SF: 0 SAC: 0 DP: 0 HBP: 0	WP: 0 PB: 0 SB: 2 CS: 0	PA: 37
PITCHER Scipio Spinks, R (1, 1) ERA: 2.41	IP: 9.0 WLS: W BF: 37 H: 6 R: 1 ER: 0 SO: 5 BB: 3 IBB: 0 HBP: 0 BLK: 0 WP: 0 HR: 0 S: 44 P: 56 ERA: 0.00 WHIP: 1.000															PITCHER	IP: 9.0 WLS: W BF: 37 H: 6 R: 1 ER: 0 SO: 5 BB: 3 IBB: 0 HBP: 0 BLK: 0 WP: 0 HR: 0 S: 44 P: 56 ERA: 0.00 WHIP: 1.000					

Houston Astros @ St. Louis Cardinals
 Busch Stadium, St. Louis, MO
 Tue May 09 1972, 7:05 PM CDT
 Att: 8,963 - Unknown

AB 34
 R 1
 H 6
 RBI 1
 BB 3
 SO 5
 LOB 15



Batter	1	2	3	4	5	6	7	8	9	AB	R	H	RBI	BB	SO	LOB	BOTTOM	
Lou Brock, L (1, 7) OBP: 0.363, SLG: 0.365	E 1B 2B				F7		1-3			4	1	1	0	0	0	3		
Jose Cruz, L (1, 8) OBP: 0.313, SLG: 0.322	E4 1B 2B				F3		4-3			4	1	0	0	0	1	2		
Matty Alou, L (1, 9) OBP: 0.376, SLG: 0.390 Luis Melendez, R (1, PR) OBP: 0.276, SLG: 0.444	2B 1B				P4		6-3		4-3	1	0	1	1	0	0	0		
Joe Torre, R (1, 5) OBP: 0.408, SLG: 0.565	1B				F9		K			4	0	2	1	0	1	0		
Ted Simmons, S (1, 2) OBP: 0.324, SLG: 0.362	G4-3 IBB				K2-3		P6		G6-4-3 1B	3	0	0	0	1	1	1		
Joe Hague, L (1, 3) OBP: 0.414, SLG: 0.519	K				B5-3 2B		1B BB		K	3	0	1	0	1	2	3		
Ed Crosby, L (1, 6) OBP: 0.354, SLG: 0.311	G4-3				B5-3		1B			3	0	1	0	0	0	4		
Daf Maxvill, R (1, 4) Scipio Spinks, R (1, 1) OBP: 0.231, SLG: 0.231					SH1-4 BB		K		K	1	0	0	0	2	1	2		
Inning Stats	R: 2 E: 1 K: 1 S: 8	H: 3 LOB: 3 BB: 1 P: 12	R: 0 E: 0 K: 1 S: 5	H: 0 LOB: 1 BB: 1 P: 9	R: 0 E: 0 K: 1 S: 5	H: 0 LOB: 0 BB: 0 P: 5	R: 0 E: 0 K: 1 S: 6	H: 1 LOB: 2 BB: 1 P: 10	R: 0 E: 0 K: 2 S: 8	H: 1 LOB: 2 BB: 1 P: 12	R: 0 E: 0 K: 0 S: 3	H: 0 LOB: 0 BB: 0 P: 3	R: 0 E: 0 K: 1 S: 5	H: 1 LOB: 0 BB: 0 P: 5	1B: 3 2B: 3 3B: 0 HR: 0	SF: 0 SAC: 1 DP: 2 HBP: 0	WP: 0 PB: 0 SB: 0 CS: 0	PA: 33
PITCHER Don Wilson, R (1, 1) ERA: 2.49 George Culver, R (7, 1) ERA: 2.3	IP: 6.0 WLS: L BF: 27 H: 5 R: 2 ER: 1 SO: 7 BB: 3 IBB: 1 HBP: 0 BLK: 0 WP: 0 HR: 0 S: 37 P: 53 ERA: 1.50 WHIP: 1.333															PITCHER	IP: 2.0 WLS: 6 BF: 1 H: 1 R: 0 ER: 0 SO: 1 BB: 0 IBB: 0 HBP: 0 BLK: 0 WP: 0 HR: 0 S: 8 P: 8 ERA: 0.00 WHIP: 0.500	

Houston Astros @ St. Louis Cardinals
 Busch Stadium, St. Louis, MO
 Tue May 09 1972, 7:05 PM CDT
 Att: 8,963 - Unknown

AB 28
 R 2
 H 6
 RBI 2
 BB 4
 SO 8
 LOB 19



Batter	1	2	3	4	5	6	7	8	9	AB	R	H	RBI	BB	SO	LOB	TOP				
Roger Metzger, S (1, 6) OBP: 0.255, SLG: 0.232										5	2	1	0	0	1		Houston Astros @ St. Louis Cardinals Busch Stadium, St. Louis, MO Wed May 10 1972, 7:05 PM CDT Att: 8,691 - Unknown				
Cesar Cedeno, R (1, 8) OBP: 0.475, SLG: 0.507										4	2	1	1	0	0						
Jimmy Wynn, R (1, 9) OBP: 0.429, SLG: 0.636										4	1	1	0	1	0	1					
Lee May, R (1, 3) OBP: 0.378, SLG: 0.549										5	3	4	3	0	1	2					
Bob Watson, R (1, 7) OBP: 0.333, SLG: 0.356										3	0	0	2	0	1	3					
Doug Rader, R (1, 5) OBP: 0.294, SLG: 0.423										4	0	0	0	0	2	2					
Tommy Helms, R (1, 4) OBP: 0.235, SLG: 0.278										4	1	1	1	0	0	0					
Johnny Edwards, L (1, 2) OBP: 0.386, SLG: 0.508										3	1	0	0	1	1	0					
Dave Roberts, L (1, 1) Norm Miller, L (7, PH) Wade Blasingame, L (7, 1) Tom Griffin, R (7, 1) Jimmy Stewart, S (8, PH) Jim Ray, R (8, 1)										2	0	0	0	0	0	0					
Inning Stats	R: 2 E: 0 K: 1 S: 8	H: 3 LOB: 1 BB: 0 P: 8	R: 0 E: 0 K: 1 S: 5	H: 0 LOB: 0 BB: 0 P: 5	R: 0 E: 0 K: 2 S: 7	H: 0 LOB: 2 BB: 2 P: 15	R: 0 E: 0 K: 0 S: 3	H: 0 LOB: 0 BB: 0 P: 3	R: 0 E: 0 K: 1 S: 6	H: 1 LOB: 0 BB: 0 P: 6	R: 0 E: 0 K: 1 S: 5	H: 0 LOB: 0 BB: 0 P: 5	R: 6 E: 0 K: 0 S: 9	H: 6 LOB: 1 BB: 1 P: 13	R: 1 E: 0 K: 0 S: 4	H: 1 LOB: 0 BB: 0 P: 4	1B: 7 2B: 0 3B: 2 HR: 2	SF: 2 SAC: 0 DP: 0 HBP: 0	WP: 0 PA: 41 PB: 0 SB: 1 CS: 0		
PITCHER	IP WLS BF H R ER SO BB IBB HBP BLK WP HR S P ERA WHIP	7.0 0 30 7 6 6 6 2 0 0 0 0 1 40 48 7.71 1.286	0.2 L 5 2 1 1 0 0 1 0 0 0 0 4 8 13.50 3.000	0.1 2 1 2 2 0 0 0 0 0 0 2 2 54.00 3.000	1.0 4 1 1 1 0 0 0 0 0 0 1 4 4 9.00 1.000																

Batter	1	2	3	4	5	6	7	8	9	AB	R	H	RBI	BB	SO	LOB	BOTTOM				
Lou Brock, L (1, 7) OBP: 0.354, SLG: 0.356										5	0	1	0	0	0	4	Houston Astros @ St. Louis Cardinals Busch Stadium, St. Louis, MO Wed May 10 1972, 7:05 PM CDT Att: 8,691 - Unknown				
Jose Cruz, L (1, 8) OBP: 0.333, SLG: 0.323										3	2	1	1	2	0	1					
Luis Melendez, R (1, 9) OBP: 0.265, SLG: 0.387										4	1	0	0	1	1	4					
Joe Torre, R (1, 5) OBP: 0.407, SLG: 0.562										4	1	1	1	1	1	1					
Ted Simmons, S (1, 2) OBP: 0.333, SLG: 0.403										3	1	1	4	1	0	0					
Donn Clendenen, R (1, 3) OBP: 0.182, SLG: 0.150										3	0	2	0	0	0	0					
Joe Hague, L (7, PH) OBP: 0.423, SLG: 0.519										0	0	0	1	1	0	0					
Ed Crosby, L (1, 6) OBP: 0.333, SLG: 0.292										4	0	0	0	0	1	5					
Dal Maxvill, R (1, 4) OBP: 0.179, SLG: 0.043										2	1	1	0	1	0	1					
Matty Alou, L (8, PH) OBP: 0.373, SLG: 0.385										1	0	0	0	0	0	0					
Marty Martinez, S (9, 4) OBP: 0.500, SLG: 0.500										0	0	0	0	0	0	0					
Bob Gibson, R (1, 1) OBP: 0.091, SLG: 0.091										3	1	1	0	0	0	2					
Al Santorini, R (8, 1)										0	0	0	0	0	0	0					
Joe Grzenda, R (8, 1)										0	0	0	0	0	0	0					
Mike Fiore, L (8, PH) OBP: 0.500, SLG: 0.333										0	0	0	0	1	0	0					
Moe Drabowsky, R (9, 1) OBP: 0.500, SLG: 0.333										0	0	0	0	0	0	0					
Inning Stats	R: 0 E: 0 K: 0 S: 3	H: 1 LOB: 1 BB: 1 P: 7	R: 0 E: 0 K: 0 S: 3	H: 0 LOB: 0 BB: 0 P: 3	R: 5 E: 0 K: 2 S: 12	H: 5 LOB: 1 BB: 1 P: 16	R: 0 E: 0 K: 0 S: 3	H: 0 LOB: 1 BB: 1 P: 7	R: 0 E: 0 K: 1 S: 5	H: 0 LOB: 0 BB: 0 P: 5	R: 0 E: 0 K: 0 S: 4	H: 1 LOB: 1 BB: 0 P: 4	R: 2 E: 0 K: 0 S: 3	H: 1 LOB: 2 BB: 4 P: 19	R: 0 E: 0 K: 0 S: 2	H: 0 LOB: 0 BB: 1 P: 6	R: 0 E: 0 K: 0 S: 3	H: 0 LOB: 0 BB: 0 P: 3	1B: 5 2B: 2 3B: 0 HR: 1	SF: 0 SAC: 0 DP: 3 HBP: 0	WP: 1 PA: 40 PB: 0 SB: 2 CS: 0
PITCHER	IP WLS BF H R ER SO BB IBB HBP BLK WP HR S P ERA WHIP	6.0 0 27 7 5 5 5 3 0 0 0 0 1 30 42 7.50 1.667	0.1 3 0 2 2 0 2 0 0 0 0 0 1 9 54.00 6.000	0.2 4 1 0 0 0 1 1 0 0 0 0 2 10 0.00 3.000	2.0 W 6 0 0 0 0 1 0 0 0 0 0 5 9 0.00 0.500																

Batter	1	2	3	4	5	6	7	8	9	AB	R	H	RBI	BB	SO	LOB	TOP					
Roger Metzger, S (1, 6) OBP: 0.263, SLG: 0.233	5-3	K		FC6 BB			1B 1B		4-3	4	1	1	0	1	1	3						
Cesar Cedeno, R (1, 8) OBP: 0.456, SLG: 0.487	K		6-3	FC6			L6		3B 1B	5	1	1	0	0	1	4						
Jimmy Wynn, R (1, 9) OBP: 0.417, SLG: 0.622	4-3			2B			F7		F8	5	0	1	0	0	1	2						
Lee May, R (1, 3) OBP: 0.389, SLG: 0.565		1B 1-3 1B BB	5-3		5-3		1B 1B		3B	3	1	1	1	2	0	1						
Bob Watson, R (1, 7) OBP: 0.337, SLG: 0.359	1-3		F9		E7		1B		5-3	5	0	2	1	0	0	3						
Doug Rader, R (1, 5) OBP: 0.303, SLG: 0.420	1B 1B BB			1B	K		1-3 2-H 1B			3	0	1	0	1	1	3						
Johnny Edwards, L (1, 2) OBP: 0.378, SLG: 0.492		1B	F7		G3				G3	4	0	1	0	0	0	1						
Bobby Fenwick, R (1, 4) OBP: 0.400, SLG: 0.400		1-2 2-3 3-H 1B		1-3 1B	K		K		4-3	4	0	2	1	0	1	0						
Jerry Reuss, L (1, 1) OBP: 0.167, SLG: 0.091		K		K					K	4	0	0	0	0	4	5						
Wade Blasingame, L (9, 1)										0	0	0	0	0	0	0						
Inning Stats	R: 0 E: 0 K: 1 S: 5	H: 0 LOB: 0 BB: 0 P: 5	R: 1 E: 0 K: 2 S: 9	H: 2 LOB: 3 BB: 2 P: 17	R: 0 E: 0 K: 0 S: 4	H: 1 LOB: 1 BB: 0 P: 4	R: 0 E: 0 K: 1 S: 7	H: 2 LOB: 3 BB: 1 P: 11	R: 0 E: 1 K: 1 S: 6	H: 0 LOB: 0 BB: 0 P: 6	R: 0 E: 0 K: 2 S: 7	H: 0 LOB: 0 BB: 0 P: 7	R: 1 E: 0 K: 1 S: 7	H: 2 LOB: 2 BB: 1 P: 11	R: 0 E: 0 K: 1 S: 5	H: 0 LOB: 0 BB: 0 P: 5	R: 1 E: 0 K: 0 S: 5	H: 2 LOB: 1 BB: 0 P: 5	1B: 8 2B: 1 3B: 1 HR: 0	SF: 0 SAC: 0 DP: 0 HBP: 0	WP: 0 PB: 0 SB: 2 CS: 0	PA: 41
PITCHER Rick Wise, R (1, 1) ERA: 3.14	IP: 9.0 WLS: W BF: 41	H: 10 R: 3 ER: 3 SO: 9	BB: 3 IBB: 1 HBP: 0 BLK: 0	WP: 0 HR: 0 S: 55 P: 71	ERA: 3.00 WHIP: 1.444											PITCHER	IP: 9.0 WLS: W BF: 41	H: 10 R: 3 ER: 3 SO: 9	BB: 3 IBB: 1 HBP: 0 BLK: 0	WP: 0 HR: 0 S: 55 P: 71	ERA: 3.00 WHIP: 1.444	

Houston Astros @ St. Louis Cardinals
 Busch Stadium, St. Louis, MO
 Thu May 11 1972, 3:33 AM CDT
 Att: 7,859 - Unknown

AB 37
 R 3
 H 10
 RBI 3
 BB 4
 SO 9
 LOB 22



Batter	1	2	3	4	5	6	7	8	9	AB	R	H	RBI	BB	SO	LOB	BOTTOM					
Lou Brock, L (1, 7) OBP: 0.360, SLG: 0.362	K		CS 1B		FC1-6			1B G4-3 1B		4	1	2	0	0	1	1						
Jose Cruz, L (1, 8) OBP: 0.342, SLG: 0.323	FC4-6 BB		K		K			G4-3 1B		3	0	1	0	1	2	2						
Luis Melendez, R (1, 9) OBP: 0.263, SLG: 0.371	FC4-6		E4				1B 1B	G4-3		4	0	1	0	0	0	2						
Joe Torre, R (1, 5) OBP: 0.400, SLG: 0.545	F9		K				G6-4-3 1B	G3		4	0	1	0	0	1	2						
Ted Simmons, S (1, 2) OBP: 0.329, SLG: 0.395		6-3		4-3			F9		1B 1B E 1B	4	1	1	0	0	0	2						
Donn Clendenen, R (1, 3) OBP: 0.192, SLG: 0.167		F8		K			G6-4-3		E 1B	4	1	1	0	0	1	2						
Ed Crosby, L (1, 6) OBP: 0.336, SLG: 0.288									E1 1B	1	0	0	0	0	1	0						
Ted Sizemore, R (7, PH) OBP: 0.250, SLG: 0.237		BB HBP		K					1-2 E 1B	2	1	1	0	0	0	0						
Dal Maxvill, R (1, 4) OBP: 0.200, SLG: 0.042					1-3				1-2 3-H 1B	1	0	0	0	1	0	0						
Jerry McNertney, R (7, PH) OBP: 0.333, SLG: 0.357										1	0	0	0	0	1	0						
Marty Martinez, S (8, 6) OBP: 0.667, SLG: 0.667										1	0	1	1	0	0	0						
Rick Wise, R (1, 1) OBP: 0.350, SLG: 0.368		5-3			FC1-6 BB					2	0	0	0	1	1	2						
Inning Stats	R: 0 E: 0 K: 1 S: 5	H: 0 LOB: 1 BB: 1 P: 9	R: 0 E: 0 K: 0 S: 3	H: 0 LOB: 2 BB: 1 P: 8	R: 0 E: 1 K: 2 S: 8	H: 1 LOB: 1 BB: 0 P: 8	R: 0 E: 0 K: 2 S: 7	H: 0 LOB: 0 BB: 0 P: 7	R: 0 E: 0 K: 1 S: 5	H: 0 LOB: 1 BB: 1 P: 9	R: 0 E: 0 K: 0 S: 4	H: 2 LOB: 1 BB: 0 P: 4	R: 0 E: 0 K: 2 S: 7	H: 0 LOB: 0 BB: 0 P: 7	R: 1 E: 0 K: 0 S: 4	H: 2 LOB: 0 BB: 0 P: 4	R: 3 E: 1 K: 0 S: 4	H: 4 LOB: 1 BB: 0 P: 4	1B: 9 2B: 0 3B: 0 HR: 0	SF: 0 SAC: 0 DP: 2 HBP: 1	WP: 0 PB: 0 SB: 0 CS: 1	PA: 35
PITCHER Jerry Reuss, L (1, 1) ERA: 3.62	IP: 8.0 WLS: L BF: 34	H: 8 R: 4 ER: 3 SO: 8	BB: 3 IBB: 1 HBP: 1 BLK: 0	WP: 0 HR: 0 S: 46 P: 59	ERA: 3.38 WHIP: 1.375											PITCHER	IP: 8.0 WLS: L BF: 34	H: 8 R: 4 ER: 3 SO: 8	BB: 3 IBB: 1 HBP: 1 BLK: 0	WP: 0 HR: 0 S: 46 P: 59	ERA: 3.38 WHIP: 1.375	

Houston Astros @ St. Louis Cardinals
 Busch Stadium, St. Louis, MO
 Thu May 11 1972, 3:33 AM CDT
 Att: 7,859 - Unknown


AB 31
 R 4
 H 9
 RBI 1
 BB 3
 SO 8
 LOB 13



Batter	1	2	3	4	5	6	7	8	9	AB	R	H	RBI	BB	SO	LOB	TOP					
Dave Cash, R OBP: 0.328, SLG: 0.403 (1, 4)										5	0	1	0	0	1	2						
Al Oliver, L OBP: 0.358, SLG: 0.505 (1, 8)										4	0	1	0	0	0	1						
Roberto Clemente, R OBP: 0.367, SLG: 0.446 (1, 9)										4	0	0	0	0	3	3						
Willie Stargell, L OBP: 0.313, SLG: 0.527 (1, 7)										4	0	0	0	0	1	3						
Richie Hebner, L OBP: 0.376, SLG: 0.532 (1, 5)										4	1	1	1	0	0	0						
Manny Sanguillen, R OBP: 0.362, SLG: 0.523 (1, 2)										4	2	3	0	0	0	0						
Bob Robertson, R OBP: 0.304, SLG: 0.281 (1, 3)										3	1	2	0	1	0	1						
Gene Alley, R OBP: 0.404, SLG: 0.350 (7, PH)										2	0	0	0	0	1	2						
Vic Davalillo, L OBP: 0.409, SLG: 0.556 (7, 6)										0	0	0	1	0	0	0						
Jackie Hernandez, R OBP: 0.241, SLG: 0.185 (7, 6)										1	0	0	0	0	0	2						
Steve Blass, R OBP: 0.200, SLG: 0.267 (1, 1)										3	0	0	0	0	0	2						
Milt May, L OBP: 0.111, SLG: 0.111 (9, PH)										1	0	1	1	0	0	0						
Dock Ellis, S OBP: 0.111, SLG: 0.111 (9, PR)										0	0	0	0	0	0	0						
Bob Miller, R (9, 1)										0	0	0	0	0	0	0						
Inning Stats	R: 0 E: 0 K: 1 S: 6	H: 1 LOB: 1 BB: 0 P: 6	R: 0 E: 0 K: 1 S: 6	H: 1 LOB: 1 BB: 0 P: 6	R: 0 E: 0 K: 0 S: 3	H: 0 LOB: 0 BB: 0 P: 3	R: 0 E: 0 K: 1 S: 5	H: 0 LOB: 0 BB: 0 P: 5	R: 0 E: 0 K: 0 S: 4	H: 1 LOB: 1 BB: 0 P: 4	R: 0 E: 1 K: 1 S: 6	H: 1 LOB: 1 BB: 0 P: 6	R: 2 E: 0 K: 1 S: 8	H: 3 LOB: 1 BB: 0 P: 8	R: 0 E: 0 K: 1 S: 5	H: 0 LOB: 0 BB: 0 P: 5	R: 2 E: 0 K: 0 S: 5	H: 2 LOB: 2 BB: 1 P: 9	1B: 6 2B: 1 3B: 1 HR: 1	SF: 1 SAC: 0 DP: 1 HBP: 0	WP: 2 PB: 0 SB: 0 CS: 0	PA: 37
PITCHER	IP WLS BF H R ER SO BB IBB HBP BLK WP HR S P ERA WHIP																					
Larry Dierker, R ERA: 4.1 (1, 1)	8.2 L 36 9 4 4 6 1 0 0 0 1 1 47 51 4.15 1.154																					
Jim Ray, R ERA: 2.41 (9, 1)	0.1 1 0 0 0 0 0 0 0 0 0 1 0 1 1 0.00 0.000																					

Pittsburgh Pirates @ Houston Astros
Astrodome, Houston, TX
Fri May 12 1972, 8:05 PM EDT
Att: 17,863 - Dome


AB 35
R 4
H 9
RBI 3
BB 1
SO 6
LOB 16



Batter	1	2	3	4	5	6	7	8	9	AB	R	H	RBI	BB	SO	LOB	BOTTOM					
Roger Metzger, S OBP: 0.252, SLG: 0.222 (1, 6)										4	0	0	0	0	2	1						
Cesar Cedeno, R OBP: 0.438, SLG: 0.463 (1, 8)										4	0	0	0	0	0	1						
Jimmy Wynn, R OBP: 0.400, SLG: 0.593 (1, 9)										4	0	0	0	0	1	0						
Lee May, R OBP: 0.414, SLG: 0.629 (1, 3)										4	2	4	1	0	0	0						
Bob Watson, R OBP: 0.333, SLG: 0.354 (1, 7)										4	0	1	0	0	0	2						
Doug Rader, R OBP: 0.290, SLG: 0.400 (1, 5)										4	0	0	0	0	0	4						
Tommy Helms, R OBP: 0.239, SLG: 0.280 (1, 4)										3	0	1	0	0	0	0						
Johnny Edwards, L OBP: 0.390, SLG: 0.500 (1, 2)										3	0	2	0	0	0	1						
Larry Dierker, R OBP: 0.182, SLG: 0.100 (1, 1)										2	0	0	0	0	1	2						
Jim Ray, R OBP: 0.333, SLG: 0.333 (9, 1)										0	0	0	0	0	0	0						
Inning Stats	R: 0 E: 0 K: 0 S: 3	H: 0 LOB: 0 BB: 0 P: 3	R: 1 E: 1 K: 0 S: 6	H: 2 LOB: 2 BB: 0 P: 6	R: 0 E: 0 K: 1 S: 5	H: 0 LOB: 0 BB: 0 P: 5	R: 1 E: 0 K: 0 S: 4	H: 1 LOB: 0 BB: 0 P: 4	R: 0 E: 0 K: 1 S: 6	H: 1 LOB: 1 BB: 0 P: 6	R: 0 E: 1 K: 1 S: 6	H: 2 LOB: 1 BB: 0 P: 6	R: 0 E: 0 K: 1 S: 5	H: 1 LOB: 0 BB: 0 P: 5	R: 0 E: 0 K: 0 S: 3	H: 0 LOB: 0 BB: 0 P: 3	R: 0 E: 0 K: 0 S: 3	H: 1 LOB: 0 BB: 0 P: 3	1B: 6 2B: 1 3B: 0 HR: 1	SF: 0 SAC: 1 DP: 2 HBP: 0	WP: 0 PB: 0 SB: 0 CS: 1	PA: 33
PITCHER	IP WLS BF H R ER SO BB IBB HBP BLK WP HR S P ERA WHIP																					
Steve Blass, R ERA: 3.46 (1, 1)	8.0 W 30 7 2 1 4 0 0 0 0 0 0 38 38 1.12 0.875																					
Bob Miller, R ERA: 1.69 (9, 1)	1.0 S 3 1 0 0 0 0 0 0 0 0 0 3 3 0.00 1.000																					

Pittsburgh Pirates @ Houston Astros
Astrodome, Houston, TX
Fri May 12 1972, 8:05 PM EDT
Att: 17,863 - Dome

AB 32
R 2
H 8
RBI 1
BB 0
SO 4
LOB 11



Batter	1	2	3	4	5	6	7	8	9	10	11	12	AB	R	H	RBI	BB	SO	LOB	TOP				
Dave Cash, R OBP: 0.319, SLG: 0.388 (1.4)	K		6-3		K		F8			SH3-4 1B		SH 1B 3B	5	1	1	0	0	2	2					
Al Oliver, L OBP: 0.370, SLG: 0.510 (1.8)	F7		6-3							SH3-4			5	1	3	2	0	0	0					
Roberto Clemente, R OBP: 0.354, SLG: 0.449 (1.9)	1-3			L3	FC6 1B		L8			6-3			6	1	1	2	0	0	4					
Willie Stargell, L OBP: 0.392, SLG: 0.494 (1.7) Bob Miller, R OBP: 0.374, SLG: 0.518 (1.5)		K								6-3			5	0	0	0	1	4	2					
Richie Hebner, L OBP: 0.374, SLG: 0.518 (1.5)		1B 1B			1B 1B								6	0	2	0	0	1	2					
Manny Sanguillen, R OBP: 0.365, SLG: 0.521 (1.2)													6	0	3	1	0	0	1					
Bob Robertson, R OBP: 0.282, SLG: 0.257 (1.3)													6	0	0	0	0	3	6					
Gene Alley, R OBP: 0.412, SLG: 0.364 (1.6) Vic Davalillo, L OBP: 0.433, SLG: 0.579 (12.7) (12.7)		4-3											4	1	2	0	0	0	2					
Bob Moose, R OBP: 0.300, SLG: 0.200 (1.1) Milt May, L OBP: 0.111, SLG: 0.111 (12.7) Gene Clines, R OBP: 0.226, SLG: 0.250 (12.7) Jackie Hernandez, R OBP: 0.241, SLG: 0.185 (12.6)				G3									4	0	0	0	0	3	2					
Inning Stats	R: 0 E: 0 K: 1 S: 5	H: 0 LOB: 0 BB: 0 P: 5	R: 0 E: 0 K: 2 S: 9	H: 2 LOB: 2 BB: 0 P: 9	R: 0 E: 0 K: 0 S: 3	H: 0 LOB: 0 BB: 0 P: 3	R: 0 E: 0 K: 1 S: 7	H: 2 LOB: 2 BB: 0 P: 7	R: 0 E: 0 K: 2 S: 9	H: 0 LOB: 1 BB: 1 P: 7	R: 0 E: 0 K: 1 S: 7	H: 2 LOB: 2 BB: 0 P: 7	R: 0 E: 0 K: 2 S: 7	H: 0 LOB: 0 BB: 0 P: 7	R: 0 E: 0 K: 1 S: 5	H: 1 LOB: 1 BB: 0 P: 4	R: 0 E: 0 K: 1 S: 5	H: 0 LOB: 0 BB: 0 P: 5	R: 5 E: 2 K: 2 S: 12	H: 4 LOB: 1 BB: 0 P: 13	1B: 12 2B: 0 3B: 1 HR: 0	SF: 0 SAC: 2 DP: 0 HBP: 1	WP: 0 PB: 0 SB: 1 CS: 0	PA: 52
PITCHER	IP WLS BF H R ER SO BB IBB HBP BLK WP HR S P ERA WHIP	PITCHER												IP WLS BF H R ER SO BB IBB HBP BLK WP HR S P ERA WHIP										
Ken Forsch, R ERA: 3.38 (1.1)	11.0	43	9	1	1	1	11	1	0	0	0	0	0	0	1	1	∞	∞						
Fred Gladding, R ERA: 1.69 (12.1)	0.0	L	1	1	1	1	0	0	0	0	0	0	0	0	1	1	∞	∞						
Wade Blasingame, L ERA: 13.5 (12.1)	0.0	3	1	1	1	0	0	0	1	0	0	0	0	0	2	3	∞	∞						
George Culver, R ERA: 2.7 (12.1)	1.0	5	2	3	3	2	0	0	0	0	0	0	0	0	9	9	27.00	2.000						

Pittsburgh Pirates @ Houston Astros
Astrodome, Houston, TX
Sat May 13 1972, 8:05 PM EDT
Att: 23,568 - Dome

AB 48
R 6
H 13
RBI 5
BB 1
SO 13
LOB 21



Batter	1	2	3	4	5	6	7	8	9	10	11	12	AB	R	H	RBI	BB	SO	LOB	BOTTOM				
Roger Metzger, S OBP: 0.250, SLG: 0.221 (1.6)	K		F8							4-3			5	0	1	0	0	1	2					
Jimmy Stewart, S OBP: 0.154, SLG: 0.308 (1.3)	F7			5-3									5	0	0	0	0	0	1					
Jimmy Wynn, R OBP: 0.400, SLG: 0.611 (1.9)	F8				P3								4	1	1	1	1	0	0					
Cesar Cedeno, R OBP: 0.426, SLG: 0.447 (1.8)		K		5-3									5	0	1	0	0	3	1					
Bob Watson, R OBP: 0.327, SLG: 0.345 (1.7)		6-3											5	0	1	0	0	1	2					
Johnny Edwards, L OBP: 0.390, SLG: 0.507 (1.2)													5	0	2	0	0	0	1					
Doug Rader, R OBP: 0.276, SLG: 0.378 (1.5)													5	0	0	0	0	1	5					
Tommy Helms, R OBP: 0.242, SLG: 0.282 (1.4) Bobby Fenwick, R OBP: 0.333, SLG: 0.333 (8.4) (9.4)				5-3									3	0	1	0	0	1	0					
Ken Forsch, R OBP: 0.083, SLG: 0.083 (1.1) Norm Miller, L OBP: 0.383, SLG: 0.400 (11.7) Fred Gladding, L OBP: 0.383, SLG: 0.400 (12.1) Wade Blasingame, L OBP: 0.383, SLG: 0.400 (12.1) George Culver, R OBP: 0.383, SLG: 0.400 (12.1)													2	0	0	0	0	2	0					
Inning Stats	R: 0 E: 0 K: 1 S: 5	H: 0 LOB: 0 BB: 0 P: 5	R: 0 E: 0 K: 1 S: 6	H: 1 LOB: 1 BB: 0 P: 6	R: 0 E: 0 K: 1 S: 5	H: 0 LOB: 0 BB: 0 P: 5	R: 0 E: 0 K: 0 S: 3	H: 0 LOB: 0 BB: 0 P: 3	R: 0 E: 0 K: 1 S: 5	H: 0 LOB: 0 BB: 0 P: 5	R: 0 E: 0 K: 1 S: 4	H: 1 LOB: 2 BB: 0 P: 4	R: 0 E: 0 K: 1 S: 5	H: 0 LOB: 0 BB: 0 P: 5	R: 0 E: 0 K: 1 S: 6	H: 1 LOB: 1 BB: 0 P: 6	R: 0 E: 0 K: 1 S: 3	H: 0 LOB: 0 BB: 0 P: 3	R: 0 E: 0 K: 2 S: 8	H: 1 LOB: 2 BB: 1 P: 12	1B: 5 2B: 1 3B: 0 HR: 1	SF: 0 SAC: 1 DP: 2 HBP: 0	WP: 0 PB: 0 SB: 0 CS: 0	PA: 43
PITCHER	IP WLS BF H R ER SO BB IBB HBP BLK WP HR S P ERA WHIP	PITCHER												IP WLS BF H R ER SO BB IBB HBP BLK WP HR S P ERA WHIP										
Bob Moose, R ERA: 4.78 (1.1)	11.0	W	38	6	1	1	8	0	0	0	0	0	0	0	0	0	0.82	0.545						
Bob Miller, R ERA: 1.54 (12.1)	1.0	S	5	1	0	0	2	1	0	0	0	0	0	0	8	12	0.00	2.000						

Pittsburgh Pirates @ Houston Astros
Astrodome, Houston, TX
Sat May 13 1972, 8:05 PM EDT
Att: 23,568 - Dome

AB 41
R 1
H 7
RBI 1
BB 1
SO 10
LOB 13



Batter	1	2	3	4	5	6	7	8	9	AB	R	H	RBI	BB	SO	LOB	TOP			
Dave Cash, R OBP: 0.312, SLG: 0.389	F8	6-3		G5-4-3			2B		FC4-6	5	0	1	0	0	0	3				
Vic Davallio, L OBP: 0.429, SLG: 0.522	F		1B		F8		4-3		6-3	4	2	1	0	1	0	2				
Al Oliver, L OBP: 0.390, SLG: 0.520	1B		1B		F8			HR		4	3	3	1	1	0	0				
Willie Stargell, L OBP: 0.319, SLG: 0.536					F5			HR	6-3	5	1	3	3	0	0	2				
Richie Hebner, L OBP: 0.358, SLG: 0.506	SF9		SF8			F5		F8		2	0	0	2	0	0	0				
Milt May, L OBP: 0.231, SLG: 0.308	G3		G3							4	0	2	0	0	0	2				
Dock Ellis, S OBP: 0.111, SLG: 0.111										0	0	0	0	0	0	0				
Gene Alley, R OBP: 0.412, SLG: 0.364										0	0	0	0	0	0	0				
Bob Robertson, R OBP: 0.294, SLG: 0.250										2	0	0	0	1	0	2				
Manny Sanguillen, R OBP: 0.388, SLG: 0.516			6-3			G6-4-3		FC6-5		1	0	0	0	0	0	1				
Jackie Hernandez, R OBP: 0.226, SLG: 0.172					F5					2	0	0	0	0	1	1				
Rennie Stennett, R OBP: 0.382, SLG: 0.564		K					F8		K	2	0	0	0	0	1	2				
Nelson Briles, R OBP: 0.167, SLG: 0.333										1	0	0	0	0	1	1				
Bruce Kison, R OBP: 1.000, SLG: 1.000										1	0	1	0	0	0	0				
Gene Clines, R OBP: 0.219, SLG: 0.241										1	0	0	0	0	1	0				
Dave Giusti, R OBP: 0.361, SLG: 0.456										0	0	0	0	0	0	0				
Roberto Clemente, R OBP: 0.361, SLG: 0.456										1	0	1	0	0	0	0				
Inning Stats	R: 2 E: 0 K: 0 S: 5	H: 2 LOB: 1 BB: 1 P: 9	R: 0 E: 0 K: 2 S: 7	H: 0 LOB: 1 BB: 1 P: 11	R: 2 E: 0 K: 0 S: 6	H: 3 LOB: 1 BB: 0 P: 6	R: 0 E: 0 K: 0 S: 3	H: 1 LOB: 0 BB: 0 P: 3	R: 0 E: 0 K: 0 S: 3	H: 1 LOB: 0 BB: 0 P: 3	R: 0 E: 0 K: 1 S: 6	H: 1 LOB: 1 BB: 0 P: 6	R: 2 E: 0 K: 1 S: 8	H: 3 LOB: 2 BB: 0 P: 8	R: 0 E: 0 K: 0 S: 4	H: 1 LOB: 2 BB: 1 P: 8	1B: 9 2B: 2 3B: 0 HR: 1	SF: 2 SAC: 0 DP: 2 HBP: 0	WP: 0 PB: 0 SB: 2 CS: 0	PA: 40
PITCHER	IP WLS BF H R ER SO BB IBB HBP BLK WP HR S P ERA WHIP																			
Don Wilson, R ERA: 3.77	(1, 1) 7.0 W 31 10 6 6 3 2 0 0 0 0 1 35 43 7.71 1.714																			
Jim Ray, R ERA: 2.18	(8, 1) 2.0 S 9 2 0 0 1 1 0 0 0 0 0 10 14 0.00 1.500																			

Pittsburgh Pirates @ Houston Astros
Astrodome, Houston, TX
Sun May 14 1972, 4:33 AM EDT
Att. 14,704 - Dome

AB	35
R	6
H	12
RBI	6
BB	3
SO	4
LOB	16



Batter	1	2	3	4	5	6	7	8	9	AB	R	H	RBI	BB	SO	LOB	BOTTOM	
Roger Metzger, S OBP: 0.250, SLG: 0.214	F9	1B	6-3			4-3				3	1	0	0	1	0	0		
Jimmy Stewart, S OBP: 0.176, SLG: 0.250	F8	1B			F7	4-3				3	1	0	0	1	0	0		
Jimmy Wynn, R OBP: 0.413, SLG: 0.617	HR	1B					P6			4	2	3	1	0	0	0		
Cesar Cedeno, R OBP: 0.418, SLG: 0.472	HR	E4			G5-4-3					4	1	1	2	0	1	2		
Bob Watson, R OBP: 0.333, SLG: 0.385	HR							6-3		4	1	2	2	0	0	0		
Johnny Edwards, L OBP: 0.384, SLG: 0.487	F8								4-3	3	0	0	0	1	0	1		
Doug Rader, R OBP: 0.275, SLG: 0.372										4	1	1	0	0	1	4		
Tommy Helms, R OBP: 0.232, SLG: 0.270		6-3	P6			5-3			F9	4	0	0	0	0	2			
Don Wilson, R ERA: 6.35	(1, 1) 1.2 L 11 4 6 4 1 2 0 0 0 0 0 2 11 19 21.60 3.600																	
Bruce Kison, R ERA: 3.68	(2, 1) 4.1 18 3 1 0 3 1 0 0 0 0 0 23 27 0.00 0.923																	
Dave Giusti, R ERA: 5.02	(7, 1) 2.0 6 0 0 0 1 0 0 0 0 0 0 8 8 0.00 0.000																	
Inning Stats	R: 3 E: 0 K: 0 S: 6	H: 3 LOB: 0 BB: 0 P: 6	R: 4 E: 1 K: 1 S: 9	H: 3 LOB: 3 BB: 3 P: 21	R: 0 E: 0 K: 1 S: 5	H: 0 LOB: 0 BB: 0 P: 5	R: 0 E: 0 K: 0 S: 3	H: 1 LOB: 0 BB: 0 P: 3	R: 0 E: 0 K: 1 S: 6	H: 0 LOB: 1 BB: 0 P: 6	R: 0 E: 0 K: 1 S: 5	H: 0 LOB: 0 BB: 0 P: 5	R: 0 E: 0 K: 0 S: 3	H: 0 LOB: 0 BB: 0 P: 3	1B: 5 2B: 0 3B: 0 HR: 2	SF: 0 SAC: 0 DP: 1 HBP: 0	WP: 0 PB: 0 SB: 0 CS: 0	PA: 35
PITCHER	IP WLS BF H R ER SO BB IBB HBP BLK WP HR S P ERA WHIP																	

Pittsburgh Pirates @ Houston Astros
Astrodome, Houston, TX
Sun May 14 1972, 4:33 AM EDT
Att. 14,704 - Dome

AB	32
R	7
H	7
RBI	5
BB	3
SO	5
LOB	10



Batter	1	2	3	4	5	6	7	8	9	AB	R	H	RBI	BB	SO	LOB	TOP				
Felix Millan, R (1,4) OBP: 0.341, SLG: 0.345	0-0 4-3		0-3 K		1-0 FC6-4 HBP		0-0 F8		0-0 FC6	4	0	0	0	0	1	2					
Ralph Carr, L (1,8) OBP: 0.328, SLG: 0.404	0-0 4-3		0-0 1-3		0-0 FC6-4 1-2		0-0 5-3			4	0	0	0	0	0	2					
Hank Aaron, R (1,3) OBP: 0.402, SLG: 0.545	0-0 1B			0-0 F4		0-0 1B 2B		0-0 5-3		4	1	2	0	0	0	0					
Earl Williams, R (1,5) OBP: 0.330, SLG: 0.396	0-3 K			0-0 5-3		0-0 F7		0-3 K		4	0	0	0	0	2	2					
Rico Carty, R (1,7) OBP: 0.432, SLG: 0.439		0-0 4-3		0-0 F9		0-0 BB 1B		0-0 6-3		4	0	1	1	0	0	0					
Dusty Baker Jr., R (1,9) OBP: 0.270, SLG: 0.294		0-0 1B			0-0 E 2B		0-0 1-2 BB		0-0 5-3	3	1	2	0	1	0	0					
Paul Casanova, R (1,2) OBP: 0.214, SLG: 0.192	0-3 K			0-0 E6 4-3 2-H		0-0 F3		0-0 FC6 1B 1B		4	0	1	0	0	1	3					
Marty Perez, R (1,6) OBP: 0.290, SLG: 0.290	0-0 1-3			0-3 K		0-3 K		0-0 F8		4	0	0	0	0	2	5					
Tom Kelley, R (1,1) OBP: 0.154, SLG: 0.083			0-0 4-3		0-0 4-3		0-0 6-3		0-0 1-2 1B	2	0	0	0	0	0	1					
Oscar Brown, R (7, PH) OBP: 0.357, SLG: 0.769										1	0	0	0	0	0	0					
Jim Nash, R (7, 1) OBP: 0.357, SLG: 0.769										0	0	0	0	0	0	0					
Jim Hardin, R (8, 1) OBP: 0.357, SLG: 0.769										0	0	0	0	0	0	0					
Gil Garrido, R (9, PH) OBP: 1.000, SLG: 1.000					2-3					1	0	1	0	0	0	0					
Inning Stats	R: 0 E: 0 K: 1 S: 6	H: 1 LOB: 1 BB: 0 P: 6	R: 0 E: 0 K: 1 S: 6	H: 1 LOB: 1 BB: 0 P: 6	R: 0 E: 0 K: 1 S: 5	H: 0 LOB: 0 BB: 0 P: 5	R: 0 E: 0 K: 0 S: 3	H: 0 LOB: 0 BB: 0 P: 3	R: 1 E: 1 K: 1 S: 7	H: 1 LOB: 2 BB: 1 P: 8	R: 1 E: 0 K: 1 S: 7	H: 2 LOB: 2 BB: 1 P: 11	R: 0 E: 0 K: 0 S: 3	H: 0 LOB: 0 BB: 0 P: 3	R: 0 E: 0 K: 1 S: 5	H: 0 LOB: 0 BB: 0 P: 5	R: 0 E: 0 K: 0 S: 5	H: 2 LOB: 2 BB: 0 P: 5	1B: 5 2B: 2 3B: 0 HR: 0	SF: 0 SAC: 0 DP: 0 HBP: 1	WP: 0 PA: 37 PB: 0 SB: 0 CS: 0
PITCHER Dave Roberts, L (1,1) ERA: 4.5	IP: 9.0 WLS: W BF: 37 H: 7 R: 2 ER: 1 SO: 6 BB: 1 IBB: 0 HBP: 1 BLK: 0 WP: 0 HR: 0 S: 47 P: 52 ERA: 1.00 WHIP: 0.889															PITCHER	IP: 9.0 WLS: W BF: 37 H: 7 R: 2 ER: 1 SO: 6 BB: 1 IBB: 0 HBP: 1 BLK: 0 WP: 0 HR: 0 S: 47 P: 52 ERA: 1.00 WHIP: 0.889				

Atlanta Braves @ Houston Astros
Astrodome, Houston, TX
Mon May 15, 1972, 8:05 PM EDT
Att. 15,749 - Dome

AB 35
R 2
H 7
RBI 1
BB 1
SO 6
LOB 15



Batter	1	2	3	4	5	6	7	8	9	AB	R	H	RBI	BB	SO	LOB	BOTTOM		
Roger Metzger, S (1,6) OBP: 0.256, SLG: 0.216	0-0 1B	4-0 1B BB		0-0 4-3		0-0 FC5 2-3		0-0 G3		4	0	1	1	1	0	3			
Jimmy Stewart, S (1,3) OBP: 0.273, SLG: 0.381	0-0 1B	0-0 1B		0-0 4-3		0-0 6-3		0-0 2B 2B		5	1	3	1	0	0	0			
Jimmy Wynn, R (1,9) OBP: 0.412, SLG: 0.616	0-0 FC5-4 1-2	0-0 F7		0-0 F8		0-0 1B 1B		0-0 2B 2B		5	1	2	1	0	0	4			
Cesar Cedeno, R (1,8) OBP: 0.417, SLG: 0.462	0-0 G4-3 1-2		4-0 CS BB		0-0 F3		0-0 1B SF9 1B		0-0 4-3	4	1	1	0	1	0	3			
Bob Watson, R (1,7) OBP: 0.349, SLG: 0.426		4-0 1B BB BB		0-0 6-3		0-0 HR E 1B		0-0 1B 1B		3	3	2	2	1	0	1			
Johnny Edwards, L (1,2) OBP: 0.397, SLG: 0.468		0-0 F8		0-0 F9		0-0 F7		0-0 SF9		3	0	0	1	0	0	1			
Doug Rader, R (1,5) OBP: 0.274, SLG: 0.367		0-0 L6		0-0 6-3		0-3 K		0-0 E5 1B		4	0	1	0	0	1	1			
Tommy Helms, R (1,4) OBP: 0.245, SLG: 0.283		0-0 BB 1B		0-0 F8		0-0 FC5 1B		0-0 6-3		3	1	2	0	0	0	0			
Bobby Fenwick, R (6, PR) OBP: 0.286, SLG: 0.286		1-2 1B 1B		0-0 F8		0-0 FC5 1B		0-0 6-3		1	0	0	0	0	0	1			
Dave Roberts, L (1,1) OBP: 0.286, SLG: 0.308		0-0 1B BB		0-0 2B		0-0 1B		0-0 F8		4	1	3	0	0	0	0			
Inning Stats	R: 0 E: 0 K: 0 S: 4	H: 2 LOB: 1 BB: 0 P: 4	R: 3 E: 0 K: 0 S: 6	H: 3 LOB: 2 BB: 2 P: 14	R: 0 E: 0 K: 0 S: 2	H: 0 LOB: 0 BB: 1 P: 6	R: 0 E: 0 K: 0 S: 4	H: 1 LOB: 1 BB: 0 P: 4	R: 0 E: 0 K: 0 S: 3	H: 0 LOB: 0 BB: 0 P: 3	R: 1 E: 0 K: 1 S: 8	H: 3 LOB: 2 BB: 0 P: 8	R: 3 E: 1 K: 0 S: 7	H: 4 LOB: 1 BB: 0 P: 7	R: 1 E: 0 K: 0 S: 5	H: 2 LOB: 1 BB: 0 P: 5	1B: 11 2B: 3 3B: 0 HR: 1	SF: 1 SAC: 0 DP: 1 HBP: 0	WP: 0 PA: 40 PB: 0 SB: 0 CS: 1
PITCHER Tom Kelley, R (1,1) ERA: 5.13 Jim Nash, R (7, 1) ERA: 10.0 Jim Hardin, R (8, 1) ERA: 9.0	IP: 6.0 WLS: L BF: 28 H: 9 R: 4 ER: 4 SO: 4 BB: 3 IBB: 0 HBP: 0 BLK: 0 WP: 0 HR: 1 S: 27 P: 39 ERA: 6.00 WHIP: 2.000															PITCHER	IP: 6.0 WLS: L BF: 28 H: 9 R: 4 ER: 4 SO: 4 BB: 3 IBB: 0 HBP: 0 BLK: 0 WP: 0 HR: 1 S: 27 P: 39 ERA: 6.00 WHIP: 2.000		

Atlanta Braves @ Houston Astros
Astrodome, Houston, TX
Mon May 15, 1972, 8:05 PM EDT
Att. 15,749 - Dome

AB 36
R 8
H 15
RBI 6
BB 3
SO 1
LOB 14



Batter	1	2	3	4	5	6	7	8	9	AB	R	H	RBI	BB	SO	LOB	TOP			
Dusty Baker Jr., R OBP: 0.333, SLG: 0.462	0-0 6-3 1B		0-0 HR		0-0 BB 1B		0-0 F9		0-0 2B	5	1	4	1	0	0	0	Atlanta Braves @ Houston Astros Astrodome, Houston, TX Tue May 16 1972, 8:05 PM EDT Att: 13,212 - Unknown			
Felix Milan, R OBP: 0.352, SLG: 0.350	0-0 6-3		0-0 6-3		0-0 BB 1B		0-0 G6-4-3 1B		1-0 FC5-4 HBP	4	0	2	0	0	0	1				
Hank Aaron, R OBP: 0.402, SLG: 0.531	0-0 5-3			0-0 BB HR 1B	4-0 1-2 2-3 BB		0-0 G6-4-3		0-0 F5	4	1	1	0	1	0	4				
Earl Williams, R OBP: 0.316, SLG: 0.376		0-3 K		0-3 K	0-0 F4			0-3 K	0-0 FC5-4	5	0	0	0	0	3	7				
Rico Carty, R OBP: 0.435, SLG: 0.449		0-0 4-3		4-0 BB HR	0-0 6-3			0-0 2B		3	1	1	0	1	0	3				
Oscar Brown, R OBP: 0.357, SLG: 0.769				1-2 HR BB						0	0	0	0	0	0	0				
Mike Lum, L OBP: 0.286, SLG: 0.218										0	0	0	0	0	0	0				
Orlando Cepeda, R OBP: 0.380, SLG: 0.583				0-0 HR	0-0 1-H 2-H HR		0-0 F9		4-0 G6-4-3 BB	3	2	2	4	1	0	0				
Darrell Evans, L OBP: 0.348, SLG: 0.408				0-0 F7	4-0 G5-4-3 BB			0-0 G6-4-3	2	0	0	0	0	2	0	2				
Marty Perez, R OBP: 0.288, SLG: 0.289			0-0 F7	0-0 G5-4-3	0-0 F9				0-0 2B 1B	4	0	1	0	0	0	2				
Ron Schueler, R Cecil Upshaw, R George Stone, L Pat Jarvis, R Ralph Garr, L OBP: 0.325, SLG: 0.400			0-3 K		0-0 5-3		0-3 K		0-0 F9	3	0	0	0	0	2	1	Braves WP: 0 PA: 40 RB: 5 H: 11 RBI: 5 BB: 5 SO: 5 LOB: 21			
Inning Stats	R: 0 E: 0 K: 0 S: 3	H: 1 LOB: 0 BB: 0 P: 3	R: 1 E: 0 K: 1 S: 6	H: 1 LOB: 0 BB: 0 P: 6	R: 1 E: 0 K: 1 S: 6	H: 1 LOB: 0 BB: 0 P: 6	R: 3 E: 0 K: 1 S: 6	H: 2 LOB: 0 BB: 2 P: 14	R: 0 E: 0 K: 1 S: 5	H: 0 LOB: 1 BB: 1 P: 9	R: 0 E: 0 K: 0 S: 3	H: 1 LOB: 0 BB: 0 P: 3	R: 0 E: 0 K: 1 S: 5	H: 1 LOB: 1 BB: 1 P: 9	R: 0 E: 0 K: 0 S: 5	H: 2 LOB: 3 BB: 0 P: 6		1B: 6 2B: 2 3B: 0 HR: 3	SF: 0 SAC: 0 DP: 3 HBP: 1	WP: 0 PA: 40 RB: 5 H: 11 RBI: 5 BB: 5 SO: 5 LOB: 21
PITCHER	IP WLS BF H R ER SO	IP WLS BF H R ER SO	IP WLS BF H R ER SO	IP WLS BF H R ER SO	IP WLS BF H R ER SO	IP WLS BF H R ER SO	IP WLS BF H R ER SO	IP WLS BF H R ER SO	IP WLS BF H R ER SO	IP WLS BF H R ER SO	IP WLS BF H R ER SO	IP WLS BF H R ER SO	IP WLS BF H R ER SO	IP WLS BF H R ER SO	IP WLS BF H R ER SO	IP WLS BF H R ER SO		ERA WHIP	ERA WHIP	
Jerry Reuss, L ERA: 4.7	3.1	16	5	5	5	3	2	0	0	0	0	0	0	0	0	0		0	13.50	2.100
George Culver, R ERA: 2.21	3.2	14	3	0	0	1	2	0	0	0	0	0	0	0	0	0		0	0.00	1.364
Jim Ray, R ERA: 1.99	2.0	W	10	3	0	0	1	1	0	1	0	0	0	0	0	0		0	0.00	2.000

Batter	1	2	3	4	5	6	7	8	9	AB	R	H	RBI	BB	SO	LOB	BOTTOM			
Roger Metzger, S OBP: 0.256, SLG: 0.217	0-0 4-3				0-0 E6 1B		0-0 F7			4	1	1	2	0	0	1	Atlanta Braves @ Houston Astros Astrodome, Houston, TX Tue May 16 1972, 8:05 PM EDT Att: 13,212 - Unknown			
Jimmy Stewart, S OBP: 0.231, SLG: 0.320	0-0 4-3	0-0 G3			0-0 F9		0-0 F9			4	0	0	0	0	0	3				
Jimmy Wynn, R OBP: 0.415, SLG: 0.608	4-0 PB 2B BB		0-0 G1		0-0 G5-4-3 1B			0-0 5-3		3	1	1	1	1	0	0				
Cesar Cedeno, R OBP: 0.421, SLG: 0.474	0-0 1-H 2B		0-3 K		0-0 FC6-4-6-3			0-0 E 3B 1B		4	1	2	1	0	1	1				
Bob Watson, R OBP: 0.345, SLG: 0.439	0-0 6-3		0-3 K		0-0 F9			0-0 1-H 2B 3B		4	0	1	1	0	1	1				
Jack Hiatt, R OBP: 0.400, SLG: 0.375								0-0 1-H 2B 3B		0	1	0	0	0	0	0				
Johnny Edwards, L OBP: 0.376, SLG: 0.463		4-0 2B 1B BB			4-0 BB		0-0 F9	4-0 2B IBB		1	1	0	0	2	0	0				
Jesus Alou, R OBP: 0.400, SLG: 0.333							0-0 F9		0-0 2B IBB	0	0	0	0	1	0	0				
Doug Rader, R OBP: 0.284, SLG: 0.353		0-0 F9		0-0 F8		0-3 K		0-0 F3		4	0	0	0	0	1	4				
Bobby Fenwick, R OBP: 0.273, SLG: 0.364		0-0 F7		0-0 F7			0-3 K		0-0 1-3 2B	4	0	1	1	0	1	2				
Jerry Reuss, L OBP: 0.231, SLG: 0.250					0-3 K		0-0 E9		0-3 3-H K	1	1	1	0	0	0	0	Houston Astros WP: 0 PA: 36 RB: 6 H: 8 RBI: 6 BB: 4 SO: 6 LOB: 15			
George Culver, R										1	0	0	0	0	1	1				
Bob Stinson, S OBP: 0.250, SLG: 0.250		0-0 1B 2B								1	0	1	0	0	0	0				
Jim Ray, R OBP: 0.250, SLG: 0.250		1-3 1B								1	0	0	0	0	1	2				
Inning Stats	R: 1 E: 0 K: 0 S: 4	H: 1 LOB: 1 BB: 1 P: 8	R: 2 E: 0 K: 0 S: 5	H: 2 LOB: 1 BB: 1 P: 9	R: 0 E: 0 K: 2 S: 7	H: 0 LOB: 0 BB: 0 P: 7	R: 0 E: 0 K: 1 S: 5	H: 0 LOB: 1 BB: 1 P: 9	R: 1 E: 0 K: 0 S: 4	H: 1 LOB: 0 BB: 0 P: 4	R: 0 E: 0 K: 1 S: 5	H: 0 LOB: 0 BB: 0 P: 5	R: 0 E: 1 K: 1 S: 6	H: 1 LOB: 1 BB: 0 P: 6	R: 2 E: 1 K: 1 S: 8	H: 3 LOB: 2 BB: 1 P: 12		1B: 4 2B: 4 3B: 1 HR: 0	SF: 0 SAC: 0 DP: 1 HBP: 0	WP: 0 PA: 36 RB: 6 H: 8 RBI: 6 BB: 4 SO: 6 LOB: 15
PITCHER	IP WLS BF H R ER SO	IP WLS BF H R ER SO	IP WLS BF H R ER SO	IP WLS BF H R ER SO	IP WLS BF H R ER SO	IP WLS BF H R ER SO	IP WLS BF H R ER SO	IP WLS BF H R ER SO	IP WLS BF H R ER SO	IP WLS BF H R ER SO	IP WLS BF H R ER SO	IP WLS BF H R ER SO	IP WLS BF H R ER SO	IP WLS BF H R ER SO	IP WLS BF H R ER SO	IP WLS BF H R ER SO		ERA WHIP	ERA WHIP	
Ron Schueler, R ERA: 1.56	6.0	25	4	4	2	4	3	0	0	0	0	0	0	0	0	0		0	3.00	1.167
Cecil Upshaw, R ERA: 4.15	1.1	L	7	3	2	2	1	0	0	0	0	0	0	0	0	0		0	13.50	2.250
George Stone, L ERA: 14.85	0.0	1	0	0	0	0	0	0	1	0	0	0	0	0	0	0		0	∞	∞
Pat Jarvis, R ERA: 6.26	0.2	3	1	0	0	1	0	0	0	0	0	0	0	0	0	0		0	0.00	1.500

Batter	1	2	3	4	5	6	7	8	9	AB	R	H	RBI	BB	SO	LOB	TOP			
Roger Metzger, S OBP: 0.272, SLG: 0.227	4-3		BB 1B		6-3		BB 1B			4	0	2	0	0	0	0	Houston Astros @ Los Angeles Dodgers Dodger Stadium, Los Angeles, CA Fri May 19 1972, 7:05 PM PDT Att: 27,245 - Unknown			
Jimmy Stewart, S OBP: 0.235, SLG: 0.364	F8		F3		5-3		K			4	0	0	0	0	1	3				
Jimmy Wynn, R OBP: 0.402, SLG: 0.561	WP E 1B		K		BB			6-3		3	1	1	0	1	1	2				
Cesar Cedeno, R OBP: 0.397, SLG: 0.431	E5 1-H		BB		F8			6-3		3	0	0	0	1	0	1				
Bob Watson, R OBP: 0.346, SLG: 0.422	4-3		F9			5-3		F9		4	0	0	0	0	0	4				
Doug Rader, R OBP: 0.282, SLG: 0.412		5-3			F9		6-3		6-3	4	0	0	0	0	0	0				
Jack Hiatt, R OBP: 0.308, SLG: 0.273		5-3			L9				K	3	0	0	0	0	0	0				
Jesus Alou, R OBP: 0.417, SLG: 0.300						5-3				1	0	0	0	0	1	0				
Tommy Helms, R OBP: 0.245, SLG: 0.280		F4			FC6-4 1B		5-3			4	0	2	0	0	0	0				
Don Wilson, R OBP: 0.077, SLG: 0.077					BB 1B		6-3			3	0	1	0	0	0	1				
Lee May, R OBP: 0.393, SLG: 0.583			BB 1B		FC6-4 1B			5-3		1	0	0	0	0	0	1				
Inning Stats	R: 1 E: 1 K: 0 S: 5	H: 1 LOB: 1 BB: 0 P: 5	R: 0 E: 0 K: 0 S: 3	H: 0 LOB: 0 BB: 0 P: 3	R: 0 E: 0 K: 1 S: 7	H: 2 LOB: 3 BB: 1 P: 11	R: 0 E: 0 K: 0 S: 4	H: 1 LOB: 1 BB: 0 P: 4	R: 0 E: 0 K: 0 S: 3	H: 0 LOB: 1 BB: 1 P: 7	R: 0 E: 0 K: 1 S: 6	H: 1 LOB: 1 BB: 0 P: 6	R: 0 E: 0 K: 0 S: 3	H: 0 LOB: 0 BB: 0 P: 3	R: 0 E: 0 K: 1 S: 6	H: 1 LOB: 1 BB: 0 P: 6	1B: 6 2B: 0 3B: 0 HR: 0	SF: 0 SAC: 0 DP: 0 HBP: 0	WP: 1 PB: 0 SB: 0 CS: 0	PA: 36
PITCHER Claude Osteen, L ERA: 1.05	IP: 9.0 WLS: W BF: 36 H: 6 R: 1 ER: 0 SO: 3 BB: 2 IBB: 0 HBP: 0 BLK: 0 WP: 1 HR: 0 S: 40 P: 48 ERA: 0.00 WHIP: 0.889																			

Batter	1	2	3	4	5	6	7	8	9	AB	R	H	RBI	BB	SO	LOB	BOTTOM			
Bobby Valentine, R OBP: 0.487, SLG: 0.412	F6		F7		F4			1-3		4	0	0	0	0	0	2	Houston Astros @ Los Angeles Dodgers Dodger Stadium, Los Angeles, CA Fri May 19 1972, 7:05 PM PDT Att: 27,245 - Unknown			
Bill Buckner, L OBP: 0.294, SLG: 0.297	4-3		1-H 2-H			1-3		6-3		4	0	1	2	0	0	0				
Willie Davis, L OBP: 0.294, SLG: 0.439	L9		4-3			F9				3	0	0	0	0	0	1				
Frank Robinson, R OBP: 0.393, SLG: 0.426		F5			F8		E 1B			3	0	1	0	0	0	0				
Willie Crawford, L OBP: 0.346, SLG: 0.583		K			1-3	G3				3	0	1	0	0	1	1				
Steve Garvey, R OBP: 0.313, SLG: 0.376		F9			1-3			5-3		3	0	0	0	0	0	1				
Duke Sims, L OBP: 0.216, SLG: 0.271			BB		FC5-4 BB	F4		F9		2	0	0	0	1	0	1				
Bill Russell, R OBP: 0.395, SLG: 0.571			FC5-4 1B 2B		F2			6-3		3	1	0	0	0	0	1				
Claude Osteen, L OBP: 0.333, SLG: 0.389			1-2 2B 1B		3-1			4-3		3	1	1	0	0	0	0				
Inning Stats	R: 0 E: 0 K: 0 S: 3	H: 0 LOB: 0 BB: 0 P: 3	R: 0 E: 0 K: 1 S: 5	H: 0 LOB: 0 BB: 0 P: 5	R: 2 E: 0 K: 0 S: 5	H: 2 LOB: 1 BB: 1 P: 9	R: 0 E: 0 K: 0 S: 4	H: 1 LOB: 1 BB: 0 P: 4	R: 0 E: 1 K: 0 S: 3	H: 0 LOB: 0 BB: 0 P: 3	R: 0 E: 0 K: 0 S: 3	H: 0 LOB: 0 BB: 0 P: 3	R: 0 E: 0 K: 0 S: 3	H: 0 LOB: 0 BB: 0 P: 3	R: 0 E: 0 K: 0 S: 3	H: 0 LOB: 0 BB: 0 P: 3		1B: 2 2B: 2 3B: 0 HR: 0	SF: 0 SAC: 0 DP: 0 HBP: 0	WP: 0 PB: 0 SB: 0 CS: 0
PITCHER Don Wilson, R ERA: 3.44	IP: 8.0 WLS: L BF: 29 H: 4 R: 2 ER: 2 SO: 1 BB: 1 IBB: 0 HBP: 0 BLK: 0 WP: 0 HR: 0 S: 30 P: 34 ERA: 2.25 WHIP: 0.625																			

Batter	1	2	3	4	5	6	7	8	9	AB	R	H	RBI	BB	SO	LOB	TOP										
Roger Metzger, S OBP: 0.271, SLG: 0.228 (1, 6)	0-0 4-3		0-0 1B			0-0 6-3		0-0 FC6-4		4	0	1	0	0	0	1											
Cesar Cedeno, R OBP: 0.394, SLG: 0.416 (1, 8)	0-0 1-3		0-0 F3			0-0 E6		0-0 F6		4	0	0	0	0	0	1											
Jimmy Wynn, R OBP: 0.390, SLG: 0.542 (1, 9)	0-0 6-3			0-0 E6		0-0 1-3		0-0 F3		4	0	0	0	0	0	1											
Lee May, R OBP: 0.378, SLG: 0.560 (1, 3)		0-0 F9		0-0 6-3		0-0 L5		0-3 K		4	0	0	0	0	1	1											
Bob Watson, R OBP: 0.346, SLG: 0.414 (1, 7)		4-0 FC5-4 BB		0-0 4-3		0-0 6-3				2	0	0	0	1	0	1											
Doug Radler, R OBP: 0.276, SLG: 0.402 (1, 5)		0-0 FC5-4 FC4-6		0-0 1-3		0-3 K				3	0	0	0	0	1	2											
Jack Hiatt, R OBP: 0.250, SLG: 0.214 (1, 2)		0-0 FC4-6				0-0 F8		0-0 6-3		3	0	0	0	0	0	1											
Tommy Helms, R OBP: 0.239, SLG: 0.272 (1, 4)			0-0 F4		0-0 F8		0-0 6-3			3	0	0	0	0	0	0											
Dave Roberts, L OBP: 0.250, SLG: 0.267 (1, 1)			0-3 K		0-0 4-3		0-0 FC6-4 1B			2	0	0	0	0	1	0											
Jesus Alou, R OBP: 0.462, SLG: 0.364 (8, PH)										1	0	1	0	0	0	0											
George Culver, R (8, 1)										0	0	0	0	0	0	0											
Inning Stats	R: 0 E: 0 K: 0 S: 3	H: 0 LOB: 0 BB: 0 P: 3	R: 0 E: 0 K: 0 S: 3	H: 0 LOB: 1 BB: 1 P: 7	R: 0 E: 0 K: 1 S: 6	H: 1 LOB: 1 BB: 0 P: 6	R: 0 E: 1 K: 0 S: 4	H: 0 LOB: 1 BB: 0 P: 4	R: 0 E: 0 K: 0 S: 3	H: 0 LOB: 0 BB: 0 P: 3	R: 0 E: 0 K: 1 S: 5	H: 0 LOB: 0 BB: 0 P: 5	R: 0 E: 0 K: 0 S: 4	H: 1 LOB: 1 BB: 0 P: 4	R: 0 E: 0 K: 1 S: 5	H: 0 LOB: 0 BB: 0 P: 5	1B: 2 2B: 1 3B: 0 HR: 0	SF: 0 SAC: 0 DP: 1 HBP: 0	WP: 0 PB: 0 SB: 0 CS: 0	PA: 31							
PITCHER	IP	WLS	BF	H	R	ER	SO	BB	IBB	HBP	BLK	WP	HR	S	P	ERA	WHIP										
Al Downing, L ERA: 2.32 (1, 1)	9.0	W	31	2	0	0	3	1	0	0	0	0	0	36	40	0.00	0.333										

Houston Astros @ Los Angeles Dodgers
Dodger Stadium, Los Angeles, CA
Sat May 20 1972, 7:05 PM PDT
Att: 31,256 - Unknown

AB	30
R	0
H	2
RBI	0
BB	1
SO	3
LOB	8

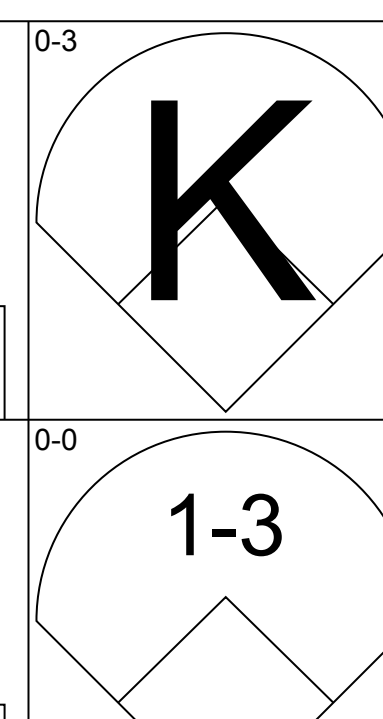
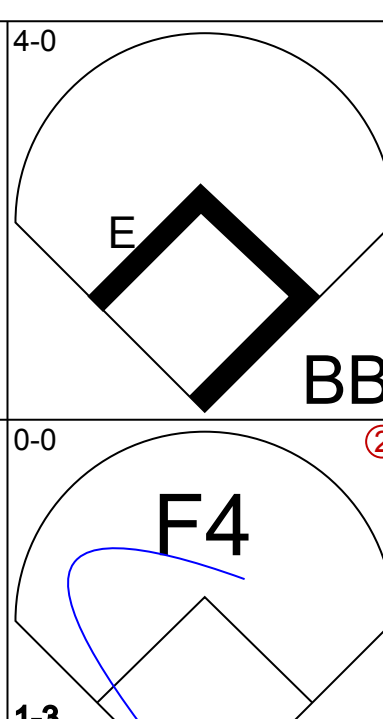
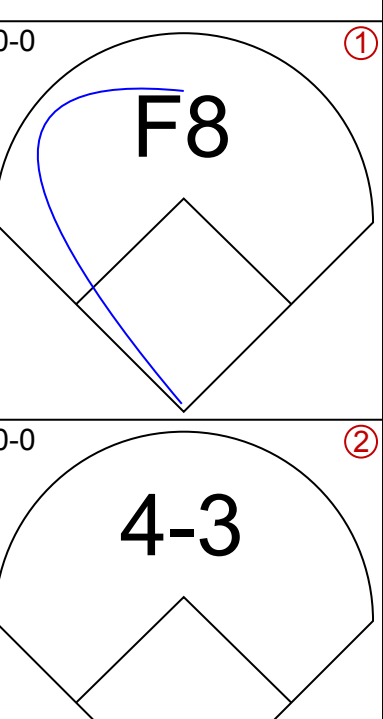
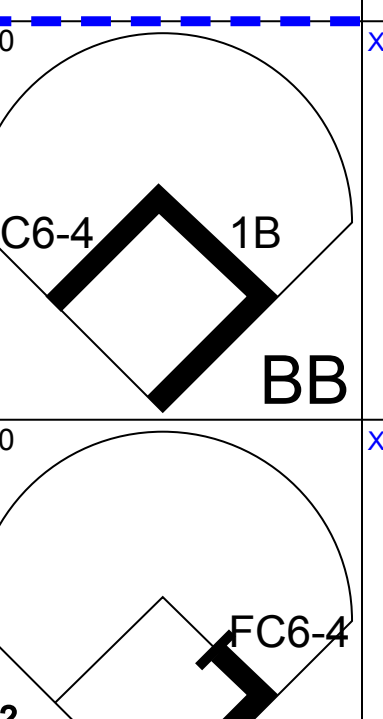
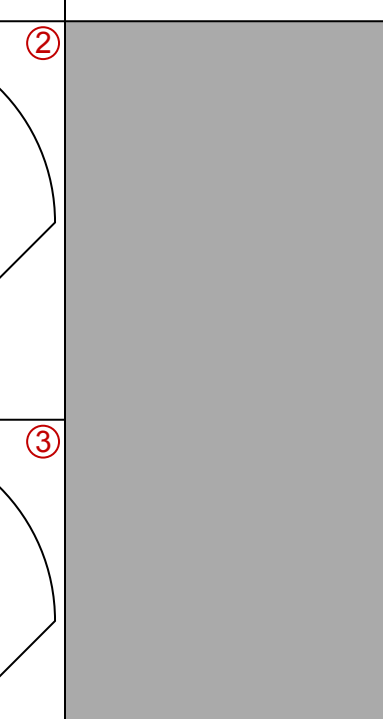
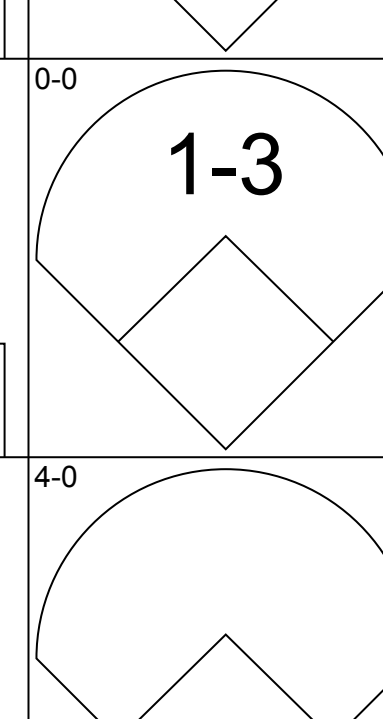
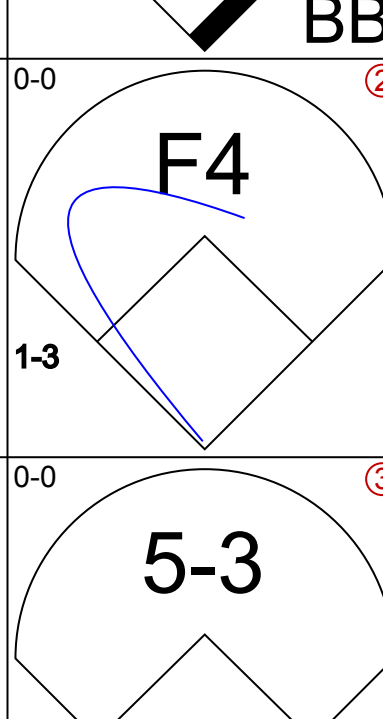
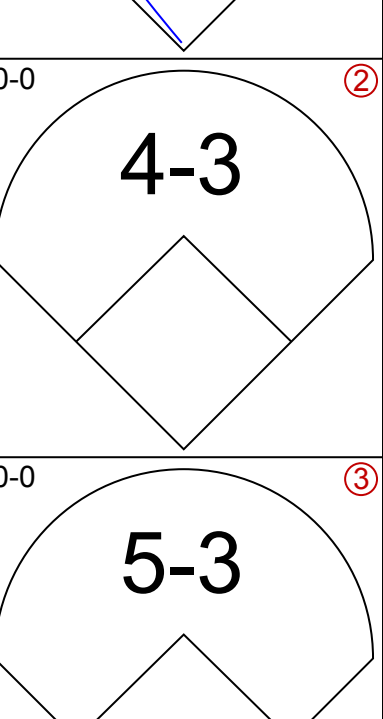
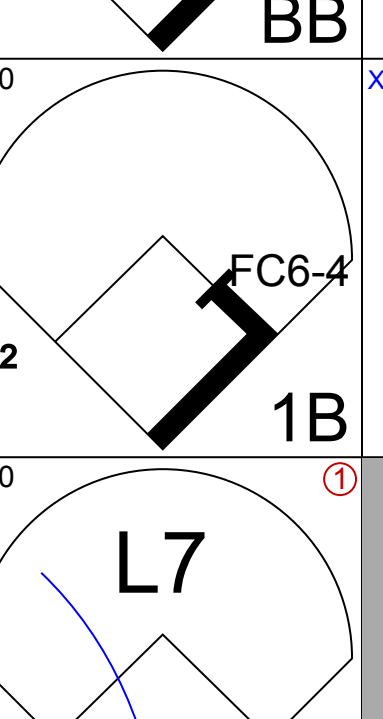
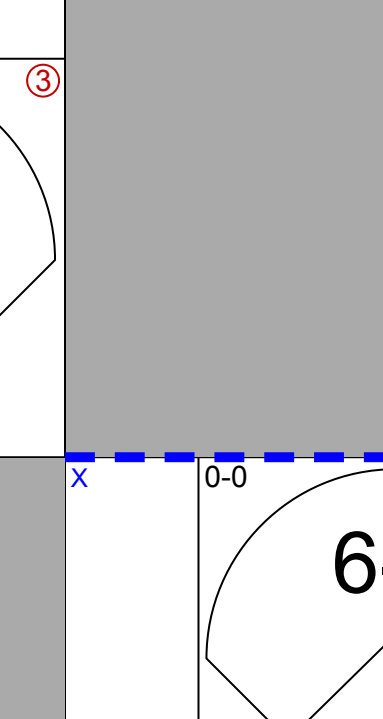
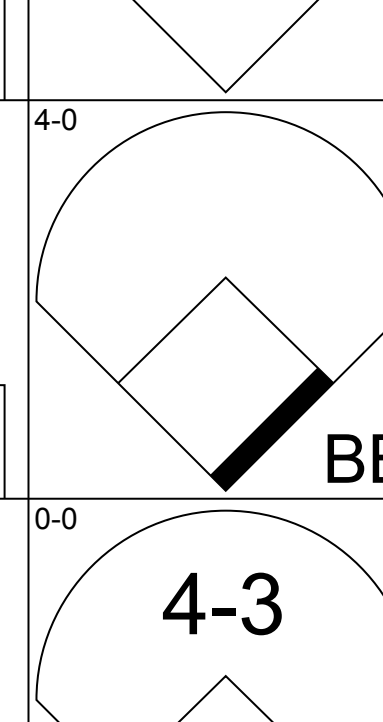
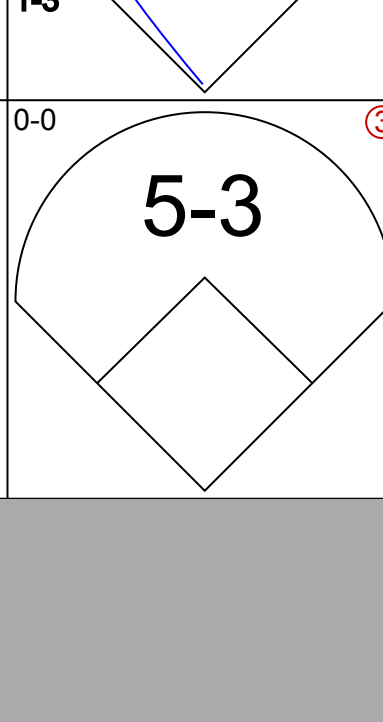
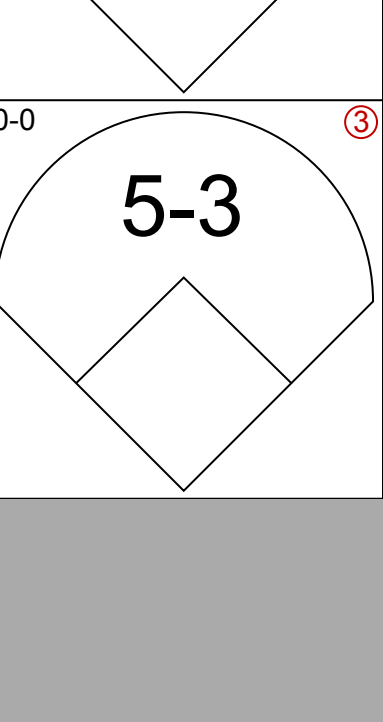
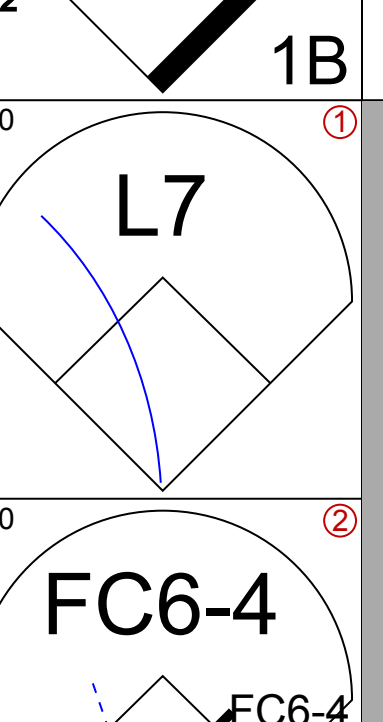
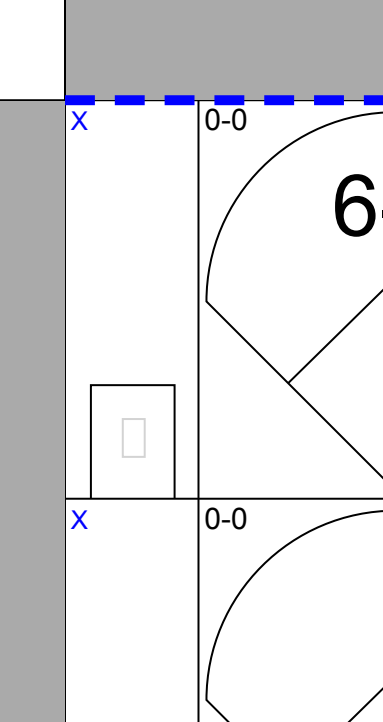
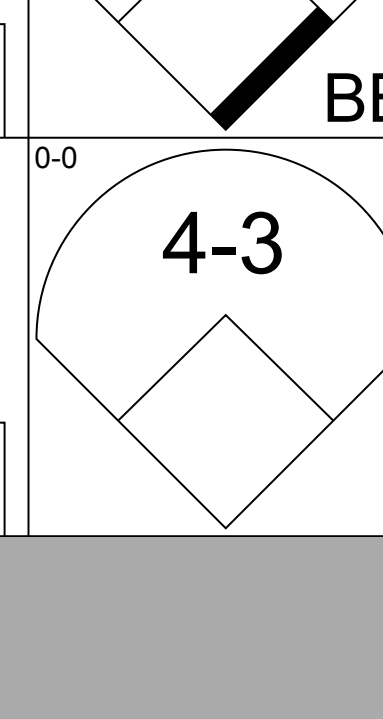
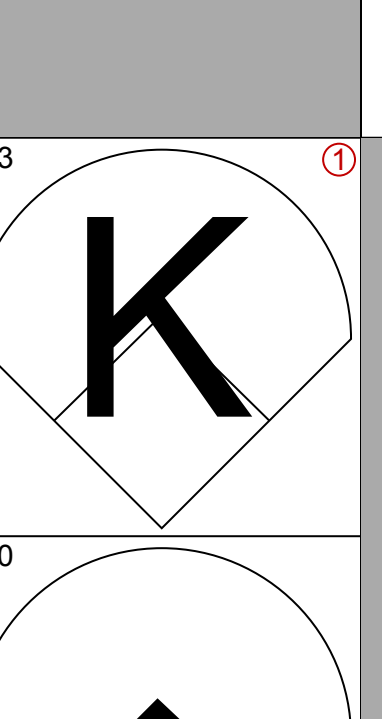
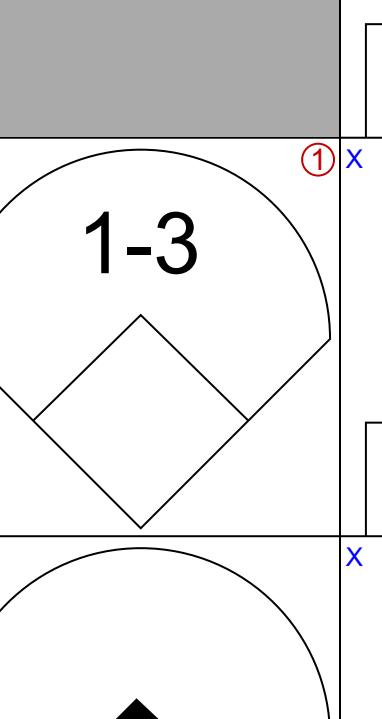

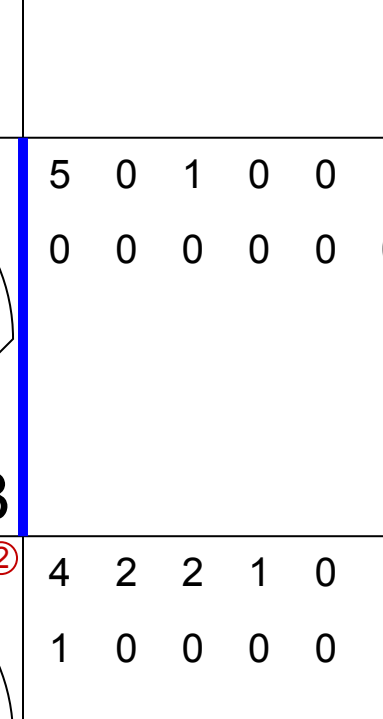
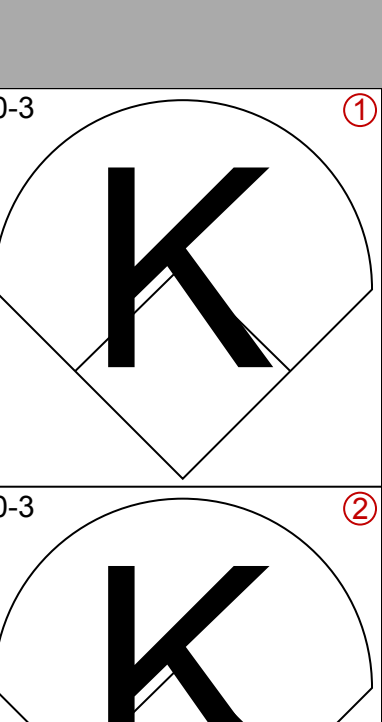
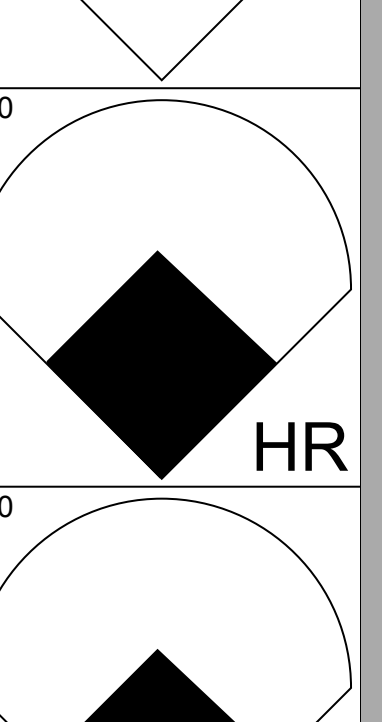
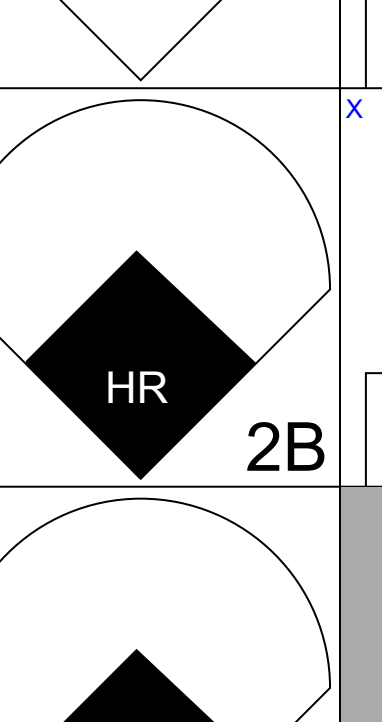
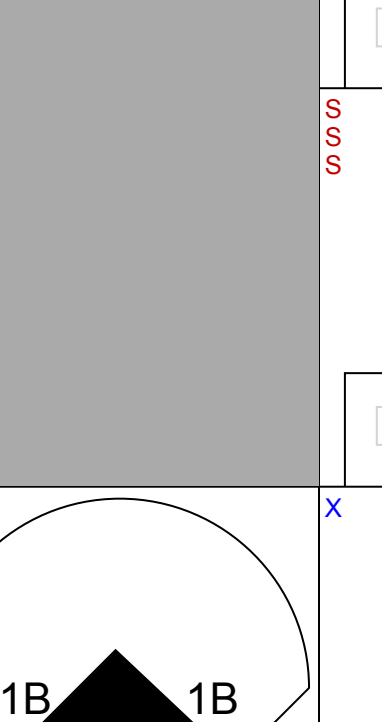
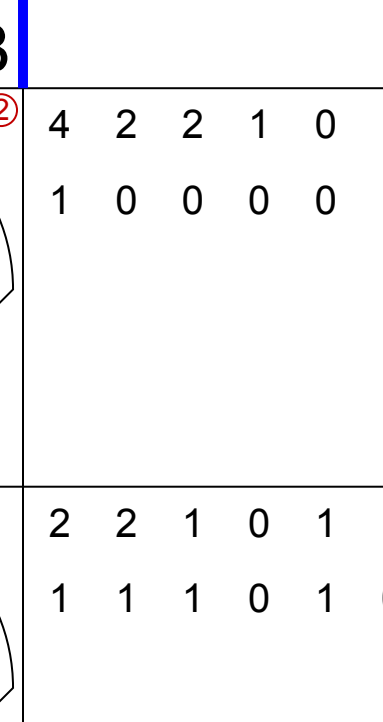

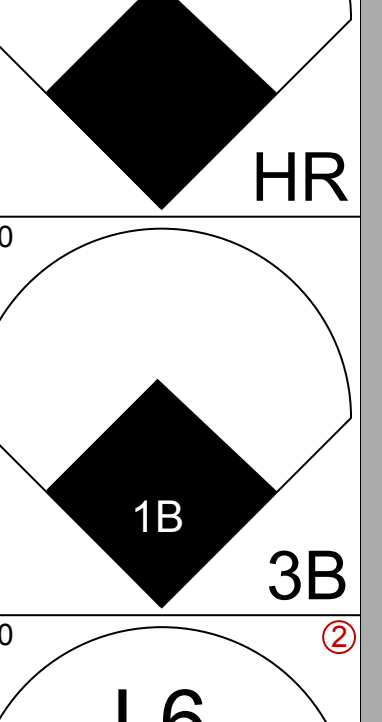
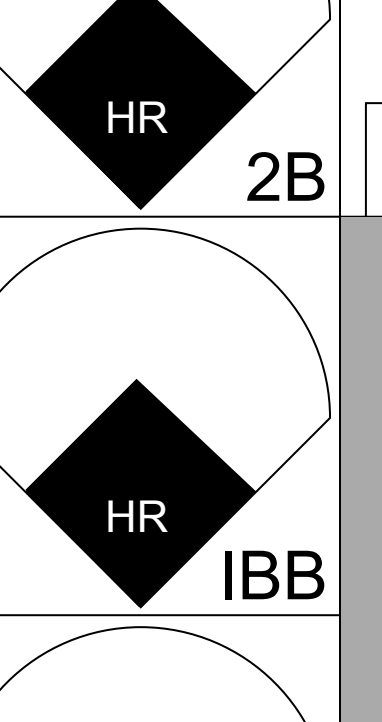
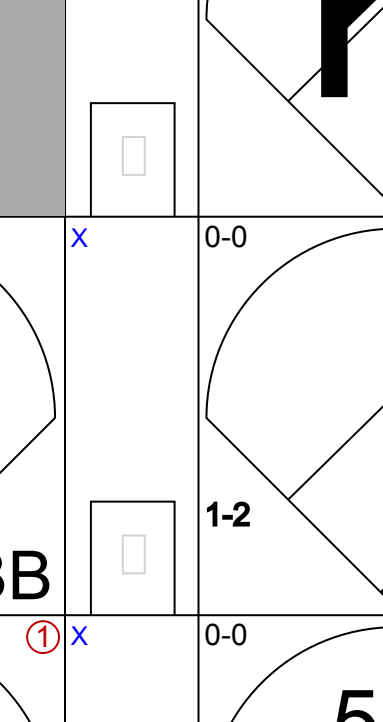
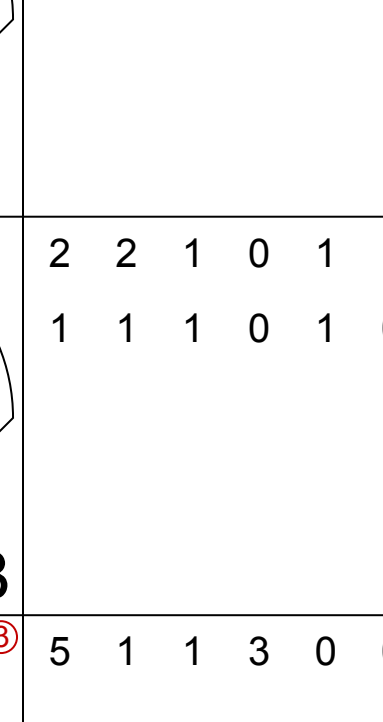

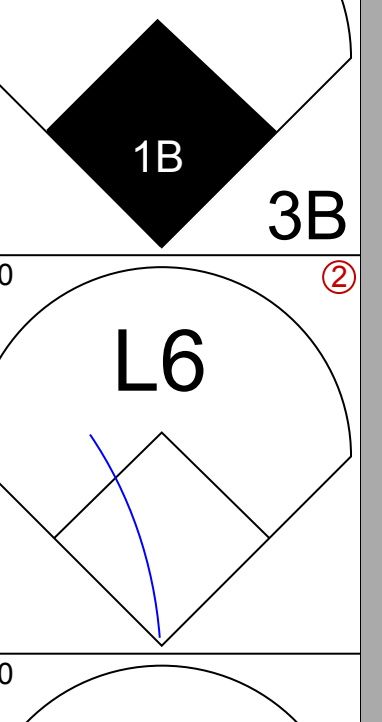
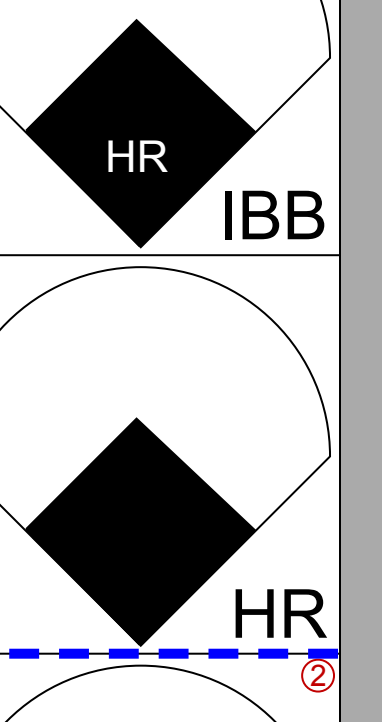
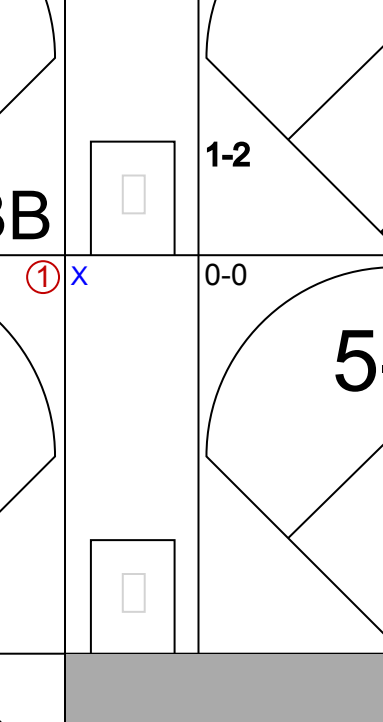
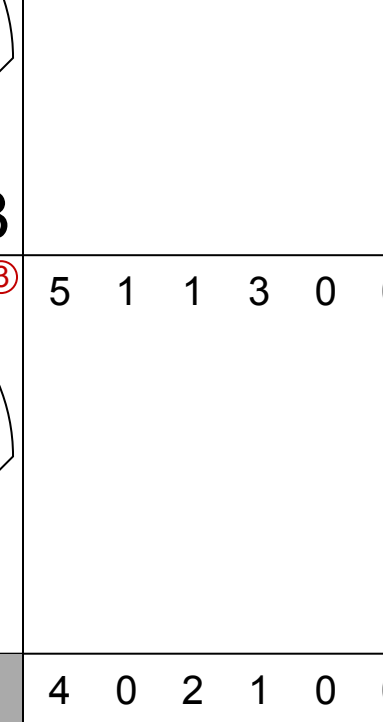
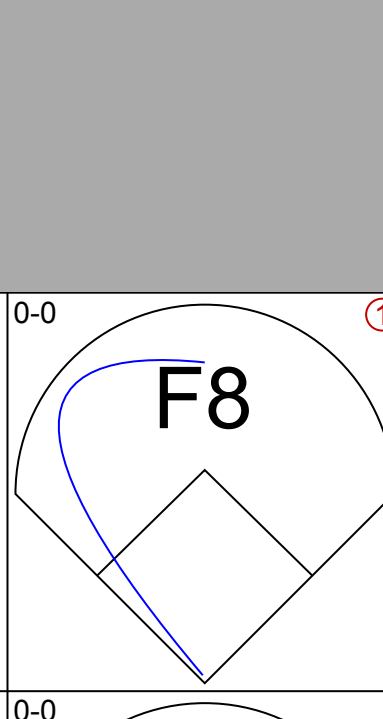
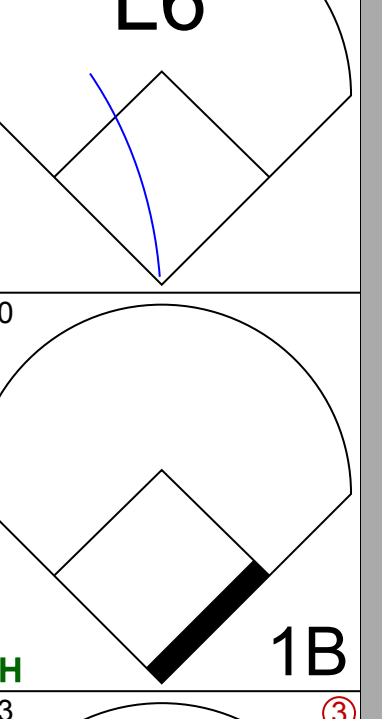
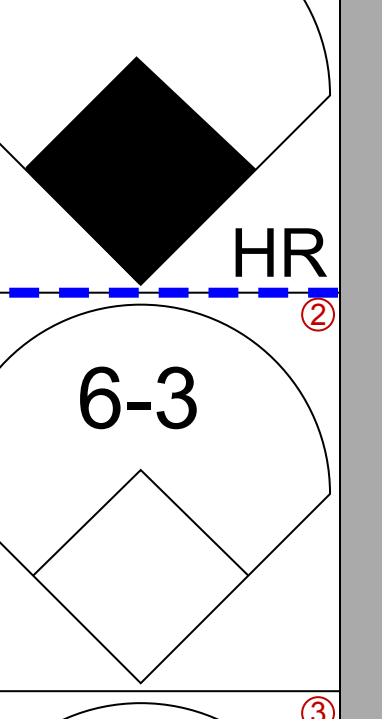
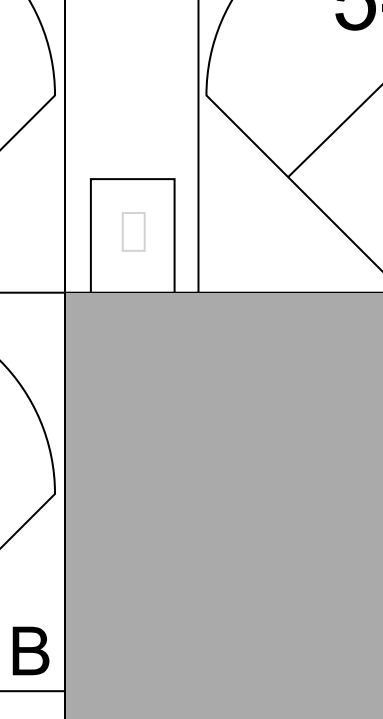
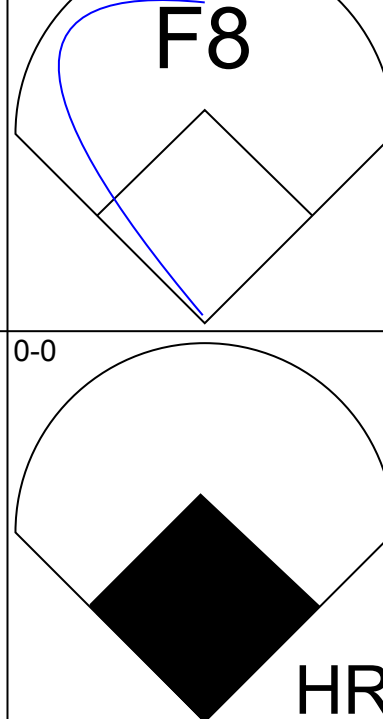
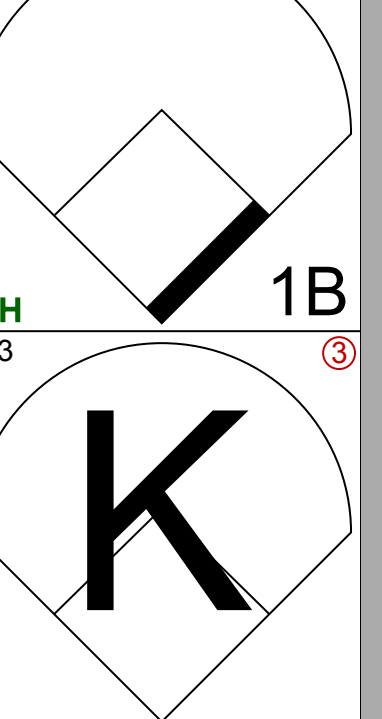
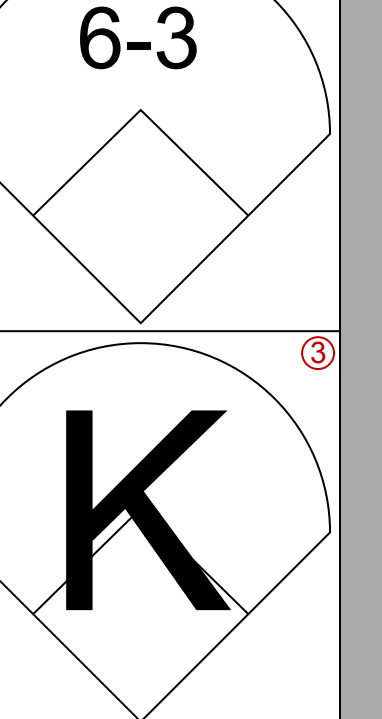
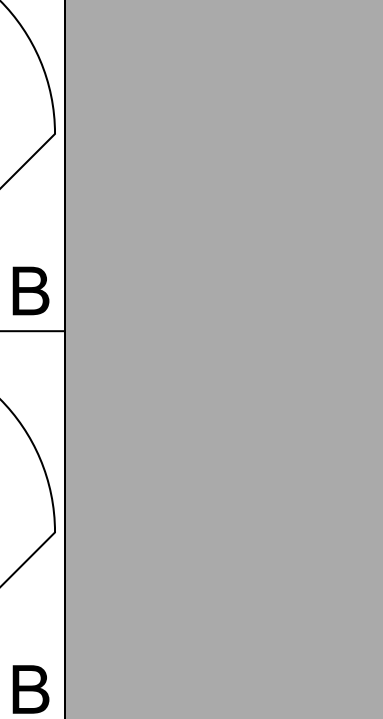


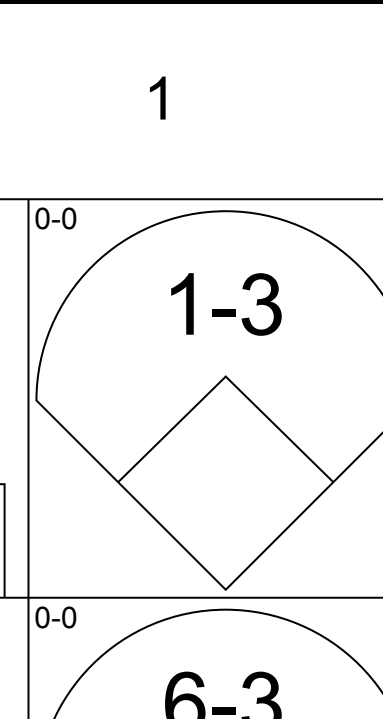
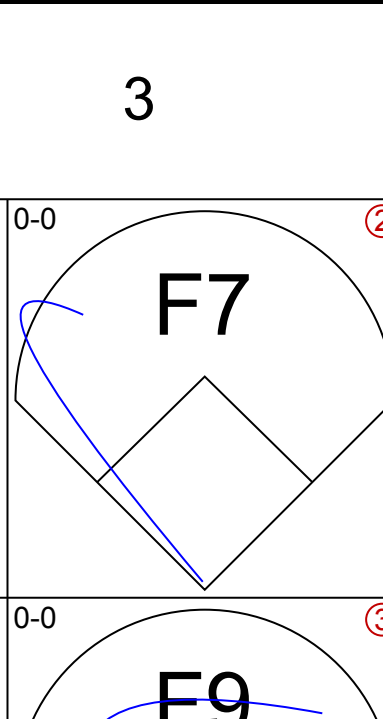
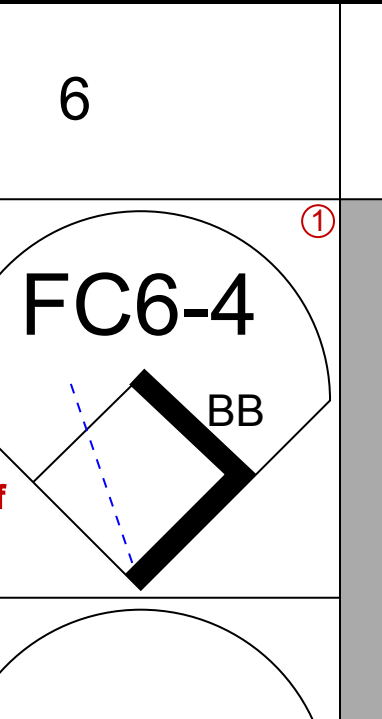
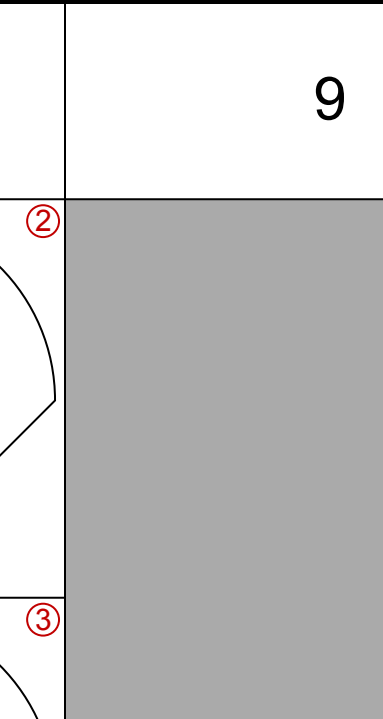
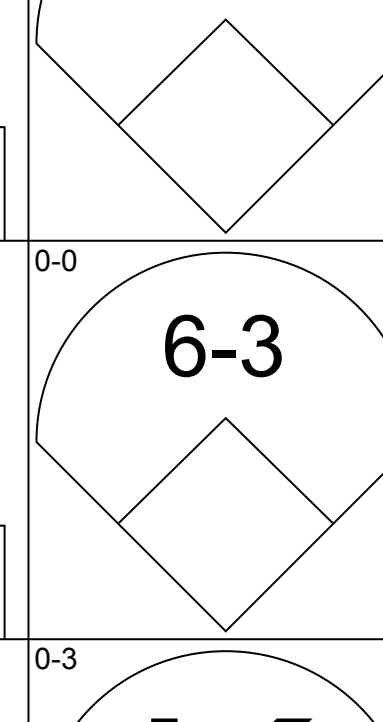
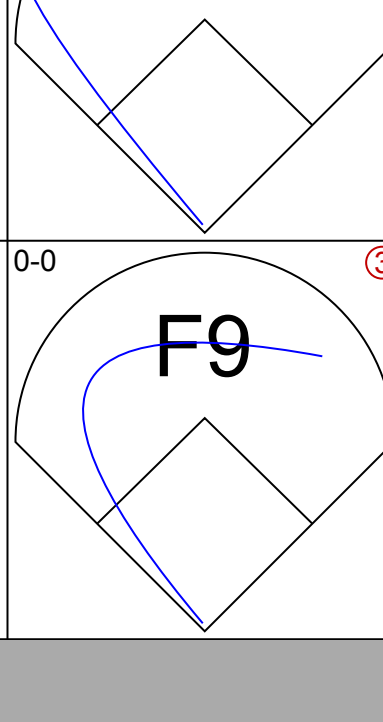
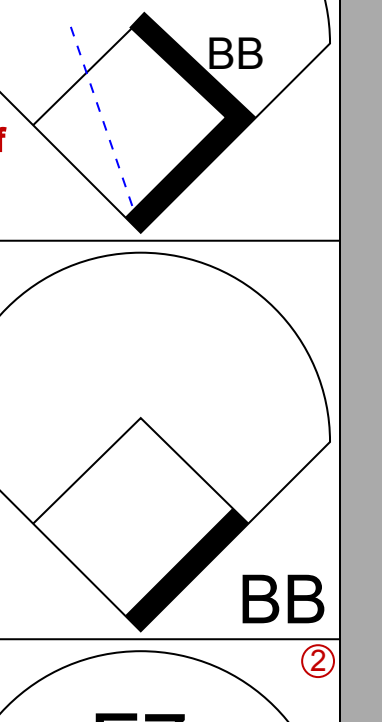
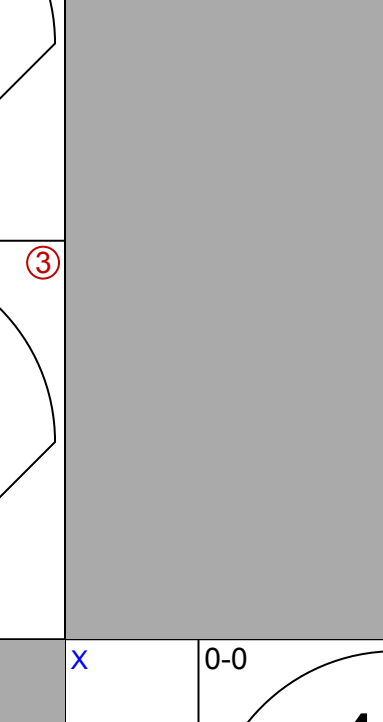
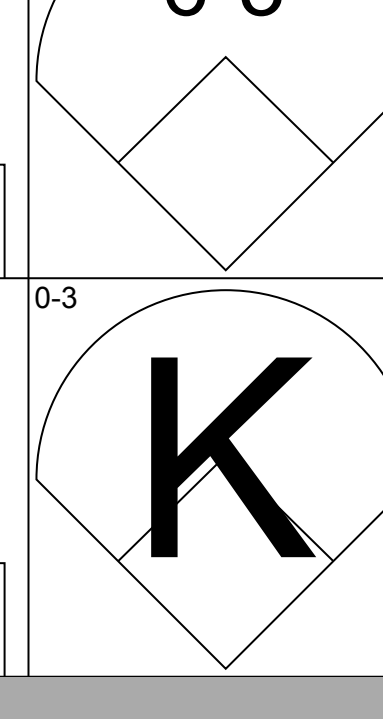
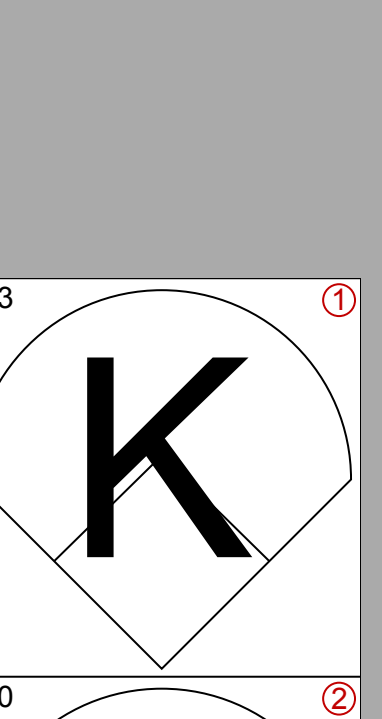
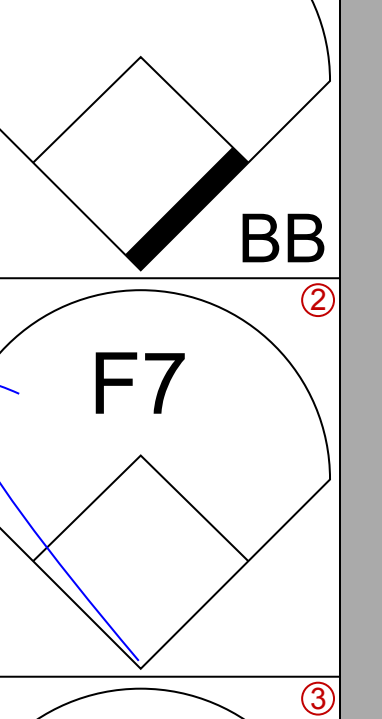
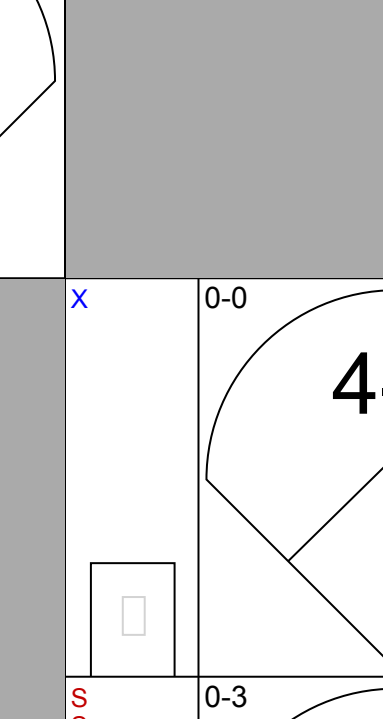
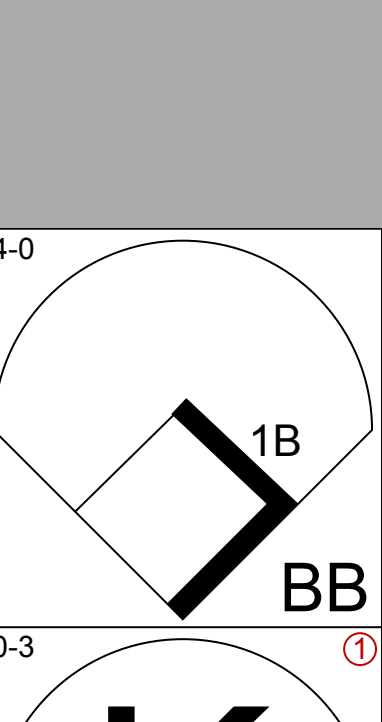
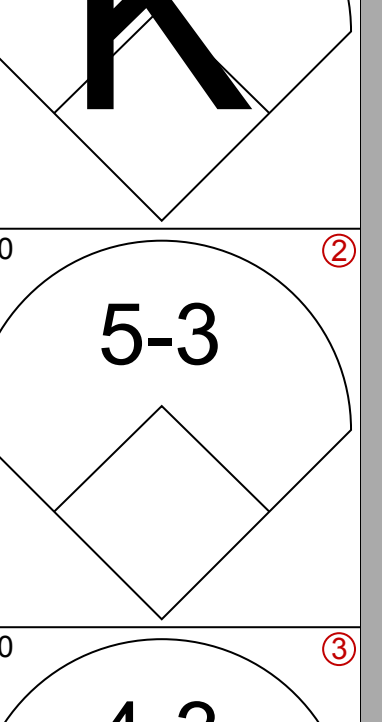
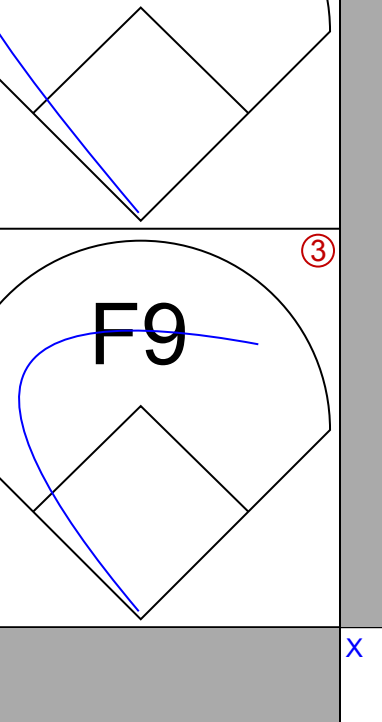
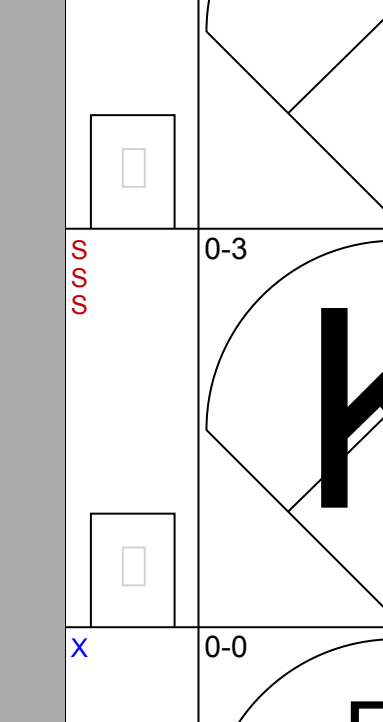
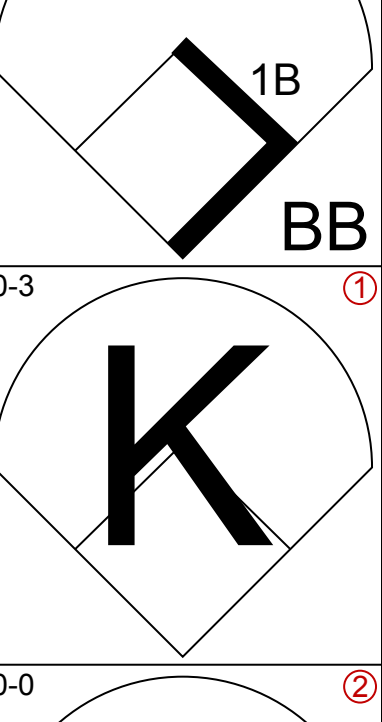
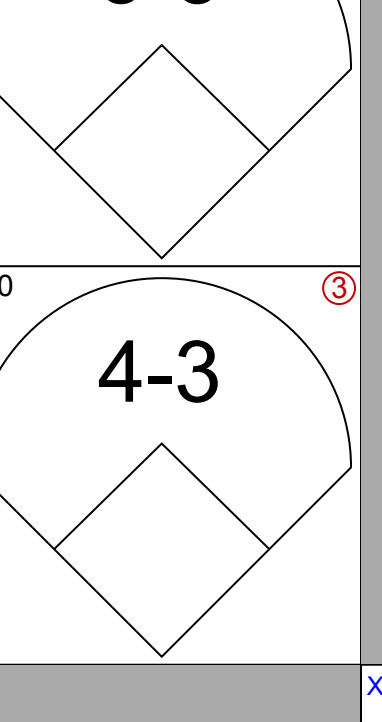
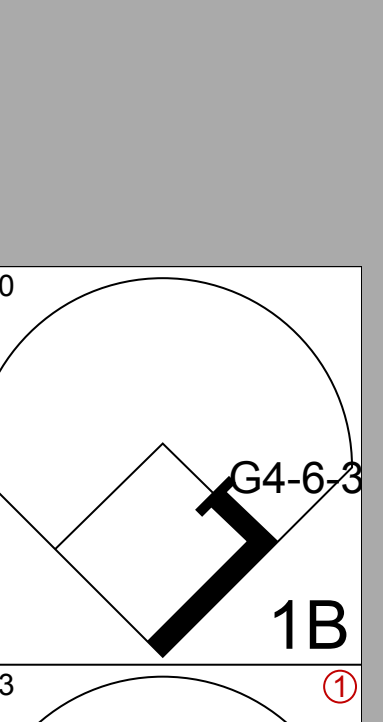
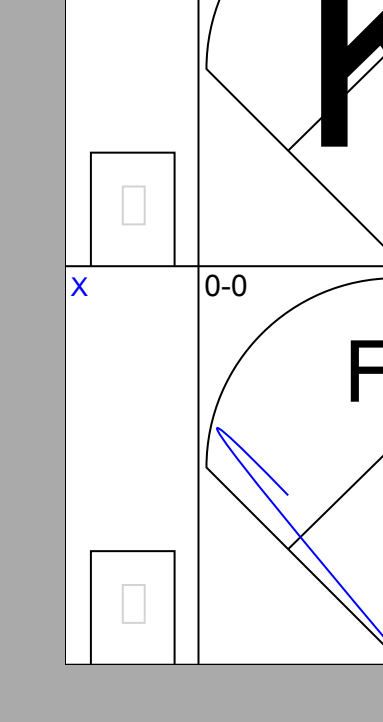
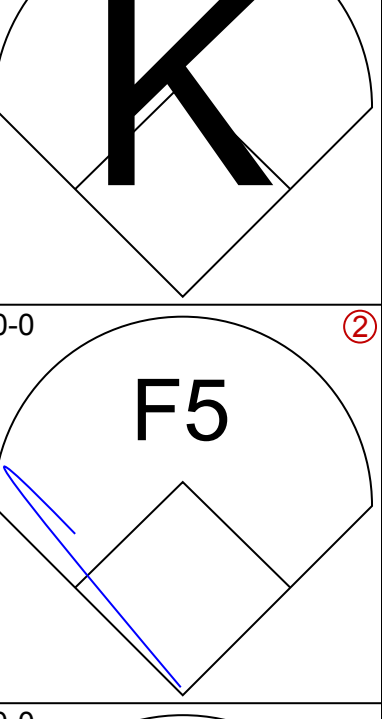
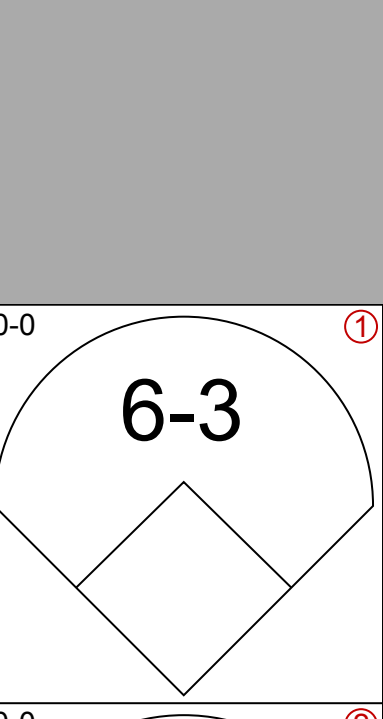
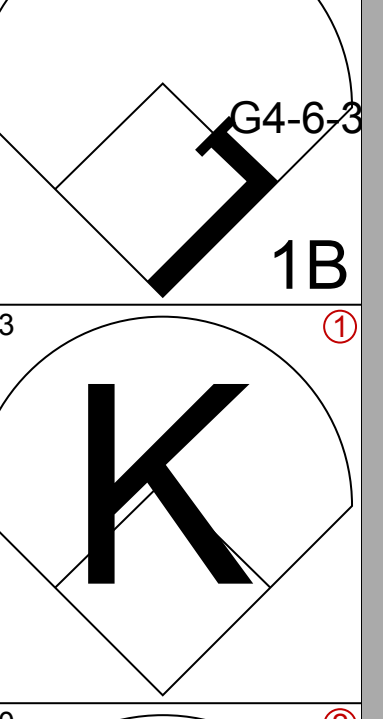
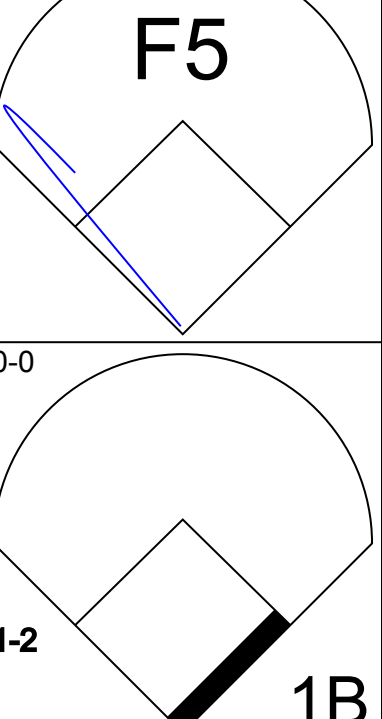
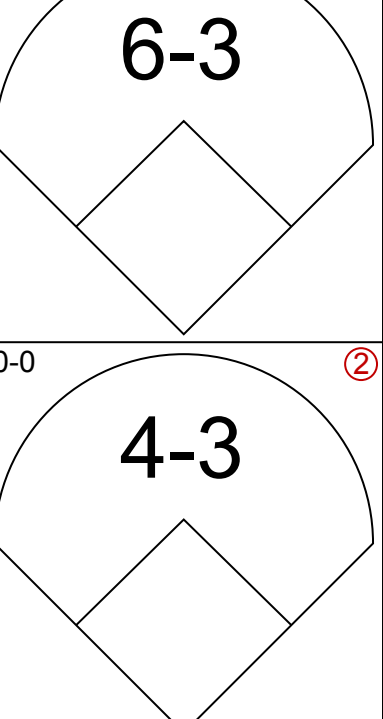
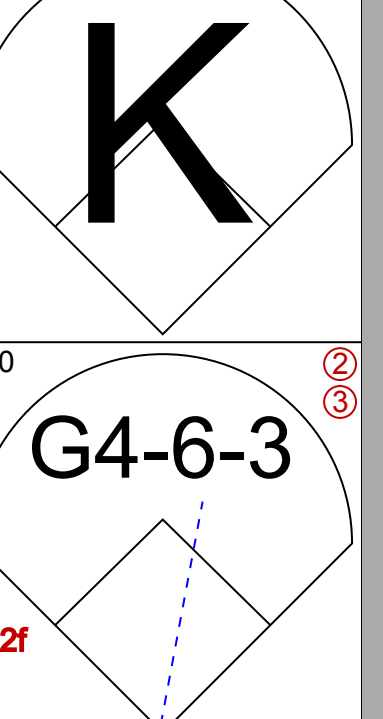
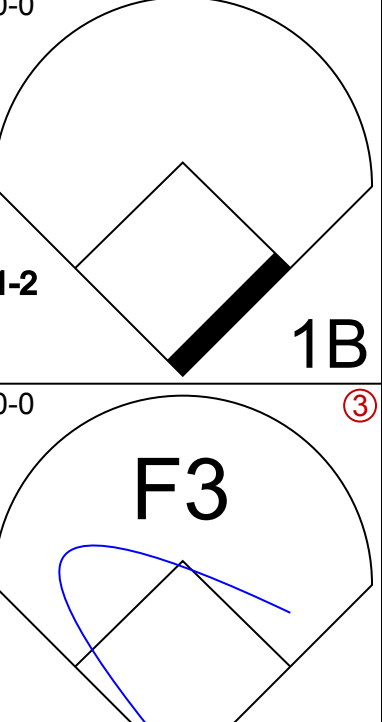
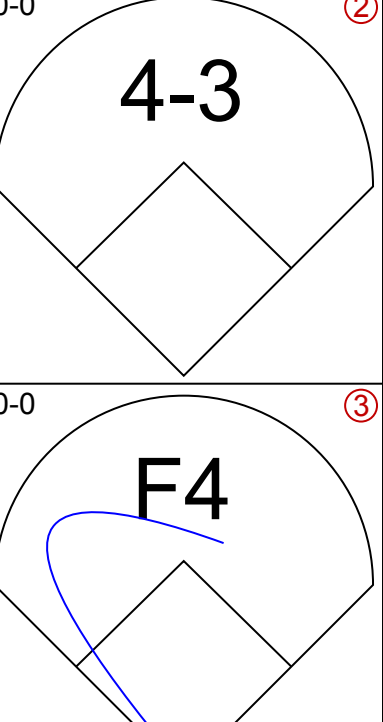

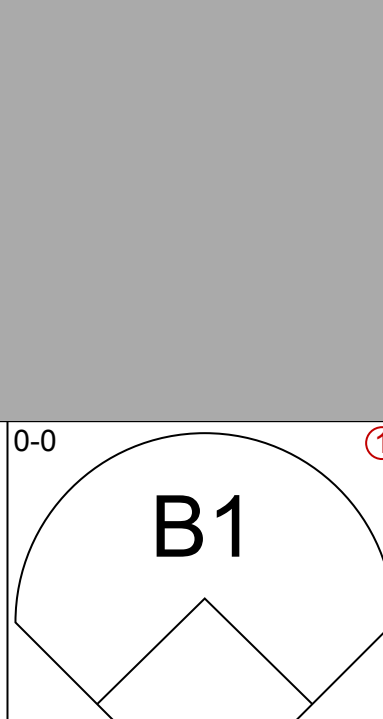
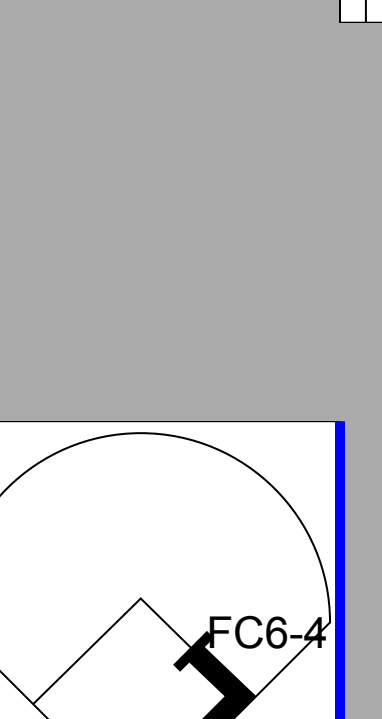
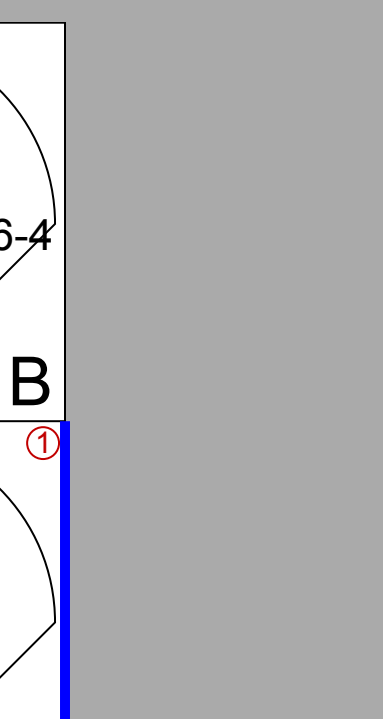
Batter	1	2	3	4	5	6	7	8	9	AB	R	H	RBI	BB	SO	LOB	BOTTOM										
Bobby Valentine, R OBP: 0.465, SLG: 0.474 (1, 4)	0-0 HR		0-0 F8		0-0 F9			0-0 F9		4	1	1	1	0	0	0											
Manny Mota, R OBP: 0.278, SLG: 0.368 (1, 7)	0-0 4-3 2B		0-3 K		0-0 L8			0-0 L7		4	0	1	0	0	1	0											
Willie Davis, L OBP: 0.286, SLG: 0.426 (1, 8)	0-0 4-3			0-0 G3		0-0 F9		0-0 F9		4	0	0	0	0	0	1											
Frank Robinson, R OBP: 0.391, SLG: 0.423 (1, 9)	0-0 L5			0-0 4-3 2B 1B		0-0 F3				3	1	1	0	0	0	1											
Wes Parker, S OBP: 0.361, SLG: 0.301 (1, 3)	0-0 F7			0-0 4-3		0-0 F4				3	0	0	0	0	0	2											
Steve Garvey, R OBP: 0.314, SLG: 0.385 (1, 5)		0-0 4-3		0-0 1B 2B		0-0 6-3				3	1	1	1	0	0	0											
Chris Cannizzaro, R OBP: 0.370, SLG: 0.390 (1, 2)		0-0 F4		0-0 2H BB 1B		0-0 5-3				3	0	1	1	0	0	0											
Bill Russell, R OBP: 0.392, SLG: 0.556 (1, 6)		0-0 4-3		0-0 2H BB 1B		0-0 6-3				2	0	0	0	1	0	0											
Al Downing, R OBP: 0.235, SLG: 0.250 (1, 1)			0-0 4-3		0-0 6-3		0-0 1-3			3	0	0	0	0	0	2											
Inning Stats	R: 1 E: 0 K: 0 S: 5	H: 2 LOB: 1 BB: 0 P: 5	R: 0 E: 0 K: 0 S: 3	H: 0 LOB: 0 BB: 0 P: 3	R: 0 E: 0 K: 1 S: 5	H: 0 LOB: 0 BB: 0 P: 5	R: 2 E: 0 K: 0 S: 6	H: 3 LOB: 2 BB: 1 P: 10	R: 0 E: 0 K: 0 S: 3	H: 0 LOB: 0 BB: 0 P: 3	R: 0 E: 0 K: 0 S: 3	H: 0 LOB: 0 BB: 0 P: 3	R: 0 E: 0 K: 0 S: 3	H: 0 LOB: 0 BB: 0 P: 3	R: 0 E: 0 K: 0 S: 3	H: 0 LOB: 0 BB: 0 P: 3	1B: 2 2B: 2 3B: 0 HR: 1	SF: 0 SAC: 0 DP: 0 HBP: 0	WP: 0 PB: 0 SB: 0 CS: 0	PA: 30							
PITCHER	IP	WLS	BF	H	R	ER	SO	BB	IBB	HBP	BLK	WP	HR	S	P	ERA	WHIP										
Dave Roberts, L ERA: 4.4 (1, 1)	7.0	L	27	5	3	3	1	1	0	0	0	0	0	28	32	3.86	0.857										
George Culver, R ERA: 2.35 (8, 1)	1.0		3	0	0	0	0	0	0	0	0	0	0	3	3	0.00	0.000										


Houston Astros @ Los Angeles Dodgers
Dodger Stadium, Los Angeles, CA
Sat May 20 1972, 7:05 PM PDT
Att: 31,256 - Unknown


AB	29
R	3
H	5
RBI	3
BB	1
SO	1
LOB	6



Batter	1	2	3	4	5	6	7	8	9	AB	R	H	RBI	BB	SO	LOB	TOP				
Roger Metzger, S OBP: 0.278, SLG: 0.226 (1, 6)										2	0	0	1	2	1	0	<p>Houston Astros @ San Diego Padres San Diego Stadium, San Diego, CA Tue May 23 1972, 10:05 PM EDT Unknown</p>				
Cesar Cedeno, R OBP: 0.367, SLG: 0.394 (1, 8)										5	0	1	0	0	0	3					
Jimmy Wynn, R OBP: 0.376, SLG: 0.508 (1, 9)										4	0	0	0	1	0	3					
Lee May, R OBP: 0.371, SLG: 0.566 Norm Miller, L OBP: 0.353, SLG: 0.400 (9, PR) (9, 7)										5	0	1	0	0	1	3					
Bob Watson, R OBP: 0.359, SLG: 0.504 Jack Hiatt, R OBP: 0.235, SLG: 0.200 (1, 7) (7, 2)										4	2	2	1	0	1	2					
Johnny Edwards, L OBP: 0.398, SLG: 0.454 Jimmy Stewart, S OBP: 0.278, SLG: 0.382 (1, 2) (7, 7) (9, 3)										2	2	1	0	1	1	0					
Doug Rader, R OBP: 0.264, SLG: 0.395 (1, 5)										5	1	1	3	0	0	4					
Tommy Helms, R OBP: 0.248, SLG: 0.279 (1, 4)										4	0	2	1	0	0	0					
Tom Griffin, R OBP: 0.400, SLG: 1.000 (1, 1)										4	1	2	1	0	2	1					
Inning Stats	R: 0 E: 0 K: 1 S: 5	H: 0 LOB: 1 BB: 1 P: 9	R: 0 E: 0 K: 2 S: 7	H: 0 LOB: 0 BB: 0 P: 7	R: 1 E: 1 K: 0 S: 4	H: 1 LOB: 1 BB: 1 P: 8	R: 2 E: 0 K: 2 S: 10	H: 3 LOB: 1 BB: 0 P: 10	R: 0 E: 0 K: 0 S: 3	H: 0 LOB: 0 BB: 0 P: 3	R: 3 E: 0 K: 1 S: 7	H: 2 LOB: 2 BB: 1 P: 11	R: 0 E: 0 K: 0 S: 4	H: 1 LOB: 2 BB: 1 P: 8	R: 1 E: 0 K: 0 S: 5	H: 2 LOB: 2 BB: 1 P: 9		R: 0 E: 0 K: 1 S: 7	H: 2 LOB: 2 BB: 0 P: 7	1B: 6 2B: 1 3B: 1 HR: 3	SF: 1 SAC: 0 DP: 0 HBP: 0
PITCHER	IP WLS BF H R ER SO BB IBB HBP BLK WP HR S P ERA WHIP																				
Clay Kirby, R ERA: 3.38 (1, 1)	5.1 L 25 6 6 6 5 2 1 0 0 0 0 3 32 44 10.12 1.500																				
Mark Schaeffer, L ERA: 2.53 (6, 1)	0.2 2 0 0 0 1 0 0 0 0 0 0 0 4 4 0.00 0.000																				
Gary Ross, R ERA: 2.89 (7, 1)	2.0 11 3 1 1 0 2 0 0 0 0 0 0 9 17 4.50 2.500																				
Mike Kikenny, L ERA: 3.6 (9, 1)	1.0 5 2 0 0 1 0 0 0 0 0 0 0 7 7 0.00 2.000																				

Batter	1	2	3	4	5	6	7	8	9	AB	R	H	RBI	BB	SO	LOB	BOTTOM				
Derrel Thomas, S OBP: 0.269, SLG: 0.271 (1, 4)										4	0	0	0	0	0	2	<p>Houston Astros @ San Diego Padres San Diego Stadium, San Diego, CA Tue May 23 1972, 10:05 PM EDT Unknown</p>				
Jerry Morales, R OBP: 0.365, SLG: 0.467 (1, 8)										3	0	0	0	1	0	1					
Leron Lee, L OBP: 0.396, SLG: 0.538 (1, 7)										4	0	0	0	0	2	2					
Nate Colbert, R OBP: 0.299, SLG: 0.504 (1, 3)										3	0	0	0	1	1	2					
Curt Blefary, L OBP: 0.333, SLG: 0.409 (1, 9)										4	0	1	0	0	1	1					
Dave Campbell, R OBP: 0.324, SLG: 0.299 (1, 5)										3	0	0	0	0	1	2					
Bob Barton, R OBP: 0.219, SLG: 0.194 (1, 2)										3	0	1	0	0	0	1					
Enzo Hernandez, R OBP: 0.212, SLG: 0.216 Rafael Robles, R OBP: 0.154, SLG: 0.154 (1, 6) (8, 6)										2	0	0	0	0	0	2					
Clay Kirby, R OBP: 0.218, SLG: 0.118 Mark Schaeffer, L OBP: 0.333, SLG: 0.656 Ed Spiezio, R OBP: 0.292, SLG: 0.241 Gary Ross, R OBP: 0.324, SLG: 0.341 Larry Stahl, L OBP: 0.292, SLG: 0.241 Mike Kikenny, R OBP: 0.292, SLG: 0.241 (1, 1) (6, 1) (6, PR) (7, 1) (8, PR) (9, 1)										1	0	0	0	0	0	0					
Inning Stats	R: 0 E: 0 K: 1 S: 5	H: 0 LOB: 0 BB: 0 P: 5	R: 0 E: 0 K: 1 S: 6	H: 1 LOB: 2 BB: 1 P: 10	R: 0 E: 0 K: 0 S: 3	H: 0 LOB: 0 BB: 0 P: 3	R: 0 E: 0 K: 1 S: 5	H: 0 LOB: 0 BB: 0 P: 5	R: 0 E: 0 K: 0 S: 3	H: 0 LOB: 0 BB: 0 P: 3	R: 0 E: 0 K: 0 S: 4	H: 1 LOB: 2 BB: 1 P: 8	R: 0 E: 0 K: 1 S: 5	H: 1 LOB: 1 BB: 0 P: 5	R: 0 E: 0 K: 0 S: 4	H: 1 LOB: 1 BB: 0 P: 4		R: 0 E: 0 K: 1 S: 5	H: 0 LOB: 0 BB: 0 P: 5	1B: 4 2B: 0 3B: 0 HR: 0	SF: 0 SAC: 0 DP: 1 HBP: 0
PITCHER	IP WLS BF H R ER SO BB IBB HBP BLK WP HR S P ERA WHIP																				
Tom Griffin, R ERA: (1, 1)	9.0 W 32 4 0 0 5 2 0 0 0 0 0 0 40 48 0.00 0.667																				

Batter	1	2	3	4	5	6	7	8	9	AB	R	H	RBI	BB	SO	LOB	TOP						
Roger Metzger, S (1, 6) OBP: 0.283, SLG: 0.232	0-0 6-3		0-0 1B		0-0 1B		0-3 K		0-0 5-3	5	0	2	0	0	1	0	<p>Houston Astros @ San Diego Padres San Diego Stadium, San Diego, CA Tue May 23 1972, 10:05 PM EDT Att: 9,766 - Unknown</p> <p>livebaseballscorecards.com</p> <p>AB 34 R 2 H 7 RBI 2 BB 4 SO 11 LOB 18</p> 						
Cesar Cedeno, R (1, 8) OBP: 0.398, SLG: 0.385	4-0 F9 BB		0-0 F9 1-2		0-3 K 1-3		4-0 F9 BB		0-0 1-3	3	0	0	0	2	1	2							
Norm Miller, L (1, 9) OBP: 0.333, SLG: 0.333	0-0 F9 1-3		4-0 BB		0-0 4-3		0-3 K 1-3			3	0	0	0	1	1	3							
Lee May, R (1, 3) OBP: 0.359, SLG: 0.547	0-0 6-3		0-3 K		0-3 K		0-3 K			4	0	0	0	0	3	5							
Bob Watson, R (1, 7) OBP: 0.363, SLG: 0.528 Jimmy Stewart, S (8, 7) OBP: 0.278, SLG: 0.382		0-0 HR		0-0 F8		0-0 E 1B		0-0 L9		4	2	2	1	0	0	0							
Doug Rader, R (1, 5) OBP: 0.257, SLG: 0.383		0-3 K		0-3 K		0-0 E4 1B FC5-2		0-0 F8		4	0	0	0	0	2	1							
Tommy Helms, R (1, 4) OBP: 0.264, SLG: 0.304		0-0 L8		0-0 2B		0-0 FC5-2 1-3 2-H 1B		0-0 1B		4	0	3	1	0	0	0							
Jack Hiatt, R (1, 2) OBP: 0.238, SLG: 0.167		0-0 F9		4-0 IBB		0-0 FC5-2 G4-3 2-3 3-H 1-2		0-3 K		3	0	0	0	1	1	3							
Ken Forsch, R (1, 1) OBP: 0.111, SLG: 0.059			0-3 K		0-0 F3		0-0 G4-3 1-2		0-3 K	4	0	0	0	0	2	4							
Inning Stats	R: 0 E: 0 K: 0 S: 3	H: 0 LOB: 1 BB: 1 P: 7	R: 1 E: 0 K: 1 S: 6	H: 1 LOB: 0 BB: 0 P: 6	R: 0 E: 0 K: 2 S: 8	H: 1 LOB: 2 BB: 1 P: 12	R: 0 E: 0 K: 1 S: 6	H: 1 LOB: 2 BB: 1 P: 10	R: 0 E: 0 K: 2 S: 8	H: 1 LOB: 1 BB: 0 P: 8	R: 1 E: 1 K: 0 S: 5	H: 2 LOB: 1 BB: 0 P: 5	R: 0 E: 1 K: 3 S: 9	H: 0 LOB: 1 BB: 1 P: 13	R: 0 E: 0 K: 1 S: 6	H: 1 LOB: 0 BB: 0 P: 6		R: 0 E: 0 K: 1 S: 5	H: 0 LOB: 0 BB: 0 P: 5	1B: 5 2B: 1 3B: 0 HR: 1	SF: 0 SAC: 0 DP: 1 HBP: 0	WP: 0 PB: 0 SB: 4 CS: 0	PA: 38
PITCHER	IP WLS BF L	H R ER 2	SO 9	BB 3	IBB 1	HBP 0	BLK 0	WP 0	HR 1	S 45	P 61	ERA 2.57	WHIP 1.286										
Bill Greif, R (1, 1) ERA: 4.7	7.0	6	2	2	9	3	0	0	0	0	0	0.00	0.500										
Mike Corkins, R (8, 1) ERA: 3.29	2.0	1	0	0	2	0	0	0	0	0	0	0.00	0.500										

Batter	1	2	3	4	5	6	7	8	9	AB	R	H	RBI	BB	SO	LOB	BOTTOM						
Derrel Thomas, S (1, 4) OBP: 0.269, SLG: 0.270	0-3 K		0-0 CS 1B		0-0 4-3		0-0 F6			4	0	1	0	0	1	2	<p>Houston Astros @ San Diego Padres San Diego Stadium, San Diego, CA Tue May 23 1972, 10:05 PM EDT Att: 9,766 - Unknown</p> <p>livebaseballscorecards.com</p> <p>AB 32 R 1 H 7 RBI 1 BB 3 SO 6 LOB 14</p> 						
Rafael Robles, R (1, 6) OBP: 0.176, SLG: 0.176	0-0 6-3		0-0 1B 1-2		0-0 4-3			0-0 4-3		4	0	1	0	0	0	0							
Leron Lee, L (1, 7) OBP: 0.400, SLG: 0.557	0-0 1B 3B		0-0 1B 1-2		0-0 F5		0-0 F6			4	1	2	0	0	0	0							
Nate Colbert, R (1, 3) OBP: 0.304, SLG: 0.500	0-0 1B 3-H		0-3 K		0-0 4-3		0-0 4-3		4-0 BB	3	0	1	1	1	1	2							
Larry Stahl, L (1, 9) OBP: 0.239, SLG: 0.230	0-3 K		0-0 3-1		4-0 BB		0-0 4-3		0-0 4-3	3	0	0	0	1	1	4							
Johnny Jeter, R (1, 8) OBP: 0.270, SLG: 0.361		4-0 BB 6-3		0-3 K		0-0 6-3			0-3 K	3	0	0	0	1	2	1							
Fred Kendall, R (1, 2) OBP: 0.221, SLG: 0.231		0-0 6-3 1-2		0-0 G5-4-3 1B		0-3 K		0-0 6-3		4	0	1	0	0	1	1							
Garry Jestadt, R (1, 5) OBP: 0.281, SLG: 0.367 Ivan Murrell, R (7, PR) OBP: 0.200, SLG: 0.200 Mike Corkins, R (8, 1)		0-0 F8		0-0 G5-4-3		0-0 FC6-4 1B		0-0 F3		3	0	1	0	0	0	2							
Ed Spiezio, R (9, PH) OBP: 0.300, SLG: 0.500			1-2		1-2					1	0	0	0	0	0	0							
Bill Greif, R (1, 1) Curt Blefary, L (7, PH) OBP: 0.320, SLG: 0.391 Dave Campbell, R (7, PR) OBP: 0.324, SLG: 0.299		0-0 4-3		0-0 5-3		0-0 FC6-4 1-2				2	0	0	0	0	0	1							
Inning Stats	R: 1 E: 0 K: 2 S: 9	H: 2 LOB: 1 BB: 0 P: 9	R: 0 E: 0 K: 0 S: 3	H: 0 LOB: 1 BB: 1 P: 7	R: 0 E: 0 K: 1 S: 7	H: 3 LOB: 2 BB: 0 P: 7	R: 0 E: 0 K: 1 S: 5	H: 1 LOB: 0 BB: 0 P: 5	R: 0 E: 0 K: 0 S: 3	H: 0 LOB: 0 BB: 0 P: 3	R: 0 E: 0 K: 0 S: 3	H: 0 LOB: 1 BB: 1 P: 7	R: 0 E: 1 K: 1 S: 6	H: 1 LOB: 2 BB: 0 P: 6	R: 0 E: 0 K: 0 S: 3	H: 0 LOB: 1 BB: 1 P: 7	R: 0 E: 0 K: 1 S: 5	H: 0 LOB: 0 BB: 0 P: 5	1B: 6 2B: 0 3B: 1 HR: 0	SF: 0 SAC: 0 DP: 1 HBP: 0	WP: 0 PB: 0 SB: 0 CS: 1	PA: 35	
PITCHER	IP WLS BF W	H R ER 1	SO 6	BB 3	IBB 0	HBP 0	BLK 0	WP 0	HR 0	S 44	P 56	ERA 1.00	WHIP 1.111										
Ken Forsch, R (1, 1) ERA: 2.89	9.0	7	1	1	6	3	0	0	0	0	0	1.00	1.111										

Batter	1	2	3	4	5	6	7	8	9	AB	R	H	RBI	BB	SO	LOB	TOP					
Roger Metzger, S OBP: 0.287, SLG: 0.245 (1, 6)	K		4-3						6-3	5	0	2	0	0	1	0	Houston Astros @ San Diego Padres San Diego Stadium, San Diego, CA Wed May 24 1972, 10:05 PM EDT Att: 7,625 - Unknown					
Cesar Cedeno, R OBP: 0.385, SLG: 0.381 Norm Miller, L OBP: 0.333, SLG: 0.333 (1, 8) (7, 9)	F5			WP HR	F8		5-3			4	1	1	0	0	0	3						
Jimmy Wynn, R OBP: 0.379, SLG: 0.511 (1, 9) (7, 8)				K		1B SF7	F8			3	1	1	0	1	1	2						
Lee May, R OBP: 0.356, SLG: 0.562 (1, 3)	K					5-3	F3			4	1	1	2	0	1	3						
Bob Watson, R OBP: 0.367, SLG: 0.527 (1, 7)				6-3		1B		6-3		4	1	2	0	0	0	0						
Johnny Edwards, L OBP: 0.394, SLG: 0.440 (1, 2)		G4-6-3		K		1B	1B	1-3		3	0	0	0	1	1	1						
Doug Rader, R OBP: 0.250, SLG: 0.375 (1, 5)		6-3			L9	SF7		F3		3	0	0	1	0	0	0						
Tommy Helms, R OBP: 0.264, SLG: 0.303 (1, 4)			4-3		L8			F7		4	0	1	1	0	0	0						
Don Wilson, R OBP: 0.118, SLG: 0.063 (1, 1)			5-3			6-3		K		3	0	0	0	1	1	2						
Inning Stats	R: 0 E: 0 K: 2 S: 7	H: 0 LOB: 1 BB: 1 P: 11	R: 0 E: 0 K: 0 S: 3	H: 1 LOB: 0 BB: 0 P: 3	R: 0 E: 0 K: 0 S: 3	H: 0 LOB: 0 BB: 0 P: 3	R: 2 E: 0 K: 2 S: 9	H: 2 LOB: 0 BB: 0 P: 9	R: 0 E: 0 K: 0 S: 4	H: 1 LOB: 2 BB: 1 P: 8	R: 2 E: 0 K: 0 S: 6	H: 3 LOB: 2 BB: 1 P: 10	R: 0 E: 0 K: 0 S: 4	H: 1 LOB: 1 BB: 0 P: 4	R: 0 E: 0 K: 0 S: 3	H: 0 LOB: 0 BB: 0 P: 3		R: 0 E: 0 K: 1 S: 5	H: 0 LOB: 0 BB: 0 P: 5	1B: 5 2B: 2 3B: 0 HR: 1	SF: 1 SAC: 0 DP: 1 HBP: 0	WP: 1 PB: 0 SB: 1 CS: 0
PITCHER	IP	WLS	BF	H	R	ER	SO	BB	IBB	HBP	BLK	WP	HR	S	P	ERA	WHIP					
Steve Arlin, R ERA: 2.22 Mike Caldwell, L ERA: 1.89	(1, 1) (8, 1)	7.0 2.0	L 6	31 0	8 0	4 0	4 0	4 1	2 0	1 0	0 0	1 0	0 0	8 8	48 8	5.14 0.00	1.429 0.000					


AB 33
R 4
H 8
RBI 4
BB 3
SO 5
LOB 11




Batter	1	2	3	4	5	6	7	8	9	AB	R	H	RBI	BB	SO	LOB	BOTTOM					
Derrel Thomas, S OBP: 0.268, SLG: 0.270 (1, 4)	SH1-3 HR		3-1		5-3		F6			4	1	1	0	0	0	0	Houston Astros @ San Diego Padres San Diego Stadium, San Diego, CA Wed May 24 1972, 10:05 PM EDT Att: 7,625 - Unknown					
Garry Jastadt, R OBP: 0.286, SLG: 0.364 (1, 5)	SH1-3				F7			1-3		3	0	1	0	0	0	0						
Leron Lee, L OBP: 0.404, SLG: 0.594 (1, 7)					F6		F7			4	1	2	2	0	0	1						
Nate Colbert, R OBP: 0.303, SLG: 0.489 (1, 3)	K		K			1B BB		6-3		3	0	0	0	1	2	2						
Larry Stahl, L OBP: 0.239, SLG: 0.231 (1, 9)	G3			E9		K		4-3		4	0	1	0	0	1	2						
Johnny Jeter, R OBP: 0.277, SLG: 0.360 (1, 8)				K					K	3	0	1	0	0	2	1						
Bob Barton, R OBP: 0.212, SLG: 0.188 Curt Blefary, L OBP: 0.333, SLG: 0.400 (6, PH) (7, 2)		K			K		F8			2	0	0	0	0	2	2						
Enzo Hernandez, R OBP: 0.208, SLG: 0.212 Jerry Morales, R OBP: 0.358, SLG: 0.457 Rafael Robles, R OBP: 0.167, SLG: 0.167 (1, 6) (7, PH) (8, 6)		K			F9		F8		K	2	0	0	0	0	1	2						
Steve Arlin, R OBP: 0.100, SLG: 0.105 Ed Spiezio, R OBP: 0.273, SLG: 0.455 Mike Caldwell, R (8, 1) Ivan Murrell, R OBP: 0.167, SLG: 0.167 (8, PH)		K			B2		F4		K	2	0	0	0	0	1	1						
Inning Stats	R: 2 E: 0 K: 1 S: 7	H: 2 LOB: 0 BB: 0 P: 7	R: 0 E: 0 K: 3 S: 9	H: 0 LOB: 1 BB: 0 P: 10	R: 0 E: 0 K: 1 S: 6	H: 1 LOB: 1 BB: 0 P: 6	R: 0 E: 1 K: 2 S: 8	H: 1 LOB: 1 BB: 0 P: 8	R: 0 E: 0 K: 0 S: 3	H: 0 LOB: 0 BB: 0 P: 3	R: 0 E: 0 K: 1 S: 6	H: 1 LOB: 2 BB: 1 P: 10	R: 0 E: 0 K: 0 S: 3	H: 0 LOB: 0 BB: 0 P: 3	R: 0 E: 0 K: 0 S: 4	H: 1 LOB: 1 BB: 0 P: 4		R: 0 E: 0 K: 3 S: 10	H: 1 LOB: 1 BB: 0 P: 10	1B: 5 2B: 1 3B: 0 HR: 1	SF: 0 SAC: 1 DP: 0 HBP: 1	WP: 0 PB: 0 SB: 1 CS: 0
PITCHER	IP	WLS	BF	H	R	ER	SO	BB	IBB	HBP	BLK	WP	HR	S	P	ERA	WHIP					
Don Wilson, R ERA: 3.15	(1, 1)	9.0	W	36	7	2	2	11	1	0	1	0	1	56	61	2.00	0.889					

AB 33
R 2
H 7
RBI 2
BB 1
SO 11
LOB 15



Batter	1	2	3	4	5	6	7	8	9	AB	R	H	RBI	BB	SO	LOB	TOP			
Bill Russell, R OBP: 0.381, SLG: 0.533 (1, 6)	0-0 6-3 ①			0-0 6-3 SF7 2B		0-0 F8		0-0 5-3 ①		4	1	1	0	0	0	0	Los Angeles Dodgers @ Houston Astros Astrodome, Houston, TX Fri May 26 1972, 8:05 PM EDT Att: 36,328 - Unknown			
Bobby Valentine, R OBP: 0.381, SLG: 0.414 (1, 4)	0-0 F6			0-0 6-3			0-0 1B 2B	0-0 5-3 ②		4	1	1	0	0	0	1				
Willie Davis, L OBP: 0.280, SLG: 0.429 (1, 8)	0-0 4-3			0-0 SF7			0-0 1B 1B	0-0 G3		3	0	0	1	0	0	1				
Frank Robinson, R OBP: 0.393, SLG: 0.451 (1, 9)		4-0 G4-3 BB		0-0 CS 1B			0-0 1B BB 1B		0-0 1-3 1 0 0	3	1	2	1	1	0	0				
Manny Mota, R OBP: 0.315, SLG: 0.464 (1, 7)		0-0 G4-3 1-2		0-0 CS 1-2	0-0 F7 ①		0-0 BB IBB 1B		0-0 F8 ②	4	0	1	0	0	0	1				
Wes Parker, S OBP: 0.354, SLG: 0.291 (1, 3)		0-0 G3			0-0 F7 ②		4-0 FC5 BB IBB		0-0 4-3 ③	3	0	0	0	1	0	0				
Steve Garvey, R OBP: 0.308, SLG: 0.372 (1, 5)			0-0 F8 ①		0-0 5-3		0-0 F4 ②			3	0	0	0	0	0	3				
Chris Cannizzaro, R OBP: 0.339, SLG: 0.327 (1, 2)			0-0 1-3 ②			0-3 K ①	4-0 1-2 2-3 3-H BB			2	0	0	1	1	1	0				
Al Downing, R OBP: 0.211, SLG: 0.222 Pete Mikkelsen, R (6, 1) Jim Lefebvre, S OBP: 0.300, SLG: 0.344 Jim Brewer, L (7, 1)			0-0 4-3 ③			0-0 F9 ②	0-0 FC5 ③			2	0	0	0	0	0	0				
Inning Stats	R: 0 E: 0 K: 0 S: 3	H: 0 LOB: 0 BB: 0 P: 3	R: 0 E: 0 K: 0 S: 2	H: 0 LOB: 0 BB: 1 P: 6	R: 0 E: 0 K: 0 S: 3	H: 0 LOB: 0 BB: 0 P: 3	R: 1 E: 0 K: 0 S: 4	H: 2 LOB: 0 BB: 0 P: 4	R: 0 E: 0 K: 0 S: 3	H: 0 LOB: 0 BB: 0 P: 3	R: 0 E: 0 K: 1 S: 5	H: 0 LOB: 0 BB: 0 P: 5	R: 2 E: 1 K: 0 S: 6	H: 3 LOB: 3 BB: 2 P: 14	R: 0 E: 0 K: 0 S: 3	H: 0 LOB: 0 BB: 0 P: 3		1B: 3 2B: 2 3B: 0 HR: 0	SF: 1 SAC: 0 DP: 1 HBP: 0	WP: 0 PB: 0 SB: 0 CS: 1
PITCHER Dave Roberts, L ERA: 4.02 (1, 1)	IP: 9.0 WLS: W BF: 33 H: 5 R: 3 ER: 2 SO: 1 BB: 2 IBB: 1 HBP: 0 BLK: 0 WP: 0 HR: 0 S: 32 P: 44 ERA: 2.00 WHIP: 0.778																	PITCHER		

Batter	1	2	3	4	5	6	7	8	9	AB	R	H	RBI	BB	SO	LOB	BOTTOM	
Roger Metzger, S OBP: 0.290, SLG: 0.259 (1, 6)	0-0 G3 2B	0-0 4-3 ③			0-3 K ①	0-0 SF8 ②		0-0 S 1B		4	0	2	2	0	1	1	Los Angeles Dodgers @ Houston Astros Astrodome, Houston, TX Fri May 26 1972, 8:05 PM EDT Att: 36,328 - Unknown	
Jesus Alou, R OBP: 0.444, SLG: 0.375 (1, 9)	0-0 G3		0-0 2-3 2B		0-0 FC4-6 1B	0-0 L7		0-0 F7 1-2		5	1	2	0	0	0	5		
Jimmy Wynn, R OBP: 0.380, SLG: 0.504 (1, 8)	4-0 S BB		0-0 2-3 1-2		0-0 FC4-6 1-2 S 1B		0-0 S 1B	0-0 F8 ③		4	1	1	0	1	0	3		
Lee May, R OBP: 0.353, SLG: 0.560 (1, 3)	0-3 K 1-2		0-0 4-3 2H 2B		0-3 K 1-2		0-0 F2 1-2			4	0	1	1	0	2	4		
Bob Watson, R OBP: 0.370, SLG: 0.522 (1, 7)	4-0 FC6-4 BB		0-0 4-3 2-3		0-0 4-3 BB 1B		0-0 F2 1-2			3	1	1	0	1	0	2		
Doug Radler, R OBP: 0.250, SLG: 0.371 (1, 5)	0-0 FC6-4 1-2		0-0 6-3 ③			0-0 F9		0-0 1B 2H		4	0	1	1	0	0	5		
Tommy Helms, R OBP: 0.256, SLG: 0.293 (1, 4)		0-0 6-3 ①		0-0 5-3 ①		0-0 E6 1B SF8 1B		0-0 F9 ③		4	1	0	0	0	0	2		
Jack Hiatt, R OBP: 0.320, SLG: 0.286 Bobby Fenwick, R OBP: 0.350, SLG: 0.474 Johnny Edwards, L OBP: 0.364, SLG: 0.440 (8, PR) (9, 2)		0-0 SH3-4 1B		0-3 K ②		4-0 1B BB		0-0 SH5-4 1B 2B		3	0	2	0	1	1	0		
Dave Roberts, L OBP: 0.278, SLG: 0.294 (1, 1)		0-0 SH3-4 1-2		0-0 5-3 ③		0-0 1-2 2-3 3-H 1B		0-0 SH5-4 ①		2	0	1	1	0	0	0		
Inning Stats	R: 0 E: 0 K: 1 S: 6	H: 1 LOB: 3 BB: 2 P: 14	R: 0 E: 0 K: 0 S: 4	H: 1 LOB: 1 BB: 0 P: 4	R: 1 E: 0 K: 0 S: 5	H: 2 LOB: 1 BB: 0 P: 5	R: 0 E: 0 K: 1 S: 5	H: 0 LOB: 0 BB: 0 P: 5	R: 0 E: 1 K: 0 S: 6	H: 1 LOB: 2 BB: 1 P: 10	R: 1 E: 0 K: 0 S: 5	H: 2 LOB: 1 BB: 0 P: 5	R: 1 E: 0 K: 0 S: 5	H: 2 LOB: 1 BB: 0 P: 5	1B: 8 2B: 3 3B: 0 HR: 0	SF: 1 SAC: 2 DP: 0 HBP: 0		WP: 0 PB: 0 SB: 4 CS: 0
PITCHER Al Downing, L ERA: 2.25 Pete Mikkelsen, R ERA: 5.73 Jim Brewer, L ERA: 1.52 (1, 1) (6, 1) (7, 1)	IP: 5.2 WLS: 1 BF: 28 H: 7 R: 3 ER: 1 SO: 4 BB: 3 IBB: 0 HBP: 0 BLK: 0 WP: 0 HR: 0 S: 33 P: 45 ERA: 1.59 WHIP: 1.765																	PITCHER

Batter	1	2	3	4	5	6	7	8	9	10	11	AB	R	H	RBI	BB	SO	LOB	TOP	
Maury Wills, S OBP: 0.164, SLG: 0.159 Frank Robinson, R OBP: 0.383, SLG: 0.440 Steve Garvey, R OBP: 0.306, SLG: 0.368	(1,5) BB 4-0 1B BB	(0,0) 6-3	(0,0) 4-3	(0,0) 6-3	(0,0) SF FC4-6	(0,0) 4-3	(0,0) 6-3	(0,0) L3	(0,0) FC4-6 FC4-2	(0,0) 4-3	(0,0) 4-3	3	1	0	0	1	0	0	0	
Bill Buckner, L OBP: 0.338, SLG: 0.301 Jim Brewer, L	(1,3) X 0-0 BB	(0,0) 6-3	(0,0) F4	(0,0) L3	(0,0) FC4-6 FC4-2	(0,0) 4-3	(0,0) L3	(0,0) L3	(0,0) FC4-6 FC4-2	(0,0) 4-3	(0,0) E3	5	1	2	1	0	0	0	2	
Bobby Valentine, R OBP: 0.111, PH Claude Osteen, L OBP: 0.300, SLG: 0.350 Pete Richert, L OBP: 0.667, SLG: 0.667	(11, PH) 1-3 1B	(11, PR) 1-3 1B	(11, PR) 1-3 1B	(11, PR) 1-3 1B	(11, PR) 1-3 1B	(11, PR) 1-3 1B	(11, PR) 1-3 1B	(11, PR) 1-3 1B	(11, PR) 1-3 1B	(11, PR) 1-3 1B	(11, PR) 1-3 1B	(11, PR) 1-3 1B	0	0	0	0	0	0	0	
Willie Davis, L OBP: 0.279, SLG: 0.412	(1,8) BB 4-0 1B PB BB	(0,0) 6-3	(0,0) F6	(0,0) F9	(0,0) F9	(0,0) 4-3	(0,0) F8	(0,0) F8	(0,0) FC4-2	(0,0) 4-3	(0,0) K	5	1	0	0	1	1	4		
Jim Lefebvre, S OBP: 0.295, SLG: 0.337	(1,4) X 0-3 K	(0,0) 6-3	(0,0) F9	(0,0) F9	(0,0) F9	(0,0) 4-3	(0,0) F9	(0,0) F9	(0,0) F7	(0,0) 4-3	(0,0) F7	5	0	1	0	0	1	6		
Willie Crawford, L OBP: 0.304, SLG: 0.506	(1,9) X 0-3 K	(0,0) 6-3	(0,0) F3	(0,0) F8	(0,0) F8	(0,0) 4-3	(0,0) F8	(0,0) F8	(0,0) F8	(0,0) 4-3	(0,0) F8	5	0	0	0	0	1	4		
Manny Mota, R OBP: 0.343, SLG: 0.484	(1,7) X 0-0 PB 1B	(0,0) 6-3	(0,0) F9	(0,0) F9	(0,0) F9	(0,0) 4-3	(0,0) F9	(0,0) F9	(0,0) F9	(0,0) 4-3	(0,0) F9	5	0	2	2	0	0	0		
Duke Sims, L OBP: 0.230, SLG: 0.281	(1,2) X 0-0 F8	(0,0) 6-3	(0,0) F9	(0,0) F9	(0,0) F9	(0,0) 4-3	(0,0) F9	(0,0) F9	(0,0) F9	(0,0) 4-3	(0,0) F9	4	1	1	0	1	0	1		
Bill Russell, R OBP: 0.374, SLG: 0.510	(1,6) X 0-3 K	(0,0) 6-3	(0,0) FC4	(0,0) FC4-6 1B	(0,0) FC4-6 1B	(0,0) 4-3	(0,0) FC4-6 1B	(0,0) FC4-6 1B	(0,0) SF BB 2B	(0,0) 4-3	(0,0) E4 SH3-4 E	5	2	2	0	0	1	2		
Tommy John, R OBP: 0.111, PH Hoyt Wilhelm, R	(1,1) X (5,1) X	(0,0) 5-3	(0,0) FC4	(0,0) FC4	(0,0) FC4	(0,0) 4-3	(0,0) FC4	(0,0) FC4	(0,0) FC4-6 SF BB 1B	(0,0) 4-3	(0,0) SH3-4	2	0	0	0	0	0	1		
Wes Parker, S OBP: 0.355, SLG: 0.292	(9, PH) (9,3) X	(0,0) 5-3	(0,0) FC4	(0,0) FC4	(0,0) FC4	(0,0) 4-3	(0,0) FC4	(0,0) FC4	(0,0) FC4-6 SF BB	(0,0) 4-3	(0,0) SH3-4	0	0	0	0	1	0	0		
Inning Stats	R: 3 E: 0 K: 2 S: 9	H: 2 LOB: 1 BB: 2 P: 17	R: 0 E: 0 K: 1 S: 5	H: 0 LOB: 0 BB: 0 P: 5	R: 0 E: 0 K: 1 S: 4	H: 1 LOB: 0 BB: 0 P: 4	R: 0 E: 0 K: 0 S: 4	H: 1 LOB: 1 BB: 0 P: 4	R: 0 E: 0 K: 0 S: 6	H: 0 LOB: 0 BB: 0 P: 3	R: 0 E: 0 K: 0 S: 3	H: 0 LOB: 0 BB: 0 P: 3	R: 0 E: 0 K: 0 S: 3	H: 0 LOB: 0 BB: 0 P: 3	R: 1 E: 2 K: 1 S: 7	H: 0 LOB: 1 BB: 0 P: 7	1B: 7 2B: 1 3B: 0 HR: 0	SF: 1 SAC: 1 DP: 0 HBP: 0	WP: 0 PB: 1 SB: 1 CS: 0	PA: 48
PITCHER	IP 8.0	WLS 2	BF 35	H 8	R 5	ER 4	SO 4	BB 3	IBB 0	HBP 0	BLK 0	WP 0	HR 0	S 40	P 52	ERA 4.50	WHIP 1.375			
Larry Dierker, R ERA: 2.98	(1,1)	(9,1)	(11,1)																	
Jim Ray, R ERA: 2.39	(1,1)	(9,1)	(11,1)																	
Fred Gladding, R ERA: 1.0	(1,1)	(9,1)	(11,1)																	

Los Angeles Dodgers @ Houston Astros
Astrodome, Houston, TX
Sun May 28 1972, 4:33 AM EDT
Att: 38,255 - Unknown

AB 42
R 6
H 8
RBI 4
BB 4
SO 5
LOB 23



Batter	1	2	3	4	5	6	7	8	9	10	11	AB	R	H	RBI	BB	SO	LOB	BOTTOM			
Roger Metzger, S OBP: 0.294, SLG: 0.268	(1,6) X 0-3 K	(0,0) 6-3	(0,0) 1-3	(0,0) 2B 1B	(0,0) 2B 1B	(0,0) 2B 1B	(0,0) 2B 1B	(0,0) E6	(0,0) F6	(0,0) K	(0,0) K	6	2	2	0	0	2	2				
Jesus Alou, R OBP: 0.439, SLG: 0.381	(1,9) X 0-0 6-3 1B	(10,7) X (11,9) X	(0,0) 6-3	(0,0) 2B BB	(0,0) 2B BB	(0,0) 2B 1B	(0,0) 2B 1B	(0,0) F6	(0,0) F6	(0,0) F7	(0,0) F7	5	1	2	1	1	1	1				
Jimmy Wynn, R OBP: 0.575, SLG: 0.493	(1,8) X (10,9) X (11,8) X	(0,0) 6-3	(0,0) 6-3	(0,0) 2B	(0,0) 2B	(0,0) 2B	(0,0) 2B	(0,0) F4	(0,0) 5-3	(0,0) F8	(0,0) F8	6	0	1	2	0	0	2				
Lee May, R OBP: 0.342, SLG: 0.530	(1,3) BB 4-0 BB	(0,0) 6-3	(0,0) F3	(0,0) K	(0,0) F3	(0,0) F7	(0,0) F7	(0,0) F7	(0,0) 4-3	(0,0) 4-3	(0,0) 4-3	5	0	0	0	1	1	3				
Bob Watson, R OBP: 0.217, SLG: 0.539 Cesar Cedeno, R OBP: 0.362, SLG: 0.378	(1,7) X (10,8) X (11,7) X	(0,0) G3	(0,0) FC5-4 1B	(0,0) FC5-4 1B	(0,0) BB	(0,0) BB	(0,0) 2B	(0,0) 2B	(0,0) F8	(0,0) F8	(0,0) F8	3	0	2	1	1	0	2				
Jimmy Stewart, S OBP: 0.270, SLG: 0.371	(1,5) X 0-0 FC5-4 1B	(0,0) F8	(0,0) FC5-4 1B	(0,0) FC5-4 1B	(0,0) BB	(0,0) BB	(0,0) 2B	(0,0) 2B	(0,0) F8	(0,0) F8	(0,0) F8	5	0	0	0	0	0	5				
Doug Rader, R OBP: 0.242, SLG: 0.362	(1,5) X 0-0 F8	(0,0) F8	(0,0) FC5-4 1B	(0,0) FC5-4 1B	(0,0) F8	(0,0) F8	(0,0) F8	(0,0) F8	(0,0) F8	(0,0) 5-3	(0,0) 5-3	5	0	0	0	0	0	5				
Tommy Helms, R OBP: 0.275, SLG: 0.328 Bobby Fenwick, R OBP: 0.350, SLG: 0.474	(1,4) X (10, PR) (11,4) X	(0,0) 4-3 WP 1B	(0,0) 1-3	(0,0) 1-3	(0,0) 1-3	(0,0) 1-3	(0,0) 1-3	(0,0) F6	(0,0) F6	(0,0) 1-3 E 2B	(0,0) 1-3 E 2B	5	1	3	0	0	0	1				
Jack Hiatt, R OBP: 0.333, SLG: 0.320	(1,2) X 0-0 4-3	(0,0) 4-3	(0,0) 1B 2B	(0,0) 1B 2B	(0,0) 1B 2B	(0,0) 1B 2B	(0,0) 1-3	(0,0) 1-3	(0,0) 1-3	(0,0) 1-3	(0,0) 1-3	4	1	1	0	1	0	2				
Larry Dierker, R ERA: 2.98	(1,1)	(9,1)	(11,1)																			
Jim Ray, R ERA: 2.00	(1,1)	(9,1)	(11,1)																			
Bob Simson, S OBP: 0.200, SLG: 0.200	(10, PH)	(11,1)	(11,1)																			
Fred Gladding, L ERA: 3.0	(1,1)	(9,1)	(11,1)																			
Inning Stats	R: 0 E: 0 K: 1 S: 6	H: 1 LOB: 2 BB: 1 P: 10	R: 0 E: 0 K: 1 S: 6	H: 1 LOB: 1 BB: 0 P: 6	R: 0 E: 0 K: 1 S: 5	H: 0 LOB: 0 BB: 0 P: 5	R: 0 E: 0 K: 1 S: 6	H: 1 LOB: 1 BB: 0 P: 6	R: 2 E: 0 K: 0 S: 6	H: 3 LOB: 1 BB: 0 P: 6	R: 1 E: 1 K: 0 S: 5	H: 1 LOB: 1 BB: 0 P: 5	R: 0 E: 0 K: 0 S: 3	H: 0 LOB: 0 BB: 0 P: 3	R: 0 E: 0 K: 0 S: 3	H: 1 LOB: 2 BB: 1 P: 10	R: 0 E: 0 K: 0 S: 3	H: 0 LOB: 0 BB: 0 P: 3	1B: 5 2B: 6 3B: 0 HR: 0	SF: 0 SAC: 0 DP: 0 HBP: 0	WP: 1 PB: 0 SB: 0 CS: 0	PA: 49
PITCHER	IP 4.1	WLS 3.2	BF 21	H 6	R 4	ER 2	SO 4	BB 2	IBB 0	HBP 0	BLK 0	WP 1	HR 0	S 27	P 35	ERA 4.15	WHIP 1.846					
Tommy John, L ERA: 2.96	(1,1)	(5,1)	(9,1)																			
Hoyt Wilhelm, R ERA: 4.63	(1,1)	(5,1)	(9,1)																			
Jim Brewer, L ERA: 1.4	(1,1)	(5,1)	(9,1)																			
Pete Richert, L ERA: 3.0	(1,1)	(5,1)	(9,1)																			

Los Angeles Dodgers @ Houston Astros
Astrodome, Houston, TX
Sun May 28 1972, 4:33 AM EDT
Att: 38,255 - Unknown

AB 45
R 5
H 11
RBI 4
BB 4
SO 5
LOB 23



Batter	1	2	3	4	5	6	7	8	9	AB R H RBI BB SO LOB	TOP											
Pete Rose, S OBP: 0.317, SLG: 0.310 (1, 7)	F8		K			1B	K		4-3	5 1 1 0 0 2 1	Cincinnati Reds @ Houston Astros Astrodome, Houston, TX Tue May 30 1972, 8:05 PM EDT Att: 14,539 - Dome											
Joe Morgan, L OBP: 0.417, SLG: 0.483 (1, 4)	F9		K			1B	WP		3B	3 3 1 0 2 1 0												
Bobby Tolan, L OBP: 0.379, SLG: 0.507 (1, 8)	5-3			L2		1B	CS		HR	3 2 1 2 2 0 0												
Johnny Bench, R OBP: 0.366, SLG: 0.504 (1, 2)		HR		F2		1B	CS		HR	5 2 3 4 0 1 0												
Joe Haque, L OBP: 0.383, SLG: 0.476 (1, 3)	K			4-3		SF9			P3	4 0 0 1 0 2 0												
Denis Menke, R OBP: 0.346, SLG: 0.330 (1, 5)	K				5-3	1B				3 0 1 1 1 1 0												
Dave Concepcion, R OBP: 0.286, SLG: 0.310 (1, 6)				K		FC5-4				4 0 1 0 0 2 3												
Cesar Geronimo, L OBP: 0.315, SLG: 0.413 (1, 9)	F7					1-3			4-3	4 1 2 0 0 0 3												
Jack Billingham, R OBP: 0.105, SLG: 0.056 (1, 1) Clay Carroll, R (9, 1)			K			6-3			4-3	4 0 0 0 0 2 2 0 0 0 0 0 0 0												
Inning Stats	R: 0 E: 0 K: 0 S: 3	H: 0 LOB: 0 BB: 0 P: 3	R: 1 E: 0 K: 2 S: 9	H: 2 LOB: 1 BB: 0 P: 9	R: 0 E: 0 K: 3 S: 9	H: 0 LOB: 0 BB: 0 P: 9	R: 0 E: 0 K: 0 S: 3	H: 0 LOB: 0 BB: 0 P: 3	R: 0 E: 0 K: 1 S: 6	H: 1 LOB: 1 BB: 0 P: 6	R: 3 E: 0 K: 0 S: 7	H: 4 LOB: 2 BB: 1 P: 11	R: 1 E: 0 K: 1 S: 4	H: 0 LOB: 0 BB: 2 P: 12	R: 0 E: 0 K: 3 S: 9	H: 0 LOB: 1 BB: 1 P: 13	R: 4 E: 0 K: 1 S: 8	H: 3 LOB: 0 BB: 1 P: 12	1B: 7 2B: 0 3B: 1 HR: 2	SF: 1 SAC: 0 DP: 0 HBP: 0	WP: 1 PB: 1 SB: 3 CS: 1	PA: 42
PITCHER	IP WLS BF H R ER SO BB IBB HBP BLK WP HR S P ERA WHIP											PITCHER	IP WLS BF H R ER SO BB IBB HBP BLK WP HR S P ERA WHIP									
Don Wilson, R (1, 1) ERA: 3.53	5.1 L 24 7 4 4 6 0 0 0 0 0 0 1 35 39 6.75 1.312																					
George Culver, R (6, 1) ERA: 2.45	0.2 2 0 0 0 0 0 0 0 0 0 0 0 2 2 0.00 0.000																					
Wade Blasingame, L (7, 1) ERA: 9.82	2.0 8 0 1 0 4 3 0 0 0 0 1 0 13 25 0.00 1.500																					
Ken Forsch, R (9, 1) ERA: 3.75	1.0 7 3 4 4 1 1 0 0 0 0 0 1 8 12 36.00 4.000																					

AB	35
R	9
H	10
RBI	8
BB	5
SO	11
LOB	9



Batter	1	2	3	4	5	6	7	8	9	AB R H RBI BB SO LOB	BOTTOM											
Roger Metzger, S OBP: 0.303, SLG: 0.265 (1, 6)	4-3					4-3		G3		4 0 1 1 0 0 0	Cincinnati Reds @ Houston Astros Astrodome, Houston, TX Tue May 30 1972, 8:05 PM EDT Att: 14,539 - Dome											
Norm Miller, L OBP: 0.344, SLG: 0.429 (1, 9)	6-3		1B			L9			K	4 0 0 0 0 1 1												
Jimmy Wynn, R OBP: 0.373, SLG: 0.490 (1, 8)	F8			K			P2		1B	4 1 1 0 0 1 0												
Lee May, R OBP: 0.344, SLG: 0.525 (1, 3)		5-3		K			1B		1B	4 2 2 0 0 1 0												
Bob Watson, R OBP: 0.375, SLG: 0.524 (1, 7)		2-3		K			6-3		1B	4 1 1 1 0 1 1												
Johnny Edwards, L OBP: 0.357, SLG: 0.422 (1, 2)		4-3				5-3			1B	4 0 2 2 0 0 0												
Doug Rader, R OBP: 0.249, SLG: 0.372 (1, 5)						CS			1B	3 1 2 1 0 0 1												
Tommy Helms, R OBP: 0.262, SLG: 0.309 (1, 4) Jesus Alou, R (9, PH)						K			L4	3 0 0 0 0 1 2 1 0 1 0 0 0 0												
Don Wilson, R (1, 1) OBP: 0.111, SLG: 0.059 (6, 1) George Culver, R (6, PH) Bob Stinson, S (6, PH) Wade Blasingame, L (7, 1) Jimmy Stewart, S (8, PH) Ken Forsch, R (9, 1) Cesar Cedeno, R (9, PH)									F8	1 0 0 0 0 0 1 0 0 0 0 0 0 0 1 0 0 0 0 0 0 0 0 0 0 0 0 0 1 0 0 0 0 0 1 0 0 0 0 0 0 0 1 0 0 0 0 0 2												
Inning Stats	R: 0 E: 0 K: 0 S: 3	H: 0 LOB: 0 BB: 0 P: 3	R: 0 E: 0 K: 0 S: 3	H: 0 LOB: 0 BB: 0 P: 3	R: 1 E: 0 K: 0 S: 5	H: 2 LOB: 1 BB: 0 P: 5	R: 0 E: 0 K: 3 S: 9	H: 0 LOB: 0 BB: 0 P: 9	R: 0 E: 0 K: 1 S: 5	H: 1 LOB: 0 BB: 0 P: 5	R: 0 E: 0 K: 0 S: 3	H: 0 LOB: 0 BB: 0 P: 3	R: 1 E: 0 K: 0 S: 5	H: 2 LOB: 1 BB: 0 P: 5	R: 0 E: 0 K: 1 S: 5	H: 0 LOB: 0 BB: 0 P: 5	R: 3 E: 0 K: 1 S: 10	H: 5 LOB: 2 BB: 0 P: 10	1B: 8 2B: 2 3B: 0 HR: 0	SF: 1 SAC: 0 DP: 0 HBP: 0	WP: 0 PB: 0 SB: 0 CS: 1	PA: 36
PITCHER	IP WLS BF H R ER SO BB IBB HBP BLK WP HR S P ERA WHIP											PITCHER	IP WLS BF H R ER SO BB IBB HBP BLK WP HR S P ERA WHIP									
Jack Billingham, R (1, 1) ERA: 5.24	8.1 W 33 9 5 5 6 0 0 0 0 0 0 0 45 45 5.40 1.080																					
Clay Carroll, R (9, 1) ERA: 2.25	0.2 S 3 1 0 0 0 0 0 0 0 0 0 0 3 3 0.00 1.500																					

AB	35
R	5
H	10
RBI	5
BB	0
SO	6
LOB	8



Batter	1	2	3	4	5	6	7	8	9	AB	R	H	RBI	BB	SO	LOB	TOP								
Pete Rose, S OBP: 0.325, SLG: 0.320 (1, 7)										4	0	2	0	1	2	1	Cincinnati Reds @ Houston Astros Astrodome, Houston, TX Wed May 31 1972, 8:05 PM EDT Att. 15,702 - Dome								
Joe Morgan, L OBP: 0.427, SLG: 0.490 (1, 4)										4	2	3	3	1	0	0									
Bobby Tolan, L OBP: 0.374, SLG: 0.497 Cesar Geronimo, L OBP: 0.315, SLG: 0.413 (8, 8)										5	2	1	1	0	1	6									
Johnny Bench, R OBP: 0.373, SLG: 0.535 (1, 2)										5	2	3	3	0	0	4									
Tony Perez, R OBP: 0.333, SLG: 0.476 Joe Hague, L OBP: 0.383, SLG: 0.476 (8, 3)											4	1	0	0	1	3									
George Foster, R OBP: 0.289, SLG: 0.341 (1, 9)											5	2	3	4	0	1									
Julian Javier, R OBP: 0.266, SLG: 0.368 Denis Menke, R OBP: 0.348, SLG: 0.333 (6, 5)											3	0	0	0	1	1									
Dave Concepcion, R OBP: 0.292, SLG: 0.305 (1, 6)											2	1	0	0	2	1									
Gary Nolan, R OBP: 0.100, SLG: 0.069 (1, 1)											5	1	1	0	0	2									
Inning Stats	R: 0 E: 0 K: 2 S: 9	H: 2 LOB: 2 BB: 0 P: 9	R: 0 E: 0 K: 0 S: 3	H: 1 LOB: 1 BB: 0 P: 3	R: 6 E: 0 K: 2 S: 12	H: 5 LOB: 1 BB: 2 P: 20	R: 0 E: 0 K: 0 S: 3	H: 1 LOB: 1 BB: 1 P: 7	R: 0 E: 0 K: 2 S: 7	H: 0 LOB: 0 BB: 0 P: 7	R: 0 E: 0 K: 3 S: 9	H: 0 LOB: 0 BB: 0 P: 9	R: 0 E: 0 K: 1 S: 6	H: 1 LOB: 1 BB: 0 P: 6	R: 6 E: 0 K: 1 S: 10	H: 4 LOB: 0 BB: 1 P: 14		R: 0 E: 0 K: 0 S: 3	H: 0 LOB: 1 BB: 1 P: 7	1B: 10 2B: 2 3B: 0 HR: 2	SF: 0 SAC: 1 DP: 2 HBP: 0	WP: 1 PB: 0 SB: 3 CS: 0	PA: 45		
PITCHER	IP	WLS	BF	H	R	ER	SO	BB	IBB	HBP	BLK	WP	HR	S	P	ERA	WHIP								
Dave Roberts, L ERA: 4.76 (1, 1)	2.2	L	17	8	6	6	3	1	1	0	0	1	1	21	29	20.25	3.375								
George Culver, R ERA: 2.1 (3, 1)	4.1		15	2	0	0	7	1	0	0	0	0	0	28	32	0.00	0.692								
Fred Gladding, R ERA: 4.82 (8, 1)	0.1		5	2	4	4	0	0	1	0	0	0	0	4	8	108.00	6.000								
Joe Gibbon, L ERA: 18.0 (8, 1)	0.2		4	2	2	2	1	0	0	0	1	0	1	6	6	27.00	3.000								
Wade Blasingame, L ERA: 8.64 (9, 1)	1.0		4	0	0	0	0	1	0	0	0	0	0	3	7	0.00	1.000								

Batter	1	2	3	4	5	6	7	8	9	AB	R	H	RBI	BB	SO	LOB	BOTTOM								
Roger Metzger, S OBP: 0.295, SLG: 0.257 (1, 6)											5	0	0	0	0	5	Cincinnati Reds @ Houston Astros Astrodome, Houston, TX Wed May 31 1972, 8:05 PM EDT Att. 15,702 - Dome								
Norm Miller, L OBP: 0.306, SLG: 0.375 (1, 9)										4	0	0	0	0	2										
Jimmy Wynn, R OBP: 0.370, SLG: 0.481 (1, 8)										3	0	0	0	1	0										
Lee May, R OBP: 0.335, SLG: 0.510 (1, 3)										4	1	0	0	0	3										
Bob Watson, R OBP: 0.384, SLG: 0.543 (1, 7)											4	2	3	0	0										
Johnny Edwards, L OBP: 0.346, SLG: 0.411 (1, 2)											3	0	0	1	0										
Doug Rader, R OBP: 0.249, SLG: 0.388 (1, 5)											4	1	1	3	0										
Bobby Fenwick, R OBP: 0.333, SLG: 0.435 (1, 4)											4	0	1	0	0										
Dave Roberts, L OBP: 0.316, SLG: 0.333 George Culver, R OBP: 0.299, SLG: 0.350 Jesus Alvarez, L OBP: 0.346, SLG: 0.375 Fred Gladding, R OBP: 0.348, SLG: 0.333 Joe Gibbon, R OBP: 0.383, SLG: 0.476 Wade Blasingame, L OBP: 0.292, SLG: 0.305 Jimmy Stewart, S OBP: 0.100, SLG: 0.069 (1, 1)											1	0	1	0	0										
Inning Stats	R: 0 E: 0 K: 0 S: 2	H: 0 LOB: 0 BB: 1 P: 6	R: 3 E: 1 K: 0 S: 8	H: 4 LOB: 2 BB: 0 P: 8	R: 0 E: 0 K: 1 S: 6	H: 1 LOB: 1 BB: 0 P: 6	R: 0 E: 0 K: 0 S: 4	H: 1 LOB: 1 BB: 0 P: 4	R: 0 E: 0 K: 1 S: 5	H: 0 LOB: 0 BB: 0 P: 5	R: 0 E: 0 K: 0 S: 3	H: 0 LOB: 0 BB: 0 P: 3	R: 0 E: 0 K: 1 S: 5	H: 0 LOB: 0 BB: 0 P: 5	R: 1 E: 1 K: 0 S: 6	H: 2 LOB: 2 BB: 0 P: 6		1B: 5 2B: 1 3B: 1 HR: 1	SF: 1 SAC: 0 DP: 0 HBP: 0	WP: 0 PB: 0 SB: 1 CS: 0	PA: 38				
PITCHER	IP	WLS	BF	H	R	ER	SO	BB	IBB	HBP	BLK	WP	HR	S	P	ERA	WHIP								
Gary Nolan, R ERA: 2.34 (1, 1)	9.0	W	37	8	4	3	3	1	0	0	0	0	1	42	46	3.00	1.000								

AB	39
R	12
H	14
RBI	12
BB	5
SO	11
LOB	20



Batter	1	2	3	4	5	6	7	8	9	AB	R	H	RBI	BB	SO	LOB	TOP								
Pete Rose, S OBP: 0.321, SLG: 0.322 (1, 7)	4-3		F9		E6	F7		K		5	1	1	1	0	1	1									
Joe Morgan, L OBP: 0.421, SLG: 0.480 (1, 4)	4-3		4-3		SF8		F7		2B	3	1	0	1	1	0	0									
Bobby Tolan, L OBP: 0.374, SLG: 0.500 (1, 8)	E1				K		L9			5	1	2	1	0	2	0									
Cesar Geronimo, L OBP: 0.315, SLG: 0.413 (9, 8)					K				HR	0	0	0	0	0	0	0									
Johnny Bench, R OBP: 0.385, SLG: 0.558 (1, 2)									2B	3	1	2	1	2	0	1									
Tony Perez, R OBP: 0.352, SLG: 0.514 (1, 3)	K									4	2	3	2	1	1	2									
George Foster, R OBP: 0.260, SLG: 0.304 (1, 9)										5	0	0	0	0	3	5									
Denis Menke, R OBP: 0.343, SLG: 0.328 (1, 5)										5	1	1	0	0	2	4									
Dave Concepcion, R OBP: 0.297, SLG: 0.313 (1, 6)										3	2	1	0	1	1	1									
Jim McGlothlin, R OBP: 0.235, SLG: 0.375 (1, 1)										1	0	0	0	0	1	0									
Julian Javier, R OBP: 0.279, SLG: 0.359 (5, PH)										1	0	0	0	0	0	1									
Ed Sprague, R (5, PH)										0	0	0	0	0	0	0									
Hal McRae, R OBP: 0.242, SLG: 0.379 (6, PH)										1	1	1	4	0	0	0									
Pedro Borbon, R (6, 1)										1	0	0	0	0	0	1									
Inning Stats	R: 0 E: 1 K: 1 S: 6	H: 1 LOB: 2 BB: 1 P: 10	R: 0 E: 0 K: 2 S: 7	H: 0 LOB: 0 BB: 0 P: 7	R: 0 E: 0 K: 1 S: 5	H: 0 LOB: 0 BB: 0 P: 5	R: 0 E: 0 K: 3 S: 10	H: 1 LOB: 2 BB: 1 P: 14	R: 2 E: 1 K: 0 S: 7	H: 2 LOB: 0 BB: 1 P: 7	R: 4 E: 0 K: 0 S: 6	H: 3 LOB: 0 BB: 1 P: 10	R: 1 E: 0 K: 1 S: 6	H: 1 LOB: 1 BB: 1 P: 10	R: 0 E: 0 K: 1 S: 6	H: 1 LOB: 1 BB: 0 P: 6	R: 3 E: 0 K: 1 S: 7	H: 2 LOB: 0 BB: 1 P: 11	1B: 5 2B: 3 3B: 0 HR: 3	SF: 1 SAC: 0 DP: 0 HBP: 0	WP: 0 PB: 0 SB: 0 CS: 0	PA: 43			
PITCHER	IP	WLS	BF	H	R	ER	SO	BB	IBB	HBP	BLK	WP	HR	S	P	ERA	WHIP								
Jerry Reuss, L ERA: 4.44 (1, 1)	5.2	L	27	7	6	5	8	3	0	0	0	0	1	40	52	7.94	1.765								
Tom Griffin, R ERA: 0.43 (6, 1)	0.1		1	0	0	0	0	0	0	0	0	0	0	1	1	0.00	0.000								
Joe Gibbon, L ERA: 16.88 (7, 1)	0.2		4	1	1	1	0	1	0	0	0	0	1	3	7	13.50	3.000								
Jim Ray, R ERA: 4.4 (7, 1)	2.1		11	3	3	3	3	1	0	0	0	0	1	16	20	11.57	1.714								

Cincinnati Reds @ Houston Astros
Astrodome, Houston, TX
Thu Jun 01 1972, 8:05 PM EDT
Att: 14,466 - Dome

AB 37
R 10
H 11
RBI 10
BB 5
SO 11
LOB 16



Batter	1	2	3	4	5	6	7	8	9	AB	R	H	RBI	BB	SO	LOB	BOTTOM								
Roger Metzger, S OBP: 0.288, SLG: 0.250 (1, 6)	6-3	FC6		K			F7		1-3	5	0	0	0	0	1	1									
Cesar Cedeno, R OBP: 0.378, SLG: 0.403 (1, 8)										3	2	2	1	2	0	0									
Jimmy Wynn, R OBP: 0.368, SLG: 0.481 (1, 9)										4	0	1	0	0	0	1									
Jesus Alou, R OBP: 0.448, SLG: 0.360 (8, 9)										1	0	0	0	0	0	1									
Lee May, R OBP: 0.346, SLG: 0.510 (1, 3)										2	0	1	0	2	0	2									
Bob Watson, R OBP: 0.375, SLG: 0.529 (1, 7)										4	0	0	0	0	3	6									
Doug Rader, R OBP: 0.254, SLG: 0.409 (1, 5)										4	1	2	2	0	0	0									
Larry Howard, R OBP: 0.200, SLG: 0.200 (1, 2)										4	0	1	0	0	0	2									
Bobby Fenwick, R OBP: 0.321, SLG: 0.385 (1, 4)										3	0	0	0	1	0	1									
Jerry Reuss, L OBP: 0.196, SLG: 0.158 (1, 1)										1	0	0	0	1	1	0									
Tom Griffin, R OBP: 0.333, SLG: 0.833 (6, 1)										0	0	0	0	0	0	0									
Norm Miller, R OBP: 0.227, SLG: 0.364 (5, PH)										1	0	0	0	0	1	1									
Joe Gibbon, L OBP: 0.227, SLG: 0.364 (7, 1)										0	0	0	0	0	0	0									
Jim Ray, R OBP: 0.200, SLG: 0.200 (7, 1)										0	0	0	0	0	0	0									
Jimmy Stewart, S OBP: 0.275, SLG: 0.266 (5, PH)										1	0	0	0	0	1	0									
Inning Stats	R: 1 E: 0 K: 1 S: 6	H: 1 LOB: 1 BB: 1 P: 10	R: 1 E: 0 K: 0 S: 3	H: 1 LOB: 2 BB: 2 P: 11	R: 1 E: 0 K: 1 S: 7	H: 2 LOB: 2 BB: 1 P: 11	R: 0 E: 0 K: 2 S: 7	H: 0 LOB: 0 BB: 0 P: 7	R: 0 E: 0 K: 0 S: 3	H: 0 LOB: 1 BB: 1 P: 7	R: 0 E: 0 K: 1 S: 6	H: 1 LOB: 1 BB: 0 P: 6	R: 0 E: 0 K: 1 S: 7	H: 2 LOB: 2 BB: 0 P: 7	R: 0 E: 0 K: 0 S: 3	H: 0 LOB: 0 BB: 0 P: 3	R: 0 E: 0 K: 1 S: 5	H: 0 LOB: 1 BB: 1 P: 9	1B: 4 2B: 1 3B: 0 HR: 2	SF: 0 SAC: 0 DP: 0 HBP: 0	WP: 1 PB: 0 SB: 1 CS: 1	PA: 39			
PITCHER	IP	WLS	BF	H	R	ER	SO	BB	IBB	HBP	BLK	WP	HR	S	P	ERA	WHIP								
Jim McGlothlin, R ERA: 4.32 (1, 1)	4.0		19	4	3	3	4	4	0	0	0	0	2	23	39	6.75	2.000								
Ed Sprague, R ERA: 3.79 (5, 1)	1.0	W	4	0	0	0	0	1	0	0	0	1	0	3	7	0.00	1.000								
Pedro Borbon, R ERA: 3.77 (6, 1)	4.0	S	16	3	0	0	3	1	0	0	0	0	0	21	25	0.00	1.000								

Cincinnati Reds @ Houston Astros
Astrodome, Houston, TX
Thu Jun 01 1972, 8:05 PM EDT
Att: 14,466 - Dome

AB 33
R 3
H 7
RBI 3
BB 6
SO 7
LOB 15




Batter	1	2	3	4	5	6	7	8	9	10	AB	R	H	RBI	BB	SO	LOB						
Roger Metzger, S OBP: 0.285, SLG: 0.249 (1, 6)	F7		G3			6-3		4-3			4	0	0	0	0	0	2						
Jesus Alou, R OBP: 0.421, SLG: 0.333 (1, 9)	3-1		6-3					PO	4-3		4	0	1	0	0	0	1						
Cesar Cedeno, R OBP: 0.388, SLG: 0.421 (1, 8)									5-3		1	0	0	0	2	0	0						
Lee May, R OBP: 0.351, SLG: 0.532 (1, 3)	K					K			F2		4	0	0	0	0	3	4						
Bob Watson, R OBP: 0.378, SLG: 0.540 (1, 7)						4-3				F8	4	0	1	0	0	0	0						
Doug Rader, R OBP: 0.258, SLG: 0.398 (1, 5)										F9	4	0	1	0	0	0	0						
Tommy Helms, R OBP: 0.259, SLG: 0.305 Jimmy Stewart, S OBP: 0.286, SLG: 0.375 (7, PH) (7, 4)											2	0	0	0	0	0	2						
Larry Howard, R OBP: 0.444, SLG: 0.167 (1, 2)											2	0	1	0	0	0	0						
Ken Forsch, R OBP: 0.100, SLG: 0.053 Norm Miller, L OBP: 0.259, SLG: 0.353 Jim Ray, R OBP: 0.200, SLG: 0.200 (10, PH) (10, 1)											2	0	0	0	0	2	1						
											1	0	0	0	0	0	2						
											0	0	0	0	0	0	0						
Inning Stats	R: 0 E: 0 K: 1 S: 5	H: 0 LOB: 1 BB: 1 P: 9	R: 0 E: 0 K: 0 S: 3	H: 2 LOB: 0 BB: 0 P: 3	R: 0 E: 0 K: 0 S: 3	H: 0 LOB: 1 BB: 1 P: 7	R: 0 E: 0 K: 1 S: 4	H: 0 LOB: 0 BB: 0 P: 5	R: 0 E: 0 K: 2 S: 8	H: 1 LOB: 2 BB: 1 P: 12	R: 0 E: 0 K: 0 S: 3	H: 0 LOB: 0 BB: 0 P: 3	R: 0 E: 0 K: 1 S: 4	H: 0 LOB: 0 BB: 1 P: 8	R: 0 E: 0 K: 0 S: 3	H: 0 LOB: 0 BB: 0 P: 3	R: 0 E: 0 K: 0 S: 4	H: 1 LOB: 2 BB: 1 P: 8	1B: 4 2B: 0 3B: 1 HR: 0	SF: 0 SAC: 1 DP: 0 HBP: 1	WP: 0 PB: 0 SB: 0 CS: 1	PA: 37	
PITCHER Bill Stoneman, R ERA: 2.84 (1, 1)	IP 10.0	WLS W 36	H 4	R 0	ER 0	SO 5	BB 5	IBB 0	HBP 1	BLK 0	WP 0	HR 0	S 40	P 61	ERA 0.00	WHIP 0.900							

TOP

Houston Astros @ Montreal Expos
Jarry Park, Montreal, QB

Sat Jun 03 1972, 7:05 PM EDT
Att: 22,342 - Unknown

AB	29
R	0
H	4
RBI	0
BB	5
SO	5
LOB	12




Batter	1	2	3	4	5	6	7	8	9	10	AB	R	H	RBI	BB	SO	LOB							
Boots Day, L OBP: 0.255, SLG: 0.240 (1, 8)	F7					6-3					5	0	2	1	0	0	2							
Tim Foli, R OBP: 0.241, SLG: 0.254 (1, 6)	F3										4	0	0	0	0	0	1							
Mike Jorgensen, L OBP: 0.354, SLG: 0.426 (1, 3)	K										4	0	1	0	0	2	0							
Bob Bailey, R OBP: 0.329, SLG: 0.358 (1, 5)											4	0	3	0	0	1	0							
Ron Fairly, L OBP: 0.300, SLG: 0.356 (1, 9)											3	0	0	0	1	0	3							
Ken Singleton, S OBP: 0.322, SLG: 0.327 (1, 7)											4	0	0	0	0	2	5							
Terry Humphrey, R OBP: 0.350, SLG: 0.368 (1, 2)											4	0	0	0	0	2	2							
Hector Torres, R OBP: 0.211, SLG: 0.351 (1, 4)											3	1	1	0	0	1	0							
Bill Stoneman, R OBP: 0.182, SLG: 0.100 (1, 1)											3	0	1	0	1	1	1							
Inning Stats	R: 0 E: 0 K: 1 S: 5	H: 1 LOB: 1 BB: 0 P: 5	R: 0 E: 0 K: 0 S: 4	H: 1 LOB: 1 BB: 0 P: 4	R: 0 E: 0 K: 1 S: 6	H: 1 LOB: 1 BB: 0 P: 6	R: 0 E: 0 K: 2 S: 7	H: 0 LOB: 1 BB: 1 P: 11	R: 0 E: 0 K: 1 S: 5	H: 0 LOB: 0 BB: 1 P: 9	R: 0 E: 0 K: 1 S: 6	H: 1 LOB: 1 BB: 0 P: 6	R: 0 E: 0 K: 0 S: 3	H: 1 LOB: 0 BB: 0 P: 3	R: 0 E: 0 K: 2 S: 7	H: 0 LOB: 0 BB: 0 P: 7	R: 0 E: 0 K: 0 S: 3	H: 0 LOB: 0 BB: 0 P: 3	R: 1 E: 0 K: 0 S: 3	H: 2 LOB: 1 BB: 0 P: 3	1B: 6 2B: 2 3B: 0 HR: 0	SF: 0 SAC: 1 DP: 1 HBP: 0	WP: 1 PB: 0 SB: 0 CS: 0	PA: 38
PITCHER Ken Forsch, R ERA: 3.24 Jim Ray, R ERA: 4.66 (1, 1) (10, 1)	IP 9.0	WLS L 34	H 6	R 0	ER 0	SO 9	BB 2	IBB 0	HBP 0	BLK 0	WP 1	HR 0	S 50	P 58	ERA 0.00	WHIP 0.889								

BOTTOM

Houston Astros @ Montreal Expos
Jarry Park, Montreal, QB

Sat Jun 03 1972, 7:05 PM EDT
Att: 22,342 - Unknown

AB	34
R	1
H	8
RBI	1
BB	2
SO	9
LOB	14



Batter	1	2	3	4	5	6	7	8	9	AB R H RBI BB SO LOB	TOP							
Roger Metzger, S (1,6) OBP: 0.283, SLG: 0.253	0-0 1-3		0-0 6-3		0-0 4-3			0-0 6-3	0-0 2B	5 0 1 1 0 0 1	Houston Astros @ Montreal Expos Jarry Park, Montreal, QB Sun Jun 04 1972, 3:33 AM EDT Att: 18,052 - Unknown							
Jesus Aloy, R (1,9) OBP: 0.372, SLG: 0.289	0-0 6-3		0-0 6-3			0-0 1-3		0-0 4-3	0-0 1-3	5 0 0 0 0 0 1								
Cesar Cedeno, R (1,8) OBP: 0.394, SLG: 0.443	0-0 1B		0-0 5-3			0-0 L8		0-0 HR	4-0 BB	4 1 2 1 1 0 0								
Lee May, R (1,3) OBP: 0.341, SLG: 0.516	0-0 L5			0-0 4-3		0-0 4-3		0-0 6-3	0-0 6-3	5 0 0 0 0 0 3								
Bob Watson, R (1,7) OBP: 0.376, SLG: 0.530		0-0 6-3		0-0 F3			0-0 F8		4-0 FC1-6 BB	3 0 0 0 1 0 0								
Johnny Edwards, L (1,2) OBP: 0.352, SLG: 0.412		0-0 4-3		0-0 3-1			0-0 FC6 2B		0-0 FC1-6 WP 1B	4 1 1 0 0 0 1								
Doug Rader, R (1,5) OBP: 0.274, SLG: 0.416		0-0 2B					4-0 FC6 IBB		4-0 1B BB	2 1 2 0 2 0 0								
Jimmy Stewart, S (1,4) OBP: 0.304, SLG: 0.372		4-0 IBB			0-0 F7		0-0 FC6 1-2 2-3		0-0 E5 1B 1B	3 1 1 1 1 0 3								
Don Wilson, R (1,1) OBP: 0.136, SLG: 0.095		0-3 K			0-0 6-3		0-0 F9		0-0 2B 1B	4 1 1 1 0 1 5								
Inning Stats	R: 0 E: 0 K: 0 S: 4	H: 1 LOB: 1 BB: 0 P: 4	R: 0 E: 0 K: 1 S: 6	H: 1 LOB: 2 BB: 1 P: 10	R: 0 E: 0 K: 0 S: 3	H: 0 LOB: 0 BB: 0 P: 3	R: 0 E: 0 K: 0 S: 3	H: 0 LOB: 1 BB: 0 P: 3	R: 0 E: 0 K: 0 S: 4	H: 1 LOB: 2 BB: 1 P: 8	R: 1 E: 0 K: 0 S: 4	H: 1 LOB: 0 BB: 0 P: 4	R: 4 E: 1 K: 0 S: 6	H: 3 LOB: 2 BB: 3 P: 18	1B: 3 2B: 4 3B: 0 HR: 1	SF: 0 SAC: 0 DP: 0 HBP: 0	WP: 1 PB: 0 SB: 0 CS: 0	PA: 40
PITCHER	IP WLS BF H R ER SO BB IBB HBP BLK WP HR S P ERA WHIP											IP WLS BF H R ER SO BB IBB HBP BLK WP HR S P ERA WHIP						
Carl Morton, R (1,1) ERA: 3.79	8.0 L 31 5 1 1 1 0 2 0 0 0 0 1 31 39 1.12 0.625																	
Mike Marshall, R (9,1) ERA: 2.57	0.1 6 3 4 4 0 2 0 0 0 1 0 4 12 108.00 15.000																	
John Strohmayr, R (9,1) ERA: 4.18	0.2 3 0 0 0 0 1 0 0 0 0 0 2 6 0.00 1.500																	

AB	35
R	5
H	8
RBI	4
BB	5
SO	1
LOB	14



Batter	1	2	3	4	5	6	7	8	9	AB R H RBI BB SO LOB	BOTTOM					
Boots Day, L (1,8) OBP: 0.255, SLG: 0.240	0-0 F9		0-3 K			0-0 F8			0-0 1B	4 0 1 0 0 1 0	Houston Astros @ Montreal Expos Jarry Park, Montreal, QB Sun Jun 04 1972, 3:33 AM EDT Att: 18,052 - Unknown					
Tim Foli, R (1,6) OBP: 0.234, SLG: 0.246	0-0 F8			0-0 F7		0-0 6-3			0-0 F3	4 0 0 0 0 0 1						
Mike Jorgensen, L (1,3) OBP: 0.352, SLG: 0.417	4-0 BB			0-0 G3					0-0 F5	3 0 0 0 1 0 1						
Bob Bailey, R (1,5) OBP: 0.322, SLG: 0.348	0-3 K			0-0 F8			0-0 6-3		0-3 K	4 0 0 0 0 2 2						
Ron Fairly, L (1,9) OBP: 0.301, SLG: 0.357		0-0 4-1			0-0 WP SH1-4 1B		0-0 F9			3 0 1 0 0 0 0						
Ken Singleton, S (1,7) OBP: 0.318, SLG: 0.322		0-0 F9			0-0 SH1-4 1-2		0-0 4-3			2 0 0 0 0 0 0						
Terry Humphrey, R (1,2) OBP: 0.304, SLG: 0.318		0-0 G3			0-0 4-3 2-3			0-0 F3		3 0 0 0 0 0 1						
Hector Torres, R (1,4) OBP: 0.220, SLG: 0.333			0-0 F7		4-0 BB		0-3 K			2 0 0 0 1 1 0						
Carl Morton, R (1,1) OBP: 0.118, SLG: 0.176				0-0 F7		0-3 K		0-3 K		2 0 0 0 0 1 2						
Jim Fahey, L (8,PH) OBP: 0.314, SLG: 0.382										1 0 0 0 0 1 0						
Mike Marshall, R (9,1) OBP: 0.318, SLG: 0.322										0 0 0 0 0 0 0						
John Strohmayr, R (9,1) ERA: 4.18										0 0 0 0 0 0 0						
Inning Stats	R: 0 E: 0 K: 1 S: 5	H: 0 LOB: 0 BB: 0 P: 9	R: 0 E: 0 K: 0 S: 3	H: 0 LOB: 0 BB: 0 P: 3	R: 0 E: 0 K: 1 S: 5	H: 0 LOB: 0 BB: 0 P: 5	R: 0 E: 0 K: 0 S: 3	H: 0 LOB: 0 BB: 0 P: 3	R: 0 E: 0 K: 2 S: 7	H: 0 LOB: 0 BB: 0 P: 7	R: 0 E: 0 K: 1 S: 6	H: 1 LOB: 1 BB: 0 P: 6	1B: 2 2B: 0 3B: 0 HR: 0	SF: 0 SAC: 1 DP: 0 HBP: 0	WP: 1 PB: 0 SB: 1 CS: 0	PA: 31
PITCHER	IP WLS BF H R ER SO BB IBB HBP BLK WP HR S P ERA WHIP											IP WLS BF H R ER SO BB IBB HBP BLK WP HR S P ERA WHIP				
Don Wilson, R (1,1) ERA: 3.0	9.0 W 31 2 0 0 6 2 0 0 0 1 0 41 49 0.00 0.444															

AB	28
R	0
H	2
RBI	0
BB	2
SO	6
LOB	7



Batter	1	2	3	4	5	6	7	8	9	AB	R	H	RBI	BB	SO	LOB	TOP		
Roger Metzger, S (1, 6) OBP: 0.276, SLG: 0.246	K	4-1		K			4-3		F7	5	0	0	0	0	2	1			
Jesus Alou, R (1, 9) OBP: 0.375, SLG: 0.326	1B 2B		F5		5-3		P4		1B	5	1	2	0	0	0	0			
Cesar Cedeno, R (1, 8) OBP: 0.400, SLG: 0.455	1B E 2-3			2B	L6		F3		1B	5	1	3	0	0	0	0			
Lee May, R (1, 3) OBP: 0.344, SLG: 0.509	E IBB		K						P5	2	0	0	0	2	1	1			
Bob Watson, R (1, 7) OBP: 0.378, SLG: 0.529	E6 1-3 2H 3H		1-3		FC5-4		FC5-4		1B	4	0	2	1	0	0	2			
Doug Radler, R (1, 5) OBP: 0.284, SLG: 0.417	G4-3 IBB								F7	2	0	1	0	2	0	1			
Larry Howard, R (1, 2) OBP: 0.333, SLG: 0.111	G4-3 1-2		G6-4-3		SH1-4		SH1-4		K	3	0	0	0	0	1	5			
Jimmy Stewart, S (1, 4) OBP: 0.300, SLG: 0.383			F3						4-3	4	1	1	0	0	0	1			
Bobby Fenwick, R (9, 4) OBP: 0.313, SLG: 0.345				HR			F9			0	0	0	0	0	0	0			
Dave Roberts, L (1, 1) OBP: 0.348, SLG: 0.500			F8				F7			4	1	2	2	0	0	1			
Fred Gladding, L (9, 1) OBP: 0.348, SLG: 0.500				HR					1B	0	0	0	0	0	0	0			
Inning Stats	R: 2 E: 1 K: 1 S: 7	H: 3 LOB: 2 BB: 2 P: 15	R: 0 E: 0 K: 0 S: 3	H: 0 LOB: 0 BB: 0 P: 3	R: 0 E: 0 K: 1 S: 6	H: 1 LOB: 1 BB: 0 P: 6	R: 2 E: 0 K: 1 S: 7	H: 3 LOB: 0 BB: 0 P: 7	R: 0 E: 0 K: 0 S: 3	H: 0 LOB: 1 BB: 1 P: 7	R: 0 E: 0 K: 0 S: 3	H: 0 LOB: 0 BB: 0 P: 3	R: 0 E: 0 K: 1 S: 6	H: 1 LOB: 1 BB: 0 P: 6	R: 0 E: 0 K: 0 S: 5	H: 3 LOB: 2 BB: 0 P: 5	1B: 7 2B: 3 3B: 0 HR: 1	SF: 0 SAC: 1 DP: 2 HBP: 0	WP: 0 PA: 39 PB: 0 CS: 0
PITCHER	IP WLS BF H R ER SO BB IBB HBP BLK WP HR S P ERA WHIP	IP WLS BF H R ER SO BB IBB HBP BLK WP HR S P ERA WHIP	IP WLS BF H R ER SO BB IBB HBP BLK WP HR S P ERA WHIP	IP WLS BF H R ER SO BB IBB HBP BLK WP HR S P ERA WHIP	IP WLS BF H R ER SO BB IBB HBP BLK WP HR S P ERA WHIP	IP WLS BF H R ER SO BB IBB HBP BLK WP HR S P ERA WHIP	IP WLS BF H R ER SO BB IBB HBP BLK WP HR S P ERA WHIP	IP WLS BF H R ER SO BB IBB HBP BLK WP HR S P ERA WHIP	IP WLS BF H R ER SO BB IBB HBP BLK WP HR S P ERA WHIP	IP WLS BF H R ER SO BB IBB HBP BLK WP HR S P ERA WHIP	IP WLS BF H R ER SO BB IBB HBP BLK WP HR S P ERA WHIP	IP WLS BF H R ER SO BB IBB HBP BLK WP HR S P ERA WHIP	IP WLS BF H R ER SO BB IBB HBP BLK WP HR S P ERA WHIP	IP WLS BF H R ER SO BB IBB HBP BLK WP HR S P ERA WHIP	IP WLS BF H R ER SO BB IBB HBP BLK WP HR S P ERA WHIP	IP WLS BF H R ER SO BB IBB HBP BLK WP HR S P ERA WHIP	IP WLS BF H R ER SO BB IBB HBP BLK WP HR S P ERA WHIP	IP WLS BF H R ER SO BB IBB HBP BLK WP HR S P ERA WHIP	IP WLS BF H R ER SO BB IBB HBP BLK WP HR S P ERA WHIP
Woodie Fryman, L (1, 1) ERA: 3.7	5.0 L	23 7	4 4	4 4	3 3	1 1	2 2	0 0	0 0	0 0	0 0	1 1	26 38	7.20 1.600					
Barry Lersch, R (6, 1) ERA: 2.7	3.0	11	1	0	0	1	1	0	0	0	0	0	12	0.00	0.667				
Dick Selma, R (9, 1) ERA: 5.15	1.0	5	3	0	0	0	0	0	0	0	0	0	5	0.00	3.000				

Houston Astros @ Philadelphia Phillies
Veterans Stadium, Philadelphia, PA
Tue Jun 06 1972, 7:05 PM EDT
Att: 8,237 - Unknown

AB 34
R 4
H 11
RBI 3
BB 4
SO 4
LOB 12



Batter	1	2	3	4	5	6	7	8	9	AB	R	H	RBI	BB	SO	LOB	BOTTOM				
Larry Bowa, S (1, 6) OBP: 0.287, SLG: 0.276	5-3									4	0	2	0	0	0	0					
Terry Harmon, R (1, 4) OBP: 0.413, SLG: 0.382	4-3		P4						FC6-4	4	1	0	0	0	1	2					
Don Money, R (1, 5) OBP: 0.340, SLG: 0.325					5-3				2B	3	1	1	0	1	0	0					
Greg Luzinski, R (1, 7) OBP: 0.332, SLG: 0.472	K				4-3				1B	4	1	1	1	0	1	1					
Roger Freed, R (1, 9) OBP: 0.222, SLG: 0.333			5-3						1B	3	0	0	0	0	0	0					
Tom Hutton, L (9, PH) OBP: 0.308, SLG: 0.387					4-3				2B	1	0	1	2	0	0	0					
Deron Johnson, R (1, 3) OBP: 0.232, SLG: 0.303			F5						1B	4	0	0	0	0	0	1					
Willie Montanez, L (1, 8) OBP: 0.294, SLG: 0.337			F8							4	0	0	0	0	1	1					
Mike Ryan, R (1, 2) OBP: 0.313, SLG: 0.326			F7							3	0	1	0	0	0	0					
Woodie Fryman, R (1, 1) OBP: 0.200, SLG: 0.316										1	0	0	0	0	0	0					
Byron Browne, R (5, PH) OBP: 0.287, SLG: 0.214					5-3					1	0	0	0	0	1	1					
Barry Lersch, S (6, 1) OBP: 0.287, SLG: 0.214										0	0	0	0	0	0	0					
Pete Koegel, R (8, PH) OBP: 0.259, SLG: 0.240										1	0	0	0	0	0	0					
Dick Selma, R (9, 1) OBP: 0.198, SLG: 0.167										0	0	0	0	0	0	0					
Inning Stats	R: 0 E: 0 K: 1 S: 6	H: 1 LOB: 1 BB: 0 P: 6	R: 0 E: 0 K: 0 S: 3	H: 0 LOB: 0 BB: 0 P: 3	R: 0 E: 0 K: 0 S: 4	H: 1 LOB: 1 BB: 0 P: 4	R: 0 E: 0 K: 0 S: 3	H: 0 LOB: 0 BB: 0 P: 3	R: 0 E: 0 K: 0 S: 6	H: 1 LOB: 1 BB: 0 P: 6	R: 0 E: 0 K: 1 S: 5	H: 0 LOB: 0 BB: 0 P: 5	R: 0 E: 0 K: 0 S: 3	H: 0 LOB: 0 BB: 0 P: 3	R: 0 E: 0 K: 0 S: 3	H: 0 LOB: 0 BB: 0 P: 3	R: 3 E: 0 K: 1 S: 8	H: 3 LOB: 1 BB: 1 P: 12	1B: 4 2B: 1 3B: 1 HR: 0	SF: 0 SAC: 0 DP: 0 HBP: 0	WP: 0 PA: 34 PB: 1 CS: 0
PITCHER	IP WLS BF H R ER SO BB IBB HBP BLK WP HR S P ERA WHIP	IP WLS BF H R ER SO BB IBB HBP BLK WP HR S P ERA WHIP	IP WLS BF H R ER SO BB IBB HBP BLK WP HR S P ERA WHIP	IP WLS BF H R ER SO BB IBB HBP BLK WP HR S P ERA WHIP	IP WLS BF H R ER SO BB IBB HBP BLK WP HR S P ERA WHIP	IP WLS BF H R ER SO BB IBB HBP BLK WP HR S P ERA WHIP	IP WLS BF H R ER SO BB IBB HBP BLK WP HR S P ERA WHIP	IP WLS BF H R ER SO BB IBB HBP BLK WP HR S P ERA WHIP	IP WLS BF H R ER SO BB IBB HBP BLK WP HR S P ERA WHIP	IP WLS BF H R ER SO BB IBB HBP BLK WP HR S P ERA WHIP	IP WLS BF H R ER SO BB IBB HBP BLK WP HR S P ERA WHIP	IP WLS BF H R ER SO BB IBB HBP BLK WP HR S P ERA WHIP	IP WLS BF H R ER SO BB IBB HBP BLK WP HR S P ERA WHIP	IP WLS BF H R ER SO BB IBB HBP BLK WP HR S P ERA WHIP	IP WLS BF H R ER SO BB IBB HBP BLK WP HR S P ERA WHIP	IP WLS BF H R ER SO BB IBB HBP BLK WP HR S P ERA WHIP	IP WLS BF H R ER SO BB IBB HBP BLK WP HR S P ERA WHIP	IP WLS BF H R ER SO BB IBB HBP BLK WP HR S P ERA WHIP	IP WLS BF H R ER SO BB IBB HBP BLK WP HR S P ERA WHIP		
Dave Roberts, L (1, 1) ERA: 4.57	8.1 W	31 31	5 3	3 3	3 3	1 0	0 0	0 0	0 0	0 0	0 0	5 5	5 5	0.00 1.500							
Fred Gladding, R (9, 1) ERA: 4.5	0.2	S	3	1	0	0	1	0	0	0	0	0	0	0.00	1.500						

Houston Astros @ Philadelphia Phillies
Veterans Stadium, Philadelphia, PA
Tue Jun 06 1972, 7:05 PM EDT
Att: 8,237 - Unknown

AB 33
R 3
H 6
RBI 3
BB 1
SO 4
LOB 6



Batter	1	2	3	4	5	6	7	8	9	AB	R	H	RBI	BB	SO	LOB	TOP										
Roger Metzger, S (1, 6) OBP: 0.271, SLG: 0.241	K		K			F8	G4-6-3			4	0	0	0	0	2	2	Houston Astros @ Philadelphia Phillies Veterans Stadium, Philadelphia, PA Wed Jun 07 1972, 7:05 PM EDT Att: 10,712 - Unknown										
Jesus Alou, R (1, 9) OBP: 0.385, SLG: 0.340	E5 1B		6-3					P4		4	0	2	0	0	0	0											
Cesar Cedeno, R (1, 8) OBP: 0.397, SLG: 0.446	L6			K				4-3		3	0	0	0	1	1												
Lee May, R (1, 3) OBP: 0.342, SLG: 0.503	K			K		P4				4	0	1	0	0	2	3											
Bob Watson, R (1, 7) OBP: 0.376, SLG: 0.520		1-3 BB		K		FC6-4		K		3	0	0	0	1	2	3											
Doug Rader, R (1, 5) OBP: 0.283, SLG: 0.413	K				K					4	1	1	0	0	3	1											
Larry Howard, R (1, 2) Johnny Edwards, L (9, PH) OBP: 0.303, SLG: 0.333 OBP: 0.350, SLG: 0.408	1-3				F2			F5		2	0	0	0	1	0	1											
Jimmy Stewart, S (1, 4) OBP: 0.315, SLG: 0.392	P4									1	0	0	0	0	0	0											
Jerry Reuss, L (1, 1) Bobby Fenwick, R (7, PH) George Culver, R (7, 1) OBP: 0.174, SLG: 0.143 OBP: 0.303, SLG: 0.333 OBP: 0.250, SLG: 0.500			K							2	0	0	0	0	2	1											
					K					1	0	0	0	0	1	2											
										0	0	0	0	0	0	0											
Inning Stats	R: 0 E: 1 K: 2 S: 8	H: 1 LOB: 1 BB: 0 P: 8	R: 0 E: 0 K: 1 S: 5	H: 0 LOB: 1 BB: 1 P: 9	R: 0 E: 0 K: 2 S: 7	H: 0 LOB: 0 BB: 0 P: 7	R: 0 E: 0 K: 3 S: 9	H: 0 LOB: 0 BB: 0 P: 9	R: 0 E: 0 K: 2 S: 8	H: 1 LOB: 1 BB: 0 P: 8	R: 0 E: 0 K: 0 S: 4	H: 1 LOB: 2 BB: 1 P: 8	R: 1 E: 0 K: 1 S: 6	H: 2 LOB: 1 BB: 1 P: 10	R: 0 E: 0 K: 1 S: 6	H: 1 LOB: 1 BB: 0 P: 6	R: 0 E: 0 K: 1 S: 5	H: 0 LOB: 0 BB: 0 P: 5	1B: 6 2B: 0 3B: 0 HR: 0	SF: 0 SAC: 0 DP: 1 HBP: 0	WP: 1 PB: 0 SB: 0 CS: 0	PA: 35					
PITCHER	IP	WLS	BF	H	R	ER	SO	BB	IBB	HBP	BLK	WP	HR	S	P	ERA	WHIP										
Steve Carlton, L (1, 1) ERA: 2.99	7.0	W	28	5	1	1	11	3	0	0	0	1	0	47	59	1.29	1.143										
Darrell Brandon, R (8, 1) ERA: 3.32	2.0	S	7	1	0	0	2	0	0	0	0	0	0	11	11	0.00	0.500										

Batter	1	2	3	4	5	6	7	8	9	AB	R	H	RBI	BB	SO	LOB	BOTTOM										
Larry Bowa, S (1, 6) OBP: 0.286, SLG: 0.271	F7			F8		S SH3-4 2B	P6			3	1	0	0	1	0	0	Houston Astros @ Philadelphia Phillies Veterans Stadium, Philadelphia, PA Wed Jun 07 1972, 7:05 PM EDT Att: 10,712 - Unknown										
Terry Harmon, R (1, 4) OBP: 0.409, SLG: 0.368	F9			1B BB		SH3-4		6-3		2	0	0	0	1	0	0											
Don Money, R (1, 5) OBP: 0.344, SLG: 0.325	F9							6-3		3	1	1	0	1	0	0											
Greg Luzinski, R (1, 7) Ron Stone, L (8, PR) OBP: 0.335, SLG: 0.475 OBP: 0.364, SLG: 0.278	K			K				1B HBP		3	1	1	2	0	2	2											
Roger Freed, R (1, 9) Willie Montanez, L (8, PH) OBP: 0.200, SLG: 0.300 OBP: 0.298, SLG: 0.341	K			F8		1B 2B	P3			0	0	0	0	0	1	3											
Deron Johnson, R (1, 3) Tom Hutton, L (6, PR) OBP: 0.235, SLG: 0.304 OBP: 0.314, SLG: 0.387		5-3						1B BB		3	0	1	1	0	0	0											
Byron Browne, R (1, 8) Tim McCarver, L (8, PH) Pete Koegel, R (9, 3) OBP: 0.278, SLG: 0.235 OBP: 0.286, SLG: 0.299 OBP: 0.259, SLG: 0.240			6-3							3	0	1	0	0	1	1											
Mike Ryan, R (1, 2) OBP: 0.294, SLG: 0.304				F8						3	0	0	0	0	0	1											
Steve Carlton, L (1, 1) Oscar Gamble, L (7, PH) Darrell Brandon, R (8, 1) OBP: 0.316, SLG: 0.314 OBP: 0.125, SLG: 0.125			K					F8		2	0	0	0	0	0	0											
										1	0	0	0	0	0	0											
Inning Stats	R: 0 E: 0 K: 0 S: 3	H: 0 LOB: 0 BB: 0 P: 3	R: 0 E: 0 K: 2 S: 7	H: 0 LOB: 0 BB: 0 P: 7	R: 0 E: 0 K: 1 S: 5	H: 0 LOB: 0 BB: 0 P: 5	R: 0 E: 0 K: 1 S: 6	H: 1 LOB: 2 BB: 1 P: 10	R: 0 E: 0 K: 1 S: 6	H: 1 LOB: 1 BB: 0 P: 6	R: 3 E: 0 K: 1 S: 7	H: 2 LOB: 2 BB: 2 P: 15	R: 0 E: 0 K: 0 S: 3	H: 0 LOB: 0 BB: 0 P: 3	R: 0 E: 0 K: 1 S: 6	H: 1 LOB: 3 BB: 1 P: 11	R: 0 E: 0 K: 1 S: 6	H: 1 LOB: 1 BB: 1 P: 11	1B: 4 2B: 1 3B: 0 HR: 0	SF: 0 SAC: 1 DP: 0 HBP: 1	WP: 0 PB: 0 SB: 0 CS: 0	PA: 34					
PITCHER	IP	WLS	BF	H	R	ER	SO	BB	IBB	HBP	BLK	WP	HR	S	P	ERA	WHIP										
Jerry Reuss, L (1, 1) ERA: 4.45	6.0	L	25	4	3	3	6	3	0	0	0	0	0	34	46	4.50	1.167										
George Culver, R (7, 1) ERA: 1.97	2.0		9	1	0	0	1	1	0	1	0	0	0	9	14	0.00	1.000										

Batter	1	2	3	4	5	6	7	8	9	AB	R	H	RBI	BB	SO	LOB	TOP			
Jimmy Stewart, S (1, 4) OBP: 0.288, SLG: 0.357	K		6-3			6-3		F8	F8	5	0	0	0	0	1	2				
Norm Miller, L (1, 9) OBP: 0.293, SLG: 0.333				K		K				2	0	0	0	1	2	0				
Jesus Alou, R (8, PH) OBP: 0.396, SLG: 0.340	BB							1B	HBP	0	0	0	0	0	0	0				
Cesar Cedeno, R (1, 8) OBP: 0.404, SLG: 0.463				6-3						3	1	2	0	1	0	0				
Lee May, R (1, 3) OBP: 0.340, SLG: 0.497										4	0	1	1	0	1	4				
Bob Watson, R (1, 7) OBP: 0.383, SLG: 0.542										4	1	3	1	0	0	0				
Johnny Edwards, L (1, 2) OBP: 0.348, SLG: 0.402										2	0	0	0	0	1	0	2			
Jim York, R (7, 1)				6-3						0	0	0	0	0	0	0				
Bobby Fenwick, R (8, PH) OBP: 0.294, SLG: 0.323										1	0	0	0	0	0	0				
Doug Rader, R (1, 5) OBP: 0.277, SLG: 0.404										4	0	0	0	0	1	4				
Roger Metzger, S (1, 6) OBP: 0.271, SLG: 0.241										4	0	1	0	0	0	3				
Larry Dierker, R (1, 1) OBP: 0.207, SLG: 0.179										2	0	0	0	0	1	0				
Jim Ray, R (6, 1) OBP: 0.200, SLG: 0.200										0	0	0	0	0	0	0				
Bob Stinson, S (7, 2) OBP: 0.250, SLG: 0.182										2	0	1	0	0	0	0				
Inning Stats	R: 0 E: 0 K: 1 S: 4	H: 0 LOB: 1 BB: 2 P: 12	R: 0 E: 0 K: 1 S: 5	H: 0 LOB: 0 BB: 0 P: 5	R: 0 E: 0 K: 1 S: 5	H: 0 LOB: 0 BB: 0 P: 5	R: 0 E: 0 K: 1 S: 3	H: 1 LOB: 1 BB: 1 P: 7	R: 0 E: 0 K: 1 S: 5	H: 0 LOB: 0 BB: 0 P: 5	R: 1 E: 0 K: 0 S: 6	H: 3 LOB: 2 BB: 0 P: 6	R: 0 E: 0 K: 1 S: 6	H: 1 LOB: 2 BB: 0 P: 7	R: 1 E: 0 K: 0 S: 6	H: 3 LOB: 3 BB: 0 P: 6	1B: 6 2B: 0 3B: 1 HR: 1	SF: 0 SAC: 0 DP: 2 HBP: 1	WP: 0 PB: 0 SB: 0 CS: 0	PA: 37
PITCHER	IP WLS BF H R ER SO BB IBB HBP BLK WP HR S P ERA WHIP																			
Bill Champion, R (1, 1) ERA: 3.23	6.0 W 23 4 1 1 5 3 0 0 0 0 0 30 42 1.50 1.167																			
Joe Hoerner, L (7, 1) ERA: 2.18	3.0 S 14 4 1 1 1 0 0 1 0 0 1 15 16 3.00 1.333																			

Houston Astros @ Philadelphia Phillies
Veterans Stadium, Philadelphia, PA
Thu Jun 08 1972, 7:05 PM EDT
Att: 20,155 - Unknown

AB	33
R	2
H	8
RBI	2
BB	3
SO	6
LOB	15



Batter	1	2	3	4	5	6	7	8	9	AB	R	H	RBI	BB	SO	LOB	BOTTOM			
Denny Doyle, L (1, 4) OBP: 0.326, SLG: 0.333	F8		4-3			F7	F7			4	0	0	0	1	0	1				
Oscar Gamble, L (1, 9) OBP: 0.231, SLG: 0.308										5	0	2	0	0	2	1				
Willie Montanez, L (1, 8) OBP: 0.300, SLG: 0.345										4	1	1	0	1	2	2				
Greg Luzinski, R (1, 7) OBP: 0.343, SLG: 0.478										3	2	2	1	1	0	1				
Ron Stone, L (8, 7) OBP: 0.356, SLG: 0.270										1	0	0	0	0	0	2				
Tom Hutton, L (1, 3) OBP: 0.333, SLG: 0.435										4	3	3	2	1	0	2				
Don Money, R (1, 5) OBP: 0.345, SLG: 0.327										5	1	2	0	0	1	4				
Tim McCarver, L (1, 2) OBP: 0.291, SLG: 0.302										2	0	1	1	1	0	1				
Larry Bowa, S (1, 6) OBP: 0.295, SLG: 0.293										3	0	3	3	0	0	0				
Bill Champion, R (1, 1) OBP: 0.222, SLG: 0.389										3	0	0	0	0	1	4				
Joe Hoerner, R (7, 1) ERA: 7.71										1	0	0	0	0	1	2				
Inning Stats	R: 0 E: 0 K: 1 S: 6	H: 1 LOB: 1 BB: 0 P: 6	R: 1 E: 0 K: 0 S: 5	H: 2 LOB: 1 BB: 0 P: 5	R: 0 E: 0 K: 1 S: 5	H: 0 LOB: 0 BB: 0 P: 5	R: 2 E: 0 K: 1 S: 8	H: 4 LOB: 1 BB: 0 P: 8	R: 0 E: 0 K: 0 S: 4	H: 1 LOB: 2 BB: 1 P: 8	R: 1 E: 0 K: 0 S: 5	H: 2 LOB: 1 BB: 0 P: 5	R: 3 E: 0 K: 3 S: 13	H: 4 LOB: 2 BB: 1 P: 17	R: 0 E: 0 K: 1 S: 5	H: 0 LOB: 3 BB: 3 P: 17	1B: 9 2B: 3 3B: 1 HR: 1	SF: 2 SAC: 0 DP: 0 HBP: 0	WP: 0 PB: 0 SB: 0 CS: 2	PA: 42
PITCHER	IP WLS BF H R ER SO BB IBB HBP BLK WP HR S P ERA WHIP																			
Larry Dierker, R (1, 1) ERA: 3.03	5.0 L 25 10 4 4 3 1 0 0 0 0 0 1 13 17 7.20 2.200																			
Jim Ray, R (6, 1) ERA: 5.28	1.2 10 4 3 3 2 1 0 0 0 0 0 1 13 17 16.20 3.000																			
Jim York, R (7, 1) ERA: 7.71	1.1 7 0 0 0 2 3 0 0 0 0 0 0 8 20 0.00 2.250																			

Houston Astros @ Philadelphia Phillies
Veterans Stadium, Philadelphia, PA
Thu Jun 08 1972, 7:05 PM EDT
Att: 20,155 - Unknown

AB	35
R	7
H	14
RBI	7
BB	5
SO	7
LOB	20



Batter	1	2	3	4	5	6	7	8	9	AB	R	H	RBI	BB	SO	LOB	TOP							
Roger Metzger, S (1, 6) OBP: 0.270, SLG: 0.240	6-3		1-2 1B		5-3		P6		6-3	5	0	1	0	0	0	1								
Cesar Cedeno, R (1, 8) OBP: 0.406, SLG: 0.470	K		G5-3							4	0	2	0	0	1	2								
Jimmy Wynn, R (1, 9) OBP: 0.365, SLG: 0.476	K			E 2B	5-3				K	4	1	1	0	0	2	2								
Lee May, R (1, 3) OBP: 0.333, SLG: 0.486		F3		K			F7		K	4	0	0	0	0	2	2								
Bob Watson, R (1, 7) OBP: 0.380, SLG: 0.541	6-3			FC1-5 2H	2B		6-3		L9	4	0	1	1	0	0	1								
Doug Rader, R (1, 5) OBP: 0.286, SLG: 0.414				FC1-5 HR					1B SH5-3	3	2	2	0	1	0	1								
Larry Howard, R (1, 2) OBP: 0.368, SLG: 0.400	FC6-4			2-3			6-3		SH5-3	4	1	2	2	0	0	2								
Bobby Fenwick, R (1, 4) OBP: 0.263, SLG: 0.286			L7		F9		5-3		K	4	0	0	0	0	1	2								
Ken Forsch, R (1, 1) OBP: 0.136, SLG: 0.095							4-3		SH5-3	2	0	1	0	0	1	0								
Bob Stinson, S (7, PH) OBP: 0.231, SLG: 0.167										1	0	0	0	0	0	0								
George Culver, R (7, 1) OBP: 0.250, SLG: 0.500			G5-3							0	0	0	0	0	0	0								
Fred Gladding, L (8, 1) OBP: 0.250, SLG: 0.143										0	0	0	1	0	0	0								
Inning Stats	R: 0 E: 0 K: 2 S: 7	H: 0 LOB: 0 BB: 0 P: 7	R: 0 E: 0 K: 0 S: 4	H: 1 LOB: 1 BB: 0 P: 4	R: 0 E: 0 K: 0 S: 4	H: 2 LOB: 1 BB: 0 P: 4	R: 3 E: 1 K: 1 S: 8	H: 3 LOB: 0 BB: 0 P: 8	R: 0 E: 0 K: 0 S: 6	H: 1 LOB: 1 BB: 1 P: 6	R: 0 E: 0 K: 0 S: 3	H: 0 LOB: 1 BB: 1 P: 7	R: 0 E: 0 K: 0 S: 3	H: 0 LOB: 0 BB: 0 P: 3	R: 0 E: 0 K: 2 S: 8	H: 1 LOB: 1 BB: 0 P: 8	R: 1 E: 0 K: 1 S: 7	H: 2 LOB: 1 BB: 0 P: 7	1B: 6 2B: 3 3B: 0 HR: 1	SF: 0 SAC: 1 DP: 1 HBP: 0	WP: 0 PB: 0 SB: 0 CS: 0	PA: 37		
PITCHER	IP	WLS	BF	H	R	ER	SO	BB	IBB	HBP	BLK	WP	HR	S	P	ERA	WHIP							
Jon Matlack, L (1, 1) ERA: 2.31	7.0	L	28	7	3	0	4	1	0	0	0	0	1	35	39	0.00	1.143							
Tug McGraw, L (8, 1) ERA: 1.34	2.0		9	3	1	1	3	0	0	0	0	0	0	15	15	4.50	1.500							

Houston Astros @ New York Mets
Shea Stadium, Flushing, NY
Fri Jun 09 1972, 7:05 PM EDT
Att: 40,036 - Unknown

AB 35
R 4
H 10
RBI 4
BB 1
SO 7
LOB 13



Batter	1	2	3	4	5	6	7	8	9	AB	R	H	RBI	BB	SO	LOB	BOTTOM							
Willie Mays, R (1, 8) OBP: 0.455, SLG: 0.370	F8		G6-4-3		L5-3			SH BB FC4-6		2	1	0	0	2	0	1								
Bud Harrelson, S (1, 6) OBP: 0.343, SLG: 0.287		FC5-4 BB		2B SF7 BB	L5-3			FC4-6 SH BB		1	1	0	0	3	0	3								
John Milner, L (1, 7) OBP: 0.356, SLG: 0.532	FC5-4			SF7 1-3	2B		5-3 G3	SH FC4-6		3	0	2	0	0	0	1								
Rusty Staub, L (1, 9) OBP: 0.388, SLG: 0.486	4-3			SF7			G3	FC4-6		3	0	0	2	0	0	4								
Cleon Jones, R (1, 3) OBP: 0.323, SLG: 0.349		K			K		5-3	G6-4-3		4	0	0	0	0	2	4								
Jim Fregosi, R (1, 5) OBP: 0.320, SLG: 0.395		K			6-3		P5			4	0	1	0	0	1	2								
Ken Boswell, L (1, 4) OBP: 0.242, SLG: 0.228		K					1B	F8		4	0	1	0	0	1	1								
Jerry Grote, R (1, 2) OBP: 0.326, SLG: 0.355					6-3					3	0	1	0	0	0	0								
Wayne Garrett, L (9, PH) OBP: 0.372, SLG: 0.242										1	0	0	0	0	0	0								
Jon Matlack, L (1, 1) ERA: 3.1										1	0	0	0	1	1	2								
Ed Kranepool, L (7, PH) OBP: 0.304, SLG: 0.364										1	0	0	0	0	1	0								
Tug McGraw, R (8, 1) OBP: 0.250, SLG: 0.143										0	0	0	0	0	0	0								
Inning Stats	R: 0 E: 0 K: 0 S: 3	H: 0 LOB: 1 BB: 1 P: 7	R: 0 E: 0 K: 3 S: 9	H: 0 LOB: 0 BB: 0 P: 9	R: 0 E: 0 K: 0 S: 2	H: 0 LOB: 0 BB: 1 P: 6	R: 1 E: 0 K: 1 S: 6	H: 1 LOB: 1 BB: 1 P: 10	R: 0 E: 0 K: 1 S: 6	H: 2 LOB: 2 BB: 1 P: 10	R: 0 E: 0 K: 0 S: 4	H: 1 LOB: 1 BB: 0 P: 4	R: 0 E: 0 K: 1 S: 5	H: 0 LOB: 0 BB: 0 P: 5	R: 1 E: 0 K: 0 S: 3	H: 0 LOB: 1 BB: 2 P: 11	R: 0 E: 0 K: 0 S: 3	H: 1 LOB: 0 BB: 0 P: 3	1B: 4 2B: 2 3B: 0 HR: 0	SF: 1 SAC: 1 DP: 4 HBP: 0	WP: 0 PB: 0 SB: 0 CS: 0	PA: 35		
PITCHER	IP	WLS	BF	H	R	ER	SO	BB	IBB	HBP	BLK	WP	HR	S	P	ERA	WHIP							
Ken Forsch, R (1, 1) ERA: 3.1	6.0	W	24	4	1	1	5	4	0	0	0	0	0	30	46	1.50	1.333							
George Culver, R (7, 1) ERA: 2.18	1.0		6	0	1	1	1	2	0	0	0	0	0	6	14	9.00	2.000							
Fred Gladding, R (8, 1) ERA: 3.75	2.0	S	5	1	0	0	0	0	0	0	0	0	0	5	5	0.00	0.500							

Houston Astros @ New York Mets
Shea Stadium, Flushing, NY
Fri Jun 09 1972, 7:05 PM EDT
Att: 40,036 - Unknown

AB 27
R 2
H 5
RBI 2
BB 6
SO 6
LOB 18



Batter	1	2	3	4	5	6	7	8	9	AB	R	H	RBI	BB	SO	LOB	TOP																					
Roger Metzger, S (1,6) OBP: 0.269, SLG: 0.237	0-3 K		4-0 BB			0-0 6-3		0-0 F7		3	0	0	0	1	1	1																						
Cesar Cedeno, R (1,8) OBP: 0.403, SLG: 0.482	0-0 3-1		0-0 6-3			0-0 HR		0-3 K		4	1	1	1	0	1	3																						
Jimmy Wynn, R (1,9) OBP: 0.368, SLG: 0.473	0-0 6-3			0-0 P3		0-0 1B		4-0 BB BB		3	0	1	0	1	0	0																						
Lee May, R (1,3) OBP: 0.332, SLG: 0.478		0-0 5-3		0-3 K		0-0 F9		4-0 BB		3	0	0	0	1	1	1																						
Bob Watson, R (1,7) OBP: 0.378, SLG: 0.533		0-0 6-3		0-0 4-3		0-0 F8		4-0 BB		3	0	0	1	1	0	1																						
Doug Rader, R (1,5) OBP: 0.286, SLG: 0.426	0-3 K				0-0 HR		0-0 6-3	0-0 L7		4	1	1	1	0	1	3																						
Larry Howard, R (1,2) Johnny Edwards, L (7,PH) OBP: 0.381, SLG: 0.412 OBP: 0.345, SLG: 0.395			0-0 SH3-4 1B		0-0 F9		0-0 F9		0-3 K	2	0	1	0	0	0	0	AB 30 R 3 H 4 RBI 3 BB 5 SO 7 LOB 10																					
Bobby Fenwick, R (1,4) Jimmy Stewart, S (7,PH) OBP: 0.250, SLG: 0.270 OBP: 0.276, SLG: 0.345			0-3 K		0-3 K		0-0 4-3		0-0 1-3	2	0	0	0	0	2	1																						
Don Wilson, R (1,1) Tom Griffin, R (4,1) Norm Miller, L (6,PH) Joe Gibbon, R (8,1) Bob Stinson, S (9,PH) OBP: 0.136, SLG: 0.095 OBP: 0.286, SLG: 0.714 OBP: 0.310, SLG: 0.333 OBP: 0.214, SLG: 0.154			0-0 SH3-4 1-2		0-0 5-3			4-0 BB BB BB		0	0	0	0	0	0	0																						
Inning Stats	R: 0 E: 0 K: 1 S: 5	H: 0 LOB: 0 BB: 0 P: 5	R: 0 E: 0 K: 1 S: 5	H: 0 LOB: 0 BB: 0 P: 5	R: 0 E: 0 K: 1 S: 6	H: 1 LOB: 2 BB: 1 P: 10	R: 0 E: 0 K: 1 S: 5	H: 0 LOB: 0 BB: 0 P: 5	R: 1 E: 0 K: 0 S: 6	H: 1 LOB: 0 BB: 0 P: 6	R: 1 E: 0 K: 0 S: 5	H: 2 LOB: 1 BB: 0 P: 5	R: 0 E: 0 K: 0 S: 3	H: 0 LOB: 0 BB: 0 P: 3	R: 1 E: 0 K: 1 S: 5	H: 0 LOB: 3 BB: 4 P: 21	R: 0 E: 0 K: 1 S: 5	H: 0 LOB: 0 BB: 0 P: 5	1B: 2 2B: 0 3B: 0 HR: 2	SF: 0 SAC: 1 DP: 0 HBP: 0	WP: 0 PB: 0 SB: 0 CS: 0	PA: 36																
PITCHER	IP	WLS	BF	H	R	ER	SO	BB	IBB	HBP	BLK	WP	HR	S	P	ERA	WHIP	PITCHER				IP	WLS	BF	H	R	ER	SO	BB	IBB	HBP	BLK	WP	HR	S	P	ERA	WHIP
Jerry Kosman, L (1,1) ERA: 5.29	6.0	W	23	4	2	2	5	1	0	0	0	0	2	32	36	3.00	0.833					6.0	W	23	4	2	2	5	1	0	0	0	0	2	32	3.00	0.833	
Buzz Capra, R (7,1) ERA: 4.3	1.2		9	0	1	1	1	4	0	0	0	0	0	7	23	5.40	2.400					1.2		9	0	1	1	1	4	0	0	0	0	7	23	5.40	2.400	
Danny Frisella, R (8,1) ERA: 0.95	1.1	S	4	0	0	0	1	0	0	0	0	0	0	6	6	0.00	0.000					1.1	S	4	0	0	0	1	0	0	0	0	6	6	0.00	0.000		

Houston Astros @ New York Mets
Shea Stadium, Flushing, NY
Sat Jun 10 1972, 3:33 AM EDT
Att: 54,198 - Unknown

AB 30
R 3
H 4
RBI 3
BB 5
SO 7
LOB 10



Batter	1	2	3	4	5	6	7	8	9	AB	R	H	RBI	BB	SO	LOB	BOTTOM																					
Bud Harrelson, S (1,6) OBP: 0.341, SLG: 0.299	0-3 K		0-0 F7	0-0 SF9			0-0 3B			3	0	1	1	0	1	0																						
Ken Boswell, L (1,4) OBP: 0.250, SLG: 0.231	0-0 FC5-4 1B		0-0 1-3	0-0 BB			0-3 K			3	0	1	0	1	1	1																						
Tommie Agee, R (1,8) OBP: 0.371, SLG: 0.448	0-0 FC5-4 CS		0-3 K	0-3 K			0-3 K			4	0	0	0	0	3	4																						
Rusty Staub, L (1,9) OBP: 0.385, SLG: 0.481	0-0 CS	0-0 F8		0-0 1B 1B	0-0 3-1		0-3 K			4	1	1	0	0	1	1																						
John Milner, L (1,7) OBP: 0.363, SLG: 0.524		4-0 BB 2B BB		0-0 BB 1B 1B	0-3 K		0-0 F9			3	2	1	0	1	1	0																						
Cleon Jones, R (1,3) OBP: 0.315, SLG: 0.340		0-3 K		0-0 P5	0-0 4-3		0-0 P6			4	0	0	0	0	1	3																						
Wayne Garrett, L (1,5) OBP: 0.383, SLG: 0.250		4-0 2B 1-2 BB		0-0 1B BB SF9 1B		0-3 K		0-0 6-3		3	1	1	1	1	1	0	AB 29 R 5 H 7 RBI 4 BB 4 SO 11 LOB 11																					
Duffy Dyer, R (1,2) OBP: 0.364, SLG: 0.561		0-0 2B		0-0 SF9 1B E BB		0-3 K				2	1	1	1	1	1	0																						
Jerry Kosman, R (1,1) Dave Marshall, L (6,PH) Buzz Capra, R (7,1) Danny Frisella, L (8,1) OBP: 0.286, SLG: 0.286 OBP: 0.400, SLG: 0.250		0-0 5-3		0-0 1B		0-3 K				2	0	1	1	0	0	2																						
Inning Stats	R: 0 E: 0 K: 1 S: 5	H: 1 LOB: 2 BB: 2 P: 14	R: 0 E: 0 K: 1 S: 5	H: 0 LOB: 0 BB: 0 P: 5	R: 4 E: 1 K: 1 S: 9	H: 4 LOB: 2 BB: 2 P: 17	R: 0 E: 0 K: 1 S: 5	H: 0 LOB: 0 BB: 0 P: 5	R: 0 E: 0 K: 3 S: 9	H: 0 LOB: 0 BB: 0 P: 9	R: 0 E: 0 K: 3 S: 10	H: 1 LOB: 1 BB: 0 P: 10	R: 0 E: 0 K: 0 S: 3	H: 0 LOB: 0 BB: 0 P: 3	R: 0 E: 0 K: 0 S: 3	H: 0 LOB: 0 BB: 0 P: 3	1B: 5 2B: 1 3B: 1 HR: 0	SF: 1 SAC: 0 DP: 0 HBP: 0	WP: 0 PB: 0 SB: 0 CS: 1	PA: 35																		
PITCHER	IP	WLS	BF	H	R	ER	SO	BB	IBB	HBP	BLK	WP	HR	S	P	ERA	WHIP	PITCHER				IP	WLS	BF	H	R	ER	SO	BB	IBB	HBP	BLK	WP	HR	S	P	ERA	WHIP
Don Wilson, R (1,1) ERA: 3.39	3.2	L	20	6	5	4	3	4	0	0	0	0	0	22	38	9.82	2.727					3.2	L	20	6	5	4	3	4	0	0	0	0	22	38	9.82	2.727	
Tom Griffin, R (4,1) ERA: 0.37	3.1		11	1	0	0	8	0	0	0	0	0	0	27	27	0.00	0.300					3.1		11	1	0	0	8	0	0	0	0	27	27	0.00	0.300		
Joe Gibbon, L (8,1) ERA: 12.27	1.0		3	0	0	0	0	0	0	0	0	0	0	3	3	0.00	0.000					1.0		3	0	0	0	0	0	0	0	3	3	0.00	0.000			

Houston Astros @ New York Mets
Shea Stadium, Flushing, NY
Sat Jun 10 1972, 3:33 AM EDT
Att: 54,198 - Unknown

AB 29
R 5
H 7
RBI 4
BB 4
SO 11
LOB 11



Batter	1	2	3	4	5	6	7	8	9	AB	R	H	RBI	BB	SO	LOB	TOP								
Roger Metzger, S OBP: 0.272, SLG: 0.233 (1, 6)										3	1	0	0	2	0	1									
Cesar Cedeno, R OBP: 0.413, SLG: 0.515 (1, 8)										3	1	2	3	2	1	2									
Jimmy Wynn, R OBP: 0.360, SLG: 0.462 (1, 9)										4	0	0	0	0	0	3									
Lee May, R OBP: 0.325, SLG: 0.467 (1, 3)										4	0	0	0	0	1	1									
Bob Watson, R OBP: 0.371, SLG: 0.521 (1, 7)										4	0	0	0	0	0	0									
Johnny Edwards, L OBP: 0.348, SLG: 0.406 (1, 2)										4	0	2	0	0	1	0									
Doug Rader, R OBP: 0.290, SLG: 0.433 (1, 5)										4	1	2	0	0	1	1									
Tommy Helms, R OBP: 0.265, SLG: 0.310 (1, 4)										4	1	2	1	0	0	3									
Dave Roberts, L OBP: 0.296, SLG: 0.423 (1, 1)										4	0	0	0	0	2	2									
Fred Gladding, L (9, 1)										0	0	0	0	0	0	0									
Inning Stats	R: 0 E: 0 K: 0 S: 3	H: 0 LOB: 1 BB: 1 P: 7	R: 0 E: 0 K: 0 S: 4	H: 1 LOB: 1 BB: 0 P: 4	R: 1 E: 0 K: 1 S: 5	H: 1 LOB: 0 BB: 1 P: 9	R: 0 E: 0 K: 0 S: 5	H: 2 LOB: 2 BB: 0 P: 5	R: 0 E: 0 K: 1 S: 5	H: 0 LOB: 0 BB: 0 P: 7	R: 0 E: 0 K: 1 S: 5	H: 0 LOB: 0 BB: 0 P: 5	R: 3 E: 0 K: 1 S: 8	H: 3 LOB: 0 BB: 0 P: 8	R: 0 E: 0 K: 1 S: 5	H: 0 LOB: 0 BB: 0 P: 5	R: 0 E: 0 K: 2 S: 8	H: 1 LOB: 2 BB: 1 P: 12	1B: 4 2B: 2 3B: 1 HR: 1	SF: 0 SAC: 0 DP: 0 HBP: 0	WP: 0 PB: 0 SB: 1 CS: 1	PA: 38			
PITCHER	IP	WLS	BF	H	R	ER	SO	BB	IBB	HBP	BLK	WP	HR	S	P	ERA	WHIP								
Jim McAndrew, R ERA: 2.53 (1, 1)	7.0	L	30	7	4	4	3	3	0	0	0	0	1	33	45	5.14	1.429								
Chuck Taylor, R ERA: 5.61 (8, 1)	2.0		8	1	0	0	3	1	0	0	0	0	0	13	17	0.00	1.000								

Houston Astros @ New York Mets
Shea Stadium, Flushing, NY
Sun Jun 11 1972, 3:33 AM EDT
Att: 44,318 - Unknown

AB	34
R	4
H	8
RBI	4
BB	4
SO	6
LOB	13



Batter	1	2	3	4	5	6	7	8	9	AB	R	H	RBI	BB	SO	LOB	BOTTOM								
Willie Mays, R OBP: 0.444, SLG: 0.360 (1, 8)										5	0	1	0	0	1	3									
Bud Harrelson, S OBP: 0.340, SLG: 0.298 (1, 6)										4	0	1	0	0	0	1									
John Milner, L OBP: 0.370, SLG: 0.524 (9, PH)										0	0	0	0	0	0	0									
Tommie Agee, R OBP: 0.366, SLG: 0.441 (1, 7)										5	0	1	0	0	1	4									
Rusty Staub, L OBP: 0.387, SLG: 0.476 (1, 9)										2	1	0	0	2	0	2									
Cleon Jones, R OBP: 0.320, SLG: 0.350 (1, 3)										4	0	2	1	0	1	2									
Ted Martinez, R OBP: 0.272, SLG: 0.333 (1, 4)										4	0	2	0	0	0	1									
Duffy Dyer, R OBP: 0.375, SLG: 0.622 (1, 2)										4	1	2	1	0	0	2									
Wayne Garrett, L OBP: 0.360, SLG: 0.231 (1, 5)																									
Jim Fregosi, R OBP: 0.318, SLG: 0.393 (9, PH)										3	0	0	0	0	0	4									
Jim McAndrew, R OBP: 0.118, SLG: 0.063 (1, 1)										0	0	0	0	0	0	0									
Chuck Taylor, R (8, 1)										0	0	0	0	0	0	0									
Jim Beauchamp, R OBP: 0.250, SLG: 0.226 (9, PH)										1	0	1	0	0	0	0									
Inning Stats	R: 0 E: 0 K: 1 S: 6	H: 1 LOB: 2 BB: 1 P: 10	R: 0 E: 0 K: 1 S: 7	H: 2 LOB: 2 BB: 0 P: 7	R: 1 E: 1 K: 0 S: 4	H: 1 LOB: 1 BB: 1 P: 8	R: 1 E: 0 K: 0 S: 4	H: 1 LOB: 0 BB: 0 P: 4	R: 0 E: 0 K: 0 S: 5	H: 2 LOB: 2 BB: 0 P: 5	R: 0 E: 0 K: 0 S: 4	H: 1 LOB: 1 BB: 0 P: 4	R: 0 E: 0 K: 0 S: 3	H: 0 LOB: 0 BB: 0 P: 3	R: 0 E: 0 K: 0 S: 4	H: 1 LOB: 2 BB: 0 P: 5	1B: 8 2B: 1 3B: 0 HR: 1	SF: 0 SAC: 0 DP: 1 HBP: 1	WP: 0 PB: 0 SB: 0 CS: 0	PA: 39					
PITCHER	IP	WLS	BF	H	R	ER	SO	BB	IBB	HBP	BLK	WP	HR	S	P	ERA	WHIP								
Dave Roberts, L ERA: 4.3 (1, 1)	8.1	W	36	10	2	2	3	2	0	0	0	0	1	40	48	2.16	1.440								
Fred Gladding, R ERA: 3.55 (9, 1)	0.2	S	3	0	0	0	0	0	0	1	0	0	0	2	3	0.00	0.000								

Houston Astros @ New York Mets
Shea Stadium, Flushing, NY
Sun Jun 11 1972, 3:33 AM EDT
Att: 44,318 - Unknown

AB	36
R	2
H	10
RBI	2
BB	2
SO	3
LOB	23



Batter	1	2	3	4	5	6	7	8	9	AB	R	H	RBI	BB	SO	LOB	TOP			
Ron Hunt, R OBP: 0.340, SLG: 0.296 (1, 4)										4	0	2	0	0	0	0				
Ron Woods, R OBP: 0.278, SLG: 0.279 (1, 8)										4	0	0	0	0	0	2				
Clyde Mashore, R OBP: 0.286, SLG: 0.344 (1, 9)										4	0	1	0	0	2	1				
Bob Bailey, R OBP: 0.299, SLG: 0.324 (1, 5)										4	0	0	0	0	2	2				
Ken Singleton, S OBP: 0.311, SLG: 0.324 (1, 7)										3	0	0	0	0	1	0				
Terry Humphrey, R OBP: 0.287, SLG: 0.318 (1, 2)										3	1	1	0	0	0	0				
John Boccabella, R OBP: 0.264, SLG: 0.305 (1, 3)										3	0	1	1	0	1	0				
Tim Foli, R OBP: 0.228, SLG: 0.233 (1, 6)										3	0	1	0	0	0	1				
Ernie McAnally, R OBP: 0.211, SLG: 0.176 (1, 1)										2	0	0	0	0	1	1				
Bobby Wine, R OBP: 0.300, SLG: 0.400 (8, PH)										1	0	0	0	0	0	1				
Steve Renko, R OBP: 0.111, SLG: 0.111 (8, 1)										0	0	0	0	0	0	0				
Mike Marshall, R (8, 1)										0	0	0	0	0	0	0				
Inning Stats	R: 0 E: 0 K: 1 S: 6	H: 1 LOB: 1 BB: 0 P: 6	R: 1 E: 0 K: 2 S: 9	H: 2 LOB: 1 BB: 0 P: 9	R: 0 E: 0 K: 1 S: 5	H: 0 LOB: 0 BB: 0 P: 5	R: 0 E: 0 K: 0 S: 3	H: 0 LOB: 0 BB: 0 P: 3	R: 0 E: 0 K: 0 S: 4	H: 2 LOB: 1 BB: 0 P: 4	R: 0 E: 0 K: 1 S: 5	H: 0 LOB: 0 BB: 0 P: 5	R: 0 E: 0 K: 0 S: 3	H: 1 LOB: 0 BB: 0 P: 3	R: 0 E: 0 K: 2 S: 7	H: 0 LOB: 0 BB: 0 P: 7	1B: 5 2B: 1 3B: 0 HR: 0	SF: 0 SAC: 0 DP: 2 HBP: 0	WP: 1 PB: 0 SB: 0 CS: 0	PA: 31
PITCHER Jerry Reuss, L ERA: 3.99 (1, 1)	IP: 9.0 WLS: W BF: 31 H: 6 R: 1 ER: 1 SO: 7 BB: 0 IBB: 0 HBP: 0 BLK: 0 WP: 1 HR: 0 S: 45 P: 45 ERA: 1.00 WHIP: 0.667															PITCHER IP: WLS: BF: H: R: ER: SO: BB: IBB: HBP: BLK: WP: HR: S: P: ERA: WHIP				

Montreal Expos @ Houston Astros
Astrodome, Houston, TX
Mon Jun 12 1972, 8:05 PM EDT
Att. 15,565 - Dome

AB	31
R	1
H	6
RBI	1
BB	0
SO	7
LOB	8



Batter	1	2	3	4	5	6	7	8	9	AB	R	H	RBI	BB	SO	LOB	BOTTOM			
Roger Metzger, S OBP: 0.266, SLG: 0.228 (1, 6)										5	0	0	0	0	1	2				
Cesar Cadenas, R OBP: 0.415, SLG: 0.514 (1, 8)										4	0	2	0	0	0	0				
Jimmy Wynn, R OBP: 0.368, SLG: 0.462 (1, 9)										3	1	1	0	2	0	2				
Lee May, R OBP: 0.333, SLG: 0.478 (1, 3)										4	1	3	0	0	0	1				
Bob Watson, R OBP: 0.369, SLG: 0.513 (1, 7)										3	1	0	0	0	0	4				
Johnny Edwards, L OBP: 0.359, SLG: 0.408 (1, 2)										2	0	1	1	2	0	0				
Doug Rader, R OBP: 0.289, SLG: 0.426 (1, 5)										3	0	0	0	1	2	5				
Tommy Helms, R OBP: 0.271, SLG: 0.318 (1, 4)										3	0	2	2	0	0	1				
Jerry Reuss, L OBP: 0.148, SLG: 0.120 (1, 1)										4	0	0	0	0	3	7				
Inning Stats	R: 0 E: 0 K: 0 S: 3	H: 0 LOB: 1 BB: 1 P: 7	R: 0 E: 0 K: 1 S: 6	H: 0 LOB: 1 BB: 0 P: 6	R: 0 E: 0 K: 2 S: 7	H: 1 LOB: 0 BB: 0 P: 7	R: 2 E: 0 K: 1 S: 9	H: 4 LOB: 2 BB: 0 P: 9	R: 0 E: 0 K: 0 S: 3	H: 1 LOB: 0 BB: 0 P: 3	R: 1 E: 0 K: 2 S: 8	H: 1 LOB: 2 BB: 1 P: 13	R: 0 E: 0 K: 0 S: 4	H: 1 LOB: 2 BB: 1 P: 8	R: 0 E: 0 K: 0 S: 3	H: 1 LOB: 2 BB: 2 P: 11	1B: 8 2B: 1 3B: 0 HR: 0	SF: 1 SAC: 0 DP: 2 HBP: 1	WP: 1 PB: 0 SB: 0 CS: 1	PA: 38
PITCHER Ernie McAnally, R ERA: 4.1 Steve Renko, R ERA: 6.37 Mike Marshall, R ERA: 2.25	IP: 7.0 WLS: L BF: 33 H: 8 R: 3 ER: 3 SO: 6 BB: 3 IBB: 3 HBP: 1 BLK: 0 WP: 1 HR: 0 S: 40 P: 53 ERA: 3.86 WHIP: 1.571															PITCHER IP: WLS: BF: H: R: ER: SO: BB: IBB: HBP: BLK: WP: HR: S: P: ERA: WHIP				

Montreal Expos @ Houston Astros
Astrodome, Houston, TX
Mon Jun 12 1972, 8:05 PM EDT
Att. 15,565 - Dome

AB	31
R	3
H	9
RBI	3
BB	5
SO	6
LOB	22



Batter	1	2	3	4	5	6	7	8	9	AB	R	H	RBI	BB	SO	LOB	TOP								
Ron Hunt, R OBP: 0.333, SLG: 0.289 (1.4)	5-3		5-3		K		FC5-4		SH3	4	0	0	0	0	1	2									
Mike Jorgensen, L OBP: 0.344, SLG: 0.415 (1.3)	G3		F9		HR		K			4	1	1	2	1	1	1									
Ken Singleton, S OBP: 0.318, SLG: 0.333 (1.7)	4-3								4-3	4	1	2	0	1	0	2									
Ron Fairly, L OBP: 0.306, SLG: 0.346 (1.9)		F8	G3		K				F9	4	0	0	0	0	1	3									
Boots Day, L OBP: 0.299, SLG: 0.272 (1.8)		1B			F8		K			4	1	2	1	0	1	0									
Terry Humphrey, R OBP: 0.286, SLG: 0.333 (1.2)		1B					K		1B	4	1	2	0	0	2	1									
Bob Bailey, R Bobby Wine, R OBP: 0.300, SLG: 0.400 (8.5)		1B			G6-4-3		K		K	4	0	1	1	0	1	2									
Tim Foli, R OBP: 0.230, SLG: 0.235 (1.6)		SH1-3			G6-4-3		K		6-3	0	0	0	0	0	0	0									
Mike Torrez, R OBP: 0.214, SLG: 0.214 (1.1)										4	0	2	0	0	0	2									
Inning Stats	R: 0 E: 0 K: 0 S: 3	H: 0 LOB: 0 BB: 0 P: 3	R: 2 E: 0 K: 0 S: 6	H: 3 LOB: 1 BB: 0 P: 6	R: 0 E: 0 K: 0 S: 4	H: 1 LOB: 0 BB: 0 P: 4	R: 0 E: 0 K: 0 S: 3	H: 1 LOB: 0 BB: 0 P: 3	R: 2 E: 0 K: 3 S: 10	H: 3 LOB: 1 BB: 0 P: 10	R: 0 E: 0 K: 3 S: 9	H: 0 LOB: 1 BB: 0 P: 9	R: 0 E: 0 K: 1 S: 6	H: 1 LOB: 1 BB: 0 P: 6	R: 1 E: 0 K: 1 S: 6	H: 1 LOB: 1 BB: 1 P: 10	R: 0 E: 0 K: 0 S: 4	H: 1 LOB: 2 BB: 1 P: 8	1B: 9 2B: 1 3B: 0 HR: 1	SF: 0 SAC: 2 DP: 1 HBP: 0	WP: 0 PB: 0 SB: 3 CS: 0	PA: 39			
PITCHER	IP	WLS	BF	H	R	ER	SO	BB	IBB	HBP	BLK	WP	HR	S	P	ERA	WHIP								
Larry Dierker, R ERA: 3.28 (1.1)	5.0	L	22	8	4	4	2	0	0	0	0	0	1	26	26	7.20	1.600								
George Culver, R ERA: 2.05 (6.1)	2.0		7	1	0	0	4	0	0	0	0	0	0	15	15	0.00	0.500								
Jim York, R ERA: 6.23 (8.1)	2.0		10	2	1	1	1	2	0	0	0	0	0	10	18	4.50	2.000								

Montreal Expos @ Houston Astros
Astrodome, Houston, TX
Tue Jun 13 1972, 8:05 PM EDT
Att: 13,467 - Dome

AB	35
R	5
H	11
RBI	5
BB	2
SO	7
LOB	13



Batter	1	2	3	4	5	6	7	8	9	AB	R	H	RBI	BB	SO	LOB	BOTTOM								
Roger Metzger, S OBP: 0.266, SLG: 0.225 (1.6)	6-3		E		1-3			F7		3	0	0	0	1	0	0									
Cesar Cedeno, R OBP: 0.407, SLG: 0.503 (1.8)	6-3		5-3				6-3	1-3		4	0	0	0	0	0	1									
Jimmy Wynn, R OBP: 0.371, SLG: 0.480 (1.9)	K		E6							4	1	2	1	0	1	1									
Lee May, R OBP: 0.337, SLG: 0.476 (1.3)		PB	5-3				L8			3	0	1	0	1	0	3									
Bob Watson, R OBP: 0.371, SLG: 0.508 (1.7)					L6-3		L3			2	0	0	0	1	1	2									
Johnny Edwards, L OBP: 0.396, SLG: 0.398 (1.2)					L8			G3		3	0	0	0	1	0	3									
Doug Rader, R OBP: 0.284, SLG: 0.418 (1.5)					L6-3			F4		4	0	0	0	0	1	3									
Tommy Helms, R OBP: 0.264, SLG: 0.309 (1.4)					1-3			E6		4	0	0	0	0	1	2									
Larry Dierker, R Norm Miller, R George Culver, R Bob Stinson, R Jim York, R Jimmy Stewart, S OBP: 0.220, SLG: 0.172 (5. PH) OBP: 0.200, SLG: 0.324 (6.1) OBP: 0.226, SLG: 0.500 (7. PH) OBP: 0.260, SLG: 0.143 (8.1) OBP: 0.274, SLG: 0.339 (9. PH)			6-3				G3			1	0	0	0	0	0	0									
Inning Stats	R: 0 E: 0 K: 1 S: 5	H: 0 LOB: 0 BB: 0 P: 5	R: 0 E: 0 K: 3 S: 9	H: 0 LOB: 2 BB: 2 P: 17	R: 0 E: 1 K: 0 S: 4	H: 0 LOB: 2 BB: 1 P: 8	R: 0 E: 0 K: 0 S: 2	H: 0 LOB: 0 BB: 0 P: 3	R: 0 E: 0 K: 0 S: 3	H: 0 LOB: 0 BB: 0 P: 3	R: 0 E: 0 K: 0 S: 4	H: 1 LOB: 1 BB: 0 P: 4	R: 0 E: 1 K: 0 S: 4	H: 0 LOB: 1 BB: 0 P: 4	R: 1 E: 0 K: 0 S: 5	H: 2 LOB: 2 BB: 1 P: 9	R: 0 E: 0 K: 0 S: 3	H: 0 LOB: 0 BB: 0 P: 3	1B: 2 2B: 1 3B: 0 HR: 1	SF: 0 SAC: 0 DP: 1 HBP: 1	WP: 0 PB: 2 SB: 0 CS: 0	PA: 36			
PITCHER	IP	WLS	BF	H	R	ER	SO	BB	IBB	HBP	BLK	WP	HR	S	P	ERA	WHIP								
Mike Torrez, R ERA: 2.84 (1.1)	9.0	W	36	3	1	1	4	4	0	1	0	0	1	39	56	1.00	0.778								

Montreal Expos @ Houston Astros
Astrodome, Houston, TX
Tue Jun 13 1972, 8:05 PM EDT
Att: 13,467 - Dome

AB	31
R	1
H	3
RBI	1
BB	4
SO	4
LOB	16



Batter	1	2	3	4	5	6	7	8	9	AB	R	H	RBI	BB	SO	LOB	TOP								
Ron Hunt, R OBP: 0.330, SLG: 0.292 (1,4)	G3		5-3		1B			F8	6-3	5	1	1	1	0	0	3									
Mike Jorgensen, L OBP: 0.342, SLG: 0.411 (1,3)	K		F8		CS			F8		4	0	1	2	0	1	2									
Ken Singleton, S OBP: 0.317, SLG: 0.331 (1,7)	4-3			K	K			BB	1B	4	1	1	0	0	2	1									
Ron Fairly, L OBP: 0.305, SLG: 0.338 (8, PR)		3-1		F8				1B		3	0	0	0	1	1	0									
Clyde Mashore, R OBP: 0.296, SLG: 0.344 (8, 9)							K	BB		0	0	0	0	0	0	0									
Boots Day, L OBP: 0.304, SLG: 0.279 (1,8)	K				1B			BB		4	0	2	1	0	1	0									
Terry Humphrey, R OBP: 0.284, SLG: 0.308 (1,2)	4-3			K				1B		4	0	0	0	0	1	3									
Bob Bailey, R OBP: 0.301, SLG: 0.323 (9, 5)			6-3		1B			SH1-4	BB	3	1	1	0	1	0	0									
Bobby Wine, R OBP: 0.300, SLG: 0.400 (9, 5)					2B			BB		0	0	0	0	0	0	0									
Tim Foli, R OBP: 0.236, SLG: 0.242 (1,6)			5-3	1B	1B			F3		4	1	2	0	0	1	1									
Bill Stoneman, R OBP: 0.185, SLG: 0.120 (9, 1)					1B			SH1-4		3	0	1	0	0	2	2									
Mike Marshall, R (9, 1)										0	0	0	0	0	0	0									
Inning Stats	R: 0 E: 0 K: 1 S: 5	H: 0 LOB: 0 BB: 0 P: 5	R: 0 E: 0 K: 1 S: 5	H: 0 LOB: 0 BB: 0 P: 5	R: 0 E: 0 K: 0 S: 5	H: 2 LOB: 2 BB: 0 P: 5	R: 0 E: 0 K: 2 S: 8	H: 1 LOB: 1 BB: 0 P: 8	R: 3 E: 0 K: 2 S: 10	H: 4 LOB: 1 BB: 0 P: 10	R: 0 E: 0 K: 1 S: 5	H: 0 LOB: 0 BB: 0 P: 5	R: 0 E: 0 K: 2 S: 7	H: 0 LOB: 0 BB: 0 P: 7	R: 1 E: 0 K: 0 S: 5	H: 2 LOB: 2 BB: 1 P: 9	R: 0 E: 0 K: 0 S: 3	H: 0 LOB: 1 BB: 1 P: 7	1B: 8 2B: 2 3B: 0 HR: 0	SF: 0 SAC: 1 DP: 1 HBP: 0	WP: 0 PB: 0 SB: 0 CS: 1	PA: 37			
PITCHER	IP	WLS	BF	H	R	ER	SO	BB	IBB	HBP	BLK	WP	HR	S	P	ERA	WHIP								
Ken Forsch, R (1, 1)	6.0		24	7	3	3	7	0	0	0	0	0	0	38	38	4.50	1.167								
Tom Griffin, R (7, 1)	1.2		8	2	1	1	2	1	0	0	0	0	0	11	15	5.40	1.800								
Fred Gladding, R (8, 1)	1.1	W	5	0	0	0	0	1	0	0	0	0	0	4	8	0.00	0.750								

Montreal Expos @ Houston Astros
 Astrodome, Houston, TX
 Wed Jun 14 1972, 8:05 PM EDT
 Att. 14,356 - Dome

AB	34
R	4
H	9
RBI	4
BB	2
SO	9
LOB	12



Batter	1	2	3	4	5	6	7	8	9	AB	R	H	RBI	BB	SO	LOB	BOTTOM								
Roger Metzger, S OBP: 0.270, SLG: 0.230 (1,6)	4-3			4-3						4	0	2	0	0	0	0									
Cesar Cedeno, R OBP: 0.399, SLG: 0.492 (1,8)	F6			4-3				K		4	0	0	0	0	2	1									
Jimmy Wynn, R OBP: 0.373, SLG: 0.478 (1,9)	K				BB			F8		3	1	1	0	1	1	0									
Lee May, R OBP: 0.344, SLG: 0.495 (1,3)		F6			FC5-4			HR		3	2	2	1	1	0	0									
Bob Watson, R OBP: 0.373, SLG: 0.505 (1,7)		6-3			FC5-4					3	1	1	0	1	0	2									
Johnny Edwards, L OBP: 0.390, SLG: 0.390 (8, 1)								1B		3	0	0	0	0	1	1									
Fred Gladding, L (8, 1)								F6		0	0	0	0	0	0	0									
Jimmy Stewart, S OBP: 0.270, SLG: 0.339 (9, PH)								SF7		0	0	0	1	0	0	0									
Doug Rader, R OBP: 0.283, SLG: 0.415 (1,5)				L8				F2		4	1	1	2	0	0	1									
Tommy Helms, R OBP: 0.264, SLG: 0.308 (1,4)								1B		4	0	1	0	0	1	0									
Ken Forsch, R (1, 1)								1B		1	0	0	0	0	0	0									
Norm Miller, L (6, PH)										1	0	0	0	0	0	0									
Tom Griffin, R (7, 1)										0	0	0	0	0	0	0									
Bob Stinson, S (8, 2)										2	0	1	1	0	0	0									
Inning Stats	R: 0 E: 0 K: 1 S: 5	H: 0 LOB: 0 BB: 0 P: 5	R: 0 E: 0 K: 1 S: 5	H: 0 LOB: 0 BB: 0 P: 5	R: 0 E: 0 K: 0 S: 4	H: 1 LOB: 2 BB: 1 P: 8	R: 0 E: 0 K: 0 S: 3	H: 0 LOB: 0 BB: 0 P: 3	R: 0 E: 0 K: 1 S: 5	H: 1 LOB: 1 BB: 0 P: 5	R: 1 E: 0 K: 0 S: 5	H: 2 LOB: 1 BB: 0 P: 5	R: 0 E: 0 K: 1 S: 6	H: 1 LOB: 1 BB: 0 P: 6	R: 4 E: 0 K: 0 S: 5	H: 4 LOB: 2 BB: 2 P: 13	1B: 8 2B: 0 3B: 0 HR: 1	SF: 1 SAC: 0 DP: 0 HBP: 0	WP: 1 PB: 0 SB: 0 CS: 0	PA: 36					
PITCHER	IP	WLS	BF	H	R	ER	SO	BB	IBB	HBP	BLK	WP	HR	S	P	ERA	WHIP								
Bill Stoneman, R (1, 1)	8.1		33	6	4	4	5	3	0	0	0	0	1	40	52	4.32	1.080								
Mike Marshall, R (9, 1)	0.0	L	3	3	1	1	0	0	0	0	0	1	0	3	3	∞	∞								

Montreal Expos @ Houston Astros
 Astrodome, Houston, TX
 Wed Jun 14 1972, 8:05 PM EDT
 Att. 14,356 - Dome

AB	32
R	5
H	9
RBI	5
BB	3
SO	5
LOB	5



Batter	1	2	3	4	5	6	7	8	9	10	11	AB	R	H	RBI	BB	SO	LOB	TOP			
Ron Stone, L OBP: 0.315, SLG: 0.222 (1, 9)	F3		L7		F3		F6			4-3	4-3	6	0	0	0	0	0	3				
Denny Doyle, L OBP: 0.315, SLG: 0.324 (1, 4)			F7		L9			6-3		1B	1B	4	0	1	0	1	0	0				
Tom Hutton, L OBP: 0.345, SLG: 0.437 (1, 3)	F7							F8		F7		5	0	2	0	0	0	2				
Greg Luzinski, R OBP: 0.346, SLG: 0.476 (1, 7)	K		F8					6-3				5	0	1	0	0	1	3				
Willie Montanez, L OBP: 0.302, SLG: 0.350 (1, 8)		K			F9							4	0	1	0	1	1	2				
John Bateman, R OBP: 0.351, SLG: 0.353 (1, 2)												5	0	3	0	0	1	3				
Terry Harmon, R OBP: 0.400, SLG: 0.354 (11, PR)												0	0	0	0	0	0	0				
Mike Ryan, R OBP: 0.288, SLG: 0.275 (11, 2)	1B											0	0	0	0	0	0	0				
Don Money, R OBP: 0.324, SLG: 0.302 (1, 5)												3	0	0	0	1	1	3				
Larry Bowa, S OBP: 0.295, SLG: 0.300 (1, 6)												4	0	2	0	0	0	3				
Steve Carlton, L OBP: 0.273, SLG: 0.288 (1, 1)												4	0	0	0	0	1	5				
Oscar Gamble, L OBP: 0.357, SLG: 0.304 (11, PH)												1	0	1	0	0	0	0				
Ken Reynolds, L OBP: 0.357, SLG: 0.304 (11, PR)												0	0	0	0	0	0	0				
Dick Selma, R OBP: 0.158, SLG: 0.167 (11, 1)												0	0	0	0	0	0	0				
Inning Stats	R: 0 E: 0 K: 1 S: 5	H: 0 LOB: 1 BB: 0 P: 9	R: 0 E: 0 K: 1 S: 7	H: 2 LOB: 2 BB: 0 P: 7	R: 0 E: 0 K: 1 S: 4	H: 1 LOB: 1 BB: 0 P: 4	R: 0 E: 0 K: 0 S: 3	H: 1 LOB: 1 BB: 0 P: 4	R: 0 E: 0 K: 0 S: 3	H: 0 LOB: 1 BB: 1 P: 7	R: 0 E: 0 K: 0 S: 3	H: 0 LOB: 0 BB: 0 P: 3	R: 0 E: 1 K: 3 S: 11	H: 2 LOB: 2 BB: 0 P: 11	R: 0 E: 0 K: 0 S: 5	H: 2 LOB: 2 BB: 0 P: 5	R: 0 E: 0 K: 0 S: 5	H: 2 LOB: 2 BB: 0 P: 5	1B: 8 2B: 3 3B: 0 HR: 0	SF: 0 SAC: 2 DP: 1 HBP: 0	WP: 0 PB: 0 SB: 0 CS: 0	PA: 46
PITCHER	IP 6.1	WLS 6	BF 26	H 5	R 0	ER 0	SO 2	BB 3	IBB 0	HBP 0	BLK 0	WP 0	HR 0	S 27	P 39	ERA 0.00	WHIP 1.263					
Don Wilson, R ERA: 3.09 (1, 1)																						
Tom Griffin, R ERA: 0.59 (7, 1)																						

Philadelphia Phillies @ Houston Astros
Astrodome, Houston, TX
Fri Jun 16 1972, 8:05 PM EDT
Att: 14,891 - Unknown

AB 41
R 0
H 11
RBI 0
BB 3
SO 5
LOB 24



Batter	1	2	3	4	5	6	7	8	9	10	11	AB	R	H	RBI	BB	SO	LOB	BOTTOM					
Roger Metzger, S OBP: 0.268, SLG: 0.229 (1, 6)			L7									5	0	1	0	0	3	2						
Cesar Cedeno, R OBP: 0.399, SLG: 0.495 (1, 8)												5	0	2	0	0	1	2						
Jimmy Wynn, R OBP: 0.579, SLG: 0.495 (1, 9)												4	1	2	1	1	1	0						
Lee May, R OBP: 0.338, SLG: 0.485 (1, 3)												4	0	0	0	0	2	3						
Bob Watson, R OBP: 0.367, SLG: 0.495 (1, 7)												4	0	0	0	0	0	3						
Doug Rader, R OBP: 0.291, SLG: 0.413 (1, 5)												1	0	0	0	3	1	0						
Tommy Helms, R OBP: 0.263, SLG: 0.306 (1, 4)												4	0	1	0	0	0	6						
Larry Howard, R OBP: 0.360, SLG: 0.381 (1, 2)												4	0	1	0	0	1	2						
Don Wilson, R OBP: 0.125, SLG: 0.087 (1, 1)												2	0	0	0	0	2	1						
Tom Griffin, R OBP: 0.250, SLG: 0.625 (7, 1)												1	0	0	0	0	1	0						
Inning Stats	R: 0 E: 0 K: 1 S: 5	H: 1 LOB: 0 BB: 0 P: 5	R: 0 E: 0 K: 1 S: 5	H: 0 LOB: 0 BB: 0 P: 5	R: 0 E: 0 K: 1 S: 6	H: 1 LOB: 1 BB: 0 P: 6	R: 0 E: 0 K: 1 S: 5	H: 0 LOB: 0 BB: 0 P: 5	R: 0 E: 0 K: 1 S: 5	H: 1 LOB: 1 BB: 1 P: 9	R: 0 E: 0 K: 2 S: 7	H: 1 LOB: 2 BB: 1 P: 7	R: 0 E: 0 K: 2 S: 7	H: 1 LOB: 0 BB: 0 P: 7	R: 0 E: 0 K: 1 S: 6	H: 1 LOB: 3 BB: 2 P: 14	R: 0 E: 0 K: 1 S: 6	H: 1 LOB: 1 BB: 0 P: 6	R: 1 E: 0 K: 0 S: 1	H: 1 LOB: 0 BB: 0 P: 1	1B: 5 2B: 1 3B: 0 HR: 1	SF: 0 SAC: 1 DP: 0 HBP: 0	WP: 0 PB: 0 SB: 0 CS: 2	PA: 40
PITCHER	IP 10.0	WLS L	BF 38	H 6	R 0	ER 0	SO 12	BB 3	IBB 1	HBP 0	BLK 1	WP 0	HR 0	S 58	P 74	ERA 0.00	WHIP 0.900							
Steve Carlton, L ERA: 2.6 (1, 1)																								
Dick Selma, R ERA: 5.4 (11, 1)																								

Philadelphia Phillies @ Houston Astros
Astrodome, Houston, TX
Fri Jun 16 1972, 8:05 PM EDT
Att: 14,891 - Unknown

AB 34
R 1
H 7
RBI 1
BB 4
SO 12
LOB 19



Batter	1	2	3	4	5	6	7	8	9	AB	R	H	RBI	BB	SO	LOB	TOP											
Terry Harmon, R OBP: 0.400, SLG: 0.362 (1, 4)										4	1	2	1	0	0	0	Philadelphia Phillies @ Houston Astros Astrodome, Houston, TX Sat Jun 17 1972, 8:05 PM EDT Att: 24,834 - Dome											
Larry Bowa, S OBP: 0.298, SLG: 0.302 (1, 6)										5	0	2	0	0	1	2												
Tom Hutton, L OBP: 0.340, SLG: 0.424 (1, 3)										4	0	0	0	1	1	3												
Greg Luzinski, R OBP: 0.349, SLG: 0.481 (1, 7)										4	2	2	0	0	0	1												
Roger Freed, R OBP: 0.304, SLG: 0.419 (1, 9)										3	0	2	1	1	0	1												
Willie Montanez, L OBP: 0.301, SLG: 0.348 (1, 8)										4	1	1	0	0	1	4												
Don Money, R OBP: 0.327, SLG: 0.306 (1, 5)										4	1	2	1	0	0	1												
John Bateman, R OBP: 0.366, SLG: 0.395 (1, 2)										4	0	2	1	0	1	3												
Woodie Fryman, R OBP: 0.174, SLG: 0.279 Darrell Brandon, R OBP: 0.286, SLG: 0.300 Wayne Twitchell, R OBP: 0.286, SLG: 0.300 Byron Browne, R OBP: 0.286, SLG: 0.300 Gary Neibauer, R OBP: 0.286, SLG: 0.300 Oscar Gamble, L OBP: 0.286, SLG: 0.300 (11, 1) (5, 1) (6, 1) (7, PH) (7, 1) (6, PH)										2	0	0	0	0	1	3												
Inning Stats	R: 1 E: 0 K: 0 S: 5	H: 3 LOB: 1 BB: 0 P: 5	R: 2 E: 0 K: 2 S: 10	H: 3 LOB: 1 BB: 0 P: 10	R: 0 E: 0 K: 2 S: 8	H: 1 LOB: 1 BB: 0 P: 8	R: 0 E: 0 K: 0 S: 3	H: 1 LOB: 0 BB: 0 P: 3	R: 1 E: 0 K: 1 S: 7	H: 2 LOB: 1 BB: 0 P: 7	R: 0 E: 0 K: 0 S: 3	H: 0 LOB: 0 BB: 0 P: 3	R: 1 E: 0 K: 0 S: 4	H: 1 LOB: 2 BB: 2 P: 12	R: 0 E: 0 K: 1 S: 6	H: 1 LOB: 1 BB: 0 P: 6		1B: 10 2B: 3 3B: 0 HR: 0	SF: 1 SAC: 0 DP: 2 HBP: 0	WP: 0 PB: 0 SB: 1 CS: 1	PA: 39							
PITCHER	IP	WLS	BF	H	R	ER	SO	BB	IBB	HBP	BLK	WP	HR	S	P	ERA	WHIP											
Dave Roberts, L ERA: 4.45 Jim Ray, R ERA: 5.06	(1, 1)	7.2	W	34	12	5	5	5	2	0	0	0	0	0	42	50	5.87	1.826										
(8, 1)	1.1	S	5	1	0	0	1	0	0	0	0	0	0	7	7	0.00	0.750											

Batter	1	2	3	4	5	6	7	8	9	AB	R	H	RBI	BB	SO	LOB	BOTTOM											
Roger Metzger, S OBP: 0.271, SLG: 0.229 (1, 6)										4	1	1	0	1	0	1	Philadelphia Phillies @ Houston Astros Astrodome, Houston, TX Sat Jun 17 1972, 8:05 PM EDT Att: 24,834 - Dome											
Cesar Cedeno, R OBP: 0.404, SLG: 0.497 (1, 8)										5	2	3	0	0	0	0												
Jimmy Wynn, R OBP: 0.381, SLG: 0.508 Jesus Alou, R OBP: 0.389, SLG: 0.333 (1, 9) (7, 9)										3	2	1	1	1	0	3												
Lee May, R OBP: 0.345, SLG: 0.500 Jimmy Stewart, S OBP: 0.296, SLG: 0.333 (1, 3) (7, 3)										4	1	3	3	0	0	2												
Bob Watson, R OBP: 0.372, SLG: 0.498 Bob Stinson, S OBP: 0.235, SLG: 0.188 (1, 7) (8, PR) (9, 7)										3	1	1	0	1	2	2												
Doug Rader, R OBP: 0.298, SLG: 0.431 (1, 5)									5	2	3	2	0	1	3													
Tommy Helms, R OBP: 0.267, SLG: 0.305 (1, 4)										4	1	1	1	1	0	3												
Larry Howard, R OBP: 0.379, SLG: 0.440 (1, 2)									4	0	2	3	0	0	3													
Dave Roberts, L OBP: 0.290, SLG: 0.400 Jim Ray, R OBP: 0.200, SLG: 0.200 (1, 1) (8, 1)										4	0	1	0	0	0	2												
Inning Stats	R: 0 E: 0 K: 0 S: 4	H: 2 LOB: 1 BB: 0 P: 4	R: 0 E: 0 K: 0 S: 4	H: 1 LOB: 1 BB: 0 P: 4	R: 1 E: 1 K: 1 S: 5	H: 2 LOB: 2 BB: 0 P: 5	R: 2 E: 1 K: 1 S: 8	H: 3 LOB: 1 BB: 0 P: 8	R: 4 E: 0 K: 0 S: 6	H: 4 LOB: 1 BB: 2 P: 14	R: 3 E: 0 K: 2 S: 10	H: 3 LOB: 2 BB: 2 P: 18	R: 0 E: 0 K: 0 S: 3	H: 0 LOB: 0 BB: 0 P: 3	R: 0 E: 0 K: 1 S: 6	H: 1 LOB: 2 BB: 0 P: 7		1B: 10 2B: 4 3B: 0 HR: 2	SF: 0 SAC: 0 DP: 2 HBP: 1	WP: 0 PB: 1 SB: 0 CS: 0	PA: 43							
PITCHER	IP	WLS	BF	H	R	ER	SO	BB	IBB	HBP	BLK	WP	HR	S	P	ERA	WHIP											
Woodie Fryman, L ERA: 4.32 Darrell Brandon, R ERA: 4.44 Wayne Twitchell, R ERA: 5.79 Gary Neibauer, R ERA: 6.52	(1, 1)	4.1	L	23	10	6	4	1	1	0	0	0	0	0	4	16	8.31	2.538										
(5, 1)	0.2	7	3	4	4	0	1	2	0	0	0	0	0	4	16	54.00	6.000											
(6, 1)	1.0	5	2	0	0	2	0	0	0	0	0	0	0	9	9	0.00	2.000											
(7, 1)	2.0	8	1	0	0	1	0	0	0	1	0	0	0	9	10	0.00	0.500											

Batter	1	2	3	4	5	6	7	8	9	AB	R	H	RBI	BB	SO	LOB	TOP			
Terry Harmon, R OBP: 0.381, SLG: 0.342	F3		FC4-6			L7		F6		4	0	0	0	0	0	2	Philadelphia Phillies @ Houston Astros Astrodome, Houston, TX Sun Jun 18 1972, 4:33 AM EDT Att: 20,768 - Dome			
Larry Bowa, S OBP: 0.297, SLG: 0.305	5-3		K			F8				4	0	1	0	0	1	1				
Don Money, R OBP: 0.322, SLG: 0.299	K				F3					4	0	0	0	0	1	1				
Greg Luzinski, R OBP: 0.343, SLG: 0.473		6-3			6-3					4	0	0	0	0	2	1				
Roger Freed, R OBP: 0.300, SLG: 0.391		5-3			K					3	0	0	0	1	2	1				
Willie Montanez, L OBP: 0.301, SLG: 0.344										2	0	0	0	1	2	1				
Pete Koegel, R OBP: 0.257, SLG: 0.219										3	0	0	0	0	0	1				
Mike Ryan, R OBP: 0.281, SLG: 0.275										0	0	0	0	1	0	0				
John Bateman, R OBP: 0.349, SLG: 0.375										2	0	0	0	0	0	0				
Bill Champion, R OBP: 0.201, SLG: 0.350										0	0	0	0	0	0	0				
Barry Lersch, S OBP: 0.227, SLG: 0.190										1	0	0	0	0	0	1				
Byron Browne, R OBP: 0.227, SLG: 0.190										1	0	0	0	0	0	0				
Ken Reynolds, L OBP: 0.227, SLG: 0.190										0	0	0	0	0	0	0				
Oscar Gamble, L OBP: 0.227, SLG: 0.190										0	0	0	0	0	1	0				
Wayne Twitchell, R OBP: 0.158, SLG: 0.167										0	0	0	0	0	0	0				
Dick Selma, R OBP: 0.158, SLG: 0.167										0	0	0	0	0	0	0				
Inning Stats	R: 0 E: 0 K: 1 S: 5	H: 0 LOB: 0 BB: 0 P: 5	R: 0 E: 0 K: 0 S: 3	H: 0 LOB: 1 BB: 1 P: 7	R: 0 E: 0 K: 2 S: 7	H: 0 LOB: 0 BB: 1 P: 11	R: 0 E: 0 K: 1 S: 5	H: 0 LOB: 0 BB: 0 P: 5	R: 0 E: 0 K: 0 S: 3	H: 0 LOB: 0 BB: 0 P: 3	R: 0 E: 0 K: 2 S: 7	H: 0 LOB: 1 BB: 1 P: 11	R: 0 E: 0 K: 0 S: 3	H: 0 LOB: 1 BB: 1 P: 7	R: 0 E: 0 K: 2 S: 8	H: 1 LOB: 1 BB: 0 P: 8	1B: 0 2B: 1 3B: 0 HR: 0	SF: 0 SAC: 0 DP: 0 HBP: 0	WP: 0 PB: 0 SB: 0 CS: 0	PA: 32
PITCHER Jerry Reuss, L ERA: 3.52	IP: 9.0 WLS: W BF: 32 H: 1 R: 0 ER: 0 SO: 9 BB: 4 IBB: 0 HBP: 0 BLK: 0 WP: 0 HR: 0 S: 46 P: 62 ERA: 0.00 WHIP: 0.556															PITCHER				

AB	28
R	0
H	1
RBI	0
BB	4
SO	9
LOB	9



Batter	1	2	3	4	5	6	7	8	9	AB	R	H	RBI	BB	SO	LOB	BOTTOM			
Roger Metzger, S OBP: 0.273, SLG: 0.233	S 2B	4-3			F8	F8		4-3 1B BB		5	2	2	0	0	0	0	Philadelphia Phillies @ Houston Astros Astrodome, Houston, TX Sun Jun 18 1972, 4:33 AM EDT Att: 20,768 - Dome			
Cesar Cedeno, R OBP: 0.413, SLG: 0.530	1B 5-3	K			HR		S 2B	BB 4-3 1B		5	3	4	2	0	1	0				
Jimmy Wynn, R OBP: 0.385, SLG: 0.511	2B WP		6-3		E 1B		F5	4-3		3	2	2	0	0	0	0				
Jesus Alou, R OBP: 0.375, SLG: 0.320	1B 2-3				1B			4-3		2	0	0	1	0	0	3				
Lee May, R OBP: 0.351, SLG: 0.505	5-3				E7 SF9		F6	BB BB		4	1	2	2	1	0	2				
Bob Watson, R OBP: 0.377, SLG: 0.510	E 2B		FC6-4		2B			BB BB		3	1	2	4	1	0	1				
Doug Rader, R OBP: 0.304, SLG: 0.437	E2 1B		K		2B			BB BB		4	0	2	1	1	2	4				
Tommy Helms, R OBP: 0.261, SLG: 0.298	F9				2B		4-3			4	0	0	0	0	0	4				
Larry Howard, R OBP: 0.333, SLG: 0.379	1-3				5-3		5-3			4	0	0	0	0	0	1				
Jerry Reuss, L OBP: 0.161, SLG: 0.107			K		K		K			3	1	0	0	1	3	0				
Inning Stats	R: 4 E: 1 K: 0 S: 8	H: 5 LOB: 1 BB: 0 P: 8	R: 0 E: 0 K: 2 S: 7	H: 0 LOB: 0 BB: 0 P: 7	R: 0 E: 0 K: 1 S: 6	H: 1 LOB: 1 BB: 0 P: 6	R: 0 E: 0 K: 1 S: 5	H: 0 LOB: 0 BB: 0 P: 5	R: 3 E: 1 K: 0 S: 7	H: 4 LOB: 1 BB: 0 P: 7	R: 0 E: 0 K: 1 S: 5	H: 0 LOB: 0 BB: 0 P: 5	R: 1 E: 0 K: 0 S: 5	H: 2 LOB: 2 BB: 1 P: 9	R: 2 E: 0 K: 1 S: 7	H: 2 LOB: 3 BB: 3 P: 19	1B: 7 2B: 6 3B: 0 HR: 1	SF: 1 SAC: 0 DP: 0 HBP: 0	WP: 1 PB: 0 SB: 2 CS: 0	PA: 42
PITCHER Bill Champion, R ERA: 4.24	IP: 0.1 WLS: L BF: 5 H: 4 R: 4 ER: 4 SO: 0 BB: 0 IBB: 0 HBP: 0 BLK: 0 WP: 0 HR: 0 S: 5 P: 5 ERA: 108.00 WHIP: 12.000															PITCHER				
PITCHER Barry Lersch, R ERA: 3.02	IP: 4.2 WLS: L BF: 20 H: 6 R: 3 ER: 3 SO: 4 BB: 0 IBB: 0 HBP: 0 BLK: 0 WP: 0 HR: 1 S: 28 P: 28 ERA: 5.79 WHIP: 1.286															PITCHER				
PITCHER Ken Reynolds, L ERA: 3.58	IP: 2.0 WLS: L BF: 9 H: 2 R: 1 ER: 1 SO: 1 BB: 1 IBB: 0 HBP: 0 BLK: 0 WP: 0 HR: 0 S: 10 P: 14 ERA: 4.50 WHIP: 1.500															PITCHER				
PITCHER Wayne Twitchell, R ERA: 6.28	IP: 0.2 WLS: L BF: 7 H: 2 R: 2 ER: 2 SO: 0 BB: 3 IBB: 0 HBP: 0 BLK: 0 WP: 0 HR: 0 S: 4 P: 16 ERA: 27.00 WHIP: 7.500															PITCHER				
PITCHER Dick Selma, R ERA: 5.37	IP: 0.1 WLS: L BF: 1 H: 0 R: 0 ER: 0 SO: 1 BB: 0 IBB: 0 HBP: 0 BLK: 0 WP: 0 HR: 0 S: 3 P: 3 ERA: 0.00 WHIP: 0.000															PITCHER				

AB	37
R	10
H	14
RBI	10
BB	4
SO	6
LOB	15



Batter	1	2	3	4	5	6	7	8	9	AB	R	H	RBI	BB	SO	LOB	TOP		
Willie Mays, R (1, 8) OBP: 0.441, SLG: 0.363	0-0 4-3			4-0 FC4-6 BB		0-3 K		4-0 BB		2	0	0	0	2	1	0			
Ken Boswell, L (1, 4) Wayne Garrett, L (3, 4) OBP: 0.257, SLG: 0.302 OBP: 0.370, SLG: 0.268	0-3 K			0-0 FC4-6 1-2			0-0 4-3		0-0 F8	1	0	0	0	0	1	0			
Tommie Agee, R (1, 9) OBP: 0.344, SLG: 0.401	0-0 6-3			0-0 F8			0-0 5-3			3	0	0	0	0	0	1			
John Milner, L (1, 7) OBP: 0.361, SLG: 0.500		0-0 4-3		0-0 6-3			0-0 3-1			3	0	0	0	0	0	1			
Ed Kranepool, L (1, 3) OBP: 0.290, SLG: 0.345		0-0 4-3			0-0 1-3			0-0 F7		3	0	0	0	0	0	0			
Jim Fregosi, R (1, 5) OBP: 0.314, SLG: 0.384		0-0 5-3			0-0 6-3			0-3 K		3	0	0	0	0	1	0			
Duffy Dyer, R (1, 2) OBP: 0.395, SLG: 0.643				0-0 G6-4-3 1B			0-0 5-3		0-0 5-3	3	0	1	0	0	0	0			
Bud Harrelson, S (1, 6) OBP: 0.318, SLG: 0.284				0-0 G6-4-3 1-2			0-0 F9		0-0 3-1	3	0	0	0	0	0	1			
Jon Matlack, L (1, 1) Danny Frisella, L (7, 1) Dave Marshall, L (9, PH)				0-0 6-3			0-0 G3		0-0 4-3	2	0	0	0	0	0	0			
Inning Stats	R: 0 E: 0 K: 1 S: 5	H: 0 LOB: 0 BB: 0 P: 5	R: 0 E: 0 K: 0 S: 3	H: 0 LOB: 0 BB: 0 P: 3	R: 0 E: 0 K: 0 S: 3	H: 1 LOB: 0 BB: 0 P: 3	R: 0 E: 0 K: 0 S: 3	H: 0 LOB: 1 BB: 0 P: 7	R: 0 E: 0 K: 0 S: 3	H: 0 LOB: 0 BB: 0 P: 3	R: 0 E: 0 K: 1 S: 5	H: 0 LOB: 0 BB: 0 P: 5	R: 0 E: 0 K: 0 S: 3	H: 0 LOB: 0 BB: 0 P: 3	R: 0 E: 0 K: 1 S: 5	H: 0 LOB: 1 BB: 1 P: 7	1B: 1 2B: 0 3B: 0 HR: 0	SF: 0 SAC: 0 DP: 1 HBP: 0	WP: 0 PA: 29 PB: 0 SB: 0 CS: 0
PITCHER Larry Dierker, R (1, 1) ERA: 2.96	IP: 9.0 WLS: W BF: 29 H: 1 R: 0 ER: 0 SO: 3 BB: 2 IBB: 0 HBP: 0 BLK: 0 WP: 0 HR: 0 S: 33 P: 41 ERA: 0.00 WHIP: 0.333															PITCHER IP: 9.0 WLS: W BF: 29 H: 1 R: 0 ER: 0 SO: 3 BB: 2 IBB: 0 HBP: 0 BLK: 0 WP: 0 HR: 0 S: 33 P: 41 ERA: 0.00 WHIP: 0.333			

New York Mets @ Houston Astros
Astrodome, Houston, TX
Mon Jun 19 1972, 8:05 PM EDT
Att: 22,228 - Dome

AB 27
R 0
H 1
RBI 0
BB 2
SO 3
LOB 5



Batter	1	2	3	4	5	6	7	8	9	AB	R	H	RBI	BB	SO	LOB	BOTTOM
Roger Metzger, S (1, 6) OBP: 0.278, SLG: 0.233	0-3 K			0-0 E 1B		0-0 F2		4-0 6-3 1B BB		4	1	1	0	1	1	2	
Cesar Cedeno, R (1, 8) OBP: 0.412, SLG: 0.530	4-0 S BB			0-0 E4 1-3		0-0 P8		0-0 6-3 1B		4	1	1	0	1	0	2	
Jimmy Wynn, R (1, 9) OBP: 0.389, SLG: 0.505	0-3 K 1-2			0-3 K		4-0 2B BB		4-0 1B BB FC6-4 1B IBB		2	1	0	0	3	2	3	
Lee May, R (1, 3) OBP: 0.357, SLG: 0.512	0-0 4-3			0-3 K		0-0 2B		0-0 1B BB FC6-4 1B		5	0	3	2	0	1	3	
Bob Watson, R (1, 7) OBP: 0.377, SLG: 0.502		0-0 6-3		4-0 1B BB		0-0 F8		0-0 FC6-4 FC6-4		3	0	0	0	2	0	4	
Doug Rader, R (1, 5) OBP: 0.298, SLG: 0.427	0-3 K			0-0 P8		0-0 L7		0-0 FC6-4		5	0	0	0	0	2	6	
Tommy Helms, R (1, 4) OBP: 0.278, SLG: 0.314				0-0 FC4-6 1B		0-0 1B		0-0 FC6-4		4	0	4	1	0	0	0	
Larry Howard, R (1, 2) OBP: 0.324, SLG: 0.394		0-0 FC4-6 1-2		0-0 P1		0-0 1B 2B		0-0 K		4	0	1	0	0	1	6	
Larry Dierker, R (1, 1) OBP: 0.206, SLG: 0.182				0-0 1-3		0-3 K		0-0 6-3		4	0	1	0	0	1	5	
Inning Stats	R: 0 E: 0 K: 2 S: 7	H: 0 LOB: 1 BB: 1 P: 11	R: 0 E: 0 K: 1 S: 6	H: 1 LOB: 1 BB: 0 P: 6	R: 0 E: 1 K: 2 S: 9	H: 1 LOB: 2 BB: 0 P: 9	R: 0 E: 0 K: 1 S: 6	H: 1 LOB: 2 BB: 1 P: 10	R: 0 E: 0 K: 0 S: 4	H: 3 LOB: 2 BB: 1 P: 8	R: 2 E: 0 K: 2 S: 10	H: 3 LOB: 3 BB: 2 P: 18	R: 1 E: 0 K: 0 S: 4	H: 1 LOB: 2 BB: 2 P: 12	1B: 8 2B: 3 3B: 0 HR: 0	SF: 0 SAC: 0 DP: 0 HBP: 0	WP: 1 PA: 42 PB: 0 SB: 1 CS: 0
PITCHER Jon Matlack, L (1, 1) ERA: 2.46 Danny Frisella, R (7, 1) ERA: 1.46	IP: 6.0 WLS: L BF: 31 H: 9 R: 2 ER: 2 SO: 6 BB: 4 IBB: 0 HBP: 0 BLK: 0 WP: 1 HR: 0 S: 39 P: 55 ERA: 3.00 WHIP: 2.167															PITCHER IP: 2.0 WLS: L BF: 11 H: 2 R: 1 ER: 1 SO: 2 BB: 2 IBB: 1 HBP: 0 BLK: 0 WP: 0 HR: 0 S: 12 P: 24 ERA: 4.50 WHIP: 2.000	

New York Mets @ Houston Astros
Astrodome, Houston, TX
Mon Jun 19 1972, 8:05 PM EDT
Att: 22,228 - Dome

AB 35
R 3
H 11
RBI 3
BB 7
SO 8
LOB 31



Batter	1	2	3	4	5	6	7	8	9	AB	R	H	RBI	BB	SO	LOB	TOP								
Tommie Agee, R OBP: 0.338, SLG: 0.395 (1, 8)										3	0	0	1	0	1	0	New York Mets @ Houston Astros Astrodome, Houston, TX Tue Jun 20 1972, 8:05 PM EDT Att: 26,394 - Dome								
Ken Boswell, L OBP: 0.256, SLG: 0.296 (1, 4)										3	0	0	0	1	0	1									
Dave Marshall, L OBP: 0.105, SLG: 0.056 (1, 9)										4	0	1	0	0	2	0									
John Milner, L OBP: 0.358, SLG: 0.518 (1, 7)										4	1	1	1	0	2	2									
Ed Kranepool, L OBP: 0.289, SLG: 0.368 (1, 3)										4	1	1	1	0	1	2									
Jim Fregosi, R OBP: 0.318, SLG: 0.386 (1, 5)										4	1	2	0	0	0	0									
Duffy Dyer, R OBP: 0.388, SLG: 0.622 (1, 2)										4	1	1	0	0	1	1									
Bud Harrelson, S OBP: 0.315, SLG: 0.282 (1, 6)										2	0	0	0	0	0	0									
Ted Martinez, R OBP: 0.256, SLG: 0.303 (7, 6)										2	0	1	0	0	0	0									
Jim McAndrew, R OBP: 0.105, SLG: 0.056 (1, 1)										2	0	0	0	0	0	0									
Buzz Capra, R OBP: 0.400, SLG: 0.250 (5, 1)										0	0	0	0	0	0	0									
Wayne Garrett, L OBP: 0.365, SLG: 0.263 (7, PH)										1	0	0	1	0	0	2									
Chuck Taylor, R OBP: 0.256, SLG: 0.303 (7, 1)										0	0	0	0	0	0	0									
Inning Stats	R: 0 E: 1 K: 1 S: 6	H: 1 LOB: 2 BB: 1 P: 10	R: 0 E: 0 K: 0 S: 3	H: 0 LOB: 0 BB: 0 P: 3	R: 0 E: 0 K: 0 S: 3	H: 0 LOB: 0 BB: 0 P: 3	R: 1 E: 0 K: 1 S: 7	H: 2 LOB: 1 BB: 0 P: 7	R: 0 E: 0 K: 2 S: 5	H: 0 LOB: 0 BB: 0 P: 7	R: 0 E: 0 K: 2 S: 7	H: 0 LOB: 0 BB: 0 P: 7	R: 3 E: 0 K: 0 S: 7	H: 4 LOB: 1 BB: 0 P: 7	R: 0 E: 0 K: 1 S: 5	H: 0 LOB: 0 BB: 0 P: 5	R: 0 E: 0 K: 1 S: 5	H: 0 LOB: 0 BB: 0 P: 5	R: 0 E: 0 K: 1 S: 5	H: 0 LOB: 0 BB: 0 P: 5	1B: 5 2B: 0 3B: 0 HR: 2	SF: 1 SAC: 0 DP: 0 HBP: 0	WP: 0 PB: 0 SB: 0 CS: 0	PA: 35	
PITCHER	IP	WLS	BF	H	R	ER	SO	BB	IBB	HBP	BLK	WP	HR	S	P	ERA	WHIP								
Ken Forsch, R ERA: 3.4 (1, 1)	6.0	W	26	7	4	4	5	1	0	0	0	0	2	35	39	6.00	1.333								
Jim Ray, R ERA: 4.83 (7, 1)	3.0	S	9	0	0	0	2	0	0	0	0	0	0	13	13	0.00	0.000								

AB	33
R	4
H	7
RBI	4
BB	1
SO	7
LOB	8



Batter	1	2	3	4	5	6	7	8	9	AB	R	H	RBI	BB	SO	LOB	BOTTOM									
Roger Metzger, S OBP: 0.282, SLG: 0.241 (1, 6)										5	1	3	1	0	0	1	New York Mets @ Houston Astros Astrodome, Houston, TX Tue Jun 20 1972, 8:05 PM EDT Att: 26,394 - Dome									
Cesar Cadenio, R OBP: 0.403, SLG: 0.519 (1, 8)										4	0	0	1	0	0	4										
Jimmy Wynn, R OBP: 0.394, SLG: 0.503 (1, 9)										3	1	1	0	2	1	0										
Lee May, R OBP: 0.357, SLG: 0.523 (1, 3)										5	1	2	2	0	2	4										
Bob Watson, R OBP: 0.378, SLG: 0.505 (1, 7)										5	0	2	2	0	1	2										
Doug Rader, R OBP: 0.301, SLG: 0.426 (1, 5)										3	1	1	0	1	2	2										
Tommy Helms, R OBP: 0.283, SLG: 0.324 (1, 4)										4	1	2	1	0	0	4										
Larry Howard, R OBP: 0.366, SLG: 0.417 (1, 2)										3	1	2	0	1	0	1										
Ken Forsch, R OBP: 0.125, SLG: 0.087 (1, 1)										1	1	0	0	0	1	2										
Jim Ray, R OBP: 0.200, SLG: 0.200 (7, 1)										0	0	0	0	0	0	0										
Inning Stats	R: 0 E: 0 K: 1 S: 5	H: 0 LOB: 0 BB: 0 P: 5	R: 0 E: 0 K: 2 S: 8	H: 1 LOB: 1 BB: 0 P: 8	R: 3 E: 0 K: 1 S: 10	H: 4 LOB: 3 BB: 1 P: 14	R: 0 E: 0 K: 0 S: 4	H: 2 LOB: 1 BB: 0 P: 4	R: 4 E: 0 K: 1 S: 9	H: 4 LOB: 2 BB: 2 P: 17	R: 0 E: 1 K: 2 S: 8	H: 1 LOB: 1 BB: 0 P: 8	R: 0 E: 0 K: 0 S: 4	H: 1 LOB: 1 BB: 0 P: 4	R: 0 E: 0 K: 0 S: 3	H: 0 LOB: 1 BB: 1 P: 7		1B: 10 2B: 2 3B: 0 HR: 1	SF: 1 SAC: 3 DP: 1 HBP: 0	WP: 0 PB: 0 SB: 0 CS: 0	PA: 41					
PITCHER	IP	WLS	BF	H	R	ER	SO	BB	IBB	HBP	BLK	WP	HR	S	P	ERA		WHIP								
Jim McAndrew, R ERA: 3.09 (1, 1)	4.0	L	22	9	5	5	4	1	1	0	0	0	0	15	23	9.00		2.500								
Buzz Capra, R ERA: 4.5 (5, 1)	2.0		11	3	2	2	3	1	1	0	0	0	0	7	11	0.00	1.000									
Chuck Taylor, R ERA: 5.2 (7, 1)	2.0		8	1	0	0	0	1	0	0	0	0	0	7	11	0.00	1.000									

AB	33
R	7
H	13
RBI	7
BB	4
SO	7
LOB	20



Batter	1	2	3	4	5	6	7	8	9	AB	R	H	RBI	BB	SO	LOB	TOP								
Roger Metzger, S OBP: 0.275, SLG: 0.236 (1, 6)	4-3		4-3				4-3		4-3	5	1	1	0	0	0	2									
Cesar Cedeno, R OBP: 0.412, SLG: 0.541 (1, 8)			6-3					4-3		4	1	2	2	0	0	0									
Jimmy Wynn, R OBP: 0.387, SLG: 0.478 (1, 9)			F7					K		4	0	1	1	0	1	1									
Lee May, R OBP: 0.349, SLG: 0.513 (1, 3)	F9									4	1	1	1	0	0	1									
Bob Watson, R OBP: 0.372, SLG: 0.498 (1, 7)	P6							5-3		4	0	0	0	0	0	1									
Doug Radler, R OBP: 0.305, SLG: 0.448 (1, 5)										4	0	2	0	0	0	0									
Tommy Helms, R OBP: 0.281, SLG: 0.316 (1, 4)										4	0	2	0	0	0	2									
Larry Howard, R OBP: 0.321, SLG: 0.360 (1, 2)										3	1	1	0	1	0	1									
Larry Dierker, R OBP: 0.189, SLG: 0.167 (1, 1)										3	0	0	0	0	1	3									
Inning Stats	R: 1 E: 0 K: 0 S: 5	H: 2 LOB: 1 BB: 0 P: 5	R: 0 E: 0 K: 0 S: 4	H: 1 LOB: 1 BB: 0 P: 4	R: 0 E: 0 K: 0 S: 3	H: 0 LOB: 0 BB: 0 P: 3	R: 0 E: 0 K: 0 S: 4	H: 1 LOB: 1 BB: 0 P: 4	R: 2 E: 0 K: 0 S: 4	H: 2 LOB: 0 BB: 1 P: 8	R: 0 E: 0 K: 0 S: 4	H: 1 LOB: 0 BB: 0 P: 4	R: 0 E: 0 K: 0 S: 3	H: 0 LOB: 0 BB: 0 P: 3	R: 1 E: 0 K: 1 S: 6	H: 1 LOB: 0 BB: 0 P: 6	R: 0 E: 0 K: 1 S: 7	H: 2 LOB: 2 BB: 0 P: 7	1B: 7 2B: 3 3B: 0 HR: 1	SF: 0 SAC: 1 DP: 1 HBP: 0	WP: 0 PB: 0 SB: 1 CS: 0	PA: 37			
PITCHER	IP	WLS	BF	H	R	ER	SO	BB	IBB	HBP	BLK	WP	HR	S	P	ERA	WHIP								
Jack Billingham, R ERA: 4.11 (1, 1)	5.0	L	21	6	3	3	0	1	0	0	0	0	0	20	24	5.40	1.400								
Pedro Borbon, R ERA: 3.1 (6, 1)	3.0		11	2	1	1	1	0	0	0	0	0	1	13	13	3.00	0.667								
Clay Carroll, R ERA: 1.64 (9, 1)	1.0		5	2	0	0	1	0	0	0	0	0	0	7	7	0.00	2.000								

Houston Astros @ Cincinnati Reds
Riverfront Stadium, Cincinnati, OH
Sat Jun 24 1972, 7:05 PM EDT
Att: 31,907 - Unknown

AB 35
R 4
H 10
RBI 4
BB 1
SO 2
LOB 11

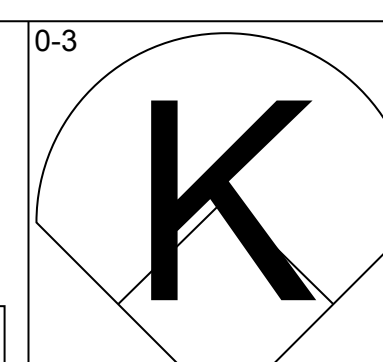
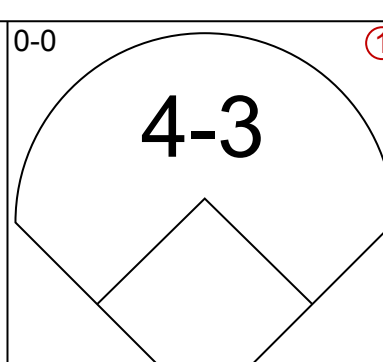
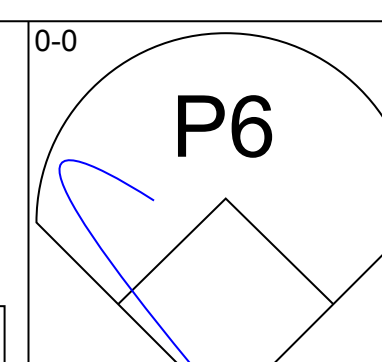
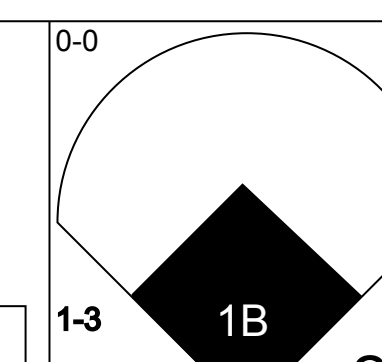
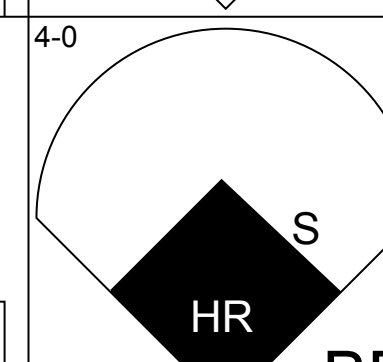
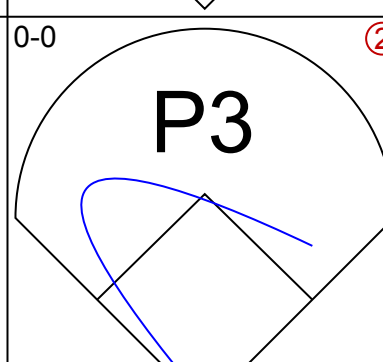
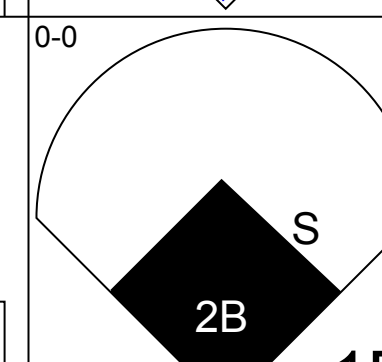
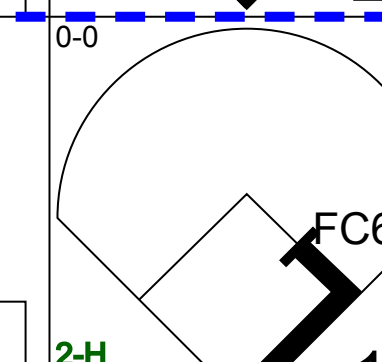
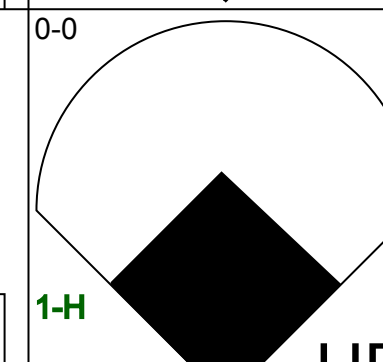
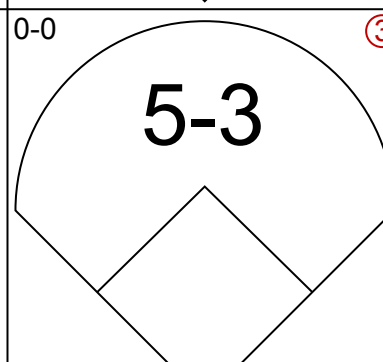
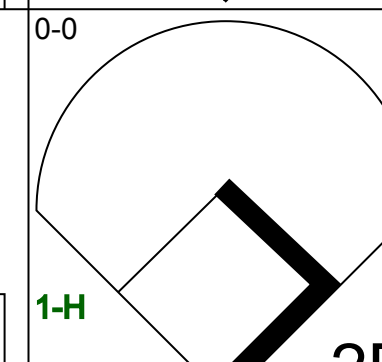
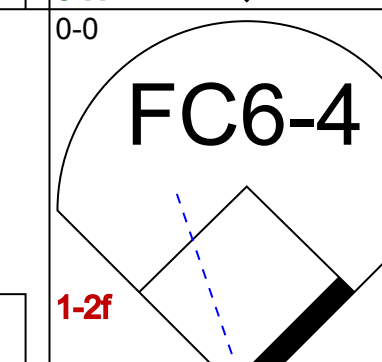
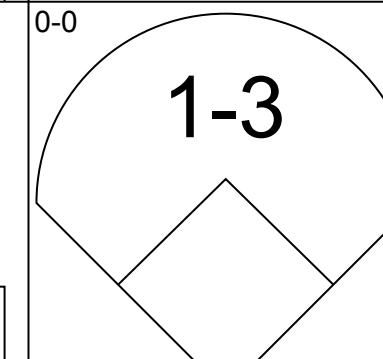
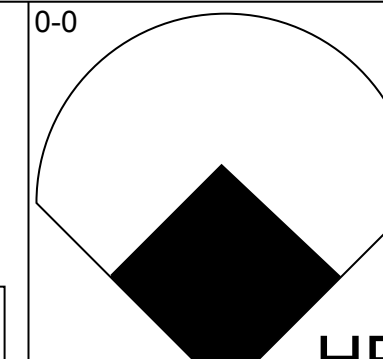
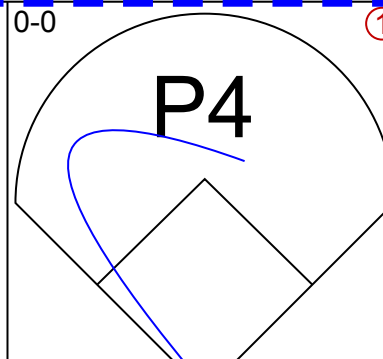
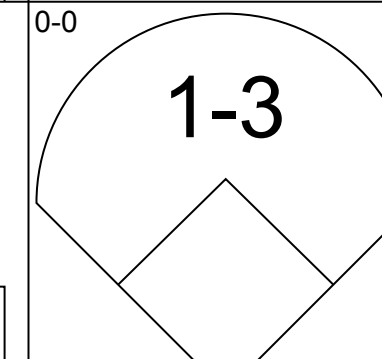
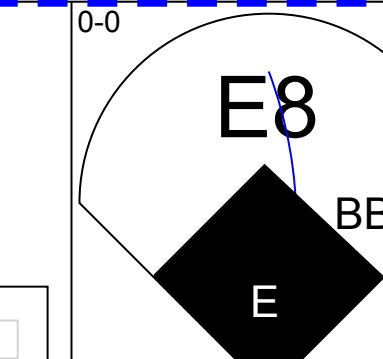
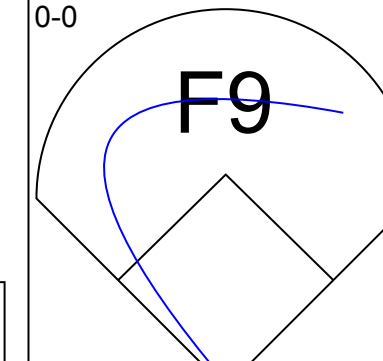
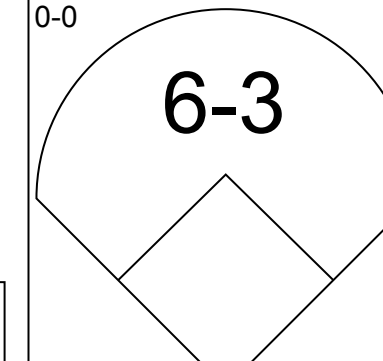
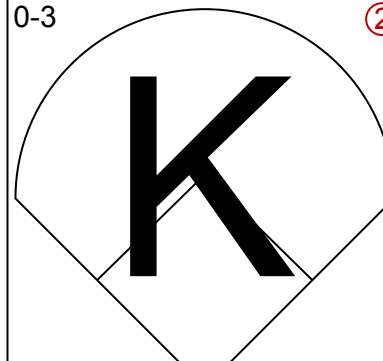
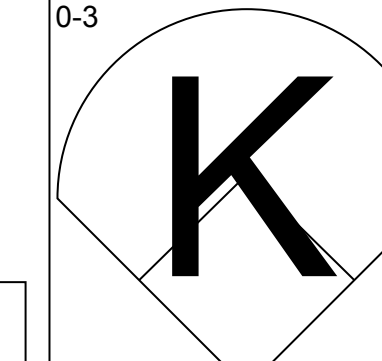
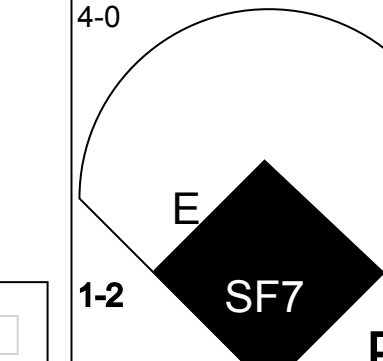
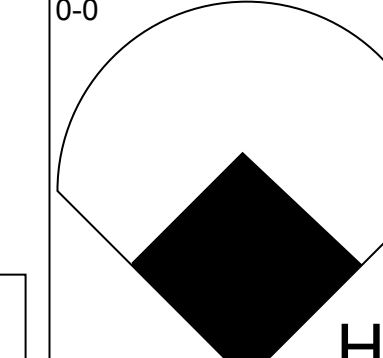
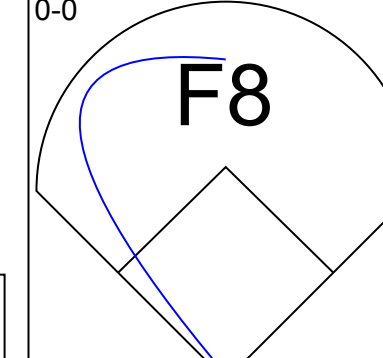
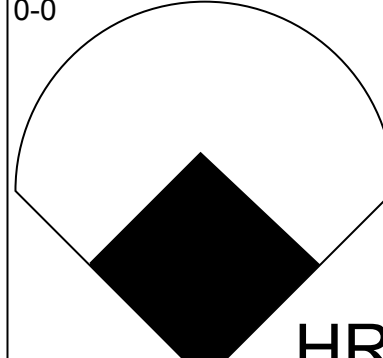
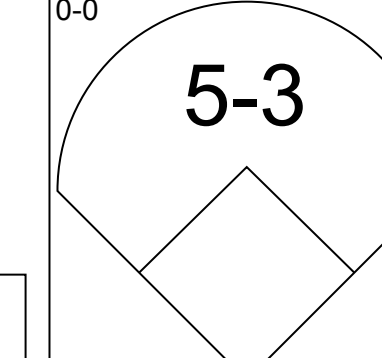
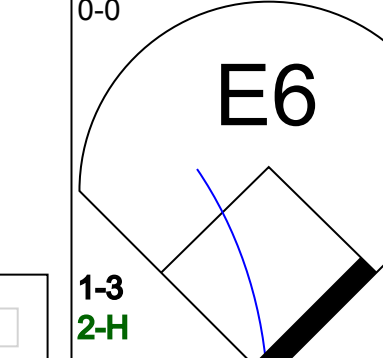
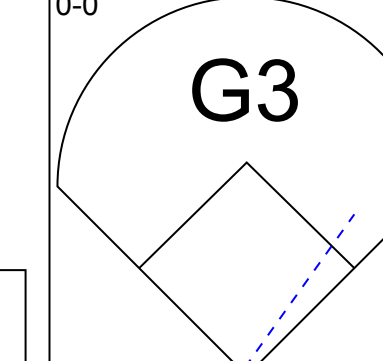
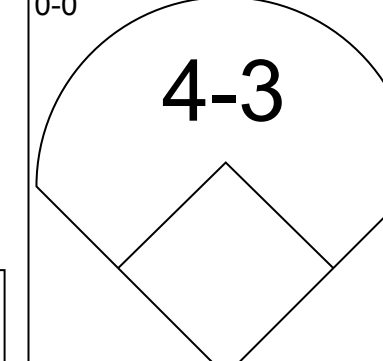
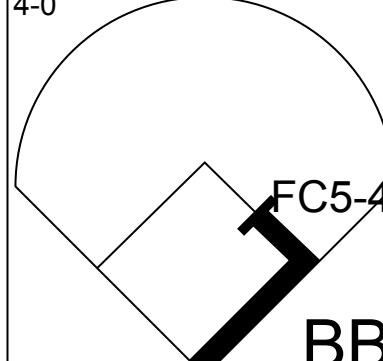
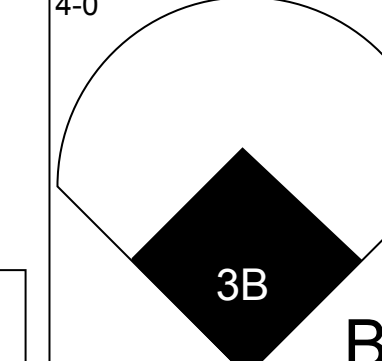
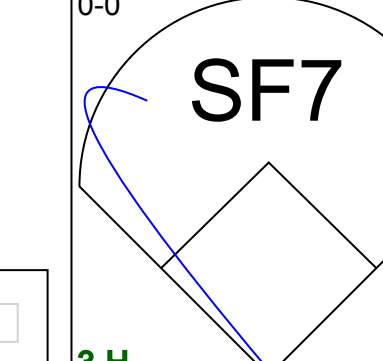
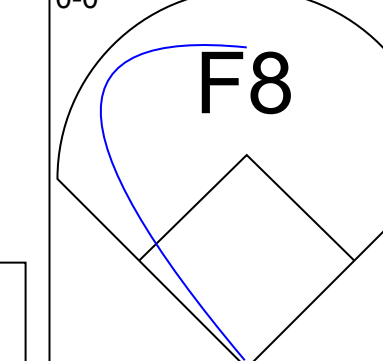
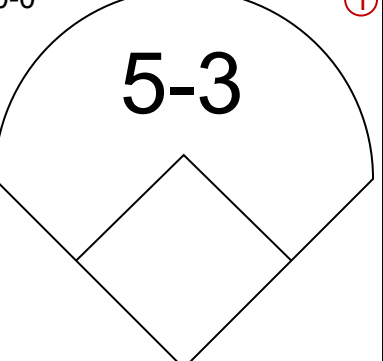
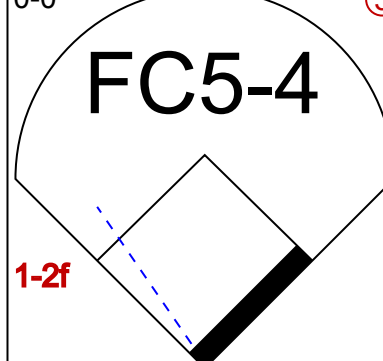
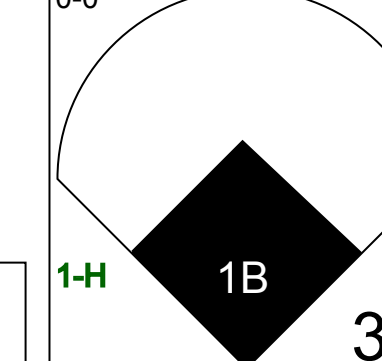
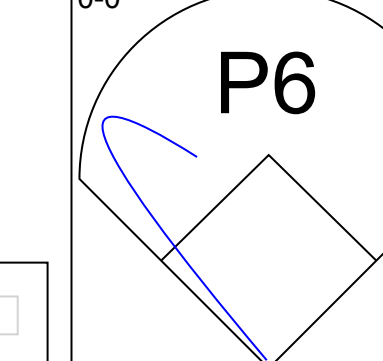
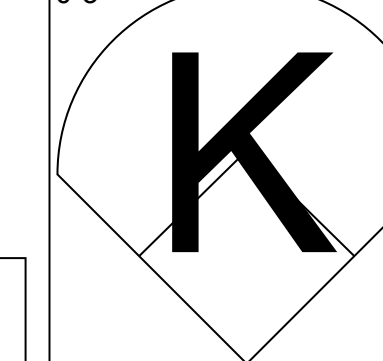
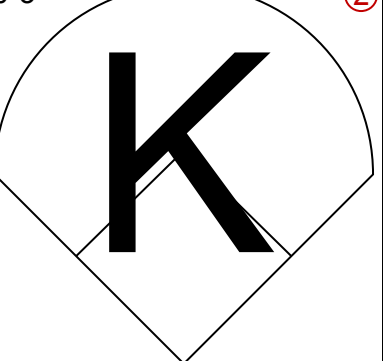
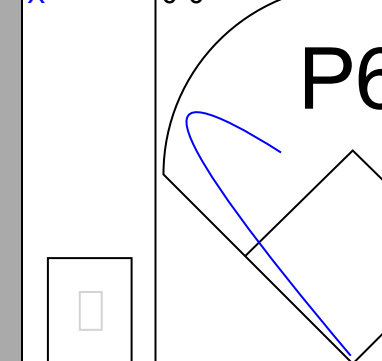
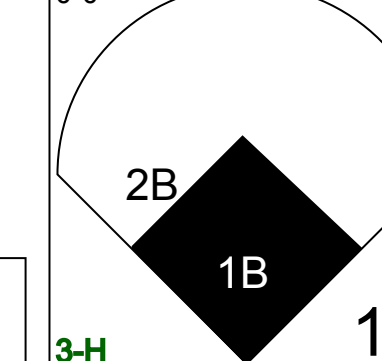
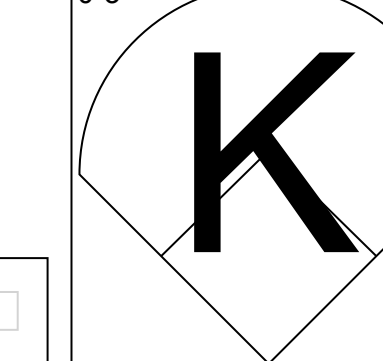


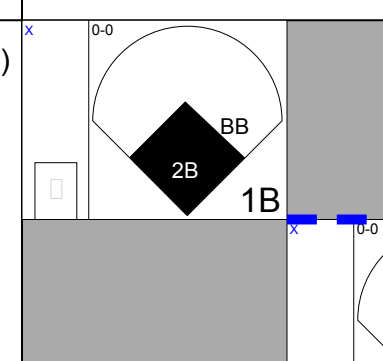
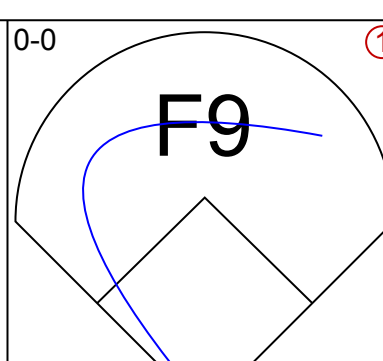
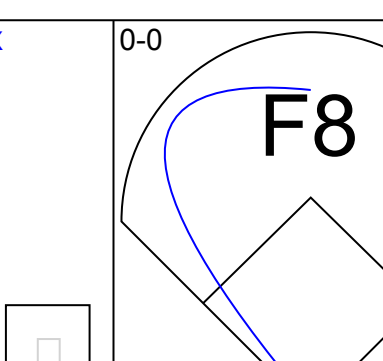
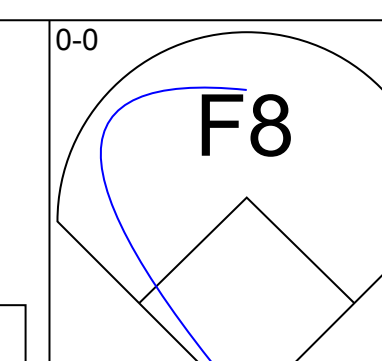
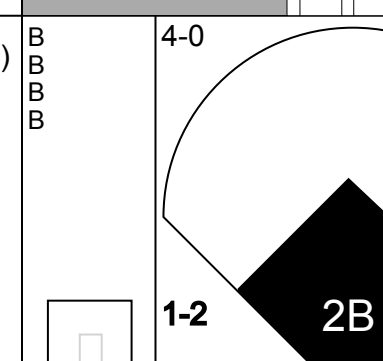
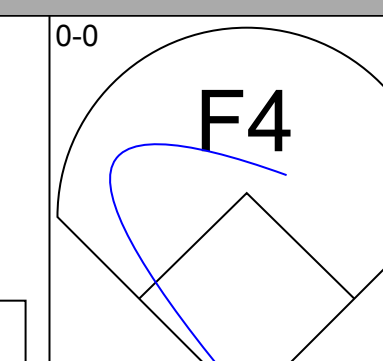
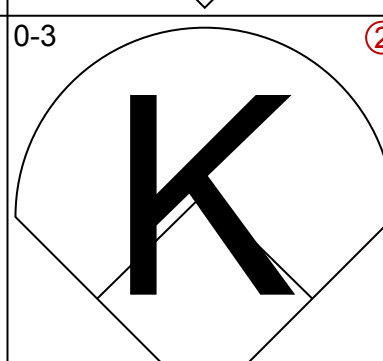
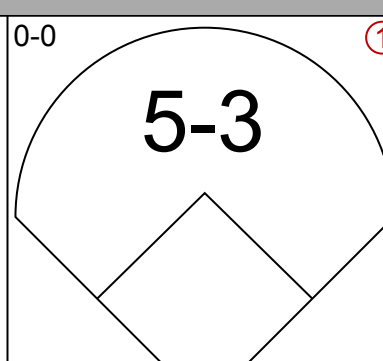
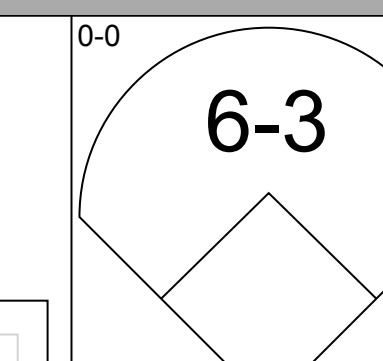
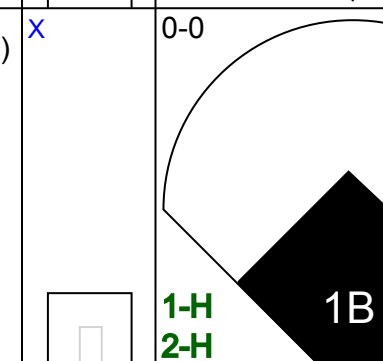
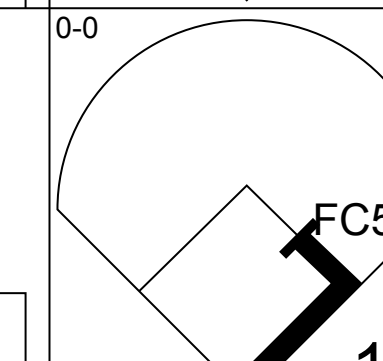
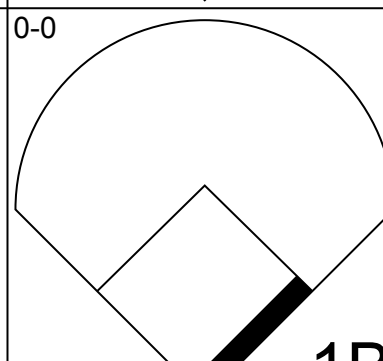
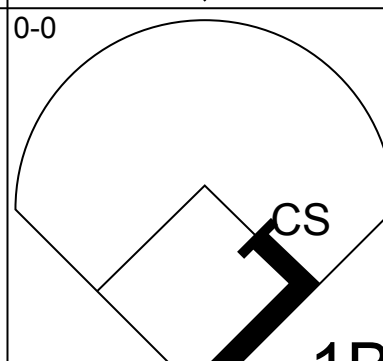
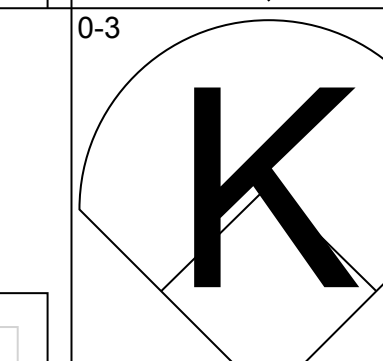
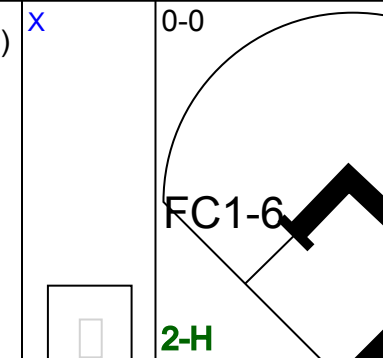
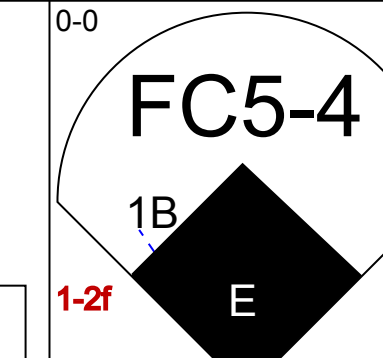
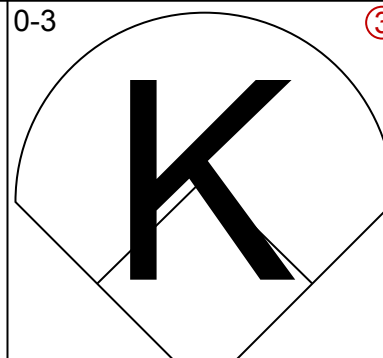
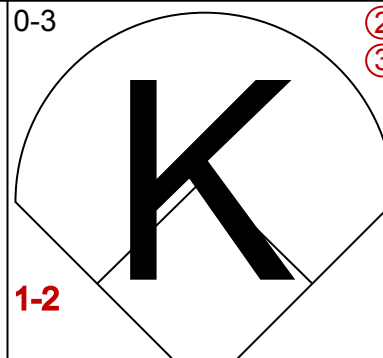
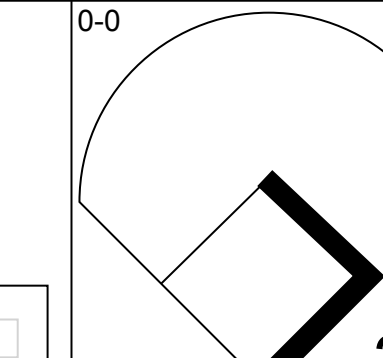
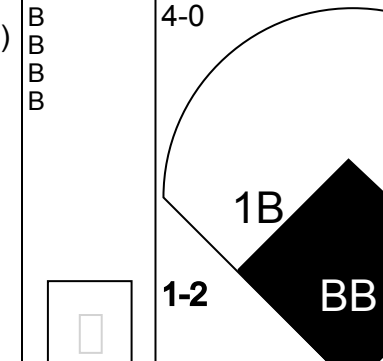
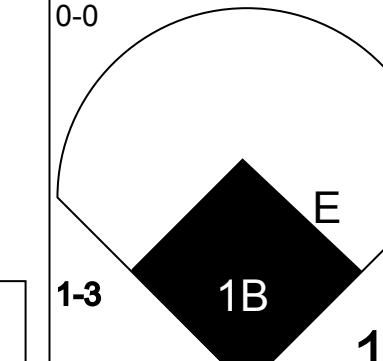
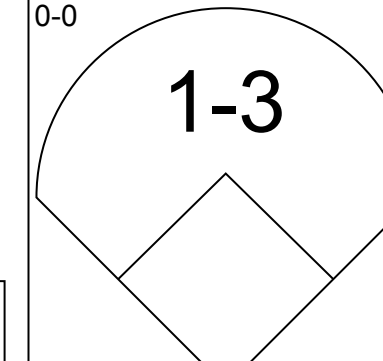
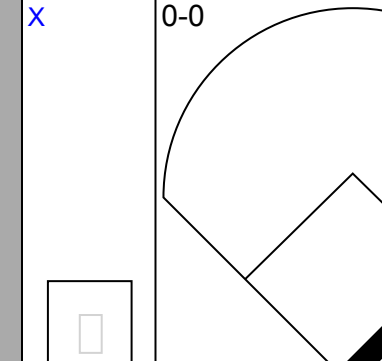
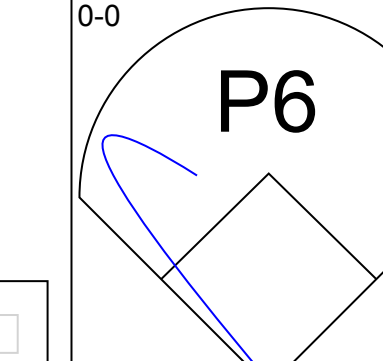
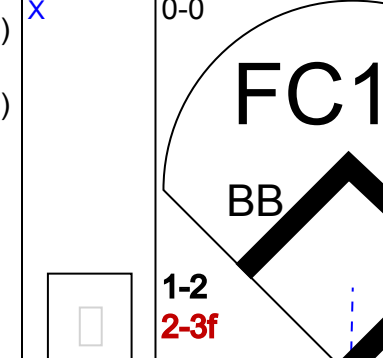
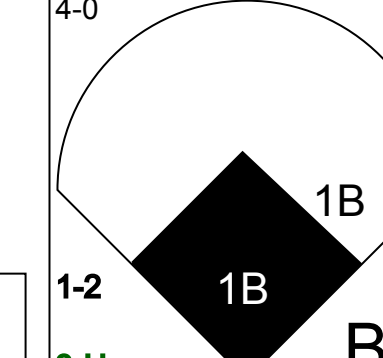
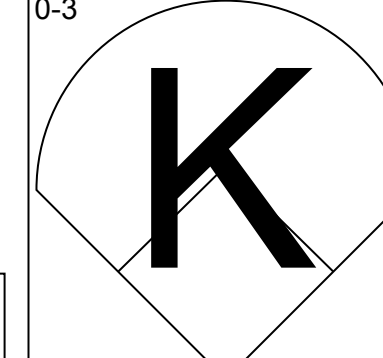
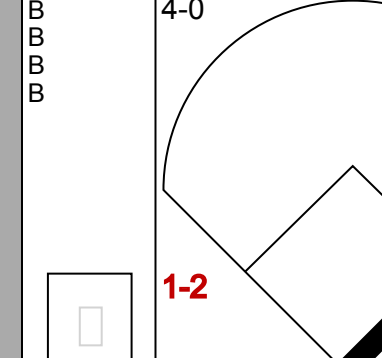
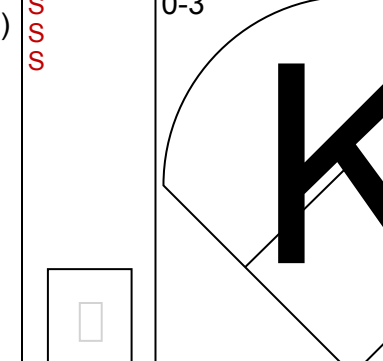
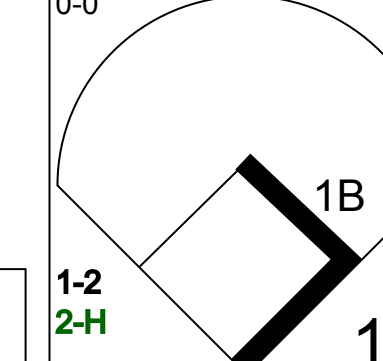
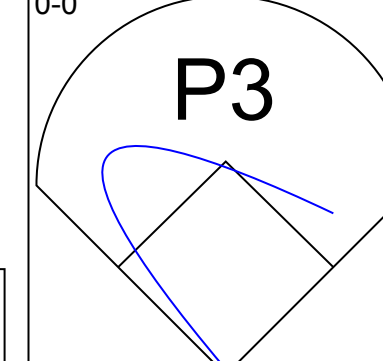
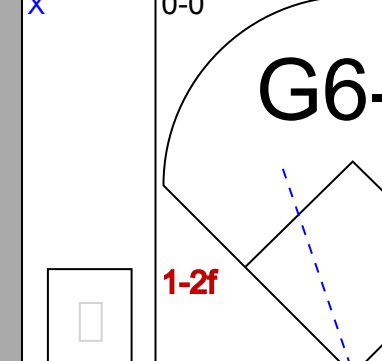
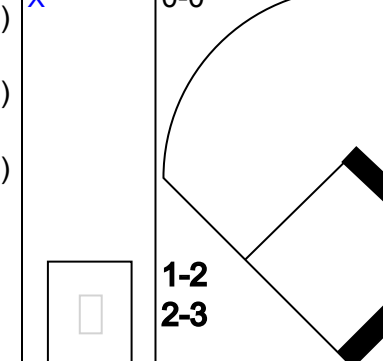
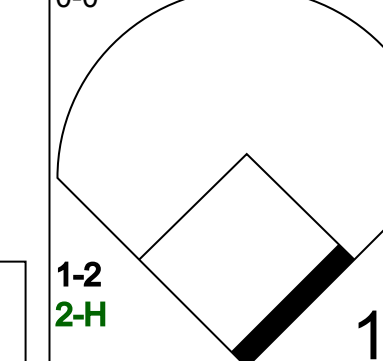
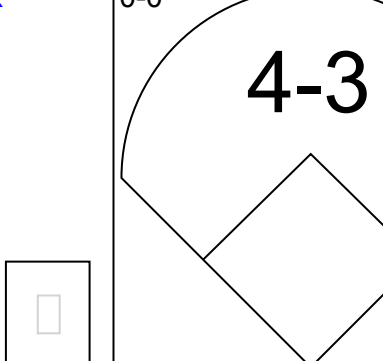
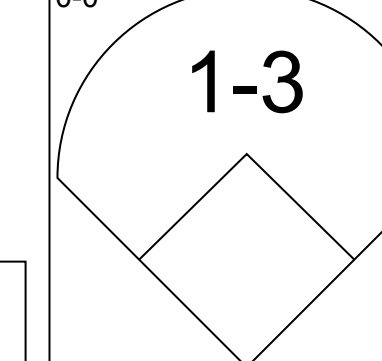
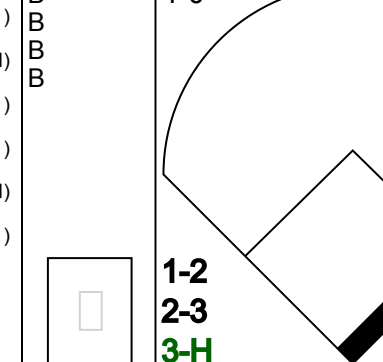
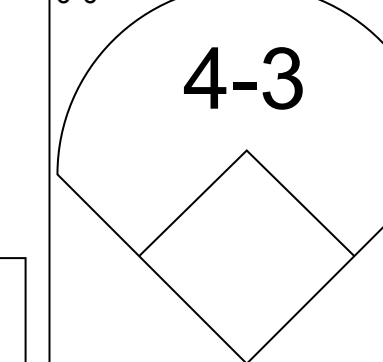
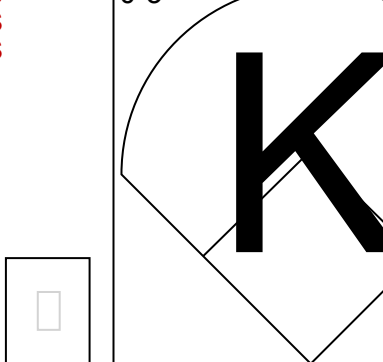
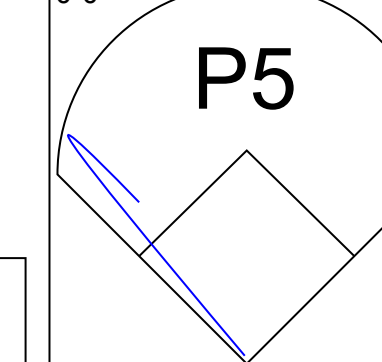
Batter	1	2	3	4	5	6	7	8	9	AB	R	H	RBI	BB	SO	LOB	BOTTOM								
Pete Rose, S OBP: 0.338, SLG: 0.372 (1, 7)	4-3		3-1				4-3			4	0	1	0	0	0	2									
Joe Morgan, L OBP: 0.420, SLG: 0.439 (1, 4)			F8				F8			4	0	1	0	0	0	2									
Bobby Tolan, L OBP: 0.253, SLG: 0.186 Clay Carroll, R (9, 1)			P8					4-3		4	0	2	0	0	0	2									
Johnny Bench, R OBP: 0.380, SLG: 0.593 (1, 2)										4	0	0	0	0	2	3									
Tony Perez, R OBP: 0.328, SLG: 0.514 (1, 3)										4	1	1	1	0	0	1									
Joe Hague, L OBP: 0.374, SLG: 0.469 (1, 9)										4	0	0	0	0	1	0									
Denis Menke, R OBP: 0.339, SLG: 0.338 (1, 5)										4	0	2	0	0	1	0									
Dave Concepcion, R OBP: 0.279, SLG: 0.286 (1, 6)										3	0	0	0	0	0	3									
Jack Billingham, R OBP: 0.071, SLG: 0.037 Ted Uhlender, L OBP: 0.253, SLG: 0.186 Pedro Borbon, R Hal McRae, R OBP: 0.273, SLG: 0.475 (8, PH) (9, 8)										1	0	0	0	0	0	0									
Inning Stats	R: 0 E: 0 K: 1 S: 6	H: 2 LOB: 1 BB: 0 P: 6	R: 0 E: 1 K: 0 S: 4	H: 0 LOB: 1 BB: 0 P: 4	R: 0 E: 0 K: 1 S: 5	H: 0 LOB: 0 BB: 0 P: 5	R: 0 E: 0 K: 0 S: 4	H: 1 LOB: 1 BB: 0 P: 4	R: 0 E: 0 K: 0 S: 4	H: 1 LOB: 1 BB: 0 P: 4	R: 0 E: 0 K: 0 S: 3	H: 1 LOB: 0 BB: 0 P: 3	R: 0 E: 0 K: 0 S: 4	H: 1 LOB: 1 BB: 0 P: 4	R: 1 E: 0 K: 2 S: 8	H: 1 LOB: 0 BB: 0 P: 8	1B: 5 2B: 1 3B: 0 HR: 1	SF: 0 SAC: 0 DP: 1 HBP: 0	WP: 0 PB: 0 SB: 1 CS: 1	PA: 34					
PITCHER	IP	WLS	BF	H	R	ER	SO	BB	IBB	HBP	BLK	WP	HR	S	P	ERA	WHIP								
Larry Dierker, R ERA: 2.78 (1, 1)	9.0	W	34	7	1	1	4	0	0	0	0	0	1	42	42	1.00	0.778								

Houston Astros @ Cincinnati Reds
Riverfront Stadium, Cincinnati, OH
Sat Jun 24 1972, 7:05 PM EDT
Att: 31,907 - Unknown

AB 34
R 1
H 7
RBI 1
BB 0
SO 4
LOB 14



Batter	1	2	3	4	5	6	7	8	9	AB	R	H	RBI	BB	SO	LOB	TOP			
Roger Metzger, S (1, 6) OBP: 0.278, SLG: 0.243										4	2	1	0	1	1	0	Houston Astros @ San Diego Padres San Diego Stadium, San Diego, CA Mon Jun 26 1972, 10:05 PM EDT Att: 4,561 - Unknown			
Cesar Cedeno, R (1, 8) OBP: 0.421, SLG: 0.559										4	3	3	4	1	0	0				
Jimmy Wynn, R (1, 9) OBP: 0.384, SLG: 0.489										5	1	2	3	0	1	1				
Lee May, R (1, 3) OBP: 0.341, SLG: 0.510										5	2	1	1	0	0	1				
Bob Watson, R (1, 7) OBP: 0.371, SLG: 0.487										4	1	0	0	1	2	0				
Doug Radler, R (1, 5) OBP: 0.309, SLG: 0.472										5	2	2	2	0	0	1				
Johanny Edwards, L (1, 2) OBP: 0.351, SLG: 0.384										2	1	0	1	2	0	0				
Tommy Helms, R (1, 4) OBP: 0.279, SLG: 0.337										5	1	1	1	0	0	2				
Don Wilson, R (1, 1) OBP: 0.125, SLG: 0.087										0	0	0	0	0	0	0				
Tom Griffin, R (1, 1) OBP: 0.250, SLG: 0.583										1	0	0	0	0	1	0				
George Culver, R (2, 1) OBP: 0.182, SLG: 0.273										4	1	1	1	0	2	1				
Inning Stats	R: 2 E: 0 K: 1 S: 6	H: 1 LOB: 0 BB: 1 P: 10	R: 1 E: 0 K: 1 S: 6	H: 1 LOB: 0 BB: 0 P: 6	R: 0 E: 0 K: 0 S: 3	H: 0 LOB: 0 BB: 0 P: 3	R: 1 E: 0 K: 0 S: 4	H: 1 LOB: 0 BB: 0 P: 4	R: 2 E: 0 K: 2 S: 8	H: 1 LOB: 0 BB: 1 P: 12	R: 1 E: 0 K: 1 S: 5	H: 2 LOB: 1 BB: 0 P: 5	R: 4 E: 0 K: 1 S: 9	H: 4 LOB: 1 BB: 1 P: 13	R: 2 E: 2 K: 1 S: 7	H: 0 LOB: 1 BB: 1 P: 11	1B: 3 2B: 2 3B: 1 HR: 5	SF: 1 SAC: 0 DP: 0 HBP: 0	WP: 0 PB: 0 SB: 2 CS: 0	PA: 45
PITCHER	IP WLS BF H R ER SO BB IBB HBP BLK WP HR S P ERA WHIP																			
Clay Kirby, R (1, 1) ERA: 3.35	5.0		21	4	6	6	4	2	0	0	0	0	0	0	4	27	35	10.80	1.200	
Bill Greif, R (6, 1) ERA: 5.49	2.2	L	16	6	6	6	2	2	0	0	0	0	0	1	18	26	20.25	3.000		
Ed Acosta, R (8, 1) ERA: 4.8	0.1		2	1	0	0	0	0	0	0	0	0	0	2	2	0.00	3.000			
Al Severinsen, R (9, 1) ERA:	1.0		6	0	2	0	1	1	0	0	0	0	0	0	7	11	0.00	1.000		

Batter	1	2	3	4	5	6	7	8	9	AB	R	H	RBI	BB	SO	LOB	BOTTOM												
Jerry Morales, R (1, 8) OBP: 0.391, SLG: 0.436										5	1	1	0	0	0	3	Houston Astros @ San Diego Padres San Diego Stadium, San Diego, CA Mon Jun 26 1972, 10:05 PM EDT Att: 4,561 - Unknown												
Dave Roberts, R (1, 5) OBP: 0.242, SLG: 0.288										4	1	0	0	1	1	0													
Larry Stahl, L (1, 9) OBP: 0.295, SLG: 0.370										5	1	4	2	0	1	0													
Nate Colbert, R (1, 3) OBP: 0.285, SLG: 0.443										5	1	2	1	0	2	3													
Cito Gaston, R (1, 7) OBP: 0.329, SLG: 0.412										4	2	2	0	1	0	1													
Fred Stanley, R (1, 4) OBP: 0.308, SLG: 0.244										2	1	0	0	2	1	2													
Pat Corrales, R (1, 2) OBP: 0.217, SLG: 0.143										4	0	1	1	0	1	3													
Enzo Hernandez, R (1, 6) OBP: 0.235, SLG: 0.224										3	0	2	1	0	0	0													
Gary Jesteadt, R (8, PH) OBP: 0.263, SLG: 0.323										1	0	0	0	0	0	0													
Clay Kirby, R (1, 1) ERA: 3.35	0.2		9	4	4	4	4	20		54.00	10.500																		
Tom Griffin, R (1, 1) ERA: 1.85	1.0		5	2	2	2	0	0	0	5	5	18.00	2.000																
George Culver, R (2, 1) ERA: 2.06	7.1	W	27	6	1	1	6	2	0	0	0	0	0	37	45	1.23	1.091												
Inning Stats	R: 4 E: 0 K: 1 S: 9	H: 4 LOB: 3 BB: 3 P: 21	R: 3 E: 1 K: 0 S: 7	H: 4 LOB: 2 BB: 1 P: 11	R: 0 E: 0 K: 2 S: 8	H: 1 LOB: 1 BB: 0 P: 8	R: 0 E: 0 K: 1 S: 5	H: 0 LOB: 0 BB: 0 P: 5	R: 0 E: 0 K: 1 S: 5	H: 1 LOB: 0 BB: 0 P: 5	R: 0 E: 0 K: 0 S: 2	H: 1 LOB: 0 BB: 1 P: 6	R: 0 E: 0 K: 0 S: 3	H: 0 LOB: 0 BB: 0 P: 3	R: 0 E: 0 K: 1 S: 6	H: 1 LOB: 1 BB: 0 P: 6	1B: 10 2B: 2 3B: 0 HR: 0	SF: 0 SAC: 0 DP: 1 HBP: 0	WP: 0 PB: 0 SB: 0 CS: 2	PA: 41									
PITCHER	IP WLS BF H R ER SO BB IBB HBP BLK WP HR S P ERA WHIP																												

Batter	1	2	3	4	5	6	7	8	9	AB	R	H	RBI	BB	SO	LOB	TOP					
Roger Metzger, S OBP: 0.282, SLG: 0.246 (1, 6)										4	1	2	0	0	0	1	<p>Houston Astros @ San Diego Padres San Diego Stadium, San Diego, CA Tue Jun 27 1972, 10:05 PM EDT Att: 6,497 - Unknown</p> <p>livebaseballscores.com</p> <p>AB 40 R 6 H 15 RBI 5 BB 4 SO 10 LOB 27</p>					
Cesar Cedeno, R OBP: 0.420, SLG: 0.556 (1, 8)										5	1	2	0	0	2	2						
Jimmy Wynn, R OBP: 0.384, SLG: 0.484 (1, 9)										4	1	1	1	1	3	3						
Lee May, R OBP: 0.346, SLG: 0.514 (1, 3)										4	1	2	0	1	1	4						
Bob Watson, R OBP: 0.379, SLG: 0.500 (1, 7)										4	1	3	1	1	0	0						
Doug Rader, R OBP: 0.307, SLG: 0.466 (1, 5)										5	1	1	1	0	2	7						
Johnny Edwards, L OBP: 0.353, SLG: 0.387 (1, 2)										4	0	1	2	1	1	1						
Tommy Helms, R OBP: 0.277, SLG: 0.333 (1, 4)										5	0	1	0	0	0	6						
Dave Roberts, L OBP: 0.297, SLG: 0.389 (1, 1)										5	0	2	0	0	1	3						
Inning Stats	R: 2 E: 0 K: 1 S: 8	H: 4 LOB: 1 BB: 0 P: 8	R: 0 E: 0 K: 1 S: 6	H: 1 LOB: 1 BB: 0 P: 6	R: 1 E: 0 K: 1 S: 7	H: 2 LOB: 3 BB: 2 P: 15	R: 0 E: 0 K: 2 S: 9	H: 3 LOB: 2 BB: 0 P: 9	R: 1 E: 0 K: 0 S: 5	H: 2 LOB: 1 BB: 0 P: 5	R: 0 E: 0 K: 1 S: 5	H: 0 LOB: 0 BB: 0 P: 5	R: 1 E: 1 K: 1 S: 6	H: 1 LOB: 1 BB: 1 P: 10	R: 0 E: 0 K: 1 S: 6	H: 1 LOB: 2 BB: 0 P: 10	R: 1 E: 0 K: 2 S: 9	H: 1 LOB: 1 BB: 0 P: 9	1B: 12 2B: 3 3B: 1 HR: 0	SF: 0 SAC: 1 DP: 1 HBP: 0	WP: 1 PB: 0 SB: 1 CS: 1	PA: 45
PITCHER	IP WLS BF H R ER SO BB IBB HBP BLK WP HR S P ERA WHIP																					
Steve Arlin, R ERA: 3.16 (1, 1)	8.0 L 40 14 5 4 8 4 0 0 0 0 1 0 52 68 4.50 2.250																					
Mark Schaeffer, L ERA: 4.43 (9, 1)	1.0 5 1 1 1 2 0 0 0 0 0 0 0 9 9 9.00 1.000																					

Batter	1	2	3	4	5	6	7	8	9	AB	R	H	RBI	BB	SO	LOB	BOTTOM					
Jerry Morales, R OBP: 0.356, SLG: 0.438 (1, 9)										4	0	2	0	0	1	2	<p>Houston Astros @ San Diego Padres San Diego Stadium, San Diego, CA Tue Jun 27 1972, 10:05 PM EDT Att: 6,497 - Unknown</p> <p>livebaseballscores.com</p> <p>AB 32 R 0 H 6 RBI 0 BB 0 SO 7 LOB 11</p>					
Dave Roberts, R OBP: 0.242, SLG: 0.286 (1, 5)										4	0	1	0	0	0	2						
Garry Jesteadt, R OBP: 0.263, SLG: 0.320 (1, 4)										4	0	1	0	0	0	2						
Nate Colbert, R OBP: 0.281, SLG: 0.436 (1, 3)										4	0	0	0	0	1	3						
Cito Gaston, R OBP: 0.312, SLG: 0.389 (1, 7)										4	0	0	0	0	0	1						
Johnny Jeter, R OBP: 0.283, SLG: 0.347 (1, 8)										3	0	0	0	0	3	0						
Pat Corrales, R OBP: 0.204, SLG: 0.133 (1, 2)										3	0	0	0	0	1	0						
Enzo Hernandez, R OBP: 0.237, SLG: 0.226 (1, 6)										3	0	1	0	0	0	0						
Steve Arlin, R OBP: 0.176, SLG: 0.194 (8, PH)										2	0	1	0	0	0	0						
Ed Spiezio, R OBP: 0.161, SLG: 0.207 (8, PH)										1	0	0	0	0	1	1						
Mark Schaeffer, L (9, 1)										0	0	0	0	0	0	0						
Inning Stats	R: 0 E: 0 K: 0 S: 3	H: 1 LOB: 0 BB: 0 P: 3	R: 0 E: 0 K: 2 S: 7	H: 0 LOB: 0 BB: 0 P: 7	R: 0 E: 0 K: 0 S: 4	H: 1 LOB: 1 BB: 0 P: 4	R: 0 E: 0 K: 0 S: 4	H: 1 LOB: 1 BB: 0 P: 4	R: 0 E: 0 K: 2 S: 7	H: 0 LOB: 0 BB: 0 P: 7	R: 0 E: 0 K: 0 S: 5	H: 2 LOB: 2 BB: 0 P: 5	R: 0 E: 0 K: 1 S: 5	H: 0 LOB: 0 BB: 0 P: 5	R: 0 E: 0 K: 2 S: 8	H: 1 LOB: 1 BB: 0 P: 8	R: 0 E: 0 K: 0 S: 3	H: 0 LOB: 0 BB: 0 P: 3	1B: 6 2B: 0 3B: 0 HR: 0	SF: 0 SAC: 0 DP: 1 HBP: 0	WP: 1 PB: 0 SB: 0 CS: 0	PA: 32
PITCHER	IP WLS BF H R ER SO BB IBB HBP BLK WP HR S P ERA WHIP																					
Dave Roberts, L ERA: 4.23 (1, 1)	9.0 W 32 6 0 0 7 0 0 0 0 1 0 46 46 0.00 0.667																					

Batter	1	2	3	4	5	6	7	8	9	AB	R	H	RBI	BB	SO	LOB	TOP					
Roger Metzger, S (1, 6) OBP: 0.278, SLG: 0.243	K		F9			4-3		K		4	0	0	0	0	2	1						
Cesar Cedeno, R (1, 8) OBP: 0.414, SLG: 0.546	6-3		F6			F3			F8	4	0	0	0	0	0	0						
Jimmy Wynn, R (1, 9) OBP: 0.378, SLG: 0.476	K			4-3		L7			F3	4	0	0	0	0	1	0						
Lee May, R (1, 3) OBP: 0.344, SLG: 0.508		BB		K				E5	K	3	0	0	0	1	2	0						
Bob Watson, R (1, 7) OBP: 0.378, SLG: 0.498		F7				F4				3	0	1	0	0	0	2						
Doug Rader, R (1, 5) OBP: 0.304, SLG: 0.461	K			1B				G4-6-3		3	0	0	0	0	1	3						
Johnny Edwards, L (1, 2) OBP: 0.352, SLG: 0.382		FC5-4				K			K	2	0	0	0	1	2	0						
Tommy Helms, R (1, 4) OBP: 0.278, SLG: 0.333		FC5-4		6-3						3	0	1	0	0	0	2						
Jerry Reuss, L (1, 1) OBP: 0.147, SLG: 0.097										2	0	0	0	0	1	0						
Norm Miller, L (8, PH) OBP: 0.289, SLG: 0.308			3-1			K			F8	1	0	0	0	0	0	1						
Jim York, R (8, 1)										0	0	0	0	0	0	0						
Inning Stats	R: 0 E: 0 K: 2 S: 7	H: 0 LOB: 0 BB: 7 P: 7	R: 0 E: 0 K: 1 S: 5	H: 0 LOB: 2 BB: 2 P: 13	R: 0 E: 0 K: 0 S: 3	H: 0 LOB: 0 BB: 0 P: 3	R: 0 E: 0 K: 1 S: 6	H: 1 LOB: 1 BB: 0 P: 6	R: 0 E: 0 K: 2 S: 7	H: 0 LOB: 0 BB: 0 P: 7	R: 0 E: 0 K: 0 S: 3	H: 0 LOB: 0 BB: 0 P: 3	R: 0 E: 1 K: 0 S: 3	H: 0 LOB: 0 BB: 0 P: 3	R: 0 E: 0 K: 2 S: 8	H: 1 LOB: 1 BB: 0 P: 8	R: 0 E: 0 K: 1 S: 5	H: 0 LOB: 0 BB: 0 P: 5	1B: 2 2B: 0 3B: 0 HR: 0	SF: 0 SAC: 0 DP: 1 HBP: 0	WP: 0 PB: 0 SB: 0 CS: 0	PA: 31
PITCHER Don Sutton, R (1, 1) ERA: 1.55	IP: 9.0 WLS: W BF: 31 H: 2 R: 0 ER: 0 SO: 9 BB: 2 IBB: 0 HBP: 0 BLK: 0 WP: 0 HR: 0 S: 47 P: 55 ERA: 0.00 WHIP: 0.444															PITCHER						

Houston Astros @ Los Angeles Dodgers
 Dodger Stadium, Los Angeles, CA
 Wed Jun 28 1972, 7:05 PM PDT
 Att: 22,053 - Unknown

AB	29
R	0
H	2
RBI	0
BB	2
SO	9
LOB	9



Batter	1	2	3	4	5	6	7	8	9	AB	R	H	RBI	BB	SO	LOB	BOTTOM					
Bobby Valentine, R (1, 4) OBP: 0.307, SLG: 0.350	F7			6-3	SF9		5-3			3	0	0	1	0	0	0						
Willie Davis, L (1, 8) OBP: 0.293, SLG: 0.405	F6			BB	4-3			6-3		3	0	0	0	1	0	1						
Manny Mota, R (1, 7) OBP: 0.358, SLG: 0.516	6-3			1-3		1B	6-3	F5		4	1	1	0	0	0	1						
Frank Robinson, R (1, 9) OBP: 0.372, SLG: 0.466		CS		K		6-3	SF9			3	1	2	0	1	1	1						
Wes Parker, S (1, 3) OBP: 0.339, SLG: 0.285	K				1B	6-3		K		4	1	1	1	0	2	3						
Steve Garvey, R (1, 5) OBP: 0.322, SLG: 0.403	F7				K	SF9				2	0	0	1	0	1	1						
Chris Cannizzaro, R (1, 2) OBP: 0.344, SLG: 0.345										3	1	1	1	0	0	0						
Bill Russell, R (1, 6) OBP: 0.290, SLG: 0.379				1-3						3	1	1	0	0	0	0						
Don Sutton, R (1, 1) OBP: 0.205, SLG: 0.162				G1						3	0	1	1	0	0	0						
Inning Stats	R: 0 E: 0 K: 0 S: 3	H: 0 LOB: 0 BB: 1 P: 3	R: 0 E: 0 K: 1 S: 4	H: 0 LOB: 0 BB: 1 P: 8	R: 0 E: 0 K: 0 S: 3	H: 0 LOB: 0 BB: 0 P: 3	R: 0 E: 0 K: 1 S: 5	H: 0 LOB: 1 BB: 1 P: 9	R: 3 E: 0 K: 1 S: 9	H: 4 LOB: 1 BB: 0 P: 9	R: 2 E: 0 K: 0 S: 5	H: 2 LOB: 0 BB: 0 P: 5	R: 0 E: 0 K: 0 S: 3	H: 0 LOB: 0 BB: 0 P: 3	R: 0 E: 0 K: 1 S: 6	H: 1 LOB: 1 BB: 0 P: 6	R: 0 E: 0 K: 1 S: 6	H: 0 LOB: 0 BB: 0 P: 6	1B: 5 2B: 2 3B: 0 HR: 0	SF: 2 SAC: 0 DP: 0 HBP: 0	WP: 0 PB: 0 SB: 0 CS: 1	PA: 32
PITCHER Jerry Reuss, L (1, 1) ERA: 3.86	IP: 7.0 WLS: L BF: 28 H: 6 R: 5 ER: 5 SO: 3 BB: 2 IBB: 0 HBP: 0 BLK: 0 WP: 0 HR: 0 S: 32 P: 40 ERA: 6.43 WHIP: 1.143															PITCHER						
Jim York, R (8, 1) ERA: 3.68	IP: 1.0 WLS: L BF: 4 H: 1 R: 0 ER: 0 SO: 1 BB: 0 IBB: 0 HBP: 0 BLK: 0 WP: 0 HR: 0 S: 6 P: 6 ERA: 0.00 WHIP: 1.000															PITCHER						

Houston Astros @ Los Angeles Dodgers
 Dodger Stadium, Los Angeles, CA
 Wed Jun 28 1972, 7:05 PM PDT
 Att: 22,053 - Unknown

AB	28
R	5
H	7
RBI	5
BB	2
SO	4
LOB	7



Batter	1	2	3	4	5	6	7	8	9	AB	R	H	RBI	BB	SO	LOB	TOP										
Roger Metzger, S OBP: 0.280, SLG: 0.249	0-0 HR 1B	0-0 E FC5-2 2B		0-0 F7		0-0 4-3			0-0 F3	5	1	2	0	0	0	2											
Cesar Cedeno, R OBP: 0.410, SLG: 0.551	0-0 HR 1B	0-0 E5 S 2-3 3-H			0-0 F5		0-0 1-3		0-0 FC5 E 1B	5	2	1	2	0	0	2											
Jimmy Wynn, R OBP: 0.382, SLG: 0.474	4-0 FC5 BB	0-0 FC5-2			4-0 BB		0-0 CS 1B		0-0 E5 1B	3	1	1	0	2	0	3											
Lee May, R OBP: 0.345, SLG: 0.502	4-0 G5-3 FC5 1-2 BB	0-0 F8			0-0 F4		0-3 K		4-0 1B IBB	3	0	0	0	2	1	4											
Bob Watson, R OBP: 0.378, SLG: 0.496	0-0 FC5 1-2 2-3f		0-0 5-3		0-3 K			0-0 4-3 SH1-4 1B	0-0 1B	5	0	2	2	0	1	3											
Doug Rader, R OBP: 0.300, SLG: 0.454	0-0 G5-3 2-3f		0-0 5-3		0-0 6-3			0-0 SH1-4 1-2	0-0 F4	4	0	0	0	0	0	4											
Tommy Helms, R OBP: 0.281, SLG: 0.358		0-0 HR		0-0 F7		0-0 1B 3B		0-0 4-3	0-0 F3	5	2	2	1	0	0	3											
Larry Howard, R OBP: 0.317, SLG: 0.351		0-0 4-3		0-0 F9		0-0 1B		0-0 4-3		3	0	1	1	0	0	0											
Jimmy Stewart, S OBP: 0.273, SLG: 0.339						0-0 1B				1	0	0	0	0	0	1											
Johnny Edwards, L OBP: 0.352, SLG: 0.382						0-0 K				0	0	0	0	0	0	0											
Larry Dierker, R OBP: 0.200, SLG: 0.179		0-0 2B E		0-3 K		0-0 K			0-0 E 1B	3	1	1	0	0	2	1											
Jim Ray, R OBP: 0.200, SLG: 0.200										0	0	0	0	0	0	0											
Fred Gladding, L										0	0	0	0	0	0	0											
Norm Miller, L OBP: 0.304, SLG: 0.325										1	1	1	0	0	0	0											
Tom Griffin, R OBP: 0.250, SLG: 0.583										0	0	0	0	0	0	0											
Inning Stats	R: 2 E: 0 K: 0 S: 4	H: 2 LOB: 1 BB: 2 P: 12	R: 2 E: 1 K: 0 S: 7	H: 3 LOB: 2 BB: 0 P: 7	R: 0 E: 0 K: 0 S: 3	H: 0 LOB: 0 BB: 0 P: 3	R: 0 E: 0 K: 1 S: 5	H: 0 LOB: 0 BB: 0 P: 5	R: 0 E: 0 K: 1 S: 5	H: 2 LOB: 1 BB: 0 P: 9	R: 0 E: 0 K: 1 S: 5	H: 1 LOB: 1 BB: 0 P: 5	R: 0 E: 0 K: 0 S: 4	H: 1 LOB: 1 BB: 0 P: 4	R: 3 E: 2 K: 0 S: 7	H: 2 LOB: 2 BB: 1 P: 11	1B: 7 2B: 1 3B: 1 HR: 2	SF: 0 SAC: 1 DP: 1 HBP: 0	WP: 0 PB: 0 SB: 1 CS: 1	PA: 43							
PITCHER	IP	WLS	BF	H	R	ER	SO	BB	IBB	HBP	BLK	WP	HR	S	P	ERA	WHIP										
Tommy John, L ERA: 2.62	1.1		10	5	4	3	0	2	0	0	0	0	2	8	16	20.25	5.250										
Mike Strahler, R ERA: 3.71	3.2		13	0	0	0	2	1	0	0	0	0	0	16	20	0.00	0.273										
Pete Mikkelsen, R ERA: 3.9	3.0		13	5	2	1	2	0	0	0	0	0	0	17	17	3.00	1.667										
Jim Brewer, L ERA: 1.27	1.0	L	7	1	2	0	0	0	1	0	0	0	0	6	10	0.00	1.000										
Batter	1	2	3	4	5	6	7	8	9	AB	R	H	RBI	BB	SO	LOB	BOTTOM										
Bobby Valentine, R OBP: 0.298, SLG: 0.339	0-0 6-3		0-0 6-3		0-0 F3		0-0 F8		0-3 K	5	0	0	0	0	1	1											
Willie Davis, L OBP: 0.295, SLG: 0.405	0-0 6-3 1B		0-0 G3		0-0 F7		0-0 G3		0-0 1B	5	0	2	0	0	0	1											
Manny Mota, R OBP: 0.365, SLG: 0.525	0-0 6-3 1-2			0-0 FC4-6 1B		0-0 FC6-4 1B		0-0 2B	0-0 4-3	5	0	3	0	0	0	2											
Bill Buckner, L OBP: 0.322, SLG: 0.333	0-0 4-3			0-0 FC4-6 1-2f		0-0 FC6-4 1-3 1B		0-0 6-3		4	1	0	0	0	0	4											
Wes Parker, S OBP: 0.337, SLG: 0.279		4-0 G4-3 BB		0-0 F8		0-0 1-3		0-0 6-3		3	0	0	0	1	0	2											
Steve Garvey, R OBP: 0.325, SLG: 0.421		0-0 G4-3 1-2f		0-0 4-3		0-0 BB HR 1B		0-0 HR		4	2	2	2	0	0	2											
Chris Cannizzaro, R OBP: 0.361, SLG: 0.356		0-0 1B		0-0 FC6-4 1B		4-0 FC6-4 1-2 HR BB		0-0 F9		3	1	2	0	1	0	0											
Bill Russell, R OBP: 0.286, SLG: 0.375		0-0 1-3		0-0 FC6-4 1B		0-0 HR BB		0-0 4-3		2	1	0	0	0	0	2											
Jim Lefebvre, S OBP: 0.292, SLG: 0.376				0-0 BLK		1-2 HR				1	1	1	3	0	0	0											
Maury Wills, S OBP: 0.180, SLG: 0.160				1-2 BLK		1-H 2-H HR				1	0	0	0	0	0	0											
Tommy John, R OBP: 0.269, SLG: 0.099			0-3 K		0-0 1-3 1B		0-3 K		0-3 K	0	0	0	0	0	0	0											
Willie Crawford, L OBP: 0.236, SLG: 0.435										1	0	0	0	0	0	0											
Pete Mikkelsen, R										1	0	0	0	0	1	0											
Jim Brewer, L										0	0	0	0	0	0	0											
Duke Sims, L OBP: 0.270, SLG: 0.270										1	0	0	0	0	1	0											
Inning Stats	R: 0 E: 0 K: 0 S: 4	H: 1 LOB: 1 BB: 0 P: 4	R: 0 E: 0 K: 0 S: 3	H: 1 LOB: 1 BB: 1 P: 7	R: 0 E: 0 K: 1 S: 5	H: 0 LOB: 0 BB: 0 P: 5	R: 0 E: 0 K: 0 S: 4	H: 1 LOB: 1 BB: 0 P: 4	R: 1 E: 0 K: 0 S: 5	H: 2 LOB: 1 BB: 0 P: 5	R: 4 E: 0 K: 1 S: 8	H: 3 LOB: 0 BB: 1 P: 12	R: 0 E: 0 K: 0 S: 4	H: 1 LOB: 0 BB: 0 P: 4	R: 1 E: 0 K: 0 S: 4	H: 1 LOB: 0 BB: 0 P: 4	R: 0 E: 0 K: 2 S: 8	H: 1 LOB: 1 BB: 0 P: 8	1B: 8 2B: 1 3B: 0 HR: 2	SF: 0 SAC: 0 DP: 1 HBP: 0	WP: 0 PB: 0 SB: 0 CS: 0	PA: 39					
PITCHER	IP	WLS	BF	H	R	ER	SO	BB	IBB	HBP	BLK	WP	HR	S	P	ERA	WHIP										
Larry Dierker, R ERA: 2.89	5.2		24	7	3	3	1	1	0	0	0	0	2	10	14	4.76	1.412										
Jim Ray, R ERA: 4.79	1.2		9	3	3	3	1	1	0	0	0	0	2	10	14	16.20	2.400										
Fred Gladding, R ERA: 3.0	0.2	W	2	0	0	0	0	0	0	0	0	0	0	2	2	0.00	0.000										
Tom Griffin, R ERA: 1.8	1.0	S	4	1	0	0	2	0	0	0	0	0	0	8	8	0.00	1.000										

Houston Astros @ Los Angeles Dodgers
Dodger Stadium, Los Angeles, CA
Thu Jun 29 1972, 3:33 AM PDT
Att: 21,382 - Unknown

AB 38
R 8
H 11
RBI 6
BB 4
SO 4
LOB 23



Houston Astros @ Los Angeles Dodgers
Dodger Stadium, Los Angeles, CA
Thu Jun 29 1972, 3:33 AM PDT
Att: 21,382 - Unknown

AB 37
R 6
H 11
RBI 5
BB 2
SO 4
LOB 14



Batter	1	2	3	4	5	6	7	8	9	AB	R	H	RBI	BB	SO	LOB	TOP								
Sonny Jackson, L OBP: 0.100, SLG: 0.100 (1, 5)	1-3		4-3			F7		4-3		4	0	0	0	0	0	0									
Ralph Carr, L OBP: 0.339, SLG: 0.375 (1, 9) (9, 7)	4-3			F7		4-3			1B 2B	4	1	1	0	0	0	0									
Hank Aaron, R OBP: 0.365, SLG: 0.483 (1, 3)	F4			F5		5-3			HR 1B	4	1	1	1	0	0	0									
Rico Carty, R OBP: 0.416, SLG: 0.431 Oscar Brown, R OBP: 0.262, SLG: 0.415 (1, 7) (9, 9)		4-3		1-3			F9		K	4	0	0	0	0	1	1									
Earl Williams, R OBP: 0.343, SLG: 0.434 (1, 2)		K							HR	4	2	3	3	0	1	0									
Mike Lum, L OBP: 0.338, SLG: 0.374 (1, 8)									HR	4	1	3	1	0	0	0									
Marty Perez, R OBP: 0.280, SLG: 0.280 (1, 6)										4	0	0	0	0	0	2									
Gil Garrido, R OBP: 0.214, SLG: 0.154 (1, 4)				F3		L5		F9		3	0	0	0	0	0	0									
Ron Reed, R OBP: 0.103, SLG: 0.135 (1, 1)				K		K		1-3		3	0	0	0	0	2	0									
Inning Stats	R: 0 E: 0 K: 0 S: 3	H: 0 LOB: 0 BB: 0 P: 3	R: 0 E: 0 K: 1 S: 6	H: 1 LOB: 1 BB: 0 P: 6	R: 0 E: 0 K: 1 S: 5	H: 0 LOB: 0 BB: 0 P: 5	R: 0 E: 0 K: 0 S: 3	H: 0 LOB: 0 BB: 0 P: 3	R: 2 E: 0 K: 1 S: 7	H: 2 LOB: 0 BB: 0 P: 7	R: 0 E: 0 K: 0 S: 3	H: 0 LOB: 0 BB: 0 P: 3	R: 0 E: 0 K: 0 S: 4	H: 2 LOB: 1 BB: 0 P: 4	R: 0 E: 0 K: 0 S: 3	H: 0 LOB: 0 BB: 0 P: 3	R: 3 E: 0 K: 1 S: 8	H: 3 LOB: 0 BB: 0 P: 8	1B: 3 2B: 2 3B: 0 HR: 3	SF: 0 SAC: 0 DP: 0 HBP: 0	WP: 0 PB: 0 SB: 0 CS: 0	PA: 34			
PITCHER	IP	WLS	BF	H	R	ER	SO	BB	IBB	HBP	BLK	WP	HR	S	P	ERA	WHIP								
Ken Forsch, R ERA: 3.41 (1, 1)	7.0		25	5	2	2	3	0	0	0	0	0	2	31	31	2.57	0.714								
George Culver, R ERA: 2.55 (8, 1)	1.1	L	7	3	3	3	1	0	0	0	0	0	1	9	9	20.25	2.250								
Fred Gladding, R ERA: 2.89 (9, 1)	0.2		2	0	0	0	0	0	0	0	0	0	0	2	2	0.00	0.000								

Atlanta Braves @ Houston Astros
Astrodome, Houston, TX
Fri Jun 30 1972, 8:05 PM EDT
Att: 24,963 - Dome

AB 34
R 5
H 8
RBI 5
BB 0
SO 4
LOB 3



Batter	1	2	3	4	5	6	7	8	9	AB	R	H	RBI	BB	SO	LOB	BOTTOM								
Roger Metzger, S OBP: 0.276, SLG: 0.246 (1, 6)	1-6-3		F8		FC6-4			F5		4	0	0	0	0	0	3									
Cesar Cedeno, R OBP: 0.404, SLG: 0.543 (1, 8)	4-3			6-3		6-3		K		4	0	0	0	0	1	0									
Jimmy Wynn, R OBP: 0.380, SLG: 0.483 (1, 9)	K			K		5-3		HR		4	1	1	1	0	2	0									
Lee May, R OBP: 0.341, SLG: 0.494 (1, 3)		K		K		F8		L5		4	0	0	0	0	2	0									
Bob Watson, R OBP: 0.380, SLG: 0.508 (1, 7)		G3				HR		1B 1B		4	1	2	1	0	0	0									
Doug Rader, R OBP: 0.302, SLG: 0.455 (1, 5)		F5				1B S 1B		F8		4	0	2	0	0	0	1									
Johnny Edwards, L OBP: 0.344, SLG: 0.372 (1, 2)				4-3		F5		F5		4	0	0	0	0	0	3									
Tommy Helms, R OBP: 0.280, SLG: 0.356 (1, 4)				6-3		5-3				4	0	1	0	0	0	2									
Ken Forsch, R OBP: 0.138, SLG: 0.107 Jimmy Stewart, S OBP: 0.269, SLG: 0.333 George Culver, R OBP: 0.182, SLG: 0.273 Fred Gladding, L (1, 1) (7, PH) (8, 1) (9, 1)				E3				F8		2	0	1	0	0	0	0									
Inning Stats	R: 0 E: 0 K: 1 S: 5	H: 0 LOB: 0 BB: 0 P: 5	R: 0 E: 0 K: 1 S: 5	H: 0 LOB: 0 BB: 0 P: 5	R: 0 E: 1 K: 0 S: 4	H: 0 LOB: 1 BB: 0 P: 4	R: 0 E: 0 K: 2 S: 7	H: 0 LOB: 0 BB: 0 P: 7	R: 1 E: 0 K: 0 S: 6	H: 3 LOB: 2 BB: 0 P: 6	R: 0 E: 0 K: 0 S: 3	H: 0 LOB: 0 BB: 0 P: 3	R: 0 E: 0 K: 0 S: 5	H: 2 LOB: 2 BB: 0 P: 5	R: 1 E: 0 K: 1 S: 6	H: 1 LOB: 0 BB: 0 P: 6	R: 0 E: 1 K: 0 S: 4	H: 1 LOB: 1 BB: 0 P: 4	1B: 5 2B: 0 3B: 0 HR: 2	SF: 0 SAC: 0 DP: 0 HBP: 0	WP: 0 PB: 0 SB: 1 CS: 0	PA: 35			
PITCHER	IP	WLS	BF	H	R	ER	SO	BB	IBB	HBP	BLK	WP	HR	S	P	ERA	WHIP								
Ron Reed, R ERA: 3.72 (1, 1)	9.0	W	35	7	2	2	5	0	0	0	0	0	2	45	45	2.00	0.778								

Atlanta Braves @ Houston Astros
Astrodome, Houston, TX
Fri Jun 30 1972, 8:05 PM EDT
Att: 24,963 - Dome

AB 35
R 2
H 7
RBI 2
BB 0
SO 5
LOB 11



Batter	1	2	3	4	5	6	7	8	9	AB	R	H	RBI	BB	SO	LOB	TOP														
Sonny Jackson, L (1.5) OBP: 0.125, SLG: 0.167	G3		G3		4-3			1B		4	1	1	0	0	0	1															
Ralph Carr, L (1.9) OBP: 0.342, SLG: 0.377	F		4-3				1-4-3	2B		4	1	2	1	0	0	0															
Hank Aaron, R (1.3) OBP: 0.364, SLG: 0.479	S		K				F6	K		4	0	1	1	0	2	1															
Rico Carty, R (1.7) OBP: 0.409, SLG: 0.422	K				K		F8			4	0	0	0	0	2	1															
Earl Williams, R (1.2) OBP: 0.338, SLG: 0.427	K				K		F2			4	0	0	0	0	2	1															
Mike Lum, L (1.8) OBP: 0.329, SLG: 0.362			K		2-3		F9			4	0	0	0	0	1	0															
Marty Perez, R (1.6) OBP: 0.277, SLG: 0.276			L7				F8			3	0	0	0	0	0	0															
Gil Garrido, R (1.4) OBP: 0.353, SLG: 0.375								SH1-4		3	0	3	0	0	0	0															
Phil Niekro, R (1.1) OBP: 0.196, SLG: 0.267								SH1-4		1	0	0	0	0	0	1															
Mike McQueen, L (6.1) OBP: 0.200, SLG: 0.200			K				SH1-4			0	0	0	0	0	0	0															
Jim Breazale, L (6. PH) OBP: 0.207, SLG: 0.321								G1-6-3		1	0	0	0	0	0	1															
George Stone, L (8.1)										0	0	0	0	0	0	0															
Inning Stats	R: 1 E: 0 K: 2 S: 9	H: 2 LOB: 1 BB: 0 P: 9	R: 0 E: 0 K: 2 S: 8	H: 1 LOB: 1 BB: 0 P: 8	R: 0 E: 0 K: 1 S: 5	H: 0 LOB: 0 BB: 0 P: 5	R: 0 E: 0 K: 2 S: 7	H: 0 LOB: 0 BB: 0 P: 7	R: 0 E: 0 K: 0 S: 4	H: 1 LOB: 1 BB: 0 P: 4	R: 0 E: 0 K: 0 S: 3	H: 0 LOB: 0 BB: 0 P: 3	R: 0 E: 0 K: 0 S: 3	H: 0 LOB: 0 BB: 0 P: 3	R: 1 E: 0 K: 1 S: 7	H: 3 LOB: 1 BB: 0 P: 7	R: 0 E: 0 K: 0 S: 3	H: 0 LOB: 0 BB: 0 P: 3	1B: 5 2B: 2 3B: 0 HR: 0	SF: 0 SAC: 1 DP: 1 HBP: 0	WP: 0 PB: 0 SB: 2 CS: 0	PA: 33									
PITCHER Don Wilson, R (1.1) ERA: 3.39	IP: 9.0 WLS: W BF: 33	H: 7 R: 2 ER: 2 SO: 8	BB: 0 IBB: 0 HBP: 0 BLK: 0	WP: 0 HR: 0 S: 49 P: 49	ERA: 2.00 WHIP: 0.778											PITCHER	IP: 9.0 WLS: W BF: 33	H: 7 R: 2 ER: 2 SO: 8	BB: 0 IBB: 0 HBP: 0 BLK: 0	WP: 0 HR: 0 S: 49 P: 49	ERA: 2.00 WHIP: 0.778										

Atlanta Braves @ Houston Astros
Astrodome, Houston, TX
Sat Jul 01 1972, 8:05 PM EDT
Att: 28,258 - Dome

AB 32
R 2
H 7
RBI 2
BB 0
SO 8
LOB 6



Batter	1	2	3	4	5	6	7	8	9	AB	R	H	RBI	BB	SO	LOB	BOTTOM														
Roger Metzger, S (1.6) OBP: 0.276, SLG: 0.243	F8		4-3		F8			CS		3	0	0	0	1	0	0															
Cesar Cedeno, R (1.8) OBP: 0.406, SLG: 0.542	5-3		F7					BB		4	1	2	0	0	0	0															
Jimmy Wynn, R (1.9) OBP: 0.375, SLG: 0.475	5-3		2-3					1B		4	0	0	0	0	0	2															
Lee May, R (1.3) OBP: 0.346, SLG: 0.508					F8			BB		3	2	2	1	1	0	0															
Bob Watson, R (1.7) OBP: 0.389, SLG: 0.518								BB		3	1	3	0	1	0	0															
Doug Rader, R (1.5) OBP: 0.302, SLG: 0.451								BB		4	0	1	2	0	0	4															
Johnny Edwards, L (1.2) OBP: 0.337, SLG: 0.364			SF8		F7					3	0	0	1	0	1	5															
Tommy Helms, R (1.4) OBP: 0.284, SLG: 0.361										3	0	1	0	1	0	2															
Don Wilson, R (1.1) OBP: 0.107, SLG: 0.074			4-3							4	0	0	0	0	1	4															
Inning Stats	R: 0 E: 0 K: 0 S: 3	H: 0 LOB: 0 BB: 0 P: 3	R: 2 E: 0 K: 0 S: 6	H: 3 LOB: 1 BB: 0 P: 6	R: 0 E: 0 K: 0 S: 4	H: 1 LOB: 1 BB: 0 P: 4	R: 0 E: 0 K: 1 S: 7	H: 2 LOB: 2 BB: 2 P: 15	R: 0 E: 0 K: 1 S: 5	H: 1 LOB: 1 BB: 1 P: 9	R: 0 E: 0 K: 0 S: 5	H: 2 LOB: 3 BB: 1 P: 9	R: 0 E: 0 K: 0 S: 5	H: 2 LOB: 3 BB: 1 P: 9	1B: 6 2B: 2 3B: 0 HR: 1	SF: 1 SAC: 0 DP: 0 HBP: 0	WP: 0 PB: 0 SB: 0 CS: 1	PA: 36													
PITCHER Phil Niekro, R (1.1) ERA: 3.44	IP: 5.1 WLS: L BF: 24	H: 4 R: 0 ER: 4 SO: 4	BB: 2 IBB: 0 HBP: 0 BLK: 0	WP: 0 HR: 1 S: 22 P: 30	ERA: 6.75 WHIP: 1.500											PITCHER	IP: 5.1 WLS: L BF: 24	H: 4 R: 0 ER: 4 SO: 4	BB: 2 IBB: 0 HBP: 0 BLK: 0	WP: 0 HR: 1 S: 22 P: 30	ERA: 6.75 WHIP: 1.500										
Mike McQueen, L (6.1) ERA: 4.5	1.2	6	1	0	0	2	1	0	0	0	0	9	13	0.00	1.200																
George Stone, L (8.1) ERA: 7.45	1.0	6	2	0	0	0	0	1	0	0	0	5	9	0.00	2.000																

Atlanta Braves @ Houston Astros
Astrodome, Houston, TX
Sat Jul 01 1972, 8:05 PM EDT
Att: 28,258 - Dome

AB 31
R 4
H 9
RBI 4
BB 4
SO 2
LOB 17



Batter	1	2	3	4	5	6	7	8	9	AB	R	H	RBI	BB	SO	LOB	TOP								
Marty Perez, R OBP: 0.281, SLG: 0.279	0-0 HBP 1B	0-0 F4	0-0 6-3			0-0 5-3	0-0 SF9	0-0 F9		5	1	1	1	0	0	1									
Ralph Garr, L OBP: 0.346, SLG: 0.375	0-0 HBP 1B	0-3 K		4-0 5-3 1B BB		0-0 F9	0-0 HR	0-0 BB 1B		5	2	3	2	1	1	0									
Hank Aaron, R Paul Casanova, R OBP: 0.236, SLG: 0.257	1-0 E HBP 1B	0-0 1B 2B		0-0 5-3 1B		4-0 1B BB	0-0 HR	4-0 BB 1B		3	4	3	3	2	0	0									
Earl Williams, R OBP: 0.337, SLG: 0.420	0-0 E 1-2 2-H 3-H 1B	4-0 1B BB		0-0 5-3		0-0 1B 1B	0-0 F8	0-3 K		5	0	2	2	1	1	4									
Dusty Baker Jr., R OBP: 0.367, SLG: 0.447	0-0 E8 1-3 2-H 1B	0-0 1B BB		0-3 K		0-0 1B 1B	1-0 1B HBP		0-0 4-3	5	0	3	3	0	1	2									
Mike Lum, L OBP: 0.327, SLG: 0.360	0-3 K	0-3 K		0-0 F4		0-0 F7	0-0 1B		0-0 1B 2B	6	1	2	0	0	2	8									
Darrell Evans, L OBP: 0.414, SLG: 0.500	0-3 K		0-0 HR		0-0 4-3		0-0 BB BB F8		0-0 F7	5	2	1	1	1	1	5									
Gil Garrido, R OBP: 0.407, SLG: 0.375	4-0 IBB		0-0 F8		0-0 5-3		4-0 BB 1B BB	0-0 SH1-4 1B	0-0 1B 1B 2-H	4	2	2	1	2	0	0									
Jim Hardin, R Pat Jarvis, R Sonny Jackson, L Cecil Upshaw, R OBP: 0.200, SLG: 0.200	0-3 K		0-3 K		0-3 K		4-0 HR BB	0-0 SH1-4 1B	0-0 4-3	2	0	0	0	0	2	3									
Inning Stats	R: 3 E: 1 K: 3 S: 13	H: 4 LOB: 3 BB: 1 P: 18	R: 1 E: 0 K: 2 S: 9	H: 2 LOB: 2 BB: 1 P: 13	R: 1 E: 0 K: 1 S: 6	H: 1 LOB: 0 BB: 0 P: 6	R: 0 E: 0 K: 1 S: 6	H: 1 LOB: 2 BB: 1 P: 10	R: 0 E: 0 K: 1 S: 5	H: 0 LOB: 0 BB: 0 P: 5	R: 1 E: 0 K: 0 S: 5	H: 2 LOB: 2 BB: 1 P: 9	R: 5 E: 0 K: 0 S: 6	H: 3 LOB: 2 BB: 3 P: 19	R: 1 E: 0 K: 1 S: 7	H: 2 LOB: 1 BB: 1 P: 11	R: 1 E: 0 K: 0 S: 5	H: 2 LOB: 1 BB: 0 P: 5	1B: 13 2B: 2 3B: 0 HR: 2	SF: 1 2B: 2 3B: 0 HBP: 2	WP: 0 PB: 0 SB: 0 CS: 0	PA: 54			
PITCHER	IP WLS BF H R ER SO BB IBB HBP BLK WP HR S P ERA WHIP	IP WLS BF H R ER SO BB IBB HBP BLK WP HR S P ERA WHIP	IP WLS BF H R ER SO BB IBB HBP BLK WP HR S P ERA WHIP	IP WLS BF H R ER SO BB IBB HBP BLK WP HR S P ERA WHIP	IP WLS BF H R ER SO BB IBB HBP BLK WP HR S P ERA WHIP	IP WLS BF H R ER SO BB IBB HBP BLK WP HR S P ERA WHIP	IP WLS BF H R ER SO BB IBB HBP BLK WP HR S P ERA WHIP	IP WLS BF H R ER SO BB IBB HBP BLK WP HR S P ERA WHIP	IP WLS BF H R ER SO BB IBB HBP BLK WP HR S P ERA WHIP	IP WLS BF H R ER SO BB IBB HBP BLK WP HR S P ERA WHIP	IP WLS BF H R ER SO BB IBB HBP BLK WP HR S P ERA WHIP	IP WLS BF H R ER SO BB IBB HBP BLK WP HR S P ERA WHIP	IP WLS BF H R ER SO BB IBB HBP BLK WP HR S P ERA WHIP	IP WLS BF H R ER SO BB IBB HBP BLK WP HR S P ERA WHIP	IP WLS BF H R ER SO BB IBB HBP BLK WP HR S P ERA WHIP	IP WLS BF H R ER SO BB IBB HBP BLK WP HR S P ERA WHIP	IP WLS BF H R ER SO BB IBB HBP BLK WP HR S P ERA WHIP	IP WLS BF H R ER SO BB IBB HBP BLK WP HR S P ERA WHIP	IP WLS BF H R ER SO BB IBB HBP BLK WP HR S P ERA WHIP	IP WLS BF H R ER SO BB IBB HBP BLK WP HR S P ERA WHIP	IP WLS BF H R ER SO BB IBB HBP BLK WP HR S P ERA WHIP	IP WLS BF H R ER SO BB IBB HBP BLK WP HR S P ERA WHIP	IP WLS BF H R ER SO BB IBB HBP BLK WP HR S P ERA WHIP	IP WLS BF H R ER SO BB IBB HBP BLK WP HR S P ERA WHIP	IP WLS BF H R ER SO BB IBB HBP BLK WP HR S P ERA WHIP

Atlanta Braves @ Houston Astros
Astrodome, Houston, TX
Mon Jul 03 1972, 8:05 PM EDT
Att: 22,048 - Dome

AB 42
R 13
H 17
RBI 13
BB 8
SO 9
LOB 24



Batter	1	2	3	4	5	6	7	8	9	AB	R	H	RBI	BB	SO	LOB	BOTTOM									
Roger Metzger, S OBP: 0.284, SLG: 0.247	0-0 BB 1B	0-0 2-H 1B		0-0 4-3		4-0 BB FC5 BB		0-0 2B 1B	0-0 FC4-6 FC6	5	2	3	1	1	0	1										
Cesar Cedeno, R OBP: 0.405, SLG: 0.546	0-0 1B	0-0 6-3		0-0 S 1B		0-0 FC5 BB		0-0 1B 1-3 2B	0-0 FC6	6	2	3	0	0	0	4										
Jimmy Wynn, R OBP: 0.382, SLG: 0.479	4-0 1B G4-3 BB		0-0 HR 2B	4-0 1B BB		4-0 1B BB		0-0 F6		2	2	1	0	3	0	2										
Lee May, R OBP: 0.349, SLG: 0.517	0-0 G4-3 1B		0-0 HR	0-3 K		0-0 F8		0-0 1-3 1B		5	1	3	5	0	1	5										
Bob Watson, R OBP: 0.384, SLG: 0.506	0-0 G4-3		0-0 F9		0-0 4-3		0-0 4-3	0-0 1-3		5	0	0	1	0	0	2										
Doug Radler, R OBP: 0.299, SLG: 0.444	0-0 L8		0-3 K		0-3 K		1-0 1B HBP	0-0 6-3		4	0	0	0	0	2	1										
Tommy Helms, R OBP: 0.282, SLG: 0.361		0-0 F7	0-0 1B		0-0 6-3		0-0 F9		0-0 4-3	5	0	1	0	0	0	1										
Larry Howard, R OBP: 0.303, SLG: 0.333		0-0 1-3	0-3 K			0-0 1-3	0-0 FC4-6 1B		0-0 1B 2B	3	0	0	0	0	1	1										
Bob Stinson, S OBP: 0.316, SLG: 0.333		0-0 1-3	0-3 K			0-0 K FC5 BB	0-0 FC4-6		0-0 FC4-6 1B	2	1	2	0	0	0	0										
Jerry Reuss, L Jim Ray, R George Culver, R Jim York, R Jimmy Stewart, S Joe Gibbon, R Norm Miller, R OBP: 0.298, SLG: 0.311		0-0 E6 1B		0-0 1-3		0-0 K FC5 BB	0-0 FC4-6		0-0 FC4-6 1B	1	1	1	0	0	0	0										
Inning Stats	R: 3 E: 0 K: 0 S: 5	H: 3 LOB: 0 BB: 1 P: 9	R: 1 E: 1 K: 0 S: 5	H: 2 LOB: 1 BB: 0 P: 5	R: 2 E: 0 K: 2 S: 10	H: 3 LOB: 1 BB: 0 P: 10	R: 0 E: 0 K: 1 S: 6	H: 1 LOB: 2 BB: 1 P: 10	R: 0 E: 0 K: 1 S: 5	H: 0 LOB: 0 BB: 0 P: 5	R: 0 E: 0 K: 0 S: 4	H: 1 LOB: 2 BB: 0 P: 5	R: 2 E: 0 K: 0 S: 6	H: 3 LOB: 1 BB: 0 P: 6	R: 0 E: 0 K: 0 S: 5	H: 2 LOB: 1 BB: 0 P: 5	1B: 11 2B: 3 3B: 0 HR: 1	SF: 0 2B: 3 3B: 0 HBP: 1	WP: 0 PB: 1 SB: 1 CS: 0	PA: 47						
PITCHER	IP WLS BF H R ER SO BB IBB HBP BLK WP HR S P ERA WHIP	IP WLS BF H R ER SO BB IBB HBP BLK WP HR S P ERA WHIP	IP WLS BF H R ER SO BB IBB HBP BLK WP HR S P ERA WHIP	IP WLS BF H R ER SO BB IBB HBP BLK WP HR S P ERA WHIP	IP WLS BF H R ER SO BB IBB HBP BLK WP HR S P ERA WHIP	IP WLS BF H R ER SO BB IBB HBP BLK WP HR S P ERA WHIP	IP WLS BF H R ER SO BB IBB HBP BLK WP HR S P ERA WHIP	IP WLS BF H R ER SO BB IBB HBP BLK WP HR S P ERA WHIP	IP WLS BF H R ER SO BB IBB HBP BLK WP HR S P ERA WHIP	IP WLS BF H R ER SO BB IBB HBP BLK WP HR S P ERA WHIP	IP WLS BF H R ER SO BB IBB HBP BLK WP HR S P ERA WHIP	IP WLS BF H R ER SO BB IBB HBP BLK WP HR S P ERA WHIP	IP WLS BF H R ER SO BB IBB HBP BLK WP HR S P ERA WHIP	IP WLS BF H R ER SO BB IBB HBP BLK WP HR S P ERA WHIP	IP WLS BF H R ER SO BB IBB HBP BLK WP HR S P ERA WHIP	IP WLS BF H R ER SO BB IBB HBP BLK WP HR S P ERA WHIP	IP WLS BF H R ER SO BB IBB HBP BLK WP HR S P ERA WHIP	IP WLS BF H R ER SO BB IBB HBP BLK WP HR S P ERA WHIP	IP WLS BF H R ER SO BB IBB HBP BLK WP HR S P ERA WHIP	IP WLS BF H R ER SO BB IBB HBP BLK WP HR S P ERA WHIP	IP WLS BF H R ER SO BB IBB HBP BLK WP HR S P ERA WHIP	IP WLS BF H R ER SO BB IBB HBP BLK WP HR S P ERA WHIP	IP WLS BF H R ER SO BB IBB HBP BLK WP HR S P ERA WHIP	IP WLS BF H R ER SO BB IBB HBP BLK WP HR S P ERA WHIP	IP WLS BF H R ER SO BB IBB HBP BLK WP HR S P ERA WHIP	IP WLS BF H R ER SO BB IBB HBP BLK WP HR S P ERA WHIP

Atlanta Braves @ Houston Astros
Astrodome, Houston, TX
Mon Jul 03 1972, 8:05 PM EDT
Att: 22,048 - Dome

AB 42
R 9
H 15
RBI 8
BB 4
SO 5
LOB 19



Batter	1	2	3	4	5	6	7	8	9	AB	R	H	RBI	BB	SO	LOB	TOP				
Gene Clines, R OBP: 0.377, SLG: 0.410 (1, 9)	L6-3		K			L5-3		1B		4	0	1	0	0	1	0	Pittsburgh Pirates @ Houston Astros Astrodome, Houston, TX Tue Jul 04 1972, 8:05 PM EDT Att: 31,164 - Dome				
Dave Cash, R OBP: 0.301, SLG: 0.371 (1, 4)	F8			F4		1B		F9		4	0	1	0	0	0	1					
Vic Davallillo, L OBP: 0.389, SLG: 0.471 (1, 7)	F6			F7		1B			F8	4	0	1	0	0	0	0					
Willie Stargell, L OBP: 0.367, SLG: 0.558 (1, 3)		K				F8			F8	4	0	1	0	0	1	2					
Al Oliver, L OBP: 0.368, SLG: 0.464 (1, 8)				G3			L3			4	0	2	0	0	0	1					
Manny Sanguillen, R OBP: 0.353, SLG: 0.461 (1, 2)	F9					G6-4-3				4	0	2	0	0	0	1					
Bob Robertson, R OBP: 0.261, SLG: 0.255 (1, 5)					G6-4-3	1B				4	0	0	0	0	1	4					
Gene Alley, R OBP: 0.366, SLG: 0.336 (1, 6)								5-3		3	0	0	0	0	0	0					
Nelson Briles, R OBP: 0.115, SLG: 0.160 Bob Miller, R (6, 1)										2	0	0	0	0	1	0					
Luke Walker, L (7, 1)										0	0	0	0	0	0	0					
Rennie Stennett, R (8, PH)										0	0	0	0	0	0	0					
Ramon Hernandez, S (8, 1)										0	0	0	0	0	0	0					
Inning Stats	R: 0 E: 0 K: 0 S: 3	H: 0 LOB: 0 BB: 0 P: 3	R: 0 E: 0 K: 2 S: 8	H: 1 LOB: 1 BB: 0 P: 8	R: 0 E: 0 K: 1 S: 5	H: 0 LOB: 0 BB: 0 P: 5	R: 0 E: 0 K: 0 S: 4	H: 1 LOB: 1 BB: 0 P: 4	R: 0 E: 0 K: 0 S: 3	H: 0 LOB: 0 BB: 0 P: 3	R: 0 E: 0 K: 1 S: 7	H: 2 LOB: 2 BB: 0 P: 7	R: 0 E: 0 K: 0 S: 3	H: 0 LOB: 0 BB: 0 P: 3	R: 0 E: 0 K: 0 S: 4	H: 1 LOB: 1 BB: 0 P: 4	R: 0 E: 0 K: 0 S: 5	H: 2 LOB: 2 BB: 0 P: 5	1B: 7 2B: 1 3B: 0 HR: 0	SF: 0 SAC: 0 DP: 1 HBP: 0	WP: 0 PA: 34
PITCHER Larry Dierker, R ERA: 2.66 (1, 1)	IP: 9.0 WLS: W BF: 34 H: 8 R: 0 ER: 0 SO: 4 BB: 0 IBB: 0 HBP: 0 BLK: 0 WP: 0 HR: 0 S: 42 P: 42 ERA: 0.00 WHIP: 0.889											PITCHER	IP: 9.0 WLS: W BF: 34 H: 8 R: 0 ER: 0 SO: 4 BB: 0 IBB: 0 HBP: 0 BLK: 0 WP: 0 HR: 0 S: 42 P: 42 ERA: 0.00 WHIP: 0.889								

Batter	1	2	3	4	5	6	7	8	9	AB	R	H	RBI	BB	SO	LOB	BOTTOM		
Roger Metzger, S OBP: 0.282, SLG: 0.247 (1, 6)	K	F7				4-3		1-3		5	0	1	0	0	1	3	Pittsburgh Pirates @ Houston Astros Astrodome, Houston, TX Tue Jul 04 1972, 8:05 PM EDT Att: 31,164 - Dome		
Cesar Cedeno, R OBP: 0.405, SLG: 0.545 (1, 8)	1B		K			FC5-2		L9		4	2	1	0	1	1	3			
Jimmy Wynn, R OBP: 0.383, SLG: 0.478 (1, 9)	1B					2B		6-3		5	1	2	0	0	0	5			
Lee May, R OBP: 0.354, SLG: 0.517 (1, 3)	4-3					1B		1-3		4	1	2	1	1	0	3			
Bob Watson, R OBP: 0.384, SLG: 0.504 (1, 7)			G6-4-3			FC4-6		1B		5	1	2	2	0	0	4			
Doug Rader, R OBP: 0.299, SLG: 0.441 (1, 5)	1B					FC4-6		4-3		4	0	1	1	0	1	1			
Tommy Helms, R OBP: 0.281, SLG: 0.359 Bobby Fenwick, R OBP: 0.244, SLG: 0.263 (1, 4)										4	1	1	0	0	0	2			
Larry Howard, R OBP: 0.314, SLG: 0.344 (1, 2)										0	0	0	0	0	0	0			
Larry Dierker, R OBP: 0.233, SLG: 0.214 (1, 1)										4	0	2	0	0	1	2			
Inning Stats	R: 2 E: 0 K: 2 S: 9	H: 2 LOB: 1 BB: 1 P: 13	R: 0 E: 0 K: 1 S: 6	H: 1 LOB: 0 BB: 0 P: 6	R: 0 E: 0 K: 1 S: 6	H: 2 LOB: 1 BB: 0 P: 6	R: 0 E: 0 K: 0 S: 4	H: 1 LOB: 1 BB: 0 P: 4	R: 1 E: 0 K: 0 S: 5	H: 2 LOB: 1 BB: 0 P: 5	R: 1 E: 0 K: 0 S: 7	H: 3 LOB: 3 BB: 0 P: 7	R: 2 E: 0 K: 0 S: 6	H: 3 LOB: 2 BB: 1 P: 10	R: 0 E: 1 K: 0 S: 4	H: 0 LOB: 1 BB: 0 P: 4		1B: 13 2B: 1 3B: 0 HR: 0	SF: 0 SAC: 1 DP: 1 HBP: 0
PITCHER Nelson Briles, R ERA: 3.22 Bob Miller, R ERA: 2.3 Luke Walker, L ERA: 3.69 Ramon Hernandez, L ERA: 1.31 (1, 1)	IP: 5.1 WLS: L BF: 28 H: 11 R: 4 ER: 4 SO: 4 BB: 1 IBB: 0 HBP: 0 BLK: 0 WP: 0 HR: 0 S: 35 P: 39 ERA: 6.75 WHIP: 2.250											PITCHER	IP: 5.1 WLS: L BF: 28 H: 11 R: 4 ER: 4 SO: 4 BB: 1 IBB: 0 HBP: 0 BLK: 0 WP: 0 HR: 0 S: 35 P: 39 ERA: 6.75 WHIP: 2.250						

Batter	1	2	3	4	5	6	7	8	9	AB	R	H	RBI	BB	SO	LOB	TOP										
Rennie Stennett, R (1,4) OBP: 0.344, SLG: 0.468	0-3 K		0-0 6-3	0-0 6-3			0-0 5-3		1-0 HBP	4	0	0	0	0	1	0											
Vic Davallito, L (1,7) OBP: 0.390, SLG: 0.476	0-0 1B		0-0 E7 WP		0-0 F5		0-0 F9		0-3 K	5	1	2	0	0	1	1											
Roberto Clemente, R (1,9) OBP: 0.363, SLG: 0.517	0-0 2B		0-0 F8		0-0 HR		4-0 BB			3	1	2	2	1	0	1											
Willie Stargell, L (1,3) OBP: 0.365, SLG: 0.552	0-3 K			0-0 1B			0-3 K			4	1	1	0	0	2	2											
Al Oliver, L (1,8) OBP: 0.366, SLG: 0.461	0-0 F6			0-0 1B					0-0 F8	4	1	1	0	0	1	1											
Manny Sanguillen, R (1,2) OBP: 0.352, SLG: 0.461		0-3 K		0-0 1B		0-0 HR	0-0 F7		0-0 F4	4	1	1	2	0	1	0											
Bob Robertson, R (1,5) OBP: 0.266, SLG: 0.276		0-0 F8		0-0 HR			1-0 HBP		0-0 3-1	3	1	1	2	0	0	0											
Gene Alley, R (1,6) OBP: 0.364, SLG: 0.333		0-3 K		0-0 G2-6-4 1B			0-3 K		0-3 K	4	0	1	0	0	3	1											
Dock Ellis, S (1,1) OBP: 0.100, SLG: 0.100			0-0 L6		0-0 G2-6-4				0-3 K	0	0	0	0	0	0	0											
Bob Johnson, L (2,1) OBP: 0.240, SLG: 0.250				0-0 G2-6-4			0-0 F9			4	0	0	0	0	1	2											
Inning Stats	R: 1 E: 0 K: 2 S: 9	H: 2 LOB: 1 BB: 0 P: 9	R: 0 E: 0 K: 2 S: 7	H: 0 LOB: 0 BB: 0 P: 7	R: 0 E: 1 K: 0 S: 4	H: 1 LOB: 1 BB: 0 P: 4	R: 4 E: 0 K: 0 S: 7	H: 5 LOB: 1 BB: 0 P: 7	R: 1 E: 0 K: 1 S: 6	H: 1 LOB: 0 BB: 0 P: 6	R: 0 E: 0 K: 1 S: 5	H: 0 LOB: 1 BB: 0 P: 6	R: 0 E: 0 K: 0 S: 5	H: 0 LOB: 0 BB: 0 P: 9	R: 0 E: 0 K: 0 S: 3	H: 0 LOB: 0 BB: 0 P: 3	R: 0 E: 0 K: 3 S: 9	H: 0 LOB: 1 BB: 0 P: 10	1B: 5 2B: 2 3B: 0 HR: 2	SF: 0 SAC: 0 DP: 1 HBP: 2	WP: 1 PB: 0 SB: 0 CS: 0	PA: 38					
PITCHER	IP	WLS	BF	H	R	ER	SO	BB	IBB	HBP	BLK	WP	HR	S	P	ERA	WHIP										
Ken Forsch, R (1,1) ERA: 3.75	3.0	L	17	8	5	5	4	0	0	0	0	1	1	25	25	15.00	2.667										
Jim Ray, R (4,1) ERA: 4.66	3.0		10	1	1	1	2	0	0	1	0	0	1	13	14	3.00	0.333										
George Culver, R (7,1) ERA: 2.75	3.0		11	0	0	0	4	1	0	1	0	0	0	17	22	0.00	0.333										

Pittsburgh Pirates @ Houston Astros
Astrodome, Houston, TX
Wed Jul 05 1972, 8:05 PM EDT
Att: 23,646 - Dome


AB 35
R 6
H 9
RBI 6
BB 1
SO 10
LOB 8



Batter	1	2	3	4	5	6	7	8	9	AB	R	H	RBI	BB	SO	LOB	BOTTOM										
Roger Metzger, S (1,6) OBP: 0.283, SLG: 0.248	0-0 2B	0-0 SH3		0-0 4-3			0-0 F5			3	1	1	0	0	0	0											
Cesar Cedeno, R (1,8) OBP: 0.410, SLG: 0.556	0-0 1B	0-0 E S		0-0 2B			0-0 6-3			4	1	3	2	0	0	0											
Jimmy Wynn, R (1,9) OBP: 0.381, SLG: 0.472	1-0 1B	0-3 K		0-0 F2			0-0 4-3			3	1	0	0	0	1	2											
Lee May, R (1,3) OBP: 0.352, SLG: 0.513	0-0 FC6-4	0-3 K				0-0 F7			0-0 F7	4	0	1	1	0	1	1											
Bob Watson, R (1,7) OBP: 0.382, SLG: 0.498	4-0 FC6-4		0-0 5-3		0-0 L9		0-3 K			3	0	0	0	1	1	0											
Doug Rader, R (1,5) OBP: 0.295, SLG: 0.436	0-0 SF7		0-0 5-3		0-0 4-3				0-0 1-3	3	0	0	1	0	0	0											
Tommy Helms, R (1,4) OBP: 0.280, SLG: 0.357	0-0 FC6-4					0-0 F8			0-0 F6	4	0	1	0	0	0	2											
Larry Howard, R (1,2) OBP: 0.301, SLG: 0.328	0-0 F7		0-3 K			0-3 K			0-3 K	3	0	0	0	0	2	3											
Bob Stinson, S (9,PH) OBP: 0.300, SLG: 0.316										1	0	0	0	0	1	0											
Ken Forsch, R (1,1) OBP: 0.167, SLG: 0.138										1	1	1	0	0	0	0											
Jim Ray, R (4,1) OBP: 0.125, SLG: 0.125										1	0	0	0	0	1	0											
Norm Miller, L (6,PH) OBP: 0.288, SLG: 0.304										1	0	0	0	0	0	0											
George Culver, R (7,1) OBP: 0.182, SLG: 0.273										0	0	0	0	0	0	0											
Jimmy Stewart, S (9,PH) OBP: 0.291, SLG: 0.323										1	0	0	0	0	0	0											
Inning Stats	R: 3 E: 0 K: 0 S: 6	H: 3 LOB: 2 BB: 1 P: 11	R: 1 E: 0 K: 2 S: 9	H: 2 LOB: 1 BB: 0 P: 9	R: 0 E: 0 K: 1 S: 6	H: 1 LOB: 1 BB: 0 P: 6	R: 0 E: 0 K: 1 S: 6	H: 1 LOB: 1 BB: 0 P: 6	R: 0 E: 0 K: 0 S: 3	H: 0 LOB: 0 BB: 0 P: 3	R: 0 E: 0 K: 1 S: 5	H: 0 LOB: 0 BB: 0 P: 5	R: 0 E: 0 K: 0 S: 3	H: 0 LOB: 0 BB: 0 P: 3	R: 0 E: 0 K: 1 S: 5	H: 0 LOB: 0 BB: 0 P: 5	R: 0 E: 0 K: 1 S: 5	H: 0 LOB: 0 BB: 0 P: 5	1B: 5 2B: 2 3B: 0 HR: 0	SF: 1 SAC: 1 DP: 0 HBP: 1	WP: 0 PB: 0 SB: 1 CS: 0	PA: 36					
PITCHER	IP	WLS	BF	H	R	ER	SO	BB	IBB	HBP	BLK	WP	HR	S	P	ERA	WHIP										
Dock Ellis, R (1,1) ERA: 3.0	1.1		11	5	4	4	7	0	0	0	0	0	0	9	14	27.00	3.750										
Bob Johnson, R (2,1) ERA: 3.56	7.2	W	25	2	0	0	7	0	0	0	0	0	0	39	39	0.00	0.261										

Pittsburgh Pirates @ Houston Astros
Astrodome, Houston, TX
Wed Jul 05 1972, 8:05 PM EDT
Att: 23,646 - Dome

AB 32
R 4
H 7
RBI 4
BB 1
SO 7
LOB 8



Batter	1	2	3	4	5	6	7	8	9	AB	R	H	RBI	BB	SO	LOB	TOP			
Roger Metzger, S (1,6) X OBP: 0.276, SLG: 0.241	0-0 6-3		0-0 F7		0-0 F8		0-0 4-3			4	0	0	0	0	0	1				
Cesar Cedeno, R (1,8) X OBP: 0.404, SLG: 0.541	0-0 F8		0-0 F7		0-0 F9			0-3 K		4	0	0	0	0	1	1				
Jimmy Wynn, R (1,9) B OBP: 0.382, SLG: 0.484	4-0 BB			0-0 HR	0-0 P4			0-0 F8		3	1	1	1	1	0	0				
Lee May, R (1,3) X OBP: 0.343, SLG: 0.495	0-0 L6			0-0 4-3		0-0 P4		0-0 5-3		4	0	0	0	0	0	1				
Bob Watson, R (1,7) X OBP: 0.382, SLG: 0.489		0-0 F7		4-0 2B BB		0-0 6-3			0-0 6-3	3	0	0	0	1	0	0				
Doug Rader, R (1,5) S OBP: 0.297, SLG: 0.430	0-3 K		0-0 F8		0-0 F8		4-0 BB		0-0 1B	3	0	1	0	1	1	1				
Johnny Edwards, L (1,2) X OBP: 0.342, SLG: 0.366	0-0 G3		0-0 G3		0-0 2B		0-0 F9		0-0 1B	4	0	2	0	0	0	1				
Bobby Fenwick, R (9, PR) X OBP: 0.244, SLG: 0.263			1-3 2B						1-2 1B	0	0	0	0	0	0	0				
Tommy Helms, R (1,4) X OBP: 0.277, SLG: 0.348			0-0 4-3		4-0 IBB			0-0 5-3		3	0	0	0	1	0	2				
Dave Roberts, L (1,1) X OBP: 0.302, SLG: 0.439			4-0 BB		0-0 F9			0-0 F9		2	0	0	0	1	0	3				
Norm Miller, L (9, PH) X OBP: 0.283, SLG: 0.298								0-0 6-3		1	0	0	0	0	0	2				
Inning Stats	R: 0 E: 0 K: 0 S: 3	H: 0 LOB: 1 BB: 1 P: 7	R: 0 E: 0 K: 1 S: 5	H: 0 LOB: 0 BB: 0 P: 5	R: 0 E: 0 K: 0 S: 3	H: 0 LOB: 1 BB: 1 P: 7	R: 1 E: 0 K: 0 S: 5	H: 2 LOB: 3 BB: 2 P: 13	R: 0 E: 0 K: 0 S: 3	H: 0 LOB: 1 BB: 1 P: 7	R: 0 E: 0 K: 0 S: 3	H: 0 LOB: 0 BB: 0 P: 3	R: 0 E: 0 K: 1 S: 5	H: 0 LOB: 0 BB: 0 P: 5	R: 0 E: 0 K: 0 S: 5	H: 2 LOB: 2 BB: 0 P: 5	1B: 2 2B: 1 3B: 0 HR: 1	SF: 0 SAC: 0 DP: 0 HBP: 0	WP: 0 PB: 0 SB: 0 CS: 0	PA: 36
PITCHER Bob Gibson, R (1,1) ERA: 2.82	IP: 9.0 WLS: W BF: 36 H: 4 R: 1 ER: 1 SO: 2 BB: 4 IBB: 1 HBP: 0 BLK: 0 WP: 0 HR: 1 S: 35 P: 55 ERA: 1.00 WHIP: 0.889															PITCHER				

Houston Astros @ St. Louis Cardinals
 Busch Stadium, St. Louis, MO
 Fri Jul 07 1972, 7:05 PM CDT
 Att: 26,249 - Unknown

AB 31
 R 1
 H 4
 RBI 1
 BB 5
 SO 2
 LOB 12



Batter	1	2	3	4	5	6	7	8	9	AB	R	H	RBI	BB	SO	LOB	BOTTOM			
Lou Brock, L (1,7) X OBP: 0.347, SLG: 0.406	0-0 G3		0-0 1-3		0-0 F7		0-0 1-3			4	0	0	0	0	0	3				
Ted Sizemore, R (1,4) X OBP: 0.321, SLG: 0.335	0-0 F2			0-0 P4	0-0 1B		1-0 1B			3	0	1	1	0	0	0				
Matty Alou, L (1,9) X OBP: 0.347, SLG: 0.383	0-0 6-3			0-0 4-3	0-0 1B		0-0 G3			4	0	1	1	0	0	1				
Joe Torre, R (1,5) X OBP: 0.360, SLG: 0.480		0-0 G6-4-3 1B		0-0 2B	0-0 L4			0-3 K		4	0	2	0	0	1	2				
Ted Simmons, S (1,2) X OBP: 0.327, SLG: 0.476		0-0 G6-4-3 1-2		0-0 5-3		0-0 FC5-4 1B		0-0 2B		4	0	2	0	0	0	2				
Donn Clendenen, R (1,3) X OBP: 0.281, SLG: 0.327		0-0 6-3			0-0 1B		0-0 F9		0-0 F9	4	1	1	0	0	0	2				
Luis Melendez, R (1,8) X OBP: 0.306, SLG: 0.378			0-0 3B		0-0 FC1-6-5 1B		0-0 FC5-4 1-2		0-0 P6	4	0	2	0	0	0	2				
Dal Maxvill, R (1,6) X OBP: 0.303, SLG: 0.292			0-0 5-3		0-0 1B		0-3 K			3	1	1	1	0	1	2				
Bob Gibson, R (1,1) X OBP: 0.190, SLG: 0.381			0-0 F9		0-0 FC1-6-5 1B		0-3 K			3	1	0	0	0	1	3				
Inning Stats	R: 0 E: 0 K: 0 S: 3	H: 0 LOB: 0 BB: 0 P: 3	R: 0 E: 0 K: 0 S: 3	H: 1 LOB: 0 BB: 0 P: 3	R: 0 E: 0 K: 0 S: 4	H: 1 LOB: 1 BB: 0 P: 4	R: 0 E: 0 K: 0 S: 4	H: 1 LOB: 1 BB: 0 P: 4	R: 3 E: 0 K: 0 S: 8	H: 5 LOB: 2 BB: 0 P: 8	R: 0 E: 0 K: 1 S: 6	H: 1 LOB: 1 BB: 0 P: 6	R: 0 E: 0 K: 1 S: 5	H: 0 LOB: 1 BB: 0 P: 6	R: 0 E: 0 K: 1 S: 6	H: 1 LOB: 1 BB: 0 P: 6	1B: 7 2B: 2 3B: 1 HR: 0	SF: 0 SAC: 0 DP: 1 HBP: 1	WP: 0 PB: 0 SB: 0 CS: 0	PA: 34
PITCHER Dave Roberts, L (1,1) ERA: 4.06	IP: 8.0 WLS: L BF: 34 H: 10 R: 3 ER: 3 SO: 3 BB: 0 IBB: 0 HBP: 1 BLK: 0 WP: 0 HR: 0 S: 39 P: 40 ERA: 3.38 WHIP: 1.250															PITCHER				

Houston Astros @ St. Louis Cardinals
 Busch Stadium, St. Louis, MO
 Fri Jul 07 1972, 7:05 PM CDT
 Att: 26,249 - Unknown

AB 33
 R 3
 H 10
 RBI 3
 BB 0
 SO 3
 LOB 17



Batter	1	2	3	4	5	6	7	8	9	AB	R	H	RBI	BB	SO	LOB	TOP		
Roger Metzger, S (1, 6) OBP: 0.273, SLG: 0.238	F8		F8			F9		4-3		4	0	0	0	0	0	0			
Cesar Cedeno, R (1, 8) OBP: 0.402, SLG: 0.537	G3			5-3 1B		6-3		F8		4	0	1	0	0	0	0			
Jimmy Wynn, R (1, 9) OBP: 0.381, SLG: 0.481	F7			5-3 1-2		K			1B 1B	4	1	1	0	0	1	1			
Lee May, R (1, 3) OBP: 0.342, SLG: 0.490		F9		FC6-4 BB			F2		F8	3	0	0	0	1	0	1			
Bob Watson, R (1, 7) OBP: 0.383, SLG: 0.490	F8			K			1B 1B		1B 1B	4	0	2	0	0	1	2			
Bobby Fenwick, R (9, PR) OBP: 0.244, SLG: 0.263										0	0	0	0	0	0	0			
Doug Rader, R (1, 5) OBP: 0.297, SLG: 0.427				FC6-4 1-2			F9		K	4	0	1	0	0	1	5			
Johnny Edwards, L (1, 2) OBP: 0.345, SLG: 0.370	1-3					F7			1B	4	0	2	1	0	0	1			
Tommy Helms, R (1, 4) OBP: 0.274, SLG: 0.344			6-3			K			F7	3	0	0	0	0	1	2			
Jerry Reuss, L (1, 1) OBP: 0.162, SLG: 0.118										2	0	0	0	0	2	0			
Norm Miller, L (8, PH) OBP: 0.278, SLG: 0.292			K							1	0	0	0	0	0	0			
Tom Griffin, R (8, 1) OBP: 0.231, SLG: 0.538						K			4-3	0	0	0	0	0	0	0			
Inning Stats	R: 0 E: 0 K: 0 S: 3	H: 0 LOB: 0 BB: 0 P: 3	R: 0 E: 0 K: 0 S: 4	H: 1 LOB: 1 BB: 0 P: 4	R: 0 E: 0 K: 1 S: 5	H: 0 LOB: 0 BB: 0 P: 5	R: 0 E: 0 K: 1 S: 6	H: 1 LOB: 2 BB: 1 P: 10	R: 0 E: 0 K: 2 S: 7	H: 0 LOB: 0 BB: 0 P: 7	R: 0 E: 0 K: 1 S: 5	H: 2 LOB: 2 BB: 0 P: 5	R: 0 E: 0 K: 0 S: 3	H: 0 LOB: 0 BB: 0 P: 3	R: 1 E: 0 K: 1 S: 7	H: 3 LOB: 2 BB: 0 P: 7	1B: 7 2B: 0 3B: 0 HR: 0	SF: 0 SAC: 0 DP: 0 HBP: 0	WP: 0 PA: 34 PB: 0 SB: 0 CS: 0
PITCHER Reggie Cleveland, R (1, 1) ERA: 3.2	IP: 9.0 WLS: W BF: 34 H: 7 R: 1 ER: 1 SO: 6 BB: 1 IBB: 0 HBP: 0 BLK: 0 WP: 0 HR: 0 S: 45 P: 49 ERA: 1.00 WHIP: 0.889																		

Houston Astros @ St. Louis Cardinals
 Busch Stadium, St. Louis, MO
 Sat Jul 08 1972, 7:05 PM CDT
 Att: 25,103 - Unknown

AB	33
R	1
H	7
RBI	1
BB	1
SO	6
LOB	12



Batter	1	2	3	4	5	6	7	8	9	AB	R	H	RBI	BB	SO	LOB	BOTTOM		
Lou Brock, L (1, 7) OBP: 0.346, SLG: 0.404	5-3				K		5-3			4	0	1	0	0	1	0			
Ted Sizemore, R (1, 4) OBP: 0.319, SLG: 0.338	K		P4			6-3		SH5-3 SF9 2B		4	1	1	0	0	1	2			
Matty Alou, L (1, 9) OBP: 0.351, SLG: 0.387	2B 1B		K			E FC5-2 1B		SH5-3		3	1	2	0	0	1	2			
Joe Torre, R (1, 5) OBP: 0.365, SLG: 0.484	1B 2B		F7			FC5-2 E BB		2-3 IBB		2	0	1	1	2	0	2			
Ted Simmons, S (1, 2) OBP: 0.323, SLG: 0.471	5-3			K		E4 FC5-2		SF9		3	0	0	1	0	1	3			
Donn Clendenen, R (1, 3) OBP: 0.274, SLG: 0.317		F8				1-2 2-3 3-H		F8		3	0	0	0	0	1	3			
Jose Cruz, L (8, PH) OBP: 0.280, SLG: 0.276				K						1	0	0	0	0	0	1			
Luis Melendez, R (1, 8) OBP: 0.301, SLG: 0.371		6-3			F9					3	0	0	0	0	1	3			
Dal Maxvill, R (1, 6) OBP: 0.297, SLG: 0.286						F2				3	0	0	0	0	2	0			
Reggie Cleveland, R (1, 1) OBP: 0.227, SLG: 0.209						F9				3	0	1	0	0	1	0			
Inning Stats	R: 1 E: 0 K: 1 S: 7	H: 2 LOB: 1 BB: 0 P: 7	R: 0 E: 0 K: 1 S: 5	H: 0 LOB: 0 BB: 0 P: 5	R: 0 E: 0 K: 1 S: 7	H: 2 LOB: 2 BB: 0 P: 7	R: 0 E: 0 K: 2 S: 7	H: 0 LOB: 0 BB: 0 P: 7	R: 0 E: 0 K: 1 S: 5	H: 0 LOB: 0 BB: 0 P: 5	R: 0 E: 1 K: 1 S: 7	H: 1 LOB: 3 BB: 1 P: 11	R: 0 E: 0 K: 2 S: 7	H: 0 LOB: 0 BB: 0 P: 7	R: 1 E: 0 K: 0 S: 4	H: 1 LOB: 1 BB: 1 P: 8	1B: 4 2B: 2 3B: 0 HR: 0	SF: 1 SAC: 1 DP: 0 HBP: 0	WP: 0 PA: 33 PB: 0 SB: 0 CS: 0
PITCHER Jerry Reuss, L (1, 1) ERA: 4.05	IP: 7.0 WLS: L BF: 28 H: 5 R: 1 ER: 1 SO: 9 BB: 1 IBB: 0 HBP: 0 BLK: 0 WP: 0 HR: 0 S: 45 P: 49 ERA: 1.29 WHIP: 0.857																		
Tom Griffin, R (8, 1) ERA: 2.35	IP: 1.0 WLS: 5 BF: 1 H: 1 R: 1 ER: 1 SO: 0 BB: 0 IBB: 0 HBP: 0 BLK: 0 WP: 0 HR: 0 S: 4 P: 8 ERA: 9.00 WHIP: 1.000																		

Houston Astros @ St. Louis Cardinals
 Busch Stadium, St. Louis, MO
 Sat Jul 08 1972, 7:05 PM CDT
 Att: 25,103 - Unknown

AB	29
R	2
H	6
RBI	2
BB	2
SO	9
LOB	16



Batter	1	2	3	4	5	6	7	8	9	AB	R	H	RBI	BB	SO	LOB	TOP					
Roger Metzger, S OBP: 0.274, SLG: 0.240 (1, 6)	6-3		FC5-4 1B		4-3	FC6-4 1-2		S E 1B	5-3	6	1	2	0	0	0	1						
Cesar Cedeno, R OBP: 0.406, SLG: 0.547 Jimmy Stewart, S OBP: 0.250, SLG: 0.309 (7, FR) (7, 8) (8, 7)	1B 2B		F8		S HR 1B		F7 E 2B	E4 1B 1-H	F8	4	2	3	0	0	0	1						
Jimmy Wynn, R OBP: 0.384, SLG: 0.481 (1, 9)	2B 1B		F7		HR BB		F7	1B 1B		4	2	2	2	1	0	2						
Lee May, R OBP: 0.349, SLG: 0.507 (1, 3)	2B		FC5-4		HR		S IBB	1B 1B		4	2	3	3	1	0	1						
Bob Watson, R OBP: 0.386, SLG: 0.490 Norm Miller, L OBP: 0.276, SLG: 0.292 (1, 7) (8, 8)	BB				4-3		K	1B 1B		4	1	2	1	1	1	2						
Doug Rader, R OBP: 0.296, SLG: 0.437 (1, 5)	6-3		HR		F9		F5	BB 1B		5	1	2	3	0	0	3						
Johnny Edwards, L OBP: 0.343, SLG: 0.385 Larry Howard, R OBP: 0.303, SLG: 0.319 (1, 2) (8, FH) (8, 2)			F8		G3		6-3	HR BB		4	1	1	1	0	0	0						
Tommy Helms, R OBP: 0.273, SLG: 0.341 (1, 4)			F8		5-3		FC6-4 1B	F9 FC6		5	0	1	0	0	0	3						
Larry Dierker, R OBP: 0.222, SLG: 0.205 Jim Ray, R OBP: 0.091, SLG: 0.091 (1, 1) (5, 1)	4-3				K		K	4-3 G3		2	0	0	0	0	1	0						
										3	0	0	0	0	1	1						
Inning Stats	R: 1 E: 0 K: 0 S: 5	H: 3 LOB: 2 BB: 1 P: 9	R: 0 E: 0 K: 0 S: 3	H: 0 LOB: 0 BB: 0 P: 3	R: 0 E: 0 K: 0 S: 4	H: 1 LOB: 1 BB: 0 P: 4	R: 2 E: 0 K: 1 S: 7	H: 2 LOB: 0 BB: 0 P: 7	R: 3 E: 0 K: 0 S: 5	H: 2 LOB: 0 BB: 1 P: 9	R: 0 E: 0 K: 1 S: 6	H: 1 LOB: 1 BB: 0 P: 6	R: 1 E: 0 K: 0 S: 6	H: 1 LOB: 1 BB: 1 P: 10	R: 5 E: 1 K: 0 S: 10	H: 6 LOB: 3 BB: 1 P: 14	R: 0 E: 0 K: 0 S: 3	H: 0 LOB: 0 BB: 0 P: 3	1B: 10 2B: 3 3B: 0 HR: 3	SF: 0 SAC: 0 DP: 0 HBP: 0	WP: 0 PA: 47 PB: 0 SB: 3 CS: 0	
PITCHER	IP WLS BF H R ER SO BB IBB HBP BLK WP HR S P ERA WHIP	IP WLS BF H R ER SO BB IBB HBP BLK WP HR S P ERA WHIP	IP WLS BF H R ER SO BB IBB HBP BLK WP HR S P ERA WHIP	IP WLS BF H R ER SO BB IBB HBP BLK WP HR S P ERA WHIP	IP WLS BF H R ER SO BB IBB HBP BLK WP HR S P ERA WHIP	IP WLS BF H R ER SO BB IBB HBP BLK WP HR S P ERA WHIP	IP WLS BF H R ER SO BB IBB HBP BLK WP HR S P ERA WHIP	IP WLS BF H R ER SO BB IBB HBP BLK WP HR S P ERA WHIP	IP WLS BF H R ER SO BB IBB HBP BLK WP HR S P ERA WHIP	IP WLS BF H R ER SO BB IBB HBP BLK WP HR S P ERA WHIP	IP WLS BF H R ER SO BB IBB HBP BLK WP HR S P ERA WHIP	IP WLS BF H R ER SO BB IBB HBP BLK WP HR S P ERA WHIP	IP WLS BF H R ER SO BB IBB HBP BLK WP HR S P ERA WHIP	IP WLS BF H R ER SO BB IBB HBP BLK WP HR S P ERA WHIP	IP WLS BF H R ER SO BB IBB HBP BLK WP HR S P ERA WHIP	IP WLS BF H R ER SO BB IBB HBP BLK WP HR S P ERA WHIP	IP WLS BF H R ER SO BB IBB HBP BLK WP HR S P ERA WHIP	IP WLS BF H R ER SO BB IBB HBP BLK WP HR S P ERA WHIP	IP WLS BF H R ER SO BB IBB HBP BLK WP HR S P ERA WHIP	IP WLS BF H R ER SO BB IBB HBP BLK WP HR S P ERA WHIP	IP WLS BF H R ER SO BB IBB HBP BLK WP HR S P ERA WHIP	
Rick Wise, R ERA: 3.74 Diego Segui, R ERA: 2.59 Moe Drabowsky, R ERA: 2.25 John Cumberland, L ERA: 8.8 Joe Grzenda, L ERA: 4.42	6.0 1.2 0.0 0.1 1.0	29 11 2 2 3	10 4 2 0 0	7 5 0 0 0	6 1 0 0 0	2 1 0 0 0	2 0 0 0 0	0 1 12 1 3	31 16 2 5 3	39 16 4 0 3	9.00 5.40 ∞ 0.00 0.00	2.000 2.400 ∞ 3.000 0.000										
Batter	1	2	3	4	5	6	7	8	9	AB	R	H	RBI	BB	SO	LOB	BOTTOM					
Lou Brock, L OBP: 0.348, SLG: 0.405 Luis Melendez, R OBP: 0.299, SLG: 0.368 (1, 7) (9, FH)	K		6-3 S 2B 1B		HR 1B	4-3			K	4	2	2	0	0	1	0						
Ted Sizemore, R OBP: 0.312, SLG: 0.330 (1, 4)	F9		6-3		P4	P4		F9		5	0	0	0	0	0	2						
Matty Alou, L OBP: 0.359, SLG: 0.408 (1, 3)	FC4 BB		3-H 2B		1-H HR		F8	FC6-4 1B		4	1	3	3	1	0	0						
Joe Torre, R OBP: 0.362, SLG: 0.482 (1, 5)	FC4 1-2		F8		3-1 HR 2B		P6	FC6-4 1-2		5	1	1	0	0	0	3						
Ted Simmons, S OBP: 0.322, SLG: 0.465 (1, 2)			L9		P4		3-1	BB		3	0	0	0	1	0	2						
Bernie Carbo, L OBP: 0.383, SLG: 0.303 (1, 9)	4-3				K		HR	F7		4	1	1	2	0	1	1						
Jose Cruz, L OBP: 0.285, SLG: 0.282 (1, 8)	1B 1B		G3		G3		1B	K		4	0	2	0	0	1	0						
Dal Maxvill, R OBP: 0.302, SLG: 0.313 Joe Grzenda, R (9, 1)	1B		L6		IHR		L6	6-3		4	1	2	1	0	0	1						
Rick Wise, R OBP: 0.192, SLG: 0.255 Diego Segui, R OBP: 0.125, SLG: 0.125 Moe Drabowsky, R John Cumberland, R Ed Crosby, L OBP: 0.255, SLG: 0.272 (1, 1) (7, 1) (8, 1) (8, PH) (9, 6)	5-3		F7		F7		F2	4-3		3	0	0	0	0	0	2						
Inning Stats	R: 0 E: 0 K: 1 S: 5	H: 0 LOB: 2 BB: 1 P: 9	R: 0 E: 0 K: 0 S: 5	H: 2 LOB: 0 BB: 0 P: 5	R: 1 E: 0 K: 0 S: 5	H: 2 LOB: 1 BB: 0 P: 5	R: 1 E: 0 K: 1 S: 6	H: 1 LOB: 0 BB: 0 P: 6	R: 4 E: 0 K: 0 S: 8	H: 5 LOB: 1 BB: 0 P: 8	R: 0 E: 0 K: 0 S: 3	H: 0 LOB: 0 BB: 0 P: 3	R: 0 E: 0 K: 0 S: 3	H: 0 LOB: 1 BB: 1 P: 7	R: 0 E: 0 K: 1 S: 5	H: 0 LOB: 0 BB: 0 P: 5	R: 0 E: 0 K: 1 S: 6	H: 1 LOB: 1 BB: 0 P: 6	1B: 6 2B: 2 3B: 0 HR: 3	SF: 0 SAC: 0 DP: 0 HBP: 0	WP: 0 PA: 40 PB: 0 SB: 1 CS: 0	
PITCHER	IP WLS BF H R ER SO BB IBB HBP BLK WP HR S P ERA WHIP	IP WLS BF H R ER SO BB IBB HBP BLK WP HR S P ERA WHIP	IP WLS BF H R ER SO BB IBB HBP BLK WP HR S P ERA WHIP	IP WLS BF H R ER SO BB IBB HBP BLK WP HR S P ERA WHIP	IP WLS BF H R ER SO BB IBB HBP BLK WP HR S P ERA WHIP	IP WLS BF H R ER SO BB IBB HBP BLK WP HR S P ERA WHIP	IP WLS BF H R ER SO BB IBB HBP BLK WP HR S P ERA WHIP	IP WLS BF H R ER SO BB IBB HBP BLK WP HR S P ERA WHIP	IP WLS BF H R ER SO BB IBB HBP BLK WP HR S P ERA WHIP	IP WLS BF H R ER SO BB IBB HBP BLK WP HR S P ERA WHIP	IP WLS BF H R ER SO BB IBB HBP BLK WP HR S P ERA WHIP	IP WLS BF H R ER SO BB IBB HBP BLK WP HR S P ERA WHIP	IP WLS BF H R ER SO BB IBB HBP BLK WP HR S P ERA WHIP	IP WLS BF H R ER SO BB IBB HBP BLK WP HR S P ERA WHIP	IP WLS BF H R ER SO BB IBB HBP BLK WP HR S P ERA WHIP	IP WLS BF H R ER SO BB IBB HBP BLK WP HR S P ERA WHIP	IP WLS BF H R ER SO BB IBB HBP BLK WP HR S P ERA WHIP	IP WLS BF H R ER SO BB IBB HBP BLK WP HR S P ERA WHIP	IP WLS BF H R ER SO BB IBB HBP BLK WP HR S P ERA WHIP	IP WLS BF H R ER SO BB IBB HBP BLK WP HR S P ERA WHIP	IP WLS BF H R ER SO BB IBB HBP BLK WP HR S P ERA WHIP	
Larry Dierker, R ERA: 3.01 Jim Ray, R ERA: 4.25	4.2 4.1	25 15	10 1	6 0	6 0	2 2	1 0	0 0	0 0	0 18	2 22	28 22	32 0.00	11.57 0.462								

Houston Astros @ St. Louis Cardinals
 Busch Stadium, St. Louis, MO
 Sun Jul 09 1972, 3:33 AM CDT
 Att: 36,153 - Unknown

AB	43
R	12
H	16
RBI	10
BB	4
SO	3
LOB	14



Houston Astros @ St. Louis Cardinals
 Busch Stadium, St. Louis, MO
 Sun Jul 09 1972, 3:33 AM CDT
 Att: 36,153 - Unknown

AB	38
R	6
H	11
RBI	6
BB	2
SO	4
LOB	11



Batter	1	2	3	4	5	6	7	8	9	AB	R	H	RBI	BB	SO	LOB	TOP										
Roger Metzger, S OBP: 0.273, SLG: 0.240 (1, 6)	1-3		F8		6-3		SF7		1B	4	0	1	1	0	0	1											
Norm Miller, L OBP: 0.271, SLG: 0.283 (1, 8)	K			E5		F7	HR		F7	5	1	1	0	0	1	0											
Jimmy Wynn, R OBP: 0.388, SLG: 0.491 (1, 9)	F9			K		2B	HR			3	2	1	2	2	1	1											
Lee May, R OBP: 0.350, SLG: 0.519 (1, 3)		HR		K		4-3			K	5	1	2	1	0	3	2											
Bob Watson, R OBP: 0.388, SLG: 0.488 (1, 7)	6-3					4-3				3	0	1	1	1	0	1											
Doug Radler, R OBP: 0.298, SLG: 0.434 (1, 5)	L1-3			K		6-3			K	4	0	1	0	0	2	4											
Johnny Edwards, L OBP: 0.346, SLG: 0.387 (1, 2)	L1-3					SH1-4			F8	4	1	2	0	0	0	2											
Tommy Helms, R OBP: 0.276, SLG: 0.345 (1, 4)			4-3		F8		SF8			3	1	1	0	1	0	1											
Ken Forsch, R OBP: 0.161, SLG: 0.133 (1, 1)							SF8			1	0	0	0	0	1	0											
Jimmy Stewart, S OBP: 0.247, SLG: 0.309 (7, PH)					SH1-4				6-3	0	0	0	1	0	0	0											
George Culver, R OBP: 0.167, SLG: 0.250 (7, 1)										1	0	0	0	0	0	2											
Fred Gladding, L OBP: 0.167, SLG: 0.250 (8, 1)										0	0	0	0	0	0	0											
Inning Stats	R: 0 E: 0 K: 1 S: 5	H: 0 LOB: 0 BB: 0 P: 5	R: 1 E: 0 K: 0 S: 4	H: 2 LOB: 0 BB: 0 P: 4	R: 0 E: 0 K: 1 S: 5	H: 0 LOB: 0 BB: 0 P: 5	R: 0 E: 1 K: 3 S: 10	H: 0 LOB: 2 BB: 1 P: 14	R: 0 E: 0 K: 0 S: 4	H: 1 LOB: 1 BB: 0 P: 4	R: 1 E: 0 K: 0 S: 4	H: 1 LOB: 1 BB: 1 P: 8	R: 4 E: 0 K: 1 S: 9	H: 4 LOB: 0 BB: 0 P: 9	R: 0 E: 0 K: 1 S: 6	H: 1 LOB: 2 BB: 1 P: 10	R: 0 E: 0 K: 1 S: 5	H: 1 LOB: 1 BB: 1 P: 9	1B: 6 2B: 3 3B: 0 HR: 2	SF: 2 SAC: 1 DP: 1 HBP: 0	WP: 1 PB: 0 SB: 1 CS: 0	PA: 40					
PITCHER	IP	WLS	BF	H	R	ER	SO	BB	IBB	HBP	BLK	WP	HR	S	P	ERA	WHIP										
Burt Hooton, R ERA: 2.71 (1, 1)	6.0	L	26	6	4	4	5	2	0	0	0	0	1	34	42	6.00	1.333										
Tom Phoebus, R ERA: 3.59 (7, 1)	2.0		10	3	2	2	2	0	1	0	0	1	1	13	17	9.00	1.500										
Jack Aker, R ERA: 0.75 (9, 1)	1.0		4	1	0	0	1	1	0	0	0	0	0	5	9	0.00	2.000										

Houston Astros @ Chicago Cubs
Wrigley Field, Chicago, IL
Tue Jul 11 1972, 3:33 AM CDT
Sunny - 88 F

AB	33
R	6
H	10
RBI	6
BB	4
SO	8
LOB	14



Batter	1	2	3	4	5	6	7	8	9	AB	R	H	RBI	BB	SO	LOB	BOTTOM										
Don Kessinger, S OBP: 0.353, SLG: 0.306 (1, 6)	F8		SH		F7					2	0	0	0	1	0	0											
Glenn Beckert, R OBP: 0.307, SLG: 0.353 (1, 4)	E1		G4-3			6-3			FC4-6	4	1	1	0	0	0	3											
Billy Williams, L OBP: 0.366, SLG: 0.559 (1, 7)	1B		G4-3						FC4-6	3	1	3	3	0	0	0											
Billy Williams, L OBP: 0.366, SLG: 0.559 (1, 7)	1B					HR			SF8	3	1	3	3	0	0	0											
Ron Santo, R OBP: 0.344, SLG: 0.491 (1, 5)	9-3					P4			FC4-6	4	0	0	0	0	1	3											
Joe Pepitone, L OBP: 0.275, SLG: 0.313 (1, 3)		K				6-3				4	1	2	0	0	1	0											
Joe Pepitone, L OBP: 0.275, SLG: 0.313 (1, 3)									2B	4	1	2	0	0	1	0											
Jim Hickman, R OBP: 0.379, SLG: 0.472 (1, 9)	F7				G4-6-3				L8	4	0	0	0	0	0	2											
Rick Monday, L OBP: 0.385, SLG: 0.404 (1, 8)						4-3				3	0	1	1	1	0	0											
Randy Hundley, R OBP: 0.267, SLG: 0.307 (1, 2)										3	0	0	0	0	0	1											
Tommy Davis, R OBP: 0.571, SLG: 0.500 (9, PH)	F8								6-3	1	0	0	0	0	0	1											
Burt Hooton, R OBP: 0.160, SLG: 0.109 (1, 1)										2	1	1	0	0	1	0											
Tom Phoebus, R OBP: 0.083, SLG: 0.083 (7, 1)										0	0	0	0	0	0	0											
Jose Cardenal, R OBP: 0.337, SLG: 0.465 (6, PH)										1	1	1	0	0	0	0											
Jack Aker, R (9, 1)										0	0	0	0	0	0	0											
Carmen Fanzone, R OBP: 0.344, SLG: 0.401 (9, PH)										1	0	0	0	0	1	1											
Inning Stats	R: 1 E: 1 K: 0 S: 4	H: 2 LOB: 0 BB: 0 P: 4	R: 0 E: 0 K: 1 S: 5	H: 0 LOB: 1 BB: 1 P: 9	R: 1 E: 0 K: 1 S: 7	H: 2 LOB: 1 BB: 0 P: 7	R: 0 E: 0 K: 0 S: 3	H: 1 LOB: 0 BB: 0 P: 3	R: 0 E: 0 K: 1 S: 5	H: 0 LOB: 0 BB: 0 P: 5	R: 1 E: 0 K: 0 S: 4	H: 1 LOB: 0 BB: 0 P: 4	R: 0 E: 0 K: 0 S: 3	H: 0 LOB: 0 BB: 0 P: 3	R: 1 E: 0 K: 0 S: 4	H: 1 LOB: 1 BB: 1 P: 8	R: 0 E: 0 K: 1 S: 7	H: 2 LOB: 1 BB: 0 P: 7	1B: 4 2B: 5 3B: 0 HR: 1	SF: 1 SAC: 1 DP: 3 HBP: 0	WP: 0 PB: 0 SB: 0 CS: 0	PA: 36					
PITCHER	IP	WLS	BF	H	R	ER	SO	BB	IBB	HBP	BLK	WP	HR	S	P	ERA	WHIP										
Ken Forsch, R ERA: 3.71 (1, 1)	6.0	W	23	6	3	2	3	1	0	0	0	0	0	28	32	3.00	1.167										
George Culver, R ERA: 2.85 (7, 1)	1.0		5	1	1	1	0	1	0	0	0	0	0	4	8	9.00	2.000										
Fred Gladding, R ERA: 2.66 (8, 1)	2.0	S	8	2	1	1	1	0	0	0	0	0	0	10	10	4.50	1.000										

Houston Astros @ Chicago Cubs
Wrigley Field, Chicago, IL
Tue Jul 11 1972, 3:33 AM CDT
Sunny - 88 F



AB	32
R	5
H	9
RBI	4
BB	2
SO	4
LOB	11



Batter	1	2	3	4	5	6	7	8	9	AB R H RBI BB SO LOB	TOP											
Roger Metzger, S (1.6) OBP: 0.276, SLG: 0.240	4-0 E S 1B BB		0-0 E 1B		0-0 FC1-6 HR		4-0 SH1-4 HR BB	0-0 6-3		3 4 1 0 2 0 1	Houston Astros @ Chicago Cubs Wrigley Field, Chicago, IL Wed Jul 12 1972, 3:33 AM CDT Att: 27,324 - Sunny - 87 F											
Norm Miller, L (1.8) OBP: 0.279, SLG: 0.339	0-0 FC6-4 1B		0-3 K		0-0 HR		0-0 SH1-4	0-0 4-3		4 1 2 3 0 1 1												
Jimmy Wynn, R (1.9) OBP: 0.391, SLG: 0.513	0-0 FC6-4 FC4 1-2		0-0 1B		0-0 F8		0-0 HR		0-0 HR	5 2 3 4 0 0 1												
Lee May, R (1.3) OBP: 0.354, SLG: 0.525	0-3 K		0-3 K			0-0 HR	4-0 BB 1B BB		1-0 FC4-6 HBP	3 1 1 1 1 2 2												
Bob Watson, R (1.7) OBP: 0.382, SLG: 0.478	0-0 FC4				0-0 4-3		0-3 K		0-0 FC4-6 FC6-4	4 0 0 0 0 1 2												
Jimmy Stewart, S (8.7) OBP: 0.240, SLG: 0.300	1-2						0-0 F9		1-2	1 0 0 0 0 0 1												
Doug Rader, R (1.5) OBP: 0.304, SLG: 0.435		0-0 6-3		0-3 K		4-0 E BB	0-0 BB	1-2 1B	0-0 FC6-4 1B	4 1 1 0 1 1 1												
Johnny Edwards, L (1.2) OBP: 0.352, SLG: 0.395		0-0 P6		0-0 4-3		0-0 E2 SF9	4-0 1-2 2-3 BB		0-0 1B	4 1 2 1 1 0 0												
Tommy Helms, R (1.4) OBP: 0.271, SLG: 0.340		0-0 6-3			0-0 6-3	0-0 SF9	0-0 F8		0-0 F7	4 0 0 1 0 0 5												
Dave Roberts, L (1.1) OBP: 0.304, SLG: 0.432			0-0 6-3		0-0 FC1-6 1B		0-0 4-3		0-0 F8	3 0 1 0 0 0 0												
Tom Griffin, R (7.1) OBP: 0.214, SLG: 0.500										1 0 0 0 0 0 0												
Inning Stats	R: 1 E: 0 K: 1 S: 6	H: 1 LOB: 1 BB: 1 P: 10	R: 0 E: 0 K: 0 S: 3	H: 0 LOB: 0 BB: 0 P: 3	R: 1 E: 1 K: 2 S: 9	H: 2 LOB: 1 BB: 0 P: 9	R: 0 E: 0 K: 1 S: 5	H: 0 LOB: 0 BB: 0 P: 5	R: 2 E: 0 K: 0 S: 5	H: 2 LOB: 0 BB: 1 P: 5	R: 3 E: 1 K: 1 S: 7	H: 2 LOB: 0 BB: 1 P: 11	R: 2 E: 0 K: 0 S: 5	H: 2 LOB: 3 BB: 3 P: 17	R: 0 E: 0 K: 0 S: 3	H: 0 LOB: 0 BB: 0 P: 3	R: 1 E: 0 K: 0 S: 5	H: 2 LOB: 2 BB: 0 P: 6	1B: 6 2B: 1 3B: 0 HR: 4	SF: 1 SAC: 1 DP: 0 HBP: 1	WP: 0 PB: 0 SB: 1 CS: 0	PA: 44
PITCHER	IP WLS BF H R ER SO BB IBB HBP BLK WP HR S P ERA WHIP																					
Rick Reuschel, R (1.1) ERA: 2.83	6.0 L 27 7 7 5 5 2 0 0 0 0 0 2 35 43 7.50 1.500																					
Juan Pizarro, L (7.1) ERA: 4.09	0.2 7 2 2 2 0 3 0 0 0 0 0 1 4 16 27.00 7.500																					
Tom Phoebus, R (7.1) ERA: 3.51	1.1 4 0 0 0 0 0 0 0 0 0 0 0 4 4 0.00 0.000																					
Jack Aker, R (9.1) ERA: 1.33	1.0 6 2 1 1 0 0 0 0 1 0 0 0 1 5 9.00 2.000																					

Batter	1	2	3	4	5	6	7	8	9	AB R H RBI BB SO LOB	BOTTOM									
Don Kessinger, S (1.6) OBP: 0.351, SLG: 0.312	0-0 1B FC4-6		0-0 P5	0-0 6-3			0-0 3B		0-0 F7	5 1 2 0 0 0 0	Houston Astros @ Chicago Cubs Wrigley Field, Chicago, IL Wed Jul 12 1972, 3:33 AM CDT Att: 27,324 - Sunny - 87 F									
Glenn Beckert, R (1.4) OBP: 0.308, SLG: 0.356	0-0 FC4-6 1B		0-0 HR	0-0 F8			0-0 5-3		0-0 F9	5 1 2 0 0 0 1										
Billy Williams, L (1.7) OBP: 0.376, SLG: 0.589	0-0 FC4-6 BB 1-2 3-H		0-0 HR		0-3 K		0-3 K		0-0 1B 2B	5 2 2 3 0 2 2										
Jim Hickman, R (1.9) OBP: 0.393, SLG: 0.492	4-0 BB		0-0 HR		4-0 FC6-4 BB		4-0 FC6-4 BB		0-0 2H 1B	2 1 2 2 3 0 0										
Jose Cardenal, R (1.8) OBP: 0.329, SLG: 0.456	0-0 9-3-5		0-3 K		0-0 F7		0-0 FC6-4		0-0 P6	5 0 0 0 0 1 6										
Tommy Davis, R (1.3) OBP: 0.455, SLG: 0.400		0-3 K	0-0 2B 1B		0-0 FC6-4				0-0 4-3	4 1 1 0 0 1 1										
Ron Santo, R (1.5) OBP: 0.357, SLG: 0.506		4-0 BB	0-0 2B			0-0 G5-4-3 1B			0-0 1B	3 0 3 1 1 0 0										
Ken Rudolph, R (1.2) OBP: 0.240, SLG: 0.333		0-0 1-3 BB	0-0 F9							2 0 0 0 0 0 2										
Randy Hundley, R (6, PH) OBP: 0.296, SLG: 0.306										1 0 0 0 0 1 1										
J.C. Martin, L (8, PH) OBP: 0.300, SLG: 0.370		1-2								1 0 0 0 0 1 1										
Rick Reuschel, R (1.1) Carmen Fantone, R (6, PH) Juan Pizarro, L (7.1) Tom Phoebus, R (7.1) Joe Peptonis, L (8, PH) Jack Aker, R (9.1)	0-3 K		0-3 K		0-3 K		0-0 G5-4-3		0-0 F8	2 0 0 0 0 2 1 1 0 0 0 0 0 1 0 0 0 0 0 0 0 0 0 0 0 0 0 0 1 0 0 0 0 0 1 0 0 0 0 0 0 0										
Inning Stats	R: 1 E: 0 K: 0 S: 4	H: 2 LOB: 1 BB: 1 P: 8	R: 0 E: 0 K: 2 S: 7	H: 0 LOB: 1 BB: 1 P: 11	R: 4 E: 0 K: 1 S: 10	H: 5 LOB: 1 BB: 0 P: 10	R: 0 E: 0 K: 1 S: 5	H: 0 LOB: 0 BB: 0 P: 5	R: 0 E: 0 K: 1 S: 5	H: 1 LOB: 0 BB: 0 P: 5	R: 0 E: 0 K: 1 S: 6	H: 1 LOB: 2 BB: 1 P: 10	R: 0 E: 0 K: 1 S: 6	H: 1 LOB: 1 BB: 0 P: 6	R: 1 E: 0 K: 0 S: 5	H: 2 LOB: 1 BB: 0 P: 5	1B: 6 2B: 4 3B: 1 HR: 2	SF: 0 SAC: 0 DP: 2 HBP: 0	WP: 0 PB: 0 SB: 0 CS: 0	PA: 41
PITCHER	IP WLS BF H R ER SO BB IBB HBP BLK WP HR S P ERA WHIP																			
Dave Roberts, L (1.1) ERA: 4.21	6.2 S 31 9 5 5 7 4 0 0 0 0 0 0 2 41 5 6.75 1.950																			
Tom Griffin, R (7.1) ERA: 2.77	2.1 S 10 3 1 1 1 0 0 0 0 0 0 0 12 12 3.86 1.286																			

AB	36
R	10
H	11
RBI	10
BB	5
SO	5
LOB	14



AB	37
R	6
H	12
RBI	6
BB	4
SO	8
LOB	17

Batter	1	2	3	4	5	6	7	8	9	AB	R	H	RBI	BB	SO	LOB	TOP										
Roger Metzger, S OBP: 0.281, SLG: 0.249	F7		1B				4-3		HR	5	2	3	0	0	0	1											
Norm Miller, L OBP: 0.286, SLG: 0.388	K		2B					4-3	HR	5	1	2	3	0	2	1											
Jimmy Wynn, R OBP: 0.385, SLG: 0.504	F2		3-1					F5	L6	5	0	0	0	0	0	2											
Lee May, R OBP: 0.353, SLG: 0.521		K				6-3		P3		4	1	1	0	0	1	0											
Bob Watson, R OBP: 0.377, SLG: 0.472		P4				F3		F8		4	0	0	0	0	1	1											
Doug Rader, R OBP: 0.309, SLG: 0.443						K		1B	HR	4	1	3	0	0	1	0											
Johnny Edwards, L OBP: 0.350, SLG: 0.392		L6				FC4-6		P3	HR	4	1	1	1	0	0	2											
Tommy Helms, R OBP: 0.270, SLG: 0.350			1-3			FC4-6		5-3	HR	4	1	1	3	0	0	1											
Jerry Reuss, L OBP: 0.175, SLG: 0.162			K						P4	3	0	1	0	0	2	0											
Jim Ray, R OBP: 0.083, SLG: 0.083										1	0	0	0	0	0	0											
Inning Stats	R: 0 E: 0 K: 1 S: 5	H: 0 LOB: 0 BB: 0 P: 5	R: 0 E: 0 K: 1 S: 6	H: 1 LOB: 1 BB: 0 P: 6	R: 1 E: 0 K: 1 S: 7	H: 2 LOB: 1 BB: 0 P: 7	R: 1 E: 0 K: 1 S: 7	H: 2 LOB: 1 BB: 0 P: 7	R: 0 E: 0 K: 2 S: 8	H: 1 LOB: 1 BB: 0 P: 8	R: 0 E: 0 K: 1 S: 4	H: 1 LOB: 0 BB: 0 P: 4	R: 0 E: 0 K: 0 S: 3	H: 0 LOB: 0 BB: 0 P: 3	R: 5 E: 0 K: 0 S: 8	H: 5 LOB: 5 BB: 0 P: 8	1B: 7 2B: 3 3B: 0 HR: 2	SF: 0 SAC: 0 DP: 0 HBP: 0	WP: 0 PA: 39 PB: 0 SB: 1 CS: 0								
PITCHER	IP	WLS	BF	H	R	ER	SO	BB	IBB	HBP	BLK	WP	HR	S	P	ERA	WHIP										
Fergie Jenkins, R ERA: 2.97	8.2	L	37	11	6	6	7	0	0	0	0	0	1	51	51	6.23	1.269										
Dan McGinn, L ERA: 4.2	0.1		2	1	1	1	0	0	0	0	0	0	1	2	2	27.00	3.000										

Houston Astros @ Chicago Cubs
Wrigley Field, Chicago, IL
Thu Jul 13 1972, 3:33 AM CDT
Att: 13,427 - Cloudy - 78 F

AB	39
R	7
H	12
RBI	7
BB	0
SO	7
LOB	8



Batter	1	2	3	4	5	6	7	8	9	AB	R	H	RBI	BB	SO	LOB	BOTTOM										
Don Kessinger, S OBP: 0.352, SLG: 0.314	FC5-4	4-3			L3		F2		1B	5	0	2	0	0	0	2											
Glenn Beckert, R OBP: 0.309, SLG: 0.358	FC5-4	FC5					BB	1B	K	4	1	1	0	0	1	3											
Billy Williams, L OBP: 0.376, SLG: 0.584	1B				F7		F7		3-1	4	0	1	1	1	0	2											
Jim Hickman, R OBP: 0.399, SLG: 0.490										1	0	0	0	3	1	2											
Frank Coggins, S (7, PR)										0	0	0	0	0	0	0											
Joe Pepitone, L OBP: 0.307, SLG: 0.368										0	0	0	0	0	0	0											
Ron Santo, R OBP: 0.355, SLG: 0.500										3	0	0	0	1	2	5											
Jose Cardenal, R OBP: 0.331, SLG: 0.454										3	0	1	1	1	0	0											
Rick Monday, L OBP: 0.385, SLG: 0.425										4	0	0	0	0	3	5											
Randy Hundley, R OBP: 0.266, SLG: 0.305										4	0	1	0	0	1	2											
Fergie Jenkins, R OBP: 0.243, SLG: 0.265										2	1	1	0	0	0	0											
Dan McGinn, L OBP: 0.333, SLG: 0.667										0	0	0	0	0	0	0											
Paul Popovich, S OBP: 0.232, SLG: 0.262										1	0	0	0	0	0	0											
Inning Stats	R: 1 E: 0 K: 1 S: 7	H: 2 LOB: 3 BB: 2 P: 15	R: 0 E: 0 K: 0 S: 4	H: 1 LOB: 1 BB: 0 P: 4	R: 0 E: 0 K: 1 S: 4	H: 0 LOB: 1 BB: 1 P: 8	R: 0 E: 0 K: 2 S: 7	H: 0 LOB: 0 BB: 0 P: 7	R: 0 E: 0 K: 0 S: 4	H: 1 LOB: 1 BB: 0 P: 4	R: 0 E: 0 K: 2 S: 7	H: 0 LOB: 2 BB: 2 P: 15	R: 1 E: 0 K: 0 S: 4	H: 2 LOB: 3 BB: 1 P: 9	R: 0 E: 0 K: 1 S: 5	H: 0 LOB: 0 BB: 0 P: 5	R: 0 E: 0 K: 1 S: 6	H: 1 LOB: 1 BB: 0 P: 6	1B: 6 2B: 2 3B: 0 HR: 0	SF: 0 SAC: 1 DP: 2 HBP: 1	WP: 0 PA: 39 PB: 1 SB: 0 CS: 1						
PITCHER	IP	WLS	BF	H	R	ER	SO	BB	IBB	HBP	BLK	WP	HR	S	P	ERA	WHIP										
Jerry Reuss, L ERA: 3.98	6.1	W	8	1	0	0	2	0	0	0	0	0	0	12	12	0.00	0.375										
Jim Ray, R ERA: 4.06																											

Houston Astros @ Chicago Cubs
Wrigley Field, Chicago, IL
Thu Jul 13 1972, 3:33 AM CDT
Att: 13,427 - Cloudy - 78 F

AB	31
R	2
H	7
RBI	2
BB	6
SO	8
LOB	21



Batter	1	2	3	4	5	6	7	8	9	AB	R	H	RBI	BB	SO	LOB	TOP					
Roger Metzger, S OBP: 0.280, SLG: 0.249 (1, 6)	F7		4-3			4-3		G4-6-3 1B		4	0	1	0	0	0	0						
Norm Miller, L OBP: 0.273, SLG: 0.366 (1, 8)	K			L7		G3		G4-6-3 1-2		4	0	0	0	0	1	1						
Jimmy Wynn, R OBP: 0.386, SLG: 0.500 (1, 9)	F9			FC6-4 BB		HR BB			6-3	2	1	0	0	2	0	0						
Lee May, R OBP: 0.352, SLG: 0.527 (1, 3)		F9		FC6-4 1-2		HR 1-H			K	4	1	1	2	0	1	1						
Bob Watson, R OBP: 0.376, SLG: 0.469 (1, 7)				4-3		6-3			K	4	0	1	0	0	1	1						
Doug Rader, R OBP: 0.307, SLG: 0.438 (1, 5)		1B							K	3	0	0	0	0	0	1						
Doug Rader, R OBP: 0.307, SLG: 0.438 (1, 5)	L7					6-3			L8	3	0	0	0	0	0	1						
Johnny Edwards, L OBP: 0.350, SLG: 0.391 (1, 2)									F8	3	0	1	0	0	0	1						
Tommy Helms, R OBP: 0.268, SLG: 0.346 (1, 4)									L7	3	0	0	0	0	0	1						
Larry Dierker, R OBP: 0.217, SLG: 0.200 (5, PH)									F8	1	0	0	0	0	1	0						
Jesus Alou, R OBP: 0.355, SLG: 0.291 (5, PH)									F8	1	0	0	0	0	0	1						
George Culver, R OBP: 0.167, SLG: 0.250 (8, PH)									K	0	0	0	0	0	0	1						
Bob Stinson, S OBP: 0.273, SLG: 0.286 (8, PH)									K	1	0	0	0	0	1	0						
Jim York, R (8, 1)									K	0	0	0	0	0	0	0						
Inning Stats	R: 0 E: 0 K: 1 S: 5	H: 0 LOB: 0 BB: 0 P: 5	R: 0 E: 0 K: 0 S: 4	H: 1 LOB: 1 BB: 0 P: 4	R: 0 E: 0 K: 1 S: 5	H: 0 LOB: 0 BB: 0 P: 5	R: 0 E: 0 K: 0 S: 3	H: 0 LOB: 1 BB: 1 P: 7	R: 0 E: 0 K: 0 S: 4	H: 1 LOB: 1 BB: 0 P: 4	R: 2 E: 0 K: 0 S: 4	H: 1 LOB: 0 BB: 1 P: 8	R: 0 E: 0 K: 0 S: 3	H: 0 LOB: 0 BB: 0 P: 3	R: 0 E: 0 K: 1 S: 5	H: 1 LOB: 0 BB: 0 P: 5	R: 0 E: 0 K: 2 S: 7	H: 0 LOB: 0 BB: 0 P: 7	1B: 3 2B: 0 3B: 0 HR: 1	SF: 0 SAC: 0 DP: 1 HBP: 0	WP: 0 PB: 0 SB: 0 CS: 0	PA: 32
PITCHER Nelson Briles, R ERA: 3.18 (1, 1)	IP: 9.0 WLS: W BF: 32 H: 4 R: 2 ER: 2 SO: 5 BB: 2 IBB: 0 HBP: 0 BLK: 0 WP: 0 HR: 1 S: 40 P: 48 ERA: 2.00 WHIP: 0.667															PITCHER	IP: 9.0 WLS: W BF: 32 H: 4 R: 2 ER: 2 SO: 5 BB: 2 IBB: 0 HBP: 0 BLK: 0 WP: 0 HR: 1 S: 40 P: 48 ERA: 2.00 WHIP: 0.667					

Houston Astros @ Pittsburgh Pirates
Three Rivers Stadium, Pittsburgh, PA
Fri Jul 14, 1972, 7:05 PM EDT
Att: 24,487 - Unknown

AB 30
R 2
H 4
RBI 2
BB 2
SO 5
LOB 7



Batter	1	2	3	4	5	6	7	8	9	AB	R	H	RBI	BB	SO	LOB	BOTTOM			
Rennie Stennett, R OBP: 0.308, SLG: 0.408 (1, 4)	E4 1B	G6-4-3 1-2		G6-3 1-2			F9			4	1	0	0	0	0	4				
Vic Davallo, L OBP: 0.388, SLG: 0.469 (1, 9)	5-3 1-2			G4-6-3 1B		5-3		4-3		4	0	1	0	0	0	1				
Al Oliver, L OBP: 0.365, SLG: 0.459 (1, 8)	F4			G4-6-3 1-2		F9		HBP		3	0	0	0	0	0	2				
Willie Stargell, L OBP: 0.361, SLG: 0.536 (1, 3)				G3		K		K		4	0	1	1	0	2	1				
Richie Hebner, L OBP: 0.394, SLG: 0.492 (2, 7)	F4			1B SF8 2B		K		L8-3 1B		1	0	0	0	0	0	1				
Gene Clines, R OBP: 0.367, SLG: 0.402 (2, 7)										3	1	2	0	0	1	0				
Bob Robertson, R OBP: 0.285, SLG: 0.291 (1, 7)									F6	4	2	2	0	0	1	1				
Milt May, L OBP: 0.311, SLG: 0.313 (1, 2)									L8-3 1-2	2	1	1	1	1	0	1				
Gene Alley, R OBP: 0.363, SLG: 0.361 (1, 6)										3	0	2	2	0	0	2				
Nelson Briles, R OBP: 0.156, SLG: 0.194 (1, 1)										3	0	2	1	0	1	1				
Inning Stats	R: 1 E: 1 K: 0 S: 5	H: 1 LOB: 1 BB: 0 P: 5	R: 1 E: 0 K: 0 S: 4	H: 2 LOB: 1 BB: 1 P: 8	R: 0 E: 0 K: 0 S: 3	H: 1 LOB: 0 BB: 0 P: 3	R: 2 E: 0 K: 0 S: 6	H: 4 LOB: 1 BB: 0 P: 6	R: 0 E: 0 K: 1 S: 5	H: 0 LOB: 0 BB: 0 P: 5	R: 1 E: 0 K: 3 S: 11	H: 2 LOB: 1 BB: 0 P: 11	R: 0 E: 0 K: 1 S: 5	H: 0 LOB: 1 BB: 0 P: 6	R: 0 E: 0 K: 0 S: 3	H: 1 LOB: 0 BB: 0 P: 3	1B: 8 2B: 3 3B: 1 HR: 0	SF: 1 SAC: 0 DP: 4 HBP: 1	WP: 0 PB: 0 SB: 0 CS: 0	PA: 34
PITCHER Larry Dierker, R ERA: 3.13 (1, 1)	IP: 4.0 WLS: L BF: 19 H: 8 R: 4 ER: 3 SO: 0 BB: 1 IBB: 0 HBP: 0 BLK: 0 WP: 0 HR: 0 S: 18 P: 22 ERA: 6.75 WHIP: 2.250															PITCHER	IP: 4.0 WLS: L BF: 19 H: 8 R: 4 ER: 3 SO: 0 BB: 1 IBB: 0 HBP: 0 BLK: 0 WP: 0 HR: 0 S: 18 P: 22 ERA: 6.75 WHIP: 2.250			
George Culver, R ERA: 2.86 (5, 1)	3.0 12 2 1 1 5 0 0 0 1 0 0 0 21 22 3.00 0.667															PITCHER	IP: 3.0 WLS: L BF: 12 H: 2 R: 1 ER: 1 SO: 5 BB: 0 IBB: 0 HBP: 1 BLK: 0 WP: 0 HR: 0 S: 21 P: 22 ERA: 3.00 WHIP: 0.667			
Jim York, R ERA: 5.84 (8, 1)	1.0 3 1 0 0 0 0 0 0 0 0 0 3 3 0.00 1.000															PITCHER	IP: 1.0 WLS: L BF: 3 H: 1 R: 0 ER: 0 SO: 0 BB: 0 IBB: 0 HBP: 0 BLK: 0 WP: 0 HR: 0 S: 3 P: 3 ERA: 0.00 WHIP: 1.000			

Houston Astros @ Pittsburgh Pirates
Three Rivers Stadium, Pittsburgh, PA
Fri Jul 14, 1972, 7:05 PM EDT
Att: 24,487 - Unknown

AB 31
R 5
H 11
RBI 5
BB 1
SO 5
LOB 14




Batter	1	2	3	4	5	6	7	8	9	AB	R	H	RBI	BB	SO	LOB	TOP		
Roger Metzger, S (1,6) OBP: 0.277, SLG: 0.246	4-3		6-3		F8			5-3		4	0	0	0	0	0	1	Houston Astros @ Pittsburgh Pirates Three Rivers Stadium, Pittsburgh, PA Sat Jul 15 1972, 3:33 AM EDT Att: 16,202 - Unknown		
Norm Miller, L (1,8) OBP: 0.296, SLG: 0.370	FC6-4 BB		BB			4-3		1B		2	0	1	0	2	0	0			
Jimmy Wynn, R (1,9) OBP: 0.385, SLG: 0.495	FC6-4 1-2 2B		4-3			BB		K		3	1	0	0	1	1	3			
Lee May, R (1,3) OBP: 0.351, SLG: 0.527	1-H 2B				5-3					4	0	1	1	0	1	1			
Bob Watson, R (1,7) OBP: 0.377, SLG: 0.470	6-3				F8			1B		4	0	2	0	0	0	1			
Doug Rader, R (1,5) OBP: 0.303, SLG: 0.433			6-3		6-3			G6-4-3 1B		4	0	0	0	0	0	2			
Johnny Edwards, L (1,2) OBP: 0.348, SLG: 0.388			F6					E3		4	0	1	0	0	0	0			
Tommy Helms, R (1,4) OBP: 0.267, SLG: 0.344			F7					F4		4	0	1	0	0	0	3			
Ken Forsch, R (1,1) OBP: 0.156, SLG: 0.129										1	0	0	0	0	0	0			
Jim Ray, R (7,1) OBP: 0.083, SLG: 0.083			4-3							0	0	0	0	0	0	0			
Jimmy Stewart, S (6,PH) OBP: 0.237, SLG: 0.296										1	0	0	0	0	0	0			
Jim York, R (8,1)								G3		0	0	0	0	0	0	0			
Inning Stats	R: 1 E: 0 K: 0 S: 4	H: 1 LOB: 1 BB: 1 P: 8	R: 0 E: 0 K: 0 S: 3	H: 0 LOB: 0 BB: 0 P: 3	R: 0 E: 0 K: 0 S: 3	H: 0 LOB: 1 BB: 1 P: 7	R: 0 E: 0 K: 0 S: 3	H: 0 LOB: 0 BB: 0 P: 3	R: 0 E: 0 K: 0 S: 2	H: 1 LOB: 1 BB: 0 P: 6	R: 0 E: 1 K: 0 S: 4	H: 1 LOB: 1 BB: 0 P: 4	R: 0 E: 0 K: 1 S: 6	H: 1 LOB: 1 BB: 0 P: 6	R: 0 E: 0 K: 1 S: 7	H: 2 LOB: 2 BB: 0 P: 7	1B: 5 2B: 1 3B: 0 HR: 0	SF: 0 SAC: 1 DP: 2 HBP: 0	WP: 0 PA: 35 PB: 0 SB: 0 CS: 0
PITCHER	IP WLS BF H R ER SO BB IBB HBP BLK WP HR S P ERA WHIP																		
Dock Ellis, R (1,1) ERA: 2.87	7.0 W 26 3 1 1 0 3 0 0 0 0 0 23 35 1.29 0.857																		
Dave Giusti, R (8,1) ERA: 2.05	2.0 S 9 3 0 0 2 0 0 0 0 0 0 13 13 0.00 1.500																		

Batter	1	2	3	4	5	6	7	8	9	AB	R	H	RBI	BB	SO	LOB	BOTTOM		
Gene Clines, R (1,9) OBP: 0.378, SLG: 0.426	2B SF7 1B	L4-3								4	1	3	1	0	0	2	Houston Astros @ Pittsburgh Pirates Three Rivers Stadium, Pittsburgh, PA Sat Jul 15 1972, 3:33 AM EDT Att: 16,202 - Unknown		
Vic Davallilo, L (1,7) OBP: 0.393, SLG: 0.478	4-3 1-3 2B			HR				SH5-3 1B		3	1	2	0	0	0	1			
Al Oliver, L (1,8) OBP: 0.362, SLG: 0.457	SF7		F7					F9		2	0	0	1	0	0	1			
Richie Zisk, R (7,7)					4-3					1	0	0	0	0	0	1			
Willie Stargell, L (1,3) OBP: 0.366, SLG: 0.547	4-3 2-3			HR						2	1	1	2	2	0	1			
Manny Sanguillen, R (1,2) OBP: 0.353, SLG: 0.469	F9			K				G6-3 1-2		4	0	0	0	0	1	4			
Rennie Stennett, R (1,4) OBP: 0.306, SLG: 0.404								F8		4	0	1	0	0	1	0			
Bob Robertson, R (1,5) OBP: 0.270, SLG: 0.291										3	0	1	0	1	0	0			
Gene Alley, R (1,6) OBP: 0.360, SLG: 0.364										4	1	1	0	0	1	3			
Dock Ellis, S (1,1) OBP: 0.094, SLG: 0.094										2	0	0	0	0	1	3			
Jose Pagan, R (7,PH) OBP: 0.318, SLG: 0.500										1	1	1	1	0	0	0			
Dave Giusti, R (8,1)										0	0	0	0	0	0	0			
Inning Stats	R: 1 E: 0 K: 0 S: 5	H: 2 LOB: 1 BB: 0 P: 5	R: 0 E: 0 K: 2 S: 8	H: 1 LOB: 2 BB: 1 P: 12	R: 2 E: 0 K: 1 S: 7	H: 2 LOB: 0 BB: 0 P: 7	R: 1 E: 0 K: 0 S: 5	H: 2 LOB: 1 BB: 0 P: 5	R: 0 E: 0 K: 0 S: 2	H: 0 LOB: 0 BB: 1 P: 6	R: 0 E: 0 K: 0 S: 3	H: 0 LOB: 0 BB: 0 P: 3	R: 1 E: 0 K: 0 S: 5	H: 2 LOB: 2 BB: 1 P: 9	R: 0 E: 0 K: 1 S: 5	H: 1 LOB: 0 BB: 0 P: 5	1B: 5 2B: 3 3B: 1 HR: 2	SF: 1 SAC: 1 DP: 2 HBP: 0	WP: 0 PA: 35 PB: 0 SB: 1 CS: 0
PITCHER	IP WLS BF H R ER SO BB IBB HBP BLK WP HR S P ERA WHIP																		
Ken Forsch, R (1,1) ERA: 3.91	6.0 L 28 9 5 5 3 2 0 0 0 0 0 2 32 40 7.50 1.833																		
Jim Ray, R (7,1) ERA: 3.99	1.0 4 0 0 0 0 0 1 0 0 0 0 0 3 7 0.00 0.000																		
Jim York, R (8,1) ERA: 5.4	1.0 3 1 0 0 1 0 0 0 0 0 0 0 5 5 0.00 1.000																		

Batter	1	2	3	4	5	6	7	8	9	10	AB	R	H	RBI	BB	SO	LOB	TOP	
Roger Metzger, S OBP: 0.276, SLG: 0.245	F8	1B			F7		L7		K		5	0	1	1	0	1	0		
Norm Miller, L OBP: 0.302, SLG: 0.372	K	F7			K		1B			1B	5	0	2	0	0	2	1		
Jimmy Wynn, R OBP: 0.385, SLG: 0.497	1B				F4				F4	F7	5	1	2	0	0	0	1		
Lee May, R OBP: 0.354, SLG: 0.528	1B				K				1B	K	5	0	3	0	0	2	2		
Bob Watson, R OBP: 0.385, SLG: 0.473	1B				HBP				1B	L9	4	0	3	1	0	0	1		
Doug Rader, R OBP: 0.300, SLG: 0.428	K				G5-4-3				1B		4	0	0	0	0	2	7		
Johnny Edwards, L OBP: 0.352, SLG: 0.389		F8									2	0	1	0	1	0	0		
Larry Howard, R OBP: 0.296, SLG: 0.311					FC4-6				FC6-4		1	0	0	0	0	0	2		
Tommy Helms, R OBP: 0.284, SLG: 0.339		F4			FC4-6				F8		4	0	0	0	0	0	3		
Tom Griffin, R OBP: 0.250, SLG: 0.563					G6-3				F5		2	1	1	0	0	0	1		
Jesus Alou, R OBP: 0.349, SLG: 0.286					G6-3						1	0	0	0	0	0	0		
Jim Ray, R OBP: 0.083, SLG: 0.083											0	0	0	0	0	0	0		
Jimmy Stewart, S OBP: 0.254, SLG: 0.292		1B									1	0	0	0	0	0	0		
Fred Gladding, L OBP: 0.254, SLG: 0.292		2B									0	0	0	0	0	0	0		
Inning Stats	R: 1 E: 0 K: 2 S: 10	H: 3 LOB: 2 BB: 0 P: 10	R: 1 E: 0 K: 0 S: 5	H: 2 LOB: 1 BB: 0 P: 5	R: 0 E: 0 K: 0 S: 3	H: 1 LOB: 1 BB: 0 P: 4	R: 0 E: 0 K: 0 S: 3	H: 1 LOB: 1 BB: 1 P: 7	R: 0 E: 0 K: 1 S: 7	H: 2 LOB: 2 BB: 0 P: 7	R: 0 E: 0 K: 1 S: 5	H: 0 LOB: 0 BB: 0 P: 5	R: 0 E: 0 K: 1 S: 6	H: 1 LOB: 1 BB: 0 P: 6	1B: 11 2B: 2 3B: 0 HR: 0	SF: 0 SAC: 0 DP: 3 HBP: 1	WP: 0 PB: 0 SB: 0 CS: 0	PA: 41	
PITCHER	IP WLS BF H R ER SO BB IBB HBP BLK WP HR S P ERA WHIP	IP WLS BF H R ER SO BB IBB HBP BLK WP HR S P ERA WHIP	IP WLS BF H R ER SO BB IBB HBP BLK WP HR S P ERA WHIP	IP WLS BF H R ER SO BB IBB HBP BLK WP HR S P ERA WHIP	IP WLS BF H R ER SO BB IBB HBP BLK WP HR S P ERA WHIP	IP WLS BF H R ER SO BB IBB HBP BLK WP HR S P ERA WHIP	IP WLS BF H R ER SO BB IBB HBP BLK WP HR S P ERA WHIP	IP WLS BF H R ER SO BB IBB HBP BLK WP HR S P ERA WHIP	IP WLS BF H R ER SO BB IBB HBP BLK WP HR S P ERA WHIP	IP WLS BF H R ER SO BB IBB HBP BLK WP HR S P ERA WHIP	IP WLS BF H R ER SO BB IBB HBP BLK WP HR S P ERA WHIP	IP WLS BF H R ER SO BB IBB HBP BLK WP HR S P ERA WHIP	IP WLS BF H R ER SO BB IBB HBP BLK WP HR S P ERA WHIP	IP WLS BF H R ER SO BB IBB HBP BLK WP HR S P ERA WHIP	IP WLS BF H R ER SO BB IBB HBP BLK WP HR S P ERA WHIP	IP WLS BF H R ER SO BB IBB HBP BLK WP HR S P ERA WHIP	IP WLS BF H R ER SO BB IBB HBP BLK WP HR S P ERA WHIP	IP WLS BF H R ER SO BB IBB HBP BLK WP HR S P ERA WHIP	
Bob Moose, R ERA: 3.42	7.2	0.1	2.0																
Ramon Hernandez, L ERA: 1.3																			
Dave Giusti, R ERA: 1.96																			

Houston Astros @ Pittsburgh Pirates
Three Rivers Stadium, Pittsburgh, PA
Sun Jul 16 1972, 3:33 AM EDT
Unknown

AB 39
R 2
H 13
RBI 2
BB 1
SO 7
LOB 18




WP: 0 PA: 41
PB: 0
SB: 0
CS: 0

Batter	1	2	3	4	5	6	7	8	9	10	AB	R	H	RBI	BB	SO	LOB	BOTTOM		
Vic Davallo, L OBP: 0.395, SLG: 0.475	CS				E1		SH1-4		L8		3	0	1	0	1	0	2			
Gene Clines, R OBP: 0.365, SLG: 0.411	L5-3				L4		L5-3		L6-3		5	0	0	0	0	0	7			
Al Oliver, L OBP: 0.357, SLG: 0.450	4-3				3-1		3-1		4-3		5	0	0	0	0	0	4			
Wille Stargell, L OBP: 0.373, SLG: 0.549											3	1	2	0	2	1	0			
Dock Ellis, S OBP: 0.094, SLG: 0.094											0	1	0	0	0	0	0			
Manny Sanguillen, R OBP: 0.357, SLG: 0.471											5	0	3	0	0	0	2			
Rennie Stennett, R OBP: 0.309, SLG: 0.413											4	1	1	1	1	0	4			
Bob Robertson, R OBP: 0.273, SLG: 0.296											4	0	1	2	0	2	1			
Gene Alley, R OBP: 0.363, SLG: 0.364											3	0	1	0	1	1	1			
Bob Moose, R OBP: 0.293, SLG: 0.270											0	0	0	0	3	0	0			
Ramon Hernandez, S ERA: 4.01											0	0	0	0	0	0	0			
Jose Pagan, R OBP: 0.314, SLG: 0.494											1	0	0	0	0	0	2			
Dave Giusti, R ERA: 2.92											0	0	0	0	0	0	0			
Inning Stats	R: 0 E: 0 K: 0 S: 2	H: 0 LOB: 0 BB: 1 P: 6	R: 0 E: 0 K: 0 S: 3	H: 1 LOB: 0 BB: 0 P: 3	R: 0 E: 0 K: 1 S: 6	H: 1 LOB: 2 BB: 1 P: 10	R: 0 E: 0 K: 0 S: 4	H: 2 LOB: 1 BB: 0 P: 4	R: 0 E: 1 K: 1 S: 7	H: 1 LOB: 3 BB: 1 P: 11	R: 1 E: 0 K: 1 S: 6	H: 0 LOB: 1 BB: 1 P: 10	R: 0 E: 0 K: 0 S: 3	H: 0 LOB: 0 BB: 0 P: 3	R: 1 E: 0 K: 0 S: 1	H: 1 LOB: 3 BB: 2 P: 10	1B: 7 2B: 1 3B: 1 HR: 0	SF: 0 SAC: 1 DP: 2 HBP: 1	WP: 0 PB: 0 SB: 0 CS: 1	PA: 43
PITCHER	IP WLS BF H R ER SO BB IBB HBP BLK WP HR S P ERA WHIP	IP WLS BF H R ER SO BB IBB HBP BLK WP HR S P ERA WHIP	IP WLS BF H R ER SO BB IBB HBP BLK WP HR S P ERA WHIP	IP WLS BF H R ER SO BB IBB HBP BLK WP HR S P ERA WHIP	IP WLS BF H R ER SO BB IBB HBP BLK WP HR S P ERA WHIP	IP WLS BF H R ER SO BB IBB HBP BLK WP HR S P ERA WHIP	IP WLS BF H R ER SO BB IBB HBP BLK WP HR S P ERA WHIP	IP WLS BF H R ER SO BB IBB HBP BLK WP HR S P ERA WHIP	IP WLS BF H R ER SO BB IBB HBP BLK WP HR S P ERA WHIP	IP WLS BF H R ER SO BB IBB HBP BLK WP HR S P ERA WHIP	IP WLS BF H R ER SO BB IBB HBP BLK WP HR S P ERA WHIP	IP WLS BF H R ER SO BB IBB HBP BLK WP HR S P ERA WHIP	IP WLS BF H R ER SO BB IBB HBP BLK WP HR S P ERA WHIP	IP WLS BF H R ER SO BB IBB HBP BLK WP HR S P ERA WHIP	IP WLS BF H R ER SO BB IBB HBP BLK WP HR S P ERA WHIP	IP WLS BF H R ER SO BB IBB HBP BLK WP HR S P ERA WHIP	IP WLS BF H R ER SO BB IBB HBP BLK WP HR S P ERA WHIP	IP WLS BF H R ER SO BB IBB HBP BLK WP HR S P ERA WHIP		
Tom Griffin, R ERA: 2.63	6.0	2.0	1.0																	
Jim Ray, R ERA: 4.01																				
Fred Gladding, R ERA: 2.92																				

Houston Astros @ Pittsburgh Pirates
Three Rivers Stadium, Pittsburgh, PA
Sun Jul 16 1972, 3:33 AM EDT
Unknown

AB 33
R 3
H 9
RBI 3
BB 8
SO 4
LOB 23



Batter	1	2	3	4	5	6	7	8	9	AB	R	H	RBI	BB	SO	LOB	TOP								
Roger Metzger, S (1, 6) OBP: 0.276, SLG: 0.243	4-3		FC6-4					FC5-4		3	0	0	0	1	0	2									
Norm Miller, L (1, 8) OBP: 0.300, SLG: 0.378	1-3							L9		4	0	1	0	0	1	2									
Jimmy Wynn, R (1, 9) OBP: 0.384, SLG: 0.492	6-3								F8	3	0	0	0	1	1	1									
Bob Watson, R (1, 7) OBP: 0.381, SLG: 0.469		1-3								3	1	0	0	1	1	2									
Johnny Edwards, L (1, 2) OBP: 0.346, SLG: 0.381			K						F6	4	0	0	0	0	1	2									
Doug Rader, R (1, 5) OBP: 0.299, SLG: 0.424										3	1	0	0	1	0	0									
Jimmy Stewart, S (1, 3) Lee May, R (9, PH) Bobby Fenwick, R (9, PR) OBP: 0.238, SLG: 0.307 OBP: 0.356, SLG: 0.530 OBP: 0.244, SLG: 0.263			L9							3	0	1	0	0	0	0									
Tommy Helms, R (1, 4) OBP: 0.267, SLG: 0.342										1	0	1	2	0	0	0									
Don Wilson, R (1, 1) Bob Stinson, S (8, PH) Jim York, R (8, 1) OBP: 0.088, SLG: 0.061 OBP: 0.281, SLG: 0.273										0	0	0	0	0	0	0									
Inning Stats	R: 0 E: 0 K: 0 S: 3	H: 0 LOB: 0 BB: 0 P: 3	R: 0 E: 0 K: 1 S: 5	H: 0 LOB: 0 BB: 0 P: 5	R: 0 E: 0 K: 1 S: 6	H: 1 LOB: 1 BB: 0 P: 6	R: 0 E: 0 K: 2 S: 8	H: 1 LOB: 1 BB: 0 P: 8	R: 0 E: 0 K: 1 S: 6	H: 1 LOB: 1 BB: 0 P: 6	R: 0 E: 0 K: 1 S: 4	H: 0 LOB: 1 BB: 2 P: 12	R: 0 E: 0 K: 0 S: 3	H: 0 LOB: 0 BB: 0 P: 3	R: 0 E: 0 K: 0 S: 4	H: 1 LOB: 1 BB: 2 P: 4	R: 2 E: 0 K: 0 S: 4	H: 1 LOB: 1 BB: 2 P: 12	1B: 3 2B: 3 3B: 0 HR: 0	SF: 0 SAC: 0 DP: 1 HBP: 0	WP: 1 PB: 0 SB: 0 CS: 1	PA: 35			
PITCHER	IP	WLS	BF	H	R	ER	SO	BB	IBB	HBP	BLK	WP	HR	S	P	ERA	WHIP								
Bruce Kison, R (1, 1) ERA: 2.63	8.2	W	33	4	2	2	6	4	0	0	0	0	0	41	57	2.08	0.923								
Dave Giusti, R (9, 1) ERA: 1.94	0.1	S	2	1	0	0	0	0	0	0	0	1	0	2	2	0.00	3.000								

Houston Astros @ Pittsburgh Pirates
Three Rivers Stadium, Pittsburgh, PA
Sun Jul 16 1972, 3:38 AM EDT
Att: 49,341 - Unknown

AB	31
R	2
H	5
RBI	2
BB	4
SO	6
LOB	14



Batter	1	2	3	4	5	6	7	8	9	AB	R	H	RBI	BB	SO	LOB	BOTTOM								
Vic Davallo, L (1, 7) OBP: 0.387, SLG: 0.465	E6 1B WP FC3-6		K							4	1	0	0	0	1	0									
Gene Clines, R (1, 9) OBP: 0.388, SLG: 0.414										4	0	2	0	0	2	0									
Al Oliver, L (1, 8) OBP: 0.356, SLG: 0.447	FC3-6		L							5	1	1	1	0	0	2									
Willie Stargell, L (1, 3) OBP: 0.375, SLG: 0.555	F7									4	1	2	1	0	1	1									
Manny Sanguillen, R (1, 2) OBP: 0.353, SLG: 0.464	1-3									4	0	0	0	0	0	3									
Rennie Stennett, R (1, 4) OBP: 0.315, SLG: 0.417										3	0	2	1	0	1	0									
Jose Pagan, R (1, 5) OBP: 0.303, SLG: 0.476										3	0	0	0	0	0	2									
Jackie Hernandez, R (1, 6) OBP: 0.236, SLG: 0.276										3	0	1	0	0	1	0									
Bruce Kison, R (1, 1) Dave Giusti, R (9, 1) OBP: 0.125, SLG: 0.167										3	0	0	0	0	2	2									
Inning Stats	R: 1 E: 1 K: 0 S: 5	H: 1 LOB: 1 BB: 0 P: 5	R: 0 E: 0 K: 2 S: 7	H: 0 LOB: 0 BB: 0 P: 7	R: 0 E: 0 K: 1 S: 5	H: 1 LOB: 0 BB: 0 P: 5	R: 2 E: 0 K: 1 S: 9	H: 4 LOB: 2 BB: 0 P: 9	R: 0 E: 0 K: 1 S: 5	H: 0 LOB: 0 BB: 0 P: 5	R: 0 E: 0 K: 1 S: 6	H: 1 LOB: 1 BB: 0 P: 6	R: 0 E: 0 K: 1 S: 5	H: 0 LOB: 0 BB: 0 P: 5	R: 0 E: 0 K: 1 S: 6	H: 1 LOB: 1 BB: 0 P: 6	1B: 6 2B: 2 3B: 0 HR: 0	SF: 0 SAC: 0 DP: 0 HBP: 0	WP: 1 PB: 0 SB: 0 CS: 1	PA: 33					
PITCHER	IP	WLS	BF	H	R	ER	SO	BB	IBB	HBP	BLK	WP	HR	S	P	ERA	WHIP								
Don Wilson, R (1, 1) ERA: 3.41	7.0	L	29	7	3	2	7	0	0	0	0	0	0	42	42	2.57	1.000								
Jim York, R (8, 1) ERA: 5.02	1.0		4	1	0	0	1	0	0	0	0	0	0	6	6	0.00	1.000								

Houston Astros @ Pittsburgh Pirates
Three Rivers Stadium, Pittsburgh, PA
Sun Jul 16 1972, 3:38 AM EDT
Att: 49,341 - Unknown

AB	33
R	3
H	8
RBI	3
BB	0
SO	8
LOB	10



Batter	1	2	3	4	5	6	7	8	9	AB	R	H	RBI	BB	SO	LOB	TOP																					
Lou Brock, L OBP: 0.360, SLG: 0.422 (1,7)	F7		F7			FC4-2 1B		1B		5	0	3	1	0	0	0	St. Louis Cardinals @ Houston Astros Astrodome, Houston, TX Mon Jul 17 1972, 8:05 PM EDT Att: 24,262 - Dome																					
Luis Melendez, R OBP: 0.303, SLG: 0.356 (1,8) (8,9)	BB		L7			FC4-2 BB		1B		3	0	1	1	2	0	2																						
Matty Alou, L OBP: 0.356, SLG: 0.403 Jose Cruz, L OBP: 0.288, SLG: 0.277 (8,9)	BB		S			FC4-2		CS		4	0	1	0	1	1	5																						
Joe Torre, R OBP: 0.362, SLG: 0.479 (1,5)	BB		K			F8		BB		0	0	0	0	0	0	0																						
Ted Simmons, S OBP: 0.310, SLG: 0.439 (1,2)	P4		K			4-3		F8		4	0	0	0	1	2	4																						
Donn Clendenen, R OBP: 0.282, SLG: 0.330 (1,3)						1B		1B		5	1	1	1	0	1	1																						
Ed Crosby, L OBP: 0.282, SLG: 0.271 (1,4)						F7		F8		4	1	1	0	0	0	1																						
Dal Maxvill, R OBP: 0.308, SLG: 0.305 (1,6)						F8		4-3		2	1	2	0	1	0	0																						
Bob Gibson, R OBP: 0.220, SLG: 0.460 (1,1)						2B		1B		4	0	1	0	0	1	4																						
Inning Stats	R: 0 E: 0 K: 1 S: 5	H: 0 LOB: 2 BB: 2 P: 13	R: 0 E: 0 K: 1 S: 5	H: 0 LOB: 1 BB: 1 P: 9	R: 0 E: 0 K: 1 S: 6	H: 1 LOB: 1 BB: 0 P: 6	R: 0 E: 0 K: 0 S: 5	H: 2 LOB: 2 BB: 0 P: 5	R: 0 E: 0 K: 0 S: 4	H: 1 LOB: 2 BB: 1 P: 8	R: 1 E: 0 K: 0 S: 6	H: 3 LOB: 2 BB: 0 P: 6	R: 0 E: 0 K: 0 S: 2	H: 0 LOB: 0 BB: 1 P: 6	R: 2 E: 0 K: 0 S: 7	H: 4 LOB: 2 BB: 0 P: 7	R: 0 E: 0 K: 2 S: 7	H: 0 LOB: 0 BB: 0 P: 7	1B: 9 2B: 1 3B: 0 HR: 1	SF: 0 SAC: 1 DP: 0 HBP: 0	WP: 0 PB: 0 SB: 3 CS: 1	PA: 42																
PITCHER	IP	WLS	BF	H	R	ER	SO	BB	IBB	HBP	BLK	WP	HR	S	P	ERA	WHIP	PITCHER				IP	WLS	BF	H	R	ER	SO	BB	IBB	HBP	BLK	WP	HR	S	P	ERA	WHIP
Dave Roberts, L ERA: 4.16 (1,1)	8.0	L	39	11	3	3	3	5	0	0	0	0	1	40	60	3.38	2.000																					
George Culver, R ERA: 2.81 (9,1)	1.0		3	0	0	0	2	0	0	0	0	0	0	7	7	0.00	0.000																					

livebaseballscores.com

AB 36
R 3
H 11
RBI 3
BB 5
SO 5
LOB 21



Batter	1	2	3	4	5	6	7	8	9	AB	R	H	RBI	BB	SO	LOB	BOTTOM																					
Roger Metzger, S OBP: 0.273, SLG: 0.240 (1,6)	F7		6-3			L7		F7		4	0	0	0	0	0	2	St. Louis Cardinals @ Houston Astros Astrodome, Houston, TX Mon Jul 17 1972, 8:05 PM EDT Att: 24,262 - Dome																					
Cesar Cedeno, R OBP: 0.407, SLG: 0.546 (1,8)	F9							1B		4	1	2	0	0	1	0																						
Jimmy Wynn, R OBP: 0.382, SLG: 0.488 (1,9)	K							1B		4	0	1	0	0	3	2																						
Lee May, R OBP: 0.355, SLG: 0.526 (1,3)								1B		4	0	1	1	0	2	2																						
Bob Watson, R OBP: 0.383, SLG: 0.472 (1,7)								P4		4	0	2	1	0	1	2																						
Johnny Edwards, L OBP: 0.345, SLG: 0.376 (1,2)								1B		3	0	0	0	1	0	1																						
Tommy Helms, R OBP: 0.270, SLG: 0.344 (1,4)								1B		4	0	2	0	0	1	3																						
Bobby Fenwick, R OBP: 0.227, SLG: 0.244 (1,5) Jimmy Stewart, S OBP: 0.235, SLG: 0.303 (9,PH)								1B		3	0	0	0	0	2	4																						
Dave Roberts, L OBP: 0.292, SLG: 0.413 (1,1) Norm Miller, L OBP: 0.308, SLG: 0.386 (8,PH) George Culver, R OBP: 0.167, SLG: 0.250 (9,1) Jesus Alou, R OBP: 0.344, SLG: 0.281 (9,PH)								1B		1	0	0	0	0	1	1																						
Inning Stats	R: 0 E: 0 K: 1 S: 5	H: 0 LOB: 0 BB: 0 P: 5	R: 0 E: 0 K: 0 S: 3	H: 1 LOB: 0 BB: 0 P: 3	R: 0 E: 0 K: 2 S: 8	H: 1 LOB: 1 BB: 0 P: 8	R: 0 E: 0 K: 3 S: 9	H: 0 LOB: 0 BB: 0 P: 9	R: 0 E: 0 K: 2 S: 7	H: 0 LOB: 0 BB: 0 P: 7	R: 0 E: 0 K: 2 S: 7	H: 0 LOB: 0 BB: 0 P: 7	R: 1 E: 0 K: 1 S: 8	H: 3 LOB: 3 BB: 1 P: 12	R: 1 E: 0 K: 1 S: 8	H: 3 LOB: 2 BB: 0 P: 8	R: 0 E: 0 K: 1 S: 6	H: 1 LOB: 1 BB: 0 P: 6	1B: 8 2B: 1 3B: 0 HR: 0	SF: 0 SAC: 0 DP: 1 HBP: 0	WP: 0 PB: 0 SB: 1 CS: 0	PA: 36																
PITCHER	IP	WLS	BF	H	R	ER	SO	BB	IBB	HBP	BLK	WP	HR	S	P	ERA	WHIP	PITCHER				IP	WLS	BF	H	R	ER	SO	BB	IBB	HBP	BLK	WP	HR	S	P	ERA	WHIP
Bob Gibson, R ERA: 2.59 (1,1)	9.0	W	36	9	2	2	13	0	1	0	0	0	0	61	65	2.00	1.000																					

livebaseballscores.com

AB 35
R 2
H 9
RBI 2
BB 1
SO 13
LOB 19



Batter	1	2	3	4	5	6	7	8	9	AB	R	H	RBI	BB	SO	LOB	TOP			
Lou Brock, L OBP: 0.359, SLG: 0.418 (1, 7)	F7			BB 1B 2B BB	FC4-6			5-3		3	1	0	0	1	0	1	St. Louis Cardinals @ Houston Astros Astrodome, Houston, TX Tue Jul 18 1972, 8:05 PM EDT Att: 20,944 - Dome			
Luis Melendez, R OBP: 0.302, SLG: 0.353 (1, 8)	K			BB 1B 2B	PO	F2		6-3		4	1	1	0	0	1	0				
Matty Alou, L OBP: 0.355, SLG: 0.399 (1, 9)	F5			BB 1B 2B BB		6-3		L3		3	1	0	0	1	0	0				
Joe Torre, R OBP: 0.360, SLG: 0.474 (1, 5)		L8-3 HBP			K			K		3	0	0	0	0	2	3				
Ted Simmons, S OBP: 0.313, SLG: 0.442 (1, 2)	L8-3							5-3		3	0	1	3	1	0	1				
Donn Clendenon, R OBP: 0.281, SLG: 0.328 (1, 3)	F8			1-H 2-H 3-H	2B					4	0	1	0	0	0	2				
Ed Crosby, L OBP: 0.278, SLG: 0.267 (1, 4)			K		4-3			K		3	0	0	0	0	2	2				
Dal Maxvill, R OBP: 0.314, SLG: 0.308 (1, 6)			K			FC4-6 BB		FC5-4 1B		2	0	1	0	1	1	0				
Reggie Cleveland, R OBP: 0.229, SLG: 0.213 (1, 1)			K					FC5-4 1B		2	0	0	0	0	1	1				
Ted Sizemore, R OBP: 0.307, SLG: 0.325 (7, PH)			K					FC5-4 1-2		1	0	0	0	0	0	2				
Moe Drabowsky, R (7, 1)										0	0	0	0	0	0	0				
Tony Cloninger, R (8, 1)										0	0	0	0	0	0	0				
Joe Grzenda, R (8, 1)										0	0	0	0	0	0	0				
Inning Stats	R: 0 E: 0 K: 1 S: 5	H: 0 LOB: 0 BB: 0 P: 5	R: 0 E: 0 K: 0 S: 2	H: 0 LOB: 0 BB: 0 P: 3	R: 0 E: 0 K: 3 S: 9	H: 0 LOB: 0 BB: 0 P: 9	R: 3 E: 0 K: 1 S: 7	H: 2 LOB: 1 BB: 2 P: 15	R: 0 E: 0 K: 1 S: 5	H: 0 LOB: 0 BB: 0 P: 6	R: 0 E: 0 K: 1 S: 5	H: 2 LOB: 2 BB: 0 P: 7	R: 0 E: 0 K: 0 S: 3	H: 0 LOB: 0 BB: 1 P: 3	R: 0 E: 0 K: 0 S: 2	H: 0 LOB: 0 BB: 1 P: 6	1B: 3 2B: 2 3B: 0 HR: 0	SF: 0 SAC: 0 DP: 2 HBP: 1	WP: 0 PB: 0 SB: 0 CS: 0	PA: 34
PITCHER Jerry Reuss, L ERA: 3.9 (1, 1)	IP: 9.0 WLS: W BF: 33 H: 4 R: 3 ER: 3 SO: 7 BB: 4 IBB: 0 HBP: 1 BLK: 0 WP: 0 HR: 0 S: 42 P: 59 ERA: 3.00 WHIP: 0.889															PITCHER				

AB 28
R 3
H 4
RBI 3
BB 4
SO 7
LOB 12



Batter	1	2	3	4	5	6	7	8	9	AB	R	H	RBI	BB	SO	LOB	BOTTOM			
Roger Metzger, S OBP: 0.273, SLG: 0.240 (1, 6)	K		FC1-6 1B FC4-6		FC6-4 IHR		WP S HR 1B	E1 1B 2B		5	4	1	0	0	1	2	St. Louis Cardinals @ Houston Astros Astrodome, Houston, TX Tue Jul 18 1972, 8:05 PM EDT Att: 20,944 - Dome			
Cesar Cedeno, R OBP: 0.410, SLG: 0.557 (1, 8)	L9		FC4-6 1B		1-H IHR		P6	2B 1B		5	1	3	2	0	0	1				
Norm Miller, L OBP: 0.308, SLG: 0.386 (8, FR) (9, 8)								2B 1B		0	1	0	0	0	0	0				
Jimmy Wynn, R OBP: 0.380, SLG: 0.487 (1, 9)	K		FC4-6 1-2 3-H		P4		6-3	2B		5	0	1	3	0	1	2				
Lee May, R OBP: 0.353, SLG: 0.530 (1, 3)		K	P4				K	K		5	1	1	2	0	3	3				
Bob Watson, R OBP: 0.384, SLG: 0.473 (1, 7)		E SF7 1B			6-3		2B SF8 1B			4	2	2	0	0	1	0				
Johnny Edwards, L OBP: 0.343, SLG: 0.378 (1, 2)		E4			K		SF8 2B	K 1B E		4	1	1	0	0	2	1				
Jimmy Stewart, S OBP: 0.238, SLG: 0.299 (1, 5)										1	0	0	1	1	0	0				
Doug Rader, R OBP: 0.299, SLG: 0.422 (7, 5)		SF7			6-3		IBB	K		1	0	0	0	0	1	1				
Tommy Helms, R OBP: 0.270, SLG: 0.344 (1, 4)		3-H F8					F7	SF8 1B E		3	1	1	1	0	0	1				
Jerry Reuss, L OBP: 0.205, SLG: 0.195 (1, 1)			FC1-6 1B		FC6-4 1B		F8	K		4	0	2	0	0	1	4				
Inning Stats	R: 0 E: 0 K: 2 S: 7	H: 0 LOB: 0 BB: 0 P: 7	R: 1 E: 1 K: 1 S: 7	H: 1 LOB: 1 BB: 0 P: 7	R: 1 E: 0 K: 0 S: 5	H: 2 LOB: 1 BB: 0 P: 5	R: 0 E: 0 K: 1 S: 5	H: 0 LOB: 0 BB: 0 P: 5	R: 2 E: 0 K: 0 S: 5	H: 2 LOB: 0 BB: 0 P: 5	R: 1 E: 0 K: 1 S: 7	H: 2 LOB: 1 BB: 1 P: 11	R: 2 E: 0 K: 1 S: 7	H: 2 LOB: 0 BB: 0 P: 7	R: 4 E: 1 K: 4 S: 16	H: 3 LOB: 2 BB: 0 P: 16	1B: 8 2B: 2 3B: 0 HR: 2	SF: 2 SAC: 0 DP: 0 HBP: 0	WP: 1 PB: 1 SB: 1 CS: 0	PA: 40
PITCHER Reggie Cleveland, R ERA: 3.12 (1, 1)	IP: 6.0 WLS: L BF: 27 H: 7 R: 5 ER: 4 SO: 5 BB: 0 IBB: 0 HBP: 0 BLK: 0 WP: 1 HR: 1 S: 18 P: 18 ERA: 16.20 WHIP: 1.800															PITCHER				
Moe Drabowsky, R ERA: 3.0 (7, 1)	IP: 1.2 WLS: 1 BF: 10 H: 3 R: 5 ER: 3 SO: 4 BB: 0 IBB: 0 HBP: 0 BLK: 0 WP: 1 HR: 1 S: 18 P: 18 ERA: 16.20 WHIP: 1.800															PITCHER				
Tony Cloninger, R ERA: 4.85 (8, 1)	IP: 0.0 WLS: 1 BF: 1 H: 1 R: 0 ER: 0 SO: 0 BB: 0 IBB: 0 HBP: 0 BLK: 0 WP: 0 HR: 0 S: 1 P: 1 ERA: * WHIP: *															PITCHER				
Joe Grzenda, L ERA: 4.74 (8, 1)	IP: 0.1 WLS: 2 BF: 1 H: 1 R: 1 ER: 0 SO: 1 BB: 0 IBB: 0 HBP: 0 BLK: 0 WP: 0 HR: 0 S: 4 P: 4 ERA: 0.00 WHIP: 3.000															PITCHER				

AB 37
R 11
H 12
RBI 9
BB 1
SO 10
LOB 15



Batter	1	2	3	4	5	6	7	8	9	AB	R	H	RBI	BB	SO	LOB	TOP					
Rick Monday, L OBP: 0.373, SLG: 0.417 (1, 8)										5	1	0	0	1	1	5	Chicago Cubs @ Houston Astros Astrodome, Houston, TX Fri Jul 21 1972, 8:05 PM EDT Att: 23,415 - Dome					
Don Kessinger, S OBP: 0.360, SLG: 0.319 (1, 6)										4	2	1	1	2	0	0						
Billy Williams, L OBP: 0.388, SLG: 0.607 (1, 7)										6	1	4	6	0	0	0						
Jose Cardenal, R OBP: 0.348, SLG: 0.476 (1, 9)										4	1	1	0	2	0	4						
Joe Pepitone, L OBP: 0.317, SLG: 0.436 (1, 3)										4	2	2	1	1	0	1						
Glenn Beckert, R OBP: 0.309, SLG: 0.364 (1, 4)										5	1	2	0	0	0	3						
Ron Santo, R OBP: 0.355, SLG: 0.486 (1, 5)										3	1	1	0	2	0	1						
Randy Hundley, R OBP: 0.268, SLG: 0.304 (1, 2)										5	1	1	0	0	1	6						
Bill Bonham, R OBP: 0.667, SLG: 0.500 (8, PH)										2	0	1	0	1	1	1						
J.C. Martin, L OBP: 0.364, SLG: 0.433 Jack Aker, R (8, 1)										1	1	1	1	0	0	0						
Jack Aker, R (8, 1)										0	0	0	0	1	0	0						
Inning Stats	R: 0 E: 0 K: 1 S: 6	H: 1 LOB: 1 BB: 0 P: 6	R: 0 E: 0 K: 0 S: 3	H: 0 LOB: 1 BB: 7 P: 7	R: 2 E: 0 K: 0 S: 4	H: 2 LOB: 0 BB: 1 P: 8	R: 1 E: 1 K: 0 S: 6	H: 3 LOB: 2 BB: 0 P: 6	R: 0 E: 0 K: 0 S: 2	H: 0 LOB: 0 BB: 1 P: 6	R: 1 E: 0 K: 1 S: 7	H: 2 LOB: 1 BB: 0 P: 7	R: 0 E: 0 K: 0 S: 3	H: 0 LOB: 0 BB: 0 P: 3	R: 6 E: 1 K: 1 S: 9	H: 4 LOB: 5 BB: 2 P: 29	R: 1 E: 0 K: 0 S: 5	H: 2 LOB: 3 BB: 2 P: 13	1B: 11 2B: 1 3B: 0 HR: 2	SF: 0 SAC: 0 DP: 1 HBP: 0	WP: 2 PB: 0 CS: 1	PA: 50
PITCHER	IP WLS BF H R ER SO BB IBB HBP BLK WP HR S P ERA WHIP																					
Ken Forsch, R ERA: 4.13	7.1 L 33 10 6 6 2 3 0 0 0 0 2 34 42 7.36 1.773																					
George Culver, R ERA: 3.22	0.1 4 1 0 0 1 2 0 0 0 0 0 4 12 0.00 9.000																					
Tom Griffin, R ERA: 2.8	0.0 3 1 4 4 0 2 0 0 0 1 0 1 9 ∞ ∞																					
Fred Gladding, R ERA: 2.88	0.1 2 0 0 0 0 1 0 0 0 0 0 1 5 0.00 3.000																					
Jim York, R ERA: 4.67	1.0 7 2 1 1 0 2 0 0 0 1 0 5 13 9.00 4.000																					
Batter	1	2	3	4	5	6	7	8	9	AB	R	H	RBI	BB	SO	LOB	BOTTOM					
Roger Metzger, S OBP: 0.274, SLG: 0.241 (1, 6)										4	0	1	0	0	1	1	Chicago Cubs @ Houston Astros Astrodome, Houston, TX Fri Jul 21 1972, 8:05 PM EDT Att: 23,415 - Dome					
Cesar Cedeno, R OBP: 0.412, SLG: 0.564 (1, 8)										3	1	2	1	0	0	1						
Jimmy Wynn, R OBP: 0.377, SLG: 0.490 (1, 9)										4	1	2	1	0	1	1						
Lee May, R OBP: 0.353, SLG: 0.530 (1, 3)										4	0	0	0	0	0	1						
Bob Watson, R OBP: 0.379, SLG: 0.464 (1, 7)										4	0	1	0	0	1	0						
Johnny Edwards, L OBP: 0.340, SLG: 0.378 (1, 2)										4	0	0	0	0	0	1						
Doug Rader, R OBP: 0.301, SLG: 0.430 (1, 5)										3	1	1	1	0	0	1						
Tommy Helms, R OBP: 0.268, SLG: 0.340 (1, 4)										3	0	1	0	0	1	0						
Ken Forsch, R OBP: 0.147, SLG: 0.121 George Culver, R OBP: 0.167, SLG: 0.250 Tom Griffin, R OBP: 0.266, SLG: 0.563 Fred Gladding, R OBP: 0.354, SLG: 0.381 Norm Miller, R OBP: 0.385 Jim York, R (9, 1)										2	0	0	0	0	2	1						
Inning Stats	R: 0 E: 0 K: 0 S: 3	H: 1 LOB: 0 BB: 0 P: 4	R: 1 E: 0 K: 0 S: 4	H: 1 LOB: 0 BB: 0 P: 4	R: 0 E: 0 K: 1 S: 5	H: 1 LOB: 0 BB: 0 P: 5	R: 1 E: 0 K: 0 S: 5	H: 2 LOB: 1 BB: 0 P: 5	R: 0 E: 0 K: 1 S: 5	H: 1 LOB: 0 BB: 0 P: 5	R: 1 E: 0 K: 1 S: 6	H: 1 LOB: 0 BB: 0 P: 6	R: 0 E: 0 K: 1 S: 5	H: 0 LOB: 0 BB: 0 P: 5	R: 0 E: 0 K: 3 S: 10	H: 1 LOB: 1 BB: 0 P: 10		R: 0 E: 0 K: 0 S: 3	H: 0 LOB: 0 BB: 0 P: 3	1B: 5 2B: 0 3B: 0 HR: 3	SF: 0 SAC: 0 DP: 0 HBP: 1	WP: 0 PB: 0 SB: 0 CS: 3
PITCHER	IP WLS BF H R ER SO BB IBB HBP BLK WP HR S P ERA WHIP																					
Bill Bonham, R ERA: 3.86	7.0 W 26 7 3 3 4 0 0 1 0 0 3 33 34 3.86 1.000																					
Jack Aker, R ERA: 1.13	2.0 S 7 1 0 0 3 0 0 0 0 0 0 13 13 0.00 0.500																					

livebaseballscores.com

AB 39
R 11
H 14
RBI 9
BB 10
SO 3
LOB 21

livebaseballscores.com

AB 32
R 3
H 8
RBI 3
BB 0
SO 7
LOB 7

Batter	1	2	3	4	5	6	7	8	9	AB	R	H	RBI	BB	SO	LOB	TOP					
Rick Monday, L (1, 8) OBP: 0.375, SLG: 0.418										4	0	2	0	0	2	1	Chicago Cubs @ Houston Astros Astrodome, Houston, TX Sat Jul 22 1972, 8:05 PM EDT Att: 33,530 - Dome					
Don Kessinger, S (1, 6) OBP: 0.355, SLG: 0.318										4	1	1	0	0	0	2						
Billy Williams, L (1, 7) OBP: 0.390, SLG: 0.608										4	0	2	1	0	0	1						
Jose Cardenal, R (1, 9) OBP: 0.343, SLG: 0.470										4	0	0	0	0	3	2						
Joe Pepitone, L (1, 3) OBP: 0.315, SLG: 0.459										4	1	1	1	0	2	2						
Glenn Beckert, R (1, 4) OBP: 0.306, SLG: 0.360										4	0	0	0	0	0	2						
Ron Santo, R (1, 5) OBP: 0.352, SLG: 0.481										3	0	0	0	0	2	0						
Randy Hundley, R (1, 2) OBP: 0.266, SLG: 0.301										2	0	0	0	0	2	0						
Jim Hickman, R (8, PH) OBP: 0.394, SLG: 0.478										1	0	0	0	0	0	0						
Ken Rudolph, R (8, 2) OBP: 0.236, SLG: 0.321										0	0	0	0	0	0	0						
Rick Reuschel, R (1, 1) OBP: 0.235, SLG: 0.200										2	0	0	0	0	1	0						
J.C. Martin, L (8, PH) OBP: 0.382, SLG: 0.433										0	0	0	0	1	0	0						
Jack Aker, R (8, 1)										0	0	0	0	0	0	0						
Bill Hands, R (8, 1)										0	0	0	0	0	0	0						
Inning Stats	R: 0 E: 0 K: 1 S: 5	H: 0 LOB: 0 BB: 0 P: 5	R: 0 E: 0 K: 0 S: 3	H: 0 LOB: 0 BB: 0 P: 3	R: 0 E: 0 K: 3 S: 9	H: 0 LOB: 0 BB: 0 P: 9	R: 0 E: 0 K: 0 S: 3	H: 1 LOB: 0 BB: 0 P: 3	R: 1 E: 0 K: 2 S: 8	H: 1 LOB: 0 BB: 0 P: 8	R: 0 E: 0 K: 1 S: 6	H: 1 LOB: 1 BB: 0 P: 6	R: 0 E: 0 K: 2 S: 8	H: 1 LOB: 1 BB: 0 P: 8	R: 0 E: 0 K: 1 S: 5	H: 0 LOB: 1 BB: 1 P: 9	R: 1 E: 0 K: 2 S: 9	H: 2 LOB: 1 BB: 0 P: 9	1B: 4 2B: 1 3B: 0 HR: 1	SF: 0 SAC: 0 DP: 1 HBP: 0	WP: 0 PB: 0 SB: 2 CS: 0	PA: 33
PITCHER Don Wilson, R (1, 1) ERA: 3.29	IP: 9.0 WLS: W BF: 33	H: 6 R: 2 ER: 2 SO: 12	BB: 1 IBB: 0 HBP: 0 BLK: 0	WP: 0 HR: 1 S: 56 P: 60	ERA: 2.00 WHIP: 0.778	PITCHER										IP: 9.0 WLS: W BF: 33	H: 6 R: 2 ER: 2 SO: 12	BB: 1 IBB: 0 HBP: 0 BLK: 0	WP: 0 HR: 1 S: 56 P: 60	ERA: 2.00 WHIP: 0.778		

AB	32
R	2
H	6
RBI	2
BB	1
SO	12
LOB	10



Batter	1	2	3	4	5	6	7	8	9	AB	R	H	RBI	BB	SO	LOB	BOTTOM			
Roger Metzger, S (1, 6) OBP: 0.276, SLG: 0.248										5	0	2	0	0	0	2	Chicago Cubs @ Houston Astros Astrodome, Houston, TX Sat Jul 22 1972, 8:05 PM EDT Att: 33,530 - Dome			
Cesar Cedeno, R (1, 8) OBP: 0.412, SLG: 0.571										5	1	2	3	0	2	2				
Jimmy Wynn, R (1, 9) OBP: 0.380, SLG: 0.494										4	0	2	0	1	1	2				
Lee May, R (1, 3) OBP: 0.351, SLG: 0.523										4	0	0	0	1	3	5				
Bob Watson, R (1, 7) OBP: 0.376, SLG: 0.463										5	1	1	0	0	0	2				
Johnny Edwards, L (1, 2) OBP: 0.343, SLG: 0.385										4	1	2	0	0	0	1				
Doug Rader, R (1, 5) OBP: 0.306, SLG: 0.438										3	2	2	1	1	0	1				
Tommy Helms, R (1, 4) OBP: 0.274, SLG: 0.346										4	1	3	2	0	0	1				
Don Wilson, R (1, 1) OBP: 0.105, SLG: 0.081										4	1	1	1	0	0	3				
Inning Stats	R: 0 E: 0 K: 2 S: 8	H: 1 LOB: 1 BB: 0 P: 8	R: 0 E: 0 K: 0 S: 5	H: 2 LOB: 2 BB: 0 P: 5	R: 0 E: 0 K: 1 S: 6	H: 1 LOB: 0 BB: 0 P: 6	R: 2 E: 0 K: 0 S: 5	H: 3 LOB: 0 BB: 0 P: 5	R: 0 E: 0 K: 2 S: 8	H: 1 LOB: 1 BB: 0 P: 8	R: 0 E: 0 K: 0 S: 4	H: 1 LOB: 1 BB: 0 P: 4	R: 0 E: 0 K: 1 S: 6	H: 1 LOB: 2 BB: 1 P: 10	R: 5 E: 0 K: 0 S: 8	H: 5 LOB: 2 BB: 2 P: 16		1B: 9 2B: 3 3B: 2 HR: 1	SF: 0 SAC: 0 DP: 1 HBP: 0	WP: 1 PB: 0 SB: 2 CS: 0
PITCHER Rick Reuschel, R (1, 1) ERA: 3.28	IP: 7.0 WLS: L BF: 31	H: 10 R: 2 ER: 2 SO: 6	BB: 0 IBB: 1 HBP: 0 BLK: 0	WP: 0 HR: 0 S: 42 P: 46	ERA: 2.57 WHIP: 1.429	PITCHER										IP: 7.0 WLS: L BF: 31	H: 10 R: 2 ER: 2 SO: 6	BB: 0 IBB: 1 HBP: 0 BLK: 0	WP: 0 HR: 0 S: 42 P: 46	ERA: 2.57 WHIP: 1.429
Jack Aker, R (8, 1) ERA: 2.48	0.2	8	5	5	5	0	0	1	0	0	0	1	7	11	67.50	7.500				
Bill Hands, R (8, 1) ERA: 3.58	0.1	2	0	0	0	0	1	0	0	0	0	0	1	5	0.00	3.000				

AB	38
R	7
H	15
RBI	7
BB	3
SO	6
LOB	19



Batter	1	2	3	4	5	6	7	8	9	AB	R	H	RBI	BB	SO	LOB	TOP										
Don Kessinger, S OBP: 0.359, SLG: 0.320 (1, 6)	0-0 1-3		0-0 2B 1B		0-0 FC4-6 1B		0-0 E4 1B 1B		0-0 6-3	5	2	2	0	0	0	0											
Glenn Beckert, R OBP: 0.307, SLG: 0.363 (1, 4)	0-0 6-3		0-0 F8 1-H 2-H 2B		0-0 FC4-6 2B 1B		0-0 1B FC5-2 1B		0-0 6-3	5	1	2	2	0	0	1											
Billy Williams, L OBP: 0.387, SLG: 0.603 (1, 7)	0-0 4-3		0-0 F8 2-3		0-0 F9		0-0 FC5-2 1B		0-0 4-3	5	0	1	1	0	0	2											
Jim Hickman, R OBP: 0.392, SLG: 0.478 Rick Monday, L OBP: 0.375, SLG: 0.418 (7, 8)		0-0 4-3	0-0 F8		0-0 1B 2B		0-0 FC5-2			4	1	1	0	0	0	3											
Jose Cardenal, R OBP: 0.342, SLG: 0.467 (7, 9)		0-0 F9		0-3 K	0-0 CS 1B		0-0 F2			4	0	1	2	0	1	2											
Carmen Fanzone, R OBP: 0.347, SLG: 0.414 Joe Pepitone, L OBP: 0.312, SLG: 0.455 (7, PH) (7, 3)		4-0 BB		4-0 1B BB	0-0 CS 1B	0-0 L8	0-0 P6			1	0	0	0	2	0	0											
Ron Santo, R OBP: 0.354, SLG: 0.479 (1, 5)	0-0 1-3		0-0 1B 2B	0-0 1-2 1B		4-0 FC5-4 BB		0-0 F8		3	0	1	0	1	0	1											
Randy Hundley, R OBP: 0.262, SLG: 0.296 (1, 2)			0-0 5-3	0-0 F7		0-0 FC5-4 1-2		0-0 F2		4	0	0	0	0	0	3											
Fergie Jenkins, R OBP: 0.231, SLG: 0.240 (1, 1)			4-0 1B 2B BB	0-0 4-3		0-3 K		0-0 F9		3	1	0	0	1	1	3											
Inning Stats	R: 0 E: 0 K: 0 S: 3	H: 0 LOB: 0 BB: 0 P: 3	R: 0 E: 0 K: 0 S: 3	H: 0 LOB: 1 BB: 1 P: 7	R: 2 E: 0 K: 0 S: 5	H: 2 LOB: 1 BB: 1 P: 9	R: 0 E: 0 K: 1 S: 6	H: 1 LOB: 2 BB: 1 P: 10	R: 2 E: 0 K: 0 S: 5	H: 3 LOB: 0 BB: 0 P: 5	R: 0 E: 0 K: 0 S: 6	H: 2 LOB: 2 BB: 0 P: 6	R: 0 E: 0 K: 0 S: 3	H: 0 LOB: 0 BB: 0 P: 3	R: 0 E: 0 K: 0 S: 3	H: 0 LOB: 0 BB: 0 P: 3	1B: 6 2B: 2 3B: 0 HR: 0	SF: 0 SAC: 0 DP: 0 HBP: 0	WP: 0 PB: 0 SB: 0 CS: 1	PA: 40							
PITCHER	IP	WLS	BF	H	R	ER	SO	BB	IBB	HBP	BLK	WP	HR	S	P	ERA	WHIP										
Dave Roberts, L ERA: 4.29 (1, 1)	4.2		23	6	4	4	1	3	0	0	0	0	0	22	34	7.71	1.929										
Tom Griffin, R ERA: 2.73 (5, 1)	1.1		7	2	1	0	1	1	0	0	0	0	0	8	12	0.00	2.250										
Jim Ray, R ERA: 3.82 (7, 1)	1.0		3	0	0	0	0	0	0	0	0	0	0	3	3	0.00	0.000										
Fred Gladding, R ERA: 2.67 (8, 1)	2.0	W	6	0	0	0	0	0	0	0	0	0	0	6	6	0.00	0.000										

Chicago Cubs @ Houston Astros
Astrodome, Houston, TX
Sun Jul 23 1972, 4:33 AM EDT
Att: 27,038 - Dome

AB	35
R	5
H	8
RBI	5
BB	4
SO	2
LOB	17



Batter	1	2	3	4	5	6	7	8	9	AB	R	H	RBI	BB	SO	LOB	BOTTOM										
Roger Metzger, S OBP: 0.278, SLG: 0.249 (1, 6)	0-0 2B FC 1B		0-3 K		0-0 SH5-4 1-2 2-3 1B		0-0 SH1-4 2-3		4-0 1B IBB IBB	2	1	1	0	1	1	0											
Cesar Cedeno, R OBP: 0.412, SLG: 0.574 (1, 8)	0-0 FC SF9 1-3 2B		0-0 P6		0-0 SF7		0-0 SF7		4-0 1B IBB	2	1	1	2	1	0	0											
Jimmy Wynn, R OBP: 0.377, SLG: 0.489 (1, 9)	0-0 2-3		0-3 K		0-0 F7		0-3 K		0-0 1B	5	0	1	1	0	2	3											
Lee May, R OBP: 0.353, SLG: 0.525 (1, 3)	4-0 SF9 FC BB		0-3 K			0-0 2B 2B		0-0 6-3		3	1	1	0	1	1	0											
Bob Watson, R OBP: 0.375, SLG: 0.461 (1, 7)	0-0 FC FC6-4 1-2 2-3 3-H			0-0 F9		0-0 6-3		0-0 1B		4	0	1	1	0	0	3											
Doug Rader, R OBP: 0.305, SLG: 0.440 (1, 5)	0-0 SF9 2-3 3-H			0-3 K		0-0 4-3 2B		0-0 F9		3	0	1	2	0	1	1											
Tommy Helms, R OBP: 0.270, SLG: 0.341 (1, 4)	0-0 FC6-4 1-2			0-0 L1		0-0 4-3		0-0 F7		4	0	0	0	0	0	4											
Larry Howard, R OBP: 0.306, SLG: 0.333 Bobby Fenwick, R OBP: 0.227, SLG: 0.244 (9, PR) (9, 1)		0-0 F9			0-0 SH5-4 1B SF7 1B		0-0 5-3		0-0 SH1-4 1B 2B	4	1	2	0	0	0	1											
Dave Roberts, L OBP: 0.288, SLG: 0.404 Tom Griffin, R OBP: 0.294, SLG: 0.588 Jim Ray, R OBP: 0.385, SLG: 0.593 Jimmy Stewart, R OBP: 0.344, SLG: 0.316 Fred Gladding, L OBP: 0.304, SLG: 0.381 (1, 1) (5, 1) (7, 1) (7, PH) (8, 1) (9, PH)		0-3 K			0-0 SH5-4 1B		0-0 SH1-4 2B		0-0 SH1-4	1	0	0	0	0	1	0											
Inning Stats	R: 2 E: 0 K: 0 S: 6	H: 2 LOB: 2 BB: 1 P: 10	R: 0 E: 0 K: 2 S: 7	H: 0 LOB: 0 BB: 0 P: 7	R: 0 E: 0 K: 2 S: 7	H: 0 LOB: 0 BB: 0 P: 7	R: 0 E: 0 K: 1 S: 5	H: 0 LOB: 0 BB: 0 P: 5	R: 1 E: 0 K: 0 S: 5	H: 2 LOB: 1 BB: 0 P: 5	R: 1 E: 0 K: 0 S: 6	H: 1 LOB: 0 BB: 0 P: 6	R: 0 E: 0 K: 0 S: 4	H: 1 LOB: 1 BB: 0 P: 4	R: 0 E: 0 K: 0 S: 3	H: 2 LOB: 3 BB: 2 P: 11	1B: 5 2B: 5 3B: 0 HR: 0	SF: 3 SAC: 3 DP: 0 HBP: 0	WP: 0 PB: 0 SB: 0 CS: 0	PA: 39							
PITCHER	IP	WLS	BF	H	R	ER	SO	BB	IBB	HBP	BLK	WP	HR	S	P	ERA	WHIP										
Fergie Jenkins, R ERA: 3.01 (1, 1)	8.1	L	39	10	6	6	6	1	2	0	0	0	0	48	60	6.48	1.320										

Chicago Cubs @ Houston Astros
Astrodome, Houston, TX
Sun Jul 23 1972, 4:33 AM EDT
Att: 27,038 - Dome

AB	30
R	6
H	10
RBI	6
BB	3
SO	6
LOB	12



Batter	1	2	3	4	5	6	7	8	9	AB	R	H	RBI	BB	SO	LOB	TOP								
Lee Lacy, R OBP: 0.301, SLG: 0.306 (1, 4)	F9		G3-6 1B		FC5		L8		4-3	5	0	1	0	0	0	3	Los Angeles Dodgers @ Houston Astros Astrodome, Houston, TX Thu Jul 27 1972, 4:33 AM EDT Att: 22,037 - Dome								
Bill Buckner, L OBP: 0.347, SLG: 0.371 (1, 7)	BB SF7 1B		G3-6 1-2f		4-3		E		4-3	4	2	2	1	1	0	3									
Willie Davis, L OBP: 0.316, SLG: 0.436 (1, 8)	BB 1-2 1B		4-3			SH3-4 PB 2B	E8 1B 1B		F9	5	2	3	1	0	0	1									
Frank Robinson, R OBP: 0.355, SLG: 0.430 (1, 9)	BB 1-2 2-3 BB			K		PB SH3-4 BB 1B			5-3	3	0	1	1	2	1	1									
Wes Parker, S OBP: 0.363, SLG: 0.359 (1, 3)	SF7		G6-4-3 BB		SH3-4		4-3			1	0	0	1	1	0	1									
Bobby Valentine, R OBP: 0.319, SLG: 0.341 (1, 5)	3-H F8		G6-4-3 1-2f		5-3				F9	4	0	0	0	0	0	4									
Duke Sims, L OBP: 0.287, SLG: 0.288 (1, 2)		K			FC5 BB BB	K			F8	3	0	0	0	1	2	1									
Bill Russell, R OBP: 0.300, SLG: 0.394 (1, 6)	F5				E BB 1-2		E3 SH5-4 1B		K	3	1	0	0	1	1	0									
Claude Osteen, L OBP: 0.294, SLG: 0.367 (1, 1)	5-3				K		SH5-4		HR	3	1	1	1	0	1	2									
Inning Stats	R: 1 E: 0 K: 0 S: 5	H: 2 LOB: 2 BB: 1 P: 9	R: 0 E: 0 K: 1 S: 5	H: 0 LOB: 0 BB: 0 P: 5	R: 0 E: 0 K: 0 S: 3	H: 1 LOB: 0 BB: 0 P: 3	R: 0 E: 0 K: 1 S: 4	H: 0 LOB: 0 BB: 1 P: 8	R: 0 E: 1 K: 1 S: 5	H: 0 LOB: 2 BB: 2 P: 13	R: 1 E: 0 K: 0 S: 6	H: 1 LOB: 1 BB: 1 P: 10	R: 3 E: 2 K: 0 S: 7	H: 3 LOB: 1 BB: 0 P: 7	R: 0 E: 0 K: 1 S: 5	H: 0 LOB: 0 BB: 0 P: 5	R: 1 E: 0 K: 0 S: 4	H: 1 LOB: 1 BB: 1 P: 8	1B: 6 2B: 1 3B: 0 HR: 1	SF: 1 SAC: 2 DP: 2 HBP: 0	WP: 0 PB: 1 SB: 3 CS: 0	PA: 40			
PITCHER	IP WLS BF H R ER SO BB IBB HBP BLK WP HR S P ERA WHIP	5.0 L 22 4 2 1 3 5 0 0 0 0 0 10 43 1.80 1.800	1.2 L 8 2 3 0 1 0 0 0 0 0 0 7 10 0.00 1.200	7.1 L 5 1 0 0 1 0 0 0 0 0 1 10 0.00 0.750	9.1 L 5 1 1 1 0 1 0 0 0 0 1 4 8 9.00 2.000																				

AB	31
R	6
H	8
RBI	5
BB	6
SO	5
LOB	16




Batter	1	2	3	4	5	6	7	8	9	AB	R	H	RBI	BB	SO	LOB	BOTTOM							
Roger Metzger, S OBP: 0.278, SLG: 0.252 (1, 6)	WP 5-3 2B		K		F3			G6-4-3 1-2f		4	1	1	0	0	1	3	Los Angeles Dodgers @ Houston Astros Astrodome, Houston, TX Thu Jul 27 1972, 4:33 AM EDT Att: 22,037 - Dome							
Cesar Cedeno, R OBP: 0.416, SLG: 0.585 (1, 8)	6-3					CS BB		HR		3	1	2	2	1	0	1								
Jimmy Wynn, R OBP: 0.373, SLG: 0.483 Jim York, R (9, 1)	5-3				F8		L6 1-2	F3		4	0	0	1	0	0	1								
Lee May, R OBP: 0.352, SLG: 0.524 (1, 3)	K				3-1 2B		K		F2	4	0	1	0	0	2	0								
Bob Watson, R OBP: 0.371, SLG: 0.456 (1, 7)		F7			3-1		5-3		K	4	0	0	0	0	1	1								
Doug Rader, R OBP: 0.302, SLG: 0.435 (1, 5)		6-3			K		F9		L8	4	0	0	0	0	1	1								
Tommy Helms, R OBP: 0.274, SLG: 0.354 (1, 4)		F8					5-3 FC6-2 2B			3	0	2	0	0	0	0								
Larry Howard, R OBP: 0.295, SLG: 0.321 (1, 2)					E6 SH1-4 1B		5-3		5-3	3	1	0	0	0	0	2								
Ken Forsch, R OBP: 0.143, SLG: 0.118 Jim Ray, R OBP: 0.083, SLG: 0.083 Tom Griffin, R OBP: 0.294, SLG: 0.588 Jesus Alou, R OBP: 0.354, SLG: 0.293 (8, PH) (9, 9)					SH1-4		FC6-2		G6-4-3 1B	1	0	0	0	0	0	0								
Inning Stats	R: 1 E: 0 K: 1 S: 6	H: 1 LOB: 0 BB: 0 P: 6	R: 0 E: 0 K: 0 S: 3	H: 0 LOB: 0 BB: 0 P: 3	R: 1 E: 1 K: 1 S: 6	H: 1 LOB: 1 BB: 0 P: 6	R: 0 E: 0 K: 1 S: 6	H: 1 LOB: 1 BB: 0 P: 6	R: 0 E: 0 K: 0 S: 4	H: 0 LOB: 0 BB: 1 P: 8	R: 0 E: 0 K: 0 S: 4	H: 1 LOB: 1 BB: 0 P: 4	R: 1 E: 0 K: 0 S: 4	H: 2 LOB: 0 BB: 0 P: 4	R: 0 E: 0 K: 1 S: 5	H: 0 LOB: 0 BB: 0 P: 5	1B: 2 2B: 3 3B: 1 HR: 1	SF: 0 SAC: 1 DP: 1 HBP: 0	WP: 1 PB: 0 SB: 0 CS: 1	PA: 33				
PITCHER	IP WLS BF H R ER SO BB IBB HBP BLK WP HR S P ERA WHIP	9.0 W 33 7 3 2 5 1 0 0 0 1 1 42 46 2.00 0.889																						



Batter	1	2	3	4	5	6	7	8	9	AB	R	H	RBI	BB	SO	LOB	TOP					
Lee Lacy, R OBP: 0.299, SLG: 0.304 (1, 4)	F8		K		6-3		HR 1B			4	1	1	0	0	1	0						
Bill Buckner, L OBP: 0.350, SLG: 0.388 (1, 7)	F3		FC5-4 1B			G3	HR 1-H 2-H			4	1	2	3	0	0	0						
Willie Davis, L OBP: 0.315, SLG: 0.434 (1, 8)	1B 1B		K			K	F8			4	1	1	0	0	2	1						
Frank Robinson, R OBP: 0.354, SLG: 0.427 (1, 9)	1-H 1B		FC5-4			F7		K		4	0	1	1	0	1	1						
Wes Parker, S OBP: 0.361, SLG: 0.354 (1, 3)	K			L5			2B BB	F8		3	1	0	0	1	1	1						
Bobby Valentine, R OBP: 0.318, SLG: 0.343 Jim Brewer, L (8, 1)		F7		F6			WP 1-H 2B	F7		4	1	1	1	0	0	0						
Duke Sims, L OBP: 0.280, SLG: 0.280 (1, 2)		3-1		F4				K	4-3	4	0	0	0	0	1	1						
Bill Russell, R OBP: 0.302, SLG: 0.395 Willie Crawford, L OBP: 0.297, SLG: 0.404 Maury Wills, S OBP: 0.180, SLG: 0.149 (7, PH)					5-3			K	6-3	2	0	1	0	0	0	0						
Al Downing, R OBP: 0.109, SLG: 0.111 Pete Mikkelsen, R (6, 1)								K		1	0	0	0	0	1	1						
Manny Mota, R OBP: 0.373, SLG: 0.478 Pete Richert, L OBP: 0.600, SLG: 0.600 Jim Lefebvre, S OBP: 0.254, SLG: 0.351 (7, PH)								HR 1B	K	1	1	1	0	0	0	0						
Inning Stats	R: 1 E: 0 K: 1 S: 7	H: 2 LOB: 1 BB: 0 P: 7	R: 0 E: 0 K: 0 S: 4	H: 1 LOB: 1 BB: 0 P: 4	R: 0 E: 0 K: 2 S: 8	H: 1 LOB: 1 BB: 0 P: 8	R: 0 E: 0 K: 0 S: 3	H: 0 LOB: 0 BB: 0 P: 3	R: 0 E: 0 K: 0 S: 5	H: 0 LOB: 0 BB: 0 P: 5	R: 5 E: 0 K: 2 S: 11	H: 4 LOB: 0 BB: 1 P: 15	R: 0 E: 0 K: 1 S: 5	H: 0 LOB: 0 BB: 0 P: 5	R: 0 E: 0 K: 1 S: 5	H: 0 LOB: 0 BB: 0 P: 5	1B: 6 2B: 1 3B: 0 HR: 1	SF: 0 SAC: 0 DP: 0 HBP: 0	WP: 1 PB: 0 SB: 0 CS: 0	PA: 36		
PITCHER	IP WLS BF H R ER SO BB IBB HBP BLK WP HR S P ERA WHIP	IP WLS BF H R ER SO BB IBB HBP BLK WP HR S P ERA WHIP	IP WLS BF H R ER SO BB IBB HBP BLK WP HR S P ERA WHIP	IP WLS BF H R ER SO BB IBB HBP BLK WP HR S P ERA WHIP	IP WLS BF H R ER SO BB IBB HBP BLK WP HR S P ERA WHIP	IP WLS BF H R ER SO BB IBB HBP BLK WP HR S P ERA WHIP	IP WLS BF H R ER SO BB IBB HBP BLK WP HR S P ERA WHIP	IP WLS BF H R ER SO BB IBB HBP BLK WP HR S P ERA WHIP	IP WLS BF H R ER SO BB IBB HBP BLK WP HR S P ERA WHIP	IP WLS BF H R ER SO BB IBB HBP BLK WP HR S P ERA WHIP	IP WLS BF H R ER SO BB IBB HBP BLK WP HR S P ERA WHIP	IP WLS BF H R ER SO BB IBB HBP BLK WP HR S P ERA WHIP	IP WLS BF H R ER SO BB IBB HBP BLK WP HR S P ERA WHIP	IP WLS BF H R ER SO BB IBB HBP BLK WP HR S P ERA WHIP	IP WLS BF H R ER SO BB IBB HBP BLK WP HR S P ERA WHIP	IP WLS BF H R ER SO BB IBB HBP BLK WP HR S P ERA WHIP	IP WLS BF H R ER SO BB IBB HBP BLK WP HR S P ERA WHIP	IP WLS BF H R ER SO BB IBB HBP BLK WP HR S P ERA WHIP	IP WLS BF H R ER SO BB IBB HBP BLK WP HR S P ERA WHIP	IP WLS BF H R ER SO BB IBB HBP BLK WP HR S P ERA WHIP	IP WLS BF H R ER SO BB IBB HBP BLK WP HR S P ERA WHIP	IP WLS BF H R ER SO BB IBB HBP BLK WP HR S P ERA WHIP

Los Angeles Dodgers @ Houston Astros
Astrodome, Houston, TX
Fri Jul 28 1972, 8:05 PM EDT
Att: 13,283 - Dome


AB 35
R 6
H 8
RBI 6
BB 1
SO 8
LOB 6



Batter	1	2	3	4	5	6	7	8	9	AB	R	H	RBI	BB	SO	LOB	BOTTOM						
Roger Metzger, S OBP: 0.278, SLG: 0.251 (1, 6)	FC3-6 1B		FC3-6 1B		L9		FC5-4 WP		K	5	0	1	0	0	1	3							
Cesar Cedeno, R OBP: 0.410, SLG: 0.575 (1, 8)	FC3-6 G6-4-3 1-2		F7		F7		F7		K	5	0	0	0	0	1	4							
Jimmy Wynn, R OBP: 0.375, SLG: 0.482 (1, 9)	G6-4-3 1-2		FC5-4 1B			2B BB	F4			3	1	1	0	1	0	2							
Lee May, R OBP: 0.353, SLG: 0.524 (1, 3)		2B SF7 1B	FC5-4			2B 1B 1B		K		4	2	2	0	0	1	2							
Bob Watson, R OBP: 0.373, SLG: 0.457 (1, 7)				G6-4-3 BB		F3		F8		3	0	1	0	1	0	2							
Doug Rader, R OBP: 0.304, SLG: 0.437 (1, 5)		K		K		1B 2B		2B BB		3	2	1	1	1	2	3							
Tommy Helms, R OBP: 0.277, SLG: 0.360 (1, 4)		SF7		G6-4-3 1-2		G6-4-3 1B		2B		3	0	2	4	0	0	1							
Larry Howard, R OBP: 0.283, SLG: 0.306 (1, 2)		5-3			K	G6-4-3 1-2		5-3		4	0	0	0	0	1	3							
Don Wilson, R OBP: 0.125, SLG: 0.103 Fred Gladding, L (7, 1)					E4				4-3	2	0	1	0	0	0	0							
Jesus Alou, R OBP: 0.364, SLG: 0.305 Jim Ray, R OBP: 0.083, SLG: 0.083 Jimmy Stewart, S OBP: 0.241, SLG: 0.313 (9, PH)			FC3-6 1B				FC5-4 1B			1	0	1	0	0	0	0							
Inning Stats	R: 0 E: 0 K: 0 S: 3	H: 1 LOB: 0 BB: 0 P: 3	R: 1 E: 0 K: 1 S: 7	H: 2 LOB: 1 BB: 0 P: 7	R: 0 E: 0 K: 0 S: 5	H: 2 LOB: 2 BB: 0 P: 5	R: 0 E: 0 K: 1 S: 4	H: 0 LOB: 0 BB: 1 P: 8	R: 0 E: 1 K: 1 S: 6	H: 0 LOB: 1 BB: 0 P: 6	R: 3 E: 0 K: 0 S: 5	H: 3 LOB: 0 BB: 1 P: 9	R: 0 E: 0 K: 0 S: 4	H: 1 LOB: 1 BB: 0 P: 4	R: 1 E: 0 K: 1 S: 6	H: 1 LOB: 1 BB: 1 P: 10	R: 0 E: 0 K: 2 S: 7	H: 0 LOB: 0 BB: 0 P: 7	1B: 7 2B: 3 3B: 0 HR: 0	SF: 1 SAC: 0 DP: 3 HBP: 0	WP: 1 PB: 0 SB: 0 CS: 0	PA: 38	
PITCHER	IP WLS BF H R ER SO BB IBB HBP BLK WP HR S P ERA WHIP	IP WLS BF H R ER SO BB IBB HBP BLK WP HR S P ERA WHIP	IP WLS BF H R ER SO BB IBB HBP BLK WP HR S P ERA WHIP	IP WLS BF H R ER SO BB IBB HBP BLK WP HR S P ERA WHIP	IP WLS BF H R ER SO BB IBB HBP BLK WP HR S P ERA WHIP	IP WLS BF H R ER SO BB IBB HBP BLK WP HR S P ERA WHIP	IP WLS BF H R ER SO BB IBB HBP BLK WP HR S P ERA WHIP	IP WLS BF H R ER SO BB IBB HBP BLK WP HR S P ERA WHIP	IP WLS BF H R ER SO BB IBB HBP BLK WP HR S P ERA WHIP	IP WLS BF H R ER SO BB IBB HBP BLK WP HR S P ERA WHIP	IP WLS BF H R ER SO BB IBB HBP BLK WP HR S P ERA WHIP	IP WLS BF H R ER SO BB IBB HBP BLK WP HR S P ERA WHIP	IP WLS BF H R ER SO BB IBB HBP BLK WP HR S P ERA WHIP	IP WLS BF H R ER SO BB IBB HBP BLK WP HR S P ERA WHIP	IP WLS BF H R ER SO BB IBB HBP BLK WP HR S P ERA WHIP	IP WLS BF H R ER SO BB IBB HBP BLK WP HR S P ERA WHIP	IP WLS BF H R ER SO BB IBB HBP BLK WP HR S P ERA WHIP	IP WLS BF H R ER SO BB IBB HBP BLK WP HR S P ERA WHIP	IP WLS BF H R ER SO BB IBB HBP BLK WP HR S P ERA WHIP	IP WLS BF H R ER SO BB IBB HBP BLK WP HR S P ERA WHIP	IP WLS BF H R ER SO BB IBB HBP BLK WP HR S P ERA WHIP	IP WLS BF H R ER SO BB IBB HBP BLK WP HR S P ERA WHIP	IP WLS BF H R ER SO BB IBB HBP BLK WP HR S P ERA WHIP

Los Angeles Dodgers @ Houston Astros
Astrodome, Houston, TX
Fri Jul 28 1972, 8:05 PM EDT
Att: 13,283 - Dome

AB 34
R 5
H 10
RBI 5
BB 3
SO 6
LOB 20



Batter	1	2	3	4	5	6	7	8	9	AB	R	H	RBI	BB	SO	LOB	TOP			
Lee Lacy, R OBP: 0.306, SLG: 0.305 (1, 4)										3	0	1	0	1	0	2	Los Angeles Dodgers @ Houston Astros Astrodome, Houston, TX Sat Jul 29 1972, 4:33 AM EDT Att: 27,082 - Unknown			
Willie Davis, L OBP: 0.312, SLG: 0.429 (1, 8)										4	1	0	0	0	1	2				
Manny Mota, R OBP: 0.376, SLG: 0.478 (1, 7)										4	1	2	0	0	2	0				
Frank Robinson, R OBP: 0.356, SLG: 0.430 (1, 9)										3	0	1	1	1	0	1				
Wes Parker, S OBP: 0.363, SLG: 0.354 (1, 3)										3	0	1	1	1	0	3				
Bobby Valentine, R OBP: 0.313, SLG: 0.338 (1, 5)										4	0	0	0	0	2	3				
Chris Cannizzaro, R OBP: 0.353, SLG: 0.350 (7, PR)										3	0	1	0	0	0	0				
Billy Grabarkewitz, R OBP: 0.241, SLG: 0.224 (7, 2)										0	0	0	0	0	0	0				
Duke Sims, L OBP: 0.278, SLG: 0.278 (7, 2)										1	0	0	0	0	1	1				
Bill Russell, R OBP: 0.298, SLG: 0.389 (1, 6)										3	0	0	0	0	1	1				
Don Sutton, R OBP: 0.204, SLG: 0.173 (7, PH)										2	0	0	0	0	2	0				
Bill Buckner, L OBP: 0.348, SLG: 0.386 (7, 1)										1	0	0	0	0	0	2				
Pete Mikkelsen, R ERA: 2.52 (7, 1)										0	0	0	0	0	0	0				
Inning Stats	R: 0 E: 1 K: 1 S: 7	H: 2 LOB: 2 BB: 0 P: 7	R: 0 E: 0 K: 1 S: 5	H: 0 LOB: 0 BB: 0 P: 5	R: 0 E: 0 K: 1 S: 5	H: 0 LOB: 0 BB: 0 P: 5	R: 0 E: 0 K: 1 S: 4	H: 0 LOB: 0 BB: 1 P: 8	R: 0 E: 0 K: 0 S: 3	H: 0 LOB: 0 BB: 0 P: 3	R: 2 E: 0 K: 1 S: 8	H: 3 LOB: 2 BB: 1 P: 12	R: 0 E: 0 K: 0 S: 4	H: 1 LOB: 2 BB: 0 P: 4	R: 0 E: 0 K: 3 S: 5	H: 0 LOB: 1 BB: 1 P: 13	1B: 5 2B: 1 3B: 0 HR: 0	SF: 0 SAC: 1 DP: 0 HBP: 0	WP: 1 PB: 0 SB: 0 CS: 0	PA: 36
PITCHER	IP WLS BF H R ER SO BB IBB HBP BLK WP HR S P ERA WHIP																			
Jerry Reuss, L ERA: 3.87 (1, 1)	5.2 W 23 5 2 2 5 2 0 0 0 1 0 31 39 3.18 1.235																			
Tom Griffin, R ERA: 2.52 (6, 1)	3.1 S 12 1 0 0 4 1 0 0 0 0 0 0 19 23 0.00 0.600																			

AB	31
R	2
H	6
RBI	2
BB	3
SO	9
LOB	15



Batter	1	2	3	4	5	6	7	8	9	AB	R	H	RBI	BB	SO	LOB	BOTTOM	
Roger Metzger, S OBP: 0.274, SLG: 0.248 (1, 6)										5	1	0	0	0	1	0	Los Angeles Dodgers @ Houston Astros Astrodome, Houston, TX Sat Jul 29 1972, 4:33 AM EDT Att: 27,082 - Unknown	
Cesar Cedeno, R OBP: 0.410, SLG: 0.571 (1, 8)										4	2	1	0	0	1	1		
Jimmy Wynn, R OBP: 0.375, SLG: 0.479 (1, 9)										4	1	1	0	1	1	3		
Lee May, R OBP: 0.355, SLG: 0.532 (1, 3)										4	2	2	4	0	1	3		
Bob Watson, R OBP: 0.376, SLG: 0.465 (1, 7)										3	0	2	2	0	1	0		
Johnny Edwards, L OBP: 0.341, SLG: 0.382 (1, 2)										4	0	1	0	0	0	3		
Doug Rader, R OBP: 0.304, SLG: 0.433 (1, 5)										3	0	0	0	1	3	0		
Tommy Helms, R OBP: 0.280, SLG: 0.369 (1, 4)										4	0	2	0	0	0	3		
Jerry Reuss, L OBP: 0.196, SLG: 0.186 (1, 1)										2	0	0	0	0	1	2		
Tom Griffin, R OBP: 0.316, SLG: 0.632 (6, 1)										2	1	1	0	0	0	0		
Inning Stats	R: 2 E: 1 K: 1 S: 8	H: 2 LOB: 1 BB: 0 P: 8	R: 0 E: 0 K: 1 S: 5	H: 1 LOB: 0 BB: 0 P: 5	R: 1 E: 0 K: 2 S: 10	H: 3 LOB: 2 BB: 0 P: 10	R: 0 E: 0 K: 2 S: 7	H: 1 LOB: 0 BB: 0 P: 7	R: 0 E: 0 K: 1 S: 6	H: 0 LOB: 1 BB: 0 P: 6	R: 4 E: 1 K: 0 S: 7	H: 3 LOB: 3 BB: 2 P: 16	R: 0 E: 0 K: 0 S: 3	H: 0 LOB: 1 BB: 0 P: 4	1B: 6 2B: 1 3B: 2 HR: 1	SF: 0 SAC: 0 DP: 1 HBP: 2	WP: 1 PB: 0 SB: 4 CS: 1	PA: 39
PITCHER	IP WLS BF H R ER SO BB IBB HBP BLK WP HR S P ERA WHIP																	
Don Sutton, R ERA: 1.89 (1, 1)	6.0 L 25 7 3 1 9 0 0 0 0 0 1 0 43 43 1.50 1.167																	
Pete Mikkelsen, R ERA: 3.65 (7, 1)	2.0 14 3 4 0 0 2 0 2 0 0 0 1 10 20 0.00 2.500																	



Batter	1	2	3	4	5	6	7	8	9	10	11	12	13	14	AB	R	H	RBI	BB	SO	LOB	TOP								
Derral Thomas, S OBP: 0.301, SLG: 0.303 (1, 6) B: 6 R: 7															7	3	2	2	1	1	3									
Dave Roberts, R OBP: 0.285, SLG: 0.368 (1, 5) K: 1 S: 2															8	1	3	5	0	1	5									
Larry Stahl, L OBP: 0.300, SLG: 0.355 (1, 7) S: 5															6	1	2	0	2	2	2									
Curt Blefary, L OBP: 0.286, SLG: 0.339 (8, 1) K: 1															3	1	1	1	2	0	3									
Mike Caldwell, R OBP: 0.043, SLG: 0.043 (8, 1) K: 1															0	0	0	0	0	0	0									
Cito Gaston, R OBP: 0.302, SLG: 0.365 (1, 9) S: 5															3	0	2	2	0	1	1									
Enzo Hernandez, R OBP: 0.244, SLG: 0.239 (7, 6) S: 5															4	0	0	0	0	0	3									
Jerry Morales, R OBP: 0.316, SLG: 0.364 (1, 8) K: 1															6	0	0	0	1	0	3									
Fred Kendall, R OBP: 0.242, SLG: 0.287 (1, 2) K: 1															6	1	1	0	0	2	3									
Fred Stanley, R OBP: 0.342, SLG: 0.266 (12, 4) K: 1															1	1	1	0	0	0	0									
Garry Jesteadt, R OBP: 0.274, SLG: 0.300 (12, 5) K: 1														5	1	3	0	1	0	2										
Fred Norman, S OBP: 0.165, SLG: 0.212 (8, 1) K: 1														1	0	0	0	0	1	0	0									
Ed Acosta, S OBP: 0.160, SLG: 0.250 (8, 1) K: 1														0	0	0	0	0	0	0	0									
Johnny Edwards, R OBP: 0.276, SLG: 0.330 (8, 1) K: 1														0	0	0	0	0	0	0	0									
Al Severinsen, R OBP: 0.163, SLG: 0.483 (8, 1) K: 1														0	0	0	0	0	0	0	0									
Nate Colbert, R OBP: 0.163, SLG: 0.483 (8, 1) K: 1														0	0	0	0	0	0	0	0									
Inning Stats	R: 1 E: 0 K: 2 S: 8	H: 1 LOB: 1 BB: 1 P: 12	R: 1 E: 0 K: 0 S: 5	H: 2 LOB: 2 BB: 1 P: 9	R: 2 E: 0 K: 0 S: 5	H: 2 LOB: 1 BB: 1 P: 9	R: 0 E: 0 K: 1 S: 5	H: 0 LOB: 0 BB: 0 P: 5	R: 0 E: 0 K: 1 S: 5	H: 1 LOB: 2 BB: 1 P: 8	R: 0 E: 0 K: 1 S: 5	H: 0 LOB: 0 BB: 0 P: 17	R: 0 E: 0 K: 1 S: 5	H: 0 LOB: 0 BB: 0 P: 17	R: 0 E: 0 K: 1 S: 5	H: 1 LOB: 1 BB: 0 P: 4	R: 0 E: 0 K: 1 S: 5	H: 0 LOB: 0 BB: 0 P: 5	R: 0 E: 0 K: 1 S: 5	H: 1 LOB: 0 BB: 0 P: 3	R: 0 E: 0 K: 0 S: 4	H: 1 LOB: 2 BB: 1 P: 8	R: 0 E: 0 K: 0 S: 4	H: 3 LOB: 1 BB: 1 P: 14	R: 3 E: 0 K: 2 S: 10	H: 3 LOB: 1 BB: 1 P: 14	1B: 11 2B: 3 3B: 0 HR: 1	SF: 0 SAC: 2 DP: 1 HBP: 0	WP: 2 PB: 0 SB: 1 CS: 0	PA: 67
PITCHER	IP	WLS	BF	H	R	ER	SO	BB	IBB	HBP	BLK	WP	HR	S	P	ERA	WHIP													
J.R. Richard, R ERA: 18.0	2.0		14	5	4	4	2	0	0	0	0	0	0	15	27	18.00	4.000													
George Culver, R ERA: 3.06	3.0	13	1	0	0	1	3	0	0	0	0	0	0	12	24	0.00	1.333													
Jim Ray, R ERA: 3.71	3.0	14	2	3	2	3	2	0	0	0	0	0	0	18	26	6.00	1.333													
Fred Gladding, R ERA: 2.97	3.0	11	2	0	0	1	0	0	0	0	0	1	0	13	13	0.00	0.667													
Jim York, R ERA: 5.86	2.1	L	12	4	3	3	0	0	2	0	0	0	0	10	18	11.57	1.714													

San Diego Padres @ Houston Astros
Astrodome, Houston, TX
Sun Jul 30 1972, 4:33 AM EDT
Dome

AB 55
R 10
H 15
RBI 10
BB 10
SO 9
LOB 30



Batter	1	2	3	4	5	6	7	8	9	10	11	12	13	14	AB	R	H	RBI	BB	SO	LOB	BOTTOM								
Roger Metzger, S OBP: 0.277, SLG: 0.244 (1, 6) K: 1															6	0	0	0	0	0	2									
Cesar Cedeno, R OBP: 0.405, SLG: 0.562 (1, 8) K: 1															7	1	1	0	0	0	0									
Jimmy Wynn, R OBP: 0.378, SLG: 0.482 (1, 9) K: 1															6	2	3	1	1	0	0									
Lee May, R OBP: 0.353, SLG: 0.526 (1, 3) K: 1															6	0	1	0	1	3	2									
Bob Watson, R OBP: 0.378, SLG: 0.469 (1, 7) K: 1															5	2	3	2	0	0	1									
Doug Rader, R OBP: 0.308, SLG: 0.442 (1, 5) K: 1															2	1	1	3	1	0	0									
Bobby Farnwick, R OBP: 0.217, SLG: 0.233 (14, 4) K: 1															2	0	0	0	0	1	2									
Tommy Helms, R OBP: 0.284, SLG: 0.367 (1, 4) K: 1															4	0	1	0	2	0	2									
Jimmy Stewart, S OBP: 0.241, SLG: 0.313 (14, 5) K: 1															0	0	0	0	0	0	0									
Larry Howard, R OBP: 0.278, SLG: 0.297 (1, 2) K: 1															6	0	1	0	0	1	2									
Johnny Edwards, L OBP: 0.341, SLG: 0.382 (14, 2) K: 1															0	0	0	0	0	0	0									
J.R. Richard, R ERA: 18.0															0	0	0	0	0	0	0									
George Culver, R ERA: 3.06															1	1	0	0	1	1	0									
Jim Ray, R ERA: 3.71															1	0	0	0	1	1	0									
Johnny Edwards, R OBP: 0.276, SLG: 0.330 (8, 1) K: 1															1	0	0	0	0	1	0									
Al Severinsen, R OBP: 0.163, SLG: 0.483 (8, 1) K: 1															1	0	0	0	0	1	0									
Jim York, R ERA: 5.86															1	0	0	0	0	1	0									
Tom Griffin, R ERA: 2.49															0	0	0	0	0	0	0									
Inning Stats	R: 0 E: 0 K: 0 S: 3	H: 0 LOB: 0 BB: 0 P: 3	R: 1 E: 0 K: 1 S: 6	H: 1 LOB: 1 BB: 1 P: 10	R: 0 E: 0 K: 1 S: 5	H: 0 LOB: 0 BB: 0 P: 5	R: 2 E: 0 K: 1 S: 8	H: 3 LOB: 1 BB: 0 P: 8	R: 3 E: 0 K: 0 S: 5	H: 2 LOB: 2 BB: 2 P: 14	R: 0 E: 0 K: 0 S: 7	H: 0 LOB: 0 BB: 0 P: 7	R: 0 E: 0 K: 0 S: 3	H: 1 LOB: 2 BB: 2 P: 11	R: 1 E: 0 K: 0 S: 5	H: 3 LOB: 3 BB: 0 P: 5	R: 0 E: 0 K: 0 S: 5	H: 0 LOB: 0 BB: 0 P: 5	R: 0 E: 0 K: 0 S: 3	H: 0 LOB: 0 BB: 0 P: 3	R: 0 E: 0 K: 2 S: 7	H: 0 LOB: 0 BB: 0 P: 7	R: 0 E: 0 K: 0 S: 3	H: 0 LOB: 0 BB: 0 P: 3	R: 0 E: 0 K: 0 S: 4	H: 1 LOB: 1 BB: 1 P: 4	1B: 8 2B: 4 3B: 0 HR: 1	SF: 1 SAC: 1 DP: 2 HBP: 1	WP: 3 PB: 1 SB: 1 CS: 0	PA: 58
PITCHER	IP	WLS	BF	H	R	ER	SO	BB	IBB	HBP	BLK	WP	HR	S	P	ERA	WHIP													
Fred Norman, L ERA: 3.46	4.1		20	5	5	5	3	2	0	0	0	1	0	24																

Batter	1	2	3	4	5	6	7	8	9	AB	R	H	RBI	BB	SO	LOB	TOP			
Derrel Thomas, S (1, 6) OBP: 0.304, SLG: 0.303	4-0 1B BB	0-0 1-H 2B			6-3		1-0 HBP		0-0 FC3-6 1-3	3	1	1	1	1	0	1				
Dave Roberts, R (1, 5) OBP: 0.291, SLG: 0.360	0-0 F8	0-0 F9					0-0 F4		0-0 1-3	5	0	1	0	0	0	6				
Larry Stahl, L (1, 7) OBP: 0.298, SLG: 0.351	0-0 FC4-6 1B		0-0 3-1		0-3 K		0-0 F9		0-0 6-3	5	0	1	0	0	1	5				
Nate Colbert, R (1, 3) OBP: 0.302, SLG: 0.497	0-0 FC4-6 1B		0-0 5-3				0-0 F6		0-0 E6 1B	4	0	1	1	0	0	0				
Cito Gaston, R (1, 9) OBP: 0.305, SLG: 0.362	0-0 FC4-6		0-0 4-3				0-3 K		0-0 BB 1B	4	0	1	0	0	1	2				
Garry Jesteadt, R (1, 4) OBP: 0.273, SLG: 0.297	0-0 5-3			0-0 G4-3 1B			0-0 6-3		0-0 F9	4	0	1	0	0	0	4				
Jerry Morales, R (1, 8) OBP: 0.315, SLG: 0.358		0-0 4-3		0-0 G4-3			4-0 HBP SH3-4 BB		4-0 G6-4-3 BB	2	0	0	0	1	0	1	AB 33			
Curt Blefary, L (8, PH) OBP: 0.293, SLG: 0.333										0	0	0	0	1	0	0	R 2			
Johnny Jeter, R (8, 8) OBP: 0.279, SLG: 0.333										0	0	0	0	0	0	0	H 8			
Joe Goddard, R (1, 2)		0-0 L1		0-0 L8			0-0 SH3-4		0-0 G6-4-3	3	0	0	0	0	0	3	RBI 2			
Steve Arlin, R (1, 1) OBP: 0.259, SLG: 0.216		0-0 2B 1B					0-0 F7		4-0 HBP BB	3	1	2	0	1	0	0	BB 4			
Inning Stats	R: 1 E: 0 K: 0 S: 5	H: 2 LOB: 2 BB: 1 P: 9	R: 1 E: 0 K: 0 S: 5	H: 2 LOB: 1 BB: 0 P: 5	R: 0 E: 0 K: 0 S: 3	H: 0 LOB: 0 BB: 0 P: 3	R: 0 E: 0 K: 0 S: 3	H: 1 LOB: 1 BB: 0 P: 3	R: 0 E: 0 K: 1 S: 6	H: 0 LOB: 0 BB: 0 P: 6	R: 0 E: 0 K: 1 S: 5	H: 0 LOB: 0 BB: 0 P: 5	R: 0 E: 1 K: 0 S: 4	H: 1 LOB: 2 BB: 1 P: 8	R: 0 E: 0 K: 0 S: 4	H: 1 LOB: 1 BB: 0 P: 4	1B: 7 2B: 1 3B: 0 HR: 0	SF: 0 SAC: 1 DP: 2 HBP: 1	WP: 0 PB: 0 SB: 0 CS: 0	PA: 39
PITCHER Larry Dierker, R (1, 1) ERA: 3.28	IP: 9.0 WLS: W BF: 39 H: 8 R: 2 ER: 2 SO: 2 BB: 4 IBB: 0 HBP: 1 BLK: 0 WP: 0 HR: 0 S: 38 P: 55 ERA: 2.00 WHIP: 1.333															PITCHER				

San Diego Padres @ Houston Astros
Astrodome, Houston, TX
Mon Jul 31 1972, 8:05 PM EDT
Att: 11,988 - Dome

AB 33
R 2
H 8
RBI 2
BB 4
SO 2
LOB 22



Batter	1	2	3	4	5	6	7	8	9	AB	R	H	RBI	BB	SO	LOB	BOTTOM					
Roger Metzger, S (1, 6) OBP: 0.271, SLG: 0.244	0-0 S 1B	4-0 1-2 2-3 BB		0-0 L7		0-0 3-1		0-0 F6		4	1	1	0	1	0	2						
Cesar Cedeno, R (1, 8) OBP: 0.405, SLG: 0.561	0-0 F7 S 1B	0-0 F6		0-3 K			0-3 K		0-3 K E S BB	5	1	1	1	0	3	3						
Jimmy Wynn, R (1, 9) OBP: 0.380, SLG: 0.481	4-0 F3-4-6 BB		0-0 F9		0-0 2B		0-0 1B		0-0 6-3	4	0	2	0	1	0	1						
Lee May, R (1, 3) OBP: 0.357, SLG: 0.523	0-0 F7		0-0 FC6-4 1B		0-3 K		0-0 1B		4-0 BB IBB	4	0	2	0	1	1	3						
Bob Watson, R (1, 7) OBP: 0.375, SLG: 0.462	0-0 F3-4-6		0-0 FC6-4 BB 1B		0-0 F3		0-0 F9		4-0 BB IBB	4	1	0	0	1	0	6						
Johnny Edwards, L (1, 2) OBP: 0.341, SLG: 0.375		0-0 BB 1B	4-0 1B	1-2 BB		0-0 F9		0-0 4-3		3	0	1	1	2	0	3						
Doug Rader, R (1, 5) OBP: 0.314, SLG: 0.447		0-0 L7		1-2 2-H 1B		0-0 2B		4-0 SH1-4 BB		3	0	2	1	1	0	1	AB 34					
Tommy Helms, R (1, 4) OBP: 0.283, SLG: 0.364		0-0 BB 1B	0-0 6-3			0-0 F9		0-3 K		4	0	1	0	0	1	4	R 3					
Larry Dierker, R (1, 1) OBP: 0.200, SLG: 0.184		0-3 K		0-3 K				0-0 SH1-4		3	0	0	0	0	3	3	H 10					
Inning Stats	R: 1 E: 0 K: 0 S: 4	H: 2 LOB: 1 BB: 1 P: 8	R: 0 E: 0 K: 1 S: 7	H: 2 LOB: 3 BB: 1 P: 11	R: 1 E: 0 K: 0 S: 5	H: 2 LOB: 2 BB: 1 P: 9	R: 0 E: 0 K: 2 S: 7	H: 0 LOB: 0 BB: 0 P: 7	R: 0 E: 0 K: 1 S: 6	H: 1 LOB: 1 BB: 0 P: 6	R: 0 E: 0 K: 1 S: 6	H: 1 LOB: 1 BB: 0 P: 6	R: 0 E: 0 K: 1 S: 7	H: 2 LOB: 2 BB: 0 P: 7	R: 0 E: 0 K: 1 S: 5	H: 0 LOB: 1 BB: 1 P: 9	R: 1 E: 0 K: 1 S: 4	H: 0 LOB: 3 BB: 3 P: 16	1B: 8 2B: 3 3B: 0 HR: 0	SF: 0 SAC: 1 DP: 1 HBP: 0	WP: 1 PB: 0 SB: 3 CS: 0	PA: 42
PITCHER Steve Arlin, R (1, 1) ERA: 3.06	IP: 8.1 WLS: L BF: 42 H: 10 R: 3 ER: 3 SO: 8 BB: 5 IBB: 2 HBP: 0 BLK: 0 WP: 1 HR: 0 S: 51 P: 79 ERA: 3.24 WHIP: 1.800															PITCHER						

San Diego Padres @ Houston Astros
Astrodome, Houston, TX
Mon Jul 31 1972, 8:05 PM EDT
Att: 11,988 - Dome

AB 34
R 3
H 10
RBI 3
BB 7
SO 8
LOB 26



Batter	1	2	3	4	5	6	7	8	9	AB	R	H	RBI	BB	SO	LOB	TOP			
Pete Rose, S OBP: 0.364, SLG: 0.381 (1, 7)	F8		K			1B		4-3 BB		3	0	1	0	1	1	1	Cincinnati Reds @ Houston Astros Astrodome, Houston, TX Wed Aug 02 1972, 8:05 PM EDT Att: 31,838 - Dome			
Joe Morgan, L OBP: 0.420, SLG: 0.441 (1, 4)	F9			P5		G4-3-4-3-4		4-3		4	0	0	0	0	2					
Bobby Tolan, L OBP: 0.347, SLG: 0.409 (1, 8)	PO BB			G3		1-3		G3		3	0	0	0	1	0					
Johnny Bench, R OBP: 0.368, SLG: 0.542 (1, 2)	PO 1-2	F7		1B			2B		K	4	0	2	0	0	1	0				
Tony Perez, R OBP: 0.336, SLG: 0.506 (1, 3)		P4		6-3			6-3		F9	4	0	0	0	0	2					
Cesar Geronimo, L OBP: 0.331, SLG: 0.439 (1, 9)			K		K		P6		WP 1B	4	0	1	0	0	2	1				
Denis Menke, R OBP: 0.323, SLG: 0.331 (1, 5)			F8		HR		BB		K 1-2	3	1	1	1	1	1					
Darrel Chaney, S OBP: 0.394, SLG: 0.396 (1, 6)				SH3-4 1B		P8		6-3		3	0	1	0	0	2					
Gary Nolan, R OBP: 0.183, SLG: 0.143 (1, 1)				SH3-4		K		F8		1	0	0	0	0	1	0				
Jim McGlothlin, R OBP: 0.240, SLG: 0.348 (5, 1)										0	0	0	0	0	0	0				
Ted Uhlaender, L OBP: 0.239, SLG: 0.181 (6, PH)										1	0	0	0	0	0	0				
Pedro Borbon, R (8, 1)										0	0	0	0	0	0	0				
Inning Stats	R: 0 E: 0 K: 0 S: 2	H: 0 LOB: 0 BB: 1 P: 6	R: 0 E: 0 K: 1 S: 5	H: 0 LOB: 0 BB: 0 P: 5	R: 0 E: 0 K: 1 S: 6	H: 1 LOB: 1 BB: 0 P: 6	R: 0 E: 0 K: 0 S: 4	H: 1 LOB: 1 BB: 0 P: 4	R: 1 E: 0 K: 2 S: 8	H: 1 LOB: 0 BB: 0 P: 8	R: 0 E: 0 K: 0 S: 3	H: 1 LOB: 2 BB: 1 P: 8	R: 0 E: 0 K: 0 S: 4	H: 0 LOB: 1 BB: 1 P: 7	R: 0 E: 0 K: 2 S: 8	H: 1 LOB: 1 BB: 0 P: 8	1B: 4 2B: 1 3B: 0 HR: 1	SF: 0 SAC: 1 DP: 1 HBP: 0	WP: 1 PB: 0 SB: 0 CS: 0	PA: 35
PITCHER Don Wilson, R ERA: 3.24 (1, 1)	IP: 9.0 WLS: W BF: 34 H: 6 R: 1 ER: 1 SO: 6 BB: 3 IBB: 0 HBP: 0 BLK: 0 WP: 1 HR: 1 S: 43 P: 55 ERA: 1.00 WHIP: 1.000																			

AB	30
R	1
H	6
RBI	1
BB	3
SO	6
LOB	10



Batter	1	2	3	4	5	6	7	8	9	AB	R	H	RBI	BB	SO	LOB	BOTTOM			
Roger Metzger, S OBP: 0.275, SLG: 0.253 (1, 6)	4-3		4-3		1B	FC6-4 1B		3B 1B		5	2	3	0	0	0	1	Cincinnati Reds @ Houston Astros Astrodome, Houston, TX Wed Aug 02 1972, 8:05 PM EDT Att: 31,838 - Dome			
Cesar Cedeno, R OBP: 0.411, SLG: 0.581 (1, 8)				HR	CS 1B	FC6-4 2B		SF9 3B		5	3	4	4	0	0	1				
Jimmy Wynn, R OBP: 0.379, SLG: 0.493 (1, 9)	F7		2B		F7	1B		SF9		4	1	2	2	0	2					
Lee May, R OBP: 0.356, SLG: 0.528 (1, 3)	K			2B	1B 1B	4-3		HR		4	2	2	2	1	2					
Bob Watson, R OBP: 0.376, SLG: 0.460 (1, 7)		5-3	F7		1B 1B	K		BB		4	1	1	0	1	2					
Johnny Edwards, L OBP: 0.333, SLG: 0.365 (1, 2)		F2		4-3	PB 1B	4-3		F7		5	0	1	0	0	0	1				
Doug Rader, R OBP: 0.312, SLG: 0.442 (1, 5)		K		K	PB 1B	6-3		P4		5	0	1	2	0	2	1				
Tommy Helms, R OBP: 0.286, SLG: 0.364 (1, 4)			HR		1B	E5				3	1	2	0	1	0	0				
Don Wilson, R OBP: 0.116, SLG: 0.095 (1, 1)		SH1-4		K	1-3	K				3	0	0	0	0	2	5				
Inning Stats	R: 0 E: 0 K: 1 S: 6	H: 1 LOB: 1 BB: 0 P: 6	R: 0 E: 0 K: 1 S: 5	H: 0 LOB: 0 BB: 0 P: 5	R: 3 E: 0 K: 0 S: 7	H: 4 LOB: 1 BB: 0 P: 7	R: 0 E: 0 K: 2 S: 8	H: 1 LOB: 1 BB: 0 P: 8	R: 3 E: 0 K: 0 S: 7	H: 5 LOB: 3 BB: 2 P: 15	R: 1 E: 0 K: 1 S: 7	H: 2 LOB: 1 BB: 0 P: 7	R: 0 E: 1 K: 1 S: 6	H: 0 LOB: 1 BB: 0 P: 6	R: 3 E: 0 K: 0 S: 6	H: 3 LOB: 1 BB: 1 P: 10	1B: 8 2B: 4 3B: 2 HR: 2	SF: 1 SAC: 1 DP: 0 HBP: 0	WP: 0 PB: 1 SB: 0 CS: 1	PA: 43
PITCHER Gary Nolan, R ERA: 2.01 (1, 1)	IP: 4.2 WLS: L BF: 23 H: 9 R: 6 ER: 6 SO: 4 BB: 1 IBB: 0 HBP: 0 BLK: 0 WP: 0 HR: 1 S: 30 P: 34 ERA: 11.57 WHIP: 2.143																			
Jim McGlothlin, R ERA: 4.65 (5, 1)	2.1	13	4	1	1	2	0	1	0	0	0	16	20	3.86	1.714					
Pedro Borbon, R ERA: 3.76 (8, 1)	1.0	7	3	3	3	0	1	0	0	0	1	6	10	27.00	4.000					

AB	38
R	10
H	16
RBI	10
BB	3
SO	6
LOB	15



Batter	1	2	3	4	5	6	7	8	9	AB	R	H	RBI	BB	SO	LOB	TOP								
Roger Metzger, S OBP: 0.276, SLG: 0.255 (1, 6)										5	0	2	1	0	0	0	Houston Astros @ San Francisco Giants Candlestick Park, San Francisco, CA Fri Aug 04 1972, 10:05 PM EDT Att: 6,331 - Unknown								
Cesar Cedeno, R OBP: 0.408, SLG: 0.575 (1, 8)	 									5	0	1	0	0	0	2									
Jimmy Wynn, R OBP: 0.378, SLG: 0.489 (1, 9)								 BB		3	0	0	0	1	0	1									
Lee May, R OBP: 0.360, SLG: 0.548 (1, 3)		 2B						 1-2		4	3	3	2	0	0	1									
Bob Watson, R OBP: 0.377, SLG: 0.461 (1, 7)		 2H 				 				4	0	2	1	0	0	1									
Johnny Edwards, L OBP: 0.332, SLG: 0.376 (1, 2)	 1-2									4	1	1	1	0	0	2									
Doug Rader, R OBP: 0.312, SLG: 0.445 (1, 5)								 3B		4	1	1	0	0	1	1									
Tommy Helms, R OBP: 0.285, SLG: 0.362 (1, 4)				 1B						4	1	1	0	0	0	2									
Jerry Reuss, L OBP: 0.184, SLG: 0.174 Fred Gladding, L (8, 1)								 3H		3	0	0	0	0	1	1									
Inning Stats	R: 0 E: 0 K: 0 S: 3	H: 1 LOB: 0 BB: 0 P: 3	R: 1 E: 1 K: 0 S: 5	H: 2 LOB: 1 BB: 0 P: 5	R: 0 E: 0 K: 0 S: 3	H: 0 LOB: 0 BB: 0 P: 3	R: 1 E: 0 K: 0 S: 4	H: 1 LOB: 0 BB: 0 P: 4	R: 1 E: 1 K: 0 S: 5	H: 2 LOB: 1 BB: 0 P: 5	R: 1 E: 0 K: 0 S: 7	H: 2 LOB: 1 BB: 0 P: 7	R: 0 E: 0 K: 0 S: 5	H: 0 LOB: 0 BB: 0 P: 5	R: 0 E: 0 K: 0 S: 3	H: 0 LOB: 1 BB: 1 P: 7	R: 2 E: 1 K: 0 S: 6	H: 3 LOB: 1 BB: 0 P: 6	1B: 6 2B: 1 3B: 1 HR: 3	SF: 1 SAC: 0 DP: 1 HBP: 0	WP: 1 PB: 0 SB: 1 CS: 1	PA: 38			
PITCHER	IP	WLS	BF	H	R	ER	SO	BB	IBB	HBP	BLK	WP	HR	S	P	ERA	WHIP								
Juan Marichal, R ERA: 3.6 (1, 1)	5.1	L	23	8	4	4	0	0	0	0	0	0	2	23	23	6.75	1.500								
Randy Moffitt, R ERA: 3.07 (6, 1)	2.2		9	0	0	0	2	1	0	0	0	1	0	12	16	0.00	0.375								
Don McMahon, R ERA: 3.16 (9, 1)	1.0		6	3	2	2	0	0	0	0	0	0	1	6	6	18.00	3.000								

Batter	1	2	3	4	5	6	7	8	9	AB	R	H	RBI	BB	SO	LOB	BOTTOM								
Bobby Bonds, R OBP: 0.333, SLG: 0.483 (1, 9)										4	0	0	0	0	3	2	Houston Astros @ San Francisco Giants Candlestick Park, San Francisco, CA Fri Aug 04 1972, 10:05 PM EDT Att: 6,331 - Unknown								
Gary Maddox, R OBP: 0.291, SLG: 0.436 (1, 8)								 1B		4	0	1	0	0	0	0									
Chris Speier, R OBP: 0.350, SLG: 0.414 (1, 6)	 1B									4	0	1	1	0	0	2									
Willie McCovey, L OBP: 0.305, SLG: 0.379 (1, 3)	 2B									4	0	1	0	0	0	2									
Tito Fuentes, S OBP: 0.303, SLG: 0.390 (1, 4)						 BB		 1B		2	0	1	0	2	0	2									
Dave Rader, L OBP: 0.307, SLG: 0.343 (1, 2)						 1-2		 1-2		4	0	0	0	0	1	3									
Chris Arnold, R OBP: 0.294, SLG: 0.325 Jim Howarth, L OBP: 0.362, SLG: 0.346 (9, PH)										3	0	0	0	0	2	1									
Ken Henderson, S OBP: 0.275, SLG: 0.328 (1, 7)								 BB FC5 1B		3	1	2	0	0	0	0									
Juan Marichal, R OBP: 0.262, SLG: 0.293 Randy Moffitt, R (6, 1)								 1B BB		2	0	0	0	0	0	1									
Bernie Williams, R OBP: 0.239, SLG: 0.397 Don McMahon, R OBP: 0.250, SLG: 0.250 (9, 1)										0	0	0	0	1	0	0									
Inning Stats	R: 0 E: 0 K: 1 S: 7	H: 2 LOB: 2 BB: 0 P: 7	R: 0 E: 0 K: 1 S: 6	H: 1 LOB: 1 BB: 0 P: 6	R: 0 E: 0 K: 2 S: 7	H: 0 LOB: 0 BB: 1 P: 11	R: 0 E: 0 K: 0 S: 3	H: 0 LOB: 0 BB: 0 P: 3	R: 0 E: 0 K: 0 S: 2	H: 0 LOB: 0 BB: 1 P: 6	R: 1 E: 0 K: 1 S: 7	H: 2 LOB: 2 BB: 1 P: 11	R: 0 E: 0 K: 0 S: 3	H: 1 LOB: 0 BB: 0 P: 3	1B: 4 2B: 2 3B: 0 HR: 0	SF: 0 SAC: 0 DP: 2 HBP: 0	WP: 0 PB: 0 SB: 0 CS: 0	PA: 34							
PITCHER	IP	WLS	BF	H	R	ER	SO	BB	IBB	HBP	BLK	WP	HR	S	P	ERA	WHIP								
Jerry Reuss, L ERA: 3.72 Fred Gladding, R ERA: 2.79 (8, 1)	7.0	W	27	4	1	1	5	3	0	0	0	0	0	34	46	1.29	1.000								

Batter	1	2	3	4	5	6	7	8	9	AB	R	H	RBI	BB	SO	LOB	TOP							
Roger Metzger, S (1,6) OBP: 0.277, SLG: 0.255	F8		6-3			L1		FC4-6 1B	FC5-4 BB	4	0	1	0	1	0	0								
Cesar Cedeno, R (1,8) OBP: 0.406, SLG: 0.570	F7		5-3			S E 1B		FC4-6 WP S 1B	FC5-4 BB	5	2	1	1	0	0	3								
Jimmy Wynn, R (1,9) OBP: 0.376, SLG: 0.483	5-3			F2		E5 PB BB CS 1-H		WP 1B BB	F9	4	1	0	0	1	0	2								
Lee May, R (1,3) OBP: 0.359, SLG: 0.544		4-3		K		1-2 BB		F6		3	0	0	0	1	1	2								
Bob Watson, R (1,7) OBP: 0.378, SLG: 0.460		1B BB		4-3		CS		F8		3	0	1	2	1	0	0								
Johnny Edwards, L (1,2) OBP: 0.338, SLG: 0.386		1B				G6-4-3 1B		F8		4	0	3	0	0	0	1								
Doug Rader, R (1,5) OBP: 0.309, SLG: 0.440		F9		G6-4-3 1B		K		K		4	0	0	0	0	2	4								
Tommy Helms, R (1,4) OBP: 0.291, SLG: 0.365				G3					BB 1B FC5-4 1B	3	1	2	0	1	0	0								
Dave Roberts, L (1,1) OBP: 0.250, SLG: 0.358			F3			5-3		F8		3	0	0	0	0	0	2								
Jim Ray, R (8,1) OBP: 0.077, SLG: 0.077									FC5-4 BB 1B	0	0	0	0	0	0	0								
Norm Miller, L (9, PH) OBP: 0.312, SLG: 0.388										1	0	1	0	0	0	0								
Fred Gladding, L (9,1) OBP: 0.312, SLG: 0.388										0	0	0	0	0	0	0								
Inning Stats	R: 0 E: 0 K: 0 S: 3	H: 0 LOB: 0 BB: 0 P: 3	R: 0 E: 0 K: 0 S: 4	H: 2 LOB: 2 BB: 1 P: 8	R: 0 E: 0 K: 0 S: 3	H: 0 LOB: 0 BB: 0 P: 3	R: 0 E: 0 K: 1 S: 5	H: 0 LOB: 0 BB: 0 P: 5	R: 0 E: 0 K: 0 S: 3	H: 1 LOB: 0 BB: 0 P: 3	R: 1 E: 1 K: 0 S: 4	H: 1 LOB: 1 BB: 1 P: 8	R: 0 E: 0 K: 1 S: 6	H: 1 LOB: 2 BB: 1 P: 10	R: 2 E: 0 K: 0 S: 5	H: 2 LOB: 1 BB: 1 P: 9	R: 1 E: 0 K: 1 S: 7	H: 2 LOB: 2 BB: 1 P: 11	1B: 8 2B: 1 3B: 0 HR: 0	SF: 0 SAC: 0 DP: 1 HBP: 0	WP: 1 PB: 1 CS: 2	PA: 40		
PITCHER	IP WLS BF H R ER SO BB IBB HBP BLK WP HR S P ERA WHIP	8.1 L 36 9 4 3 3 3 1 0 0 0 0 0 38 54 3.24 1.440	0.2 3 0 0 0 0 1 0 0 0 0 0 2 6 0.00 1.500																					

Houston Astros @ San Francisco Giants
Candlestick Park, San Francisco, CA
Sat Aug 05 1972, 6:33 AM EDT
Att: 8,081 - Unknown

AB	34
R	4
H	9
RBI	3
BB	5
SO	3
LOB	14



Batter	1	2	3	4	5	6	7	8	9	AB	R	H	RBI	BB	SO	LOB	BOTTOM						
Bobby Bonds, R (1,9) OBP: 0.332, SLG: 0.488	F2		F2			K		HR		4	1	1	1	0	1	0							
Gary Maddox, R (1,8) OBP: 0.291, SLG: 0.433	K		S 1B			F3		F8		4	0	1	0	0	1	0							
Chris Speier, R (1,6) OBP: 0.349, SLG: 0.411		BB		K		F8		F2		3	0	0	0	1	1	1							
Willie McCovey, L (1,3) OBP: 0.310, SLG: 0.409						F8		PB 2B		4	1	2	1	0	1	1							
Jerry Johnson, R (9,1) OBP: 0.310, SLG: 0.409										0	0	0	0	0	0	0							
Dave Kingman, R (1,5) OBP: 0.300, SLG: 0.481										3	1	1	1	0	1	0							
Damaso Blanco, R (8,5) OBP: 0.400, SLG: 0.333		F7		K				HR		0	0	0	0	1	0	0							
Tito Fuentes, S (1,4) OBP: 0.303, SLG: 0.388		F8		6-3				BB		4	0	1	0	0	0	2							
Ken Henderson, S (1,7) OBP: 0.275, SLG: 0.327								1-3		4	0	1	0	0	1	1							
Dave Rader, L (1,2) OBP: 0.303, SLG: 0.338		F7				1-3				4	0	0	0	0	0	2							
Don Carrithers, R (1,1) OBP: 0.130, SLG: 0.174										3	0	0	0	0	0	1							
Ed Goodson, L (9,3) OBP: 0.313, SLG: 0.412			1-3			F4				1	0	0	0	0	0	0							
Inning Stats	R: 0 E: 0 K: 2 S: 7	H: 0 LOB: 1 BB: 1 P: 11	R: 0 E: 0 K: 0 S: 4	H: 1 LOB: 1 BB: 0 P: 4	R: 0 E: 0 K: 1 S: 6	H: 1 LOB: 0 BB: 0 P: 6	R: 0 E: 0 K: 1 S: 5	H: 0 LOB: 0 BB: 0 P: 5	R: 0 E: 0 K: 0 S: 3	H: 0 LOB: 0 BB: 0 P: 3	R: 2 E: 0 K: 0 S: 6	H: 3 LOB: 1 BB: 0 P: 6	R: 1 E: 0 K: 0 S: 5	H: 2 LOB: 2 BB: 1 P: 9	R: 0 E: 0 K: 1 S: 5	H: 0 LOB: 0 BB: 0 P: 5	1B: 3 2B: 1 3B: 0 HR: 3	SF: 0 SAC: 0 DP: 0 HBP: 0	WP: 0 PB: 1 CS: 0	PA: 36			
PITCHER	IP WLS BF H R ER SO BB IBB HBP BLK WP HR S P ERA WHIP	7.0 W 5 1 0 0 0 1 0 0 0 0 0 4 8 0.00 2.000	1.0 S 3 0 0 0 1 0 0 0 0 0 5 5 0.00 0.000																				

Houston Astros @ San Francisco Giants
Candlestick Park, San Francisco, CA
Sat Aug 05 1972, 6:33 AM EDT
Att: 8,081 - Unknown

AB	34
R	3
H	7
RBI	3
BB	2
SO	6
LOB	8



Batter	1	2	3	4	5	6	7	8	9	AB	R	H	RBI	BB	SO	LOB	TOP					
Roger Metzger, S (1,6) OBP: 0.277, SLG: 0.255 Bobby Fenwick, R (5,6) OBP: 0.213, SLG: 0.227	0-3 K		0-0 4-3		0-0 4-3		0-0 4-3			3	0	0	0	0	1	0						
Cesar Cedeno, R (1,8) OBP: 0.409, SLG: 0.582	0-0 HR		0-0 G2			0-0 1B 3B		0-0 6-3		4	2	2	1	0	0	0						
Jimmy Wynn, R (1,9) OBP: 0.377, SLG: 0.485	0-0 6-3		0-0 2B 1B			0-0 1B 1B		0-3 K		4	0	2	1	0	1	0						
Lee May, R (1,3) OBP: 0.361, SLG: 0.547	0-0 F4		0-0 1-3 2B			0-0 F7		0-0 1B 1B		4	0	2	0	0	0	1						
Bob Watson, R (1,7) OBP: 0.380, SLG: 0.459		0-3 K		0-0 1B		0-0 FC5-4 1B		0-0 1-2 1B		4	0	3	0	0	1	0						
Doug Rader, R (1,5) OBP: 0.305, SLG: 0.433		0-0 E1		0-0 6-3		0-0 F8		0-3 K		4	0	0	0	0	1	4						
Tommy Helms, R (1,4) OBP: 0.283, SLG: 0.355		0-0 5-3		0-3 K		0-0 FC5-4 1-2			0-0 6-3	4	0	0	0	0	1	3						
Larry Howard, R (1,2) OBP: 0.280, SLG: 0.293 Johnny Edwards, L (7,PH) OBP: 0.347, SLG: 0.390		4-0 IBB			0-0 F9		0-0 F4		0-3 K	1	0	0	0	1	0	0						
Tom Griffin, R (1,1) OBP: 0.286, SLG: 0.571 George Culver, R (5,1) OBP: 0.200, SLG: 0.214 Jimmy Stewart, S (7,PH) OBP: 0.244, SLG: 0.313 Ken Forsch, R (7,1) OBP: 0.143, SLG: 0.118 Norm Miller, L (9,PH) OBP: 0.309, SLG: 0.384		0-0 F8			0-0 6-3		0-0 1-3		0-0 4-3	2	0	0	0	0	0	2						
Inning Stats	R: 1 E: 0 K: 1 S: 6	H: 1 LOB: 0 BB: 0 P: 6	R: 0 E: 1 K: 1 S: 6	H: 0 LOB: 2 BB: 1 P: 10	R: 0 E: 0 K: 0 S: 4	H: 2 LOB: 2 BB: 0 P: 4	R: 0 E: 0 K: 1 S: 5	H: 1 LOB: 0 BB: 0 P: 5	R: 0 E: 0 K: 0 S: 3	H: 0 LOB: 0 BB: 0 P: 3	R: 1 E: 0 K: 0 S: 6	H: 3 LOB: 2 BB: 0 P: 6	R: 0 E: 0 K: 0 S: 3	H: 0 LOB: 0 BB: 0 P: 3	R: 0 E: 0 K: 2 S: 9	H: 2 LOB: 2 BB: 0 P: 9	R: 0 E: 0 K: 1 S: 5	H: 0 LOB: 0 BB: 0 P: 5	1B: 6 2B: 1 3B: 1 HR: 1	SF: 0 SAC: 0 DP: 0 HBP: 0	WP: 0 PB: 0 SB: 0 CS: 0	PA: 36
PITCHER Jim Willoughby, R (1,1) ERA: 2.0	IP: 9.0 WLS: W BF: 36 H: 9 R: 2 ER: 2 SO: 6 BB: 0 IBB: 1 HBP: 0 BLK: 0 WP: 0 HR: 1 S: 47 P: 51 ERA: 2.00 WHIP: 1.000															PITCHER	IP: 9.0 WLS: W BF: 36 H: 9 R: 2 ER: 2 SO: 6 BB: 0 IBB: 1 HBP: 0 BLK: 0 WP: 0 HR: 1 S: 47 P: 51 ERA: 2.00 WHIP: 1.000					

Houston Astros @ San Francisco Giants
Candlestick Park, San Francisco, CA
Sun Aug 06 1972, 6:38 AM EDT
Att: 16,478 - Unknown

AB 35
R 2
H 9
RBI 2
BB 1
SO 6
LOB 10



Batter	1	2	3	4	5	6	7	8	9	AB	R	H	RBI	BB	SO	LOB	BOTTOM			
Bobby Bonds, R (1,9) OBP: 0.330, SLG: 0.483	0-0 5-3 1B			0-0 6-3		0-3 K				4	1	1	0	0	2	1				
Gary Maddox, R (1,8) OBP: 0.287, SLG: 0.430	0-0 5-3		0-3 K		0-0 SH4-3 1B 2B		0-0 4-3			4	1	1	0	0	1	1				
Chris Speier, R (1,6) OBP: 0.352, SLG: 0.421	4-0 1B BB		0-0 K		0-0 SH4-3		0-3 K			2	1	1	1	1	1	0				
Ed Goodson, L (1,3) OBP: 0.324, SLG: 0.417	0-0 1-3 3-H 1B		1-0 K		0-0 2-3 1B		0-0 4-3			3	0	2	2	0	0	0				
Dave Kingman, R (1,5) OBP: 0.296, SLG: 0.482	0-3 K		0-3 K		0-3 K		0-0 HR			4	1	1	1	0	3	4				
Dave Rader, L (1,2) OBP: 0.305, SLG: 0.348	0-0 F8		0-0 4-3		0-0 1-2 1B		0-0 4-3			4	0	1	0	0	0	3				
Tito Fuentes, S (1,4) OBP: 0.302, SLG: 0.385		0-0 2B 1B		0-0 F4		0-3 K		0-0 F5		4	0	1	0	0	1	2				
Ken Henderson, S (1,7) OBP: 0.281, SLG: 0.350		0-0 1-2 2B		0-0 K		0-0 SH5-4 1B		0-3 K		4	2	3	1	0	1	0				
Jim Willoughby, R (1,1) ERA: 2.0		0-3 K		0-0 6-3		0-0 SH5-4		0-0 4-3		3	0	0	0	0	1	1				
Inning Stats	R: 1 E: 0 K: 1 S: 7	H: 2 LOB: 2 BB: 1 P: 11	R: 0 E: 0 K: 2 S: 8	H: 2 LOB: 1 BB: 0 P: 8	R: 1 E: 0 K: 2 S: 8	H: 1 LOB: 1 BB: 0 P: 9	R: 1 E: 0 K: 0 S: 4	H: 1 LOB: 0 BB: 0 P: 4	R: 1 E: 0 K: 2 S: 10	H: 3 LOB: 2 BB: 0 P: 10	R: 1 E: 0 K: 1 S: 6	H: 1 LOB: 0 BB: 0 P: 6	R: 1 E: 0 K: 1 S: 6	H: 1 LOB: 0 BB: 0 P: 6	R: 0 E: 0 K: 1 S: 5	H: 0 LOB: 0 BB: 0 P: 5	1B: 6 2B: 2 3B: 0 HR: 3	SF: 0 SAC: 2 DP: 0 HBP: 1	WP: 0 PB: 0 SB: 3 CS: 0	PA: 36
PITCHER Tom Griffin, R (1,1) ERA: 2.81 George Culver, R (5,1) ERA: 3.18 Ken Forsch, R (7,1) ERA: 4.09	IP: 4.0 WLS: L BF: 20 H: 7 R: 4 ER: 4 SO: 5 BB: 1 IBB: 0 HBP: 1 BLK: 0 WP: 0 HR: 2 S: 28 P: 33 ERA: 9.00 WHIP: 2.000															PITCHER	IP: 4.0 WLS: L BF: 20 H: 7 R: 4 ER: 4 SO: 5 BB: 1 IBB: 0 HBP: 1 BLK: 0 WP: 0 HR: 2 S: 28 P: 33 ERA: 9.00 WHIP: 2.000			

Houston Astros @ San Francisco Giants
Candlestick Park, San Francisco, CA
Sun Aug 06 1972, 6:38 AM EDT
Att: 16,478 - Unknown

AB 32
R 6
H 11
RBI 5
BB 1
SO 10
LOB 12



Batter	1	2	3	4	5	6	7	8	9	AB	R	H	RBI	BB	SO	LOB	TOP	
Roger Metzger, S BP: 0.278, SLG: 0.254 Ken Forsch, R BP: 0.143, SLG: 0.118 Jimmy Stewart, S BP: 0.342, SLG: 0.310 Jim York, R BP: 0.118, SLG: 0.118 Bob Stinson, S BP: 0.231, SLG: 0.240	F9		4-3			F8		L4-6		2	0	0	0	0	0	0	Houston Astros @ Atlanta Braves Atlanta Stadium, Atlanta, GA Tue Aug 08 1972, 7:05 PM EDT Att: 8,407 - Unknown - 85 F	
Cesar Cedeno, R OBP: 0.410, SLG: 0.580	HBP			FC5-4 1B		F8		P6		3	0	1	0	0	0	1		
Jimmy Wynn, R OBP: 0.376, SLG: 0.483	E8			K		P5				4	1	1	0	0	1	2		
Lee May, R OBP: 0.358, SLG: 0.541	F8			FC5-4 BB				P5		4	0	0	0	0	0	3		
Bob Watson, R OBP: 0.379, SLG: 0.456	F9					4-3		F9		3	0	0	0	1	0	1		
Johnny Edwards, L OBP: 0.344, SLG: 0.386 Jim Ray, R OBP: 0.071, SLG: 0.071 Norm Miller, L OBP: 0.316, SLG: 0.391	4-3			F3		F7				3	0	0	0	0	0	2		
Doug Rader, R OBP: 0.306, SLG: 0.441	F9									4	2	2	2	0	0	0		
Tommy Helms, R OBP: 0.283, SLG: 0.354			F8			F8		L4-6 1B		4	0	1	0	0	0	0		
Don Wilson, R OBP: 0.116, SLG: 0.095 George Culver, R OBP: 0.200, SLG: 0.214 Bobby Fenwick, R OBP: 0.220, SLG: 0.234	5-3			F7						0	0	0	0	0	0	0		
Inning Stats	R: 0 H: 0 E: 1 K: 0 S: 3	H: 0 R: 0 ER: 0 BB: 0 P: 4	R: 0 H: 0 E: 0 K: 0 S: 3	H: 0 R: 0 ER: 0 BB: 0 P: 3	R: 0 H: 1 E: 0 K: 1 S: 6	H: 1 R: 0 ER: 0 BB: 1 P: 10	R: 0 H: 0 E: 0 K: 0 S: 3	H: 0 R: 0 ER: 0 BB: 0 P: 3	R: 0 H: 0 E: 0 K: 0 S: 3	H: 0 R: 0 ER: 0 BB: 0 P: 3	R: 1 H: 3 E: 0 K: 0 S: 5	H: 3 R: 0 ER: 1 BB: 0 P: 5	R: 3 H: 3 E: 0 K: 0 S: 6	H: 3 R: 0 ER: 0 BB: 0 P: 6	1B: 6 2B: 1 3B: 0 HR: 1	SF: 0 SAC: 0 DP: 1 HBP: 1		WP: 1 PB: 0 SB: 1 CS: 1
PITCHER Denny McLain, R ERA: 4.95	IP: 9.0 WLS: W BF: 35 H: 7 R: 4 ER: 4 SO: 1 BB: 1 IBB: 0 HBP: 1 BLK: 0 WP: 1 HR: 1 S: 35 P: 40 ERA: 4.00 WHIP: 0.889											PITCHER	IP: 9.0 WLS: W BF: 35 H: 7 R: 4 ER: 4 SO: 1 BB: 1 IBB: 0 HBP: 1 BLK: 0 WP: 1 HR: 1 S: 35 P: 40 ERA: 4.00 WHIP: 0.889					

Houston Astros @ Atlanta Braves
Atlanta Stadium, Atlanta, GA
Tue Aug 08 1972, 7:05 PM EDT
Att: 8,407 - Unknown - 85 F

AB	33
R	4
H	7
RBI	4
BB	1
SO	1
LOB	11



Batter	1	2	3	4	5	6	7	8	9	AB	R	H	RBI	BB	SO	LOB	BOTTOM
Ralph Garr, L OBP: 0.354, SLG: 0.406	WP 2B			PB 1B		6-3		4-3		5	1	2	0	0	0	3	Houston Astros @ Atlanta Braves Atlanta Stadium, Atlanta, GA Tue Aug 08 1972, 7:05 PM EDT Att: 8,407 - Unknown - 85 F
Darrell Evans, L OBP: 0.377, SLG: 0.445	BB WP BB	6-3		3-1		L3		BB		3	1	0	0	2	0	1	
Hank Aaron, R OBP: 0.381, SLG: 0.482	WP HR BB		K	G5-4-3 BB		5-3		F8		3	1	0	0	2	1	1	
Earl Williams, R OBP: 0.344, SLG: 0.470	6-3			G5-4-3		F9		K		5	1	1	1	0	1	4	
Dusty Baker Jr., R OBP: 0.373, SLG: 0.458	HR		K							3	2	2	2	1	1	0	
Mike Lum, L OBP: 0.316, SLG: 0.348	HR 1B BB		K			K		1B 2B		3	2	1	1	1	2	1	
Felix Millan, R OBP: 0.291, SLG: 0.306	E6 SH 1B		4-3			P9		BB 1B		4	0	1	1	0	0	2	
Marty Perez, R OBP: 0.276, SLG: 0.268	SH 1B			PB 1B		5-3		BB		3	0	2	1	1	0	1	
Denny McLain, R OBP: 0.077, SLG: 0.077	SH		K			F9		L6		3	0	0	0	1	3		
Inning Stats	R: 5 H: 3 E: 2 K: 0 S: 7	H: 3 R: 1 ER: 0 BB: 3 P: 19	R: 1 H: 1 E: 0 K: 2 S: 8	H: 1 R: 0 ER: 0 BB: 0 P: 8	R: 0 H: 1 E: 0 K: 0 S: 3	H: 1 R: 0 ER: 0 BB: 1 P: 7	R: 0 H: 0 E: 0 K: 0 S: 3	H: 0 R: 0 ER: 0 BB: 2 P: 13	R: 0 H: 0 E: 0 K: 1 S: 5	H: 0 R: 0 ER: 0 BB: 1 P: 9	1B: 5 2B: 2 3B: 0 HR: 2	SF: 0 SAC: 1 DP: 2 HBP: 0	WP: 4 PB: 2 SB: 0 CS: 0	PA: 40			
PITCHER Don Wilson, R ERA: 3.52 George Culver, R ERA: 3.23 Ken Forsch, R ERA: 3.99 Jim York, R ERA: 5.47 Jim Ray, R ERA: 3.48	IP: 0.1 WLS: L BF: 6 H: 2 R: 5 ER: 4 SO: 0 BB: 3 IBB: 0 HBP: 0 BLK: 0 WP: 0 HR: 1 S: 15 P: 15 ERA: 108.00 WHIP: 15.000											PITCHER	IP: 0.1 WLS: L BF: 6 H: 2 R: 5 ER: 4 SO: 0 BB: 3 IBB: 0 HBP: 0 BLK: 0 WP: 0 HR: 1 S: 15 P: 15 ERA: 108.00 WHIP: 15.000				

Houston Astros @ Atlanta Braves
Atlanta Stadium, Atlanta, GA
Tue Aug 08 1972, 7:05 PM EDT
Att: 8,407 - Unknown - 85 F

AB	32
R	8
H	9
RBI	6
BB	7
SO	6
LOB	16



Batter	1	2	3	4	5	6	7	8	9	AB	R	H	RBI	BB	SO	LOB	TOP					
Roger Metzger, S (1.6)										4	0	1	0	0	2	2	Houston Astros @ Atlanta Braves Atlanta Stadium, Atlanta, GA Wed Aug 09 1972, 7:05 PM EDT Att: 6,188 - Cloudy - 84 F					
Cesar Cedeno, R (1.8)										4	0	1	0	0	0	2						
Jimmy Wynn, R (1.9)										3	0	1	0	1	1	1						
Lee May, R (1.3)										4	0	0	0	0	1	3						
Bob Watson, R (1.7)										4	0	1	0	0	0	1						
Doug Radler, R (1.5)										3	0	0	0	0	0	2						
Tommy Helms, R (1.4)										3	0	1	0	0	0	2						
Larry Howard, R (1.2)										3	0	0	0	0	0	1						
Jerry Reuss, L (1.1)										1	0	0	0	0	1	1						
Inning Stats	R: 0 E: 0 K: 0 S: 3	H: 1 LOB: 0 BB: 0 P: 3	R: 0 E: 0 K: 0 S: 3	H: 0 LOB: 0 BB: 0 P: 3	R: 0 E: 0 K: 2 S: 8	H: 1 LOB: 1 BB: 0 P: 8	R: 0 E: 0 K: 2 S: 7	H: 0 LOB: 0 BB: 0 P: 7	R: 0 E: 0 K: 0 S: 3	H: 0 LOB: 0 BB: 0 P: 3	R: 0 E: 0 K: 0 S: 4	H: 1 LOB: 1 BB: 0 P: 4	R: 0 E: 0 K: 0 S: 4	H: 1 LOB: 2 BB: 1 P: 8	R: 0 E: 0 K: 1 S: 5	H: 0 LOB: 0 BB: 0 P: 5		R: 0 E: 0 K: 0 S: 4	H: 2 LOB: 1 BB: 0 P: 4	1B: 5 2B: 1 3B: 0 HR: 0	SF: 0 SAC: 0 DP: 2 HBP: 0	WP: 0 PB: 0 SB: 0 CS: 0
PITCHER George Stone, L (1.1) ERA: 4.23	IP: 9.0 WLS: W BF: 32 H: 6 R: 0 ER: 0 SO: 5 BB: 1 IBB: 0 HBP: 0 BLK: 0 WP: 0 HR: 0 S: 41 P: 45 ERA: 0.00 WHIP: 0.778																					

AB	31
R	0
H	6
RBI	0
BB	1
SO	5
LOB	15



Batter	1	2	3	4	5	6	7	8	9	AB	R	H	RBI	BB	SO	LOB	BOTTOM
Ralph Garr, L (1.7)										3	1	2	0	0	0	1	Houston Astros @ Atlanta Braves Atlanta Stadium, Atlanta, GA Wed Aug 09 1972, 7:05 PM EDT Att: 6,188 - Cloudy - 84 F
Oscar Brown, R (6.7)										3	2	0	0	1	3		
Darrell Evans, L (1.5)										3	2	2	2	1	0	1	
Hank Aaron, R (1.3)										2	0	0	1	0	0	0	
Earl Williams, R (1.2)										0	0	0	0	0	0	0	
Larvell Blanks, R (7. PR)										0	0	0	0	0	0	0	
Paul Casanova, R (8.2)										3	1	1	1	0	1	1	
Dusty Baker Jr., R (1.8)										4	0	1	0	0	1	4	
Mike Lum, L (1.9)										3	0	2	2	0	0	1	
Felix Millan, R (1.4)										4	0	0	0	0	0	5	
Marty Perez, R (1.6)										3	0	1	0	1	1	1	
George Stone, L (1.1)										1B: 9 2B: 1 3B: 0 HR: 1	SF: 2 SAC: 0 DP: 1 HBP: 3	WP: 2 PB: 0 SB: 1 CS: 2	PA: 38				
PITCHER Jerry Reuss, L (1.1) ERA: 3.94 George Culver, R (3.1) ERA: 3.11 Tom Griffin, R (6.1) ERA: 2.99 Jim York, R (8.1) ERA: 5.26	IP: 2.1 WLS: L BF: 14 H: 4 R: 4 ER: 4 SO: 2 BB: 0 IBB: 0 HBP: 0 BLK: 0 WP: 2 HR: 1 S: 14 P: 24 ERA: 15.43 WHIP: 2.571																

AB	30
R	6
H	10
RBI	6
BB	3
SO	4
LOB	18



Batter	1	2	3	4	5	6	7	8	9	AB	R	H	RBI	BB	SO	LOB	TOP				
Roger Metzger, S (1,6) OBP: 0.275, SLG: 0.253	F8		BB 1-2 1-3 1B	4-3		L9		6-3		5	1	1	0	0	0	2	Houston Astros @ Atlanta Braves Atlanta Stadium, Atlanta, GA Thu Aug 10 1972, 7:05 PM EDT Att: 7,146 - Cloudy - 80 F				
Cesar Cedeno, R (1,8) OBP: 0.411, SLG: 0.576	6-3		1-3 1-2 2-3 1B	CS		F8		S S 1B		4	1	2	1	1	0	1					
Jimmy Wynn, R (1,9) OBP: 0.379, SLG: 0.480	F8		1-2 2-3 3-H 1B	CS		F8		S 1B		3	2	1	1	2	0	0					
Lee May, R (1,3) OBP: 0.355, SLG: 0.534			1-2 2-3 3-H 1B	F5		P1		K		5	1	2	0	0	1	5					
Bob Watson, R (1,7) OBP: 0.376, SLG: 0.450	4-3		1-2 2-3 3-H 1B	1-3		SH1-4		L6		3	0	0	1	1	0	4					
Johnny Edwards, L (1,2) OBP: 0.355, SLG: 0.397			1-2 2-3 3-H 1B			BB		FC4-6 1B		3	0	3	2	2	0	0					
Doug Rader, R (1,5) OBP: 0.301, SLG: 0.432	K		2H 1B	L4		F8		FC4-6 1B		5	1	0	1	0	1	7					
Tommy Helms, R (1,4) OBP: 0.290, SLG: 0.370			BB 1-2 1B	4-3 S 1B		SH2-4 1B		K		4	2	3	2	1	1	1					
Dave Roberts, L (1,1) OBP: 0.259, SLG: 0.364			BB 1-2 1B			SH2-4 1B		FC4-6 1B		2	1	1	1	0	1	1					
Tom Griffin, R (5,1) OBP: 0.273, SLG: 0.545			BB 1-2 1B	K				FC4-6 1B		1	0	0	0	0	1	1					
Fred Gladding, L (8,1) OBP: 0.273, SLG: 0.545			2H 1B					1-2 1B		1	0	0	0	0	0	1					
Inning Stats	R: 0 E: 0 K: 0 S: 3	H: 0 LOB: 0 BB: 0 P: 3	R: 0 E: 0 K: 1 S: 6	H: 2 LOB: 1 BB: 0 P: 6	R: 5 E: 0 K: 0 S: 7	H: 4 LOB: 1 BB: 2 P: 15	R: 1 E: 0 K: 1 S: 5	H: 1 LOB: 0 BB: 1 P: 9	R: 0 E: 0 K: 0 S: 3	H: 0 LOB: 2 BB: 2 P: 11	R: 0 E: 0 K: 1 S: 4	H: 1 LOB: 1 BB: 0 P: 4	R: 3 E: 0 K: 1 S: 8	H: 3 LOB: 1 BB: 1 P: 12	R: 0 E: 0 K: 1 S: 6	H: 1 LOB: 2 BB: 0 P: 10	R: 0 E: 0 K: 1 S: 6	H: 1 LOB: 1 BB: 0 P: 6	1B: 10 2B: 2 3B: 1 HR: 0	SF: 0 SAC: 2 DP: 0 HBP: 0	WP: 0 PA: 46 PB: 0 SB: 4 CS: 1
PITCHER	IP WLS BF H R ER SO BB IBB HBP BLK WP HR S P ERA WHIP																				
Ron Schueler, R (1,1) ERA: 4.45	2.0	12	5	5	5	1	2	0	0	0	0	0	0	0	18	30	6.75	2.000			
Pat Jarvis, R (3,1) ERA: 3.95	4.0	L	19	5	3	3	1	3	0	0	0	0	0	0	12	20	4.50	1.500			
Cecil Upshaw, R (7,1) ERA: 4.6	2.0		10	2	1	1	2	1	1	0	0	0	0	0	6	6	0.00	1.000			
Joe Hoerner, L (9,1) ERA: 3.72	1.0		4	1	0	0	1	0	0	0	0	0	0	0	6	6	0.00	1.000			

AB	36
R	9
H	13
RBI	9
BB	7
SO	5
LOB	23



Batter	1	2	3	4	5	6	7	8	9	AB	R	H	RBI	BB	SO	LOB	BOTTOM				
Oscar Brown, R (1,7) OBP: 0.220, SLG: 0.337	1-3		FC6-4	F5				G6-4-3		5	0	1	1	0	0	4	Houston Astros @ Atlanta Braves Atlanta Stadium, Atlanta, GA Thu Aug 10 1972, 7:05 PM EDT Att: 7,146 - Cloudy - 80 F				
Darrell Evans, L (1,5) OBP: 0.377, SLG: 0.440	K		K	1B				FC6-4 1B		5	0	2	0	0	2	3					
Hank Aaron, R (1,3) OBP: 0.383, SLG: 0.488	1B		5-3	F8				FC6-4 1B		5	0	1	0	0	1	3					
Earl Williams, R (1,2) OBP: 0.344, SLG: 0.467	1B		1B	K				5-3		5	1	2	0	0	1	2					
Dusty Baker Jr., R (1,8) OBP: 0.378, SLG: 0.463	5-3		1B	1B				FC6-4 1B		5	2	3	0	0	0	2					
Felix Milan, R (1,4) OBP: 0.294, SLG: 0.309	4-3		1-3 2H 1B	HR				G4-6-3 1B		4	1	1	1	1	0	1					
Mike Lum, L (1,9) OBP: 0.318, SLG: 0.361			SH FC6-4 1B	SF7				4-3		3	2	2	4	0	0	0					
Marty Perez, R (1,6) OBP: 0.273, SLG: 0.265			FC6-4 SH 1B	F9				P3		4	0	1	0	0	0	1					
Ron Schueler, R (1,1) OBP: 0.216, SLG: 0.222			SH					G6-4-3 BB		0	0	0	0	0	0	0					
Pat Jarvis, R (3,1) OBP: 0.200, SLG: 0.263			FC6-4	1B						1	0	0	0	1	1	0					
Cecil Upshaw, R (7,1) OBP: 0.167, SLG: 0.167			1-2 2-3 1B							0	0	0	0	0	0	0					
Sonny Jackson, L (8,PH) OBP: 0.267, SLG: 0.246			1-2 2-3							0	0	0	0	1	0	0					
Joe Hoerner, R (9,1) ERA: 3.72				BB						0	0	0	0	0	0	0					
Inning Stats	R: 0 E: 0 K: 1 S: 7	H: 2 LOB: 2 BB: 0 P: 7	R: 1 E: 0 K: 1 S: 8	H: 2 LOB: 0 BB: 0 P: 8	R: 2 E: 0 K: 0 S: 6	H: 3 LOB: 1 BB: 0 P: 6	R: 0 E: 0 K: 1 S: 6	H: 1 LOB: 2 BB: 1 P: 10	R: 3 E: 0 K: 1 S: 8	H: 3 LOB: 0 BB: 1 P: 12	R: 0 E: 0 K: 1 S: 5	H: 0 LOB: 0 BB: 0 P: 5	R: 0 E: 0 K: 0 S: 3	H: 0 LOB: 0 BB: 0 P: 3	R: 0 E: 0 K: 0 S: 3	H: 1 LOB: 1 BB: 1 P: 7	R: 0 E: 0 K: 0 S: 3	H: 1 LOB: 0 BB: 0 P: 3	1B: 11 2B: 1 3B: 0 HR: 1	SF: 1 SAC: 1 DP: 2 HBP: 0	WP: 0 PA: 42 PB: 0 SB: 0 CS: 0
PITCHER	IP WLS BF H R ER SO BB IBB HBP BLK WP HR S P ERA WHIP																				
Dave Roberts, L (1,1) ERA: 4.35	4.0	W	12	2	1	1	2	1	0	0	0	0	1	15	19	3.00	1.000				
Tom Griffin, R (5,1) ERA: 2.59	3.0		6	2	0	0	0	0	0	0	0	0	0	6	6	0.00	1.000				
Fred Gladding, R (8,1) ERA: 2.55	2.0	S	6	2	0	0	0	0	0	0	0	0	0	6	6	0.00	1.000				



Batter	1	2	3	4	5	6	7	8	9	AB	R	H	RBI	BB	SO	LOB	TOP					
Bobby Bonds, R OBP: 0.328, SLG: 0.471 (1, 9)	5-3		F4				G6-4-3		K	5	0	1	1	0	1	2						
Gary Maddox, R OBP: 0.289, SLG: 0.427 (1, 8)				4-3	5-3					4	1	2	0	0	0	1						
Chris Speier, R OBP: 0.356, SLG: 0.416 (1, 6)									K	4	0	0	0	0	3	2						
Willie McCovey, L OBP: 0.312, SLG: 0.409 (1, 3)										3	0	1	0	1	0	2						
Ken Henderson, S OBP: 0.300, SLG: 0.401 (1, 7)										4	1	2	2	0	1	1						
Dave Rader, L OBP: 0.305, SLG: 0.347 (1, 2)										4	0	1	0	0	0	2						
Dave Kingman, R OBP: 0.301, SLG: 0.480 (1, 5)										3	1	0	0	1	3	2						
Tito Fuentes, S OBP: 0.302, SLG: 0.382 (1, 4)										4	0	1	0	0	0	0						
Don Carrithers, R OBP: 0.181, SLG: 0.174 (2, 1)										0	0	0	0	0	0	0						
Randy Moffitt, R OBP: 0.227, SLG: 0.284 (2, 1)										1	0	0	0	0	1	0						
Al Gallagher, R OBP: 0.227, SLG: 0.284 (5, PH)										1	0	0	0	0	0	2						
Steve Stone, R OBP: 0.192, SLG: 0.129 (5, 1)										0	0	0	0	0	0	0						
Jim Howarth, L OBP: 0.265, SLG: 0.345 (7, PH)										1	0	1	0	0	0	0						
Don McMahon, R OBP: 0.226, SLG: 0.250 (7, 1)										0	0	0	0	0	0	0						
Ed Goodson, L OBP: 0.226, SLG: 0.250 (9, PH)										1	0	1	0	0	0	0						
Damaso Blanco, R OBP: 0.205, SLG: 0.233 (9, PH)										0	0	0	0	0	0	0						
Inning Stats	R: 0 E: 0 K: 1 S: 6	H: 1 LOB: 1 BB: 0 P: 6	R: 0 E: 0 K: 2 S: 7	H: 0 LOB: 0 BB: 0 P: 7	R: 0 E: 0 K: 1 S: 5	H: 0 LOB: 0 BB: 0 P: 5	R: 0 E: 0 K: 1 S: 7	H: 2 LOB: 2 BB: 0 P: 7	R: 1 E: 0 K: 0 S: 4	H: 2 LOB: 1 BB: 1 P: 8	R: 0 E: 0 K: 1 S: 6	H: 1 LOB: 0 BB: 0 P: 10	R: 0 E: 0 K: 0 S: 3	H: 1 LOB: 0 BB: 0 P: 3	R: 2 E: 0 K: 1 S: 7	H: 2 LOB: 0 BB: 0 P: 7	R: 0 E: 0 K: 2 S: 8	H: 1 LOB: 1 BB: 0 P: 8	1B: 8 2B: 0 3B: 1 HR: 1	SF: 0 SAC: 0 DP: 2 HBP: 0	WP: 0 PB: 0 SB: 0 CS: 0	PA: 37
PITCHER Larry Dierker, R ERA: 3.31 (1, 1)	IP: 9.0 WLS: W BF: 37 H: 10 R: 3 ER: 3 SO: 9 BB: 2 IBB: 0 HBP: 0 BLK: 0 WP: 0 HR: 1 S: 53 P: 61 ERA: 3.00 WHIP: 1.333															PITCHER						

San Francisco Giants @ Houston Astros
Astrodome, Houston, TX
Fri Aug 11 1972, 8:05 PM EDT
Att: 23,145 - Unknown

AB 35
R 3
H 10
RBI 3
BB 2
SO 9
LOB 14



Batter	1	2	3	4	5	6	7	8	9	AB	R	H	RBI	BB	SO	LOB	BOTTOM	
Roger Metzger, S OBP: 0.277, SLG: 0.255 (1, 6)	F7 BB	E3	F9		L8			F7		5	1	2	1	0	0	0		
Cesar Cedeno, R OBP: 0.411, SLG: 0.574 (1, 8)										3	1	1	1	1	0	0		
Jimmy Wynn, R OBP: 0.378, SLG: 0.486 (1, 9)										4	1	1	1	0	0	3		
Lee May, R OBP: 0.358, SLG: 0.535 (1, 3)										3	1	2	1	0	0	0		
Bob Watson, R OBP: 0.377, SLG: 0.451 (1, 7)										4	0	2	0	0	2	3		
Johnny Edwards, L OBP: 0.353, SLG: 0.395 (1, 2)										4	0	1	1	0	1	5		
Doug Rader, R OBP: 0.300, SLG: 0.429 (1, 5)										3	1	0	0	1	2	4		
Tommy Helms, R OBP: 0.290, SLG: 0.371 (1, 4)										4	1	1	1	0	1	0		
Larry Dierker, R OBP: 0.193, SLG: 0.179 (1, 1)										4	0	0	0	0	0	1		
Inning Stats	R: 0 E: 0 K: 2 S: 8	H: 1 LOB: 3 BB: 1 P: 13	R: 5 E: 1 K: 0 S: 9	H: 6 LOB: 2 BB: 1 P: 13	R: 0 E: 0 K: 0 S: 3	H: 0 LOB: 0 BB: 0 P: 3	R: 1 E: 0 K: 1 S: 8	H: 3 LOB: 2 BB: 0 P: 8	R: 0 E: 0 K: 0 S: 3	H: 0 LOB: 0 BB: 0 P: 3	R: 0 E: 0 K: 2 S: 7	H: 0 LOB: 0 BB: 0 P: 7	R: 0 E: 0 K: 1 S: 5	H: 0 LOB: 0 BB: 0 P: 5	1B: 8 2B: 1 3B: 0 HR: 1	SF: 0 SAC: 0 DP: 0 HBP: 1	WP: 0 PB: 0 SB: 2 CS: 0	PA: 37
PITCHER Don Carrithers, R ERA: 5.4 (1, 1)	IP: 1.2 WLS: L BF: 14 H: 4 R: 5 ER: 5 SO: 2 BB: 2 IBB: 0 HBP: 0 BLK: 0 WP: 0 HR: 0 S: 15 P: 24 ERA: 27.00 WHIP: 4.800															PITCHER		
Randy Moffitt, R ERA: 3.19 (2, 1)	2.1	11	4	1	1	1	0	0	0	0	0	1	13	13	3.86	1.714		
Steve Stone, R ERA: 2.9 (5, 1)	2.0	6	0	0	0	0	0	0	0	0	0	6	6	0.00	0.000			
Don McMahon, R ERA: 2.98 (7, 1)	2.0	6	0	0	0	3	0	0	0	0	0	12	12	0.00	0.000			

San Francisco Giants @ Houston Astros
Astrodome, Houston, TX
Fri Aug 11 1972, 8:05 PM EDT
Att: 23,145 - Unknown

AB 34
R 6
H 10
RBI 6
BB 2
SO 6
LOB 16



Batter	1	2	3	4	5	6	7	8	9	AB	R	H	RBI	BB	SO	LOB	TOP			
Bobby Bonds, R OBP: 0.328, SLG: 0.469 (1, 9)										4	0	1	0	0	1	0	San Francisco Giants @ Houston Astros Astrodome, Houston, TX Sat Aug 12 1972, 8:05 PM EDT Att: 28,296 - Unknown			
Gary Maddox, R OBP: 0.295, SLG: 0.422 (1, 8)										4	0	0	0	0	2	1				
Chris Speier, R OBP: 0.353, SLG: 0.412 (1, 6)										4	0	0	0	0	3	0				
Willie McCovey, L OBP: 0.311, SLG: 0.405 (1, 3)										4	0	1	0	0	3	0				
Ken Henderson, S OBP: 0.306, SLG: 0.416 (1, 7)										4	1	3	0	0	0	1				
Tito Fuentes, S OBP: 0.302, SLG: 0.384 (8, PH)										3	0	1	1	0	1	2				
Ed Goodson, L OBP: 0.323, SLG: 0.432 (8, PH)										1	0	0	0	0	1	1				
Dave Rader, L OBP: 0.305, SLG: 0.347 (1, 2)										3	0	1	0	0	0	1				
Dave Kingman, R OBP: 0.302, SLG: 0.477 (1, 5)										2	0	0	0	1	0	0				
Jim Barr, R OBP: 0.194, SLG: 0.192 (8, PH)										2	0	0	0	0	1	3				
Jim Howarth, L OBP: 0.363, SLG: 0.341 (8, 1)										1	0	0	0	0	0	0				
Jerry Johnson, R (8, 1)										0	0	0	0	0	0	0				
Inning Stats	R: 0 E: 0 K: 1 S: 5	H: 1 LOB: 0 BB: 0 P: 5	R: 0 E: 0 K: 0 S: 5	H: 2 LOB: 3 BB: 1 P: 9	R: 0 E: 0 K: 2 S: 7	H: 0 LOB: 0 BB: 0 P: 7	R: 0 E: 0 K: 2 S: 8	H: 1 LOB: 1 BB: 0 P: 8	R: 0 E: 0 K: 1 S: 5	H: 0 LOB: 0 BB: 0 P: 5	R: 1 E: 0 K: 0 S: 4	H: 2 LOB: 0 BB: 0 P: 4	R: 0 E: 0 K: 2 S: 7	H: 0 LOB: 0 BB: 0 P: 7	R: 0 E: 0 K: 3 S: 10	H: 1 LOB: 1 BB: 0 P: 10	1B: 4 2B: 2 3B: 1 HR: 0	SF: 0 SAC: 0 DP: 1 HBP: 0	WP: 0 PB: 0 SB: 0 CS: 0	PA: 33
PITCHER Don Wilson, R ERA: 3.35 (1, 1)	IP: 9.0 WLS: W BF: 33 H: 7 R: 1 ER: 1 SO: 12 BB: 1 IBB: 0 HBP: 0 BLK: 0 WP: 0 HR: 0 S: 56 P: 60 ERA: 1.00 WHIP: 0.889															PITCHER				

Batter	1	2	3	4	5	6	7	8	9	AB	R	H	RBI	BB	SO	LOB	BOTTOM			
Roger Metzger, S OBP: 0.274, SLG: 0.253 (1, 6)										4	0	0	0	0	1	1	San Francisco Giants @ Houston Astros Astrodome, Houston, TX Sat Aug 12 1972, 8:05 PM EDT Att: 28,296 - Unknown			
Cesar Cedeno, R OBP: 0.407, SLG: 0.568 (1, 8)										4	0	0	0	0	0	0				
Jimmy Wynn, R OBP: 0.382, SLG: 0.494 (1, 9)										2	2	1	1	2	0	0				
Lee May, R OBP: 0.357, SLG: 0.533 (1, 3)										4	1	1	0	0	0	1				
Bob Watson, R OBP: 0.376, SLG: 0.449 (1, 7)										4	0	1	1	0	2	1				
Johnny Edwards, L OBP: 0.393, SLG: 0.393 (1, 2)										1	0	0	1	0	1	0				
Doug Rader, R OBP: 0.303, SLG: 0.429 (1, 5)										2	0	1	0	0	0	1				
Tommy Helms, R OBP: 0.288, SLG: 0.368 (1, 4)										3	0	0	0	0	3	0				
Don Wilson, R OBP: 0.109, SLG: 0.089 (1, 1)										3	0	0	0	0	1	1				
Inning Stats	R: 0 E: 0 K: 0 S: 3	H: 0 LOB: 0 BB: 0 P: 3	R: 0 E: 0 K: 1 S: 5	H: 0 LOB: 1 BB: 0 P: 6	R: 0 E: 0 K: 1 S: 5	H: 0 LOB: 0 BB: 0 P: 5	R: 2 E: 0 K: 0 S: 5	H: 2 LOB: 2 BB: 1 P: 10	R: 0 E: 0 K: 0 S: 3	H: 0 LOB: 0 BB: 0 P: 3	R: 1 E: 0 K: 2 S: 8	H: 1 LOB: 0 BB: 0 P: 8	R: 0 E: 0 K: 1 S: 6	H: 1 LOB: 1 BB: 0 P: 6	R: 0 E: 0 K: 0 S: 3	H: 0 LOB: 1 BB: 1 P: 7		1B: 3 2B: 0 3B: 0 HR: 1	SF: 1 SAC: 0 DP: 0 HBP: 2	WP: 0 PB: 0 SB: 1 CS: 0
PITCHER Jim Barr, R ERA: 3.24 (1, 1)	IP: 7.0 WLS: L BF: 28 H: 4 R: 3 ER: 3 SO: 5 BB: 1 IBB: 0 HBP: 2 BLK: 0 WP: 0 HR: 1 S: 35 P: 41 ERA: 3.86 WHIP: 0.714															PITCHER				
Jerry Johnson, R ERA: 4.91 (8, 1)	IP: 1.0 WLS: L BF: 4 H: 0 R: 0 ER: 0 SO: 0 BB: 1 IBB: 0 HBP: 0 BLK: 0 WP: 0 HR: 0 S: 3 P: 7 ERA: 0.00 WHIP: 1.000															PITCHER				

AB	32
R	1
H	7
RBI	1
BB	1
SO	12
LOB	9



Batter	1	2	3	4	5	6	7	8	9	AB	R	H	RBI	BB	SO	LOB	TOP					
Bobby Bonds, R OBP: 0.328, SLG: 0.467 (1,9)	F8		5-3			FC6-4 1B		4-3		4	0	1	1	1	1	0						
Chris Speier, R OBP: 0.353, SLG: 0.413 (1,6)	4-3				FC6-4 1B	SF7			BB	4	1	2	1	0	0	1						
Ken Henderson, S OBP: 0.304, SLG: 0.413 (1,7)	6-3		K			1-3 1B			F8	5	0	1	0	0	1	4						
Willie McCovey, L OBP: 0.318, SLG: 0.407 (1,3)		K		L6					FC6-4 1B	4	0	2	1	1	1	0						
Tito Fuentes, S OBP: 0.301, SLG: 0.382 (1,4)		1B FC6-4		5-3	L7				FC6-4 1B	5	1	1	0	0	0	5						
Al Gallacher, R OBP: 0.230, SLG: 0.284 (1,5)									6-3	3	0	1	0	1	0	1						
Garry Maddox, R OBP: 0.288, SLG: 0.423 (1,8)									6-3	4	1	2	1	0	0	2						
Fran Healy, R OBP: 0.262, SLG: 0.234 (1,2)									5-3	4	1	1	0	0	0	3						
Jim Willoughby, R OBP: 0.143, SLG: 0.143 (1,1)			K		5-3				K	4	0	1	0	0	2	0						
Inning Stats	R: 0 E: 0 K: 0 S: 3	H: 0 LOB: 0 BB: 0 P: 3	R: 1 E: 0 K: 1 S: 7	H: 2 LOB: 1 BB: 0 P: 7	R: 0 E: 0 K: 2 S: 8	H: 1 LOB: 1 BB: 0 P: 8	R: 0 E: 0 K: 0 S: 4	H: 1 LOB: 2 BB: 1 P: 8	R: 1 E: 0 K: 0 S: 6	H: 3 LOB: 2 BB: 0 P: 6	R: 2 E: 0 K: 0 S: 6	H: 3 LOB: 2 BB: 1 P: 10	R: 0 E: 0 K: 1 S: 4	H: 1 LOB: 1 BB: 0 P: 4	R: 0 E: 0 K: 1 S: 5	H: 0 LOB: 0 BB: 0 P: 5	R: 0 E: 0 K: 0 S: 3	H: 1 LOB: 1 BB: 1 P: 7	1B: 12 2B: 0 3B: 0 HR: 0	SF: 1 SAC: 0 DP: 1 HBP: 0	WP: 0 PB: 0 SB: 2 CS: 0	PA: 41
PITCHER	IP	WLS	BF	H	R	ER	SO	BB	IBB	HBP	BLK	WP	HR	S	P	ERA	WHIP					
Jerry Reuss, L ERA: 4.05 (1,1)	5.1	L	28	10	4	4	3	2	0	0	0	0	0	32	40	6.75	2.250					
George Culver, R ERA: 3.04 (6,1)	1.2		6	1	0	0	0	0	0	0	0	0	0	6	6	0.00	0.600					
Jim York, R ERA: 4.88 (8,1)	2.0		7	1	0	0	1	1	0	0	0	0	0	8	12	0.00	1.000					

San Francisco Giants @ Houston Astros
Astrodome, Houston, TX
Sun Aug 13 1972, 8:05 PM EDT
Att: 25,475 - Unknown

AB	37
R	4
H	12
RBI	4
BB	3
SO	4
LOB	16



Batter	1	2	3	4	5	6	7	8	9	AB	R	H	RBI	BB	SO	LOB	BOTTOM					
Roger Metzger, S OBP: 0.274, SLG: 0.253 (1,6)	4-3		2B 6-3 1B		3-1		4-3			4	1	1	0	0	0	1						
Cesar Cedeno, R OBP: 0.408, SLG: 0.569 (1,8)			6-3 1-3 S		4-3		5-3			3	1	1	0	1	0	1						
Jimmy Wynn, R OBP: 0.383, SLG: 0.492 (1,9)			6-3			SH2-3 4-3 1B			K	3	1	1	1	1	1	1						
Lee May, R OBP: 0.357, SLG: 0.530 (1,3)			1-3			4-3 SH2-3 1B			4-3	4	0	1	0	0	1	2						
Bob Watson, R OBP: 0.374, SLG: 0.446 (1,7)			1-3		5-3	SH2-3			6-3	3	0	0	0	0	1	2						
Johnny Edwards, L OBP: 0.352, SLG: 0.391 (1,2)			K		E3				FC6-5 SH3-4 1B	4	0	1	1	0	1	1						
Bobby Fenwick, R OBP: 0.220, SLG: 0.234 (9, FR)					4-3					0	0	0	0	0	0	0						
Doug Rader, R OBP: 0.301, SLG: 0.426 (1,5)			F7		4-3				SH3-4	3	0	0	0	0	0	2						
Tommy Helms, R OBP: 0.287, SLG: 0.365 (1,4)			F9		4-3				FC6-5	3	0	0	0	0	0	3						
Jerry Reuss, L OBP: 0.173, SLG: 0.163 (1,1)									K	2	0	0	0	0	1	0						
George Culver, R OBP: 0.200, SLG: 0.214 (6,1)										0	0	0	0	0	0	0						
Norm Miller, L OBP: 0.316, SLG: 0.391 (7, PH)										0	0	0	0	0	0	0						
Jim York, R (8,1)										0	0	0	0	0	0	0						
Jimmy Stewart, S OBP: 0.237, SLG: 0.302 (9, PH)										1	0	0	0	0	1	1						
Inning Stats	R: 0 E: 0 K: 2 S: 7	H: 0 LOB: 2 BB: 2 P: 15	R: 0 E: 0 K: 1 S: 5	H: 0 LOB: 0 BB: 0 P: 5	R: 2 E: 0 K: 1 S: 7	H: 2 LOB: 0 BB: 0 P: 7	R: 0 E: 1 K: 0 S: 4	H: 0 LOB: 1 BB: 0 P: 4	R: 0 E: 0 K: 0 S: 3	H: 0 LOB: 0 BB: 0 P: 3	R: 1 E: 0 K: 0 S: 5	H: 2 LOB: 1 BB: 0 P: 5	R: 0 E: 0 K: 0 S: 3	H: 0 LOB: 1 BB: 0 P: 4	R: 0 E: 0 K: 1 S: 5	H: 0 LOB: 0 BB: 0 P: 5	R: 0 E: 0 K: 1 S: 6	H: 1 LOB: 1 BB: 0 P: 6	1B: 4 2B: 1 3B: 0 HR: 0	SF: 0 SAC: 3 DP: 0 HBP: 1	WP: 0 PB: 0 SB: 2 CS: 0	PA: 36
PITCHER	IP	WLS	BF	H	R	ER	SO	BB	IBB	HBP	BLK	WP	HR	S	P	ERA	WHIP					
Jim Willoughby, R ERA: 2.5 (1,1)	9.0	W	36	5	3	3	6	2	0	1	0	0	0	45	54	3.00	0.778					

San Francisco Giants @ Houston Astros
Astrodome, Houston, TX
Sun Aug 13 1972, 8:05 PM EDT
Att: 25,475 - Unknown

AB	30
R	3
H	5
RBI	2
BB	2
SO	6
LOB	14




Batter	1	2	3	4	5	6	7	8	9	AB	R	H	RBI	BB	SO	LOB	TOP			
Bobby Bonds, R OBP: 0.331, SLG: 0.474 (1, 9)										4	2	1	1	0	3		San Francisco Giants @ Houston Astros Astrodome, Houston, TX Mon Aug 14 1972, 8:05 PM EDT Att: 19,451 - Unknown			
Chris Speier, R OBP: 0.356, SLG: 0.412 (1, 6)										3	1	1	0	2	1	1				
Ken Henderson, S OBP: 0.302, SLG: 0.409 (1, 7)										5	0	1	0	0	1	2				
Willie McCovey, L OBP: 0.325, SLG: 0.415 Bernie Williams, R OBP: 0.236, SLG: 0.391 (9, PR)										4	1	2	0	1	1	2				
Tito Fuentes, S OBP: 0.300, SLG: 0.383 Ed Goodson, L OBP: 0.321, SLG: 0.429 (9, PH)										4	1	1	1	0	1	2				
Al Gallacher, R OBP: 0.333, SLG: 0.289 (1, 5)										4	0	2	2	0	1	1				
Garry Maddox, R OBP: 0.287, SLG: 0.424 (1, 8)										4	0	1	0	0	1	2				
Fran Healy, R OBP: 0.264, SLG: 0.229 Dave Rader, L OBP: 0.304, SLG: 0.346 (8, PH)										2	0	0	0	1	1	2				
Frank Reberger, L OBP: 0.217, SLG: 0.304 Steve Stone, R OBP: 0.156, SLG: 0.129 Randy Moffitt, R OBP: 0.359, SLG: 0.337 Jim Howarth, L OBP: 0.359, SLG: 0.337 Jerry Johnson, R OBP: 0.359, SLG: 0.337 (8, 1)										3	0	0	0	0	2	3				
Inning Stats	R: 1 E: 0 K: 0 S: 5	H: 3 LOB: 1 BB: 0 P: 5	R: 0 E: 0 K: 2 S: 8	H: 1 LOB: 1 BB: 0 P: 8	R: 4 E: 1 K: 1 S: 9	H: 3 LOB: 3 BB: 0 P: 21	R: 0 E: 0 K: 1 S: 5	H: 0 LOB: 0 BB: 0 P: 5	R: 0 E: 0 K: 1 S: 6	H: 1 LOB: 1 BB: 0 P: 6	R: 0 E: 0 K: 2 S: 8	H: 1 LOB: 1 BB: 0 P: 8	R: 0 E: 0 K: 0 S: 3	H: 0 LOB: 0 BB: 0 P: 3	R: 0 E: 0 K: 0 S: 4	H: 1 LOB: 2 BB: 1 P: 8		1B: 6 2B: 3 3B: 0 HR: 1	SF: 0 SAC: 0 DP: 1 HBP: 0	WP: 0 PB: 1 SB: 0 CS: 1
PITCHER	IP WLS BF H R ER SO BB IBB HBP BLK WP HR S P ERA WHIP	IP WLS BF H R ER SO BB IBB HBP BLK WP HR S P ERA WHIP																		
Dave Roberts, L ERA: 4.58	2.1	14	6	5	5	2	2	0	0	0	0	0	0	1	16	24	19.29	3.429		
George Culver, R ERA: 3.01	0.2	5	1	0	0	1	1	0	0	0	0	0	0	6	10	0.00	3.000			
Ken Forsch, R ERA: 3.96	1.0	3	0	0	0	1	0	0	0	0	0	0	0	5	5	0.00	0.000			
J.R. Richard, R ERA: 9.0	2.0	W 7	1	0	0	3	1	0	0	0	0	0	0	12	16	0.00	1.000			
Tom Griffin, R ERA: 2.89	2.1	10	2	0	0	2	1	0	0	0	0	0	0	13	17	0.00	1.286			
Fred Gladding, R ERA: 2.5	0.2	S 2	0	0	0	0	0	0	0	0	0	0	0	2	2	0.00	0.000			

Batter	1	2	3	4	5	6	7	8	9	AB	R	H	RBI	BB	SO	LOB	BOTTOM			
Roger Metzger, S OBP: 0.275, SLG: 0.255 (1, 6)										4	1	1	2	1	0	0	San Francisco Giants @ Houston Astros Astrodome, Houston, TX Mon Aug 14 1972, 8:05 PM EDT Att: 19,451 - Unknown			
Cesar Cedeno, R OBP: 0.411, SLG: 0.568 (1, 8)										4	1	2	2	1	1	1				
Jimmy Wynn, R OBP: 0.383, SLG: 0.491 (1, 9)										5	0	2	1	0	1	2				
Lee May, R OBP: 0.355, SLG: 0.525 (1, 3)										4	0	0	0	1	0	3				
Bob Watson, R OBP: 0.375, SLG: 0.445 (1, 7)										3	1	1	0	0	1	0				
Johnny Edwards, L OBP: 0.350, SLG: 0.389 (1, 2)										4	0	1	0	0	1	4				
Doug Rader, R OBP: 0.300, SLG: 0.423 (1, 5)										3	1	0	0	1	0	2				
Tommy Helms, R OBP: 0.292, SLG: 0.368 (1, 4)										3	2	2	0	1	0	0				
Dave Roberts, L ERA: 2.54, SLG: 0.357 George Culver, R ERA: 3.00, SLG: 0.214 Ken Forsch, R ERA: 3.09, SLG: 0.119 Norm Miller, R ERA: 5.15, SLG: 0.398 J.R. Richard, R ERA: 9.0 Jesus Alou, R ERA: 3.00 Tom Griffin, R ERA: 2.89, SLG: 0.522 Fred Gladding, L ERA: 4.82 (8, 1)										1	0	0	0	0	2					
Inning Stats	R: 0 E: 0 K: 1 S: 5	H: 0 LOB: 1 BB: 1 P: 9	R: 0 E: 0 K: 0 S: 4	H: 1 LOB: 2 BB: 1 P: 8	R: 0 E: 0 K: 0 S: 4	H: 1 LOB: 1 BB: 0 P: 4	R: 3 E: 0 K: 1 S: 9	H: 4 LOB: 0 BB: 0 P: 9	R: 0 E: 0 K: 1 S: 5	H: 0 LOB: 0 BB: 0 P: 5	R: 4 E: 0 K: 1 S: 8	H: 3 LOB: 3 BB: 3 P: 21	R: 0 E: 0 K: 0 S: 3	H: 0 LOB: 0 BB: 0 P: 3	R: 0 E: 0 K: 0 S: 4	H: 1 LOB: 1 BB: 0 P: 4		1B: 9 2B: 1 3B: 0 HR: 0	SF: 0 SAC: 0 DP: 0 HBP: 1	WP: 3 PB: 0 SB: 3 CS: 0
PITCHER	IP WLS BF H R ER SO BB IBB HBP BLK WP HR S P ERA WHIP	IP WLS BF H R ER SO BB IBB HBP BLK WP HR S P ERA WHIP																		
Frank Reberger, R ERA: 3.34	5.1	26	7	5	5	3	3	0	0	0	0	0	0	2	6	0.00	6.000			
Steve Stone, R ERA: 3.09	0.1	L 3	1	0	0	0	1	0	0	0	0	0	0	2	6	0.00	6.000			
Randy Moffitt, R ERA: 3.1	1.1	7	1	2	2	1	1	0	1	0	1	0	7	12	13.50	1.500				
Jerry Johnson, R ERA: 4.82	1.0	4	1	0	0	0	0	0	0	0	0	0	4	4	0.00	1.000				

Batter	1	2	3	4	5	6	7	8	9	10	AB	R	H	RBI	BB	SO	LOB	TOP									
Roger Metzger, S OBP: 0.277, SLG: 0.258 (1, 6)	4-3		E8 2B		4-3			1B 1B	1-3		5	1	2	0	0	0	3										
Cesar Cedeno, R OBP: 0.410, SLG: 0.569 (1, 8)	5-3				6-3			1B S		6-3	5	0	2	1	0	0	1										
Jimmy Wynn, R OBP: 0.379, SLG: 0.485 (1, 9)	5-3		2-3					K 1-2		6-3	5	0	0	0	0	1	3										
Lee May, R OBP: 0.353, SLG: 0.520 (1, 3)			3-1		K			6-3			4	0	0	0	1	1	2										
Bob Watson, R OBP: 0.371, SLG: 0.439 (1, 7)		F8			F9			4-3		K	5	0	0	0	0	2	1										
Johnny Edwards, L OBP: 0.352, SLG: 0.388 (1, 2)								4-3		4-3	3	0	1	0	1	0	0										
Doug Rader, R OBP: 0.300, SLG: 0.421 (1, 5)								6-3			4	1	1	0	0	1	2										
Tommy Helms, R OBP: 0.294, SLG: 0.374 (1, 4)			5-3					5-3		2B 1B	4	0	2	1	0	0	0										
Larry Dierker, R OBP: 0.183, SLG: 0.169 (9, PH)								6-3			3	0	0	0	0	2	1										
Norm Miller, L OBP: 0.350, SLG: 0.398 (9, PH)											0	0	0	0	1	0	0										
Jim Ray, R OBP: 0.071, SLG: 0.071 (10, 1)											0	0	0	0	0	0	0										
Fred Gladding, L OBP: 0.071, SLG: 0.071 (10, 1)											0	0	0	0	0	0	0										
Inning Stats	R: 0 E: 0 K: 0 S: 3	H: 0 LOB: 0 BB: 0 P: 3	R: 0 E: 0 K: 0 S: 4	H: 1 LOB: 1 BB: 0 P: 4	R: 1 E: 1 K: 1 S: 7	H: 2 LOB: 1 BB: 0 P: 7	R: 0 E: 0 K: 2 S: 7	H: 0 LOB: 1 BB: 1 P: 11	R: 0 E: 0 K: 1 S: 6	H: 1 LOB: 1 BB: 0 P: 6	R: 0 E: 0 K: 0 S: 3	H: 0 LOB: 0 BB: 0 P: 3	R: 0 E: 0 K: 0 S: 3	H: 0 LOB: 0 BB: 0 P: 3	R: 0 E: 0 K: 1 S: 7	H: 2 LOB: 2 BB: 0 P: 7	R: 1 E: 0 K: 1 S: 7	H: 2 LOB: 2 BB: 1 P: 11	R: 0 E: 0 K: 1 S: 5	H: 0 LOB: 1 BB: 1 P: 9	1B: 4 2B: 4 3B: 0 HR: 0	SF: 0 SAC: 0 DP: 0 HBP: 0	WP: 0 PB: 0 SB: 1 CS: 0	PA: 41			
PITCHER	IP 8.2	WLS 0	BF 36	H 8	R 2	ER 2	SO 6	BB 2	IBB 0	HBP 0	BLK 0	WP 0	HR 0	S 46	P 54	ERA 2.08	WHIP 1.154										
Bill Stoneman, R ERA: 3.13 (1, 1)																											
Mike Marshall, R ERA: 1.22 (9, 1)																											

Houston Astros @ Montreal Expos
 Jarry Park, Montreal, QB
 Tue Aug 15 1972, 7:05 PM EDT
 Att: 18,840 - Unknown - 70 F


AB 38
 R 2
 H 8
 RBI 2
 BB 3
 SO 7
 LOB 13



Batter	1	2	3	4	5	6	7	8	9	10	AB	R	H	RBI	BB	SO	LOB	BOTTOM									
Ron Hunt, R OBP: 0.357, SLG: 0.295 (1, 4)	3-1		5-3								4	0	0	0	0	0	3										
Boots Day, L OBP: 0.290, SLG: 0.260 (1, 9)	P6		6-3		4-3			F8		F8	5	0	0	0	0	0	2										
Ken Singleton, S OBP: 0.348, SLG: 0.378 (1, 7)	1-3							1B 1B			4	3	2	0	1	0	0										
Ron Fairly, L OBP: 0.341, SLG: 0.396 (1, 3)					4-3			1B S		F5	5	0	2	0	0	0	2										
Tim McCarver, L OBP: 0.336, SLG: 0.370 (1, 2)					P6			1B S			4	0	2	1	0	0	2										
Mike Marshall, R OBP: 0.211, SLG: 0.118 (9, 1)								1B G4-6-3			0	0	0	0	1	0	0										
Mike Jorgensen, L OBP: 0.335, SLG: 0.366 (1, 8)								1B 1-2 2-H		1B	4	0	2	2	1	1	3										
Bob Bailey, R OBP: 0.331, SLG: 0.385 (1, 5)								1B 1-2			4	0	0	0	0	1	2										
Tim Foli, R OBP: 0.278, SLG: 0.275 (1, 6)											4	0	1	0	0	0	0										
Bill Stoneman, R OBP: 0.140, SLG: 0.109 (1, 1)											2	0	1	0	0	1	0										
John Boccabella, R OBP: 0.267, SLG: 0.293 (9, 2)											1	0	1	0	0	0	0										
Inning Stats	R: 0 E: 0 K: 0 S: 3	H: 0 LOB: 0 BB: 0 P: 3	R: 0 E: 0 K: 2 S: 8	H: 1 LOB: 1 BB: 0 P: 8	R: 0 E: 0 K: 0 S: 4	H: 1 LOB: 1 BB: 0 P: 4	R: 1 E: 0 K: 0 S: 5	H: 2 LOB: 1 BB: 0 P: 5	R: 0 E: 0 K: 1 S: 5	H: 0 LOB: 1 BB: 0 P: 6	R: 0 E: 0 K: 0 S: 3	H: 1 LOB: 1 BB: 0 P: 7	R: 0 E: 0 K: 0 S: 4	H: 1 LOB: 1 BB: 0 P: 4	R: 1 E: 0 K: 0 S: 5	H: 3 LOB: 1 BB: 0 P: 5	R: 0 E: 0 K: 0 S: 4	H: 1 LOB: 1 BB: 0 P: 4	R: 1 E: 0 K: 0 S: 3	H: 1 LOB: 2 BB: 2 P: 11	1B: 10 2B: 1 3B: 0 HR: 0	SF: 0 SAC: 1 DP: 1 HBP: 1	WP: 0 PB: 0 SB: 2 CS: 1	PA: 43			
PITCHER	IP 8.0	WLS 0	BF 33	H 9	R 2	ER 2	SO 3	BB 2	IBB 0	HBP 0	BLK 0	WP 0	HR 0	S 37	P 42	ERA 2.25	WHIP 1.250										
Larry Dierker, R ERA: 3.26 (1, 1)																											
Jim Ray, R ERA: 3.52 (9, 1)																											
Fred Gladding, R ERA: 2.5 (10, 1)																											

Houston Astros @ Montreal Expos
 Jarry Park, Montreal, QB
 Tue Aug 15 1972, 7:05 PM EDT
 Att: 18,840 - Unknown - 70 F

AB 37
 R 3
 H 11
 RBI 3
 BB 3
 SO 3
 LOB 14



Batter	1	2	3	4	5	6	7	8	9	AB	R	H	RBI	BB	SO	LOB	TOP								
Roger Metzger, S OBP: 0.276, SLG: 0.258 (1, 6)	5-3		5-3				F7			4	0	1	0	0	0	0	Houston Astros @ Montreal Expos Jarry Park, Montreal, QB Wed Aug 16 1972, 7:05 PM EDT Att: 13,418 - Cloudy - 65 F								
Cesar Cedeno, R OBP: 0.409, SLG: 0.564 (1, 8)	F7			1B		P6	K			3	1	0	0	1	1	0									
Jimmy Wynn, R OBP: 0.380, SLG: 0.483 (1, 9)	K			1B	SF7	BB	E			2	2	0	0	2	1	0									
Lee May, R OBP: 0.350, SLG: 0.515 (1, 3)		F9			P1		K			4	0	0	0	0	2	3									
Bob Watson, R OBP: 0.374, SLG: 0.445 (1, 7)						CS	E5			4	1	3	2	0	1	0									
Johnny Edwards, L OBP: 0.354, SLG: 0.391 (1, 2)		G3			SF7		E3			3	1	2	2	0	0	1									
Doug Rader, R OBP: 0.302, SLG: 0.424 (1, 5)		5-3			CS					4	0	2	1	0	0	2									
Tommy Helms, R OBP: 0.294, SLG: 0.373 (1, 4)				6-3			F7			4	0	1	0	0	0	2									
Don Wilson, R OBP: 0.100, SLG: 0.082 (1, 1)				1-3			F7			4	0	0	0	0	1	2									
Inning Stats	R: 0 E: 0 K: 1 S: 5	H: 0 LOB: 0 BB: 0 P: 5	R: 0 E: 0 K: 0 S: 4	H: 1 LOB: 1 BB: 0 P: 4	R: 0 E: 0 K: 0 S: 3	H: 0 LOB: 0 BB: 0 P: 3	R: 2 E: 0 K: 0 S: 3	H: 1 LOB: 0 BB: 2 P: 11	R: 0 E: 0 K: 0 S: 4	H: 2 LOB: 2 BB: 0 P: 4	R: 3 E: 2 K: 2 S: 8	H: 3 LOB: 1 BB: 1 P: 12	R: 0 E: 0 K: 2 S: 7	H: 0 LOB: 0 BB: 0 P: 7	R: 0 E: 0 K: 2 S: 7	H: 0 LOB: 1 BB: 0 P: 7	R: 0 E: 0 K: 0 S: 4	H: 2 LOB: 1 BB: 0 P: 4	1B: 7 2B: 2 3B: 0 HR: 0	SF: 1 SAC: 0 DP: 1 HBP: 0	WP: 0 PB: 0 SB: 2 CS: 1	PA: 37			
PITCHER	IP	WLS	BF	H	R	ER	SO	BB	IBB	HBP	BLK	WP	HR	S	P	ERA	WHIP								
Mike Torrez, R ERA: 3.07 (1, 1)	6.0	L	26	7	5	4	2	3	0	0	0	0	0	27	39	6.00	1.667								
Steve Renko, R ERA: 5.95 (7, 1)	2.0		6	0	0	0	4	0	0	0	0	0	0	14	14	0.00	0.000								
Tom Walker, R ERA: 3.25 (9, 1)	1.0		4	2	0	0	0	0	0	0	0	0	0	4	4	0.00	2.000								

AB	32
R	5
H	9
RBI	5
BB	3
SO	6
LOB	10



Batter	1	2	3	4	5	6	7	8	9	AB	R	H	RBI	BB	SO	LOB	BOTTOM								
Ron Hunt, R OBP: 0.353, SLG: 0.291 (1, 4)	4-3		5-3			P5				4	0	0	0	0	1	2	Houston Astros @ Montreal Expos Jarry Park, Montreal, QB Wed Aug 16 1972, 7:05 PM EDT Att: 13,418 - Cloudy - 65 F								
Boots Day, L OBP: 0.289, SLG: 0.260 (1, 9)	P6		K					F8		4	0	1	0	0	1	2									
Ken Singleton, S OBP: 0.347, SLG: 0.376 (1, 7)					4-3		F8			4	0	1	0	0	0	1									
Ron Fairly, L OBP: 0.337, SLG: 0.391 (1, 3)	P3				1-3		F7			4	0	0	0	0	0	2									
Tim McCarver, L OBP: 0.334, SLG: 0.368 (1, 2)		F7			F2		F9			4	0	1	0	0	0	0									
Mike Jorgensen, L OBP: 0.334, SLG: 0.364 (1, 8)		F8				K		4-3		4	0	1	0	0	1	0									
Bob Bailey, R OBP: 0.326, SLG: 0.380 (1, 5)		P4				K		6-3		4	0	0	0	0	1	2									
Tim Foli, R OBP: 0.278, SLG: 0.274 (1, 6)					P6			1-3		2	0	0	0	1	0	0									
Mike Torrez, R OBP: 0.185, SLG: 0.188 (1, 1)										2	0	1	0	0	1	1									
Steve Renko, R OBP: 0.313, SLG: 0.313 (7, 1)										0	0	0	0	0	0	0									
Jim Fairley, L OBP: 0.309, SLG: 0.333 (6, PH)										0	0	0	0	1	0	0									
Tom Walker, R (9, 1)										0	0	0	0	0	0	0									
Inning Stats	R: 0 E: 0 K: 0 S: 4	H: 1 LOB: 1 BB: 0 P: 4	R: 0 E: 0 K: 0 S: 3	H: 0 LOB: 0 BB: 0 P: 3	R: 0 E: 0 K: 1 S: 6	H: 1 LOB: 1 BB: 0 P: 6	R: 0 E: 0 K: 0 S: 3	H: 0 LOB: 0 BB: 0 P: 3	R: 0 E: 0 K: 3 S: 9	H: 0 LOB: 1 BB: 1 P: 13	R: 0 E: 0 K: 0 S: 4	H: 1 LOB: 1 BB: 0 P: 4	R: 0 E: 0 K: 0 S: 3	H: 0 LOB: 0 BB: 0 P: 3	R: 0 E: 0 K: 1 S: 5	H: 0 LOB: 1 BB: 1 P: 9	R: 0 E: 0 K: 0 S: 5	H: 2 LOB: 2 BB: 0 P: 5	1B: 4 2B: 1 3B: 0 HR: 0	SF: 0 SAC: 0 DP: 0 HBP: 0	WP: 1 PB: 0 SB: 0 CS: 0	PA: 34			
PITCHER	IP	WLS	BF	H	R	ER	SO	BB	IBB	HBP	BLK	WP	HR	S	P	ERA	WHIP								
Don Wilson, R ERA: 3.14 (1, 1)	9.0	W	34	5	0	0	5	2	0	0	0	1	0	42	50	0.00	0.778								



Batter	1	2	3	4	5	6	7	8	9	AB	R	H	RBI	BB	SO	LOB	TOP			
Roger Metzger, S (1, 6) OBP: 0.275, SLG: 0.256										4	1	1	0	0	0	2	Houston Astros @ Philadelphia Phillies Veterans Stadium, Philadelphia, PA Fri Aug 18 1972, 7:05 PM EDT Att: 11,707 - Unknown			
Cesar Cedeno, R (1, 8) OBP: 0.409, SLG: 0.571										4	0	0	0	0	1	3				
Jimmy Wynn, R (1, 9) OBP: 0.384, SLG: 0.487										3	0	1	2	1	0	1				
Lee May, R (1, 3) OBP: 0.351, SLG: 0.526										4	0	0	0	0	0	2				
Bob Watson, R (1, 7) OBP: 0.380, SLG: 0.447										3	0	1	0	0	1	0				
Jimmy Stewart, S (6, PR) OBP: 0.234, SLG: 0.299										1	1	0	0	0	0	0				
Johnny Edwards, L (1, 2) OBP: 0.353, SLG: 0.389										4	0	1	0	0	0	0				
Doug Rader, R (1, 5) OBP: 0.308, SLG: 0.434										1	1	1	1	1	0	0				
Tommy Helms, R (1, 4) OBP: 0.294, SLG: 0.374										4	0	1	0	0	1	3				
Dave Roberts, L (1, 1) OBP: 0.258, SLG: 0.356										3	1	1	1	0	1	0				
Jim Ray, R (7, 1) OBP: 0.071, SLG: 0.071										0	0	0	0	0	0	0				
Fred Gladding, L (7, 1)										1	0	0	0	0	1	1				
Inning Stats	R: 0 E: 0 K: 0 S: 3	H: 1 LOB: 1 BB: 1 P: 7	R: 0 E: 0 K: 2 S: 7	H: 0 LOB: 1 BB: 0 P: 8	R: 0 E: 1 K: 1 S: 6	H: 0 LOB: 0 BB: 0 P: 6	R: 0 E: 0 K: 0 S: 3	H: 0 LOB: 0 BB: 0 P: 3	R: 3 E: 0 K: 1 S: 9	H: 4 LOB: 1 BB: 0 P: 9	R: 1 E: 0 K: 0 S: 4	H: 2 LOB: 1 BB: 0 P: 4	R: 0 E: 0 K: 0 S: 3	H: 0 LOB: 0 BB: 0 P: 3	R: 0 E: 0 K: 1 S: 5	H: 0 LOB: 1 BB: 1 P: 9	1B: 5 2B: 2 3B: 0 HR: 0	SF: 1 SAC: 0 DP: 1 HBP: 1	WP: 0 PB: 0 SB: 0 CS: 1	PA: 36
PITCHER	IP WLS BF H R ER SO BB IBB HBP BLK WP HR S P ERA WHIP																			
Darrell Brandon, R (1, 1) ERA: 3.3	7.0 L 29 7 4 4 4 1 0 1 0 0 0 35 40 5.14 1.143																			
Bill Wilson, R (8, 1) ERA: 0.53	1.0 3 0 0 0 0 0 0 0 0 0 0 3 3 0.00 0.000																			
Dick Selma, R (9, 1) ERA: 4.98	1.0 4 0 0 0 0 1 1 0 0 0 0 5 9 0.00 1.000																			

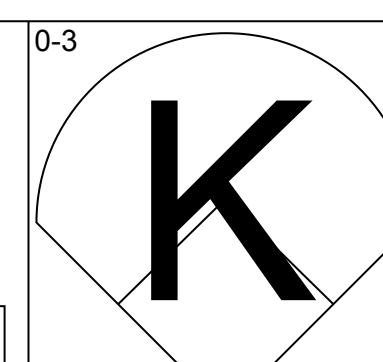
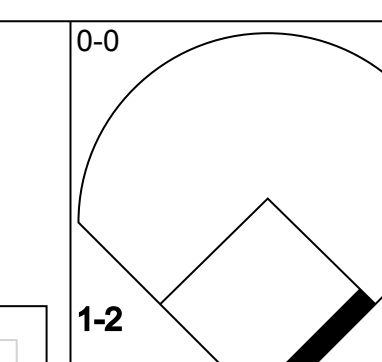
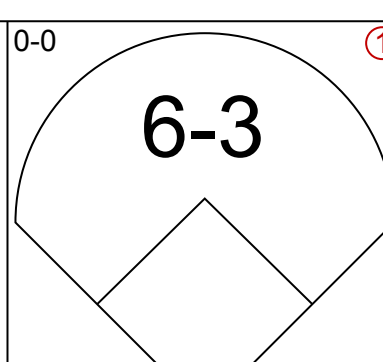
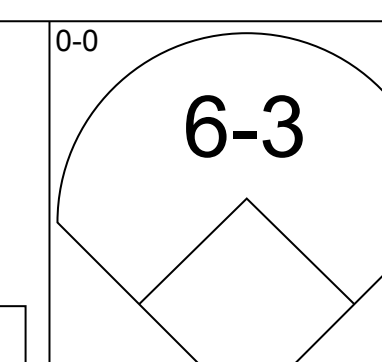
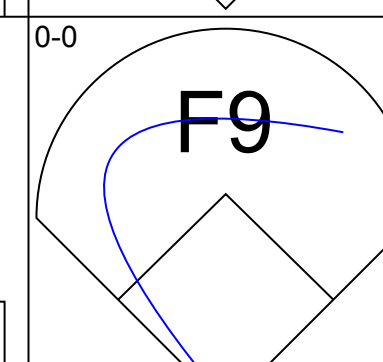
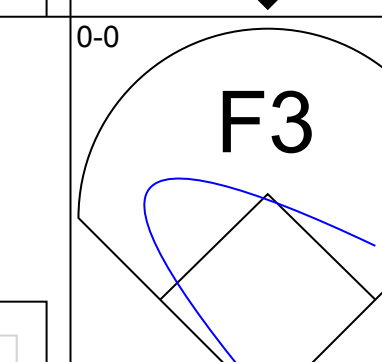
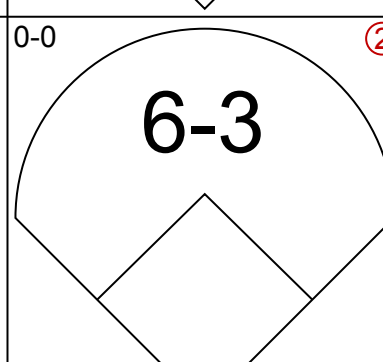
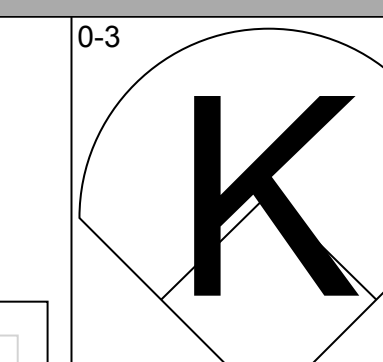
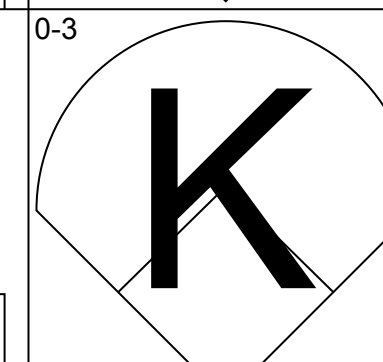
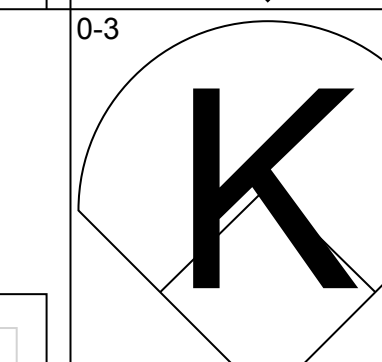
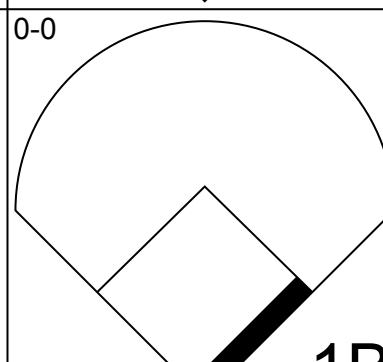
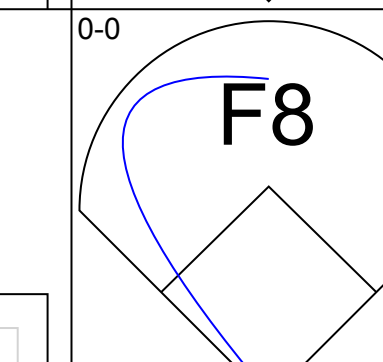
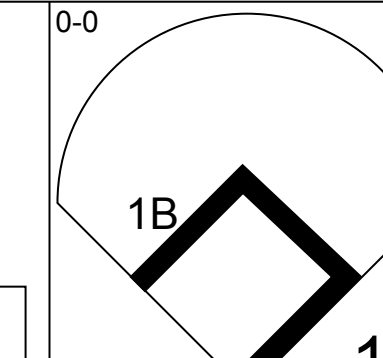
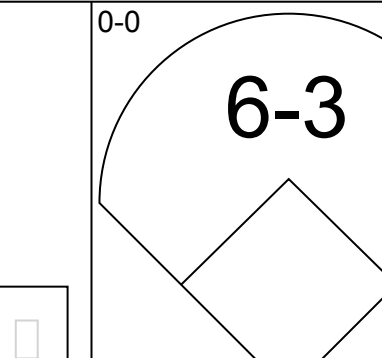
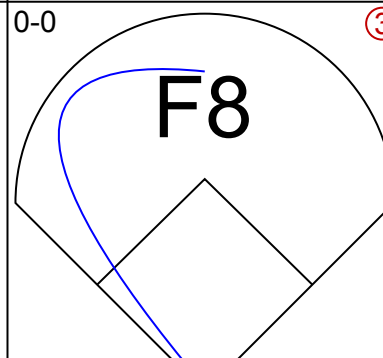
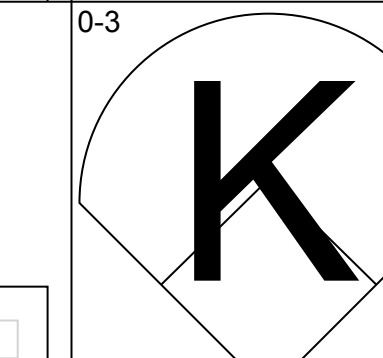
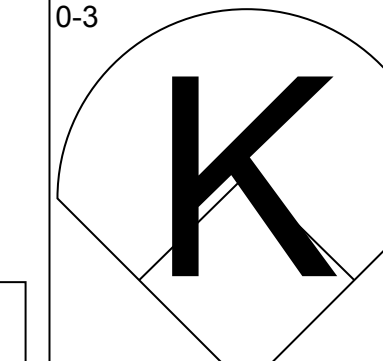
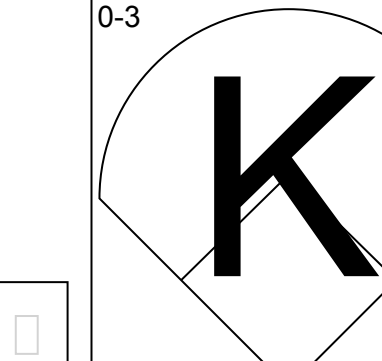
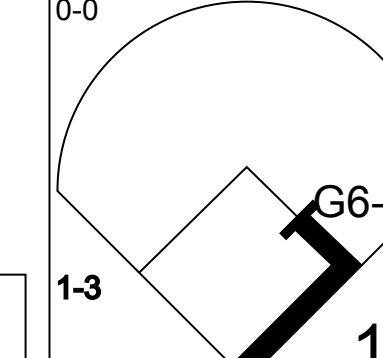
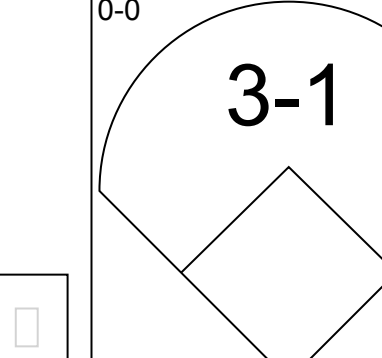
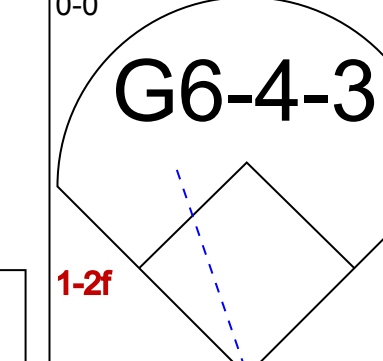
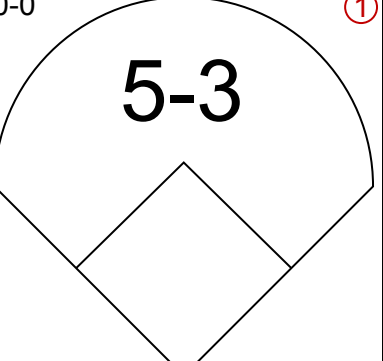
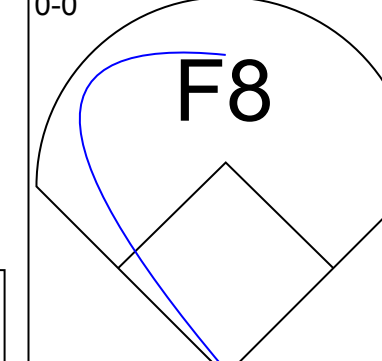
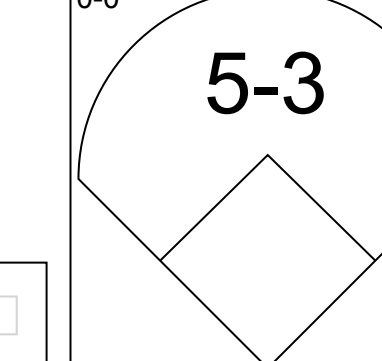
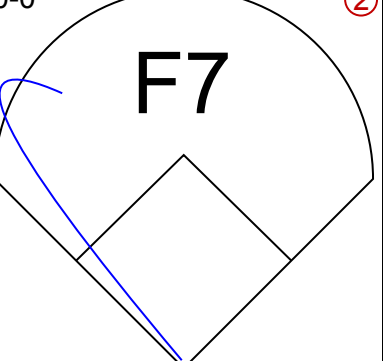
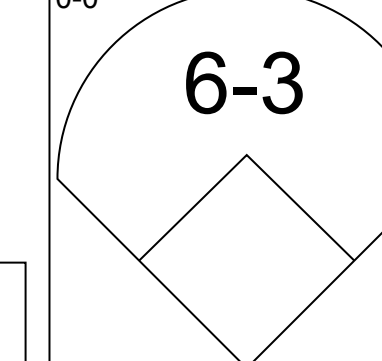
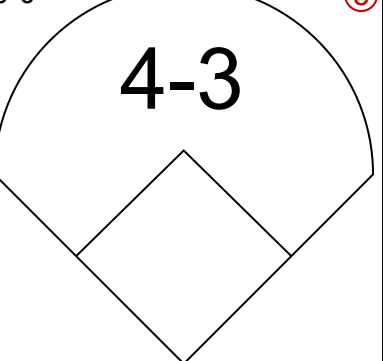
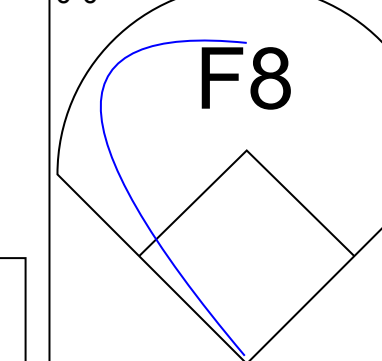
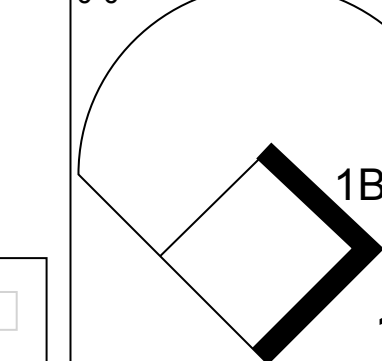
Batter	1	2	3	4	5	6	7	8	9	AB	R	H	RBI	BB	SO	LOB	BOTTOM					
Terry Harmon, R (1, 4) OBP: 0.382, SLG: 0.327										5	0	3	0	0	0	0	Houston Astros @ Philadelphia Phillies Veterans Stadium, Philadelphia, PA Fri Aug 18 1972, 7:05 PM EDT Att: 11,707 - Unknown					
Larry Bowa, S (1, 6) OBP: 0.280, SLG: 0.285										5	1	2	1	0	0	3						
Don Money, R (1, 5) OBP: 0.285, SLG: 0.338										5	0	0	0	0	1	5						
Willie Montanez, L (1, 8) OBP: 0.326, SLG: 0.427										4	0	1	0	0	1	2						
Greg Luzinski, R (1, 7) OBP: 0.318, SLG: 0.430										4	0	1	0	0	0	1						
Deron Johnson, R (1, 3) OBP: 0.288, SLG: 0.354										4	1	1	1	0	1	2						
Bill Robinson, R (1, 9) OBP: 0.257, SLG: 0.408										3	0	0	0	1	0	1						
John Bateman, R (1, 2) OBP: 0.264, SLG: 0.320										4	1	2	1	0	0	1						
Ken Reynolds, L (8, PR) OBP: 0.167, SLG: 0.091										0	0	0	0	0	0	0						
Mike Ryan, R (9, 2) OBP: 0.255, SLG: 0.302										0	0	0	0	0	0	0						
Darrell Brandon, R (1, 1) OBP: 0.100, SLG: 0.100										2	0	0	0	0	0	0						
Roger Fresno, R (7, PR) OBP: 0.316, SLG: 0.447										0	0	0	0	0	0	0						
Oscar Gamboa, L (8, 1) OBP: 0.333, SLG: 0.521										0	0	0	0	0	0	0						
Bill Wilson, R (8, 1) OBP: 0.333, SLG: 0.521										0	0	0	0	0	0	0						
Tom Hutton, R (8, PR) OBP: 0.354, SLG: 0.348										1	0	0	0	0	0	3						
Dick Selma, R (9, 1) OBP: 0.238, SLG: 0.290										0	0	0	0	0	0	0						
Inning Stats	R: 1 E: 0 K: 2 S: 8	H: 1 LOB: 0 BB: 0 P: 8	R: 0 E: 0 K: 0 S: 4	H: 1 LOB: 0 BB: 0 P: 4	R: 0 E: 0 K: 0 S: 5	H: 2 LOB: 0 BB: 0 P: 5	R: 1 E: 0 K: 0 S: 4	H: 1 LOB: 0 BB: 0 P: 4	R: 0 E: 0 K: 0 S: 4	H: 1 LOB: 1 BB: 0 P: 4	R: 0 E: 0 K: 1 S: 5	H: 0 LOB: 0 BB: 0 P: 5	R: 1 E: 0 K: 0 S: 5	H: 2 LOB: 2 BB: 1 P: 9	R: 0 E: 0 K: 0 S: 5	H: 2 LOB: 3 BB: 1 P: 9	R: 0 E: 0 K: 0 S: 3	H: 0 LOB: 0 BB: 0 P: 3	1B: 5 2B: 2 3B: 0 HR: 3	SF: 0 SAC: 0 DP: 0 HBP: 0	WP: 0 PB: 0 SB: 0 CS: 0	PA: 39
PITCHER	IP WLS BF H R ER SO BB IBB HBP BLK WP HR S P ERA WHIP																					
Dave Roberts, L (1, 1) ERA: 4.57	6.1 W 26 7 3 3 3 0 0 0 0 0 0 3 32 32 4.26 1.105																					
Jim Ray, R (7, 1) ERA: 3.52	0.0 2 1 0 0 0 1 0 0 0 0 0 0 1 5 ∞ ∞																					
Fred Gladding, R (7, 1) ERA: 2.33	2.2 S 11 2 0 0 0 1 0 0 0 0 0 0 10 14 0.00 1.125																					

AB	32
R	4
H	7
RBI	4
BB	2
SO	5
LOB	12



AB	37
R	3
H	10
RBI	3
BB	2
SO	3
LOB	18

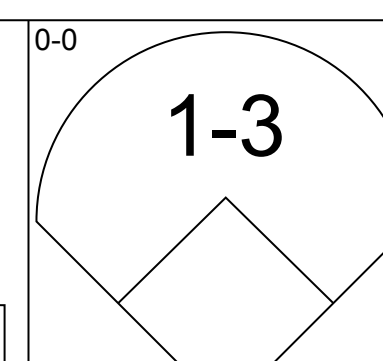
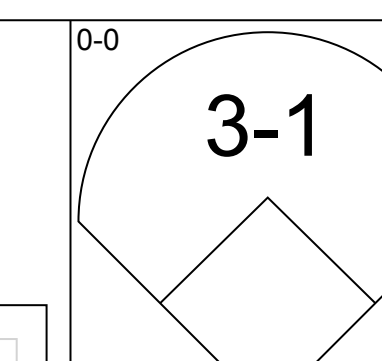
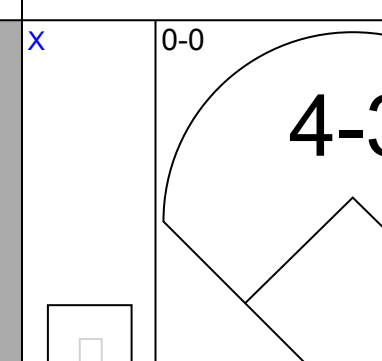
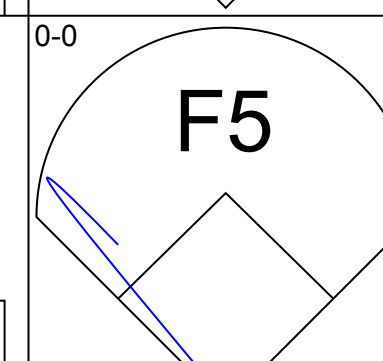
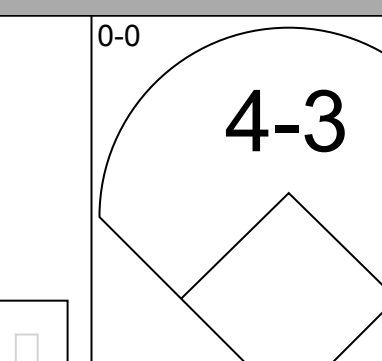
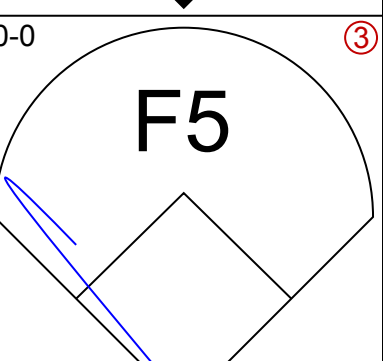
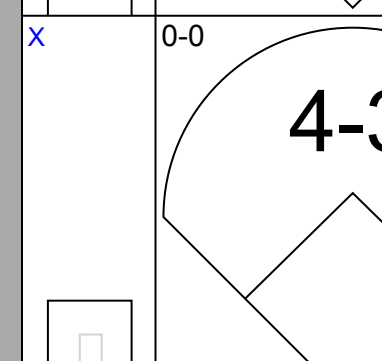
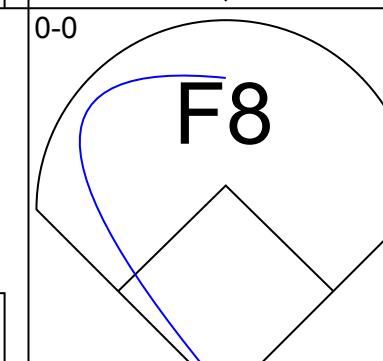
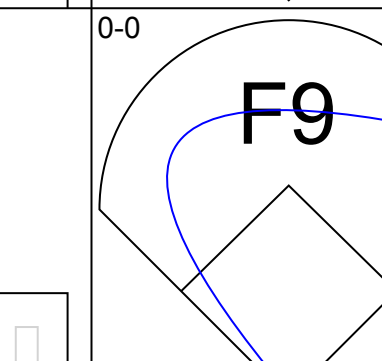
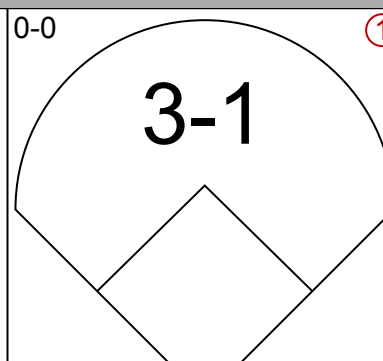
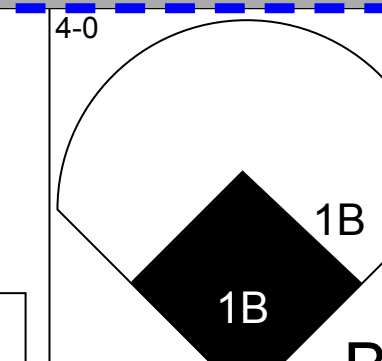
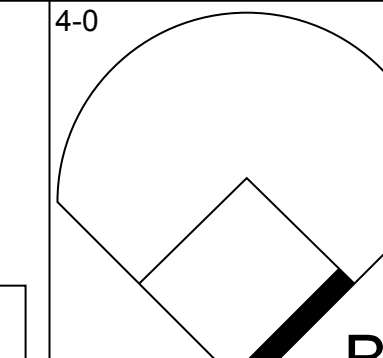
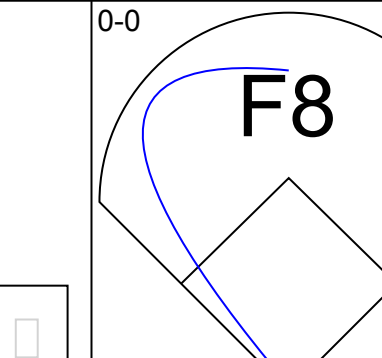
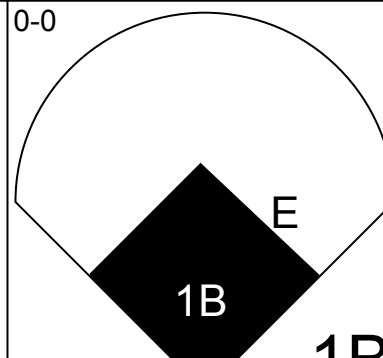
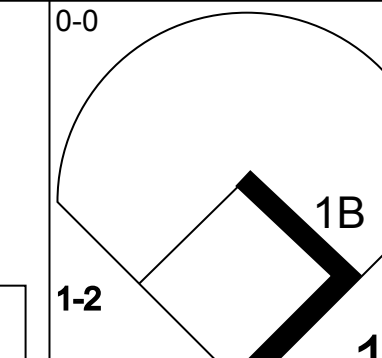
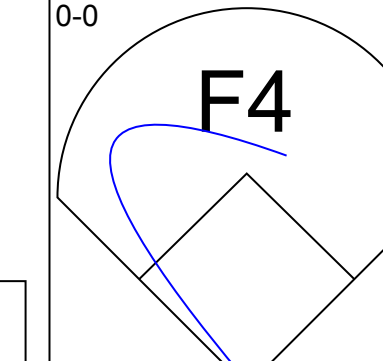
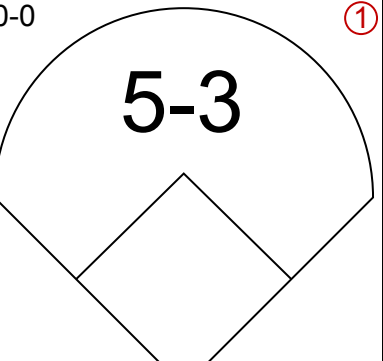
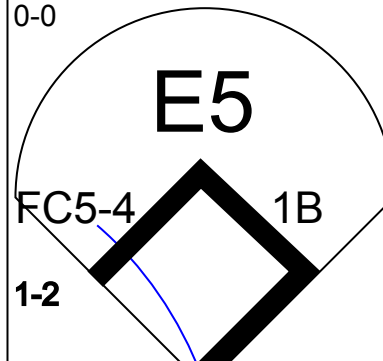
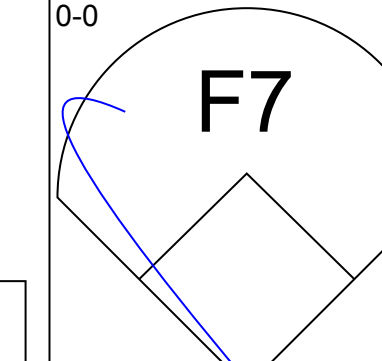
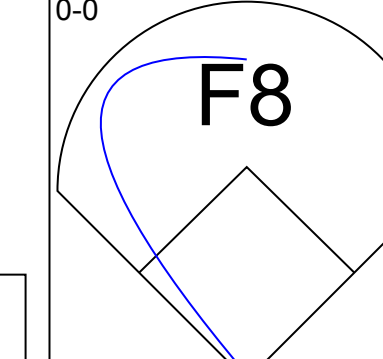
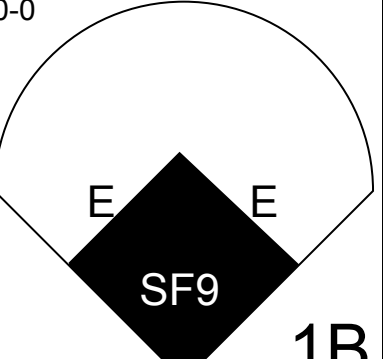
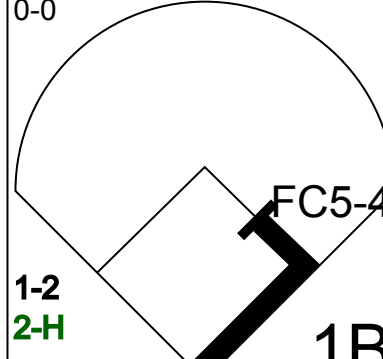
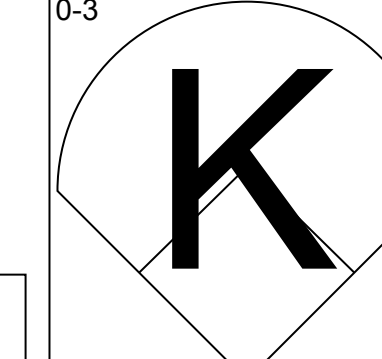
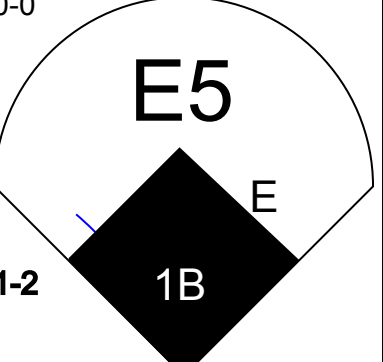
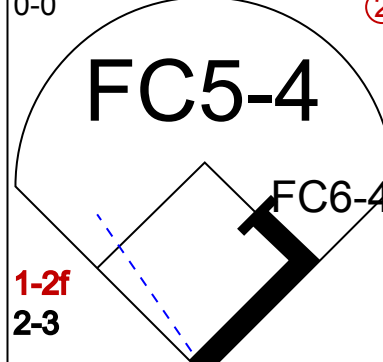

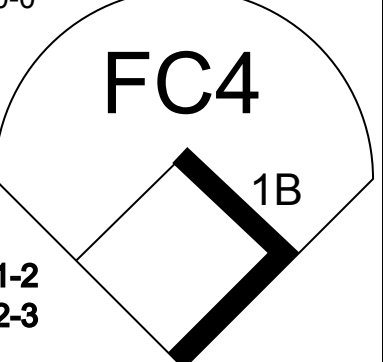
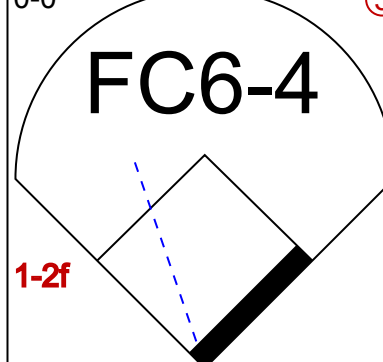
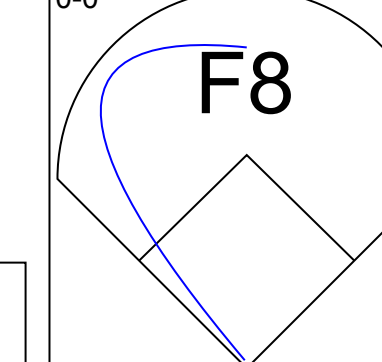
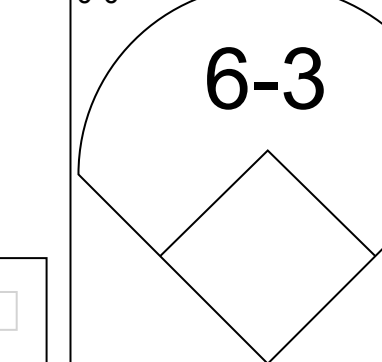
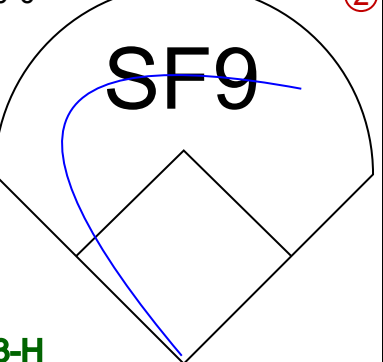

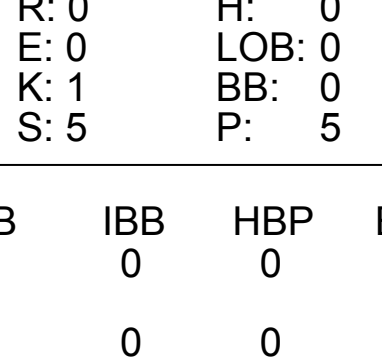
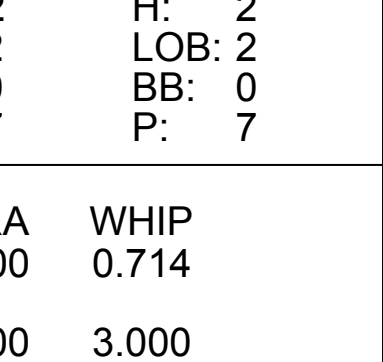
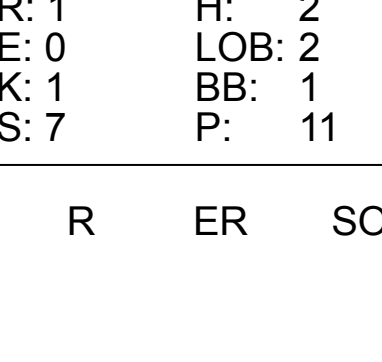


Batter	1	2	3	4	5	6	7	8	9	AB	R	H	RBI	BB	SO	LOB	TOP					
Roger Metzger, S (1,6) OBP: 0.275, SLG: 0.256										4	0	1	0	0	1	0						
Cesar Cedeno, R (1,8) OBP: 0.405, SLG: 0.566										4	0	0	0	0	1	2						
Jimmy Wynn, R (1,9) OBP: 0.383, SLG: 0.484										4	0	1	0	0	2	2						
Lee May, R (1,3) OBP: 0.350, SLG: 0.524										4	0	1	0	0	1	1						
Norm Miller, L (1,7) OBP: 0.320, SLG: 0.385										3	0	0	0	0	3	1						
Johnny Edwards, L (1,2) OBP: 0.353, SLG: 0.388										3	0	1	0	0	0	0						
Doug Rader, R (1,5) OBP: 0.306, SLG: 0.431										3	0	0	0	0	0	2						
Tommy Helms, R (1,4) OBP: 0.292, SLG: 0.371										3	0	0	0	0	0	0						
Larry Dierker, R (1,1) OBP: 0.194, SLG: 0.180										2	0	1	0	0	0	0						
Jimmy Stewart, S (8, PH) OBP: 0.232, SLG: 0.295										1	0	0	0	0	0	0						
Tom Griffin, R (8, 1) OBP: 0.261, SLG: 0.522										0	0	0	0	0	0	0						
Inning Stats	R: 0 E: 0 K: 2 S: 7	H: 0 LOB: 0 BB: 0 P: 7	R: 0 E: 0 K: 1 S: 6	H: 2 LOB: 1 BB: 0 P: 6	R: 0 E: 0 K: 1 S: 7	H: 2 LOB: 2 BB: 0 P: 7	R: 0 E: 0 K: 1 S: 5	H: 0 LOB: 0 BB: 0 P: 5	R: 0 E: 0 K: 0 S: 3	H: 0 LOB: 0 BB: 0 P: 3	R: 0 E: 0 K: 0 S: 4	H: 1 LOB: 1 BB: 0 P: 4	R: 0 E: 0 K: 1 S: 5	H: 0 LOB: 0 BB: 0 P: 5	R: 0 E: 0 K: 0 S: 3	H: 0 LOB: 0 BB: 0 P: 3	R: 0 E: 0 K: 2 S: 7	H: 0 LOB: 0 BB: 0 P: 7	1B: 5 2B: 0 3B: 0 HR: 0	SF: 0 SAC: 0 DP: 1 HBP: 0	WP: 0 PB: 0 SB: 0 CS: 0	PA: 31
PITCHER Wayne Twitchell, R (1,1) ERA: 3.79	IP: 9.0 WLS: W BF: 31 H: 5 R: 0 ER: 0 SO: 8 BB: 0 IBB: 0 HBP: 0 BLK: 0 WP: 0 HR: 0 S: 47 P: 47 ERA: 0.00 WHIP: 0.556															PITCHER	IP: 9.0 WLS: W BF: 31 H: 5 R: 0 ER: 0 SO: 8 BB: 0 IBB: 0 HBP: 0 BLK: 0 WP: 0 HR: 0 S: 47 P: 47 ERA: 0.00 WHIP: 0.556					

Houston Astros @ Philadelphia Phillies
Veterans Stadium, Philadelphia, PA
Sat Aug 19 1972, 7:05 PM EDT
Att: 33,525 - Unknown

AB	31
R	0
H	5
RBI	0
BB	0
SO	8
LOB	8



Batter	1	2	3	4	5	6	7	8	9	AB	R	H	RBI	BB	SO	LOB	BOTTOM					
Denny Doyle, L (1,4) OBP: 0.280, SLG: 0.297										4	0	1	1	0	0	0						
Larry Bowa, S (1,6) OBP: 0.277, SLG: 0.283										4	0	0	0	0	0	2						
Tom Hutton, L (1,9) OBP: 0.353, SLG: 0.344										3	1	0	0	1	0	0						
Willie Montanez, L (1,8) OBP: 0.330, SLG: 0.429										3	1	2	0	1	0	0						
Greg Luzinski, R (1,7) OBP: 0.315, SLG: 0.426										4	0	0	0	0	0	4						
Deron Johnson, R (1,3) OBP: 0.272, SLG: 0.358										4	1	2	1	0	1	3						
Bill Robinson, R (9,9) OBP: 0.257, SLG: 0.408										0	0	0	0	0	0	0						
Don Money, R (1,5) OBP: 0.285, SLG: 0.337										4	1	1	1	0	0	4						
John Bateman, R (1,2) OBP: 0.259, SLG: 0.313										4	0	0	0	0	1	6						
Wayne Twitchell, R (1,1) OBP: 0.063, SLG: 0.067										2	0	0	1	0	1	0						
Inning Stats	R: 0 E: 0 K: 0 S: 3	H: 0 LOB: 0 BB: 0 P: 3	R: 0 E: 0 K: 0 S: 3	H: 0 LOB: 1 BB: 1 P: 7	R: 0 E: 0 K: 1 S: 5	H: 0 LOB: 0 BB: 0 P: 5	R: 0 E: 0 K: 0 S: 3	H: 0 LOB: 0 BB: 0 P: 3	R: 2 E: 2 K: 0 S: 7	H: 2 LOB: 2 BB: 0 P: 7	R: 1 E: 1 K: 0 S: 6	H: 2 LOB: 2 BB: 0 P: 6	R: 0 E: 0 K: 1 S: 5	H: 0 LOB: 0 BB: 0 P: 5	R: 1 E: 0 K: 1 S: 7	H: 2 LOB: 2 BB: 1 P: 11	R: 0 E: 0 K: 0 S: 3	H: 0 LOB: 0 BB: 0 P: 7	1B: 6 2B: 0 3B: 0 HR: 0	SF: 1 SAC: 0 DP: 0 HBP: 0	WP: 0 PB: 0 SB: 0 CS: 0	PA: 35
PITCHER Larry Dierker, R (1,1) ERA: 3.12	IP: 7.0 WLS: L BF: 29 H: 4 R: 3 ER: 0 SO: 2 BB: 1 IBB: 0 HBP: 0 BLK: 0 WP: 0 HR: 0 S: 32 P: 36 ERA: 0.00 WHIP: 0.714															PITCHER	IP: 1.0 WLS: L BF: 6 H: 2 R: 1 ER: 1 SO: 1 BB: 0 IBB: 0 HBP: 0 BLK: 0 WP: 0 HR: 0 S: 7 P: 11 ERA: 9.00 WHIP: 3.000					

Houston Astros @ Philadelphia Phillies
Veterans Stadium, Philadelphia, PA
Sat Aug 19 1972, 7:05 PM EDT
Att: 33,525 - Unknown

AB	32
R	4
H	6
RBI	4
BB	2
SO	3
LOB	19



Batter	1	2	3	4	5	6	7	8	9	AB	R	H	RBI	BB	SO	LOB	TOP					
Roger Metzger, S (1, 6) OBP: 0.276, SLG: 0.253	4-0 E WP 4-2 BB		0-3 K		0-0 FC6			4-0 2B BB		2	1	0	0	2	1	1	Houston Astros @ New York Mets Shea Stadium, Flushing, NY Mon Aug 21 1972, 7:05 PM EDT Att: 24,242 - Unknown					
Cesar Cedeno, R (1, 8) OBP: 0.407, SLG: 0.586	0-0 E9		0-0 5-3			0-0 HR		0-0 2B		4	1	2	2	0	0	1						
Jimmy Wynn, R (1, 9) OBP: 0.379, SLG: 0.476	0-0 4-2			0-0 3-1		0-0 F8		4-0 G5-4-3 IBB		3	0	0	0	1	0	2						
Lee May, R (1, 3) OBP: 0.349, SLG: 0.521	0-3 K			0-0 2B		0-3 K		0-0 G5-4-3 2B		4	0	1	0	0	2	3						
Doug Rader, R (1, 5) OBP: 0.303, SLG: 0.425		0-0 CS 1B		0-0 F9		0-0 F8			0-3 K	4	0	1	0	0	1	1						
Tommy Helms, R (1, 4) OBP: 0.293, SLG: 0.371		0-0 1-3 1B		0-0 F8			0-0 5-3		0-0 1B	4	0	2	0	0	0	1						
Jesus Alou, R (1, 7) OBP: 0.364, SLG: 0.343		0-0 1-3			0-0 FC6 1B		0-0 6-3		0-0 F3	4	0	1	0	0	0	2						
Larry Howard, R (1, 2) OBP: 0.274, SLG: 0.287		0-0 5-3			0-3 K		0-0 F9		0-0 F8	4	0	0	0	0	1	3						
Jerry Reuss, L (1, 1) OBP: 0.164, SLG: 0.154			0-3 K		0-3 K			0-3 K		2	0	0	0	0	2	1						
Bob Watson, R (8, PH) OBP: 0.379, SLG: 0.446										1	0	0	0	0	1	0						
Jim Ray, R (8, 1) OBP: 0.071, SLG: 0.071										0	0	0	0	0	0	0						
Inning Stats	R: 0 E: 1 K: 1 S: 5	H: 0 LOB: 1 BB: 1 P: 9	R: 0 E: 0 K: 0 S: 4	H: 2 LOB: 1 BB: 0 P: 4	R: 0 E: 0 K: 2 S: 7	H: 0 LOB: 0 BB: 0 P: 7	R: 0 E: 0 K: 0 S: 4	H: 1 LOB: 1 BB: 0 P: 4	R: 0 E: 0 K: 2 S: 8	H: 1 LOB: 1 BB: 0 P: 8	R: 1 E: 0 K: 1 S: 6	H: 1 LOB: 0 BB: 0 P: 6	R: 0 E: 0 K: 0 S: 3	H: 0 LOB: 0 BB: 0 P: 3	R: 1 E: 0 K: 1 S: 5	H: 1 LOB: 1 BB: 2 P: 13	R: 0 E: 0 K: 1 S: 6	H: 1 LOB: 1 BB: 0 P: 6	1B: 4 2B: 3 3B: 0 HR: 1	SF: 0 SAC: 0 DP: 2 HBP: 0	WP: 1 PB: 0 SB: 0 CS: 1	PA: 35
PITCHER Jon Matlack, L (1, 1) ERA: 2.18	IP: 9.0 WLS: W BF: 35 H: 7 R: 2 ER: 2 SO: 8 BB: 2 IBB: 1 HBP: 0 BLK: 0 WP: 1 HR: 1 S: 48 P: 60 ERA: 2.00 WHIP: 1.000															PITCHER						

Batter	1	2	3	4	5	6	7	8	9	AB	R	H	RBI	BB	SO	LOB	BOTTOM					
Lute Barnes, R (1, 4) OBP: 0.414, SLG: 0.440	0-0 L7		0-0 E 4-3 1B		0-0 F9			0-0 F3		4	0	1	1	0	0	1	Houston Astros @ New York Mets Shea Stadium, Flushing, NY Mon Aug 21 1972, 7:05 PM EDT Att: 24,242 - Unknown					
Wayne Garrett, L (1, 5) OBP: 0.366, SLG: 0.299	4-0 BB		0-0 4-3		0-0 F7		0-0 4-3		3	0	0	0	1	0	2							
Willie Mays, R (1, 8) OBP: 0.418, SLG: 0.426	0-0 F8		0-0 E5 PB		0-0 F9		0-3 K		4	0	0	0	0	1	3							
Tommie Agee, R (1, 9) OBP: 0.335, SLG: 0.403	0-3 K		0-3 K		0-0 F9		0-0 5-3		4	0	0	0	0	2	3							
Duffy Dyer, R (1, 2) OBP: 0.307, SLG: 0.395		0-3 K		0-0 P6		0-0 F7		0-0 6-3		4	0	0	0	0	1	0						
John Milner, L (1, 7) OBP: 0.351, SLG: 0.429		0-0 P6		0-0 4-3		0-0 F8		4-0 HR BB		3	1	0	0	1	0	0						
Jim Beauchamp, R (1, 3) OBP: 0.219, SLG: 0.290	0-0 F8		0-0 2-3		0-0 HR		0-0 4-3		4	2	2	3	0	0	0	0						
Ted Martinez, R (1, 6) OBP: 0.244, SLG: 0.263			0-0 S 1B 1B		0-3 K		0-0 4-3		3	1	1	0	0	1	0	0						
Jon Matlack, L (1, 1) OBP: 0.250, SLG: 0.175			0-3 K		0-3 K		4-0 BB		2	0	0	0	1	2	1	0						
Inning Stats	R: 0 E: 0 K: 1 S: 5	H: 0 LOB: 1 BB: 1 P: 9	R: 0 E: 0 K: 1 S: 5	H: 0 LOB: 0 BB: 0 P: 5	R: 1 E: 1 K: 2 S: 10	H: 2 LOB: 2 BB: 0 P: 10	R: 0 E: 0 K: 0 S: 3	H: 0 LOB: 0 BB: 0 P: 3	R: 0 E: 0 K: 2 S: 7	H: 0 LOB: 0 BB: 0 P: 7	R: 0 E: 0 K: 0 S: 3	H: 0 LOB: 0 BB: 0 P: 3	R: 1 E: 0 K: 0 S: 4	H: 1 LOB: 0 BB: 0 P: 4	R: 0 E: 0 K: 1 S: 5	H: 0 LOB: 1 BB: 1 P: 9		R: 2 E: 0 K: 0 S: 3	H: 1 LOB: 0 BB: 1 P: 7	1B: 2 2B: 0 3B: 0 HR: 2	SF: 0 SAC: 0 DP: 0 HBP: 0	WP: 0 PB: 1 SB: 1 CS: 0
PITCHER Jerry Reuss, L (1, 1) ERA: 4.13	IP: 7.0 WLS: L BF: 26 H: 3 R: 2 ER: 2 SO: 6 BB: 3 IBB: 0 HBP: 0 BLK: 0 WP: 0 HR: 1 S: 37 P: 41 ERA: 2.57 WHIP: 0.571															PITCHER						
Jim Ray, R (8, 1) ERA: 3.68	1.2 L 8 1 2 2 1 2 0 0 0 0 1 8 16 10.80 1.800															PITCHER						

Batter	1	2	3	4	5	6	7	8	9	AB	R	H	RBI	BB	SO	LOB	TOP			
Roger Metzger, S (1,6) OBP: 0.278, SLG: 0.255	FC6-4 1B		6-3				FC6-4 FC4			4	0	2	0	0	0	2	Houston Astros @ New York Mets Shea Stadium, Flushing, NY Tue Aug 22 1972, 7:05 PM EDT Att: 30,368 - Unknown			
Cesar Cedeno, R (1,8) OBP: 0.403, SLG: 0.581	P6		K				FC4			4	0	0	0	0	1	5				
Jimmy Wynn, R (1,9) OBP: 0.378, SLG: 0.474	FC6-4 1B		K							4	1	1	0	0	2	3				
Lee May, R (1,3) OBP: 0.348, SLG: 0.519	FC4 1B									4	0	1	1	0	1	1				
Bob Watson, R (1,7) Norm Miller, L (7,7) OBP: 0.379, SLG: 0.452 OBP: 0.317, SLG: 0.380	FC4									3	1	1	1	0	1	1				
Johnny Edwards, L (1,2) OBP: 0.348, SLG: 0.383			F8 K							4	0	0	0	0	1	1				
Doug Rader, R (1,5) OBP: 0.303, SLG: 0.422			K							3	0	0	0	1	2	0				
Tommy Helms, R (1,4) OBP: 0.295, SLG: 0.372										4	0	2	0	0	0	0				
Dave Roberts, L (1,1) OBP: 0.262, SLG: 0.344 Jim York, R (8,1) Jimmy Stewart, S (9, PH) OBP: 0.229, SLG: 0.292			K							2	0	0	0	1	1	3				
										0	0	0	0	0	0	0				
										1	0	0	0	0	0	0				
Inning Stats	R: 1 E: 1 K: 0 S: 5	H: 2 LOB: 1 BB: 0 P: 5	R: 0 E: 0 K: 2 S: 8	H: 1 LOB: 1 BB: 0 P: 8	R: 0 E: 0 K: 2 S: 7	H: 0 LOB: 0 BB: 0 P: 7	R: 1 E: 0 K: 3 S: 10	H: 1 LOB: 0 BB: 0 P: 10	R: 0 E: 0 K: 1 S: 6	H: 0 LOB: 0 BB: 0 P: 5	R: 0 E: 0 K: 0 S: 4	H: 1 LOB: 2 BB: 1 P: 8	R: 0 E: 0 K: 1 S: 6	H: 1 LOB: 1 BB: 0 P: 6	R: 0 E: 0 K: 0 S: 3	H: 0 LOB: 0 BB: 0 P: 3	1B: 6 2B: 0 3B: 0 HR: 1	SF: 0 SAC: 0 DP: 0 HBP: 0	WP: 0 PB: 0 SB: 0 CS: 0	PA: 36
PITCHER Tom Seaver, R (1,1) ERA: 2.91	IP: 9.0 WLS: W BF: 36 H: 7 R: 2 ER: 1 SO: 10 BB: 2 IBB: 0 HBP: 0 BLK: 0 WP: 0 HR: 1 S: 54 P: 62 ERA: 1.00 WHIP: 1.000															PITCHER				

Batter	1	2	3	4	5	6	7	8	9	AB	R	H	RBI	BB	SO	LOB	BOTTOM			
Lute Barnes, R (1,4) OBP: 0.424, SLG: 0.448	FC6-4 1B		P3				G4-3			4	0	2	0	0	0	1	Houston Astros @ New York Mets Shea Stadium, Flushing, NY Tue Aug 22 1972, 7:05 PM EDT Att: 30,368 - Unknown			
Wayne Garrett, L (1,5) OBP: 0.368, SLG: 0.302	FC6-4 CS		FC5 1B							4	1	2	0	0	1	2				
Willie Mays, R (1,8) OBP: 0.414, SLG: 0.420	K		F8 1B							3	0	0	0	0	1	3				
Tommie Agee, R (1,9) OBP: 0.337, SLG: 0.403			G3 1B				L9			3	1	1	0	1	1	2				
Duffy Dyer, R (1,2) OBP: 0.310, SLG: 0.394			1B G3				FC5			3	1	1	0	1	0	2				
John Milner, L (1,7) OBP: 0.349, SLG: 0.424			G3				K			3	0	0	0	1	2	2				
Jim Beauchamp, R (1,3) OBP: 0.247, SLG: 0.356 Ed Kranepool, L (9,3) OBP: 0.328, SLG: 0.373										4	1	3	4	0	1	0				
										0	0	0	0	0	0	0				
Ted Martinez, R (1,6) OBP: 0.240, SLG: 0.259			2-3 3-H 1B							4	0	0	0	0	0	4				
Tom Seaver, R (1,1) OBP: 0.219, SLG: 0.294			K							3	0	1	0	0	1	2				
Inning Stats	R: 0 E: 0 K: 1 S: 5	H: 1 LOB: 1 BB: 0 P: 5	R: 1 E: 0 K: 1 S: 7	H: 2 LOB: 2 BB: 1 P: 11	R: 0 E: 0 K: 0 S: 5	H: 2 LOB: 0 BB: 0 P: 5	R: 1 E: 0 K: 1 S: 6	H: 1 LOB: 0 BB: 0 P: 6	R: 0 E: 0 K: 2 S: 7	H: 0 LOB: 0 BB: 0 P: 7	R: 0 E: 0 K: 0 S: 3	H: 1 LOB: 0 BB: 0 P: 3	R: 2 E: 0 K: 1 S: 7	H: 2 LOB: 2 BB: 2 P: 15	R: 0 E: 0 K: 0 S: 0	H: 0 LOB: 0 BB: 0 P: 0	1B: 9 2B: 1 3B: 0 HR: 1	SF: 0 SAC: 1 DP: 2 HBP: 0	WP: 0 PB: 0 SB: 0 CS: 1	PA: 35
PITCHER Dave Roberts, L (1,1) ERA: 4.57 Jim York, R (8,1) ERA: 4.82	IP: 7.2 WLS: L BF: 34 H: 10 R: 4 ER: 4 SO: 7 BB: 2 IBB: 1 HBP: 0 BLK: 0 WP: 0 HR: 1 S: 45 P: 57 ERA: 4.70 WHIP: 1.565															PITCHER				


AB	34
R	2
H	7
RBI	2
BB	2
SO	10
LOB	17



Batter	1	2	3	4	5	6	7	8	9	AB	R	H	RBI	BB	SO	LOB	TOP				
Roger Metzger, S (1, 6) OBP: 0.278, SLG: 0.255	0-3 K		4-0 BB	0-0 1B	0-0 5-3			0-0 F8	0-0 F8	4	0	1	1	1	1	0					
Cesar Cedeno, R (1, 8) OBP: 0.399, SLG: 0.574	0-0 F9		0-0 5-3	0-0 6-3				0-0 F8	0-0 L9	5	0	0	0	0	0	2					
Jimmy Wynn, R (1, 9) OBP: 0.379, SLG: 0.473	0-3 K			0-0 1B 2B	4-0 1B SF8			0-0 5-3		3	2	1	0	1	1	0					
Bob Watson, R (1, 3)		0-0 F9		0-0 2B 1B	0-0 1B WP			0-0 6-3		4	2	2	0	0	0	0					
Doug Rader, R (1, 5) OBP: 0.304, SLG: 0.426		0-0 S 1B		0-0 1B 2B	0-0 SF8			0-0 F8		3	1	2	2	0	0	0					
Tommy Helms, R (1, 4) OBP: 0.297, SLG: 0.373		0-3 K		0-0 2B SF7	0-0 F8			0-0 G6-4-3 1B		4	1	2	2	0	1	2					
Jesus Alou, R (1, 7) OBP: 0.370, SLG: 0.365		0-0 2-3		0-0 1B 2B	0-0 1B			0-0 G6-4-3 1B		4	1	2	1	0	0	2					
Larry Howard, R (1, 2) OBP: 0.271, SLG: 0.284			0-3 K	0-0 SF7	0-0 F7			0-0 4-3		1	0	0	0	0	1	0					
Bob Stinson, S (4, FH) OBP: 0.207, SLG: 0.222										2	0	0	1	0	0	1					
Larry Dierker, R (1, 1) OBP: 0.182, SLG: 0.169			0-0 G3	0-0 K				0-0 F8	0-0 4-3	4	0	0	0	0	1	1					
Inning Stats	R: 0 E: 0 K: 2 S: 7	H: 0 LOB: 0 BB: 0 P: 7	R: 0 E: 0 K: 1 S: 6	H: 1 LOB: 1 BB: 0 P: 6	R: 0 E: 0 K: 1 S: 5	H: 0 LOB: 1 BB: 1 P: 9	R: 5 E: 0 K: 1 S: 11	H: 6 LOB: 1 BB: 0 P: 11	R: 2 E: 0 K: 0 S: 5	H: 2 LOB: 1 BB: 1 P: 9	R: 0 E: 0 K: 0 S: 3	H: 0 LOB: 0 BB: 0 P: 3	R: 0 E: 0 K: 0 S: 3	H: 1 LOB: 0 BB: 0 P: 3	R: 0 E: 0 K: 0 S: 3	H: 0 LOB: 0 BB: 0 P: 3	1B: 8 2B: 2 3B: 0 HR: 0	SF: 2 SAC: 0 DP: 1 HBP: 0	WP: 1 PB: 0 SB: 1 CS: 0	PA: 38	
PITCHER	IP WLS BF H R ER SO	IP WLS BF H R ER SO	IP WLS BF H R ER SO	IP WLS BF H R ER SO	IP WLS BF H R ER SO	IP WLS BF H R ER SO	IP WLS BF H R ER SO	IP WLS BF H R ER SO	IP WLS BF H R ER SO	IP WLS BF H R ER SO	IP WLS BF H R ER SO	IP WLS BF H R ER SO	IP WLS BF H R ER SO	IP WLS BF H R ER SO	IP WLS BF H R ER SO	IP WLS BF H R ER SO	ERA WHIP	ERA WHIP			
Jerry Kosman, L (1, 1) ERA: 4.36	3.0	L	16	6	5	5	4	1	0	0	0	0	0	0	0	0	0	15.00	2.333		
Gary Gentry, R (4, 1) ERA: 3.95	2.0		10	3	2	2	1	1	0	0	0	0	1	0	11	15	9.00	2.000			
Ray Sadecki, L (6, 1) ERA: 2.55	3.0		9	1	0	0	0	0	0	0	0	0	0	0	9	9	0.00	0.333			
Tug McGraw, L (9, 1) ERA: 1.82	1.0		3	0	0	0	0	0	0	0	0	0	0	0	3	3	0.00	0.000			

Houston Astros @ New York Mets
Shea Stadium, Flushing, NY
Wed Aug 23 1972, 3:33 AM EDT
Att: 26,100 - Unknown


AB 34
R 7
H 10
RBI 7
BB 2
SO 5
LOB 8

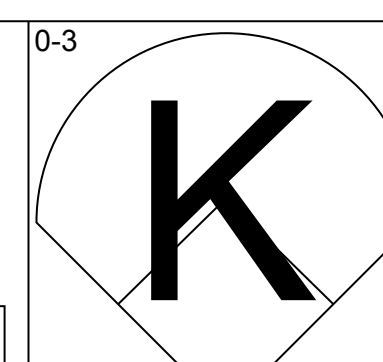
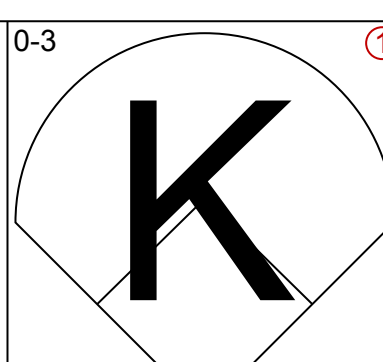
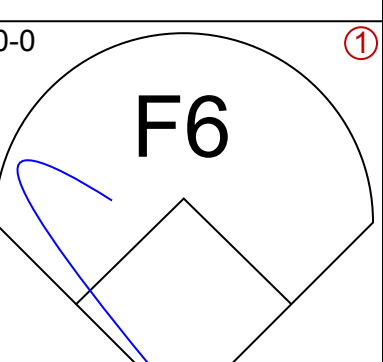
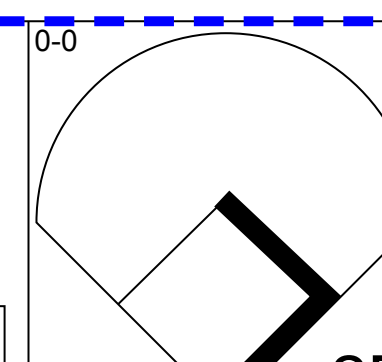
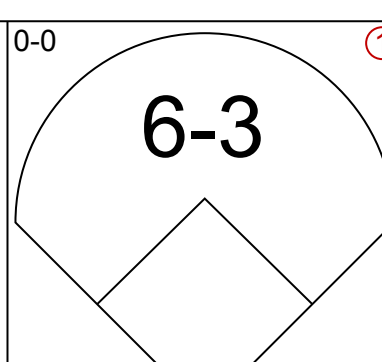
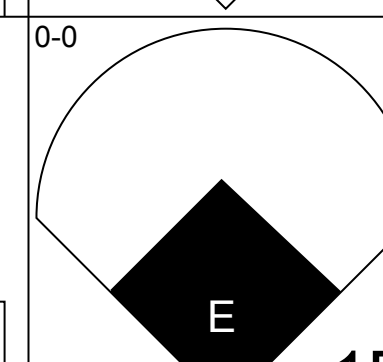
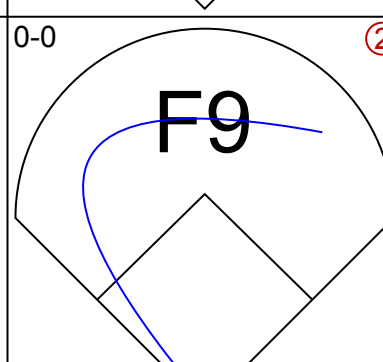
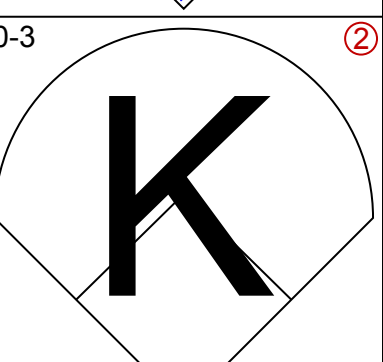
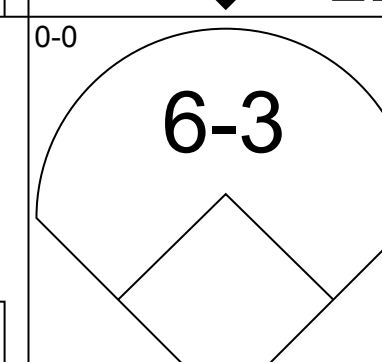
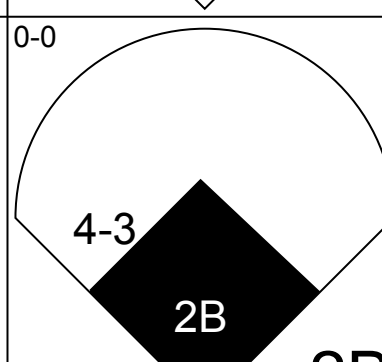
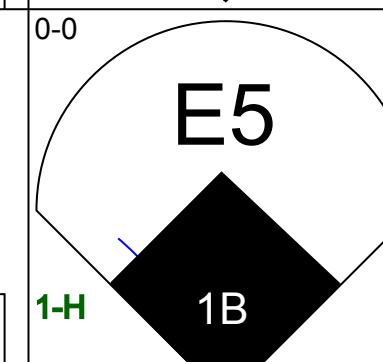
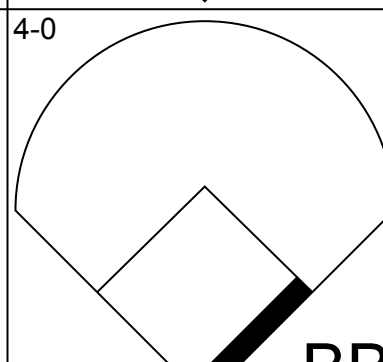
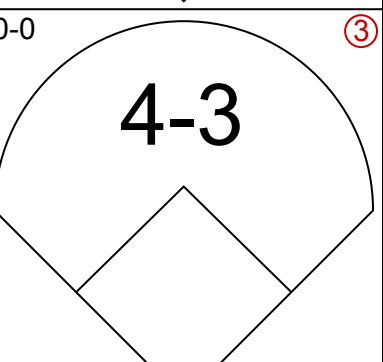
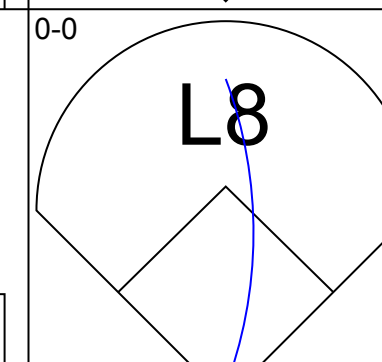
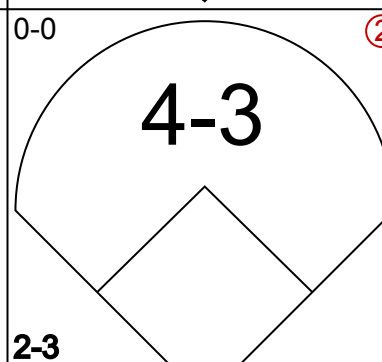
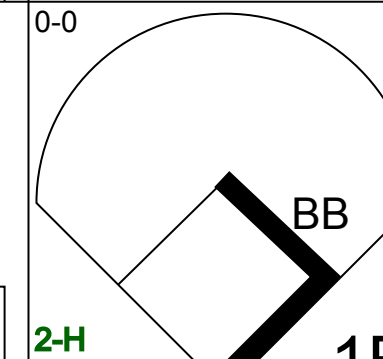
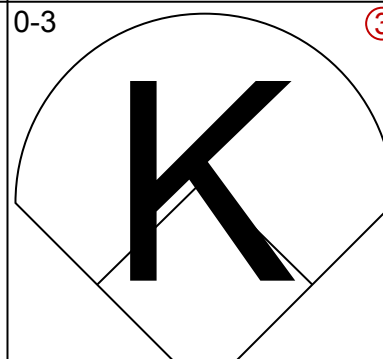
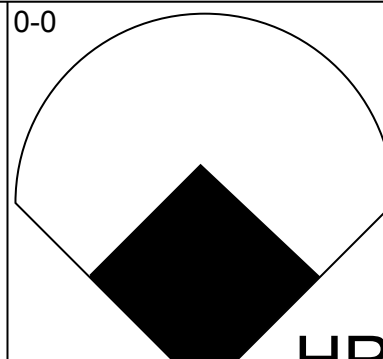
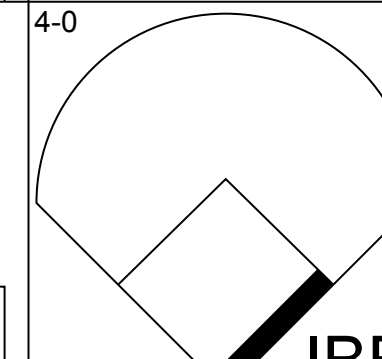
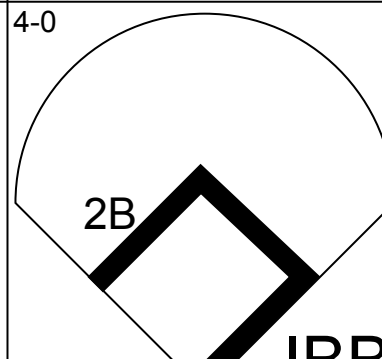
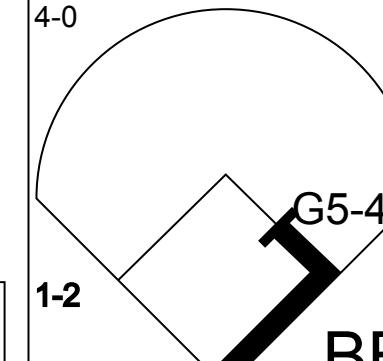

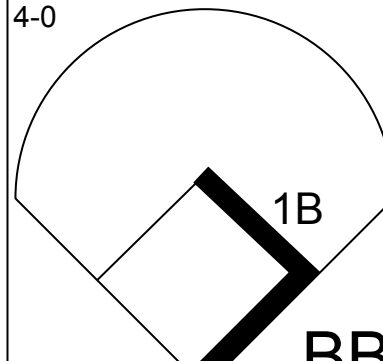
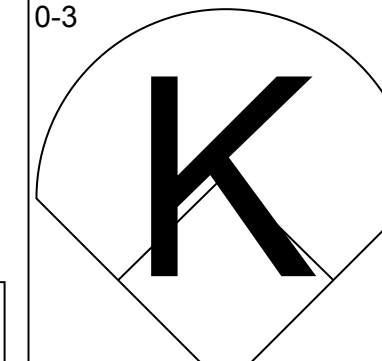
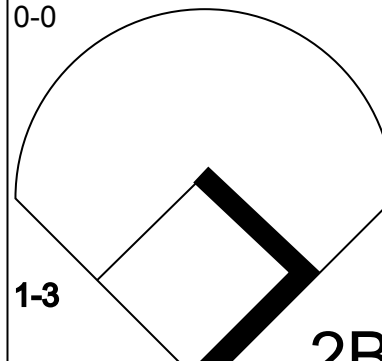
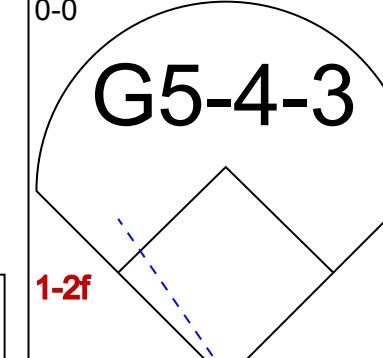

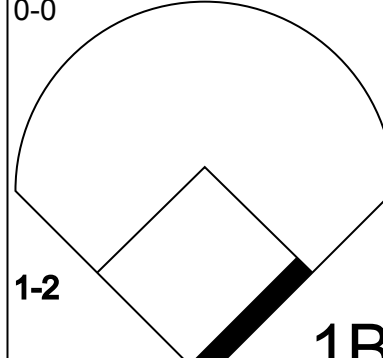

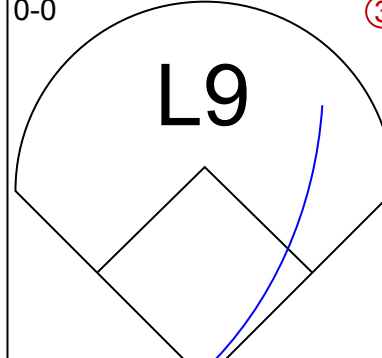

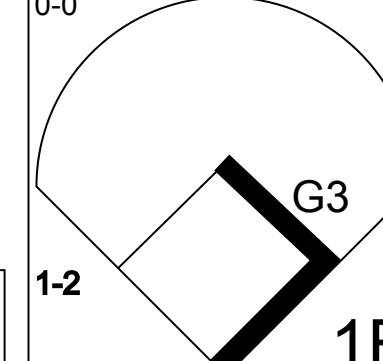
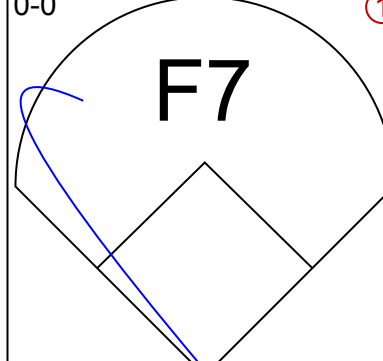


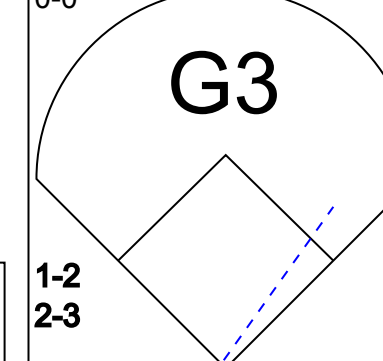
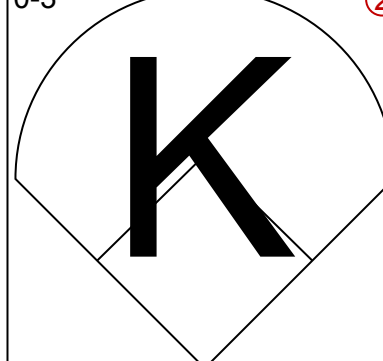



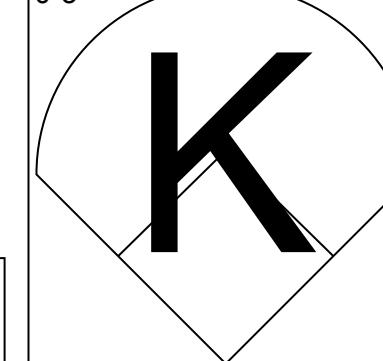


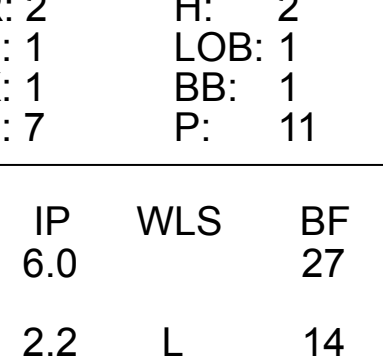

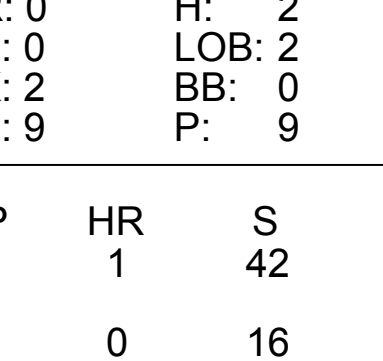
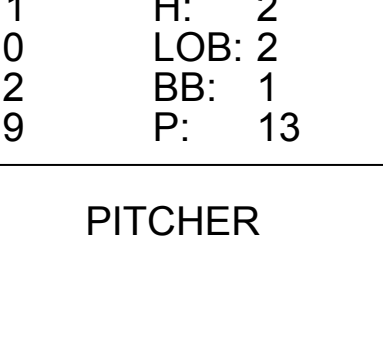
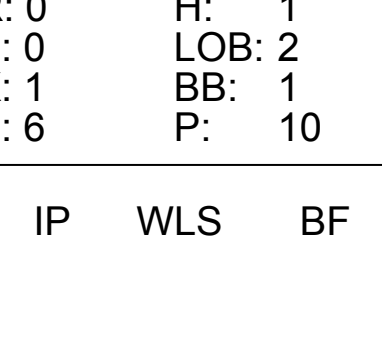


Batter	1	2	3	4	5	6	7	8	9	AB	R	H	RBI	BB	SO	LOB	BOTTOM					
Lute Barnes, R (1, 6) OBP: 0.405, SLG: 0.424	0-0 6-3		0-0 1B		0-0 G6-4-3			0-0 P6		4	0	1	1	0	0	3						
Wayne Garrett, L (1, 5) OBP: 0.366, SLG: 0.301	0-0 4-3		0-0 G3			0-0 F7		0-0 FC4-6 1B		4	0	1	0	0	0	1						
Tommie Agee, R (1, 8) OBP: 0.339, SLG: 0.402	0-3 K			1-0 4-3 G3 HBP		0-0 G4-6-3 1B		0-0 FC4-6 HR		3	1	1	1	0	1	1						
Ed Kranepool, L (1, 3) OBP: 0.331, SLG: 0.386		4-0 G4-6-3 BB		0-0 G3		0-0 G4-6-3		0-0 HR		3	1	1	2	1	0	2						
John Milner, L (1, 7) OBP: 0.345, SLG: 0.417		0-0 G4-6-3		0-0 4-3			0-3 K	0-0 F9		4	0	0	0	0	1	2						
Dave Marshall, L (1, 9) OBP: 0.315, SLG: 0.351		0-0 4-3		0-0 P6			4-0 S BB	0-3 K		3	0	0	0	1	1	1						
Duffy Dyer, R (1, 2) OBP: 0.309, SLG: 0.389			0-3 K		4-0 1B BB		0-3 K	0-0 F2		3	0	0	0	1	2	1						
Ken Boswell, L (1, 4) OBP: 0.244, SLG: 0.264			0-0 1B 2B		0-0 G6-4-3 1B		0-3 K	0-3 K		4	1	2	0	0	2	1						
Jerry Kosman, R (1, 1) OBP: 0.281, SLG: 0.281			0-3 K		0-3 K			4-0 1B FC4-6 BB		1	0	0	0	0	1	1						
Gary Gentry, R (4, 1) OBP: 0.298, SLG: 0.150										0	0	0	0	0	0	0						
Dave Schreckel, L (5, PH) OBP: 0.226, SLG: 0.304										1	0	0	0	0	1	2						
Ray Sadecki, L (6, 1) OBP: 0.296, SLG: 0.306										0	0	0	0	0	0	0						
Jim Beauchamp, R (8, PH) OBP: 0.296, SLG: 0.356										0	1	0	0	1	0	0						
Tug McGraw, R (9, 1) OBP: 0.200, SLG: 0.143										0	0	0	0	0	0	0						
Inning Stats	R: 0 E: 0 K: 1 S: 5	H: 0 LOB: 0 BB: 0 P: 5	R: 0 E: 0 K: 0 S: 2	H: 0 LOB: 0 BB: 1 P: 6	R: 1 E: 0 K: 2 S: 9	H: 2 LOB: 1 BB: 0 P: 9	R: 0 E: 0 K: 0 S: 3	H: 0 LOB: 1 BB: 0 P: 4	R: 0 E: 0 K: 1 S: 5	H: 1 LOB: 1 BB: 1 P: 9	R: 0 E: 0 K: 0 S: 3	H: 1 LOB: 0 BB: 0 P: 3	R: 0 E: 0 K: 3 S: 9	H: 0 LOB: 1 BB: 1 P: 13	R: 3 E: 0 K: 0 S: 5	H: 2 LOB: 0 BB: 1 P: 9	R: 0 E: 0 K: 2 S: 7	H: 0 LOB: 0 BB: 0 P: 7	1B: 4 2B: 1 3B: 0 HR: 1	SF: 0 SAC: 0 DP: 3 HBP: 1	WP: 0 PB: 0 SB: 1 CS: 0	PA: 35
PITCHER	IP WLS BF H R ER SO	IP WLS BF H R ER SO	IP WLS BF H R ER SO	IP WLS BF H R ER SO	IP WLS BF H R ER SO	IP WLS BF H R ER SO	IP WLS BF H R ER SO	IP WLS BF H R ER SO	IP WLS BF H R ER SO	IP WLS BF H R ER SO	IP WLS BF H R ER SO	IP WLS BF H R ER SO	IP WLS BF H R ER SO	IP WLS BF H R ER SO	IP WLS BF H R ER SO	IP WLS BF H R ER SO	ERA WHIP	ERA WHIP				
Larry Dierker, R (1, 1) ERA: 3.16	9.0	W	35	6	4	4	9	4	0	1	0	0	0	0	0	0	0	4.00	1.111			

Houston Astros @ New York Mets
Shea Stadium, Flushing, NY
Wed Aug 23 1972, 3:33 AM EDT
Att: 26,100 - Unknown

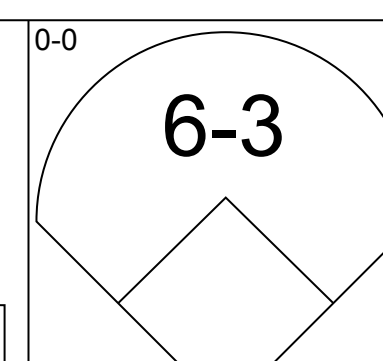
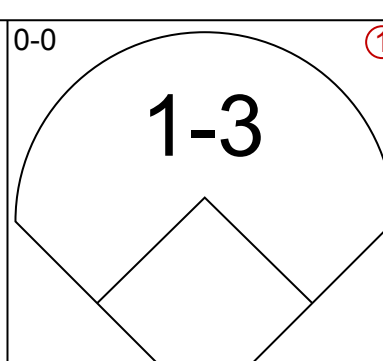
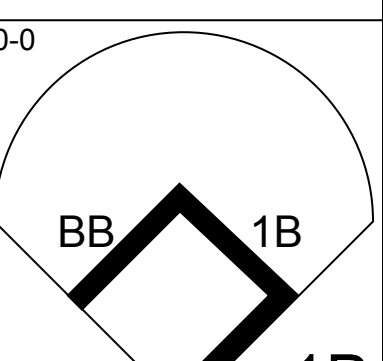
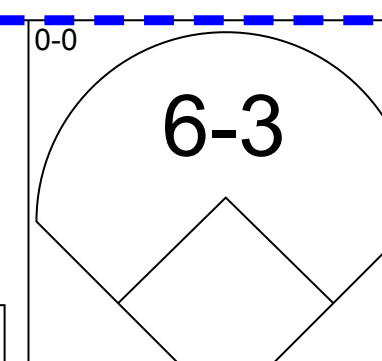
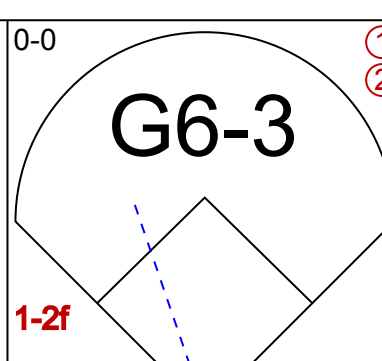
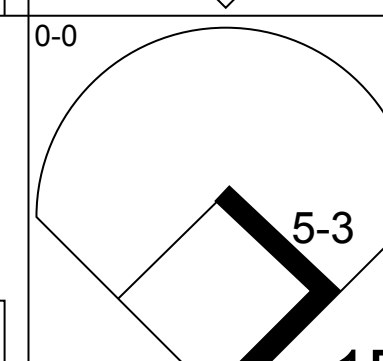
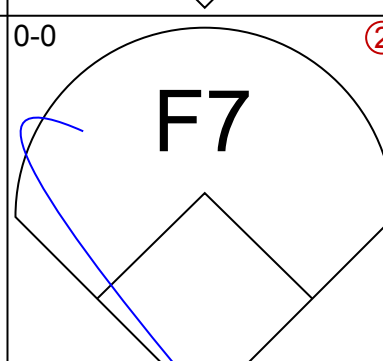
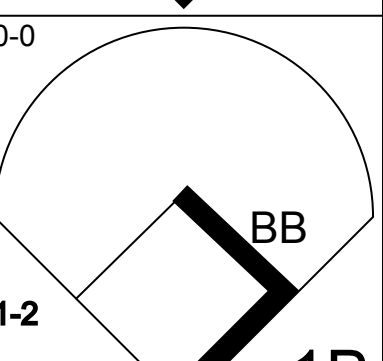
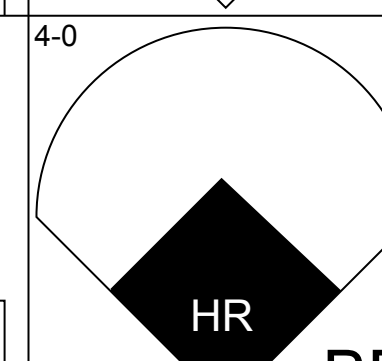
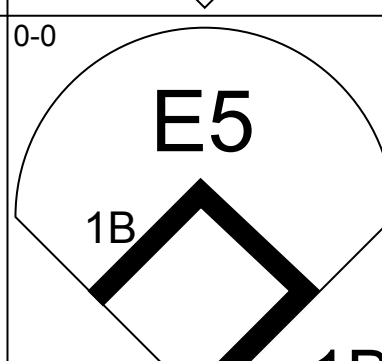
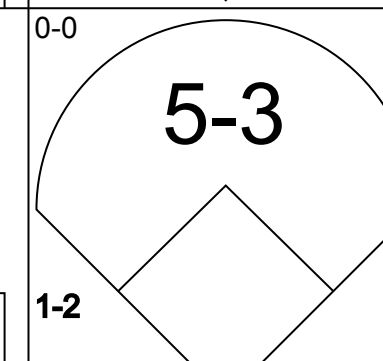
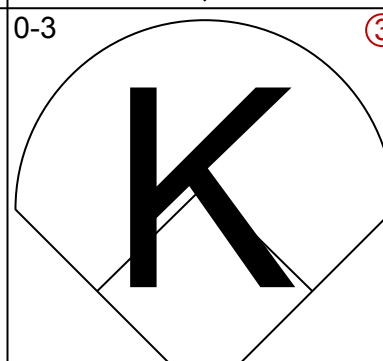
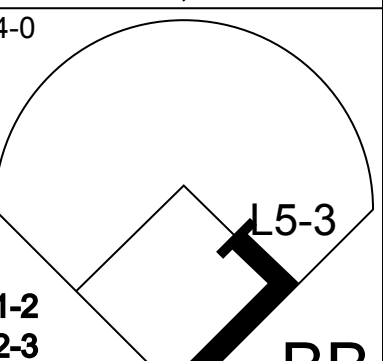
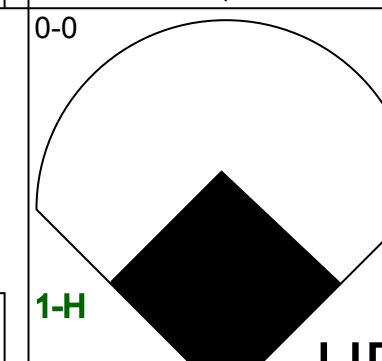
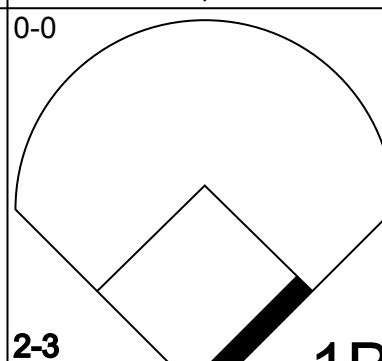
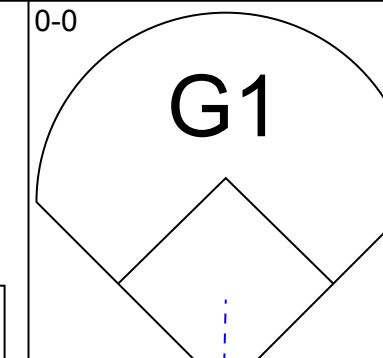

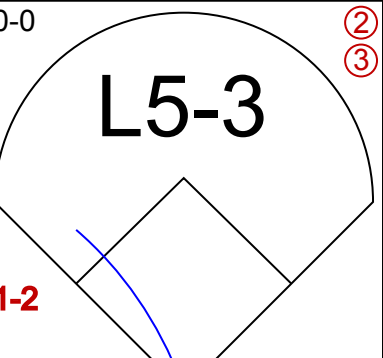
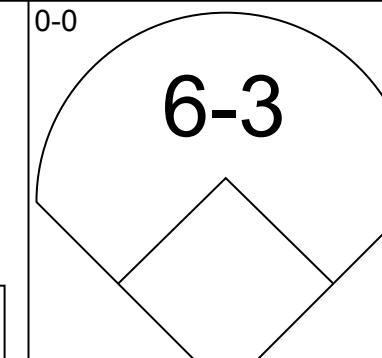
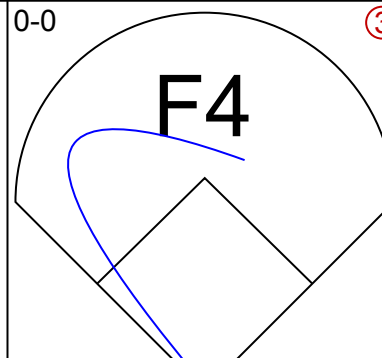

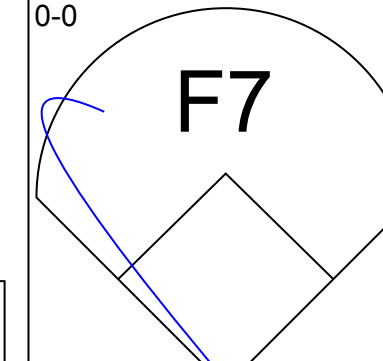
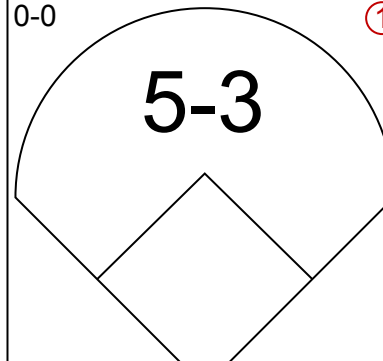
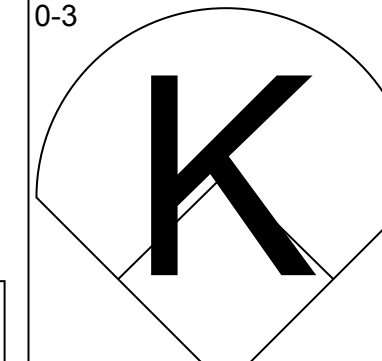

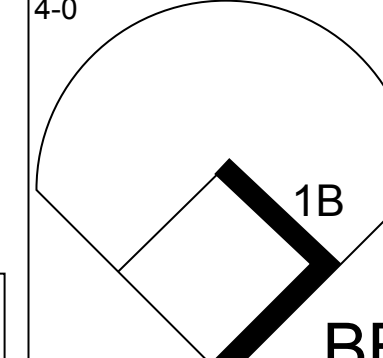
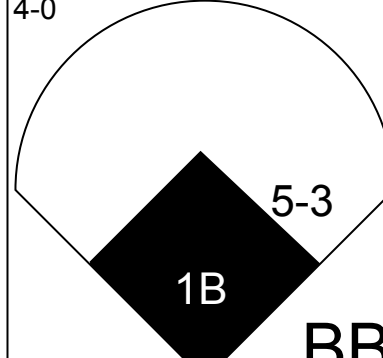


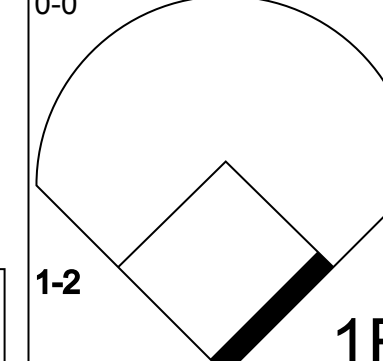
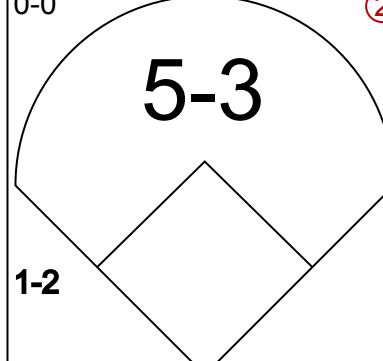


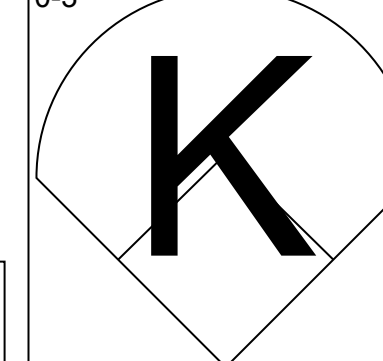
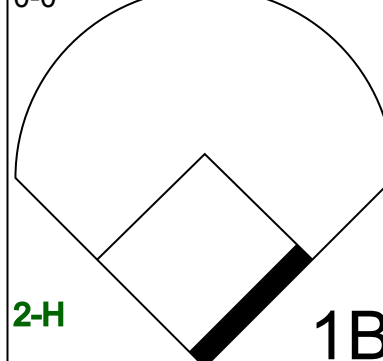




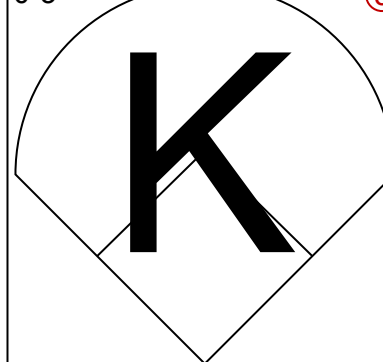
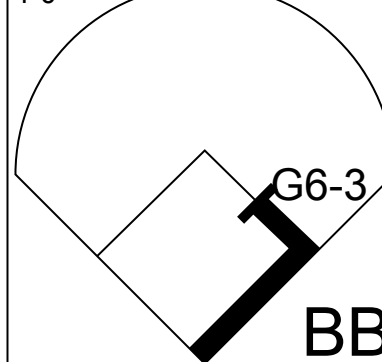
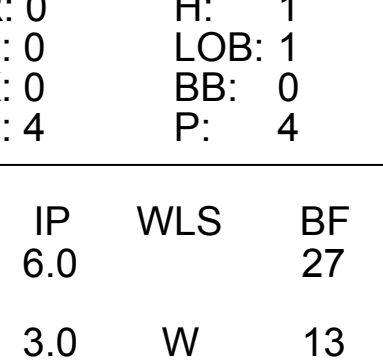
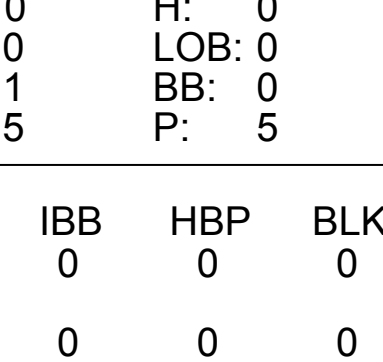
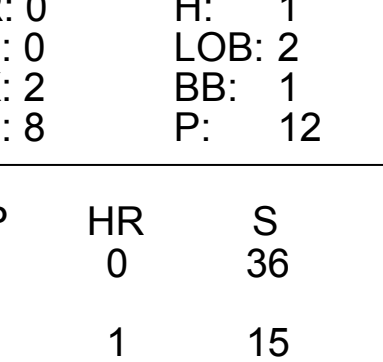
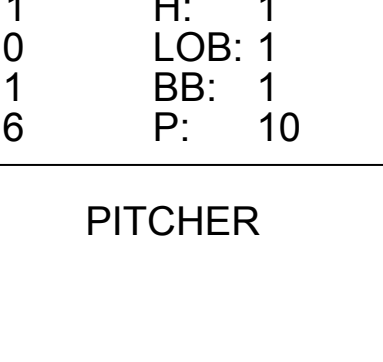
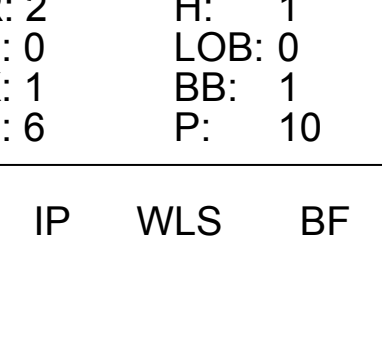
AB 30
R 4
H 6
RBI 4
BB 4
SO 9
LOB 15



Batter	1	2	3	4	5	6	7	8	9	AB	R	H	RBI	BB	SO	LOB	TOP						
Bob Bailey, R OBP: 0.323, SLG: 0.381 (1, 5)										5	0	1	0	0	2	0	Montreal Expos @ Houston Astros Astrodome, Houston, TX Fri Aug 25 1972, 8:05 PM EDT Att: 15,126 - Unknown						
Tim McCarver, L OBP: 0.337, SLG: 0.368 John Boccabella, R OBP: 0.274, SLG: 0.306 (1, 2)										4	1	1	0	0	1	1							
Ken Singleton, S OBP: 0.360, SLG: 0.391 (1, 7)										4	1	0	0	1	0	2							
Ron Fairly, L OBP: 0.337, SLG: 0.398 (6, 3)											3	1	2	2	2	1		1					
Ron Woods, R OBP: 0.298, SLG: 0.390 Mike Marshall, R OBP: 0.238, SLG: 0.211 (7, 1)											2	0	0	0	2	2		2					
Hal Breen, R OBP: 0.351, SLG: 0.514 Boots Day, L OBP: 0.281, SLG: 0.250 (1, 3)											3	0	2	0	0	0		2					
Tim Foli, R OBP: 0.276, SLG: 0.272 (1, 6)										4	0	1	0	0	0	2							
Hector Torres, R OBP: 0.193, SLG: 0.224 (1, 4)										4	0	1	0	0	1	4							
Bill Stoneman, R OBP: 0.127, SLG: 0.098 Clyde Mashore, R OBP: 0.278, SLG: 0.341 (1, 1)										3	0	0	0	0	3	4							
										1	0	0	0	0	1	1							
Inning Stats	R: 2 E: 1 K: 1 S: 7	H: 2 LOB: 1 BB: 1 P: 11	R: 0 E: 0 K: 1 S: 5	H: 0 LOB: 0 BB: 0 P: 5	R: 0 E: 0 K: 2 S: 7	H: 2 LOB: 2 BB: 1 P: 11	R: 0 E: 0 K: 2 S: 9	H: 2 LOB: 2 BB: 0 P: 9	R: 0 E: 0 K: 1 S: 5	H: 0 LOB: 0 BB: 0 P: 5	R: 1 E: 0 K: 2 S: 9	H: 2 LOB: 2 BB: 1 P: 13	R: 0 E: 0 K: 1 S: 6	H: 1 LOB: 2 BB: 1 P: 10	R: 0 E: 0 K: 1 S: 6	H: 1 LOB: 1 BB: 0 P: 6	R: 1 E: 0 K: 0 S: 5	H: 2 LOB: 2 BB: 1 P: 9	1B: 6 2B: 3 3B: 0 HR: 1	SF: 0 SAC: 0 DP: 1 HBP: 0	WP: 0 PB: 0 SB: 0 CS: 0	PA: 42	
PITCHER	IP WLS BF H R ER SO BB IBB HBP BLK WP HR S P ERA WHIP	6.0 L 27 4 1 1 2 0 2 0 0 0 0 16 24 1.50 1.500	0.1 1 0 0 0 0 0 0 0 0 0 0 0 1 1 0.00 0.000																				

AB	37
R	4
H	10
RBI	3
BB	5
SO	11
LOB	21



Batter	1	2	3	4	5	6	7	8	9	AB	R	H	RBI	BB	SO	LOB	BOTTOM					
Roger Metzger, S OBP: 0.278, SLG: 0.254 (1, 6)										5	0	1	0	0	0	1	Montreal Expos @ Houston Astros Astrodome, Houston, TX Fri Aug 25 1972, 8:05 PM EDT Att: 15,126 - Unknown					
Cesar Cedeno, R OBP: 0.403, SLG: 0.575 (1, 8)										4	1	3	0	1	0	0						
Jimmy Wynn, R OBP: 0.381, SLG: 0.480 (1, 9)										4	1	2	2	1	1	1						
Lee May, R OBP: 0.345, SLG: 0.513 (1, 3)										5	0	0	0	0	1	6						
Bob Watson, R OBP: 0.378, SLG: 0.450 (1, 7)										4	0	1	0	0	1	0						
Johnny Edwards, L OBP: 0.350, SLG: 0.380 (1, 2)										2	1	0	0	2	1	1						
Doug Rader, R OBP: 0.304, SLG: 0.425 (1, 5)										4	0	1	0	0	1	2						
Tommy Helms, R OBP: 0.299, SLG: 0.375 (1, 4)										4	0	2	1	0	1	2						
Don Wilson, R OBP: 0.111, SLG: 0.094 Norm Miller, L OBP: 0.314, SLG: 0.376 Jim Ray, R OBP: 0.071, SLG: 0.071 Dave Roberts, L OBP: 0.262, SLG: 0.344 Jimmy Stewart, S OBP: 0.237, SLG: 0.292 (1, 1)										2	0	1	0	0	1	0						
										1	0	0	0	0	1	1						
Inning Stats	R: 0 E: 0 K: 0 S: 4	H: 1 LOB: 1 BB: 0 P: 4	R: 0 E: 0 K: 1 S: 7	H: 3 LOB: 2 BB: 0 P: 7	R: 0 E: 0 K: 1 S: 5	H: 0 LOB: 0 BB: 0 P: 5	R: 0 E: 0 K: 2 S: 8	H: 1 LOB: 2 BB: 1 P: 12	R: 0 E: 0 K: 1 S: 6	H: 2 LOB: 2 BB: 1 P: 10	R: 1 E: 0 K: 1 S: 6	H: 1 LOB: 1 BB: 1 P: 10	R: 2 E: 0 K: 1 S: 6	H: 1 LOB: 0 BB: 1 P: 10	R: 0 E: 0 K: 1 S: 5	H: 0 LOB: 0 BB: 0 P: 5	R: 0 E: 1 K: 0 S: 4	H: 2 LOB: 2 BB: 1 P: 8	1B: 10 2B: 1 3B: 0 HR: 1	SF: 0 SAC: 0 DP: 2 HBP: 0	WP: 0 PB: 0 SB: 0 CS: 0	PA: 40
PITCHER	IP WLS BF H R ER SO BB IBB HBP BLK WP HR S P ERA WHIP	6.0 W 13 3 2 2 2 2 0 0 0 0 1 15 23 6.00 1.667																				

AB	35
R	3
H	11
RBI	3
BB	5
SO	8
LOB	14



Batter	1	2	3	4	5	6	7	8	9	AB	R	H	RBI	BB	SO	LOB	TOP		
Bob Bailey, R OBP: 0.325, SLG: 0.380 (1, 5)	5-3			K			K		K	4	0	0	0	1	3	0	Montreal Expos @ Houston Astros Astrodome, Houston, TX Sun Aug 27 1972, 4:33 AM EDT Att: 13,362 - Unknown		
Tim Foli, R OBP: 0.279, SLG: 0.273 (1, 6)	1B	F4		6-3			1B		F7	5	2	2	0	0	2				
Ken Singleton, S OBP: 0.358, SLG: 0.389 (1, 7)	1B		F6				1B		F7	5	0	2	0	0	1	0			
Ron Fairly, L OBP: 0.345, SLG: 0.406 (1, 9)	1B		BB				1B			4	0	3	2	0	0	0			
Tim McCarver, L OBP: 0.333, SLG: 0.364 (1, 2)	F9		K				G3			4	0	0	0	0	1	5			
Hal Breenen, R OBP: 0.318, SLG: 0.452 (1, 3)	K		E5				5-3			4	0	1	0	0	1	3			
Boots Day, L OBP: 0.282, SLG: 0.249 (1, 8)		F7					F8		F8	3	0	0	0	1	0	1			
Hector Torres, R OBP: 0.190, SLG: 0.219 (1, 4)		K	F8				1-5-3		K	4	0	0	0	0	2	4			
Carl Morton, R OBP: 0.244, SLG: 0.268 (3, 1)				4-3			1-6-3		F6	0	0	0	0	1	0	0			
Steve Renko, R OBP: 0.278, SLG: 0.278 (6, PH)										2	0	0	0	0	0	0			
Jim Fairley, L OBP: 0.284, SLG: 0.306 (8, 1)										1	0	0	0	0	0	1			
John Strohmayr, R (8, 1)										0	0	0	0	0	0	0			
Inning Stats	R: 1 E: 0 K: 1 S: 8	H: 3 LOB: 2 BB: 0 P: 8	R: 0 E: 0 K: 1 S: 5	H: 0 LOB: 2 BB: 2 P: 13	R: 0 E: 1 K: 1 S: 7	H: 1 LOB: 3 BB: 1 P: 11	R: 0 E: 0 K: 1 S: 5	H: 0 LOB: 0 BB: 0 P: 5	R: 0 E: 0 K: 0 S: 3	H: 0 LOB: 0 BB: 0 P: 3	R: 1 E: 0 K: 1 S: 8	H: 3 LOB: 2 BB: 0 P: 8	R: 0 E: 0 K: 1 S: 6	H: 1 LOB: 1 BB: 0 P: 6	R: 0 E: 0 K: 1 S: 5	H: 0 LOB: 0 BB: 0 P: 5	1B: 8 2B: 0 3B: 0 HR: 0	SF: 0 SAC: 0 DP: 0 HBP: 0	WP: 0 PA: 39 PB: 0 SB: 0 CS: 0
PITCHER Larry Dierker, R ERA: 3.11 (1, 1)	IP: 9.0 WLS: W BF: 39 H: 8 R: 2 ER: 2 SO: 8 BB: 3 IBB: 0 HBP: 0 BLK: 0 WP: 0 HR: 0 S: 52 P: 64 ERA: 2.00 WHIP: 1.222															PITCHER			

Batter	1	2	3	4	5	6	7	8	9	AB	R	H	RBI	BB	SO	LOB	BOTTOM		
Roger Metzger, S OBP: 0.283, SLG: 0.260 (1, 6)	L5-3		2B	F3			4-3			4	1	2	0	0	0	0	Montreal Expos @ Houston Astros Astrodome, Houston, TX Sun Aug 27 1972, 4:33 AM EDT Att: 13,362 - Unknown		
Cesar Cedeno, R OBP: 0.402, SLG: 0.582 (1, 8)	L5-3		1B	F7			K			4	1	1	0	0	1	1			
Jimmy Wynn, R OBP: 0.383, SLG: 0.477 (1, 9)	6-3		1B	1-3			F8			4	1	1	2	0	0	0			
Lee May, R OBP: 0.349, SLG: 0.513 (1, 3)		PB	1B	F2			E7		SH1-3	3	2	2	0	1	0	0			
Johnny Edwards, L OBP: 0.349, SLG: 0.374 (1, 2)	G3		F7	F5			SH1-3		SH1-3	3	0	0	0	0	0	3			
Doug Rader, R OBP: 0.307, SLG: 0.433 (1, 5)		3B	F9				5-3		HR	4	2	2	3	0	0	2			
Jesus Alou, R OBP: 0.386, SLG: 0.497 (1, 7)		SF8	1B	1B			1B		6-3	4	1	3	2	0	0	0			
Tommy Helms, R OBP: 0.300, SLG: 0.374 (1, 4)		SF8	F7				WP		G3	3	0	1	1	0	0	2			
Larry Dierker, R OBP: 0.174, SLG: 0.162 (1, 1)	6-3		1-3				K			3	0	0	0	0	1	1			
Inning Stats	R: 0 E: 0 K: 0 S: 3	H: 1 LOB: 0 BB: 0 P: 3	R: 3 E: 0 K: 0 S: 6	H: 3 LOB: 0 BB: 0 P: 6	R: 3 E: 0 K: 0 S: 7	H: 4 LOB: 2 BB: 1 P: 11	R: 0 E: 0 K: 0 S: 3	H: 0 LOB: 0 BB: 0 P: 3	R: 0 E: 0 K: 1 S: 6	H: 2 LOB: 1 BB: 0 P: 6	R: 0 E: 0 K: 1 S: 5	H: 0 LOB: 0 BB: 0 P: 5	R: 2 E: 1 K: 0 S: 5	H: 2 LOB: 0 BB: 0 P: 5	R: 0 E: 0 K: 0 S: 5	H: 0 LOB: 0 BB: 0 P: 5		1B: 9 2B: 2 3B: 1 HR: 1	SF: 1 SAC: 1 DP: 1 HBP: 0
PITCHER Carl Morton, R ERA: 4.32 (1, 1)	IP: 2.0 WLS: L BF: 12 H: 7 R: 3 ER: 3 SO: 0 BB: 0 IBB: 0 HBP: 0 BLK: 0 WP: 0 HR: 0 S: 12 P: 12 ERA: 27.00 WHIP: 3.500															PITCHER			
Steve Renko, R ERA: 5.35 (3, 1)	IP: 5.0 WLS: L BF: 18 H: 3 R: 0 ER: 0 SO: 2 BB: 1 IBB: 0 HBP: 0 BLK: 0 WP: 1 HR: 0 S: 21 P: 25 ERA: 0.00 WHIP: 0.800															PITCHER			
John Strohmayr, R ERA: 3.52 (8, 1)	IP: 1.0 WLS: L BF: 5 H: 2 R: 2 ER: 2 SO: 0 BB: 0 IBB: 0 HBP: 0 BLK: 0 WP: 0 HR: 1 S: 5 P: 5 ERA: 18.00 WHIP: 2.000															PITCHER			

AB	36
R	2
H	8
RBI	2
BB	3
SO	8
LOB	16



Batter	1	2	3	4	5	6	7	8	9	AB	R	H	RBI	BB	SO	LOB	TOP							
Denny Doyle, L (1,4) OBP: 0.286, SLG: 0.310	WP 1B		4-3			4-3	G6-4-3		1-3	5	0	1	0	0	0	3	Philadelphia Phillies @ Houston Astros Astrodome, Houston, TX Tue Aug 29 1972, 8:05 PM EDT Att: 8,704 - Dome							
Larry Bowa, S (1,6) OBP: 0.278, SLG: 0.288	F5					L3		F4		3	0	0	0	1	0	1								
Tom Hutton, L (1,9) OBP: 0.349, SLG: 0.344										3	0	2	0	1	0	1								
Willie Montanez, L (1,8) OBP: 0.326, SLG: 0.417	K							F8		4	0	1	0	0	1	3								
Greg Luzinski, R (1,7) OBP: 0.328, SLG: 0.443	F7									3	0	1	0	1	0	4								
Joe Lis, R (1,3) OBP: 0.330, SLG: 0.312										2	0	0	0	1	1	1								
Bill Robinson, R (7, PR) OBP: 0.246, SLG: 0.378										1	0	0	0	0	0	2								
Don Money, R (1,5) OBP: 0.283, SLG: 0.355										4	1	1	0	0	0	0								
John Bateman, R (1,2) OBP: 0.253, SLG: 0.295										3	0	1	0	0	0	2								
Ken Reynolds, L (7, PR) OBP: 0.195, SLG: 0.120										0	0	0	0	0	0	0								
Mike Ryan, R (7,2) OBP: 0.250, SLG: 0.295										1	0	0	0	0	0	0								
Darrell Brandon, R (11,1) OBP: 0.383, SLG: 0.583										2	0	0	0	0	1	1								
Oscar Gamble, L (7, PH) OBP: 0.338, SLG: 0.321										1	0	1	1	0	0	0								
Bill Wilson, R (7,1) OBP: 0.285, SLG: 0.348										0	0	0	0	0	0	0								
Deron Johnson, R (6, PH) OBP: 0.255, SLG: 0.257										0	0	0	0	1	0	0								
Bill Champion, R (6, PR) OBP: 0.154, SLG: 0.237										0	0	0	0	0	0	0								
Mac Scarce, L (9,1) OBP: 0.154, SLG: 0.237										0	0	0	0	0	0	0								
Inning Stats	R: 0 E: 0 K: 1 S: 6	H: 1 LOB: 2 BB: 1 P: 10	R: 0 E: 0 K: 0 S: 3	H: 0 LOB: 0 BB: 0 P: 3	R: 0 E: 0 K: 1 S: 5	H: 0 LOB: 1 BB: 1 P: 9	R: 0 E: 0 K: 1 S: 5	H: 1 LOB: 1 BB: 0 P: 5	R: 0 E: 0 K: 0 S: 3	H: 1 LOB: 0 BB: 0 P: 3	R: 0 E: 0 K: 0 S: 5	H: 2 LOB: 2 BB: 0 P: 5	R: 1 E: 0 K: 0 S: 4	H: 2 LOB: 2 BB: 1 P: 8	R: 0 E: 0 K: 0 S: 4	H: 1 LOB: 2 BB: 1 P: 8	R: 0 E: 0 K: 0 S: 3	H: 0 LOB: 1 BB: 1 P: 7	1B: 8 2B: 1 3B: 0 HR: 0	SF: 0 SAC: 0 DP: 3 HBP: 0	WP: 1 PB: 0 SB: 0 CS: 1	PA: 37		
PITCHER	IP WLS BF H R ER SO BB IBB HBP BLK WP HR S P ERA WHIP	7.2 0.1 1.0	32 1 4	8 0 0	1 0 0	1 0 0	3 0 0	4 0 0	0 0 0	0 0 0	0 0 0	0 0 0	1 1 3	50 1 7	1.17 0.00 0.00	1.565 0.000 1.000								

AB	32
R	1
H	8
RBI	1
BB	5
SO	3
LOB	18



Batter	1	2	3	4	5	6	7	8	9	AB	R	H	RBI	BB	SO	LOB	BOTTOM						
Roger Metzger, S (1,6) OBP: 0.281, SLG: 0.258	6-3		F7			F8		K		4	0	0	0	0	1	1	Philadelphia Phillies @ Houston Astros Astrodome, Houston, TX Tue Aug 29 1972, 8:05 PM EDT Att: 8,704 - Dome						
Cesar Cedeno, R (1,8) OBP: 0.405, SLG: 0.588	5-3									2	1	1	1	2	0	0							
Jimmy Wynn, R (1,9) OBP: 0.382, SLG: 0.475										4	0	1	0	0	2	3							
Lee May, R (1,3) OBP: 0.348, SLG: 0.517	F3									4	1	1	1	0	0	2							
Johnny Edwards, L (1,2) OBP: 0.349, SLG: 0.371										2	0	0	0	1	0	1							
Doug Rader, R (1,5) OBP: 0.309, SLG: 0.437										2	0	1	0	1	1	0							
Jesus Alou, R (1,7) OBP: 0.385, SLG: 0.398										2	0	0	0	1	0	1							
Tommy Helms, R (1,4) OBP: 0.300, SLG: 0.372										2	0	0	0	0	0	2							
Don Wilson, R (1,1) OBP: 0.107, SLG: 0.091										2	0	0	0	0	1	1							
Jim Ray, R (8,1) OBP: 0.071, SLG: 0.071										0	0	0	0	0	0	0							
Norm Miller, L (6, PH) OBP: 0.317, SLG: 0.389										1	0	1	0	0	0	0							
Fred Gladding, L (9,1) OBP: 0.317, SLG: 0.389										0	0	0	0	0	0	0							
Inning Stats	R: 0 E: 0 K: 0 S: 4	H: 1 LOB: 1 BB: 0 P: 4	R: 0 E: 0 K: 0 S: 1	H: 0 LOB: 2 BB: 2 P: 9	R: 0 E: 0 K: 0 S: 3	H: 0 LOB: 0 BB: 0 P: 3	R: 0 E: 0 K: 0 S: 3	H: 0 LOB: 1 BB: 1 P: 7	R: 0 E: 0 K: 2 S: 7	H: 0 LOB: 1 BB: 0 P: 8	R: 1 E: 0 K: 1 S: 6	H: 1 LOB: 0 BB: 0 P: 6	R: 0 E: 0 K: 0 S: 3	H: 1 LOB: 1 BB: 1 P: 7	R: 0 E: 0 K: 2 S: 7	H: 1 LOB: 2 BB: 1 P: 11	R: 1 E: 0 K: 0 S: 1	H: 1 LOB: 0 BB: 0 P: 1	1B: 1 2B: 1 3B: 1 HR: 2	SF: 0 SAC: 0 DP: 2 HBP: 1	WP: 1 PB: 0 SB: 1 CS: 1	PA: 31	
PITCHER	IP WLS BF H R ER SO BB IBB HBP BLK WP HR S P ERA WHIP	6.0 2.0 0.0	22 8 1	2 0 1	1 0 1	3 0 0	0 2 1	0 0 0	0 10 1	18 0.00 ∞	0.833 1.000 ∞												

AB	25
R	2
H	5
RBI	2
BB	5
SO	5
LOB	11



Batter	1	2	3	4	5	6	7	8	9	AB	R	H	RBI	BB	SO	LOB	TOP							
Terry Harmon, R OBP: 0.382, SLG: 0.339 (1, 4)										5	1	2	1	0	0	2								
Larry Bowa, S OBP: 0.277, SLG: 0.287 (1, 6)										2	0	0	0	0	1	1								
Denny Doyle, L OBP: 0.295, SLG: 0.309 (3, 4)										1	0	0	0	0	1	0								
Pete Koegel, R OBP: 0.250, SLG: 0.225 (8, PH)										1	0	1	0	0	0	0								
Tom Hutton, L OBP: 0.351, SLG: 0.346 (9, PH)										4	0	0	0	1	0	2								
Don Money, R OBP: 0.282, SLG: 0.352 (1, 5)										4	0	0	0	1	0	2								
Greg Luzinski, R OBP: 0.327, SLG: 0.441 (1, 7)										4	1	1	0	0	1	1								
Willie Montanez, L OBP: 0.327, SLG: 0.418 (1, 8)										4	1	2	0	0	1	2								
Joe Lis, R OBP: 0.347, SLG: 0.346 (1, 3)										4	0	3	1	0	0	0								
Roger Freed, R OBP: 0.299, SLG: 0.406 (1, 9)										4	0	0	0	0	1	4								
Dick Selma, R OBP: 0.238, SLG: 0.250 (8, 1)										0	0	0	0	0	0	0								
John Bateman, R OBP: 0.261, SLG: 0.303 (9, PR)										4	0	3	0	0	0	2								
Ken Reynolds, L OBP: 0.195, SLG: 0.120 (9, PR)										0	0	0	0	0	0	0								
Steve Carlton, L OBP: 0.212, SLG: 0.245 (1, 1)										2	0	0	0	0	2	1								
Deron Johnson, R OBP: 0.283, SLG: 0.344 (7, PH)										1	0	0	0	0	0	1								
Bill Wilson, R (7, 1)										0	0	0	0	0	0	0								
Oscar Gamble, L OBP: 0.336, SLG: 0.319 (8, 9)										1	0	0	0	0	0	1								
Inning Stats	R: 0 E: 1 K: 1 S: 6	H: 1 LOB: 2 BB: 1 P: 10	R: 0 E: 0 K: 2 S: 8	H: 1 LOB: 1 BB: 0 P: 8	R: 0 E: 0 K: 1 S: 5	H: 0 LOB: 0 BB: 0 P: 5	R: 0 E: 0 K: 0 S: 5	H: 2 LOB: 2 BB: 0 P: 5	R: 1 E: 0 K: 2 S: 8	H: 1 LOB: 0 BB: 0 P: 8	R: 0 E: 0 K: 1 S: 6	H: 1 LOB: 1 BB: 0 P: 6	R: 0 E: 0 K: 0 S: 3	H: 1 LOB: 0 BB: 0 P: 3	R: 2 E: 1 K: 1 S: 8	H: 3 LOB: 1 BB: 0 P: 8	R: 0 E: 0 K: 0 S: 5	H: 2 LOB: 2 BB: 0 P: 5	1B: 10 2B: 1 3B: 0 HR: 1	SF: 0 SAC: 0 DP: 2 HBP: 0	WP: 0 PB: 0 SB: 3 CS: 0	PA: 39		
PITCHER	IP WLS BF H R ER SO BB IBB HBP BLK WP HR S P ERA WHIP	IP WLS BF H R ER SO BB IBB HBP BLK WP HR S P ERA WHIP	IP WLS BF H R ER SO BB IBB HBP BLK WP HR S P ERA WHIP	IP WLS BF H R ER SO BB IBB HBP BLK WP HR S P ERA WHIP	IP WLS BF H R ER SO BB IBB HBP BLK WP HR S P ERA WHIP	IP WLS BF H R ER SO BB IBB HBP BLK WP HR S P ERA WHIP	IP WLS BF H R ER SO BB IBB HBP BLK WP HR S P ERA WHIP	IP WLS BF H R ER SO BB IBB HBP BLK WP HR S P ERA WHIP	IP WLS BF H R ER SO BB IBB HBP BLK WP HR S P ERA WHIP	IP WLS BF H R ER SO BB IBB HBP BLK WP HR S P ERA WHIP	IP WLS BF H R ER SO BB IBB HBP BLK WP HR S P ERA WHIP	IP WLS BF H R ER SO BB IBB HBP BLK WP HR S P ERA WHIP	IP WLS BF H R ER SO BB IBB HBP BLK WP HR S P ERA WHIP	IP WLS BF H R ER SO BB IBB HBP BLK WP HR S P ERA WHIP	IP WLS BF H R ER SO BB IBB HBP BLK WP HR S P ERA WHIP	IP WLS BF H R ER SO BB IBB HBP BLK WP HR S P ERA WHIP	IP WLS BF H R ER SO BB IBB HBP BLK WP HR S P ERA WHIP	IP WLS BF H R ER SO BB IBB HBP BLK WP HR S P ERA WHIP	IP WLS BF H R ER SO BB IBB HBP BLK WP HR S P ERA WHIP	IP WLS BF H R ER SO BB IBB HBP BLK WP HR S P ERA WHIP	IP WLS BF H R ER SO BB IBB HBP BLK WP HR S P ERA WHIP	IP WLS BF H R ER SO BB IBB HBP BLK WP HR S P ERA WHIP	IP WLS BF H R ER SO BB IBB HBP BLK WP HR S P ERA WHIP	IP WLS BF H R ER SO BB IBB HBP BLK WP HR S P ERA WHIP
Jerry Reuss, L ERA: 4.11 (1, 1)	7.2 W 33	H 10 R 3 ER 2 SO 8	BB 1 IBB 0 HBP 0 BLK 0	WP 0 HR 1 S 48 P 52	ERA 2.35 WHIP 1.435	IP WLS BF H R ER SO BB IBB HBP BLK WP HR S P ERA WHIP	IP WLS BF H R ER SO BB IBB HBP BLK WP HR S P ERA WHIP	IP WLS BF H R ER SO BB IBB HBP BLK WP HR S P ERA WHIP	IP WLS BF H R ER SO BB IBB HBP BLK WP HR S P ERA WHIP	IP WLS BF H R ER SO BB IBB HBP BLK WP HR S P ERA WHIP	IP WLS BF H R ER SO BB IBB HBP BLK WP HR S P ERA WHIP	IP WLS BF H R ER SO BB IBB HBP BLK WP HR S P ERA WHIP	IP WLS BF H R ER SO BB IBB HBP BLK WP HR S P ERA WHIP	IP WLS BF H R ER SO BB IBB HBP BLK WP HR S P ERA WHIP	IP WLS BF H R ER SO BB IBB HBP BLK WP HR S P ERA WHIP	IP WLS BF H R ER SO BB IBB HBP BLK WP HR S P ERA WHIP	IP WLS BF H R ER SO BB IBB HBP BLK WP HR S P ERA WHIP	IP WLS BF H R ER SO BB IBB HBP BLK WP HR S P ERA WHIP	IP WLS BF H R ER SO BB IBB HBP BLK WP HR S P ERA WHIP	IP WLS BF H R ER SO BB IBB HBP BLK WP HR S P ERA WHIP	IP WLS BF H R ER SO BB IBB HBP BLK WP HR S P ERA WHIP	IP WLS BF H R ER SO BB IBB HBP BLK WP HR S P ERA WHIP	IP WLS BF H R ER SO BB IBB HBP BLK WP HR S P ERA WHIP	IP WLS BF H R ER SO BB IBB HBP BLK WP HR S P ERA WHIP
Jim Ray, R ERA: 3.99 (8, 1)	1.1 S 6	H 2 R 0 ER 0 SO 0	BB 0 IBB 0 HBP 0 BLK 0	WP 0 HR 0 S 6 P 6	ERA 0.00 WHIP 1.500	IP WLS BF H R ER SO BB IBB HBP BLK WP HR S P ERA WHIP	IP WLS BF H R ER SO BB IBB HBP BLK WP HR S P ERA WHIP	IP WLS BF H R ER SO BB IBB HBP BLK WP HR S P ERA WHIP	IP WLS BF H R ER SO BB IBB HBP BLK WP HR S P ERA WHIP	IP WLS BF H R ER SO BB IBB HBP BLK WP HR S P ERA WHIP	IP WLS BF H R ER SO BB IBB HBP BLK WP HR S P ERA WHIP	IP WLS BF H R ER SO BB IBB HBP BLK WP HR S P ERA WHIP	IP WLS BF H R ER SO BB IBB HBP BLK WP HR S P ERA WHIP	IP WLS BF H R ER SO BB IBB HBP BLK WP HR S P ERA WHIP	IP WLS BF H R ER SO BB IBB HBP BLK WP HR S P ERA WHIP	IP WLS BF H R ER SO BB IBB HBP BLK WP HR S P ERA WHIP	IP WLS BF H R ER SO BB IBB HBP BLK WP HR S P ERA WHIP	IP WLS BF H R ER SO BB IBB HBP BLK WP HR S P ERA WHIP	IP WLS BF H R ER SO BB IBB HBP BLK WP HR S P ERA WHIP	IP WLS BF H R ER SO BB IBB HBP BLK WP HR S P ERA WHIP	IP WLS BF H R ER SO BB IBB HBP BLK WP HR S P ERA WHIP	IP WLS BF H R ER SO BB IBB HBP BLK WP HR S P ERA WHIP	IP WLS BF H R ER SO BB IBB HBP BLK WP HR S P ERA WHIP	IP WLS BF H R ER SO BB IBB HBP BLK WP HR S P ERA WHIP

Philadelphia Phillies @ Houston Astros
Astrodome, Houston, TX
Wed Aug 30 1972, 8:05 PM EDT
Att: 10,264 - Unknown

AB 38
R 3
H 12
RBI 2
BB 1
SO 8
LOB 17


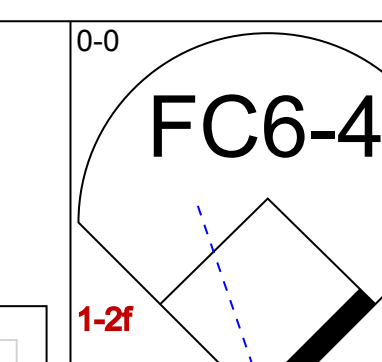
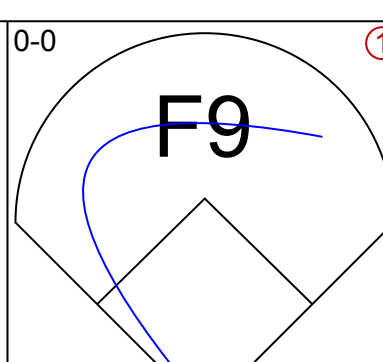
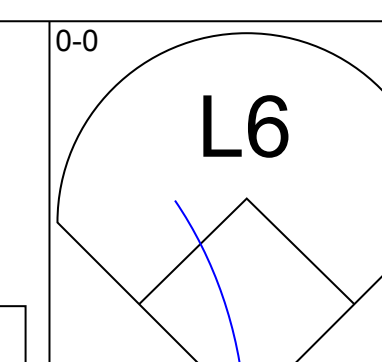
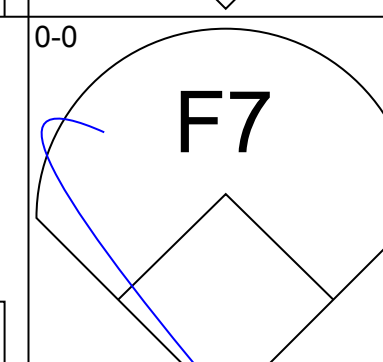
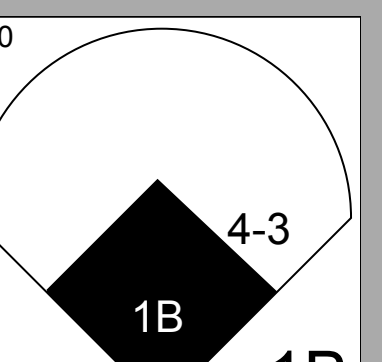
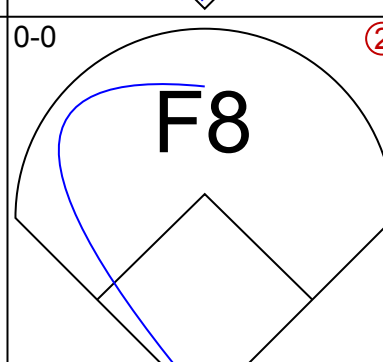
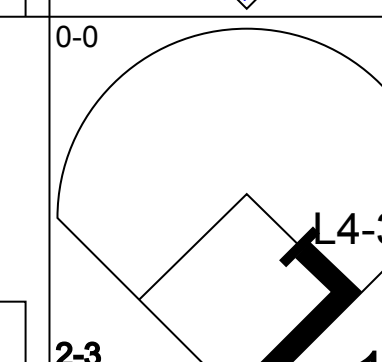
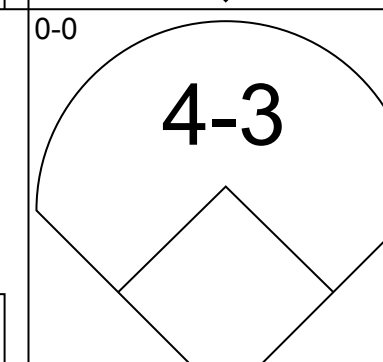
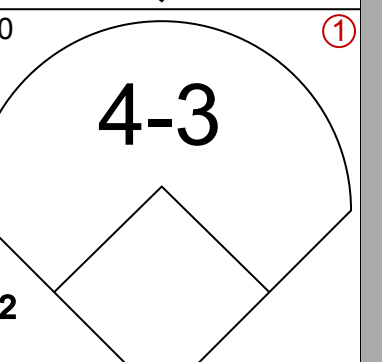
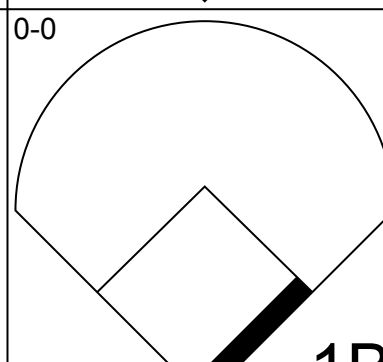
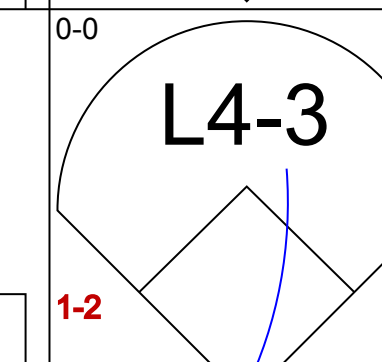
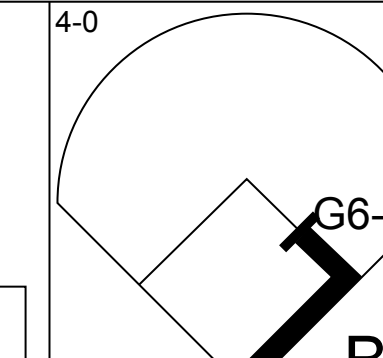
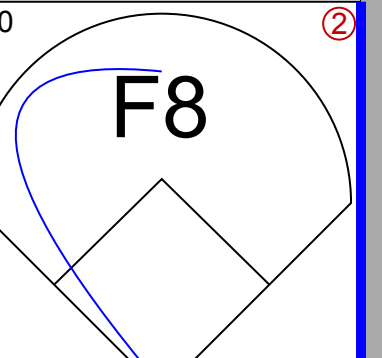
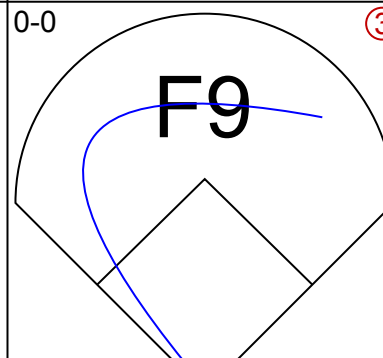

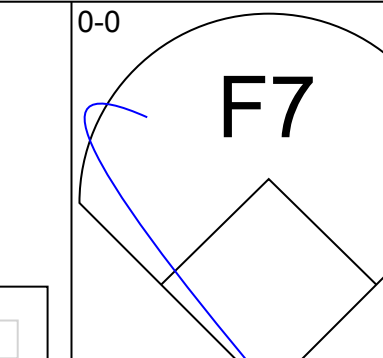
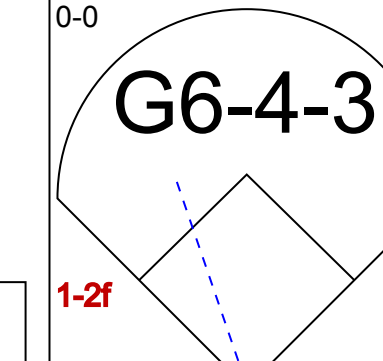
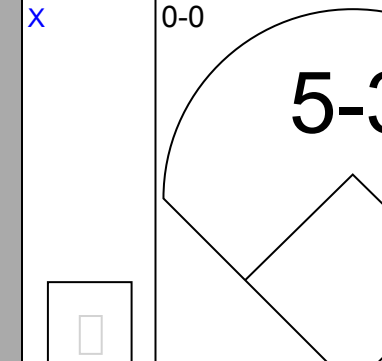
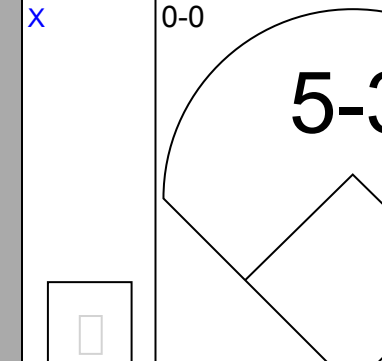
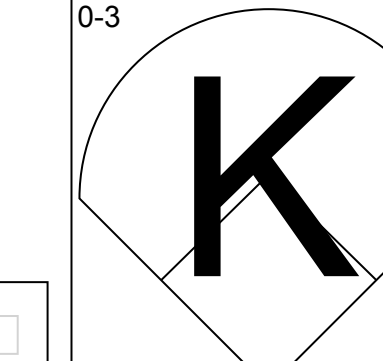
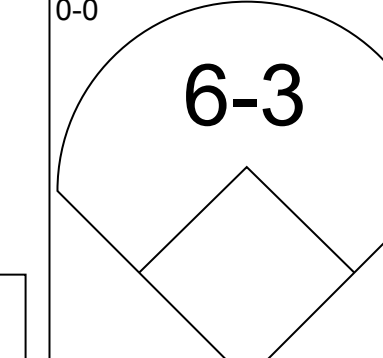
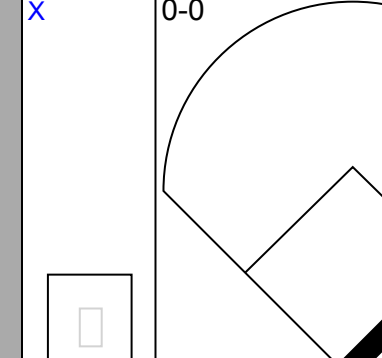
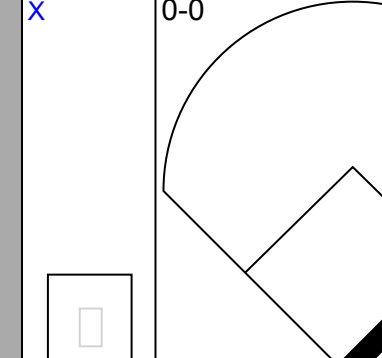
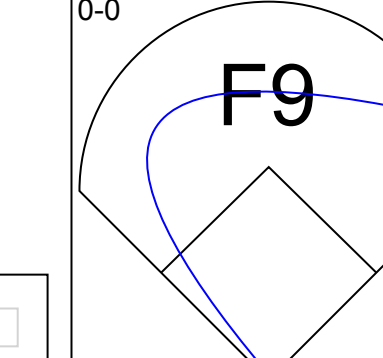
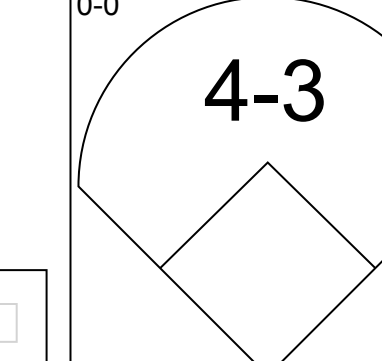
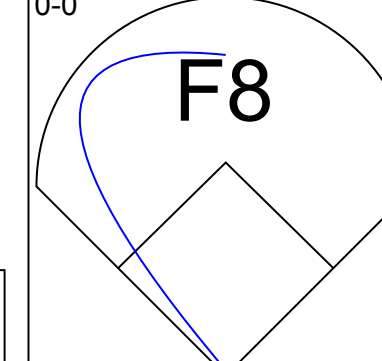
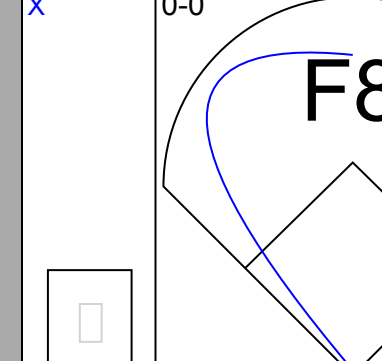
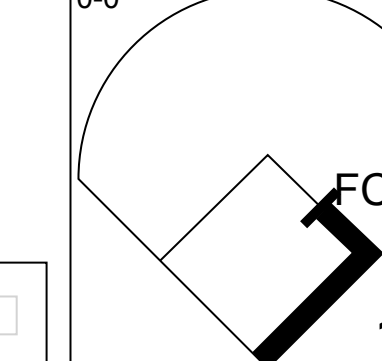
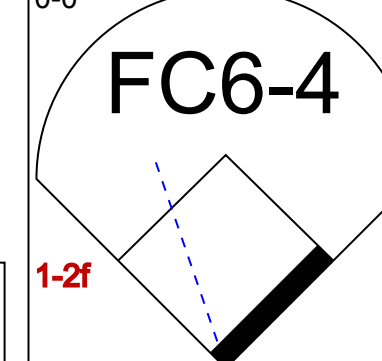
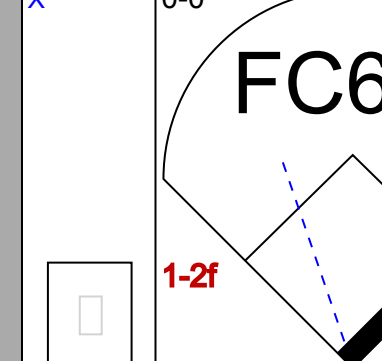
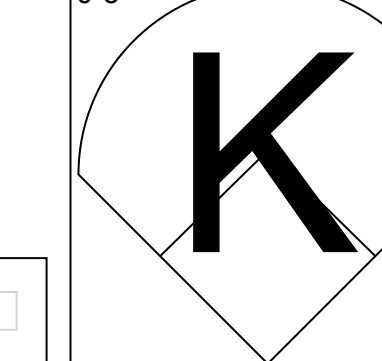
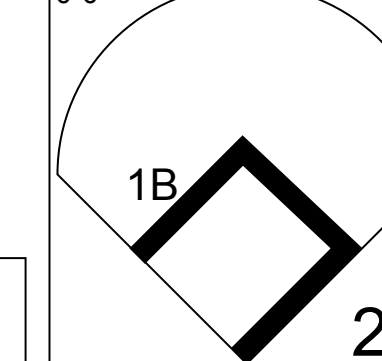
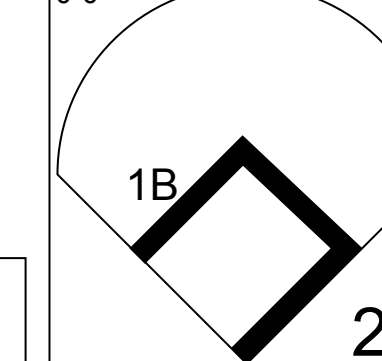


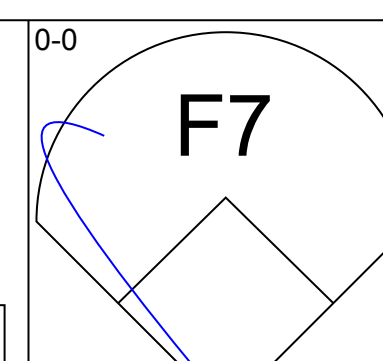
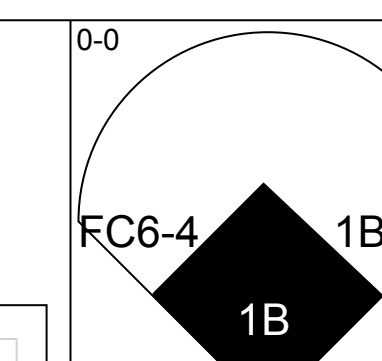
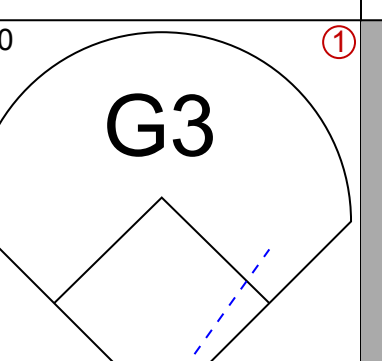
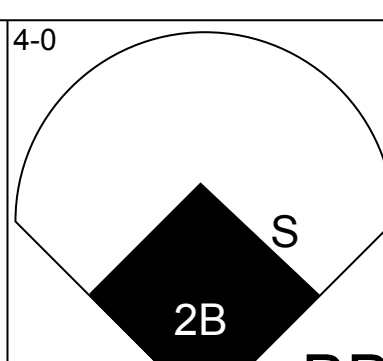
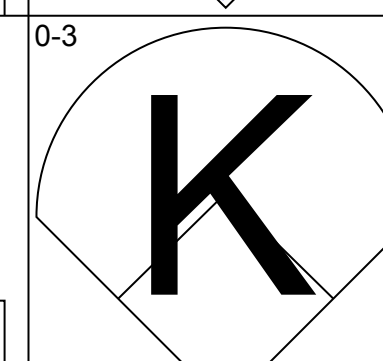
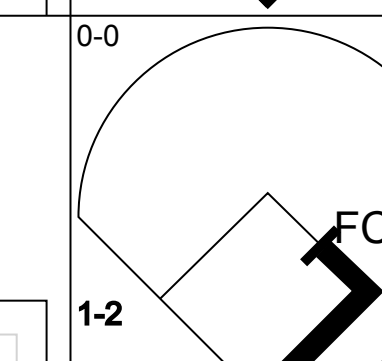
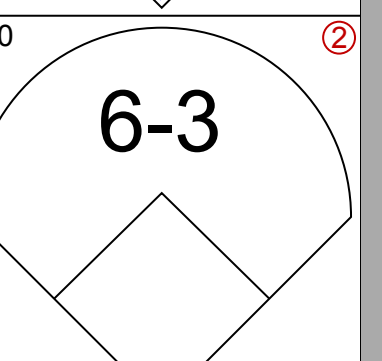
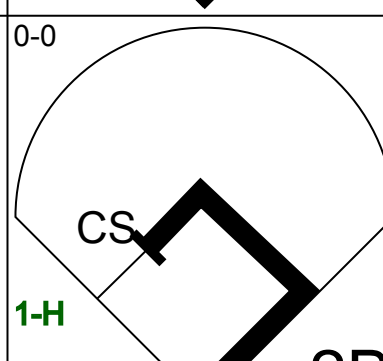
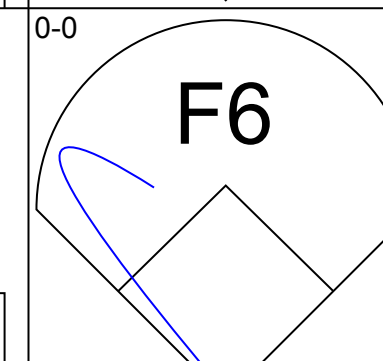
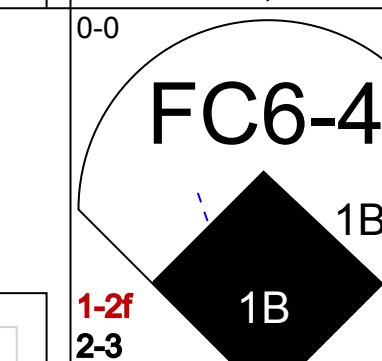
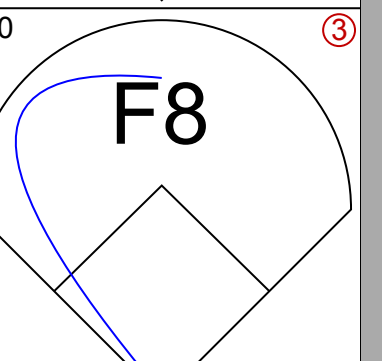
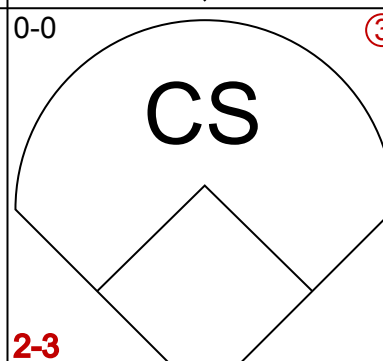
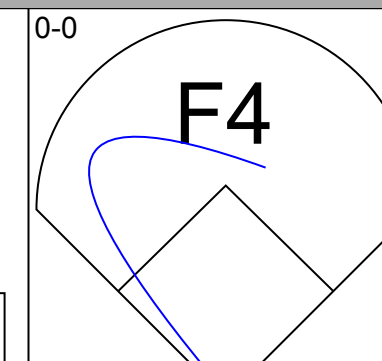
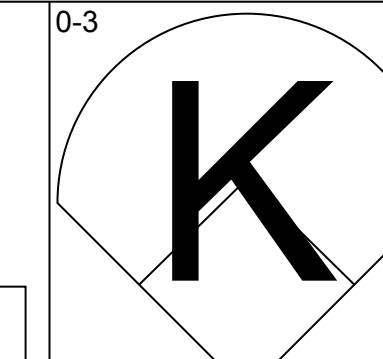
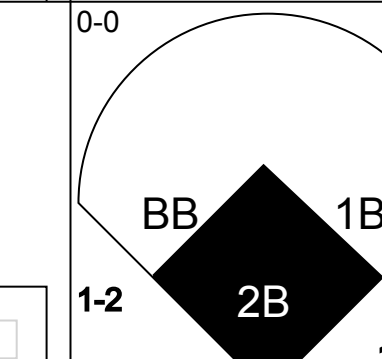
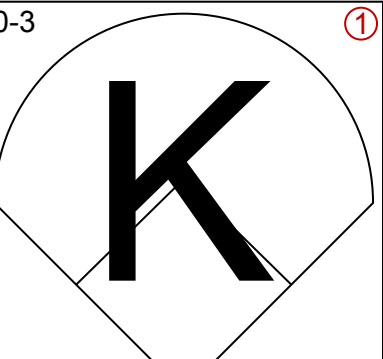
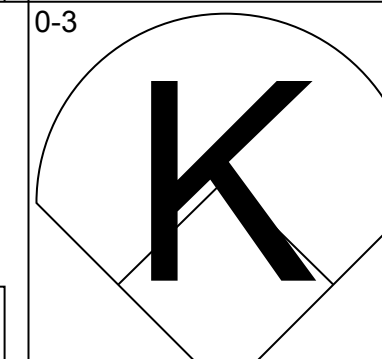
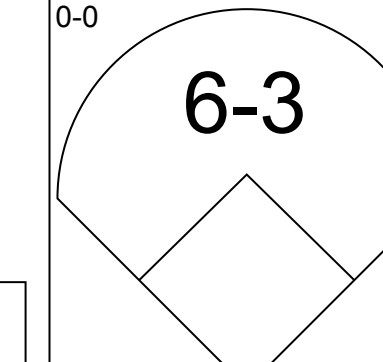
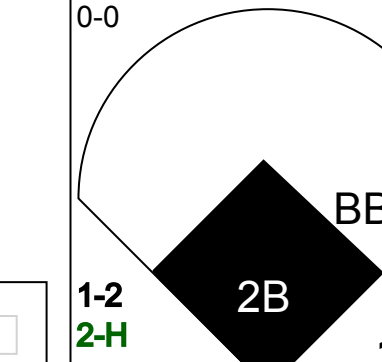
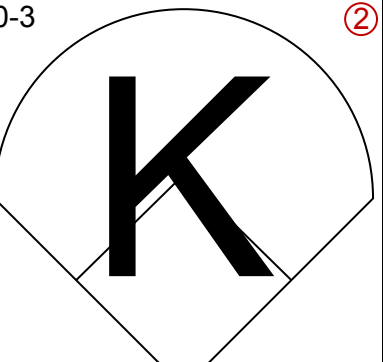
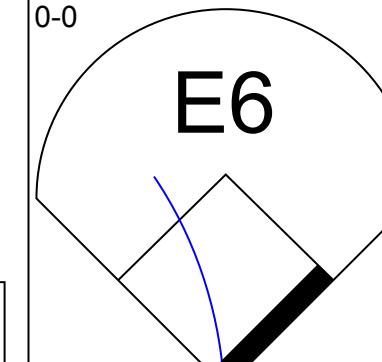
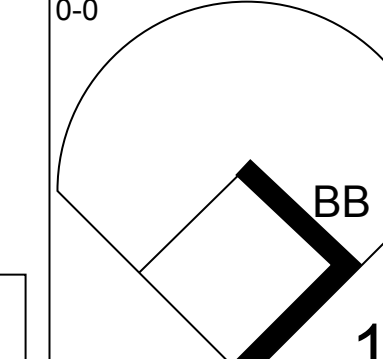
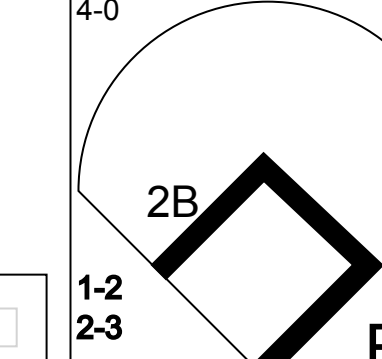
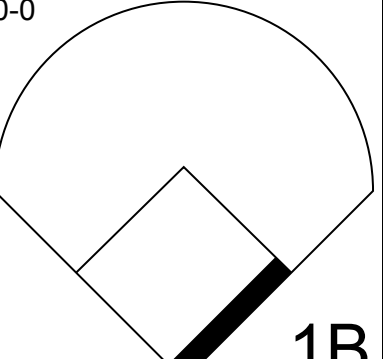
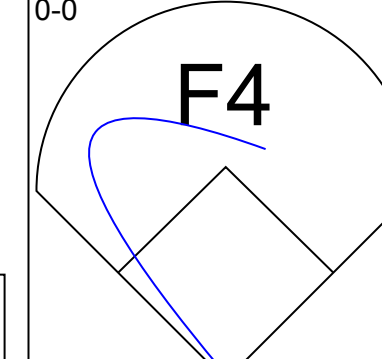
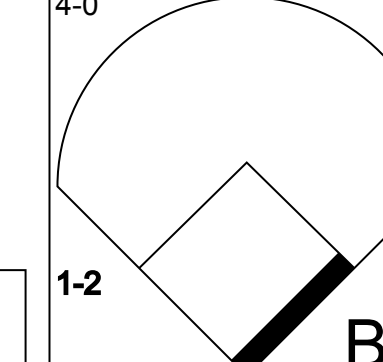
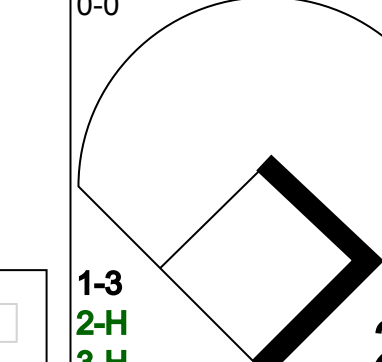
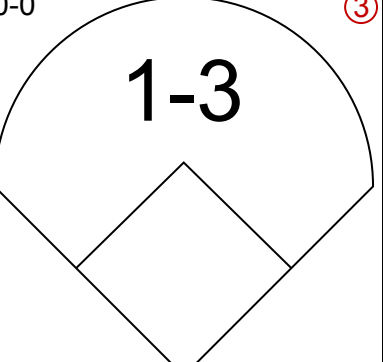
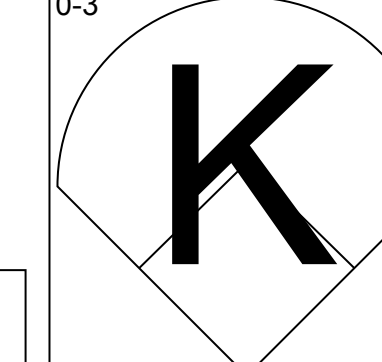
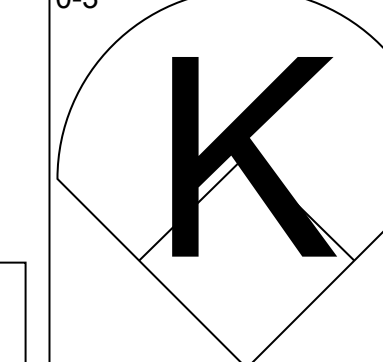
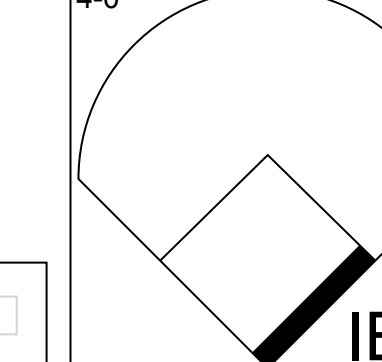
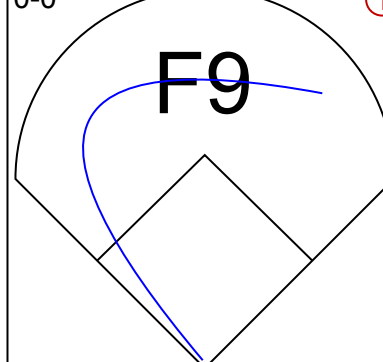
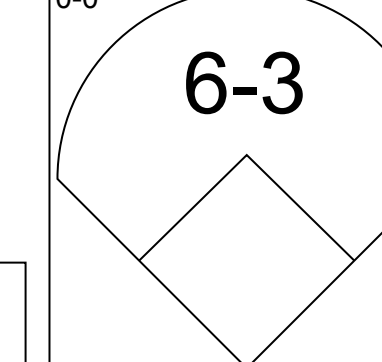
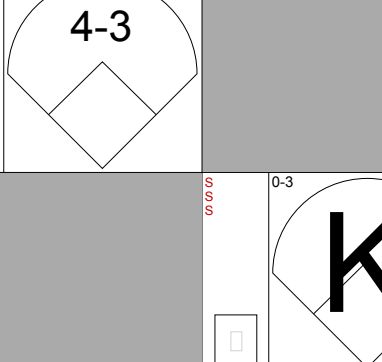

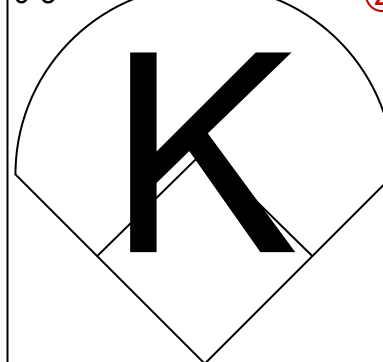
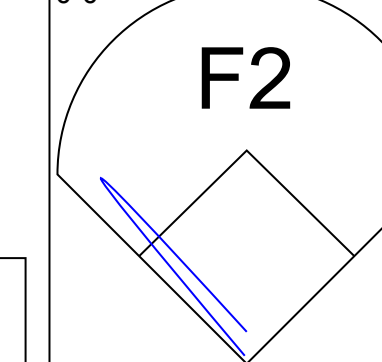
Batter	1	2	3	4	5	6	7	8	9	AB	R	H	RBI	BB	SO	LOB	BOTTOM							
Roger Metzger, S OBP: 0.280, SLG: 0.256 (1, 6)										3	0	0	1	1	1	2								
Cesar Cedeno, R OBP: 0.402, SLG: 0.583 (1, 8)										4	1	0	0	0	1	4								
Jimmy Wynn, R OBP: 0.383, SLG: 0.473 (1, 9)										2	1	0	0	2	1	0								
Lee May, R OBP: 0.345, SLG: 0.513 (1, 3)										4	0	0	0	0	1	2								
Bob Watson, R OBP: 0.379, SLG: 0.450 (1, 7)										4	0	2	1	0	0	0								
Doug Rader, R OBP: 0.309, SLG: 0.434 (1, 5)										3	1	0	0	1	0	2								
Tommy Helms, R OBP: 0.300, SLG: 0.371 (1, 4)										4	1	1	0	0	0	2								
Larry Howard, R OBP: 0.273, SLG: 0.295 (1, 2)										3	0	1	1	0	1	0								
Jerry Reuss, L ERA: 2.19 (1, 1)	6.0 L 25	H 3 R 3 ER 3 SO 3	BB 4 IBB 0 HBP 0 BLK 0	WP 0 HR 0 S 27 P 43	ERA 4.50 WHIP 1.167	IP WLS BF H R ER SO BB IBB HBP BLK WP HR S P ERA WHIP	IP WLS BF H R ER SO BB IBB HBP BLK WP HR S P ERA WHIP	IP WLS BF H R ER SO BB IBB HBP BLK WP HR S P ERA WHIP	IP WLS BF H R ER SO BB IBB HBP BLK WP HR S P ERA WHIP	IP WLS BF H R ER SO BB IBB HBP BLK WP HR S P ERA WHIP	IP WLS BF H R ER SO BB IBB HBP BLK WP HR S P ERA WHIP	IP WLS BF H R ER SO BB IBB HBP BLK WP HR S P ERA WHIP	IP WLS BF H R ER SO BB IBB HBP BLK WP HR S P ERA WHIP	IP WLS BF H R ER SO BB IBB HBP BLK WP HR S P ERA WHIP	IP WLS BF H R ER SO BB IBB HBP BLK WP HR S P ERA WHIP	IP WLS BF H R ER SO BB IBB HBP BLK WP HR S P ERA WHIP	IP WLS BF H R ER SO BB IBB HBP BLK WP HR S P ERA WHIP	IP WLS BF H R ER SO BB IBB HBP BLK WP HR S P ERA WHIP	IP WLS BF H R ER SO BB IBB HBP BLK WP HR S P ERA WHIP	IP WLS BF H R ER SO BB IBB HBP BLK WP HR S P ERA WHIP	IP WLS BF H R ER SO BB IBB HBP BLK WP HR S P ERA WHIP	IP WLS BF H R ER SO BB IBB HBP BLK WP HR S P ERA WHIP	IP WLS BF H R ER SO BB IBB HBP BLK WP HR S P ERA WHIP	
Bill Wilson, R ERA: 3.05 (7, 1)	1.0	H 1 R 2 ER 0 SO 2	BB 1 IBB 0 HBP 0 BLK 0	WP 0 HR 0 S 8 P 12	ERA 0.00 WHIP 2.000	IP WLS BF H R ER SO BB IBB HBP BLK WP HR S P ERA WHIP	IP WLS BF H R ER SO BB IBB HBP BLK WP HR S P ERA WHIP	IP WLS BF H R ER SO BB IBB HBP BLK WP HR S P ERA WHIP	IP WLS BF H R ER SO BB IBB HBP BLK WP HR S P ERA WHIP	IP WLS BF H R ER SO BB IBB HBP BLK WP HR S P ERA WHIP	IP WLS BF H R ER SO BB IBB HBP BLK WP HR S P ERA WHIP	IP WLS BF H R ER SO BB IBB HBP BLK WP HR S P ERA WHIP	IP WLS BF H R ER SO BB IBB HBP BLK WP HR S P ERA WHIP	IP WLS BF H R ER SO BB IBB HBP BLK WP HR S P ERA WHIP	IP WLS BF H R ER SO BB IBB HBP BLK WP HR S P ERA WHIP	IP WLS BF H R ER SO BB IBB HBP BLK WP HR S P ERA WHIP	IP WLS BF H R ER SO BB IBB HBP BLK WP HR S P ERA WHIP	IP WLS BF H R ER SO BB IBB HBP BLK WP HR S P ERA WHIP	IP WLS BF H R ER SO BB IBB HBP BLK WP HR S P ERA WHIP	IP WLS BF H R ER SO BB IBB HBP BLK WP HR S P ERA WHIP	IP WLS BF H R ER SO BB IBB HBP BLK WP HR S P ERA WHIP	IP WLS BF H R ER SO BB IBB HBP BLK WP HR S P ERA WHIP	IP WLS BF H R ER SO BB IBB HBP BLK WP HR S P ERA WHIP	
Dick Selma, R ERA: 5.14 (8, 1)	1.0	H 1 R 0 ER 0 SO 0	BB 0 IBB 0 HBP 0 BLK 0	WP 0 HR 0 S 4 P 4	ERA 0.00 WHIP 1.000	IP WLS BF H R ER SO BB IBB HBP BLK WP HR S P ERA WHIP	IP WLS BF H R ER SO BB IBB HBP BLK WP HR S P ERA WHIP	IP WLS BF H R ER SO BB IBB HBP BLK WP HR S P ERA WHIP	IP WLS BF H R ER SO BB IBB HBP BLK WP HR S P ERA WHIP	IP WLS BF H R ER SO BB IBB HBP BLK WP HR S P ERA WHIP	IP WLS BF H R ER SO BB IBB HBP BLK WP HR S P ERA WHIP	IP WLS BF H R ER SO BB IBB HBP BLK WP HR S P ERA WHIP	IP WLS BF H R ER SO BB IBB HBP BLK WP HR S P ERA WHIP	IP WLS BF H R ER SO BB IBB HBP BLK WP HR S P ERA WHIP	IP WLS BF H R ER SO BB IBB HBP BLK WP HR S P ERA WHIP	IP WLS BF H R ER SO BB IBB HBP BLK WP HR S P ERA WHIP	IP WLS BF H R ER SO BB IBB HBP BLK WP HR S P ERA WHIP	IP WLS BF H R ER SO BB IBB HBP BLK WP HR S P ERA WHIP	IP WLS BF H R ER SO BB IBB HBP BLK WP HR S P ERA WHIP	IP WLS BF H R ER SO BB IBB HBP BLK WP HR S P ERA WHIP	IP WLS BF H R ER SO BB IBB HBP BLK WP HR S P ERA WHIP	IP WLS BF H R ER SO BB IBB HBP BLK WP HR S P ERA WHIP	IP WLS BF H R ER SO BB IBB HBP BLK WP HR S P ERA WHIP	
Inning Stats	R: 0 E: 0 K: 2 S: 7	H: 0 LOB: 1 BB: 1 P: 11	R: 0 E: 0 K: 0 S: 3	H: 0 LOB: 0 BB: 0 P: 3	R: 0 E: 0 K: 0 S: 3	H: 0 LOB: 0 BB: 0 P: 3	R: 0 E: 0 K: 0 S: 3	H: 0 LOB: 0 BB: 0 P: 3	R: 2 E: 0 K: 0 S: 5	H: 2 LOB: 2 BB: 2 P: 13	R: 1 E: 0 K: 1 S: 6	H: 1 LOB: 1 BB: 1 P: 10	R: 2 E: 0 K: 2 S: 8	H: 1 LOB: 0 BB: 1 P: 12	R: 0 E: 0 K: 0 S: 4	H: 1 LOB: 1 BB: 0 P: 4	1B: 4 2B: 1 3B: 0 HR: 0	SF: 0 SAC: 0 DP: 0 HBP: 0	WP: 0 PB: 0 SB: 3 CS: 0	PA: 34				
PITCHER	IP WLS BF H R ER SO BB IBB HBP BLK WP HR S P ERA WHIP	IP WLS BF H R ER SO BB IBB HBP BLK WP HR S P ERA WHIP	IP WLS BF H R ER SO BB IBB HBP BLK WP HR S P ERA WHIP	IP WLS BF H R ER SO BB IBB HBP BLK WP HR S P ERA WHIP	IP WLS BF H R ER SO BB IBB HBP BLK WP HR S P ERA WHIP	IP WLS BF H R ER SO BB IBB HBP BLK WP HR S P ERA WHIP	IP WLS BF H R ER SO BB IBB HBP BLK WP HR S P ERA WHIP	IP WLS BF H R ER SO BB IBB HBP BLK WP HR S P ERA WHIP	IP WLS BF H R ER SO BB IBB HBP BLK WP HR S P ERA WHIP	IP WLS BF H R ER SO BB IBB HBP BLK WP HR S P ERA WHIP	IP WLS BF H R ER SO BB IBB HBP BLK WP HR S P ERA WHIP	IP WLS BF H R ER SO BB IBB HBP BLK WP HR S P ERA WHIP	IP WLS BF H R ER SO BB IBB HBP BLK WP HR S P ERA WHIP	IP WLS BF H R ER SO BB IBB HBP BLK WP HR S P ERA WHIP	IP WLS BF H R ER SO BB IBB HBP BLK WP HR S P ERA WHIP	IP WLS BF H R ER SO BB IBB HBP BLK WP HR S P ERA WHIP	IP WLS BF H R ER SO BB IBB HBP BLK WP HR S P ERA WHIP	IP WLS BF H R ER SO BB IBB HBP BLK WP HR S P ERA WHIP	IP WLS BF H R ER SO BB IBB HBP BLK WP HR S P ERA WHIP	IP WLS BF H R ER SO BB IBB HBP BLK WP HR S P ERA WHIP	IP WLS BF H R ER SO BB IBB HBP BLK WP HR S P ERA WHIP	IP WLS BF H R ER SO BB IBB HBP BLK WP HR S P ERA WHIP	IP WLS BF H R ER SO BB IBB HBP BLK WP HR S P ERA WHIP	IP WLS BF H R ER SO BB IBB HBP BLK WP HR S P ERA WHIP

Philadelphia Phillies @ Houston Astros
Astrodome, Houston, TX
Wed Aug 30 1972, 8:05 PM EDT
Att: 10,264 - Unknown

AB 29
R 5
H 5
RBI 3
BB 5
SO 5
LOB 12



Batter	1	2	3	4	5	6	7	8	9	AB	R	H	RBI	BB	SO	LOB	TOP					
Terry Harmon, R (1, 6) OBP: 0.374, SLG: 0.331										4	0	0	0	0	1	2	Philadelphia Phillies @ Houston Astros Astrodome, Houston, TX Thu Aug 31 1972, 8:05 PM EDT Att: 7,197 - Dome					
Denny Doyle, L (1, 4) OBP: 0.297, SLG: 0.312										4	1	2	0	0	0	0						
Tom Hutton, L (1, 9) OBP: 0.350, SLG: 0.345										4	0	1	0	0	0	3						
Willie Montanez, L (1, 8) OBP: 0.328, SLG: 0.417										1	0	0	0	1	0	1						
Bill Robinson, R (4, 8) OBP: 0.241, SLG: 0.372										2	0	0	0	0	0	1						
Greg Luzinski, R (1, 7) OBP: 0.326, SLG: 0.439										4	0	1	1	0	1	1						
Joe Lis, R (1, 3) OBP: 0.343, SLG: 0.341										4	0	1	0	0	0	1						
Don Money, R (1, 5) OBP: 0.280, SLG: 0.350										3	0	0	0	0	0	1						
John Bateman, R (1, 2) OBP: 0.262, SLG: 0.303										3	0	1	0	0	0	1						
Wayne Twitchell, R (1, 1) OBP: 0.048, SLG: 0.050										2	0	0	0	0	2	1						
Oscar Gamble, L (8, PH) OBP: 0.341, SLG: 0.333										1	0	1	0	0	0	0						
Bob Terlecki, R (8, 1)										0	0	0	0	0	0	0						
Inning Stats	R: 0 E: 0 K: 1 S: 5	H: 0 LOB: 0 BB: 0 P: 5	R: 0 E: 0 K: 0 S: 2	H: 0 LOB: 0 BB: 1 P: 6	R: 0 E: 0 K: 1 S: 6	H: 1 LOB: 1 BB: 0 P: 6	R: 1 E: 0 K: 0 S: 5	H: 2 LOB: 1 BB: 0 P: 5	R: 0 E: 0 K: 1 S: 5	H: 0 LOB: 0 BB: 0 P: 5	R: 0 E: 0 K: 0 S: 4	H: 1 LOB: 1 BB: 0 P: 4	R: 0 E: 0 K: 0 S: 4	H: 1 LOB: 1 BB: 0 P: 4	R: 0 E: 0 K: 0 S: 4	H: 2 LOB: 1 BB: 0 P: 4	R: 0 E: 0 K: 1 S: 5	H: 0 LOB: 0 BB: 0 P: 5	1B: 6 2B: 2 3B: 0 HR: 0	SF: 0 SAC: 0 DP: 2 HBP: 0	WP: 0 PB: 0 SB: 0 CS: 0	PA: 33
PITCHER Larry Dierker, R (1, 1) ERA: 3.01	IP: 9.0 WLS: W BF: 33 H: 7 R: 1 ER: 1 SO: 4 BB: 1 IBB: 0 HBP: 0 BLK: 0 WP: 0 HR: 0 S: 40 P: 44 ERA: 1.00 WHIP: 0.889											PITCHER	IP: 9.0 WLS: W BF: 33 H: 7 R: 1 ER: 1 SO: 4 BB: 1 IBB: 0 HBP: 0 BLK: 0 WP: 0 HR: 0 S: 40 P: 44 ERA: 1.00 WHIP: 0.889									

Batter	1	2	3	4	5	6	7	8	9	AB	R	H	RBI	BB	SO	LOB	BOTTOM			
Roger Metzger, S (1, 6) OBP: 0.282, SLG: 0.257										3	2	1	0	1	0	0	Philadelphia Phillies @ Houston Astros Astrodome, Houston, TX Thu Aug 31 1972, 8:05 PM EDT Att: 7,197 - Dome			
Cesar Cedeno, R (1, 8) OBP: 0.402, SLG: 0.584										4	0	2	1	0	1	0				
Jimmy Wynn, R (1, 9) OBP: 0.380, SLG: 0.469										4	1	0	0	0	0	2				
Lee May, R (1, 3) OBP: 0.345, SLG: 0.510										4	1	1	1	0	3	0				
Bob Watson, R (1, 7) OBP: 0.378, SLG: 0.448										4	1	1	1	0	1	0				
Johnny Edwards, L (1, 2) OBP: 0.353, SLG: 0.374										3	0	2	0	1	0	1				
Doug Rader, R (1, 5) OBP: 0.310, SLG: 0.436										3	0	1	2	1	1	1				
Tommy Helms, R (1, 4) OBP: 0.300, SLG: 0.369										3	0	0	0	1	1	2				
Larry Dierker, R (1, 1) OBP: 0.164, SLG: 0.153										4	0	0	0	0	2	3				
Inning Stats	R: 0 E: 0 K: 1 S: 5	H: 1 LOB: 2 BB: 1 P: 12	R: 4 E: 0 K: 1 S: 10	H: 5 LOB: 3 BB: 2 P: 18	R: 0 E: 0 K: 0 S: 3	H: 0 LOB: 0 BB: 0 P: 3	R: 0 E: 0 K: 2 S: 8	H: 1 LOB: 1 BB: 0 P: 8	R: 1 E: 0 K: 1 S: 5	H: 1 LOB: 0 BB: 1 P: 9	R: 0 E: 1 K: 1 S: 6	H: 0 LOB: 1 BB: 0 P: 6	R: 0 E: 0 K: 1 S: 5	H: 0 LOB: 0 BB: 0 P: 5	R: 0 E: 0 K: 1 S: 5	H: 0 LOB: 0 BB: 0 P: 5		1B: 6 2B: 2 3B: 0 HR: 0	SF: 0 SAC: 0 DP: 0 HBP: 0	WP: 0 PB: 0 SB: 1 CS: 1
PITCHER Wayne Twitchell, R (1, 1) ERA: 4.36	IP: 7.0 WLS: L BF: 33 H: 8 R: 5 ER: 5 SO: 8 BB: 3 IBB: 0 HBP: 0 BLK: 0 WP: 0 HR: 0 S: 45 P: 61 ERA: 6.43 WHIP: 1.571											PITCHER	IP: 1.0 WLS: 3 BF: 3 H: 0 R: 0 ER: 0 SO: 1 BB: 0 IBB: 0 HBP: 0 BLK: 0 WP: 0 HR: 0 S: 5 P: 5 ERA: 0.00 WHIP: 0.000							

Batter	1	2	3	4	5	6	7	8	9	AB	R	H	RBI	BB	SO	LOB	TOP					
Tommie Agee, R OBP: 0.342, SLG: 0.411 (1, 9)			4-3		6-3					4	0	0	0	0	2	0	New York Mets @ Houston Astros Astrodome, Houston, TX Fri Sep 01 1972, 8:05 PM EDT Att: 12,253 - Dome					
Lute Barnes, R OBP: 0.300, SLG: 0.304 (1, 4)			5-3					6-3		4	0	0	0	0	0							
Willie Mays, R OBP: 0.404, SLG: 0.408 Dave Marshall, L OBP: 0.340, SLG: 0.391 (8, 9)						6-3				4	0	1	0	0	2	0						
Cleon Jones, R OBP: 0.316, SLG: 0.344 (1, 7)				6-3						4	0	0	0	0	1	1						
Jim Fregosi, R OBP: 0.311, SLG: 0.358 (1, 5)										3	0	2	0	1	0	0						
Duffy Dyer, R OBP: 0.310, SLG: 0.382 (1, 2)										4	0	2	0	0	1	1						
Jim Beauchamp, R OBP: 0.264, SLG: 0.341 (1, 3)										3	0	1	0	0	0	4						
Bud Harrelson, S OBP: 0.305, SLG: 0.258 (1, 6)										2	0	0	0	1	0	2						
Tom Seaver, R OBP: 0.218, SLG: 0.329 John Milner, L OBP: 0.341, SLG: 0.435 Danny Frisella, L OBP: 0.333, SLG: 0.333 Jerry Koosman, R OBP: 0.081, SLG: 0.081 (7, PH)										2	0	0	0	0	0	0						
Inning Stats	R: 0 E: 0 K: 1 S: 6	H: 1 LOB: 1 BB: 0 P: 6	R: 0 E: 0 K: 0 S: 3	H: 1 LOB: 1 BB: 1 P: 7	R: 0 E: 0 K: 0 S: 3	H: 0 LOB: 0 BB: 0 P: 3	R: 0 E: 0 K: 1 S: 7	H: 2 LOB: 2 BB: 0 P: 7	R: 0 E: 0 K: 0 S: 3	H: 0 LOB: 0 BB: 0 P: 3	R: 0 E: 0 K: 0 S: 5	H: 0 LOB: 0 BB: 0 P: 5	R: 0 E: 0 K: 0 S: 4	H: 2 LOB: 1 BB: 1 P: 8	R: 0 E: 0 K: 2 S: 7	H: 0 LOB: 0 BB: 0 P: 7		R: 0 E: 0 K: 1 S: 5	H: 0 LOB: 0 BB: 0 P: 5	1B: 6 2B: 0 3B: 0 HR: 0	SF: 0 SAC: 0 DP: 2 HBP: 0	WP: 0 PB: 0 SB: 0 CS: 0
PITCHER Dave Roberts, L ERA: 4.33 (1, 1)	IP: 9.0 WLS: W BF: 33 H: 6 R: 0 ER: 0 SO: 6 BB: 2 IBB: 0 HBP: 0 BLK: 0 WP: 0 HR: 0 S: 43 P: 51 ERA: 0.00 WHIP: 0.889																					

AB	31
R	0
H	6
RBI	0
BB	2
SO	6
LOB	11



Batter	1	2	3	4	5	6	7	8	9	AB	R	H	RBI	BB	SO	LOB	BOTTOM			
Roger Metzger, S OBP: 0.281, SLG: 0.256 (1, 6)			4-3					5-3		5	2	1	1	0	1	2	New York Mets @ Houston Astros Astrodome, Houston, TX Fri Sep 01 1972, 8:05 PM EDT Att: 12,253 - Dome			
Cesar Cedeno, R OBP: 0.401, SLG: 0.581 Norm Miller, L OBP: 0.317, SLG: 0.389 (7, FR)										3	0	0	0	1	1	2				
Jimmy Wynn, R OBP: 0.377, SLG: 0.464 (1, 9)										4	0	0	0	0	0	3				
Lee May, R OBP: 0.346, SLG: 0.510 (1, 3)										4	1	2	2	0	1	0				
Bob Watson, R OBP: 0.379, SLG: 0.451 (1, 7)										4	1	2	0	0	2	0				
Johnny Edwards, L OBP: 0.352, SLG: 0.372 (1, 2)										4	0	1	1	0	1	2				
Doug Rader, R OBP: 0.312, SLG: 0.438 (1, 5)										3	2	1	1	1	2	0				
Tommy Helms, R OBP: 0.303, SLG: 0.371 (1, 4)										3	1	2	0	1	0	1				
Dave Roberts, L OBP: 0.265, SLG: 0.349 (1, 1)										2	1	1	1	0	0	1				
Inning Stats	R: 0 E: 0 K: 2 S: 7	H: 0 LOB: 0 BB: 0 P: 7	R: 0 E: 0 K: 2 S: 7	H: 0 LOB: 0 BB: 0 P: 7	R: 0 E: 0 K: 1 S: 6	H: 1 LOB: 1 BB: 0 P: 6	R: 0 E: 0 K: 1 S: 5	H: 0 LOB: 0 BB: 0 P: 5	R: 0 E: 0 K: 2 S: 7	H: 0 LOB: 0 BB: 0 P: 7	R: 3 E: 0 K: 0 S: 8	H: 5 LOB: 2 BB: 0 P: 8	R: 2 E: 1 K: 0 S: 4	H: 0 LOB: 1 BB: 2 P: 12	R: 3 E: 0 K: 0 S: 6	H: 4 LOB: 1 BB: 1 P: 10		1B: 8 2B: 2 3B: 0 HR: 0	SF: 1 SAC: 1 DP: 0 HBP: 0	WP: 3 PB: 0 SB: 2 CS: 0
PITCHER Tom Seaver, R ERA: 3.02 Danny Frisella, R ERA: 3.54 Jerry Koosman, L ERA: 4.33 (7, 1)	IP: 6.0 WLS: L BF: 24 H: 6 R: 3 ER: 3 SO: 8 BB: 0 IBB: 0 HBP: 0 BLK: 0 WP: 0 HR: 0 S: 40 P: 40 ERA: 4.50 WHIP: 1.000																			

AB	32
R	8
H	10
RBI	6
BB	3
SO	8
LOB	11



Batter	1	2	3	4	5	6	7	8	9	AB	R	H	RBI	BB	SO	LOB	TOP				
Oscar Brown, R OBP: 0.233, SLG: 0.331 (1, 9)	0-0 1-3	0-0 CS 1B		0-0 1B		0-3 K		0-3 K		5	0	2	2	0	2	0					
Felix Milan, R OBP: 0.297, SLG: 0.315 (1, 4)	0-0 BB 1B	0-0 1-2	0-0 1B	0-0 1B	0-0 1-3 1B	0-0 1B		0-0 G6-4-3 1B		6	1	5	0	0	0	1					
Hank Aaron, R OBP: 0.393, SLG: 0.500 (1, 3)	4-0 1-2 BB		0-0 1B	0-0 1B	0-0 F9	0-0 5-3		0-0 G6-4-3		4	1	1	0	1	0	3					
Dusty Baker Jr., R OBP: 0.374, SLG: 0.481 (1, 8)	0-3 K		0-0 F6		4-0 FC5 BB		0-3 K		0-3 K	4	0	0	0	1	3	4					
Earl Williams, R OBP: 0.338, SLG: 0.456 (1, 2)	0-0 L7		0-0 1B	0-0 1-2 2-H 1B	4-0 E BB		0-0 F3		0-0 BB 1B	4	0	2	1	1	0	2					
Rico Carty, R OBP: 0.394, SLG: 0.416 Mike Lum, L OBP: 0.333, SLG: 0.366 (5, PR) (5, 7)		0-0 SH2-4 1B	0-3 K		0-0 FC5 WP		0-0 1B		4-0 1-2 BB	3	1	1	0	0	1	4					
Darrell Evans, L OBP: 0.368, SLG: 0.415 (1, 5)		0-3 K	0-0 1-2 2-H 1B		4-0 G6-4-3 IBB		4-0 1B IBB		0-3 K	3	0	1	1	2	2	3					
Marty Perez, R OBP: 0.271, SLG: 0.262 (1, 6)		0-0 SH2-4 1B	0-0 L9		0-0 G6-4-3		0-0 1-2 2-H 1B		0-0 F9	5	1	2	1	0	0	7					
Pat Jarvis, R OBP: 0.160, SLG: 0.208 Cecil Upshaw, R OBP: 0.143, SLG: 0.143 (8, 1) (8, 1)		0-0 SH2-4		0-3 K		0-3 5-3		0-3 K		3	0	0	0	0	2	2					
Inning Stats	R: 0 E: 0 K: 1 S: 6	H: 1 W: 15 LOB: 2 P: 10	R: 2 E: 0 K: 1 S: 7	H: 3 R: 4 LOB: 0 P: 7	R: 2 E: 0 K: 1 S: 9	H: 4 R: 4 LOB: 2 P: 9	R: 0 E: 0 K: 1 S: 6	H: 2 R: 0 LOB: 1 P: 6	R: 0 E: 1 K: 0 S: 2	H: 0 R: 0 LOB: 3 P: 14	R: 0 E: 0 K: 2 S: 9	H: 1 R: 0 LOB: 2 P: 13	R: 0 E: 0 K: 1 S: 5	H: 1 R: 0 LOB: 0 P: 5	R: 0 E: 0 K: 2 S: 8	H: 1 R: 0 LOB: 2 P: 12	1B: 14 2B: 3 3B: 0 HR: 0	SF: 0 SAC: 1 DP: 2 HBP: 0	WP: 1 PB: 0 SB: 0 CS: 1	PA: 45	
PITCHER	IP WLS BF H R ER SO BB IBB HBP BLK WP HR S P ERA WHIP	IP WLS BF H R ER SO BB IBB HBP BLK WP HR S P ERA WHIP	IP WLS BF H R ER SO BB IBB HBP BLK WP HR S P ERA WHIP	IP WLS BF H R ER SO BB IBB HBP BLK WP HR S P ERA WHIP	IP WLS BF H R ER SO BB IBB HBP BLK WP HR S P ERA WHIP	IP WLS BF H R ER SO BB IBB HBP BLK WP HR S P ERA WHIP	IP WLS BF H R ER SO BB IBB HBP BLK WP HR S P ERA WHIP	IP WLS BF H R ER SO BB IBB HBP BLK WP HR S P ERA WHIP	IP WLS BF H R ER SO BB IBB HBP BLK WP HR S P ERA WHIP	IP WLS BF H R ER SO BB IBB HBP BLK WP HR S P ERA WHIP	IP WLS BF H R ER SO BB IBB HBP BLK WP HR S P ERA WHIP	IP WLS BF H R ER SO BB IBB HBP BLK WP HR S P ERA WHIP	IP WLS BF H R ER SO BB IBB HBP BLK WP HR S P ERA WHIP	IP WLS BF H R ER SO BB IBB HBP BLK WP HR S P ERA WHIP	IP WLS BF H R ER SO BB IBB HBP BLK WP HR S P ERA WHIP	IP WLS BF H R ER SO BB IBB HBP BLK WP HR S P ERA WHIP	IP WLS BF H R ER SO BB IBB HBP BLK WP HR S P ERA WHIP	IP WLS BF H R ER SO BB IBB HBP BLK WP HR S P ERA WHIP	IP WLS BF H R ER SO BB IBB HBP BLK WP HR S P ERA WHIP	IP WLS BF H R ER SO BB IBB HBP BLK WP HR S P ERA WHIP	IP WLS BF H R ER SO BB IBB HBP BLK WP HR S P ERA WHIP

Atlanta Braves @ Houston Astros
Astrodome, Houston, TX
Tue Sep 05 1972, 8:05 PM EDT
Att: 6,399 - Dome

AB 38
R 5
H 15
RBI 5
BB 6
SO 10
LOB 26



Batter	1	2	3	4	5	6	7	8	9	AB	R	H	RBI	BB	SO	LOB	BOTTOM					
Roger Metzger, S OBP: 0.286, SLG: 0.260 (1, 6)	4-0 G6-4-3 BB		0-0 F8		0-0 F9			4-0 1B PB BB		2	1	0	0	2	0	0						
Cesar Cedeno, R OBP: 0.397, SLG: 0.571 (1, 8)	0-0 G6-4-3		0-0 6-3			0-3 K		0-0 F9		4	0	0	0	0	1	3						
Jimmy Wynn, R OBP: 0.382, SLG: 0.462 (1, 9)	0-0 1B		0-3 K			0-3 K		0-3 K		4	0	1	0	0	3	2						
Lee May, R OBP: 0.346, SLG: 0.508 (1, 3)	0-0 1-2 1B			0-0 F5		0-3 K		0-0 PB 1B		4	0	2	1	0	1	0						
Bob Watson, R OBP: 0.375, SLG: 0.443 (1, 7)	0-3 K			0-0 F9			0-0 3-1	0-0 F6		4	0	0	0	0	1	3						
Johnny Edwards, L OBP: 0.353, SLG: 0.372 (1, 2)		0-0 F8		0-0 F5			0-0 1B		0-0 6-3	4	0	1	0	0	0	0						
Doug Rader, R OBP: 0.310, SLG: 0.444 (1, 5)		0-0 5-3			0-0 SF7 3B		0-0 F4		0-0 E7	4	1	2	0	0	0	1						
Tommy Helms, R OBP: 0.308, SLG: 0.373 (1, 4)		4-0 BB			0-0 SF7		0-0 F9		0-0 5-3-2	2	0	0	1	1	0	2						
Dave Roberts, L OBP: 0.281, SLG: 0.344 George Culver, R OBP: 0.211, SLG: 0.222 Tom Griffin, L OBP: 0.261, SLG: 0.522 Rich Chilcote, L OBP: 0.245, SLG: 0.311 Jim York, R OBP: 0.143, SLG: 0.118 (1, 1) (3, 1) (5, 1) (5, PR) (8, 1) (8, PR) (9, 1)		0-0 F9			0-0 3-1			0-0 1B		1	0	0	0	0	0	1						
Inning Stats	R: 0 E: 0 K: 1 S: 6	H: 2 W: 28 LOB: 1 P: 10	R: 0 E: 0 K: 0 S: 3	H: 0 R: 3 LOB: 1 P: 7	R: 0 E: 0 K: 1 S: 5	H: 0 R: 0 LOB: 0 P: 5	R: 0 E: 0 K: 0 S: 3	H: 0 R: 0 LOB: 0 P: 3	R: 1 E: 0 K: 0 S: 4	H: 1 R: 0 LOB: 0 P: 4	R: 0 E: 0 K: 3 S: 9	H: 0 R: 0 LOB: 0 P: 9	R: 0 E: 0 K: 0 S: 4	H: 1 R: 0 LOB: 1 P: 4	R: 2 E: 0 K: 1 S: 7	H: 2 R: 0 LOB: 1 P: 11	R: 0 E: 1 K: 0 S: 3	H: 1 R: 0 LOB: 0 P: 3	1B: 4 2B: 3 3B: 1 HR: 0	SF: 1 SAC: 0 DP: 2 HBP: 0	WP: 0 PB: 1 SB: 0 CS: 0	PA: 35
PITCHER	IP WLS BF H R ER SO BB IBB HBP BLK WP HR S P ERA WHIP	IP WLS BF H R ER SO BB IBB HBP BLK WP HR S P ERA WHIP	IP WLS BF H R ER SO BB IBB HBP BLK WP HR S P ERA WHIP	IP WLS BF H R ER SO BB IBB HBP BLK WP HR S P ERA WHIP	IP WLS BF H R ER SO BB IBB HBP BLK WP HR S P ERA WHIP	IP WLS BF H R ER SO BB IBB HBP BLK WP HR S P ERA WHIP	IP WLS BF H R ER SO BB IBB HBP BLK WP HR S P ERA WHIP	IP WLS BF H R ER SO BB IBB HBP BLK WP HR S P ERA WHIP	IP WLS BF H R ER SO BB IBB HBP BLK WP HR S P ERA WHIP	IP WLS BF H R ER SO BB IBB HBP BLK WP HR S P ERA WHIP	IP WLS BF H R ER SO BB IBB HBP BLK WP HR S P ERA WHIP	IP WLS BF H R ER SO BB IBB HBP BLK WP HR S P ERA WHIP	IP WLS BF H R ER SO BB IBB HBP BLK WP HR S P ERA WHIP	IP WLS BF H R ER SO BB IBB HBP BLK WP HR S P ERA WHIP	IP WLS BF H R ER SO BB IBB HBP BLK WP HR S P ERA WHIP	IP WLS BF H R ER SO BB IBB HBP BLK WP HR S P ERA WHIP	IP WLS BF H R ER SO BB IBB HBP BLK WP HR S P ERA WHIP	IP WLS BF H R ER SO BB IBB HBP BLK WP HR S P ERA WHIP	IP WLS BF H R ER SO BB IBB HBP BLK WP HR S P ERA WHIP	IP WLS BF H R ER SO BB IBB HBP BLK WP HR S P ERA WHIP	IP WLS BF H R ER SO BB IBB HBP BLK WP HR S P ERA WHIP	IP WLS BF H R ER SO BB IBB HBP BLK WP HR S P ERA WHIP

Atlanta Braves @ Houston Astros
Astrodome, Houston, TX
Tue Sep 05 1972, 8:05 PM EDT
Att: 6,399 - Dome

AB 31
R 3
H 7
RBI 2
BB 3
SO 6
LOB 12



Batter	1	2	3	4	5	6	7	8	9	10	11	12	13	AB	R	H	RBI	BB	SO	LOB	TOP						
Roger Metzger, S OBP: 0.254, SLG: 0.270 (1, 6)	K		CS 1B		FC5 1B BB		BB 1B		BB			8-5 S 1B	HR	5	1	4	4	2	1	0							
Jimmy Wynn, R OBP: 0.366, SLG: 0.465 (1, 9)	K		FC6-4 BB		1-2 2-3 1B		L4-3 BB		F9			BB 1B	2B	4	0	2	0	3	1	1							
Cesar Cedeno, R OBP: 0.392, SLG: 0.563 (1, 8)	F9		FC6-4		K		L4-3				F7	8-5	5-3	7	0	0	0	0	1	9							
Lee May, R OBP: 0.344, SLG: 0.504 (1, 3)		K			4-3		F4				1B	F6		6	0	1	0	0	1	5							
Bob Watson, R OBP: 0.377, SLG: 0.450 (1, 7)		1B			FC6-4 1B		F9		6-3		F8		HR	6	1	3	1	0	0	1							
Doug Rader, R OBP: 0.308, SLG: 0.440 (1, 5)	K				K		1B 1B		F3		K		5-3	6	0	1	0	0	3	3							
Tommy Helms, R OBP: 0.306, SLG: 0.373 (1, 4)	F9		FC6-4		F7		6-3				F9		HR	6	1	1	0	0	0	3							
Larry Howard, R OBP: 0.282, SLG: 0.300 (1, 2)			F6		1B 2B		1-2 1B		G4-6-3 BB		6-3		HR 1B	4	1	2	0	2	0	0							
Don Wilson, R OBP: 0.123, SLG: 0.141 (1, 1)			1B 3B		P1		K		G4-6-3		K		K	6	1	1	0	0	3	6							
Inning Stats	R: 0 E: 0 K: 2 S: 7	H: 0 LOB: 0 BB: 0 P: 7	R: 0 E: 0 K: 2 S: 8	H: 1 LOB: 1 BB: 0 P: 8	R: 1 E: 0 K: 0 S: 4	H: 2 LOB: 1 BB: 1 P: 8	R: 0 E: 0 K: 1 S: 6	H: 1 LOB: 1 BB: 0 P: 6	R: 0 E: 0 K: 0 S: 3	H: 0 LOB: 0 BB: 0 P: 3	R: 0 E: 0 K: 0 S: 2	H: 0 LOB: 1 BB: 2 P: 10	R: 0 E: 0 K: 1 S: 5	H: 0 LOB: 0 BB: 0 P: 5	R: 0 E: 0 K: 0 S: 3	H: 1 LOB: 1 BB: 1 P: 7	R: 0 E: 0 K: 0 S: 9	H: 1 LOB: 1 BB: 1 P: 13	R: 4 E: 0 K: 1 S: 9	H: 4 LOB: 1 BB: 1 P: 13	1B: 9 2B: 5 3B: 1 HR: 2	SF: 0 SAC: 0 DP: 3 HBP: 0	W/P: 0 PB: 0 SB: 1 CS: 1	PA: 57			
PITCHER	IP 10.0	WLS 42	BF 10	H 1	R 1	ER 1	SO 8	BB 5	IBB 0	HBP 0	BLK 0	WP 0	HR 0	S 53	P 73	ERA 0.90	WHIP 1.500										
Sam McDowell, L ERA: 4.47	2.2	L	12	3	3	3	2	1	1	0	0	0	1	14	22	10.12	1.500										
Randy Moffitt, R ERA: 3.63	0.1		3	2	1	1	0	0	0	0	0	0	1	3	3	27.00	6.000										
Don McMahon, R ERA: 3.75																											

Houston Astros @ San Francisco Giants
Candlestick Park, San Francisco, CA
Thu Sep 07 1972, 6:33 AM EDT
Att. 2,427 - Unknown

AB 50
R 5
H 15
RBI 5
BB 7
SO 10
LOB 28



Batter	1	2	3	4	5	6	7	8	9	10	11	12	13	AB	R	H	RBI	BB	SO	LOB	BOTTOM						
Bobby Bonds, R OBP: 0.314, SLG: 0.433 (1, 9)	F8		K		6-3			F2			K		F9	6	0	0	0	0	2	3							
Chris Speier, R OBP: 0.362, SLG: 0.415 (1, 6)	6-3				K		4-3 BB		1B		1B		2B 1B	5	0	3	0	1	1	0							
Ken Henderson, S OBP: 0.321, SLG: 0.454 (1, 7)	F6		F3		F9		F8		F8		1B		2B	6	0	2	0	0	0	2							
Willie McCovey, L OBP: 0.316, SLG: 0.385 (1, 3)		F9		1-6-3		4-3		F2		F2	6-3		F9	6	0	0	0	0	0	4							
Dave Rader, L OBP: 0.311, SLG: 0.349 (1, 2)	F9				1B 2B BB		F4		F3		F8		F8	4	1	0	0	1	0	1							
Jim Ray Hart, R OBP: 0.324, SLG: 0.559 Bernie Williams, R OBP: 0.243, SLG: 0.385 Damaso Blanco, R OBP: 0.429, SLG: 0.353 (1, 5)	K				2B 1B		CS 1B		F8		F8		4-3 1B	5	0	3	0	0	1	0							
Tilo Fuentes, S OBP: 0.306, SLG: 0.384 (1, 4)					3B		F4				K		4-3	5	0	2	1	0	1	2							
Garry Maddox, R OBP: 0.291, SLG: 0.427 Don McMahon, R OBP: 0.259, SLG: 0.250 (1, 8)	K				F5		6-3				F8		F3	5	0	0	0	0	1	5							
Sam McDowell, L OBP: 0.151, SLG: 0.192 Dave Kingman, R OBP: 0.296, SLG: 0.450 Randy Moffitt, R (11, 1)	F8				F6				F9		6-3		K	3	0	0	0	0	0	3							
Jim Howarth, L OBP: 0.342, SLG: 0.321 (13, 8)														1	0	0	0	0	0	0							
Inning Stats	R: 0 E: 0 K: 0 S: 3	H: 0 LOB: 0 BB: 0 P: 5	R: 0 E: 0 K: 1 S: 5	H: 0 LOB: 0 BB: 0 P: 5	R: 0 E: 0 K: 2 S: 8	H: 1 LOB: 1 BB: 0 P: 8	R: 0 E: 0 K: 1 S: 5	H: 0 LOB: 0 BB: 0 P: 9	R: 0 E: 0 K: 0 S: 3	H: 1 LOB: 0 BB: 0 P: 3	R: 0 E: 0 K: 0 S: 4	H: 1 LOB: 1 BB: 0 P: 4	R: 0 E: 0 K: 0 S: 3	H: 0 LOB: 0 BB: 0 P: 3	R: 0 E: 0 K: 1 S: 5	H: 2 LOB: 1 BB: 0 P: 6	R: 0 E: 0 K: 0 S: 4	H: 1 LOB: 2 BB: 0 P: 4	R: 0 E: 0 K: 0 S: 7	H: 2 LOB: 2 BB: 0 P: 7	1B: 7 2B: 2 3B: 1 HR: 0	SF: 0 SAC: 0 DP: 0 HBP: 0	W/P: 0 PB: 0 SB: 0 CS: 1	PA: 49			
PITCHER	IP 13.0	WLS 49	BF 10	H 1	R 1	ER 1	SO 7	BB 2	IBB 0	HBP 0	BLK 0	WP 0	HR 0	S 61	P 69	ERA 0.69	WHIP 0.923										
Don Wilson, R ERA: 2.79																											

Houston Astros @ San Francisco Giants
Candlestick Park, San Francisco, CA
Thu Sep 07 1972, 6:33 AM EDT
Att. 2,427 - Unknown

AB 47
R 1
H 10
RBI 1
BB 2
SO 7
LOB 20



Batter	1	2	3	4	5	6	7	8	9	AB	R	H	RBI	BB	SO	LOB	TOP										
Roger Metzger, S OBP: 0.292, SLG: 0.269 (1, 6)	F6		FC6-4 2B	FC4-6		1B		G4-6-3		5	1	1	0	0	0	3	Houston Astros @ San Francisco Giants Candlestick Park, San Francisco, CA Fri Sep 08 1972, 10:05 PM EDT Att: 3,406 - Unknown										
Jimmy Wynn, R OBP: 0.388, SLG: 0.468 (1, 9)	K		1B	F8		1B			1B	5	1	3	2	0	1	1											
Cesar Cedeno, R OBP: 0.390, SLG: 0.559 (1, 8)	F3		1B		4-3	K			K	5	1	1	1	0	2	4											
Lee May, R OBP: 0.344, SLG: 0.503 (1, 3)		6-3	1B			F6			6-3	5	1	2	1	0	0	4											
Bob Watson, R OBP: 0.377, SLG: 0.452 (1, 7)			1B		FC5-4 1B				6-3	5	0	2	0	0	0	2											
Johnny Edwards, L OBP: 0.354, SLG: 0.374 (1, 2)			1B		F5				1-3	4	0	2	1	0	0	1											
Doug Rader, R OBP: 0.308, SLG: 0.438 (1, 5)	K		6-3			1B	HBP		K	3	1	0	0	1	2	3											
Tommy Helms, R OBP: 0.304, SLG: 0.369 (1, 4)			4-3	F4		F8			6-3	4	0	0	0	0	0	1											
Larry Dierker, R OBP: 0.190, SLG: 0.169 (1, 1)										2	0	2	0	0	0	0											
Norm Miller, L OBP: 0.324, SLG: 0.396 (8, PH)										1	0	1	0	0	0	0											
Dave Roberts, L OBP: 0.261, SLG: 0.344 (8, 1)										0	0	0	0	0	0	0											
Inning Stats	R: 0 E: 0 K: 1 S: 5	H: 0 LOB: 0 BB: 0 P: 5	R: 0 E: 0 K: 1 S: 6	H: 2 LOB: 1 BB: 0 P: 6	R: 4 E: 0 K: 0 S: 9	H: 6 LOB: 2 BB: 0 P: 9	R: 0 E: 0 K: 0 S: 4	H: 1 LOB: 1 BB: 0 P: 4	R: 0 E: 1 K: 0 S: 4	H: 1 LOB: 1 BB: 0 P: 4	R: 1 E: 0 K: 1 S: 7	H: 2 LOB: 3 BB: 1 P: 12	R: 0 E: 0 K: 1 S: 5	H: 0 LOB: 0 BB: 0 P: 5	R: 0 E: 0 K: 0 S: 3	H: 1 LOB: 0 BB: 0 P: 3	R: 0 E: 0 K: 1 S: 6	H: 1 LOB: 1 BB: 0 P: 6	1B: 12 2B: 2 3B: 0 HR: 0	SF: 0 SAC: 0 DP: 1 HBP: 1	WP: 0 PB: 0 SB: 1 CS: 1	PA: 41					
PITCHER	IP	WLS	BF	H	R	ER	SO	BB	IBB	HBP	BLK	WP	HR	S	P	ERA	WHIP										
Jim Barr, R ERA: 2.9 (1, 1)	2.2	L	15	8	4	4	2	0	0	0	0	0	0	5	5	0.00	0.750										
Elias Sosa, R ERA: (3, 1)	1.1		5	1	0	0	0	0	0	0	0	0	0	5	5	0.00	0.750										
Don Carrithers, R ERA: 5.59 (5, 1)	1.1		9	3	1	0	0	1	0	1	0	0	0	7	12	6.75	3.000										
Randy Moffitt, R ERA: 3.53 (6, 1)	1.2		5	0	0	0	2	0	0	0	0	0	0	9	9	0.00	0.000										
Jerry Johnson, R ERA: 4.37 (8, 1)	2.0		7	2	0	0	1	0	0	0	0	0	0	9	9	0.00	1.000										

AB	39
R	5
H	14
RBI	5
BB	1
SO	5
LOB	19



Batter	1	2	3	4	5	6	7	8	9	AB	R	H	RBI	BB	SO	LOB	BOTTOM										
Bobby Bonds, R OBP: 0.314, SLG: 0.432 (1, 9)	F8 1B		F6		F8		6-3			4	0	1	0	0	0	1	Houston Astros @ San Francisco Giants Candlestick Park, San Francisco, CA Fri Sep 08 1972, 10:05 PM EDT Att: 3,406 - Unknown										
Chris Speier, R OBP: 0.363, SLG: 0.421 (1, 6)	F8		2B		HR		K			4	1	2	1	0	1	1											
Ken Henderson, S OBP: 0.320, SLG: 0.454 (1, 7)	K		1B		4-3			F7		4	0	1	1	0	1	1											
Willie McCovey, L OBP: 0.315, SLG: 0.380 (1, 3)	3-1		2B		F6			F3		3	0	0	0	1	0	1											
Dave Rader, L OBP: 0.308, SLG: 0.345 (1, 2)		6-3	3-1			6-3		K		4	0	0	0	0	1	3											
Jim Ray Hart, R OBP: 0.317, SLG: 0.605 (1, 5)		5-3			F4		HR		F9	4	1	1	1	0	0	0											
Garry Maddox, R OBP: 0.289, SLG: 0.424 (1, 8)										3	0	0	0	0	2	0											
Al Gallagher, R OBP: 0.324, SLG: 0.279 (9, PH)									6-3	1	0	0	0	0	0	0											
Damaso Blanco, R OBP: 0.440, SLG: 0.400 (1, 4)			1B			F7			K	3	1	1	0	1	1	0											
Jim Barr, R OBP: 0.179, SLG: 0.231 (3, 1)			2B							0	0	0	0	0	0	0											
Gary Matthews, R OBP: 0.167, SLG: 0.167 (4, PH)										1	0	0	0	0	1	1											
Don Carrithers, R OBP: 0.290, SLG: 0.290 (5, 1)										0	0	0	0	0	0	0											
Randy Moffitt, R OBP: 0.335, SLG: 0.318 (7, PH)										0	0	0	0	0	0	0											
Jim Howarth, L OBP: 0.335, SLG: 0.318 (8, 1)										1	0	0	0	0	0	0											
Inning Stats	R: 0 E: 0 K: 1 S: 6	H: 1 LOB: 1 BB: 0 P: 6	R: 0 E: 0 K: 0 S: 3	H: 0 LOB: 0 BB: 0 P: 3	R: 1 E: 0 K: 1 S: 7	H: 2 LOB: 2 BB: 2 P: 15	R: 0 E: 0 K: 2 S: 8	H: 1 LOB: 1 BB: 0 P: 8	R: 1 E: 0 K: 0 S: 4	H: 1 LOB: 0 BB: 0 P: 4	R: 1 E: 0 K: 1 S: 6	H: 1 LOB: 0 BB: 0 P: 6	R: 0 E: 0 K: 1 S: 5	H: 0 LOB: 0 BB: 0 P: 5	R: 0 E: 0 K: 1 S: 5	H: 0 LOB: 0 BB: 0 P: 5	R: 0 E: 0 K: 1 S: 5	H: 0 LOB: 0 BB: 0 P: 5	1B: 2 2B: 2 3B: 0 HR: 2	SF: 0 SAC: 0 DP: 0 HBP: 0	WP: 0 PB: 0 SB: 1 CS: 0	PA: 35					
PITCHER	IP	WLS	BF	H	R	ER	SO	BB	IBB	HBP	BLK	WP	HR	S	P	ERA	WHIP										
Larry Dierker, R ERA: 3.06 (1, 1)	7.0	W	29	6	3	3	6	2	0	0	0	0	0	39	47	3.86	1.143										
Dave Roberts, L ERA: 4.42 (8, 1)	2.0	S	6	0	0	0	2	0	0	0	0	0	0	10	10	0.00	0.000										

AB	33
R	3
H	6
RBI	3
BB	2
SO	8
LOB	9



Batter	1	2	3	4	5	6	7	8	9	AB	R	H	RBI	BB	SO	LOB	TOP					
Roger Metzger, S (1.6) OBP: 0.292, SLG: 0.268	4-0 BB G5-4-3		1-3		G6-4-3			K		3	0	0	0	1	1	1						
Jimmy Wynn, R (1.9) OBP: 0.387, SLG: 0.466	0-0 G5-4-3					6-3		F8		4	0	1	0	0	0	1						
Cesar Cedeno, R (1.8) OBP: 0.389, SLG: 0.556	0-0 6-3		K			L9			4-0 BB G5-4-3	3	0	0	0	1	1	1						
Lee May, R (1.3) OBP: 0.342, SLG: 0.499		0-0 6-3	L9			F8			0-0 G5-4-3	4	0	0	0	0	2							
Bob Watson, R (1.7) OBP: 0.377, SLG: 0.451		0-0 6-3 1B		0-0 6-3		F9				3	0	1	0	0	0	0						
Doug Rader, R (1.5) OBP: 0.308, SLG: 0.437		0-0 6-3 1B		0-0 F9		4-3				3	0	1	0	0	0	0						
Tommy Helms, R (1.4) OBP: 0.302, SLG: 0.367		0-0 6-3		0-0 6-3		5-3				3	0	0	0	0	2							
Larry Howard, R (1.2) OBP: 0.284, SLG: 0.295		4-0 BB			0-3 K			0-0 5-3		2	0	0	0	1	1	0						
Jerry Reuss, L (1.1) OBP: 0.185, SLG: 0.150		0-3 K			4-0 BB			0-0 L7		1	0	0	0	1	1	3						
Jim York, R (6.1) OBP: 0.376, SLG: 0.388										0	0	0	0	0	0	0						
Jesus Alou, R (8.1) OBP: 0.063, SLG: 0.063										0	0	0	0	0	0	0						
Jim Ray, R (8.1)										0	0	0	0	0	0	0						
Inning Stats	R: 0 E: 0 K: 0 S: 2	H: 0 LOB: 0 BB: 1 P: 6	R: 0 E: 0 K: 1 S: 7	H: 2 LOB: 3 BB: 1 P: 11	R: 0 E: 0 K: 1 S: 6	H: 1 LOB: 1 BB: 0 P: 6	R: 0 E: 0 K: 0 S: 3	H: 0 LOB: 0 BB: 0 P: 3	R: 0 E: 0 K: 1 S: 4	H: 0 LOB: 0 BB: 1 P: 8	R: 0 E: 0 K: 0 S: 3	H: 0 LOB: 0 BB: 0 P: 3	R: 0 E: 0 K: 0 S: 3	H: 0 LOB: 0 BB: 0 P: 3	R: 0 E: 0 K: 1 S: 5	H: 0 LOB: 0 BB: 0 P: 5	R: 0 E: 0 K: 0 S: 2	H: 0 LOB: 0 BB: 1 P: 6	1B: 3 2B: 0 3B: 0 HR: 0	SF: 0 SAC: 0 DP: 3 HBP: 0	WP: 0 PB: 0 CS: 0	PA: 31
PITCHER Claude Osteen, L (1.1) ERA: 2.73	IP: 9.0 WLS: W BF: 31 H: 3 R: 0 ER: 0 SO: 4 BB: 4 IBB: 0 HBP: 0 BLK: 0 WP: 0 HR: 0 S: 35 P: 51 ERA: 0.00 WHIP: 0.778															PITCHER	IP: 9.0 WLS: W BF: 31 H: 3 R: 0 ER: 0 SO: 4 BB: 4 IBB: 0 HBP: 0 BLK: 0 WP: 0 HR: 0 S: 35 P: 51 ERA: 0.00 WHIP: 0.778					

Houston Astros @ Los Angeles Dodgers
 Dodger Stadium, Los Angeles, CA
 Sat Sep 09 1972, 7:05 PM PDT
 Att: 17,138 - Unknown

AB	27
R	0
H	3
RBI	0
BB	4
SO	4
LOB	10



Batter	1	2	3	4	5	6	7	8	9	AB	R	H	RBI	BB	SO	LOB	BOTTOM			
Billy Grabarkewitz, R (1.4) OBP: 0.280, SLG: 0.330	0-0 F7	0-0 6-3			0-3 K			1B 1B		4	0	1	0	0	1	1				
Manny Mota, R (1.7) OBP: 0.384, SLG: 0.446	0-0 1B BLK E 1B		4-3		G3		F9			4	1	1	0	0	2					
Willie Davis, L (1.8) OBP: 0.314, SLG: 0.432	0-0 S E 1B		L8			4-0 BB BB	1-2 1B			3	1	2	0	1	0	0				
Wes Parker, S (1.3) OBP: 0.367, SLG: 0.359	0-0 FC1 S 1B		F8			4-0 WP BB BB	1-2 F7			3	1	0	0	1	3					
Frank Robinson, R (1.9) OBP: 0.355, SLG: 0.438	0-3 K			0-0 G4-6-3 1B		4-0 FC5 WP BB		0-0 5-3		3	0	1	0	1	2					
Steve Garvey, R (1.5) OBP: 0.314, SLG: 0.430	0-0 1B			0-0 G4-6-3		0-0 F7		0-0 HR		4	1	2	3	0	3					
Maury Wills, S (9.5) OBP: 0.175, SLG: 0.148	2H 3H 1B			1-2 2-3 1B		1-2 2-3 BB				0	0	0	0	0	0					
Bill Russell, R (1.6) OBP: 0.331, SLG: 0.382	0-0 F9			0-0 5-3		4-0 BB		0-0 F9		3	0	0	0	1	1					
Steve Yeager, R (1.2) OBP: 0.278, SLG: 0.242		0-3 K			0-0 FC5-8 1B	0-0 FC5		0-0 F6		4	0	1	0	0	1	3				
Claude Osteen, L (1.1) OBP: 0.329, SLG: 0.357		0-3 K			0-0 FC5-6			0-0 1-3		3	0	0	0	1	1					
Inning Stats	R: 3 E: 1 K: 1 S: 9	H: 3 LOB: 1 BB: 0 P: 9	R: 0 E: 0 K: 2 S: 7	H: 0 LOB: 0 BB: 0 P: 7	R: 0 E: 0 K: 0 S: 3	H: 0 LOB: 0 BB: 0 P: 3	R: 0 E: 0 K: 0 S: 3	H: 1 LOB: 0 BB: 0 P: 3	R: 0 E: 0 K: 1 S: 6	H: 1 LOB: 1 BB: 0 P: 6	R: 0 E: 0 K: 0 S: 2	H: 0 LOB: 3 BB: 4 P: 18	R: 0 E: 0 K: 0 S: 5	H: 2 LOB: 2 BB: 0 P: 5	R: 1 E: 0 K: 0 S: 4	H: 1 LOB: 0 BB: 0 P: 4	1B: 7 2B: 0 3B: 0 HR: 1	SF: 0 SAC: 0 DP: 1 HBP: 0	WP: 1 PB: 0 CS: 0	PA: 35
PITCHER Jerry Reuss, L (1.1) ERA: 3.88	IP: 5.1 WLS: L BF: 23 H: 5 R: 3 ER: 3 SO: 3 BB: 3 IBB: 0 HBP: 0 BLK: 1 WP: 0 HR: 0 S: 28 P: 40 ERA: 0.00 WHIP: 1.500															PITCHER	IP: 5.1 WLS: L BF: 23 H: 5 R: 3 ER: 3 SO: 3 BB: 3 IBB: 0 HBP: 0 BLK: 1 WP: 0 HR: 0 S: 28 P: 40 ERA: 0.00 WHIP: 1.500			
Jim York, R (6.1) ERA: 4.41	1.2 8 2 0 0 0 1 0 0 0 1 0 7 11 0.00 1.800																			
Jim Ray, R (8.1) ERA: 4.15	1.0 4 1 1 1 0 0 0 0 0 0 1 4 4 9.00 1.000																			

Houston Astros @ Los Angeles Dodgers
 Dodger Stadium, Los Angeles, CA
 Sat Sep 09 1972, 7:05 PM PDT
 Att: 17,138 - Unknown

AB	31
R	4
H	8
RBI	3
BB	4
SO	4
LOB	16



Batter	1	2	3	4	5	6	7	8	9	AB	R	H	RBI	BB	SO	LOB	TOP											
Roger Metzger, S (1, 6)	6-3		G3		K		4-3			4	0	0	0	0	1	1	Houston Astros @ Los Angeles Dodgers Dodger Stadium, Los Angeles, CA Sun Sep 10 1972, 3:33 AM PDT Att: 15,758 - Unknown											
Jimmy Wynn, R (1, 9)	K		1B SF9 1B		1B BB		6-3			3	1	1	1	1	1	0												
Cesar Cedeno, R (1, 8)	S BB		S 1B		L4			CS 1B		3	0	2	0	1	0	1												
Lee May, R (1, 3)	FC4-6 BB		SF9		FC6-4 1B		6-3			2	0	1	1	1	0	1												
Bob Watson, R (1, 7)	FC4-6 1-2		K		FC6-4			2B		4	0	1	0	0	1	5												
Johnny Edwards, L (1, 2)		L4-3 BB			K			4-3		2	0	0	0	2	1	1												
Doug Rader, R (1, 5)		L4-3 1-2			K		F7			4	0	0	0	0	2	2												
Tommy Helms, R (1, 4)		F7			FC6 FC6-4		F9			4	0	0	0	0	0	1												
Dave Roberts, L (1, 1)					FC6-4					2	1	0	0	1	0	1												
Fred Gladding, L (8, 1)							6-3			0	0	0	0	0	0	0												
Tom Griffin, R (8, 1)			E G3 1B BB							0	0	0	0	0	0	0												
Mike Cosgrove, L (8, 1)										0	0	0	0	0	0	0												
Jesus Alou, R (9, PH)										1	0	0	0	0	1	0												
Inning Stats	R: 0 E: 0 K: 1 S: 5	H: 0 LOB: 2 BB: 2 P: 13	R: 0 E: 0 K: 0 S: 2	H: 0 LOB: 0 BB: 1 P: 6	R: 2 E: 1 K: 1 S: 7	H: 2 LOB: 1 BB: 1 P: 11	R: 0 E: 1 K: 1 S: 5	H: 0 LOB: 1 BB: 1 P: 9	R: 0 E: 0 K: 1 S: 6	H: 1 LOB: 2 BB: 1 P: 10	R: 0 E: 0 K: 0 S: 3	H: 0 LOB: 0 BB: 0 P: 3	R: 0 E: 0 K: 0 S: 4	H: 2 LOB: 1 BB: 0 P: 4	R: 0 E: 0 K: 2 S: 7	H: 0 LOB: 0 BB: 0 P: 7	1B: 4 2B: 2 3B: 0 HR: 0	SF: 1 SAC: 0 DP: 1 HBP: 0	WP: 0 PB: 0 SB: 2 CS: 1	PA: 36								
PITCHER	IP WLS BF H R ER SO BB IBB HBP BLK WP HR S P ERA WHIP	7.0 29 3 2 0 5 6 0 0 0 0 0 0 33 57 0.00 1.286	1.0 W 4 2 0 0 0 0 0 0 0 0 0 4 4 0.00 2.000	1.0 S 3 0 0 0 2 0 0 0 0 0 0 7 7 0.00 0.000	PITCHER										IP WLS BF H R ER SO BB IBB HBP BLK WP HR S P ERA WHIP													
Don Sutton, R (1, 1)											7.0	29	3	2	0	5	6	0	0	0	0	0	0	0	33	57	0.00	1.286
Ron Ferranoski, L (8, 1)											1.0	W	4	2	0	0	0	0	0	0	0	0	0	0	4	4	0.00	2.000
Jim Brewer, L (9, 1)											1.0	S	3	0	0	0	2	0	0	0	0	0	0	7	7	0.00	0.000	

Batter	1	2	3	4	5	6	7	8	9	AB	R	H	RBI	BB	SO	LOB	BOTTOM											
Billy Grabarkewitz, R (1, 4)	6-3		FC6-5			BB 1B	FC6-4	FC5		5	0	1	0	0	0	5	Houston Astros @ Los Angeles Dodgers Dodger Stadium, Los Angeles, CA Sun Sep 10 1972, 3:33 AM PDT Att: 15,758 - Unknown											
Manny Mota, R (1, 7)	4-3		1-3			BB 1B		2B 1B		4	1	2	0	0	0	1												
Willie Davis, L (1, 8)	BB				G3	FC5-4 BB		1B 2B		2	1	1	0	2	0	0												
Wes Parker, S (1, 3)	F8				5-3	F2		1B 1B E 1B		4	1	1	1	0	0	4												
Frank Robinson, R (1, 9)		K			E6 FC5-4	L7		E 1B		4	0	1	1	0	1	3												
Steve Garvey, R (1, 5)		5-3			FC5-4	FC5-4		E1 FC5		4	0	1	0	0	0	4												
Maury Wills, S (8, FR)					1-2	1-2		1-3 2-H 1B		0	0	0	0	0	0	0												
Bill Russell, R (1, 6)		5-3			F3			F2		4	0	0	0	0	0	2												
Steve Yeager, R (1, 2)					5-3			IBB		3	0	2	0	0	0	0												
Jim Lefebvre, S (8, PH)					FC6-5 SH2-4 1B			FC5-4 1B		0	0	0	0	1	0	0												
Jim Brewer, L (9, 1)										0	0	0	0	0	0	0												
Don Sutton, R (1, 1)											7.0	29	3	2	0	5	6	0	0	0	0	0	33	57	0.00	1.286		
Bobby Valentine, R (7, PH)											0.0	L	3	3	1	1	0	0	0	0	0	0	0	3	3	∞	∞	
Ron Ferranoski, L (8, 1)											0.1		2	0	0	0	0	0	1	0	0	0	0	1	5	0.00	0.000	
Willie Crawford, L (8, PH)											0.2		2	0	0	0	0	0	0	0	0	0	0	2	2	0.00	0.000	
Chris Cannizzaro, R (8, PH)																												
Inning Stats	R: 0 E: 0 K: 0 S: 3	H: 0 LOB: 1 BB: 1 P: 7	R: 0 E: 0 K: 1 S: 5	H: 0 LOB: 0 BB: 0 P: 5	R: 0 E: 0 K: 0 S: 4	H: 1 LOB: 1 BB: 0 P: 4	R: 0 E: 0 K: 0 S: 4	H: 0 LOB: 1 BB: 0 P: 4	R: 0 E: 0 K: 0 S: 3	H: 0 LOB: 0 BB: 0 P: 3	R: 0 E: 0 K: 0 S: 5	H: 2 LOB: 3 BB: 1 P: 9	R: 0 E: 0 K: 0 S: 4	H: 1 LOB: 1 BB: 0 P: 4	R: 3 E: 1 K: 0 S: 8	H: 5 LOB: 3 BB: 1 P: 12	1B: 8 2B: 1 3B: 0 HR: 0	SF: 0 SAC: 1 DP: 0 HBP: 0	WP: 0 PB: 0 SB: 0 CS: 0	PA: 37								
PITCHER	IP WLS BF H R ER SO BB IBB HBP BLK WP HR S P ERA WHIP	7.0 29 3 2 0 5 6 0 0 0 0 0 0 33 57 0.00 1.286	0.0 L 3 3 1 1 0 0 0 0 0 0 0 3 3 ∞ ∞	0.1 2 0 0 0 0 0 0 1 0 0 0 0 1 5 0.00 0.000	0.2 2 0 0 0 0 0 0 0 0 0 0 2 2 0.00 0.000	PITCHER										IP WLS BF H R ER SO BB IBB HBP BLK WP HR S P ERA WHIP												
Dave Roberts, L (1, 1)											7.0	29	3	2	0	5	6	0	0	0	0	0	0	33	57	0.00	1.286	
Fred Gladding, R (8, 1)											0.0	L	3	3	1	1	0	0	0	0	0	0	0	3	3	∞	∞	
Tom Griffin, R (8, 1)											0.1		2	0	0	0	0	0	1	0	0	0	0	1	5	0.00	0.000	
Mike Cosgrove, L (8, 1)											0.2		2	0	0	0	0	0	0	0	0	0	2	2	0.00	0.000		

Batter	1	2	3	4	5	6	7	8	9	AB	R	H	RBI	BB	SO	LOB	TOP								
Roger Metzger, S (1, 6) OBP: 0.288, SLG: 0.265	F9		6-3		L7			K		5	0	1	1	0	1	2									
Jimmy Wynn, R (1, 9) OBP: 0.391, SLG: 0.478	G6-3				1B			F8		4	1	3	2	1	0	2									
Cesar Cedeno, R (1, 8) OBP: 0.390, SLG: 0.553	G6-3		F7		FC5			6-3		5	0	1	1	0	1	2									
Lee May, R (1, 3) OBP: 0.345, SLG: 0.501					5-3					4	0	2	0	1	1	0									
Bob Watson, R (1, 7) OBP: 0.374, SLG: 0.448	F8				FC5			K		4	0	0	0	1	1	5									
Doug Rader, R (1, 5) OBP: 0.307, SLG: 0.433	5-3				FC5-4					3	0	1	0	1	0	2									
Tommy Helms, R (1, 4) OBP: 0.299, SLG: 0.363	6-3				FC5-4			F7		4	1	1	0	0	0	4									
Larry Howard, R (1, 2) OBP: 0.283, SLG: 0.294			6-3		K			F6		4	1	1	0	0	1	2									
Don Wilson, R (1, 1) OBP: 0.149, SLG: 0.154			SH3-4					L6		1	1	1	0	1	0	0									
Jerry Reuss, L (7, 1) OBP: 0.182, SLG: 0.148					1B					1	0	0	0	0	0	0									
Inning Stats	R: 0 E: 0 K: 0 S: 3	H: 1 LOB: 0 BB: 0 P: 3	R: 0 E: 0 K: 0 S: 4	H: 1 LOB: 1 BB: 0 P: 4	R: 1 E: 0 K: 0 S: 5	H: 2 LOB: 1 BB: 0 P: 5	R: 0 E: 0 K: 0 S: 3	H: 0 LOB: 1 BB: 1 P: 7	R: 1 E: 0 K: 1 S: 6	H: 1 LOB: 3 BB: 3 P: 18	R: 1 E: 0 K: 0 S: 6	H: 4 LOB: 2 BB: 0 P: 6	R: 0 E: 0 K: 1 S: 6	H: 1 LOB: 2 BB: 1 P: 10	R: 0 E: 0 K: 1 S: 5	H: 0 LOB: 0 BB: 0 P: 5	R: 1 E: 0 K: 2 S: 8	H: 1 LOB: 0 BB: 0 P: 8	1B: 8 2B: 1 3B: 1 HR: 1	SF: 0 SAC: 1 DP: 2 HBP: 0	WP: 0 PB: 0 SB: 0 CS: 0	PA: 41			
PITCHER	IP	WLS	BF	H	R	ER	SO	BB	IBB	HBP	BLK	WP	HR	S	P	ERA	WHIP								
Al Downing, L (1, 1) ERA: 2.97	5.2	L	28	9	3	3	1	4	0	0	0	0	0	26	42	4.76	2.294								
Pete Mikkelsen, R (6, 1) ERA: 3.88	1.1		6	1	0	0	1	1	0	0	0	0	0	7	11	0.00	1.500								
Pete Richert, L (8, 1) ERA: 1.86	2.0		7	1	1	1	3	0	0	0	0	0	1	13	13	4.50	0.500								

Houston Astros @ Los Angeles Dodgers
Dodger Stadium, Los Angeles, CA
Mon Sep 11 1972, 7:05 PM PDT
Att: 10,703 - Unknown

AB	35
R	4
H	11
RBI	4
BB	5
SO	5
LOB	19



Batter	1	2	3	4	5	6	7	8	9	AB	R	H	RBI	BB	SO	LOB	BOTTOM								
Billy Grabarkewitz, R (1, 4) OBP: 0.281, SLG: 0.321	G2		FC6-4		K				K	4	0	1	1	1	2	3									
Manny Mota, R (1, 7) OBP: 0.385, SLG: 0.446	F6		FC6-4		4-3					5	0	2	2	0	0	3									
Willie Davis, L (1, 8) OBP: 0.314, SLG: 0.430	6-3				F4				L8	5	0	0	0	0	1	4									
Wes Parker, S (1, 3) OBP: 0.363, SLG: 0.355					F7					4	0	0	0	0	1	0									
Willie Crawford, L (1, 9) OBP: 0.338, SLG: 0.425										2	0	0	0	1	1	0									
Bobby Valentine, R (8, PH) OBP: 0.309, SLG: 0.314					1B				F8	1	0	0	0	0	0	0									
Steve Garvey, R (1, 5) OBP: 0.313, SLG: 0.425										4	0	1	0	0	1	0									
Bill Russell, R (1, 6) OBP: 0.329, SLG: 0.376					F8					2	1	0	0	2	0	2									
Steve Yeager, R (1, 2) OBP: 0.304, SLG: 0.275			FC6-4							4	1	2	0	0	1	2									
Al Downing, R (1, 1) ERA: 2.97			SH1-4							0	0	0	0	0	0	0									
Pete Mikkelsen, R (6, 1) ERA: 3.88										0	0	0	0	0	0	0									
Jim Lefebvre, S (7, PH) OBP: 0.276, SLG: 0.341			SH1-4							1	1	1	0	0	0	0									
Pete Richert, L (8, 1) ERA: 1.86										0	0	0	0	0	0	0									
Frank Robinson, R (9, PH) OBP: 0.392, SLG: 0.436										0	0	0	0	1	0	0									
Maury Wills, S (9, PH) OBP: 0.175, SLG: 0.148										0	0	0	0	0	0	0									
Inning Stats	R: 0 E: 0 K: 0 S: 3	H: 0 LOB: 0 BB: 0 P: 3	R: 0 E: 0 K: 1 S: 5	H: 0 LOB: 0 BB: 0 P: 5	R: 0 E: 0 K: 0 S: 3	H: 0 LOB: 2 BB: 2 P: 11	R: 0 E: 0 K: 0 S: 4	H: 1 LOB: 2 BB: 1 P: 8	R: 0 E: 0 K: 1 S: 6	H: 1 LOB: 1 BB: 0 P: 6	R: 0 E: 0 K: 1 S: 5	H: 0 LOB: 0 BB: 0 P: 5	R: 2 E: 0 K: 1 S: 9	H: 4 LOB: 2 BB: 0 P: 9	R: 0 E: 0 K: 1 S: 5	H: 0 LOB: 0 BB: 0 P: 5	R: 1 E: 0 K: 2 S: 8	H: 1 LOB: 2 BB: 2 P: 16	1B: 7 2B: 0 3B: 0 HR: 0	SF: 0 SAC: 2 DP: 0 HBP: 0	WP: 0 PB: 0 SB: 0 CS: 0	PA: 39			
PITCHER	IP	WLS	BF	H	R	ER	SO	BB	IBB	HBP	BLK	WP	HR	S	P	ERA	WHIP								
Don Wilson, R (1, 1) ERA: 2.79	6.2	W	29	6	2	2	3	3	0	0	0	0	0	32	44	2.70	1.350								
Jerry Reuss, L (7, 1) ERA: 3.88	2.1	S	10	1	1	1	4	2	0	0	0	0	0	16	24	3.86	1.286								

Houston Astros @ Los Angeles Dodgers
Dodger Stadium, Los Angeles, CA
Mon Sep 11 1972, 7:05 PM PDT
Att: 10,703 - Unknown

AB	32
R	3
H	7
RBI	3
BB	5
SO	7
LOB	14




Batter	1	2	3	4	5	6	7	8	9	AB	R	H	RBI	BB	SO	LOB	TOP										
Derrel Thomas, S OBP: 0.290, SLG: 0.316 (1, 6)	G3	G3			F6		E4 1B PB		1-3	5	1	0	1	0	0	3	San Diego Padres @ Houston Astros Astrodome, Houston, TX Wed Sep 13 1972, 8:05 PM EDT Att: 6,789 - Unknown										
Dave Roberts, R OBP: 0.283, SLG: 0.337 (1, 4)		5-3			K		PB			5	0	3	1	0	1	2											
Leron Lee, L OBP: 0.388, SLG: 0.524 (1, 7)	K						F6		K	5	0	2	0	0	2	3											
Nate Colbert, R OBP: 0.322, SLG: 0.521 (1, 3)	K				F8					3	0	0	0	2	1	3											
Randy Elliott, R OBP: 0.250, SLG: 0.250 (1, 9)		1B 1B			1-3		K		F8	5	1	1	0	0	2	4											
Johnny Grubb, L OBP: 0.545, SLG: 0.600 (1, 8)		1B 1B G3			G3 SH1-3		K		4-3	4	2	2	0	0	1	0											
Dave Hilton, R OBP: 0.182, SLG: 0.182 (1, 5)		G3 1B			G3		K		K	4	0	1	1	0	2	1											
Joe Goddard, R OBP: 0.250, SLG: 0.143 (1, 2)		G3 1B			SH1-3		K			2	0	1	1	1	1	0											
Mike Caldwell, R OBP: 0.114, SLG: 0.114 (7, PH)					K					2	0	0	0	0	2	3											
Curt Bielefy, L OBP: 0.331, SLG: 0.362 (7, PH)					K		E 1B BB		K	0	1	0	0	1	0	0											
Steve Simpson, R (7, 1)										0	0	0	0	0	0	0											
Larry Stahl, L OBP: 0.302, SLG: 0.344 (8, PH)										1	0	0	0	0	1	1											
Gary Ross, R OBP: 0.182, SLG: 0.182 (8, 1)										0	0	0	0	0	0	0											
Inning Stats	R: 0 E: 0 K: 2 S: 8	H: 1 LOB: 1 BB: 0 P: 8	R: 2 E: 0 K: 1 S: 9	H: 4 LOB: 2 BB: 0 P: 9	R: 0 E: 0 K: 0 S: 3	H: 1 LOB: 0 BB: 0 P: 3	R: 1 E: 0 K: 1 S: 6	H: 1 LOB: 0 BB: 0 P: 6	R: 0 E: 0 K: 3 S: 9	H: 0 LOB: 0 BB: 0 P: 9	R: 2 E: 1 K: 2 S: 9	H: 1 LOB: 2 BB: 2 P: 17	R: 0 E: 0 K: 2 S: 7	H: 0 LOB: 1 BB: 1 P: 11	R: 0 E: 0 K: 1 S: 6	H: 1 LOB: 2 BB: 1 P: 10	1B: 8 2B: 2 3B: 0 HR: 0	SF: 0 SAC: 1 DP: 1 HBP: 0	WP: 0 PB: 1 SB: 1 CS: 0	PA: 41							
PITCHER	IP	WLS	BF	H	R	ER	SO	BB	IBB	HBP	BLK	WP	HR	S	P	ERA	WHIP										
Larry Dierker, R ERA: 3.11 (1, 1)	2.0		11	5	2	2	3	0	0	0	0	0	0	17	17	9.00	2.500										
Tom Griffin, R ERA: 2.89 (3, 1)	7.0	W	30	5	3	1	10	4	0	0	0	0	0	46	62	1.29	1.286										

AB	36
R	5
H	10
RBI	4
BB	4
SO	13
LOB	20



Batter	1	2	3	4	5	6	7	8	9	AB	R	H	RBI	BB	SO	LOB	BOTTOM										
Roger Metzger, S OBP: 0.288, SLG: 0.264 (1, 6)	E6 FC5-4	K			1B 1B BB		6-3			3	1	0	0	1	1	2	San Diego Padres @ Houston Astros Astrodome, Houston, TX Wed Sep 13 1972, 8:05 PM EDT Att: 6,789 - Unknown										
Jimmy Wynn, R OBP: 0.390, SLG: 0.476 (1, 9)	FC5-4 E S 4-3				F8		K			4	2	1	1	0	1	1											
Cesar Cedeno, R OBP: 0.391, SLG: 0.552 (1, 8)	4-3				CS 1B		K			3	1	1	1	1	1	0											
Lee May, R OBP: 0.348, SLG: 0.503 (1, 3)	1B				L9		K			4	0	3	1	0	0	1											
Bob Watson, R OBP: 0.374, SLG: 0.447 (1, 7)					K		FC6-4 1B			3	0	1	1	0	1	1											
Jimmy Stewart, S OBP: 0.242, SLG: 0.308 (7, 7)	1-2 1B				FC6-4 1B		G3			1	0	0	0	0	0	1											
Doug Rader, R OBP: 0.307, SLG: 0.433 (1, 5)	K				1-3		K			4	1	1	0	0	2	3											
Tommy Helms, R OBP: 0.297, SLG: 0.361 (1, 4)					L9		5-3		SH1-3 SF7 2B	3	0	0	0	0	0	0											
Larry Howard, R OBP: 0.291, SLG: 0.297 (8, PH)							F3		SF7	2	1	1	0	1	0	0											
Johnny Edwards, L OBP: 0.355, SLG: 0.371 (9, 2)					SH1-4 1B		1B		6-3	0	0	0	1	0	0	0											
Larry Dierker, R OBP: 0.190, SLG: 0.169 (2, PH)					SH1-4					0	0	0	0	0	0	0											
Cliff Johnson, R (2, PH)										1	0	0	0	0	0	1											
Tom Griffin, R OBP: 0.280, SLG: 0.520 (3, 1)					1-2		1B			2	0	1	0	0	0	0											
Inning Stats	R: 1 E: 1 K: 1 S: 8	H: 2 LOB: 2 BB: 0 P: 8	R: 0 E: 0 K: 1 S: 5	H: 0 LOB: 1 BB: 1 P: 9	R: 0 E: 0 K: 0 S: 3	H: 1 LOB: 0 BB: 0 P: 3	R: 0 E: 0 K: 1 S: 5	H: 0 LOB: 0 BB: 0 P: 5	R: 4 E: 1 K: 1 S: 8	H: 3 LOB: 2 BB: 2 P: 16	R: 0 E: 0 K: 0 S: 4	H: 1 LOB: 1 BB: 0 P: 4	R: 0 E: 0 K: 2 S: 8	H: 1 LOB: 1 BB: 0 P: 8	R: 1 E: 0 K: 0 S: 4	H: 1 LOB: 0 BB: 0 P: 4	1B: 8 2B: 1 3B: 0 HR: 0	SF: 1 SAC: 2 DP: 0 HBP: 0	WP: 0 PB: 0 SB: 1 CS: 1	PA: 36							
PITCHER	IP	WLS	BF	H	R	ER	SO	BB	IBB	HBP	BLK	WP	HR	S	P	ERA	WHIP										
Mike Caldwell, L ERA: 3.34 (1, 1)	6.0		28	7	5	3	4	2	0	0	0	0	0	33	45	4.50	1.500										
Steve Simpson, R ERA (7, 1)	1.0		4	1	0	0	2	0	0	0	0	0	0	8	8	0.00	1.000										
Gary Ross, R ERA: 2.3 (8, 1)	1.0	L	4	1	1	1	0	0	0	0	0	0	0	4	4	9.00	1.000										



Batter	1	2	3	4	5	6	7	8	9	AB	R	H	RBI	BB	SO	LOB	TOP																	
Derrel Thomas, S OBP: 0.293, SLG: 0.321 (1, 6)	0-0 1-4-3 2B		0-0 1-2 2B 1B	0-0 4-3		0-0 F7			0-0 E 1B	5	1	3	0	0	0	1	San Diego Padres @ Houston Astros Astrodome, Houston, TX Thu Sep 14 1972, 8:05 PM EDT Att: 5,135 - Unknown																	
Dave Roberts, R OBP: 0.292, SLG: 0.335 (1, 4)	0-0 L8		0-0 1-2 2B 1B	0-0 F7			0-0 F8		0-0 E6 G6-4-3	5	1	1	0	0	0	2																		
Leron Lee, L OBP: 0.368, SLG: 0.534 (1, 7)	0-0 1-4-3 2-3		0-0 1B 2B		0-0 F8		0-0 HR		0-0 G6-4-3 1-2	5	2	2	4	0	0	3																		
Nate Colbert, R OBP: 0.323, SLG: 0.520 (1, 3)	0-3 K		0-0 1B FC4-6 1B		4-0 1B BB		0-3 K			3	1	1	1	1	2	1																		
Cito Gaston, R OBP: 0.306, SLG: 0.351 (1, 8)		0-0 L8	0-0 FC4-6 1B		0-0 1B BB		0-3 K			4	0	2	0	0	1	0																		
Randy Elliott, R OBP: 0.188, SLG: 0.188 (1, 9)	0-0 F8		0-0 FC4-6 1B		0-0 G6-4-3				0-0 5-3	4	0	0	1	0	0	3																		
Dave Hilton, R OBP: 0.267, SLG: 0.267 (1, 5)	0-0 5-3		0-0 1B		0-0 1B				0-0 6-3	4	0	2	0	0	0	0																		
Joe Goddard, R OBP: 0.263, SLG: 0.235 (8, PH)									0-3 K	3	0	1	0	0	1	3																		
Larry Stahl, L OBP: 0.301, SLG: 0.343 (8, PH)									0-3 K	1	0	0	0	0	1	0																		
Fred Kendall, R OBP: 0.245, SLG: 0.333 (8, 2)									0-3 K	0	0	0	0	0	0	0																		
Steve Arlin, R OBP: 0.254, SLG: 0.194 (3, 1)									0-3 K	1	0	0	0	0	0	1																		
Gary Ross, R OBP: 0.187, SLG: 0.167 (4, 1)										0	0	0	0	0	0	0																		
Ed Acosta, R OBP: 0.194, SLG: 0.083 (6, PH)										0	0	0	0	0	0	0																		
Curt Blefins, R OBP: 0.154, SLG: 0.038 (8, 1)										0	0	0	0	0	0	0																		
Al Severinsen, R OBP: 0.245, SLG: 0.333 (8, 1)										0	0	0	0	0	0	0																		
Mark Schaeffer, L OBP: 0.200, SLG: 0.245 (8, PH)										1	0	0	0	0	0	1																		
Johnny Grubb, L OBP: 0.200, SLG: 0.245 (8, PH)										1	0	0	0	0	0	1																		
Inning Stats	R: 0 E: 0 K: 1 S: 6	H: 1 LOB: 1 BB: 0 P: 6	R: 0 E: 0 K: 0 S: 3	H: 0 LOB: 0 BB: 0 P: 3	R: 5 E: 0 K: 0 S: 10	H: 7 LOB: 2 BB: 0 P: 10	R: 0 E: 0 K: 0 S: 3	H: 0 LOB: 0 BB: 0 P: 3	R: 0 E: 0 K: 1 S: 6	H: 1 LOB: 1 BB: 1 P: 7	R: 0 E: 0 K: 1 S: 6	H: 1 LOB: 0 BB: 0 P: 8	R: 0 E: 0 K: 1 S: 5	H: 0 LOB: 0 BB: 0 P: 5	R: 0 E: 1 K: 1 S: 6	H: 1 LOB: 1 BB: 0 P: 6	1B: 8 2B: 3 3B: 0 HR: 1	SF: 0 SAC: 0 DP: 2 HBP: 0	WP: 0 PB: 0 SB: 0 CS: 0	PA: 39														
PITCHER	IP WLS BF H R ER SO BB IBB HBP BLK WP HR S P ERA WHIP																																	
Jerry Reuss, L ERA: 4.09 (1, 1)	2.1	13	6	5	5	1	0	0	0	0	0	0	0	0	15	15	19.29	2.571																
Jim York, R ERA: 4.32 (3, 1)	0.2	4	2	0	0	0	0	0	0	0	0	0	0	4	4	0.00	3.000																	
George Culver, R ERA: 2.79 (4, 1)	6.0	W	22	4	1	1	5	1	0	0	0	0	0	1	31	35	1.50	0.833																

AB	38
R	6
H	12
RBI	6
BB	1
SO	6
LOB	15



Batter	1	2	3	4	5	6	7	8	9	AB	R	H	RBI	BB	SO	LOB	BOTTOM																	
Roger Metzger, S OBP: 0.291, SLG: 0.266 (1, 6)	4-0 BB 1B BB		0-0 E 1B 1B	0-0 6-3			0-0 L9			4	1	2	0	1	0	1	San Diego Padres @ Houston Astros Astrodome, Houston, TX Thu Sep 14 1972, 8:05 PM EDT Att: 5,135 - Unknown																	
Jimmy Wynn, R OBP: 0.389, SLG: 0.472 (1, 9)	0-3 K		0-3 E5 1B BB		0-3 K		0-3 K			4	1	0	0	1	3	2																		
Cesar Cedeno, R OBP: 0.392, SLG: 0.554 (1, 8)	0-0 1-2 1B		0-0 F9 FC4-6 1B		0-0 CS S 1B				0-0 1-3 2B	5	0	3	0	0	0	5																		
Lee May, R OBP: 0.348, SLG: 0.501 (1, 3)	0-3 K		0-0 BB 1B 1B	4-0 BB 2B BB	0-0 5-3				0-0 1-3	4	2	1	1	1	1	4																		
Norm Miller, L OBP: 0.349, SLG: 0.433 (8, PH)	4-0 BB BB		4-0 BB BB	4-0 2B 1B BB					4-0 2-3 IBB	1	3	1	1	3	0	0																		
Bob Watson, R OBP: 0.375, SLG: 0.447 (8, PH)			4-0 BB BB	4-0 2B 1B BB					4-0 IBB	0	0	0	0	1	0	0																		
Jimmy Stewart, S OBP: 0.242, SLG: 0.308 (9, 7)	1-2 2-3 BB		1-2 1B BB	1-2 2B 1B BB					4-0 HR	0	0	0	0	0	0	0																		
Johnny Edwards, L OBP: 0.395, SLG: 0.373 (1, 2)	0-3 K		4-0 E 1B BB	0-0 1B SF8 2B			0-0 F7		0-0 F6	4	2	1	2	1	1	5																		
Doug Rader, R OBP: 0.306, SLG: 0.431 (1, 5)		0-3 K	0-0 F6	0-0 SH1 1B			0-0 4-3		0-0 5-3	5	0	1	1	0	1	5																		
Tommy Helms, R OBP: 0.299, SLG: 0.362 (1, 4)		0-0 G1-6-4 1B	0-0 E8 1B 1B	0-0 SF8			0-0 F8			3	1	2	3	0	0	0																		
Jerry Reuss, L OBP: 0.179, SLG: 0.145 (1, 1)		0-0 G1-6-4 1B	0-0 BB 1B 1B	0-0 SH1			0-0 1-3			1	0	0	0	0	0	1																		
Rich Chiles, L OBP: 0.500, SLG: 0.500 (3, PH)			0-0 BB 1B 1B							0	0	0	0	0	0	0																		
George Culver, R OBP: 0.200, SLG: 0.211 (4, 1)			1-2 2-3 1B							1	0	0	0	0	0	0																		
Inning Stats	R: 0 E: 0 K: 3 S: 10	H: 1 LOB: 3 BB: 2 P: 18	R: 0 E: 0 K: 1 S: 5	H: 1 LOB: 0 BB: 0 P: 5	R: 6 E: 2 K: 0 S: 9	H: 5 LOB: 3 BB: 3 P: 21	R: 3 E: 0 K: 0 S: 5	H: 2 LOB: 1 BB: 2 P: 13	R: 0 E: 0 K: 1 S: 5	H: 1 LOB: 0 BB: 0 P: 5	R: 1 E: 0 K: 0 S: 4	H: 1 LOB: 0 BB: 0 P: 4	R: 0 E: 0 K: 1 S: 5	H: 0 LOB: 0 BB: 0 P: 5	R: 0 E: 0 K: 0 S: 4	H: 1 LOB: 2 BB: 1 P: 8	1B: 9 2B: 2 3B: 0 HR: 1	SF: 1 SAC: 1 DP: 1 HBP: 0	WP: 1 PB: 0 SB: 1 CS: 1	PA: 43														
PITCHER	IP WLS BF H R ER SO BB IBB HBP BLK WP HR S P ERA WHIP																																	
Steve Arlin, R ERA: 3.79 (1, 1)	2.2	L	17	5	6	1	4	4	0	0	0	0	0	0	21	37	3.38	3.375																
Gary Ross, R ERA: 2.92 (3, 1)	0.1		7	3	3	3	0	3	0	0	0	0	0	4	16	81.00	18.000																	
Ed Acosta, R ERA: 4.74 (4, 1)	2.0		7	2	0	0	1	0	0	0	0	0	0	9	9	0.00	1.000																	
Al Severinsen, R ERA: 2.53 (6, 1)	2.1		9	2	1	1	1	0	0	0	0	0	0	1	11	11	3.86	0.857																
Mark Schaeffer, L ERA: 4.79 (8, 1)	0.2		3	0	0	0	0	0	1	0	0	0	0	2	6	0.00	0.000																	



Batter	1	2	3	4	5	6	7	8	9	AB R H RBI BB SO LOB	TOP											
Billy Grabarkewitz, R OBP: 0.270, SLG: 0.298 (1.4)										4 0 1 0 1 1 0	Los Angeles Dodgers @ Houston Astros Astrodome, Houston, TX Fri Sep 15 1972, 8:05 PM EDT Att: 16,762 - Unknown											
Manny Mota, R OBP: 0.380, SLG: 0.441 (1.7)										5 1 1 0 0 0 4												
Willie Davis, L OBP: 0.312, SLG: 0.425 (1.8)										4 2 1 0 0 0 1												
Wes Parker, S OBP: 0.363, SLG: 0.354 (1.3)										4 0 3 1 0 0 0												
Willie Crawford, L OBP: 0.339, SLG: 0.421 (1.9)										3 1 1 1 1 0 1												
Bobby Valentine, R OBP: 0.308, SLG: 0.321 Maury Wills, S OBP: 0.175, SLG: 0.148 (8.5)										4 0 0 1 0 0 4 0 0 0 0 0 0 0												
Bill Russell, R OBP: 0.319, SLG: 0.364 (1.6)										4 0 0 0 0 1 1												
Steve Yeager, R OBP: 0.313, SLG: 0.278 (1.2)										3 0 1 0 1 0 0												
Claude Osteen, L OBP: 0.325, SLG: 0.365 (1.1)										4 0 1 0 0 0 2												
Inning Stats	R: 0 E: 0 K: 0 S: 3	H: 1 LOB: 0 BB: 0 P: 3	R: 0 E: 0 K: 0 S: 3	H: 0 LOB: 0 BB: 0 P: 3	R: 0 E: 0 K: 1 S: 5	H: 0 LOB: 0 BB: 0 P: 5	R: 1 E: 1 K: 0 S: 6	H: 2 LOB: 2 BB: 0 P: 6	R: 0 E: 0 K: 0 S: 4	H: 2 LOB: 2 BB: 1 P: 8		R: 2 E: 1 K: 0 S: 5	H: 2 LOB: 2 BB: 2 P: 13	R: 1 E: 0 K: 1 S: 7	H: 2 LOB: 1 BB: 0 P: 7	R: 0 E: 0 K: 0 S: 3	H: 0 LOB: 0 BB: 0 P: 3	R: 0 E: 0 K: 0 S: 3	H: 0 LOB: 0 BB: 0 P: 3	1B: 8 2B: 2 3B: 0 HR: 0	SF: 0 SAC: 0 DP: 2 HBP: 0	WP: 1 PB: 0 CS: 0 SB: 0
PITCHER	IP WLS BF H R ER SO BB IBB HBP BLK WP HR S P ERA WHIP											PITCHER	IP WLS BF H R ER SO BB IBB HBP BLK WP HR S P ERA WHIP									
Don Wilson, R ERA: 2.81 (1.1)	5.0 L 23 7 3 2 1 2 0 0 0 0 0 0 23 31 3.60 1.800																					
Jim Ray, R ERA: 4.1 (6.1)	1.0 4 0 0 0 0 1 0 0 0 0 1 0 3 7 0.00 1.000																					
Mike Cosgrove, L ERA: 3.38 (7.1)	2.0 8 2 1 1 1 0 0 0 0 0 0 0 10 10 4.50 1.000																					
Fred Gladding, R ERA: 2.98 (9.1)	1.0 3 0 0 0 0 0 0 0 0 0 0 0 3 3 0.00 0.000																					

Batter	1	2	3	4	5	6	7	8	9	AB R H RBI BB SO LOB	BOTTOM											
Roger Metzger, S OBP: 0.290, SLG: 0.264 (1.6)										4 0 0 0 0 0 0	Los Angeles Dodgers @ Houston Astros Astrodome, Houston, TX Fri Sep 15 1972, 8:05 PM EDT Att: 16,762 - Unknown											
Jimmy Wynn, R OBP: 0.388, SLG: 0.470 (1.9)										3 0 0 0 1 0 0												
Cesar Cedeno, R OBP: 0.391, SLG: 0.552 (1.8)										4 0 1 0 0 1 1												
Lee May, R OBP: 0.348, SLG: 0.499 (1.3)										4 1 1 0 0 3 1												
Bob Watson, R OBP: 0.375, SLG: 0.452 (1.7)										3 1 1 2 0 1 1												
Doug Rader, R OBP: 0.309, SLG: 0.432 (1.5)										1 0 1 0 2 0 0												
Tommy Helms, R OBP: 0.297, SLG: 0.360 (1.4)										3 0 0 0 0 0 4												
Larry Howard, R OBP: 0.285, SLG: 0.290 (1.2)										3 0 0 0 0 0 1												
Don Wilson, R OBP: 0.147, SLG: 0.152 (6.1) Jim Ray, R OBP: 0.083, SLG: 0.083 (6.1) Gary Sutherland, R (6.1) Mike Cosgrove, L (7.1) Jesus Alou, R OBP: 0.366, SLG: 0.379 (8.1) Fred Gladding, L (9.1)										1 0 0 0 0 1 0 0 0 0 0 0 0 0 1 0 0 0 0 0 0 0 0 0 0 0 0 0 1 0 0 0 0 0 0 0 0 0 0 0 0 0												
Inning Stats	R: 0 E: 0 K: 0 S: 2	H: 0 LOB: 1 BB: 1 P: 6	R: 2 E: 0 K: 0 S: 4	H: 2 LOB: 1 BB: 1 P: 8	R: 0 E: 0 K: 1 S: 5	H: 0 LOB: 0 BB: 0 P: 5	R: 0 E: 0 K: 2 S: 7	H: 0 LOB: 0 BB: 0 P: 7	R: 0 E: 0 K: 0 S: 2	H: 0 LOB: 0 BB: 1 P: 6		R: 0 E: 0 K: 0 S: 3	H: 0 LOB: 0 BB: 0 P: 3	R: 0 E: 0 K: 2 S: 9	H: 2 LOB: 2 BB: 0 P: 9	R: 0 E: 0 K: 0 S: 3	H: 0 LOB: 0 BB: 0 P: 3	R: 0 E: 0 K: 1 S: 5	H: 0 LOB: 0 BB: 0 P: 5	1B: 3 2B: 1 3B: 0 HR: 1	SF: 0 SAC: 0 DP: 2 HBP: 0	WP: 0 PB: 0 CS: 1 SB: 0
PITCHER	IP WLS BF H R ER SO BB IBB HBP BLK WP HR S P ERA WHIP											PITCHER	IP WLS BF H R ER SO BB IBB HBP BLK WP HR S P ERA WHIP									
Claude Osteen, L ERA: 2.7 (1.1)	9.0 W 31 4 2 2 6 3 0 0 0 0 0 1 40 52 2.00 0.778																					



Batter	1	2	3	4	5	6	7	8	9	AB	R	H	RBI	BB	SO	LOB	TOP									
Billy Grabarkewitz, R OBP: 0.279, SLG: 0.297 (1.4)	F8		1B HR	4-3		4-0 1B	0-0 2B 1B		L8	4	2	1	1	2	0	1	Los Angeles Dodgers @ Houston Astros Astrodome, Houston, TX Sat Sep 16 1972, 8:05 PM EDT Att: 14,245 - Unknown livebaseballscorecards.com									
Manny Mota, R OBP: 0.379, SLG: 0.440 Maury Wills, S OBP: 0.186, SLG: 0.168 (1.7) (5.5)	4-3		1-3 HR	L6		0-3 K	0-0 2B			3	1	1	0	0	0	1										
Willie Davis, L OBP: 0.315, SLG: 0.433 (1.8)			1-3 HR			G4-6-3 1B	G1-6-3 1B		K	6	1	4	3	0	1	1										
Wes Parker, S OBP: 0.365, SLG: 0.395 Terrance McDermott, R OBP: 0.250, SLG: 0.250 (1.3) (8. PH) (8.3)			1-3 3B	2B		G4-6-3 1-2	G1-6-3 1-2		1B 1B	3	1	1	0	1	0	3										
Willie Crawford, L OBP: 0.340, SLG: 0.420 (1.9)	K		1-3			1-2			1B 1B	1	1	1	0	0	0	0										
Bobby Valentine, R OBP: 0.314, SLG: 0.331 (1.5) (5.7)			3B			1-2			1B 1B	4	1	3	2	1	1	0										
Bill Russell, R OBP: 0.320, SLG: 0.367 (1.6)	K		F2			1-2 2-H			1B 2B	5	1	2	1	0	2	3										
Steve Yeager, R OBP: 0.318, SLG: 0.286 (1.2)	5-3			4-3 SH3-4 1B		1-2 2-3			K	5	0	2	0	0	2	3										
Don Sutton, R OBP: 0.195, SLG: 0.165 (1.1)			F9	SH3-4		1-2			1B 2B BB	3	1	0	0	1	0	3										
Inning Stats	R: 0 E: 0 K: 1 S: 6	H: 1 LOB: 2 BB: 1 P: 10	R: 0 E: 0 K: 2 S: 7	H: 0 LOB: 0 BB: 0 P: 7	R: 4 E: 0 K: 0 S: 7	H: 4 LOB: 1 BB: 1 P: 11	R: 0 E: 0 K: 0 S: 4	H: 1 LOB: 1 BB: 0 P: 4	R: 1 E: 0 K: 0 S: 7	H: 5 LOB: 3 BB: 0 P: 7	R: 0 E: 0 K: 1 S: 5	H: 1 LOB: 1 BB: 1 P: 9	R: 4 E: 0 K: 2 S: 9	H: 3 LOB: 1 BB: 2 P: 17	R: 1 E: 0 K: 3 S: 12	H: 3 LOB: 2 BB: 0 P: 12		R: 0 E: 0 K: 0 S: 4	H: 1 LOB: 1 BB: 0 P: 4	1B: 14 2B: 3 3B: 1 HR: 1	SF: 0 SAC: 1 DP: 2 HBP: 0	WP: 1 PB: 0 SB: 1 CS: 0	PA: 48			
PITCHER	IP	WLS	BF	H	R	ER	SO	BB	IBB	HBP	BLK	WP	HR	S	P	ERA	WHIP									
Ken Forsch, R ERA: 4.08 (1.1)	4.0	L	21	7	5	5	3	2	0	0	0	0	0	1	25	33	11.25	2.250								
Dave Roberts, L ERA: 4.39 (5.1)	1.0		6	4	0	0	0	0	0	0	0	0	0	6	6	0.00	4.000									
J.R. Richard, R ERA: 12.71 (6.1)	1.2		10	3	4	4	3	3	0	0	0	1	0	13	25	21.60	3.600									
Jim York, R ERA: 4.41 (7.1)	1.1		7	4	1	1	3	0	0	0	0	0	0	13	13	6.75	3.000									
Fred Gladding, R ERA: 2.91 (9.1)	1.0		4	1	0	0	0	0	0	0	0	0	0	4	4	0.00	1.000									
Batter	1	2	3	4	5	6	7	8	9	AB	R	H	RBI	BB	SO	LOB	BOTTOM									
Roger Metzger, S OBP: 0.291, SLG: 0.265 (1.6)	L8		F5							4	0	2	0	0	0	1	Los Angeles Dodgers @ Houston Astros Astrodome, Houston, TX Sat Sep 16 1972, 8:05 PM EDT Att: 14,245 - Unknown livebaseballscorecards.com									
Jimmy Wynn, R OBP: 0.389, SLG: 0.471 (1.9)	K			2B BB	K					3	0	1	0	1	2	1										
Cesar Cedeno, R OBP: 0.390, SLG: 0.548 (1.8)	1-3			L8		6-3			2B 1B	3	0	0	0	1	0	1										
Lee May, R OBP: 0.345, SLG: 0.495 (1.3)			F8		K				G6-4-3 BB	4	0	0	0	0	2	4										
Bob Watson, R OBP: 0.376, SLG: 0.455 (1.7)			F8			6-3			WP 1B	4	0	2	0	0	0	0										
Johnny Edwards, L OBP: 0.396, SLG: 0.372 Bob Stinson, S OBP: 0.194, SLG: 0.207 (1.2) (7.2)	K			1-3 2B					F8	1	0	0	0	1	1	0										
Doug Rader, R OBP: 0.307, SLG: 0.429 (1.5)			K		F7				F8	2	0	0	0	0	0	1										
Tommy Helms, R OBP: 0.297, SLG: 0.359 (1.4)			F8						F8	4	0	1	0	0	0	1										
Ken Forsch, R OBP: 0.167, SLG: 0.143 Dave Roberts, L OBP: 0.296, SLG: 0.333 Jimmy Stewart, S OBP: 0.246, SLG: 0.304 J.R. Richard, R Jim York, R Norm Miller, L Fred Gladding, L (1.1) (5.1) (5. PH) (8.1) (7.1) (8. PH) (9.1)					G6-4-3 1B				F8	1	0	1	0	0	0	0										
Inning Stats	R: 0 E: 0 K: 1 S: 5	H: 0 LOB: 0 BB: 0 P: 5	R: 0 E: 0 K: 1 S: 5	H: 0 LOB: 0 BB: 0 P: 5	R: 0 E: 0 K: 1 S: 6	H: 1 LOB: 1 BB: 0 P: 6	R: 0 E: 0 K: 1 S: 6	H: 1 LOB: 3 BB: 2 P: 14	R: 0 E: 0 K: 1 S: 5	H: 2 LOB: 1 BB: 0 P: 6	R: 0 E: 0 K: 0 S: 3	H: 0 LOB: 0 BB: 0 P: 3	R: 0 E: 0 K: 0 S: 4	H: 2 LOB: 2 BB: 1 P: 8	R: 0 E: 0 K: 0 S: 4	H: 1 LOB: 1 BB: 0 P: 4		1B: 5 2B: 2 3B: 0 HR: 0	SF: 0 SAC: 0 DP: 2 HBP: 0	WP: 1 PB: 0 SB: 0 CS: 0	PA: 35					
PITCHER	IP	WLS	BF	H	R	ER	SO	BB	IBB	HBP	BLK	WP	HR	S	P	ERA	WHIP									
Don Sutton, R ERA: 2.22 (1.1)	9.0	W	35	7	0	0	6	3	0	0	0	1	0	44	56	0.00	1.111									

Batter	1	2	3	4	5	6	7	8	9	AB	R	H	RBI	BB	SO	LOB	TOP					
Billy Grabarkewitz, R OBP: 0.289, SLG: 0.303	6-3		HR	WP	K		G6-4-3	K		4	1	1	1	2	2	3	Los Angeles Dodgers @ Houston Astros Astrodome, Houston, TX Sun Sep 17 1972, 4:33 AM EDT Att: 9,213 - Unknown					
Wes Parker, S OBP: 0.366, SLG: 0.357	4-3		HR	K		FC5-4	G6-4-3	1B		5	2	2	0	1	1	3						
Willie Davis, L OBP: 0.317, SLG: 0.439	L3		HR	G3		FC5-4		BB	F9	6	2	3	3	0	0	2						
Frank Robinson, R OBP: 0.354, SLG: 0.438		L7	6-3		5-3			FC6-4		4	0	0	0	1	1	2						
Willie Crawford, L OBP: 0.345, SLG: 0.422				1B	1B	FC5-4		K		4	3	2	0	1	1	4						
Bobby Valentine, R OBP: 0.320, SLG: 0.338		FC4-6		1B	1B					5	1	4	2	0	0	1						
Bill Russell, R OBP: 0.321, SLG: 0.367				1B	1B					5	1	2	2	0	1	4						
Steve Yeager, R OBP: 0.333, SLG: 0.305			5-3	2B	1B			5-3		5	1	3	1	0	0	2						
Al Downing, R ERA: 3.26, SLG: 0.151			K	K	K					1	0	0	0	0	1	0						
Pete Mikkelsen, R ERA: 3.30, SLG: 0.422										1	0	0	0	0	1	2						
Steve Garvey, R ERA: 3.30, SLG: 0.422										1	0	0	0	0	1	3						
Ron Perranoski, L ERA: 3.30, SLG: 0.422										0	0	0	0	0	0	0						
Pete Richert, L OBP: 0.500, SLG: 0.500										0	0	0	0	0	0	0						
Jim Brewer, L ERA: 4.07										0	0	0	0	0	0	0						
Doug Rau, L OBP: 0.260, SLG: 0.260										1	0	0	0	0	0	0						
Terrance McDermott, R ERA: 4.07										1	0	0	0	0	0	0						
Inning Stats	R: 0 E: 0 K: 0 S: 3	H: 0 LOB: 0 BB: 0 P: 3	R: 0 E: 0 K: 1 S: 6	H: 1 LOB: 1 BB: 0 P: 6	R: 3 E: 0 K: 1 S: 6	H: 1 LOB: 0 BB: 2 P: 14	R: 4 E: 0 K: 2 S: 12	H: 5 LOB: 1 BB: 0 P: 12	R: 1 E: 0 K: 1 S: 10	H: 3 LOB: 3 BB: 1 P: 14	R: 2 E: 0 K: 1 S: 8	H: 3 LOB: 1 BB: 0 P: 8	R: 0 E: 0 K: 0 S: 3	H: 1 LOB: 1 BB: 1 P: 7	R: 1 E: 0 K: 1 S: 7	H: 2 LOB: 2 BB: 1 P: 11	R: 0 E: 0 K: 1 S: 6	H: 1 LOB: 1 BB: 0 P: 6	1B: 15 2B: 3 3B: 2 HR: 1	SF: 0 SAC: 1 DP: 1 HBP: 0	WP: 1 PB: 1 SB: 2 CS: 0	PA: 48
PITCHER	IP	WLS	BF	H	R	ER	SO	BB	IBB	HBP	BLK	WP	HR	S	P	ERA	WHIP					
Larry Dierker, R ERA: 3.32	3.0		16	5	6	6	2	2	0	0	0	0	1	18	26	18.00	2.333					
Jerry Reuss, L ERA: 4.11	1.0		5	2	1	1	2	0	0	0	0	1	0	9	9	9.00	2.000					
Tom Griffin, R ERA: 2.98	0.1		5	3	1	1	0	1	0	0	0	0	0	4	8	27.00	12.000					
Jim Ray, R ERA: 4.07	0.2		2	0	0	0	2	0	0	0	0	0	0	6	6	0.00	0.000					
Mike Cosgrove, L ERA: 5.4	0.2		5	3	2	1	1	0	0	0	0	0	0	7	7	13.50	4.500					
PITCHER	IP	WLS	BF	H	R	ER	SO	BB	IBB	HBP	BLK	WP	HR	S	P	ERA	WHIP					
George Culver, R ERA: 2.75	6.1	1.1	W	5	1	0	0	1	0	0	0	0	0	4	8	0.00	1.500					
Dave Roberts, L ERA: 4.42	8.1	0.1		4	2	1	1	1	0	0	0	0	0	5	9	27.00	9.000					
Fred Gladding, R ERA: 2.8	8.1	1.2	S	6	1	0	0	1	0	0	0	0	0	8	8	0.00	0.600					

Batter	1	2	3	4	5	6	7	8	9	AB	R	H	RBI	BB	SO	LOB	BOTTOM				
Roger Metzger, S OBP: 0.293, SLG: 0.267	5-3		3B	F8	BB		1B	E4		5	3	2	1	1	0	2	Los Angeles Dodgers @ Houston Astros Astrodome, Houston, TX Sun Sep 17 1972, 4:33 AM EDT Att: 9,213 - Unknown				
Jimmy Wynn, R OBP: 0.393, SLG: 0.480	3-1		5-3	3B	1B		2B	2B		5	4	4	3	1	0	0					
Cesar Cedeno, R OBP: 0.392, SLG: 0.553	4-3		5-3	1B	L8		1B	2B		5	2	2	5	1	0	3					
Lee May, R OBP: 0.348, SLG: 0.505		G4-6-3	HR	K		F3	E	2B		6	1	4	5	0	1	1					
Bob Watson, R OBP: 0.377, SLG: 0.453		G4-6-3	BB		6-3	F9	E	F9		4	0	1	0	2	0	1					
Doug Rader, R OBP: 0.307, SLG: 0.426		G4-6-3	K		F8	FC6-4	F4	BB		4	0	0	0	2	1	5					
Tommy Helms, R OBP: 0.295, SLG: 0.356				1-3	E5	FC6-4	E6	F8		5	1	0	0	1	0	5					
Larry Howard, R OBP: 0.295, SLG: 0.296		L8		1B	1B		1B			4	3	2	0	1	1	5					
Larry Dierker, R ERA: 3.07										1	0	0	0	0	0	0					
Jerry Reuss, L ERA: 4.28										0	0	0	0	0	0	0					
Ron Perranoski, L ERA: 5.35										0	0	0	0	0	0	0					
Pete Richert, L ERA: 2.34										0	0	0	0	0	0	0					
Jim Brewer, L ERA: 1.26										1	0	0	0	0	0	0					
Inning Stats	R: 0 E: 0 K: 0 S: 3	H: 0 LOB: 0 BB: 0 P: 3	R: 0 E: 0 K: 0 S: 4	H: 2 LOB: 2 BB: 1 P: 8	R: 3 E: 0 K: 2 S: 10	H: 3 LOB: 1 BB: 1 P: 14	R: 3 E: 0 K: 1 S: 9	H: 4 LOB: 1 BB: 0 P: 9	R: 2 E: 1 K: 0 S: 6	H: 2 LOB: 3 BB: 2 P: 14	R: 0 E: 0 K: 0 S: 3	H: 0 LOB: 1 BB: 1 P: 7	R: 4 E: 1 K: 1 S: 10	H: 4 LOB: 3 BB: 2 P: 18	R: 3 E: 1 K: 1 S: 8	H: 2 LOB: 2 BB: 2 P: 16	1B: 11 2B: 3 3B: 2 HR: 1	SF: 0 SAC: 0 DP: 1 HBP: 0	WP: 0 PB: 0 SB: 0 CS: 0	PA: 52	
PITCHER	IP	WLS	BF	H	R	ER	SO	BB	IBB	HBP	BLK	WP	HR	S	P	ERA	WHIP				
Al Downing, L ERA: 3.07	2.2		14	5	3	3	1	2	0	0	0	0	0	12	12	20.25	3.000				
Pete Mikkelsen, R ERA: 4.28	1.1		8	4	3	3	2	0	0	0	0	0	0	5	9	0.00	4.500				
Ron Perranoski, L ERA: 5.35	0.2		6	2	2	0	0	1	0	0	0	0	0	7	19	16.20	3.000				
Pete Richert, L ERA: 2.34	1.2	L	10	2	3	3	0	3	0	0	0	0	0	7	19	16.20	3.000				
Jim Brewer, L ERA: 1.26	0.2		6	2	1	1	1	1	0	0	0	0	0	7	11	13.50	4.500				
PITCHER	IP	WLS	BF	H	R	ER	SO	BB	IBB	HBP	BLK	WP	HR	S	P	ERA	WHIP				
Doug Rau, L ERA: 2.89	8.1	1.0		4	3	2	1	1	0	0	0	0	0	8	16	18.00	3.000				




Batter	1	2	3	4	5	6	7	8	9	AB	R	H	RBI	BB	SO	LOB	TOP								
Pete Rose, S OBP: 0.383, SLG: 0.418 (1, 7)	4-0 BB SH1-3 SF7 BB	0-0 HR			0-3 K		0-0 1-3		0-3 K	4	2	1	1	1	2	1	Cincinnati Reds @ Houston Astros Astrodome, Houston, TX Fri Sep 22 1972, 8:05 PM EDT Att: 15,490 - Unknown								
Joe Morgan, L OBP: 0.414, SLG: 0.437 (1, 4)	0-0 SH1-3	0-0 F8			0-0 4-3			4-0 SH1-3 S BB	0-0 1B	3	0	1	0	1	0	0									
Bobby Tolan, L OBP: 0.332, SLG: 0.387 (1, 8)	4-0 BB 1B BB		0-3 K		0-0 L8			0-0 SH1-3	0-3 K	3	1	0	0	1	2	2									
Johnny Bench, R OBP: 0.382, SLG: 0.539 (1, 2)	4-0 1B 2-3 BB		0-0 F7		0-0 HR			4-0 FC5-2-5 BB		2	1	1	1	2	0	0									
Tony Perez, R OBP: 0.347, SLG: 0.496 (1, 3)	0-0 SF7		0-3 K		0-3 K			0-0 FC5-2-5		3	0	0	1	0	2	2									
Denis Menke, R OBP: 0.322, SLG: 0.351 (1, 5)	0-0 1B		0-0 F7		0-0 6-3			4-0 FC5-4 IBB		3	0	1	1	1	0	0									
Cesar Geronimo, L OBP: 0.346, SLG: 0.419 (8, PH)	0-3 K		1-0 HBP		0-3 K			0-0 FC5-4 1-2		2	0	0	0	0	2	2									
Hal McRae, R OBP: 0.295, SLG: 0.463 (8, 9)										1	0	0	0	0	0	3									
George Foster, R OBP: 0.232, SLG: 0.294 (8, 9)										0	0	0	0	0	0	0									
Darrel Chaney, S OBP: 0.351, SLG: 0.333 (1, 6)		0-0 P5		0-0 F7		0-3 K		0-0 P4		4	0	0	0	0	1	1									
Ross Grimsley, L OBP: 0.125, SLG: 0.111 (1, 1)	0-3 K		0-3 K		0-3 K			0-0 1B		3	0	0	0	0	3	1									
Pedro Borbon, R OBP: 0.136, SLG: 0.050 (8, 1)										0	0	0	0	0	0	0									
Clay Carroll, R OBP: 0.182, SLG: 0.182 (8, 1)										1	0	1	0	0	0	0									
Inning Stats	R: 2 E: 0 K: 1 S: 6	H: 1 LOB: 2 BB: 3 P: 18	R: 1 E: 0 K: 1 S: 6	H: 1 LOB: 0 BB: 0 P: 6	R: 0 E: 0 K: 2 S: 7	H: 0 LOB: 0 BB: 0 P: 7	R: 0 E: 0 K: 1 S: 5	H: 0 LOB: 1 BB: 0 P: 6	R: 0 E: 0 K: 2 S: 8	H: 0 LOB: 0 BB: 0 P: 5	R: 1 E: 0 K: 2 S: 8	H: 1 LOB: 0 BB: 0 P: 8	R: 0 E: 0 K: 2 S: 7	H: 0 LOB: 0 BB: 0 P: 7	R: 0 E: 0 K: 0 S: 3	H: 0 LOB: 3 BB: 3 P: 15	R: 0 E: 0 K: 2 S: 9	H: 2 LOB: 2 BB: 0 P: 9	1B: 3 2B: 0 3B: 0 HR: 2	SF: 1 SAC: 2 DP: 0 HBP: 1	WP: 0 PB: 0 SB: 1 CS: 0	PA: 39			
PITCHER	IP WLS BF H R ER SO BB IBB HBP BLK WP HR S P ERA WHIP	0.2 L 6 1 2 2 0 3 0 0 0 0 0 3 15 27.00 6.000	7.1 28 2 2 2 10 2 1 1 0 0 2 44 57 2.46 0.545	1.0 5 2 0 0 2 0 0 0 0 0 0 9 9 0.00 2.000																					

AB	29
R	4
H	5
RBI	4
BB	6
SO	12
LOB	12



Batter	1	2	3	4	5	6	7	8	9	AB	R	H	RBI	BB	SO	LOB	BOTTOM							
Roger Metzger, S OBP: 0.290, SLG: 0.262 (1, 6)	0-0 6-3		0-0 1B		0-0 L6			0-0 P4	0-0 FC6-4 BB	5	0	1	0	0	0	2	Cincinnati Reds @ Houston Astros Astrodome, Houston, TX Fri Sep 22 1972, 8:05 PM EDT Att: 15,490 - Unknown							
Jimmy Wynn, R OBP: 0.396, SLG: 0.477 (1, 9)	0-3 K		0-0 1B		4-0 FC6-4 BB		4-0 WP 1B BB	4-0 FC6-4 BB	2	1	1	1	3	1	0									
Cesar Cedeno, R OBP: 0.387, SLG: 0.551 (1, 8)	0-0 5-3		0-0 F8		0-0 F8		0-0 WP 1B	0-0 FC6-4	5	1	1	0	0	0	6									
Lee May, R OBP: 0.351, SLG: 0.504 (1, 3)		0-0 6-3	0-0 6-3		0-0 L9		4-0 1B BB		3	0	0	0	1	0	3									
Bob Watson, R OBP: 0.377, SLG: 0.455 (1, 7)		0-0 2B		0-0 F7		0-0 FC6-4		0-0 1B BB	4	0	2	2	0	0	1									
Doug Rader, R OBP: 0.308, SLG: 0.434 (1, 5)	0-3 K		0-0 L7		0-0 L7		0-0 4-3	0-0 G3	4	0	0	0	0	1	3									
Tommy Helms, R OBP: 0.292, SLG: 0.348 (1, 4)	0-0 5-3		0-0 P4		0-0 L4		0-0 L4	4-0 FC6-4 BB	3	0	0	0	1	0	1									
Larry Howard, R OBP: 0.297, SLG: 0.293 (1, 2)			4-0 1B SH1-4 BB		0-0 P4		0-3 K	0-0 B1	2	1	0	0	1	1	0									
Jerry Reuss, L OBP: 0.176, SLG: 0.143 (1, 1)			0-0 SH1-4		0-0 L9			4-0 F4	1	0	0	0	0	0	0									
Jesus Alou, R OBP: 0.371, SLG: 0.382 (8, PH)								1-2 2H 3H	1	0	0	0	0	0	0									
Mike Cosgrove, L OBP: 0.354, SLG: 0.370 (8, PH)								1-2 BB	0	0	0	0	1	0	0									
Inning Stats	R: 0 E: 0 K: 1 S: 5	H: 0 LOB: 0 BB: 0 P: 5	R: 0 E: 0 K: 1 S: 6	H: 1 LOB: 1 BB: 0 P: 6	R: 1 E: 0 K: 0 S: 5	H: 2 LOB: 2 BB: 1 P: 9	R: 0 E: 0 K: 0 S: 3	H: 0 LOB: 0 BB: 0 P: 3	R: 0 E: 0 K: 0 S: 3	H: 0 LOB: 0 BB: 0 P: 7	R: 0 E: 0 K: 1 S: 5	H: 0 LOB: 0 BB: 0 P: 5	R: 2 E: 0 K: 0 S: 5	H: 2 LOB: 2 BB: 2 P: 13	R: 0 E: 0 K: 0 S: 3	H: 0 LOB: 3 BB: 3 P: 15	1B: 4 2B: 1 3B: 0 HR: 0	SF: 0 SAC: 1 DP: 0 HBP: 0	WP: 1 PB: 0 SB: 0 CS: 0	PA: 39				
PITCHER	IP WLS BF H R ER SO BB IBB HBP BLK WP HR S P ERA WHIP	7.2 30 4 3 3 3 0 3 0 0 0 1 0 1 5 3.52 0.913	0.0 2 1 0 0 0 1 0 0 0 1 0 1 5 ∞ ∞	1.1 7 0 0 0 0 3 0 0 0 0 0 4 16 0.00 2.250																				

AB	31
R	3
H	5
RBI	3
BB	7
SO	3
LOB	17

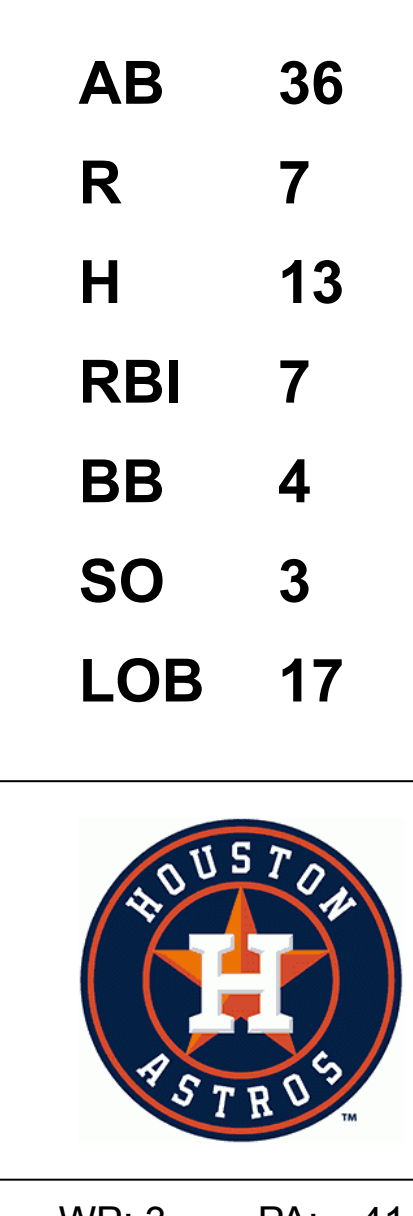


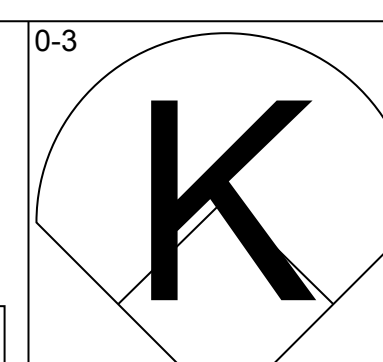
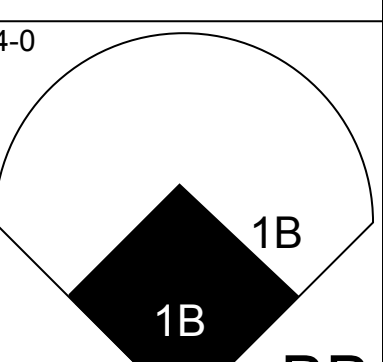
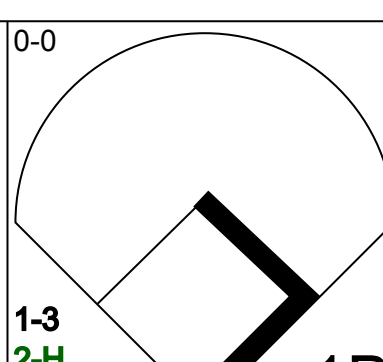
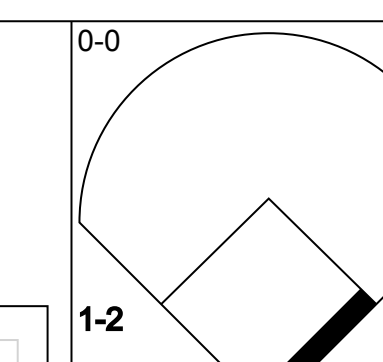
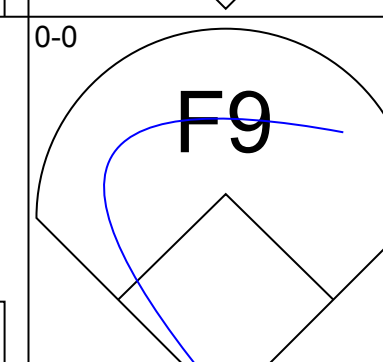
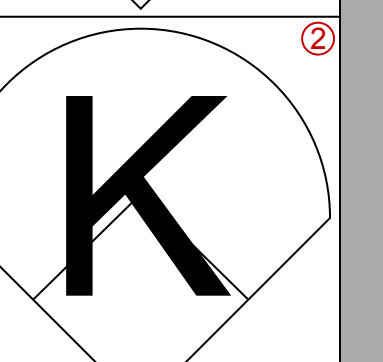
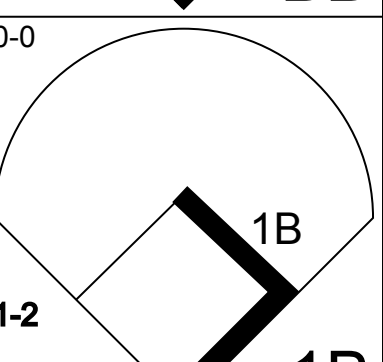
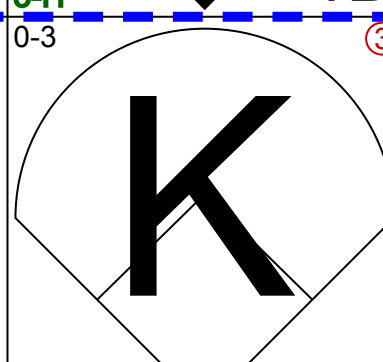
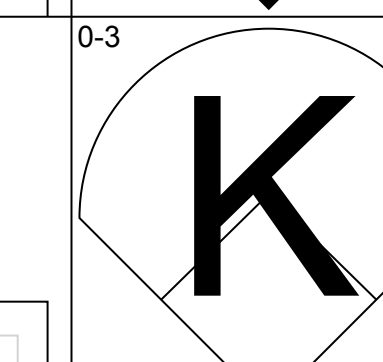
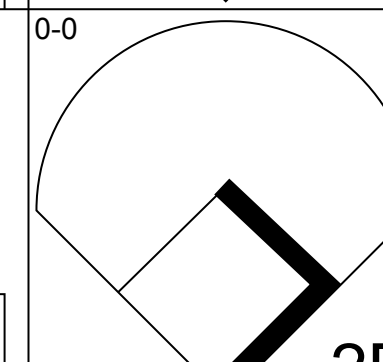
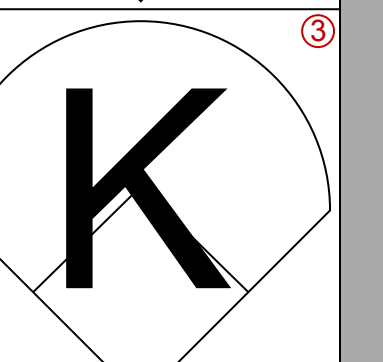
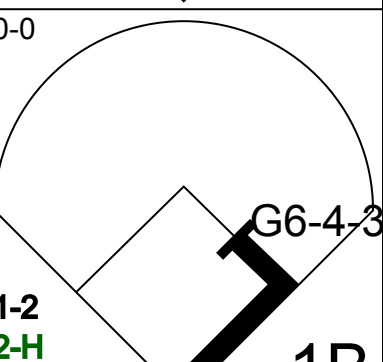

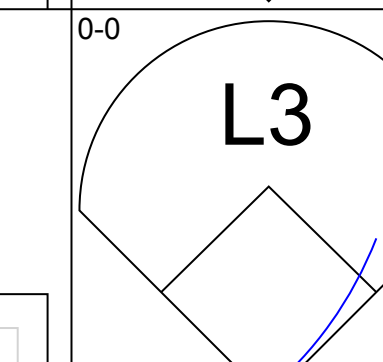
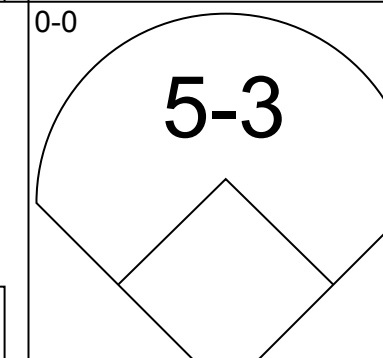

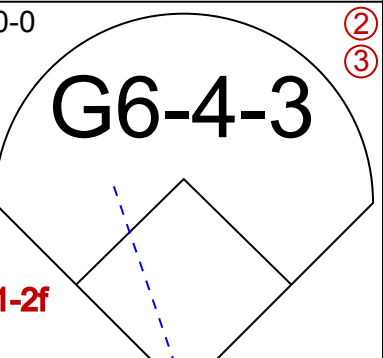





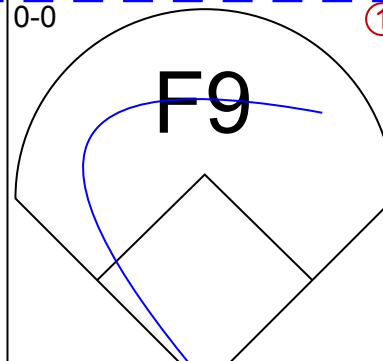











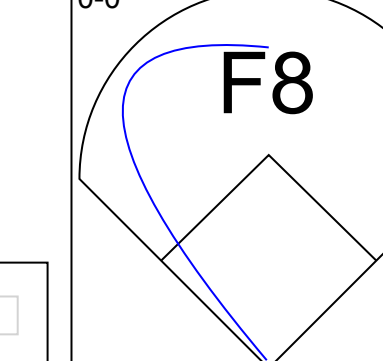

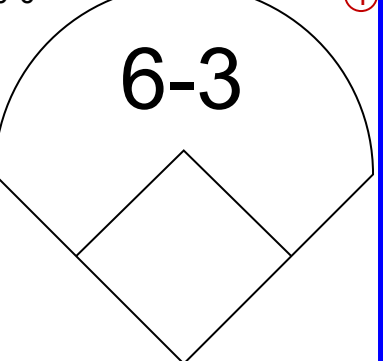
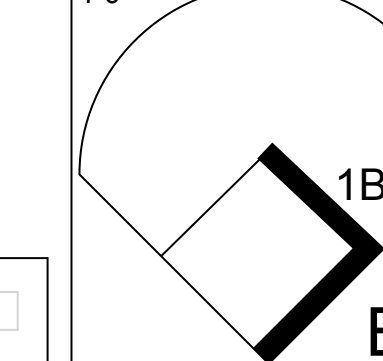
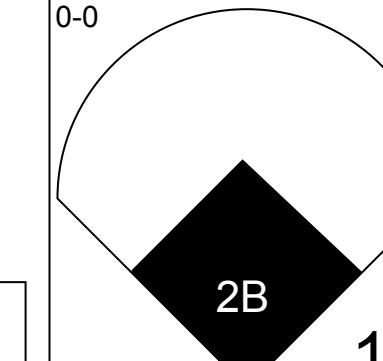


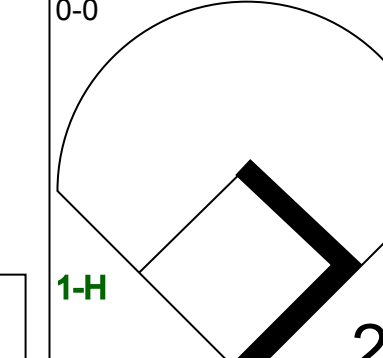


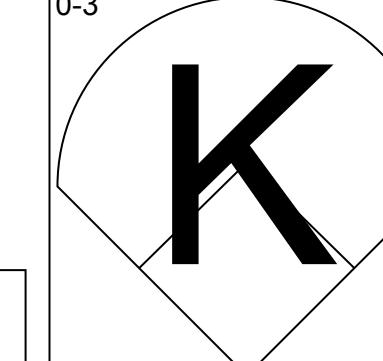


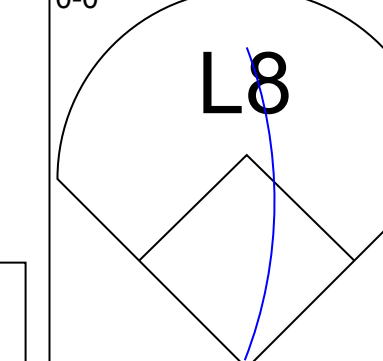

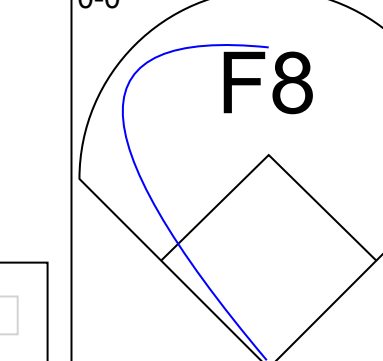
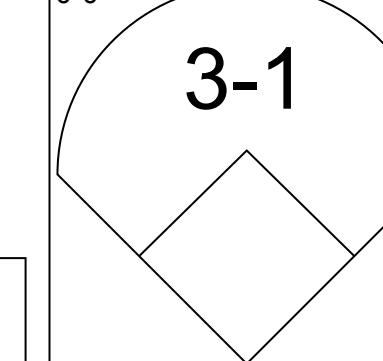
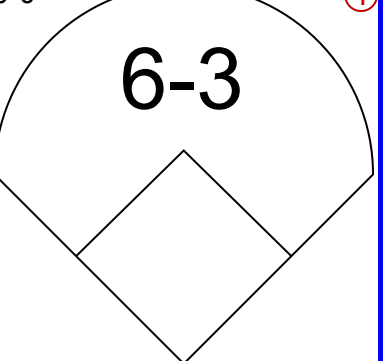
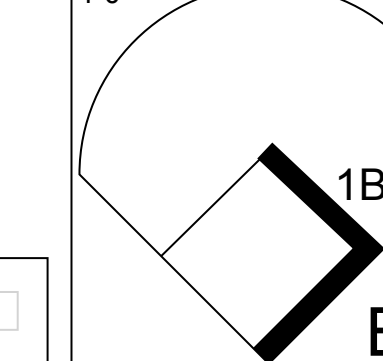
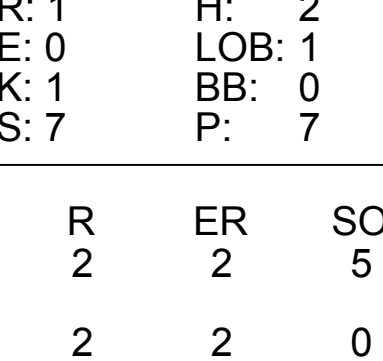
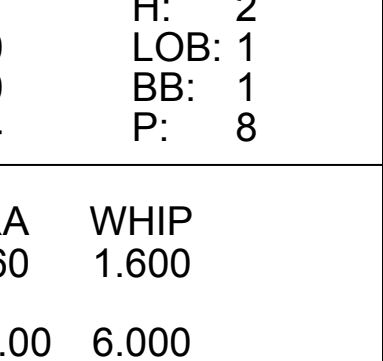
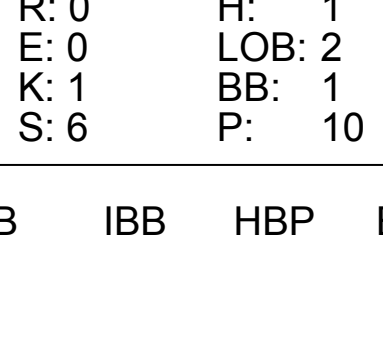

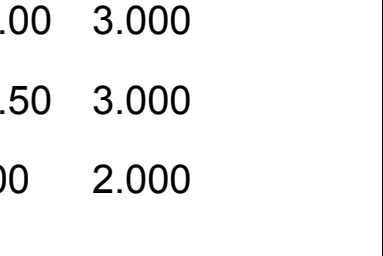

Batter	1	2	3	4	5	6	7	8	9	AB	R	H	RBI	BB	SO	LOB	TOP
Pete Rose, S OBP: 0.393, SLG: 0.418 (1, 7)	0-0 4-3			0-0 F8			0-0 1B 2B		0-0 4-3	4	1	1	0	0	0	0	Cincinnati Reds @ Houston Astros Astrodome, Houston, TX Sat Sep 23 1972, 8:05 PM EDT Att: 16,657 - Dome
Ted Uhlhaender, L OBP: 0.229, SLG: 0.176 (1, 8)	0-0 4-3			0-3 K			0-0 L7		0-0 FC6-4 1B	4	0	1	0	0	1	1	
Joe Hague, L OBP: 0.340, SLG: 0.402 (1, 3)	0-0 4-3			0-0 F3			0-0 6-3		0-0 F9	4	0	0	0	0	0	2	
Hal McRae, R OBP: 0.293, SLG: 0.452 (1, 5)		0-0 5-3			0-0 P6		0-0 1B 2H 1B		0-0 FC6-4 1-2	4	0	1	1	0	0	1	
George Foster, R OBP: 0.234, SLG: 0.295 (1, 9)		0-0 F8			0-0 6-3		0-0 1-2 1B			3	0	1	0	0	0	0	
Darrel Chaney, S OBP: 0.346, SLG: 0.328 (1, 4)		0-0 4-3			0-0 P4		0-0 P6			3	0	0	0	0	0	2	
Dave Concepcion, R OBP: 0.276, SLG: 0.260 (1, 6)			0-0 L8		0-0 6-3		0-3 K			3	0	0	0	0	1	0	
Sonny Ruberto, R (1, 2)			0-0 P4		0-0 4-3		0-3 K			3	0	0	0	0	1	0	
Jim McGlothlin, R OBP: 0.240, SLG: 0.261 (6, PH)			0-3 K		0-3 K		0-3 K			1	0	0	0	0	1	0	
Cesar Geronimo, L OBP: 0.345, SLG: 0.417 (6, PH)										1	0	0	0	0	1	0	
Wayne Simpson, R OBP: 0.085, SLG: 0.087 (6, 1)										1	0	0	0	0	1	0	
Inning Stats	R: 0 E: 0 K: 0 S: 3	H: 0 LOB: 0 BB: 0 P: 3	R: 0 E: 0 K: 0 S: 3	H: 0 LOB: 0 BB: 0 P: 3	R: 0 E: 0 K: 1 S: 5	H: 0 LOB: 0 BB: 0 P: 5	R: 0 E: 0 K: 0 S: 5	H: 0 LOB: 0 BB: 0 P: 5	R: 1 E: 0 K: 0 S: 6	H: 3 LOB: 2 BB: 0 P: 6	R: 0 E: 0 K: 3 S: 9	H: 0 LOB: 0 BB: 0 P: 9	R: 0 E: 0 K: 0 S: 4	H: 1 LOB: 1 BB: 0 P: 4	1B: 3 2B: 1 3B: 0 HR: 0	SF: 0 SAC: 0 DP: 0 HBP: 0	WP: 0 PA: 31 PB: 0 SB: 0 CS: 0
PITCHER Don Wilson, R ERA: 2.77 (1, 1)	IP: 9.0 WLS: W BF: 31 H: 4 R: 1 ER: 1 SO: 6 BB: 0 IBB: 0 HBP: 0 BLK: 0 WP: 0 HR: 0 S: 43 P: 43 ERA: 1.00 WHIP: 0.444																

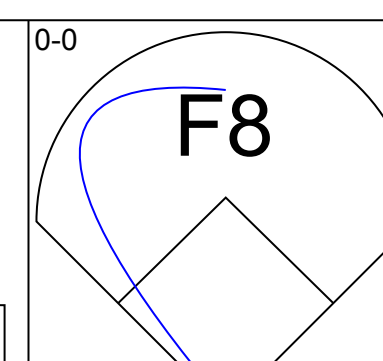
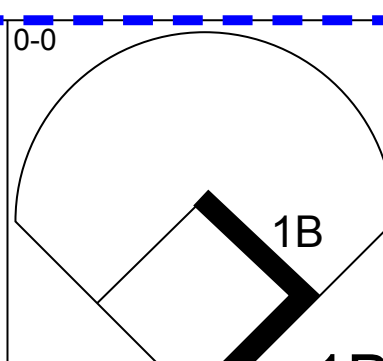
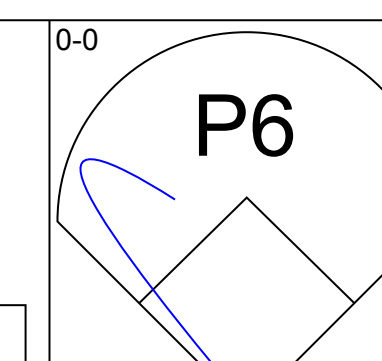
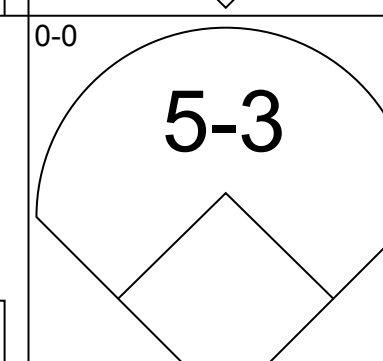
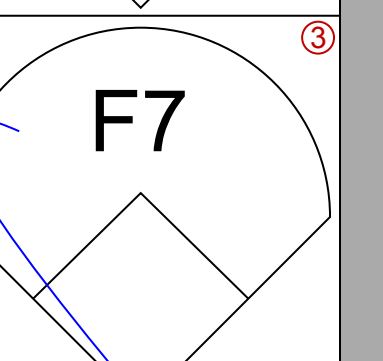
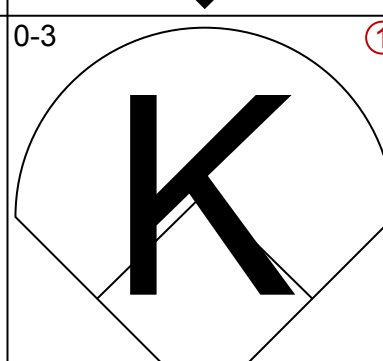
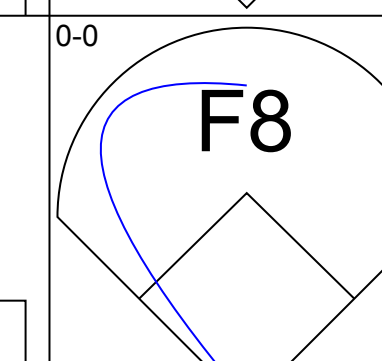
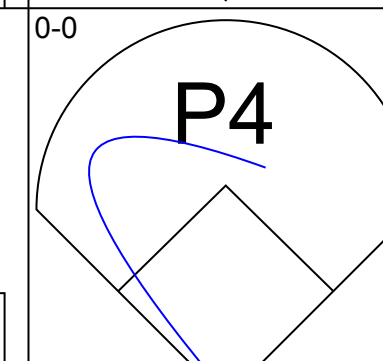
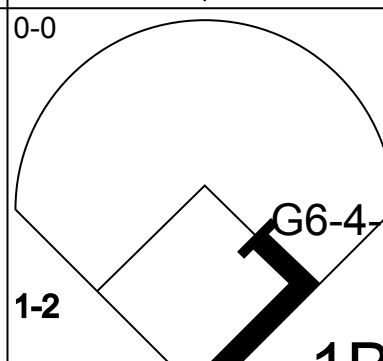
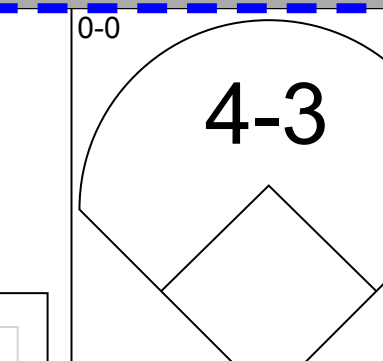
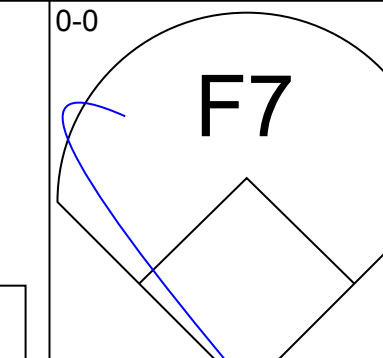
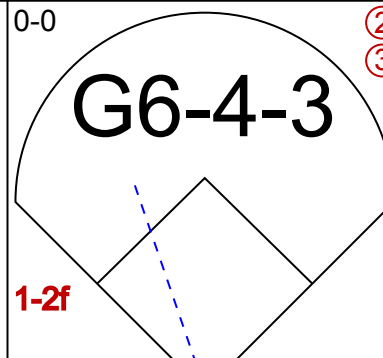
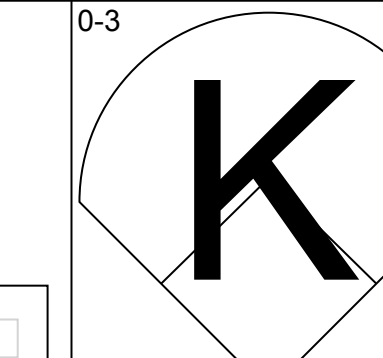
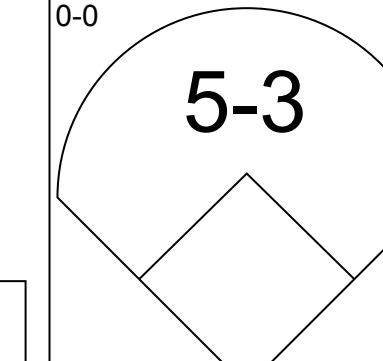

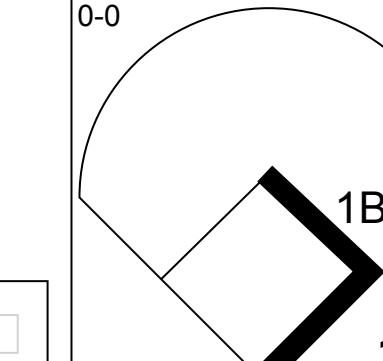
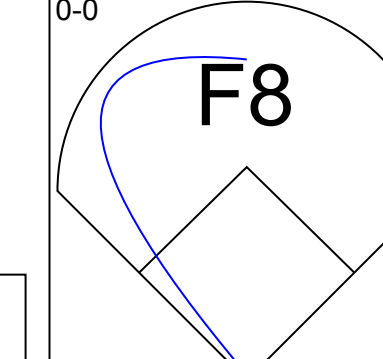

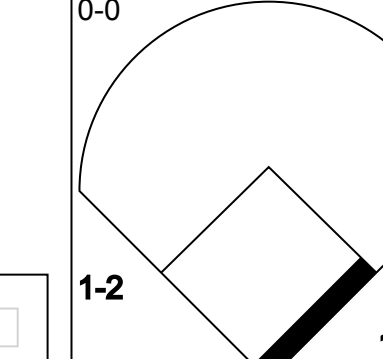


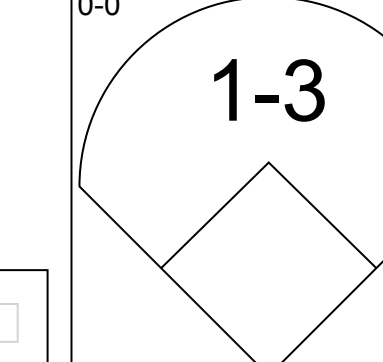



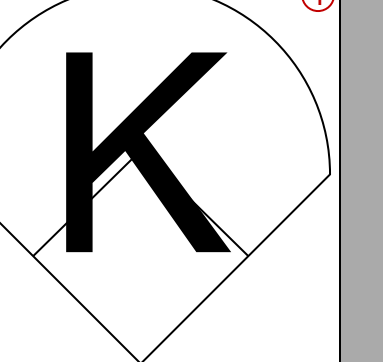

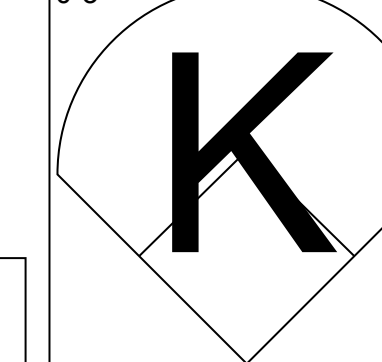
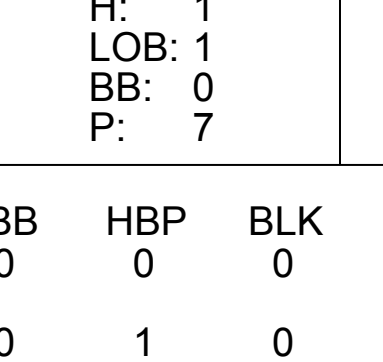
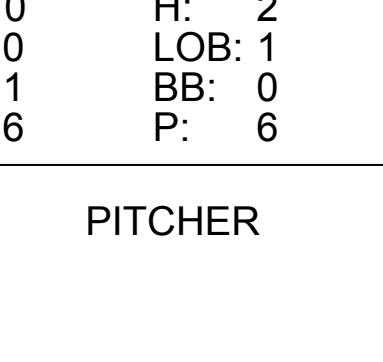
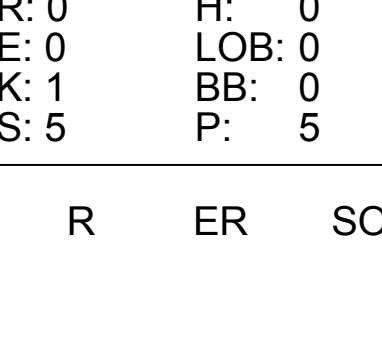



AB	31
R	1
H	4
RBI	1
BB	0
SO	6
LOB	6



Batter	1	2	3	4	5	6	7	8	9	AB	R	H	RBI	BB	SO	LOB	BOTTOM
Roger Metzger, S OBP: 0.289, SLG: 0.262 (1, 6)	0-0 L4	0-0 L9 2B 1B		0-0 G3		0-0 L4		0-3 K		5	1	1	1	0	1	0	Cincinnati Reds @ Houston Astros Astrodome, Houston, TX Sat Sep 23 1972, 8:05 PM EDT Att: 16,657 - Dome
Jimmy Wynn, R OBP: 0.398, SLG: 0.482 (1, 9)	0-0 HR	4-0 2B 1-2 BB		0-0 P6		0-0 E5 1B		4-0 G3 1B BB		3	2	1	1	2	0	0	
Cesar Cedeno, R OBP: 0.387, SLG: 0.550 (1, 8)	0-3 K	0-0 L9		0-0 6-3		0-0 F8 1B 2H 1B		0-0 G3 1B		5	0	2	1	0	1	2	
Lee May, R OBP: 0.355, SLG: 0.510 (1, 3)	0-0 WP 1B 2B	0-0 1-3 3-H 2B		0-0 WP 1B 1B		0-0 1-2 1B		0-0 G3 1-2 2-3		5	1	4	1	0	0	2	
Bob Watson, R OBP: 0.376, SLG: 0.452 (1, 7)	4-0 1B BB	0-0 6-3		0-3 K		0-0 F8		0-0 6-3		4	0	0	0	1	1	7	
Johnny Edwards, L OBP: 0.396, SLG: 0.371 (1, 2)	0-0 1-2 3-H 1B		0-0 F9		0-0 WP E 1B 2H		0-0 F7			4	1	2	1	0	0	2	
Doug Rader, R OBP: 0.308, SLG: 0.431 (1, 5)	0-0 F7		0-0 6-3		4-0 E BB		0-0 F9			3	1	0	0	1	0	2	
Tommy Helms, R OBP: 0.296, SLG: 0.356 (1, 4)		0-0 SH5-4 1B 2B		0-0 E8 1-H 3-H 2B		0-0 6-3				4	1	3	2	0	0	0	
Don Wilson, R OBP: 0.137, SLG: 0.141 (1, 1)		0-0 SH5-4 2-3		0-0 L5		0-0 6-3				3	0	0	0	0	0	2	
Inning Stats	R: 2 E: 0 K: 1 S: 8	H: 3 LOB: 2 BB: 1 P: 12	R: 2 E: 0 K: 0 S: 6	H: 3 LOB: 2 BB: 1 P: 10	R: 0 E: 0 K: 0 S: 4	H: 1 LOB: 1 BB: 0 P: 4	R: 0 E: 0 K: 0 S: 3	H: 0 LOB: 0 BB: 0 P: 3	R: 2 E: 1 K: 1 S: 7	H: 3 LOB: 1 BB: 1 P: 11	R: 1 E: 1 K: 0 S: 6	H: 2 LOB: 2 BB: 0 P: 6	R: 0 E: 0 K: 1 S: 6	H: 1 LOB: 2 BB: 1 P: 10	1B: 8 2B: 4 3B: 0 HR: 1	SF: 0 SAC: 1 DP: 0 HBP: 0	WP: 3 PA: 41 PB: 0 SB: 1 CS: 0
PITCHER Jim McGlothlin, R ERA: 3.99 (1, 1)	IP: 5.0 WLS: L BF: 27 H: 10 R: 6 ER: 6 SO: 2 BB: 3 IBB: 0 HBP: 0 BLK: 0 WP: 3 HR: 1 S: 28 P: 40 ERA: 10.80 WHIP: 2.600																
Wayne Simpson, R ERA: 4.27 (6, 1)	IP: 3.0 WLS: L BF: 14 H: 3 R: 1 ER: 0 SO: 1 BB: 1 IBB: 0 HBP: 0 BLK: 0 WP: 0 HR: 0 S: 15 P: 19 ERA: 0.00 WHIP: 1.333																



Batter	1	2	3	4	5	6	7	8	9	AB	R	H	RBI	BB	SO	LOB	TOP										
Pete Rose, S OBP: 0.385, SLG: 0.420 (1, 7)			4-3							5	1	3	3	1	1	0	Cincinnati Reds @ Houston Astros Astrodome, Houston, TX Sun Sep 24 1972, 4:33 AM EDT Att: 12,709 - Unknown										
Julian Javier, R OBP: 0.255, SLG: 0.299 (1, 4)										4	0	1	0	0	2	2											
Pedro Borbon, R OBP: 0.130, SLG: 0.048 (6, PH)										1	0	0	0	0	2	2											
Cesar Geronimo, L OBP: 0.344, SLG: 0.415 (9, PH)										1	0	0	0	0	1	2											
Clay Carroll, R OBP: 0.182, SLG: 0.182 (9, 1)										0	0	0	0	0	0	0											
Joe Hague, L OBP: 0.348, SLG: 0.414 (1, 3)										6	1	4	1	0	1	2											
Johnny Bench, R OBP: 0.380, SLG: 0.536 (1, 2)										3	0	0	0	0	1	3											
Sonny Ruberto, R (6, 2)										0	0	0	0	0	0	0											
Bill Plummer, R OBP: 0.217, SLG: 0.293 (7, FR)										1	2	0	0	0	0	1											
Hal McRae, R OBP: 0.309, SLG: 0.506 (1, 5)										5	2	3	2	0	0	2											
Denis Menke, R OBP: 0.322, SLG: 0.351 (8, 5)										0	0	0	0	0	0	0											
Ted Uhlhaender, L OBP: 0.292, SLG: 0.191 (1, 8)										2	2	1	1	3	0	0											
George Foster, R OBP: 0.227, SLG: 0.285 (1, 9)										5	0	0	0	0	2	7											
Dave Concepcion, R OBP: 0.277, SLG: 0.262 (1, 6)										5	2	2	2	0	0	3											
Jack Billingham, R OBP: 0.087, SLG: 0.075 (1, 1)										2	0	0	0	0	0	1											
Joe Morgan, L OBP: 0.417, SLG: 0.438 (6, PH)										1	0	1	1	2	0	0											
Inning Stats	R: 0 E: 0 K: 1 S: 6	H: 1 LOB: 1 BB: 0 P: 6	R: 1 E: 0 K: 1 S: 7	H: 2 LOB: 1 BB: 0 P: 7	R: 0 E: 0 K: 2 S: 7	H: 0 LOB: 0 BB: 0 P: 7	R: 0 E: 0 K: 1 S: 6	H: 1 LOB: 2 BB: 1 P: 10	R: 1 E: 0 K: 0 S: 4	H: 2 LOB: 1 BB: 1 P: 8	R: 2 E: 0 K: 1 S: 7	H: 2 LOB: 2 BB: 2 P: 15	R: 4 E: 0 K: 1 S: 9	H: 4 LOB: 2 BB: 1 P: 14	R: 2 E: 0 K: 0 S: 5	H: 2 LOB: 0 BB: 0 P: 5	R: 0 E: 0 K: 1 S: 6	H: 1 LOB: 2 BB: 1 P: 10	1B: 11 2B: 3 3B: 0 HR: 1	SF: 0 SAC: 0 DP: 1 HBP: 1	WP: 0 PA: 48 PB: 0 SB: 0 CS: 0						
PITCHER	IP	WLS	BF	H	R	ER	SO	BB	IBB	HBP	BLK	WP	HR	S	P	ERA	WHIP	PITCHER									
Ken Forsch, R ERA: 3.98 (1, 1)	5.0	L	22	6	2	2	5	2	0	0	0	0	0	30	38	3.60	1.600										
Jim Ray, R ERA: 4.19 (6, 1)	0.2		6	2	2	2	0	2	0	0	0	0	0	4	12	27.00	6.000										
George Culver, R ERA: 3.04 (6, 1)	1.0		7	2	4	4	2	1	0	1	0	0	0	9	14	36.00	3.000										
Mike Cosgrove, L ERA: 4.7 (7, 1)	1.1		8	4	2	2	0	0	0	0	0	0	1	8	8	13.50	3.000										
Jim York, R ERA: 5.25 (9, 1)	1.0		5	1	0	0	1	1	0	0	0	0	0	6	10	0.00	2.000										

Batter	1	2	3	4	5	6	7	8	9	AB	R	H	RBI	BB	SO	LOB	BOTTOM										
Roger Metzger, S OBP: 0.289, SLG: 0.262 (1, 6)			5-3							4	0	1	1	0	0	1	Cincinnati Reds @ Houston Astros Astrodome, Houston, TX Sun Sep 24 1972, 4:33 AM EDT Att: 12,709 - Unknown										
Jimmy Wynn, R OBP: 0.395, SLG: 0.479 (1, 9)										4	0	0	0	0	1	2											
Cesar Cedeno, R OBP: 0.387, SLG: 0.548 (1, 8)										4	0	1	0	0	0	0											
Lee May, R OBP: 0.352, SLG: 0.506 (1, 3)										4	0	0	0	0	2	2											
Bob Watson, R OBP: 0.375, SLG: 0.450 (1, 7)										2	1	0	0	0	0	0											
Jimmy Stewart, S OBP: 0.255, SLG: 0.319 (9, PH)										1	0	1	0	0	0	0											
Johnny Edwards, L OBP: 0.397, SLG: 0.373 (1, 2)										4	0	2	0	0	0	0											
Cliff Johnson, R OBP: 0.500, SLG: 0.333 (9, FR)										0	0	0	0	0	0	0											
Doug Rader, R OBP: 0.309, SLG: 0.432 (1, 5)										2	1	1	1	1	0	2											
Tommy Helms, R OBP: 0.294, SLG: 0.353 (1, 4)										3	0	0	0	0	0	3											
Ken Forsch, R ERA: 3.98 (1, 1)										1	0	0	0	0	1	2											
Norm Miller, R OBP: 0.245, SLG: 0.420 (5, PH)										1	0	0	0	0	0	2											
Jim Ray, R ERA: 4.19 (6, 1)										0	0	0	0	0	0	0											
George Culver, R ERA: 3.04 (6, 1)										0	0	0	0	0	0	0											
Mike Cosgrove, L ERA: 4.7 (7, 1)										0	0	0	0	0	0	0											
Rich Chiles, R OBP: 0.303, SLG: 0.333 (8, PH)										1	0	0	0	0	1	0											
Jim York, R ERA: 5.25 (9, 1)										0	0	0	0	0	0	0											
Inning Stats	R: 0 E: 0 K: 0 S: 3	H: 0 LOB: 0 BB: 0 P: 3	R: 0 E: 0 K: 0 S: 3	H: 0 LOB: 0 BB: 0 P: 3	R: 1 E: 1 K: 1 S: 7	H: 1 LOB: 1 BB: 0 P: 7	R: 0 E: 0 K: 1 S: 5	H: 0 LOB: 0 BB: 0 P: 5	R: 0 E: 0 K: 0 S: 3	H: 0 LOB: 1 BB: 1 P: 7	R: 0 E: 0 K: 1 S: 6	H: 2 LOB: 1 BB: 0 P: 6	R: 1 E: 0 K: 0 S: 3	H: 1 LOB: 0 BB: 0 P: 4	R: 0 E: 0 K: 1 S: 5	H: 0 LOB: 0 BB: 0 P: 5	R: 0 E: 0 K: 1 S: 7	H: 2 LOB: 2 BB: 0 P: 7	1B: 6 2B: 0 3B: 0 HR: 0	SF: 1 SAC: 0 DP: 3 HBP: 1	WP: 0 PA: 34 PB: 0 SB: 0 CS: 0						
PITCHER	IP	WLS	BF	H	R	ER	SO	BB	IBB	HBP	BLK	WP	HR	S	P	ERA	WHIP	PITCHER									
Jack Billingham, R ERA: 3.25 (1, 1)	5.0	W	18	1	1	0	2	1	0	0	0	0	0	21	25	0.00	0.400										
Pedro Borbon, R ERA: 3.05 (6, 1)	3.0		11	3	1	1	2	0	0	1	0	0	0	14	15	3.00	1.000										
Clay Carroll, R ERA: 2.32 (9, 1)	1.0	S	5	2	0	0	1	0	0	0	0	0	0	7	7	0.00	2.000										

AB	41
R	10
H	15
RBI	10
BB	6
SO	8
LOB	25



Batter	1	2	3	4	5	6	7	8	9	AB	R	H	RBI	BB	SO	LOB	TOP					
Bobby Bonds, R OBP: 0.320, SLG: 0.434 (1, 9)	G3		E5		F9		F7			4	0	0	0	0	0	3	San Francisco Giants @ Houston Astros Astrodome, Houston, TX Wed Sep 27 1972, 8:05 PM EDT Att: 6,223 - Dome					
Jim Howarth, L OBP: 0.326, SLG: 0.294 (1, 8)			F3				F9		F8	3	0	0	0	1	0	2						
Chris Speier, R OBP: 0.351, SLG: 0.399 (1, 6)	F8		K				1-3		F6	4	0	0	0	0	1	3						
Willie McCovey, L OBP: 0.316, SLG: 0.403 Gary Matthews, R OBP: 0.296, SLG: 0.432 (1, 3) (4, 7)		G3			F8				F8	2	0	0	0	0	0	0						
Dave Kingman, R OBP: 0.309, SLG: 0.469 (1, 5)							1B			3	0	1	0	1	2	0						
Dave Radler, L OBP: 0.301, SLG: 0.332 (1, 2)										4	0	1	0	0	0	2						
Tito Fuentes, S OBP: 0.303, SLG: 0.372 (1, 4)										4	0	1	0	0	0	1						
Gary Thomasson, L OBP: 0.286, SLG: 0.571 (1, 7) (4, 3)										3	0	1	0	0	1	1						
Jim Willoughby, R OBP: 0.214, SLG: 0.185 Ken Henderson, S OBP: 0.317, SLG: 0.437 Randy Moffitt, R (7, PH) (7, 1)										1	0	1	0	0	0	0						
Inning Stats	R: 0 E: 0 K: 1 S: 2	H: 0 LOB: 0 BB: 1 P: 6	R: 0 E: 0 K: 0 S: 3	H: 1 LOB: 1 BB: 1 P: 7	R: 0 E: 1 K: 1 S: 7	H: 1 LOB: 2 BB: 0 P: 7	R: 0 E: 0 K: 1 S: 5	H: 0 LOB: 0 BB: 0 P: 5	R: 0 E: 0 K: 0 S: 4	H: 1 LOB: 1 BB: 0 P: 4	R: 0 E: 0 K: 0 S: 5	H: 2 LOB: 2 BB: 0 P: 5	R: 0 E: 0 K: 2 S: 8	H: 1 LOB: 1 BB: 0 P: 8	R: 0 E: 0 K: 0 S: 3	H: 0 LOB: 0 BB: 0 P: 3		R: 0 E: 0 K: 1 S: 5	H: 0 LOB: 0 BB: 0 P: 5	1B: 6 2B: 0 3B: 0 HR: 0	SF: 0 SAC: 1 DP: 0 HBP: 0	WP: 3 PB: 0 SB: 0 CS: 1
PITCHER Don Wilson, R ERA: 2.66 (1, 1)	IP: 9.0 WLS: W BF: 34 H: 6 R: 0 ER: 0 SO: 5 BB: 2 IBB: 0 HBP: 0 BLK: 0 WP: 2 HR: 0 S: 42 P: 50 ERA: 0.00 WHIP: 0.889																					

Batter	1	2	3	4	5	6	7	8	9	AB	R	H	RBI	BB	SO	LOB	BOTTOM			
Jimmy Wynn, R OBP: 0.394, SLG: 0.476 (1, 9)	K		K		5-3					4	1	1	0	0	2	0	San Francisco Giants @ Houston Astros Astrodome, Houston, TX Wed Sep 27 1972, 8:05 PM EDT Att: 6,223 - Dome			
Roger Metzger, S OBP: 0.285, SLG: 0.261 (1, 6)			F8				F6			4	0	0	0	0	0	1				
Cesar Cedeno, R OBP: 0.383, SLG: 0.541 (1, 8)			K				F4			4	0	0	0	0	1	0				
Lee May, R OBP: 0.351, SLG: 0.504 (1, 3)										4	1	1	0	0	2	1				
Bob Watson, R OBP: 0.376, SLG: 0.455 (1, 7)										3	0	0	0	0	1	1				
Doug Radler, R OBP: 0.309, SLG: 0.428 (1, 5)										2	0	0	0	1	0	0				
Tommy Helms, R OBP: 0.294, SLG: 0.351 (1, 4)										2	0	0	0	1	0	2				
Larry Howard, R OBP: 0.304, SLG: 0.322 (1, 2)										3	1	2	2	0	0	1				
Don Wilson, R OBP: 0.132, SLG: 0.135 (1, 1)										3	0	0	0	0	2	2				
Inning Stats	R: 0 E: 0 K: 1 S: 5	H: 0 LOB: 0 BB: 0 P: 5	R: 1 E: 0 K: 1 S: 7	H: 2 LOB: 2 BB: 1 P: 11	R: 0 E: 0 K: 2 S: 7	H: 0 LOB: 0 BB: 0 P: 7	R: 0 E: 0 K: 0 S: 3	H: 0 LOB: 0 BB: 0 P: 3	R: 1 E: 0 K: 1 S: 6	H: 1 LOB: 0 BB: 0 P: 6	R: 0 E: 0 K: 1 S: 5	H: 0 LOB: 0 BB: 0 P: 5	R: 0 E: 0 K: 1 S: 5	H: 0 LOB: 1 BB: 1 P: 9	R: 1 E: 1 K: 1 S: 7	H: 1 LOB: 1 BB: 0 P: 7		1B: 1 2B: 2 3B: 0 HR: 1	SF: 0 SAC: 0 DP: 0 HBP: 0	WP: 0 PB: 0 SB: 0 CS: 0
PITCHER Jim Willoughby, R ERA: 2.04 Randy Moffitt, R ERA: 3.69 (1, 1) (7, 1)	IP: 6.0 WLS: L BF: 22 H: 3 R: 2 ER: 2 SO: 6 BB: 1 IBB: 0 HBP: 0 BLK: 0 WP: 1 HR: 1 S: 33 P: 37 ERA: 3.00 WHIP: 0.667																			

Batter	1	2	3	4	5	6	7	8	9	AB	R	H	RBI	BB	SO	LOB	TOP								
Roger Metzger, S OBP: 0.290, SLG: 0.262										5	1	2	0	0	0	2									
Jimmy Wynn, R OBP: 0.395, SLG: 0.474										2	2	0	0	3	0	1									
Cesar Cedeno, R OBP: 0.387, SLG: 0.545										4	1	3	0	1	0	2									
Lee May, R OBP: 0.350, SLG: 0.500										4	1	0	1	1	0	5									
Bob Watson, R OBP: 0.378, SLG: 0.456										4	0	2	2	1	0	4									
Doug Rader, R OBP: 0.308, SLG: 0.424										4	0	0	0	1	2	7									
Tommy Helms, R OBP: 0.292, SLG: 0.348										4	0	0	1	0	1	4									
Larry Howard, R OBP: 0.303, SLG: 0.320										4	0	1	1	0	0	0									
Ken Forsch, R OBP: 0.171, SLG: 0.150										3	0	1	0	0	1	2									
Dave Roberts, L OBP: 0.274, SLG: 0.343										1	0	1	0	0	0	0									
Inning Stats	R: 0 E: 0 K: 0 S: 3	H: 1 LOB: 1 BB: 1 P: 7	R: 0 E: 0 K: 1 S: 5	H: 1 LOB: 0 BB: 0 P: 5	R: 0 E: 0 K: 1 S: 3	H: 0 LOB: 0 BB: 0 P: 3	R: 0 E: 0 K: 1 S: 6	H: 1 LOB: 2 BB: 1 P: 10	R: 0 E: 0 K: 0 S: 4	H: 1 LOB: 1 BB: 0 P: 4	R: 3 E: 0 K: 1 S: 8	H: 2 LOB: 2 BB: 2 P: 16	R: 2 E: 0 K: 1 S: 7	H: 2 LOB: 2 BB: 2 P: 15	R: 0 E: 0 K: 0 S: 3	H: 1 LOB: 0 BB: 0 P: 3	R: 0 E: 0 K: 0 S: 4	H: 1 LOB: 2 BB: 1 P: 8	1B: 9 2B: 1 3B: 0 HR: 0	SF: 0 SAC: 0 DP: 2 HBP: 0	WP: 0 PB: 1 SB: 2 CS: 1	PA: 42			
PITCHER	IP	WLS	BF	H	R	ER	SO	BB	IBB	HBP	BLK	WP	HR	S	P	ERA	WHIP								
Clay Kirby, R ERA: 3.09	5.0		20	4	1	1	2	3	0	0	0	0	0	21	33	1.80	1.400								
Steve Simpson, R ERA: 4.35	1.0	L	9	3	4	4	1	1	1	0	0	0	0	9	17	36.00	4.000								
Ralph Garcia, R ERA: 3.0	1.0		5	1	0	0	1	0	1	0	0	0	0	6	10	0.00	1.000								
Ed Acosta, R ERA: 4.36	2.0		8	2	0	0	0	1	0	0	0	0	0	7	11	0.00	1.500								

Houston Astros @ San Diego Padres
San Diego Stadium, San Diego, CA
Fri Sep 29 1972, 10:05 PM EDT
Att: 5,994 - Unknown

AB	35
R	5
H	10
RBI	5
BB	7
SO	4
LOB	27



Batter	1	2	3	4	5	6	7	8	9	AB	R	H	RBI	BB	SO	LOB	BOTTOM								
Derrel Thomas, S OBP: 0.290, SLG: 0.312										5	0	1	0	0	2	2									
Enzo Hernandez, R OBP: 0.228, SLG: 0.218										3	1	1	0	0	0	0									
Larry Stahl, L OBP: 0.296, SLG: 0.337										1	0	0	0	0	1	2									
Ed Acosta, S OBP: 0.154, SLG: 0.083										0	0	0	0	0	0	0									
Leron Lee, L OBP: 0.350, SLG: 0.501										4	0	0	0	0	2	3									
Nate Colbert, R OBP: 0.335, SLG: 0.516										4	0	2	1	0	2	0									
Cito Gaston, R OBP: 0.310, SLG: 0.360										4	0	2	0	0	1	1									
Jerry Morales, R OBP: 0.311, SLG: 0.363										4	0	1	0	0	0	1									
Fred Stanley, R OBP: 0.290, SLG: 0.215										4	1	1	0	0	0	1									
Joe Goddard, R OBP: 0.360, SLG: 0.286										2	0	1	0	2	1	0									
Clay Kirby, R OBP: 0.315, SLG: 0.068										1	0	0	1	0	0	1									
Steve Simpson, R ERA: 3.87										0	0	0	0	0	0	0									
Ralph Garcia, R ERA: 4.56										0	0	0	0	0	0	0									
Curt Blefary, L OBP: 0.328, SLG: 0.345										1	0	0	0	0	1	1									
Garry Jestadt, R OBP: 0.271, SLG: 0.342										1	0	0	0	0	0	0									
Inning Stats	R: 1 E: 0 K: 2 S: 10	H: 4 LOB: 2 BB: 0 P: 10	R: 0 E: 0 K: 0 S: 3	H: 0 LOB: 1 BB: 1 P: 7	R: 0 E: 0 K: 2 S: 8	H: 1 LOB: 1 BB: 0 P: 8	R: 1 E: 1 K: 0 S: 5	H: 2 LOB: 1 BB: 0 P: 5	R: 0 E: 0 K: 1 S: 5	H: 0 LOB: 0 BB: 0 P: 5	R: 0 E: 0 K: 0 S: 3	H: 0 LOB: 0 BB: 0 P: 3	R: 0 E: 0 K: 2 S: 8	H: 1 LOB: 2 BB: 1 P: 12	R: 0 E: 0 K: 1 S: 6	H: 1 LOB: 1 BB: 0 P: 6	R: 0 E: 0 K: 2 S: 7	H: 0 LOB: 0 BB: 0 P: 7	1B: 7 2B: 2 3B: 0 HR: 0	SF: 0 SAC: 1 DP: 0 HBP: 0	WP: 0 PB: 0 SB: 1 CS: 0	PA: 37			
PITCHER	IP	WLS	BF	H	R	ER	SO	BB	IBB	HBP	BLK	WP	HR	S	P	ERA	WHIP								
Ken Forsch, R ERA: 3.87	6.2	W	29	8	2	1	7	2	0	0	0	0	0	14	49	1.35	1.500								
Dave Roberts, L ERA: 4.56	2.1	S	8	1	0	0	3	0	0	0	0	0	0	14	14	0.00	0.429								

Houston Astros @ San Diego Padres
San Diego Stadium, San Diego, CA
Fri Sep 29 1972, 10:05 PM EDT
Att: 5,994 - Unknown

AB	34
R	2
H	9
RBI	2
BB	2
SO	10
LOB	12



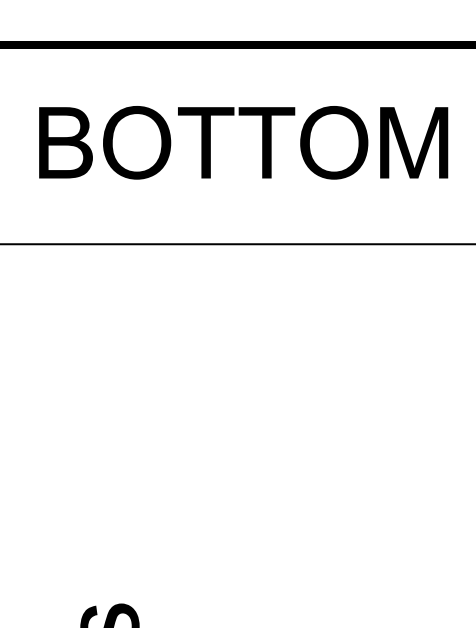
Batter	1	2	3	4	5	6	7	8	9	AB	R	H	RBI	BB	SO	LOB	TOP							
Roger Metzger, S (1, 6) OBP: 0.291, SLG: 0.263	4-0 WP BB		0-0 G5-4-3 1B	0-0 1-3			0-0 2B		0-0 F8	4	0	2	0	1	0	3	Houston Astros @ San Diego Padres San Diego Stadium, San Diego, CA Sun Oct 01 1972, 6:33 AM EDT Att: 9,425 - Unknown livebaseballscores.com							
Jimmy Wynn, R (1, 9) OBP: 0.392, SLG: 0.475	0-0 F6		0-0 G5-4-3		0-3 K		0-0 L3			4	0	0	0	0	1	3								
Cesar Cedeno, R (1, 8) OBP: 0.387, SLG: 0.542	0-0 1-3		0-0 2B		4-0 S BB		0-0 F7			3	0	1	0	1	0	2								
Lee May, R (1, 3) OBP: 0.344, SLG: 0.491	0-0 F7		0-0 F6		0-3 K			0-0 F2		4	0	0	0	0	1	3								
Bob Watson, R (1, 7) OBP: 0.378, SLG: 0.464		0-0 2B		0-0 HR		0-0 F3		0-0 3-1		2	1	2	1	0	0	0								
Norm Miller, L (4, 7) OBP: 0.342, SLG: 0.408										2	0	0	0	0	0	1								
Doug Rader, R (1, 5) OBP: 0.308, SLG: 0.424		0-3 K		0-0 F3		0-0 F8		0-0 6-3		4	0	0	0	0	1	1								
Tommy Helms, R (1, 4) OBP: 0.293, SLG: 0.348		0-0 5-3		0-0 SH5-4 BB 1B		0-0 F9		0-0 L8		3	0	1	0	0	0	1								
Jimmy Stewart, S (6, 4) OBP: 0.252, SLG: 0.316										1	0	0	0	0	0	0								
Larry Howard, R (1, 2) OBP: 0.304, SLG: 0.312		4-0 BB		4-0 SH5-4 BB		0-0 L9		0-0 F7		1	0	0	0	2	0	0								
Bob Stinson, S (6, 2) OBP: 0.176, SLG: 0.188				1-2 BB						1	0	0	0	0	0	0								
Don Wilson, R (1, 1) OBP: 0.128, SLG: 0.132		0-3 K		0-0 SH5-4		0-0 F7		0-0 2B		2	0	0	0	0	1	2								
Rich Chiles, L (9, PH) OBP: 0.429, SLG: 0.500				1-2 2-3						1	0	1	0	0	0	0								
Inning Stats	R: 0 E: 0 K: 0 S: 3	H: 0 LOB: 1 BB: 1 P: 7	R: 0 E: 0 K: 2 S: 8	H: 1 LOB: 2 BB: 1 P: 12	R: 0 E: 0 K: 0 S: 4	H: 2 LOB: 1 BB: 0 P: 4	R: 1 E: 0 K: 0 S: 5	H: 2 LOB: 2 BB: 1 P: 9	R: 0 E: 0 K: 0 S: 7	H: 0 LOB: 1 BB: 1 P: 11	R: 0 E: 0 K: 0 S: 4	H: 1 LOB: 1 BB: 0 P: 4	R: 0 E: 0 K: 0 S: 3	H: 0 LOB: 0 BB: 0 P: 3	R: 0 E: 0 K: 0 S: 3	H: 0 LOB: 0 BB: 0 P: 3	R: 0 E: 0 K: 0 S: 4	H: 1 LOB: 1 BB: 0 P: 4	R: 0 E: 0 K: 0 S: 4	H: 1 LOB: 1 BB: 0 P: 4	1B: 2 2B: 4 3B: 0 HR: 1	SF: 0 SAC: 1 DP: 1 HBP: 0	WP: 1 PB: 0 SB: 1 CS: 0	PA: 37
PITCHER Steve Arlin, R (1, 1) ERA: 3.6	IP: 9.0 WLS: W BF: 37 H: 7 R: 1 ER: 1 SO: 4 BB: 4 IBB: 0 HBP: 0 BLK: 0 WP: 1 HR: 1 S: 41 P: 57 ERA: 1.00 WHIP: 1.222															PITCHER	IP: 9.0 WLS: W BF: 37 H: 7 R: 1 ER: 1 SO: 4 BB: 4 IBB: 0 HBP: 0 BLK: 0 WP: 1 HR: 1 S: 41 P: 57 ERA: 1.00 WHIP: 1.222							

Batter	1	2	3	4	5	6	7	8	9	AB	R	H	RBI	BB	SO	LOB	BOTTOM			
Derrel Thomas, S (1, 4) OBP: 0.290, SLG: 0.312	0-0 F5		0-0 L9			0-0 F6		0-0 1-3		4	0	0	0	0	0	0	Houston Astros @ San Diego Padres San Diego Stadium, San Diego, CA Sun Oct 01 1972, 6:33 AM EDT Att: 9,425 - Unknown livebaseballscores.com			
Enzo Hernandez, R (1, 6) OBP: 0.235, SLG: 0.225	0-0 S SF7 1B		0-0 F7			0-0 BB S 1B		0-0 1B 2B		4	2	3	0	0	0	0				
Leron Lee, L (1, 7) OBP: 0.355, SLG: 0.501	4-0 1-3 BB			0-0 6-3		4-0 BB E 2 BB		0-3 K		2	0	0	0	2	1	1				
Nate Colbert, R (1, 3) OBP: 0.334, SLG: 0.513	0-0 SF7			0-0 F5		0-0 E6 BB		0-0 1B		3	0	1	2	0	0	1				
Cito Gaston, R (1, 9) OBP: 0.307, SLG: 0.357	0-3 K			0-0 F8		4-0 1-2 2-3 BB		0-0 6-3		3	0	0	0	1	1	2				
Larry Stahl, L (1, 8) OBP: 0.299, SLG: 0.350		0-3 K			0-0 HR	0-0 2		0-0 SH3-4 1B		3	1	2	1	0	1	0				
Garry Jestadt, R (1, 5) OBP: 0.279, SLG: 0.343		0-0 L4			0-0 4-3			0-0 SH3-4		2	0	0	0	0	0	0				
Joe Goddard, R (1, 2) OBP: 0.324, SLG: 0.276		0-3 K			0-0 F5			0-0 6-3		3	0	0	0	0	1	1				
Steve Arlin, R (1, 1) OBP: 0.247, SLG: 0.194			0-0 F8		0-0 F8			0-0 6-3		3	0	0	0	0	0	1				
Inning Stats	R: 1 E: 0 K: 1 S: 6	H: 1 LOB: 1 BB: 1 P: 10	R: 0 E: 0 K: 2 S: 7	H: 0 LOB: 0 BB: 0 P: 7	R: 0 E: 0 K: 0 S: 3	H: 0 LOB: 0 BB: 0 P: 3	R: 0 E: 0 K: 0 S: 3	H: 0 LOB: 0 BB: 0 P: 3	R: 1 E: 0 K: 0 S: 4	H: 1 LOB: 3 BB: 2 P: 11	R: 0 E: 0 K: 0 S: 4	H: 1 LOB: 1 BB: 0 P: 4	R: 0 E: 0 K: 1 S: 7	H: 2 LOB: 1 BB: 0 P: 7	R: 1 E: 0 K: 1 S: 7	H: 2 LOB: 1 BB: 0 P: 7		1B: 4 2B: 1 3B: 0 HR: 1	SF: 1 SAC: 1 DP: 0 HBP: 0	WP: 0 PB: 0 SB: 3 CS: 0
PITCHER Don Wilson, R (1, 1) ERA: 2.88	IP: 8.0 WLS: L BF: 33 H: 6 R: 3 ER: 3 SO: 4 BB: 3 IBB: 0 HBP: 0 BLK: 0 WP: 0 HR: 1 S: 37 P: 49 ERA: 3.38 WHIP: 1.125															PITCHER	IP: 8.0 WLS: L BF: 33 H: 6 R: 3 ER: 3 SO: 4 BB: 3 IBB: 0 HBP: 0 BLK: 0 WP: 0 HR: 1 S: 37 P: 49 ERA: 3.38 WHIP: 1.125			

Batter	1	2	3	4	5	6	7	8	9	AB	R	H	RBI	BB	SO	LOB	TOP										
Roger Metzger, S (1, 6) OBP: 0.288, SLG: 0.259	4-3		K		L1		FC4-6		6-3	5	0	0	0	0	1	2											
Norm Miller, L (1, 7) OBP: 0.331, SLG: 0.393	1-3		F8		E3		K			4	0	0	0	0	1	1											
Cesar Cedeno, R (1, 8) OBP: 0.365, SLG: 0.537	6-3		6-3		P6					2	0	0	0	0	0	0											
Jimmy Stewart, S (3, 8) OBP: 0.297, SLG: 0.313	6-3									1	0	0	0	1	0	1											
Lee May, R (1, 3) OBP: 0.343, SLG: 0.490		K		K			6-3			4	0	1	0	0	2	0											
Doug Rader, R (1, 5) OBP: 0.309, SLG: 0.425		4-3					K			1	0	1	0	0	0	0											
Bobby Fenwick, R (2, PR) OBP: 0.226, SLG: 0.240		1B								3	1	1	0	0	1	2											
Rich Chiles, L (1, 9) OBP: 0.333, SLG: 0.364		4-3								3	0	1	0	0	0	2											
Jimmy Wynn, R (8, PH) OBP: 0.589, SLG: 0.470										1	0	0	0	0	0	2											
Larry Howard, R (8, 7) OBP: 0.299, SLG: 0.306										0	0	0	0	0	0	0											
Gary Sutherland, R (1, 4) OBP: 0.125, SLG: 0.125										4	0	1	1	0	0	4											
Bob Stinson, S (1, 2) OBP: 0.211, SLG: 0.200										3	1	1	0	0	1	0											
Mike Cosgrove, L (1, 1) OBP: 0.354, SLG: 0.376										1	0	0	0	0	0	2											
Jesus Alou, R (7, PH) OBP: 0.366, SLG: 0.376										1	0	1	0	0	0	0											
Fred Gladding, L (7, 1) OBP: 0.358, SLG: 0.373										0	0	0	0	0	0	0											
Johnny Edwards, L (9, PH) OBP: 0.358, SLG: 0.373										1	0	0	0	0	0	0											
Inning Stats	R: 0 E: 0 K: 0 S: 3	H: 0 LOB: 0 BB: 0 P: 3	R: 1 E: 0 K: 1 S: 7	H: 2 LOB: 2 BB: 0 P: 8	R: 0 E: 0 K: 1 S: 5	H: 0 LOB: 0 BB: 0 P: 5	R: 0 E: 0 K: 1 S: 6	H: 1 LOB: 1 BB: 0 P: 6	R: 1 E: 1 K: 0 S: 5	H: 1 LOB: 1 BB: 0 P: 5	R: 0 E: 0 K: 1 S: 6	H: 1 LOB: 1 BB: 0 P: 6	R: 0 E: 0 K: 2 S: 8	H: 1 LOB: 1 BB: 0 P: 8	R: 0 E: 0 K: 0 S: 4	H: 1 LOB: 2 BB: 1 P: 8	R: 0 E: 0 K: 0 S: 3	H: 0 LOB: 0 BB: 0 P: 3	1B: 7 2B: 0 3B: 0 HR: 0	SF: 0 SAC: 1 DP: 0 HBP: 1	WP: 0 PA: 37 PB: 0 SB: 1 CS: 0						
PITCHER	IP	WLS	BF	H	R	ER	SO	BB	IBB	HBP	BLK	WP	HR	S	P	ERA	WHIP	PITCHER									
Pedro Borbon, R (1, 1) ERA: 3.17	1.0		3	0	0	0	0	0	0	0	0	0	0	3	3	0.00	0.000										
Jack Billingham, R (2, 1) ERA: 3.18	2.0		9	2	1	1	2	0	0	1	0	0	0	12	13	4.50	1.000										
Jim McGlothlin, R (4, 1) ERA: 3.91	3.0	W	13	3	1	0	2	0	0	0	0	0	0	17	17	0.00	1.000										
Tom Hall, L (7, 1) ERA: 2.61	2.0		9	2	0	0	2	1	0	0	0	0	0	12	16	0.00	1.500										
Clay Carroll, R (9, 1) ERA: 2.25	1.0	S	3	0	0	0	0	0	0	0	0	0	0	3	3	0.00	0.000										
Batter	1	2	3	4	5	6	7	8	9	AB	R	H	RBI	BB	SO	LOB	BOTTOM										
Pete Rose, S (1, 7) OBP: 0.382, SLG: 0.417	6-3									4	0	0	0	0	0	2											
Joe Morgan, L (1, 4) OBP: 0.417, SLG: 0.435										2	1	0	0	1	1	0											
Darrel Chaney, S (6, 4) OBP: 0.345, SLG: 0.337										1	0	0	0	0	0	0											
Bobby Tolan, L (1, 8) OBP: 0.334, SLG: 0.386										3	2	2	0	1	0	1											
Clay Carroll, R (9, 1) OBP: 0.182, SLG: 0.182										0	0	0	0	0	0	0											
Johnny Bench, R (1, 9) OBP: 0.379, SLG: 0.541										1	0	0	1	1	0	1											
Tom Hall, L (7, 1) OBP: 0.196, SLG: 0.100										0	0	0	0	0	0	0											
Joe Hogue, L (8, PH) OBP: 0.350, SLG: 0.416										1	0	1	0	0	0	0											
Tony Perez, R (1, 3) OBP: 0.349, SLG: 0.497										4	0	2	2	0	0	1											
Cesar Geronimo, L (8, PR) OBP: 0.344, SLG: 0.412										0	0	0	0	0	0	0											
Denis Menke, R (1, 5) OBP: 0.322, SLG: 0.345										4	0	0	0	0	2	4											
Dave Concepcion, R (1, 6) OBP: 0.272, SLG: 0.270										4	1	2	1	0	0	2											
Bill Plummer, R (1, 2) OBP: 0.211, SLG: 0.284										3	0	0	0	0	0	1											
Pedro Borbon, R (1, 1) OBP: 0.130, SLG: 0.048										0	0	0	0	0	0	0											
Jack Billingham, R (2, 1) OBP: 0.096, SLG: 0.085										1	0	0	0	0	1	1											
Jim McGlothlin, R (4, 1) OBP: 0.255, SLG: 0.261										0	0	0	0	1	0	0											
Hal McRae, R (7, 9) OBP: 0.295, SLG: 0.474										1	0	0	0	0	0	0											
Inning Stats	R: 1 E: 0 K: 0 S: 5	H: 2 LOB: 2 BB: 1 P: 9	R: 0 E: 0 K: 1 S: 6	H: 1 LOB: 1 BB: 0 P: 6	R: 0 E: 0 K: 1 S: 6	H: 1 LOB: 1 BB: 0 P: 6	R: 1 E: 0 K: 1 S: 6	H: 1 LOB: 1 BB: 1 P: 10	R: 1 E: 0 K: 0 S: 3	H: 0 LOB: 0 BB: 0 P: 7	R: 0 E: 0 K: 0 S: 3	H: 0 LOB: 0 BB: 0 P: 3	R: 0 E: 0 K: 0 S: 3	H: 0 LOB: 0 BB: 0 P: 3	R: 1 E: 0 K: 1 S: 6	H: 2 LOB: 2 BB: 1 P: 10	R: 0 E: 0 K: 0 S: 3	H: 0 LOB: 0 BB: 0 P: 3	1B: 4 2B: 2 3B: 0 HR: 1	SF: 1 SAC: 0 DP: 0 HBP: 0	WP: 1 PA: 34 PB: 0 SB: 2 CS: 0						
PITCHER	IP	WLS	BF	H	R	ER	SO	BB	IBB	HBP	BLK	WP	HR	S	P	ERA	WHIP	PITCHER									
Mike Cosgrove, L (1, 1) ERA: 4.61	6.0	L	26	5	3	3	3	3	0	0	0	0	1	29	41	4.50	1.333										
Fred Gladding, R (7, 1) ERA: 2.77	2.0		8	2	1	1	1	1	0	0	0	0	0	9	13	4.50	1.500										

Houston Astros @ Cincinnati Reds
Riverfront Stadium, Cincinnati, OH
Wed Oct 04 1972, 7:05 PM EDT
Att: 10,079 - Unknown

AB	34
R	2
H	7
RBI	1
BB	1
SO	6
LOB	16



Houston Astros @ Cincinnati Reds
Riverfront Stadium, Cincinnati, OH
Wed Oct 04 1972, 7:05 PM EDT
Att: 10,079 - Unknown

AB	29
R	4
H	7
RBI	4
BB	4
SO	4
LOB	13

