

Houston Astros - 1973

Batter	1	2	3	4	5	6	7	8	9	10	11	12	13	AB R H RBI BB SO LOB	TOP															
Jimmy Wynn, R (1, 9) OBP: 0.167, SLG: 0.667	0-0 F8		0-0 F7			0-0 HR		0-0 6-3			0-3 K		0-3 K	6 1 1 1 0 2 0	Houston Astros @ Atlanta Braves Atlanta Stadium, Atlanta, GA Fri Apr 06 1973, 6:05 PM EST Att. 25,335 - Unknown															
Tommy Helms, R (1, 4) OBP: 0.500, SLG: 0.500	0-0 WP 1B		0-0 5-3			0-0 F7		0-0 S 1B			0-0 6-3		0-0 2B 1B	6 1 3 0 0 0 0																
Cesar Cedeno, R (1, 8) OBP: 0.500, SLG: 1.167	0-3 K				0-3 K		0-0 2B		0-0 F8 1-2		0-0 3B		0-0 2B 1-H	6 0 3 1 0 2 2																
Bob Watson, R (1, 7) BBB	4-0 1-2 BB				0-0 6-3		0-3 K		0-0 G3		0-0 6-3		0-0 P3	5 0 0 0 1 1 3																
Lee May, R (1, 3)	0-0 F8				0-0 6-3		0-0 G3		0-3 K			0-3 K		5 0 0 0 0 2 3																
Doug Rader, R (1, 5)		0-3 K				0-3 K		0-0 F8		0-0 F3		0-0 4-3		5 0 0 0 0 2 0																
Johnny Edwards, L (1, 2) OBP: 0.400, SLG: 0.400		0-0 F8				0-0 1B		0-0 G3			0-0 F7		0-0 1B	5 0 2 0 0 0 0																
Roger Metzger, S (1, 6)		0-0 4-3				0-0 P5		0-0 6-3			0-3 K		0-0 F7	5 0 0 0 0 1 2																
Dave Roberts, L (1, 1) Bob Gallagher, L (10, 99) Jim Ray, R (10, 1) Jim Crawford, L (12, 1) Fred Gladding, L (12, 1) Norm Miller, L (13, 99) Jim York, R (13, 1)			0-0 5-3			0-0 6-3		0-0 F5			0-3 K		0-0 F9	3 0 0 0 0 0 0 1 1 0 0 0 0 0 1 0 0 0 0 0 0 0 0 0 0 0 0 0 0 0 0 0 0 0 0 0 0 0 0 0 1 0 0 0 0 0 0 0 0 0 0 0 0 0 0 0																
Inning Stats	R: 0 E: 0 K: 1 S: 6	H: 1 LOB: 2 BB: 1 P: 10	R: 0 E: 0 K: 1 S: 5	H: 0 LOB: 0 BB: 0 P: 5	R: 0 E: 0 K: 0 S: 3	H: 0 LOB: 0 BB: 0 P: 3	R: 0 E: 0 K: 1 S: 6	H: 1 LOB: 1 BB: 0 P: 6	R: 1 E: 0 K: 1 S: 7	H: 2 LOB: 1 BB: 0 P: 7	R: 0 E: 0 K: 0 S: 3	H: 0 LOB: 0 BB: 0 P: 3	R: 0 E: 0 K: 1 S: 5	H: 0 LOB: 0 BB: 0 P: 5		R: 0 E: 0 K: 2 S: 7	H: 0 LOB: 0 BB: 0 P: 7	R: 0 E: 0 K: 1 S: 6	H: 1 LOB: 1 BB: 0 P: 6	R: 0 E: 0 K: 1 S: 6	H: 1 LOB: 1 BB: 0 P: 6	R: 1 E: 0 K: 1 S: 7	H: 2 LOB: 1 BB: 0 P: 7	1B: 5 2B: 2 3B: 1 HR: 1	SF: 0 SAC: 0 DP: 0 HBP: 0	WP: 1 PB: 0 SB: 1 CS: 0	PA: 49			
PITCHER	IP WLS BF H R ER SO BB IBB HBP BLK WP HR S P ERA WHIP															IP WLS BF H R ER SO BB IBB HBP BLK WP HR S P ERA WHIP														
Gary Gentry, R (1, 1) ERA: 1.29	7.0																													
Roric Harrison, R (8, 1) ERA:	5.0	18	3	0	0	5	0	0	0	0	0	0	0	0		0	0	0	0	0	0	0	0	0	0	0	0	0	0	0
Cecil Upshaw, R (13, 1) ERA: 9.0	1.0	L 5	2	1	1	1	0	0	0	0	0	0	0	0	0	0	0	0	0	0	0	0	0	0	0	0	0	0	0	0

livebaseballscorecards.com

AB	48
R	2
H	9
RBI	2
BB	1
SO	11
LOB	11



Batter	1	2	3	4	5	6	7	8	9	10	11	12	13	AB R H RBI BB SO LOB
Ralph Garr, L (1, 7) SS	0-3 K		0-3 K		0-0 FC6-4			0-0 F8			0-0 F2	0-3 K		6 0 0 0 0 3 4
Rod Gilbreath, R (1, 5) OBP: 0.500, SLG: 0.667	0-0 G6-4-3 1B			0-0 2B		0-0 F9		0-0 G5-4-3 1B			0-0 P4	0-0 FC6-4		6 0 3 0 0 0 3
Hank Aaron, R (1, 9) X	0-0 G6-4-3 1-2f			0-0 F8		0-0 6-3		0-0 G5-4-3 1-2f			4-0 1B BB		0-0 5-3	5 0 0 0 1 0 3
Dusty Baker Jr., R (1, 8) OBP: 0.500, SLG: 0.500		0-0 FC5-4 1B		0-0 F8		0-0 1B		0-0 5-3			0-0 1-3 1B		0-3 K	6 0 3 0 0 1 1
Darrell Evans, L (1, 3) OBP: 0.167, SLG: 0.167		0-3 K		0-0 4-3		0-3 K		0-0 G3			0-0 F8		0-0 1B	6 0 1 0 0 2 5
Davey Johnson, R (1, 4) OBP: 0.333, SLG: 0.500		0-0 FC5-4 1-2f		0-0 4-3 1B 2B		0-0 SH3-4 1B		0-0 F7			0-0 F8		0-0 P3	6 1 2 0 0 0 2
Johnny Oates, L (1, 2) OBP: 0.250, SLG: 0.250		0-0 F9		0-0 F8		0-0 SH3-4 1-2		0-0 F9			0-0 1B 1B			4 0 1 0 0 0 2
Marty Perez, R (1, 6) OBP: 0.200, SLG: 0.200			0-0 5-3		0-0 4-3 2-3	0-0 5-3		0-3 K			0-0 1-3 1B		0-0 BB 1B	5 0 1 0 0 1 2
Gary Gentry, R (1, 1) OBP: 0.500, SLG: 0.500			0-0 L4		0-0 FC6-4 1B		0-0 F9			0-3 K		4-0 FC6-4 1-2 BB		2 0 1 1 0 0 0 0 1 0 0 0 0 0 0 1 1 0 0 0 0 0 1 0 0 0 0 0 0 0 0 0 0 0 0 0 0 1 0 0 0 0 0 0 0 0 0 0 0 0 0 0 0 0 0 0

Inning Stats	R: 0	E: 0	K: 1	S: 5	H: 1	LOB: 0	BB: 0	P: 5	R: 0	E: 0	K: 1	S: 6	H: 1	LOB: 1	BB: 0	P: 6	R: 0	E: 0	K: 1	S: 5	H: 2	LOB: 1	BB: 0	P: 5	R: 0	E: 0	K: 1	S: 6	H: 1	LOB: 1	BB: 0	P: 6	R: 0	E: 0	K: 1	S: 6	H: 1	LOB: 0	BB: 0	P: 6	R: 0	E: 0	K: 1	S: 4	H: 1	LOB: 1	BB: 0	P: 4	R: 0	E: 0	K: 0	S: 3	H: 0	LOB: 0	BB: 0	P: 3	R: 0	E: 0	K: 2	S: 7	H: 0	LOB: 0	BB: 0	P: 7	R: 0	E: 0	K: 0	S: 4	H: 1	LOB: 2	BB: 1	P: 8	R: 0	E: 0	K: 1	S: 7	H: 2	LOB: 3	BB: 1	P: 11	R: 0	E: 0	K: 1	S: 6	H: 1	LOB: 1	BB: 0	P: 6	1B: 10	2B: 2	3B: 0	SF: 0	SAC: 1	DP: 2	HBP: 0	WP: 0	PA: 51
PITCHER	IP	WLS	BF	H	R	ER	SO	BB	IBB	HBP	BLK	WP	HR	S	P	ERA	WHIP																																																																																
Dave Roberts, L (1, 1) ERA: 1.0	9.0		33	8	1	1	4	0	0	0	0	0	0	41	41	1.00	0.889																																																																																
Jim Ray, R (10, 1) ERA:	2.1		11	3	0	0	2	1	0	0	0	0	0	14	18	0.00	1.714																																																																																
Jim Crawford, L (12, 1) ERA:	0.1		2	0	0	0	1	1	0	0	0	0	0	3	7	0.00	3.000																																																																																
Fred Gladding, R (12, 1) ERA:	0.1	W	1	0	0	0	0	0	0	0	0	0	0	1	1	0.00	0.000																																																																																
Jim York, R (13, 1) ERA:	1.0	S	4	1	0	0	1	0	0	0	0	0	0	6	6	0.00	1.000																																																																																

BOTTOM

Houston Astros @ Atlanta Braves
Atlanta Stadium, Atlanta, GA

Fri Apr 06 1973, 6:05 PM EST
Att: 25,335 - Unknown

livebaseballscorecards.com

AB	48
R	1
H	12
RBI	1
BB	2
SO	8
LOB	23



Batter	1	2	3	4	5	6	7	8	9	AB R H RBI BB SO LOB	TOP	
Jimmy Wynn, R OBP: 0.182, SLG: 0.400 (1, 9) BB	4-0 E S 6-3 BB		0-0 P4		0-0 P6	0-0 F8	0-0 P6			4 1 0 0 1 0 3		
Tommy Helms, R OBP: 0.455, SLG: 0.455 Hector Torres, R (1, 4) (9, 4)	0-0 6-3 1-H		0-0 1B		0-0 6-3	0-0 2B 1-2 1B 3-H		0-0 F9		5 1 2 2 0 0 0 0 0 0 0 0 0 0		
Cesar Cedeno, R OBP: 0.636, SLG: 1.455 (1, 8)	0-0 HR		0-0 FC6-4 1B			0-0 2B 2B		0-0 5-3		5 3 4 2 0 0 0		
Bob Watson, R OBP: 0.364, SLG: 0.125 (1, 7) SS	0-3 K		0-3 K			0-0 2B 1B BB		4-0 BB		3 1 1 2 2 2 2		
Lee May, R OBP: 0.300, SLG: 0.333 (1, 3) BB	4-0 FC5-4 BB		0-0 FC6-4 1-2f			0-0 1B 2B		0-3 K		4 1 2 1 1 1 3		
Doug Rader, R OBP: 0.100, SLG: 0.100 (1, 5) X	0-0 FC5-4 1-2f			0-0 1-3		0-0 1B F9		0-0 F8		5 0 1 2 0 0 3		
Johnny Edwards, L OBP: 0.300, SLG: 0.300 (1, 2)		0-0 F8		0-0 P4		0-0 3B 1B	0-0 3-1	0-0 F9		5 1 1 0 0 0 0		
Roger Metzger, S OBP: 0.200, SLG: 0.333 (1, 6)		0-0 4-3		0-0 P6		0-0 1B 3B	0-0 F7	4-0 BB		4 1 1 1 1 0 0		
Ken Forsch, R OBP: 0.400, SLG: 0.250 (1, 1)		0-0 F9			0-3 K	4-0 1B 2B BB	0-0 1B	0-0 F8		4 1 1 0 1 1 1		
Inning Stats	R: 2 H: 1 E: 0 LOB: 1 K: 1 BB: 2 S: 6 P: 14	R: 0 H: 0 E: 0 LOB: 0 K: 0 BB: 0 S: 3 P: 3	R: 0 H: 2 E: 0 LOB: 2 K: 1 BB: 0 S: 7 P: 7	R: 0 H: 0 E: 0 LOB: 0 K: 0 BB: 0 S: 3 P: 3	R: 0 H: 0 E: 0 LOB: 0 K: 1 BB: 0 S: 5 P: 5	R: 8 H: 9 E: 0 LOB: 2 K: 0 BB: 2 S: 11 P: 19	R: 0 H: 1 E: 0 LOB: 1 K: 0 BB: 0 S: 4 P: 4	R: 0 H: 0 E: 0 LOB: 1 K: 1 BB: 1 S: 5 P: 9	R: 0 H: 0 E: 0 LOB: 1 K: 0 BB: 1 S: 3 P: 7	1B: 8 SF: 0 2B: 3 SAC: 0 3B: 1 DP: 0 HR: 1 HBP: 0	WP: 0 PA: 45 PB: 0 SB: 1 CS: 0	
PITCHER Pat Dobson, R ERA: 11.81 Ron Schueler, R ERA: 10.13 Tom House, L ERA:	IP WLS BF H R ER SO BB IBB HBP BLK WP HR S P ERA WHIP											PITCHER IP WLS BF H R ER SO BB IBB HBP BLK WP HR S P ERA WHIP
	5.1 L 26 8 7 7 3 3 0 0 0 0 0 1 29 41 11.81 2.062											
	6.1 2.2 15 5 3 3 1 2 0 0 0 0 0 15 23 10.12 2.625											
	9.1 1.0 4 0 0 0 0 1 0 0 0 0 0 0 3 7 0.00 1.000											

Houston Astros @ Atlanta Braves
Atlanta Stadium, Atlanta, GA
Sun Apr 08 1973, 3:33 AM EST
Unknown

livebaseballscorecards.com

AB 39
R 10
H 13
RBI 10
BB 6
SO 4
LOB 12



Batter	1	2	3	4	5	6	7	8	9	AB R H RBI BB SO LOB
Ralph Garr, L (1, 7) x	0-0 3-1 ①		0-0 4-3 ③			0-0 F5 ①		0-0 F2 ②		4 0 0 0 0 0 1
Rod Gilbreath, R (1, 5) x OBP: 0.300, SLG: 0.400	0-0 6-3 ②			0-0 L7 ①		0-0 F8 ②		0-0 E5 ③		4 0 0 0 0 0 1
Hank Aaron, R (1, 9) x	0-0 F6 ③			4-0 HR BB		0-0 L6 ③		0-3 K ③		3 1 0 0 1 1 2
Darrell Evans, L (1, 3) x OBP: 0.200, SLG: 0.500		0-0 HR		0-0 P6 ②		0-0 3-1 ①		0-3 K ①		4 1 1 1 0 1 1
Dusty Baker Jr., R (1, 8) x OBP: 0.400, SLG: 0.700		0-0 F3 ①		0-0 HR 1-H		0-0 6-3 ②		0-0 F7 ②		4 1 1 2 0 0 0
Davey Johnson, R (1, 4) x OBP: 0.300, SLG: 0.333		0-0 L6 ②		0-3 K ③		4-0 BB BB		0-0 F9 ③		3 0 0 0 1 1 0
Johnny Oates, L (1, 2) x OBP: 0.286, SLG: 0.286		0-0 CS 1B			0-0 G3 ①		0-0 F9 ③			3 0 1 0 0 0 1
Marty Perez, R (1, 6) x OBP: 0.250, SLG: 0.250		0-0 CS 1-2	0-0 E4 G3-4		0-0 P3 ②			0-0 E WP 1B		3 0 1 0 0 0 0
Pat Dobson, R (1, 1)			0-0 G3-4 1-2f		0-3 K ③			0-3 K ①		2 0 0 0 0 1 1
Ron Schueler, R (6, 1)										0 0 0 0 0 0 0
Mike Lum, L (8, PH)										1 0 0 0 0 1 1
Tom House, L (9, 1)										0 0 0 0 0 0 0

Inning Stats	R: 0	H: 0	R: 1	H: 2	R: 0	H: 0	R: 2	H: 1	R: 0	H: 0	R: 0	H: 0	R: 0	H: 1	R: 0	H: 0	R: 0	H: 0	R: 0	H: 0	1B: 2	SF: 0	WP: 1	PA: 34
E: 0	LOB: 0	E: 0	LOB: 0	E: 1	LOB: 0	E: 0	LOB: 0	E: 0	LOB: 0	E: 0	LOB: 1	E: 1	LOB: 2	E: 0	LOB: 0	E: 0	LOB: 0	E: 0	LOB: 0	E: 0	LOB: 0	2B: 0	SAC: 0	PB: 0
K: 0	BB: 0	K: 0	BB: 0	K: 0	BB: 0	K: 0	BB: 1	K: 1	BB: 0	K: 0	BB: 1	K: 0	BB: 0	K: 1	BB: 0	K: 0	BB: 0	K: 1	BB: 0	K: 1	BB: 0	3B: 0	DP: 1	SB: 0
S: 3	P: 3	S: 4	P: 4	S: 3	P: 3	S: 6	P: 10	S: 5	P: 5	S: 3	P: 7	S: 9	P: 9	S: 5	P: 5	S: 5	P: 5	S: 5	P: 5	S: 5	P: 5	HR: 2	HBP: 0	CS: 1

PITCHER	IP	WLS	BF	H	R	ER	SO	BB	IBB	HBP	BLK	WP	HR	S	P	ERA	WHIP
Ken Forsch, R (1, 1) ERA: 3.0	9.0	W	33	4	3	3	5	2	0	0	0	1	2	41	49	3.00	0.667

BOTTOM

Houston Astros @ Atlanta Braves
Atlanta Stadium, Atlanta, GA

Sun Apr 08 1973, 3:33 AM EST
Unknown

livebaseballscorecards.com

AB	31
R	3
H	4
RBI	3
BB	2
SO	5
LOB	8



Houston Astros @ Atlanta Braves
 Atlanta Stadium, Atlanta, GA
 Sun Apr 08 1973, 3:38 AM EST
 Att. 8,898 - Unknown

livebaseballscorecards.com

AB	35
R	4
H	11
RBI	4
BB	4
SO	3
LOB	19



WP:	0	PA:	41
PB:	0		
SB:	0		
CS:	0		

AB	R	H	RBI	BB	SO	LOB
5	0	3	0	0	0	4

4	0	0	1	0	0	3
---	---	---	---	---	---	---

5	1	2	0	0	0	3
---	---	---	---	---	---	---

4	1	1	0	1	0	1
---	---	---	---	---	---	---

5	1	2	3	0	1	1
---	---	---	---	---	---	---

3	0	1	0	1	0	1
0	0	0	0	0	0	0

3	1	2	0	0	0	1
---	---	---	---	---	---	---

2	0	0	0	2	0	1
---	---	---	---	---	---	---

2	0	0	0	0	1	0
---	---	---	---	---	---	---

1	0	0	0	0	1	2
---	---	---	---	---	---	---

0	0	0	0	0	0	0
---	---	---	---	---	---	---

1	0	0	0	0	0	2
---	---	---	---	---	---	---

0	0	0	0	0	0	0
---	---	---	---	---	---	---

1B:	8	SF:	1
2B:	3	SAC:	1
3B:	0	DP:	3
HR:	1	HBP:	0

WP:	0	ERA:	0.00	WHIP:	1.000
HR:	0				
S:	35				
P:	39				
ERA:	∞				
WHIP:	∞				

1B:	8	SF:	1
2B:	3	SAC:	1
3B:	0	DP:	3
HR:	1	HBP:	0

WP:	0	ERA:	6.75	WHIP:	1.500
HR:	0				
S:	6				
P:	14				
ERA:	6.75				
WHIP:	1.500				

1B:	8	SF:	1
2B:	3	SAC:	1
3B:	0	DP:	3
HR:	1	HBP:	0

WP:	0	ERA:	0.00	WHIP:	1.000
HR:	0				
S:	35				
P:	39				
ERA:	∞				
WHIP:	∞				

1B:	8	SF:	1
2B:	3	SAC:	1
3B:	0	DP:	3
HR:	1	HBP:	0

WP:	0	ERA:	6.75	WHIP:	1.500
HR:	0				
S:	6				
P:	14				
ERA:	6.75				
WHIP:	1.500				

1B:	8	SF:	1
2B:	3	SAC:	1
3B:	0	DP:	3
HR:	1	HBP:	0

WP:	0	ERA:	0.00	WHIP:	1.000
HR:	0				
S:	35				
P:	39				
ERA:	∞				
WHIP:	∞				

1B:	8	SF:	1
2B:	3	SAC:	1
3B:	0	DP:	3
HR:	1	HBP:	0

WP:	0	ERA:	6.75	WHIP:	1.500
HR:	0				
S:	6				
P:	14				
ERA:	6.75				
WHIP:	1.500				

1B:	8	SF:	1
2B:	3	SAC:	1
3B:	0	DP:	3
HR:	1	HBP:	0

WP:	0	ERA:	0.00	WHIP:	1.000
HR:	0				
S:	35				
P:	39				
ERA:	∞				
WHIP:	∞				

1B:	8	SF:	1
2B:	3	SAC:	1
3B:	0	DP:	3
HR:	1	HBP:	0

WP:	0	ERA:	6.75	WHIP:	1.500
HR:	0				
S:	6				
P:	14				
ERA:	6.75				
WHIP:	1.500				

1B:	8	SF:	1
2B:	3	SAC:	1
3B:	0	DP:	3
HR:	1	HBP:	0

WP:	0	ERA:	0.00	WHIP:	1.000
HR:	0				
S:	35				
P:	39				
ERA:	∞				
WHIP:	∞				

1B:	8	SF:	1
2B:	3	SAC:	1
3B:	0	DP:	3
HR:	1	HBP:	0

WP:	0	ERA:	6.75	WHIP:	1.500
HR:	0				
S:	6				
P:	14				
ERA:	6.75				
WHIP:	1.500				

1B:	8	SF:	1
2B:	3	SAC:	1
3B:	0	DP:	3
HR:	1	HBP:	0

WP:	0	ERA:	0.00	WHIP:	1.000
HR:	0				
S:	35				
P:	39				
ERA:	∞				
WHIP:	∞				

1B:	8	SF:	1
2B:	3	SAC:	1
3B:	0	DP:	3
HR:	1	HBP:	0

WP:	0	ERA:	6.75	WHIP:	1.500
HR:	0				
S:	6				
P:	14				
ERA:	6.75				
WHIP:	1.500				

1B:	8	SF:	1
2B:	3	SAC:	1
3B:	0	DP:	3
HR:	1	HBP:	0

WP:	0	ERA:	0.00	WHIP:	1.000
HR:	0				
S:	35				
P:	39				
ERA:	∞				
WHIP:	∞				

1B:	8	SF:	1
2B:	3	SAC:	1
3B:	0	DP:	3
HR:	1	HBP:	0

WP:	0	ERA:	6.75	WHIP:	1.500
HR:	0				
S:	6				
P:	14				
ERA:	6.75				
WHIP:	1.500				

1B:	8	SF:	1
2B:	3	SAC:	1
3B:	0	DP:	3
HR:	1	HBP:	0

WP:	0	ERA:	0.00	WHIP:	1.000
HR:	0				
S:	35				
P:	39				
ERA:	∞				
WHIP:	∞				

1B:	8	SF:	1
2B:	3	SAC:	1
3B:	0	DP:	3
HR:	1	HBP:	0

WP:	0	ERA:	6.75	WHIP:	1.500
HR:	0				
S:	6				
P:	14				
ERA:	6.75				
WHIP:	1.500				

1B:	8	SF:	1
2B:	3	SAC:	1
3B:	0	DP:	3
HR:	1	HBP:	0

WP:	0	ERA:	0.00	WHIP:	1.000
HR:	0				
S:	35				
P:	39				
ERA:	∞				
WHIP:	∞				

1B:	8	SF:	1
2B:	3	SAC:	1
3B:	0	DP:	3
HR:	1	HBP:	0

WP:	0	ERA:	6.75	WHIP:	1.500
HR:	0				
S:	6				
P:	14				
ERA:	6.75				
WHIP:	1.500				

1B:	8	SF:	1
2B:	3	SAC:	1
3B:	0	DP:	3
HR:	1	HBP:	0

WP:	0	ERA:	0.00	WHIP:	1.000
HR:	0				
S:	35				
P:	39				
ERA:	∞				
WHIP:	∞				

1B:	8	SF:	1
2B:	3	SAC:	1
3B:	0	DP:	3
HR:	1	HBP:	0

WP:	0	ERA:	6.75	WHIP:	1.500
HR:	0				
S:	6				
P:	14				
ERA:	6.75				
WHIP:	1.500				

1B:	8	SF:	1
2B:	3	SAC:	1
3B:	0	DP:	3
HR:	1	HBP:	0

WP:	0	ERA:	0.00	WHIP:	1.000
HR:	0				
S:	35				
P:	39				
ERA:	∞				
WHIP:	∞				

1B:	8	SF:	1
2B:	3	SAC:	1
3B:	0	DP:	3
HR:	1	HBP:	0

WP:	0	ERA:	6.75	WHIP:	1.500
HR:	0				
S:	6				
P:	14				
ERA:	6.75				
WHIP:	1.500				

1B:	8	SF:	1
2B:	3	SAC:	1
3B:	0	DP:	3
HR:	1	HBP:	0

WP:	0	ERA:	0.00	WHIP:	1.000
HR:	0				
S:	35				
P:	39				
ERA:	∞				
WHIP:	∞				

1B:	8	SF:	1
2B:	3	SAC:	1
3B:	0	DP:	3
HR:	1	HBP:	0

WP:	0	ERA:	6.75	WHIP:	1.500
HR:	0				
S:	6				
P:	14				
ERA:	6.75				
WHIP:	1.500				

1B:	8	SF:	1
2B:	3	SAC:	1
3B:	0	DP:	3
HR:	1	HBP:	0

WP:	0	ERA:	0.00	WHIP:	1.000
HR:	0				
S:	35				
P:	39				
ERA:	∞				
WHIP:	∞				

1B:	8	SF:	1
2B:	3	SAC:	1
3B:	0	DP:	3
HR:	1	HBP:	0

Batter	1	2	3	4	5	6	7	8	9	AB R H RBI BB SO LOB	TOP											
Lee Lacy, R (1, 4) OBP: 0.278, SLG: 0.235	0-3 K			0-0 5-3		4-0 4-3 5-4-3 BB	0-0 4-3			3 0 0 0 1 1 2	Los Angeles Dodgers @ Houston Astros Astrodome, Houston, TX Mon Apr 09 1973, 7:05 PM EST Att. 28,399 - Unknown livebaseballscorecards.com											
Manny Mota, R (1, 7) OBP: 0.333, SLG: 0.333	0-0 1B			0-0 1B		0-0 5-4-3		0-0 5-3		4 0 2 0 0 0 1												
Willie Davis, L (1, 8) OBP: 0.294, SLG: 0.313	0-0 G4-3-6-3 1-2f			0-0 1B		0-0 4-3		0-0 F8		4 0 1 0 0 0 2												
Joe Ferguson, R (1, 2) OBP: 0.250, SLG: 0.667		0-0 F8		0-3 K		4-0 BB		0-0 F9		3 0 0 0 1 1 2												
Bill Buckner, L (1, 3) Ron Cey, R (9, PH) OBP: 0.063, SLG: 0.067		0-3 K		0-0 1-3		0-0 4-3		0-3 K		3 0 0 0 0 1 4 1 0 0 0 0 1 0												
Willie Crawford, L (1, 9) Tom Paciorek, R (9, PH) OBP: 0.400, SLG: 0.182		0-3 K			4-0 FC4-6 BB		0-3 K		0-3 K	2 0 0 0 1 2 0 1 0 0 0 0 1 0												
Ken McMullen, R (1, 5) Davey Lopes, R (7, PR) OBP: 0.429, SLG: 0.462			0-0 F8		0-0 FC4-6 FC1-6 1-2f		0-0 E8 1B 1B		0-0 1-3	3 0 1 0 0 0 1 1 1 0 0 0 0 0												
Bill Russell, R (1, 6) OBP: 0.357, SLG: 0.385			0-0 F6		0-0 FC1-6 1-2f		0-0 F8			3 0 0 0 0 0 2												
Claude Osteen, L (1, 1) Steve Garvey, R (7, PH) Charlie Hough, R (7, 1) OBP: 0.667, SLG: 0.667			0-0 F6		0-3 K		0-0 3-H 1B			2 0 0 0 0 1 1 1 0 1 1 0 0 0 0 0 0 0 0 0 0												
Inning Stats	R: 0 E: 0 K: 1 S: 5	H: 1 LOB: 0 BB: 0 P: 5	R: 0 E: 0 K: 2 S: 7	H: 0 LOB: 0 BB: 0 P: 7	R: 0 E: 0 K: 0 S: 3	H: 0 LOB: 0 BB: 0 P: 3	R: 0 E: 0 K: 1 S: 7	H: 2 LOB: 2 BB: 0 P: 7	R: 0 E: 0 K: 1 S: 5	H: 0 LOB: 1 BB: 1 P: 9		R: 0 E: 0 K: 0 S: 3	H: 0 LOB: 2 BB: 2 P: 11	R: 1 E: 1 K: 1 S: 7	H: 2 LOB: 2 BB: 0 P: 7	R: 0 E: 0 K: 0 S: 3	H: 0 LOB: 0 BB: 0 P: 3	R: 0 E: 0 K: 2 S: 7	H: 0 LOB: 0 BB: 0 P: 7	1B: 5 2B: 0 3B: 0 HR: 0	SF: 0 SAC: 0 DP: 1 HBP: 0	WP: 0 PB: 0 SB: 0 CS: 0
PITCHER Jerry Reuss, L (1, 1) ERA:	IP 9.0	WLS W	BF 34	H 5	R 1	ER 0	SO 8	BB 3	IBB 0	HBP 0	BLK 0	WP 0	HR 0	S 47	P 59	ERA 0.00	WHIP 0.889					



Batter	1	2	3	4	5	6	7	8	9
Jimmy Wynn, R OBP: 0.263, SLG: 0.556 (1, 9)	0-0 E S G6-4-3 1B		0-0 F8			0-0 5-3		0-0 1-H HR	
Tommy Helms, R OBP: 0.389, SLG: 0.389 (1, 4)	0-0 E1 G6-4-3 1-3			0-0 G4-6-3 1B		0-0 6-3		0-0 F9	
Cesar Cedeno, R OBP: 0.500, SLG: 1.000 (1, 8)	0-0 G6-4-3 1-2f 3-H			0-0 G4-6-3 1B		0-0 5-3			
Bob Watson, R OBP: 0.278, SLG: 0.133 (1, 7)	0-0 1-3			0-0 G4-6-3 1-2f 2-3		0-0 CS 1B			
Tommie Agee, R (8, 7)									
Lee May, R OBP: 0.235, SLG: 0.250 (1, 3)		0-0 F8		0-0 6-3		0-0 F8 1-2			
Doug Rader, R OBP: 0.176, SLG: 0.125 (1, 5)		0-0 6-3			0-0 F9			4-0 F8 SH1-4 1B BB	
Larry Howard, R OBP: 0.333, SLG: 0.333 (1, 2)		0-0 5-3			0-0 6-3			0-0 SH1-4 1-2	
Roger Metzger, S OBP: 0.118, SLG: 0.188 (1, 6)			0-0 6-3		0-0 6-3			0-0 F8 2-3	
Jerry Reuss, L OBP: 0.333, SLG: 0.333 (1, 1)			0-0 F8			0-0 L8		0-0 3-H HR 1B	

Inning Stats	R: 1	H: 1	E: 1	K: 0	S: 4	LOB: 0	BB: 0	P: 4	R: 0	H: 0	E: 0	K: 0	S: 3	LOB: 0	BB: 0	P: 3	R: 0	H: 2	E: 0	K: 0	S: 4	LOB: 1	BB: 0	P: 4	R: 0	H: 0	E: 0	K: 0	S: 3	LOB: 0	BB: 0	P: 3	R: 0	H: 1	E: 0	K: 0	S: 3	LOB: 0	BB: 0	P: 3	R: 3	H: 2	E: 0	K: 0	S: 5	LOB: 0	BB: 1	P: 9
--------------	------	------	------	------	------	--------	-------	------	------	------	------	------	------	--------	-------	------	------	------	------	------	------	--------	-------	------	------	------	------	------	------	--------	-------	------	------	------	------	------	------	--------	-------	------	------	------	------	------	------	--------	-------	------

PITCHER	IP	WLS	BF	H	R	ER	SO	BB	IBB	HBP	BLK	WP	HR	S	P	ERA	WHIP
Claude Osteen, L ERA: 1.5 (1, 1)	6.0		20	3	1	1	0	0	0	0	0	0	0	20	20	1.50	0.500
Charlie Hough, R ERA: 9.0 (7, 1)	2.0	L	9	3	3	3	0	1	0	0	0	0	1	8	12	13.50	2.000

BOTTOM

Los Angeles Dodgers @ Houston Astros
Astrodome, Houston, TX

Mon Apr 09 1973, 7:05 PM EST
Att. 28,399 - Unknown

AB	R	H	RBI	BB	SO	LOB
4	2	2	2	0	0	0
4	0	1	0	0	0	1
3	0	1	0	0	0	1
3	0	1	0	0	0	2
0	0	0	0	0	0	0
3	0	0	0	0	0	2
2	1	0	0	1	0	0
2	0	0	0	0	0	0
3	0	0	0	0	0	1
3	1	1	1	0	0	0

AB	27
R	4
H	6
RBI	3
BB	1
SO	0
LOB	7

livebaseballscorecards.com



WP	PA
0	29

Batter	1	2	3	4	5	6	7	8	9	10	11	12	AB	R	H	RBI	BB	SO	LOB	TOP						
Lee Lacy, R OBP: 0.280, SLG: 0.250 (1, 4)	F9	FC6-4		1-3			5-3 1B		F8			K	7	0	2	1	0	1	4							
Bill Buckner, L OBP: 0.227, SLG: 0.250 (1, 3)	4-3 2B		2B 1B		1B 1B		5-3		BB BB	4-3			5	0	3	0	1	0	4							
Willie Davis, L OBP: 0.261, SLG: 0.286 (1, 8)	4-3 2-3		L9		2B 1B		SF8		F3			F6	5	0	1	1	0	0	4							
Joe Ferguson, R OBP: 0.364, SLG: 0.667 (1, 2)	BB		K		2B		5-3		BB			BB 1B BB	3	0	1	0	3	1	2							
Steve Garvey, R OBP: 0.500, SLG: 0.625 (1, 7) Jim Brewer, L (9, 1) Tom Paciorek, R (11, PH) George Culver, R (11, 1)	K				6-3				F9			1B BB	5	0	2	0	0	1	6							
Willie Crawford, L OBP: 0.286, SLG: 0.118 (1, 9)		E1 FC4-6 1B	6-3				F8		F7			F5	6	0	0	0	0	0	5							
Ken McMullen, R OBP: 0.421, SLG: 0.500 (1, 5) Steve Yeager, R (10, PR) Ron Cey, R OBP: 0.333, SLG: 0.333 (10, 5)		F8		SH1-3 2B			K		G6-4-3			1B 1B	5	0	2	0	0	1	2							
Bill Russell, R OBP: 0.368, SLG: 0.389 (1, 6)		FC4-6 1-2 1B		SH1-3			F8					E6 1B	5	1	2	0	0	0	1							
Al Downing, R (1, 1) Davey Lopes, R (7, PH) Doug Rau, L (7, 1) Von Joshua, L OBP: 0.600, SLG: 0.556 (9, PH) (9, 7)		FC4-6 FC6-4		F9					5-3 SF8 1B BB			BB BB 1B	2	0	0	0	0	0	3							
Inning Stats	R: 0 E: 0 K: 1 S: 6	H: 1 LOB: 2 BB: 1 P: 10	R: 0 E: 1 K: 0 S: 5	H: 1 LOB: 2 BB: 0 P: 5	R: 0 E: 0 K: 1 S: 7	H: 2 LOB: 2 BB: 0 P: 7	R: 0 E: 0 K: 0 S: 4	H: 1 LOB: 1 BB: 0 P: 4	R: 0 E: 0 K: 1 S: 5	H: 0 LOB: 0 BB: 0 P: 5	R: 1 E: 0 K: 0 S: 4	H: 1 LOB: 1 BB: 1 P: 8	R: 0 E: 0 K: 0 S: 3	H: 1 LOB: 0 BB: 0 P: 3	R: 1 E: 1 K: 0 S: 5	H: 2 LOB: 3 BB: 2 P: 13	R: 1 E: 0 K: 0 S: 6	H: 3 LOB: 2 BB: 0 P: 6	R: 0 E: 0 K: 0 S: 3	H: 1 LOB: 2 BB: 2 P: 11	R: 0 E: 0 K: 2 S: 7	H: 0 LOB: 0 BB: 0 P: 7	1B: 12 2B: 4 3B: 0 HR: 0	SF: 1 SAC: 1 DP: 1 HBP: 0	WP: 0 PB: 0 SB: 0 CS: 0	PA: 55
PITCHER	IP	WLS	BF	H	R	ER	SO	BB	IBB	HBP	BLK	WP	HR	S	P	ERA	WHIP									
Dave Roberts, L (1, 1) ERA: 1.13	7.0		31	9	1	1	3	2	0	0	0	0	0	35	43	1.29	1.571									
Jim York, R (8, 1) ERA: 3.86	1.1		6	3	1	1	0	0	0	0	0	0	0	6	6	6.75	2.250									
Mike Cosgrove, L (9, 1) ERA:	0.1		3	0	0	0	0	2	0	0	0	0	0	1	9	0.00	6.000									
Fred Gladding, R (9, 1) ERA: 16.2	1.1		7	3	1	1	0	0	0	0	0	0	0	7	7	6.75	2.250									
Jim Crawford, L (11, 1) ERA: 2.45	2.0	W	8	1	0	0	2	2	0	0	0	0	0	10	18	0.00	1.500									

Los Angeles Dodgers @ Houston Astros
 Astrodome, Houston, TX
 Tue Apr 10 1973, 7:05 PM EST
 Att: 15,738 - Dome

AB	47
R	3
H	16
RBI	3
BB	6
SO	5
LOB	31




Batter	1	2	3	4	5	6	7	8	9	10	11	12	AB	R	H	RBI	BB	SO	LOB									
Jimmy Wynn, R OBP: 0.292, SLG: 0.545 (1, 9) (12, 7)	F8			F7		1B 2B		K			SH1-4 HBP		4	1	1	1	0	1	0									
Tommy Helms, R OBP: 0.364, SLG: 0.364 (1, 4)	F8			F9		G4-6-3 1B			F9		SH1-4		4	0	1	1	0	0	0									
Cesar Cedeno, R OBP: 0.435, SLG: 0.818 (1, 8)	F4			F2		G4-6-3 1-2f			F9		IBB		4	0	0	0	1	0	1									
Bob Watson, R OBP: 0.333, SLG: 0.176 (7, PR) (8, 7) Norm Miller, L (11, PH) (12, 9)		5-3				S 1B		5-3 BB			K		2	0	1	0	1	0	0									
Lee May, R OBP: 0.227, SLG: 0.381 (1, 3)		5-3				F3 1-2		5-3			HR		1	0	0	0	0	1	0									
Doug Rader, R OBP: 0.182, SLG: 0.143 (1, 5)				K		K		5-3			F8		5	0	1	0	0	2	3									
Larry Howard, R OBP: 0.286, SLG: 0.286 (1, 2) Bob Gallagher, L (10, PR) Johnny Edwards, L OBP: 0.286, SLG: 0.231 (11, 2)				4-3		6-3		K			1B		4	0	1	0	0	1	3									
Roger Metzger, S OBP: 0.136, SLG: 0.190 (1, 6)				6-3		SH1-4 2B 1B		F8			L8		5	1	1	0	0	0	2									
Dave Roberts, L (1, 1) Jim York, R (8, 1) Mike Cosgrove, L (8, 1) Fred Gladding, L (8, 1) Jesus Alou, R (10, PH) Jim Crawford, L OBP: 1.000, SLG: 2.000 (11, 1)				4-3		SH1-4 K2-3		K			5-3		1	0	0	0	0	0	0									
Inning Stats	R: 0 E: 0 K: 0 S: 3	H: 0 LOB: 0 BB: 0 P: 3	R: 0 E: 0 K: 1 S: 5	H: 0 LOB: 0 BB: 0 P: 5	R: 0 E: 0 K: 0 S: 3	H: 0 LOB: 0 BB: 0 P: 3	R: 0 E: 0 K: 0 S: 3	H: 0 LOB: 0 BB: 0 P: 3	R: 0 E: 0 K: 1 S: 6	H: 1 LOB: 1 BB: 0 P: 6	R: 2 E: 0 K: 0 S: 5	H: 3 LOB: 0 BB: 0 P: 5	R: 0 E: 0 K: 1 S: 5	H: 0 LOB: 2 BB: 1 P: 9	R: 0 E: 0 K: 2 S: 7	H: 0 LOB: 0 BB: 0 P: 7	R: 0 E: 0 K: 1 S: 5	H: 0 LOB: 0 BB: 0 P: 5	R: 1 E: 0 K: 0 S: 5	H: 2 LOB: 1 BB: 0 P: 5	R: 0 E: 0 K: 1 S: 5	H: 0 LOB: 2 BB: 1 P: 10	R: 1 E: 0 K: 0 S: 4	H: 2 LOB: 1 BB: 0 P: 4	1B: 5 2B: 2 3B: 0 HR: 1	SF: 0 DP: 1 HBP: 1	WP: 0 PB: 0 SB: 1 CS: 0	PA: 45

PITCHER	IP	WLS	BF	H	R	ER	SO	BB	IBB	HBP	BLK	WP	HR	S	P	ERA	WHIP
Al Downing, L ERA: 3.0 (1, 1)	6.0		21	4	2	2	2	0	0	0	0	0	0	25	25	3.00	0.667
Doug Rau, L ERA: (7, 1)	2.0		7	0	0	0	3	1	0	0	0	0	0	12	16	0.00	0.500
Jim Brewer, L ERA: 7.71 (9, 1)	2.0		8	2	1	1	1	0	0	0	0	0	1	10	10	4.50	1.000
George Culver, R ERA: 2.08 (11, 1)	1.2	L	9	2	1	1	1	0	1	1	0	0	0	9	14	5.40	1.200

Los Angeles Dodgers @ Houston Astros
Astrodome, Houston, TX
Tue Apr 10 1973, 7:05 PM EST
Att: 15,738 - Dome

AB	40
R	4
H	8
RBI	4
BB	2
SO	7
LOB	17



Batter	1	2	3	4	5	6	7	8	9	AB	R	H	RBI	BB	SO	LOB
Bobby Bonds, R OBP: 0.357, SLG: 0.593 (1, 9)	0-0 WP 2B		0-0 5-3		0-0 CS 1B			0-0 6-3		4	1	2	0	0	0	0
Tito Fuentes, S OBP: 0.321, SLG: 0.393 (1, 4)	0-0 1-3 2-H		0-0 6-3		0-0 CS 1-2	0-0 4-3		0-0 F3		4	0	0	0	0	0	0
Chris Speier, R OBP: 0.333, SLG: 0.364 (1, 6)	4-0 S BB		0-0 5-3			0-0 F7			4-0 HR BB	2	1	0	0	2	0	0
Willie McCovey, L OBP: 0.440, SLG: 0.556 (1, 3)	0-0 L9			0-0 F5		0-0 G3			0-0 HR 1-H	4	1	1	2	0	0	1
Ed Goodson, L OBP: 0.308, SLG: 0.769 (1, 5)	0-0 1-3 1-2			0-0 F8			0-0 HR			3	1	1	1	0	0	1
Garry Maddox, R OBP: 0.440, SLG: 0.440 (1, 8)		0-0 G3 SF9 1B		0-0 E7 1B		0-0 F6				3	1	2	0	0	0	0
Gary Thomasson, L (1, 7) Randy Moffitt, R (8, 1)		0-0 G3 1-3		0-0 F7		0-0 4-3				3	0	0	0	0	0	2
Dave Rader, L OBP: 0.261, SLG: 0.211 (1, 2)		0-0 SF9 3-H		0-0 F2		0-0 F9				2	0	0	1	0	0	0
Jim Willoughby, R OBP: 0.200, SLG: 0.800 (1, 1) Gary Matthews, R OBP: 0.231, SLG: 0.333 (8, 7)		0-0 F5		0-0 5-3				0-0 F9		2	0	0	0	0	0	0
										1	0	0	0	0	0	0

Inning Stats	R: 1	H: 1	E: 0	LOB: 1	K: 0	P: 8	R: 1	H: 1	E: 0	LOB: 0	K: 0	P: 4	R: 0	H: 0	E: 1	LOB: 1	K: 0	P: 4	R: 0	H: 1	E: 0	LOB: 0	K: 0	P: 3	R: 0	H: 0	E: 0	LOB: 0	K: 0	P: 3	R: 1	H: 1	E: 0	LOB: 0	K: 0	P: 4	R: 0	H: 0	E: 0	LOB: 0	K: 0	P: 3	R: 2	H: 1	E: 0	LOB: 0	K: 0	P: 5	1B: 3	SF: 1	2B: 1	SAC: 0	3B: 0	DP: 0	HR: 2	HBP: 0	WP: 2	PA: 32
--------------	------	------	------	--------	------	------	------	------	------	--------	------	------	------	------	------	--------	------	------	------	------	------	--------	------	------	------	------	------	--------	------	------	------	------	------	--------	------	------	------	------	------	--------	------	------	------	------	------	--------	------	------	-------	-------	-------	--------	-------	-------	-------	--------	-------	--------

PITCHER	IP	WLS	BF	H	R	ER	SO	BB	IBB	HBP	BLK	WP	HR	S	P	ERA	WHIP
Tom Griffin, R ERA: 4.5 (1, 1)	8.0		30	5	4	4	0	2	0	0	0	1	1	28	36	4.50	0.875
Mike Cosgrove, L ERA: 27.0 (9, 1)	0.0	L	1	1	1	1	0	0	0	0	0	0	1	1	1	∞	∞

BOTTOM


Houston Astros @ San Francisco Giants
Candlestick Park, San Francisco, CA

Wed Apr 11 1973, 9:05 PM EST
Att. 4,133 - Unknown

livebaseballscorecards.com

AB 28
R 5
H 6
RBI 4
BB 2
SO 0
LOB 4



Batter	1	2	3	4	5	6	7	8	9	AB R H RBI BB SO LOB	TOP														
Jimmy Wynn, R (1, 9) OBP: 0.273, SLG: 0.645	0-0 5-3		0-0 L5			0-0 4-6-3	0-0 FC4			4 0 0 0 0 0 2	<p>Houston Astros @ San Francisco Giants</p> <p>Candlestick Park, San Francisco, CA</p> <p>Thu Apr 12 1973, 6:33 AM EST</p> <p>Att. 3,704 - Unknown</p> <p>livebaseballscorecards.com</p> <table border="1"> <tr><td>AB</td><td>34</td></tr> <tr><td>R</td><td>3</td></tr> <tr><td>H</td><td>7</td></tr> <tr><td>RBI</td><td>3</td></tr> <tr><td>BB</td><td>2</td></tr> <tr><td>SO</td><td>7</td></tr> <tr><td>LOB</td><td>14</td></tr> </table> 	AB	34	R	3	H	7	RBI	3	BB	2	SO	7	LOB	14
AB	34																								
R	3																								
H	7																								
RBI	3																								
BB	2																								
SO	7																								
LOB	14																								
Tommy Helms, R (1, 4) OBP: 0.323, SLG: 0.300	0-3 K		0-0 F8			0-0 BB 1B		0-0 F9		4 0 1 0 0 1 0															
Cesar Cedeno, R (1, 8) OBP: 0.387, SLG: 0.690	0-0 5-3		0-0 F6			0-0 F3		0-3 K		4 0 0 0 0 1 1															
Bob Watson, R (1, 7) OBP: 0.379, SLG: 0.217		0-0 E 1B 1B		0-0 5-3		4-0 1-2 BB		0-0 5-3		3 1 1 0 1 0 0															
Lee May, R (1, 3) OBP: 0.233, SLG: 0.345		0-0 E8 1B 1-3 FC4-6 1B		0-0 F3		0-0 F8		0-3 K		4 1 1 0 0 1 2															
Doug Rader, R (1, 5) OBP: 0.233, SLG: 0.179		0-0 F3		0-3 K			0-0 1B 1B		4-0 2B BB	3 1 1 0 1 1 2															
Johnny Edwards, L (1, 2) OBP: 0.364, SLG: 0.524 Hector Torres, R (9, PR)		0-0 FC4-6 1B 2-3 3-H		0-3 K		0-0 F8		0-0 2B		4 0 2 2 0 1 1 0 0 0 0 0 0 0															
Roger Metzger, S (1, 6) OBP: 0.167, SLG: 0.179		0-0 FC4-6 1-2f		0-0 F4		0-0 FC4 1B		0-0 G3		4 0 1 1 0 0 2															
Ken Forsch, R (1, 1) OBP: 0.333, SLG: 0.200 Jim Crawford, L (4, 1) OBP: 0.500, SLG: 1.000 Mike Cosgrove, L (6, 1) Norm Miller, L (7, PH) Fred Gladding, L (7, 1) Jim York, R (8, 1) Bob Gallagher, L (9, PH)		0-0 F7		0-0 F8		0-3 K		0-3 K		1 0 0 0 0 0 1 1 0 0 0 0 0 0 0 0 0 0 0 0 0 1 0 0 0 0 0 1 0 0 0 0 0 0 0 0 0 0 0 0 0 0 1 0 0 0 0 1 1															
Inning Stats	R: 0 E: 0 K: 1 S: 5	H: 0 LOB: 0 BB: 0 P: 5	R: 2 E: 1 K: 0 S: 6	H: 3 LOB: 1 BB: 0 P: 6	R: 0 E: 0 K: 0 S: 3	H: 0 LOB: 0 BB: 0 P: 3	R: 0 E: 0 K: 1 S: 5	H: 0 LOB: 0 BB: 0 P: 5	R: 0 E: 0 K: 1 S: 4	H: 1 LOB: 2 BB: 1 P: 8	R: 0 E: 0 K: 1 S: 7	H: 2 LOB: 2 BB: 0 P: 7	R: 0 E: 0 K: 1 S: 5	H: 0 LOB: 0 BB: 0 P: 5	R: 1 E: 0 K: 2 S: 8	H: 1 LOB: 1 BB: 1 P: 12	1B: 6 2B: 1 3B: 0 HR: 0	SF: 0 SAC: 0 DP: 0 HBP: 0	WP: 0 PB: 0 SB: 0 CS: 0	PA: 36					
PITCHER Tom Bradley, R (1, 1) ERA: 1.72	IP 9.0	WLS W	BF 36	H 7	R 3	ER 2	SO 7	BB 2	IBB 0	HBP 0	BLK 0	WP 0	HR 0	S 48	P 56	ERA 2.00	WHIP 1.000					ERA 2.00	WHIP 1.000		

Batter	1	2	3	4	5	6	7	8	9	AB R H RBI BB SO LOB	TOP					
Jimmy Wynn, R (1, 9) OBP: 0.342, SLG: 0.800	0-0 G6-4-3 1B		0-0 HR		4-0 CS BB		0-0 SF7 3B		0-0 6-3	4 2 3 1 1 0 0						
Tommy Helms, R (1, 4) OBP: 0.286, SLG: 0.273	0-0 G6-4-3 1-2f		0-0 L4		0-3 K 1-2		0-0 SF7 3-H			3 0 0 1 0 1 2						
Cesar Cedeno, R (1, 8) OBP: 0.400, SLG: 0.750	4-0 S BB		0-0 5-3		0-0 HR		0-0 6-3			3 1 1 1 1 0 0						
Bob Watson, R (1, 7) OBP: 0.394, SLG: 0.370	0-0 6-3 1-2		0-0 HR		0-0 1B		0-0 E6			4 1 2 1 0 0 1						
Lee May, R (1, 3) OBP: 0.206, SLG: 0.303		0-0 5-3	0-0 F3		0-3 K		0-3 K			4 0 0 0 0 2 2						
Doug Rader, R (1, 5) OBP: 0.235, SLG: 0.188		0-0 1-6-3 1B		0-0 5-3		0-0 3-1		0-3 K		4 0 1 0 0 1 1						
Johnny Edwards, L (1, 2) OBP: 0.346, SLG: 0.520		0-0 1-6-3 1-2		0-0 4-3 2B		0-0 F8		0-0 3-1		4 0 1 0 0 0 2						
Roger Metzger, S (1, 6) OBP: 0.176, SLG: 0.161		4-0 BB		0-0 4-3 2-3		0-0 4-3		0-3 K		3 0 0 0 1 1 1						
Don Wilson, R (1, 1) OBP: 0.143, SLG: 0.286		0-0 F3		0-3 K		0-0 F7		0-0 6-3		4 0 0 0 0 1 3						
Fred Gladding, L (9, 1)										0 0 0 0 0 0 0						
Inning Stats	R: 0 H: 1 E: 0 LOB: 1 K: 0 BB: 1 S: 3 P: 7	R: 0 H: 1 E: 0 LOB: 2 K: 0 BB: 1 S: 4 P: 8	R: 2 H: 2 E: 0 LOB: 0 K: 0 BB: 0 S: 5 P: 5	R: 0 H: 1 E: 0 LOB: 1 K: 1 BB: 0 S: 6 P: 6	R: 1 H: 2 E: 0 LOB: 1 K: 2 BB: 1 S: 8 P: 12	R: 0 H: 0 E: 0 LOB: 0 K: 0 BB: 0 S: 3 P: 3	R: 1 H: 1 E: 0 LOB: 0 K: 0 BB: 0 S: 4 P: 4	R: 0 H: 0 E: 1 LOB: 1 K: 2 BB: 0 S: 8 P: 8	R: 0 H: 0 E: 0 LOB: 0 K: 1 BB: 0 S: 5 P: 5	1B: 3 SF: 1 2B: 1 SAC: 0 3B: 1 DP: 1 HR: 3 HBP: 0	WP: 0 PA: 37 PB: 0 SB: 1 CS: 1					
PITCHER	IP WLS BF H R ER SO BB IBB HBP BLK WP HR S P ERA WHIP															
Steve Arlin, R (1, 1) ERA: 6.17	7.0	30	8	4	4	3	3	0	0	0	0	3	33	45	5.14	1.571
Gary Ross, R (8, 1) ERA: 1.86	2.0	W	7	0	0	0	3	0	0	0	0	0	13	13	0.00	0.000

Houston Astros @ San Diego Padres
San Diego Stadium, San Diego, CA

Fri Apr 13 1973, 9:05 PM EST
Att. 5,310 - Unknown

livebaseballscorecards.com

AB	33
R	4
H	8
RBI	4
BB	3
SO	6
LOB	12



Batter	1	2	3	4	5	6	7	8	9	AB R H RBI BB SO LOB	TOP		
Jimmy Wynn, R (1, 9) <small>OBP: 0.372, SLG: 0.850</small>	0-0 1B		0-0 1B		0-3 K	0-0 HR		0-3 K		5 1 3 2 0 2 1			
Tommy Helms, R (1, 4) <small>OBP: 0.308, SLG: 0.297</small>	0-0 1-3		0-0 SH1-4		0-0 1B	0-0 6-3		0-0 1B		4 1 2 0 0 0 1			
Cesar Cedeno, R (1, 8) <small>OBP: 0.400, SLG: 0.694</small>	0-0 F3		4-0 BB		0-0 1B	0-0 6-3		0-0 L9		4 1 1 1 1 0 2			
Bob Watson, R (1, 7) <small>OBP: 0.395, SLG: 0.406</small> Tommie Agee, R (9, 7)	0-0 6-3		0-3 K		0-0 1B 2B		0-0 1B 1B	0-3 K		5 1 2 2 0 2 4 0 0 0 0 0 0 0			
Lee May, R (1, 3) <small>OBP: 0.205, SLG: 0.289</small>		0-0 HR 1B	0-0 F9		0-0 F7		0-3 K	0-0 F3		5 1 1 0 0 1 5			
Doug Rader, R (1, 5) <small>OBP: 0.269, SLG: 0.333</small>		0-0 HR		0-3 K	0-0 1B		0-0 1B			4 1 3 3 0 1 0			
Larry Howard, R (1, 2) <small>OBP: 0.182, SLG: 0.182</small>		0-0 1-3		0-3 K	0-0 5-3		0-0 L4			4 0 0 0 0 1 3			
Roger Metzger, S (1, 6) <small>OBP: 0.158, SLG: 0.143</small>		0-0 5-3		0-0 L5		0-3 K		0-0 1-3		4 0 0 0 0 1 0			
Jerry Reuss, L (1, 1) <small>OBP: 0.200, SLG: 0.200</small> Jim York, R (5, 1)		0-3 K		0-0 1B	0-0 HR		0-3 K		2 1 0 0 0 1 0 2 1 0 0 0 1 0				
Inning Stats	R: 0 H: 1 E: 0 LOB: 1 K: 0 BB: 0 S: 4 P: 4	R: 2 H: 2 E: 0 LOB: 0 K: 1 BB: 0 S: 7 P: 7	R: 0 H: 1 E: 0 LOB: 2 K: 1 BB: 1 S: 6 P: 10	R: 0 H: 0 E: 0 LOB: 0 K: 2 BB: 0 S: 7 P: 7	R: 4 H: 4 E: 1 LOB: 1 K: 1 BB: 0 S: 10 P: 10	R: 2 H: 1 E: 1 LOB: 0 K: 1 BB: 0 S: 7 P: 7	R: 0 H: 2 E: 0 LOB: 1 K: 1 BB: 0 S: 6 P: 6	R: 0 H: 0 E: 0 LOB: 0 K: 2 BB: 0 S: 7 P: 7	R: 0 H: 1 E: 0 LOB: 1 K: 1 BB: 0 S: 6 P: 6	1B: 9 SF: 0 2B: 2 SAC: 1 3B: 0 DP: 1 HR: 2 HBP: 0	WP: 0 PA: 41 PB: 0 SB: 0 CS: 0		
PITCHER	IP WLS BF H R ER SO BB IBB HBP BLK WP HR S P ERA WHIP											PITCHER	IP WLS BF H R ER SO BB IBB HBP BLK WP HR S P ERA WHIP
Mike Caldwell, L (1, 1) <small>ERA: 5.23</small>	4.1 L 22 7 6 4 5 1 0 0 0 0 0 1 31 35 8.31 1.846												
Bob Miller, R (5, 1) <small>ERA: 1.93</small>	0.2 3 1 0 0 0 0 0 0 0 0 0 0 3 3 0.00 1.500												
Vicente Romo, R (6, 1) <small>ERA: 2.08</small>	1.0 5 1 2 1 1 0 0 0 0 0 0 1 7 7 9.00 1.000												
Rich Troedson, L (7, 1) <small>ERA: 4.26</small>	2.0 7 2 0 0 3 0 0 0 0 0 0 0 13 13 0.00 1.000												
Gary Ross, R (9, 1) <small>ERA: 1.69</small>	1.0 4 1 0 0 1 0 0 0 0 0 0 0 6 6 0.00 1.000												

Houston Astros @ San Diego Padres
 San Diego Stadium, San Diego, CA
 Sat Apr 14 1973, 9:05 PM EST
 Att. 7,514 - Unknown

livebaseballscorecards.com

AB	39
R	8
H	12
RBI	8
BB	1
SO	10
LOB	16



Batter	1	2	3	4	5	6	7	8	9	AB	R	H	RBI	BB	SO	LOB
Enzo Hernandez, R (1, 6) OBP: 0.219, SLG: 0.167 Ivan Murrell, R (6, PH) OBP: 0.286, SLG: 0.286 Rich Troedson, L (7, 1) Johnny Grubb, L (8, PH) OBP: 0.250, SLG: 0.292 Gary Ross, R (9, 1)	0-0 SH1-3 1B		0-0 6-3		4-0 BB BB 1-2 BB	0-3 K		0-0 F4		2	0	1	0	1	0	0
Derrel Thomas, S (1, 4) OBP: 0.350, SLG: 0.278 (7, 6)	0-0 SH1-3 1-2		0-0 4-3		4-0 BB BB 1-2 BB 2-3		0-0 1B SF7 1B		0-3 K	3	1	1	0	1	1	0
Leron Lee, L (1, 7) OBP: 0.368, SLG: 0.303	0-3 K			0-0 L8	4-0 BB BB 1-2 BB 2-3 G6-4-3		0-0 1B G6-4-3 1-3 1B		0-0 1B 1B	4	0	2	1	1	1	1
Nate Colbert, R (1, 3) OBP: 0.389, SLG: 0.259	0-0 F9			0-0 4-3	0-0 G6-4-3 1-2 BB 2-3 3-H 0-0 1-2f		0-0 SF7		0-0 F9	4	0	0	1	0	0	5
Cito Gaston, R (1, 9) OBP: 0.321, SLG: 0.556		0-0 HR		0-0 1B 2B		0-0 6-3	0-0 G6-4-3 1-2f		0-0 FC6-4 1-2 1B	5	2	3	1	0	0	1
Jerry Morales, R (1, 8) OBP: 0.316, SLG: 0.500	0-0 F8		0-0 1B	0-0 1B		0-0 2B 1B		0-0 5-3	0-0 FC6-4 1-2f	5	1	2	1	0	0	2
Dave Hilton, R (1, 5) OBP: 0.265, SLG: 0.258	0-0 6-3		0-0 4-3		0-0 2B 1B		4-0 E WP BB			3	0	1	1	1	0	1
Fred Kendall, R (1, 2) OBP: 0.167, SLG: 0.118	0-0 F3			0-0 L8	0-0 6-3		0-0 E5 1-3			4	0	0	0	0	0	2
Mike Caldwell, R (1, 1) OBP: 0.333, SLG: 0.333 Bob Miller, R (5, 1) Dave Roberts, R (5, PH) OBP: 0.200, SLG: 0.111 Vicente Romo, R (6, 1) Dave Marshall, L (6, PH) OBP: 0.663, SLG: 0.625 Dave Campbell, R (7, 4) OBP: 0.500, SLG: 0.250			0-0 1-3		0-0 BB BB BB 1B	4-0 BB BB		0-0 F6		1	0	0	0	0	0	0

Inning Stats	R: 0	H: 1	E: 0	K: 1	S: 6	LOB: 1	BB: 0	P: 6	R: 1	H: 1	E: 0	K: 0	S: 4	LOB: 0	BB: 0	P: 4	R: 0	H: 0	E: 0	K: 0	S: 3	LOB: 0	BB: 0	P: 3	R: 1	H: 2	E: 0	K: 0	S: 5	LOB: 1	BB: 0	P: 5	R: 1	H: 1	E: 0	K: 0	S: 3	LOB: 2	BB: 3	P: 15	R: 1	H: 2	E: 0	K: 1	S: 7	LOB: 2	BB: 1	P: 11	R: 1	H: 2	E: 0	K: 0	S: 4	LOB: 0	BB: 0	P: 4	R: 0	H: 0	E: 1	K: 0	S: 4	LOB: 2	BB: 1	P: 8	R: 0	H: 2	E: 0	K: 1	S: 7	LOB: 2	BB: 0	P: 7	1B: 8	SF: 1	2B: 2	SAC: 1	3B: 0	DP: 2	HR: 1	HBP: 0	WP: 1	PA: 42
--------------	------	------	------	------	------	--------	-------	------	------	------	------	------	------	--------	-------	------	------	------	------	------	------	--------	-------	------	------	------	------	------	------	--------	-------	------	------	------	------	------	------	--------	-------	-------	------	------	------	------	------	--------	-------	-------	------	------	------	------	------	--------	-------	------	------	------	------	------	------	--------	-------	------	------	------	------	------	------	--------	-------	------	-------	-------	-------	--------	-------	-------	-------	--------	-------	--------

PITCHER	IP	WLS	BF	H	R	ER	SO	BB	IBB	HBP	BLK	WP	HR	S	P	ERA	WHIP
Jerry Reuss, L (1, 1) ERA: 2.03	4.1		21	5	3	3	1	3	0	0	0	0	1	20	32	6.23	1.846
Jim York, R (5, 1) ERA: 3.38	4.2	W	21	6	2	2	2	2	0	0	0	1	0	23	31	3.86	1.714

BOTTOM

Houston Astros @ San Diego Padres
San Diego Stadium, San Diego, CA

Sat Apr 14 1973, 9:05 PM EST
Att. 7,514 - Unknown

AB	35
R	5
H	11
RBI	5
BB	5
SO	3
LOB	18



Batter	1	2	3	4	5	6	7	8	9	AB R H RBI BB SO LOB	TOP																					
Jimmy Wynn, R (1, 9) OBP: 0.362, SLG: 0.795	0-0 F9		0-0 1-2 1B		0-0 5-3		0-0 F3			4 0 1 0 0 0 2																						
Tommy Helms, R (1, 4) OBP: 0.279, SLG: 0.268	0-0 F6		0-0 2-3 F7		0-0 F8			0-0 F8		4 0 0 0 0 0 2																						
Cesar Cedeno, R (1, 8) OBP: 0.409, SLG: 0.658	4-0 FC6-4 BB		0-0 5-3		0-3 K			4-0 G6-4-3 BB		2 0 0 0 2 1 2																						
Bob Watson, R (1, 7) OBP: 0.381, SLG: 0.389	0-0 FC6-4 1-2f			0-0 1B		0-0 F4		0-0 G6-4-3 1-2f		4 0 1 0 0 0 2																						
Lee May, R (1, 3) OBP: 0.186, SLG: 0.262		0-0 F5		0-0 F8		0-0 F7			0-0 G3	4 0 0 0 0 0 1																						
Doug Rader, R (1, 5) OBP: 0.262, SLG: 0.300		0-3 K		0-3 K		0-0 E6 BB			0-0 F9	4 0 0 0 0 2 1																						
Johnny Edwards, L (1, 2) OBP: 0.300, SLG: 0.448		0-3 K		0-0 F8		0-0 F4			0-0 G3	4 0 0 0 0 1 2																						
Roger Metzger, S (1, 6) OBP: 0.171, SLG: 0.211			0-0 4-3		0-0 SF8 3B		0-0 F7			3 1 1 0 0 0 1																						
Dave Roberts, L (1, 1) OBP: 0.200, SLG: 0.200 Jim Ray, R (3, 1) Mike Cosgrove, L (4, 1) Bob Gallagher, L (5, PH) Jim Crawford, L (5, 1) OBP: 0.500, SLG: 1.000 Jimmy Stewart, S (7, PH) Fred Gladding, L (7, 1)			0-0 F7 1B 1B		0-0 SF8 3-H		4-0 BB BB BB 1-2 BB			1 0 1 0 0 0 0 0 0 0 0 0 0 0 0 0 0 0 0 0 0 0 0 0 1 0 0 0 0 0 0 0 0 0 0 0 0 0 0 1 0 0 0 0 0 0 0 0 0																						
Inning Stats	R: 0 E: 0 K: 0 S: 3	H: 0 LOB: 1 BB: 1 P: 7	R: 0 E: 0 K: 2 S: 7	H: 0 LOB: 0 BB: 0 P: 7	R: 0 E: 0 K: 0 S: 5	H: 2 LOB: 2 BB: 0 P: 5	R: 0 E: 0 K: 1 S: 6	H: 1 LOB: 1 BB: 0 P: 6	R: 0 E: 0 K: 1 S: 5	H: 0 LOB: 0 BB: 0 P: 5	R: 0 E: 1 K: 0 S: 4	H: 0 LOB: 2 BB: 1 P: 8	R: 0 E: 0 K: 0 S: 2	H: 0 LOB: 0 BB: 1 P: 6	R: 0 E: 0 K: 0 S: 3	H: 0 LOB: 0 BB: 0 P: 3	1B: 3 2B: 0 3B: 1 HR: 0	SF: 1 SAC: 0 DP: 1 HBP: 0	WP: 0 PB: 0 SB: 0 CS: 0	PA: 34												
PITCHER Mike Corkins, R (1, 1) ERA: 5.79	IP 9.0	WLS W	BF 34	H 4	R 1	ER 1	SO 4	BB 3	IBB 0	HBP 0	BLK 0	WP 0	HR 0	S 39	P 51	ERA 1.00	WHIP 0.778															
											PITCHER	IP	WLS	BF	H	R	ER	SO	BB	IBB	HBP	BLK	WP	HR	S	P	ERA	WHIP				

Houston Astros @ San Diego Padres
San Diego Stadium, San Diego, CA
Sun Apr 15 1973, 6:33 AM EST
Unknown

livebaseballscorecards.com

AB	30
R	1
H	4
RBI	1
BB	3
SO	4
LOB	13



Batter	1	2	3	4	5	6	7	8	9
Enzo Hernandez, R OBP: 0.250, SLG: 0.182	0-0 5-3	4-0 FC5 1B BB	0-0 F9			0-0 S 1B			
Dave Campbell, R OBP: 0.400, SLG: 0.250	0-0 F9	0-0 1-2 1B		0-0 6-3		0-0 1-2 6-3			
Jerry Morales, R OBP: 0.304, SLG: 0.591	0-0 HR	0-0 FC5 2-3f		0-0 4-3		0-0 L8			
Nate Colbert, R OBP: 0.375, SLG: 0.290	0-0 2B		0-3 K	0-0 F8		0-0 6-3			
Cito Gaston, R OBP: 0.313, SLG: 0.516	0-0 5-3		0-0 2B 1B		0-3 K	0-3 K			
Ivan Murrell, R OBP: 0.182, SLG: 0.182		0-3 K	0-0 F9		0-3 K		0-0 2-3		
Dave Hilton, R OBP: 0.316, SLG: 0.324		4-0 HR BB	0-0 1B 2B		0-3 K		0-0 1B		
Fred Kendall, R OBP: 0.227, SLG: 0.300		0-0 1-H HR	4-0 1B IBB		0-0 6-3		0-0 F8		
Mike Corkins, R OBP: 0.250, SLG: 0.250		0-0 6-3	0-0 1-2 2-H 1B		0-3 K		0-3 K		

Inning Stats	R: 1	H: 2	E: 0	K: 0	S: 5	LOB: 1	BB: 0	P: 5
	R: 2	H: 2	E: 0	K: 1	S: 7	LOB: 2	BB: 2	P: 15
	R: 2	H: 3	E: 0	K: 1	S: 8	LOB: 2	BB: 1	P: 12
	R: 0	H: 0	E: 0	K: 0	S: 3	LOB: 0	BB: 0	P: 3
	R: 0	H: 0	E: 0	K: 3	S: 9	LOB: 0	BB: 0	P: 9
	R: 0	H: 1	E: 0	K: 1	S: 6	LOB: 1	BB: 0	P: 6
	R: 0	H: 0	E: 0	K: 1	S: 5	LOB: 0	BB: 0	P: 5
	R: 0	H: 1	E: 0	K: 1	S: 6	LOB: 1	BB: 0	P: 6

AB	R	H	RBI	BB	SO	LOB
3	0	1	0	1	0	2
4	0	1	0	0	0	1
4	1	1	1	0	0	2
4	0	1	0	0	1	0
4	1	1	0	0	2	1
4	0	0	0	0	2	1
3	2	2	1	1	1	0
3	1	1	2	1	0	1
4	0	1	1	0	2	1

BOTTOM

Houston Astros @ San Diego Padres
San Diego Stadium, San Diego, CA

Sun Apr 15 1973, 6:33 AM EST
Unknown

livebaseballscorecards.com

AB	33
R	5
H	9
RBI	5
BB	3
SO	8
LOB	9



PITCHER	IP	WLS	BF	H	R	ER	SO	BB	IBB	HBP	BLK	WP	HR	S	P	ERA	WHIP
Dave Roberts, L ERA: 3.38	(1, 1)	2.2	16	6	5	5	2	2	0	0	0	0	2	18	26	16.88	3.000
Jim Ray, R ERA:	(3, 1)	0.1	3	1	0	0	0	0	1	0	0	0	0	2	6	0.00	3.000
Mike Cosgrove, L ERA: 7.71	(4, 1)	1.0	3	0	0	0	0	0	0	0	0	0	0	3	3	0.00	0.000
Jim Crawford, L ERA: 3.68	(5, 1)	2.0	7	1	0	0	4	0	0	0	0	0	0	15	15	0.00	0.500
Fred Gladding, R ERA: 5.4	(7, 1)	2.0	7	1	0	0	2	0	0	0	0	0	0	11	11	0.00	0.500

Batter	1	2	3	4	5	6	7	8	9	AB R H RBI BB SO LOB	TOP																			
Jimmy Wynn, R (1, 9) OBP: 0.353, SLG: 0.750	0-0 CS 1B			0-0 F9			0-0 F7		0-0 6-3	4 0 1 0 0 0 0																				
Tommy Helms, R (1, 4) OBP: 0.261, SLG: 0.250	0-0 F9 1-2			0-0 F8			0-0 F7			3 0 0 0 0 0 1																				
Cesar Cedeno, R (1, 8) OBP: 0.383, SLG: 0.610	0-0 6-3			0-0 5-3			0-0 F3			3 0 0 0 0 0 0																				
Bob Watson, R (1, 7) OBP: 0.378, SLG: 0.385		0-0 L1			0-0 F8			0-0 1B		3 0 1 0 0 0 0																				
Lee May, R (1, 3) OBP: 0.174, SLG: 0.244		0-3 K			0-0 5-3			0-0 F3		3 0 0 0 0 1 1																				
Doug Rader, R (1, 5) OBP: 0.244, SLG: 0.279		0-0 4-3			0-3 K			0-0 F4		3 0 0 0 0 1 1																				
Johnny Edwards, L (1, 2) OBP: 0.273, SLG: 0.406			0-3 K			0-0 F5		0-0 F7		3 0 0 0 0 1 1																				
Roger Metzger, S (1, 6) OBP: 0.163, SLG: 0.200 Bob Gallagher, L (9, PH)			0-0 F7			0-0 F7			0-0 F7	2 0 0 0 0 0 0 1 0 0 0 0 0 0																				
Tom Griffin, R (1, 1) Jim Crawford, L (5, 1) OBP: 0.333, SLG: 0.667 Jim York, R (6, 1) Jimmy Stewart, S (9, PH)			0-3 K			0-3 K			0-0 6-3	1 0 0 0 0 1 0 1 0 0 0 0 1 0 0 0 0 0 0 0 0 1 0 0 0 0 0 0																				
Inning Stats	R: 0 E: 0 K: 0 S: 3	H: 1 LOB: 0 BB: 0 P: 3	R: 0 E: 0 K: 1 S: 5	H: 0 LOB: 0 BB: 0 P: 5	R: 0 E: 0 K: 2 S: 7	H: 0 LOB: 0 BB: 0 P: 7	R: 0 E: 0 K: 0 S: 3	H: 0 LOB: 0 BB: 0 P: 3	R: 0 E: 0 K: 1 S: 5	H: 0 LOB: 0 BB: 0 P: 5	R: 0 E: 0 K: 0 S: 3	H: 0 LOB: 0 BB: 0 P: 3	R: 0 E: 0 K: 0 S: 4	H: 1 LOB: 1 BB: 0 P: 4	R: 0 E: 0 K: 0 S: 3	H: 0 LOB: 0 BB: 0 P: 3	1B: 2 2B: 0 3B: 0 HR: 0	SF: 0 SAC: 0 DP: 0 HBP: 0	WP: 0 PB: 0 SB: 0 CS: 1	PA: 28										
PITCHER Bill Greif, R (1, 1) ERA:	IP 9.0	WLS W	BF 28	H 2	R 0	ER 0	SO 5	BB 0	IBB 0	HBP 0	BLK 0	WP 0	HR 0	S 38	P 38	ERA 0.00	WHIP 0.222													
											PITCHER	IP	WLS	BF	H	R	ER	SO	BB	IBB	HBP	BLK	WP	HR	S	P	ERA	WHIP		

Houston Astros @ San Diego Padres
San Diego Stadium, San Diego, CA
Sun Apr 15 1973, 6:38 AM EST
Att. 10,993 - Unknown

livebaseballscorecards.com

AB 28
R 0
H 2
RBI 0
BB 0
SO 5
LOB 4



Batter	1	2	3	4	5	6	7	8	9
Enzo Hernandez, R (1, 6) OBP: 0.250, SLG: 0.189	0-0 F7			0-0 F6	0-0 1B		0-0 1-3		
Derrel Thomas, S (1, 4) OBP: 0.292, SLG: 0.227	0-3 K			0-0 F9	0-0 L6-4			0-0 4-3	
Leron Lee, L (1, 7) OBP: 0.357, SLG: 0.297	0-3 K			0-0 G3		0-0 G3		0-0 WP 1B	
Nate Colbert, R (1, 3) OBP: 0.386, SLG: 0.314		0-3 K			0-0 PB 1B BB 1B	0-0 2B 1B		0-0 5-3	
Dave Marshall, L (1, 9) OBP: 0.643, SLG: 0.667		0-0 CS 1B			4-0 1B PB BB 1B	0-0 1-H 2B		0-0 F9	
Jerry Morales, R (6, PH) OBP: 0.320, SLG: 0.625					0-3 K	0-0 L7			
Johnny Grubb, L (1, 8) OBP: 0.222, SLG: 0.259		0-3 K			1-2 2-3		0-0		
Dave Hilton, R (1, 5) OBP: 0.317, SLG: 0.324			0-0 F8		0-0 BB 1B	0-3 K			
Fred Kendall, R (1, 2) OBP: 0.240, SLG: 0.273			0-3 K		4-0 1B BB IBB		0-0 F8		
Bill Greif, R (1, 1)			0-0 L9		4-0 L6-4 1B BB		0-0 1-3		

Inning Stats	R: 0	H: 0	E: 0	K: 2	S: 7	R: 0	H: 1	E: 0	K: 2	S: 7	R: 0	H: 0	E: 0	K: 1	S: 5	R: 0	H: 0	E: 0	K: 0	S: 3	R: 3	H: 3	E: 0	K: 1	S: 7	R: 1	H: 2	E: 0	K: 1	S: 7	R: 0	H: 0	E: 0	K: 0	S: 3	R: 0	H: 1	E: 0	K: 0	S: 4
	LOB: 0	BB: 0		LOB: 0	BB: 0	LOB: 0	BB: 0	LOB: 0	BB: 0		LOB: 0	BB: 0	LOB: 0	BB: 0		LOB: 2	BB: 3	LOB: 1	BB: 0		LOB: 0	BB: 0	LOB: 0	BB: 0		LOB: 1	BB: 0	LOB: 1	BB: 0		LOB: 0	BB: 0	LOB: 0	BB: 0		LOB: 1	BB: 0	LOB: 1	BB: 0	

PITCHER	IP	WLS	BF	H	R	ER	SO	BB	IBB	HBP	BLK	WP	HR	S	P	ERA	WHIP
Tom Griffin, R (1, 1) ERA: 5.11	4.1	L	19	4	3	3	6	2	1	0	0	0	0	28	40	6.23	1.385
Jim Crawford, L (5, 1) ERA: 4.15	1.1		5	2	1	1	0	0	0	0	0	0	0	5	5	6.75	1.500
Jim York, R (6, 1) ERA: 2.61	2.1		8	1	0	0	1	0	0	0	0	1	0	10	10	0.00	0.429

AB R H RBI BB SO LOB

4	0	1	1	0	0	0
4	0	0	0	0	1	3
4	0	1	0	0	1	0
4	2	2	0	0	1	1
1	1	1	0	1	0	0
2	0	1	1	0	0	1
3	0	0	0	0	2	4
3	1	1	1	0	1	1
2	0	0	0	1	1	0
2	0	0	1	1	0	0

AB	29
R	4
H	7
RBI	4
BB	3
SO	7
LOB	10



WP	PA	ERA	WHIP
1	32		
1			
0			
1			

Houston Astros @ San Diego Padres
San Diego Stadium, San Diego, CA
Sun Apr 15 1973, 6:38 AM EST
Att. 10,993 - Unknown

livebaseballscorecards.com

Batter	1	2	3	4	5	6	7	8	9	10	11	12	13	AB R H RBI BB SO LOB	TOP																
Jimmy Wynn, R OBP: 0.333, SLG: 0.704 (1, 9)	F2		F2			K		E 2B		F9		5-3		6 1 1 0 0 1 0	Houston Astros @ Los Angeles Dodgers Dodger Stadium, Los Angeles, CA Mon Apr 16 1973, 6:05 PM PST Att. 13,344 - Unknown																
Tommy Helms, R OBP: 0.250, SLG: 0.240 (1, 4)	1B			F9		5-3		K		F8			5-3	6 0 1 0 0 1 1																	
Cesar Cedeno, R OBP: 0.396, SLG: 0.587 (1, 8)	K			F6			WP HBP	E6			WP SH1-3 1B		1B 1B	5 0 2 0 0 1 1																	
Bob Watson, R OBP: 0.380, SLG: 0.372 (1, 7) (9, 3)	4-3			F7			BB 1-3 BB	6-3			SH1-3		1B 1-2 1B	4 0 1 0 1 0 2																	
Lee May, R OBP: 0.190, SLG: 0.265 Tommie Agee, R (9, PR) (9, 7)			F9			6-3		K		4-3 2B			1B 1B	4 0 1 0 0 1 2 1 0 0 0 1 0 2																	
Doug Rader, R OBP: 0.280, SLG: 0.267 (1, 5)			K			FC6-4 BB		BB 1-2 BB		K			1-2 1B	2 0 0 0 3 2 1																	
Johnny Edwards, L OBP: 0.243, SLG: 0.361 Jesus Alou, R (11, PH) Larry Howard, R OBP: 0.182, SLG: 0.182 (11, 2)			F5			F7		F7		4-3			G5-4-3	4 0 0 0 0 0 5 1 0 0 0 0 0 3 0 0 0 0 0 0 0																	
Roger Metzger, S OBP: 0.146, SLG: 0.178 (1, 6)			F8			FC6-4 1-2f		F7		F8			F8	5 0 0 0 0 0 6																	
Ken Forsch, R OBP: 0.266, SLG: 0.143 (8, PH) Jimmy Stewart, S (8, 1) Dave Roberts, L OBP: 0.209, SLG: 0.200 Tom Griffin, R (8, 1) Bob Gallagher, L (10, PH) Mike Cosgrove, L (10, 1) Jim York, R (10, 1)			F3			K		K		F3			F7	2 0 0 0 0 0 1 0 1 0 0 0 0 0 1 0 0 0 0 0 0 0 0 0 0 0 0 0 0 0 0 0 1 0 0 0 0 0 0 0 0 0 0 0 0 0 0 0 1 0 0 0 0 0 0 0																	
Inning Stats	R: 0 E: 0 K: 1 S: 6	H: 1 LOB: 1 BB: 0 P: 6	R: 0 E: 0 K: 1 S: 5	H: 0 LOB: 0 BB: 0 P: 5	R: 0 E: 0 K: 0 S: 3	H: 0 LOB: 0 BB: 0 P: 3	R: 0 E: 0 K: 0 S: 3	H: 0 LOB: 1 BB: 0 P: 7	R: 0 E: 0 K: 1 S: 5	H: 0 LOB: 3 BB: 2 P: 14	R: 1 E: 1 K: 2 S: 9	H: 1 LOB: 1 BB: 0 P: 9	R: 0 E: 0 K: 1 S: 6	H: 1 LOB: 2 BB: 0 P: 6		R: 0 E: 0 K: 0 S: 3	H: 1 LOB: 2 BB: 2 P: 11	R: 0 E: 0 K: 0 S: 3	H: 0 LOB: 0 BB: 0 P: 3	R: 0 E: 0 K: 0 S: 4	H: 2 LOB: 1 BB: 0 P: 4	1B: 4 2B: 2 3B: 0 HR: 0	SF: 0 SAC: 1 DP: 2 HBP: 1	WP: 2 PB: 0 SB: 1 CS: 0	PA: 50						
PITCHER	IP WLS BF H R ER SO BB IBB HBP BLK WP HR S P ERA WHIP	IP WLS BF H R ER SO BB IBB HBP BLK WP HR S P ERA WHIP														IP WLS BF H R ER SO BB IBB HBP BLK WP HR S P ERA WHIP															
Don Sutton, R ERA: 3.0 (1, 1)	10.0	38	3	1	0	0	8	3	0	0	0	1	0	6		14	0.00	0.600													
Jim Brewer, L ERA: 3.0 (11, 1)	2.0	8	1	0	0	0	0	2	0	0	1	0	6	14		0.00	0.500														
George Culver, R ERA: 1.69 (13, 1)	1.0	W	4	2	0	0	0	0	0	0	0	0	4	4	0.00	2.000															

livebaseballscorecards.com

AB	43
R	1
H	6
RBI	0
BB	5
SO	8
LOB	23



Batter	1	2	3	4	5	6	7	8	9	AB R H RBI BB SO LOB	TOP
Jimmy Wynn, R (1, 9) OBP: 0.344, SLG: 0.684	0-3 K			4-0 2B BB		0-0 FC4-6 1B		0-0 F5		3 0 1 0 1 1 0	
Hector Torres, R (1, 6) OBP: 0.250, SLG: 0.250	0-0 F8			0-0 F8		0-0 FC4-6 1-2f		0-0 2B SF9 1B		4 1 1 0 0 0 2	
Cesar Cedeno, R (1, 8) OBP: 0.404, SLG: 0.620	0-3 K			0-0 1-3 2B		0-3 K		0-0 1-3 2B		4 0 2 0 0 2 1	
Bob Watson, R (1, 3) OBP: 0.370, SLG: 0.370		0-0 1B		0-0 P6		0-0 P4		0-0 3-H SF9		3 0 1 1 0 0 3	
Tommie Agee, R (1, 7) OBP: 0.375, SLG: 0.286		0-0 1B CS		0-0 1-3		0-0 E FC4 1B		0-3 K		4 1 2 0 0 1 3	
Johnny Edwards, L (1, 2) OBP: 0.220, SLG: 0.325		0-0 6-3 1-2		0-3 K		0-0 E4 FC4 1-3		0-0 3-1		4 0 0 0 0 1 2	
Doug Rader, R (1, 5) OBP: 0.259, SLG: 0.245		0-3 K		0-0 5-3		0-3 K		0-0 P3		4 0 0 0 0 2 2	
Tommy Helms, R (1, 4) OBP: 0.250, SLG: 0.259		0-0 F9		0-0 2B		0-0 FC4 1-2f 3-H		0-0		4 0 1 1 0 0 1	
Don Wilson, R (1, 1) OBP: 0.111, SLG: 0.222 Bob Gallagher, L (7, PH) Fred Gladding, L (7, 1)		0-0 L3		0-3 K		0-3 K				2 0 0 0 0 1 1 1 0 0 0 0 1 1 0 0 0 0 0 0 0	
Inning Stats	R: 0 E: 0 K: 2 S: 7 H: 0 LOB: 0 BB: 0 P: 7	R: 0 E: 0 K: 0 S: 3 H: 2 LOB: 0 BB: 0 P: 3	R: 0 E: 0 K: 1 S: 5 H: 0 LOB: 0 BB: 0 P: 5	R: 0 E: 0 K: 0 S: 4 H: 1 LOB: 2 BB: 1 P: 8	R: 0 E: 0 K: 2 S: 8 H: 1 LOB: 1 BB: 0 P: 8	R: 0 E: 0 K: 1 S: 6 H: 1 LOB: 1 BB: 0 P: 6	R: 1 E: 1 K: 2 S: 9 H: 1 LOB: 1 BB: 0 P: 9	R: 1 E: 0 K: 1 S: 7 H: 2 LOB: 1 BB: 0 P: 7	R: 0 E: 0 K: 0 S: 3 H: 0 LOB: 0 BB: 0 P: 3	1B: 5 2B: 3 3B: 0 HR: 0 SF: 1 SAC: 0 DP: 0 HBP: 0	WP: 0 PB: 0 SB: 0 CS: 1 PA: 35
PITCHER Andy Messersmith, R (1, 1) ERA: 1.82	IP WLS BF H R ER SO BB IBB HBP BLK WP HR S P ERA WHIP										
	9.0 W 35 8 2 1 9 1 0 0 0 0 0 0 52 56 1.00 1.000										

Houston Astros @ Los Angeles Dodgers
Dodger Stadium, Los Angeles, CA
Tue Apr 17 1973, 6:05 PM PST
Att. 7,976 - Unknown

livebaseballscorecards.com

AB 33
R 2
H 8
RBI 2
BB 1
SO 9
LOB 16



Batter	1	2	3	4	5	6	7	8	9	AB	R	H	RBI	BB	SO	LOB
Lee Lacy, R OBP: 0.310, SLG: 0.231 (1, 4)	0-0 F9		0-0 P3	0-0 1B		0-0 6-3		0-0 FC1-6		5	0	1	0	0	0	1
Bill Buckner, L OBP: 0.315, SLG: 0.404 (1, 3)	0-0 HR		0-0 1B	0-0 F8		0-0 F7		0-0 P4		5	2	2	0	0	0	2
Willie Davis, L OBP: 0.321, SLG: 0.408 (1, 8)	0-0 HR		0-0 1B		0-0 HR	0-3 K				4	3	3	2	0	1	0
Willie Crawford, L OBP: 0.311, SLG: 0.256 (1, 9)	0-3 K		0-0 E9	1-2 2B		0-0 F8		0-0 P5		4	0	1	2	0	1	1
Joe Ferguson, R OBP: 0.365, SLG: 0.442 (1, 2)	0-0 P6		4-0 BB		4-0 HR		0-0 6-3			2	1	0	0	2	0	0
Steve Garvey, R OBP: 0.333, SLG: 0.429 (1, 7)		0-0 1B	0-0 F2		0-0 F9		0-0 2B			4	0	2	0	0	0	4
Ron Cey, R OBP: 0.276, SLG: 0.333 (1, 5)		0-3 K	0-0 F8		0-0 HR		4-0 BB			3	1	1	3	1	1	3
Bill Russell, R OBP: 0.304, SLG: 0.333 (1, 6)		0-3 K		0-0 F8	0-0 1B		0-0 P3			4	0	1	0	0	1	3
Andy Messersmith, R OBP: 0.222, SLG: 0.222 (1, 1)		0-0 P5		0-0 F9	0-0 1-3			0-0 FC1-6		4	0	1	0	0	0	2

Inning Stats	R: 2	H: 2	E: 0	K: 1	S: 7	LOB: 0	BB: 0	P: 7
	R: 0	H: 1	E: 0	K: 2	S: 8	LOB: 1	BB: 0	P: 8
	R: 2	H: 3	E: 1	K: 0	S: 6	LOB: 2	BB: 1	P: 10
	R: 0	H: 1	E: 0	K: 0	S: 4	LOB: 1	BB: 0	P: 4
	R: 3	H: 3	E: 0	K: 0	S: 6	LOB: 1	BB: 1	P: 10
	R: 0	H: 0	E: 0	K: 1	S: 5	LOB: 0	BB: 0	P: 5
	R: 0	H: 1	E: 0	K: 0	S: 4	LOB: 2	BB: 1	P: 8
	R: 0	H: 1	E: 0	K: 0	S: 3	LOB: 0	BB: 0	P: 3

PITCHER	IP	WLS	BF	H	R	ER	SO	BB	IBB	HBP	BLK	WP	HR	S	P	ERA	WHIP
Don Wilson, R ERA: 4.91 (1, 1)	6.0	L	30	10	7	7	4	2	0	0	0	0	2	36	44	10.50	2.000
Fred Gladding, R ERA: 3.86 (7, 1)	2.0		8	2	0	0	0	1	0	0	0	0	0	7	11	0.00	1.500

BOTTOM

Houston Astros @ Los Angeles Dodgers
Dodger Stadium, Los Angeles, CA

Tue Apr 17 1973, 6:05 PM PST
Att. 7,976 - Unknown

AB	35
R	7
H	12
RBI	7
BB	3
SO	4
LOB	16



WP	PA	ERA	WHIP
3	38		

Batter	1	2	3	4	5	6	7	8	9	AB R H RBI BB SO LOB	TOP											
Tommie Agee, R OBP: 0.429, SLG: 0.385 (1, 7) X	0-0 G6-4-3 1B		0-0 BB 5-3 1B	0-0 FC6-4 1B		0-0 5-3	0-0 5-3		0-0 F7	6 0 3 0 0 0 0												
Hector Torres, R OBP: 0.222, SLG: 0.125 (1, 6) X (6, 4)	0-0 G6-4-3 1-2f		0-0 5-3	0-0 F8		4-0 2B 1B BB	0-3 K			4 1 0 0 1 1 5												
Cesar Cedeno, R OBP: 0.403, SLG: 0.611 (1, 8) X	0-0 6-3		4-0 BB BB	0-0 F9		0-0 1B 2B	0-3 K			4 1 1 0 1 1 2												
Jimmy Wynn, R OBP: 0.333, SLG: 0.639 (1, 9)		0-3 K	0-3 K	0-0 FC6-4 1-2f		4-0 1B 1B BB		0-0 F7		4 1 0 0 1 2 5												
Bob Watson, R OBP: 0.407, SLG: 0.388 (1, 3)		0-0 PB 1B 1B	4-0 1-2 2-3 3-H BB		0-3 K	0-0 BB 1B BB 1B		4-0 BB		3 1 2 3 2 1 0												
Doug Rader, R OBP: 0.271, SLG: 0.259 (1, 5)	0-0 PB 1B		0-0 F8		0-0 F7	0-0 BB BB 1B		0-3 K		5 0 2 1 0 1 4												
Tommy Helms, R OBP: 0.283, SLG: 0.268 Roger Metzger, S OBP: 0.143, SLG: 0.174 (1, 4) (6, 6)		0-3 K		4-0 E 1B BB		4-0 1B BB BB		0-0 4-3		2 1 1 0 2 1 2 1 0 0 0 0 0 1												
Larry Howard, R OBP: 0.250, SLG: 0.200 (1, 2)	0-0 4-3			0-0 E9 1B 1B		0-0 4-3			0-0 5-3	4 1 1 1 1 0 3												
Jerry Reuss, L OBP: 0.300, SLG: 0.300 (1, 1)			0-0 5-3 BB 1B	0-0 1B 1B		0-0 K			0-0 1-3	5 1 2 1 0 2 3												
Inning Stats	R: 0 E: 0 K: 0 S: 3	H: 1 LOB: 0 BB: 0 P: 3	R: 0 E: 0 K: 2 S: 9	H: 2 LOB: 2 BB: 0 P: 9	R: 1 E: 0 K: 1 S: 7	H: 2 LOB: 3 BB: 2 P: 15	R: 2 E: 1 K: 0 S: 6	H: 3 LOB: 2 BB: 1 P: 10	R: 0 E: 0 K: 1 S: 6	H: 1 LOB: 1 BB: 0 P: 6	R: 4 E: 0 K: 2 S: 10	H: 3 LOB: 3 BB: 4 P: 26	R: 0 E: 0 K: 2 S: 7	H: 0 LOB: 0 BB: 0 P: 7	R: 0 E: 0 K: 1 S: 5	H: 0 LOB: 1 BB: 1 P: 9	R: 0 E: 0 K: 0 S: 3	H: 0 LOB: 0 BB: 0 P: 3	1B: 11 2B: 1 3B: 0 HR: 0	SF: 0 SAC: 0 DP: 1 HBP: 0	WP: 0 PB: 1 SB: 0 CS: 0	PA: 46
PITCHER	IP WLS BF H R ER SO BB IBB HBP BLK WP HR S P ERA WHIP																					
Tommy John, L ERA: 3.06 (1, 1)	3.0 L 18 7 3 3 3 3 3 0 0 0 0 0 21 33 9.00 3.333																					
Doug Rau, L ERA: 7.2 (4, 1)	2.2 16 5 4 4 2 3 0 0 0 0 0 0 17 29 13.50 3.000																					
Charlie Hough, R ERA: 5.06 (6, 1)	2.1 9 0 0 0 4 2 0 0 0 0 0 0 15 23 0.00 0.857																					
Pete Richert, L ERA: (9, 1)	1.0 3 0 0 0 0 0 0 0 0 0 0 0 3 3 0.00 0.000																					

Houston Astros @ Los Angeles Dodgers
Dodger Stadium, Los Angeles, CA
Wed Apr 18 1973, 6:05 PM PST
Att: 13,733 - Unknown

livebaseballscorecards.com

AB	38
R	7
H	12
RBI	6
BB	8
SO	9
LOB	25



Batter	1	2	3	4	5	6	7	8	9	AB R H RBI BB SO LOB	TOP
Enzo Hernandez, R (1, 6) OBP: 0.255, SLG: 0.196 Jerry Morales, R (9, PH) OBP: 0.290, SLG: 0.533	0-0 6-3		0-0 F3		0-0 1B 1B 1B		0-0 F6		0-3 K	4 0 1 0 0 0 1 1 0 0 0 0 1 3	San Diego Padres @ Houston Astros Astrodome, Houston, TX Fri Apr 20 1973, 7:05 PM EST Att. 21,261 - Unknown livebaseballscorecards.com
Derrel Thomas, S (1, 4) OBP: 0.341, SLG: 0.257	0-0 4-3		4-0 1B BB		0-0 F8		0-3 K	4-0 BB	3 0 0 1 2 1 2		
Leron Lee, L (1, 7) OBP: 0.367, SLG: 0.302	0-0 G3		0-0 1B		0-0 1B 1B		0-0 L9	0-3 K	5 0 2 0 0 1 3		
Nate Colbert, R (1, 3) OBP: 0.361, SLG: 0.353		0-0 L6	0-0 F9		0-0 1B		0-3 K		4 0 1 1 0 1 3		
Dave Marshall, L (1, 9) OBP: 0.481, SLG: 0.545		0-0 1B		0-0 G3		0-3 K	0-0 F7		4 0 1 0 0 1 3		
Johnny Grubb, L (1, 8) OBP: 0.256, SLG: 0.263		0-3 K		0-0 L8		0-0 F4		0-0 FC 1B BB 1B	4 1 1 0 0 1 1		
Dave Hilton, R (1, 5) OBP: 0.286, SLG: 0.275		0-0 F8		0-0 4-3		0-0 F6		0-0 F8	4 0 0 0 0 0 2		
Fred Kendall, R (1, 2) OBP: 0.300, SLG: 0.405			0-0 1B BB 1B		0-0 1B 1B 1B		0-0 F9	0-0 BB FC 1B	4 1 3 0 0 0 0		
Mike Corkins, R (1, 1) OBP: 0.167, SLG: 0.167 Bob Miller, R (5, 1) Dave Campbell, R (7, PH) OBP: 0.364, SLG: 0.222 Vicente Romo, R (7, 1) Cito Gaston, R (9, PH) OBP: 0.297, SLG: 0.472			0-3 K		0-3 K		0-3 K2-3	0-0 FC BB	2 0 0 0 0 2 2 0 0 0 0 0 0 0 1 0 0 0 0 1 0 0 0 0 0 0 0 0 1 0 0 0 0 0 2		
Inning Stats	R: 0 H: 0 E: 0 LOB: 0 K: 0 BB: 0 S: 3 P: 3	R: 0 H: 1 E: 0 LOB: 1 K: 1 BB: 0 S: 6 P: 6	R: 0 H: 2 E: 0 LOB: 3 K: 1 BB: 1 S: 7 P: 11	R: 0 H: 0 E: 0 LOB: 0 K: 0 BB: 0 S: 3 P: 3	R: 1 H: 4 E: 0 LOB: 3 K: 2 BB: 0 S: 11 P: 11	R: 0 H: 0 E: 0 LOB: 0 K: 0 BB: 0 S: 3 P: 3	R: 0 H: 0 E: 0 LOB: 0 K: 2 BB: 0 S: 7 P: 7	R: 0 H: 0 E: 0 LOB: 0 K: 1 BB: 0 S: 5 P: 5	R: 1 H: 2 E: 0 LOB: 3 K: 2 BB: 1 S: 10 P: 14	1B: 9 SF: 0 2B: 0 SAC: 0 3B: 0 DP: 0 HR: 0 HBP: 0	WP: 0 PA: 39 PB: 0 SB: 0 CS: 0
PITCHER Ken Forsch, R (1, 1) ERA: 3.86 Jim Crawford, L (9, 1) ERA: 4.0	IP WLS BF H R ER SO BB IBB HBP BLK WP HR S P ERA WHIP	8.2 W 38 9 2 2 8 2 0 0 0 0 0 0 52 60 2.08 1.269	0.1 S 1 0 0 0 1 0 0 0 0 0 0 0 3 3 0.00 0.000	PITCHER IP WLS BF H R ER SO BB IBB HBP BLK WP HR S P ERA WHIP							



Batter	1	2	3	4	5	6	7	8	9	AB R H RBI BB SO LOB	TOP									
Enzo Hernandez, R (1, 6) OBP: 0.241, SLG: 0.185 Jerry Morales, R (9, PH) OBP: 0.313, SLG: 0.548	0-0 L7		0-0 F8			0-0 F8			0-0 1B	3 0 0 0 0 0 0 1 0 1 0 0 0 0										
Derrel Thomas, S (1, 4) OBP: 0.333, SLG: 0.256	0-0 6-3			0-0 L7		0-0 1B			0-0 F7	4 0 1 0 0 0 1										
Leron Lee, L (1, 7) OBP: 0.375, SLG: 0.291	4-0 BB			1-0 HBP		0-0 F9			0-3 K	2 0 0 0 1 1 2										
Nate Colbert, R (1, 3) OBP: 0.338, SLG: 0.327	0-0 F9			0-3 K					0-0 F8	4 0 0 0 0 2 3										
Dave Marshall, L (1, 9) OBP: 0.433, SLG: 0.480		0-0 G3		0-0 F5				0-0 G3		3 0 0 0 0 0 1										
Johnny Grubb, L (1, 8) OBP: 0.238, SLG: 0.244		0-0 F9			0-0 G3			0-0 4-3		3 0 0 0 0 0 0										
Dave Hilton, R (1, 5) OBP: 0.271, SLG: 0.259		0-0 F5			0-0 F8			0-0 4-3		3 0 0 0 0 0 0										
Fred Kendall, R (1, 2) OBP: 0.279, SLG: 0.375			0-0 F5		0-0 1-3			0-3 K		3 0 0 0 0 1 0										
Clay Kirby, R (1, 1) Cito Gaston, R (8, PH) OBP: 0.289, SLG: 0.459 Gary Ross, R (8, 1)			0-0 6-3			0-0 6-3		0-3 K		2 0 0 0 0 0 0 1 0 0 0 0 1 0 0 0 0 0 0 0 0										
Inning Stats	R: 0 E: 0 K: 0 S: 3	H: 0 LOB: 1 BB: 1 P: 7	R: 0 E: 0 K: 0 S: 3	H: 0 LOB: 0 BB: 0 P: 3	R: 0 E: 0 K: 1 S: 5	H: 0 LOB: 1 BB: 0 P: 6	R: 0 E: 0 K: 0 S: 3	H: 0 LOB: 0 BB: 0 P: 3	R: 0 E: 0 K: 0 S: 4	H: 1 LOB: 1 BB: 0 P: 4	R: 0 E: 0 K: 1 S: 5	H: 0 LOB: 0 BB: 0 P: 5	R: 0 E: 0 K: 2 S: 7	H: 0 LOB: 0 BB: 0 P: 7	R: 0 E: 0 K: 1 S: 6	H: 1 LOB: 1 BB: 0 P: 6	1B: 2 2B: 0 3B: 0 HR: 0	SF: 0 SAC: 0 DP: 0 HBP: 1	WP: 0 PB: 0 SB: 0 CS: 0	PA: 31
PITCHER Don Wilson, R (1, 1) ERA: 3.48	IP: 9.0 WLS: W BF: 31 H: 2 R: 0 ER: 0 SO: 5 BB: 1 IBB: 0 HBP: 1 BLK: 0 WP: 0 HR: 0 S: 39 P: 44 ERA: 0.00 WHIP: 0.333											PITCHER	IP: WLS: BF: H: R: ER: SO: BB: IBB: HBP: BLK: WP: HR: S: P: ERA: WHIP:							

San Diego Padres @ Houston Astros
 Astrodome, Houston, TX
 Sat Apr 21 1973, 7:05 PM EST
 Att. 21,457 - Unknown

livebaseballscorecards.com

AB	29
R	0
H	2
RBI	0
BB	1
SO	5
LOB	7



Batter	1	2	3	4	5	6	7	8	9
Tommie Agee, R OBP: 0.421, SLG: 0.500 (1, 7) X	0-0 1B 1B	0-0 G4-3 1-2f			0-0 3B			0-0 4-3	
Tommy Helms, R OBP: 0.294, SLG: 0.270 (1, 4) X	0-0 FC5-4 1-2 1B 1B		0-0 F9		0-0 L6			4-0 1B 3B BB	
Cesar Cedeno, R OBP: 0.443, SLG: 0.610 (1, 8) X	0-0 FC5-4 1-2 2-H 1B		4-0 CS BB		0-0 6-3			0-0 1-3 3B 1B	
Bob Watson, R OBP: 0.403, SLG: 0.421 (1, 3) X	0-0 FC5-4 1-2f 2-3 1B		0-0 6-3 1-2		0-3 K			0-0 1-H 3-H 3B	
Jimmy Wynn, R OBP: 0.320, SLG: 0.580 (1, 9) X	0-0 1-2 3-H 1B		0-0 6-3		0-3 K			0-0 F6	
Doug Rader, R OBP: 0.284, SLG: 0.241 (1, 5) X	0-0 F2		4-0 BB		0-0 1-3			0-0 F9	
Johnny Edwards, L OBP: 0.250, SLG: 0.370 (1, 2) X	0-0 F8		0-0 F5		0-0 5-3			0-0 L8	
Roger Metzger, S OBP: 0.127, SLG: 0.154 (1, 6)		0-3 K	0-0 5-3		0-0 5-3			0-0 6-3	
Don Wilson, R OBP: 0.167, SLG: 0.250 (1, 1)		0-0 G4-3 1B			0-0 5-3			0-0 F3	

AB	R	H	RBI	BB	SO	LOB
4	1	2	0	0	0	1
3	2	1	0	1	0	1
3	1	2	1	1	0	1
4	0	1	2	0	1	3
4	0	1	1	0	1	1
3	0	0	0	1	0	3
3	0	0	0	0	0	3
3	0	0	0	0	1	1
3	0	1	0	0	0	0

BOTTOM

San Diego Padres @ Houston Astros
Astrodome, Houston, TX

Sat Apr 21 1973, 7:05 PM EST
Att. 21,457 - Unknown

livebaseballscorecards.com

AB	30
R	4
H	8
RBI	4
BB	3
SO	3
LOB	14



Inning Stats	R	H	E	K	S	P	SO	BB	IBB	HBP	BLK	WP	HR	S	P	ERA	WHIP
	2	4	0	7	7												
	0	1	0	1	5												
	0	0	0	1	6												
	0	0	0	1	7												
	0	1	0	0	4												
	0	0	0	0	7												
	0	2	0	2	3												
	0	2	0	1	5												
	0	0	0	0	6												
	0	0	0	0	7												
	0	1	0	0	4												
	0	0	0	0	7												
	0	0	0	0	3												
	0	2	0	0	9											18.00	3.000

WP	PA	ERA	WHIP
0	33		
0			
0			
0			
1			

Batter	1	2	3	4	5	6	7	8	9	AB R H RBI BB SO LOB
Tommie Agee, R OBP: 0.348, SLG: 0.409 (1, 7)	0-3 K		0-0 E5 BB		0-0 3-1	0-0 FC6 1-2f				4 0 0 0 0 1 3
Tommy Helms, R OBP: 0.292, SLG: 0.258 (1, 4)	0-0 6-3		4-0 F7 1-2 BB		0-0 F7		0-0 6-3			3 0 0 0 1 0 1
Cesar Cedeno, R OBP: 0.419, SLG: 0.571 (1, 8)	0-3 K		0-3 K			0-0 6-3	0-0 F8			4 0 0 0 0 2 2
Bob Watson, R OBP: 0.408, SLG: 0.433 (1, 3)		4-0 2B BB		0-0 E6		0-0 3B 2B	0-0 F9			3 2 1 0 1 0 0
Jimmy Wynn, R OBP: 0.342, SLG: 0.597 (1, 9)		0-0 L6-4 1-H 2B		0-0 F6		4-0 3B BB		0-0 1B		3 1 2 1 1 0 1
Doug Rader, R OBP: 0.268, SLG: 0.226 (1, 5)		0-0 L6-4 2-3		0-0 F7		0-0 F8		0-0 F4		4 0 0 0 0 0 5
Larry Howard, R OBP: 0.222, SLG: 0.176 (1, 2)		0-0 F8		0-0 F7		0-0 1B 3B		0-0 F8		2 0 0 0 0 0 1
Johnny Edwards, L OBP: 0.260, SLG: 0.417 (6, PH)						1-H 2-H				2 1 1 2 0 0 1
Roger Metzger, S OBP: 0.136, SLG: 0.161 (1, 6)			0-0 5-3		0-0 E6 3-1 SH3-4	0-0 1B S 1B		0-0 6-3		4 0 1 1 0 0 1
Jerry Reuss, L OBP: 0.333, SLG: 0.333 (1, 1)			0-0 4-3		0-0 SH3-4	0-0 FC6 1-3 1B				2 0 1 0 0 0 0
Jim York, R (9, 1)										0 0 0 0 0 0 0

Inning Stats	R: 0 E: 0 K: 2 S: 7	H: 0 LOB: 0 BB: 0 P: 7	R: 1 E: 0 K: 0 S: 3	H: 1 LOB: 0 BB: 1 P: 7	R: 0 E: 1 K: 1 S: 6	H: 0 LOB: 2 BB: 1 P: 10	R: 0 E: 1 K: 0 S: 4	H: 0 LOB: 1 BB: 0 P: 4	R: 0 E: 1 K: 0 S: 4	H: 0 LOB: 1 BB: 0 P: 4	R: 3 E: 0 K: 0 S: 7	H: 4 LOB: 2 BB: 1 P: 11	R: 0 E: 0 K: 0 S: 3	H: 0 LOB: 0 BB: 0 P: 3	R: 0 E: 0 K: 0 S: 4	H: 1 LOB: 1 BB: 0 P: 4
1B: 3 2B: 3 3B: 1 HR: 0	SF: 0 SAC: 1 DP: 1 HBP: 0	WP: 0 PB: 0 SB: 1 CS: 0	PA: 35													

PITCHER	IP	WLS	BF	H	R	ER	SO	BB	IBB	HBP	BLK	WP	HR	S	P	ERA	WHIP
Fred Norman, L ERA: 3.38 (1, 1)	4.2		19	1	1	1	3	2	0	0	0	0	0	23	31	1.93	0.643
Gary Ross, R ERA: 4.02 (5, 1)	1.0	L	6	2	3	3	0	1	0	0	0	0	0	5	9	27.00	3.000
Bob Miller, R ERA: 0.82 (6, 1)	2.1		10	3	0	0	0	0	0	0	0	0	0	10	10	0.00	1.286

BOTTOM

San Diego Padres @ Houston Astros
Astrodome, Houston, TX
Sun Apr 22 1973, 4:33 AM EST
Att. 11,396 - Unknown

livebaseballscorecards.com

AB	31
R	4
H	6
RBI	4
BB	3
SO	3
LOB	15



Batter	1	2	3	4	5	6	7	8	9	AB R H RBI BB SO LOB	TOP											
Derrel Thomas, S (1, 6) OBP: 0.364, SLG: 0.298	0-0 6-3		0-0 1B		H 1-0 HBP		0-0 F9		0-0 1-3	4 0 1 0 0 0 3	San Diego Padres @ Houston Astros Astrodome, Houston, TX Mon Apr 23 1973, 7:05 PM EST Att. 9,270 - Unknown											
Dave Campbell, R (1, 4) OBP: 0.316, SLG: 0.188	0-0 F2		0-3 K		0-0 F7		0-0 5-3			4 0 0 0 0 1 5												
Leron Lee, L (1, 7) OBP: 0.370, SLG: 0.262	4-0 1B BB		0-0 F9		0-0 4-3			0-3 K		3 0 0 0 1 1 1												
Nate Colbert, R (1, 3) OBP: 0.324, SLG: 0.313	0-0 1-2 1B			0-0 F8		0-0 1B 1B		0-3 K		4 0 2 0 0 1 0												
Cito Gaston, R (1, 9) OBP: 0.348, SLG: 0.465	0-0 L7			0-0 F9		0-0 G6-4-3 1B		0-0 1B		4 0 2 0 0 0 2												
Jerry Morales, R (1, 8) OBP: 0.275, SLG: 0.459		0-0 F7		0-0 F8		0-0 G6-4-3 1B		0-0 F9		4 0 0 0 0 0 3												
Dave Hilton, R (1, 5) OBP: 0.269, SLG: 0.258		0-0 F7			0-3 K		0-0 E 1B		0-3 K	4 0 1 0 0 2 0												
Fred Kendall, R (1, 2) OBP: 0.294, SLG: 0.396		0-0 F8			0-0 HBP 1B		0-0 F7		0-0 6-3	4 0 1 0 0 0 1												
Bill Greif, R (1, 1)			0-0 2-3		0-3 K		0-0 E5		0-0 2B	2 0 0 0 0 1 1												
Dave Roberts, R (7, PH) OBP: 0.167, SLG: 0.091										1 0 0 0 0 0 1												
Rich Troedson, L (7, 1)										0 0 0 0 0 0 0												
Vicente Romo, R (7, 1)										0 0 0 0 0 0 0												
Dave Marshall, L (9, PH) OBP: 0.452, SLG: 0.538										1 0 1 0 0 0 0												
Inning Stats	R: 0 E: 0 K: 0 S: 4	H: 1 LOB: 2 BB: 1 P: 8	R: 0 E: 0 K: 0 S: 3	H: 0 LOB: 0 BB: 0 P: 3	R: 0 E: 0 K: 1 S: 6	H: 1 LOB: 1 BB: 0 P: 6	R: 0 E: 0 K: 0 S: 3	H: 0 LOB: 0 BB: 0 P: 3	R: 0 E: 0 K: 0 S: 8	H: 1 LOB: 2 BB: 0 P: 9	R: 0 E: 0 K: 0 S: 4	H: 2 LOB: 1 BB: 0 P: 4	R: 0 E: 1 K: 0 S: 5	H: 1 LOB: 2 BB: 0 P: 5	R: 0 E: 0 K: 2 S: 8	H: 1 LOB: 1 BB: 0 P: 8	R: 0 E: 0 K: 1 S: 6	H: 1 LOB: 1 BB: 0 P: 6	1B: 7 2B: 1 3B: 0 HR: 0	SF: 0 SAC: 0 DP: 1 HBP: 1	WP: 0 PB: 0 SB: 0 CS: 0	PA: 37
PITCHER	IP WLS BF H R ER SO BB IBB HBP BLK WP HR S P ERA WHIP																					
Dave Roberts, L (1, 1) ERA: 2.33	8.0 W 33 7 0 0 5 1 0 1 0 0 0 41 46 0.00 1.000																					
Jim York, R (9, 1) ERA: 2.35	1.0 S 4 1 0 0 1 0 0 0 0 0 0 6 6 0.00 1.000																					

livebaseballscorecards.com

AB	35
R	0
H	8
RBI	0
BB	1
SO	6
LOB	17



Batter	1	2	3	4	5	6	7	8	9	AB	R	H	RBI	BB	SO	LOB
Tommy Agee, R OBP: 0.333, SLG: 0.360 (1, 7)	0-3 K		4-0 BB		0-0 5-3		0-0 L4			3	0	0	0	1	1	1
Tommy Helms, R OBP: 0.289, SLG: 0.257 (1, 4)	0-0 6-3		0-3 K		0-0 1B			0-0 F4		4	0	1	0	0	1	1
Cesar Cedeno, R OBP: 0.397, SLG: 0.537 (1, 8)	0-0 6-3		0-0 CS		0-0 F9			0-3 K		4	0	0	0	0	2	1
Bob Watson, R OBP: 0.413, SLG: 0.438 (1, 3)		0-0 6-3		0-0 FC5-4 1B		0-0 G6-4-3 1B		0-3 K		4	0	2	0	0	1	0
Jimmy Wynn, R OBP: 0.341, SLG: 0.581 (1, 9)		4-0 HR BB		0-0 FC5-4 2B		0-0 F8				2	1	0	0	1	0	2
Doug Rader, R OBP: 0.284, SLG: 0.308 (1, 5)		0-0 HR		0-0 1-3 2B		0-0 G6-4-3				3	1	2	2	0	0	1
Johnny Edwards, L OBP: 0.283, SLG: 0.440 (1, 2)		0-0 4-3		4-0 IBB			0-0 E 2B			2	0	1	0	1	0	0
Roger Metzger, S OBP: 0.129, SLG: 0.153 (1, 6)		0-0 F8		0-0 L7			0-3 K			3	0	0	0	0	1	4
Dave Roberts, L OBP: 0.125, SLG: 0.125 (1, 1)			0-0 4-3		0-3 K		0-3 K			3	0	0	0	0	2	1
Jim York, R (9, 1)										0	0	0	0	0	0	0

Inning Stats	R: 0	H: 0	E: 0	K: 1	S: 5	LOB: 0	BB: 0	P: 5	R: 2	H: 1	E: 0	K: 0	S: 4	LOB: 0	BB: 1	P: 8	R: 0	H: 0	E: 0	K: 1	S: 4	LOB: 0	BB: 1	P: 8	R: 0	H: 2	E: 0	K: 1	S: 7	LOB: 3	BB: 1	P: 11	R: 0	H: 1	E: 0	K: 1	S: 6	LOB: 1	BB: 0	P: 6	R: 0	H: 1	E: 0	K: 0	S: 3	LOB: 0	BB: 0	P: 3	R: 0	H: 1	E: 1	K: 2	S: 8	LOB: 1	BB: 0	P: 8	R: 0	H: 0	E: 0	K: 2	S: 7	LOB: 0	BB: 0	P: 7
--------------	------	------	------	------	------	--------	-------	------	------	------	------	------	------	--------	-------	------	------	------	------	------	------	--------	-------	------	------	------	------	------	------	--------	-------	-------	------	------	------	------	------	--------	-------	------	------	------	------	------	------	--------	-------	------	------	------	------	------	------	--------	-------	------	------	------	------	------	------	--------	-------	------

PITCHER	IP	WLS	BF	H	R	ER	SO	BB	IBB	HBP	BLK	WP	HR	S	P	ERA	WHIP
Bill Greif, R ERA: 0.9 (1, 1)	6.0	L	24	5	2	2	4	2	1	0	0	0	1	29	41	3.00	1.167
Rich Troedson, L ERA: 3.86 (7, 1)	0.2		3	1	0	0	2	0	0	0	0	0	0	7	7	0.00	1.500
Vicente Romo, R ERA: 3.24 (7, 1)	1.1		4	0	0	0	2	0	0	0	0	0	0	8	8	0.00	0.000

BOTTOM

San Diego Padres @ Houston Astros
Astrodome, Houston, TX

Mon Apr 23 1973, 7:05 PM EST
Att. 9,270 - Unknown

AB	28
R	2
H	6
RBI	2
BB	3
SO	8
LOB	11

livebaseballscorecards.com



WP: 0	PA: 32
PB: 0	
SB: 0	
CS: 1	

New York Mets @ Houston Astros
Astrodome, Houston, TX
 Tue Apr 24 1973, 7:05 PM EST
 Att. 12,759 - Unknown

livebaseballscorecards.com

AB	34
R	2
H	8
RBI	2
BB	4
SO	2
LOB	19



WP: 0	PA: 38
PB: 0	
SB: 0	
CS: 0	

Batter	1	2	3	4	5	6	7	8	9	AB	R	H	RBI	BB	SO	LOB
Ted Martinez, R (1, 6) OBP: 0.412, SLG: 0.375	0-3 K	0-0 1-2 3-H 1B			0-0 FC4-6 1B		0-3 K		0-0 FC6-4 1B	5	0	3	1	0	2	0
Felix Millan, R (1, 4) OBP: 0.250, SLG: 0.259	0-0 1-3	0-0 F9			0-0 F8		0-0 F9		0-0 FC6-4 1-2f	5	0	0	0	0	0	4
John Milner, L (1, 3) OBP: 0.475, SLG: 0.660	4-0 BB		0-0 F8		0-0 FC4-6 1-2f			0-0 BB 1B		3	0	1	0	1	0	1
Rusty Staub, L (1, 9) OBP: 0.254, SLG: 0.143	0-0 F8		0-0 P4		0-0 F5			0-0 F8		4	0	0	0	0	0	3
Ed Kranepool, L (1, 7) OBP: 0.375, SLG: 0.500		0-0 6-3		0-0 G3		0-0 1B 1B		0-0 F8		3	0	1	0	0	0	0
Willie Mays, R (8, PH) OBP: 0.120, SLG: 0.043										1	0	0	0	0	0	1
Wayne Garrett, L (1, 5) OBP: 0.391, SLG: 0.450		4-0 BB		4-0 BB		0-0 1-2 1B		4-0 1-2 BB		1	0	1	0	2	0	0
Jim Fregosi, R (8, PH) OBP: 0.382, SLG: 0.321										0	0	0	0	1	0	0
Rich Chiles, L (1, 8) OBP: 0.120, SLG: 0.200		0-0 FC4-6 1-2f 2B		0-0 L7		0-0 F8		0-0 F7		3	1	0	0	0	0	4
George Theodore, R (8, PH) OBP: 0.308, SLG: 0.273										1	0	0	0	0	0	2
Jerry Grote, R (1, 2) OBP: 0.250, SLG: 0.375		0-0 1B 1-H 1B 2B		0-0 FC6-4 1-2f		0-0 G1-6-4-3 1-2f		0-0 F5		4	1	1	1	0	0	3
Jon Matlack, L (1, 1) OBP: 0.571, SLG: 0.250		0-0 2-3 1B		0-0 5-3			0-0 F8		0-0 5-3	2	0	1	0	0	0	1
Ken Boswell, L (7, PH) OBP: 0.333, SLG: 0.333										1	0	0	0	0	0	0
Phil Hennigan, R (7, 1)										0	0	0	0	0	0	0
Jim Beauchamp, R (9, PH) OBP: 0.500, SLG: 0.500										1	0	0	0	0	0	0

Inning Stats	R: 0	H: 0	E: 0	K: 1	S: 5	LOB: 1	BB: 1	P: 9	R: 2	H: 3	E: 0	K: 0	S: 6	LOB: 2	BB: 1	P: 10	R: 0	H: 0	E: 0	K: 0	S: 3	LOB: 0	BB: 0	P: 3	R: 0	H: 0	E: 0	K: 0	S: 3	LOB: 1	BB: 1	P: 7	R: 0	H: 1	E: 0	K: 0	S: 4	LOB: 1	BB: 0	P: 4	R: 0	H: 2	E: 0	K: 0	S: 4	LOB: 1	BB: 0	P: 4	R: 0	H: 0	E: 0	K: 1	S: 5	LOB: 0	BB: 0	P: 5	R: 0	H: 1	E: 0	K: 0	S: 4	LOB: 2	BB: 1	P: 8	R: 0	H: 1	E: 0	K: 0	S: 4	LOB: 1	BB: 0	P: 4	1B: 7	SF: 0	2B: 1	SAC: 0	3B: 0	DP: 1	HR: 0	HBP: 0	WP: 0	PA: 38
--------------	------	------	------	------	------	--------	-------	------	------	------	------	------	------	--------	-------	-------	------	------	------	------	------	--------	-------	------	------	------	------	------	------	--------	-------	------	------	------	------	------	------	--------	-------	------	------	------	------	------	------	--------	-------	------	------	------	------	------	------	--------	-------	------	------	------	------	------	------	--------	-------	------	------	------	------	------	------	--------	-------	------	-------	-------	-------	--------	-------	-------	-------	--------	-------	--------

PITCHER	IP	WLS	BF	H	R	ER	SO	BB	IBB	HBP	BLK	WP	HR	S	P	ERA	WHIP
Ken Forsch, R (1, 1) ERA: 3.6	7.0	W	30	7	2	2	2	3	0	0	0	0	0	31	43	2.57	1.429
Jim Crawford, L (8, 1) ERA: 3.72	0.2		3	0	0	0	0	1	0	0	0	0	0	2	6	0.00	1.500
Jim Ray, R (8, 1) ERA:	1.1	S	5	1	0	0	0	0	0	0	0	0	0	5	5	0.00	0.750

PITCHER	IP	WLS	BF	H	R	ER	SO	BB	IBB	HBP	BLK	WP	HR	S	P	ERA	WHIP
---------	----	-----	----	---	---	----	----	----	-----	-----	-----	----	----	---	---	-----	------

Batter	1	2	3	4	5	6	7	8	9	AB	R	H	RBI	BB	SO	LOB
Tommie Agee, R OBP: 0.387, SLG: 0.393 (1, 7) X	0-0 1-3 1B	0-0 1B		0-3 K		4-0 BB				3	1	2	0	1	1	0
Tommy Helms, R OBP: 0.300, SLG: 0.260 (1, 4) X	0-0 1-3 1-2	0-0 G4-6-3 1B		4-0 FC6-4 BB		0-0 1-3				3	0	1	0	1	0	2
Cesar Cedeno, R OBP: 0.402, SLG: 0.549 (1, 8) X	0-0 2B	0-0 G4-6-3 1-2f		0-0 FC6-4 S 1-2f			0-0 L8-4 2B			4	1	2	1	0	0	3
Bob Watson, R OBP: 0.418, SLG: 0.471 (1, 3) X	0-0 1-H 2B		0-0 1B	0-0 4-3 1-2			0-0 L8-4 2-3			4	2	2	1	0	0	2
Jimmy Wynn, R OBP: 0.337, SLG: 0.577 (1, 9) X	0-0 3-H 2B		0-0 6-3		0-3 K		0-0 F9			4	0	1	1	0	1	1
Doug Rader, R OBP: 0.308, SLG: 0.303 (1, 5) X	4-0 IBB		4-0 1B	4-0 IBB		0-0 F8		4-0 FC6-4 BB		1	0	0	0	3	0	0
Larry Howard, R OBP: 0.182, SLG: 0.143 (1, 2) X	0-0 F7		0-0 F2		0-3 K		0-0 FC6-4 1-2f			4	0	0	0	0	1	5
Roger Metzger, S OBP: 0.136, SLG: 0.159 (1, 6) X	0-0 5-3		0-0 1-3 2-H 1B		0-3 K		0-0 F8			4	0	1	1	0	1	3
Ken Forsch, R OBP: 0.133, SLG: 0.071 (1, 1) S		0-3 K	0-0 F9		0-0 6-3		0-0 F9			3	0	0	0	0	1	2
Jim Crawford, L OBP: 0.333, SLG: 0.667 (8, 1) S										0	0	0	0	0	0	0
Jim Ray, R (8, 1)										1	0	0	0	0	0	1

Inning Stats	R: 3	H: 4	E: 0	LOB: 2	K: 0	BB: 1	S: 7	P: 11	R: 0	H: 2	E: 0	LOB: 1	K: 1	BB: 0	S: 6	P: 6	R: 1	H: 2	E: 0	LOB: 2	K: 0	BB: 1	S: 5	P: 9	R: 0	H: 0	E: 0	LOB: 0	K: 2	BB: 0	S: 7	P: 7	R: 0	H: 0	E: 0	LOB: 1	K: 1	BB: 1	S: 5	P: 9	R: 0	H: 1	E: 0	LOB: 0	K: 0	BB: 0	S: 3	P: 3	R: 0	H: 0	E: 0	LOB: 1	K: 0	BB: 1	S: 3	P: 7
PITCHER	IP	WLS	BF	H	R	ER	SO	BB	IBB	HBP	BLK	WP	HR	S	P	ERA	WHIP																																							
Jon Matlack, L ERA: 4.18 (1, 1)	6.0	L	29	8	4	4	5	2	2	0	0	0	0	35	51	6.00	1.667																																							
Phil Hennigan, R ERA: 2.7 (7, 1)	2.0		7	1	0	0	0	1	0	0	0	0	0	6	10	0.00	1.000																																							


BOTTOM

New York Mets @ Houston Astros
Astrodome, Houston, TX

Tue Apr 24 1973, 7:05 PM EST
Att. 12,759 - Unknown

livebaseballscorecards.com

AB	31
R	4
H	9
RBI	4
BB	5
SO	5
LOB	19



WP: 0	PA: 36
PB: 0	SB: 1
CS: 0	

Batter	1	2	3	4	5	6	7	8	9	AB R H RBI BB SO LOB	TOP									
Bud Harrelson, S (1, 6) OBP: 0.302, SLG: 0.234	0-3 K		0-0 1B 2B 1B	0-0 SH1-4		4-0 BB			0-0 6-3	3 1 1 0 1 1 0	New York Mets @ Houston Astros Astrodome, Houston, TX Wed Apr 25 1973, 7:05 PM EST Att. 15,248 - Unknown									
Felix Millan, R (1, 4) OBP: 0.246, SLG: 0.254	0-0 5-3		0-0 1B 2B	0-0 F9		0-0 1-3			0-0 F2	5 1 1 0 0 0 2										
John Milner, L (1, 3) OBP: 0.453, SLG: 0.635	0-0 4-3		0-0 1B 2B	0-3 K					0-0 E3	5 1 1 2 0 1 1										
Rusty Staub, L (1, 9) OBP: 0.297, SLG: 0.302		0-0 HR	4-0 BB 1B IBB		0-0 HR				0-0 4-3	4 2 3 2 1 0 1										
George Theodore, R (1, 7) OBP: 0.294, SLG: 0.267		0-0 F9	0-0 BB 1B		0-0 1-3				0-0 G4-6-3	4 0 1 1 0 0 1										
Wayne Garrett, L (1, 5) OBP: 0.407, SLG: 0.409		0-0 4-3	4-0 BB 1B		0-0 P4				0-0 G4-6-3	2 0 0 0 2 0 0										
Ted Martinez, R (1, 8) OBP: 0.381, SLG: 0.350		0-0 1B	0-0 P6		0-0 5-3				0-3 K	4 0 1 0 0 1 4										
Jerry Grote, R (1, 2) OBP: 0.250, SLG: 0.350		0-0 F7	0-0 1-3		0-0 P4				0-0 1B	4 0 1 0 0 0 4										
Jerry Koosman, R (1, 1) OBP: 0.200, SLG: 0.111			0-3 K	4-0 SH1-4 BB		0-3 K			0-0 F7	3 0 0 0 1 2 1										
Inning Stats	R: 0 E: 0 K: 1 S: 5	H: 0 LOB: 0 BB: 0 P: 5	R: 1 E: 0 K: 0 S: 5	H: 2 LOB: 1 BB: 0 P: 5	R: 3 E: 0 K: 1 S: 9	H: 4 LOB: 3 BB: 2 P: 17	R: 0 E: 0 K: 1 S: 5	H: 0 LOB: 1 BB: 1 P: 9	R: 1 E: 0 K: 0 S: 4	H: 1 LOB: 0 BB: 0 P: 4	R: 0 E: 0 K: 1 S: 5	H: 0 LOB: 1 BB: 1 P: 9	R: 0 E: 0 K: 1 S: 5	H: 1 LOB: 1 BB: 1 P: 9	R: 0 E: 1 K: 0 S: 4	H: 0 LOB: 1 BB: 0 P: 4	1B: 6 2B: 1 3B: 0 HR: 2	SF: 0 SAC: 1 DP: 1 HBP: 0	WP: 0 PB: 0 SB: 0 CS: 1	PA: 40
PITCHER	IP WLS BF H R ER SO BB IBB HBP BLK WP HR S P ERA WHIP																			
Don Wilson, R (1, 1) ERA: 4.32	2.1 L 14 6 4 4 2 0 1 0 0 0 0 1 17 21 15.43 2.571																			
Tom Griffin, R (3, 1) ERA: 4.32	2.2 11 1 1 1 1 2 0 0 0 0 0 1 11 19 3.38 1.125																			
Cecil Upshaw, R (6, 1) ERA: 6.35	2.0 7 1 0 0 1 1 0 0 0 0 0 0 8 12 0.00 1.000																			
Mike Cosgrove, L (8, 1) ERA: 4.15	2.0 8 1 0 0 1 1 0 0 0 0 0 0 9 13 0.00 1.000																			

livebaseballscorecards.com



Batter	1	2	3	4	5	6	7	8	9	AB R H RBI BB SO LOB
Tommie Agee, R OBP: 0.343, SLG: 0.344 (1, 7)	0-3 K	0-0 F9			0-0 6-3			0-0 5-3		4 0 0 0 0 1 2
Tommy Helms, R OBP: 0.298, SLG: 0.286 (1, 4)	0-0 SF9 3B		0-0 F9		0-0 F8			0-0 F7		4 1 1 0 0 0 0
Cesar Cedeno, R OBP: 0.395, SLG: 0.534 (1, 8)	0-0 SF9		0-0 6-3			0-0 F7		4-0 2B BB		2 0 0 1 1 0 0
Bob Watson, R OBP: 0.422, SLG: 0.486 (1, 3)	0-0 3-H 1B		0-0 F7			0-0 F9		0-0 1-3 2B		4 0 2 0 0 0 0
Jimmy Wynn, R OBP: 0.322, SLG: 0.549 (1, 9)	0-0 F2			0-0 P3		0-0 5-3		0-0 P4		4 0 0 0 0 0 3
Doug Rader, R OBP: 0.317, SLG: 0.371 (1, 5)		0-0 2B 2B		0-0 F2			0-0 HR		0-0 6-3	4 1 2 1 0 0 0
Larry Howard, R OBP: 0.231, SLG: 0.208 (1, 2)		0-0 2-3 2B		4-0 BB		0-3 K			0-0 6-3	3 0 1 0 1 1 0
Roger Metzger, S OBP: 0.130, SLG: 0.152 (1, 6)		0-0 4-3		0-3 K		0-0 6-3			0-0 6-3	3 0 0 0 0 1 3
Lee May, R OBP: 0.185, SLG: 0.283 (9, PH)										1 0 0 0 0 0 0
Don Wilson, R OBP: 0.154, SLG: 0.231 (1, 1)		0-0 P1			0-0 F8		0-0 P4			1 0 0 0 0 0 2
Tom Griffin, R (3, 1)										0 0 0 0 0 0 0
Jimmy Stewart, S (5, PH)										1 0 0 0 0 0 0
Cecil Upshaw, R (6, 1)										0 0 0 0 0 0 0
Jesus Alou, R (7, PH)										1 0 0 0 0 0 0
Mike Cosgrove, L (8, 1)										0 0 0 0 0 0 0

Inning Stats	R: 1	H: 2	E: 0	K: 1	S: 7	LOB: 1	BB: 0	P: 7	R: 0	H: 2	E: 0	K: 0	S: 5	LOB: 2	BB: 0	P: 5	R: 0	H: 0	E: 0	K: 0	S: 3	LOB: 0	BB: 0	P: 3	R: 0	H: 0	E: 0	K: 1	S: 5	LOB: 1	BB: 1	P: 9	R: 0	H: 0	E: 0	K: 0	S: 3	LOB: 0	BB: 0	P: 3	R: 1	H: 1	E: 0	K: 1	S: 6	LOB: 0	BB: 0	P: 6	R: 0	H: 1	E: 0	K: 0	S: 4	LOB: 2	BB: 1	P: 8	R: 0	H: 0	E: 0	K: 0	S: 3	LOB: 0	BB: 0	P: 3	1B: 1	2B: 3	3B: 1	HR: 1	SF: 1	SAC: 0	DP: 0	HBP: 0	WP: 0	PB: 0	SB: 0	CS: 0	PA: 35
PITCHER Jerry Koosman, L ERA: 1.44 (1, 1)	IP	WLS	BF	H	R	ER	SO	BB	IBB	HBP	BLK	WP	HR	S	P	ERA	WHIP																																																												
	9.0	W	35	6	2	2	3	2	0	0	0	0	1	39	47	2.00	0.889																																																												

BOTTOM

New York Mets @ Houston Astros
Astrodome, Houston, TX

Wed Apr 25 1973, 7:05 PM EST
Att. 15,248 - Unknown

AB	32
R	2
H	6
RBI	2
BB	2
SO	3
LOB	10



WP: 0	PA: 35
PB: 0	SB: 0
CS: 0	

livebaseballscorecards.com

Batter	1	2	3	4	5	6	7	8	9	AB R H RBI BB SO LOB	TOP	
Bud Harrelson, S OBP: 0.293, SLG: 0.216 (1, 6) X	0-0 L6		0-0 F9		0-0 F7		0-0 F7		4-0 BB	4 0 0 0 1 0 3	New York Mets @ Houston Astros Astrodome, Houston, TX Thu Apr 26 1973, 7:05 PM EST Att. 12,295 - Unknown	
Felix Millan, R OBP: 0.229, SLG: 0.234 (1, 4) X	0-0 6-3		0-0 4-3		0-0 P4		0-0 F8		0-0 F9	5 0 0 0 0 0 5		
Willie Mays, R OBP: 0.172, SLG: 0.040 (1, 8) X	0-0 F8			4-0 FC4-6 BB		4-0 1B 1B BB	0-3 K			2 1 0 0 2 1 0		
Rusty Staub, L OBP: 0.294, SLG: 0.298 (1, 9) X		0-0 F7		0-0 FC4-6 1-2f		0-0 SH 1B FC6-4 1B		0-0 F7		4 1 1 0 0 0 1		
Jim Beauchamp, R OBP: 0.333, SLG: 0.333 (1, 3) X		0-0 F7		0-0 L6		0-0 FC6-4 SH 1B 1-2 3-H		0-0 6-3		4 0 1 1 0 0 1		
George Theodore, R OBP: 0.300, SLG: 0.278 (1, 7) X Tug McGraw, R (8, 1)		0-0 1B		0-0 F9		0-0 SH FC6-4 1-2 2-3		0-0 1-3		3 0 1 0 0 0 1 0 0 0 0 0 0 0		
Jim Fregosi, R OBP: 0.351, SLG: 0.290 (1, 5) X Wayne Garrett, L (9, PH) (9, 5)		0-0 F9			0-0 6-3	0-3 K			0-0 S 1B	3 0 0 0 0 1 4 1 0 1 0 0 0 0		
Duffy Dyer, R OBP: 0.214, SLG: 0.132 (1, 2) X			0-0 6-3		4-0 BB BB	0-0 FC6-4 FC6 1-2f 2-3 3-H			0-3 S 1B	3 0 0 1 1 1 3		
Jim McAndrew, R OBP: 0.444, SLG: 0.333 (1, 1) X Ted Martinez, R (8, 7) X			4-0 BB		4-0 BB 1-2	0-0 FC6 1-2f			0-0 4-3	1 0 0 0 2 0 2 1 0 0 0 0 0 1		
Inning Stats	R: 0 H: 0 E: 0 K: 0 S: 3 WLS: 0 LOB: 0 BB: 0 P: 3	R: 0 H: 1 E: 0 K: 0 S: 4 WLS: 0 LOB: 1 BB: 0 P: 4	R: 0 H: 0 E: 0 K: 0 S: 3 WLS: 0 LOB: 1 BB: 1 P: 7	R: 0 H: 0 E: 0 K: 0 S: 3 WLS: 0 LOB: 1 BB: 1 P: 7	R: 0 H: 0 E: 0 K: 0 S: 3 WLS: 0 LOB: 2 BB: 2 P: 11	R: 2 H: 2 E: 1 K: 1 S: 8 WLS: 0 LOB: 2 BB: 1 P: 12	R: 0 H: 0 E: 0 K: 1 S: 5 WLS: 0 LOB: 0 BB: 0 P: 5	R: 0 H: 0 E: 0 K: 0 S: 3 WLS: 0 LOB: 0 BB: 0 P: 3	R: 0 H: 1 E: 0 K: 1 S: 6 WLS: 0 LOB: 2 BB: 1 P: 10	1B: 4 SF: 0 2B: 0 SAC: 1 3B: 0 DP: 0 HR: 0 HBP: 0		WP: 0 PA: 38 PB: 0 SB: 1 CS: 0
PITCHER Jerry Reuss, L (1, 1) ERA: 1.85 Jim York, R (9, 1) ERA: 2.2	IP WLS BF H R ER SO BB IBB HBP BLK WP HR S P ERA WHIP	8.0 L 33 3 2 1 2 5 0 0 0 0 0 0 32 52 1.12 1.000	1.0 5 1 0 0 1 1 0 0 0 0 0 0 6 10 0.00 2.000									ERA WHIP

livebaseballscores.com



Batter	1	2	3	4	5	6	7	8	9	AB R H RBI BB SO LOB
Tommy Agee, R OBP: 0.333, SLG: 0.333 (1, 7)	0-3 K			0-3 K		0-0 L8			0-0 1B	4 0 1 0 0 2 0
Tommy Helms, R OBP: 0.295, SLG: 0.284 (1, 4)	0-0 6-3			0-0 2B 1B		0-0 5-3			0-0 F7	4 0 1 0 0 0 1
Cesar Cedeno, R OBP: 0.369, SLG: 0.532 (1, 8)	0-0 F8			0-0 1-3 2B		0-0 F3			0-3 K	4 0 1 0 0 1 1
Bob Watson, R OBP: 0.425, SLG: 0.480 (1, 3)		0-0 FC5-4 1B		4-0 G4-6-3 IBB		0-0 6-3			0-0 6-3	3 0 1 0 1 0 1
Jimmy Wynn, R OBP: 0.312, SLG: 0.529 (1, 9)		0-0 FC5-4 G5-4-3 1-2f		0-0 G4-6-3 1-2f		0-0 F9			0-0 F9	3 0 0 0 0 0 4
Doug Rader, R OBP: 0.318, SLG: 0.411 (1, 5)		0-0 G5-4-3 1-2f			0-0 HR		0-0 F9			3 1 1 1 0 0 1
Johnny Edwards, L OBP: 0.268, SLG: 0.415 (1, 2)			0-3 K		0-0 G3			0-0 4-3		3 0 0 0 0 1 0
Roger Metzger, S OBP: 0.127, SLG: 0.147 (1, 6)			0-3 K		0-0 4-3			0-0 F7		2 0 0 0 0 1 0
Jesus Alou, R (8, PH)										1 0 0 0 0 0 0
Hector Torres, R OBP: 0.222, SLG: 0.125 (9, 6)										0 0 0 0 0 0 0
Jerry Reuss, L OBP: 0.286, SLG: 0.286 (1, 1)			0-3 K		0-0 F7			0-3 K		2 0 0 0 0 1 0
Lee May, R OBP: 0.182, SLG: 0.278 (8, PH)										1 0 0 0 0 1 0
Jim York, R (9, 1)										0 0 0 0 0 0 0

Inning Stats	R: 0	H: 0	E: 0	K: 1	S: 5	LOB: 0	BB: 0	P: 5	R: 0	H: 1	E: 0	K: 0	S: 3	LOB: 0	BB: 0	P: 3	R: 0	H: 0	E: 0	K: 3	S: 9	LOB: 0	BB: 0	P: 9	R: 0	H: 2	E: 0	K: 1	S: 6	LOB: 2	BB: 1	P: 10	R: 1	H: 1	E: 0	K: 0	S: 4	LOB: 0	BB: 0	P: 4	R: 0	H: 0	E: 0	K: 0	S: 3	LOB: 0	BB: 0	P: 3	R: 0	H: 0	E: 0	K: 1	S: 5	LOB: 0	BB: 0	P: 5	R: 0	H: 1	E: 0	K: 1	S: 6	LOB: 1	BB: 0	P: 6	1B: 3	SF: 0	2B: 1	SAC: 0	3B: 0	DP: 2	HR: 1	HBP: 0	WP: 0	PA: 31
--------------	------	------	------	------	------	--------	-------	------	------	------	------	------	------	--------	-------	------	------	------	------	------	------	--------	-------	------	------	------	------	------	------	--------	-------	-------	------	------	------	------	------	--------	-------	------	------	------	------	------	------	--------	-------	------	------	------	------	------	------	--------	-------	------	------	------	------	------	------	--------	-------	------	-------	-------	-------	--------	-------	-------	-------	--------	-------	--------

PITCHER	IP	WLS	BF	H	R	ER	SO	BB	IBB	HBP	BLK	WP	HR	S	P	ERA	WHIP
Jim McAndrew, R ERA: 5.4 (1, 1)	7.0	W	24	4	1	1	5	0	1	0	0	0	1	33	37	1.29	0.571
Tug McGraw, L ERA: 1.93 (8, 1)	2.0	S	7	1	0	0	2	0	0	0	0	0	0	11	11	0.00	0.500


BOTTOM

New York Mets @ Houston Astros
Astrodome, Houston, TX

Thu Apr 26 1973, 7:05 PM EST
Att. 12,295 - Unknown

livebaseballscorecards.com

AB	30
R	1
H	5
RBI	1
BB	1
SO	7
LOB	8



Batter	1	2	3	4	5	6	7	8	9	10	AB R H RBI BB SO LOB	TOP												
Ron Hunt, R OBP: 0.396, SLG: 0.273 (1, 5) (10, 4)	0-0 6-3		0-0 4-3			0-0 1B 2B 1B	0-0 CS 1B		1-0 HBP		4 1 2 0 0 0 1	Montreal Expos @ Houston Astros Astrodome, Houston, TX Fri Apr 27 1973, 7:05 PM EST Att. 11,242 - Dome												
Tim Foli, R OBP: 0.257, SLG: 0.294 (1, 6)	0-0 CS 1B		0-0 F7			0-0 1B 2B 1B	0-3 K		0-0 F3		5 1 2 0 0 1 3													
Ron Woods, R OBP: 0.429, SLG: 0.389 Ron Fairly, L OBP: 0.588, SLG: 0.714 (10, PH) (10, 7)	0-0 F9		0-0 6-3			0-0 1H 2H HR 2B		0-0 5-3		0-0 4-3	4 1 1 2 0 0 1 1 0 0 0 0 0 0													
Hal Breeden, R OBP: 0.250, SLG: 0.438 Mike Jorgensen, L OBP: 0.267, SLG: 0.225 (1, 3) (8, PH) (8, 3)	0-0 CS	0-0 F8	0-0 4-3			0-0 5-3		0-3 K		0-0 F5	3 0 0 0 0 0 1 2 0 0 0 0 1 0													
Ken Singleton, S OBP: 0.377, SLG: 0.400 (1, 9)		0-0 5-3			0-3 K	0-0 2H HR		0-0 S 2B 1B		0-0 BB 2B	5 2 3 2 0 1 0													
John Boccabella, R OBP: 0.310, SLG: 0.366 (1, 2)		0-0 F8			0-0 2B	0-0 6-3		0-0 1H 2B		4-0 BB IBB	4 0 2 1 1 0 0													
Jorge Roque, R OBP: 0.236, SLG: 0.275 Bob Stinson, S (10, 8)			0-0 6-3		0-0 6-3	0-0 4-3		0-0 6-3		4-0 BB FC5-4	4 0 0 0 1 0 2 0 0 0 0 0 0 0													
Pepe Frias, R OBP: 0.273, SLG: 0.323 Bob Bailey, R OBP: 0.217, SLG: 0.250 Coco Laboy, R OBP: 0.321, SLG: 0.348 (1, 4) (10, PH) (10, 5)			0-0 CS 1B		4-0 BB		0-0 FC3-6 2B		0-0 4-3	0-0 FC5-4	3 0 2 0 1 0 0 1 0 0 0 0 0 3 0 0 0 0 0 0 0													
Ernie McAnally, R OBP: 0.222, SLG: 0.222 Mike Marshall, R OBP: 0.500, SLG: 0.500 Boots Day, L OBP: 0.500, SLG: 0.571 Tom Walker, R (1, 1) (8, 1) (9, PH) (9, 1)			0-0 1B		0-0 F8		0-0 FC3-6 CS 1B		0-0 6-3		3 0 1 0 0 0 3 0 0 0 0 0 0 0 1 0 0 0 0 0 0 0 0 0 0 0 0 0													
Inning Stats	R: 0 E: 0 K: 0 S: 3	H: 1 LOB: 0 BB: 0 P: 3	R: 0 E: 0 K: 0 S: 3	H: 0 LOB: 0 BB: 0 P: 3	R: 0 E: 0 K: 0 S: 4	H: 2 LOB: 1 BB: 0 P: 4	R: 0 E: 0 K: 1 S: 6	H: 1 LOB: 2 BB: 1 P: 10	R: 4 E: 0 K: 0 S: 7	H: 4 LOB: 0 BB: 0 P: 7	R: 0 E: 0 K: 1 S: 6		H: 2 LOB: 1 BB: 0 P: 6	R: 1 E: 0 K: 1 S: 7	H: 2 LOB: 1 BB: 0 P: 7	R: 0 E: 0 K: 0 S: 3	H: 0 LOB: 1 BB: 0 P: 4	R: 0 E: 0 K: 0 S: 4	H: 1 LOB: 3 BB: 2 P: 12	1B: 7 2B: 5 3B: 0 HR: 1	SF: 0 SAC: 0 DP: 0 HBP: 1	WP: 0 PB: 0 SB: 1 CS: 4	PA: 45	
PITCHER	IP WLS BF H R ER SO BB IBB HBP BLK WP HR S P ERA WHIP																							
Dave Roberts, L ERA: 3.06 (1, 1)	5.1																							
Cecil Upshaw, R ERA: 5.4 (6, 1)	2.2		11	4	1	1	2	0	0	0	0	0	0	15	15	3.38	1.500							
Jim Ray, R ERA: (9, 1)	1.2		9	1	0	0	0	1	1	1	0	0	0	6	15	0.00	1.200							
Jim York, R ERA: 2.16 (10, 1)	0.1	W	1	0	0	0	0	0	0	0	0	0	0	1	1	0.00	0.000							

livebaseballscores.com

AB 40
R 5
H 13
RBI 5
BB 3
SO 3
LOB 14



BOTTOM

Montreal Expos @ Houston Astros
Astrodome, Houston, TX
Fri Apr 27 1973, 7:05 PM EST
Att. 11,242 - Dome

livebaseballscorecards.com

AB 32
R 6
H 7
RBI 5
BB 5
SO 6
LOB 15



WP: 0 PA: 39
PB: 0
SB: 1
CS: 2

AB R H RBI BB SO LOB

2 2 1 0 3 0 0
1 0 0 0 1 0 3
1 0 0 0 0 0 2
0 0 0 0 0 0 0
0 0 0 0 0 0 0
1 0 1 1 0 0 0

4 0 0 0 0 1 5

4 1 1 1 0 1 1
3 1 1 1 1 0 0
0 0 0 0 0 0 0

4 1 1 0 0 1 0

4 0 0 0 0 1 2

4 0 1 1 0 1 0

2 0 0 1 0 0 2
0 0 0 0 0 0 0
2 1 1 0 0 1 0

1B: 7 SF: 0
2B: 0 SAC: 0
3B: 0 DP: 2
HR: 0 HBP: 0

Batter	1	2	3	4	5	6	7	8	9	10
Jimmy Wynn, R (1, 9) OBP: 0.337, SLG: 0.529	4-0 G6-4-3 CI BB		0-0 6-3		4-0 IBB			0-0 1-2 E 1B		4-0 E S 1B BB
Hector Torres, R (1, 6) OBP: 0.273, SLG: 0.111	0-1 CI			4-0 CS BB	0-0 G5-2-3			0-0 F9		0-0 1B
Tommie Agee, R (8, PH) OBP: 0.325, SLG: 0.324										
Jim Ray, R (9, 1)										
Jim York, R (10, 1)										
Jimmy Stewart, S (10, PH) OBP: 0.400, SLG: 0.250										
Cesar Cedeno, R (1, 8) OBP: 0.372, SLG: 0.506	0-0 G6-4-3 1-2f 2-3			0-3 K		0-0 F9		0-0 F3		
Bob Watson, R (1, 7) OBP: 0.418, SLG: 0.468	0-3 K			0-0 6-3		0-0 F2		0-0 E7 1B 1B		
Lee May, R (1, 3) OBP: 0.203, SLG: 0.281					4-0 E 1B 1B BB			0-0 4-3		0-0 3-H 1B 1B
Roger Metzger, S (8, PR) OBP: 0.127, SLG: 0.147										
Doug Rader, R (1, 5) OBP: 0.315, SLG: 0.403					0-0 1B E 4-3 1B		0-0 5-3	0-0 CS 1-2	0-0 F8	
Johnny Edwards, L (1, 2) OBP: 0.250, SLG: 0.386					0-0 E4 4-3 1B 1-2 2-3 G5-2-3		0-0 F7		0-3 K	
Tommy Helms, R (1, 4) OBP: 0.293, SLG: 0.282					0-0 F8 4-3 1B 1-2 2-3 3-H		0-0 1-3		0-3 K	
Dave Roberts, L (1, 1) OBP: 0.100, SLG: 0.100					0-0 F9 4-3			0-0 1B 1B		0-3 K
Cecil Upshaw, R (6, 1)										
Bob Gallagher, L (8, PH) OBP: 0.125, SLG: 0.143										

Inning Stats	R: 0	H: 0	R: 0	H: 0	R: 0	H: 0	R: 2	H: 2	R: 0	H: 0	R: 0	H: 0	R: 3	H: 4	R: 0	H: 0	R: 1	H: 1	1B: 7	SF: 0
E: 1	LOB: 1	E: 0	LOB: 0	E: 0	LOB: 0	E: 0	LOB: 2	E: 0	LOB: 0	E: 0	LOB: 0	E: 1	LOB: 1	E: 0	LOB: 0	E: 0	LOB: 1	2B: 0	SAC: 0	
K: 1	BB: 1	K: 1	BB: 0	K: 0	BB: 0	K: 1	BB: 1	K: 0	BB: 0	K: 0	BB: 0	K: 0	BB: 0	K: 2	BB: 0	K: 1	BB: 1	3B: 0	DP: 2	
S: 5	P: 9	S: 5	P: 5	S: 3	P: 3	S: 4	P: 8	S: 5	P: 3	S: 3	P: 3	S: 6	P: 6	S: 7	P: 7	S: 4	P: 8	HR: 0	HBP: 0	

PITCHER	IP	WLS	BF	H	R	ER	SO	BB	IBB	HBP	BLK	WP	HR	S	P	ERA	WHIP
Ernie McNally, R (1, 1) ERA: 3.47	7.2		31	5	5	4	3	3	1	0	0	0	0	33	49	4.70	1.043
Mike Marshall, R (8, 1) ERA: 6.43	0.1		1	1	0	0	0	0	0	0	0	0	0	1	1	0.00	3.000
Tom Walker, R (9, 1) ERA: 2.84	1.1	L	6	1	1	1	3	1	0	0	0	0	0	11	15	6.75	1.500

Batter	1	2	3	4	5	6	7	8	9	AB R H RBI BB SO LOB	TOP																										
Ron Hunt, R (1, 5) OBP: 0.431, SLG: 0.298	0-0 WP SH2-4 1B	0-0 6-3		4-0 IBB			0-0 SH1-4 1B	4-0 1-2 BB		3 2 2 0 2 0 1																											
Tim Foli, R (1, 6) OBP: 0.247, SLG: 0.286	0-0 SH2-4 1-2		0-0 F8	0-0 SF9			0-0 SH1-4 1-2	0-0 F7		2 0 0 1 0 0 2																											
Mike Jorgensen, L (1, 3) OBP: 0.265, SLG: 0.209 Hal Breeden, R (9, PH) OBP: 0.235, SLG: 0.412	4-0 1B 2-3 BB		0-0 4-3	0-0 F9			0-0 F9		0-3 K	3 0 0 0 1 0 3 1 0 0 0 0 1 0																											
Ron Fairly, L (1, 7) OBP: 0.600, SLG: 0.711 Ron Woods, R (9, PH) OBP: 0.455, SLG: 0.421	0-3 K		4-0 1B BB		0-0 G4-6-3 1B		0-0 BB 1B		0-0 1B	3 0 2 1 1 1 2 1 0 1 0 0 0 0																											
Ken Singleton, S (1, 9) OBP: 0.409, SLG: 0.426	0-0 1-3 1B		0-0 1-2 1B		0-0 F7		4-0 1-2 BB		0-0 1-2 1B	4 0 3 1 1 0 1																											
John Boccabella, R (1, 2) OBP: 0.277, SLG: 0.326	0-3 K		0-0 L8		0-0 G4-6-3 1-2f		0-0 F7		0-0 F4	5 0 0 0 0 1 9																											
Jorge Roque, R (1, 8) OBP: 0.220, SLG: 0.255 Boots Day, L (9, PH) OBP: 0.444, SLG: 0.500		0-0 1-3		0-0 6-3		0-3 K		0-0 F9	0-0 1-3	4 0 0 0 0 1 0 1 0 0 0 0 0 2																											
Pepe Frias, R (1, 4) OBP: 0.270, SLG: 0.314		0-0 6-3		0-0 2B SF9 1B		0-0 F9		0-0 5-3		4 1 1 0 0 0 0																											
Steve Renko, R (1, 1) OBP: 0.286, SLG: 0.429 Bob Bailey, R (8, PH) OBP: 0.250, SLG: 0.250 John Strohmayer, R (8, 1)		0-0 1B		0-0 1-3 2B		0-0 6-3		4-0 BB BB		3 0 2 0 0 0 0 0 0 0 0 1 0 0 0 0 0 0 0 0 0																											
Inning Stats	R: 1 E: 0 K: 2 S: 9	H: 2 LOB: 2 BB: 1 P: 13	R: 0 E: 0 K: 0 S: 4	H: 1 LOB: 1 BB: 0 P: 4	R: 0 E: 0 K: 0 S: 4	H: 1 LOB: 2 BB: 1 P: 8	R: 1 E: 0 K: 0 S: 5	H: 2 LOB: 2 BB: 1 P: 9	R: 0 E: 0 K: 1 S: 5	H: 0 LOB: 0 BB: 0 P: 5	R: 1 E: 0 K: 0 S: 5	H: 2 LOB: 2 BB: 1 P: 9	R: 0 E: 0 K: 0 S: 3	H: 0 LOB: 2 BB: 2 P: 11	R: 0 E: 0 K: 1 S: 7	H: 2 LOB: 2 BB: 0 P: 7	1B: 10 2B: 1 3B: 0 HR: 0	SF: 1 SAC: 2 DP: 1 HBP: 0	WP: 1 PB: 0 SB: 0 CS: 0	PA: 43																	
PITCHER	IP WLS BF H R ER SO BB IBB HBP BLK WP HR S P ERA WHIP																																				
Ken Forsch, R (1, 1) ERA: 3.67	6.2		32	9	3	3	3	3	3	1	0	0	1	0	34	50	4.05	1.800																			
Fred Gladding, R (7, 1) ERA: 3.68	0.1	W	1	0	0	0	0	0	0	0	0	0	0	1	1	0.00	0.000																				
Mike Cosgrove, L (8, 1) ERA: 3.6	0.2		4	0	0	0	0	2	0	0	0	0	0	2	10	0.00	3.000																				
Jim Crawford, L (8, 1) ERA: 3.48	0.2		4	2	0	0	1	0	0	0	0	0	0	6	6	0.00	3.000																				
Jim York, R (9, 1) ERA: 2.08	0.2	S	2	0	0	0	0	0	0	0	0	0	0	2	2	0.00	0.000																				

Montreal Expos @ Houston Astros
Astrodome, Houston, TX
Sat Apr 28 1973, 7:05 PM EST
Att. 22,165 - Dome

AB	34
R	3
H	11
RBI	3
BB	6
SO	4
LOB	20



WP: 1	PA: 43
PB: 0	
SB: 0	
CS: 0	

PITCHER	IP	WLS	BF	H	R	ER	SO	BB	IBB	HBP	BLK	WP	HR	S	P	ERA	WHIP	
Ken Forsch, R	6.2		32	9	3	3	3	3	3	1	0	0	1	0	34	50	4.05	1.800
Fred Gladding, R	0.1	W	1	0	0	0	0	0	0	0	0	0	0	1	1	0.00	0.000	
Mike Cosgrove, L	0.2		4	0	0	0	0	2	0	0	0	0	0	2	10	0.00	3.000	
Jim Crawford, L	0.2		4	2	0	0	1	0	0	0	0	0	0	6	6	0.00	3.000	
Jim York, R	0.2	S	2	0	0	0	0	0	0	0	0	0	0	2	2	0.00	0.000	

Batter	1	2	3	4	5	6	7	8	9
Jimmy Wynn, R OBP: 0.343, SLG: 0.556 (1, 9) X	0-0 4-3 ①		4-0 BB CS			0-0 F8 ① X	0-0 HR 1-H 3-H		
Hector Torres, R OBP: 0.200, SLG: 0.077 (1, 6) S S S	0-3 K ②		0-0 CS 1-2 ③ X	0-0 E5 E		0-0 5-3 ② X	0-0 5-3 ③		
Cesar Cedeno, R OBP: 0.367, SLG: 0.494 (1, 8) X	0-0 1B S			0-0 F7		0-0 5-3 ③		0-3 K ①	
Bob Watson, R OBP: 0.400, SLG: 0.446 (1, 7) X	0-0 F9 1-2 ③			0-0 F3			0-0 F9 ① X	0-0 6-3 ②	
Tommie Agee, R OBP: 0.325, SLG: 0.324 (9, 7)									
Lee May, R OBP: 0.190, SLG: 0.262 (1, 3) X		0-0 F3 ①		0-0 E5 1-2			0-0 F1 ② X	0-0 4-3 ③	
Doug Rader, R OBP: 0.315, SLG: 0.438 (1, 5)		0-3 K ②		0-0 L5 ③			0-0 HR		
Johnny Edwards, L OBP: 0.254, SLG: 0.383 (1, 2) X		0-0 F8 ③			0-0 F9 ①		0-0 1B E E 1B		
Tommy Helms, R OBP: 0.284, SLG: 0.273 (1, 4) X			0-0 6-3 ①		0-0 F4 ②		0-0 E6 E 1-2 HR		
Ken Forsch, R OBP: 0.118, SLG: 0.063 (7, 1) Fred Gladding, L			0-0 6-3 ②		0-0 G1 ③		0-0 E6 1-3 2-H HR 1B		
Bob Gallagher, L OBP: 0.222, SLG: 0.250 (7, PH) Mike Cosgrove, L									
Jim Crawford, L OBP: 0.233, SLG: 0.667 (8, 1) Jim York, R									

AB	R	H	RBI	BB	SO	LOB
3	1	1	3	1	0	0
4	0	0	0	0	1	0
4	0	1	0	0	1	1
4	0	0	0	0	0	2
0	0	0	0	0	0	0
4	0	0	0	0	0	1
3	1	1	1	0	1	2
3	1	1	0	0	0	0
3	1	0	0	0	0	1
2	0	0	0	0	0	0
0	0	0	0	0	0	0
1	1	1	0	0	0	0
0	0	0	0	0	0	0
0	0	0	0	0	0	0
0	0	0	0	0	0	0
0	0	0	0	0	0	0


BOTTOM

Montreal Expos @ Houston Astros
Astrodome, Houston, TX

Sat Apr 28 1973, 7:05 PM EST
Att. 22,165 - Dome

livebaseballscorecards.com

AB	31
R	5
H	5
RBI	4
BB	1
SO	3
LOB	7



Inning Stats	R	H	E	K	S	P	IP	WLS	BF	H	R	ER	SO	BB	IBB	HBP	BLK	WP	HR	S	P	ERA	WHIP
Steve Renko, R ERA: 3.38 (1, 1)	0	1	0	1	6	36	7.0	L	29	5	5	1	2	1	0	0	0	0	2	32	36	1.29	0.857
John Strohmayr, R ERA: (8, 1)	0	0	0	0	1	5	1.0		3	0	0	0	1	0	0	0	0	0	5	5	5	0.00	0.000

WP	PA	ERA	WHIP
0	33		
0			
1			
1			

Batter	1	2	3	4	5	6	7	8	9	AB R H RBI BB SO LOB	TOP												
Ron Hunt, R OBP: 0.419, SLG: 0.294 (1, 5) (7, 4)	0-0 F8		0-0 F9		0-3 K		0-0 1B			4 0 1 0 0 1 2													
Tim Foli, R OBP: 0.234, SLG: 0.270 (1, 6)	0-0 F5			0-0 5-3		0-0 F8	0-0 F7			4 0 0 0 0 0 1													
Mike Jorgensen, L OBP: 0.283, SLG: 0.239 (1, 3)	0-0 L7			0-0 1-3 2B		0-0 L9		4-0 G3-6 BB		3 0 1 0 1 0 0													
Ron Fairly, L OBP: 0.593, SLG: 0.714 (1, 7)		0-0 L3 1B		0-0 1-3		0-0 2B		0-0 G3-6		4 0 2 0 0 0 2													
Ken Singleton, S OBP: 0.414, SLG: 0.474 (1, 9)		0-0 L3 1-2		4-0 BB		0-0 L7		0-0 HR		3 1 1 1 1 0 2													
John Boccabella, R OBP: 0.275, SLG: 0.340 (1, 2)		0-3 K		0-0 F7			0-0 HR 2B	0-3 K		4 1 1 0 0 2 2													
Jorge Roque, R OBP: 0.222, SLG: 0.241 (1, 8)			0-0 5-3		4-0 S BB		0-0 F4		0-0 6-3	3 0 0 0 1 0 1													
Pepe Frias, R OBP: 0.256, SLG: 0.297 Boots Day, L OBP: 0.400, SLG: 0.444 Coco Laboy, R OBP: 0.310, SLG: 0.333 (1, 4) (7, PH) (7, 5)			0-3 K		0-3 K		0-0 F3		0-0 F2	2 0 0 0 0 2 1 1 0 0 0 0 0 1 1 0 0 0 0 0 0													
Mike Torrez, R OBP: 0.308, SLG: 0.385 Hal Breeden, R OBP: 0.278, SLG: 0.611 Mike Marshall, R OBP: 0.333, SLG: 0.333 Tom Walker, R (1, 1) (7, PH) (7, 1) (9, 1)			0-0 2B		0-3 K		0-0 2-H HR		0-0 F3	2 0 1 0 0 1 1 1 1 1 2 0 0 0 1 0 0 0 0 0 0 0 0 0 0 0 0 0													
Inning Stats	R: 0 E: 0 K: 0 S: 3	H: 0 LOB: 0 BB: 0 P: 3	R: 0 E: 0 K: 1 S: 5	H: 1 LOB: 0 BB: 0 P: 5	R: 0 E: 0 K: 1 S: 6	H: 1 LOB: 1 BB: 0 P: 6	R: 0 E: 0 K: 0 S: 4	H: 1 LOB: 2 BB: 1 P: 8	R: 0 E: 0 K: 3 S: 9	H: 0 LOB: 1 BB: 1 P: 13	R: 0 E: 0 K: 0 S: 4	H: 1 LOB: 1 BB: 0 P: 4	R: 2 E: 0 K: 0 S: 6	H: 3 LOB: 1 BB: 0 P: 6	R: 1 E: 0 K: 1 S: 5	H: 1 LOB: 0 BB: 1 P: 9	R: 0 E: 0 K: 0 S: 3	H: 0 LOB: 0 BB: 0 P: 3	1B: 2 2B: 5 3B: 0 HR: 2	SF: 0 SAC: 0 DP: 2 HBP: 0	WP: 0 PB: 0 SB: 1 CS: 0	PA: 36	
PITCHER Don Wilson, R ERA: 4.14 Jim Ray, R ERA:	IP 8.0 (1, 1) (9, 1)	WLS 33 W 3	BF 8 3	H 3 0	R 3 0	ER 3 0	SO 6 0	BB 3 0	IBB 0 0	HBP 0 0	BLK 0 0	WP 0 0	HR 2 0	S 42 3	P 54 3	ERA 3.38 0.00	WHIP 1.375 0.000						PITCHER IP WLS BF H R ER SO BB IBB HBP BLK WP HR S P ERA WHIP

Montreal Expos @ Houston Astros
Astrodome, Houston, TX
Sun Apr 29 1973, 4:33 AM EDT
Att. 10,539 - Dome

livebaseballscorecards.com

AB	33
R	3
H	8
RBI	3
BB	3
SO	6
LOB	13



Batter	1	2	3	4	5	6	7	8	9	AB	R	H	RBI	BB	SO	LOB
Jimmy Wynn, R (1, 9) OBP: 0.358, SLG: 0.554	1-0 6-3 5-3 HBP		0-0 6-3			0-0 G4-6-3 1B			4-0 1B WP BB	2	1	1	0	1	0	0
Hector Torres, R (1, 6) OBP: 0.167, SLG: 0.063 Jimmy Stewart, S (9, PH) OBP: 0.333, SLG: 0.200	0-0 5-3 1-2			0-0 L9		0-0 G4-6-3 1-2f			0-0 F7	3	0	0	0	0	0	2
Cesar Cedeno, R (1, 8) OBP: 0.363, SLG: 0.483	0-0 6-3 2-3			0-0 6-3			0-3 K		0-0 F8 WP BLK 1B	4	1	1	0	0	1	1
Bob Watson, R (1, 7) OBP: 0.414, SLG: 0.523		0-0 HR		0-0 HR			0-0 F9		4-0 BLK IBB BB	3	2	2	2	1	0	0
Lee May, R (1, 3) OBP: 0.179, SLG: 0.246		0-0 6-3		0-0 F8			0-3 K		0-0 F8 3-H	4	0	0	0	0	1	2
Doug Rader, R (1, 5) OBP: 0.313, SLG: 0.422		0-3 K		0-0 6-3			0-3 K		4-0 BLK IBB	3	0	0	0	1	2	0
Johnny Edwards, L (1, 2) OBP: 0.258, SLG: 0.381 Tommie Agee, R (8, PR) OBP: 0.325, SLG: 0.324 Larry Howard, R (9, 2) OBP: 0.231, SLG: 0.208		0-0 4-3		0-0 5-3			0-0 K		0-0 BLK	3	0	1	0	0	0	0
Tommy Helms, R (1, 4) OBP: 0.276, SLG: 0.264			0-0 F8		0-0 6-3		0-0 F8		0-0 F8 1B	3	0	0	0	0	0	1
Don Wilson, R (1, 1) OBP: 0.133, SLG: 0.200 Bob Gallagher, L (8, PH) OBP: 0.200, SLG: 0.222 Jim Ray, R (9, 1)			0-0 3-1		0-3 K		0-3 K		0-3 K 1-2 2-3 3-H	2	0	0	0	0	1	0

BOTTOM

Montreal Expos @ Houston Astros
Astrodome, Houston, TX
Sun Apr 29 1973, 4:33 AM EDT
Att. 10,539 - Dome

livebaseballscorecards.com

AB	30
R	4
H	5
RBI	2
BB	3
SO	7
LOB	10



Inning Stats	R: 0	H: 0	E: 0	K: 0	S: 2	R: 1	H: 1	E: 0	K: 1	S: 6	R: 0	H: 0	E: 0	K: 0	S: 3	R: 1	H: 1	E: 0	K: 0	S: 4	R: 0	H: 0	E: 0	K: 0	S: 3	R: 0	H: 1	E: 0	K: 1	S: 5	R: 0	H: 0	E: 0	K: 2	S: 7	R: 0	H: 1	E: 0	K: 2	S: 8	R: 2	H: 1	E: 0	K: 1	S: 3	1B: 3	2B: 0	3B: 0	HR: 2	SF: 0	SAC: 0	DP: 1	HBP: 1	WP: 1	PB: 0	SB: 0	CS: 0	PA: 34
--------------	------	------	------	------	------	------	------	------	------	------	------	------	------	------	------	------	------	------	------	------	------	------	------	------	------	------	------	------	------	------	------	------	------	------	------	------	------	------	------	------	------	------	------	------	------	-------	-------	-------	-------	-------	--------	-------	--------	-------	-------	-------	-------	--------

PITCHER	IP	WLS	BF	H	R	ER	SO	BB	IBB	HBP	BLK	WP	HR	S	P	ERA	WHIP
Mike Torrez, R (1, 1) ERA: 3.0	6.0		20	3	2	2	2	0	0	1	0	0	0	23	24	3.00	0.500
Mike Marshall, R (7, 1) ERA: 6.61	2.1	L	11	2	2	2	4	2	0	0	0	1	0	17	25	7.71	1.714
Tom Walker, R (9, 1) ERA: 2.77	0.1		3	0	0	0	0	0	1	0	1	0	0	1	5	0.00	0.000

Batter	1	2	3	4	5	6	7	8	9	AB R H RBI BB SO LOB	TOP	
Jimmy Wynn, R (1, 9) OBP: 0.360, SLG: 0.573	0-0 6-3		0-0 5-3		0-0 HR		1-0 1B HBP		0-0 1-4-3	4 2 1 1 0 0 0		
Hector Torres, R (1, 6) OBP: 0.182, SLG: 0.100	0-0 P4		0-0 F8		0-3 K		0-0 1B			4 0 1 1 0 1 0		
Cesar Cedeno, R (1, 8) OBP: 0.368, SLG: 0.495	0-0 1B		0-0 2B		0-3 K		0-0 F8			4 0 2 0 0 1 1		
Bob Watson, R (1, 7) (8, 3) OBP: 0.408, SLG: 0.511	0-0 6-3		0-3 K		0-0 G4-3 1B		0-3 K			4 0 1 0 0 2 2		
Lee May, R (1, 3) Tommy Agee, R (8, 7) OBP: 0.211, SLG: 0.279 OBP: 0.325, SLG: 0.324		0-0 1B 1B		4-0 FC3-6 BB		0-0 G4-3 1-2f		0-0 2B		3 0 2 0 1 0 1 0 0 0 0 0 0 0		
Doug Rader, R (1, 5) OBP: 0.300, SLG: 0.402		0-3 K		0-0 FC3-6 1-2f		0-3 K		0-0 P5		4 0 0 0 0 2 3		
Larry Howard, R (1, 2) OBP: 0.233, SLG: 0.250		0-3 K		0-3 K 1-2		0-0 G3 PB 2B		0-0 6-3		4 1 1 0 0 2 3		
Tommy Helms, R (1, 4) OBP: 0.275, SLG: 0.263		0-0 1B		0-0 F8		0-0 G3 2-3		0-0 5-3		4 0 1 0 0 0 2		
Jerry Reuss, L (1, 1) OBP: 0.278, SLG: 0.278		0-0 1B		0-0 4-3		0-3 K 3-H		0-3 K		4 0 1 0 0 2 0		
Inning Stats	R: 0 E: 0 K: 0 S: 4 H: 1 LOB: 1 BB: 0 P: 4	R: 0 E: 0 K: 2 S: 9 H: 3 LOB: 2 BB: 0 P: 9	R: 0 E: 0 K: 1 S: 6 H: 1 LOB: 1 BB: 0 P: 6	R: 0 E: 0 K: 1 S: 5 H: 0 LOB: 1 BB: 1 P: 9	R: 1 E: 0 K: 2 S: 8 H: 1 LOB: 0 BB: 0 P: 8	R: 0 E: 0 K: 1 S: 5 H: 1 LOB: 0 BB: 0 P: 5	R: 2 E: 0 K: 1 S: 7 H: 2 LOB: 1 BB: 0 P: 8	R: 0 E: 0 K: 1 S: 6 H: 1 LOB: 1 BB: 0 P: 6	R: 0 E: 0 K: 1 S: 5 H: 0 LOB: 0 BB: 0 P: 5	1B: 6 2B: 3 3B: 0 HR: 1 SF: 0 SAC: 0 DP: 1 HBP: 1	WP: 0 PB: 1 SB: 2 CS: 0 PA: 37	
PITCHER Steve Carlton, L (1, 1) ERA: 2.59 Bill Wilson, R (9, 1) ERA: 0.87	IP 8.0 WLS L BF 34 H 10 R 3 ER 3 SO 9 BB 1 IBB 0 HBP 1 BLK 0 WP 0 HR 1 S 50 P 55 ERA 3.38 WHIP 1.375											PITCHER IP 1.0 WLS L BF 3 H 0 R 0 ER 0 SO 1 BB 0 IBB 0 HBP 0 BLK 0 WP 0 HR 0 S 5 P 5 ERA 0.00 WHIP 0.000

Houston Astros @ Philadelphia Phillies
Veterans Stadium, Philadelphia, PA
Tue May 01 1973, 7:05 PM EDT
Att. 10,333 - Unknown

livebaseballscorecards.com

AB	35
R	3
H	10
RBI	2
BB	1
SO	10
LOB	12



Batter	1	2	3	4	5	6	7	8	9	AB	R	H	RBI	BB	SO	LOB
Larry Bowa, S OBP: 0.321, SLG: 0.321 (1, 6)	0-0 6-3		0-0 G6-4-3		0-0 F7			0-0 P6		4	0	0	0	0	0	4
Mike Anderson, R OBP: 0.417, SLG: 0.571 (1, 9)	0-3 K			0-0 4-3		0-0 B1 1B		0-0 1B		4	0	2	0	0	1	0
Willie Montanez, L OBP: 0.300, SLG: 0.296 (1, 3)	0-0 4-3			0-0 CS 1B		0-0 B1 1-2		0-0 4-3		4	0	1	0	0	0	2
Bill Robinson, R OBP: 0.315, SLG: 0.481 (1, 8)		0-0 6-3		0-3 K 1-2		0-3 K			0-0 5-3	4	0	0	0	0	2	2
Greg Luzinski, R OBP: 0.270, SLG: 0.290 (1, 7)		0-3 K			0-0 1B 1B 1B	0-3 K			0-3 K	4	0	1	0	0	3	1
Mike Schmidt, R OBP: 0.400, SLG: 0.414 (1, 5)		4-0 BB			0-0 1B 1B		0-0 5-3		0-3 K	3	0	1	0	1	1	0
Bob Boone, R OBP: 0.315, SLG: 0.250 (1, 2)		0-3 K			0-0 1B 1-2 2-3		0-0 P5			3	0	1	0	0	1	1
Terry Harmon, R OBP: 0.333, SLG: 0.261 (1, 4)			0-0 6-3		0-0 P4		0-0 6-3			3	0	0	0	0	0	3
Steve Carlton, L OBP: 0.136, SLG: 0.136 (1, 1)			0-0 G6-4-3 1B		0-3 K			0-0 6-3		2	0	1	0	0	1	3
Cesar Tovar, R OBP: 0.333, SLG: 0.333 (8, PH)										1	0	0	0	0	0	0
Bill Wilson, R (9, 1)										0	0	0	0	0	0	0

Inning Stats	R: 0	H: 0	E: 0	K: 1	S: 5	R: 0	H: 0	E: 0	K: 2	S: 7	R: 0	H: 1	E: 0	K: 0	S: 3	R: 0	H: 1	E: 0	K: 1	S: 5	R: 0	H: 3	E: 0	K: 1	S: 8	R: 0	H: 1	E: 0	K: 2	S: 8	R: 0	H: 0	E: 0	K: 0	S: 3	R: 0	H: 1	E: 0	K: 0	S: 4	R: 0	H: 0	E: 0	K: 2	S: 7	R: 0	H: 0	E: 0	K: 2	S: 7	1B: 7	2B: 0	3B: 0	HR: 0	SF: 0	SAC: 0	DP: 1	HBP: 0	WP: 0	PA: 33
PITCHER Jerry Reuss, L ERA: 1.5 (1, 1)	IP: 9.0	WLS: W	BF: 33	H: 7	R: 0	ER: 0	SO: 9	BB: 1	IBB: 0	HBP: 0	BLK: 0	WP: 0	HR: 0	S: 50	P: 54	ERA: 0.00	WHIP: 0.889																																											


BOTTOM

Houston Astros @ Philadelphia Phillies
Veterans Stadium, Philadelphia, PA

Tue May 01 1973, 7:05 PM EDT
Att. 10,333 - Unknown

AB	32
R	0
H	7
RBI	0
BB	1
SO	9
LOB	16

livebaseballscorecards.com

Batter	1	2	3	4	5	6	7	8	9	AB R H RBI BB SO LOB	TOP																									
Jimmy Wynn, R (1, 9) <small>OBP: 0.357, SLG: 0.560</small> Jesus Alou, R (7, 9) <small>OBP: 0.200, SLG: 0.400</small>	0-0 F7		0-3 K		0-0 1B	0-0 FC6-4		0-0 2B		4 0 1 0 0 1 2 1 0 1 0 0 0 0																										
Roger Metzger, S (1, 6) <small>OBP: 0.171, SLG: 0.183</small>	0-0 2B		4-0 FC5-4		0-0 F5		0-0 1B	4-0 6-3		3 2 2 0 2 0 1																										
Cesar Cedeno, R (1, 8) <small>OBP: 0.360, SLG: 0.480</small>	0-0 F7		0-0 P4			0-0 P6	0-0 1B	0-0 6-3		5 1 1 0 0 0 4																										
Bob Watson, R (1, 7) <small>OBP: 0.426, SLG: 0.548</small> (7, 3)	1-0 2B		0-0 FC5-4			0-0 HR	0-0 1B	4-0 IBB		3 3 2 3 1 0 1																										
Lee May, R (1, 3) <small>OBP: 0.240, SLG: 0.319</small> Tommie Agee, R (7, PR) <small>OBP: 0.317, SLG: 0.316</small> (7, 7)	0-0 2B		0-3 K		0-0 K	0-0 1B	0-0 1B	0-3 K		4 1 3 2 0 1 0 1 0 0 0 0 1 3																										
Doug Rader, R (1, 5) <small>OBP: 0.305, SLG: 0.389</small>	0-0 F9		0-3 K		0-0 K	1-0 1B	4-0 1B	0-3 K		3 2 0 0 1 2 4																										
Johnny Edwards, L (1, 2) <small>OBP: 0.254, SLG: 0.368</small>		0-0 L4		0-0 5-3		0-0 FC1-5	0-3 K		0-0 F8	5 0 1 1 0 1 2	AB 39 R 9 H 13 RBI 9 BB 4 SO 6 LOB 20																									
Tommy Helms, R (1, 4) <small>OBP: 0.280, SLG: 0.270</small>		0-0 6-3				0-0 F9	0-0 FC1-5	0-0 1B	0-0 F9	5 0 2 3 0 0 0																										
Dave Roberts, L (1, 1) <small>OBP: 0.071, SLG: 0.071</small> Jim Ray, R (8, 1)		0-0 4-3				0-0 4-3	0-0 FC1-5	0-0 L5	0-0 6-3	4 0 0 0 0 0 3 1 0 0 0 0 0 0																										
Inning Stats	R: 2 E: 0 K: 0 S: 5	H: 2 LOB: 1 BB: 0 P: 6	R: 0 E: 0 K: 0 S: 3	H: 0 LOB: 0 BB: 0 P: 3	R: 0 E: 0 K: 1 S: 5	H: 0 LOB: 1 BB: 1 P: 9	R: 0 E: 0 K: 2 S: 7	H: 0 LOB: 0 BB: 0 P: 7	R: 0 E: 0 K: 0 S: 4	H: 1 LOB: 1 BB: 0 P: 4	R: 3 E: 0 K: 0 S: 7	H: 4 LOB: 2 BB: 0 P: 8	R: 4 E: 0 K: 1 S: 9	H: 5 LOB: 1 BB: 1 P: 13	R: 0 E: 0 K: 2 S: 8	H: 1 LOB: 3 BB: 2 P: 16	R: 0 E: 0 K: 0 S: 3	H: 0 LOB: 0 BB: 0 P: 3	1B: 9 2B: 3 3B: 0 HR: 1	SF: 0 SAC: 0 DP: 0 HBP: 2	WP: 0 PB: 1 SB: 3 CS: 2	PA: 45														
PITCHER	IP WLS BF H R ER SO BB IBB HBP BLK WP HR S P ERA WHIP																																			
Jim Lonborg, R (1, 1) <small>ERA: 7.07</small> Barry Lersch, R (6, 1) <small>ERA: 3.72</small> Wayne Twitchell, R (7, 1) <small>ERA: 2.31</small> Ken Brett, L (8, 1) <small>ERA: 8.38</small>	5.1 L	25	6	5	5	3	1	0	2	0	0	1	28	34	8.44	1.312																				
	0.2	6	4	3	3	0	0	0	0	0	0	0	6	6	40.50	6.000																				
	1.0	5	2	1	1	1	1	0	0	0	0	0	6	10	9.00	3.000																				
	2.0	9	1	0	0	2	1	1	0	0	0	0	11	19	0.00	1.000																				

Houston Astros @ Philadelphia Phillies
Veterans Stadium, Philadelphia, PA
Wed May 02 1973, 7:05 PM EDT
Att. 8,101 - Unknown

livebaseballscorecards.com

Batter	1	2	3	4	5	6	7	8	9	AB R H RBI BB SO LOB
Larry Bowa, S OBP: 0.326, SLG: 0.317 (1, 6)	0-0 5-3		0-0 6-3		0-0 5-3		4-0 1B BB		0-0 1B	4 0 1 0 1 0 1
Cesar Tovar, R OBP: 0.362, SLG: 0.415 (1, 9)	0-0 G1 2B			0-0 1B 2B	0-0 L6		0-0 1B 1-2 2-H		0-0 F8	5 1 3 1 0 0 2
Willie Montanez, L OBP: 0.298, SLG: 0.293 Ken Brett, L (8, 1)	0-0 G1 2-3			0-0 G6-4-3 1B 2-3		0-0 6-3	0-0 P6			4 0 1 0 0 0 3 0 0 0 0 0 0 0
Bill Robinson, R OBP: 0.310, SLG: 0.464 (1, 7)	0-0 5-3			0-0 G6-4-3 1B 1-2 3-H		0-0 F5		0-3 K		4 0 1 1 0 1 1
Mike Schmidt, R OBP: 0.385, SLG: 0.424 (1, 5)		0-3 K		0-0 G6-4-3 1-2 2-3		0-0 6-3		0-0 2B		4 0 1 0 0 1 2
Bob Boone, R OBP: 0.293, SLG: 0.231 (1, 2)		0-0 F3		0-0 6-3			0-0 6-3	0-0 5-3		4 0 0 0 0 0 2
Mike Anderson, R OBP: 0.429, SLG: 0.680 (1, 8)		0-0 F9			0-0 HR		0-0 2B 1B	0-0 6-3		4 2 2 1 0 0 1
Terry Harmon, R OBP: 0.333, SLG: 0.269 Denny Doyle, L OBP: 0.381, SLG: 0.343 (9, PH)			0-0 F8		0-0 SH5-4 1B		0-0 F3		0-0 F9	3 0 1 0 0 0 1 1 0 0 0 0 0 0
Jim Lonborg, R Barry Lersch, S Wayne Twitchell, R Jose Pagan, R OBP: 0.125, SLG: 0.250 (8, 3)			0-3 K		0-0 SH5-4 1-2		0-0 1B 2B		0-3 K	1 0 0 0 0 1 0 0 0 0 0 0 0 0 0 0 0 0 0 0 0 2 1 1 1 0 1 0

Inning Stats	R: 0 E: 0 K: 0 S: 4	H: 1 LOB: 1 BB: 0 P: 4	R: 0 E: 0 K: 1 S: 5	H: 0 LOB: 0 BB: 0 P: 5	R: 0 E: 0 K: 1 S: 5	H: 0 LOB: 0 BB: 0 P: 5	R: 1 E: 0 K: 0 S: 5	H: 3 LOB: 1 BB: 0 P: 5	R: 1 E: 0 K: 0 S: 5	H: 2 LOB: 1 BB: 0 P: 5	R: 0 E: 0 K: 0 S: 3	H: 0 LOB: 0 BB: 0 P: 3	R: 2 E: 0 K: 0 S: 6	H: 3 LOB: 2 BB: 1 P: 10	R: 0 E: 0 K: 1 S: 6	H: 1 LOB: 1 BB: 0 P: 6	R: 0 E: 0 K: 1 S: 6	H: 1 LOB: 1 BB: 0 P: 6	1B: 6 2B: 4 3B: 0 HR: 1	SF: 0 SAC: 1 DP: 1 HBP: 0	WP: 0 PB: 0 SB: 0 CS: 0	PA: 38
--------------	------------------------------	---------------------------------	------------------------------	---------------------------------	------------------------------	---------------------------------	------------------------------	---------------------------------	------------------------------	---------------------------------	------------------------------	---------------------------------	------------------------------	----------------------------------	------------------------------	---------------------------------	------------------------------	---------------------------------	----------------------------------	------------------------------------	----------------------------------	--------

PITCHER	IP	WLS	BF	H	R	ER	SO	BB	IBB	HBP	BLK	WP	HR	S	P	ERA	WHIP
Dave Roberts, L ERA: 3.43 (1, 1)	7.0	W	30	9	4	4	2	1	0	0	0	0	1	33	37	5.14	1.429
Jim Ray, R ERA: (8, 1)	2.0	S	8	2	0	0	2	0	0	0	0	0	0	12	12	0.00	1.000

BOTTOM

Houston Astros @ Philadelphia Phillies
Veterans Stadium, Philadelphia, PA
 Wed May 02 1973, 7:05 PM EDT
 Att. 8,101 - Unknown

livebaseballscorecards.com

AB	36
R	4
H	11
RBI	4
BB	1
SO	4
LOB	13



Batter	1	2	3	4	5	6	7	8	9	AB R H RBI BB SO LOB	TOP	
Jimmy Wynn, R (1, 9) <small>OBP: 0.341, SLG: 0.518</small> Bob Gallagher, L (7, 9) <small>OBP: 0.167, SLG: 0.182</small>	0-0 F8 		0-3 K 		0-0 P4 	1-0 3B HBP 		0-0 G3 		3 1 0 0 0 1 0 1 0 0 0 0 0 0		
Roger Metzger, S (1, 6) <small>OBP: 0.179, SLG: 0.215</small>	0-0 S 1B 		0-0 F7 		0-0 F2 	0-0 WP 3B <small>1-H 2-H</small> 		0-3 K 		5 1 2 2 0 1 0		
Cesar Cedeno, R (1, 8) <small>OBP: 0.382, SLG: 0.545</small>	0-0 S 1B <small>1-2</small> 		0-0 HR 		0-0 L5 	0-0 L6 <small>3-H</small> 		0-0 FC4-3 1B 		5 1 3 1 0 0 0		
Bob Watson, R (1, 7) <small>OBP: 0.450, SLG: 0.556</small>	4-0 G6-4-3 IBB <small>1-2 2-3</small> 		0-0 1B 		0-0 6-3 	4-0 BB 1B BB 		0-0 FC4-3 <small>1-2f</small> 		3 1 1 0 2 0 1		
Lee May, R (1, 3) <small>OBP: 0.226, SLG: 0.296</small>	0-0 G6-4-3 <small>1-2f</small> 		0-3 K 		0-0 E5 BB 5-3 2B 	0-0 P6 		0-0 1B 		5 1 1 0 0 1 5		
Doug Rader, R (1, 5) <small>OBP: 0.325, SLG: 0.394</small>		0-0 F9 		4-0 5-3 BB 	0-0 5-3 <small>1-2</small> 	4-0 1B BB 		0-0 F9 		3 0 0 0 2 0 2		
Johnny Edwards, L (1, 2) <small>OBP: 0.260, SLG: 0.397</small>		0-0 HR 		0-0 F7 	4-0 BB 2B IBB 	0-0 F9 		0-0 F8 		4 2 1 1 1 0 4		
Tommy Helms, R (1, 4) <small>OBP: 0.271, SLG: 0.255</small>		0-0 6-3 		0-0 5-3 <small>1-2</small> 	4-0 2B BB <small>1-2 2-3</small> 	0-0 1B <small>1-2 2-H</small> 		0-0 F9 		4 1 1 1 1 0 2		
Don Wilson, R (1, 1) <small>OBP: 0.158, SLG: 0.263</small>		0-3 K 		0-3 K 	0-0 3B 2B <small>1-H 2-H 3-H</small> 	0-3 K 				4 1 1 3 0 3 3		
Inning Stats	R: 0 H: 2 E: 0 LOB: 2 K: 0 BB: 1 S: 4 P: 8	R: 1 H: 1 E: 0 LOB: 0 K: 1 BB: 0 S: 6 P: 6	R: 1 H: 2 E: 0 LOB: 1 K: 2 BB: 0 S: 9 P: 9	R: 0 H: 0 E: 0 LOB: 1 K: 1 BB: 1 S: 5 P: 9	R: 0 H: 0 E: 0 LOB: 0 K: 0 BB: 0 S: 3 P: 3	R: 6 H: 2 E: 1 LOB: 0 K: 0 BB: 2 S: 6 P: 15	R: 1 H: 1 E: 0 LOB: 2 K: 1 BB: 2 S: 6 P: 14	R: 0 H: 1 E: 0 LOB: 1 K: 1 BB: 0 S: 6 P: 6	R: 0 H: 1 E: 0 LOB: 1 K: 0 BB: 0 S: 4 P: 4	1B: 6 SF: 0 2B: 1 SAC: 0 3B: 1 DP: 1 HR: 2 HBP: 1	WP: 1 PA: 44 PB: 0 SB: 2 CS: 0	
PITCHER Jim McAndrew, R (1, 1) <small>ERA: 4.91</small> Hank Webb, R (6, 1) <small>ERA: 10.8</small> George Stone, L (8, 1) <small>ERA: 1.5</small>	IP WLS BF H R ER SO BB IBB HBP BLK WP HR S P ERA WHIP 5.2 L 29 7 8 2 4 2 2 1 0 0 2 32 49 3.18 1.588											PITCHER IP WLS BF H R ER SO BB IBB HBP BLK WP HR S P ERA WHIP

Houston Astros @ New York Mets
 Shea Stadium, Flushing, NY
 Sat May 05 1973, 3:33 AM EDT
 Att: 14,178 - Unknown

livebaseballscorecards.com

AB	37
R	9
H	10
RBI	8
BB	6
SO	6
LOB	17



Batter	1	2	3	4	5	6	7	8	9	AB	R	H	RBI	BB	SO	LOB
Ted Martinez, R OBP: 0.302, SLG: 0.280 (1, 8)	0-0 F8			0-0 1-3		0-3 K		0-0 F9		4	0	0	0	0	1	0
Felix Millan, R OBP: 0.252, SLG: 0.260 (1, 4)	0-0 4-3			0-0 5-3			0-0 2B 6-3 1B	0-0 P3		4	1	1	0	0	0	0
Wayne Garrett, L OBP: 0.327, SLG: 0.256 (1, 5)	0-0 F2			0-3 K			0-0 F9		4-0 BB	3	0	0	0	1	1	1
Rusty Staub, L OBP: 0.290, SLG: 0.337 (1, 9)		0-3 K		0-0 3-1			0-0 1-3 1B 2B	0-0 P5		4	1	1	0	0	1	1
Ed Kranepool, L OBP: 0.351, SLG: 0.394 (1, 3)		0-0 L1		0-0 F9 2B			0-0 6-3	0-0 P6		4	0	1	1	0	0	2
Jim Gosger, L OBP: 0.462, SLG: 0.300 (1, 7)		0-3 K		0-0 F9 2-3			0-0 3-H 2B BB 1B	0-0 G3		4	0	1	1	0	1	2
Duffy Dyer, R OBP: 0.188, SLG: 0.114 (1, 2)			0-3 K	0-3 K			4-0 1-2 BB			2	0	0	0	0	2	1
Hank Webb, R (6, 1)										0	0	0	0	0	0	0
Ken Boswell, L OBP: 0.273, SLG: 0.200 (7, PH)										0	0	0	0	1	0	0
George Stone, L OBP: 1.000, SLG: 1.000 (8, 1)										0	0	0	0	0	0	0
Bud Harrelson, S OBP: 0.271, SLG: 0.221 (1, 6)			0-3 K	0-3 K		0-0 P6	0-0 F3			3	0	0	0	0	1	2
Jim McAndrew, R OBP: 0.400, SLG: 0.286 (1, 1)			0-3 K			0-0 F7		0-0 F2		1	0	0	0	0	1	0
Jerry Grote, R OBP: 0.256, SLG: 0.293 (6, 2)										2	0	0	0	0	0	0

BOTTOM

Houston Astros @ New York Mets
 Shea Stadium, Flushing, NY
 Sat May 05 1973, 3:33 AM EDT
 Att. 14,178 - Unknown

livebaseballscorecards.com

AB	31
R	2
H	4
RBI	2
BB	2
SO	8
LOB	9



Inning Stats	R: 0	H: 0	E: 0	LOB: 0	K: 0	BB: 0	S: 3	P: 3
	R: 0	H: 0	E: 0	LOB: 0	K: 2	BB: 0	S: 7	P: 7
	R: 0	H: 0	E: 0	LOB: 0	K: 3	BB: 0	S: 9	P: 9
	R: 0	H: 0	E: 0	LOB: 0	K: 1	BB: 0	S: 5	P: 5
	R: 0	H: 1	E: 0	LOB: 1	K: 1	BB: 0	S: 6	P: 6
	R: 0	H: 0	E: 0	LOB: 0	K: 1	BB: 0	S: 5	P: 5
	R: 2	H: 3	E: 0	LOB: 2	K: 0	BB: 1	S: 6	P: 10
	R: 0	H: 0	E: 0	LOB: 0	K: 0	BB: 0	S: 3	P: 3
	R: 0	H: 0	E: 0	LOB: 1	K: 0	BB: 1	S: 3	P: 7
	1B: 2	SF: 0	2B: 2	SAC: 0	3B: 0	DP: 0	HR: 0	HBP: 0
	WP: 0	PA: 33	PB: 0	SB: 0	CS: 0			

PITCHER	IP	WLS	BF	H	R	ER	SO	BB	IBB	HBP	BLK	WP	HR	S	P	ERA	WHIP
Don Wilson, R ERA: 3.75 (1, 1)	9.0	W	33	4	2	2	8	2	0	0	0	0	0	47	55	2.00	0.667
PITCHER	IP	WLS	BF	H	R	ER	SO	BB	IBB	HBP	BLK	WP	HR	S	P	ERA	WHIP

Batter	1	2	3	4	5	6	7	8	9	AB R H RBI BB SO LOB	TOP									
Jimmy Wynn, R (1, 9) OBP: 0.328, SLG: 0.504	0-0 5-3	0-0 SF7			0-0 6-3		0-0 E6		0-0 1B	4 1 1 2 0 0 1	Houston Astros @ Montreal Expos Jarry Park, Montreal, QB Mon May 07 1973, 7:05 PM EDT Att. 7,021 - Unknown									
Roger Metzger, S (1, 6) OBP: 0.189, SLG: 0.213	0-3 K	0-0 FC4-6			0-0 6-3		0-0 5-3		0-0 1B	5 0 1 1 0 1 4										
Cesar Cedeno, R (1, 8) OBP: 0.381, SLG: 0.562	0-0 F7			0-0 F4		0-0 F6		0-0 HR	0-0 F7	5 1 1 1 0 0 1										
Bob Watson, R (1, 7) OBP: 0.469, SLG: 0.602		0-0 1B		0-0 2B		0-0 5-3		0-0 4-3		4 1 2 0 0 0 0										
Lee May, R (1, 3) OBP: 0.237, SLG: 0.330		0-0 1B		0-3 K		0-0 5-3		0-0 6-3		4 1 1 0 0 1 1										
Doug Rader, R (1, 5) OBP: 0.331, SLG: 0.398		0-0 F9		0-0 F9		0-3 K		0-3 K		4 0 0 0 0 2 3										
Johnny Edwards, L (1, 2) OBP: 0.282, SLG: 0.400		0-0 1B		0-0 4-3		0-0 F7		0-0 E7		4 2 1 1 0 0 0										
Tommy Helms, R (1, 4) OBP: 0.289, SLG: 0.275		0-0 1B		0-0 F6		0-0 E		0-0 F7		4 0 2 0 0 0 1										
Dave Roberts, L (1, 1) OBP: 0.125, SLG: 0.125		0-0 FC4-6		0-0 4-3		0-0 SH1-4		0-0 SH2-4		2 0 1 1 0 0 0										
Inning Stats	R: 0 E: 0 K: 1 S: 5	H: 0 LOB: 0 BB: 0 P: 5	R: 3 E: 0 K: 0 S: 8	H: 5 LOB: 2 BB: 0 P: 8	R: 0 E: 0 K: 1 S: 6	H: 1 LOB: 1 BB: 0 P: 6	R: 0 E: 0 K: 0 S: 3	H: 0 LOB: 0 BB: 0 P: 3	R: 0 E: 0 K: 1 S: 5	H: 0 LOB: 0 BB: 0 P: 5	R: 0 E: 1 K: 0 S: 5	H: 1 LOB: 2 BB: 0 P: 5	R: 1 E: 0 K: 1 S: 6	H: 1 LOB: 0 BB: 0 P: 6	R: 2 E: 1 K: 0 S: 6	H: 2 LOB: 1 BB: 0 P: 6	1B: 7 2B: 1 3B: 1 HR: 1	SF: 1 SAC: 2 DP: 0 HBP: 0	WP: 0 PB: 0 SB: 0 CS: 0	PA: 39
PITCHER Ernie McAnally, R (1, 1) ERA: 3.05	IP 9.0 WLS L BF 39 H 10 R 6 ER 4 SO 4 BB 0 IBB 0 HBP 0 BLK 0 WP 0 HR 1 S 47 P 47 ERA 4.00 WHIP 1.111																			

livebaseballscorecards.com

AB	36
R	6
H	10
RBI	6
BB	0
SO	4
LOB	11



Batter	1	2	3	4	5	6	7	8	9	AB R H RBI BB SO LOB
Ron Hunt, R OBP: 0.449, SLG: 0.342 (1, 4)	0-0 5-3		0-0 L5		4-0 BB		0-0 2B		0-0 5-3	4 0 1 0 1 0 1
Tim Foli, R OBP: 0.240, SLG: 0.273 (1, 6)	0-0 1B		0-0 F9		0-3 K		0-0 4-3		0-0 F4	5 0 1 0 0 1 3
Ron Woods, R OBP: 0.479, SLG: 0.537 (1, 8)	0-0 F7		4-0 BB		0-0 F8			4-0 1B		2 0 0 0 2 0 2
Hal Breeden, R OBP: 0.414, SLG: 0.704 (1, 3)	0-0 FC5-4		4-0 BB		0-3 K			0-0 F7		3 0 1 0 1 1 1
Clyde Mashore, R (1, 7)	0-0 FC5-4		0-0 F6		0-0 F3			0-0 F4		4 0 0 0 0 0 5
Ken Singleton, S OBP: 0.411, SLG: 0.429 (1, 9)		4-0 1B		4-0 FC6-4		4-0 BB		0-0 1B		1 0 1 0 3 0 0
John Boccabella, R OBP: 0.311, SLG: 0.357 (1, 2)		0-0 F4		0-0 FC6-4		0-0 L8		0-0 L5		4 0 0 0 0 0 5
Bob Bailey, R OBP: 0.319, SLG: 0.341 (1, 5)		0-0 G6-4-3		0-0 G6-4-3			0-0 6-3		0-0 2B	4 0 2 0 0 0 1
Ernie McAnally, R OBP: 0.250, SLG: 0.250 (1, 1)		0-0 G6-4-3			0-0 6-3				0-0 F8	3 0 0 0 0 0 2
Terry Humphrey, R OBP: 0.200, SLG: 0.211 (9, PH)										1 0 0 0 0 0 1

Inning Stats	R: 0 E: 0 K: 5 S: 5	H: 2 LOB: 2 BB: 0 P: 5	R: 0 E: 0 K: 3 S: 3	H: 1 LOB: 1 BB: 1 P: 7	R: 0 E: 0 K: 3 S: 3	H: 0 LOB: 2 BB: 2 P: 11	R: 0 E: 0 K: 0 S: 2	H: 0 LOB: 0 BB: 1 P: 6	R: 0 E: 0 K: 1 S: 5	H: 0 LOB: 1 BB: 1 P: 9	R: 0 E: 0 K: 1 S: 5	H: 0 LOB: 1 BB: 1 P: 9	R: 0 E: 0 K: 0 S: 4	H: 1 LOB: 1 BB: 0 P: 4	R: 0 E: 0 K: 0 S: 4	H: 1 LOB: 2 BB: 1 P: 8	R: 0 E: 0 K: 0 S: 4	H: 1 LOB: 1 BB: 0 P: 4	1B: 4 2B: 2 3B: 0 HR: 0	SF: 0 SAC: 0 DP: 2 HBP: 0	WP: 0 PB: 0 SB: 0 CS: 0	PA: 38
---------------------	------------------------------	---------------------------------	------------------------------	---------------------------------	------------------------------	----------------------------------	------------------------------	---------------------------------	------------------------------	---------------------------------	------------------------------	---------------------------------	------------------------------	---------------------------------	------------------------------	---------------------------------	------------------------------	---------------------------------	----------------------------------	------------------------------------	----------------------------------	--------

PITCHER Dave Roberts, L ERA: 2.79 (1, 1)	IP 9.0	WLS W	BF 38	H 6	R 0	ER 0	SO 2	BB 7	IBB 0	HBP 0	BLK 0	WP 0	HR 0	S 35	P 63	ERA 0.00	WHIP 1.444	PITCHER	IP 9.0	WLS W	BF 38	H 6	R 0	ER 0	SO 2	BB 7	IBB 0	HBP 0	BLK 0	WP 0	HR 0	S 35	P 63	ERA 0.00	WHIP 1.444
-------------------------------------------------------	-----------	----------	----------	--------	--------	---------	---------	---------	----------	----------	----------	---------	---------	---------	---------	-------------	---------------	----------------	-----------	----------	----------	--------	--------	---------	---------	---------	----------	----------	----------	---------	---------	---------	---------	-------------	---------------

BOTTOM

Houston Astros @ Montreal Expos
Jarry Park, Montreal, QB
 Mon May 07 1973, 7:05 PM EDT
 Att. 7,021 - Unknown

livebaseballscorecards.com

AB	31
R	0
H	6
RBI	0
BB	7
SO	2
LOB	21



Batter	1	2	3	4	5	6	7	8	9	AB R H RBI BB SO LOB	TOP
Tommie Agee, R OBP: 0.353, SLG: 0.391 (1, 9) <small>BBB</small>	4-0 6-3 FC6-4 1B BB	0-0		0-0 4-3			0-3 K			3 2 1 1 1 1 1	
Roger Metzger, S OBP: 0.202, SLG: 0.226 (1, 6) <small>X</small>	0-0 FC6-4 6-3 1-2 1B	0-3 K			0-0 4-3			0-0 L9-3 1B		4 0 2 0 0 1 0	
Cesar Cedeno, R OBP: 0.377, SLG: 0.576 (1, 8) <small>X</small>	0-0 6-3 1-2 2-3		0-0 HR		0-0 F8			0-0 L9-3 1-2		4 1 1 1 0 0 3	
Bob Watson, R OBP: 0.470, SLG: 0.595 (1, 7) <small>X</small>	4-0 FC6-4 IBB		0-0 HR 1B		0-0 F6			0-0 L8		3 0 1 0 1 0 0	
Lee May, R OBP: 0.227, SLG: 0.315 (1, 3) <small>X</small>	0-0 FC6-4 BB 1-2f 2-3 3-H		0-0 G6-4-3		0-0 F8			0-0 6-3		4 0 0 1 0 0 3	
Doug Rader, R OBP: 0.336, SLG: 0.396 (1, 5) <small>BBB</small>	4-0 1-2 BB		0-0 F9		0-0 F8			0-0 FC6-4 1B		3 0 1 0 1 0 0	
Johnny Edwards, L OBP: 0.270, SLG: 0.381 (1, 2) <small>SSS</small>	0-3 K		0-0 6-3		0-0 F7			0-0 L7		4 0 0 0 0 1 4	
Tommy Helms, R OBP: 0.288, SLG: 0.274 (1, 4)		0-0 F8		0-0 SH2-4 1B		0-0 F7		0-0 FC6-4 1-2f		4 0 1 0 0 0 1	
Ken Forsch, R OBP: 0.100, SLG: 0.053 Jim York, R (9, 1)		0-3 K		0-0 SH2-4		0-3 K				2 0 0 0 0 2 0 0 0 0 0 0 0 0	
Inning Stats	R: 1 E: 0 K: 1 S: 6 H: 1 LOB: 3 BB: 3 P: 18	R: 1 E: 0 K: 2 S: 8 H: 1 LOB: 0 BB: 0 P: 8	R: 1 E: 0 K: 0 S: 4 H: 2 LOB: 0 BB: 0 P: 4	R: 0 E: 0 K: 0 S: 4 H: 1 LOB: 1 BB: 0 P: 4	R: 0 E: 0 K: 0 S: 3 H: 0 LOB: 0 BB: 0 P: 3	R: 0 E: 0 K: 0 S: 3 H: 0 LOB: 0 BB: 0 P: 3	R: 0 E: 0 K: 2 S: 7 H: 0 LOB: 0 BB: 0 P: 7	R: 0 E: 0 K: 0 S: 3 H: 1 LOB: 0 BB: 0 P: 3	R: 0 E: 0 K: 0 S: 4 H: 1 LOB: 1 BB: 0 P: 4	1B: 5 2B: 1 3B: 0 HR: 2 SF: 0 SAC: 1 DP: 2 HBP: 0	WP: 0 PA: 35 PB: 0 SB: 0 CS: 0
PITCHER Steve Renko, R ERA: 2.93 (1, 1)	IP 9.0 WLS W BF 35 H 7 R 3 ER 3 SO 5 BB 2 IBB 1 HBP 0 BLK 0 WP 0 HR 2 S 42 P 54 ERA 3.00 WHIP 1.000										

Houston Astros @ Montreal Expos
Jarry Park, Montreal, QB
 Tue May 08 1973, 7:05 PM EDT
 Att. 5,035 - Unknown

livebaseballscorecards.com

AB	31
R	3
H	7
RBI	3
BB	3
SO	5
LOB	12



Batter	1	2	3	4	5	6	7	8	9	AB	R	H	RBI	BB	SO	LOB
Ron Hunt, R OBP: 0.441, SLG: 0.329 (1, 4)	0-3 K	1-0 G5-4-3 HBP			0-0 X			0-0 X	6-3	3	0	0	0	0	1	1
Tim Foli, R OBP: 0.231, SLG: 0.262 (1, 6)	0-0 F4	0-0 G5-4-3 1-2f			0-0 X			0-0 X	F2	4	0	0	0	0	0	4
Mike Jorgensen, L OBP: 0.247, SLG: 0.246 (1, 3)	0-3 K		0-0 X				0-0 X	F4	0-0 X	4	0	0	0	0	1	0
Ron Fairly, L OBP: 0.557, SLG: 0.702 (1, 7)		0-0 X	4-0 BBB				0-0 X	L7	0-0 X	3	1	1	1	1	0	0
Ken Singleton, S OBP: 0.414, SLG: 0.418 (1, 9)		0-0 X	0-3 SS				4-0 BBB		4-0 BBB	2	2	0	0	2	1	1
Ron Woods, R OBP: 0.481, SLG: 0.523 (1, 8)		4-0 BBB		0-0 X			0-0 X	F7	0-0 X	3	1	1	0	1	0	1
John Boccabella, R OBP: 0.312, SLG: 0.347 (1, 2)		0-0 X		0-0 X			0-0 X	F8	4-0 X	2	0	0	0	1	0	0
Bob Bailey, R OBP: 0.320, SLG: 0.326 (1, 5)		4-0 X		0-0 X			0-3 SS	K	0-0 X	2	0	0	0	1	1	0
Boots Day, L OBP: 0.429, SLG: 0.417 (9, PH)									0-0 X	1	0	0	0	0	0	2
Steve Renko, R OBP: 0.364, SLG: 0.455 (1, 1)		0-0 X			0-0 X			K	0-3 SS	3	0	2	2	0	1	0

BOTTOM

Houston Astros @ Montreal Expos
Jarry Park, Montreal, QB
 Tue May 08 1973, 7:05 PM EDT
 Att. 5,035 - Unknown

AB	27
R	4
H	4
RBI	3
BB	6
SO	5
LOB	9



Inning Stats	R: 0	H: 0	E: 0	K: 2	S: 7	H: 0	LOB: 0	BB: 0	P: 7	R: 3	H: 2	E: 2	K: 0	S: 5	R: 0	H: 0	E: 0	K: 1	S: 4	R: 0	H: 0	E: 0	K: 0	S: 3	R: 0	H: 1	E: 0	K: 0	S: 3	R: 0	H: 0	E: 0	K: 2	S: 7	R: 0	H: 0	E: 0	K: 0	S: 3	R: 0	H: 0	E: 0	K: 0	S: 3	R: 1	H: 1	E: 1	K: 0	S: 3	1B: 3	SF: 0	2B: 1	SAC: 1	3B: 0	DP: 3	HR: 1	HBP: 1	WP: 0	PA: 35
PITCHER																																																											
Ken Forsch, R ERA: 3.83 (1, 1)	8.1	WLS	BF	H	R	ER	SO	BB	IBB	HBP	BLK	WP	HR	S	P	ERA	WHIP																																										
Jim York, R ERA: 1.77 (9, 1)	0.0		2	0	0	0	0	0	1	0	0	0	0	1	5	∞	∞																																										

Batter	1	2	3	4	5	6	7	8	9	AB R H RBI BB SO LOB	TOP									
Pete Rose, S (1, 7) OBP: 0.397, SLG: 0.391	4-0 BB		0-0 F7		0-0 F7		0-0 4-3			3 0 0 0 1 0 2										
Joe Morgan, L (1, 4) OBP: 0.434, SLG: 0.571	0-0 F9		0-0			0-0 1B 2B		0-0 P4		4 1 1 0 0 0 1										
Johnny Bench, R (1, 2) OBP: 0.371, SLG: 0.533	0-0 L7		0-3 K			0-0 FC4 1B		0-0 5-3		4 0 1 1 0 1 1										
Bobby Tolan, L (1, 8) OBP: 0.279, SLG: 0.339	0-3 K			0-0 L4		0-0 F2		0-0 F7		4 0 0 0 0 1 2										
Joe Hague, L (1, 3) OBP: 0.250, SLG: 0.250		0-0 G3		0-3 K		0-0 FC4		0-0 1-3		4 0 0 0 0 1 1										
Dave Concepcion, R (1, 6) OBP: 0.362, SLG: 0.546		4-0 S BB		0-0 P4		0-0 5-3		0-3 K		3 0 0 0 1 1 1										
Cesar Geronimo, L (1, 9) OBP: 0.239, SLG: 0.267		0-0 F8			0-0 F5		0-3 K		0-0 F3	4 0 0 0 0 1 1										
Denis Menke, R (1, 5) OBP: 0.405, SLG: 0.270		4-0 BB			4-0 FC5-4 BB		0-0 F8			1 0 0 0 2 0 0										
Roger Nelson, R (1, 1) OBP: 0.083, SLG: 0.083		0-3 K			0-0 FC5-4		0-0 1B			1 0 0 0 0 1 2										
Gene Locklear, L (5, PH) OBP: 0.250, SLG: 0.143										1 0 0 0 0 0 1										
Ed Sprague, R (5, 1)										0 0 0 0 0 0 0										
Darrel Chaney, S (7, PH) OBP: 0.200, SLG: 0.135										1 0 1 0 0 0 0										
Pedro Borbon, R (7, 1) OBP: 0.250, SLG: 0.250										0 0 0 0 0 0 0										
Inning Stats	R: 0 E: 0 K: 1 S: 5	H: 0 LOB: 1 BB: 1 P: 9	R: 0 E: 0 K: 1 S: 5	H: 0 LOB: 2 BB: 2 P: 13	R: 0 E: 0 K: 1 S: 5	H: 0 LOB: 0 BB: 0 P: 5	R: 0 E: 0 K: 1 S: 3	H: 0 LOB: 1 BB: 1 P: 7	R: 1 E: 0 K: 0 S: 5	H: 2 LOB: 1 BB: 0 P: 5	R: 0 E: 0 K: 1 S: 6	H: 1 LOB: 1 BB: 0 P: 6	R: 0 E: 0 K: 0 S: 3	H: 0 LOB: 0 BB: 0 P: 3	R: 0 E: 0 K: 1 S: 5	H: 0 LOB: 0 BB: 0 P: 5	1B: 2 2B: 1 3B: 0 HR: 0	SF: 0 SAC: 0 DP: 0 HBP: 0	WP: 0 PB: 0 SB: 1 CS: 0	PA: 34
PITCHER Don Wilson, R (1, 1) ERA: 3.34	IP: 9.0 WLS: W BF: 34 H: 3 R: 1 ER: 1 SO: 6 BB: 4 IBB: 0 HBP: 0 BLK: 0 WP: 0 HR: 0 S: 42 P: 58 ERA: 1.00 WHIP: 0.778																			

Cincinnati Reds @ Houston Astros
Astrodome, Houston, TX
Fri May 11 1973, 8:05 PM EDT
Att: 31,354 - Unknown

livebaseballscorecards.com

AB 30
R 1
H 3
RBI 1
BB 4
SO 6
LOB 12



Batter	1	2	3	4	5	6	7	8	9	AB	R	H	RBI	BB	SO	LOB
Jimmy Wynn, R OBP: 0.333, SLG: 0.516 (1, 9)	0-0 SH5-3-5-4 1B	0-0 SF8 3-H			0-0 SH2-4 1B 2B		0-0 6-3			3	1	2	1	0	0	0
Roger Metzger, S OBP: 0.208, SLG: 0.253 (1, 6)	0-0 SH5-3-5-4 1-3f	0-0 1-3			0-0 SH2-4 2-3		0-0 1B 3B			2	1	1	0	0	0	2
Cesar Cedeno, R OBP: 0.387, SLG: 0.581 (1, 8)	0-0 F7		0-0 FC6-5 S 1B		0-0 CS S 1B		0-0 1B 1B			4	0	3	2	0	0	0
Bob Watson, R OBP: 0.471, SLG: 0.588 (1, 7)		0-0 E5 HR	0-0 FC6-5 FC6-4 1-3		0-0 BB BB BB BB 1-3		0-0 G6-4-3 1B			3	1	1	0	1	0	1
Lee May, R OBP: 0.228, SLG: 0.344 (1, 3)		0-0 HR 1-H	0-3 K		0-0 5-3		0-0 G6-4-3 1-2f			4	1	1	2	0	1	4
Doug Rader, R OBP: 0.341, SLG: 0.409 (1, 5)		0-0 E6 SH5-3 SF8 1B	0-0 FC6-4 1-2f		0-0 5-3		0-0 2B			4	1	2	0	0	0	1
Johnny Edwards, L OBP: 0.269, SLG: 0.368 (1, 2)		1-0 SH5-3 HBP		0-0 G3		0-0 4-3		0-0 2B		3	0	0	0	0	0	1
Tommy Helms, R OBP: 0.289, SLG: 0.276 (1, 4)		0-0 SH5-3 1-2 2-3		0-0 F8		0-0 1B		0-0 P8		3	0	1	0	0	0	1
Don Wilson, R OBP: 0.174, SLG: 0.227 (1, 1)		4-0 BB		0-3 K		0-0 F7		0-3 K		3	0	0	0	1	2	2

Inning Stats	R: 0	H: 1	E: 0	K: 0	S: 3	LOB: 0	BB: 0	P: 3	R: 3	H: 2	E: 2	K: 0	S: 6	LOB: 2	BB: 1	P: 11	R: 0	H: 1	E: 0	K: 1	S: 6	LOB: 1	BB: 0	P: 6	R: 0	H: 0	E: 0	K: 1	S: 5	LOB: 0	BB: 0	P: 5	R: 1	H: 2	E: 0	K: 0	S: 4	LOB: 1	BB: 1	P: 8	R: 0	H: 1	E: 0	K: 0	S: 4	LOB: 1	BB: 0	P: 4	R: 1	H: 3	E: 0	K: 0	S: 5	LOB: 1	BB: 0	P: 5	R: 0	H: 1	E: 0	K: 1	S: 6	LOB: 1	BB: 0	P: 6
--------------	------	------	------	------	------	--------	-------	------	------	------	------	------	------	--------	-------	-------	------	------	------	------	------	--------	-------	------	------	------	------	------	------	--------	-------	------	------	------	------	------	------	--------	-------	------	------	------	------	------	------	--------	-------	------	------	------	------	------	------	--------	-------	------	------	------	------	------	------	--------	-------	------

PITCHER	IP	WLS	BF	H	R	ER	SO	BB	IBB	HBP	BLK	WP	HR	S	P	ERA	WHIP
Roger Nelson, R ERA: 2.14 (1, 1)	4.0	L	18	4	3	1	2	1	0	1	0	0	0	20	25	2.25	1.250
Ed Sprague, R ERA: 1.29 (5, 1)	2.0		9	3	1	1	0	1	0	0	0	0	0	8	12	4.50	2.000
Pedro Borbon, R ERA: 0.99 (7, 1)	2.0		9	4	1	1	1	0	0	0	0	0	0	11	11	4.50	2.000

BOTTOM

Cincinnati Reds @ Houston Astros
Astrodome, Houston, TX

Fri May 11 1973, 8:05 PM EDT
Att. 31,354 - Unknown

livebaseballscorecards.com

AB	29
R	5
H	11
RBI	5
BB	2
SO	3
LOB	12



WP: 0	PA: 36
PB: 0	
SB: 2	
CS: 1	

Batter	1	2	3	4	5	6	7	8	9	AB R H RBI BB SO LOB	TOP
Pete Rose, S (1, 7) OBP: 0.393, SLG: 0.387	0-0 4-3			0-0 G4-6-3 1B		0-0 6-3		0-0 4-3 1-2 2-3		4 0 1 0 0 0 2	Cincinnati Reds @ Houston Astros Astrodome, Houston, TX Sat May 12 1973, 8:05 PM EDT Att: 38,874 - Unknown
Dave Concepcion, R (1, 6) OBP: 0.367, SLG: 0.535	0-0 F9			0-0 G4-6-3 1-2f		4-0 G5-4-3 BB		4-0 BB		2 0 0 0 2 0 1	
Johnny Bench, R (1, 3) OBP: 0.368, SLG: 0.518	0-0 F8			4-0 BB 1B BB		0-0 G5-4-3 1-2f		0-3 K		3 1 0 0 1 1 4	
Bobby Tolan, L (1, 8) OBP: 0.286, SLG: 0.345		0-0 6-3		0-0 BB 1-2 1B		0-0 F8		0-0 S 1B		4 0 2 0 0 0 0	
Denis Menke, R (1, 5) OBP: 0.420, SLG: 0.266		4-0 G6-4-3 BB		4-0 1B 1-2 2-3 BB		0-0 F8		4-0 FC4-6 1-2 BB		1 0 0 0 3 0 0	
Bill Plummer, R (1, 2) OBP: 0.214, SLG: 0.154		0-0 G6-4-3 1-2f		0-0 1-3 2-H 3-H 1B		0-3 K		0-0 P3		4 0 1 1 0 1 3	
Darrel Chaney, S (1, 4) OBP: 0.190, SLG: 0.128 Phil Gagliano, R (8, PH) OBP: 0.314, SLG: 0.200			0-0 P4		0-0 4-3			4-0 4-3 1B BB	0-3 K	2 0 0 0 0 0 0 1 0 0 0 1 1 2	
Cesar Geronimo, L (1, 9) OBP: 0.234, SLG: 0.261 Richie Scheinblum, S (8, PH) OBP: 0.300, SLG: 0.346			0-3 K		0-0 P4			0-0 F8	0-0 FC4-6 1-2f	2 0 0 0 0 1 0 2 0 0 0 0 0 3	
Ross Grimsley, L (1, 1) OBP: 0.048, SLG: 0.048 Clay Carroll, R (6, 1) Joe Morgan, L (8, PH) OBP: 0.439, SLG: 0.576 Ed Sprague, R (8, 1)			0-0 5-3		0-3 K			0-0 4-3 1-2 1B		2 0 0 0 0 1 0 0 0 0 0 0 0 0 1 0 1 0 0 0 0 0 0 0 0 0 0 0	
Inning Stats	R: 0 E: 0 K: 0 S: 3 H: 0 LOB: 0 BB: 0 P: 3	R: 0 E: 0 K: 0 S: 2 H: 0 LOB: 0 BB: 1 P: 6	R: 0 E: 0 K: 1 S: 5 H: 0 LOB: 0 BB: 0 P: 5	R: 1 E: 0 K: 0 S: 4 H: 3 LOB: 2 BB: 2 P: 12	R: 0 E: 0 K: 1 S: 5 H: 0 LOB: 0 BB: 0 P: 5	R: 0 E: 0 K: 0 S: 2 H: 0 LOB: 0 BB: 1 P: 6	R: 0 E: 0 K: 1 S: 5 H: 0 LOB: 0 BB: 0 P: 5	R: 0 E: 0 K: 1 S: 6 H: 1 LOB: 3 BB: 2 P: 14	R: 0 E: 0 K: 1 S: 6 H: 1 LOB: 2 BB: 1 P: 10	1B: 5 2B: 0 3B: 0 HR: 0 SF: 0 SAC: 0 DP: 3 HBP: 0	WP: 0 PB: 0 SB: 1 CS: 0 PA: 35
PITCHER Jerry Reuss, L (1, 1) ERA: 2.01 Jim York, R (8, 1) ERA: 1.66	IP: 7.2 WLS: W BF: 29 H: 4 R: 1 ER: 1 SO: 3 BB: 6 IBB: 0 HBP: 0 BLK: 0 WP: 0 HR: 0 S: 29 P: 53 ERA: 1.17 WHIP: 1.304	IP: 1.1 WLS: S BF: 6 H: 1 R: 0 ER: 0 SO: 2 BB: 1 IBB: 0 HBP: 0 BLK: 0 WP: 0 HR: 0 S: 9 P: 13 ERA: 0.00 WHIP: 1.500	PITCHER IP WLS BF H R ER SO BB IBB HBP BLK WP HR S P ERA WHIP								

AB	28
R	1
H	5
RBI	1
BB	7
SO	5
LOB	15



Batter	1	2	3	4	5	6	7	8	9	AB	R	H	RBI	BB	SO	LOB
Jimmy Wynn, R OBP: 0.329, SLG: 0.500 (1, 9)	0-0 P3		0-0 5-3			0-0 6-3	0-0 6-3	4-0 FC4 BB		4	0	0	0	1	0	0
Roger Metzger, S OBP: 0.217, SLG: 0.270 (1, 6)	0-0 3B 1B		0-0 F8			0-0 1B 2B	0-0 6-3	0-0 FC4 1-2f		5	2	2	0	0	0	2
Cesar Cedeno, R OBP: 0.397, SLG: 0.598 (1, 8)	0-0 1-H 3B		0-0 6-3			4-0 1B 1B IBB	0-0 S 1B 1B			3	2	2	1	1	0	0
Bob Watson, R OBP: 0.479, SLG: 0.590 (1, 7) (7, 3)	0-3 K			4-0 G6-4-3 BB		0-0 E FC4-6 1B 1-2 2-H	0-0 1-H 1B 1B			3	2	2	2	1	1	1
Lee May, R OBP: 0.231, SLG: 0.343 Tommy Agee, R OBP: 0.365, SLG: 0.404 (1, 3) (6, PR) (7, 7)	0-0 5-3			0-0 G6-4-3 1-2f		0-0 FC4-6 E 2B 1-2 2-H	0-0 2-H 1B 1B			3	0	1	1	0	0	2
Doug Rader, R OBP: 0.331, SLG: 0.395 (1, 5)		0-0 6-3		0-3 K		0-0 E6 FC4-6	0-0 F7			4	0	0	0	0	1	3
Larry Howard, R OBP: 0.220, SLG: 0.211 Johnny Edwards, L OBP: 0.274, SLG: 0.364 (1, 2) (6, PH) (7, 2)		0-0 P6			0-0 6-3	0-0 FC4-6 2B 1-2f 2-3 3-H		4-0 SH3 BB		2	0	0	0	0	0	0
Tommy Helms, R OBP: 0.295, SLG: 0.298 (1, 4)		0-0 2B			0-0 L4	0-0 2B		0-0 F8		4	0	2	1	0	0	1
Jerry Reuss, L OBP: 0.227, SLG: 0.227 Jim York, R (8, 1)		0-0 4-3			0-0 F5	0-3 K		0-0 SH3 1-2		3	0	0	0	0	1	4
										0	0	0	0	0	0	0

Inning Stats	R: 1	H: 2	E: 0	K: 1	S: 7	LOB: 1	BB: 0	P: 7	R: 0	H: 1	E: 0	K: 0	S: 4	LOB: 1	BB: 0	P: 4	R: 0	H: 0	E: 0	K: 0	S: 3	LOB: 0	BB: 0	P: 3	R: 0	H: 0	E: 0	K: 1	S: 4	LOB: 0	BB: 1	P: 8	R: 0	H: 0	E: 0	K: 0	S: 3	LOB: 0	BB: 0	P: 3	R: 4	H: 4	E: 1	K: 1	S: 10	LOB: 3	BB: 1	P: 14	R: 2	H: 3	E: 0	K: 0	S: 6	LOB: 1	BB: 0	P: 6	R: 0	H: 0	E: 0	K: 0	S: 3	LOB: 2	BB: 2	P: 11
--------------	------	------	------	------	------	--------	-------	------	------	------	------	------	------	--------	-------	------	------	------	------	------	------	--------	-------	------	------	------	------	------	------	--------	-------	------	------	------	------	------	------	--------	-------	------	------	------	------	------	-------	--------	-------	-------	------	------	------	------	------	--------	-------	------	------	------	------	------	------	--------	-------	-------

PITCHER	IP	WLS	BF	H	R	ER	SO	BB	IBB	HBP	BLK	WP	HR	S	P	ERA	WHIP
Ross Grimsley, L ERA: 2.43 (1, 1)	5.1	L	23	6	5	3	2	1	1	0	0	0	0	25	33	5.06	1.312
Clay Carroll, R ERA: 10.8 (6, 1)	1.2		10	4	2	2	1	0	0	0	0	0	0	12	12	10.80	2.400
Ed Sprague, R ERA: 1.13 (8, 1)	1.0		5	0	0	0	0	2	0	0	0	0	0	3	11	0.00	2.000

BOTTOM

Cincinnati Reds @ Houston Astros
Astrodome, Houston, TX

Sat May 12 1973, 8:05 PM EDT
Att. 38,874 - Unknown

livebaseballscorecards.com

AB	33
R	7
H	10
RBI	7
BB	4
SO	3
LOB	15



WP: 0	PA: 38
PB: 0	SB: 1
CS: 0	

Batter	1	2	3	4	5	6	7	8	9	AB R H RBI BB SO LOB	TOP																
Pete Rose, S (1, 7) OBP: 0.393, SLG: 0.382	0-0 1B 1B		0-0 4-3		4-0 1B BB		0-0 L7		0-0 F7	4 0 1 0 1 0 1																	
Joe Morgan, L (1, 4) OBP: 0.458, SLG: 0.589	0-0 5-3 1B		0-0 S 1B		0-0 1-2 1B			4-0 E S WP BB		3 1 3 0 1 0 0																	
Johnny Bench, R (1, 2) OBP: 0.364, SLG: 0.504	0-0 5-3 1-2		0-0 F9 1-2		0-0 F8			4-0 FC1-5 1B BB		3 0 0 0 1 0 4																	
Bobby Tolan, L (1, 8) OBP: 0.292, SLG: 0.374	0-3 K			0-0 HR		0-0 4-3		0-0 S FC1-5 1B		4 1 2 1 0 1 1																	
Joe Hague, L (1, 3) OBP: 0.219, SLG: 0.214		0-0 F8		0-0 4-3		0-0 5-3		0-0 FC1-5 S		4 0 0 0 0 0 2																	
Dave Concepcion, R (1, 6) OBP: 0.337, SLG: 0.520		0-3 K		0-3 K		0-0 5-3		0-3 K		3 0 0 0 0 2 0																	
Larry Stahl, L (8, PH) OBP: 0.563, SLG: 0.692										1 0 0 0 0 1 2																	
Darrel Chaney, S (8, 6) OBP: 0.190, SLG: 0.128										0 0 0 0 0 0 0																	
Denis Menke, R (1, 5) OBP: 0.424, SLG: 0.269		0-0 1B		0-0 5-3			4-0 SH3-4 BB		0-0 6-3	3 0 1 0 1 0 2																	
Cesar Geronimo, L (1, 9) OBP: 0.224, SLG: 0.250		0-3 K			0-0 F8		0-0 F9		0-0 F9	4 0 0 0 0 1 2																	
Jack Billingham, R (1, 1) OBP: 0.042, SLG: 0.042			0-3 K		0-0 6-3		0-0 SH3-4		0-0 F9	3 0 0 0 0 1 0																	
Inning Stats	R: 0 E: 0 K: 1 S: 6	H: 2 LOB: 1 BB: 0 P: 6	R: 0 E: 0 K: 2 S: 8	H: 1 LOB: 1 BB: 0 P: 8	R: 0 E: 0 K: 1 S: 6	H: 1 LOB: 1 BB: 0 P: 6	R: 1 E: 0 K: 1 S: 6	H: 1 LOB: 0 BB: 0 P: 6	R: 0 E: 0 K: 0 S: 4	H: 0 LOB: 0 BB: 0 P: 3	R: 0 E: 0 K: 0 S: 3	H: 0 LOB: 1 BB: 1 P: 7	R: 1 E: 0 K: 1 S: 6	H: 1 LOB: 2 BB: 2 P: 14	R: 0 E: 0 K: 0 S: 3	H: 0 LOB: 0 BB: 0 P: 3	1B: 6 2B: 0 3B: 0 HR: 1	SF: 0 SAC: 1 DP: 0 HBP: 0	WP: 1 PB: 0 SB: 4 CS: 0	PA: 37							
PITCHER	IP	WLS	BF	H	R	ER	SO	BB	IBB	HBP	BLK	WP	HR	S	P	ERA	WHIP										
Ken Forsch, R (1, 1) ERA: 3.54	7.0	L	28	6	1	1	5	2	0	0	0	0	1	36	44	1.29	1.143										
Jim Crawford, L (8, 1) ERA: 3.86	0.1		4	1	1	1	0	2	0	0	0	1	0	2	10	27.00	9.000										
Cecil Upshaw, R (8, 1) ERA: 4.09	1.2		5	0	0	0	1	0	0	0	0	0	0	7	7	0.00	0.000										

Cincinnati Reds @ Houston Astros
Astrodome, Houston, TX
Sun May 13 1973, 4:33 AM EDT
Att. 27,905 - Unknown

AB	32
R	2
H	7
RBI	1
BB	4
SO	6
LOB	14



Batter	1	2	3	4	5	6	7	8	9	AB R H RBI BB SO LOB	TOP		
Ralph Garr, L (1, 9) OBP: 0.268, SLG: 0.293	0-0 G3 1B		0-0 L8		0-0 F5		0-0 SH E SH5-4 HBP	0-0 FC4-6 1B		4 1 2 0 0 0 0	Atlanta Braves @ Houston Astros Astrodome, Houston, TX Mon May 14 1973, 8:05 PM EDT Att. 11,168 - Unknown		
Johnny Oates, L (1, 2) OBP: 0.308, SLG: 0.342	0-3 K		4-0 WP BB			4-0 1B BB	0-0 SH5-4 1-2 2-3	0-0 FC4-6 1-2f 1B		2 1 0 0 2 1 2			
Darrell Evans, L (1, 5) OBP: 0.348, SLG: 0.504	0-0 G3 1-2		0-0 F7 1-2			0-0 F7	0-0 E2 HBP BB 2B	0-0 1B		5 1 1 0 0 0 4			
Hank Aaron, R (1, 7) OBP: 0.357, SLG: 0.577	0-0 F9			0-0 F7		0-0 3-1 1-2 1B	4-0 2B HBP BB	0-3 K		4 1 1 0 1 1 3			
Dusty Baker Jr., R (1, 8) OBP: 0.369, SLG: 0.470		0-0 F8		0-0 F9		0-0 3-1 1-2 1B	1-0 2B HBP	0-0 6-3		4 1 1 2 0 0 2			
Mike Lum, L (1, 3) OBP: 0.351, SLG: 0.486		0-0 S 1B		4-0 BB		0-0 3-1 1-2 2-3	0-0 2B		0-0 HR	4 1 3 4 1 0 2			
Davey Johnson, R (1, 4) OBP: 0.400, SLG: 0.444		0-3 K 1-2		0-0 F2		4-0 IBB	0-0 1B		0-0 F7	4 0 1 0 1 1 2			
Marty Perez, R (1, 6) OBP: 0.369, SLG: 0.383		0-3 K			0-3 K	0-0 6-3	0-3 K		0-3 K	5 0 0 0 0 4 6			
Carl Morton, R (1, 1) OBP: 0.227, SLG: 0.200 Jack Pierce, L (9, PH) OBP: 0.105, SLG: 0.056 Danny Frisella, L (9, 1)			0-0 F7		0-0 G3		0-0 SH E BB L8		0-3 K	3 1 0 0 1 0 2 1 0 0 0 0 1 0 0 0 0 0 0 0 0			
Inning Stats	R: 0 E: 0 K: 1 S: 6 H: 1 LOB: 1 BB: 0 P: 6	R: 0 E: 0 K: 2 S: 8 H: 1 LOB: 1 BB: 0 P: 8	R: 0 E: 0 K: 0 S: 3 H: 0 LOB: 1 BB: 1 P: 7	R: 0 E: 0 K: 0 S: 3 H: 0 LOB: 1 BB: 1 P: 7	R: 0 E: 0 K: 1 S: 5 H: 0 LOB: 0 BB: 0 P: 5	R: 1 E: 0 K: 0 S: 5 H: 2 LOB: 3 BB: 2 P: 13	R: 5 E: 2 K: 1 S: 9 H: 2 LOB: 2 BB: 2 P: 18	R: 0 E: 0 K: 1 S: 7 H: 2 LOB: 2 BB: 0 P: 7	R: 1 E: 0 K: 2 S: 8 H: 1 LOB: 0 BB: 0 P: 8	1B: 7 2B: 1 3B: 0 HR: 1 SF: 0 SAC: 2 DP: 0 HBP: 1	WP: 1 PB: 0 SB: 1 CS: 0 PA: 45		
PITCHER	IP WLS BF H R ER SO BB IBB HBP BLK WP HR S P ERA WHIP											PITCHER	IP WLS BF H R ER SO BB IBB HBP BLK WP HR S P ERA WHIP
Tom Griffin, R (1, 1) ERA: 3.95	6.0 L 26 4 1 1 4 3 1 0 0 0 1 0 30 46 1.50 1.167											Fred Gladding, R (8, 1) ERA: 3.48	1.2 6 1 1 1 3 0 0 0 0 0 0 1 12 12 5.40 0.600
Jim Crawford, L (7, 1) ERA: 3.77	0.1 4 0 3 2 0 1 0 0 0 0 0 0 3 7 54.00 3.000												
Jim Ray, R (7, 1) ERA: 1.69	0.0 3 1 2 0 0 1 0 1 0 0 0 0 1 6 ∞ ∞												
Cecil Upshaw, R (7, 1) ERA: 3.86	0.2 3 1 0 0 1 0 0 0 0 0 0 0 5 5 0.00 1.500												
Mike Cosgrove, L (8, 1) ERA: 2.84	0.1 3 2 0 0 0 0 0 0 0 0 0 0 3 3 0.00 6.000												

livebaseballscorecards.com

AB 36
R 7
H 9
RBI 6
BB 6
SO 8
LOB 23



Batter	1	2	3	4	5	6	7	8	9	AB	R	H	RBI	BB	SO	LOB
Jimmy Wynn, R OBP: 0.314, SLG: 0.467 (1, 9)	4-0 BB CS BB		0-0 5-3		0-0 5-3		0-0 F5		0-0 F7	4	0	0	0	1	0	1
Roger Metzger, S OBP: 0.228, SLG: 0.264 (1, 6)	0-0 6-3		0-0 4-3		0-0 6-3			0-0 F8	0-0 F9	4	0	0	0	0	0	1
Jesus Alou, R OBP: 0.286, SLG: 0.429 (9, PH)	1-2									1	0	0	0	0	0	1
Cesar Cedeno, R OBP: 0.390, SLG: 0.579 (1, 8)	0-0 1B S 1B		0-0 1B		0-0 G3			0-0 F8		4	0	2	0	0	0	0
Bob Watson, R OBP: 0.480, SLG: 0.581 (1, 7)	0-0 1-3 1B		0-0 F8		0-0 5-3 1B			0-0 1B 1B		4	1	3	0	0	0	1
Lee May, R OBP: 0.250, SLG: 0.343 (1, 3)	0-0 4-3			0-0 E6 G3		0-0 F8		0-0 1B 1B		4	0	1	0	0	0	3
Doug Rader, R OBP: 0.333, SLG: 0.389 (1, 5)		0-0 F4		0-0 F8		0-0 5-3		0-0 1B 1B		4	0	1	1	0	0	2
Johnny Edwards, L OBP: 0.275, SLG: 0.351 (1, 2)		4-0 BB		0-0 G3		0-0 F8		0-0 4-3		3	0	0	0	1	0	4
Tommy Helms, R OBP: 0.293, SLG: 0.285 (1, 4)		0-0 F4		4-0 IBB		0-0 5-3		0-0 F7		3	0	0	0	1	0	1
Tom Griffin, R (1, 1)		0-0 F5		0-0 F9		0-0 4-3		0-0 1B		2	0	0	0	0	0	3
Jim Crawford, L OBP: 0.260, SLG: 0.500 (7, 1)										0	0	0	0	0	0	0
Jim Ray, R OBP: 0.333, SLG: 0.333 (7, 1)										0	0	0	0	0	0	0
Cecil Upshaw, R (7, 1)										0	0	0	0	0	0	0
Bob Gallagher, L OBP: 0.143, SLG: 0.154 (7, PH)										1	0	0	0	0	0	0
Mike Cosgrove, L (8, 1)										0	0	0	0	0	0	0
Fred Gladding, L (8, 1)										0	0	0	0	0	0	0
Tommie Agee, R OBP: 0.370, SLG: 0.408 (9, PH)										1	0	1	0	0	0	0

BOTTOM

Atlanta Braves @ Houston Astros
Astrodome, Houston, TX
Mon May 14 1973, 8:05 PM EDT
Att. 11,168 - Unknown

livebaseballscorecards.com

AB	35
R	1
H	8
RBI	1
BB	3
SO	0
LOB	17



Inning Stats	R: 0	H: 2	E: 0	LOB: 2	K: 0	BB: 1	S: 4	P: 8	R: 0	H: 0	E: 0	LOB: 1	K: 0	BB: 1	S: 3	P: 7	R: 0	H: 1	E: 0	LOB: 1	K: 0	BB: 0	S: 4	P: 4	R: 0	H: 0	E: 1	LOB: 2	K: 0	BB: 1	S: 4	P: 8	R: 0	H: 0	E: 0	LOB: 0	K: 0	BB: 0	S: 3	P: 3	R: 0	H: 1	E: 0	LOB: 1	K: 0	BB: 0	S: 4	P: 4	R: 0	H: 0	E: 0	LOB: 0	K: 0	BB: 0	S: 3	P: 3	R: 1	H: 3	E: 0	LOB: 2	K: 0	BB: 0	S: 6	P: 6	R: 0	H: 1	E: 0	LOB: 1	K: 0	BB: 0	S: 4	P: 4	1B: 8	SF: 0	2B: 0	SAC: 0	3B: 0	DP: 0	HR: 0	HBP: 0	WP: 0	PA: 38
--------------	------	------	------	--------	------	-------	------	------	------	------	------	--------	------	-------	------	------	------	------	------	--------	------	-------	------	------	------	------	------	--------	------	-------	------	------	------	------	------	--------	------	-------	------	------	------	------	------	--------	------	-------	------	------	------	------	------	--------	------	-------	------	------	------	------	------	--------	------	-------	------	------	------	------	------	--------	------	-------	------	------	-------	-------	-------	--------	-------	-------	-------	--------	-------	--------

PITCHER	IP	WLS	BF	H	R	ER	SO	BB	IBB	HBP	BLK	WP	HR	S	P	ERA	WHIP
Carl Morton, R ERA: 2.59 (1, 1)	8.0	W	34	7	1	1	0	2	1	0	0	0	0	31	43	1.12	1.125
Danny Frisella, R ERA: 5.4 (9, 1)	1.0	S	4	1	0	0	0	0	0	0	0	0	0	4	4	0.00	1.000

Batter	1	2	3	4	5	6	7	8	9	AB R H RBI BB SO LOB	TOP																			
Ralph Garr, L (1, 9) OBP: 0.260, SLG: 0.283	0-0 F7		0-0 F5			0-0 4-3		0-0 G3		4 0 0 0 0 0 1	Atlanta Braves @ Houston Astros Astrodome, Houston, TX Tue May 15 1973, 8:05 PM EDT Att. 10,656 - Dome																			
Johnny Oates, L (1, 2) OBP: 0.298, SLG: 0.330	0-0 4-3			0-0 F5		0-0 F9		0-0 4-3		4 0 0 0 0 0 0																				
Darrell Evans, L (1, 5) OBP: 0.353, SLG: 0.500	0-0 4-3			0-0 1B		4-0 HR BB		0-0 F8		3 1 1 0 1 0 0																				
Hank Aaron, R (1, 7) OBP: 0.353, SLG: 0.560 Sonny Jackson, L (9, 7) OBP: 0.229, SLG: 0.156		0-0 4-3		0-0 F4		4-0 HR BB		0-0 5-3		3 1 0 0 1 0 1 0 0 0 0 0 0 0																				
Dusty Baker Jr., R (1, 8) OBP: 0.373, SLG: 0.496		0-0 5-3		0-0 F4		0-0 HR		0-0 5-4-3 1B		4 2 2 3 0 0 1																				
Mike Lum, L (1, 3) OBP: 0.358, SLG: 0.479		0-3 K			0-0 4-3	0-0 CS 1B		4-0 5-4-3 BB		3 0 1 0 1 1 0																				
Davey Johnson, R (1, 4) OBP: 0.396, SLG: 0.446			0-0 F7		0-0 E 2B	0-0 CS 1-2	0-0 F8		0-0 5-4-3 1-2 2-H	4 0 1 0 0 0 1																				
Marty Perez, R (1, 6) OBP: 0.357, SLG: 0.367			0-3 K		0-0 E5 G5-4-3		0-3 K		0-0 4-3	4 0 0 0 0 2 2																				
Phil Niekro, R (1, 1) OBP: 0.250, SLG: 0.375			0-0 1B		0-0 G5-4-3 1-2f		0-3 K			3 0 1 0 0 1 2																				
Inning Stats	R: 0 E: 0 K: 0 S: 3	H: 0 LOB: 0 BB: 0 P: 3	R: 0 E: 0 K: 1 S: 5	H: 0 LOB: 0 BB: 0 P: 5	R: 0 E: 0 K: 1 S: 6	H: 1 LOB: 1 BB: 0 P: 6	R: 0 E: 0 K: 0 S: 4	H: 1 LOB: 1 BB: 0 P: 4	R: 0 E: 1 K: 0 S: 4	H: 0 LOB: 0 BB: 0 P: 7	R: 0 E: 0 K: 2 S: 7	H: 0 LOB: 0 BB: 0 P: 3	R: 1 E: 0 K: 0 S: 4	H: 1 LOB: 1 BB: 1 P: 8	1B: 4 2B: 1 3B: 0 HR: 1	SF: 0 SAC: 0 DP: 1 HBP: 0	WP: 0 PB: 0 SB: 1 CS: 1	PA: 36												
PITCHER Don Wilson, R (1, 1) ERA: 3.34 Jim York, R (9, 1) ERA: 1.99	IP 8.0	WLS L	BF 30	H 5	R 3	ER 3	SO 4	BB 2	IBB 0	HBP 0	BLK 0	WP 0	HR 1	S 36	P 44	ERA 3.38	WHIP 0.875													
											PITCHER	IP	WLS	BF	H	R	ER	SO	BB	IBB	HBP	BLK	WP	HR	S	P	ERA	WHIP		

livebaseballscorecards.com

AB	32
R	4
H	6
RBI	3
BB	3
SO	4
LOB	8



Batter	1	2	3	4	5	6	7	8	9	10	11	AB R H RBI BB SO LOB	TOP				
Ralph Garr, L (1, 9) OBP: 0.272, SLG: 0.295	0-0 WP 2B 1B	0-0 1-3			0-0 CS 1B			0-0 5-3			0-0 1B SH1-3 SF8 1B	5 2 3 0 0 0 1	Atlanta Braves @ Houston Astros Astrodome, Houston, TX Wed May 16 1973, 8:05 PM EDT Att. 12,491 - Dome				
Marty Perez, R (1, 6) OBP: 0.353, SLG: 0.356	0-3 K 1-2		0-0 F8		0-0 5-3 1-2			4-0 CS BB			0-0 SH1-3 1-2	3 0 0 0 1 1 2					
Darrell Evans, L (1, 5) OBP: 0.354, SLG: 0.500	0-0 2-H 2B		0-0 F7			0-0 4-3		0-0 4-3 1-2			4-0 1B 2B IBB	4 1 1 1 1 0 1					
Hank Aaron, R (1, 7) OBP: 0.358, SLG: 0.583 Sonny Jackson, L (9, 7) OBP: 0.250, SLG: 0.182	4-0 BB		0-0 5-3			0-0 HR			0-0 F7		0-0 2B 1B	3 1 1 1 1 0 0 1 1 1 0 0 0 0					
Dusty Baker Jr., R (1, 8) OBP: 0.360, SLG: 0.480	0-0 F8			0-0 E6		0-0 G3			0-0 5-3		0-0 SF8	4 0 0 1 0 0 2					
Davey Johnson, R (1, 4) OBP: 0.389, SLG: 0.444	0-3 K		0-0 F3			0-0 F7			0-0 5-3		0-0 2B	5 0 1 2 0 1 3					
Mike Lum, L (1, 3) OBP: 0.337, SLG: 0.449		0-0 F3		0-3 K			0-0 F8			0-0 F8	0-0 F7	5 0 0 0 0 1 2					
Paul Casanova, R (1, 2) OBP: 0.143, SLG: 0.190 Johnny Oates, L (10, PH) OBP: 0.296, SLG: 0.328		0-0 6-3		0-0 F3			0-0 6-3			0-0 4-3		3 0 0 0 0 0 1 1 0 0 0 0 0 0					
Gary Gentry, R (1, 1) OBP: 0.320, SLG: 0.292 Danny Frisella, L (8, 1)		0-0			0-3 K		0-3 K			0-0 F5		3 0 1 0 0 2 0 0 0 0 0 0 0 0 1 0 0 0 0 0 0 0 0 0 0 0 0 0					
Jack Pierce, L (10, PH) OBP: 0.100, SLG: 0.053 Ron Schueler, R (10, 1) OBP: 0.500, SLG: 0.500		0-0 1B															
Inning Stats	R: 1 H: 2 E: 0 LOB: 2 K: 2 BB: 1 S: 9 P: 13	R: 0 H: 1 E: 0 LOB: 1 K: 0 BB: 0 S: 4 P: 4	R: 0 H: 0 E: 0 LOB: 0 K: 0 BB: 0 S: 3 P: 3	R: 0 H: 0 E: 1 LOB: 1 K: 1 BB: 0 S: 6 P: 6	R: 0 H: 1 E: 0 LOB: 0 K: 1 BB: 0 S: 5 P: 5	R: 1 H: 1 E: 0 LOB: 0 K: 0 BB: 0 S: 4 P: 4	R: 0 H: 0 E: 0 LOB: 0 K: 1 BB: 0 S: 5 P: 5	R: 0 H: 0 E: 0 LOB: 0 K: 0 BB: 1 S: 2 P: 6	R: 0 H: 0 E: 0 LOB: 0 K: 0 BB: 0 S: 3 P: 3	R: 0 H: 0 E: 0 LOB: 0 K: 0 BB: 0 S: 3 P: 3	R: 3 H: 3 E: 0 LOB: 1 K: 0 BB: 1 S: 6 P: 10	1B: 5 SF: 1 2B: 2 SAC: 1 3B: 0 DP: 0 HR: 1 HBP: 0		WP: 1 PA: 43 PB: 0 SB: 0 CS: 2			
PITCHER	IP WLS BF H R ER SO BB IBB HBP BLK WP HR S P ERA WHIP																
Jerry Reuss, L (1, 1) ERA: 2.04	8.0		5	2	2	5	2	0	0	0	0	1	1	38	46	2.25	0.875
Cecil Upshaw, R (9, 1) ERA: 3.86	2.1	L	8	1	1	1	0	0	0	0	0	0	0	8	8	3.86	0.429
Jim Crawford, L (11, 1) ERA: 5.02	0.0		2	1	0	0	0	0	1	0	0	0	0	1	5	∞	∞
Jim York, R (11, 1) ERA: 1.93	0.2		3	1	2	2	0	0	0	0	0	0	0	3	3	27.00	1.500

AB	38
R	5
H	8
RBI	5
BB	3
SO	5
LOB	12



livebaseballscores.com

Batter	1	2	3	4	5	6	7	8	9	10	11	AB R H RBI BB SO LOB
Tommie Agee, R (1, 9) OBP: 0.349, SLG: 0.379 (9, 7)	0-0 F4		0-3 K			0-0 F8		0-3 K		0-0 1B		5 0 1 0 0 2 2
Roger Metzger, S (1, 6) OBP: 0.223, SLG: 0.257 Jimmy Wynn, R (8, PH) OBP: 0.316, SLG: 0.463 (9, 9)	0-0 6-3		0-0 6-3			0-0 6-3		4-0 1B 1-2 2-3 BB		0-3 K		3 0 0 0 0 0 0 1 0 0 0 1 1 0
Cesar Cedeno, R (1, 8) OBP: 0.393, SLG: 0.591	0-0 HR			0-3 K		0-0 1B		0-0 1B			0-0 F8	5 1 3 2 0 1 0
Bob Watson, R (1, 7) OBP: 0.453, SLG: 0.541 (9, 3)	0-3 K			0-0 L5		0-0 L8		0-3 K			0-0 5-3	5 0 0 0 0 2 4
Lee May, R (1, 3) OBP: 0.242, SLG: 0.327 Cecil Upshaw, R (9, 1)		0-0 4-3		0-0 F3			0-0 5-3	0-0 L5			0-0 FC5-4 1B	4 0 0 0 0 0 3 0 0 0 0 0 0 0 0 0 0 0 0 0 0 1 0 1 0 0 0 0
Jim Crawford, L (11, 1) OBP: 0.250, SLG: 0.500 Jim York, R (11, 1)												
Bob Gallagher, L (11, 9) OBP: 0.200, SLG: 0.214												
Doug Rader, R (1, 5) OBP: 0.329, SLG: 0.376		4-0 BB				0-0 F6		0-0 F8		0-0 5-3		4 0 0 0 1 0 1
Larry Howard, R (1, 2) OBP: 0.196, SLG: 0.186		0-3 K				0-3 K		0-3 K		0-0 L7		4 0 0 0 0 3 1
Tommy Helms, R (1, 4) OBP: 0.292, SLG: 0.292		0-0 F7						0-0 BB 1B 1B		0-0 6-3		4 1 2 0 0 0 1
Jerry Reuss, L (1, 1) OBP: 0.208, SLG: 0.208 Jimmy Stewart, S (8, PH) OBP: 0.273, SLG: 0.200 Hector Torres, R (9, 6) OBP: 0.154, SLG: 0.083			0-0 4-3			0-0 F7		0-0 1B BB 1B		0-0 5-3		2 0 0 0 0 0 1 1 0 1 0 0 0 0 1 0 0 0 0 0 0

Inning Stats	R: 1	H: 1	R: 0	H: 0	R: 0	H: 0	R: 0	H: 1	R: 0	H: 0	R: 0	H: 1	R: 0	H: 0	R: 0	H: 0	R: 0	H: 1	R: 0	H: 1	R: 0	H: 1	1B: 6	SF: 0	WP: 0	PA: 42	
	E: 0	LOB: 0	E: 0	LOB: 1	E: 0	LOB: 0	E: 0	LOB: 1	E: 0	LOB: 0	E: 0	LOB: 1	E: 0	LOB: 0	E: 0	LOB: 0	E: 0	LOB: 0	E: 0	LOB: 1	E: 0	LOB: 1	2B: 1 <td>SAC: 0 <td>PB: 0 <td></td> </td></td>	SAC: 0 <td>PB: 0 <td></td> </td>	PB: 0 <td></td>		
	K: 1	BB: 0	K: 1	BB: 1	K: 1	BB: 0	K: 1	BB: 0	K: 1	BB: 0	K: 1	BB: 0	K: 0	BB: 0	K: 1	BB: 0	K: 0	BB: 0	K: 1	BB: 0	K: 0	BB: 0	3B: 0 <td>DP: 0 <td>SB: 1 <td></td> </td></td>	DP: 0 <td>SB: 1 <td></td> </td>	SB: 1 <td></td>		
	S: 6	P: 6	S: 5	P: 9	S: 5	P: 5	S: 5	P: 5	S: 6	P: 6	S: 4	P: 4	S: 5	P: 5	S: 10	P: 14	S: 3	P: 3	S: 5	P: 5	S: 4	P: 4	HR: 1 <td>HBP: 0 <td>CS: 0 <td></td> </td></td>	HBP: 0 <td>CS: 0 <td></td> </td>	CS: 0 <td></td>		
PITCHER	IP	WLS	BF	H	R	ER	SO	BB	IBB	HBP	BLK	WP	HR	S	P	ERA	WHIP										
Gary Gentry, R (1, 1) ERA: 3.03	7.1		29	5	2	2	7	2	0	0	0	0	1	41	49	2.46	0.955										
Danny Frisella, R (8, 1) ERA: 4.32	1.2		6	1	0	0	1	0	0	0	0	0	0	8	8	0.00	0.600										
Ron Schueler, R (10, 1) ERA: 4.41	2.0	W	7	2	0	0	1	0	0	0	0	0	0	9	9	0.00	1.000										

BOTTOM


Atlanta Braves @ Houston Astros
Astrodome, Houston, TX
Wed May 16 1973, 8:05 PM EDT
Att. 12,491 - Dome

AB	40
R	2
H	8
RBI	2
BB	2
SO	9
LOB	13



1B	6	SF	0	WP	0	PA	42
2B	1	SAC	0	PB	0		
3B	0	DP	0	SB	1		
HR	1	HBP	0	CS	0		

livebaseballscorecards.com

Batter	1	2	3	4	5	6	7	8	9	AB R H RBI BB SO LOB	TOP																								
Ralph Garr, L (1, 9) OBP: 0.271, SLG: 0.294	0-0 6-3		0-3 K			0-0 S 1B		0-0 F9		4 0 1 0 0 1 0	Atlanta Braves @ Houston Astros Astrodome, Houston, TX Thu May 17 1973, 8:05 PM EDT Att. 9,106 - Dome livebaseballscorecards.com AB 29 R 1 H 4 RBI 1 BB 3 SO 8 LOB 7 																								
Johnny Oates, L (1, 2) OBP: 0.287, SLG: 0.317	0-0 4-3		0-0 L4			0-3 K 1-2		0-0 F2	4 0 0 0 0 1 1																										
Darrell Evans, L (1, 5) OBP: 0.345, SLG: 0.484	0-0 4-3			0-0 4-3		0-3 K		0-3 K	4 0 0 0 0 2 1																										
Hank Aaron, R (1, 7) OBP: 0.362, SLG: 0.571 Rod Gilbreath, R (9, PR) OBP: 0.342, SLG: 0.347		4-0 BB 1B BB		0-3 K		0-0 6-3		4-0 WP BB	2 0 0 0 2 1 1 0 0 0 0 0 0 0																										
Dusty Baker Jr., R (1, 8) OBP: 0.357, SLG: 0.481		0-0 F8		0-0 1B 2B			0-0 F9	0-0 6-3 1-2	4 1 1 0 0 0 2																										
Mike Lum, L (1, 3) OBP: 0.348, SLG: 0.450		4-0 1B 1-2 BB		0-0 CS 1B 2-H			0-0 G3		2 0 1 1 1 0 0																										
Davey Johnson, R (1, 4) OBP: 0.382, SLG: 0.434		0-3 K		0-0 CS 1-2	0-3 K		0-0 F9		3 0 0 0 0 2 2																										
Sonny Jackson, L (1, 6) OBP: 0.256, SLG: 0.194		0-0 1-2 2-H 1B			0-0 1-3			0-0 F7	3 0 1 0 0 0 0																										
Pat Dobson, R (1, 1) OBP: 0.067, SLG: 0.067 Jack Pierce, L (8, PH) OBP: 0.095, SLG: 0.050 Roric Harrison, R (8, 1)			0-0 1-3		0-0 4-3			0-3 K	2 0 0 0 0 0 0 1 0 0 0 0 1 0 0 0 0 0 0 0 0																										
Inning Stats	R: 0 E: 0 K: 0 S: 3	H: 0 LOB: 0 BB: 0 P: 3	R: 0 E: 0 K: 1 S: 5	H: 1 LOB: 2 BB: 2 P: 13	R: 0 E: 0 K: 1 S: 5	H: 0 LOB: 0 BB: 0 P: 5	R: 1 E: 0 K: 1 S: 6	H: 2 LOB: 0 BB: 0 P: 6	R: 0 E: 0 K: 1 S: 5	H: 0 LOB: 0 BB: 0 P: 5	R: 0 E: 0 K: 2 S: 8	H: 1 LOB: 1 BB: 0 P: 8	R: 0 E: 0 K: 0 S: 3	H: 0 LOB: 0 BB: 0 P: 3	R: 0 E: 0 K: 1 S: 5	H: 0 LOB: 0 BB: 0 P: 5	R: 0 E: 0 K: 1 S: 5	H: 0 LOB: 2 BB: 1 P: 9	1B: 3 2B: 1 3B: 0 HR: 0	SF: 0 SAC: 0 DP: 0 HBP: 0	WP: 1 PB: 0 SB: 1 CS: 1	PA: 33													
PITCHER Ken Forsch, R (1, 1) ERA: 3.21	IP 9.0	WLS W	BF 32	H 4	R 1	ER 1	SO 8	BB 3	IBB 0	HBP 0	BLK 0	WP 1	HR 0	S 45	P 57	ERA 1.00	WHIP 0.778	PITCHER	IP	WLS	BF	H	R	ER	SO	BB	IBB	HBP	BLK	WP	HR	S	P	ERA	WHIP

Batter	1	2	3	4	5	6	7	8	9	AB R H RBI BB SO LOB	TOP
Bobby Bonds, R (1, 9) OBP: 0.361, SLG: 0.551	0-0 F8		0-0 FC6-4 1B		0-0 E5 1B		0-0 L5			4 0 1 1 0 0 1	
Tito Fuentes, S (1, 4) OBP: 0.337, SLG: 0.396	0-0 F2		0-0 FC6-4		0-0 1B			0-0 4-3		4 0 1 0 0 0 2	
Chris Speier, R (1, 6) OBP: 0.346, SLG: 0.421	0-3 K		0-0 5-3		0-0 1-3			0-0 1-3		4 0 0 0 0 1 5	
Willie McCovey, L (1, 3) OBP: 0.397, SLG: 0.521 Gary Thomasson, L (8, PR) OBP: 0.305, SLG: 0.338 (8, 3)		0-0 6-3		0-0 3-1		0-0 F7		0-0 1B		4 0 1 0 0 0 0 0 0 0 0 0 0 0	
Garry Maddox, R (1, 8) OBP: 0.352, SLG: 0.438		0-0 L6		0-0 5-3		0-0 6-3		0-0 5-3		4 0 0 0 0 0 1	
Ed Goodson, L (1, 5) OBP: 0.370, SLG: 0.414		0-0 L4		0-0 G3		0-0 1B		0-0 F9		4 0 1 0 0 0 0	
Gary Matthews, R (1, 7) OBP: 0.400, SLG: 0.469			0-0 1B 1B 2B		0-0 F3	0-0 F9		0-0 5-3		4 1 1 0 0 0 1	
Dave Rader, L (1, 2) OBP: 0.275, SLG: 0.233 Chris Arnold, R (9, PH) OBP: 0.556, SLG: 0.857			0-0 1B 1B		0-0 F5		0-0 F2	0-0 1-3		3 0 1 0 0 0 0 1 0 0 0 0 0 0	
Jim Willoughby, R (1, 1) OBP: 0.174, SLG: 0.273 Dave Kingman, R (7, PH) OBP: 0.224, SLG: 0.385 Sam McDowell, L (7, 1) OBP: 0.125, SLG: 0.125			0-3 K		0-0 1B E 1B		0-0 5-3			2 0 1 0 0 1 2 1 0 0 0 0 0 0 0 0 0 0 0 0 0	
Inning Stats	R: 0 E: 0 K: 1 S: 5 H: 0 LOB: 0 BB: 0 P: 5	R: 0 E: 0 K: 0 S: 3 H: 0 LOB: 0 BB: 0 P: 3	R: 1 E: 0 K: 1 S: 8 H: 3 LOB: 2 BB: 0 P: 8	R: 0 E: 0 K: 0 S: 3 H: 0 LOB: 0 BB: 0 P: 3	R: 0 E: 1 K: 0 S: 6 H: 2 LOB: 3 BB: 0 P: 6	R: 0 E: 0 K: 0 S: 4 H: 1 LOB: 1 BB: 0 P: 4	R: 0 E: 0 K: 0 S: 3 H: 0 LOB: 0 BB: 0 P: 3	R: 0 E: 0 K: 0 S: 4 H: 1 LOB: 1 BB: 0 P: 4	R: 0 E: 0 K: 0 S: 3 H: 0 LOB: 0 BB: 0 P: 3	1B: 6 2B: 1 3B: 0 HR: 0 SF: 0 SAC: 0 DP: 0 HBP: 0	WP: 0 PB: 0 SB: 0 CS: 0 PA: 35
PITCHER Dave Roberts, L (1, 1) ERA: 2.51	IP: 9.0 WLS: W BF: 35 H: 7 R: 1 ER: 1 SO: 2 BB: 0 IBB: 0 HBP: 0 BLK: 0 WP: 0 HR: 0 S: 39 P: 39 ERA: 1.00 WHIP: 0.778						PITCHER	IP: 9.0 WLS: W BF: 35 H: 7 R: 1 ER: 1 SO: 2 BB: 0 IBB: 0 HBP: 0 BLK: 0 WP: 0 HR: 0 S: 39 P: 39 ERA: 1.00 WHIP: 0.778			

San Francisco Giants @ Houston Astros
Astrodome, Houston, TX
Fri May 18 1973, 8:05 PM EDT
Att. 35,169 - Dome

livebaseballscorecards.com

AB 35
R 1
H 7
RBI 1
BB 0
SO 2
LOB 12



Batter	1	2	3	4	5	6	7	8	9	AB R H RBI BB SO LOB	TOP						
Bobby Bonds, R OBP: 0.364, SLG: 0.556 (1, 9) X	0-0 S HBP 1B		0-0 F8 2B		0-0 5-3		0-0 6-3			4 0 2 0 0 0 1							
Tito Fuentes, S OBP: 0.330, SLG: 0.387 (1, 4) X	0-0 F7		0-0 F8 2-3		0-3 K			0-0 6-3		4 0 0 0 0 1 2							
Ed Goodson, L OBP: 0.366, SLG: 0.402 (1, 5) H	1-0 1-2 HBP		0-0 F2			0-0 1-3		0-0 F3		3 0 0 0 0 0 1							
Willie McCovey, L OBP: 0.387, SLG: 0.504 (1, 3) S S S	0-3 2-3 K		0-0 6-3			0-0 4-3		0-0 F9		4 0 0 0 0 1 3							
Garry Maddox, R OBP: 0.357, SLG: 0.444 (1, 8) X	0-0 F9			0-3 S S S K		0-0 2B		4-0 L1-3 BB		3 0 1 0 1 1 2							
Chris Speier, R OBP: 0.339, SLG: 0.411 (1, 6)		0-0 F7		0-3 S S S K		0-3 S S S K		0-0 L1-3 1-2		4 0 0 0 0 2 2							
Gary Matthews, R OBP: 0.404, SLG: 0.495 (1, 7)			0-0 F3		0-0 HR		0-0 5-3	4-0 BB		3 1 1 1 1 0 0							
Dave Rader, L OBP: 0.281, SLG: 0.241 (1, 2)			0-0 1B		0-0 F5		0-0 G1 1B	0-0 L8		4 0 2 0 0 0 1							
Jim Barr, R OBP: 0.182, SLG: 0.100 (1, 1)			0-0 F8			0-0 1-3	0-0 G1 1-2			3 0 0 0 0 0 2							
Inning Stats	R: 0 E: 0 K: 1 S: 6 H: 1 LOB: 2 BB: 0 P: 7	R: 0 E: 0 K: 0 S: 4 H: 1 LOB: 1 BB: 0 P: 4	R: 0 E: 0 K: 0 S: 4 H: 1 LOB: 1 BB: 0 P: 4	R: 1 E: 0 K: 2 S: 8 H: 1 LOB: 0 BB: 0 P: 8	R: 0 E: 0 K: 1 S: 5 H: 0 LOB: 0 BB: 0 P: 5	R: 0 E: 0 K: 1 S: 6 H: 1 LOB: 1 BB: 0 P: 6	R: 0 E: 0 K: 0 S: 4 H: 1 LOB: 1 BB: 0 P: 4	R: 0 E: 0 K: 0 S: 3 H: 0 LOB: 0 BB: 0 P: 3	R: 0 E: 0 K: 0 S: 2 H: 0 LOB: 1 BB: 2 P: 10	1B: 3 2B: 3 3B: 0 HR: 1 SF: 0 SAC: 0 DP: 1 HBP: 1	WP: 0 PB: 0 SB: 1 CS: 0 PA: 35						
PITCHER Don Wilson, R ERA: 3.07 (1, 1)	IP 9.0 WLS W BF 35 H 6 R 1 ER 1 SO 5 BB 2 IBB 0 HBP 1 BLK 0 WP 0 HR 1 S 42 P 51 ERA 1.00 WHIP 0.889																
PITCHER	IP	WLS	BF	H	R	ER	SO	BB	IBB	HBP	BLK	WP	HR	S	P	ERA	WHIP

San Francisco Giants @ Houston Astros
Astrodome, Houston, TX
Sat May 19 1973, 8:05 PM EDT
Att. 32,928 - Dome

livebaseballscorecards.com

AB	32
R	1
H	6
RBI	1
BB	2
SO	5
LOB	14



Batter	1	2	3	4	5	6	7	8	9	AB R H RBI BB SO LOB	TOP																									
Bobby Bonds, R (1, 9) OBP: 0.360, SLG: 0.543	0-3 K		0-0 F9		0-0 6-3		4-0 3B BB	0-3 K		4 1 0 1 1 2 1																										
Tito Fuentes, S (1, 4) OBP: 0.326, SLG: 0.393	0-0 5-3		0-0 F8		0-0 F8		0-0 WP 3B		0-0 6-3	5 1 1 3 0 0 0																										
Ed Goodson, L (1, 5) OBP: 0.359, SLG: 0.393	0-0 1B			0-3 K		0-0 4-3	0-0 G3		0-0 1-3	5 0 1 0 0 1 0																										
Chris Speier, R (1, 6) OBP: 0.340, SLG: 0.407	0-0 F8			4-0 G6-4-3 BB		0-0 F9	0-0 L4		0-0 FC6-4 1B	4 0 1 0 1 0 1																										
Garry Maddox, R (1, 8) OBP: 0.368, SLG: 0.473		0-0 1B 2B		0-0 G6-4-3 1-2f		0-0 3B	1-0 BLK HBP		0-0 FC6-4 1-2f	4 0 2 0 0 0 2																										
Gary Matthews, R (1, 7) OBP: 0.415, SLG: 0.510		0-0 L4-3 1B			0-0 2B	4-0 2B BB	0-0 6-3			3 1 2 0 1 0 1																										
Dave Kingman, R (1, 3) OBP: 0.236, SLG: 0.402		0-3 K			0-0 2B	0-3 K		0-0 SH1-4 1B		4 1 2 1 0 2 4																										
Dave Rader, L (1, 2) OBP: 0.288, SLG: 0.252		0-0 L4-3 1-2			0-0 WP 6-3 2B		4-0 BB BB 3B BB	0-0 SH1-4		2 2 1 1 1 0 2																										
Tom Bradley, R Charlie Williams, R Damaso Blanco, R Don Carithers, R Gary Thompson, L Elias Sosa, R Chris Arnold, R Randy Moffitt, R Sam McDowell, L			0-0 6-3		0-0 1-3		4-0 BB BB 3B BB	0-3 K		1 0 0 0 0 0 0 0 0 0 0 0 0 0 0 0 1 0 0 0 0 0 0 0 0 0 0 0 0 0 0 0 0 0 0 0 0 0 0 0 0 0 0 0 0 0 0 0 0 0 0 0 0 0 0 0 0 0 0 0 0 0 0 0 0 0 0 0 0 0 0 0																										
Inning Stats	R: 0 E: 0 K: 1 S: 6	H: 1 LOB: 1 BB: 0 P: 6	R: 0 E: 0 K: 1 S: 6	H: 2 LOB: 1 BB: 0 P: 6	R: 0 E: 0 K: 0 S: 3	H: 0 LOB: 0 BB: 0 P: 3	R: 0 E: 0 K: 1 S: 4	H: 0 LOB: 0 BB: 1 P: 8	R: 3 E: 0 K: 0 S: 6	H: 3 LOB: 0 BB: 0 P: 6	R: 0 E: 0 K: 1 S: 6	H: 1 LOB: 2 BB: 1 P: 10	R: 4 E: 0 K: 0 S: 4	H: 1 LOB: 1 BB: 3 P: 17	R: 0 E: 0 K: 2 S: 8	H: 1 LOB: 1 BB: 0 P: 8	R: 0 E: 0 K: 0 S: 4	H: 1 LOB: 1 BB: 0 P: 4	1B: 4 2B: 5 3B: 2 HR: 0	SF: 0 SAC: 1 DP: 2 HBP: 1	WP: 2 PB: 0 SB: 0 CS: 0	PA: 41														
PITCHER	IP WLS BF H R ER SO BB IBB HBP BLK WP HR S P ERA WHIP																																			
Jerry Reuss, L (1, 1) ERA: 2.49	6.0		27	7	5	5	4	4	0	0	0	1	0	31	47	7.50	1.833																			
Cecil Upshaw, R (7, 1) ERA: 5.14	0.0		2	1	1	1	0	1	0	0	0	0	0	1	5	∞	∞																			
Jim Crawford, L (7, 1) ERA: 4.5	1.2		7	1	1	1	1	0	0	1	1	1	0	8	9	5.40	0.600																			
Jim York, R (8, 1) ERA: 1.82	1.1	W	5	1	0	0	1	0	0	0	0	0	0	7	7	0.00	0.750																			

San Francisco Giants @ Houston Astros
Astrodome, Houston, TX
Sun May 20 1973, 4:33 AM EDT
Att. 29,231 - Dome

livebaseballscorecards.com

AB	34
R	7
H	10
RBI	6
BB	5
SO	6
LOB	13



Batter	1	2	3	4	5	6	7	8	9	AB R H RBI BB SO LOB
Jimmy Wynn, R OBP: 0.314, SLG: 0.474 (1, 9)	0-0 6-3		0-0 F8	0-0 F9			0-0 5-3		0-0 HR	5 1 1 1 0 0 1
Roger Metzger, S OBP: 0.248, SLG: 0.318 (1, 6)	0-0 5-3		0-0 4-3	0-0 F9			0-0 CS 1B			4 0 1 0 0 0 1
Cesar Cedeno, R OBP: 0.369, SLG: 0.545 (1, 8)	0-0 F6		0-0 F8		0-0 F9		0-3 K 1-2			4 0 0 0 0 1 1
Bob Watson, R OBP: 0.463, SLG: 0.535 (1, 7)		0-0 1B HR 1B		0-0 E 1B 1B	0-0 G3		4-0 1B BB			3 2 2 0 1 0 0
Lee May, R OBP: 0.230, SLG: 0.302 (1, 3)		0-0 F8		4-0 1B E 1-2 BB	0-3 K		0-3 K			3 1 0 0 1 2 2
Doug Rader, R OBP: 0.335, SLG: 0.385 (1, 5)		0-0 1-2 HR 1B		0-0 F2 1-2 2-3	0-3 K		0-0 1-3 1B			4 1 2 0 0 1 2
Johnny Edwards, L OBP: 0.281, SLG: 0.365 (1, 2)		0-0 1-1 2-H HR		4-0 E E IBB	0-0 F8		0-3 K			2 2 1 3 1 0 0
Tommie Agee, R OBP: 0.344, SLG: 0.373 (8, PH)										1 0 0 0 0 1 2
Larry Howard, R OBP: 0.220, SLG: 0.178 (9, 2)										0 0 0 0 0 0 0
Tommy Helms, R OBP: 0.311, SLG: 0.325 (1, 4)		0-0 F7		0-0 E7 SH 1B	0-0 K		0-3 K			4 1 2 1 0 1 2
Jerry Reuss, L OBP: 0.192, SLG: 0.192 (1, 1)		0-0 6-3		0-0 SH	0-3 K		0-3 K			2 0 0 1 0 1 1
Cecil Upshaw, R (7, 1)										0 0 0 0 0 0 0
Jim Crawford, L OBP: 0.250, SLG: 0.500 (7, 1)										0 0 0 0 0 0 0
Jim York, R (8, 1)										0 0 0 0 0 0 0
Jesus Alou, R OBP: 0.250, SLG: 0.375 (9, PH)										1 0 0 0 0 1 0

BOTTOM

San Francisco Giants @ Houston Astros
Astrodome, Houston, TX
Sun May 20 1973, 4:33 AM EDT
Att. 29,231 - Dome

livebaseballscorecards.com

AB	33
R	8
H	9
RBI	6
BB	3
SO	8
LOB	12



Inning Stats	R: 0	H: 0	E: 0	K: 3	S: 3	LOB: 0	BB: 0	P: 3	R: 3	H: 3	E: 0	K: 0	S: 6	LOB: 0	BB: 0	P: 6	R: 0	H: 0	E: 0	K: 0	S: 3	LOB: 0	BB: 0	P: 3	R: 4	H: 2	E: 2	K: 0	S: 6	LOB: 1	BB: 2	P: 14	R: 0	H: 0	E: 0	K: 1	S: 5	LOB: 0	BB: 0	P: 5	R: 0	H: 1	E: 0	K: 2	S: 8	LOB: 1	BB: 0	P: 8	R: 0	H: 1	E: 0	K: 1	S: 5	LOB: 0	BB: 0	P: 5	R: 0	H: 1	E: 0	K: 3	S: 10	LOB: 2	BB: 1	P: 14	R: 1	H: 1	E: 0	K: 1	S: 4	LOB: 0	BB: 0	P: 4	1B: 7	SF: 0	2B: 0	3B: 0	HR: 2	SAC: 1	DP: 0	HBP: 0	WP: 0	PA: 37
--------------	------	------	------	------	------	--------	-------	------	------	------	------	------	------	--------	-------	------	------	------	------	------	------	--------	-------	------	------	------	------	------	------	--------	-------	-------	------	------	------	------	------	--------	-------	------	------	------	------	------	------	--------	-------	------	------	------	------	------	------	--------	-------	------	------	------	------	------	-------	--------	-------	-------	------	------	------	------	------	--------	-------	------	-------	-------	-------	-------	-------	--------	-------	--------	-------	--------

PITCHER	IP	WLS	BF	H	R	ER	SO	BB	IBB	HBP	BLK	WP	HR	S	P	ERA	WHIP
Tom Bradley, R ERA: 3.82 (1, 1)	3.1		17	5	7	5	0	1	1	0	0	0	1	15	23	13.50	1.800
Charlie Williams, R ERA: (4, 1)	0.2		3	0	0	0	0	0	0	0	0	0	0	3	3	0.00	0.000
Don Carrithers, R ERA: 7.56 (5, 1)	2.0		7	1	0	0	3	0	0	0	0	0	0	13	13	0.00	0.500
Elias Sosa, R ERA: 2.25 (7, 1)	1.0		3	1	0	0	1	0	0	0	0	0	0	5	5	0.00	1.000
Randy Moffitt, R ERA: 1.69 (8, 1)	0.1		3	1	0	0	1	1	0	0	0	0	0	4	8	0.00	6.000

PITCHER	IP	WLS	BF	H	R	ER	SO	BB	IBB	HBP	BLK	WP	HR	S	P	ERA	WHIP
Sam McDowell, L ERA: 5.6 (8, 1)	1.0		4	1	1	1	3	0	0	0	0	0	1	10	10	9.00	1.000

Batter	1	2	3	4	5	6	7	8	9	AB R H RBI BB SO LOB	TOP											
Bobby Bonds, R (1, 9) OBP: 0.368, SLG: 0.543 Jim Howarth, L (6, 9) OBP: 0.229, SLG: 0.186	0-0 4-3 S E 1B	4-0 8-6-3 BB		0-3 K		1-0 S 1B HBP		0-0 E1 F8 WP		2 2 1 0 1 1 0 1 0 0 0 0 0 0	San Francisco Giants @ Houston Astros Astrodome, Houston, TX Mon May 21 1973, 8:05 PM EDT Att. 24,186 - Dome											
Tito Fuentes, S (1, 4) OBP: 0.323, SLG: 0.388	0-0 4-3 1-3	0-0 8-6-3 1-2f		0-0 F7		0-0 1B 1-H		0-0 F8 1-3		5 0 1 1 0 0 3												
Garry Maddox, R (1, 8) OBP: 0.369, SLG: 0.496	0-0 E5 1B 1B	0-0 F4		0-0 5-3			0-0 HR	0-3 K		5 2 2 1 0 1 1												
Willie McCovey, L (1, 3) OBP: 0.381, SLG: 0.488	0-0 F7 3-H		4-0 1B 1B BB		0-0 F8		0-0 4-3	0-0 4-3		4 0 0 0 1 0 2												
Ed Goodson, L (1, 5) OBP: 0.369, SLG: 0.429	0-0 1B 3B 1B		0-0 1B 1B		0-0 4-1		0-0 4-3		0-0 HR	5 2 3 1 0 0 0												
Gary Matthews, R (1, 7) OBP: 0.423, SLG: 0.523	0-0 1-2 3B 1B		0-3 K		0-0 2B		0-0 E S HR 1B	0-0 F8		5 2 3 1 0 1 2												
Chris Speier, R (1, 6) OBP: 0.347, SLG: 0.441	0-0 1-H 2-H 3B		0-0 1-3 2-H 1B		0-0 F2		0-0 1-H HR	0-0 F8		5 1 3 4 0 0 1												
Dave Rader, L (1, 2) OBP: 0.298, SLG: 0.254	4-0 IBB		4-0 FC4-6 IBB		0-0 F7		0-0 1B	0-0 G3		3 0 1 0 2 0 0												
Ron Bryant, S (1, 1) OBP: 0.107, SLG: 0.107 Randy Moffitt, R (6, 1)	0-3 K		0-0 FC4-6		0-3 K		0-0 5-3			3 0 0 0 0 2 5 1 0 0 0 0 0 1												
Inning Stats	R: 4 E: 1 K: 1 S: 10	H: 5 LOB: 2 BB: 1 P: 14	R: 0 E: 0 K: 0 S: 2	H: 0 LOB: 0 BB: 1 P: 6	R: 0 E: 0 K: 1 S: 6	H: 2 LOB: 3 BB: 2 P: 14	R: 0 E: 0 K: 1 S: 5	H: 0 LOB: 0 BB: 0 P: 5	R: 0 E: 0 K: 0 S: 4	H: 1 LOB: 1 BB: 0 P: 4	R: 1 E: 0 K: 1 S: 5	H: 1 LOB: 1 BB: 0 P: 6	R: 3 E: 0 K: 0 S: 7	H: 4 LOB: 1 BB: 0 P: 7	R: 0 E: 1 K: 1 S: 6	H: 0 LOB: 1 BB: 0 P: 6	R: 1 E: 0 K: 0 S: 4	H: 1 LOB: 0 BB: 0 P: 4	1B: 9 2B: 2 3B: 1 HR: 3	SF: 0 SAC: 0 DP: 1 HBP: 1	WP: 1 PB: 0 SB: 3 CS: 0	PA: 44
PITCHER	IP WLS BF H R ER SO BB IBB HBP BLK WP HR S P ERA WHIP																					
Ken Forsch, R (1, 1) ERA: 3.69	0.2 L 7 5 4 4 0 0 0 0 0 0 0 0 7 7 54.00 7.500																					
Tom Griffin, R (1, 1) ERA: 3.77	1.1 5 0 0 0 1 1 1 0 0 0 0 5 13 0.00 0.750																					
Jim Ray, R (3, 1) ERA: 1.84	4.0 17 4 1 1 3 1 1 1 0 0 0 20 29 2.25 1.250																					
Jim York, R (7, 1) ERA: 2.81	1.0 7 4 3 3 0 0 0 0 0 0 2 7 7 27.00 4.000																					
Jim Crawford, L (8, 1) ERA: 4.5	2.0 8 1 1 1 1 0 0 0 0 1 1 10 10 4.50 0.500																					

livebaseballscorecards.com

AB	39
R	9
H	14
RBI	8
BB	4
SO	5
LOB	15



BOTTOM

San Francisco Giants @ Houston Astros
Astrodome, Houston, TX
Mon May 21 1973, 8:05 PM EDT
Att. 24,186 - Dome

livebaseballscorecards.com

AB	36
R	4
H	10
RBI	4
BB	2
SO	4
LOB	14



WP:	0	PA:	39
PB:	0	SB:	0
CS:	0		

AB R H RBI BB SO LOB

4	1	2	1	1	0	1
4	0	2	0	1	2	1
0	0	0	0	0	0	0
5	0	1	0	0	0	5
3	1	0	0	0	0	3
4	0	0	0	0	0	1
4	0	0	0	0	1	1
3	1	2	0	0	0	0
1	0	0	0	0	0	0
0	0	0	0	0	0	0
3	1	2	1	0	0	0
0	0	0	0	0	0	0
0	0	0	0	0	0	0
0	0	0	0	0	0	0
0	0	0	0	0	0	0
1	0	0	0	0	0	0
0	0	0	0	0	0	0
0	0	0	0	0	0	0
2	0	0	0	0	0	2
1B:	8	SF:	0			
2B:	1	SAC:	0			
3B:	0	DP:	1			
HR:	1	HBP:	1			

Batter	1	2	3	4	5	6	7	8	9
Jimmy Wynn, R OBP: 0.322, SLG: 0.494 (1, 9)	4-0 FC5-4 BB	0-0 5-3			0-0 HR		0-0 6-3		0-0 BB 1B
Roger Metzger, S OBP: 0.261, SLG: 0.323 (1, 6)	0-3 K		0-0 G6-4-3 1B		0-0 1B		0-3 K		4-0 1-2 BB
Cesar Cedeno, R OBP: 0.369, SLG: 0.545 Tommie Agee, R OBP: 0.333, SLG: 0.359 (1, 8)	0-0 F7		0-0 F4		0-0 F8		0-0 1B		0-0 1-3
Bob Watson, R OBP: 0.458, SLG: 0.524 (1, 7)	0-0 FC5-4 1-2f		0-0 G6-4-3 1-2f			1-0 1B HBP	0-0 5-3		
Lee May, R OBP: 0.223, SLG: 0.292 (1, 3)		0-0 F4		0-0 F9		0-0 F8		0-0 5-3	
Doug Rader, R OBP: 0.328, SLG: 0.375 (1, 5)		0-0 F8		0-0 F3		0-0 F8		0-3 K	
Tommy Helms, R OBP: 0.318, SLG: 0.331 Bob Gallagher, L OBP: 0.188, SLG: 0.200 Hector Torres, R OBP: 0.154, SLG: 0.083 (8, PH) (9, 4)		0-0 2B 1B 1B		0-0 F9		0-0 1B 1-2 1B		0-0 4-3	
Larry Howard, R OBP: 0.245, SLG: 0.229 Jerry Reuss, L OBP: 0.192, SLG: 0.192 Jim York, R (7, 1) Jim Crawford, L OBP: 0.250, SLG: 0.500 Jimmy Stewart, S OBP: 0.250, SLG: 0.182 (9, PH)		0-0 1B 2B		0-0 F8		0-0 1B 1-2 2-H		0-0 F8	
Ken Forsch, R OBP: 0.077, SLG: 0.040 Tom Griffin, R Jesus Alou, R OBP: 0.333, SLG: 0.444 Jim Ray, R OBP: 0.250, SLG: 0.250 Skip Jutze, R Johnny Edwards, L OBP: 0.276, SLG: 0.358 (7, 2)		0-0 2-H 3-H 1B		0-3 K		0-0 F5		0-0 4-3	

Inning Stats	R: 0 E: 0 K: 1 S: 5	H: 0 LOB: 1 BB: 1 P: 9	R: 2 E: 0 K: 0 S: 6	H: 3 LOB: 1 BB: 0 P: 6	R: 0 E: 0 K: 0 S: 3	H: 1 LOB: 0 BB: 0 P: 3	R: 0 E: 0 K: 0 S: 3	H: 0 LOB: 0 BB: 0 P: 3	R: 1 E: 0 K: 1 S: 7	H: 2 LOB: 1 BB: 0 P: 7	R: 1 E: 0 K: 1 S: 5	H: 2 LOB: 2 BB: 0 P: 6	R: 0 E: 0 K: 1 S: 6	H: 1 LOB: 1 BB: 0 P: 6	R: 0 E: 0 K: 1 S: 5	H: 0 LOB: 0 BB: 0 P: 5	R: 0 E: 0 K: 0 S: 4	H: 1 LOB: 2 BB: 1 P: 8
--------------	------------------------------	---------------------------------	------------------------------	---------------------------------	------------------------------	---------------------------------	------------------------------	---------------------------------	------------------------------	---------------------------------	------------------------------	---------------------------------	------------------------------	---------------------------------	------------------------------	---------------------------------	------------------------------	---------------------------------

PITCHER	IP	WLS	BF	H	R	ER	SO	BB	IBB	HBP	BLK	WP	HR	S	P	ERA	WHIP
Ron Bryant, L ERA: 2.3 (1, 1)	5.2	W	26	8	4	4	2	1	0	0	0	0	1	28	33	6.35	1.588
Randy Moffitt, R ERA: 1.55 (6, 1)	3.1	S	13	2	0	0	2	1	0	0	0	0	0	16	20	0.00	0.900

Batter	1	2	3	4	5	6	7	8	9	AB R H RBI BB SO LOB	TOP													
Tommy Agee, R (1, 8) OBP: 0.315, SLG: 0.338	0-0 F8		0-3 K		0-0 FC4			0-0 L4		4 0 0 0 0 1 1														
Roger Metzger, S (1, 6) OBP: 0.260, SLG: 0.328	0-0 4-3		0-0 E9 2B			0-0 1-3		0-0 4-3		4 0 1 0 0 0 0														
Jimmy Wynn, R (1, 9) OBP: 0.321, SLG: 0.494	0-0 F8		0-0 F8			0-0 G3			0-0 1B 2B	4 1 1 0 0 0 1														
Bob Watson, R (1, 7) OBP: 0.459, SLG: 0.520		4-0 1B FC3-6 BB		0-0 5-3		0-0 6-3			0-0 2B SF9 1B	3 2 1 1 1 0 0														
Doug Rader, R (1, 5) OBP: 0.326, SLG: 0.378		0-0 F3		0-0 F7			0-0 F9		0-0 1B 2B	4 0 1 0 0 0 1														
Lee May, R (1, 3) OBP: 0.224, SLG: 0.293		0-0 FC3-6 1B		0-0 F8			0-0 F9		0-0 SF9	3 0 1 1 0 0 0														
Johnny Edwards, L (1, 2) OBP: 0.275, SLG: 0.355 Skip Jutze, R (9, PR)		0-0 FC3-6		0-0 3-1		0-3 K			0-0 2-3 1B	4 0 1 1 0 1 1 0 0 0 0 0 0 0	AB 34													
Hector Torres, R (1, 4) OBP: 0.138, SLG: 0.074 Jimmy Stewart, S (9, PH)		0-0 F6		0-0 5-3			0-0 F9		0-3 K	3 0 0 0 0 0 1 1 0 0 0 0 1 2	RBI 4													
Dave Roberts, L (1, 1) OBP: 0.143, SLG: 0.143 Ken Forsch, R (5, 1) OBP: 0.077, SLG: 0.040 Bob Gallagher, L (8, PH) OBP: 0.235, SLG: 0.438 Fred Gladding, L (8, 1) Jesus Alou, R (9, PH) OBP: 0.300, SLG: 0.400			0-0 F7		0-0 FC4 1B		0-0 HR		0-3 K	2 0 1 0 0 0 0 0 0 0 0 0 0 0 1 1 1 1 0 0 0 0 0 0 0 0 0 0 1 0 0 0 0 1 2	SO 4													
Inning Stats	R: 0 E: 0 K: 0 S: 3	H: 0 LOB: 0 BB: 0 P: 3	R: 1 E: 0 K: 0 S: 4	H: 1 LOB: 1 BB: 1 P: 8	R: 0 E: 1 K: 1 S: 6	H: 1 LOB: 1 BB: 0 P: 6	R: 0 E: 0 K: 0 S: 3	H: 0 LOB: 0 BB: 0 P: 3	R: 0 E: 0 K: 1 S: 5	H: 0 LOB: 0 BB: 0 P: 5	R: 1 E: 0 K: 0 S: 4	H: 1 LOB: 0 BB: 0 P: 4	R: 0 E: 0 K: 0 S: 3	H: 0 LOB: 0 BB: 0 P: 3	R: 0 E: 0 K: 1 S: 5	H: 0 LOB: 0 BB: 0 P: 5	R: 1 E: 0 K: 0 S: 4	H: 1 LOB: 0 BB: 0 P: 4	R: 2 E: 0 K: 2 S: 11	H: 4 LOB: 2 BB: 0 P: 11	1B: 4 2B: 3 3B: 0 HR: 1	SF: 1 SAC: 0 DP: 0 HBP: 0	WP: 0 PB: 0 SB: 0 CS: 0	PA: 36
PITCHER	IP WLS BF H R ER SO BB IBB HBP BLK WP HR S P ERA WHIP																				PITCHER	IP WLS BF H R ER SO BB IBB HBP BLK WP HR S P ERA WHIP		
Clay Carroll, R (1, 1) ERA: 6.23	5.0 W 19 3 1 1 1 1 1 0 0 0 0 0 0 20 24 1.80 0.800																							
Ed Sprague, R (6, 1) ERA: 2.63	3.0 12 3 3 3 1 0 0 0 0 0 0 1 14 14 9.00 1.000																							
Pedro Borbon, R (9, 1) ERA: 1.5	1.0 S 5 2 0 0 2 0 0 0 0 0 0 0 9 9 0.00 2.000																							

Houston Astros @ Cincinnati Reds
Riverfront Stadium, Cincinnati, OH
Tue May 22 1973, 7:05 PM EDT
Att: 11,741 - Unknown

livebaseballscorecards.com



Batter	1	2	3	4	5	6	7	8	9
Pete Rose, S (1, 7) OBP: 0.398, SLG: 0.423	0-0 5-3		0-0 SH3-4 1B 2B	0-0 2-H 1B		0-0 2B 1B	0-0 4-3		
Joe Morgan, L (1, 4) OBP: 0.438, SLG: 0.560	0-3 K		0-0 SH3-4 1B 2B	0-0 1-2 1B		0-0 P6		0-0 F7	
Bobby Tolan, L (1, 8) OBP: 0.280, SLG: 0.353	0-3 K		0-0 SH3-4 1-2 2-3	0-3 K		0-0 1-3 2B		0-0 1-3 1B 2B	
Johnny Bench, R (1, 2) OBP: 0.356, SLG: 0.507		0-0 P4	4-0 2B IBB	0-0 G3		4-0 IBB		0-0 1-3 2-3	
Tony Perez, R (1, 3) OBP: 0.361, SLG: 0.471		0-0 1B 1B	0-0 P9		0-0 SH1-4 1B 2B	0-0 F3		4-0 1B BB	
Dave Concepcion, R (1, 6) OBP: 0.326, SLG: 0.458		0-0 F7	0-0 1-3 2-H 3-H 2B		0-0 SH1-4 2-3	0-0 F9		0-0 1-2 3-H 1B	
Richie Scheinblum, S (1, 9) OBP: 0.346, SLG: 0.364		0-0 1B 1B	0-0 P3		0-0 3-H 1B		0-3 K	0-0 F7	
Cesar Geronimo, L (5, PR) OBP: 0.212, SLG: 0.235		1-3							
Denis Menke, R (1, 5) OBP: 0.434, SLG: 0.253		0-0 1-2 3-H 1B		0-0 SH1-4 1B	0-3 K	0-0 SH1-4 BB		4-0 SH1-4 BB	
Clay Carroll, R (1, 1) OBP: 0.200, SLG: 0.200		0-0 1-3		0-0 SH1-4	0-3 K		0-0 SH1-4		
Gene Locklear, L (5, PH) OBP: 0.308, SLG: 0.250				1-2					
Ed Sprague, R (6, 1)									
Pedro Borbon, R (9, 1)									

Inning Stats	R: 0	H: 0	E: 0	K: 2	S: 7	LOB: 0	BB: 0	P: 7
	R: 1	H: 3	E: 0	K: 0	S: 6	LOB: 2	BB: 0	P: 6
	R: 2	H: 3	E: 0	K: 0	S: 6	LOB: 2	BB: 1	P: 10
	R: 1	H: 3	E: 0	K: 1	S: 8	LOB: 2	BB: 0	P: 8
	R: 1	H: 2	E: 0	K: 2	S: 9	LOB: 1	BB: 0	P: 9
	R: 0	H: 2	E: 0	K: 0	S: 5	LOB: 3	BB: 1	P: 9
	R: 0	H: 0	E: 0	K: 1	S: 5	LOB: 1	BB: 1	P: 9
	R: 1	H: 2	E: 0	K: 0	S: 5	LOB: 2	BB: 1	P: 9

PITCHER	IP	WLS	BF	H	R	ER	SO	BB	IBB	HBP	BLK	WP	HR	S	P	ERA	WHIP
Dave Roberts, L (1, 1) ERA: 3.08	4.0	L	23	10	5	5	3	0	0	0	0	0	0	28	32	11.25	2.500
Ken Forsch, R (5, 1) ERA: 3.54	3.0		14	3	0	0	3	1	1	0	0	0	0	18	26	0.00	1.333
Fred Gladding, R (8, 1) ERA: 3.97	1.0		6	2	1	1	0	1	0	0	0	0	0	5	9	9.00	3.000

AB R H RBI BB SO LOB

5	1	3	1	0	0	1
5	1	2	0	0	1	1
4	1	2	0	0	2	2
3	0	0	0	2	0	3
4	2	2	0	1	0	6
4	0	2	3	0	0	4
3	0	2	1	0	0	2
2	0	0	0	0	1	2
3	1	2	1	1	1	1
1	0	0	0	0	0	2
1	0	0	0	0	1	1
0	0	0	0	0	0	0
0	0	0	0	0	0	0


AB	35
R	6
H	15
RBI	6
BB	4
SO	6
LOB	25



WP	PA	ERA	WHIP
0	43		
0			
0			

Houston Astros @ Cincinnati Reds
 Riverfront Stadium, Cincinnati, OH
 Tue May 22 1973, 7:05 PM EDT
 Att. 11,741 - Unknown

livebaseballscorecards.com

Batter	1	2	3	4	5	6	7	8	9	AB R H RBI BB SO LOB	TOP																
Jimmy Wynn, R (1, 9) <small>OBP: 0.330, SLG: 0.494</small> Jim Ray, R (7, 1) <small>OBP: 0.250, SLG: 0.250</small> Tommie Agee, R (9, PH) <small>OBP: 0.324, SLG: 0.377</small>	0-0 FC6-4 1B		4-0 FC3-6 BB	4-0 IBB			0-0 6-3		0-0 3B 3B	2 0 1 0 2 0 0 0 0 0 0 0 0 0 1 1 1 1 0 0 0																	
Roger Metzger, S (1, 6) <small>OBP: 0.258, SLG: 0.338</small>	0-0 FC6-4 1-2f		0-0 FC3-6 BB	0-0 F8			0-0 P4		0-0 3B 3B	5 0 1 1 0 0 6																	
Bob Gallagher, L (1, 8) <small>OBP: 0.273, SLG: 0.400</small>	0-0 FC6-4 1-2f		4-0 BB		0-0 4-3			0-0 FC6-4 1B	0-0 K	4 0 1 0 0 1 2																	
Bob Watson, R (1, 7) <small>OBP: 0.449, SLG: 0.506</small>	0-0 F8		0-0 F8		0-0 4-3			0-0 FC6-4 5-3 1-2f		4 0 0 0 0 0 5																	
Doug Rader, R (1, 5) <small>OBP: 0.324, SLG: 0.381</small>		0-0 F7		0-0 2B 2B	0-0 5-3			0-0 5-3 1-3		4 1 1 0 0 0 1																	
Lee May, R (1, 3) <small>OBP: 0.224, SLG: 0.292</small> Jim York, R (9, 1)		0-0 G6-4-3 1B		0-0 F9		0-0 L5		0-3 K		4 0 1 0 0 1 2 0 0 0 0 0 0 0																	
Johnny Edwards, L (1, 2) <small>OBP: 0.276, SLG: 0.363</small> Skip Jutze, R (8, 2)		0-0 G6-4-3 1-2f		0-0 SH1-4 2B		0-0 4-3			0-0 G3	3 0 1 1 0 0 1 1 0 0 0 0 0 0	AB 34 R 3 H 9 RBI 3 BB 3 SO 2 LOB 17																
Hector Torres, R (1, 4) <small>OBP: 0.152, SLG: 0.067</small>			0-0 5-3	1-0 SH1-4 HBP		0-0 6-3			0-0 F9	3 0 0 0 0 0 0																	
Don Wilson, R (1, 1) <small>OBP: 0.207, SLG: 0.250</small> Jimmy Stewart, S (7, PH) <small>OBP: 0.214, SLG: 0.154</small> Jesus Alou, R (7, 9) <small>OBP: 0.364, SLG: 0.545</small>			0-0 FC3-6 BB 1B	0-0 SH1-4 1-2 2-3			0-0 L9		0-0 3B 2B	1 0 1 0 0 0 0 1 0 0 0 0 0 0 1 1 1 0 0 0 0																	
Inning Stats	R: 0 E: 0 K: 0 S: 4	H: 1 LOB: 1 BB: 0 P: 4	R: 0 E: 0 K: 0 S: 3	H: 1 LOB: 0 BB: 0 P: 3	R: 0 E: 0 K: 0 S: 4	H: 1 LOB: 3 BB: 2 P: 12	R: 1 E: 0 K: 0 S: 5	H: 2 LOB: 3 BB: 1 P: 10	R: 0 E: 0 K: 0 S: 3	H: 0 LOB: 0 BB: 0 P: 3	R: 0 E: 0 K: 0 S: 3	H: 0 LOB: 0 BB: 0 P: 3	R: 0 E: 0 K: 0 S: 6	H: 1 LOB: 1 BB: 0 P: 6	R: 2 E: 0 K: 1 S: 8	H: 3 LOB: 1 BB: 0 P: 8	1B: 4 2B: 3 3B: 2 HR: 0	SF: 0 SAC: 1 DP: 1 HBP: 1	WP: 0 PB: 0 SB: 0 CS: 0	PA: 39							
PITCHER Jack Billingham, R (1, 1) <small>ERA: 2.61</small> Tom Hall, L (9, 1) <small>ERA: 4.82</small>	IP	WLS	BF	H	R	ER	SO	BB	IBB	HBP	BLK	WP	HR	S	P	ERA	WHIP										
	8.2		38	9	3	3	1	2	1	1	0	0	0	36	49	3.12	1.269										
	0.1	W	1	0	0	0	1	0	0	0	0	0	0	3	3	0.00	0.000										

Houston Astros @ Cincinnati Reds
 Riverfront Stadium, Cincinnati, OH
 Wed May 23 1973, 7:05 PM EDT
 Att. 16,134 - Unknown

livebaseballscorecards.com

BOTTOM

Houston Astros @ Cincinnati Reds
Riverfront Stadium, Cincinnati, OH
Wed May 23 1973, 7:05 PM EDT
Att. 16,134 - Unknown

livebaseballscorecards.com

AB	29
R	4
H	5
RBI	3
BB	3
SO	3
LOB	9



WP	1	PA	34
PB	0		
SB	3		
CS	0		

AB R H RBI BB SO LOB

4	0	1	1	0	0	0
3	1	0	0	1	0	3
3	0	0	0	0	0	1
4	1	1	0	0	0	0
4	0	0	0	0	3	1
2	0	0	0	0	0	0
1	0	0	0	0	0	0
3	0	2	1	1	0	0
2	2	1	1	1	0	1
3	0	0	0	0	0	3
0	0	0	0	0	0	0

Batter	1	2	3	4	5	6	7	8	9
Pete Rose, S OBP: 0.394, SLG: 0.419 (1, 7)	0-0 F8		0-0 F8		0-0 1B			0-0 E6 FC6-4	
Joe Morgan, L OBP: 0.433, SLG: 0.547 (1, 4)	0-0 F2			4-0 SH1-3 WP BB	0-0 F8			0-0 FC6-4 G4-6-3	
Bobby Tolan, L OBP: 0.274, SLG: 0.346 (1, 8)	0-0 3-1			0-0 SH1-3		0-0 4-3		0-0 G4-6-3	
Johnny Bench, R OBP: 0.354, SLG: 0.500 (1, 2)		0-0 4-3		0-0 P3		0-0 4-3		0-0 SH1-3 1B	
Tony Perez, R OBP: 0.352, SLG: 0.457 (1, 3)		0-3 K		0-3 K		0-0 F9		0-3 K	
Richie Scheinblum, S OBP: 0.333, SLG: 0.348 Cesar Geronimo, L OBP: 0.210, SLG: 0.232 (1, 9) (7, 9)		0-0 F6			0-0 P4		0-0 3-1	0-0 SH1-3	
Dave Concepcion, R OBP: 0.338, SLG: 0.463 (1, 6)			0-0 F8		0-0 FC1-5 1B		4-0 S BB	0-0 S 1B	
Denis Menke, R OBP: 0.440, SLG: 0.292 (1, 5)			0-0 HR		4-0 E 1B BB		0-0 5-3		
Jack Billingham, R OBP: 0.034, SLG: 0.034 Tom Hall, L (9, 1)			0-0 6-3		0-0 FC1-5 1B		0-0 5-3		

Inning Stats	R: 0 E: 0 K: 0 S: 3	H: 0 LOB: 0 BB: 0 P: 3	R: 0 E: 0 K: 1 S: 5	H: 0 LOB: 0 BB: 0 P: 5	R: 1 E: 0 K: 0 S: 4	H: 1 LOB: 0 BB: 0 P: 4	R: 1 E: 0 K: 1 S: 5	H: 0 LOB: 0 BB: 1 P: 9	R: 1 E: 1 K: 0 S: 5	H: 2 LOB: 2 BB: 1 P: 9	R: 0 E: 0 K: 0 S: 3	H: 0 LOB: 0 BB: 0 P: 3	R: 0 E: 1 K: 0 S: 3	H: 0 LOB: 1 BB: 0 P: 7	R: 0 E: 1 K: 0 S: 3	H: 0 LOB: 0 BB: 0 P: 3	R: 1 E: 0 K: 1 S: 6	H: 2 LOB: 1 BB: 0 P: 6	1B: 4 2B: 0 3B: 0 HR: 1	SF: 0 SAC: 2 DP: 1 HBP: 0	WP: 1 PB: 0 SB: 3 CS: 0	PA: 34
--------------	------------------------------	---------------------------------	------------------------------	---------------------------------	------------------------------	---------------------------------	------------------------------	---------------------------------	------------------------------	---------------------------------	------------------------------	---------------------------------	------------------------------	---------------------------------	------------------------------	---------------------------------	------------------------------	---------------------------------	----------------------------------	------------------------------------	----------------------------------	--------

PITCHER	IP	WLS	BF	H	R	ER	SO	BB	IBB	HBP	BLK	WP	HR	S	P	ERA	WHIP
Don Wilson, R ERA: 3.06 (1, 1)	6.0		23	3	3	2	2	2	2	0	0	1	1	25	33	3.00	0.833
Jim Ray, R ERA: 1.62 (7, 1)	2.0		7	0	0	0	0	1	0	0	0	0	0	6	10	0.00	0.500
Jim York, R ERA: 3.08 (9, 1)	0.2	L	4	2	1	1	1	0	0	0	0	0	0	6	6	13.50	3.000

Batter	1	2	3	4	5	6	7	8	9	AB R H RBI BB SO LOB	TOP		
Tommy Agee, R OBP: 0.329, SLG: 0.370 (1, 8) ^H	1-0 1B 4-3 HBP		0-3 K		0-0 F9		0-0 E 1-2 1B		0-0 G3	4 1 1 0 0 1 1			
Roger Metzger, S OBP: 0.263, SLG: 0.354 (1, 6) ^X	0-0 4-3 1-2			0-0 BLK 1B		0-0 P3	0-3 K		0-0 WP 3B	5 1 2 0 0 1 3			
Jimmy Wynn, R OBP: 0.342, SLG: 0.500 (1, 9) ^X	0-0 1B 2-3			0-3 K 1-2		4-0 2B BB	0-0 E4 1B 1-H 2-H		0-0 FC6-4 1B 3-H	4 1 3 2 1 1 1			
Bob Watson, R OBP: 0.443, SLG: 0.503 (1, 7) ^X	0-0 4-3			0-3 K		0-0 F9 1-H 2B	0-0 L4		0-0 FC6-4 1-2f	5 1 1 1 0 1 4			
Doug Rader, R OBP: 0.323, SLG: 0.378 (1, 5) ^X				0-3 K		0-0 F9 2-3		0-0 FC6 1B		4 0 1 0 0 1 2			
Lee May, R OBP: 0.232, SLG: 0.340 (1, 3) ^X						0-0 HR	0-0 HR 3-H		0-0 F8	4 2 2 3 0 0 1			
Skip Jutze, R OBP: 0.200, SLG: 0.400 (1, 2) ^X						0-0 4-3 2B	0-0 6-3		0-3 K	4 0 1 0 0 1 1			
Hector Torres, R OBP: 0.139, SLG: 0.061 (1, 4) ^X						0-3 K		0-1 CI FC3-6 1-2f	0-0 FC6 1-2f	3 0 0 0 0 1 2			
Jerry Reuss, L OBP: 0.167, SLG: 0.167 (1, 1) ^X						0-3 K	0-0 4-3 2-3		0-3 K	4 1 0 0 0 2 2			
Inning Stats	R: 0 E: 0 K: 0 S: 3 H: 1 LOB: 1 BB: 0 P: 4	R: 0 E: 0 K: 0 S: 3 H: 0 LOB: 0 BB: 0 P: 3	R: 0 E: 0 K: 2 S: 7 H: 0 LOB: 0 BB: 0 P: 7	R: 0 E: 0 K: 3 S: 10 H: 1 LOB: 1 BB: 0 P: 10	R: 1 E: 0 K: 1 S: 7 H: 2 LOB: 1 BB: 0 P: 7	R: 3 E: 0 K: 0 S: 5 H: 2 LOB: 0 BB: 1 P: 9	R: 2 E: 2 K: 1 S: 8 H: 2 LOB: 1 BB: 0 P: 8	R: 0 E: 0 K: 1 S: 6 H: 1 LOB: 1 BB: 0 P: 6	R: 1 E: 0 K: 1 S: 7 H: 2 LOB: 1 BB: 0 P: 7	1B: 6 2B: 2 3B: 1 HR: 2 SF: 0 SAC: 0 DP: 0 HBP: 1	WP: 1 PB: 0 SB: 0 CS: 0 PA: 40		
PITCHER	IP WLS BF H R ER SO BB IBB HBP BLK WP HR S P ERA WHIP											PITCHER	IP WLS BF H R ER SO BB IBB HBP BLK WP HR S P ERA WHIP
Bob Moose, R ERA: 3.95 (1, 1)	6.1 L 28 7 6 4 6 1 0 1 1 0 2 38 43 5.68 1.263												
Bob Johnson, R ERA: 3.2 (7, 1)	0.2 3 1 0 0 1 0 0 0 0 0 0 5 5 0.00 1.500												
Jim McKee, R ERA: 8.53 (8, 1)	2.0 9 3 1 1 2 0 0 0 0 1 0 13 13 4.50 1.500												

Houston Astros @ Pittsburgh Pirates
Three Rivers Stadium, Pittsburgh, PA
 Fri May 25 1973, 7:05 PM EDT
 Att. 13,956 - Unknown

livebaseballscorecards.com

AB	37
R	7
H	11
RBI	6
BB	1
SO	9
LOB	17



Batter	1	2	3	4	5	6	7	8	9	AB	R	H	RBI	BB	SO	LOB
Dave Cash, R OBP: 0.394, SLG: 0.453 (1, 4) SS	0-3 K		0-0 F9		0-0 F9		0-0 F9			4	0	0	0	0	1	3
Richie Hebner, L OBP: 0.368, SLG: 0.403 (1, 5) BBBB	4-0 BB		0-3 K			0-0 F7	0-0 F9			3	0	0	0	1	1	2
Manny Sanguillen, R OBP: 0.333, SLG: 0.506 (1, 9) X	0-0 F9			0-0 3B		0-0 F8		0-0 5-3		4	0	1	0	0	0	1
Willie Stargell, L OBP: 0.368, SLG: 0.633 (1, 7) X	0-0 F5		0-3 K		0-3 K		0-3 K	0-3 K		4	0	0	0	0	3	2
Bob Robertson, R OBP: 0.418, SLG: 0.552 (1, 3) X		0-0 FC4-6 1B		4-0 G4-3 BB		0-0 HR 1B		0-0 5-3		3	1	2	0	1	0	0
Al Oliver, L OBP: 0.322, SLG: 0.536 (1, 8) X		0-0 FC4-6 1-2f		0-0 G4-3 1-2f		0-0 HR		0-0 F4		4	1	1	2	0	0	3
Gene Alley, R OBP: 0.287, SLG: 0.355 (1, 6) X		0-0 F9			0-0 1-3		0-0 4-3 1B		0-0 E6	4	0	1	0	0	0	1
Milt May, L OBP: 0.336, SLG: 0.392 (1, 2) X		0-0 F7			0-3 K		0-0 4-3		0-0 F8	4	0	0	0	0	1	3
Bob Moose, R OBP: 0.238, SLG: 0.158 (1, 1) Bob Johnson, L (7, 1) Richie Zisk, R OBP: 0.292, SLG: 0.364 (7, PH) Jim McKee, R (8, 1) Gene Clines, R OBP: 0.310, SLG: 0.350 (9, PH)			0-0 5-3		4-0 BB		4-0 BB		0-3 K	1	0	0	0	1	0	0

Inning Stats	R: 0	H: 0	E: 0	K: 1	S: 5	R: 0	H: 1	E: 0	K: 0	S: 4	R: 0	H: 0	E: 0	K: 1	S: 5	R: 0	H: 1	E: 0	K: 1	S: 5	R: 0	H: 0	E: 0	K: 1	S: 5	R: 0	H: 0	E: 0	K: 1	S: 5	R: 2	H: 3	E: 0	K: 0	S: 6	R: 0	H: 0	E: 0	K: 1	S: 5	R: 0	H: 0	E: 1	K: 1	S: 6	R: 0	H: 0	E: 0	K: 1	S: 6	1B: 3	2B: 0	3B: 1	SF: 0	SAC: 0	DP: 1	HBP: 0	WP: 0	PB: 0	SB: 0	CS: 0	PA: 36
--------------	------	------	------	------	------	------	------	------	------	------	------	------	------	------	------	------	------	------	------	------	------	------	------	------	------	------	------	------	------	------	------	------	------	------	------	------	------	------	------	------	------	------	------	------	------	------	------	------	------	------	-------	-------	-------	-------	--------	-------	--------	-------	-------	-------	-------	--------


PITCHER	IP	WLS	BF	H	R	ER	SO	BB	IBB	HBP	BLK	WP	HR	S	P	ERA	WHIP
Jerry Reuss, L ERA: 2.43 (1, 1)	9.0	W	36	5	2	2	7	4	0	0	0	0	1	46	62	2.00	1.000

BOTTOM

Houston Astros @ Pittsburgh Pirates
Three Rivers Stadium, Pittsburgh, PA

Fri May 25 1973, 7:05 PM EDT
Att. 13,956 - Unknown

AB	32
R	2
H	5
RBI	2
BB	4
SO	7
LOB	16



livebaseballscores.com

Batter	1	2	3	4	5	6	7	8	9	AB R H RBI BB SO LOB	TOP											
Tommie Agee, R (1, 8) OBP: 0.310, SLG: 0.346	0-0 F8	0-0 F9			0-0 F9		0-0 F9		0-0 F4	5 0 0 0 0 0 1												
Roger Metzger, S (1, 6) OBP: 0.263, SLG: 0.351	0-0 FC6-4 1B	0-0 G3			0-0 1-3			0-0 F8		4 0 1 0 0 0 1												
Jimmy Wynn, R (1, 9) OBP: 0.340, SLG: 0.512	0-0 FC6-4 1B 1-2f		0-0 5-3		0-3 K			0-0 HR		4 2 1 1 0 1 1												
Bob Watson, R (1, 7) OBP: 0.444, SLG: 0.503	0-0 BB 1-2 1B		0-0 F9		0-0 F3			0-0 1B 1B		4 0 2 0 0 0 0												
Doug Rader, R (1, 5) OBP: 0.332, SLG: 0.387	0-0 BB 1-2 2-H 1B		0-0 E6		0-0 1B			0-0 1-2 1B		4 0 3 1 0 0 0												
Lee May, R (1, 3) OBP: 0.232, SLG: 0.333	4-0 BB 1-2 2-3 BB		0-0 F9		0-0 P2			0-0 F9		3 0 0 0 1 0 4												
Skip Jutze, R (1, 2) OBP: 0.222, SLG: 0.333	0-0 F8			0-0 CS 1B		0-0 F9		0-0 F9		4 0 1 0 0 0 6												
Hector Torres, R (1, 4) OBP: 0.158, SLG: 0.086		0-0 SH3-4 1B		0-0 F4			0-0 F8		0-0 4-3	2 0 1 0 0 0 1												
Jimmy Stewart, S (7, PH) OBP: 0.188, SLG: 0.133				1-2						2 0 0 0 0 0 0												
Ken Forsch, R (1, 1) OBP: 0.074, SLG: 0.038		0-0 SH3-4		0-0 4-3			0-0 F6		0-0 3-1	1 0 0 0 0 0 0												
Fred Gladding, L (6, 1)										0 0 0 0 0 0 0												
Johnny Edwards, L (7, PH) OBP: 0.274, SLG: 0.360										1 0 0 0 0 0 0												
Jim Crawford, L (7, 1) OBP: 0.250, SLG: 0.500		1-2								0 0 0 0 0 0 0												
Bob Gallagher, L (9, PH) OBP: 0.281, SLG: 0.381										1 0 0 0 0 0 0												
Inning Stats	R: 1 E: 0 K: 0 S: 6	H: 3 LOB: 3 BB: 1 P: 10	R: 0 E: 0 K: 0 S: 4	H: 1 LOB: 1 BB: 0 P: 4	R: 0 E: 1 K: 0 S: 4	H: 0 LOB: 1 BB: 0 P: 4	R: 0 E: 0 K: 0 S: 3	H: 1 LOB: 0 BB: 0 P: 3	R: 0 E: 0 K: 1 S: 5	H: 0 LOB: 0 BB: 0 P: 5	R: 0 E: 0 K: 0 S: 4	H: 1 LOB: 1 BB: 0 P: 4	R: 0 E: 0 K: 0 S: 3	H: 0 LOB: 0 BB: 0 P: 3	R: 1 E: 0 K: 0 S: 6	H: 3 LOB: 2 BB: 0 P: 6	R: 0 E: 0 K: 0 S: 3	H: 0 LOB: 0 BB: 0 P: 3	1B: 8 2B: 0 3B: 0 HR: 1	SF: 0 SAC: 1 DP: 0 HBP: 0	WP: 0 PB: 0 SB: 0 CS: 1	PA: 37
PITCHER	IP WLS BF H R ER SO BB IBB HBP BLK WP HR S P ERA WHIP																					
Nelson Briles, R (1, 1) ERA: 3.52	7.1 W 32 9 2 2 1 1 0 0 0 0 0 1 33 37 2.46 1.364																					
Dave Giusti, R (8, 1) ERA: 1.5	1.2 S 5 0 0 0 0 0 0 0 0 0 0 0 5 5 0.00 0.000																					

Houston Astros @ Pittsburgh Pirates
 Three Rivers Stadium, Pittsburgh, PA
 Sat May 26 1973, 7:05 PM EDT
 Att. 15,768 - Unknown

livebaseballscorecards.com

AB	35
R	2
H	9
RBI	2
BB	1
SO	1
LOB	14



Batter	1	2	3	4	5	6	7	8	9
Vic Davalillo, L (1, 3) OBP: 0.194, SLG: 0.257	0-0 F8		0-3 K		0-0 E	0-0 G6-4-3		0-3 K	
Dave Cash, R (1, 4) OBP: 0.397, SLG: 0.455	0-0 G3 2B 1B		0-0 F8		0-0 E8 3B 1B	0-0 G6-4-3			
Manny Sanguillen, R (1, 9) OBP: 0.331, SLG: 0.506	0-0 G3 1-2		0-0 F6		0-0 6-3	0-0 2B			
Willie Stargell, L (1, 7) OBP: 0.372, SLG: 0.634	0-0 2B			0-0 L6	4-0 3B BB	0-0 6-3			
Al Oliver, L (1, 8) OBP: 0.320, SLG: 0.542	0-0 F7			0-0 F4	0-0 1B 3B		0-0 F7		
Richie Hebner, L (1, 5) OBP: 0.359, SLG: 0.391		0-0 F8		0-0 E3 1B 1B	0-0 F7		0-0 3-1		
Milt May, L (1, 2) OBP: 0.340, SLG: 0.396		0-0 3-1		0-0 1B 1-2 1B	0-0 1B		0-0 1-3		
Jackie Hernandez, R (1, 6) OBP: 0.200, SLG: 0.200		0-3 K		0-0 1B 1-2 2-H	0-0 6-3		0-3 K		
Nelson Briles, R (1, 1) OBP: 0.286, SLG: 0.524			0-0 2B				0-0 1-3		
Dave Giusti, R (8, 1) OBP: 0.667, SLG: 0.500				0-0 P2		0-0 HR			

Inning Stats	R: 1	H: 2	E: 0	K: 0	S: 5	R: 0	H: 0	E: 0	K: 1	S: 5	R: 0	H: 1	E: 0	K: 1	S: 6	R: 1	H: 2	E: 1	K: 0	S: 6	R: 4	H: 4	E: 1	K: 0	S: 7	R: 1	H: 3	E: 0	K: 0	S: 5	R: 0	H: 0	E: 0	K: 0	S: 3	R: 0	H: 0	E: 0	K: 2	S: 7	R: 0	H: 0	E: 0	K: 0	S: 7
	LOB: 1	BB: 0	P: 5	LOB: 0	BB: 0	P: 5	LOB: 1	BB: 0	P: 6	LOB: 2	BB: 0	P: 6	LOB: 1	BB: 1	P: 11	LOB: 1	BB: 0	P: 5	LOB: 0	BB: 0	P: 3	LOB: 0	BB: 0	P: 7	LOB: 0	BB: 0	P: 7	LOB: 0	BB: 0	P: 7	LOB: 0	BB: 0	P: 7	LOB: 0	BB: 0	P: 7	LOB: 0	BB: 0	P: 7	LOB: 0	BB: 0	P: 7	LOB: 0	BB: 0	P: 7

PITCHER	IP	WLS	BF	H	R	ER	SO	BB	IBB	HBP	BLK	WP	HR	S	P	ERA	WHIP
Ken Forsch, R (1, 1) ERA: 4.0	5.0	L	28	11	7	6	2	1	0	0	0	0	1	31	35	10.80	2.400
Fred Gladding, R (6, 1) ERA: 3.65	1.0		3	1	0	0	0	0	0	0	0	0	3	3	0.00	1.000	
Jim Crawford, L (7, 1) ERA: 4.05	2.0		6	0	0	0	2	0	0	0	0	0	10	10	0.00	0.000	

AB R H RBI BB SO LOB

5	1	2	0	0	2	1
4	2	2	0	0	0	2
4	0	1	0	0	0	3
3	1	1	1	1	0	1
4	1	1	2	0	0	1
4	1	0	0	0	0	1
4	0	2	1	0	0	0
4	0	1	1	0	2	1
3	1	2	1	0	0	2
1	0	0	0	0	0	0

1B: 7	SF: 0	WP: 0	PA: 37
2B: 3	SAC: 0	PB: 0	
3B: 1	DP: 1	SB: 0	
HR: 1	HBP: 0	CS: 0	

livebaseballscorecards.com

Houston Astros @ Pittsburgh Pirates
 Three Rivers Stadium, Pittsburgh, PA
 Sat May 26 1973, 7:05 PM EDT
 Att. 15,768 - Unknown

AB	36
R	7
H	12
RBI	6
BB	1
SO	4
LOB	12



Batter	1	2	3	4	5	6	7	8	9	AB R H RBI BB SO LOB	TOP											
Bob Gallagher, L (1, 8) OBP: 0.250, SLG: 0.346	0-0 4-3		0-0 SH1-3 WP 1B	0-0 F7		0-0 3-1		0-0 F7		5 1 1 0 0 0 1												
Roger Metzger, S (1, 6) OBP: 0.274, SLG: 0.357	4-0 CS BB		0-0 SH1-3		0-0 G3 S 1B		0-0 HBP 1B	0-0 1-3		3 2 2 0 1 0 0												
Jimmy Wynn, R (1, 9) OBP: 0.337, SLG: 0.500	4-0 1-2 BB		0-3 K		0-0 F7		0-0 P5		0-3 K	4 0 0 0 1 2 3												
Bob Watson, R (1, 7) OBP: 0.448, SLG: 0.512	0-0 F8		0-0 2B 1B		0-0 G3		0-0 1B HBP 1B		0-0 BB 2B	5 1 3 1 0 0 2												
Lee May, R (1, 3) OBP: 0.250, SLG: 0.372		0-0 HR	0-0 1-H 2B		0-0 BB 1B		1-0 1B HBP		0-3 K	4 1 3 3 0 1 1												
Doug Rader, R (1, 5) OBP: 0.338, SLG: 0.382		4-0 1B G6-4-3 BB	0-3 K		4-0 1-2 BB		0-3 K		4-0 BB BB	2 1 0 0 3 2 4												
Tommy Helms, R (1, 4) OBP: 0.322, SLG: 0.335		0-0 G6-4-3 1B		0-0 6-3		0-0 F9		0-0 FC6-4 1B	4-0 BB	4 0 2 1 0 0 2												
Hector Torres, R (7, 4) OBP: 0.179, SLG: 0.086		1-3						1-2 2-3 3-H	1-2 2-3 BB	0 0 0 0 1 0 0	AB 36 R 6 H 12 RBI 5 BB 6 SO 6 LOB 20											
Skip Jutze, R (1, 2) OBP: 0.143, SLG: 0.214		0-0 G6-4-3		0-0 G3		0-0 F7		0-0 FC6-4	0-3 K	5 0 0 0 0 1 7												
Dave Roberts, L (1, 1) OBP: 0.160, SLG: 0.160		0-0 4-3		0-0 1B		0-0 P5		0-0 4-3		4 0 1 0 0 0 0												
Inning Stats	R: 0 E: 0 K: 0 S: 2	H: 0 LOB: 1 BB: 2 P: 10	R: 2 E: 0 K: 2 S: 4	H: 2 LOB: 0 BB: 1 P: 8	R: 2 E: 0 K: 2 S: 10	H: 3 LOB: 1 BB: 0 P: 10	R: 0 E: 0 K: 0 S: 4	H: 1 LOB: 1 BB: 0 P: 4	R: 1 E: 0 K: 0 S: 5	H: 2 LOB: 2 BB: 1 P: 9	R: 0 E: 0 K: 0 S: 3	H: 0 LOB: 0 BB: 0 P: 3	R: 1 E: 0 K: 1 S: 8	H: 3 LOB: 3 BB: 0 P: 9	R: 0 E: 0 K: 0 S: 3	H: 0 LOB: 0 BB: 0 P: 3	R: 0 E: 0 K: 3 S: 10	H: 1 LOB: 3 BB: 2 P: 18	1B: 9 2B: 2 3B: 0 HR: 1	SF: 0 SAC: 1 DP: 1 HBP: 1	WP: 1 PB: 0 SB: 1 CS: 1	PA: 44
PITCHER	IP WLS BF H R ER SO BB IBB HBP BLK WP HR S P ERA WHIP																					
Steve Blass, R (1, 1) ERA: 7.84	2.2 L 14 5 4 4 1 3 0 0 0 1 1 13 25 13.50 3.000																					
Jim McKee, R (3, 1) ERA: 7.8	2.1 11 3 1 1 1 1 0 0 0 0 0 12 16 3.86 1.714																					
Bob Johnson, R (6, 1) ERA: 3.32	2.0 10 3 1 1 1 0 0 0 1 0 0 0 11 12 4.50 1.500																					
Jim Rooker, L (8, 1) ERA: 1.29	2.0 9 1 0 0 3 2 0 0 0 0 0 0 13 21 0.00 1.500																					

Houston Astros @ Pittsburgh Pirates
 Three Rivers Stadium, Pittsburgh, PA
 Sun May 27 1973, 3:33 AM EDT
 Att. 15,386 - Unknown

livebaseballscorecards.com



Batter	1	2	3	4	5	6	7	8	9	AB R H RBI BB SO LOB	TOP											
Bob Gallagher, L (1, 8) OBP: 0.258, SLG: 0.345	0-0 4-3		0-0 4-3			0-0 HBP 1B	0-3 K		0-0 4-3	3 0 1 0 0 0 1	Houston Astros @ Pittsburgh Pirates Three Rivers Stadium, Pittsburgh, PA Mon May 28 1973, 3:33 AM EDT Att: 21,546 - Unknown											
Tommie Agee, R (7, PH) OBP: 0.306, SLG: 0.342						1-2 1B	1-2 2-3		2-3	1 0 0 0 0 0 12												
Cecil Upshaw, R (7, 1)										0 0 0 0 0 0 0												
Jim York, R (7, 1)										0 0 0 0 0 0 0												
Hector Torres, R (9, PH) OBP: 0.175, SLG: 0.083										1 0 0 0 0 0 1												
Roger Metzger, S (1, 6) OBP: 0.284, SLG: 0.361	0-0 G6-4-3 1B			0-0 G3		0-0 HBP 1B	4-0		0-0 F6	4 0 2 0 1 0 1												
Jimmy Wynn, R (1, 9) OBP: 0.330, SLG: 0.489	0-0 G6-4-3 1-2f			0-0 F9		0-3 K	0-3 K			4 0 0 0 0 2 7												
Bob Watson, R (1, 7) OBP: 0.449, SLG: 0.509		0-0 F8		0-0 6-3		1-0 HBP 1B		0-0		3 0 1 1 0 0 0												
Lee May, R (1, 3) OBP: 0.244, SLG: 0.362		0-0 5-3			0-3 K	0-0 P2		0-3 K		4 0 0 0 0 2 4												
Doug Rader, R (1, 5) OBP: 0.342, SLG: 0.378		0-0 5-3			0-3 K		4-0 6-3 1B BB	4-0 G6-4-3 BB		2 1 0 0 2 1 0												
Tommy Helms, R (1, 4) OBP: 0.320, SLG: 0.333			0-0 E5 SH1-4		0-0 5-3		0-0 PB 6-3 1B	0-0 G6-4-3		4 0 1 0 0 0 2												
Skip Jutze, R (1, 2) OBP: 0.188, SLG: 0.250			0-3 K			0-0 FC6-4 1B	0-0 6-3		0-0 E9 4-3 1B	2 0 1 0 0 1 1												
Johnny Edwards, L (7, PH) OBP: 0.278, SLG: 0.362							1-2 2-3			2 0 1 0 0 0 2												
Don Wilson, R (1, 1) OBP: 0.207, SLG: 0.250			0-0 SH1-4			0-0 FC6-4 1B 1B HBP	0-0		0-0 F9	0 0 0 0 0 0 0												
Jimmy Stewart, S (6, PH) OBP: 0.176, SLG: 0.125										1 1 0 0 0 0 1												
Jim Crawford, L (6, 1) OBP: 0.250, SLG: 0.500										0 0 0 0 0 0 0												
Jesus Alou, R (7, PH) OBP: 0.385, SLG: 0.538										2 0 1 1 0 0 1												
Inning Stats	R: 0 E: 0 K: 0 S: 3	H: 1 LOB: 0 BB: 0 P: 3	R: 0 E: 0 K: 0 S: 3	H: 0 LOB: 0 BB: 0 P: 3	R: 0 E: 1 K: 1 S: 6	H: 0 LOB: 1 BB: 0 P: 6	R: 0 E: 0 K: 0 S: 3	H: 0 LOB: 0 BB: 0 P: 3	R: 0 E: 0 K: 0 S: 7	H: 0 LOB: 0 BB: 0 P: 7	R: 1 E: 0 K: 1 S: 8	H: 3 LOB: 3 BB: 0 P: 9	R: 1 E: 0 K: 2 S: 9	H: 2 LOB: 3 BB: 2 P: 17	R: 0 E: 0 K: 1 S: 5	H: 1 LOB: 1 BB: 1 P: 9	R: 0 E: 1 K: 0 S: 4	H: 1 LOB: 1 BB: 0 P: 4	1B: 8 2B: 0 3B: 0 HR: 0	SF: 0 SAC: 1 DP: 2 HBP: 1	WP: 0 PB: 1 SB: 0 CS: 0	PA: 38
PITCHER	IP WLS BF H R ER SO BB IBB HBP BLK WP HR S P ERA WHIP																					
Dock Ellis, R (1, 1) ERA: 3.22	6.1 W 27 6 2 2 4 1 0 1 0 0 0 0 33 38 2.84 1.105																					
Ramon Hernandez, L (7, 1) ERA: 4.2	0.1 2 0 0 0 1 1 0 0 0 0 0 0 3 7 0.00 3.000																					
Bob Johnson, R (7, 1) ERA: 3.27	0.1 1 0 0 0 1 0 0 0 0 0 0 0 3 3 0.00 0.000																					
Dave Giusti, R (8, 1) ERA: 1.38	2.0 S 8 2 0 0 1 1 0 0 0 0 0 0 9 13 0.00 1.500																					

livebaseballscorecards.com

AB	33
R	2
H	8
RBI	2
BB	3
SO	7
LOB	23



BOTTOM

Houston Astros @ Pittsburgh Pirates
Three Rivers Stadium, Pittsburgh, PA

Mon May 28 1973, 3:33 AM EDT
Att. 21,546 - Unknown

livebaseballscorecards.com

AB	31
R	4
H	9
RBI	3
BB	1
SO	5
LOB	11



WP:	0	PA:	34
PB:	0		
SB:	2		
CS:	0		

AB R H RBI BB SO LOB

4	0	2	2	0	0	0
3	0	2	0	1	1	1
3	0	0	0	0	0	4
4	0	1	0	0	0	2
4	0	0	0	0	1	1
4	0	1	0	0	2	0
4	2	2	1	0	0	1
3	1	1	0	0	0	1
1	1	0	0	0	1	0
0	0	0	0	0	0	0
0	0	0	0	0	0	0
1	0	0	0	0	0	1
0	0	0	0	0	0	0

1B:	8	SF:	0
2B:	1	SAC:	1
3B:	0	DP:	2
HR:	1	HBP:	1

WP HR S P ERA WHIP

IP	WLS	BF	H	R	ER	SO	BB	IBB	HBP	BLK	WP	HR	S	P	ERA	WHIP
5.0	L	21	5	3	2	3	1	0	1	0	0	1	25	30	3.60	1.200
1.0		3	0	0	0	2	0	0	0	0	0	0	7	7	0.00	0.000
0.2		5	3	1	1	0	0	0	0	0	0	0	5	5	13.50	4.500
1.1		5	1	0	0	0	0	0	0	0	0	0	5	5	0.00	0.750

Batter	1	2	3	4	5	6	7	8	9
Dave Cash, R OBP: 0.396, SLG: 0.450 (1, 4)	0-0 F4		0-0 F7		0-0 E5		0-0 1B		
Richie Hebner, L OBP: 0.369, SLG: 0.397 (1, 5)	0-0 HBP 1B		4-0 FC6-4 BB		0-3 K		0-0 1B		
Manny Sanguillen, R OBP: 0.328, SLG: 0.491 (1, 9)	1-0 L3 HBP		0-0 FC6-4		0-0 P2		0-0 6-3		
Willie Stargell, L OBP: 0.368, SLG: 0.622 (1, 7)	0-0 L3			0-0 G4-6-3 1B		0-0 F8		0-0 4-3	
Al Oliver, L OBP: 0.310, SLG: 0.520 (1, 8)		0-0 4-3		0-0 G4-6-3		0-3 K		0-0 P2	
Bob Robertson, R OBP: 0.416, SLG: 0.545 (1, 3)		0-0 F8		0-3 K		0-3 K		0-0 FC4-6 1B	
Milt May, L OBP: 0.340, SLG: 0.414 (1, 2)		0-0 HR			0-0 SH 1B		0-0 L1	0-0 FC4-6	
Jackie Hernandez, R OBP: 0.182, SLG: 0.182 (1, 6)		0-0 6-3			0-0 P3		0-0 E7 1B		
Dock Ellis, S OBP: 0.087, SLG: 0.045 (1, 1)			0-3 K		0-0 SH		0-0 1-3		
Ramon Hernandez, S (7, 1)					0-0 S				
Bob Johnson, L (7, 1)					1-3 E				
Vic Davalillo, L OBP: 0.189, SLG: 0.250 (7, PH)							2-3		
Dave Giusti, R OBP: 0.667, SLG: 0.500 (8, 1)									

Inning Stats	R: 0	H: 1	R: 1	H: 1	R: 0	H: 0	R: 2	H: 2	R: 0	H: 0	R: 1	H: 3	R: 0	H: 1
	E: 0	LOB: 1	E: 0	LOB: 0	E: 0	LOB: 0	E: 2	LOB: 1	E: 0	LOB: 0	E: 1	LOB: 2	E: 0	LOB: 1
	K: 0	BB: 0	K: 0	BB: 0	K: 1	BB: 1	K: 1	BB: 0	K: 2	BB: 0	K: 0	BB: 0	K: 0	BB: 0
	S: 3	P: 4	S: 4	P: 4	S: 5	P: 9	S: 8	P: 8	S: 7	P: 7	S: 6	P: 6	S: 4	P: 4

PITCHER	IP	WLS	BF	H	R	ER	SO	BB	IBB	HBP	BLK	WP	HR	S	P	ERA	WHIP
Don Wilson, R ERA: 3.09 (1, 1)	5.0	L	21	5	3	2	3	1	0	1	0	0	1	25	30	3.60	1.200
Jim Crawford, L ERA: 3.86 (6, 1)	1.0		3	0	0	0	2	0	0	0	0	0	0	7	7	0.00	0.000
Cecil Upshaw, R ERA: 5.52 (7, 1)	0.2		5	3	1	1	0	0	0	0	0	0	0	5	5	13.50	4.500
Jim York, R ERA: 2.93 (7, 1)	1.1		5	1	0	0	0	0	0	0	0	0	0	5	5	0.00	0.750

Batter	1	2	3	4	5	6	7	8	9	AB R H RBI BB SO LOB	TOP
Bob Gallagher, L (1, 8) X OBP: 0.257, SLG: 0.333	0-0 SH3-4 1B	0-0 4-3			0-3 K		0-0 E6 FC6-4			4 1 1 0 0 1 2	
Roger Metzger, S (1, 6) X OBP: 0.279, SLG: 0.354	0-0 SH3-4 1-2		0-0 E3 G6-4-3		0-0 1-3		0-0 FC6-4 1-2f			3 0 0 0 0 0 3	
Jimmy Wynn, R (1, 9) X OBP: 0.329, SLG: 0.484	0-0 E FC5-2 2-H 1B		0-0 G6-4-3 1-2f		0-3 K			0-0 6-3		4 0 1 1 0 1 3	
Bob Watson, R (1, 7) X OBP: 0.450, SLG: 0.509	0-0 FC5-2 1-2 1B		0-0 3-1			0-0 FC4-6 1B		0-0 4-3		4 0 2 0 0 0 0	
Lee May, R (1, 3) X OBP: 0.238, SLG: 0.353	0-0 E5 FC5-2 1-2 2-3			0-0 F9		0-0 P4		0-3 K		4 0 0 0 0 1 3	
Doug Rader, R (1, 5) X OBP: 0.335, SLG: 0.369	0-0 FC5-2 1-2 2-3 3-Hf			0-0 L6		0-0 P4			0-0 5-3	4 0 0 0 0 0 4	
Johnny Edwards, L (1, 2) S S S OBP: 0.269, SLG: 0.350	0-3 K			0-0 4-3		0-0 FC4-6 1-2f			0-0 3-1	4 0 0 0 0 1 4	
Tommy Helms, R (1, 4) OBP: 0.319, SLG: 0.327		0-0 6-3			4-0 1-3 1B BB		0-0 6-3		0-0 F9	3 0 0 0 1 0 0	
Jerry Reuss, L (1, 1) OBP: 0.167, SLG: 0.167 Jim Ray, R (1, 1) OBP: 0.200, SLG: 0.200 Jimmy Stewart, S (5, PH) OBP: 0.222, SLG: 0.176 Cecil Upshaw, R (5, 1) Tommy Agee, R (7, PH) OBP: 0.302, SLG: 0.338 Jim York, R (7, 1) Fred Gladding, L (8, 1)		0-3 K			0-0 1-3 1B		0-0 L1			0 0 0 0 0 0 0 1 0 0 0 0 1 0 1 0 1 0 0 0 0 0 0 0 0 0 0 0 1 0 0 0 0 0 0 0 0 0 0 0 0 0 0 0 0 0 0 0 0	
Inning Stats	R: 1 H: 3 E: 1 LOB: 3 K: 1 BB: 0 S: 9 P: 9	R: 0 H: 0 E: 0 LOB: 0 K: 1 BB: 0 S: 5 P: 5	R: 0 H: 0 E: 1 LOB: 0 K: 0 BB: 0 S: 3 P: 3	R: 0 H: 0 E: 0 LOB: 0 K: 0 BB: 0 S: 3 P: 3	R: 0 H: 1 E: 0 LOB: 2 K: 2 BB: 1 S: 8 P: 12	R: 0 H: 1 E: 0 LOB: 1 K: 0 BB: 0 S: 4 P: 4	R: 0 H: 0 E: 1 LOB: 1 K: 0 BB: 0 S: 4 P: 4	R: 0 H: 0 E: 0 LOB: 0 K: 1 BB: 0 S: 5 P: 5	R: 0 H: 0 E: 0 LOB: 0 K: 0 BB: 0 S: 3 P: 3	1B: 5 SF: 0 2B: 0 SAC: 1 3B: 0 DP: 1 HR: 0 HBP: 0	WP: 0 PA: 35 PB: 0 SB: 0 CS: 0
PITCHER Rick Reuschel, R (1, 1) ERA: 1.6	IP WLS BF H R ER SO BB IBB HBP BLK WP HR S P ERA WHIP										

Houston Astros @ Chicago Cubs
Wrigley Field, Chicago, IL
Tue May 29 1973, 3:33 AM CDT
Att: 7,759 - Unknown - 50 F

livebaseballscorecards.com

AB 33
R 1
H 5
RBI 1
BB 1
SO 5
LOB 19




Batter	1	2	3	4	5	6	7	8	9
Rick Monday, L OBP: 0.422, SLG: 0.561 (1, 8)	4-0 1B BB	0-3 K		0-0 HR		0-3 K		4-0 1B IBB	
Glenn Beckert, R OBP: 0.358, SLG: 0.354 (1, 4)	0-0 1B BB	0-0 6-3		0-0 P5			0-0 4-3	0-0 1B	
Billy Williams, L OBP: 0.370, SLG: 0.453 Cleo James, R OBP: 0.185, SLG: 0.154 (7, PR) (8, 7)	0-0 F7	0-0			0-0 G6-4-3 1B		0-0 E S 1B	0-0 4-3	
Ron Santo, R OBP: 0.430, SLG: 0.500 (1, 5)	4-0 1B BB	0-0 P5			0-0 G6-4-3 1-2f		0-3 K		
Jose Cardenal, R OBP: 0.383, SLG: 0.473 Gene Hiser, L OBP: 0.404, SLG: 0.375 (5, PH) (6, 9)	0-0 1B BB		0-0 4-3		0-0 F7		4-0 BB		
Jim Hickman, R OBP: 0.338, SLG: 0.206 (1, 3)	4-0 1B BB		0-0 L5			0-0 SH1-3 1B	0-0 5-3		
Randy Hundley, R OBP: 0.301, SLG: 0.375 (1, 2)	0-0 1B		0-0 CS 1B			0-0 SH1-3		0-0 F6	
Don Kessinger, S OBP: 0.364, SLG: 0.318 (1, 6)	0-0 F7		0-0 CS	0-0 1-3		0-0 SH1-4 1B		0-0 SH1-4 1B	
Rick Reuschel, R OBP: 0.174, SLG: 0.174 (1, 1)	0-0 6-3			0-3 K		0-0 SH1-4		0-0 SH1-4	

Inning Stats	R: 4 E: 0 K: 0 S: 6	H: 3 LOB: 2 BB: 3 P: 18	R: 0 E: 0 K: 1 S: 6	H: 1 LOB: 1 BB: 0 P: 6	R: 0 E: 0 K: 0 S: 3	H: 1 LOB: 0 BB: 0 P: 3	R: 1 E: 0 K: 1 S: 6	H: 1 LOB: 0 BB: 0 P: 6	R: 0 E: 0 K: 0 S: 3	H: 1 LOB: 0 BB: 0 P: 3	R: 1 E: 0 K: 1 S: 7	H: 2 LOB: 1 BB: 0 P: 7	R: 0 E: 0 K: 1 S: 6	H: 1 LOB: 2 BB: 1 P: 10	R: 1 E: 0 K: 0 S: 5	H: 2 LOB: 2 BB: 1 P: 9
--------------	------------------------------	----------------------------------	------------------------------	---------------------------------	------------------------------	---------------------------------	------------------------------	---------------------------------	------------------------------	---------------------------------	------------------------------	---------------------------------	------------------------------	----------------------------------	------------------------------	---------------------------------

BOTTOM

AB	R	H	RBI	BB	SO	LOB
3	2	1	1	2	2	1
5	1	2	1	0	0	0
4	0	3	0	0	0	2
1	0	0	0	0	0	2
3	1	0	0	1	1	3
2	1	1	2	0	0	0
1	0	0	0	1	0	0
3	1	1	0	1	0	2
3	0	2	2	0	0	0
4	1	2	1	0	0	2
2	0	0	0	0	1	2

AB 31
R 7
H 12
RBI 7
BB 5
SO 4
LOB 14



Houston Astros @ Chicago Cubs
Wrigley Field, Chicago, IL
Tue May 29 1973, 3:33 AM CDT
Att. 7,759 - Unknown - 50 F

PITCHER	IP	WLS	BF	H	R	ER	SO	BB	IBB	HBP	BLK	WP	HR	S	P	ERA	WHIP
Jerry Reuss, L ERA: 2.87 (1, 1)	0.1	L	7	3	4	4	0	3	0	0	0	0	0	4	16	108.00	18.000
Jim Ray, R ERA: 1.77 (1, 1)	3.2		13	3	1	1	2	0	0	0	0	0	1	17	17	2.46	0.818
Cecil Upshaw, R ERA: 5.4 (5, 1)	2.0		8	3	1	1	1	0	0	0	0	0	0	10	10	4.50	1.500
Jim York, R ERA: 2.83 (7, 1)	1.0		5	1	0	0	1	1	0	0	0	0	0	6	10	0.00	2.000
Fred Gladding, R ERA: 4.05 (8, 1)	1.0		6	2	1	1	0	0	1	0	0	0	0	5	9	9.00	2.000

Batter	1	2	3	4	5	6	7	8	9	AB R H RBI BB SO LOB	TOP											
Roger Metzger, S (1, 6) OBP: 0.288, SLG: 0.376	0-0 HR		0-0 4-3		0-0 1-2 1B		4-0 FC4-6 BB		0-3 K	4 1 2 1 1 1 0												
Jesus Alou, R (1, 9) OBP: 0.353, SLG: 0.471	0-0 G3			0-0 FC1-4 1B	0-0 P6		0-0 FC4-6 FC1-6 1-2f			4 0 1 0 0 0 3												
Jimmy Wynn, R (1, 8) OBP: 0.325, SLG: 0.478 Tommy Agee, R (4, PR) OBP: 0.295, SLG: 0.329 (4, 8)	0-0 1-3			0-0 FC1-4 1-2f		0-0 L6	0-0 FC1-6 1-2f			2 0 0 0 0 0 1 2 0 0 0 0 0 1												
Bob Watson, R (1, 7) OBP: 0.446, SLG: 0.503 Bob Gallagher, L (7, 7) OBP: 0.257, SLG: 0.333	0-0 1-3			0-0 F8		0-0 1B E 1B	0-0 P4			4 1 1 0 0 0 2 0 0 0 0 0 0 0												
Lee May, R (1, 3) OBP: 0.244, SLG: 0.356		0-0 G4-3 1B		0-0 F3		0-0 E SF8 1B 1-2		0-0 6-3		4 1 2 0 0 0 1												
Doug Rader, R (1, 5) OBP: 0.333, SLG: 0.367		0-3 K			0-0 F8	0-0 E8 1B 1-3 2-H		0-0 5-3		4 0 1 1 0 1 1												
Johnny Edwards, L (1, 2) OBP: 0.276, SLG: 0.374		0-0 G4-3 1-2f			0-0 HR	4-0 IBB		0-0 6-3		3 1 1 1 1 0 1												
Tommy Helms, R (1, 4) OBP: 0.317, SLG: 0.328			0-0 F3		0-0 1B 1B	0-0 SF8 3-H		0-0 F9		3 0 1 1 0 0 0												
Ken Forsch, R (1, 1) OBP: 0.065, SLG: 0.033			0-3 K		0-3 K	0-0 5-3		0-3 K		4 0 0 0 0 3 3												
Inning Stats	R: 1 E: 0 K: 0 S: 4	H: 1 LOB: 0 BB: 0 P: 4	R: 0 E: 0 K: 1 S: 5	H: 1 LOB: 0 BB: 0 P: 5	R: 0 E: 0 K: 1 S: 5	H: 0 LOB: 0 BB: 0 P: 5	R: 0 E: 0 K: 0 S: 4	H: 1 LOB: 1 BB: 0 P: 4	R: 1 E: 0 K: 1 S: 8	H: 3 LOB: 2 BB: 0 P: 8	R: 2 E: 1 K: 0 S: 6	H: 3 LOB: 2 BB: 1 P: 10	R: 0 E: 0 K: 0 S: 3	H: 0 LOB: 1 BB: 1 P: 7	R: 0 E: 0 K: 0 S: 3	H: 0 LOB: 0 BB: 0 P: 3	R: 0 E: 0 K: 2 S: 7	H: 0 LOB: 0 BB: 0 P: 7	1B: 7 2B: 0 3B: 0 HR: 2	SF: 1 SAC: 0 DP: 1 HBP: 0	WP: 0 PB: 0 SB: 0 CS: 0	PA: 37
PITCHER	IP WLS BF H R ER SO BB IBB HBP BLK WP HR S P ERA WHIP																					
Milt Pappas, R (1, 1) ERA: 5.5	5.1 L 23 8 4 4 3 0 0 0 0 0 0 2 29 29 6.75 1.500																					
Bill Bonham, R (6, 1) ERA: 3.47	1.2 8 1 0 0 0 1 1 0 0 0 0 6 14 0.00 1.200																					
Larry Gura, L (8, 1) ERA: 2.81	2.0 6 0 0 0 0 2 0 0 0 0 0 0 10 10 0.00 0.000																					

Houston Astros @ Chicago Cubs
Wrigley Field, Chicago, IL
Wed May 30 1973, 3:33 AM CDT
Att: 7,807 - Cloudy - 60 F

livebaseballscorecards.com

AB	34
R	4
H	9
RBI	4
BB	2
SO	5
LOB	13



Batter	1	2	3	4	5	6	7	8	9	AB	R	H	RBI	BB	SO	LOB
Rick Monday, L OBP: 0.418, SLG: 0.550 (1, 8)	4-0 2B 4-3 BB	0-0 P5			0-3 K		0-3 K			3	1	0	0	1	2	2
Glenn Beckert, R OBP: 0.356, SLG: 0.358 (1, 4)	0-0 4-3 1-3 2B		0-0 L6			0-0 F8		0-0 5-3		4	0	1	0	0	0	0
Billy Williams, L OBP: 0.367, SLG: 0.448 (1, 7)	0-0 4-3		0-0 F7			0-0 BB 1B		0-0 4-3		4	0	1	1	0	0	1
Ron Santo, R OBP: 0.421, SLG: 0.488 (1, 5)	0-3 K		0-0 5-3			0-3 K		0-0 5-3		4	0	0	0	0	2	2
Pat Bourque, L OBP: 0.462, SLG: 0.550 (1, 3)	4-0 BB			0-0 F8		4-0 1-2 BB		0-0 F2		2	0	0	0	2	0	0
Adrian Garrett, L OBP: 0.067, SLG: 0.267 (1, 9)	0-0 P4		0-0 F5		0-3 K		0-0 3-1			4	0	0	0	0	1	4
Ken Rudolph, R OBP: 0.274, SLG: 0.433 (1, 2)		0-3 K		0-0 3-1		0-0 5-3		0-0 P6		4	0	0	0	0	1	0
Don Kessinger, S OBP: 0.363, SLG: 0.318 (1, 6)		0-0 SH5-3 1B		0-0 F5		0-0 F7				3	0	1	0	0	0	0
Milt Pappas, R OBP: 0.056, SLG: 0.056 (6, 1)		0-0 SH5-3		0-0 4-3						1	0	0	0	0	0	0
Bill Bonham, R OBP: 0.222, SLG: 0.222 (7, PH)										0	0	0	0	0	0	0
Gene Hiser, L OBP: 0.417, SLG: 0.375 (8, 1)		1-2								0	0	0	0	1	0	0
Larry Gura, S OBP: 0.286, SLG: 0.167										0	0	0	0	0	0	0

Inning Stats	R: 1	H: 1	E: 0	K: 1	S: 6	H: 1	LOB: 2	BB: 2	P: 14	R: 0	H: 1	E: 0	K: 1	S: 6	H: 0	LOB: 1	BB: 0	P: 6	R: 0	H: 0	E: 0	K: 0	S: 3	H: 0	LOB: 0	BB: 0	P: 3	R: 0	H: 0	E: 0	K: 0	S: 3	H: 0	LOB: 0	BB: 0	P: 3	R: 0	H: 1	E: 0	K: 2	S: 8	H: 1	LOB: 2	BB: 1	P: 12	R: 0	H: 0	E: 0	K: 1	S: 5	H: 0	LOB: 0	BB: 0	P: 5	R: 0	H: 0	E: 0	K: 1	S: 5	H: 0	LOB: 1	BB: 1	P: 9	R: 0	H: 0	E: 0	K: 0	S: 3	H: 0	LOB: 0	BB: 0	P: 3	R: 0	H: 0	E: 0	K: 0	S: 3	H: 0	LOB: 0	BB: 0	P: 3	1B: 2	2B: 1	3B: 0	HR: 0	SF: 0	SAC: 1	DP: 0	HBP: 0	WP: 0	PB: 0	SB: 0	CS: 0	PA: 34	ERA	WHIP
PITCHER Ken Forsch, R ERA: 3.7 (1, 1)	9.0	WLS	BF	H	R	ER	SO	BB	IBB	HBP	BLK	WP	HR	S	P	ERA	WHIP																																																																															

Houston Astros @ Chicago Cubs
Wrigley Field, Chicago, IL
Wed May 30 1973, 3:33 AM CDT
Att. 7,807 - Cloudy - 60 F

AB	29
R	1
H	3
RBI	1
BB	4
SO	6
LOB	9

Batter	1	2	3	4	5	6	7	8	9	AB R H RBI BB SO LOB	TOP	
Roger Metzger, S (1, 6) OBP: 0.293, SLG: 0.379 Jim Crawford, L (7, 1) OBP: 0.250, SLG: 0.500 Skip Jutze, R (9, PH) OBP: 0.176, SLG: 0.235	0-0 4-3		0-3 K			0-0 1B 1B 1B 1B	0-0 HR 1B		0-3 K	4 2 2 0 0 1 0 0 0 0 0 0 0 0 1 0 0 0 0 1 1		
Jesus Alou, R (1, 9) OBP: 0.409, SLG: 0.636	0-0 F9		0-0 P6			0-0 1B 1B 1-2 1B 1B	0-0 HR		0-0 1B E 1B 2-H	5 3 3 3 0 0 0		
Tommie Agee, R (1, 8) OBP: 0.312, SLG: 0.379	0-3 K			0-0 F3		0-0 FC6-4 1B 1-2 2-3 1B 1B	0-0 HR		0-0 E 1B 1-3	5 2 3 1 0 1 0		
Bob Watson, R (1, 7) OBP: 0.449, SLG: 0.505 Bob Gallagher, L (6, 7) OBP: 0.243, SLG: 0.314		0-0 2B 1B		0-0 6-3		0-0 FC6-4 1B 1-2 2-H 3-H 1B	0-3 K		0-0 P4 1B 1-2 3-H	3 0 2 2 0 0 0 2 0 0 0 0 1 1		
Lee May, R (1, 3) OBP: 0.243, SLG: 0.352		0-0 F8		0-3 K		0-0 F9		0-0 F7	0-0 1B 1-2 2-H	5 0 1 1 0 1 3		
Doug Rader, R (1, 5) OBP: 0.325, SLG: 0.357		0-0 F8			0-3 K	0-0 FC6-4 1-2 2-3		0-0 6-3	0-0 F8 1-2 2-H	5 0 0 0 0 1 5		
Johnny Edwards, L (1, 2) OBP: 0.283, SLG: 0.394		0-0 1-3 2B			0-0 1-3 2B	0-0 P4-3		0-3 K		4 0 2 0 0 1 2		
Tommy Helms, R (1, 4) OBP: 0.316, SLG: 0.331		0-0 F7			0-0 1-3 2B		0-0 5-3		0-0 1B 2B	4 1 1 0 0 0 3		
Dave Roberts, L (1, 1) OBP: 0.160, SLG: 0.160 Jim Ray, R (1, 1) OBP: 0.200, SLG: 0.200 Cecil Upshaw, R (1, 1) Jimmy Stewart, S (5, PH) OBP: 0.211, SLG: 0.167 Fred Gladding, L (5, 1) Hector Torres, R (7, PH) OBP: 0.167, SLG: 0.079 (7, 8)			0-0 6-3		0-0 6-3		0-3 K		0-0 F7	0 0 0 0 0 0 0 0 0 0 0 0 0 0 1 0 0 0 0 0 0 1 0 0 0 0 0 1 0 0 0 0 0 0 0 2 0 0 0 0 1 1		
Inning Stats	R: 0 H: 0 E: 0 LOB: 0 K: 1 BB: 0 S: 5 P: 5	R: 0 H: 2 E: 0 LOB: 2 K: 0 BB: 0 S: 5 P: 5	R: 0 H: 0 E: 0 LOB: 0 K: 1 BB: 0 S: 5 P: 5	R: 0 H: 0 E: 0 LOB: 0 K: 1 BB: 0 S: 5 P: 5	R: 0 H: 1 E: 0 LOB: 1 K: 1 BB: 0 S: 6 P: 6	R: 2 H: 4 E: 0 LOB: 2 K: 0 BB: 0 S: 7 P: 7	R: 3 H: 3 E: 0 LOB: 0 K: 2 BB: 0 S: 10 P: 10	R: 0 H: 0 E: 0 LOB: 0 K: 1 BB: 0 S: 5 P: 5	R: 3 H: 4 E: 1 LOB: 2 K: 1 BB: 0 S: 10 P: 10	1B: 9 SF: 0 2B: 3 SAC: 0 3B: 0 DP: 0 HR: 2 HBP: 0	WP: 0 PA: 42 PB: 0 SB: 0 CS: 0	
PITCHER Fergie Jenkins, R (1, 1) ERA: 3.36 Bob Locker, R (8, 1) ERA: 1.96	IP WLS BF H R ER SO BB IBB HBP BLK WP HR S P ERA WHIP	7.0 W 31 10 5 5 6 0 0 0 0 0 0 2 43 43 6.43 1.429	2.0 S 11 4 3 1 2 0 0 0 0 0 0 0 0 15 15 4.50 2.000	PITCHER IP WLS BF H R ER SO BB IBB HBP BLK WP HR S P ERA WHIP								

Houston Astros @ Chicago Cubs
Wrigley Field, Chicago, IL
Thu May 31 1973, 3:33 AM CDT
Att. 10,696 - Sunny - 75 F

livebaseballscorecards.com

AB	42
R	8
H	14
RBI	7
BB	0
SO	8
LOB	17



Batter	1	2	3	4	5	6	7	8	9	AB	R	H	RBI	BB	SO	LOB
Rick Monday, L OBP: 0.421, SLG: 0.564 (1, 8)	1-3		L1	1B		HR		K		5	2	2	2	1	1	0
Glenn Beckert, R OBP: 0.353, SLG: 0.352 Paul Popovich, S OBP: 0.241, SLG: 0.196 (1, 4) (5, 4)	3-1		K	F7		P7		P6-3		3	1	0	1	1	1	2
Billy Williams, L OBP: 0.380, SLG: 0.455 Cleo James, R OBP: 0.179, SLG: 0.148 (1, 7) (4, PR) (5, 7)	1B		2B	1B				E6		2	3	2	1	2	0	0
Jose Cardenal, R OBP: 0.394, SLG: 0.485 (1, 9)	HBP		E	1B				1B		4	2	3	2	0	0	2
Ron Santo, R OBP: 0.420, SLG: 0.485 Pat Bourque, L OBP: 0.464, SLG: 0.545 (1, 5) (4, 3)	E5		E5			4-3		6-3		3	1	1	1	0	0	3
Carmen Fanzone, R OBP: 0.321, SLG: 0.409 (1, 3) (4, 5)	1B		K			K		6-3		5	1	1	3	0	2	5
Randy Hundley, R OBP: 0.304, SLG: 0.400 Bob Locker, S OBP: 0.125, SLG: 0.125 (1, 2) (8, 1)	BB	1-3		HR		K		F7		5	2	2	2	0	1	1
Don Kessinger, S OBP: 0.364, SLG: 0.321 (1, 6)	BB	6-3		1B		F8		F9		5	2	2	1	0	0	1
Fergie Jenkins, R OBP: 0.143, SLG: 0.065 Ken Rudolph, R OBP: 0.270, SLG: 0.426 (1, 1) (8, 2)	WP	K		K		K		1-5-3		3	1	0	0	1	3	1

Inning Stats	R: 10	H: 6	E: 1	LOB: 2	K: 0	S: 10	R: 0	H: 0	E: 0	LOB: 0	K: 1	S: 5	R: 1	H: 1	E: 1	LOB: 2	K: 2	S: 9	R: 0	H: 0	E: 0	LOB: 0	K: 2	S: 7	R: 1	H: 1	E: 0	LOB: 0	K: 1	S: 6	R: 2	H: 2	E: 1	LOB: 1	K: 0	S: 6	R: 0	H: 0	E: 0	LOB: 0	K: 1	S: 5
--------------	-------	------	------	--------	------	-------	------	------	------	--------	------	------	------	------	------	--------	------	------	------	------	------	--------	------	------	------	------	------	--------	------	------	------	------	------	--------	------	------	------	------	------	--------	------	------


PITCHER	IP	WLS	BF	H	R	ER	SO	BB	IBB	HBP	BLK	WP	HR	S	P	ERA	WHIP
Dave Roberts, L ERA: 2.92 (1, 1)	0.2	L	8	4	6	2	0	0	0	1	0	0	0	7	8	27.00	6.000
Jim Ray, R ERA: 3.1 (1, 1)	0.0		3	0	0	0	3	0	0	0	0	0	0	12		∞	∞
Cecil Upshaw, R ERA: 5.85 (1, 1)	3.1		20	7	7	4	4	1	1	0	0	1	1	26	34	10.80	2.400
Fred Gladding, R ERA: 4.11 (5, 1)	2.0		7	1	1	1	3	0	0	0	0	0	1	13	13	4.50	0.500
Jim Crawford, L ERA: 3.52 (7, 1)	2.0		9	2	2	0	1	0	0	0	0	0	0	11	11	0.00	1.000

BOTTOM

Houston Astros @ Chicago Cubs
Wrigley Field, Chicago, IL
Thu May 31 1973, 3:33 AM CDT
Att. 10,696 - Sunny - 75 F

livebaseballscorecards.com

AB	41
R	16
H	14
RBI	14
BB	5
SO	8
LOB	15



1B: 11	SF: 0	WP: 1	PA: 47
2B: 1	SAC: 0	PB: 0	
3B: 0	DP: 0	SB: 0	
HR: 2	HBP: 1	CS: 0	

Batter	1	2	3	4	5	6	7	8	9	AB R H RBI BB SO LOB	TOP										
Roger Metzger, S (1, 6) OBP: 0.285, SLG: 0.368	0-0 4-3	0-0 F7		0-3 K			0-0 6-3		0-0 5-3	5 0 0 0 0 1 2											
Jesus Alou, R (1, 9) OBP: 0.385, SLG: 0.560	0-3 K		1-0 G6-4-3 1B HBP		0-0 F9		0-0 4-3		0-0 F7	3 1 0 0 0 1 0											
Jim York, R (7, 1)										0 0 0 0 0 0 0											
Tommie Agee, R (9, PH) OBP: 0.309, SLG: 0.375										1 0 0 0 0 0 0											
Jimmy Wynn, R (1, 8) OBP: 0.333, SLG: 0.481	4-0 BB		0-0 G6-4-3 1B		0-0 F7			0-0 S BB 1B		3 0 2 0 1 0 0											
Bob Watson, R (1, 7) OBP: 0.450, SLG: 0.508	0-0 6-3		0-0 G6-4-3 1B		0-0 2B			4-0 BB BB		3 0 1 0 1 0 3											
Johnny Edwards, L (1, 2) OBP: 0.289, SLG: 0.397		0-0 1B 2B 1B	0-0 1B		0-0 4-3			0-3 K 2-3		4 1 2 1 0 1 3											
Lee May, R (1, 3) OBP: 0.249, SLG: 0.355		0-0 2B 1B	0-0 1B			0-3 K		0-3 K		4 0 2 0 0 2 2											
Jimmy Stewart, S (1, 5) OBP: 0.217, SLG: 0.143		0-0 F8	0-0 4-3			0-0 F9		4-0 BB BB		3 0 0 0 1 0 4											
Tommy Helms, R (1, 4) OBP: 0.309, SLG: 0.324		0-0 F8		0-0 F9		0-0 F8		0-0 P4		4 0 0 0 0 0 5											
Jerry Reuss, L (1, 1) OBP: 0.188, SLG: 0.219		0-0 2B		0-0 F7			0-0 4-3		0-0 F8	2 0 1 1 0 0 0											
Bob Gallagher, L (7, PH) OBP: 0.231, SLG: 0.297										2 0 0 0 0 0 0											
Inning Stats	R: 0 E: 0 K: 1 S: 5	H: 0 LOB: 1 BB: 1 P: 9	R: 1 E: 0 K: 0 S: 6	H: 3 LOB: 2 BB: 0 P: 6	R: 1 E: 0 K: 0 S: 5	H: 3 LOB: 2 BB: 0 P: 6	R: 0 E: 0 K: 1 S: 5	H: 0 LOB: 0 BB: 0 P: 5	R: 0 E: 0 K: 0 S: 3	H: 0 LOB: 0 BB: 0 P: 3	R: 0 E: 0 K: 2 S: 8	H: 1 LOB: 3 BB: 2 P: 16	R: 0 E: 0 K: 0 S: 3	H: 0 LOB: 0 BB: 0 P: 3	1B: 6 2B: 2 3B: 0 HR: 0	SF: 0 SAC: 0 DP: 1 HBP: 1	WP: 0 PB: 0 SB: 1 CS: 0	PA: 38			
PITCHER	IP WLS BF H R ER SO BB IBB HBP BLK WP HR S P ERA WHIP	IP WLS BF H R ER SO BB IBB HBP BLK WP HR S P ERA WHIP	IP WLS BF H R ER SO BB IBB HBP BLK WP HR S P ERA WHIP	IP WLS BF H R ER SO BB IBB HBP BLK WP HR S P ERA WHIP	IP WLS BF H R ER SO BB IBB HBP BLK WP HR S P ERA WHIP	IP WLS BF H R ER SO BB IBB HBP BLK WP HR S P ERA WHIP	IP WLS BF H R ER SO BB IBB HBP BLK WP HR S P ERA WHIP	IP WLS BF H R ER SO BB IBB HBP BLK WP HR S P ERA WHIP	IP WLS BF H R ER SO BB IBB HBP BLK WP HR S P ERA WHIP	IP WLS BF H R ER SO BB IBB HBP BLK WP HR S P ERA WHIP	IP WLS BF H R ER SO BB IBB HBP BLK WP HR S P ERA WHIP	IP WLS BF H R ER SO BB IBB HBP BLK WP HR S P ERA WHIP	IP WLS BF H R ER SO BB IBB HBP BLK WP HR S P ERA WHIP	IP WLS BF H R ER SO BB IBB HBP BLK WP HR S P ERA WHIP	IP WLS BF H R ER SO BB IBB HBP BLK WP HR S P ERA WHIP	IP WLS BF H R ER SO BB IBB HBP BLK WP HR S P ERA WHIP	IP WLS BF H R ER SO BB IBB HBP BLK WP HR S P ERA WHIP	IP WLS BF H R ER SO BB IBB HBP BLK WP HR S P ERA WHIP	IP WLS BF H R ER SO BB IBB HBP BLK WP HR S P ERA WHIP		
Reggie Cleveland, R (1, 1) ERA: 3.31	7.0 W	31 8 2 2 3	2 0 1 0	0 0 34 43	2.57 1.429																
Diego Segui, R (8, 1) ERA: 1.14	2.0 S	7 0 0 0 2	1 0 0 0	0 0 10 14	0.00 0.500																

Houston Astros @ St. Louis Cardinals
 Busch Stadium, St. Louis, MO
 Fri Jun 01 1973, 7:05 PM CDT
 Att. 12,099 - Unknown

livebaseballscorecards.com

AB	34
R	2
H	8
RBI	2
BB	3
SO	5
LOB	19



Batter	1	2	3	4	5	6	7	8	9	AB R H RBI BB SO LOB
Lou Brock, L (1, 7) OBP: 0.338, SLG: 0.386	0-3 K		0-0 6-3		0-0 FC 1B		0-0 P6			4 0 0 0 0 1 2
Ted Sizemore, R (1, 4) OBP: 0.355, SLG: 0.359	0-0 6-3		0-0 G5-4-3 1B		0-0 F3		0-0 FC6 1-2f			4 0 1 0 0 0 3
Joe Torre, R (1, 3) OBP: 0.432, SLG: 0.408	0-0 1B 1B		0-0 G5-4-3 1-2f		0-0 1B 1-3 2-H			4-0 FC6-4 BB		3 1 2 1 1 0 1
Ted Simmons, S (1, 2) OBP: 0.339, SLG: 0.315	0-0 1B 1-3 WP 1B			0-3 K2-3	0-0 P6			0-0 F8		4 1 1 0 0 1 3
Luis Melendez, R (1, 8) OBP: 0.322, SLG: 0.291	0-0 1B 1-3 WP 1B			0-0 F8		4-0 CS BB		0-0 FC6-4 1-2f S		3 0 1 1 1 0 1
Ken Reitz, R (1, 5) OBP: 0.241, SLG: 0.333	0-0 6-3 1-2 3-H			0-0 5-3		0-3 K 1-2		0-0 6-3 1-2		4 0 0 0 0 1 3
Jose Cruz, L (1, 9) OBP: 0.316, SLG: 0.427		0-3 K			0-0 1B 3B		0-3 K			3 1 1 0 0 2 0
Mike Tyson, R (1, 6) OBP: 0.297, SLG: 0.305		0-3 K			0-0 SH3-4 1B		0-3 K			3 1 1 1 0 2 0
Reggie Cleveland, R (1, 1) Diego Segui, R (8, 1) OBP: 0.440, SLG: 0.455		0-3 K			0-0 SH3-4 1-2		0-0 FC6 1B			2 0 1 0 0 1 0 0 0 0 0 0 0 0

Inning Stats	R: 2 E: 0 K: 1 S: 8	H: 3 LOB: 1 BB: 0 P: 8	R: 0 E: 0 K: 3 S: 9	H: 0 LOB: 0 BB: 0 P: 9	R: 0 E: 0 K: 0 S: 3	H: 1 LOB: 0 BB: 0 P: 3	R: 0 E: 0 K: 1 S: 5	H: 0 LOB: 0 BB: 0 P: 5	R: 2 E: 0 K: 0 S: 7	H: 3 LOB: 2 BB: 0 P: 7	R: 0 E: 0 K: 2 S: 6	H: 0 LOB: 0 BB: 1 P: 10	R: 0 E: 0 K: 1 S: 6	H: 1 LOB: 1 BB: 0 P: 6	R: 0 E: 0 K: 0 S: 3	H: 0 LOB: 1 BB: 1 P: 7
1B: 7 2B: 0 3B: 1 HR: 0	SF: 0 SAC: 1 DP: 1 HBP: 0	WP: 1 PB: 0 SB: 1 CS: 1	PA: 33													

PITCHER	IP	WLS	BF	H	R	ER	SO	BB	IBB	HBP	BLK	WP	HR	S	P	ERA	WHIP
Jerry Reuss, L (1, 1) ERA: 3.08	6.0	L	25	7	4	4	7	1	0	0	0	1	0	38	42	6.00	1.333
Jim York, R (7, 1) ERA: 2.64	2.0		8	1	0	0	1	1	0	0	0	0	0	9	13	0.00	1.000

BOTTOM

Houston Astros @ St. Louis Cardinals
 Busch Stadium, St. Louis, MO
 Fri Jun 01 1973, 7:05 PM CDT
 Att. 12,099 - Unknown

AB	30
R	4
H	8
RBI	3
BB	2
SO	8
LOB	13



PITCHER	IP	WLS	BF	H	R	ER	SO	BB	IBB	HBP	BLK	WP	HR	S	P	ERA	WHIP
---------	----	-----	----	---	---	----	----	----	-----	-----	-----	----	----	---	---	-----	------

Batter	1	2	3	4	5	6	7	8	9	AB R H RBI BB SO LOB	TOP											
Roger Metzger, S (1, 6) OBP: 0.286, SLG: 0.367	0-0 E G1-6-3 1B		0-0 F7			0-0 4-3		0-0 SH3-4		3 1 1 0 0 0 0												
Jesus Alou, R (1, 9) OBP: 0.367, SLG: 0.517	0-0 E6 G1-6-3 1-3		0-0 6-3			0-0 1-3		0-0 FC6-4 2-H 1B		4 0 1 1 0 0 1												
Jimmy Wynn, R (1, 8) OBP: 0.332, SLG: 0.474	0-0 G1-6-3 1-2f 3-H			0-0 F2		4-0 CS BB		0-3 K		3 0 0 0 1 1 2												
Bob Watson, R (1, 7) OBP: 0.446, SLG: 0.503 Jim York, R (8, 1) Fred Gladding, L (8, 1)	0-0 1B			0-0 5-3		0-0 CS	0-0 5-3	0-0 FC6-4 1-2f		4 0 1 0 0 0 1 0 0 0 0 0 0 0 0 0 0 0 0 0 0												
Johnny Edwards, L (1, 2) OBP: 0.263, SLG: 0.388 Skip Jutze, R (7, 2) OBP: 0.167, SLG: 0.222	0-0 F7			0-3 K			0-0 G3		0-0 F9	3 0 0 0 0 1 1 1 0 0 0 0 0 0												
Lee May, R (1, 3) OBP: 0.249, SLG: 0.353		0-0 1-3			0-3 K		0-0 BB 1B		0-0 F8	4 0 1 0 0 1 0												
Doug Rader, R (1, 5) OBP: 0.324, SLG: 0.351		0-0 F8			0-0 F2		4-0 FC6-4 BB		0-0 E5	3 0 0 0 1 0 0												
Tommy Helms, R (1, 4) OBP: 0.308, SLG: 0.323		0-0 6-3			0-0 1B		0-0 FC6-4 1-2f		0-0 L6	4 0 1 0 0 0 3												
Larry Dierker, R (1, 1) Jim Crawford, L (6, 1) OBP: 0.250, SLG: 0.500 Jimmy Stewart, S (8, PH) OBP: 0.250, SLG: 0.182 (8, 7)			0-0 4-3		0-3 K			0-0 BLK SH3-4 1B		2 0 0 0 0 1 1 0 0 0 0 0 0 0 1 1 1 0 0 0 0												
Inning Stats	R: 1 E: 1 K: 0 S: 5	H: 2 LOB: 1 BB: 0 P: 5	R: 0 E: 0 K: 0 S: 3	H: 0 LOB: 0 BB: 0 P: 3	R: 0 E: 0 K: 0 S: 3	H: 0 LOB: 0 BB: 0 P: 3	R: 0 E: 0 K: 1 S: 5	H: 0 LOB: 0 BB: 0 P: 5	R: 0 E: 0 K: 2 S: 8	H: 1 LOB: 1 BB: 0 P: 8	R: 0 E: 0 K: 0 S: 2	H: 0 LOB: 0 BB: 1 P: 6	R: 0 E: 0 K: 0 S: 4	H: 1 LOB: 2 BB: 1 P: 8	R: 1 E: 0 K: 1 S: 7	H: 2 LOB: 1 BB: 0 P: 7	R: 0 E: 1 K: 0 S: 4	H: 0 LOB: 1 BB: 0 P: 4	1B: 6 2B: 0 3B: 0 HR: 0	SF: 0 SAC: 1 DP: 1 HBP: 0	WP: 0 PB: 0 SB: 0 CS: 1	PA: 36
PITCHER Rick Wise, R (1, 1) ERA: 3.21	IP: 9.0 WLS: W BF: 35 H: 6 R: 2 ER: 1 SO: 4 BB: 2 IBB: 0 HBP: 0 BLK: 1 WP: 0 HR: 0 S: 41 P: 49 ERA: 1.00 WHIP: 0.889											PITCHER	IP: 9.0 WLS: W BF: 35 H: 6 R: 2 ER: 1 SO: 4 BB: 2 IBB: 0 HBP: 0 BLK: 1 WP: 0 HR: 0 S: 41 P: 49 ERA: 1.00 WHIP: 0.889									

Houston Astros @ St. Louis Cardinals
 Busch Stadium, St. Louis, MO
 Sat Jun 02 1973, 7:05 PM CDT
 Att: 18,091 - Unknown

livebaseballscorecards.com

AB 32
 R 2
 H 6
 RBI 1
 BB 2
 SO 4
 LOB 9



Batter	1	2	3	4	5	6	7	8	9	AB	R	H	RBI	BB	SO	LOB
Lou Brock, L (1, 7) OBP: 0.332, SLG: 0.378	0-0 F7		0-0 P6		0-0 4-3			0-0 F7		4	0	0	0	0	0	2
Ted Sizemore, R (1, 4) OBP: 0.351, SLG: 0.349	0-3 K		0-0 6-3			0-0 F5		4-0 FC1-4 BB		3	0	0	0	1	1	1
Joe Torre, R (1, 3) Dwain Anderson, R (8, PR) Ed Crosby, L (9, 5) OBP: 0.428, SLG: 0.398 OBP: 0.300, SLG: 0.125 OBP: 0.231, SLG: 0.257	0-0 5-3			0-3 K		4-0 BB BB		0-0 FC1-4 2B		3	0	0	0	1	1	1
Ted Simmons, S (1, 2) OBP: 0.353, SLG: 0.339		0-0 E9 G3 2B		0-0 1B		4-0 1-2 BB		0-0 1B HR 2B		3	2	3	1	1	0	0
Jose Cruz, L (1, 9) OBP: 0.314, SLG: 0.418		0-0 G3		0-0 P5		0-0 P5		4-0 1B HR IBB		3	1	0	1	1	0	3
Luis Melendez, R (1, 8) OBP: 0.319, SLG: 0.290		0-0 5-3		0-0 P4		0-0 G3		0-0 1-2 2-3 HR 1B		4	1	1	0	0	0	3
Ken Reitz, R (1, 5) Tim McCarver, L (8, PH) OBP: 0.236, SLG: 0.327 OBP: 0.375, SLG: 0.383		0-0 6-3			0-0 F7		0-0 P3	0-0 1-1 2-1 3-1 HR		3	0	0	0	0	0	0
Mike Tyson, R (1, 6) OBP: 0.295, SLG: 0.303			0-0 E7 1B		0-0 L4		0-3 K	0-0 6-3		4	0	1	0	0	1	1
Rick Wise, R (1, 1) OBP: 0.294, SLG: 0.333			0-3 K		0-0 2B		0-0 F3			3	0	1	0	0	1	1

Inning Stats	R: 0	H: 0	E: 0	K: 1	S: 5	R: 1	H: 1	E: 1	K: 0	S: 4	R: 0	H: 1	E: 1	K: 1	S: 6	R: 0	H: 1	E: 0	K: 1	S: 6	R: 0	H: 0	E: 0	K: 0	S: 3	R: 0	H: 0	E: 0	K: 1	S: 5	R: 5	H: 3	E: 0	K: 0	S: 6
	LOB: 0	BB: 0	P: 5	LOB: 0	BB: 0	P: 4	LOB: 1	BB: 0	P: 6	LOB: 1	BB: 0	LOB: 1	BB: 0	P: 4	LOB: 2	BB: 2	LOB: 0	BB: 0	P: 5	LOB: 1	BB: 2	LOB: 1	BB: 2	LOB: 1	BB: 2	LOB: 1	BB: 2	LOB: 1	SF: 0	SAC: 0	DP: 0	HBP: 0			


PITCHER	IP	WLS	BF	H	R	ER	SO	BB	IBB	HBP	BLK	WP	HR	S	P	ERA	WHIP
Larry Dierker, R (1, 1) ERA: 3.28	5.1		22	4	1	0	3	2	0	0	0	0	0	26	34	0.00	1.125
Jim Crawford, L (6, 1) ERA: 3.73	1.2		5	0	0	0	1	0	0	0	0	0	0	7	7	0.00	0.000
Jim York, R (8, 1) ERA: 4.6	0.2	L	6	2	4	4	0	1	1	0	0	0	0	4	12	54.00	4.500
Fred Gladding, R (8, 1) ERA: 4.6	0.1		2	1	1	1	0	0	0	0	0	0	1	2	2	27.00	3.000

BOTTOM

Houston Astros @ St. Louis Cardinals
 Busch Stadium, St. Louis, MO
 Sat Jun 02 1973, 7:05 PM CDT
 Att. 18,091 - Unknown

AB	31
R	6
H	7
RBI	6
BB	4
SO	4
LOB	12

livebaseballscorecards.com



WP	HR	S	P	ERA	WHIP
0	0	0	0	0	0

Batter	1	2	3	4	5	6	7	8	9	10	AB R H RBI BB SO LOB	TOP													
Roger Metzger, S (1, 6) OBP: 0.289, SLG: 0.368	0-0 F8		0-0 G4-3		0-0 F8			0-0 PB 1B		0-0 WP 1B	5 0 2 0 0 0 3	Houston Astros @ St. Louis Cardinals Busch Stadium, St. Louis, MO Sun Jun 03 1973, 3:33 AM CDT Att. 15,614 - Unknown													
Jesus Alou, R (1, 9) OBP: 0.314, SLG: 0.441	0-0 L7			0-0 4-3		0-0 6-3		0-0 5-3		0-0 5-3	5 0 0 0 0 0 3														
Jimmy Wynn, R (1, 8) OBP: 0.326, SLG: 0.464	0-3 K			0-0 6-3		0-0 F2		0-0 F9			4 0 0 0 0 1 1														
Bob Watson, R (1, 7) Tommie Agee, R (9, 7) OBP: 0.447, SLG: 0.497 OBP: 0.309, SLG: 0.375		4-0 L5-4 1B BB		4-0 BB		0-0 F8			0-0 4-3		2 0 0 0 2 0 0 0 0 0 0 0 0 0														
Lee May, R (1, 3) OBP: 0.249, SLG: 0.350		0-0 1-2 1B		0-0 F9			0-0 F2		0-3 K		4 0 1 0 0 1 1														
Doug Rader, R (1, 5) OBP: 0.323, SLG: 0.349		0-0 P4			0-0 FC1-5 E 1B		0-0 F9		0-0 P5		4 0 1 0 0 0 2														
Tommy Helms, R (1, 4) OBP: 0.302, SLG: 0.316		0-0 L5-4			0-0 E4 SH1-4 FC1-5		0-0 6-3			0-0 L6	4 0 0 0 0 0 3														
Skip Jutze, R (1, 2) OBP: 0.227, SLG: 0.200			4-0 G4-3 BB		0-0 FC1-5 SH1-4			4-0 1B PB SH1-4 BB		0-3 K	2 1 0 0 2 1 2														
Ken Forsch, R (1, 1) Jim Crawford, L (9, 1) OBP: 0.063, SLG: 0.032 OBP: 0.400, SLG: 0.600			0-0 P1		0-0 SH1-4			0-0 SH1-4		0-0 WP 1B 1B	1 0 0 0 0 0 1 1 0 1 0 0 0 0														
Inning Stats	R: 0 E: 0 K: 1 S: 5	H: 0 LOB: 0 BB: 0 P: 5	R: 0 E: 0 K: 0 S: 3	H: 1 LOB: 1 BB: 1 P: 7	R: 0 E: 0 K: 0 S: 2	H: 0 LOB: 0 BB: 1 P: 6	R: 0 E: 0 K: 0 S: 3	H: 0 LOB: 1 BB: 1 P: 7	R: 0 E: 1 K: 0 S: 5	H: 1 LOB: 2 BB: 0 P: 5	R: 0 E: 0 K: 0 S: 3		H: 0 LOB: 0 BB: 0 P: 3	R: 0 E: 0 K: 0 S: 3	H: 0 LOB: 0 BB: 0 P: 3	R: 1 E: 0 K: 0 S: 4	H: 1 LOB: 1 BB: 1 P: 8	R: 0 E: 0 K: 1 S: 5	H: 0 LOB: 0 BB: 0 P: 5	R: 0 E: 0 K: 1 S: 7	H: 2 LOB: 2 BB: 0 P: 7	1B: 5 2B: 1 3B: 0 HR: 0	SF: 0 SAC: 2 DP: 2 HBP: 0	WP: 1 PB: 1 SB: 0 CS: 0	PA: 38
PITCHER	IP WLS BF H R ER SO BB IBB HBP BLK WP HR S P ERA WHIP																								
Scipio Spinks, R (1, 1) ERA: 4.42	8.0		30	3	1	0	1	4	0	0	0	0	0	0	0	0	0	0	0	0	0	0	0	0	0
Diego Segui, R (9, 1) ERA: 1.09	1.0		3	0	0	0	1	0	0	0	0	0	0	0	0	0	0	0	0	0	0	0	0	0	0
Wayne Granger, R (10, 1) ERA: 3.54	1.0	W	5	2	0	0	1	0	0	0	0	0	1	0	0	0	0	0	0	0	0	0	0	0	0

livebaseballscores.com



Batter	1	2	3	4	5	6	7	8	9	AB R H RBI BB SO LOB	TOP											
Cesar Tovar, R (1, 9) OBP: 0.337, SLG: 0.368	0-3 K		0-0 F9			0-0 1-3		0-0 1-3		4 0 0 0 0 1 2												
Terry Harmon, R (1, 4) OBP: 0.320, SLG: 0.250	0-0 P4			0-0 F7		0-3 K		0-0 F8		4 0 0 0 0 1 1												
Willie Montanez, L (1, 3) OBP: 0.316, SLG: 0.321	0-0 F9			0-0 CS 1B		0-0 1-3		0-0 F9		4 0 1 0 0 0 1												
Greg Luzinski, R (1, 7) OBP: 0.279, SLG: 0.368		0-0 1B		0-3 K 1-2			0-0 E5 G6-4-3		0-0 1B	4 0 2 0 0 1 1												
Mike Schmidt, R (1, 5) OBP: 0.344, SLG: 0.313		0-0 F7			0-3 K		0-3 K		0-0 5-3	4 0 0 0 0 2 3												
Bob Boone, R (1, 2) OBP: 0.286, SLG: 0.300		0-0 F7			0-0 FC6-4 1B		0-0 G6-4-3 1-2f			3 0 1 0 0 0 2												
Mike Anderson, R (1, 8) OBP: 0.292, SLG: 0.350		0-0 F7			0-0 FC6-4 1-2f			0-0 6-3		3 0 0 0 0 0 2												
Larry Bowa, S (1, 6) OBP: 0.239, SLG: 0.224			0-0 5-3		0-0 F7			0-0 L5		3 0 0 0 0 0 1												
Larry Christenson, R (1, 1) Darrell Brandon, R (4, 1) Mike Rogodzinski, L (6, PH) Jim Lonborg, R (6, 1) Jose Pagan, R (8, PH) Barry Latsch, S (8, 1)			0-3 K			0-0 1-3 2B		0-0 1B		1 0 0 0 0 0 1 0 0 0 0 0 0 0 0 0 1 0 1 0 0 0 0 0 0 0 0 0 0 0 0 0 1 0 1 0 0 0 0 0 0 0 0 0 0 0 0 0												
Inning Stats	R: 0 E: 0 K: 1 S: 5	H: 0 LOB: 0 BB: 0 P: 5	R: 0 E: 0 K: 0 S: 4	H: 1 LOB: 1 BB: 0 P: 4	R: 0 E: 0 K: 1 S: 5	H: 0 LOB: 0 BB: 0 P: 5	R: 0 E: 0 K: 1 S: 6	H: 1 LOB: 1 BB: 0 P: 6	R: 0 E: 0 K: 1 S: 6	H: 1 LOB: 1 BB: 0 P: 6	R: 0 E: 1 K: 1 S: 5	H: 0 LOB: 0 BB: 0 P: 5	R: 0 E: 0 K: 1 S: 4	H: 1 LOB: 1 BB: 0 P: 4	R: 0 E: 0 K: 0 S: 4	H: 1 LOB: 1 BB: 0 P: 4	1B: 5 2B: 2 3B: 0 HR: 0	SF: 0 SAC: 0 DP: 2 HBP: 0	WP: 0 PB: 0 SB: 0 CS: 1	PA: 32		
PITCHER Dave Roberts, L (1, 1) ERA: 2.59	IP 9.0	WLS W	BF 32	H 6	R 0	ER 0	SO 6	BB 0	IBB 0	HBP 0	BLK 0	WP 0	HR 0	S 44	P 44	ERA 0.00	WHIP 0.667					PITCHER IP WLS BF H R ER SO BB IBB HBP BLK WP HR S P ERA WHIP

Philadelphia Phillies @ Houston Astros
Astrodome, Houston, TX
Mon Jun 04 1973, 8:05 PM EDT
Att. 13,291 - Unknown

livebaseballscorecards.com

AB	32
R	0
H	6
RBI	0
BB	0
SO	6
LOB	13



Batter	1	2	3	4	5	6	7	8	9	AB	R	H	RBI	BB	SO	LOB
Tommie Agee, R OBP: 0.306, SLG: 0.370 (1, 8)	0-0 BB 1B FC5-2 1B		0-0 6-3	0-3 K			0-0 F8			4	0	1	0	0	1	2
Roger Metzger, S OBP: 0.288, SLG: 0.366 (1, 6)	0-0 FC5-2 BB 1-2 1B		0-0 F8	0-0 L4			0-0 FC4-6 HR			4	1	1	0	0	0	2
Jimmy Wynn, R OBP: 0.333, SLG: 0.480 (1, 9)	4-0 FC5-2 BB 1-2 2-3			4-0 1B 1B 1B BB	0-0 F2		0-0 HR			2	2	1	2	2	0	0
Bob Watson, R OBP: 0.444, SLG: 0.492 (1, 7)	0-0 FC5-2 G5-4-3			0-0 1B 1B	0-0 F9		0-0 F9			4	1	1	0	0	0	3
Lee May, R OBP: 0.249, SLG: 0.348 (1, 3)	0-0 G5-4-3			0-0 2B 1B	0-0 P4				4	1	1	0	0	0	3	
Bob Gallagher, L OBP: 0.231, SLG: 0.297 (9, 3)	1-2f			1-2 2-3					0	0	0	0	0	0	0	0
Doug Rader, R OBP: 0.321, SLG: 0.347 (1, 5)		0-0 L5		0-0 2B 1B	0-3 K				4	1	1	2	0	1	0	
Tommy Helms, R OBP: 0.311, SLG: 0.335 (1, 4)		0-0 G6-4-3 1B		0-0 1B 2B	0-0 F8				4	1	3	2	0	0	0	
Skip Jutze, R OBP: 0.231, SLG: 0.208 (1, 2)		0-0 G6-4-3		0-0 WP SH1-4 2-H 1B	0-0 F9				4	0	1	1	0	0	2	
Dave Roberts, L OBP: 0.185, SLG: 0.185 (1, 1)			0-3 K	0-0 SH1-4			0-0 FC4-6 1B			2	0	1	0	0	1	0

Inning Stats	R: 0	H: 2	E: 0	LOB: 2	K: 0	BB: 1	S: 4	P: 8	R: 0	H: 1	E: 0	LOB: 0	K: 0	BB: 0	S: 3	P: 3	R: 0	H: 0	E: 0	LOB: 0	K: 1	BB: 0	S: 5	P: 5	R: 5	H: 5	E: 0	LOB: 1	K: 1	BB: 1	S: 10	P: 14	R: 0	H: 0	E: 0	LOB: 0	K: 0	BB: 0	S: 3	P: 3	R: 0	H: 0	E: 0	LOB: 0	K: 1	BB: 0	S: 5	P: 5	R: 2	H: 2	E: 0	LOB: 0	K: 0	BB: 0	S: 5	P: 5	R: 0	H: 1	E: 0	LOB: 1	K: 0	BB: 0	S: 4	P: 4	1B: 8	SF: 0	2B: 2	SAC: 1	3B: 0	DP: 2	HR: 1	HBP: 0	WP: 1	PA: 35
--------------	------	------	------	--------	------	-------	------	------	------	------	------	--------	------	-------	------	------	------	------	------	--------	------	-------	------	------	------	------	------	--------	------	-------	-------	-------	------	------	------	--------	------	-------	------	------	------	------	------	--------	------	-------	------	------	------	------	------	--------	------	-------	------	------	------	------	------	--------	------	-------	------	------	-------	-------	-------	--------	-------	-------	-------	--------	-------	--------

PITCHER	IP	WLS	BF	H	R	ER	SO	BB	IBB	HBP	BLK	WP	HR	S	P	ERA	WHIP
Larry Christenson, R ERA: 6.55 (1, 1)	3.0	L	15	6	4	4	1	2	0	0	0	0	0	15	23	12.00	2.667
Darrell Brandon, R ERA: 9.26 (4, 1)	2.0		8	2	1	1	1	0	0	0	0	1	0	10	10	4.50	1.000
Jim Lonborg, R ERA: 7.03 (6, 1)	2.0		8	2	2	2	1	0	0	0	0	0	1	10	10	9.00	1.000
Barry Lersch, R ERA: 4.05 (8, 1)	1.0		4	1	0	0	0	0	0	0	0	0	0	4	4	0.00	1.000

Philadelphia Phillies @ Houston Astros
Astrodome, Houston, TX

Mon Jun 04 1973, 8:05 PM EDT
Att. 13,291 - Unknown

livebaseballscorecards.com

AB	32
R	7
H	11
RBI	7
BB	2
SO	3
LOB	12



Batter	1	2	3	4	5	6	7	8	9	AB R H RBI BB SO LOB	TOP											
Cesar Tovar, R (1, 9) OBP: 0.344, SLG: 0.373	0-3 K		0-0 FC6 1B		0-0 SF8		4-0 G6-4-3 IBB		0-0 CS 1B	3 0 2 2 1 1 0												
Terry Harmon, R (1, 4) OBP: 0.321, SLG: 0.255	0-0 1B		0-0 FC6		0-0 6-3		0-0 G6-4-3		0-0 G3	3 0 1 1 0 0 1												
Tom Hutton, L (7, PH) OBP: 0.343, SLG: 0.333			1-2f 3-H				1-2f		1-2	1 0 0 0 0 0 3												
Denny Doyle, L (7, 4) OBP: 0.366, SLG: 0.321										1 0 0 0 0 0 1												
Willie Montanez, L (1, 3) OBP: 0.311, SLG: 0.315	0-3 K		0-0 F8		0-0 3-1		0-0 P5			4 0 0 0 0 1 2												
Greg Luzinski, R (1, 7) OBP: 0.274, SLG: 0.360	0-3 K			0-0 4-3		0-0 F8		0-3 K		4 0 0 0 0 2 1												
Mike Schmidt, R (1, 5) OBP: 0.349, SLG: 0.314		0-0 5-3		0-0 1B		0-3 K		1-0 1B HBP		3 0 1 0 0 1 0												
Mike Anderson, R (1, 8) OBP: 0.301, SLG: 0.381		0-3 K		0-0 F9			0-0 1B 3B	0-0 1B		4 1 2 0 0 1 1												
Bob Boone, R (1, 2) OBP: 0.285, SLG: 0.299		0-0 F8		0-0 F8			0-0 1B 1B	0-0 5-3		4 0 1 1 0 0 3												
Larry Bowa, S (1, 6) OBP: 0.252, SLG: 0.244			0-0 1B FC6 1B		0-0 PB SF8 2B		0-0 1B 1B		0-0 S 1B 1B	4 3 4 0 0 0 0												
Wayne Twitchell, R (1, 1) OBP: 0.252, SLG: 0.244			0-3 K		0-0 B1-4		0-3 K		0-3 K	4 0 0 0 0 3 5												
Inning Stats	R: 0 E: 0 K: 3 S: 10	H: 1 LOB: 1 BB: 0 P: 10	R: 0 E: 0 K: 1 S: 5	H: 0 LOB: 0 BB: 0 P: 5	R: 1 E: 0 K: 1 S: 7	H: 2 LOB: 1 BB: 0 P: 7	R: 0 E: 0 K: 0 S: 4	H: 1 LOB: 1 BB: 0 P: 4	R: 1 E: 0 K: 0 S: 4	H: 1 LOB: 0 BB: 0 P: 4	R: 0 E: 0 K: 1 S: 5	H: 0 LOB: 0 BB: 0 P: 5	R: 1 E: 0 K: 1 S: 7	H: 3 LOB: 2 BB: 1 P: 11	R: 0 E: 0 K: 1 S: 6	H: 1 LOB: 2 BB: 0 P: 7	R: 1 E: 0 K: 1 S: 6	H: 2 LOB: 0 BB: 0 P: 6	1B: 9 2B: 1 3B: 1 HR: 0	SF: 1 SAC: 0 DP: 1 HBP: 1	WP: 0 PB: 1 SB: 2 CS: 1	PA: 38
PITCHER	IP WLS BF H R ER SO BB IBB HBP BLK WP HR S P ERA WHIP																					
Jerry Reuss, L (1, 1) ERA: 3.07	6.0 L 26 8 3 2 6 0 0 0 0 0 0 0 0 38 38 3.00 1.333																					
Jim Ray, R (7, 1) ERA: 2.95	1.0 3 0 0 0 1 0 1 0 0 0 0 0 0 4 8 0.00 0.000																					
Jim York, R (8, 1) ERA: 3.86	1.1 8 3 1 1 2 0 0 1 0 0 0 0 0 11 12 6.75 2.250																					
Cecil Upshaw, R (9, 1) ERA: 5.66	0.2 1 0 0 0 0 0 0 0 0 0 0 0 0 1 1 0.00 0.000																					

Philadelphia Phillies @ Houston Astros
Astrodome, Houston, TX
Tue Jun 05 1973, 8:05 PM EDT
Att. 12,912 - Unknown

livebaseballscorecards.com

AB	35
R	4
H	11
RBI	4
BB	1
SO	9
LOB	17



Batter	1	2	3	4	5	6	7	8	9	AB R H RBI BB SO LOB
Tommie Agee, R OBP: 0.311, SLG: 0.358 (1, 8) X	0-0 6-3 ①		4-0 CS BB		0-3 K 1-3 ①		0-0 G4-6-3 1-2f 2-3 ① ②		4-0 BB 1-2 BB	3 0 0 0 2 1 3
Roger Metzger, S OBP: 0.281, SLG: 0.356 (1, 6) X	0-0 6-3 ②		0-0 F9 1-2 ① ②		0-3 K ②		0-0 F8 ③		0-0 F9 ③	5 0 0 0 0 1 6
Jimmy Wynn, R OBP: 0.341, SLG: 0.480 (1, 9) B B B B	4-0 WP BB		0-0 E 1B		4-0 BB			0-0 F9 ①		2 0 1 0 2 0 0
Bob Watson, R OBP: 0.436, SLG: 0.482 (1, 7) S S S	0-3 K 1-2 ③		0-0 2-3 1-2 ③		0-3 K ③			0-0 4-3 ②		4 0 0 0 0 2 4
Lee May, R OBP: 0.249, SLG: 0.346 (1, 3)				0-3 K ①				0-3 K ③		4 0 1 0 0 2 0
Doug Rader, R OBP: 0.325, SLG: 0.347 (1, 5) B B B B		4-0 1B BB 1-2 ①		0-0 1B		0-0 5-3 ②			0-0 6-3 ①	3 0 1 0 1 0 0
Tommy Helms, R OBP: 0.314, SLG: 0.343 (1, 4) X		0-0 1B 1-2 ②		0-3 K ②		0-0 F8 ③			0-0 1B 2B	4 0 2 0 0 1 1
Skip Jutze, R OBP: 0.267, SLG: 0.250 (1, 2) X		0-0 F9 ②		0-0 L3 ③			0-0 G4-6-3 BB 1B ①		0-0 BB 1B 2-3	4 0 2 0 0 0 3
Jerry Reuss, L OBP: 0.286, SLG: 0.212 (1, 1)		0-3 K ③			4-0 PB WP BB		4-0 BB 1-2 G4-6-3 BB ①		0-0 P4 ②	1 0 0 0 0 1 1 2 0 0 0 0 0 0 0 0 0 0 0 0 0 1 0 0 0 0 0 0 0 0 0 0 0 0 0 0 0 0 0 0 1 0 0 0 0 0 0 2

Inning Stats	R: 0 E: 0 K: 1 S: 5	H: 0 LOB: 1 BB: 1 P: 9	R: 0 E: 0 K: 1 S: 6	H: 2 LOB: 2 BB: 1 P: 10	R: 0 E: 1 K: 0 S: 3	H: 1 LOB: 1 BB: 1 P: 7	R: 0 E: 0 K: 2 S: 8	H: 1 LOB: 1 BB: 0 P: 8	R: 0 E: 0 K: 3 S: 9	H: 0 LOB: 2 BB: 2 P: 17	R: 0 E: 0 K: 0 S: 3	H: 0 LOB: 0 BB: 0 P: 3	R: 0 E: 0 K: 0 S: 3	H: 1 LOB: 1 BB: 1 P: 7	R: 0 E: 0 K: 1 S: 5	H: 0 LOB: 0 BB: 0 P: 5	R: 0 E: 0 K: 0 S: 5	H: 2 LOB: 3 BB: 1 P: 9	1B: 6 2B: 1 3B: 0 HR: 0	SF: 0 SAC: 0 DP: 1 HBP: 0	WP: 2 PB: 1 SB: 0 CS: 2	PA: 38
---------------------	------------------------------	---------------------------------	------------------------------	----------------------------------	------------------------------	---------------------------------	------------------------------	---------------------------------	------------------------------	----------------------------------	------------------------------	---------------------------------	------------------------------	---------------------------------	------------------------------	---------------------------------	------------------------------	---------------------------------	----------------------------------	------------------------------------	----------------------------------	--------

PITCHER Wayne Twitchell, R ERA: 2.16 (1, 1)	IP 9.0	WLS W	BF 38	H 7	R 0	ER 0	SO 8	BB 7	IBB 0	HBP 0	BLK 0	WP 2	HR 0	S 47	P 75	ERA 0.00	WHIP 1.556	PITCHER	IP 9.0	WLS W	BF 38	H 7	R 0	ER 0	SO 8	BB 7	IBB 0	HBP 0	BLK 0	WP 2	HR 0	S 47	P 75	ERA 0.00	WHIP 1.556
-----------------------------------------------------------------	-----------	----------	----------	--------	--------	---------	---------	---------	----------	----------	----------	---------	---------	---------	---------	-------------	---------------	----------------	-----------	----------	----------	--------	--------	---------	---------	---------	----------	----------	----------	---------	---------	---------	---------	-------------	---------------


BOTTOM

Philadelphia Phillies @ Houston Astros
Astrodome, Houston, TX

Tue Jun 05 1973, 8:05 PM EDT
Att. 12,912 - Unknown

livebaseballscorecards.com

AB	31
R	0
H	7
RBI	0
BB	7
SO	8
LOB	21



Batter	1	2	3	4	5	6	7	8	9	10	AB	R	H	RBI	BB	SO	LOB	TOP							
Cesar Tovar, R (1, 5) OBP: 0.337, SLG: 0.365 Mike Schmidt, R (7, 5) OBP: 0.346, SLG: 0.311	0-3 K		0-3 K		0-0 5-3		0-0 P3			0-0 F3	4	0	0	0	0	2	1								
Denny Doyle, L (1, 4) OBP: 0.356, SLG: 0.310 Terry Harmon, R (8, PH) OBP: 0.315, SLG: 0.250	0-0 4-3		0-0 P4		0-0 F9				0-0 F8		3	0	0	0	0	0	1								
Willie Montanez, L (1, 9) OBP: 0.309, SLG: 0.313	0-0 F8				0-0 F9				0-0 5-3		4	1	1	0	0	0	0								
Greg Luzinski, R (1, 7) OBP: 0.273, SLG: 0.373		0-3 K			0-0 F7				0-0 F9		4	1	1	2	0	1	0								
Tom Hutton, L (1, 3) OBP: 0.357, SLG: 0.354 Mike Anderson, R (9, PH) OBP: 0.298, SLG: 0.376		4-0 BB BB			0-0 BB				0-0 P4		2	1	1	0	1	0	0								
Del Unser, L (1, 8) OBP: 0.355, SLG: 0.468 Jose Pagan, R (9, PH) OBP: 0.148, SLG: 0.269		0-0 BB			0-0 BB				0-0 G6-4-3		3	0	3	1	0	0	0								
Bob Boone, R (1, 2) OBP: 0.278, SLG: 0.291		0-0 1B			0-0 2B				0-0 1B		4	0	0	0	0	0	4								
Larry Bowa, S (1, 6) OBP: 0.248, SLG: 0.239		0-0 P2			0-0 L6				0-0 G6-4-3		4	0	0	0	0	0	4								
Dick Ruthven, R (1, 1) OBP: 0.125, SLG: 0.067 Mac Scarce, L (8, 1)		0-3 K			0-0 E8				0-0 F8		4	0	0	0	0	1	2								
Bill Wilson, R (8, 1)					0-0 K				0-0 F7		3	0	0	0	0	0	2								
Mike Ryan, R (10, PH) OBP: 0.317, SLG: 0.389 Barry Lersch, S (10, 1) OBP: 0.200, SLG: 0.200					0-3 K				0-0 P4		0	0	0	0	0	0	0								
					0-0 1-3				0-0 K		0	0	0	0	0	0	0								
											1	0	0	0	0	0	0								
											0	0	0	0	0	0	0								
											0	0	0	0	0	0	0								
Inning Stats	R: 0 E: 0 K: 1 S: 5	H: 0 LOB: 0 BB: 0 P: 5	R: 0 E: 0 K: 2 S: 8	H: 1 LOB: 2 BB: 1 P: 12	R: 0 E: 0 K: 2 S: 7	H: 0 LOB: 0 BB: 0 P: 7	R: 1 E: 0 K: 0 S: 5	H: 2 LOB: 1 BB: 0 P: 5	R: 0 E: 1 K: 0 S: 4	H: 0 LOB: 1 BB: 0 P: 4	R: 2 E: 0 K: 0 S: 5	H: 3 LOB: 0 BB: 0 P: 5	R: 0 E: 0 K: 1 S: 5	H: 0 LOB: 0 BB: 0 P: 5	R: 0 E: 0 K: 0 S: 3	H: 0 LOB: 0 BB: 0 P: 3	R: 0 E: 0 K: 1 S: 5	H: 0 LOB: 0 BB: 0 P: 5	R: 0 E: 0 K: 0 S: 3	H: 0 LOB: 0 BB: 0 P: 3	1B: 4 2B: 1 3B: 0 HR: 1	SF: 0 SAC: 0 DP: 1 HBP: 0	WP: 0 PB: 0 SB: 0 CS: 0	PA: 37	
PITCHER	IP	WLS	BF	H	R	ER	SO	BB	IBB	HBP	BLK	WP	HR	S	P	ERA	WHIP								
Larry Dierker, R (1, 1) ERA: 2.61	5.0		22	5	3	3	5	1	0	0	0	0	1	31	35	5.40	1.200								
Jim Crawford, L (6, 1) ERA: 2.93	5.0	W	15	1	0	0	2	0	0	0	0	0	0	19	19	0.00	0.200								

Philadelphia Phillies @ Houston Astros
Astrodome, Houston, TX
Wed Jun 06 1973, 8:05 PM EDT
Att. 13,081 - Unknown

livebaseballscorecards.com

AB 36
R 3
H 6
RBI 3
BB 1
SO 7
LOB 9



BOTTOM

Philadelphia Phillies @ Houston Astros
Astrodome, Houston, TX
Wed Jun 06 1973, 8:05 PM EDT
Att: 13,081 - Unknown

livebaseballscorecards.com

AB 34
R 4
H 7
RBI 4
BB 6
SO 7
LOB 16



WP: 1 PA: 40
PB: 0
SB: 0
CS: 0

AB R H RBI BB SO LOB

3 0 1 0 2 2 1

4 0 1 0 1 1 2

3 0 0 0 0 0 3
0 0 0 0 0 0 0
1 0 0 0 1 0 1

4 0 1 1 1 0 4

4 2 2 0 0 1 2

4 1 2 3 0 1 0

4 0 0 0 0 1 1

4 0 0 0 0 0 1

2 0 0 0 0 0 1
1 0 0 0 0 1 0
0 1 0 0 1 0 0

1B: 5 SF: 0
2B: 0 SAC: 0
3B: 1 DP: 2
HR: 1 HBP: 0

Batter	1	2	3	4	5	6	7	8	9	10
Jimmy Wynn, R OBP: 0.346, SLG: 0.478 (1, 9) BB (9, 8)	4-0 FC6-4 BB		0-3 K			0-0 BB 1B		4-0 FC5-4 BB		0-3 K
Roger Metzger, S OBP: 0.284, SLG: 0.354 (1, 6) X	0-0 FC6-4 E 1-2f		0-0 4-3			4-0 FC1-6 BB 1-2		0-3 K		0-0 1B IBB 1B 1-3
Cesar Cedeno, R OBP: 0.363, SLG: 0.536 (1, 8) X Bob Gallagher, L OBP: 0.225, SLG: 0.289 (7, 8) Jesus Alou, R OBP: 0.324, SLG: 0.429 (8, PH) (9, 9)	0-0 E1 G6-3 1-2		0-0 5-3			0-0 FC1-6 G6-4-3 1-2f		0-0 FC5-4 WP 1-2f		4-0 1B IBB 1-2
Bob Watson, R OBP: 0.436, SLG: 0.478 (1, 7) X	0-0 G6-3 1-2f			0-0 4-3		0-0 G6-4-3 1-2f		4-0 BB 1-2		0-0 1B 1-2 2-3 3-H
Lee May, R OBP: 0.254, SLG: 0.360 (1, 3)		0-0 1B 3B		0-3 K			0-0 HR 1B	0-0 P5		
Doug Rader, R OBP: 0.328, SLG: 0.365 (1, 5)		0-0 FC5-4 1B 3-H		0-0 6-3			0-0 HR		0-3 K	
Johnny Edwards, L OBP: 0.275, SLG: 0.377 (1, 2)		0-3 K			0-0 F8		0-0 F8		0-0 F5	
Tommy Helms, R OBP: 0.308, SLG: 0.337 (1, 4)		0-0 FC5-4 1-2f			0-0 5-3		0-0 F8		0-0 F3	
Larry Dierker, R (1, 1) Jim Crawford, L OBP: 0.333, SLG: 0.500 (6, 1) Jimmy Stewart, S OBP: 0.308, SLG: 0.182 (10, PH)		0-0 1-3			0-0 6-3		0-3 K			4-0 1B 1B BB

Inning Stats	R: 0	H: 0	E: 1	LOB: 1	K: 0	S: 3	P: 7	R: 1	H: 2	E: 0	LOB: 1	K: 1	BB: 0	S: 7	P: 7	R: 0	H: 0	E: 0	LOB: 0	K: 1	BB: 0	S: 5	P: 5	R: 0	H: 0	E: 0	LOB: 0	K: 0	BB: 0	S: 3	P: 3	R: 0	H: 1	E: 0	LOB: 1	K: 0	BB: 1	S: 3	P: 7	R: 2	H: 2	E: 0	LOB: 0	K: 1	BB: 0	S: 7	P: 7	R: 0	H: 0	E: 0	LOB: 0	K: 1	BB: 2	S: 5	P: 13	R: 0	H: 0	E: 0	LOB: 0	K: 1	BB: 0	S: 5	P: 5	R: 0	H: 2	E: 0	LOB: 3	K: 1	BB: 2	S: 5	P: 13	1B: 5	SF: 0	2B: 0	SAC: 0	3B: 1	DP: 2	HR: 1	HBP: 0	WP: 1	PA: 40
--------------	------	------	------	--------	------	------	------	------	------	------	--------	------	-------	------	------	------	------	------	--------	------	-------	------	------	------	------	------	--------	------	-------	------	------	------	------	------	--------	------	-------	------	------	------	------	------	--------	------	-------	------	------	------	------	------	--------	------	-------	------	-------	------	------	------	--------	------	-------	------	------	------	------	------	--------	------	-------	------	-------	-------	-------	-------	--------	-------	-------	-------	--------	-------	--------

PITCHER	IP	WLS	BF	H	R	ER	SO	BB	IBB	HBP	BLK	WP	HR	S	P	ERA	WHIP
Dick Ruthven, R ERA: 3.83 (1, 1)	7.0		28	5	3	3	4	3	0	0	0	0	1	33	45	3.86	1.143
Mac Scarce, L ERA: 2.36 (8, 1)	0.2		3	0	0	0	1	1	0	0	0	1	0	4	8	0.00	1.500
Bill Wilson, R ERA: 4.26 (8, 1)	1.1		4	0	0	0	1	0	0	0	0	0	0	6	6	0.00	0.000
Barry Lersch, R ERA: 4.28 (10, 1)	0.1	L	5	2	1	1	1	1	1	0	0	0	0	5	13	27.00	9.000

Batter	1	2	3	4	5	6	7	8	9	AB R H RBI BB SO LOB	TOP		
Rennie Stennett, R (1, 6) OBP: 0.245, SLG: 0.366	0-0 FC3-6 FC5 1B		0-0 6-3		0-0 F9		0-0 F9		0-3 K	5 0 1 0 0 1 2	Pittsburgh Pirates @ Houston Astros Astrodome, Houston, TX Fri Jun 08 1973, 8:05 PM EDT Att. 25,486 - Dome		
Dave Cash, R (1, 4) OBP: 0.378, SLG: 0.440	0-0 FC5 1-2		0-0 6-3		0-0 F7			0-0 4-3		4 0 0 0 0 0 1			
Al Oliver, L (1, 8) OBP: 0.307, SLG: 0.476	0-0 FC3-6 1-2f 2-3		0-0 HR 1B		0-0 G3			0-0 2B		4 2 2 0 0 0 2			
Willie Stargell, L (1, 7) OBP: 0.378, SLG: 0.651	0-0 G4-6-3 1-2f		0-0 HR		0-3 K			0-0 1B 2B		4 1 2 3 0 1 2			
Richie Hebner, L (1, 5) OBP: 0.371, SLG: 0.422		0-0 4-3 2B	0-0 1B		0-0 F9			0-0 F2		4 0 2 0 0 0 1			
Manny Sanguillen, R (1, 9) OBP: 0.312, SLG: 0.474		0-0 4-3 2-3	0-0 4-3		0-0 4-3			0-0 1B		4 0 1 0 0 0 2			
Bob Robertson, R (1, 3) OBP: 0.402, SLG: 0.491		0-0 F2		0-0 L5			0-0 4-3		0-0 L3-1	2 0 0 0 0 0 1			
Vic Davalillo, L (5, 3) OBP: 0.190, SLG: 0.244										1 0 0 0 0 0 0			
Gene Clines, R (9, PH) OBP: 0.275, SLG: 0.306										1 0 0 0 0 0 0			
Milt May, L (1, 2) OBP: 0.346, SLG: 0.412		4-0 IBB		0-0 F9			0-0 G3		0-0 4-3	3 0 0 0 1 0 0			
Dock Ellis, S (1, 1) OBP: 0.103, SLG: 0.071		0-3 K		0-3 K			0-0 1B		4-0 BB	3 0 1 0 0 2 2			
Dave Giusti, R (7, 1) OBP: 0.667, SLG: 0.500										0 0 0 0 0 0 0			
Richie Zisk, R (9, PH) OBP: 0.250, SLG: 0.276										0 0 0 0 1 0 0			
Gene Alley, R (9, PR) OBP: 0.294, SLG: 0.356										0 0 0 0 0 0 0			
Inning Stats	R: 0 H: 1 E: 0 LOB: 1 K: 0 BB: 0 S: 4 P: 4	R: 0 H: 1 E: 0 LOB: 2 K: 1 BB: 1 S: 6 P: 10	R: 2 H: 3 E: 0 LOB: 1 K: 0 BB: 0 S: 6 P: 6	R: 0 H: 0 E: 0 LOB: 0 K: 1 BB: 0 S: 5 P: 5	R: 0 H: 0 E: 0 LOB: 0 K: 0 BB: 0 S: 3 P: 3	R: 0 H: 0 E: 0 LOB: 0 K: 1 BB: 0 S: 5 P: 5	R: 0 H: 1 E: 0 LOB: 1 K: 0 BB: 0 S: 4 P: 4	R: 1 H: 3 E: 0 LOB: 2 K: 0 BB: 0 S: 5 P: 5	R: 0 H: 0 E: 0 LOB: 1 K: 1 BB: 1 S: 5 P: 9	1B: 5 SF: 0 2B: 3 SAC: 0 3B: 0 DP: 1 HR: 1 HBP: 0	WP: 0 PA: 37 PB: 0 SB: 0 CS: 0		
PITCHER	IP WLS BF H R ER SO BB IBB HBP BLK WP HR S P ERA WHIP											PITCHER	IP WLS BF H R ER SO BB IBB HBP BLK WP HR S P ERA WHIP
Ken Forsch, R (1, 1) ERA: 3.32	7.0 W 28 6 2 2 3 0 1 0 0 0 0 1 33 37 2.57 0.857												
Jim Crawford, L (8, 1) ERA: 3.13	1.0 5 3 1 1 0 0 0 0 0 0 0 0 5 5 9.00 3.000												
Jim Ray, R (9, 1) ERA: 2.82	1.0 S 4 0 0 0 1 1 0 0 0 0 0 0 5 9 0.00 1.000												

livebaseballscorecards.com

AB	35
R	3
H	9
RBI	3
BB	2
SO	4
LOB	13



Batter	1	2	3	4	5	6	7	8	9
Jimmy Wynn, R OBP: 0.349, SLG: 0.475 (1, 9) X	0-0 G6-3 1B		0-0 L7			0-3 K	4-0 1B BB		
Roger Metzger, S OBP: 0.283, SLG: 0.352 (1, 6) X	0-0 G6-3 1-2f		0-0 4-3			0-0 L6	0-0 1B		
Cesar Cedeno, R OBP: 0.360, SLG: 0.529 (1, 8) S S	0-3 K		0-0 6-3			0-0 1B	0-0 F5		
Bob Watson, R OBP: 0.433, SLG: 0.473 (1, 7)		0-0 1B SF7 1B		0-0 4-3		0-3 K		0-0 F9	
Lee May, R OBP: 0.259, SLG: 0.363 (1, 3)		0-0 1B 1B		0-3 K			0-0 G5-4-3 1B	0-0 F8	
Doug Rader, R OBP: 0.322, SLG: 0.357 (1, 5)		0-3 K		0-0 L8			0-0 G5-4-3 1-2f	0-0 5-3	
Johnny Edwards, L OBP: 0.276, SLG: 0.379 (1, 2) X		0-0 SF7			0-0 F8		0-0 HBP BB 1B		
Tommy Helms, R OBP: 0.313, SLG: 0.341 (1, 4) X		0-0 1B			0-0 5-3		0-0 BB HBP 1B		
Ken Forsch, R OBP: 0.059, SLG: 0.030 (1, 1)		0-0 F2			0-3 K		1-0 BB HBP		
Jimmy Stewart, S OBP: 0.333, SLG: 0.182 (7, PH)							1-2 2-3		
Jim Crawford, L OBP: 0.333, SLG: 0.500 (8, 1)									
Jim Ray, R OBP: 0.200, SLG: 0.200 (9, 1)									

AB	R	H	RBI	BB	SO	LOB
3	0	1	1	1	1	0
4	0	1	2	0	0	1
4	0	1	0	0	1	2
4	1	1	0	0	1	1
4	0	2	0	0	1	0
4	0	0	0	0	1	3
2	1	1	1	0	0	0
3	1	2	0	0	0	0
2	0	0	0	0	1	2
0	1	0	0	0	0	0
0	0	0	0	0	0	0
0	0	0	0	0	0	0
1B: 9	SF: 1					
2B: 0	SAC: 0					
3B: 0	DP: 2					
HR: 0	HBP: 1					

BOTTOM

Pittsburgh Pirates @ Houston Astros
Astrodome, Houston, TX
Fri Jun 08 1973, 8:05 PM EDT
Att. 25,486 - Dome

AB	30
R	4
H	9
RBI	4
BB	1
SO	6
LOB	9



Inning Stats		R: 0	H: 1	E: 0	LOB: 0	K: 1	P: 5	R: 1	H: 3	E: 0	LOB: 2	K: 1	P: 8	R: 0	H: 0	E: 0	LOB: 0	K: 0	P: 3	R: 0	H: 0	E: 0	LOB: 0	K: 1	P: 5	R: 0	H: 1	E: 0	LOB: 1	K: 2	P: 8	R: 3	H: 4	E: 0	LOB: 2	K: 0	P: 11	R: 0	H: 0	E: 0	LOB: 0	K: 0	P: 3									
PITCHER	IP	WLS	BF	H	R	ER	SO	BB	IBB	HBP	BLK	WP	HR	S	P	ERA	WHIP													PITCHER	IP	WLS	BF	H	R	ER	SO	BB	IBB	HBP	BLK	WP	HR	S	P	ERA	WHIP					
Dock Ellis, R ERA: 3.06 (1, 1)	6.2	L	29	9	4	4	6	1	0	1	0	0	0	0	0	5.40	1.500																																			
Dave Giusti, R ERA: 1.17 (7, 1)	1.1		4	0	0	0	0	0	0	0	0	0	0	0	0	0.00	0.000																																			

WP: 0	PA: 33
PB: 0	
SB: 1	
CS: 0	

Batter	1	2	3	4	5	6	7	8	9	AB R H RBI BB SO LOB	TOP											
Vic Davalillo, L (1, 3) OBP: 0.191, SLG: 0.222	0-0 F7		0-0 F8		4-0 1B BB		0-0 4-3		0-0 F8	4 1 0 0 1 0 0												
Dave Cash, R (1, 4) OBP: 0.378, SLG: 0.433	0-0 F9		0-0 F6		4-0 1B BB		4-0 BB BB		0-0 F7	3 1 0 0 2 0 0												
Al Oliver, L (1, 8) OBP: 0.309, SLG: 0.474	0-0 BB 1B			0-0 F9	0-0 2B 1B		0-3 K		0-0 6-3	5 1 2 2 0 1 1												
Willie Stargell, L (1, 7) OBP: 0.386, SLG: 0.655	4-0 1-2 BB			0-0 F9	0-0 1-H 2-H		4-0 1-2 BB			2 0 1 2 2 0 0												
Richie Hebner, L (1, 5) OBP: 0.369, SLG: 0.424	0-0 F5			0-0 2B	0-3 K		0-0 F5			4 0 1 0 0 1 5												
Manny Sanguillen, R (1, 9) OBP: 0.306, SLG: 0.465		0-0 F9		0-0 4-3		0-0 6-3		0-0 5-3		4 0 0 0 0 0 1												
Rennie Stennett, R (1, 6) OBP: 0.254, SLG: 0.371 Jackie Hernandez, R (8, 6) OBP: 0.250, SLG: 0.226		0-3 K			0-0 F3	0-0 1B		0-0 1B		4 0 2 0 0 1 0 0 0 0 0 0 0 0												
Milt May, L (1, 2) OBP: 0.344, SLG: 0.405		0-0 1-4-3			4-0 BB 1B BB	0-0 F8		0-0 F7		3 1 0 0 1 0 2												
Bob Moose, R (1, 1) OBP: 0.167, SLG: 0.107			0-0 5-3		0-3 K	0-0 F8		0-0 4-3		4 0 0 0 0 1 3												
Inning Stats	R: 0 E: 0 K: 0 S: 4	H: 1 LOB: 2 BB: 1 P: 8	R: 0 E: 0 K: 1 S: 5	H: 0 LOB: 0 BB: 0 P: 5	R: 0 E: 0 K: 0 S: 3	H: 0 LOB: 0 BB: 0 P: 3	R: 0 E: 0 K: 0 S: 4	H: 1 LOB: 1 BB: 0 P: 4	R: 4 E: 0 K: 2 S: 9	H: 2 LOB: 1 BB: 3 P: 21	R: 0 E: 0 K: 0 S: 4	H: 1 LOB: 1 BB: 0 P: 4	R: 0 E: 0 K: 1 S: 5	H: 0 LOB: 2 BB: 2 P: 13	R: 0 E: 0 K: 0 S: 4	H: 1 LOB: 1 BB: 0 P: 4	R: 0 E: 0 K: 0 S: 3	H: 0 LOB: 0 BB: 0 P: 3	1B: 4 2B: 2 3B: 0 HR: 0	SF: 0 SAC: 0 DP: 0 HBP: 0	WP: 0 PB: 0 SB: 0 CS: 0	PA: 39
PITCHER	IP WLS BF H R ER SO BB IBB HBP BLK WP HR S P ERA WHIP																					
Don Wilson, R (1, 1) ERA: 3.33	4.2 L 22 4 4 4 2 4 0 0 0 0 0 0 22 38 7.71 1.714																					
Dave Roberts, L (5, 1) ERA: 2.51	2.1 10 1 0 0 2 2 0 0 0 0 0 0 12 20 0.00 1.286																					
Jim York, R (8, 1) ERA: 3.63	2.0 7 1 0 0 0 0 0 0 0 0 0 0 7 7 0.00 0.500																					

Pittsburgh Pirates @ Houston Astros
Astrodome, Houston, TX
Sat Jun 09 1973, 8:05 PM EDT
Att. 29,716 - Dome

livebaseballscorecards.com

AB	33
R	4
H	6
RBI	4
BB	6
SO	4
LOB	12



Batter	1	2	3	4	5	6	7	8	9	AB R H RBI BB SO LOB
Jimmy Wynn, R OBP: 0.343, SLG: 0.466 (1, 9)	0-0 1-3		0-0 E6 2-H		0-0 5-3			0-0 6-3		4 0 0 1 0 0 1
Roger Metzger, S OBP: 0.287, SLG: 0.351 (1, 6)	0-0 G4-3 1B		0-0 G6-3 1-2f			0-0 5-3		4-0 BB		3 0 1 0 1 0 1
Cesar Cedeno, R OBP: 0.353, SLG: 0.517 (1, 8)	0-0 G4-3 1-2f			0-0 F9		0-0 F8		0-3 K		4 0 0 0 0 1 2
Bob Watson, R OBP: 0.426, SLG: 0.464 (1, 7)		0-3 K		0-0 4-3		0-0 5-3		0-0 1-3		4 0 0 0 0 1 1
Lee May, R OBP: 0.263, SLG: 0.371 (1, 3)		0-0 E1 2B		0-0 1B		0-0 F9		0-3 K		4 0 2 0 0 1 0
Doug Rader, R OBP: 0.321, SLG: 0.355 (1, 5)		0-3 K		0-0 F9		0-0 1B 1B		0-0 F9		4 0 1 0 0 1 2
Johnny Edwards, L OBP: 0.288, SLG: 0.389 (1, 2)		0-0 F7			0-0 1B		0-0 1B 1B		0-0 1B	4 0 3 0 0 0 1 0 0 0 0 0 0 0
Tommie Agee, R OBP: 0.311, SLG: 0.358 (9, PR)										
Tommy Helms, R OBP: 0.312, SLG: 0.340 (1, 4)			0-0 WP SH3-4 E 1B		0-0 F9		0-0 F2		0-3 K	4 1 1 0 0 1 4
Don Wilson, R OBP: 0.207, SLG: 0.250 (1, 1)			0-0 SH3-4		0-0 K		0-0 F4			0 0 0 0 0 0 0
Dave Roberts, L OBP: 0.179, SLG: 0.179 (5, 1)										1 0 0 0 0 1 1
Jimmy Stewart, S OBP: 0.321, SLG: 0.174 (7, PH)										1 0 0 0 0 0 2
Jim York, R (8, 1)										0 0 0 0 0 0 0

Inning Stats	R: 0	H: 1	E: 0	LOB: 0	K: 0	BB: 0	S: 3	P: 3	R: 0	H: 1	E: 1	LOB: 1	K: 2	BB: 0	S: 8	P: 8	R: 1	H: 1	E: 1	LOB: 0	K: 0	BB: 0	S: 4	P: 4	R: 0	H: 1	E: 0	LOB: 1	K: 0	BB: 0	S: 4	P: 4	R: 0	H: 1	E: 0	LOB: 0	K: 1	BB: 0	S: 6	P: 6	R: 0	H: 0	E: 0	LOB: 0	K: 0	BB: 0	S: 3	P: 3	R: 0	H: 2	E: 0	LOB: 2	K: 0	BB: 0	S: 5	P: 5	R: 0	H: 0	E: 0	LOB: 1	K: 1	BB: 1	S: 5	P: 9	R: 0	H: 1	E: 0	LOB: 1	K: 2	BB: 0	S: 8	P: 8	1B: 7	SF: 0	2B: 1	SAC: 1	3B: 0	DP: 2	HR: 0	HBP: 0	WP: 1	PA: 35
PITCHER Bob Moose, R ERA: 3.35 (1, 1)	IP	WLS	BF	H	R	ER	SO	BB	IBB	HBP	BLK	WP	HR	S	P	ERA	WHIP	IP	WLS	BF	H	R	ER	SO	BB	IBB	HBP	BLK	WP	HR	S	P	ERA	WHIP	IP	WLS	BF	H	R	ER	SO	BB	IBB	HBP	BLK	WP	HR	S	P	ERA	WHIP																															


BOTTOM

Pittsburgh Pirates @ Houston Astros
Astrodome, Houston, TX

Sat Jun 09 1973, 8:05 PM EDT
Att. 29,716 - Dome

livebaseballscorecards.com

AB	33
R	1
H	8
RBI	1
BB	1
SO	6
LOB	15



Batter	1	2	3	4	5	6	7	8	9	AB R H RBI BB SO LOB	TOP
Gene Clines, R OBP: 0.291, SLG: 0.340 (1, 8) X	0-0 G3 2B 2B		0-0 L6-3		0-0 L9		0-0 1-2 1B			4 1 2 0 0 0 0	Pittsburgh Pirates @ Houston Astros Astrodome, Houston, TX Sun Jun 10 1973, 4:33 AM EDT Att. 23,057 - Dome
Dave Cash, R OBP: 0.370, SLG: 0.423 (1, 4) X	0-0 6-3		0-0 6-3			0-0 L8	0-0 4-3			4 0 0 0 0 0 3	
Al Oliver, L OBP: 0.313, SLG: 0.474 (1, 3) X	0-0 G3 2-3		0-0 1B			0-0 1B 1B		0-0 3-1		4 0 2 0 0 0 1	
Richie Zisk, R OBP: 0.250, SLG: 0.303 (1, 7) X	0-0 2B		0-0 F9			0-3 K		0-0 F9		4 0 1 1 0 1 2	
Manny Sanguillen, R OBP: 0.305, SLG: 0.461 (1, 9) X	0-0 1-3			0-0 F9		0-0 1-2 1B		0-0 F7		4 0 1 0 0 0 1	
Rennie Stennett, R OBP: 0.254, SLG: 0.376 (1, 6) X		0-0 4-3		0-0 F8		0-0 F9			0-0 2B	4 0 1 0 0 0 2	
Fernando Gonzalez, R OBP: 0.208, SLG: 0.333 (1, 5) X		0-0 1B		0-0 F9		0-3 K		0-0 F4		4 0 1 0 0 1 1	
Milt May, L OBP: 0.339, SLG: 0.398 Gene Alley, R OBP: 0.291, SLG: 0.353 (1, 2) (9, PH)		0-3 K		0-0 F8		0-0 F7		0-0 F3		3 0 0 0 0 1 1 1 0 0 0 0 0 1	
Nelson Briles, R OBP: 0.214, SLG: 0.393 Jackie Hernandez, R OBP: 0.273, SLG: 0.250 Bob Johnson, L Jim Rooker, R Willie Stargell, L OBP: 0.384, SLG: 0.651 (1, 1) (7, PH) (7, 1) (7, 1) (9, PH)		0-3 K		0-3 K		0-0 1B 1B		0-3 K		2 0 0 0 0 2 1 1 0 1 0 0 0 0 0 0 0 0 0 0 0 0 0 0 0 0 0 0 1 0 0 0 0 1 1	
Inning Stats	R: 1 H: 2 E: 0 LOB: 1 K: 0 BB: 0 S: 5 P: 5	R: 0 H: 1 E: 0 LOB: 1 K: 2 BB: 0 S: 8 P: 8	R: 0 H: 1 E: 0 LOB: 1 K: 0 BB: 0 S: 4 P: 4	R: 0 H: 0 E: 0 LOB: 0 K: 0 BB: 0 S: 3 P: 3	R: 0 H: 0 E: 0 LOB: 0 K: 1 BB: 0 S: 5 P: 5	R: 0 H: 2 E: 0 LOB: 2 K: 1 BB: 0 S: 7 P: 7	R: 0 H: 2 E: 0 LOB: 2 K: 1 BB: 0 S: 7 P: 7	R: 0 H: 0 E: 0 LOB: 0 K: 0 BB: 0 S: 3 P: 3	R: 0 H: 1 E: 0 LOB: 1 K: 1 BB: 0 S: 6 P: 6	1B: 6 SF: 0 2B: 3 SAC: 0 3B: 0 DP: 0 HR: 0 HBP: 0	
PITCHER Jerry Reuss, L ERA: 2.89 (1, 1)	IP WLS BF H R ER SO BB IBB HBP BLK WP HR S P ERA WHIP	IP WLS BF H R ER SO BB IBB HBP BLK WP HR S P ERA WHIP									

livebaseballscorecards.com

AB 36
R 1
H 9
RBI 1
BB 0
SO 6
LOB 14



Batter	1	2	3	4	5	6	7	8	9
Jimmy Wynn, R OBP: 0.349, SLG: 0.483 (1, 9)	0-0 HR 1B		0-0 L8			0-0 HR		4-0 HR BB	
Roger Metzger, S OBP: 0.291, SLG: 0.354 (1, 6)	0-0 F9		0-0 1B			0-0 G3		0-0 HR 1B	
Cesar Cedeno, R OBP: 0.356, SLG: 0.550 (1, 8)	0-0 HR 1-H		0-3 K			0-0 L8		0-0 HR 1-H 2-H	
Bob Watson, R OBP: 0.419, SLG: 0.456 (1, 7)	0-0 L8			0-3 K		0-0 L8		0-0 L8	
Lee May, R OBP: 0.263, SLG: 0.368 (1, 3)	0-3 K			0-0 L9			0-0 1B 1B	0-0 G3	
Doug Rader, R OBP: 0.324, SLG: 0.358 (1, 5)		0-0 5-3		0-0 5-3			0-0 1B 2B 1B	0-0 FC4-6 1B	
Johnny Edwards, L OBP: 0.288, SLG: 0.392 (1, 2)		0-0 F5			0-0 4-3		0-0 1B 2B	0-0 FC4-6	
Tommy Helms, R OBP: 0.313, SLG: 0.344 (1, 4)		0-0 6-3			0-0 F3		0-0 2B		
Jerry Reuss, L OBP: 0.189, SLG: 0.194 (1, 1)			0-3 K		0-3 K		0-3 K		

Inning Stats	R: 2 E: 0 K: 1 S: 7	H: 2 LOB: 0 BB: 0 P: 7	R: 0 E: 0 K: 0 S: 3	H: 0 LOB: 0 BB: 0 P: 3	R: 0 E: 0 K: 2 S: 8	H: 1 LOB: 1 BB: 0 P: 8	R: 0 E: 0 K: 1 S: 5	H: 0 LOB: 0 BB: 0 P: 5	R: 0 E: 0 K: 1 S: 5	H: 0 LOB: 0 BB: 0 P: 5	R: 1 E: 0 K: 0 S: 4	H: 1 LOB: 0 BB: 0 P: 4	R: 1 E: 0 K: 1 S: 7	H: 4 LOB: 1 BB: 0 P: 7	R: 3 E: 0 K: 0 S: 6	H: 3 LOB: 1 BB: 1 P: 10
--------------	------------------------------	---------------------------------	------------------------------	---------------------------------	------------------------------	---------------------------------	------------------------------	---------------------------------	------------------------------	---------------------------------	------------------------------	---------------------------------	------------------------------	---------------------------------	------------------------------	----------------------------------

PITCHER	IP	WLS	BF	H	R	ER	SO	BB	IBB	HBP	BLK	WP	HR	S	P	ERA	WHIP
Nelson Bries, R ERA: 3.35 (1, 1)	6.0	L	22	4	3	3	5	0	0	0	0	0	2	32	32	4.50	0.667
Bob Johnson, R ERA: 4.88 (7, 1)	0.2		4	4	1	1	0	0	0	0	0	0	0	4	4	13.50	6.000
Jim Rooker, L ERA: 3.07 (7, 1)	1.1		8	3	3	3	1	1	0	0	0	0	1	9	13	20.25	3.000

BOTTOM

Pittsburgh Pirates @ Houston Astros
Astrodome, Houston, TX


Sun Jun 10 1973, 4:33 AM EDT
Att. 23,057 - Dome


AB	R	H	RBI	BB	SO	LOB
3	3	2	1	1	0	0
4	1	2	0	0	0	1
4	2	2	5	0	1	1
4	0	0	0	0	1	0
4	0	1	0	0	1	0
4	1	2	0	0	0	0
4	0	1	1	0	0	1
3	0	1	0	0	0	0
3	0	0	0	0	3	1

1B: 6	SF: 0	WP: 0	PA: 34
2B: 2	SAC: 0	PB: 0	
3B: 0	DP: 0	SB: 0	
HR: 3	HBP: 0	CS: 0	

livebaseballscorecards.com

AB 33
R 7
H 11
RBI 7
BB 1
SO 6
LOB 4




Batter	1	2	3	4	5	6	7	8	9	AB R H RBI BB SO LOB	TOP														
Rick Monday, L (1, 8) OBP: 0.411, SLG: 0.559	0-3 K			0-3 K		0-0 G4-6-3		0-0 P4		4 0 0 0 0 2 2	<p>Chicago Cubs @ Houston Astros Astrodome, Houston, TX</p> <p>Tue Jun 12 1973, 8:05 PM EDT Att. 20,132 - Dome</p> <p>livebaseballscorecards.com</p> <table border="1"> <tr><td>AB</td><td>32</td></tr> <tr><td>R</td><td>3</td></tr> <tr><td>H</td><td>5</td></tr> <tr><td>RBI</td><td>2</td></tr> <tr><td>BB</td><td>1</td></tr> <tr><td>SO</td><td>7</td></tr> <tr><td>LOB</td><td>9</td></tr> </table> 	AB	32	R	3	H	5	RBI	2	BB	1	SO	7	LOB	9
AB	32																								
R	3																								
H	5																								
RBI	2																								
BB	1																								
SO	7																								
LOB	9																								
Glenn Beckert, R (1, 4) OBP: 0.347, SLG: 0.343	0-0 P5			0-0 E7		0-0 HR 1B		0-0 L7		4 1 1 0 0 0 1															
Billy Williams, L (1, 7) OBP: 0.390, SLG: 0.488	0-0 L5			0-3 K		0-0 HR		0-3 K		4 1 1 2 0 2 2															
Pat Bourque, L (1, 3) OBP: 0.379, SLG: 0.592		0-3 K		0-0 3-1		4-0 BB		0-0 P4		3 0 0 0 1 1 1															
Ron Santo, R (1, 5) OBP: 0.407, SLG: 0.497		0-0 F9			0-0 5-3	0-0 L8		0-0 FC6-4 1B		4 0 1 0 0 0 1															
Jose Cardenal, R (1, 9) OBP: 0.382, SLG: 0.471		0-3 K			0-0 F8		0-0 F5	0-0 F8		4 0 0 0 0 1 1															
Randy Hundley, R (1, 2) OBP: 0.279, SLG: 0.377			0-0 P6		0-0 P6		0-0 P6	0-0 FC6-4		4 0 0 0 0 0 1															
Don Kessinger, S (1, 6) OBP: 0.357, SLG: 0.326			0-0 P3			0-0 SH G4-6-3 2B		0-0 F7		3 1 1 0 0 0 0															
Rick Reuschel, R (1, 1) OBP: 0.167, SLG: 0.167			0-3 K			0-0 SH G4-6-3		0-0 1B		2 0 1 0 0 1 0															
Inning Stats	R: 0 H: 0 E: 0 LOB: 0 K: 1 BB: 0 S: 5 P: 5	R: 0 H: 0 E: 0 LOB: 0 K: 2 BB: 0 S: 7 P: 7	R: 0 H: 0 E: 0 LOB: 0 K: 1 BB: 0 S: 5 P: 5	R: 0 H: 0 E: 1 LOB: 1 K: 2 BB: 0 S: 8 P: 8	R: 0 H: 0 E: 0 LOB: 0 K: 0 BB: 0 S: 3 P: 3	R: 3 H: 3 E: 0 LOB: 1 K: 0 BB: 1 S: 6 P: 10	R: 0 H: 0 E: 0 LOB: 0 K: 0 BB: 0 S: 3 P: 3	R: 0 H: 1 E: 0 LOB: 1 K: 1 BB: 0 S: 6 P: 6	R: 0 H: 1 E: 0 LOB: 1 K: 0 BB: 0 S: 4 P: 4	1B: 3 SF: 0 2B: 1 SAC: 1 3B: 0 DP: 1 HR: 1 HBP: 0	WP: 0 PA: 34 PB: 0 SB: 0 CS: 0														
PITCHER Ken Forsch, R (1, 1) ERA: 3.32 Jim Ray, R (9, 1) ERA: 2.7	IP WLS BF H R ER SO BB IBB HBP BLK WP HR S P ERA WHIP											PITCHER IP WLS BF H R ER SO BB IBB HBP BLK WP HR S P ERA WHIP													
	8.0 L 30 4 3 3 7 1 0 0 0 0 0 1 43 47 3.38 0.625																								
	1.0 4 1 0 0 0 0 0 0 0 0 0 0 4 4 0.00 1.000																								

Batter	1	2	3	4	5	6	7	8	9	AB R H RBI BB SO LOB
Jimmy Wynn, R OBP: 0.344, SLG: 0.474 (1, 9)	0-3 K ①		0-3 K ③			0-0 6-3 ②			0-0 P6 ①	4 0 0 0 0 2 1
Roger Metzger, S OBP: 0.286, SLG: 0.348 (1, 6)	0-0 6-3 ②			0-0 5-3 ①		0-0 F7 ③			0-0 4-3 ②	4 0 0 0 0 0 0
Cesar Cedeno, R OBP: 0.359, SLG: 0.554 (1, 8)	0-0 F3 ③			0-0 5-3 ②			0-0 1B 1B		0-0 2B	4 0 2 0 0 0 0
Bob Watson, R OBP: 0.416, SLG: 0.450 (1, 7)		0-0 6-3 ①		4-0 BB		0-0 F3 ①			0-0 F8 ③	3 0 0 0 1 0 2
Lee May, R OBP: 0.264, SLG: 0.368 (1, 3)		0-0 5-3 ②		0-0 F7 ③			0-0 1-3 1B			3 0 1 0 0 0 1
Doug Rader, R OBP: 0.320, SLG: 0.353 (1, 5)		0-0 F8 ③			0-0 5-3 ①		0-0 G5-4-3 1-2f			3 0 0 0 0 0 2
Tommy Helms, R OBP: 0.308, SLG: 0.340 (1, 4)			0-3 K ①		0-0 F8 ②			0-0 6-3 ①		3 0 0 0 0 1 0
Skip Jutze, R OBP: 0.242, SLG: 0.226 (1, 2)			0-0 3-1 ②		0-0 5-3 ③			0-0 F5 ②		3 0 0 0 0 0 0
Ken Forsch, R OBP: 0.083, SLG: 0.029 Jimmy Stewart, S OBP: 0.310, SLG: 0.167 Jim Ray, R OBP: 0.200, SLG: 0.200 (1, 1) (8, PH) (9, 1)			4-0 BB		0-0 F8 ①			0-0 5-3 ③		1 0 0 0 1 0 0 1 0 0 0 0 0 0 0 0 0 0 0 0 0

Inning Stats	R: 0 E: 0 K: 1 S: 5	H: 0 LOB: 0 BB: 0 P: 5	R: 0 E: 0 K: 0 S: 3	H: 0 LOB: 0 BB: 0 P: 3	R: 0 E: 0 K: 2 S: 7	H: 0 LOB: 1 BB: 1 P: 11	R: 0 E: 0 K: 0 S: 3	H: 0 LOB: 1 BB: 1 P: 7	R: 0 E: 0 K: 0 S: 3	H: 0 LOB: 0 BB: 0 P: 3	R: 0 E: 0 K: 0 S: 3	H: 0 LOB: 0 BB: 0 P: 3	R: 0 E: 0 K: 0 S: 4	H: 2 LOB: 1 BB: 0 P: 4	R: 0 E: 0 K: 0 S: 3	H: 0 LOB: 0 BB: 0 P: 3	R: 0 E: 0 K: 0 S: 4	H: 1 LOB: 1 BB: 0 P: 4	1B: 2 2B: 1 3B: 0 HR: 0	SF: 0 SAC: 0 DP: 1 HBP: 0	WP: 0 PB: 0 SB: 0 CS: 0	PA: 31
PITCHER Rick Reuschel, R ERA: 1.74 (1, 1)	IP 9.0	WLS W	BF 31	H 3	R 0	ER 0	SO 3	BB 2	IBB 0	HBP 0	BLK 0	WP 0	HR 0	S 35	P 43	ERA 0.00	WHIP 0.556					

Chicago Cubs @ Houston Astros
Astrodome, Houston, TX
Tue Jun 12 1973, 8:05 PM EDT
Att. 20,132 - Dome

AB	29
R	0
H	3
RBI	0
BB	2
SO	3
LOB	6



Batter	1	2	3	4	5	6	7	8	9	AB R H RBI BB SO LOB	TOP											
Rick Monday, L (1, 8) OBP: 0.404, SLG: 0.547	0-0 4-3		0-0 G3			0-0 F8		0-0 F7		4 0 0 0 0 0 1												
Glenn Beckert, R (1, 4) OBP: 0.341, SLG: 0.337	0-0 G2		0-0 F8			0-0 P6		0-0 E2		4 0 0 0 0 0 1												
Billy Williams, L (1, 7) OBP: 0.384, SLG: 0.479	0-0 F7				0-0 P4		0-0 6-3	0-0 E2		4 0 0 0 0 0 1												
Pat Bourque, L (1, 3) OBP: 0.371, SLG: 0.558		0-0 F5			0-0 F9		4-0 1B 1B BB	0-0 F9		3 0 0 0 1 0 2												
Jose Cardenal, R (1, 9) OBP: 0.384, SLG: 0.471		0-0 FC6-4 1B			0-0 F8		0-0 1-2 1B 1B	0-0 6-3		4 0 2 0 0 0 2												
Carmen Fanzone, R (1, 5) OBP: 0.353, SLG: 0.464		0-0 FC6-4 1B			0-0 F7		0-0 1-2 2-3 1B	0-0 FC5-4 1B		4 0 2 0 0 0 1												
Ken Rudolph, R (1, 2) OBP: 0.254, SLG: 0.391		0-0 1-2 1B			0-0 4-3		0-3 K	0-0 F9		4 0 1 0 0 1 4												
Don Kessinger, S (1, 6) OBP: 0.356, SLG: 0.325		0-0 L8			0-0 1B		0-0 G6-4-3 1-2f	0-0 FC5-4		4 0 1 0 0 0 6												
Milt Pappas, R (1, 1) OBP: 0.083, SLG: 0.208			0-3 K			0-0 F3		4-0 E BB		2 0 0 0 0 1 1												
Burt Hooton, R (6, 1) OBP: 0.300, SLG: 0.250										0 0 0 0 0 0 0												
Gene Hiser, L (8, PH) OBP: 0.393, SLG: 0.326										0 1 0 0 1 0 0												
Jack Aker, R (8, 1)										0 0 0 0 0 0 0												
Adrian Garrett, L (9, PH) OBP: 0.063, SLG: 0.250										1 0 0 0 0 1 1												
Inning Stats	R: 0 E: 0 K: 0 S: 3	H: 0 LOB: 0 BB: 0 P: 3	R: 0 E: 0 K: 0 S: 5	H: 2 LOB: 2 BB: 0 P: 5	R: 0 E: 0 K: 1 S: 5	H: 0 LOB: 0 BB: 0 P: 5	R: 0 E: 0 K: 0 S: 3	H: 0 LOB: 0 BB: 0 P: 3	R: 0 E: 0 K: 0 S: 4	H: 1 LOB: 1 BB: 0 P: 4	R: 0 E: 0 K: 0 S: 3	H: 0 LOB: 0 BB: 0 P: 3	R: 0 E: 2 K: 1 S: 6	H: 2 LOB: 2 BB: 1 P: 10	R: 1 E: 2 K: 0 S: 5	H: 0 LOB: 2 BB: 1 P: 9	R: 0 E: 0 K: 1 S: 6	H: 1 LOB: 1 BB: 0 P: 6	1B: 6 2B: 0 3B: 0 HR: 0	SF: 0 SAC: 0 DP: 1 HBP: 0	WP: 0 PB: 0 SB: 0 CS: 0	PA: 36
PITCHER	IP WLS BF H R ER SO BB IBB HBP BLK WP HR S P ERA WHIP																					
Don Wilson, R (1, 1) ERA: 3.09	7.0 W 26 5 0 0 2 1 0 0 0 0 0 0 29 33 0.00 0.857																					
Jim Ray, R (8, 1) ERA: 2.49	2.0 S 10 1 1 0 1 1 0 0 0 0 0 0 11 15 0.00 1.000																					

Chicago Cubs @ Houston Astros
Astrodome, Houston, TX
Wed Jun 13 1973, 8:05 PM EDT
Att. 13,685 - Dome

livebaseballscorecards.com

AB	34
R	1
H	6
RBI	0
BB	2
SO	3
LOB	20



Batter	1	2	3	4	5	6	7	8	9	AB R H RBI BB SO LOB	TOP
Don Kessinger, S (1, 6) OBP: 0.361, SLG: 0.328	4-0 BB G5-4-3		0-0 4-3		0-0 SH1-4 1B		0-0 1-3		0-0 S 1B	4 1 2 0 1 0 0	
Glenn Beckert, R (1, 4) OBP: 0.343, SLG: 0.340 Paul Popovich, S (9, 4) OBP: 0.226, SLG: 0.182	0-0 G5-4-3 1-2f		0-0 1B		0-0 SH1-4 1-2		0-0 HR 1B		0-0 L8 1-2	4 1 2 0 0 0 2 0 0 0 0 0 0 0	
Billy Williams, L (1, 7) OBP: 0.390, SLG: 0.495	4-0 BB 1B		0-0 F7		0-0 FC6-4 1B		0-0 1-H HR			3 1 2 3 1 0 1	
Jim Hickman, R (1, 3) OBP: 0.341, SLG: 0.205	0-0 1-2 1B			4-0 BB 2B SF8		0-0 F8		0-3 K		3 1 1 0 1 1 1	
Ron Santo, R (1, 5) OBP: 0.404, SLG: 0.498	0-0 F8			0-0 1-3 1B 2B		0-0 FC6-4 1-2f		0-0 6-3		4 1 1 0 0 0 3	
Jose Cardenal, R (1, 9) OBP: 0.378, SLG: 0.465		0-0 G3		0-0 SF8		0-0 L6		0-0 F8		3 0 0 1 0 0 0	
Randy Hundley, R (1, 2) OBP: 0.278, SLG: 0.374		0-0 5-3		0-0 2-H 1B		0-0 F9		0-0 F7		4 0 1 1 0 0 0	
Cleo James, R (1, 8) OBP: 0.161, SLG: 0.133 Rick Monday, L (9, PH) OBP: 0.403, SLG: 0.545		0-0 5-3		0-0 F3		0-0 F7		0-0 1-3		3 0 0 0 0 0 1 1 0 0 0 0 0 0	
Fergie Jenkins, R (1, 1) OBP: 0.140, SLG: 0.077			0-3 K	0-3 K		0-3 K		0-0 6-3		4 0 0 0 0 3 1	
Inning Stats	R: 0 H: 1 E: 0 LOB: 2 K: 0 BB: 2 S: 3 P: 11	R: 0 H: 0 E: 0 LOB: 0 K: 0 BB: 0 S: 3 P: 3	R: 0 H: 1 E: 0 LOB: 1 K: 1 BB: 0 S: 6 P: 6	R: 2 H: 2 E: 0 LOB: 1 K: 1 BB: 1 S: 7 P: 11	R: 1 H: 2 E: 0 LOB: 1 K: 0 BB: 0 S: 5 P: 5	R: 0 H: 0 E: 0 LOB: 0 K: 0 BB: 0 S: 3 P: 3	R: 2 H: 2 E: 0 LOB: 0 K: 2 BB: 0 S: 9 P: 9	R: 0 H: 0 E: 0 LOB: 0 K: 0 BB: 0 S: 3 P: 3	R: 0 H: 1 E: 0 LOB: 1 K: 0 BB: 0 S: 4 P: 4	1B: 7 SF: 1 2B: 1 SAC: 1 3B: 0 DP: 1 HR: 1 HBP: 0	WP: 0 PA: 38 PB: 0 SB: 1 CS: 0
PITCHER Jerry Reuss, L (1, 1) ERA: 3.09 Jim York, R (9, 1) ERA: 3.53	IP WLS BF H R ER SO BB IBB HBP BLK WP HR S P ERA WHIP										
	8.0 L 34 8 5 5 4 3 0 0 0 0 0 1 39 51 5.62 1.375										
	1.0 4 1 0 0 0 0 0 0 0 0 0 0 4 4 0.00 1.000										

Chicago Cubs @ Houston Astros
Astrodome, Houston, TX
Thu Jun 14 1973, 8:05 PM EDT
Att. 17,359 - Dome

livebaseballscorecards.com

AB	33
R	5
H	9
RBI	5
BB	3
SO	4
LOB	9



Batter	1	2	3	4	5	6	7	8	9	AB R H RBI BB SO LOB	TOP											
Jim Dwyer, L (1, 7) <small>OBP: 0.077, SLG: 0.077</small> Bill Stein, R (9, PH) <small>OBP: 0.306, SLG: 0.194</small>	0-0 1-3		0-0 5-3		0-0 G6-4-3		0-0 F7		0-3 K	4 0 0 0 0 0 1 1 0 0 0 0 1 1												
Ted Sizemore, R (1, 4) <small>OBP: 0.371, SLG: 0.347</small>	0-0 F8		0-0 1B 1B		4-0 HR BB		0-0 2B		0-0 6-3	4 1 2 0 1 0 2												
Joe Torre, R (1, 3) <small>OBP: 0.448, SLG: 0.457</small>	0-0 2B		0-0 1B		0-0 HR		4-0 IBB			3 1 3 2 1 0 0												
Ted Simmons, S (1, 2) <small>OBP: 0.365, SLG: 0.403</small>	0-0 L6		0-0 F3		0-0 G3		0-0 G6-4-3			4 0 0 0 0 0 5												
Luis Melendez, R (1, 8) <small>OBP: 0.314, SLG: 0.314</small>		0-0 L6		0-0 2B		0-0 L4		0-0 5-3		4 0 1 0 0 0 0												
Ken Reitz, R (1, 5) <small>OBP: 0.246, SLG: 0.346</small>		4-0 BB		0-0 F7		0-0 5-3		0-3 K		3 0 0 0 1 1 1												
Jose Cruz, L (1, 9) <small>OBP: 0.336, SLG: 0.435</small>		0-0 F9		0-3 K		0-0 2B		0-0 3-1		4 0 1 0 0 1 2												
Mike Tyson, R (1, 6) <small>OBP: 0.267, SLG: 0.259</small> Tim McCarver, L (9, PH) <small>OBP: 0.364, SLG: 0.374</small>		0-0 5-3		0-0 4-3		4-0 IBB		0-0 F7	2 0 0 0 1 0 2 1 0 0 0 0 0 0													
Alan Foster, R (1, 1) <small>OBP: 0.250, SLG: 0.250</small> Bernie Carbo, L (9, PH) <small>OBP: 0.300, SLG: 0.224</small> Lou Brock, L (9, PR) <small>OBP: 0.355, SLG: 0.387</small>			0-0 P4		0-0 G6-4-3 1B		0-0 1-3		0-0 S 1B	3 0 1 0 0 0 2 1 0 1 0 0 0 0 0 0 0 0 0 0 0												
Inning Stats	R: 0 E: 0 K: 0 S: 4	H: 1 LOB: 1 BB: 0 P: 4	R: 0 E: 0 K: 0 S: 3	H: 0 LOB: 1 BB: 1 P: 7	R: 0 E: 0 K: 0 S: 5	H: 2 LOB: 2 BB: 0 P: 5	R: 0 E: 0 K: 1 S: 6	H: 1 LOB: 1 BB: 0 P: 6	R: 2 E: 0 K: 0 S: 4	H: 2 LOB: 0 BB: 1 P: 8	R: 0 E: 0 K: 0 S: 4	H: 1 LOB: 2 BB: 1 P: 8	R: 0 E: 0 K: 0 S: 3	H: 1 LOB: 1 BB: 1 P: 7	R: 0 E: 0 K: 1 S: 5	H: 0 LOB: 0 BB: 0 P: 5	R: 0 E: 0 K: 1 S: 6	H: 1 LOB: 2 BB: 0 P: 6	1B: 4 2B: 4 3B: 0 HR: 1	SF: 0 SAC: 0 DP: 2 HBP: 0	WP: 0 PB: 0 SB: 1 CS: 0	PA: 38
PITCHER	IP WLS BF H R ER SO BB IBB HBP BLK WP HR S P ERA WHIP																					
Dave Roberts, L (1, 1) <small>ERA: 2.49</small> Jim Ray, R (9, 1) <small>ERA: 2.45</small> Jim Crawford, L (9, 1) <small>ERA: 3.09</small> Jim York, R (9, 1) <small>ERA: 3.5</small>	8.0 W 34 8 2 2 2 2 2 2 0 0 0 1 34 50 2.25 1.250																					
	0.1 2 1 0 0 0 0 0 0 0 0 0 0 2 2 0.00 3.000																					
	0.1 1 0 0 0 1 0 0 0 0 0 0 0 3 3 0.00 0.000																					
	0.1 S 1 0 0 0 0 0 0 0 0 0 0 0 1 1 0.00 0.000																					

St. Louis Cardinals @ Houston Astros
Astrodome, Houston, TX
Fri Jun 15 1973, 8:05 PM EDT
Att. 17,186 - Unknown

livebaseballscorecards.com

AB	34
R	2
H	9
RBI	2
BB	4
SO	3
LOB	16



Batter	1	2	3	4	5	6	7	8	9	AB R H RBI BB SO LOB	TOP									
Lou Brock, L (1, 7) OBP: 0.353, SLG: 0.384 Jim Dwyer, L (6, 7) OBP: 0.071, SLG: 0.071	0-3 K	0-0 L8		0-0 PB BLK 1-2 1B		0-0 6-3			0-0 6-3	4 0 1 0 0 1 1 1 0 0 0 0 0 0										
Dave Campbell, R (1, 4) OBP: 0.259, SLG: 0.243	0-0 L9	0-3 K		0-0 F7 1-3 2-H				0-3 K		4 0 0 0 0 2 2										
Joe Torre, R (1, 5) OBP: 0.449, SLG: 0.461 (9, 3)	4-0 PB WP BLK BB		0-0 6-3 1B 2B	0-3 K				0-0 6-3		3 2 1 0 0 1 1 1										
Ted Simmons, S (1, 2) OBP: 0.363, SLG: 0.397	4-0 1-H S BB		0-0 6-3 2-3		0-0 G3			0-0 4-3		3 0 0 0 0 1 0 1										
Tim McCarver, L (1, 3) OBP: 0.360, SLG: 0.362 Ken Reitz, R (9, 5) OBP: 0.246, SLG: 0.346	4-0 1-2 BB		0-0 4-3		0-0 6-3			0-0 4-3		3 0 0 0 0 1 0 1 0 0 0 0 0 0 0 0										
Jose Cruz, L (1, 9) OBP: 0.339, SLG: 0.436	0-3 K		0-0 E S 1B	0-0 S 1B				0-3 K		4 1 2 1 0 2 2										
Luis Melendez, R (1, 8) OBP: 0.312, SLG: 0.312		0-3 K	0-3 K	1-3 K		0-0 1B CS 1B		0-3 K		4 0 1 1 0 3 1										
Mike Tyson, R (1, 6) OBP: 0.267, SLG: 0.266		0-0 1B 2B		0-0 4-3	0-0 CS	0-0 F9			0-0 P4	4 1 1 0 0 0 0										
Bob Gibson, R (1, 1) OBP: 0.231, SLG: 0.171		0-0 2-H 1B		0-0 BLK 1B PB 1B		0-3 K			0-0 F9	4 1 2 1 0 1 0										
Inning Stats	R: 1 E: 0 K: 2 S: 7	H: 0 LOB: 2 BB: 3 P: 19	R: 1 E: 0 K: 2 S: 9	H: 2 LOB: 1 BB: 0 P: 9	R: 1 E: 0 K: 1 S: 7	H: 2 LOB: 1 BB: 0 P: 7	R: 1 E: 0 K: 1 S: 4	H: 2 LOB: 0 BB: 0 P: 4	R: 0 E: 0 K: 1 S: 5	H: 0 LOB: 0 BB: 0 P: 5	R: 0 E: 0 K: 1 S: 5	H: 0 LOB: 0 BB: 0 P: 5	R: 0 E: 0 K: 2 S: 7	H: 0 LOB: 0 BB: 0 P: 7	R: 0 E: 0 K: 0 S: 3	H: 0 LOB: 0 BB: 0 P: 3	1B: 6 2B: 2 3B: 0 HR: 0	SF: 0 SAC: 0 DP: 0 HBP: 0	WP: 1 PB: 2 SB: 3 CS: 1	PA: 38
PITCHER	IP WLS BF H R ER SO BB IBB HBP BLK WP HR S P ERA WHIP																			
Ken Forsch, R (1, 1) ERA: 3.38	3.1 L 18 5 4 2 5 3 0 0 0 1 1 0 25 37 5.40 2.400																			
J.R. Richard, R (4, 1) ERA: 1.93	4.2 16 3 1 1 5 0 0 0 0 1 0 0 26 26 1.93 0.643																			
Cecil Upshaw, R (9, 1) ERA: 5.4	1.0 3 0 0 0 0 0 0 0 0 0 0 0 3 3 0.00 0.000																			

St. Louis Cardinals @ Houston Astros
Astrodome, Houston, TX
Sat Jun 16 1973, 8:05 PM EDT
Att. 26,780 - Unknown

livebaseballscorecards.com

AB	34
R	5
H	8
RBI	3
BB	3
SO	10
LOB	9



Batter	1	2	3	4	5	6	7	8	9	AB R H RBI BB SO LOB	TOP																									
Lou Brock, L OBP: 0.354, SLG: 0.382 (1, 7) X	0-0 E S 1B	0-0 FC6 1-2f			0-0 L8		0-0 FC6-4 1-2f		4-0 BB 1-2 BB	4 0 1 0 1 0 3																										
Dave Campbell, R OBP: 0.256, SLG: 0.234 (1, 4) S S S	0-3 K 1-3		0-0 P6			4-0 1B 3B BB	0-0 F7		0-0 F8	4 1 0 0 1 1 4																										
Joe Torre, R OBP: 0.447, SLG: 0.456 (1, 5) H	1-0 HBP		0-0 P4			0-0 1-2 3B 1B		0-0 F8	0-0 F9	4 1 1 0 0 0 2																										
Ted Simmons, S OBP: 0.361, SLG: 0.392 (1, 2) S S S	0-3 K		0-0 F9			0-0 L9		4-0 FC3-8 BB		3 0 0 0 1 1 4																										
Tim McCarver, L OBP: 0.357, SLG: 0.378 (1, 3) X	0-0 P4			0-0 F7		0-0 1-1 2-1 1B 3B		0-0 FC3-6 1B S 1-2f		4 1 1 2 0 0 3																										
Jose Cruz, L OBP: 0.346, SLG: 0.439 (1, 9) (6, 8) B B B B		4-0 FC6-4 BB		0-0 F9		0-0 G4-6-3 1B		0-0 FC6-4 1-3 1B		3 0 2 1 1 0 0																										
Luis Melendez, R OBP: 0.307, SLG: 0.306 Al Hrabosky, R (8, 1)		0-0 FC6-4 1B 1-2f		0-0 1-3		0-0 G4-6-3 1-2f		0-0 FC6-4 1-2f		3 0 0 0 0 0 2 0 0 0 0 0 0 0																										
Mike Tyson, R OBP: 0.279, SLG: 0.280 (1, 6) X		0-0 FC6 1-2 1B			0-0 G4-6-3 1B		0-0 FC6-4 1B		0-0 4-3	4 0 3 0 0 0 0																										
Reggie Cleveland, R OBP: 0.414, SLG: 0.423 Orlando Pena, R (3, 1) Jim Dwyer, L OBP: 0.067, SLG: 0.067 Wayne Granger, R (5, 1) Diego Segui, R (6, 1) Bill Stein, R OBP: 0.316, SLG: 0.212 Ken Reitz, R OBP: 0.245, SLG: 0.344 (8, PH)		0-3 K			0-0 G4-6-3 1-2f		0-0 F9		0-0 BB 1B	1 0 0 0 0 0 1 2 0 0 0 0 0 0 0 0 1 0 0 0 0 0 0 1 0 0 0 0 0 0 0 0 0 0 0 0 0 0 0 0 2 0 1 0 0 0 0 1 1 0 0 0 0 0 0 2																										
Inning Stats	R: 0 E: 0 K: 2 S: 8	H: 1 LOB: 2 BB: 0 P: 9	R: 0 E: 0 K: 1 S: 6	H: 1 LOB: 2 BB: 1 P: 10	R: 0 E: 0 K: 0 S: 3	H: 0 LOB: 0 BB: 0 P: 3	R: 0 E: 0 K: 0 S: 3	H: 0 LOB: 0 BB: 0 P: 3	R: 3 E: 0 K: 0 S: 5	H: 3 LOB: 0 BB: 1 P: 9	R: 0 E: 0 K: 0 S: 4	H: 1 LOB: 1 BB: 0 P: 4	R: 0 E: 0 K: 0 S: 4	H: 1 LOB: 2 BB: 1 P: 8	R: 0 E: 0 K: 0 S: 4	H: 1 LOB: 2 BB: 1 P: 8	1B: 8 2B: 0 3B: 1 HR: 0	SF: 0 SAC: 0 DP: 2 HBP: 1	WP: 0 PB: 0 SB: 2 CS: 0	PA: 39																
PITCHER	IP WLS BF H R ER SO BB IBB HBP BLK WP HR S P ERA WHIP																																			
Don Wilson, R ERA: 3.05 (1, 1)	1.1	8	2	0	0	2	1	0	1	0	0	0	0	10	15	0.00	2.250																			
Jim Ray, R ERA: 3.03 (2, 1)	4.0	W	15	3	3	3	1	1	0	0	0	0	0	16	20	6.75	1.000																			
Jim Crawford, L ERA: 2.78 (6, 1)	3.2	S	16	4	0	0	0	2	0	0	0	0	0	14	22	0.00	1.636																			

St. Louis Cardinals @ Houston Astros
Astrodome, Houston, TX
Sun Jun 17 1973, 4:33 AM EDT
Att. 25,620 - Unknown

livebaseballscorecards.com

AB	34
R	3
H	9
RBI	3
BB	4
SO	3
LOB	24



Batter	1	2	3	4	5	6	7	8	9
Tommie Agee, R OBP: 0.310, SLG: 0.402 (1, 8)	0-3 K		0-0 HR	0-3 K		4-0 BB 1B BB	0-0 P6		
Roger Metzger, S OBP: 0.298, SLG: 0.358 (1, 6)	0-0 CS 1B		0-0 1B 1B	0-0 BB 1B		4-0 1B BB 1B	0-0 S 1B		
Jimmy Wynn, R OBP: 0.349, SLG: 0.470 (1, 9)	0-3 K		0-0 F8	4-0 BB 1B		4-0 1B BB 1B	0-3 K		
Bob Watson, R OBP: 0.416, SLG: 0.464 (1, 7)	0-0 CS	0-0 1B 1B	0-0 1B 1B	0-0 F7		0-0 SH5-4 1B 1B	0-0 6-3		
Lee May, R OBP: 0.282, SLG: 0.385 (1, 3)		0-3 K	0-0 FC6 1B		0-0 FC1-5 1B	0-0 SH5-4 1B	0-3 K		
Rafael Batista, L (9, 3)			1-2 2-H		0-0 E FC1-5 1B	0-0 SH5-4			
Jimmy Stewart, S OBP: 0.400, SLG: 0.250 (1, 5)		0-0 1B 1B	0-3 K		0-0 FC1-5 1B	0-0 SH5-4	4-0 WP BB		
Tommy Helms, R OBP: 0.308, SLG: 0.343 (1, 4)		0-0 P3	0-0 FC6		0-0 FC1-5 E	4-0 FC6 IBB	0-0 P4		
Skip Jutze, R OBP: 0.227, SLG: 0.195 (1, 2)		0-0 1B		0-0 E5 SH1-4 1B	0-0 E6 G4-6-3	0-3 K	4-0 IBB		
Don Wilson, R OBP: 0.212, SLG: 0.250 (1, 1)		0-0 P4		0-0 SH1-4	0-0 G4-6-3	0-0 FC6	0-3 K		
Jim Ray, R OBP: 0.143, SLG: 0.143 (2, 1)				1-2	1-2f	1-2f			
Jim Crawford, L OBP: 0.250, SLG: 0.375 (6, 1)									

AB	R	H	RBI	BB	SO	LOB
4	2	1	1	1	2	1
4	2	4	1	1	0	0
3	1	0	0	2	2	3
5	1	3	1	0	0	3
5	0	3	3	0	2	1
0	0	0	0	0	0	0
3	0	2	0	1	1	2
4	0	0	0	1	0	7
4	1	1	1	1	1	5
0	0	0	0	0	0	0
2	0	0	0	0	0	5
2	0	0	0	0	1	5

AB	R	H	RBI	BB	SO	LOB
36	7	14	7	7	9	32


Inning Stats		R: 0	H: 1	E: 0	K: 2	S: 7	R: 1	H: 3	E: 0	K: 1	S: 8	R: 2	H: 4	E: 0	K: 1	S: 9	R: 1	H: 1	E: 1	K: 1	S: 7	R: 0	H: 2	E: 1	K: 0	S: 5	R: 3	H: 2	E: 0	K: 1	S: 7	R: 0	H: 1	E: 0	K: 1	S: 6	R: 0	H: 0	E: 0	K: 2	S: 7
PITCHER		IP	WLS	BF	H	R	ER	SO	BB	IBB	HBP	BLK	WP	HR	S	P	ERA	WHIP	PITCHER		IP	WLS	BF	H	R	ER	SO	BB	IBB	HBP	BLK	WP	HR	S	P	ERA	WHIP				
Reggie Cleveland, R ERA: 3.7 (1, 1)		2.1	L	14	8	3	3	3	0	0	0	0	0	1	20	20	11.57	3.429	Orlando Pena, R ERA: 3.88 (3, 1)		1.2		8	1	1	0	2	1	0	0	0	0	0	11	15	0.00	1.200				
Wayne Granger, R ERA: 4.33 (5, 1)		1.0		8	2	3	3	0	3	0	0	0	0	0	5	17	27.00	5.000	Diego Segui, R ERA: 1.09 (6, 1)		2.0		10	3	0	0	2	0	1	0	0	0	13	17	0.00	1.500					
Al Hrabosky, L ERA: 1.69 (8, 1)		1.0		5	0	0	0	2	1	1	0	0	1	0	7	15	0.00	1.000	WP: 1																						

St. Louis Cardinals @ Houston Astros
Astrodome, Houston, TX
Sun Jun 17 1973, 4:33 AM EDT
Att. 25,620 - Unknown

livebaseballscorecards.com

WP: 1
PB: 0
SB: 1
CS: 1

PA: 46



Houston Astros @ San Diego Padres
 San Diego Stadium, San Diego, CA
 Tue Jun 19 1973, 10:05 PM EDT
 Att. 5,338 - Unknown

livebaseballscorecards.com

AB	39
R	7
H	14
RBI	6
BB	1
SO	3
LOB	16



Batter	1	2	3	4	5	6	7	8	9	AB	R	H	RBI	BB	SO	LOB											
Jimmy Wynn, R (1, 9) OBP: 0.350, SLG: 0.468	0-0 G3	0-0 3-1			0-0 F9		0-0 FC4-6 1B	0-0 1B		5	1	2	0	0	0	2											
Roger Metzger, S (1, 6) OBP: 0.300, SLG: 0.363	0-0 1B	0-0 4-3			0-0 BB 1B		0-0 F8	0-0 1-3		5	2	2	0	0	0	5											
Cesar Cedeno, R (1, 8) OBP: 0.356, SLG: 0.545	0-0 1B			0-0 5-3	0-0 E6		0-0 FC4-6 1B		0-0 F8	3	2	1	0	0	0	1											
Tommie Agee, R (6, 8) OBP: 0.314, SLG: 0.404	1-2 E 1B				0-0 BB 1B		1-2 1B		2	0	1	0	0	0	0	0											
Bob Watson, R (1, 7) OBP: 0.415, SLG: 0.461	0-0 E8			0-0 6-3	4-0 BB 1B		0-0 FC4-6 1B		0-0 F8	4	1	1	1	1	0	2											
Lee May, R (1, 3) OBP: 0.284, SLG: 0.387	0-0 SF8			0-0 F5	1-2 BB		1-2 2-3 1B		0-0 F9	4	0	2	4	0	0	0											
Doug Rader, R (1, 5) OBP: 0.313, SLG: 0.356	0-0 5-3			0-0 HR	0-0 G5-4-3 1B		0-0 F8			4	1	1	1	0	0	4											
Tommy Helms, R (1, 4) OBP: 0.311, SLG: 0.346		0-0 3-1 1B		0-0 F5		0-0 F8		0-0 1B		4	0	2	0	0	0	0											
Skip Jutze, R (1, 2) OBP: 0.229, SLG: 0.200		0-0 3-1 1B		0-0 F4		0-3 K		0-0 F9		4	0	1	0	0	1	0											
Jerry Reuss, L (1, 1) OBP: 0.186, SLG: 0.190		0-0 B5		0-3 K		0-3 K		0-0 1B		4	0	1	0	0	2	2											
Jim York, R (9, 1)										0	0	0	0	0	0	0											
Jim Crawford, L (9, 1) OBP: 0.250, SLG: 0.375										0	0	0	0	0	0	0											
Inning Stats	R: 3 E: 1 K: 0 S: 6	H: 3 LOB: 0 BB: 0 P: 6	R: 0 E: 0 K: 0 S: 5	H: 2 LOB: 2 BB: 0 P: 5	R: 0 E: 0 K: 0 S: 3	H: 0 LOB: 0 BB: 0 P: 3	R: 1 E: 0 K: 1 S: 6	H: 1 LOB: 0 BB: 0 P: 6	R: 2 E: 1 K: 0 S: 5	H: 2 LOB: 1 BB: 1 P: 9	R: 0 E: 0 K: 2 S: 7	H: 0 LOB: 0 BB: 0 P: 7	R: 1 E: 0 K: 0 S: 6	H: 3 LOB: 2 BB: 0 P: 6	R: 0 E: 0 K: 0 S: 5	H: 3 LOB: 2 BB: 0 P: 5	R: 0 E: 0 K: 0 S: 3	H: 0 LOB: 0 BB: 0 P: 3	1B: 12 2B: 1 3B: 0 HR: 1	SF: 1 SAC: 0 DP: 1 HBP: 0	WP: 0 PB: 0 SB: 0 CS: 0	PA: 41					
PITCHER	IP	WLS	BF	H	R	ER	SO	BB	IBB	HBP	BLK	WP	HR	S	P	ERA	WHIP										
Clay Kirby, R (1, 1) ERA: 6.24	4.1	L	22	7	6	3	1	1	0	0	0	0	1	23	27	6.23	1.846										
Mike Corkins, R (5, 1) ERA: 5.24	2.2		11	4	1	1	2	0	0	0	0	0	0	15	15	3.38	1.500										
Bob Miller, R (8, 1) ERA: 3.9	2.0		8	3	0	0	0	0	0	0	0	0	0	8	8	0.00	1.500										

Batter	1	2	3	4	5	6	7	8	9	AB	R	H	RBI	BB	SO	LOB
Derrel Thomas, S (1, 6) OBP: 0.311, SLG: 0.252 Leron Lee, L (9, PH) OBP: 0.338, SLG: 0.342	0-0 1B 1B	4-0 BB		0-0 L8 2-3			4-0 BB		4-0 FC5-2 BB 1-2 2-3 3-H	2	1	1	0	2	0	1
Jerry Morales, R (1, 8) OBP: 0.323, SLG: 0.390 Gene Locklear, L (9, PH) OBP: 0.313, SLG: 0.220	0-0 FC5-4 1B 1-2	0-0 6-3		0-0 F3			0-0 F8		0-0 FC5-2 BB 1-2 2-3 3-H	4	1	1	0	0	0	3
Fred Kendall, R (1, 2) OBP: 0.338, SLG: 0.381	0-0 FC5-4 1B 1-2 2-H		0-0 1B 1B				0-0 F7		0-0 F9	5	0	2	1	0	0	3
Nate Colbert, R (1, 3) OBP: 0.312, SLG: 0.324	0-0 FC5-4 F8 FC 1-2 2-3		0-3 K				0-3 K		0-0 F8	4	0	0	0	0	2	3
Cito Gaston, R (1, 9) OBP: 0.337, SLG: 0.457	0-0 FC 1-2 3-H		0-0 FC6-4 1B				0-0 5-3		0-0 5-3	4	0	1	1	0	0	1
Dave Roberts, R (1, 5) OBP: 0.231, SLG: 0.294	0-0 F8 2-3		0-0 F8				0-0 L6		0-0 6-3	4	0	0	0	0	0	4
Dave Winfield, R (1, 7) OBP: 0.250, SLG: 0.250	0-0 6-3		0-0 FC6-4 1-2				0-0 4-3		0-0 BB 1B BB	4	1	1	0	0	0	4
Rich Morales, R (1, 4) OBP: 0.227, SLG: 0.132			0-0 F5				0-0 F6		0-0 BB BB FC5-2 1B	4	0	1	0	0	0	0
Clay Kirby, R (1, 1) OBP: 0.067, SLG: 0.133 Mike Corkins, R (5, 1) OBP: 0.263, SLG: 0.529 Ivan Murrell, R (7, PH) OBP: 0.197, SLG: 0.333 Bob Miller, R (8, 1) Dwain Anderson, R (9, PH) OBP: 0.261, SLG: 0.128			0-0 F5				0-0 L8 2B		0-0 FC5-2 BB BB	2	0	1	0	0	0	0

Inning Stats	R: 2	H: 3	E: 0	K: 0	S: 7	LOB: 2	BB: 0	P: 7	R: 0	H: 0	E: 0	K: 0	S: 3	LOB: 1	BB: 1	P: 7	R: 0	H: 2	E: 0	K: 1	S: 7	LOB: 2	BB: 0	P: 7	R: 0	H: 0	E: 0	K: 1	S: 5	LOB: 0	BB: 0	P: 5	R: 0	H: 0	E: 0	K: 0	S: 3	LOB: 0	BB: 0	P: 3	R: 0	H: 0	E: 0	K: 0	S: 3	LOB: 1	BB: 1	P: 7	R: 0	H: 0	E: 0	K: 0	S: 3	LOB: 0	BB: 0	P: 3	R: 1	H: 2	E: 0	K: 0	S: 4	LOB: 2	BB: 2	P: 12	1B: 7	SF: 0	2B: 1	SAC: 0	3B: 0	DP: 1	HR: 0	HBP: 0	WP: 0	PA: 39
--------------	------	------	------	------	------	--------	-------	------	------	------	------	------	------	--------	-------	------	------	------	------	------	------	--------	-------	------	------	------	------	------	------	--------	-------	------	------	------	------	------	------	--------	-------	------	------	------	------	------	------	--------	-------	------	------	------	------	------	------	--------	-------	------	------	------	------	------	------	--------	-------	-------	-------	-------	-------	--------	-------	-------	-------	--------	-------	--------

PITCHER	IP	WLS	BF	H	R	ER	SO	BB	IBB	HBP	BLK	WP	HR	S	P	ERA	WHIP
Jerry Reuss, L (1, 1) ERA: 3.11	8.0	W	36	8	3	3	2	3	0	0	0	0	0	37	49	3.38	1.375
Jim York, R (9, 1) ERA: 3.5	0.0		1	0	0	0	0	1	0	0	0	0	0	4	4	∞	∞
Jim Crawford, L (9, 1) ERA: 2.7	1.0	S	2	0	0	0	0	0	0	0	0	0	0	2	2	0.00	0.000

BOTTOM

Houston Astros @ San Diego Padres
San Diego Stadium, San Diego, CA
 Tue Jun 19 1973, 10:05 PM EDT
 Att. 5,338 - Unknown

AB	35
R	3
H	8
RBI	3
BB	4
SO	2
LOB	22



WP	HR	S	P	ERA	WHIP
0	0	0	0	0	0

Batter	1	2	3	4	5	6	7	8	9	AB R H RBI BB SO LOB	TOP																								
Jimmy Wynn, R (1, 9) OBP: 0.345, SLG: 0.461	0-0 6-3		0-3 K		0-0 F6		0-3 K			4 0 0 0 0 2 1																									
Roger Metzger, S (1, 6) OBP: 0.299, SLG: 0.361	0-0 G4-6-3 1B		0-0 L8		0-0 F8			0-0 6-3		4 0 1 0 0 0 1																									
Cesar Cedeno, R (1, 8) OBP: 0.350, SLG: 0.534	0-0 G4-6-3 1-2f		0-0 6-3			0-0 4-3		0-0 5-3		4 0 0 0 0 0 1																									
Bob Watson, R (1, 7) OBP: 0.417, SLG: 0.462		0-0 WP 1B 1B		0-0 L9		0-0 2B 1B		0-0 L8		4 1 2 0 0 0 0																									
Lee May, R (1, 3) OBP: 0.283, SLG: 0.389		0-3 K		0-0 F6		0-0 1-H 2B		0-0 6-3		4 0 1 1 0 1 1																									
Doug Rader, R (1, 5) OBP: 0.316, SLG: 0.371		0-3 K		0-0 1B		0-3 K		0-0 HR		4 1 2 1 0 2 2																									
Tommy Helms, R (1, 4) OBP: 0.310, SLG: 0.344		0-0 WP 1B		0-0 L9		0-0 F9		0-0 5-3		4 0 1 0 0 0 2																									
Skip Jutze, R (1, 2) OBP: 0.289, SLG: 0.229		4-0 1-2 2-3 BB			0-0 1B		0-0 6-3		0-0 1B	3 0 2 0 1 0 0																									
Dave Roberts, L (1, 1) OBP: 0.161, SLG: 0.161		0-0 P1			0-0 B2		0-0 L4		0-3 K	1 0 0 0 0 0 3																									
J.R. Richard, R (3, 1) OBP: 0.500, SLG: 0.500										1 0 0 0 0 0 1																									
Jimmy Stewart, S (7, PH) OBP: 0.389, SLG: 0.241										1 0 0 0 0 0 0																									
Jim York, R (7, 1)										0 0 0 0 0 0 0																									
Rafael Batista, L (9, PH)										1 0 0 0 0 1 1																									
Inning Stats	R: 0 E: 0 K: 0 S: 3	H: 1 LOB: 0 BB: 0 P: 3	R: 0 E: 0 K: 2 S: 9	H: 2 LOB: 3 BB: 1 P: 13	R: 0 E: 0 K: 1 S: 5	H: 0 LOB: 0 BB: 0 P: 5	R: 0 E: 0 K: 0 S: 4	H: 1 LOB: 1 BB: 0 P: 4	R: 0 E: 0 K: 1 S: 4	H: 1 LOB: 1 BB: 0 P: 4	R: 1 E: 0 K: 1 S: 7	H: 2 LOB: 1 BB: 0 P: 7	R: 0 E: 0 K: 1 S: 5	H: 0 LOB: 0 BB: 0 P: 5	R: 0 E: 0 K: 0 S: 3	H: 0 LOB: 0 BB: 0 P: 3	R: 1 E: 0 K: 1 S: 7	H: 2 LOB: 1 BB: 0 P: 7	1B: 7 2B: 1 3B: 0 HR: 1	SF: 0 SAC: 0 DP: 1 HBP: 0	WP: 1 PB: 0 SB: 0 CS: 0	PA: 36													
PITCHER Steve Arlin, R (1, 1) ERA: 5.72	IP 9.0	WLS W	BF 36	H 9	R 2	ER 2	SO 6	BB 1	IBB 0	HBP 0	BLK 0	WP 1	HR 1	S 47	P 51	ERA 2.00	WHIP 1.111	PITCHER	IP 9.0	WLS W	BF 36	H 9	R 2	ER 2	SO 6	BB 1	IBB 0	HBP 0	BLK 0	WP 1	HR 1	S 47	P 51	ERA 2.00	WHIP 1.111

Houston Astros @ San Diego Padres
San Diego Stadium, San Diego, CA
Wed Jun 20 1973, 10:05 PM EDT
Att. 8,076 - Unknown

livebaseballscorecards.com

AB	35
R	2
H	9
RBI	2
BB	1
SO	6
LOB	13



Batter	1	2	3	4	5	6	7	8	9
Derrel Thomas, S OBP: 0.308, SLG: 0.250 (1, 6) X	0-0 4-3 ①		E5 SH3-4 1B FC6			0-3 K ②		0-0 5-3 ①	
Jerry Morales, R OBP: 0.321, SLG: 0.387 (1, 8) X	0-0 F7 ②		0-0 SH3-4 ① 2-3	0-3 K ①		0-3 K ③		0-0 1B	
Fred Kendall, R OBP: 0.339, SLG: 0.381 (1, 2) X	0-0 6-3 ③		0-0 BB E 1B 3-H	0-0 G6-4-3 1B			0-0 F2 ① S S S	0-3 K ②	
Nate Colbert, R OBP: 0.313, SLG: 0.327 (1, 3)		0-0 F9 1B 2B	4-0 E SF8 BB 1-2	0-0 G6-4-3 ② ③ 1-2f			0-0 6-3 ② X	0-0 L8 ③	
Cito Gaston, R OBP: 0.345, SLG: 0.468 (1, 9)		0-0 6-3 ① X	0-0 E8 BB BB 1B 1-3 2-H		0-0 3-1 4-3 1B		0-0 1B 1B 2B		
Dave Roberts, R OBP: 0.241, SLG: 0.295 (1, 5)		0-0 F9 ② 2-3	4-0 BB BB IBB		0-0 4-3 ① 1-2		0-0 BB 1B FC5 1B		
Dave Winfield, R OBP: 0.375, SLG: 0.333 (1, 7)		4-0 1B BB	0-0 SF8 ② 3-H		0-0 3-1 ② 2-3		0-0 BB 1B 3-H		
Rich Morales, R OBP: 0.271, SLG: 0.150 (1, 4)		0-0 FC4 1B 1-2 3-H	4-0 BB BB BB		0-0 6-3 ③		4-0 1-2 2-3 BB		
Steve Arlin, R OBP: 0.261, SLG: 0.190 (1, 1)		0-0 FC4 ③ 1-2f	4-0 FC6 BB 1-2 2-3 3-H			0-3 K ① S S S	0-0 FC5 ③ 3-Hf		

Inning Stats	R: 0	H: 0	E: 0	K: 0	S: 3	R: 1	H: 2	E: 0	K: 0	S: 5	R: 4	H: 3	E: 2	K: 0	S: 6	R: 0	H: 1	E: 0	K: 1	S: 5	R: 0	H: 1	E: 0	K: 0	S: 4	R: 0	H: 0	E: 0	K: 3	S: 9	R: 1	H: 3	E: 0	K: 0	S: 6	R: 0	H: 1	E: 0	K: 1	S: 6			
	0	0	0	0	3	1	2	0	0	5	4	3	2	0	6	0	1	0	0	5	0	0	0	1	0	4	0	0	0	0	1	3	0	0	6	1	0	0	1	0	1	0	6

PITCHER	IP	WLS	BF	H	R	ER	SO	BB	IBB	HBP	BLK	WP	HR	S	P	ERA	WHIP
Dave Roberts, L ERA: 2.9 (1, 1)	2.2	L	17	5	5	5	0	3	1	0	0	0	0	13	29	16.88	3.000
J.R. Richard, R ERA: 1.13 (3, 1)	3.1		12	2	0	0	4	1	0	0	0	0	0	19	23	0.00	0.900
Jim York, R ERA: 3.55 (7, 1)	2.0		11	4	1	1	1	1	0	0	0	0	0	12	16	4.50	2.500

BOTTOM

AB R H RBI BB SO LOB

5 1 1 0 0 1 3

4 0 1 0 0 2 0

5 1 2 1 0 1 1

4 2 1 0 1 0 2

4 2 3 1 0 0 1


3 0 1 0 1 0 2

2 0 1 2 1 0 1

2 0 1 1 2 0 1

3 0 0 1 1 1 5

AB 32
R 6
H 11
RBI 6
BB 6
SO 5
LOB 16



WP: 0 PA: 40
PB: 0
SB: 0
CS: 0

Houston Astros @ San Diego Padres
San Diego Stadium, San Diego, CA
Wed Jun 20 1973, 10:05 PM EDT
Att. 8,076 - Unknown

livebaseballscorecards.com

Batter	1	2	3	4	5	6	7	8	9	AB R H RBI BB SO LOB
Jimmy Wynn, R (1, 9) OBP: 0.346, SLG: 0.457	4-0 CS BB		0-3 K	0-0 1B		0-3 K		0-3 K		4 0 1 0 1 3 1
Roger Metzger, S (1, 6) OBP: 0.297, SLG: 0.355	0-0 F4 1-2		0-0 G3	0-0 F6			0-3 K		4-0 2B E BB	4 1 0 0 1 1 2
Cesar Cedeno, R (1, 8) OBP: 0.356, SLG: 0.555	0-0 HR			0-0 S 1B	0-3 K		0-0 F6		0-0 E4 2B	5 2 3 1 0 1 0
Bob Watson, R (1, 7) OBP: 0.416, SLG: 0.458	0-0 4-3			0-0 1B E HR 1B	0-0 F3		4-0 HR BB		0-0 E4 HR	4 3 1 1 1 0 1
Lee May, R (1, 3) OBP: 0.294, SLG: 0.435		0-0 HR		0-0 E6 1B HR	0-0 1B		0-0 HR		0-0 HR	5 4 4 5 0 0 1
Doug Rader, R (1, 5) OBP: 0.321, SLG: 0.380		0-0 CS 2B		0-0 HR 1B	0-0 F8		0-0 1B		0-0 4-3	5 1 3 0 0 0 1
Tommy Helms, R (1, 4) OBP: 0.308, SLG: 0.354		0-0 F8 2-3		0-0 HR 1B		0-0 L5	0-0 L8		0-0 F9	5 1 1 4 0 0 2
Skip Jutze, R (1, 2) OBP: 0.250, SLG: 0.212		0-3 K		0-0 6-3		0-0 5-3		0-0 6-3		4 0 0 0 0 1 0
Ken Forsch, R (1, 1) OBP: 0.098, SLG: 0.077			0-0 L9	0-3 K		0-0 2B		0-3 K		4 0 1 0 0 2 0


TOP

Houston Astros @ San Diego Padres
San Diego Stadium, San Diego, CA

Thu Jun 21 1973, 6:33 AM EDT
Att. 2,474 - Unknown - 104 F

livebaseballscorecards.com

AB	40
R	12
H	14
RBI	11
BB	3
SO	8
LOB	8



Inning Stats	R: 1	H: 1	E: 0	K: 0	S: 3	P: 7	R: 1	H: 2	E: 0	K: 1	S: 6	P: 6	R: 0	H: 0	E: 0	K: 1	S: 5	P: 5	R: 5	H: 5	E: 1	K: 1	S: 11	P: 11	R: 0	H: 1	E: 0	K: 1	S: 6	P: 6	R: 0	H: 1	E: 0	K: 1	S: 6	P: 6	R: 2	H: 2	E: 0	K: 1	S: 7	P: 11	R: 0	H: 0	E: 0	K: 2	S: 7	P: 7	R: 3	H: 2	E: 1	K: 0	S: 5	P: 9	1B: 6	SF: 0	2B: 3	SAC: 0	3B: 0	DP: 0	HR: 5	HBP: 0	WP: 0	PA: 43
--------------	------	------	------	------	------	------	------	------	------	------	------	------	------	------	------	------	------	------	------	------	------	------	-------	-------	------	------	------	------	------	------	------	------	------	------	------	------	------	------	------	------	------	-------	------	------	------	------	------	------	------	------	------	------	------	------	-------	-------	-------	--------	-------	-------	-------	--------	-------	--------

PITCHER	IP	WLS	BF	H	R	ER	SO	BB	IBB	HBP	BLK	WP	HR	S	P	ERA	WHIP
Bill Greif, R (1, 1) ERA: 3.08	3.0	L	15	6	6	6	2	1	0	0	0	0	2	18	22	18.00	2.333
Mike Corkins, R (4, 1) ERA: 5.22	2.0		9	3	1	0	2	0	0	0	0	0	1	13	13	0.00	1.500
Bob Miller, R (6, 1) ERA: 4.11	3.0		13	3	2	2	4	1	0	0	0	0	1	20	24	6.00	1.333
Gary Ross, R (9, 1) ERA: 5.97	1.0		6	2	3	2	0	1	0	0	0	0	1	5	9	18.00	3.000

PITCHER	IP	WLS	BF	H	R	ER	SO	BB	IBB	HBP	BLK	WP	HR	S	P	ERA	WHIP
---------	----	-----	----	---	---	----	----	----	-----	-----	-----	----	----	---	---	-----	------

Batter	1	2	3	4	5	6	7	8	9	AB R H RBI BB SO LOB
Derrel Thomas, S OBP: 0.306, SLG: 0.250 (1, 6) (9, 4)	0-0 5-3 ①		0-3 K ②			0-0 F4 ①		0-0 1B 2-H 1B		4 0 1 1 0 1 0
Johnny Grubb, L OBP: 0.378, SLG: 0.424 (1, 8)	0-0 5-3 ②		0-0 G3 ③			0-0 4-3 ②		0-0 1-3 1B		4 0 1 0 0 0 0
Fred Kendall, R OBP: 0.333, SLG: 0.374 (1, 2)	0-0 5-3 ③				0-0 F3 ①		0-0 F7 ③			4 0 0 0 0 0 2
Nate Colbert, R OBP: 0.316, SLG: 0.330 (1, 3)		0-0 5-3 ①			0-3 K ②		0-0 G6-4-3 1B		0-0 1B	4 0 2 0 0 1 0
Cito Gaston, R OBP: 0.338, SLG: 0.459 (1, 9)		0-3 K ②			0-0 5-3 ③		0-3 K ①		0-0 F9 ①	4 0 0 0 0 2 2
Dave Roberts, R OBP: 0.241, SLG: 0.294 (1, 5)		0-0 1B 1B			0-0 F8 ①		0-0 G6-4-3 1-2f ② ③		0-0 F7 ②	4 0 1 0 0 0 2
Dave Winfield, R OBP: 0.500, SLG: 0.800 (1, 7)		0-0 1-2 1B			0-0 HR			0-0 3-1 1B 1B	0-3 K ③	4 2 3 1 0 1 1
Rich Morales, R OBP: 0.260, SLG: 0.143 (1, 4)		0-0 4-3 ③			0-3 K ②			0-0 F8 ①		2 0 0 0 0 1 2
Gene Locklear, L OBP: 0.306, SLG: 0.214 (8, PH)										1 0 0 0 0 0 1
Dwain Anderson, R OBP: 0.261, SLG: 0.128 (9, 6)										0 0 0 0 0 0 0
Bill Greif, R OBP: 0.187, SLG: 0.063 (4, 1)										1 0 0 0 0 0 0
Mike Coffins, R OBP: 0.263, SLG: 0.529 (5, PH)										0 0 0 0 0 0 0
Ivan Murrell, R OBP: 0.194, SLG: 0.328 (6, 1)										1 0 0 0 0 0 0
Bob Miller, R (8, 1)										0 0 0 0 0 0 0
Leron Lee, L OBP: 0.336, SLG: 0.340 (9, 1)										1 0 0 0 0 0 1
Gary Ross, R (9, 1)										0 0 0 0 0 0 0

Inning Stats	R: 0	H: 0	E: 0	K: 0	S: 3	R: 0	H: 2	E: 0	K: 1	S: 7	R: 0	H: 0	E: 0	K: 1	S: 5	R: 0	H: 0	E: 0	K: 1	S: 5	R: 1	H: 1	E: 0	K: 1	S: 6	R: 0	H: 0	E: 0	K: 0	S: 3	R: 0	H: 1	E: 0	K: 1	S: 5	R: 1	H: 3	E: 0	K: 0	S: 6	R: 0	H: 1	E: 0	K: 1	S: 6	1B: 7	2B: 0	3B: 0	HR: 1	SF: 0	SAC: 0	DP: 1	HBP: 0	WP: 0	PA: 34
PITCHER Ken Forsch, R ERA: 3.28 (1, 1)	IP	WLS	BF	H	R	ER	SO	BB	IBB	HBP	BLK	WP	HR	S	P	ERA	WHIP													IP	WLS	BF	H	R	ER	SO	BB	IBB	HBP	BLK	WP	HR	S	P	ERA	WHIP									


BOTTOM

Houston Astros @ San Diego Padres
San Diego Stadium, San Diego, CA

Thu Jun 21 1973, 6:33 AM EDT
Att: 2,474 - Unknown - 104 F

livebaseballscorecards.com

AB	34
R	2
H	8
RBI	2
BB	0
SO	6
LOB	11



Batter	1	2	3	4	5	6	7	8	9	AB R H RBI BB SO LOB	TOP																		
Jimmy Wynn, R (1, 9) OBP: 0.341, SLG: 0.450	0-3 K		0-0 F9		0-0 F3			0-0 F7		4 0 0 0 0 1 1																			
Roger Metzger, S (1, 6) OBP: 0.297, SLG: 0.354	0-0 F9		0-0 1B 1B		0-0 F8			0-0 G3		4 0 1 0 0 0 1																			
Cesar Cedeno, R (1, 8) OBP: 0.349, SLG: 0.545	0-0 F6		0-3 K		0-0 5-3			0-0 F7		4 0 0 0 0 1 2																			
Bob Watson, R (1, 7) OBP: 0.414, SLG: 0.455		0-0 1B 1B	0-0 1B		0-0 5-3			0-0 F9		4 1 1 0 0 0 0																			
Lee May, R (1, 3) OBP: 0.294, SLG: 0.434		0-0 FC6-4 1B 1B	0-0 F9		0-3 K			0-0 F8		3 0 1 0 0 0 1 2																			
Jim Crawford, L (7, 1) OBP: 0.250, SLG: 0.375										0 0 0 0 0 0 0																			
Jimmy Stewart, S (9, PH) OBP: 0.378, SLG: 0.233										1 0 0 0 0 0 0																			
Doug Rader, R (1, 5) OBP: 0.320, SLG: 0.378		0-0 FC6-4 1B		0-0 6-3		0-0 F3		0-3 K		4 0 1 1 0 1 0																			
Tommy Helms, R (1, 4) OBP: 0.308, SLG: 0.353		0-0 F7		0-0 G6-4-3 1B			0-0 F6			3 0 1 0 0 0 2																			
Skip Jutze, R (1, 2) OBP: 0.237, SLG: 0.200		0-0 FC6-4		0-0 G6-4-3			0-0 5-3			3 0 0 0 0 0 3																			
Don Wilson, R (1, 1) OBP: 0.229, SLG: 0.265		0-3 K			0-0 1B		0-3 K			2 0 1 0 0 1 2																			
Rafael Batista, L (7, PH) (7, 3)										1 0 0 0 0 1 0																			
Inning Stats	R: 0 E: 0 K: 1 S: 5	H: 0 LOB: 0 BB: 0 P: 5	R: 1 E: 1 K: 1 S: 8	H: 2 LOB: 2 BB: 0 P: 8	R: 0 E: 0 K: 1 S: 7	H: 2 LOB: 2 BB: 0 P: 7	R: 0 E: 0 K: 0 S: 3	H: 1 LOB: 0 BB: 0 P: 3	R: 0 E: 0 K: 0 S: 4	H: 1 LOB: 1 BB: 0 P: 4	R: 0 E: 0 K: 1 S: 5	H: 0 LOB: 0 BB: 0 P: 5	R: 0 E: 0 K: 1 S: 5	H: 0 LOB: 0 BB: 0 P: 5	R: 0 E: 0 K: 1 S: 5	H: 0 LOB: 0 BB: 0 P: 5	R: 0 E: 0 K: 1 S: 5	H: 0 LOB: 0 BB: 0 P: 5	1B: 6 2B: 0 3B: 0 HR: 0	SF: 0 SAC: 0 DP: 1 HBP: 0	WP: 0 PB: 0 SB: 0 CS: 0	PA: 33							
PITCHER Jim Barr, R (1, 1) ERA: 3.63	IP 9.0	WLS W	BF 33	H 6	R 1	ER 0	SO 6	BB 0	IBB 0	HBP 0	BLK 0	WP 0	HR 0	S 45	P 45	ERA 0.00	WHIP 0.667												
PITCHER										IP	WLS	BF	H	R	ER	SO	BB	IBB	HBP	BLK	WP	HR	S	P	ERA	WHIP			

Houston Astros @ San Francisco Giants
Candlestick Park, San Francisco, CA
Fri Jun 22 1973, 10:05 PM EDT
Att. 9,310 - Unknown

livebaseballscorecards.com

AB	33
R	1
H	6
RBI	1
BB	0
SO	6
LOB	13



Batter	1	2	3	4	5	6	7	8	9
Bobby Bonds, R OBP: 0.408, SLG: 0.583 (1, 9) X	0-0 E5 1B HR	4-0 1-2 BB		0-0 F6		0-0 F8		0-0 F8	
Tito Fuentes, S OBP: 0.337, SLG: 0.400 (1, 4) X	0-0 1-2 HR 1B	0-0 F7			0-3 K	0-3 K		0-0 F9	
Garry Maddox, R OBP: 0.360, SLG: 0.471 (1, 8) X	0-0 F3		0-0 F8 S 1B		0-0 6-3		0-0 1-3	0-3 K	
Willie McCovey, L OBP: 0.430, SLG: 0.517 (1, 3) X Dave Kingman, R OBP: 0.259, SLG: 0.446 (7, PR) (8, 3) X	0-0 F4		4-0 1-2 BB		4-0 BB 1B BB		4-0 HR BB		
Ed Goodson, L OBP: 0.381, SLG: 0.502 (1, 5) X	0-0 1-H 2-H HR		0-0 F8		0-0 1-2 BB 1B		0-0 1-H HR		
Chris Speier, R OBP: 0.353, SLG: 0.399 (1, 6) X	0-0 5-3		0-0 F5		4-0 1-2 2-3 BB		0-0 FC4-6 1B		
Jim Howarth, L OBP: 0.238, SLG: 0.211 (1, 7) X		0-0 G3	0-0 F4		0-3 K		0-0 FC4-6 PB 1B 1-2		
Dave Rader, L OBP: 0.313, SLG: 0.310 (1, 2) X		0-0 F3		0-0 F2		0-0 F4	0-0 1-2 PB 1B		
Jim Barr, R OBP: 0.182, SLG: 0.100 (1, 1) X		1-0 BB HBP		0-0 F6		0-0 1B	0-3 K 1-2 2-3		

Inning Stats	R: 3	H: 2	E: 1	K: 0	S: 6	LOB: 0	BB: 0	P: 6
	R: 0	H: 0	E: 0	K: 0	S: 3	LOB: 2	BB: 1	P: 8
	R: 0	H: 1	E: 0	K: 0	S: 4	LOB: 2	BB: 1	P: 8
	R: 0	H: 0	E: 0	K: 0	S: 3	LOB: 0	BB: 0	P: 3
	R: 0	H: 1	E: 0	K: 2	S: 8	LOB: 3	BB: 2	P: 16
	R: 0	H: 1	E: 0	K: 1	S: 6	LOB: 1	BB: 0	P: 6
	R: 2	H: 3	E: 0	K: 1	S: 8	LOB: 3	BB: 1	P: 12
	R: 0	H: 0	E: 0	K: 1	S: 5	LOB: 0	BB: 0	P: 5

PITCHER	IP	WLS	BF	H	R	ER	SO	BB	IBB	HBP	BLK	WP	HR	S	P	ERA	WHIP
Don Wilson, R ERA: 2.88 (1, 1)	6.0	L	29	5	3	0	3	4	0	1	0	0	1	30	47	0.00	1.500
Jim Crawford, L ERA: 3.03 (7, 1)	2.0		10	3	2	2	2	1	0	0	0	0	1	13	17	9.00	2.000

PITCHER	IP	WLS	BF	H	R	ER	SO	BB	IBB	HBP	BLK	WP	HR	S	P	ERA	WHIP

AB R H RBI BB SO LOB

4	1	0	0	1	0	1
5	1	1	0	0	2	3
5	0	1	0	0	1	2
1	0	0	0	3	0	2
0	1	0	0	0	0	0
4	2	3	5	0	0	2
3	0	1	0	1	0	2
4	0	0	0	0	1	6
4	0	1	0	0	0	0
3	0	1	0	0	1	2

1B: 6	SF: 0	WP: 0	PA: 39
2B: 0	SAC: 0	PB: 1	
3B: 0	DP: 0	SB: 1	
HR: 2	HBP: 1	CS: 0	

Houston Astros @ San Francisco Giants
Candlestick Park, San Francisco, CA

livebaseballscorecards.com

AB	33
R	5
H	8
RBI	5
BB	5
SO	5
LOB	20



Fri Jun 22 1973, 10:05 PM EDT
Att: 9,310 - Unknown

Batter	1	2	3	4	5	6	7	8	9	AB	R	H	RBI	BB	SO	LOB
Bobby Bonds, R OBP: 0.405, SLG: 0.575 (1, 9)	F8		1B BB		F9		F9		K	4	1	0	0	1	1	2
Tito Fuentes, S OBP: 0.338, SLG: 0.403 (1, 4)	F9		WP 1B 1-3 2-H		F8				F9	5	0	2	2	0	0	1
Garry Maddox, R OBP: 0.363, SLG: 0.469 (1, 8)	F6		WP 1B 1-2 3-H		F8					3	0	1	1	1	0	1
Ed Coodson, L OBP: 0.374, SLG: 0.493 (1, 5)		4-3	F8			K	F7			4	0	0	0	0	1	4
Chris Speier, R OBP: 0.355, SLG: 0.401 (1, 6)		5-3		F4				1B		4	0	2	0	0	0	0
Dave Kingman, R OBP: 0.252, SLG: 0.433 (1, 3)			K		K			F7		4	0	0	0	0	3	2
Jim Howarth, L OBP: 0.239, SLG: 0.213 (1, 7)			4-3						F4	4	0	1	0	0	1	2
Elias Sosa, R OBP: 0.400, SLG: 0.250 (9, 1)										0	0	0	0	0	0	0
Dave Rader, L OBP: 0.313, SLG: 0.310 (1, 2)			FC4-6 1B		4-3			F3	F7	3	0	1	0	0	0	1
Willie McCovey, L OBP: 0.428, SLG: 0.514 (8, PH)										1	0	0	0	0	0	1
Mike Sadek, R OBP: 0.313, SLG: 0.185 (9, 2)										0	0	0	0	0	0	0
Ron Bryant, S OBP: 0.167, SLG: 0.170 (1, 1)			FC4-6 1B BB						F8	2	1	1	0	0	0	1
Jim Willoughby, R OBP: 0.174, SLG: 0.273 (6, 1)										0	0	0	0	0	0	0
Chris Arnold, R OBP: 0.474, SLG: 0.563 (7, PH)										1	1	1	0	0	0	0
Randy Moffitt, R (8, 1)										0	0	0	0	0	0	0
Gary Thomasson, L OBP: 0.301, SLG: 0.321 (9, 7)										1	0	0	0	0	0	0

Inning Stats	R: 0	H: 0	E: 0	K: 0	S: 7	R: 0	H: 0	E: 0	K: 1	S: 9	R: 2	H: 3	E: 0	K: 0	S: 15	R: 0	H: 1	E: 0	K: 1	S: 7	R: 0	H: 1	E: 0	K: 0	S: 7	R: 1	H: 2	E: 0	K: 0	S: 15	R: 0	H: 1	E: 0	K: 0	S: 7	R: 0	H: 0	E: 0	K: 1	S: 7	1B: 8	SF: 0	2B: 1	SAC: 0	3B: 0	DP: 0	HR: 0	HBP: 0	WP: 2	PA: 38
--------------	------	------	------	------	------	------	------	------	------	------	------	------	------	------	-------	------	------	------	------	------	------	------	------	------	------	------	------	------	------	-------	------	------	------	------	------	------	------	------	------	------	-------	-------	-------	--------	-------	-------	-------	--------	-------	--------

PITCHER	IP	WLS	BF	H	R	ER	SO	BB	IBB	HBP	BLK	WP	HR	S	P	ERA	WHIP
Jerry Reuss, L ERA: 3.16 (1, 1)	6.2	W	29	8	3	3	5	1	0	0	0	2	0	68	107	4.05	1.350
Jim Ray, R ERA: 2.81 (7, 1)	2.1	S	9	1	0	0	1	1	0	0	0	0	0	19	30	0.00	0.857

BOTTOM

Houston Astros @ San Francisco Giants
Candlestick Park, San Francisco, CA

livebaseballscores.com

AB 36
R 3
H 9
RBI 3
BB 2
SO 6
LOB 15



Sat Jun 23 1973, 6:33 AM EDT
Att. 13,451 - Unknown

Batter	1	2	3	4	5	6	7	8	9	AB R H RBI BB SO LOB	TOP																
Jimmy Wynn, R (1, 9) OBP: 0.343, SLG: 0.441	1-1 F8		0-1 F1			0-2 F8	4-0 1B HR IBB		4-0 1B SH1-4 BB	3 2 0 0 2 0 0																	
Roger Metzger, S (1, 6) OBP: 0.290, SLG: 0.345	0-3 K		2-1 F9			1-0 1-4-3	1-0 HR 1B		0-0 SH1-4	4 1 1 0 0 1 0																	
Cesar Cedeno, R (1, 8) OBP: 0.360, SLG: 0.559	1-2 5-3				1-2 F9	1-0 S 2B 1B	0-1 HR		0-0 1B 3-1 1B	5 2 3 4 0 0 0																	
Bob Watson, R (1, 7) OBP: 0.414, SLG: 0.451		0-0 F9			1-0 5-3	4-0 2B BB	1-2 F8		1-0 3-1	4 1 0 0 1 0 2																	
Lee May, R (1, 3) OBP: 0.297, SLG: 0.431		0-0 E5 2B			1-3 K	0-1 2B		0-0 F6	4-0 1B IBB	4 0 1 2 0 1 0 0 0 0 0 1 0 0																	
Rafael Batista, L (8, 3) OBP: 0.500, SLG: 0.333																											
Doug Rader, R (1, 5) OBP: 0.316, SLG: 0.371		0-0 F8			1-1 F9	1-1 6-3		3-3 K	1-1 FC6-4 1B	5 0 1 1 0 1 2																	
Tommy Helms, R (1, 4) OBP: 0.319, SLG: 0.367		1-0 2B			6-3			0-0 F7	1-1 1B 1B	5 0 2 0 0 0 3																	
Skip Jutze, R (1, 2) OBP: 0.265, SLG: 0.238		1-1 6-3			4-2 BB			0-1 1B SH1-4 HR 1B	1-2 1B	3 1 2 0 1 0 2																	
Dave Roberts, L (1, 1) OBP: 0.152, SLG: 0.152			0-2 4-3			1-3 K		0-0 SH1-4	0-1 6-3	2 0 0 0 0 1 1 1 0 0 0 0 0 2 0 0 0 0 0 0 0																	
Jimmy Stewart, S (8, PH) OBP: 0.368, SLG: 0.226																											
Jim Ray, R (8, 1) OBP: 0.250, SLG: 0.250																											
Inning Stats	R: 0 E: 0 K: 1 S: 8	H: 0 LOB: 0 BB: 0 P: 10	R: 0 E: 1 K: 0 S: 6	H: 1 LOB: 2 BB: 0 P: 8	R: 0 E: 0 K: 0 S: 7	H: 0 LOB: 0 BB: 0 P: 9	R: 0 E: 0 K: 1 S: 8	H: 0 LOB: 0 BB: 0 P: 11	R: 0 E: 0 K: 1 S: 10	H: 0 LOB: 1 BB: 1 P: 17	R: 2 E: 0 K: 0 S: 9	H: 2 LOB: 1 BB: 1 P: 16	R: 4 E: 0 K: 0 S: 10	H: 3 LOB: 0 BB: 1 P: 16	R: 0 E: 0 K: 1 S: 9	H: 2 LOB: 2 BB: 0 P: 14	R: 1 E: 0 K: 0 S: 8	H: 2 LOB: 3 BB: 2 P: 19	1B: 7 2B: 2 3B: 0 HR: 1	SF: 0 SAC: 2 DP: 0 HBP: 0	WP: 0 PB: 0 SB: 1 CS: 0	PA: 43					
PITCHER	IP WLS BF H R ER SO BB IBB HBP BLK WP HR S P ERA WHIP																										
Charlie Williams, R (1, 1) ERA: 5.82	6.2		29	5	5	5	3	2	1	0	0	0	0	53	81	6.75	1.050										
Randy Moffitt, R (7, 1) ERA: 2.83	0.1		2	1	1	1	0	0	0	0	0	0	1	5	6	27.00	3.000										
Elias Sosa, R (8, 1) ERA: 3.09	1.0		5	2	0	0	1	0	0	0	0	0	0	9	14	0.00	2.000										
Jim Willoughby, R (9, 1) ERA: 5.1	1.0	L	7	2	1	1	0	1	1	0	0	0	0	8	19	9.00	3.000										

Houston Astros @ San Francisco Giants
Candlestick Park, San Francisco, CA
Sun Jun 24 1973, 6:33 AM EDT
Unknown

livebaseballscores.com

AB	36
R	7
H	10
RBI	7
BB	5
SO	4
LOB	12



Batter	1	2	3	4	5	6	7	8	9	AB	R	H	RBI	BB	SO	LOB
Bobby Bonds, R OBP: 0.405, SLG: 0.581 (1, 9) B F X	1-1 1-3 ①		2-2 2-3 ②		1-0 F7 ③		3-2 HR 1-H 3-H	4-0 IBB		4	1	1	3	1	0	1
Tito Fuentes, S OBP: 0.338, SLG: 0.403 (1, 4) C B X	1-1 L5 ②		0-0 1-3 ③			0-1 FC6-4 1B	0-1 HR 1B	0-0 3-1 ③		5	1	2	0	0	0	3
Garry Maddox, R OBP: 0.355, SLG: 0.459 (1, 8) X	0-0 1-3 ③			1-3 K ①		0-1 FC6-4 1-2f	0-1 E5 HR	3-2 F4 ①		5	1	0	0	0	1	2
Willie McCovey, L OBP: 0.432, SLG: 0.527 (1, 3) B B T B C T B		4-2 FC5-4 BB		4-2 FC1-6 BB		0-1 F2	0-1 HR 1-H 3-H	1-2 6-3 ②		3	1	1	3	2	0	1
Ed Goodson, L OBP: 0.366, SLG: 0.482 (1, 5) S B F B F X		2-2 FC5-4 1B 1-2f		0-0 FC1-6 FC5-4 1-2f		0-2 4-3 ③	2-2 4-3 ③	0-0 4-3 ③		5	0	0	0	0	0	3
Gary Matthews, R OBP: 0.387, SLG: 0.427 (1, 7) B X		1-0 1-2 1B		0-0 FC5-4 1-2f			1-1 F3 ①	4-2 SH1-4 BB		3	0	1	0	1	0	1
Chris Speier, R OBP: 0.355, SLG: 0.398 (1, 6) X		0-0 F9 ②			3-2 6-3 ①		4-1 1B HR BB	0-0 SH1-4 ①		2	1	0	0	1	0	2
Mike Sadek, R OBP: 0.294, SLG: 0.172 (1, 2) C T B C		1-3 K ③			0-0 6-3 ②		2-1 HR 1B	4-0 4-3 IBB		2	0	0	0	0	1	2
Dave Rader, L OBP: 0.318, SLG: 0.313 (7, 2) C T B C					0-0 6-3 ②		1-3 HR 1B			1	1	1	0	1	0	0
Charlie Williams, R OBP: 0.500, SLG: 0.500 (7, 1) S C B S			1-3 K ①			0-0 1B	1-3 K ②	1-1 4-3 ②		2	0	1	0	0	1	0
Randy Moffitt, R OBP: 0.450, SLG: 0.529 (7, PH) S C B S										0	0	0	0	0	0	0
Chris Arnold, R OBP: 0.450, SLG: 0.529 (8, 1) S C B S										1	0	0	0	0	1	2
Elias Sosa, R OBP: 0.450, SLG: 0.250 (8, PH) S C B S										0	0	0	0	0	0	0
Gary Thomasson, L OBP: 0.226, SLG: 0.318 (8, PH) S C B S										1	0	0	0	0	0	2
Jim Willoughby, R OBP: 0.174, SLG: 0.273 (9, 1) S C B S										0	0	0	0	0	0	0

Inning Stats	R: 0	H: 0	E: 0	K: 0	S: 5	R: 0	H: 1	E: 0	K: 1	S: 11	R: 0	H: 0	E: 0	K: 1	S: 7	R: 0	H: 0	E: 0	K: 1	S: 10	R: 0	H: 1	E: 0	K: 0	S: 6	R: 0	H: 1	E: 0	K: 0	S: 8	R: 6	H: 4	E: 1	K: 1	S: 20	R: 0	H: 0	E: 0	K: 0	S: 6	R: 0	H: 0	E: 0	K: 0	S: 7	1B: 5	2B: 0	3B: 0	HR: 2	SF: 0	SAC: 1	DP: 0	HBP: 0	WP: 0	PA: 41
PITCHER Dave Roberts, L ERA: 2.97 Jim Ray, R ERA: 2.65	IP	WLS	BF	H	R	ER	SO	BB	IBB	HBP	BLK	WP	HR	S	P	ERA	WHIP																			IP	WLS	BF	H	R	ER	SO	BB	IBB	HBP	BLK	WP	HR	S	P	ERA	WHIP			
	7.0		32	7	6	3	4	3	0	0	0	0	2	67	103	3.86	1.429																			2.0	W	9	0	0	0	0	1	2	0	0	0	0	0	13	30	0.00	0.500		


BOTTOM

Houston Astros @ San Francisco Giants
Candlestick Park, San Francisco, CA

Sun Jun 24 1973, 6:33 AM EDT
Unknown

AB	34
R	6
H	7
RBI	6
BB	6
SO	4
LOB	19

livebaseballscorecards.com



Batter	1	2	3	4	5	6	7	8	9	AB R H RBI BB SO LOB	TOP	
Jimmy Wynn, R (1, 9) OBP: 0.341, SLG: 0.437	0-0 F5		0-0 FC5-2 BB 1B		0-3 K		0-0 F4	0-3 K		5 1 1 0 0 2 2		
Roger Metzger, S (1, 6) OBP: 0.296, SLG: 0.354	0-0 4-1		0-0 BB FC5-2 1B		0-0 2B		0-0 1B 1B		0-0 G3	5 1 3 1 0 0 0		
Cesar Cedeno, R (1, 8) OBP: 0.361, SLG: 0.555	0-0 4-3		0-0 FC5-2 BB		0-0 F9		0-0 1B S 1B		0-0 WP S 1B	5 1 2 0 0 0 4		
Bob Watson, R (1, 7) Tommie Agee, R (9, PR) OBP: 0.420, SLG: 0.453 OBP: 0.314, SLG: 0.404		4-0 BB BB BB BB E BB	4-0 BB BB BB BB 1-2 2-3 3-H BB		0-0 F9		0-0 1-3 3-H 1B		0-0 1-1-H 1B 2B	3 0 2 3 2 0 0 0 1 0 0 0 0 0		
Lee May, R (1, 3) Rafael Batista, L (7, 3) OBP: 0.292, SLG: 0.425 OBP: 0.600, SLG: 0.500		0-0 L5	0-3 K		0-3 K		0-3 K		0-0 1-2 2B 1B	4 0 0 0 0 3 6 1 1 1 0 0 0 0		
Doug Rader, R (1, 5) OBP: 0.324, SLG: 0.392		4-0 BB BB BB BB G1-4-3 BB		0-0 F4		0-0 1B		0-0 HR	0-0 1-1-H 2-H 2B 2B	4 2 3 3 1 0 0		
Tommy Helms, R (1, 4) OBP: 0.324, SLG: 0.373		0-0 G1-4-3		4-0 BB BB BB BB G5-4-3 BB		0-0 5-3		0-0 WP SH3 1B	0-0 2-H 2B	4 0 2 1 1 0 3		
Skip Jutze, R (1, 2) OBP: 0.278, SLG: 0.284			0-0 1B FC5-2 2B		0-0 G5-4-3		0-0 WP 1B 2B		0-0 SH3	0-0 4-3	4 1 2 0 0 0 3	
J.R. Richard, R (1, 1) OBP: 0.200, SLG: 0.200			0-3 K		0-3 K		0-3 K		0-3 K	3 0 0 0 0 3 2		
Jim York, R (7, 1)										1 0 0 0 0 0 1		
Cecil Upshaw, R (8, 1)										0 0 0 0 0 0 0		
Jim Crawford, L (8, 1) OBP: 0.222, SLG: 0.333										1 0 0 0 0 1 2		
Inning Stats	R: 0 H: 0 E: 0 LOB: 0 K: 0 BB: 0 S: 3 P: 3	R: 0 H: 0 E: 1 LOB: 1 K: 0 BB: 2 S: 2 P: 10	R: 1 H: 3 E: 0 LOB: 3 K: 2 BB: 1 S: 10 P: 14	R: 0 H: 0 E: 0 LOB: 0 K: 0 BB: 1 S: 2 P: 6	R: 0 H: 1 E: 0 LOB: 1 K: 2 BB: 0 S: 8 P: 8	R: 0 H: 1 E: 0 LOB: 1 K: 1 BB: 0 S: 6 P: 6	R: 2 H: 4 E: 0 LOB: 2 K: 2 BB: 0 S: 11 P: 11	R: 1 H: 2 E: 0 LOB: 1 K: 1 BB: 0 S: 7 P: 7	R: 4 H: 5 E: 0 LOB: 2 K: 1 BB: 0 S: 10 P: 10	1B: 10 SF: 0 2B: 5 SAC: 1 3B: 0 DP: 2 HR: 1 HBP: 0	WP: 3 PA: 45 PB: 0 SB: 2 CS: 0	
PITCHER	IP WLS BF H R ER SO BB IBB HBP BLK WP HR S P ERA WHIP											
Don Carrithers, R (1, 1) ERA: 5.32	7.0 L 32 9 3 3 7 4 0 0 0 1 0 42 58 3.86 1.857											
Elias Sosa, R (8, 1) ERA: 4.0	1.1 10 6 5 5 1 0 0 0 0 2 1 12 12 33.75 4.500											
Juan Marichal, R (9, 1) ERA: 3.97	0.2 3 1 0 0 0 1 0 0 0 0 0 5 5 0.00 1.500											

Houston Astros @ San Francisco Giants
 Candlestick Park, San Francisco, CA
 Sun Jun 24 1973, 6:38 AM EDT
 Att: 26,905 - Unknown

livebaseballscorecards.com

AB	40
R	8
H	16
RBI	8
BB	4
SO	9
LOB	23



Batter	1	2	3	4	5	6	7	8	9	AB	R	H	RBI	BB	SO	LOB
Bobby Bonds, R OBP: 0.405, SLG: 0.577 (1, 9) X	0-0 WP SF7 S 1B		4-0 BB		0-0 F8		0-0 F8		0-3 K	4	1	1	0	1	1	2
Tito Fuentes, S OBP: 0.333, SLG: 0.398 (1, 4) X	0-0 SF7 1-H		0-3 K		0-3 K			0-0 6-3	0-0 5-3	4	0	0	1	0	2	2
Garry Maddox, R OBP: 0.361, SLG: 0.462 (1, 8) X	0-0 CS 1B		0-0 6-3			4-0 BB		0-0 WP G3 2B 1B		3	1	2	0	1	0	1
Ed Coodson, L OBP: 0.360, SLG: 0.473 (1, 5) X	0-0 4-3 1-2			0-3 K		0-0 F5		0-0 G3 1-2		4	0	0	0	0	1	3
Gary Matthews, R OBP: 0.389, SLG: 0.433 (1, 7)		0-3 K		0-0 1B		0-0 F9		0-0 1B 2B		4	1	2	1	0	1	1
Chris Speier, R OBP: 0.357, SLG: 0.397 (1, 6)		4-0 BB		0-0 F9		0-3 K		0-0 BB 1B		3	0	1	1	1	1	2
Dave Kingman, R OBP: 0.252, SLG: 0.423 (1, 3) X		0-0 F9		0-0 5-3			0-0 P5	4-0 BB		3	0	0	0	1	0	2
Dave Rader, L OBP: 0.319, SLG: 0.310 (1, 2)		0-0 F7			0-0 F6		4-0 BB	0-0 4-3		2	0	0	0	1	0	1
Chris Arnold, R OBP: 0.429, SLG: 0.500 (8, PH)										1	0	0	0	0	0	2
Mike Sadek, R OBP: 0.294, SLG: 0.172 (9, 2)										0	0	0	0	0	0	0
Don Carrithers, R OBP: 0.500, SLG: 0.500 (1, 1)			0-3 K				0-3 K		0-0 6-3	2	0	1	0	0	1	0
Willie McCovey, L OBP: 0.430, SLG: 0.525 (7, PH)										1	0	0	0	0	1	1
Elias Sosa, R OBP: 0.400, SLG: 0.250 (8, 1)										0	0	0	0	0	0	0
Juan Marichal, R OBP: 0.297, SLG: 0.258 (9, 1)										0	0	0	0	0	0	0
Damaso Blanco, R (9, PH)										1	0	0	0	0	0	0

Inning Stats	R: 1	H: 2	E: 0	K: 0	S: 4	H: 0	LOB: 0	BB: 0	P: 4	R: 0	H: 0	E: 0	K: 1	S: 5	H: 0	LOB: 1	BB: 1	P: 9	R: 0	H: 0	E: 0	K: 2	S: 7	H: 0	LOB: 1	BB: 1	P: 11	R: 0	H: 1	E: 0	K: 1	S: 6	H: 0	LOB: 1	BB: 0	P: 6	R: 0	H: 1	E: 0	K: 1	S: 6	H: 0	LOB: 1	BB: 0	P: 6	R: 0	H: 0	E: 0	K: 1	S: 5	H: 0	LOB: 1	BB: 1	P: 9	R: 0	H: 0	E: 0	K: 1	S: 5	H: 0	LOB: 1	BB: 1	P: 9	R: 2	H: 3	E: 0	K: 0	S: 6	H: 3	LOB: 2	BB: 1	P: 10	R: 0	H: 0	E: 0	K: 1	S: 5	H: 0	LOB: 0	BB: 0	P: 5	1B: 6	SF: 1	2B: 1	3B: 0	HR: 0	SAC: 0	DP: 0	HBP: 0
--------------	------	------	------	------	------	------	--------	-------	------	------	------	------	------	------	------	--------	-------	------	------	------	------	------	------	------	--------	-------	-------	------	------	------	------	------	------	--------	-------	------	------	------	------	------	------	------	--------	-------	------	------	------	------	------	------	------	--------	-------	------	------	------	------	------	------	------	--------	-------	------	------	------	------	------	------	------	--------	-------	-------	------	------	------	------	------	------	--------	-------	------	-------	-------	-------	-------	-------	--------	-------	--------

PITCHER	IP	WLS	BF	H	R	ER	SO	BB	IBB	HBP	BLK	WP	HR	S	P	ERA	WHIP
J.R. Richard, R ERA: 1.29 (1, 1)	6.0	W	24	4	1	1	6	3	0	0	0	1	0	33	45	1.50	1.167
Jim York, R ERA: 3.86 (7, 1)	1.2		9	3	2	2	1	1	0	0	0	1	0	10	14	10.80	2.400
Cecil Upshaw, R ERA: 5.4 (8, 1)	0.0		1	0	0	0	0	1	0	0	0	0	0	4	4	∞	∞
Jim Crawford, L ERA: 2.93 (8, 1)	1.1	S	4	0	0	0	1	0	0	0	0	0	0	6	6	0.00	0.000

BOTTOM

Houston Astros @ San Francisco Giants
Candlestick Park, San Francisco, CA

Sun Jun 24 1973, 6:38 AM EDT
Att. 26,905 - Unknown

AB	32
R	3
H	7
RBI	3
BB	5
SO	8
LOB	17

livebaseballscorecards.com



WP	HR	S	P	ERA	WHIP
2	0	38			

Batter	1	2	3	4	5	6	7	8	9	AB R H RBI BB SO LOB	TOP									
Pete Rose, S (1, 7) OBP: 0.362, SLG: 0.377	0-0 F7		0-0 G6-4-3			0-0 3-1		0-0 F7		4 0 0 0 0 0 1	Cincinnati Reds @ Houston Astros Astrodome, Houston, TX Mon Jun 25 1973, 8:05 PM EDT Att. 25,781 - Unknown									
Joe Morgan, L (1, 4) OBP: 0.409, SLG: 0.488	0-0 4-3		0-0 F2			0-0 P5		0-0 F7		4 0 0 0 0 0 0										
Dan Driessen, L (1, 5) OBP: 0.438, SLG: 0.448	0-0 BB 1B			0-0 6-3		0-0 6-3		0-0 BB 1B		4 0 2 0 0 0 0										
Tony Perez, R (1, 3) OBP: 0.384, SLG: 0.504	4-0 BB 1-2 BB			0-0 6-3		0-0 F9	BB BB BB	4-0 BB 1-2 BB		2 0 0 0 2 0 0										
Larry Stahl, L (1, 9) OBP: 0.392, SLG: 0.364	0-0 F8			0-3 K		0-0 HR 1B		0-0 F9		4 1 1 0 0 1 4										
Bobby Tolan, L (1, 8) OBP: 0.229, SLG: 0.289		0-0 G3			0-0 FC5-4 1B	0-0 HR		0-3 K		4 1 2 2 0 1 0										
Dave Concepcion, R (1, 6) OBP: 0.312, SLG: 0.427		0-0 6-3			0-0 FC5-4 FC4-6 1-2f	0-0 5-3		0-0 1B		4 0 1 0 0 0 1										
Bill Plummer, R (1, 2) OBP: 0.309, SLG: 0.213		0-3 K			0-3 K	0-0 FC4-6 1B		0-3 K		4 0 1 0 0 3 2										
Jack Billingham, R (1, 1) OBP: 0.048, SLG: 0.024			0-0 E3		0-0 FC4-6	0-0 FC4-6		0-0 5-3		2 0 0 0 0 0 1										
Ed Sprague, R (6, 1)										0 0 0 0 0 0 0										
Cesar Geronimo, L (7, PH) OBP: 0.216, SLG: 0.232										1 0 0 0 0 0 1										
Dave Tomlin, L (7, 1)										0 0 0 0 0 0 0										
Hal King, L (9, PH) OBP: 0.375, SLG: 0.667										1 0 0 0 0 0 1										
Inning Stats	R: 0 E: 0 K: 0 S: 4	H: 1 LOB: 2 BB: 1 P: 8	R: 0 E: 0 K: 1 S: 5	H: 0 LOB: 0 BB: 0 P: 5	R: 0 E: 1 K: 0 S: 3	H: 0 LOB: 0 BB: 0 P: 3	R: 0 E: 0 K: 1 S: 6	H: 1 LOB: 1 BB: 0 P: 6	R: 0 E: 0 K: 0 S: 3	H: 0 LOB: 0 BB: 0 P: 3	R: 2 E: 0 K: 0 S: 6	H: 3 LOB: 1 BB: 0 P: 6	R: 0 E: 0 K: 0 S: 4	H: 1 LOB: 2 BB: 1 P: 8	R: 0 E: 0 K: 2 S: 8	H: 1 LOB: 1 BB: 0 P: 8	1B: 6 2B: 0 3B: 0 HR: 1	SF: 0 SAC: 0 DP: 1 HBP: 0	WP: 0 PB: 0 SB: 0 CS: 0	PA: 36
PITCHER Ken Forsch, R (1, 1) ERA: 3.2	IP: 9.0 WLS: W BF: 36 H: 7 R: 2 ER: 2 SO: 5 BB: 2 IBB: 0 HBP: 0 BLK: 0 WP: 0 HR: 1 S: 44 P: 52 ERA: 2.00 WHIP: 1.000							PITCHER	IP: 9.0 WLS: W BF: 36 H: 7 R: 2 ER: 2 SO: 5 BB: 2 IBB: 0 HBP: 0 BLK: 0 WP: 0 HR: 1 S: 44 P: 52 ERA: 2.00 WHIP: 1.000											

livebaseballscorecards.com

AB	34
R	2
H	7
RBI	2
BB	2
SO	5
LOB	11



Batter	1	2	3	4	5	6	7	8	9
Jimmy Wynn, R OBP: 0.345, SLG: 0.433 (1, 9)	0-0 L4 ①		4-0 G5-4-3 1B BB		0-0 F7 ②	4-0 BB HBP 2B IBB		4-0 1B PB 2B BB	
Roger Metzger, S OBP: 0.301, SLG: 0.356 (1, 6)	0-3 K ②		0-0 G5-4-3 1B		0-3 K ③	1-0 BB 2B HBP		0-0 FC5-4 1B	
Cesar Cedeno, R OBP: 0.365, SLG: 0.567 (1, 8)	0-0 S 1B		0-0 G5-4-3 ① ②			HR 2B BB		0-0 FC5-4 BB 2B ①	
Bob Watson, R OBP: 0.426, SLG: 0.461 (1, 7)	0-0 1B		0-0 F9 ③			2B 1B 1B 2B		4-0 2B BB	
Lee May, R OBP: 0.293, SLG: 0.427 Rafael Batista, L OBP: 0.571, SLG: 0.500 (1, 3) (6, PR) (7, 3)	0-0 3-1 ③			0-0 4-3 ①		2B 2B 1B		0-0 F2 ②	
Doug Rader, R OBP: 0.322, SLG: 0.392 (1, 5)		0-3 K ①		0-0 P5 ②		E5 2B HBP K		0-0 2B	
Tommy Helms, R OBP: 0.322, SLG: 0.373 (1, 4)		0-3 K ②		0-0 P6 ③		0-0 HBP BB 2B	0-0 P3 ①	0-0 L8 ③	
Skip Jutze, R OBP: 0.276, SLG: 0.282 (1, 2)		0-0 FC6-4 1B			0-0 F9 ①	0-0 6-3 ①	0-3 K ②		
Ken Forsch, R OBP: 0.111, SLG: 0.093 (1, 1)		0-0 FC6-4 ③			0-0 1B	0-3 K ②	0-0 F8 ③		

AB	R	H	RBI	BB	SO	LOB
2	2	0	0	3	0	1
4	1	2	1	0	2	1
4	4	2	2	1	0	4
4	3	3	4	1	0	1
3	0	1	0	0	0	1
2	1	1	1	0	0	3
5	1	1	3	0	2	4
5	1	1	2	0	1	1
4	0	1	0	0	1	2
4	0	1	0	0	1	3


BOTTOM

Cincinnati Reds @ Houston Astros
Astrodome, Houston, TX

Mon Jun 25 1973, 8:05 PM EDT
Att. 25,781 - Unknown

livebaseballscorecards.com

AB	37
R	13
H	13
RBI	13
BB	5
SO	7
LOB	21



Inning Stats	R: 1	H: 2	E: 0	K: 1	S: 7	H: 2	LOB: 1	BB: 0	P: 7	R: 0	H: 1	E: 0	K: 2	S: 8	H: 1	LOB: 1	BB: 0	P: 8	R: 0	H: 1	E: 0	K: 0	S: 3	H: 1	LOB: 1	BB: 1	P: 7	R: 0	H: 0	E: 0	K: 0	S: 3	R: 0	H: 1	E: 0	K: 1	S: 6	H: 6	LOB: 2	BB: 2	P: 23	R: 0	H: 0	E: 0	K: 1	S: 5	R: 3	H: 2	E: 0	K: 0	S: 5	H: 2	LOB: 1	BB: 2	P: 13
PITCHER	IP	WLS	BF	H	R	ER	SO	BB	IBB	HBP	BLK	WP	HR	S	P	ERA	WHIP																																						
Jack Billingham, R ERA: 3.74 (1, 1)	5.0	L	25	9	6	6	4	1	1	0	0	0	1	32	36	10.80	2.000																																						
Ed Sprague, R ERA: 5.97 (6, 1)	1.0		8	2	4	2	2	1	1	1	0	0	0	9	18	18.00	3.000																																						
Dave Tomlin, L ERA: 4.32 (7, 1)	2.0		10	2	3	3	1	2	0	0	0	0	0	10	18	13.50	2.000																																						

WP	HR	S	P	ERA	WHIP
0	1	1	1	0	0

Batter	1	2	3	4	5	6	7	8	9	AB R H RBI BB SO LOB	TOP		
Pete Rose, S (1, 7) OBP: 0.359, SLG: 0.374	0-0 G3		0-0 P4		0-0 G3		0-0 FC6-5		0-0 G6-4-3 1B	5 0 1 0 0 0 3	Cincinnati Reds @ Houston Astros Astrodome, Houston, TX Tue Jun 26 1973, 8:05 PM EDT Att. 26,064 - Unknown livebaseballscorecards.com AB 31 R 5 H 7 RBI 5 BB 6 SO 2 LOB 15		
Joe Morgan, L (1, 4) OBP: 0.405, SLG: 0.486	0-0 F2		0-0 E9 1-H 2-H 2B		0-0 3-1		0-0 F9		0-0 F7	5 0 1 2 0 0 2			
Dan Driessen, L (1, 5) OBP: 0.406, SLG: 0.413 (8, 3)	0-0 F8		0-0 F7		0-0 4-3			0-0 F8	0-0 G6-4-3 1-2f	5 0 0 0 0 0 2			
Tony Perez, R (1, 3) OBP: 0.378, SLG: 0.496 Denis Menke, R (8, 5) OBP: 0.387, SLG: 0.252		0-0 L9	0-3 K		0-0 P4			0-3 K		4 0 0 0 0 2 1 0 0 0 0 0 0 0			
Bobby Tolan, L (1, 8) OBP: 0.237, SLG: 0.288 (8, 9)		4-0 BB		0-0 F9		4-0 1B BB		4-0 2B BB		1 1 0 0 3 0 0			
Larry Stahl, L (1, 9) OBP: 0.418, SLG: 0.404 Cesar Geronimo, L (8, 8) OBP: 0.216, SLG: 0.232		0-0 F9		0-0 2B		0-0 1B 1-3		4-0 2B IBB		3 1 2 0 1 0 1 0 0 0 0 0 0 0			
Dave Concepcion, R (1, 6) OBP: 0.311, SLG: 0.428		0-0 F8		0-0 5-3		0-0 6-3		0-0 1B 1-H 2-H		4 1 1 2 0 0 3			
Bill Plummer, R (1, 2) OBP: 0.356, SLG: 0.245			4-0 SH E BB	4-0 BB			0-0 FC6-5 SH1-4 1B	0-0 2B 1B 2-H		2 1 2 1 2 0 0			
Ross Grimsley, L (1, 1) OBP: 0.028, SLG: 0.028 Clay Carroll, R (6, 1) OBP: 0.200, SLG: 0.200			0-0 SH E	0-0 F8			0-0 SH1-4	0-0 F7		1 1 0 0 0 0 2 1 0 0 0 0 0 1			
Inning Stats	R: 0 E: 0 K: 0 S: 3 H: 0 LOB: 0 BB: 0 P: 3	R: 0 E: 0 K: 0 S: 3 H: 0 LOB: 1 BB: 1 P: 7	R: 2 E: 2 K: 1 S: 7 H: 1 LOB: 1 BB: 1 P: 11	R: 0 E: 0 K: 0 S: 4 H: 1 LOB: 2 BB: 1 P: 8	R: 0 E: 0 K: 0 S: 3 H: 0 LOB: 0 BB: 0 P: 3	R: 0 E: 0 K: 0 S: 3 H: 1 LOB: 1 BB: 1 P: 7	R: 0 E: 0 K: 0 S: 4 H: 1 LOB: 1 BB: 0 P: 4	R: 3 E: 0 K: 1 S: 7 H: 2 LOB: 1 BB: 2 P: 15	R: 0 E: 0 K: 0 S: 3 H: 1 LOB: 0 BB: 0 P: 3	1B: 4 2B: 3 3B: 0 HR: 0 SF: 0 SAC: 2 DP: 1 HBP: 0		WP: 0 PB: 0 SB: 1 CS: 0 PA: 39	
PITCHER	IP WLS BF H R ER SO BB IBB HBP BLK WP HR S P ERA WHIP											PITCHER	IP WLS BF H R ER SO BB IBB HBP BLK WP HR S P ERA WHIP
Don Wilson, R (1, 1) ERA: 3.0	7.2 L 35 6 5 4 2 5 1 0 0 0 0 0 33 57 4.70 1.435												
Jim Ray, R (8, 1) ERA: 2.62	0.1 1 0 0 0 0 0 0 0 0 0 0 0 1 1 0.00 0.000												
Jim York, R (9, 1) ERA: 3.76	1.0 3 1 0 0 0 0 0 0 0 0 0 0 3 3 0.00 1.000												



Batter	1	2	3	4	5	6	7	8	9	AB R H RBI BB SO LOB
Jimmy Wynn, R OBP: 0.346, SLG: 0.431 (1, 9)	4-0 FC6-4 BB		0-0 S 1B	0-0 9-2		0-0 5-3			0-0 6-3	4 0 1 0 1 0 4
Roger Metzger, S OBP: 0.300, SLG: 0.353 (1, 6)	0-0 FC6-4 G4-6-3 1-2f		0-0 S 1B	3-Hf	0-0 6-3	0-0 5-3			0-0 4-3	5 0 1 0 0 0 3
Cesar Cedeno, R OBP: 0.370, SLG: 0.566 (1, 8)	0-0 G4-6-3 1-2f		0-0 P4	1-2 2-3	4-0 1-3 BB		0-0 CS 1B		0-0 BB 1B	4 0 2 0 1 0 3
Bob Watson, R OBP: 0.422, SLG: 0.455 (1, 7) (8, 3)		0-0 1-3	0-3 K		0-0 1-3		0-0 5-3		4-0 BB	4 0 0 0 1 1 4
Lee May, R OBP: 0.299, SLG: 0.428 Tommy Agee, R OBP: 0.311, SLG: 0.400 (7, PR) (8, 7)		0-3 K	4-0 IBB		4-0 BB		0-0 1B		0-0 F8	2 0 1 0 2 1 0 1 0 0 0 0 0 2
Doug Rader, R OBP: 0.318, SLG: 0.386 (1, 5)		0-0 E8 2B	0-0 F7		0-0 4-3		0-3 K			4 1 0 0 0 1 6
Tommy Helms, R OBP: 0.328, SLG: 0.384 (1, 4)		0-0 1-H 2B		4-0 SH5-4 9-2 BB		0-0 SH5-4 2B		0-0 F9		3 0 2 1 1 0 0
Skip Jutze, R OBP: 0.300, SLG: 0.288 (1, 2)		4-0 IBB		0-0 SH5-4 1-2 1B		1-0 SH5-4 HBP		0-0 4-3		2 0 1 0 1 0 0
Don Wilson, R OBP: 0.222, SLG: 0.257 Jim Ray, R OBP: 0.250, SLG: 0.250 Jimmy Stewart, S OBP: 0.359, SLG: 0.219 Jim York, R (8, 1) (8, PH) (9, 1)		0-0 F8		0-0 SH5-4	1-2 2-3	0-0 SH5-4		0-3 K		1 0 0 0 0 0 2 0 0 0 0 0 0 0 1 0 0 0 0 1 0 0 0 0 0 0 0 0

Inning Stats	R: 0	H: 0	E: 0	K: 0	S: 2	LOB: 0	BB: 1	P: 6	R: 1	H: 1	E: 1	K: 1	S: 7	LOB: 2	BB: 1	P: 11	R: 0	H: 2	E: 0	K: 1	S: 7	LOB: 3	BB: 1	P: 11	R: 0	H: 1	E: 0	K: 0	S: 3	LOB: 1	BB: 1	P: 7	R: 0	H: 0	E: 0	K: 0	S: 3	LOB: 2	BB: 2	P: 11	R: 0	H: 1	E: 0	K: 0	S: 4	LOB: 2	BB: 0	P: 5	R: 0	H: 2	E: 0	K: 1	S: 6	LOB: 1	BB: 0	P: 6	R: 0	H: 0	E: 0	K: 1	S: 5	LOB: 0	BB: 0	P: 5	R: 0	H: 1	E: 0	K: 0	S: 4	LOB: 2	BB: 1	P: 8	1B: 6	SF: 0	2B: 3	SAC: 2	3B: 0	DP: 2	HR: 0	HBP: 1	WP: 0	PA: 41
--------------	------	------	------	------	------	--------	-------	------	------	------	------	------	------	--------	-------	-------	------	------	------	------	------	--------	-------	-------	------	------	------	------	------	--------	-------	------	------	------	------	------	------	--------	-------	-------	------	------	------	------	------	--------	-------	------	------	------	------	------	------	--------	-------	------	------	------	------	------	------	--------	-------	------	------	------	------	------	------	--------	-------	------	-------	-------	-------	--------	-------	-------	-------	--------	-------	--------


PITCHER	IP	WLS	BF	H	R	ER	SO	BB	IBB	HBP	BLK	WP	HR	S	P	ERA	WHIP
Ross Grimsley, L ERA: 2.67 (1, 1)	5.0	W	25	5	1	0	2	4	2	0	0	0	0	23	47	0.00	1.800
Clay Carroll, R ERA: 4.28 (6, 1)	4.0	S	16	3	0	0	2	1	0	1	0	0	0	18	23	0.00	1.000

BOTTOM


Cincinnati Reds @ Houston Astros
Astrodome, Houston, TX

Tue Jun 26 1973, 8:05 PM EDT
Att. 26,064 - Unknown

AB	31
R	1
H	8
RBI	1
BB	7
SO	4
LOB	24



livebaseballscores.com

Batter	1	2	3	4	5	6	7	8	9	AB R H RBI BB SO LOB	TOP																												
Pete Rose, S (1, 7) OBP: 0.364, SLG: 0.379	0-3 K		0-0 1B			0-0 1B		0-0 1B		4 1 3 0 0 1 0	Cincinnati Reds @ Houston Astros Astrodome, Houston, TX Wed Jun 27 1973, 8:05 PM EDT Att. 22,683 - Dome																												
Joe Morgan, L (1, 4) OBP: 0.407, SLG: 0.484	0-0 F8		0-0 1B			4-0 1B		0-0 FC6-4		3 0 1 0 1 0 1																													
Dan Driessen, L (1, 5) OBP: 0.397, SLG: 0.403	0-0 1-3		0-0 FC6-4			0-0 1B		0-3 K2-3		4 1 1 1 0 1 3																													
Tony Perez, R (1, 3) OBP: 0.373, SLG: 0.488		0-0 F8		0-0 6-3		0-0 FC1-2-4		0-0 F7		4 0 0 0 0 0 2																													
Dave Concepcion, R (1, 6) OBP: 0.314, SLG: 0.429		0-3 K		0-0 1B		0-0 1B		0-3 K		4 0 2 1 0 2 0																													
Andy Kosco, R (1, 9) OBP: 0.300, SLG: 0.333		0-0 2B		0-0 1B		0-0 CS		0-0 F8		4 0 1 0 0 0 1																													
Bobby Tolan, L (1, 8) OBP: 0.234, SLG: 0.285		0-0 G3		0-0 G4-3		0-0 CS		0-0 F7		4 0 1 0 0 0 1																													
Bill Plummer, R (1, 2) OBP: 0.339, SLG: 0.231			0-3 K		0-0 F9		0-0 P3		0-0 F8			3 0 0 0 0 0 1																											
Fred Norman, S (1, 1) OBP: 0.121, SLG: 0.094			0-0 G3		0-0 F8		0-0 P4		0-0 F8			3 0 0 0 0 1 0																											
Pedro Borbon, R (6, 1) OBP: 0.167, SLG: 0.167			0-0 G3		0-0 4-3			0-0 6-3		2 0 0 0 0 0 0																													
Phil Gagliano, R (8, PH) OBP: 0.313, SLG: 0.195										0 0 0 0 0 0 0																													
Jim McGlothlin, R (8, 1) OBP: 0.167, SLG: 0.091										1 0 0 0 0 0 0																													
										0 0 0 0 0 0 0																													
Inning Stats	R: 0 E: 0 K: 1 S: 5	H: 0 LOB: 0 BB: 0 P: 5	R: 0 E: 0 K: 1 S: 6	H: 1 LOB: 1 BB: 0 P: 6	R: 0 E: 0 K: 1 S: 7	H: 2 LOB: 2 BB: 0 P: 7	R: 0 E: 0 K: 0 S: 3	H: 1 LOB: 0 BB: 0 P: 3	R: 0 E: 0 K: 0 S: 3	H: 0 LOB: 0 BB: 0 P: 3		R: 2 E: 0 K: 0 S: 4	H: 3 LOB: 0 BB: 1 P: 8	R: 0 E: 0 K: 0 S: 3	H: 0 LOB: 0 BB: 0 P: 3	R: 0 E: 0 K: 1 S: 6	H: 1 LOB: 1 BB: 0 P: 6	R: 0 E: 0 K: 1 S: 5	H: 0 LOB: 0 BB: 0 P: 5	1B: 7 2B: 2 3B: 0 HR: 0	SF: 0 SAC: 0 DP: 2 HBP: 0	WP: 0 PB: 0 SB: 0 CS: 1	PA: 34																
PITCHER Jerry Reuss, L (1, 1) ERA: 3.08	IP 9.0	WLS W	BF 33	H 8	R 2	ER 2	SO 5	BB 1	IBB 0	HBP 0	BLK 0	WP 0	HR 0	S 42	P 46	ERA 2.00	WHIP 1.000					PITCHER	IP 9.0	WLS W	BF 33	H 8	R 2	ER 2	SO 5	BB 1	IBB 0	HBP 0	BLK 0	WP 0	HR 0	S 42	P 46	ERA 2.00	WHIP 1.000

livebaseballscorecards.com

AB	32
R	2
H	8
RBI	2
BB	1
SO	5
LOB	8

Batter	1	2	3	4	5	6	7	8	9
Tommie Agee, R OBP: 0.306, SLG: 0.400 (1, 9) X	0-0 6-3		0-0 F8		0-3 K	0-0 5-3		0-0 E6 1B 2B	
Roger Metzger, S OBP: 0.301, SLG: 0.354 (1, 6) SSS	0-3 K			0-3 K		0-0 4-3	0-0 WP SF8 1B	0-0 1B	
Cesar Cedeno, R OBP: 0.371, SLG: 0.561 (1, 8) X	0-0 P3			0-3 K		4-0 E 1B 2B BB	0-0 SF8 WP SF7 1B	0-0 F7	
Bob Watson, R OBP: 0.420, SLG: 0.453 (1, 7)		0-0 E5 5-3 5-3		0-0 5-3		0-0 E7 2B 1B	0-0 SF8		
Lee May, R OBP: 0.302, SLG: 0.426 (1, 3)		0-0 5-3			4-0 1B BB	4-0 2B IBB	0-0 SF7		
Doug Rader, R OBP: 0.320, SLG: 0.389 (1, 5)		0-0 5-3			4-0 1B BB	0-0 2B 2B	0-0 P4		
Tommy Helms, R OBP: 0.326, SLG: 0.380 (1, 4)		0-0 5-3			0-3 K	4-0 2B SF8 IBB		0-0 F4	
Skip Jutze, R OBP: 0.310, SLG: 0.312 (1, 2)			0-0 F8		0-3 K	0-0 SF8 2B		0-0 1-5-3 E 1B	
Jerry Reuss, L OBP: 0.220, SLG: 0.213 (1, 1)			0-3 K		0-0 1B	0-0 SF8		0-0 1-5-3	

Inning Stats	R: 0 E: 0 K: 1 S: 5	H: 0 LOB: 0 BB: 0 P: 5	R: 0 E: 1 K: 0 S: 4	H: 0 LOB: 1 BB: 0 P: 4	R: 0 E: 0 K: 1 S: 5	H: 0 LOB: 0 BB: 0 P: 5	R: 0 E: 0 K: 2 S: 7	H: 0 LOB: 0 BB: 0 P: 7	R: 1 E: 0 K: 3 S: 10	H: 1 LOB: 2 BB: 2 P: 18	R: 5 E: 1 K: 0 S: 6	H: 3 LOB: 1 BB: 3 P: 18	R: 2 E: 0 K: 0 S: 5	H: 2 LOB: 0 BB: 0 P: 5	R: 2 E: 1 K: 0 S: 6	H: 3 LOB: 1 BB: 0 P: 6
--------------	------------------------------	---------------------------------	------------------------------	---------------------------------	------------------------------	---------------------------------	------------------------------	---------------------------------	-------------------------------	----------------------------------	------------------------------	----------------------------------	------------------------------	---------------------------------	------------------------------	---------------------------------

PITCHER	IP	WLS	BF	H	R	ER	SO	BB	IBB	HBP	BLK	WP	HR	S	P	ERA	WHIP
Fred Norman, L ERA: 3.54 (1, 1)	5.2	L	27	4	6	6	7	3	2	0	0	0	0	36	56	9.53	1.235
Pedro Borbon, R ERA: 3.09 (6, 1)	1.1		6	2	2	2	0	0	0	0	0	1	0	6	6	13.50	1.500
Jim McGlothlin, R ERA: 5.95 (8, 1)	1.0		6	3	2	1	0	0	0	0	0	0	0	6	6	9.00	3.000

BOTTOM

AB	R	H	RBI	BB	SO	LOB
5	1	1	1	0	1	3
5	1	2	1	0	2	0
4	2	1	0	1	1	1
3	1	1	1	0	0	0
1	2	0	1	2	0	1
3	1	1	2	1	0	1
3	1	0	0	1	1	3
4	1	2	2	0	1	2
3	0	1	2	0	1	1

AB	31
R	10
H	9
RBI	10
BB	5
SO	7
LOB	12



WP	PA
1	39

Cincinnati Reds @ Houston Astros
Astrodome, Houston, TX
Wed Jun 27 1973, 8:05 PM EDT
Att. 22,683 - Dome

livebaseballscorecards.com

Batter	1	2	3	4	5	6	7	8	9	10	AB R H RBI BB SO LOB	TOP										
Tito Fuentes, S OBP: 0.329, SLG: 0.388 (1, 4) X	0-0 F7 ①		0-0 F7 ②		0-0 5-3 ②		0-0 1B 1-2 1B		0-0 5-3 ③		5 0 1 0 0 0 0	San Francisco Giants @ Houston Astros Astrodome, Houston, TX Thu Jun 28 1973, 8:05 PM EDT Att. 20,046 - Unknown livebaseballscorecards.com										
Gary Thomasson, L OBP: 0.317, SLG: 0.344 (1, 9) X	0-0 FC6-4 1B		0-0 3B		0-0 4-3 ③		0-0 1-3 2-H 1B		0-0 F4 ①		5 0 3 1 0 0 0											
Garry Maddox, R OBP: 0.366, SLG: 0.470 (1, 8) X	0-0 FC6-4 1B 1-2f		0-0 F8 ③		0-0 FC6-4 1B		0-3 K ③		0-0 3B 1B		5 1 2 0 0 1 4											
Ed Goodson, L OBP: 0.361, SLG: 0.466 (1, 5) X	0-0 1-3 1B			0-0 F9 ①		0-0 FC6-4 1B 1-2f FC5-4		0-0 F6 ①	0-3 K ②		5 0 1 0 0 1 2											
Gary Matthews, R OBP: 0.393, SLG: 0.448 (1, 7) X	0-0 1-3 ③			0-0 WP 1B		0-0 FC5-4 1-2f		0-0 1B	0-0 1-H 3B		5 0 3 1 0 0 3											
Chris Speier, R OBP: 0.358, SLG: 0.394 (1, 6) X		0-0 5-3 ①		4-0 1-2 BB		0-0 F8 ③		0-3 K ②	0-0 4-3 ③		4 0 0 0 1 1 3											
Dave Kingman, R OBP: 0.245, SLG: 0.407 (1, 3) X		0-3 K ②		0-3 K ②			0-0 CS 1B	0-3 K ③			4 0 1 0 0 3 3											
Dave Rader, L OBP: 0.319, SLG: 0.339 (1, 2) X		0-0 G3 ③		0-0 4-3 ③			0-3 K ① ②		0-0 F8 ①		4 0 0 0 0 1 3											
Jim Barr, R OBP: 0.189, SLG: 0.118 (1, 1) X			0-3 K ①		0-3 K ①		0-0 1B 1B		0-0 F9 ②		4 1 1 0 0 2 0											
Inning Stats	R: 0 H: 2 E: 0 K: 0 S: 5	H: 2 LOB: 2 BB: 0 P: 5	R: 0 H: 0 E: 0 K: 1 S: 5	H: 0 LOB: 0 BB: 0 P: 5	R: 0 H: 1 E: 0 K: 1 S: 6	H: 1 LOB: 1 BB: 0 P: 6	R: 0 H: 1 E: 0 K: 1 S: 6	H: 1 LOB: 2 BB: 1 P: 10	R: 0 H: 0 E: 0 K: 1 S: 5	H: 0 LOB: 0 BB: 0 P: 5	R: 0 H: 1 E: 0 K: 2 S: 10		H: 4 LOB: 2 BB: 0 P: 10	R: 0 H: 1 E: 0 K: 2 S: 8	H: 1 LOB: 1 BB: 0 P: 8	R: 0 H: 0 E: 0 K: 3 S: 3	H: 0 LOB: 0 BB: 0 P: 3	R: 1 H: 2 E: 0 K: 1 S: 7	H: 2 LOB: 1 BB: 0 P: 7	1B: 10 2B: 0 3B: 2 HR: 0	SF: 0 SAC: 0 DP: 0 HBP: 0	WP: 1 PB: 0 SB: 0 CS: 1
PITCHER	IP WLS BF H R ER SO BB IBB HBP BLK WP HR S P ERA WHIP																					
Dave Roberts, L ERA: 2.87 (1, 1)	9.2	41	12	2	2	9	1	0	0	0	0	1	62	1.86	1.345							
Jim Ray, R ERA: 2.6 (10, 1)	0.1	1	0	0	0	0	0	0	0	0	0	1	1	0.00	0.000							

Batter	1	2	3	4	5	6	7	8	9	10	AB R H RBI BB SO LOB
Tommie Agee, R OBP: 0.295, SLG: 0.383 (1, 9)	0-0 6-3		0-0 FC5-4		0-0 FC6-4			0-0 F3		0-0 FC6-4	5 0 0 0 0 0 4
Roger Metzger, S OBP: 0.301, SLG: 0.353 (1, 6)	0-0 L8			0-0 4-3		0-0 F8		0-0 1B			4 0 1 0 0 0 0
Cesar Cedeno, R OBP: 0.365, SLG: 0.551 (1, 8)	0-3 K			0-0 5-3		0-0 F8		0-0 5-3			4 0 0 0 0 1 1
Bob Watson, R OBP: 0.418, SLG: 0.450 (1, 7)		0-0 F8		0-0 1B		0-0 6-3			0-3 K		4 0 1 0 0 1 0
Lee May, R OBP: 0.301, SLG: 0.435 (1, 3)		0-0 1-3		0-0 F7			0-0 HR		0-0 5-3		4 1 1 1 0 0 1
Doug Rader, R OBP: 0.316, SLG: 0.384 (1, 5)		0-0 3-1			0-0 F8		0-0 F9		0-0 1-3		4 0 0 0 0 0 0
Tommy Helms, R OBP: 0.325, SLG: 0.378 (1, 4)			0-0 F8		0-0 BB 1B		0-0 6-3			0-0 F9	4 0 1 0 0 0 0
Skip Jutze, R OBP: 0.330, SLG: 0.325 (1, 2)			0-0 FC5-4 1B		4-0 FC6-4 BB		0-0 6-3			0-0 FC6-4 1B	3 0 2 0 1 0 0
Dave Roberts, L OBP: 0.139, SLG: 0.139 (1, 1)			0-0 F4		0-0 F6			0-0 F6		0-0 F7	3 0 0 0 0 0 3
Jim Ray, R OBP: 0.250, SLG: 0.250 (10, 1)											0 0 0 0 0 0 0
Jimmy Wynn, R OBP: 0.345, SLG: 0.429 (10, PH)											1 0 0 0 0 0 1

Inning Stats	R: 0 E: 0 K: 1 S: 5	H: 0 LOB: 0 BB: 0 P: 5	R: 0 E: 0 K: 0 S: 3	H: 0 LOB: 0 BB: 0 P: 3	R: 0 E: 0 K: 0 S: 4	H: 1 LOB: 1 BB: 0 P: 4	R: 0 E: 0 K: 0 S: 4	H: 1 LOB: 1 BB: 0 P: 4	R: 0 E: 0 K: 0 S: 4	H: 1 LOB: 2 BB: 1 P: 8	R: 0 E: 0 K: 0 S: 3	H: 0 LOB: 0 BB: 0 P: 3	R: 1 E: 0 K: 0 S: 4	H: 1 LOB: 0 BB: 0 P: 4	R: 0 E: 0 K: 0 S: 4	H: 1 LOB: 1 BB: 0 P: 4	R: 0 E: 0 K: 1 S: 5	H: 0 LOB: 0 BB: 0 P: 5	R: 0 E: 0 K: 0 S: 4	H: 1 LOB: 1 BB: 0 P: 4	R: 0 E: 0 K: 1 S: 5	H: 0 LOB: 0 BB: 0 P: 5	R: 0 E: 0 K: 0 S: 4	H: 1 LOB: 1 BB: 0 P: 4	1B: 5 2B: 0 3B: 0 HR: 1	SF: 0 SAC: 0 DP: 0 HBP: 0	WP: 0 PB: 0 SB: 0 CS: 0	PA: 37
--------------	------------------------------	---------------------------------	------------------------------	---------------------------------	------------------------------	---------------------------------	------------------------------	---------------------------------	------------------------------	---------------------------------	------------------------------	---------------------------------	------------------------------	---------------------------------	------------------------------	---------------------------------	------------------------------	---------------------------------	------------------------------	---------------------------------	------------------------------	---------------------------------	------------------------------	---------------------------------	----------------------------------	------------------------------------	----------------------------------	--------

PITCHER	IP	WLS	BF	H	R	ER	SO	BB	IBB	HBP	BLK	WP	HR	S	P	ERA	WHIP
Jim Barr, R ERA: 3.39 (1, 1)	10.0	W	37	6	1	1	2	1	0	0	0	0	1	40	44	0.90	0.700

PITCHER	IP	WLS	BF	H	R	ER	SO	BB	IBB	HBP	BLK	WP	HR	S	P	ERA	WHIP


BOTTOM

San Francisco Giants @ Houston Astros
Astrodome, Houston, TX

Thu Jun 28 1973, 8:05 PM EDT
Att: 20,046 - Unknown

livebaseballscorecards.com

AB	36
R	1
H	6
RBI	1
BB	1
SO	2
LOB	10



Batter	1	2	3	4	5	6	7	8	9	AB R H RBI BB SO LOB	TOP																	
Gary Thomasson, L (1, 9) OBP: 0.339, SLG: 0.361	0-3 K			4-0 G6-4-3 BB		0-0 2-H 4-3 1B	0-0 6-3 1B		0-0 1-2 2-H 3-H BB 2B 1B	4 1 3 3 1 1 0	San Francisco Giants @ Houston Astros Astrodome, Houston, TX Fri Jun 29 1973, 8:05 PM EDT Att. 26,395 - Dome livebaseballscorecards.com																	
Tito Fuentes, S (1, 4) OBP: 0.328, SLG: 0.383	0-3 K			0-0 G6-4-3 1-2f		0-0 4-3	0-0 6-3	0-0 1-2 2B FC6-5 BB	4 0 0 0 1 1 3																			
Garry Maddox, R (1, 8) OBP: 0.367, SLG: 0.470	0-0 4-3			4-0 BB		0-0 5-3	0-0 F7	0-0 1-3 2-H 3-H 1B 2B	4 1 1 2 1 0 2																			
Willie McCovey, L (1, 3) OBP: 0.414, SLG: 0.500 Dave Kingman, R (9, PR) OBP: 0.245, SLG: 0.407 (9, 3)	0-3 K			0-0 F6		0-3 K		0-0 FC6-5 1B 2B 3-H	5 0 0 0 0 2 4 0 1 0 0 0 0 0																			
Ed Goodson, L (1, 5) OBP: 0.358, SLG: 0.461	0-3 K				0-0 F8		0-0 F9	0-0 L7 1-2 2-H 2B 1B	5 1 1 1 0 1 0																			
Gary Matthews, R (1, 7) OBP: 0.397, SLG: 0.454	0-0 F9			4-0 4-3 BB		0-0 HBP HR 1B 1B	0-0 F7	0-0 1-H 2-H HR 2B	4 2 2 2 1 0 0																			
Chris Speier, R (1, 6) OBP: 0.361, SLG: 0.408			0-0 F4		0-0 4-3		0-0 HBP HR 1B	0-0 1B 1B HR	5 3 3 2 0 0 1																			
Dave Rader, L (1, 2) OBP: 0.321, SLG: 0.338			0-0 F7		0-0 F8		1-0 HR HBP	0-0 1B 1B F6	4 2 1 0 0 0 2																			
Charlie Williams, R (1, 1) OBP: 0.333, SLG: 0.333 Jim Willoughby, R (4, 1) OBP: 0.208, SLG: 0.348 Bobby Bonds, R (7, PH) OBP: 0.402, SLG: 0.580 Randy Moffitt, R (7, 1) OBP: 0.083, SLG: 0.083			0-3 K			0-0 1B 2B	0-0 1-H 2-H 3-H HR	0-0 BB 1B 1B 6-3	1 0 0 0 0 1 0 1 1 1 0 0 0 0 1 1 1 4 0 0 0 2 1 1 0 0 0 1																			
Inning Stats	R: 0 E: 0 K: 2 S: 7	H: 0 LOB: 0 BB: 0 P: 7	R: 0 E: 0 K: 2 S: 7	H: 0 LOB: 0 BB: 0 P: 7	R: 0 E: 0 K: 1 S: 5	H: 0 LOB: 0 BB: 0 P: 5	R: 0 E: 0 K: 0 S: 2	H: 0 LOB: 1 BB: 2 P: 10	R: 0 E: 0 K: 0 S: 3	H: 0 LOB: 1 BB: 1 P: 7	R: 1 E: 0 K: 1 S: 7	H: 2 LOB: 1 BB: 0 P: 7	R: 4 E: 0 K: 0 S: 7	H: 4 LOB: 1 BB: 0 P: 8	R: 0 E: 0 K: 0 S: 3	H: 0 LOB: 0 BB: 0 P: 3	R: 9 E: 0 K: 0 S: 11	H: 8 LOB: 1 BB: 1 P: 15	1B: 9 2B: 3 3B: 0 HR: 2	SF: 0 SAC: 0 DP: 1 HBP: 1	WP: 0 PB: 0 SB: 0 CS: 0	PA: 45						
PITCHER	IP WLS BF H R ER SO BB IBB HBP BLK WP HR S P ERA WHIP												PITCHER	IP WLS BF H R ER SO BB IBB HBP BLK WP HR S P ERA WHIP														
J.R. Richard, R (1, 1) ERA: 2.21	6.1		25	4	3	3	6	3	0	0	0	0	0	34	46	4.26	1.105											
Jim Crawford, L (7, 1) ERA: 3.15	0.0	L	1	0	0	0	0	0	0	1	0	0	0	0	1	∞	∞											
Jim Ray, R (7, 1) ERA: 2.8	0.2		4	2	2	2	0	0	0	0	0	0	1	4	4	27.00	3.000											
Jim York, R (8, 1) ERA: 4.54	1.0		7	4	4	4	0	0	0	0	0	0	0	7	7	36.00	4.000											
Tom Griffin, R (9, 1) ERA: 5.16	1.0		8	4	5	5	0	1	0	0	0	0	1	7	11	45.00	5.000											



BOTTOM

San Francisco Giants @ Houston Astros
Astrodome, Houston, TX
Fri Jun 29 1973, 8:05 PM EDT
Att. 26,395 - Dome

livebaseballscorecards.com

AB 35
R 3
H 11
RBI 3
BB 0
SO 4
LOB 10



WP: 0 PA: 36
PB: 0
SB: 2
CS: 1

AB R H RBI BB SO LOB

4 1 1 0 0 0 0

3 1 3 0 0 0 0

4 1 2 1 0 0 2

4 0 1 2 0 0 1

4 0 0 0 0 1 1

4 0 1 0 0 1 0

4 0 3 0 0 0 0

4 0 0 0 0 0 4

2 0 0 0 0 1 2
0 0 0 0 0 0 0
0 0 0 0 0 0 0
1 0 0 0 0 0 0
0 0 0 0 0 0 0
0 0 0 0 0 0 0
1 0 0 0 0 1 0

1B: 9 SF: 0
2B: 2 SAC: 1
3B: 0 DP: 1
HR: 0 HBP: 0

Batter	1	2	3	4	5	6	7	8	9
Jimmy Wynn, R OBP: 0.344, SLG: 0.430 (1, 9)	0-0 SH1-3 1B 2B		0-0 F8		0-0 6-3		0-0 5-3		
Roger Metzger, S OBP: 0.308, SLG: 0.363 (1, 6)	0-0 SH1-3 2-3		0-0 1B 2B		0-0 FC5-4 1B		0-0 1B		
Cesar Cedeno, R OBP: 0.367, SLG: 0.551 (1, 8)	0-0 E S 6-3 1B		0-0 CS 2-3 1B		0-0 FC5-4 1-2f S		0-0 F2		
Bob Watson, R OBP: 0.416, SLG: 0.448 (1, 7)	0-0 6-3 1-H		0-0 1B 1-2 3-H		0-0 F3 1-2		0-0 F8		
Lee May, R OBP: 0.297, SLG: 0.429 (1, 3)	0-0 F7		0-3 K		0-0 F4		0-0 6-3		
Doug Rader, R OBP: 0.315, SLG: 0.382 (1, 5)		0-0 F8		0-0 G6-4-3 1B 1B		0-3 K		0-0 6-3	
Tommy Helms, R OBP: 0.331, SLG: 0.383 (1, 4)		0-0 E7 G1 1B		0-0 1-2 G6-4-3 1B		0-0 1B		0-0 F7	
Skip Jutze, R OBP: 0.315, SLG: 0.310 (1, 2)		0-0 G1 2-3		0-0 G6-4-3 1-2f 2-3		0-0 F9		0-0 F5	
J.R. Richard, R OBP: 0.143, SLG: 0.143 (7, 1) Jim Crawford, L OBP: 0.222, SLG: 0.333 (7, 1) Jim Ray, R OBP: 0.250, SLG: 0.250 (7, PH) Jimmy Stewart, S OBP: 0.350, SLG: 0.212 (8, 1) Jim York, R (9, 1) Tom Griffin, R (9, PH) Rafael Batista, L OBP: 0.500, SLG: 0.429 (9, PH)		0-3 K		0-0 6-3		0-0 F8		0-3 K	

Inning Stats	R: 2	H: 2	E: 0	K: 0	S: 5	LOB: 0	BB: 0	P: 5	R: 0	H: 1	E: 1	K: 1	S: 6	LOB: 1	BB: 0	P: 6	R: 1	H: 3	E: 0	K: 1	S: 7	LOB: 1	BB: 0	P: 7	R: 0	H: 2	E: 0	K: 0	S: 4	LOB: 1	BB: 0	P: 4	R: 0	H: 1	E: 0	K: 0	S: 4	LOB: 1	BB: 0	P: 4	R: 0	H: 1	E: 0	K: 1	S: 6	LOB: 1	BB: 0	P: 6	R: 0	H: 0	E: 0	K: 0	S: 3	LOB: 0	BB: 0	P: 3	R: 0	H: 0	E: 0	K: 1	S: 5	LOB: 0	BB: 0	P: 5
--------------	------	------	------	------	------	--------	-------	------	------	------	------	------	------	--------	-------	------	------	------	------	------	------	--------	-------	------	------	------	------	------	------	--------	-------	------	------	------	------	------	------	--------	-------	------	------	------	------	------	------	--------	-------	------	------	------	------	------	------	--------	-------	------	------	------	------	------	------	--------	-------	------

PITCHER	IP	WLS	BF	H	R	ER	SO	BB	IBB	HBP	BLK	WP	HR	S	P	ERA	WHIP
Charlie Williams, R ERA: 5.85 (1, 1)	3.0		16	8	3	2	2	0	0	0	0	0	0	20	20	6.00	2.667
Jim Willoughby, R ERA: 4.83 (4, 1)	3.0	W	10	2	0	0	1	0	0	0	0	0	0	12	12	0.00	0.667
Randy Moffitt, R ERA: 2.88 (7, 1)	3.0	S	10	1	0	0	1	0	0	0	0	0	0	12	12	0.00	0.333

Batter	1	2	3	4	5	6	7	8	9	AB R H RBI BB SO LOB	TOP
Gene Locklear, L (1, 7) OBP: 0.311, SLG: 0.273 Ivan Murrell, R (8, 7) OBP: 0.186, SLG: 0.314	0-0 1B 1B		0-0 F7			0-0 2B 2B		0-0 F9		4 2 2 0 0 0 0 0 0 0 0 0 0 0	
Johnny Grubb, L (1, 8) OBP: 0.380, SLG: 0.418	0-0 1B 1-2 SF8 1B		0-0 5-3			0-0 F5		0-0 F7		4 1 1 0 0 0 1	
Dave Roberts, R (1, 5) OBP: 0.283, SLG: 0.364	0-0 1B 1-3 2-H 1B		0-0 6-3			0-0 CS 2B		0-0 FC6 1B		4 0 3 2 0 0 0	
Nate Colbert, R (1, 3) OBP: 0.317, SLG: 0.372	0-0 SF8			0-3 K		0-3 K		0-0 L7		3 0 0 1 0 2 2	
Cito Gaston, R (1, 9) OBP: 0.329, SLG: 0.450 Jerry Morales, R (7, 9) OBP: 0.323, SLG: 0.385	0-0 6-3 1-2			0-0 F9			0-3 K		0-0 FC6	3 0 0 0 0 1 1 1 0 0 0 0 0 1	
Fred Kendall, R (1, 2) OBP: 0.316, SLG: 0.349	0-0 6-3			0-0 5-3			0-0 F3			3 0 0 0 0 0 1	
Dwain Anderson, R (1, 6) OBP: 0.222, SLG: 0.125					0-3 K		0-0 G1			3 0 0 0 0 2 0	
Rich Morales, R (1, 4) OBP: 0.256, SLG: 0.191					0-0 6-3			0-0 F8		3 0 0 0 0 1 0	
Steve Arlin, R (1, 1) OBP: 0.207, SLG: 0.148					0-3 K			0-3 K		3 0 0 0 0 3 0	
Inning Stats	R: 2 H: 3 E: 0 LOB: 1 K: 0 BB: 0 S: 6 P: 6	R: 0 H: 0 E: 0 LOB: 0 K: 3 BB: 0 S: 9 P: 9	R: 0 H: 0 E: 0 LOB: 0 K: 3 BB: 0 S: 3 P: 3	R: 0 H: 0 E: 0 LOB: 0 K: 1 BB: 0 S: 5 P: 5	R: 0 H: 0 E: 0 LOB: 0 K: 2 BB: 0 S: 7 P: 7	R: 1 H: 2 E: 0 LOB: 1 K: 1 BB: 0 S: 6 P: 6	R: 0 H: 0 E: 0 LOB: 0 K: 1 BB: 0 S: 5 P: 5	R: 0 H: 0 E: 0 LOB: 0 K: 1 BB: 0 S: 5 P: 5	R: 0 H: 1 E: 0 LOB: 1 K: 0 BB: 0 S: 4 P: 4	1B: 4 SF: 1 2B: 3 SAC: 0 3B: 0 DP: 1 HR: 0 HBP: 0	WP: 0 PA: 32 PB: 0 SB: 0 CS: 1
PITCHER Ken Forsch, R (1, 1) ERA: 3.21 Jim York, R (9, 1) ERA: 4.43	IP WLS BF H R ER SO BB IBB HBP BLK WP HR S P ERA WHIP										
	8.0 L 28 5 3 3 9 0 0 0 0 0 0 0 46 46 3.38 0.625										
	1.0 4 1 0 0 0 0 0 0 0 0 0 0 4 4 0.00 1.000										

San Diego Padres @ Houston Astros
 Astrodome, Houston, TX
 Sat Jun 30 1973, 8:05 PM EDT
 Att. 19,340 - Dome

livebaseballscorecards.com

AB 31
R 3
H 6
RBI 3
BB 0
SO 9
LOB 6



Batter	1	2	3	4	5	6	7	8	9	AB R H RBI BB SO LOB
Jimmy Wynn, R OBP: 0.339, SLG: 0.424 (1, 9) x	0-0 5-3 ①		0-0 F8 ③			0-3 K ②			0-3 K ①	4 0 0 0 0 2 0
Roger Metzger, S OBP: 0.304, SLG: 0.358 (1, 6) x	0-0 G1 ②			0-0 3-1 ①		0-0 F7 ③			0-3 K ②	4 0 0 0 0 1 0
Cesar Cedeno, R OBP: 0.362, SLG: 0.542 (1, 8) x	0-0 G3 ③			0-0 F6 ②			0-3 K ①		0-0 6-3 ③	4 0 0 0 0 1 0
Bob Watson, R OBP: 0.415, SLG: 0.446 (1, 7)		0-0 1B		0-0 F7 ③			0-0 4-3 ②			3 0 1 0 0 0 0
Lee May, R OBP: 0.298, SLG: 0.428 (1, 3)		0-3 K ①			0-3 K ①		0-0 1B			3 0 1 0 0 2 1
Doug Rader, R OBP: 0.315, SLG: 0.381 (1, 5)		0-0 F4 ②			0-0 FC4-6 1B		0-0 F8 ③			3 0 1 0 0 0 2
Tommy Helms, R OBP: 0.328, SLG: 0.379 (1, 4)		0-0 F7 ③			0-0 FC4-6 1-2f			0-0 F4 ①		3 0 0 0 0 0 2
Skip Jutze, R OBP: 0.316, SLG: 0.302 (1, 2)			0-0 F4 ①		0-3 K ③			4-0 G1-6-3 BB		2 0 0 0 1 1 1
Ken Forsch, R OBP: 0.106, SLG: 0.089 (1, 1)			0-0 4-3 ②			0-0 6-3 ①		0-0 G1-6-3 1-2f		2 0 0 0 0 0 0
Jimmy Stewart, S OBP: 0.341, SLG: 0.206 (8, PH)										1 0 0 0 0 0 1
Jim York, R (9, 1)										0 0 0 0 0 0 0

BOTTOM

San Diego Padres @ Houston Astros
Astrodome, Houston, TX
Sat Jun 30 1973, 8:05 PM EDT
Att. 19,340 - Dome

livebaseballscorecards.com

AB	29
R	0
H	3
RBI	0
BB	1
SO	7
LOB	7



Inning Stats	R: 0	H: 0	E: 0	K: 0	S: 3	R: 0	H: 1	E: 0	K: 1	S: 6	R: 0	H: 0	E: 0	K: 0	S: 3	R: 0	H: 0	E: 0	K: 0	S: 3	R: 0	H: 1	E: 0	K: 2	S: 8	R: 0	H: 0	E: 0	K: 1	S: 5	R: 0	H: 1	E: 0	K: 1	S: 6	R: 0	H: 0	E: 0	K: 2	S: 7	R: 0	H: 0	E: 0	K: 2	S: 7	R: 0	H: 0	E: 0	K: 0	S: 2	R: 0	H: 0	E: 0	K: 0	S: 2	R: 0	H: 0	E: 0	K: 0	S: 2	R: 0	H: 0	E: 0	K: 0	S: 2	R: 0	H: 0	E: 0	K: 0	S: 2
IP	9.0	WLS	W	BF	30	H	3	R	0	ER	0	SO	7	BB	1	IBB	0	HBP	0	BLK	0	WP	0	HR	0	S	43	P	47	ERA	0.00	WHIP	0.444	IP		WLS		BF		H		R		ER		SO		BB		IBB		HBP		BLK		WP		HR		S		P		ERA		WHIP				

WP:	0	PA:	30
PB:	0	SB:	0
CS:	0		

Batter	1	2	3	4	5	6	7	8	9	AB R H RBI BB SO LOB	TOP											
Gene Locklear, L (1, 7) OBP: 0.295, SLG: 0.257	0-0 F9		0-0 F5			0-0 F8		0-0 L8		4 0 0 0 0 0 0	San Diego Padres @ Houston Astros Astrodome, Houston, TX Sun Jul 01 1973, 4:33 AM EDT Att: 17,524 - Unknown livebaseballscorecards.com											
Johnny Grubb, L (1, 8) OBP: 0.378, SLG: 0.419	0-0 2B		0-0 4-3			0-0 F9		0-0 4-3		4 1 1 0 0 0 0												
Dave Roberts, R (1, 5) OBP: 0.276, SLG: 0.354	0-3 K			0-0 1-3		0-3 K		0-0 5-3		4 0 0 0 0 2 1												
Nate Colbert, R (1, 3) OBP: 0.323, SLG: 0.379	0-0 2B			0-0 5-3		0-0 2B		4-0 HR	BB	3 2 2 1 1 0 0												
Cito Gaston, R (1, 9) OBP: 0.328, SLG: 0.446	0-0 5-3			0-0 1B		0-0 L4		0-3 K		4 0 1 0 0 1 3												
Fred Kendall, R (1, 2) OBP: 0.319, SLG: 0.368		0-0 1-3		0-0 5-3		0-0 1B		0-0 HR	1-H	4 1 2 3 0 0 1												
Dwain Anderson, R (1, 6) OBP: 0.224, SLG: 0.119		4-0 BB			0-0 6-3		0-0 F9	0-3 K		3 0 0 0 1 1 1												
Rich Morales, R (1, 4) OBP: 0.250, SLG: 0.186		0-0 L1-3			0-0 F6		0-0 1B	0-0 F5		2 0 0 0 0 0 1												
Jerry Morales, R (7, PH) OBP: 0.326, SLG: 0.388		0-0 L1-3			0-0 F6		2-3 1B			1 0 1 0 0 0 0												
Derrel Thomas, S (7, 4) OBP: 0.285, SLG: 0.228		1-2								1 0 0 0 0 0 0												
Bill Greif, R (1, 1) OBP: 0.150, SLG: 0.056			0-3 K		0-3 K		0-0 F4			2 0 0 0 0 2 0												
Gary Ross, R (5, 1)										0 0 0 0 0 0 0												
Leron Lee, L (7, PH) OBP: 0.319, SLG: 0.321										1 0 0 0 0 0 2												
Mike Caldwell, R (7, 1) OBP: 0.200, SLG: 0.167										0 0 0 0 0 0 0												
Inning Stats	R: 1 E: 0 K: 1 S: 7	H: 2 LOB: 1 BB: 0 P: 7	R: 0 E: 0 K: 0 S: 2	H: 0 LOB: 0 BB: 1 P: 6	R: 0 E: 0 K: 1 S: 5	H: 0 LOB: 0 BB: 0 P: 5	R: 0 E: 0 K: 0 S: 4	H: 1 LOB: 1 BB: 0 P: 4	R: 0 E: 0 K: 1 S: 5	H: 0 LOB: 0 BB: 0 P: 5	R: 0 E: 0 K: 0 S: 5	H: 0 LOB: 0 BB: 0 P: 5	R: 1 E: 0 K: 0 S: 6	H: 3 LOB: 2 BB: 0 P: 6	R: 0 E: 0 K: 0 S: 3	H: 0 LOB: 0 BB: 0 P: 3	R: 2 E: 0 K: 2 S: 8	H: 1 LOB: 0 BB: 1 P: 12	1B: 3 2B: 4 3B: 0 HR: 1	SF: 0 SAC: 0 DP: 1 HBP: 0	WP: 0 PB: 0 SB: 0 CS: 0	PA: 35
PITCHER Don Wilson, R (1, 1) ERA: 3.07	IP: 9.0 WLS: W BF: 35 H: 7 R: 4 ER: 4 SO: 6 BB: 2 IBB: 0 HBP: 0 BLK: 0 WP: 0 HR: 1 S: 45 P: 53 ERA: 4.00 WHIP: 1.000																					



Batter	1	2	3	4	5	6	7	8	9
Roger Metzger, S OBP: 0.305, SLG: 0.356 (1, 6)	0-3 K		0-0 FC4-6 1B	0-0 G3		4-0 BB		0-3 K	
Jesus Alou, R OBP: 0.273, SLG: 0.357 (1, 9)	0-3 K		0-0 FC4-6 1B		0-0 6-3	0-0 6-3		0-0 F8	
Cesar Cedeno, R OBP: 0.360, SLG: 0.541 (1, 8)	0-3 K		0-0 F7		0-0 HR 2B	0-0 4-3			
Bob Watson, R OBP: 0.419, SLG: 0.459 (1, 7)		0-0 F6		4-0 FC6-4 BB	0-0 HR		0-0 FC5 1B		
Doug Rader, R OBP: 0.315, SLG: 0.377 (1, 5)		0-0 6-3		0-0 FC6-4 1B	4-0 BB		0-0 F8		
Lee May, R OBP: 0.300, SLG: 0.429 (1, 3)		0-0 F7		0-3 K	0-0 E9 1B		0-0 FC5 1B		
Tommy Helms, R OBP: 0.333, SLG: 0.380 (1, 4)			0-0 E5 1B	4-0 1B 2B	4-0 G6-4-3 IBB		0-0 FC5		
Skip Jutze, R OBP: 0.323, SLG: 0.311 (1, 2)			0-0 1B	0-0 2B	0-0 G6-4-3		0-0 F4		
Don Wilson, R OBP: 0.225, SLG: 0.282 (1, 1)			0-3 K	0-0 2B		0-3 K		0-3 K	

Inning Stats	R: 0	H: 0	E: 0	K: 3	S: 9	P: 9	R: 0	H: 0	E: 0	K: 0	S: 3	R: 1	H: 3	E: 1	K: 1	S: 8	R: 3	H: 2	E: 0	K: 1	S: 7	R: 2	H: 3	E: 1	K: 0	S: 5	R: 0	H: 0	E: 0	K: 1	S: 5	R: 0	H: 2	E: 0	K: 0	S: 5	R: 0	H: 0	E: 0	K: 2	S: 7					
	0	0	0	3	9	9	0	0	0	0	3	1	3	1	1	8	0	2	1	0	1	7	2	3	1	2	5	0	0	0	0	0	0	2	0	2	5	0	0	0	7	0	0	0	0	0

PITCHER	IP	WLS	BF	H	R	ER	SO	BB	IBB	HBP	BLK	WP	HR	S	P	ERA	WHIP
Bill Greif, R ERA: 3.38 (1, 1)	4.1	L	23	7	6	6	5	2	1	0	0	0	1	30	42	12.46	2.077
Gary Ross, R ERA: 5.66 (5, 1)	1.2		7	1	0	0	1	1	1	0	0	0	0	7	15	0.00	1.200
Mike Caldwell, L ERA: 4.01 (7, 1)	2.0		8	2	0	0	2	0	0	0	0	0	0	12	12	0.00	1.000

BOTTOM

San Diego Padres @ Houston Astros
Astrodome, Houston, TX

Sun Jul 01 1973, 4:33 AM EDT
Att. 17,524 - Unknown

AB	33
R	6
H	10
RBI	6
BB	5
SO	8
LOB	19

livebaseballscorecards.com



1B: 7	SF: 0	WP: 0	PA: 38
2B: 2	SAC: 0	PB: 1	
3B: 0	DP: 1	SB: 0	
HR: 1	HBP: 0	CS: 0	

Batter	1	2	3	4	5	6	7	8	9	AB R H RBI BB SO LOB	TOP																
Derrel Thomas, S OBP: 0.293, SLG: 0.235 (1, 6) X	0-0 1B 1B		4-0 2B BB	0-3 K			0-0 2B 1B	0-0 4-3		4 2 2 0 1 1 2																	
Jerry Morales, R OBP: 0.333, SLG: 0.406 (1, 8) X (7, 7)	0-0 F9		0-0 1B 2B 1-H 2-H 3-H	0-0 F9			0-0 1B 2B	0-0 SH1-4 1B		5 2 3 3 0 0 3																	
Dave Roberts, R OBP: 0.288, SLG: 0.364 (1, 5) X	0-0 G6-4-3 1B		0-0 1B		0-0 F2		0-0 FC1-5 1B	0-0 SH1-4		4 0 3 1 0 0 0																	
Nate Colbert, R OBP: 0.324, SLG: 0.377 (1, 3) X	0-0 G6-4-3 1-2f		0-3 K		0-0 F6		0-0 FC1-5 1B	4-0 HR IBB		4 1 1 1 1 1 4																	
Cito Gaston, R OBP: 0.325, SLG: 0.454 (1, 9)		0-0 4-3	0-0 F8		0-0 F3		0-0 FC1-5	0-0 HR		5 1 1 3 0 0 4																	
Dave Winfield, R OBP: 0.370, SLG: 0.458 (1, 7)		0-0 6-3	0-0 6-3			4-0 FC6-4 BB	0-0 F7	0-0 5-3 1B		2 0 0 0 1 0 2																	
Gene Locklear, L OBP: 0.291, SLG: 0.254 (7, PH)										1 0 0 0 0 0 2																	
Johnny Grubb, L OBP: 0.381, SLG: 0.422 (7, 8)										1 0 1 0 0 0 0																	
Rich Morales, R OBP: 0.235, SLG: 0.173 (1, 4)	0-0 F9			0-0 F8		0-0 F6	0-0 L8	0-0 5-3		5 0 0 0 0 0 4																	
Pat Corrales, R OBP: 0.344, SLG: 0.433 (1, 2)			0-0 SH 2B 2B	0-3 K SH		0-0 FC6-4 1-2f		0-0 4-3	4-0 IBB	4 1 1 0 1 1 1																	
Clay Kirby, R OBP: 0.160, SLG: 0.200 (1, 1)			0-0 SH 2B WP	0-0 SH		0-3 K		0-0 F7	0-0 F7	3 1 0 0 0 1 3																	
Vicente Romo, R (9, 1)				1-2						0 0 0 0 0 0 0																	
Inning Stats	R: 0 E: 0 K: 0 S: 4	H: 2 LOB: 1 BB: 0 P: 4	R: 0 E: 0 K: 0 S: 3	H: 0 LOB: 0 BB: 0 P: 3	R: 3 E: 1 K: 1 S: 9	H: 3 LOB: 2 BB: 1 P: 13	R: 0 E: 0 K: 2 S: 9	H: 0 LOB: 2 BB: 0 P: 9	R: 0 E: 0 K: 1 S: 5	H: 0 LOB: 1 BB: 1 P: 9	R: 2 E: 0 K: 0 S: 7	H: 4 LOB: 2 BB: 0 P: 7	R: 0 E: 0 K: 0 S: 3	H: 0 LOB: 0 BB: 0 P: 3	R: 3 E: 0 K: 0 S: 6	H: 3 LOB: 2 BB: 2 P: 14	1B: 8 2B: 3 3B: 0 HR: 1	SF: 0 SAC: 3 DP: 1 HBP: 0	WP: 2 PB: 0 SB: 0 CS: 0	PA: 45							
PITCHER	IP	WLS	BF	H	R	ER	SO	BB	IBB	HBP	BLK	WP	HR	S	P	ERA	WHIP										
Jerry Reuss, L ERA: 3.21 (1, 1)	6.0		29	7	5	4	4	2	0	0	0	2	0	35	43	6.00	1.500										
Jim York, R ERA: 4.4 (7, 1)	0.1		3	2	0	0	0	0	0	0	0	0	0	3	3	0.00	6.000										
Jim Crawford, L ERA: 3.64 (7, 1)	2.0	L	10	3	3	3	0	0	1	0	0	0	1	9	13	13.50	1.500										
Tom Griffin, R ERA: 5.04 (9, 1)	0.2		3	0	0	0	0	0	1	0	0	0	0	2	6	0.00	0.000										

San Diego Padres @ Houston Astros
Astrodome, Houston, TX
Mon Jul 02 1973, 8:05 PM EDT
Att. 16,929 - Dome

AB	38
R	8
H	12
RBI	8
BB	4
SO	4
LOB	25



WP	2	PA	45
PB	0		
SB	0		
CS	0		

PITCHER	IP	WLS	BF	H	R	ER	SO	BB	IBB	HBP	BLK	WP	HR	S	P	ERA	WHIP
---------	----	-----	----	---	---	----	----	----	-----	-----	-----	----	----	---	---	-----	------

BOTTOM

San Diego Padres @ Houston Astros
Astrodome, Houston, TX
Mon Jul 02 1973, 8:05 PM EDT
Att. 16,929 - Dome

livebaseballscorecards.com

AB 36
R 5
H 10
RBI 4
BB 2
SO 5
LOB 16



WP: 0 PA: 38
PB: 1
SB: 0
CS: 0

AB R H RBI BB SO LOB

5 0 1 0 0 0 2

5 1 2 0 0 1 3

0 1 0 0 1 0 0
3 2 2 1 0 0 1

4 1 2 0 0 0 2

4 0 2 3 0 0 1

4 0 0 0 0 1 3

4 0 0 0 0 0 4

3 0 0 0 1 0 0

3 0 0 0 0 0 3 0
0 0 0 0 0 0 0 0
0 0 0 0 0 0 0 0
0 0 0 0 0 0 0 0
1 0 1 0 0 0 0 0
0 0 0 0 0 0 0 0

1B: 7 SF: 0
2B: 1 SAC: 0
3B: 1 DP: 2
HR: 1 HBP: 0

Batter	1	2	3	4	5	6	7	8	9
Roger Metzger, S OBP: 0.304, SLG: 0.361 (1, 6)	0-0 6-3	0-0 3B		0-0 G3		0-0 4-3			0-0 F8
Jesus Alou, R OBP: 0.286, SLG: 0.362 (1, 9)	0-0 1B	0-0 F9			0-3 K		0-0 G5-4-3 1B		0-0 G4-6-3 1-2f 2-3
Cesar Cedeno, R OBP: 0.362, SLG: 0.541 Jimmy Wynn, R OBP: 0.342, SLG: 0.437 (1, 8) (3, 8)	4-0 1B		0-0 HR		0-0 1B		0-0 G5-4-3 1-2f		
Bob Watson, R OBP: 0.420, SLG: 0.459 (1, 7)	0-0 F4		0-0 1B		0-0 2B		0-0 4-3		
Doug Rader, R OBP: 0.317, SLG: 0.382 (1, 5)	0-0 1B		0-0 F9		0-0 2B		0-0 6-3		
Rafael Batista, L OBP: 0.333, SLG: 0.273 (1, 3)	0-0 E4		0-0 F7		0-3 K		0-0 4-3		
Tommy Helms, R OBP: 0.329, SLG: 0.375 (1, 4)	0-0 F7		0-0 F4		0-0 F9		0-0 4-3		
Skip Jutze, R OBP: 0.320, SLG: 0.301 (1, 2)		0-0 6-3		0-0 6-3		0-0 6-3		4-0 G4-6-3 1B BB	
Jerry Reuss, L OBP: 0.268, SLG: 0.200 Jim York, F OBP: 0.222, SLG: 0.333 Tom Griffin, R OBP: 0.236, SLG: 0.300 Bob Gallagher, L OBP: 0.195, SLG: 0.333 (1, 1) (7, 1) (7, 1) (9, 1) (9, PH) (9, PR)		0-3 K		0-3 K		0-3 K		0-0 G4-6-3 1B	

Inning Stats	R: 2	H: 2	E: 1	LOB: 2	K: 0	BB: 1	S: 6	P: 10
	R: 0	H: 1	E: 0	LOB: 1	K: 1	BB: 0	S: 6	P: 6
	R: 1	H: 2	E: 0	LOB: 1	K: 0	BB: 0	S: 5	P: 5
	R: 0	H: 0	E: 0	LOB: 0	K: 1	BB: 0	S: 5	P: 5
	R: 2	H: 3	E: 0	LOB: 1	K: 2	BB: 0	S: 10	P: 10
	R: 0	H: 0	E: 0	LOB: 0	K: 1	BB: 0	S: 5	P: 5
	R: 0	H: 1	E: 0	LOB: 0	K: 0	BB: 0	S: 3	P: 3
	R: 0	H: 0	E: 0	LOB: 0	K: 0	BB: 0	S: 3	P: 3
	R: 0	H: 1	E: 0	LOB: 2	K: 0	BB: 1	S: 3	P: 7

PITCHER	IP	WLS	BF	H	R	ER	SO	BB	IBB	HBP	BLK	WP	HR	S	P	ERA	WHIP
Clay Kirby, R ERA: 4.84 (1, 1)	8.0	W	36	10	5	4	5	2	0	0	0	0	1	44	52	4.50	1.500
Vicente Romo, R ERA: 3.4 (9, 1)	1.0	S	2	0	0	0	0	0	0	0	0	0	2	2	0.00	0.000	

Batter	1	2	3	4	5	6	7	8	9	AB R H RBI BB SO LOB	TOP																						
Tommie Agee, R OBP: 0.301, SLG: 0.387 (1, 8) X	0-0 4-3 ①		0-0 K 1B			0-3 K ①		0-0 1B 1B		4 0 2 0 0 1 0																							
Roger Metzger, S OBP: 0.303, SLG: 0.359 (1, 6) X	0-0 F8 ②		0-3 K ③			0-0 F7 ②		0-0 1-3 1B ②		4 0 1 0 0 1 1																							
Jimmy Wynn, R OBP: 0.344, SLG: 0.436 (1, 9) B B B	4-0 FC6 BB			0-0 E6 G4-6-3		0-0 CS 1B		0-0 5-3 ②		3 0 1 0 1 0 2																							
Bob Watson, R OBP: 0.415, SLG: 0.453 (1, 7) X	0-0 FC6 ③ 1-2f			0-0 G4-6-3 ① ② ③ 1-2f		0-0 CS ③ 1-2	0-0 6-3 ① X	0-0 6-3 ③		4 0 0 0 0 0 4																							
Doug Rader, R OBP: 0.319, SLG: 0.384 (1, 5) X		0-0 L6 ①		0-0 6-3 ③			0-0 1B 1B		0-0 FC4-6 1B ①	4 0 2 0 0 0 0																							
Lee May, R OBP: 0.300, SLG: 0.426 (1, 3) X		0-0 G5-4-3 1B			0-0 L9 ①		0-3 K ②		0-0 P5 ①	4 0 1 0 0 1 2																							
Tommy Helms, R OBP: 0.331, SLG: 0.376 (1, 4) X		0-0 G5-4-3 ② ③ 1-2f			0-0 F8 ②		0-0 1-2 1B		0-0 FC4-6 1B ①	4 0 2 0 0 0 1																							
Skip Jutze, R OBP: 0.318, SLG: 0.299 (1, 2) X			0-0 L4 ①		0-0 1B		0-0 F9 ③		0-0 FC4-6 ② 1-2f 2-3	4 0 1 0 0 0 4																							
Dave Roberts, L OBP: 0.132, SLG: 0.132 (1, 1) X			0-0 3-1 ②		0-0 4-3 ③			0-3 K ① X	0-0 5-3 ③	2 0 0 0 0 0 1																							
Rafael Batista, L OBP: 0.308, SLG: 0.250 (8, PH)										1 0 0 0 0 1 0																							
Tom Griffin, R (8, 1)										0 0 0 0 0 0 0																							
Bob Gallagher, L OBP: 0.233, SLG: 0.293 (9, PH)										1 0 0 0 0 0 2																							
Inning Stats	R: 0 E: 0 K: 0 S: 3	H: 0 LOB: 1 BB: 1 P: 7	R: 0 E: 0 K: 0 S: 3	H: 1 LOB: 0 BB: 0 P: 3	R: 0 E: 0 K: 1 S: 6	H: 1 LOB: 1 BB: 0 P: 6	R: 0 E: 1 K: 0 S: 3	H: 0 LOB: 0 BB: 0 P: 3	R: 0 E: 0 K: 0 S: 4	H: 1 LOB: 1 BB: 0 P: 4	R: 0 E: 0 K: 1 S: 5	H: 1 LOB: 0 BB: 0 P: 5	R: 0 E: 0 K: 1 S: 7	H: 2 LOB: 2 BB: 0 P: 7	R: 0 E: 0 K: 1 S: 7	H: 2 LOB: 2 BB: 0 P: 7	R: 0 E: 0 K: 0 S: 5	H: 2 LOB: 2 BB: 0 P: 5	1B: 10 2B: 0 3B: 0 HR: 0	SF: 0 SAC: 0 DP: 2 HBP: 0	WP: 0 PB: 0 SB: 0 CS: 1	PA: 37											
PITCHER Carl Morton, R ERA: 3.45 (1, 1)	IP 9.0	WLS W	BF 36	H 10	R 0	ER 0	SO 4	BB 1	IBB 0	HBP 0	BLK 0	WP 0	HR 0	S 43	P 47	ERA 0.00	WHIP 1.222																
											PITCHER	IP	WLS	BF	H	R	ER	SO	BB	IBB	HBP	BLK	WP	HR	S	P	ERA	WHIP					

Houston Astros @ Atlanta Braves
Atlanta Stadium, Atlanta, GA

Tue Jul 03 1973, 7:05 PM EDT
Att. 22,894 - Unknown

livebaseballscorecards.com

AB	35
R	0
H	10
RBI	0
BB	1
SO	4
LOB	17



Batter	1	2	3	4	5	6	7	8	9
Ralph Garr, L (1, 9) OBP: 0.293, SLG: 0.356	0-0 F7		0-0 G1-6-4 1B		0-3 K		0-0 1-3		
Marty Perez, R (1, 6) OBP: 0.304, SLG: 0.299	0-0 1B		0-0 G1-6-4 1-2f		0-0 5-3			0-0 F3	
Darrell Evans, L (1, 5) OBP: 0.404, SLG: 0.575	0-0 F9		0-0 1B			0-0 F7		0-0 PB 2B	
Hank Aaron, R (1, 7) OBP: 0.347, SLG: 0.540 Sonny Jackson, L (8, PR) OBP: 0.294, SLG: 0.259 (9, 7)	0-3 K		0-0 5-3			0-3 K		4-0 PB IBB	
Dusty Baker Jr., R (1, 8) OBP: 0.353, SLG: 0.399		0-0 1B 3-1 1B		0-0 S 1B		0-0 S 1B		0-0 L8	
Davey Johnson, R (1, 4) OBP: 0.356, SLG: 0.484		0-0 G3 3-1 1B		0-0 F9		0-3 K 1-2		0-0 F9 1-2 2-3	
Mike Lum, L (1, 3) OBP: 0.357, SLG: 0.456		0-0 3-1		0-3 K 1-2			0-0 FC1-6 1B		
Johnny Oates, L (1, 2) OBP: 0.293, SLG: 0.309		0-0 G3		0-0 6-3			0-0 FC1-6 1-2f		
Carl Morton, R (1, 1) OBP: 0.213, SLG: 0.289		0-0 F9			0-3 K		0-0 P6		

Inning Stats	R: 0	H: 1	E: 0	K: 1	S: 6	LOB: 1	BB: 0	P: 6
	R: 1	H: 2	E: 0	K: 0	S: 5	LOB: 1	BB: 0	P: 5
	R: 0	H: 2	E: 0	K: 0	S: 4	LOB: 1	BB: 0	P: 4
	R: 0	H: 1	E: 0	K: 1	S: 6	LOB: 1	BB: 0	P: 6
	R: 0	H: 0	E: 0	K: 2	S: 7	LOB: 0	BB: 0	P: 7
	R: 0	H: 1	E: 0	K: 2	S: 8	LOB: 1	BB: 0	P: 8
	R: 0	H: 1	E: 0	K: 0	S: 4	LOB: 1	BB: 0	P: 4
	R: 0	H: 1	E: 0	K: 0	S: 4	LOB: 3	BB: 1	P: 8

PITCHER	IP	WLS	BF	H	R	ER	SO	BB	IBB	HBP	BLK	WP	HR	S	P	ERA	WHIP
Dave Roberts, L (1, 1) ERA: 2.78	7.0	L	28	8	1	1	6	0	0	0	0	0	0	40	40	1.29	1.143
Tom Griffin, R (8, 1) ERA: 4.88	1.0		5	1	0	0	0	0	1	0	0	0	0	4	8	0.00	1.000

BOTTOM

Houston Astros @ Atlanta Braves
Atlanta Stadium, Atlanta, GA

Tue Jul 03 1973, 7:05 PM EDT
Att. 22,894 - Unknown

AB	R	H	RBI	BB	SO	LOB
4	0	1	0	0	1	1
4	0	1	0	0	0	1
4	0	2	0	0	0	1
3	0	0	0	1	2	2
0	0	0	0	0	0	0
4	1	3	0	0	0	2
4	0	1	0	0	1	4
3	0	1	1	0	1	2
3	0	0	0	0	0	3
3	0	0	0	0	1	2

AB	32
R	1
H	9
RBI	1
BB	1
SO	6
LOB	18

livebaseballscorecards.com

Braves

WP	PA
0	33

1B	SF	WP	PA
8	0	0	33
2B	0	1	
3B	0	2	
HR	0	0	

Houston Astros @ Atlanta Braves
 Atlanta Stadium, Atlanta, GA
 Wed Jul 04 1973, 3:33 AM EDT
 Unknown

livebaseballscorecards.com

AB	42
R	11
H	15
RBI	9
BB	6
SO	8
LOB	19



WP:	0	PA:	49
PB:	0	SB:	1
CS:	0		

Batter	1	2	3	4	5	6	7	8	9	AB	R	H	RBI	BB	SO	LOB
Tommie Agee, R OBP: 0.309, SLG: 0.423 (1, 8) X	0-0 1B 2B 1B	0-0 F3		0-0 6-3	0-0 HR		0-0 2B		0-0 5-3	6	2	3	1	0	0	0
Roger Metzger, S OBP: 0.303, SLG: 0.360 (1, 6) X	0-0 1B 2B 1B	0-0 F8		0-0 BB 1B 1B	0-0 4-3		0-0 SF8		0-0 P6	5	2	2	1	0	0	0
Jimmy Wynn, R OBP: 0.347, SLG: 0.434 (1, 9) X	0-0 2B 1B 1B	4-0 S BB		0-0 E5 1B BB E	0-3 K		0-0 F8		4-0 BB	4	2	1	0	2	1	2
Bob Watson, R OBP: 0.417, SLG: 0.454 (1, 7) X	0-0 1B 2B	4-0 BB BB		4-0 E BB	0-0 5-3		0-0 F8		0-3 K	4	2	1	2	2	1	1
Doug Rader, R OBP: 0.323, SLG: 0.397 (1, 5) S S S	0-3 K	0-0 F9		0-0 E6 2B 1B	0-0 FC6-4 1B		0-0 HR			5	2	3	2	0	1	4
Lee May, R OBP: 0.298, SLG: 0.420 (1, 3) S S S	4-0 1B IBB			0-3 K	0-3 K		0-0 F9		0-0 5-3	4	0	0	0	1	2	2
Tommy Helms, R OBP: 0.332, SLG: 0.378 (1, 4) X	0-0 P6			0-0 F9	0-0 2B		0-0 FC6-4		4-0 1B BB	4	0	1	1	1	0	4
Hector Torres, R OBP: 0.167, SLG: 0.079 (9, 4) X				2-H			1-2f			0	0	0	0	0	0	0
Skip Jutze, R OBP: 0.330, SLG: 0.314 (1, 2) X	0-0 1B			0-0 1B	0-3 K		0-0 L6		0-0 1B	5	0	3	2	0	1	1
J.R. Richard, R OBP: 0.100, SLG: 0.100 (1, 1) X	0-0 F8			0-0 L7	0-3 K		0-0 2B SF8 1B		0-3 K	3	0	0	0	0	1	3
Jim Crawford, L OBP: 0.273, SLG: 0.364 (6, 1) X										2	1	1	0	0	1	2

Inning Stats	R: 4	H: 5	E: 0	K: 1	S: 10	LOB: 2	BB: 1	P: 14	R: 0	H: 0	E: 0	K: 0	S: 3	LOB: 2	BB: 2	P: 11	R: 0	H: 1	E: 0	K: 1	S: 6	LOB: 1	BB: 0	P: 6	R: 4	H: 3	E: 2	K: 2	S: 11	LOB: 1	BB: 1	P: 15	R: 1	H: 1	E: 0	K: 2	S: 8	LOB: 0	BB: 0	P: 8	R: 0	H: 1	E: 0	K: 0	S: 4	LOB: 1	BB: 0	P: 4	R: 1	H: 2	E: 0	K: 0	S: 5	LOB: 1	BB: 0	P: 5	R: 1	H: 2	E: 0	K: 1	S: 7	LOB: 2	BB: 1	P: 11	R: 0	H: 0	E: 0	K: 1	S: 5	LOB: 1	BB: 1	P: 9	1B: 10	SF: 1	2B: 3	SAC: 0	3B: 0	DP: 0	HR: 2	HBP: 0	WP: 0	PA: 49
--------------	------	------	------	------	-------	--------	-------	-------	------	------	------	------	------	--------	-------	-------	------	------	------	------	------	--------	-------	------	------	------	------	------	-------	--------	-------	-------	------	------	------	------	------	--------	-------	------	------	------	------	------	------	--------	-------	------	------	------	------	------	------	--------	-------	------	------	------	------	------	------	--------	-------	-------	------	------	------	------	------	--------	-------	------	--------	-------	-------	--------	-------	-------	-------	--------	-------	--------

PITCHER	IP	WLS	BF	H	R	ER	SO	BB	IBB	HBP	BLK	WP	HR	S	P	ERA	WHIP
Ron Reed, R ERA: 4.39 (1, 1)	3.2	L	25	9	8	4	3	3	1	0	0	0	0	27	43	9.82	3.273
Adrian Devine, R ERA: 6.94 (4, 1)	3.1		14	4	2	2	3	0	0	0	0	0	1	20	20	5.40	1.200
Tom House, L ERA: 5.28 (8, 1)	1.0		6	2	1	1	1	1	0	0	0	0	1	7	11	9.00	3.000
Danny Frisella, R ERA: 4.28 (9, 1)	1.0		4	0	0	0	1	1	0	0	0	0	0	5	9	0.00	1.000

Batter	1	2	3	4	5	6	7	8	9	AB R H RBI BB SO LOB
Sonny Jackson, L OBP: 0.298, SLG: 0.259 (1, 6) X	0-0 1-3		4-0 BB		0-0 6-3		0-0 1-2 1B		0-0 F8	4 0 1 0 1 0 1
Mike Lum, L OBP: 0.358, SLG: 0.453 (1, 7) X	0-0 PB E 1B		0-0 G4-6-3 1-2f		4-0 HR BB		0-3 K		0-3 K	4 2 1 0 1 2 4
Darrell Evans, L OBP: 0.404, SLG: 0.582 (1, 5) SSS	0-3 K 1-2		0-0 1B		0-0 HR		0-0 F9		0-0 3-1	5 1 2 2 0 1 4
Dusty Baker Jr., R OBP: 0.352, SLG: 0.397 (1, 8) X	0-0 E6 2-H 1B		0-0 4-3		0-0 F9			0-0 5-3		4 0 1 0 0 0 1
Ralph Garr, L OBP: 0.296, SLG: 0.358 (1, 9) X	0-0 4-3			0-0 WP 1-3 1B		0-0 F7		0-0 1B 1B		4 0 2 0 0 0 1
Frank Tepedino, L OBP: 0.282, SLG: 0.368 (1, 3) X		0-0 HR		0-0 1-3 1-2		0-3 K		0-0 1-3 1B		4 1 2 1 0 1 1
Davey Johnson, R OBP: 0.354, SLG: 0.481 (1, 4) X		0-0 FC6-4 1B		0-3 K 2-3		0-0 5-3		0-0 1-3		4 0 1 0 0 1 3
Paul Casanova, R OBP: 0.208, SLG: 0.255 (1, 2) X		0-0 FC6-4 CS 1-2f		0-0 P4			0-0 P4	0-0 F9		4 0 0 0 0 0 4
Ron Reed, R OBP: 0.206, SLG: 0.227 (1, 1) SSS Adrian Devine, R OBP: 0.333, SLG: 0.333 (4, 1) SSS Chuck Goggin, S OBP: 0.276, SLG: 0.308 (7, PH) Tom House, L OBP: 0.167, SLG: 0.333 (8, 1) SSS Danny Frisella, L OBP: 0.475, SLG: 0.333 (9, PH) SSS		0-3 K 1-2			0-3 K		0-0 1B 1B	0-0 WP 1B		1 0 0 0 0 1 1 1 0 0 0 0 1 0 1 0 1 0 0 0 0 0 0 0 0 0 0 0 0 0 0 0 0 0 0 1 0 1 0 0 0 0

BOTTOM	
Houston Astros @ Atlanta Braves Atlanta Stadium, Atlanta, GA Wed Jul 04 1973, 3:33 AM EDT Unknown	
livebaseballscorecards.com	
AB 37 R 4 H 12 RBI 3 BB 2 SO 7 LOB 20	WP: 2 PB: 1 SB: 0 CS: 1
Braves	

Inning Stats		R: 1 E: 1 K: 1 S: 7	H: 2 LOB: 1 BB: 0 P: 7	R: 1 E: 0 K: 1 S: 6	H: 2 LOB: 0 BB: 0 P: 6	R: 0 E: 0 K: 0 S: 3	H: 1 LOB: 1 BB: 1 P: 7	R: 0 E: 0 K: 1 S: 6	H: 1 LOB: 1 BB: 0 P: 6	R: 2 E: 0 K: 1 S: 6	H: 1 LOB: 0 BB: 1 P: 10	R: 0 E: 0 K: 1 S: 5	H: 0 LOB: 0 BB: 0 P: 5	R: 0 E: 0 K: 1 S: 7	H: 2 LOB: 2 BB: 0 P: 7	R: 0 E: 0 K: 0 S: 5	H: 2 LOB: 2 BB: 0 P: 5	R: 0 E: 0 K: 1 S: 6	H: 1 LOB: 1 BB: 0 P: 6	1B: 10 2B: 0 3B: 0 HR: 2	SF: 0 SAC: 0 DP: 1 HBP: 0	WP: 2 PB: 1 SB: 0 CS: 1	PA: 39		
PITCHER											PITCHER														
J.R. Richard, R ERA: 2.84 (1, 1)	IP: 5.0	WLS: W	BF: 22	H: 7	R: 4	ER: 3	SO: 4	BB: 2	IBB: 0	HBP: 0	BLK: 0	WP: 1	HR: 2	S: 28	P: 36	ERA: 5.40	WHIP: 1.800								
Jim Crawford, L ERA: 3.33 (6, 1)	IP: 4.0	WLS: S	BF: 17	H: 5	R: 0	ER: 0	SO: 3	BB: 0	IBB: 0	HBP: 0	BLK: 0	WP: 1	HR: 0	S: 23	P: 23	ERA: 0.00	WHIP: 1.250								

Batter	1	2	3	4	5	6	7	8	9	AB R H RBI BB SO LOB	TOP					
Tommie Agee, R (1, 8) OBP: 0.319, SLG: 0.462 Jesus Alou, R (3, PH) OBP: 0.283, SLG: 0.340 (3, 9)	0-0 HR	0-0 2B	1-0 FC5 1B 1-2 2-3 HBP		0-0 6-3			0-0 4-3	0-0 F9	2 1 2 1 0 0 0 3 0 0 0 0 0 0						
Roger Metzger, S (1, 6) OBP: 0.310, SLG: 0.370	0-0 SF7 3B	4-0 BB	0-0 1B			0-0 4-3		0-0 1B BB 1B	0-3 K	5 2 3 2 1 1 0						
Jimmy Wynn, R (1, 9) OBP: 0.345, SLG: 0.428 (3, 8)	0-0 F2	0-0 1-3	0-0 FC5			0-0 5-3		4-0 1B 1B 1-2 HR BB		4 1 0 0 1 0 5						
Bob Watson, R (1, 7) OBP: 0.422, SLG: 0.458	4-0 1B BB		0-0 FC5-4 1B		0-0 6-3	0-0 1B		0-0 1-2 2-3 HR 1B		4 1 3 0 1 0 0						
Doug Rader, R (1, 5) OBP: 0.324, SLG: 0.408	0-0 SF7		0-0 FC5-4 1B BB 1-2f		0-0 HR	0-0 F9		0-0 1-2 2-3 HR 1B		4 3 2 3 0 0 2						
Lee May, R (1, 3) OBP: 0.300, SLG: 0.430	0-0 1-2 1B		0-0 F9		0-0 5-3		0-0 F8	0-0 1-1 2-1 3-1 HR		5 1 2 4 0 0 1						
Tommy Helms, R (1, 4) OBP: 0.330, SLG: 0.373	0-0 F2		4-0 1B 1B 1-2 BB		0-0 F9		0-0 P4	0-0 6-3		4 1 0 0 1 0 2						
Skip Jutze, R (1, 2) OBP: 0.333, SLG: 0.318		0-0 F7	0-0 HBP 1B 1-3 2-1 1B		0-0 6-3		0-0 1B	0-0 F7		5 1 2 1 0 0 0						
Ken Forsch, R (1, 1) OBP: 0.120, SLG: 0.104 Bob Gallagher, L (7, PH) OBP: 0.227, SLG: 0.286 Dave Roberts, L (7, 1) OBP: 0.132, SLG: 0.132 Jim Ray, R (7, 1) OBP: 0.222, SLG: 0.222		0-0 5-3	0-0 1B HBP 1-2 3-H 1B		0-3 K		0-0 4-3	0-3 K		3 1 1 1 0 1 0 1 0 0 0 0 0 1 0 0 0 0 0 0 0 1 0 0 0 0 1 0						
Inning Stats	R: 2 H: 3 E: 0 LOB: 2 K: 0 BB: 1 S: 6 P: 10	R: 0 H: 1 E: 0 LOB: 2 K: 0 BB: 1 S: 4 P: 8	R: 4 H: 4 E: 0 LOB: 2 K: 0 BB: 1 S: 7 P: 12	R: 1 H: 1 E: 0 LOB: 0 K: 0 BB: 0 S: 4 P: 4	R: 0 H: 0 E: 0 LOB: 0 K: 1 BB: 0 S: 5 P: 5	R: 0 H: 1 E: 0 LOB: 1 K: 0 BB: 0 S: 4 P: 4	R: 0 H: 1 E: 0 LOB: 1 K: 0 BB: 0 S: 4 P: 4	R: 5 H: 4 E: 0 LOB: 0 K: 0 BB: 1 S: 7 P: 11	R: 0 H: 0 E: 0 LOB: 0 K: 2 BB: 0 S: 7 P: 7	1B: 10 SF: 1 2B: 1 SAC: 0 3B: 1 DP: 0 HR: 3 HBP: 1	WP: 0 PA: 47 PB: 0 SB: 0 CS: 0					
PITCHER	IP WLS BF H R ER SO BB IBB HBP BLK WP HR S P ERA WHIP												PITCHER	IP WLS BF H R ER SO BB IBB HBP BLK WP HR S P ERA WHIP		
Phil Niekro, R (1, 1) ERA: 2.96	2.2		20 8 6 6 0 3 0 1 0 0 0 0 1 16 29 20.25 4.125													
Jimmy Freeman, L (3, 1) ERA: 5.82	3.1		12 2 1 1 1 0 0 0 0 0 0 0 1 14 14 2.70 0.600													
Jim Panther, R (7, 1) ERA: 4.09	1.1	L	8 3 3 3 0 1 0 0 0 0 0 0 0 7 11 20.25 3.000													
Danny Frisella, R (8, 1) ERA: 4.82	0.2		4 2 2 2 0 0 0 0 0 0 0 0 1 4 4 27.00 3.000													
Tom House, L (9, 1) ERA: 5.12	1.0		3 0 0 0 2 0 0 0 0 0 0 0 0 7 7 0.00 0.000													

Houston Astros @ Atlanta Braves
Atlanta Stadium, Atlanta, GA
 Wed Jul 04 1973, 7:05 PM EDT
 Att: 13,537 - Unknown

livebaseballscorecards.com

AB	41
R	12
H	15
RBI	12
BB	4
SO	3
LOB	11



BOTTOM

Houston Astros @ Atlanta Braves
 Atlanta Stadium, Atlanta, GA
 Wed Jul 04 1973, 7:05 PM EDT
 Att. 13,537 - Unknown

livebaseballscores.com

AB	40
R	8
H	14
RBI	7
BB	3
SO	3
LOB	19



WP:	2	PA:	43
PB:	0	SB:	0
CS:	0		

AB R H RBI BB SO LOB

5	1	1	0	0	1	0
5	3	4	1	0	0	1
4	0	0	1	1	0	2
5	0	2	1	0	0	1
4	1	2	0	1	0	2
5	1	2	0	0	0	4
5	2	2	4	0	1	6
3	0	1	0	1	0	0
1	0	0	0	0	1	2
1	0	0	0	0	0	0
1	0	0	0	0	0	0
0	0	0	0	0	0	0
0	0	0	0	0	0	0
1	0	0	0	0	0	1
0	0	0	0	0	0	0

1B:	9	SF:	0
2B:	0	SAC:	0
3B:	2	DP:	1
HR:	3	HBP:	0

Batter 1 2 3 4 5 6 7 8 9

<p>Sonny Jackson, L (1, 6) OBP: 0.294, SLG: 0.273</p>	<p>Ralph Garr, L (1, 9) OBP: 0.303, SLG: 0.379</p>	<p>Darrell Evans, L (1, 5) OBP: 0.402, SLG: 0.574</p>	<p>Hank Aaron, R (1, 7) OBP: 0.348, SLG: 0.537</p>	<p>Mike Lum, L (1, 3) OBP: 0.362, SLG: 0.454</p>	<p>Dusty Baker Jr., R (1, 8) OBP: 0.353, SLG: 0.397</p>	<p>Davey Johnson, R (1, 4) OBP: 0.355, SLG: 0.500</p>	<p>Johnny Oates, L (1, 2) OBP: 0.295, SLG: 0.309</p>	<p>Phil Niekro, R (1, 1) OBP: 0.186, SLG: 0.211</p> <p>Jimmy Freeman, L (3, 1) OBP: 0.286, SLG: 0.286</p> <p>Norm Miller, L (6, PH)</p> <p>Jim Panther, R (7, 1)</p> <p>Danny Frisella, L (8, 1)</p> <p>Frank Tepedino, L (8, PH) OBP: 0.275, SLG: 0.359</p> <p>Tom House, L (9, 1) OBP: 0.167, SLG: 0.333</p>	
<p>0-0 4-3</p>	<p>0-0 4-3</p>	<p>0-0 4-3</p>	<p>0-0 4-3</p>	<p>0-0 1B</p>	<p>0-0 F8</p>	<p>0-3 K</p>	<p>0-0 1-2</p>	<p>0-0 1-2</p>	<p>0-0 K</p>
<p>0-3 K</p>	<p>0-0 HR</p>	<p>0-0 F7</p>	<p>0-0 6-3</p>	<p>0-0 1B</p>	<p>0-0 1B</p>	<p>0-0 HR</p>	<p>0-0 4-3</p>	<p>0-0 4-3</p>	<p>0-0 4-3</p>
<p>0-0 F8</p>	<p>0-0 3B</p>	<p>0-0 F9</p>	<p>0-0 F8</p>	<p>0-0 P6</p>	<p>0-0 4-3</p>	<p>0-0 HR</p>	<p>0-0 1B</p>	<p>0-0 1B</p>	<p>0-0 F8</p>
<p>0-0 F8</p>	<p>0-0 1B</p>	<p>0-0 1B</p>	<p>0-0 1B</p>	<p>0-0 1B</p>	<p>0-0 F8</p>	<p>0-0 1B</p>	<p>0-0 1B</p>	<p>0-0 1B</p>	<p>0-0 F8</p>
<p>0-0 1B</p>	<p>0-0 1B</p>	<p>0-0 1B</p>	<p>0-0 1B</p>	<p>0-0 1B</p>	<p>0-0 1B</p>	<p>0-0 1B</p>	<p>0-0 1B</p>	<p>0-0 1B</p>	<p>0-0 1B</p>
<p>0-0 1B</p>	<p>0-0 1B</p>	<p>0-0 1B</p>	<p>0-0 1B</p>	<p>0-0 1B</p>	<p>0-0 1B</p>	<p>0-0 1B</p>	<p>0-0 1B</p>	<p>0-0 1B</p>	<p>0-0 1B</p>
<p>0-0 1B</p>	<p>0-0 1B</p>	<p>0-0 1B</p>	<p>0-0 1B</p>	<p>0-0 1B</p>	<p>0-0 1B</p>	<p>0-0 1B</p>	<p>0-0 1B</p>	<p>0-0 1B</p>	<p>0-0 1B</p>
<p>0-0 1B</p>	<p>0-0 1B</p>	<p>0-0 1B</p>	<p>0-0 1B</p>	<p>0-0 1B</p>	<p>0-0 1B</p>	<p>0-0 1B</p>	<p>0-0 1B</p>	<p>0-0 1B</p>	<p>0-0 1B</p>
<p>0-0 1B</p>	<p>0-0 1B</p>	<p>0-0 1B</p>	<p>0-0 1B</p>	<p>0-0 1B</p>	<p>0-0 1B</p>	<p>0-0 1B</p>	<p>0-0 1B</p>	<p>0-0 1B</p>	<p>0-0 1B</p>
<p>0-0 1B</p>	<p>0-0 1B</p>	<p>0-0 1B</p>	<p>0-0 1B</p>	<p>0-0 1B</p>	<p>0-0 1B</p>	<p>0-0 1B</p>	<p>0-0 1B</p>	<p>0-0 1B</p>	<p>0-0 1B</p>
<p>0-0 1B</p>	<p>0-0 1B</p>	<p>0-0 1B</p>	<p>0-0 1B</p>	<p>0-0 1B</p>	<p>0-0 1B</p>	<p>0-0 1B</p>	<p>0-0 1B</p>	<p>0-0 1B</p>	<p>0-0 1B</p>
<p>0-0 1B</p>	<p>0-0 1B</p>	<p>0-0 1B</p>	<p>0-0 1B</p>	<p>0-0 1B</p>	<p>0-0 1B</p>	<p>0-0 1B</p>	<p>0-0 1B</p>	<p>0-0 1B</p>	<p>0-0 1B</p>
<p>0-0 1B</p>	<p>0-0 1B</p>	<p>0-0 1B</p>	<p>0-0 1B</p>	<p>0-0 1B</p>	<p>0-0 1B</p>	<p>0-0 1B</p>	<p>0-0 1B</p>	<p>0-0 1B</p>	<p>0-0 1B</p>
<p>0-0 1B</p>	<p>0-0 1B</p>	<p>0-0 1B</p>	<p>0-0 1B</p>	<p>0-0 1B</p>	<p>0-0 1B</p>	<p>0-0 1B</p>	<p>0-0 1B</p>	<p>0-0 1B</p>	<p>0-0 1B</p>
<p>0-0 1B</p>	<p>0-0 1B</p>	<p>0-0 1B</p>	<p>0-0 1B</p>	<p>0-0 1B</p>	<p>0-0 1B</p>	<p>0-0 1B</p>	<p>0-0 1B</p>	<p>0-0 1B</p>	<p>0-0 1B</p>
<p>0-0 1B</p>	<p>0-0 1B</p>	<p>0-0 1B</p>	<p>0-0 1B</p>	<p>0-0 1B</p>	<p>0-0 1B</p>	<p>0-0 1B</p>	<p>0-0 1B</p>	<p>0-0 1B</p>	<p>0-0 1B</p>
<p>0-0 1B</p>	<p>0-0 1B</p>	<p>0-0 1B</p>	<p>0-0 1B</p>	<p>0-0 1B</p>	<p>0-0 1B</p>	<p>0-0 1B</p>	<p>0-0 1B</p>	<p>0-0 1B</p>	<p>0-0 1B</p>
<p>0-0 1B</p>	<p>0-0 1B</p>	<p>0-0 1B</p>	<p>0-0 1B</p>	<p>0-0 1B</p>	<p>0-0 1B</p>	<p>0-0 1B</p>	<p>0-0 1B</p>	<p>0-0 1B</p>	<p>0-0 1B</p>
<p>0-0 1B</p>	<p>0-0 1B</p>	<p>0-0 1B</p>	<p>0-0 1B</p>	<p>0-0 1B</p>	<p>0-0 1B</p>	<p>0-0 1B</p>	<p>0-0 1B</p>	<p>0-0 1B</p>	<p>0-0 1B</p>
<p>0-0 1B</p>	<p>0-0 1B</p>	<p>0-0 1B</p>	<p>0-0 1B</p>	<p>0-0 1B</p>	<p>0-0 1B</p>	<p>0-0 1B</p>	<p>0-0 1B</p>	<p>0-0 1B</p>	<p>0-0 1B</p>
<p>0-0 1B</p>	<p>0-0 1B</p>	<p>0-0 1B</p>	<p>0-0 1B</p>	<p>0-0 1B</p>	<p>0-0 1B</p>	<p>0-0 1B</p>	<p>0-0 1B</p>	<p>0-0 1B</p>	<p>0-0 1B</p>
<p>0-0 1B</p>	<p>0-0 1B</p>	<p>0-0 1B</p>	<p>0-0 1B</p>	<p>0-0 1B</p>	<p>0-0 1B</p>	<p>0-0 1B</p>	<p>0-0 1B</p>	<p>0-0 1B</p>	<p>0-0 1B</p>
<p>0-0 1B</p>	<p>0-0 1B</p>	<p>0-0 1B</p>	<p>0-0 1B</p>	<p>0-0 1B</p>	<p>0-0 1B</p>	<p>0-0 1B</p>	<p>0-0 1B</p>	<p>0-0 1B</p>	<p>0-0 1B</p>
<p>0-0 1B</p>	<p>0-0 1B</p>	<p>0-0 1B</p>	<p>0-0 1B</p>	<p>0-0 1B</p>	<p>0-0 1B</p>	<p>0-0 1B</p>	<p>0-0 1B</p>	<p>0-0 1B</p>	<p>0-0 1B</p>
<p>0-0 1B</p>	<p>0-0 1B</p>	<p>0-0 1B</p>	<p>0-0 1B</p>	<p>0-0 1B</p>	<p>0-0 1B</p>	<p>0-0 1B</p>	<p>0-0 1B</p>	<p>0-0 1B</p>	<p>0-0 1B</p>
<p>0-0 1B</p>	<p>0-0 1B</p>	<p>0-0 1B</p>	<p>0-0 1B</p>	<p>0-0 1B</p>	<p>0-0 1B</p>	<p>0-0 1B</p>	<p>0-0 1B</p>	<p>0-0 1B</p>	<p>0-0 1B</p>
<p>0-0 1B</p>	<p>0-0 1B</p>	<p>0-0 1B</p>	<p>0-0 1B</p>	<p>0-0 1B</p>	<p>0-0 1B</p>	<p>0-0 1B</p>	<p>0-0 1B</p>	<p>0-0 1B</p>	<p>0-0 1B</p>
<p>0-0 1B</p>	<p>0-0 1B</p>	<p>0-0 1B</p>	<p>0-0 1B</p>	<p>0-0 1B</p>	<p>0-0 1B</p>	<p>0-0 1B</p>	<p>0-0 1B</p>	<p>0-0 1B</p>	<p>0-0 1B</p>
<p>0-0 1B</p>	<p>0-0 1B</p>	<p>0-0 1B</p>	<p>0-0 1B</p>	<p>0-0 1B</p>	<p>0-0 1B</p>	<p>0-0 1B</p>	<p>0-0 1B</p>	<p>0-0 1B</p>	<p>0-0 1B</p>
<p>0-0 1B</p>	<p>0-0 1B</p>	<p>0-0 1B</p>	<p>0-0 1B</p>	<p>0-0 1B</p>	<p>0-0 1B</p>	<p>0-0 1B</p>	<p>0-0 1B</p>	<p>0-0 1B</p>	<p>0-0 1B</p>
<p>0-0 1B</p>	<p>0-0 1B</p>	<p>0-0 1B</p>	<p>0-0 1B</p>	<p>0-0 1B</p>	<p>0-0 1B</p>	<p>0-0 1B</p>	<p>0-0 1B</p>	<p>0-0 1B</p>	<p>0-0 1B</p>
<p>0-0 1B</p>	<p>0-0 1B</p>	<p>0-0 1B</p>	<p>0-0 1B</p>	<p>0-0 1B</p>	<p>0-0 1B</p>	<p>0-0 1B</p>	<p>0-0 1B</p>	<p>0-0 1B</p>	<p>0-0 1B</p>
<p>0-0 1B</p>	<p>0-0 1B</p>	<p>0-0 1B</p>	<p>0-0 1B</p>	<p>0-0 1B</p>	<p>0-0 1B</p>	<p>0-0 1B</p>	<p>0-0 1B</p>	<p>0-0 1B</p>	<p>0-0 1B</p>
<p>0-0 1B</p>	<p>0-0 1B</p>	<p>0-0 1B</p>	<p>0-0 1B</p>	<p>0-0 1B</p>	<p>0-0 1B</p>	<p>0-0 1B</p>	<p>0-0 1B</p>	<p>0-0 1B</p>	<p>0-0 1B</p>
<p>0-0 1B</p>	<p>0-0 1B</p>	<p>0-0 1B</p>	<p>0-0 1B</p>	<p>0-0 1B</p>	<p>0-0 1B</p>	<p>0-0 1B</p>	<p>0-0 1B</p>	<p>0-0 1B</p>	<p>0-0 1B</p>
<p>0-0 1B</p>	<p>0-0 1B</p>	<p>0-0 1B</p>	<p>0-0 1B</p>	<p>0-0 1B</p>	<p>0-0 1B</p>	<p>0-0 1B</p>	<p>0-0 1B</p>	<p>0-0 1B</p>	<p>0-0 1B</p>
<p>0-0 1B</p>	<p>0-0 1B</p>	<p>0-0 1B</p>	<p>0-0 1B</p>	<p>0-0 1B</p>	<p>0-0 1B</p>	<p>0-0 1B</p>	<p>0-0 1B</p>	<p>0-0 1B</p>	<p>0-0 1B</p>
<p>0-0 1B</p>	<p>0-0 1B</p>	<p>0-0 1B</p>	<p>0-0 1B</p>	<p>0-0 1B</p>	<p>0-0 1B</p>	<p>0-0 1B</p>	<p>0-0 1B</p>	<p>0-0 1B</p>	<p>0-0 1B</p>
<p>0-0 1B</p>	<p>0-0 1B</p>	<p>0-0 1B</p>	<p>0-0 1B</p>	<p>0-0 1B</p>	<p>0-0 1B</p>	<p>0-0 1B</p>	<p>0-0 1B</p>	<p>0-0 1B</p>	<p>0-0 1B</p>
<p>0-0 1B</p>	<p>0-0 1B</p>	<p>0-0 1B</p>	<p>0-0 1B</p>	<p>0-0 1B</p>	<p>0-0 1B</p>	<p>0-0 1B</p>	<p>0-0 1B</p>	<p>0-0 1B</p>	<p>0-0 1B</p>
<p>0-0 1B</p>	<p>0-0 1B</p>	<p>0-0 1B</p>	<p>0-0 1B</p>	<p>0-0 1B</p>	<p>0-0 1B</p>	<p>0-0 1B</p>	<p>0-0 1B</p>	<p>0-0 1B</p>	<p>0-0 1B</p>
<p>0-0 1B</p>	<p>0-0 1B</p>	<p>0-0 1B</p>	<p>0-0 1B</p>	<p>0-0 1B</p>	<p>0-0 1B</p>	<p>0-0 1B</p>	<p>0-0 1B</p>	<p>0-0 1B</p>	<p>0-0 1B</p>
<p>0-0 1B</p>	<p>0-0 1B</p>	<p>0-0 1B</p>							

Batter	1	2	3	4	5	6	7	8	9	AB R H RBI BB SO LOB	TOP	
Tommie Agee, R OBP: 0.317, SLG: 0.478 (1, 8)	0-3 K		0-3 K		0-0 HR			0-0 6-3		4 1 1 1 0 2 1		
Roger Metzger, S OBP: 0.309, SLG: 0.367 (1, 6)	4-0 BB		0-0 4-3		0-3 K			0-0 4-3		3 0 0 0 1 1 1		
Jimmy Wynn, R OBP: 0.344, SLG: 0.423 (1, 9)	0-0 F9			4-0 BB 1B FC6-4 BB	0-3 K			0-0 6-3		3 1 0 0 1 1 1		
Bob Watson, R OBP: 0.423, SLG: 0.458 (1, 7)	0-0 6-3			0-0 FC6-4 BB 1-2 1B		0-0 6-3		0-0 HR 1B		4 1 2 0 0 0 1		
Doug Rader, R OBP: 0.327, SLG: 0.417 (1, 5)		0-3 K		4-0 FC6-4 BB 1-2 2-3		0-0 3-1		0-0 HR 1-H		3 1 1 2 1 1 0		
Lee May, R OBP: 0.296, SLG: 0.424 (1, 3)		0-3 K		0-3 K		0-0 6-3		0-0 F2		4 0 0 0 0 2 3		
Tommy Helms, R OBP: 0.329, SLG: 0.369 (1, 4)		0-0 4-3		0-0 FC6-4 1-2f 2-3 3-H			4-0 G5-4-3 BB		0-0 5-3	3 0 0 1 1 0 2		
Skip Jutze, R OBP: 0.322, SLG: 0.306 (1, 2)			0-0 L4	0-0 P6			0-0 P4		0-0 6-3	4 0 0 0 0 0 3		
Don Wilson, R OBP: 0.238, SLG: 0.293 (1, 1)			0-0		0-0 1-3		0-0 G5-4-3			2 0 1 0 0 0 0		
Jim York, R (5, 1)										0 0 0 0 0 0 0		
Cesar Cedeno, R OBP: 0.361, SLG: 0.539 (7, PH)										1 0 0 0 0 0 1		
Cecil Upshaw, R (7, 1)										0 0 0 0 0 0 0		
Inning Stats	R: 0 H: 0 E: 0 LOB: 1 K: 1 BB: 1 S: 5 P: 9	R: 0 H: 0 E: 0 LOB: 0 K: 2 BB: 0 S: 7 P: 7	R: 0 H: 1 E: 0 LOB: 1 K: 1 BB: 0 S: 6 P: 6	R: 1 H: 1 E: 0 LOB: 2 K: 1 BB: 2 S: 6 P: 14	R: 1 H: 1 E: 0 LOB: 0 K: 2 BB: 0 S: 8 P: 8	R: 0 H: 0 E: 0 LOB: 0 K: 0 BB: 0 S: 3 P: 3	R: 0 H: 0 E: 0 LOB: 0 K: 0 BB: 1 S: 2 P: 6	R: 0 H: 0 E: 0 LOB: 0 K: 0 BB: 0 S: 3 P: 3	R: 2 H: 2 E: 0 LOB: 0 K: 0 BB: 0 S: 5 P: 5	1B: 3 SF: 0 2B: 0 SAC: 0 3B: 0 DP: 1 HR: 2 HBP: 0	WP: 0 PA: 35 PB: 0 SB: 0 CS: 0	
PITCHER Roric Harrison, R ERA: 2.95 (1, 1)	IP WLS BF H R ER SO BB IBB HBP BLK WP HR S P ERA WHIP	9.0 W 35 5 4 4 7 4 0 0 0 0 2 45 61 4.00 1.000										

Houston Astros @ Atlanta Braves
Atlanta Stadium, Atlanta, GA
Thu Jul 05 1973, 7:05 PM EDT
Att. 5,340 - Unknown

livebaseballscorecards.com

AB 31
R 4
H 5
RBI 4
BB 4
SO 7
LOB 13



Batter	1	2	3	4	5	6	7	8	9	AB	R	H	RBI	BB	SO	LOB
Sonny Jackson, L (1, 6) OBP: 0.291, SLG: 0.270	0-0 F7	0-0 F2		0-0 G3		0-0 E 1B		0-0 F8		5	0	1	0	0	0	1
Ralph Garr, L (1, 9) OBP: 0.299, SLG: 0.373	0-0 F9		0-0 F9	0-0 F8		0-0 L1		0-0 4-3		5	0	0	0	0	0	1
Darrell Evans, L (1, 5) OBP: 0.403, SLG: 0.582	0-0 P6		4-0 2B BB		0-0 HR		0-0 P6			3	2	1	1	1	0	0
Mike Lum, L (1, 7) OBP: 0.364, SLG: 0.470		0-0 E9 HR	0-0 1-3 2B 2B		0-0 4-3		0-0 HR			4	3	2	1	0	0	0
Dusty Baker Jr., R (1, 8) OBP: 0.357, SLG: 0.403		4-0 HR BB	0-0 2B		0-0 E S 1B		0-0 F8			3	1	2	2	1	0	0
Davey Johnson, R (1, 4) OBP: 0.360, SLG: 0.512		0-0 HR	0-0 BB		0-0 L7		0-0 BB 1B			3	1	2	3	1	0	1
Frank Tepedino, L (1, 3) OBP: 0.295, SLG: 0.357		0-0 SH3-4 1B	0-3 K		0-0 G3		4-0 BB 1-2 BB			3	0	1	0	1	1	3
Johnny Oates, L (1, 2) OBP: 0.291, SLG: 0.305		0-0 F9	0-0 F5			0-0 F9		0-0 P6		4	0	0	0	0	0	5
Roric Harrison, R (1, 1) OBP: 0.083, SLG: 0.250		0-0 SH3-4 1-2		0-3 K		0-3 K		0-0 6-3		3	0	0	0	0	2	0

Inning Stats	R: 0	H: 0	E: 0	K: 0	S: 3	LOB: 0	BB: 0	P: 3	R: 3	H: 2	E: 1	K: 0	S: 6	LOB: 1	BB: 1	P: 10	R: 2	H: 2	E: 0	K: 1	S: 7	LOB: 2	BB: 2	P: 15	R: 1	H: 2	E: 0	K: 0	S: 5	LOB: 1	BB: 0	P: 5	R: 0	H: 1	E: 1	K: 1	S: 6	LOB: 1	BB: 0	P: 6	R: 1	H: 2	E: 0	K: 0	S: 5	LOB: 2	BB: 1	P: 9	R: 0	H: 0	E: 0	K: 0	S: 3	LOB: 0	BB: 0	P: 3
--------------	------	------	------	------	------	--------	-------	------	------	------	------	------	------	--------	-------	-------	------	------	------	------	------	--------	-------	-------	------	------	------	------	------	--------	-------	------	------	------	------	------	------	--------	-------	------	------	------	------	------	------	--------	-------	------	------	------	------	------	------	--------	-------	------

PITCHER	IP	WLS	BF	H	R	ER	SO	BB	IBB	HBP	BLK	WP	HR	S	P	ERA	WHIP
Don Wilson, R (1, 1) ERA: 3.32	4.1	L	23	6	6	5	2	3	0	0	0	0	2	24	36	10.38	2.077
Jim York, R (5, 1) ERA: 4.23	1.2		6	1	0	0	1	0	0	0	0	0	0	8	8	0.00	0.600
Cecil Upshaw, R (7, 1) ERA: 5.32	2.0		9	2	1	1	0	1	0	0	0	0	1	8	12	4.50	1.500

BOTTOM

Houston Astros @ Atlanta Braves
Atlanta Stadium, Atlanta, GA

Thu Jul 05 1973, 7:05 PM EDT
Att. 5,340 - Unknown

livebaseballscorecards.com

AB	33
R	7
H	9
RBI	7
BB	4
SO	3
LOB	11

Braves

1B: 4	SF: 0	WP: 0	PA: 38
2B: 2	SAC: 1	PB: 0	
3B: 0	DP: 0	SB: 1	
HR: 3	HBP: 0	CS: 0	

Batter	1	2	3	4	5	6	7	8	9	AB R H RBI BB SO LOB	TOP										
Tommie Agee, R (1, 9) OBP: 0.307, SLG: 0.461	0-3 K	0-0 6-3	0-3 K		0-0 F9			0-0 L6		5 0 0 0 0 2 5											
Roger Metzger, S (1, 6) OBP: 0.314, SLG: 0.368	4-0 1B BB	0-0 1-3		0-0 5-3 1B 1B		0-0 G3		0-0 1B 1-2 3-H		4 1 2 1 1 0 1											
Cesar Cedeno, R (1, 8) OBP: 0.365, SLG: 0.540	0-0 1-2 1B		0-0 E 1B 1B	0-0 5-3 1B 1B		0-0 F8		0-3 K		5 2 3 0 0 1 2											
Bob Watson, R (1, 7) OBP: 0.420, SLG: 0.454	0-3 K		0-0 E 1B 1B	0-0 5-3		0-3 K		0-3 K		5 1 1 0 0 3 6											
Doug Rader, R (1, 5) OBP: 0.328, SLG: 0.415	0-0 F8		0-0 E8 1B 1B	0-3 K		0-0 F7		4-0 1B BB		4 1 1 1 1 1 4											
Lee May, R (1, 3) OBP: 0.301, SLG: 0.435		0-0 HR	4-0 SH5-4 1B IBB	0-0 FC6-4 1B		0-0 1-3		0-0 L8		4 1 2 3 1 0 1											
Tommy Helms, R (1, 4) OBP: 0.333, SLG: 0.371		4-0 SH1-4 E BB	0-0 SH5-4 1B	0-0 FC6-4 1B		0-0 5-3		0-0 1B		4 1 2 2 1 0 1											
Skip Jutze, R (1, 2) OBP: 0.325, SLG: 0.310		0-0 SH1-4	0-0 SH5-4		0-0 5-3			0-0 WP 1B 1B		2 0 1 0 0 0 0											
Dave Roberts, L (8, PR) OBP: 0.132, SLG: 0.132										0 1 0 0 0 0 0											
Otis Thornton, R (8, 2)										0 0 0 0 0 0 0											
Rafael Batista, L (9, PH) OBP: 0.286, SLG: 0.231		1-2	1-2 2-3							1 0 0 0 0 1 2											
Jerry Reuss, L (1, 1) OBP: 0.218, SLG: 0.231		0-0	0-0		0-3 K			4-0 1B BB		2 0 1 1 0 0 2											
Jim Ray, R (4, 1) OBP: 0.200, SLG: 0.200										1 0 0 0 0 1 0											
Jim Crawford, L (6, 1) OBP: 0.273, SLG: 0.364										0 0 0 0 0 0 0											
Jimmy Wynn, R (8, PH) OBP: 0.260, SLG: 0.423										0 0 0 0 0 1 0 0											
Jim York, R (8, 1)										0 0 0 0 0 0 0 0											
Bob Gallagher, L (9, PH) OBP: 0.222, SLG: 0.279		2-H 2B						1-3 BB		1 0 0 0 0 1 2											
Inning Stats	R: 0 E: 0 K: 2 S: 8	H: 1 LOB: 2 BB: 1 P: 12	R: 2 E: 1 K: 0 S: 5	H: 2 LOB: 1 BB: 1 P: 9	R: 3 E: 1 K: 1 S: 9	H: 4 LOB: 2 BB: 1 P: 13	R: 2 E: 0 K: 1 S: 8	H: 3 LOB: 1 BB: 0 P: 8	R: 0 E: 0 K: 1 S: 5	H: 0 LOB: 0 BB: 0 P: 5	R: 0 E: 0 K: 0 S: 3	H: 0 LOB: 0 BB: 0 P: 3	R: 1 E: 0 K: 2 S: 9	H: 2 LOB: 2 BB: 1 P: 13	R: 0 E: 0 K: 2 S: 8	H: 1 LOB: 2 BB: 1 P: 12	1B: 11 2B: 1 3B: 0 HR: 1	SF: 0 SAC: 2 DP: 0 HBP: 0	WP: 2 PB: 0 SB: 0 CS: 0	PA: 45	
PITCHER	IP	WLS	BF	H	R	ER	SO	BB	IBB	HBP	BLK	WP	HR	S	P	ERA	WHIP				
John Strohmayr, R (1, 1) ERA: 5.57	2.0		16	7	5	5	2	2	1	0	0	0	1	17	29	22.50	4.500				
Tom Walker, R (3, 1) ERA: 3.43	2.0		9	3	2	2	2	0	0	0	0	0	0	13	13	9.00	1.500				
Pat Jarvis, R (5, 1) ERA: 3.63	2.0	W	6	0	0	0	2	0	0	0	0	0	0	10	10	0.00	0.000				
Joe Gilbert, L (7, 1) ERA: 4.24	1.1		7	2	1	1	0	1	0	0	0	1	0	6	10	6.75	2.250				
Mike Marshall, R (8, 1) ERA: 2.85	1.2	S	7	1	0	0	4	1	0	0	0	0	0	14	18	0.00	1.200				

Houston Astros @ Montreal Expos
 Jarry Park, Montreal, QB
 Fri Jul 06 1973, 7:05 PM EDT
 Unknown

livebaseballscorecards.com

AB	38
R	8
H	13
RBI	8
BB	5
SO	10
LOB	26



Batter	1	2	3	4	5	6	7	8	9	AB	R	H	RBI	BB	SO	LOB
Ron Hunt, R OBP: 0.415, SLG: 0.342 (1, 4)	0-0 G6-4-3 1B		4-0 BB	4-0 BB		0-0 SH1-4 E 1B	0-0 5-3			3	1	2	0	2	0	0
Tim Foli, R OBP: 0.293, SLG: 0.287 (1, 6)	0-0 G6-4-3 1-2f		0-0 F9	0-0 FC5		0-0 SH1-4	0-0			4	0	0	0	0	0	4
Ron Woods, R OBP: 0.353, SLG: 0.343 (1, 8)	4-0 3B BB		0-3 K		4-0 G3 1B BB	0-0 6-3	0-3 K			3	2	0	1	2	2	1
Hal Breiden, R OBP: 0.376, SLG: 0.510 (1, 3)	0-0		0-0 F9		0-0 G3	0-0 BB 1B BB		0-0 G3		2	0	1	1	0	0	1
Ron Fairly, L OBP: 0.468, SLG: 0.464 (5, PH)	1-H 3B				1-2	BB 1B BB				3	1	1	0	0	0	1
Bob Bailey, R OBP: 0.397, SLG: 0.573 (1, 5)	0-3 K			4-0 E 1B BB	0-0 FC4-6 1B	0-0 BB BB HR 1B		0-3 K		4	2	2	1	1	2	1
Pepe Frias, R OBP: 0.207, SLG: 0.228 (9, 5)					2-H	1-2 HR 1B				0	0	0	0	0	0	0
Ken Singleton, S OBP: 0.407, SLG: 0.457 (1, 9)		0-0 6-3		0-0 E4 1B 1B SF8	0-0 FC4-6	4-0 BB BB HR BB		4-0 BB		3	2	0	0	2	0	2
Clyde Mashore, R OBP: 0.324, SLG: 0.426 (1, 7)		0-3 K		0-0 1B SF8 1B	0-0 4-3	4-0 1-2 HR BB		0-0 4-3		2	0	1	1	0	1	0
Mike Jorgensen, L OBP: 0.337, SLG: 0.330 (5, PH)				1-2 2-H		1-2 2-3 HR BB				2	1	0	1	1	0	2
John Boccabella, R OBP: 0.305, SLG: 0.342 (1, 2)		4-0 BB		0-0 FC5 SF8 1B		HR				3	2	3	5	1	0	0
John Strohmayr, R OBP: 0.232, SLG: 0.200 (1, 1)		0-3 K		0-0 SF8		SH1-4 1B BB				1	0	0	0	0	1	1
Tom Walker, R OBP: 0.209, SLG: 0.200 (3, 1)										0	0	0	0	0	0	0
Terry Humphrey, R OBP: 0.209, SLG: 0.207 (4, PH)										0	0	0	0	1	0	0
Pat Jarvis, R OBP: 0.209, SLG: 0.207 (5, 1)										0	0	0	0	0	0	0
Boots Day, L OBP: 0.209, SLG: 0.455 (6, PH)										1	1	0	0	1	1	0
Joe Gilbert, R OBP: 0.209, SLG: 0.455 (7, 1)										0	0	0	0	0	0	0
Mike Marshall, R OBP: 0.250, SLG: 0.200 (8, 1)										0	0	0	0	0	0	0

Inning Stats	R: 1	H: 2	E: 0	LOB: 1	K: 1	P: 10	R: 0	H: 0	E: 0	LOB: 1	K: 2	P: 7	R: 0	H: 0	E: 1	LOB: 2	K: 0	P: 5	R: 2	H: 2	E: 1	LOB: 2	K: 0	P: 5	R: 1	H: 1	E: 0	LOB: 1	K: 0	P: 8	R: 8	H: 5	E: 1	LOB: 0	K: 10	P: 22	R: 0	H: 0	E: 0	LOB: 0	K: 1	P: 5	R: 0	H: 0	E: 0	LOB: 1	K: 1	P: 9
	1	2	0	1	1	10	0	0	0	1	7	0	0	0	2	2	0	5	1	2	1	2	0	5	8	0	0	0	1	0	10	5	1	0	0	22	0	0	0	0	1	5	0	0	1	9		

PITCHER	IP	WLS	BF	H	R	ER	SO	BB	IBB	HBP	BLK	WP	HR	S	P	ERA	WHIP
Jerry Reuss, L ERA: 3.25 (1, 1)	3.2		19	4	3	2	4	5	0	0	0	0	0	22	42	4.91	2.455
Jim Ray, R ERA: 4.05 (4, 1)	2.0	L	13	5	6	6	0	2	0	0	0	0	1	11	19	27.00	3.500
Jim Crawford, L ERA: 3.8 (6, 1)	1.1		7	1	3	3	2	2	0	0	0	0	1	9	17	20.25	2.250
Jim York, R ERA: 4.14 (8, 1)	1.0		4	0	0	0	1	1	0	0	0	0	0	5	9	0.00	1.000

BOTTOM

Houston Astros @ Montreal Expos
 Jarry Park, Montreal, QB
 Fri Jul 06 1973, 7:05 PM EDT
 Unknown

livebaseballscores.com

AB	31
R	12
H	10
RBI	11
BB	10
SO	7
LOB	13



WP	PA
0	43
PB	0
SB	0
CS	0

1B	SF	2B	SAC	3B	DP	HR	HBP
7	1	0	1	1	1	2	0

Batter	1	2	3	4	5	6	7	8	9
Ron Hunt, R (1, 4) Pepe Frias, R (7, 4) OBP: 0.421, SLG: 0.345 OBP: 0.217, SLG: 0.250	0-0 CS 1B	4-0 BB		0-0 1B	0-0 4-3-2 3-H	4-0 1-2 BB		0-0 1B 2B	
Mike Jorgensen, L (1, 3) OBP: 0.337, SLG: 0.330	0-3 K 1-2	0-0 4-3		0-0 1-3 HR 1B		WP 1B 1B G3		0-3 K	
Ron Fairly, L (1, 7) Clyde Mashore, R (7, PR) OBP: 0.333, SLG: 0.435 (8, 7)	0-0 4-3		0-0 HR	0-0 1-H HR		0-0 6-3 1-3	4-0 4-3 1B BB	0-0 WP 1B 2-H	
Ken Singleton, S (1, 9) Ron Woods, R (8, 8) OBP: 0.410, SLG: 0.461 OBP: 0.351, SLG: 0.341		0-0 1B BB 1B	0-0 1-3	0-0 1B 2B		4-0 1B BB 1B IBB	0-0 4-3 1-2	0-0 F7 1-2	
Boots Day, L (1, 8) OBP: 0.376, SLG: 0.464 (8, 9)		4-0 1B E BB 1-2	4-0 1B BB	0-0 2-H 1B		4-0 1B BB 1-2	0-0 E 1B 2-H		
Bob Bailey, R (1, 5) OBP: 0.401, SLG: 0.573		0-0 E8 2B 1B 1-H 2-H	0-0 1-2 1B	0-0 FC6 1-2		0-0 1B 1B 1-3 2-H 3-H	0-0 F9		
Tim Foli, R (1, 6) OBP: 0.295, SLG: 0.293		0-0 S WP 2B 2-H	0-0 B2		0-0 E3 1B 4-3-2	0-0 1B 1B 1-3 3-H	0-0 E5 1-2		
Terry Humphrey, R (1, 2) OBP: 0.214, SLG: 0.222		0-0 5-3 2-H	0-0 F8		0-0 1-3 1B	0-0 BB 1B 2-3 3-H	0-0 6-3		
Mike Torrez, R (1, 1) Mike Marshall, R (9, 1) OBP: 0.211, SLG: 0.237 OBP: 0.250, SLG: 0.200		0-0 1-3		0-0 4-3	0-3 K	0-0 F5	0-0 4-3		

AB	R	H	RBI	BB	SO	LOB
3	0	2	0	2	0	2
1	1	1	0	0	0	0
6	2	2	0	0	2	6
4	2	2	3	1	0	1
1	1	1	1	0	0	0
4	3	2	0	1	0	1
1	0	0	0	0	0	1
2	2	2	2	3	0	0
5	2	3	3	0	0	2
5	1	2	2	0	0	3
5	0	2	1	0	0	4
5	0	0	0	0	1	4
0	0	0	0	0	0	0

BOTTOM

Houston Astros @ Montreal Expos
Jarry Park, Montreal, QB
 Fri Jul 06 1973, 7:05 PM EDT
 Att. 17,653 - Unknown

AB	42
R	14
H	19
RBI	12
BB	7
SO	3
LOB	24



1B: 14	SF: 0
2B: 4	SAC: 0
3B: 0	DP: 1
HR: 2	HBP: 0

WP: 3	PA: 49
PB: 0	
SB: 2	
CS: 1	

Inning Stats	R: 0	H: 1	E: 0	K: 1	S: 5	LOB: 0	BB: 0	P: 5
R: 4	H: 3	E: 1	K: 0	S: 6	LOB: 1	BB: 2	P: 14	
R: 1	H: 2	E: 0	K: 0	S: 5	LOB: 2	BB: 1	P: 9	
R: 3	H: 5	E: 0	K: 0	S: 7	LOB: 1	BB: 2	P: 7	
R: 0	H: 1	E: 1	K: 1	S: 6	LOB: 1	BB: 0	P: 6	
R: 4	H: 4	E: 0	K: 0	S: 7	LOB: 3	BB: 3	P: 19	
R: 1	H: 1	E: 1	K: 0	S: 5	LOB: 2	BB: 1	P: 9	
R: 1	H: 2	E: 0	K: 1	S: 7	LOB: 1	BB: 0	P: 7	

PITCHER	IP	WLS	BF	H	R	ER	SO	BB	IBB	HBP	BLK	WP	HR	S	P	ERA	WHIP
Tom Griffin, R (1, 1) ERA: 5.79	1.1	L	8	4	4	4	1	1	0	0	0	1	0	9	13	27.00	3.750
Jim York, R (2, 1) ERA: 4.69	2.1		14	6	4	4	0	2	0	0	0	0	2	12	20	15.43	3.429
Cecil Upshaw, R (4, 1) ERA: 6.04	1.2		10	3	3	3	1	1	1	0	0	1	0	10	18	16.20	2.400
Jim Ray, R (6, 1) ERA: 4.39	1.0		9	4	2	2	0	2	0	0	0	0	0	7	15	18.00	6.000
Jim Crawford, L (7, 1) ERA: 3.86	1.2		8	2	1	1	1	0	0	0	0	1	0	10	10	5.40	1.200

PITCHER	IP	WLS	BF	H	R	ER	SO	BB	IBB	HBP	BLK	WP	HR	S	P	ERA	WHIP
Tom Griffin, R (1, 1) ERA: 5.79	1.1	L	8	4	4	4	1	1	0	0	0	1	0	9	13	27.00	3.750
Jim York, R (2, 1) ERA: 4.69	2.1		14	6	4	4	0	2	0	0	0	0	2	12	20	15.43	3.429
Cecil Upshaw, R (4, 1) ERA: 6.04	1.2		10	3	3	3	1	1	1	0	0	1	0	10	18	16.20	2.400
Jim Ray, R (6, 1) ERA: 4.39	1.0		9	4	2	2	0	2	0	0	0	0	0	7	15	18.00	6.000
Jim Crawford, L (7, 1) ERA: 3.86	1.2		8	2	1	1	1	0	0	0	0	1	0	10	10	5.40	1.200

Batter	1	2	3	4	5	6	7	8	9	AB R H RBI BB SO LOB	TOP											
Jimmy Wynn, R (1, 9) OBP: 0.343, SLG: 0.419	0-3 K		0-0 1B		0-3 K			0-0 1-3		4 0 1 0 0 2 2												
Roger Metzger, S (1, 6) OBP: 0.305, SLG: 0.358	0-3 K		0-0 4-3			0-0 B5		0-0 F6		4 0 0 0 0 1 2												
Cesar Cedeno, R (1, 8) OBP: 0.359, SLG: 0.528	0-3 K			0-0 F8		0-0 CS 1B		0-0 F5		4 0 1 0 0 1 0												
Bob Watson, R (1, 7) OBP: 0.419, SLG: 0.462		0-0 4-3		0-0 HR		0-3 K		0-3 K		4 1 1 1 0 2 1												
Doug Rader, R (1, 5) OBP: 0.331, SLG: 0.410		4-0 1B BB		0-0 L7			4-0 G5-4-3 BB		0-0 6-3	2 0 0 0 2 0 0												
Lee May, R (1, 3) OBP: 0.304, SLG: 0.440		0-0 1-2 G5-4-3 1B		0-0 5-3			0-0 F9			3 0 1 0 0 0 1												
Tommy Helms, R (1, 4) OBP: 0.331, SLG: 0.368		0-0 G5-4-3			0-0 6-3		0-0 G5-4-3			3 0 0 0 0 0 3												
Skip Jutze, R (1, 2) OBP: 0.313, SLG: 0.297			0-0 F8		0-0 F4			0-0 5-3		3 0 0 0 0 0 0												
Dave Roberts, L (1, 1) OBP: 0.150, SLG: 0.150			0-3 K		0-0 1B			0-0 1-3 1B		2 0 1 0 0 1 0												
Bob Gallagher, L (8, PH) OBP: 0.255, SLG: 0.311										1 0 1 0 0 0 0												
J.R. Richard, R (8, 1) OBP: 0.100, SLG: 0.100										0 0 0 0 0 0 0												
Inning Stats	R: 0 E: 0 K: 3 S: 9	H: 0 LOB: 0 BB: 0 P: 9	R: 0 E: 0 K: 0 S: 3	H: 1 LOB: 1 BB: 1 P: 7	R: 0 E: 0 K: 1 S: 6	H: 1 LOB: 1 BB: 0 P: 6	R: 1 E: 0 K: 0 S: 4	H: 1 LOB: 0 BB: 0 P: 4	R: 0 E: 0 K: 1 S: 6	H: 1 LOB: 1 BB: 0 P: 6	R: 0 E: 0 K: 1 S: 5	H: 1 LOB: 0 BB: 0 P: 5	R: 0 E: 0 K: 0 S: 2	H: 0 LOB: 0 BB: 1 P: 6	R: 0 E: 0 K: 0 S: 4	H: 1 LOB: 1 BB: 0 P: 4	R: 0 E: 0 K: 1 S: 5	H: 0 LOB: 0 BB: 0 P: 5	1B: 5 2B: 0 3B: 0 HR: 1	SF: 0 SAC: 0 DP: 2 HBP: 0	WP: 0 PB: 0 SB: 0 CS: 1	PA: 32
PITCHER Steve Renko, R (1, 1) ERA: 2.79	IP: 9.0 WLS: W BF: 32 H: 6 R: 1 ER: 1 SO: 7 BB: 2 IBB: 0 HBP: 0 BLK: 0 WP: 0 HR: 1 S: 44 P: 52 ERA: 1.00 WHIP: 0.889																					

Houston Astros @ Montreal Expos
 Jarry Park, Montreal, QB
 Sat Jul 07 1973, 7:05 PM EDT
 Att. 23,693 - Unknown

livebaseballscorecards.com

AB	30
R	1
H	6
RBI	1
BB	2
SO	7
LOB	9



Batter	1	2	3	4	5	6	7	8	9	AB R H RBI BB SO LOB
--------	---	---	---	---	---	---	---	---	---	----------------------

TOP

Jimmy Wynn, R (1, 9) <small>OBP: 0.341, SLG: 0.415</small>	0-0 		0-0 		0-0 		0-0 	0-0 		5 0 1 0 0 0 2
Roger Metzger, S (1, 6) <small>OBP: 0.310, SLG: 0.360</small>	0-0 			0-0 		4-0 	0-0 		0-0 	4 2 2 0 1 0 1
Cesar Cedeno, R (1, 8) <small>OBP: 0.363, SLG: 0.551</small>	0-0 			0-0 		0-0 	0-0 		0-0 	5 3 3 3 0 0 2
Bob Watson, R (1, 7) Tommie Agee, R (9, PR) <small>OBP: 0.419, SLG: 0.461</small> <small>OBP: 0.307, SLG: 0.461</small>		0-3 		0-0 		0-0 	0-3 		0-0 	5 1 2 1 0 2 1 0 1 0 0 0 0 0
Doug Rader, R (1, 5) <small>OBP: 0.335, SLG: 0.421</small>		0-0 		0-0 		0-0 		0-0 	4-0 	4 1 2 1 1 0 1
Lee May, R (1, 3) <small>OBP: 0.303, SLG: 0.443</small>		0-0 		0-3 		0-0 		0-0 	0-0 	5 1 1 0 0 1 7
Tommy Helms, R (1, 4) <small>OBP: 0.329, SLG: 0.366</small>		0-0 		0-0 		0-0 		0-0 	0-0 	5 0 1 2 0 0 6
Skip Jutze, R (1, 2) <small>OBP: 0.316, SLG: 0.298</small>			0-0 		0-0 	0-0 		0-0 	4-0 	3 0 1 2 1 0 0
Ken Forsch, R (1, 1) <small>OBP: 0.113, SLG: 0.098</small> J.R. Richard, R (7, 1) <small>OBP: 0.100, SLG: 0.100</small> Jim York, R (7, 1) Bob Gallagher, L (8, PH) <small>OBP: 0.271, SLG: 0.326</small> Jerry Reuss, L (8, 1) <small>OBP: 0.214, SLG: 0.226</small>		0-3 		0-0 	0-0 	0-0 		0-0 	0-3 	3 0 0 0 0 1 2 0 0 0 0 0 0 0 0 0 0 0 0 0 0 1 0 1 0 0 0 0 1 0 0 0 0 1 2

Houston Astros @ Montreal Expos
 Jarry Park, Montreal, QB
 Sun Jul 08 1973, 3:33 AM EDT
 Att. 20,129 - Unknown

livebaseballscorecards.com

AB	41
R	9
H	14
RBI	9
BB	3
SO	5
LOB	24



Inning Stats	R: 0	H: 1	E: 0	K: 0	S: 3	P: 3	R: 1	H: 1	E: 0	K: 1	S: 6	P: 6	R: 0	H: 0	E: 0	K: 1	S: 5	P: 5	R: 1	H: 1	E: 2	K: 1	S: 8	P: 8	R: 0	H: 0	E: 0	K: 0	S: 3	P: 3	R: 3	H: 3	E: 1	K: 0	S: 7	P: 11	R: 0	H: 1	E: 0	K: 1	S: 6	P: 6	R: 1	H: 3	E: 0	K: 0	S: 6	P: 6	R: 3	H: 4	E: 0	K: 1	S: 8	P: 16	1B: 10	SF: 1	2B: 0	SAC: 0	3B: 1	DP: 1	HR: 3	HBP: 0	WP: 0	PA: 45
--------------	------	------	------	------	------	------	------	------	------	------	------	------	------	------	------	------	------	------	------	------	------	------	------	------	------	------	------	------	------	------	------	------	------	------	------	-------	------	------	------	------	------	------	------	------	------	------	------	------	------	------	------	------	------	-------	--------	-------	-------	--------	-------	-------	-------	--------	-------	--------

PITCHER	IP	WLS	BF	H	R	ER	SO	BB	IBB	HBP	BLK	WP	HR	S	P	ERA	WHIP
Ernie McAnally, R (1, 1) <small>ERA: 3.32</small>	6.0		27	6	5	4	3	1	0	0	0	0	3	32	36	6.00	1.167
Pat Jarvis, R (7, 1) <small>ERA: 3.44</small>	1.0		4	1	0	0	1	0	0	0	0	0	0	6	6	0.00	1.000
Mike Marshall, R (8, 1) <small>ERA: 3.16</small>	2.0	L	14	7	4	4	1	1	1	0	0	0	0	14	22	18.00	4.000

PITCHER	IP	WLS	BF	H	R	ER	SO	BB	IBB	HBP	BLK	WP	HR	S	P	ERA	WHIP
---------	----	-----	----	---	---	----	----	----	-----	-----	-----	----	----	---	---	-----	------

BOTTOM

Houston Astros @ Montreal Expos
Jarry Park, Montreal, QB
Sun Jul 08 1973, 3:33 AM EDT
Att. 20,129 - Unknown

livebaseballscorecards.com

AB 35
R 7
H 11
RBI 6
BB 7
SO 2
LOB 16



WP: 0 PA: 44
PB: 0
SB: 0
CS: 0

AB R H RBI BB SO LOB

3 0 2 0 1 0 3

5 0 1 1 0 0 4

5 0 0 0 0 1 3

0 0 0 0 0 0 0

3 2 1 0 2 0 1

4 2 3 0 0 0 0

1 0 0 0 0 0 1

4 2 2 2 1 1 1

2 0 0 0 0 0 1

3 0 1 2 0 0 1

3 0 0 0 2 0 1

1 1 1 0 0 0 0

1 0 0 0 0 0 0

0 0 0 0 0 0 0

0 0 0 1 1 0 0

0 0 0 0 0 0 0

1B: 10 SF: 0

2B: 0 SAC: 1

3B: 0 DP: 3

HR: 1 HBP: 1

Table with 10 columns (Batter, 1-9) and 15 rows of player data. Each cell contains a batting order diagram with annotations like 'FC9-6', '1B', 'BB', 'G6-4-3', etc.

Inning Stats table with columns for R, H, E, K, S, LOB, BB, P, and rows for each of the 9 innings.

Pitcher stats table with columns for IP, WLS, BF, H, R, ER, SO, BB, IBB, HBP, BLK, WP, HR, S, P, ERA, WHIP, and rows for Ken Forsch, J.R. Richard, Jim York, and Jerry Reuss.

Batter	1	2	3	4	5	6	7	8	9	10	11	12	AB R H RBI BB SO LOB	TOP																						
Jimmy Wynn, R (1, 9) OBP: 0.341, SLG: 0.413	0-0 5-3		0-0 F8			0-3 K		0-0 SH2-4 1B		0-0 E 1B		0-3 K	6 0 2 0 0 2 0	Houston Astros @ New York Mets Shea Stadium, Flushing, NY Mon Jul 09 1973, 7:05 PM EDT Att. 19,099 - Unknown																						
Roger Metzger, S (1, 6) OBP: 0.308, SLG: 0.355	0-0 1-3		0-3 K			4-0 1B BB		0-0 SH2-4 1-2		0-0 E6 1-2		0-0 F7	4 0 0 0 1 1 1																							
Cesar Cedeno, R (1, 8) OBP: 0.365, SLG: 0.552	0-0 F8				0-0 2B	0-0 F3		4-0 IBB		0-0 4-3			3 0 1 0 1 0 1																							
Bob Gallagher, L (9, 8) OBP: 0.285, SLG: 0.319													1 0 0 0 0 0 2																							
Bob Watson, R (1, 7) OBP: 0.417, SLG: 0.458		0-3 K			0-0 6-3	0-0 1-2 1B		0-3 K 2-3			4-0 E BB		4 0 1 0 0 2 3																							
Tommie Agee, R (8, 7) OBP: 0.311, SLG: 0.461													0 0 0 0 1 0 0																							
Doug Rader, R (1, 5) OBP: 0.331, SLG: 0.414		0-0 6-3			0-3 K	0-3 K			0-0 P4		0-0 E6 1-2		5 0 0 0 0 2 4																							
Lee May, R (1, 3) OBP: 0.304, SLG: 0.452		0-0 1B 1B			0-3 K		0-0 HR		0-0 L7		0-3 K		5 1 2 1 0 2 3																							
Tommy Helms, R (1, 4) OBP: 0.328, SLG: 0.363		0-0 FC6 1B			0-0 1-6-3		0-0 6-3		0-0 L8		0-0 P5		5 0 1 0 0 0 2																							
Skip Jutze, R (1, 2) OBP: 0.304, SLG: 0.286		0-0 FC6 1-2f			0-0 1-3		0-3 K		0-3 K		0-0 F3		5 0 0 0 0 2 4																							
Don Wilson, R (1, 1) OBP: 0.217, SLG: 0.267			0-0 F7			0-0 P4		0-3 K		0-3 K		0-0 P6	4 0 0 0 0 2 0																							
Jesus Alou, R (12, PH) OBP: 0.278, SLG: 0.333													1 0 0 0 0 0 0																							
Jim York, R (12, 1)													0 0 0 0 0 0 0																							
Inning Stats	R: 0 E: 0 K: 3 S: 3	H: 0 LOB: 0 BB: 0 P: 3	R: 0 E: 0 K: 1 S: 7	H: 2 LOB: 2 BB: 0 P: 7	R: 0 E: 0 K: 2 S: 8	H: 1 LOB: 1 BB: 0 P: 8	R: 0 E: 0 K: 2 S: 8	H: 1 LOB: 2 BB: 1 P: 12	R: 1 E: 0 K: 2 S: 8	H: 1 LOB: 0 BB: 0 P: 8	R: 0 E: 0 K: 1 S: 5	H: 1 LOB: 2 BB: 1 P: 9	R: 0 E: 0 K: 0 S: 3	H: 0 LOB: 0 BB: 0 P: 3	R: 0 E: 1 K: 1 S: 6	H: 0 LOB: 2 BB: 1 P: 10	R: 0 E: 0 K: 1 S: 5	H: 0 LOB: 0 BB: 0 P: 5	1B: 5 2B: 2 3B: 0 HR: 1	SF: 0 SAC: 1 DP: 1 HBP: 0	WP: 0 PB: 0 SB: 0 CS: 1	PA: 47														
PITCHER	IP WLS BF H R ER SO BB IBB HBP BLK WP HR S P ERA WHIP																																			
Tom Seaver, R (1, 1) ERA: 2.05	7.0	27	5	1	1	8	1	0	0	0	0	0	0	0	0	1.29	0.857																			
Buzz Capra, R (8, 1) ERA: 5.02	2.0	7	1	0	0	1	0	1	0	0	0	0	0	0	0	0.00	0.500																			
Harry Parker, R (10, 1) ERA: 3.63	3.0	13	1	0	0	4	1	0	0	0	0	0	0	0	0	0.00	0.667																			

livebaseballscorecards.com

AB 43
R 1
H 7
RBI 1
BB 3
SO 13
LOB 20



Batter	1	2	3	4	5	6	7	8	9	10	11	12	AB	R	H	RBI	BB	SO	LOB
Wayne Garrett, L OBP: 0.333, SLG: 0.356 (1, 5) X	0-0 FC6-4 1B		4-0 BB		0-0 F9			0-0 4-3	0-3 K			0-0 5-3	5	0	1	0	1	1	5
Felix Millan, R OBP: 0.312, SLG: 0.341 (1, 4) X	0-0 F7		0-0 F9			0-0 P4		0-0 P4		0-0 5-3		0-0 1-2 1B	6	0	1	1	0	0	2
Cleon Jones, R OBP: 0.310, SLG: 0.377 (1, 8) (10, 7) X	0-0 FC6-4 1-2f			0-0 6-3		0-0 BLK 1B		0-0 4-3		0-0 6-3			5	0	1	0	0	0	1
Rusty Staub, L OBP: 0.355, SLG: 0.413 (1, 9) S	0-3 K			0-0 4-3		0-0 P5 1-2		0-0 FC1-6 1B		0-3 K			5	0	1	0	0	2	2
Ed Kranepool, L OBP: 0.319, SLG: 0.343 Ted Martinez, R OBP: 0.270, SLG: 0.254 (1, 7) (9, PR) (10, 6) X		0-0 P5		0-0 1B		0-3 K		0-0 FC1-6 1B 1-2f		0-0 G3			4	0	1	0	0	1	2
John Milner, L OBP: 0.312, SLG: 0.408 (1, 3) X		0-0 F7		0-3 K		4-0 BB		0-3 K		0-0 F7			4	0	0	0	1	2	2
Ron Hodges, L OBP: 0.329, SLG: 0.357 Don Hahn, R OBP: 0.269, SLG: 0.333 Duffy Dyer, R OBP: 0.224, SLG: 0.222 (1, 2) (9, PR) (10, 2) S		0-3 K		0-3 K		0-3 K		0-0 BB 1B		0-0 P4			4	0	1	0	0	3	1
Bud Harrelson, S OBP: 0.366, SLG: 0.316 Jim Beauchamp, R OBP: 0.366, SLG: 0.353 George Stone, L OBP: 0.381, SLG: 0.381 Harry Parker, R OBP: 0.118, SLG: 0.118 (1, 6) (9, PH) (9, PR) (10, 1) X			0-0 5-3		0-0 SH3-4 1B		0-0 4-3		0-0 BB 1B		0-0 6-3		3	0	1	0	0	0	1
Tom Seaver, R OBP: 0.229, SLG: 0.227 Ken Boswell, L OBP: 0.264, SLG: 0.353 Buzz Capra, R OBP: 0.293, SLG: 0.336 (1, 1) (7, PH) (8, 1) (9, PH) (10, 8) X			0-0 F9		0-0 SH3-4 1-2		0-0 F7		0-0 BB		0-0 5-3 1B		1	0	0	0	0	0	0

Inning Stats	R: 0	H: 1	E: 0	LOB: 1	K: 1	BB: 0	S: 6	R: 0	H: 0	E: 0	LOB: 0	K: 1	BB: 0	S: 5	R: 0	H: 0	E: 0	LOB: 1	K: 0	BB: 1	S: 3	R: 0	H: 1	E: 0	LOB: 1	K: 1	BB: 0	S: 6	R: 0	H: 1	E: 0	LOB: 1	K: 1	BB: 0	S: 6	R: 0	H: 1	E: 0	LOB: 1	K: 1	BB: 0	S: 6	R: 0	H: 0	E: 0	LOB: 0	K: 0	BB: 0	S: 3	R: 1	H: 3	E: 0	LOB: 3	K: 2	BB: 1	S: 10	R: 0	H: 0	E: 0	LOB: 0	K: 1	BB: 0	S: 5	R: 0	H: 0	E: 0	LOB: 0	K: 0	BB: 0	S: 3	R: 0	H: 0	E: 0	LOB: 0	K: 0	BB: 0	S: 3	R: 1	H: 2	E: 0	LOB: 1	K: 0	BB: 0	S: 4	R: 0	H: 2	E: 0	LOB: 0	K: 0	BB: 0	S: 4	1B: 9	2B: 0	3B: 0	HR: 0	SF: 0	DP: 0	HBP: 0	WP: 0	PA: 47
--------------	------	------	------	--------	------	-------	------	------	------	------	--------	------	-------	------	------	------	------	--------	------	-------	------	------	------	------	--------	------	-------	------	------	------	------	--------	------	-------	------	------	------	------	--------	------	-------	------	------	------	------	--------	------	-------	------	------	------	------	--------	------	-------	-------	------	------	------	--------	------	-------	------	------	------	------	--------	------	-------	------	------	------	------	--------	------	-------	------	------	------	------	--------	------	-------	------	------	------	------	--------	------	-------	------	-------	-------	-------	-------	-------	-------	--------	-------	--------

PITCHER	IP	WLS	BF	H	R	ER	SO	BB	IBB	HBP	BLK	WP	HR	S	P	ERA	WHIP
Don Wilson, R ERA: 3.12 (1, 1)	11.0		43	7	1	1	9	3	0	0	1	0	0	58	70	0.82	0.909
Jim York, R ERA: 4.74 (12, 1)	0.2	L	4	2	1	1	0	0	0	0	0	0	0	4	4	13.50	3.000


BOTTOM

Houston Astros @ New York Mets
Shea Stadium, Flushing, NY

Mon Jul 09 1973, 7:05 PM EDT
Att: 19,099 - Unknown

livebaseballscorecards.com

AB	43
R	2
H	9
RBI	2
BB	3
SO	9
LOB	17



Batter	1	2	3	4	5	6	7	8	9	AB R H RBI BB SO LOB	TOP																					
Tommie Agee, R (1, 8) OBP: 0.303, SLG: 0.448	0-3 K			0-0 P3		0-3 K			0-3 K	4 0 0 0 0 3 1																						
Roger Metzger, S (1, 6) OBP: 0.306, SLG: 0.352	0-0 6-3			0-0 5-3			0-0 5-3			3 0 0 0 0 0 0																						
Jimmy Wynn, R (1, 9) OBP: 0.340, SLG: 0.411	0-0 6-3			0-0 L5			4-0 CS BB			2 0 0 0 1 0 0																						
Bob Watson, R (1, 7) OBP: 0.414, SLG: 0.454		0-0 6-3			0-0 6-3		0-0 F9 1-2			3 0 0 0 0 0 1																						
Doug Rader, R (1, 5) OBP: 0.331, SLG: 0.412		0-0 P4			0-0 F8			4-0 G5-4-3 BB		2 0 0 0 1 0 0																						
Lee May, R (1, 3) OBP: 0.301, SLG: 0.447	0-3 K				0-0 F9			0-0 L5		3 0 0 0 0 1 1																						
Tommy Helms, R (1, 4) OBP: 0.328, SLG: 0.366			0-0 6-3			0-0 2B		0-0 G5-4-3 1-2f		3 0 1 0 0 0 1																						
Skip Jutze, R (1, 2) OBP: 0.298, SLG: 0.279			0-0 6-3			0-0 6-3			0-3 K	3 0 0 0 0 1 1																						
Jerry Reuss, L (1, 1) OBP: 0.207, SLG: 0.218 Ray Busse, R (9, PH) OBP: 0.192, SLG: 0.329			0-0 1-3			0-3 K			0-3 K	2 0 0 0 0 1 1 1 0 0 0 0 1 0																						
Inning Stats	R: 0 E: 0 K: 1 S: 5	H: 0 LOB: 0 BB: 0 P: 5	R: 0 E: 0 K: 1 S: 5	H: 0 LOB: 0 BB: 0 P: 5	R: 0 E: 0 K: 0 S: 3	H: 0 LOB: 0 BB: 0 P: 3	R: 0 E: 0 K: 0 S: 3	H: 0 LOB: 0 BB: 0 P: 3	R: 0 E: 0 K: 2 S: 8	H: 1 LOB: 1 BB: 0 P: 8	R: 0 E: 0 K: 0 S: 2	H: 0 LOB: 0 BB: 1 P: 6	R: 0 E: 0 K: 0 S: 2	H: 0 LOB: 0 BB: 1 P: 6	R: 0 E: 0 K: 3 S: 9	H: 0 LOB: 0 BB: 0 P: 9	1B: 0 2B: 1 3B: 0 HR: 0	SF: 0 SAC: 0 DP: 1 HBP: 0	WP: 0 PB: 0 SB: 0 CS: 1	PA: 28												
PITCHER Jon Matlack, L (1, 1) ERA: 3.36	IP 9.0	WLS W	BF 28	H 1	R 0	ER 0	SO 7	BB 2	IBB 0	HBP 0	BLK 0	WP 0	HR 0	S 40	P 48	ERA 0.00	WHIP 0.333															
											PITCHER	IP	WLS	BF	H	R	ER	SO	BB	IBB	HBP	BLK	WP	HR	S	P	ERA	WHIP				

Houston Astros @ New York Mets
Shea Stadium, Flushing, NY
Tue Jul 10 1973, 7:05 PM EDT
Att. 19,942 - Unknown

livebaseballscorecards.com

AB 26
R 0
H 1
RBI 0
BB 2
SO 7
LOB 6



Batter	1	2	3	4	5	6	7	8	9	AB	R	H	RBI	BB	SO	LOB
Wayne Garrett, L (1, 5) OBP: 0.336, SLG: 0.359	0-0 P6		0-0 CS 1B		0-0 1-2 1B			0-0 P3		4	0	2	0	0	0	1
Felix Millan, R (1, 4) OBP: 0.311, SLG: 0.338	4-0 G1-4-3 BB		0-0 F8		0-0 FC5			0-0 G5-4-3		3	0	0	0	1	0	4
Willie Mays, R (1, 3) OBP: 0.287, SLG: 0.328	0-0 G1-4-3									3	0	0	0	0	0	1
Rusty Staub, L (1, 9) OBP: 0.361, SLG: 0.415		4-0 6-3 1B BB		0-0 1B 1B		4-0 CS BB				1	1	1	0	2	0	0
Cleon Jones, R (1, 7) OBP: 0.310, SLG: 0.375		0-0 6-3		0-0 G5-4-3 1B		0-0 F8				3	0	1	0	0	0	2
Don Hahn, R (1, 8) OBP: 0.255, SLG: 0.315		0-0 F8		0-0 G5-4-3			0-0 F9			3	0	0	0	0	0	3
Duffy Dyer, R (1, 2) OBP: 0.237, SLG: 0.231		0-0 2-H 1B				0-0 FC5-4 1B		4-0 G5-4-3 BB		2	0	2	1	1	0	0
Bud Harrelson, S (1, 6) OBP: 0.360, SLG: 0.310		0-0 6-3			0-0 FC5-4 FC5 1B		0-0 G5-4-3			3	0	0	0	0	0	3
Jon Matlack, L (1, 1) OBP: 0.243, SLG: 0.097			0-3 K		0-3 K			4-0 G5-4-3 BB		2	0	0	0	1	2	1

Inning Stats	R: 0	H: 0	E: 0	K: 0	S: 2	R: 1	H: 1	E: 0	K: 0	S: 4	R: 0	H: 1	E: 0	K: 1	S: 5	R: 0	H: 2	E: 0	K: 0	S: 4	R: 0	H: 2	E: 0	K: 1	S: 7	R: 0	H: 0	E: 0	K: 0	S: 2	R: 0	H: 0	E: 0	K: 0	S: 2	R: 0	H: 0	E: 0	K: 0	S: 2	R: 0	H: 0	E: 0	K: 0	S: 2					
	0	0	0	0	6	1	1	0	0	1	0	1	0	0	5	0	2	1	0	0	4	0	2	0	1	7	0	0	0	0	6	0	0	0	0	6	0	0	0	0	6	0	0	0	0	6	0	0	0	6


PITCHER	IP	WLS	BF	H	R	ER	SO	BB	IBB	HBP	BLK	WP	HR	S	P	ERA	WHIP												
Jerry Reuss, L (1, 1) ERA: 3.1	8.0	L	29	6	1	1	2	5	0	0	0	0	0	28	48	1.12	1.375												

BOTTOM

Houston Astros @ New York Mets
Shea Stadium, Flushing, NY
Tue Jul 10 1973, 7:05 PM EDT
Att. 19,942 - Unknown

livebaseballscorecards.com

AB	24
R	1
H	6
RBI	1
BB	5
SO	2
LOB	15



WP: 0	PA: 29
PB: 0	
SB: 0	
CS: 2	

BOTTOM

Houston Astros @ New York Mets
 Shea Stadium, Flushing, NY
 Wed Jul 11 1973, 3:33 AM EDT
 Att. 18,776 - Unknown

livebaseballscorecards.com

AB	33
R	1
H	10
RBI	1
BB	1
SO	4
LOB	12



WP: 0	PA: 35
PB: 0	SB: 0
CS: 1	

AB R H RBI BB SO LOB

3	0	0	0	1	1	2
4	0	4	0	0	0	0
4	0	1	0	0	1	3
4	0	0	0	0	0	4
4	0	0	0	0	2	1
4	1	2	0	0	0	0
4	0	2	0	0	0	1
4	0	1	1	0	0	1
0	0	0	0	0	0	0
1	0	0	0	0	0	0
0	0	0	0	0	0	0
1	0	0	0	0	0	0
0	0	0	0	0	0	0

Batter	1	2	3	4	5	6	7	8	9
Wayne Garrett, L (1, 5) OBP: 0.335, SLG: 0.354	4-0 CS BB	0-0 4-3			0-3 K		0-0 F8		
Felix Millan, R (1, 4) OBP: 0.319, SLG: 0.349	0-0 1-2 1B		0-0 G5-4-3 1B		0-0 1B 1B			0-0 G3 2B	
Willie Mays, R (1, 3) OBP: 0.286, SLG: 0.326	0-3 K		0-0 G5-4-3 1-2f		0-0 1-2 1B			0-0 5-3	
Rusty Staub, L (1, 9) OBP: 0.357, SLG: 0.410	0-0 G3		0-0 G3		0-0 F7			0-0 G3 2-3	
Cleon Jones, R (1, 7) OBP: 0.297, SLG: 0.357		0-3 K		0-0 G3		0-0 F8		0-3 K	
Don Hahn, R (1, 8) OBP: 0.271, SLG: 0.345		0-0 1B 1B 2B		0-0 4-3		0-0 G5-4-3 1B		0-0 L7	
Duffy Dyer, R (1, 2) OBP: 0.243, SLG: 0.238		0-0 SH1-4 2-3 1B 1B		0-0 1B		0-0 G5-4-3 1-2f		0-0 6-3	
Bud Harrelson, S (1, 6) OBP: 0.357, SLG: 0.308		0-0 SH1-4 1-2 3-H 1B		0-0 5-3			0-0 L5	0-0 F7	
Jerry Koosman, R (1, 1) OBP: 0.122, SLG: 0.100		0-0 SH1-4			0-0 G3		0-0 F7		
Ken Boswell, L (5, PH) OBP: 0.260, SLG: 0.348									
Jim McAndrew, R (6, 1) OBP: 0.400, SLG: 0.214									
Jerry Grote, R (7, PH) OBP: 0.250, SLG: 0.250									
Tug McGraw, R (8, 1) OBP: 0.143, SLG: 0.143									

Inning Stats	R: 0	H: 1	E: 0	K: 1	S: 5	R: 1	H: 3	E: 0	K: 1	S: 8	R: 0	H: 1	E: 0	K: 0	S: 3	R: 0	H: 1	E: 0	K: 0	S: 4	R: 0	H: 1	E: 0	K: 1	S: 7	R: 0	H: 1	E: 0	K: 0	S: 3	R: 0	H: 0	E: 0	K: 1	S: 6	R: 0	H: 1	E: 0	K: 1	S: 6	R: 0	H: 0	E: 0	K: 0	S: 3
	LOB: 1	BB: 1	P: 9	LOB: 2	BB: 0	P: 8	LOB: 0	BB: 0	P: 3	LOB: 1	BB: 0	P: 4	LOB: 2	BB: 0	P: 7	LOB: 0	BB: 0	P: 3	LOB: 0	BB: 0	P: 6	LOB: 0	BB: 0	P: 3	LOB: 1	BB: 0	P: 3	LOB: 0	BB: 0	P: 3	LOB: 0	BB: 0	P: 3	LOB: 1	BB: 0	P: 6	LOB: 0	BB: 0	P: 3	LOB: 0	BB: 0	P: 3			

PITCHER	IP	WLS	BF	H	R	ER	SO	BB	IBB	HBP	BLK	WP	HR	S	P	ERA	WHIP
Dave Roberts, L (1, 1) ERA: 2.98	9.0	W	35	10	1	1	4	1	0	0	0	0	0	42	46	1.00	1.222

Batter	1	2	3	4	5	6	7	8	9	AB R H RBI BB SO LOB	TOP																									
Tommie Agee, R OBP: 0.297, SLG: 0.432 (1, 8) X	0-0 6-3		0-0 P6			0-0 1B	0-3 K	0-0 1-3		5 0 1 0 0 1 3																										
Roger Metzger, S OBP: 0.309, SLG: 0.356 (1, 6) X	0-0 P6		0-0 G6-4-3 1B			0-0 1-3 1B		0-0 F8 2B 1B	0-3 K	5 1 3 0 0 1 0																										
Jimmy Wynn, R OBP: 0.343, SLG: 0.430 (1, 9) X	0-0 HR		0-0 G6-4-3 1-2f			0-3 1-2 K		0-0 1-2 2B 1B	0-0 HR	5 3 3 2 0 1 3																										
Bob Watson, R OBP: 0.412, SLG: 0.451 (1, 7) X	0-0 E 1B			0-3 K2-3		0-3 K		0-0 F8 2-3	0-3 K	5 0 1 0 0 3 4																										
Doug Rader, R OBP: 0.328, SLG: 0.405 (1, 5) X	0-0 P4 1-3			0-0 6-3		0-0 F8		4-0 2B 1B BB	0-0 6-3	4 1 0 0 1 0 3																										
Lee May, R OBP: 0.303, SLG: 0.458 (1, 3) X		0-0 F7		0-0 5-3			0-0 BB 1B G6-3 1B	0-0 1-3 2-H 3-H 1B 2B		4 2 2 2 0 0 0																										
Tommy Helms, R OBP: 0.331, SLG: 0.370 (1, 4) X		0-0 P4			0-0 5-3		0-0 G6-3 1-2 1B	4-0 SH1-2-4 1B IBB		3 0 1 0 1 0 0																										
Skip Jutze, R OBP: 0.322, SLG: 0.296 (1, 2) X		4-0 BB			0-0 F8		4-0 1-2 2-3 BB G6-3	0-0 1-2 2-H 3-H 1B		2 0 1 2 2 0 0																										
Ken Forsch, R OBP: 0.109, SLG: 0.094 (1, 1) X		0-0 5-3			0-0 F7		0-0 G6-3 1-2f 2-3 3-H	0-0 SH1-2-4		2 0 0 0 0 0 1																										
Bob Gallagher, L OBP: 0.260, SLG: 0.313 (7, PH) X										1 0 0 0 0 0 2																										
Jim Ray, R OBP: 0.200, SLG: 0.200 (7, 1) X										0 0 0 0 0 0 0																										
Juan Pizarro, L (8, 1) X										0 0 0 0 0 0 0																										
Inning Stats	R: 1 E: 1 K: 0 S: 5	H: 2 LOB: 1 BB: 0 P: 5	R: 0 E: 0 K: 0 S: 3	H: 0 LOB: 1 BB: 1 P: 7	R: 0 E: 0 K: 1 S: 3	H: 1 LOB: 0 BB: 0 P: 3	R: 0 E: 0 K: 1 S: 5	H: 0 LOB: 0 BB: 0 P: 5	R: 0 E: 0 K: 2 S: 9	H: 2 LOB: 2 BB: 0 P: 9	R: 1 E: 0 K: 1 S: 6	H: 2 LOB: 1 BB: 1 P: 10	R: 4 E: 0 K: 2 S: 7	H: 4 LOB: 2 BB: 2 P: 15	R: 1 E: 0 K: 2 S: 8	H: 1 LOB: 0 BB: 0 P: 8	1B: 9 2B: 1 3B: 0 HR: 2	SF: 0 SAC: 1 DP: 2 HBP: 0	WP: 0 PB: 0 SB: 1 CS: 0	PA: 41																
PITCHER	IP WLS BF H R ER SO BB IBB HBP BLK WP HR S P ERA WHIP																																			
Jim Lonborg, R ERA: 5.7 (1, 1)	7.1		33	10	6	6	4	3	0	0	0	0	1	38	50	7.36	1.773																			
Bill Wilson, R ERA: 4.23 (8, 1)	0.2		4	1	0	0	0	0	1	0	0	0	0	3	7	0.00	1.500																			
Barry Lersch, R ERA: 5.05 (9, 1)	1.0	L	4	1	1	1	2	0	0	0	0	0	1	8	8	9.00	1.000																			

Houston Astros @ Philadelphia Phillies
Veterans Stadium, Philadelphia, PA
Thu Jul 12 1973, 7:05 PM EDT
Att. 13,110 - Unknown

livebaseballscorecards.com

AB	36
R	7
H	12
RBI	6
BB	4
SO	6
LOB	16



Batter	1	2	3	4	5	6	7	8	9	AB R H RBI BB SO LOB	TOP	
Jimmy Wynn, R (1, 9) OBP: 0.342, SLG: 0.426	4-0 1B BB		x 0-0 E6		x 0-0 F8		0-3 K			3 1 0 0 1 1 2		
Roger Metzger, S (1, 6) OBP: 0.306, SLG: 0.352	x 0-0 4-3		x 0-0 F9		x 0-0 F8			x 0-0 4-3		4 0 0 0 0 0 4		
Cesar Cedeno, R (1, 8) OBP: 0.366, SLG: 0.550	x 0-0 1B			x 0-0 4-3		BBB 4-0 1B BB		SSS 0-3 K		3 0 1 1 1 1 0		
Bob Watson, R (1, 7) OBP: 0.413, SLG: 0.450	SSS 0-3 K			BBB 4-0 FC6-4 BB		x 0-0 1B		x 0-0 6-3		3 0 1 0 1 1 0		
Doug Rader, R (1, 5) OBP: 0.327, SLG: 0.403		SSS 0-3 K		SSS 0-3 K		x 0-0 F8		x 0-0 HR 1B		4 1 1 0 0 2 3		
Lee May, R (1, 3) OBP: 0.300, SLG: 0.452		x 0-0 F7		x 0-0 FC6-4		x 0-0 F7		SSS 0-3 K		4 0 0 0 0 1 4		
Tommy Helms, R (1, 4) OBP: 0.331, SLG: 0.378		x 0-0 4-3			x 0-0 F9	x 0-0 F8		x 0-0 HR		4 1 1 2 0 0 2		
Skip Jutze, R (1, 2) OBP: 0.320, SLG: 0.295			x 0-0 G3		x 0-0 1B 1B		SSS 0-3 K		x 0-0 F8	4 0 1 0 0 1 0		
Don Wilson, R (1, 1) OBP: 0.224, SLG: 0.271			x 0-0 F7		x 0-0 1B		SSS 0-3 K		x 0-0 F8	3 0 1 0 0 1 0		
Bob Gallagher, L (9, PH) OBP: 0.255, SLG: 0.306					1-2 1B					1 0 0 0 0 0 0		
Inning Stats	R: 1 H: 1 E: 0 LOB: 0 K: 1 BB: 1 S: 5 P: 9	R: 0 H: 0 E: 0 LOB: 0 K: 1 BB: 0 S: 5 P: 5	R: 0 H: 0 E: 1 LOB: 1 K: 0 BB: 0 S: 4 P: 4	R: 0 H: 0 E: 0 LOB: 1 K: 1 BB: 1 S: 5 P: 9	R: 0 H: 2 E: 0 LOB: 2 K: 0 BB: 0 S: 5 P: 5	R: 0 H: 1 E: 0 LOB: 2 K: 0 BB: 1 S: 4 P: 8	R: 0 H: 0 E: 0 LOB: 0 K: 3 BB: 0 S: 9 P: 9	R: 0 H: 0 E: 0 LOB: 0 K: 1 BB: 0 S: 5 P: 5	R: 2 H: 2 E: 0 LOB: 0 K: 1 BB: 0 S: 7 P: 7	1B: 5 SF: 0 2B: 0 SAC: 0 3B: 0 DP: 0 HR: 1 HBP: 0	WP: 0 PA: 36 PB: 0 SB: 0 CS: 0	
PITCHER Wayne Twitchell, R (1, 1) ERA: 2.13	IP WLS BF H R ER SO BB IBB HBP BLK WP HR S P ERA WHIP	9.0 W 36 6 3 3 8 3 0 0 0 0 0 1 49 61 3.00 1.000										

Houston Astros @ Philadelphia Phillies
Veterans Stadium, Philadelphia, PA
Fri Jul 13 1973, 7:05 PM EDT
Att. 19,087 - Unknown

livebaseballscorecards.com

AB	33
R	3
H	6
RBI	3
BB	3
SO	8
LOB	15



Batter	1	2	3	4	5	6	7	8	9	AB	R	H	RBI	BB	SO	LOB
Bill Robinson, R OBP: 0.350, SLG: 0.556 (1, 9)	0-0 HR		0-0 F3	0-3 K			0-0 P5			4	1	1	1	0	1	1
Denny Doyle, L OBP: 0.329, SLG: 0.332 (1, 4)	0-0 1-3		0-0 4-3			0-0 F9	0-0 HR			4	1	1	1	0	0	0
Willie Montanez, L OBP: 0.355, SLG: 0.415 (1, 3)	0-0 1B		0-0 HBP HR 1B			0-0 G3	0-0 4-3			4	1	2	0	0	0	0
Greg Luzinski, R OBP: 0.315, SLG: 0.469 (1, 7)	0-3 K		1-0 HR HBP			4-0 BB		4-0 4-1 BB		1	1	0	0	2	1	1
Del Unser, L OBP: 0.391, SLG: 0.522 (1, 8)	0-0 1-3 1B		0-0 1-H 2-H HR			0-0 F9		0-0 4-1		4	1	2	3	0	0	2
Mike Schmidt, R OBP: 0.339, SLG: 0.395 (1, 5)	0-0 F7		0-3 K			0-0 L5		0-0 L5		4	0	0	0	0	1	3
Bob Boone, R OBP: 0.304, SLG: 0.331 (1, 2)		0-0 F7		0-0 F9		0-0 P6		0-0 6-3		4	0	0	0	0	0	1
Terry Harmon, R OBP: 0.289, SLG: 0.232 (1, 6)		0-0 F7		0-0 F7		0-0 F8				3	0	0	0	0	0	0
Wayne Twitchell, R OBP: 0.119, SLG: 0.167 (1, 1)		0-0 3-1		0-0 1B			0-3 K			3	0	1	0	0	1	0

Inning Stats	R: 1	H: 3	E: 0	LOB: 2	K: 1	S: 8	P: 8	R: 0	H: 0	E: 0	LOB: 0	K: 0	BB: 0	S: 3	R: 0	H: 2	E: 0	LOB: 0	K: 1	BB: 0	S: 7	P: 8	R: 0	H: 1	E: 0	LOB: 1	K: 1	BB: 0	S: 6	P: 6	R: 0	H: 0	E: 0	LOB: 0	K: 0	BB: 0	S: 3	P: 3	R: 1	H: 1	E: 0	LOB: 0	K: 1	BB: 0	S: 6	P: 6	R: 0	H: 0	E: 0	LOB: 1	K: 0	BB: 1	S: 3	P: 7
--------------	------	------	------	--------	------	------	------	------	------	------	--------	------	-------	------	------	------	------	--------	------	-------	------	------	------	------	------	--------	------	-------	------	------	------	------	------	--------	------	-------	------	------	------	------	------	--------	------	-------	------	------	------	------	------	--------	------	-------	------	------

PITCHER	IP	WLS	BF	H	R	ER	SO	BB	IBB	HBP	BLK	WP	HR	S	P	ERA	WHIP
Don Wilson, R ERA: 3.26 (1, 1)	8.0	L	34	7	5	5	4	2	0	1	0	0	3	39	48	5.62	1.125

BOTTOM

Houston Astros @ Philadelphia Phillies
Veterans Stadium, Philadelphia, PA

Fri Jul 13 1973, 7:05 PM EDT
Att. 19,087 - Unknown

AB	31
R	5
H	7
RBI	5
BB	2
SO	4
LOB	8

WP: 0 PA: 34
PB: 0 SB: 0
CS: 0



Batter	1	2	3	4	5	6	7	8	9	AB R H RBI BB SO LOB	TOP	
Jimmy Wynn, R (1, 9) OBP: 0.344, SLG: 0.424	4-0 BB G5-4-3		0-3 K			0-0 F8		4-0 BB		2 0 0 0 2 1 0		
Roger Metzger, S (1, 6) OBP: 0.302, SLG: 0.348	0-0 G5-4-3 1-2f		0-0 P4			0-0 F9		0-0 F8		4 0 0 0 0 0 3		
Cesar Cedeno, R (1, 8) OBP: 0.368, SLG: 0.546	4-0 BB			4-0 BB G1-6-3			0-0 F7		0-3 K	2 0 0 0 2 1 0		
Bob Watson, R (1, 7) OBP: 0.411, SLG: 0.448	0-3 K			0-0 G1-6-3 1-2f			0-0 1B		0-0 6-3	4 0 1 0 0 1 2		
Doug Rader, R (1, 5) OBP: 0.326, SLG: 0.401		0-0 1B		0-0 F8			0-0 L7		0-0 5-3	4 0 1 0 0 0 1		
Lee May, R (1, 3) OBP: 0.300, SLG: 0.450		4-0 BB FC6-4			0-0 F8		0-0 P5			2 0 0 0 1 0 1		
Tommy Helms, R (1, 4) OBP: 0.328, SLG: 0.374		0-0 F8			0-0 F9			0-0 F8		3 0 0 0 0 0 1		
Skip Jutze, R (1, 2) OBP: 0.314, SLG: 0.289		0-0 FC6-4 1-2f			0-0 F8			0-0 F3		3 0 0 0 0 0 1		
Jerry Reuss, L (1, 1) OBP: 0.203, SLG: 0.214 Larry Dierker, R (3, 1) Ray Busse, R (6, PH) Cecil Upshaw, R (6, 1) Jesus Alou, R (8, PH) Tom Griffin, R (8, 1)			0-3 K			0-3 K		0-0 BB 1B		1 0 0 0 0 0 1 0 0 0 0 0 0 0 0 0 1 0 0 0 0 0 1 0 0 0 0 0 0 0 0 0 1 0 1 0 0 0 0 0 0 0 0 0 0 0 0 0		
Inning Stats	R: 0 H: 0 E: 0 LOB: 1 K: 1 BB: 2 S: 4 P: 12	R: 0 H: 1 E: 0 LOB: 1 K: 0 BB: 1 S: 3 P: 7	R: 0 H: 0 E: 0 LOB: 0 K: 2 BB: 0 S: 7 P: 7	R: 0 H: 0 E: 0 LOB: 0 K: 0 BB: 1 S: 2 P: 6	R: 0 H: 0 E: 0 LOB: 0 K: 0 BB: 0 S: 3 P: 3	R: 0 H: 0 E: 0 LOB: 0 K: 1 BB: 0 S: 5 P: 5	R: 0 H: 1 E: 0 LOB: 1 K: 0 BB: 0 S: 4 P: 4	R: 0 H: 1 E: 0 LOB: 2 K: 0 BB: 1 S: 4 P: 8	R: 0 H: 0 E: 0 LOB: 0 K: 1 BB: 0 S: 5 P: 5	1B: 3 SF: 0 2B: 0 SAC: 0 3B: 0 DP: 2 HR: 0 HBP: 0	WP: 0 PA: 32 PB: 0 SB: 0 CS: 0	
PITCHER Steve Carlton, L (1, 1) ERA: 4.07	IP WLS BF H R ER SO BB IBB HBP BLK WP HR S P ERA WHIP	9.0 W 32 3 0 0 5 5 0 0 0 0 0 0 37 57 0.00 0.889										

Houston Astros @ Philadelphia Phillies
Veterans Stadium, Philadelphia, PA
Sat Jul 14 1973, 7:05 PM EDT
Att. 25,062 - Unknown

livebaseballscorecards.com

AB	27
R	0
H	3
RBI	0
BB	5
SO	5
LOB	9



Batter	1	2	3	4	5	6	7	8	9	AB R H RBI BB SO LOB	TOP						
Jimmy Wynn, R OBP: 0.343, SLG: 0.420 (1, 9)	0-3 K	4-0 BB		0-3 K		0-3 K				3 0 0 0 1 3 0							
Roger Metzger, S OBP: 0.305, SLG: 0.350 (1, 6)	0-0 WP G3 1B	0-0 1-3				0-0 S 1B				3 1 2 0 0 0 2							
Cesar Cedeno, R OBP: 0.368, SLG: 0.542 (1, 8)	0-0 G3			4-0 S 1B BB		0-0 F8				2 1 0 0 1 0 2							
Bob Watson, R OBP: 0.413, SLG: 0.448 (1, 7)	4-0 BB 2-3 BB			0-0 5-3		0-0 CS 1B				2 0 1 1 1 0 1							
Doug Rader, R OBP: 0.332, SLG: 0.408 (1, 5)	4-0 FC6-4 1-2 BB			0-0 2-H 1B		0-0 1-2 2B				2 0 2 1 1 0 0							
Lee May, R OBP: 0.300, SLG: 0.447 (1, 3)	0-0 FC6-4 1-2f			0-3 K		4-0 FC6-4 IBB				2 0 0 0 1 1 4							
Tommy Helms, R OBP: 0.325, SLG: 0.371 (1, 4)				0-0 6-3		0-0 FC6-4 1-2f				3 0 0 0 0 0 3							
Skip Jutze, R OBP: 0.314, SLG: 0.290 (1, 2)				0-0 WP BB 1B		0-0 4-3				3 0 1 0 0 0 0							
Dave Roberts, L OBP: 0.130, SLG: 0.130 (1, 1)				0-3 K		0-0 P6				3 0 0 0 0 2 1							
				0-3 K		0-0 P3											
Inning Stats	R: 0 E: 0 K: 1 S: 6	H: 1 LOB: 3 BB: 2 P: 14	R: 0 E: 0 K: 1 S: 6	H: 1 LOB: 2 BB: 1 P: 10	R: 1 E: 0 K: 1 S: 6	H: 1 LOB: 1 BB: 1 P: 10	R: 0 E: 0 K: 2 S: 7	H: 0 LOB: 0 BB: 0 P: 7	R: 1 E: 0 K: 0 S: 5	H: 3 LOB: 2 BB: 1 P: 9	R: 0 E: 0 K: 1 S: 5	H: 0 LOB: 0 BB: 0 P: 5	1B: 5 2B: 1 3B: 0 HR: 0	SF: 0 SAC: 0 DP: 0 HBP: 0	WP: 2 PB: 0 SB: 2 CS: 1	PA: 28	
PITCHER Dick Ruthven, R ERA: 3.97 (1, 1)	IP 6.0	WLS L	BF 28	H 6	R 2	ER 2	SO 6	BB 4	IBB 1	HBP 0	BLK 0	WP 2	HR 0	S 35	P 55	ERA 3.00	WHIP 1.667
PITCHER	IP	WLS	BF	H	R	ER	SO	BB	IBB	HBP	BLK	WP	HR	S	P	ERA	WHIP

Houston Astros @ Philadelphia Phillies
Veterans Stadium, Philadelphia, PA
Sun Jul 15 1973, 7:05 PM EDT
Att. 20,648 - Unknown

livebaseballscorecards.com

AB	23
R	2
H	6
RBI	2
BB	5
SO	6
LOB	13



Batter	1	2	3	4	5	6	7	8	9	AB	R	H	RBI	BB	SO	LOB
--------	---	---	---	---	---	---	---	---	---	----	---	---	-----	----	----	-----

Bill Robinson, R <small>OBP: 0.358, SLG: 0.559</small> (1, 8) X	0-0 2B		4-0 BB		0-0 1B					2	0	2	0	1	0	0
Terry Harmon, R <small>OBP: 0.289, SLG: 0.227</small> (1, 4) X	0-0 6-3		0-0 F7		0-0 F8					3	0	0	0	0	0	4
Willie Montanez, L <small>OBP: 0.358, SLG: 0.418</small> (1, 3) B B B B	4-0 G6-4-3 BB		0-3 K							1	0	0	0	1	1	1
Greg Luzinski, R <small>OBP: 0.321, SLG: 0.480</small> (1, 7) X	0-0 G6-4-3 1-2f				0-0 6-3					2	0	0	0	0	0	2
Mike Anderson, R <small>OBP: 0.314, SLG: 0.444</small> (1, 9) X		0-0 1B			0-0 5-3					2	0	1	0	0	0	0
Mike Schmidt, R <small>OBP: 0.331, SLG: 0.384</small> (1, 5) X		0-0 P4			0-0 5-3					2	0	0	0	0	0	1
Bob Boone, R <small>OBP: 0.301, SLG: 0.325</small> (1, 2) X		0-0 F7			0-0 F7					2	0	0	0	0	0	1
Larry Bowa, S <small>OBP: 0.246, SLG: 0.235</small> (1, 6) X		0-0 F9			0-0 6-3					2	0	0	0	0	0	1
Dick Ruthven, R <small>OBP: 0.172, SLG: 0.143</small> (1, 1) S S S			0-3 K		0-0 1B					2	0	1	0	0	1	0

Inning Stats	R: 0	H: 1	E: 0	LOB: 1	K: 0	BB: 1	S: 3	R: 0	H: 1	E: 0	LOB: 1	K: 0	BB: 0	S: 4	P: 4	R: 0	H: 0	E: 0	LOB: 0	K: 2	BB: 1	S: 7	R: 0	H: 0	E: 0	LOB: 0	K: 0	BB: 0	S: 3	P: 3	R: 0	H: 2	E: 0	LOB: 2	K: 0	BB: 0	S: 5	P: 5
--------------	------	------	------	--------	------	-------	------	------	------	------	--------	------	-------	------	------	------	------	------	--------	------	-------	------	------	------	------	--------	------	-------	------	------	------	------	------	--------	------	-------	------	------

PITCHER	IP	WLS	BF	H	R	ER	SO	BB	IBB	HBP	BLK	WP	HR	S	P	ERA	WHIP
Dave Roberts, L <small>ERA: 2.87</small> (1, 1)	5.0	W	20	4	0	0	2	2	0	0	0	0	0	22	30	0.00	1.200

BOTTOM

Houston Astros @ Philadelphia Phillies
 Veterans Stadium, Philadelphia, PA
 Sun Jul 15 1973, 7:05 PM EDT
 Att. 20,648 - Unknown

AB	18
R	0
H	4
RBI	0
BB	2
SO	2
LOB	10



1B: 3	SF: 0	WP: 0	PA: 20
2B: 1	SAC: 0	PB: 0	
3B: 0	DP: 1	SB: 0	
HR: 0	HBP: 0	CS: 0	

Batter	1	2	3	4	5	6	7	8	9	10	AB R H RBI BB SO LOB	TOP											
Ron Hunt, R OBP: 0.419, SLG: 0.339 (1, 4)	F8		BB 1B	HBP		K			HR 1B		4 2 2 0 0 1 1	Montreal Expos @ Houston Astros Astrodome, Houston, TX Mon Jul 16 1973, 8:05 PM EDT Att. 16,186 - Dome											
Mike Jorgensen, L OBP: 0.346, SLG: 0.344 (1, 3) (7, 7)	L9		BB 1B	G3			BB		HR 1B		3 1 1 0 2 0 3												
Ron Fairly, L OBP: 0.457, SLG: 0.462 Hal Breeden, R OBP: 0.400, SLG: 0.558 (1, 7) (7, 3)	BB		G6-4-3 1B		6-3		F2		K		3 0 1 1 1 0 1 1 0 0 0 0 1 2												
Ken Singleton, S OBP: 0.408, SLG: 0.467 (1, 9)	K		G6-4-3 1B		BB BB		F8		HR		4 1 1 3 1 1 4												
Bob Bailey, R OBP: 0.391, SLG: 0.559 (1, 5)		BB BB		BB 1B BB	G5-4-3 BB		F7		6-3		2 1 0 0 3 0 1												
Boots Day, L OBP: 0.389, SLG: 0.447 Ron Woods, R OBP: 0.354, SLG: 0.339 Larry Lintz, S (1, 8) (4, 8) (10, 8)	K			F7	G5-4-3			F8		2B	2 0 0 0 0 1 2 3 0 1 0 0 0 2 0 0 0 0 0 0 0												
John Boccabella, R OBP: 0.294, SLG: 0.330 (1, 2)	F8		HBP 1B BB			K		K			4 0 0 0 1 3 2												
Pepe Frias, R OBP: 0.241, SLG: 0.264 (1, 6)	L6			F9			6-3		K		4 0 0 0 1 1 4												
Steve Renko, R OBP: 0.348, SLG: 0.340 Mike Marshall, R OBP: 0.296, SLG: 0.250 Clyde Mashore, R OBP: 0.337, SLG: 0.419 Pat Jarvis, R OBP: 0.400, SLG: 1.000 Tom Walker, R (1, 1) (6, 1) (9, PH) (9, 1) (10, PH) (10, 1)			K	HBP 1B		K		K	4-3		3 0 1 1 0 2 1 0 0 0 0 0 0 0 1 0 0 0 0 1 0 0 0 0 0 0 0 0 1 0 0 0 0 0 1 0 0 0 0 0 0 0												
Inning Stats	R: 0 E: 0 K: 1 S: 5	H: 0 LOB: 1 BB: 1 P: 9	R: 0 E: 0 K: 1 S: 5	H: 0 LOB: 1 BB: 1 P: 9	R: 1 E: 0 K: 1 S: 6	H: 2 LOB: 1 BB: 1 P: 10	R: 1 E: 0 K: 0 S: 4	H: 1 LOB: 3 BB: 2 P: 13	R: 0 E: 0 K: 3 S: 9	H: 0 LOB: 1 BB: 1 P: 13	R: 0 E: 0 K: 0 S: 3		H: 0 LOB: 1 BB: 1 P: 7	R: 0 E: 0 K: 1 S: 5	H: 0 LOB: 0 BB: 0 P: 5	R: 3 E: 0 K: 2 S: 10	H: 3 LOB: 0 BB: 0 P: 10	R: 0 E: 0 K: 2 S: 8	H: 1 LOB: 1 BB: 0 P: 8	1B: 5 2B: 1 3B: 0 HR: 1	SF: 0 SAC: 0 DP: 2 HBP: 1	WP: 0 PB: 0 SB: 0 CS: 0	PA: 45
PITCHER	IP WLS BF H R ER SO BB IBB HBP BLK WP HR S P ERA WHIP																						
Ken Forsch, R ERA: 3.77 (1, 1)	3.2		19	3	2	2	3	5	0	0	0	0	0	0	0	0	4.91	2.182					
Jim Crawford, L ERA: 3.98 (4, 1)	5.1		22	3	3	3	6	4	0	0	0	0	1	30	46	5.06	1.312						
Cecil Upshaw, R ERA: 5.4 (10, 1)	1.0	W	4	1	0	0	2	0	0	0	0	0	0	8	8	0.00	1.000						

livebaseballscores.com



Batter	1	2	3	4	5	6	7	8	9	AB R H RBI BB SO LOB	TOP			
Ron Hunt, R OBP: 0.416, SLG: 0.336 (1, 4) X	0-0 4-3 1B		0-0 1-3 1B	0-0 F9 1B			0-0 2B 4-3 1B	0-0 6-3 1B		5 1 1 0 0 0 2				
Mike Jorgensen, L OBP: 0.354, SLG: 0.352 (1, 3) X	0-0 FC4-6 1B		0-0 G3 1B	4-0 BB 1B			0-0 4-3 1B 2B	4-0 1B WP BB		3 2 2 0 2 0 0				
Ron Fairly, L OBP: 0.456, SLG: 0.459 Clyde Mashore, R OBP: 0.337, SLG: 0.419 (1, 7) X (8, PR) (8, 7)	0-0 FC4-6 BB WP 1-2f		4-0 1B BB 1B	0-0 L8 1B			0-0 4-3 2-3 3-H 1B	0-0 S WP 1-3 1B		4 1 1 1 1 0 5 0 0 0 0 0 0 0				
Ken Singleton, S OBP: 0.408, SLG: 0.464 (1, 9) B B B	4-0 BB 1-2 BB		0-0 1B 1-2 1B		0-3 K S S		0-0 G3 1-3 3-H 1B	0-3 K 1-3 3-H		4 0 1 0 1 2 2				
Bob Bailey, R OBP: 0.394, SLG: 0.557 (1, 5) B B B	4-0 1-2 2-3 BB		0-0 1-3 2-H 1B		0-0 F9 1B		4-0 S 1B BB	0-3 K 3		3 1 1 1 2 1 2				
Boots Day, L OBP: 0.383, SLG: 0.438 (1, 8) X	0-0 4-3 3		0-0 4-3 3		0-0 6-3 3		0-0 1-H 3-H 2B 1B	0-3 K S S		5 1 1 2 0 1 5				
Bob Stinson, S OBP: 0.300, SLG: 0.389 (1, 2) X		0-0 4-3 1		4-0 5-3 1B BB		0-0 F6 1B	0-0 1-H 1B 2B	0-0 3B		4 1 2 1 1 0 0				
Pepe Frias, R OBP: 0.248, SLG: 0.270 (1, 6) X		0-0 F8 2		0-0 5-3 1B 1-2		0-3 K S S	0-0 2-H 1B	0-0 F8 2		5 0 2 1 0 1 1				
Ernie McAnally, R OBP: 0.214, SLG: 0.214 Mike Marshall, R OBP: 0.278, SLG: 0.235 (1, 1) X (8, 1)		0-0 F8 3		0-0 5-3 1B 1-2 2-3		0-0 6-3 3	0-0 F9 3	0-0 F8 3		4 0 0 0 0 0 3 1 0 0 0 0 0 1				
Inning Stats	R: 0 E: 0 K: 0 S: 4 H: 1 LOB: 3 BB: 2 P: 12	R: 0 E: 0 K: 0 S: 3 H: 0 LOB: 0 BB: 0 P: 3	R: 1 E: 0 K: 0 S: 5 H: 2 LOB: 2 BB: 1 P: 9	R: 0 E: 0 K: 0 S: 4 H: 1 LOB: 3 BB: 2 P: 12	R: 0 E: 0 K: 1 S: 5 H: 0 LOB: 0 BB: 0 P: 5	R: 0 E: 0 K: 1 S: 5 H: 0 LOB: 0 BB: 0 P: 5	R: 5 E: 0 K: 0 S: 8 H: 5 LOB: 1 BB: 1 P: 12	R: 1 E: 0 K: 2 S: 8 H: 1 LOB: 2 BB: 1 P: 12	R: 0 E: 0 K: 1 S: 6 H: 1 LOB: 1 BB: 0 P: 6	1B: 8 2B: 2 3B: 1 HR: 0 SF: 0 SAC: 0 DP: 0 HBP: 0	WP: 2 PB: 0 SB: 2 CS: 0 PA: 45			
PITCHER	IP WLS BF H R ER SO BB IBB HBP BLK WP HR S P ERA WHIP												PITCHER	IP WLS BF H R ER SO BB IBB HBP BLK WP HR S P ERA WHIP
Don Wilson, R ERA: 3.41 (1, 1)	6.2 L 33 7 5 5 2 6 0 0 0 1 0 31 55 6.75 1.950													
Juan Pizarro, L ERA: 9.53 (7, 1)	0.1 3 2 1 1 0 0 0 0 0 0 0 3 3 27.00 6.000													
Cecil Upshaw, R ERA: 5.52 (8, 1)	1.0 5 1 1 1 2 1 0 0 0 1 0 8 12 9.00 2.000													
J.R. Richard, R ERA: 2.63 (9, 1)	1.0 4 1 0 0 1 0 0 0 0 0 0 6 6 0.00 1.000													

Montreal Expos @ Houston Astros
 Astrodome, Houston, TX
 Tue Jul 17 1973, 8:05 PM EDT
 Att. 18,156 - Dome

livebaseballscorecards.com

AB	38
R	7
H	11
RBI	6
BB	7
SO	5
LOB	21



Batter	1	2	3	4	5	6	7	8	9	10	AB	R	H	RBI	BB	SO	LOB	TOP				
Ron Hunt, R (1, 4) OBP: 0.416, SLG: 0.335	0-0 6-3		0-0 6-3		0-0 FC6-4			0-0 S BB 1B		1-0 FC6-4 SH2-4 WP HBP	4	1	1	0	0	0	1					
Clyde Mashore, R (1, 7) OBP: 0.333, SLG: 0.403	0-3 K		0-3 K			0-0 5-3		4-0 S BB		0-0 SH2-4	3	0	0	0	0	1	2	0				
Ron Woods, R (1, 8) OBP: 0.363, SLG: 0.340	4-0 BB			0-0 G5-4-3 1B		0-3 K		4-0 1-2 2-3 IBB		4-0 FC6-4 IBB	2	0	1	0	3	1	0					
Hal Breiden, R (1, 3) OBP: 0.393, SLG: 0.568 Mike Jorgensen, L (10, 3) OBP: 0.354, SLG: 0.352	0-0 G3		0-0 G5-4-3	0-0 G5-4-3 1B	0-0 F8	0-0 HR		0-0 F8		0-0 FC6-4 WP	5	1	1	1	0	0	7					
Bob Bailey, R (1, 5) OBP: 0.391, SLG: 0.550		0-0 5-3 1B		0-0 F8		0-0 4-3		0-0 F4		0-0 6-3	5	0	1	0	0	0	4					
Ken Singleton, S (1, 9) OBP: 0.407, SLG: 0.471		0-0 5-3		0-0 HR		0-0 F9		0-0 F9			4	1	1	1	0	0	1					
Bob Stinson, S (1, 2) OBP: 0.292, SLG: 0.364		0-0 6-3		0-3 K		0-0 F8		0-0 1B			4	0	1	0	0	1	1					
Pepe Frias, R (1, 6) OBP: 0.240, SLG: 0.261		0-0 6-3		0-0 4-3		0-0 L7		0-3 K		0-3 K	4	0	0	0	0	1	2					
Steve Rogers, R (1, 1) Steve Renko, R (9, PH) OBP: 0.340, SLG: 0.333 Mike Marshall, R (9, 1) OBP: 0.278, SLG: 0.235			0-3 K		4-0 FC6-4 BB			0-3 K		0-3 K	2	0	0	0	0	1	2	0				
Inning Stats	R: 0 E: 0 K: 1 S: 5	H: 0 LOB: 1 BB: 1 P: 9	R: 0 E: 0 K: 0 S: 4	H: 1 LOB: 1 BB: 0 P: 4	R: 0 E: 0 K: 2 S: 7	H: 0 LOB: 0 BB: 0 P: 7	R: 0 E: 0 K: 0 S: 3	H: 1 LOB: 0 BB: 0 P: 3	R: 1 E: 0 K: 1 S: 6	H: 1 LOB: 1 BB: 1 P: 10	R: 0 E: 0 K: 0 S: 3	H: 0 LOB: 0 BB: 0 P: 3	R: 0 E: 0 K: 1 S: 6	H: 1 LOB: 3 BB: 2 P: 14	R: 0 E: 0 K: 2 S: 8	H: 1 LOB: 1 BB: 0 P: 8	R: 1 E: 0 K: 0 S: 3	H: 0 LOB: 1 BB: 1 P: 8	1B: 4 2B: 0 3B: 0 HR: 2	SF: 0 SAC: 1 DP: 1 HBP: 1	WP: 1 PB: 0 SB: 2 CS: 0	PA: 41
PITCHER	IP	WLS	BF	H	R	ER	SO	BB	IBB	HBP	BLK	WP	HR	S	P	ERA	WHIP					
Jerry Reuss, L (1, 1) ERA: 3.27	9.0		36	6	2	2	8	3	1	0	0	0	2	48	64	2.00	1.000					
Cecil Upshaw, R (10, 1) ERA: 5.83	0.0	L	1	0	1	1	0	0	0	1	0	0	0	0	1	∞	∞					
Juan Pizarro, L (10, 1) ERA: 8.1	1.0		4	0	0	0	0	0	1	0	0	1	0	3	7	0.00	0.000					

Montreal Expos @ Houston Astros
 Astrodome, Houston, TX
 Wed Jul 18 1973, 8:05 PM EDT
 Att. 14,352 - Dome

livebaseballscores.com

AB 34
R 3
H 6
RBI 2
BB 5
SO 8
LOB 17



Batter	1	2	3	4	5	6	7	8	9	AB R H RBI BB SO LOB	TOP																					
Willie Mays, R (1, 8) OBP: 0.299, SLG: 0.360	0-0 G3 1B	0-0 FC5 3-H		4-0 WP BB		0-0 G6-4-3 1-2f			0-0 F9	4 0 1 0 1 0 6																						
Felix Millan, R (1, 4) OBP: 0.329, SLG: 0.366	0-0 P4		0-0 4-3 2B	0-0 F9			0-0 6-3		0-0 F8	5 1 1 0 0 0 2																						
Rusty Staub, L (1, 9) OBP: 0.354, SLG: 0.431	0-0 G3 1-2		0-0 P3		0-0 6-3		0-3 K			4 0 0 0 0 1 2																						
Cleon Jones, R (1, 7) OBP: 0.302, SLG: 0.400	0-0 F9		0-0 4-3 2-3		0-0 F8		0-0 4-3			4 0 0 0 0 0 2																						
John Milner, L (1, 3) OBP: 0.314, SLG: 0.433		0-0 1B FC5 1B	0-0 2B		0-0 4-3			0-0 F9		4 0 2 1 0 0 0																						
Duffy Dyer, R (1, 2) OBP: 0.250, SLG: 0.247		0-0 F9	0-0 5-3			0-0 1B 1B		0-0 2B		4 0 2 0 0 0 2																						
Wayne Garrett, L (1, 5) OBP: 0.343, SLG: 0.371		0-0 1B 1-2		0-0 HR		0-0 F9		0-0 F8		4 1 2 1 0 0 2																						
Bud Harrelson, S (1, 6) OBP: 0.344, SLG: 0.294		0-0 1B		0-3 K		0-0 F9		0-3 K		3 0 2 0 0 1 0																						
Jim Beauchamp, R (8, PH) OBP: 0.353, SLG: 0.341		0-0 1B		0-0 K		0-0 1B				1 0 0 0 0 1 1																						
Ted Martinez, R (8, 6) OBP: 0.270, SLG: 0.254		1-2 2-3 1B		0-0 K		1-2 2-3 1B				0 0 0 0 0 0 0																						
Jon Matlack, L (1, 1) OBP: 0.238, SLG: 0.111		0-0 F7		0-0 4-3		0-0 G6-4-3 1B			0-0 F7	3 0 1 0 0 0 3																						
Don Hahn, R (9, PH) OBP: 0.304, SLG: 0.329										1 0 0 0 0 0 0																						
Inning Stats	R: 0 E: 0 K: 0 S: 4	H: 1 LOB: 1 BB: 0 P: 4	R: 0 E: 0 K: 0 S: 6	H: 3 LOB: 3 BB: 0 P: 6	R: 1 E: 0 K: 0 S: 5	H: 2 LOB: 1 BB: 0 P: 5	R: 1 E: 0 K: 1 S: 6	H: 1 LOB: 1 BB: 1 P: 10	R: 0 E: 0 K: 0 S: 3	H: 0 LOB: 0 BB: 0 P: 3	R: 0 E: 0 K: 1 S: 5	H: 0 LOB: 0 BB: 0 P: 5	R: 0 E: 0 K: 1 S: 6	H: 1 LOB: 1 BB: 0 P: 6	R: 0 E: 0 K: 0 S: 3	H: 0 LOB: 0 BB: 0 P: 3	1B: 7 2B: 3 3B: 0 HR: 1	SF: 0 SAC: 0 DP: 1 HBP: 0	WP: 1 PB: 0 SB: 0 CS: 0	PA: 38												
PITCHER Dave Roberts, L (1, 1) ERA: 2.82	IP 9.0	WLS W	BF 38	H 11	R 2	ER 2	SO 3	BB 1	IBB 0	HBP 0	BLK 0	WP 1	HR 1	S 43	P 47	ERA 2.00	WHIP 1.333															
											PITCHER	IP	WLS	BF	H	R	ER	SO	BB	IBB	HBP	BLK	WP	HR	S	P	ERA	WHIP				

New York Mets @ Houston Astros
Astrodome, Houston, TX
Fri Jul 20 1973, 8:05 PM EDT
Att. 20,731 - Unknown

livebaseballscorecards.com

AB 37
R 2
H 11
RBI 2
BB 1
SO 3
LOB 20



Batter	1	2	3	4	5	6	7	8	9
Roger Metzger, S OBP: 0.309, SLG: 0.354 (1, 6)	0-0 F8 BB 1B		0-0 6-3		0-3 K		0-0 6-3		
Tommy Helms, R OBP: 0.324, SLG: 0.366 (1, 4)	0-0 P4		0-0 FC6-4 1B			0-0 P4		0-0 E6 HR	
Cesar Cedeno, R OBP: 0.378, SLG: 0.545 (1, 8)	4-0 S 1-2 BB		0-0 P3			0-3 K		0-0 2-H HR	
Bob Watson, R OBP: 0.407, SLG: 0.445 (1, 7)	0-0 F8		0-0 FC6-4			0-0 1B 2B		0-0 6-3	
Tommie Agee, R OBP: 0.299, SLG: 0.433 (7, 7)	2-3		1-2f						
Lee May, R OBP: 0.310, SLG: 0.456 (1, 3)	0-3 K			0-0 P5		0-0 HR 1B		0-0 5-3	
Doug Rader, R OBP: 0.330, SLG: 0.423 (1, 5)		0-0 HR		0-0 P4		0-0 HR		0-3 K	
Jimmy Wynn, R OBP: 0.329, SLG: 0.402 (1, 9)		0-0 F9		0-0 L7		0-0 F8			
Skip Jutze, R OBP: 0.298, SLG: 0.274 (1, 2)		0-0 6-3			0-3 K		0-0 G3		
Dave Roberts, L OBP: 0.122, SLG: 0.122 (1, 1)		0-3 K			0-0 4-3		0-3 K		

Inning Stats	R: 0	H: 1	E: 0	LOB: 2	K: 1	BB: 1	S: 6	P: 10
	R: 1	H: 1	E: 0	LOB: 0	K: 1	BB: 0	S: 6	P: 6
	R: 0	H: 1	E: 0	LOB: 1	K: 0	BB: 0	S: 4	P: 4
	R: 0	H: 0	E: 0	LOB: 0	K: 0	BB: 0	S: 3	P: 3
	R: 0	H: 0	E: 0	LOB: 0	K: 2	BB: 0	S: 7	P: 7
	R: 3	H: 3	E: 0	LOB: 0	K: 1	BB: 0	S: 8	P: 8
	R: 0	H: 0	E: 0	LOB: 0	K: 1	BB: 0	S: 5	P: 5
	R: 2	H: 1	E: 1	LOB: 0	K: 1	BB: 0	S: 7	P: 7

PITCHER	IP	WLS	BF	H	R	ER	SO	BB	IBB	HBP	BLK	WP	HR	S	P	ERA	WHIP
Jon Matlack, L ERA: 3.45 (1, 1)	8.0	L	33	7	6	5	7	1	0	0	0	0	3	46	50	5.62	1.000

BOTTOM


New York Mets @ Houston Astros
Astrodome, Houston, TX

Fri Jul 20 1973, 8:05 PM EDT
Att. 20,731 - Unknown

AB	R	H	RBI	BB	SO	LOB
4	0	1	0	0	1	0
4	1	1	0	0	0	1
3	1	1	2	1	1	1
3	1	1	0	0	0	3
1	0	0	0	0	0	0
4	1	1	1	0	1	2
4	2	2	3	0	1	0
3	0	0	0	0	0	0
3	0	0	0	0	1	0
3	0	0	0	0	2	0

AB	32
R	6
H	7
RBI	6
BB	1
SO	7
LOB	7

livebaseballscorecards.com



WP	PA
0	33

Batter	1	2	3	4	5	6	7	8	9	AB R H RBI BB SO LOB	TOP	
Willie Mays, R OBP: 0.292, SLG: 0.351 (1, 8) X	0-0 F9		0-3 K		0-3 K		0-3 K			4 0 0 0 0 3 2	New York Mets @ Houston Astros Astrodome, Houston, TX Sun Jul 22 1973, 4:33 AM EDT Att: 27,663 - Unknown livebaseballscorecards.com	
Felix Millan, R OBP: 0.332, SLG: 0.371 (1, 4) X	0-0 2B		0-0 F7		0-0 FC6			0-0 4-3 1B	4 1 2 0 0 0 1			
Rusty Staub, L OBP: 0.359, SLG: 0.444 (1, 9) X	0-0 1B		0-0 3B		0-3 K			0-0 4-3 1-2	4 1 2 1 0 1 1			
Cleon Jones, R OBP: 0.304, SLG: 0.390 (1, 7) X	0-0 1B		0-0 F8		0-0 5-3			0-3 K	4 0 1 1 0 1 2			
John Milner, L OBP: 0.322, SLG: 0.439 (1, 3) X	0-0 1B		0-0 F9		0-0 G3			4-0 IBB	3 0 1 0 1 0 0			
Jerry Grote, R OBP: 0.241, SLG: 0.256 (1, 2) X	0-0 G6-4-3		0-0 4-3		0-0 P3			0-0 4-3	4 0 0 0 0 0 4			
Wayne Garrett, L OBP: 0.343, SLG: 0.366 (1, 5) X		0-0 P6		0-3 K		0-0 S BB SH3 1B		0-0 L8	4 1 1 0 0 1 0			
Bud Harrelson, S OBP: 0.345, SLG: 0.290 (1, 6) X		0-3 K			0-0 FC6 1B		4-0 SH3 S BB	0-0 G3	3 0 1 0 1 1 0			
Tom Seaver, R OBP: 0.224, SLG: 0.222 (1, 1) X		0-0 5-3			0-3 K		0-0 SH3 1-3 2-H	0-0 5-3	3 0 0 1 0 1 1			
Inning Stats	R: 2 H: 4 E: 0 LOB: 1 K: 0 BB: 0 S: 6 P: 6	R: 0 H: 0 E: 0 LOB: 0 K: 1 BB: 0 S: 5 P: 5	R: 0 H: 1 E: 0 LOB: 1 K: 1 BB: 0 S: 6 P: 6	R: 0 H: 0 E: 0 LOB: 0 K: 1 BB: 0 S: 5 P: 5	R: 0 H: 1 E: 0 LOB: 1 K: 2 BB: 0 S: 8 P: 8	R: 0 H: 0 E: 0 LOB: 0 K: 1 BB: 0 S: 5 P: 5	R: 1 H: 1 E: 0 LOB: 1 K: 1 BB: 1 S: 6 P: 10	R: 0 H: 1 E: 0 LOB: 2 K: 1 BB: 1 S: 6 P: 10	R: 0 H: 0 E: 0 LOB: 0 K: 0 BB: 0 S: 3 P: 3	1B: 5 SF: 0 2B: 2 SAC: 1 3B: 1 DP: 1 HR: 0 HBP: 0	WP: 0 PA: 36 PB: 0 SB: 2 CS: 0	
PITCHER Jerry Reuss, L (1, 1) ERA: 3.3 Don Wilson, R (8, 1) ERA: 3.37	IP WLS BF H R ER SO BB IBB HBP BLK WP HR S P ERA WHIP											PITCHER IP WLS BF H R ER SO BB IBB HBP BLK WP HR S P ERA WHIP



Batter	1	2	3	4	5	6	7	8	9	AB R H RBI BB SO LOB
Roger Metzger, S (1, 6) OBP: 0.303, SLG: 0.347	0-3 K ①		X 0-0 F7 ①		X 0-0 F6 ②		0-3 K ③			4 0 0 0 0 2 1
Tommy Helms, R (1, 4) OBP: 0.327, SLG: 0.369	0-0 E 2B 1B		X 0-0 1-3 ②		X 0-0 4-3 ③			X 0-0 G6-4-3 1B		4 1 2 0 0 0 0
Cesar Cedeno, R (1, 8) OBP: 0.378, SLG: 0.544	0-0 6-3 1-H 2B		X 0-0 1B		X 0-0 F8 ①			X 0-0 G6-4-3 1-2f ① ②		4 0 2 1 0 0 1
Bob Watson, R (1, 7) OBP: 0.402, SLG: 0.446	0-0 6-3 ② 2-3		0-3 K ③		X 0-0 HR			X 0-0 3-1 ③		4 1 1 1 0 1 2
Doug Rader, R (1, 5) OBP: 0.329, SLG: 0.437	0-3 K ③			X 0-0 F9 ①		X 0-0 F9 ②		X 0-0 5-3 ①		4 0 0 0 0 1 1
Lee May, R (1, 3) OBP: 0.306, SLG: 0.449		0-3 K ①		0-3 K ②		X 0-0 6-3 ③		X 0-0 FC1-6 1B		4 0 1 0 0 2 0
Hector Torres, R (9, PR) OBP: 0.182, SLG: 0.100										0 0 0 0 0 0 0
Jimmy Wynn, R (1, 9) OBP: 0.329, SLG: 0.396		X 0-0 F3 ②		4-0 S BB		X 0-0 L7 ①		X 0-0 FC1-6 1-2f ②		3 0 0 0 1 0 1
Johnny Edwards, L (1, 2) OBP: 0.292, SLG: 0.397		X 0-0		X 0-0 S BB		X 0-0		X 0-0		3 0 2 0 0 0 1
Tommie Agee, R (7, PR) OBP: 0.298, SLG: 0.430										0 0 0 0 0 0 0
Skip Jutze, R (8, 2) OBP: 0.291, SLG: 0.267										1 0 0 0 0 0 1
Jerry Reuss, L (1, 1) OBP: 0.190, SLG: 0.200		0-3 K ③ 2B								2 0 0 0 0 2 1
Jimmy Stewart, S (7, PH) OBP: 0.319, SLG: 0.200										1 0 0 0 0 1 1
Don Wilson, R (8, 1) OBP: 0.216, SLG: 0.260										0 0 0 0 0 0 0


Inning Stats	R: 1	H: 2	E: 1	K: 2	S: 9	LOB: 1	BB: 0	P: 9	R: 0	H: 1	E: 0	K: 2	S: 8	LOB: 1	BB: 0	P: 8	R: 0	H: 1	E: 0	K: 1	S: 6	LOB: 1	BB: 0	P: 6	R: 0	H: 0	E: 0	K: 1	S: 5	LOB: 0	BB: 1	P: 9	R: 0	H: 0	E: 0	K: 1	S: 5	LOB: 0	BB: 0	P: 5	R: 1	H: 1	E: 0	K: 0	S: 4	LOB: 0	BB: 0	P: 4	R: 0	H: 1	E: 0	K: 2	S: 8	LOB: 1	BB: 0	P: 8	R: 0	H: 1	E: 0	K: 0	S: 3	LOB: 0	BB: 0	P: 3	R: 0	H: 1	E: 0	K: 0	S: 4	LOB: 1	BB: 0	P: 4	1B: 5	2B: 2	3B: 0	HR: 1	SF: 0	SAC: 0	DP: 1	HBP: 0	WP: 0	PB: 0	SB: 1	CS: 0	PA: 35
PITCHER Tom Seaver, R (1, 1) ERA: 2.02	IP	WLS	BF	H	R	ER	SO	BB	IBB	HBP	BLK	WP	HR	S	P	ERA	WHIP																																																																				

BOTTOM

New York Mets @ Houston Astros
Astrodome, Houston, TX

Sun Jul 22 1973, 4:33 AM EDT
Att. 27,663 - Unknown

AB	34
R	2
H	8
RBI	2
BB	1
SO	9
LOB	10



Batter	1	2	3	4	5	6	7	8	9	AB R H RBI BB SO LOB	TOP	
Jimmy Wynn, R (1, 9) OBP: 0.325, SLG: 0.392 Larry Dierker, R (8, 1)	0-0 6-3		0-0 1-5-3			0-0 5-3		0-0 G1-4-3		4 0 0 0 0 0 1 0 0 0 0 0 0 0		
Roger Metzger, S (1, 6) OBP: 0.300, SLG: 0.343	0-0 5-3			0-0 1-3		0-3 K		0-3 K		4 0 0 0 0 2 0		
Cesar Cedeno, R (1, 8) OBP: 0.374, SLG: 0.537	0-0 F9			0-0 1-3		0-0 F9			0-0 6-3	4 0 0 0 0 0 0		
Bob Watson, R (1, 7) OBP: 0.403, SLG: 0.445		0-0 5-3		0-0 FC5-4 1B		0-3 K			4-0 1B 1B BB	3 1 1 0 1 1 0		
Doug Rader, R (1, 5) OBP: 0.328, SLG: 0.435		0-0 1-3		0-0 FC5-4		0-0 1B 1B			0-3 K	4 0 1 0 0 1 2		
Lee May, R (1, 3) OBP: 0.311, SLG: 0.450		0-0 1B			4-0 BB		0-0 F3		0-0 1B 1B	3 0 2 0 1 0 1		
Tommy Helms, R (1, 4) OBP: 0.329, SLG: 0.370		0-0 F8			0-0 F9		0-0 1-2 1B		0-0 1B	4 0 2 1 0 0 2		
Skip Jutze, R (1, 2) OBP: 0.287, SLG: 0.262 Jesus Alou, R (9, PH) OBP: 0.286, SLG: 0.340			0-0 6-3		0-3 K		0-0 1-3		0-3 K	3 0 0 0 0 1 3 1 0 0 0 0 1 2		
Dave Roberts, L (1, 1) OBP: 0.118, SLG: 0.118 Jim Ray, R (6, 1) OBP: 0.200, SLG: 0.200 Tommie Agee, R (8, PH) OBP: 0.286, SLG: 0.428 (8, 9)			0-0 G3		0-0 4-3			0-0 E6 G1-4-3		2 0 0 0 0 0 1 0 0 0 0 0 0 0 1 0 0 0 0 0 0		
Inning Stats	R: 0 H: 0 E: 0 LOB: 0 K: 0 BB: 0 S: 3 P: 3	R: 0 H: 1 E: 0 LOB: 1 K: 0 BB: 0 S: 4 P: 4	R: 0 H: 0 E: 0 LOB: 0 K: 0 BB: 0 S: 3 P: 3	R: 0 H: 1 E: 0 LOB: 1 K: 0 BB: 0 S: 4 P: 4	R: 0 H: 0 E: 0 LOB: 1 K: 1 BB: 1 S: 5 P: 9	R: 0 H: 0 E: 0 LOB: 0 K: 1 BB: 0 S: 5 P: 5	R: 0 H: 2 E: 0 LOB: 2 K: 1 BB: 0 S: 7 P: 7	R: 0 H: 0 E: 1 LOB: 0 K: 1 BB: 0 S: 5 P: 5	R: 1 H: 2 E: 0 LOB: 2 K: 2 BB: 1 S: 9 P: 13	1B: 6 SF: 0 2B: 0 SAC: 0 3B: 0 DP: 1 HR: 0 HBP: 0	WP: 0 PA: 35 PB: 0 SB: 0 CS: 0	
PITCHER	IP WLS BF H R ER SO BB IBB HBP BLK WP HR S P ERA WHIP											
Tommy John, L (1, 1) ERA: 2.7	8.2 W 34 6 1 1 5 2 0 0 0 0 0 0 42 50 1.04 0.923											
Jim Brewer, L (9, 1) ERA: 1.99	0.1 S 1 0 0 0 1 0 0 0 0 0 0 0 3 3 0.00 0.000											

Houston Astros @ Los Angeles Dodgers
Dodger Stadium, Los Angeles, CA

Thu Jul 26 1973, 7:05 PM PDT
Att. 23,145 - Unknown

AB	33
R	1
H	6
RBI	1
BB	2
SO	6
LOB	12



Batter	1	2	3	4	5	6	7	8	9	AB	R	H	RBI	BB	SO	LOB
Davey Lopes, R OBP: 0.370, SLG: 0.357 (1, 4)	0-0 F3		0-0 1B		0-0 5-3		0-3 K			4	0	1	0	0	1	1
Manny Mota, R OBP: 0.399, SLG: 0.398 (1, 7)	4-0 BB		0-0 F8			0-0 4-3	0-0 5-3			3	0	0	0	1	0	1
Willie Davis, L OBP: 0.339, SLG: 0.482 (1, 8)	0-0 P6		0-0 4-3			0-0 SF9	0-0 F7			4	1	1	0	0	0	2
Joe Ferguson, R OBP: 0.394, SLG: 0.479 (1, 2)	4-0 BB			0-0 F7		0-0 BB 1B		0-0 5-3		3	1	1	0	1	0	0
Steve Garvey, R OBP: 0.321, SLG: 0.424 (1, 3)	0-0 F7			0-0 5-3		4-0 BB 1B		0-0 1-3		3	1	0	0	1	0	2
Ron Cey, R OBP: 0.366, SLG: 0.408 (1, 5)		0-0 F5		0-0 F7		0-0 SF9		0-0 5-3		3	0	0	1	0	0	0
Willie Crawford, L OBP: 0.407, SLG: 0.448 (1, 9)		0-3 K			0-0 4-3	4-0 BB 1B		0-0 1-2 2-3 BB		2	0	0	0	1	1	0
Bill Russell, R OBP: 0.319, SLG: 0.368 (1, 6)		0-0 4-3			0-0 F8	0-0 BB 1B		1-3 2-H 3-H		3	0	1	2	0	0	0
Tommy John, R OBP: 0.174, SLG: 0.178 (1, 1)			0-0 4-3		0-0 1B	0-0 5-3				3	0	1	0	0	0	2
Jim Brewer, L OBP: 0.400, SLG: 0.400 (9, 1)										0	0	0	0	0	0	0

Inning Stats	R: 0	H: 0	E: 1	LOB: 2	K: 0	BB: 2	S: 3	P: 11	R: 0	H: 0	E: 0	LOB: 0	K: 1	BB: 0	S: 5	P: 5	R: 0	H: 1	E: 0	LOB: 1	K: 0	BB: 0	S: 4	P: 4	R: 0	H: 0	E: 0	LOB: 0	K: 0	BB: 0	S: 3	P: 3	R: 0	H: 1	E: 0	LOB: 1	K: 0	BB: 0	S: 4	P: 4	R: 3	H: 3	E: 1	LOB: 2	K: 0	BB: 2	S: 6	P: 14	R: 0	H: 0	E: 0	LOB: 0	K: 1	BB: 0	S: 5	P: 5	R: 0	H: 0	E: 0	LOB: 0	K: 0	BB: 0	S: 3	P: 3
--------------	------	------	------	--------	------	-------	------	-------	------	------	------	--------	------	-------	------	------	------	------	------	--------	------	-------	------	------	------	------	------	--------	------	-------	------	------	------	------	------	--------	------	-------	------	------	------	------	------	--------	------	-------	------	-------	------	------	------	--------	------	-------	------	------	------	------	------	--------	------	-------	------	------

PITCHER	IP	WLS	BF	H	R	ER	SO	BB	IBB	HBP	BLK	WP	HR	S	P	ERA	WHIP
Dave Roberts, L ERA: 2.89 (1, 1)	5.2	L	26	5	3	3	1	3	1	0	0	0	0	24	40	4.76	1.412
Jim Ray, R ERA: 4.5 (6, 1)	1.1		4	0	0	0	1	0	0	0	0	0	0	6	6	0.00	0.000
Larry Dierker, R ERA: 2.51 (8, 1)	1.0		3	0	0	0	0	0	0	0	0	0	0	3	3	0.00	0.000


BOTTOM

Houston Astros @ Los Angeles Dodgers
 Dodger Stadium, Los Angeles, CA

Thu Jul 26 1973, 7:05 PM PDT
 Att. 23,145 - Unknown

livebaseballscores.com

AB	28
R	3
H	5
RBI	3
BB	4
SO	2
LOB	8



WP: 0	PA: 33
PB: 0	
SB: 0	
CS: 0	

Batter	1	2	3	4	5	6	7	8	9	AB R H RBI BB SO LOB	TOP			
Tommie Agee, R OBP: 0.305, SLG: 0.426 (1, 9)	0-3 K		0-3 K		4-0 3B BB		0-0 1B 2-H 1B		4-0 1B BB	3 1 1 1 2 2 1				
Roger Metzger, S OBP: 0.306, SLG: 0.354 (1, 6)	0-0 1B		0-0 F9		0-0 3B 1-H		0-0 1-3 1B		0-0 5-3 1B	5 0 4 1 0 0 1				
Cesar Cedeno, R OBP: 0.368, SLG: 0.529 (1, 8)	0-0 F7			0-3 K	0-0 5-3		0-3 K		0-0 5-3	5 0 0 0 0 2 6				
Bob Watson, R OBP: 0.405, SLG: 0.444 (1, 7)	0-0 6-3			0-0 5-3		4-0 CS BB		0-0 1B SF7 1B	4-0 BB	3 1 1 0 2 0 1				
Doug Rader, R OBP: 0.327, SLG: 0.432 (1, 5)		0-0 5-3		0-3 K		0-3 K 1-2		0-0 1-3 1B	0-0 F8	5 0 1 0 0 2 4				
Lee May, R OBP: 0.307, SLG: 0.447 (1, 3)		0-0 1-3			0-0 6-3	0-0 5-3		0-0 SF7		3 0 0 1 0 0 0				
Tommy Helms, R OBP: 0.329, SLG: 0.370 (1, 4)		0-0 F9			0-0 2B 4-1 1B		0-0 E5 SH1 1B		0-3 K	3 2 1 0 0 0 0 1 0 0 0 0 1 1				
Hector Torres, R OBP: 0.178, SLG: 0.098 (8, PH)														
Johnny Edwards, L OBP: 0.297, SLG: 0.403 (1, 2)				4-0 BB		0-0 4-1 WP 2B		0-3 K	0-0 F9	3 1 1 0 1 1 2				
J.R. Richard, R OBP: 0.091, SLG: 0.091 (1, 1)			0-3 K		0-0 4-1		0-0 SH1		0-0 P1	1 0 0 0 0 1 1 1 0 0 1 0 0 1 1 0 0 0 0 0 0				
Jesus Alou, R OBP: 0.281, SLG: 0.333 (5, PH)					2-3 3-H									
Juan Pizarro, L OBP: 0.178, SLG: 0.098 (8, 4)														
Inning Stats	R: 0 E: 0 K: 1 S: 6 H: 1 LOB: 1 BB: 0 P: 6	R: 0 E: 0 K: 0 S: 3 H: 0 LOB: 0 BB: 0 P: 3	R: 0 E: 0 K: 2 S: 7 H: 0 LOB: 1 BB: 1 P: 11	R: 0 E: 0 K: 2 S: 7 H: 0 LOB: 0 BB: 0 P: 7	R: 3 E: 0 K: 0 S: 6 H: 3 LOB: 1 BB: 1 P: 10	R: 0 E: 0 K: 1 S: 4 H: 0 LOB: 0 BB: 1 P: 8	R: 1 E: 1 K: 2 S: 10 H: 2 LOB: 2 BB: 0 P: 10	R: 1 E: 0 K: 1 S: 7 H: 2 LOB: 1 BB: 0 P: 7	R: 0 E: 0 K: 0 S: 4 H: 1 LOB: 3 BB: 2 P: 12	1B: 7 2B: 1 3B: 1 HR: 0 SF: 1 SAC: 1 DP: 0 HBP: 0	WP: 1 PB: 0 SB: 0 CS: 1 PA: 41			
PITCHER	IP WLS BF H R ER SO BB IBB HBP BLK WP HR S P ERA WHIP												PITCHER	IP WLS BF H R ER SO BB IBB HBP BLK WP HR S P ERA WHIP
Al Downing, L ERA: 3.19 (1, 1)	6.2 L 29 6 4 3 7 3 0 0 0 1 0 40 52 4.05 1.350													
Doug Rau, L ERA: 4.14 (7, 1)	0.1 1 0 0 0 1 0 0 0 0 0 0 3 3 0.00 0.000													
George Culver, R ERA: 3.12 (8, 1)	2.0 11 3 1 1 1 2 0 0 0 0 0 0 11 19 4.50 2.500													

Houston Astros @ Los Angeles Dodgers
Dodger Stadium, Los Angeles, CA
Fri Jul 27 1973, 3:33 AM PDT
Att. 19,818 - Unknown

livebaseballscorecards.com

AB	34
R	5
H	9
RBI	4
BB	5
SO	9
LOB	18



Batter	1	2	3	4	5	6	7	8	9	AB R H RBI BB SO LOB
Tommie Agee, R OBP: 0.309, SLG: 0.424 (1, 9) X	0-0 3-1 ①		X 0-0 1B			B B B B 4-0 3B BB		X 0-0 F9 ②		3 1 1 0 1 0 0
Roger Metzger, S OBP: 0.305, SLG: 0.351 (1, 6) X	0-0 6-3 ②		X 0-0 F6 ②			X 0-0 F1 ①		B B B B 4-0 FC6-4 BB		3 0 0 0 1 0 3
Cesar Cedeno, R OBP: 0.367, SLG: 0.528 (1, 8) X	0-0 2B		S S S 0-3 K ③			X 0-0 F5 ②		X 0-0 FC6-4 ③		4 0 1 0 0 1 4
Bob Watson, R OBP: 0.406, SLG: 0.450 (1, 7) X	0-0 F9 ③			X 0-0 G5-4-3 1B		X 0-0 1-H 3B		X 0-0 5-3 ①		4 0 2 1 0 0 1
Doug Rader, R OBP: 0.324, SLG: 0.427 (1, 5) X		X 0-0 F9 ①		X 0-0 G5-4-3 ① ②		S S S 0-3 K ③		S S S 0-3 K ②		4 0 0 0 0 2 2
Lee May, R OBP: 0.307, SLG: 0.443 (1, 3) X		X 0-0 F8 ②		S S S 0-3 K ③		S S S 0-3 K ①		B B B B 4-0 BB		3 0 0 0 1 2 0
Johnny Edwards, L OBP: 0.295, SLG: 0.399 (1, 2) X		X 0-0 G3 ③			X 0-0 F6 ①		X 0-0 1B ②	X 0-0 4-3 ③		4 0 1 0 0 0 1
Tommy Helms, R OBP: 0.327, SLG: 0.367 (1, 4) X			X 0-0 F7 ①		X 0-0 4-3 ②		X 0-0 5-3 ③			3 0 0 0 0 0 0
Don Wilson, R OBP: 0.222, SLG: 0.264 (1, 1)			X 0-0 1B		X 0-0 F6 ③		S S S 0-3 K ①			3 0 1 0 0 1 0
Jim Crawford, L OBP: 0.308, SLG: 0.333 (9, 1)										0 0 0 0 0 0 0
Cecil Upshaw, R (9, 1)										0 0 0 0 0 0 0

Inning Stats	R: 0 E: 0 K: 0 S: 4	H: 1 LOB: 1 BB: 0 P: 4	R: 0 E: 0 K: 0 S: 3	H: 0 LOB: 0 BB: 0 P: 3	R: 0 E: 0 K: 1 S: 7	H: 2 LOB: 2 BB: 0 P: 7	R: 0 E: 0 K: 1 S: 5	H: 1 LOB: 0 BB: 0 P: 5	R: 0 E: 0 K: 0 S: 3	H: 0 LOB: 0 BB: 0 P: 3	R: 1 E: 0 K: 1 S: 6	H: 1 LOB: 1 BB: 1 P: 10	R: 0 E: 0 K: 1 S: 5	H: 1 LOB: 0 BB: 0 P: 5	R: 0 E: 0 K: 1 S: 5	H: 0 LOB: 1 BB: 1 P: 9	R: 0 E: 0 K: 1 S: 5	H: 0 LOB: 1 BB: 1 P: 9	1B: 4 2B: 1 3B: 1 HR: 0	SF: 0 SAC: 0 DP: 1 HBP: 0	WP: 0 PB: 0 SB: 0 CS: 0	PA: 34
--------------	------------------------------	---------------------------------	------------------------------	---------------------------------	------------------------------	---------------------------------	------------------------------	---------------------------------	------------------------------	---------------------------------	------------------------------	----------------------------------	------------------------------	---------------------------------	------------------------------	---------------------------------	------------------------------	---------------------------------	----------------------------------	------------------------------------	----------------------------------	--------

PITCHER	IP	WLS	BF	H	R	ER	SO	BB	IBB	HBP	BLK	WP	HR	S	P	ERA	WHIP
Roric Harrison, R ERA: 2.78 (1, 1)	6.0		23	5	1	1	3	1	0	0	0	0	0	28	32	1.50	1.000
Adrian Devine, R ERA: 7.32 (7, 1)	2.0	W	7	1	0	0	2	1	0	0	0	0	0	10	14	0.00	1.000
Danny Frisella, R ERA: 4.17 (9, 1)	1.0	S	4	0	0	0	1	1	0	0	0	0	0	5	9	0.00	1.000

BOTTOM

Atlanta Braves @ Houston Astros
Astrodome, Houston, TX
Sat Jul 28 1973, 8:05 PM EDT
Att. 27,975 - Dome

AB	31
R	1
H	6
RBI	1
BB	3
SO	6
LOB	11



WP: 0	PA: 34
ERA	WHIP

livebaseballscorecards.com

Batter	1	2	3	4	5	6	7	8	9
Tommie Agee, R OBP: 0.311, SLG: 0.435 (1, 9) X	0-0 5-3		0-0 6-3		0-0 1B 1B 2B	0-0 FC5-4		0-0 2B	
Roger Metzger, S OBP: 0.304, SLG: 0.349 (1, 6) X	0-0 F9		0-0 4-3		0-0 1B 1B		0-0 L6	0-3 K	
Cesar Cedeno, R OBP: 0.370, SLG: 0.531 (1, 8) X	0-0 E5 PB S		0-3 K		0-0 1B 1B		0-0 S 1B 2B	4-0 FC6-4 BB	
Bob Watson, R OBP: 0.408, SLG: 0.450 (1, 7) B B B	4-0 1-3 BB			0-0 5-3	0-0 1B		0-0 G5-4-3 1B	0-0 FC6-4	
Doug Rader, R OBP: 0.323, SLG: 0.425 (1, 5) X	0-0 5-3			0-0 HR 1B	0-0 F2		0-0 G5-4-3		
Lee May, R OBP: 0.309, SLG: 0.452 (1, 3)		0-3 K		0-0 1-H HR	0-0 5-3			0-0 SH E 1B	
Johnny Edwards, L OBP: 0.296, SLG: 0.398 (1, 2)		0-0 1B		0-3 K		0-0 F9		0-0 SH E	
Tommy Helms, R OBP: 0.326, SLG: 0.368 (1, 4)		0-0 F7		0-3 K		0-0 L6		0-0 E6 2B 2B	
Jerry Reuss, L OBP: 0.197, SLG: 0.206 (1, 1)		0-0 F8			0-0 4-3			0-0 6-3	
Ken Forsch, R OBP: 0.102, SLG: 0.088 (7, 1)						0-0 FC5-4 1B			

Inning Stats	R: 0 E: 1 K: 0 S: 4	H: 0 LOB: 2 BB: 1 P: 8	R: 0 E: 0 K: 1 S: 6	H: 1 LOB: 1 BB: 0 P: 6	R: 0 E: 0 K: 1 S: 5	H: 0 LOB: 0 BB: 0 P: 5	R: 2 E: 0 K: 2 S: 9	H: 2 LOB: 0 BB: 0 P: 9	R: 2 E: 0 K: 0 S: 7	H: 4 LOB: 2 BB: 0 P: 7	R: 0 E: 0 K: 0 S: 4	H: 1 LOB: 1 BB: 0 P: 4	R: 1 E: 0 K: 0 S: 4	H: 2 LOB: 0 BB: 0 P: 4	R: 3 E: 2 K: 1 S: 9	H: 3 LOB: 2 BB: 1 P: 13
--------------	------------------------------	---------------------------------	------------------------------	---------------------------------	------------------------------	---------------------------------	------------------------------	---------------------------------	------------------------------	---------------------------------	------------------------------	---------------------------------	------------------------------	---------------------------------	------------------------------	----------------------------------

PITCHER	IP	WLS	BF	H	R	ER	SO	BB	IBB	HBP	BLK	WP	HR	S	P	ERA	WHIP
Phil Niekro, R ERA: 3.65 (1, 1)	6.0		28	8	4	4	4	1	0	0	0	0	1	35	39	6.00	1.500
Max Leon, R ERA: 6.14 (7, 1)	1.0	L	7	4	4	3	0	0	0	0	0	0	0	7	7	27.00	4.000
Danny Frisella, R ERA: 4.06 (8, 1)	1.0		5	1	0	0	1	1	0	0	0	0	0	6	10	0.00	2.000

BOTTOM

Atlanta Braves @ Houston Astros
Astrodome, Houston, TX

Sun Jul 29 1973, 4:33 AM EDT
Att. 23,272 - Dome

AB	R	H	RBI	BB	SO	LOB
5	1	2	1	0	0	1
5	1	1	0	0	1	1
4	1	2	1	1	1	0
4	0	2	2	1	0	2
4	1	1	0	0	0	5
4	2	2	2	0	1	2
3	1	1	0	0	1	0
4	1	1	2	0	1	1
3	0	1	0	0	0	1
1	0	0	0	0	0	1

AB	37
R	8
H	13
RBI	8
BB	2
SO	5
LOB	14

WP: 0 PA: 40
PB: 1
SB: 2
CS: 0



1B	2B	3B	HR	SF	SAC	DP	HBP	WP	HR	S	P	ERA	WHIP
8	4	0	1	0	1	1	0	0	0	0	0	0.00	2.000

Batter	1	2	3	4	5	6	7	8	9	AB R H RBI BB SO LOB
Tommy Agee, R OBP: 0.309, SLG: 0.446 (1, 9) X	0-0 HR		0-3 K		0-3 K		0-3 K		0-0 6-3	5 1 1 1 0 3 2
Roger Metzger, S OBP: 0.306, SLG: 0.353 (1, 6) X	0-0 1B 1B		0-0 E1 HR		0-0 2B		0-0 4-3			4 1 2 0 0 0 2
Cesar Cedeno, R OBP: 0.369, SLG: 0.528 (1, 8) X	0-0 F7		0-0 F3		0-3 K			0-0 FC6-4 1B		4 0 1 0 0 1 3
Bob Watson, R OBP: 0.409, SLG: 0.458 (1, 7) X	0-0 1-2 1B		0-0 HR		0-3 K			0-0 FC6-4 E		4 1 2 2 0 1 1
Lee May, R OBP: 0.306, SLG: 0.447 (1, 3) X	0-0 F6		0-3 K		0-3 K			0-0 E5		4 0 0 0 0 2 3
Jimmy Stewart, S OBP: 0.294, SLG: 0.182 (1, 5) S	0-3 K			0-0 4-3		0-0 4-3		0-3 K		4 0 0 0 0 2 4
Johnny Edwards, L OBP: 0.295, SLG: 0.391 (1, 2) S		0-3 K		4-0 L5-3 BB			0-0 F9	0-0 L8		3 0 0 0 1 1 2
Tommy Helms, R OBP: 0.325, SLG: 0.367 (1, 4) X		0-0 F7		0-0 L5-3			0-0 WP BB 1B	0-0 5-3		4 0 1 0 0 0 1
Larry Dierker, R Jesus Alou, R Jim Crawford, L Bob Casper, R Tom Griffin, R Ken Forsch, R Jimmy Wynn, R Cecil Upshaw, R Skip Jeter, R		0-0 6-3			0-0 4-3		4-0 WP BB	0-0 L7		0 0 0 0 0 0 0 0 1 0 0 0 0 0 0 0 0 0 0 0 0 0 0 0 1 0 0 0 0 0 0 0 0 0 0 0 0 0 0 0 0 0 0 0 0 0 0 0 0 0 0 0 0 0 0 0 0 0 0 0 0 0 0 0 0 0 0 0 0 0 0 0 1 0 0 0 0 0 0 0

BOTTOM

Atlanta Braves @ Houston Astros
Astrodome, Houston, TX
Mon Jul 30 1973, 8:05 PM EDT
Att. 15,901 - Dome

AB	35
R	3
H	7
RBI	3
BB	2
SO	10
LOB	18



Inning Stats	R: 1	H: 3	E: 0	K: 1	S: 8	LOB: 2	BB: 0	P: 8	R: 0	H: 0	E: 0	K: 1	S: 5	LOB: 0	BB: 0	P: 5	R: 2	H: 1	E: 1	K: 2	S: 9	LOB: 0	BB: 0	P: 9	R: 0	H: 0	E: 0	K: 0	S: 2	LOB: 1	BB: 1	P: 6	R: 0	H: 1	E: 0	K: 2	S: 8	LOB: 0	BB: 0	P: 8	R: 0	H: 0	E: 0	K: 2	S: 7	LOB: 0	BB: 0	P: 7	R: 0	H: 1	E: 0	K: 1	S: 6	LOB: 2	BB: 1	P: 10	R: 0	H: 1	E: 1	K: 1	S: 7	LOB: 2	BB: 0	P: 7	R: 0	H: 0	E: 0	K: 0	S: 3	LOB: 0	BB: 0	P: 3	1B: 4	SF: 0	2B: 2	SAC: 0	3B: 0	DP: 1	HR: 2	HBP: 0	WP: 1	PA: 37	PB: 0	SB: 0	CS: 0	ERA	WHIP
PITCHER Ron Schuele, R ERA: 4.08 (1, 1)	IP	WLS	BF	H	R	ER	SO	BB	IBB	HBP	BLK	WP	HR	S	P	ERA	WHIP																																																																						
	9.0	W	37	7	3	1	10	2	0	0	0	1	2	55	63	1.00	1.000																																																																						

ERA	1.00
WHIP	1.000

Los Angeles Dodgers @ Houston Astros
Astrodome, Houston, TX

Tue Jul 31 1973, 8:05 PM EDT
Att. 19,247 - Dome

AB	35
R	2
H	9
RBI	2
BB	0
SO	2
LOB	9



Batter	1	2	3	4	5	6	7	8	9	AB R H RBI BB SO LOB
Davey Lopes, R (1, 4) OBP: 0.365, SLG: 0.366	0-0 6-3		0-0 F8			0-0 HR		0-0 1B		4 1 2 1 0 0 0
Manny Mota, R (1, 7) OBP: 0.398, SLG: 0.399	0-0 6-3			0-0 6-3		0-0 6-3		0-0 1B		4 0 1 0 0 0 0
Jim Brewer, L (8, 1) OBP: 0.400, SLG: 0.400								1-3 2-3 1B		0 0 0 0 0 0 0
Willie Davis, L (1, 8) OBP: 0.333, SLG: 0.469	0-0 4-3			0-0 3-1			0-0 G3	0-0 1B		4 0 1 1 0 0 0
Joe Ferguson, R (1, 2) OBP: 0.386, SLG: 0.474		0-0 F2		0-3 K			0-0 F8	0-0 6-3		4 0 0 0 0 1 2
Steve Garvey, R (1, 3) OBP: 0.328, SLG: 0.436					0-0 5-3		0-0 1B		0-0 4-3	4 0 2 0 0 0 0
Ron Cey, R (1, 5) OBP: 0.380, SLG: 0.397										3 0 1 0 0 0 1
Bill Buckner, L (9, PH) OBP: 0.298, SLG: 0.337										1 0 1 0 0 0 0
Willie Crawford, L (1, 9) OBP: 0.403, SLG: 0.454									0-0 F7	4 0 0 0 0 0 4
Bill Russell, R (1, 6) OBP: 0.317, SLG: 0.363			0-0 4-3			0-3 K		0-0 1B	0-0 G1	4 1 1 0 0 1 1
Tommy John, R (1, 1) OBP: 0.167, SLG: 0.170										2 0 0 0 0 0 0
Tom Paciorek, R (8, PH) OBP: 0.261, SLG: 0.289			0-0 1-3			0-0 6-3		0-0 F9		1 0 0 0 0 0 1

Inning Stats	R: 0	H: 0	R: 0	H: 1	R: 0	H: 0	R: 0	H: 0	R: 1	H: 1	R: 0	H: 2	R: 1	H: 4	R: 0	H: 1	1B: 8	SF: 0	WP: 0	PA: 35
	E: 0	LOB: 0	E: 0	LOB: 1	E: 0	LOB: 0	E: 0	LOB: 0	E: 0	LOB: 0	E: 0	LOB: 2	E: 0	LOB: 2	E: 0	LOB: 1	2B: 0	SAC: 0	PB: 0	
	K: 0	BB: 0	K: 0	BB: 0	K: 1	BB: 0	K: 0	BB: 0	K: 1	BB: 0	K: 0	BB: 0	K: 0	BB: 0	K: 0	BB: 0	3B: 0	DP: 0	SB: 0	
	S: 3	P: 3	S: 4	P: 4	S: 3	P: 3	S: 5	P: 5	S: 6	P: 6	S: 5	P: 5	S: 6	P: 6	S: 4	P: 4	HR: 1	HBP: 0	CS: 0	

PITCHER	IP	WLS	BF	H	R	ER	SO	BB	IBB	HBP	BLK	WP	HR	S	P	ERA	WHIP
Dave Roberts, L (1, 1) ERA: 2.86	7.2	W	30	8	2	2	2	0	0	0	0	0	1	34	34	2.35	1.043
Don Wilson, R (8, 1) ERA: 3.29	1.1	S	5	1	0	0	0	0	0	0	0	0	0	5	5	0.00	0.750

WP: 0	PA: 35
PB: 0	
SB: 0	
CS: 0	

Batter	1	2	3	4	5	6	7	8	9
Tommie Agee, R OBP: 0.313, SLG: 0.444 (1, 9)	0-3 K		4-0 FC6 BB		0-3 K			0-0 FC6-4 1B	
Roger Metzger, S OBP: 0.306, SLG: 0.351 (1, 6)	0-3 K		0-0 FC6 HBP 1-2f			4-0 2B BB		0-0 FC6-4 K WP 1-2f	
Cesar Cedeno, R OBP: 0.370, SLG: 0.529 (1, 8)	0-0 6-3		1-0 HBP 1-2			0-0 4-3 SF8 2B 1-H		0-3 K 1-3	
Bob Watson, R OBP: 0.408, SLG: 0.460 (1, 7)		0-0 SH1-3 E 2B	0-0 1-3			0-0 4-3 2-3			
Doug Rader, R OBP: 0.324, SLG: 0.427 (1, 5)		0-0 SH1-3 2-3		0-0 FC6-4 1B		0-0 SF8 3-H			
Lee May, R OBP: 0.303, SLG: 0.443 (1, 3)		0-0 E6 3-H		0-0 FC6-4 G6-4-3 1-2f		0-0 F8			
Tommy Helms, R OBP: 0.323, SLG: 0.364 (1, 4)		0-0 P4		0-0 G6-4-3 1-2f		0-0 F8			
Skip Jutze, R OBP: 0.280, SLG: 0.256 (1, 2)		0-0 F8		0-0 3-1		0-0 5-3			
Dave Roberts, L OBP: 0.111, SLG: 0.111 (1, 1)			0-0 3-1		0-0 G3		0-3 K		
Don Wilson, R OBP: 0.222, SLG: 0.264 (8, 1)									

Inning Stats	R: 0 E: 0 K: 2 S: 7	H: 0 LOB: 0 BB: 0 P: 7	R: 1 E: 1 K: 0 S: 5	H: 1 LOB: 1 BB: 0 P: 5	R: 0 E: 0 K: 0 S: 3	H: 0 LOB: 2 BB: 1 P: 8	R: 0 E: 0 K: 0 S: 3	H: 1 LOB: 0 BB: 0 P: 3	R: 0 E: 0 K: 1 S: 5	H: 0 LOB: 0 BB: 0 P: 5	R: 2 E: 0 K: 0 S: 4	H: 1 LOB: 0 BB: 1 P: 8	R: 0 E: 0 K: 1 S: 5	H: 0 LOB: 0 BB: 0 P: 5	R: 0 E: 0 K: 1 S: 5	H: 1 LOB: 1 BB: 0 P: 5
1B: 2 2B: 2 3B: 0 HR: 0	SF: 1 SAC: 1 DP: 1 HBP: 1	WP: 1 PB: 0 SB: 0 CS: 0	PA: 30													

PITCHER	IP	WLS	BF	H	R	ER	SO	BB	IBB	HBP	BLK	WP	HR	S	P	ERA	WHIP
Tommy John, L ERA: 2.76 (1, 1)	7.0	L	27	3	3	3	4	2	0	1	0	0	0	32	41	3.86	0.714
Jim Brewer, L ERA: 1.95 (8, 1)	1.0		3	1	0	0	1	0	0	0	0	1	0	5	5	0.00	1.000

Los Angeles Dodgers @ Houston Astros
Astrodome, Houston, TX
Tue Jul 31 1973, 8:05 PM EDT
Att. 19,247 - Dome

AB	25
R	3
H	4
RBI	3
BB	2
SO	5
LOB	10



AB	R	H	RBI	BB	SO	LOB
3	0	1	0	1	2	0
3	1	0	0	1	1	2
3	1	1	1	0	1	1
3	1	1	0	0	0	3
1	0	1	1	0	0	0
3	0	0	1	0	0	1
3	0	0	0	0	0	2
3	0	0	0	0	0	1
3	0	0	0	0	1	0
0	0	0	0	0	0	0

Batter	1	2	3	4	5	6	7	8	9	AB R H RBI BB SO LOB	TOP													
Davey Lopes, R (1, 4) OBP: 0.363, SLG: 0.363	4-0 F8 S BB		0-3 K			0-3 K2-3		0-3 K		3 0 0 0 1 3 1														
Bill Buckner, L (1, 7) OBP: 0.297, SLG: 0.336	0-0 F8 1-3		0-0 FC5-4 1-2f			0-0 S 1B		0-0 G3		4 0 1 0 0 0 2														
Willie Davis, L (1, 8) OBP: 0.330, SLG: 0.465	0-0 F8		0-3 K			0-0 F9 1-2			0-0 3-1	4 0 0 0 0 1 3														
Joe Ferguson, R (1, 2) OBP: 0.388, SLG: 0.472	0-3 K			0-0 5-3		4-0 BB			0-0 FC5 1B 1B	3 0 1 0 1 1 1														
Willie Crawford, L (1, 9) OBP: 0.402, SLG: 0.451		0-0 4-3		0-0 4-3		0-0 3-1			0-0 1-2 1B	4 0 1 0 0 0 2														
Steve Garvey, R (1, 3) OBP: 0.326, SLG: 0.432		0-3 K		0-0 CS 1B			0-3 K		0-0 L4	4 0 1 0 0 2 2														
Ron Cey, R (1, 5) OBP: 0.359, SLG: 0.395		0-0 1B		0-0 CS 1-2	0-0 F9		0-0 F9		0-0 FC5 2-3f	4 0 1 0 0 0 2														
Bill Russell, R (1, 6) OBP: 0.315, SLG: 0.360		0-3 K			0-0 4-3		0-0 F3			3 0 0 0 0 1 1														
Al Downing, R (1, 1) OBP: 0.178, SLG: 0.167			4-0 FC5-4 BB		0-0 5-3			0-3 K2-3		1 0 0 0 1 0 0														
George Culver, R (6, 1)										0 0 0 0 0 0 0														
Von Joshua, L (8, PH) OBP: 0.282, SLG: 0.280										1 0 0 0 0 1 0														
Charlie Hough, R (8, 1) OBP: 0.222, SLG: 0.222										0 0 0 0 0 0 0														
Inning Stats	R: 0 E: 0 K: 1 S: 5	H: 0 LOB: 1 BB: 1 P: 9	R: 0 E: 0 K: 2 S: 8	H: 1 LOB: 1 BB: 0 P: 8	R: 0 E: 0 K: 2 S: 7	H: 0 LOB: 1 BB: 1 P: 11	R: 0 E: 0 K: 0 S: 3	H: 1 LOB: 0 BB: 0 P: 3	R: 0 E: 0 K: 0 S: 3	H: 0 LOB: 0 BB: 0 P: 3	R: 0 E: 0 K: 1 S: 6	H: 1 LOB: 2 BB: 1 P: 10	R: 0 E: 0 K: 1 S: 5	H: 0 LOB: 0 BB: 0 P: 5	R: 0 E: 0 K: 2 S: 7	H: 0 LOB: 0 BB: 0 P: 7	R: 0 E: 0 K: 0 S: 5	H: 2 LOB: 2 BB: 0 P: 5	1B: 5 2B: 0 3B: 0 HR: 0	SF: 0 SAC: 0 DP: 0 HBP: 0	WP: 0 PB: 0 SB: 2 CS: 1	PA: 35		
PITCHER J.R. Richard, R (1, 1) ERA: 2.23	IP: 9.0 WLS: W BF: 34 H: 5 R: 0 ER: 0 SO: 9 BB: 3 IBB: 0 HBP: 0 BLK: 0 WP: 0 HR: 0 S: 49 P: 61 ERA: 0.00 WHIP: 0.889																							

Los Angeles Dodgers @ Houston Astros
 Astrodome, Houston, TX
 Wed Aug 01 1973, 8:05 PM EDT
 Att. 19,956 - Dome

livebaseballscorecards.com

AB	31
R	0
H	5
RBI	0
BB	3
SO	9
LOB	14



Batter	1	2	3	4	5	6	7	8	9
Tommie Agee, R OBP: 0.311, SLG: 0.436 (1, 9) S S S	0-3 K		0-3 K			4-0 1B 2B BB	0-0 F9		
Roger Metzger, S OBP: 0.307, SLG: 0.351 (1, 6) B B B B	4-0 BB BB			0-0 F9		0-0 2B 1B		0-0 F9	
Cesar Cedeno, R OBP: 0.374, SLG: 0.530 (1, 8) Jimmy Wynn, R OBP: 0.330, SLG: 0.396 (4, PR) (5, 8) B B B B	4-0 G6-3 1-2 BB			0-0 5-3 1B		0-0 1B 2B 1-H 2-H		4-0 S 1B BB	
Bob Watson, R OBP: 0.407, SLG: 0.458 (1, 7) X	0-0 G6-3 1-2f			0-0 5-3 1-2		0-0 FC6-4 1B 2-H		0-0 F4 1-2	
Doug Rader, R OBP: 0.323, SLG: 0.425 (1, 5) X		0-0 F4		0-0 6-3		0-0 FC6-4 1B 1-2f		0-0 1B 2-H	
Lee May, R OBP: 0.303, SLG: 0.441 (1, 3) X		0-0 4-3			0-0 F3	0-0 FC6-4 1B 2-H		0-3 K	
Tommy Helms, R OBP: 0.321, SLG: 0.362 (1, 4) S S S S		0-3 K			0-0 6-3	0-0 FC6-4 1-2f			
Skip Jutze, R OBP: 0.276, SLG: 0.251 (1, 2) X			0-0 F8		0-0 F8		0-3 K		
J.R. Richard, R OBP: 0.071, SLG: 0.071 (1, 1) S S S S			0-3 K			0-0 6-3	0-0 4-3		

AB	R	H	RBI	BB	SO	LOB
3	1	0	0	1	2	0
3	1	1	0	1	0	0
1	0	1	0	1	0	0
1	2	1	2	1	0	0
4	0	1	1	0	0	4
4	1	1	1	0	0	3
4	0	1	1	0	1	1
3	0	0	0	0	1	1
3	0	0	0	0	1	0
3	0	0	0	0	1	0

Los Angeles Dodgers @ Houston Astros
Astrodome, Houston, TX
Wed Aug 01 1973, 8:05 PM EDT
Att. 19,956 - Dome

AB	29
R	5
H	6
RBI	5
BB	4
SO	6
LOB	9



Inning Stats	R	H	E	K	S	H	LOB	BB	P	R	H	E	K	S	H	LOB	BB	P	ERA	WHIP
	0	0	0	1	4	0	1	0	3	0	0	0	0	0	0	0	0	0	5.06	1.312
	0	0	0	2	4	0	0	0	3	0	0	0	0	0	0	0	0	0	0.00	0.600
	0	0	0	0	4	0	0	0	3	0	0	0	0	0	0	0	0	0	9.00	2.000

PITCHER	IP	WLS	BF	H	R	ER	SO	BB	IBB	HBP	BLK	WP	HR	S	P	ERA	WHIP
Al Downing, L ERA: 3.26 (1, 1)	5.1	L	22	4	4	3	4	3	0	0	0	0	0	27	39	5.06	1.312
George Culver, R ERA: 3.0 (6, 1)	1.2		6	1	0	0	1	0	0	0	0	0	0	8	8	0.00	0.600
Charlie Hough, R ERA: 3.35 (8, 1)	1.0		5	1	1	1	1	1	0	0	0	0	0	6	10	9.00	2.000

Batter	1	2	3	4	5	6	7	8	9	10	11	AB	R	H	RBI	BB	SO	LOB	TOP								
Davey Lopes, R OBP: 0.364, SLG: 0.362 Lee Lacy, R OBP: 0.303, SLG: 0.211 (5, 4)	0-0 5-3	4-0 FC4 BB			0-0 F9		0-3 K		0-0 F8		0-0 6-3	1	0	0	0	1	0	0									
Manny Mota, R OBP: 0.389, SLG: 0.388 Jim Brewer, L OBP: 0.400, SLG: 0.400 (11, 1)	0-0 F8	0-0 FC4			0-0 4-3		0-0 4-3		0-0 1-3		0-0 1-3	6	0	0	0	0	0	5									
Willie Davis, L OBP: 0.333, SLG: 0.473 Willie Crawford, L OBP: 0.402, SLG: 0.451 (10, 9)	0-0 1B				0-0 F6		0-0 F6		0-0 HR		0-0 1B	5	1	3	1	0	0	0									
Joe Ferguson, R OBP: 0.382, SLG: 0.465 (1, 2)	0-0 F9				0-0 5-3				0-0 5-3		0-0 F7	5	0	0	0	0	0	2									
Steve Garvey, R OBP: 0.328, SLG: 0.432 (1, 3)		0-0 WP 1B BB 1B			0-0 F7				0-0 6-3		0-0 4-3	5	1	2	0	0	0	1									
Ron Cey, R OBP: 0.364, SLG: 0.401 Von Joshua, L OBP: 0.282, SLG: 0.280 (11, 7)		4-0 WP 1B BB			0-0 FC4-5 2B		0-0 F4		4-0 BB		0-0 SH2-4 2B 1B	3	0	2	0	2	0	1									
Tom Paciorek, R OBP: 0.261, SLG: 0.287 (10, 8)		0-3 K			0-0 FC4-5 1B 9-2		0-0 1B		0-0 F8		0-0 SH2-4	4	0	1	0	0	1	4									
Bill Russell, R OBP: 0.318, SLG: 0.361 (1, 6)		0-0 BB BB 1B			0-0 1B		0-0 G3		0-0 F8		4-0 2B IBB	4	1	2	1	1	0	2									
Don Sutton, R OBP: 0.149, SLG: 0.082 Ken McMullen, R OBP: 0.298, SLG: 0.509 (11, 5)		4-0 BB BB			0-0 9-2		0-0 F6		0-0 F5		0-0 2B	3	0	0	0	1	0	2									
Inning Stats	R: 0 E: 0 K: 0 S: 4	H: 1 LOB: 1 BB: 0 P: 4	R: 1 E: 0 K: 1 S: 6	H: 2 LOB: 3 BB: 3 P: 18	R: 0 E: 0 K: 0 S: 3	H: 0 LOB: 0 BB: 0 P: 3	R: 0 E: 0 K: 0 S: 4	H: 2 LOB: 1 BB: 0 P: 4	R: 0 E: 0 K: 0 S: 3	H: 0 LOB: 0 BB: 0 P: 3	R: 0 E: 0 K: 1 S: 5	H: 0 LOB: 0 BB: 0 P: 5	R: 1 E: 0 K: 0 S: 4	H: 1 LOB: 1 BB: 1 P: 8	R: 0 E: 0 K: 0 S: 3	H: 0 LOB: 0 BB: 0 P: 3	R: 0 E: 0 K: 0 S: 4	H: 1 LOB: 1 BB: 0 P: 4	R: 2 E: 0 K: 0 S: 5	H: 2 LOB: 2 BB: 1 P: 9	1B: 8 2B: 3 3B: 0 HR: 1	SF: 0 SAC: 1 DP: 1 HBP: 0	WP: 1 PB: 0 SB: 0 CS: 0	PA: 47			
PITCHER	IP	WLS	BF	H	R	ER	SO	BB	IBB	HBP	BLK	WP	HR	S	P	ERA	WHIP										
Jerry Reuss, L ERA: 3.34 Jim Ray, R ERA: 4.4 Juan Pizarro, L ERA: 5.4 Cecil Upshaw, R ERA: 5.18	(1, 1) (8, 1) (11, 1) (11, 1)	7.0 3.0 0.1 0.2	29 12 4 2	7 2 2 0	1 1 2 0	1 1 2 0	2 0 0 0	3 1 0 0	0 0 1 0	0 0 0 0	0 0 0 0	1 0 0 0	0 1 0 0	30 11 3 2	42 15 7 2	1.29 3.00 54.00 0.00	1.429 1.000 6.000 0.000										

Los Angeles Dodgers @ Houston Astros
 Astrodome, Houston, TX
 Thu Aug 02 1973, 8:05 PM EDT
 Att. 19,770 - Dome

AB	41
R	4
H	11
RBI	4
BB	5
SO	2
LOB	19



WP: 1	PA: 47
-------	--------

BOTTOM

Los Angeles Dodgers @ Houston Astros
Astrodome, Houston, TX
Thu Aug 02 1973, 8:05 PM EDT
Att. 19,770 - Dome

livebaseballscorecards.com

AB 37
R 2
H 5
RBI 2
BB 6
SO 10
LOB 14



WP: 0 PA: 43
PB: 0
SB: 0
CS: 0

AB R H RBI BB SO LOB

4	0	0	0	0	2	3
0	0	0	0	0	0	0
1	0	0	0	0	0	0
0	0	0	0	0	0	0
0	0	0	0	0	0	0
4	0	0	0	1	0	0
4	0	0	0	1	2	1
4	0	1	0	1	0	2
4	1	1	1	1	1	1
5	1	2	1	0	1	2
3	0	0	0	1	2	1
1	0	0	0	0	1	0
4	0	1	0	0	0	2
2	0	0	0	0	1	2
1	0	0	0	1	0	0

11

0-0	1
F8	1
0-0	2
F8	2
0-0	3
F8	3
0-0	4
F8	4
0-0	5
F8	5
0-0	6
F8	6
0-0	7
F8	7
0-0	8
F8	8
0-0	9
F8	9
0-0	10
F8	10
0-0	11
F8	11

10

0-0	1
3-1	1
4-0	2
BB	2
0-0	3
F8	3
0-0	4
F8	4
0-0	5
F8	5
0-0	6
F8	6
0-0	7
F8	7
0-0	8
F8	8
0-0	9
F8	9
0-0	10
F8	10
0-0	11
F8	11

9

0-0	1
5-3	1
0-0	2
F8	2
0-0	3
5-3	3
0-0	4
HR	4
0-0	5
HR	5
0-3	6
K	6
0-3	7
K	7
0-0	8
P5	8
0-0	9
5-3	9
0-0	10
5-3	10
0-0	11
5-3	11

8

0-0	1
5-3	1
0-0	2
F9	2
0-0	3
5-3	3
0-0	4
HR	4
0-0	5
HR	5
0-3	6
K	6
0-0	7
FC5-4 BB	7
1B	7
0-0	8
FC5-4 BB	8
1-2	8
BB	8
0-0	9
FC5-4 BB	9
1-2	9
2-3	9
0-0	10
FC5-4 BB	10
1-2	10
BB	10
0-0	11
FC5-4 BB	11
1-2	11
BB	11

7

0-0	1
F9	1
0-0	2
F9	2
0-0	3
F9	3
0-0	4
F9	4
0-0	5
F9	5
0-0	6
F9	6
0-0	7
F9	7
0-0	8
F9	8
0-0	9
F9	9
0-0	10
F9	10
0-0	11
F9	11

6

0-0	1
F9	1
0-0	2
F9	2
4-0	3
BB	3
0-0	4
L7	4
0-0	5
L7	5
0-3	6
K	6
0-0	7
K	7
0-0	8
K	8
0-0	9
K	9
0-0	10
K	10
0-0	11
K	11

5

0-0	1
G3	1
0-0	2
G3	2
0-3	3
K	3
0-0	4
G3	4
0-0	5
G3	5
0-0	6
G3	6
0-0	7
G3	7
0-0	8
G3	8
0-0	9
G3	9
0-0	10
G3	10
0-0	11
G3	11

4

0-0	1
G3	1
0-3	2
K	2
4-0	3
BB	3
0-0	4
BB	4
0-0	5
BB	5
0-0	6
BB	6
0-0	7
BB	7
0-0	8
BB	8
0-0	9
BB	9
0-0	10
BB	10
0-0	11
BB	11

3

0-3	1
K	1
0-3	2
K	2
0-0	3
G6-4-3 BB	3
1B	3
4-0	4
G6-4-3 BB	4
1-2	4
BB	4
0-0	5
G6-4-3	5
1-2	5
2-3	5
0-3	6
K	6
0-0	7
E6	7
G2-6-3	7
0-0	8
G2-6-3	8
0-0	9
G2-6-3	9
0-0	10
G2-6-3	10
0-0	11
G2-6-3	11

2

0-3	1
K	1
0-0	2
G3	2
0-3	3
K	3
0-0	4
G6-4-3 BB	4
1B	4
4-0	5
G6-4-3 BB	5
1-2	5
BB	5
0-0	6
G6-4-3	6
1-2	6
2-3	6
0-3	7
K	7
0-0	8
E6	8
G2-6-3	8
0-0	9
G2-6-3	9
0-0	10
G2-6-3	10
0-0	11
G2-6-3	11

1

0-3	1
K	1
0-0	2
G3	2
0-3	3
K	3
0-0	4
G6-4-3 BB	4
1B	4
4-0	5
G6-4-3 BB	5
1-2	5
BB	5
0-0	6
G6-4-3	6
1-2	6
2-3	6
0-3	7
K	7
0-0	8
E6	8
G2-6-3	8
0-0	9
G2-6-3	9
0-0	10
G2-6-3	10
0-0	11
G2-6-3	11

Batter

Tommy Agee, R (1, 9) OBP: 0.305, SLG: 0.427
Jim Ray, R (8, 1) OBP: 0.200, SLG: 0.200
Jimmy Stewart, S (10, PH) OBP: 0.288, SLG: 0.178
Juan Pizarro, L (11, 1)
Cecil Upshaw, R (11, 1)
Roger Metzger, S (1, 6) OBP: 0.306, SLG: 0.347
Jimmy Wynn, R (1, 8) OBP: 0.329, SLG: 0.392
Bob Watson, R (1, 7) OBP: 0.407, SLG: 0.456
Doug Rader, R (1, 5) OBP: 0.324, SLG: 0.431
Lee May, R (1, 3) OBP: 0.304, SLG: 0.449
Johnny Edwards, L (1, 2) OBP: 0.294, SLG: 0.384
Ray Busse, R (11, PH) OBP: 0.188, SLG: 0.320
Tommy Helms, R (1, 4) OBP: 0.320, SLG: 0.365
Jerry Reuss, L (1, 1) OBP: 0.191, SLG: 0.200
Cesar Cedeño, R (7, PH) OBP: 0.374, SLG: 0.529

Inning Stats

R: 0 H: 0
E: 0 LOB: 0
K: 2 BB: 0
S: 7 P: 7

Inning Stats

R: 0 H: 1
E: 0 LOB: 1
K: 1 BB: 1
S: 5 P: 9

Inning Stats

R: 0 H: 0
E: 1 LOB: 0
K: 1 BB: 0
S: 5 P: 5

Inning Stats

R: 0 H: 0
E: 0 LOB: 1
K: 1 BB: 1
S: 5 P: 9

Inning Stats

R: 0 H: 1
E: 0 LOB: 1
K: 1 BB: 0
S: 6 P: 6

Inning Stats

R: 0 H: 0
E: 0 LOB: 1
K: 0 BB: 1
S: 3 P: 7

Inning Stats

R: 0 H: 1
E: 0 LOB: 3
K: 1 BB: 2
S: 6 P: 14

Inning Stats

R: 0 H: 0
E: 0 LOB: 0
K: 0 BB: 0
S: 3 P: 3

Inning Stats

R: 2 H: 2
E: 0 LOB: 0
K: 1 BB: 0
S: 7 P: 7

Inning Stats

R: 0 H: 0
E: 0 LOB: 1
K: 0 BB: 1
S: 3 P: 7

Inning Stats

R: 0 H: 0
E: 0 LOB: 0
K: 2 BB: 0
S: 7 P: 7

Inning Stats

R: 0 H: 0
E: 0 LOB: 0
K: 2 BB: 0
S: 7 P: 7

Inning Stats

1B: 2 SF: 0
2B: 0 SAC: 0
3B: 1 DP: 2
HR: 2 HBP: 0

PITCHER

Don Sutton, R (1, 1) ERA: 2.34
Jim Brewer, L (11, 1) ERA: 1.92

PITCHER

IP WLS BF H R ER SO BB IBB HBP BLK WP HR S P ERA WHIP
10.0 W 40 5 2 2 8 6 0 0 0 0 0 2 50 74 1.80 1.100
1.0 S 3 0 0 0 2 0 0 0 0 0 0 0 7 7 0.00 0.000

Batter	1	2	3	4	5	6	7	8	9	10	AB R H RBI BB SO LOB	TOP												
Tommy Agee, R OBP: 0.302, SLG: 0.418 (1, 9) X	0-0 P6		0-0 F8			0-0 F8		4-0 FC6-4 SH1 BB		0-0 E6 1B SF9	4 1 0 0 1 0 0	Houston Astros @ Cincinnati Reds Riverfront Stadium, Cincinnati, OH Fri Aug 03 1973, 7:05 PM EDT Unknown												
Roger Metzger, S OBP: 0.308, SLG: 0.349 (1, 6) X	0-0 4-3			0-0 E3		0-0 FC5-4 1B		0-0 SH1		0-0 1-3 1B	4 0 2 0 0 0 0													
Cesar Cedeño, R OBP: 0.375, SLG: 0.526 (1, 8) B B B	4-0 FC6-4 BB			0-0 F2		0-0 FC5-4		4-0 FC6-4 IBB		0-0 SF9	2 0 0 1 2 0 2													
Bob Watson, R OBP: 0.403, SLG: 0.450 (1, 7) X	0-0 FC6-4			0-0 F8		0-0 P4		0-0 FC6-4		0-0 5-3	5 0 0 0 0 0 6													
Doug Rader, R OBP: 0.321, SLG: 0.426 (1, 5) X		0-0 F3		0-0 6-3			0-0 F8	0-0 P4			4 0 0 0 0 0 3													
Lee May, R OBP: 0.306, SLG: 0.448 (1, 3) X		0-0 1B			0-0 4-3		4-0 FC6-4 BB BB		0-3 K		3 0 1 0 1 1 0													
Johnny Edwards, L OBP: 0.293, SLG: 0.377 (1, 2) X		0-0 F8			0-0 F6		4-0 FC6-4 BB		0-0 6-3		3 0 0 0 1 0 0													
Tommy Helms, R OBP: 0.319, SLG: 0.364 (1, 4) X			0-0 F8		0-0 1B		0-0 FC6-4		0-0 1-3		4 0 1 0 0 0 2													
Don Wilson, R OBP: 0.207, SLG: 0.246 (1, 1) X			0-3 K		0-0 F7		0-0 F8			0-0 F3	4 0 0 0 0 1 3													
Inning Stats	R: 0 E: 0 K: 0 S: 3	H: 0 LOB: 1 BB: 1 P: 7	R: 0 E: 0 K: 0 S: 3	H: 1 LOB: 0 BB: 0 P: 3	R: 0 E: 0 K: 1 S: 5	H: 0 LOB: 0 BB: 0 P: 5	R: 0 E: 1 K: 0 S: 4	H: 0 LOB: 1 BB: 0 P: 4	R: 0 E: 0 K: 0 S: 4	H: 1 LOB: 1 BB: 0 P: 4	R: 0 E: 0 K: 0 S: 4		H: 1 LOB: 2 BB: 2 P: 11	R: 0 E: 0 K: 0 S: 3	H: 0 LOB: 2 BB: 2 P: 11	R: 0 E: 0 K: 1 S: 5	H: 0 LOB: 0 BB: 0 P: 5	R: 1 E: 1 K: 0 S: 5	H: 1 LOB: 1 BB: 0 P: 5	1B: 4 2B: 0 3B: 0 HR: 0	SF: 1 SAC: 1 DP: 0 HBP: 0	WP: 0 PB: 0 SB: 2 CS: 0	PA: 40	
PITCHER	IP WLS BF H R ER SO BB IBB HBP BLK WP HR S P ERA WHIP																							
Gary Nolan, R ERA: 3.48 (1, 1)	6.1																							
Pedro Borbon, R ERA: 2.75 (7, 1)	1.2	L	7	0	0	0	0	1	1	0	0	0	0	5	13	0.00	0.600							
Clay Carroll, R ERA: 3.99 (9, 1)	2.0		8	1	1	0	1	0	0	0	0	0	0	10	10	0.00	0.500							

livebaseballscores.com

AB	33
R	1
H	4
RBI	1
BB	5
SO	2
LOB	16



Batter	1	2	3	4	5	6	7	8	9	10	AB	R	H	RBI	BB	SO	LOB
Pete Rose, S (1, 7) OBP: 0.407, SLG: 0.430	0-0 1-3		0-0 L6-3			0-0 L4		0-0 E5			4	0	1	0	0	0	1
Joe Morgan, L (1, 4) OBP: 0.414, SLG: 0.496	0-0 F9		0-3 K			0-0 P6		0-0 F9			4	0	0	0	0	1	2
Dan Driessen, L (1, 5) OBP: 0.360, SLG: 0.377	0-0 F9			0-0 S 1B		0-0 L8			0-0 G4-6-3 1B		4	0	2	0	0	0	0
Tony Perez, R (1, 3) OBP: 0.382, SLG: 0.525		0-0 F3		0-3 K		0-0 1-3			0-0 G4-6-3		4	0	0	0	0	1	2
Johnny Bench, R (1, 2) OBP: 0.338, SLG: 0.444		0-0 HBP 1B		0-3 K		0-0 F2			0-0 F9		4	0	1	0	0	1	1
Bobby Tolán, L (1, 9) OBP: 0.254, SLG: 0.307		1-0 HBP		0-3 K		0-0 F7				0-3 K	3	0	0	0	0	2	1
Cesar Geronimo, L (1, 8) OBP: 0.242, SLG: 0.259		0-3 K			0-0 F3			0-3 K		0-0 L3	4	0	0	0	0	2	2
Darrel Chaney, S (1, 6) OBP: 0.297, SLG: 0.225 Andy Kosco, R (10, PH) OBP: 0.364, SLG: 0.500		0-0 4-3			0-3 K			0-0 P5		0-0 F9	3	0	0	0	0	1	2
Gary Nolan, R (1, 1) Pedro Borbon, R (7, 1) Larry Stahl, L (8, PH) Clay Carroll, R (9, 1)			4-0 L6-3 BB		0-3 K			4-0 E 1B BB			1	0	0	0	1	1	0

Inning Stats	R: 0	H: 0	E: 0	K: 0	S: 3	R: 0	H: 1	E: 0	K: 1	S: 6	R: 0	H: 0	E: 0	K: 1	S: 4	R: 0	H: 1	E: 0	K: 3	S: 10	R: 0	H: 0	E: 0	K: 2	S: 7	R: 0	H: 0	E: 0	K: 0	S: 3	R: 0	H: 0	E: 1	K: 1	S: 6	R: 0	H: 1	E: 0	K: 0	S: 3	R: 0	H: 1	E: 0	K: 1	S: 3	R: 0	H: 1	E: 0	K: 0	S: 5	R: 0	H: 0	E: 0	K: 1	S: 5	1B: 4	2B: 1	3B: 0	HR: 0	SF: 0	SAC: 0	DP: 2	HBP: 1	WP: 0	PA: 35
--------------	------	------	------	------	------	------	------	------	------	------	------	------	------	------	------	------	------	------	------	-------	------	------	------	------	------	------	------	------	------	------	------	------	------	------	------	------	------	------	------	------	------	------	------	------	------	------	------	------	------	------	------	------	------	------	------	-------	-------	-------	-------	-------	--------	-------	--------	-------	--------


PITCHER	IP	WLS	BF	H	R	ER	SO	BB	IBB	HBP	BLK	WP	HR	S	P	ERA	WHIP
Don Wilson, R (1, 1) ERA: 3.1	10.0	W	35	4	0	0	9	2	0	1	0	0	0	50	59	0.00	0.600

BOTTOM

Houston Astros @ Cincinnati Reds
Riverfront Stadium, Cincinnati, OH
Fri Aug 03 1973, 7:05 PM EDT
Unknown

livebaseballscorecards.com

AB	32
R	0
H	4
RBI	0
BB	2
SO	9
LOB	11



Batter	1	2	3	4	5	6	7	8	9	AB R H RBI BB SO LOB	TOP																
Tommie Agee, R OBP: 0.305, SLG: 0.415 (1, 9) <small>B B B</small>	4-0 1B 2B BB	0-0 6-3		0-0 2-3 1B			0-0 B3	0-0 5-3		4 1 1 0 1 0 5																	
Roger Metzger, S OBP: 0.307, SLG: 0.347 (1, 6) <small>X</small>	0-0 F7	0-0 P4		0-0 5-3			0-0 1-2 1B		0-0 4-1	5 0 1 0 0 0 4																	
Cesar Cedeno, R OBP: 0.378, SLG: 0.530 (1, 8) <small>X</small>	0-0 2B 1-3 HR 1B		0-0 6-3 SF9 2B		0-0 F3		0-0 F8		0-0 G6-4-3 1B	5 2 3 0 0 0 2																	
Bob Watson, R OBP: 0.400, SLG: 0.450 (1, 7) <small>X</small>	0-0 1-3 HR 2B		0-0 6-3		0-0 6-3		0-0 5-3		0-0 G6-4-3	5 1 1 1 0 0 4																	
Doug Rader, R OBP: 0.321, SLG: 0.433 (1, 5) <small>X</small>	0-0 2-H 3-H HR		0-0 SF9		0-0 F9			0-0 6-3		3 1 1 4 0 0 0																	
Lee May, R OBP: 0.303, SLG: 0.443 (1, 3) <small>X</small>	0-0 P4		0-0 L7			0-0 1-4-3		0-0 5-3		4 0 0 0 0 0 0																	
Tommy Helms, R OBP: 0.319, SLG: 0.363 (1, 4) <small>X</small>	0-0 P4			0-0 F7		0-0 F7		0-0 1B 1B 1B		4 0 1 0 0 0 0																	
Skip Jutze, R OBP: 0.280, SLG: 0.257 (1, 2) <small>X</small>		0-0 SH1-4 1B		0-0 6-3		0-0 6-3		0-0 1B 1B		4 0 2 0 0 0 0																	
Ken Forsch, R OBP: 0.102, SLG: 0.088 (3, 1) <small>X</small>		0-0 SH1-4		0-0 1B			1-0 F8 1B HBP	0-0 1-2 2-3 1B		0 0 0 0 0 0 0 1 0 1 0 0 0 0 0 0 0 0 0 0 0 0 0 0 0 0 0 0 0 0 0 0 0 0 0 1 0 1 0 0 0 0 0 0 0 0 0 0 0																	
Tom Griffin, R OBP: 0.222, SLG: 0.250 (7, 1)																											
Jim Crawford, L OBP: 0.208, SLG: 0.333 (7, 1)																											
Cecil Upshaw, R (7, 1)																											
Juan Pizarro, L (7, 1)																											
Jimmy Stewart, S OBP: 0.302, SLG: 0.196 (8, PH)																											
Larry Dierker, R (8, 1)																											
Inning Stats	R: 4 E: 0 K: 0 S: 6	H: 3 LOB: 0 BB: 1 P: 10	R: 0 E: 0 K: 0 S: 4	H: 1 LOB: 1 BB: 0 P: 4	R: 1 E: 0 K: 0 S: 4	H: 1 LOB: 0 BB: 0 P: 4	R: 0 E: 0 K: 0 S: 5	H: 2 LOB: 2 BB: 0 P: 5	R: 0 E: 0 K: 0 S: 3	H: 0 LOB: 0 BB: 0 P: 3	R: 0 E: 0 K: 0 S: 3	H: 0 LOB: 0 BB: 0 P: 3	R: 0 E: 0 K: 0 S: 4	H: 1 LOB: 2 BB: 0 P: 5	R: 0 E: 0 K: 0 S: 6	H: 3 LOB: 3 BB: 0 P: 6	R: 0 E: 0 K: 0 S: 3	H: 1 LOB: 0 BB: 0 P: 3	1B: 8 2B: 3 3B: 0 HR: 1	SF: 1 SAC: 1 DP: 1 HBP: 1	WP: 0 PB: 0 SB: 0 CS: 0	PA: 40					
PITCHER	IP WLS BF H R ER SO BB IBB HBP BLK WP HR S P ERA WHIP																										
Roger Nelson, R ERA: 2.96 (1, 1)	4.0		20	7	5	5	0	1	0	0	0	0	1	19	23	11.25	2.000										
Pedro Borbon, R ERA: 2.61 (5, 1)	4.0	W	17	4	0	0	0	0	0	1	0	0	0	16	17	0.00	1.000										
Clay Carroll, R ERA: 3.93 (9, 1)	1.0	S	3	1	0	0	0	0	0	0	0	0	0	3	3	0.00	1.000										

Houston Astros @ Cincinnati Reds
Riverfront Stadium, Cincinnati, OH
 Fri Aug 03 1973, 7:05 PM EDT
 Att: 52,285 - Unknown

AB	36
R	5
H	12
RBI	5
BB	1
SO	0
LOB	15



BOTTOM

Houston Astros @ Cincinnati Reds
Riverfront Stadium, Cincinnati, OH

Fri Aug 03 1973, 7:05 PM EDT
Att. 52,285 - Unknown

livebaseballscores.com

AB 41
R 11
H 16
RBI 9
BB 3
SO 8
LOB 22



WP: 0 PA: 44
PB: 0
SB: 1
CS: 0

AB R H RBI BB SO LOB

5	2	3	3	0	0	2
5	1	2	1	0	1	3
5	3	3	2	0	0	2
0	0	0	0	0	0	0
4	0	1	1	1	0	4
0	0	0	0	0	0	0
5	1	2	0	0	0	1
5	1	2	1	0	2	3
5	1	1	1	0	2	3
4	1	1	0	1	1	3
1	0	0	0	0	1	1
0	0	0	0	1	0	0
2	1	1	0	0	1	0
0	0	0	0	0	0	0


1B: 11 SF: 0
2B: 2 SAC: 0
3B: 1 DP: 0
HR: 2 HBP: 0

Batter	1	2	3	4	5	6	7	8	9
Pete Rose, S (1, 7) OBP: 0.409, SLG: 0.435	0-0 3B 1B	0-0 F9		0-0 F7		0-0 1B	0-0 4-3 E 2B 1-H 2-H 3-H		
Joe Morgan, L (1, 4) OBP: 0.414, SLG: 0.503	0-3 K		0-0 HR	0-0 FC1-6 1B 1-2		0-0 4-3	0-0 4-3 2-3		
Dan Driessen, L (1, 5) OBP: 0.366, SLG: 0.411 Cesar Geronimo, L (8, 8) OBP: 0.242, SLG: 0.259	0-0 1B 3B 1-H		0-0 HR	0-0 FC1-6 1B 1-2f 2-3			2B 1B E3		
Tony Perez, R (1, 3) OBP: 0.382, SLG: 0.523 Denis Menke, R (8, 5) OBP: 0.357, SLG: 0.240	0-0 1B 3-H		4-0 1B BB	0-0 F8			F8 1-3		
Johnny Bench, R (1, 9) OBP: 0.338, SLG: 0.446	0-0 F3		0-0 1B 1-3		0-0 6-3		0-0 E 2B 1-3	0-0 6-3	
Bobby Tolan, L (1, 8) OBP: 0.255, SLG: 0.308	0-0 F8		0-3 K		0-3 K		0-0 E9 1B 1B 2-H 3-H	0-0 1B	
Ed Crosby, L (1, 6) OBP: 0.254, SLG: 0.231		0-3 K	0-3 K		0-0 4-3		0-0 1B 2B 1B 1-H	0-0 P5	
Bill Plummer, R (1, 2) OBP: 0.302, SLG: 0.301		0-0 1B	0-0 5-3			0-3 K	0-0 1B 2B BB 1-2	0-0 F2	
Roger Nelson, R (1, 1) OBP: 0.118, SLG: 0.118 Larry Stahl, L (4, PH) OBP: 0.326, SLG: 0.337 Pedro Borbon, R (5, 1) OBP: 0.333, SLG: 0.333 Clay Carroll, R (9, 1) OBP: 0.182, SLG: 0.182		0-3 K		4-0 FC1-6 1B BB		0-3 K	0-0 2B 1B 1-2 2-3		

Inning Stats	R: 2	H: 3	E: 0	K: 1	S: 8	LOB: 1	BB: 0	P: 8
	R: 0	H: 1	E: 0	K: 2	S: 8	LOB: 1	BB: 0	P: 8
	R: 2	H: 3	E: 0	K: 2	S: 10	LOB: 2	BB: 1	P: 14
	R: 0	H: 1	E: 0	K: 0	S: 4	LOB: 2	BB: 1	P: 8
	R: 0	H: 0	E: 0	K: 1	S: 5	LOB: 0	BB: 0	P: 5
	R: 0	H: 1	E: 0	K: 2	S: 8	LOB: 1	BB: 0	P: 8
	R: 7	H: 6	E: 2	K: 0	S: 10	LOB: 1	BB: 1	P: 14
	R: 0	H: 1	E: 0	K: 0	S: 4	LOB: 1	BB: 0	P: 4

PITCHER	IP	WLS	BF	H	R	ER	SO	BB	IBB	HBP	BLK	WP	HR	S	P	ERA	WHIP
Ken Forsch, R (1, 1) ERA: 3.9	2.0		13	6	4	4	3	1	0	0	0	0	0	18	22	18.00	3.500
Tom Griffin, R (3, 1) ERA: 5.68	4.1	L	19	5	2	2	5	1	0	0	0	0	0	28	32	4.15	1.385
Jim Crawford, L (7, 1) ERA: 4.63	0.0		2	2	1	1	0	0	0	0	0	0	0	2	2	∞	∞
Cecil Upshaw, R (7, 1) ERA: 5.73	0.0		3	2	3	3	0	1	0	0	0	0	0	2	6	∞	∞
Juan Pizarro, L (7, 1) ERA: 5.14	0.2		3	0	1	0	0	0	0	0	0	0	0	3	3	0.00	0.000

PITCHER	IP	WLS	BF	H	R	ER	SO	BB	IBB	HBP	BLK	WP	HR	S	P	ERA	WHIP
Larry Dierker, R (8, 1) ERA: 3.63	1.0		4	1	0	0	0	0	0	0	0	0	0	4	4	0.00	1.000

Batter	1	2	3	4	5	6	7	8	9	10	11	AB R H RBI BB SO LOB	TOP
Tommie Agee, R Cecil Upshaw, R	0-0 BB 1B FC5-4 1B		0-0 P4		0-3 K	0-3 K			0-3 K		0-3 K	6 1 1 0 0 4 4 0 0 0 0 0 0 0	
Roger Metzger, S	0-0 FC5-4 BB 1-2 1B		0-0 F8		4-0 WP BB		0-0 5-3		0-0 F8		0-0 3-1	5 0 1 0 1 0 2	
Cesar Cedeno, R	4-0 FC5-4 BB 1-2 2-3		0-0 F2		0-0 6-3		0-0 HR			0-0 L6		4 1 1 1 1 0 1	
Bob Watson, R	0-3 K		0-3 K		4-0 BB BB 1B BB		0-3 K			0-0 FC6-4 1B		4 1 1 0 1 3 3	
Doug Rader, R	0-0 FC5-4 1-2f 2-3 3-H		0-0 HR 2B		4-0 1B BB 1-2 BB		0-0 L7			0-0 F7		4 2 1 1 1 0 3	
Lee May, R	0-0 F8		0-0 HR		0-0 1B BB 1-3 2-H		0-3 K			0-0 FC6-4 1-2f		5 1 2 3 0 1 3	
Tommy Helms, R		0-0 F8		0-0 6-3		0-0 1B BB 1-2 3-H		0-0 G5-4-3 1B			0-0 SH1-4 1B	5 0 3 1 0 0 0	AB 41 R 6 H 10 RBI 6 BB 5 SO 12 LOB 21
Skip Jutze, R		0-0 5-3		0-0 G1		0-0 L6		0-0 G5-4-3 1-2f			0-0 SH1-4 1-2	4 0 0 0 0 0 3	
Dave Roberts, L Jim Ray, R Juan Pizarro, L Ken Forsch, R Larry Dierker, R Jim Crawford, L Jimmy Wynn, R		0-3 K		0-3 K		0-3 K		0-3 K			4-0 IBB	3 0 0 0 0 3 2 0 0 0 0 0 0 0 0 0 0 0 0 0 0 1 0 0 0 0 0 1 0 0 0 0 0 0 0 0 0 0 0 0 0 0 0 0 0 0 0 0 0	
Inning Stats	R: 1 H: 2 E: 0 LOB: 2 K: 1 BB: 1 S: 7 P: 11	R: 0 H: 0 E: 0 LOB: 0 K: 1 BB: 0 S: 5 P: 5	R: 0 H: 0 E: 0 LOB: 0 K: 0 BB: 0 S: 3 P: 3	R: 2 H: 2 E: 0 LOB: 0 K: 1 BB: 0 S: 7 P: 7	R: 0 H: 0 E: 0 LOB: 1 K: 2 BB: 1 S: 7 P: 11	R: 2 H: 2 E: 0 LOB: 2 K: 2 BB: 2 S: 9 P: 17	R: 1 H: 1 E: 0 LOB: 0 K: 1 BB: 0 S: 6 P: 6	R: 0 H: 1 E: 0 LOB: 0 K: 1 BB: 0 S: 5 P: 5	R: 0 H: 0 E: 0 LOB: 0 K: 2 BB: 0 S: 7 P: 7	R: 0 H: 1 E: 0 LOB: 1 K: 0 BB: 0 S: 4 P: 4	R: 0 H: 1 E: 0 LOB: 2 K: 1 BB: 1 S: 6 P: 10	1B: 7 SF: 0 2B: 1 SAC: 1 3B: 0 DP: 1 HR: 2 HBP: 0	WP: 2 PA: 47 PB: 0 SB: 0 CS: 0
PITCHER	IP WLS BF H R ER SO BB IBB HBP BLK WP HR S P ERA WHIP												
Fred Norman, L	(1, 1) 7.0 32 7 6 6 8 4 0 0 0 1 2 44 60 7.71 1.571												
Tom Hall, L	(8, 1) 2.0 6 1 0 0 3 0 0 0 0 0 0 12 12 0.00 0.500												
Pedro Borbon, R	(10, 1) 2.0 W 9 2 0 0 1 0 1 0 0 0 0 10 14 0.00 1.000												

Houston Astros @ Cincinnati Reds
Riverfront Stadium, Cincinnati, OH
Sat Aug 04 1973, 3:33 AM EDT
Att. 32,215 - Unknown

livebaseballscorecards.com

Batter	1	2	3	4	5	6	7	8	9	AB R H RBI BB SO LOB	TOP											
Jimmy Wynn, R (1, 9) OBP: 0.329, SLG: 0.398	0-3 K		0-0 F7		0-0 HR		0-0 5-3			4 1 1 1 0 1 0												
Roger Metzger, S (1, 6) OBP: 0.307, SLG: 0.344	0-0 6-3		0-0 F9		0-0 1B		0-0 P6			4 0 1 0 0 0 0												
Cesar Cedeno, R (1, 8) OBP: 0.382, SLG: 0.540	0-0 2B		0-0 FC4-6 1B		0-0 1B			0-3 K		4 0 3 0 0 1 0												
Bob Watson, R (1, 7) OBP: 0.397, SLG: 0.444	0-0 5-3		0-0 FC4-6 1-2f		0-0 1-3 1-2 2-3			0-0 F8		4 0 0 0 0 0 4												
Doug Rader, R (1, 5) OBP: 0.319, SLG: 0.430		0-0 F8		0-0 F7		0-0 F9		0-0 1-3		4 0 0 0 0 0 2												
Lee May, R (1, 3) OBP: 0.304, SLG: 0.448		0-0 6-3		0-0 1B		0-0 6-3		0-0 5-3		4 0 1 0 0 0 0												
Tommy Helms, R (1, 4) OBP: 0.323, SLG: 0.370		0-0 2B		0-0 1B		0-0 L7		0-0 F7		4 0 2 0 0 0 0												
Skip Jutze, R (1, 2) OBP: 0.274, SLG: 0.247		4-0 IBB		0-0 G6-4-3 1-2f		0-0 6-3		0-0 P6		3 0 0 0 1 0 2												
J.R. Richard, R (1, 1) OBP: 0.063, SLG: 0.063	0-3 K				0-0 L7		0-3 K			2 0 0 0 0 1 2												
Larry Dierker, R (5, 1)										0 0 0 0 0 0 0												
Tommie Agee, R (7, PH) OBP: 0.300, SLG: 0.405										1 0 0 0 0 1 0												
Jim Crawford, L (7, 1) OBP: 0.308, SLG: 0.333										0 0 0 0 0 0 0												
Inning Stats	R: 0 E: 0 K: 1 S: 6	H: 1 LOB: 1 BB: 0 P: 6	R: 0 E: 0 K: 1 S: 6	H: 1 LOB: 2 BB: 1 P: 10	R: 0 E: 0 K: 0 S: 4	H: 1 LOB: 1 BB: 0 P: 4	R: 0 E: 0 K: 0 S: 4	H: 2 LOB: 1 BB: 0 P: 4	R: 1 E: 0 K: 0 S: 6	H: 3 LOB: 2 BB: 0 P: 6	R: 0 E: 0 K: 0 S: 3	H: 0 LOB: 0 BB: 0 P: 3	R: 0 E: 0 K: 1 S: 5	H: 0 LOB: 0 BB: 0 P: 5	R: 0 E: 0 K: 1 S: 5	H: 0 LOB: 0 BB: 0 P: 5	R: 0 E: 0 K: 0 S: 3	H: 0 LOB: 0 BB: 0 P: 3	1B: 5 2B: 2 3B: 0 HR: 1	SF: 0 SAC: 0 DP: 1 HBP: 0	WP: 0 PB: 0 SB: 0 CS: 0	PA: 35
PITCHER Ross Grimsley, L (1, 1) ERA: 2.88	IP: 9.0 WLS: W BF: 35 H: 8 R: 1 ER: 1 SO: 4 BB: 0 IBB: 1 HBP: 0 BLK: 0 WP: 0 HR: 1 S: 42 P: 46 ERA: 1.00 WHIP: 0.889											PITCHER	IP: 9.0 WLS: W BF: 35 H: 8 R: 1 ER: 1 SO: 4 BB: 0 IBB: 1 HBP: 0 BLK: 0 WP: 0 HR: 1 S: 42 P: 46 ERA: 1.00 WHIP: 0.889									

Houston Astros @ Cincinnati Reds
Riverfront Stadium, Cincinnati, OH
Sun Aug 05 1973, 3:33 AM EDT
Att: 44,194 - Unknown

livebaseballscorecards.com

AB	34
R	1
H	8
RBI	1
BB	1
SO	4
LOB	10



Batter	1	2	3	4	5	6	7	8	9
Pete Rose, S (1, 7) OBP: 0.409, SLG: 0.433	0-3 K	0-0 S 1B		0-0 F7		0-0 FC3-6 1B		0-0 F8	
Joe Morgan, L (1, 4) OBP: 0.416, SLG: 0.499	4-0 S BB	0-0 1-H 3-H 1B		0-0 F7		0-0 FC3-6 WP 1B 1-2f		0-3 K	
Dan Driessen, L (1, 5) (7, 3) OBP: 0.377, SLG: 0.432	0-0 6-3 1-2	0-0 F7			0-0 2B 3B	0-0 WP 1B			
Tony Perez, R (1, 3) Denis Menke, R (7, 5) OBP: 0.378, SLG: 0.519 OBP: 0.360, SLG: 0.240	0-0 6-3		0-0 1-3		0-0 2B 2B 3-H	0-3 K 1-2 2-3			
Johnny Bench, R (1, 2) Bill Plummer, R (9, 2) OBP: 0.344, SLG: 0.455 OBP: 0.300, SLG: 0.291		4-0 BB E BB	4-0 FC3-6 BB		0-0 2B 1B 2B 2-H	0-0 L6			
Bobby Tolan, L (1, 9) OBP: 0.257, SLG: 0.307		4-0 E 1B BB 1-2	0-0 FC3-6		0-0 FC4-6 1B 2-H	0-0 3-1			
Cesar Geronimo, L (1, 8) OBP: 0.244, SLG: 0.259		0-0 E1 1B 1B 1-3 2-H	0-0 G3		0-0 FC4-6 1B 1-2f	0-3 K			
Darrel Chaney, S (1, 6) OBP: 0.302, SLG: 0.239		0-3 K		0-0 2B	0-0 1B G6-4-3 1-3	0-3 K2-3			
Ross Grimsley, L (1, 1) OBP: 0.071, SLG: 0.071		0-3 K		0-3 K	0-0 G6-4-3 1-2f	0-3 K			

Inning Stats	R: 0 E: 0 K: 1 S: 5	H: 0 LOB: 1 BB: 1 P: 9	R: 4 E: 1 K: 2 S: 10	H: 2 LOB: 1 BB: 2 P: 18	R: 0 E: 0 K: 0 S: 3	H: 0 LOB: 1 BB: 1 P: 7	R: 0 E: 0 K: 1 S: 6	H: 1 LOB: 1 BB: 0 P: 6	R: 3 E: 0 K: 0 S: 7	H: 5 LOB: 1 BB: 0 P: 7	R: 0 E: 0 K: 1 S: 7	H: 2 LOB: 2 BB: 0 P: 7	R: 0 E: 0 K: 2 S: 7	H: 0 LOB: 0 BB: 0 P: 7	R: 0 E: 0 K: 2 S: 7	H: 0 LOB: 0 BB: 0 P: 7
--------------	------------------------------	---------------------------------	-------------------------------	----------------------------------	------------------------------	---------------------------------	------------------------------	---------------------------------	------------------------------	---------------------------------	------------------------------	---------------------------------	------------------------------	---------------------------------	------------------------------	---------------------------------

PITCHER	IP	WLS	BF	H	R	ER	SO	BB	IBB	HBP	BLK	WP	HR	S	P	ERA	WHIP
J.R. Richard, R (1, 1) ERA: 2.64	4.0	L	24	7	7	3	4	4	0	0	0	0	0	28	44	6.75	2.750
Larry Dierker, R (5, 1) ERA: 3.26	2.0		8	3	0	0	1	0	0	0	0	1	0	10	10	0.00	1.500
Jim Crawford, L (7, 1) ERA: 4.38	2.0		6	0	0	0	4	0	0	0	0	0	0	14	14	0.00	0.000

AB R H RBI BB SO LOB

5	1	2	1	0	1	1
4	0	1	2	1	1	2
4	1	2	0	0	0	2
4	1	1	1	0	1	3
0	0	0	0	0	0	0
2	2	1	1	2	0	2
0	0	0	0	0	0	0
3	1	1	1	1	0	1
4	1	0	0	0	1	3
4	0	2	0	0	2	2
4	0	0	0	0	3	5

AB 34
R 7
H 10
RBI 6
BB 4
SO 9
LOB 21

WP: 1 **PA: 38**
PB: 0
SB: 2
CS: 0

REDS

Houston Astros @ Cincinnati Reds
Riverfront Stadium, Cincinnati, OH
Sun Aug 05 1973, 3:33 AM EDT
Att. 44,194 - Unknown

livebaseballscorecards.com

Batter	1	2	3	4	5	6	7	8	9	AB	R	H	RBI	BB	SO	LOB
Pete Rose, S (1, 7) OBP: 0.407, SLG: 0.433	0-0 4-3		0-0 4-3		0-3 K		0-0 F8		0-0 1B 2B	5	1	1	0	0	1	0
Joe Morgan, L (1, 4) OBP: 0.416, SLG: 0.496	0-0 F9			0-0 4-3		4-0 1B BB		0-0 F4	0-0 1B	4	0	1	1	1	0	0
Dan Driessen, L (1, 5) OBP: 0.378, SLG: 0.436	0-0 F7			0-0 1B SF8 2B		0-0 1B 1B		0-0 F9	0-0 F9	5	1	2	0	0	0	1
Tony Perez, R (1, 3) OBP: 0.379, SLG: 0.519		0-0 F9		0-0 SF8 2B 1B		0-0 F3		0-0 1B 1B		4	2	2	0	0	0	1
Johnny Bench, R (1, 9) OBP: 0.348, SLG: 0.456		4-0 BB		0-0 SF8 1-2 3-H IBB		4-0 BB IBB		0-0 1B 1B		1	0	1	1	2	0	0
Andy Kosco, R (1, 8) OBP: 0.369, SLG: 0.509		0-0 P3		0-0 2B		4-0 1-2 2-3 BB		0-0 1-2 2-H 1B		3	0	2	2	1	0	1
Bill Plummer, R (1, 2) OBP: 0.288, SLG: 0.278		0-0 5-3		0-0 F9		0-3 K		0-0 5-3		4	0	0	0	0	1	7
Darrel Chaney, S (1, 6) OBP: 0.295, SLG: 0.232 Phil Gagliano, R (9, PH) OBP: 0.349, SLG: 0.259			0-3 K		0-0 4-3		0-3 K		0-3 K	3	0	0	0	0	2	0
Jack Billingham, R (1, 1) OBP: 0.058, SLG: 0.015 Denis Menke, R (9, PH) OBP: 0.358, SLG: 0.239			0-0 1-4-3		0-3 K		0-3 K		0-3 K	1	0	0	0	0	1	0

Inning Stats	R: 0	H: 0	E: 0	LOB: 0	K: 0	BB: 0	S: 3	P: 3	R: 0	H: 0	E: 0	LOB: 1	K: 0	BB: 1	S: 3	P: 7	R: 0	H: 0	E: 0	LOB: 0	K: 1	BB: 0	S: 5	P: 5	R: 2	H: 3	E: 0	LOB: 1	K: 0	BB: 0	S: 6	P: 6	R: 0	H: 0	E: 0	LOB: 0	K: 2	BB: 0	S: 7	P: 7	R: 0	H: 1	E: 0	LOB: 3	K: 1	BB: 3	S: 5	P: 17	R: 0	H: 0	E: 0	LOB: 0	K: 2	BB: 0	S: 7	P: 7	R: 1	H: 3	E: 0	LOB: 2	K: 0	BB: 0	S: 6	P: 6	R: 1	H: 2	E: 0	LOB: 1	K: 2	BB: 0	S: 9	P: 9	1B: 6	SF: 1	2B: 3	SAC: 0	3B: 0	DP: 0	HR: 0	HBP: 0	WP: 0	PA: 39
PITCHER Jerry Reuss, L (1, 1) ERA: 3.38	IP	WLS	BF	H	R	ER	SO	BB	IBB	HBP	BLK	WP	HR	S	P	ERA	WHIP	IP	WLS	BF	H	R	ER	SO	BB	IBB	HBP	BLK	WP	HR	S	P	ERA	WHIP																																																


BOTTOM

Houston Astros @ Cincinnati Reds
Riverfront Stadium, Cincinnati, OH

Mon Aug 06 1973, 7:05 PM EDT
Att. 29,069 - Unknown

livebaseballscorecards.com

AB 34
R 4
H 9
RBI 4
BB 4
SO 8
LOB 10



Batter	1	2	3	4	5	6	7	8	9	AB R H RBI BB SO LOB	TOP
Jimmy Wynn, R (1, 9) OBP: 0.533, SLG: 0.397	0-0 F7			0-3 K	0-0 FC6-4			4-0 FC6 BB		3 0 0 0 1 1 2	
Roger Metzger, S (1, 6) OBP: 0.308, SLG: 0.347	0-3 K			0-0 1B 2B		0-0 1-3		0-0 FC6 G4-6-3		4 1 1 1 0 1 1	
Cesar Cedeno, R (1, 8) OBP: 0.387, SLG: 0.542	0-0 CS 1B			0-0 CS 1B		0-0 P4		0-0 G4-6-3		4 0 2 1 0 0 2	
Bob Watson, R (1, 7) OBP: 0.395, SLG: 0.439 Tommie Agee, R (9, PR) OBP: 0.300, SLG: 0.405	0-0 CS 1-2	0-0 F7		4-0 BB 2-3		0-3 K			0-0 SH1-4 1B	3 0 1 0 1 1 0 0 0 0 0 0 0 0	
Doug Rader, R (1, 5) OBP: 0.314, SLG: 0.422			0-0 F8	0-0 1-3			0-0 6-3		0-0 SH1-4	3 0 0 0 0 0 1	
Lee May, R (1, 3) OBP: 0.303, SLG: 0.443			0-0 1-3				0-0 F7		4-0 FC6 BB	3 0 1 0 1 0 0	
Johnny Edwards, L (1, 2) OBP: 0.286, SLG: 0.366					0-0 G4-6-3 1B		0-0 4-3		0-0 F8	4 0 1 0 0 0 3	
Tommy Helms, R (1, 4) OBP: 0.322, SLG: 0.366					0-0 G5-4-3 1B		0-0 E6 1B		0-0 FC6	4 1 0 0 0 0 3	
Don Wilson, R (1, 1) OBP: 0.217, SLG: 0.254					0-3 K		0-0 FC6-4 1B		0-0 SH1-4	2 0 1 0 0 1 0	
Inning Stats	R: 0 H: 1 E: 0 LOB: 0 K: 1 BB: 0 S: 5 P: 5	R: 0 H: 0 E: 0 LOB: 0 K: 0 BB: 0 S: 3 P: 3	R: 0 H: 1 E: 0 LOB: 0 K: 1 BB: 0 S: 5 P: 5	R: 1 H: 2 E: 0 LOB: 1 K: 1 BB: 1 S: 6 P: 10	R: 0 H: 2 E: 1 LOB: 2 K: 0 BB: 0 S: 5 P: 5	R: 0 H: 0 E: 0 LOB: 0 K: 1 BB: 0 S: 5 P: 5	R: 0 H: 0 E: 0 LOB: 0 K: 0 BB: 0 S: 3 P: 3	R: 1 H: 0 E: 1 LOB: 1 K: 0 BB: 1 S: 4 P: 8	R: 0 H: 1 E: 0 LOB: 2 K: 0 BB: 1 S: 4 P: 8	1B: 6 SF: 0 2B: 1 SAC: 2 3B: 0 DP: 3 HR: 0 HBP: 0	WP: 0 PA: 36 PB: 0 SB: 0 CS: 2
PITCHER	IP WLS BF H R ER SO BB IBB HBP BLK WP HR S P ERA WHIP										
Nelson Briles, R (1, 1) ERA: 2.84	8.0 L 30 6 2 1 4 2 0 0 0 0 0 0 36 44 1.12 1.000										
Dave Giusti, R (9, 1) ERA: 1.48	1.0 5 1 0 0 0 1 0 0 0 0 0 0 4 8 0.00 2.000										

Houston Astros @ Pittsburgh Pirates
Three Rivers Stadium, Pittsburgh, PA

Tue Aug 07 1973, 7:05 PM EDT
Att: 13,841 - Unknown

livebaseballscorecards.com

AB	30
R	2
H	7
RBI	2
BB	3
SO	4
LOB	12



Batter	1	2	3	4	5	6	7	8	9	AB	R	H	RBI	BB	SO	LOB
--------	---	---	---	---	---	---	---	---	---	----	---	---	-----	----	----	-----

Rennie Stennett, R <small>(1, 4) OBP: 0.272, SLG: 0.377</small> <small>(9, 6)</small>	0-0 		0-0 1-3 			0-0 FC1-6 		0-0 F8 		4	0	1	0	0	0	2
Dave Parker, L <small>(1, 8) OBP: 0.255, SLG: 0.404</small>	0-3 K 			0-0 4-3 		0-3 K 		0-0 		4	0	1	0	0	2	2
Al Oliver, L <small>(1, 3) OBP: 0.304, SLG: 0.459</small>	0-0 F7 			0-0 F8 		0-0 F6 		0-0 4-3 		4	0	0	0	0	0	4
Willie Stargell, L <small>(1, 7) OBP: 0.373, SLG: 0.636</small>	0-0 F2 			0-0 			0-0 L3 		0-3 K 	4	0	1	0	0	1	1
Richie Zisk, R <small>(1, 9) OBP: 0.397, SLG: 0.592</small>		0-3 K 		0-0 6-3 			0-0 F8 		0-3 K 	4	0	0	0	0	2	1
Richie Hebner, L <small>(1, 5) OBP: 0.350, SLG: 0.465</small>		0-0 F7 			0-0 4-3 		0-0 		0-3 K 	4	0	1	0	0	1	0
Manny Sanguillen, R <small>(1, 2) OBP: 0.297, SLG: 0.434</small>		0-0 F7 			0-0 1-3 		0-0 F7 			3	0	0	0	0	0	1
Dal Maxvill, R <small>(1, 6) OBP: 0.298, SLG: 0.273</small> Dave Cash, R <small>(8, PH) OBP: 0.331, SLG: 0.348</small> <small>(9, 4)</small>			0-3 K 		0-3 K 			0-0 6-3 		2	0	0	0	0	2	0
Nelson Briles, R <small>(1, 1) OBP: 0.268, SLG: 0.327</small> Milt May, L <small>(8, PH) OBP: 0.362, SLG: 0.389</small> Gene Alley, R <small>(8, PR) OBP: 0.300, SLG: 0.298</small> Dave Giusti, R <small>(9, 1) OBP: 0.500, SLG: 0.429</small>			0-0 6-3 			4-0 FC1-6 		4-0 		1	0	0	0	1	0	0

Inning Stats	R: 0	H: 1	E: 0	LOB: 1	K: 1	BB: 0	S: 6	P: 6	R: 0	H: 0	E: 0	LOB: 0	K: 1	BB: 0	S: 5	P: 5	R: 0	H: 0	E: 0	LOB: 0	K: 1	BB: 0	S: 5	P: 5	R: 0	H: 1	E: 0	LOB: 1	K: 0	BB: 0	S: 4	P: 4	R: 0	H: 0	E: 0	LOB: 0	K: 1	BB: 0	S: 5	P: 5	R: 0	H: 0	E: 0	LOB: 1	K: 1	BB: 1	S: 5	P: 9	R: 0	H: 1	E: 0	LOB: 1	K: 0	BB: 0	S: 4	P: 4	R: 0	H: 1	E: 0	LOB: 2	K: 0	BB: 1	S: 4	P: 8	R: 0	H: 0	E: 0	LOB: 0	K: 3	BB: 0	S: 9	P: 9	1B: 4	SF: 0	2B: 0	SAC: 0	3B: 0	DP: 0	HR: 0	HBP: 0	WP: 0	PA: 33	PB: 0	SB: 1	CS: 0
--------------	------	------	------	--------	------	-------	------	------	------	------	------	--------	------	-------	------	------	------	------	------	--------	------	-------	------	------	------	------	------	--------	------	-------	------	------	------	------	------	--------	------	-------	------	------	------	------	------	--------	------	-------	------	------	------	------	------	--------	------	-------	------	------	------	------	------	--------	------	-------	------	------	------	------	------	--------	------	-------	------	------	-------	-------	-------	--------	-------	-------	-------	--------	-------	--------	-------	-------	-------

PITCHER	IP	WLS	BF	H	R	ER	SO	BB	IBB	HBP	BLK	WP	HR	S	P	ERA	WHIP
Don Wilson, R <small>(1, 1) ERA: 2.95</small>	9.0	W	33	4	0	0	8	2	0	0	0	0	0	47	55	0.00	0.667

BOTTOM

Houston Astros @ Pittsburgh Pirates
 Three Rivers Stadium, Pittsburgh, PA
 Tue Aug 07 1973, 7:05 PM EDT
 Att. 13,841 - Unknown

AB	31
R	0
H	4
RBI	0
BB	2
SO	8
LOB	11



WP	PA	PB	SB	CS
0	33	0	1	0

Batter	1	2	3	4	5	6	7	8	9	AB R H RBI BB SO LOB	TOP											
Jimmy Wynn, R (1, 9) OBP: 0.332, SLG: 0.396	0-0 6-3			0-0 4-3	0-0 1B			0-3 K		4 0 1 2 0 1 0	Houston Astros @ Pittsburgh Pirates Three Rivers Stadium, Pittsburgh, PA Wed Aug 08 1973, 7:05 PM EDT Att: 15,745 - Unknown livebaseballscorecards.com											
Roger Metzger, S (1, 6) OBP: 0.307, SLG: 0.346	0-3 K			0-0 1B	0-3 K			0-0 4-3		4 0 1 0 0 2 1												
Cesar Cedeno, R (1, 8) OBP: 0.385, SLG: 0.542	0-0 5-3			0-0 L8				0-0 2B		4 0 1 0 0 0 1												
Bob Watson, R (1, 7) OBP: 0.392, SLG: 0.435		0-3 K		0-0 5-3				0-3 K		4 0 0 0 0 2 2												
Doug Rader, R (1, 5) OBP: 0.313, SLG: 0.421		0-0 4-3			0-0 E			0-3 K		4 1 1 0 0 1 1												
Lee May, R (1, 3) OBP: 0.305, SLG: 0.442		0-3 K			0-0 SH2-4 E 1B			4-0 S BB		3 1 1 0 1 1 0												
Tommie Agee, R (9, PR) OBP: 0.300, SLG: 0.405					1-2 2-H					0 0 0 0 0 0 0												
Tommy Helms, R (1, 4) OBP: 0.319, SLG: 0.363			0-0 6-3		0-0 L8			0-0 6-3		4 0 0 0 0 0 4												
Skip Jutze, R (1, 2) OBP: 0.275, SLG: 0.249			0-3 K		0-0 E2 SH2-4 1B			0-0 4-3		3 1 1 0 0 1 0												
Dave Roberts, L (1, 1) OBP: 0.103, SLG: 0.103			0-3 K		0-0 SH2-4			0-0 L8		1 0 0 0 0 1 0												
Jim Ray, R (7, 1) OBP: 0.200, SLG: 0.200										0 0 0 0 0 0 0												
Jimmy Stewart, S (8, PH) OBP: 0.296, SLG: 0.191										1 0 0 0 0 0 0												
Larry Dierker, R (8, 1)					1-2 2-3					0 0 0 0 0 0 0												
Inning Stats	R: 0 E: 0 K: 1 S: 5	H: 0 LOB: 0 BB: 0 P: 5	R: 0 E: 0 K: 2 S: 7	H: 0 LOB: 0 BB: 0 P: 7	R: 0 E: 0 K: 2 S: 7	H: 0 LOB: 0 BB: 0 P: 7	R: 0 E: 0 K: 0 S: 4	H: 1 LOB: 1 BB: 0 P: 4	R: 3 E: 1 K: 1 S: 9	H: 4 LOB: 1 BB: 0 P: 9	R: 0 E: 0 K: 0 S: 3	H: 0 LOB: 0 BB: 0 P: 3	R: 0 E: 0 K: 0 S: 3	H: 0 LOB: 0 BB: 0 P: 3	R: 0 E: 0 K: 1 S: 5	H: 0 LOB: 0 BB: 0 P: 5	R: 0 E: 0 K: 2 S: 8	H: 1 LOB: 3 BB: 1 P: 12	1B: 5 2B: 1 3B: 0 HR: 0	SF: 0 SAC: 1 DP: 0 HBP: 0	WP: 0 PB: 0 SB: 2 CS: 0	PA: 34
PITCHER	IP WLS BF H R ER SO BB IBB HBP BLK WP HR S P ERA WHIP																					
Jim Rooker, L (1, 1) ERA: 3.28	6.0 W 23 5 3 0 6 0 0 0 0 0 0 0 35 35 0.00 0.833																					
Bob Johnson, R (7, 1) ERA: 3.78	3.0 S 11 1 0 0 3 1 0 0 0 0 0 0 16 20 0.00 0.667																					



Batter	1	2	3	4	5	6	7	8	9	AB R H RBI BB SO LOB	TOP											
Jimmy Wynn, R (1, 9) OBP: 0.330, SLG: 0.393	0-3 K	0-0 PO	0-0 E 1B	0-0 5-3		0-0 5-3		0-3 K		5 1 1 0 0 2 3												
Roger Metzger, S (1, 6) OBP: 0.306, SLG: 0.343	0-0 F7		0-0 P6		0-0 2-3		4-0 5-3 BB	0-0 P4-3		4 0 0 0 1 0 1												
Cesar Cedeno, R (1, 8) OBP: 0.383, SLG: 0.537	0-0 S 1B		0-0 E5 1B 1B		0-0 P3		0-0 5-3	0-3 K		5 2 1 0 0 1 2												
Bob Watson, R (1, 7) OBP: 0.392, SLG: 0.434	0-0 1-H 1B		0-0 1B 1-3 2-H 1B		0-0 6-3		0-3 K	0-0 1-3		5 0 2 2 0 1 1												
Doug Rader, R (1, 5) OBP: 0.315, SLG: 0.421	0-0 F3		0-0 FC5-4 1B			0-0 SH1-4 6-3 1B	0-0 F8			4 1 2 1 0 0 2												
Lee May, R (1, 3) OBP: 0.304, SLG: 0.440		0-0 P6	0-0 FC5-4 1B			0-0 6-3 SH1-4 1B		0-0 F9		4 0 1 0 0 0 1												
Johnny Edwards, L (1, 2) OBP: 0.287, SLG: 0.362		0-0 4-3		0-0 F7		0-0 SH1-4		H 1-0 WP HR HBP		2 1 0 0 0 0 0												
Tommy Helms, R (1, 4) OBP: 0.323, SLG: 0.372		0-0 1B 1B		0-0 6-3		4-0 6-3 IBB		X 0-0 1-H HR		3 1 2 2 1 0 0												
J.R. Richard, R (1, 1) OBP: 0.158, SLG: 0.158		0-0 PO 1B		0-0 WP 1B		0-0 6-3		X 0-0 P6		3 0 2 1 0 0 2												
Jim Ray, R (6, 1) OBP: 0.200, SLG: 0.200										0 0 0 0 0 0 0												
Ken Forsch, R (7, 1) OBP: 0.098, SLG: 0.085										1 0 0 0 0 0 0												
Inning Stats	R: 1 E: 0 K: 1 S: 7	H: 2 LOB: 1 BB: 0 P: 7	R: 0 E: 0 K: 0 S: 4	H: 2 LOB: 1 BB: 0 P: 4	R: 2 E: 1 K: 0 S: 6	H: 3 LOB: 1 BB: 0 P: 6	R: 0 E: 0 K: 0 S: 4	H: 1 LOB: 1 BB: 0 P: 4	R: 0 E: 0 K: 0 S: 3	H: 0 LOB: 0 BB: 0 P: 3	R: 1 E: 0 K: 0 S: 5	H: 2 LOB: 2 BB: 1 P: 9	R: 0 E: 0 K: 1 S: 5	H: 0 LOB: 1 BB: 1 P: 9	R: 2 E: 0 K: 1 S: 6	H: 1 LOB: 0 BB: 0 P: 7	R: 0 E: 0 K: 1 S: 5	H: 0 LOB: 0 BB: 0 P: 5	1B: 10 2B: 0 3B: 0 HR: 1	SF: 0 SAC: 1 DP: 0 HBP: 1	WP: 2 PB: 0 SB: 1 CS: 0	PA: 41
PITCHER	IP WLS BF H R ER SO BB IBB HBP BLK WP HR S P ERA WHIP																					
Burt Hooton, R (1, 1) ERA: 4.13	5.0 L 22 8 3 2 1 0 0 0 0 0 1 0 24 24 3.60 1.600																					
Ray Burris, R (6, 1) ERA: 2.0	1.0 6 2 1 1 0 0 0 1 0 0 0 0 5 9 9.00 2.000																					
Bob Locker, R (7, 1) ERA: 2.23	2.0 9 1 2 2 2 1 0 1 0 1 1 1 11 16 9.00 1.000																					
Jack Aker, R (9, 1) ERA: 3.86	1.0 3 0 0 0 0 1 0 0 0 0 0 0 5 5 0.00 0.000																					

Houston Astros @ Chicago Cubs
Wrigley Field, Chicago, IL
Fri Aug 10 1973, 3:33 AM CDT
Att. 18,785 - Sunny - 80 F

livebaseballscorecards.com

AB 36
R 6
H 11
RBI 6
BB 2
SO 4
LOB 12



Batter	1	2	3	4	5	6	7	8	9	AB R H RBI BB SO LOB
Rick Monday, L (1, 8) OBP: 0.384, SLG: 0.496	4-0 5-3 BB	0-3 K			0-3 K		0-3 K		0-0 BB 1B	4 1 1 0 1 3 4
Jose Cardenal, R (1, 9) OBP: 0.388, SLG: 0.473	0-0 5-3 1-2		0-0 6-3			0-0 6-3	4-0 1B BB		0-0 F8	4 0 0 0 1 0 2
Billy Williams, L (1, 7) OBP: 0.356, SLG: 0.418	0-0 F7		0-0 6-3			0-0 BB 1B	0-0 1-3 2-H 1B		0-0 F8	5 1 2 1 0 0 2
Jim Hickman, R (1, 3) OBP: 0.389, SLG: 0.317	0-0 F8		0-3 K			4-0 1-2 1B BB	0-0 P4		4-0 1-2 1B BB	3 1 0 0 2 1 3
Carmen Fanzone, R (1, 5) OBP: 0.313, SLG: 0.400		4-0 G5-4-3 1B BB			0-3 K	4-0 1-2 2-3 1B BB	0-3 K		0-0 1-2 2-H 1B	3 0 1 1 2 2 2
Don Kessinger, S (1, 6) OBP: 0.336, SLG: 0.302		0-0 G5-4-3 1-2 1B		4-0 G6-4-3 BB		0-0 F6		0-0 4-3	0-3 K	4 0 1 0 1 1 5
Dave Rosello, R (1, 4) Pat Bourque, L (6, PH) Bob Locker, S (7, 1) Andre Thornton, R (8, PH) Jack Aker, R (9, 1)		0-0 G5-4-3 1-2f 2-3		0-0 G6-4-3 1-2f		0-0 1-3 2-H 3-H 1B		0-0 2B		2 0 0 0 0 0 3 1 0 1 2 0 0 0 0 0 0 0 0 0 0 1 0 1 0 0 0 0 0 0 0 0 0 0 0
Ken Rudolph, R (1, 2) Adrian Garrett, L (2, PR)		1-0 BB HBP		0-0 4-3		0-3 K		0-3 K		0 0 0 0 0 0 0 3 0 0 0 0 2 3
Burt Hooton, R (1, 1) Gene Hiser, L (5, PH) Ray Burris, R (6, 1) Paul Popovich, S (7, 4)		4-0 1-2 BB		0-3 K		4-0 BB 1B BB		0-3 K		0 0 0 0 1 0 0 1 0 0 0 0 1 0 0 0 0 0 0 0 0 1 1 0 0 1 1 1

Inning Stats	R: 0 E: 0 K: 3 S: 3	H: 0 LOB: 1 BB: 1 P: 7	R: 0 E: 0 K: 1 S: 5	H: 1 LOB: 3 BB: 2 P: 14	R: 0 E: 0 K: 1 S: 5	H: 0 LOB: 0 BB: 0 P: 5	R: 0 E: 0 K: 1 S: 4	H: 0 LOB: 0 BB: 1 P: 8	R: 0 E: 0 K: 2 S: 7	H: 0 LOB: 0 BB: 0 P: 7	R: 2 E: 0 K: 1 S: 7	H: 2 LOB: 2 BB: 2 P: 15	R: 1 E: 0 K: 2 S: 8	H: 1 LOB: 2 BB: 2 P: 16	R: 0 E: 0 K: 2 S: 8	H: 1 LOB: 1 BB: 0 P: 8	R: 1 E: 0 K: 1 S: 7	H: 2 LOB: 2 BB: 1 P: 11	1B: 6 2B: 1 3B: 0 HR: 0	SF: 0 SAC: 0 DP: 2 HBP: 1	WP: 0 PB: 0 SB: 0 CS: 0	PA: 42
--------------	------------------------------	---------------------------------	------------------------------	----------------------------------	------------------------------	---------------------------------	------------------------------	---------------------------------	------------------------------	---------------------------------	------------------------------	----------------------------------	------------------------------	----------------------------------	------------------------------	---------------------------------	------------------------------	----------------------------------	----------------------------------	------------------------------------	----------------------------------	--------

PITCHER	IP	WLS	BF	H	R	ER	SO	BB	IBB	HBP	BLK	WP	HR	S	P	ERA	WHIP
J.R. Richard, R (1, 1) ERA: 2.72	5.1	W	23	2	2	2	5	6	0	1	0	0	0	26	51	3.38	1.500
Jim Ray, R (6, 1) ERA: 4.41	1.0		7	2	1	1	2	2	0	0	0	0	0	9	17	9.00	4.000
Ken Forsch, R (7, 1) ERA: 3.91	2.2	S	12	3	1	1	4	1	0	0	0	0	0	19	23	3.38	1.500

BOTTOM

Houston Astros @ Chicago Cubs
Wrigley Field, Chicago, IL

Fri Aug 10 1973, 3:33 AM CDT
Att. 18,785 - Sunny - 80 F

livebaseballscorecards.com

AB	32
R	4
H	7
RBI	4
BB	9
SO	11
LOB	25



Batter	1	2	3	4	5	6	7	8	9	AB R H RBI BB SO LOB	TOP											
Jimmy Wynn, R (1, 9) OBP: 0.329, SLG: 0.391	0-3 K		0-0 G3 S E 1B		0-3 K	0-0 5-3		0-0 6-3		5 1 1 0 0 2 2												
Roger Metzger, S (1, 6) OBP: 0.307, SLG: 0.344	0-0 S 1B		0-0 G3		0-0 1B		0-3 K	0-0 4-3		5 0 2 0 0 1 1												
Cesar Cedeno, R (1, 8) OBP: 0.381, SLG: 0.531	0-0 F8 1-2		0-0 E5 CS		0-0 F8		4-0 PB 1B WP BB		0-0 F8	4 1 0 0 1 0 2												
Bob Watson, R (1, 7) OBP: 0.392, SLG: 0.433	0-3 K		0-0 CS 1-2		0-0 F8	0-0 4-3	0-0 WP PB 1B 1B		4-0 1B BB	4 1 1 0 1 1 2												
Doug Rader, R (1, 5) OBP: 0.320, SLG: 0.425		0-0 6-3		0-0 1B E 1B		0-0 FC3-6 FC5 1B	4-0 WP 1B IBB		0-0 G1-4-3 1B	4 3 3 0 1 0 0												
Lee May, R (1, 3) OBP: 0.305, SLG: 0.440		0-0 P6		0-0 FC5-4 1B		0-0 E6 FC3-6	0-0 FC3-6 1B		0-0 G1-4-3 1-2f	5 0 2 2 0 0 3												
Johnny Edwards, L (1, 2) OBP: 0.286, SLG: 0.360		0-0 1B		0-0 FC5-4 1-2f 2-H		0-0 FC3-6 FC1-6 FC5	0-0 FC3-6 1-2f			4 0 1 0 0 0 4												
Tommy Helms, R (1, 4) OBP: 0.322, SLG: 0.369		0-0 5-3		4-0 FC6-4 IBB		0-0 FC5 FC1-6	0-3 K			3 0 0 1 1 1 3												
Jerry Reuss, L (1, 1) OBP: 0.176, SLG: 0.183			0-3 K		0-0 FC6-4	0-0 FC1-6		0-0 4-3		3 0 0 0 0 1 4												
Larry Dierker, R (6, 1)										0 0 0 0 0 0 0												
Ken Forsch, R (7, 1) OBP: 0.097, SLG: 0.083										1 0 0 0 0 0 0												
Inning Stats	R: 0 E: 0 K: 2 S: 8	H: 1 LOB: 1 BB: 0 P: 8	R: 0 E: 0 K: 0 S: 4	H: 1 LOB: 1 BB: 0 P: 4	R: 1 E: 1 K: 1 S: 6	H: 1 LOB: 0 BB: 0 P: 6	R: 1 E: 1 K: 0 S: 5	H: 2 LOB: 2 BB: 1 P: 9	R: 0 E: 0 K: 1 S: 6	H: 1 LOB: 1 BB: 0 P: 6	R: 1 E: 1 K: 0 S: 6	H: 1 LOB: 2 BB: 0 P: 6	R: 3 E: 0 K: 2 S: 9	H: 2 LOB: 1 BB: 2 P: 17	R: 0 E: 0 K: 0 S: 3	H: 0 LOB: 0 BB: 0 P: 3	R: 0 E: 0 K: 0 S: 3	H: 1 LOB: 1 BB: 1 P: 7	1B: 10 2B: 0 3B: 0 HR: 0	SF: 0 SAC: 0 DP: 1 HBP: 0	WP: 1 PB: 1 SB: 2 CS: 1	PA: 43
PITCHER	IP WLS BF H R ER SO BB IBB HBP BLK WP HR S P ERA WHIP																					
Rick Reuschel, R (1, 1) ERA: 2.38	6.1 L 31 8 5 2 5 1 1 0 0 0 0 0 39 47 2.84 1.421																					
Bob Locker, R (7, 1) ERA: 2.3	1.2 7 1 1 1 1 0 1 0 0 1 0 8 12 5.40 0.600																					
Jack Aker, R (9, 1) ERA: 3.79	1.0 4 1 0 0 0 1 0 0 0 0 0 3 7 0.00 2.000																					

Houston Astros @ Chicago Cubs
Wrigley Field, Chicago, IL
Sat Aug 11 1973, 3:33 AM CDT
Att. 21,818 - Cloudy - 86 F

AB	38
R	6
H	10
RBI	3
BB	4
SO	6
LOB	21



WP: 1	PA: 43
-------	--------

ERA	WHIP
-----	------

Batter	1	2	3	4	5	6	7	8	9	AB	R	H	RBI	BB	SO	LOB
Rick Monday, L OBP: 0.383, SLG: 0.493 (1, 8)	0-0 1-3		0-0 5-3		0-0 SH2-3	4-0 BB		0-3 K		3	0	0	0	1	1	0
Jose Cardenal, R OBP: 0.388, SLG: 0.472 (1, 9)	0-0 F9			0-0 HR	0-0 BB 1B	0-0 4-3		0-0 P6		5	1	2	1	0	0	2
Billy Williams, L OBP: 0.359, SLG: 0.426 (1, 7)	0-0 4-3			0-0 HR	4-0 BB		0-0 4-3		0-0 4-3	4	1	2	2	1	0	0
Jim Hickman, R OBP: 0.389, SLG: 0.317 (1, 3)		0-0 2B		0-0 1B	4-0 BB		0-0 F7		0-0 6-3	0	0	0	0	0	0	0
Andre Thornton, R OBP: 0.364, SLG: 0.308 (2, PH) (3, 3)				0-0 1B	1-2 2-3		0-0 BB			4	0	2	0	1	0	1
Ron Santo, R OBP: 0.372, SLG: 0.439 (1, 5)		0-0 F7		0-0 F7	0-3 K		4-0 BB			3	0	0	0	1	1	5
Randy Hundley, R OBP: 0.273, SLG: 0.358 (1, 2)		0-3 K		0-3 K		0-0 2B 1B	0-3 K			4	1	1	0	0	3	4
Don Kessinger, S OBP: 0.333, SLG: 0.299 (1, 6)		0-0 6-3		0-0 4-3		0-0 F3	0-0 F8			4	0	0	0	0	0	5
Dave Rosello, R OBP: 0.167, SLG: 0.333 (1, 4)			0-0 4-3		0-0 4-3	0-0 E 2B		0-0 F8		4	0	1	1	0	0	0
Rick Reuschel, R OBP: 0.145, SLG: 0.133 (1, 1)			0-0 5-3		0-0 SH2-3	0-0 6-3		0-0 4-3		3	1	1	0	0	0	1
Bob Locker, S OBP: 0.091, SLG: 0.091 (7, 1)					1B					0	0	0	0	0	0	0
Gene Hiser, L OBP: 0.286, SLG: 0.269 (8, PH)										1	0	0	0	0	0	0
Jack Aker, R (9, 1)										0	0	0	0	0	0	0

Inning Stats	R: 0	H: 0	E: 0	K: 0	S: 3	LOB: 0	BB: 0	P: 3	R: 0	H: 1	E: 0	K: 1	S: 6	LOB: 1	BB: 0	P: 6	R: 0	H: 0	E: 0	K: 0	S: 3	LOB: 0	BB: 0	P: 3	R: 2	H: 3	E: 0	K: 1	S: 8	LOB: 1	BB: 0	P: 8	R: 1	H: 2	E: 0	K: 1	S: 7	LOB: 3	BB: 2	P: 15	R: 1	H: 2	E: 1	K: 0	S: 5	LOB: 2	BB: 1	P: 9	R: 0	H: 1	E: 0	K: 1	S: 6	LOB: 2	BB: 1	P: 10	R: 0	H: 0	E: 0	K: 1	S: 5	LOB: 0	BB: 0	P: 5	R: 0	H: 0	E: 0	K: 0	S: 3	LOB: 0	BB: 0	P: 3	1B: 6	SF: 0	2B: 2	SAC: 1	3B: 0	DP: 0	HR: 1	HBP: 0	WP: 0	PA: 40	PB: 0	SB: 1	CS: 0
--------------	------	------	------	------	------	--------	-------	------	------	------	------	------	------	--------	-------	------	------	------	------	------	------	--------	-------	------	------	------	------	------	------	--------	-------	------	------	------	------	------	------	--------	-------	-------	------	------	------	------	------	--------	-------	------	------	------	------	------	------	--------	-------	-------	------	------	------	------	------	--------	-------	------	------	------	------	------	------	--------	-------	------	-------	-------	-------	--------	-------	-------	-------	--------	-------	--------	-------	-------	-------

PITCHER	IP	WLS	BF	H	R	ER	SO	BB	IBB	HBP	BLK	WP	HR	S	P	ERA	WHIP
Jerry Reuss, L ERA: 3.47 (1, 1)	5.1		26	8	4	4	3	2	0	0	0	0	1	30	38	6.75	1.875
Larry Dierker, R ERA: 2.95 (6, 1)	1.0	W	6	1	0	0	0	2	0	0	0	0	0	4	12	0.00	3.000
Ken Forsch, R ERA: 3.86 (7, 1)	2.2	S	8	0	0	0	2	0	0	0	0	0	0	12	12	0.00	0.000

BOTTOM

Houston Astros @ Chicago Cubs
Wrigley Field, Chicago, IL
Sat Aug 11 1973, 3:33 AM CDT
Att. 21,818 - Cloudy - 86 F

livebaseballscorecards.com

AB	35
R	4
H	9
RBI	4
BB	4
SO	5
LOB	18



Batter	1	2	3	4	5	6	7	8	9	AB R H RBI BB SO LOB	TOP											
Jimmy Wynn, R (1, 9) OBP: 0.328, SLG: 0.387	0-0 F7		0-0 F5			0-0 6-3		4-0 1B FC6-5 BB	0-0 G6-4-3	4 1 0 0 1 0 2												
Roger Metzger, S (1, 6) OBP: 0.307, SLG: 0.343	0-0 F7		0-0 F8			0-0 G4-3 1B		0-0 F7		4 0 1 0 0 0 1												
Cesar Cedeno, R (1, 8) OBP: 0.380, SLG: 0.528	0-0 F9			0-3 K		0-0 G4-3		0-0 FC6-5 1-3 1B		4 0 1 0 0 1 1												
Bob Watson, R (1, 7) OBP: 0.393, SLG: 0.432		0-0 1B 1B		0-0 6-3		0-3 K		4-0 FC6-5 IBB		3 0 1 0 1 1 0												
Doug Rader, R (1, 5) OBP: 0.317, SLG: 0.421		0-0 F9		0-0 F9		0-0 6-3		0-0 FC6-5		4 0 0 1 0 0 3												
Lee May, R (1, 3) OBP: 0.305, SLG: 0.438		0-3 K			0-0 6-3		0-0 E 1B 1B	0-0 F2		4 1 1 0 0 1 3												
Johnny Edwards, L (1, 2) OBP: 0.295, SLG: 0.368		0-0			0-0 4-3		0-0 E4 1B 1B		0-0 FC1-5 1B 1B	4 1 3 0 0 0 0 0 0 0 0 0 0 0 0 0 0 0 0 0 0												
Tommie Agee, R (9, PR) OBP: 0.300, SLG: 0.405		1-2 1B																				
Skip Jutze, R (9, 2) OBP: 0.275, SLG: 0.249																						
Tommy Helms, R (1, 4) OBP: 0.326, SLG: 0.373		0-0 P3			0-0 FC5-4 1B		0-0		0-0 FC1-5 1B	4 0 3 2 0 0 2												
Don Wilson, R (1, 1) OBP: 0.203, SLG: 0.238			0-0 4-3			0-0 FC5-4		0-3 K	0-0 FC1-5	4 0 0 0 0 1 4 0 0 0 0 0 0 0												
Jim Ray, R (9, 1) OBP: 0.200, SLG: 0.200					1-2f				1-2 2-3f													
Inning Stats	R: 0 E: 0 K: 0 S: 3	H: 0 LOB: 0 BB: 0 P: 3	R: 0 E: 0 K: 1 S: 7	H: 2 LOB: 2 BB: 0 P: 7	R: 0 E: 0 K: 0 S: 3	H: 0 LOB: 0 BB: 0 P: 3	R: 0 E: 0 K: 1 S: 5	H: 0 LOB: 0 BB: 0 P: 5	R: 0 E: 0 K: 0 S: 4	H: 1 LOB: 1 BB: 0 P: 4	R: 0 E: 0 K: 0 S: 3	H: 1 LOB: 0 BB: 0 P: 3	R: 2 E: 1 K: 2 S: 10	H: 3 LOB: 1 BB: 0 P: 10	R: 1 E: 0 K: 0 S: 4	H: 1 LOB: 2 BB: 2 P: 12	R: 0 E: 0 K: 0 S: 4	H: 2 LOB: 2 BB: 0 P: 4	1B: 10 2B: 0 3B: 0 HR: 0	SF: 0 SAC: 0 DP: 2 HBP: 0	WP: 0 PB: 0 SB: 0 CS: 0	PA: 37
PITCHER	IP WLS BF H R ER SO BB IBB HBP BLK WP HR S P ERA WHIP																					
Bill Bonham, R (1, 1) ERA: 3.57	7.1 L 30 8 3 2 4 1 0 0 0 0 0 0 37 41 2.46 1.227																					
Ray Burris, R (8, 1) ERA: 1.91	1.2 7 2 0 0 0 0 0 1 0 0 0 0 6 10 0.00 1.200																					

Houston Astros @ Chicago Cubs
Wrigley Field, Chicago, IL
Sun Aug 12 1973, 3:33 AM CDT
Att. 22,010 - Sunny - 81 F

livebaseballscorecards.com

AB	35
R	3
H	10
RBI	3
BB	2
SO	4
LOB	16



Batter	1	2	3	4	5	6	7	8	9	AB R H RBI BB SO LOB
--------	---	---	---	---	---	---	---	---	---	----------------------

Rick Monday, L OBP: 0.385, SLG: 0.493 (1, 8)	0-0 G5-4-3 1B		0-3 K		0-0 E5 1B		0-3 K		4-0 BB	4 1 2 0 1 2 0
Jose Cardenal, R OBP: 0.386, SLG: 0.471 (1, 9)	0-0 G5-4-3 1-2f		0-0 1B 2B		0-0 6-3		0-0 5-3		0-0 F7	5 1 1 0 0 0 3
Billy Williams, L OBP: 0.361, SLG: 0.427 (1, 7)	4-0 BB		0-0 2-H 1B		0-0 F4		0-0 1B		0-0 G3	4 0 2 1 1 0 2
Pat Bourque, L OBP: 0.293, SLG: 0.405 (1, 3)	0-0 P4		0-0 P5		4-0 1B BB		0-0 P6			3 0 0 0 1 0 3
Ron Santo, R OBP: 0.371, SLG: 0.437 (1, 5)		0-0 F8		0-0 F9		0-0 1-3 2-H 1B		0-0 F7		4 0 1 1 0 0 0
Randy Hundley, R OBP: 0.279, SLG: 0.367 (1, 2)		0-0 2B		0-0 1B 1B		0-0 P2		0-0 1B		4 0 3 0 0 0 2
Don Kessinger, S OBP: 0.330, SLG: 0.296 (1, 6)		0-3 K		0-0 F8		0-0 6-3		0-0 F9		4 0 0 0 0 1 3
Dave Rosello, R OBP: 0.200, SLG: 0.300 (1, 4)		0-0 F3		0-0 1-2 1B		0-0 F7		0-0 F9		4 0 1 0 0 0 2
Bill Bonham, R OBP: 0.069, SLG: 0.069 (1, 1)			0-3 K		0-3 K		0-3 K		0-3 K	3 0 0 0 0 3 2
Ray Burris, R (8, 1)										0 0 0 0 0 0 0
Gene Hiser, L OBP: 0.283, SLG: 0.266 (9, PH)										1 0 0 0 0 1 0

Inning Stats	R: 0	H: 1	E: 0	LOB: 1	K: 0	BB: 1	S: 3	P: 7	R: 0	H: 1	E: 0	LOB: 1	K: 1	BB: 0	S: 6	P: 6	R: 1	H: 2	E: 0	LOB: 1	K: 2	BB: 0	S: 9	P: 9	R: 0	H: 2	E: 0	LOB: 2	K: 1	BB: 0	S: 7	P: 7	R: 1	H: 2	E: 1	LOB: 2	K: 0	BB: 1	S: 5	P: 9	R: 0	H: 0	E: 0	LOB: 0	K: 1	BB: 0	S: 5	P: 5	R: 0	H: 1	E: 0	LOB: 1	K: 1	BB: 0	S: 6	P: 6	R: 0	H: 1	E: 0	LOB: 1	K: 0	BB: 0	S: 4	P: 4	R: 0	H: 1	E: 0	LOB: 1	K: 1	BB: 1	S: 5	P: 9	1B: 8	SF: 0	2B: 2	SAC: 0	3B: 0	DP: 1	HR: 0	HBP: 0	WP: 0	PA: 39
--------------	------	------	------	--------	------	-------	------	------	------	------	------	--------	------	-------	------	------	------	------	------	--------	------	-------	------	------	------	------	------	--------	------	-------	------	------	------	------	------	--------	------	-------	------	------	------	------	------	--------	------	-------	------	------	------	------	------	--------	------	-------	------	------	------	------	------	--------	------	-------	------	------	------	------	------	--------	------	-------	------	------	-------	-------	-------	--------	-------	-------	-------	--------	-------	--------

PITCHER	IP	WLS	BF	H	R	ER	SO	BB	IBB	HBP	BLK	WP	HR	S	P	ERA	WHIP
Don Wilson, R ERA: 2.91 (1, 1)	8.1	W	37	10	2	2	7	3	0	0	0	0	0	48	60	2.16	1.560
Jim Ray, R ERA: 4.35 (9, 1)	0.2	S	2	0	0	0	0	0	0	0	0	0	0	2	2	0.00	0.000

BOTTOM

Houston Astros @ Chicago Cubs
Wrigley Field, Chicago, IL
Sun Aug 12 1973, 3:33 AM CDT
Att: 22,010 - Sunny - 81 F

livebaseballscorecards.com

AB	36
R	2
H	10
RBI	2
BB	3
SO	7
LOB	17



Batter	1	2	3	4	5	6	7	8	9	AB R H RBI BB SO LOB	TOP	
Jimmy Wynn, R (1, 9) OBP: 0.330, SLG: 0.394	4-0 BB G5-4-3		0-0 6-3		0-0 6-3		0-0 HR		4-0 BB E	3 1 1 1 2 0 1		
Roger Metzger, S (1, 6) OBP: 0.305, SLG: 0.341	0-0 G5-4-3 1-2f		0-0 E6		0-0 E4		0-0 1B		0-0 P1 1-2	5 0 1 0 0 0 2		
Cesar Cedeno, R (1, 8) OBP: 0.375, SLG: 0.521	0-0 F2		0-0 F9		0-0 E5 G1-6-3		0-0 P5		0-3 K	5 0 0 0 0 1 4		
Bob Watson, R (1, 7) OBP: 0.393, SLG: 0.433		4-0 BB 2B		0-0 2B		0-0 G1-6-3 1-2f		0-0 F9	0-0 F9	4 1 1 0 1 0 4		
Doug Rader, R (1, 5) OBP: 0.317, SLG: 0.419		0-0 F9		0-0 P4		0-0 P3		0-0 1B 5-3		4 1 1 0 0 0 2		
Lee May, R (1, 3) OBP: 0.304, SLG: 0.438		0-0 F7		0-0 2B 4-3 2-H		0-0 E6		0-0 5-3 1-2		4 0 1 1 0 0 2		
Johnny Edwards, L (1, 2) OBP: 0.299, SLG: 0.372		0-0 2B 1-3		0-0 4-3 2-3		0-0 F8		4-0 1B IBB		3 0 1 0 1 0 2		
Tommy Helms, R (1, 4) OBP: 0.325, SLG: 0.372		0-0 F8		0-0 F9		0-0 6-3		0-0 1B G4-3 1-3 2-H		4 0 1 1 0 0 4		
Dave Roberts, L (1, 1) OBP: 0.113, SLG: 0.129			0-0 F8		0-0 E 2B		0-0 F8		0-0 G4-3 1-2f	4 1 1 0 0 0 2		
Inning Stats	R: 0 E: 0 K: 0 S: 2 H: 0 LOB: 0 BB: 1 P: 6	R: 0 E: 0 K: 0 S: 4 H: 1 LOB: 2 BB: 1 P: 8	R: 0 E: 1 K: 0 S: 4 H: 0 LOB: 1 BB: 0 P: 4	R: 1 E: 0 K: 0 S: 5 H: 2 LOB: 1 BB: 0 P: 5	R: 1 E: 2 K: 0 S: 5 H: 1 LOB: 1 BB: 0 P: 5	R: 0 E: 1 K: 0 S: 4 H: 0 LOB: 1 BB: 0 P: 4	R: 1 E: 0 K: 0 S: 5 H: 2 LOB: 1 BB: 0 P: 5	R: 1 E: 0 K: 1 S: 5 H: 2 LOB: 1 BB: 1 P: 8	R: 0 E: 1 K: 1 S: 5 H: 0 LOB: 1 BB: 1 P: 9	1B: 3 2B: 4 3B: 0 HR: 1 SF: 0 SAC: 0 DP: 3 HBP: 0	WP: 0 PB: 0 SB: 0 CS: 0 PA: 40	
PITCHER	IP WLS BF H R ER SO BB IBB HBP BLK WP HR S P ERA WHIP											
Mike Nagy, R (1, 1) ERA: 2.45	8.0 L 36 8 4 3 0 2 1 0 0 0 0 1 33 45 3.38 1.250											
Diego Segui, R (9, 1) ERA: 3.09	1.0 4 0 0 0 1 1 0 0 0 0 0 0 5 9 0.00 1.000											

Houston Astros @ St. Louis Cardinals
 Busch Stadium, St. Louis, MO
 Mon Aug 13 1973, 7:05 PM CDT
 Att: 18,882 - Unknown

livebaseballscorecards.com

AB	36
R	4
H	8
RBI	3
BB	4
SO	1
LOB	23



Batter	1	2	3	4	5	6	7	8	9	AB R H RBI BB SO LOB	TOP																
Jimmy Wynn, R (1, 9) OBP: 0.333, SLG: 0.392	0-0 1-3	4-0 BB			0-0 F7	4-0 1B BB			4-0 BB BB	2 0 0 0 3 0 0																	
Roger Metzger, S (1, 6) OBP: 0.304, SLG: 0.340	0-0 F7	0-0 F7			0-0 4-3	0-0 1B			0-0 F7	5 0 1 2 0 0 3																	
Cesar Cedeno, R (1, 8) OBP: 0.373, SLG: 0.517	0-0 S 1B			0-0 5-3	0-0 6-3	0-0 F7			0-3 K	5 0 1 0 0 1 3																	
Bob Watson, R (1, 7) OBP: 0.397, SLG: 0.433	4-0 1-2 BB			0-0 1B		4-0 3B BB		0-0 6-3	4-0 1-2 BB	2 1 1 0 3 0 0																	
Doug Rader, R (1, 5) OBP: 0.313, SLG: 0.414	0-0 F8			0-0 P4		0-0 F8		0-0 1-3	0-0 F9	5 0 0 0 0 0 6																	
Lee May, R (1, 3) OBP: 0.306, SLG: 0.446		0-0 F9 S 2B		0-0 5-3		0-0 1B 3B		0-0 6-3		4 2 2 1 0 0 1																	
Johnny Edwards, L (1, 2) OBP: 0.303, SLG: 0.372		4-0 E S BB		0-0 F5		0-0 2B 1B 1B		0-0 F5		3 1 1 1 1 0 0																	
Tommy Helms, R (1, 4) OBP: 0.325, SLG: 0.373		0-0 F9		0-0 F8		0-0 1B 2B		0-0 F8		4 1 1 0 0 0 2																	
J.R. Richard, R (1, 1) OBP: 0.136, SLG: 0.136		0-3 K		0-0 4-3		0-0 5-3		0-3 K		3 0 0 0 0 1 3																	
Juan Pizarro, L (6, 1) OBP: 0.097, SLG: 0.083										0 0 0 0 0 0 0																	
Ken Forsch, R (6, 1) OBP: 0.308, SLG: 0.333										0 0 0 0 0 0 0																	
Jim Crawford, L (7, 1) OBP: 0.288, SLG: 0.403										1 0 0 0 0 1 0																	
Tommie Agee, R (7, 7) OBP: 0.288, SLG: 0.403										0 0 0 0 0 0 0																	
Larry Dierker, R (7, 1)										0 0 0 0 0 0 0																	
Inning Stats	R: 0 E: 0 K: 0 S: 4	H: 1 LOB: 2 BB: 1 P: 8	R: 1 E: 0 K: 1 S: 6	H: 1 LOB: 2 BB: 2 P: 14	R: 0 E: 0 K: 0 S: 4	H: 1 LOB: 1 BB: 0 P: 4	R: 0 E: 0 K: 0 S: 3	H: 0 LOB: 0 BB: 0 P: 3	R: 0 E: 0 K: 0 S: 3	H: 0 LOB: 0 BB: 0 P: 3	R: 4 E: 0 K: 0 S: 7	H: 4 LOB: 2 BB: 2 P: 15	R: 0 E: 0 K: 0 S: 3	H: 0 LOB: 0 BB: 0 P: 3	R: 0 E: 0 K: 1 S: 5	H: 0 LOB: 0 BB: 0 P: 5	R: 0 E: 0 K: 1 S: 5	H: 0 LOB: 2 BB: 2 P: 13	1B: 4 2B: 2 3B: 1 HR: 0	SF: 0 SAC: 0 DP: 0 HBP: 0	WP: 0 PB: 0 SB: 3 CS: 0	PA: 41					
PITCHER	IP WLS BF H R ER SO BB IBB HBP BLK WP HR S P ERA WHIP																										
Alan Foster, R (1, 1) ERA: 3.22	5.2		29	7	5	5	1	5	0	0	0	0	0	26	46	7.94	2.118										
Orlando Pena, R (6, 1) ERA: 3.4	0.1		1	0	0	0	0	0	0	0	0	0	0	1	1	0.00	0.000										
Diego Segui, R (7, 1) ERA: 2.96	3.0	W	11	0	0	0	2	2	0	0	0	0	0	13	21	0.00	0.667										

Houston Astros @ St. Louis Cardinals
 Busch Stadium, St. Louis, MO
 Tue Aug 14 1973, 7:05 PM CDT
 Att: 18,221 - Unknown

livebaseballscorecards.com

AB	34
R	5
H	7
RBI	4
BB	7
SO	3
LOB	18



Batter	1	2	3	4	5	6	7	8	9
Lou Brock, L (1, 7) OBP: 0.362, SLG: 0.399	0-0 CS 1B		0-3 K			0-0 1B S 1B	0-0 F8	0-3 K	
Ted Sizemore, R (1, 4) OBP: 0.360, SLG: 0.310	0-0 1-4-3 1-2			0-0 F2		4-0 1B 1B BB	4-0 2B BB	0-0 F7	
Bernie Carbo, L (1, 9) OBP: 0.390, SLG: 0.408	0-3 K			0-0 G3		0-0 5-3 1B 1-2 2-3 3-H	0-0 1B 1-H 2B	4-0 1B BB	
Ted Simmons, S (1, 2) OBP: 0.355, SLG: 0.418		0-0 F7		0-0 F7		0-0 1B 1-2 2-3 3-H	0-0 2B 2-3 1B	0-0 1B	
Joe Torre, R (1, 3) OBP: 0.386, SLG: 0.415 (7, 5)		4-0 S BB			4-0 G4-6-3 BB	0-0 5-3 1-2 2-3	0-0 1B 1-H 2B	0-0 P6	
Jose Cruz, L (1, 8) OBP: 0.322, SLG: 0.396		0-0 F5			0-0 P6	4-0 1B IBB	4-0 1B IBB		
Luis Melendez, R (7, PH) OBP: 0.315, SLG: 0.319 (8, 8)		1-2							
Ken Reitz, R (1, 5) OBP: 0.259, SLG: 0.344		0-0 5-3			0-0 G4-6-3 1-2f	0-0 F5	0-0 1B	0-0 1B	
Tim McCarver, L (6, PH) OBP: 0.321, SLG: 0.363 (7, 3)									
Mike Tyson, R (1, 6) OBP: 0.280, SLG: 0.292			0-3 K			0-0 1B 1B	0-0 F3		
Alan Foster, R (1, 1) OBP: 0.222, SLG: 0.205			0-3 K			0-0 1B 1B	0-0 G3		
Orlando Pena, R (6, 1)									
Bake McBride, L (6, PH) OBP: 0.462, SLG: 0.417									
Diego Segui, R (7, 1)									

Inning Stats	R: 0	H: 1	E: 0	K: 1	S: 5	LOB: 0	BB: 0	P: 5	R: 0	H: 0	E: 0	K: 0	S: 3	LOB: 1	BB: 1	P: 7	R: 0	H: 0	E: 0	K: 3	S: 9	LOB: 0	BB: 0	P: 9	R: 0	H: 0	E: 0	K: 0	S: 3	LOB: 0	BB: 0	P: 3	R: 0	H: 0	E: 0	K: 0	S: 2	LOB: 0	BB: 1	P: 6	R: 5	H: 6	E: 0	K: 0	S: 9	LOB: 3	BB: 2	P: 17	R: 4	H: 4	E: 0	K: 0	S: 7	LOB: 2	BB: 2	P: 15	R: 0	H: 1	E: 0	K: 1	S: 6	LOB: 2	BB: 1	P: 10
1B: 10	SF: 0	2B: 2	SAC: 0	3B: 0	DP: 1	HR: 0	HBP: 0	WP: 0	PA: 41	PB: 0	SB: 2	CS: 1																																																				

PITCHER	IP	WLS	BF	H	R	ER	SO	BB	IBB	HBP	BLK	WP	HR	S	P	ERA	WHIP
J.R. Richard, R (1, 1) ERA: 3.13	5.0		20	4	4	4	4	3	0	0	0	0	0	25	37	7.20	1.400
Juan Pizarro, L (6, 1) ERA: 5.79	0.0		2	2	0	0	0	0	0	0	0	0	0	2	2	∞	∞
Ken Forsch, R (6, 1) ERA: 4.03	1.1	L	10	4	5	5	0	1	1	0	0	0	0	8	16	33.75	3.750
Jim Crawford, L (7, 1) ERA: 4.38	0.0		2	1	0	0	0	0	1	0	0	0	0	1	5	∞	∞
Larry Dierker, R (7, 1) ERA: 2.74	1.2		7	1	0	0	1	1	0	0	0	0	0	8	12	0.00	1.200

BOTTOM

Houston Astros @ St. Louis Cardinals
 Busch Stadium, St. Louis, MO
 Tue Aug 14 1973, 7:05 PM CDT
 Att. 18,221 - Unknown

livebaseballscorecards.com

AB	34
R	9
H	12
RBI	9
BB	7
SO	5
LOB	19



Batter	1	2	3	4	5	6	7	8	9	AB R H RBI BB SO LOB	TOP	
Jimmy Wynn, R (1, 9) OBP: 0.334, SLG: 0.392	0-0 4-3		0-0 1B			0-0 6-3		0-0 FC1-6 1B	0-0 F9	5 0 2 0 0 0 2		
Roger Metzger, S (1, 6) OBP: 0.304, SLG: 0.339	0-3 K		0-0 4-3			0-0 2B 1B		0-0 FC1-6 1B 1-2f		4 1 1 0 0 1 2		
Cesar Cedeno, R (1, 8) OBP: 0.374, SLG: 0.519	0-0 F6				0-3 K	0-0 2B 2B		0-0 G4-3 1B 1-2		4 1 2 1 0 1 0		
Bob Watson, R (1, 7) Tommie Agee, R (8, 7) OBP: 0.397, SLG: 0.434 OBP: 0.298, SLG: 0.403		4-0 1B BB		0-3 K	0-0 2B 2B		0-0 G4-3 1B 1-2f			3 0 1 1 1 1 2 0 0 0 0 0 0 0		
Doug Rader, R (1, 5) OBP: 0.317, SLG: 0.422		0-0 G4-3 1B		0-0 2B		0-3 K		0-0 1B 2B		4 1 3 0 0 1 1		
Lee May, R (1, 3) OBP: 0.303, SLG: 0.442		0-0 F9		0-3 K		0-0 5-3		0-0 F9		4 0 0 0 0 1 5		
Johnny Edwards, L (1, 2) OBP: 0.302, SLG: 0.366		0-0 G4-3			0-0 P5		0-0 6-3		4-0 SH1-4 1B IBB	3 0 0 0 1 0 2	AB 34 R 3 H 10 RBI 3 BB 2 SO 7 LOB 14	
Tommy Helms, R (1, 4) OBP: 0.324, SLG: 0.372			0-0 F9		0-0 1-3		0-0 6-3		0-0 SH1-4 1B 1-2 2-H	4 0 1 1 0 0 0		
Jerry Reuss, L (1, 1) OBP: 0.169, SLG: 0.176			0-3 K		0-3 K		0-0 1-3		0-0 SH1-4	3 0 0 0 0 2 0		
Inning Stats	R: 0 E: 0 K: 1 S: 5 H: 0 LOB: 0 BB: 0 P: 5	R: 0 E: 0 K: 0 S: 3 H: 1 LOB: 1 BB: 1 P: 7	R: 0 E: 0 K: 1 S: 6 H: 1 LOB: 1 BB: 0 P: 6	R: 0 E: 0 K: 3 S: 10 H: 1 LOB: 1 BB: 0 P: 10	R: 0 E: 0 K: 1 S: 5 H: 0 LOB: 0 BB: 0 P: 5	R: 2 E: 0 K: 1 S: 8 H: 3 LOB: 1 BB: 0 P: 8	R: 0 E: 0 K: 0 S: 3 H: 0 LOB: 0 BB: 0 P: 3	R: 0 E: 0 K: 0 S: 4 H: 2 LOB: 1 BB: 0 P: 4	R: 1 E: 0 K: 0 S: 5 H: 2 LOB: 2 BB: 1 P: 9	1B: 6 2B: 4 3B: 0 HR: 0 SF: 0 SAC: 1 DP: 2 HBP: 0	WP: 0 PB: 0 SB: 0 CS: 0 PA: 37	
PITCHER Rick Wise, R (1, 1) ERA: 3.03	IP 9.0 WLS L BF 37 H 10 R 3 ER 3 SO 7 BB 1 IBB 1 HBP 0 BLK 0 WP 0 HR 0 S 49 P 57 ERA 3.00 WHIP 1.222											PITCHER IP WLS BF H R ER SO BB IBB HBP BLK WP HR S P ERA WHIP

Houston Astros @ St. Louis Cardinals
 Busch Stadium, St. Louis, MO
 Wed Aug 15 1973, 7:05 PM CDT
 Att: 19,862 - Unknown

livebaseballscorecards.com



Batter	1	2	3	4	5	6	7	8	9	AB	R	H	RBI	BB	SO	LOB
Lou Brock, L OBP: 0.361, SLG: 0.397 (1, 7)	0-3 K		0-0 4-3		0-0 1-2 1B			0-3 K		4	0	1	0	0	2	0
Ted Sizemore, R OBP: 0.356, SLG: 0.306 (1, 4)	0-0 6-3		0-3 K		0-0 1-3			0-0 P6		4	0	0	0	0	1	2
Bernie Carbo, L OBP: 0.391, SLG: 0.411 (1, 9)	0-0 2B			0-0 P3		4-0 BB		0-0 F7		3	0	1	0	1	0	0
Ted Simmons, S OBP: 0.354, SLG: 0.415 (1, 2)	0-0 F9			0-0 F9		0-0 G6-4-3		0-0 G6-4-3		3	0	0	0	1	0	2
Joe Torre, R OBP: 0.387, SLG: 0.415 (1, 3)		0-0 1B		4-0 BB		0-0 F9		0-0 F8		3	0	1	0	1	0	1
Luis Melendez, R OBP: 0.314, SLG: 0.318 (1, 8)		0-0 1B		0-0 F8		0-0 4-3		0-0 G5-4-3		4	0	1	0	0	0	2
Ken Reitz, R OBP: 0.256, SLG: 0.341 (1, 5)		0-0 F9		0-0 5-3		0-0 L5		0-0 L5		3	0	0	0	0	0	2
Mike Tyson, R OBP: 0.281, SLG: 0.290 (1, 6)		0-0 9-3		0-3 K		4-0 BB		4-0 BB		2	0	0	0	1	1	2
Rick Wise, R OBP: 0.239, SLG: 0.338 (1, 1)			0-3 K		0-0 1B		0-0 P4			3	0	1	0	0	1	1

Inning Stats	R: 0	H: 1	E: 0	K: 1	S: 6	LOB: 1	BB: 0	P: 6	R: 0	H: 2	E: 0	K: 0	S: 4	LOB: 1	BB: 0	P: 4	R: 0	H: 0	E: 0	K: 2	S: 7	LOB: 0	BB: 0	P: 7	R: 0	H: 0	E: 0	K: 0	S: 3	LOB: 1	BB: 1	P: 7	R: 0	H: 2	E: 0	K: 1	S: 7	LOB: 2	BB: 0	P: 7	R: 0	H: 0	E: 0	K: 0	S: 2	LOB: 0	BB: 1	P: 6	R: 0	H: 0	E: 0	K: 0	S: 3	LOB: 1	BB: 1	P: 7	R: 0	H: 0	E: 0	K: 1	S: 5	LOB: 0	BB: 0	P: 5	R: 0	H: 0	E: 0	K: 0	S: 2	LOB: 0	BB: 1	P: 6	1B: 4	SF: 0	2B: 2	SAC: 0	3B: 0	DP: 3	HR: 0	HBP: 0	WP: 0	PA: 33	PB: 0	SB: 0	CS: 0	ERA	WHIP
PITCHER Jerry Reuss, L ERA: 3.32 (1, 1)	IP	WLS	BF	H	R	ER	SO	BB	IBB	HBP	BLK	WP	HR	S	P	ERA	WHIP	IP	WLS	BF	H	R	ER	SO	BB	IBB	HBP	BLK	WP	HR	S	P	ERA	WHIP																																																					

BOTTOM

Houston Astros @ St. Louis Cardinals
 Busch Stadium, St. Louis, MO
 Wed Aug 15 1973, 7:05 PM CDT
 Att. 19,862 - Unknown

livebaseballscorecards.com

AB	29
R	0
H	5
RBI	0
BB	4
SO	5
LOB	12



Batter	1	2	3	4	5	6	7	8	9	AB R H RBI BB SO LOB	TOP		
Cesar Tovar, R (1, 5) <small>OBP: 0.344, SLG: 0.375</small> Mike Schmidt, R (8, PH) <small>OBP: 0.333, SLG: 0.412</small> (8, 5)	4-0 	0-0 E5 G4-6-3		0-0 F7			0-0 HR 1B	0-0 P5		3 2 1 0 1 0 0 1 0 0 0 0 0 1			
Del Unser, L (1, 8) <small>OBP: 0.373, SLG: 0.469</small>	0-3 K	0-0 G4-6-3 1-2f		0-0 3-1			0-3 K		0-0 HBP 1B BB 1B	5 1 1 0 0 2 3			
Willie Montanez, L (1, 9) <small>OBP: 0.333, SLG: 0.379</small> (7, 3)	4-0 E 1B BB	0-0 P5			0-0 P4		0-0 HR		0-0 FC6 HBP 1B	4 2 2 2 1 0 0			
Greg Luzinski, R (1, 7) <small>OBP: 0.344, SLG: 0.476</small>	0-0 E8 1B 1B 1-3 2-H		0-3 K		0-0 P4		0-0 2B		1-0 BB FC6 SF9 HBP	4 2 2 1 0 1 0			
Tom Hutton, L (1, 3) <small>OBP: 0.359, SLG: 0.390</small> Bill Robinson, R (7, PH) <small>OBP: 0.329, SLG: 0.519</small> (7, 9)	4-0 1B 1B IBB		4-0 WP BB		0-0 3-1		4-0 IBB		0-0 FC6 SF9 BB	1 0 0 0 2 0 0 1 0 0 0 1 0 3			
Bob Boone, R (1, 2) <small>OBP: 0.311, SLG: 0.363</small>	0-0 FC5 1B 1B 1-2 2-3 3-H		0-3 K			0-0 F8	0-0 P6		4-0 SF9 BB	4 0 1 2 1 1 3			
Denny Doyle, L (1, 4) <small>OBP: 0.303, SLG: 0.297</small>	0-0 F6		0-0 P3			0-0 F9		0-0 L8	0-0 SF9	4 0 0 1 0 0 4			
Craig Robinson, R (1, 6) <small>OBP: 0.247, SLG: 0.312</small>	0-0 1B 1-2 2-3 3-H			0-0 P6		0-0 F8		0-0 6-3 1B	0-3 K	5 0 2 1 0 1 2			
Steve Carlton, L (1, 1) <small>OBP: 0.167, SLG: 0.247</small>	0-0 FC5 2-3f			0-0 HR			0-0 5-3	0-0 6-3		4 1 1 1 0 0 4			
Inning Stats	R: 3 E: 1 K: 1 S: 8 H: 3 LOB: 3 BB: 3 P: 20	R: 0 E: 1 K: 0 S: 3 H: 0 LOB: 0 BB: 0 P: 3	R: 0 E: 0 K: 2 S: 7 H: 0 LOB: 1 BB: 1 P: 11	R: 1 E: 0 K: 0 S: 4 H: 1 LOB: 0 BB: 0 P: 4	R: 0 E: 0 K: 0 S: 3 H: 0 LOB: 0 BB: 0 P: 3	R: 0 E: 0 K: 0 S: 3 H: 0 LOB: 0 BB: 0 P: 3	R: 2 E: 0 K: 1 S: 8 H: 3 LOB: 2 BB: 1 P: 12	R: 0 E: 0 K: 0 S: 4 H: 1 LOB: 1 BB: 0 P: 4	R: 2 E: 0 K: 1 S: 7 H: 2 LOB: 2 BB: 1 P: 12	1B: 7 2B: 1 3B: 0 HR: 2 SF: 1 SAC: 0 DP: 1 HBP: 1	WP: 1 PB: 0 SB: 0 CS: 0 PA: 44		
PITCHER	IP WLS BF H R ER SO BB IBB HBP BLK WP HR S P ERA WHIP											PITCHER	IP WLS BF H R ER SO BB IBB HBP BLK WP HR S P ERA WHIP
Don Wilson, R (1, 1) <small>ERA: 3.09</small>	6.2 L 31 7 6 6 4 3 1 0 0 1 2 35 51 8.10 1.500												
Jim Crawford, L (7, 1) <small>ERA: 4.38</small>	0.0 1 0 0 0 0 0 0 1 0 0 0 0 0 4 ∞ ∞												
Ken Forsch, R (7, 1) <small>ERA: 4.02</small>	0.1 1 0 0 0 0 0 0 0 0 0 0 0 1 1 0.00 0.000												
Larry Dierker, R (8, 1) <small>ERA: 3.38</small>	1.0 6 3 2 2 0 0 0 0 0 0 0 0 6 6 18.00 3.000												
Tom Griffin, R (9, 1) <small>ERA: 5.54</small>	1.0 5 0 0 0 0 1 1 0 1 0 0 0 5 10 0.00 1.000												

Philadelphia Phillies @ Houston Astros
 Astrodome, Houston, TX
 Fri Aug 17 1973, 8:05 PM EDT
 Att: 20,690 - Unknown

AB	36
R	8
H	10
RBI	8
BB	6
SO	5
LOB	20



Batter	1	2	3	4	5	6	7	8	9	AB R H RBI BB SO LOB
Jimmy Wynn, R (1, 9) OBP: 0.335, SLG: 0.390	0-0 P5		0-0 4-3		4-0 BB			4-0 BB		2 0 0 0 2 0 0
Roger Metzger, S (1, 6) OBP: 0.308, SLG: 0.341	0-0 1B		0-0 G6-4-3 1B		0-3 K			4-0 BB		3 1 2 0 1 1 1
Cesar Cedeno, R (1, 8) Tommie Agee, R (2, 8) OBP: 0.376, SLG: 0.521 OBP: 0.294, SLG: 0.397	0-0 1B		0-0 G6-4-3 1-2f		0-0 G3			0-3 K		1 0 1 0 0 0 0 3 0 0 0 0 1 3
Bob Watson, R (1, 7) OBP: 0.400, SLG: 0.444	0-0 1B			0-0 HR				0-0 F7		4 1 3 2 0 0 2
Doug Rader, R (1, 5) OBP: 0.314, SLG: 0.418	0-0 F2			0-3 K				0-3 K		4 0 0 0 0 3 4
Lee May, R (1, 3) OBP: 0.307, SLG: 0.449		0-0 E		0-0 2B				0-3 K		4 1 3 0 0 1 1
Tommy Helms, R (1, 4) OBP: 0.322, SLG: 0.368		0-0 E5		0-0 5-3				0-0 F8		4 0 0 0 0 0 3
Skip Jutze, R (1, 2) OBP: 0.270, SLG: 0.243		0-0 G6-4-3		0-0 5-3				0-3 K		4 0 0 0 0 2 3
Don Wilson, R (1, 1) Jim Crawford, L (7, 1) Ken Forsch, R (7, 1) Ray Busse, R (7, PH) Larry Dierker, R (8, 1) Tom Griffin, R (9, 1) Hector Torres, R (9, PH) OBP: 0.197, SLG: 0.231 OBP: 0.308, SLG: 0.333 OBP: 0.097, SLG: 0.083 OBP: 0.165, SLG: 0.316		0-0 5-3		0-3 K				0-3 K		2 0 0 0 0 1 0 0 0 0 0 0 0 0 0 0 0 0 0 0 0 1 0 0 0 0 1 0 0 0 0 0 0 0 0 0 0 0 0 0 0 0 1 0 0 0 0 1 1

Inning Stats	R: 1	H: 3	E: 0	LOB: 1	K: 0	BB: 0	S: 5	P: 5
	R: 1	H: 1	E: 1	LOB: 0	K: 0	BB: 0	S: 4	P: 4
	R: 0	H: 1	E: 0	LOB: 0	K: 0	BB: 0	S: 3	P: 3
	R: 1	H: 2	E: 0	LOB: 1	K: 1	BB: 0	S: 7	P: 7
	R: 0	H: 0	E: 0	LOB: 0	K: 2	BB: 1	S: 6	P: 10
	R: 0	H: 1	E: 0	LOB: 1	K: 2	BB: 0	S: 8	P: 8
	R: 0	H: 0	E: 0	LOB: 0	K: 2	BB: 0	S: 7	P: 7
	R: 0	H: 0	E: 1	LOB: 2	K: 2	BB: 2	S: 7	P: 15
	R: 0	H: 1	E: 0	LOB: 1	K: 2	BB: 0	S: 8	P: 8
	1B: 6	SF: 0	2B: 2	SAC: 0	3B: 0	DP: 2	HR: 1	HBP: 0

PITCHER	IP	WLS	BF	H	R	ER	SO	BB	IBB	HBP	BLK	WP	HR	S	P	ERA	WHIP
Steve Carlton, L (1, 1) ERA: 3.74	9.0	W	36	9	3	2	11	3	0	0	0	0	1	55	67	2.00	1.333

BOTTOM

Philadelphia Phillies @ Houston Astros
Astrodome, Houston, TX

Fri Aug 17 1973, 8:05 PM EDT
Att. 20,690 - Unknown

livebaseballscorecards.com

AB	33
R	3
H	9
RBI	2
BB	3
SO	11
LOB	18



WP	PA
0	36
0	0
0	0

Batter	1	2	3	4	5	6	7	8	9
Bob Gallagher, L (1, 8) OBP: 0.228, SLG: 0.273	0-3 K			0-0 F7	0-0 4-3			0-0 G3	
Roger Metzger, S (1, 6) OBP: 0.309, SLG: 0.341	0-0 P6			4-0 2B BB		0-0 G6-4-3 1B		0-3 K	
Jimmy Wynn, R (1, 9) OBP: 0.333, SLG: 0.386	0-3 K			0-0 F9		0-0 G6-4-3 1-2f		0-3 K	
Bob Watson, R (1, 7) OBP: 0.400, SLG: 0.445		0-3 K		0-0 1-H HR 2B		0-0 L8			
Lee May, R (1, 3) OBP: 0.309, SLG: 0.458		0-3 K		0-0 2-H HR			0-0 SH5-4 1B		
Johnny Edwards, L (1, 2) OBP: 0.299, SLG: 0.363		0-0 F8		0-0 6-3			0-0 SH5-4 1-2		
Jimmy Stewart, S (1, 5) OBP: 0.298, SLG: 0.184			0-0 F7		0-0 4-3		4-0 FC6-4 IBB		
Tommy Helms, R (1, 4) OBP: 0.322, SLG: 0.368			0-0 5-3		0-0 1B		0-0 F9		
Dave Roberts, L (1, 1) OBP: 0.113, SLG: 0.129			0-0 F8		0-0 K		0-0 FC6-4 1-2f		
Jim Ray, R (1, 1) OBP: 0.182, SLG: 0.182									
Ray Busse, R (5, PH) OBP: 0.183, SLG: 0.312									
Ken Forsch, R (6, 1) OBP: 0.095, SLG: 0.082									

AB	R	H	RBI	BB	SO	LOB
4	0	0	0	0	1	1
3	1	1	0	1	1	0
4	0	0	0	0	2	2
3	1	1	1	0	1	0
3	1	2	2	0	1	0
2	0	0	0	0	0	0
2	0	0	0	1	0	0
3	0	1	0	0	0	2
0	0	0	0	0	0	0
1	0	0	0	0	0	0
1	0	0	0	1	1	
1	0	0	0	0	2	

Philadelphia Phillies @ Houston Astros
Astrodome, Houston, TX
Sat Aug 18 1973, 8:05 PM EDT
Att. 23,047 - Unknown

AB	27
R	3
H	5
RBI	3
BB	2
SO	7
LOB	8



Inning Stats	R	H	E	K	S	R	H	E	K	S	R	H	E	K	S	R	H	E	K	S	R	H	E	K	S	R	H	E	K	S	R	H	E	K	S				
	0	0	0	2	7	0	0	0	2	7	3	2	0	0	5	0	1	0	1	6	0	1	0	0	0	0	0	0	0	0	0	0	0	0	0	0	0		
	0	0	0	0	7	0	0	0	2	7	0	0	0	0	5	0	0	0	0	6	0	0	0	0	0	0	0	0	0	0	0	0	0	0	0	0	0	0	
	0	0	0	0	7	0	0	0	0	7	0	0	0	0	5	0	0	0	0	6	0	0	0	0	0	0	0	0	0	0	0	0	0	0	0	0	0	0	0
	0	0	0	0	7	0	0	0	0	7	0	0	0	0	5	0	0	0	0	6	0	0	0	0	0	0	0	0	0	0	0	0	0	0	0	0	0	0	0
	0	0	0	0	7	0	0	0	0	7	0	0	0	0	5	0	0	0	0	6	0	0	0	0	0	0	0	0	0	0	0	0	0	0	0	0	0	0	0
	0	0	0	0	7	0	0	0	0	7	0	0	0	0	5	0	0	0	0	6	0	0	0	0	0	0	0	0	0	0	0	0	0	0	0	0	0	0	0

PITCHER	IP	WLS	BF	H	R	ER	SO	BB	IBB	HBP	BLK	WP	HR	S	P	ERA	WHIP
Jim Lonborg, R (1, 1) ERA: 5.16	6.0	L	22	4	3	3	5	1	0	0	0	0	1	31	35	4.50	0.833
Mac Scarce, L (7, 1) ERA: 2.4	0.1		3	1	0	0	0	0	1	0	0	0	0	2	6	0.00	3.000
Ron Diorio, R (7, 1) ERA:	1.2		5	0	0	0	2	0	0	0	0	0	0	9	9	0.00	0.000

WP	PA
0	30

1B	SF	2B	SAC	3B	DP	HR	HBP
3	0	1	1	0	1	1	0

Batter	1	2	3	4	5	6	7	8	9	AB R H RBI BB SO LOB	TOP									
Cesar Tovar, R (1, 9) OBP: 0.339, SLG: 0.368 Del Unser, L (7, 8) OBP: 0.371, SLG: 0.466	0-0 4-3		0-0 HR 1B	0-0 6-3		0-0 5-3			0-0 4-3	4 1 1 0 0 0 1 1 0 0 0 0 0 0										
Billy Grabarkewitz, R (1, 4) OBP: 0.315, SLG: 0.289 Denny Doyle, L (7, 4) OBP: 0.302, SLG: 0.296	0-3 K		0-0 HR 1B		0-0 5-3		4-0 CS BB		0-0 G3	3 1 1 0 1 1 0 1 0 0 0 0 0 0										
Willie Montanez, L (1, 3) OBP: 0.333, SLG: 0.379 Tom Hutton, L (9, 3) OBP: 0.357, SLG: 0.388	0-0 4-3		0-3 K		1-0 1B HBP		0-0 1B SF9 2B		0-0 1-3	4 1 1 0 0 1 2 0 0 0 0 0 0 0										
Greg Luzinski, R (1, 7) OBP: 0.346, SLG: 0.477		0-0 5-3	4-0 HR BB		0-0 1-2 1B		0-0 2-3 1B			3 1 2 0 1 0 0										
Bill Robinson, R (1, 8) OBP: 0.333, SLG: 0.538		1-0 BB HBP	0-0 HR		0-0 L7		0-0 SF9			2 1 1 5 0 0 2										
Bob Boone, R (1, 2) OBP: 0.310, SLG: 0.360		0-0 P5	0-0 1B		0-0 P3		0-3 K			4 0 1 0 0 1 4										
Mike Schmidt, R (1, 5) OBP: 0.335, SLG: 0.406		4-0 1-2 BB	0-0 L6			4-0 SH5-4 E BB		0-0 6-3		2 0 0 0 2 0 1										
Craig Robinson, R (1, 6) OBP: 0.256, SLG: 0.317		0-0 L4		0-0 1-3		0-0 SH5-4		0-0 F8		3 0 0 0 0 0 2										
Wayne Twitchell, R (1, 1) OBP: 0.098, SLG: 0.131			0-0 6-3	0-3 K		0-3 K		0-0 F9		4 0 0 0 0 2 1										
Inning Stats	R: 0 E: 0 K: 1 S: 5	H: 0 LOB: 0 BB: 0 P: 5	R: 0 E: 0 K: 0 S: 3	H: 0 LOB: 2 BB: 1 P: 8	R: 4 E: 0 K: 1 S: 9	H: 4 LOB: 1 BB: 1 P: 13	R: 0 E: 0 K: 1 S: 5	H: 0 LOB: 0 BB: 0 P: 5	R: 0 E: 0 K: 1 S: 5	H: 0 LOB: 1 BB: 1 P: 9	R: 1 E: 0 K: 1 S: 6	H: 2 LOB: 1 BB: 1 P: 10	R: 0 E: 0 K: 0 S: 3	H: 0 LOB: 0 BB: 0 P: 3	R: 0 E: 0 K: 0 S: 3	H: 0 LOB: 0 BB: 0 P: 3	1B: 5 2B: 1 3B: 0 HR: 1	SF: 1 SAC: 1 DP: 0 HBP: 2	WP: 0 PB: 0 SB: 1 CS: 1	PA: 39
PITCHER	IP WLS BF H R ER SO BB IBB HBP BLK WP HR S P ERA WHIP																			
Jerry Reuss, L (1, 1) ERA: 3.43	6.1 L 31 7 5 5 4 4 0 2 0 0 1 33 51 7.11 1.737																			
Tom Griffin, R (7, 1) ERA: 5.45	0.2 2 0 0 0 1 0 0 0 0 0 0 4 4 0.00 0.000																			
Jim Crawford, L (8, 1) ERA: 4.24	2.0 6 0 0 0 0 0 0 0 0 0 0 6 6 0.00 0.000																			

Philadelphia Phillies @ Houston Astros
Astrodome, Houston, TX
Sun Aug 19 1973, 4:33 AM EDT
Att. 17,202 - Unknown

livebaseballscorecards.com

AB	31
R	5
H	7
RBI	5
BB	4
SO	5
LOB	13



Batter	1	2	3	4	5	6	7	8	9	AB R H RBI BB SO LOB
Bob Gallagher, L (1, 8) OBP: 0.226, SLG: 0.267	0-3 K (1) (S)	0-3 K (3) (S)			X 0-0 FC3-6 1B		X 0-0 F9 (3)		X 0-0 L8 (2)	5 0 1 0 0 2 1
Roger Metzger, S (1, 6) OBP: 0.308, SLG: 0.338	4-0 3B BB		X 0-0 F7 (1)		X 0-0 FC3-6 1-2f			X 0-0 5-3 (1) X	X 0-0 4-3 (3)	4 1 0 0 1 0 1
Jimmy Wynn, R (1, 9) OBP: 0.334, SLG: 0.391	0-0 3B 1-H		B 4-0 FC5-4 BB		X 0-0 F9 (2)			X 0-0 6-3 (2)		3 0 1 1 1 0 1
Bob Watson, R (1, 7) OBP: 0.400, SLG: 0.444	4-0 BB		S 0-3 K (2)		S 0-3 K (3)			X 0-0 E8 1B		3 1 1 0 1 2 2
Lee May, R (1, 3) OBP: 0.309, SLG: 0.456	0-3 K (2)		X 0-0 FC5-4 1-2f		X 0-0 5-3 (1)			X 0-0 1B 1B 2-H		4 1 1 1 0 1 3
Johnny Edwards, L (1, 2) OBP: 0.298, SLG: 0.361	0-0 F7 (3)		X 0-0 F7 (1)		S 0-3 K (2)			X 0-0 1B 1-2		4 0 1 0 0 1 2
Jimmy Stewart, S (1, 5) OBP: 0.295, SLG: 0.189		X 0-0 P6 (1)		X 0-0 P6 (2)		X 0-0 P4 (3)		X 0-0 1B 1-2 2-H		4 0 1 1 0 0 0
Tommy Helms, R (1, 4) OBP: 0.323, SLG: 0.369		X 0-0 SH1-3 1B		X 0-0 1B		X 0-0 P5 (1) X		X 0-0 1-3 (3)		4 0 2 0 0 0 2
Jerry Reuss, L (1, 1) OBP: 0.167, SLG: 0.173		X 0-0 SH1-3 (2)		S 0-3 K (3)		S 0-3 K (2)		X 0-0 F8 (1)		1 0 0 0 0 1 1
Tom Griffin, R (7, 1) OBP: 0.222, SLG: 0.250										0 0 0 0 0 0 0
Ray Busse, R (7, PH) OBP: 0.181, SLG: 0.308										1 0 0 0 0 1 0
Jim Crawford, L (8, 1) OBP: 0.308, SLG: 0.333										0 0 0 0 0 0 0
Cesar Cedeno, R (9, PH) OBP: 0.375, SLG: 0.519										1 0 0 0 0 0 0


Inning Stats	R: 1	H: 1	E: 0	K: 2	S: 8	R: 0	H: 1	E: 0	K: 1	S: 6	R: 0	H: 0	E: 0	K: 1	S: 5	R: 0	H: 1	E: 0	K: 1	S: 6	R: 0	H: 0	E: 0	K: 1	S: 5	R: 0	H: 0	E: 0	K: 1	S: 5	R: 2	H: 4	E: 1	K: 0	S: 7	R: 0	H: 0	E: 0	K: 0	S: 3	1B: 7	2B: 0	3B: 1	HR: 0	SF: 0	SAC: 1	DP: 0	HBP: 0	WP: 0	PB: 0	SB: 0	CS: 0	PA: 38
--------------	------	------	------	------	------	------	------	------	------	------	------	------	------	------	------	------	------	------	------	------	------	------	------	------	------	------	------	------	------	------	------	------	------	------	------	------	------	------	------	------	-------	-------	-------	-------	-------	--------	-------	--------	-------	-------	-------	-------	--------

PITCHER	IP	WLS	BF	H	R	ER	SO	BB	IBB	HBP	BLK	WP	HR	S	P	ERA	WHIP
Wayne Twitchell, R (1, 1) ERA: 2.34	9.0	W	38	8	3	3	8	3	0	0	0	0	0	51	63	3.00	1.222

Philadelphia Phillies @ Houston Astros
Astrodome, Houston, TX

Sun Aug 19 1973, 4:33 AM EDT
Att. 17,202 - Unknown

AB	34
R	3
H	8
RBI	3
BB	3
SO	8
LOB	13



Batter	1	2	3	4	5	6	7	8	9	AB R H RBI BB SO LOB	TOP													
Gene Clines, R (1, 8) OBP: 0.311, SLG: 0.332	0-3 K			0-0 L3			0-0 L2-3		0-0 L6-3	4 0 0 0 0 1 1	Pittsburgh Pirates @ Houston Astros Astrodome, Houston, TX Mon Aug 20 1973, 8:05 PM EDT Att: 11,057 - Unknown livebaseballscorecards.com													
Richie Hebner, L (1, 5) OBP: 0.353, SLG: 0.460	0-0 G3			0-0 F6			0-0 L9		4-0 2B BB	3 1 0 0 1 0 0														
Al Oliver, L (1, 3) OBP: 0.299, SLG: 0.450	0-0 F7			0-0 6-3			0-0 S 1B		0-0 DI 1-H 2-H 2B	4 0 2 2 0 0 0														
Willie Stargell, L (1, 7) OBP: 0.379, SLG: 0.656		0-3 K		0-3 K			0-3 K 1-2		0-3 K 2-3	4 0 0 0 0 4 2														
Richie Zisk, R (1, 9) OBP: 0.399, SLG: 0.577		0-0 F6		0-0 F9				0-0 L5		3 0 0 0 0 0 0														
Manny Sanguillen, R (1, 2) OBP: 0.294, SLG: 0.423		0-0 L7		0-0 6-3				0-3 K		3 0 0 0 0 1 0														
Rennie Stennett, R (1, 4) OBP: 0.266, SLG: 0.358			0-3 K		0-0 4-3			0-0 6-3		3 0 0 0 0 1 0														
Dal Maxvill, R (1, 6) OBP: 0.292, SLG: 0.273			0-3 K		4-0 G4-6-3 BB			4-0 L6-3 2B BB		1 1 0 0 2 1 0														
Dock Ellis, S (1, 1) OBP: 0.129, SLG: 0.115 John Lamb, R (5, 1) Dave Parker, L (6, PH) Luke Walker, L (6, 1) Ramon Hernandez, S (8, 1) Milt May, L (9, PH) OBP: 0.355, SLG: 0.384			0-3 K		0-0 G4-6-3 1-2f			0-0 F8		1 0 0 0 0 1 0 0 0 0 0 0 0 0 1 0 0 0 0 0 1 0 0 0 0 0 0 0 0 0 0 0 0 0 0 1 0 0 0 0 0 1														
Inning Stats	R: 0 E: 0 K: 1 S: 5	H: 0 LOB: 0 BB: 0 P: 5	R: 0 E: 0 K: 1 S: 5	H: 0 LOB: 0 BB: 0 P: 5	R: 0 E: 0 K: 3 S: 9	H: 0 LOB: 0 BB: 0 P: 9	R: 0 E: 0 K: 0 S: 3	H: 0 LOB: 0 BB: 0 P: 3	R: 0 E: 0 K: 1 S: 5	H: 0 LOB: 0 BB: 0 P: 5	R: 0 E: 0 K: 0 S: 2	H: 0 LOB: 0 BB: 1 P: 6	R: 0 E: 0 K: 1 S: 6	H: 1 LOB: 1 BB: 0 P: 6	R: 0 E: 0 K: 1 S: 5	H: 0 LOB: 0 BB: 0 P: 5	R: 2 E: 0 K: 1 S: 6	H: 1 LOB: 1 BB: 2 P: 14	1B: 1 2B: 1 3B: 0 HR: 0	SF: 0 SAC: 0 DP: 1 HBP: 0	WP: 0 PB: 0 SB: 1 CS: 0	PA: 31		
PITCHER J.R. Richard, R (1, 1) ERA: 2.97	IP 9.0	WLS W	BF 31	H 2	R 2	ER 2	SO 9	BB 3	IBB 0	HBP 0	BLK 0	WP 0	HR 0	S 46	P 58	ERA 2.00	WHIP 0.556						ERA 2.97	WHIP



Batter	1	2	3	4	5	6	7	8	9
Bob Gallagher, L (1, 9) OBP: 0.239, SLG: 0.277	0-0 G3			0-0 FC6-4 1B	0-0 1-2 HR 1B	0-3 K		0-0 F4	
Roger Metzger, S (1, 6) OBP: 0.311, SLG: 0.338	0-0 5-3			0-0 E4 FC6-4 1-2	4-0 1-2 2-3 HR BB		4-0 L6-4 1B BB	0-0 1-2 2-H 1B	
Cesar Cedeno, R (1, 8) OBP: 0.370, SLG: 0.513	0-0 L5			0-0 L8	0-3 K		0-3 K	0-0 F4	
Bob Watson, R (1, 7) OBP: 0.401, SLG: 0.451		0-0 F3		0-0 FC6-4 1B 1-2 2-3 HR	0-0 1-H 2-H 3-H HR		0-0 1-2 1B		
Doug Rader, R (1, 5) OBP: 0.317, SLG: 0.422		0-0 5-3		0-0 HR 1B	0-0 2B		0-0 L6-4		
Jimmy Stewart, S (5, PR) OBP: 0.290, SLG: 0.185				1-2 3-H HR 1B			2-3		
Lee May, R (1, 3) OBP: 0.310, SLG: 0.465		0-0 5-3		0-0 HR	0-0 F9			0-0 1B 2B	
Johnny Edwards, L (1, 2) OBP: 0.302, SLG: 0.360			0-0 G3	0-0 4-3		4-0 SH1-4 BB		0-0 1B 1B	
Tommy Helms, R (1, 4) OBP: 0.322, SLG: 0.368			0-0 F4		0-0 L7	0-0 F9		0-0 1B 1B	
Hector Torres, R (8, PR) OBP: 0.174, SLG: 0.095								1-2 3-H 1B	
J.R. Richard, R (1, 1) OBP: 0.160, SLG: 0.160			0-3 K		0-0 BB 1B HR 1B	0-0 SH1-4		0-3 K	

Inning Stats	R: 0 E: 0 K: 0 S: 3	H: 0 LOB: 0 BB: 0 P: 3	R: 0 E: 0 K: 0 S: 3	H: 0 LOB: 0 BB: 0 P: 3	R: 0 E: 0 K: 1 S: 5	H: 0 LOB: 0 BB: 0 P: 5	R: 4 E: 1 K: 0 S: 7	H: 3 LOB: 0 BB: 0 P: 7	R: 4 E: 0 K: 1 S: 9	H: 4 LOB: 1 BB: 1 P: 13	R: 0 E: 0 K: 1 S: 5	H: 0 LOB: 1 BB: 1 P: 9	R: 0 E: 0 K: 1 S: 5	H: 1 LOB: 1 BB: 1 P: 9	R: 2 E: 0 K: 1 S: 9	H: 4 LOB: 2 BB: 0 P: 9
--------------	------------------------------	---------------------------------	------------------------------	---------------------------------	------------------------------	---------------------------------	------------------------------	---------------------------------	------------------------------	----------------------------------	------------------------------	---------------------------------	------------------------------	---------------------------------	------------------------------	---------------------------------

PITCHER	IP	WLS	BF	H	R	ER	SO	BB	IBB	HBP	BLK	WP	HR	S	P	ERA	WHIP
Dock Ellis, R (1, 1) ERA: 2.87	4.1	L	20	5	7	3	1	1	0	0	0	0	1	21	25	6.23	1.385
John Lamb, R (5, 1) ERA: 6.0	0.2		4	2	1	1	1	0	0	0	0	0	1	6	6	13.50	3.000
Luke Walker, L (6, 1) ERA: 4.29	2.0		8	1	0	0	2	2	0	0	0	0	0	10	18	0.00	1.500
Ramon Hernandez, L (8, 1) ERA: 2.42	1.0		7	4	2	2	1	0	0	0	0	0	0	9	9	18.00	4.000


BOTTOM

Pittsburgh Pirates @ Houston Astros
Astrodome, Houston, TX

Mon Aug 20 1973, 8:05 PM EDT
Att. 11,057 - Unknown

AB	35
R	10
H	12
RBI	10
BB	3
SO	5
LOB	20

livebaseballscorecards.com



1B	2B	3B	HR	SF	SAC	DP	HBP	WP	PA
8	3	0	2	0	1	1	0	0	39

Batter	1	2	3	4	5	6	7	8	9	AB R H RBI BB SO LOB	TOP
Gene Clines, R (1, 8) OBP: 0.313, SLG: 0.330	0-3 K			0-0 L3		4-0 SF9 WP BB		0-0 FC1-6 1B	0-0 FC6 1-2f	4 1 1 0 1 1 1	
Richie Hebner, L (1, 5) OBP: 0.352, SLG: 0.459	0-0 F4			0-0 2B 1B		0-0 SF9		0-0 FC1-6 1B SF7		3 2 1 1 0 0 1	
Al Oliver, L (1, 3) OBP: 0.301, SLG: 0.450	0-0 1-3			0-0 F8		0-0 S 1B		0-0 2B 1B		4 0 2 0 0 0 1	
Willie Stargell, L (1, 7) OBP: 0.378, SLG: 0.657		0-3 K		0-0 1-H WP 2B		0-3 K		0-0 SF7		3 1 1 2 0 2 1	
Richie Zisk, R (1, 9) OBP: 0.401, SLG: 0.578		0-0 6-3		0-3 K		4-0 BB		0-0 2B		3 0 1 0 1 1 0	
Manny Sanguillen, R (1, 2) OBP: 0.292, SLG: 0.420		0-0 L8			0-0 F2	0-0 L7			0-0 F4	4 0 0 0 0 0 2	
Rennie Stennett, R (1, 4) OBP: 0.265, SLG: 0.359			0-0 6-3		0-0 F8		0-0 F7		0-0 1B 2B	4 1 1 0 0 0 0	
Dal Maxvill, R (1, 6) OBP: 0.285, SLG: 0.266			0-0 6-3		0-0 F9		0-0 F9		0-0 F8	4 0 0 0 0 0 1	
John Morlan, R (1, 1) OBP: 0.273, SLG: 0.300			0-0 4-3		4-0 E PB SF9 BB		0-0 4-3		0-0 FC6 1B	3 1 1 1 1 0 0	
Inning Stats	R: 0 H: 0 E: 0 LOB: 0 K: 1 BB: 0 S: 5 P: 5	R: 0 H: 0 E: 0 LOB: 0 K: 1 BB: 0 S: 5 P: 5	R: 0 H: 0 E: 0 LOB: 0 K: 0 BB: 0 S: 3 P: 3	R: 2 H: 2 E: 0 LOB: 0 K: 1 BB: 0 S: 7 P: 7	R: 0 H: 0 E: 0 LOB: 0 K: 0 BB: 0 S: 3 P: 3	R: 2 H: 1 E: 1 LOB: 2 K: 1 BB: 3 S: 6 P: 18	R: 0 H: 0 E: 0 LOB: 0 K: 0 BB: 0 S: 3 P: 3	R: 1 H: 3 E: 0 LOB: 2 K: 0 BB: 0 S: 5 P: 5	R: 1 H: 2 E: 0 LOB: 1 K: 0 BB: 0 S: 5 P: 5	1B: 5 SF: 2 2B: 3 SAC: 0 3B: 0 DP: 0 HR: 0 HBP: 0	WP: 3 PA: 37 PB: 1 SB: 1 CS: 0
PITCHER Don Wilson, R (1, 1) ERA: 3.16 Jim Crawford, L (8, 1) ERA: 4.39	IP WLS BF H R ER SO BB IBB HBP BLK 7.0 L 27 3 4 4 4 3 0 0 0	IP WLS BF H R ER SO BB IBB HBP BLK 2.0 10 5 2 2 0 0 0 0 0	IP WLS BF H R ER SO BB IBB HBP BLK 7.0 27 3 4 4 4 3 0 0 0	IP WLS BF H R ER SO BB IBB HBP BLK 7.0 27 3 4 4 4 3 0 0 0	IP WLS BF H R ER SO BB IBB HBP BLK 7.0 27 3 4 4 4 3 0 0 0	IP WLS BF H R ER SO BB IBB HBP BLK 7.0 27 3 4 4 4 3 0 0 0	IP WLS BF H R ER SO BB IBB HBP BLK 7.0 27 3 4 4 4 3 0 0 0	IP WLS BF H R ER SO BB IBB HBP BLK 7.0 27 3 4 4 4 3 0 0 0	IP WLS BF H R ER SO BB IBB HBP BLK 7.0 27 3 4 4 4 3 0 0 0	ERA WHIP 5.14 0.857 9.00 2.500	

Pittsburgh Pirates @ Houston Astros
Astrodome, Houston, TX
Tue Aug 21 1973, 8:05 PM EDT
Att: 11,094 - Unknown

livebaseballscorecards.com

AB	32
R	6
H	8
RBI	4
BB	3
SO	4
LOB	7



Batter	1	2	3	4	5	6	7	8	9	AB	R	H	RBI	BB	SO	LOB
Bob Gallagher, L (1, 9) OBP: 0.254, SLG: 0.290	0-0 1B 1B		0-0 F4			0-0 2-H 1B		0-0 G3		4	0	2	1	0	0	2
Roger Metzger, S (1, 6) OBP: 0.312, SLG: 0.340	0-0 1-3 1B			0-0 G6-4-3 1B	0-0 4-3			0-0 4-3		4	0	2	0	0	0	1
Cesar Cedeno, R (1, 8) OBP: 0.369, SLG: 0.510	0-3 K			0-0 1-2 1B		0-0 F2		0-3 K		4	0	1	0	0	2	2
Bob Watson, R (1, 7) OBP: 0.400, SLG: 0.448	0-0 L4-3			0-0 G6-4-3	0-0 G6-4-3	4-0 BB		0-3 K		3	0	0	0	1	1	4
Dave Campbell, R (9, 7) OBP: 0.231, SLG: 0.210	1-2			1-2f 2-3		BB				0	0	0	0	0	0	0
Doug Rader, R (1, 5) OBP: 0.314, SLG: 0.418		0-0 F3		0-0 L8		0-0 G6-4-3			0-0 5-3	4	0	0	0	0	0	2
Lee May, R (1, 3) OBP: 0.310, SLG: 0.470		0-3 K			0-3 K		0-0 5-3		0-0 HR	4	1	1	1	0	2	0
Johnny Edwards, L (1, 2) OBP: 0.301, SLG: 0.372		0-3 K			0-0 HR		0-0 F6		0-0 F7	4	1	1	1	0	1	0
Tommy Helms, R (1, 4) OBP: 0.322, SLG: 0.366		0-3 K		0-3 K		0-0 6-3	4-0 1B BB		0-0 F4	3	0	0	0	1	1	0
Don Wilson, R (1, 1) OBP: 0.206, SLG: 0.254			0-0 5-3		0-0 2B		0-0 1B			2	1	1	0	0	0	0
Jimmy Stewart, S (7, PH) OBP: 0.302, SLG: 0.200										1	0	1	0	0	0	0
Jim Crawford, L (8, 1) OBP: 0.308, SLG: 0.333							1-2 1B			0	0	0	0	0	0	0

Inning Stats	R: 0	H: 2	E: 0	LOB: 1	K: 1	BB: 0	S: 6	P: 6	R: 0	H: 0	E: 0	LOB: 0	K: 2	BB: 0	S: 7	P: 7	R: 0	H: 0	E: 0	LOB: 0	K: 1	BB: 0	S: 5	P: 5	R: 0	H: 2	E: 0	LOB: 1	K: 0	BB: 0	S: 4	P: 4	R: 2	H: 3	E: 0	LOB: 1	K: 1	BB: 0	S: 8	P: 8	R: 0	H: 0	E: 0	LOB: 0	K: 0	BB: 1	S: 2	P: 6	R: 0	H: 1	E: 0	LOB: 2	K: 0	BB: 1	S: 4	P: 8	R: 0	H: 0	E: 0	LOB: 0	K: 2	BB: 0	S: 7	P: 7	R: 1	H: 1	E: 0	LOB: 0	K: 0	BB: 0	S: 4	P: 4	1B: 6	SF: 0	2B: 2	SAC: 0	3B: 0	DP: 3	HR: 2	HBP: 0	WP: 0	PA: 35
--------------	------	------	------	--------	------	-------	------	------	------	------	------	--------	------	-------	------	------	------	------	------	--------	------	-------	------	------	------	------	------	--------	------	-------	------	------	------	------	------	--------	------	-------	------	------	------	------	------	--------	------	-------	------	------	------	------	------	--------	------	-------	------	------	------	------	------	--------	------	-------	------	------	------	------	------	--------	------	-------	------	------	-------	-------	-------	--------	-------	-------	-------	--------	-------	--------

PITCHER	IP	WLS	BF	H	R	ER	SO	BB	IBB	HBP	BLK	WP	HR	S	P	ERA	WHIP
John Morlan, R (1, 1) ERA: 3.41	9.0	W	35	9	3	3	7	2	0	0	0	0	2	47	55	3.00	1.222


BOTTOM

Pittsburgh Pirates @ Houston Astros
Astrodome, Houston, TX

Tue Aug 21 1973, 8:05 PM EDT
Att. 11,094 - Unknown

livebaseballscorecards.com

AB	33
R	3
H	9
RBI	3
BB	2
SO	7
LOB	11



Batter	1	2	3	4	5	6	7	8	9	AB R H RBI BB SO LOB	TOP											
Gene Clines, R (1, 8) OBP: 0.319, SLG: 0.341	0-3 K		0-0 L4			0-0 4-3 2B	0-0 2B 1B		0-0 1B	5 1 3 1 0 1 0	Pittsburgh Pirates @ Houston Astros Astrodome, Houston, TX Wed Aug 22 1973, 8:05 PM EDT Att: 10,746 - Unknown											
Richie Hebner, L (1, 5) OBP: 0.350, SLG: 0.459	0-0 G3		0-0 L8			0-0 F8	0-0 CS 2B		0-0 F8	5 0 1 1 0 0 2												
Al Oliver, L (1, 3) OBP: 0.302, SLG: 0.453	0-0 1B				0-0 F8 2B	0-0 4-3	0-0 CS	0-0 F9		4 0 2 0 0 0 1												
Willie Stargell, L (1, 7) OBP: 0.377, SLG: 0.652 Dave Parker, L (8, PR) OBP: 0.242, SLG: 0.373 (8, 7)	0-0 3-1				0-0 F2	0-3 K		1-0 6-3 HBP		3 0 0 0 0 1 3 0 0 0 0 0 0 0												
Richie Zisk, R (1, 9) OBP: 0.398, SLG: 0.571		0-0 L7		0-0 F8		0-0 1B 1B	0-0 6-3			4 1 1 0 0 0 2												
Milt May, L (1, 2) OBP: 0.359, SLG: 0.385 Jackie Hernandez, R (7, PR) OBP: 0.275, SLG: 0.271 (7, 6)		4-0 G3 BB		0-0 F6		0-0 1B SF9 1B	4-0 BB			2 0 1 0 1 0 1 0 1 0 0 1 0 0												
Rennie Stennett, R (1, 4) OBP: 0.265, SLG: 0.358		0-0 G3			0-3 K	0-0 1B SH3-4 1B	0-3 K			4 1 1 1 0 2 3												
Dal Maxvill, R (1, 6) OBP: 0.281, SLG: 0.262 Manny Sanguillen, R (7, PH) OBP: 0.290, SLG: 0.419 (7, 2)		0-0 F3			0-3 K	0-0 SF9			0-0 L8	2 0 0 0 0 1 1 1 0 0 1 0 0 0												
Bob Moose, R (1, 1) OBP: 0.170, SLG: 0.140			0-3 K		0-3 K	0-0 SH3-4			0-0 F8	3 0 0 0 0 2 0												
Inning Stats	R: 0 E: 0 K: 1 S: 6	H: 1 LOB: 1 BB: 0 P: 6	R: 0 E: 0 K: 0 S: 3	H: 0 LOB: 1 BB: 1 P: 7	R: 0 E: 0 K: 1 S: 5	H: 0 LOB: 0 BB: 0 P: 5	R: 0 E: 0 K: 0 S: 4	H: 1 LOB: 1 BB: 0 P: 4	R: 0 E: 0 K: 0 S: 9	H: 0 LOB: 0 BB: 0 P: 9		R: 0 E: 0 K: 1 S: 6	H: 1 LOB: 1 BB: 0 P: 6	R: 4 E: 0 K: 0 S: 7	H: 5 LOB: 1 BB: 0 P: 7	R: 0 E: 0 K: 1 S: 5	H: 0 LOB: 2 BB: 1 P: 10	R: 0 E: 0 K: 0 S: 4	H: 1 LOB: 1 BB: 0 P: 4	1B: 6 2B: 3 3B: 0 HR: 0	SF: 1 SAC: 1 DP: 0 HBP: 1	WP: 0 PB: 0 SB: 0 CS: 1
PITCHER	IP WLS BF H R ER SO BB IBB HBP BLK WP HR S P ERA WHIP																				IP WLS BF H R ER SO BB IBB HBP BLK WP HR S P ERA WHIP	
Tom Griffin, R (1, 1) ERA: 5.32	6.0 L 25 6 3 3 6 1 0 0 0 0 0 36 40 4.50 1.167																					
Ken Forsch, R (7, 1) ERA: 3.97	0.2 4 2 1 1 0 0 0 0 0 0 0 0 4 4 13.50 3.000																					
Juan Pizarro, L (7, 1) ERA: 5.28	1.1 5 0 0 0 1 1 0 0 0 0 0 0 5 10 0.00 0.750																					
Jim Ray, R (9, 1) ERA: 4.24	1.0 4 1 0 0 0 0 0 0 0 0 0 0 4 4 0.00 1.000																					

livebaseballscorecards.com

AB	33
R	4
H	9
RBI	4
BB	2
SO	7
LOB	13



Batter	1	2	3	4	5	6	7	8	9	AB	R	H	RBI	BB	SO	LOB
Bob Gallagher, L (1, 9) OBP: 0.253, SLG: 0.288	0-0 CS 1B		0-0 L8			0-0 4-3		0-0 F5		4	0	1	0	0	0	1
Roger Metzger, S (1, 6) OBP: 0.312, SLG: 0.339	0-0 4-3 1-2		0-0 4-3			0-0 L8			0-0 1B 1B	4	0	1	0	0	0	2
Cesar Cedeno, R (1, 8) OBP: 0.370, SLG: 0.513	0-0 2B					0-0 L8			0-0 1-2 1B	4	0	2	0	0	0	0
Bob Watson, R (1, 7) OBP: 0.399, SLG: 0.449	0-0 5-3					0-0 FC6-5 2B			0-0 F7	4	0	1	0	0	0	3
Doug Rader, R (1, 5) OBP: 0.312, SLG: 0.414		0-0 3-1				0-0 FC6-5 2-3			0-3 K	4	0	0	0	0	1	3
Lee May, R (1, 3) OBP: 0.307, SLG: 0.466		0-3 K				0-0 L8			0-3 K	4	0	0	0	0	2	3
Tommy Helms, R (1, 4) OBP: 0.320, SLG: 0.363		0-0 F4							0-0 E5							
Skip Jutze, R (1, 2) OBP: 0.271, SLG: 0.245			0-0 K 1B						0-0 6-3	3	0	0	0	0	0	1
Tom Griffin, R (1, 1) OBP: 0.182, SLG: 0.200			0-0 K 1B						0-0 L8							
Ken Forsch, R (7, 1) OBP: 0.095, SLG: 0.082			0-3 K						0-0 5-3							
Juan Pizarro, L (7, 1)									0-3 K	3	0	1	0	0	1	0
Jimmy Stewart, S (8, PH) OBP: 0.297, SLG: 0.196									0-0 G3							
Jim Ray, R (9, 1) OBP: 0.182, SLG: 0.182																

Inning Stats	R: 0	H: 2	E: 0	K: 0	S: 4	R: 0	H: 0	E: 0	K: 1	S: 5	R: 0	H: 1	E: 0	K: 1	S: 6	R: 0	H: 1	E: 0	K: 0	S: 4	R: 0	H: 0	E: 0	K: 0	S: 3	R: 0	H: 0	E: 1	K: 0	S: 4	R: 0	H: 0	E: 0	K: 1	S: 5	R: 0	H: 2	E: 0	K: 2	S: 9	1B: 4	SF: 0	2B: 2	SAC: 0	3B: 0	DP: 0	HR: 0	HBP: 0	WP: 0	PA: 33
--------------	------	------	------	------	------	------	------	------	------	------	------	------	------	------	------	------	------	------	------	------	------	------	------	------	------	------	------	------	------	------	------	------	------	------	------	------	------	------	------	------	-------	-------	-------	--------	-------	-------	-------	--------	-------	--------


PITCHER	IP	WLS	BF	H	R	ER	SO	BB	IBB	HBP	BLK	WP	HR	S	P	ERA	WHIP
Bob Moose, R (1, 1) ERA: 3.72	9.0	W	33	6	0	0	5	0	0	0	0	0	0	43	43	0.00	0.667

BOTTOM

Pittsburgh Pirates @ Houston Astros
Astrodome, Houston, TX

Wed Aug 22 1973, 8:05 PM EDT
Att. 10,746 - Unknown

AB	33
R	0
H	6
RBI	0
BB	0
SO	5
LOB	14



Batter	1	2	3	4	5	6	7	8	9	AB R H RBI BB SO LOB	TOP	
Don Kessinger, S (1, 6) OBP: 0.335, SLG: 0.305	0-0 FC1-6 1B		0-0 BB 1-3 1B	0-0 6-3			0-0 6-3		0-0 F5	5 1 2 0 0 0 2		
Rick Monday, L (1, 8) OBP: 0.376, SLG: 0.470	0-0 FC1-6 BB 1-2f		0-0 1-3 BB 6-3 1B			0-0 F8	0-0 1-3		0-0 P5	5 1 1 0 0 0 3		
Billy Williams, L (1, 3) OBP: 0.368, SLG: 0.435	0-0 F5		4-0 1-3 BB			0-0 L9		0-0 FC6-4 1B	0-0 1B	4 0 2 0 1 0 1		
Rico Carty, R (1, 7) OBP: 0.312, SLG: 0.299 Matt Alexander, S (8, PR) Gene Hiser, L (8, 7) OBP: 0.273, SLG: 0.255 Andre Thornton, R (9, PH) OBP: 0.343, SLG: 0.286	4-0 FC6-4 BB 1-2		0-0 1-3			0-0 5-3		0-0 FC6-4 1B	0-3 K	3 0 1 1 1 0 2 0 0 0 0 0 0 0 0 0 0 0 0 0 0 1 0 0 0 0 1 3		
Ron Santo, R (1, 5) OBP: 0.364, SLG: 0.443	0-0 FC6-4 1-2f		0-0 6-3			0-0 F7		0-0 F2		4 0 0 1 0 0 5		
Jose Cardenal, R (1, 9) OBP: 0.378, SLG: 0.450		0-0 1B	4-0 IBB			0-0 F3		0-0 FC6-4 S 1-2f 2-3		3 0 1 0 1 0 2		
Paul Popovich, S (1, 4) OBP: 0.265, SLG: 0.276		0-0 P9	0-0 P9			0-0 1B		0-0 P9		4 0 1 0 0 0 5		
Randy Hundley, R (1, 2) OBP: 0.268, SLG: 0.347		0-3 K		0-3 K		0-0 5-3			0-0 1B 1B 1B	4 0 1 0 0 2 2		
Burt Hooton, R (1, 1) OBP: 0.258, SLG: 0.164 Carmen Fanzone, R (7, PH) OBP: 0.310, SLG: 0.397 Ray Burris, R (7, 1) Jim Hickman, R (9, PH) OBP: 0.393, SLG: 0.324 Dave Rosello, R (9, PR) OBP: 0.176, SLG: 0.294		0-0 1-3		0-3 K			0-3 K		0-0 1B 1B	2 0 0 0 0 1 1 1 0 0 0 0 1 0 0 0 0 0 0 0 0 1 0 1 0 0 0 0 0 0 0 0 0 0 0		
Inning Stats	R: 0 H: 1 E: 0 LOB: 2 K: 0 BB: 1 S: 4 P: 8	R: 0 H: 1 E: 0 LOB: 1 K: 1 BB: 0 S: 6 P: 6	R: 2 H: 2 E: 0 LOB: 2 K: 0 BB: 2 S: 5 P: 13	R: 0 H: 0 E: 0 LOB: 0 K: 2 BB: 0 S: 7 P: 7	R: 0 H: 0 E: 0 LOB: 0 K: 0 BB: 0 S: 3 P: 3	R: 0 H: 1 E: 0 LOB: 1 K: 0 BB: 0 S: 4 P: 4	R: 0 H: 0 E: 0 LOB: 0 K: 1 BB: 0 S: 5 P: 5	R: 0 H: 2 E: 0 LOB: 3 K: 0 BB: 0 S: 5 P: 5	R: 0 H: 3 E: 0 LOB: 3 K: 1 BB: 0 S: 8 P: 8	1B: 10 SF: 0 2B: 0 SAC: 0 3B: 0 DP: 0 HR: 0 HBP: 0	WP: 0 PA: 40 PB: 0 SB: 1 CS: 0	
PITCHER Jerry Reuss, L (1, 1) ERA: 3.37	IP WLS BF H R ER SO BB IBB HBP BLK WP HR S P ERA WHIP	9.0 W 40 10 2 2 5 2 1 0 0 0 0 0 47 59 2.00 1.333										

Chicago Cubs @ Houston Astros
Astrodome, Houston, TX
Fri Aug 24 1973, 8:05 PM EDT
Att: 13,768 - Unknown

livebaseballscorecards.com

AB 37
R 2
H 10
RBI 2
BB 3
SO 5
LOB 26



Batter	1	2	3	4	5	6	7	8	9	AB	R	H	RBI	BB	SO	LOB
Bob Gallagher, L OBP: 0.266, SLG: 0.303 (1, 9) (9, 7)	0-0 5-3 BB 1B	0-0 SF7		0-0 P6			0-0 FC4-6 1B			3	1	2	1	0	0	0
Roger Metzger, S OBP: 0.309, SLG: 0.336 (1, 6)	0-0 F8	0-0 P4-3 3-H 1-2 2-3			0-0 F7		0-0 FC4-6 1-2f 1B			4	0	0	0	0	0	4
Cesar Cedeno, R OBP: 0.374, SLG: 0.515 (1, 8) BB BB BB	4-0 5-3 1B 1-2 BB	4-0 IBB			0-0 2B		0-0 5-3			2	1	1	0	2	0	1
Bob Watson, R OBP: 0.396, SLG: 0.445 (1, 7) (9, 3)	0-0 5-3 1-2 2-3	0-0 F9			0-0 L4			0-0 P4-3		4	0	0	0	0	0	6
Doug Rader, R OBP: 0.313, SLG: 0.417 (1, 5)	0-0 2-H 3-H 1B		0-3 K		0-0 P4-3			0-0 1B 2B		4	1	2	2	0	1	1
Lee May, R OBP: 0.305, SLG: 0.462 Jimmy Wynn, R OBP: 0.334, SLG: 0.391 (1, 3) (9, 9)	0-3 K		0-0 F7			0-0 5-3		0-0 L7		4	0	0	0	0	1	2
Tommy Helms, R OBP: 0.321, SLG: 0.362 (1, 4)		4-0 SH 1B SF7 BB		0-0 P6		0-0 6-3		4-0 1B IBB		2	1	0	0	2	0	0
Skip Jutze, R OBP: 0.275, SLG: 0.250 (1, 2)		0-0 WP SH 1B 1-2		0-0 F9		0-0 6-3		0-0 1-3 2-H 1B		4	0	2	1	0	0	0
Jerry Reuss, L OBP: 0.160, SLG: 0.167 (1, 1)		0-0 SH WP 1-2 2-3		0-0 F7			0-0 P4-3	0-3 K		3	0	0	0	0	1	2

Inning Stats	R: 2	H: 2	E: 0	K: 1	S: 7	LOB: 1	BB: 1	P: 11	R: 1	H: 1	E: 1	K: 0	S: 5	LOB: 3	BB: 2	P: 13	R: 0	H: 0	E: 0	K: 1	S: 5	LOB: 0	BB: 0	P: 5	R: 0	H: 0	E: 0	K: 0	S: 3	LOB: 0	BB: 0	P: 3	R: 0	H: 1	E: 0	K: 0	S: 4	LOB: 1	BB: 0	P: 4	R: 0	H: 0	E: 0	K: 0	S: 3	LOB: 0	BB: 0	P: 3	R: 0	H: 1	E: 0	K: 0	S: 4	LOB: 1	BB: 0	P: 4	R: 1	H: 2	E: 0	K: 1	S: 7	LOB: 2	BB: 1	P: 11	1B: 5	SF: 1	2B: 2	SAC: 1	3B: 0	DP: 0	HR: 0	HBP: 0
--------------	------	------	------	------	------	--------	-------	-------	------	------	------	------	------	--------	-------	-------	------	------	------	------	------	--------	-------	------	------	------	------	------	------	--------	-------	------	------	------	------	------	------	--------	-------	------	------	------	------	------	------	--------	-------	------	------	------	------	------	------	--------	-------	------	------	------	------	------	------	--------	-------	-------	-------	-------	-------	--------	-------	-------	-------	--------

PITCHER	IP	WLS	BF	H	R	ER	SO	BB	IBB	HBP	BLK	WP	HR	S	P	ERA	WHIP
Burt Hooton, R ERA: 3.89 (1, 1)	6.0	L	26	4	3	3	2	2	1	0	0	1	0	27	39	4.50	1.000
Ray Burris, R ERA: 2.27 (7, 1)	2.0		10	3	1	1	1	0	1	0	0	0	0	11	15	4.50	1.500


BOTTOM

Chicago Cubs @ Houston Astros
Astrodome, Houston, TX

Fri Aug 24 1973, 8:05 PM EDT
Att. 13,768 - Unknown

livebaseballscorecards.com

AB	30
R	4
H	7
RBI	4
BB	4
SO	3
LOB	16



WP	1	PA	36
PB	0	SB	0
CS	0		

Batter	1	2	3	4	5	6	7	8	9	10	AB	R	H	RBI	BB	SO	LOB	TOP							
Don Kessinger, S OBP: 0.333, SLG: 0.303 (1, 6)	0-3 K		0-0 6-3		0-0 HR 1B	0-0 5-3		0-3 K		0-0 F8	6	1	1	0	0	2	6								
Rick Monday, L OBP: 0.379, SLG: 0.477 (1, 8)	0-0 FC4-6 1B		4-0 1B BB		0-0 HR		0-0 F8		0-3 K		4	1	2	2	1	1	0								
Billy Williams, L OBP: 0.368, SLG: 0.436 (1, 3)	0-0 FC4-6 FC6-4		0-0 G6-4-3 1B		0-0 L8		0-0 2B		0-0 L7		5	0	2	0	0	0	1								
Rico Carty, R OBP: 0.308, SLG: 0.294 Gene Hiser, L OBP: 0.273, SLG: 0.255 (1, 7) (10, 7)	0-0 FC6-4		0-0 G6-4-3		0-0 6-3		0-0 F8		0-0 F8		5	0	0	0	0	0	4								
Ron Santo, R OBP: 0.363, SLG: 0.443 (1, 5)		0-0 F8		0-0 6-3		0-0 P7 FC5 2B		0-0 G3		0-3 K	5	1	1	0	0	1	1								
Jose Cardenal, R OBP: 0.380, SLG: 0.453 (1, 9)		0-0 2B		0-0 6-3		4-0 SH1-4 FC5 BB		0-0 P4		0-0 1B 1B	4	1	2	0	1	0	0								
Paul Popovich, S OBP: 0.274, SLG: 0.281 (1, 4)		0-0 P6-3		4-0 BB		0-0 P7		0-0 1B 1B		0-0 SH1-4 1B	4	0	2	0	1	0	3								
Randy Hundley, R OBP: 0.273, SLG: 0.349 (1, 2)		4-0 IBB		0-0 F8		0-0 FC5 SH1-4		0-0 1B		0-0 SH1-4 1B	4	0	2	2	1	0	2								
Rick Reuschel, R OBP: 0.134, SLG: 0.123 Pat Bourque, L OBP: 0.301, SLG: 0.409 Bob Locker, S OBP: 0.077, SLG: 0.077 (1, 1) (8, PH) (8, 1)	0-3 K		0-0 6-3		0-0 6-3		0-0 SH1-4		0-0 P4		0-0 SH1-4	2	0	0	0	0	1	2							
											1	0	0	0	0	0	2								
											0	0	0	0	0	0	0								
Inning Stats	R: 0 E: 0 K: 1 S: 6	H: 1 LOB: 1 BB: 0 P: 6	R: 0 E: 0 K: 1 S: 6	H: 1 LOB: 2 BB: 1 P: 10	R: 0 E: 0 K: 0 S: 3	H: 1 LOB: 1 BB: 1 P: 7	R: 0 E: 0 K: 0 S: 3	H: 0 LOB: 1 BB: 1 P: 7	R: 2 E: 0 K: 0 S: 5	H: 2 LOB: 0 BB: 0 P: 5	R: 1 E: 0 K: 0 S: 5	H: 1 LOB: 2 BB: 1 P: 9	R: 0 E: 0 K: 0 S: 4	H: 1 LOB: 1 BB: 0 P: 4	R: 0 E: 0 K: 1 S: 7	H: 2 LOB: 2 BB: 0 P: 7	R: 0 E: 0 K: 1 S: 5	H: 0 LOB: 0 BB: 0 P: 5	R: 1 E: 0 K: 1 S: 8	H: 3 LOB: 2 BB: 0 P: 8	1B: 8 2B: 3 3B: 0 HR: 1	SF: 0 SAC: 2 DP: 1 HBP: 0	WP: 0 PB: 0 SB: 0 CS: 0	PA: 46	
PITCHER	IP WLS BF H R ER SO BB IBB HBP BLK WP HR S P ERA WHIP																								
Dave Roberts, L ERA: 2.92 Ken Forsch, R ERA: 3.92 Jim Ray, R ERA: 4.32 (1, 1) (8, 1) (10, 1)	7.0 2.0 1.0																								

Chicago Cubs @ Houston Astros
Astrodome, Houston, TX
Sat Aug 25 1973, 8:05 PM EDT
Att. 17,103 - Unknown

livebaseballscores.com

AB 40
R 4
H 12
RBI 4
BB 4
SO 5
LOB 21



Batter	1	2	3	4	5	6	7	8	9	AB R H RBI BB SO LOB	TOP	
Don Kessinger, S (1, 6) OBP: 0.331, SLG: 0.300	0-0 F7	0-3 K			0-0 F7			0-0 4-3		4 0 0 0 0 1 1		
Rick Monday, L (1, 8) OBP: 0.376, SLG: 0.473	0-0 F9		0-0 4-3		0-3 K			0-0 F9		4 0 0 0 0 1 0		
Billy Williams, L (1, 3) OBP: 0.369, SLG: 0.436	0-0 1B		4-0 BB			0-0 1-3			0-0 4-3	3 0 1 0 1 0 0		
Rico Carty, R (1, 7) OBP: 0.308, SLG: 0.292 Matt Alexander, S (9, PR) Gene Hiser, L (9, 9) OBP: 0.273, SLG: 0.255	0-0 F9		0-0 G6-4-3 BB			0-0 P6			4-0 1B BB	3 0 0 0 1 0 2 0 1 0 0 0 0 0 0 0 0 0 0 0 0		
Jose Cardenal, R (1, 9) OBP: 0.381, SLG: 0.452 Bill Bonham, R (9, 1) OBP: 0.059, SLG: 0.059		0-0 2B 1B		0-0 P6		0-0 G3			4-0 1B IBB	3 2 1 0 1 0 0 0 0 0 0 0 0 0		
Carmen Fanzone, R (1, 5) OBP: 0.323, SLG: 0.417		0-0 2B 2B		0-0 CS 1B 1B			0-0 6-3		0-0 1B	4 1 3 2 0 0 0		
Paul Popovich, S (1, 4) OBP: 0.273, SLG: 0.280		0-0 P6		0-0 1-2 1B			0-0 P4		0-0 P6	4 0 1 0 0 0 2		
Randy Hundley, R (1, 2) OBP: 0.272, SLG: 0.346		0-0 F7		0-0 F7			0-0 F7		4-0 PB IBB	3 0 0 0 1 0 3		
Fergie Jenkins, R (1, 1) OBP: 0.160, SLG: 0.157 Pat Bourque, L (9, PH) OBP: 0.299, SLG: 0.406		0-0 2B		0-0 CS	0-3 K			0-3 K	0-3 K	3 0 1 1 0 2 0 1 0 0 0 0 1 2		
Inning Stats	R: 0 H: 1 E: 0 LOB: 1 K: 0 BB: 0 S: 4 P: 4	R: 2 H: 3 E: 0 LOB: 1 K: 1 BB: 0 S: 8 P: 8	R: 0 H: 0 E: 0 LOB: 0 K: 0 BB: 1 S: 2 P: 6	R: 0 H: 2 E: 0 LOB: 1 K: 0 BB: 0 S: 4 P: 4	R: 0 H: 0 E: 0 LOB: 0 K: 2 BB: 0 S: 7 P: 7	R: 0 H: 0 E: 0 LOB: 0 K: 0 BB: 0 S: 3 P: 3	R: 0 H: 0 E: 0 LOB: 0 K: 0 BB: 0 S: 3 P: 3	R: 0 H: 0 E: 0 LOB: 0 K: 1 BB: 0 S: 5 P: 5	R: 2 H: 1 E: 0 LOB: 3 K: 1 BB: 3 S: 6 P: 18	1B: 5 SF: 0 2B: 2 SAC: 0 3B: 0 DP: 1 HR: 0 HBP: 0	WP: 0 PA: 37 PB: 1 SB: 5 CS: 1	
PITCHER Don Wilson, R (1, 1) ERA: 3.19	IP WLS BF H R ER SO BB IBB HBP BLK WP HR S P ERA WHIP	9.0 L 36 7 4 4 5 2 2 0 0 0 0 0 42 58 4.00 1.000										

Chicago Cubs @ Houston Astros
Astrodome, Houston, TX
Sun Aug 26 1973, 4:33 AM EDT
Att: 15,238 - Unknown

livebaseballscorecards.com

AB	32
R	4
H	7
RBI	3
BB	4
SO	5
LOB	10



Batter	1	2	3	4	5	6	7	8	9	10	11	12	13	14	AB	R	H	RBI	BB	SO	LOB	TOP										
Lou Brock, L OBP: 0.362, SLG: 0.389 (1, 7)	0-3 K		0-3 K		0-0 4-3			0-0 2B 1B		0-3 K			0-0 4-3	0-0 2B	7	1	2	1	0	3	0											
Ted Sizemore, R OBP: 0.362, SLG: 0.322 (1, 4)	0-0 F7			4-0 1B BB			0-0 5-3	0-0 4-3 2B		0-0 L5			0-0 1B	0-0 1-3	6	1	2	1	1	0	2											
Joe Torre, R OBP: 0.366, SLG: 0.411 (1, 5) (9, 3)	0-0 F7			4-0 1B BB			0-0 F8	0-0 4-3					0-0 F7		5	0	0	0	1	0	2											
Ted Simmons, S OBP: 0.350, SLG: 0.426 (1, 2)		0-0 HR		0-3 K			0-0 FC4-6 1B	0-0 6-3					0-0 4-3	0-0 4-3	6	1	2	1	0	1	3											
Jose Cruz, L OBP: 0.320, SLG: 0.406 (1, 9)		0-0 CS 1B		0-0 1B			0-0 FC4-6	0-3 K					0-0 P6	0-0 L9	6	0	2	1	0	1	1											
Bake McBride, L OBP: 0.364, SLG: 0.300 Tommie Agee, R OBP: 0.295, SLG: 0.396 (1, 8) (7, PH) (7, 8)	0-3 K		0-3 K		0-0 F8			0-0 F8					0-0 F8	4-0 BB S 1B BB	2	0	0	0	0	1	3											
Tim McCarver, L OBP: 0.324, SLG: 0.358 Al Hrabosky, R (9, 1)	0-0 F8			0-0 4-3			0-0 F5	0-0 F8					0-0 P6	4-0 BB S 1B IBB	4	0	1	0	0	0	2											
Tom Murphy, R OBP: 0.217, SLG: 0.227 Tom Heintzelman, R OBP: 0.412, SLG: 0.333 Rich Folkers, L OBP: 0.059, SLG: 0.059 (10, 1) (14, PH) (14, 1)	0-0 F8			0-0 4-3			0-0 F8	0-0 K					0-0 P3	1-2 1B IBB	1	0	0	0	0	0	0											
Mike Tyson, R OBP: 0.276, SLG: 0.292 Bernie Carbo, L OBP: 0.378, SLG: 0.392 Mick Kelleher, R OBP: 0.268, SLG: 0.222 (1, 6) (9, PH) (9, 6)			0-0 F8		0-0 5-3		0-3 K	0-3 K					0-0 P3	4-0 1B 2B BB	3	0	0	0	0	1	0											
Mike Nagy, R Diego Segui, R Luis Melendez, R Orlando Pena, R Ken Reitz, R OBP: 0.254, SLG: 0.333 (1, 1) (6, 1) (8, PH) (8, 1) (9, 5)			0-3 K		0-3 K			0-0 F8					0-0 5-3	0-0 2B 1B	2	0	0	0	0	2	0											
Inning Stats	R: 0 E: 0 K: 1 S: 5	H: 0 LOB: 0 BB: 0 P: 5	R: 1 E: 0 K: 1 S: 6	H: 2 LOB: 0 BB: 0 P: 6	R: 0 E: 0 K: 2 S: 7	H: 0 LOB: 0 BB: 0 P: 7	R: 1 E: 0 K: 1 S: 6	H: 1 LOB: 2 BB: 2 P: 14	R: 0 E: 0 K: 1 S: 5	H: 0 LOB: 0 BB: 0 P: 5	R: 0 E: 0 K: 0 S: 4	H: 1 LOB: 1 BB: 0 P: 4	R: 0 E: 0 K: 1 S: 5	H: 0 LOB: 0 BB: 0 P: 5	R: 1 E: 0 K: 0 S: 5	H: 2 LOB: 1 BB: 0 P: 5	R: 0 E: 0 K: 2 S: 8	H: 1 LOB: 1 BB: 0 P: 8	R: 0 E: 0 K: 1 S: 5	H: 0 LOB: 0 BB: 0 P: 5	R: 0 E: 0 K: 0 S: 3	H: 0 LOB: 0 BB: 0 P: 3	R: 0 E: 0 K: 0 S: 3	H: 0 LOB: 0 BB: 0 P: 3	R: 0 E: 0 K: 0 S: 4	H: 1 LOB: 1 BB: 0 P: 4	R: 3 E: 0 K: 0 S: 5	H: 2 LOB: 2 BB: 3 P: 17	1B: 7 2B: 3 3B: 0 HR: 1	SF: 0 SAC: 0 DP: 1 HBP: 0	WP: 0 PB: 0 SB: 2 CS: 1	PA: 56
PITCHER	IP	WLS	BF	H	R	ER	SO	BB	IBB	HBP	BLK	WP	HR	S	P	ERA	WHIP															
Tom Griffin, R ERA: 5.05 (1, 1)	6.0		23	4	2	2	6	2	0	0	0	0	1	33	41	3.00	1.000															
Juan Pizarro, L ERA: 5.4 (7, 1)	1.1		5	1	1	1	1	0	0	0	0	0	0	7	7	6.75	0.750															
Ken Forsch, R ERA: 3.89 (8, 1)	1.2		7	2	0	0	2	0	0	0	0	0	0	11	11	0.00	1.200															
Jim Ray, R ERA: 4.43 (10, 1)	4.2	L	19	2	3	3	1	2	1	0	0	0	0	18	30	5.79	0.857															
Jim Crawford, L ERA: 4.39 (14, 1)	0.0		1	1	0	0	0	0	0	0	0	0	0	1	1	∞	∞															
PITCHER	IP	WLS	BF	H	R	ER	SO	BB	IBB	HBP	BLK	WP	HR	S	P	ERA	WHIP															
Cecil Upshaw, R ERA: 5.88 (14, 1)	0.1		1	0	0	0	0	0	0	0	0	0	0	1	1	0.00	0.000															

St. Louis Cardinals @ Houston Astros
Astrodome, Houston, TX
Mon Aug 27 1973, 8:05 PM EDT
Att. 8,036 - Dome

livebaseballscorecards.com

AB	51
R	6
H	10
RBI	6
BB	5
SO	10
LOB	14



Batter	1	2	3	4	5	6	7	8	9	AB R H RBI BB SO LOB	TOP											
Lou Brock, L (1, 7) OBP: 0.366, SLG: 0.392	0-3 K		4-0 BB	0-0 E			0-0 2B	4-0 IBB		3 1 2 2 2 1 0												
Ted Sizemore, R (1, 4) OBP: 0.358, SLG: 0.318	0-0 E5		0-0 F3	0-0 5-3			0-0 P3	0-3 K		5 0 0 0 0 1 6												
Joe Torre, R (1, 3) OBP: 0.385, SLG: 0.409	0-0 E5		0-0 G6-4-3				0-0 6-3			5 1 1 0 0 0 3												
Ted Simmons, S (1, 2) OBP: 0.352, SLG: 0.429	0-0 FC4-6			0-0 BB			0-0 F3			4 1 2 1 1 0 2												
Tommie Agee, R (1, 8) OBP: 0.301, SLG: 0.408	4-0 BB			4-0 1B			0-0 HR			3 2 1 1 2 2 3												
Luis Melendez, R (1, 9) OBP: 0.323, SLG: 0.325	0-0 6-3			0-0 FC4-6			0-0 3-1			5 1 3 2 0 0 3												
Ken Reitz, R (1, 5) OBP: 0.256, SLG: 0.334				0-0 FC4-6			0-0 F9			5 1 2 2 0 0 1												
Mike Tyson, R (1, 6) OBP: 0.276, SLG: 0.292				0-0 SH1-4			0-0 F7			3 1 1 0 0 1 0												
Tim McCarver, L (8, PH) OBP: 0.323, SLG: 0.357				0-0 1B			0-0 4-3			1 0 0 0 0 0 2												
Mick Kelleher, R (8, 6) OBP: 0.262, SLG: 0.216				1-2 1B			0-0 K			1 0 0 0 0 1 1												
Alan Foster, R (1, 1) OBP: 0.241, SLG: 0.231				0-0 SH1-4			0-0 4-3			3 0 0 0 0 2 2												
Inning Stats	R: 0 E: 2 K: 1 S: 7	H: 0 LOB: 3 BB: 1 P: 11	R: 0 E: 0 K: 2 S: 7	H: 0 LOB: 0 BB: 0 P: 7	R: 0 E: 0 K: 0 S: 2	H: 0 LOB: 0 BB: 1 P: 6	R: 4 E: 1 K: 0 S: 7	H: 4 LOB: 1 BB: 1 P: 11	R: 1 E: 0 K: 0 S: 4	H: 1 LOB: 0 BB: 0 P: 4	R: 0 E: 0 K: 0 S: 3	H: 0 LOB: 0 BB: 0 P: 3	R: 1 E: 0 K: 1 S: 7	H: 2 LOB: 1 BB: 0 P: 7	R: 0 E: 0 K: 2 S: 9	H: 2 LOB: 3 BB: 1 P: 13	R: 2 E: 0 K: 2 S: 9	H: 3 LOB: 1 BB: 1 P: 13	1B: 9 2B: 2 3B: 0 HR: 1	SF: 0 SAC: 1 DP: 1 HBP: 0	WP: 0 PB: 0 SB: 0 CS: 0	PA: 44
PITCHER	IP WLS BF H R ER SO BB IBB HBP BLK WP HR S P ERA WHIP																					
Jerry Reuss, L (1, 1) ERA: 3.51	6.2 L 31 7 6 6 3 3 0 0 0 0 0 1 34 46 8.10 1.500																					
Cecil Upshaw, R (7, 1) ERA: 5.82	0.1 1 0 0 0 1 0 0 0 0 0 0 0 3 3 0.00 0.000																					
Ken Forsch, R (8, 1) ERA: 3.94	2.0 12 5 2 2 4 1 1 0 0 0 0 0 18 26 9.00 3.000																					

St. Louis Cardinals @ Houston Astros
Astrodome, Houston, TX
Tue Aug 28 1973, 8:05 PM EDT
Att. 11,042 - Dome

livebaseballscorecards.com

AB	38
R	8
H	12
RBI	8
BB	5
SO	8
LOB	23



Batter	1	2	3	4	5	6	7	8	9	AB	R	H	RBI	BB	SO	LOB
Bob Gallagher, L (1, 7) OBP: 0.290, SLG: 0.351	0-0 1B	0-0 2B			0-0 4-3			0-0 F7		4	0	2	2	0	0	0
Roger Metzger, S (1, 6) OBP: 0.310, SLG: 0.335	0-0 F7	0-0 G3			0-0 6-3			0-0 L7		4	0	0	0	0	0	2
Cesar Cedeno, R (1, 8) OBP: 0.371, SLG: 0.506	0-0 F8				0-0 F8			0-0 F8		4	0	0	0	0	0	1
Bob Watson, R (1, 3) OBP: 0.394, SLG: 0.443	0-0 1-3				0-0 F8			0-0 4-3		4	0	1	0	0	0	1
Doug Rader, R (1, 5) OBP: 0.313, SLG: 0.417		0-0 1B 2B			0-3 K			0-0 F9		4	1	1	0	0	1	1
Jimmy Wynn, R (1, 9) OBP: 0.338, SLG: 0.389		4-0 SH5-4 1B 2B BB			0-0 6-3			0-0 6-3		3	1	0	0	1	0	1
Johnny Edwards, L (1, 2) OBP: 0.295, SLG: 0.363		0-0 SH5-4 2B 1B			0-0 4-3			0-0 4-3		4	1	1	1	0	0	1
Tommy Helms, R (1, 4) OBP: 0.321, SLG: 0.364		0-0 SH5-4			0-0 2B			0-0 P3		2	0	1	0	0	0	0
Jerry Reuss, L (1, 1) OBP: 0.157, SLG: 0.163		0-3 K			0-3 K			0-0 1-3		2	0	0	0	0	2	3
Cecil Upshaw, R (7, 1)										0	0	0	0	0	0	0
Jimmy Stewart, S (7, PH) OBP: 0.279, SLG: 0.183										1	0	0	0	0	0	0
Ken Forsch, R (8, 1) OBP: 0.095, SLG: 0.082										0	0	0	0	0	0	0


BOTTOM

St. Louis Cardinals @ Houston Astros
Astrodome, Houston, TX

Tue Aug 28 1973, 8:05 PM EDT
Att. 11,042 - Dome

livebaseballscorecards.com

AB	32
R	3
H	6
RBI	3
BB	1
SO	3
LOB	10



Inning Stats	R: 0	H: 1	E: 0	K: 0	S: 4	LOB: 1	BB: 0	P: 4	R: 3	H: 3	E: 0	K: 1	S: 8	LOB: 1	BB: 1	P: 12	R: 0	H: 0	E: 0	K: 1	S: 5	LOB: 0	BB: 0	P: 5	R: 0	H: 0	E: 0	K: 0	S: 3	LOB: 0	BB: 0	P: 3	R: 0	H: 0	E: 0	K: 0	S: 3	LOB: 0	BB: 0	P: 3	R: 0	H: 0	E: 0	K: 0	S: 3	LOB: 0	BB: 0	P: 3	R: 0	H: 0	E: 0	K: 0	S: 4	LOB: 1	BB: 0	P: 4	1B: 3	2B: 3	3B: 0	HR: 0	SF: 0	SAC: 1	DP: 0	HBP: 0	WP: 0	PB: 0	SB: 0	CS: 0	PA: 34
PITCHER Alan Foster, R (1, 1) ERA: 2.96	IP	WLS	BF	H	R	ER	SO	BB	IBB	HBP	BLK	WP	HR	S	P	ERA	WHIP																																																				

Batter	1	2	3	4	5	6	7	8	9	AB R H RBI BB SO LOB	TOP							
Lou Brock, L (1, 7) OBP: 0.363, SLG: 0.389	0-0 1-3			0-0 4-3			0-0 4-3		0-0 FC1-6 E S 1B 1-2f	4 1 0 0 0 0 1	St. Louis Cardinals @ Houston Astros Astrodome, Houston, TX Wed Aug 29 1973, 8:05 PM EDT Att. 8,470 - Dome							
Ted Sizemore, R (1, 4) OBP: 0.357, SLG: 0.320	0-0 P4			0-0 1-3			0-0 2B 2B	0-0 5-3 1-3	4 1 1 0 0 0 1									
Joe Torre, R (1, 3) OBP: 0.385, SLG: 0.412	0-3 K			0-0 6-3			0-0 2B 2B 2-H	0-0 FC6-4 1B 3-H	4 0 2 2 0 1 0									
Ted Simmons, S (1, 2) OBP: 0.351, SLG: 0.427		0-0 5-3			0-0 1B G6-4-3		0-0 6-3	0-0 FC6-4 1-2f	4 0 1 0 0 0 2									
Tommie Agee, R (1, 8) OBP: 0.298, SLG: 0.403		0-0 P4			0-0 G6-4-3 1-2f		0-0 6-3		3 0 0 0 0 0 2									
Luis Melendez, R (1, 9) OBP: 0.320, SLG: 0.322		0-0 F7			0-0 5-3				3 0 0 0 0 0 0									
Ken Reitz, R (1, 5) OBP: 0.254, SLG: 0.331			0-0 1-3			0-0 5-3		0-0 F9	3 0 0 0 0 0 0									
Mike Tyson, R (1, 6) OBP: 0.274, SLG: 0.290			0-0 5-3			0-3 K		0-0 6-3	3 0 0 0 0 1 0									
Rick Wise, R (1, 1) OBP: 0.237, SLG: 0.371			0-0 L5			0-0 G2		0-0 FC1-6 1B	2 0 0 0 0 0 0									
Tom Heintzelman, R (9, PH) OBP: 0.444, SLG: 0.375									1 0 1 0 0 0 0									
Bake McBride, L (9, PR) OBP: 0.364, SLG: 0.300									0 0 0 0 0 0 0									
Diego Segui, R (9, 1)									0 0 0 0 0 0 0									
Inning Stats	R: 0 E: 0 K: 1 S: 5	H: 0 LOB: 0 BB: 0 P: 5	R: 0 E: 0 K: 0 S: 3	H: 0 LOB: 0 BB: 0 P: 3	R: 0 E: 0 K: 0 S: 3	H: 0 LOB: 0 BB: 0 P: 3	R: 0 E: 0 K: 0 S: 3	H: 1 LOB: 0 BB: 0 P: 3	R: 1 E: 0 K: 0 S: 5	H: 2 LOB: 1 BB: 0 P: 5	R: 0 E: 0 K: 0 S: 3	H: 0 LOB: 0 BB: 0 P: 3	R: 1 E: 0 K: 0 S: 5	H: 2 LOB: 1 BB: 0 P: 5	1B: 3 2B: 2 3B: 0 HR: 0	SF: 0 SAC: 0 DP: 1 HBP: 0	WP: 0 PB: 0 SB: 1 CS: 0	PA: 31
PITCHER Dave Roberts, L (1, 1) ERA: 2.83	IP: 9.0 WLS: W BF: 31 H: 5 R: 2 ER: 1 SO: 2 BB: 0 IBB: 0 HBP: 0 BLK: 0 WP: 0 HR: 0 S: 35 P: 35 ERA: 1.00 WHIP: 0.556											PITCHER	IP: WLS: BF: H: R: ER: SO: BB: IBB: HBP: BLK: WP: HR: S: P: ERA: WHIP:					

livebaseballscorecards.com

AB	31
R	2
H	5
RBI	2
BB	0
SO	2
LOB	6



Batter	1	2	3	4	5	6	7	8	9	AB	R	H	RBI	BB	SO	LOB
Bob Gallagher, L OBP: 0.298, SLG: 0.356 (1, 7) X	0-0 G4-6-3 1B		0-0 1B 1B	0-3 K			0-0 F8			4	1	2	0	0	1	3
Roger Metzger, S OBP: 0.309, SLG: 0.335 (1, 6) X	0-0 G4-6-3 1-2f		0-0 1B 1B		0-0 F5			0-0 4-3		4	0	1	0	0	0	1
Cesar Cedeno, R OBP: 0.370, SLG: 0.504 (1, 8) X	0-0 5-3		0-0 1-2 2-H 1B		0-0 F7			0-3 K		4	0	1	1	0	1	0
Bob Watson, R OBP: 0.393, SLG: 0.442 (1, 3) X		0-0 F9	0-0 6-3		0-0 4-3			0-0 1B		4	0	1	0	0	0	2
Doug Rader, R OBP: 0.315, SLG: 0.424 (1, 5) X		0-0 HR		0-0 1B 1B 1B		0-0 F7		0-3 K		4	1	2	1	0	1	1
Jimmy Wynn, R OBP: 0.337, SLG: 0.386 (1, 9) X		0-0 F9		0-0 F8		0-0 F8		BB BB BB 4-0 SH1-4 1B BB		3	1	0	0	1	0	1
Johnny Edwards, L OBP: 0.296, SLG: 0.363 (1, 2) X		0-0 1-3		0-0 1B 1-2 1B		0-0 1-3		0-0 SH1-4		3	0	1	0	0	0	0
Tommy Helms, R OBP: 0.321, SLG: 0.362 (1, 4) X			0-0 L7	0-0 F9		0-0 P4		4-0 1B IBB		3	0	0	0	1	0	2
Dave Roberts, L OBP: 0.119, SLG: 0.134 (1, 1) S			0-3 K	0-0 1-2 2-3 1B		0-3 K		0-0 1-2 2-H 1B		3	0	1	0	0	2	0
Jimmy Stewart, S OBP: 0.290, SLG: 0.197 (9, PH) S										1	0	1	1	0	0	0

Inning Stats	R: 0	H: 1	E: 0	K: 0	S: 3	H: 1	LOB: 0	BB: 0	P: 3	R: 1	H: 1	E: 0	K: 0	S: 4	H: 1	LOB: 0	BB: 0	P: 4	R: 1	H: 3	E: 0	K: 1	S: 8	H: 3	LOB: 3	BB: 0	P: 8	R: 0	H: 0	E: 0	K: 0	S: 3	R: 0	H: 0	E: 0	K: 0	S: 3	R: 0	H: 0	E: 0	K: 1	S: 5	R: 0	H: 1	E: 0	K: 2	S: 8	R: 1	H: 1	E: 0	K: 0	S: 2	1B: 9	SF: 0	2B: 0	3B: 0	HR: 1
--------------	------	------	------	------	------	------	--------	-------	------	------	------	------	------	------	------	--------	-------	------	------	------	------	------	------	------	--------	-------	------	------	------	------	------	------	------	------	------	------	------	------	------	------	------	------	------	------	------	------	------	------	------	------	------	------	-------	-------	-------	-------	-------


PITCHER	IP	WLS	BF	H	R	ER	SO	BB	IBB	HBP	BLK	WP	HR	S	P	ERA	WHIP
Rick Wise, R ERA: 3.26 (1, 1)	8.0		32	9	2	2	5	0	0	0	0	0	1	42	42	2.25	1.125
Diego Segui, R ERA: 2.77 (9, 1)	0.1	L	4	1	1	1	0	1	1	0	0	0	0	2	10	27.00	6.000

BOTTOM

St. Louis Cardinals @ Houston Astros
Astrodome, Houston, TX
Wed Aug 29 1973, 8:05 PM EDT
Att: 8,470 - Dome

livebaseballscorecards.com

AB	33
R	3
H	10
RBI	3
BB	2
SO	5
LOB	10



WP	HR	S	P	ERA	WHIP
0	0	1	0	0	0

Batter	1	2	3	4	5	6	7	8	9	AB R H RBI BB SO LOB	TOP															
Jimmy Wynn, R (1, 9) OBP: 0.339, SLG: 0.387	0-0 HR 1B		0-0 F8			0-0 HR 1B	0-0 F5			4 2 2 0 0 0 1	Houston Astros @ Los Angeles Dodgers Dodger Stadium, Los Angeles, CA Thu Aug 30 1973, 7:05 PM PDT Att: 25,242 - Unknown livebaseballscorecards.com															
Roger Metzger, S (1, 6) OBP: 0.309, SLG: 0.333	0-0 F9		0-0 G3			0-0 F8	4-0 FC5-4 BB			3 0 0 0 1 0 2																
Cesar Cedeno, R (1, 8) OBP: 0.372, SLG: 0.511	0-0 F7				0-0 CS 1B	0-0 HR	0-0 FC5-4			4 1 2 2 0 0 3																
Bob Watson, R (1, 7) OBP: 0.396, SLG: 0.449	0-0 HR				4-0 BB	0-0 6-3 BLK 1B		0-3 K		3 2 2 2 1 1 0																
Doug Rader, R (1, 5) OBP: 0.312, SLG: 0.421	0-0 F9				0-0 F8	0-0 6-3		0-0 P6		4 0 0 0 0 0 2																
Lee May, R (1, 3) OBP: 0.301, SLG: 0.455		0-3 K			0-0 F9	0-0		0-3 K		4 0 1 1 0 2 1																
Ken Forsch, R (8, 1) OBP: 0.095, SLG: 0.082						0-0 3-H 1B				0 0 0 0 0 0 0																
Tommy Helms, R (1, 4) OBP: 0.318, SLG: 0.359					0-0 4-3	0-0 F8		0-0 5-3		4 0 0 0 0 0 1																
Skip Jutze, R (1, 2) OBP: 0.276, SLG: 0.252					0-0 F9		0-0 F3		0-0 1-3	4 0 0 0 0 0 0																
Don Wilson, R (1, 1) OBP: 0.192, SLG: 0.236			0-3 K		0-0 F9		0-0 BB 1B		0-3 K	2 0 0 0 0 1 0																
Juan Pizarro, L (5, 1)										0 0 0 0 0 0 0																
Jim Ray, R (6, 1) OBP: 0.231, SLG: 0.231										1 0 1 0 0 0 0																
Dave Campbell, R (8, 3) OBP: 0.227, SLG: 0.207										1 0 0 0 0 1 0																
Inning Stats	R: 2 E: 0 K: 0 S: 5	H: 2 LOB: 0 BB: 0 P: 5	R: 0 E: 0 K: 1 S: 5	H: 0 LOB: 0 BB: 0 P: 5	R: 0 E: 0 K: 1 S: 5	H: 0 LOB: 0 BB: 0 P: 5	R: 0 E: 0 K: 0 S: 3	H: 1 LOB: 1 BB: 1 P: 7	R: 0 E: 0 K: 0 S: 3	H: 0 LOB: 0 BB: 0 P: 3	R: 3 E: 0 K: 0 S: 7	H: 4 LOB: 1 BB: 0 P: 7	R: 0 E: 0 K: 0 S: 4	H: 1 LOB: 2 BB: 1 P: 8	R: 0 E: 0 K: 2 S: 7	H: 0 LOB: 0 BB: 0 P: 7	R: 0 E: 0 K: 1 S: 5	H: 0 LOB: 0 BB: 0 P: 5	1B: 6 2B: 0 3B: 0 HR: 2	SF: 0 SAC: 0 DP: 0 HBP: 0	WP: 0 PB: 0 SB: 0 CS: 1	PA: 36				
PITCHER	IP WLS BF H R ER SO BB IBB HBP BLK WP HR S P ERA WHIP																									
Al Downing, L (1, 1) ERA: 3.16	6.0	25	7	5	5	2	1	0	0	1	0	2	28	32	7.50	1.333										
Charlie Hough, R (7, 1) ERA: 3.22	2.0	W	8	1	0	0	2	1	0	0	0	0	11	15	0.00	1.000										
Jim Brewer, L (9, 1) ERA: 2.44	1.0	S	3	0	0	0	1	0	0	0	0	0	5	5	0.00	0.000										

Houston Astros @ Los Angeles Dodgers
 Dodger Stadium, Los Angeles, CA
 Thu Aug 30 1973, 7:05 PM PDT
 Att: 25,242 - Unknown

AB 34
 R 5
 H 8
 RBI 5
 BB 2
 SO 5
 LOB 10



Batter	1	2	3	4	5	6	7	8	9	AB	R	H	RBI	BB	SO	LOB
Davey Lopes, R OBP: 0.345, SLG: 0.341 (1, 4)	0-0 F7	0-0 2B		0-3 K		0-0 6-3		0-0 G4-6-3		5	0	1	0	0	1	1
Bill Buckner, L OBP: 0.302, SLG: 0.348 (1, 7)	0-0 1B 2B	0-0 P3		0-0 6-3			0-0 WP 1B			4	2	2	0	0	0	1
Willie Davis, L OBP: 0.320, SLG: 0.454 Tom Paciorek, R OBP: 0.274, SLG: 0.297 (1, 8) (5, PR) (6, 8)	0-0 1-3 2B 1B		0-0 F8		0-0 1B FC6-4 1B		0-0 5-3			3	1	2	0	0	0	0
Joe Ferguson, R OBP: 0.373, SLG: 0.482 (1, 2)	0-0 1-H 3-H 2B		0-3 K		0-0 1-3 FC6-4 1B		0-0 2-H 1B			4	0	3	3	0	1	0
Willie Crawford, L OBP: 0.389, SLG: 0.437 (1, 9)	4-0 BB		0-0 1B 1B		0-0 1-2 FC6-4 2B		0-0 F7			3	1	1	1	1	0	2
Steve Garvey, R OBP: 0.329, SLG: 0.425 (1, 3)	0-3 K		0-0 1-3 BB 1B		0-0 F9		0-3 K			4	0	1	0	0	2	4
Ron Cey, R OBP: 0.351, SLG: 0.390 Jerry Royster, R OBP: 0.143, SLG: 0.143 Jim Brewer, L OBP: 0.400, SLG: 0.400 (1, 5) (8, PR) (9, 1)	0-3 K		4-0 1-2 BB		0-0 1-H 2B		4-0 SH1-4 1B BB			2	0	1	1	2	1	2
Bill Russell, R OBP: 0.305, SLG: 0.341 (1, 6)		0-0 F9	0-0 F7		0-0 F7		0-0 SH1-4			3	0	0	0	0	0	3
Al Downing, R OBP: 0.185, SLG: 0.143 Von Joshua, L OBP: 0.285, SLG: 0.294 Charlie Hough, R OBP: 0.200, SLG: 0.200 Ken McMullen, R OBP: 0.292, SLG: 0.493 (1, 1) (6, PH) (7, 1) (8, PH) (9, 5)		0-0 3-1		0-0 4-1		0-0 F5		0-0 G4-6-3 1B		2	0	0	0	0	0	0

Inning Stats	R: 2	H: 3	E: 0	LOB: 2	K: 2	BB: 1	S: 10	R: 0	H: 1	E: 0	LOB: 1	K: 0	BB: 0	S: 4	R: 0	H: 2	E: 0	LOB: 3	K: 1	BB: 1	S: 7	R: 0	H: 0	E: 0	LOB: 0	K: 1	BB: 0	S: 5	R: 2	H: 3	E: 0	LOB: 2	K: 0	BB: 0	S: 5	R: 0	H: 0	E: 0	LOB: 0	K: 0	BB: 0	S: 3	R: 1	H: 2	E: 0	LOB: 1	K: 1	BB: 0	S: 7	R: 1	H: 1	E: 0	LOB: 1	K: 0	BB: 1	S: 3
--------------	------	------	------	--------	------	-------	-------	------	------	------	--------	------	-------	------	------	------	------	--------	------	-------	------	------	------	------	--------	------	-------	------	------	------	------	--------	------	-------	------	------	------	------	--------	------	-------	------	------	------	------	--------	------	-------	------	------	------	------	--------	------	-------	------

PITCHER	IP	WLS	BF	H	R	ER	SO	BB	IBB	HBP	BLK	WP	HR	S	P	ERA	WHIP
Don Wilson, R ERA: 3.22 (1, 1)	4.0		20	6	2	2	4	2	0	0	0	0	0	26	34	4.50	2.000
Juan Pizarro, L ERA: 6.11 (5, 1)	1.0		5	3	2	2	0	0	0	0	0	0	0	5	5	18.00	3.000
Jim Ray, R ERA: 4.55 (6, 1)	2.1	L	10	2	2	2	1	1	0	0	0	1	0	11	15	7.71	1.286
Ken Forsch, R ERA: 3.93 (8, 1)	0.2		2	1	0	0	0	0	0	0	0	0	0	2	2	0.00	1.500

BOTTOM

Houston Astros @ Los Angeles Dodgers
Dodger Stadium, Los Angeles, CA

Thu Aug 30 1973, 7:05 PM PDT
Att. 25,242 - Unknown

AB	33
R	6
H	12
RBI	6
BB	3
SO	5
LOB	14



WP	PA	ERA	WHIP
1	37		
0			
0			
0			

Batter	1	2	3	4	5	6	7	8	9	AB R H RBI BB SO LOB												
Bob Gallagher, L (1, 9) OBP: 0.294, SLG: 0.349	0-0 F8		0-0 P6	0-3 K			0-0 L1		0-0 BB 1B	5 0 1 0 0 1 1												
Roger Metzger, S (1, 6) OBP: 0.307, SLG: 0.330	0-0 1-3		0-0 4-3			0-3 K	0-0 F8		0-3 K	5 0 0 0 0 2 1												
Cesar Cedeno, R (1, 8) OBP: 0.372, SLG: 0.508 Jimmy Wynn, R (9, PH) OBP: 0.340, SLG: 0.386	0-0 P3		0-0 S 1B			0-0 1B 1B	0-0 4-3		0-0 BB 1B	4 0 2 0 0 0 0 1 0 1 0 0 0 0												
Bob Watson, R (1, 7) OBP: 0.398, SLG: 0.446		0-0 2-3	4-0 BB 1B	4-0 1-2 BB		0-0 FC6-4 1B		4-0 FC5 PB BB	4-0 FC5-4 BB	2 0 1 0 3 0 0												
Doug Rader, R (1, 5) OBP: 0.314, SLG: 0.421		0-0 1B 1B	0-0 P4			0-0 FC6-4		0-3 K	0-0 FC5-4	5 1 1 0 0 1 7												
Lee May, R (1, 3) OBP: 0.305, SLG: 0.466		0-0 F5		0-0 HR		1-0 G3 HBP		4-0 BB		2 1 1 1 1 0 1												
Johnny Edwards, L (1, 2) OBP: 0.295, SLG: 0.361		0-0 1B 1B		0-0 4-3		0-0 G3		0-0 P4		4 0 1 0 0 0 3												
Tommy Helms, R (1, 4) OBP: 0.321, SLG: 0.361		0-0 1-3 2-H 1B		0-0 SH1-4 1B		0-0 F8		0-0 FC5		4 0 2 1 0 0 3												
Jerry Reuss, L (1, 1) OBP: 0.151, SLG: 0.157			0-3 K		0-0 SH1-4		0-0 4-3		0-3 K	3 0 0 0 0 2 3												
Inning Stats	R: 0 E: 0 K: 0 S: 3	H: 0 LOB: 0 BB: 0 P: 3	R: 1 E: 0 K: 1 S: 8	H: 3 LOB: 2 BB: 0 P: 8	R: 0 E: 0 K: 0 S: 4	H: 1 LOB: 2 BB: 1 P: 8	R: 1 E: 0 K: 1 S: 7	H: 2 LOB: 1 BB: 0 P: 7	R: 0 E: 0 K: 1 S: 6	H: 2 LOB: 1 BB: 0 P: 6	R: 0 E: 0 K: 0 S: 3	H: 0 LOB: 1 BB: 0 P: 4	R: 0 E: 0 K: 0 S: 3	H: 0 LOB: 0 BB: 0 P: 3	R: 0 E: 0 K: 1 S: 5	H: 0 LOB: 2 BB: 2 P: 13	R: 0 E: 0 K: 2 S: 9	H: 2 LOB: 3 BB: 1 P: 13	1B: 9 2B: 0 3B: 0 HR: 1	SF: 0 SAC: 1 DP: 0 HBP: 1	WP: 0 PB: 1 SB: 1 CS: 0	PA: 41
PITCHER	IP WLS BF H R ER SO BB IBB HBP BLK WP HR S P ERA WHIP																					
Andy Messersmith, R (1, 1) ERA: 2.82	6.0 L 27 8 2 2 3 1 0 1 0 0 0 1 31 36 3.00 1.500																					
Charlie Hough, R (7, 1) ERA: 3.09	2.0 8 0 0 0 1 2 0 0 0 0 0 0 8 16 0.00 1.000																					
Pete Richert, L (9, 1) ERA: 1.9	1.0 6 2 0 0 2 1 0 0 0 0 0 0 9 13 0.00 3.000																					


TOP

Houston Astros @ Los Angeles Dodgers
Dodger Stadium, Los Angeles, CA

Sat Sep 01 1973, 7:05 PM PDT
Att: 32,178 - Unknown

livebaseballscorecards.com

AB	35
R	2
H	10
RBI	2
BB	4
SO	6
LOB	19




Batter	1	2	3	4	5	6	7	8	9	AB R H RBI BB SO LOB	TOP											
Jimmy Wynn, R (1, 9) OBP: 0.341, SLG: 0.385	0-0 F8	0-0 G6-4-3		0-3 K		4-0 BB		0-0 E 2B 1B		4 1 1 0 1 1 1												
Roger Metzger, S (1, 6) Hector Torres, R (8, PR) OBP: 0.174, SLG: 0.095	0-0 1B 1B		0-0 F9	0-0 3-1		0-3 K		1-0 2B 1-3 HBP		4 1 1 0 0 1 1 0 0 0 0 0 0 0												
Cesar Cedeno, R (1, 8) Bob Gallagher, L (6, 8) OBP: 0.373, SLG: 0.508 OBP: 0.300, SLG: 0.364	0-0 1B 1-2 HR 1B		0-0 1B SF9 1B	0-0 5-3		0-0 4-3		0-0 1-3 2B		4 2 2 0 0 0 1 1 0 1 1 0 0 0												
Bob Watson, R (1, 7) Jimmy Stewart, S (8, PH) OBP: 0.399, SLG: 0.447 OBP: 0.286, SLG: 0.194	0-0 1-3 2-H HR 1B		0-0 1-3 2B 1B		0-0 F9		0-3 K	0-0 F8		4 2 2 1 0 1 0 1 0 0 0 0 0 3												
Doug Rader, R (1, 5) OBP: 0.313, SLG: 0.425	0-0 F2		0-0 SF9		0-3 K		0-0 HR	0-0 F8		4 1 1 2 0 1 2												
Lee May, R (1, 3) OBP: 0.307, SLG: 0.479	0-0 1-H 3-H HR		3-H 4-0 2B 1-2 BB		0-0 HR		0-3 K	0-0 E6 WP		4 2 2 4 1 1 0												
Tommy Helms, R (1, 4) OBP: 0.322, SLG: 0.364	0-0 L4		0-0 1-3 2-H 2B		0-0 1B		0-3 K	0-0 5-3		5 0 2 1 0 1 1												
Skip Jutze, R (1, 2) OBP: 0.275, SLG: 0.245		0-0 6-3		4-0 L4				0-0 5-3	4-0 BB	3 0 0 0 2 0 1												
Dave Roberts, L (1, 1) OBP: 0.125, SLG: 0.139		0-0 G6-4-3 1B		0-0 F4		0-3 K		0-0 4-3	0-3 K	5 0 1 0 0 2 5												
Inning Stats	R: 4 E: 0 K: 0 S: 7	H: 4 LOB: 0 BB: 0 P: 7	R: 0 E: 0 K: 0 S: 3	H: 1 LOB: 0 BB: 0 P: 3	R: 2 E: 0 K: 0 S: 6	H: 3 LOB: 3 BB: 2 P: 14	R: 0 E: 0 K: 1 S: 5	H: 0 LOB: 0 BB: 0 P: 5	R: 1 E: 0 K: 1 S: 7	H: 2 LOB: 1 BB: 0 P: 7	R: 0 E: 0 K: 2 S: 7	H: 0 LOB: 1 BB: 1 P: 11	R: 1 E: 0 K: 3 S: 10	H: 1 LOB: 0 BB: 0 P: 10	R: 1 E: 0 K: 0 S: 5	H: 2 LOB: 3 BB: 0 P: 6	R: 0 E: 1 K: 1 S: 6	H: 0 LOB: 2 BB: 1 P: 10	1B: 8 2B: 2 3B: 0 HR: 3	SF: 1 SAC: 0 DP: 1 HBP: 1	WP: 2 PB: 0 SB: 0 CS: 0	PA: 45
PITCHER	IP WLS BF H R ER SO BB IBB HBP BLK WP HR S P ERA WHIP																					
Claude Osteen, L (1, 1) ERA: 3.0	3.0 L 18 8 6 6 0 1 1 0 0 0 0 1 16 24 18.00 3.000																					
Eddie Solomon, R (4, 1) ERA: 4.5	2.0 8 2 1 1 2 0 0 0 0 0 0 1 12 12 4.50 1.000																					
Geoff Zahn, L (6, 1) ERA: 4.5	2.0 8 1 1 1 5 1 0 0 0 0 0 1 17 21 4.50 1.000																					
Greg Heydeman, R (8, 1) ERA: 4.5	2.0 11 2 1 1 1 1 0 1 0 1 0 0 11 16 4.50 1.500																					

Houston Astros @ Los Angeles Dodgers
Dodger Stadium, Los Angeles, CA
Sun Sep 02 1973, 3:33 AM PDT
Att: 25,022 - Unknown

livebaseballscorecards.com

AB	39
R	9
H	13
RBI	9
BB	4
SO	8
LOB	15



Batter	1	2	3	4	5	6	7	8	9	AB R H RBI BB SO LOB	TOP									
Pete Rose, S (1, 7) OBP: 0.409, SLG: 0.436	0-0 4-3		0-0 E6		0-0 F9		0-0 1B		0-0 5-3	5 0 1 1 0 0 1	Cincinnati Reds @ Houston Astros Astrodome, Houston, TX Mon Sep 03 1973, 8:05 PM EDT Att: 10,319 - Unknown livebaseballscorecards.com AB 36 R 4 H 8 RBI 4 BB 4 SO 7 LOB 17 									
Joe Morgan, L (1, 4) OBP: 0.404, SLG: 0.479	0-0 1-3		0-3 K		0-0 4-3		0-3 K		0-3 K	5 0 0 0 0 3 4										
Dan Driessen, L (1, 5) OBP: 0.354, SLG: 0.403	0-0 G3		0-0 E1			0-0 L9		0-0 G3	0-0 FC6-4	5 0 1 0 0 0 2										
Tony Perez, R (1, 3) OBP: 0.389, SLG: 0.522		0-0 F9	0-0 G4-3			0-0 F9		0-0 F7	0-0 FC6-4	5 0 0 0 0 0 4										
Johnny Bench, R (1, 2) OBP: 0.347, SLG: 0.442		0-0 G3		4-0 FC6-4 BB		0-0 6-3		0-0 1B 1B 2B		3 1 1 0 1 0 0										
Andy Kosco, R (1, 9) OBP: 0.340, SLG: 0.540		0-0 HR		0-0 FC6-4 1-2f			0-3 K	4-0 1B 1B BB		3 2 1 1 1 1 1										
Ed Arbrister, R (1, 8) OBP: 0.333, SLG: 0.444		0-0 2B		0-0 4-3			0-3 K	0-0 1B 1B		4 0 2 0 0 1 1										
Cesar Geronimo, L (8, 8) OBP: 0.253, SLG: 0.285				1-2 4-3				1-2 2-3 1B		0 0 0 0 0 0 0										
Darrel Chaney, S (1, 6) OBP: 0.258, SLG: 0.201		0-0 5-3		0-0 1-3			4-0 1B BB	0-0 S 1B		2 0 0 0 0 0 2										
Denis Menke, R (7, PH) OBP: 0.364, SLG: 0.250								1-3 2-H 3-H 1B		0 1 0 0 1 0 0										
Ken Griffey, L (8, PH) OBP: 0.571, SLG: 0.600										1 0 1 2 0 0 0										
Ed Crosby, L (8, 6) OBP: 0.269, SLG: 0.269										0 0 0 0 0 0 0										
Jack Billingham, R (1, 1) OBP: 0.059, SLG: 0.024			0-0 E E 1B		0-3 K		4-0 1B BB	0-3 K		2 0 1 0 0 1 0										
Phil Gagliano, R (7, PH) OBP: 0.389, SLG: 0.283										0 0 0 0 1 0 0										
Pedro Borbon, R (7, 1) OBP: 0.308, SLG: 0.308										1 0 0 0 0 1 2										
Inning Stats	R: 0 E: 0 K: 0 S: 3	H: 0 LOB: 0 BB: 0 P: 3	R: 1 E: 0 K: 0 S: 5	H: 2 LOB: 1 BB: 0 P: 5	R: 0 E: 2 K: 1 S: 7	H: 1 LOB: 2 BB: 0 P: 7	R: 0 E: 0 K: 0 S: 3	H: 0 LOB: 1 BB: 1 P: 7	R: 0 E: 0 K: 1 S: 5	H: 0 LOB: 0 BB: 0 P: 5	R: 0 E: 0 K: 3 S: 10	H: 1 LOB: 2 BB: 2 P: 18	R: 2 E: 0 K: 1 S: 8	H: 3 LOB: 2 BB: 1 P: 12	R: 0 E: 0 K: 1 S: 6	H: 1 LOB: 1 BB: 0 P: 6	1B: 5 2B: 2 3B: 0 HR: 1	SF: 0 SAC: 0 DP: 1 HBP: 0	WP: 0 PB: 0 SB: 1 CS: 0	PA: 40
PITCHER	IP WLS BF H R ER SO BB IBB HBP BLK WP HR S P ERA WHIP																			
Juan Pizarro, L (1, 1) ERA: 5.68	7.2 L 34 6 4 4 5 4 0 0 0 0 0 1 40 56 4.70 1.304																			
Ken Forsch, R (8, 1) ERA: 3.92	0.1 2 1 0 0 1 0 0 0 0 0 0 0 4 4 0.00 3.000																			
Jim Crawford, L (9, 1) ERA: 4.32	1.0 4 1 0 0 1 0 0 0 0 0 0 0 6 6 0.00 1.000																			

Batter	1	2	3	4	5	6	7	8	9	10	AB R H RBI BB SO LOB	TOP																
Pete Rose, S OBP: 0.411, SLG: 0.437 (1, 7) X	0-0 4-3		X 0-0 2-H 1B		X 0-0 1-2 2-H 1B		X 0-0 6-3		B B B B 4-0 1-2 G6-3 BB	X 0-0 1B 1B	5 1 3 4 1 0 0	Cincinnati Reds @ Houston Astros Astrodome, Houston, TX Tue Sep 04 1973 8:05 PM EDT Att. 3,317 - Unknown																
Joe Morgan, L OBP: 0.403, SLG: 0.477 (1, 4) X	0-0 F8		X 0-0 F9		S S S S 0-3 K		X 0-0 E 1B		X 0-0 P6	X 0-0 2-H 3-H 1B	6 1 2 2 0 1 5																	
Dan Driessen, L OBP: 0.351, SLG: 0.396 (1, 5) X	0-0 F7			B B B B 4-0 G5-4-3 BB		X 0-0 4-3	X 0-0 1-H F8		X 0-0 1-2f G6-3	X 0-0 4-3	5 0 0 0 1 0 3																	
Tony Perez, R OBP: 0.388, SLG: 0.524 (1, 3)		X 0-0 6-3		S S S S 0-3 K		X 0-0 HR	X 0-0 4-3			S S S S 0-3 K	5 1 1 1 0 2 1																	
Johnny Bench, R OBP: 0.348, SLG: 0.448 (1, 2)		X 0-0 5-3		X 0-0 G5-4-3 1-2f		X 0-0 HR		S S S S 0-3 K		X 0-0 BB 1B 1B	5 2 2 1 0 1 1																	
Ken Griffey, L OBP: 0.576, SLG: 0.667 (1, 9)		S S S S 0-3 K		X 0-0 BB 1B		X 0-0 SF8 3B		X 0-0 B2		X 0-0 1B BB 1B	5 3 3 0 0 1 0																	
Cesar Geronimo, L OBP: 0.252, SLG: 0.283 Ed Armbrister, R OBP: 0.273, SLG: 0.400 (6, PH) (6, 8)			X 0-0 F5		X 0-0 F8	X 0-0 SF8		X 0-0 6-3		S S S S 0-3 K	2 0 0 0 0 0 1 1 0 0 1 0 0 0																	
Hal King, L OBP: 0.306, SLG: 0.594 George Foster, R (10, PH) (10, 8)			X 0-0 SH2-4 1B 1B		B B B B 4-0 1-2 1B BB	X 0-0 1B			X 0-0 HR	X 0-0 1-2 2-3 1B BB	1 1 1 0 0 0 0 0 0 0 0 1 0 0 2 2 2 1 1 0 0																	
Don Gullett, R OBP: 0.262, SLG: 0.185 Bobby Tolan, L OBP: 0.259, SLG: 0.307 Dick Baey, R OBP: 0.559, SLG: 0.500 Clay Carroll, R OBP: 0.154, SLG: 0.154 Phil Gagliano, R OBP: 0.387, SLG: 0.295 Pedro Borbon, R OBP: 0.308, SLG: 0.308 (1, 1) (5, PH) (5, 1) (9, 1) (10, PH) (10, 1)			X 0-0 SH2-4		S S S S 0-3 K	S S S S 0-3 K			X 0-0 BB 1B	X 0-0 1-2 2-3 3-H 1B 1B	0 0 0 0 0 0 0 1 0 0 0 0 1 2 2 0 1 0 0 1 1 0 0 0 0 0 0 0 1 1 1 1 0 0 0 0 0 0 0 0 0 0																	
Inning Stats	R: 0 E: 0 K: 0 S: 3	H: 0 LOB: 0 BB: 0 P: 3	R: 0 E: 0 K: 1 S: 5	H: 0 LOB: 0 BB: 0 P: 5	R: 1 E: 0 K: 0 S: 5	H: 2 LOB: 1 BB: 0 P: 5	R: 0 E: 0 K: 1 S: 4	H: 0 LOB: 0 BB: 1 P: 8	R: 1 E: 0 K: 1 S: 9	H: 4 LOB: 1 BB: 0 P: 9	R: 0 E: 0 K: 1 S: 5		H: 0 LOB: 0 BB: 0 P: 5	R: 1 E: 0 K: 0 S: 4	H: 2 LOB: 1 BB: 1 P: 8	R: 5 E: 0 K: 2 S: 12	H: 5 LOB: 1 BB: 1 P: 16	1B: 12 2B: 0 3B: 1 HR: 3	SF: 1 DP: 2 HBP: 0	WP: 0 PB: 0 SB: 1 CS: 0	PA: 48							
PITCHER	IP WLS BF H R ER SO BB IBB HBP BLK WP HR S P ERA WHIP																											
Tom Griffin, R ERA: 4.91 (1, 1)	5.1		7	5	5	4	2	0	0	0	0	0	0	1	16	20	3.38	1.875										
Jim Crawford, L ERA: 4.28 (6, 1)	2.2		4	2	1	2	1	0	0	0	0	0	0	0	2	2	0.00	0.000										
Mike Cosgrove, L ERA: 2.45 (9, 1)	1.0	L	0	0	0	0	0	0	0	0	0	0	0	0	0	0	0.00	0.000										
J.R. Richard, R ERA: 3.64 (10, 1)	0.2		4	5	5	2	1	0	0	0	0	0	0	0	10	14	67.50	7.500										
Jim Ray, R ERA: 4.52 (10, 1)	0.1		1	0	0	0	0	0	0	0	0	0	0	2	2	0.00	3.000											

livebaseballscorecards.com

AB	42
R	12
H	16
RBI	11
BB	4
SO	8
LOB	16



BOTTOM

Cincinnati Reds @ Houston Astros
Astrodome, Houston, TX
Tue Sep 04 1973, 8:05 PM EDT
Att. 3,317 - Unknown

livebaseballscorecards.com

AB 40
R 7
H 10
RBI 7
BB 4
SO 4
LOB 13



WP: 0 PA: 45
PB: 1
SB: 1
CS: 0

AB R H RBI BB SO LOB

4 0 0 0 1 0 1
4 0 1 1 0 2 0
1 1 1 1 0 0 0

5 2 2 2 0 0 2

4 1 3 2 1 0 0
0 0 0 0 0 0 0
0 0 0 0 0 0 0
0 0 0 0 0 0 0

5 1 1 0 0 0 3

4 0 0 0 1 0 2

5 0 1 1 0 0 1

3 1 0 0 0 1 2
0 1 0 0 1 0 0
1 0 1 0 0 0 0

1 0 0 0 0 0 0
1 0 0 0 0 1 0
0 0 0 0 0 0 0
2 0 0 0 0 0 2

1B: 6 SF: 0
2B: 2 SAC: 1
3B: 0 DP: 0
HR: 2 HBP: 0

Batter	1	2	3	4	5	6	7	8	9	10
Jimmy Wynn, R (1, 9) OBP: 0.339, SLG: 0.380	P4	6-3		2B IBB		F3			F8	
Hector Torres, R (1, 6) OBP: 0.185, SLG: 0.122	F8									
Gary Sutherland, R (9, PH) OBP: 1.000, SLG: 2.000		K		1-3 2-H 2B			K		HR	
Cesar Cedeno, R (1, 8) OBP: 0.373, SLG: 0.514	E S HR 1B						F8		HR	
Bob Watson, R (1, 7) OBP: 0.406, SLG: 0.456										
Roger Metzger, S (9, PR) OBP: 0.308, SLG: 0.329				FC5-4 BB						
J.R. Richard, R (10, 1) OBP: 0.160, SLG: 0.160	1-H HR									
Jim Ray, R (10, 1) OBP: 0.231, SLG: 0.231										
Doug Rader, R (1, 5) OBP: 0.315, SLG: 0.425	BB 1B 1B									
Lee May, R (1, 3) OBP: 0.307, SLG: 0.476	1B BB			FC5-4						
Tommy Helms, R (1, 4) OBP: 0.324, SLG: 0.367	1-2 2-H 1B									
Skip Jutze, R (1, 2) OBP: 0.271, SLG: 0.242	F7									
Jimmy Stewart, S (9, PH) OBP: 0.296, SLG: 0.194				E6 SH2-4 2B						
Johnny Edwards, L (10, 2) OBP: 0.300, SLG: 0.362										
Tom Griffin, R (1, 1) OBP: 0.111, SLG: 0.118										
Jim Crawford, L (6, 1) OBP: 0.286, SLG: 0.308				SH2-4						
Mike Cosgrove, L (9, 1) OBP: 0.282, SLG: 0.342										
Bob Gallagher, L (9, PH) OBP: 0.282, SLG: 0.342										

Inning Stats	R: 3	H: 4	E: 0	LOB: 2	K: 0	S: 7	R: 0	H: 0	E: 0	LOB: 1	K: 0	S: 3	R: 1	H: 1	E: 1	LOB: 2	K: 0	S: 5	R: 0	H: 1	E: 0	LOB: 1	K: 0	S: 4	R: 0	H: 0	E: 0	LOB: 0	K: 2	S: 7	R: 0	H: 0	E: 0	LOB: 0	K: 1	S: 5	R: 0	H: 0	E: 0	LOB: 0	K: 0	S: 3	R: 3	H: 3	E: 0	LOB: 1	K: 0	S: 6	R: 0	H: 1	E: 0	LOB: 1	K: 0	S: 4	1B: 6	SF: 0	2B: 2	SAC: 1	3B: 0	DP: 0	HR: 2	HBP: 0	WP: 0	PA: 45
--------------	------	------	------	--------	------	------	------	------	------	--------	------	------	------	------	------	--------	------	------	------	------	------	--------	------	------	------	------	------	--------	------	------	------	------	------	--------	------	------	------	------	------	--------	------	------	------	------	------	--------	------	------	------	------	------	--------	------	------	-------	-------	-------	--------	-------	-------	-------	--------	-------	--------

PITCHER	IP	WLS	BF	H	R	ER	SO	BB	IBB	HBP	BLK	WP	HR	S	P	ERA	WHIP
Don Gullett, L (1, 1) ERA: 3.54	4.0		21	5	4	3	1	2	1	0	0	0	1	20	32	6.75	1.750
Dick Baney, R (5, 1) ERA: 3.86	4.2		17	2	2	2	3	1	0	0	0	0	0	22	26	3.86	0.643
Clay Carroll, R (9, 1) ERA: 4.2	0.1		3	2	1	1	0	0	0	0	0	0	1	3	3	27.00	6.000
Pedro Borbon, R (10, 1) ERA: 2.17	1.0	W	4	1	0	0	0	0	0	0	0	0	0	4	4	0.00	1.000

Batter	1	2	3	4	5	6	7	8	9	10	11	AB R H RBI BB SO LOB	TOP																		
Pete Rose, S OBP: 0.411, SLG: 0.437 (1, 7)	0-0 5-3		4-0 WP BB		0-0 6-3			0-0 6-3		0-0 F8	0-0 E 2B	5 1 1 1 1 0 0	Cincinnati Reds @ Houston Astros Astrodome, Houston, TX Wed Sep 05 1973, 8:05 PM EDT Att: 7,197 - Unknown																		
Joe Morgan, L OBP: 0.401, SLG: 0.473 (1, 4)	0-0 4-3		0-0 F9		0-0 F9			0-0 P4		0-0 F9	0-0 E5 1B	6 0 1 2 0 0 1																			
Tony Perez, R OBP: 0.386, SLG: 0.520 (1, 3)	0-0 5-3		0-3 K					0-0 6-3			0-0 BB 4-3	4 0 0 0 1 1 1																			
Larry Stahl, L OBP: 0.322, SLG: 0.340 (11, PR)												1 1 0 0 0 0 2																			
George Foster, R (11, 9)												0 0 0 0 0 0 0																			
Johnny Bench, R OBP: 0.348, SLG: 0.447 (11, 2)		0-0 F9		0-0 4-3				0-0 F9		0-0 SH2-4 1B	0-0 1B SF8 1B	5 1 2 0 0 0 0																			
Bill Plummer, R OBP: 0.287, SLG: 0.270 (11, 2)												0 0 0 0 0 0 0																			
Andy Kosco, R OBP: 0.350, SLG: 0.539 (9, 8)		0-0 3B 1B		4-0 BB 1B BB				0-0 F8		0-0 SH2-4	0-0 SF8 1B 1B	2 1 1 0 1 0 0																			
Cesar Geronimo, L OBP: 0.254, SLG: 0.285 (9, 8)												1 1 1 0 0 0 0																			
Ed Armbrister, R OBP: 0.333, SLG: 0.786 (9, 9)		0-0 SF7 3B		0-0 F8				0-0 HR		0-0 F7	0-0 1B 2B 1B	4 2 2 2 0 0 2																			
Dan Driessen, L OBP: 0.353, SLG: 0.398 (11, PH)												1 1 1 1 0 0 0																			
Denis Menke, R OBP: 0.372, SLG: 0.271 (1, 5)		0-0 SF7		4-0 1B BB				0-0 5-3		4-0 IBB	0-0 SF8	1 0 0 2 2 0 0																			
Darrel Chaney, S OBP: 0.263, SLG: 0.208 (9, PH)		0-0 L3		0-0 1B				0-0 F8		0-0 P3	0-0 K	3 0 1 0 0 0 0																			
Phil Gagliano, R OBP: 0.392, SLG: 0.290 (9, PH)												1 0 0 0 0 0 2																			
Ed Crosby, L OBP: 0.286, SLG: 0.266 (9, 6)												1 0 0 0 0 1 2																			
Fred Norman, S OBP: 0.096, SLG: 0.070 (8, 1)			0-3 K		0-0 F8			0-0 4-3			0-0 K	3 0 0 0 0 1 0																			
Pedro Borbon, R OBP: 0.308, SLG: 0.308 (10, PH)												0 0 0 0 0 0 0																			
Ken Griffey, L OBP: 0.559, SLG: 0.645 (10, 1)												1 0 0 0 0 1 0																			
Clay Carroll, R OBP: 0.214, SLG: 0.214 (10, 1)												1 1 1 1 0 0 0																			
Inning Stats	R: 0 E: 0 K: 0 S: 3	H: 0 LOB: 0 BB: 0 P: 3	R: 2 E: 0 K: 0 S: 5	H: 2 LOB: 0 BB: 0 P: 5	R: 0 E: 0 K: 2 S: 7	H: 0 LOB: 1 BB: 1 P: 11	R: 0 E: 0 K: 0 S: 3	H: 1 LOB: 2 BB: 2 P: 11	R: 0 E: 0 K: 0 S: 3	H: 0 LOB: 0 BB: 0 P: 3	R: 1 E: 0 K: 0 S: 4	H: 1 LOB: 0 BB: 0 P: 4	R: 0 E: 0 K: 0 S: 3	H: 0 LOB: 0 BB: 0 P: 3	R: 0 E: 0 K: 0 S: 4	H: 1 LOB: 2 BB: 1 P: 8	R: 0 E: 0 K: 1 S: 5	H: 0 LOB: 0 BB: 0 P: 5	R: 6 E: 1 K: 1 S: 11	H: 6 LOB: 2 BB: 1 P: 15	1B: 8 2B: 1 3B: 1 HR: 1	SF: 2 SAC: 1 DP: 0 HBP: 0	WP: 1 PB: 0 SB: 0 CS: 0	PA: 48							
PITCHER	IP WLS BF H R ER SO BB IBB HBP BLK WP HR S P ERA WHIP																														
Jerry Reuss, L ERA: 3.39 (1, 1)	7.0		27	4	3	3	2	3	0	0	0	1	1	28	40	3.86	1.000														
Mike Cosgrove, L ERA: 1.93 (8, 1)	2.0		8	1	0	0	0	0	1	0	0	0	0	7	11	0.00	0.500														
Ken Forsch, R ERA: 4.16 (10, 1)	1.2	L	11	5	6	6	2	1	0	0	0	0	0	14	18	32.40	3.600														
Cecil Upshaw, R ERA: 5.77 (11, 1)	0.1		2	1	0	0	0	0	0	0	0	0	0	2	2	0.00	3.000														

livebaseballscorecards.com

AB	40
R	9
H	11
RBI	9
BB	5
SO	4
LOB	10



Batter	1	2	3	4	5	6	7	8	9	10	11	AB R H RBI BB SO LOB
Jimmy Wynn, R (1, 9) OBP: 0.341, SLG: 0.380	0-0 F7		0-0			0-3 K		4-0 SH1-4 1B BB	4-0			3 1 1 1 2 1 0
Hector Torres, R (1, 6) OBP: 0.193, SLG: 0.118 Greg Gross, L (9, PH)	0-0 F9		0-0 5-3			4-0		0-0 SH1-4	0-0 5-3			2 0 0 0 1 0 1 1 0 0 0 0 0 2 0 0 0 0 0 0 0 0 0 0 0 0 0 0
Ken Forsch, R (10, 1) OBP: 0.095, SLG: 0.082 Cecil Upshaw, R (11, 1)	0-0 F9		0-0 5-3			0-0 5-3 BB		1-2				5 0 1 1 0 1 1
Cesar Cedeno, R (1, 8) OBP: 0.371, SLG: 0.511	0-3 K				0-0 E6	0-0 5-3		0-0		0-0 F8		
Bob Watson, R (1, 7) OBP: 0.405, SLG: 0.454 Roger Metzger, S (8, PR) Bob Gallagher, L (9, 7) OBP: 0.280, SLG: 0.339		0-0 F8			0-3 K	0-0 F9		4-0		0-0 3-1		3 0 0 0 1 1 2 0 0 0 0 0 0 0 1 0 0 0 0 0 0
Doug Rader, R (1, 5) OBP: 0.312, SLG: 0.421		0-0 F8			0-3 K			1-2		0-0 P5		5 0 0 0 0 1 3
Lee May, R (1, 3) OBP: 0.306, SLG: 0.473		0-0 1-3			0-0 4-3			0-0				5 1 1 0 0 1 3
Tommy Helms, R (1, 4) OBP: 0.324, SLG: 0.369			0-0 5-3			0-0 6-3		0-0				5 0 2 0 0 1 0
Skip Jutze, R (1, 2) OBP: 0.272, SLG: 0.244 Mike Easler, L (11, PH)			0-0			0-0 5-3		0-0				2 1 1 1 0 0 0 1 0 0 0 0 0 0
Jerry Reuss, L (1, 1) OBP: 0.148, SLG: 0.153 Gary Sutherland, R (7, PH) Mike Cosgrove, L (8, 1) Jimmy Stewart, S (9, PH) Ray Busse, R (10, 6) OBP: 0.292, SLG: 0.190 OBP: 0.181, SLG: 0.308			0-3			0-3 K		0-0				2 0 0 0 0 2 1 1 0 0 0 0 0 1 0 0 0 0 0 0 0 1 0 0 0 0 0 1 0 0 0 0 0 0 0

Inning Stats	R: 0	H: 0	R: 0	H: 0	R: 1	H: 2	R: 0	H: 0	R: 0	H: 0	R: 1	H: 2	R: 1	H: 1	R: 0	H: 0	R: 0	H: 0	R: 0	H: 0	1B: 5	SF: 1	WP: 1	PA: 44			
	E: 0	LOB: 0	E: 0	LOB: 0	E: 0	LOB: 1	E: 1	LOB: 1	E: 0	LOB: 0	E: 0	LOB: 1	E: 0	LOB: 2	E: 0	LOB: 0	E: 0	LOB: 0	E: 0	LOB: 0	2B: 1	SAC: 2	PB: 0				
	K: 1	BB: 0	K: 0	BB: 0	K: 1	BB: 0	K: 2	BB: 0	K: 1	BB: 0	K: 0	BB: 0	K: 0	BB: 2	K: 0	BB: 0	K: 2	BB: 0	K: 0	BB: 0	3B: 0	DP: 0	SB: 1				
	S: 5	P: 5	S: 3	P: 3	S: 7	P: 7	S: 8	P: 8	S: 5	P: 5	S: 5	P: 5	S: 4	P: 12	S: 4	P: 8	S: 3	P: 3	S: 7	P: 7	HR: 0	HBP: 0	CS: 0				
PITCHER	IP	WLS	BF	H	R	ER	SO	BB	IBB	HBP	BLK	WP	HR	S	P	ERA	WHIP										
Fred Norman, L (1, 1) ERA: 3.39	7.1		31	5	3	3	6	2	1	0	0	1	0	40	52	3.68	0.955										
Pedro Borbon, R (8, 1) ERA: 2.13	1.2		7	1	0	0	0	0	1	0	0	0	0	6	10	0.00	0.600										
Clay Carroll, R (10, 1) ERA: 4.1	2.0	W	6	0	0	0	2	0	0	0	0	0	0	10	10	0.00	0.000										

BOTTOM

Cincinnati Reds @ Houston Astros
Astrodome, Houston, TX
Wed Sep 05 1973, 8:05 PM EDT
Att: 7,197 - Unknown

AB	37
R	3
H	6
RBI	3
BB	4
SO	8
LOB	15



Batter	1	2	3	4	5	6	7	8	9	AB R H RBI BB SO LOB	TOP																
Bob Gallagher, L (1, 9) OBP: 0.276, SLG: 0.333	0-0 1-3	0-0 F8			0-0 SH3-4 HR 1B		0-0 F9		0-3 K	5 1 1 0 0 1 1																	
Hector Torres, R (1, 6) OBP: 0.183, SLG: 0.111 Jimmy Stewart, S (9, PH) OBP: 0.288, SLG: 0.188	0-0 F3	0-0 6-3			0-0 SH3-4 1-2		0-0 5-3		0-0 F7	3 0 0 0 0 0 1 1 0 0 0 0 0 0																	
Cesar Cedeno, R (1, 8) OBP: 0.372, SLG: 0.515	0-0 F8			0-0 5-3	0-0 2-H HR		4-0 E S BB		0-0 F4	4 1 1 2 1 0 0																	
Bob Watson, R (1, 7) OBP: 0.405, SLG: 0.452		0-0 6-3		4-0 BB	0-0 F9		4-0 1-3 BB			2 0 0 0 2 0 0																	
Doug Rader, R (1, 5) OBP: 0.312, SLG: 0.419		0-0 HR 1B		0-0 F8	0-3 K		0-0 F3			4 1 1 0 0 1 3																	
Lee May, R (1, 3) OBP: 0.306, SLG: 0.478		0-0 1-H HR		0-0 F4	0-3 K		0-0 F1			4 1 1 2 0 1 1																	
Johnny Edwards, L (1, 2) OBP: 0.303, SLG: 0.364		0-0 1B 2B 1B		0-0 G4-6-3 1B	0-0 F9		0-0 F8			4 1 2 0 0 0 0																	
Tommy Helms, R (1, 4) OBP: 0.326, SLG: 0.370 Gary Sutherland, R (8, 4) OBP: 0.500, SLG: 1.000		0-0 1-2 2B 1B		0-0 F9	0-0 1B		0-3 K			4 1 2 0 0 1 1 0 0 0 0 0 0 0																	
Dave Roberts, L (1, 1) OBP: 0.133, SLG: 0.160 Ken Forsch, R (7, 1) OBP: 0.094, SLG: 0.081 Jim Ray, R (8, 1) OBP: 0.231, SLG: 0.231		0-0 1-H 2-H 2B		0-0 G4-6-3	0-0 1-2f		0-0 F5		0-0 1-3	3 0 1 2 0 0 2 1 0 0 0 0 0 1 0 0 0 0 0 0 0																	
Inning Stats	R: 0 E: 0 K: 0 S: 3	H: 0 LOB: 0 BB: 0 P: 3	R: 4 E: 0 K: 0 S: 8	H: 5 LOB: 1 BB: 0 P: 8	R: 0 E: 0 K: 0 S: 3	H: 0 LOB: 1 BB: 1 P: 7	R: 0 E: 0 K: 0 S: 3	H: 1 LOB: 0 BB: 0 P: 3	R: 2 E: 0 K: 1 S: 7	H: 2 LOB: 0 BB: 0 P: 7	R: 0 E: 0 K: 1 S: 6	H: 1 LOB: 1 BB: 0 P: 6	R: 0 E: 0 K: 0 S: 3	H: 0 LOB: 2 BB: 2 P: 11	R: 0 E: 0 K: 1 S: 6	H: 0 LOB: 1 BB: 0 P: 6	R: 0 E: 0 K: 1 S: 5	H: 0 LOB: 0 BB: 0 P: 5	1B: 6 2B: 1 3B: 0 HR: 2	SF: 0 SAC: 1 DP: 1 HBP: 0	WP: 1 PB: 0 SB: 1 CS: 0	PA: 39					
PITCHER	IP WLS BF H R ER SO BB IBB HBP BLK WP HR S P ERA WHIP																										
Tom Bradley, R (1, 1) ERA: 3.7	1.1		9	5	4	4	0	0	0	0	0	1	9	9	27.00	3.750											
Jim Willoughby, R (2, 1) ERA: 4.81	3.0		12	3	2	2	0	1	0	0	0	1	11	15	6.00	1.333											
Randy Moffitt, R (5, 1) ERA: 2.44	1.2		6	1	0	0	2	0	0	0	0	0	10	10	0.00	0.600											
Don McMahon, R (7, 1) ERA: 1.59	2.0	W	9	0	0	0	1	2	0	0	0	1	0	9	17	0.00	1.000										
Elias Sosa, R (9, 1) ERA: 2.89	1.0	S	3	0	0	0	1	0	0	0	0	0	5	5	0.00	0.000											

Houston Astros @ San Francisco Giants
Candlestick Park, San Francisco, CA

Fri Sep 07 1973, 10:05 PM EDT
Att. 4,925 - Unknown

livebaseballscorecards.com

AB 35
R 6
H 9
RBI 6
BB 3
SO 4
LOB 10



Batter	1	2	3	4	5	6	7	8	9	AB R H RBI BB SO LOB	TOP											
Jimmy Wynn, R (1, 9) OBP: 0.346, SLG: 0.389	4-2 SH2-3 1B BB	4-1 FC5-4 BB			0-0 1-H HR		0-0 F5		1-1 2B 1B	3 3 2 2 2 0 0												
Gary Sutherland, R (1, 4) OBP: 0.333, SLG: 0.667	0-0 SH2-3 1-2	0-1 FC5-4 1-2			1-0 L5		1-0 F7		0-0 2B 1-H 2-H	4 0 1 2 0 0 1												
Cesar Cedeno, R (1, 8) OBP: 0.370, SLG: 0.518	0-1 F9				2-0 HR			1-3 K	3-0 L4	5 1 1 1 0 1 2												
Bob Watson, R (1, 7) OBP: 0.406, SLG: 0.451 Roger Metzger, S (8, PR) OBP: 0.308, SLG: 0.329 Bob Gallagher, L (8, 7) OBP: 0.276, SLG: 0.333	2-2 BB 2B 1B 2-H				1-3 K			4-0 2B BB		3 1 1 1 1 1 0 0 1 0 0 0 0 0 0 0 0 0 0 0 0												
Doug Rader, R (1, 5) OBP: 0.311, SLG: 0.417	4-2 2B BB 1-2				0-0 6-3			0-1 L5		3 1 0 0 1 0 1												
Lee May, R (1, 3) OBP: 0.307, SLG: 0.482	2-1 2B 1-H 2-H				2-3 K			2-1 2B 1-H		4 0 2 3 0 1 0												
Skip Jutze, R (1, 2) OBP: 0.267, SLG: 0.240	1-3 K				0-1 F8			0-0 L5		4 0 0 0 0 1 3												
Hector Torres, R (1, 6) OBP: 0.172, SLG: 0.103		0-1 1-3			0-1 5-3			0-0 6-3		4 0 0 0 0 0 0												
J.R. Richard, R (1, 1) OBP: 0.179, SLG: 0.179 Don Wilson, R (8, 1) OBP: 0.203, SLG: 0.247 Mike Easler, L (9, PR) Juan Pizarro, L (9, 1) Cecil Upshaw, R (9, 1)		1-1 6-3			1-2 HR 1B			1-3 K	0-1 1B 2B 1B	3 1 1 0 0 1 0 1 0 1 0 0 0 0 0 1 0 0 0 0 0 0 0 0 0 0 0 0 0 0 0 0 0 0 0												
Inning Stats	R: 3 E: 0 K: 1 S: 17	H: 2 LOB: 1 BB: 2 P: 30	R: 0 E: 0 K: 0 S: 7	H: 0 LOB: 1 BB: 1 P: 12	R: 0 E: 0 K: 0 S: 4	H: 0 LOB: 0 BB: 0 P: 8	R: 0 E: 0 K: 0 S: 6	H: 0 LOB: 0 BB: 0 P: 8	R: 3 E: 0 K: 1 S: 10	H: 3 LOB: 0 BB: 0 P: 15	R: 0 E: 0 K: 1 S: 6	H: 0 LOB: 0 BB: 0 P: 8	R: 0 E: 0 K: 1 S: 7	H: 0 LOB: 0 BB: 0 P: 9	R: 1 E: 0 K: 1 S: 8	H: 1 LOB: 2 BB: 1 P: 15	R: 2 E: 0 K: 0 S: 7	H: 3 LOB: 1 BB: 0 P: 11	1B: 4 2B: 3 3B: 0 HR: 2	SF: 0 SAC: 1 DP: 0 HBP: 0	WP: 0 PB: 0 SB: 0 CS: 0	PA: 39
PITCHER	IP WLS BF H R ER SO BB IBB HBP BLK WP HR S P ERA WHIP																				IP WLS BF H R ER SO BB IBB HBP BLK WP HR S P ERA WHIP	
Ron Bryant, L (1, 1) ERA: 3.13	4.1 L 21 5 6 6 1 3 0 0 0 0 2 40 68 12.46 1.846																					
Don Carrithers, R (5, 1) ERA: 4.44	0.2 2 0 0 0 0 1 0 0 0 0 0 0 4 5 0.00 0.000																					
Randy Moffitt, R (6, 1) ERA: 2.39	2.0 6 0 0 0 0 2 0 0 0 0 0 0 13 17 0.00 0.000																					
Tom Bradley, R (8, 1) ERA: 3.73	1.0 5 1 1 1 1 1 1 0 0 0 0 0 8 15 9.00 2.000																					
Elias Sosa, R (9, 1) ERA: 3.05	1.0 5 3 2 2 0 0 0 0 0 0 0 0 7 11 18.00 3.000																					

Houston Astros @ San Francisco Giants
Candlestick Park, San Francisco, CA

livebaseballscorecards.com

AB	34
R	9
H	9
RBI	9
BB	4
SO	5
LOB	7



Sat Sep 08 1973, 6:33 AM EDT
Att. 7,308 - Unknown

Batter	1	2	3	4	5	6	7	8	9	AB	R	H	RBI	BB	SO	LOB
Bobby Bonds, R OBP: 0.386, SLG: 0.569 (1, 9)	0-0 HR	0-0 FC5-4			0-0 F8	0-0 F4			0-0 F7	5	1	1	1	0	0	5
Tito Fuentes, S OBP: 0.326, SLG: 0.364 (1, 4)	0-0 5-3		0-0 6-3		0-0 1B		0-0 G3		0-0 F8	5	0	1	0	0	0	1
Garry Maddox, R OBP: 0.345, SLG: 0.433 (1, 8)	0-3 K		0-0 F8		0-0 F9		0-0 6-3		0-0 FC6-4	5	0	0	0	0	1	2
Gary Matthews, R OBP: 0.374, SLG: 0.453 (1, 7)	0-0 1B		0-0 F9		0-0 E 1B		0-0 5-3			4	1	2	0	0	0	0
Chris Speier, R OBP: 0.334, SLG: 0.351 (1, 6)	0-0 F7		0-0 F9		0-0 E4 BB 1B		0-0 F5			4	1	1	0	0	0	1
Dave Kingman, R OBP: 0.272, SLG: 0.502 (1, 5)		0-0 CS 1B	0-3 K		4-0 1B BB		0-0 HR			3	1	2	1	1	1	0
Gary Thomasson, L OBP: 0.350, SLG: 0.406 (1, 3)		4-0 1B BB	0-0 2B		0-3 K		0-0 F3			3	0	1	0	1	1	2
Dave Rader, L OBP: 0.327, SLG: 0.333 (1, 2)		0-0 FC5-4 1B	0-0 G3		0-0 1B		0-0 F2			4	0	2	1	0	0	1
Jim Barr, R OBP: 0.188, SLG: 0.180 (1, 1)		0-0 B3			0-0 F2		0-3 K		4-0 FC6-4 BB	3	0	0	0	0	1	4
Randy Moffitt, R OBP: 0.067, SLG: 0.067 (8, 1)										0	0	0	0	0	0	0
Elias Sosa, R OBP: 0.154, SLG: 0.083 (9, 1)										0	0	0	0	0	0	0
Willie McCovey, L OBP: 0.427, SLG: 0.544 (9, PH)										0	0	0	0	1	0	0
Mike Phillips, L OBP: 0.261, SLG: 0.322 (9, PR)										0	0	0	0	0	0	0

Inning Stats	R: 1	H: 2	E: 0	K: 1	S: 7	H: 2	LOB: 1	BB: 0	P: 7	R: 0	H: 2	E: 0	K: 0	S: 4	H: 2	LOB: 2	BB: 1	P: 8	R: 0	H: 0	E: 0	K: 0	S: 3	H: 1	LOB: 1	BB: 0	P: 3	R: 0	H: 1	E: 0	K: 1	S: 6	H: 3	LOB: 2	BB: 1	P: 14	R: 0	H: 0	E: 0	K: 0	S: 3	H: 1	LOB: 0	BB: 0	P: 3	R: 1	H: 1	E: 0	K: 0	S: 4	H: 1	LOB: 0	BB: 0	P: 4	R: 0	H: 0	E: 0	K: 0	S: 3	H: 0	LOB: 1	BB: 1	P: 7	1B: 7	SF: 0	2B: 1	SAC: 0	3B: 0	DP: 0	HR: 2	HBP: 0	WP: 0	PA: 39
--------------	------	------	------	------	------	------	--------	-------	------	------	------	------	------	------	------	--------	-------	------	------	------	------	------	------	------	--------	-------	------	------	------	------	------	------	------	--------	-------	-------	------	------	------	------	------	------	--------	-------	------	------	------	------	------	------	------	--------	-------	------	------	------	------	------	------	------	--------	-------	------	-------	-------	-------	--------	-------	-------	-------	--------	-------	--------

PITCHER	IP	WLS	BF	H	R	ER	SO	BB	IBB	HBP	BLK	WP	HR	S	P	ERA	WHIP
Jerry Reuss, L ERA: 3.42 (1, 1)	6.0		28	9	3	3	4	2	0	0	0	0	1	34	42	4.50	1.833
Cecil Upshaw, R ERA: 5.45 (7, 1)	3.0	W	11	1	1	1	0	1	0	0	0	0	1	10	14	3.00	0.667

BOTTOM

Houston Astros @ San Francisco Giants
Candlestick Park, San Francisco, CA

Sun Sep 09 1973, 6:33 AM EDT
Att. 11,088 - Unknown

AB	36
R	4
H	10
RBI	3
BB	3
SO	4
LOB	16

Batter	1	2	3	4	5	6	7	8	9	AB R H RBI BB SO LOB	TOP	
Greg Gross, L (1, 8) OBP: 0.333, SLG: 0.667	0-0 3-1 4-3 1B		0-0 SF8 3B		0-0 4-3		0-0 6-3			4 1 2 1 0 0 1		
Roger Metzger, S (1, 6) OBP: 0.307, SLG: 0.328 Dave Campbell, R (8, 5) OBP: 0.227, SLG: 0.207	0-0 4-3 1-2		0-0 SF8			0-0 2B E 1B		0-0 G3		3 1 1 1 0 0 1 0 0 0 0 0 0 0		
Bob Gallagher, L (1, 9) OBP: 0.268, SLG: 0.323	0-0 3-1 2-3		0-0 4-1			0-0 L8		0-3 K		4 0 0 0 0 1 2		
Cliff Johnson, R (1, 3) OBP: 0.500, SLG: 0.667	0-0 6-3			0-0 F6		0-0 E7 1-H 2B		4-0 BB		3 0 1 0 1 0 1		
Ray Busse, R (1, 5) OBP: 0.174, SLG: 0.296 Bob Watson, R (8, PH) OBP: 0.406, SLG: 0.450 Hector Torres, R (8, 6) OBP: 0.182, SLG: 0.117		0-0 F5		0-3 K		0-3 K		0-0 F9		3 0 0 0 0 2 1 1 0 0 0 0 0 1 0 0 0 0 0 0 0		
Mike Easler, L (1, 7) OBP: 0.370, SLG: 0.519		0-3 K		0-0 F8		4-0 IBB		0-0 5-3		2 0 0 0 1 1 0 1 0 0 0 0 0 0		
Gary Sutherland, R (1, 4) OBP: 0.214, SLG: 0.357 Jimmy Wynn, R (9, PH) OBP: 0.347, SLG: 0.393		0-0 F8			0-0 4-3	0-0 F7		0-0 F9		3 0 0 0 0 0 2 1 0 0 0 0 0 0		
Skip Jutze, R (1, 2) OBP: 0.288, SLG: 0.238 Lee May, R (9, PH) OBP: 0.310, SLG: 0.488			4-0 SH3-4 3B BB		0-0 SH1-4 1B		0-0 6-3		0-0 FC6-4 1B	2 1 1 0 1 0 0 1 0 1 0 0 0 0		
Tom Griffin, R (1, 1) OBP: 0.105, SLG: 0.111 Ken Forsch, R (8, 1) OBP: 0.094, SLG: 0.081 Doug Rader, R (9, PH) OBP: 0.312, SLG: 0.419			0-0 SH3-4		0-0 SH1-4		0-3 K		0-0 FC6-4	1 0 0 0 0 1 0 0 0 0 0 0 0 0 1 0 0 0 0 0 1		
Inning Stats	R: 0 H: 1 E: 0 LOB: 1 K: 0 BB: 0 S: 4 P: 4	R: 0 H: 0 E: 0 LOB: 0 K: 1 BB: 0 S: 5 P: 5	R: 2 H: 1 E: 0 LOB: 0 K: 0 BB: 1 S: 4 P: 8	R: 0 H: 0 E: 0 LOB: 0 K: 1 BB: 0 S: 5 P: 5	R: 0 H: 1 E: 0 LOB: 1 K: 0 BB: 0 S: 4 P: 4	R: 1 H: 2 E: 1 LOB: 2 K: 1 BB: 1 S: 7 P: 11	R: 0 H: 0 E: 0 LOB: 0 K: 1 BB: 0 S: 5 P: 5	R: 0 H: 0 E: 0 LOB: 1 K: 1 BB: 1 S: 5 P: 9	R: 0 H: 1 E: 0 LOB: 1 K: 0 BB: 0 S: 4 P: 4	1B: 4 SF: 1 2B: 1 SAC: 2 3B: 1 DP: 0 HR: 0 HBP: 0	WP: 0 PA: 36 PB: 0 SB: 0 CS: 0	
PITCHER Bill Greif, R (1, 1) ERA: 3.19	IP WLS BF H R ER SO BB IBB HBP BLK WP HR S P ERA WHIP	9.0 W 36 6 3 2 5 2 1 0 0 0 0 0 43 55 2.00 0.889										

Houston Astros @ San Diego Padres
San Diego Stadium, San Diego, CA
Mon Sep 10 1973, 10:05 PM EDT
Att. 2,294 - Unknown

livebaseballscorecards.com

AB 30
R 3
H 6
RBI 2
BB 3
SO 5
LOB 10



Batter	1	2	3	4	5	6	7	8	9
Jerry Morales, R OBP: 0.328, SLG: 0.428 (1, 9) S S	0-3 K			0-0 E4 1B BB BB	0-0 1B		0-0 6-3		
Johnny Grubb, L OBP: 0.372, SLG: 0.443 (1, 8) B B B B	4-0 G5-4-3 BB			4-0 BB 1B 1-2 1B BB	0-0 1B			0-0 SF 3B	
Leron Lee, L OBP: 0.305, SLG: 0.299 (1, 7) X	0-0 G5-4-3 1-2f			0-0 BB 1-2 2-3 1B	0-3 K			0-0 SF G4-6-3 1B 3-H	
Nate Colbert, R OBP: 0.339, SLG: 0.431 (1, 3) S S S	0-3 K			4-0 1B CS BB 1-2 2-3 3-H		0-0 G6-3 1B		0-0 G4-6-3 1B 1-2	
Fred Kendall, R OBP: 0.311, SLG: 0.389 (1, 2) X	0-0 F9			0-3 K		0-0 G6-3 1-2f		0-0 G4-6-3 1-2f 2-3	
Derrel Thomas, S OBP: 0.307, SLG: 0.264 (1, 6) X	0-0 4-3			0-0 CS 1B 1-3 2-H 3-H		0-0 F9		0-0 FC6-4 1B 3-H	
Rich Morales, R OBP: 0.245, SLG: 0.194 (1, 4) X			0-0 4-3	0-0 F9 1-2 3-H		0-0 SH1-4 1B		0-0 FC6-4 1-2f	
Dave Hilton, R OBP: 0.245, SLG: 0.254 (1, 5) S S S	0-3 K				0-0 F9		0-0 SH1-4 1-2		
Bill Greif, R OBP: 0.153, SLG: 0.091 (1, 1) S S S	0-3 K				0-0 F4		0-0 5-3		

Inning Stats	R: 0	H: 0	E: 0	K: 1	S: 4	LOB: 0	BB: 1	P: 8	R: 0	H: 0	E: 0	K: 1	S: 5	LOB: 0	BB: 0	P: 5	R: 0	H: 0	E: 0	K: 2	S: 7	LOB: 0	BB: 0	P: 7	R: 3	H: 2	E: 1	K: 1	S: 7	LOB: 1	BB: 2	P: 15	R: 0	H: 2	E: 0	K: 1	S: 7	LOB: 2	BB: 0	P: 7	R: 0	H: 1	E: 0	K: 0	S: 3	LOB: 0	BB: 0	P: 3	R: 0	H: 1	E: 0	K: 0	S: 4	LOB: 1	BB: 0	P: 4	R: 2	H: 3	E: 1	K: 0	S: 6	LOB: 1	BB: 0	P: 6
Tom Griffin, R ERA: 4.81 (1, 1)	7.0	WLS: L	BF: 31	H: 8	R: 5	ER: 3	SO: 6	BB: 3	IBB: 0	HBP: 0	BLK: 0	WP: 0	HR: 0	S: 40	P: 52	ERA: 3.86	WHIP: 1.571																																															
Ken Forsch, R ERA: 4.27 (8, 1)	1.0		3	1	0	0	0	0	0	0	0	0	0	0	0	0	0	0	0	0	0	0	0	0	0	0	0	3	3	0.00	1.000																																	

BOTTOM


Houston Astros @ San Diego Padres
San Diego Stadium, San Diego, CA

Mon Sep 10 1973, 10:05 PM EDT
Att. 2,294 - Unknown

AB	R	H	RBI	BB	SO	LOB
4	1	1	0	0	1	1
2	2	2	0	2	0	0
3	2	1	1	0	1	3
3	0	2	1	1	1	0
4	0	0	0	0	1	6
4	0	2	3	0	0	0
4	0	1	0	0	0	3
2	0	0	0	0	1	0
3	0	0	0	0	1	1

AB	29
R	5
H	9
RBI	5
BB	3
SO	6
LOB	14

WP: 0 PA: 34
PB: 0
SB: 0
CS: 2



Batter	1	2	3	4	5	6	7	8	9	AB R H RBI BB SO LOB	TOP											
Davey Lopes, R (1, 4) OBP: 0.348, SLG: 0.347	0-0 F9		0-0 5-3	0-0 2B		0-0 FC5-4 1B		0-0 CS	0-0 5-3 S 1B	5 0 3 2 0 0 0												
Manny Mota, R (1, 7) OBP: 0.374, SLG: 0.372 Charlie Hough, R (6, 1) OBP: 0.154, SLG: 0.154	0-0 F8		0-0 F9	0-3 K		0-0 FC5-4			0-3 K	4 0 0 0 0 1 3 1 0 0 0 0 1 1												
Tom Paciorek, R (1, 8) OBP: 0.305, SLG: 0.347	0-0 P3		0-0 6-3		0-0 G3 HR 2B		0-0 8-5 S 1B		0-0 5-3	5 1 2 0 0 0 1												
Joe Ferguson, R (1, 9) OBP: 0.369, SLG: 0.469		0-0 E6 F9 1B 2B		0-0 5-3 1B BB 1B	0-0 G3		0-0 6-3		0-3 K	5 2 1 0 0 1 3												
Steve Garvey, R (1, 3) OBP: 0.315, SLG: 0.399		0-0 2B 1B		0-0 BB 5-3 2B 1B	0-0 6-3		0-0 8-5			4 2 2 0 0 0 2												
Ron Cey, R (1, 5) OBP: 0.339, SLG: 0.385		0-0 F7		0-0 5-3	0-0 HR			0-0 SH5-4 SF8 2B		4 2 2 2 0 0 4												
Steve Yeager, R (1, 2) OBP: 0.341, SLG: 0.333		0-0 F9		0-3 K	0-0 F7			0-0 SH5-4		3 0 0 0 0 1 4												
Bill Russell, R (1, 6) OBP: 0.293, SLG: 0.332		0-0 2B		4-0 BB 2B IBB		0-3 K		0-0 SF8		2 1 1 3 1 1 0												
Tommy John, R (1, 1) OBP: 0.225, SLG: 0.206 Willie Crawford, L (6, 7) OBP: 0.391, SLG: 0.448		0-3 K		4-0 2B BB		0-0 6-3		4-0 CS BB		2 0 0 1 1 1 1 0 0 0 0 1 0 0												
Inning Stats	R: 0 E: 0 K: 0 S: 3	H: 0 LOB: 0 BB: 0 P: 3	R: 2 E: 1 K: 1 S: 8	H: 2 LOB: 1 BB: 0 P: 8	R: 0 E: 0 K: 0 S: 3	H: 0 LOB: 0 BB: 0 P: 3	R: 3 E: 0 K: 2 S: 10	H: 3 LOB: 2 BB: 2 P: 18	R: 2 E: 0 K: 0 S: 5	H: 2 LOB: 0 BB: 0 P: 5	R: 0 E: 0 K: 1 S: 6	H: 1 LOB: 1 BB: 0 P: 6	R: 0 E: 0 K: 0 S: 3	H: 1 LOB: 0 BB: 1 P: 3	R: 1 E: 0 K: 0 S: 3	H: 1 LOB: 0 BB: 1 P: 7	R: 0 E: 0 K: 2 S: 8	H: 1 LOB: 1 BB: 0 P: 8	1B: 6 2B: 5 3B: 0 HR: 1	SF: 1 SAC: 1 DP: 1 HBP: 0	WP: 0 PB: 0 SB: 2 CS: 1	PA: 41
PITCHER	IP WLS BF H R ER SO BB IBB HBP BLK WP HR S P ERA WHIP																					
Dave Roberts, L (1, 1) ERA: 2.93	6.0 L 29 8 7 5 4 1 1 0 0 0 1 35 43 7.50 1.500																					
Jim Ray, R (7, 1) ERA: 4.46	2.0 7 2 1 1 0 1 0 0 0 0 0 6 10 4.50 1.500																					
Cecil Upshaw, R (9, 1) ERA: 5.31	1.0 4 1 0 0 2 0 0 0 0 0 0 8 8 0.00 1.000																					

Los Angeles Dodgers @ Houston Astros
Astrodome, Houston, TX
Thu Sep 13 1973, 8:05 PM EDT
Att. 7,374 - Unknown

livebaseballscorecards.com

AB	35
R	8
H	11
RBI	8
BB	3
SO	6
LOB	19



BOTTOM

Los Angeles Dodgers @ Houston Astros
Astrodome, Houston, TX
Thu Sep 13 1973, 8:05 PM EDT
Att. 7,374 - Unknown

AB 38
R 6
H 11
RBI 6
BB 5
SO 11
LOB 23



WP: 0 PA: 44
PB: 0
SB: 4
CS: 0

AB R H RBI BB SO LOB

5 1 4 3 0 0 0

5 0 0 0 0 1 5

5 1 1 1 0 2 3

3 0 1 0 1 1 2
0 0 0 0 0 0 0
1 0 0 0 0 0 0

4 0 2 1 1 1 2

4 0 0 0 1 2 4
0 0 0 0 0 0 0

5 2 2 0 0 1 4

2 0 0 0 0 1 1
2 1 0 0 1 2 2

1 0 0 0 0 0 0
1 1 1 1 0 0 0
0 0 0 0 0 0 0
0 0 0 0 1 0 0
0 0 0 0 0 0 0

1B: 8 SF: 0
2B: 3 SAC: 1
3B: 0 DP: 0
HR: 0 HBP: 0

Batter	1	2	3	4	5	6	7	8	9
Jimmy Wynn, R (1, 9) OBP: 0.350, SLG: 0.399	0-0 E S E 1B	0-0 3-H 2B		0-0 F9		0-0 F8 1-H 2-H 2B		0-0 1-2 1B	
Gary Sutherland, R (1, 4) OBP: 0.200, SLG: 0.280	0-3 K 1-3	0-0 4-3			0-0 1-3	0-0 F8 2-3		0-0 F9	
Cesar Cedeno, R (1, 8) OBP: 0.371, SLG: 0.519	0-0 E S S 3-H 1B		0-0 E 1B		0-0 P4	0-3 K		0-3 K	
Bob Watson, R (1, 7) OBP: 0.405, SLG: 0.449 Roger Metzger, S (7, PR) OBP: 0.307, SLG: 0.328 Bob Gallagher, L (8, 7) OBP: 0.277, SLG: 0.325	0-3 K 1-2		0-0 6-3 1-2		4-0 BB		0-0 1B		0-0 G3
Doug Rader, R (1, 5) OBP: 0.315, SLG: 0.419	4-0 S BB		0-0 FC6 2-H 1B		0-0 F9		0-3 K		0-0 BB 1B
Lee May, R (1, 3) OBP: 0.310, SLG: 0.481 Tommy Helms, R (9, PR) OBP: 0.326, SLG: 0.370	0-3 K 1-2 2-3		0-3 K			0-0 F7	0-0 P6		4-0 BB 1-2 BB
Skip Jutze, R (1, 2) OBP: 0.273, SLG: 0.246		0-0 SH1-3 2B 2B		0-0 FC6 1-2		0-0 BB 1B 1B	0-0 6-3		0-3 K
Hector Torres, R (1, 6) OBP: 0.194, SLG: 0.109 Ray Busse, R (6, PH) OBP: 0.180, SLG: 0.289 (7, 6)		0-0 1-3		0-3 K		4-0 BB 1B 1-2 2B BB		0-3 K	0-3 K2-3
Dave Roberts, L (1, 1) OBP: 0.132, SLG: 0.158 Cliff Johnson, R (6, PH) OBP: 0.500, SLG: 0.600 Jim Ray, R (7, 1) OBP: 0.231, SLG: 0.231 Jimmy Stewart, S (8, PH) OBP: 0.297, SLG: 0.188 Cecil Upshaw, R (9, 1)		0-0 SH1-3		0-0 F2		0-0 2B 1B		4-0 BB	

Inning Stats	R: 1 E: 1 K: 3 S: 11	H: 1 LOB: 2 BB: 1 P: 15	R: 1 E: 0 K: 0 S: 5	H: 2 LOB: 1 BB: 0 P: 5	R: 1 E: 1 K: 1 S: 7	H: 2 LOB: 1 BB: 0 P: 7	R: 0 E: 0 K: 1 S: 5	H: 0 LOB: 0 BB: 0 P: 5	R: 0 E: 0 K: 0 S: 3	H: 0 LOB: 1 BB: 1 P: 7	R: 3 E: 0 K: 1 S: 8	H: 3 LOB: 1 BB: 1 P: 12	R: 0 E: 0 K: 1 S: 6	H: 1 LOB: 1 BB: 0 P: 6	R: 0 E: 0 K: 2 S: 8	H: 1 LOB: 2 BB: 1 P: 12	R: 0 E: 0 K: 2 S: 8	H: 1 LOB: 2 BB: 1 P: 12
--------------	-------------------------------	----------------------------------	------------------------------	---------------------------------	------------------------------	---------------------------------	------------------------------	---------------------------------	------------------------------	---------------------------------	------------------------------	----------------------------------	------------------------------	---------------------------------	------------------------------	----------------------------------	------------------------------	----------------------------------

PITCHER	IP	WLS	BF	H	R	ER	SO	BB	IBB	HBP	BLK	WP	HR	S	P	ERA	WHIP
Tommy John, L (1, 1) ERA: 3.14	5.1	W	28	8	6	4	5	3	0	0	0	0	0	35	47	6.75	2.062
Charlie Hough, R (6, 1) ERA: 2.88	3.2	S	16	3	0	0	6	2	0	0	0	0	0	26	34	0.00	1.364

Batter	1	2	3	4	5	6	7	8	9	AB R H RBI BB SO LOB	TOP												
Davey Lopes, R OBP: 0.348, SLG: 0.347 (1, 4)	0-0 1B SF9 1B	0-0 6-3		0-0 L4		0-3 K	0-0 SF8		0-0 BB 1B	5 2 2 1 0 1 2													
Manny Mota, R OBP: 0.372, SLG: 0.370 Willie Crawford, L OBP: 0.391, SLG: 0.447 (7, PH) (7, 9)	0-0 SF9 1B 1B	0-0 E3		0-0 G6-4-3		0-0 F9	0-0 F8		4-0 1B WP BB	4 1 1 0 0 0 2 1 1 0 0 1 0 2													
Willie Davis, L OBP: 0.323, SLG: 0.453 Von Joshua, L OBP: 0.273, SLG: 0.288 (1, 8) (8, PR) (8, 7)	0-0 1B 2B 1B	0-0 1B			0-0 G6-4-3 1B	4-3		0-0 FC5 BB 1B	0-3 K	5 1 4 0 0 0 1 1 0 0 0 0 1 2													
Joe Ferguson, R OBP: 0.370, SLG: 0.468 Chris Cannizzaro, R OBP: 0.280, SLG: 0.190 (1, 2) (9, 2)	0-0 SF9	0-0 P5			0-0 F8		4-0 WP 1B BB	4-0 WP FC5 SF9 BB	0-0 WP 1B	3 2 1 2 2 0 3 0 0 0 0 0 0 0													
Tom Paciorek, R OBP: 0.306, SLG: 0.347 (1, 9) (7, 7) (8, 8)	0-0 1B 2B 1B	0-0 1-3			0-0 G6-4-3		0-0 WP 1B 1B	0-0 FC5 SF9 WP	0-3 K FC4-6	6 2 2 1 0 1 6													
Ron Cey, R OBP: 0.341, SLG: 0.388 (1, 5)	0-3 K		0-3 K			0-0 1B 2B	0-0 1B SF8 1B	4-0 1-2 2-3 IBB	0-0 FC4-6	5 2 2 2 1 2 4													
Steve Garvey, R OBP: 0.320, SLG: 0.405 (1, 3)	0-0 1B 2B		0-0 5-3			0-0 2B 2B 1B	4-0 SF8 1B BB	0-0 SF9		3 1 2 3 1 0 0													
Bill Russell, R OBP: 0.296, SLG: 0.335 (1, 6)	4-0 IBB		0-0 F8			0-0 2B 2B	0-0 SF8 1B	0-0 F8		4 1 2 1 1 0 2													
Andy Messersmith, R OBP: 0.217, SLG: 0.207 (1, 1)	0-0 F8			4-0 G6-4-3 BB		0-0 2B	0-3 K		0-0 4-3	4 0 1 2 1 1 5													
Inning Stats	R: 4 E: 0 K: 1 S: 10	H: 5 LOB: 2 BB: 1 P: 14	R: 0 E: 1 K: 0 S: 5	H: 1 LOB: 2 BB: 0 P: 5	R: 0 E: 0 K: 1 S: 5	H: 0 LOB: 0 BB: 1 P: 5	R: 0 E: 0 K: 0 S: 2	H: 0 LOB: 0 BB: 1 P: 6	R: 0 E: 0 K: 0 S: 3	H: 1 LOB: 0 BB: 0 P: 3	R: 3 E: 0 K: 1 S: 9	H: 4 LOB: 1 BB: 0 P: 9	R: 3 E: 0 K: 1 S: 8	H: 3 LOB: 2 BB: 2 P: 16	R: 1 E: 0 K: 0 S: 4	H: 1 LOB: 2 BB: 2 P: 12	R: 2 E: 0 K: 2 S: 10	H: 2 LOB: 2 BB: 1 P: 14	1B: 13 2B: 4 3B: 0 HR: 0	SF: 3 SAC: 0 DP: 2 HBP: 0	WP: 3 PB: 0 SB: 0 CS: 0	PA: 51	
PITCHER	IP WLS BF H R ER SO BB IBB HBP BLK WP HR S P ERA WHIP																					PITCHER	IP WLS BF H R ER SO BB IBB HBP BLK WP HR S P ERA WHIP
Jerry Reuss, L ERA: 3.59 (1, 1)	5.0 L 26 10 7 7 2 1 1 0 0 0 0 0 28 36 12.60 2.200																						
Cecil Upshaw, R ERA: 5.18 (6, 1)	1.0 4 1 0 0 1 0 0 0 0 0 0 0 6 6 0.00 1.000																						
Larry Dierker, R ERA: 4.68 (7, 1)	1.0 10 4 4 4 1 3 0 0 0 1 0 9 21 36.00 7.000																						
Mike Cosgrove, L ERA: 1.74 (8, 1)	1.0 4 0 0 0 0 0 0 1 0 0 1 0 3 7 0.00 0.000																						
Jim Crawford, L ERA: 4.48 (9, 1)	1.0 7 2 2 2 2 1 0 0 0 1 0 10 14 18.00 3.000																						

Los Angeles Dodgers @ Houston Astros
Astrodome, Houston, TX
Fri Sep 14 1973, 8:05 PM EDT
Att. 8,458 - Unknown

livebaseballscorecards.com

AB	41
R	13
H	17
RBI	12
BB	7
SO	6
LOB	29



Batter	1	2	3	4	5	6	7	8	9	AB R H RBI BB SO LOB	TOP											
Davey Lopes, R (1, 4) OBP: 0.348, SLG: 0.347	0-0 F8		0-0 CS 1B		0-0 F7		0-3 K			4 0 1 0 0 1 1	Los Angeles Dodgers @ Houston Astros Astrodome, Houston, TX Sat Sep 15 1973, 4:33 AM EDT Att. 6,922 - Unknown livebaseballscorecards.com											
Bill Buckner, L (1, 3) OBP: 0.297, SLG: 0.351	0-0 4-3		0-0 E S 1B			0-0 HR		0-0 P6		4 1 2 1 0 0 0												
Willie Davis, L (1, 8) OBP: 0.323, SLG: 0.450	0-0 F8		4-0 BB			0-0 3-1		0-0 P6		3 0 0 0 1 0 0												
Joe Ferguson, R (1, 2) OBP: 0.371, SLG: 0.468		0-0 FC5 BB 1B	0-0 5-3			0-0 1B		0-0 5-3		4 0 2 0 0 0 2												
Willie Crawford, L (1, 7) OBP: 0.392, SLG: 0.446		4-0 FC5 BB		0-0 G5-4-3 1B		0-3 K		0-0 F9		3 0 1 0 1 1 1												
Ron Cey, R (1, 5) OBP: 0.341, SLG: 0.385		0-3 K		0-0 F7		0-0 F7		4-0 G5-4-3 BB		3 0 0 0 1 1 4												
Tom Paciorek, R (1, 9) OBP: 0.298, SLG: 0.338		0-0 FC5		0-0 G5-4-3			0-0 F9		0-0 G5-4-3	4 0 0 0 0 0 4												
Bill Russell, R (1, 6) OBP: 0.296, SLG: 0.334		0-0 P3			4-0 G4-6-3 BB		0-0 6-3			2 0 0 0 1 0 2												
Al Downing, R (1, 1) OBP: 0.172, SLG: 0.132 Jim Fairey, L (7, PH) OBP: 0.333, SLG: 0.200 Greg Shanahan, R (7, 1)			0-0 F9		0-0 G4-6-3		4-0 BB			2 0 0 0 0 0 1 0 0 0 0 1 0 0 0 0 0 0 0 0 0												
Inning Stats	R: 0 E: 0 K: 0 S: 3	H: 0 LOB: 0 BB: 0 P: 3	R: 0 E: 0 K: 1 S: 6	H: 1 LOB: 2 BB: 1 P: 10	R: 0 E: 0 K: 0 S: 4	H: 2 LOB: 2 BB: 1 P: 8	R: 0 E: 0 K: 0 S: 3	H: 1 LOB: 0 BB: 0 P: 3	R: 0 E: 0 K: 0 S: 2	H: 0 LOB: 0 BB: 1 P: 6	R: 1 E: 0 K: 1 S: 7	H: 2 LOB: 1 BB: 0 P: 7	R: 0 E: 0 K: 1 S: 5	H: 0 LOB: 1 BB: 1 P: 9	R: 0 E: 0 K: 0 S: 3	H: 0 LOB: 0 BB: 0 P: 3	R: 0 E: 0 K: 0 S: 2	H: 0 LOB: 0 BB: 1 P: 6	1B: 5 2B: 0 3B: 0 HR: 1	SF: 0 SAC: 0 DP: 3 HBP: 0	WP: 0 PB: 0 SB: 1 CS: 1	PA: 34
PITCHER Tom Griffin, R (1, 1) ERA: 4.39	IP 9.0	WLS W	BF 34	H 6	R 1	ER 1	SO 3	BB 5	IBB 0	HBP 0	BLK 0	WP 0	HR 1	S 35	P 55	ERA 1.00	WHIP 1.222					
PITCHER	IP	WLS	BF	H	R	ER	SO	BB	IBB	HBP	BLK	WP	HR	S	P	ERA	WHIP					



Batter	1	2	3	4	5	6	7	8	9
Jimmy Wynn, R (1, 9) OBP: 0.349, SLG: 0.404	0-3 K ①		0-3 K ②		0-0 HR			0-0 5-3 ①	
Gary Sutherland, R (1, 4) OBP: 0.212, SLG: 0.303	0-3 K ②		0-0 HR 1B		0-0 F9 ②			0-3 K ②	
Cesar Cedeno, R (1, 8) OBP: 0.371, SLG: 0.523	0-0 6-3 ③		0-0 HR 1-H		0-0 F9 ③			0-0 2B 1B	
Bob Watson, R (1, 7) OBP: 0.405, SLG: 0.448		0-0 F9 ①	4-0 BB		0-0 5-3 ①			0-0 2B 1-H	
Bob Gallagher, L (7, 7) OBP: 0.276, SLG: 0.331									
Doug Rader, R (1, 5) OBP: 0.311, SLG: 0.414		0-3 K ②	0-0 F8 ③		0-0 P3 ②			0-0 P4 ③	
Lee May, R (1, 3) OBP: 0.308, SLG: 0.477		0-3 K ②		0-0 5-3 ①		0-3 K ③			
Skip Jutze, R (1, 2) OBP: 0.271, SLG: 0.244		0-0 G3 ③		0-0 1-3 ②			0-0 1-3 ①		
Roger Metzger, S (1, 6) OBP: 0.305, SLG: 0.326			0-3 K ①	0-3 K ③			0-0 L6 ②		
Tom Griffin, R (1, 1) OBP: 0.136, SLG: 0.286			0-0 HR		0-0 F2 ①		0-3 K ③		

AB	R	H	RBI	BB	SO	LOB
4	1	1	1	0	2	0
4	1	1	0	0	2	0
4	2	2	2	0	0	0
2	0	0	0	1	0	0
1	0	1	1	0	0	0
4	0	0	0	0	1	2
3	0	0	0	0	2	1
3	0	0	0	0	0	1
3	0	0	0	0	2	0
3	1	1	1	0	1	0

BOTTOM

Los Angeles Dodgers @ Houston Astros
Astrodome, Houston, TX

Sat Sep 15 1973, 4:33 AM EDT
Att. 6,922 - Unknown

livebaseballscorecards.com

AB	31
R	5
H	6
RBI	5
BB	1
SO	10
LOB	4



Inning Stats	R	H	E	K	S	H	LOB	BB	P	R	H	E	K	S	H	LOB	BB	P
	0	0	0	2	7	0	0	0	7	0	0	0	0	8	4	4	0	1
	0	0	0	2	8	0	1	0	8	0	0	0	0	2	1	1	0	2
	3	3	0	2	10	3	1	1	14	0	0	0	0	0	0	0	0	0
	0	0	0	1	5	0	0	0	5	0	0	0	0	0	0	0	0	0
	1	1	0	0	4	1	0	0	4	0	0	0	0	0	0	0	0	0
	0	0	0	1	5	0	0	0	5	0	0	0	0	0	0	0	0	0
	0	0	0	1	5	0	0	0	5	0	0	0	0	0	0	0	0	0
	1	2	0	1	7	0	1	0	7	0	0	0	0	0	0	0	0	0

PITCHER	IP	WLS	BF	H	R	ER	SO	BB	IBB	HBP	BLK	WP	HR	S	P	ERA	WHIP
Al Downing, L (1, 1) ERA: 3.31	6.0	L	24	4	4	4	8	1	0	0	0	1	3	39	43	6.00	0.833
Greg Shanahan, R (7, 1) ERA: 1.23	2.0		8	2	1	1	2	0	0	0	0	0	0	12	12	4.50	1.000

PITCHER	IP	WLS	BF	H	R	ER	SO	BB	IBB	HBP	BLK	WP	HR	S	P	ERA	WHIP

1B:	2	SF:	0	WP:	1	PA:	32
2B:	1	SAC:	0	PB:	0		
3B:	0	DP:	0	SB:	0		
HR:	3	HBP:	0	CS:	0		

Batter	1	2	3	4	5	6	7	8	9	AB R H RBI BB SO LOB	TOP																								
Davey Lopes, R OBP: 0.350, SLG: 0.349 (1, 4) X	0-0 PB 1B 2B	4-0 G4-6-3 BB			4-0 4-3 BB		0-0 P6		0-0 F3	3 1 1 0 2 0 1																									
Bill Buckner, L OBP: 0.297, SLG: 0.352 (1, 3) X	0-0 F7 2-3	0-0 G4-6-3 1-2f			0-0 4-3 1-2			0-0 2B		4 0 1 0 0 0 4																									
Willie Davis, L OBP: 0.321, SLG: 0.447 (1, 8) S S S	0-3 K				0-0 F8			0-0 F7		4 0 0 0 0 1 3																									
Joe Ferguson, R OBP: 0.372, SLG: 0.467 (1, 2) B B B	4-0 1B BB				0-0 F9			0-3 K		3 0 1 0 1 1 1																									
Willie Crawford, L OBP: 0.393, SLG: 0.445 (1, 7) X	0-0 1-2 3-H 1B				0-3 K			4-0 BB		3 0 1 1 1 1 1																									
Ron Cey, R OBP: 0.338, SLG: 0.382 (1, 5) X	0-0 P4				0-0 L7			0-0 P6		4 0 0 0 0 0 5																									
Tom Paciorek, R OBP: 0.297, SLG: 0.354 (1, 9) X					0-0 5-3			0-3 K		4 1 1 1 0 1 1																									
Bill Russell, R OBP: 0.297, SLG: 0.339 (1, 6) X					0-0 F9			0-0 F9		4 0 2 0 0 0 0																									
Claude Osteen, L OBP: 0.182, SLG: 0.173 Doug Rau, L OBP: 0.091, SLG: 0.091 Von Joshua, L OBP: 0.272, SLG: 0.286 Charlie Hough, R OBP: 0.154, SLG: 0.154 Jim Fairey, L OBP: 0.286, SLG: 0.167 (1, 1) (2, 1) (7, PH) (7, 1) (9, PH)					0-3 K			0-3 K		1 0 0 0 0 1 1 1 0 0 0 0 1 0 1 0 0 0 0 1 0 0 0 0 0 0 0 0 1 0 0 0 0 0 1																									
Inning Stats	R: 1 E: 0 K: 1 S: 7	H: 2 LOB: 2 BB: 1 P: 11	R: 1 E: 0 K: 1 S: 6	H: 2 LOB: 1 BB: 1 P: 10	R: 0 E: 0 K: 1 S: 5	H: 0 LOB: 0 BB: 0 P: 5	R: 0 E: 0 K: 0 S: 3	H: 0 LOB: 0 BB: 0 P: 3	R: 0 E: 0 K: 1 S: 5	H: 0 LOB: 1 BB: 1 P: 9	R: 0 E: 0 K: 1 S: 6	H: 1 LOB: 1 BB: 0 P: 6	R: 0 E: 0 K: 1 S: 5	H: 0 LOB: 0 BB: 0 P: 5	R: 0 E: 0 K: 1 S: 6	H: 1 LOB: 2 BB: 1 P: 10	R: 0 E: 0 K: 0 S: 4	H: 1 LOB: 1 BB: 0 P: 4	1B: 3 2B: 2 3B: 1 HR: 1	SF: 0 SAC: 0 DP: 1 HBP: 0	WP: 0 PB: 1 SB: 0 CS: 0	PA: 37													
PITCHER Don Wilson, R ERA: 3.13 (1, 1)	IP 9.0	WLS W	BF 37	H 7	R 2	ER 2	SO 7	BB 4	IBB 0	HBP 0	BLK 0	WP 0	HR 1	S 47	P 63	ERA 2.00	WHIP 1.222	PITCHER	IP 9.0	WLS W	BF 37	H 7	R 2	ER 2	SO 7	BB 4	IBB 0	HBP 0	BLK 0	WP 0	HR 1	S 47	P 63	ERA 2.00	WHIP 1.222

Los Angeles Dodgers @ Houston Astros
 Astrodome, Houston, TX
 Sun Sep 16 1973, 4:33 AM EDT
 Att: 10,502 - Unknown

AB	33
R	2
H	7
RBI	2
BB	4
SO	7
LOB	18



WP: 0	PA: 37
PB: 1	
SB: 0	
CS: 0	

Batter	1	2	3	4	5	6	7	8	9	AB R H RBI BB SO LOB	TOP											
Jimmy Wynn, R (1, 9) OBP: 0.349, SLG: 0.403	0-3 K		0-0 F9		0-0 5-3		0-0 2B			4 0 1 1 0 1 1												
Gary Sutherland, R (1, 4) OBP: 0.214, SLG: 0.268	0-0 1-3			0-0 5-3	0-3 K		0-0 5-3			4 0 0 0 0 1 2												
Cesar Cedeno, R (1, 8) OBP: 0.372, SLG: 0.528	0-0 HR			0-3 K		0-0 F9		0-0 6-3		4 1 1 1 0 1 0												
Bob Watson, R (1, 7) OBP: 0.405, SLG: 0.452	0-0 L6			0-0 HR		0-0 1B		0-0 L4		4 1 2 1 0 0 0												
Doug Rader, R (1, 5) OBP: 0.309, SLG: 0.410 Dave Campbell, R (6, 5) OBP: 0.226, SLG: 0.205		0-3 K2-3		0-0 5-3		0-3 K		0-0 F2		3 0 0 0 0 2 1 1 0 0 0 0 0 0												
Lee May, R (1, 3) OBP: 0.310, SLG: 0.477		0-3 K			0-0 1B E 1B	0-0 5-3		0-0 6-3		4 1 1 0 0 1 1												
Skip Jutze, R (1, 2) OBP: 0.277, SLG: 0.252		0-3 K			0-0 E9 1B 1B		0-0 SH3-4 2B 1B		0-3 K	4 2 2 0 0 2 0												
Roger Metzger, S (1, 6) OBP: 0.305, SLG: 0.325			0-0 4-3		0-0 5-3 SH1-4 1B		0-0 SH3-4 1-2		0-0 6-3	3 0 1 1 0 0 0												
Dave Roberts, L (1, 1) OBP: 0.128, SLG: 0.154			0-0 4-3		0-0 SH1-4 1-2		0-3 K			2 0 0 0 0 1 1												
Inning Stats	R: 1 E: 0 K: 1 S: 6	H: 1 LOB: 0 BB: 0 P: 6	R: 0 E: 0 K: 3 S: 9	H: 0 LOB: 0 BB: 0 P: 9	R: 0 E: 0 K: 0 S: 3	H: 0 LOB: 0 BB: 0 P: 3	R: 1 E: 0 K: 1 S: 6	H: 1 LOB: 0 BB: 0 P: 6	R: 2 E: 1 K: 1 S: 8	H: 3 LOB: 1 BB: 0 P: 8	R: 0 E: 0 K: 1 S: 6	H: 1 LOB: 1 BB: 0 P: 6	R: 1 E: 0 K: 1 S: 7	H: 2 LOB: 1 BB: 0 P: 7	R: 0 E: 0 K: 0 S: 3	H: 0 LOB: 0 BB: 0 P: 3	R: 0 E: 0 K: 1 S: 5	H: 0 LOB: 0 BB: 0 P: 5	1B: 5 2B: 1 3B: 0 HR: 2	SF: 0 SAC: 2 DP: 0 HBP: 0	WP: 0 PB: 0 SB: 0 CS: 0	PA: 35
PITCHER	IP WLS BF H R ER SO BB IBB HBP BLK WP HR S P ERA WHIP																					
Jack Billingham, R (1, 1) ERA: 3.05	7.0 L 29 8 5 4 8 0 0 0 0 0 0 2 45 45 5.14 1.143																					
Dick Baney, R (8, 1) ERA: 3.24	2.0 6 0 0 0 1 0 0 0 0 0 0 0 8 8 0.00 0.000																					

Houston Astros @ Cincinnati Reds
Riverfront Stadium, Cincinnati, OH
Mon Sep 17 1973, 7:05 PM EDT
Att: 17,585 - Unknown

livebaseballscorecards.com

AB	33
R	5
H	8
RBI	4
BB	0
SO	9
LOB	6



Batter	1	2	3	4	5	6	7	8	9	AB	R	H	RBI	BB	SO	LOB
Pete Rose, S OBP: 0.413, SLG: 0.441 (1, 7)	0-0 5-3		0-0 F8		0-0 6-3			0-0 5-3		4	0	0	0	0	0	0
Joe Morgan, L OBP: 0.403, SLG: 0.477 (1, 4)	0-0 PB 1B		4-0 S BB			0-0 1B S 1B		0-3 K		3	0	2	0	1	1	0
Tony Perez, R OBP: 0.382, SLG: 0.509 (1, 3)	0-3 K		0-0 6-3			0-0 G5-4-3 1B		4-0 BB 1B BB		3	0	1	0	1	1	2
Ken Griffey, L OBP: 0.462, SLG: 0.661 (8, PR)	1-2 K		1-2			1-3 1B		BB BB BB BB		0	1	0	0	0	0	0
Dan Driessen, L OBP: 0.355, SLG: 0.395 (9, 3)	1-2 K		1-2			1-3 1B		BB BB BB BB		0	0	0	0	0	0	0
Johnny Bench, R OBP: 0.348, SLG: 0.437 (1, 2)	0-0 6-3			0-0 PB 1B		0-0 P5		4-0 1B BB		3	0	1	0	1	0	3
Andy Kosco, R OBP: 0.351, SLG: 0.526 (1, 9)		0-3 K		0-3 K		0-0 G5-4-3		0-0 1B BB		4	0	1	1	0	2	3
Cesar Geronimo, L OBP: 0.265, SLG: 0.292 (9, 8)		0-3 K		1-3 K		1-2f		1-2 2-H 1B		0	0	0	0	0	0	0
George Foster, R OBP: 0.238, SLG: 0.400 (1, 8)		0-0 E4		0-0 F7			0-0 4-3	0-0 P4		4	0	0	0	0	0	3
Denis Menke, R OBP: 0.374, SLG: 0.265 (1, 5)		0-0 F8		0-0 4-3			4-0 BB			2	0	0	0	1	0	2
Darrel Chaney, S OBP: 0.263, SLG: 0.219 (1, 6)		0-0 F8			0-0 P6		0-3 K			3	0	0	0	0	1	2
Don Gullett, R OBP: 0.250, SLG: 0.180 (1, 1)			0-3 K		0-3 K		0-0 6-3			3	0	0	0	0	2	1


Inning Stats	R: 0	H: 1	E: 0	LOB: 1	K: 1	BB: 0	S: 6	P: 6	R: 0	H: 0	E: 2	LOB: 1	K: 1	BB: 0	S: 6	P: 6	R: 0	H: 0	E: 0	LOB: 1	K: 1	BB: 1	S: 5	P: 9	R: 0	H: 1	E: 0	LOB: 1	K: 1	BB: 0	S: 6	P: 6	R: 0	H: 0	E: 0	LOB: 0	K: 1	BB: 0	S: 5	P: 5	R: 0	H: 2	E: 0	LOB: 1	K: 0	BB: 0	S: 4	P: 4	R: 0	H: 0	E: 0	LOB: 1	K: 1	BB: 1	S: 5	P: 9	R: 1	H: 1	E: 0	LOB: 2	K: 1	BB: 2	S: 6	P: 14
PITCHER Jerry Reuss, L ERA: 3.52 (1, 1)	IP	WLS	BF	H	R	ER	SO	BB	IBB	HBP	BLK	WP	HR	S	P	ERA	WHIP	IP	WLS	BF	H	R	ER	SO	BB	IBB	HBP	BLK	WP	HR	S	P	ERA	WHIP	IP	WLS	BF	H	R	ER	SO	BB	IBB	HBP	BLK	WP	HR	S	P	ERA	WHIP													

BOTTOM

Houston Astros @ Cincinnati Reds
Riverfront Stadium, Cincinnati, OH

Tue Sep 18 1973, 3:33 AM EDT
Att. 15,305 - Unknown

AB 29
R 1
H 5
RBI 1
BB 4
SO 7
LOB 16



WP: 0 PA: 33
PB: 3
SB: 2
CS: 0

livebaseballscorecards.com

Batter	1	2	3	4	5	6	7	8	9	AB R H RBI BB SO LOB	TOP									
Derrel Thomas, S (1, 6) OBP: 0.308, SLG: 0.270	0-0 F8		0-0 HR 1B	0-0 F5		0-0 4-3			0-0 2B 1B	5 2 2 0 0 0 4	San Diego Padres @ Houston Astros Astrodome, Houston, TX Wed Sep 19 1973, 8:05 PM EDT Unknown livebaseballscorecards.com									
Gene Locklear, L (1, 7) OBP: 0.306, SLG: 0.322	0-0 F7		0-0 HR		0-0 5-3 2B		4-0 FC6-4 BB	0-0 2B	4 1 3 4 1 0 0											
Dave Roberts, R (1, 5) OBP: 0.309, SLG: 0.461	0-0 6-3		0-0 F7		0-0 5-3		0-0 F8	0-0 F4	5 0 0 0 0 0 3											
Nate Colbert, R (1, 3) OBP: 0.341, SLG: 0.429		0-0 G6-4-3 1B		0-0 F7	1-0 HBP		0-0 FC6-4 CS		3 0 1 0 0 0 1											
Cito Gaston, R (1, 9) OBP: 0.285, SLG: 0.415		0-0 G6-4-3		0-0 2B BB 1B		0-0 F9	0-0 CS	0-3 K	4 1 1 0 0 1 3											
Ivan Murrell, R (1, 8) OBP: 0.225, SLG: 0.401		0-0 F6		0-0 BB 1-3 2B		0-0 F2		0-0 5-3	4 0 1 0 0 0 2											
Dave Hilton, R (1, 4) OBP: 0.262, SLG: 0.277			4-0 1B HR 1-3 BB	4-0 BB IBB		0-0 6-3		0-0 F7	2 1 0 0 2 0 0											
Pat Corrales, R (1, 2) OBP: 0.293, SLG: 0.284			0-0 1-3	4-0 SH2-4 1B		0-0 K		0-3 K	2 0 1 1 1 0 1											
Fred Kendall, R (9, PH) OBP: 0.319, SLG: 0.395			1-2 2-3 3-H BB						1 0 0 0 0 1 0											
Clay Kirby, R (1, 1) OBP: 0.118, SLG: 0.120			0-0 5-3	0-3 K		0-0 SH2-4		0-0 3-1	2 0 0 0 0 1 4											
Mike Caldwell, R (7, 1) OBP: 0.167, SLG: 0.143									0 0 0 0 0 0 0											
Leron Lee, L (9, PH) OBP: 0.304, SLG: 0.294									1 0 0 0 0 0 0											
Inning Stats	R: 0 E: 0 K: 0 S: 3	H: 0 LOB: 0 BB: 0 P: 3	R: 0 E: 0 K: 0 S: 3	H: 1 LOB: 0 BB: 0 P: 3	R: 3 E: 0 K: 0 S: 5	H: 2 LOB: 0 BB: 1 P: 9	R: 1 E: 0 K: 1 S: 7	H: 2 LOB: 3 BB: 2 P: 15	R: 0 E: 0 K: 0 S: 4	H: 1 LOB: 2 BB: 0 P: 5	R: 0 E: 0 K: 0 S: 2	H: 0 LOB: 0 BB: 1 P: 6	R: 0 E: 0 K: 1 S: 5	H: 0 LOB: 0 BB: 0 P: 5	R: 1 E: 0 K: 1 S: 7	H: 2 LOB: 1 BB: 0 P: 7	1B: 5 2B: 3 3B: 0 HR: 1	SF: 0 SAC: 1 DP: 1 HBP: 1	WP: 0 PB: 0 SB: 0 CS: 1	PA: 40
PITCHER Tom Griffin, R (1, 1) ERA: 4.45	IP: 9.0 WLS: W BF: 39 H: 9 R: 5 ER: 5 SO: 3 BB: 3 IBB: 1 HBP: 1 BLK: 0 WP: 0 HR: 1 S: 40 P: 57 ERA: 5.00 WHIP: 1.333											PITCHER	IP: WLS: BF: H: R: ER: SO: BB: IBB: HBP: BLK: WP: HR: S: P: ERA: WHIP:							



Batter	1	2	3	4	5	6	7	8	9	AB	R	H	RBI	BB	SO	LOB
Greg Cross, L OBP: 0.211, SLG: 0.333 (1, 7)	0-0 1B 2B	0-0 F8		0-0 6-3		0-0 F8		0-0 G4-3 1-2f		5	1	1	0	0	0	2
Gary Sutherland, R OBP: 0.239, SLG: 0.273 (1, 4)	0-0 HBP 2B 1B	0-0 F7		0-0 F8			4-0 1B E BB			3	2	1	0	1	0	1
Bob Gallagher, L OBP: 0.283, SLG: 0.358 (1, 8)	0-0 F6	0-3 K			0-0 HR		0-0 E 1B			4	2	2	1	0	1	3
Cliff Johnson, R OBP: 0.429, SLG: 0.500 (1, 3)	1-0 2B 1-2 WP HBP		0-0 FC5-4 1B		0-0 F7		0-0 E6 WP 2B			3	2	2	2	0	0	0
Dave Campbell, R OBP: 0.227, SLG: 0.215 (1, 5)	0-0 WP 1B 2B		0-0 FC5-4 F8 WP		0-0 1B		0-3 K			4	1	2	2	0	1	1
Mike Easler, L (1, 9)	0-3 K		4-0 1-2 BB		0-0 F7		0-3 K			3	0	0	0	1	2	2
Johnny Edwards, L OBP: 0.302, SLG: 0.362 (1, 2)	0-0 1B		0-0 F8		0-0 F8		0-0 3-1			4	0	1	1	0	0	3
Skip Jutze, R OBP: 0.278, SLG: 0.253 (8, 2)	0-0 1B		0-0 F8		0-0 F8		0-0 3-1			0	0	0	0	0	0	0
Ray Busse, R OBP: 0.183, SLG: 0.287 (1, 6)	0-0 F7		0-0 4-3		0-3 K		0-0 G4-3 1B			4	0	1	0	0	1	3
Tom Griffin, R OBP: 0.154, SLG: 0.320 (1, 1)		0-0 2B		0-3 K		0-3 K		0-3 K		4	0	1	0	0	3	1

Inning Stats	R: 4	H: 4	LOB: 1	K: 1	S: 9	P: 10	R: 0	H: 1	LOB: 1	K: 1	S: 6	P: 6	R: 0	H: 1	LOB: 2	K: 0	S: 4	P: 8	R: 1	H: 2	LOB: 1	K: 0	S: 5	P: 5	R: 0	H: 0	LOB: 0	K: 2	S: 7	P: 7	R: 3	H: 2	LOB: 0	K: 2	S: 9	P: 13	R: 0	H: 1	LOB: 0	K: 1	S: 5	P: 5
--------------	------	------	--------	------	------	-------	------	------	--------	------	------	------	------	------	--------	------	------	------	------	------	--------	------	------	------	------	------	--------	------	------	------	------	------	--------	------	------	-------	------	------	--------	------	------	------

PITCHER	IP	WLS	BF	H	R	ER	SO	BB	IBB	HBP	BLK	WP	HR	S	P	ERA	WHIP
Clay Kirby, R ERA: 4.84 (1, 1)	6.0	L	31	10	8	7	5	2	0	1	0	2	1	38	47	10.50	2.000
Mike Caldwell, L ERA: 3.62 (7, 1)	2.0		6	1	0	0	3	0	0	0	0	1	0	12	12	0.00	0.500

BOTTOM

San Diego Padres @ Houston Astros
Astrodome, Houston, TX
Wed Sep 19 1973, 8:05 PM EDT
Unknown

livebaseballscorecards.com

AB	34
R	8
H	11
RBI	6
BB	2
SO	8
LOB	16



WP: 3	PA: 37
PB: 0	SB: 0
CS: 0	

Batter	1	2	3	4	5	6	7	8	9	AB R H RBI BB SO LOB	TOP		
Derrel Thomas, S (1, 6) OBP: 0.307, SLG: 0.269	0-3 K		0-0 F7			0-0 1B S SF9 1B	0-3 K			4 1 1 0 0 2 0	San Diego Padres @ Houston Astros Astrodome, Houston, TX Wed Sep 19 1973, 8:05 PM EDT Att. 5,488 - Unknown		
Gene Locklear, L (1, 7) OBP: 0.316, SLG: 0.325	4-0 BB 2B BB		4-0 S 1B BB			0-0 FC3-6 1B		0-0 F4		2 2 1 0 2 0 0			
Dave Roberts, R (1, 5) OBP: 0.309, SLG: 0.460	0-0 F8		0-0 1B			0-0 SF9		0-0 6-3		3 0 1 2 0 0 1			
Cito Gaston, R (1, 9) OBP: 0.287, SLG: 0.414	4-0 BB 1-2 2B BB			0-0 5-3		0-0 FC3-6 1B BB 2B		0-0 1B		3 2 1 0 1 0 1			
Fred Kendall, R (1, 2) OBP: 0.321, SLG: 0.397	0-0 2B			0-0 5-3		4-0 BB 1-2 1B 2B BB		0-0 F7		2 1 1 2 1 0 0			
Pat Corrales, R (6, 2) OBP: 0.289, SLG: 0.279	1-H 2-H			0-0 6-3		0-0 1-2 2-3 2B 1B				1 0 0 0 0 0 1			
Dave Winfield, R (1, 8) OBP: 0.326, SLG: 0.381		0-0 G6-4-3 1B				0-0 1-2 2-3 2B 1B		4-0 BB FC4-6		3 0 2 0 1 0 0			
Ivan Murrell, R (1, 3) OBP: 0.225, SLG: 0.404		0-0 G6-4-3			0-3 K	0-0 1-2 2B		0-0 FC4-6 1B		4 0 1 2 0 1 2			
Dave Hilton, R (1, 4) OBP: 0.261, SLG: 0.276		0-0 F8			0-0 5-3		0-3 K		0-0 G4-3 1B	4 0 1 0 0 1 0			
Rich Troedson, L (1, 1) OBP: 0.175, SLG: 0.154			0-3 K		0-0 5-3		0-0 6-3		0-0 G4-3	4 0 0 0 0 1 2			
Inning Stats	R: 2 H: 1 E: 0 LOB: 1 K: 1 BB: 2 S: 5 P: 13	R: 0 H: 1 E: 0 LOB: 0 K: 0 BB: 0 S: 3 P: 3	R: 1 H: 1 E: 0 LOB: 1 K: 1 BB: 1 S: 5 P: 9	R: 0 H: 0 E: 0 LOB: 0 K: 0 BB: 0 S: 3 P: 3	R: 0 H: 0 E: 0 LOB: 0 K: 1 BB: 0 S: 5 P: 5	R: 3 H: 4 E: 0 LOB: 2 K: 0 BB: 1 S: 6 P: 10	R: 0 H: 0 E: 0 LOB: 0 K: 2 BB: 0 S: 7 P: 7	R: 0 H: 1 E: 0 LOB: 1 K: 0 BB: 0 S: 4 P: 4	R: 0 H: 1 E: 0 LOB: 1 K: 0 BB: 1 S: 3 P: 7	1B: 7 SF: 1 2B: 2 SAC: 0 3B: 0 DP: 2 HR: 0 HBP: 0	WP: 0 PA: 36 PB: 0 SB: 2 CS: 0		
PITCHER	IP WLS BF H R ER SO BB IBB HBP BLK WP HR S P ERA WHIP											PITCHER	IP WLS BF H R ER SO BB IBB HBP BLK WP HR S P ERA WHIP
Doug Koniczny, R (1, 1) ERA: 5.54	7.0 L 28 7 6 6 5 4 0 0 0 0 0 0 34 50 7.71 1.571												
Jim York, R (8, 1) ERA: 4.39	2.0 8 2 0 0 0 1 0 0 0 0 0 0 7 11 0.00 1.500												

AB	30
R	6
H	9
RBI	6
BB	5
SO	5
LOB	7



Batter	1	2	3	4	5	6	7	8	9	AB R H RBI BB SO LOB
Greg Gross, L (1, 7) OBP: 0.261, SLG: 0.364	0-0 1B G4-6-3 1B		0-0 S 1B		0-0 G3			0-0 F8		4 1 2 0 0 0 0
Roger Metzger, S (1, 6) OBP: 0.303, SLG: 0.322	0-0 1-3 G4-6-3 1B		0-0 F8 1-2		0-0 F9			0-0 6-3		4 0 1 0 0 0 1
Cesar Cedeno, R (1, 8) OBP: 0.369, SLG: 0.524	0-0 1-2f 3-H G4-6-3		0-0 1-3		0-0 5-3			0-0 F7		4 0 0 0 0 0 2
Cliff Johnson, R (1, 3) OBP: 0.389, SLG: 0.625	0-3 K		0-0 5-3		0-3 K			0-0 HR		4 1 1 1 0 2 0
Jimmy Wynn, R (1, 9) OBP: 0.346, SLG: 0.397		0-0 5-3		4-0 2B E BB		0-0 F9		0-0 6-3		3 1 0 0 1 0 0
Dave Campbell, R (1, 5) OBP: 0.234, SLG: 0.231		0-0 6-3		0-0 E7 1-H 2B		0-0 FC5-4 1B		0-0 6-3		4 0 2 0 0 0 0
Tommy Helms, R (1, 4) OBP: 0.329, SLG: 0.373		0-0 1B		0-0 F8		0-0 F8		0-0 1B		4 0 2 0 0 0 2
Skip Jutze, R (1, 2) OBP: 0.274, SLG: 0.249		0-0 5-3		0-0 6-3		0-0 FC5-4 1-2f		0-3 K		4 0 0 0 0 1 4
Doug Konieczny, R (1, 1) Bob Watson, R (7, PH) Jim York, R (8, 1)			0-3 K		0-3 K		0-0 F9			2 0 0 0 0 2 0 1 0 0 0 0 0 1 0 0 0 0 0 0 0

Inning Stats	R: 1 E: 0 K: 1 S: 6	H: 2 LOB: 0 BB: 0 P: 6	R: 0 E: 0 K: 0 S: 4	H: 1 LOB: 1 BB: 0 P: 4	R: 0 E: 0 K: 1 S: 6	H: 1 LOB: 1 BB: 0 P: 6	R: 1 E: 1 K: 0 S: 4	H: 1 LOB: 1 BB: 1 P: 8	R: 0 E: 0 K: 1 S: 5	H: 0 LOB: 0 BB: 0 P: 5	R: 0 E: 0 K: 1 S: 5	H: 0 LOB: 0 BB: 0 P: 5	R: 0 E: 0 K: 0 S: 4	H: 1 LOB: 1 BB: 0 P: 4	R: 0 E: 0 K: 0 S: 3	H: 0 LOB: 0 BB: 0 P: 3	R: 1 E: 0 K: 1 S: 7	H: 2 LOB: 1 BB: 0 P: 7	1B: 6 2B: 1 3B: 0 HR: 1	SF: 0 SAC: 0 DP: 1 HBP: 0	WP: 0 PB: 0 SB: 1 CS: 0	PA: 35
--------------	------------------------------	---------------------------------	------------------------------	---------------------------------	------------------------------	---------------------------------	------------------------------	---------------------------------	------------------------------	---------------------------------	------------------------------	---------------------------------	------------------------------	---------------------------------	------------------------------	---------------------------------	------------------------------	---------------------------------	----------------------------------	------------------------------------	----------------------------------	--------

PITCHER	IP	WLS	BF	H	R	ER	SO	BB	IBB	HBP	BLK	WP	HR	S	P	ERA	WHIP
Rich Troedson, L (1, 1) ERA: 4.32	9.0	W	35	8	3	2	5	1	0	0	0	0	1	44	48	2.00	1.000

BOTTOM

San Diego Padres @ Houston Astros
Astrodome, Houston, TX

Wed Sep 19 1973, 8:05 PM EDT
Att. 5,488 - Unknown

livebaseballscorecards.com

AB	34
R	3
H	8
RBI	1
BB	1
SO	5
LOB	10



Batter	1	2	3	4	5	6	7	8	9	AB R H RBI BB SO LOB	TOP											
Ralph Garr, L (1, 9) OBP: 0.323, SLG: 0.416	0-0 5-3		0-0 S 1B		0-0 6-3		0-0 1-3			4 0 1 0 0 0 0												
Marty Perez, R (1, 6) OBP: 0.315, SLG: 0.347	0-0 F9		0-0 5-3 1-2			0-0 1B HR 1B		4-0 BB BB BB G4-6-3 BB		3 1 1 0 1 0 1												
Darrell Evans, L (1, 5) OBP: 0.405, SLG: 0.555	0-0 F2			0-3 K		0-0 1-2 HR 1B		0-0 G4-6-3 1-2f		4 1 1 0 0 1 1												
Hank Aaron, R (1, 7) OBP: 0.398, SLG: 0.642 Frank Tepedino, L (8, 3) OBP: 0.355, SLG: 0.396		0-0 6-3		0-0 6-3		0-0 1-H 2-H HR		0-0 F3		4 1 1 3 0 0 0 0 0 0 0 0 0 0												
Dusty Baker Jr., R (1, 8) OBP: 0.357, SLG: 0.448		0-0 6-3		0-0 1B 1B		0-0 F8		0-3 K		4 0 1 0 0 1 0												
Davey Johnson, R (1, 4) OBP: 0.370, SLG: 0.557		0-0 4-3		0-0 1-3 FC6 1B		0-0 F9		4-0 FC6 BB		3 0 1 0 1 0 0												
Mike Lum, L (1, 3) OBP: 0.349, SLG: 0.454			0-0 G3	0-0 1-2f FC6 1B		0-0 F5		0-0 F9		4 0 0 0 0 0 3												
Paul Casanova, R (1, 2) OBP: 0.264, SLG: 0.353			0-0 HR		0-0 F6		0-0 F3		0-0 FC6 1-2f	4 1 1 1 0 0 1												
Carl Morton, R (1, 1) OBP: 0.232, SLG: 0.333			0-0 6-3		0-0 6-3		0-3 K			3 0 0 0 0 1 0												
Inning Stats	R: 0 E: 0 K: 0 S: 3	H: 0 LOB: 0 BB: 0 P: 3	R: 0 E: 0 K: 0 S: 3	H: 0 LOB: 0 BB: 0 P: 3	R: 1 E: 0 K: 0 S: 5	H: 2 LOB: 1 BB: 0 P: 5	R: 0 E: 0 K: 1 S: 7	H: 2 LOB: 2 BB: 0 P: 7	R: 0 E: 0 K: 0 S: 3	H: 0 LOB: 0 BB: 0 P: 3	R: 3 E: 0 K: 0 S: 6	H: 3 LOB: 0 BB: 0 P: 6	R: 0 E: 0 K: 1 S: 5	H: 0 LOB: 0 BB: 0 P: 5	R: 0 E: 0 K: 0 S: 2	H: 0 LOB: 0 BB: 1 P: 6	R: 0 E: 0 K: 1 S: 5	H: 0 LOB: 1 BB: 1 P: 9	1B: 5 2B: 0 3B: 0 HR: 2	SF: 0 SAC: 0 DP: 1 HBP: 0	WP: 0 PB: 0 SB: 1 CS: 0	PA: 35
PITCHER	IP WLS BF H R ER SO BB IBB HBP BLK WP HR S P ERA WHIP																					
Dave Roberts, L (1, 1) ERA: 2.96	7.0 L 28 7 4 4 2 0 0 0 0 0 0 2 32 32 5.14 1.000																					
Ken Forsch, R (8, 1) ERA: 4.22	2.0 7 0 0 0 1 2 0 0 0 0 0 0 7 15 0.00 1.000																					

Atlanta Braves @ Houston Astros
Astrodome, Houston, TX
Sat Sep 22 1973, 8:05 PM EDT
Att. 16,020 - Dome

livebaseballscorecards.com

AB 33
R 4
H 7
RBI 4
BB 2
SO 3
LOB 6



Batter	1	2	3	4	5	6	7	8	9	AB	R	H	RBI	BB	SO	LOB	TOP										
Ralph Garr, L (1, 9) OBP: 0.323, SLG: 0.415 Sonny Jackson, L (6, 9) OBP: 0.284, SLG: 0.254	0-0 CS 1B		0-0 G3	0-0 L9		0-0 FC4		0-0 1B 1B		4	0	1	0	0	0	2											
Mike Lum, L (1, 7) OBP: 0.350, SLG: 0.453	0-0 F8		4-0 BB		0-0 F9		0-0 F3	0-0 1B 1B		4	1	1	1	1	0	1											
Darrell Evans, L (1, 5) OBP: 0.406, SLG: 0.555	4-0 1-2 BB		0-0 F9		0-0 1B		0-0 F4	0-0 1B 1B		4	0	2	1	1	0	1											
Dusty Baker Jr., R (1, 8) OBP: 0.356, SLG: 0.446	0-3 K		0-0 4-3		0-3 K		0-0 F4	0-0 1B		5	0	1	1	0	2	3											
Davey Johnson, R (1, 4) OBP: 0.371, SLG: 0.556		0-0 F7		0-0 2B SF9 1B		0-0 F7		SH1-4 1B 1B K		5	2	2	0	0	1	3											
Frank Tepedino, L (1, 3) OBP: 0.365, SLG: 0.434		0-0 HR 1B		0-0 WP PB 2B		0-0 HR		SH1-4 1-2 F9		4	3	3	1	0	0	0											
Marty Perez, R (1, 6) OBP: 0.314, SLG: 0.346		0-3 K		0-0 SF9		0-3 K		0-0 1B 1B	0-0 6-3	4	1	1	2	0	2	1											
Dick Dietz, R (1, 2) OBP: 0.466, SLG: 0.429 Paul Casanova, R (9, 2) OBP: 0.264, SLG: 0.353		0-0 1-H HR		4-0 3-H FC5-6 BB		4-0 FC4 BB		4-0 1B 1B IBB	0-0 F5	2	2	1	2	3	0	0											
Roric Harrison, R (1, 1) OBP: 0.089, SLG: 0.185 Joe Niekro, R (9, 1) OBP: 0.333, SLG: 0.333		0-3 K		0-0 FC5-6		0-3 K		0-0 L7		4	0	0	0	0	2	4											
										0	0	0	0	0	0	0											
Inning Stats	R: 0 E: 0 K: 1 S: 5	H: 1 LOB: 1 BB: 1 P: 9	R: 2 E: 0 K: 2 S: 9	H: 2 LOB: 0 BB: 0 P: 9	R: 0 E: 0 K: 0 S: 3	H: 0 LOB: 1 BB: 1 P: 7	R: 2 E: 0 K: 0 S: 5	H: 2 LOB: 1 BB: 1 P: 9	R: 0 E: 0 K: 1 S: 6	H: 1 LOB: 1 BB: 0 P: 6	R: 1 E: 0 K: 2 S: 8	H: 1 LOB: 1 BB: 1 P: 12	R: 0 E: 0 K: 0 S: 3	H: 0 LOB: 0 BB: 0 P: 3	R: 5 E: 0 K: 1 S: 11	H: 6 LOB: 2 BB: 1 P: 15	R: 0 E: 0 K: 0 S: 3	H: 0 LOB: 0 BB: 0 P: 3	1B: 10 2B: 1 3B: 0 HR: 2	SF: 1 SAC: 1 DP: 0 HBP: 0	WP: 1 PB: 1 SB: 0 CS: 1	PA: 44					
PITCHER	IP	WLS	BF	H	R	ER	SO	BB	IBB	HBP	BLK	WP	HR	S	P	ERA	WHIP										
Don Wilson, R (1, 1) ERA: 3.2	6.0	L	28	7	5	4	6	4	0	0	0	1	2	36	52	6.00	1.833										
Juan Pizarro, L (7, 1) ERA: 7.24	1.2		10	4	5	5	0	0	1	0	0	0	0	9	13	27.00	2.400										
Mike Cosgrove, L (8, 1) ERA: 1.74	0.0		2	2	0	0	0	0	0	0	0	0	0	2	2	∞	∞										
Jim Ray, R (8, 1) ERA: 4.43	0.1		1	0	0	0	1	0	0	0	0	0	0	3	3	0.00	0.000										
Cecil Upshaw, R (9, 1) ERA: 5.05	1.0		3	0	0	0	0	0	0	0	0	0	0	3	3	0.00	0.000										

Atlanta Braves @ Houston Astros
Astrodome, Houston, TX
Sun Sep 23 1973, 4:33 AM EDT
Att. 14,222 - Dome

livebaseballscorecards.com

AB	37
R	10
H	13
RBI	9
BB	5
SO	7
LOB	15



BOTTOM

Atlanta Braves @ Houston Astros
Astrodome, Houston, TX
Sun Sep 23 1973, 4:33 AM EDT
Att. 14,222 - Dome

livebaseballscorecards.com

AB 28
R 2
H 4
RBI 2
BB 3
SO 3
LOB 12



WP: 0 PA: 33
PB: 0
SB: 0
CS: 0

AB R H RBI BB SO LOB

4	0	0	0	0	0	0
3	1	1	0	1	0	0
2	1	1	0	1	1	0
0	0	0	0	0	0	0
3	0	1	0	1	0	1
4	0	0	0	0	1	6
3	0	1	2	0	0	3
3	0	0	0	0	0	2
2	0	0	0	0	0	0
1	0	0	0	0	0	0
0	0	0	0	0	0	0
0	0	0	0	0	0	0
0	0	0	0	0	0	0
0	0	0	0	0	0	0
1	0	0	0	0	1	0
1	0	0	0	0	0	0
0	0	0	0	0	0	0
0	0	0	0	0	0	0
0	0	0	0	0	0	0
1	0	0	0	0	0	0

Batter	1	2	3	4	5	6	7	8	9
Bob Gallagher, L (1, 9) OBP: 0.272, SLG: 0.343	0-0 F7			0-0 3-1		0-0 4-3		0-0 F9	
Roger Metzger, S (1, 6) OBP: 0.305, SLG: 0.329	0-0 F8			0-0 6-3			0-0 1B BB SF9 1B	4-0 BB HBP BB	
Cesar Cedeno, R (1, 8) OBP: 0.371, SLG: 0.524 Mike Easler, L (9, PR)	0-3 K			0-0 2B			4-0 1B BB SF9 BB	1-0 BB HBP	
Bob Watson, R (1, 7) OBP: 0.404, SLG: 0.448		0-0 F9		0-0 F2			0-0 SF9 1B	4-0 G6-4-3 BB	
Doug Rader, R (1, 5) OBP: 0.305, SLG: 0.404		0-0 F4			0-0 F9		0-0 F8	0-3 K	
Lee May, R (1, 3) OBP: 0.310, SLG: 0.475		0-0 5-3			0-0 G5-4-3 1B		0-0 SF9	0-0 G6-4-3	
Tommy Helms, R (1, 4) OBP: 0.328, SLG: 0.372			0-0 4-1		0-0 G5-4-3 1B		0-0 F7		
Skip Jutze, R (1, 2) OBP: 0.272, SLG: 0.247 Jimmy Stewart, S (8, PH) Cecil Upshaw, R (9, 1)			0-0 G3			0-0 F9		0-0 F5	
Don Wilson, R (1, 1) OBP: 0.190, SLG: 0.231 Greg Gross, L (6, PH) Juan Pizarro, L (7, 1) Mike Cosgrove, L (8, 1) Jim Ray, R (8, 1) Johnny Edwards, L (8, PH) OBP: 0.231, SLG: 0.231 OBP: 0.301, SLG: 0.361			0-3 K			0-0 F5		0-0 F9	

Inning Stats	R: 0	H: 0	E: 0	LOB: 0	K: 1	P: 5	R: 0	H: 0	E: 0	LOB: 0	K: 0	P: 3	R: 0	H: 0	E: 0	LOB: 0	K: 1	P: 5	R: 0	H: 1	E: 0	LOB: 1	K: 0	P: 4	R: 0	H: 1	E: 0	LOB: 0	K: 0	P: 3	R: 2	H: 2	E: 0	LOB: 1	K: 0	P: 9	R: 0	H: 0	E: 0	LOB: 0	K: 0	P: 3	R: 0	H: 0	E: 0	LOB: 3	K: 1	P: 13	1B: 3	SF: 1	2B: 1	SAC: 0	3B: 0	DP: 2	HR: 0	HBP: 1	WP: 0	PA: 33
--------------	------	------	------	--------	------	------	------	------	------	--------	------	------	------	------	------	--------	------	------	------	------	------	--------	------	------	------	------	------	--------	------	------	------	------	------	--------	------	------	------	------	------	--------	------	------	------	------	------	--------	------	-------	-------	-------	-------	--------	-------	-------	-------	--------	-------	--------

PITCHER	IP	WLS	BF	H	R	ER	SO	BB	IBB	HBP	BLK	WP	HR	S	P	ERA	WHIP
Roric Harrison, R (1, 1) ERA: 4.04	8.0	W	31	4	2	2	2	3	0	1	0	0	0	31	44	2.25	0.875
Joe Niekro, R (9, 1) ERA: 4.24	1.0	S	2	0	0	0	1	0	0	0	0	0	0	4	4	0.00	0.000

Batter	1	2	3	4	5	6	7	8	9	AB R H RBI BB SO LOB	TOP																						
Bobby Bonds, R OBP: 0.375, SLG: 0.538 (1, 9) X	0-0 6-3 ①		0-0 F9 ②			0-0 F8 ①		0-0 1B ①		4 0 1 0 0 0 0	San Francisco Giants @ Houston Astros Astrodome, Houston, TX Tue Sep 25 1973, 8:05 PM EDT Att. 4,969 - Dome																						
Tito Fuentes, S OBP: 0.330, SLG: 0.360 (1, 4) X	0-0 F8 WP 2B		0-3 K ③			0-0 4-3 ②		0-0 4-3 ③		4 1 1 0 0 1 1																							
Garry Maddox, R OBP: 0.344, SLG: 0.445 (1, 8) X	0-0 F8 2-3			0-0 F2 ①		0-0 1B ①		0-0 F8 ①		4 0 1 0 0 0 1																							
Willie McCovey, L OBP: 0.422, SLG: 0.549 (1, 3) B B B	4-0 3-H BB			0-0 G3 ②		0-0 F9 ③		0-0 F3 ②		3 0 0 0 1 0 1																							
Gary Matthews, R OBP: 0.366, SLG: 0.443 (1, 7) S S S	0-3 K ③			0-0 F7 ③		0-3 K ①		0-0 F4 ③		4 0 0 0 0 2 1																							
Chris Speier, R OBP: 0.333, SLG: 0.358 (1, 6)		0-0 6-3 ①			0-0 1B ①		0-0 F5 ②			3 0 1 0 0 0 0																							
Dave Kingman, R OBP: 0.301, SLG: 0.500 (1, 5)		0-3 K ②			0-3 K ①		0-0 F7 ③			3 0 0 0 0 2 1																							
Dave Rader, L OBP: 0.321, SLG: 0.330 (1, 2)		0-0 F9 ③			0-0 F8 ②			0-0 F8 ①		3 0 0 0 0 0 1																							
John D'Acquisto, R (1, 1) X			0-0 1-3 ①			0-0 5-3 ③		0-0 F8 ②		2 0 0 0 0 0 1																							
Jim Barr, R OBP: 0.188, SLG: 0.182 (6, 1)										0 0 0 0 0 0 0																							
Gary Thomasson, L OBP: 0.346, SLG: 0.409 (8, PH)										1 0 0 0 0 0 0																							
Randy Moffitt, R OBP: 0.063, SLG: 0.063 (8, 1)										0 0 0 0 0 0 0																							
Inning Stats	R: 1 E: 0 K: 1 S: 6	H: 1 LOB: 1 BB: 1 P: 10	R: 0 E: 0 K: 1 S: 5	H: 0 LOB: 0 BB: 0 P: 5	R: 0 E: 0 K: 1 S: 5	H: 0 LOB: 0 BB: 0 P: 5	R: 0 E: 0 K: 0 S: 3	H: 0 LOB: 0 BB: 0 P: 3	R: 0 E: 0 K: 1 S: 6	H: 1 LOB: 1 BB: 0 P: 6	R: 0 E: 0 K: 0 S: 4	H: 1 LOB: 1 BB: 0 P: 4	R: 0 E: 0 K: 1 S: 5	H: 0 LOB: 0 BB: 0 P: 5	R: 0 E: 0 K: 0 S: 4	H: 1 LOB: 1 BB: 0 P: 4	R: 0 E: 0 K: 0 S: 3	H: 0 LOB: 0 BB: 0 P: 3	1B: 3 2B: 1 3B: 0 HR: 0	SF: 0 SAC: 0 DP: 0 HBP: 0	WP: 1 PB: 0 SB: 0 CS: 0	PA: 32											
PITCHER Tom Griffin, R ERA: 4.14 (1, 1)	IP 9.0	WLS W	BF 32	H 4	R 1	ER 1	SO 5	BB 1	IBB 0	HBP 0	BLK 0	WP 1	HR 0	S 41	P 45	ERA 1.00	WHIP 0.556																
											PITCHER	IP	WLS	BF	H	R	ER	SO	BB	IBB	HBP	BLK	WP	HR	S	P	ERA	WHIP					

livebaseballscorecards.com

AB	31
R	1
H	4
RBI	0
BB	1
SO	5
LOB	7



Batter	1	2	3	4	5	6	7	8	9
Greg Cross, L OBP: 0.300, SLG: 0.333 (1, 9) X	0-0 4-3 S E 1B		4-0 2B 4-3 1B BB		4-0 G4-6-3 BB	0-3 K		0-0 G3	
Roger Metzger, S OBP: 0.304, SLG: 0.326 (1, 6) X	0-0 4-3 1-3		0-0 4-3 1-2		0-0 G4-6-3 1-2f		0-0 4-3 1B 1B		
Cesar Cedeno, R OBP: 0.372, SLG: 0.532 (1, 8) S S	0-3 K		0-0 1B FC1-2 2-3 2B		0-0 5-3		0-0 F9		
Bob Watson, R OBP: 0.405, SLG: 0.453 (1, 7) X	0-0 E5 1B		0-0 FC1-2 1B		0-0 HR		0-0 4-3 1-2		
Doug Rader, R OBP: 0.308, SLG: 0.407 (1, 5) X	0-0 3-H 1-2 1B		0-0 FC1-2 FC6-4 1-2		0-0 2B		0-0 2-H 1B		
Lee May, R OBP: 0.309, SLG: 0.480 (1, 3) S S	0-3 K		0-0 FC6-4 1-2f		0-0 1B 2B		0-0 5-3		
Johnny Edwards, L OBP: 0.300, SLG: 0.359 (1, 2) X		0-0 4-3		0-0 4-3		0-0 SH1 1B 2-H 1B		0-0 F6	
Gary Sutherland, R OBP: 0.260, SLG: 0.313 (1, 4) S S		0-3 K		0-0 F8		0-0 SH1 1B		0-0 2B	
Tom Griffin, R OBP: 0.138, SLG: 0.286 (1, 1) X		0-0 1-3		0-0 F7		0-0 SH1		0-3 K	

Inning Stats	R: 1	H: 2	E: 1	K: 2	S: 10	LOB: 2	BB: 0	P: 10
	R: 0	H: 0	E: 0	K: 1	S: 5 <td>LOB: 0</td> <td>BB: 0</td> <td>P: 5 </td>	LOB: 0	BB: 0	P: 5
	R: 1	H: 2	E: 0	K: 0	S: 5 <td>LOB: 2</td> <td>BB: 1</td> <td>P: 9 </td>	LOB: 2	BB: 1	P: 9
	R: 0	H: 0	E: 0	K: 0	S: 3 <td>LOB: 0</td> <td>BB: 0</td> <td>P: 3 </td>	LOB: 0	BB: 0	P: 3
	R: 0	H: 0	E: 0	K: 0	S: 2 <td>LOB: 0</td> <td>BB: 1</td> <td>P: 6 </td>	LOB: 0	BB: 1	P: 6
	R: 2	H: 5	E: 0	K: 1	S: 9 <td>LOB: 2</td> <td>BB: 0</td> <td>P: 9 </td>	LOB: 2	BB: 0	P: 9
	R: 1	H: 2	E: 0	K: 0	S: 5 <td>LOB: 1</td> <td>BB: 0</td> <td>P: 5 </td>	LOB: 1	BB: 0	P: 5
	R: 0	H: 1	E: 0	K: 1	S: 6 <td>LOB: 1</td> <td>BB: 0</td> <td>P: 6 </td>	LOB: 1	BB: 0	P: 6

PITCHER	IP	WLS	BF	H	R	ER	SO	BB	IBB	HBP	BLK	WP	HR	S	P	ERA	WHIP
John D'Acquisto, R ERA: 3.24 (1, 1)	5.1	L	24	7	4	3	3	2	0	0	0	0	1	28	36	5.06	1.688
Jim Barr, R ERA: 3.64 (6, 1)	1.2		9	4	1	1	1	0	0	0	0	0	0	11	11	5.40	2.400
Randy Moffitt, R ERA: 2.4 (8, 1)	1.0		4	1	0	0	1	0	0	0	0	0	0	6	6	0.00	1.000

BOTTOM


San Francisco Giants @ Houston Astros
Astrodome, Houston, TX

Tue Sep 25 1973, 8:05 PM EDT
Att: 4,969 - Dome

AB	R	H	RBI	BB	SO	LOB
3	2	1	0	2	1	3
4	1	1	0	0	0	3
4	0	1	0	0	1	2
4	1	2	2	0	0	1
4	0	3	1	0	0	2
4	1	1	0	0	1	5
4	0	1	1	0	0	0
4	0	2	0	0	1	0
3	0	0	0	0	1	1

AB	34
R	5
H	12
RBI	4
BB	2
SO	5
LOB	17

livebaseballscorecards.com



WP: 0	PA: 37
PB: 0	SB: 1
CS: 0	

Batter	1	2	3	4	5	6	7	8	9	AB R H RBI BB SO LOB	TOP
Bobby Bonds, R (1, 9) OBP: 0.373, SLG: 0.534	0-0 1-3		0-3 K		0-0 F3		0-0 5-3			4 0 0 0 0 1 1	San Francisco Giants @ Houston Astros Astrodome, Houston, TX Wed Sep 26 1973, 8:05 PM EDT Att. 7,952 - Dome
Tito Fuentes, S (1, 4) OBP: 0.328, SLG: 0.358 Bruce Miller, R (8, 4) OBP: 0.222, SLG: 0.125	0-0 F3		0-0 5-3		0-0 F8		0-0 F7		4 0 0 0 0 0 1 0 0 0 0 0 0 0		
Garry Maddox, R (1, 8) OBP: 0.345, SLG: 0.445	0-0 6-3		0-0 1B 1B		0-0 F4		0-0 FC4-8 1B		4 0 2 0 0 0 1		
Gary Matthews, R (1, 7) OBP: 0.367, SLG: 0.444 Gary Thomasson, L (6, 7) OBP: 0.344, SLG: 0.407		0-0 F9	0-0 1-2 1B		0-0 5-3 1B		0-0 FC4-6		3 0 2 0 0 0 0 1 0 0 0 0 0 1		
Chris Speier, R (1, 6) OBP: 0.333, SLG: 0.357		0-0 1B BB 1B	0-0 F9		0-0 F2		0-0 L5		4 0 1 0 0 0 4		
Steve Ontiveros, S (1, 3) OBP: 0.333, SLG: 0.375		0-0 F9		0-0 4-3		0-0 5-3		0-0 4-3	4 0 0 0 0 0 2		
Dave Kingman, R (1, 5) OBP: 0.301, SLG: 0.495		4-0 BB BB BB 1B 1-2 BB	0-3 K		0-0 L5		0-3 K		3 0 0 0 1 2 1		
Mike Sadek, R (1, 2) OBP: 0.289, SLG: 0.219		0-0 1-2 2-3 1B	0-3 K		0-0 6-3		0-0 6-3		4 0 1 0 0 1 0		
Juan Marichal, R (1, 1) OBP: 0.240, SLG: 0.217 Jim Willoughby, R (5, 1) OBP: 0.200, SLG: 0.286 Jim Howarth, L (7, PH) OBP: 0.260, SLG: 0.236 Don Carrithers, R (7, 1) OBP: 0.267, SLG: 0.267		0-0 5-3		0-0 1B		0-3 K			2 0 1 0 0 0 3 0 0 0 0 0 0 0 1 0 0 0 0 1 0 0 0 0 0 0 0 0		
Inning Stats	R: 0 E: 0 K: 0 S: 3 H: 0 LOB: 0 BB: 0 P: 3	R: 0 E: 0 K: 0 S: 5 H: 2 LOB: 3 BB: 1 P: 9	R: 0 E: 0 K: 1 S: 7 H: 2 LOB: 2 BB: 0 P: 7	R: 0 E: 0 K: 2 S: 7 H: 0 LOB: 0 BB: 0 P: 7	R: 0 E: 0 K: 0 S: 4 H: 1 LOB: 1 BB: 0 P: 4	R: 0 E: 0 K: 0 S: 4 H: 1 LOB: 1 BB: 0 P: 4	R: 0 E: 0 K: 1 S: 5 H: 0 LOB: 0 BB: 0 P: 5	R: 0 E: 0 K: 0 S: 4 H: 1 LOB: 1 BB: 0 P: 4	R: 0 E: 0 K: 1 S: 5 H: 0 LOB: 0 BB: 0 P: 5	1B: 7 2B: 0 3B: 0 HR: 0 SF: 0 SAC: 0 DP: 0 HBP: 0	
PITCHER Dave Roberts, L (1, 1) ERA: 2.85	IP 9.0 WLS W BF 35 H 7 R 0 ER 0 SO 5 BB 1 IBB 0 HBP 0 BLK 0 WP 0 HR 0 S 44 P 48 ERA 0.00 WHIP 0.889										

livebaseballscorecards.com

AB	34
R	0
H	7
RBI	0
BB	1
SO	5
LOB	14



Batter	1	2	3	4	5	6	7	8	9
Greg Cross, L (1, 7) OBP: 0.353, SLG: 0.367	0-0 FC5-4 1B		0-0 FC3-6 1B	0-0 3-1		4-0 BB BB BB BB			
Roger Metzger, S (1, 6) OBP: 0.304, SLG: 0.327	0-0 F7		0-0 FC3-6 1B		0-0 E E 2B	0-0 CS 1-2	0-3 K		
Cesar Cedeno, R (1, 8) OBP: 0.373, SLG: 0.532	0-0 F2		0-0 BB 1B		0-0 F7 2-H		0-0 S 5-3-2 1B		
Doug Rader, R (1, 5) OBP: 0.309, SLG: 0.408	0-0 FC5-4 1-2f		0-0 BB 1B		0-0 4-3 HR 1B		0-0 5-3-2 1-H		
Bob Gallagher, L (1, 9) OBP: 0.272, SLG: 0.336		0-0 4-1	4-0 1-2 2-3 BB		0-0 4-3		0-0 F7		
Cliff Johnson, R (1, 3) OBP: 0.364, SLG: 0.700		0-0 F8	0-3 K		0-0 2-H HR		0-3 K		
Johnny Edwards, L (1, 2) OBP: 0.301, SLG: 0.360		0-0 6-3		0-0 SH1 1B		0-3 K	4-0 BB BB BB		
Skip Jutze, R (5, 2) OBP: 0.276, SLG: 0.247									
Gary Sutherland, R (1, 4) OBP: 0.278, SLG: 0.327			0-0 FC3-6 1B	0-0 F8		0-0 6-3	0-0 1-2 1B		
Dave Roberts, L (1, 1) OBP: 0.122, SLG: 0.146			0-3 K	0-0 SH1		0-3 K	0-0 4-3		

AB	R	H	RBI	BB	SO	LOB
3	0	2	0	1	0	1
4	2	1	0	0	1	3
4	0	2	1	0	0	1
4	1	2	1	0	0	2
3	0	0	0	1	0	1
4	1	1	2	0	2	3
2	0	1	0	0	0	0
1	0	0	0	1	1	0
4	1	2	0	0	0	1
3	0	0	0	0	2	3

BOTTOM	
San Francisco Giants @ Houston Astros Astrodome, Houston, TX Wed Sep 26 1973, 8:05 PM EDT Att: 7,952 - Dome	
AB 32 R 5 H 11 RBI 4 BB 3 SO 6 LOB 15	

Inning Stats	R: 0	H: 1	E: 0	K: 0	S: 4	LOB: 1	BB: 0	P: 4
	R: 0	H: 0	E: 0	K: 0	S: 3	LOB: 0	BB: 0	P: 3
	R: 2	H: 4	E: 0	K: 2	S: 11	LOB: 3	BB: 1	P: 15
	R: 0	H: 1	E: 0	K: 0	S: 4	LOB: 1	BB: 0	P: 4
	R: 3	H: 3	E: 1	K: 1	S: 8	LOB: 0	BB: 0	P: 8
	R: 0	H: 0	E: 0	K: 1	S: 4	LOB: 0	BB: 1	P: 8
	R: 0	H: 1	E: 0	K: 1	S: 5	LOB: 0	BB: 0	P: 5
	R: 0	H: 1	E: 0	K: 1	S: 6	LOB: 2	BB: 1	P: 10

PITCHER	IP	WLS	BF	H	R	ER	SO	BB	IBB	HBP	BLK	WP	HR	S	P	ERA	WHIP
Juan Marichal, R (1, 1) ERA: 3.82	4.2	L	24	9	5	5	2	1	0	0	0	0	1	27	31	9.64	2.143
Jim Willoughby, R (5, 1) ERA: 4.81	1.1		4	0	0	0	2	1	0	0	0	0	0	7	11	0.00	0.750
Don Carrithers, R (7, 1) ERA: 4.45	2.0		8	2	0	0	2	1	0	0	0	0	0	11	15	0.00	1.500

Batter	1	2	3	4	5	6	7	8	9	AB R H RBI BB SO LOB	TOP											
Greg Gross, L (1, 9) OBP: 0.302, SLG: 0.333	0-0 6-3	0-0 1-3 2B		0-0 F5		0-0 6-3			0-0 6-3	5 0 1 0 0 0 1												
Roger Metzger, S (1, 6) OBP: 0.299, SLG: 0.322	0-0 3-1	0-0 F8			0-0 4-3	0-0 G3			0-0 4-3	5 0 0 0 0 0 3												
Cesar Cedeno, R (1, 8) OBP: 0.376, SLG: 0.537	0-0 HR		0-0 CS 1B		0-3 K		0-0 1-3		1-0 CS HBP	4 1 2 1 0 1 0												
Bob Watson, R (1, 7) OBP: 0.403, SLG: 0.449	0-0 F7		4-0 1B BB		4-0 1B E BB		0-0 4-3		0-0 CS	2 2 0 0 2 0 0												
Doug Rader, R (1, 5) OBP: 0.310, SLG: 0.409		0-0 1B 5-3 1B	0-0 F7		0-0 1B E		0-0 2B			4 1 3 0 0 0 2												
Lee May, R (1, 3) OBP: 0.310, SLG: 0.479		0-0 1B 5-3 1B	0-0 1B		0-0 1B E4		0-3 K			4 1 2 1 0 1 2												
Tommy Helms, R (1, 4) OBP: 0.325, SLG: 0.368		0-0 1B 5-3 1B	0-0 F9		0-0 5-3			0-0 1B G4-6-3		4 0 1 1 0 0 4												
Skip Jutze, R (1, 2) OBP: 0.273, SLG: 0.245		0-0 1B 5-3		0-0 3-1		0-0 1B 6-3		0-0 1B G4-6-3		4 0 1 0 0 0 2												
Dave Roberts, L (1, 1) OBP: 0.129, SLG: 0.153		0-0 1B 2B		0-0 F3		0-0 F2		0-3 K		3 0 1 1 0 0 1												
Don Wilson, R (7, 1) OBP: 0.188, SLG: 0.228										1 0 0 0 0 1 0												
Inning Stats	R: 1 E: 0 K: 0 S: 4	H: 1 LOB: 0 BB: 0 P: 4	R: 2 E: 0 K: 0 S: 7	H: 4 LOB: 2 BB: 0 P: 7	R: 1 E: 0 K: 0 S: 4	H: 2 LOB: 1 BB: 1 P: 8	R: 0 E: 0 K: 0 S: 3	H: 0 LOB: 0 BB: 0 P: 3	R: 1 E: 1 K: 1 S: 7	H: 1 LOB: 2 BB: 1 P: 11	R: 0 E: 0 K: 0 S: 4	H: 1 LOB: 1 BB: 0 P: 4	R: 0 E: 0 K: 1 S: 6	H: 1 LOB: 1 BB: 0 P: 6	R: 0 E: 0 K: 1 S: 5	H: 1 LOB: 0 BB: 0 P: 5	R: 0 E: 0 K: 0 S: 2	H: 0 LOB: 0 BB: 0 P: 3	1B: 8 2B: 2 3B: 0 HR: 1	SF: 0 SAC: 0 DP: 1 HBP: 1	WP: 0 PB: 0 SB: 2 CS: 3	PA: 40
PITCHER	IP WLS BF H R ER SO BB IBB HBP BLK WP HR S P ERA WHIP																					
Wentley Ford, R (1, 1) ERA: 5.51	1.2 L 10 5 3 3 0 0 0 0 0 0 0 1 10 10 16.20 3.000																					
Gary Neibauer, R (2, 1) ERA: 7.17	0.1 1 0 0 0 0 0 0 0 0 0 0 0 1 1 0.00 0.000																					
Al Closter, L (3, 1) ERA: 14.54	2.0 8 2 1 1 0 1 0 0 0 0 0 0 7 11 4.50 1.500																					
Max Leon, R (5, 1) ERA: 5.33	3.0 14 3 1 0 2 1 0 0 0 0 0 0 17 21 0.00 1.333																					
Adrian Devine, R (8, 1) ERA: 6.4	2.0 6 1 0 0 1 0 0 0 1 0 0 0 7 8 0.00 0.500																					

Houston Astros @ Atlanta Braves
Atlanta Stadium, Atlanta, GA
Sun Sep 30 1973, 7:05 PM EDT
Att: 40,517 - Unknown

livebaseballscorecards.com

AB	36
R	5
H	11
RBI	4
BB	2
SO	3
LOB	15



BOTTOM

Houston Astros @ Atlanta Braves
Atlanta Stadium, Atlanta, GA
Sun Sep 30 1973, 7:05 PM EDT
Att. 40,517 - Unknown

livebaseballscorecards.com

AB	31
R	3
H	8
RBI	3
BB	3
SO	4
LOB	14



WP	0	PA	35
PB	0		
SB	0		
CS	0		

AB	R	H	RBI	BB	SO	LOB
3	0	0	0	1	0	1
4	1	2	0	0	0	1
4	0	0	0	0	1	2
4	1	3	1	0	0	0
3	1	1	0	1	1	2
4	0	0	0	0	0	4
2	0	1	1	1	1	0
2	0	1	1	0	0	0
0	0	0	0	0	0	0
0	0	0	0	0	0	0
1	0	0	0	0	0	0
0	0	0	0	0	0	0
0	0	0	0	0	0	0
2	0	0	0	0	0	3

Batter	1	2	3	4	5	6	7	8	9
Marty Perez, R OBP: 0.316, SLG: 0.347 (1, 6)	0-0 6-3 ①		4-0 BB G3-6		0-0 F8 ①		0-0 1-5-3 ③		
Mike Lum, L OBP: 0.351, SLG: 0.462 (1, 9)	0-0 4-3 1B 2B		0-0 G3-6 ① ② 1-2f		0-0 4-6 2B			0-0 F3 ①	
Darrell Evans, L OBP: 0.403, SLG: 0.556 (1, 5)	0-0 4-3 ② 2-3		0-0 F2 ③		0-0 4-6 ② ③ 2-3f			0-3 K ② S S S	
Hank Aaron, R OBP: 0.402, SLG: 0.643 (1, 7)	0-0 BB 1B 3-H			0-0 BB 1B		0-0 G6-4-3 1B		0-0 F4 ③	
Dusty Baker Jr., R OBP: 0.359, SLG: 0.454 (1, 8)	4-0 FC6-4 BB 1-2		0-3 K ① S S S		0-0 G6-4-3 ① ② 1-2f			0-0 SF8 3B	
Davey Johnson, R OBP: 0.370, SLG: 0.546 (1, 4)	0-0 FC6-4 ③ 1-2f		0-0 F3 ②		0-0 F7 ③			0-0 F4 ①	
Dick Dietz, R OBP: 0.474, SLG: 0.432 (1, 3)		0-3 K ① 0-0 S	4-0 1B BB 1-2		0-0 FC4-6 1B		0-0 FC4-6 1B ①	0-0 SF8 ②	
Freddie Velazquez, R OBP: 0.375, SLG: 0.391 (1, 2)			0-0 F8 ②		0-0 FC5-4 1B		0-0 FC4-6 1-2f ①	0-3 K ③ 3-H	
Max Leon, R OBP: 0.286, SLG: 0.286 (5, 1)					1-2 2-H				
Sonny Jackson, L OBP: 0.283, SLG: 0.252 (7, PH)									
Adrian Devine, R OBP: 0.400, SLG: 0.250 (8, 1)									
Frank Tepedino, L OBP: 0.354, SLG: 0.419 (9, PH)									
Wentz Ford, R OBP: 0.400, SLG: 0.400 (1, 1)		0-0 5-3 ③		0-0 FC5-4 ③			0-0 F4 ②		
Gary Nelbauer, R OBP: 0.250, SLG: 1.000 (2, 1)									
Oscar Brown, R OBP: 0.246, SLG: 0.259 (2, PH)									
Al Closter, L OBP: 0.294, SLG: 0.335 (3, 1)									
Paul Casanova, R OBP: 0.294, SLG: 0.335 (4, PH)									

Inning Stats	R: 1	H: 2	E: 0	K: 5	S: 5	H: 0	LOB: 2	BB: 1	P: 9	R: 0	H: 0	E: 0	K: 1	S: 5	R: 0	H: 0	E: 0	K: 0	S: 2	R: 0	H: 0	E: 0	K: 0	S: 2	R: 1	H: 2	E: 0	K: 1	S: 7	R: 0	H: 1	E: 0	K: 0	S: 3	R: 0	H: 1	E: 0	K: 0	S: 3	R: 0	H: 1	E: 0	K: 0	S: 4	R: 0	H: 0	E: 0	K: 1	S: 5	R: 1	H: 1	E: 0	K: 1	S: 6	1B: 5	2B: 3	3B: 1	HR: 0	SF: 1	SAC: 0	DP: 3	HBP: 0	WP: 0	PA: 35
--------------	------	------	------	------	------	------	--------	-------	------	------	------	------	------	------	------	------	------	------	------	------	------	------	------	------	------	------	------	------	------	------	------	------	------	------	------	------	------	------	------	------	------	------	------	------	------	------	------	------	------	------	------	------	------	------	-------	-------	-------	-------	-------	--------	-------	--------	-------	--------

PITCHER	IP	WLS	BF	H	R	ER	SO	BB	IBB	HBP	BLK	WP	HR	S	P	ERA	WHIP
Dave Roberts, L ERA: 2.85 (1, 1)	6.0	W	24	6	2	2	2	3	0	0	0	0	0	25	37	3.00	1.500
Don Wilson, R ERA: 3.2 (7, 1)	3.0	S	11	2	1	1	2	0	0	0	0	0	0	15	15	3.00	0.667