

Houston Astros - 1973

Batter	1	2	3	4	5	6	7	8	9	10	11	12	13	AB R H RBI BB SO LOB	TOP																
Jimmy Wynn, R OBP: 0.167, SLG: 0.667 (1, 9)														6 1 1 1 0 2 0	<p>Houston Astros @ Atlanta Braves Atlanta Stadium, Atlanta, GA Fri Apr 06 1973, 6:05 PM EST Att. 25,335 - Unknown</p> <p>livebaseballscores.com</p> <p>AB 48 R 2 H 9 RBI 2 BB 1 SO 11 LOB 11</p>																
Tommy Helms, R OBP: 0.500, SLG: 0.500 (1, 4)													6 1 3 0 0 0 0																		
Cesar Cedeno, R OBP: 0.500, SLG: 1.167 (1, 8)													6 0 3 1 0 2 2																		
Bob Watson, R (1, 7)													5 0 0 0 1 1 3																		
Lee May, R (1, 3)													5 0 0 0 0 2 3																		
Doug Rader, R (1, 5)													5 0 0 0 0 2 0																		
Johnny Edwards, L OBP: 0.400, SLG: 0.400 (1, 2)													5 0 2 0 0 0 0																		
Roger Metzger, S (1, 6)													5 0 0 0 0 1 2																		
Dave Roberts, L Bob Gallagher, L Jim Ray, R Jim Crawford, L Fred Gladding, L Norm Miller, L Jim York, R (1, 1)													3 0 0 0 0 0 1 1 0 0 0 0 0 1 0 1 0 0 0 0 0 0 0 0 0 0 0 0 0																		
Inning Stats	R: 0 E: 0 K: 1 S: 6	H: 1 LOB: 2 BB: 1 P: 10	R: 0 E: 0 K: 1 S: 5	H: 0 LOB: 0 BB: 0 P: 5	R: 0 E: 0 K: 1 S: 5	H: 0 LOB: 0 BB: 0 P: 5	R: 0 E: 0 K: 1 S: 6	H: 1 LOB: 1 BB: 0 P: 6	R: 1 E: 0 K: 1 S: 7	H: 2 LOB: 1 BB: 0 P: 7	R: 0 E: 0 K: 0 S: 3	H: 0 LOB: 0 BB: 0 P: 3	R: 0 E: 0 K: 2 S: 7	H: 0 LOB: 0 BB: 0 P: 7		R: 0 E: 0 K: 1 S: 6	H: 1 LOB: 1 BB: 0 P: 6	R: 0 E: 0 K: 1 S: 6	H: 1 LOB: 1 BB: 0 P: 6	R: 1 E: 0 K: 1 S: 7	H: 2 LOB: 1 BB: 0 P: 7	1B: 5 2B: 2 3B: 1 HR: 1	SF: 0 SAC: 0 DP: 0 HBP: 0	WP: 1 PB: 0 SB: 1 CS: 0	PA: 49						
PITCHER	IP WLS BF H R ER SO BB IBB HBP BLK WP HR S P ERA WHIP																														
Gary Gentry, R ERA: 1.29 (1, 1)	7.0	26	4	1	1	5	1	0	0	0	0	1	1	35		39	1.29	0.714													
Roric Harrison, R ERA: (8, 1)	5.0	18	3	0	0	5	0	0	0	0	0	0	0	28		28	0.00	0.600													
Cecil Upshaw, R ERA: 9.0 (13, 1)	1.0	L 5	2	1	1	1	0	0	0	0	0	0	0	7	7	9.00	2.000														

Batter	1	2	3	4	5	6	7	8	9	10	11	12	13	AB R H RBI BB SO LOB	BOTTOM									
Ralph Garr, L (1, 7)														6 0 0 0 0 3 4	<p>Houston Astros @ Atlanta Braves Atlanta Stadium, Atlanta, GA Fri Apr 06 1973, 6:05 PM EST Att. 25,335 - Unknown</p> <p>livebaseballscores.com</p> <p>AB 48 R 1 H 12 RBI 1 BB 2 SO 8 LOB 23</p>									
Rod Gilbreath, R OBP: 0.500, SLG: 0.667 (1, 5)													6 0 3 0 0 0 3											
Hank Aaron, R (1, 9)													5 0 0 0 1 0 3											
Dusty Baker Jr., R OBP: 0.500, SLG: 0.500 (1, 8)													6 0 3 0 0 1 1											
Darrell Evans, L OBP: 0.167, SLG: 0.167 (1, 3)													6 0 1 0 0 2 5											
Davey Johnson, R OBP: 0.333, SLG: 0.900 (1, 4)													6 1 2 0 0 0 2											
Johnny Oates, L OBP: 0.250, SLG: 0.250 (1, 2)													4 0 1 0 0 0 2											
Marty Perez, R OBP: 0.200, SLG: 0.200 (1, 6)													5 0 1 0 0 1 2											
Gary Gentry, R ERA: 1.0 (1, 1)	9.0	33	8	1	1	4	0	0	0	0	0	0	0	41		41	1.00	0.889	2 0 1 1 0 0 0 1 0 0 0 0 0 1 1 0 0 0 0 0 1 0					
Jim Ray, R ERA: (10, 1)	2.1	11	3	0	0	2	1	0	0	0	0	0	0	14		18	0.00	1.714						
Jim Crawford, L ERA: (12, 1)	0.1	2	0	0	0	1	1	0	0	0	0	0	0	3		7	0.00	3.000						
Fred Gladding, R ERA: (12, 1)	0.1	W 1	0	0	0	0	0	0	0	0	0	0	0	1		1	0.00	0.000						
Jim York, R ERA: (13, 1)	1.0	S 4	1	0	0	1	0	0	0	0	0	0	0	6		6	0.00	1.000						
Inning Stats	R: 0 E: 0 K: 1 S: 5	H: 1 LOB: 0 BB: 0 P: 5	R: 0 E: 0 K: 1 S: 6	H: 1 LOB: 1 BB: 0 P: 6	R: 0 E: 0 K: 1 S: 4	H: 1 LOB: 1 BB: 0 P: 4	R: 1 E: 0 K: 0 S: 6	H: 2 LOB: 1 BB: 0 P: 5	R: 0 E: 0 K: 0 S: 4	H: 1 LOB: 1 BB: 0 P: 4	R: 0 E: 0 K: 0 S: 3	H: 1 LOB: 0 BB: 0 P: 3	R: 0 E: 0 K: 2 S: 7	H: 0 LOB: 0 BB: 0 P: 7	R: 0 E: 0 K: 1 S: 4	H: 1 LOB: 2 BB: 1 P: 8	R: 0 E: 0 K: 1 S: 7	H: 2 LOB: 3 BB: 1 P: 11	R: 0 E: 0 K: 1 S: 6	H: 1 LOB: 1 BB: 0 P: 6	1B: 10 2B: 2 3B: 0 HR: 0	SF: 0 SAC: 1 DP: 2 HBP: 0	WP: 0 PB: 0 SB: 1 CS: 0	PA: 51
PITCHER	IP WLS BF H R ER SO BB IBB HBP BLK WP HR S P ERA WHIP																							
Dave Roberts, L ERA: 1.0 (1, 1)	9.0	33	8	1	1	4	0	0	0	0	0	0	0	41	41	1.00	0.889							
Jim Ray, R ERA: (10, 1)	2.1	11	3	0	0	2	1	0	0	0	0	0	0	14	18	0.00	1.714							
Jim Crawford, L ERA: (12, 1)	0.1	2	0	0	0	1	1	0	0	0	0	0	0	3	7	0.00	3.000							
Fred Gladding, R ERA: (12, 1)	0.1	W 1	0	0	0	0	0	0	0	0	0	0	0	1	1	0.00	0.000							
Jim York, R ERA: (13, 1)	1.0	S 4	1	0	0	1	0	0	0	0	0	0	0	6	6	0.00	1.000							

Batter	1	2	3	4	5	6	7	8	9	10	AB	R	H	RBI	BB	SO	LOB	TOP	
Jimmy Wynn, R OBP: 0.200, SLG: 0.357 (1, 9)	K		SH1-3 1B		K			F8			4	1	1	1	0	2	0	Houston Astros @ Atlanta Braves Atlanta Stadium, Atlanta, GA Sun Apr 08 1973, 3:38 AM EST Att: 8,898 - Unknown	
Tommy Helms, R OBP: 0.429, SLG: 0.429 (1, 4)			SH1-3		4-3			1-3			3	0	1	0	0	0	0		
Cesar Cedeno, R OBP: 0.533, SLG: 1.133 (1, 8)	P4		CS S						P6		4	0	1	1	0	0	1		
Bob Watson, R Fred Gladding, L Jim Crawford, L (1, 7) (9, 1) (9, 1)	4-3		6-3					K2-3			4	0	0	0	0	1	2		
Lee May, R OBP: 0.296, SLG: 0.306 (1, 3)			6-3		1B 1-3			5-3			4	1	1	0	0	0	0		
Doug Rader, R OBP: 0.143, SLG: 0.143 (1, 5)	K				CS 1-3			3-1			4	0	1	0	0	1	0		
Johnny Edwards, L Larry Howard, R (1, 2) (10, PH) (10, 2)					1-3			P4			2	0	0	1	1	0	1		
Roger Metzger, S OBP: 0.143, SLG: 0.231 (1, 6)			FC4-6 BB		1-2			P4			1	0	1	0	0	0	0		
Don Wilson, R Tommie Agee, R (1, 1) (9, 7)			FC4-6		3-3 K			F8			4	0	0	0	0	1	3		
			1B 2B		2-3			6-3			3	1	1	0	0	1	0		
											1	0	0	0	0	0	1		
Inning Stats	R: 0 E: 0 K: 1 S: 6	H: 1 LOB: 1 BB: 0 P: 6	R: 0 E: 0 K: 1 S: 5	H: 0 LOB: 1 BB: 1 P: 9	R: 2 E: 0 K: 1 S: 5	H: 3 LOB: 0 BB: 0 P: 5	R: 1 E: 0 K: 2 S: 6	H: 2 LOB: 1 BB: 0 P: 6	R: 0 E: 0 K: 2 S: 7	H: 0 LOB: 0 BB: 0 P: 7	R: 0 E: 0 K: 0 S: 3	H: 0 LOB: 0 BB: 0 P: 3	R: 0 E: 0 K: 0 S: 3	H: 0 LOB: 0 BB: 0 P: 3	R: 0 E: 0 K: 0 S: 4	H: 1 LOB: 1 BB: 0 P: 4	1B: 6 2B: 2 3B: 0 HR: 0	SF: 0 SAC: 1 DP: 1 HBP: 0	WP: 0 PA: 36 PB: 0 SB: 1 CS: 2
PITCHER	IP 8.0	WLS 29	BF 6	H 3	R 3	ER 3	SO 6	BB 1	IBB 0	HBP 0	BLK 0	WP 0	HR 0	S 40	P 44	ERA 3.38	WHIP 0.875		
Ron Reed, R ERA: 3.38 (9, 1)	1.0	3	0	0	0	0	0	0	0	0	0	0	0	3	3	0.00	0.000		
Tom Kelley, R ERA: (10, 1)	1.0	W	4	1	0	0	0	0	0	0	0	0	0	4	4	0.00	1.000		
Joe Hoerner, L ERA: (10, 1)	1.0	W	4	1	0	0	0	0	0	0	0	0	0	4	4	0.00	1.000		

Houston Astros @ Atlanta Braves
Atlanta Stadium, Atlanta, GA
Sun Apr 08 1973, 3:38 AM EST
Att: 8,898 - Unknown

AB	34
R	3
H	7
RBI	3
BB	1
SO	6
LOB	8

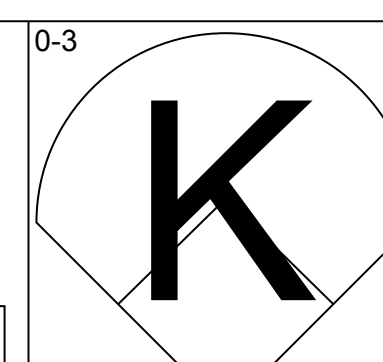
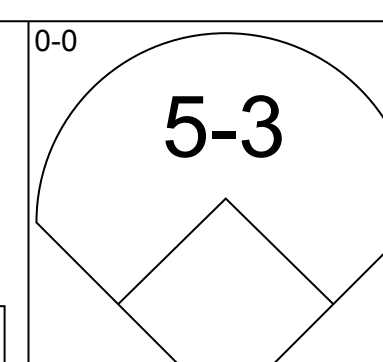
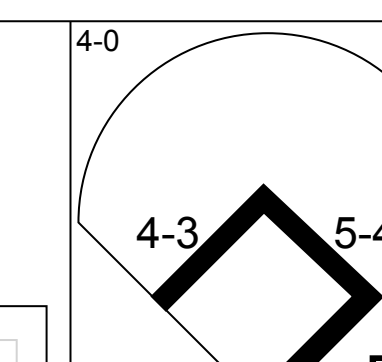
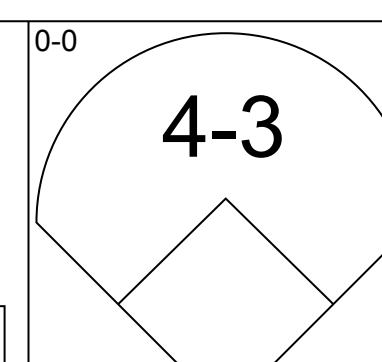
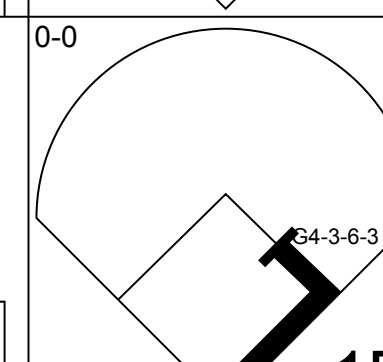
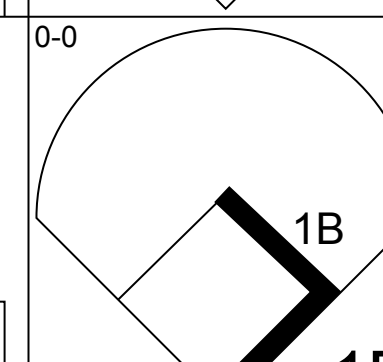
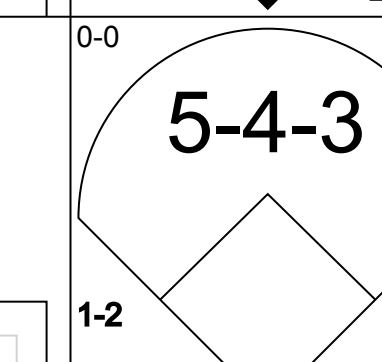
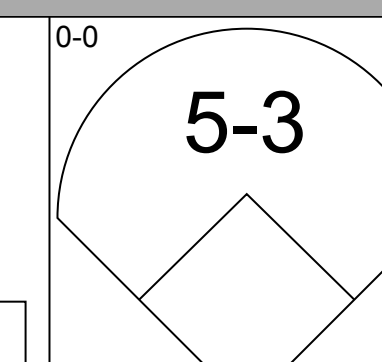
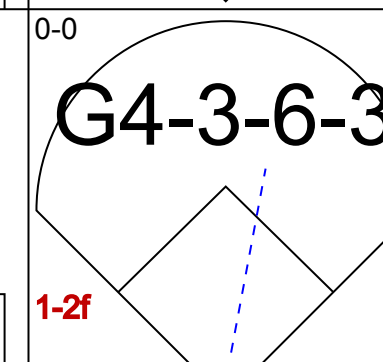
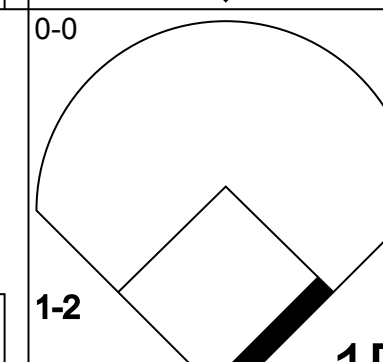
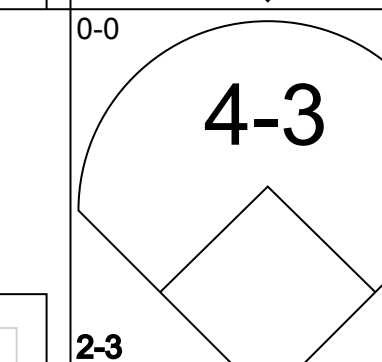
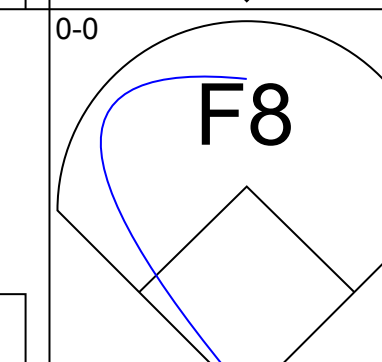
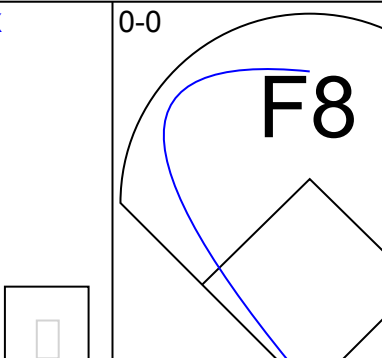
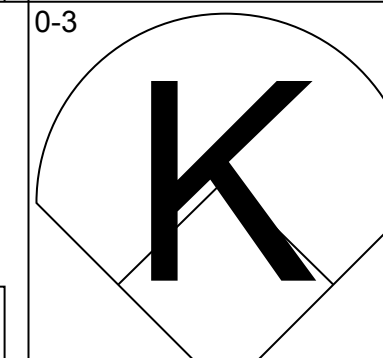
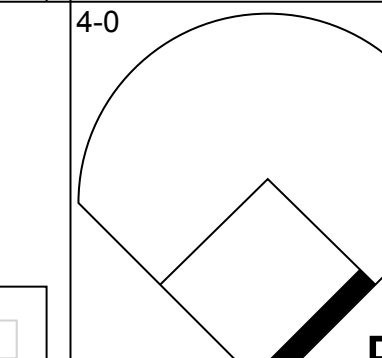
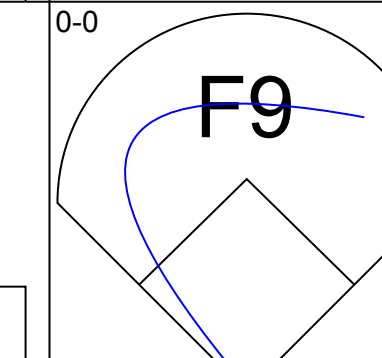
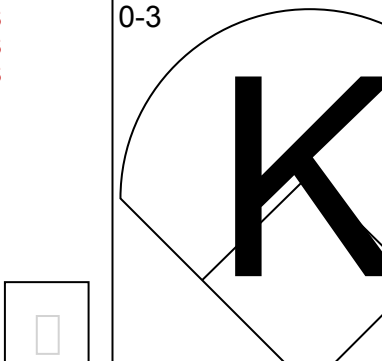
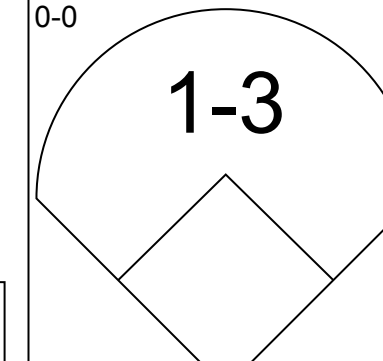
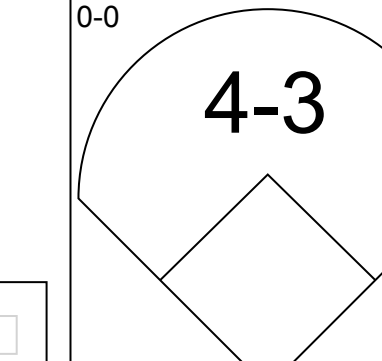
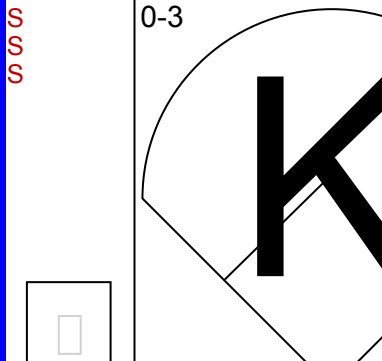
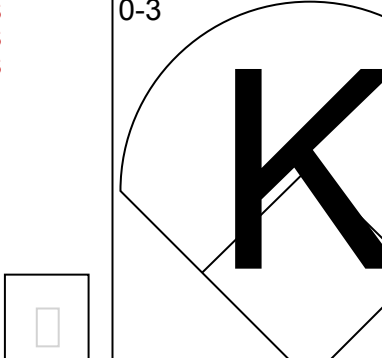
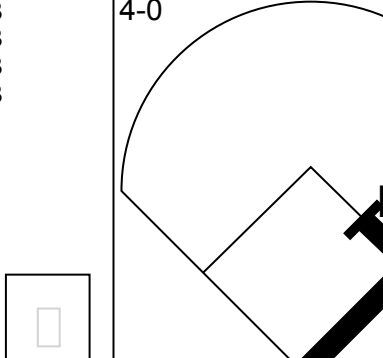
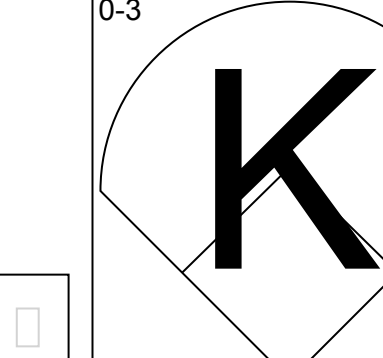
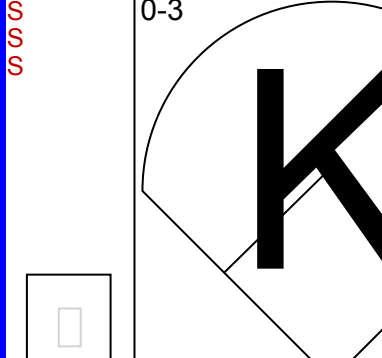
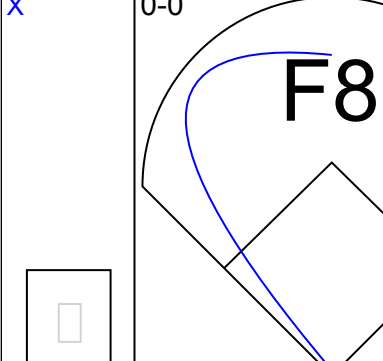
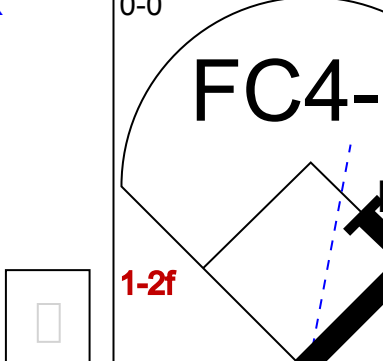
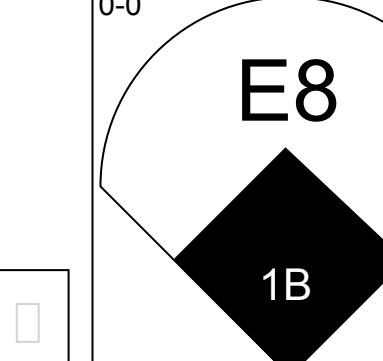
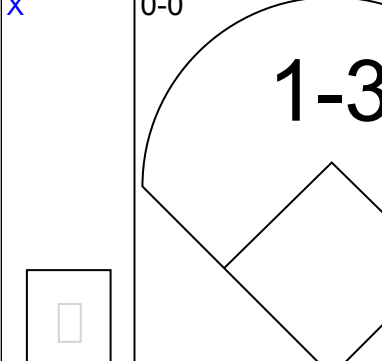
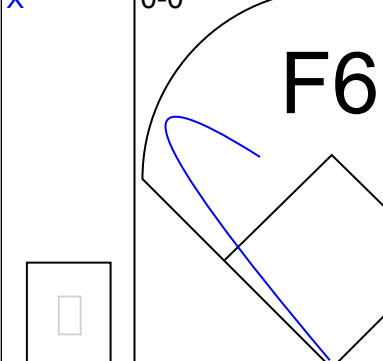
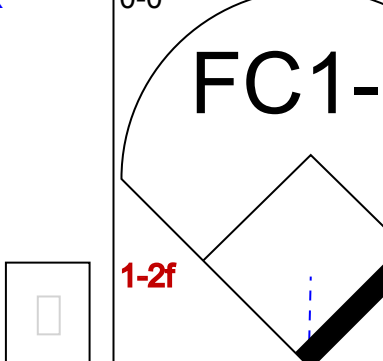
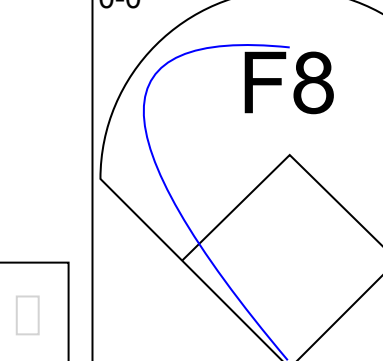
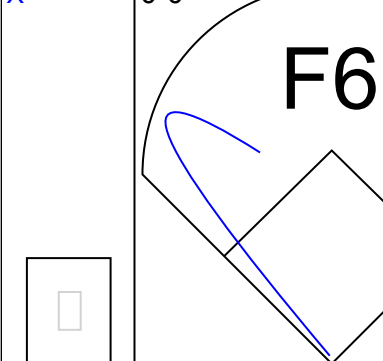
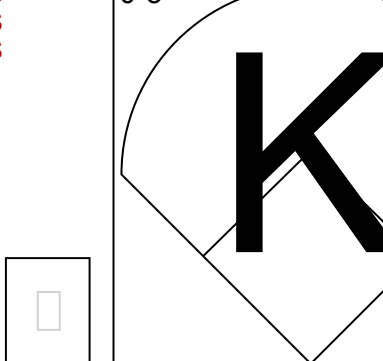
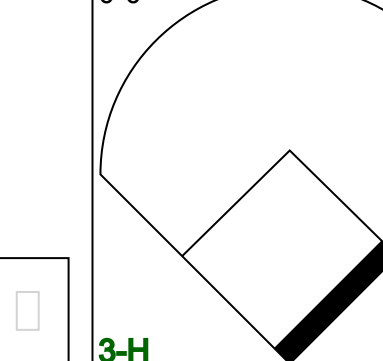


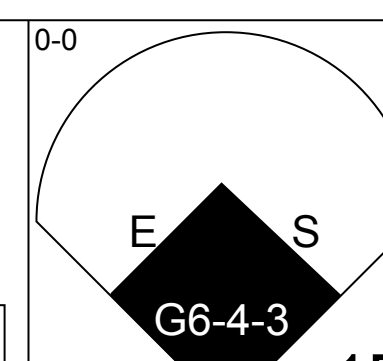
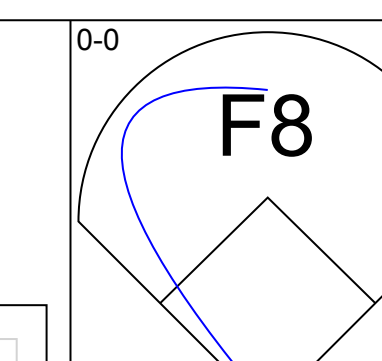
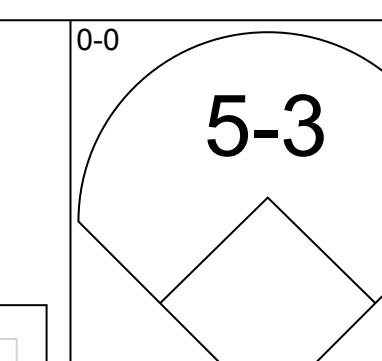
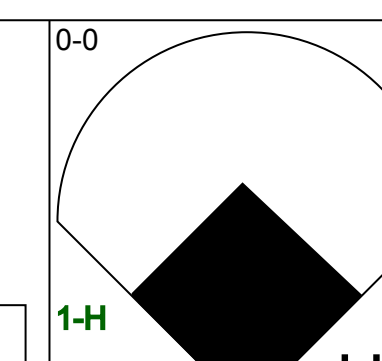
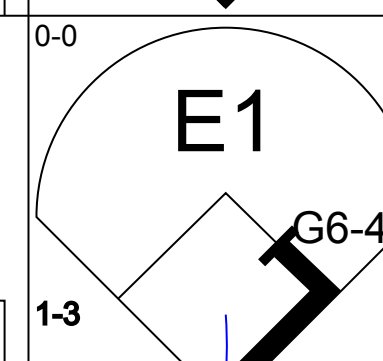
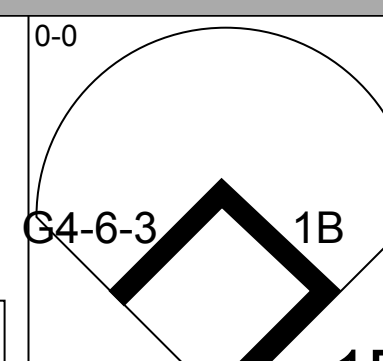
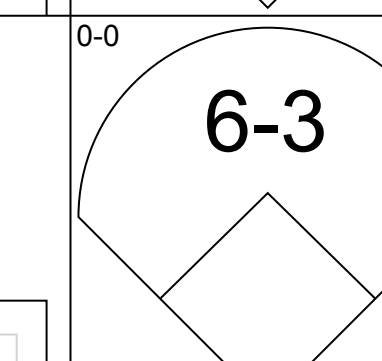
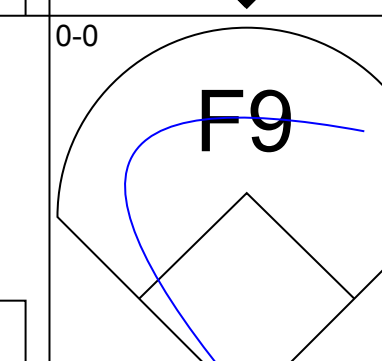
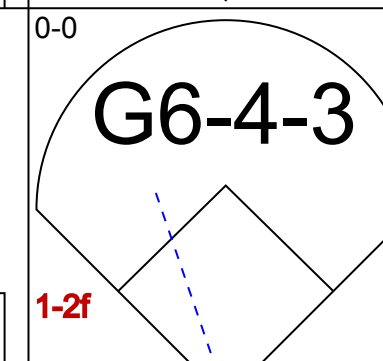
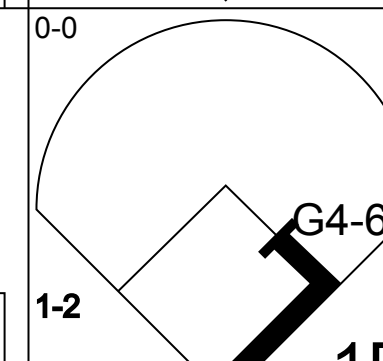
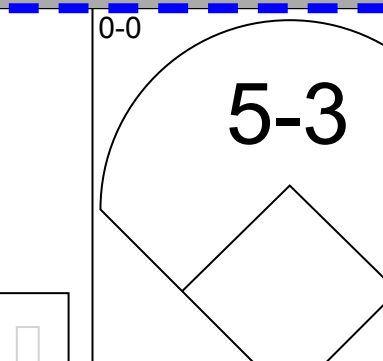
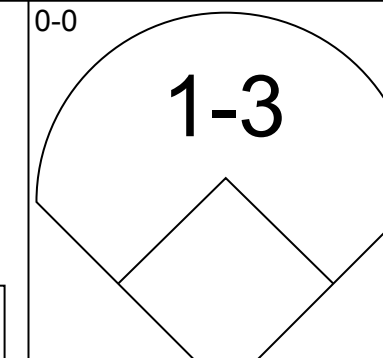
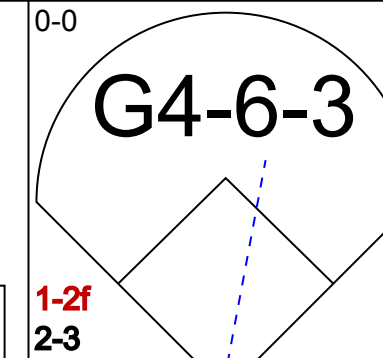
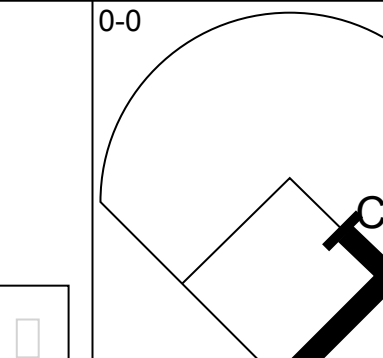
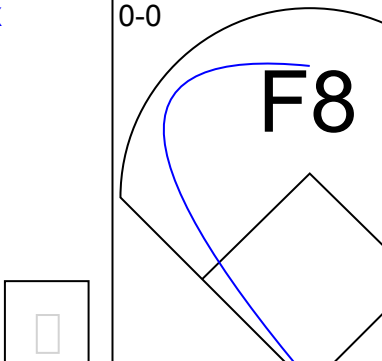
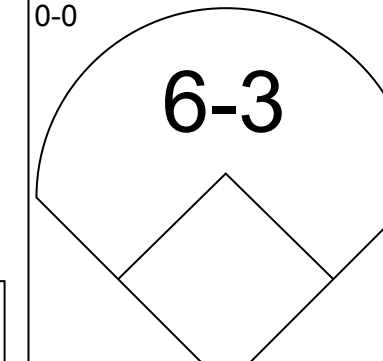
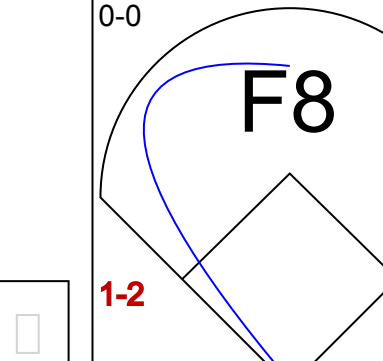
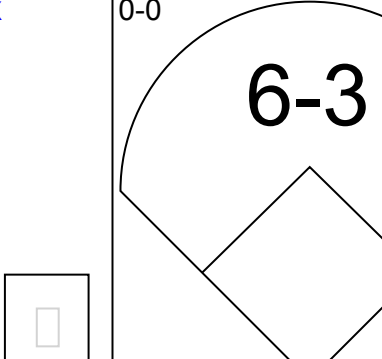
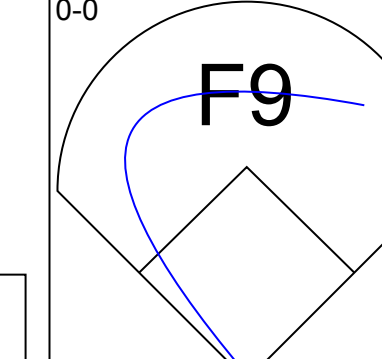
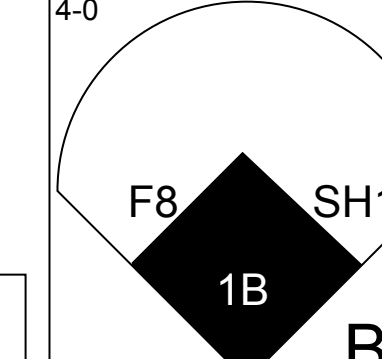
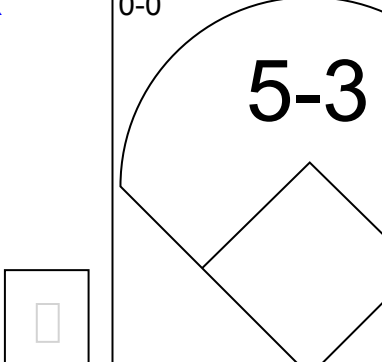
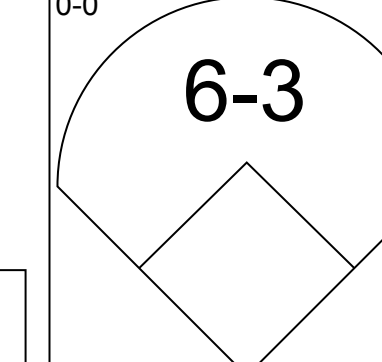
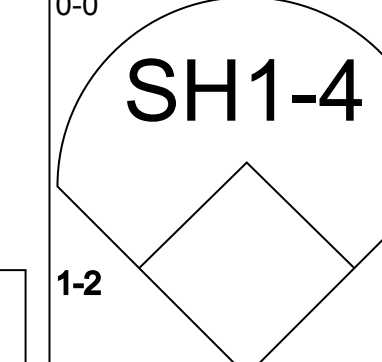
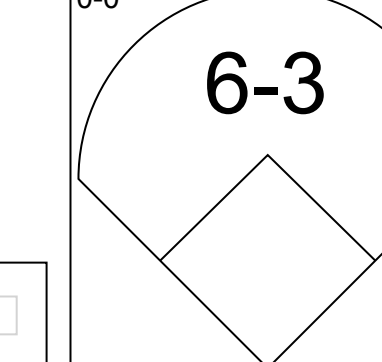
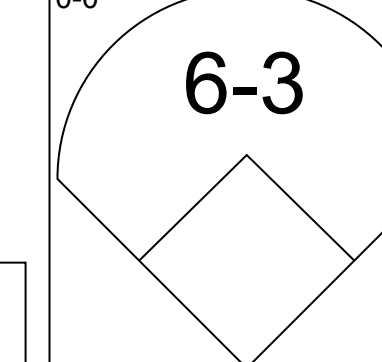
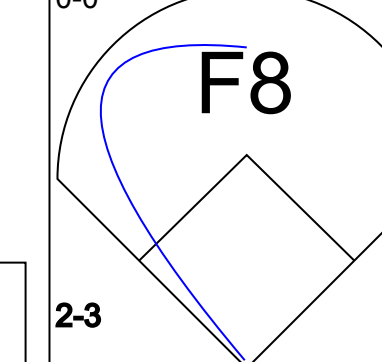
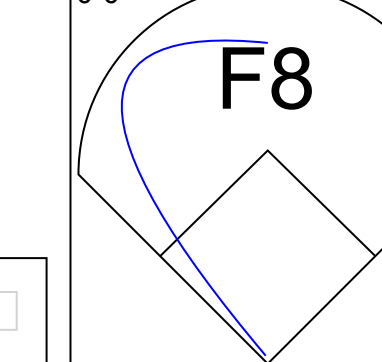
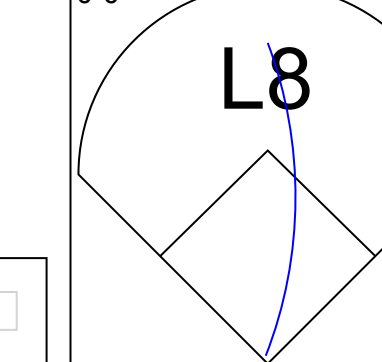
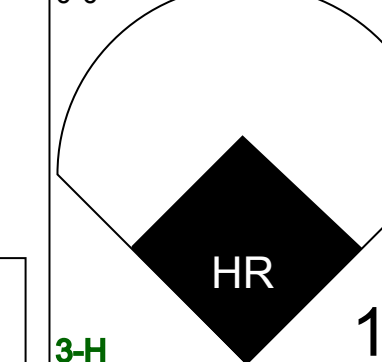
Batter	1	2	3	4	5	6	7	8	9	10	AB	R	H	RBI	BB	SO	LOB	BOTTOM			
Ralph Garr, L OBP: 0.200, SLG: 0.200 (1, 7)	G6-4-3 1B							L3 1B			5	0	3	0	0	0	4	Houston Astros @ Atlanta Braves Atlanta Stadium, Atlanta, GA Sun Apr 08 1973, 3:38 AM EST Att: 8,898 - Unknown			
Rod Gilbreath, R OBP: 0.200, SLG: 0.286 (1, 5)	G6-4-3		P3					F9			4	0	0	1	0	0	3				
Darrell Evans, L OBP: 0.267, SLG: 0.533 (1, 3)	4-3							L3			5	1	2	0	0	0	3				
Dusty Baker Jr., R OBP: 0.400, SLG: 0.571 (1, 8)								F7			4	1	1	0	1	0	1				
Mike Lum, L OBP: 0.333, SLG: 0.833 (1, 9)								F8			5	1	2	3	0	1	1				
Davey Johnson, R Larvell Blanks, R (1, 4) (9, PR) (10, 4)								K			3	0	1	0	1	0	1				
Johnny Oates, L OBP: 0.400, SLG: 0.400 (1, 2)								5-3			0	0	0	0	0	0	0				
Marty Perez, R OBP: 0.333, SLG: 0.200 (1, 6)											3	1	2	0	0	0	1				
Ron Reed, R Hank Aaron, R Tom Kelley, R Paul Casanova, R Joe Hoerner, R (1, 1) (8, PH) (9, 1) (9, PH) (10, 1)											2	0	0	0	0	1	0				
											1	0	0	0	0	1	2				
											1	0	0	0	0	0	0				
											1	0	0	0	0	0	2				
											0	0	0	0	0	0	0				
Inning Stats	R: 0 E: 0 K: 0 S: 3	H: 1 LOB: 0 BB: 0 P: 3	R: 0 E: 0 K: 0 S: 4	H: 1 LOB: 1 BB: 0 P: 4	R: 0 E: 0 K: 1 S: 6	H: 1 LOB: 1 BB: 0 P: 6	R: 0 E: 0 K: 1 S: 6	H: 1 LOB: 0 BB: 0 P: 6	R: 0 E: 0 K: 0 S: 3	H: 0 LOB: 0 BB: 0 P: 3	R: 0 E: 0 K: 0 S: 3	H: 0 LOB: 0 BB: 0 P: 3	R: 1 E: 1 K: 1 S: 7	H: 1 LOB: 2 BB: 1 P: 11	R: 2 E: 0 K: 0 S: 5	H: 2 LOB: 2 BB: 0 P: 13	R: 1 E: 0 K: 0 S: 3	H: 2 LOB: 2 BB: 1 P: 7	1B: 8 2B: 3 3B: 0 HR: 1	SF: 1 SAC: 1 DP: 3 HBP: 0	WP: 0 PA: 41 PB: 0 SB: 0 CS: 0
PITCHER	IP 8.0	WLS 30	BF 7	H 1	R 1	ER 2	SO 3	BB 1	IBB 0	HBP 0	BLK 0	WP 0	HR 0	S 35	P 39	ERA 0.00	WHIP 1.000				
Don Wilson, R ERA: (9, 1)	0.0	3	2	2	0	0	1	0	0	0	0	1	2	6	∞	∞					
Jim Crawford, L ERA: 5.4 (9, 1)	1.1	L	8	2	1	1	0	2	0	0	0	0	6	14	6.75	1.500					

Houston Astros @ Atlanta Braves
Atlanta Stadium, Atlanta, GA
Sun Apr 08 1973, 3:38 AM EST
Att: 8,898 - Unknown

AB	35
R	4
H	11
RBI	4
BB	4
SO	3
LOB	19



Batter	1	2	3	4	5	6	7	8	9	AB	R	H	RBI	BB	SO	LOB	TOP			
Lee Lacy, R OBP: 0.278, SLG: 0.235 (1, 4)										3	0	0	0	1	1	2	Los Angeles Dodgers @ Houston Astros Astrodome, Houston, TX Mon Apr 09 1973, 7:05 PM EST Att: 28,399 - Unknown			
Manny Mota, R OBP: 0.333, SLG: 0.333 (1, 7)										4	0	2	0	0	0	1				
Willie Davis, L OBP: 0.294, SLG: 0.313 (1, 8)										4	0	1	0	0	0	2				
Joe Ferguson, R OBP: 0.250, SLG: 0.667 (1, 2)										3	0	0	0	1	1	2				
Bill Buckner, L OBP: 0.063, SLG: 0.067 Ron Cey, R (9, PH)										3	0	0	0	0	1	4				
Willie Crawford, L OBP: 0.400, SLG: 0.182 Tom Paciorek, R (9, PH)										2	0	0	0	1	2	0				
Ken McMullen, R OBP: 0.429, SLG: 0.462 Davey Lopes, R (7, PR)										3	0	1	0	0	0	1				
Bill Russell, R OBP: 0.357, SLG: 0.385 (1, 6)										3	0	0	0	0	0	2				
Claude Osteen, L OBP: 0.667, SLG: 0.667 Charlie Hough, R (7, 1)										2	0	0	0	0	1	1				
Inning Stats	R: 0 E: 0 K: 1 S: 5	H: 1 LOB: 0 BB: 0 P: 5	R: 0 E: 0 K: 2 S: 7	H: 0 LOB: 0 BB: 0 P: 7	R: 0 E: 0 K: 0 S: 3	H: 0 LOB: 0 BB: 0 P: 3	R: 0 E: 0 K: 1 S: 7	H: 2 LOB: 1 BB: 0 P: 7	R: 0 E: 0 K: 0 S: 3	H: 0 LOB: 2 BB: 2 P: 11	R: 1 E: 1 K: 1 S: 7	H: 2 LOB: 2 BB: 0 P: 7	R: 0 E: 0 K: 0 S: 3	H: 0 LOB: 0 BB: 0 P: 3	R: 0 E: 0 K: 2 S: 7	H: 0 LOB: 0 BB: 0 P: 7		1B: 5 2B: 0 3B: 0 HR: 0	SF: 0 SAC: 0 DP: 1 HBP: 0	WP: 0 PB: 0 SB: 0 CS: 0
PITCHER Jerry Reuss, L ERA:	IP: 9.0 WLS: W BF: 34 H: 5 R: 1 ER: 0 SO: 8 BB: 3 IBB: 0 HBP: 0 BLK: 0 WP: 0 HR: 0 S: 47 P: 59 ERA: 0.00 WHIP: 0.889															PITCHER				

Batter	1	2	3	4	5	6	7	8	9	AB	R	H	RBI	BB	SO	LOB	BOTTOM			
Jimmy Wynn, R OBP: 0.263, SLG: 0.556 (1, 9)										4	2	2	2	0	0	0	Los Angeles Dodgers @ Houston Astros Astrodome, Houston, TX Mon Apr 09 1973, 7:05 PM EST Att: 28,399 - Unknown			
Tommy Helms, R OBP: 0.389, SLG: 0.389 (1, 4)										4	0	1	0	0	0	1				
Cesar Cedeno, R OBP: 0.500, SLG: 1.000 (1, 8)										3	0	1	0	0	0	1				
Bob Watson, R OBP: 0.278, SLG: 0.133 Tommie Agee, R (8, 7)										3	0	1	0	0	0	2				
Lee May, R OBP: 0.235, SLG: 0.250 (1, 3)										3	0	0	0	0	0	2				
Doug Radler, R OBP: 0.176, SLG: 0.125 (1, 5)										2	1	0	0	1	0	0				
Larry Howard, R OBP: 0.333, SLG: 0.333 (1, 2)										2	0	0	0	0	0	0				
Roger Metzger, S OBP: 0.118, SLG: 0.188 (1, 6)										3	0	0	0	0	0	1				
Jerry Reuss, L OBP: 0.333, SLG: 0.333 (1, 1)										3	1	1	1	0	0	0				
Inning Stats	R: 1 E: 1 K: 0 S: 4	H: 1 LOB: 0 BB: 0 P: 4	R: 0 E: 0 K: 0 S: 3	H: 0 LOB: 0 BB: 0 P: 3	R: 0 E: 0 K: 0 S: 4	H: 2 LOB: 1 BB: 0 P: 4	R: 0 E: 0 K: 0 S: 3	H: 0 LOB: 0 BB: 0 P: 3	R: 0 E: 0 K: 0 S: 3	H: 1 LOB: 0 BB: 0 P: 3	R: 3 E: 0 K: 0 S: 5	H: 2 LOB: 1 BB: 1 P: 9	R: 0 E: 0 K: 0 S: 3	H: 0 LOB: 0 BB: 0 P: 3	R: 0 E: 0 K: 0 S: 3	H: 2 LOB: 1 BB: 0 P: 9		1B: 5 2B: 0 3B: 0 HR: 1	SF: 0 SAC: 1 DP: 2 HBP: 0	WP: 0 PB: 0 SB: 1 CS: 1
PITCHER Claude Osteen, L ERA: 1.5 Charlie Hough, R ERA: 9.0	IP: 6.0 WLS: L BF: 20 H: 3 R: 3 ER: 3 SO: 0 BB: 1 IBB: 0 HBP: 0 BLK: 0 WP: 0 HR: 1 S: 8 P: 12 ERA: 1.50 WHIP: 2.000															PITCHER				



Batter	1	2	3	4	5	6	7	8	9	AB	R	H	RBI	BB	SO	LOB	TOP										
Jimmy Wynn, R OBP: 0.310, SLG: 0.741	0-0 HR		0-0 5-3		0-0 HR		0-3 K		0-3 K	5	2	2	2	0	2	0	Houston Astros @ San Francisco Giants Candlestick Park, San Francisco, CA Wed Apr 11 1973, 9:05 PM EST Att: 4,133 - Unknown										
Tommy Helms, R OBP: 0.333, SLG: 0.368	0-0 F6		0-0 6-3		4-0 BB		0-0 4-3		0-3 K	4	0	0	0	1	1	0											
Cesar Cedeno, R OBP: 0.444, SLG: 0.800	0-0 2B		4-0 BB		0-0 G6-4-3			0-3 K		3	0	1	0	1	1	1											
Bob Watson, R OBP: 0.360, SLG: 0.200	4-0 BB		0-3 K		0-0 5-3			0-0 1B		3	1	1	0	1	1	1											
Lee May, R OBP: 0.231, SLG: 0.360	0-0 F8			0-0 F7		0-0 F5		0-0 1B		4	0	1	0	0	0	2											
Doug Rader, R OBP: 0.192, SLG: 0.160	0-3 K			0-0 4-3		0-0 6-3		0-0 F8		4	0	1	0	0	1	4											
Johnny Edwards, L OBP: 0.333, SLG: 0.471		0-0 F3		0-0 4-3		0-0 HR		0-0 1B		4	1	2	2	0	0	1											
Larry Howard, R OBP: 0.286, SLG: 0.286		0-0 4-3		1-2 BB		0-0 F8		1-2 2-H		0	0	0	0	0	0	0											
Roger Metzger, S OBP: 0.154, SLG: 0.167		0-0 4-3		4-0 BB		0-0 F8		0-0 4-3		3	0	0	0	1	0	2											
Tom Griffin, R Mike Cosgrove, L	0-0 F9		0-0 F9		0-0 F9		0-3 K		0-0 4-3	4	0	0	0	0	1	2											
										0	0	0	0	0	0	0											
Inning Stats	R: 1 E: 0 K: 1 S: 7	H: 2 LOB: 2 BB: 1 P: 11	R: 0 E: 0 K: 0 S: 3	H: 0 LOB: 0 BB: 0 P: 3	R: 0 E: 0 K: 1 S: 5	H: 0 LOB: 1 BB: 1 P: 9	R: 0 E: 0 K: 0 S: 4	H: 1 LOB: 2 BB: 1 P: 8	R: 1 E: 0 K: 0 S: 3	H: 1 LOB: 0 BB: 0 P: 7	R: 0 E: 0 K: 0 S: 7	H: 0 LOB: 0 BB: 0 P: 7	R: 0 E: 0 K: 1 S: 8	H: 3 LOB: 2 BB: 0 P: 8	R: 0 E: 0 K: 2 S: 7	H: 0 LOB: 0 BB: 0 P: 7	1B: 4 2B: 1 3B: 0 HR: 3	SF: 0 SAC: 0 DP: 1 HBP: 0	WP: 0 PB: 0 SB: 1 CS: 0	PA: 38							
PITCHER	IP	WLS	BF	H	R	ER	SO	BB	IBB	HBP	BLK	WP	HR	S	P	ERA	WHIP										
Jim Willoughby, R ERA: 5.52	(1, 1)	7.1	32	7	4	4	5	4	0	0	0	0	3	38	54	4.91	1.500										
Randy Moffitt, R ERA:	(8, 1)	1.2	W	6	1	0	0	2	0	0	0	0	0	10	10	0.00	0.600										

Batter	1	2	3	4	5	6	7	8	9	AB	R	H	RBI	BB	SO	LOB	BOTTOM										
Bobby Bonds, R OBP: 0.357, SLG: 0.593	0-0 WP		0-0 5-3		0-0 CS			0-0 6-3		4	1	2	0	0	0	0	Houston Astros @ San Francisco Giants Candlestick Park, San Francisco, CA Wed Apr 11 1973, 9:05 PM EST Att: 4,133 - Unknown										
Tito Fuentes, S OBP: 0.321, SLG: 0.393	0-0 1-3		0-0 6-3		0-0 CS		0-0 4-3		0-0 F3	4	0	0	0	0	0	0											
Chris Speier, R OBP: 0.333, SLG: 0.364	4-0 BB		0-0 5-3		0-0 F7			4-0 HR		2	1	0	0	2	0	0											
Willie McCovey, L OBP: 0.440, SLG: 0.556	0-0 L9			0-0 F5		0-0 G3		0-0 HR		4	1	1	2	0	0	1											
Ed Goodson, L OBP: 0.308, SLG: 0.769	0-0 1-3			0-0 F8			0-0 HR			3	1	1	1	0	0	1											
Gary Maddox, R OBP: 0.440, SLG: 0.440		0-0 G3		0-0 E7		0-0 F6				3	1	2	0	0	0	0											
Gary Thomasson, L Randy Moffitt, R		0-0 G3		0-0 F7		0-0 4-3				3	0	0	0	0	0	2											
Dave Rader, L OBP: 0.261, SLG: 0.211		0-0 SF9			0-0 F2		0-0 F9			2	0	0	1	0	0	0											
Jim Willoughby, R OBP: 0.200, SLG: 0.800		0-0 3-H		0-0 F5			0-0 F9			2	0	0	0	0	0	0											
Gary Matthews, R OBP: 0.231, SLG: 0.333					0-0 5-3					1	0	0	0	0	0	0											
Inning Stats	R: 1 E: 0 K: 0 S: 4	H: 1 LOB: 1 BB: 1 P: 8	R: 1 E: 0 K: 0 S: 4	H: 1 LOB: 0 BB: 0 P: 4	R: 0 E: 0 K: 0 S: 3	H: 0 LOB: 0 BB: 0 P: 3	R: 0 E: 0 K: 0 S: 3	H: 1 LOB: 1 BB: 0 P: 4	R: 0 E: 0 K: 0 S: 3	H: 0 LOB: 0 BB: 0 P: 3	R: 1 E: 0 K: 0 S: 4	H: 1 LOB: 0 BB: 0 P: 4	R: 0 E: 0 K: 0 S: 3	H: 0 LOB: 0 BB: 0 P: 3	R: 2 E: 0 K: 0 S: 1	H: 1 LOB: 0 BB: 1 P: 5	1B: 3 2B: 1 3B: 0 HR: 2	SF: 1 SAC: 0 DP: 0 HBP: 0	WP: 2 PB: 0 SB: 2 CS: 1	PA: 32							
PITCHER	IP	WLS	BF	H	R	ER	SO	BB	IBB	HBP	BLK	WP	HR	S	P	ERA	WHIP										
Tom Griffin, R ERA: 4.5	(1, 1)	8.0	L	30	5	4	4	0	0	0	0	0	1	28	36	4.50	0.875										
Mike Cosgrove, L ERA: 27.0	(9, 1)	0.0	L	1	1	1	1	0	0	0	0	0	1	1	1	∞	∞										

AB 34
R 4
H 8
RBI 4
BB 4
SO 7
LOB 13



AB 28
R 5
H 6
RBI 4
BB 2
SO 0
LOB 4



Batter	1	2	3	4	5	6	7	8	9	AB	R	H	RBI	BB	SO	LOB	TOP			
Jimmy Wynn, R OBP: 0.273, SLG: 0.645	5-3		L5			4-6-3	FC4			4	0	0	0	0	0	2				
Tommy Helms, R OBP: 0.323, SLG: 0.300	K		F8				BB 1B	F9		4	0	1	0	0	1	0				
Cesar Cedeno, R OBP: 0.387, SLG: 0.690	5-3		F6			F3		K		4	0	0	0	0	1	1				
Bob Watson, R OBP: 0.379, SLG: 0.217		E 1B 1B		5-3				5-3		3	1	1	0	1	0	0				
Lee May, R OBP: 0.233, SLG: 0.345		E8 1B FC4-6 1B		F3			F8		K	4	1	1	0	0	1	2				
Doug Rader, R OBP: 0.233, SLG: 0.179		F3		K						3	1	1	0	1	1	2				
Johnny Edwards, L OBP: 0.364, SLG: 0.524						K		F8		4	0	2	2	0	1	1				
Hector Torres, R (9, PR)		FC4-6 1B							2B	0	0	0	0	0	0	0				
Roger Metzger, S OBP: 0.167, SLG: 0.179		FC4-6		F4			FC4 1B	G3		4	0	1	1	0	0	2				
Ken Forsch, R OBP: 0.233, SLG: 0.200										1	0	0	0	0	0	1				
Jim Crawford, L OBP: 0.200, SLG: 1.000										1	0	0	0	0	0	0				
Mike Cosgrove, L (6, P)										0	0	0	0	0	0	0				
Norm Miller, L (7, P)										1	0	0	0	0	0	1				
Fred Gladding, L ERA: 10.13										0	0	0	0	0	0	0				
Jim York, R ERA: 2.7										0	0	0	0	0	0	0				
Bob Gallagher, L (9, PH)										1	0	0	0	0	1	1				
Inning Stats	R: 0 E: 0 K: 1 S: 5	H: 0 LOB: 0 BB: 0 P: 5	R: 2 E: 1 K: 0 S: 6	H: 3 LOB: 1 BB: 0 P: 6	R: 0 E: 0 K: 0 S: 3	H: 0 LOB: 0 BB: 0 P: 3	R: 0 E: 0 K: 1 S: 5	H: 0 LOB: 0 BB: 0 P: 5	R: 0 E: 0 K: 1 S: 4	H: 1 LOB: 2 BB: 1 P: 8	R: 0 E: 0 K: 1 S: 7	H: 2 LOB: 2 BB: 0 P: 7	R: 0 E: 0 K: 1 S: 5	H: 0 LOB: 0 BB: 0 P: 5	R: 1 E: 0 K: 2 S: 8	H: 1 LOB: 1 BB: 1 P: 12	1B: 6 2B: 1 3B: 0 HR: 0	SF: 0 SAC: 0 DP: 0 HBP: 0	WP: 0 PB: 0 SB: 0 CS: 0	PA: 36
PITCHER Tom Bradley, R ERA: 1.72	IP: 9.0 WLS: W BF: 36 H: 7 R: 3 ER: 2 SO: 7 BB: 2 IBB: 0 HBP: 0 BLK: 0 WP: 0 HR: 0 S: 48 P: 56 ERA: 2.00 WHIP: 1.000																			

Houston Astros @ San Francisco Giants
Candlestick Park, San Francisco, CA
Thu Apr 12 1973, 6:33 AM EST
Att: 3,704 - Unknown

AB	34
R	3
H	7
RBI	3
BB	2
SO	7
LOB	14



Batter	1	2	3	4	5	6	7	8	9	AB	R	H	RBI	BB	SO	LOB	BOTTOM			
Bobby Bonds, R OBP: 0.406, SLG: 0.645	F4			WP HR		S 1B		K		4	2	3	1	0	0	0				
Gary Matthews, R OBP: 0.214, SLG: 0.308			FC6-4 1B	1-3 2-H 2B		1B				1	0	0	0	0	1	0				
Tito Fuentes, S OBP: 0.303, SLG: 0.364	3-1		FC6-4	F7		1B S		F7		5	0	1	0	0	0	2				
Chris Speier, R OBP: 0.344, SLG: 0.346	E5		5-3	2-3 3-H 4-0 HR		1B				4	1	1	0	1	0	3				
Willie McCovey, L OBP: 0.464, SLG: 0.857										3	2	2	4	0	1	1				
Dave Kingman, R OBP: 0.200, SLG: 0.200	K			HR		K		F7		2	0	0	0	0	1	3				
Ed Goodson, L OBP: 0.353, SLG: 0.765				4-3 K						4	0	2	1	0	1	0				
Gary Maddox, R OBP: 0.448, SLG: 0.517						2-3 3-H 1B				4	1	2	0	0	0	3				
Gary Thomasson, L OBP: 0.143, SLG: 0.308										4	1	1	2	0	0	2				
Dave Rader, L OBP: 0.259, SLG: 0.261										4	1	1	0	0	0	2				
Tom Bradley, R OBP: 0.167, SLG: 0.167										4	1	1	0	0	2	1				
Inning Stats	R: 0 E: 1 K: 1 S: 6	H: 0 LOB: 1 BB: 0 P: 6	R: 0 E: 0 K: 0 S: 4	H: 1 LOB: 1 BB: 0 P: 4	R: 0 E: 0 K: 1 S: 6	H: 1 LOB: 1 BB: 0 P: 6	R: 8 E: 0 K: 1 S: 12	H: 7 LOB: 0 BB: 1 P: 16	R: 0 E: 0 K: 1 S: 6	H: 1 LOB: 1 BB: 0 P: 6	R: 1 E: 0 K: 1 S: 8	H: 3 LOB: 2 BB: 0 P: 8	R: 0 E: 0 K: 0 S: 3	H: 0 LOB: 0 BB: 0 P: 3	R: 0 E: 0 K: 1 S: 6	H: 1 LOB: 1 BB: 0 P: 6	1B: 7 2B: 3 3B: 1 HR: 3	SF: 0 SAC: 0 DP: 0 HBP: 0	WP: 1 PB: 0 SB: 2 CS: 0	PA: 40
PITCHER Ken Forsch, R ERA: 6.57	IP: 3.1 WLS: L BF: 19 H: 8 R: 6 ER: 6 SO: 2 BB: 0 IBB: 0 HBP: 0 BLK: 0 WP: 1 HR: 2 S: 23 P: 23 ERA: 16.20 WHIP: 2.400																			
Jim Crawford, L ERA: 5.09	IP: 1.2 WLS: L BF: 8 H: 2 R: 2 ER: 2 SO: 2 BB: 1 IBB: 0 HBP: 0 BLK: 0 WP: 1 HR: 1 S: 11 P: 15 ERA: 10.80 WHIP: 1.800																			
Mike Cosgrove, L ERA: 13.5	IP: 1.0 WLS: L BF: 6 H: 3 R: 1 ER: 1 SO: 1 BB: 0 IBB: 0 HBP: 0 BLK: 0 WP: 0 HR: 0 S: 8 P: 8 ERA: 9.00 WHIP: 3.000																			
Fred Gladding, R ERA: 10.13	IP: 1.0 WLS: L BF: 3 H: 0 R: 0 ER: 0 SO: 0 BB: 0 IBB: 0 HBP: 0 BLK: 0 WP: 0 HR: 0 S: 3 P: 3 ERA: 0.00 WHIP: 0.000																			
Jim York, R ERA: 2.7	IP: 1.0 WLS: L BF: 4 H: 1 R: 0 ER: 0 SO: 1 BB: 0 IBB: 0 HBP: 0 BLK: 0 WP: 0 HR: 0 S: 6 P: 6 ERA: 0.00 WHIP: 1.000																			

Houston Astros @ San Francisco Giants
Candlestick Park, San Francisco, CA
Thu Apr 12 1973, 6:33 AM EST
Att: 3,704 - Unknown

AB	39
R	9
H	14
RBI	8
BB	1
SO	6
LOB	17



Batter	1	2	3	4	5	6	7	8	9	AB	R	H	RBI	BB	SO	LOB	TOP
Jimmy Wynn, R OBP: 0.362, SLG: 0.795	F9		1-2 1B		5-3		F3			4	0	1	0	0	0	2	Houston Astros @ San Diego Padres San Diego Stadium, San Diego, CA Sun Apr 15 1973, 6:33 AM EST Unknown
Tommy Helms, R OBP: 0.279, SLG: 0.268	F6		F7		F8		F8			4	0	0	0	0	0	2	
Cesar Cedeno, R OBP: 0.409, SLG: 0.658	FC6-4 BB		5-3		K		G6-4-3 BB			2	0	0	0	2	1	2	
Bob Watson, R OBP: 0.381, SLG: 0.389	FC6-4 1-2				1B		F4		G6-4-3 1-2	4	0	1	0	0	0	2	
Lee May, R OBP: 0.186, SLG: 0.262		F5			F8		F7		G3	4	0	0	0	0	0	1	
Doug Radler, R OBP: 0.282, SLG: 0.300		K			K		E6 BB		F9	4	0	0	0	0	2	1	
Johnny Edwards, L OBP: 0.300, SLG: 0.448		K			F8		F4		G3	4	0	0	0	0	1	2	
Roger Metzger, S OBP: 0.177, SLG: 0.211					4-3		F7			3	1	1	0	0	0	1	
Dave Roberts, L OBP: 0.200, SLG: 0.200					SF8 3B					1	0	1	0	0	0	0	
Jim Roney, R OBP: 0.200, SLG: 0.200					SF8 3H					0	0	0	0	0	0	0	
Mike Cosgrove, L OBP: 0.200, SLG: 0.200					F7 1B					0	0	0	0	0	0	0	
Bob Gallagher, L OBP: 0.200, SLG: 0.200					1B					0	0	0	0	0	0	0	
Jim Crawford, L OBP: 0.200, SLG: 0.200										0	0	0	0	0	0	0	
Jimmy Stewart, S OBP: 0.200, SLG: 0.200										0	0	0	0	0	0	0	
Fred Gladding, L OBP: 0.200, SLG: 0.200										0	0	0	0	0	0	0	
Inning Stats	R: 0 E: 0 K: 0 S: 3	H: 0 LOB: 1 BB: 1 P: 7	R: 0 E: 0 K: 2 S: 7	H: 0 LOB: 0 BB: 0 P: 7	R: 0 E: 0 K: 0 S: 5	H: 2 LOB: 2 BB: 0 P: 5	R: 0 E: 0 K: 1 S: 6	H: 1 LOB: 1 BB: 0 P: 6	R: 0 E: 0 K: 0 S: 4	H: 0 LOB: 0 BB: 1 P: 8	R: 0 E: 0 K: 0 S: 2	H: 0 LOB: 0 BB: 1 P: 6	R: 0 E: 0 K: 0 S: 3	H: 0 LOB: 0 BB: 0 P: 3	1B: 3 2B: 0 3B: 1 HR: 0	SF: 1 SAC: 0 DP: 1 HBP: 0	WP: 0 PA: 34 PB: 0 SB: 0 CS: 0
PITCHER Mike Corkins, R ERA: 5.79	IP: 9.0 WLS: W BF: 34 H: 4 R: 1 ER: 1 SO: 4 BB: 3 IBB: 0 HBP: 0 BLK: 0 WP: 0 HR: 0 S: 39 P: 51 ERA: 1.00 WHIP: 0.778																

Batter	1	2	3	4	5	6	7	8	9	AB	R	H	RBI	BB	SO	LOB	BOTTOM		
Enzo Hernandez, R OBP: 0.250, SLG: 0.182	5-3	FC5 1B BB	F9			S 1B				3	0	1	0	1	0	2	Houston Astros @ San Diego Padres San Diego Stadium, San Diego, CA Sun Apr 15 1973, 6:33 AM EST Unknown		
Dave Campbell, R OBP: 0.400, SLG: 0.250	F9				6-3		6-3			4	0	1	0	0	0	1			
Jerry Morales, R OBP: 0.304, SLG: 0.591		FC5 2-3f			4-3		L8			4	1	1	1	0	0	2			
Nate Colbert, R OBP: 0.375, SLG: 0.290					K		6-3			4	0	1	0	0	1	0			
Cito Gaston, R OBP: 0.313, SLG: 0.516	5-3				2B 1B		K			4	1	1	0	0	2	1			
Ivan Murrell, R OBP: 0.182, SLG: 0.182					F9		K			4	0	0	0	0	2	1			
Dave Hilton, R OBP: 0.316, SLG: 0.324					K		K			3	2	2	1	1	1	0			
Fred Kendall, R OBP: 0.227, SLG: 0.300					HR BB		1B 2B			3	1	1	2	1	0	1			
Mike Corkins, R OBP: 0.250, SLG: 0.250					6-3					4	0	1	1	0	2	1			
Inning Stats	R: 1 E: 0 K: 0 S: 5	H: 2 LOB: 1 BB: 0 P: 5	R: 2 E: 0 K: 1 S: 7	H: 2 LOB: 2 BB: 2 P: 15	R: 2 E: 0 K: 1 S: 8	H: 3 LOB: 2 BB: 1 P: 12	R: 0 E: 0 K: 0 S: 3	H: 0 LOB: 0 BB: 0 P: 3	R: 0 E: 0 K: 3 S: 9	H: 0 LOB: 0 BB: 0 P: 9	R: 0 E: 0 K: 1 S: 6	H: 1 LOB: 1 BB: 0 P: 6	R: 0 E: 0 K: 1 S: 5	H: 0 LOB: 0 BB: 0 P: 5	R: 0 E: 0 K: 1 S: 6	H: 1 LOB: 1 BB: 0 P: 6		1B: 5 2B: 2 3B: 0 HR: 2	SF: 0 SAC: 0 DP: 0 HBP: 0
PITCHER Dave Roberts, L ERA: 3.38 Jim Ray, R ERA: Mike Cosgrove, L ERA: 7.71 Jim Crawford, L ERA: 3.68 Fred Gladding, R ERA: 5.4	IP: 2.2 WLS: L BF: 16 H: 6 R: 5 ER: 5 SO: 2 BB: 2 IBB: 0 HBP: 0 BLK: 0 WP: 0 HR: 2 S: 18 P: 26 ERA: 16.88 WHIP: 3.000																		

AB	30
R	1
H	4
RBI	1
BB	3
SO	4
LOB	13



AB	33
R	5
H	9
RBI	5
BB	3
SO	8
LOB	9



Batter	1	2	3	4	5	6	7	8	9	AB	R	H	RBI	BB	SO	LOB	TOP
Jimmy Wynn, R (1,9) OBP: 0.353, SLG: 0.750										4	0	1	0	0	0	0	
Tommy Helms, R (1,4) OBP: 0.261, SLG: 0.250										3	0	0	0	0	0	1	
Cesar Cedeno, R (1,8) OBP: 0.383, SLG: 0.610										3	0	0	0	0	0	0	
Bob Watson, R (1,7) OBP: 0.378, SLG: 0.385										3	0	1	0	0	0	0	
Lee May, R (1,3) OBP: 0.174, SLG: 0.244										3	0	0	0	0	1	1	
Doug Ratler, R (1,5) OBP: 0.244, SLG: 0.279										3	0	0	0	0	1	1	
Johnny Edwards, L (1,2) OBP: 0.273, SLG: 0.406										3	0	0	0	0	1	1	
Roger Metzger, S (1,6) OBP: 0.163, SLG: 0.200										2	0	0	0	0	0	0	
Bob Gallagher, L (9,PH)										1	0	0	0	0	0	0	
Tom Griffin, R (1,1)										1	0	0	0	0	1	0	
Jim Crawford, L (5,1) OBP: 0.333, SLG: 0.667										1	0	0	0	0	1	0	
Jim York, R (6,1)										0	0	0	0	0	0	0	
Jimmy Stewart, S (9,PH)										1	0	0	0	0	0	0	
Inning Stats	R: 0 H: 1 E: 0 LOB: 0 K: 0 S: 3	H: 0 R: 0 ER: 0 SO: 5 BB: 0 IBB: 0 HBP: 0 BLK: 0	H: 0 R: 0 ER: 0 SO: 5 BB: 0 IBB: 0 HBP: 0 BLK: 0	H: 0 R: 0 ER: 0 SO: 5 BB: 0 IBB: 0 HBP: 0 BLK: 0	H: 0 R: 0 ER: 0 SO: 5 BB: 0 IBB: 0 HBP: 0 BLK: 0	H: 0 R: 0 ER: 0 SO: 5 BB: 0 IBB: 0 HBP: 0 BLK: 0	H: 0 R: 0 ER: 0 SO: 5 BB: 0 IBB: 0 HBP: 0 BLK: 0	H: 0 R: 0 ER: 0 SO: 5 BB: 0 IBB: 0 HBP: 0 BLK: 0	H: 1 R: 0 ER: 0 SO: 4 BB: 0 IBB: 0 HBP: 0 BLK: 0	H: 0 R: 0 ER: 0 SO: 3 BB: 0 IBB: 0 HBP: 0 BLK: 0	1B: 2 2B: 0 3B: 0 HR: 0	SF: 0 SAC: 0 DP: 0 HBP: 0	WP: 0 PB: 0 SB: 0 CS: 1	PA: 28			
PITCHER Bill Greif, R (1,1) ERA:	IP: 9.0 WLS: W BF: 28 H: 2 R: 0 ER: 0 SO: 5 BB: 0 IBB: 0 HBP: 0 BLK: 0 WP: 0 HR: 0 S: 38 P: 38 ERA: 0.00 WHIP: 0.222																

Houston Astros @ San Diego Padres
San Diego Stadium, San Diego, CA
Sun Apr 15 1973, 6:38 AM EST
Att: 10,993 - Unknown

AB	28
R	0
H	2
RBI	0
BB	0
SO	5
LOB	4



Batter	1	2	3	4	5	6	7	8	9	AB	R	H	RBI	BB	SO	LOB	BOTTOM
Enzo Hernandez, R (1,6) OBP: 0.250, SLG: 0.189										4	0	1	1	0	0	0	
Derrel Thomas, S (1,4) OBP: 0.292, SLG: 0.227										4	0	0	0	0	1	3	
Leron Lee, L (1,7) OBP: 0.357, SLG: 0.297										4	0	1	0	0	1	0	
Nate Colbert, R (1,3) OBP: 0.386, SLG: 0.314										4	2	2	0	0	1	1	
Dave Marshall, L (1,9) OBP: 0.643, SLG: 0.667										1	1	1	0	1	0	0	
Jerry Morales, R (6,PH) OBP: 0.320, SLG: 0.625										2	0	1	1	0	0	1	
Johnny Grubb, L (1,8) OBP: 0.222, SLG: 0.259										3	0	0	0	0	2	4	
Dave Hilton, R (1,5) OBP: 0.317, SLG: 0.324										3	1	1	1	0	1	1	
Fred Kendall, R (1,2) OBP: 0.240, SLG: 0.273										2	0	0	0	1	1	0	
Bill Greif, R (1,1)										2	0	0	1	1	0	0	
Inning Stats	R: 0 H: 0 E: 0 LOB: 0 K: 2 S: 7	H: 1 R: 0 ER: 0 SO: 7 BB: 0 IBB: 0 HBP: 0 BLK: 0	H: 0 R: 0 ER: 0 SO: 7 BB: 0 IBB: 0 HBP: 0 BLK: 0	H: 0 R: 0 ER: 0 SO: 7 BB: 0 IBB: 0 HBP: 0 BLK: 0	H: 3 R: 3 ER: 0 SO: 19 BB: 3 IBB: 2	H: 2 R: 1 ER: 0 SO: 7 BB: 0 IBB: 0 HBP: 0 BLK: 0	H: 0 R: 0 ER: 0 SO: 3 BB: 0 IBB: 0 HBP: 0 BLK: 0	H: 1 R: 0 ER: 0 SO: 4 BB: 0 IBB: 0 HBP: 0 BLK: 0	H: 0 R: 0 ER: 0 SO: 3 BB: 0 IBB: 0 HBP: 0 BLK: 0	1B: 6 2B: 2 3B: 0 HR: 0	SF: 0 SAC: 0 DP: 1 HBP: 0	WP: 1 PB: 1 SB: 0 CS: 1	PA: 32				
PITCHER Tom Griffin, R (1,1) ERA: 5.11	IP: 4.1 WLS: L BF: 19 H: 4 R: 3 ER: 3 SO: 6 BB: 2 IBB: 1 HBP: 0 BLK: 0 WP: 0 HR: 0 S: 28 P: 40 ERA: 6.23 WHIP: 1.385																
Jim Crawford, L (5,1) ERA: 4.15	IP: 1.1 WLS: 5 BF: 2 H: 2 R: 1 ER: 1 SO: 0 BB: 0 IBB: 0 HBP: 0 BLK: 0 WP: 0 HR: 0 S: 5 P: 5 ERA: 6.75 WHIP: 1.500																
Jim York, R (6,1) ERA: 2.61	IP: 2.1 WLS: 8 BF: 1 H: 1 R: 0 ER: 0 SO: 1 BB: 0 IBB: 0 HBP: 0 BLK: 0 WP: 1 HR: 0 S: 10 P: 10 ERA: 0.00 WHIP: 0.429																

Houston Astros @ San Diego Padres
San Diego Stadium, San Diego, CA
Sun Apr 15 1973, 6:38 AM EST
Att: 10,993 - Unknown

AB	29
R	4
H	7
RBI	4
BB	3
SO	7
LOB	10



Batter	1	2	3	4	5	6	7	8	9	10	11	12	13	AB R H RBI BB SO LOB	TOP									
Jimmy Wynn, R OBP: 0.353, SLG: 0.704 (1, 9)	F2		F2			K		E 2B		F9		5-3		6 1 1 0 0 1 0										
Tommy Helms, R OBP: 0.290, SLG: 0.240 (1, 4)				F9		5-3		K		F8			5-3	6 0 1 0 0 1 1										
Cesar Cedeno, R OBP: 0.396, SLG: 0.587 (1, 8)	K			F6			WP S HBP	E6		WP SH1-3			1B	5 0 2 0 0 1 1										
Bob Watson, R OBP: 0.380, SLG: 0.372 (1, 7)	4-3			F7			BB	6-3		SH1-3			1B	4 0 1 0 1 0 2										
Lee May, R OBP: 0.180, SLG: 0.285 (8, PR)		F9			6-3									4 0 1 0 0 1 2										
Tommie Agee, R (9, 7)								K					G6-4-3	1 0 0 0 1 0 2										
Doug Rader, R OBP: 0.280, SLG: 0.267 (1, 5)		K				FC6-4	BB							2 0 0 0 3 2 1										
Johnny Edwards, L OBP: 0.243, SLG: 0.361 Jesus Alou, R OBP: 0.182, SLG: 0.182 (11, PH)		F5			F7			F7		4-3			G5-4-3	4 0 0 0 0 0 5										
Larry Howard, R OBP: 0.182, SLG: 0.182 (11, 2)														1 0 0 0 0 0 3										
Roger Metzger, S OBP: 0.146, SLG: 0.178 (1, 6)			F8			FC6-4		F7		F8				5 0 0 0 0 0 6										
Ken Forsch, R OBP: 0.250, SLG: 0.143 Jimmy Stewart, S OBP: 0.250, SLG: 0.143 Dave Roberts, S OBP: 0.250, SLG: 0.143 Tom Griffin, R OBP: 0.250, SLG: 0.143 Bob Gallagher, L OBP: 0.250, SLG: 0.143 Mike Cosgrove, L OBP: 0.250, SLG: 0.143 Jim York, R OBP: 0.250, SLG: 0.143			F3			K		K		F3				2 0 0 0 0 0 1 0										
Inning Stats	R: 0 E: 0 K: 1 S: 6	H: 1 LOB: 1 BB: 0 P: 6	R: 0 E: 0 K: 1 S: 5	H: 0 LOB: 0 BB: 0 P: 5	R: 0 E: 0 K: 0 S: 3	H: 0 LOB: 0 BB: 0 P: 3	R: 0 E: 0 K: 2 S: 7	H: 0 LOB: 0 BB: 0 P: 7	R: 0 E: 0 K: 1 S: 5	H: 0 LOB: 3 BB: 2 P: 14	R: 1 E: 1 K: 2 S: 9	H: 1 LOB: 1 BB: 0 P: 9	R: 0 E: 0 K: 1 S: 6	H: 0 LOB: 0 BB: 0 P: 3	R: 0 E: 0 K: 0 S: 3	H: 0 LOB: 0 BB: 0 P: 3	R: 0 E: 0 K: 0 S: 4	H: 2 LOB: 1 BB: 0 P: 4	1B: 4 2B: 2 3B: 0 HR: 0	SF: 0 SAC: 1 DP: 2 HBP: 1	W/P: 2 PB: 0 SB: 1 CS: 0	PA: 50		
PITCHER	IP WLS BF H R ER SO BB IBB HBP BLK WP HR S P ERA WHIP																							
Don Sutton, R ERA: 3.0 Jim Brewer, L ERA: 3.0 George Culver, R ERA: 1.69	10.0 2.0 1.0	WLS 8 W	BF 38 4	H 3 2	R 1 0	ER 0 0	SO 8 0	BB 3 0	IBB 0 0	HBP 1 0	BLK 0 0	WP 1 0	HR 0 6	S 50 14	P 63 14	ERA 0.00 0.00 0.00	WHIP 0.600 0.500 2.000							

Houston Astros @ Los Angeles Dodgers
Dodger Stadium, Los Angeles, CA
Mon Apr 16 1973, 6:05 PM PST
Att. 13,344 - Unknown

AB	43
R	1
H	6
RBI	0
BB	5
SO	8
LOB	23

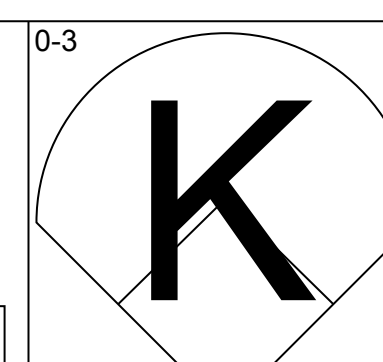
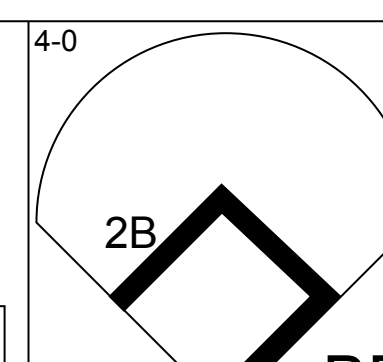
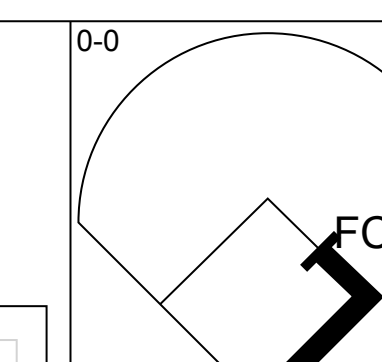
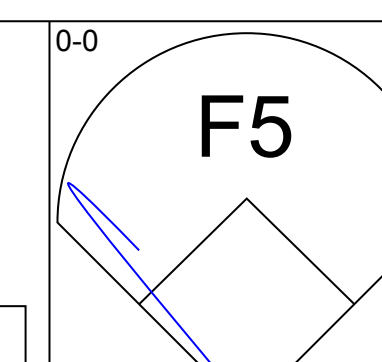

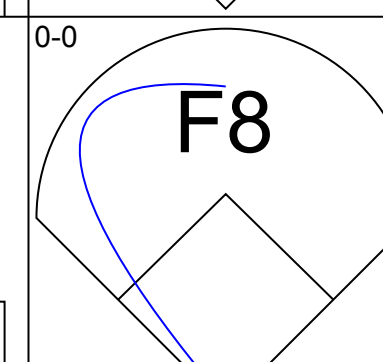
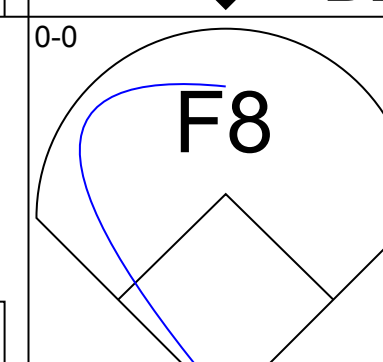
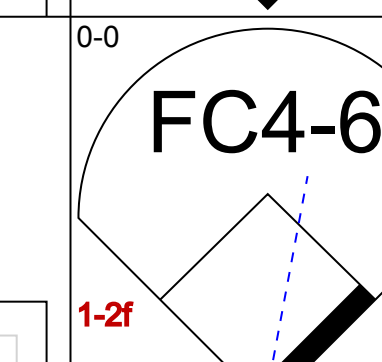
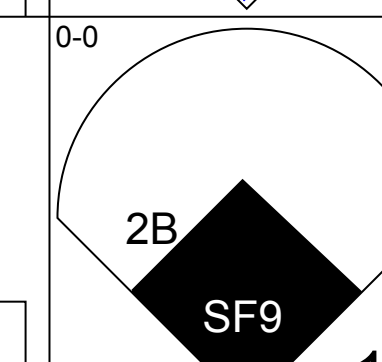
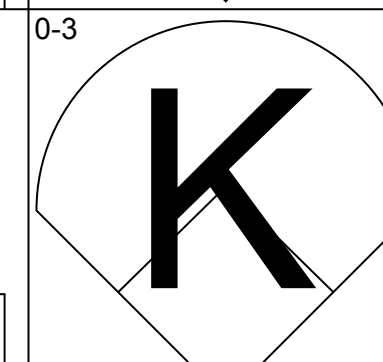
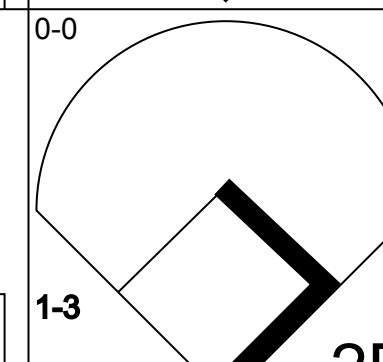
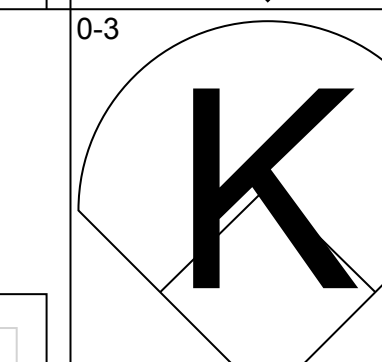
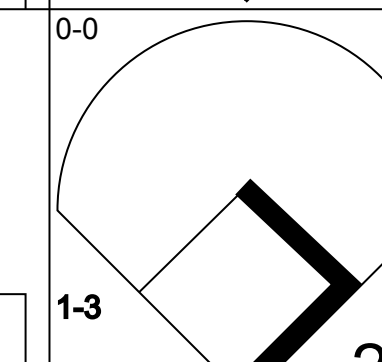
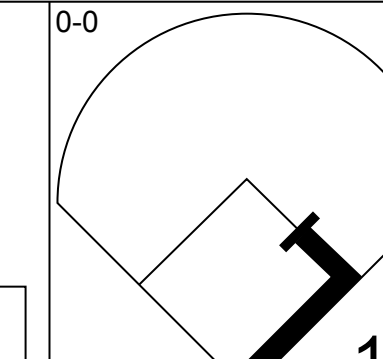
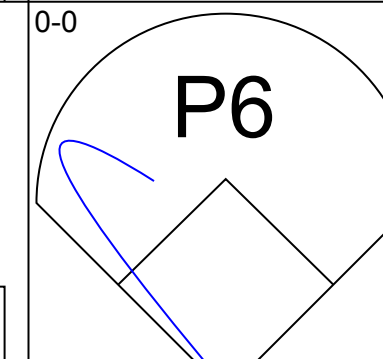
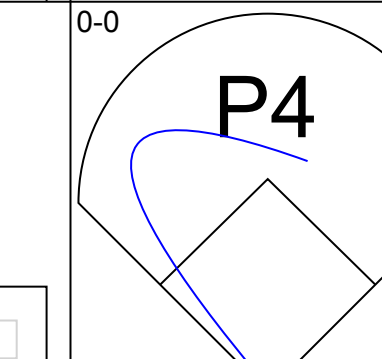
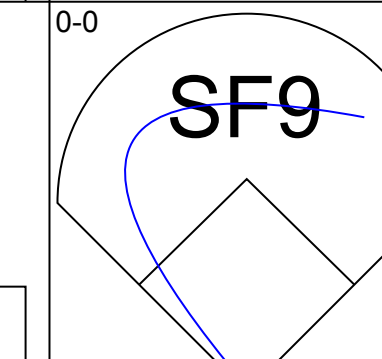
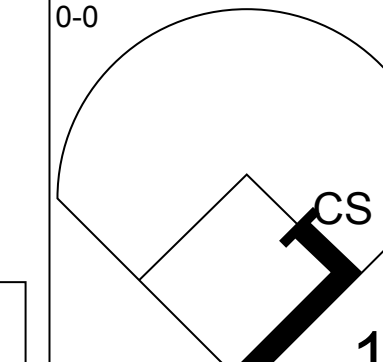
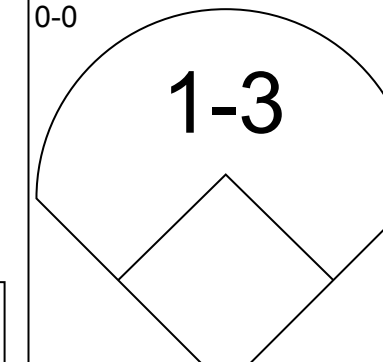
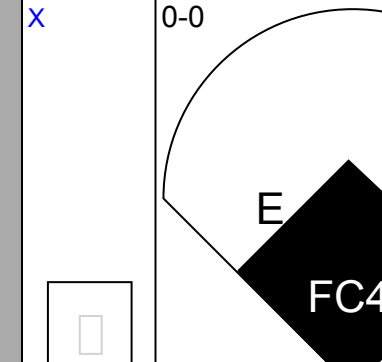
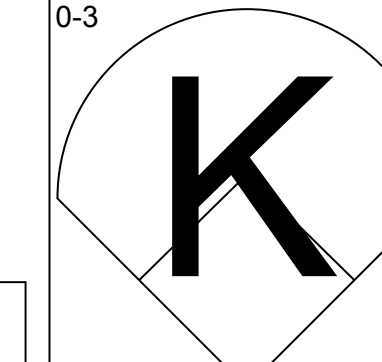
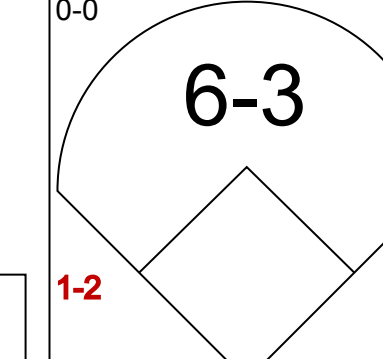
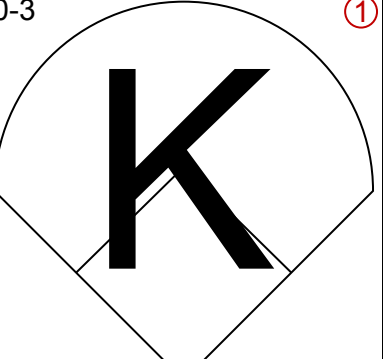
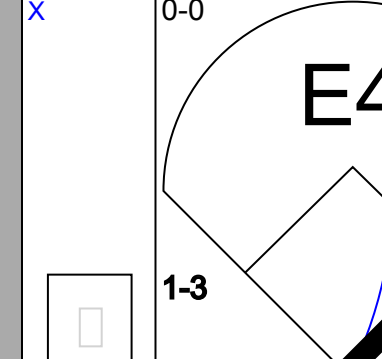
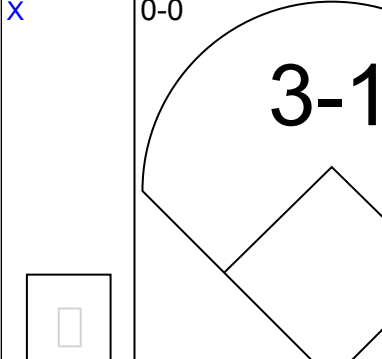
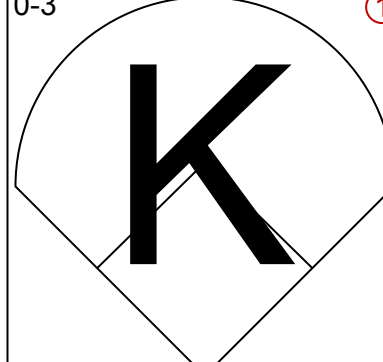
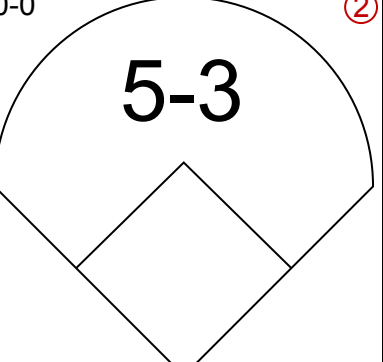
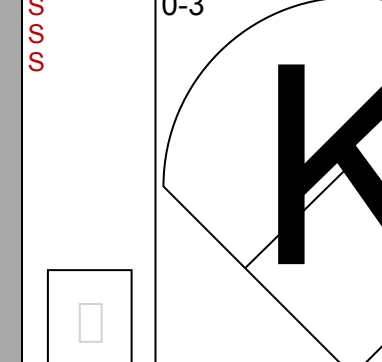
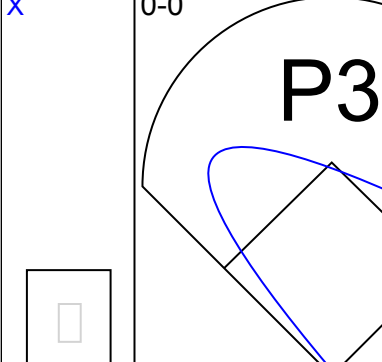
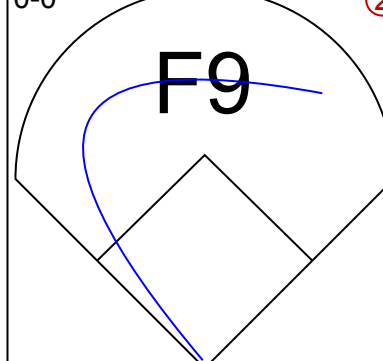
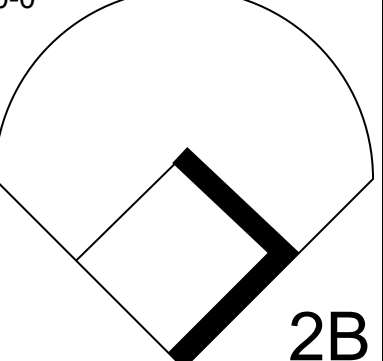
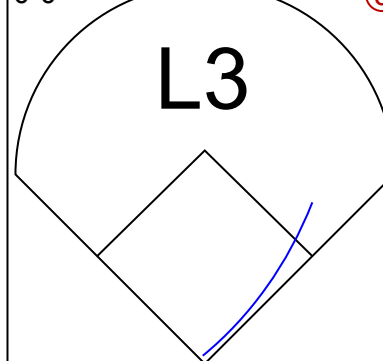
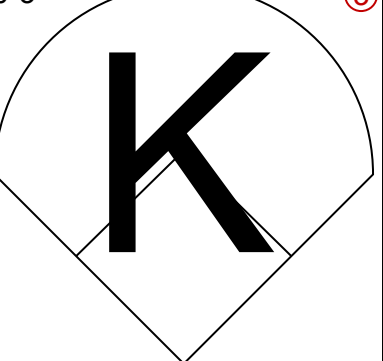
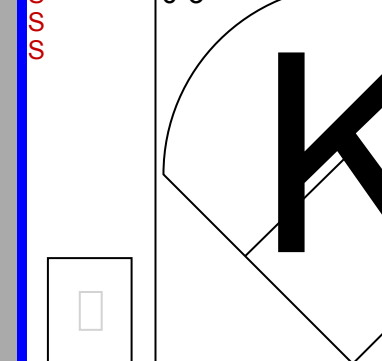


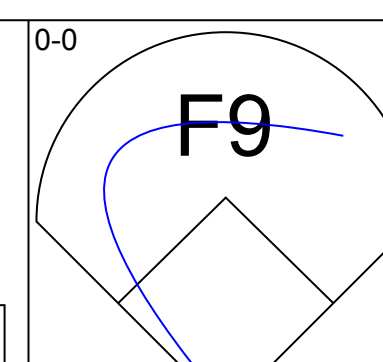
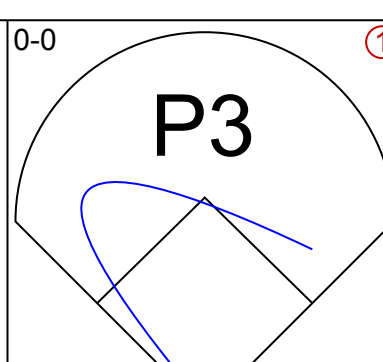
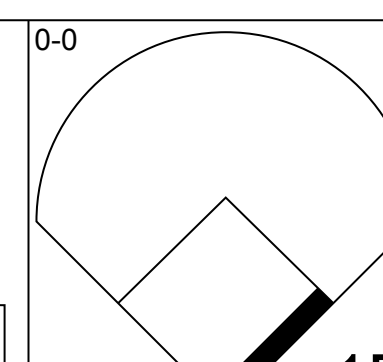
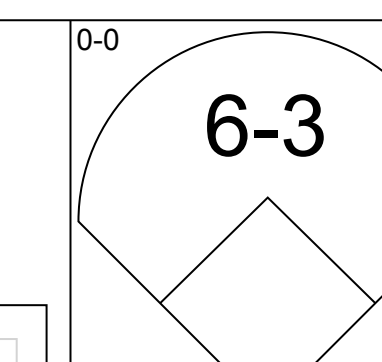
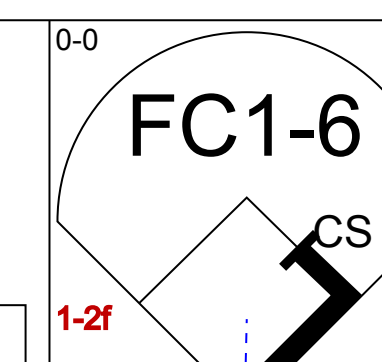

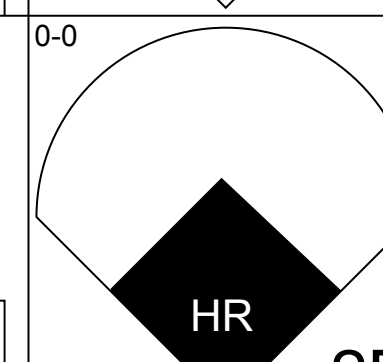
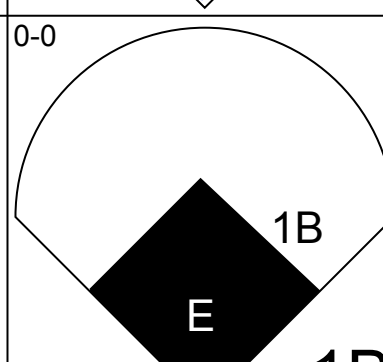
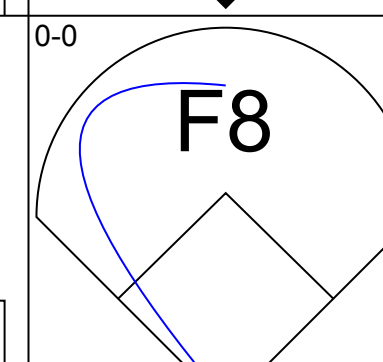
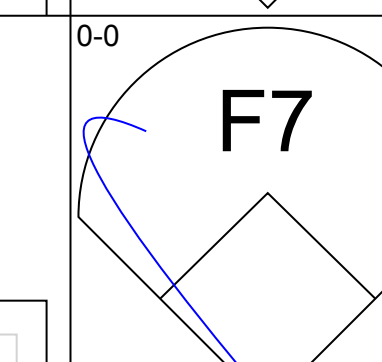
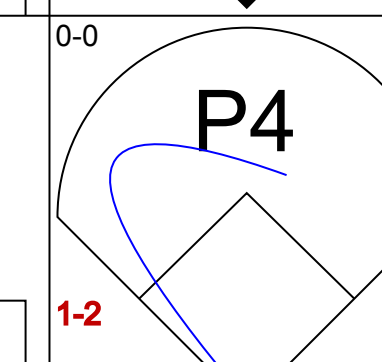
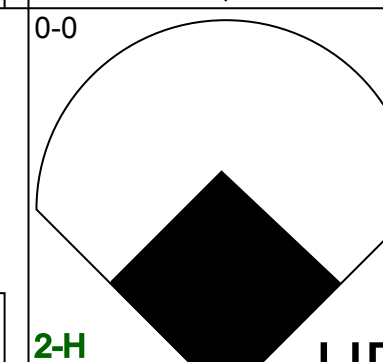
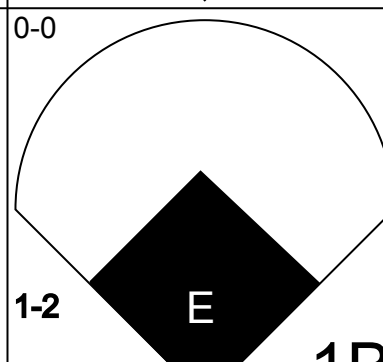
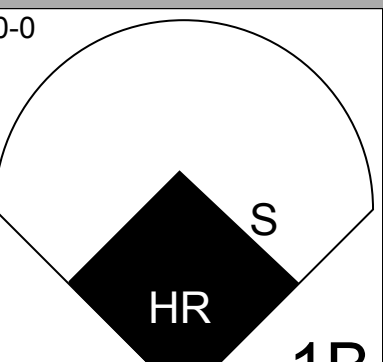
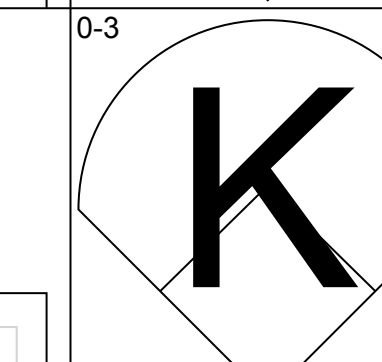
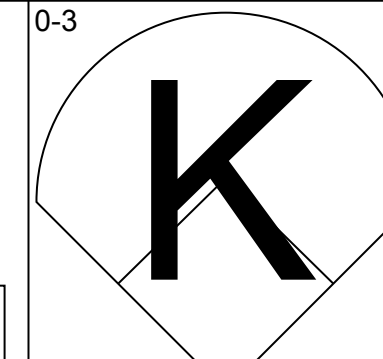
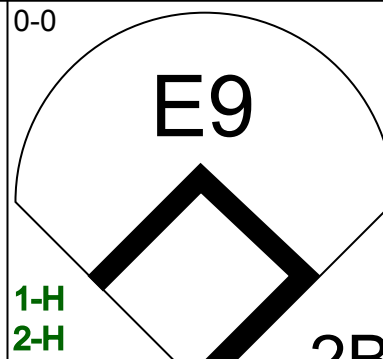
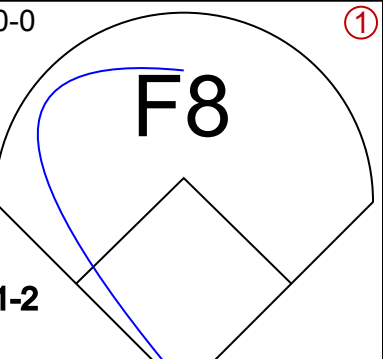
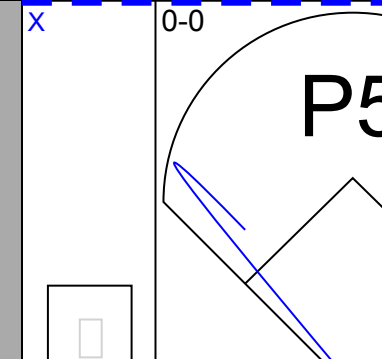
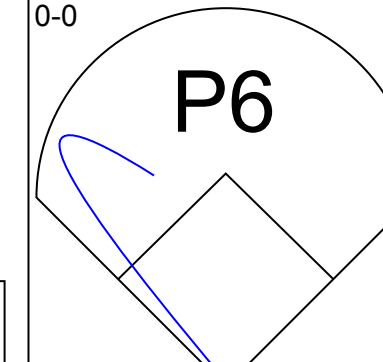
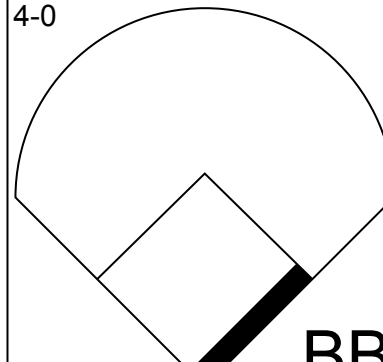
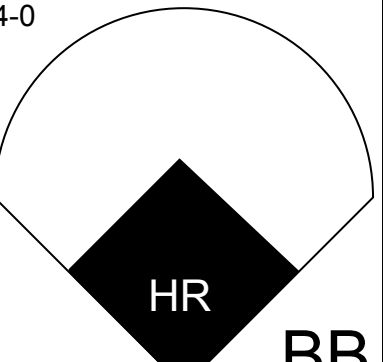
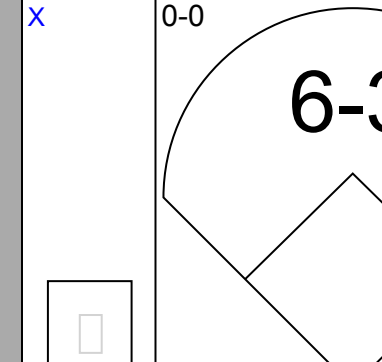
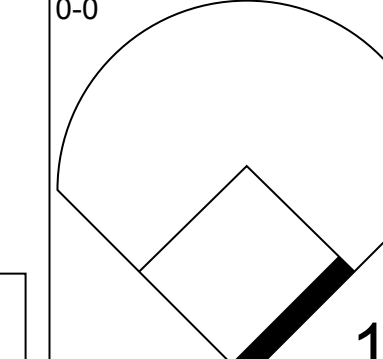
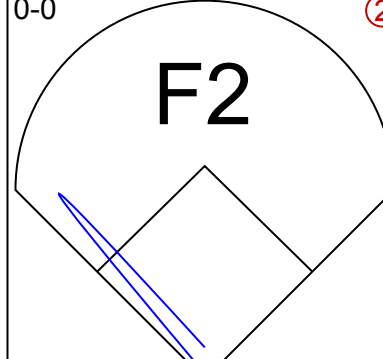
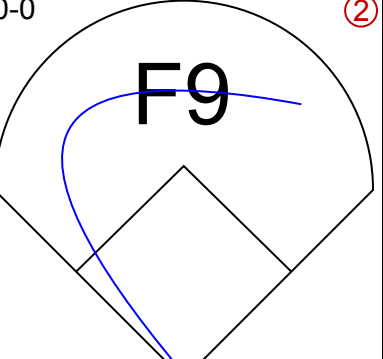
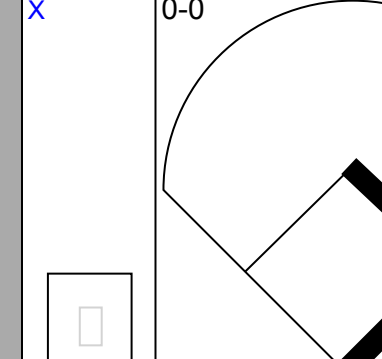
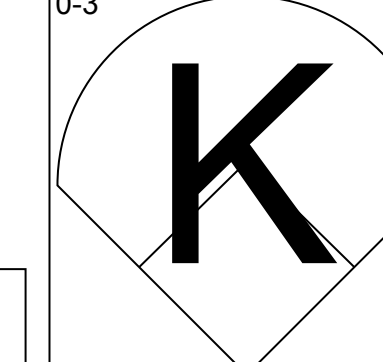
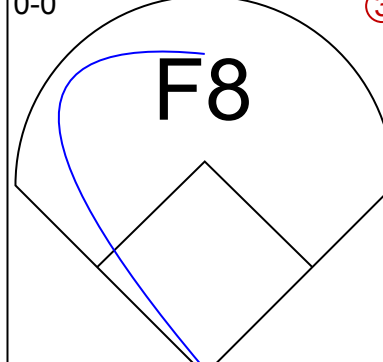
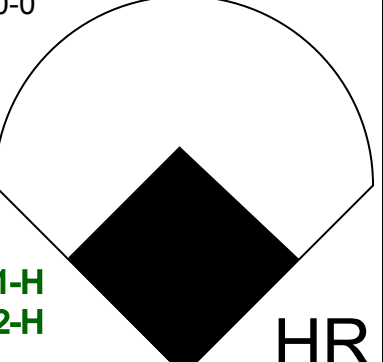
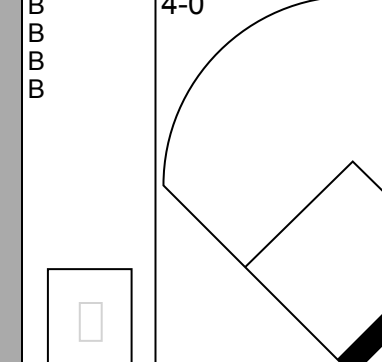
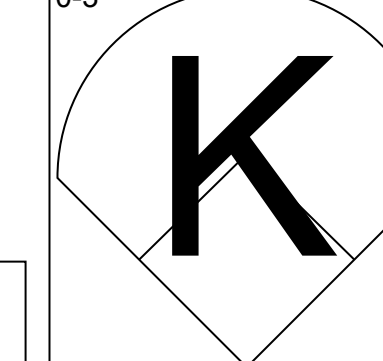
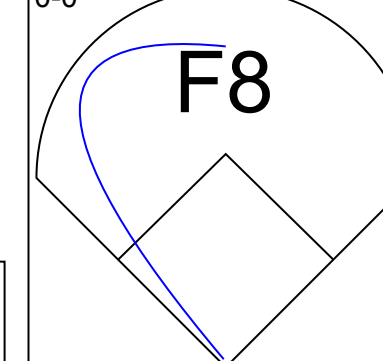
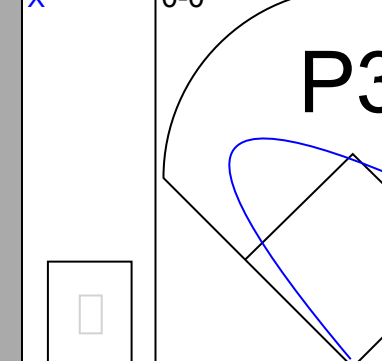
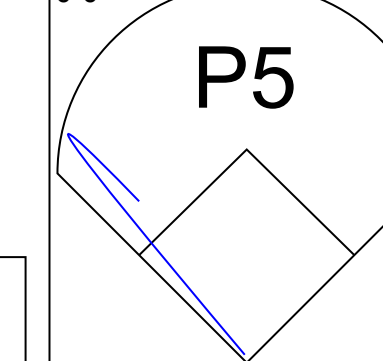
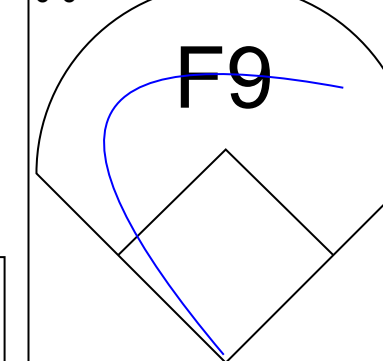
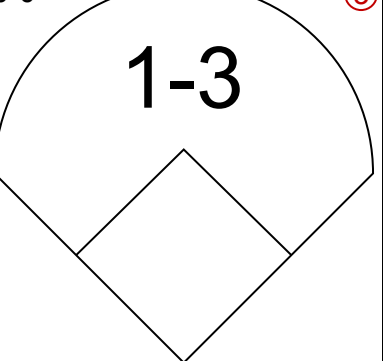
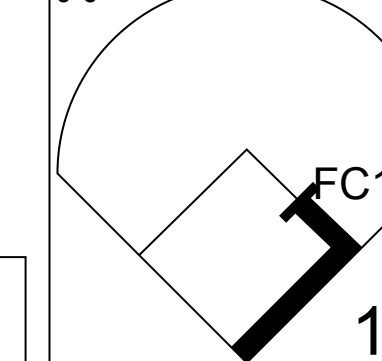
Batter	1	2	3	4	5	6	7	8	9	10	11	12	13	AB R H RBI BB SO LOB	BOTTOM									
Lee Lacy, R OBP: 0.321, SLG: 0.234 (1, 4)	K		G6-4-3			K				K				6 0 1 1 1 4 3										
Bill Buckner, L OBP: 0.306, SLG: 0.383 (1, 3)				3-1	L9		F9			SH5-4	L9			6 0 2 0 0 0 3										
Wille Davis, L OBP: 0.286, SLG: 0.311 (1, 8)	F5			5-3	1B		4-3			SH5-4			4-3	5 1 2 0 1 0 1										
Willie Crawford, L OBP: 0.317, SLG: 0.229 Manny Mota, R OBP: 0.333, SLG: 0.333 Jim Brewer, L OBP: 0.333, SLG: 0.333 Chris Cannizzaro, R OBP: 0.250, SLG: 0.250 George Culver, R OBP: 0.250, SLG: 0.250				1B	1B		4-3			SH5-4			4-3	4 0 3 0 0 0 1 1										
Joe Ferguson, R OBP: 0.354, SLG: 0.463 (1, 2)		F7		5-3		K				FC6-4			6-3	5 0 1 0 1 1 2										
Von Joshua, L OBP: 0.407, SLG: 0.458 Steve Garvey, R OBP: 0.294, SLG: 0.353 (4, PR)		1-3			1B		K			F8			5-3	1 0 0 0 0 0 0										
Ron Cey, R OBP: 0.240, SLG: 0.208 (1, 5)		F8				K				FC6-4				4 0 0 0 0 1 5										
Bill Russell, R OBP: 0.310, SLG: 0.341 (1, 6)			K		K		F8			6-3			FC6	6 1 1 0 0 2 4										
Don Sutton, R OBP: 0.250, SLG: 0.250 Tom Paciorek, R OBP: 0.428, SLG: 0.200 (11, 9)			G6-4-3		1B		F3			K			SH1-4	4 0 2 0 0 1 0										
Inning Stats	R: 0 E: 0 K: 2 S: 8	H: 1 LOB: 1 BB: 0 P: 8	R: 0 E: 0 K: 0 S: 3	H: 0 LOB: 0 BB: 0 P: 3	R: 0 E: 0 K: 1 S: 5	H: 1 LOB: 0 BB: 0 P: 5	R: 1 E: 0 K: 1 S: 8	H: 3 LOB: 3 BB: 0 P: 9	R: 0 E: 0 K: 3 S: 9	H: 0 LOB: 0 BB: 0 P: 9	R: 0 E: 0 K: 2 S: 7	H: 0 LOB: 0 BB: 0 P: 7	R: 0 E: 0 K: 1 S: 6	H: 1 LOB: 1 BB: 0 P: 6	R: 0 E: 0 K: 0 S: 3	H: 0 LOB: 0 BB: 0 P: 3	R: 1 E: 0 K: 0 S: 4	H: 2 LOB: 2 BB: 1 P: 8	1B: 14 2B: 0 3B: 0 HR: 0	SF: 0 SAC: 2 DP: 1 HBP: 1	W/P: 0 PB: 0 SB: 2 CS: 0	PA: 55		
PITCHER	IP WLS BF H R ER SO BB IBB HBP BLK WP HR S P ERA WHIP																							
Ken Forsch, R ERA: 4.66 Dave Roberts, L ERA: 3.32 Tom Griffin, R ERA: 4.5 Mike Cosgrove, L ERA: 7.71 Jim York, R ERA: 2.57	7.0 0.1 1.2 0.0 3.2	WLS 29 3 2	BF 89 5 2	H 8 0 0	R 1 0 0	ER 0 0 0	SO 8 0 3	BB 1 0 0	IBB 0 0 0	HBP 1 0 0	BLK 0 0 0	WP 0 0 0	HR 0 9 0	S 43 3 5	P 48 3 9	ERA 1.29 0.00 0.00 ∞ 2.46	WHIP 1.286 6.000 0.000 ∞ 0.818							


Houston Astros @ Los Angeles Dodgers
Dodger Stadium, Los Angeles, CA
Mon Apr 16 1973, 6:05 PM PST
Att. 13,344 - Unknown


AB	48
R	2
H	14
RBI	2
BB	4
SO	11
LOB	24



Batter	1	2	3	4	5	6	7	8	9	AB	R	H	RBI	BB	SO	LOB	TOP					
Jimmy Wynn, R (1, 9) OBP: 0.344, SLG: 0.684										3	0	1	0	1	1	0	<p>Houston Astros @ Los Angeles Dodgers Dodger Stadium, Los Angeles, CA Tue Apr 17 1973, 6:05 PM PST Att: 7,976 - Unknown</p> <p>livebaseballscores.com</p> <p>AB 33 R 2 H 8 RBI 2 BB 1 SO 9 LOB 16</p> 					
Hector Torres, R (1, 6) OBP: 0.250, SLG: 0.250										4	1	1	0	0	0	2						
Cesar Cedeno, R (1, 8) OBP: 0.404, SLG: 0.620										4	0	2	0	0	2	1						
Bob Watson, R (1, 3) OBP: 0.370, SLG: 0.370										3	0	1	1	0	0	3						
Tommie Agee, R (1, 7) OBP: 0.375, SLG: 0.286										4	1	2	0	0	1	3						
Johnny Edwards, L (1, 2) OBP: 0.220, SLG: 0.325										4	0	0	0	0	1	2						
Doug Rader, R (1, 5) OBP: 0.259, SLG: 0.245										4	0	0	0	0	2	2						
Tommy Helms, R (1, 4) OBP: 0.250, SLG: 0.259										4	0	1	1	0	0	1						
Don Wilson, R (1, 1) OBP: 0.111, SLG: 0.222 Bob Gallagher, L (7, PH) Fred Gladding, L (7, 1)										2	0	0	0	0	1	1						
										1	0	0	0	0	1	1						
										0	0	0	0	0	0	0						
Inning Stats	R: 0 E: 0 K: 2 S: 7	H: 0 LOB: 0 BB: 0 P: 7	R: 0 E: 0 K: 0 S: 3	H: 2 LOB: 0 BB: 0 P: 3	R: 0 E: 0 K: 1 S: 5	H: 0 LOB: 0 BB: 0 P: 5	R: 0 E: 0 K: 0 S: 4	H: 1 LOB: 2 BB: 1 P: 8	R: 0 E: 0 K: 2 S: 8	H: 1 LOB: 1 BB: 0 P: 8	R: 0 E: 0 K: 1 S: 6	H: 1 LOB: 1 BB: 0 P: 6	R: 1 E: 1 K: 2 S: 9	H: 1 LOB: 1 BB: 0 P: 9	R: 1 E: 0 K: 0 S: 7	H: 2 LOB: 1 BB: 0 P: 7	R: 0 E: 0 K: 0 S: 3	H: 0 LOB: 0 BB: 0 P: 3	1B: 5 2B: 3 3B: 0 HR: 0	SF: 1 SAC: 0 DP: 0 HBP: 0	WP: 0 PB: 0 SB: 0 CS: 1	PA: 35
PITCHER	IP WLS BF H R ER SO BB IBB HBP BLK WP HR S P ERA WHIP																					
Andy Messersmith, R (1, 1) ERA: 1.82	9.0 W 35 8 2 1 9 1 0 0 0 0 0 0 52 56 1.00 1.000																					

Batter	1	2	3	4	5	6	7	8	9	AB	R	H	RBI	BB	SO	LOB	BOTTOM			
Lee Lacy, R (1, 4) OBP: 0.310, SLG: 0.231										5	0	1	0	0	0	1	<p>Houston Astros @ Los Angeles Dodgers Dodger Stadium, Los Angeles, CA Tue Apr 17 1973, 6:05 PM PST Att: 7,976 - Unknown</p> <p>livebaseballscores.com</p> <p>AB 35 R 7 H 12 RBI 7 BB 3 SO 4 LOB 16</p> 			
Bill Buckner, L (1, 3) OBP: 0.315, SLG: 0.404										5	2	2	0	0	0	2				
Willie Davis, L (1, 8) OBP: 0.321, SLG: 0.408										4	3	3	2	0	1	0				
Willie Crawford, L (1, 9) OBP: 0.311, SLG: 0.256										4	0	1	2	0	1	1				
Joe Ferguson, R (1, 2) OBP: 0.365, SLG: 0.442										2	1	0	0	2	0	0				
Steve Garvey, R (1, 7) OBP: 0.333, SLG: 0.429										4	0	2	0	0	0	4				
Ron Cey, R (1, 5) OBP: 0.276, SLG: 0.333										3	1	1	3	1	1	3				
Bill Russell, R (1, 6) OBP: 0.304, SLG: 0.333										4	0	1	0	0	1	3				
Andy Messersmith, R (1, 1) OBP: 0.222, SLG: 0.222										4	0	1	0	0	0	2				
Inning Stats	R: 2 E: 0 K: 1 S: 7	H: 2 LOB: 0 BB: 0 P: 7	R: 0 E: 0 K: 2 S: 8	H: 1 LOB: 0 BB: 0 P: 8	R: 2 E: 1 K: 0 S: 6	H: 3 LOB: 2 BB: 1 P: 10	R: 0 E: 0 K: 0 S: 4	H: 1 LOB: 0 BB: 0 P: 4	R: 3 E: 0 K: 0 S: 6	H: 3 LOB: 1 BB: 1 P: 10	R: 0 E: 0 K: 1 S: 5	H: 0 LOB: 0 BB: 0 P: 5	R: 0 E: 0 K: 0 S: 4	H: 1 LOB: 2 BB: 1 P: 8	R: 0 E: 0 K: 0 S: 3	H: 1 LOB: 0 BB: 0 P: 3	1B: 7 2B: 3 3B: 0 HR: 2	SF: 0 SAC: 0 DP: 0 HBP: 0	WP: 0 PB: 0 SB: 1 CS: 1	PA: 38
PITCHER	IP WLS BF H R ER SO BB IBB HBP BLK WP HR S P ERA WHIP																			
Don Wilson, R (1, 1) ERA: 4.91 Fred Gladding, R (7, 1) ERA: 3.86	6.0 L 30 10 7 7 4 2 0 0 0 0 0 0 7 11 10.50 2.000																			

Batter	1	2	3	4	5	6	7	8	9	AB	R	H	RBI	BB	SO	LOB	TOP			
Enzo Hernandez, R (1, 6) OBP: 0.241, SLG: 0.185 Jerry Morales, R (9, PH) OBP: 0.313, SLG: 0.548	L7		F8			F8			1B	3	0	0	0	0	0	0	San Diego Padres @ Houston Astros Astrodome, Houston, TX Sat Apr 21 1973, 7:05 PM EST Att: 21,457 - Unknown livebaseballscorecards.com			
Derrel Thomas, S (1, 4) OBP: 0.333, SLG: 0.256	6-3			L7					F7	4	0	1	0	0	0	1				
Leron Lee, L (1, 7) OBP: 0.375, SLG: 0.291					HBP				F9	2	0	0	0	1	1	2				
Nate Colbert, R (1, 3) OBP: 0.338, SLG: 0.327	F9			K					K	4	0	0	0	0	2	3				
Dave Marshall, L (1, 9) OBP: 0.433, SLG: 0.480		G3		F5					G3	3	0	0	0	0	0	1				
Johnny Grubb, L (1, 8) OBP: 0.238, SLG: 0.244		F9				G3			4-3	3	0	0	0	0	0	0				
Dave Hilton, R (1, 5) OBP: 0.271, SLG: 0.259		F5				F8			4-3	3	0	0	0	0	0	0				
Fred Kendall, R (1, 2) OBP: 0.279, SLG: 0.375			F5			1-3			K	3	0	0	0	0	1	0				
Clay Kirby, R (1, 1) Cito Gaston, R (8, PH) OBP: 0.289, SLG: 0.459 Gary Ross, R (8, 1)			6-3			6-3			K	2	0	0	0	0	0	0				
Inning Stats	R: 0 E: 0 K: 0 S: 3	H: 0 LOB: 1 BB: 1 P: 7	R: 0 E: 0 K: 0 S: 3	H: 0 LOB: 0 BB: 0 P: 3	R: 0 E: 0 K: 0 S: 3	H: 0 LOB: 1 BB: 0 P: 6	R: 0 E: 0 K: 0 S: 3	H: 0 LOB: 1 BB: 0 P: 3	R: 0 E: 0 K: 0 S: 4	H: 1 LOB: 1 BB: 0 P: 4	R: 0 E: 0 K: 1 S: 5	H: 0 LOB: 0 BB: 0 P: 5	R: 0 E: 0 K: 2 S: 7	H: 0 LOB: 0 BB: 0 P: 7	R: 0 E: 0 K: 1 S: 6	H: 1 LOB: 1 BB: 0 P: 6	1B: 2 2B: 0 3B: 0 HR: 0	SF: 0 SAC: 0 DP: 0 HBP: 1	WP: 0 PB: 0 SB: 0 CS: 0	PA: 31
PITCHER Don Wilson, R (1, 1) ERA: 3.48	IP: 9.0 WLS: W BF: 31 H: 2 R: 0 ER: 0 SO: 5 BB: 1 IBB: 0 HBP: 1 BLK: 0 WP: 0 HR: 0 S: 39 P: 44 ERA: 0.00 WHIP: 0.333															PITCHER				

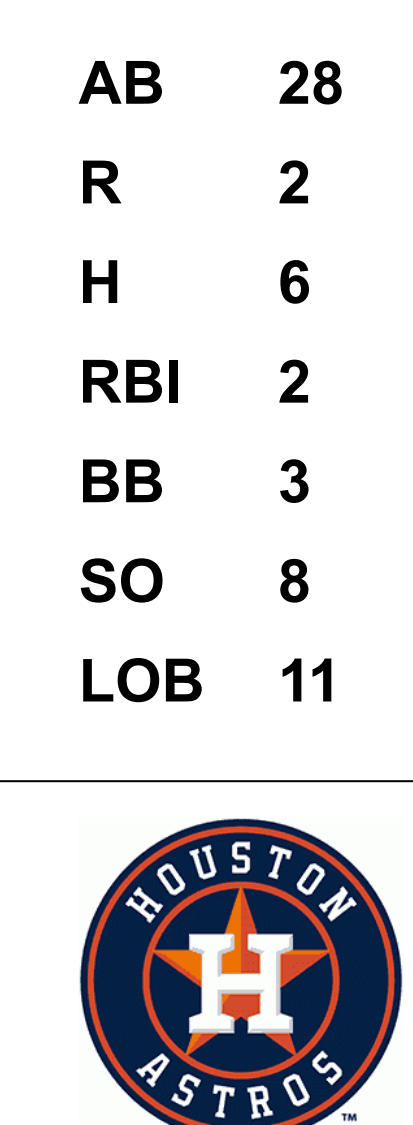
Batter	1	2	3	4	5	6	7	8	9	AB	R	H	RBI	BB	SO	LOB	BOTTOM			
Tommie Agee, R (1, 7) OBP: 0.421, SLG: 0.500	1B	G4-3						4-3		4	1	2	0	0	0	1	San Diego Padres @ Houston Astros Astrodome, Houston, TX Sat Apr 21 1973, 7:05 PM EST Att: 21,457 - Unknown livebaseballscorecards.com			
Tommy Helms, R (1, 4) OBP: 0.294, SLG: 0.270	1B		F9		L6			1B		3	2	1	0	1	0	1				
Cesar Cedeno, R (1, 8) OBP: 0.443, SLG: 0.610	1B			CS		6-3		3B		3	1	2	1	1	0	1				
Bob Watson, R (1, 3) OBP: 0.403, SLG: 0.421	1B		6-3			K		3B		4	0	1	2	0	1	3				
Jimmy Wynn, R (1, 9) OBP: 0.320, SLG: 0.580	1B			6-3		K		F6		4	0	1	1	0	1	1				
Doug Rader, R (1, 5) OBP: 0.284, SLG: 0.241	F2					1-3		F9		3	0	0	0	1	0	3				
Johnny Edwards, L (1, 2) OBP: 0.250, SLG: 0.370	F8				F5			L8		3	0	0	0	0	0	3				
Roger Metzger, S (1, 6) OBP: 0.127, SLG: 0.154		K			5-3			6-3		3	0	0	0	0	1	1				
Don Wilson, R (1, 1) OBP: 0.167, SLG: 0.250					5-3			F3		3	0	1	0	0	0	0				
Inning Stats	R: 2 E: 0 K: 0 S: 7	H: 4 LOB: 2 BB: 0 P: 7	R: 0 E: 0 K: 1 S: 5	H: 1 LOB: 0 BB: 0 P: 5	R: 0 E: 0 K: 0 S: 2	H: 0 LOB: 0 BB: 1 P: 6	R: 0 E: 0 K: 0 S: 3	H: 0 LOB: 1 BB: 1 P: 7	R: 0 E: 0 K: 2 S: 7	H: 0 LOB: 0 BB: 0 P: 7	R: 0 E: 0 K: 0 S: 3	H: 0 LOB: 0 BB: 0 P: 3	R: 2 E: 0 K: 0 S: 5	H: 2 LOB: 1 BB: 1 P: 9	R: 0 E: 0 K: 0 S: 5	H: 2 LOB: 1 BB: 1 P: 9	1B: 6 2B: 0 3B: 2 HR: 0	SF: 0 SAC: 0 DP: 1 HBP: 0	WP: 0 PB: 0 SB: 0 CS: 1	PA: 33
PITCHER Clay Kirby, R (1, 1) ERA: 5.23 Gary Ross, R (8, 1) ERA: 2.45	IP: 7.0 WLS: L BF: 27 H: 6 R: 2 ER: 2 SO: 3 BB: 2 IBB: 0 HBP: 0 BLK: 0 WP: 0 HR: 0 S: 31 P: 39 ERA: 2.57 WHIP: 1.143															PITCHER				

Batter	1	2	3	4	5	6	7	8	9	AB	R	H	RBI	BB	SO	LOB	TOP										
Derrel Thomas, S (1, 6) OBP: 0.364, SLG: 0.298	0-0 6-3		0-0 1B		1-0 HBP		0-0 F9		0-0 1-3	4	0	1	0	0	0	3	San Diego Padres @ Houston Astros Astrodome, Houston, TX Mon Apr 23 1973, 7:05 PM EST Att: 9,270 - Unknown										
Dave Campbell, R (1, 4) OBP: 0.316, SLG: 0.188	0-0 F2		0-3 K		0-0 F7		0-0 5-3			4	0	0	0	0	1	5											
Leron Lee, L (1, 7) OBP: 0.370, SLG: 0.262	4-0 1B BB		0-0 F9		0-0 4-3		0-3 K			3	0	0	0	1	1	1											
Nate Colbert, R (1, 3) OBP: 0.324, SLG: 0.313	0-0 1-2 1B		0-0 F8		0-0 1B 1B		0-3 K			4	0	2	0	0	1	0											
Cito Gaston, R (1, 9) OBP: 0.348, SLG: 0.465	0-0 L7		0-0 F9		0-0 1B G6-4-3		0-0 1B			4	0	2	0	0	0	2											
Jerry Morales, R (1, 8) OBP: 0.275, SLG: 0.459		0-0 F7		0-0 F8		0-0 G6-4-3 1-2		0-0 F9		4	0	0	0	0	0	3											
Dave Hilton, R (1, 5) OBP: 0.269, SLG: 0.258		0-0 F7		0-3 K		0-0 1B E		0-3 K		4	0	1	0	0	2	0											
Fred Kendall, R (1, 2) OBP: 0.294, SLG: 0.396		0-0 F8		0-0 HBP 1B		0-0 F7		0-0 6-3		4	0	1	0	0	0	1											
Bill Greif, R (1, 1) Dave Roberts, R (7, PH) Rich Troedson, L (7, 1) Vicente Romo, R (7, 1) Dave Marshall, L (9, PH)			0-0 2-3		0-3 K		0-0 E5 1-2		0-0 2B	2	0	0	0	0	1	1											
Inning Stats	R: 0 E: 0 K: 0 S: 4	H: 1 LOB: 2 BB: 1 P: 8	R: 0 E: 0 K: 0 S: 3	H: 0 LOB: 0 BB: 0 P: 3	R: 0 E: 0 K: 1 S: 6	H: 1 LOB: 1 BB: 0 P: 6	R: 0 E: 0 K: 0 S: 3	H: 0 LOB: 0 BB: 0 P: 3	R: 0 E: 0 K: 2 S: 8	H: 1 LOB: 2 BB: 0 P: 9	R: 0 E: 0 K: 0 S: 4	H: 2 LOB: 1 BB: 0 P: 4	R: 0 E: 1 K: 0 S: 5	H: 1 LOB: 2 BB: 0 P: 5	R: 0 E: 0 K: 2 S: 8	H: 1 LOB: 1 BB: 0 P: 8		R: 0 E: 0 K: 1 S: 6	H: 1 LOB: 1 BB: 0 P: 6	1B: 7 2B: 1 3B: 0 HR: 0	SF: 0 SAC: 0 DP: 1 HBP: 1	WP: 0 PB: 0 SB: 0 CS: 0	PA: 37				
PITCHER	IP	WLS	BF	H	R	ER	SO	BB	IBB	HBP	BLK	WP	HR	S	P	ERA	WHIP										
Dave Roberts, L (1, 1) ERA: 2.33	8.0	W	33	7	0	0	5	1	0	1	0	0	0	41	46	0.00	1.000										
Jim York, R (9, 1) ERA: 2.35	1.0	S	4	1	0	0	1	0	0	0	0	0	0	6	6	0.00	1.000										

AB 35
R 0
H 8
RBI 0
BB 1
SO 6
LOB 17



Batter	1	2	3	4	5	6	7	8	9	AB	R	H	RBI	BB	SO	LOB	BOTTOM										
Tommie Agee, R (1, 7) OBP: 0.333, SLG: 0.360	0-3 K		4-0 CS BB		0-0 5-3		0-0 L4			3	0	0	0	1	1	1	San Diego Padres @ Houston Astros Astrodome, Houston, TX Mon Apr 23 1973, 7:05 PM EST Att: 9,270 - Unknown										
Tommy Helms, R (1, 4) OBP: 0.289, SLG: 0.257	0-0 6-3		0-3 K		0-0 1B		0-0 F4			4	0	1	0	0	1	1											
Cesar Cedeno, R (1, 8) OBP: 0.397, SLG: 0.537	0-0 6-3		0-0 CS 1-2		0-3 K		0-0 F9		0-3 K	4	0	0	0	0	2	1											
Bob Watson, R (1, 3) OBP: 0.413, SLG: 0.438		0-0 6-3		0-0 FC5-4 1B		0-0 G6-4-3 1B		0-3 K		4	0	2	0	0	1	0											
Jimmy Wynn, R (1, 9) OBP: 0.341, SLG: 0.581		4-0 HR BB		0-0 FC5-4 2B 1-2		0-0 F8		0-0 G6-4-3		2	1	0	0	1	0	2											
Doug Rader, R (1, 5) OBP: 0.284, SLG: 0.308		0-0 HR 1-H		0-0 2B		0-0 G6-4-3 1-2				3	1	2	2	0	0	1											
Johnny Edwards, L (1, 2) OBP: 0.283, SLG: 0.440		0-0 4-3		4-0 IBB		0-0 E 2B				2	0	1	0	1	0	0											
Roger Metzger, S (1, 6) OBP: 0.129, SLG: 0.153		0-0 F8		0-0 L7		0-3 K				3	0	0	0	0	1	4											
Dave Roberts, L (1, 1) OBP: 0.125, SLG: 0.125 Jim York, R (9, 1)			0-0 4-3		0-3 K		0-3 K			3	0	0	0	0	2	1											
Inning Stats	R: 0 E: 0 K: 1 S: 5	H: 0 LOB: 0 BB: 0 P: 5	R: 2 E: 0 K: 0 S: 4	H: 1 LOB: 0 BB: 1 P: 8	R: 0 E: 0 K: 1 S: 4	H: 0 LOB: 1 BB: 1 P: 8	R: 0 E: 0 K: 1 S: 7	H: 2 LOB: 3 BB: 1 P: 11	R: 0 E: 0 K: 1 S: 6	H: 1 LOB: 1 BB: 0 P: 6	R: 0 E: 0 K: 0 S: 3	H: 1 LOB: 0 BB: 0 P: 3	R: 0 E: 1 K: 2 S: 8	H: 1 LOB: 1 BB: 0 P: 8	R: 0 E: 0 K: 2 S: 7	H: 0 LOB: 0 BB: 0 P: 7		R: 0 E: 0 K: 2 S: 7	H: 0 LOB: 0 BB: 0 P: 7	1B: 3 2B: 2 3B: 0 HR: 1	SF: 0 SAC: 0 DP: 1 HBP: 0	WP: 0 PB: 0 SB: 0 CS: 1	PA: 32				
PITCHER	IP	WLS	BF	H	R	ER	SO	BB	IBB	HBP	BLK	WP	HR	S	P	ERA	WHIP										
Bill Greif, R (1, 1) ERA: 0.9	6.0	L	24	5	2	2	4	2	1	0	0	0	0	29	41	0.00	1.167										
Rich Troedson, L (7, 1) ERA: 3.89	0.2		3	1	0	0	2	0	0	0	0	0	0	7	7	0.00	1.500										
Vicente Romo, R (7, 1) ERA: 3.24	1.1		4	0	0	0	2	0	0	0	0	0	0	8	8	0.00	0.000										



Batter	1	2	3	4	5	6	7	8	9	AB	R	H	RBI	BB	SO	LOB	TOP												
Ted Martinez, R (1,6) OBP: 0.412, SLG: 0.375	0-3 K	0-0 1B			0-0 1B		0-3 K		0-0 1B	5	0	3	1	0	2	0	New York Mets @ Houston Astros Astrodome, Houston, TX Tue Apr 24 1973, 7:05 PM EST Att: 12,759 - Unknown												
Felix Milan, R (1,4) OBP: 0.250, SLG: 0.259	0-0 1-3	0-0 F9			0-0 F8		0-0 F9		0-0 FC6-4	5	0	0	0	0	0	4													
John Milner, L (1,3) OBP: 0.475, SLG: 0.660	4-0 BB		0-0 F8		0-0 FC4-6			0-0 BB		3	0	1	0	1	0	1													
Rusty Staub, L (1,9) OBP: 0.254, SLG: 0.143	0-0 F8		0-0 P4		0-0 F5			0-0 F8		4	0	0	0	0	0	3													
Ed Kranepool, L (1,7) OBP: 0.375, SLG: 0.500		0-0 6-3	0-0 G3					0-0 F8		3	0	1	0	0	0	0													
Willie Mays, R (8, PH) OBP: 0.120, SLG: 0.043								0-0 F8		1	0	0	0	0	0	1													
Wayne Garrett, L (1,5) OBP: 0.391, SLG: 0.450		4-0 FC4-6		4-0 FC6-4				4-0 F8		1	0	1	0	2	0	0													
Jim Fregosi, R (8, PH) OBP: 0.382, SLG: 0.321		BB		BB				1-2 BB		0	0	0	0	1	0	0													
Rich Chiles, L (1,8) OBP: 0.120, SLG: 0.200		0-0 FC4-6		0-0 L7				0-0 F8		3	1	0	0	0	0	4													
George Theodore, R (8, PH) OBP: 0.308, SLG: 0.273		1-2 2B						0-0 F7		1	0	0	0	0	0	2													
Jerry Grote, R (1,2) OBP: 0.250, SLG: 0.375		0-0 1B		0-0 FC6-4				0-0 F5		4	1	1	1	0	0	3													
Jon Matlack, L (1,1) OBP: 0.571, SLG: 0.250		1-H 1B		1-2 2B				0-0 F5		2	0	1	0	0	0	1													
Ken Boswell, L (7, PH) OBP: 0.333, SLG: 0.333		2-3 1B		0-0 5-3				0-0 5-3		1	0	0	0	0	0	0													
Phil Hennigan, R (7,1) OBP: 0.500, SLG: 0.500								0-0 F8		1	0	0	0	0	0	0													
Jim Beauchamp, R (8, PH)								0-0 5-3		1	0	0	0	0	0	0													
Inning Stats	R: 0 E: 0 K: 1 S: 5	H: 0 LOB: 1 BB: 1 P: 9	R: 2 E: 0 K: 0 S: 6	H: 3 LOB: 2 BB: 1 P: 10	R: 0 E: 0 K: 0 S: 3	H: 0 LOB: 0 BB: 0 P: 3	R: 0 E: 0 K: 0 S: 3	H: 0 LOB: 1 BB: 0 P: 7	R: 0 E: 0 K: 0 S: 4	H: 1 LOB: 1 BB: 0 P: 4	R: 0 E: 0 K: 0 S: 4	H: 2 LOB: 1 BB: 0 P: 4	R: 0 E: 0 K: 1 S: 5	H: 0 LOB: 0 BB: 0 P: 5	R: 0 E: 0 K: 0 S: 4	H: 1 LOB: 2 BB: 1 P: 8	R: 0 E: 0 K: 0 S: 4	H: 1 LOB: 1 BB: 0 P: 4	1B: 7 2B: 1 3B: 0 HR: 0	SF: 0 SAC: 0 DP: 1 HBP: 0	WP: 0 PB: 0 SB: 0 CS: 0	PA: 38							
PITCHER	IP WLS BF H R ER SO BB IBB HBP BLK WP HR S P ERA WHIP	7.0 W 30 7 2 2 2 3 0 0 0 0 0 0 31 43 2.57 1.429	0.2 3 0 0 0 0 1 0 0 0 0 0 0 2 6 0.00 1.500	1.1 S 5 1 0 0 0 0 0 0 0 0 0 5 5 0.00 0.750	PITCHER										IP WLS BF H R ER SO BB IBB HBP BLK WP HR S P ERA WHIP														
Ken Forsch, R (1,1) ERA: 3.6											7.0	W	30	7	2	2	2	3	0	0	0	0	0	0	0	31	43	2.57	1.429
Jim Crawford, L (8,1) ERA: 3.72											0.2		3	0	0	0	0	1	0	0	0	0	0	0	0	2	6	0.00	1.500
Jim Ray, R (8,1) ERA:											1.1	S	5	1	0	0	0	0	0	0	0	0	0	0	0	5	5	0.00	0.750

AB 34
R 2
H 8
RBI 2
BB 4
SO 2
LOB 19



Batter	1	2	3	4	5	6	7	8	9	AB	R	H	RBI	BB	SO	LOB	BOTTOM											
Tommie Agee, R (1,7) OBP: 0.387, SLG: 0.393	0-0 1-3 1B	0-0 1B		0-3 K		4-0 BB				3	1	2	0	1	1	0	New York Mets @ Houston Astros Astrodome, Houston, TX Tue Apr 24 1973, 7:05 PM EST Att: 12,759 - Unknown											
Tommy Helms, R (1,4) OBP: 0.300, SLG: 0.260	0-0 1-3	0-0 1B		4-0 FC6-4		0-0 1-3				3	0	1	0	1	0	2												
Cesar Cedeno, R (1,8) OBP: 0.402, SLG: 0.549	0-0 2B	0-0 G4-6-3		0-0 FC6-4				0-0 L8-4		4	1	2	1	0	0	3												
Bob Watson, R (1,3) OBP: 0.418, SLG: 0.471	0-0 2B		0-0 1B	0-0 4-3				0-0 L8-4		4	2	2	1	0	0	2												
Jimmy Wynn, R (1,9) OBP: 0.337, SLG: 0.577	0-0 2B		0-0 6-3		0-3 K			0-0 F9		4	0	1	1	0	1	1												
Doug Rader, R (1,5) OBP: 0.308, SLG: 0.303	4-0 IBB		4-0 1B		0-0 F8			4-0 FC6-4		1	0	0	0	3	0	0												
Larry Howard, R (1,2) OBP: 0.182, SLG: 0.143	0-0 F7		0-0 F2		0-3 K			0-0 FC6-4		4	0	0	0	0	1	5												
Roger Metzger, S (1,6) OBP: 0.136, SLG: 0.159	0-0 5-3		0-0 1B		0-3 K			0-0 F8		4	0	1	1	0	1	3												
Ken Forsch, R (1,1) OBP: 0.133, SLG: 0.071		0-3 K		0-0 F9				0-0 F9		3	0	0	0	0	1	2												
Jim Crawford, L (8,1) OBP: 0.333, SLG: 0.667										0	0	0	0	0	0	0												
Jim Ray, R (8,1) ERA:										1	0	0	0	0	0	1												
Inning Stats	R: 3 E: 0 K: 0 S: 7	H: 4 LOB: 2 BB: 1 P: 11	R: 0 E: 0 K: 1 S: 6	H: 2 LOB: 1 BB: 0 P: 6	R: 1 E: 0 K: 0 S: 5	H: 2 LOB: 2 BB: 1 P: 9	R: 0 E: 0 K: 1 S: 5	H: 0 LOB: 1 BB: 1 P: 9	R: 0 E: 0 K: 2 S: 7	H: 0 LOB: 0 BB: 0 P: 7	R: 0 E: 0 K: 1 S: 5	H: 0 LOB: 1 BB: 1 P: 9	R: 0 E: 0 K: 0 S: 3	H: 1 LOB: 0 BB: 0 P: 3	R: 0 E: 0 K: 0 S: 3	H: 0 LOB: 1 BB: 1 P: 7		1B: 5 2B: 5 3B: 0 HR: 0	SF: 0 SAC: 0 DP: 2 HBP: 0	WP: 0 PB: 0 SB: 1 CS: 0	PA: 36							
PITCHER	IP WLS BF H R ER SO BB IBB HBP BLK WP HR S P ERA WHIP	6.0 L 29 8 4 4 5 2 0 0 0 0 0 6 35 10 6.00 1.667	2.0 7 1 0 0 0 1 0 0 0 0 0 0 6 10 0.00 1.000	PITCHER										IP WLS BF H R ER SO BB IBB HBP BLK WP HR S P ERA WHIP														
Jon Matlack, L (1,1) ERA: 4.18											6.0	L	29	8	4	4	5	2	0	0	0	0	0	0	6	35	6.00	1.667
Phil Hennigan, R (7,1) ERA: 2.7											2.0		7	1	0	0	0	1	0	0	0	0	0	0	6	10	0.00	1.000

AB 31
R 4
H 9
RBI 4
BB 5
SO 5
LOB 19



Batter	1	2	3	4	5	6	7	8	9	AB	R	H	RBI	BB	SO	LOB	TOP										
Bud Harrelson, S OBP: 0.302, SLG: 0.234 (1, 6)	0-3 K		0-0 1B 2B	0-0 SH1-4		4-0 BB			0-0 6-3	3	1	0	1	1	0		New York Mets @ Houston Astros Astrodome, Houston, TX Wed Apr 25 1973, 7:05 PM EST Att: 15,248 - Unknown										
Felix Milten, R OBP: 0.246, SLG: 0.254 (1, 4)	0-0 5-3		0-0 2B 1B	0-0 F9		0-0 1-3			0-0 F2	5	1	1	0	0	2												
John Milner, L OBP: 0.453, SLG: 0.635 (1, 3)	0-0 4-3		0-0 1B 2B	0-3 K					0-0 E3	5	1	1	2	0	1												
Rusty Staub, L OBP: 0.297, SLG: 0.302 (1, 9)		0-0 HR	4-0 1B IBB		0-0 HR				0-0 4-3	4	2	3	2	1	0	1											
George Theodore, R OBP: 0.294, SLG: 0.267 (1, 7)		0-0 F9	0-0 1B BB	0-0 1-3		0-0 G4-6-3			0-0 G4-6-3	4	0	1	1	0	0	1											
Wayne Garrett, L OBP: 0.407, SLG: 0.409 (1, 5)		0-0 4-3	0-0 1B BB	0-0 P4					0-0 CS BB	2	0	0	0	2	0	0											
Ted Martinez, R OBP: 0.381, SLG: 0.350 (1, 8)		0-0 1B	0-0 P6	0-0 5-3					0-3 K	4	0	1	0	0	1	4											
Jerry Grote, R OBP: 0.250, SLG: 0.350 (1, 2)		0-0 F7	0-0 1-3	0-0 P4					0-0 1B	4	0	1	0	0	0	4											
Jerry Kosman, R OBP: 0.200, SLG: 0.111 (1, 1)			0-3 K	4-0 SH1-4 BB		0-3 K			0-0 F7	3	0	0	0	1	2	1											
Inning Stats	R: 0 E: 0 K: 1 S: 5	H: 0 LOB: 0 BB: 0 P: 5	R: 1 E: 0 K: 0 S: 5	H: 2 LOB: 1 BB: 0 P: 5	R: 3 E: 0 K: 1 S: 9	H: 4 LOB: 3 BB: 2 P: 17	R: 0 E: 0 K: 1 S: 5	H: 0 LOB: 1 BB: 1 P: 9	R: 1 E: 0 K: 0 S: 4	H: 1 LOB: 0 BB: 0 P: 4	R: 0 E: 0 K: 0 S: 3	H: 1 LOB: 0 BB: 0 P: 3	R: 0 E: 0 K: 1 S: 5	H: 1 LOB: 1 BB: 1 P: 9	R: 0 E: 1 K: 0 S: 4	H: 0 LOB: 1 BB: 0 P: 4	1B: 6 2B: 1 3B: 0 HR: 2	SF: 0 SAC: 1 DP: 1 HBP: 0	WP: 0 PB: 0 SB: 0 CS: 1	PA: 40							
PITCHER	IP	WLS	BF	H	R	ER	SO	BB	IBB	HBP	BLK	WP	HR	S	P	ERA	WHIP										
Don Wilson, R ERA: 4.32 (1, 1)	2.1	L	14	6	4	4	2	0	1	0	0	0	1	17	21	15.43	2.571										
Tom Griffin, R ERA: 4.32 (3, 1)	2.2		11	1	1	1	1	2	0	0	0	0	1	11	19	3.38	1.125										
Cecil Upshaw, R ERA: 6.35 (6, 1)	2.0		7	1	0	0	1	1	0	0	0	0	0	8	12	0.00	1.000										
Mike Cosgrove, L ERA: 4.15 (8, 1)	2.0		8	1	0	0	1	1	0	0	0	0	0	9	13	0.00	1.000										

Batter	1	2	3	4	5	6	7	8	9	AB	R	H	RBI	BB	SO	LOB	BOTTOM										
Tommie Agee, R OBP: 0.343, SLG: 0.344 (1, 7)	0-3 K	0-0 F9			0-0 6-3				0-0 5-3	4	0	0	0	0	1	2	New York Mets @ Houston Astros Astrodome, Houston, TX Wed Apr 25 1973, 7:05 PM EST Att: 15,248 - Unknown										
Tommy Helms, R OBP: 0.296, SLG: 0.286 (1, 4)	0-0 SF9 3B		0-0 F9		0-0 F8				0-0 F7	4	1	1	0	0	0	0											
Cesar Cedeno, R OBP: 0.395, SLG: 0.534 (1, 8)	0-0 SF9		0-0 6-3		0-0 F7			4-0 2B BB		2	0	0	1	1	0	0											
Bob Watson, R OBP: 0.422, SLG: 0.486 (1, 3)	0-0 1B		0-0 F7		0-0 F9			0-0 1-3 2B		4	0	2	0	0	0	0											
Jimmy Wynn, R OBP: 0.322, SLG: 0.549 (1, 9)	0-0 F2		0-0 P3		0-0 5-3			0-0 P4		4	0	0	0	0	0	3											
Doug Rader, R OBP: 0.317, SLG: 0.371 (1, 5)		0-0 2B 2B		0-0 F2					0-0 6-3	4	1	2	1	0	0	0											
Larry Howard, R OBP: 0.231, SLG: 0.208 (1, 2)		0-0 2B		4-0 BB		0-3 K			0-0 6-3	3	0	1	0	1	1	0											
Roger Metzger, S OBP: 0.130, SLG: 0.152 Lee May, R OBP: 0.185, SLG: 0.283 (9, PH)	0-0 4-3		0-3 K		0-0 6-3				0-0 6-3	3	0	0	0	0	1	3											
Don Wilson, R OBP: 0.154, SLG: 0.231 (3, 1) Tom Griffin, R (5, PH) Jimmy Stewart, S (6, 1) Cecil Upshaw, R (7, PH) Jesus Alou, R (8, 1) Mike Cosgrove, L (8, 1)	0-0 P1		0-0 F8		0-0 P4					1	0	0	0	0	0	2											
Inning Stats	R: 1 E: 0 K: 1 S: 7	H: 2 LOB: 1 BB: 0 P: 7	R: 0 E: 0 K: 0 S: 5	H: 2 LOB: 2 BB: 0 P: 5	R: 0 E: 0 K: 0 S: 3	H: 0 LOB: 0 BB: 0 P: 3	R: 0 E: 0 K: 1 S: 5	H: 0 LOB: 1 BB: 1 P: 9	R: 0 E: 0 K: 0 S: 3	H: 0 LOB: 0 BB: 0 P: 3	R: 1 E: 0 K: 1 S: 6	H: 1 LOB: 0 BB: 0 P: 6	R: 0 E: 0 K: 0 S: 4	H: 1 LOB: 2 BB: 1 P: 8	R: 0 E: 0 K: 0 S: 3	H: 0 LOB: 0 BB: 0 P: 3	1B: 1 2B: 3 3B: 1 HR: 1	SF: 1 SAC: 0 DP: 0 HBP: 0	WP: 0 PB: 0 SB: 0 CS: 0	PA: 35							
PITCHER	IP	WLS	BF	H	R	ER	SO	BB	IBB	HBP	BLK	WP	HR	S	P	ERA	WHIP										
Jerry Kosman, L ERA: 1.44 (1, 1)	9.0	W	35	6	2	2	3	2	0	0	0	0	1	39	47	2.00	0.889										

AB	34
R	5
H	9
RBI	5
BB	5
SO	5
LOB	14

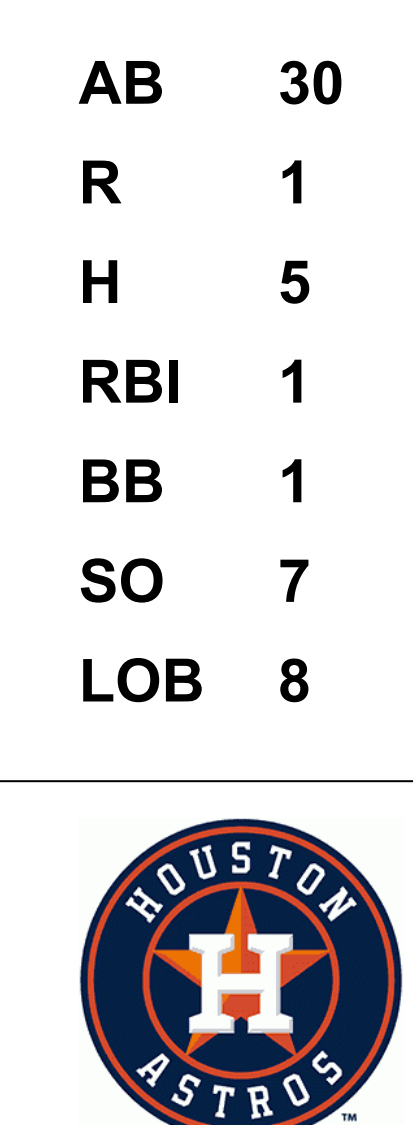
AB	32
R	2
H	6
RBI	2
BB	2
SO	3
LOB	10



Batter	1	2	3	4	5	6	7	8	9	AB	R	H	RBI	BB	SO	LOB	TOP		
Bud Harrelson, S OBP: 0.293, SLG: 0.216 (1, 6)	L6		F9		F7		F7		BB	4	0	0	0	1	0	3	New York Mets @ Houston Astros Astrodome, Houston, TX Thu Apr 26 1973, 7:05 PM EST Att: 12,295 - Unknown		
Felix Milan, R OBP: 0.234, SLG: 0.234 (1, 4)	6-3		4-3		P4		F8		BB	5	0	0	0	0	0	5			
Willie Mays, R OBP: 0.172, SLG: 0.040 (1, 8)	F8			FC4-6 BB		1B BB	K			2	1	0	0	2	1	0			
Rusty Staub, L OBP: 0.294, SLG: 0.298 (1, 9)		F7		FC4-6 1-2		SH 1B FC6-4 1B		F7		4	1	1	0	0	0	1			
Jim Beauchamp, R OBP: 0.333, SLG: 0.333 (1, 3)		F7		L6		FC6-4 SH 1-2 3-H 1B		6-3		4	0	1	1	0	0	1			
George Theodore, R OBP: 0.300, SLG: 0.278 Tug McGraw, R (8, 1)				F9		SH FC6-4 1-2 2-3		1-3		3	0	1	0	0	0	1			
Jim Fregosi, R OBP: 0.351, SLG: 0.290 Wayne Garrett, L OBP: 0.428, SLG: 0.435 (9, PH) (9, 5)		F9			6-3		K		S 1B	3	0	0	0	0	1	4			
Duffy Dyer, R OBP: 0.214, SLG: 0.132 (1, 2)			6-3			BB BB	FC6-4 FC6 1-2 2-3 3-H		K	3	0	0	1	1	1	3			
Jim McAndrew, R OBP: 0.444, SLG: 0.333 Ted Martinez, R OBP: 0.364, SLG: 0.333 (8, 7)						BB	FC6 1-2		4-3	1	0	0	0	2	0	2			
Inning Stats	R: 0 E: 0 K: 0 S: 3	H: 0 LOB: 0 BB: 0 P: 3	R: 0 E: 0 K: 0 S: 4	H: 1 LOB: 1 BB: 0 P: 4	R: 0 E: 0 K: 0 S: 3	H: 0 LOB: 1 BB: 1 P: 7	R: 0 E: 0 K: 0 S: 3	H: 0 LOB: 2 BB: 2 P: 11	R: 2 E: 1 K: 1 S: 8	H: 2 LOB: 2 BB: 1 P: 12	R: 0 E: 0 K: 1 S: 5	H: 0 LOB: 0 BB: 0 P: 5	R: 0 E: 0 K: 0 S: 3	H: 0 LOB: 0 BB: 0 P: 3	R: 0 E: 0 K: 1 S: 6	H: 1 LOB: 2 BB: 1 P: 10		1B: 4 2B: 0 3B: 0 HR: 0	SF: 0 SAC: 1 DP: 0 HBP: 0
PITCHER	IP	WLS	BF	H	R	ER	SO	BB	IBB	HBP	BLK	WP	HR	S	P	ERA	WHIP		
Jerry Reuss, L ERA: 1.85 Jim York, R ERA: 2.2	(1, 1) (9, 1)	8.0 5	L 33	3 1	2 0	1 0	2 1	5 1	0 0	0 0	0 0	0 0	0 0	32 6	52 10	1.12 0.00	1.000 2.000		

Batter	1	2	3	4	5	6	7	8	9	AB	R	H	RBI	BB	SO	LOB	BOTTOM			
Tommie Agee, R OBP: 0.333, SLG: 0.333 (1, 7)	K			K		L8			1B	4	0	1	0	0	2	0	New York Mets @ Houston Astros Astrodome, Houston, TX Thu Apr 26 1973, 7:05 PM EST Att: 12,295 - Unknown			
Tommy Helms, R OBP: 0.295, SLG: 0.284 (1, 4)	6-3			2B 1B		5-3			F7	4	0	1	0	0	0	1				
Cesar Cedeno, R OBP: 0.389, SLG: 0.532 (1, 8)	F8			1-3 2B		F3			K	4	0	1	0	0	1	1				
Bob Watson, R OBP: 0.425, SLG: 0.480 (1, 3)		FC5-4 1B		G4-6-3 IBB		6-3			6-3	3	0	1	0	1	0	1				
Jimmy Wynn, R OBP: 0.312, SLG: 0.529 (1, 9)		FC5-4 G5-4-3 1-2		G4-6-3 1-2		F9			F9	3	0	0	0	0	0	4				
Doug Rader, R OBP: 0.318, SLG: 0.411 (1, 5)		G5-4-3 1-2			HR				F9	3	1	1	1	0	0	1				
Johnny Edwards, L OBP: 0.288, SLG: 0.415 (1, 2)			K		G3				4-3	3	0	0	0	0	1	0				
Roger Metzger, S OBP: 0.127, SLG: 0.147 Jesus Alou, R OBP: 0.162, SLG: 0.278 Hector Torres, R OBP: 0.222, SLG: 0.125 (8, PH) (9, 6)			K		4-3				F7	2	0	0	0	0	1	0				
Jerry Reuss, L OBP: 0.286, SLG: 0.286 Lee May, R OBP: 0.162, SLG: 0.278 Jim York, R (9, 1)			K		F7				K	2	0	0	0	0	1	0				
Inning Stats	R: 0 E: 0 K: 1 S: 5	H: 0 LOB: 0 BB: 0 P: 5	R: 0 E: 0 K: 0 S: 3	H: 1 LOB: 0 BB: 0 P: 3	R: 0 E: 0 K: 3 S: 9	H: 0 LOB: 0 BB: 0 P: 9	R: 0 E: 0 K: 1 S: 6	H: 2 LOB: 1 BB: 1 P: 10	R: 1 E: 0 K: 0 S: 4	H: 1 LOB: 0 BB: 0 P: 4	R: 0 E: 0 K: 0 S: 3	H: 0 LOB: 0 BB: 0 P: 3	R: 0 E: 0 K: 0 S: 3	R: 0 E: 0 K: 1 S: 5	H: 0 LOB: 0 BB: 0 P: 5	R: 0 E: 0 K: 1 S: 6		H: 1 LOB: 1 BB: 0 P: 6	1B: 3 2B: 1 3B: 0 HR: 1	SF: 0 SAC: 0 DP: 2 HBP: 0
PITCHER	IP	WLS	BF	H	R	ER	SO	BB	IBB	HBP	BLK	WP	HR	S	P	ERA	WHIP			
Jim McAndrew, R ERA: 5.4 Tug McGraw, L ERA: 1.93	(1, 1) (8, 1)	7.0 S	W 24	4 1	1 0	1 0	5 2	0 0	0 0	0 0	0 0	0 0	0 0	11 11	37 11	1.29 0.00	0.571 0.500			


AB 31
R 2
H 4
RBI 2
BB 6
SO 3
LOB 21



Batter	1	2	3	4	5	6	7	8	9	AB	R	H	RBI	BB	SO	LOB	TOP								
Ron Hunt, R OBP: 0.419, SLG: 0.294 (1, 5)	F8		F9		K		1B			4	0	1	0	0	1	2									
Tim Foli, R OBP: 0.234, SLG: 0.270 (1, 6)	F5			5-3		F8	F7			4	0	0	0	0	0	1									
Mike Jorgensen, L OBP: 0.283, SLG: 0.239 (1, 3)	L7			1-3		L9		G3-6 BB		3	0	1	0	1	0	0									
Ron Fairly, L OBP: 0.593, SLG: 0.714 (1, 7)		L3 1B		1-3				G3-6 1-2		4	0	2	0	0	0	2									
Ken Singleton, S OBP: 0.414, SLG: 0.474 (1, 9)	L3 1-2				L7			HR		3	1	1	1	1	0	2									
John Boccabella, R OBP: 0.275, SLG: 0.340 (1, 2)	K			F7			HR 2B	K		4	1	1	0	0	2	2									
Jorge Roque, R OBP: 0.222, SLG: 0.241 (1, 8)			5-3			F4		6-3		3	0	0	0	1	0	1									
Pepe Frias, R OBP: 0.256, SLG: 0.297 (1, 4)			K			F3		F2		2	0	0	0	0	2	1									
Boots Day, L OBP: 0.400, SLG: 0.444 (7, PH)			K							1	0	0	0	0	0	1									
Coco Laboy, R OBP: 0.310, SLG: 0.333 (7, 5)										1	0	0	0	0	0	0									
Mike Torrez, R OBP: 0.308, SLG: 0.385 (1, 1)								F3		2	0	1	0	0	1	1									
Hal Breeden, R OBP: 0.278, SLG: 0.611 (7, PH)										1	1	1	2	0	0	0									
Mike Marshall, R OBP: 0.333, SLG: 0.333 (7, 1)										1	0	0	0	0	0	0									
Tom Walker, R (9, 1)				2B			2H HR			0	0	0	0	0	0	0									
Inning Stats	R: 0 E: 0 K: 0 S: 3	H: 0 LOB: 0 BB: 0 P: 3	R: 0 E: 0 K: 1 S: 5	H: 1 LOB: 0 BB: 0 P: 5	R: 0 E: 0 K: 1 S: 6	H: 1 LOB: 1 BB: 0 P: 6	R: 0 E: 0 K: 0 S: 4	H: 1 LOB: 2 BB: 1 P: 8	R: 0 E: 0 K: 3 S: 9	H: 0 LOB: 1 BB: 1 P: 13	R: 0 E: 0 K: 0 S: 4	H: 1 LOB: 1 BB: 0 P: 4	R: 2 E: 0 K: 0 S: 6	H: 3 LOB: 1 BB: 0 P: 6	R: 1 E: 0 K: 1 S: 5	H: 1 LOB: 0 BB: 1 P: 9	R: 0 E: 0 K: 0 S: 3	H: 0 LOB: 0 BB: 0 P: 3	1B: 2 2B: 5 3B: 0 HR: 2	SF: 0 SAC: 0 DP: 2 HBP: 0	WP: 0 PB: 0 SB: 1 CS: 0	PA: 36			
PITCHER	IP	WLS	BF	H	R	ER	SO	BB	IBB	HBP	BLK	WP	HR	S	P	ERA	WHIP								
Don Wilson, R ERA: 4.14 (1, 1)	8.0		33	8	3	3	6	3	0	0	0	0	2	42	54	3.38	1.375								
Jim Ray, R ERA: (9, 1)	1.0	W	3	0	0	0	0	0	0	0	0	0	0	3	3	0.00	0.000								

Montreal Expos @ Houston Astros
Astrodome, Houston, TX
Sun Apr 29 1973, 4:33 AM EDT
Att: 10,539 - Dome


AB 33
R 3
H 8
RBI 3
BB 3
SO 6
LOB 13



Batter	1	2	3	4	5	6	7	8	9	AB	R	H	RBI	BB	SO	LOB	BOTTOM								
Jimmy Wynn, R OBP: 0.358, SLG: 0.554 (1, 9)	6-3 5-3 HBP		6-3			G4-6-3 1B			1B WP BB	2	1	1	0	1	0	0									
Hector Torres, R OBP: 0.167, SLG: 0.063 (1, 6)	5-3			L9		G4-6-3			F7	3	0	0	0	0	0	2									
Jimmy Stewart, S OBP: 0.333, SLG: 0.200 (9, PH)	1-2					1-2				1	0	0	0	0	0	1									
Cesar Cedeño, R OBP: 0.363, SLG: 0.483 (1, 8)	6-3 2-3			6-3			K		F8 1-3 BLK 1B	4	1	1	0	0	1	1									
Bob Watson, R OBP: 0.414, SLG: 0.523 (1, 7)		HR		HR			F9		BLK IBB BB	3	2	2	2	1	0	0									
Lee May, R OBP: 0.179, SLG: 0.246 (1, 3)		6-3		F8			K		F8	4	0	0	0	0	1	2									
Doug Rader, R OBP: 0.313, SLG: 0.422 (1, 5)		K			6-3			K	BLK IBB	3	0	0	0	1	2	0									
Johnny Edwards, L OBP: 0.258, SLG: 0.381 (1, 2)					5-3				BLK	3	0	1	0	0	0	0									
Tommie Agee, R OBP: 0.325, SLG: 0.324 (8, PH)	4-3									0	0	0	0	0	0	0									
Larry Howard, R OBP: 0.231, SLG: 0.208 (9, 2)									1B 1-2 2-3 3-H	1	0	0	0	0	1	2									
Tommy Helms, R OBP: 0.276, SLG: 0.264 (1, 4)				F8						3	0	0	0	0	0	1									
Don Wilson, R OBP: 0.133, SLG: 0.200 (1, 1)					3-1					2	0	0	0	0	1	0									
Bob Gallagher, L OBP: 0.280, SLG: 0.222 (8, PH)							K			1	0	0	0	0	1	1									
Jim Ray, R (9, 1)								K		0	0	0	0	0	0	0									
Inning Stats	R: 0 E: 0 K: 0 S: 2	H: 0 LOB: 0 BB: 0 P: 3	R: 1 E: 0 K: 1 S: 6	H: 1 LOB: 0 BB: 0 P: 6	R: 0 E: 0 K: 0 S: 3	H: 0 LOB: 0 BB: 0 P: 3	R: 1 E: 0 K: 0 S: 4	H: 1 LOB: 0 BB: 0 P: 4	R: 0 E: 0 K: 0 S: 3	H: 0 LOB: 0 BB: 0 P: 3	R: 0 E: 0 K: 1 S: 5	H: 1 LOB: 0 BB: 0 P: 5	R: 0 E: 0 K: 2 S: 7	H: 0 LOB: 0 BB: 0 P: 7	R: 0 E: 0 K: 2 S: 8	H: 1 LOB: 1 BB: 0 P: 8	R: 2 E: 0 K: 1 S: 3	H: 1 LOB: 2 BB: 3 P: 15	1B: 3 2B: 0 3B: 0 HR: 2	SF: 0 SAC: 0 DP: 1 HBP: 1	WP: 1 PB: 0 SB: 0 CS: 0	PA: 34			
PITCHER	IP	WLS	BF	H	R	ER	SO	BB	IBB	HBP	BLK	WP	HR	S	P	ERA	WHIP								
Mike Torrez, R ERA: 3.0 (1, 1)	6.0		20	3	2	2	2	0	0	1	0	0	0	17	25	7.71	1.714								
Mike Marshall, R ERA: 6.91 (7, 1)	2.1	L	11	2	2	2	4	2	0	0	0	1	0	17	25	7.71	1.714								
Tom Walker, R ERA: 2.77 (9, 1)	0.1		3	0	0	0	0	0	1	0	1	0	0	1	5	0.00	0.000								

Montreal Expos @ Houston Astros
Astrodome, Houston, TX
Sun Apr 29 1973, 4:33 AM EDT
Att: 10,539 - Dome

AB 30
R 4
H 5
RBI 2
BB 3
SO 7
LOB 10



Batter	1	2	3	4	5	6	7	8	9	AB	R	H	RBI	BB	SO	LOB	TOP					
Jimmy Wynn, R (1, 9) <small>OBP: 0.357, SLG: 0.560</small> Jesus Alou, R (7, 9) <small>OBP: 0.200, SLG: 0.400</small>	F7		K			FC6-4		6-3		4	0	1	0	0	1	2	Houston Astros @ Philadelphia Phillies Veterans Stadium, Philadelphia, PA Wed May 02 1973, 7:05 PM EDT Att: 8,101 - Unknown					
Roger Metzger, S (1, 6) <small>OBP: 0.177, SLG: 0.183</small>	2B		FC5-4		F5		1B	6-3		3	2	2	0	2	0	1						
Cesar Cedeno, R (1, 8) <small>OBP: 0.360, SLG: 0.480</small>	F7		P4			P6		6-3		5	1	1	0	0	0	4						
Bob Watson, R (1, 7) <small>OBP: 0.426, SLG: 0.548</small>	2B		FC5-4			HR		IBB		3	3	2	3	1	0	1						
Lee May, R (1, 3) <small>OBP: 0.240, SLG: 0.319</small> Tommie Agee, R (7, PR) <small>OBP: 0.317, SLG: 0.316</small>	2B				K		HBP	K		4	1	3	2	0	1	0						
Doug Radler, R (1, 5) <small>OBP: 0.305, SLG: 0.389</small>	F9				K		1B	K		3	2	0	0	1	2	4						
Johnny Edwards, L (1, 2) <small>OBP: 0.254, SLG: 0.368</small>			L4		5-3					5	0	1	1	0	1	2						
Tommy Helms, R (1, 4) <small>OBP: 0.280, SLG: 0.270</small>			6-3				F9	F9		5	0	2	3	0	0	0						
Dave Roberts, L (1, 1) <small>OBP: 0.071, SLG: 0.071</small> Jim Ray, R (8, 1)			4-3				4-3	6-3		4	0	0	0	0	0	3						
Inning Stats	R: 2 E: 0 K: 0 S: 5	H: 2 LOB: 1 BB: 0 P: 6	R: 0 E: 0 K: 0 S: 3	H: 0 LOB: 0 BB: 0 P: 3	R: 0 E: 0 K: 1 S: 5	H: 0 LOB: 1 BB: 1 P: 9	R: 0 E: 0 K: 2 S: 7	H: 0 LOB: 0 BB: 0 P: 7	R: 0 E: 0 K: 0 S: 4	H: 1 LOB: 1 BB: 0 P: 4	R: 3 E: 0 K: 0 S: 7	H: 4 LOB: 2 BB: 0 P: 8	R: 4 E: 0 K: 1 S: 9	H: 5 LOB: 1 BB: 1 P: 13	R: 0 E: 0 K: 2 S: 8	H: 1 LOB: 3 BB: 2 P: 16		R: 0 E: 0 K: 0 S: 3	H: 0 LOB: 0 BB: 0 P: 3	1B: 9 2B: 3 3B: 0 HR: 1	SF: 0 SAC: 0 DP: 0 HBP: 2	WP: 0 PB: 1 SB: 3 CS: 2
PITCHER	IP WLS BF H R ER SO BB IBB HBP BLK WP HR S P ERA WHIP																					
Jim Lonborg, R (1, 1) <small>ERA: 7.07</small> Barry Lersch, R (6, 1) <small>ERA: 3.72</small> Wayne Twitchell, R (7, 1) <small>ERA: 2.31</small> Ken Brett, L (8, 1) <small>ERA: 8.38</small>	5.1 L 25 6 5 5 3 1 0 2 0 0 0 1 28 34 8.44 1.312																					

AB	39
R	9
H	13
RBI	9
BB	4
SO	6
LOB	20



Batter	1	2	3	4	5	6	7	8	9	AB	R	H	RBI	BB	SO	LOB	BOTTOM					
Larry Bowa, S (1, 6) <small>OBP: 0.326, SLG: 0.317</small>	5-3		6-3		5-3					4	0	1	0	1	0	1	Houston Astros @ Philadelphia Phillies Veterans Stadium, Philadelphia, PA Wed May 02 1973, 7:05 PM EDT Att: 8,101 - Unknown					
Cesar Tovar, R (1, 9) <small>OBP: 0.382, SLG: 0.415</small>	G1				L6					5	1	3	1	0	0	2						
Willie Montanez, L (1, 3) <small>OBP: 0.298, SLG: 0.293</small> Ken Brett, L (8, 1)	G1						P6			4	0	1	0	0	0	3						
Bill Robinson, R (1, 7) <small>OBP: 0.310, SLG: 0.464</small>	5-3									4	0	1	1	0	1	1						
Mike Schmidt, R (1, 5) <small>OBP: 0.385, SLG: 0.424</small>			K		G6-4-3					4	0	1	0	0	1	2						
Bob Boone, R (1, 2) <small>OBP: 0.293, SLG: 0.231</small>	F3				6-3					4	0	0	0	0	0	2						
Mike Anderson, R (1, 8) <small>OBP: 0.429, SLG: 0.680</small>	F9									4	2	2	1	0	0	1						
Terry Harmon, R (1, 4) <small>OBP: 0.333, SLG: 0.269</small> Denny Doyle, L (9, PH) <small>OBP: 0.351, SLG: 0.343</small>			F8				F3			3	0	1	0	0	0	1						
Jim Lonborg, R (1, 1) <small>ERA: 3.43</small> Barry Lersch, S (6, 1) <small>ERA: 3.72</small> Wayne Twitchell, R (7, 1) <small>ERA: 2.31</small> Jose Pagan, R (7, PH) <small>OBP: 0.125, SLG: 0.250</small>			K							1	0	0	0	0	1	0						
Inning Stats	R: 0 E: 0 K: 0 S: 4	H: 1 LOB: 1 BB: 0 P: 4	R: 0 E: 0 K: 1 S: 5	H: 0 LOB: 0 BB: 0 P: 5	R: 0 E: 0 K: 1 S: 5	H: 0 LOB: 0 BB: 0 P: 5	R: 1 E: 0 K: 0 S: 5	H: 3 LOB: 1 BB: 0 P: 5	R: 1 E: 0 K: 0 S: 5	H: 2 LOB: 1 BB: 0 P: 5	R: 0 E: 0 K: 0 S: 3	H: 0 LOB: 0 BB: 0 P: 3	R: 2 E: 0 K: 0 S: 6	H: 3 LOB: 2 BB: 1 P: 10	R: 0 E: 0 K: 1 S: 6	H: 1 LOB: 1 BB: 0 P: 6		R: 0 E: 0 K: 1 S: 6	H: 1 LOB: 1 BB: 0 P: 6	1B: 6 2B: 4 3B: 0 HR: 1	SF: 0 SAC: 1 DP: 1 HBP: 0	WP: 0 PB: 0 SB: 0 CS: 0
PITCHER	IP WLS BF H R ER SO BB IBB HBP BLK WP HR S P ERA WHIP																					
Dave Roberts, L (1, 1) <small>ERA: 3.43</small> Jim Ray, R (8, 1)	7.0 W 30 9 4 4 2 1 0 0 0 0 0 0 12 12 5.14 1.429																					


AB	36
R	4
H	11
RBI	4
BB	1
SO	4
LOB	13



Batter	1	2	3	4	5	6	7	8	9	10	11	12	13	14	AB	R	H	RBI	BB	SO	LOB	TOP								
Jimmy Wynn, R OBP: 0.344, SLG: 0.533 (1, 9)	K		K		4-3			FC5-4 1B BB	K			K		K	1B BB 1B	7	2	1	0	0	4	1								
Cesar Cedeno, R OBP: 0.373, SLG: 0.514 (1, 8)	F9		K		4-3			BB BB 1B	K			K		K	BB BB 1B	7	3	4	1	0	1	0								
Bob Watson, R OBP: 0.443, SLG: 0.563 (8, 3)	5-3				HR			BB BB 1B				K		K	BB BB 1B	3	1	1	2	4	0	1								
Lee May, R OBP: 0.228, SLG: 0.303 Hector Torres, R OBP: 0.168, SLG: 0.087 (8, 6)	F2				3B			BB BB BB				K		P3	BB BB	4	0	0	0	0	2	5								
Doug Rader, R OBP: 0.321, SLG: 0.406 (1, 5)	1B				FC6-4 1B			BB BB				F9		F8	BB BB	6	0	3	4	1	0	3								
Larry Howard, R OBP: 0.216, SLG: 0.206 (1, 2)	FC5-2-6-1				F3			BB BB				G4-3		FC6-4	BB BB	6	0	0	1	1	1	6								
Tommy Helms, R OBP: 0.285, SLG: 0.255 (1, 4)	6-3				FC6-4			BB BB				6-3		F9	BB BB	6	0	0	0	0	0	6								
Ken Forsch, R OBP: 0.111, SLG: 0.059 Jimmy Stewart, S OBP: 0.286, SLG: 0.167 Tom Griffin, R OBP: 0.285, SLG: 0.333 Tommie Agee, R OBP: 0.333, SLG: 0.333 (8, 7)	K		K		K			FC5-4 1B	G3			K		K	1B 1B	1	0	0	0	0	1	0								
Inning Stats	R: 0 E: 0 K: 1 S: 5	H: 0 LOB: 0 BB: 0 P: 5	R: 0 E: 0 K: 0 S: 4	H: 1 LOB: 2 BB: 1 P: 8	R: 0 E: 0 K: 3 S: 9	H: 0 LOB: 0 BB: 0 P: 9	R: 2 E: 0 K: 1 S: 8	H: 3 LOB: 1 BB: 0 P: 8	R: 0 E: 0 K: 1 S: 5	H: 0 LOB: 0 BB: 0 P: 5	R: 0 E: 0 K: 0 S: 3	H: 0 LOB: 0 BB: 0 P: 3	R: 0 E: 0 K: 0 S: 3	H: 0 LOB: 0 BB: 0 P: 3	R: 3 E: 0 K: 1 S: 8	H: 3 LOB: 3 BB: 3 P: 20	R: 0 E: 0 K: 2 S: 7	H: 0 LOB: 0 BB: 0 P: 7	R: 0 E: 0 K: 0 S: 4	H: 1 LOB: 1 BB: 0 P: 4	R: 0 E: 0 K: 1 S: 5	H: 0 LOB: 0 BB: 0 P: 5	R: 0 E: 0 K: 1 S: 5	H: 0 LOB: 1 BB: 1 P: 9	R: 0 E: 0 K: 1 S: 10	H: 5 LOB: 2 BB: 1 P: 14	1B: 10 2B: 1 3B: 1 HR: 1	SF: 0 SAC: 0 DP: 1 HBP: 0	WP: 0 PB: 0 SB: 1 CS: 0	PA: 61
PITCHER	IP	WLS	BF	H	R	ER	SO	BB	IBB	HBP	BLK	WP	HR	S	P	ERA	WHIP													
Jerry Koosman, L ERA: 1.96 Tug McGraw, L ERA: 1.32 Phil Hennigan, R ERA: 3.31 Harry Parker, R ERA: 0.59	7.1	0.1	4	0	0	0	1	3	0	0	0	0	0	3	15	0.00	9.000													
	5.2	L	23	5	4	4	7	1	0	0	0	0	0	36	40	6.35	1.059													
	0.2		4	1	0	0	1	1	0	0	0	0	0	5	9	0.00	3.000													

Houston Astros @ New York Mets
Shea Stadium, Flushing, NY
Fri May 04 1973, 7:05 PM EDT
Att: 17,397 - Unknown


AB: 55
R: 9
H: 13
RBI: 9
BB: 6
SO: 15
LOB: 28

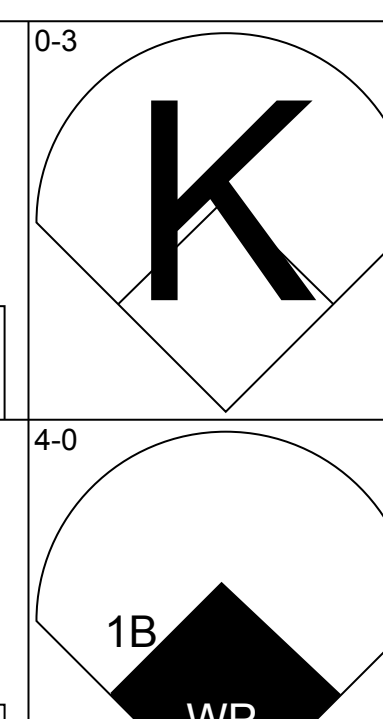
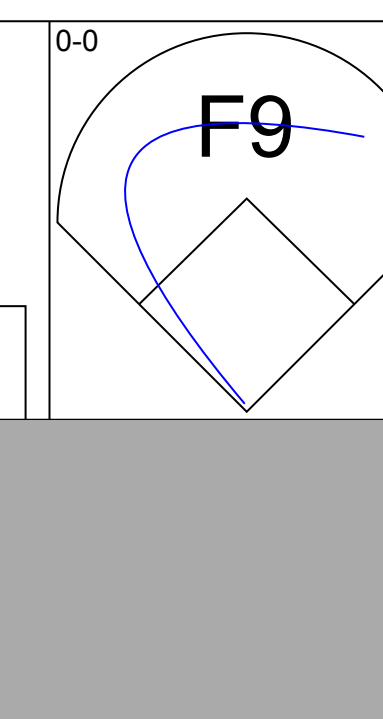
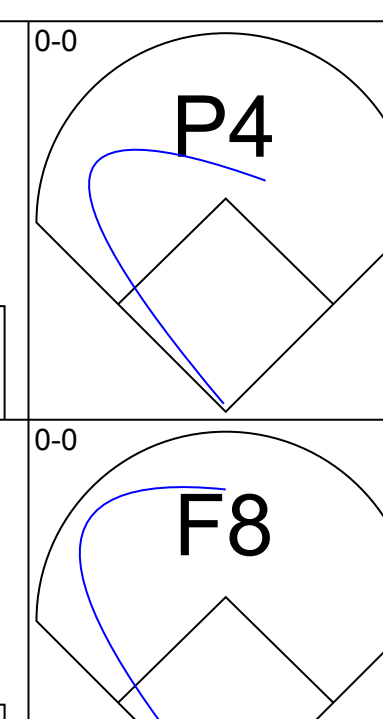
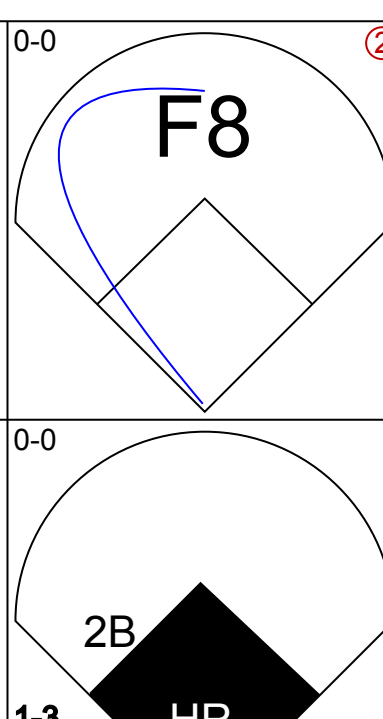
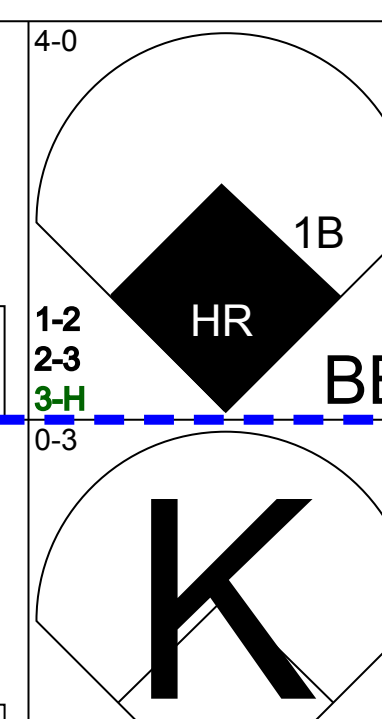
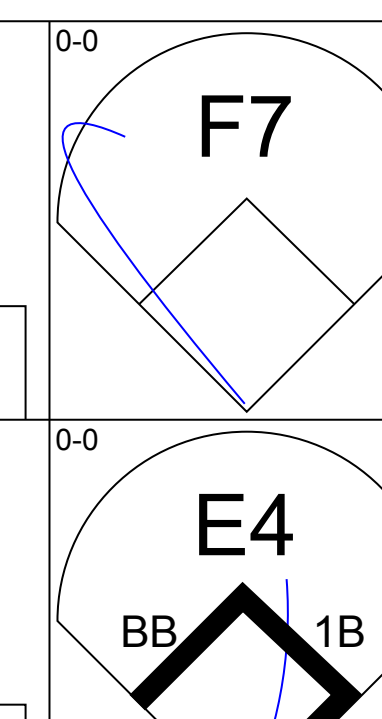
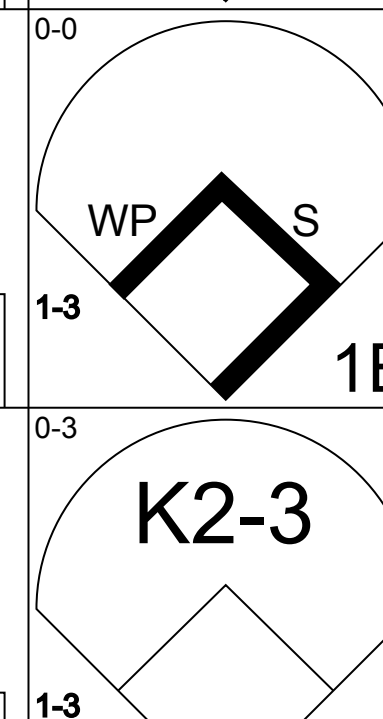
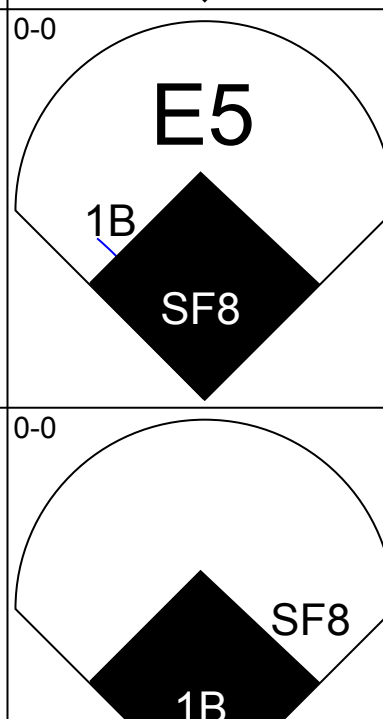

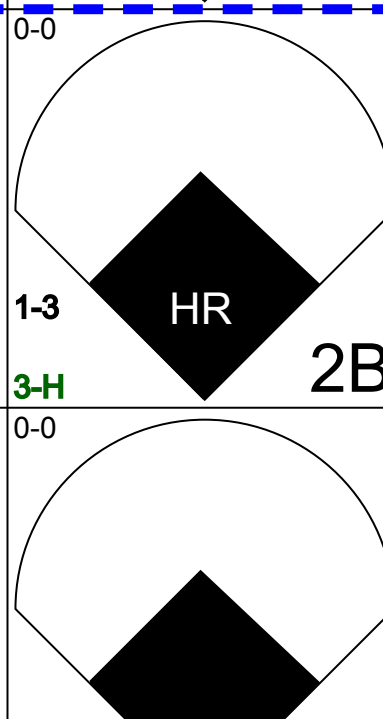
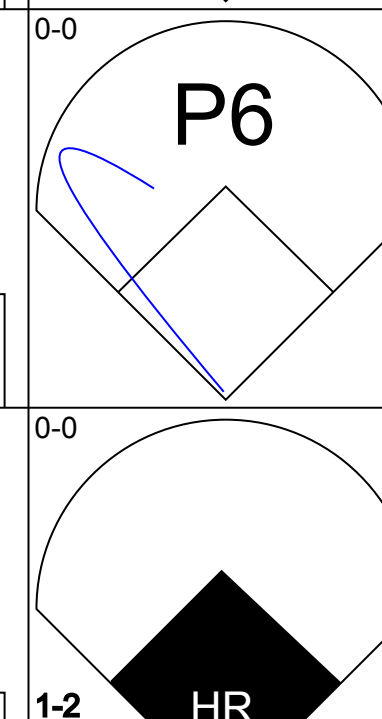
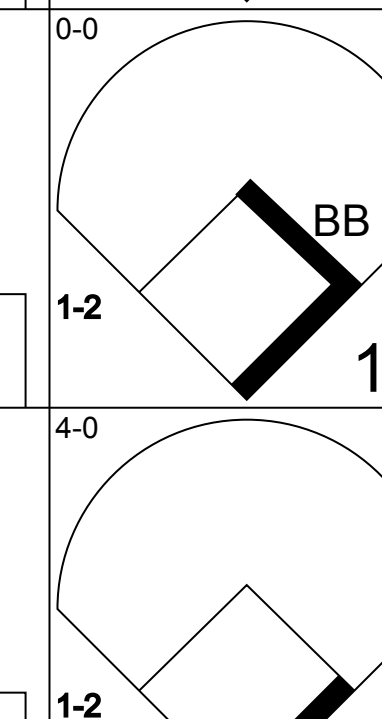
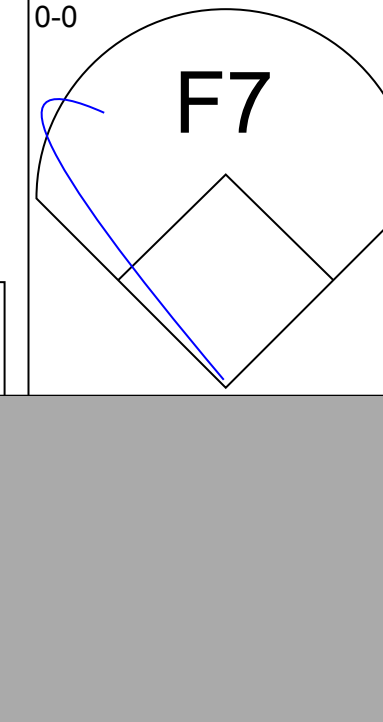
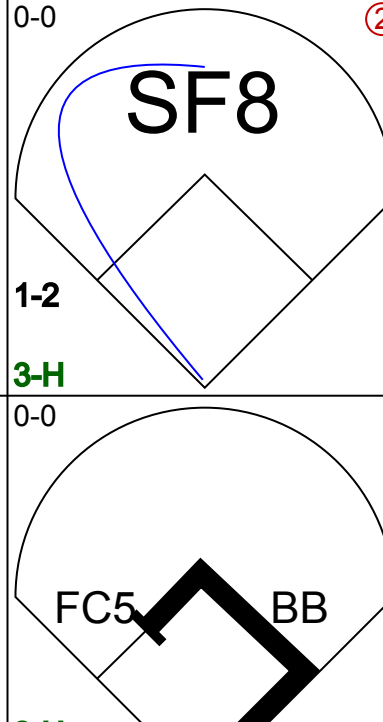
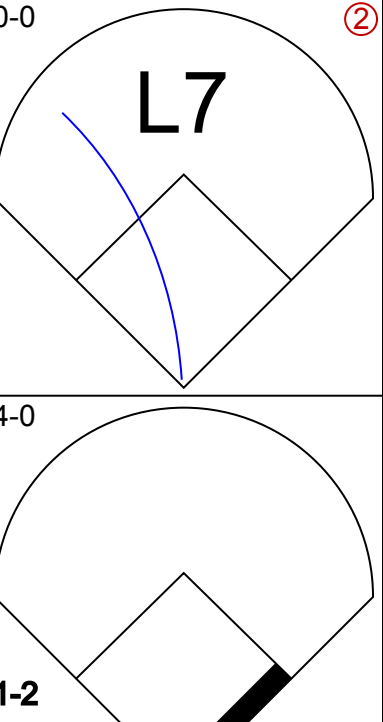
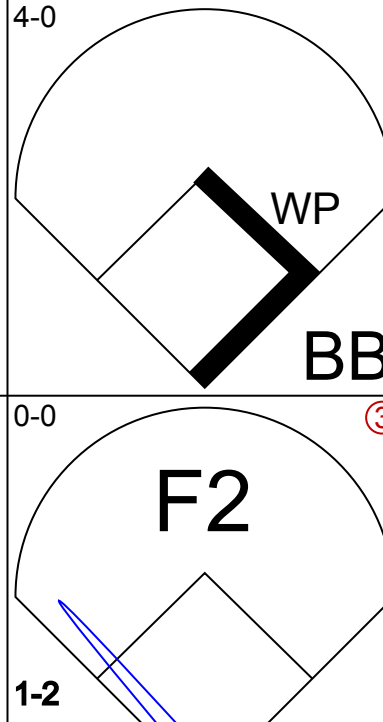
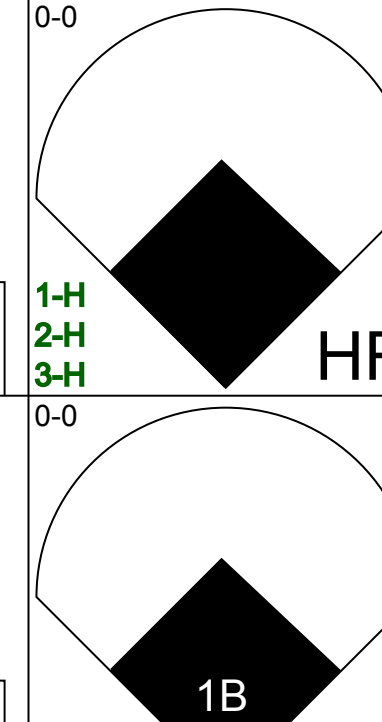


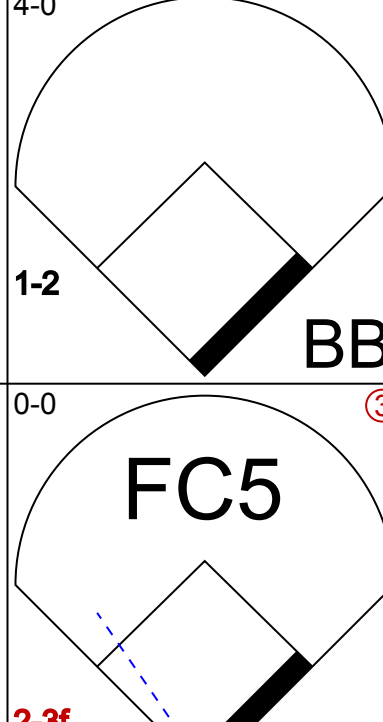
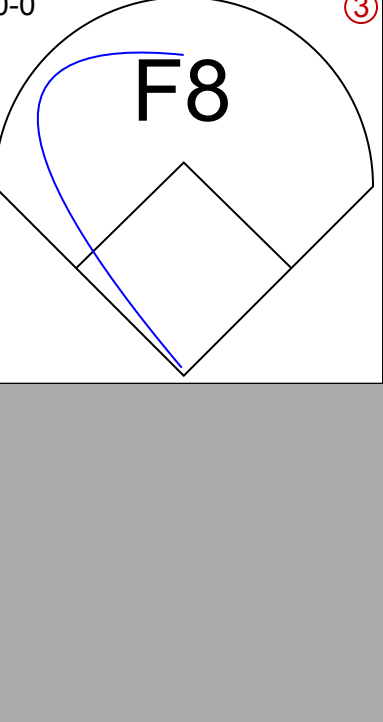
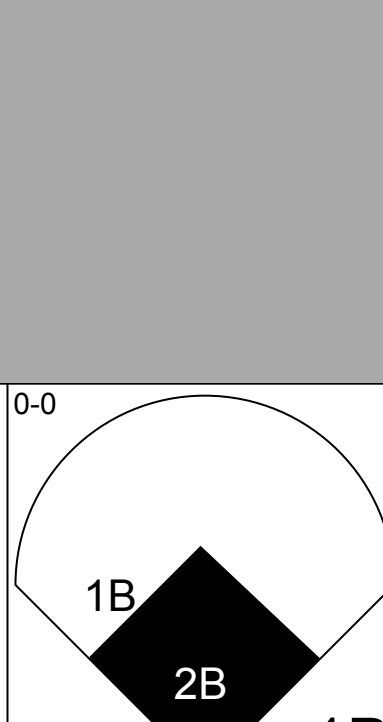
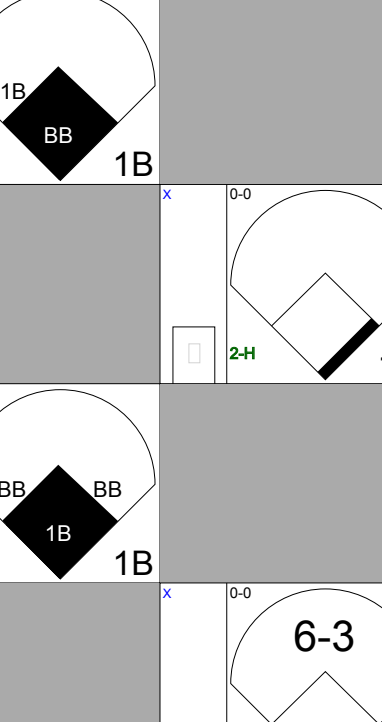

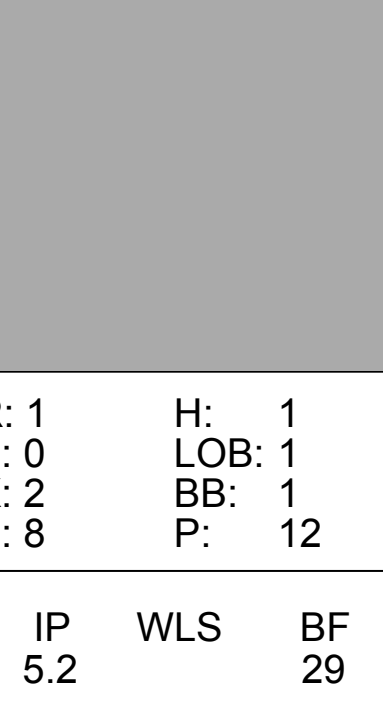

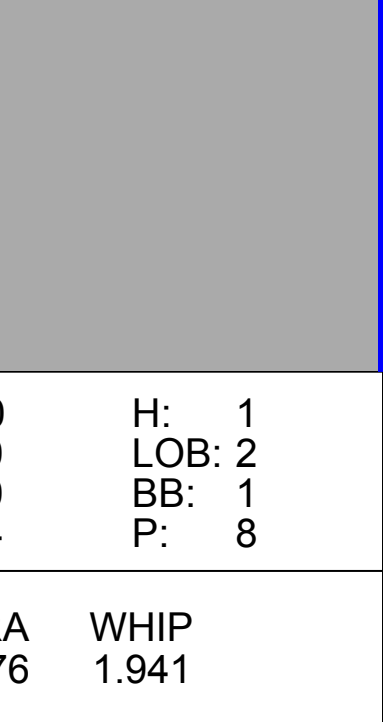
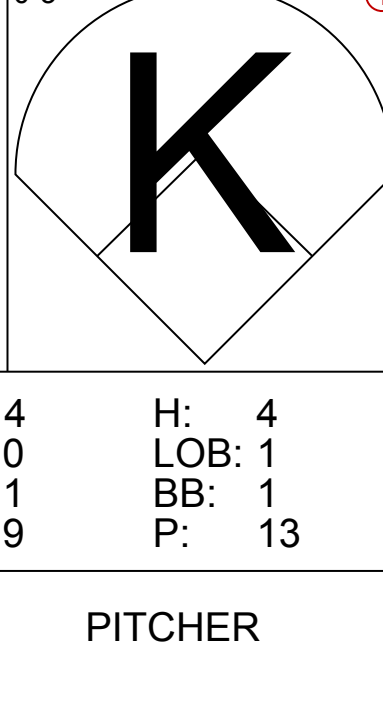
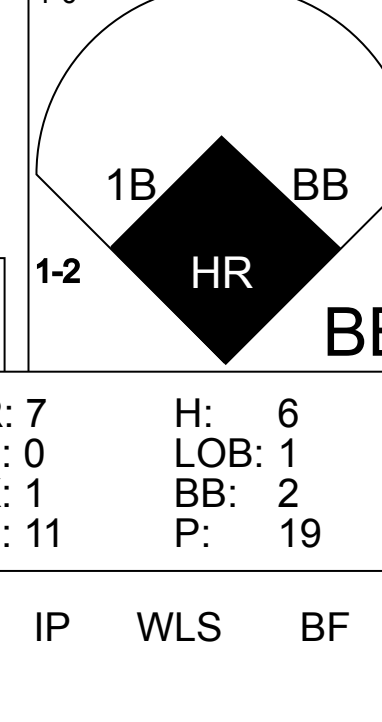
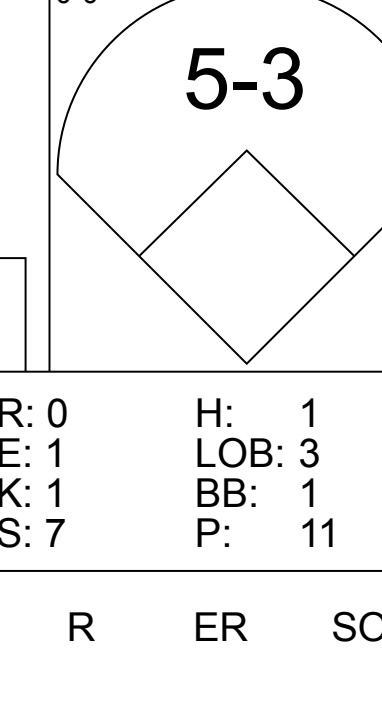
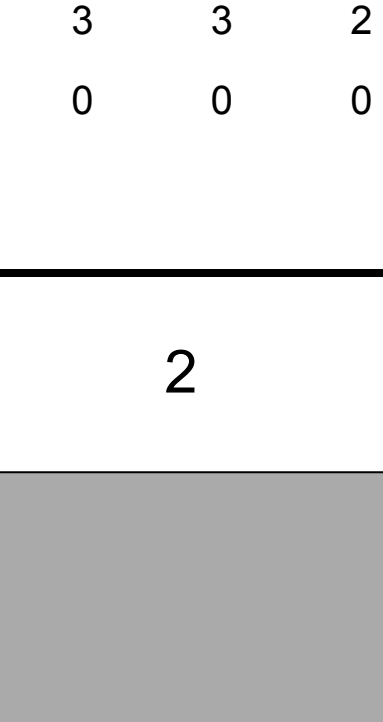
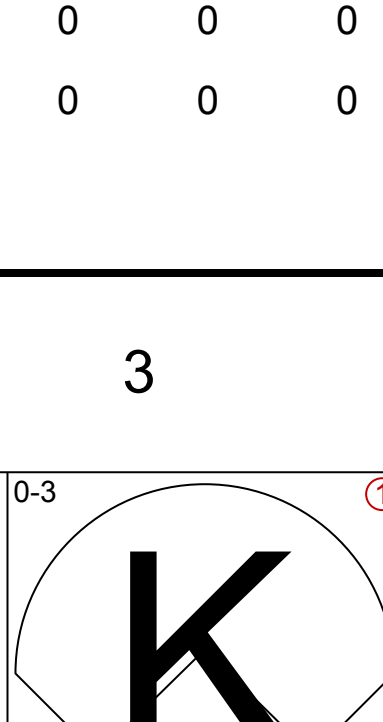
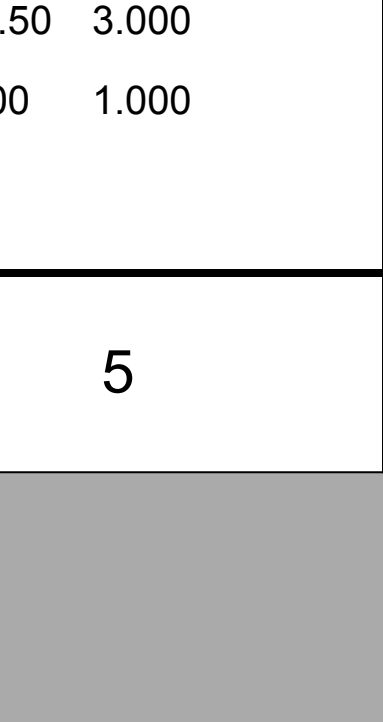
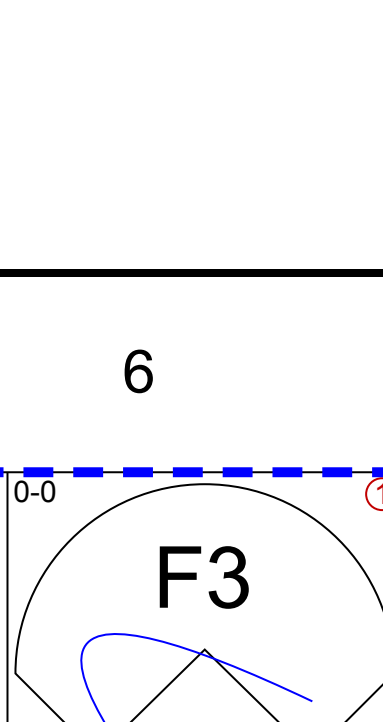
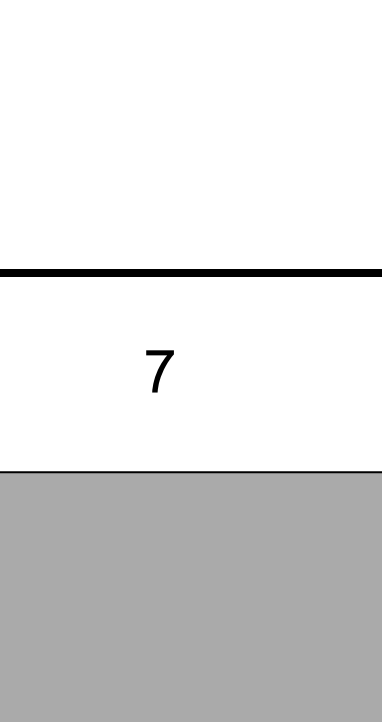
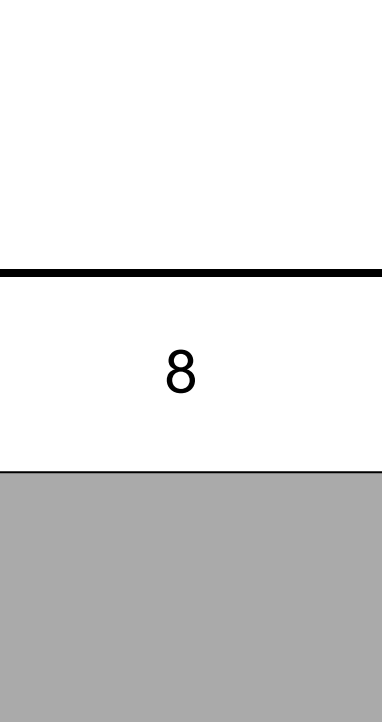

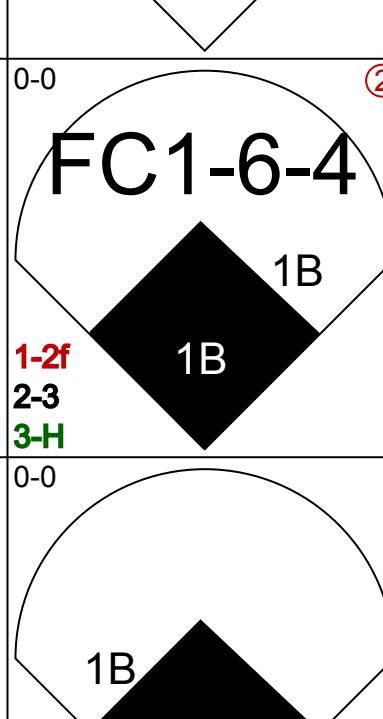
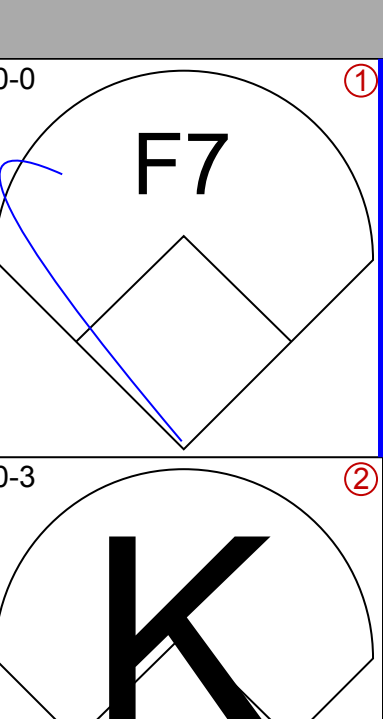
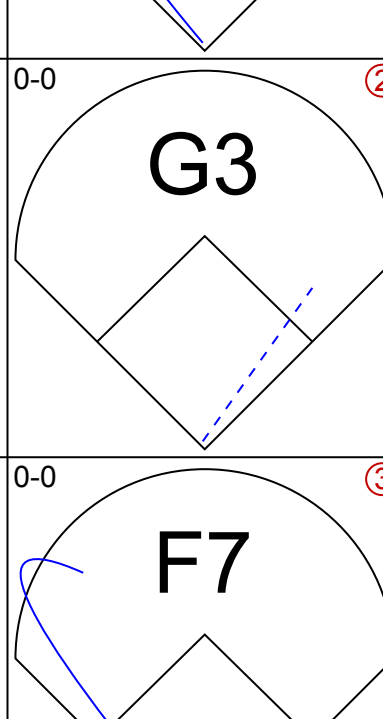


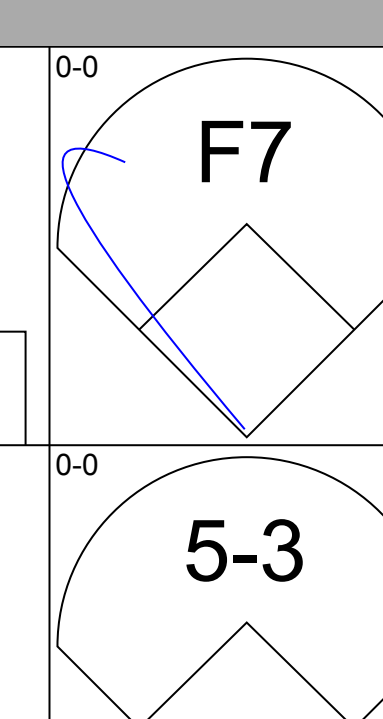
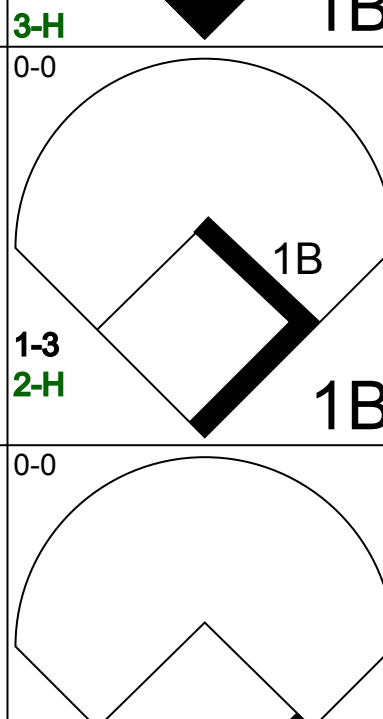
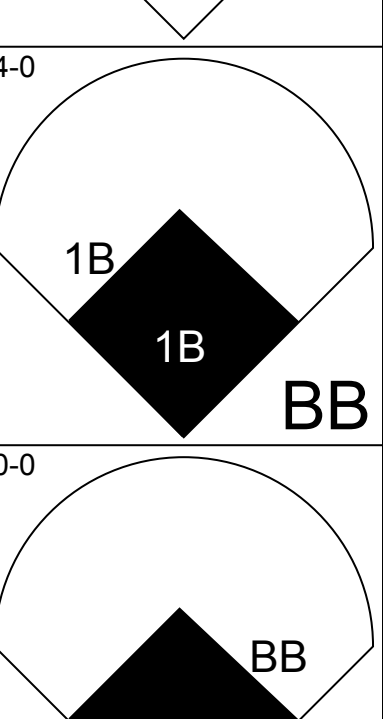

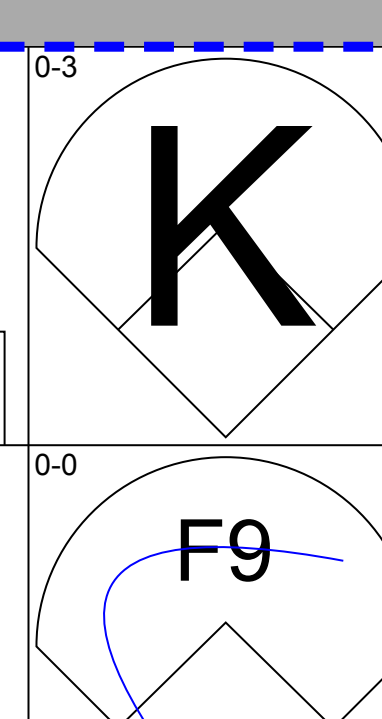


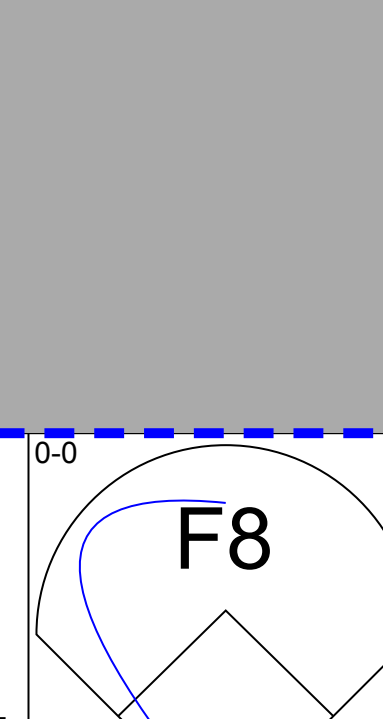

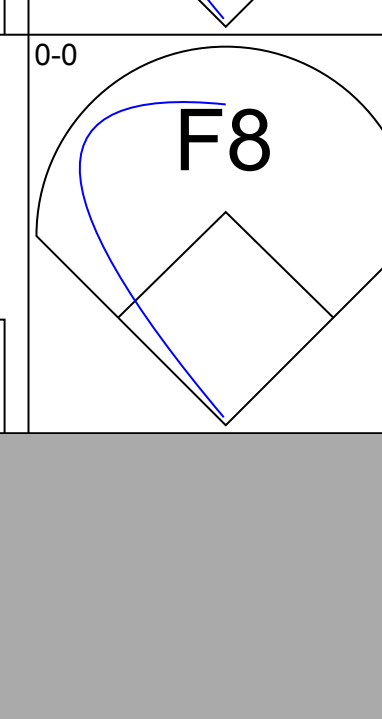
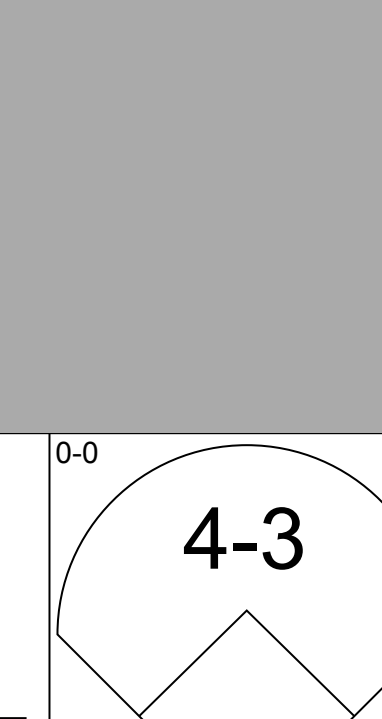
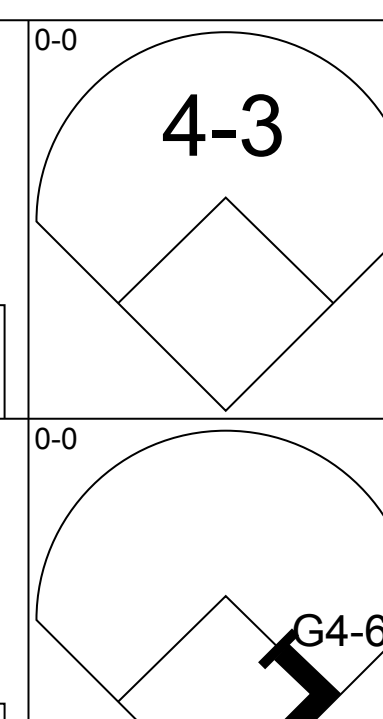
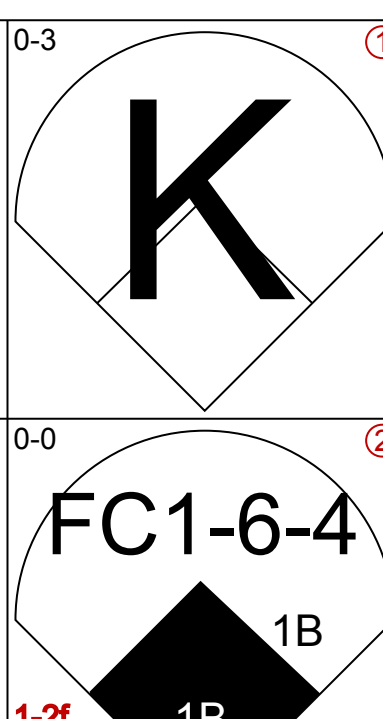
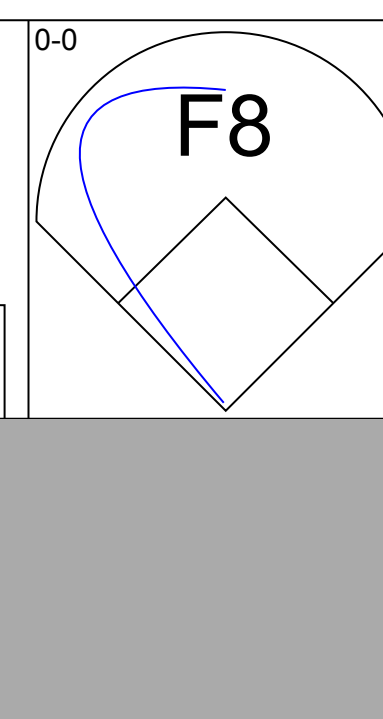
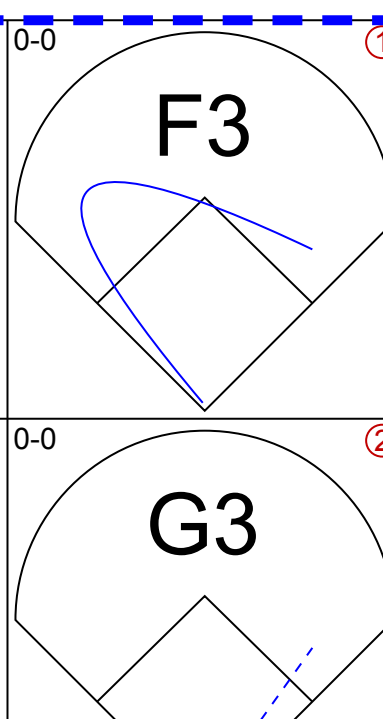

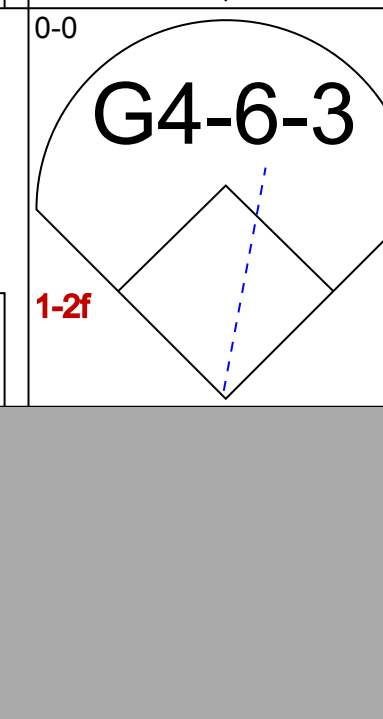
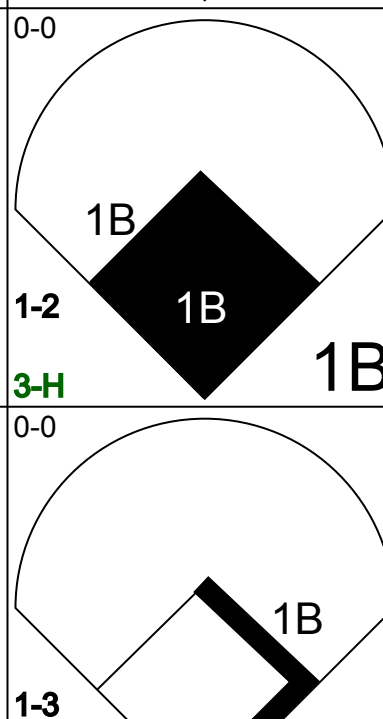
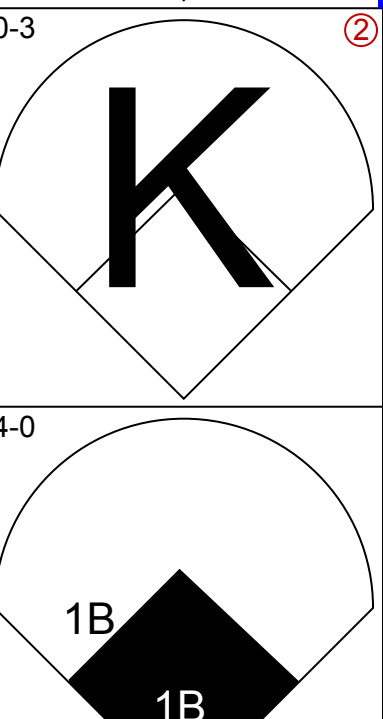
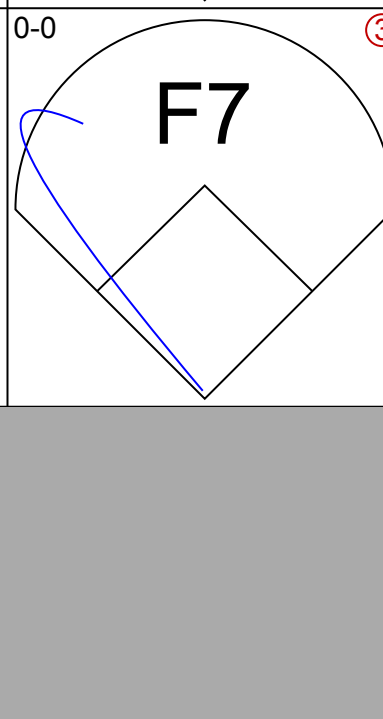


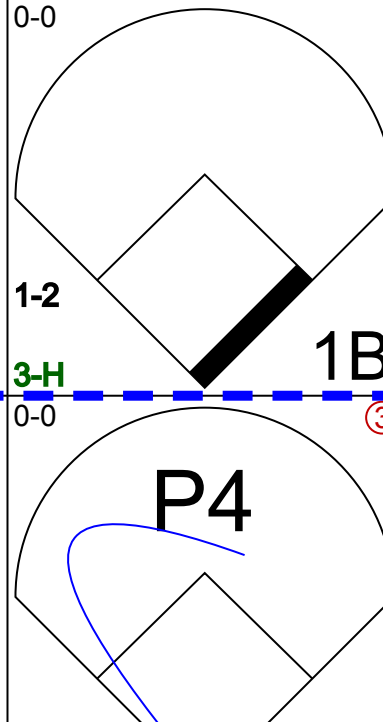
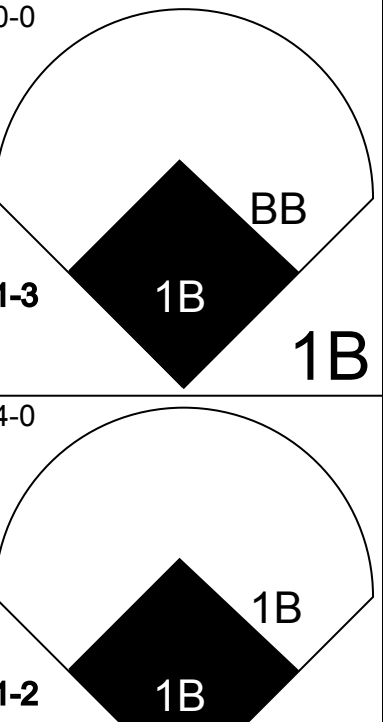



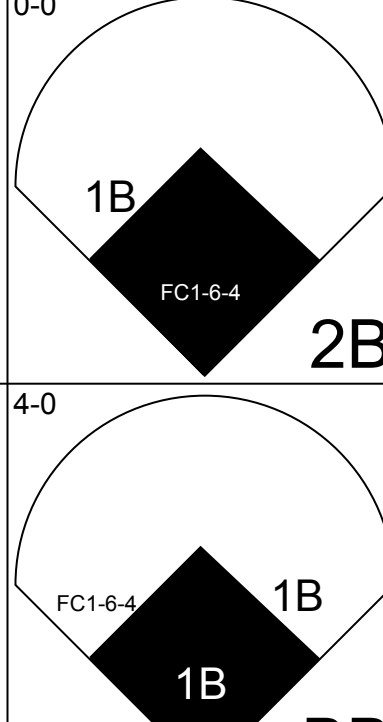
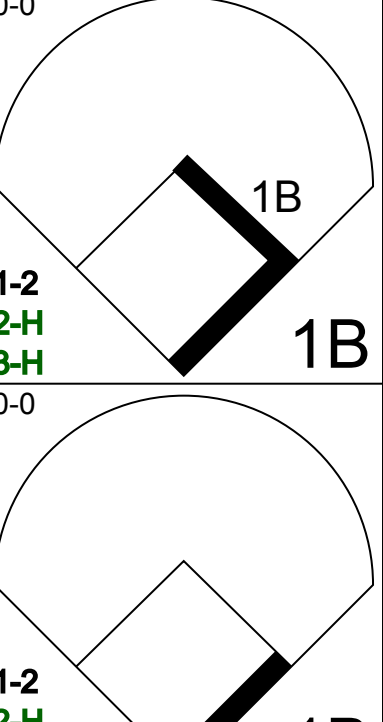

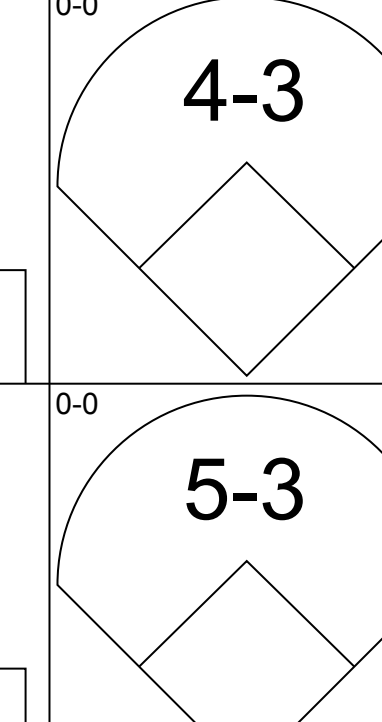

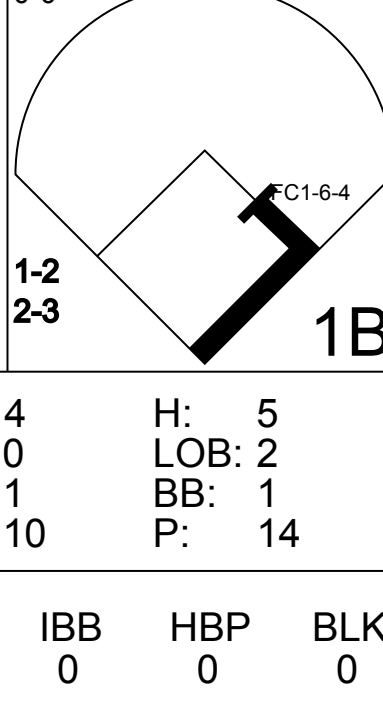
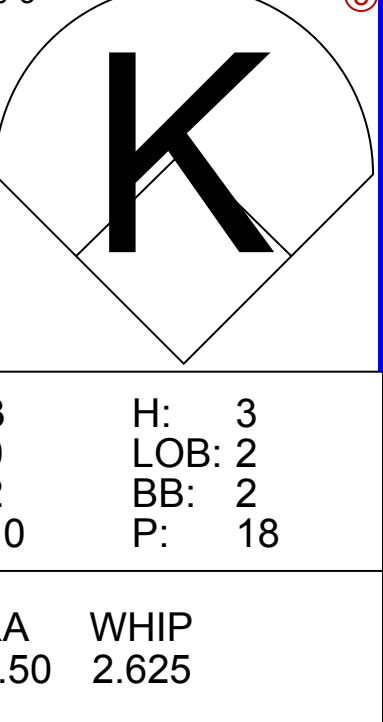

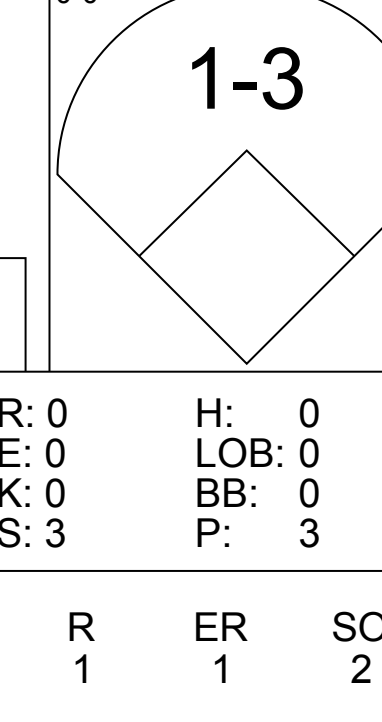


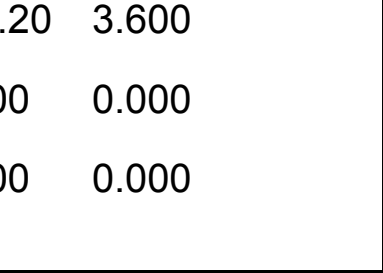



Batter	1	2	3	4	5	6	7	8	9	10	11	12	13	14	AB	R	H	RBI	BB	SO	LOB	BOTTOM					
Ted Martinez, R OBP: 0.327, SLG: 0.304 (1, 8)	K				L6			E9		4-3		4-3		K	7	0	1	2	0	2	2						
Felix Millan, R OBP: 0.253, SLG: 0.261 (1, 4)	4-3				2B			K		PO		L6		1B	7	0	3	0	0	1	2						
Wayne Garrett, L OBP: 0.333, SLG: 0.275 (1, 5)	L4				1B			K		SH3		F7		F8	6	0	0	0	0	2	3						
Rusty Staub, L OBP: 0.292, SLG: 0.329 (1, 9)					F9			G3		4-3		6-3		F7	5	1	1	0	2	0	2						
Ed Kranepool, L OBP: 0.364, SLG: 0.379 Jim Siegacham, R OBP: 0.364, SLG: 0.300 Ken Boswell, L OBP: 0.290, SLG: 0.200 George Theodore, R OBP: 0.286, SLG: 0.308 (14, 7)	BB BB 1B				K			G3		4-3		G3		G3	1	2	0	0	2	1	0						
Jim Gosger, L OBP: 0.556, SLG: 0.333 Harry Parker, R OBP: 0.200, SLG: 0.200 (14, 1)	BB BB				BB			E		BB		BB		BB	3	1	0	0	3	0	3						
Jerry Grote, R OBP: 0.268, SLG: 0.308 (1, 2)	1B 2B BB				P6			G3		G3		BB		BB	0	0	0	0	0	0	0						
Bud Harrelson, S OBP: 0.280, SLG: 0.230 (1, 6)	1B 2B 1B				P3			E6		4-3		K		1B	6	1	2	1	0	1	2						
Jerry Koosman, R OBP: 0.318, SLG: 0.133 Tug McGraw, R OBP: 0.333, SLG: 0.333 Phil Hennigan, R OBP: 0.333, SLG: 0.333 Jim Fegosi, R OBP: 0.326, SLG: 0.250 (14, 3)	1-3 2B 3H				P6			4-3		F7		6-3		1-3	6	0	0	0	0	0	6						
	1-3				K			1-3		PO		K		1B BB	3	0	0	1	0	1	2						
Inning Stats	R: 0 E: 0 K: 1 S: 5	H: 0 LOB: 0 BB: 0 P: 5	R: 4 E: 0 K: 0 S: 5	H: 2 LOB: 1 BB: 3 P: 17	R: 0 E: 0 K: 1 S: 5	H: 0 LOB: 0 BB: 0 P: 5	R: 0 E: 0 K: 0 S: 4	H: 1 LOB: 1 BB: 0 P: 8	R: 0 E: 0 K: 2 S: 5	H: 1 LOB: 2 BB: 1 P: 10	R: 0 E: 0 K: 0 S: 3	H: 1 LOB: 1 BB: 0 P: 3	R: 0 E: 0 K: 0 S: 3	H: 0 LOB: 0 BB: 0 P: 7	R: 0 E: 0 K: 0 S: 3	H: 0 LOB: 0 BB: 0 P: 3	R: 0 E: 0 K: 0 S: 4	H: 1 LOB: 2 BB: 1 P: 8	R: 0 E: 0 K: 0 S: 6	H: 1 LOB: 2 BB: 1 P: 10	1B: 6 2B: 2 3B: 0 HR: 0	SF: 0 SAC: 1 DP: 0 HBP: 0	WP: 0 PB: 0 SB: 0 CS: 1	PA: 59			
PITCHER	IP	WLS	BF	H	R	ER	SO	BB	IBB	HBP	BLK	WP	HR	S	P	ERA	WHIP										
Ken Forsch, R ERA: 4.14 Tom Griffin, L ERA: 3.66 Jim Crawford, L ERA: 3.38 Cecil Upshaw, R ERA: 5.0 Jim York, R ERA: 1.77	4.0	3.0	12	1	1	0	3	1	0	0	0	0	0	17	21	0.00	0.667										
	0.1	2	1	0	0	1	0	0	0	0	0	0	0	4	4	0.00	3.000										
	0.2	3	0	0	0	0	0	0	1	0	0	0	0	2	6	0.00	0.000										
	3.0	11	2	0	0	2	0	1	0	0	0	0	0	14	18	0.00	0.667										
	2.0	S	4	1	0	0	1	0	0	0	0	0	0	6	6	0.00	1.000										

Houston Astros @ New York Mets
Shea Stadium, Flushing, NY
Fri May 04 1973, 7:05 PM EDT
Att: 17,397 - Unknown

AB: 49
R: 5
H: 8
RBI: 4
BB: 8
SO: 9
LOB: 25



Batter	1	2	3	4	5	6	7	8	9	AB	R	H	RBI	BB	SO	LOB	TOP							
Jimmy Wynn, R <small>OBP: 0.333, SLG: 0.496</small>										5	1	0	1	1	1	3								
Roger Metzger, S <small>OBP: 0.169, SLG: 0.214</small>										5	2	1	0	1	2	3								
Cesar Cedeno, R <small>OBP: 0.388, SLG: 0.552</small>										6	2	3	1	0	0	3								
Bob Watson, R <small>OBP: 0.468, SLG: 0.596</small>										5	3	4	4	1	1	1								
Lee May, R <small>OBP: 0.236, SLG: 0.333</small> Jim Crawford, L <small>OBP: 0.250, SLG: 0.500</small>										3	1	1	5	1	0	2								
Doug Rader, R <small>OBP: 0.341, SLG: 0.413</small>										5	1	3	1	1	1	1								
Johnny Edwards, L <small>OBP: 0.294, SLG: 0.408</small> Dave Roberts, L <small>OBP: 0.071, SLG: 0.071</small> Larry Howard, R <small>OBP: 0.231, SLG: 0.222</small>										3	0	2	0	1	0	2								
Tommy Helms, R <small>OBP: 0.282, SLG: 0.267</small>										6	2	3	0	0	0	3								
<small>Jerry Reuss, L Fred Gladding, R Jimmy Stewart, S Tom Griffin, R Cecil Upshaw, R Bob Cosgrove, L Mike Cosgrove, L Tommy Hayes, R</small>										1	0	0	0	0	0	2								
Inning Stats	R: 1 E: 0 K: 2 S: 8	H: 1 LOB: 1 BB: 1 P: 12	R: 0 E: 0 K: 1 S: 7	H: 2 LOB: 2 BB: 0 P: 7	R: 2 E: 1 K: 1 S: 8	H: 2 LOB: 2 BB: 1 P: 12	R: 0 E: 0 K: 1 S: 5	H: 0 LOB: 0 BB: 0 P: 5	R: 0 E: 0 K: 0 S: 4	H: 1 LOB: 2 BB: 1 P: 8	R: 4 E: 0 K: 1 S: 9	H: 4 LOB: 1 BB: 2 P: 13	R: 7 E: 0 K: 1 S: 11	H: 6 LOB: 1 BB: 2 P: 19	R: 0 E: 1 K: 1 S: 7	H: 1 LOB: 3 BB: 1 P: 11	R: 0 E: 0 K: 0 S: 3	H: 1 LOB: 0 BB: 0 P: 3	1B: 14 2B: 2 3B: 0 HR: 2	SF: 1 SAC: 0 DP: 1 HBP: 0	WP: 2 PB: 0 SB: 1 CS: 0	PA: 53		
PITCHER	IP WLS BF H R ER SO BB IBB HBP BLK WP HR S P ERA WHIP	IP WLS BF H R ER SO BB IBB HBP BLK WP HR S P ERA WHIP	IP WLS BF H R ER SO BB IBB HBP BLK WP HR S P ERA WHIP	IP WLS BF H R ER SO BB IBB HBP BLK WP HR S P ERA WHIP	IP WLS BF H R ER SO BB IBB HBP BLK WP HR S P ERA WHIP	IP WLS BF H R ER SO BB IBB HBP BLK WP HR S P ERA WHIP	IP WLS BF H R ER SO BB IBB HBP BLK WP HR S P ERA WHIP	IP WLS BF H R ER SO BB IBB HBP BLK WP HR S P ERA WHIP	IP WLS BF H R ER SO BB IBB HBP BLK WP HR S P ERA WHIP	IP WLS BF H R ER SO BB IBB HBP BLK WP HR S P ERA WHIP	IP WLS BF H R ER SO BB IBB HBP BLK WP HR S P ERA WHIP	IP WLS BF H R ER SO BB IBB HBP BLK WP HR S P ERA WHIP	IP WLS BF H R ER SO BB IBB HBP BLK WP HR S P ERA WHIP	IP WLS BF H R ER SO BB IBB HBP BLK WP HR S P ERA WHIP	IP WLS BF H R ER SO BB IBB HBP BLK WP HR S P ERA WHIP	IP WLS BF H R ER SO BB IBB HBP BLK WP HR S P ERA WHIP	IP WLS BF H R ER SO BB IBB HBP BLK WP HR S P ERA WHIP	IP WLS BF H R ER SO BB IBB HBP BLK WP HR S P ERA WHIP	IP WLS BF H R ER SO BB IBB HBP BLK WP HR S P ERA WHIP	IP WLS BF H R ER SO BB IBB HBP BLK WP HR S P ERA WHIP	IP WLS BF H R ER SO BB IBB HBP BLK WP HR S P ERA WHIP	IP WLS BF H R ER SO BB IBB HBP BLK WP HR S P ERA WHIP	IP WLS BF H R ER SO BB IBB HBP BLK WP HR S P ERA WHIP	IP WLS BF H R ER SO BB IBB HBP BLK WP HR S P ERA WHIP
Harry Parker, R <small>ERA: 1.71</small> Tug McGraw, L <small>ERA: 5.14</small> Ray Sadecki, L <small>ERA: 5.14</small> George Stone, L <small>ERA: 1.29</small>	5.2 0 2 8	29 1 1 12	8 5 3 6	5 3 6 0	3 0 0 0	0 0 0 0	1 1 5 17	38 50 21.000 3.000	4.76 1.941															
Batter	1	2	3	4	5	6	7	8	9	AB	R	H	RBI	BB	SO	LOB	BOTTOM							
Ted Martinez, R <small>OBP: 0.276, SLG: 0.255</small>										5	0	0	0	0	1	4								
Felix Milan, R <small>OBP: 0.255, SLG: 0.263</small> Wayne Garrett, L <small>OBP: 0.333, SLG: 0.289</small>										3	1	1	1	0	0	2								
Willie Mays, R <small>OBP: 0.269, SLG: 0.132</small> Jim Beauchamp, R <small>OBP: 0.417, SLG: 0.364</small> Jim Gosger, L <small>OBP: 0.438, SLG: 0.308</small>										1	0	0	0	0	0	1								
Rusty Staub, L <small>OBP: 0.295, SLG: 0.333</small>										4	1	1	1	1	2	1								
Jim Fregosi, R <small>OBP: 0.333, SLG: 0.268</small>										5	1	2	1	0	0	1								
Jerry Grote, R <small>OBP: 0.255, SLG: 0.273</small>										3	1	0	0	1	0	2								
George Theodore, R <small>OBP: 0.300, SLG: 0.357</small> Ed Kranepool, L <small>OBP: 0.359, SLG: 0.400</small>										2	1	1	0	0	0	0								
Bud Harrelson, S <small>OBP: 0.292, SLG: 0.238</small>										3	1	2	1	1	0	0								
Harry Parker, R <small>OBP: 0.250, SLG: 0.250</small> Tug McGraw, R <small>ERA: 3.12</small> Ray Sadecki, L <small>ERA: 4.64</small> Cecil Upshaw, R <small>ERA: 4.82</small> Mike Cosgrove, L <small>ERA: 3.0</small>										3	0	1	0	0	1	3								
Inning Stats	R: 0 E: 0 K: 0 S: 3	H: 1 LOB: 0 BB: 0 P: 3	R: 0 E: 0 K: 0 S: 3	H: 0 LOB: 0 BB: 0 P: 3	R: 4 E: 0 K: 1 S: 10	H: 5 LOB: 2 BB: 1 P: 14	R: 0 E: 1 K: 0 S: 4	H: 1 LOB: 1 BB: 0 P: 4	R: 3 E: 0 K: 2 S: 10	H: 3 LOB: 2 BB: 2 P: 18	R: 0 E: 0 K: 0 S: 3	H: 0 LOB: 0 BB: 0 P: 3	R: 0 E: 0 K: 1 S: 5	H: 0 LOB: 0 BB: 0 P: 5	R: 0 E: 0 K: 0 S: 3	H: 0 LOB: 0 BB: 0 P: 3	R: 1 E: 0 K: 1 S: 7	H: 2 LOB: 1 BB: 0 P: 7	1B: 10 2B: 2 3B: 0 HR: 0	SF: 0 SAC: 0 DP: 1 HBP: 0	WP: 0 PB: 0 SB: 0 CS: 0	PA: 41		
PITCHER	IP WLS BF H R ER SO BB IBB HBP BLK WP HR S P ERA WHIP	IP WLS BF H R ER SO BB IBB HBP BLK WP HR S P ERA WHIP	IP WLS BF H R ER SO BB IBB HBP BLK WP HR S P ERA WHIP	IP WLS BF H R ER SO BB IBB HBP BLK WP HR S P ERA WHIP	IP WLS BF H R ER SO BB IBB HBP BLK WP HR S P ERA WHIP	IP WLS BF H R ER SO BB IBB HBP BLK WP HR S P ERA WHIP	IP WLS BF H R ER SO BB IBB HBP BLK WP HR S P ERA WHIP	IP WLS BF H R ER SO BB IBB HBP BLK WP HR S P ERA WHIP	IP WLS BF H R ER SO BB IBB HBP BLK WP HR S P ERA WHIP	IP WLS BF H R ER SO BB IBB HBP BLK WP HR S P ERA WHIP	IP WLS BF H R ER SO BB IBB HBP BLK WP HR S P ERA WHIP	IP WLS BF H R ER SO BB IBB HBP BLK WP HR S P ERA WHIP	IP WLS BF H R ER SO BB IBB HBP BLK WP HR S P ERA WHIP	IP WLS BF H R ER SO BB IBB HBP BLK WP HR S P ERA WHIP	IP WLS BF H R ER SO BB IBB HBP BLK WP HR S P ERA WHIP	IP WLS BF H R ER SO BB IBB HBP BLK WP HR S P ERA WHIP	IP WLS BF H R ER SO BB IBB HBP BLK WP HR S P ERA WHIP	IP WLS BF H R ER SO BB IBB HBP BLK WP HR S P ERA WHIP	IP WLS BF H R ER SO BB IBB HBP BLK WP HR S P ERA WHIP	IP WLS BF H R ER SO BB IBB HBP BLK WP HR S P ERA WHIP	IP WLS BF H R ER SO BB IBB HBP BLK WP HR S P ERA WHIP	IP WLS BF H R ER SO BB IBB HBP BLK WP HR S P ERA WHIP	IP WLS BF H R ER SO BB IBB HBP BLK WP HR S P ERA WHIP	IP WLS BF H R ER SO BB IBB HBP BLK WP HR S P ERA WHIP
Jerry Reuss, L <small>ERA: 2.13</small> Fred Gladding, R <small>ERA: 3.12</small> Tom Griffin, R <small>ERA: 4.64</small> Cecil Upshaw, R <small>ERA: 4.82</small> Mike Cosgrove, L <small>ERA: 3.0</small>	2.2 0.1 1.2 0.1 1.0	14 1 11 1 3	4 0 4 0 0	4 0 3 0 0	4 0 3 0 0	15 1 19 3 3	1 1 11 3 3	15 19 3.000 0.000	13.50 2.625															

Houston Astros @ New York Mets
Shea Stadium, Flushing, NY
Sun May 06 1973, 3:33 AM EDT
Att: 22,594 - Unknown

AB 45
R 14
H 18
RBI 13
BB 7
SO 8
LOB 25



Houston Astros @ New York Mets
Shea Stadium, Flushing, NY
Sun May 06 1973, 3:33 AM EDT
Att: 22,594 - Unknown

AB 38
R 8
H 12
RBI 8
BB 3
SO 5
LOB 14



Batter	1	2	3	4	5	6	7	8	9	AB R H RBI BB SO LOB	TOP									
Jimmy Wynn, R OBP: 0.328, SLG: 0.504 (1, 9)	5-3	SF7			6-3		E6		1B 3B	4 1 1 2 0 0 1	Houston Astros @ Montreal Expos Jarry Park, Montreal, QB Mon May 07 1973, 7:05 PM EDT Att: 7,021 - Unknown									
Roger Metzger, S OBP: 0.169, SLG: 0.213 (1, 6)	K	FC4-6			6-3		5-3		1B	5 0 1 1 0 1 4										
Cesar Cedeno, R OBP: 0.381, SLG: 0.562 (1, 8)	F7			F4	F6			HR	F7	5 1 1 1 0 0 1										
Bob Watson, R OBP: 0.469, SLG: 0.602 (1, 7)		1B 1B				5-3			4-3	4 1 2 0 0 0 0										
Lee May, R OBP: 0.237, SLG: 0.330 (1, 3)		1B 1B 1B		K		5-3			6-3	4 1 1 0 0 1 1										
Doug Rader, R OBP: 0.331, SLG: 0.398 (1, 5)		F9		F9		K			K	4 0 0 0 0 2 3										
Johnny Edwards, L OBP: 0.289, SLG: 0.400 (1, 2)		1B 1B SF7 1B		4-3			F7		E7 SH2-4 3B	4 2 1 1 0 0 0										
Tommy Helms, R OBP: 0.289, SLG: 0.275 (1, 4)		1B 1B		F6			F7 SH1-4 1B		F7	4 0 2 0 0 0 1										
Dave Roberts, L OBP: 0.125, SLG: 0.125 (1, 1)		1B FC4-6 1B		4-3			SH1-4		SH2-4	2 0 1 1 0 0 0										
Inning Stats	R: 0 E: 0 K: 1 S: 5	H: 0 LOB: 0 BB: 0 P: 5	R: 3 E: 0 K: 0 S: 8	H: 5 LOB: 2 BB: 0 P: 8	R: 0 E: 0 K: 1 S: 6	H: 1 LOB: 1 BB: 0 P: 6	R: 0 E: 0 K: 0 S: 3	H: 0 LOB: 0 BB: 0 P: 3	R: 0 E: 0 K: 1 S: 5	H: 0 LOB: 0 BB: 0 P: 5	R: 0 E: 1 K: 0 S: 5	H: 1 LOB: 2 BB: 0 P: 5	R: 1 E: 0 K: 1 S: 6	H: 1 LOB: 0 BB: 0 P: 6	R: 2 E: 1 K: 0 S: 6	H: 2 LOB: 1 BB: 0 P: 6	1B: 7 2B: 1 3B: 1 HR: 1	SF: 1 SAC: 2 DP: 0 HBP: 0	WP: 0 PB: 0 SB: 0 CS: 0	PA: 39
PITCHER Ernie McAnally, R ERA: 3.05 (1, 1)	IP: 9.0 WLS: L BF: 39 H: 10 R: 6 ER: 4 SO: 4 BB: 0 IBB: 0 HBP: 0 BLK: 0 WP: 0 HR: 1 S: 47 P: 47 ERA: 4.00 WHIP: 1.111											PITCHER								

AB	36
R	6
H	10
RBI	6
BB	0
SO	4
LOB	11



Batter	1	2	3	4	5	6	7	8	9	AB R H RBI BB SO LOB	BOTTOM							
Ron Hunt, R OBP: 0.449, SLG: 0.342 (1, 4)	5-3		L5						5-3	4 0 1 0 1 0 1	Houston Astros @ Montreal Expos Jarry Park, Montreal, QB Mon May 07 1973, 7:05 PM EDT Att: 7,021 - Unknown							
Tim Foli, R OBP: 0.240, SLG: 0.273 (1, 6)	1B		F9		K		4-3		F4	5 0 1 0 0 1 3								
Ron Woods, R OBP: 0.479, SLG: 0.537 (1, 8)	F7		BB		F8			1B BB		2 0 0 0 2 0 2								
Hal Breeden, R OBP: 0.414, SLG: 0.704 (1, 3)	FC5-4 1B		BB			K		F7		3 0 1 0 1 1 1								
Clyde Mashore, R (1, 7)	FC5-4		BB		F6		F3	F4		4 0 0 0 0 0 5								
Ken Singleton, S OBP: 0.411, SLG: 0.429 (1, 9)		1B BB		FC6-4 BB						1 0 1 0 3 0 0								
John Boccabella, R OBP: 0.311, SLG: 0.357 (1, 2)		F4		FC6-4 G6-4-3		L8		L5		4 0 0 0 0 0 5								
Bob Bailey, R OBP: 0.319, SLG: 0.341 (1, 5)		G6-4-3 1B		G6-4-3			6-3			4 0 2 0 0 0 1								
Ernie McAnally, R OBP: 0.250, SLG: 0.250 (1, 1)		G6-4-3			6-3		5-3		F8	3 0 0 0 0 0 2								
Terry Humphrey, R OBP: 0.200, SLG: 0.211 (9, PH)										1 0 0 0 0 0 1								
Inning Stats	R: 0 E: 0 K: 0 S: 5	H: 2 LOB: 2 BB: 0 P: 5	R: 0 E: 0 K: 0 S: 3	H: 1 LOB: 1 BB: 1 P: 7	R: 0 E: 0 K: 0 S: 2	H: 0 LOB: 0 BB: 1 P: 6	R: 0 E: 0 K: 1 S: 5	H: 0 LOB: 1 BB: 1 P: 9	R: 0 E: 0 K: 1 S: 4	H: 1 LOB: 1 BB: 0 P: 4	R: 0 E: 0 K: 0 S: 4	H: 1 LOB: 2 BB: 1 P: 8	R: 0 E: 0 K: 0 S: 4	H: 1 LOB: 1 BB: 0 P: 4	1B: 4 2B: 2 3B: 0 HR: 0	SF: 0 SAC: 0 DP: 2 HBP: 0	WP: 0 PB: 0 SB: 0 CS: 0	PA: 38
PITCHER Dave Roberts, L ERA: 2.79 (1, 1)	IP: 9.0 WLS: W BF: 38 H: 6 R: 0 ER: 0 SO: 2 BB: 7 IBB: 0 HBP: 0 BLK: 0 WP: 0 HR: 0 S: 35 P: 63 ERA: 0.00 WHIP: 1.444											PITCHER						

AB	31
R	0
H	6
RBI	0
BB	7
SO	2
LOB	21



Batter	1	2	3	4	5	6	7	8	9	AB	R	H	RBI	BB	SO	LOB	TOP			
Tommie Agee, R OBP: 0.353, SLG: 0.391 (1, 9)	4-0 6-3 1B FC6-4 BB	0-0 HR		0-0 4-3			0-3 K			3	2	1	1	1	1	1				
Roger Metzger, S OBP: 0.202, SLG: 0.226 (1, 6)	0-0 FC6-4 6-3 1-2 1B	0-3 K		0-0 4-3			0-0 L9-3 1B			4	0	2	0	0	1	0				
Cesar Cedeno, R OBP: 0.377, SLG: 0.576 (1, 8)	0-0 6-3 1-2 2-3		0-0 HR	0-0 F8			0-0 L9-3 1-2			4	1	1	1	0	0	3				
Bob Watson, R OBP: 0.470, SLG: 0.595 (1, 7)	4-0 FC6-4 IBB		0-0 G6-4-3 1B	0-0 F6			0-0 L8			3	0	1	0	1	0	0				
Lee May, R OBP: 0.227, SLG: 0.315 (1, 3)	0-0 FC6-4 BB 1-2 2-3 3-4		0-0 G6-4-3	0-0 F8			0-0 6-3			4	0	0	1	0	0	3				
Doug Rader, R OBP: 0.336, SLG: 0.396 (1, 5)	4-0 1-2 BB		0-0 F9	0-0 F8			0-0 FC6-4 1B			3	0	1	0	1	0	0				
Johnny Edwards, L OBP: 0.270, SLG: 0.381 (1, 2)	0-3 K		0-0 6-3	0-0 F7			0-0 L7			4	0	0	0	0	1	4				
Tommy Helms, R OBP: 0.288, SLG: 0.274 (1, 4)		0-0 F8		0-0 SH2-4 1B			0-0 F7		0-0 FC6-4 1-2	4	0	1	0	0	0	1				
Ken Forsch, R OBP: 0.100, SLG: 0.053 (9, 1)		0-3 K		0-0 SH2-4 1-2			0-3 K			2	0	0	0	0	2	0				
Jim York, R (9, 1)										0	0	0	0	0	0	0				
Inning Stats	R: 1 E: 0 K: 1 S: 6	H: 1 LOB: 3 BB: 3 P: 18	R: 1 E: 0 K: 2 S: 8	H: 1 LOB: 0 BB: 0 P: 8	R: 1 E: 0 K: 0 S: 4	H: 2 LOB: 0 BB: 0 P: 4	R: 0 E: 0 K: 0 S: 4	H: 1 LOB: 1 BB: 0 P: 4	R: 0 E: 0 K: 0 S: 3	H: 0 LOB: 0 BB: 0 P: 3	R: 0 E: 0 K: 2 S: 7	H: 0 LOB: 0 BB: 0 P: 7	R: 0 E: 0 K: 0 S: 3	H: 1 LOB: 1 BB: 0 P: 3	R: 0 E: 0 K: 0 S: 4	H: 1 LOB: 0 BB: 0 P: 4	1B: 5 2B: 1 3B: 0 HR: 2	SF: 0 SAC: 1 DP: 2 HBP: 0	WP: 0 PB: 0 SB: 0 CS: 0	PA: 35
PITCHER Steve Renko, R ERA: 2.93 (1, 1)	IP: 9.0 WLS: W BF: 35 H: 7 R: 3 ER: 3 SO: 5 BB: 2 IBB: 1 HBP: 0 BLK: 0 WP: 0 HR: 2 S: 42 P: 54 ERA: 3.00 WHIP: 1.000															PITCHER Steve Renko, R ERA: 2.93 (1, 1)	IP: 9.0 WLS: W BF: 35 H: 7 R: 3 ER: 3 SO: 5 BB: 2 IBB: 1 HBP: 0 BLK: 0 WP: 0 HR: 2 S: 42 P: 54 ERA: 3.00 WHIP: 1.000			

Houston Astros @ Montreal Expos
 Jarry Park, Montreal, QB
 Tue May 08 1973, 7:05 PM EDT
 Att: 5,035 - Unknown

AB	31
R	3
H	7
RBI	3
BB	3
SO	5
LOB	12



Batter	1	2	3	4	5	6	7	8	9	AB	R	H	RBI	BB	SO	LOB	BOTTOM			
Ron Hunt, R OBP: 0.441, SLG: 0.329 (1, 4)	0-3 K	1-0 G5-4-3 HBP			0-0			0-0 6-3		3	0	0	0	0	1	1				
Tim Foli, R OBP: 0.231, SLG: 0.262 (1, 6)	0-0 F4	0-0 G5-4-3 1-2			0-0 G6-4-3 1-2			0-0 F2		4	0	0	0	0	0	4				
Mike Jorgensen, L OBP: 0.247, SLG: 0.246 (1, 3)	0-3 K		0-0 L4		0-0 F4			0-0 F5		4	0	0	0	0	1	0				
Ron Fairly, L OBP: 0.557, SLG: 0.702 (1, 7)		0-0 HR	4-0 CS BB		0-0 L7			0-0 4-3		3	1	1	1	1	0	0				
Ken Singleton, S OBP: 0.414, SLG: 0.418 (1, 9)		0-0 E4 SH2-3 E	0-3 K 1-2		4-0 BB			4-0 1B E BB		2	2	0	0	2	1	1				
Ron Woods, R OBP: 0.481, SLG: 0.523 (1, 8)		4-0 SH2-3 E BB		0-0 F7			0-0 F7		0-0 E IBB 1B	3	1	1	0	1	0	1				
John Boccabella, R OBP: 0.312, SLG: 0.347 (1, 2)		0-0 SH2-3 1-2 2-3		0-0 6-3			0-0 F8		4-0 E IBB	2	0	0	0	1	0	0				
Bob Bailey, R OBP: 0.320, SLG: 0.326 (1, 5)		4-0 E IBB		0-0 L8			0-3 K		0-0 E1 1-2 2-3 3-4	2	0	0	0	1	1	0				
Boots Day, L OBP: 0.429, SLG: 0.417 (9, PH)										1	0	0	0	0	0	2				
Steve Renko, R OBP: 0.364, SLG: 0.455 (1, 1)		0-0 E8 1-3 2-4 3-4		0-0 G6-4-3 1B			0-3 K			3	0	2	2	0	1	0				
Inning Stats	R: 0 E: 0 K: 2 S: 7	H: 0 LOB: 0 BB: 0 P: 7	R: 3 E: 2 K: 0 S: 5	H: 2 LOB: 2 BB: 2 P: 14	R: 0 E: 0 K: 1 S: 4	H: 0 LOB: 1 BB: 1 P: 8	R: 0 E: 0 K: 0 S: 3	H: 0 LOB: 0 BB: 0 P: 3	R: 0 E: 0 K: 0 S: 3	H: 0 LOB: 1 BB: 1 P: 7	R: 0 E: 0 K: 2 S: 7	H: 0 LOB: 0 BB: 0 P: 7	R: 0 E: 0 K: 0 S: 3	H: 0 LOB: 0 BB: 0 P: 3	R: 1 E: 1 K: 0 S: 3	H: 1 LOB: 3 BB: 2 P: 11	1B: 3 2B: 1 3B: 0 HR: 1	SF: 0 SAC: 1 DP: 3 HBP: 1	WP: 0 PB: 0 SB: 1 CS: 1	PA: 35
PITCHER Ken Forsch, R ERA: 3.83 (9, 1)	IP: 8.1 WLS: L BF: 33 H: 4 R: 4 ER: 2 SO: 4 BB: 4 IBB: 1 HBP: 0 BLK: 0 WP: 0 HR: 1 S: 37 P: 58 ERA: 2.16 WHIP: 0.960															PITCHER Ken Forsch, R ERA: 3.83 (9, 1)	IP: 8.1 WLS: L BF: 33 H: 4 R: 4 ER: 2 SO: 4 BB: 4 IBB: 1 HBP: 0 BLK: 0 WP: 0 HR: 1 S: 37 P: 58 ERA: 2.16 WHIP: 0.960			
Jim York, R ERA: 1.77 (9, 1)	0.0 L BF: 2 H: 0 R: 0 ER: 0 SO: 0 BB: 0 IBB: 1 HBP: 0 BLK: 0 WP: 0 HR: 0 S: 1 P: 5 ERA: ∞ WHIP: ∞															PITCHER Jim York, R ERA: 1.77 (9, 1)	0.0 L BF: 2 H: 0 R: 0 ER: 0 SO: 0 BB: 0 IBB: 1 HBP: 0 BLK: 0 WP: 0 HR: 0 S: 1 P: 5 ERA: ∞ WHIP: ∞			

Houston Astros @ Montreal Expos
 Jarry Park, Montreal, QB
 Tue May 08 1973, 7:05 PM EDT
 Att: 5,035 - Unknown

AB	27
R	4
H	4
RBI	3
BB	6
SO	5
LOB	9



Batter	1	2	3	4	5	6	7	8	9	AB	R	H	RBI	BB	SO	LOB	TOP								
Pete Rose, S OBP: 0.397, SLG: 0.391 (1, 7)	4-0 BB		0-0 F7		0-0 F7		0-0 4-3			3	0	0	0	1	0	2									
Joe Morgan, L OBP: 0.434, SLG: 0.571 (1, 4)	0-0 F9		0-0			0-0 1B 2B		0-0 P4		4	1	1	0	0	0	1									
Johnny Bench, R OBP: 0.371, SLG: 0.533 (1, 2)	0-0 L7		0-3 K			0-0 FC4 1B		0-0 5-3		4	0	1	1	0	1	1									
Bobby Tolan, L OBP: 0.279, SLG: 0.339 (1, 8)	0-3 K			0-0 L4		0-0 F2		0-0 F7		4	0	0	0	0	1	2									
Joe Hague, L OBP: 0.250, SLG: 0.250 (1, 3)		0-0 G3		0-3 K		0-0 FC4 1-2f			0-0 1-3	4	0	0	0	0	1	1									
Dave Concepcion, R OBP: 0.382, SLG: 0.546 (1, 6)		4-0 S BB		0-0 P4		0-0 5-3			0-3 K	3	0	0	0	1	1	1									
Cesar Geronimo, L OBP: 0.239, SLG: 0.287 (1, 9)		0-0 F8 1-2			0-0 F5		0-3 K		0-0 F3	4	0	0	0	0	1	1									
Denis Menke, R OBP: 0.405, SLG: 0.270 (1, 5)		4-0 BB		4-0 BB		4-0 FC5-4 BB		0-0 F8		1	0	0	0	2	0	0									
Roger Nelson, R OBP: 0.083, SLG: 0.083 (1, 1)		0-3 K		0-0 FC5-4 1-2f		0-0 FC5-4		0-0 1B		1	0	0	0	0	1	2									
Gene Locklear, L OBP: 0.250, SLG: 0.143 (5, PH)										1	0	0	0	0	0	1									
Ed Sprague, R (5, 1)										0	0	0	0	0	0	0									
Darrel Chaney, S OBP: 0.200, SLG: 0.135 (7, PH)										1	0	1	0	0	0	0									
Pedro Borbon, R OBP: 0.250, SLG: 0.250 (7, 1)										0	0	0	0	0	0	0									
Inning Stats	R: 0 E: 0 K: 1 S: 5	H: 0 LOB: 1 BB: 1 P: 9	R: 0 E: 0 K: 1 S: 5	H: 0 LOB: 2 BB: 2 P: 13	R: 0 E: 0 K: 1 S: 5	H: 0 LOB: 0 BB: 0 P: 5	R: 0 E: 0 K: 1 S: 5	H: 0 LOB: 0 BB: 0 P: 5	R: 0 E: 0 K: 0 S: 3	H: 0 LOB: 1 BB: 1 P: 7	R: 1 E: 0 K: 0 S: 5	H: 2 LOB: 1 BB: 0 P: 5	R: 0 E: 0 K: 1 S: 6	H: 1 LOB: 0 BB: 0 P: 6	R: 0 E: 0 K: 0 S: 3	H: 0 LOB: 0 BB: 0 P: 3	R: 0 E: 0 K: 1 S: 5	H: 0 LOB: 0 BB: 0 P: 5	1B: 2 2B: 1 3B: 0 HR: 0	SF: 0 SAC: 0 DP: 0 HBP: 0	WP: 0 PB: 0 SB: 1 CS: 0	PA: 34			
PITCHER Don Wilson, R ERA: 3.34 (1, 1)	IP: 9.0 WLS: W BF: 34 H: 3 R: 1 ER: 1 SO: 6 BB: 4 IBB: 0 HBP: 0 BLK: 0 WP: 0 HR: 0 S: 42 P: 58 ERA: 1.00 WHIP: 0.778																								

Cincinnati Reds @ Houston Astros
Astrodome, Houston, TX
Fri May 11 1973, 8:05 PM EDT
Att: 31,354 - Unknown

AB	30
R	1
H	3
RBI	1
BB	4
SO	6
LOB	12



Batter	1	2	3	4	5	6	7	8	9	AB	R	H	RBI	BB	SO	LOB	BOTTOM							
Jimmy Wynn, R OBP: 0.333, SLG: 0.516 (1, 9)	0-0 SH5-3-5 1B	0-0 SF8			0-0 SH2-4 1B 2B		0-0 6-3			3	1	2	1	0	0	0								
Roger Metzger, S OBP: 0.206, SLG: 0.253 (1, 6)	0-0 SH5-3-5-4 1-3f	0-0 1-3			0-0 SH2-4 2-3		0-0 1B 3B			2	1	1	0	0	0	2								
Cesar Cedeno, R OBP: 0.387, SLG: 0.581 (1, 8)	0-0 F7		0-0 FC6-5 S 1B		0-0 CS S 1B		0-0 1B 1B			4	0	3	2	0	0	0								
Bob Watson, R OBP: 0.471, SLG: 0.588 (1, 7)		0-0 E5 HR	0-0 FC6-5 FC6-4 1-3		0-0 3H 4-0 BB		0-0 G6-4-3 1B			3	1	1	0	1	0	1								
Lee May, R OBP: 0.228, SLG: 0.344 (1, 3)		0-0 HR	0-3 K		0-0 5-3		0-0 G6-4-3 1-2f			4	1	1	2	0	1	4								
Doug Rader, R OBP: 0.341, SLG: 0.409 (1, 5)		0-0 E6 SH5-3 SF8 1B	0-0 FC6-4 1-2f		0-0 5-3		0-0 2B			4	1	2	0	0	0	1								
Johnny Edwards, L OBP: 0.289, SLG: 0.368 (1, 2)		1-0 SH5-3 HBP		0-0 G3		0-0 4-3		0-0 2B		3	0	0	0	0	0	1								
Tommy Helms, R OBP: 0.289, SLG: 0.276 (1, 4)		0-0 SH5-3 1-2 2-3		0-0 F8		0-0 1B		0-0 P8		3	0	1	0	0	0	1								
Don Wilson, R OBP: 0.174, SLG: 0.227 (1, 1)		4-0 BB		0-3 K		0-0 F7		0-3 K		3	0	0	0	1	2	2								
Inning Stats	R: 0 E: 0 K: 0 S: 3	H: 1 LOB: 0 BB: 0 P: 3	R: 3 E: 2 K: 0 S: 6	H: 2 LOB: 2 BB: 1 P: 11	R: 0 E: 0 K: 1 S: 6	H: 1 LOB: 0 BB: 0 P: 6	R: 0 E: 0 K: 1 S: 5	H: 0 LOB: 0 BB: 0 P: 5	R: 1 E: 0 K: 0 S: 4	H: 2 LOB: 1 BB: 1 P: 8	R: 0 E: 0 K: 0 S: 4	H: 1 LOB: 0 BB: 0 P: 4	R: 1 E: 0 K: 0 S: 5	H: 3 LOB: 1 BB: 0 P: 5	R: 0 E: 0 K: 1 S: 6	H: 1 LOB: 1 BB: 0 P: 6	1B: 7 2B: 3 3B: 1 HR: 1	SF: 1 SAC: 3 DP: 2 HBP: 1	WP: 0 PB: 0 SB: 2 CS: 1	PA: 36				
PITCHER Roger Nelson, R ERA: 2.14 (1, 1)	IP: 4.0 WLS: L BF: 18 H: 4 R: 3 ER: 1 SO: 2 BB: 1 IBB: 0 HBP: 0 BLK: 0 WP: 0 HR: 1 S: 20 P: 25 ERA: 2.25 WHIP: 1.250																							
Ed Sprague, R ERA: 1.29 (5, 1)	IP: 2.0 WLS: 9 BF: 9 H: 3 R: 1 ER: 1 SO: 0 BB: 1 IBB: 0 HBP: 0 BLK: 0 WP: 0 HR: 0 S: 8 P: 12 ERA: 4.50 WHIP: 2.000																							
Pedro Borbon, R ERA: 0.99 (7, 1)	IP: 2.0 WLS: 9 BF: 4 H: 1 R: 1 ER: 1 SO: 1 BB: 0 IBB: 0 HBP: 0 BLK: 0 WP: 0 HR: 0 S: 11 P: 11 ERA: 4.50 WHIP: 2.000																							


Cincinnati Reds @ Houston Astros
Astrodome, Houston, TX
Fri May 11 1973, 8:05 PM EDT
Att: 31,354 - Unknown

AB	29
R	5
H	11
RBI	5
BB	2
SO	3
LOB	12




Batter	1	2	3	4	5	6	7	8	9	AB	R	H	RBI	BB	SO	LOB	TOP					
Pete Rose, S OBP: 0.393, SLG: 0.387 (1, 7)	0-0 4-3			0-0 G4-6-3 1B		0-0 6-3		0-0 4-3		4	0	1	0	0	0	2	Cincinnati Reds @ Houston Astros Astrodome, Houston, TX Sat May 12 1973, 8:05 PM EDT Att: 38,874 - Unknown					
Dave Concepcion, R OBP: 0.367, SLG: 0.535 (1, 6)	0-0 F9			0-0 G4-6-3 1-2		4-0 G5-4-3 BB		4-0 BB		2	0	0	0	2	0	1						
Johnny Bench, R OBP: 0.368, SLG: 0.518 (1, 3)	0-0 F8			4-0 BB 1B BB		0-0 G5-4-3 1-2		0-3 K		3	1	0	0	1	1	4						
Bobby Tolan, L OBP: 0.286, SLG: 0.345 (1, 8)		0-0 6-3		0-0 BB 1B 1B				0-0 F8		4	0	2	0	0	0	0						
Denis Menke, R OBP: 0.420, SLG: 0.266 (1, 5)		4-0 G6-4-3 BB		4-0 1B BB				0-0 F8		1	0	0	0	3	0	0						
Bill Plummer, R OBP: 0.214, SLG: 0.154 (1, 2)		0-0 G6-4-3 1-2		0-0 1-3 2-H 3-H 1B				0-3 K		4	0	1	1	0	1	3						
Darrel Chaney, S OBP: 0.190, SLG: 0.128 (8, PH)			0-0 P4		0-0 4-3			4-0 4-3 1B BB		2	0	0	0	0	0	0						
Phil Gaigliano, R OBP: 0.314, SLG: 0.200 (8, 4)								0-3 K		1	0	0	0	1	1	2						
Cesar Geronimo, L OBP: 0.234, SLG: 0.261 (8, PH)			0-3 K		0-0 P4			0-0 F8		2	0	0	0	0	1	0						
Richie Scheinblum, S OBP: 0.300, SLG: 0.346 (8, 9)								0-0 FC4-6 1-2		2	0	0	0	0	0	3						
Ross Grimsley, L OBP: 0.048, SLG: 0.048 Clay Carroll, R (6, 1)			0-0 5-3		0-3 K			0-0 4-3 1B		2	0	0	0	0	1	0						
Joe Morgan, L OBP: 0.439, SLG: 0.576 Ed Sprague, R (8, 1)								1-2 4-3 1B		0	0	0	0	0	0	0						
Inning Stats	R: 0 E: 0 K: 0 S: 3	H: 0 LOB: 0 BB: 0 P: 3	R: 0 E: 0 K: 0 S: 2	H: 0 LOB: 0 BB: 1 P: 6	R: 0 E: 0 K: 1 S: 5	H: 0 LOB: 0 BB: 0 P: 5	R: 1 E: 0 K: 0 S: 4	H: 3 LOB: 2 BB: 2 P: 12	R: 0 E: 0 K: 1 S: 5	H: 0 LOB: 0 BB: 0 P: 5	R: 0 E: 0 K: 0 S: 2	H: 0 LOB: 0 BB: 1 P: 6	R: 0 E: 0 K: 1 S: 5	H: 0 LOB: 0 BB: 0 P: 5	R: 0 E: 0 K: 1 S: 6	H: 1 LOB: 2 BB: 1 P: 14	R: 0 E: 0 K: 1 S: 6	H: 1 LOB: 2 BB: 1 P: 10	1B: 5 2B: 0 3B: 0 HR: 0	SF: 0 SAC: 0 DP: 3 HBP: 0	WP: 0 PB: 0 SB: 1 CS: 0	PA: 35
PITCHER	IP WLS BF H R ER SO BB IBB HBP BLK WP HR S P ERA WHIP	IP WLS BF H R ER SO BB IBB HBP BLK WP HR S P ERA WHIP	IP WLS BF H R ER SO BB IBB HBP BLK WP HR S P ERA WHIP	IP WLS BF H R ER SO BB IBB HBP BLK WP HR S P ERA WHIP	IP WLS BF H R ER SO BB IBB HBP BLK WP HR S P ERA WHIP	IP WLS BF H R ER SO BB IBB HBP BLK WP HR S P ERA WHIP	IP WLS BF H R ER SO BB IBB HBP BLK WP HR S P ERA WHIP	IP WLS BF H R ER SO BB IBB HBP BLK WP HR S P ERA WHIP	IP WLS BF H R ER SO BB IBB HBP BLK WP HR S P ERA WHIP	IP WLS BF H R ER SO BB IBB HBP BLK WP HR S P ERA WHIP	IP WLS BF H R ER SO BB IBB HBP BLK WP HR S P ERA WHIP	IP WLS BF H R ER SO BB IBB HBP BLK WP HR S P ERA WHIP	IP WLS BF H R ER SO BB IBB HBP BLK WP HR S P ERA WHIP	IP WLS BF H R ER SO BB IBB HBP BLK WP HR S P ERA WHIP	IP WLS BF H R ER SO BB IBB HBP BLK WP HR S P ERA WHIP	IP WLS BF H R ER SO BB IBB HBP BLK WP HR S P ERA WHIP	IP WLS BF H R ER SO BB IBB HBP BLK WP HR S P ERA WHIP					
Jerry Reuss, L ERA: 2.01 Jim York, R ERA: 1.66	7.2 W 29 4 1 1 3 6 0 0 0 0 0 0 29 53 1.17 1.304	1.1 S 6 1 0 0 2 1 0 0 0 0 0 0 9 13 0.00 1.500																				

AB 28
R 1
H 5
RBI 1
BB 7
SO 5
LOB 15



Batter	1	2	3	4	5	6	7	8	9	AB	R	H	RBI	BB	SO	LOB	BOTTOM			
Jimmy Wynn, R OBP: 0.329, SLG: 0.500 (1, 9)	0-0 P3		0-0 5-3			0-0 6-3	0-0 6-3	4-0 FC4 BB		4	0	0	0	1	0	0	Cincinnati Reds @ Houston Astros Astrodome, Houston, TX Sat May 12 1973, 8:05 PM EDT Att: 38,874 - Unknown			
Roger Metzger, S OBP: 0.217, SLG: 0.270 (1, 6)	0-0 3B 1B		0-0 F8			0-0 1B 2B	0-0 6-3	0-0 FC4 1-2		5	2	2	0	0	0	2				
Cesar Cedeno, R OBP: 0.397, SLG: 0.598 (1, 8)	0-0 1-H 3B		0-0 6-3			4-0 1B IBB	0-0 S 1B			3	2	2	1	1	0	0				
Bob Watson, R OBP: 0.479, SLG: 0.590 (1, 7) (7, 3)	0-3 K			4-0 G6-4-3 BB		0-0 E 1B FC4-6 1B	0-0 1-H 1B 1B			3	2	2	2	1	1	1				
Lee May, R OBP: 0.231, SLG: 0.343 Tommie Agee, R OBP: 0.365, SLG: 0.404 (6, PR) (7, 7)	0-0 5-3			0-0 G6-4-3 1-2		0-0 FC4-6 2B 1B	0-0 2-H 1B			3	0	1	1	0	0	2				
Doug Rader, R OBP: 0.331, SLG: 0.395 (1, 5)		0-0 6-3		0-3 K		0-0 E6 FC4-6	0-0 F7			4	0	0	0	0	1	3				
Larry Howard, R OBP: 0.220, SLG: 0.211 Johnny Edwards, L OBP: 0.274, SLG: 0.364 (6, PH) (7, 2)		0-0 P6			0-0 6-3	0-0 FC4-6 2B 1-2 2-3 3-H		4-0 SH3 BB		2	0	0	0	0	0	0				
Tommy Helms, R OBP: 0.295, SLG: 0.298 (1, 4)		0-0 2B			0-0 L4	0-0 1-3 3-H 2B		0-0 F8		4	0	2	1	0	0	1				
Jerry Reuss, L OBP: 0.227, SLG: 0.227 Jim York, R (8, 1)		0-0 4-3			0-0 F5	0-3 K		0-0 SH3		3	0	0	0	0	1	4				
Inning Stats	R: 1 E: 0 K: 1 S: 7	H: 2 LOB: 1 BB: 0 P: 7	R: 0 E: 0 K: 0 S: 4	H: 1 LOB: 1 BB: 0 P: 4	R: 0 E: 0 K: 1 S: 3	H: 0 LOB: 0 BB: 0 P: 3	R: 0 E: 0 K: 1 S: 4	H: 0 LOB: 1 BB: 1 P: 8	R: 0 E: 0 K: 1 S: 3	H: 0 LOB: 0 BB: 0 P: 3	R: 4 E: 1 K: 1 S: 10	H: 4 LOB: 3 BB: 1 P: 14	R: 2 E: 0 K: 0 S: 6	H: 3 LOB: 1 BB: 0 P: 6	R: 0 E: 0 K: 0 S: 3	H: 0 LOB: 2 BB: 2 P: 11		1B: 6 2B: 3 3B: 1 HR: 0	SF: 0 SAC: 1 DP: 1 HBP: 0	WP: 0 PB: 0 SB: 1 CS: 0
PITCHER	IP WLS BF H R ER SO BB IBB HBP BLK WP HR S P ERA WHIP	IP WLS BF H R ER SO BB IBB HBP BLK WP HR S P ERA WHIP	IP WLS BF H R ER SO BB IBB HBP BLK WP HR S P ERA WHIP	IP WLS BF H R ER SO BB IBB HBP BLK WP HR S P ERA WHIP	IP WLS BF H R ER SO BB IBB HBP BLK WP HR S P ERA WHIP	IP WLS BF H R ER SO BB IBB HBP BLK WP HR S P ERA WHIP	IP WLS BF H R ER SO BB IBB HBP BLK WP HR S P ERA WHIP	IP WLS BF H R ER SO BB IBB HBP BLK WP HR S P ERA WHIP	IP WLS BF H R ER SO BB IBB HBP BLK WP HR S P ERA WHIP	IP WLS BF H R ER SO BB IBB HBP BLK WP HR S P ERA WHIP	IP WLS BF H R ER SO BB IBB HBP BLK WP HR S P ERA WHIP	IP WLS BF H R ER SO BB IBB HBP BLK WP HR S P ERA WHIP	IP WLS BF H R ER SO BB IBB HBP BLK WP HR S P ERA WHIP	IP WLS BF H R ER SO BB IBB HBP BLK WP HR S P ERA WHIP	IP WLS BF H R ER SO BB IBB HBP BLK WP HR S P ERA WHIP	IP WLS BF H R ER SO BB IBB HBP BLK WP HR S P ERA WHIP				
Ross Grimsley, L ERA: 2.43 Clay Carroll, R ERA: 10.8 Ed Sprague, R ERA: 1.13	5.1 L 23 4 2 2 1 0 0 0 0 0 0 12 12 10.80 2.400	1.0 5 0 0 0 0 0 2 0 0 0 0 0 3 11 0.00 2.000																		

AB 33
R 7
H 10
RBI 7
BB 4
SO 3
LOB 15



Batter	1	2	3	4	5	6	7	8	9	AB	R	H	RBI	BB	SO	LOB	TOP										
Pete Rose, S OBP: 0.393, SLG: 0.382 (1, 7)										4	0	1	0	1	0	1	Cincinnati Reds @ Houston Astros Astrodome, Houston, TX Sun May 13 1973, 4:33 AM EDT Att: 27,905 - Unknown										
Joe Morgan, L OBP: 0.456, SLG: 0.589 (1, 4)										3	1	3	0	1	0	0											
Johnny Bench, R OBP: 0.364, SLG: 0.504 (1, 2)										3	0	0	0	1	0	4											
Bobby Tolan, L OBP: 0.292, SLG: 0.374 (1, 8)										4	1	2	1	0	1	1											
Joe Hague, L OBP: 0.219, SLG: 0.214 (1, 3)										4	0	0	0	0	0	2											
Dave Concepcion, R OBP: 0.357, SLG: 0.520 (8, PH)										3	0	0	0	0	2	0											
Larry Stahl, L OBP: 0.563, SLG: 0.692 (8, 6)										1	0	0	0	0	1	2											
Darrel Chaney, S OBP: 0.190, SLG: 0.128 (8, 6)										0	0	0	0	0	0	0											
Denis Menke, R OBP: 0.424, SLG: 0.269 (1, 5)										3	0	1	0	1	0	2											
Cesar Geronimo, L OBP: 0.224, SLG: 0.250 (1, 9)										4	0	0	0	0	1	2											
Jack Billingham, R OBP: 0.042, SLG: 0.042 (1, 1)										3	0	0	0	0	1	0											
Inning Stats	R: 0 E: 0 K: 1 S: 6	H: 2 LOB: 1 BB: 0 P: 6	R: 0 E: 0 K: 2 S: 8	H: 1 LOB: 1 BB: 0 P: 8	R: 0 E: 0 K: 1 S: 6	H: 1 LOB: 0 BB: 0 P: 6	R: 1 E: 0 K: 1 S: 6	H: 1 LOB: 0 BB: 0 P: 6	R: 0 E: 0 K: 0 S: 3	H: 0 LOB: 1 BB: 1 P: 7	R: 0 E: 0 K: 0 S: 3	H: 0 LOB: 1 BB: 1 P: 7	R: 1 E: 0 K: 1 S: 6	H: 1 LOB: 2 BB: 2 P: 14	R: 0 E: 0 K: 0 S: 3	H: 0 LOB: 0 BB: 0 P: 3	1B: 6 2B: 0 3B: 0 HR: 1	SF: 0 SAC: 1 DP: 0 HBP: 0	WP: 1 PA: 37 PB: 0 SB: 4 CS: 0								
PITCHER	IP	WLS	BF	H	R	ER	SO	BB	IBB	HBP	BLK	WP	HR	S	P	ERA	WHIP										
Ken Forsch, R ERA: 3.54 (1, 1)	7.0	L	28	6	1	1	5	2	0	0	0	0	1	36	44	1.29	1.143										
Jim Crawford, L ERA: 3.95 (8, 1)	0.1		4	1	1	1	0	2	0	0	0	1	0	2	10	27.00	9.000										
Cecil Upshaw, R ERA: 4.09 (8, 1)	1.2		5	0	0	0	1	0	0	0	0	0	0	7	7	0.00	0.000										

Batter	1	2	3	4	5	6	7	8	9	AB	R	H	RBI	BB	SO	LOB	BOTTOM										
Jimmy Wynn, R OBP: 0.318, SLG: 0.481 (1, 9)										5	0	0	0	0	1	2	Cincinnati Reds @ Houston Astros Astrodome, Houston, TX Sun May 13 1973, 4:33 AM EDT Att: 27,905 - Unknown										
Roger Metzger, S OBP: 0.236, SLG: 0.275 (1, 6)										2	0	1	0	1	0	0											
Cesar Cedeno, R OBP: 0.387, SLG: 0.581 (1, 8)										4	0	0	0	0	0	3											
Bob Watson, R OBP: 0.473, SLG: 0.575 (1, 7)										3	0	0	0	1	0	2											
Lee May, R OBP: 0.250, SLG: 0.347 (8, PR)										2	0	1	0	2	1	0											
Jesus Alou, R OBP: 0.333, SLG: 0.500 (9, 7)										0	0	0	0	0	0	0											
Doug Rader, R OBP: 0.336, SLG: 0.393 (1, 5)										3	0	1	0	0	0	5											
Johnny Edwards, L OBP: 0.276, SLG: 0.363 (1, 2)										3	0	1	0	0	0	1											
Bob Gallagher, L OBP: 0.154, SLG: 0.167 (7, PR)										0	0	0	0	0	0	0											
Jim Crawford, L OBP: 0.250, SLG: 0.500 (8, 1)										0	0	0	0	0	0	0											
Cecil Upshaw, R (8, PH)										1	0	0	0	0	0	0											
Tommie Agee, R OBP: 0.358, SLG: 0.396 (9, PH)										3	0	0	0	1	0	1											
Tommy Helms, R OBP: 0.294, SLG: 0.291 (1, 4)																											
Ken Forsch, R OBP: 0.091, SLG: 0.048 (7, PH)										2	0	0	0	0	2	0											
Jimmy Stewart, S OBP: 0.222, SLG: 0.125 (7, PH)										1	0	0	0	0	0	1											
Larry Howard, R OBP: 0.214, SLG: 0.205 (8, 2)										1	0	0	0	0	0	1											
Inning Stats	R: 0 E: 1 K: 0 S: 4	H: 0 LOB: 3 BB: 2 P: 12	R: 0 E: 0 K: 1 S: 5	H: 0 LOB: 0 BB: 0 P: 5	R: 0 E: 0 K: 0 S: 2	H: 0 LOB: 0 BB: 0 P: 3	R: 0 E: 0 K: 1 S: 6	H: 1 LOB: 1 BB: 0 P: 6	R: 0 E: 0 K: 2 S: 7	H: 0 LOB: 0 BB: 0 P: 7	R: 0 E: 0 K: 0 S: 3	H: 1 LOB: 2 BB: 1 P: 8	R: 0 E: 0 K: 0 S: 4	H: 1 LOB: 1 BB: 0 P: 4	R: 0 E: 0 K: 0 S: 4	H: 1 LOB: 2 BB: 1 P: 8	R: 0 E: 0 K: 0 S: 3	H: 0 LOB: 1 BB: 1 P: 7	1B: 4 2B: 0 3B: 0 HR: 0	SF: 0 SAC: 0 DP: 1 HBP: 2	WP: 1 PA: 38 PB: 0 SB: 1 CS: 0						
PITCHER	IP	WLS	BF	H	R	ER	SO	BB	IBB	HBP	BLK	WP	HR	S	P	ERA	WHIP										
Jack Billingham, R ERA: 2.49 (1, 1)	9.0	W	37	4	0	0	4	5	0	2	0	1	0	38	60	0.00	1.000										

AB	32
R	2
H	7
RBI	1
BB	4
SO	6
LOB	14



Batter	1	2	3	4	5	6	7	8	9	AB	R	H	RBI	BB	SO	LOB	TOP						
Ralph Garr, L OBP: 0.268, SLG: 0.293 (1, 9)										4	1	2	0	0	0	0							
Johnny Oates, L OBP: 0.308, SLG: 0.342 (1, 2)										2	1	0	0	2	1	2							
Darrell Evans, L OBP: 0.348, SLG: 0.504 (1, 5)										5	1	1	0	0	0	4							
Hank Aaron, R OBP: 0.357, SLG: 0.577 (1, 7)										4	1	1	0	1	1	3							
Dusty Baker Jr., R OBP: 0.369, SLG: 0.470 (1, 8)										4	1	1	2	0	0	2							
Mike Lum, L OBP: 0.351, SLG: 0.486 (1, 3)										4	1	3	4	1	0	2							
Davey Johnson, R OBP: 0.400, SLG: 0.444 (1, 4)										4	0	1	0	1	1	2							
Marty Perez, R OBP: 0.369, SLG: 0.383 (1, 6)										5	0	0	0	0	4	6							
Carl Morton, R OBP: 0.227, SLG: 0.200 (1, 1)										3	1	0	0	1	0	2							
Jack Pierce, L OBP: 0.105, SLG: 0.056 (9, PH)										1	0	0	0	0	1	0							
Danny Frisella, L (9, 1)										0	0	0	0	0	0	0							
Inning Stats	R: 0 E: 0 K: 1 S: 6	H: 1 LOB: 1 BB: 0 P: 6	R: 0 E: 0 K: 2 S: 8	H: 1 LOB: 1 BB: 0 P: 8	R: 0 E: 0 K: 0 S: 3	H: 0 LOB: 1 BB: 1 P: 7	R: 0 E: 0 K: 0 S: 3	H: 0 LOB: 0 BB: 1 P: 7	R: 0 E: 0 K: 1 S: 5	H: 0 LOB: 0 BB: 0 P: 5	R: 1 E: 0 K: 0 S: 5	H: 2 LOB: 3 BB: 2 P: 13	R: 5 E: 2 K: 1 S: 9	H: 2 LOB: 2 BB: 2 P: 18	R: 0 E: 0 K: 1 S: 7	H: 2 LOB: 2 BB: 0 P: 7	R: 1 E: 0 K: 2 S: 8	H: 1 LOB: 0 BB: 0 P: 8	1B: 7 2B: 1 3B: 0 HR: 1	SF: 0 SAC: 2 DP: 0 HBP: 1	WP: 1 PB: 0 SB: 1 CS: 0	PA: 45	
PITCHER	IP: 6.0 WLS: L BF: 26 ERA: 3.95	H: 4 R: 1 ER: 1 SO: 4	H: 4 R: 3 ER: 2 SO: 1	H: 3 R: 2 ER: 0 SO: 1	H: 0 R: 0 ER: 0 SO: 0	H: 1 R: 0 ER: 0 SO: 1	H: 0 R: 0 ER: 0 SO: 0	H: 0 R: 0 ER: 0 SO: 0	H: 0 R: 0 ER: 0 SO: 0	H: 0 R: 0 ER: 0 SO: 0	IP: 1.2 WLS: S BF: 6 ERA: 3.48	H: 1 R: 1 ER: 1 SO: 3	H: 0 R: 0 ER: 0 SO: 0	H: 0 R: 0 ER: 0 SO: 0	H: 0 R: 0 ER: 0 SO: 0	H: 0 R: 0 ER: 0 SO: 0	H: 0 R: 0 ER: 0 SO: 0	H: 1 R: 0 ER: 0 SO: 12	H: 1 R: 0 ER: 0 SO: 12	1B: 0 2B: 0 3B: 0 HR: 0	SF: 0 SAC: 0 DP: 0 HBP: 0	WP: 0 PB: 0 SB: 0 CS: 0	PA: 5.40 WHIP: 0.600

Atlanta Braves @ Houston Astros
Astrodome, Houston, TX
Mon May 14 1973, 8:05 PM EDT
Att: 11,168 - Unknown

AB 36
R 7
H 9
RBI 6
BB 6
SO 8
LOB 23



Batter	1	2	3	4	5	6	7	8	9	AB	R	H	RBI	BB	SO	LOB	BOTTOM								
Jimmy Wynn, R OBP: 0.314, SLG: 0.467 (1, 9)										4	0	0	0	1	0	1									
Roger Metzger, S OBP: 0.228, SLG: 0.264 (1, 6)										4	0	0	0	0	0	1									
Jesus Alou, R OBP: 0.286, SLG: 0.429 (9, PH)										1	0	0	0	0	0	1									
Cesar Cedeno, R OBP: 0.390, SLG: 0.579 (1, 8)										4	0	2	0	0	0	0									
Bob Watson, R OBP: 0.480, SLG: 0.581 (1, 7)										4	1	3	0	0	0	1									
Lee May, R OBP: 0.250, SLG: 0.343 (1, 3)										4	0	1	0	0	0	3									
Doug Rader, R OBP: 0.333, SLG: 0.389 (1, 5)										4	0	1	1	0	0	2									
Johnny Edwards, L OBP: 0.275, SLG: 0.351 (1, 2)										3	0	0	0	1	0	4									
Tommy Helms, R OBP: 0.293, SLG: 0.285 (1, 4)										3	0	0	0	1	0	1									
Tom Griffin, R OBP: 0.200, SLG: 0.500 (7, 1)										2	0	0	0	0	0	3									
Tommy Agee, R OBP: 0.200, SLG: 0.400 (9, PH)										1	0	1	0	0	0	0									
Inning Stats	R: 0 E: 0 K: 0 S: 4	H: 2 LOB: 2 BB: 1 P: 8	R: 0 E: 0 K: 0 S: 3	H: 0 LOB: 1 BB: 1 P: 7	R: 0 E: 0 K: 0 S: 4	H: 0 LOB: 2 BB: 1 P: 8	R: 0 E: 0 K: 0 S: 3	H: 0 LOB: 0 BB: 0 P: 3	R: 0 E: 0 K: 0 S: 4	H: 1 LOB: 1 BB: 0 P: 4	R: 0 E: 0 K: 0 S: 3	H: 0 LOB: 0 BB: 0 P: 3	R: 0 E: 0 K: 0 S: 6	H: 3 LOB: 2 BB: 0 P: 6	R: 0 E: 0 K: 0 S: 4	H: 1 LOB: 1 BB: 0 P: 4	1B: 8 2B: 0 3B: 0 HR: 0	SF: 0 SAC: 0 DP: 0 HBP: 0	WP: 0 PB: 0 SB: 1 CS: 1	PA: 38					
PITCHER	IP: 8.0 WLS: W BF: 34 ERA: 2.59	H: 7 R: 1 ER: 1 SO: 1	H: 1 R: 0 ER: 0 SO: 0	H: 0 R: 0 ER: 0 SO: 0	H: 0 R: 0 ER: 0 SO: 0	H: 0 R: 0 ER: 0 SO: 0	H: 0 R: 0 ER: 0 SO: 0	H: 0 R: 0 ER: 0 SO: 0	H: 0 R: 0 ER: 0 SO: 0	H: 0 R: 0 ER: 0 SO: 0	IP: 1.0 WLS: S BF: 4 ERA: 5.4	H: 1 R: 0 ER: 0 SO: 4	H: 0 R: 0 ER: 0 SO: 4	H: 0 R: 0 ER: 0 SO: 0	H: 0 R: 0 ER: 0 SO: 0	H: 0 R: 0 ER: 0 SO: 0	H: 0 R: 0 ER: 0 SO: 0	H: 0 R: 0 ER: 0 SO: 0	H: 0 R: 0 ER: 0 SO: 0	H: 0 R: 0 ER: 0 SO: 0	H: 0 R: 0 ER: 0 SO: 0	H: 0 R: 0 ER: 0 SO: 0	H: 0 R: 0 ER: 0 SO: 0	H: 0 R: 0 ER: 0 SO: 0	WHIP: 1.000

Atlanta Braves @ Houston Astros
Astrodome, Houston, TX
Mon May 14 1973, 8:05 PM EDT
Att: 11,168 - Unknown

AB 35
R 1
H 8
RBI 1
BB 3
SO 0
LOB 17



Batter	1	2	3	4	5	6	7	8	9	10	11	AB	R	H	RBI	BB	SO	LOB	TOP			
Ralph Garr, L OBP: 0.272, SLG: 0.295 (1, 9)	WP 2B 1B	1-3			CS 1B			5-3			1B SF8 SH1-3 1B	5	2	3	0	0	0	1				
Marty Perez, R OBP: 0.353, SLG: 0.356 (1, 6)	K 1-2		F8		5-3			CS BB 1-2			SH1-3 1-2	3	0	0	0	1	1	2				
Darrell Evans, L OBP: 0.354, SLG: 0.500 (1, 5)	2B 2-H		F7			4-3		4-3			1B 2B IBB	4	1	1	1	1	0	1				
Hank Aaron, R OBP: 0.368, SLG: 0.583 Sonny Jackson, L OBP: 0.250, SLG: 0.182 (9, 7)	BB		5-3			HR				F7	2B 1B	3	1	1	1	1	0	0				
Dusty Baker Jr., R OBP: 0.360, SLG: 0.480 (1, 8)	F8				E6	G3		5-3			SF8	4	0	0	1	0	0	2				
Davey Johnson, R OBP: 0.363, SLG: 0.444 (1, 4)	K		F3		F3	F7		5-3			2B	5	0	1	2	0	1	3				
Mike Lum, L OBP: 0.337, SLG: 0.449 (1, 3)			F3		K			F8			F7	5	0	0	0	0	1	2				
Paul Casanova, R OBP: 0.143, SLG: 0.190 Johnny Oates, L OBP: 0.296, SLG: 0.328 (10, 2)		6-3			F3			6-3				3	0	0	0	0	0	1				
Gary Gentry, R OBP: 0.320, SLG: 0.292 Danny Frisella, L (8, 1)												3	0	1	0	0	2	0				
Jack Pierce, L OBP: 0.100, SLG: 0.053 Ron Schueler, R OBP: 0.500, SLG: 0.500 (10, 1)					K					F5		1	0	0	0	0	0	0				
Inning Stats	R: 1 E: 0 K: 2 S: 9	H: 2 LOB: 2 BB: 1 P: 13	R: 0 E: 0 K: 0 S: 4	H: 1 LOB: 1 BB: 0 P: 4	R: 0 E: 0 K: 0 S: 3	H: 0 LOB: 0 BB: 0 P: 3	R: 0 E: 1 K: 1 S: 6	H: 0 LOB: 1 BB: 0 P: 6	R: 0 E: 0 K: 1 S: 5	H: 0 LOB: 0 BB: 0 P: 5	R: 0 E: 0 K: 0 S: 2	H: 0 LOB: 0 BB: 1 P: 6	R: 0 E: 0 K: 0 S: 3	H: 0 LOB: 0 BB: 0 P: 3	R: 0 E: 0 K: 0 S: 3	H: 0 LOB: 0 BB: 0 P: 3	R: 3 E: 0 K: 0 S: 6	H: 3 LOB: 1 BB: 1 P: 10	1B: 5 2B: 2 3B: 0 HR: 1	SF: 1 SAC: 1 DP: 0 HBP: 0	WP: 1 PB: 0 SB: 0 CS: 2	PA: 43
PITCHER	Jerry Reuss, L ERA: 2.04 (1, 1)	Cecil Upshaw, R ERA: 3.86 (9, 1)	Jim Crawford, L ERA: 5.02 (11, 1)	Jim York, R ERA: 1.93 (11, 1)	PITCHER																	
	IP: 8.0 WLS: 2 BF: 30 H: 5 R: 2 ER: 2 SO: 5 BB: 2 IBB: 0 HBP: 0 BLK: 0 WP: 1 HR: 1 S: 38 P: 46 ERA: 2.25 WHIP: 0.875	IP: 2.1 WLS: 1 BF: 8 H: 1 R: 1 ER: 1 SO: 0 BB: 0 IBB: 0 HBP: 0 BLK: 0 WP: 0 HR: 0 S: 8 P: 8 ERA: 3.86 WHIP: 0.429	IP: 0.0 WLS: 0 BF: 2 H: 1 R: 0 ER: 0 SO: 0 BB: 1 IBB: 0 HBP: 0 BLK: 0 WP: 0 HR: 0 S: 1 P: 5 ERA: ∞ WHIP: ∞	IP: 0.2 WLS: 3 BF: 1 H: 2 R: 2 ER: 0 SO: 0 BB: 0 IBB: 0 HBP: 0 BLK: 0 WP: 0 HR: 0 S: 3 P: 3 ERA: 27.00 WHIP: 1.500	IP: 1 WLS: 1 BF: 4 H: 1 R: 0 ER: 0 SO: 1 BB: 0 IBB: 0 HBP: 0 BLK: 0 WP: 0 HR: 0 S: 4 P: 4 ERA: 2.25 WHIP: 0.875																	

Atlanta Braves @ Houston Astros
Astrodome, Houston, TX
Wed May 16 1973, 8:05 PM EDT
Att: 12,491 - Dome

AB 38
R 5
H 8
RBI 5
BB 3
SO 5
LOB 12



Batter	1	2	3	4	5	6	7	8	9	10	11	AB	R	H	RBI	BB	SO	LOB	BOTTOM			
Tommie Agee, R OBP: 0.349, SLG: 0.379 (1, 9)	F4		K			F8		K				5	0	1	0	0	2	2				
Roger Metzger, S OBP: 0.253, SLG: 0.257 Jimmy Wynn, R OBP: 0.316, SLG: 0.463 (8, 9)	6-3		6-3			6-3		1B BB			1B K	3	0	0	0	0	0	0				
Cesar Cedeno, R OBP: 0.393, SLG: 0.591 (1, 8)	HR				K						F8	5	1	3	2	0	1	0				
Bob Watson, R OBP: 0.453, SLG: 0.541 (1, 7)	K		L5		L8			K			5-3	5	0	0	0	0	2	4				
Lee May, R OBP: 0.242, SLG: 0.327 Cecil Upshaw, R (9, 1)			4-3		F3			L5			FC5-4 1B	4	0	0	0	0	0	3				
Jim Crawford, L OBP: 0.250, SLG: 0.500 Jim York, R (11, 1)						5-3		L5				0	0	0	0	0	0	0				
Bob Gallagher, L OBP: 0.214 (11, 9)											1B	1	0	1	0	0	0	0				
Doug Rader, R OBP: 0.329, SLG: 0.376 (1, 5)					F6			F8			FC5-4 1B	4	0	0	0	1	0	1				
Larry Howard, R OBP: 0.196, SLG: 0.186 (1, 2)					K			K			L7	4	0	0	0	0	3	1				
Tommy Helms, R OBP: 0.292, SLG: 0.292 (1, 4)			F7								6-3	4	1	2	0	0	0	1				
Jerry Reuss, L OBP: 0.208, SLG: 0.208 Jimmy Stewart, S OBP: 0.273, SLG: 0.200 Hector Torres, R OBP: 0.154, SLG: 0.083 (9, 6)			4-3			F7		1B BB 1B			5-3	2	0	0	0	0	0	1				
Inning Stats	R: 1 E: 0 K: 1 S: 6	H: 1 LOB: 0 BB: 0 P: 6	R: 0 E: 0 K: 1 S: 5	H: 0 LOB: 1 BB: 1 P: 9	R: 0 E: 0 K: 1 S: 5	H: 0 LOB: 0 BB: 0 P: 5	R: 0 E: 0 K: 1 S: 5	H: 0 LOB: 0 BB: 0 P: 5	R: 0 E: 0 K: 1 S: 4	H: 0 LOB: 1 BB: 0 P: 4	R: 0 E: 0 K: 2 S: 10	H: 3 LOB: 3 BB: 1 P: 14	R: 0 E: 0 K: 0 S: 3	H: 0 LOB: 0 BB: 0 P: 3	R: 0 E: 0 K: 1 S: 5	H: 1 LOB: 0 BB: 0 P: 5	R: 0 E: 0 K: 0 S: 4	H: 1 LOB: 1 BB: 0 P: 4	1B: 6 2B: 1 3B: 0 HR: 1	SF: 0 SAC: 0 DP: 0 HBP: 0	WP: 0 PB: 0 SB: 1 CS: 0	PA: 42
PITCHER	Gary Gentry, R ERA: 3.03 (1, 1)	Danny Frisella, R ERA: 4.32 (8, 1)	Ron Schueler, R ERA: 4.41 (10, 1)	PITCHER																		
	IP: 7.1 WLS: 1 BF: 29 H: 5 R: 2 ER: 2 SO: 7 BB: 2 IBB: 0 HBP: 0 BLK: 0 WP: 0 HR: 1 S: 41 P: 49 ERA: 2.46 WHIP: 0.955	IP: 1.2 WLS: 6 BF: 1 H: 0 R: 0 ER: 0 SO: 1 BB: 0 IBB: 0 HBP: 0 BLK: 0 WP: 0 HR: 0 S: 8 P: 8 ERA: 0.00 WHIP: 0.600	IP: 2.0 WLS: 7 BF: 7 H: 2 R: 0 ER: 0 SO: 1 BB: 0 IBB: 0 HBP: 0 BLK: 0 WP: 0 HR: 0 S: 9 P: 9 ERA: 0.00 WHIP: 1.000	IP: 1 WLS: 1 BF: 4 H: 1 R: 0 ER: 0 SO: 1 BB: 0 IBB: 0 HBP: 0 BLK: 0 WP: 0 HR: 0 S: 4 P: 4 ERA: 2.25 WHIP: 0.875																		

Atlanta Braves @ Houston Astros
Astrodome, Houston, TX
Wed May 16 1973, 8:05 PM EDT
Att: 12,491 - Dome

AB 40
R 2
H 8
RBI 2
BB 2
SO 9
LOB 13



Batter	1	2	3	4	5	6	7	8	9	AB	R	H	RBI	BB	SO	LOB	TOP		
Ralph Garr, L (1,9) OBP: 0.271, SLG: 0.294	0-0 6-3		0-3 K			0-0 S 1B		0-0 F9		4	0	1	0	0	1	0			
Johnny Oates, L (1,2) OBP: 0.297, SLG: 0.317	0-0 4-3		0-0 L4			0-3 K			0-0 F2	4	0	0	0	0	1	1			
Darrell Evans, L (1,5) OBP: 0.345, SLG: 0.484	0-0 4-3			0-0 4-3		0-3 K			0-3 K	4	0	0	0	0	2	1			
Hank Aaron, R (1,7) OBP: 0.362, SLG: 0.571 Rod Gilbreath, R (9, PR) OBP: 0.342, SLG: 0.347		4-0 BB 1B BB		0-3 K		0-0 6-3			4-0 WP BB	2	0	0	0	2	1	1			
Dusty Baker Jr., R (1,8) OBP: 0.357, SLG: 0.481	0-0 F8			0-0 1B 2B				0-0 F9	0-0 6-3	4	1	1	0	0	0	2			
Mike Lum, L (1,3) OBP: 0.348, SLG: 0.450	4-0 1B 1-2 BB			0-0 CS 1B				0-0 G3		2	0	1	1	1	0	0			
Davey Johnson, R (1,4) OBP: 0.382, SLG: 0.434	0-3 K			0-0 CS		0-3 K		0-0 F9		3	0	0	0	0	2	2			
Sonny Jackson, L (1,6) OBP: 0.256, SLG: 0.194	0-0 1-2 2H 1B					0-0 1-3			0-0 F7	3	0	1	0	0	0	0			
Pat Dobson, R (1,1) OBP: 0.067, SLG: 0.067 Jack Pierce, L (8, PH) OBP: 0.095, SLG: 0.050 Roric Harrison, R (8, 1)			0-0 1-3			0-0 4-3			0-3 K	2	0	0	0	0	0	0			
Inning Stats	R: 0 E: 0 K: 0 S: 3	H: 0 LOB: 0 BB: 0 P: 3	R: 0 E: 0 K: 1 S: 5	H: 1 LOB: 2 BB: 2 P: 13	R: 0 E: 0 K: 1 S: 5	H: 0 LOB: 0 BB: 0 P: 5	R: 1 E: 0 K: 1 S: 6	H: 2 LOB: 0 BB: 0 P: 6	R: 0 E: 0 K: 2 S: 8	H: 1 LOB: 1 BB: 0 P: 8	R: 0 E: 0 K: 0 S: 3	H: 0 LOB: 0 BB: 0 P: 3	R: 0 E: 0 K: 1 S: 5	H: 0 LOB: 0 BB: 0 P: 5	R: 0 E: 0 K: 1 S: 5	H: 0 LOB: 2 BB: 1 P: 9	1B: 3 2B: 1 3B: 0 HR: 0	SF: 0 SAC: 0 DP: 0 HBP: 0	WP: 1 PA: 33 PB: 0 SB: 1 CS: 1
PITCHER Ken Forsch, R (1,1) ERA: 3.21	IP: 9.0 WLS: W BF: 32 H: 4 R: 1 ER: 1 SO: 8 BB: 3 IBB: 0 HBP: 0 BLK: 0 WP: 1 HR: 0 S: 45 P: 57 ERA: 1.00 WHIP: 0.778															PITCHER Ken Forsch, R (1,1) ERA: 3.21	IP: 9.0 WLS: W BF: 32 H: 4 R: 1 ER: 1 SO: 8 BB: 3 IBB: 0 HBP: 0 BLK: 0 WP: 1 HR: 0 S: 45 P: 57 ERA: 1.00 WHIP: 0.778		

Atlanta Braves @ Houston Astros
Astrodome, Houston, TX
Thu May 17 1973, 8:05 PM EDT
Att: 9,106 - Dome

AB 29
R 1
H 4
RBI 1
BB 3
SO 8
LOB 7



Batter	1	2	3	4	5	6	7	8	9	AB	R	H	RBI	BB	SO	LOB	BOTTOM		
Jimmy Wynn, R (1,9) OBP: 0.309, SLG: 0.450	0-3 K		0-0 5-3			0-0 6-3		0-0 F6		4	0	0	0	0	1	3			
Roger Metzger, S (1,6) OBP: 0.232, SLG: 0.274	0-0 2B		0-0 4-3			0-0 F8			0-0 FC6-4 1B	4	0	2	0	0	0	0			
Cesar Cedeno, R (1,8) OBP: 0.395, SLG: 0.588	0-3 K			0-0 1B SF8 1B					0-0 FC6-4 2-3 S 1-2 1B	4	1	2	0	0	1	2			
Bob Watson, R (1,7) OBP: 0.454, SLG: 0.537	4-0 BB			0-0 1B SF8 2B 1B		0-0 L8			0-0 2-3	3	1	1	0	1	0	2			
Lee May, R (1,3) OBP: 0.242, SLG: 0.328	0-3 K			0-0 SF8					0-3 K	3	0	1	1	0	2	3			
Doug Rader, R (1,5) OBP: 0.333, SLG: 0.387		0-0 FC1-6 2B		0-0 F9					0-0 SH1-4 1B	4	0	2	0	0	1	1			
Tommy Helms, R (1,4) OBP: 0.299, SLG: 0.306		0-0 FC1-6 CS		0-0 2B					0-0 SH1-4	3	0	2	1	0	0	1			
Larry Howard, R (1,2) OBP: 0.220, SLG: 0.178		0-3 K		4-0 IBB					4-0 IBB	2	0	0	0	2	2	2			
Ken Forsch, R (1,1) OBP: 0.077, SLG: 0.040		0-0 CS		0-3 K		0-0 F9			0-3 K	4	0	0	0	0	3	6			
Inning Stats	R: 0 E: 0 K: 3 S: 10	H: 1 LOB: 2 BB: 1 P: 14	R: 0 E: 0 K: 1 S: 5	H: 1 LOB: 0 BB: 0 P: 5	R: 0 E: 0 K: 1 S: 5	H: 0 LOB: 0 BB: 0 P: 5	R: 2 E: 0 K: 0 S: 6	H: 3 LOB: 2 BB: 1 P: 10	R: 0 E: 0 K: 0 S: 4	H: 1 LOB: 1 BB: 0 P: 4	R: 0 E: 0 K: 1 S: 7	H: 2 LOB: 3 BB: 1 P: 11	R: 0 E: 0 K: 1 S: 6	H: 1 LOB: 1 BB: 0 P: 6	R: 0 E: 0 K: 3 S: 10	H: 1 LOB: 1 BB: 0 P: 10	1B: 7 2B: 3 3B: 0 HR: 0	SF: 1 SAC: 1 DP: 0 HBP: 0	WP: 0 PA: 37 PB: 0 SB: 1 CS: 1
PITCHER Pat Dobson, R (1,1) ERA: 4.58 Roric Harrison, R (8, 1) ERA: 1.73	IP: 7.0 WLS: L BF: 32 H: 9 R: 2 ER: 2 SO: 7 BB: 1 IBB: 2 HBP: 0 BLK: 0 WP: 0 HR: 0 S: 43 P: 55 ERA: 2.57 WHIP: 1.429															PITCHER Pat Dobson, R (1,1) ERA: 4.58 Roric Harrison, R (8, 1) ERA: 1.73	IP: 7.0 WLS: L BF: 32 H: 9 R: 2 ER: 2 SO: 7 BB: 1 IBB: 2 HBP: 0 BLK: 0 WP: 0 HR: 0 S: 43 P: 55 ERA: 2.57 WHIP: 1.429		

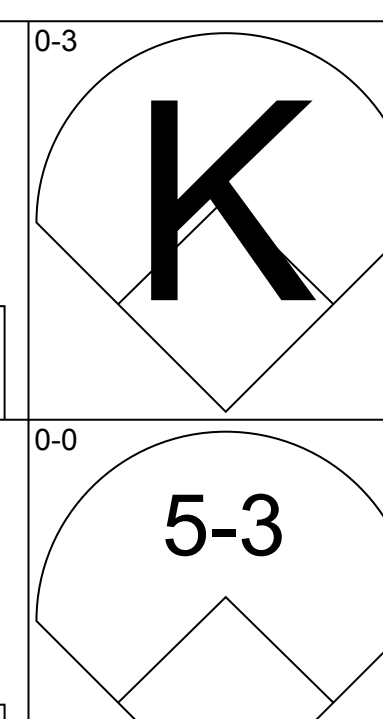
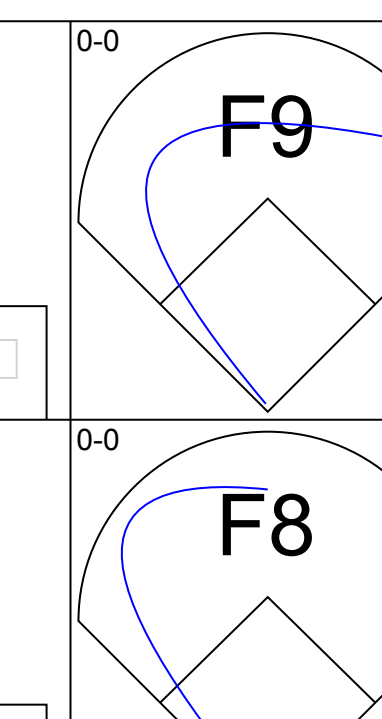
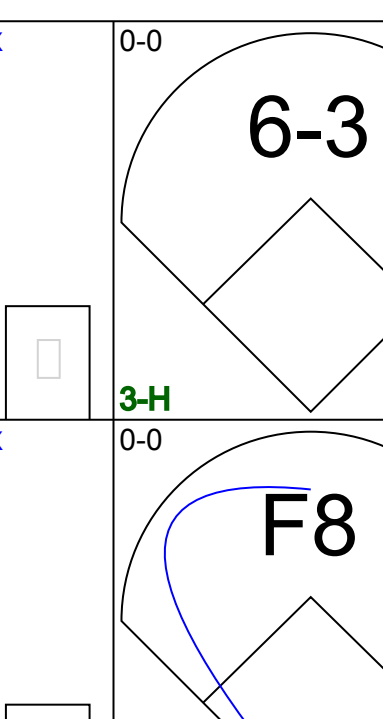
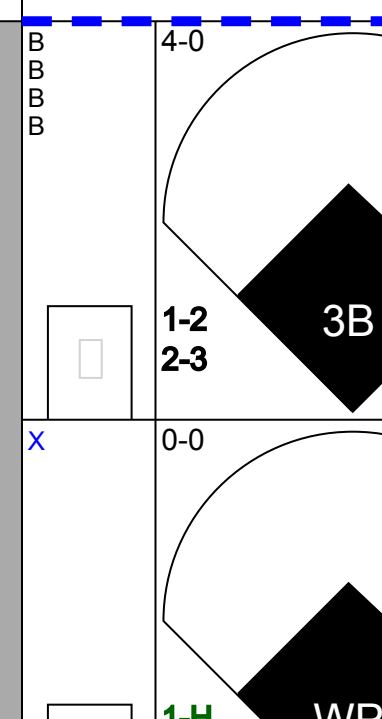
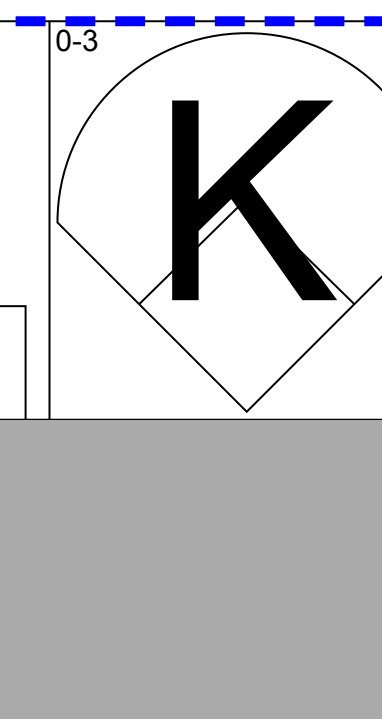
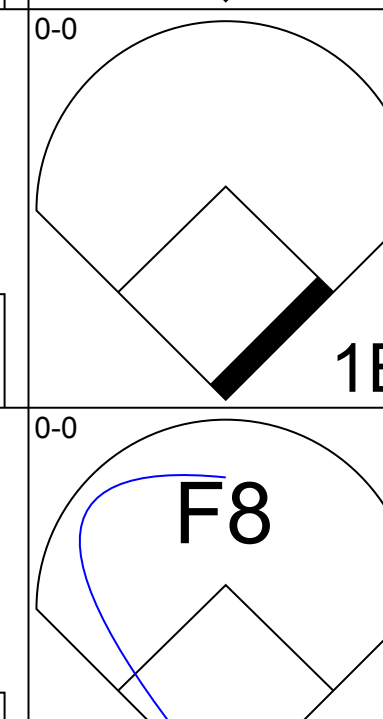


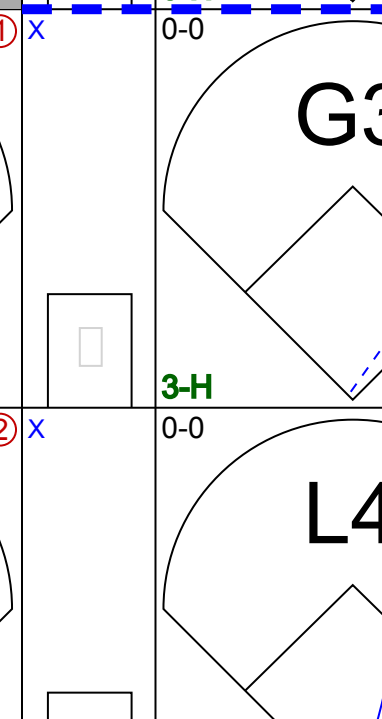


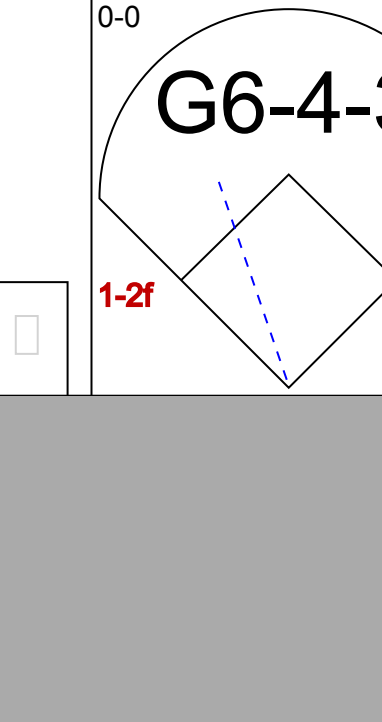
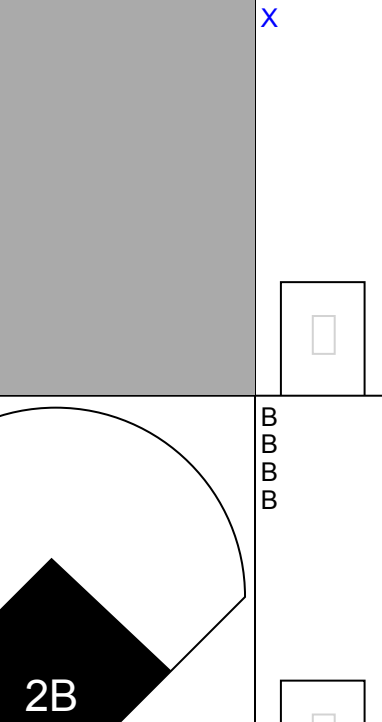
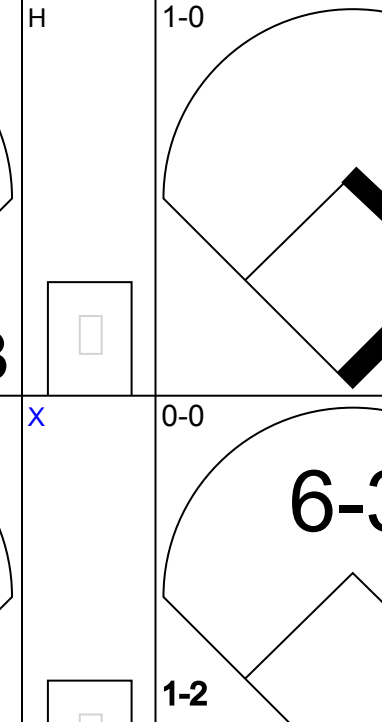



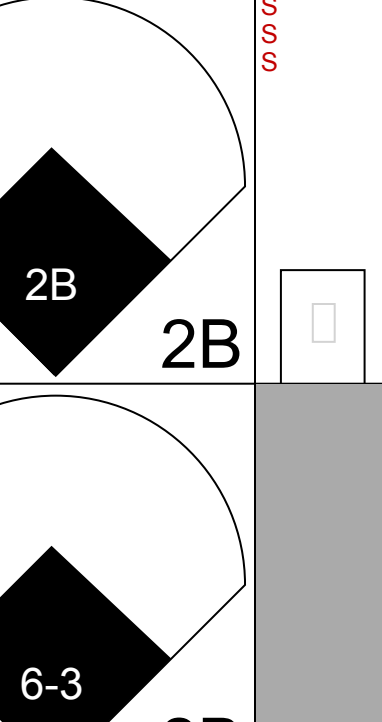
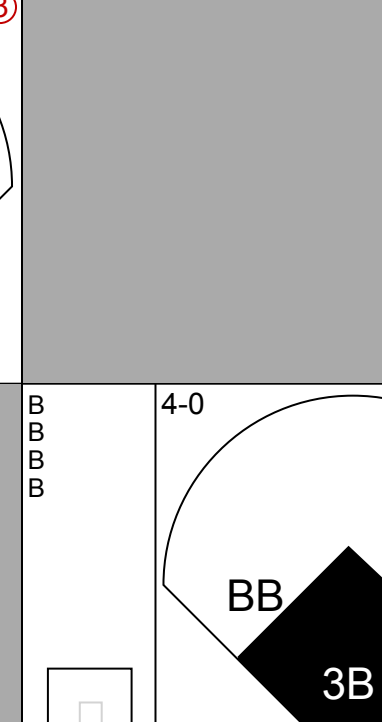
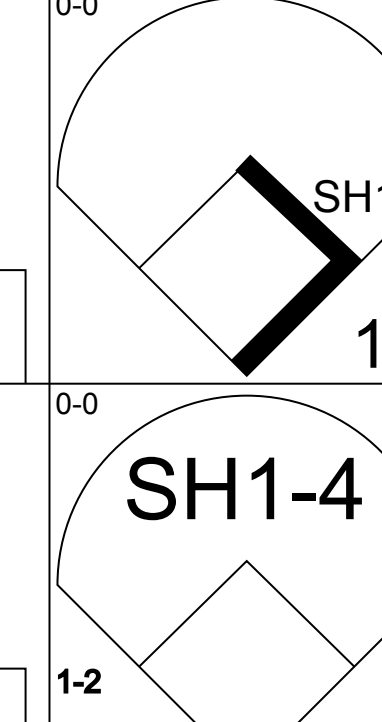
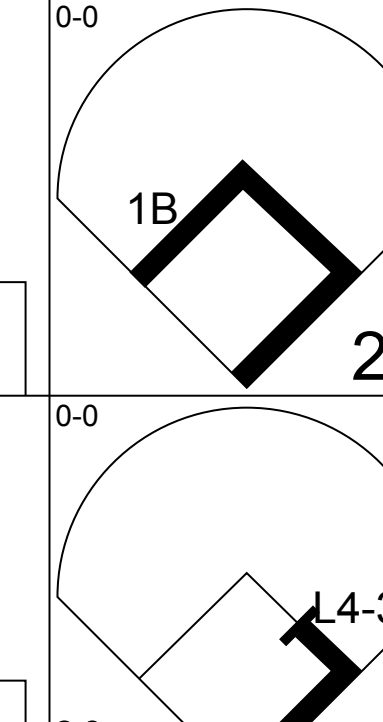
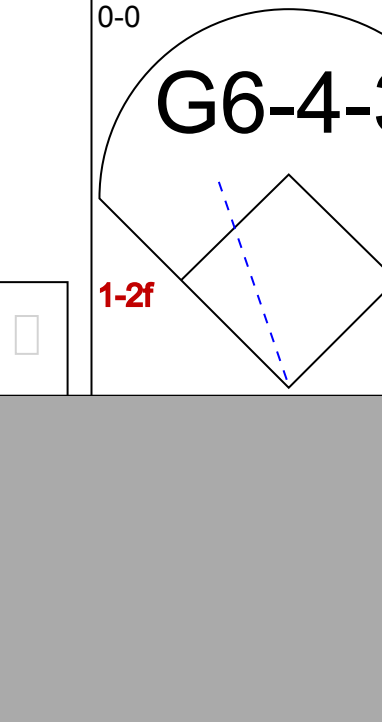
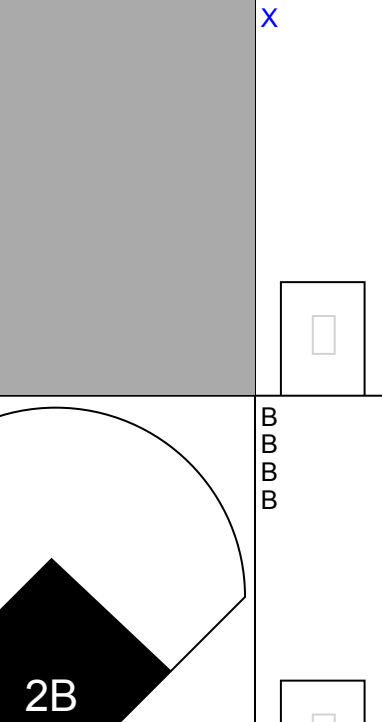
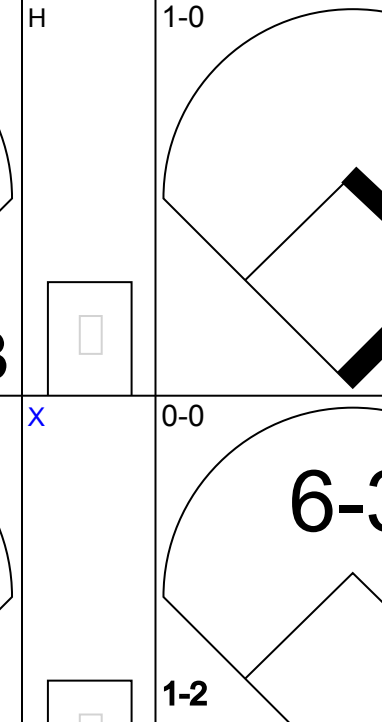

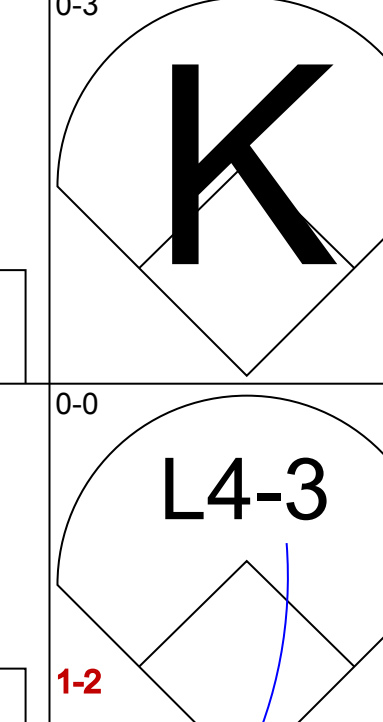
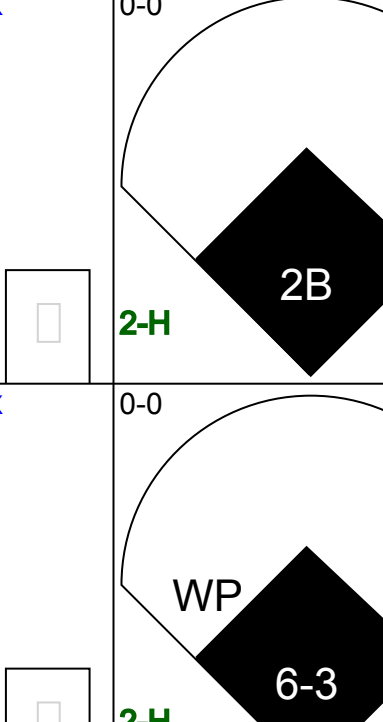
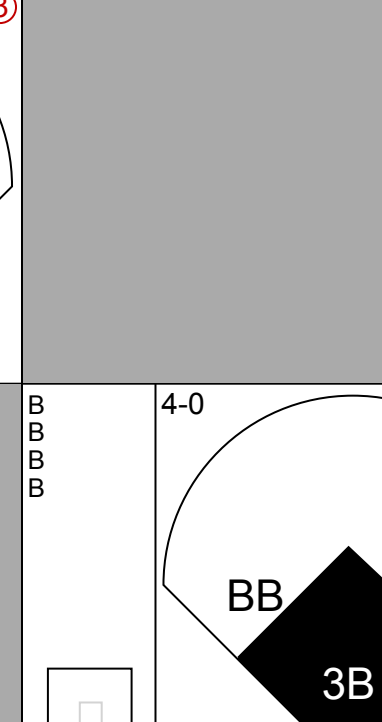

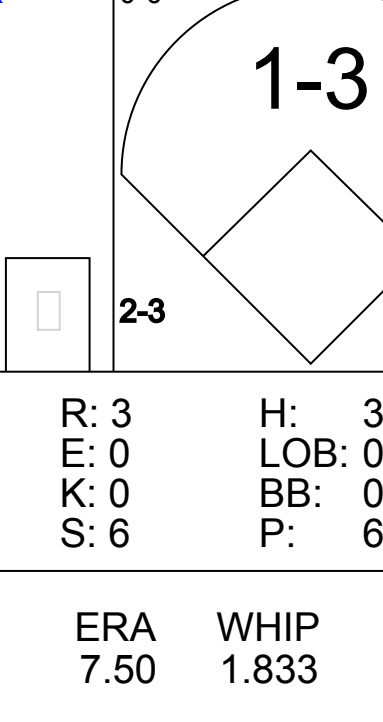
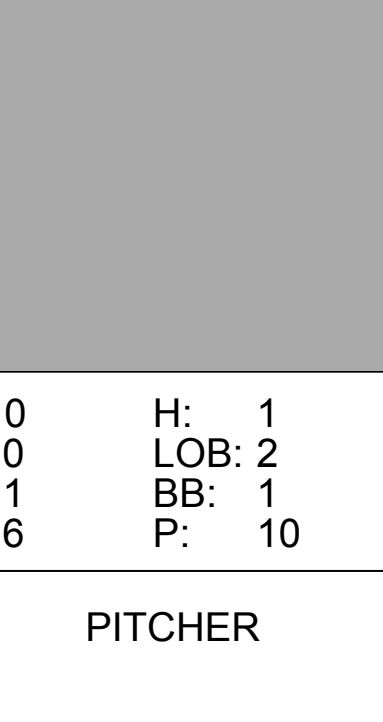
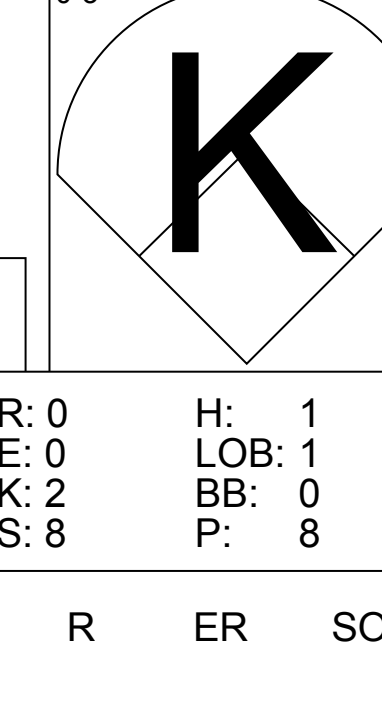
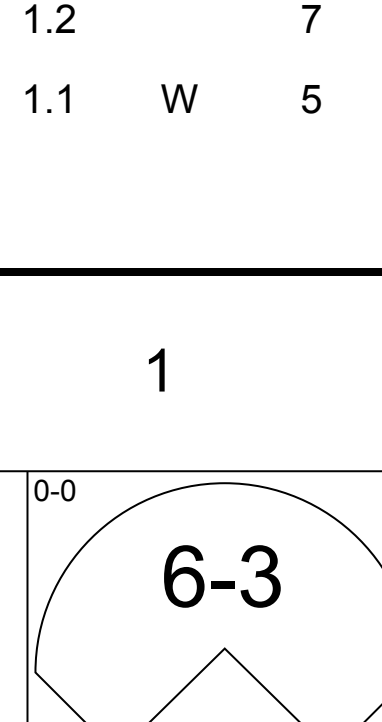
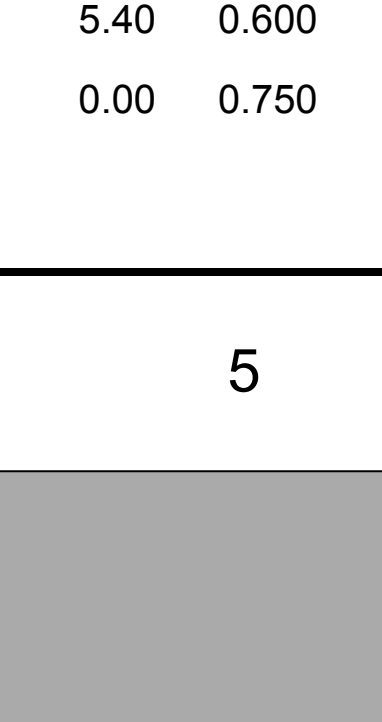
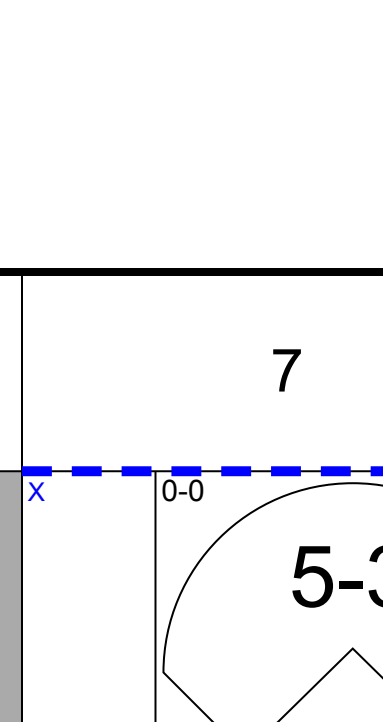
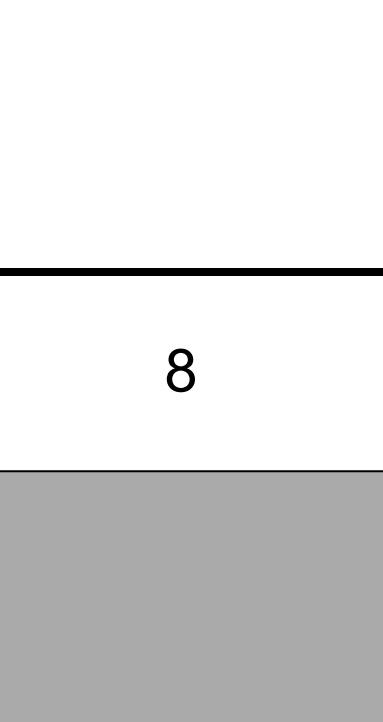
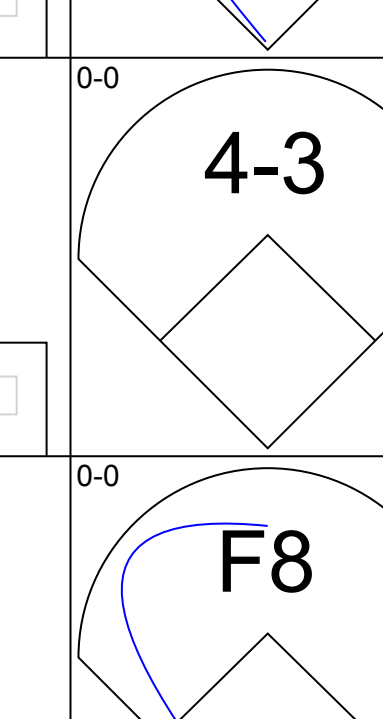
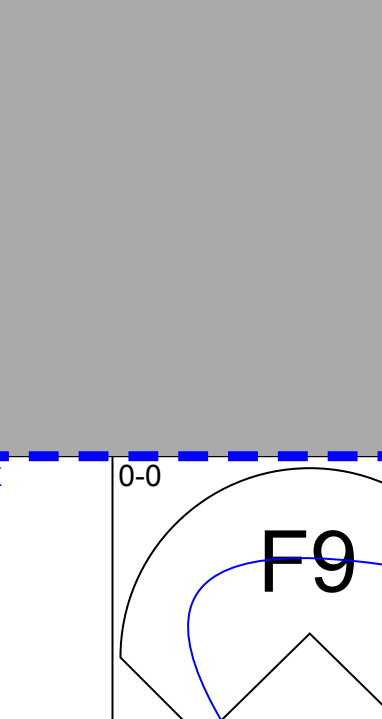
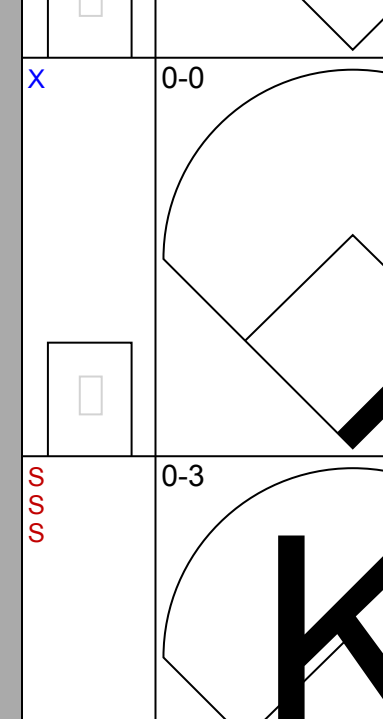

Atlanta Braves @ Houston Astros
Astrodome, Houston, TX
Thu May 17 1973, 8:05 PM EDT
Att: 9,106 - Dome

AB 31
R 2
H 10
RBI 2
BB 3
SO 10
LOB 20



Batter	1	2	3	4	5	6	7	8	9	AB	R	H	RBI	BB	SO	LOB	TOP				
Bobby Bonds, R OBP: 0.364, SLG: 0.556										4	0	2	0	0	0	1	San Francisco Giants @ Houston Astros Astrodome, Houston, TX Sat May 19 1973, 8:05 PM EDT Att: 32,928 - Dome				
Tito Fuentes, S OBP: 0.330, SLG: 0.387										4	0	0	0	0	1	2					
Ed Goodson, L OBP: 0.366, SLG: 0.402										3	0	0	0	0	0	1					
Willie McCovey, L OBP: 0.387, SLG: 0.504										4	0	0	0	0	1	3					
Garry Maddox, R OBP: 0.357, SLG: 0.444										3	0	1	0	1	1	2					
Chris Speier, R OBP: 0.339, SLG: 0.411										4	0	0	0	0	2	2					
Gary Matthews, R OBP: 0.404, SLG: 0.495										3	1	1	1	1	0	0					
Dave Rader, L OBP: 0.281, SLG: 0.241										4	0	2	0	0	0	1					
Jim Barr, R OBP: 0.182, SLG: 0.100										3	0	0	0	0	0	2					
Inning Stats	R: 0 E: 0 K: 1 S: 6	H: 1 LOB: 2 BB: 0 P: 7	R: 0 E: 0 K: 0 S: 4	H: 1 LOB: 1 BB: 0 P: 4	R: 0 E: 0 K: 0 S: 4	H: 1 LOB: 0 BB: 0 P: 4	R: 1 E: 0 K: 2 S: 8	H: 1 LOB: 0 BB: 0 P: 8	R: 0 E: 0 K: 1 S: 5	H: 0 LOB: 0 BB: 0 P: 5	R: 0 E: 0 K: 0 S: 4	H: 1 LOB: 1 BB: 0 P: 4	R: 0 E: 0 K: 0 S: 3	H: 0 LOB: 0 BB: 0 P: 3	R: 0 E: 0 K: 0 S: 2	H: 0 LOB: 1 BB: 2 P: 10	1B: 3 2B: 3 3B: 0 HR: 1	SF: 0 SAC: 0 DP: 1 HBP: 1	WP: 0 PB: 0 SB: 1 CS: 0	PA: 35	
PITCHER Don Wilson, R ERA: 3.07	IP: 9.0 WLS: W BF: 35	H: 6 R: 1 ER: 1 SO: 5	BB: 2 IBB: 0 HBP: 1 BLK: 0	WP: 0 HR: 1 S: 42 P: 51	ERA: 1.00 WHIP: 0.889											ERA: 1.00 WHIP: 0.889					

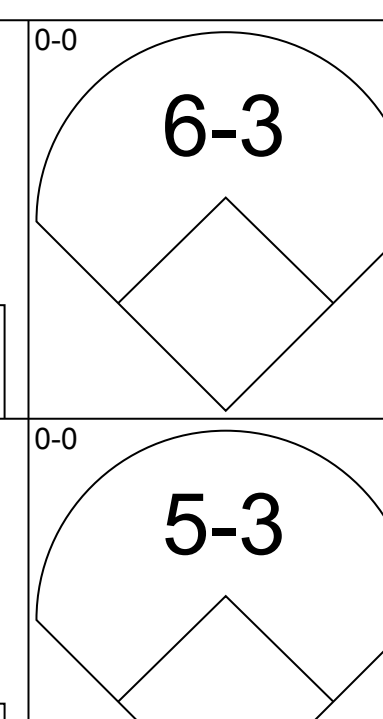
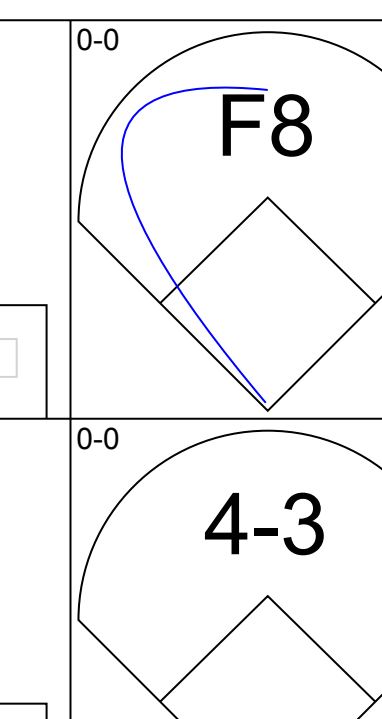
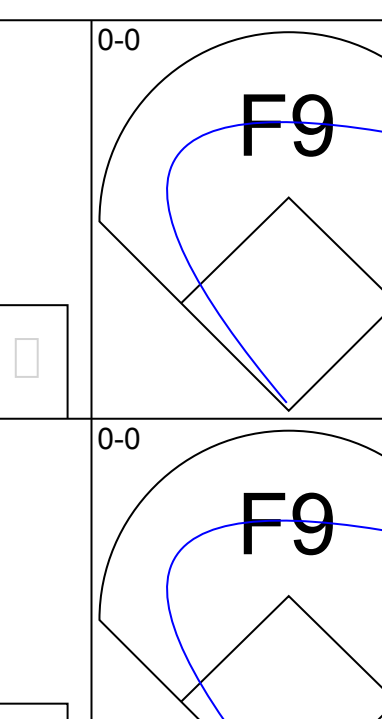
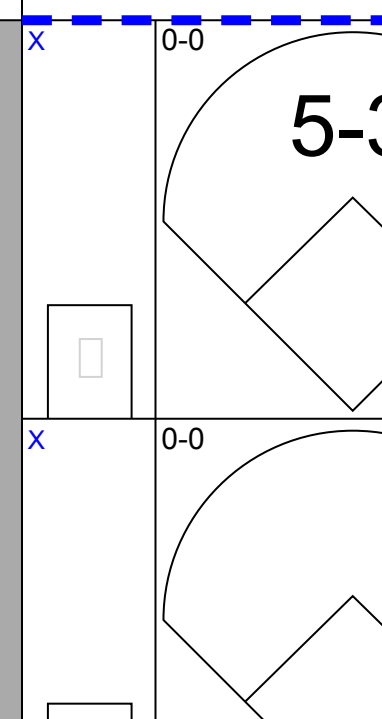
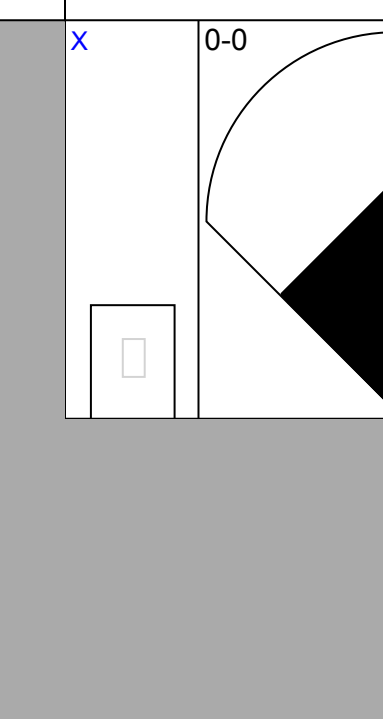
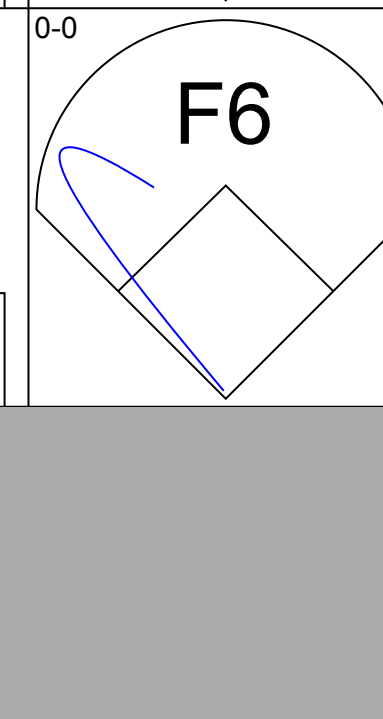
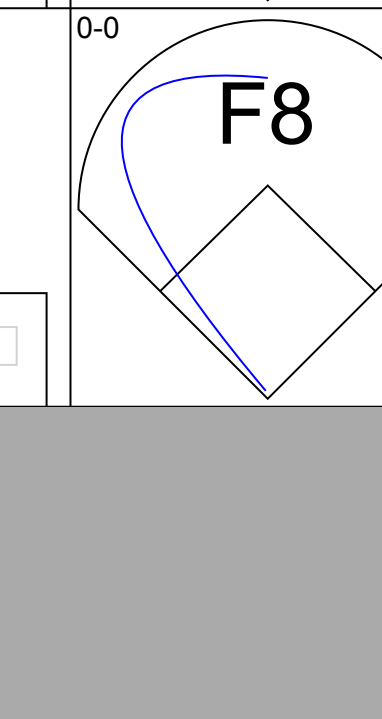
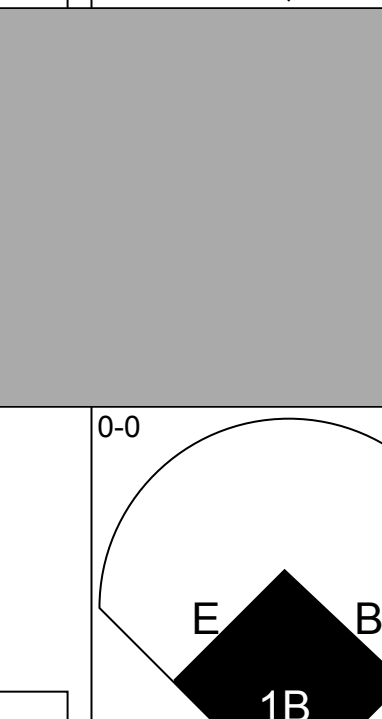
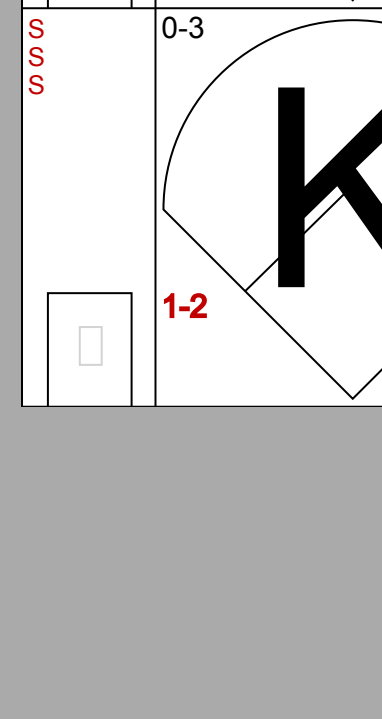


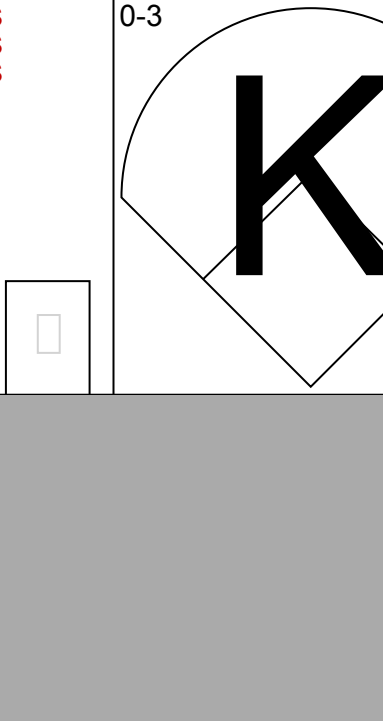

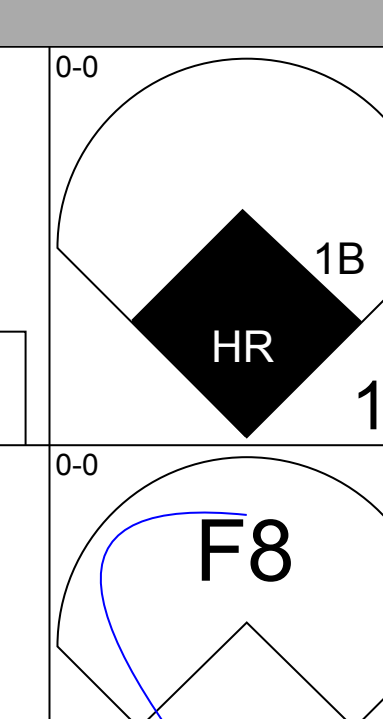
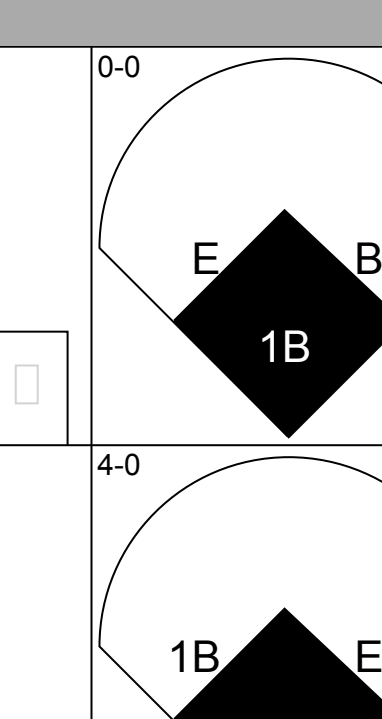
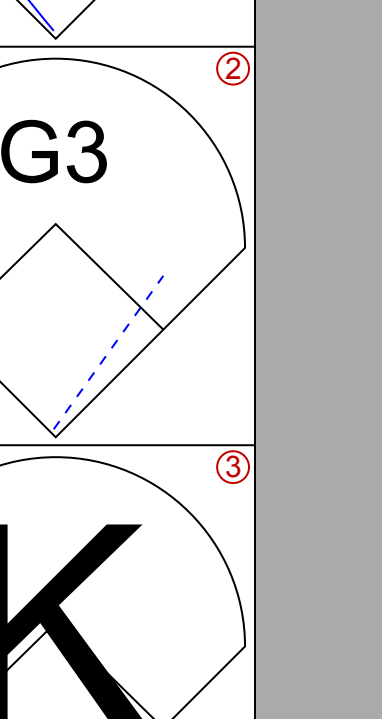
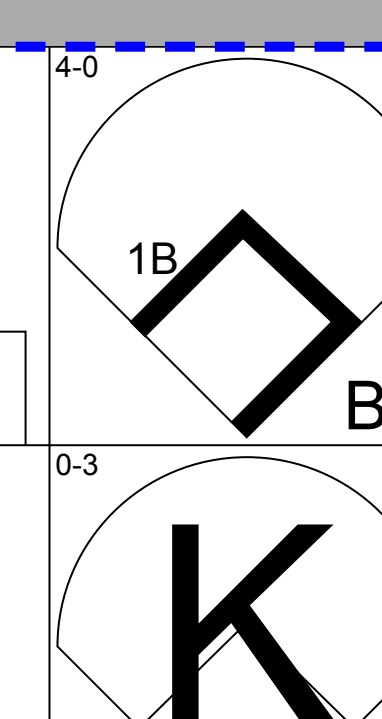
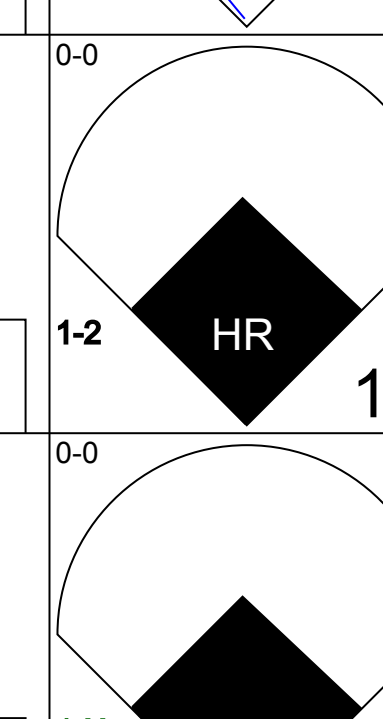
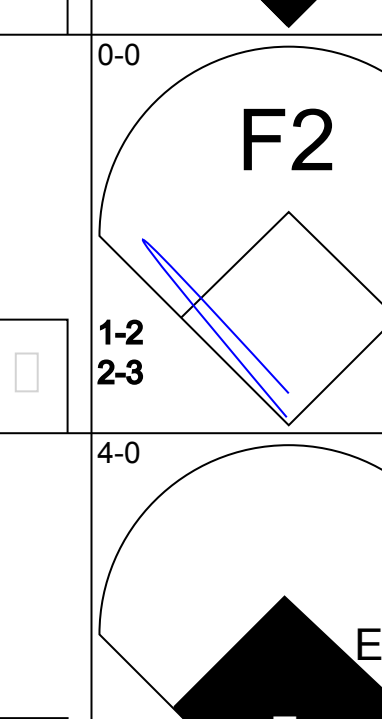
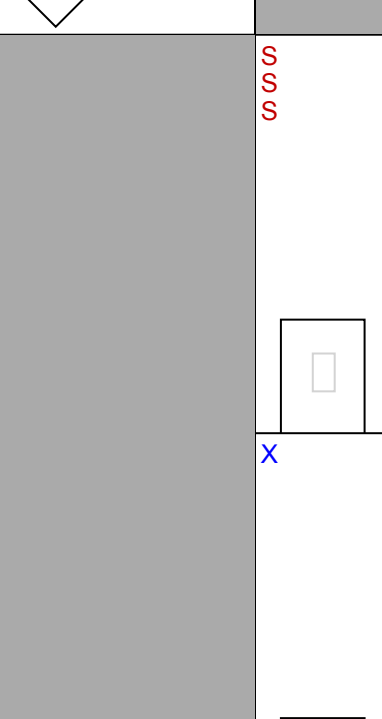
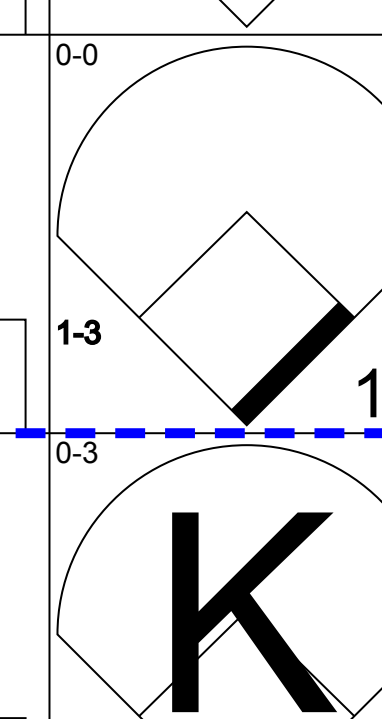
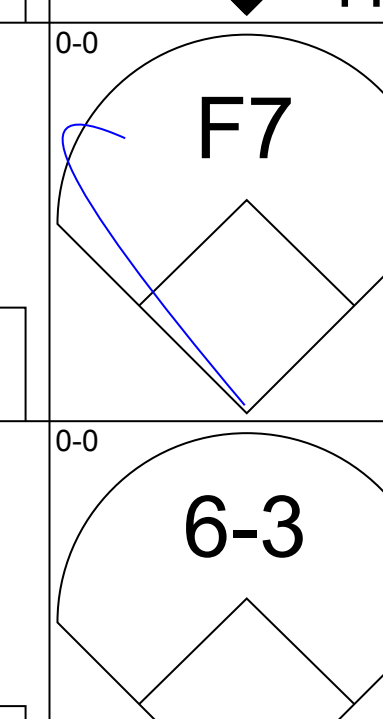
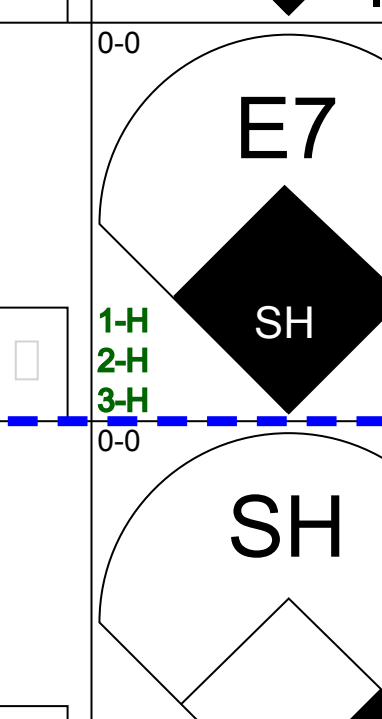
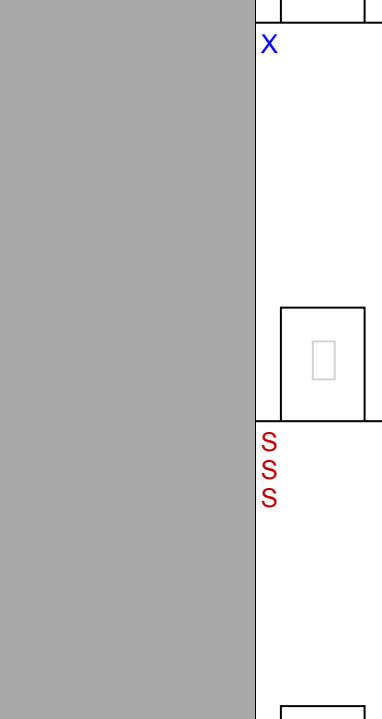
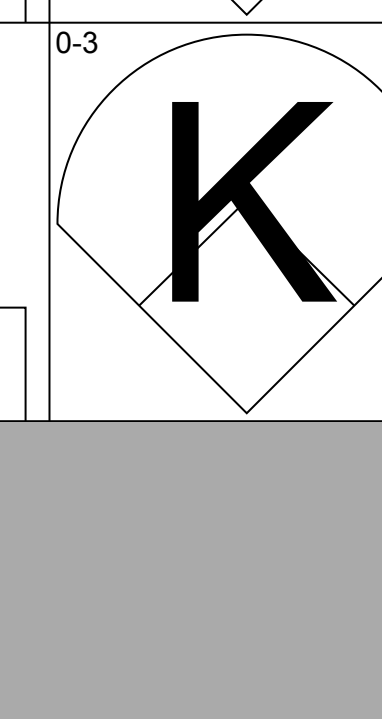
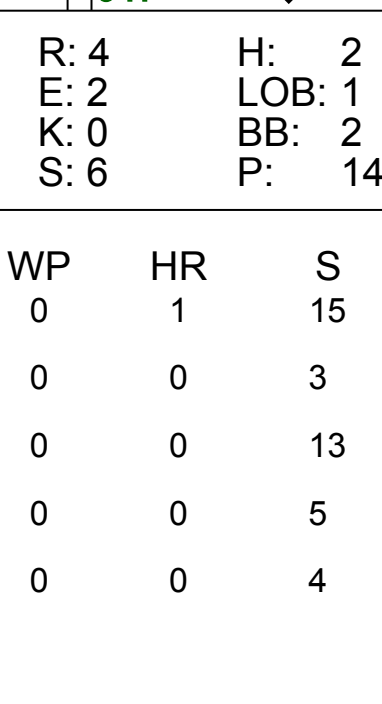
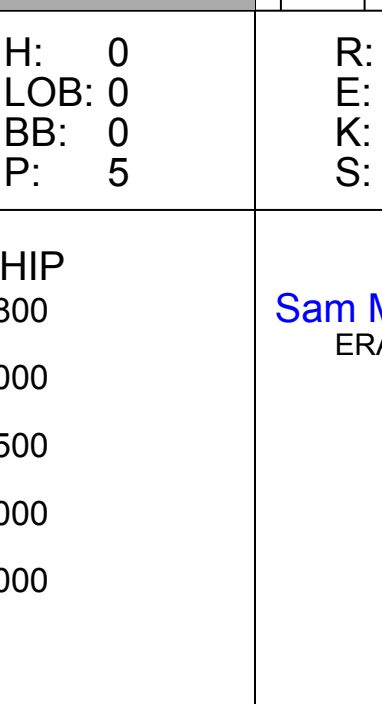
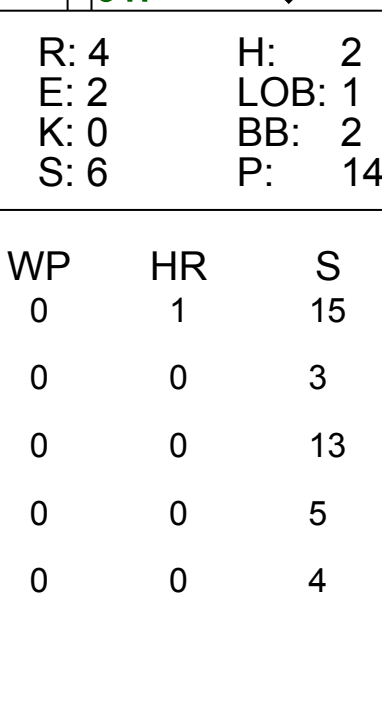
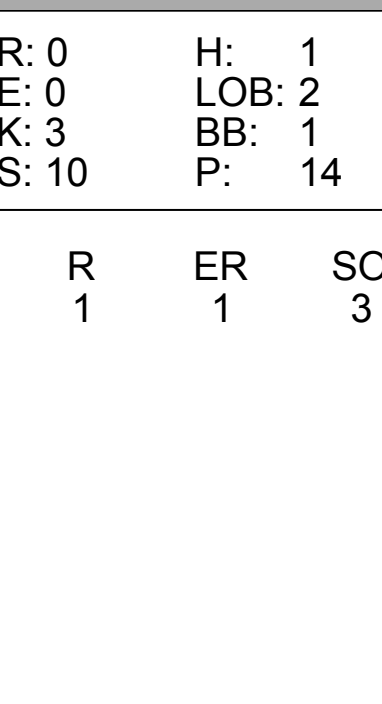
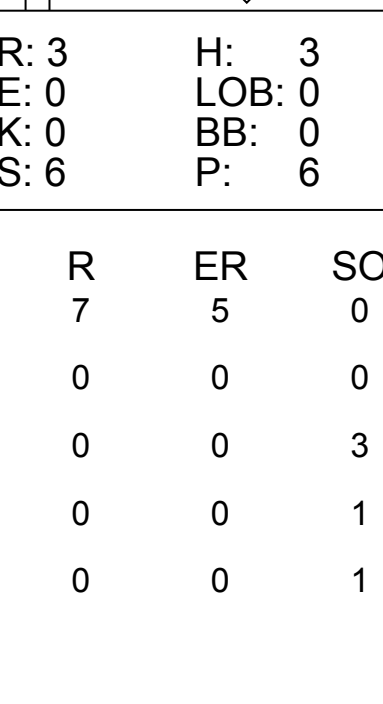
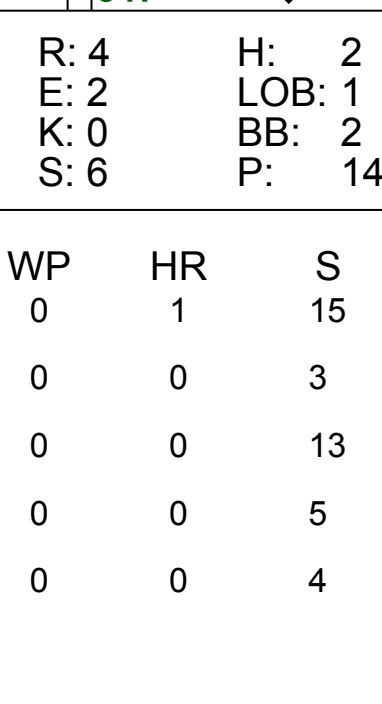
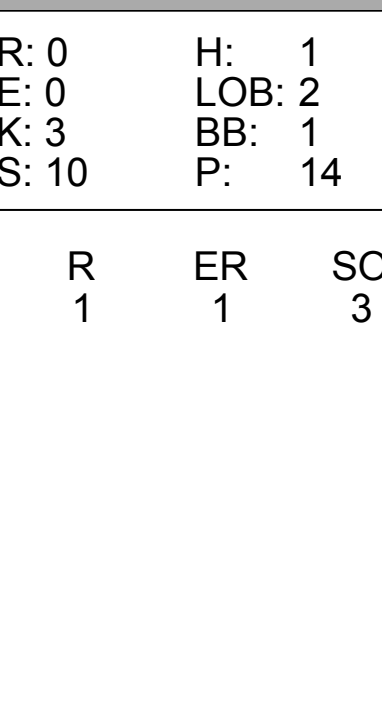
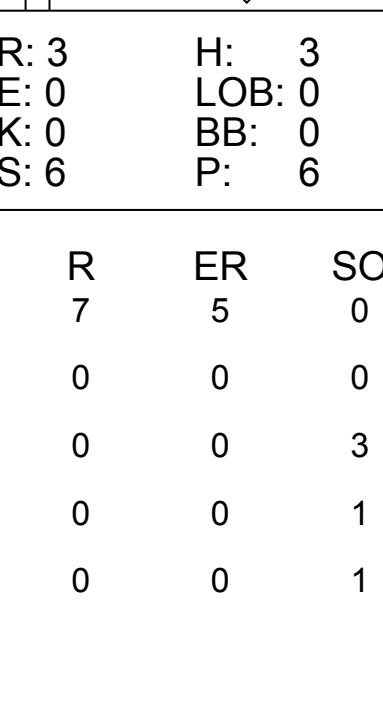
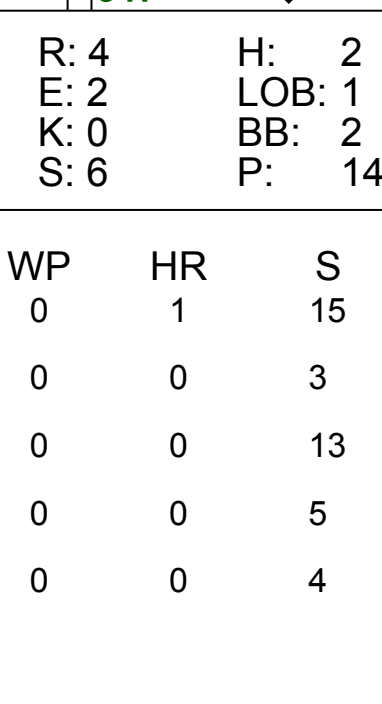
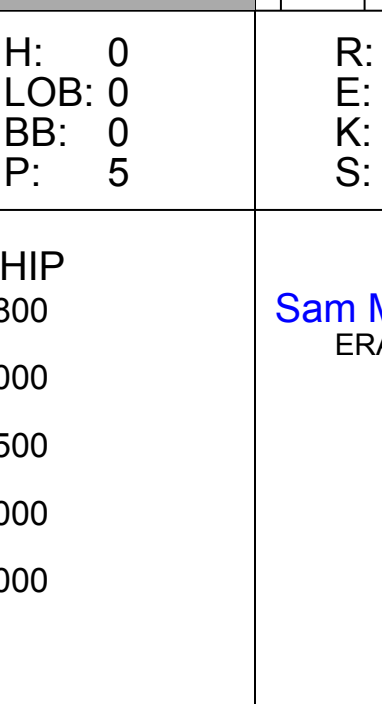
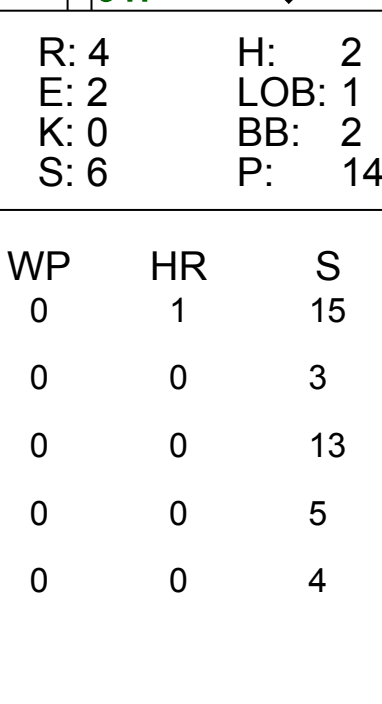
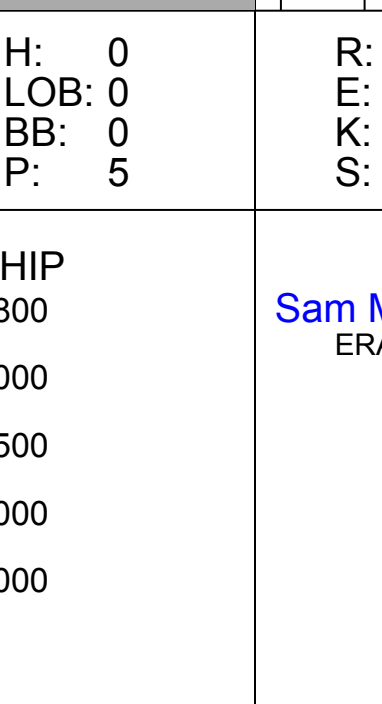
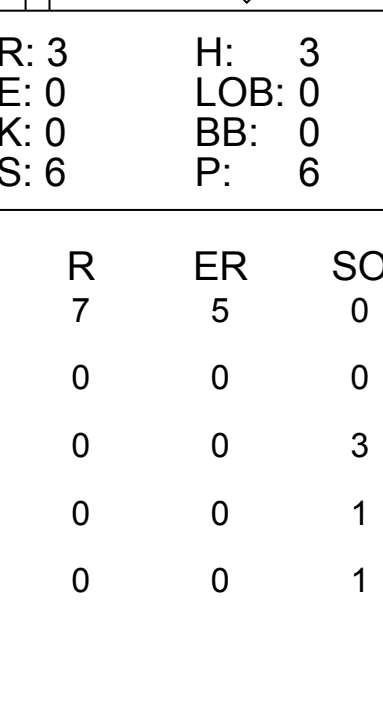
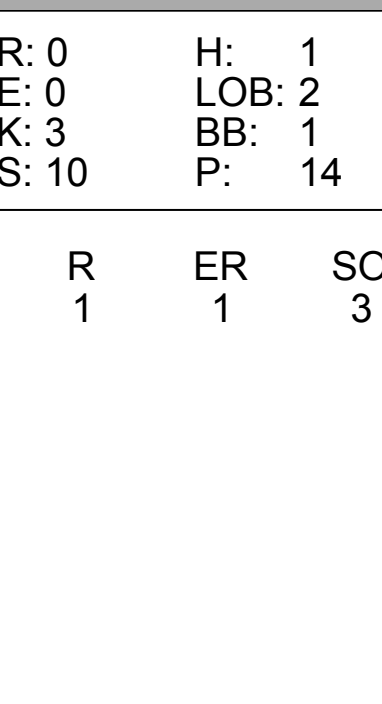
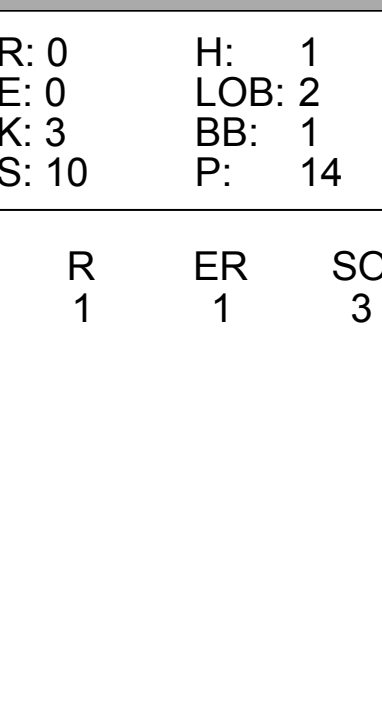
Batter	1	2	3	4	5	6	7	8	9	AB	R	H	RBI	BB	SO	LOB	BOTTOM				
Jimmy Wynn, R OBP: 0.318, SLG: 0.463										4	1	1	0	0	1	2	San Francisco Giants @ Houston Astros Astrodome, Houston, TX Sat May 19 1973, 8:05 PM EDT Att: 32,928 - Dome				
Roger Metzger, S OBP: 0.248, SLG: 0.320										4	1	3	1	0	0	0					
Cesar Cedeno, R OBP: 0.377, SLG: 0.559										4	0	0	0	0	1	3					
Bob Watson, R OBP: 0.456, SLG: 0.532										3	0	1	1	0	1	1					
Lee May, R OBP: 0.229, SLG: 0.309										3	0	0	0	0	1	1					
Doug Rader, R OBP: 0.331, SLG: 0.382										3	0	0	0	0	1	0					
Johnny Edwards, L OBP: 0.270, SLG: 0.333										3	0	0	0	0	0	0					
Tommy Helms, R OBP: 0.307, SLG: 0.320										3	0	2	0	0	0	0					
Don Wilson, R OBP: 0.179, SLG: 0.222										3	0	1	0	0	2	1					
Inning Stats	R: 2 E: 0 K: 2 S: 9	H: 2 LOB: 0 BB: 0 P: 9	R: 0 E: 0 K: 0 S: 5	H: 2 LOB: 0 BB: 0 P: 5	R: 0 E: 0 K: 1 S: 5	H: 0 LOB: 0 BB: 0 P: 5	R: 0 E: 0 K: 1 S: 5	H: 0 LOB: 0 BB: 0 P: 5	R: 0 E: 0 K: 2 S: 7	H: 0 LOB: 0 BB: 0 P: 7	R: 0 E: 0 K: 0 S: 4	H: 1 LOB: 1 BB: 0 P: 4	R: 0 E: 0 K: 1 S: 6	H: 1 LOB: 1 BB: 0 P: 6	R: 0 E: 0 K: 0 S: 4	H: 1 LOB: 1 BB: 0 P: 4	1B: 5 2B: 1 3B: 3 HR: 0	SF: 1 SAC: 0 DP: 1 HBP: 0	WP: 0 PB: 0 SB: 0 CS: 0	PA: 31	
PITCHER Jim Barr, R ERA: 3.58	IP: 8.0 WLS: L BF: 31	H: 8 R: 2 ER: 2 SO: 7	BB: 0 IBB: 0 HBP: 0 BLK: 0	WP: 0 HR: 0 S: 45 P: 45	ERA: 2.25 WHIP: 1.000											ERA: 2.25 WHIP: 1.000					

Batter	1	2	3	4	5	6	7	8	9	AB	R	H	RBI	BB	SO	LOB	TOP						
Bobby Bonds, R OBP: 0.360, SLG: 0.543 (1, 9)										4	1	0	1	1	2	1							
Tito Fuentes, S OBP: 0.326, SLG: 0.393 (1, 4)										5	1	1	3	0	0	0							
Ed Goodson, L OBP: 0.359, SLG: 0.393 (1, 5)											5	0	1	0	0	1	0						
Chris Speier, R OBP: 0.340, SLG: 0.407 (1, 6)											4	0	1	0	1	0	1						
Garry Maddox, R OBP: 0.368, SLG: 0.473 (1, 8)											4	0	2	0	0	0	2						
Gary Matthews, R OBP: 0.415, SLG: 0.510 (1, 7)											3	1	2	0	1	0	1						
Dave Kingman, R OBP: 0.236, SLG: 0.402 (1, 3)											4	1	2	1	0	2	4						
Dave Rader, L OBP: 0.286, SLG: 0.252 (1, 2)											2	2	1	1	1	0	2						
Tom Bradley, R Charlie Williams, R Damiano Blanco, R Don Carrithers, R Gary Thompson, L Elias Sosa, R Chris Amos, S Randy McRiff, R Gary Matthews, R											1	0	0	0	0	0	0						
Inning Stats	R: 0 E: 0 K: 1 S: 6	H: 1 LOB: 1 BB: 0 P: 6	R: 0 E: 0 K: 1 S: 6	H: 2 LOB: 1 BB: 0 P: 6	R: 0 E: 0 K: 0 S: 3	H: 0 LOB: 0 BB: 0 P: 3	R: 0 E: 0 K: 1 S: 4	H: 0 LOB: 0 BB: 1 P: 8	R: 3 E: 0 K: 0 S: 6	H: 3 LOB: 0 BB: 0 P: 6	R: 0 E: 0 K: 1 S: 6	H: 1 LOB: 2 BB: 1 P: 10	R: 4 E: 0 K: 0 S: 4	H: 1 LOB: 1 BB: 3 P: 17	R: 0 E: 0 K: 2 S: 8	H: 1 LOB: 1 BB: 0 P: 8	R: 0 E: 0 K: 0 S: 4	H: 1 LOB: 1 BB: 0 P: 4	1B: 4 2B: 5 3B: 2 HR: 0	SF: 0 SAC: 1 DP: 2 HBP: 1	WP: 2 PA: 41 PB: 0 SB: 0 CS: 0		
PITCHER	IP	WLS	BF	H	R	ER	SO	BB	IBB	HBP	BLK	WP	HR	S	P	ERA	WHIP						
Jerry Reuss, L ERA: 2.49 (1, 1)	6.0		27	7	5	5	4	4	0	0	0	1	0	31	47	7.50	1.833						
Cecil Upshaw, R ERA: 5.14 (7, 1)	0.0		2	1	1	1	0	1	0	0	0	0	0	1	5	∞	∞						
Jim Crawford, L ERA: 4.5 (7, 1)	1.2		7	1	1	1	0	1	0	0	0	1	1	8	9	5.40	0.600						
Jim York, R ERA: 1.82 (8, 1)	1.1	W	5	1	0	0	1	0	0	0	0	0	0	7	7	0.00	0.750						

San Francisco Giants @ Houston Astros
Astrodome, Houston, TX
Sun May 20 1973, 4:33 AM EDT
Att: 29,231 - Dome

AB	34
R	7
H	10
RBI	6
BB	5
SO	6
LOB	13



Batter	1	2	3	4	5	6	7	8	9	AB	R	H	RBI	BB	SO	LOB	BOTTOM						
Jimmy Wynn, R OBP: 0.314, SLG: 0.474 (1, 9)										5	1	1	1	0	0	1							
Roger Metzger, S OBP: 0.246, SLG: 0.318 (1, 6)										4	0	1	0	0	0	1							
Cesar Cedeno, R OBP: 0.369, SLG: 0.545 (1, 8)										4	0	0	0	0	1	1							
Bob Watson, R OBP: 0.463, SLG: 0.535 (1, 7)										3	2	2	0	1	0	0							
Lee May, R OBP: 0.230, SLG: 0.302 (1, 3)										3	1	0	0	1	2	2							
Doug Rader, R OBP: 0.335, SLG: 0.385 (1, 5)										4	1	2	0	0	1	2							
Johnny Edwards, L OBP: 0.281, SLG: 0.365 (1, 2)										2	2	1	3	1	0	0							
Tommye Agee, R OBP: 0.344, SLG: 0.373 (6, PH)										1	0	0	0	0	1	2							
Larry Howard, R OBP: 0.220, SLG: 0.178 (9, 2)										0	0	0	0	0	0	0							
Tommy Helms, R OBP: 0.311, SLG: 0.325 (1, 4)										4	1	2	1	0	1	2							
Jerry Reuss, L OBP: 0.192, SLG: 0.192 (1, 1)										2	0	0	1	0	1	1							
Cecil Upshaw, R (7, 1)										0	0	0	0	0	0	0							
Jim Crawford, L OBP: 0.250, SLG: 0.500 (7, 1)										0	0	0	0	0	0	0							
Jim York, R (8, 1)										0	0	0	0	0	0	0							
Jesus Alou, R OBP: 0.250, SLG: 0.375 (9, PH)										1	0	0	0	0	1	0							
Inning Stats	R: 0 E: 0 K: 0 S: 3	H: 0 LOB: 0 BB: 0 P: 3	R: 3 E: 0 K: 0 S: 6	H: 3 LOB: 0 BB: 0 P: 6	R: 0 E: 0 K: 0 S: 3	H: 0 LOB: 0 BB: 0 P: 3	R: 4 E: 2 K: 0 S: 6	H: 2 LOB: 1 BB: 2 P: 14	R: 0 E: 0 K: 1 S: 5	H: 0 LOB: 0 BB: 0 P: 5	R: 0 E: 0 K: 2 S: 8	H: 1 LOB: 1 BB: 0 P: 8	R: 0 E: 0 K: 1 S: 5	H: 1 LOB: 0 BB: 0 P: 5	R: 0 E: 0 K: 3 S: 10	H: 1 LOB: 2 BB: 1 P: 14	R: 1 E: 0 K: 1 S: 4	H: 1 LOB: 0 BB: 0 P: 4	1B: 7 2B: 0 3B: 0 HR: 2	SF: 0 SAC: 1 DP: 0 HBP: 0	WP: 0 PA: 37 PB: 0 SB: 0 CS: 1		
PITCHER	IP	WLS	BF	H	R	ER	SO	BB	IBB	HBP	BLK	WP	HR	S	P	ERA	WHIP						
Tom Bradley, R ERA: 3.82 (1, 1)	3.1		17	5	7	5	0	1	1	0	0	0	0	15	23	13.50	1.800						
Charlie Williams, R ERA: (4, 1)	0.2		3	0	0	0	0	0	0	0	0	0	0	3	3	0.00	0.000						
Don Carrithers, R ERA: 7.50 (5, 1)	2.0		7	1	0	0	3	0	0	0	0	0	0	13	13	0.00	0.500						
Elias Sosa, R ERA: 2.25 (7, 1)	1.0		3	1	0	0	1	0	0	0	0	0	0	5	5	0.00	1.000						
Randy McRiff, R ERA: 1.89 (8, 1)	0.1		3	1	0	0	1	1	0	0	0	0	0	4	8	0.00	6.000						
Sam McDowell, L ERA: 5.6 (8, 1)	1.0	L	4	1	1	1	3	0	0	0	0	0	0	10	10	9.00	1.000						

San Francisco Giants @ Houston Astros
Astrodome, Houston, TX
Sun May 20 1973, 4:33 AM EDT
Att: 29,231 - Dome

AB	33
R	8
H	9
RBI	6
BB	3
SO	8
LOB	12



Batter	1	2	3	4	5	6	7	8	9	AB	R	H	RBI	BB	SO	LOB	TOP										
Bobby Bonds, R OBP: 0.368, SLG: 0.543 Jim Howarth, L OBP: 0.229, SLG: 0.186	0-0 4-3 E 1B	4-0 8-6-3 BB	0-0 K	0-3 K	0-0 HBP	1-0 S 1B HBP	0-0 E1 F8 WP	0-0 E1 F8 WP		2	2	1	0	1	1	0											
Tito Fuentes, S OBP: 0.323, SLG: 0.388	0-0 4-3	0-0 8-6-3	0-0 F7	0-0 F7	0-0 1B	0-0 1B	0-0 F8	0-0 F8		5	0	1	1	0	0	3											
Garry Maddox, R OBP: 0.369, SLG: 0.496	0-0 E5 1B 1B	0-0 F4	0-0 5-3	0-0 5-3	0-0 HR	0-0 K	0-0 K			5	2	2	1	0	1	1											
Willie McCovey, L OBP: 0.381, SLG: 0.488	0-0 F7		4-0 1B 1B BB		0-0 F8		0-0 4-3	0-0 4-3		4	0	0	0	1	0	2											
Ed Goodson, L OBP: 0.369, SLG: 0.429	0-0 1B 3B 1B		0-0 1B 1-2 1B		0-0 4-1		0-0 4-3		0-0 HR	5	2	3	1	0	0	0											
Gary Matthews, R OBP: 0.423, SLG: 0.523	0-0 1-2 3B 1B		0-0 K		0-0 2B		0-0 E S HR 1B		0-0 F8	5	2	3	1	0	1	2											
Chris Speier, R OBP: 0.347, SLG: 0.441	0-0 1-2 3H 2H 3B		0-0 1-3 2H 1B		0-0 F2		0-0 HR		0-0 F8	5	1	3	4	0	0	1											
Dave Rader, L OBP: 0.296, SLG: 0.254	4-0 IBB		4-0 FC4-6 IBB		0-0 F7		0-0 1B		0-0 G3	3	0	1	0	2	0	0											
Ron Bryant, S OBP: 0.107, SLG: 0.107 Randy Moffitt, R (6, 1)	0-3 K		0-0 FC4-6		0-3 K		0-0 5-3			3	0	0	0	0	2	5											
Inning Stats	R: 4 E: 1 K: 1 S: 10	H: 5 LOB: 2 BB: 1 P: 14	R: 0 E: 0 K: 0 S: 2	H: 0 LOB: 0 BB: 1 P: 6	R: 0 E: 0 K: 1 S: 6	H: 2 LOB: 3 BB: 2 P: 14	R: 0 E: 0 K: 1 S: 5	H: 0 LOB: 0 BB: 0 P: 5	R: 0 E: 0 K: 0 S: 4	H: 1 LOB: 1 BB: 0 P: 4	R: 1 E: 0 K: 1 S: 5	H: 1 LOB: 1 BB: 0 P: 6	R: 3 E: 0 K: 0 S: 7	H: 4 LOB: 1 BB: 0 P: 7	R: 0 E: 1 K: 1 S: 6	H: 0 LOB: 1 BB: 0 P: 6	R: 1 E: 0 K: 0 S: 4	H: 1 LOB: 0 BB: 0 P: 4	1B: 9 2B: 2 3B: 1 HR: 3	SF: 0 SAC: 0 DP: 1 HBP: 1	WP: 1 PA: 44 PB: 0 SB: 3 CS: 0						
PITCHER	IP	WLS	BF	H	R	ER	SO	BB	IBB	HBP	BLK	WP	HR	S	P	ERA	WHIP										
Ken Forsch, R ERA: 3.69	(1, 1)	0.2	L	7	5	4	4	0	0	0	0	0	0	7	13	54.00	7.500										
Tom Griffin, R ERA: 3.77	(1, 1)	1.1		5	0	0	0	1	1	0	0	0	0	5	13	0.00	0.750										
Jim Ray, R ERA: 1.84	(3, 1)	4.0		17	4	1	1	3	1	1	0	0	0	20	29	2.25	1.250										
Jim York, R ERA: 2.81	(7, 1)	1.0		7	4	3	3	0	0	0	0	0	2	7	7	27.00	4.000										
Jim Crawford, L ERA: 4.5	(8, 1)	2.0		8	1	1	1	1	0	0	0	1	1	10	10	4.50	0.500										

San Francisco Giants @ Houston Astros
Astrodome, Houston, TX
Mon May 21 1973, 8:05 PM EDT
Att: 24,186 - Dome

AB 39
R 9
H 14
RBI 8
BB 4
SO 5
LOB 15

GIANTS

Batter	1	2	3	4	5	6	7	8	9	AB	R	H	RBI	BB	SO	LOB	BOTTOM										
Jimmy Wynn, R OBP: 0.322, SLG: 0.494	4-0 FC5-4 BB	0-0 5-3			0-0 HR		0-0 6-3		0-0 BB 1B	4	1	2	1	1	0	1											
Roger Metzger, S OBP: 0.261, SLG: 0.323	0-3 K		0-0 G6-4-3 1B		0-0 1B		0-3 K		4-0 1-2 BB	4	0	2	0	1	2	1											
Cesar Cedeno, R OBP: 0.318, SLG: 0.545 Tommie Agee, R OBP: 0.333, SLG: 0.359	0-0 F7		0-0 F4		0-0 F8		0-0 1B		0-0 1-3	0	0	0	0	0	0	0											
Bob Watson, R OBP: 0.458, SLG: 0.524	0-0 FC5-4		0-0 G6-4-3		1-0 1B HBP		0-0 5-3			3	1	0	0	0	0	3											
Lee May, R OBP: 0.223, SLG: 0.292		0-0 F4		0-0 F9		0-0 F8		0-0 5-3		4	0	0	0	0	0	1											
Doug Rader, R OBP: 0.328, SLG: 0.375		0-0 F8		0-0 F3		0-0 F8		0-3 K		4	0	0	0	0	1	1											
Tommy Helms, R OBP: 0.331 Bob Gallagher, L OBP: 0.188, SLG: 0.200 Hector Torres, R OBP: 0.154, SLG: 0.083		0-0 F7		0-0 F9		0-0 F8		0-0 4-3		3	1	2	0	0	0	0											
Larry Howard, R OBP: 0.245, SLG: 0.229 Jerry Reuss, L OBP: 0.192, SLG: 0.192 Jim York, R		0-0 1B		0-0 F8		0-0 F8		0-0 F8		0	0	0	0	0	0	0											
Jim Crawford, L OBP: 0.500 Jimmy Stewart, S OBP: 0.250, SLG: 0.182		1-3 1B		0-0 2B		1-2 2H 1B		0-0 F8		0	0	0	0	0	0	0											
Ken Forsch, R OBP: 0.077, SLG: 0.040 Tom Griffin, R Jesus Alou, R OBP: 0.250, SLG: 0.444 Jim Ray, R OBP: 0.250, SLG: 0.290 Skip Jutz, R OBP: 0.276, SLG: 0.326		0-0 2H 3H 1B		0-0 K		0-0 F5		0-0 4-3		0	0	0	0	0	0	0											
Inning Stats	R: 0 E: 0 K: 1 S: 5	H: 0 LOB: 1 BB: 1 P: 9	R: 2 E: 0 K: 0 S: 6	H: 3 LOB: 1 BB: 0 P: 6	R: 0 E: 0 K: 0 S: 3	H: 1 LOB: 0 BB: 0 P: 3	R: 0 E: 0 K: 0 S: 3	H: 0 LOB: 0 BB: 0 P: 3	R: 1 E: 0 K: 1 S: 7	H: 2 LOB: 1 BB: 0 P: 7	R: 1 E: 0 K: 0 S: 5	H: 2 LOB: 2 BB: 0 P: 6	R: 0 E: 0 K: 1 S: 6	H: 1 LOB: 1 BB: 0 P: 6	R: 0 E: 0 K: 1 S: 5	H: 0 LOB: 0 BB: 0 P: 5	R: 0 E: 0 K: 0 S: 4	H: 1 LOB: 2 BB: 1 P: 8	1B: 8 2B: 1 3B: 0 HR: 1	SF: 0 SAC: 0 DP: 1 HBP: 1	WP: 0 PA: 39 PB: 0 SB: 0 CS: 0						
PITCHER	IP	WLS	BF	H	R	ER	SO	BB	IBB	HBP	BLK	WP	HR	S	P	ERA	WHIP										
Ron Bryant, L ERA: 2.3	(1, 1)	5.2	W	26	8	4	4	2	1	0	0	0	0	28	33	6.35	1.588										
Randy Moffitt, R ERA: 1.55	(6, 1)	3.1	S	13	2	0	0	2	1	0	0	0	0	16	20	0.00	0.900										

San Francisco Giants @ Houston Astros
Astrodome, Houston, TX
Mon May 21 1973, 8:05 PM EDT
Att: 24,186 - Dome

AB 36
R 4
H 10
RBI 4
BB 2
SO 4
LOB 14

HOUSTON ASTROS

Batter	1	2	3	4	5	6	7	8	9	AB	R	H	RBI	BB	SO	LOB	TOP
Tommie Agee, R OBP: 0.315, SLG: 0.338 (1, 8)	F8		K		FC4			L4		4	0	0	0	0	1	1	Houston Astros @ Cincinnati Reds Riverfront Stadium, Cincinnati, OH Tue May 22 1973, 7:05 PM EDT Att: 11,741 - Unknown
Roger Metzger, S OBP: 0.260, SLG: 0.328 (1, 6)	4-3		E9 2B			1-3		4-3		4	0	1	0	0	0	0	
Jimmy Wynn, R OBP: 0.321, SLG: 0.494 (1, 9)	F8		F8			G3			1B 2B	4	1	1	0	0	0	1	
Bob Watson, R OBP: 0.459, SLG: 0.520 (1, 7)		1B FC3-6 BB		5-3		6-3			2B SF9 1B	3	2	1	1	1	0	0	
Doug Rader, R OBP: 0.326, SLG: 0.378 (1, 5)	F3			F7			F9		1B 2B	4	0	1	0	0	0	1	
Lee May, R OBP: 0.224, SLG: 0.293 (1, 3)		FC3-6 1B		F8			F9		SF9	3	0	1	1	0	0	0	
Johnny Edwards, L OBP: 0.275, SLG: 0.355 (1, 2) Skip Jutze, R (9, PR)	FC3-6			3-1			K		1B	4	0	1	1	0	1	1	
Hector Torres, R OBP: 0.138, SLG: 0.074 (1, 4) Jimmy Stewart, S (9, PH)	F6			5-3			F9		K	3	0	0	0	0	0	1	
Dave Roberts, L (1, 1) Ken Forsch, R (5, 1) Bob Gallagher, L (8, PH) Fred Gladding, L (8, 1) Jesus Alou, R (9, PH)			F7					K	K	2	0	1	0	0	0	0	
Inning Stats	R: 0 E: 0 K: 0 S: 3	H: 0 LOB: 0 BB: 0 P: 3	R: 1 E: 0 K: 0 S: 4	H: 1 LOB: 1 BB: 1 P: 8	R: 0 E: 1 K: 1 S: 6	H: 1 LOB: 1 BB: 0 P: 6	R: 0 E: 0 K: 0 S: 3	H: 0 LOB: 0 BB: 0 P: 3	R: 0 E: 0 K: 1 S: 5	H: 0 LOB: 0 BB: 0 P: 5	R: 1 E: 0 K: 0 S: 4	H: 1 LOB: 2 BB: 0 P: 4	R: 2 E: 0 K: 2 S: 11	H: 4 LOB: 3 BB: 0 P: 11	1B: 4 2B: 3 3B: 0 HR: 1	SF: 1 SAC: 0 DP: 0 HBP: 0	
PITCHER	IP WLS BF H R ER SO BB IBB HBP BLK WP HR S P ERA WHIP																
Clay Carroll, R (1, 1) ERA: 6.23	5.0 W 19 3 1 1 1 1 1 0 0 0 0 0 0 20 24 1.80 0.800																
Ed Sprague, R (6, 1) ERA: 2.53	3.0 12 3 3 3 1 0 0 0 0 0 1 14 14 9.00 1.000																
Pedro Borbon, R (9, 1) ERA: 1.5	1.0 S 5 2 0 0 2 0 0 0 0 0 0 0 9 9 0.00 2.000																

Batter	1	2	3	4	5	6	7	8	9	AB	R	H	RBI	BB	SO	LOB	BOTTOM		
Pete Rose, S OBP: 0.398, SLG: 0.423 (1, 7)	5-3		SH3-4 1B 2B	1B		2B 1B	4-3			5	1	3	1	0	0	1	Houston Astros @ Cincinnati Reds Riverfront Stadium, Cincinnati, OH Tue May 22 1973, 7:05 PM EDT Att: 11,741 - Unknown		
Joe Morgan, L (1, 4)	K		SH3-4 2B	1B	1-2	1B	P6	F7		5	1	2	0	0	1	1			
Bobby Tolan, L (1, 8)	K		SH3-4	K	1-2 2-3	K	2B	1-3 1B	2B	4	1	2	0	0	2	2			
Johnny Bench, R (1, 2) OBP: 0.356, SLG: 0.507		P4	2B IBB	G3		IBB	1-3 1B	1-3 2B	1-3 2B	3	0	0	0	2	0	3			
Tony Perez, R (1, 3) OBP: 0.361, SLG: 0.471		1B 1B	P9		SH1-4 1B	F3	1B BB	1B BB		4	2	2	0	1	0	6			
Dave Concepcion, R (1, 6) OBP: 0.326, SLG: 0.458	F7		1-3 2H 3H	2B	SH1-4	F9	1-2 1B	1-2 1B		4	0	2	3	0	0	4			
Richie Scheinblum, S (1, 9) Cesar Geronimo, L (5, PR) (6, 9)	1B 1B		P3		3H 1B	K	F7			3	0	2	1	0	0	2			
Denis Menke, R (1, 5) OBP: 0.434, SLG: 0.253		1-2 1B		SH1-4 1B	K	SH1-4 BB				3	1	2	1	1	1	1			
Clay Carroll, R (1, 1) Gene Locklear, L (5, PH) Ed Sprague, R (6, 1) Pedro Borbon, R (9, 1)	1-3			SH1-4	K	SH1-4				1	0	0	0	0	0	2			
Inning Stats	R: 0 E: 0 K: 2 S: 7	H: 0 LOB: 0 BB: 0 P: 7	R: 1 E: 0 K: 0 S: 6	H: 3 LOB: 2 BB: 0 P: 6	R: 2 E: 0 K: 0 S: 6	H: 3 LOB: 2 BB: 1 P: 10	R: 1 E: 0 K: 1 S: 8	H: 3 LOB: 0 BB: 0 P: 8	R: 1 E: 0 K: 2 S: 9	H: 2 LOB: 1 BB: 0 P: 9	R: 0 E: 0 K: 0 S: 5	H: 2 LOB: 3 BB: 1 P: 9	R: 0 E: 0 K: 1 S: 5	H: 0 LOB: 1 BB: 1 P: 9	R: 1 E: 0 K: 0 S: 5	H: 2 LOB: 2 BB: 1 P: 9		1B: 11 2B: 4 3B: 0 HR: 0	SF: 0 SAC: 4 DP: 0 HBP: 0
PITCHER	IP WLS BF H R ER SO BB IBB HBP BLK WP HR S P ERA WHIP																		
Dave Roberts, L (1, 1) ERA: 3.08	4.0 L 23 10 5 5 3 0 0 0 0 0 0 0 18 26 11.25 2.500																		
Ken Forsch, R (5, 1) ERA: 3.54	3.0 14 3 0 0 3 1 1 0 0 0 0 0 18 26 0.00 1.333																		
Fred Gladding, R (8, 1) ERA: 3.97	1.0 6 2 1 1 0 1 0 0 0 0 0 0 5 9 9.00 3.000																		

Batter	1	2	3	4	5	6	7	8	9	AB	R	H	RBI	BB	SO	LOB	TOP
Jimmy Wynn, R (1, 9) <small>OBP: 0.330, SLG: 0.494</small> Jim Ray, R (7, 1) <small>OBP: 0.250, SLG: 0.250</small> Tommie Agee, R (9, PH) <small>OBP: 0.324, SLG: 0.377</small>										2	0	1	0	2	0	0	Houston Astros @ Cincinnati Reds Riverfront Stadium, Cincinnati, OH Wed May 23 1973, 7:05 PM EDT Att: 16,134 - Unknown
Roger Metzger, S (1, 6) <small>OBP: 0.256, SLG: 0.338</small>										5	0	1	1	0	0	6	
Bob Gallagher, L (1, 8) <small>OBP: 0.273, SLG: 0.400</small>										4	0	1	0	1	1	2	
Bob Watson, R (1, 7) <small>OBP: 0.449, SLG: 0.506</small>										4	0	0	0	0	0	5	
Doug Rader, R (1, 5) <small>OBP: 0.324, SLG: 0.381</small>										4	1	1	0	0	0	1	
Lee May, R (1, 3) <small>OBP: 0.224, SLG: 0.292</small> Jim York, R (9, 1)										4	0	1	0	0	1	2	
Johnny Edwards, L (1, 2) <small>OBP: 0.276, SLG: 0.363</small> Skip Jutze, R (8, 2)										3	0	1	1	0	0	1	
Hector Torres, R (1, 4) <small>OBP: 0.152, SLG: 0.067</small>										3	0	0	0	0	0	0	
Don Wilson, R (1, 1) <small>OBP: 0.207, SLG: 0.250</small> Jimmy Stewart, S (7, PH) <small>OBP: 0.214, SLG: 0.154</small> Jesus Alou, R (7, 9) <small>OBP: 0.364, SLG: 0.545</small>										1	0	1	0	0	0	0	
Inning Stats	R: 0 H: 1 E: 0 LOB: 1 K: 0 BB: 0 S: 4 P: 4	R: 0 H: 1 E: 0 LOB: 0 K: 0 BB: 0 S: 3 P: 3	R: 0 H: 1 E: 0 LOB: 3 K: 0 BB: 2 S: 4 P: 12	R: 1 H: 2 E: 0 LOB: 3 K: 0 BB: 1 S: 5 P: 10	R: 0 H: 0 E: 0 LOB: 0 K: 0 BB: 0 S: 3 P: 3	R: 0 H: 0 E: 0 LOB: 0 K: 0 BB: 0 S: 3 P: 3	R: 0 H: 0 E: 0 LOB: 0 K: 0 BB: 0 S: 3 P: 3	R: 0 H: 1 E: 0 LOB: 1 K: 1 BB: 0 S: 6 P: 6	R: 2 H: 3 E: 0 LOB: 1 K: 1 BB: 0 S: 8 P: 8	1B: 4 SF: 0 2B: 3 SAC: 1 3B: 2 DP: 1 HR: 0 HBP: 1	WP: 0 PA: 39 PB: 0 SB: 0 CS: 0						
PITCHER	IP WLS BF H R ER SO BB IBB HBP BLK WP HR S P ERA WHIP											IP WLS BF H R ER SO BB IBB HBP BLK WP HR S P ERA WHIP					
Jack Billingham, R (1, 1) <small>ERA: 2.61</small> Tom Hall, L (9, 1) <small>ERA: 4.92</small>	8.2 38 9 3 3 1 2 1 1 0 0 0 3 3 3.12 1.269																

AB	34
R	3
H	9
RBI	3
BB	3
SO	2
LOB	17



Batter	1	2	3	4	5	6	7	8	9	AB	R	H	RBI	BB	SO	LOB	BOTTOM
Pete Rose, S (1, 7) <small>OBP: 0.394, SLG: 0.419</small>										4	0	1	1	0	0	0	Houston Astros @ Cincinnati Reds Riverfront Stadium, Cincinnati, OH Wed May 23 1973, 7:05 PM EDT Att: 16,134 - Unknown
Joe Morgan, L (1, 4) <small>OBP: 0.433, SLG: 0.547</small>									3	1	0	0	1	0	3		
Bobby Tolan, L (1, 8) <small>OBP: 0.274, SLG: 0.346</small>										3	0	0	0	0	1		
Johnny Bench, R (1, 2) <small>OBP: 0.354, SLG: 0.500</small>										4	1	1	0	0	0		
Tony Perez, R (1, 3) <small>OBP: 0.352, SLG: 0.457</small>										4	0	0	0	0	3		
Richie Scheinblum, S (1, 9) <small>OBP: 0.333, SLG: 0.348</small> Cesar Geronimo, L (7, 9) <small>OBP: 0.210, SLG: 0.232</small>										2	0	0	0	0	0	0	
Dave Concepcion, R (1, 6) <small>OBP: 0.338, SLG: 0.463</small>										3	0	2	1	1	0	0	
Denis Menke, R (1, 5) <small>OBP: 0.440, SLG: 0.292</small>										2	2	1	1	1	0	1	
Jack Billingham, R (1, 1) <small>OBP: 0.034, SLG: 0.034</small> Tom Hall, L (9, 1)										3	0	0	0	0	0	3	
Inning Stats	R: 0 H: 0 E: 0 LOB: 0 K: 1 BB: 0 S: 3 P: 3	R: 0 H: 0 E: 0 LOB: 0 K: 1 BB: 0 S: 5 P: 5	R: 1 H: 1 E: 0 LOB: 0 K: 0 BB: 0 S: 4 P: 4	R: 1 H: 0 E: 0 LOB: 0 K: 1 BB: 1 S: 5 P: 9	R: 1 H: 2 E: 1 LOB: 2 K: 0 BB: 1 S: 5 P: 9	R: 0 H: 0 E: 0 LOB: 0 K: 0 BB: 0 S: 3 P: 3	R: 0 H: 0 E: 0 LOB: 1 K: 0 BB: 1 S: 3 P: 7	R: 0 H: 0 E: 1 LOB: 0 K: 0 BB: 0 S: 3 P: 3	R: 1 H: 2 E: 0 LOB: 1 K: 1 BB: 0 S: 6 P: 6	1B: 4 SF: 0 2B: 0 SAC: 2 3B: 0 DP: 1 HR: 1 HBP: 0	WP: 1 PA: 34 PB: 0 SB: 3 CS: 0						
PITCHER	IP WLS BF H R ER SO BB IBB HBP BLK WP HR S P ERA WHIP											IP WLS BF H R ER SO BB IBB HBP BLK WP HR S P ERA WHIP					
Don Wilson, R (1, 1) <small>ERA: 3.06</small> Jim Ray, R (7, 1) <small>ERA: 1.62</small> Jim York, R (9, 1) <small>ERA: 3.08</small>	6.0 23 3 3 2 2 2 0 0 0 0 0 6 10 0.00 0.500											IP WLS BF H R ER SO BB IBB HBP BLK WP HR S P ERA WHIP					
	0.2 L 4 2 1 1 1 0 0 0 0 0 0 6 6 13.50 3.000																

AB	29
R	4
H	5
RBI	3
BB	3
SO	3
LOB	9



Batter	1	2	3	4	5	6	7	8	9	AB	R	H	RBI	BB	SO	LOB	TOP								
Tommie Agee, R (1, 8) OBP: 0.329, SLG: 0.370	1-0 HBP 4-3		0-3 K		0-0 F9		0-0 E 1B		0-0 G3	4	1	1	0	0	1	1									
Roger Metzger, S (1, 6) OBP: 0.263, SLG: 0.354	0-0 4-3			0-0 BLK 1B		0-0 P3	0-3 K		0-0 WP 3B	5	1	2	0	0	1	3									
Jimmy Wynn, R (1, 9) OBP: 0.342, SLG: 0.500	0-0 1B			0-3 K		4-0 2B BB	0-0 E4 1B		0-0 FC6-4 1B	4	1	3	2	1	1	1									
Bob Watson, R (1, 7) OBP: 0.443, SLG: 0.503	0-0 4-3			0-3 K		0-0 F9 1-H HR 2B	0-0 L4		0-0 FC6-4 1B	5	1	1	1	0	1	4									
Doug Rader, R (1, 5) OBP: 0.323, SLG: 0.378		0-0 F6		0-3 K		0-0 F9			0-0 FC6 1B	4	0	1	0	0	1	2									
Lee May, R (1, 3) OBP: 0.232, SLG: 0.340		0-0 F4			0-0 HR	0-0 HR			0-0 F8	4	2	2	3	0	0	1									
Skip Jutze, R (1, 2) OBP: 0.200, SLG: 0.400		0-0 1-4-3			0-0 4-3 2B	0-0 6-3			0-3 K	4	0	1	0	0	1	1									
Hector Torres, R (1, 4) OBP: 0.139, SLG: 0.061			0-0 1-3		0-3 K		0-1 CI FC3-6		0-0 FC6	3	0	0	0	0	1	2									
Jerry Reuss, L (1, 1) OBP: 0.167, SLG: 0.167			0-3 K		0-0 4-3		0-0 FC3-6 1B E		0-3 K	4	1	0	0	0	2	2									
Inning Stats	R: 0 E: 0 K: 0 S: 3	H: 1 LOB: 1 BB: 0 P: 4	R: 0 E: 0 K: 0 S: 3	H: 0 LOB: 0 BB: 0 P: 3	R: 0 E: 0 K: 2 S: 7	H: 0 LOB: 0 BB: 0 P: 7	R: 0 E: 0 K: 3 S: 10	H: 1 LOB: 1 BB: 0 P: 10	R: 1 E: 0 K: 1 S: 7	H: 2 LOB: 1 BB: 0 P: 7	R: 3 E: 0 K: 0 S: 5	H: 2 LOB: 0 BB: 1 P: 9	R: 2 E: 2 K: 1 S: 8	H: 2 LOB: 1 BB: 0 P: 8	R: 0 E: 0 K: 1 S: 6	H: 1 LOB: 1 BB: 0 P: 6	R: 1 E: 0 K: 1 S: 7	H: 2 LOB: 1 BB: 0 P: 7	1B: 6 2B: 2 3B: 1 HR: 2	SF: 0 SAC: 0 DP: 0 HBP: 1	WP: 1 PB: 0 SB: 0 CS: 0	PA: 40			
PITCHER	IP	WLS	BF	H	R	ER	SO	BB	IBB	HBP	BLK	WP	HR	S	P	ERA	WHIP								
Bob Moose, R (1, 1) ERA: 3.95	6.1	L	28	7	6	4	6	1	0	1	1	0	2	38	43	5.68	1.263								
Bob Johnson, R (7, 1) ERA: 3.2	0.2		3	1	0	0	1	0	0	0	0	0	0	5	5	0.00	1.500								
Jim McKee, R (8, 1) ERA: 8.53	2.0		9	3	1	1	2	0	0	0	0	1	0	13	13	4.50	1.500								

Houston Astros @ Pittsburgh Pirates
Three Rivers Stadium, Pittsburgh, PA
Fri May 25 1973, 7:05 PM EDT
Att: 13,956 - Unknown

AB 37
R 7
H 11
RBI 6
BB 1
SO 9
LOB 17



Batter	1	2	3	4	5	6	7	8	9	AB	R	H	RBI	BB	SO	LOB	BOTTOM								
Dave Cash, R (1, 4) OBP: 0.394, SLG: 0.453	0-3 K		0-0 F9		0-0 F9		0-0 F9			4	0	0	0	0	1	3									
Richie Hebner, L (1, 5) OBP: 0.368, SLG: 0.403	4-0 BB		0-3 K			0-0 F7	0-0 F9			3	0	0	0	1	1	2									
Manny Sanguillen, R (1, 9) OBP: 0.333, SLG: 0.506	0-0 F9			0-0 3B		0-0 F8			0-0 5-3	4	0	1	0	0	0	1									
Willie Stargell, L (1, 7) OBP: 0.368, SLG: 0.633	0-0 F5			0-3 K		0-3 K			0-3 K	4	0	0	0	0	3	2									
Bob Robertson, R (1, 3) OBP: 0.418, SLG: 0.552		0-0 FC4-6 1B		4-0 G4-3 BB		0-0 HR 1B			0-0 5-3	3	1	2	0	1	0	0									
Al Oliver, L (1, 8) OBP: 0.322, SLG: 0.536		0-0 FC4-6		0-0 G4-3		0-0 HR			0-0 F4	4	1	1	2	0	0	3									
Gene Alley, R (1, 6) OBP: 0.287, SLG: 0.355		0-0 F9			0-0 1-3		0-0 4-3 1B		0-0 E6	4	0	1	0	0	0	1									
Milt May, L (1, 2) OBP: 0.336, SLG: 0.392		0-0 F7			0-3 K		0-0 4-3		0-0 F8	4	0	0	0	0	1	3									
Bob Moose, R (1, 1) OBP: 0.238, SLG: 0.158			0-0 5-3		4-0 BB		4-0 BB		0-3 K	1	0	0	0	1	0	0									
Bob Johnson, L (7, 1) OBP: 0.292, SLG: 0.364										0	0	0	0	0	0	0									
Richie Zisk, R (7, PH) OBP: 0.292, SLG: 0.364										0	0	0	0	1	0	0									
Jim McKee, R (8, 1) OBP: 0.310, SLG: 0.350										0	0	0	0	0	0	0									
Gene Clines, R (8, PH) OBP: 0.310, SLG: 0.350										1	0	0	0	0	1	1									
Inning Stats	R: 0 E: 0 K: 1 S: 5	H: 0 LOB: 1 BB: 1 P: 9	R: 0 E: 0 K: 0 S: 4	H: 1 LOB: 0 BB: 0 P: 4	R: 0 E: 0 K: 1 S: 5	H: 0 LOB: 0 BB: 0 P: 5	R: 0 E: 0 K: 1 S: 5	H: 1 LOB: 1 BB: 1 P: 9	R: 0 E: 0 K: 1 S: 5	H: 0 LOB: 0 BB: 1 P: 9	R: 2 E: 0 K: 0 S: 6	H: 3 LOB: 2 BB: 1 P: 10	R: 0 E: 0 K: 1 S: 5	H: 0 LOB: 0 BB: 0 P: 5	R: 0 E: 1 K: 1 S: 6	H: 0 LOB: 1 BB: 0 P: 6	1B: 3 2B: 0 3B: 1 HR: 1	SF: 0 SAC: 0 DP: 1 HBP: 0	WP: 0 PB: 0 SB: 0 CS: 0	PA: 36					
PITCHER	IP	WLS	BF	H	R	ER	SO	BB	IBB	HBP	BLK	WP	HR	S	P	ERA	WHIP								
Jerry Reuss, L (1, 1) ERA: 2.43	9.0	W	36	5	2	2	7	4	0	0	0	0	1	46	62	2.00	1.000								

Houston Astros @ Pittsburgh Pirates
Three Rivers Stadium, Pittsburgh, PA
Fri May 25 1973, 7:05 PM EDT
Att: 13,956 - Unknown

AB 32
R 2
H 5
RBI 2
BB 4
SO 7
LOB 16



Batter	1	2	3	4	5	6	7	8	9	AB	R	H	RBI	BB	SO	LOB	TOP									
Tommie Agee, R OBP: 0.310, SLG: 0.346 (1, 8)	F8	F9			F9		F9		F4	5	0	0	0	0	0	1										
Roger Metzger, S OBP: 0.263, SLG: 0.351 (1, 6)	FC6-4 1B	G3			1-3			F8		4	0	1	0	0	0	1										
Jimmy Wynn, R OBP: 0.340, SLG: 0.512 (1, 9)	FC6-4 1B		5-3		K				HR	4	2	1	1	0	1	1										
Bob Watson, R OBP: 0.444, SLG: 0.503 (1, 7)	BB 1B		F9		F3			1B	1B	4	0	2	0	0	0	0										
Doug Rader, R OBP: 0.332, SLG: 0.387 (1, 5)	BB 1B		E6					1B	1B	4	0	3	1	0	0	0										
Lee May, R OBP: 0.232, SLG: 0.333 (1, 3)	1-2 2-H BB		F9		P2			F9		3	0	0	0	1	0	4										
Skip Jutze, R OBP: 0.222, SLG: 0.333 (1, 2)	F8				F9			F9		4	0	1	0	0	0	6										
Hector Torres, R OBP: 0.158, SLG: 0.086 (7, PH)					F4			F8		2	0	1	0	0	0	1										
Jimmy Stewart, S OBP: 0.198, SLG: 0.133 (7, 4)		SH3-4 1B			1-2			4-3		2	0	0	0	0	0	0										
Ken Forsch, R OBP: 0.074, SLG: 0.038 (6, 1)					4-3			F6		1	0	0	0	0	0	0										
Fred Gladding, L (7, PH)		SH3-4								0	0	0	0	0	0	0										
Johnny Edwards, L OBP: 0.274, SLG: 0.360 (7, 1)										1	0	0	0	0	0	0										
Jim Crawford, L OBP: 0.250, SLG: 0.500 (9, PH)		1-2								0	0	0	0	0	0	0										
Bob Gallagher, L OBP: 0.251, SLG: 0.381 (9, PH)										1	0	0	0	0	0	0										
Inning Stats	R: 1 E: 0 K: 0 S: 6	H: 3 LOB: 3 BB: 1 P: 10	R: 0 E: 0 K: 0 S: 4	H: 1 LOB: 1 BB: 0 P: 4	R: 0 E: 1 K: 0 S: 4	H: 0 LOB: 1 BB: 0 P: 4	R: 0 E: 0 K: 0 S: 3	H: 1 LOB: 0 BB: 1 P: 3	R: 0 E: 0 K: 0 S: 5	H: 0 LOB: 0 BB: 0 P: 5	R: 0 E: 0 K: 0 S: 4	H: 1 LOB: 1 BB: 0 P: 4	R: 0 E: 0 K: 0 S: 3	H: 0 LOB: 0 BB: 0 P: 3	R: 1 E: 0 K: 0 S: 6	H: 3 LOB: 2 BB: 0 P: 6	R: 0 E: 0 K: 0 S: 3	H: 0 LOB: 0 BB: 0 P: 3	1B: 8 2B: 0 3B: 0 HR: 1	SF: 0 SAC: 1 DP: 0 HBP: 0	WP: 0 PB: 0 SB: 0 CS: 1	PA: 37				
PITCHER	IP	WLS	BF	H	R	ER	SO	BB	IBB	HBP	BLK	WP	HR	S	P	ERA	WHIP									
Nelson Briles, R ERA: 3.52	(1, 1)	7.1	W	32	9	2	2	1	1	0	0	0	0	1	33	37	2.46	1.364								
Dave Giusti, R ERA: 1.5	(8, 1)	1.2	S	5	0	0	0	0	0	0	0	0	0	5	5	0.00	0.000									

Houston Astros @ Pittsburgh Pirates
Three Rivers Stadium, Pittsburgh, PA
Sat May 26 1973, 7:05 PM EDT
Att: 15,768 - Unknown

AB	35
R	2
H	9
RBI	2
BB	1
SO	1
LOB	14



Batter	1	2	3	4	5	6	7	8	9	AB	R	H	RBI	BB	SO	LOB	BOTTOM									
Vic Davalillo, L OBP: 0.194, SLG: 0.257 (1, 3)	F8		K					K		5	1	2	0	0	2	1										
Dave Cash, R OBP: 0.397, SLG: 0.455 (1, 4)	G3 2B		F8		E8 3B	G6-4-3 1B				4	2	2	0	0	0	2										
Manny Sanguillen, R OBP: 0.331, SLG: 0.556 (1, 9)	G3 1-2		F6		6-3			2B		4	0	1	0	0	0	3										
Willie Stargell, L OBP: 0.372, SLG: 0.634 (1, 7)				L6	3B	6-3				3	1	1	1	1	0	1										
Al Oliver, L OBP: 0.320, SLG: 0.542 (1, 8)	F7			F4	1B			F7		4	1	1	2	0	0	1										
Richie Hebner, L OBP: 0.359, SLG: 0.391 (1, 5)			F8	E3 1B	F7			3-1		4	1	0	0	0	0	1										
Milt May, L OBP: 0.340, SLG: 0.396 (1, 2)			3-1					1-3		4	0	2	1	0	0	0										
Jackie Hernandez, R OBP: 0.200, SLG: 0.200 (1, 6)			K		6-3			K		4	0	1	1	0	2	1										
Nelson Briles, R OBP: 0.286, SLG: 0.524 (8, 1)					P2			1-3		3	1	2	1	0	0	2										
Dave Giusti, R OBP: 0.667, SLG: 0.500 (8, 1)						HR				1	0	0	0	0	0	0										
Inning Stats	R: 1 E: 0 K: 0 S: 5	H: 2 LOB: 1 BB: 0 P: 5	R: 0 E: 0 K: 1 S: 5	H: 0 LOB: 0 BB: 0 P: 5	R: 0 E: 0 K: 1 S: 6	H: 1 LOB: 1 BB: 0 P: 6	R: 1 E: 1 K: 0 S: 6	H: 2 LOB: 2 BB: 0 P: 6	R: 4 E: 1 K: 0 S: 7	H: 4 LOB: 1 BB: 1 P: 11	R: 1 E: 0 K: 0 S: 5	H: 3 LOB: 1 BB: 0 P: 5	R: 0 E: 0 K: 0 S: 3	H: 0 LOB: 0 BB: 0 P: 3	R: 0 E: 0 K: 2 S: 7	H: 0 LOB: 0 BB: 0 P: 7	1B: 7 2B: 3 3B: 1 HR: 1	SF: 0 SAC: 0 DP: 1 HBP: 0	WP: 0 PB: 0 SB: 0 CS: 0	PA: 37						
PITCHER	IP	WLS	BF	H	R	ER	SO	BB	IBB	HBP	BLK	WP	HR	S	P	ERA	WHIP									
Ken Forsch, R ERA: 4.0	(1, 1)	5.0	L	28	11	7	6	2	1	0	0	0	0	0	31	35	10.80	2.400								
Fred Gladding, R ERA: 3.65	(6, 1)	1.0		3	1	0	0	0	0	0	0	0	0	3	3	0.00	1.000									
Jim Crawford, L ERA: 4.05	(7, 1)	2.0		6	0	0	0	2	0	0	0	0	0	10	10	0.00	0.000									

Houston Astros @ Pittsburgh Pirates
Three Rivers Stadium, Pittsburgh, PA
Sat May 26 1973, 7:05 PM EDT
Att: 15,768 - Unknown

AB	36
R	7
H	12
RBI	6
BB	1
SO	4
LOB	12



Batter	1	2	3	4	5	6	7	8	9	AB	R	H	RBI	BB	SO	LOB	TOP					
Bob Gallagher, L (1, 8) OBP: 0.258, SLG: 0.345	4-3		4-3						4-3	3	0	1	0	0	0	1	Houston Astros @ Pittsburgh Pirates Three Rivers Stadium, Pittsburgh, PA Mon May 28 1973, 3:33 AM EDT Att: 21,546 - Unknown					
Tommie Agee, R (7, PH) OBP: 0.306, SLG: 0.342										1	0	0	0	0	1	2						
Cecil Upshaw, R (7, 1)										0	0	0	0	0	0	0						
Jim York, R (7, 1)										0	0	0	0	0	0	0						
Hector Torres, R (9, PH) OBP: 0.175, SLG: 0.083										1	0	0	0	0	0	1						
Roger Metzger, S (1, 6) OBP: 0.294, SLG: 0.361										4	0	2	0	1	0	1						
Jimmy Wynn, R (1, 9) OBP: 0.330, SLG: 0.489										4	0	0	0	0	2	7						
Bob Watson, R (1, 7) OBP: 0.449, SLG: 0.509										3	0	1	1	0	0	0						
Lee May, R (1, 3) OBP: 0.244, SLG: 0.362										4	0	0	0	0	2	4						
Doug Ratler, R (1, 5) OBP: 0.342, SLG: 0.378										2	1	0	0	2	1	0						
Tommy Helms, R (1, 4) OBP: 0.320, SLG: 0.333										4	0	1	0	0	0	2						
Skip Jutze, R (1, 2) OBP: 0.188, SLG: 0.250										2	0	1	0	0	1	1						
Johnny Edwards, L (7, PH) OBP: 0.276, SLG: 0.382										2	0	1	0	0	0	2						
Don Wilson, R (1, 1) OBP: 0.207, SLG: 0.250										0	0	0	0	0	0	0						
Jimmy Stewart, S (6, PH) OBP: 0.176, SLG: 0.125										1	1	0	0	0	0	1						
Jim Crawford, L (6, 1) OBP: 0.250, SLG: 0.500										0	0	0	0	0	0	0						
Jesus Alou, R (7, PH) OBP: 0.385, SLG: 0.538										2	0	1	1	0	0	1						
Inning Stats	R: 0 E: 0 K: 0 S: 3	H: 1 LOB: 0 BB: 0 P: 3	R: 0 E: 0 K: 0 S: 3	H: 0 LOB: 0 BB: 0 P: 3	R: 0 E: 1 K: 1 S: 6	H: 0 LOB: 1 BB: 1 P: 6	R: 0 E: 0 K: 0 S: 3	H: 0 LOB: 0 BB: 0 P: 3	R: 0 E: 0 K: 2 S: 7	H: 0 LOB: 0 BB: 0 P: 7	R: 1 E: 0 K: 1 S: 8	H: 3 LOB: 3 BB: 0 P: 9	R: 1 E: 0 K: 2 S: 9	H: 2 LOB: 2 BB: 2 P: 17	R: 0 E: 0 K: 1 S: 5	H: 1 LOB: 1 BB: 1 P: 9	R: 0 E: 1 K: 0 S: 4	H: 1 LOB: 1 BB: 0 P: 4	1B: 8 2B: 0 3B: 0 HR: 0	SF: 0 SAC: 1 DP: 2 HBP: 1	WP: 0 PB: 1 SB: 0 CS: 0	PA: 38
PITCHER	IP WLS BF H R ER SO BB IBB HBP BLK WP HR S P ERA WHIP																					
Dock Ellis, R (1, 1) ERA: 3.22	6.1 W 27 6 2 2 4 1 0 1 0 0 0 33 38 2.84 1.105																					
Ramon Hernandez, L (7, 1) ERA: 4.2	0.1 2 0 0 0 1 1 0 0 0 0 0 3 7 0.00 3.000																					
Bob Johnson, R (7, 1) ERA: 3.27	0.1 1 0 0 0 1 0 0 0 0 0 0 3 3 0.00 0.000																					
Dave Giusti, R (8, 1) ERA: 1.38	2.0 S 8 2 0 0 1 1 0 0 0 0 0 9 13 0.00 1.500																					

Batter	1	2	3	4	5	6	7	8	9	AB	R	H	RBI	BB	SO	LOB	BOTTOM			
Dave Cash, R (1, 4) OBP: 0.396, SLG: 0.450	F4		F7		E5					4	0	2	2	0	0	0	Houston Astros @ Pittsburgh Pirates Three Rivers Stadium, Pittsburgh, PA Mon May 28 1973, 3:33 AM EDT Att: 21,546 - Unknown			
Richie Hebner, L (1, 5) OBP: 0.369, SLG: 0.397										3	0	2	0	1	1	1				
Manny Sanguillen, R (1, 9) OBP: 0.329, SLG: 0.491										3	0	0	0	0	0	4				
Willie Stargell, L (1, 7) OBP: 0.368, SLG: 0.622										4	0	1	0	0	0	2				
Al Oliver, L (1, 8) OBP: 0.310, SLG: 0.520										4	0	0	0	0	1	1				
Bob Robertson, R (1, 3) OBP: 0.416, SLG: 0.545										4	0	1	0	0	2	0				
Milt May, L (1, 2) OBP: 0.340, SLG: 0.414										4	2	2	1	0	0	1				
Jackie Hernandez, R (1, 6) OBP: 0.182, SLG: 0.182										3	1	1	0	0	0	1				
Dock Ellis, S (1, 1) OBP: 0.087, SLG: 0.045										1	1	0	0	0	1	0				
Ramon Hernandez, S (7, 1) ERA: 3.99										0	0	0	0	0	0	0				
Bob Johnson, L (7, 1)										0	0	0	0	0	0	0				
Vic Davalillo, L (7, PH) OBP: 0.189, SLG: 0.250										1	0	0	0	0	1	0				
Dave Giusti, R (8, 1) OBP: 0.087, SLG: 0.500										0	0	0	0	0	0	1				
Inning Stats	R: 0 E: 0 K: 0 S: 3	H: 1 LOB: 1 BB: 0 P: 4	R: 1 E: 0 K: 0 S: 4	H: 1 LOB: 0 BB: 0 P: 4	R: 0 E: 0 K: 1 S: 5	H: 0 LOB: 1 BB: 1 P: 9	R: 0 E: 0 K: 1 S: 5	H: 1 LOB: 0 BB: 0 P: 5	R: 2 E: 0 K: 1 S: 8	H: 2 LOB: 1 BB: 0 P: 8	R: 0 E: 0 K: 2 S: 7	H: 0 LOB: 0 BB: 0 P: 7	R: 1 E: 1 K: 0 S: 6	H: 3 LOB: 2 BB: 0 P: 6	R: 0 E: 0 K: 0 S: 4	H: 1 LOB: 1 BB: 0 P: 4	1B: 8 2B: 1 3B: 0 HR: 1	SF: 0 SAC: 1 DP: 2 HBP: 1	WP: 0 PB: 0 SB: 2 CS: 0	PA: 34
PITCHER	IP WLS BF H R ER SO BB IBB HBP BLK WP HR S P ERA WHIP																			
Don Wilson, R (1, 1) ERA: 3.09	5.0 L 21 5 3 2 3 1 0 1 0 0 0 1 25 30 3.60 1.200																			
Jim Crawford, L (6, 1) ERA: 3.99	1.0 3 0 0 0 2 0 0 0 0 0 0 7 7 0.00 0.000																			
Cecil Upshaw, R (7, 1) ERA: 5.52	0.2 5 3 1 1 0 0 0 0 0 0 0 5 5 13.50 4.500																			
Jim York, R (7, 1) ERA: 2.93	1.1 5 1 0 0 0 0 0 0 0 0 0 5 5 0.00 0.750																			

AB 33
R 2
H 8
RBI 2
BB 3
SO 7
LOB 23



AB 31
R 4
H 9
RBI 3
BB 1
SO 5
LOB 11



Batter	1	2	3	4	5	6	7	8	9	AB	R	H	RBI	BB	SO	LOB	TOP				
Bob Gallagher, L OBP: 0.257, SLG: 0.333 (1, 8)										4	1	1	0	0	1	2					
Roger Metzger, S OBP: 0.279, SLG: 0.354 (1, 6)										3	0	0	0	0	0	3					
Jimmy Wynn, R OBP: 0.329, SLG: 0.484 (1, 9)										4	0	1	1	0	1	3					
Bob Watson, R OBP: 0.450, SLG: 0.509 (1, 7)										4	0	2	0	0	0	0					
Lee May, R OBP: 0.238, SLG: 0.353 (1, 3)										4	0	0	0	0	1	3					
Doug Radler, R OBP: 0.335, SLG: 0.369 (1, 5)										4	0	0	0	0	0	4					
Johnny Edwards, L OBP: 0.269, SLG: 0.350 (1, 2)										4	0	0	0	0	1	4					
Tommy Helms, R OBP: 0.319, SLG: 0.327 (1, 4)										3	0	0	0	1	0	0					
Jerry Reuss, L OBP: 0.370, SLG: 0.167 Jim Ray, R OBP: 0.200, SLG: 0.200 Jimmy Stewart, S OBP: 0.222, SLG: 0.176 Cecil Upshaw, R OBP: 0.300, SLG: 0.338 Tommie Agee, R OBP: 0.300, SLG: 0.338 Jim York, R OBP: 0.300, SLG: 0.338 Fred Gladding, L OBP: 0.300, SLG: 0.338 (1, 1)										0	0	0	0	0	0	0					
Inning Stats	R: 1 E: 1 K: 1 S: 9	H: 3 LOB: 3 BB: 0 P: 9	R: 0 E: 0 K: 1 S: 5	H: 0 LOB: 0 BB: 0 P: 5	R: 0 E: 1 K: 0 S: 3	H: 0 LOB: 0 BB: 0 P: 3	R: 0 E: 0 K: 0 S: 3	H: 0 LOB: 0 BB: 0 P: 3	R: 0 E: 0 K: 2 S: 8	H: 1 LOB: 2 BB: 1 P: 12	R: 0 E: 0 K: 0 S: 4	H: 1 LOB: 1 BB: 0 P: 4	R: 0 E: 1 K: 0 S: 4	H: 0 LOB: 1 BB: 0 P: 4	R: 0 E: 0 K: 1 S: 5	H: 0 LOB: 0 BB: 0 P: 5	R: 0 E: 0 K: 0 S: 3	1B: 5 2B: 0 3B: 0 HR: 0	SF: 0 SAC: 1 DP: 1 HBP: 0	WP: 0 PB: 0 SB: 0 CS: 0	PA: 35
PITCHER Rick Reuschel, R ERA: 1.6 (1, 1)	IP: 9.0 WLS: W BF: 35 H: 5 R: 1 ER: 1 SO: 5 BB: 1 IBB: 0 HBP: 0 BLK: 0 WP: 0 HR: 0 S: 44 P: 48 ERA: 1.00 WHIP: 0.667															PITCHER					

Houston Astros @ Chicago Cubs
Wrigley Field, Chicago, IL
Tue May 29 1973, 3:33 AM CDT
Att. 7,759 - Unknown - 50 F

AB	33
R	1
H	5
RBI	1
BB	1
SO	5
LOB	19



Batter	1	2	3	4	5	6	7	8	9	AB	R	H	RBI	BB	SO	LOB	BOTTOM	
Rick Monday, L OBP: 0.422, SLG: 0.561 (1, 8)										3	2	1	1	2	2	1		
Glenn Beckert, R OBP: 0.358, SLG: 0.354 (1, 4)										5	1	2	1	0	0	0		
Billy Williams, L OBP: 0.453 Cleo James, R OBP: 0.185, SLG: 0.154 (7, PR) (8, 7)										4	0	3	0	0	0	2		
Ron Santo, R OBP: 0.430, SLG: 0.500 (1, 5)										3	1	0	0	1	1	3		
Jose Cardenal, R OBP: 0.383, SLG: 0.473 Gene Hiser, L OBP: 0.404, SLG: 0.375 (5, PH) (6, 9)										2	1	1	2	0	0	0		
Jim Hickman, R OBP: 0.338, SLG: 0.206 (1, 3)										3	1	1	0	1	0	2		
Randy Hundley, R OBP: 0.301, SLG: 0.375 (1, 2)										3	0	2	2	0	0	0		
Don Kessinger, S OBP: 0.364, SLG: 0.318 (1, 6)										4	1	2	1	0	0	2		
Rick Reuschel, R OBP: 0.174, SLG: 0.174 (1, 1)										2	0	0	0	0	1	2		
Inning Stats	R: 4 E: 0 K: 0 S: 6	H: 3 LOB: 2 BB: 3 P: 18	R: 0 E: 0 K: 1 S: 6	H: 1 LOB: 0 BB: 0 P: 6	R: 0 E: 0 K: 0 S: 3	H: 1 LOB: 0 BB: 0 P: 3	R: 1 E: 0 K: 1 S: 6	H: 1 LOB: 0 BB: 0 P: 6	R: 0 E: 0 K: 1 S: 7	H: 2 LOB: 1 BB: 0 P: 7	R: 0 E: 0 K: 1 S: 6	H: 1 LOB: 2 BB: 1 P: 10	R: 1 E: 0 K: 0 S: 5	H: 2 LOB: 2 BB: 1 P: 9	1B: 10 2B: 1 3B: 0 HR: 1	SF: 0 SAC: 3 DP: 1 HBP: 0	WP: 0 PB: 0 SB: 1 CS: 1	PA: 40
PITCHER Jerry Reuss, L ERA: 2.87 Jim Ray, R ERA: 1.77 Cecil Upshaw, R ERA: 5.4 Jim York, R ERA: 2.83 Fred Gladding, R ERA: 4.05 (1, 1)	IP: 0.1 WLS: L BF: 7 H: 3 R: 4 ER: 4 SO: 0 BB: 3 IBB: 0 HBP: 0 BLK: 0 WP: 0 HR: 0 S: 4 P: 16 ERA: 108.00 WHIP: 18.000															PITCHER		

Houston Astros @ Chicago Cubs
Wrigley Field, Chicago, IL
Tue May 29 1973, 3:33 AM CDT
Att. 7,759 - Unknown - 50 F

AB	31
R	7
H	12
RBI	7
BB	5
SO	4
LOB	14



Batter	1	2	3	4	5	6	7	8	9	AB	R	H	RBI	BB	SO	LOB	TOP					
Roger Metzger, S (1, 6) OBP: 0.288, SLG: 0.376										4	1	2	1	1	1	0	Houston Astros @ Chicago Cubs Wrigley Field, Chicago, IL Wed May 30, 1973, 3:33 AM CDT Att: 7,807 - Cloudy - 60 F					
Jesus Alou, R (1, 9) OBP: 0.353, SLG: 0.471										4	0	1	0	0	0	3						
Jimmy Wynn, R (1, 8) OBP: 0.325, SLG: 0.478										2	0	0	0	0	0	1						
Tommie Agee, R (4, PR) OBP: 0.295, SLG: 0.329										2	0	0	0	0	0	1						
Bob Watson, R (1, 7) OBP: 0.446, SLG: 0.503										4	1	1	0	0	0	2						
Bob Gallagher, L (7, 7) OBP: 0.297, SLG: 0.333										0	0	0	0	0	0	0						
Lee May, R (1, 3) OBP: 0.244, SLG: 0.356										4	1	2	0	0	0	1						
Doug Radler, R (1, 5) OBP: 0.333, SLG: 0.367										4	0	1	1	0	1	1						
Johnny Edwards, L (1, 2) OBP: 0.276, SLG: 0.374										3	1	1	1	1	0	1						
Tommy Helms, R (1, 4) OBP: 0.317, SLG: 0.328										3	0	1	1	0	0	0						
Ken Forsch, R (1, 1) OBP: 0.065, SLG: 0.033										4	0	0	0	0	3	3						
Inning Stats	R: 1 E: 0 K: 0 S: 4	H: 1 LOB: 0 BB: 0 P: 4	R: 0 E: 0 K: 1 S: 5	H: 1 LOB: 0 BB: 0 P: 5	R: 0 E: 0 K: 1 S: 5	H: 0 LOB: 0 BB: 0 P: 5	R: 0 E: 0 K: 0 S: 4	H: 1 LOB: 1 BB: 0 P: 4	R: 1 E: 0 K: 1 S: 8	H: 3 LOB: 2 BB: 0 P: 8	R: 2 E: 1 K: 0 S: 6	H: 3 LOB: 2 BB: 1 P: 10	R: 0 E: 0 K: 0 S: 3	H: 0 LOB: 1 BB: 1 P: 7	R: 0 E: 0 K: 0 S: 3	H: 0 LOB: 0 BB: 0 P: 3	R: 0 E: 0 K: 2 S: 7	H: 0 LOB: 0 BB: 0 P: 7	1B: 7 2B: 0 3B: 0 HR: 2	SF: 1 SAC: 0 DP: 1 HBP: 0	WP: 0 PB: 0 SB: 0 CS: 0	PA: 37
PITCHER	IP WLS BF H R ER SO BB IBB HBP BLK WP HR S P ERA WHIP																					
Mitt Pappas, R (1, 1) ERA: 5.5	5.1 L 23 8 4 4 3 0 0 0 0 0 2 29 29 6.75 1.500																					
Bill Bonham, R (6, 1) ERA: 3.47	1.2 8 1 0 0 0 1 1 0 0 0 0 6 14 0.00 1.200																					
Larry Gura, L (8, 1) ERA: 2.81	2.0 6 0 0 0 2 0 0 0 0 0 0 10 10 0.00 0.000																					

AB	34
R	4
H	9
RBI	4
BB	2
SO	5
LOB	13



Batter	1	2	3	4	5	6	7	8	9	AB	R	H	RBI	BB	SO	LOB	BOTTOM					
Rick Monday, L (1, 8) OBP: 0.416, SLG: 0.550										3	1	0	0	1	2	2	Houston Astros @ Chicago Cubs Wrigley Field, Chicago, IL Wed May 30, 1973, 3:33 AM CDT Att: 7,807 - Cloudy - 60 F					
Glenn Beckert, R (1, 4) OBP: 0.356, SLG: 0.358										4	0	1	0	0	0	0						
Billy Williams, L (1, 7) OBP: 0.367, SLG: 0.448										4	0	1	1	0	0	1						
Ron Santo, R (1, 5) OBP: 0.421, SLG: 0.488										4	0	0	0	0	2	2						
Pat Bourque, L (1, 3) OBP: 0.462, SLG: 0.550										2	0	0	0	2	0	0						
Adrian Garrett, L (1, 9) OBP: 0.097, SLG: 0.267										4	0	0	0	0	1	4						
Ken Rudolph, R (1, 2) OBP: 0.274, SLG: 0.433										4	0	0	0	0	1	0						
Don Kessinger, S (1, 6) OBP: 0.363, SLG: 0.318										3	0	1	0	0	0	0						
Mitt Pappas, R (1, 1) OBP: 0.056, SLG: 0.056										1	0	0	0	0	0	0						
Bill Bonham, R (6, 1) OBP: 0.222, SLG: 0.222										0	0	0	0	0	0	0						
Gene Hiser, L (7, PH) OBP: 0.417, SLG: 0.375										0	0	0	0	1	0	0						
Larry Gura, S (8, 1) OBP: 0.286, SLG: 0.167										0	0	0	0	0	0	0						
Inning Stats	R: 1 E: 0 K: 1 S: 6	H: 1 LOB: 2 BB: 2 P: 14	R: 0 E: 0 K: 1 S: 6	H: 1 LOB: 1 BB: 0 P: 6	R: 0 E: 0 K: 0 S: 3	H: 0 LOB: 0 BB: 0 P: 3	R: 0 E: 0 K: 0 S: 3	H: 0 LOB: 0 BB: 0 P: 3	R: 0 E: 0 K: 1 S: 5	H: 0 LOB: 0 BB: 0 P: 5	R: 0 E: 0 K: 2 S: 8	H: 1 LOB: 2 BB: 1 P: 12	R: 0 E: 0 K: 1 S: 5	H: 0 LOB: 1 BB: 1 P: 9	R: 0 E: 0 K: 0 S: 3	H: 0 LOB: 0 BB: 0 P: 3	R: 0 E: 0 K: 0 S: 3	H: 0 LOB: 0 BB: 0 P: 3	1B: 2 2B: 1 3B: 0 HR: 0	SF: 0 SAC: 1 DP: 0 HBP: 0	WP: 0 PB: 0 SB: 0 CS: 0	PA: 34
PITCHER	IP WLS BF H R ER SO BB IBB HBP BLK WP HR S P ERA WHIP																					
Ken Forsch, R (1, 1) ERA: 3.7	9.0 W 34 3 1 1 6 4 0 0 0 0 0 42 58 1.00 0.778																					



Batter	1	2	3	4	5	6	7	8	9	AB	R	H	RBI	BB	SO	LOB	TOP					
Roger Metzger, S (1, 6) OBP: 0.293, SLG: 0.379	0-0 4-3		0-3 K			0-0 1B 1B	0-0 HR 1B		0-3 K	4	2	2	0	0	1	0	Houston Astros @ Chicago Cubs Wrigley Field, Chicago, IL Thu May 31 1973, 3:33 AM CDT Att. 10,696 - Sunny - 75 F					
Jim Crawford, L (7, 1) OBP: 0.250, SLG: 0.500										0	0	0	0	0	0	0						
Skip Jutze, R (9, PH) OBP: 0.176, SLG: 0.235										1	0	0	0	0	1	1						
Jesus Alou, R (1, 9) OBP: 0.409, SLG: 0.636	0-0 F9		0-0 P6			0-0 1B 1B	0-0 HR		0-0 1B 1B	5	3	3	3	0	0	0						
Tommie Agee, R (1, 8) OBP: 0.312, SLG: 0.379	0-3 K			0-0 F3		0-0 FC6-4 1B	0-0 HR		0-0 1B 1B	5	2	3	1	0	1	0						
Bob Watson, R (1, 7) OBP: 0.449, SLG: 0.505				0-0 6-3		0-0 FC6-4 1B	0-3 K		0-0 P4 1B	3	0	2	2	0	0	0						
Bob Gallagher, L (6, 7) OBP: 0.243, SLG: 0.314						1-2 2-H 3-H			1-2 3-H	2	0	0	0	0	1	1						
Lee May, R (1, 3) OBP: 0.243, SLG: 0.352	0-0 F8		0-3 K			0-0 F9		0-0 F7	0-0 1B	5	0	1	1	0	1	3						
Doug Radler, R (1, 5) OBP: 0.325, SLG: 0.357	0-0 F8				0-3 K	0-0 FC6-4		0-0 6-3	0-0 F8	5	0	0	0	0	1	5						
Johnny Edwards, L (1, 2) OBP: 0.283, SLG: 0.394	0-0 1-3				0-0 1-3	0-0 P4-3		0-3 K		4	0	2	0	0	1	2						
Tommy Helms, R (1, 4) OBP: 0.316, SLG: 0.331	0-0 F7				0-0 1-3		0-0 5-3		0-0 1B 2B	4	1	1	0	0	0	3						
Dave Roberts, L (1, 1) OBP: 0.160, SLG: 0.160					0-0 6-3				0-0 F7	0	0	0	0	0	0	0						
Jim Ray, R (1, 1) OBP: 0.200, SLG: 0.200										0	0	0	0	0	0	0						
Cecil Upshaw, R (1, 1) OBP: 0.219, SLG: 0.187										1	0	0	0	0	0	1						
Jimmy Stewart, S (5, PH) OBP: 0.171, SLG: 0.187										0	0	0	0	0	0	0						
Fred Gladding, R (5, 1) OBP: 0.167, SLG: 0.079										0	0	0	0	0	0	0						
Hector Torres, R (7, PH) OBP: 0.167, SLG: 0.079										2	0	0	0	0	1	1						
Inning Stats	R: 0 E: 0 K: 1 S: 5	H: 0 LOB: 0 BB: 0 P: 5	R: 0 E: 0 K: 0 S: 5	H: 2 LOB: 2 BB: 0 P: 5	R: 0 E: 0 K: 1 S: 5	H: 0 LOB: 0 BB: 0 P: 5	R: 0 E: 0 K: 1 S: 5	H: 0 LOB: 1 BB: 0 P: 6	R: 0 E: 0 K: 1 S: 6	H: 1 LOB: 1 BB: 0 P: 6	R: 2 E: 0 K: 0 S: 7	H: 4 LOB: 2 BB: 0 P: 7	R: 3 E: 0 K: 2 S: 10	H: 3 LOB: 0 BB: 0 P: 10	R: 0 E: 0 K: 1 S: 5	H: 0 LOB: 0 BB: 0 P: 5	R: 3 E: 1 K: 1 S: 10	H: 4 LOB: 2 BB: 0 P: 10	1B: 9 2B: 3 3B: 0 HR: 2	SF: 0 SAC: 0 DP: 0 HBP: 0	WP: 0 PB: 0 SB: 0 CS: 0	PA: 42
PITCHER	IP WLS BF H R ER SO BB IBB HBP BLK WP HR S P ERA WHIP																					
Fergie Jenkins, R (1, 1) ERA: 3.36	7.0 W 31 10 5 5 6 0 0 0 0 0 2 43 43 6.43 1.429																					
Bob Locker, R (8, 1) ERA: 1.96	2.0 S 11 4 3 1 2 0 0 0 0 0 0 0 15 15 4.50 2.000																					

AB 42
R 8
H 14
RBI 7
BB 0
SO 8
LOB 17



Batter	1	2	3	4	5	6	7	8	9	AB	R	H	RBI	BB	SO	LOB	BOTTOM					
Rick Monday, L (1, 8) OBP: 0.421, SLG: 0.564	0-0 1-3		0-0 L1	0-0 1B		0-0 HR		0-3 K		5	2	2	2	1	1	0	Houston Astros @ Chicago Cubs Wrigley Field, Chicago, IL Thu May 31 1973, 3:33 AM CDT Att. 10,696 - Sunny - 75 F					
Glenn Beckert, R (1, 4) OBP: 0.353, SLG: 0.352			0-3 K	0-0 F7				0-0 P6-3		3	1	0	1	1	1	2						
Paul Popovich, S (5, 4) OBP: 0.241, SLG: 0.196										2	0	0	0	0	0	0						
Billy Williams, L (1, 7) OBP: 0.380, SLG: 0.455			4-0 2B	0-0 1B				0-0 E6 1B		2	3	2	1	2	0	0						
Cleo James, R (4, PR) OBP: 0.179, SLG: 0.148				1-3 3-H				0-0 1B		1	1	0	0	0	0	0						
Jose Cardenal, R (1, 9) OBP: 0.394, SLG: 0.485			0-0 E	0-0 5-3				0-0 1B		4	2	3	2	0	0	2						
Ron Santo, R (1, 5) OBP: 0.420, SLG: 0.485			0-0 E5		0-0 4-3			0-0 6-3		3	1	1	1	0	0	3						
Pat Bourque, L (4, 3) OBP: 0.464, SLG: 0.545			2-3 3-H			1-3 2-H		0-0 1B		2	0	1	1	0	0	0						
Carmen Fanzone, R (1, 3) OBP: 0.321, SLG: 0.409			0-3 K		0-3 K			0-0 6-3		5	1	1	3	0	2	5						
Randy Hundley, R (1, 2) OBP: 0.394, SLG: 0.490	0-0 BB 1B	0-0 1-3		0-0 HR				0-0 F7		5	2	2	2	0	1	1						
Bob Locker, S (8, 1) OBP: 0.125, SLG: 0.125	1-3 2-H									0	0	0	0	0	0	0						
Don Kessinger, S (1, 6) OBP: 0.364, SLG: 0.321	0-0 BB BB	0-0 6-3		0-0 1B 1B				0-0 F8	0-0 F9	5	2	2	1	0	0	1						
Fergie Jenkins, R (1, 1) OBP: 0.143, SLG: 0.065	1-2 2-3		0-3 K		0-3 K			0-0 1-5-3		3	1	0	0	1	3	1						
Ken Rudolph, R (8, 2) OBP: 0.270, SLG: 0.426	1-2 2-3									1	0	0	0	0	0	0						
Inning Stats	R: 10 E: 1 K: 0 S: 10	H: 6 LOB: 2 BB: 4 P: 27	R: 0 E: 0 K: 1 S: 5	H: 0 LOB: 0 BB: 0 P: 5	R: 1 E: 1 K: 2 S: 9	H: 1 LOB: 2 BB: 1 P: 13	R: 2 E: 0 K: 1 S: 9	H: 4 LOB: 2 BB: 0 P: 9	R: 0 E: 0 K: 2 S: 7	H: 0 LOB: 0 BB: 0 P: 7	R: 1 E: 0 K: 1 S: 6	H: 1 LOB: 0 BB: 0 P: 6	R: 2 E: 1 K: 0 S: 6	H: 2 LOB: 1 BB: 0 P: 6	R: 0 E: 0 K: 1 S: 5	H: 0 LOB: 0 BB: 0 P: 5	R: 0 E: 0 K: 1 S: 5	H: 0 LOB: 0 BB: 0 P: 5	1B: 11 2B: 1 3B: 0 HR: 2	SF: 0 SAC: 0 DP: 0 HBP: 1	WP: 1 PB: 0 SB: 0 CS: 0	PA: 47
PITCHER	IP WLS BF H R ER SO BB IBB HBP BLK WP HR S P ERA WHIP																					
Dave Roberts, L (1, 1) ERA: 2.92	0.2 L 8 4 6 2 0 0 0 0 0 0 0 0 12 27.00 6.000																					
Jim Ray, R (1, 1) ERA: 3.1	0.0 3 0 0 0 0 0 3 0 0 0 0 0 0 0 12 27.00 6.000																					
Cecil Upshaw, R (1, 1) ERA: 5.85	3.1 20 7 7 4 4 1 1 0 0 0 1 1 26 34 10.80 2.400																					
Fred Gladding, R (5, 1) ERA: 4.11	2.0 7 1 1 1 3 0 0 0 0 0 0 1 13 13 4.50 0.500																					
Jim Crawford, L (7, 1) ERA: 3.52	2.0 9 2 2 0 1 0 0 0 0 0 0 0 11 11 0.00 1.000																					

AB 41
R 16
H 14
RBI 14
BB 5
SO 8
LOB 15



Batter	1	2	3	4	5	6	7	8	9	AB	R	H	RBI	BB	SO	LOB	TOP				
Roger Metzger, S (1.6)										3	1	1	0	0	0	0					
Jesus Alou, R (1.9)										4	0	1	1	0	0	1					
Jimmy Wynn, R (1.8)										3	0	0	0	1	1	2					
Bob Watson, R (1.7)										4	0	1	0	0	0	1					
Jim York, R (8.1)										0	0	0	0	0	0	0					
Fred Gladding, L (8.1)										0	0	0	0	0	0	0					
Johnny Edwards, L (1.2)										3	0	0	0	0	1	1					
Skip Jutze, R (7.2)										1	0	0	0	0	0	0					
Lee May, R (1.3)										4	0	1	0	0	1	0					
Doug Rader, R (1.5)										3	0	0	0	1	0	0					
Tommy Helms, R (1.4)										4	0	1	0	0	0	3					
Larry Dierker, R (1.1)										2	0	0	0	0	1	1					
Jim Crawford, L (6.1)										0	0	0	0	0	0	0					
Jimmy Stewart, S (8.7)										1	1	1	0	0	0	0					
Inning Stats	R: 1 E: 1 K: 0 S: 5	H: 2 LOB: 1 BB: 0 P: 5	R: 0 E: 0 K: 0 S: 3	H: 0 LOB: 0 BB: 0 P: 3	R: 0 E: 0 K: 1 S: 3	H: 0 LOB: 0 BB: 0 P: 3	R: 0 E: 0 K: 1 S: 5	H: 0 LOB: 0 BB: 0 P: 5	R: 0 E: 0 K: 2 S: 8	H: 1 LOB: 1 BB: 0 P: 8	R: 0 E: 0 K: 0 S: 2	H: 0 LOB: 2 BB: 1 P: 6	R: 0 E: 0 K: 0 S: 4	H: 1 LOB: 2 BB: 1 P: 8	R: 1 E: 0 K: 1 S: 7	H: 2 LOB: 1 BB: 0 P: 7	R: 0 E: 1 K: 0 S: 4	H: 0 LOB: 1 BB: 0 P: 4	1B: 6 2B: 0 3B: 0 HR: 0	SF: 0 SAC: 1 DP: 1 HBP: 0	WP: 0 PA: 36
PITCHER	IP: 9.0 WLS: W BF: 35 ERA: 3.21	H: 6 R: 2 ER: 1 SO: 4	BB: 2 IBB: 0 HBP: 0 BLK: 1	WP: 0 HR: 0 S: 41 P: 49	ERA: 1.00 WHIP: 0.889											IP: 9.0 WLS: W BF: 35 ERA: 3.21	H: 6 R: 2 ER: 1 SO: 4	BB: 2 IBB: 0 HBP: 0 BLK: 1	WP: 0 HR: 0 S: 41 P: 49	ERA: 1.00 WHIP: 0.889	

Houston Astros @ St. Louis Cardinals
 Busch Stadium, St. Louis, MO
 Sat Jun 02 1973, 7:05 PM CDT
 Att: 18,091 - Unknown

AB	32
R	2
H	6
RBI	1
BB	2
SO	4
LOB	9



Batter	1	2	3	4	5	6	7	8	9	AB	R	H	RBI	BB	SO	LOB	BOTTOM		
Lou Brock, L (1.7)										4	0	0	0	0	0	2			
Ted Sizemore, R (1.4)										3	0	0	0	1	1	1			
Joe Torre, R (1.3)										3	0	0	0	1	1	1			
Dwain Anderson, R (6. PR)										0	1	0	0	0	0	0			
Ed Crosby, L (9.5)										0	0	0	0	0	0	0			
Ted Simmons, S (1.2)										3	2	3	1	1	0	0			
Jose Cruz, L (1.9)										3	1	0	1	1	0	3			
Luis Melendez, R (1.8)										4	1	1	0	0	0	3			
Ken Reitz, R (1.5)										3	0	0	0	0	0	0			
Tim McCarver, L (8. PH)										1	1	1	4	0	0	0			
Mike Tyson, R (1.6)										4	0	1	0	0	1	1			
Rick Wise, R (1.1)										3	0	1	0	0	1	1			
Inning Stats	R: 0 E: 0 K: 1 S: 5	H: 0 LOB: 0 BB: 0 P: 5	R: 1 E: 1 K: 0 S: 4	H: 1 LOB: 0 BB: 0 P: 4	R: 0 E: 1 K: 1 S: 6	H: 1 LOB: 1 BB: 0 P: 6	R: 0 E: 0 K: 1 S: 6	H: 1 LOB: 1 BB: 0 P: 6	R: 0 E: 0 K: 0 S: 3	H: 0 LOB: 2 BB: 2 P: 11	R: 0 E: 0 K: 1 S: 5	H: 0 LOB: 0 BB: 0 P: 5	R: 5 E: 0 K: 0 S: 6	H: 3 LOB: 1 BB: 2 P: 14	R: 0 E: 0 K: 0 S: 6	H: 0 LOB: 0 BB: 0 P: 4	1B: 3 2B: 3 3B: 0 HR: 1	SF: 0 SAC: 0 DP: 0 HBP: 0	WP: 0 PA: 35
PITCHER	IP: 5.1 WLS: L BF: 22 ERA: 3.28	H: 4 R: 1 ER: 0 SO: 3	BB: 2 IBB: 0 HBP: 0 BLK: 0	WP: 0 HR: 0 S: 26 P: 34	ERA: 0.00 WHIP: 0.000	IP: 1.2 WLS: L BF: 6 ERA: 3.73	H: 0 R: 2 ER: 4 SO: 0	BB: 1 IBB: 0 HBP: 0 BLK: 0	WP: 0 HR: 1 S: 4 P: 12	ERA: 54.00 WHIP: 4.500	IP: 0.1 WLS: L BF: 2 ERA: 4.6	H: 1 R: 1 ER: 1 SO: 0	BB: 0 IBB: 0 HBP: 0 BLK: 0	WP: 0 HR: 2 S: 2 P: 2	ERA: 27.00 WHIP: 3.000				

Houston Astros @ St. Louis Cardinals
 Busch Stadium, St. Louis, MO
 Sat Jun 02 1973, 7:05 PM CDT
 Att: 18,091 - Unknown

AB	31
R	6
H	7
RBI	6
BB	4
SO	4
LOB	12



Batter	1	2	3	4	5	6	7	8	9	10	AB	R	H	RBI	BB	SO	LOB	TOP			
Roger Metzger, S (1.6) OBP: 0.289, SLG: 0.368	F8		G4-3		F8			PB 1B		WP 1B	5	0	2	0	0	0	3	Houston Astros @ St. Louis Cardinals Busch Stadium, St. Louis, MO Sun Jun 03 1973, 3:33 AM CDT Att: 15,614 - Unknown AB 32 R 1 H 5 RBI 0 BB 4 SO 3 LOB 16			
Jesus Alou, R (1.9) OBP: 0.314, SLG: 0.441	L7			4-3		6-3		5-3		5-3	5	0	0	0	0	0	3				
Jimmy Wynn, R (1.8) OBP: 0.326, SLG: 0.464	K			6-3		F2		F9			4	0	0	0	0	1	1				
Bob Watson, R (1.7) OBP: 0.447, SLG: 0.497		L5-4 1B BB				F8				4-3	2	0	0	0	2	0	0				
Tommie Agee, R (9.7) OBP: 0.309, SLG: 0.375											0	0	0	0	0	0	0				
Lee May, R (1.3) OBP: 0.249, SLG: 0.350					F9			F2		K	4	0	1	0	0	1	1				
Doug Rader, R (1.5) OBP: 0.323, SLG: 0.349								F9		P5	4	0	1	0	0	0	2				
Tommy Helms, R (1.4) OBP: 0.302, SLG: 0.316											4	0	0	0	0	0	3				
Skip Jutze, R (1.2) OBP: 0.227, SLG: 0.200											2	1	0	0	2	1	2				
Ken Forsch, R (1.1) OBP: 0.063, SLG: 0.032											1	0	0	0	0	0	1				
Jim Crawford, L (9.1) OBP: 0.400, SLG: 0.600											1	0	1	0	0	0	0				
Inning Stats	R: 0 E: 0 K: 1 S: 5	H: 0 LOB: 0 BB: 0 P: 5	R: 0 E: 0 K: 0 S: 3	H: 1 LOB: 1 BB: 1 P: 7	R: 0 E: 0 K: 0 S: 2	H: 0 LOB: 0 BB: 1 P: 6	R: 0 E: 0 K: 0 S: 3	H: 0 LOB: 0 BB: 0 P: 3	R: 0 E: 0 K: 0 S: 3	H: 0 LOB: 0 BB: 0 P: 3	R: 1 E: 0 K: 0 S: 4	H: 1 LOB: 1 BB: 1 P: 8	R: 0 E: 0 K: 1 S: 5	H: 0 LOB: 0 BB: 0 P: 5	R: 0 E: 0 K: 1 S: 7	H: 2 LOB: 2 BB: 0 P: 7	1B: 5 2B: 1 3B: 0 HR: 0	SF: 0 SAC: 2 DP: 2 HBP: 0	WP: 1 PB: 1 SB: 0 CS: 0	PA: 38	
PITCHER	IP 8.0	WLS 30	BF 3	H 1	R 0	ER 0	SO 1	BB 4	IBB 0	HBP 0	BLK 0	WP 0	HR 0	S 28	P 44	ERA 0.00	WHIP 0.875				
Scipio Spinks, R (1.1) ERA: 4.42	1.0	3	0	0	0	1	0	0	0	0	0	0	0	5	5	0.00	0.000				
Diego Segui, R (9.1) ERA: 1.09	1.0	W	5	2	0	0	1	0	0	0	0	1	0	7	7	0.00	2.000				
Wayne Granger, R (10.1) ERA: 3.54																					

Batter	1	2	3	4	5	6	7	8	9	10	AB	R	H	RBI	BB	SO	LOB	BOTTOM			
Lou Brock, L (1.7) OBP: 0.329, SLG: 0.374	K		L4-3		F9		G1			SH FC3-2 1B	5	0	1	0	0	1	1	Houston Astros @ St. Louis Cardinals Busch Stadium, St. Louis, MO Sun Jun 03 1973, 3:33 AM CDT Att: 15,614 - Unknown AB 35 R 2 H 8 RBI 1 BB 5 SO 7 LOB 17			
Ted Sizemore, R (1.4) OBP: 0.347, SLG: 0.345	5-3				F7			L5		SH FC3-2 1B	4	1	1	0	0	0	0				
Joe Torre, R (1.5) OBP: 0.439, SLG: 0.400								F7		1B FC3-2 IBB	2	0	1	0	3	0	0				
Ted Simmons, S (1.2) OBP: 0.344, SLG: 0.329	P5				F9			4-3		FC3-2 1B	5	0	0	0	0	0	7				
Tim McCarver, L (1.3) OBP: 0.390, SLG: 0.391											4	1	2	1	1	2	0				
Jose Cruz, L (1.9) OBP: 0.307, SLG: 0.408											4	0	0	0	0	2	2				
Luis Melendez, R (1.8) OBP: 0.333, SLG: 0.309											3	0	2	0	1	0	0				
Mike Tyson, R (1.6) OBP: 0.287, SLG: 0.294											3	0	0	0	0	0	3				
Bernie Carbo, L (9. PH) OBP: 0.319, SLG: 0.237											0	0	0	0	0	0	0				
Bill Stein, R (9. PH) OBP: 0.333, SLG: 0.214											1	0	0	0	0	1	1				
Wayne Granger, R (10.1) ERA: 3.54											0	0	0	0	0	0	0				
Scipio Spinks, R (1.1) OBP: 0.250, SLG: 0.455											3	0	1	0	0	1	2				
Diego Segui, R (9.1) ERA: 1.09											0	0	0	0	0	0	0				
Dwain Anderson, R (9. PH) OBP: 0.286, SLG: 0.118											1	0	0	0	0	0	1				
Mick Kelleher, R (10.6) OBP: 0.318, SLG: 0.263											0	0	0	0	0	0	0				
Inning Stats	R: 0 E: 0 K: 1 S: 6	H: 1 LOB: 1 BB: 0 P: 6	R: 0 E: 0 K: 1 S: 6	H: 1 LOB: 1 BB: 0 P: 6	R: 0 E: 0 K: 0 S: 4	H: 2 LOB: 2 BB: 1 P: 8	R: 0 E: 0 K: 1 S: 5	H: 0 LOB: 0 BB: 2 P: 13	R: 0 E: 0 K: 0 S: 3	H: 0 LOB: 0 BB: 0 P: 5	R: 0 E: 0 K: 0 S: 3	H: 0 LOB: 0 BB: 0 P: 3	R: 1 E: 0 K: 2 S: 9	H: 2 LOB: 1 BB: 0 P: 9	R: 1 E: 1 K: 0 S: 4	H: 2 LOB: 3 BB: 1 P: 8	1B: 7 2B: 2 3B: 0 HR: 0	SF: 0 SAC: 1 DP: 1 HBP: 0	WP: 0 PB: 1 SB: 0 CS: 0	PA: 41	
PITCHER	IP 8.1	WLS 34	BF 6	H 1	R 0	ER 0	SO 6	BB 4	IBB 0	HBP 0	BLK 0	WP 0	HR 0	S 42	P 58	ERA 0.00	WHIP 1.200				
Ken Forsch, R (1.1) ERA: 3.38	1.0	L	7	2	1	1	1	0	1	0	0	0	0	8	12	9.00	2.000				
Jim Crawford, L (9.1) ERA: 3.51																					

Batter	1	2	3	4	5	6	7	8	9	AB	R	H	RBI	BB	SO	LOB	TOP			
Cesar Tovar, R OBP: 0.337, SLG: 0.368 (1, 9)										4	0	0	0	0	1	2	Philadelphia Phillies @ Houston Astros Astrodome, Houston, TX Mon Jun 04 1973, 8:05 PM EDT Att: 13,291 - Unknown			
Terry Harmon, R OBP: 0.230, SLG: 0.250 (1, 4)										4	0	0	0	0	1	1				
Willie Montanez, L OBP: 0.316, SLG: 0.321 (1, 3)										4	0	1	0	0	0	1				
Greg Luzinski, R OBP: 0.279, SLG: 0.368 (1, 7)										4	0	2	0	0	1	1				
Mike Schmidt, R OBP: 0.344, SLG: 0.313 (1, 5)										4	0	0	0	0	2	3				
Bob Boone, R OBP: 0.286, SLG: 0.300 (1, 2)										3	0	1	0	0	0	2				
Mike Anderson, R OBP: 0.292, SLG: 0.350 (1, 8)										3	0	0	0	0	0	2				
Larry Bowa, S OBP: 0.239, SLG: 0.224 (1, 6)										3	0	0	0	0	0	1				
Larry Christenson, R OBP: 0.333, SLG: 0.357 (6, PH)										1	0	0	0	0	1	0				
Darrell Brandon, R OBP: 0.333, SLG: 0.357 (6, PH)										0	0	0	0	0	0	0				
Mike Rogodzinski, L OBP: 0.333, SLG: 0.357 (6, PH)										0	0	0	0	0	0	0				
Jim Lonborg, R OBP: 0.333, SLG: 0.357 (6, PH)										0	0	0	0	0	0	0				
Jose Pagan, R OBP: 0.154, SLG: 0.280 (8, PH)										1	0	1	0	0	0	0				
Barry Lersch, S OBP: 0.200, SLG: 0.200 (8, PH)										0	0	0	0	0	0	0				
Inning Stats	R: 0 E: 0 K: 1 S: 5	H: 0 LOB: 0 BB: 0 P: 5	R: 0 E: 0 K: 0 S: 4	H: 1 LOB: 1 BB: 0 P: 4	R: 0 E: 0 K: 1 S: 5	H: 0 LOB: 0 BB: 0 P: 5	R: 0 E: 0 K: 1 S: 5	H: 1 LOB: 1 BB: 0 P: 5	R: 0 E: 0 K: 1 S: 6	H: 1 LOB: 1 BB: 0 P: 6	R: 0 E: 0 K: 1 S: 5	H: 0 LOB: 0 BB: 0 P: 5	R: 0 E: 0 K: 0 S: 4	H: 1 LOB: 1 BB: 0 P: 4	R: 0 E: 0 K: 0 S: 4	H: 1 LOB: 1 BB: 0 P: 4	1B: 5 2B: 2 3B: 0 HR: 0	SF: 0 SAC: 0 DP: 2 HBP: 0	WP: 0 PB: 0 SB: 0 CS: 1	PA: 32
PITCHER Dave Roberts, L ERA: 2.59 (1, 1)	IP: 9.0 WLS: W BF: 32 H: 6 R: 0 ER: 0 SO: 6 BB: 0 IBB: 0 HBP: 0 BLK: 0 WP: 0 HR: 0 S: 44 P: 44 ERA: 0.00 WHIP: 0.667																			

Batter	1	2	3	4	5	6	7	8	9	AB	R	H	RBI	BB	SO	LOB	BOTTOM			
Tommy Agee, R OBP: 0.306, SLG: 0.370 (1, 8)										4	0	1	0	0	1	2	Philadelphia Phillies @ Houston Astros Astrodome, Houston, TX Mon Jun 04 1973, 8:05 PM EDT Att: 13,291 - Unknown			
Roger Metzger, S OBP: 0.285, SLG: 0.366 (1, 6)										4	1	1	0	0	0	2				
Jimmy Wynn, R OBP: 0.333, SLG: 0.480 (1, 9)										2	2	1	2	2	0	0				
Bob Watson, R OBP: 0.444, SLG: 0.492 (1, 7)										4	1	1	0	0	0	3				
Lee May, R OBP: 0.249, SLG: 0.348 (1, 3)										4	1	1	0	0	0	3				
Bob Gallagher, L OBP: 0.231, SLG: 0.297 (9, 3)										0	0	0	0	0	0	0				
Doug Rader, R OBP: 0.321, SLG: 0.347 (1, 5)										4	1	1	2	0	1	0				
Tommy Helms, R OBP: 0.311, SLG: 0.335 (1, 4)										4	1	3	2	0	0	0				
Skip Jutze, R OBP: 0.231, SLG: 0.208 (1, 2)										4	0	1	1	0	0	2				
Dave Roberts, L OBP: 0.185, SLG: 0.185 (1, 1)										2	0	1	0	0	1	0				
Inning Stats	R: 0 E: 0 K: 0 S: 4	H: 2 LOB: 2 BB: 1 P: 8	R: 0 E: 0 K: 0 S: 3	H: 1 LOB: 0 BB: 0 P: 3	R: 0 E: 0 K: 1 S: 5	H: 0 LOB: 0 BB: 0 P: 5	R: 5 E: 0 K: 1 S: 10	H: 5 LOB: 1 BB: 1 P: 14	R: 0 E: 0 K: 0 S: 3	H: 0 LOB: 0 BB: 0 P: 3	R: 2 E: 0 K: 0 S: 5	H: 2 LOB: 0 BB: 0 P: 5	R: 0 E: 0 K: 0 S: 4	H: 1 LOB: 1 BB: 0 P: 4	R: 0 E: 0 K: 0 S: 4	H: 1 LOB: 1 BB: 0 P: 4	1B: 8 2B: 2 3B: 0 HR: 1	SF: 0 SAC: 1 DP: 2 HBP: 0	WP: 1 PB: 1 SB: 0 CS: 0	PA: 35
PITCHER Larry Christenson, R ERA: 8.55 (1, 1)	IP: 3.0 WLS: L BF: 15 H: 6 R: 4 ER: 4 SO: 1 BB: 2 IBB: 0 HBP: 0 BLK: 0 WP: 1 HR: 0 S: 15 P: 23 ERA: 12.00 WHIP: 2.667																			
Darrell Brandon, R ERA: 9.26 (4, 1)	IP: 2.0 WLS: 8 BF: 2 H: 2 R: 1 ER: 1 SO: 1 BB: 0 IBB: 0 HBP: 0 BLK: 0 WP: 0 HR: 1 S: 10 P: 10 ERA: 4.50 WHIP: 1.000																			
Jim Lonborg, R ERA: 7.03 (6, 1)	IP: 2.0 WLS: 8 BF: 2 H: 2 R: 2 ER: 2 SO: 1 BB: 0 IBB: 0 HBP: 0 BLK: 0 WP: 0 HR: 1 S: 10 P: 10 ERA: 9.00 WHIP: 1.000																			
Barry Lersch, R ERA: 4.05 (8, 1)	IP: 1.0 WLS: 4 BF: 1 H: 1 R: 0 ER: 0 SO: 0 BB: 0 IBB: 0 HBP: 0 BLK: 0 WP: 0 HR: 0 S: 4 P: 4 ERA: 0.00 WHIP: 1.000																			

Batter	1	2	3	4	5	6	7	8	9	AB	R	H	RBI	BB	SO	LOB	TOP										
Cesar Tovar, R (1, 9) OBP: 0.344, SLG: 0.373	0-3 K		0-0 FC6 1B		0-0 SF8		4-0 G6-4-3 IBB		0-0 CS 1B	3	0	2	2	1	1	0	Philadelphia Phillies @ Houston Astros Astrodome, Houston, TX Tue Jun 05 1973, 8:05 PM EDT Att: 12,912 - Unknown										
Terry Harmon, R (1, 4) OBP: 0.321, SLG: 0.255	0-0		0-0 FC6		0-0 6-3		0-0 G6-4-3		0-0 G3	3	0	1	1	0	0	1											
Tom Hutton, L (7, PH) OBP: 0.343, SLG: 0.333			1-2				1-2			1	0	0	0	0	0	3											
Denny Doyle, L (7, 4) OBP: 0.356, SLG: 0.321			3-H 0-0 1B						1-2	1	0	0	0	0	0	1											
Willie Montanez, L (1, 3) OBP: 0.311, SLG: 0.315	0-3 K		0-0 F8				0-0 3-1		0-0 P5	4	0	0	0	0	1	2											
Greg Luzinski, R (1, 7) OBP: 0.274, SLG: 0.360	0-3 K				0-0 4-3		0-0 F8		0-3 K	4	0	0	0	0	2	1											
Mike Schmidt, R (1, 5) OBP: 0.349, SLG: 0.314		0-0 5-3			0-0 1B		0-3 K		1-0 1B HBP	3	0	1	0	0	1	0											
Mike Anderson, R (1, 8) OBP: 0.301, SLG: 0.381	0-3 K		0-0 F9				0-0 1B 3B		1-3 1B	4	1	2	0	0	1	1											
Bob Boone, R (1, 2) OBP: 0.285, SLG: 0.299	0-0 F8		0-0 F8		0-0 F8		0-0 1B 1B		0-0 5-3	4	0	1	1	0	0	3											
Larry Bowa, S (1, 6) OBP: 0.252, SLG: 0.244			0-0 1B FC6 1B		0-0 PB SF8 2B		0-0 1-3 1B		0-0 S 1B 1B	4	3	4	0	0	0	0											
Wayne Twitchell, R (1, 1) OBP: 0.311, SLG: 0.358			0-3 K		0-0 B1-4		0-3 K		0-3 K	4	0	0	0	0	3	5											
Inning Stats	R: 0 E: 0 K: 3 S: 10	H: 1 LOB: 1 BB: 0 P: 10	R: 0 E: 0 K: 1 S: 5	H: 0 LOB: 0 BB: 0 P: 5	R: 1 E: 0 K: 1 S: 7	H: 2 LOB: 1 BB: 0 P: 7	R: 0 E: 0 K: 0 S: 4	H: 1 LOB: 1 BB: 0 P: 4	R: 1 E: 0 K: 0 S: 4	H: 1 LOB: 0 BB: 0 P: 4	R: 0 E: 0 K: 1 S: 5	H: 0 LOB: 0 BB: 0 P: 5	R: 1 E: 0 K: 1 S: 7	H: 3 LOB: 2 BB: 1 P: 11	R: 0 E: 0 K: 1 S: 6	H: 1 LOB: 2 BB: 0 P: 7	R: 1 E: 0 K: 1 S: 6	H: 2 LOB: 0 BB: 0 P: 6	1B: 9 2B: 1 3B: 1 HR: 0	SF: 1 SAC: 0 DP: 1 HBP: 1	WP: 0 PB: 1 SB: 2 CS: 1	PA: 38					
PITCHER	IP	WLS	BF	H	R	ER	SO	BB	IBB	HBP	BLK	WP	HR	S	P	ERA	WHIP										
Jerry Reuss, L (1, 1) ERA: 3.07	6.0	L	26	8	3	2	6	0	0	0	0	0	0	38	38	3.00	1.333										
Jim Ray, R (7, 1) ERA: 2.95	1.0		3	0	0	0	1	0	1	0	0	0	0	4	8	0.00	0.000										
Jim York, R (8, 1) ERA: 3.86	1.1		8	3	1	1	2	0	0	1	0	0	0	11	12	6.75	2.250										
Cecil Upshaw, R (9, 1) ERA: 5.66	0.2		1	0	0	0	0	0	0	0	0	0	0	1	1	0.00	0.000										

Batter	1	2	3	4	5	6	7	8	9	AB	R	H	RBI	BB	SO	LOB	BOTTOM											
Tommie Agee, R (1, 8) OBP: 0.311, SLG: 0.358	0-0 6-3		4-0 CS BB		0-3 K		0-0 G4-6-3		4-0 1-2 BB	3	0	0	0	2	1	3	Philadelphia Phillies @ Houston Astros Astrodome, Houston, TX Tue Jun 05 1973, 8:05 PM EDT Att: 12,912 - Unknown											
Roger Metzger, S (1, 6) OBP: 0.281, SLG: 0.356	0-0 6-3		0-0 F9		0-3 K		0-0 F8		0-0 F9	5	0	0	0	0	1	6												
Jimmy Wynn, R (1, 9) OBP: 0.341, SLG: 0.480	4-0 WP BB		0-0 E 1B		4-0 BB				0-0 F9	2	0	1	0	2	0	0												
Bob Watson, R (1, 7) OBP: 0.436, SLG: 0.482	0-3 K		0-0 2-3		0-3 K				0-0 4-3	4	0	0	0	0	2	4												
Lee May, R (1, 3) OBP: 0.249, SLG: 0.346		0-0 CS 1B		0-3 K		0-0 6-3		0-3 K		4	0	1	0	0	2	0												
Doug Rader, R (1, 5) OBP: 0.325, SLG: 0.347		4-0 1-2 1B BB		0-0 1B		0-0 5-3		0-0 6-3		3	0	1	0	1	0	0												
Tommy Helms, R (1, 4) OBP: 0.314, SLG: 0.343		0-0 1-2 1B		0-3 K		0-0 F8		0-0 1B 2B		4	0	2	0	0	1	1												
Skip Jutze, R (1, 2) OBP: 0.267, SLG: 0.250		0-0 F9		0-0 L3			0-0 G4-6-3 BB 1B		0-0 2-3 1B	4	0	2	0	0	0	3												
Jerry Reuss, L (1, 1) ERA: 3.07	9.0	W	38	7	0	0	8	7	0	0	0	0	0	0	0	0		Philadelphia Phillies @ Houston Astros Astrodome, Houston, TX Tue Jun 05 1973, 8:05 PM EDT Att: 12,912 - Unknown										
Jim Ray, R (7, 1) ERA: 2.95	1.0		3	0	0	0	1	0	1	0	0	0	0	4	8	0.00			0.000									
Jim York, R (8, 1) ERA: 3.86	1.1		8	3	1	1	2	0	0	1	0	0	0	11	12	6.75	2.250											
Cecil Upshaw, R (9, 1) ERA: 5.66	0.2		1	0	0	0	0	0	0	0	0	0	0	1	1	0.00	0.000											
PITCHER	IP	WLS	BF	H	R	ER	SO	BB	IBB	HBP	BLK	WP	HR	S	P	ERA	WHIP											
Wayne Twitchell, R (1, 1) ERA: 2.16	9.0	W	38	7	0	0	8	7	0	0	0	2	0	47	75	0.00	1.556											
Jerry Reuss, L (1, 1) ERA: 3.07	6.0	L	26	8	3	2	6	0	0	0	0	0	0	38	38	3.00	1.333											
Jim Ray, R (7, 1) ERA: 2.95	1.0		3	0	0	0	1	0	1	0	0	0	0	4	8	0.00	0.000											
Jim York, R (8, 1) ERA: 3.86	1.1		8	3	1	1	2	0	0	1	0	0	0	11	12	6.75	2.250											
Cecil Upshaw, R (9, 1) ERA: 5.66	0.2		1	0	0	0	0	0	0	0	0	0	0	1	1	0.00	0.000											
PITCHER	IP	WLS	BF	H	R	ER	SO	BB	IBB	HBP	BLK	WP	HR	S	P	ERA	WHIP											
Wayne Twitchell, R (1, 1) ERA: 2.16	9.0	W	38	7	0	0	8	7	0	0	0	2	0	47	75	0.00	1.556											
Jerry Reuss, L (1, 1) ERA: 3.07	6.0	L	26	8	3	2	6	0	0	0	0	0	0	38	38	3.00	1.333											
Jim Ray, R (7, 1) ERA: 2.95	1.0		3	0	0	0	1	0	1	0	0	0	0	4	8	0.00	0.000											
Jim York, R (8, 1) ERA: 3.86	1.1		8	3	1	1	2	0	0	1	0	0	0	11	12	6.75	2.250											
Cecil Upshaw, R (9, 1) ERA: 5.66	0.2		1	0	0	0	0	0	0	0	0	0	0	1	1	0.00	0.000											
PITCHER	IP	WLS	BF	H	R	ER	SO	BB	IBB	HBP	BLK	WP	HR	S	P	ERA	WHIP											
Wayne Twitchell, R (1, 1) ERA: 2.16	9.0	W	38	7	0	0	8	7	0	0	0	2	0	47	75	0.00	1.556											
Inning Stats	R: 0 E: 0 K: 1 S: 5	H: 0 LOB: 1 BB: 1 P: 9	R: 0 E: 0 K: 1 S: 6	H: 2 LOB: 1 BB: 1 P: 10	R: 0 E: 1 K: 0 S: 3	H: 1 LOB: 1 BB: 1 P: 7	R: 0 E: 0 K: 2 S: 8	H: 1 LOB: 1 BB: 0 P: 8	R: 0 E: 0 K: 3 S: 9	H: 0 LOB: 2 BB: 2 P: 17	R: 0 E: 0 K: 0 S: 3	H: 0 LOB: 0 BB: 0 P: 3	R: 0 E: 0 K: 0 S: 3	H: 1 LOB: 1 BB: 1 P: 7	R: 0 E: 0 K: 1 S: 5	H: 0 LOB: 0 BB: 0 P: 5	R: 0 E: 0 K: 1 S: 5	H: 2 LOB: 3 BB: 1 P: 9	1B: 6 2B: 1 3B: 0 HR: 0	SF: 0 SAC: 0 DP: 1 HBP: 0	WP: 2 PB: 1 SB: 0 CS: 2	PA: 38						

Batter	1	2	3	4	5	6	7	8	9	10	AB	R	H	RBI	BB	SO	LOB	TOP									
Cesar Tovar, R OBP: 0.337, SLG: 0.365 Mike Schmidt, R OBP: 0.346, SLG: 0.311	(1,5) 0-3 K		(1,5) 0-3 K		(1,5) 0-0 5-3		(1,5) 0-0 P3			(1,5) 0-0 F3	4	0	0	0	0	2	1										
Denny Doyle, L OBP: 0.356, SLG: 0.310 Terry Harmon, R OBP: 0.315, SLG: 0.250	(1,4) 0-0 4-3		(1,4) 0-0 P4		(1,4) 0-0 F9					(1,4) 0-0 F8	3	0	0	0	0	0	1										
Willie Montanez, L OBP: 0.309, SLG: 0.313	(1,9) 0-0 F8				(1,9) 0-0 F9					(1,9) 0-0 5-3	4	1	1	0	0	0	0										
Greg Luzinski, R OBP: 0.273, SLG: 0.373					(1,7) 0-0 F7					(1,7) 0-0 F9	4	1	1	2	0	1	0										
Tom Hutton, L OBP: 0.354, SLG: 0.354 Mike Anderson, R OBP: 0.298, SLG: 0.376	(1,3) 4-0 1B BB				(1,3) 0-0 1B 2B					(1,3) 0-0 P4	2	1	1	0	1	0	0										
Del Unser, L OBP: 0.355, SLG: 0.468 Jose Pagan, R OBP: 0.148, SLG: 0.269	(1,8) 0-0 1-2 1B				(1,8) 0-0 1B					(1,8) 0-0 6-3	3	0	3	1	0	0	0										
Bob Boone, R OBP: 0.278, SLG: 0.291	(1,2) 0-0 P2				(1,2) 0-0 L6					(1,2) 0-0 G6-4-3	4	0	0	0	0	0	4										
Larry Bowa, S OBP: 0.248, SLG: 0.239	(1,6) 0-3 K				(1,6) 0-0 E8					(1,6) 0-0 F8	4	0	0	0	0	1	2										
Dick Ruthven, R OBP: 0.125, SLG: 0.067 Mac Scarce, L OBP: 0.125, SLG: 0.067	(1,1) 0-3 K				(1,1) 0-0 1-3					(1,1) 0-0 P4	3	0	0	0	0	2	1										
Bill Wilson, R OBP: 0.317, SLG: 0.389 Barry Lersch, S OBP: 0.200, SLG: 0.200	(8,1) 0-0 K				(10,PH) 0-0 K					(10,PH) 0-0 P4	0	0	0	0	0	0	0										
Inning Stats	R: 0 E: 0 K: 1 S: 5	H: 0 LOB: 0 BB: 0 P: 5	R: 0 E: 0 K: 2 S: 8	H: 1 LOB: 2 BB: 1 P: 12	R: 0 E: 0 K: 2 S: 7	H: 0 LOB: 0 BB: 0 P: 7	R: 1 E: 0 K: 0 S: 5	H: 2 LOB: 1 BB: 0 P: 5	R: 0 E: 1 K: 0 S: 4	H: 0 LOB: 1 BB: 0 P: 4	R: 2 E: 0 K: 0 S: 5	H: 3 LOB: 0 BB: 0 P: 5	R: 0 E: 0 K: 1 S: 5	H: 0 LOB: 0 BB: 0 P: 5	R: 0 E: 0 K: 1 S: 5	H: 0 LOB: 0 BB: 0 P: 5	R: 0 E: 0 K: 0 S: 3	H: 0 LOB: 0 BB: 0 P: 3	R: 0 E: 0 K: 0 S: 3	H: 0 LOB: 0 BB: 0 P: 3	1B: 4 2B: 1 3B: 0 HR: 1	SF: 0 SAC: 0 DP: 1 HBP: 0	WP: 0 PB: 0 SB: 0 CS: 0	PA: 37			
PITCHER	IP 5.0	WLS 22	BF 5	H 3	R 3	ER 3	SO 5	BB 1	IBB 0	HBP 0	BLK 0	WP 0	HR 1	S 31	P 35	ERA 5.40	WHIP 1.200										
Larry Dierker, R ERA: 2.61 Jim Crawford, L ERA: 2.93	(1,1) 5.0 W 15	(6,1) 15 W 1																									

Philadelphia Phillies @ Houston Astros
Astrodome, Houston, TX
Wed Jun 06 1973, 8:05 PM EDT
Att: 13,081 - Unknown

AB 36
R 3
H 6
RBI 3
BB 1
SO 7
LOB 9



Batter	1	2	3	4	5	6	7	8	9	10	AB	R	H	RBI	BB	SO	LOB	BOTTOM									
Jimmy Wynn, R OBP: 0.346, SLG: 0.478	(1,9) 4-0 FC6-4 BB									(1,9) 0-3 K	3	0	1	0	2	2	1										
Roger Metzger, S OBP: 0.264, SLG: 0.354	(1,6) 0-0 FC6-4 E 1-2r									(1,6) 0-0 1B IBB 1B	4	0	1	0	1	1	2										
Cesar Cedeno, R OBP: 0.363, SLG: 0.536 Bob Gallagher, L OBP: 0.225, SLG: 0.289 Jesus Alou, R OBP: 0.324, SLG: 0.429	(1,8) 0-0 E1 G6-3 1-2									(1,8) 4-0 1B IBB 1B	3	0	0	0	0	0	3										
Bob Watson, R OBP: 0.436, SLG: 0.478	(1,7) 0-0 G6-3 1-2r									(1,7) 0-0 1B	4	0	1	1	1	0	4										
Lee May, R OBP: 0.254, SLG: 0.360	(1,3) 0-0 1B 3B									(1,3) 0-0 P5	4	2	2	0	0	1	2										
Doug Rader, R OBP: 0.328, SLG: 0.365	(1,5) 0-0 FC5-4 1B 3-H									(1,5) 0-3 K	4	1	2	3	0	1	0										
Johnny Edwards, L OBP: 0.275, SLG: 0.377	(1,2) 0-3 K									(1,2) 0-0 F8	4	0	0	0	0	1	1										
Tommy Helms, R OBP: 0.308, SLG: 0.337	(1,4) 0-0 FC5-4 1-2r									(1,4) 0-0 F5	4	0	0	0	0	0	1										
Larry Dierker, R OBP: 0.353, SLG: 0.500 Jimmy Stewart, S OBP: 0.308, SLG: 0.182	(1,1) 0-0 1-3									(1,1) 4-0 1B 1B BB	2	0	0	0	0	0	1										
Inning Stats	R: 0 E: 1 K: 0 S: 3	H: 0 LOB: 1 BB: 1 P: 7	R: 1 E: 0 K: 1 S: 7	H: 2 LOB: 1 BB: 0 P: 7	R: 0 E: 0 K: 1 S: 5	H: 0 LOB: 0 BB: 0 P: 5	R: 0 E: 0 K: 1 S: 5	H: 0 LOB: 0 BB: 0 P: 5	R: 0 E: 0 K: 0 S: 3	H: 1 LOB: 1 BB: 1 P: 7	R: 2 E: 0 K: 1 S: 7	H: 2 LOB: 0 BB: 0 P: 7	R: 0 E: 0 K: 1 S: 5	H: 0 LOB: 2 BB: 2 P: 13	R: 0 E: 0 K: 1 S: 5	H: 0 LOB: 0 BB: 0 P: 5	R: 1 E: 0 K: 1 S: 5	H: 2 LOB: 3 BB: 2 P: 13	1B: 5 2B: 0 3B: 1 HR: 1	SF: 0 SAC: 0 DP: 2 HBP: 0	WP: 1 PB: 0 SB: 0 CS: 0	PA: 40					
PITCHER	IP 7.0	WLS 28	BF 5	H 3	R 3	ER 3	SO 4	BB 3	IBB 0	HBP 0	BLK 0	WP 0	HR 1	S 33	P 45	ERA 3.86	WHIP 1.143										
Dick Ruthven, R ERA: 3.83 Mac Scarce, L ERA: 2.36 Bill Wilson, R ERA: 4.26 Barry Lersch, R ERA: 4.26	(1,1) 7.0 L 5	(8,1) 0.2 3	(8,1) 4 0	(8,1) 0 0	(10,PH) 0.1 L 5																						

Philadelphia Phillies @ Houston Astros
Astrodome, Houston, TX
Wed Jun 06 1973, 8:05 PM EDT
Att: 13,081 - Unknown

AB 34
R 4
H 7
RBI 4
BB 6
SO 7
LOB 16



Batter	1	2	3	4	5	6	7	8	9	AB	R	H	RBI	BB	SO	LOB	TOP		
Rennie Stennett, R (1, 6) OBP: 0.245, SLG: 0.366			6-3		F9		F9		K	5	0	1	0	0	1	2			
Dave Cash, R (1, 4) OBP: 0.378, SLG: 0.440			6-3		F7			4-3		4	0	0	0	0	0	1			
Al Oliver, L (1, 8) OBP: 0.307, SLG: 0.476				HR	G3				2B	4	2	2	0	0	0	2			
Willie Stargell, L (1, 7) OBP: 0.378, SLG: 0.651				HR		K			2B	4	1	2	3	0	1	2			
Richie Hebner, L (1, 5) OBP: 0.371, SLG: 0.422		4-3			F9			F2		4	0	2	0	0	0	1			
Manny Sanguillen, R (1, 9) OBP: 0.312, SLG: 0.474		4-3	2-3	4-3		4-3				4	0	1	0	0	0	2			
Bob Robertson, R (1, 3) Vic Davalillo, L (5, 3) Gene Clines, R (9, PH) OBP: 0.275, SLG: 0.306		F2		L5		4-3			L3-1	2	0	0	0	0	0	1	AB 35		
Mitt May, L (1, 2) OBP: 0.346, SLG: 0.412				F9		G3			4-3	3	0	0	0	1	0	0	R 3		
Dock Ellis, S (1, 1) OBP: 0.103, SLG: 0.071										3	0	1	0	0	2	2	H 9		
Dave Giusti, R (7, 1) OBP: 0.267, SLG: 0.500										0	0	0	0	0	0	0	RBI 3		
Richie Zisk, R (9, PH) OBP: 0.250, SLG: 0.276										0	0	0	0	1	0	0	BB 2		
Gene Alley, R (9, PH) OBP: 0.294, SLG: 0.356										0	0	0	0	0	0	0	SO 4		
Inning Stats	R: 0 E: 0 K: 0 S: 4	H: 1 LOB: 1 BB: 0 P: 4	R: 0 E: 0 K: 1 S: 6	H: 1 LOB: 2 BB: 1 P: 10	R: 2 E: 0 K: 0 S: 6	H: 3 LOB: 1 BB: 0 P: 6	R: 0 E: 0 K: 1 S: 5	H: 0 LOB: 0 BB: 0 P: 5	R: 0 E: 0 K: 0 S: 3	H: 0 LOB: 0 BB: 0 P: 3	R: 0 E: 0 K: 0 S: 5	H: 1 LOB: 2 BB: 0 P: 4	R: 1 E: 0 K: 0 S: 5	H: 3 LOB: 2 BB: 0 P: 5	R: 0 E: 0 K: 1 S: 5	H: 0 LOB: 1 BB: 1 P: 9	1B: 5 2B: 3 3B: 0 HR: 1	SF: 0 SAC: 0 DP: 1 HBP: 0	WP: 0 PA: 37 PB: 0 SB: 0 CS: 0
PITCHER	IP WLS BF H R ER SO BB IBB HBP BLK WP HR S P ERA WHIP																		
Ken Forsch, R (1, 1) ERA: 3.32	7.0 W 28 6 2 2 3 0 1 0 0 0 1 33 37 2.57 0.857																		
Jim Crawford, L (8, 1) ERA: 3.13	1.0 5 3 1 1 0 0 0 0 0 0 0 5 5 9.00 3.000																		
Jim Ray, R (9, 1) ERA: 2.82	1.0 S 4 0 0 0 1 1 0 0 0 0 0 5 9 0.00 1.000																		

Pittsburgh Pirates @ Houston Astros
Astrodome, Houston, TX
Fri Jun 08 1973, 8:05 PM EDT
Att: 25,486 - Dome

AB 35
R 3
H 9
RBI 3
BB 2
SO 4
LOB 13



Batter	1	2	3	4	5	6	7	8	9	AB	R	H	RBI	BB	SO	LOB	BOTTOM
Jimmy Wynn, R (1, 9) OBP: 0.349, SLG: 0.475			L7			K	1B			3	0	1	1	1	1	0	
Roger Metzger, S (1, 6) OBP: 0.283, SLG: 0.352			4-3			L6	BB			4	0	1	2	0	0	1	
Cesar Cedeno, R (1, 8) OBP: 0.360, SLG: 0.529			6-3				1B	F5		4	0	1	0	0	1	2	
Bob Watson, R (1, 7) OBP: 0.433, SLG: 0.473		1B		4-3		K		F9		4	1	1	0	0	1	1	
Lee May, R (1, 3) OBP: 0.299, SLG: 0.363		1B						F8		4	0	2	0	0	1	0	
Doug Rader, R (1, 5) OBP: 0.322, SLG: 0.357		1B								4	0	0	0	0	1	3	
Johnny Edwards, L (1, 2) OBP: 0.276, SLG: 0.379			SF7			F8	HBP			2	1	1	1	0	0	0	AB 30
Tommy Helms, R (1, 4) OBP: 0.313, SLG: 0.341		3H					1B			3	1	2	0	0	0	0	R 4
Ken Forsch, R (1, 1) OBP: 0.059, SLG: 0.030										2	0	0	0	0	1	2	H 9
Jimmy Stewart, S (7, PH) OBP: 0.333, SLG: 0.182										0	1	0	0	0	0	0	RBI 4
Jim Crawford, L (8, 1) OBP: 0.333, SLG: 0.500										0	0	0	0	0	0	0	BB 1
Jim Ray, R (9, 1) OBP: 0.200, SLG: 0.200										0	0	0	0	0	0	0	SO 6
Inning Stats	R: 0 E: 0 K: 1 S: 5	H: 1 LOB: 0 BB: 0 P: 5	R: 1 E: 0 K: 1 S: 8	H: 3 LOB: 2 BB: 0 P: 8	R: 0 E: 0 K: 0 S: 3	H: 0 LOB: 0 BB: 0 P: 3	R: 0 E: 0 K: 1 S: 5	H: 0 LOB: 0 BB: 0 P: 5	R: 0 E: 0 K: 2 S: 8	H: 1 LOB: 1 BB: 0 P: 8	R: 3 E: 0 K: 0 S: 6	H: 4 LOB: 2 BB: 1 P: 11	R: 0 E: 0 K: 0 S: 3	H: 0 LOB: 0 BB: 0 P: 3	1B: 9 2B: 0 3B: 0 HR: 0	SF: 1 SAC: 0 DP: 2 HBP: 1	WP: 0 PA: 33 PB: 0 SB: 1 CS: 0
PITCHER	IP WLS BF H R ER SO BB IBB HBP BLK WP HR S P ERA WHIP																
Dock Ellis, R (1, 1) ERA: 3.06	6.2 L 29 9 4 4 0 0 0 0 0 0 0 0 39 44 5.40 1.500																
Dave Giusti, R (7, 1) ERA: 1.17	1.1 4 0 0 0 0 0 0 0 0 0 0 4 4 0.00 0.000																

Pittsburgh Pirates @ Houston Astros
Astrodome, Houston, TX
Fri Jun 08 1973, 8:05 PM EDT
Att: 25,486 - Dome


AB 30
R 4
H 9
RBI 4
BB 1
SO 6
LOB 9



Batter	1	2	3	4	5	6	7	8	9	AB	R	H	RBI	BB	SO	LOB	TOP					
Vic Davallo, L (1, 3) OBP: 0.191, SLG: 0.222	F7		F8		BB 1B BB		4-3		F8	4	1	0	0	1	0	0						
Dave Cash, R (1, 4) OBP: 0.378, SLG: 0.433	F9		F6		BB 1B BB		BB BB		F7	3	1	0	0	2	0	0						
Al Oliver, L (1, 8) OBP: 0.309, SLG: 0.474	BB 1B			F9	BB 2B BB		K		6-3	5	1	2	2	0	1	1						
Willie Stargell, L (1, 7) OBP: 0.386, SLG: 0.655	BB 1B			F9	BB 2B BB		BB BB			2	0	1	2	2	0	0						
Richie Hebner, L (1, 5) OBP: 0.369, SLG: 0.424	F5			BB 2B	K		F5			4	0	1	0	0	1	5						
Manny Sanguillen, R (1, 9) OBP: 0.306, SLG: 0.465		F9		4-3			6-3		5-3	4	0	0	0	0	0	1						
Rennie Stennett, R (1, 6) Jackie Hernandez, R (8, 6) OBP: 0.254, SLG: 0.371 OBP: 0.250, SLG: 0.226		K			F3		BB 1B BB		BB 1B	4	0	2	0	0	1	0						
Mitt May, L (1, 2) OBP: 0.344, SLG: 0.405	1-4-3				F8		F8		F7	3	1	0	0	1	0	2						
Bob Moose, R (1, 1) OBP: 0.167, SLG: 0.107			5-3		K		F8		4-3	4	0	0	0	0	1	3						
Inning Stats	R: 0 E: 0 K: 0 S: 4	H: 1 LOB: 2 BB: 1 P: 8	R: 0 E: 0 K: 1 S: 5	H: 0 LOB: 0 BB: 0 P: 5	R: 0 E: 0 K: 0 S: 3	H: 0 LOB: 0 BB: 0 P: 3	R: 0 E: 0 K: 0 S: 4	H: 1 LOB: 1 BB: 0 P: 4	R: 4 E: 0 K: 2 S: 9	H: 2 LOB: 1 BB: 3 P: 21	R: 0 E: 0 K: 0 S: 4	H: 1 LOB: 1 BB: 0 P: 4	R: 0 E: 0 K: 1 S: 5	H: 0 LOB: 2 BB: 2 P: 13	R: 0 E: 0 K: 0 S: 4	H: 1 LOB: 1 BB: 0 P: 4	R: 0 E: 0 K: 0 S: 3	H: 0 LOB: 0 BB: 0 P: 3	1B: 4 2B: 2 3B: 0 HR: 0	SF: 0 SAC: 0 DP: 0 HBP: 0	WP: 0 PB: 0 SB: 0 CS: 0	PA: 39
PITCHER	IP WLS BF H R ER SO BB IBB HBP BLK WP HR S P ERA WHIP	IP WLS BF H R ER SO BB IBB HBP BLK WP HR S P ERA WHIP																				
Don Wilson, R (1, 1) ERA: 3.33	4.2 L 22 4 4 4 2 4 0 0 0 0 0 22 38 7.71 1.714	2.1 10 1 0 0 2 2 0 0 0 0 0 12 20 0.00 1.286	2.0 7 1 0 0 0 0 0 0 0 0 0 7 7 0.00 0.500																			
Dave Roberts, L (5, 1) ERA: 2.51																						
Jim York, R (8, 1) ERA: 3.63																						

Pittsburgh Pirates @ Houston Astros
Astrodome, Houston, TX
Sat Jun 09 1973, 8:05 PM EDT
Att: 29,716 - Dome


AB 33
R 4
H 6
RBI 4
BB 6
SO 4
LOB 12



Batter	1	2	3	4	5	6	7	8	9	AB	R	H	RBI	BB	SO	LOB	BOTTOM					
Jimmy Wynn, R (1, 9) OBP: 0.343, SLG: 0.466	1-3		E6 G6-3		5-3			6-3		4	0	0	1	0	0	1						
Roger Metzger, S (1, 6) OBP: 0.287, SLG: 0.351	G4-3 1B		G6-3			5-3		BB BB		3	0	1	0	1	0	1						
Cesar Cedeno, R (1, 8) OBP: 0.353, SLG: 0.517	G4-3 1-2			F9		F8		K		4	0	0	0	0	1	2						
Bob Watson, R (1, 7) OBP: 0.426, SLG: 0.464		K		4-3		5-3		1-3		4	0	0	0	0	1	1						
Lee May, R (1, 3) OBP: 0.263, SLG: 0.371		E1 2B			1B		F9		K	4	0	2	0	0	1	0						
Doug Rader, R (1, 5) OBP: 0.321, SLG: 0.355		K		F9		1B 1B		F9		4	0	1	0	0	1	2						
Johnny Edwards, L (1, 2) OBP: 0.286, SLG: 0.389					1B					4	0	3	0	0	0	1						
Tommie Agee, R (9, PR) OBP: 0.311, SLG: 0.358		F7				1B				0	0	0	0	0	0	0						
Tommy Helms, R (1, 4) OBP: 0.312, SLG: 0.340			WP SH3-4 E 1B		F9		F2		K	4	1	1	0	0	1	4						
Don Wilson, R (1, 1) OBP: 0.207, SLG: 0.250										0	0	0	0	0	0	0						
Dave Roberts, L (5, 1) OBP: 0.179, SLG: 0.179			SH3-4		K					1	0	0	0	0	1	1						
Jimmy Stewart, S (7, PH) OBP: 0.321, SLG: 0.174										1	0	0	0	0	0	2						
Jim York, R (8, 1) OBP: 0.167, SLG: 0.107			1-2					F4		0	0	0	0	0	0	0						
Inning Stats	R: 0 E: 0 K: 0 S: 3	H: 1 LOB: 0 BB: 0 P: 3	R: 0 E: 1 K: 2 S: 8	H: 1 LOB: 1 BB: 0 P: 8	R: 1 E: 1 K: 0 S: 4	H: 1 LOB: 0 BB: 0 P: 4	R: 0 E: 0 K: 0 S: 4	H: 1 LOB: 1 BB: 0 P: 4	R: 0 E: 0 K: 1 S: 6	H: 1 LOB: 1 BB: 0 P: 6	R: 0 E: 0 K: 0 S: 3	H: 0 LOB: 0 BB: 0 P: 3	R: 0 E: 0 K: 0 S: 5	H: 2 LOB: 2 BB: 0 P: 5	R: 0 E: 0 K: 1 S: 5	H: 0 LOB: 1 BB: 1 P: 9	R: 0 E: 0 K: 2 S: 8	H: 1 LOB: 1 BB: 0 P: 8	1B: 7 2B: 1 3B: 0 HR: 0	SF: 0 SAC: 1 DP: 2 HBP: 0	WP: 1 PB: 0 SB: 0 CS: 0	PA: 35
PITCHER	IP WLS BF H R ER SO BB IBB HBP BLK WP HR S P ERA WHIP	IP WLS BF H R ER SO BB IBB HBP BLK WP HR S P ERA WHIP																				
Bob Moose, R (1, 1) ERA: 3.35	9.0 W 35 8 1 1 6 1 0 0 0 1 0 46 50 1.00 1.000																					

Pittsburgh Pirates @ Houston Astros
Astrodome, Houston, TX
Sat Jun 09 1973, 8:05 PM EDT
Att: 29,716 - Dome

AB 33
R 1
H 8
RBI 1
BB 1
SO 6
LOB 15



Batter	1	2	3	4	5	6	7	8	9	AB	R	H	RBI	BB	SO	LOB	TOP			
Gene Clines, R (1, 8) OBP: 0.291, SLG: 0.340										4	1	2	0	0	0	0				
Dave Cash, R (1, 4) OBP: 0.370, SLG: 0.423										4	0	0	0	0	0	3				
Al Oliver, L (1, 3) OBP: 0.313, SLG: 0.474										4	0	2	0	0	0	1				
Richie Zisk, R (1, 7) OBP: 0.250, SLG: 0.303										4	0	1	1	0	1	2				
Manny Sanguillen, R (1, 9) OBP: 0.305, SLG: 0.461										4	0	1	0	0	0	1				
Rennie Stennett, R (1, 6) OBP: 0.254, SLG: 0.376										4	0	1	0	0	0	2				
Fernando Gonzalez, R (1, 5) OBP: 0.289, SLG: 0.333										4	0	1	0	0	1	1				
Mitt May, L (1, 2) OBP: 0.339, SLG: 0.398										3	0	0	0	0	1	1				
Gene Alley, R (9, PH) OBP: 0.291, SLG: 0.353										1	0	0	0	0	0	1				
Nelson Briles, R (1, 1) OBP: 0.214, SLG: 0.393										2	0	0	0	0	2	1				
Jackie Hernandez, R (7, PH) OBP: 0.273, SLG: 0.250										1	0	1	0	0	0	0				
Bob Johnson, L (7, 1)										0	0	0	0	0	0	0				
Jim Rooker, L (7, 1)										0	0	0	0	0	0	0				
Willie Stargell, L (9, PH) OBP: 0.384, SLG: 0.651										1	0	0	0	0	1	1				
Inning Stats	R: 1 E: 0 K: 0 S: 5	H: 2 LOB: 1 BB: 0 P: 5	R: 0 E: 0 K: 2 S: 8	H: 1 LOB: 1 BB: 0 P: 8	R: 0 E: 0 K: 0 S: 4	H: 1 LOB: 1 BB: 0 P: 4	R: 0 E: 0 K: 0 S: 3	H: 0 LOB: 0 BB: 0 P: 3	R: 0 E: 0 K: 1 S: 5	H: 2 LOB: 2 BB: 0 P: 7	R: 0 E: 0 K: 1 S: 7	H: 2 LOB: 2 BB: 0 P: 7	R: 0 E: 0 K: 0 S: 3	H: 0 LOB: 1 BB: 0 P: 6	R: 0 E: 0 K: 1 S: 6	H: 1 LOB: 1 BB: 0 P: 6	1B: 6 2B: 3 3B: 0 HR: 0	SF: 0 SAC: 0 DP: 0 HBP: 0	WP: 0 PB: 0 SB: 0 CS: 0	PA: 36
PITCHER Jerry Reuss, L (1, 1) ERA: 2.89	IP: 9.0 WLS: W BF: 36 H: 9 R: 1 ER: 1 SO: 6 BB: 0 IBB: 0 HBP: 0 BLK: 0 WP: 0 HR: 0 S: 48 P: 48 ERA: 1.00 WHIP: 1.000															PITCHER	IP: 9.0 WLS: W BF: 36 H: 9 R: 1 ER: 1 SO: 6 BB: 0 IBB: 0 HBP: 0 BLK: 0 WP: 0 HR: 0 S: 48 P: 48 ERA: 1.00 WHIP: 1.000			

Pittsburgh Pirates @ Houston Astros
Astrodome, Houston, TX
Sun Jun 10 1973, 4:33 AM EDT
Att: 23,057 - Dome

AB	36
R	1
H	9
RBI	1
BB	0
SO	6
LOB	14

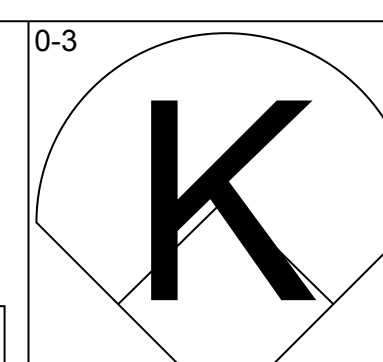
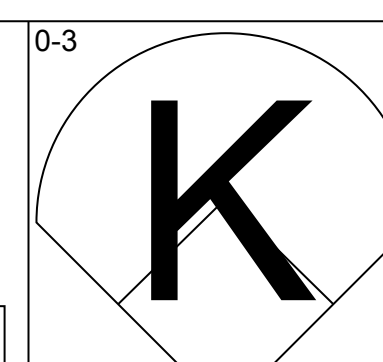
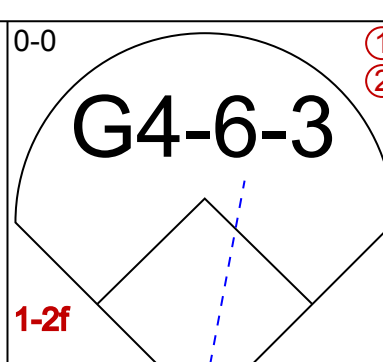
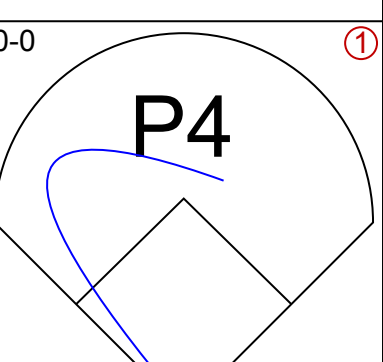
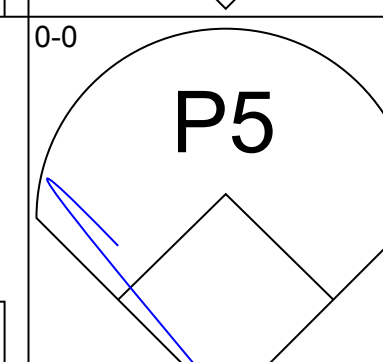
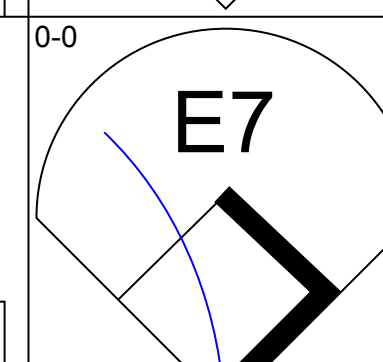
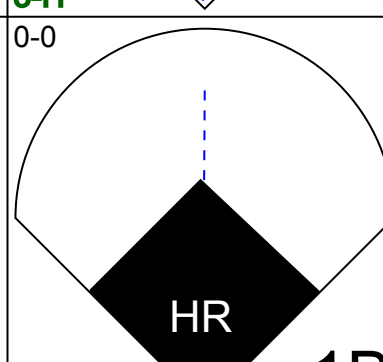
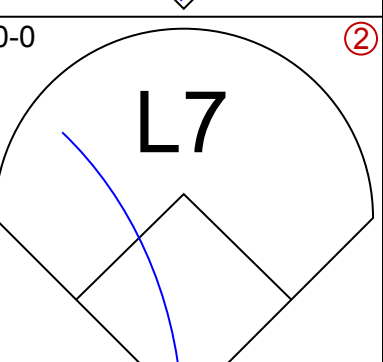
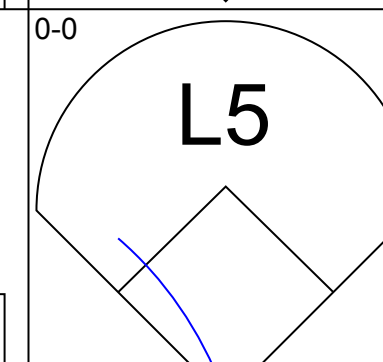
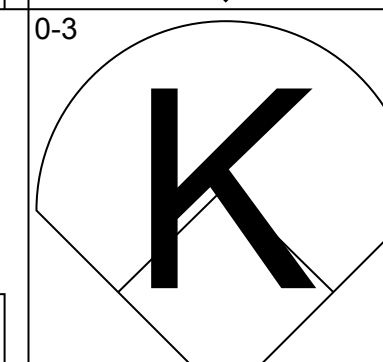
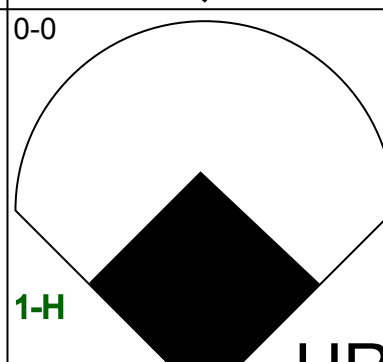
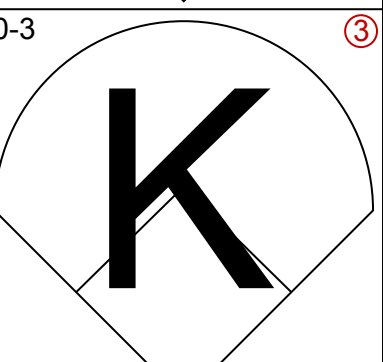
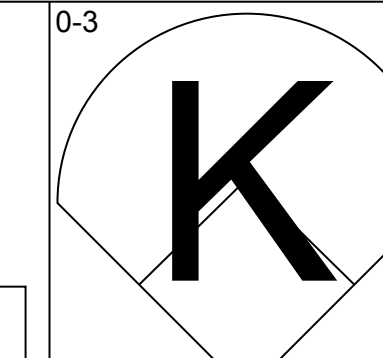
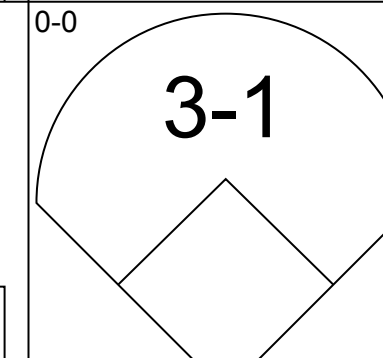
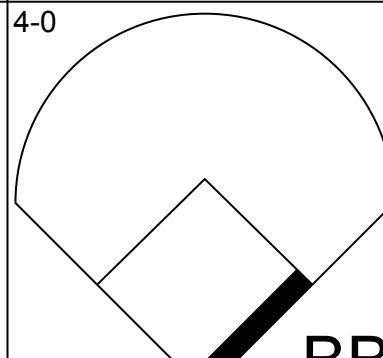

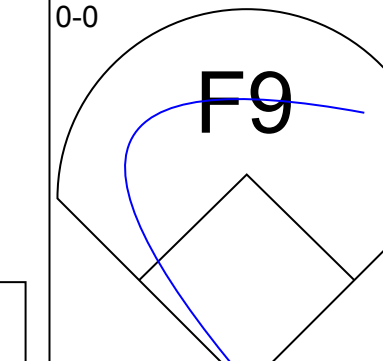
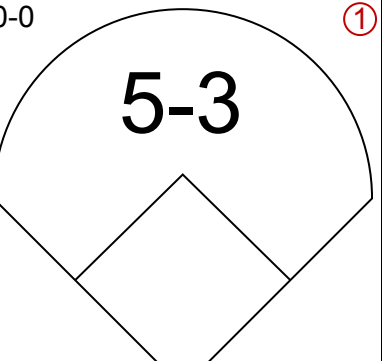
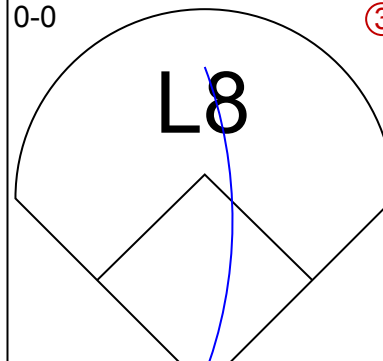

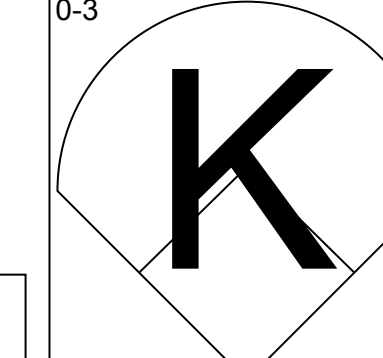
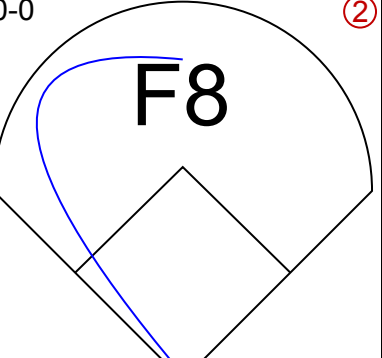
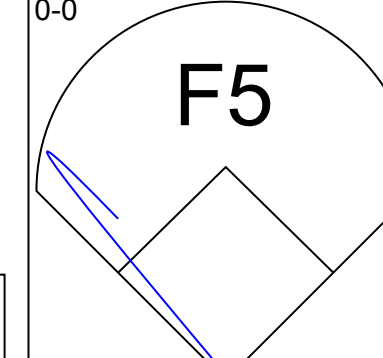

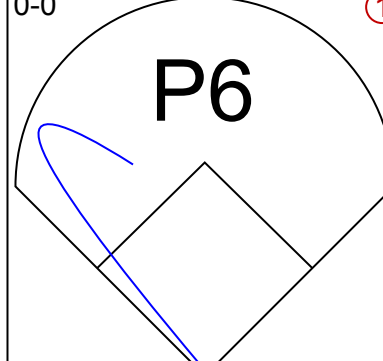
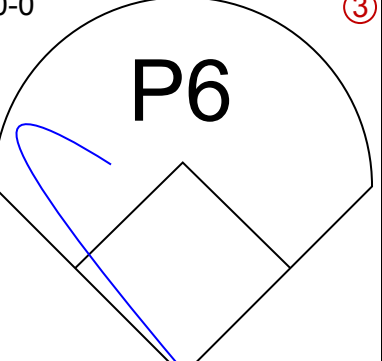
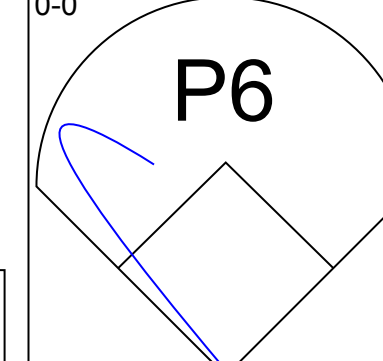

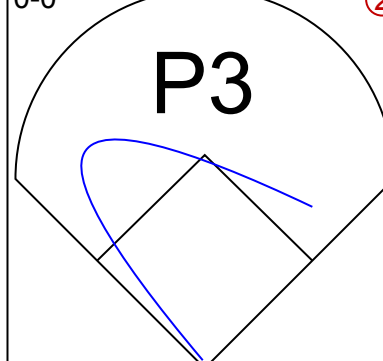
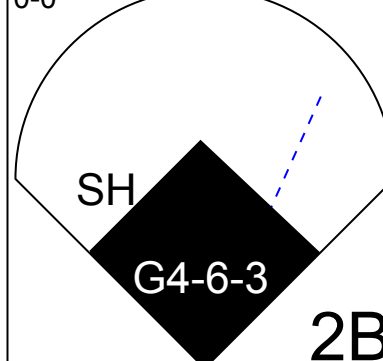
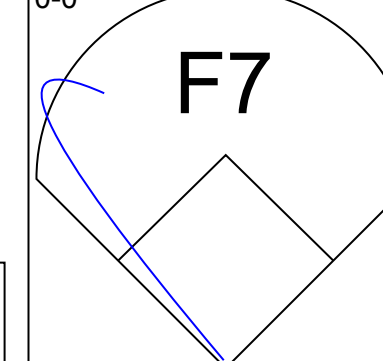

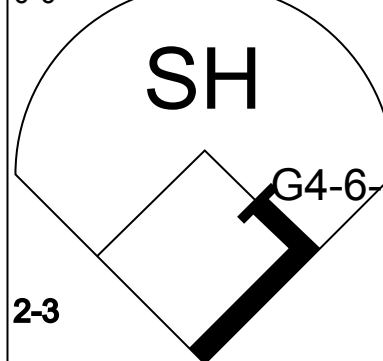
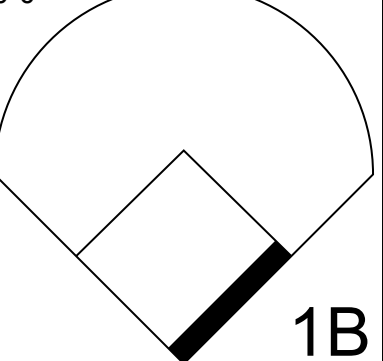


Batter	1	2	3	4	5	6	7	8	9	AB	R	H	RBI	BB	SO	LOB	BOTTOM			
Jimmy Wynn, R (1, 9) OBP: 0.349, SLG: 0.483										3	3	2	1	1	0	0				
Roger Metzger, S (1, 6) OBP: 0.291, SLG: 0.354										4	1	2	0	0	0	1				
Cesar Cedeno, R (1, 8) OBP: 0.356, SLG: 0.550										4	2	2	5	0	1	1				
Bob Watson, R (1, 7) OBP: 0.419, SLG: 0.456										4	0	0	0	0	1	0				
Lee May, R (1, 3) OBP: 0.263, SLG: 0.368										4	0	1	0	0	1	0				
Doug Rader, R (1, 5) OBP: 0.324, SLG: 0.358										4	1	2	0	0	0	0				
Johnny Edwards, L (1, 2) OBP: 0.288, SLG: 0.392										4	0	1	1	0	0	1				
Tommy Helms, R (1, 4) OBP: 0.313, SLG: 0.344										3	0	1	0	0	0	0				
Jerry Reuss, L (1, 1) OBP: 0.189, SLG: 0.194										3	0	0	0	0	3	1				
Inning Stats	R: 2 E: 0 K: 1 S: 7	H: 2 LOB: 0 BB: 0 P: 7	R: 0 E: 0 K: 0 S: 3	H: 0 LOB: 0 BB: 0 P: 3	R: 0 E: 0 K: 2 S: 8	H: 1 LOB: 1 BB: 0 P: 8	R: 0 E: 0 K: 1 S: 5	H: 0 LOB: 0 BB: 0 P: 5	R: 0 E: 0 K: 1 S: 5	H: 0 LOB: 0 BB: 0 P: 5	R: 1 E: 0 K: 0 S: 4	H: 1 LOB: 0 BB: 0 P: 4	R: 1 E: 0 K: 1 S: 7	H: 4 LOB: 1 BB: 0 P: 7	R: 3 E: 0 K: 0 S: 6	H: 3 LOB: 1 BB: 1 P: 10	1B: 6 2B: 2 3B: 0 HR: 3	SF: 0 SAC: 0 DP: 0 HBP: 0	WP: 0 PB: 0 SB: 0 CS: 0	PA: 34
PITCHER Nelson Briles, R (1, 1) ERA: 3.35 Bob Johnson, R (7, 1) ERA: 4.88 Jim Rooker, L (7, 1) ERA: 3.07	IP: 6.0 WLS: L BF: 22 H: 4 R: 3 ER: 3 SO: 3 BB: 0 IBB: 0 HBP: 0 BLK: 0 WP: 0 HR: 2 S: 32 P: 32 ERA: 4.50 WHIP: 0.667															PITCHER	IP: 6.0 WLS: L BF: 22 H: 4 R: 3 ER: 3 SO: 3 BB: 0 IBB: 0 HBP: 0 BLK: 0 WP: 0 HR: 2 S: 32 P: 32 ERA: 4.50 WHIP: 0.667			

Pittsburgh Pirates @ Houston Astros
Astrodome, Houston, TX
Sun Jun 10 1973, 4:33 AM EDT
Att: 23,057 - Dome

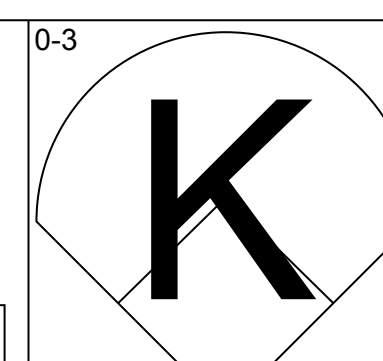
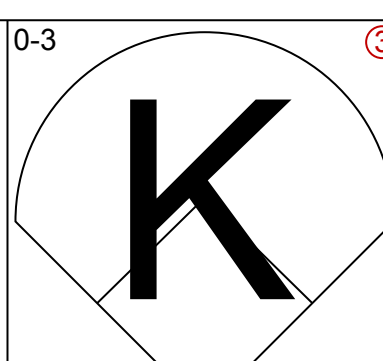
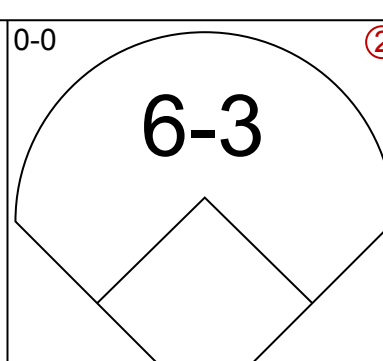

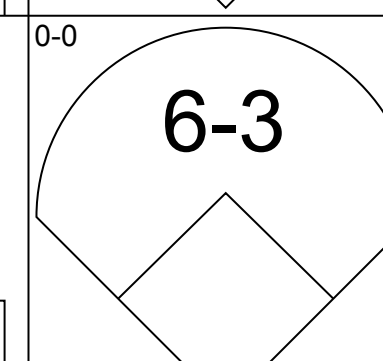
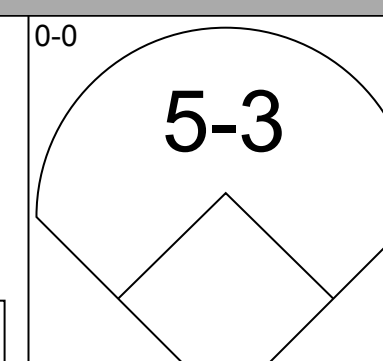
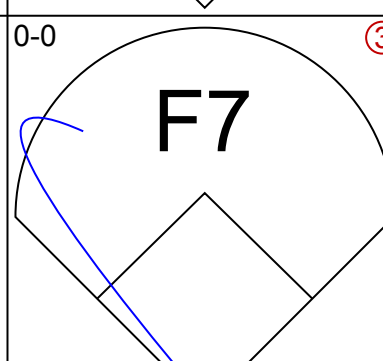

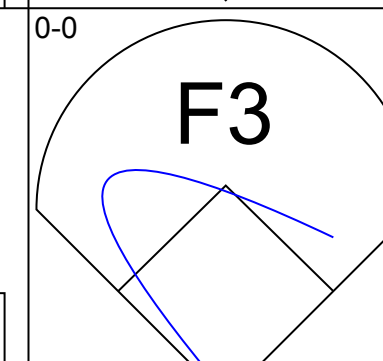
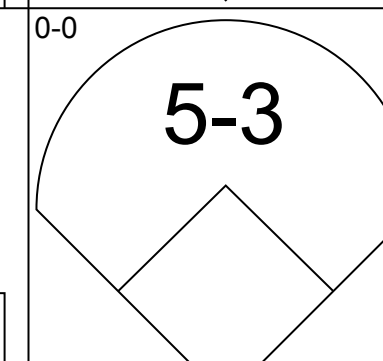
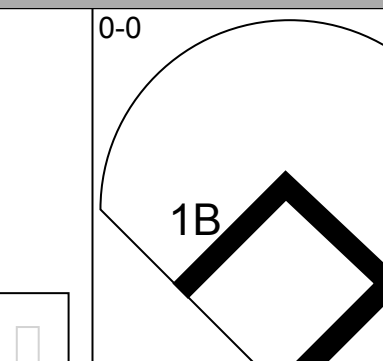
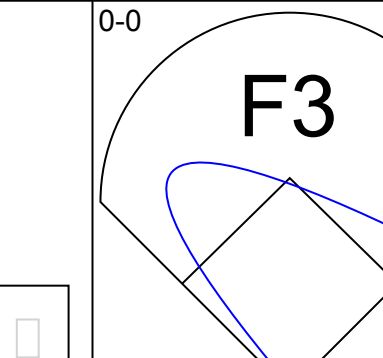

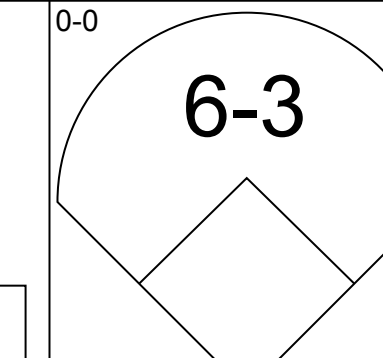
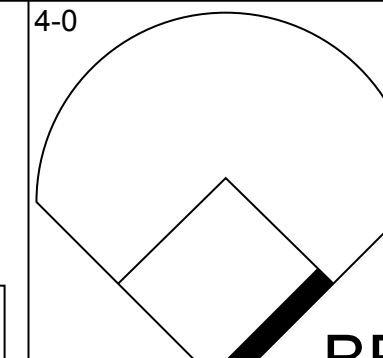
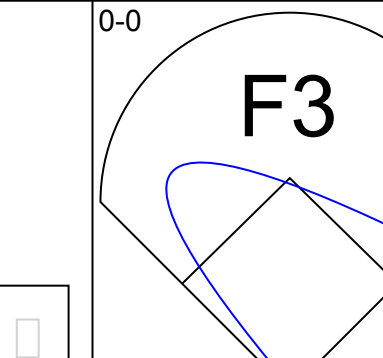

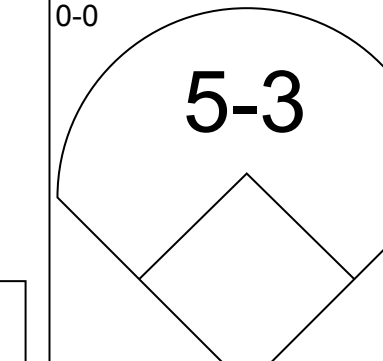
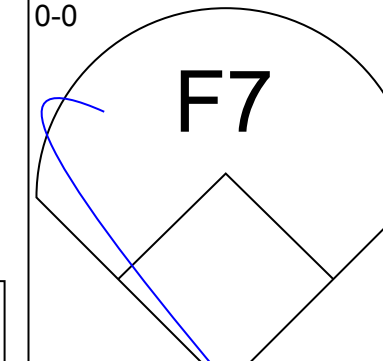
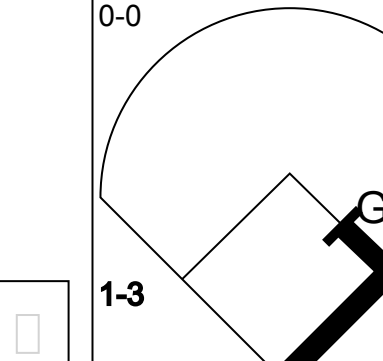
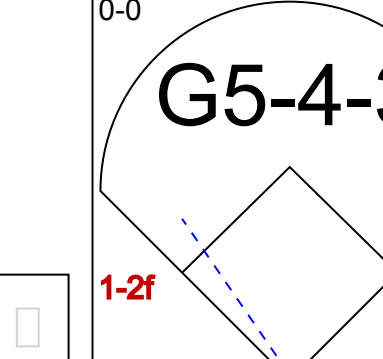
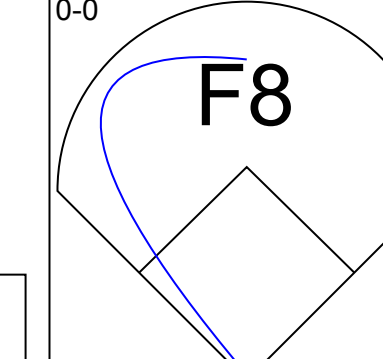
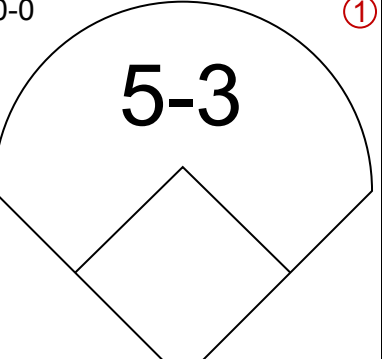
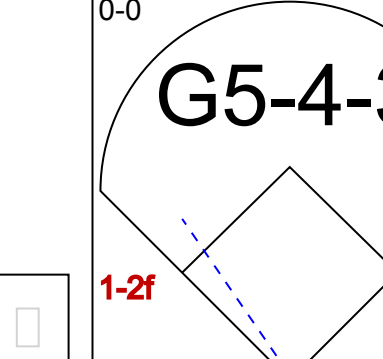
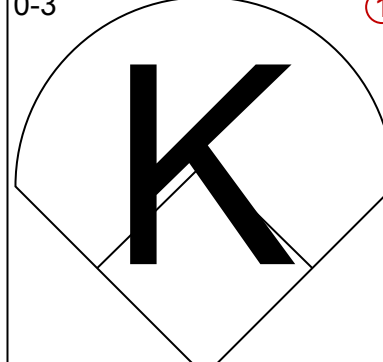
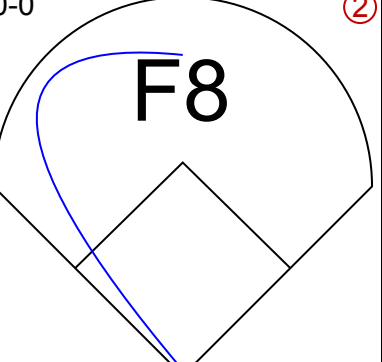
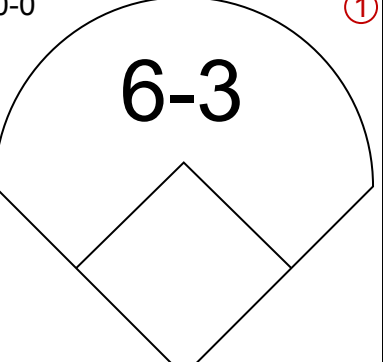
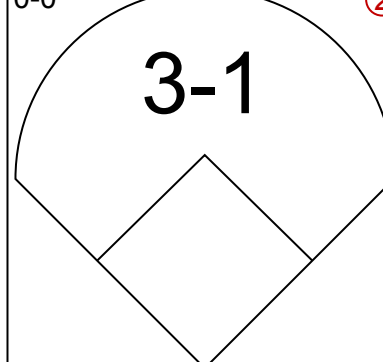
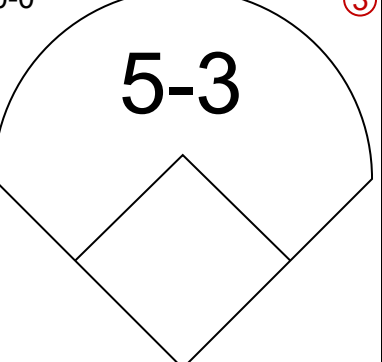
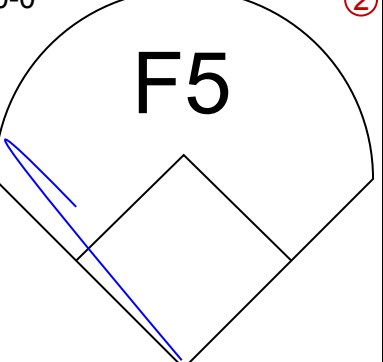
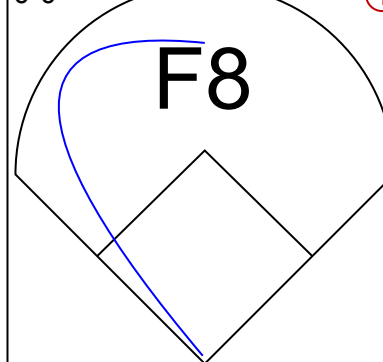
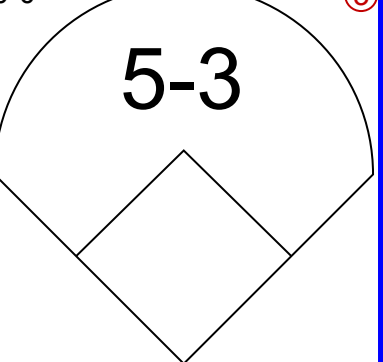
AB	33
R	7
H	11
RBI	7
BB	1
SO	6
LOB	4



Batter	1	2	3	4	5	6	7	8	9	AB	R	H	RBI	BB	SO	LOB	TOP				
Rick Monday, L (1, 8) OBP: 0.411, SLG: 0.559										4	0	0	0	0	2	2	Chicago Cubs @ Houston Astros Astrodome, Houston, TX Tue Jun 12 1973, 8:05 PM EDT Att: 20,132 - Dome				
Glenn Beckert, R (1, 4) OBP: 0.347, SLG: 0.343										4	1	1	0	0	0	1					
Billy Williams, L (1, 7) OBP: 0.390, SLG: 0.488										4	1	1	2	0	2	2					
Pat Bourque, L (1, 3) OBP: 0.379, SLG: 0.592										3	0	0	0	1	1	1					
Ron Santo, R (1, 5) OBP: 0.407, SLG: 0.497										4	0	1	0	0	0	1					
Jose Cardenal, R (1, 9) OBP: 0.382, SLG: 0.471										4	0	0	0	0	1	1					
Randy Hundley, R (1, 2) OBP: 0.279, SLG: 0.377										4	0	0	0	0	0	1					
Don Kessinger, S (1, 6) OBP: 0.357, SLG: 0.326										3	1	1	0	0	0	0					
Rick Reuschel, R (1, 1) OBP: 0.167, SLG: 0.167										2	0	1	0	0	1	0					
Inning Stats	R: 0 E: 0 K: 1 S: 5	H: 0 LOB: 0 BB: 0 P: 5	R: 0 E: 0 K: 2 S: 7	H: 0 LOB: 0 BB: 0 P: 7	R: 0 E: 0 K: 1 S: 5	H: 0 LOB: 0 BB: 0 P: 5	R: 0 E: 1 K: 2 S: 8	H: 0 LOB: 1 BB: 0 P: 8	R: 0 E: 0 K: 0 S: 3	H: 0 LOB: 0 BB: 0 P: 3	R: 3 E: 0 K: 0 S: 6	H: 3 LOB: 1 BB: 1 P: 10	R: 0 E: 0 K: 0 S: 3	H: 0 LOB: 0 BB: 0 P: 3	R: 0 E: 0 K: 1 S: 6	H: 1 LOB: 1 BB: 0 P: 6	R: 0 E: 0 K: 0 S: 4	H: 1 LOB: 1 BB: 0 P: 4	1B: 3 2B: 1 3B: 0 HR: 1	SF: 0 SAC: 1 DP: 1 HBP: 0	WP: 0 PA: 34 PB: 0 SB: 0 CS: 0
PITCHER	IP	WLS	BF	H	R	ER	SO	BB	IBB	HBP	BLK	WP	HR	S	P	ERA	WHIP				
Ken Forsch, R (1, 1) ERA: 3.32	8.0	L	30	4	3	3	7	1	0	0	0	0	1	43	47	3.38	0.625				
Jim Ray, R (9, 1) ERA: 2.7	1.0		4	1	0	0	0	0	0	0	0	0	0	4	4	0.00	1.000				

AB	32
R	3
H	5
RBI	2
BB	1
SO	7
LOB	9



Batter	1	2	3	4	5	6	7	8	9	AB	R	H	RBI	BB	SO	LOB	BOTTOM				
Jimmy Wynn, R (1, 9) OBP: 0.344, SLG: 0.474										4	0	0	0	0	2	1	Chicago Cubs @ Houston Astros Astrodome, Houston, TX Tue Jun 12 1973, 8:05 PM EDT Att: 20,132 - Dome				
Roger Metzger, S (1, 6) OBP: 0.286, SLG: 0.348										4	0	0	0	0	0	0					
Cesar Cedeño, R (1, 8) OBP: 0.359, SLG: 0.554										4	0	2	0	0	0	0					
Bob Watson, R (1, 7) OBP: 0.416, SLG: 0.450										3	0	0	0	1	0	2					
Lee May, R (1, 3) OBP: 0.264, SLG: 0.368										3	0	1	0	0	0	1					
Doug Rader, R (1, 5) OBP: 0.320, SLG: 0.353										3	0	0	0	0	0	2					
Tommy Helms, R (1, 4) OBP: 0.308, SLG: 0.340										3	0	0	0	0	1	0					
Skip Jutze, R (1, 2) OBP: 0.242, SLG: 0.226										3	0	0	0	0	0	0					
Ken Forsch, R (1, 1) OBP: 0.083, SLG: 0.029										1	0	0	0	1	0	0					
Jimmy Stewart, S (8, PH) OBP: 0.310, SLG: 0.167										1	0	0	0	0	0	0					
Jim Ray, R (9, 1) OBP: 0.200, SLG: 0.200										0	0	0	0	0	0	0					
Inning Stats	R: 0 E: 0 K: 1 S: 5	H: 0 LOB: 0 BB: 0 P: 5	R: 0 E: 0 K: 0 S: 3	H: 0 LOB: 0 BB: 0 P: 3	R: 0 E: 0 K: 2 S: 7	H: 0 LOB: 1 BB: 1 P: 11	R: 0 E: 0 K: 0 S: 3	H: 0 LOB: 1 BB: 1 P: 7	R: 0 E: 0 K: 0 S: 3	H: 0 LOB: 0 BB: 0 P: 3	R: 0 E: 0 K: 0 S: 4	H: 2 LOB: 1 BB: 0 P: 4	R: 0 E: 0 K: 0 S: 3	H: 0 LOB: 0 BB: 0 P: 3	R: 0 E: 0 K: 0 S: 4	H: 1 LOB: 1 BB: 0 P: 4	1B: 2 2B: 1 3B: 0 HR: 0	SF: 0 SAC: 0 DP: 1 HBP: 0	WP: 0 PA: 31 PB: 0 SB: 0 CS: 0		
PITCHER	IP	WLS	BF	H	R	ER	SO	BB	IBB	HBP	BLK	WP	HR	S	P	ERA	WHIP				
Rick Reuschel, R (1, 1) ERA: 1.74	9.0	W	31	3	0	0	3	2	0	0	0	0	0	35	43	0.00	0.556				

AB	29
R	0
H	3
RBI	0
BB	2
SO	3
LOB	6



Batter	1	2	3	4	5	6	7	8	9	AB	R	H	RBI	BB	SO	LOB	TOP					
Rick Monday, L OBP: 0.404, SLG: 0.547	0-0 4-3		0-0 G3			0-0 F8		0-0 F7		4	0	0	0	0	0	1	Chicago Cubs @ Houston Astros Astrodome, Houston, TX Wed Jun 13 1973, 8:05 PM EDT Att: 13,685 - Dome					
Glenn Beckert, R OBP: 0.341, SLG: 0.337	0-0 G2		0-0 F8			0-0 P6		0-0 E2		4	0	0	0	0	0	1						
Billy Williams, L OBP: 0.384, SLG: 0.479	0-0 F7			0-0 P4		0-0 6-3		0-0 E2		4	0	0	0	0	0	1						
Pat Bourque, L OBP: 0.371, SLG: 0.558		0-0 F5		0-0 F9		4-0 1B 1B BB		0-0 F9		3	0	0	0	1	0	2						
Jose Cardenal, R OBP: 0.384, SLG: 0.471		0-0 FC6-4 1B		0-0 F8		0-0 1B 1B		0-0 6-3		4	0	2	0	0	0	2						
Carmen Fanzone, R OBP: 0.353, SLG: 0.464		0-0 FC6-4 1B			0-0 F7					4	0	2	0	0	0	1						
Ken Rudolph, R OBP: 0.254, SLG: 0.391		0-0 1B		0-0 4-3		0-0 K		0-0 F9		4	0	1	0	0	1	4						
Don Kessinger, S OBP: 0.356, SLG: 0.325		0-0 L8			0-0 1B		0-0 G6-4-3		0-0 FC5-4	4	0	1	0	0	0	6						
Mitt Pappas, R OBP: 0.083, SLG: 0.208			0-3 K		0-0 F3			4-0 E BB		2	0	0	0	0	1	1						
Burt Hooton, R OBP: 0.300, SLG: 0.250									0-3 K	0	0	0	0	0	0	0						
Gene Hiser, L OBP: 0.393, SLG: 0.326										0	1	0	0	1	0	0						
Jack Aker, R OBP: 0.083, SLG: 0.250										0	0	0	0	0	0	0						
Adrian Garrett, L OBP: 0.083, SLG: 0.250										1	0	0	0	0	1	1						
Inning Stats	R: 0 E: 0 K: 0 S: 3	H: 0 LOB: 0 BB: 0 P: 3	R: 0 E: 0 K: 0 S: 5	H: 2 LOB: 2 BB: 0 P: 5	R: 0 E: 0 K: 1 S: 5	H: 0 LOB: 0 BB: 0 P: 5	R: 0 E: 0 K: 0 S: 3	H: 0 LOB: 0 BB: 0 P: 3	R: 0 E: 0 K: 0 S: 4	H: 1 LOB: 1 BB: 0 P: 4	R: 0 E: 0 K: 0 S: 3	H: 0 LOB: 0 BB: 0 P: 3	R: 0 E: 0 K: 1 S: 6	H: 2 LOB: 2 BB: 1 P: 10	R: 1 E: 2 K: 0 S: 5	H: 0 LOB: 2 BB: 1 P: 9	R: 0 E: 0 K: 1 S: 6	H: 1 LOB: 1 BB: 0 P: 6	1B: 6 2B: 0 3B: 0 HR: 0	SF: 0 SAC: 0 DP: 1 HBP: 0	WP: 0 PB: 0 SB: 0 CS: 0	PA: 36
PITCHER	IP WLS BF H R ER SO BB IBB HBP BLK WP HR S P ERA WHIP																					
Don Wilson, R ERA: 3.09	(1, 1) 7.0 W 26 5 0 0 2 1 0 0 0 0 0 0 29 33 0.00 0.857																					
Jim Ray, R ERA: 2.49	(8, 1) 2.0 S 10 1 1 0 1 1 0 0 0 0 0 0 11 15 0.00 1.000																					

AB	34
R	1
H	6
RBI	0
BB	2
SO	3
LOB	20



Batter	1	2	3	4	5	6	7	8	9	AB	R	H	RBI	BB	SO	LOB	BOTTOM			
Jimmy Wynn, R OBP: 0.353, SLG: 0.486	4-0 PB G3 BB		4-0 S HR	0-0 1-H 2B		0-0 1B 2B		0-0 5-3		3	2	2	1	2	0	0	Chicago Cubs @ Houston Astros Astrodome, Houston, TX Wed Jun 13 1973, 8:05 PM EDT Att: 13,685 - Dome			
Roger Metzger, S OBP: 0.286, SLG: 0.346	0-0 G3		0-0 P4	4-0 BB		0-0 F8		0-0 1B		4	1	1	0	1	0	3				
Cesar Cedeno, R OBP: 0.360, SLG: 0.564	0-0 F9		0-0 K	0-3 K		4-0 E 1B IBB		0-0 F8		4	1	1	2	1	1	4				
Bob Watson, R OBP: 0.420, SLG: 0.450	4-0 BB		0-0 F8		0-0 F4	0-0 E4		0-0 1B		4	0	2	2	1	0	0				
Lee May, R OBP: 0.267, SLG: 0.373	0-0 P6		0-0 2B		0-0 1B FC6-4 1B	0-0 F9		0-0 5-3		5	1	2	0	0	0	5				
Doug Rader, R OBP: 0.323, SLG: 0.356		0-0 1B		0-0 6-3		0-0 FC6-4 1B		0-0 F8		4	0	2	0	0	0	1				
Ray Busse, R OBP: 0.200, SLG: 0.343					0-0 FC6-4 1B					0	0	0	0	0	0	0				
Tommy Helms, R OBP: 0.307, SLG: 0.338		0-0 F9		0-0 P4	0-0 FC6-4					4	0	1	1	0	0	2				
Skip Jutze, R OBP: 0.216, SLG: 0.200		0-0 F9		0-0 F9	0-0 F9		0-3 K			4	0	0	0	0	1	3				
Don Wilson, R OBP: 0.212, SLG: 0.250		0-3 K		0-0 K		0-0 1B		0-0 1-3		4	1	1	0	0	1	2				
Jim Ray, R OBP: 0.200, SLG: 0.200				0-0 2B 1B				0-0 P1		0	0	0	0	0	0	0				
Inning Stats	R: 0 E: 0 K: 0 S: 3	H: 1 LOB: 2 BB: 2 P: 11	R: 0 E: 0 K: 1 S: 6	H: 1 LOB: 0 BB: 0 P: 6	R: 2 E: 0 K: 0 S: 5	H: 2 LOB: 1 BB: 1 P: 9	R: 1 E: 0 K: 1 S: 7	H: 2 LOB: 2 BB: 1 P: 11	R: 1 E: 1 K: 0 S: 5	H: 2 LOB: 1 BB: 0 P: 5	R: 1 E: 1 K: 0 S: 5	H: 2 LOB: 2 BB: 1 P: 9	R: 0 E: 0 K: 1 S: 6	H: 1 LOB: 1 BB: 0 P: 6	R: 1 E: 0 K: 0 S: 5	H: 2 LOB: 1 BB: 0 P: 5	1B: 8 2B: 3 3B: 0 HR: 1	SF: 0 SAC: 0 DP: 0 HBP: 0	WP: 0 PB: 1 SB: 1 CS: 0	PA: 41
PITCHER	IP WLS BF H R ER SO BB IBB HBP BLK WP HR S P ERA WHIP																			
Mitt Pappas, R ERA: 5.33	(1, 1) 5.2 L 31 5 1 0 0 1 0 0 0 0 0 0 7 7 0.00 0.750																			
Burt Hooton, R ERA: 4.5	(6, 1) 1.1 5 1 0 0 1 0 0 0 0 0 0 0 7 7 0.00 0.750																			
Jack Aker, R ERA: 2.86	(8, 1) 1.0 5 2 1 1 0 0 0 0 0 0 0 0 5 5 9.00 2.000																			

AB	36
R	6
H	12
RBI	6
BB	5
SO	3
LOB	20

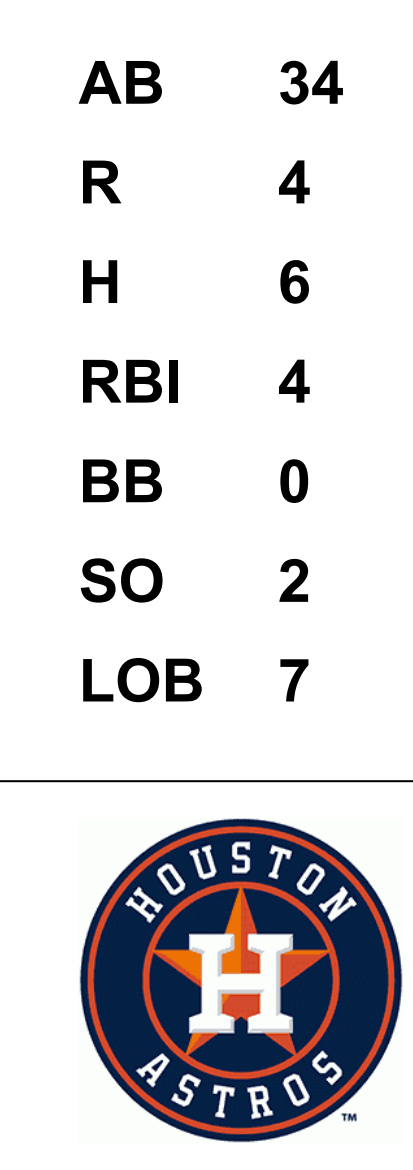


Batter	1	2	3	4	5	6	7	8	9	AB	R	H	RBI	BB	SO	LOB	TOP								
Don Kessinger, S (1, 6) OBP: 0.361, SLG: 0.328	4-0 BB		0-0 4-3		0-0 1B		0-0 1B		0-0 1B	4	1	2	0	1	0	0	Chicago Cubs @ Houston Astros Astrodome, Houston, TX Thu Jun 14, 1973, 8:05 PM EDT Att. 17,359 - Dome								
Glenn Beckert, R (1, 4) OBP: 0.343, SLG: 0.340	0-0 G5-4-3		0-0		0-0 SH1-4		0-0		0-0 L8	4	1	2	0	0	0	2									
Paul Popovich, S (9, 4) OBP: 0.226, SLG: 0.182	0-0 1-2		0-0 1B		1-2		0-0 HR		1-2	0	0	0	0	0	0	0									
Billy Williams, L (1, 7) OBP: 0.390, SLG: 0.495	4-0 BB		0-0 F7		0-0 FC6-4		0-0 HR			3	1	2	3	1	0	1									
Jim Hickman, R (1, 3) OBP: 0.341, SLG: 0.205	0-0 1B			4-0 2B	0-0 F8		0-3 K			3	1	1	0	1	1	1									
Ron Santo, R (1, 5) OBP: 0.404, SLG: 0.498	0-0 F8			0-0 1B	0-0 FC6-4				0-0 6-3	4	1	1	0	0	0	3									
Jose Cardenal, R (1, 9) OBP: 0.376, SLG: 0.465		0-0 G3		0-0 SF8		0-0 L6		0-0 F8		3	0	0	1	0	0	0									
Randy Hundley, R (1, 2) OBP: 0.278, SLG: 0.374		0-0 5-3		0-0 1B		0-0 F9		0-0 F7		4	0	1	1	0	0	0									
Cleo James, R (1, 8) OBP: 0.161, SLG: 0.133		0-0 5-3		0-0 F3		0-0 F7			0-0 1-3	3	0	0	0	0	0	1									
Rick Monday, L (9, PH) OBP: 0.403, SLG: 0.545									0-0 6-3	1	0	0	0	0	0	0									
Fergie Jenkins, R (1, 1) OBP: 0.140, SLG: 0.077			0-3 K	0-3 K			0-3 K		0-0 6-3	4	0	0	0	0	3	1									
Inning Stats	R: 0 E: 0 K: 0 S: 3	H: 1 LOB: 2 BB: 2 P: 11	R: 0 E: 0 K: 0 S: 3	H: 0 LOB: 0 BB: 0 P: 3	R: 0 E: 0 K: 1 S: 6	H: 1 LOB: 1 BB: 0 P: 6	R: 2 E: 0 K: 1 S: 7	H: 2 LOB: 1 BB: 1 P: 11	R: 1 E: 0 K: 0 S: 5	H: 2 LOB: 1 BB: 0 P: 5	R: 0 E: 0 K: 0 S: 3	H: 0 LOB: 0 BB: 0 P: 3	R: 2 E: 0 K: 2 S: 9	H: 2 LOB: 0 BB: 0 P: 9	R: 0 E: 0 K: 0 S: 3	H: 0 LOB: 1 BB: 0 P: 3	R: 0 E: 0 K: 0 S: 4	H: 1 LOB: 1 BB: 0 P: 4	1B: 7 2B: 1 3B: 0 HR: 1	SF: 1 SAC: 1 DP: 1 HBP: 0	WP: 0 PB: 0 SB: 1 CS: 0	PA: 38			
PITCHER	IP	WLS	BF	H	R	ER	SO	BB	IBB	HBP	BLK	WP	HR	S	P	ERA	WHIP								
Jerry Reuss, L (1, 1) ERA: 3.09	8.0	L	34	8	5	5	4	3	0	0	0	0	1	39	51	5.62	1.375								
Jim York, R (9, 1) ERA: 3.53	1.0		4	1	0	0	0	0	0	0	0	0	0	4	4	0.00	1.000								

AB	33
R	5
H	9
RBI	5
BB	3
SO	4
LOB	9



Batter	1	2	3	4	5	6	7	8	9	AB	R	H	RBI	BB	SO	LOB	BOTTOM								
Jimmy Wynn, R (1, 9) OBP: 0.347, SLG: 0.477	0-0 L5			0-3 K		0-0 F6		0-0 F5		4	0	0	0	0	1	1	Chicago Cubs @ Houston Astros Astrodome, Houston, TX Thu Jun 14, 1973, 8:05 PM EDT Att. 17,359 - Dome								
Roger Metzger, S (1, 6) OBP: 0.288, SLG: 0.353	0-0 F9			0-0 G3		0-0 F8		0-0 3B		4	0	1	1	0	0	0									
Jim York, R (9, 1)								1-H		0	0	0	0	0	0	0									
Cesar Cedeno, R (1, 8) OBP: 0.357, SLG: 0.557	0-0 F8			0-0 F3			0-0 2B	0-0 5-3		4	1	1	0	0	0	1									
Bob Watson, R (1, 7) OBP: 0.414, SLG: 0.442		0-0 5-3			0-0 5-3		0-0 F3		0-0 6-3	4	0	0	0	0	0	1									
Lee May, R (1, 3) OBP: 0.267, SLG: 0.376		0-0 5-3			0-0 E9		0-0 4-3	0-0 1B	0-0 1-3	4	1	1	1	0	0	0									
Doug Rader, R (1, 5) OBP: 0.322, SLG: 0.354		0-0 F8			0-0 F4		0-0 4-3		0-0 1B	4	0	1	0	0	0	2									
Tommy Helms, R (1, 4) OBP: 0.306, SLG: 0.350			0-0 6-3		0-0 HR		0-0 5-3		0-0 L7	4	1	1	2	0	0	2									
Skip Jutze, R (1, 2) OBP: 0.205, SLG: 0.189			0-0 F8		0-0 6-3			0-3 K		2	0	0	0	0	0	0									
Bob Galagher, L (8, PH) OBP: 0.220, SLG: 0.282										1	0	0	0	0	1	0									
Hector Torres, R (9, 6) OBP: 0.167, SLG: 0.079										0	0	0	0	0	0	0									
Jerry Reuss, L (1, 1) OBP: 0.179, SLG: 0.184			0-0 F7			0-0 F7			0-0 3B	2	0	0	0	0	0	0									
Jimmy Stewart, S (8, PH) OBP: 0.333, SLG: 0.200										1	1	1	0	0	0	0									
Inning Stats	R: 0 E: 0 K: 0 S: 3	H: 0 LOB: 0 BB: 0 P: 3	R: 0 E: 0 K: 0 S: 3	H: 0 LOB: 0 BB: 0 P: 3	R: 0 E: 0 K: 1 S: 5	H: 0 LOB: 0 BB: 0 P: 5	R: 2 E: 0 K: 0 S: 5	H: 1 LOB: 0 BB: 0 P: 5	R: 0 E: 0 K: 0 S: 3	H: 0 LOB: 0 BB: 0 P: 3	R: 1 E: 0 K: 0 S: 5	H: 2 LOB: 1 BB: 0 P: 5	R: 1 E: 0 K: 1 S: 7	H: 2 LOB: 1 BB: 0 P: 7	R: 0 E: 0 K: 0 S: 4	H: 1 LOB: 1 BB: 0 P: 4	1B: 3 2B: 1 3B: 1 HR: 1	SF: 0 SAC: 0 DP: 0 HBP: 0	WP: 0 PB: 0 SB: 0 CS: 0	PA: 34					
PITCHER	IP	WLS	BF	H	R	ER	SO	BB	IBB	HBP	BLK	WP	HR	S	P	ERA	WHIP								
Fergie Jenkins, R (1, 1) ERA: 3.35	9.0	W	34	6	4	2	2	0	0	0	0	0	1	38	38	2.00	0.667								



Batter	1	2	3	4	5	6	7	8	9	AB	R	H	RBI	BB	SO	LOB	TOP							
Jim Dwyer, L (1,7) OBP: 0.077, SLG: 0.077	0-0 1-3		0-0 5-3		0-0 G6-4-3		0-0 F7		0-3 K	4	0	0	0	0	0	1	St. Louis Cardinals @ Houston Astros Astrodome, Houston, TX Fri Jun 15 1973, 8:05 PM EDT Att: 17,186 - Unknown							
Bill Stein, R (9,PH) OBP: 0.306, SLG: 0.194					1-2				1-2	1	0	0	0	0	1									
Ted Sizemore, R (1,4) OBP: 0.371, SLG: 0.347	0-0 F8		0-0 1B		4-0 HR		0-0 2B		0-0 6-3	4	1	2	0	1	0	2								
Joe Torre, R (1,3) OBP: 0.448, SLG: 0.457	0-0 2B		0-0 1B		0-0 HR		4-0 IBB			3	1	3	2	1	0	0								
Ted Simmons, S (1,2) OBP: 0.365, SLG: 0.403	0-0 L6		0-0 F3		0-0 G3		0-0 G6-4-3			4	0	0	0	0	0	5								
Luis Melendez, R (1,8) OBP: 0.314, SLG: 0.314		0-0 L6		0-0 2B		0-0 L4		0-0 5-3		4	0	1	0	0	0	0								
Ken Reitz, R (1,5) OBP: 0.246, SLG: 0.346		4-0 BB		0-0 F7		0-0 5-3		0-3 K		3	0	0	0	1	1	1								
Jose Cruz, L (1,9) OBP: 0.336, SLG: 0.435		0-0 F9		0-3 K		0-0 2B		0-0 3-1		4	0	1	0	0	1	2								
Mike Tyson, R (1,6) OBP: 0.267, SLG: 0.259		0-0 5-3		0-0 4-3		4-0 IBB		0-0 F7		2	0	0	0	1	0	2								
Tim McCarver, L (9,PH) OBP: 0.394, SLG: 0.374									0-0 S	1	0	0	0	0	0	0								
Alan Foster, R (1,1) OBP: 0.250, SLG: 0.250			0-0 P4		0-0 G6-4-3		0-0 1-3		0-0 1B	3	0	1	0	0	0	2								
Bernie Carbo, L (9,PH) OBP: 0.300, SLG: 0.224										1	0	1	0	0	0	0								
Lou Brock, L (9,PR) OBP: 0.355, SLG: 0.387										0	0	0	0	0	0	0								
Inning Stats	R: 0 E: 0 K: 0 S: 4	H: 1 LOB: 1 BB: 0 P: 4	R: 0 E: 0 K: 0 S: 3	H: 0 LOB: 1 BB: 1 P: 7	R: 0 E: 0 K: 1 S: 5	H: 2 LOB: 2 BB: 0 P: 5	R: 0 E: 0 K: 1 S: 6	H: 1 LOB: 1 BB: 0 P: 6	R: 2 E: 0 K: 0 S: 4	H: 2 LOB: 0 BB: 1 P: 8	R: 0 E: 0 K: 0 S: 4	H: 1 LOB: 2 BB: 1 P: 8	R: 0 E: 0 K: 0 S: 3	H: 1 LOB: 1 BB: 1 P: 7	R: 0 E: 0 K: 1 S: 5	H: 0 LOB: 0 BB: 0 P: 5	R: 0 E: 0 K: 1 S: 6	H: 1 LOB: 2 BB: 0 P: 6	1B: 4 2B: 4 3B: 0 HR: 1	SF: 0 SAC: 0 DP: 2 HBP: 0	WP: 0 PB: 0 SB: 1 CS: 0	PA: 38		
PITCHER	IP WLS BF H R ER SO BB IBB HBP BLK WP HR S P ERA WHIP																							
Dave Roberts, L (1,1) ERA: 2.49	8.0 W 34	8 2 2 2 2	2 2 0 0 0	0 0 0 0 0	0 0 0 0 0	0 0 0 0 0	0 0 2 2	0.00 3.000																
Jim Ray, R (9,1) ERA: 2.45	0.1	2 1 0 0 0	0 0 0 0 0	0 0 0 0 0	0 0 3 3	0.00 0.000																		
Jim Crawford, L (9,1) ERA: 3.09	0.1	1 0 0 0 1	0 0 0 0 0	0 0 0 0 0	0 0 1 1	0.00 0.000																		
Jim York, R (9,1) ERA: 3.5	S 1	0 0 0 0 0	0 0 0 0 0	0 0 0 0 0	0 0 1 1	0.00 0.000																		

AB 34
R 2
H 9
RBI 2
BB 4
SO 3
LOB 16



Batter	1	2	3	4	5	6	7	8	9	AB	R	H	RBI	BB	SO	LOB	BOTTOM							
Tommie Agee, R (1,7) OBP: 0.318, SLG: 0.394	0-3 K		0-0 HR		0-0 E8		0-0 6-3			4	1	2	2	0	1	0	St. Louis Cardinals @ Houston Astros Astrodome, Houston, TX Fri Jun 15 1973, 8:05 PM EDT Att: 17,186 - Unknown							
Jimmy Wynn, R (1,9) OBP: 0.346, SLG: 0.473	0-0 F8		0-3 K		0-0 F8				0-0 CS	4	0	1	0	0	1	1								
Cesar Cedeno, R (1,8) OBP: 0.360, SLG: 0.554	0-0 S		4-0 CS		0-3 K				0-0 6-3	3	0	1	0	1	1	2								
Bob Watson, R (1,2) OBP: 0.411, SLG: 0.452	0-3 K		0-0 CS		0-0 F8		0-3 K		0-0 HR	4	1	1	1	0	2	1								
Lee May, R (1,3) OBP: 0.275, SLG: 0.382		0-0 5-3		0-0 BB		0-0 FC6-4		0-0 1B		4	0	3	0	0	0	0								
Doug Rader, R (1,5) OBP: 0.317, SLG: 0.348		0-0 6-3		0-3 K		0-0 F8		0-0 F9		4	0	0	0	0	1	3								
Tommy Helms, R (1,4) OBP: 0.307, SLG: 0.347		0-0 F8		4-0 BB		0-0 FC6-4				2	0	0	0	1	0	1								
Roger Metzger, S (1,6) OBP: 0.288, SLG: 0.353			0-0 SH1-4		0-0 5-3				0-0 P6	3	1	1	0	0	0	2								
Dave Roberts, L (1,1) OBP: 0.167, SLG: 0.167			0-0 SH1-4						0-0 L6	2	0	0	0	0	0	0								
Jim Ray, R (9,1) OBP: 0.200, SLG: 0.200					0-0 F3					0	0	0	0	0	0	0								
Jim Crawford, L (9,1) OBP: 0.333, SLG: 0.500										0	0	0	0	0	0	0								
Jim York, R (9,1) OBP: 0.333, SLG: 0.500										0	0	0	0	0	0	0								
Inning Stats	R: 0 E: 0 K: 2 S: 8	H: 1 LOB: 1 BB: 0 P: 8	R: 0 E: 0 K: 0 S: 3	H: 0 LOB: 0 BB: 0 P: 3	R: 2 E: 0 K: 1 S: 6	H: 2 LOB: 0 BB: 1 P: 10	R: 0 E: 0 K: 1 S: 6	H: 1 LOB: 2 BB: 1 P: 10	R: 0 E: 0 K: 1 S: 6	H: 1 LOB: 1 BB: 0 P: 6	R: 0 E: 0 K: 0 S: 3	H: 0 LOB: 0 BB: 0 P: 3	R: 1 E: 0 K: 0 S: 5	H: 3 LOB: 1 BB: 0 P: 5	R: 0 E: 0 K: 0 S: 5	H: 0 LOB: 0 BB: 0 P: 5	1B: 7 2B: 0 3B: 0 HR: 2	SF: 0 SAC: 1 DP: 0 HBP: 0	WP: 0 PB: 0 SB: 1 CS: 2	PA: 34				
PITCHER	IP WLS BF H R ER SO BB IBB HBP BLK WP HR S P ERA WHIP																							
Alan Foster, R (1,1) ERA: 2.36	8.0 L 33	9 3 3 3 6	2 0 0 0 0	0 0 0 0 0	0 2 43	3.38 1.375																		

AB 30
R 3
H 9
RBI 3
BB 2
SO 6
LOB 10



Batter	1	2	3	4	5	6	7	8	9	AB	R	H	RBI	BB	SO	LOB	TOP											
Lou Brock, L OBP: 0.353, SLG: 0.384 Jim Dwyer, L OBP: 0.071, SLG: 0.071	(1, 7) K	(2) L8		(3) PB BLK 1-2 1B		(3) 6-3			(3) 6-3	4	0	1	0	0	1	1	St. Louis Cardinals @ Houston Astros Astrodome, Houston, TX Sat Jun 16 1973, 8:05 PM EDT Att: 26,780 - Unknown											
Dave Campbell, R OBP: 0.259, SLG: 0.243	(1, 4) L9	(3) K		(2) F7 1-3 2-H			(1) K			4	0	0	0	0	2	2												
Joe Torre, R OBP: 0.449, SLG: 0.461	(1, 5) PB WP BLK BB (9, 3)		(1) 6-3 1B 2B	(3) K			(2) 6-3			3	2	1	0	1	1	1												
Ted Simmons, S OBP: 0.363, SLG: 0.397	(1, 2) S 1-H BB		(1) 6-3 2-3		(1) G3		(3) 4-3			3	0	0	0	1	0	1												
Tim McCarver, L OBP: 0.360, SLG: 0.362 Ken Reitz, R OBP: 0.246, SLG: 0.346	(1, 3) 1-2 BB (9, 5)		(2) 4-3		(2) 6-3			(1) 4-3		3	0	0	0	1	0	1												
Jose Cruz, L OBP: 0.339, SLG: 0.436	(1, 9) K (3)		(3) E S 1B		(1) S 1B			(2) K		4	1	2	1	0	2	2												
Luis Melendez, R OBP: 0.312, SLG: 0.312		(1) K	(3) K 1-3		(3) 1B			(3) K		4	0	1	1	0	3	1												
Mike Tyson, R OBP: 0.267, SLG: 0.266		(1) 1B 2B		(1) 4-3	(3) CS	(1) F9			(1) P4	4	1	1	0	0	0	0												
Bob Gibson, R OBP: 0.231, SLG: 0.171		(1) 2H 1B		(1) BLK 1B PB 1B		(2) K			(2) F9	4	1	2	1	0	1	0												
Inning Stats	R: 1 E: 0 K: 2 S: 7	H: 0 LOB: 2 BB: 3 P: 19	R: 1 E: 0 K: 2 S: 9	H: 2 LOB: 1 BB: 0 P: 9	R: 1 E: 0 K: 1 S: 7	H: 2 LOB: 1 BB: 0 P: 7	R: 1 E: 0 K: 1 S: 7	H: 2 LOB: 0 BB: 0 P: 7	R: 0 E: 0 K: 1 S: 5	H: 0 LOB: 0 BB: 0 P: 5	R: 0 E: 0 K: 1 S: 5	H: 0 LOB: 0 BB: 0 P: 5	R: 0 E: 0 K: 2 S: 7	H: 0 LOB: 0 BB: 0 P: 7	R: 0 E: 0 K: 0 S: 3	H: 0 LOB: 0 BB: 0 P: 3		1B: 6 2B: 2 3B: 0 HR: 0	SF: 0 SAC: 0 DP: 0 HBP: 0	WP: 1 PB: 2 SB: 3 CS: 1	PA: 38							
PITCHER	IP	WLS	BF	H	R	ER	SO	BB	IBB	HBP	BLK	WP	HR	S	P	ERA	WHIP											
Ken Forsch, R ERA: 3.38	(1, 1)	3.1	L	18	5	4	2	5	3	0	0	1	1	0	25	37	5.40	2.400										
J.R. Richard, R ERA: 1.93	(4, 1)	4.2		16	3	1	1	5	0	0	0	1	0	0	26	26	1.93	0.643										
Cecil Upshaw, R ERA: 5.4	(9, 1)	1.0		3	0	0	0	0	0	0	0	0	0	0	3	3	0.00	0.000										

Batter	1	2	3	4	5	6	7	8	9	AB	R	H	RBI	BB	SO	LOB	BOTTOM											
Tommie Agee, R OBP: 0.306, SLG: 0.379	(1, 7) 6-3 (4, 8)		(1) K		(2) P3			(1) F8		4	0	0	0	0	1	3	St. Louis Cardinals @ Houston Astros Astrodome, Houston, TX Sat Jun 16 1973, 8:05 PM EDT Att: 26,780 - Unknown											
Jimmy Wynn, R OBP: 0.348, SLG: 0.476	(1, 9) 2B (4, 7)		(2) K		(3) K			(1) G6-3 BB		3	1	1	0	1	2	2												
Cesar Cedeno, R OBP: 0.357, SLG: 0.548 Jesus Alou, R OBP: 0.308, SLG: 0.405	(1, 8) K (4, 9)		(3) F8		(1) F3			(2) G6-3 1-2		2	0	0	0	0	1	1												
Bob Watson, R OBP: 0.412, SLG: 0.462	(1, 2) 2H 1B 2B		(1) K		(2) 6-3			(1) PB 1B 2B		4	2	2	1	0	1	0												
Lee May, R OBP: 0.275, SLG: 0.380	(1, 3) 2H 1B		(2) K		(3) K			(1) K		4	0	1	1	0	3	1												
Doug Radler, R OBP: 0.314, SLG: 0.345 Ray Busse, R OBP: 0.195, SLG: 0.333	(1, 5) 6-3 (7, 5)		(3) 1-3		(1) K2-3			(2) 5-3		2	0	0	0	0	0	1												
Tommy Helms, R OBP: 0.310, SLG: 0.349		(1) K		(2) FC4-6 1B		(2) 6-3		(3) FC6 1B		4	0	2	1	0	1	0												
Roger Metzger, S OBP: 0.283, SLG: 0.347		(2) L7		(1) FC4-6 1B		(3) F8		(3) FC6		4	0	0	0	0	0	2												
Ken Forsch, R OBP: 0.081, SLG: 0.029 J.R. Richard, R OBP: 1.000, SLG: 1.000 Jimmy Stewart, S OBP: 0.355, SLG: 0.200 Cecil Upshaw, R (9, 1)	(1, 1) F9 (4, 1) BB (6, PH) 1-2 1B (9, 1)		(3) 1B		(1) 1B			(4) BB BB		1	0	0	0	0	0	0												
Inning Stats	R: 2 E: 0 K: 1 S: 8	H: 3 LOB: 1 BB: 0 P: 8	R: 0 E: 0 K: 1 S: 5	H: 0 LOB: 0 BB: 0 P: 5	R: 0 E: 0 K: 2 S: 7	H: 0 LOB: 0 BB: 0 P: 7	R: 0 E: 0 K: 2 S: 7	H: 0 LOB: 0 BB: 0 P: 7	R: 0 E: 0 K: 1 S: 5	H: 0 LOB: 0 BB: 0 P: 5	R: 0 E: 0 K: 1 S: 5	H: 0 LOB: 1 BB: 2 P: 5	R: 0 E: 0 K: 0 S: 2	H: 0 LOB: 2 BB: 2 P: 10	R: 1 E: 0 K: 1 S: 7	H: 2 LOB: 1 BB: 0 P: 7		1B: 4 2B: 3 3B: 0 HR: 0	SF: 0 SAC: 0 DP: 1 HBP: 0	WP: 0 PB: 1 SB: 0 CS: 0	PA: 35							
PITCHER	IP	WLS	BF	H	R	ER	SO	BB	IBB	HBP	BLK	WP	HR	S	P	ERA	WHIP											
Bob Gibson, R ERA: 2.92	(1, 1)	9.0	W	35	7	3	2	10	2	0	0	0	0	0	53	61	2.00	1.000										

Batter	1	2	3	4	5	6	7	8	9	AB	R	H	RBI	BB	SO	LOB	TOP						
Lou Brock, L OBP: 0.354, SLG: 0.382 (1, 7)																							
Dave Campbell, R OBP: 0.256, SLG: 0.234 (1, 4)																							
Joe Torre, R OBP: 0.447, SLG: 0.456 (1, 5)																							
Ted Simmons, S OBP: 0.361, SLG: 0.392 (1, 2)																							
Tim McCarver, L OBP: 0.357, SLG: 0.378 (1, 3)																							
Jose Cruz, L OBP: 0.346, SLG: 0.439 (1, 9) (6, 8)																							
Luis Melendez, R OBP: 0.307, SLG: 0.306 Al Hrabosky, R (8, 1)																							
Mike Tyson, R OBP: 0.279, SLG: 0.280 (1, 6)																							
Reggie Cleveland, R OBP: 0.444, SLG: 0.423 Orlando Pena, R (3, 1) Jim Dwyer, L OBP: 0.367, SLG: 0.307 Wayne Granger, R (5, 1) Diego Segui, R (8, 1) Bill Stein, R OBP: 0.219, SLG: 0.212 Ken Reitz, R OBP: 0.343, SLG: 0.344 (5, PH)																							
Inning Stats	R: 0 E: 0 K: 2 S: 8	H: 1 LOB: 2 BB: 0 P: 9	R: 0 E: 0 K: 1 S: 6	H: 1 LOB: 2 BB: 1 P: 10	R: 0 E: 0 K: 0 S: 3	H: 0 LOB: 0 BB: 0 P: 3	R: 0 E: 0 K: 0 S: 3	H: 0 LOB: 0 BB: 0 P: 3	R: 0 E: 0 K: 0 S: 3	H: 1 LOB: 0 BB: 0 P: 3	R: 3 E: 0 K: 0 S: 5	H: 3 LOB: 0 BB: 1 P: 9	R: 0 E: 0 K: 0 S: 4	H: 1 LOB: 2 BB: 1 P: 8	R: 0 E: 0 K: 0 S: 4	H: 1 LOB: 2 BB: 1 P: 8	R: 0 E: 0 K: 0 S: 4	H: 1 LOB: 2 BB: 1 P: 8	1B: 8 2B: 0 3B: 1 HR: 0	SF: 0 SAC: 0 DP: 2 HBP: 1	WP: 0 PB: 0 SB: 2 CS: 0	PA: 39	
PITCHER	IP WLS BF H R ER SO BB IBB HBP BLK WP HR S P ERA WHIP																						
Don Wilson, R ERA: 3.05 Jim Ray, R ERA: 3.03 Jim Crawford, L ERA: 2.78	(1, 1) 4.0 (6, 1)	1.1 W S	8 15 16	2 3 4	0 3 0	0 3 0	2 1 0	1 0 2	0 0 0	0 0 0	0 0 0	0 0 0	0 0 0	0 0 0	0 0 0	0 0 0	0 0 0	0 0 0	0 0 0	0 0 0	0 0 0	0 0 0	0 0 0

St. Louis Cardinals @ Houston Astros
Astrodome, Houston, TX
Sun Jun 17 1973, 4:33 AM EDT
Att: 25,620 - Unknown

AB 34
R 3
H 9
RBI 3
BB 4
SO 3
LOB 24





Batter	1	2	3	4	5	6	7	8	9	AB	R	H	RBI	BB	SO	LOB	BOTTOM					
Tommie Agee, R OBP: 0.310, SLG: 0.402 (1, 8)																						
Roger Metzger, S OBP: 0.286, SLG: 0.358 (1, 6)																						
Jimmy Wynn, R OBP: 0.349, SLG: 0.470 (1, 9)																						
Bob Watson, R OBP: 0.416, SLG: 0.464 (1, 7)																						
Lee May, R OBP: 0.282, SLG: 0.385 Rafael Batista, L (9, 3)																						
Jimmy Stewart, S OBP: 0.400, SLG: 0.250 (1, 5)																						
Tommy Helms, R OBP: 0.308, SLG: 0.343 (1, 4)																						
Skip Jutze, R OBP: 0.227, SLG: 0.195 (1, 2)																						
Don Wilson, R OBP: 0.212, SLG: 0.250 Jim Ray, R OBP: 0.143, SLG: 0.143 Jim Crawford, L OBP: 0.250, SLG: 0.375 (6, 1)																						
Inning Stats	R: 0 E: 0 K: 2 S: 7	H: 1 LOB: 0 BB: 0 P: 7	R: 1 E: 0 K: 1 S: 8	H: 3 LOB: 0 BB: 0 P: 8	R: 2 E: 0 K: 1 S: 9	H: 4 LOB: 0 BB: 0 P: 9	R: 1 E: 1 K: 1 S: 7	H: 1 LOB: 2 BB: 1 P: 11	R: 0 E: 1 K: 0 S: 5	H: 2 LOB: 2 BB: 0 P: 5	R: 3 E: 0 K: 1 S: 7	H: 2 LOB: 3 BB: 4 P: 23	R: 0 E: 0 K: 1 S: 6	H: 1 LOB: 1 BB: 0 P: 6	R: 0 E: 0 K: 2 S: 7	H: 0 LOB: 2 BB: 2 P: 15	R: 0 E: 0 K: 0 S: 7	H: 0 LOB: 2 BB: 2 P: 15	1B: 13 2B: 0 3B: 0 HR: 1	SF: 0 SAC: 2 DP: 1 HBP: 0	WP: 1 PB: 0 SB: 1 CS: 1	PA: 46
PITCHER	IP WLS BF H R ER SO BB IBB HBP BLK WP HR S P ERA WHIP																					
Reggie Cleveland, R ERA: 3.7 Orlando Pena, R ERA: 3.88 Wayne Granger, R ERA: 4.33 Diego Segui, R ERA: 1.09 Al Hrabosky, L ERA: 1.69	(1, 1) 2.1 (3, 1) (5, 1) (6, 1) (8, 1)	1.2 1.0 2.0 1.0	8 8 10 5	1 2 3 0	0 1 0 0	0 3 2 2	0 0 0 1	0 0 0 1	0 0 0 0	0 0 0 0	0 0 0 1	0 0 0 0	0 0 0 0	0 0 0 0	0 0 0 0	0 0 0 0	0 0 0 0	0 0 0 0	0 0 0 0	0 0 0 0	0 0 0 0	0 0 0 0


St. Louis Cardinals @ Houston Astros
Astrodome, Houston, TX
Sun Jun 17 1973, 4:33 AM EDT
Att: 25,620 - Unknown


AB 36
R 7
H 14
RBI 7
BB 7
SO 9
LOB 32



Batter	1	2	3	4	5	6	7	8	9	AB	R	H	RBI	BB	SO	LOB	TOP					
Jimmy Wynn, R <small>(1, 9) OBP: 0.350, SLG: 0.468</small>	G3	3-1			F9		FC4-6 1B			5	1	2	0	0	0	2	Houston Astros @ San Diego Padres San Diego Stadium, San Diego, CA Tue Jun 19 1973, 10:05 PM EDT Att: 5,338 - Unknown AB 39 R 7 H 14 RBI 6 BB 1 SO 3 LOB 16 					
Roger Metzger, S <small>(1, 6) OBP: 0.300, SLG: 0.363</small>	1B	4-3			BB 1B		F8	1-3		5	2	2	0	0	0	5						
Cesar Cedeno, R <small>(1, 8) OBP: 0.356, SLG: 0.545</small> Tommie Agee, R <small>(6, 8) OBP: 0.314, SLG: 0.404</small>	1B		5-3		E6 BB 1B		FC4-6 1B		F8	3	2	1	0	0	0	1						
Bob Watson, R <small>(1, 7) OBP: 0.415, SLG: 0.461</small>	E8 SF8 1B		6-3		1B		FC4-6 1B		F8	4	1	1	1	1	0	2						
Lee May, R <small>(1, 3) OBP: 0.284, SLG: 0.387</small>	SF8		F5		BB				F9	4	0	2	4	0	0	0						
Doug Rader, R <small>(1, 5) OBP: 0.313, SLG: 0.356</small>	5-3			HR	G5-4-3 1B				F9	4	1	1	1	0	0	4						
Tommy Helms, R <small>(1, 4) OBP: 0.311, SLG: 0.346</small>									F8	4	0	2	0	0	0	0						
Skip Jutze, R <small>(1, 2) OBP: 0.229, SLG: 0.200</small>									F9	4	0	1	0	0	1	0						
Jerry Reuss, L <small>(1, 1) OBP: 0.186, SLG: 0.190</small> Jim York, R <small>(9, 1)</small> Jim Crawford, L <small>(9, 1) OBP: 0.250, SLG: 0.375</small>										4	0	1	0	0	2	2						
Inning Stats	R: 3 E: 1 K: 0 S: 6	H: 3 LOB: 0 BB: 0 P: 6	R: 0 E: 0 K: 0 S: 5	H: 2 LOB: 2 BB: 0 P: 5	R: 0 E: 0 K: 1 S: 3	H: 0 LOB: 0 BB: 0 P: 3	R: 1 E: 0 K: 1 S: 6	H: 1 LOB: 0 BB: 0 P: 6	R: 2 E: 1 K: 0 S: 5	H: 2 LOB: 1 BB: 1 P: 9	R: 0 E: 0 K: 2 S: 7	H: 0 LOB: 0 BB: 0 P: 7	R: 1 E: 0 K: 0 S: 6	H: 3 LOB: 2 BB: 0 P: 6	R: 0 E: 0 K: 0 S: 5	H: 3 LOB: 2 BB: 0 P: 5		R: 0 E: 0 K: 0 S: 3	H: 0 LOB: 0 BB: 0 P: 3	1B: 12 2B: 1 3B: 0 HR: 1	SF: 1 SAC: 0 DP: 1 HBP: 0	WP: 0 PB: 0 SB: 0 CS: 0
PITCHER	IP WLS BF H R ER SO BB IBB HBP BLK WP HR S P ERA WHIP	IP WLS BF H R ER SO BB IBB HBP BLK WP HR S P ERA WHIP															IP WLS BF H R ER SO BB IBB HBP BLK WP HR S P ERA WHIP					
Clay Kirby, R <small>(1, 1) ERA: 6.24</small>	4.1	L	22	7	6	3	1	1	0	0	0	0	0	0	1	23	27	6.23	1.846			
Mike Corkins, R <small>(5, 1) ERA: 5.24</small>	2.2		11	4	1	1	2	0	0	0	0	0	0	0	0	15	15	3.38	1.500			
Bob Miller, R <small>(8, 1) ERA: 3.9</small>	2.0		8	3	0	0	0	0	0	0	0	0	0	0	8	8	0.00	1.500				

Batter	1	2	3	4	5	6	7	8	9	AB	R	H	RBI	BB	SO	LOB	BOTTOM					
Derrel Thomas, S <small>(1, 6) OBP: 0.311, SLG: 0.252</small> Leron Lee, L <small>(9, FH) OBP: 0.338, SLG: 0.342</small>	1B			L8					FC5-2 BB	2	1	1	0	2	0	1	Houston Astros @ San Diego Padres San Diego Stadium, San Diego, CA Tue Jun 19 1973, 10:05 PM EDT Att: 5,338 - Unknown AB 35 R 3 H 8 RBI 3 BB 4 SO 2 LOB 22 					
Jerry Morales, R <small>(1, 8) OBP: 0.323, SLG: 0.390</small> Gene Locklear, L <small>(9, FH) OBP: 0.313, SLG: 0.220</small>	1B	BB		F3			F8		FC5-2	4	1	1	0	0	0	3						
Fred Kendall, R <small>(1, 2) OBP: 0.338, SLG: 0.381</small>	FC5-4 1B				F7		F6		F9	5	0	2	1	0	0	3						
Nate Colbert, R <small>(1, 3) OBP: 0.312, SLG: 0.324</small>	FC5-4 FC			K					F8	4	0	0	0	0	2	3						
Cito Gaston, R <small>(1, 9) OBP: 0.337, SLG: 0.457</small>	FC			FC6-4 1B	5-3				5-3	4	0	1	1	0	0	1						
Dave Roberts, R <small>(1, 5) OBP: 0.231, SLG: 0.294</small>	F8			F8					6-3	4	0	0	0	0	0	4						
Dave Winfield, R <small>(1, 7) OBP: 0.250, SLG: 0.250</small>	6-3			FC6-4						4	1	1	0	0	0	4						
Rich Morales, R <small>(1, 4) OBP: 0.227, SLG: 0.132</small>				F5	F3				F6	4	0	1	0	0	0	0						
Clay Kirby, R <small>(1, 1) OBP: 0.067, SLG: 0.133</small> Mike Corkins, R <small>(5, 1) OBP: 0.263, SLG: 0.529</small> Ivan Murrell, R <small>(7, PH) OBP: 0.197, SLG: 0.333</small> Bob Miller, R <small>(8, 1)</small> Dwain Anderson, R <small>(9, PH) OBP: 0.261, SLG: 0.128</small>				F5	L8 2B				6-3	2	0	1	0	0	0	0						
Inning Stats	R: 2 E: 0 K: 0 S: 7	H: 3 LOB: 2 BB: 0 P: 7	R: 0 E: 0 K: 0 S: 3	H: 0 LOB: 1 BB: 1 P: 7	R: 0 E: 0 K: 1 S: 7	H: 2 LOB: 2 BB: 0 P: 7	R: 0 E: 0 K: 0 S: 4	H: 1 LOB: 1 BB: 0 P: 4	R: 0 E: 0 K: 1 S: 5	H: 0 LOB: 0 BB: 0 P: 5	R: 0 E: 0 K: 0 S: 3	H: 0 LOB: 0 BB: 0 P: 3	R: 0 E: 0 K: 0 S: 3	H: 0 LOB: 0 BB: 0 P: 3	R: 0 E: 0 K: 0 S: 4	H: 2 LOB: 2 BB: 2 P: 12		R: 1 E: 0 K: 0 S: 4	H: 2 LOB: 2 BB: 2 P: 12	1B: 7 2B: 1 3B: 0 HR: 0	SF: 0 SAC: 0 DP: 1 HBP: 0	WP: 0 PB: 0 SB: 0 CS: 0
PITCHER	IP WLS BF H R ER SO BB IBB HBP BLK WP HR S P ERA WHIP	IP WLS BF H R ER SO BB IBB HBP BLK WP HR S P ERA WHIP															IP WLS BF H R ER SO BB IBB HBP BLK WP HR S P ERA WHIP					
Jerry Reuss, L <small>(1, 1) ERA: 3.11</small>	8.0	W	36	8	3	3	2	3	0	0	0	0	0	0	0	0	37	49	3.38	1.375		
Jim York, R <small>(9, 1) ERA: 3.5</small>	0.0		1	0	0	0	0	1	0	0	0	0	0	0	0	4						
Jim Crawford, L <small>(9, 1) ERA: 2.7</small>	1.0	S	2	0	0	0	0	0	0	0	0	0	0	0	2	2	0.00	0.000				

Batter	1	2	3	4	5	6	7	8	9	AB	R	H	RBI	BB	SO	LOB	TOP					
Jimmy Wynn, R (1, 9) OBP: 0.345, SLG: 0.461	0-0 6-3		0-3 K		0-0 F6		0-3 K			4	0	0	0	0	2	1	<p>Houston Astros @ San Diego Padres San Diego Stadium, San Diego, CA Wed Jun 20 1973, 10:05 PM EDT Att: 8,076 - Unknown</p> <p>livebaseballscorecards.com</p> <p>AB 35 R 2 H 9 RBI 2 BB 1 SO 6 LOB 13</p> 					
Roger Metzger, S (1, 6) OBP: 0.299, SLG: 0.361	0-0 G4-6-3 1B		0-0 L8		0-0 F8			0-0 6-3		4	0	1	0	0	0	1						
Cesar Cedeno, R (1, 8) OBP: 0.350, SLG: 0.534	0-0 G4-6-3 1-2		0-0 6-3			0-0 4-3		0-0 5-3		4	0	0	0	0	0	1						
Bob Watson, R (1, 7) OBP: 0.417, SLG: 0.462		0-0 WP 1B 1B		0-0 L9		0-0 2B 1B		0-0 L8		4	1	2	0	0	0	0						
Lee May, R (1, 3) OBP: 0.283, SLG: 0.389		0-3 K		0-0 F6		0-0 1-H 2B		0-0 6-3		4	0	1	1	0	1	1						
Doug Radler, R (1, 5) OBP: 0.316, SLG: 0.371		0-3 K		0-0 1B		0-3 K		0-0 HR		4	1	2	1	0	2	2						
Tommy Helms, R (1, 4) OBP: 0.310, SLG: 0.344		0-0 WP 1B 1-2		0-0 L9		0-0 F9		0-0 5-3		4	0	1	0	0	0	2						
Skip Jutze, R (1, 2) OBP: 0.269, SLG: 0.229		4-0 1-2 2-3 BB			0-0 1B		0-0 6-3		0-0 1B	3	0	2	0	1	0	0						
Dave Roberts, L (1, 1) OBP: 0.161, SLG: 0.161		0-0 P1			0-0 B2		0-0 L4		0-3 K	1	0	0	0	0	0	3						
J.R. Richard, R (3, 1) OBP: 0.500, SLG: 0.500										1	0	0	0	0	0	1						
Jimmy Stewart, S (7, PH) OBP: 0.389, SLG: 0.241										1	0	0	0	0	0	0						
Jim York, R (7, 1)										0	0	0	0	0	0	0						
Rafael Batista, L (9, PH)										1	0	0	0	0	1	1						
Inning Stats	R: 0 E: 0 K: 0 S: 3	H: 1 LOB: 0 BB: 0 P: 3	R: 0 E: 0 K: 2 S: 9	H: 2 LOB: 3 BB: 1 P: 13	R: 0 E: 0 K: 1 S: 5	H: 0 LOB: 0 BB: 0 P: 5	R: 0 E: 0 K: 0 S: 4	H: 1 LOB: 1 BB: 0 P: 4	R: 0 E: 0 K: 0 S: 4	H: 1 LOB: 1 BB: 0 P: 4	R: 1 E: 0 K: 1 S: 7	H: 2 LOB: 1 BB: 0 P: 7	R: 0 E: 0 K: 1 S: 5	H: 0 LOB: 0 BB: 0 P: 5	R: 0 E: 0 K: 0 S: 3	H: 0 LOB: 0 BB: 0 P: 3	R: 1 E: 0 K: 1 S: 7	H: 2 LOB: 1 BB: 0 P: 7	1B: 7 2B: 1 3B: 0 HR: 1	SF: 0 SAC: 0 DP: 1 HBP: 0	WP: 1 PB: 0 SB: 0 CS: 0	PA: 36
PITCHER Steve Arlin, R (1, 1) ERA: 5.72	IP: 9.0 WLS: W BF: 36 H: 9 R: 2 ER: 2 SO: 6 BB: 1 IBB: 0 HBP: 0 BLK: 0 WP: 1 HR: 1 S: 47 P: 51 ERA: 2.00 WHIP: 1.111															PITCHER	IP: 9.0 WLS: W BF: 36 H: 9 R: 2 ER: 2 SO: 6 BB: 1 IBB: 0 HBP: 0 BLK: 0 WP: 1 HR: 1 S: 47 P: 51 ERA: 2.00 WHIP: 1.111					

Batter	1	2	3	4	5	6	7	8	9	AB	R	H	RBI	BB	SO	LOB	BOTTOM			
Derrel Thomas, S (1, 6) OBP: 0.308, SLG: 0.250	0-0 4-3		E5 SH3-4 1B FC6			0-3 K		0-0 5-3		5	1	1	0	0	1	3	<p>Houston Astros @ San Diego Padres San Diego Stadium, San Diego, CA Wed Jun 20 1973, 10:05 PM EDT Att: 8,076 - Unknown</p> <p>livebaseballscorecards.com</p> <p>AB 32 R 6 H 11 RBI 6 BB 6 SO 5 LOB 16</p> 			
Jerry Morales, R (1, 8) OBP: 0.321, SLG: 0.387	0-0 F7		0-0 SH3-4 2-3	0-3 K		0-3 K		0-0 1B		4	0	1	0	0	2	0				
Fred Kendall, R (1, 2) OBP: 0.339, SLG: 0.381	0-0 6-3		0-0 BB 1B	0-0 G6-4-3 1B			0-0 F2	0-3 K		5	1	2	1	0	1	1				
Nate Colbert, R (1, 3) OBP: 0.313, SLG: 0.327		0-0 F9 1B 2B	4-0 E SF8 BB	0-0 G6-4-3 1-2			0-0 6-3	0-0 L8		4	2	1	0	1	0	2				
Cito Gaston, R (1, 9) OBP: 0.345, SLG: 0.468		0-0 6-3	0-0 BB 1B	0-0 3-1 4-3 1B			0-0 1B 2B			4	2	3	1	0	0	1				
Dave Roberts, R (1, 5) OBP: 0.241, SLG: 0.295		0-0 F9	4-0 BB IBB	0-0 4-3 1-2			0-0 BB 1B FC5			3	0	1	0	1	0	2				
Dave Winfield, R (1, 7) OBP: 0.375, SLG: 0.333		4-0 1B BB	0-0 SF8	0-0 3-1 2-3			0-0 1B			2	0	1	2	1	0	1				
Rich Morales, R (1, 4) OBP: 0.271, SLG: 0.150		0-0 FC4 1B	3-H 4-0 BB BB	0-0 6-3			0-0 1B BB			2	0	1	1	2	0	1				
Steve Arlin, R (1, 1) OBP: 0.261, SLG: 0.190		0-0 FC4 1-2	0-0 FC6 BB	0-3 K			0-0 FC5			3	0	0	1	1	1	5				
Inning Stats	R: 0 E: 0 K: 0 S: 3	H: 0 LOB: 0 BB: 0 P: 3	R: 1 E: 0 K: 0 S: 5	H: 2 LOB: 2 BB: 1 P: 9	R: 4 E: 2 K: 0 S: 6	H: 3 LOB: 3 BB: 4 P: 22	R: 0 E: 0 K: 1 S: 5	H: 1 LOB: 0 BB: 0 P: 5	R: 0 E: 0 K: 0 S: 4	H: 1 LOB: 1 BB: 0 P: 4	R: 0 E: 0 K: 3 S: 9	H: 0 LOB: 0 BB: 0 P: 9	R: 1 E: 0 K: 0 S: 6	H: 3 LOB: 3 BB: 1 P: 10	R: 0 E: 0 K: 1 S: 6	H: 1 LOB: 1 BB: 0 P: 6		1B: 9 2B: 2 3B: 0 HR: 0	SF: 1 SAC: 1 DP: 1 HBP: 0	WP: 0 PB: 0 SB: 0 CS: 0
PITCHER Dave Roberts, L (1, 1) ERA: 2.9	IP: 2.2 WLS: L BF: 17 H: 5 R: 5 ER: 5 SO: 0 BB: 3 IBB: 0 HBP: 0 BLK: 0 WP: 0 HR: 0 S: 13 P: 29 ERA: 16.88 WHIP: 3.000															PITCHER	IP: 2.2 WLS: L BF: 17 H: 5 R: 5 ER: 5 SO: 0 BB: 3 IBB: 0 HBP: 0 BLK: 0 WP: 0 HR: 0 S: 13 P: 29 ERA: 16.88 WHIP: 3.000			
J.R. Richard, R (3, 1) ERA: 1.13	3.1 12 2 0 0 4 1 0 0 0 0 0 19 23 0.00 0.900																			
Jim York, R (7, 1) ERA: 3.55	2.0 11 4 1 1 1 1 0 0 0 0 0 12 16 4.50 2.500																			

Batter	1	2	3	4	5	6	7	8	9	AB	R	H	RBI	BB	SO	LOB	TOP							
Jimmy Wynn, R OBP: 0.341, SLG: 0.450 (1, 9)										4	0	0	0	0	1	1	Houston Astros @ San Francisco Giants Candlestick Park, San Francisco, CA Fri Jun 22 1973, 10:05 PM EDT Att: 9,310 - Unknown livebaseballscorecards.com							
Roger Metzger, S OBP: 0.297, SLG: 0.354 (1, 6)										4	0	1	0	0	0	1								
Cesar Cedeno, R OBP: 0.349, SLG: 0.545 (1, 8)										4	0	0	0	0	1	2								
Bob Watson, R OBP: 0.414, SLG: 0.455 (1, 7)										4	1	1	0	0	0	0								
Lee May, R OBP: 0.294, SLG: 0.434 (1, 3)										3	0	1	0	0	1	2								
Jim Crawford, L OBP: 0.250, SLG: 0.375 (7, 1)										0	0	0	0	0	0	0								
Jimmy Stewart, S OBP: 0.378, SLG: 0.233 (9, PH)										1	0	0	0	0	0	0								
Doug Rader, R OBP: 0.320, SLG: 0.378 (1, 5)										4	0	1	1	0	1	0								
Tommy Helms, R OBP: 0.308, SLG: 0.353 (1, 4)										3	0	1	0	0	0	2								
Skip Jutze, R OBP: 0.237, SLG: 0.200 (1, 2)										3	0	0	0	0	0	3								
Don Wilson, R OBP: 0.229, SLG: 0.265 (7, PH)										2	0	1	0	0	1	2								
Rafael Batista, L (7, 3)										1	0	0	0	0	1	0								
Inning Stats	R: 0 E: 0 K: 1 S: 5	H: 0 LOB: 0 BB: 0 P: 5	R: 1 E: 1 K: 1 S: 8	H: 2 LOB: 2 BB: 0 P: 8	R: 0 E: 0 K: 1 S: 7	H: 2 LOB: 2 BB: 0 P: 7	R: 0 E: 0 K: 0 S: 3	H: 1 LOB: 0 BB: 0 P: 3	R: 0 E: 0 K: 0 S: 4	H: 1 LOB: 0 BB: 0 P: 4	R: 0 E: 0 K: 1 S: 5	H: 0 LOB: 0 BB: 0 P: 5	R: 0 E: 0 K: 1 S: 5	H: 0 LOB: 0 BB: 0 P: 5	R: 0 E: 0 K: 0 S: 3	H: 0 LOB: 0 BB: 0 P: 3	R: 0 E: 0 K: 1 S: 5	H: 0 LOB: 0 BB: 0 P: 5	R: 0 E: 0 K: 1 S: 5	H: 0 LOB: 0 BB: 0 P: 5	1B: 6 2B: 0 3B: 0 HR: 0	SF: 0 SAC: 0 DP: 1 HBP: 0	WP: 0 PB: 0 SB: 0 CS: 0	PA: 33
PITCHER Jim Barr, R ERA: 3.63 (1, 1)	IP: 9.0 WLS: W BF: 33 H: 6 R: 1 ER: 0 SO: 6 BB: 0 IBB: 0 HBP: 0 BLK: 0 WP: 0 HR: 0 S: 45 P: 45 ERA: 0.00 WHIP: 0.667																							

Batter	1	2	3	4	5	6	7	8	9	AB	R	H	RBI	BB	SO	LOB	BOTTOM							
Bobby Bonds, R OBP: 0.408, SLG: 0.583 (1, 9)										4	1	0	0	1	0	1	Houston Astros @ San Francisco Giants Candlestick Park, San Francisco, CA Fri Jun 22 1973, 10:05 PM EDT Att: 9,310 - Unknown livebaseballscorecards.com							
Tito Fuentes, S OBP: 0.337, SLG: 0.400 (1, 4)										5	1	1	0	0	2	3								
Garry Maddox, R OBP: 0.360, SLG: 0.471 (1, 8)										5	0	1	0	0	1	2								
Willie McCovey, L OBP: 0.430, SLG: 0.517 (7, PR)									1	0	0	0	3	0	2									
Dave Kingman, R OBP: 0.259, SLG: 0.446 (8, 3)									0	1	0	0	0	0	0									
Ed Goodson, L OBP: 0.381, SLG: 0.502 (1, 5)									4	2	3	5	0	0	2									
Chris Speier, R OBP: 0.353, SLG: 0.399 (1, 6)									4	2	3	5	0	0	2									
Chris Speier, R OBP: 0.353, SLG: 0.399 (1, 6)									3	0	1	0	1	0	2									
Jim Howarth, L OBP: 0.238, SLG: 0.211 (1, 7)									4	0	0	0	0	1	6									
Dave Rader, L OBP: 0.313, SLG: 0.310 (1, 2)										4	0	1	0	0	0	0								
Jim Barr, R OBP: 0.182, SLG: 0.100 (1, 1)										3	0	1	0	0	1	2								
Inning Stats	R: 3 E: 1 K: 0 S: 6	H: 2 LOB: 0 BB: 0 P: 6	R: 0 E: 0 K: 0 S: 3	H: 0 LOB: 2 BB: 1 P: 8	R: 0 E: 0 K: 0 S: 4	H: 1 LOB: 2 BB: 1 P: 8	R: 0 E: 0 K: 0 S: 3	H: 0 LOB: 0 BB: 0 P: 3	R: 0 E: 0 K: 2 S: 8	H: 1 LOB: 3 BB: 2 P: 16	R: 0 E: 0 K: 1 S: 6	H: 1 LOB: 1 BB: 0 P: 6	R: 2 E: 0 K: 1 S: 8	H: 3 LOB: 3 BB: 1 P: 12	R: 0 E: 0 K: 1 S: 5	H: 0 LOB: 0 BB: 0 P: 5	R: 0 E: 0 K: 1 S: 5	H: 0 LOB: 0 BB: 0 P: 5	R: 0 E: 0 K: 1 S: 5	H: 0 LOB: 0 BB: 0 P: 5	1B: 6 2B: 0 3B: 0 HR: 2	SF: 0 SAC: 0 DP: 0 HBP: 1	WP: 0 PB: 1 SB: 1 CS: 0	PA: 39
PITCHER Don Wilson, R ERA: 2.88 (1, 1)	IP: 6.0 WLS: L BF: 29 H: 5 R: 3 ER: 0 SO: 3 BB: 4 IBB: 1 HBP: 0 BLK: 0 WP: 0 HR: 1 S: 30 P: 47 ERA: 0.00 WHIP: 1.500																							
Jim Crawford, L ERA: 3.03 (7, 1)	IP: 2.0 WLS: L BF: 10 H: 3 R: 2 ER: 2 SO: 2 BB: 1 IBB: 0 HBP: 0 BLK: 0 WP: 0 HR: 1 S: 13 P: 17 ERA: 9.00 WHIP: 2.000																							

Batter	1	2	3	4	5	6	7	8	9	AB	R	H	RBI	BB	SO	LOB	TOP				
Jimmy Wynn, R OBP: 0.342, SLG: 0.447	0-0 6-3		2-0 FC2-5 1B	3-2 F8		4-1 G6-4-3 BB		2-0 F8		4	1	1	0	1	0	1					
Roger Metzger, S OBP: 0.291, SLG: 0.347	1-0 5-3		0-0 FC2-5 1B	0-0 4-3		2-1 G6-4-3			0-1 G3	5	1	0	0	0	0	5					
Cesar Cedeno, R OBP: 0.355, SLG: 0.544	0-0 F3		0-0 1B		2-3 K		3-2 HBP		1-0 1B	4	2	2	1	0	1	0					
Bob Watson, R OBP: 0.417, SLG: 0.458		3-3 K	1-1 1B	0-1 G6-4-3 1B		1-3 K		0-0 1B	5	1	3	1	0	2	2	1					
Lee May, R OBP: 0.297, SLG: 0.430		4-2 E	4-0 1B	3-1 G6-4-3		1-3 K		0-2 1B	2	0	0	0	2	1	2						
Rafael Batista, L OBP: 0.333, SLG: 0.333		2-3 BB	2-3 IBB	2-0 5-3		3-3 K		1-2 2-3 3H	1	0	1	0	0	0	0						
Doug Rader, R OBP: 0.318, SLG: 0.374		1-2 E6	0-2 1B	1-0 2B		1-0 1B		1-2 2-3 3H	5	1	4	2	0	0	1						
Tommy Helms, R OBP: 0.317, SLG: 0.362	1-2 F9		0-0 5-3	1-3 2B		1-0 1B		1-2 G6-4-3	5	0	1	0	0	0	9						
Skip Jutze, R OBP: 0.234, SLG: 0.217			4-2 FC2-5 1B	1-3 K		2-3 3H 1B			2	0	1	1	1	1	0						
Jerry Reuss, L OBP: 0.217, SLG: 0.205									1	0	1	0	0	0	0						
Jim Ray, R OBP: 0.250, SLG: 0.250									1	0	1	0	0	0	0						
Inning Stats	R: 0 E: 0 K: 0 S: 3	H: 0 LOB: 0 BB: 4 P: 4	R: 0 E: 1 K: 2 S: 16	H: 0 LOB: 2 BB: 1 P: 26	R: 3 E: 0 K: 1 S: 15	H: 4 LOB: 3 BB: 2 P: 28	R: 0 E: 0 K: 1 S: 7	H: 0 LOB: 0 BB: 0 P: 11	R: 0 E: 0 K: 1 S: 8	H: 1 LOB: 1 BB: 0 P: 13	R: 0 E: 0 K: 3 S: 14	H: 0 LOB: 1 BB: 0 P: 22	R: 0 E: 0 K: 0 S: 7	H: 2 LOB: 1 BB: 0 P: 14	R: 2 E: 0 K: 0 S: 14	H: 5 LOB: 2 BB: 0 P: 16	1B: 14 2B: 1 3B: 0 HR: 0	SF: 0 SAC: 0 DP: 4 HBP: 1	WP: 0 PB: 0 SB: 1 CS: 0	PA: 44	
PITCHER	IP WLS BF H R ER SO BB IBB HBP BLK WP HR S P ERA WHIP	IP WLS BF H R ER SO BB IBB HBP BLK WP HR S P ERA WHIP	IP WLS BF H R ER SO BB IBB HBP BLK WP HR S P ERA WHIP	IP WLS BF H R ER SO BB IBB HBP BLK WP HR S P ERA WHIP	IP WLS BF H R ER SO BB IBB HBP BLK WP HR S P ERA WHIP	IP WLS BF H R ER SO BB IBB HBP BLK WP HR S P ERA WHIP	IP WLS BF H R ER SO BB IBB HBP BLK WP HR S P ERA WHIP	IP WLS BF H R ER SO BB IBB HBP BLK WP HR S P ERA WHIP	IP WLS BF H R ER SO BB IBB HBP BLK WP HR S P ERA WHIP	IP WLS BF H R ER SO BB IBB HBP BLK WP HR S P ERA WHIP	IP WLS BF H R ER SO BB IBB HBP BLK WP HR S P ERA WHIP	IP WLS BF H R ER SO BB IBB HBP BLK WP HR S P ERA WHIP	IP WLS BF H R ER SO BB IBB HBP BLK WP HR S P ERA WHIP	IP WLS BF H R ER SO BB IBB HBP BLK WP HR S P ERA WHIP	IP WLS BF H R ER SO BB IBB HBP BLK WP HR S P ERA WHIP	IP WLS BF H R ER SO BB IBB HBP BLK WP HR S P ERA WHIP	IP WLS BF H R ER SO BB IBB HBP BLK WP HR S P ERA WHIP	IP WLS BF H R ER SO BB IBB HBP BLK WP HR S P ERA WHIP	IP WLS BF H R ER SO BB IBB HBP BLK WP HR S P ERA WHIP	IP WLS BF H R ER SO BB IBB HBP BLK WP HR S P ERA WHIP	IP WLS BF H R ER SO BB IBB HBP BLK WP HR S P ERA WHIP
Ron Bryant, L ERA: 2.52	5.1	L	28	8	4	4	5	3	1	0	0	0	0	0	0	0	55	96	6.75	2.062	
Jim Willoughby, R ERA: 5.05	1.2		5	0	0	0	3	0	0	1	0	0	0	0	0	0	16	26	0.00	0.000	
Randy Moffitt, R ERA: 2.68	1.1		9	6	2	2	0	0	0	0	0	0	0	0	0	0	15	23	13.50	4.500	
Elias Sosa, R ERA: 3.16	0.2		2	1	0	0	0	0	0	0	0	0	0	0	0	0	6	7	0.00	1.500	

Houston Astros @ San Francisco Giants
Candlestick Park, San Francisco, CA
Sat Jun 23 1973, 6:33 AM EDT
Att: 13,451 - Unknown

AB	39
R	6
H	15
RBI	6
BB	4
SO	8
LOB	24



Batter	1	2	3	4	5	6	7	8	9	AB	R	H	RBI	BB	SO	LOB	BOTTOM				
Bobby Bonds, R OBP: 0.405, SLG: 0.575	3-2 F8		4-2 1B		0-2 F9		3-2 F9		3-3 K	4	1	0	0	1	1	2					
Tito Fuentes, S OBP: 0.338, SLG: 0.403	0-1 F9		1-0 WP		2-0 F8		1-1 2B		0-0 F9	5	0	2	2	0	0	1					
Garry Maddox, R OBP: 0.363, SLG: 0.469	0-1 F6		0-0 WP		1-0 F8		1-0 BB			3	0	1	1	1	0	1					
Ed Goodson, L OBP: 0.374, SLG: 0.493		3-2 4-3	1-0 F8		1-3 K		0-2 F7			4	0	0	0	0	1	4					
Chris Speier, R OBP: 0.355, SLG: 0.401	0-0 5-3			1-0 F4		1-1 1B		1-0 1B		4	0	2	0	0	0	0					
Dave Kingman, R OBP: 0.252, SLG: 0.433		3-3 K		1-3 K		2-3 K		0-2 F7		4	0	0	0	0	3	2					
Jim Howarth, L OBP: 0.239, SLG: 0.213			3-2 4-3		2-0 1B		0-3 K		2-0 F4	4	0	1	0	0	1	2					
Elias Sosa, R OBP: 0.400, SLG: 0.250										0	0	0	0	0	0	0					
Dave Rader, L OBP: 0.313, SLG: 0.310			2-2 1B		1-1 4-3		0-0 F3		0-1 F7	3	0	1	0	0	0	1					
Willie McCovey, L OBP: 0.428, SLG: 0.514										1	0	0	0	0	0	1					
Mike Sadek, R OBP: 0.313, SLG: 0.185										0	0	0	0	0	0	0					
Ron Bryant, S OBP: 0.167, SLG: 0.170			0-0 FC4-6		1-1 1B		2-2 F9		1-2 F8	2	1	1	0	0	0	1					
Jim Willoughby, R OBP: 0.174, SLG: 0.273										0	0	0	0	0	0	0					
Chris Arnold, R OBP: 0.474, SLG: 0.563										1	1	1	0	0	0	0					
Randy Moffitt, R OBP: 0.474, SLG: 0.563										0	0	0	0	0	0	0					
Gary Thomasson, L OBP: 0.301, SLG: 0.321										1	0	0	0	0	0	0					
Inning Stats	R: 0 E: 0 K: 0 S: 7	H: 0 LOB: 0 BB: 0 P: 10	R: 0 E: 0 K: 1 S: 9	H: 0 LOB: 0 BB: 0 P: 15	R: 2 E: 0 K: 0 S: 15	H: 3 LOB: 2 BB: 1 P: 26	R: 0 E: 0 K: 1 S: 7	H: 1 LOB: 1 BB: 0 P: 12	R: 0 E: 0 K: 3 S: 13	H: 1 LOB: 1 BB: 0 P: 17	R: 1 E: 0 K: 0 S: 15	H: 2 LOB: 2 BB: 1 P: 25	R: 0 E: 0 K: 0 S: 7	H: 1 LOB: 1 BB: 0 P: 10	R: 0 E: 0 K: 1 S: 7	H: 0 LOB: 0 BB: 0 P: 11	1B: 8 2B: 1 3B: 0 HR: 0	SF: 0 SAC: 0 DP: 0 HBP: 0	WP: 2 PB: 0 SB: 0 CS: 0	PA: 38	
PITCHER	IP WLS BF H R ER SO BB IBB HBP BLK WP HR S P ERA WHIP	IP WLS BF H R ER SO BB IBB HBP BLK WP HR S P ERA WHIP	IP WLS BF H R ER SO BB IBB HBP BLK WP HR S P ERA WHIP	IP WLS BF H R ER SO BB IBB HBP BLK WP HR S P ERA WHIP	IP WLS BF H R ER SO BB IBB HBP BLK WP HR S P ERA WHIP	IP WLS BF H R ER SO BB IBB HBP BLK WP HR S P ERA WHIP	IP WLS BF H R ER SO BB IBB HBP BLK WP HR S P ERA WHIP	IP WLS BF H R ER SO BB IBB HBP BLK WP HR S P ERA WHIP	IP WLS BF H R ER SO BB IBB HBP BLK WP HR S P ERA WHIP	IP WLS BF H R ER SO BB IBB HBP BLK WP HR S P ERA WHIP	IP WLS BF H R ER SO BB IBB HBP BLK WP HR S P ERA WHIP	IP WLS BF H R ER SO BB IBB HBP BLK WP HR S P ERA WHIP	IP WLS BF H R ER SO BB IBB HBP BLK WP HR S P ERA WHIP	IP WLS BF H R ER SO BB IBB HBP BLK WP HR S P ERA WHIP	IP WLS BF H R ER SO BB IBB HBP BLK WP HR S P ERA WHIP	IP WLS BF H R ER SO BB IBB HBP BLK WP HR S P ERA WHIP	IP WLS BF H R ER SO BB IBB HBP BLK WP HR S P ERA WHIP	IP WLS BF H R ER SO BB IBB HBP BLK WP HR S P ERA WHIP	IP WLS BF H R ER SO BB IBB HBP BLK WP HR S P ERA WHIP	IP WLS BF H R ER SO BB IBB HBP BLK WP HR S P ERA WHIP	IP WLS BF H R ER SO BB IBB HBP BLK WP HR S P ERA WHIP
Jerry Reuss, L ERA: 3.16	6.2	W	29	8	3	3	5	1	0	0	0	0	0	0	0	0	68	107	4.05	1.350	
Jim Ray, R ERA: 2.81	2.1	S	9	1	0	0	1	1	0	0	0	0	0	0	0	0	19	30	0.00	0.857	

Houston Astros @ San Francisco Giants
Candlestick Park, San Francisco, CA
Sat Jun 23 1973, 6:33 AM EDT
Att: 13,451 - Unknown

AB	36
R	3
H	9
RBI	3
BB	2
SO	6
LOB	15



Batter	1	2	3	4	5	6	7	8	9	AB	R	H	RBI	BB	SO	LOB	TOP								
Jimmy Wynn, R OBP: 0.343, SLG: 0.441 (1, 9)	F8		F1			F8	1B HR IBB		1B SH1-4 BB	3	2	0	0	2	0	0									
Roger Metzger, S OBP: 0.290, SLG: 0.345 (1, 6)	K		F9			1-4-3	HR 1B		SH1-4	4	1	1	0	0	1	0									
Cesar Cedeno, R OBP: 0.360, SLG: 0.559 (1, 8)	5-3			F9			S 2B 1B	HR	1B 3-1 1B	5	2	3	4	0	0	0									
Bob Watson, R OBP: 0.414, SLG: 0.451 (1, 7)		F9		5-3			2B BB	F8	3-1	4	1	0	0	1	0	2									
Lee May, R OBP: 0.297, SLG: 0.431 (1, 3)		E5 2B								4	0	1	2	0	1	0									
Rafael Batista, L OBP: 0.500, SLG: 0.333 (8, 3)				K						0	0	0	0	1	0	0									
Doug Rader, R OBP: 0.316, SLG: 0.371 (1, 5)		F8			F9		6-3		K	5	0	1	1	0	1	2									
Tommy Helms, R OBP: 0.319, SLG: 0.367 (1, 4)					6-3			F7	1B 1B	5	0	2	0	0	0	3									
Skip Jutze, R OBP: 0.265, SLG: 0.238 (1, 2)									FC6-4 1B	3	1	2	0	1	0	2									
Dave Roberts, L OBP: 0.152, SLG: 0.152 (1, 1)										2	0	0	0	0	1	1									
Jimmy Stewart, S OBP: 0.368, SLG: 0.226 (8, PH)										1	0	0	0	0	0	2									
Jim Ray, R OBP: 0.250, SLG: 0.250 (8, 1)										0	0	0	0	0	0	0									
Inning Stats	R: 0 E: 0 K: 1 S: 8	H: 0 LOB: 0 BB: 0 P: 10	R: 0 E: 1 K: 0 S: 6	H: 1 LOB: 2 BB: 0 P: 8	R: 0 E: 0 K: 0 S: 7	H: 0 LOB: 0 BB: 0 P: 9	R: 0 E: 0 K: 1 S: 8	H: 0 LOB: 0 BB: 0 P: 11	R: 0 E: 0 K: 1 S: 10	H: 0 LOB: 1 BB: 1 P: 17	R: 2 E: 0 K: 0 S: 9	H: 2 LOB: 1 BB: 1 P: 16	R: 4 E: 0 K: 0 S: 10	H: 3 LOB: 0 BB: 1 P: 16	R: 0 E: 0 K: 1 S: 9	H: 2 LOB: 2 BB: 0 P: 14	R: 1 E: 0 K: 0 S: 8	H: 2 LOB: 3 BB: 2 P: 19	1B: 7 2B: 2 3B: 0 HR: 1	SF: 0 SAC: 2 DP: 0 HBP: 0	WP: 0 PB: 0 SB: 1 CS: 0	PA: 43			
PITCHER	IP	WLS	BF	H	R	ER	SO	BB	IBB	HBP	BLK	WP	HR	S	P	ERA	WHIP								
Charlie Williams, R ERA: 5.82 (1, 1)	6.2	29	5	5	5	3	2	1	0	0	0	0	0	53	81	6.75	1.050								
Randy Moffitt, R ERA: 2.83 (7, 1)	0.1	2	1	1	1	0	0	0	0	0	0	0	1	5	6	27.00	3.000								
Elias Sosa, R ERA: 3.09 (8, 1)	1.0	5	2	0	0	1	0	0	0	0	0	0	0	9	14	0.00	2.000								
Jim Willoughby, R ERA: 5.1 (9, 1)	1.0	L	7	2	1	1	0	1	1	0	0	0	0	8	19	9.00	3.000								

Houston Astros @ San Francisco Giants
Candlestick Park, San Francisco, CA
Sun Jun 24 1973, 6:33 AM EDT
Unknown

AB	36
R	7
H	10
RBI	7
BB	5
SO	4
LOB	12



Batter	1	2	3	4	5	6	7	8	9	AB	R	H	RBI	BB	SO	LOB	BOTTOM								
Bobby Bonds, R OBP: 0.405, SLG: 0.581 (1, 9)	1-3		2-3		F7		HR			4	1	1	3	1	0	1									
Tito Fuentes, S OBP: 0.338, SLG: 0.403 (1, 4)	L5		1-3				FC6-4 1B		HR 1B	5	1	2	0	0	0	3									
Garry Maddox, R OBP: 0.355, SLG: 0.459 (1, 8)	1-3						FC6-4 1B		E5 HR	5	1	0	0	0	1	2									
Willie McCovey, L OBP: 0.432, SLG: 0.527 (1, 3)										3	1	1	3	2	0	1									
Ed Goodson, L OBP: 0.366, SLG: 0.482 (1, 5)										5	0	0	0	0	0	3									
Gary Matthews, R OBP: 0.387, SLG: 0.427 (1, 7)										3	0	1	0	1	0	1									
Chris Speier, R OBP: 0.355, SLG: 0.398 (1, 6)										2	1	0	0	1	0	2									
Mike Sadek, R OBP: 0.294, SLG: 0.172 (1, 2)										2	0	0	0	0	1	2									
Dave Rader, L OBP: 0.318, SLG: 0.313 (7, 2)										1	1	1	0	1	0	0									
Charlie Williams, R OBP: 0.350, SLG: 0.500 (7, 1)										2	0	1	0	0	1	0									
Randy Moffitt, R OBP: 0.440, SLG: 0.299 (7, PH)										0	0	0	0	0	0	0									
Chris Arnold, R OBP: 0.290, SLG: 0.529 (8, 1)										1	0	0	0	0	1	2									
Elias Sosa, R OBP: 0.328, SLG: 0.376 (8, PH)										0	0	0	0	0	0	0									
Gary Thomasson, L OBP: 0.174, SLG: 0.273 (8, PH)										1	0	0	0	0	0	2									
Jim Willoughby, R OBP: 0.174, SLG: 0.273 (9, 1)										0	0	0	0	0	0	0									
Inning Stats	R: 0 E: 0 K: 0 S: 5	H: 0 LOB: 0 BB: 0 P: 7	R: 0 E: 0 K: 1 S: 11	H: 1 LOB: 1 BB: 1 P: 19	R: 0 E: 0 K: 1 S: 7	H: 0 LOB: 0 BB: 0 P: 10	R: 0 E: 0 K: 1 S: 10	H: 0 LOB: 1 BB: 1 P: 15	R: 0 E: 0 K: 0 S: 6	H: 1 LOB: 1 BB: 0 P: 10	R: 6 E: 1 K: 1 S: 20	H: 4 LOB: 0 BB: 1 P: 33	R: 0 E: 0 K: 0 S: 6	H: 0 LOB: 3 BB: 3 P: 19	R: 0 E: 0 K: 0 S: 7	H: 0 LOB: 0 BB: 0 P: 11	1B: 5 2B: 0 3B: 0 HR: 2	SF: 0 SAC: 1 DP: 0 HBP: 0	WP: 0 PB: 0 SB: 0 CS: 0	PA: 41					
PITCHER	IP	WLS	BF	H	R	ER	SO	BB	IBB	HBP	BLK	WP	HR	S	P	ERA	WHIP								
Dave Roberts, L ERA: 2.97 (1, 1)	7.0	32	7	6	3	4	3	0	0	0	0	0	0	67	103	3.86	1.429								
Jim Ray, R ERA: 2.65 (8, 1)	2.0	W	9	0	0	0	0	1	2	0	0	0	0	13	30	0.00	0.500								

Houston Astros @ San Francisco Giants
Candlestick Park, San Francisco, CA
Sun Jun 24 1973, 6:33 AM EDT
Unknown

AB	34
R	6
H	7
RBI	6
BB	6
SO	4
LOB	19



Batter	1	2	3	4	5	6	7	8	9	AB	R	H	RBI	BB	SO	LOB	TOP											
Jimmy Wynn, R OBP: 0.341, SLG: 0.437 (1, 9)	F5		FC5-2 1B BB		K		F4	K		5	1	1	0	0	2	2	Houston Astros @ San Francisco Giants Candlestick Park, San Francisco, CA Sun Jun 24 1973, 6:38 AM EDT Att: 26,905 - Unknown											
Roger Metzger, S OBP: 0.296, SLG: 0.354 (1, 6)	4-1		BB FC5-2 1-2 2-3 1B				1B 1B		G3	5	1	3	1	0	0	0												
Cesar Cedeno, R OBP: 0.361, SLG: 0.555 (1, 8)	4-3		FC5-2 BB 1-2 2-3 3-H		F9		1B S 1B		WP S 1B	5	1	2	0	0	0	4												
Bob Watson, R OBP: 0.420, SLG: 0.453 Tommie Agee, R OBP: 0.314, SLG: 0.404 (9, PR) (9, 7)		E BB			F9		1-3 3-H 1B		1B 2B 1B	3	0	2	3	2	0	0												
Lee May, R OBP: 0.292, SLG: 0.425 Rafael Batista, L OBP: 0.600, SLG: 0.500 (1, 3) (7, 3)	L5		K		K		K		2B 1B	4	0	0	0	0	3	6												
Doug Rader, R OBP: 0.324, SLG: 0.392 (1, 5)	G1-4-3 BB				F4				HR 2B	4	2	3	3	1	0	0												
Tommy Helms, R OBP: 0.324, SLG: 0.373 (1, 4)	G1-4-3				G5-4-3 BB		5-3		WP SH3 1B	4	0	2	1	1	0	3												
Skip Jutze, R OBP: 0.276, SLG: 0.284 (1, 2)			1B FC5-2 2B		G5-4-3		WP 1B 2B		SH3 4-3	4	1	2	0	0	0	3												
J.R. Richard, R OBP: 0.200, SLG: 0.200 Jim York, R (7, 1) Cecil Upshaw, R (8, 1) Jim Crawford, L OBP: 0.222, SLG: 0.333 (8, 1)			K		K		K		6-3 K	3	0	0	0	0	3	2												
Inning Stats	R: 0 E: 0 K: 0 S: 3	H: 0 LOB: 0 BB: 0 P: 3	R: 0 E: 1 K: 0 S: 2	H: 0 LOB: 1 BB: 2 P: 10	R: 1 E: 0 K: 2 S: 10	H: 3 LOB: 3 BB: 1 P: 14	R: 0 E: 0 K: 0 S: 2	H: 0 LOB: 0 BB: 1 P: 6	R: 0 E: 0 K: 1 S: 8	H: 1 LOB: 1 BB: 0 P: 8	R: 0 E: 0 K: 2 S: 6	H: 1 LOB: 1 BB: 0 P: 6	R: 2 E: 0 K: 2 S: 11	H: 4 LOB: 2 BB: 0 P: 11	R: 1 E: 0 K: 1 S: 7	H: 2 LOB: 1 BB: 0 P: 7		R: 4 E: 0 K: 1 S: 10	H: 5 LOB: 2 BB: 0 P: 10	1B: 10 2B: 5 3B: 0 HR: 1	SF: 0 SAC: 1 DP: 2 HBP: 0	WP: 3 PB: 0 SB: 2 CS: 0	PA: 45					
PITCHER	IP	WLS	BF	H	R	ER	SO	BB	IBB	HBP	BLK	WP	HR	S	P	ERA		WHIP										
Don Carrithers, R ERA: 5.32 Elias Sosa, R ERA: 4.0 Juan Marichal, R ERA: 3.97	(1, 1)	7.0	L	32	9	3	3	7	4	0	0	0	0	1	0	42		58	3.86	1.857								
	(8, 1)	1.1		10	6	5	5	1	0	0	0	0	2	1	12	12		33.75	4.500									
	(9, 1)	0.2		3	1	0	0	1	0	0	0	0	0	0	5	5	0.00	1.500										

AB	40
R	8
H	16
RBI	8
BB	4
SO	9
LOB	23



Batter	1	2	3	4	5	6	7	8	9	AB	R	H	RBI	BB	SO	LOB	BOTTOM											
Bobby Bonds, R OBP: 0.405, SLG: 0.577 (1, 9)	WP S SF7 1B				F8		F8		K	4	1	1	0	1	1	2	Houston Astros @ San Francisco Giants Candlestick Park, San Francisco, CA Sun Jun 24 1973, 6:38 AM EDT Att: 26,905 - Unknown											
Tito Fuentes, S OBP: 0.333, SLG: 0.398 (1, 4)	SF7		K		K				6-3 5-3	4	0	0	1	0	2	2												
Garry Maddox, R OBP: 0.361, SLG: 0.462 (1, 8)	CS 1B		6-3						WP G3 2B 1B	3	1	2	0	1	0	1												
Ed Goodson, L OBP: 0.360, SLG: 0.473 (1, 5)	4-3				K		F5		G3	4	0	0	0	0	1	3												
Gary Matthews, R OBP: 0.389, SLG: 0.433 (1, 7)			K				F9		1B 2B	4	1	2	1	0	1	1												
Chris Speier, R OBP: 0.357, SLG: 0.397 (1, 6)					F9		K		BB 1B	3	0	1	1	1	1	2												
Dave Kingman, R OBP: 0.252, SLG: 0.423 (1, 3)	F9				5-3				P5 BB	3	0	0	0	1	0	2												
Dave Rader, L OBP: 0.319, SLG: 0.310 Chris Arnold, R OBP: 0.429, SLG: 0.500 Mike Sadek, R OBP: 0.294, SLG: 0.172 (1, 2) (8, PH) (9, 2)	F7						F6		4-3	2	0	0	0	1	0	1												
Don Carrithers, R OBP: 0.500, SLG: 0.500 Willie McCovey, L OBP: 0.430, SLG: 0.525 Elias Sosa, R OBP: 0.400, SLG: 0.250 Juan Marichal, R OBP: 0.297, SLG: 0.258 Damaso Blanco, R OBP: 0.293 (1, 1) (7, PH) (8, 1) (9, 1) (9, PH)			K						BB 1B	2	0	1	0	0	1	0												
Inning Stats	R: 1 E: 0 K: 0 S: 4	H: 2 LOB: 0 BB: 0 P: 4	R: 0 E: 0 K: 1 S: 5	H: 0 LOB: 1 BB: 1 P: 9	R: 0 E: 0 K: 2 S: 7	H: 0 LOB: 1 BB: 1 P: 11	R: 0 E: 0 K: 1 S: 6	H: 1 LOB: 1 BB: 0 P: 6	R: 0 E: 0 K: 1 S: 6	H: 1 LOB: 1 BB: 0 P: 6	R: 0 E: 0 K: 1 S: 5	H: 0 LOB: 1 BB: 1 P: 9	R: 0 E: 0 K: 1 S: 5	H: 0 LOB: 2 BB: 1 P: 10	R: 0 E: 0 K: 1 S: 5	H: 0 LOB: 0 BB: 0 P: 5		1B: 6 2B: 1 3B: 0 HR: 0	SF: 1 SAC: 0 DP: 0 HBP: 0	WP: 2 PB: 0 SB: 1 CS: 1	PA: 38							
PITCHER	IP	WLS	BF	H	R	ER	SO	BB	IBB	HBP	BLK	WP	HR	S	P	ERA		WHIP										
J.R. Richard, R ERA: 1.29 Jim York, R ERA: 3.99 Cecil Upshaw, R ERA: 5.4 Jim Crawford, L ERA: 2.93	(1, 1)	6.0	W	24	4	1	1	6	3	0	0	0	0	1	0	10		14	1.50	1.167								
	(7, 1)	1.2		9	3	2	2	1	1	0	0	0	0	0	0	14		10.80	2.400									
	(8, 1)	0.0		1	0	0	0	0	1	0	0	0	0	0	4	∞	∞											
	(8, 1)	1.1	S	4	0	0	0	1	0	0	0	0	0	0	6	6	0.00	0.000										



Batter	1	2	3	4	5	6	7	8	9	AB	R	H	RBI	BB	SO	LOB	TOP		
Pete Rose, S OBP: 0.362, SLG: 0.377 (1, 7)	F7		G6-4-3			3-1		F7		4	0	0	0	0	0	1	Cincinnati Reds @ Houston Astros Astrodome, Houston, TX Mon Jun 25 1973, 8:05 PM EDT Att: 25,781 - Unknown		
Joe Morgan, L OBP: 0.409, SLG: 0.488 (1, 4)	4-3		F2			P5		F7		4	0	0	0	0	0	0			
Dan Driessen, L OBP: 0.438, SLG: 0.448 (1, 5)	BB 1B			6-3		6-3		BB 1B		4	0	2	0	0	0	0			
Tony Perez, R OBP: 0.384, SLG: 0.504 (1, 3)	BB			6-3			F9	BB 1B		2	0	0	0	2	0	0			
Larry Stahl, L OBP: 0.392, SLG: 0.364 (1, 9)	F8			K			HR 1B	F9		4	1	1	0	0	1	4			
Bobby Tolan, L OBP: 0.229, SLG: 0.289 (1, 8)		G3			FC5-4 1B		HR		K	4	1	2	2	0	1	0			
Dave Concepcion, R OBP: 0.312, SLG: 0.427 (1, 6)		6-3			FC5-4 FC4-6 1-2		5-3	1B		4	0	1	0	0	0	1			
Bill Plummer, R OBP: 0.309, SLG: 0.213 (1, 2)		K			K		FC4-6 1B	K		4	0	1	0	0	3	2			
Jack Billingham, R OBP: 0.048, SLG: 0.024 (1, 1)			E3		FC4-6		FC4-6	5-3		2	0	0	0	0	0	1			
Ed Sprague, R OBP: 0.216, SLG: 0.232 (7, PH)					FC4-6 1-2		FC4-6 1-2			0	0	0	0	0	0	0			
Dave Tomlin, L OBP: 0.375, SLG: 0.667 (9, PH)										1	0	0	0	0	0	1			
Inning Stats	R: 0 E: 0 K: 0 S: 4	H: 1 LOB: 2 BB: 1 P: 8	R: 0 E: 0 K: 1 S: 5	H: 0 LOB: 0 BB: 0 P: 5	R: 0 E: 1 K: 0 S: 3	H: 0 LOB: 0 BB: 0 P: 3	R: 0 E: 0 K: 1 S: 5	H: 1 LOB: 1 BB: 0 P: 6	R: 0 E: 0 K: 0 S: 3	H: 0 LOB: 0 BB: 0 P: 3	R: 2 E: 0 K: 0 S: 6	H: 3 LOB: 1 BB: 0 P: 6	R: 0 E: 0 K: 2 S: 4	H: 1 LOB: 2 BB: 1 P: 8	R: 0 E: 0 K: 2 S: 8	H: 1 LOB: 1 BB: 0 P: 8	1B: 6 2B: 0 3B: 0 HR: 1	SF: 0 SAC: 0 DP: 1 HBP: 0	WP: 0 PA: 36 PB: 0 SB: 0 CS: 0
PITCHER Ken Forsch, R ERA: 3.2 (1, 1)	IP: 9.0 WLS: W BF: 36 H: 7 R: 2 ER: 2 SO: 5 BB: 2 IBB: 0 HBP: 0 BLK: 0 WP: 0 HR: 1 S: 44 P: 52 ERA: 2.00 WHIP: 1.000															PITCHER Ken Forsch, R ERA: 3.2 (1, 1)			

Batter	1	2	3	4	5	6	7	8	9	AB	R	H	RBI	BB	SO	LOB	BOTTOM
Jimmy Wynn, R OBP: 0.345, SLG: 0.433 (1, 9)	L4		G5-4-3 1B BB		F7	BB HBP 2B IBB		1B PB 2B BB		2	2	0	0	3	0	1	Cincinnati Reds @ Houston Astros Astrodome, Houston, TX Mon Jun 25 1973, 8:05 PM EDT Att: 25,781 - Unknown
Roger Metzger, S OBP: 0.301, SLG: 0.356 (1, 6)	K		G5-4-3 1B		K	BB HBP 2B		FC5-4 1B		4	1	2	1	0	2	1	
Cesar Cedeno, R OBP: 0.365, SLG: 0.567 (1, 8)	S 1B		G5-4-3			HR BB		FC5-4 BB 2B		4	4	2	2	1	0	4	
Bob Watson, R OBP: 0.426, SLG: 0.461 (1, 7)	1B		F9			BB 1B BB 2B		2B BB		4	3	3	4	1	0	1	
Lee May, R OBP: 0.293, SLG: 0.427 (1, 3)	3-1			4-3		BB 2B		F2		3	0	1	0	0	0	1	
Rafael Batista, L OBP: 0.571, SLG: 0.500 (6, PR) (7, 3)						BB 2B				2	1	1	1	0	0	3	
Doug Rader, R OBP: 0.322, SLG: 0.392 (1, 5)		K		P5		E5 HBP BB		2B		5	1	1	3	0	2	4	
Tommy Helms, R OBP: 0.322, SLG: 0.373 (1, 4)		K		P6		K		L8		5	1	1	2	0	1	1	
Skip Jutze, R OBP: 0.276, SLG: 0.282 (1, 2)			FC6-4 1B		F9	HBP BB 2B				4	0	1	0	0	1	2	
Ken Forsch, R OBP: 0.111, SLG: 0.093 (1, 1)		FC6-4				K		F8		4	0	1	0	0	1	3	
Inning Stats	R: 1 E: 0 K: 1 S: 7	H: 2 LOB: 1 BB: 0 P: 7	R: 0 E: 0 K: 2 S: 8	H: 1 LOB: 1 BB: 0 P: 8	R: 0 E: 0 K: 0 S: 3	H: 0 LOB: 0 BB: 0 P: 3	R: 0 E: 0 K: 1 S: 6	H: 1 LOB: 1 BB: 0 P: 6	R: 9 E: 1 K: 2 S: 14	H: 6 LOB: 2 BB: 2 P: 23	R: 0 E: 0 K: 1 S: 5	H: 0 LOB: 0 BB: 0 P: 5	R: 3 E: 0 K: 0 S: 5	H: 2 LOB: 1 BB: 2 P: 13	1B: 8 2B: 4 3B: 0 HR: 1	SF: 0 SAC: 0 DP: 1 HBP: 1	WP: 0 PA: 43 PB: 1 SB: 1 CS: 0
PITCHER Jack Billingham, R ERA: 3.74 (1, 1)	IP: 5.0 WLS: L BF: 25 H: 9 R: 6 ER: 6 SO: 4 BB: 1 IBB: 0 HBP: 1 BLK: 0 WP: 0 HR: 1 S: 32 P: 36 ERA: 10.80 WHIP: 2.000															PITCHER Ed Sprague, R ERA: 5.97 (6, 1)	
Ed Sprague, R ERA: 5.97 (6, 1)	1.0 8 2 4 2 2 1 1 1 0 0 0 9 18 18.00 3.000															PITCHER Dave Tomlin, L ERA: 4.32 (7, 1)	
Dave Tomlin, L ERA: 4.32 (7, 1)	2.0 10 2 3 3 1 2 0 0 0 0 0 10 18 13.50 2.000																

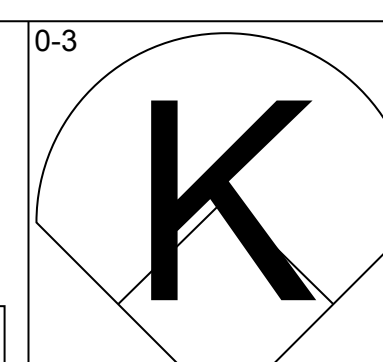
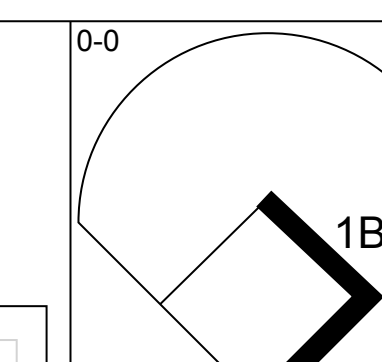
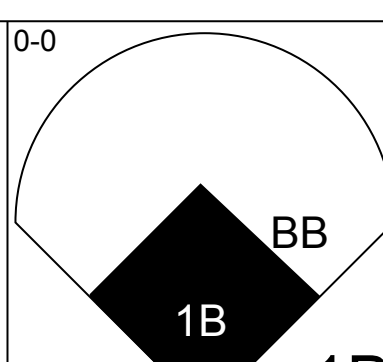
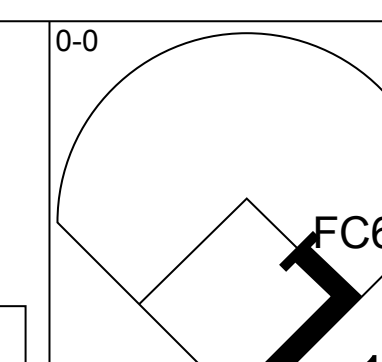
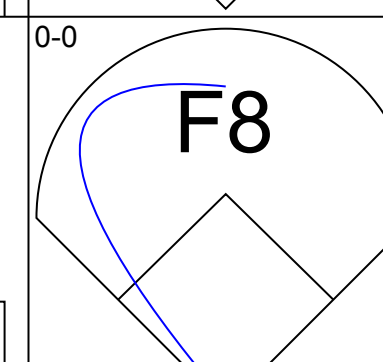
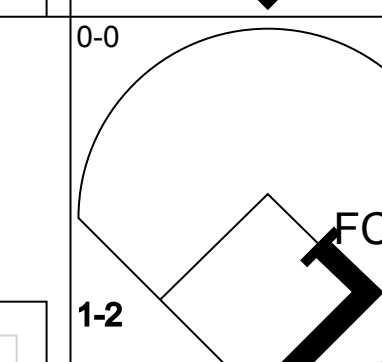
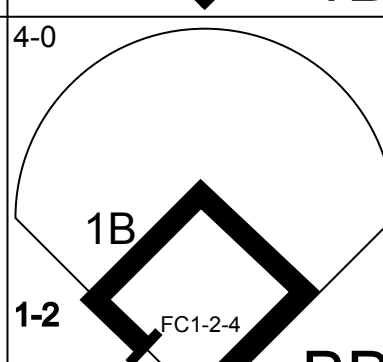
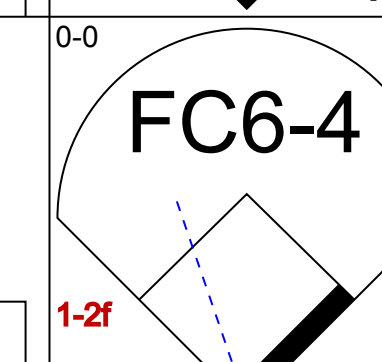
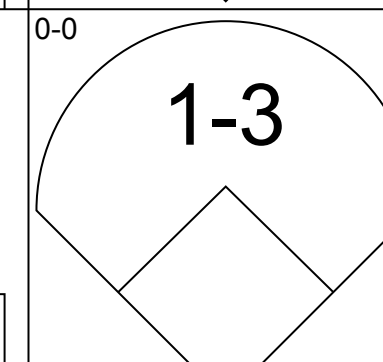
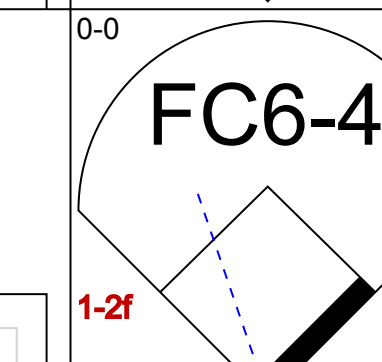
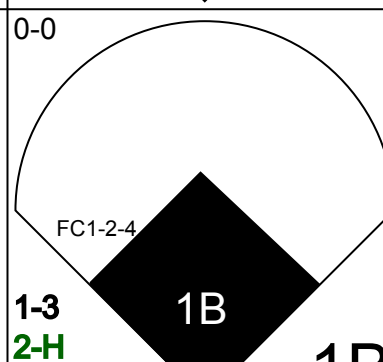
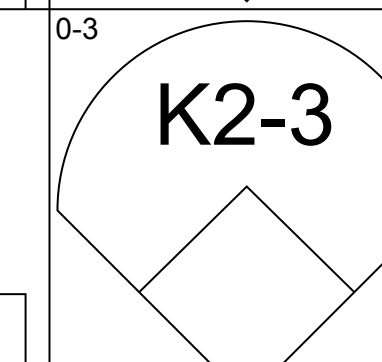
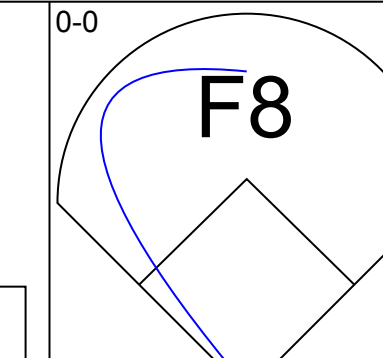
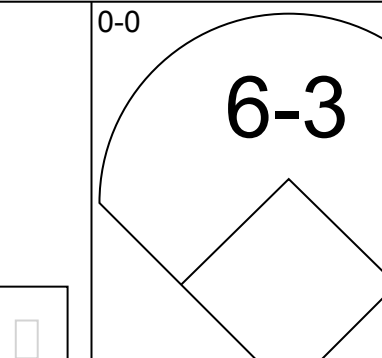
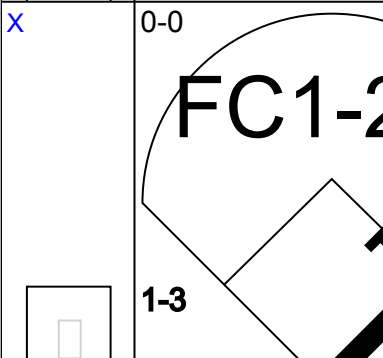
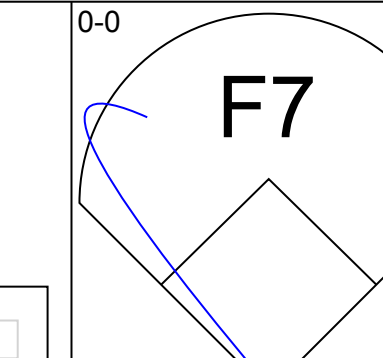
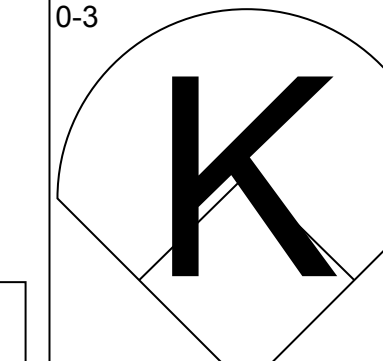
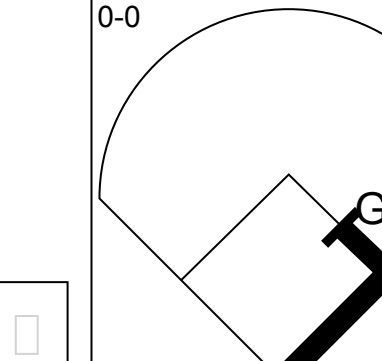
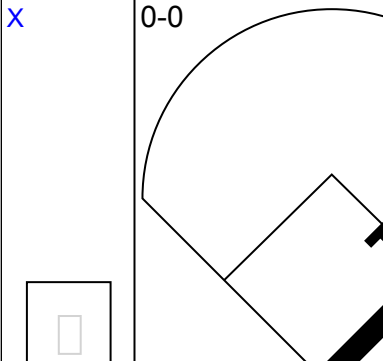
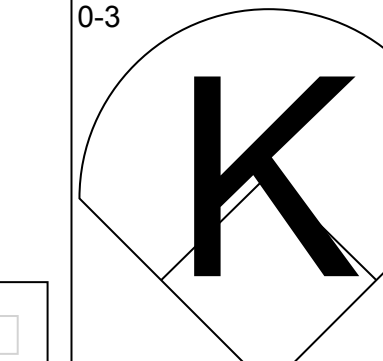
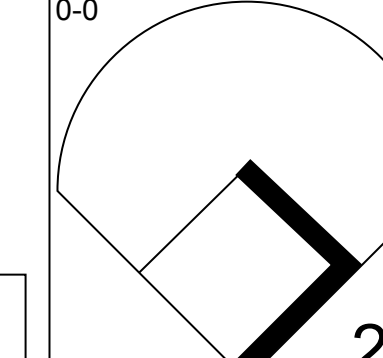
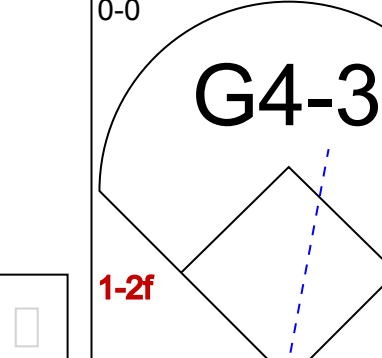
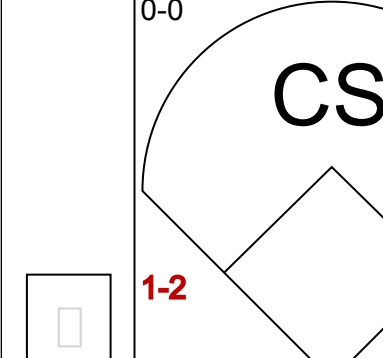
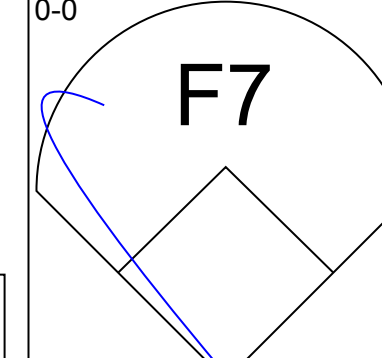
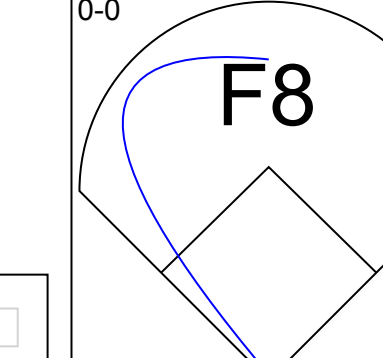
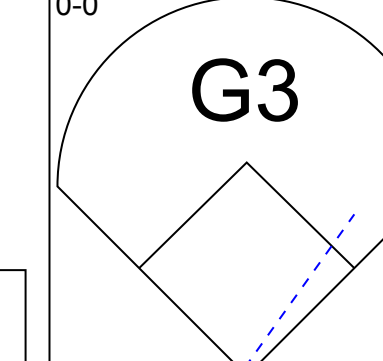
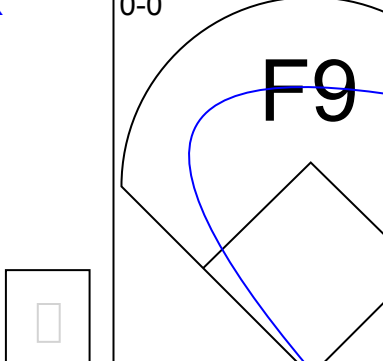
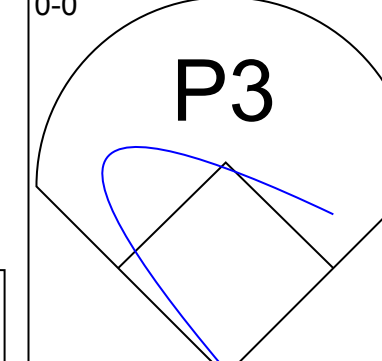
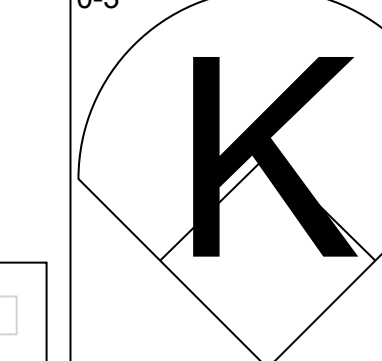
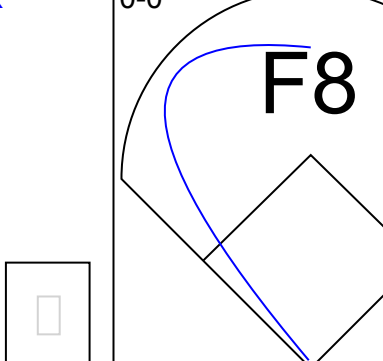
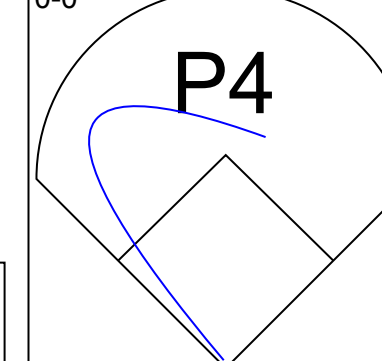
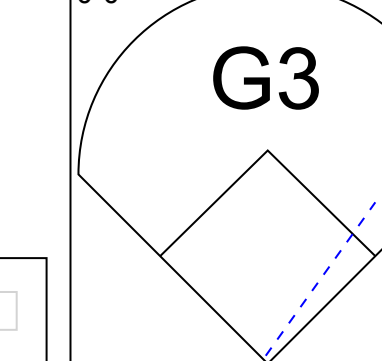
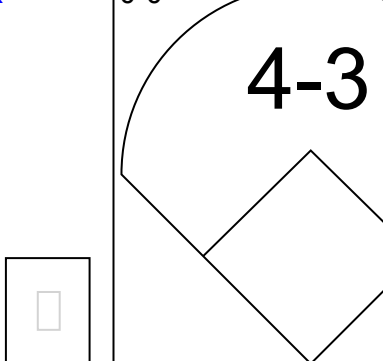
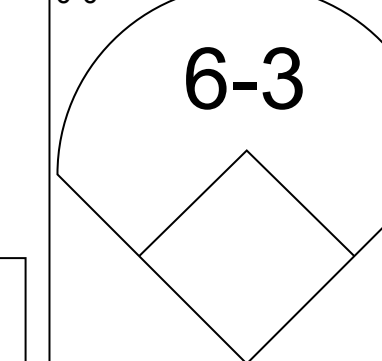
Batter	1	2	3	4	5	6	7	8	9	AB	R	H	RBI	BB	SO	LOB	TOP								
Pete Rose, S OBP: 0.359, SLG: 0.374 (1, 7)	G3		P4		G3		FC6-5		G6-4-3	5	0	1	0	0	0	3	Cincinnati Reds @ Houston Astros Astrodome, Houston, TX Tue Jun 26 1973, 8:05 PM EDT Att: 26,064 - Unknown								
Joe Morgan, L OBP: 0.405, SLG: 0.486 (1, 4)	F2		E9		3-1		F9		F7	5	0	1	2	0	0	2									
Dan Driessen, L OBP: 0.406, SLG: 0.413 (1, 5) (8, 3)	F8		F7		4-3				F8	5	0	0	0	0	0	2									
Tony Perez, R OBP: 0.378, SLG: 0.496 (1, 3)		L9	K				P4		K	4	0	0	0	0	2	1									
Denis Menke, R OBP: 0.397, SLG: 0.252 (8, 5)										0	0	0	0	0	0	0									
Bobby Tolan, L OBP: 0.237, SLG: 0.288 (1, 8) (8, 9)					F9					1	1	0	0	3	0	0									
Larry Stahl, L OBP: 0.418, SLG: 0.404 (1, 9)										3	1	2	0	1	0	1									
Cesar Geronimo, L OBP: 0.216, SLG: 0.232 (8, 8)										0	0	0	0	0	0	0									
Dave Concepcion, R OBP: 0.311, SLG: 0.428 (1, 6)										4	1	1	2	0	0	3									
Bill Plummer, R OBP: 0.356, SLG: 0.245 (1, 2)										2	1	2	1	2	0	0									
Ross Grimsley, L OBP: 0.028, SLG: 0.028 (1, 1)										1	1	0	0	0	0	2									
Clay Carroll, R OBP: 0.200, SLG: 0.200 (6, 1)										1	0	0	0	0	0	1									
Inning Stats	R: 0 E: 0 K: 0 S: 3	H: 0 LOB: 0 BB: 0 P: 3	R: 0 E: 0 K: 0 S: 3	H: 0 LOB: 1 BB: 1 P: 7	R: 2 E: 2 K: 1 S: 7	H: 1 LOB: 1 BB: 1 P: 11	R: 0 E: 0 K: 0 S: 4	H: 1 LOB: 2 BB: 1 P: 8	R: 0 E: 0 K: 0 S: 3	H: 0 LOB: 0 BB: 0 P: 3	R: 0 E: 0 K: 0 S: 3	H: 1 LOB: 1 BB: 1 P: 7	R: 0 E: 0 K: 0 S: 4	H: 1 LOB: 0 BB: 0 P: 4	R: 3 E: 0 K: 1 S: 7	H: 2 LOB: 1 BB: 2 P: 15	R: 0 E: 0 K: 0 S: 3	H: 1 LOB: 0 BB: 0 P: 3	1B: 4 2B: 3 3B: 0 HR: 0	SF: 0 SAC: 2 DP: 1 HBP: 0	WP: 0 PB: 0 SB: 1 CS: 0	PA: 39			
PITCHER	IP	WLS	BF	H	R	ER	SO	BB	IBB	HBP	BLK	WP	HR	S	P	ERA	WHIP								
Don Wilson, R ERA: 3.0 (1, 1)	7.2	L	35	6	5	4	2	5	1	0	0	0	0	33	57	4.70	1.435								
Jim Ray, R ERA: 2.82 (8, 1)	0.1		1	0	0	0	0	0	0	0	0	0	0	1	1	0.00	0.000								
Jim York, R ERA: 3.76 (9, 1)	1.0		3	1	0	0	0	0	0	0	0	0	0	3	3	0.00	1.000								

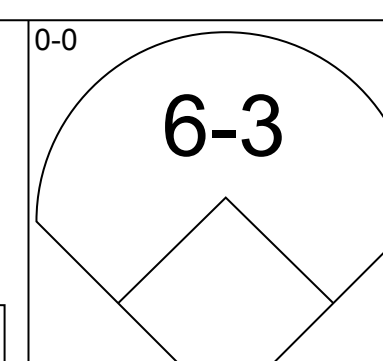
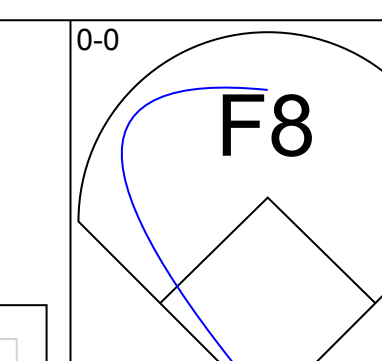
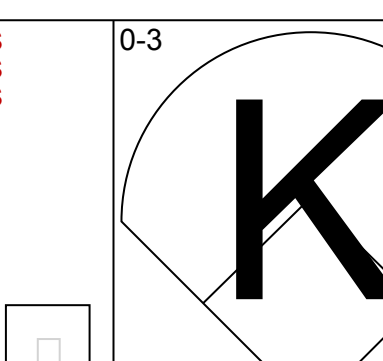
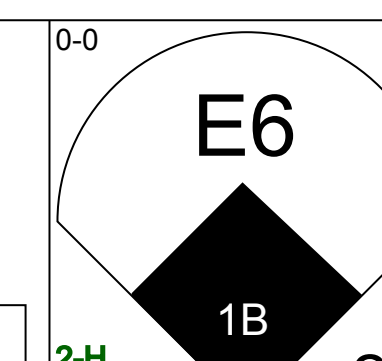
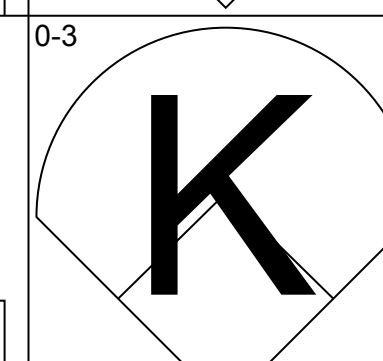
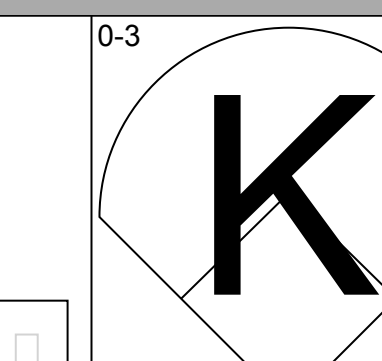
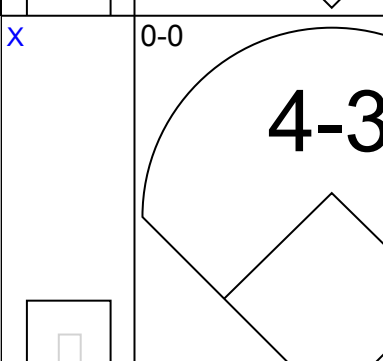
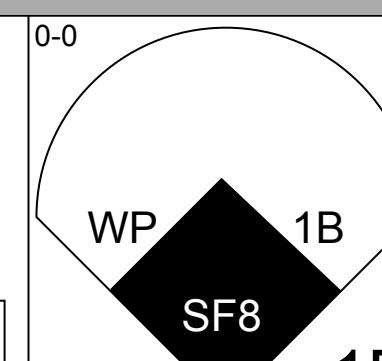
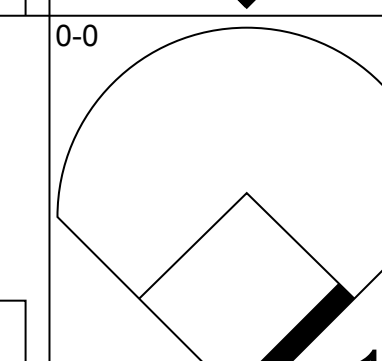
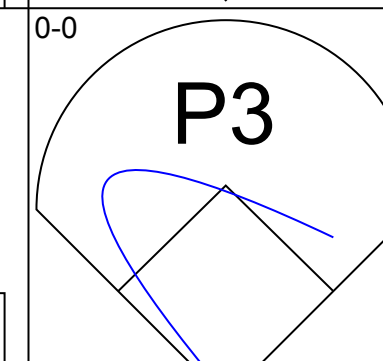
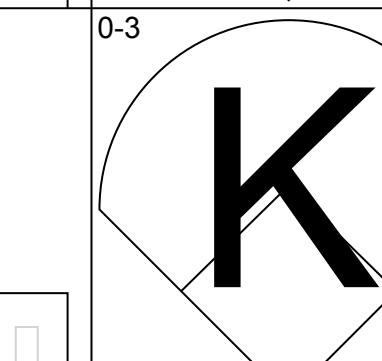
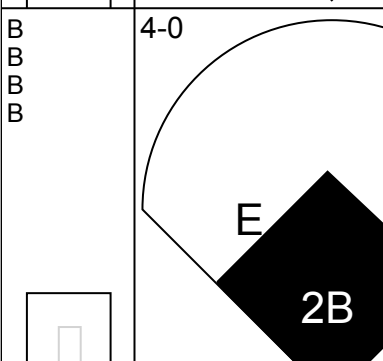
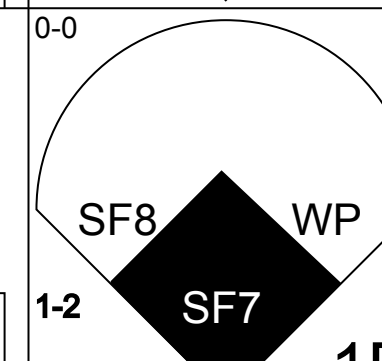
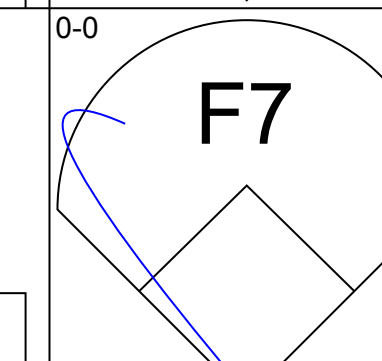

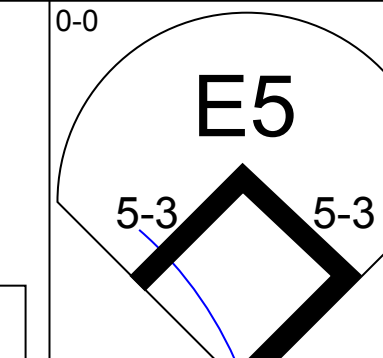
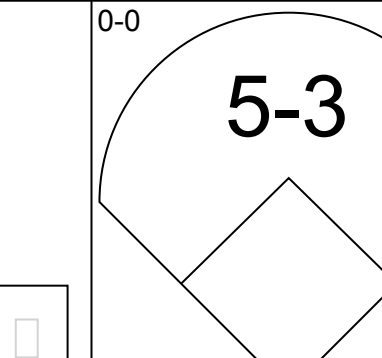
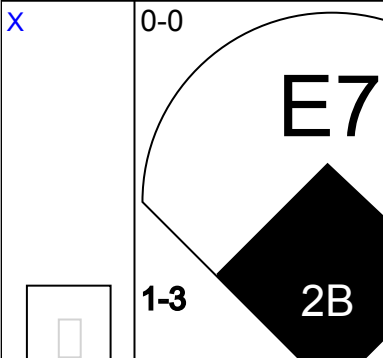
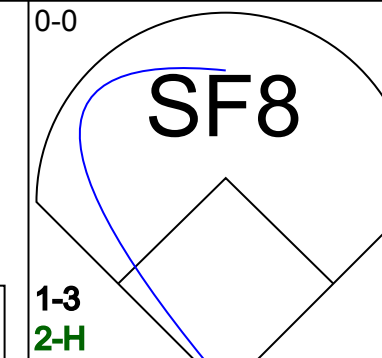
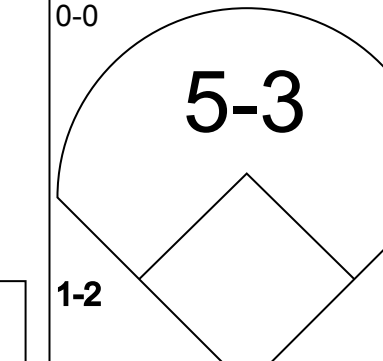
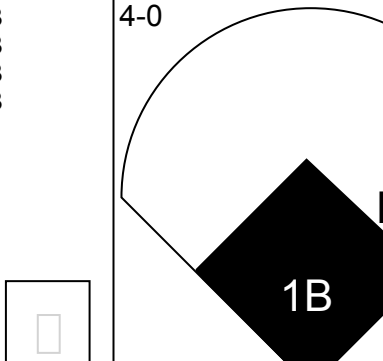
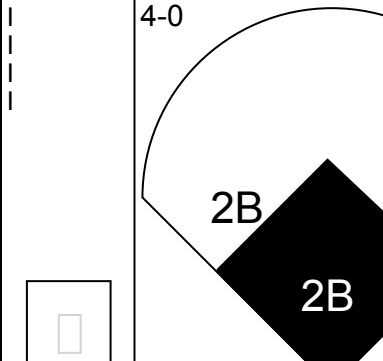
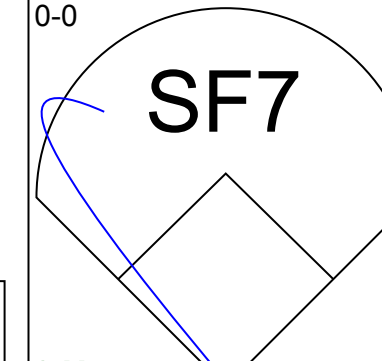
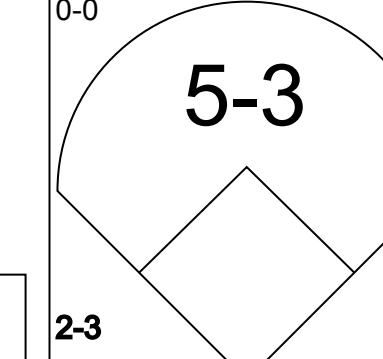
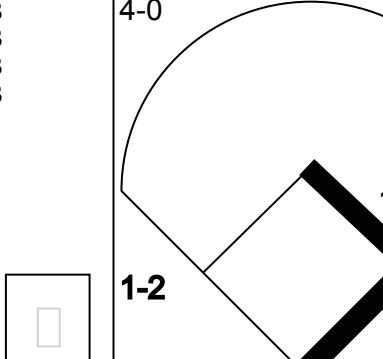
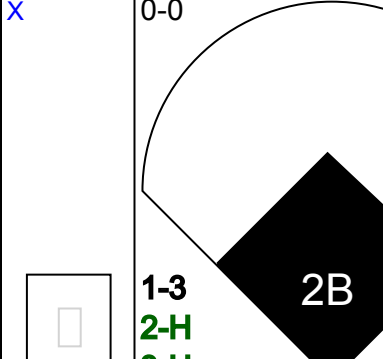
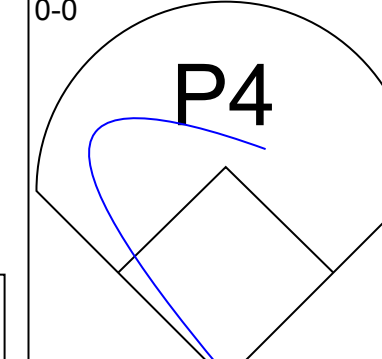
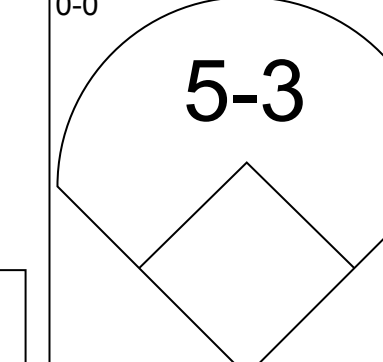
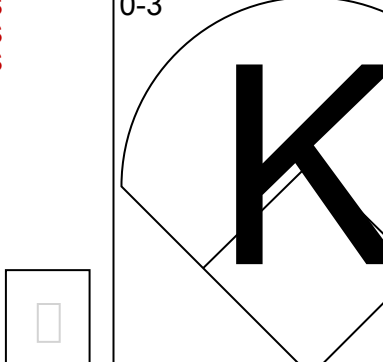
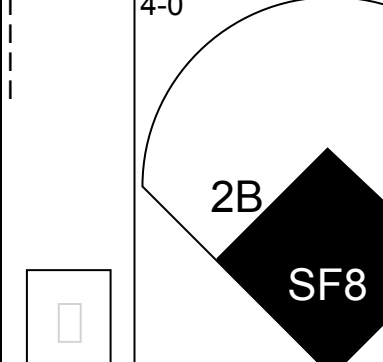
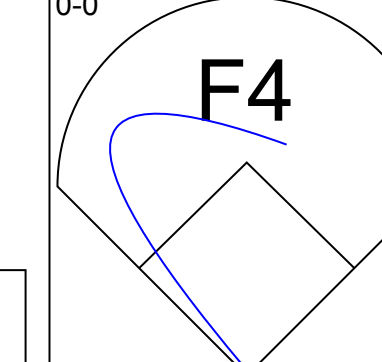
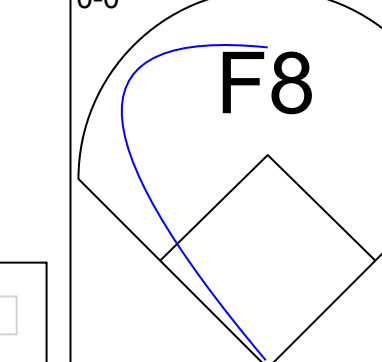
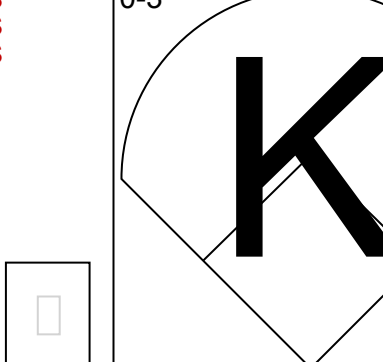
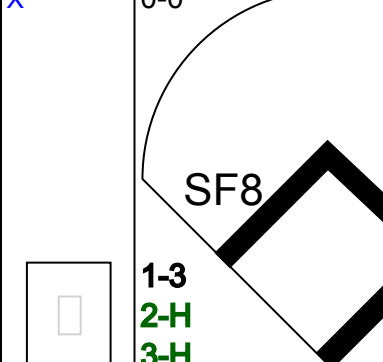
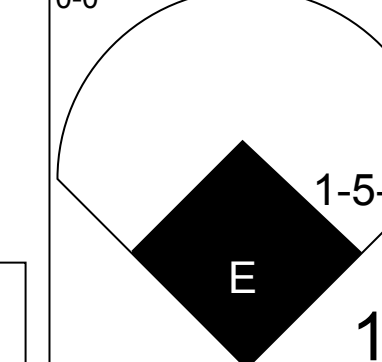

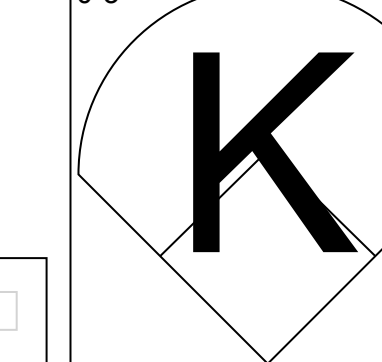
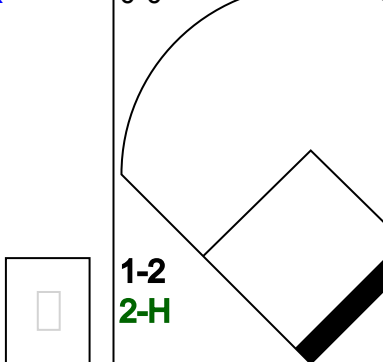
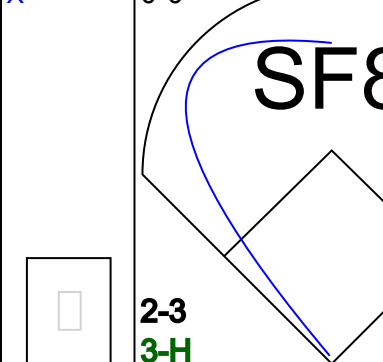
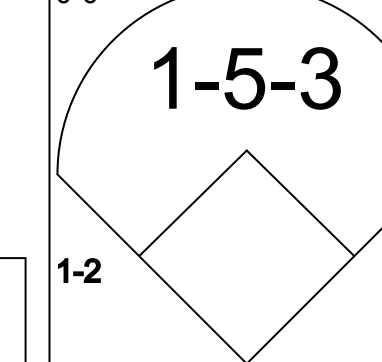
AB	31
R	5
H	7
RBI	5
BB	6
SO	2
LOB	15



Batter	1	2	3	4	5	6	7	8	9	AB	R	H	RBI	BB	SO	LOB	BOTTOM								
Jimmy Wynn, R OBP: 0.346, SLG: 0.431 (1, 9)	FC6-4		S		9-2				6-3	4	0	1	0	1	0	4	Cincinnati Reds @ Houston Astros Astrodome, Houston, TX Tue Jun 26 1973, 8:05 PM EDT Att: 26,064 - Unknown								
Roger Metzger, S OBP: 0.300, SLG: 0.353 (1, 6)	FC6-4		S						4-3	5	0	1	0	0	0	3									
Cesar Cedeno, R OBP: 0.370, SLG: 0.566 (1, 8)	G4-6-3		P4							4	0	2	0	1	0	3									
Bob Watson, R OBP: 0.422, SLG: 0.455 (1, 7) (8, 3)		1-3	K		1-3				5-3	4	0	0	0	1	1	4									
Lee May, R OBP: 0.299, SLG: 0.428 (1, 3)										2	0	1	0	2	1	0									
Tommie Agee, R OBP: 0.311, SLG: 0.400 (7, PR) (8, 7)		K							F8	1	0	0	0	0	0	2									
Doug Rader, R OBP: 0.318, SLG: 0.386 (1, 5)										4	1	0	0	0	1	6									
Tommy Helms, R OBP: 0.328, SLG: 0.384 (1, 4)										3	0	2	1	1	0	0									
Skip Jutze, R OBP: 0.300, SLG: 0.288 (1, 2)										2	0	1	0	1	0	0									
Don Wilson, R OBP: 0.222, SLG: 0.257 (1, 1)										1	0	0	0	0	0	2									
Jim Ray, R OBP: 0.250, SLG: 0.250 (8, 1)										0	0	0	0	0	0	0									
Jimmy Stewart, S OBP: 0.359, SLG: 0.219 (6, PH)										1	0	0	0	0	1	0									
Jim York, R (9, 1)										0	0	0	0	0	0	0									
Inning Stats	R: 0 E: 0 K: 0 S: 2	H: 0 LOB: 0 BB: 1 P: 6	R: 1 E: 1 K: 1 S: 7	H: 1 LOB: 2 BB: 1 P: 11	R: 0 E: 0 K: 1 S: 7	H: 2 LOB: 3 BB: 1 P: 11	R: 0 E: 0 K: 0 S: 3	H: 1 LOB: 1 BB: 1 P: 7	R: 0 E: 0 K: 0 S: 4	H: 0 LOB: 2 BB: 2 P: 11	R: 0 E: 0 K: 0 S: 6	H: 1 LOB: 1 BB: 0 P: 6	R: 0 E: 0 K: 1 S: 5	H: 0 LOB: 0 BB: 0 P: 5	R: 0 E: 0 K: 1 S: 5	H: 0 LOB: 2 BB: 0 P: 5	R: 0 E: 0 K: 0 S: 4	H: 1 LOB: 2 BB: 1 P: 8	1B: 6 2B: 3 3B: 0 HR: 0	SF: 0 SAC: 2 DP: 2 HBP: 1	WP: 0 PB: 0 SB: 2 CS: 1	PA: 41			
PITCHER	IP	WLS	BF	H	R	ER	SO	BB	IBB	HBP	BLK	WP	HR	S	P	ERA	WHIP								
Ross Grimsley, L ERA: 2.67 (1, 1)	5.0	W	25	5	1	0	2	4	2	0	0	0	0	23	47	0.00	1.800								
Clay Carroll, R ERA: 4.28 (6, 1)	4.0	S	16	3	0	0	2	1	0	1	0	0	0	18	23	0.00	1.000								



Batter	1	2	3	4	5	6	7	8	9	AB	R	H	RBI	BB	SO	LOB	TOP					
Pete Rose, S OBP: 0.364, SLG: 0.379 (1, 7)										4	1	3	0	0	1	0	Cincinnati Reds @ Houston Astros Astrodome, Houston, TX Wed Jun 27, 1973, 8:05 PM EDT Att: 22,683 - Dome					
Joe Morgan, L OBP: 0.407, SLG: 0.484 (1, 4)										3	0	1	0	1	0	1						
Dan Driessen, L OBP: 0.397, SLG: 0.403 (1, 5)										4	1	1	1	0	1	3						
Tony Perez, R OBP: 0.373, SLG: 0.488 (1, 3)										4	0	0	0	0	0	2						
Dave Concepcion, R OBP: 0.314, SLG: 0.429 (1, 6)										4	0	2	1	0	2	0						
Andy Kosco, R OBP: 0.300, SLG: 0.333 (1, 9)										4	0	1	0	0	0	1						
Bobby Tolan, L OBP: 0.234, SLG: 0.285 (1, 8)										3	0	0	0	0	0	1						
Bill Plummer, R OBP: 0.339, SLG: 0.231 (1, 2)										3	0	0	0	0	1	0						
Fred Norman, S OBP: 0.121, SLG: 0.094 (1, 1)										2	0	0	0	0	0	0						
Pedro Borbon, R OBP: 0.167, SLG: 0.167 (6, 1)										0	0	0	0	0	0	0						
Phil Gagliano, R OBP: 0.313, SLG: 0.195 (6, PH)										1	0	0	0	0	0	0						
Jim McGlothlin, R OBP: 0.167, SLG: 0.091 (8, 1)										0	0	0	0	0	0	0						
Inning Stats	R: 0 E: 0 K: 1 S: 5	H: 0 LOB: 0 BB: 0 P: 5	R: 0 E: 0 K: 1 S: 6	H: 1 LOB: 1 BB: 0 P: 6	R: 0 E: 0 K: 1 S: 7	H: 2 LOB: 2 BB: 0 P: 7	R: 0 E: 0 K: 0 S: 3	H: 1 LOB: 0 BB: 0 P: 3	R: 0 E: 0 K: 0 S: 3	H: 0 LOB: 0 BB: 0 P: 3	R: 2 E: 0 K: 0 S: 4	H: 3 LOB: 1 BB: 1 P: 8	R: 0 E: 0 K: 0 S: 3	H: 0 LOB: 0 BB: 0 P: 3	R: 0 E: 0 K: 1 S: 6	H: 1 LOB: 1 BB: 0 P: 6	R: 0 E: 0 K: 1 S: 5	H: 0 LOB: 0 BB: 0 P: 5	1B: 7 2B: 2 3B: 0 HR: 0	SF: 0 SAC: 0 DP: 2 HBP: 0	WP: 0 PB: 0 SB: 0 CS: 1	PA: 34
PITCHER Jerry Reuss, L ERA: 3.08 (1, 1)	IP: 9.0 WLS: W BF: 33 H: 8 R: 2 ER: 2 SO: 5 BB: 1 IBB: 0 HBP: 0 BLK: 0 WP: 0 HR: 0 S: 42 P: 46 ERA: 2.00 WHIP: 1.000															PITCHER						

Batter	1	2	3	4	5	6	7	8	9	AB	R	H	RBI	BB	SO	LOB	BOTTOM					
Tommie Agee, R OBP: 0.306, SLG: 0.400 (1, 9)										5	1	1	1	0	1	3	Cincinnati Reds @ Houston Astros Astrodome, Houston, TX Wed Jun 27, 1973, 8:05 PM EDT Att: 22,683 - Dome					
Roger Metzger, S OBP: 0.301, SLG: 0.354 (1, 6)										5	1	2	1	0	2	0						
Cesar Cedeno, R OBP: 0.371, SLG: 0.561 (1, 8)										4	2	1	0	1	1	1						
Bob Watson, R OBP: 0.420, SLG: 0.453 (1, 7)										3	1	1	1	0	0	0						
Lee May, R OBP: 0.302, SLG: 0.426 (1, 3)										1	2	0	1	2	0	1						
Doug Rader, R OBP: 0.320, SLG: 0.389 (1, 5)										3	1	1	2	1	0	1						
Tommy Helms, R OBP: 0.326, SLG: 0.380 (1, 4)										3	1	0	0	1	1	3						
Skip Jutze, R OBP: 0.310, SLG: 0.312 (1, 2)										4	1	2	2	0	1	2						
Jerry Reuss, L OBP: 0.220, SLG: 0.213 (1, 1)										3	0	1	2	0	1	1						
Inning Stats	R: 0 E: 0 K: 1 S: 5	H: 0 LOB: 0 BB: 0 P: 5	R: 0 E: 0 K: 0 S: 4	H: 0 LOB: 1 BB: 0 P: 4	R: 0 E: 0 K: 1 S: 5	H: 0 LOB: 0 BB: 0 P: 5	R: 0 E: 0 K: 2 S: 7	H: 0 LOB: 0 BB: 0 P: 7	R: 1 E: 0 K: 3 S: 10	H: 1 LOB: 2 BB: 2 P: 18	R: 5 E: 1 K: 0 S: 6	H: 3 LOB: 1 BB: 3 P: 18	R: 2 E: 0 K: 0 S: 5	H: 2 LOB: 0 BB: 0 P: 5	R: 2 E: 1 K: 0 S: 6	H: 3 LOB: 1 BB: 0 P: 6		R: 2 E: 1 K: 0 S: 6	H: 3 LOB: 1 BB: 0 P: 6	1B: 6 2B: 3 3B: 0 HR: 0	SF: 3 SAC: 0 DP: 0 HBP: 0	WP: 1 PB: 0 SB: 0 CS: 0
PITCHER Fred Norman, L ERA: 3.54 (1, 1)	IP: 5.2 WLS: L BF: 27 H: 4 R: 6 ER: 6 SO: 7 BB: 3 IBB: 2 HBP: 0 BLK: 0 WP: 1 HR: 0 S: 36 P: 56 ERA: 9.53 WHIP: 1.235															PITCHER						
Pedro Borbon, R ERA: 3.09 (6, 1)	1.1	6	2	2	2	0	0	0	0	0	0	0	0	0	0	0	1	0	6	6	13.50	1.500
Jim McGlothlin, R ERA: 5.95 (8, 1)	1.0	6	3	2	1	0	0	0	0	0	0	0	0	0	0	0	0	0	6	6	9.00	3.000

Batter	1	2	3	4	5	6	7	8	9	10	AB	R	H	RBI	BB	SO	LOB	TOP				
Tito Fuentes, S OBP: 0.329, SLG: 0.388 (1.4)	F7		F7		5-3		1B		5-3		5	0	1	0	0	0	0					
Gary Thomasson, L OBP: 0.317, SLG: 0.344 (1.9)	FC6-4 1B				4-3					F4	5	0	3	1	0	0	0					
Gary Maddox, R OBP: 0.366, SLG: 0.470 (1.8)	FC6-4 1B		F8								5	1	2	0	0	1	4					
Ed Goodson, L OBP: 0.351, SLG: 0.466 (1.5)					F9						5	0	1	0	0	1	2					
Gary Matthews, R OBP: 0.393, SLG: 0.448 (1.7)	1-3				WP 1B						5	0	3	1	0	0	3					
Chris Speler, R OBP: 0.358, SLG: 0.394 (1.6)		5-3									4	0	0	0	1	1	3					
Dave Kingman, R OBP: 0.245, SLG: 0.407 (1.3)											4	0	1	0	0	3	3					
Dave Rader, L OBP: 0.319, SLG: 0.339 (1.2)					4-3						4	0	0	0	0	1	3					
Jim Barr, R OBP: 0.189, SLG: 0.118 (1.1)											4	1	1	0	0	2	0					
Inning Stats	R: 0 E: 0 K: 0 S: 5	H: 2 LOB: 2 BB: 0 P: 5	R: 0 E: 0 K: 1 S: 5	H: 0 LOB: 0 BB: 0 P: 5	R: 0 E: 0 K: 1 S: 6	H: 1 LOB: 1 BB: 1 P: 6	R: 0 E: 0 K: 1 S: 5	H: 0 LOB: 0 BB: 0 P: 5	R: 0 E: 0 K: 1 S: 4	H: 1 LOB: 1 BB: 0 P: 4	R: 1 E: 0 K: 2 S: 10	H: 4 LOB: 2 BB: 0 P: 10	R: 0 E: 0 K: 2 S: 8	H: 1 LOB: 1 BB: 0 P: 8	R: 0 E: 0 K: 0 S: 3	H: 0 LOB: 0 BB: 0 P: 3	R: 1 E: 0 K: 1 S: 7	H: 2 LOB: 1 BB: 0 P: 7	1B: 10 2B: 0 3B: 2 HR: 0	SF: 0 SAC: 0 DP: 0 HBP: 0	WP: 1 PB: 0 SB: 0 CS: 1	PA: 42
PITCHER	IP 9.2	WLS L	BF 41	H 12	R 2	ER 2	SO 9	BB 1	IBB 0	HBP 0	BLK 0	WP 1	HR 0	S 58	P 62	ERA 1.86	WHIP 1.345					
Dave Roberts, L ERA: 2.87 (1.1)																						
Jim Ray, R ERA: 2.6 (10.1)	0.1	1	0	0	0	0	0	0	0	0	0	0	0	1	1	0.00	0.000					

San Francisco Giants @ Houston Astros
Astrodome, Houston, TX
Thu Jun 28 1973, 8:05 PM EDT
Att: 20,046 - Unknown

AB	41
R	2
H	12
RBI	2
BB	1
SO	9
LOB	18



Batter	1	2	3	4	5	6	7	8	9	10	AB	R	H	RBI	BB	SO	LOB	BOTTOM				
Tommie Agee, R OBP: 0.295, SLG: 0.383 (1.9)	6-3		FC5-4		FC6-4					FC6-4	5	0	0	0	0	0	4					
Roger Metzger, S OBP: 0.301, SLG: 0.393 (1.6)	L8				4-3						4	0	1	0	0	0	0					
Cesar Cedeño, R OBP: 0.365, SLG: 0.551 (1.8)	K				5-3						4	0	0	0	0	1	1					
Bob Watson, R OBP: 0.418, SLG: 0.450 (1.7)			F8								4	0	1	0	0	1	0					
Lee May, R OBP: 0.301, SLG: 0.435 (1.3)			1-3		F7						4	1	1	1	0	0	1					
Doug Rader, R OBP: 0.316, SLG: 0.384 (1.5)			3-1								4	0	0	0	0	0	0					
Tommy Helms, R OBP: 0.325, SLG: 0.378 (1.4)					F8						4	0	1	0	0	0	0					
Skip Jutze, R OBP: 0.330, SLG: 0.325 (1.2)											3	0	2	0	1	0	0					
Dave Roberts, L OBP: 0.139, SLG: 0.139 (1.1)											3	0	0	0	0	0	3					
Jim Ray, R OBP: 0.250, SLG: 0.250 (10.1)					F4						0	0	0	0	0	0	0					
Jimmy Wynn, R OBP: 0.345, SLG: 0.429 (10. PH)											1	0	0	0	0	0	1					
Inning Stats	R: 0 E: 0 K: 1 S: 5	H: 0 LOB: 0 BB: 0 P: 5	R: 0 E: 0 K: 0 S: 3	H: 0 LOB: 0 BB: 0 P: 3	R: 0 E: 0 K: 0 S: 4	H: 1 LOB: 1 BB: 0 P: 4	R: 0 E: 0 K: 0 S: 4	H: 1 LOB: 1 BB: 0 P: 4	R: 0 E: 0 K: 0 S: 4	H: 1 LOB: 1 BB: 0 P: 4	R: 1 E: 0 K: 0 S: 4	H: 1 LOB: 0 BB: 0 P: 4	R: 0 E: 0 K: 0 S: 4	H: 1 LOB: 1 BB: 0 P: 4	R: 0 E: 0 K: 1 S: 5	H: 0 LOB: 0 BB: 0 P: 5	R: 0 E: 0 K: 0 S: 4	H: 1 LOB: 1 BB: 0 P: 4	1B: 5 2B: 0 3B: 0 HR: 1	SF: 0 SAC: 0 DP: 0 HBP: 0	WP: 0 PB: 0 SB: 0 CS: 0	PA: 37
PITCHER	IP 10.0	WLS W	BF 37	H 6	R 1	ER 1	SO 2	BB 1	IBB 0	HBP 0	BLK 0	WP 0	HR 1	S 40	P 44	ERA 0.90	WHIP 0.700					
Jim Barr, R ERA: 3.39 (1.1)																						

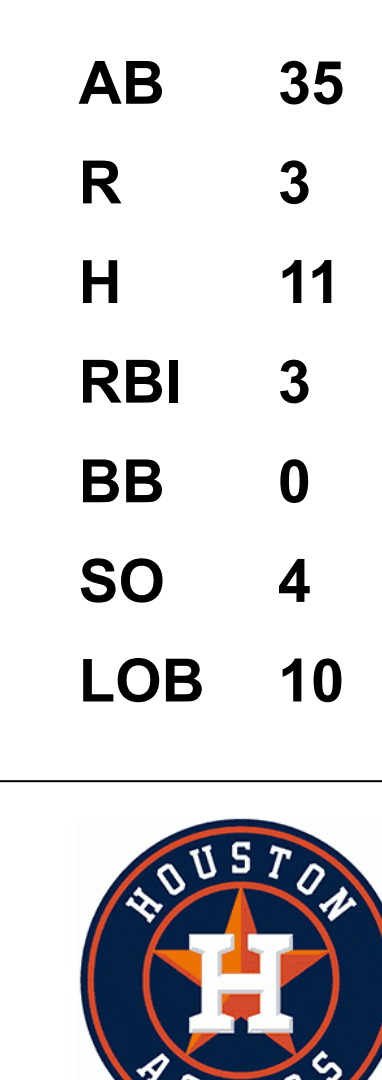
San Francisco Giants @ Houston Astros
Astrodome, Houston, TX
Thu Jun 28 1973, 8:05 PM EDT
Att: 20,046 - Unknown

AB	36
R	1
H	6
RBI	1
BB	1
SO	2
LOB	10



Batter	1	2	3	4	5	6	7	8	9	AB	R	H	RBI	BB	SO	LOB	TOP																	
Gary Thomasson, L (1, 9) OBP: 0.339, SLG: 0.361	K			G6-4-3 BB		4-3 2H 1B	6-3 1B		BB 2B 1B	4	1	3	3	1	1	0	San Francisco Giants @ Houston Astros Astrodome, Houston, TX Fri Jun 29 1973, 8:05 PM EDT Att: 26,395 - Dome																	
Tito Fuentes, S (1, 4) OBP: 0.328, SLG: 0.383	K			G6-4-3 1-2		4-3	6-3		2B FC6-5 BB	4	0	0	0	1	1	3																		
Gary Maddox, R (1, 8) OBP: 0.367, SLG: 0.470	4-3			BB		5-3	F7		1B 2B	4	1	1	2	1	0	2																		
Willie McCovey, L (1, 3) OBP: 0.414, SLG: 0.500 Dave Kingman, R (9, PR) OBP: 0.245, SLG: 0.407	K			F6		K			6-3 FC6-5 1B 2B	5	0	0	0	0	2	4																		
Ed Goodson, L (1, 5) OBP: 0.358, SLG: 0.461	K					F8			L7 2B 1B	5	1	1	1	0	1	0																		
Gary Matthews, R (1, 7) OBP: 0.397, SLG: 0.454						4-3 BB			F7 HR	4	2	2	2	1	0	0																		
Chris Speier, R (1, 6) OBP: 0.361, SLG: 0.408				F4		4-3			HBP HR 1B 2B	5	3	3	2	0	0	1																		
Dave Rader, L (1, 2) OBP: 0.321, SLG: 0.338				F7		F8			HR 1B F6	4	2	1	0	0	0	2																		
Charlie Williams, R (1, 1) OBP: 0.333, SLG: 0.333 Jim Willoughby, R (4, 1) OBP: 0.256, SLG: 0.348 Bobby Bonds, R (7, PH) OBP: 0.462, SLG: 0.580 Randy Moffitt, R (7, 1) OBP: 0.083, SLG: 0.083	K								1B 2B HR	1	0	0	0	0	1	0																		
Inning Stats	R: 0 E: 0 K: 2 S: 7	H: 0 LOB: 0 BB: 0 P: 7	R: 0 E: 0 K: 2 S: 7	H: 0 LOB: 0 BB: 0 P: 7	R: 0 E: 0 K: 1 S: 5	H: 0 LOB: 0 BB: 0 P: 5	R: 0 E: 0 K: 0 S: 2	H: 0 LOB: 1 BB: 2 P: 10	R: 0 E: 0 K: 0 S: 3	H: 0 LOB: 1 BB: 1 P: 7	R: 1 E: 0 K: 1 S: 7	H: 2 LOB: 1 BB: 0 P: 7	R: 4 E: 0 K: 0 S: 7	H: 4 LOB: 1 BB: 0 P: 8	R: 0 E: 0 K: 0 S: 3	H: 0 LOB: 0 BB: 0 P: 3		R: 9 E: 0 K: 0 S: 11	H: 8 LOB: 1 BB: 1 P: 15	1B: 9 2B: 3 3B: 0 HR: 2	SF: 0 SAC: 0 DP: 1 HBP: 1	WP: 0 PA: 45 PB: 0 SB: 0 CS: 0												
PITCHER	IP WLS BF H R ER SO BB IBB HBP BLK WP HR S P ERA WHIP																																	
J.R. Richard, R (1, 1) ERA: 2.21	6.1	25	4	3	3	6	3	0	0	0	0	0	0	0	34	46	4.26	1.105																
Jim Crawford, L (7, 1) ERA: 3.15	0.0	L	1	0	0	0	0	0	1	0	0	0	0	0	1	1	∞	∞																
Jim Ray, R (7, 1) ERA: 2.8	0.2		4	2	2	2	0	0	0	0	0	1	4	4	27.00	3.000																		
Jim York, R (8, 1) ERA: 4.54	1.0		7	4	4	4	0	0	0	0	0	7	7	36.00	4.000																			
Tom Griffin, R (9, 1) ERA: 5.16	1.0		8	4	5	5	0	1	0	0	0	1	7	11	45.00	5.000																		
Batter	1	2	3	4	5	6	7	8	9	AB	R	H	RBI	BB	SO	LOB	BOTTOM																	
Jimmy Wynn, R (1, 9) OBP: 0.344, SLG: 0.430	SH1-3 1B 2B			F8		6-3			5-3	4	1	1	0	0	0	0	San Francisco Giants @ Houston Astros Astrodome, Houston, TX Fri Jun 29 1973, 8:05 PM EDT Att: 26,395 - Dome																	
Roger Metzger, S (1, 6) OBP: 0.308, SLG: 0.363	SH1-3			1B 2B		FC5-4 1B			1B	3	1	3	0	0	0	0																		
Cesar Cedeno, R (1, 8) OBP: 0.367, SLG: 0.551	E S 6-3 1B			CS 1B		FC5-4 1-2 1B			F2	4	1	2	1	0	0	2																		
Bob Watson, R (1, 7) OBP: 0.416, SLG: 0.448	6-3			1-2 3H 1B		F3			F8	4	0	1	2	0	0	1																		
Lee May, R (1, 3) OBP: 0.297, SLG: 0.429	F7			K		F4			6-3	4	0	0	0	0	1	1																		
Doug Rader, R (1, 5) OBP: 0.315, SLG: 0.382				F8		K			6-3	4	0	1	0	0	1	0																		
Tommy Helms, R (1, 4) OBP: 0.331, SLG: 0.383				E7 G1 1B		G6-4-3 1-2 1B			F7	4	0	3	0	0	0	0																		
Skip Jutze, R (1, 2) OBP: 0.315, SLG: 0.310				G1		G6-4-3 1-2 2-3			F9	4	0	0	0	0	0	4																		
J.R. Richard, R (1, 1) OBP: 0.143, SLG: 0.143 Jim Crawford, L (7, 1) ERA: 5.85 Jim Ray, R (7, 1) ERA: 4.83 Jimmy Stewart, R (7, PH) OBP: 0.206, SLG: 0.250 Jim York, R (8, 1) ERA: 4.54 Tom Griffin, R (9, 1) ERA: 5.16 Rafael Balista, L (9, PH) OBP: 0.050, SLG: 0.429	K								F8	2	0	0	0	0	1	2																		
Inning Stats	R: 2 E: 0 K: 0 S: 5	H: 2 LOB: 0 BB: 0 P: 5	R: 0 E: 1 K: 1 S: 6	H: 1 LOB: 0 BB: 0 P: 6	R: 1 E: 0 K: 1 S: 7	H: 3 LOB: 1 BB: 0 P: 7	R: 0 E: 0 K: 0 S: 4	H: 2 LOB: 1 BB: 0 P: 4	R: 0 E: 0 K: 1 S: 6	H: 1 LOB: 1 BB: 0 P: 6	R: 0 E: 0 K: 0 S: 4	H: 1 LOB: 1 BB: 0 P: 4	R: 0 E: 0 K: 0 S: 3	H: 0 LOB: 0 BB: 0 P: 3	R: 0 E: 0 K: 1 S: 5	H: 0 LOB: 0 BB: 0 P: 5		1B: 9 2B: 2 3B: 0 HR: 0	SF: 0 SAC: 1 DP: 1 HBP: 0	WP: 0 PA: 36 PB: 0 SB: 2 CS: 1														
PITCHER	IP WLS BF H R ER SO BB IBB HBP BLK WP HR S P ERA WHIP																																	
Charlie Williams, R (1, 1) ERA: 5.85	3.0	16	8	3	2	2	0	0	0	0	0	20	20	6.00	2.667																			
Jim Willoughby, R (4, 1) ERA: 4.83	3.0	W	10	2	0	0	1	0	0	0	0	12	12	0.00	0.667																			
Randy Moffitt, R (7, 1) ERA: 2.68	3.0	S	10	1	0	0	1	0	0	0	0	12	12	0.00	0.333																			

AB 40
R 14
H 14
RBI 14
BB 4
SO 6
LOB 13



Batter	1	2	3	4	5	6	7	8	9	AB	R	H	RBI	BB	SO	LOB	TOP										
Gene Locklear, L OBP: 0.311, SLG: 0.273 Ivan Murrell, R OBP: 0.186, SLG: 0.314										4	2	2	0	0	0	0											
Johnny Grubb, L OBP: 0.380, SLG: 0.418										4	1	1	0	0	0	1											
Dave Roberts, R OBP: 0.283, SLG: 0.364										4	0	3	2	0	0	0											
Nate Colbert, R OBP: 0.317, SLG: 0.372										3	0	0	1	0	2	2											
Cito Gaston, R OBP: 0.329, SLG: 0.450 Jerry Morales, R OBP: 0.323, SLG: 0.385										3	0	0	0	0	1	1											
Fred Kendall, R OBP: 0.316, SLG: 0.349										3	0	0	0	0	0	1											
Dwain Anderson, R OBP: 0.222, SLG: 0.125										3	0	0	0	0	2	0											
Rich Morales, R OBP: 0.256, SLG: 0.191										3	0	0	0	0	1	0											
Steve Arlin, R OBP: 0.207, SLG: 0.148										3	0	0	0	0	3	0											
Inning Stats	R: 2 E: 0 K: 0 S: 6	H: 3 LOB: 1 BB: 0 P: 6	R: 0 E: 0 K: 3 S: 9	H: 0 LOB: 0 BB: 0 P: 9	R: 0 E: 0 K: 1 S: 3	H: 0 LOB: 0 BB: 0 P: 3	R: 0 E: 0 K: 1 S: 5	H: 0 LOB: 0 BB: 0 P: 5	R: 0 E: 0 K: 2 S: 7	H: 0 LOB: 0 BB: 0 P: 7	R: 1 E: 0 K: 1 S: 6	H: 2 LOB: 1 BB: 0 P: 6	R: 0 E: 0 K: 1 S: 5	H: 0 LOB: 0 BB: 0 P: 5	R: 0 E: 0 K: 1 S: 4	H: 1 LOB: 1 BB: 0 P: 4	1B: 4 2B: 3 3B: 0 HR: 0	SF: 1 SAC: 0 DP: 1 HBP: 0	WP: 0 PB: 0 SB: 0 CS: 1	PA: 32							
PITCHER	IP	WLS	BF	H	R	ER	SO	BB	IBB	HBP	BLK	WP	HR	S	P	ERA	WHIP										
Ken Forsch, R ERA: 3.21 Jim York, R ERA: 4.43	(1, 1) (9, 1)	8.0 4	28 4	5 1	3 0	3 0	9 0	0 0	0 0	0 0	0 0	0 0	0 0	46 4	46	3.38 0.00	0.625 1.000										

San Diego Padres @ Houston Astros
Astrodome, Houston, TX
Sat Jun 30 1973, 8:05 PM EDT
Att: 19,340 - Dome

AB 31
R 3
H 6
RBI 3
BB 0
SO 9
LOB 6

Batter	1	2	3	4	5	6	7	8	9	AB	R	H	RBI	BB	SO	LOB	BOTTOM										
Jimmy Wynn, R OBP: 0.339, SLG: 0.424										4	0	0	0	0	2	0											
Roger Metzger, S OBP: 0.304, SLG: 0.358										4	0	0	0	0	1	0											
Cesar Cedeno, R OBP: 0.362, SLG: 0.542										4	0	0	0	0	1	0											
Bob Watson, R OBP: 0.415, SLG: 0.446										3	0	1	0	0	0	0											
Lee May, R OBP: 0.298, SLG: 0.428										3	0	1	0	0	2	1											
Doug Rader, R OBP: 0.315, SLG: 0.381										3	0	1	0	0	0	2											
Tommy Helms, R OBP: 0.328, SLG: 0.379										3	0	0	0	0	0	2											
Skip Jutze, R OBP: 0.316, SLG: 0.302										2	0	0	0	1	1	1											
Ken Forsch, R OBP: 0.106, SLG: 0.089 Jimmy Stewart, S OBP: 0.341, SLG: 0.206 Jim York, R	(1, 1) (8, PH) (9, 1)	9.0 W	30 30	3 3	0 0	0 0	7 7	1 1	0 0	0 0	0 0	0 0	0 0	0 0	0 0	0 0											
PITCHER	IP	WLS	BF	H	R	ER	SO	BB	IBB	HBP	BLK	WP	HR	S	P	ERA	WHIP										
Steve Arlin, R ERA: 5.17	(1, 1)	9.0	30	3	0	0	7	1	0	0	0	0	0	43	47	0.00	0.444										

San Diego Padres @ Houston Astros
Astrodome, Houston, TX
Sat Jun 30 1973, 8:05 PM EDT
Att: 19,340 - Dome

AB 29
R 0
H 3
RBI 0
BB 1
SO 7
LOB 7

Batter	1	2	3	4	5	6	7	8	9	AB	R	H	RBI	BB	SO	LOB	TOP			
Gene Locklear, L OBP: 0.295, SLG: 0.257 (1, 7)										4	0	0	0	0	0	0	San Diego Padres @ Houston Astros Astrodome, Houston, TX Sun Jul 01 1973, 4:33 AM EDT Att: 17,524 - Unknown			
Johnny Grubb, L OBP: 0.376, SLG: 0.419 (1, 8)										4	1	1	0	0	0	0				
Dave Roberts, R OBP: 0.276, SLG: 0.354 (1, 5)										4	0	0	0	0	2	1				
Nate Colbert, R OBP: 0.323, SLG: 0.379 (1, 3)										3	2	2	1	1	0	0				
Cito Gaston, R OBP: 0.328, SLG: 0.446 (1, 9)										4	0	1	0	0	1	3				
Fred Kendall, R OBP: 0.319, SLG: 0.368 (1, 2)										4	1	2	3	0	0	1				
Dwain Anderson, R OBP: 0.224, SLG: 0.119 (1, 6)										3	0	0	0	1	1	1				
Rich Morales, R OBP: 0.250, SLG: 0.186 (1, 4)										2	0	0	0	0	0	1				
Jerry Morales, R OBP: 0.326, SLG: 0.388 (7, PH)										1	0	1	0	0	0	0				
Derrel Thomas, S OBP: 0.285, SLG: 0.228 (7, 4)										1	0	0	0	0	0	0				
Bill Greif, R OBP: 0.150, SLG: 0.056 (5, 1)										2	0	0	0	0	2	0				
Gary Ross, R (7, PH)										0	0	0	0	0	0	0				
Leron Lee, L OBP: 0.319, SLG: 0.321 (7, 1)										1	0	0	0	0	2	0				
Mike Caldwell, R OBP: 0.200, SLG: 0.167 (7, 1)										0	0	0	0	0	0	0				
Inning Stats	R: 1 E: 0 K: 1 S: 7	H: 2 LOB: 1 BB: 0 P: 7	R: 0 E: 0 K: 0 S: 2	H: 0 LOB: 0 BB: 1 P: 6	R: 0 E: 0 K: 1 S: 5	H: 0 LOB: 0 BB: 0 P: 5	R: 0 E: 0 K: 0 S: 4	H: 1 LOB: 1 BB: 0 P: 4	R: 0 E: 0 K: 1 S: 5	H: 0 LOB: 0 BB: 0 P: 5	R: 1 E: 0 K: 0 S: 6	H: 3 LOB: 2 BB: 0 P: 6	R: 0 E: 0 K: 2 S: 3	H: 0 LOB: 0 BB: 1 P: 3	R: 2 E: 0 K: 2 S: 8	H: 1 LOB: 0 BB: 1 P: 12	1B: 3 2B: 4 3B: 0 HR: 1	SF: 0 SAC: 0 DP: 1 HBP: 0	WP: 0 PB: 0 SB: 0 CS: 0	PA: 35
PITCHER Don Wilson, R ERA: 3.07 (1, 1)	IP: 9.0 WLS: W BF: 35 H: 7 R: 4 ER: 4 SO: 6 BB: 2 IBB: 0 HBP: 0 BLK: 0 WP: 0 HR: 1 S: 45 P: 53 ERA: 4.00 WHIP: 1.000															PITCHER				

AB	33
R	4
H	7
RBI	4
BB	2
SO	6
LOB	9



Batter	1	2	3	4	5	6	7	8	9	AB	R	H	RBI	BB	SO	LOB	BOTTOM			
Roger Metzger, S OBP: 0.305, SLG: 0.356 (1, 6)										4	0	1	1	1	2	1	San Diego Padres @ Houston Astros Astrodome, Houston, TX Sun Jul 01 1973, 4:33 AM EDT Att: 17,524 - Unknown			
Jesus Alou, R OBP: 0.273, SLG: 0.357 (1, 9)										5	0	0	0	0	1	3				
Cesar Cedeno, R OBP: 0.360, SLG: 0.541 (1, 8)										4	1	1	0	0	1	3				
Bob Watson, R OBP: 0.419, SLG: 0.459 (1, 7)										3	1	2	2	1	0	0				
Doug Rader, R OBP: 0.315, SLG: 0.377 (1, 5)										3	1	0	0	1	0	2				
Lee May, R OBP: 0.300, SLG: 0.429 (1, 3)										4	0	2	0	0	1	1				
Tommy Helms, R OBP: 0.333, SLG: 0.380 (1, 4)										2	2	1	0	2	0	2				
Skip Jutze, R OBP: 0.323, SLG: 0.311 (1, 2)										4	1	2	1	0	0	5				
Don Wilson, R OBP: 0.225, SLG: 0.282 (1, 1)										4	0	1	2	0	3	2				
Inning Stats	R: 0 E: 0 K: 3 S: 9	H: 0 LOB: 0 BB: 0 P: 9	R: 0 E: 0 K: 0 S: 3	H: 0 LOB: 0 BB: 0 P: 3	R: 1 E: 1 K: 1 S: 8	H: 3 LOB: 2 BB: 0 P: 8	R: 3 E: 0 K: 1 S: 7	H: 2 LOB: 1 BB: 2 P: 15	R: 2 E: 1 K: 0 S: 5	H: 3 LOB: 2 BB: 2 P: 13	R: 0 E: 0 K: 1 S: 5	H: 0 LOB: 1 BB: 1 P: 9	R: 0 E: 0 K: 0 S: 5	H: 2 LOB: 2 BB: 0 P: 5	R: 0 E: 0 K: 2 S: 7	H: 0 LOB: 0 BB: 0 P: 7		1B: 7 2B: 2 3B: 0 HR: 1	SF: 0 SAC: 0 DP: 1 HBP: 0	WP: 0 PB: 1 SB: 0 CS: 0
PITCHER Bill Greif, R ERA: 3.38 (1, 1)	IP: 4.1 WLS: L BF: 23 H: 7 R: 6 ER: 6 SO: 5 BB: 2 IBB: 1 HBP: 0 BLK: 0 WP: 0 HR: 1 S: 30 P: 42 ERA: 12.46 WHIP: 2.077															PITCHER				
Gary Ross, R ERA: 5.66 (5, 1)	IP: 1.2 WLS: 7 BF: 1 H: 0 R: 0 ER: 0 SO: 1 BB: 1 IBB: 0 HBP: 0 BLK: 0 WP: 0 HR: 0 S: 7 P: 15 ERA: 0.00 WHIP: 1.200															PITCHER				
Mike Caldwell, L ERA: 4.01 (7, 1)	IP: 2.0 WLS: 8 BF: 2 H: 0 R: 0 ER: 0 SO: 2 BB: 0 IBB: 0 HBP: 0 BLK: 0 WP: 0 HR: 0 S: 12 P: 12 ERA: 0.00 WHIP: 1.000															PITCHER				



Batter	1	2	3	4	5	6	7	8	9	AB	R	H	RBI	BB	SO	LOB	TOP										
Derrel Thomas, S OBP: 0.293, SLG: 0.235 (1, 6)	0-0 1B 1B		4-0 2B BB	0-3 K			0-0 2B 1B	0-0 4-3		4	2	2	0	1	1	2											
Jerry Morales, R OBP: 0.333, SLG: 0.406 (1, 8) (7, 7)	0-0 F9		0-0 1B 2B	0-0 F9			0-0 1B 2B		0-0 SH1-4 HR 1B	5	2	3	3	0	0	3											
Dave Roberts, R OBP: 0.288, SLG: 0.364 (1, 5)	0-0 G6-4-3 1B		0-0 2-3 1B		0-0 F2		0-0 FC1-5 1B		0-0 SH1-4	4	0	3	1	0	0	0											
Nate Colbert, R OBP: 0.324, SLG: 0.377 (1, 3)	0-0 G6-4-3 1-2		0-3 K		0-0 F6		0-0 FC1-5 1B		4-0 HR IBB	4	1	1	1	1	1	4											
Cito Gaston, R OBP: 0.325, SLG: 0.454 (1, 9)		0-0 4-3	0-0 F8		0-0 F3		0-0 FC1-5		0-0 HR	5	1	1	3	0	0	4											
Dave Winfield, R OBP: 0.370, SLG: 0.458 Gene Locklear, L OBP: 0.291, SLG: 0.254 Johnny Grubb, L OBP: 0.381, SLG: 0.422 (1, 7) (7, PH) (7, 8)		0-0 6-3	0-0 6-3			4-0 FC6-4 BB	0-0 F7		0-0 5-3 1B	2	0	0	0	1	0	2											
Rich Morales, R OBP: 0.235, SLG: 0.173 (1, 4)		0-0 F9		0-0 F8		0-0 F6	0-0 L8		0-0 5-3	5	0	0	0	0	0	4											
Pat Corrales, R OBP: 0.344, SLG: 0.433 (1, 2)			0-0 SH 2B 2B	0-3 K SH		0-0 FC6-4 1-2		0-0 4-3	4-0 IBB	4	1	1	0	1	1	1											
Clay Kirby, R OBP: 0.160, SLG: 0.200 Vicente Romo, R (9, 1)			0-0 SH 2B WP	0-0 SH		0-3 K		0-0 F7	0-0 F7	3	1	0	0	0	1	3											
Inning Stats	R: 0 E: 0 K: 0 S: 4	H: 2 LOB: 1 BB: 0 P: 4	R: 0 E: 0 K: 0 S: 3	H: 0 LOB: 0 BB: 0 P: 3	R: 3 E: 1 K: 1 S: 9	H: 3 LOB: 2 BB: 1 P: 13	R: 0 E: 0 K: 2 S: 9	H: 0 LOB: 0 BB: 0 P: 9	R: 0 E: 0 K: 1 S: 5	H: 0 LOB: 1 BB: 1 P: 9	R: 2 E: 0 K: 0 S: 7	H: 4 LOB: 2 BB: 0 P: 7	R: 0 E: 0 K: 0 S: 3	H: 0 LOB: 0 BB: 0 P: 3	R: 3 E: 0 K: 0 S: 6	H: 3 LOB: 2 BB: 2 P: 14	1B: 8 2B: 3 3B: 0 HR: 1	SF: 0 SAC: 3 DP: 1 HBP: 0	WP: 2 PB: 0 SB: 0 CS: 0	PA: 45							
PITCHER	IP	WLS	BF	H	R	ER	SO	BB	IBB	HBP	BLK	WP	HR	S	P	ERA	WHIP										
Jerry Reuss, L ERA: 3.21 Jim York, R ERA: 4.4 Jim Crawford, L ERA: 3.64 Tom Griffin, R ERA: 5.04	(1, 1) (7, 1) (7, 1) (9, 1)	6.0 0.1 2.0 0.2	29 3 10 3	7 2 3 0	5 0 3 0	4 0 3 0	4 0 3 0	2 0 0 0	0 0 1 1	0 0 0 0	0 0 0 0	2 0 1 0	0 3 9 2	35 3 13 6	43 3 3 6	6.00 0.00 13.50 0.00	1.500 6.000 1.500 0.000										

San Diego Padres @ Houston Astros
Astrodome, Houston, TX
Mon Jul 02 1973, 8:05 PM EDT
Att: 16,929 - Dome

AB	38
R	8
H	12
RBI	8
BB	4
SO	4
LOB	25



Batter	1	2	3	4	5	6	7	8	9	AB	R	H	RBI	BB	SO	LOB	BOTTOM										
Roger Metzger, S OBP: 0.304, SLG: 0.361 (1, 6)	0-0 6-3			0-0 G3			0-0 4-3		0-0 F8	5	0	1	0	0	0	2											
Jesus Alou, R OBP: 0.286, SLG: 0.362 (1, 9)	0-0 BB 1B	0-0 F9			0-3 K		0-0 G5-4-3 1B		0-0 G4-6-3	5	1	2	0	0	1	3											
Cesar Cedeno, R OBP: 0.362, SLG: 0.541 Jimmy Wynn, R OBP: 0.342, SLG: 0.437 (1, 8) (3, 8)	4-0 1B E BB		0-0 HR		0-0 1B 2B 1B		0-0 G5-4-3 1-2			0	1	0	0	1	0	0											
Bob Watson, R OBP: 0.420, SLG: 0.459 (1, 7)	0-0 F4		0-0 1B		0-0 2B 1B		0-0 4-3			4	1	2	0	0	0	2											
Doug Rader, R OBP: 0.317, SLG: 0.382 (1, 5)	0-0 E 1-3 2-H 1B		0-0 F9		0-0 1-2 2B 1B			0-0 6-3		4	0	2	3	0	0	1											
Rafael Batista, L OBP: 0.333, SLG: 0.273 (1, 3)	0-0 E4 PB 1-3 3-H 1B		0-0 F7		0-3 K		0-0 4-3			4	0	0	0	0	1	3											
Tommy Helms, R OBP: 0.329, SLG: 0.375 (1, 4)	0-0 F7		0-0 F4		0-0 F9			0-0 4-3		4	0	0	0	0	0	4											
Skip Jutze, R OBP: 0.320, SLG: 0.301 (1, 2)		0-0 6-3		0-0 6-3		0-0 6-3			4-0 G4-6-3 1B BB	3	0	0	0	1	0	0											
Jerry Reuss, L OBP: 0.288, SLG: 0.200 Jim York, R OBP: 0.222, SLG: 0.333 Tom Griffin, R OBP: 0.286, SLG: 0.300 Bob Gallagher, L OBP: 0.160, SLG: 0.333 (1, 1) (7, 1) (7, 1) (9, PH) (9, PH)		0-3 K		0-3 K		0-3 K			0-0 G4-6-3 1-2 1B	3	0	0	0	0	3	0											
Inning Stats	R: 2 E: 1 K: 0 S: 6	H: 2 LOB: 2 BB: 1 P: 10	R: 0 E: 0 K: 1 S: 6	H: 1 LOB: 0 BB: 0 P: 6	R: 1 E: 0 K: 0 S: 5	H: 2 LOB: 1 BB: 0 P: 5	R: 0 E: 0 K: 1 S: 5	H: 0 LOB: 0 BB: 0 P: 5	R: 2 E: 0 K: 2 S: 10	H: 3 LOB: 1 BB: 0 P: 10	R: 0 E: 0 K: 0 S: 3	H: 1 LOB: 0 BB: 0 P: 3	R: 0 E: 0 K: 0 S: 3	H: 0 LOB: 0 BB: 0 P: 3	R: 0 E: 0 K: 0 S: 3	H: 1 LOB: 2 BB: 1 P: 7	1B: 7 2B: 1 3B: 1 HR: 1	SF: 0 SAC: 0 DP: 2 HBP: 0	WP: 0 PB: 1 SB: 0 CS: 0	PA: 38							
PITCHER	IP	WLS	BF	H	R	ER	SO	BB	IBB	HBP	BLK	WP	HR	S	P	ERA	WHIP										
Clay Kirby, R ERA: 4.84 Vicente Romo, R ERA: 3.4	(1, 1) (9, 1)	8.0 1.0	36 2	10 0	0 0	4 0	5 0	2 0	0 0	0 0	0 0	0 0	1 2	44 2	52	4.50 0.00	1.500 0.000										

San Diego Padres @ Houston Astros
Astrodome, Houston, TX
Mon Jul 02 1973, 8:05 PM EDT
Att: 16,929 - Dome


AB	36
R	5
H	10
RBI	4
BB	2
SO	5
LOB	16



Batter	1	2	3	4	5	6	7	8	9	AB	R	H	RBI	BB	SO	LOB	TOP					
Tommie Agee, R OBP: 0.301, SLG: 0.387	0-0 4-3		0-0 1B			0-3 K		0-0 1B		4	0	2	0	0	1	0	Houston Astros @ Atlanta Braves Atlanta Stadium, Atlanta, GA Tue Jul 03 1973, 7:05 PM EDT Att: 22,894 - Unknown					
Roger Metzger, S OBP: 0.303, SLG: 0.359	0-0 F8		0-3 K			0-0 F7		0-0 1B		4	0	1	0	0	1	1						
Jimmy Wynn, R OBP: 0.344, SLG: 0.436	4-0 FC6 BB			0-0 E6 G4-6-3		0-0 CS 1B		0-0 5-3		3	0	1	0	1	0	2						
Bob Watson, R OBP: 0.415, SLG: 0.453	0-0 FC6			0-0 G4-6-3		0-0 CS	0-0 6-3	0-0 6-3		4	0	0	0	0	0	4						
Doug Rader, R OBP: 0.319, SLG: 0.384		0-0 L6		0-0 6-3			0-0 1B		0-0 FC4-6 1B	4	0	2	0	0	0	0						
Lee May, R OBP: 0.300, SLG: 0.426		0-0 G5-4-3 1B			0-0 L9		0-3 K		0-0 P5	4	0	1	0	0	1	2						
Tommy Helms, R OBP: 0.331, SLG: 0.376		0-0 G5-4-3			0-0 F8		0-0 1B		0-0 FC4-6 1B	4	0	2	0	0	0	1						
Skip Jutze, R OBP: 0.318, SLG: 0.299			0-0 L4		0-0 1B		0-0 F9		0-0 FC4-6	4	0	1	0	0	0	4						
Dave Roberts, L OBP: 0.132, SLG: 0.132			0-0 3-1		0-0 4-3			0-3 K	0-0 5-3	2	0	0	0	0	0	1						
Rafael Batista, L OBP: 0.308, SLG: 0.250 Tom Griffin, R OBP: 0.293, SLG: 0.293										1	0	0	0	0	1	0						
										0	0	0	0	0	0	0	0					
										1	0	0	0	0	0	2						
Inning Stats	R: 0 E: 0 K: 0 S: 3	H: 0 LOB: 1 BB: 1 P: 7	R: 0 E: 0 K: 0 S: 3	H: 1 LOB: 0 BB: 0 P: 3	R: 0 E: 0 K: 1 S: 6	H: 1 LOB: 1 BB: 0 P: 6	R: 0 E: 1 K: 0 S: 3	H: 0 LOB: 0 BB: 0 P: 3	R: 0 E: 0 K: 0 S: 4	H: 1 LOB: 1 BB: 0 P: 4	R: 0 E: 0 K: 1 S: 5	H: 1 LOB: 0 BB: 0 P: 5	R: 0 E: 0 K: 1 S: 7	H: 2 LOB: 2 BB: 0 P: 7	R: 0 E: 0 K: 1 S: 7	H: 2 LOB: 2 BB: 0 P: 7	R: 0 E: 0 K: 0 S: 5	H: 2 LOB: 2 BB: 0 P: 5	1B: 10 2B: 0 3B: 0 HR: 0	SF: 0 SAC: 0 DP: 2 HBP: 0	WP: 0 PB: 0 SB: 0 CS: 1	PA: 37
PITCHER Carl Morton, R ERA: 3.45	IP: 9.0 WLS: W BF: 36 H: 10 R: 0 ER: 0 SO: 4 BB: 1 IBB: 0 HBP: 0 BLK: 0 WP: 0 HR: 0 S: 43 P: 47 ERA: 0.00 WHIP: 1.222															PITCHER						

Batter	1	2	3	4	5	6	7	8	9	AB	R	H	RBI	BB	SO	LOB	BOTTOM			
Ralph Garr, L OBP: 0.293, SLG: 0.356	0-0 F7		0-0 G1-6-4 1B		0-3 K		0-0 1-3			4	0	1	0	0	1	1	Houston Astros @ Atlanta Braves Atlanta Stadium, Atlanta, GA Tue Jul 03 1973, 7:05 PM EDT Att: 22,894 - Unknown			
Marty Perez, R OBP: 0.304, SLG: 0.299	0-0 1B		0-0 G1-6-4		0-0 5-3			0-0 F3		4	0	1	0	0	0	1				
Darrell Evans, L OBP: 0.404, SLG: 0.575	0-0 F9		0-0 1B		0-0 1B	0-0 F7		0-0 PB 2B		4	0	2	0	0	0	1				
Hank Aaron, R OBP: 0.347, SLG: 0.540 Sonny Jackson, L OBP: 0.294, SLG: 0.259	0-3 K		0-0 5-3			0-3 K		4-0 PB IBB		3	0	0	0	1	2	2				
Dusty Baker Jr., R OBP: 0.353, SLG: 0.399		0-0 1B 3-1 1B		0-0 S 1B		0-0 S 1B		0-0 L8		4	1	3	0	0	0	2				
Davey Johnson, R OBP: 0.356, SLG: 0.484		0-0 G3 3-1 1B		0-0 F9		0-3 K		0-0 F9		4	0	1	0	0	1	4				
Mike Lum, L OBP: 0.357, SLG: 0.456		0-0 3-1		0-3 K			0-0 FC1-6 1B			3	0	1	1	0	1	2				
Johnny Oates, L OBP: 0.293, SLG: 0.309		0-0 G3		0-0 6-3			0-0 FC1-6		0-0 P6	3	0	0	0	0	0	3				
Carl Morton, R OBP: 0.213, SLG: 0.289		0-0 F9			0-3 K					3	0	0	0	0	1	2				
Inning Stats	R: 0 E: 0 K: 1 S: 6	H: 1 LOB: 1 BB: 0 P: 6	R: 1 E: 0 K: 0 S: 5	H: 2 LOB: 1 BB: 0 P: 5	R: 0 E: 0 K: 1 S: 4	H: 2 LOB: 1 BB: 0 P: 4	R: 0 E: 0 K: 1 S: 6	H: 1 LOB: 0 BB: 0 P: 6	R: 0 E: 0 K: 2 S: 7	H: 0 LOB: 0 BB: 0 P: 7	R: 0 E: 0 K: 2 S: 8	H: 1 LOB: 1 BB: 0 P: 8	R: 0 E: 0 K: 0 S: 4	H: 1 LOB: 1 BB: 0 P: 4	R: 0 E: 0 K: 0 S: 4	H: 1 LOB: 3 BB: 1 P: 8		1B: 8 2B: 1 3B: 0 HR: 0	SF: 0 SAC: 0 DP: 1 HBP: 0	WP: 0 PB: 1 SB: 2 CS: 0
PITCHER Dave Roberts, L ERA: 2.78 Tom Griffin, R ERA: 4.89	IP: 7.0 WLS: L BF: 28 H: 8 R: 1 ER: 1 SO: 6 BB: 0 IBB: 0 HBP: 0 BLK: 0 WP: 0 HR: 0 S: 40 P: 40 ERA: 1.29 WHIP: 1.143															PITCHER				

AB	35
R	0
H	10
RBI	0
BB	1
SO	4
LOB	17

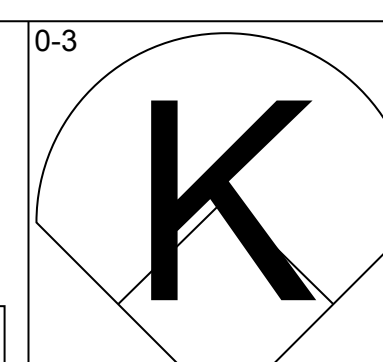
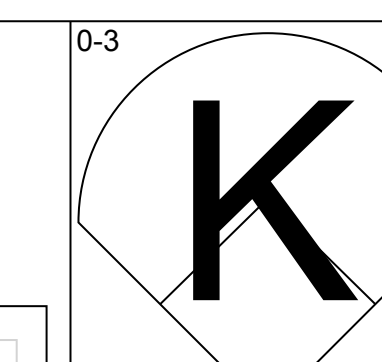
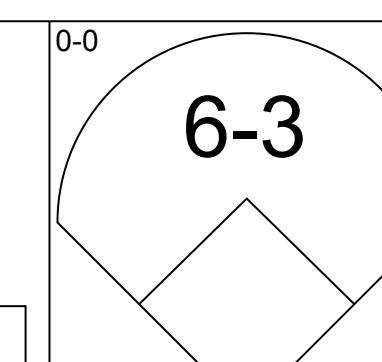
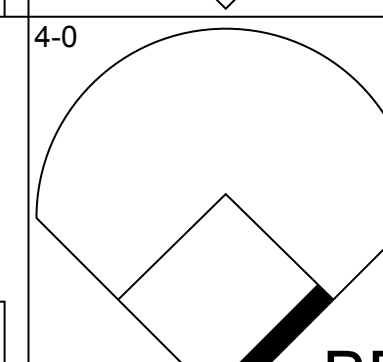
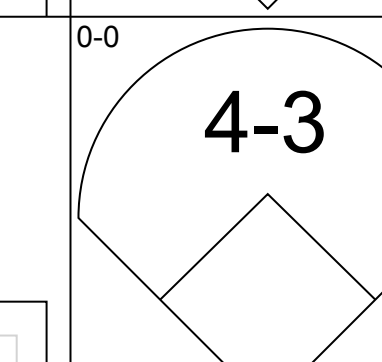
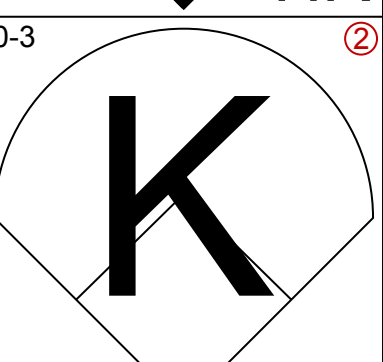
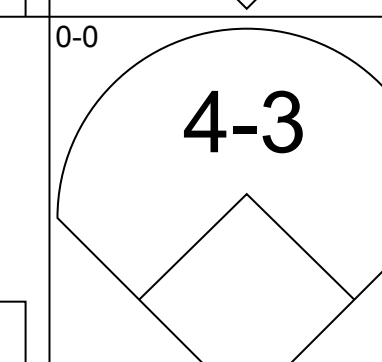
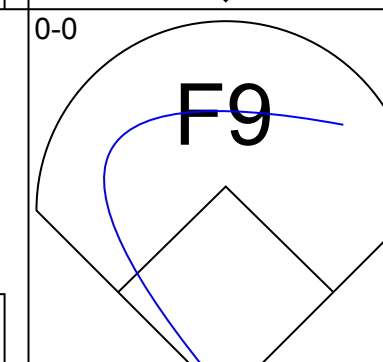
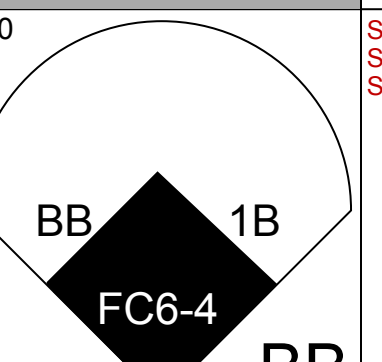
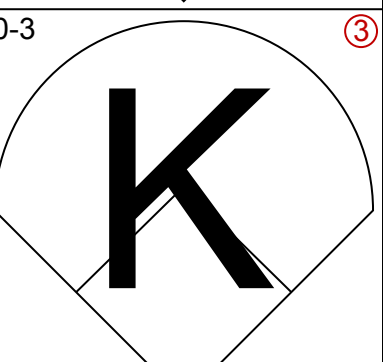
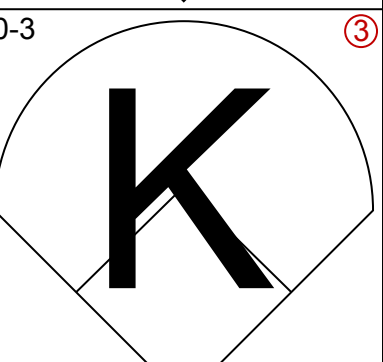
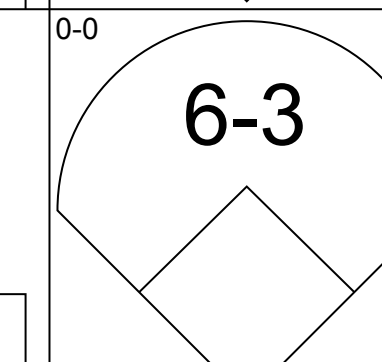
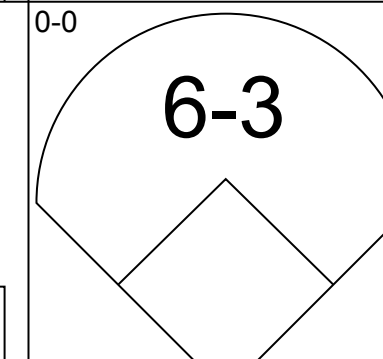
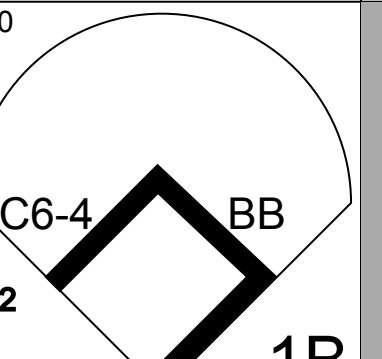


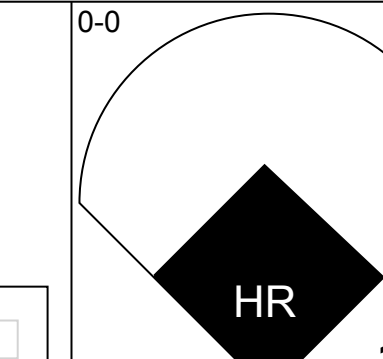
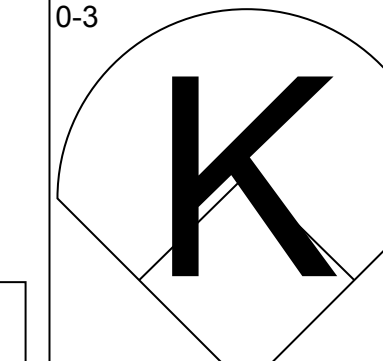
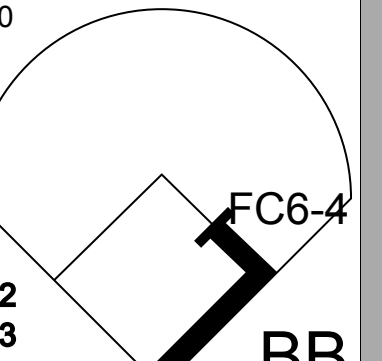

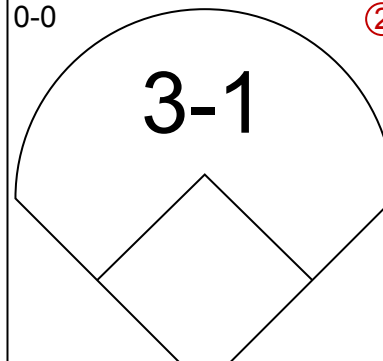
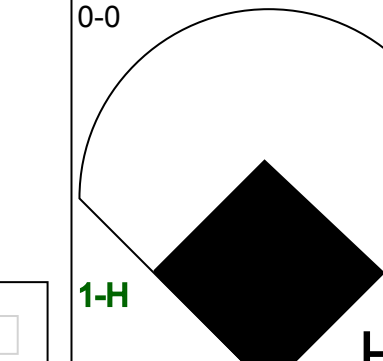
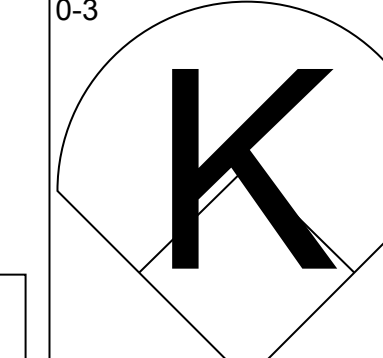

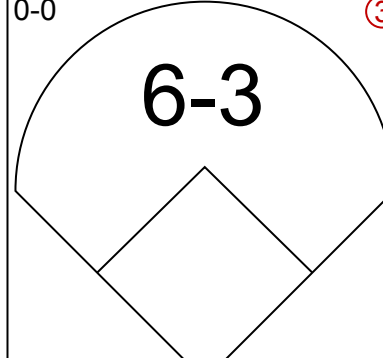
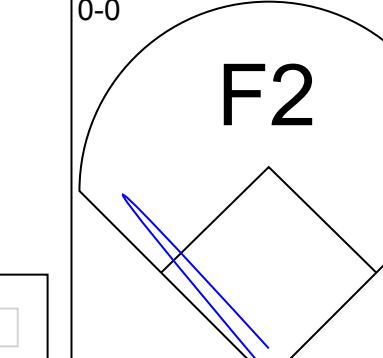
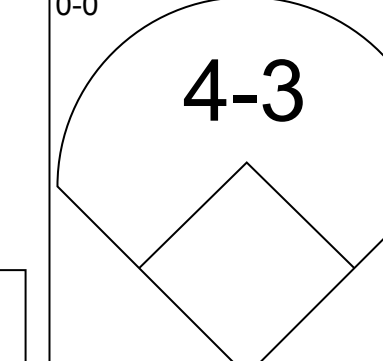
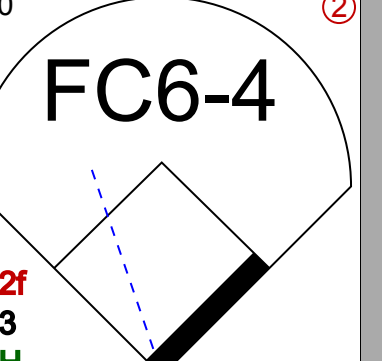
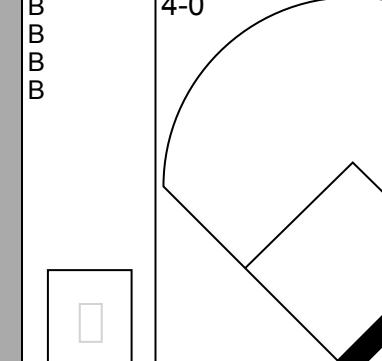
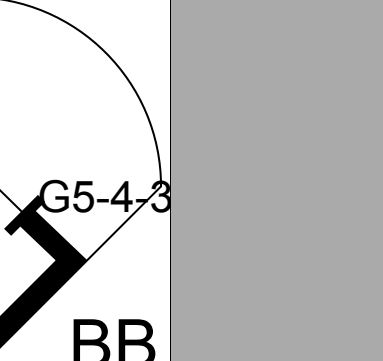
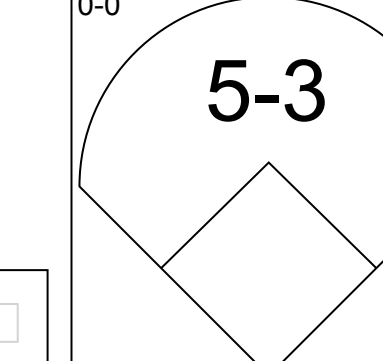
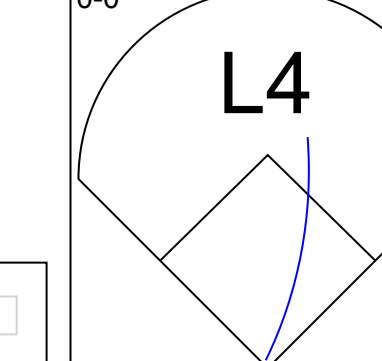
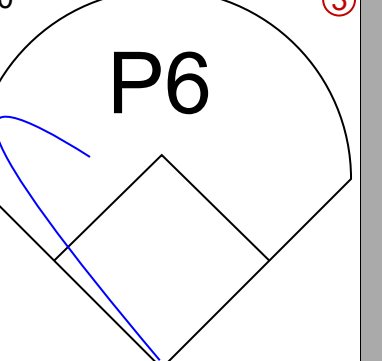
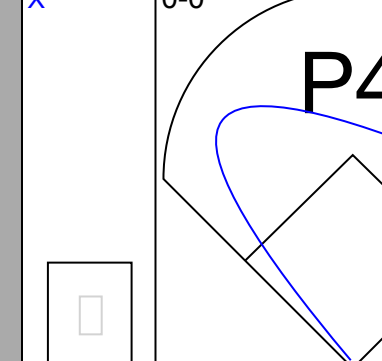
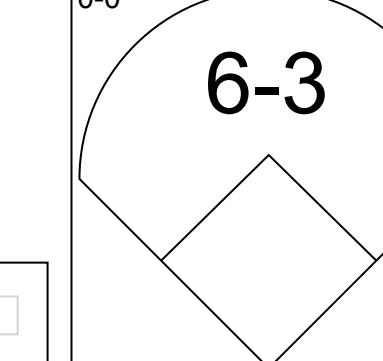
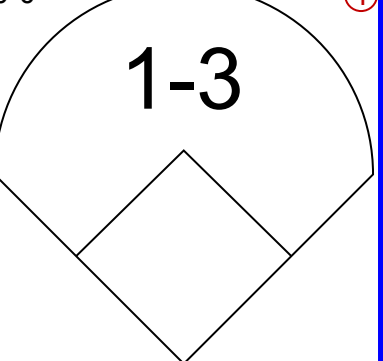
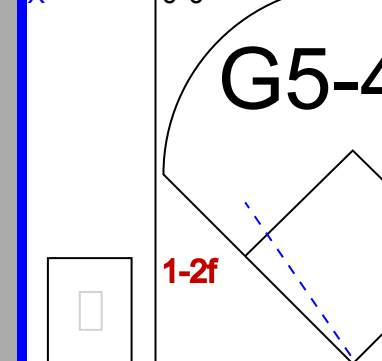
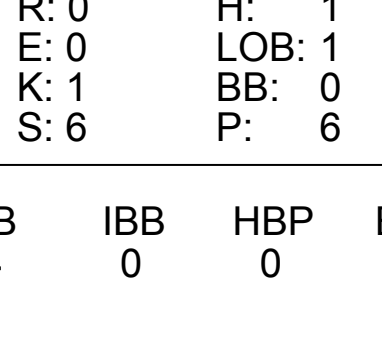


Batter	1	2	3	4	5	6	7	8	9	AB	R	H	RBI	BB	SO	LOB	TOP								
Tommie Agee, R OBP: 0.309, SLG: 0.423 (1, 8)										6	2	3	1	0	0	0	Houston Astros @ Atlanta Braves Atlanta Stadium, Atlanta, GA Wed Jul 04 1973, 3:33 AM EDT Unknown								
Roger Metzger, S OBP: 0.303, SLG: 0.360 (1, 6)										5	2	2	1	0	0	0									
Jimmy Wynn, R OBP: 0.347, SLG: 0.434 (1, 9)										4	2	1	0	2	1	2									
Bob Watson, R OBP: 0.417, SLG: 0.454 (1, 7)										4	2	1	2	2	1	1									
Doug Rader, R OBP: 0.323, SLG: 0.397 (1, 5)										5	2	3	2	0	1	4									
Lee May, R OBP: 0.298, SLG: 0.420 (1, 3)										4	0	0	0	1	2	2									
Tommy Helms, R OBP: 0.332, SLG: 0.378 Hector Torres, R OBP: 0.167, SLG: 0.079 (1, 4) (9, 4)										4	0	1	1	1	0	4									
Skip Jutze, R OBP: 0.330, SLG: 0.314 (1, 2)										5	0	3	2	0	1	1									
J.R. Richard, R OBP: 0.100, SLG: 0.100 Jim Crawford, L OBP: 0.273, SLG: 0.364 (1, 1) (6, 1)										3	0	0	0	0	1	3									
Inning Stats	R: 4 E: 0 K: 1 S: 10	H: 5 LOB: 2 BB: 1 P: 14	R: 0 E: 0 K: 0 S: 3	H: 0 LOB: 2 BB: 2 P: 11	R: 0 E: 0 K: 1 S: 6	H: 1 LOB: 1 BB: 0 P: 6	R: 4 E: 2 K: 2 S: 11	H: 3 LOB: 1 BB: 1 P: 15	R: 1 E: 0 K: 2 S: 8	H: 1 LOB: 0 BB: 0 P: 8	R: 0 E: 0 K: 0 S: 4	H: 1 LOB: 1 BB: 0 P: 4	R: 1 E: 0 K: 0 S: 5	H: 2 LOB: 1 BB: 0 P: 5	R: 1 E: 0 K: 1 S: 7	H: 2 LOB: 2 BB: 1 P: 11		R: 0 E: 0 K: 1 S: 5	H: 0 LOB: 1 BB: 1 P: 9	1B: 10 2B: 3 3B: 0 HR: 2	SF: 1 SAC: 0 DP: 0 HBP: 0	WP: 0 PB: 0 SB: 1 CS: 0	PA: 49		
PITCHER	IP	WLS	BF	H	R	ER	SO	BB	IBB	HBP	BLK	WP	HR	S	P	ERA	WHIP								
Ron Reed, R ERA: 4.39 (1, 1)	3.2	L	25	9	8	4	3	3	1	0	0	0	0	27	43	9.82	3.273								
Adrian Devine, R ERA: 6.94 (4, 1)	3.1		14	4	2	2	3	0	0	0	0	0	1	20	20	5.40	1.200								
Tom House, L ERA: 5.28 (8, 1)	1.0		6	2	1	1	1	1	0	0	0	0	1	7	11	9.00	3.000								
Danny Frisella, R ERA: 4.28 (9, 1)	1.0		4	0	0	0	1	1	0	0	0	0	0	5	9	0.00	1.000								

Batter	1	2	3	4	5	6	7	8	9	AB	R	H	RBI	BB	SO	LOB	BOTTOM								
Sonny Jackson, L OBP: 0.298, SLG: 0.259 (1, 6)										4	0	1	0	1	0	1	Houston Astros @ Atlanta Braves Atlanta Stadium, Atlanta, GA Wed Jul 04 1973, 3:33 AM EDT Unknown								
Mike Lum, L OBP: 0.358, SLG: 0.453 (1, 7)										4	2	1	0	1	2	4									
Darrell Evans, L OBP: 0.404, SLG: 0.582 (1, 5)										5	1	2	2	0	1	4									
Dusty Baker Jr., R OBP: 0.352, SLG: 0.397 (1, 8)										4	0	1	0	0	0	1									
Ralph Garr, L OBP: 0.296, SLG: 0.358 (1, 9)										4	0	2	0	0	0	1									
Frank Tepedino, L OBP: 0.282, SLG: 0.368 (1, 3)										4	1	2	1	0	1	1									
Davey Johnson, R OBP: 0.354, SLG: 0.481 (1, 4)										4	0	1	0	0	1	3									
Paul Casanova, R OBP: 0.208, SLG: 0.255 (1, 2)										4	0	0	0	0	0	4									
Ron Reed, R OBP: 0.268, SLG: 0.227 Adrian Devine, R OBP: 0.333, SLG: 0.333 Chuck Gotsis, R OBP: 0.292, SLG: 0.308 Tom House, L OBP: 0.167, SLG: 0.079 Danny Frisella, L OBP: 0.273, SLG: 0.364 Dick Dietz, R OBP: 0.270, SLG: 0.333 (1, 1) (4, 1) (7, PH) (8, 1) (9, 1) (9, PH)										1	0	0	0	0	1	1									
Inning Stats	R: 1 E: 1 K: 1 S: 7	H: 2 LOB: 0 BB: 0 P: 7	R: 1 E: 0 K: 1 S: 6	H: 2 LOB: 0 BB: 0 P: 6	R: 0 E: 0 K: 0 S: 3	H: 1 LOB: 1 BB: 1 P: 7	R: 0 E: 0 K: 1 S: 6	H: 1 LOB: 0 BB: 0 P: 6	R: 2 E: 0 K: 1 S: 6	H: 1 LOB: 0 BB: 1 P: 10	R: 0 E: 0 K: 1 S: 5	H: 0 LOB: 0 BB: 0 P: 5	R: 0 E: 0 K: 1 S: 7	H: 2 LOB: 2 BB: 0 P: 7	R: 0 E: 0 K: 0 S: 5	H: 2 LOB: 2 BB: 0 P: 5		R: 0 E: 0 K: 1 S: 6	H: 1 LOB: 1 BB: 0 P: 6	1B: 10 2B: 0 3B: 0 HR: 2	SF: 0 SAC: 0 DP: 1 HBP: 0	WP: 2 PB: 1 SB: 0 CS: 1	PA: 39		
PITCHER	IP	WLS	BF	H	R	ER	SO	BB	IBB	HBP	BLK	WP	HR	S	P	ERA	WHIP								
J.R. Richard, R ERA: 2.84 (1, 1)	5.0	W	22	7	4	3	4	2	0	0	0	1	2	28	36	5.40	1.800								
Jim Crawford, L ERA: 3.33 (6, 1)	4.0	S	17	5	0	0	3	0	0	0	0	1	0	23	23	0.00	1.250								

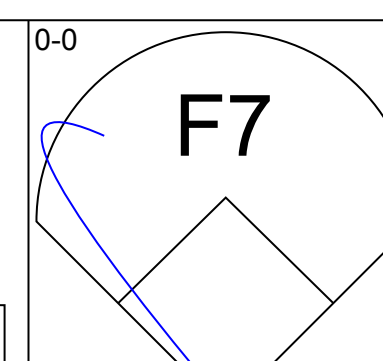
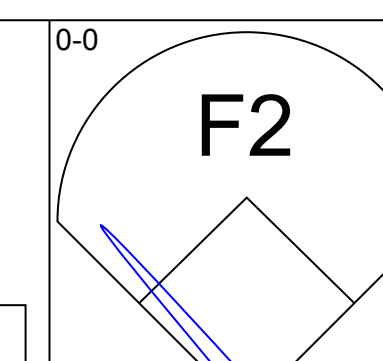
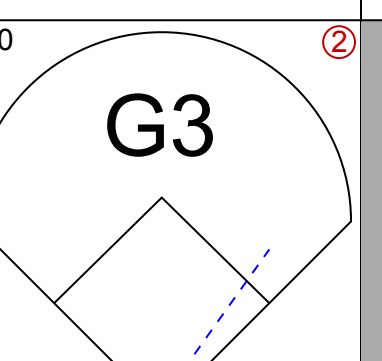
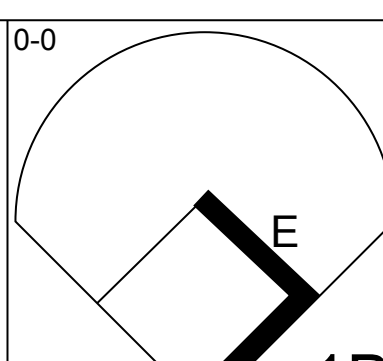
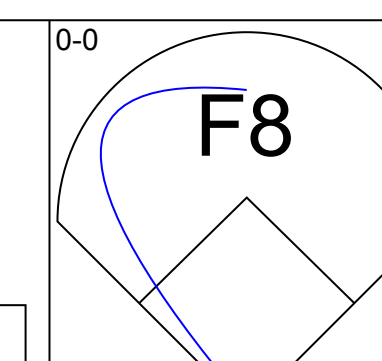
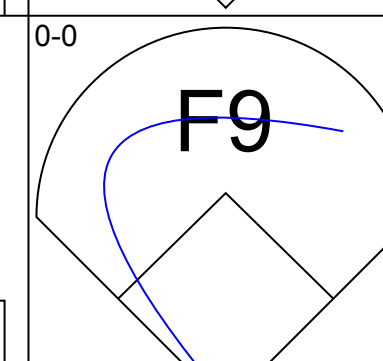
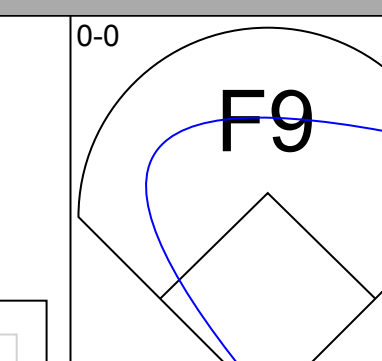
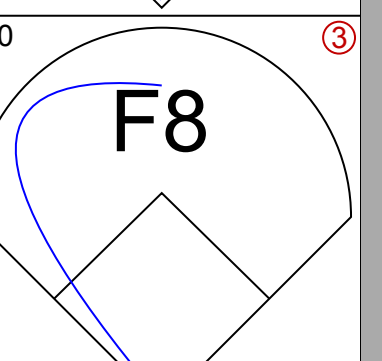
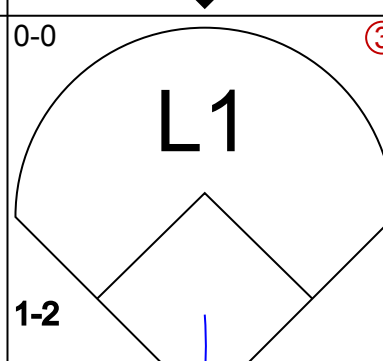
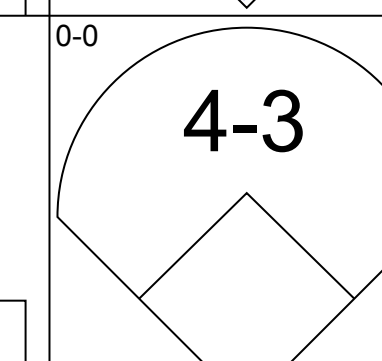
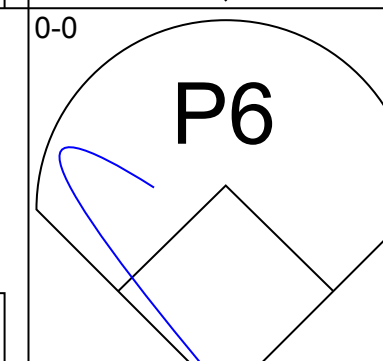
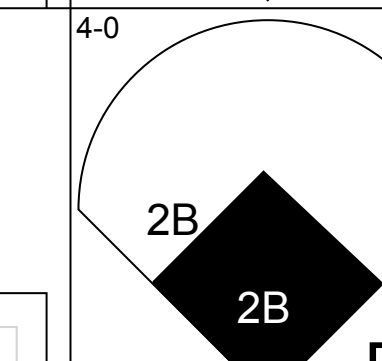

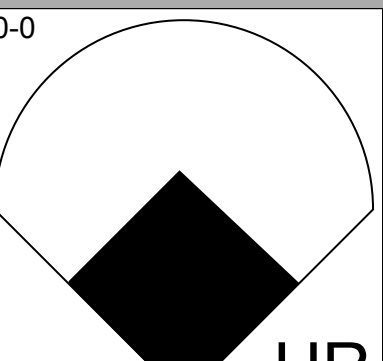
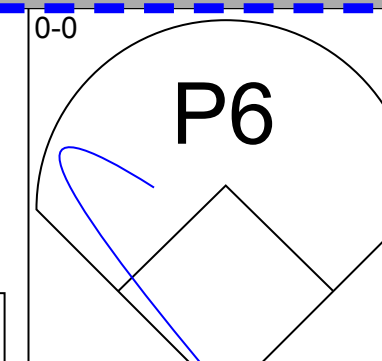
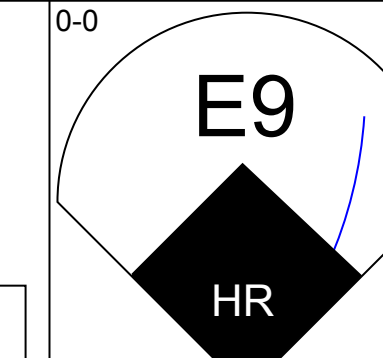
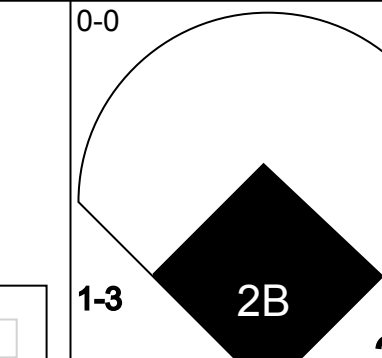

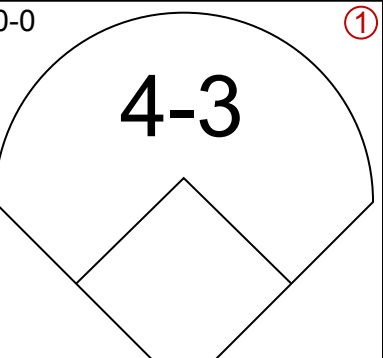
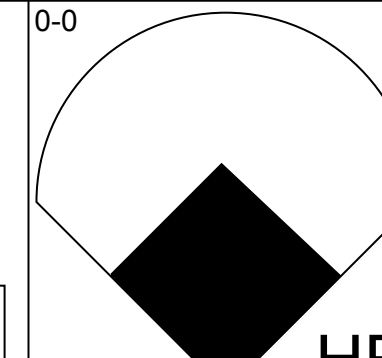
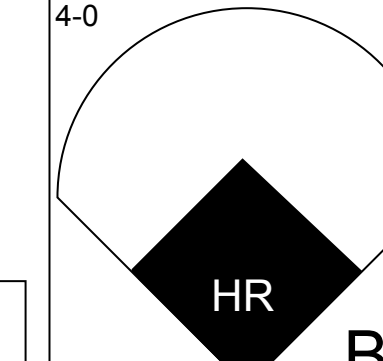
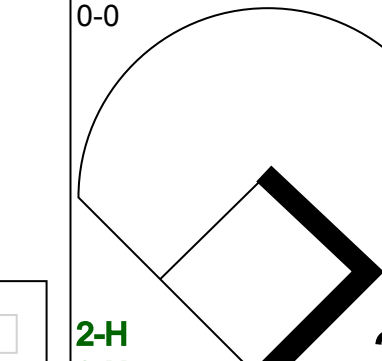

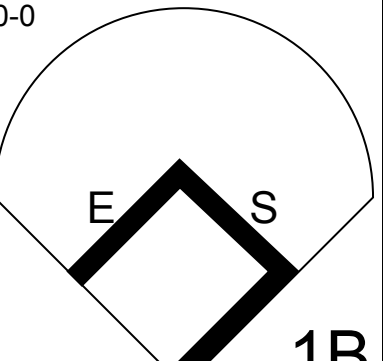

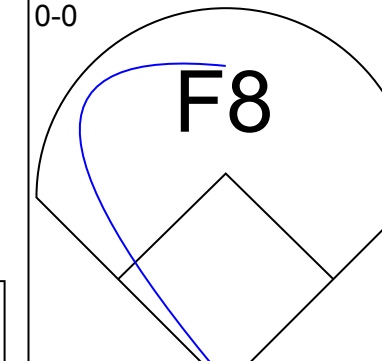
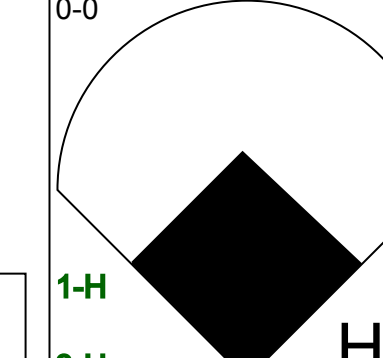
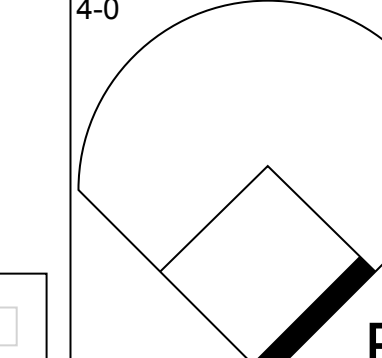

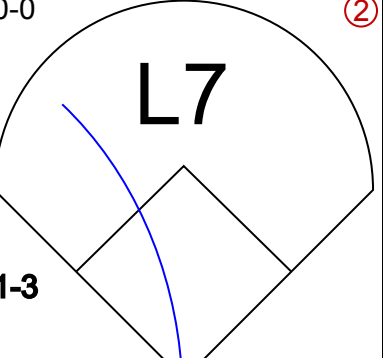
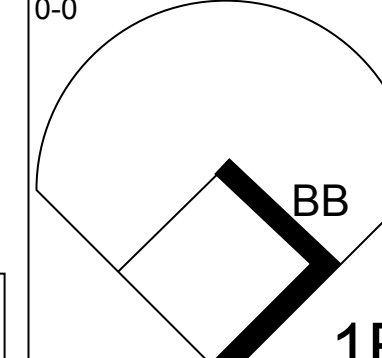
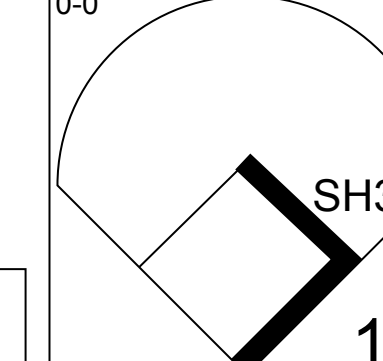
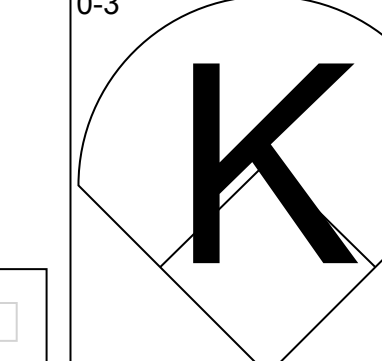

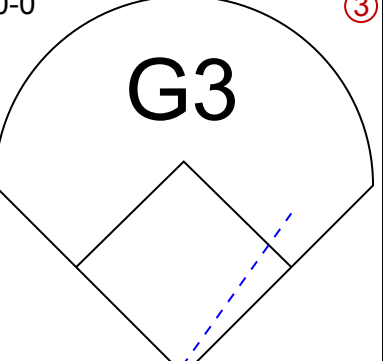
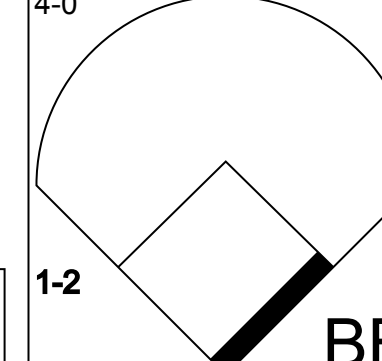
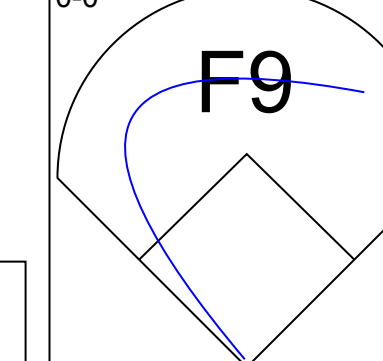
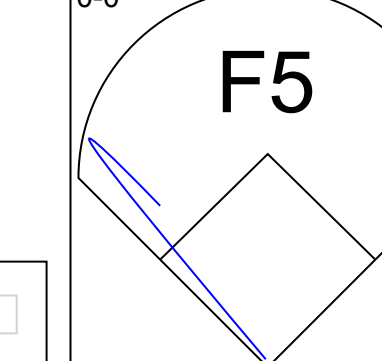
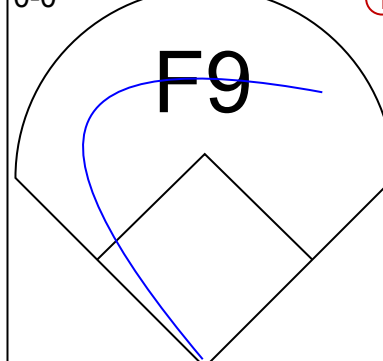
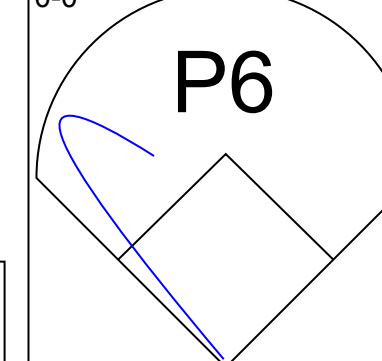
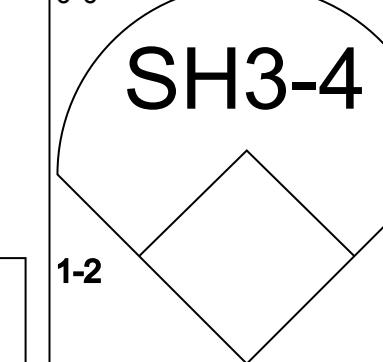

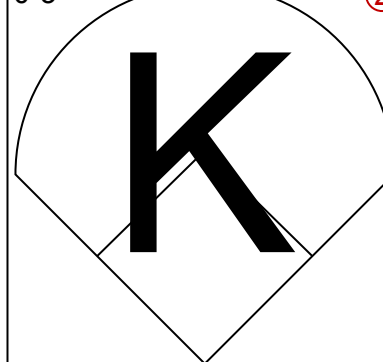
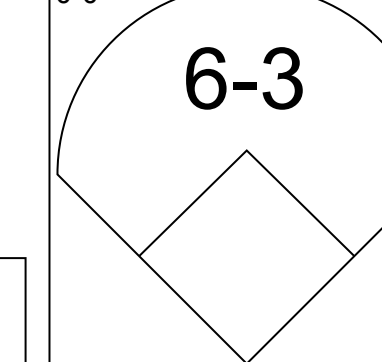
AB	42
R	11
H	15
RBI	9
BB	6
SO	8
LOB	19



Batter	1	2	3	4	5	6	7	8	9	AB	R	H	RBI	BB	SO	LOB	TOP			
Tommie Agee, R OBP: 0.317, SLG: 0.478 (1, 8)										4	1	1	1	0	2	1	Houston Astros @ Atlanta Braves Atlanta Stadium, Atlanta, GA Thu Jul 05 1973, 7:05 PM EDT Att: 5,340 - Unknown			
Roger Metzger, S OBP: 0.309, SLG: 0.367 (1, 6)										3	0	0	0	1	1					
Jimmy Wynn, R OBP: 0.344, SLG: 0.423 (1, 9)										3	1	0	0	1	1					
Bob Watson, R OBP: 0.423, SLG: 0.458 (1, 7)										4	1	2	0	0	0	1				
Doug Rader, R OBP: 0.327, SLG: 0.417 (1, 5)										3	1	1	2	1	1	0				
Lee May, R OBP: 0.296, SLG: 0.424 (1, 3)										4	0	0	0	0	2	3				
Tommy Helms, R OBP: 0.329, SLG: 0.369 (1, 4)										3	0	0	1	1	0	2				
Skip Jutze, R OBP: 0.322, SLG: 0.306 (1, 2)										4	0	0	0	0	0	3				
Don Wilson, R OBP: 0.238, SLG: 0.293 Jim York, R (5, 1)										2	0	1	0	0	0	0				
Cesar Cedeno, R OBP: 0.361, SLG: 0.539 Cecil Upshaw, R (7, 1)										0	0	0	0	0	0	1				
										0	0	0	0	0	0	0				
Inning Stats	R: 0 E: 0 K: 1 S: 5	H: 0 LOB: 1 BB: 1 P: 9	R: 0 E: 0 K: 2 S: 7	H: 0 LOB: 0 BB: 0 P: 7	R: 0 E: 0 K: 1 S: 6	H: 1 LOB: 1 BB: 0 P: 6	R: 1 E: 0 K: 1 S: 6	H: 1 LOB: 2 BB: 2 P: 14	R: 1 E: 0 K: 2 S: 8	H: 1 LOB: 0 BB: 0 P: 8	R: 0 E: 0 K: 0 S: 3	H: 0 LOB: 0 BB: 1 P: 6	R: 0 E: 0 K: 0 S: 3	H: 0 LOB: 0 BB: 0 P: 3	R: 2 E: 0 K: 0 S: 5	H: 2 LOB: 0 BB: 0 P: 5	1B: 3 2B: 0 3B: 0 HR: 2	SF: 0 SAC: 0 DP: 1 HBP: 0	WP: 0 PB: 0 SB: 0 CS: 0	PA: 35
PITCHER Roric Harrison, R ERA: 2.95 (1, 1)	IP: 9.0 WLS: W BF: 35 H: 5 R: 4 ER: 4 SO: 7 BB: 4 IBB: 0 HBP: 0 BLK: 0 WP: 0 HR: 2 S: 45 P: 61 ERA: 4.00 WHIP: 1.000															PITCHER				

AB	31
R	4
H	5
RBI	4
BB	4
SO	7
LOB	13



Batter	1	2	3	4	5	6	7	8	9	AB	R	H	RBI	BB	SO	LOB	BOTTOM			
Sonny Jackson, L OBP: 0.291, SLG: 0.270 (1, 6)										5	0	1	0	0	0	1	Houston Astros @ Atlanta Braves Atlanta Stadium, Atlanta, GA Thu Jul 05 1973, 7:05 PM EDT Att: 5,340 - Unknown			
Ralph Garr, L OBP: 0.299, SLG: 0.373 (1, 9)										5	0	0	0	0	0	1				
Darrell Evans, L OBP: 0.403, SLG: 0.582 (1, 5)										3	2	1	1	1	0	0				
Mike Lum, L OBP: 0.364, SLG: 0.470 (1, 7)										4	3	2	1	0	0	0				
Dusty Baker Jr., R OBP: 0.357, SLG: 0.403 (1, 8)										3	1	2	2	1	0	0				
Davey Johnson, R OBP: 0.380, SLG: 0.512 (1, 4)										3	1	2	3	1	0	1				
Frank Tepedino, L OBP: 0.295, SLG: 0.357 (1, 3)										3	0	1	0	1	1	3				
Johnny Oates, L OBP: 0.291, SLG: 0.305 (1, 2)										4	0	0	0	0	0	5				
Roric Harrison, R OBP: 0.083, SLG: 0.250 (1, 1)										3	0	0	0	0	2	0				
Inning Stats	R: 0 E: 0 K: 0 S: 3	H: 0 LOB: 0 BB: 0 P: 3	R: 3 E: 1 K: 0 S: 6	H: 2 LOB: 1 BB: 1 P: 10	R: 2 E: 0 K: 1 S: 7	H: 2 LOB: 2 BB: 2 P: 15	R: 0 E: 0 K: 1 S: 5	H: 0 LOB: 0 BB: 0 P: 5	R: 1 E: 0 K: 0 S: 5	H: 2 LOB: 1 BB: 0 P: 5	R: 0 E: 1 K: 1 S: 6	H: 1 LOB: 1 BB: 0 P: 6	R: 1 E: 0 K: 0 S: 5	H: 2 LOB: 2 BB: 1 P: 9	R: 0 E: 0 K: 0 S: 3	H: 0 LOB: 0 BB: 0 P: 3	1B: 4 2B: 2 3B: 0 HR: 3	SF: 0 SAC: 1 DP: 0 HBP: 0	WP: 0 PB: 0 SB: 1 CS: 0	PA: 38
PITCHER Don Wilson, R ERA: 3.32 Jim York, R ERA: 4.23 Cecil Upshaw, R ERA: 5.32 (1, 1)	IP: 4.1 WLS: L BF: 23 H: 6 R: 1 ER: 0 SO: 1 BB: 0 IBB: 0 HBP: 0 BLK: 0 WP: 0 HR: 0 S: 8 P: 8 ERA: 0.00 WHIP: 0.600															PITCHER				



Batter	1	2	3	4	5	6	7	8	9	AB	R	H	RBI	BB	SO	LOB	TOP											
Tommie Agee, R OBP: 0.307, SLG: 0.461 (1, 9)	0-3 K	0-0 6-3	0-3 K		0-0 F9			0-0 L6		5	0	0	0	0	2	5												
Roger Metzger, S OBP: 0.314, SLG: 0.368 (1, 6)	4-0 1B BB	0-0 1-3		0-0 5-3 1B 1B		0-0 G3		0-0 1-2 3H 1B		4	1	2	1	1	0	1												
Cesar Cedeno, R OBP: 0.365, SLG: 0.540 (1, 8)	0-0 1-2 1B		0-0 E 1B	0-0 5-3 1B 1B		0-0 F8		0-3 K		5	2	3	0	0	1	2												
Bob Watson, R OBP: 0.420, SLG: 0.454 (1, 7)	0-3 K		0-0 E 1B 1B	0-0 5-3		0-3 K		0-3 K		5	1	1	0	0	3	6												
Doug Rader, R OBP: 0.328, SLG: 0.415 (1, 5)	0-0 F8		0-0 E8 1B 1B	0-3 K			0-0 F7		4-0 1B BB	4	1	1	1	1	1	4												
Lee May, R OBP: 0.301, SLG: 0.435 (1, 3)		0-0 HR	4-0 SH5-4 1B IBB	0-0 FC6-4 1B			0-0 1-3		0-0 L8	4	1	2	3	1	0	1												
Tommy Helms, R OBP: 0.333, SLG: 0.371 (1, 4)		4-0 SH1-4 E BB	0-0 SH5-4 1B	0-0 FC6-4 1B			0-0 5-3		0-0 1B	4	1	2	2	1	0	1												
Skip Jutze, R OBP: 0.325, SLG: 0.310 (8, PR)		0-0 SH1-4	0-0 SH5-4		0-0 5-3			0-0 WP 1B 1B	0-3 K	2	0	1	0	0	0	0												
Dave Roberts, L OBP: 0.132, SLG: 0.132 (8, PR)		0-0 SH1-4	0-0 SH5-4		0-0 5-3			0-0 K	0-3 K	0	1	0	0	0	0	0												
Otis Thornton, R (8, PR)		0-0 SH1-4	0-0 SH5-4		0-0 5-3			0-0 K	0-3 K	1	0	0	0	0	1	2												
Rafael Batista, L OBP: 0.286, SLG: 0.231 (9, PH)	1-2		1-2 2-3					0-0 1B	0-3 K	1	0	0	0	0	1	2												
Jerry Reuss, L OBP: 0.216, SLG: 0.231 (1, 1)		0-0 E8	0-0 5-3		0-3 K			4-0 1B BB	0-3 K	2	0	1	1	0	0	2												
Jim Ray, R OBP: 0.200, SLG: 0.200 (4, 1)		2-H								1	0	0	0	0	1	0												
Jim Crawford, L OBP: 0.273, SLG: 0.364 (8, PH)										0	0	0	0	0	0	0												
Jimmy Wynn, R OBP: 0.321, SLG: 0.423 (8, PH)										0	0	0	0	0	1	0												
Jim York, R OBP: 0.222, SLG: 0.279 (8, PH)										1	0	0	0	0	1	2												
Bob Gallagher, L (8, PH)										1	0	0	0	0	1	2												
Inning Stats	R: 0 E: 0 K: 2 S: 8	H: 1 LOB: 2 BB: 1 P: 12	R: 2 E: 1 K: 0 S: 5	H: 2 LOB: 1 BB: 1 P: 9	R: 3 E: 1 K: 1 S: 9	H: 4 LOB: 2 BB: 1 P: 13	R: 2 E: 0 K: 1 S: 8	H: 3 LOB: 1 BB: 0 P: 8	R: 0 E: 0 K: 1 S: 5	H: 0 LOB: 0 BB: 0 P: 5	R: 0 E: 0 K: 1 S: 5	H: 0 LOB: 0 BB: 0 P: 5	R: 0 E: 0 K: 0 S: 3	H: 0 LOB: 0 BB: 0 P: 3	R: 1 E: 0 K: 2 S: 9	H: 2 LOB: 2 BB: 1 P: 13	R: 0 E: 0 K: 2 S: 8	H: 1 LOB: 2 BB: 1 P: 12	1B: 11 2B: 1 3B: 0 HR: 1	SF: 0 SAC: 2 DP: 0 HBP: 0	WP: 2 PB: 0 SB: 0 CS: 0	PA: 45						
PITCHER	IP	WLS	BF	H	R	ER	SO	BB	IBB	HBP	BLK	WP	HR	S	P	ERA	WHIP											
John Strohmayr, R ERA: 5.57 (1, 1)	2.0		16	7	5	5	2	2	1	0	0	0	0	1	17	29	22.50	4.500										
Tom Walker, R ERA: 3.43 (3, 1)	2.0	9	3	2	2	2	0	0	0	0	0	0	0	0	13	13	9.00	1.500										
Pat Jarvis, R ERA: 3.63 (5, 1)	2.0	W	6	0	0	0	2	0	0	0	0	0	0	0	10	10	0.00	0.000										
Joe Gilbert, L ERA: 4.24 (7, 1)	1.1	S	7	2	1	1	0	1	0	0	0	1	0	6	10	6.75	2.250											
Mike Marshall, R ERA: 2.85 (8, 1)	1.2	S	7	1	0	0	4	1	0	0	0	0	0	14	18	0.00	1.200											

Houston Astros @ Montreal Expos
Jarry Park, Montreal, QB
Fri Jul 06 1973, 7:05 PM EDT
Unknown

AB	38
R	8
H	13
RBI	8
BB	5
SO	10
LOB	26



Batter	1	2	3	4	5	6	7	8	9	AB	R	H	RBI	BB	SO	LOB	BOTTOM											
Ron Hunt, R OBP: 0.415, SLG: 0.342 (1, 4)	0-0 G6-4-3 1B		4-0 BB	4-0 BB		0-0 SH1-4 E 1B	0-0 5-3			3	1	2	0	2	0	0												
Tim Foli, R OBP: 0.293, SLG: 0.287 (1, 6)	0-0 G6-4-3 1-2f		0-0 F9	0-0 FC5		0-0 SH1-4				4	0	0	0	0	0	4												
Ron Woods, R OBP: 0.353, SLG: 0.343 (1, 8)	4-0 3B BB		0-3 K		4-0 G3 1B BB	0-0 6-3	0-3 K			3	2	0	1	2	2	1												
Hal Breeden, R OBP: 0.376, SLG: 0.510 (1, 3)	0-0		0-0 F9		0-0 G3	0-0 G3		0-0 G3		2	0	1	1	0	0	1												
Ron Fairly, L OBP: 0.498, SLG: 0.464 (6, PH) (6, 7)	1-H 3B		0-0 F9		1-2 G3	0-0 BB 1B 1B		0-0 G3		3	1	1	0	0	0	1												
Bob Bailey, R OBP: 0.397, SLG: 0.573 (1, 5)	0-3 K			4-0 E 1B BB	0-0 FC4-6 1B	0-0 BB BB 1B		0-3 K		4	2	2	1	1	2	1												
Pepe Frias, R OBP: 0.207, SLG: 0.228 (9, 5)					2-H FC4-6 1B	1-2 HR 1B				0	0	0	0	0	0	0												
Ken Singleton, S OBP: 0.407, SLG: 0.457 (1, 9)		0-0 6-3		0-0 E4 1B 1B SF8	0-0 FC4-6 1-2f	4-0 BB BB BB		4-0 BB		3	2	0	0	2	0	2												
Clyde Mashore, R OBP: 0.324, SLG: 0.426 (1, 7)	0-3 K			0-0 SF8 1B	0-0 4-3	4-0 HR BB		0-0 4-3		2	0	1	1	0	1	0												
Mike Jorgensen, L OBP: 0.337, SLG: 0.330 (6, 3)				1-2 2-H SF8 1B		1-2 2-3 3-H BB				2	1	0	1	1	0	2												
John Boccabella, R OBP: 0.305, SLG: 0.342 (1, 2)		4-0 BB		0-0 FC5 SF8 1B						3	2	3	5	1	0	0												
John Strohmayr, R OBP: 0.333, SLG: 0.200 (1, 1)				0-0 SF8						1	0	0	0	0	1	1												
Tom Walker, R (3, 1)										0	0	0	0	0	0	0												
Terry Humphrey, R OBP: 0.305, SLG: 0.287 (4, PH)										0	0	0	0	0	0	0												
Pat Jarvis, R (5, 1)										0	0	0	0	0	0	0												
Boots Day, L OBP: 0.302, SLG: 0.455 (7, 1)										1	1	0	0	0	1	1												
Joe Gilbert, R (7, 1)										0	0	0	0	0	0	0												
Mike Marshall, R OBP: 0.286, SLG: 0.200 (8, 1)					1-2 2-H 3-H K					0	0	0	0	0	0	0												
Inning Stats	R: 1 E: 0 K: 1 S: 6	H: 2 LOB: 1 BB: 1 P: 10	R: 0 E: 0 K: 2 S: 7	H: 0 LOB: 1 BB: 1 P: 11	R: 0 E: 0 K: 1 S: 5	H: 0 LOB: 1 BB: 1 P: 9	R: 2 E: 1 K: 0 S: 5	H: 2 LOB: 2 BB: 2 P: 13	R: 1 E: 0 K: 1 S: 4	H: 1 LOB: 3 BB: 1 P: 8	R: 8 E: 1 K: 1 S: 10	H: 5 LOB: 0 BB: 3 P: 22	R: 0 E: 0 K: 1 S: 5	H: 0 LOB: 0 BB: 0 P: 5	R: 0 E: 0 K: 1 S: 5	H: 0 LOB: 1 BB: 1 P: 9	1B: 7 2B: 0 3B: 1 HR: 2	SF: 1 SAC: 1 DP: 1 HBP: 0	WP: 0 PB: 0 SB: 0 CS: 0	PA: 43								
PITCHER	IP	WLS	BF	H	R	ER	SO	BB	IBB	HBP	BLK	WP	HR	S	P	ERA	WHIP											
Jerry Reuss, L ERA: 3.25 (1, 1)	3.2		19	4	3	2	4	5	0	0	0	0	0	1	11	19	27.00	3.500										
Jim Ray, R ERA: 4.05 (4, 1)	2.0	L	13	5	6	6	0	2	0	0	0	0	1	11	19	27.00	3.500											
Jim Crawford, L ERA: 3.8 (6, 1)	1.1		7	1	3	3	2	2	0	0	0	0	1	9	17	20.25	2.250											
Jim York, R ERA: 4.14 (8, 1)	1.0		4	0	0	0	1	1	0	0	0	0	0	5	9	0.00	1.000											

Houston Astros @ Montreal Expos
Jarry Park, Montreal, QB
Fri Jul 06 1973, 7:05 PM EDT
Unknown

AB	31
R	12
H	10
RBI	11
BB	10
SO	7
LOB	13



Batter	1	2	3	4	5	6	7	8	9	AB	R	H	RBI	BB	SO	LOB	TOP					
Jimmy Wynn, R (1, 9) OBP: 0.343, SLG: 0.419										4	0	1	0	0	2	2	<p>Houston Astros @ Montreal Expos</p> <p>Jarry Park, Montreal, QB</p> <p>Sat Jul 07 1973, 7:05 PM EDT</p> <p>Att: 23,693 - Unknown</p>					
Roger Metzger, S (1, 6) OBP: 0.305, SLG: 0.358										4	0	0	0	0	1	2						
Cesar Cedeno, R (1, 8) OBP: 0.359, SLG: 0.528										4	0	1	0	0	1	0						
Bob Watson, R (1, 7) OBP: 0.419, SLG: 0.462										4	1	1	1	0	2	1						
Doug Rader, R (1, 5) OBP: 0.331, SLG: 0.410										2	0	0	0	2	0	0						
Lee May, R (1, 3) OBP: 0.304, SLG: 0.440										3	0	1	0	0	0	1						
Tommy Helms, R (1, 4) OBP: 0.331, SLG: 0.368										3	0	0	0	0	0	3						
Skip Jutze, R (1, 2) OBP: 0.313, SLG: 0.297										3	0	0	0	0	0	0						
Dave Roberts, L (1, 1) OBP: 0.150, SLG: 0.150										2	0	1	0	0	1	0						
Bob Gallagher, L (8, PH) OBP: 0.255, SLG: 0.311										1	0	1	0	0	0	0						
J.R. Richard, R (8, 1) OBP: 0.100, SLG: 0.100										0	0	0	0	0	0	0						
Inning Stats	R: 0 E: 0 K: 3 S: 9	H: 0 LOB: 0 BB: 0 P: 9	R: 0 E: 0 K: 0 S: 3	H: 1 LOB: 1 BB: 1 P: 7	R: 0 E: 0 K: 1 S: 6	H: 1 LOB: 1 BB: 0 P: 6	R: 1 E: 0 K: 0 S: 4	H: 1 LOB: 0 BB: 0 P: 4	R: 0 E: 0 K: 1 S: 6	H: 1 LOB: 1 BB: 0 P: 6	R: 0 E: 0 K: 1 S: 5	H: 0 LOB: 0 BB: 1 P: 6	R: 0 E: 0 K: 0 S: 2	H: 0 LOB: 0 BB: 1 P: 6	R: 0 E: 0 K: 0 S: 4	H: 1 LOB: 1 BB: 0 P: 4	R: 0 E: 0 K: 1 S: 5	H: 0 LOB: 0 BB: 0 P: 5	1B: 5 2B: 0 3B: 0 HR: 1	SF: 0 SAC: 0 DP: 2 HBP: 0	WP: 0 PB: 0 SB: 0 CS: 1	PA: 32
PITCHER Steve Renko, R (1, 1) ERA: 2.79	IP: 9.0 WLS: W BF: 32 H: 6 R: 1 ER: 1 SO: 7 BB: 2 IBB: 0 HBP: 0 BLK: 0 WP: 0 HR: 1 S: 44 P: 52 ERA: 1.00 WHIP: 0.889															PITCHER						

Batter	1	2	3	4	5	6	7	8	9	AB	R	H	RBI	BB	SO	LOB	BOTTOM			
Ron Hunt, R (1, 4) OBP: 0.419, SLG: 0.342										3	0	0	0	1	0	2	<p>Houston Astros @ Montreal Expos</p> <p>Jarry Park, Montreal, QB</p> <p>Sat Jul 07 1973, 7:05 PM EDT</p> <p>Att: 23,693 - Unknown</p>			
Tim Foli, R (1, 6) OBP: 0.298, SLG: 0.299										4	1	2	0	0	1	0				
Ron Woods, R (1, 8) OBP: 0.354, SLG: 0.341										3	1	1	1	1	0	0				
Hal Breeden, R (1, 3) OBP: 0.383, SLG: 0.524										3	0	2	3	0	0	0				
Ron Fairly, L (8, PH) OBP: 0.469, SLG: 0.492										1	0	0	0	0	0	0				
Bob Bailey, R (1, 5) OBP: 0.395, SLG: 0.564										4	0	0	0	0	1	2				
Ken Singleton, S (1, 9) OBP: 0.411, SLG: 0.460										3	1	1	0	1	1	0				
Clyde Mashore, R (1, 7) OBP: 0.338, SLG: 0.453										2	1	1	0	0	1	0				
Mike Jorgensen, L (8, PH) OBP: 0.340, SLG: 0.330										0	0	0	0	1	0	0				
John Boccabella, R (1, 2) OBP: 0.300, SLG: 0.336										4	0	0	0	0	3	4				
Steve Renko, R (1, 1) OBP: 0.341, SLG: 0.325										3	2	3	2	0	0	0				
Inning Stats	R: 0 E: 0 K: 1 S: 5	H: 0 LOB: 0 BB: 0 P: 5	R: 0 E: 0 K: 1 S: 5	H: 1 LOB: 0 BB: 0 P: 5	R: 1 E: 0 K: 0 S: 4	H: 2 LOB: 0 BB: 0 P: 4	R: 0 E: 0 K: 0 S: 3	H: 0 LOB: 0 BB: 0 P: 3	R: 0 E: 0 K: 1 S: 5	H: 0 LOB: 0 BB: 0 P: 5	R: 3 E: 0 K: 1 S: 8	H: 3 LOB: 1 BB: 1 P: 12	R: 2 E: 0 K: 1 S: 8	H: 4 LOB: 2 BB: 1 P: 12	R: 0 E: 0 K: 2 S: 7	H: 0 LOB: 2 BB: 2 P: 15	1B: 7 2B: 3 3B: 0 HR: 0	SF: 0 SAC: 1 DP: 2 HBP: 0	WP: 0 PB: 0 SB: 0 CS: 0	PA: 35
PITCHER Dave Roberts, L (1, 1) ERA: 3.12	IP: 7.0 WLS: L BF: 30 H: 10 R: 6 ER: 6 SO: 5 BB: 2 IBB: 0 HBP: 0 BLK: 0 WP: 0 HR: 0 S: 38 P: 46 ERA: 7.71 WHIP: 1.714															PITCHER				
J.R. Richard, R (8, 1) ERA: 2.73	IP: 1.0 WLS: L BF: 5 H: 0 R: 0 ER: 0 SO: 2 BB: 2 IBB: 0 HBP: 0 BLK: 0 WP: 0 HR: 0 S: 7 P: 15 ERA: 0.00 WHIP: 2.000															PITCHER				

AB	30
R	1
H	6
RBI	1
BB	2
SO	7
LOB	9



AB	30
R	6
H	10
RBI	6
BB	4
SO	7
LOB	8



Batter	1	2	3	4	5	6	7	8	9	AB	R	H	RBI	BB	SO	LOB	TOP					
Jimmy Wynn, R (1, 9) OBP: 0.341, SLG: 0.415	F7		F4		6-3		FC3-6 1B	F3		5	0	1	0	0	0	2						
Roger Metzger, S (1, 6) OBP: 0.310, SLG: 0.360	G6-4-3 1B			4-3		HR BB	FC3-6 1-2		1B 1B	4	2	2	0	1	0	1						
Cesar Cedeno, R (1, 8) OBP: 0.363, SLG: 0.551	G6-4-3 1-2			HR		HR	F8		1B 1B	5	3	3	3	0	0	2						
Bob Watson, R (1, 7) OBP: 0.419, SLG: 0.461 Tommie Agee, R (9, PR) OBP: 0.307, SLG: 0.461		K		E6		E 1B SF8 1B	K		1B 1B	5	1	2	1	0	2	1						
Doug Rader, R (1, 5) OBP: 0.335, SLG: 0.421		HR		E6		SF8 E 1B		F7	1B BB	4	1	2	1	1	0	1						
Lee May, R (1, 3) OBP: 0.303, SLG: 0.443		5-3		K		E6			F8	5	1	1	0	0	1	7						
Tommy Helms, R (1, 4) OBP: 0.329, SLG: 0.366		6-3		F9		F9		F7	1B	5	0	1	2	0	0	6						
Skip Jutze, R (1, 2) OBP: 0.316, SLG: 0.298			5-3		6-3	SF8			1B 1B	3	0	1	2	1	0	0						
Ken Forsch, R (1, 1) OBP: 0.113, SLG: 0.098 J.R. Richard, R (7, 1) OBP: 0.100, SLG: 0.100 Jim York, R (7, 1) OBP: 0.271, SLG: 0.326 Bob Gallagher, L (8, PH) OBP: 0.214, SLG: 0.226			K		G3	F8			K	3	0	0	0	0	1	2						
Jerry Reuss, L (8, 1) OBP: 0.214, SLG: 0.226									1B	1	0	0	0	0	0	0						
Inning Stats	R: 0 E: 0 K: 0 S: 3	H: 1 LOB: 0 BB: 0 P: 3	R: 1 E: 0 K: 1 S: 6	H: 1 LOB: 0 BB: 0 P: 6	R: 0 E: 0 K: 1 S: 5	H: 0 LOB: 0 BB: 0 P: 5	R: 1 E: 2 K: 1 S: 8	H: 1 LOB: 2 BB: 0 P: 8	R: 0 E: 0 K: 0 S: 3	H: 0 LOB: 0 BB: 0 P: 3	R: 3 E: 1 K: 0 S: 7	H: 3 LOB: 2 BB: 1 P: 11	R: 0 E: 0 K: 1 S: 6	H: 1 LOB: 1 BB: 0 P: 6	R: 1 E: 0 K: 0 S: 6	H: 3 LOB: 2 BB: 2 P: 6	R: 3 E: 0 K: 1 S: 8	H: 4 LOB: 2 BB: 2 P: 16	1B: 10 2B: 0 3B: 1 HR: 3	SF: 1 SAC: 0 DP: 1 HBP: 0	WP: 0 PB: 0 SB: 0 CS: 0	PA: 45
PITCHER	IP WLS BF H R ER SO BB IBB HBP BLK WP HR S P ERA WHIP																					
Ernie McAnally, R (1, 1) ERA: 3.32	6.0	27	6	5	4	3	1	0	0	0	0	0	0	3	32	36	6.00	1.167				
Pat Jarvis, R (7, 1) ERA: 3.44	1.0	4	1	0	0	1	0	0	0	0	0	0	0	6	6	0.00	1.000					
Mike Marshall, R (8, 1) ERA: 3.16	2.0	L	14	7	4	4	1	1	1	0	0	0	0	14	22	18.00	4.000					

Houston Astros @ Montreal Expos
Jarry Park, Montreal, QB
Sun Jul 08 1973, 3:33 AM EDT
Att: 20,129 - Unknown

AB	41
R	9
H	14
RBI	9
BB	3
SO	5
LOB	24



Batter	1	2	3	4	5	6	7	8	9	AB	R	H	RBI	BB	SO	LOB	BOTTOM			
Ron Hunt, R (1, 4) OBP: 0.424, SLG: 0.345	FC9-6 1B			1B			G6-4-3 1-2			3	0	2	0	1	0	3				
Mike Jorgensen, L (1, 3) OBP: 0.337, SLG: 0.327	F8	3-1		G4-3 1B		F9		4-3		5	0	1	1	0	0	4				
Ron Fairly, L (1, 7) OBP: 0.460, SLG: 0.480 Clyde Mashore, R (9, 7) OBP: 0.338, SLG: 0.453	FC9-6 1-2		K	G4-3		L5		F3		5	0	0	0	0	1	3				
Ken Singleton, S (1, 9) OBP: 0.413, SLG: 0.458	G3		1B E BB	G3		BB 1B 1B	BB 1B 1B	FC6-4 BB		3	2	1	0	2	0	1				
Boots Day, L (1, 8) OBP: 0.388, SLG: 0.474 Ron Woods, R (8, PH) OBP: 0.352, SLG: 0.339		HR 1B	1H 1B	E7		L9		FC6-4		4	2	3	0	0	0	0				
Bob Bailey, R (1, 5) OBP: 0.399, SLG: 0.575		HR	K	K		FC6-4 1B	BB BB BB		F9	4	2	2	2	1	1	1				
Tim Foli, R (1, 6) OBP: 0.296, SLG: 0.297 Pepe Frias, R (4, 6) OBP: 0.221, SLG: 0.253		F8	F8	F8		FC6-4	BB BB 1B		E6	2	0	0	0	0	0	1				
John Boccabella, R (1, 2) OBP: 0.302, SLG: 0.332		SH1-4 BB		5-3		5-3			G6-3	3	0	0	0	2	0	1				
Ernie McAnally, R (1, 1) OBP: 0.237, SLG: 0.237 Bob Stinson, S (6, PH) OBP: 0.273, SLG: 0.200 Pat Jarvis, R (7, 1) OBP: 0.221, SLG: 0.253 Hal Breeden, R (7, PH) OBP: 0.388, SLG: 0.524 Mike Marshall, R (8, 1) OBP: 0.399, SLG: 0.575		SH1-4		1B 1B		4-3		G6-4-3 BB		1	1	1	0	0	0	0				
Inning Stats	R: 0 E: 0 K: 0 S: 4	H: 1 LOB: 1 BB: 0 P: 4	R: 2 E: 0 K: 0 S: 5	H: 2 LOB: 2 BB: 2 P: 13	R: 1 E: 1 K: 2 S: 8	H: 1 LOB: 1 BB: 1 P: 12	R: 1 E: 0 K: 0 S: 5	H: 3 LOB: 1 BB: 0 P: 5	R: 0 E: 0 K: 0 S: 4	H: 1 LOB: 1 BB: 0 P: 4	R: 3 E: 0 K: 0 S: 3	H: 0 LOB: 3 BB: 3 P: 17	R: 0 E: 0 K: 0 S: 3	H: 0 LOB: 1 BB: 1 P: 7	R: 0 E: 1 K: 0 S: 3	H: 0 LOB: 0 BB: 0 P: 3	1B: 10 2B: 0 3B: 0 HR: 1	SF: 0 SAC: 1 DP: 3 HBP: 1	WP: 0 PB: 0 SB: 0 CS: 0	PA: 44
PITCHER	IP WLS BF H R ER SO BB IBB HBP BLK WP HR S P ERA WHIP																			
Ken Forsch, R (1, 1) ERA: 3.66	6.1	34	11	7	6	2	4	0	1	0	0	0	0	0	0	0	8.53	2.368		
J.R. Richard, R (7, 1) ERA: 2.73	0.0	2	0	0	0	0	2	0	0	0	0	0	0	8	8	0.00	0.000			
Jim York, R (7, 1) ERA: 4.62	0.2	1	0	0	0	0	0	0	0	0	0	1	1	1	1	0.00	0.000			
Jerry Reuss, L (8, 1) ERA: 3.21	2.0	W	7	0	0	0	1	0	0	0	0	0	6	10	0.00	0.500				

Houston Astros @ Montreal Expos
Jarry Park, Montreal, QB
Sun Jul 08 1973, 3:33 AM EDT
Att: 20,129 - Unknown

AB	35
R	7
H	11
RBI	6
BB	7
SO	2
LOB	16



Batter	1	2	3	4	5	6	7	8	9	10	11	12	AB	R	H	RBI	BB	SO	LOB	TOP	
Jimmy Wynn, R OBP: 0.341, SLG: 0.413 (1.9)	5-3		F8			K		CS SH2-4 1B		E 1B		K	6	0	2	0	0	2	0		
Roger Metzger, S OBP: 0.308, SLG: 0.355 (1.6)	1-3		K			1B BB		SH2-4		E6		F7	4	0	0	0	1	1	1		
Cesar Cedeno, R OBP: 0.365, SLG: 0.552 Bob Gallagher, L OBP: 0.265, SLG: 0.319 (1.8) (9.8)	F8				2B	F3				4-3			3	0	1	0	1	0	1		
Bob Watson, R OBP: 0.417, SLG: 0.458 Tommie Agee, R OBP: 0.311, SLG: 0.461 (1.7) (8.7)		K		6-3				K					4	0	1	0	0	2	3		
Doug Rader, R OBP: 0.331, SLG: 0.414 (1.5)	6-3			K		K				P4		E6	5	0	0	0	0	2	4		
Lee May, R OBP: 0.304, SLG: 0.452 (1.3)	1B 1B			K				HR		L7		K	5	1	2	1	0	2	3		
Tommy Helms, R OBP: 0.328, SLG: 0.383 (1.4)	FC6 1B			1-6-3				6-3		L8		P5	5	0	1	0	0	0	2		
Skip Jutze, R OBP: 0.304, SLG: 0.286 (1.2)	FC6			1-3				K				K	5	0	0	0	0	2	4		
Don Wilson, R OBP: 0.217, SLG: 0.267 Jesus Alou, R OBP: 0.278, SLG: 0.333 Jim York, R (1.1) (12, PH) (12.1)			F7			P4		K		K			4	0	0	0	0	2	0		
Inning Stats	R: 0 E: 0 K: 3 S: 3	H: 0 LOB: 0 BB: 0 P: 3	R: 0 E: 0 K: 1 S: 7	H: 2 LOB: 2 BB: 0 P: 7	R: 0 E: 0 K: 1 S: 5	H: 0 LOB: 0 BB: 0 P: 5	R: 0 E: 0 K: 2 S: 8	H: 1 LOB: 1 BB: 0 P: 8	R: 0 E: 0 K: 0 S: 3	H: 0 LOB: 0 BB: 0 P: 3	R: 0 E: 0 K: 1 S: 5	H: 0 LOB: 0 BB: 0 P: 3	R: 0 E: 0 K: 2 S: 9	H: 0 LOB: 0 BB: 0 P: 9	R: 0 E: 1 K: 1 S: 6	H: 0 LOB: 2 BB: 1 P: 10	R: 0 E: 0 K: 1 S: 5	H: 0 LOB: 0 BB: 0 P: 6	1B: 5 2B: 2 3B: 0 HR: 1	SF: 0 SAC: 1 DP: 1 HBP: 0	WP: 0 PA: 47 PB: 0 SB: 0 CS: 1
PITCHER	IP WLS BF H R ER SO BB IBB HBP BLK WP HR S P ERA WHIP	IP WLS BF H R ER SO BB IBB HBP BLK WP HR S P ERA WHIP	IP WLS BF H R ER SO BB IBB HBP BLK WP HR S P ERA WHIP	IP WLS BF H R ER SO BB IBB HBP BLK WP HR S P ERA WHIP	IP WLS BF H R ER SO BB IBB HBP BLK WP HR S P ERA WHIP	IP WLS BF H R ER SO BB IBB HBP BLK WP HR S P ERA WHIP	IP WLS BF H R ER SO BB IBB HBP BLK WP HR S P ERA WHIP	IP WLS BF H R ER SO BB IBB HBP BLK WP HR S P ERA WHIP	IP WLS BF H R ER SO BB IBB HBP BLK WP HR S P ERA WHIP	IP WLS BF H R ER SO BB IBB HBP BLK WP HR S P ERA WHIP	IP WLS BF H R ER SO BB IBB HBP BLK WP HR S P ERA WHIP	IP WLS BF H R ER SO BB IBB HBP BLK WP HR S P ERA WHIP	IP WLS BF H R ER SO BB IBB HBP BLK WP HR S P ERA WHIP	IP WLS BF H R ER SO BB IBB HBP BLK WP HR S P ERA WHIP	IP WLS BF H R ER SO BB IBB HBP BLK WP HR S P ERA WHIP	IP WLS BF H R ER SO BB IBB HBP BLK WP HR S P ERA WHIP	IP WLS BF H R ER SO BB IBB HBP BLK WP HR S P ERA WHIP	IP WLS BF H R ER SO BB IBB HBP BLK WP HR S P ERA WHIP	IP WLS BF H R ER SO BB IBB HBP BLK WP HR S P ERA WHIP	IP WLS BF H R ER SO BB IBB HBP BLK WP HR S P ERA WHIP	
Tom Seaver, R ERA: 2.05 Buzz Capra, R ERA: 5.02 Harry Parker, R ERA: 3.53 (1.1) (8.1) (10.1)	7.0 2.0 3.0	27 7 13	5 1 1	1 0 0	8 1 4	1 0 0	0 0 0	0 0 0	0 0 0	8 12 24	0.00 0.00 0.00	0.857 0.500 0.667									

Houston Astros @ New York Mets
Shea Stadium, Flushing, NY
Mon Jul 09 1973, 7:05 PM EDT
Att. 19,099 - Unknown

AB 43
R 1
H 7
RBI 1
BB 3
SO 13
LOB 20

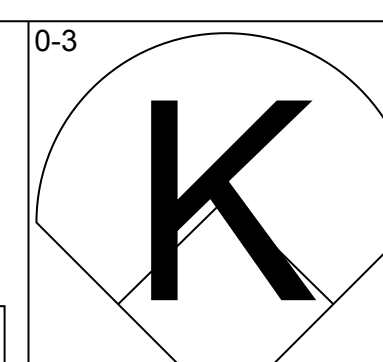
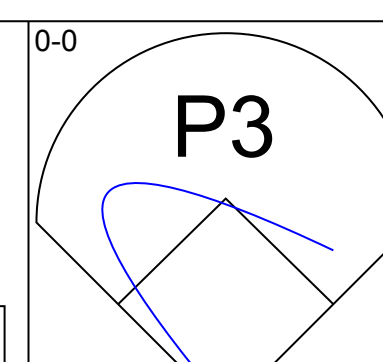
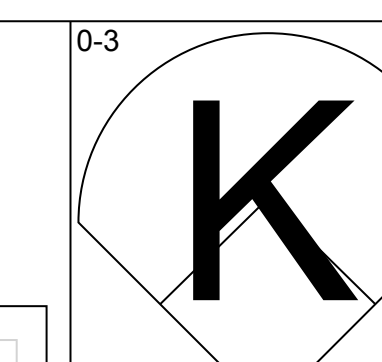
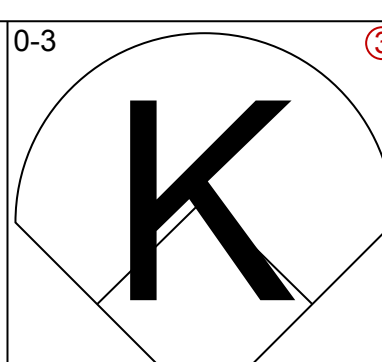

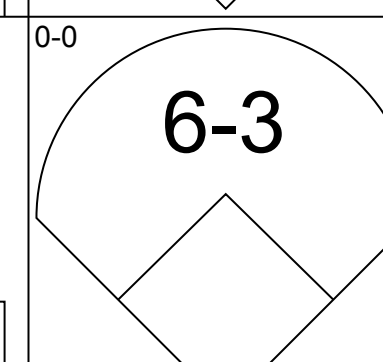
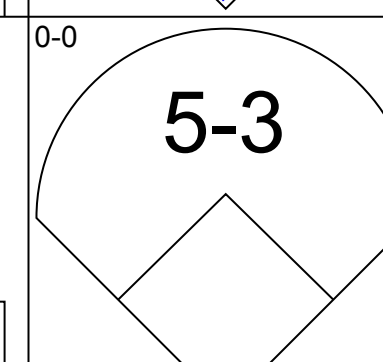
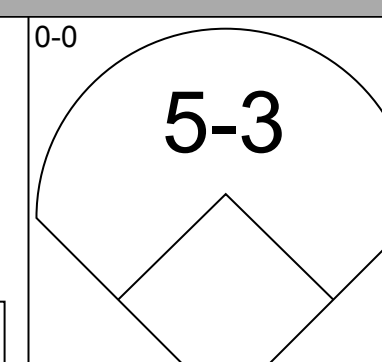
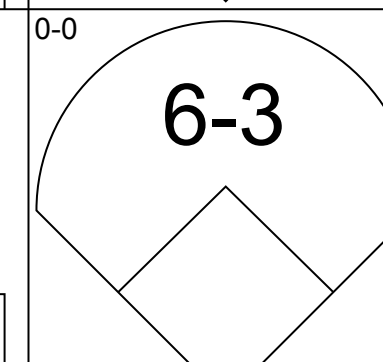
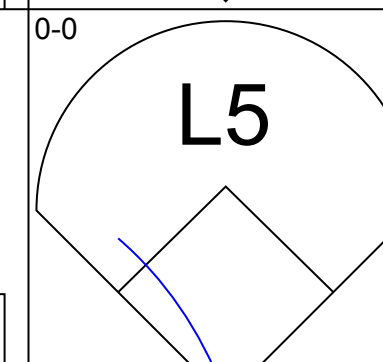
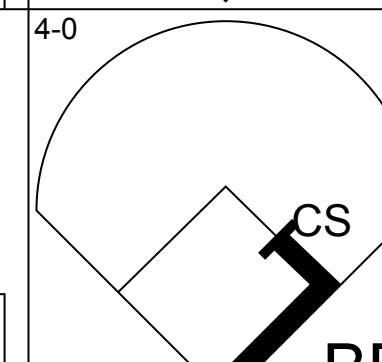
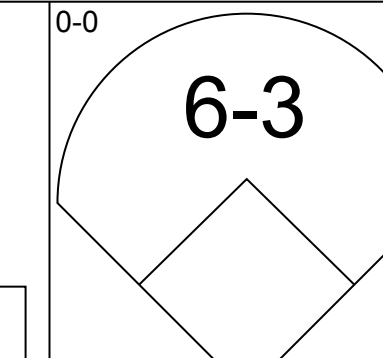
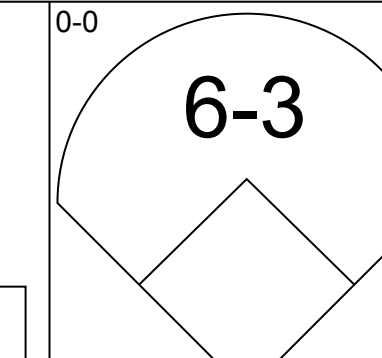
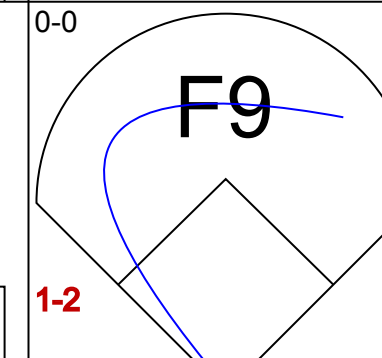
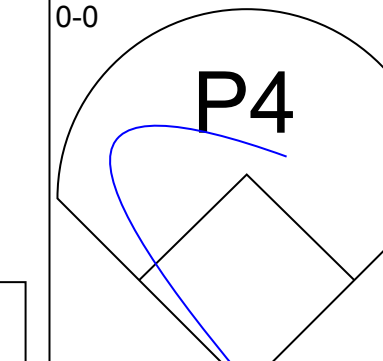
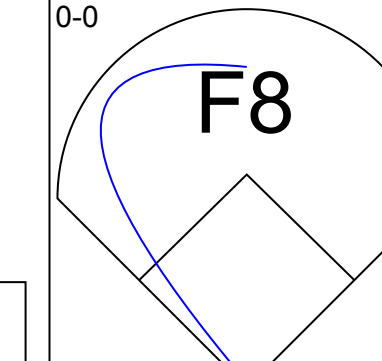
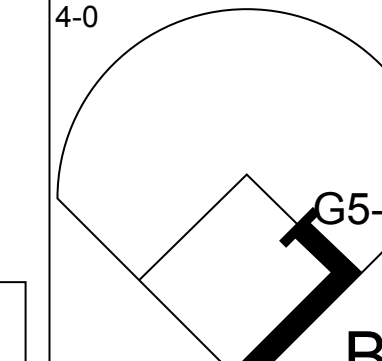

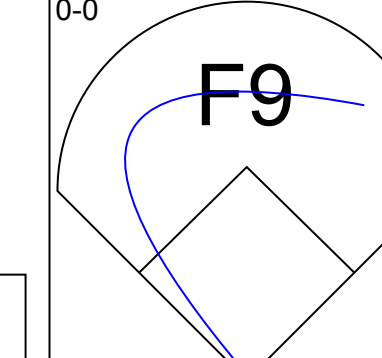
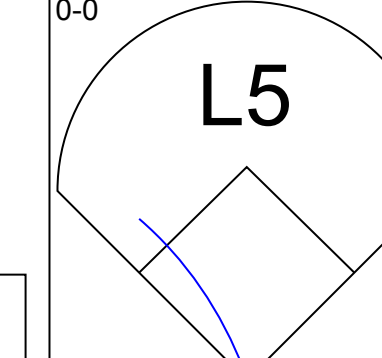
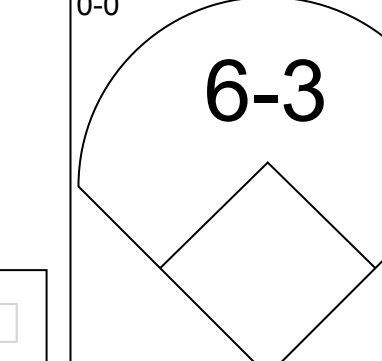
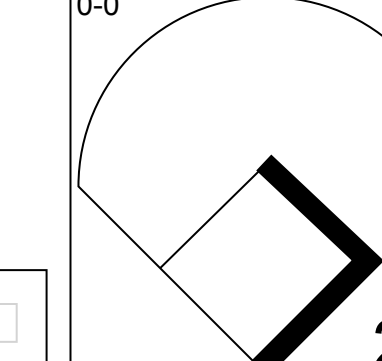
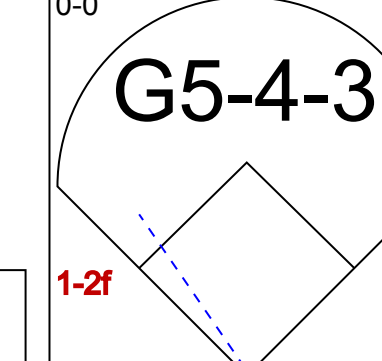
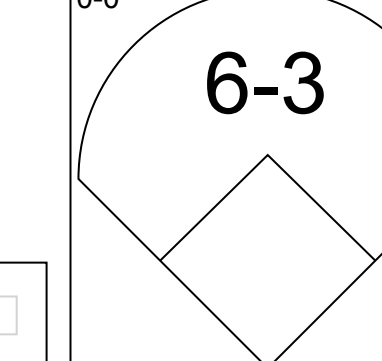
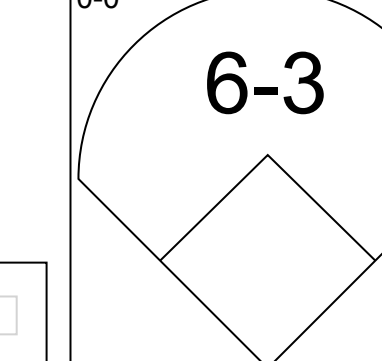
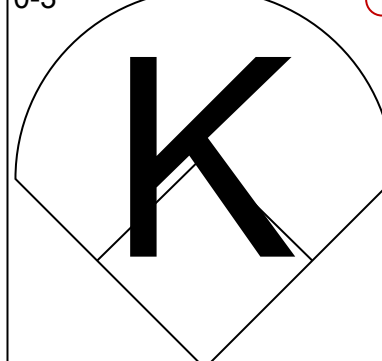
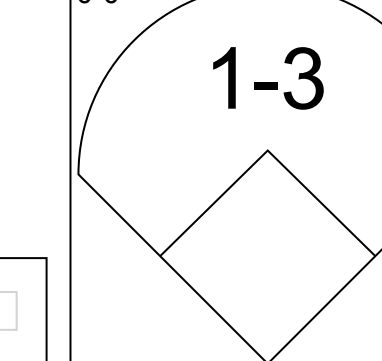
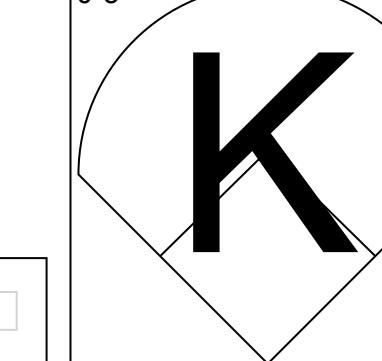



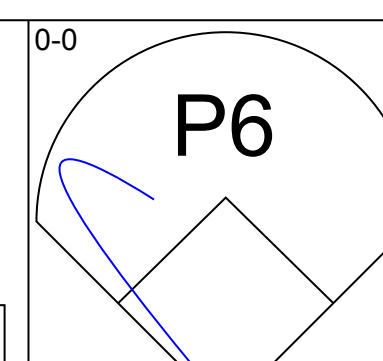
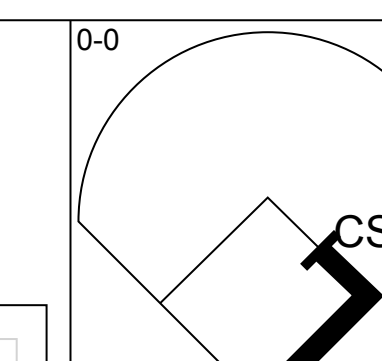
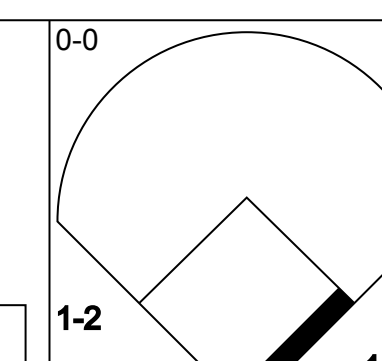
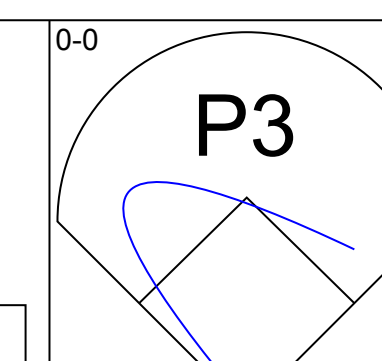

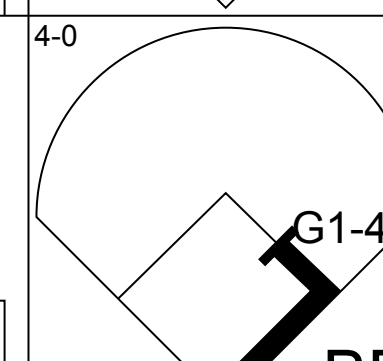
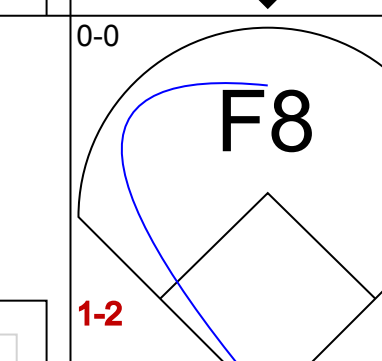
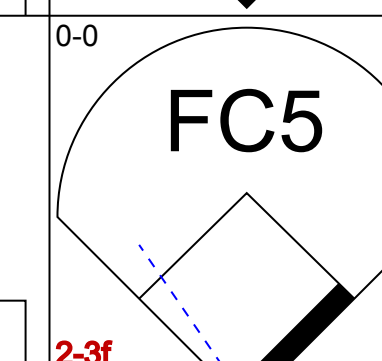
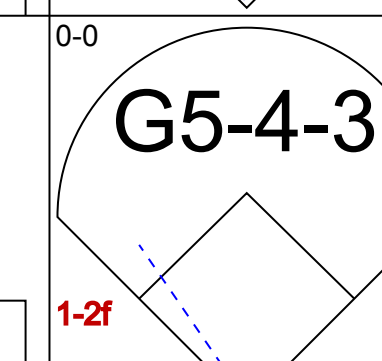
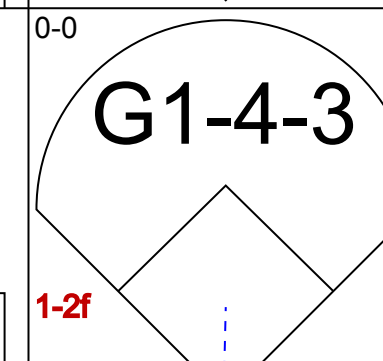
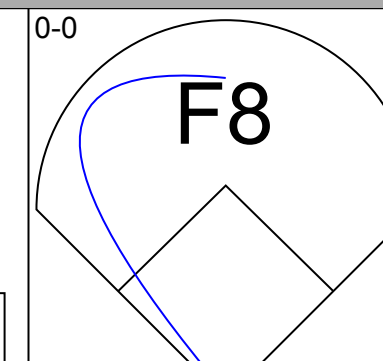
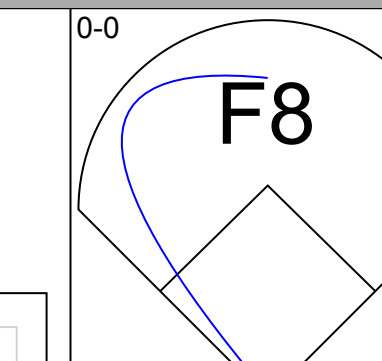
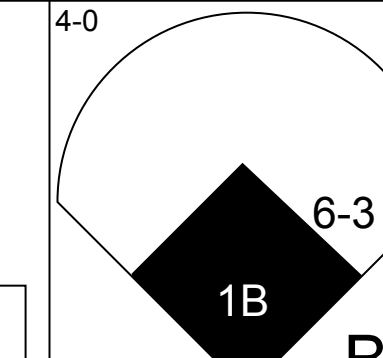
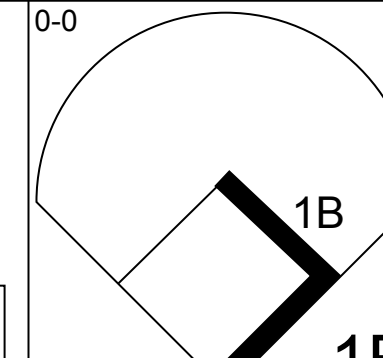
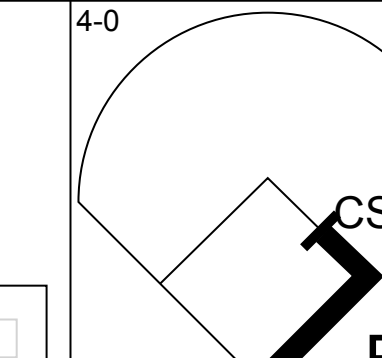
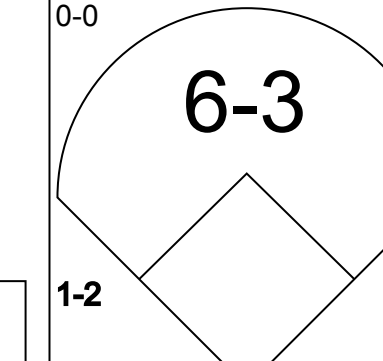
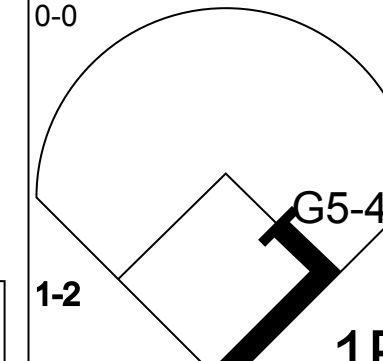
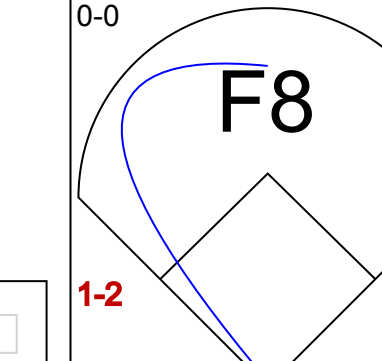
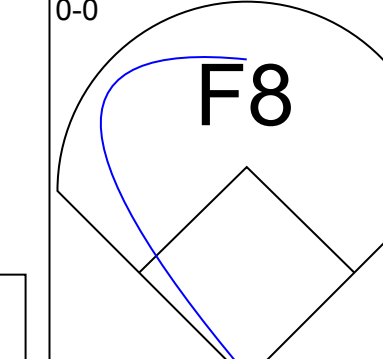
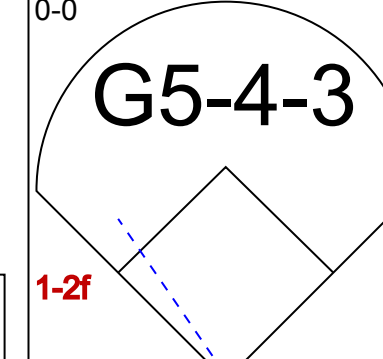

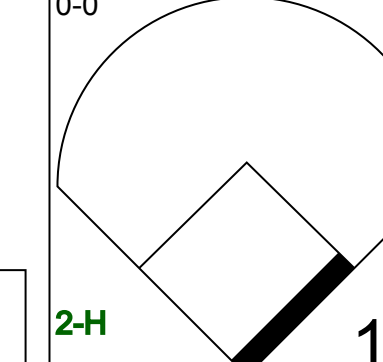
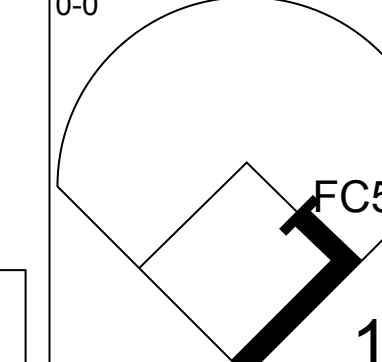
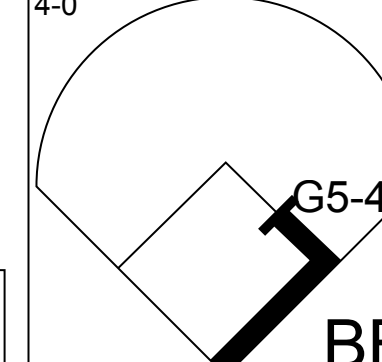
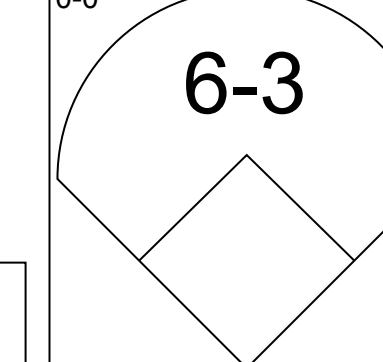
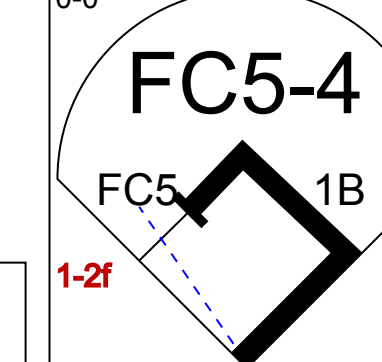
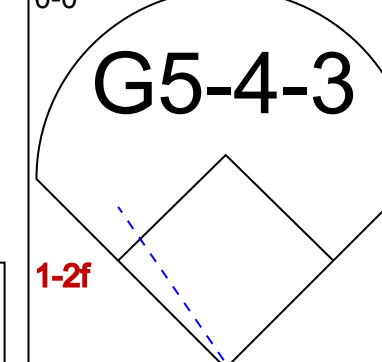
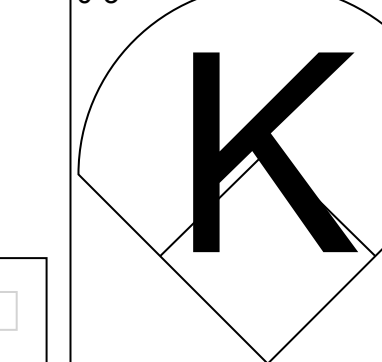
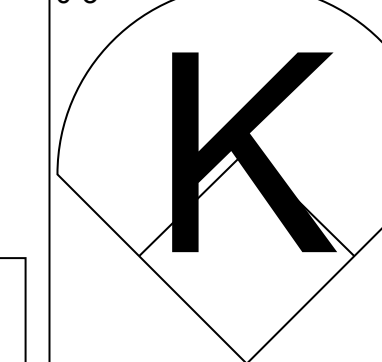
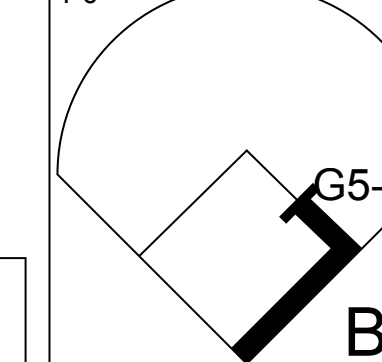
Batter	1	2	3	4	5	6	7	8	9	10	11	12	AB	R	H	RBI	BB	SO	LOB	BOTTOM			
Wayne Garrett, L OBP: 0.333, SLG: 0.356 (1.5)	FC6-4 1B		BB		F9			4-3		K		5-3	5	0	1	0	1	1	5				
Felix Millan, R OBP: 0.312, SLG: 0.341 (1.4)	F7		F9			P4		P4		5-3		1-2 1B	6	0	1	1	0	0	2				
Cleon Jones, R OBP: 0.310, SLG: 0.377 (1.8) (10.7)	FC6-4 1-2				6-3			4-3		6-3			5	0	1	0	0	0	1				
Rusty Staub, L OBP: 0.355, SLG: 0.413 (1.9)	K				4-3			P5		K		FC1-6 1B	5	0	1	0	0	2	2				
Ed Kranepool, L OBP: 0.319, SLG: 0.343 Ted Martinez, R OBP: 0.270, SLG: 0.254 (1.7) (9, PR) (10.6)		P5				K				FC1-6 1B 1-2		G3	4	0	1	0	0	1	2				
John Milner, L OBP: 0.312, SLG: 0.408 (1.3)	F7				K			4-3 BB		K		F7	4	0	0	0	1	2	2				
Ron Hodges, L OBP: 0.329, SLG: 0.357 Don Hahn, R OBP: 0.269, SLG: 0.333 Duffy Dyer, R OBP: 0.224, SLG: 0.222 (1.2) (9, PR) (10.2)		K				K		K		BB 1B 1B		P4	4	0	1	0	0	3	1				
Bud Harrelson, S OBP: 0.366, SLG: 0.316 Jim Beauchamp, R OBP: 0.366, SLG: 0.353 George Stone, L OBP: 0.381, SLG: 0.381 Harry Parker, R OBP: 0.118, SLG: 0.118 (1.6) (9, PH) (9, PR) (10.1)			5-3			SH3-4 1B		4-3		BB 1B		6-3	3	0	1	0	0	0	1				
Tom Seaver, R OBP: 0.229, SLG: 0.227 Ken Boswell, L OBP: 0.284, SLG: 0.353 Buzz Capra, R Willie Mays, R OBP: 0.293, SLG: 0.336 (1.1) (7, PH) (8.1) (9, PH) (10.8)			F9			SH3-4		F7				5-3 1B	1	0	0	0	0	0	0				
Inning Stats	R: 0 E: 0 K: 1 S: 6	H: 1 LOB: 1 BB: 0 P: 6	R: 0 E: 0 K: 1 S: 5	H: 0 LOB: 0 BB: 0 P: 5	R: 0 E: 0 K: 0 S: 5	H: 0 LOB: 1 BB: 1 P: 7	R: 0 E: 0 K: 1 S: 6	H: 1 LOB: 1 BB: 0 P: 6	R: 0 E: 0 K: 1 S: 5	H: 0 LOB: 1 BB: 1 P: 9	R: 0 E: 0 K: 0 S: 3	H: 0 LOB: 0 BB: 0 P: 3	R: 1 E: 0 K: 2 S: 10	H: 3 LOB: 3 BB: 1 P: 14	R: 0 E: 0 K: 1 S: 5	H: 0 LOB: 0 BB: 0 P: 5	R: 0 E: 0 K: 0 S: 3	H: 0 LOB: 0 BB: 0 P: 3	R: 1 E: 0 K: 0 S: 4	H: 2 LOB: 1 BB: 0 P: 4	1B: 9 2B: 0 3B: 0 HR: 0	SF: 0 SAC: 1 DP: 0 HBP: 0	WP: 0 PA: 47 PB: 0 SB: 0 CS: 0
PITCHER	IP WLS BF H R ER SO BB IBB HBP BLK WP HR S P ERA WHIP	IP WLS BF H R ER SO BB IBB HBP BLK WP HR S P ERA WHIP	IP WLS BF H R ER SO BB IBB HBP BLK WP HR S P ERA WHIP	IP WLS BF H R ER SO BB IBB HBP BLK WP HR S P ERA WHIP	IP WLS BF H R ER SO BB IBB HBP BLK WP HR S P ERA WHIP	IP WLS BF H R ER SO BB IBB HBP BLK WP HR S P ERA WHIP	IP WLS BF H R ER SO BB IBB HBP BLK WP HR S P ERA WHIP	IP WLS BF H R ER SO BB IBB HBP BLK WP HR S P ERA WHIP	IP WLS BF H R ER SO BB IBB HBP BLK WP HR S P ERA WHIP	IP WLS BF H R ER SO BB IBB HBP BLK WP HR S P ERA WHIP	IP WLS BF H R ER SO BB IBB HBP BLK WP HR S P ERA WHIP	IP WLS BF H R ER SO BB IBB HBP BLK WP HR S P ERA WHIP	IP WLS BF H R ER SO BB IBB HBP BLK WP HR S P ERA WHIP	IP WLS BF H R ER SO BB IBB HBP BLK WP HR S P ERA WHIP	IP WLS BF H R ER SO BB IBB HBP BLK WP HR S P ERA WHIP	IP WLS BF H R ER SO BB IBB HBP BLK WP HR S P ERA WHIP	IP WLS BF H R ER SO BB IBB HBP BLK WP HR S P ERA WHIP	IP WLS BF H R ER SO BB IBB HBP BLK WP HR S P ERA WHIP	IP WLS BF H R ER SO BB IBB HBP BLK WP HR S P ERA WHIP	IP WLS BF H R ER SO BB IBB HBP BLK WP HR S P ERA WHIP			
Don Wilson, R ERA: 3.12 Jim York, R ERA: 4.74 (1.1) (12.1)	11.0 0.2	43 L	7 2	1 1	9 0	3 0	0 0	0 0	0 0	4 4	0.82 13.50	0.909 3.000											

Houston Astros @ New York Mets
Shea Stadium, Flushing, NY
Mon Jul 09 1973, 7:05 PM EDT
Att. 19,099 - Unknown

AB 43
R 2
H 9
RBI 2
BB 3
SO 9
LOB 17



Batter	1	2	3	4	5	6	7	8	9	AB	R	H	RBI	BB	SO	LOB	TOP			
Tommie Agee, R OBP: 0.303, SLG: 0.448 (1, 8)										4	0	0	0	0	3	1	Houston Astros @ New York Mets Shea Stadium, Flushing, NY Tue Jul 10 1973, 7:05 PM EDT Att: 19,942 - Unknown AB 26 R 0 H 1 RBI 0 BB 2 SO 7 LOB 6 			
Roger Metzger, S OBP: 0.306, SLG: 0.352 (1, 6)										3	0	0	0	0	0	0				
Jimmy Wynn, R OBP: 0.340, SLG: 0.411 (1, 9)										2	0	0	0	1	0	0				
Bob Watson, R OBP: 0.414, SLG: 0.454 (1, 7)										3	0	0	0	0	0	1				
Doug Rader, R OBP: 0.331, SLG: 0.412 (1, 5)										2	0	0	0	1	0	0				
Lee May, R OBP: 0.301, SLG: 0.447 (1, 3)										3	0	0	0	0	1	1				
Tommy Helms, R OBP: 0.328, SLG: 0.366 (1, 4)										3	0	1	0	0	0	1				
Skip Jutze, R OBP: 0.298, SLG: 0.279 (1, 2)										3	0	0	0	0	1	1				
Jerry Reuss, L OBP: 0.207, SLG: 0.218 (1, 1)										2	0	0	0	0	1	1				
Ray Busse, R OBP: 0.192, SLG: 0.329 (9, PH)										1	0	0	0	0	1	0				
Inning Stats	R: 0 E: 0 K: 1 S: 5	H: 0 LOB: 0 BB: 0 P: 5	R: 0 E: 0 K: 1 S: 5	H: 0 LOB: 0 BB: 0 P: 5	R: 0 E: 0 K: 0 S: 3	H: 0 LOB: 0 BB: 0 P: 3	R: 0 E: 0 K: 0 S: 3	H: 0 LOB: 0 BB: 0 P: 3	R: 0 E: 0 K: 2 S: 8	H: 1 LOB: 1 BB: 0 P: 8	R: 0 E: 0 K: 0 S: 2	H: 0 LOB: 0 BB: 1 P: 6	R: 0 E: 0 K: 0 S: 2	H: 0 LOB: 0 BB: 1 P: 6	R: 0 E: 0 K: 3 S: 9	H: 0 LOB: 0 BB: 0 P: 9	1B: 0 2B: 1 3B: 0 HR: 0	SF: 0 SAC: 0 DP: 1 HBP: 0	WP: 0 PB: 0 SB: 0 CS: 1	PA: 28
PITCHER Jon Matlack, L ERA: 3.36 (1, 1)	IP: 9.0 WLS: W BF: 28 H: 1 R: 0 ER: 0 SO: 7 BB: 2 IBB: 0 HBP: 0 BLK: 0 WP: 0 HR: 0 S: 40 P: 48 ERA: 0.00 WHIP: 0.333															PITCHER IP: WLS: BF: H: R: ER: SO: BB: IBB: HBP: BLK: WP: HR: S: P: ERA: WHIP:				

Batter	1	2	3	4	5	6	7	8	9	AB	R	H	RBI	BB	SO	LOB	BOTTOM			
Wayne Garrett, L OBP: 0.336, SLG: 0.359 (1, 5)										4	0	2	0	0	0	1	Houston Astros @ New York Mets Shea Stadium, Flushing, NY Tue Jul 10 1973, 7:05 PM EDT Att: 19,942 - Unknown AB 24 R 1 H 6 RBI 1 BB 5 SO 2 LOB 15 			
Felix Milten, R OBP: 0.311, SLG: 0.338 (1, 4)										3	0	0	0	1	0	4				
Willie Mays, R OBP: 0.287, SLG: 0.328 (1, 3)										3	0	0	0	0	0	1				
Rusty Staub, L OBP: 0.361, SLG: 0.415 (1, 9)										1	1	1	0	2	0	0				
Cleon Jones, R OBP: 0.310, SLG: 0.375 (1, 7)										3	0	1	0	0	0	2				
Don Hahn, R OBP: 0.295, SLG: 0.315 (1, 8)										3	0	0	0	0	0	3				
Duffy Dyer, R OBP: 0.237, SLG: 0.231 (1, 2)										2	0	2	1	1	0	0				
Bud Harrelson, S OBP: 0.360, SLG: 0.310 (1, 6)										3	0	0	0	0	0	3				
Jon Matlack, L OBP: 0.243, SLG: 0.097 (1, 1)										2	0	0	0	1	2	1				
Inning Stats	R: 0 E: 0 K: 0 S: 2	H: 0 LOB: 1 BB: 1 P: 6	R: 1 E: 0 K: 0 S: 4	H: 1 LOB: 1 BB: 1 P: 8	R: 0 E: 0 K: 1 S: 5	H: 1 LOB: 0 BB: 0 P: 5	R: 0 E: 0 K: 0 S: 4	H: 2 LOB: 1 BB: 0 P: 4	R: 0 E: 0 K: 1 S: 7	H: 2 LOB: 2 BB: 0 P: 7	R: 0 E: 0 K: 0 S: 2	H: 0 LOB: 0 BB: 1 P: 6	R: 0 E: 0 K: 0 S: 2	H: 0 LOB: 0 BB: 1 P: 6	R: 0 E: 0 K: 0 S: 2	H: 0 LOB: 0 BB: 1 P: 6		1B: 6 2B: 0 3B: 0 HR: 0	SF: 0 SAC: 0 DP: 4 HBP: 0	WP: 0 PB: 0 SB: 0 CS: 2
PITCHER Jerry Reuss, L ERA: 3.1 (1, 1)	IP: 8.0 WLS: L BF: 29 H: 6 R: 1 ER: 1 SO: 2 BB: 5 IBB: 0 HBP: 0 BLK: 0 WP: 0 HR: 0 S: 28 P: 48 ERA: 1.12 WHIP: 1.375															PITCHER IP: WLS: BF: H: R: ER: SO: BB: IBB: HBP: BLK: WP: HR: S: P: ERA: WHIP:				

Batter	1	2	3	4	5	6	7	8	9	AB	R	H	RBI	BB	SO	LOB	TOP																						
Tommie Agee, R OBP: 0.300, SLG: 0.440	F7	FC5-4 1B		E5 CS		K			6-3	5	0	1	1	0	1	1																							
Roger Metzger, S OBP: 0.305, SLG: 0.352	K	FC5-4		SF8			G5-4-3 1B			3	0	1	1	0	1	2																							
Jimmy Wynn, R OBP: 0.340, SLG: 0.409	F8			CS	F2		F7			4	1	1	0	0	0	1																							
Bob Watson, R OBP: 0.415, SLG: 0.455		1B 1B		L9			G5-4-3			4	1	2	0	0	0	2																							
Doug Rader, R OBP: 0.330, SLG: 0.410		1B 1B		6-3			F3		5-3	4	1	1	0	0	0	2																							
Lee May, R OBP: 0.301, SLG: 0.454		P4					K		K	4	1	1	2	0	2	3																							
Tommy Helms, R OBP: 0.330, SLG: 0.370		FC3-6 1B		6-3					1-3	4	2	2	1	0	0	0																							
Skip Jutze, R OBP: 0.310, SLG: 0.293		FC3-6 1B							F8	4	1	3	2	0	0	0																							
Dave Roberts, L OBP: 0.140, SLG: 0.140		FC3-6 1B		SH2-4			B2-4-6-4		K	3	0	0	0	0	1	3																							
Inning Stats	R: 0 E: 0 K: 1 S: 5	H: 0 LOB: 0 BB: 0 P: 5	R: 3 E: 0 K: 0 S: 8	H: 5 LOB: 2 BB: 0 P: 8	R: 2 E: 1 K: 0 S: 5	H: 2 LOB: 0 BB: 0 P: 5	R: 1 E: 1 K: 0 S: 4	H: 1 LOB: 0 BB: 0 P: 4	R: 0 E: 0 K: 1 S: 6	H: 1 LOB: 1 BB: 0 P: 6	R: 0 E: 0 K: 0 S: 3	H: 1 LOB: 0 BB: 0 P: 3	R: 0 E: 0 K: 1 S: 5	H: 0 LOB: 0 BB: 0 P: 5	R: 0 E: 0 K: 1 S: 5	H: 0 LOB: 0 BB: 0 P: 5	1B: 10 2B: 1 3B: 0 HR: 1	SF: 1 SAC: 1 DP: 2 HBP: 0	WP: 0 PB: 0 SB: 0 CS: 1	PA: 38																			
PITCHER	IP	WLS	BF	H	R	ER	SO	BB	IBB	HBP	BLK	WP	HR	S	P	ERA	WHIP	PITCHER				IP	WLS	BF	H	R	ER	SO	BB	IBB	HBP	BLK	WP	HR	S	P	ERA	WHIP	
Jerry Koosman, L ERA: 3.1	(1, 1)	5.0	L	24	9	6	5	2	0	0	0	0	0	1	28	28	9.00	1.800																					
Jim McAndrew, R ERA: 5.5	(6, 1)	2.0		7	3	1	1	1	0	0	0	0	0	0	9	9	4.50	1.500																					
Tug McGraw, L ERA: 5.96	(8, 1)	2.0		6	0	0	0	2	0	0	0	0	0	0	10	10	0.00	0.000																					

Batter	1	2	3	4	5	6	7	8	9	AB	R	H	RBI	BB	SO	LOB	BOTTOM																						
Wayne Garrett, L OBP: 0.335, SLG: 0.354	CS BB	4-3					F8			3	0	0	0	1	1	2																							
Felix Milan, R OBP: 0.318, SLG: 0.349					G5-4-3 1B			G3 2B		4	0	4	0	0	0	0																							
Willie Mays, R OBP: 0.286, SLG: 0.326	K				G5-4-3			5-3		4	0	1	0	0	1	3																							
Rusty Staub, L OBP: 0.357, SLG: 0.410	G3				G3		F7		G3	4	0	0	0	0	0	4																							
Cleon Jones, R OBP: 0.297, SLG: 0.357		K			G3		F8		K	4	0	0	0	0	2	1																							
Don Hahn, R OBP: 0.271, SLG: 0.345		1B 2B			4-3				L7	4	1	2	0	0	0	0																							
Duffy Dyer, R OBP: 0.243, SLG: 0.238		SH1-4 1B							6-3	4	0	2	0	0	0	1																							
Bud Harrelson, S OBP: 0.357, SLG: 0.308		SH1-4 1B			5-3				F7	4	0	1	1	0	0	1																							
Jerry Koosman, R OBP: 0.122, SLG: 0.100										0	0	0	0	0	0	0																							
Ken Boswell, L OBP: 0.260, SLG: 0.348										1	0	0	0	0	0	0																							
Jim McAndrew, R OBP: 0.400, SLG: 0.214										0	0	0	0	0	0	0																							
Jerry Grote, R OBP: 0.250, SLG: 0.250										1	0	0	0	0	0	0																							
Tug McGraw, R OBP: 0.143, SLG: 0.143										0	0	0	0	0	0	0																							
Inning Stats	R: 0 E: 0 K: 1 S: 5	H: 1 LOB: 1 BB: 1 P: 9	R: 1 E: 0 K: 1 S: 8	H: 3 LOB: 2 BB: 0 P: 8	R: 0 E: 0 K: 0 S: 3	H: 1 LOB: 0 BB: 0 P: 3	R: 0 E: 0 K: 0 S: 4	H: 1 LOB: 1 BB: 0 P: 4	R: 0 E: 0 K: 1 S: 7	H: 2 LOB: 2 BB: 0 P: 7	R: 0 E: 0 K: 0 S: 3	H: 1 LOB: 0 BB: 0 P: 3	R: 0 E: 0 K: 1 S: 6	H: 1 LOB: 1 BB: 0 P: 6	R: 0 E: 0 K: 0 S: 3	H: 0 LOB: 0 BB: 0 P: 3	R: 0 E: 0 K: 1 S: 5	H: 1 LOB: 0 BB: 0 P: 5	1B: 8 2B: 2 3B: 0 HR: 0	SF: 0 SAC: 1 DP: 2 HBP: 0	WP: 0 PB: 0 SB: 0 CS: 1	PA: 35																	
PITCHER	IP	WLS	BF	H	R	ER	SO	BB	IBB	HBP	BLK	WP	HR	S	P	ERA	WHIP	PITCHER				IP	WLS	BF	H	R	ER	SO	BB	IBB	HBP	BLK	WP	HR	S	P	ERA	WHIP	
Dave Roberts, L ERA: 2.98	(1, 1)	9.0	W	35	10	1	1	4	1	0	0	0	0	0	42	46	1.00	1.222																					

Houston Astros @ New York Mets
Shea Stadium, Flushing, NY
Wed Jul 11 1973, 3:33 AM EDT
Att: 18,776 - Unknown

AB 35
R 7
H 12
RBI 7
BB 0
SO 5
LOB 14



Houston Astros @ New York Mets
Shea Stadium, Flushing, NY
Wed Jul 11 1973, 3:33 AM EDT
Att: 18,776 - Unknown

AB 33
R 1
H 10
RBI 1
BB 1
SO 4
LOB 12



Batter	1	2	3	4	5	6	7	8	9	AB	R	H	RBI	BB	SO	LOB	TOP				
Tommie Agee, R OBP: 0.297, SLG: 0.432 (1, 8)	6-3		P6			1B	K	1-3		5	0	1	0	0	1	3	Houston Astros @ Philadelphia Phillies Veterans Stadium, Philadelphia, PA Thu Jul 12 1973, 7:05 PM EDT Att: 13,110 - Unknown				
Roger Metzger, S OBP: 0.309, SLG: 0.356 (1, 6)	P6		G6-4-3 1B			1B		F8 1B	K	5	1	3	0	0	1	0					
Jimmy Wynn, R OBP: 0.343, SLG: 0.430 (1, 9)	HR		G6-4-3 1-2			K		BB 2B 1B	HR	5	3	3	2	0	1	3					
Bob Watson, R OBP: 0.412, SLG: 0.451 (1, 7)	1B			K2-3		K		F8 2-3	K	5	0	1	0	0	3	4					
Doug Rader, R OBP: 0.328, SLG: 0.405 (1, 5)	P4 1-3			6-3		F8		2B 1B BB	6-3	4	1	0	0	1	0	3					
Lee May, R OBP: 0.303, SLG: 0.458 (1, 3)		F7		5-3				BB 1B G6-3	1B 2B	4	2	2	2	0	0	0					
Tommy Helms, R OBP: 0.331, SLG: 0.370 (1, 4)		P4			5-3			G6-3 1B	1B IBB	3	0	1	0	1	0	0					
Skip Jutze, R OBP: 0.322, SLG: 0.296 (1, 2)		BB				F8		G6-3 BB	1B	2	0	1	2	2	0	0					
Ken Forsch, R OBP: 0.109, SLG: 0.094 (7, PH)										2	0	0	0	0	0	1					
Bob Gallagher, L OBP: 0.280, SLG: 0.313 (7, PH)										1	0	0	0	0	0	2					
Jim Ray, R OBP: 0.200, SLG: 0.200 (7, 1)										0	0	0	0	0	0	0					
Juan Pizarro, L (8, 1)										0	0	0	0	0	0	0					
Inning Stats	R: 1 E: 1 K: 0 S: 5	H: 2 LOB: 1 BB: 0 P: 5	R: 0 E: 0 K: 0 S: 3	H: 0 LOB: 1 BB: 1 P: 7	R: 0 E: 0 K: 1 S: 3	H: 1 LOB: 0 BB: 0 P: 3	R: 0 E: 0 K: 1 S: 5	H: 0 LOB: 0 BB: 0 P: 5	R: 0 E: 0 K: 2 S: 9	H: 2 LOB: 2 BB: 0 P: 9	R: 0 E: 0 K: 1 S: 6	H: 2 LOB: 1 BB: 1 P: 10	R: 4 E: 0 K: 0 S: 7	H: 4 LOB: 2 BB: 2 P: 15	R: 1 E: 0 K: 2 S: 8	H: 1 LOB: 0 BB: 0 P: 8	1B: 9 2B: 1 3B: 0 HR: 2	SF: 0 SAC: 1 DP: 2 HBP: 0	WP: 0 PB: 0 SB: 1 CS: 0	PA: 41	
PITCHER	IP	WLS	BF	H	R	ER	SO	BB	IBB	HBP	BLK	WP	HR	S	P	ERA	WHIP				
Jim Lonborg, R ERA: 5.7 (1, 1)	7.1		33	10	6	6	4	3	0	0	0	0	1	38	50	7.36	1.773				
Bill Wilson, R ERA: 4.23 (8, 1)	0.2		4	1	0	0	0	0	1	0	0	0	0	3	7	0.00	1.500				
Barry Lersch, R ERA: 5.05 (9, 1)	1.0	L	4	1	1	1	2	0	0	0	0	0	1	8	8	9.00	1.000				

AB	36
R	7
H	12
RBI	6
BB	4
SO	6
LOB	16



Batter	1	2	3	4	5	6	7	8	9	AB	R	H	RBI	BB	SO	LOB	BOTTOM					
Bill Robinson, R OBP: 0.352, SLG: 0.546 (1, 9)	F8		K				F7			5	0	2	2	0	1	0	Houston Astros @ Philadelphia Phillies Veterans Stadium, Philadelphia, PA Thu Jul 12 1973, 7:05 PM EDT Att: 13,110 - Unknown					
Barry Lersch, S OBP: 0.154, SLG: 0.154 (9, 1)						FC6-4 1B		1-2 2-H 3-H	1B	0	0	0	0	0	0	0						
Denny Doyle, L OBP: 0.330, SLG: 0.318 (1, 4)										4	1	2	0	0	0	1						
Mike Anderson, R OBP: 0.306, SLG: 0.442 (8, PH)	1B		4-3			FC6-4 G4-6-3 1-2		F9		1	0	0	0	0	2							
Willie Montanez, L OBP: 0.353, SLG: 0.413 (1, 3)	1B					G4-6-3				5	0	2	0	0	2	2						
Greg Luzinski, R OBP: 0.310, SLG: 0.471 (1, 7)	1B									5	1	2	2	0	2	2						
Del Unser, L OBP: 0.390, SLG: 0.509 (1, 8)	K					HR				3	1	0	0	2	1	3						
Mike Schmidt, R OBP: 0.344, SLG: 0.403 (1, 5)	FC5-4 1-2									4	1	0	0	0	0	4						
Bob Boone, R OBP: 0.308, SLG: 0.336 (1, 2)		F8								4	1	2	1	0	0	1						
Terry Harmon, R OBP: 0.299, SLG: 0.241 (1, 6)										2	0	1	1	1	0	0						
Mike Rogozinski, L OBP: 0.356, SLG: 0.380 (8, PH)		F8								1	0	1	0	0	0	0						
Larry Bowa, S OBP: 0.247, SLG: 0.236 (8, PR)										0	1	0	0	0	0	0						
Jim Lonborg, R OBP: 0.233, SLG: 0.222 (8, 1)										3	0	0	0	0	2	3						
Bill Wilson, R (8, 1)										0	0	0	0	0	0	0						
Tom Hutton, L OBP: 0.372, SLG: 0.417 (8, PH)										0	0	0	0	1	0	0						
Jose Pagan, R OBP: 0.205, SLG: 0.326 (9, 5)										0	0	0	0	0	0	0						
Inning Stats	R: 1 E: 0 K: 1 S: 8	H: 3 LOB: 2 BB: 0 P: 8	R: 0 E: 0 K: 0 S: 3	H: 0 LOB: 0 BB: 0 P: 3	R: 0 E: 0 K: 2 S: 7	H: 0 LOB: 0 BB: 0 P: 7	R: 2 E: 0 K: 2 S: 9	H: 2 LOB: 1 BB: 1 P: 13	R: 0 E: 0 K: 0 S: 3	H: 1 LOB: 0 BB: 0 P: 3	R: 1 E: 0 K: 1 S: 7	H: 2 LOB: 2 BB: 1 P: 11	R: 0 E: 0 K: 2 S: 8	H: 1 LOB: 1 BB: 0 P: 8	R: 2 E: 0 K: 0 S: 5	H: 2 LOB: 2 BB: 2 P: 13	R: 0 E: 0 K: 0 S: 3	H: 1 LOB: 0 BB: 0 P: 3	1B: 9 2B: 2 3B: 0 HR: 1	SF: 0 SAC: 0 DP: 2 HBP: 0	WP: 0 PB: 0 SB: 2 CS: 0	PA: 41
PITCHER	IP	WLS	BF	H	R	ER	SO	BB	IBB	HBP	BLK	WP	HR	S	P	ERA	WHIP					
Ken Forsch, R ERA: 3.74 (1, 1)	6.0		27	8	4	4	6	1	1	0	0	0	1	37	45	6.00	1.500					
Jim Ray, R ERA: 4.64 (7, 1)	1.2		10	3	2	2	2	2	0	0	0	0	0	12	20	10.80	3.000					
Juan Pizarro, L ERA: 8.44 (8, 1)	1.1	W	4	1	0	0	0	0	0	0	0	0	0	4	4	0.00	0.750					

AB	37
R	6
H	12
RBI	6
BB	4
SO	8
LOB	18



Batter	1	2	3	4	5	6	7	8	9	AB	R	H	RBI	BB	SO	LOB	TOP			
Jimmy Wynn, R OBP: 0.342, SLG: 0.426	4-0 1B BB		0-0 E6		0-0 F8		0-3 K			3	1	0	0	1	1	2				
Roger Metzger, S OBP: 0.305, SLG: 0.352	0-0 4-3		0-0 F9		0-0 F8			0-0 4-3		4	0	0	0	0	0	4				
Cesar Cedeno, R OBP: 0.366, SLG: 0.550	0-0 2H 1B			0-0 4-3		4-0 1B BB		0-3 K		3	0	1	1	1	1	0				
Bob Watson, R OBP: 0.413, SLG: 0.450	0-3 K			4-0 FC6-4 BB		0-0 1-2 1B		0-0 6-3		3	0	1	0	1	1	0				
Doug Rader, R OBP: 0.327, SLG: 0.403		0-3 K		0-3 K		0-0 F8		0-0 HR 1B		4	1	1	0	0	2	3				
Lee May, R OBP: 0.300, SLG: 0.452		0-0 F7		0-0 FC6-4		0-0 F7		0-3 K		4	0	0	0	0	1	4				
Tommy Helms, R OBP: 0.331, SLG: 0.378		0-0 4-3			0-0 F9		0-0 F8		0-0 1-H HR	4	1	1	2	0	0	2				
Skip Jutze, R OBP: 0.320, SLG: 0.295			0-0 G3		0-0 1B 1B		0-3 K		0-0 F8	4	0	1	0	0	1	0				
Don Wilson, R OBP: 0.224, SLG: 0.271			0-0 F7				0-3 K		0-0 F8	3	0	1	0	0	1	0				
Bob Gallagher, L OBP: 0.255, SLG: 0.306				0-0 1-2 1B						1	0	0	0	0	0	0				
Inning Stats	R: 1 E: 0 K: 1 S: 5	H: 1 LOB: 0 BB: 1 P: 9	R: 0 E: 0 K: 1 S: 5	H: 0 LOB: 0 BB: 0 P: 5	R: 0 E: 1 K: 0 S: 4	H: 0 LOB: 1 BB: 0 P: 4	R: 0 E: 0 K: 1 S: 5	H: 2 LOB: 1 BB: 1 P: 9	R: 0 E: 0 K: 0 S: 4	H: 1 LOB: 2 BB: 1 P: 8	R: 0 E: 0 K: 3 S: 9	H: 0 LOB: 0 BB: 0 P: 9	R: 0 E: 0 K: 1 S: 5	H: 0 LOB: 0 BB: 0 P: 5	R: 2 E: 0 K: 1 S: 7	H: 2 LOB: 0 BB: 0 P: 7	1B: 5 2B: 0 3B: 0 HR: 1	SF: 0 SAC: 0 DP: 0 HBP: 0	WP: 0 PB: 0 SB: 0 CS: 0	PA: 36
PITCHER Wayne Twitchell, R ERA: 2.13	IP: 9.0 WLS: W BF: 36 H: 6 R: 3 ER: 3 SO: 8 BB: 3 IBB: 0 HBP: 0 BLK: 0 WP: 0 HR: 1 S: 49 P: 61 ERA: 3.00 WHIP: 1.000															PITCHER				

Houston Astros @ Philadelphia Phillies
Veterans Stadium, Philadelphia, PA
Fri Jul 13 1973, 7:05 PM EDT
Att: 19,087 - Unknown


AB 33
R 3
H 6
RBI 3
BB 3
SO 8
LOB 15



Batter	1	2	3	4	5	6	7	8	9	AB	R	H	RBI	BB	SO	LOB	BOTTOM			
Bill Robinson, R OBP: 0.350, SLG: 0.556	0-0 HR		0-0 F3	0-3 K			0-0 P5			4	1	1	1	0	1	1				
Denny Doyle, L OBP: 0.325, SLG: 0.332	0-0 1-3		0-0 4-3		0-0 F9		0-0 HR			4	1	1	1	0	0	0				
Willie Montanez, L OBP: 0.355, SLG: 0.415	0-0 1B 1B		0-0 HBP HR 1B		0-0 G3		0-0 4-3			4	1	2	0	0	0	0				
Greg Luzinski, R OBP: 0.315, SLG: 0.469	0-3 K		1-0 HR HBP 1B		4-0 BB		4-0 4-1 BB			1	1	0	0	2	1	1				
Del Unser, L OBP: 0.391, SLG: 0.522	0-0 1-3 1B		0-0 1-H 2-H HR		0-0 F9		0-0 4-1		0-0 1-2 4-1	4	1	2	3	0	0	2				
Mike Schmidt, R OBP: 0.335, SLG: 0.395	0-0 F7		0-3 K			0-0 L5		0-0 L5		4	0	0	0	0	1	3				
Bob Boone, R OBP: 0.304, SLG: 0.331		0-0 F7		0-0 F9		0-0 P6		0-0 6-3		4	0	0	0	0	0	1				
Terry Harmon, R OBP: 0.289, SLG: 0.232		0-0 F7		0-0 F7		0-0 F8				3	0	0	0	0	0	0				
Wayne Twitchell, R OBP: 0.119, SLG: 0.167		0-0 3-1			0-0 1B		0-3 K			3	0	1	0	0	1	0				
Inning Stats	R: 1 E: 0 K: 1 S: 8	H: 3 LOB: 2 BB: 0 P: 8	R: 0 E: 0 K: 0 S: 3	H: 0 LOB: 0 BB: 0 P: 3	R: 3 E: 0 K: 1 S: 7	H: 2 LOB: 0 BB: 0 P: 8	R: 0 E: 0 K: 1 S: 6	H: 1 LOB: 1 BB: 0 P: 6	R: 0 E: 0 K: 0 S: 3	H: 0 LOB: 0 BB: 1 P: 7	R: 0 E: 0 K: 0 S: 3	H: 0 LOB: 0 BB: 0 P: 3	R: 1 E: 0 K: 1 S: 6	H: 1 LOB: 0 BB: 0 P: 6	R: 0 E: 0 K: 0 S: 3	H: 0 LOB: 1 BB: 1 P: 7	1B: 4 2B: 0 3B: 0 HR: 3	SF: 0 SAC: 0 DP: 0 HBP: 1	WP: 0 PB: 0 SB: 0 CS: 0	PA: 34
PITCHER Don Wilson, R ERA: 3.26	IP: 8.0 WLS: L BF: 34 H: 7 R: 5 ER: 5 SO: 4 BB: 2 IBB: 0 HBP: 1 BLK: 0 WP: 0 HR: 3 S: 39 P: 48 ERA: 5.62 WHIP: 1.125															PITCHER				

Houston Astros @ Philadelphia Phillies
Veterans Stadium, Philadelphia, PA
Fri Jul 13 1973, 7:05 PM EDT
Att: 19,087 - Unknown

AB 31
R 5
H 7
RBI 5
BB 2
SO 4
LOB 8



Batter	1	2	3	4	5	6	7	8	9	AB	R	H	RBI	BB	SO	LOB	TOP	
Jimmy Wynn, R <small>(1, 9)</small> <small>OBP: 0.344, SLG: 0.424</small>										2	0	0	0	2	1	0	Houston Astros @ Philadelphia Phillies Veterans Stadium, Philadelphia, PA Sat Jul 14 1973, 7:05 PM EDT Att: 25,062 - Unknown	
Roger Metzger, S <small>(1, 6)</small> <small>OBP: 0.302, SLG: 0.348</small>										4	0	0	0	0	0	3		
Cesar Cedeno, R <small>(1, 8)</small> <small>OBP: 0.368, SLG: 0.546</small>										2	0	0	0	2	1	0		
Bob Watson, R <small>(1, 7)</small> <small>OBP: 0.411, SLG: 0.448</small>										4	0	1	0	0	1	2		
Doug Rader, R <small>(1, 5)</small> <small>OBP: 0.326, SLG: 0.401</small>										4	0	1	0	0	0	1		
Lee May, R <small>(1, 3)</small> <small>OBP: 0.300, SLG: 0.450</small>										2	0	0	0	1	0	1		
Tommy Helms, R <small>(1, 4)</small> <small>OBP: 0.328, SLG: 0.374</small>										3	0	0	0	0	0	1		
Skip Jutze, R <small>(1, 2)</small> <small>OBP: 0.314, SLG: 0.289</small>										3	0	0	0	0	0	1		
Jerry Reuss, L <small>(1, 1)</small> <small>OBP: 0.203, SLG: 0.214</small> Larry Dierker, R <small>(3, 1)</small> <small>OBP: 0.276, SLG: 0.334</small> Ray Busse, R <small>(6, PH)</small> <small>OBP: 0.297, SLG: 0.346</small> Cecil Upshaw, R <small>(6, 1)</small> <small>OBP: 0.297, SLG: 0.346</small> Jesus Alou, R <small>(8, PH)</small> <small>OBP: 0.297, SLG: 0.346</small> Tom Griffin, R <small>(8, 1)</small> <small>OBP: 0.297, SLG: 0.346</small>										1	0	0	0	0	1	0		
Inning Stats	R: 0 H: 0 E: 0 K: 1 S: 4	H: 0 R: 0 ER: 0 LOB: 1 BB: 2 P: 12	R: 0 H: 1 E: 0 K: 0 S: 3	H: 1 R: 0 ER: 0 LOB: 0 BB: 1 P: 7	R: 0 H: 0 E: 0 K: 2 S: 7	H: 0 R: 0 ER: 0 LOB: 0 BB: 0 P: 7	R: 0 H: 0 E: 0 K: 0 S: 2	H: 0 R: 0 ER: 0 LOB: 0 BB: 1 P: 6	R: 0 H: 0 E: 0 K: 0 S: 3	R: 0 H: 0 E: 0 K: 1 S: 5	H: 0 R: 0 ER: 0 LOB: 0 BB: 0 P: 5	R: 0 H: 1 E: 0 K: 0 S: 4	H: 1 R: 0 ER: 0 LOB: 2 BB: 1 P: 8	R: 0 H: 0 E: 0 K: 1 S: 5	H: 0 R: 0 ER: 0 LOB: 0 BB: 0 P: 5	1B: 3 2B: 0 3B: 0 HR: 0		SF: 0 SAC: 0 DP: 2 HBP: 0
PITCHER Steve Carlton, L <small>(1, 1)</small> <small>ERA: 4.07</small>	IP: 9.0 WLS: W BF: 32	H: 3 R: 0 ER: 0 SO: 5	BB: 5 IBB: 0 HBP: 0 BLK: 0	WP: 0 HR: 0 S: 37 P: 57	ERA: 0.00 WHIP: 0.889	PITCHER	IP: 0.0 WLS: 0 BF: 0	H: 0 R: 0 ER: 0 SO: 0	BB: 0 IBB: 0 HBP: 0 BLK: 0	WP: 0 HR: 0 S: 0 P: 0	ERA: 0.00 WHIP: 0.000							

Batter	1	2	3	4	5	6	7	8	9	AB	R	H	RBI	BB	SO	LOB	BOTTOM
Bill Robinson, R <small>(1, 8)</small> <small>OBP: 0.348, SLG: 0.549</small>										4	0	1	0	0	1	1	Houston Astros @ Philadelphia Phillies Veterans Stadium, Philadelphia, PA Sat Jul 14 1973, 7:05 PM EDT Att: 25,062 - Unknown
Terry Harmon, R <small>(1, 4)</small> <small>OBP: 0.298, SLG: 0.235</small>										3	2	1	0	0	0	0	
Willie Montanez, L <small>(1, 3)</small> <small>OBP: 0.357, SLG: 0.419</small>										4	2	2	0	0	0	1	
Greg Luzinski, R <small>(1, 7)</small> <small>OBP: 0.322, SLG: 0.483</small>										3	1	3	2	1	0	0	
Mike Anderson, R <small>(1, 9)</small> <small>OBP: 0.312, SLG: 0.444</small>										4	0	2	2	0	0	2	
Mike Schmidt, R <small>(1, 5)</small> <small>OBP: 0.333, SLG: 0.388</small>										4	0	0	0	0	3	4	
Bob Boone, R <small>(1, 2)</small> <small>OBP: 0.303, SLG: 0.327</small>										3	0	0	0	1	0	2	
Larry Bowa, S <small>(1, 6)</small> <small>OBP: 0.247, SLG: 0.236</small>										4	1	1	0	0	0	2	
Steve Carlton, L <small>(1, 1)</small> <small>OBP: 0.177, SLG: 0.237</small>										2	1	1	2	1	0	0	
Inning Stats	R: 2 H: 3 E: 0 K: 1 S: 7	H: 3 R: 1 ER: 2 LOB: 1 BB: 1 P: 11	R: 2 H: 2 E: 0 K: 1 S: 7	H: 3 R: 1 ER: 1 LOB: 1 BB: 0 P: 7	R: 1 H: 0 E: 0 K: 0 S: 2	H: 1 R: 0 ER: 0 LOB: 0 BB: 1 P: 4	R: 0 H: 0 E: 0 K: 0 S: 3	H: 0 R: 0 ER: 0 LOB: 0 BB: 0 P: 3	R: 0 H: 0 E: 0 K: 0 S: 3	R: 1 H: 2 E: 0 K: 1 S: 7	H: 2 R: 0 ER: 0 LOB: 2 BB: 1 P: 11	1B: 8 2B: 1 3B: 0 HR: 2	SF: 0 SAC: 0 DP: 3 HBP: 1	WP: 0 PA: 35 PB: 0 SB: 0 CS: 0			
PITCHER Jerry Reuss, L <small>(1, 1)</small> <small>ERA: 3.35</small> Larry Dierker, R <small>(3, 1)</small> <small>ERA: 2.7</small> Cecil Upshaw, R <small>(6, 1)</small> <small>ERA: 5.6</small> Tom Griffin, R <small>(8, 1)</small> <small>ERA: 5.88</small>	IP: 2.0 WLS: L BF: 14	H: 8 R: 5 ER: 5 SO: 2	BB: 1 IBB: 0 HBP: 1 BLK: 0	WP: 0 HR: 1 S: 9 P: 14	ERA: 3.00 WHIP: 0.667	PITCHER	IP: 0.0 WLS: 0 BF: 0	H: 0 R: 0 ER: 0 SO: 0	BB: 0 IBB: 0 HBP: 0 BLK: 0	WP: 0 HR: 0 S: 0 P: 0	ERA: 0.00 WHIP: 0.000						

Batter	1	2	3	4	5	6	7	8	9	AB	R	H	RBI	BB	SO	LOB	TOP			
Jimmy Wynn, R OBP: 0.343, SLG: 0.420	0-3 K	4-0 BB		0-3 K		0-3 K				3	0	0	0	1	3	0	Houston Astros @ Philadelphia Phillies Veterans Stadium, Philadelphia, PA Sun Jul 15 1973, 7:05 PM EDT Att: 20,648 - Unknown livebaseballscorecards.com			
Roger Metzger, S OBP: 0.305, SLG: 0.350	0-0 WP G3	0-0 1-3			0-0 S 1B					3	1	2	0	0	0	2				
Cesar Cedeno, R OBP: 0.368, SLG: 0.542	0-0 G3		4-0 S 1B		0-0 F8					2	1	0	0	1	0	2				
Bob Watson, R OBP: 0.413, SLG: 0.448	4-0 BB		0-0 5-3		0-0 CS					2	0	1	1	1	0	1				
Doug Rader, R OBP: 0.332, SLG: 0.408	4-0 BB		0-0 2H		0-0 1B					2	0	2	1	1	0	0				
Lee May, R OBP: 0.300, SLG: 0.447	0-0 FC6-4		0-3 K		4-0 FC6-4					2	0	0	0	1	1	4				
Tommy Helms, R OBP: 0.325, SLG: 0.371		0-0 F8	0-0 6-3		0-0 FC6-4					3	0	0	0	0	0	3				
Skip Jutze, R OBP: 0.314, SLG: 0.290		0-0 WP BB		0-0 4-3		0-0 P6				3	0	1	0	0	0	0				
Dave Roberts, L OBP: 0.130, SLG: 0.130	0-3 K		0-3 K		0-0 P3					3	0	0	0	0	2	1				
Inning Stats	R: 0 E: 0 K: 1 S: 6	H: 1 LOB: 3 BB: 2 P: 14	R: 0 E: 0 K: 1 S: 6	H: 1 LOB: 2 BB: 1 P: 10	R: 1 E: 0 K: 1 S: 6	H: 1 LOB: 1 BB: 1 P: 10	R: 0 E: 0 K: 2 S: 7	H: 0 LOB: 0 BB: 0 P: 7	R: 1 E: 0 K: 0 S: 5	H: 3 LOB: 2 BB: 1 P: 9	R: 0 E: 0 K: 1 S: 5	H: 0 LOB: 0 BB: 0 P: 5					1B: 5 2B: 1 3B: 0 HR: 0	SF: 0 SAC: 0 DP: 0 HBP: 0	WP: 2 PB: 0 SB: 2 CS: 1	PA: 28
PITCHER Dick Ruthven, R ERA: 3.97	IP: 6.0 WLS: L BF: 28	H: 6 R: 2 ER: 2 SO: 6	BB: 4 IBB: 1 HBP: 0 BLK: 0	WP: 2 HR: 0 S: 35 P: 55	ERA: 3.00 WHIP: 1.667															

Batter	1	2	3	4	5	6	7	8	9	AB	R	H	RBI	BB	SO	LOB	BOTTOM	
Bill Robinson, R OBP: 0.358, SLG: 0.559	0-0 2B		4-0 BB		0-0 1B					2	0	2	0	1	0	0	Houston Astros @ Philadelphia Phillies Veterans Stadium, Philadelphia, PA Sun Jul 15 1973, 7:05 PM EDT Att: 20,648 - Unknown livebaseballscorecards.com	
Terry Harmon, R OBP: 0.289, SLG: 0.227	0-0 6-3		0-0 F7		0-0 F8					3	0	0	0	0	0	4		
Willie Montanez, L OBP: 0.358, SLG: 0.418	4-0 G6-4-3		0-3 K							1	0	0	0	1	1	1		
Greg Luzinski, R OBP: 0.321, SLG: 0.480	0-0 G6-4-3		0-0 6-3							2	0	0	0	0	0	2		
Mike Anderson, R OBP: 0.314, SLG: 0.444		0-0 1B		0-0 5-3						2	0	1	0	0	0	0		
Mike Schmidt, R OBP: 0.331, SLG: 0.384		0-0 P4		0-0 5-3						2	0	0	0	0	0	1		
Bob Boone, R OBP: 0.301, SLG: 0.325	0-0 F7		0-0 F7							2	0	0	0	0	0	1		
Larry Bowa, S OBP: 0.246, SLG: 0.235	0-0 F9		0-3 K		0-0 6-3					2	0	0	0	0	0	1		
Dick Ruthven, R OBP: 0.172, SLG: 0.143			0-3 K		0-0 1B					2	0	1	0	0	1	0		
Inning Stats	R: 0 E: 0 K: 0 S: 3	H: 1 LOB: 1 BB: 1 P: 7	R: 0 E: 0 K: 0 S: 4	H: 1 LOB: 1 BB: 0 P: 4	R: 0 E: 0 K: 2 S: 7	H: 0 LOB: 1 BB: 1 P: 11	R: 0 E: 0 K: 0 S: 3	H: 0 LOB: 0 BB: 0 P: 3	R: 0 E: 0 K: 0 S: 5	H: 2 LOB: 2 BB: 0 P: 5					1B: 3 2B: 1 3B: 0 HR: 0	SF: 0 SAC: 0 DP: 1 HBP: 0	WP: 0 PB: 0 SB: 0 CS: 0	PA: 20
PITCHER Dave Roberts, L ERA: 2.87	IP: 5.0 WLS: W BF: 20	H: 4 R: 0 ER: 0 SO: 2	BB: 2 IBB: 0 HBP: 0 BLK: 0	WP: 0 HR: 0 S: 22 P: 30	ERA: 0.00 WHIP: 1.200													

Batter	1	2	3	4	5	6	7	8	9	AB	R	H	RBI	BB	SO	LOB	TOP								
Ron Hunt, R OBP: 0.416, SLG: 0.336 (1, 4)	4-3		1-3	F9			2B 4-3 1B	6-3		5	1	1	0	0	0	2									
Mike Jorgensen, L OBP: 0.354, SLG: 0.352 (1, 3)	FC4-6 1B		G3	BB			4-3 1B 2B	1B WP BB		3	2	2	0	2	0	0									
Ron Fairly, L OBP: 0.459, SLG: 0.459 Clyde Mashore, R OBP: 0.337, SLG: 0.419 (6, PR) (8, 7)	FC4-6 BB WP 1-2		1B BB	L8			4-3	S WP 1B		4	1	1	1	1	0	5									
Ken Singleton, S OBP: 0.408, SLG: 0.464 (1, 9)	BB 1-2 BB		1B 1B				G3	K		4	0	1	0	1	2	2									
Bob Bailey, R OBP: 0.394, SLG: 0.557 (1, 5)	1-2 2-3 BB		1-3 2-H 1B	F9			S 1B BB	K		3	1	1	1	2	1	2									
Boots Day, L OBP: 0.383, SLG: 0.438 (1, 8)	4-3		4-3				1-H 2-H 2B 1B	K		5	1	1	2	0	1	5									
Bob Stinson, S OBP: 0.300, SLG: 0.389 (1, 2)			4-3				F6 1-H 1B 2B	3B		4	1	2	1	1	0	0									
Pepe Frias, R OBP: 0.248, SLG: 0.270 (1, 6)			F8				K	F8		5	0	2	1	0	1	1									
Ernie McAnally, R OBP: 0.214, SLG: 0.214 Mike Marshall, R OBP: 0.278, SLG: 0.235 (8, 1) (1, 1)			F8				2-H 1B	F8		4	0	0	0	0	0	3									
			F8				6-3	F9		1	0	0	0	0	0	1									
Inning Stats	R: 0 E: 0 K: 0 S: 4	H: 1 LOB: 3 BB: 2 P: 12	R: 0 E: 0 K: 0 S: 3	H: 0 LOB: 0 BB: 0 P: 3	R: 1 E: 0 K: 0 S: 5	H: 2 LOB: 2 BB: 1 P: 9	R: 0 E: 0 K: 0 S: 4	H: 1 LOB: 3 BB: 2 P: 12	R: 0 E: 0 K: 1 S: 5	H: 0 LOB: 0 BB: 0 P: 5	R: 0 E: 0 K: 1 S: 5	H: 0 LOB: 0 BB: 0 P: 5	R: 5 E: 0 K: 0 S: 8	H: 5 LOB: 1 BB: 1 P: 12	R: 1 E: 0 K: 2 S: 8	H: 1 LOB: 2 BB: 1 P: 12	R: 0 E: 0 K: 1 S: 6	H: 1 LOB: 1 BB: 0 P: 6	1B: 8 2B: 2 3B: 1 HR: 0	SF: 0 SAC: 0 DP: 0 HBP: 0	WP: 2 PB: 0 SB: 2 CS: 0	PA: 45			
PITCHER	IP WLS BF H R ER SO BB IBB HBP BLK WP HR S P ERA WHIP	6.2 L 33 7 5 5 2 6 0 0 0 1 0 31 55 6.75 1.950	7.1 3 2 1 1 1 0 0 0 0 0 0 0 3 3 27.00 6.000	8.1 5 1 1 1 2 1 0 0 0 0 0 1 0 3 12 9.00 2.000	9.1 4 1 0 0 1 0 0 0 0 0 0 0 6 6 0.00 1.000																				

Montreal Expos @ Houston Astros
Astrodome, Houston, TX
Tue Jul 17 1973, 8:05 PM EDT
Att: 18,156 - Dome

AB 38
R 7
H 11
RBI 6
BB 7
SO 5
LOB 21



Batter	1	2	3	4	5	6	7	8	9	AB	R	H	RBI	BB	SO	LOB	BOTTOM								
Jimmy Wynn, R OBP: 0.336, SLG: 0.410 (1, 9)	F8		F8				K	6-3		4	0	0	0	0	1	0									
Roger Metzger, S OBP: 0.311, SLG: 0.359 (1, 6)	5-3 1B			L6			1B 3B	G3 WP 1B		4	1	3	0	0	0	0									
Cesar Cedeno, R OBP: 0.370, SLG: 0.538 (1, 8)	5-3 1-2			K			S 1B	G3 HBP		3	0	1	1	0	1	1									
Bob Watson, R OBP: 0.412, SLG: 0.449 Cecil Upshaw, R OBP: 0.389, SLG: 0.389 Johnny Edwards, L OBP: 0.286, SLG: 0.389 J.R. Richard, R OBP: 0.100, SLG: 0.100 (1, 7) (8, PH) (8, 1) (9, 1)	6-3			CS 1B			6-3	G3		3	0	1	0	0	0	2									
Doug Rader, R OBP: 0.329, SLG: 0.406 Jimmy Stewart, S OBP: 0.349, SLG: 0.222 (7, PH) (8, 5)			K	CS 1-2			F9	1B 1B		2	0	0	0	0	1	0									
Lee May, R OBP: 0.307, SLG: 0.455 (1, 3)	G5-4-3 BB						HR	K		3	1	1	1	1	1	1									
Tommy Helms, R OBP: 0.323, SLG: 0.365 (1, 4)	G5-4-3 1-2						G1-6-3 BB	F3		3	0	0	0	1	0	2									
Skip Jutze, R OBP: 0.305, SLG: 0.281 (1, 2)			K				G1-6-3 1-2	PB 1B		4	0	1	0	0	2	1									
Don Wilson, R OBP: 0.216, SLG: 0.260 Juan Pizarro, L OBP: 0.250, SLG: 0.300 Bob Gallagher, L OBP: 0.250, SLG: 0.300 (7, PH) (8, 7)			G3				F8	K		2	0	0	0	0	0	0									
								K		1	0	0	0	0	1	2									
Inning Stats	R: 0 E: 0 K: 0 S: 4	H: 1 LOB: 1 BB: 0 P: 4	R: 0 E: 0 K: 1 S: 4	H: 0 LOB: 0 BB: 1 P: 8	R: 0 E: 0 K: 1 S: 5	H: 0 LOB: 0 BB: 0 P: 5	R: 0 E: 0 K: 1 S: 5	H: 1 LOB: 0 BB: 0 P: 5	R: 1 E: 0 K: 0 S: 3	H: 1 LOB: 0 BB: 1 P: 7	R: 1 E: 0 K: 1 S: 7	H: 2 LOB: 1 BB: 0 P: 7	R: 0 E: 0 K: 2 S: 9	H: 2 LOB: 2 BB: 0 P: 9	R: 0 E: 0 K: 1 S: 6	H: 1 LOB: 2 BB: 0 P: 7	R: 0 E: 0 K: 1 S: 5	H: 0 LOB: 0 BB: 0 P: 5	1B: 6 2B: 0 3B: 1 HR: 1	SF: 0 SAC: 0 DP: 2 HBP: 1	WP: 1 PB: 1 SB: 1 CS: 1	PA: 36			
PITCHER	IP WLS BF H R ER SO BB IBB HBP BLK WP HR S P ERA WHIP	7.1 W 30 8 2 2 6 2 0 0 0 0 1 1 39 48 2.46 1.364	8.1 S 5 0 0 0 2 0 0 0 0 0 0 9 9 0.00 0.000																						

Montreal Expos @ Houston Astros
Astrodome, Houston, TX
Tue Jul 17 1973, 8:05 PM EDT
Att: 18,156 - Dome

AB 32
R 2
H 8
RBI 2
BB 2
SO 8
LOB 13



Batter	1	2	3	4	5	6	7	8	9	10	AB	R	H	RBI	BB	SO	LOB	TOP						
Ron Hunt, R OBP: 0.416, SLG: 0.335 (1.4)	0-0 6-3		0-0 6-3		0-0 FC6-4			0-0 S BB 1B		1-0 FC6-4 SH2-4 WP HBP	4	1	1	0	0	0	1							
Clyde Mashore, R OBP: 0.333, SLG: 0.403 (1.7)	0-3 K		0-3 K			0-0 5-3		4-0 S 1-2 BB		0-0 SH2-4	3	0	0	0	1	2	0							
Ron Woods, R OBP: 0.363, SLG: 0.340 (1.8)	4-0 BB			0-0 G5-4-3 1B		0-3 K		4-0 S 1-2 2-3 IBB		4-0 FC6-4 IBB	2	0	1	0	3	1	0							
Hal Breedon, R OBP: 0.353, SLG: 0.568 (1.3)	0-0 BB			0-0 G5-4-3 1B		0-0 HR		0-0 F8		0-0 FC6-4 WP	5	1	1	1	0	0	7							
Mike Jorgensen, L OBP: 0.354, SLG: 0.352 (10.3)	0-0 G3			0-0 G5-4-3 1B		0-0 HR		0-0 F8		1-2 2-3 FC6-4 WP	0	0	0	0	0	0	0							
Bob Bailey, R OBP: 0.391, SLG: 0.550 (1.5)		0-0 5-3 1B		0-0 F8		0-0 4-3		0-0 F4		0-0 6-3	5	0	1	0	0	0	4							
Ken Singleton, S OBP: 0.407, SLG: 0.471 (1.9)		0-0 5-3 1-2			0-0 HR			0-0 F9		0-0 F9	4	1	1	1	0	0	1							
Bob Stinson, S OBP: 0.292, SLG: 0.364 (1.2)		0-0 6-3			0-3 K			0-0 F8			4	0	1	0	0	1	1							
Pepe Frias, R OBP: 0.240, SLG: 0.261 (1.6)		0-0 6-3			0-0 4-3			0-0 L7		0-3 1B	4	0	0	0	0	1	2							
Steve Rogers, R OBP: 0.278, SLG: 0.235 (9.1)			0-3 K		4-0 FC6-4 BB			0-3 K		0-3 K	2	0	0	0	1	2	0							
Steve Renko, R OBP: 0.340, SLG: 0.333 (9.1)											1	0	0	0	0	1	1							
Mike Marshall, R OBP: 0.278, SLG: 0.235 (9.1)											0	0	0	0	0	0	0							
Inning Stats	R: 0 E: 0 K: 1 S: 5	H: 0 LOB: 1 BB: 1 P: 9	R: 0 E: 0 K: 0 S: 4	H: 1 LOB: 1 BB: 0 P: 4	R: 0 E: 0 K: 2 S: 7	H: 0 LOB: 0 BB: 7 P: 7	R: 0 E: 0 K: 0 S: 3	H: 1 LOB: 0 BB: 0 P: 3	R: 1 E: 0 K: 1 S: 6	H: 1 LOB: 1 BB: 1 P: 10	R: 1 E: 0 K: 1 S: 6	H: 1 LOB: 0 BB: 0 P: 6	R: 0 E: 0 K: 0 S: 3	H: 0 LOB: 0 BB: 0 P: 3	R: 0 E: 0 K: 1 S: 6	H: 1 LOB: 3 BB: 2 P: 14	R: 0 E: 0 K: 2 S: 8	H: 1 LOB: 1 BB: 1 P: 8	R: 1 E: 0 K: 0 S: 3	H: 0 LOB: 1 BB: 1 P: 8	1B: 4 2B: 0 3B: 0 HR: 2	SF: 0 SAC: 1 DP: 1 HBP: 1	WP: 1 PA: 41	
PITCHER	IP 9.0	WLS 36	BF 6	H 2	R 2	ER 2	SO 8	BB 3	IBB 0	HBP 0	BLK 0	WP 0	HR 2	S 48	P 64	ERA 2.00	WHIP 1.000							
Jerry Reuss, L ERA: 3.27 (1.1)	0.0	L	1	0	1	1	0	0	0	1	0	0	0	0	1	∞	∞							
Cecil Upshaw, R ERA: 5.83 (10.1)	1.0	4	0	0	0	0	0	0	1	0	0	1	0	3	7	0.00	0.000							
Juan Pizarro, L ERA: 8.1 (10.1)																								

Montreal Expos @ Houston Astros
Astrodome, Houston, TX
Wed Jul 18 1973, 8:05 PM EDT
Att. 14,352 - Dome

AB	34
R	3
H	6
RBI	2
BB	5
SO	8
LOB	17



Batter	1	2	3	4	5	6	7	8	9	10	AB	R	H	RBI	BB	SO	LOB	BOTTOM						
Jimmy Wynn, R OBP: 0.332, SLG: 0.405 (1.9)	0-0 5-3		0-0 5-3		0-0 5-3		0-0 SF7		0-0 G3		4	0	0	1	0	0	2							
Roger Metzger, S OBP: 0.310, SLG: 0.355 (1.6)	4-0 FC5-4 BB 1B BB		0-0 F8		0-0 E3 1B		0-0 3-1			0-3 K	4	1	0	0	1	1	0							
Cesar Cedeño, R OBP: 0.377, SLG: 0.537 (1.8)	4-0 FC5-4 BB		4-0 S BB		0-0 1-3 1B			0-0 1-3		1-0 1-3 S HBP	2	0	1	0	2	0	0							
Bob Watson, R OBP: 0.408, SLG: 0.443 (1.7)	0-0 FC5-4 1B		0-0 6-3		0-0 6-3			0-0 6-3		0-0 1-3	5	0	0	0	0	0	6							
Lee May, R OBP: 0.311, SLG: 0.459 (1.3)	0-0 1-3 3H 1B			0-0 2B		0-3 K		0-3 K		4-0 IBB	4	0	2	1	1	2	0							
Johnny Edwards, L OBP: 0.285, SLG: 0.386 (1.2)	0-0 F8			0-0 3-1		0-0 4-3		0-0 4-3		0-0 6-3	4	0	1	0	0	0	3							
Tommie Agee, R OBP: 0.301, SLG: 0.436 (9. PR)				0-0 3-1		0-0 4-3		0-0 4-3		0-0 6-3	0	0	0	0	0	0	0							
Skip Jutze, R OBP: 0.304, SLG: 0.279 (10.2)					0-0 6-3			0-0 SH3-4 1B		0-0 6-3	1	0	0	0	0	0	2							
Jimmy Stewart, S OBP: 0.326, SLG: 0.205 (1.5)		0-0 4-3		0-0 4-3		0-0 5-3			0-0 SH3-4		3	0	0	0	0	0	1							
Tommy Helms, R OBP: 0.325, SLG: 0.367 (1.4)		0-0 6-3		0-0 6-3			0-0 SH1-4 SF7 2B		4-0 IBB		3	1	1	0	1	0	1							
Jerry Reuss, L OBP: 0.197, SLG: 0.207 (1.1)		0-0 F7			0-0 6-3		0-0 SH1-4		0-0 F3		2	0	0	0	0	0	0							
Doug Rader, R OBP: 0.328, SLG: 0.405 (9. PH)											1	0	0	0	0	0	2							
Cecil Upshaw, R OBP: 0.304, SLG: 0.279 (10.1)											0	0	0	0	0	0	0							
Juan Pizarro, L ERA: 8.1 (10.1)											0	0	0	0	0	0	0							
Inning Stats	R: 1 E: 0 K: 0 S: 4	H: 1 LOB: 2 BB: 2 P: 12	R: 0 E: 0 K: 0 S: 3	H: 0 LOB: 0 BB: 0 P: 3	R: 0 E: 0 K: 0 S: 3	H: 0 LOB: 1 BB: 1 P: 7	R: 0 E: 0 K: 0 S: 4	H: 1 LOB: 1 BB: 0 P: 4	R: 0 E: 1 K: 0 S: 5	H: 1 LOB: 2 BB: 0 P: 5	R: 0 E: 0 K: 1 S: 5	H: 0 LOB: 0 BB: 0 P: 5	R: 1 E: 0 K: 0 S: 4	H: 1 LOB: 0 BB: 0 P: 4	R: 0 E: 0 K: 1 S: 5	H: 0 LOB: 0 BB: 0 P: 5	R: 0 E: 0 K: 0 S: 4	H: 1 LOB: 2 BB: 1 P: 8	R: 0 E: 0 K: 1 S: 5	H: 0 LOB: 2 BB: 1 P: 10	1B: 3 2B: 2 3B: 0 HR: 0	SF: 1 SAC: 2 DP: 0 HBP: 1	WP: 0 PA: 42	
PITCHER	IP 8.0	WLS 32	BF 4	H 2	R 2	ER 2	SO 2	BB 3	IBB 0	HBP 0	BLK 0	WP 0	HR 0	S 33	P 45	ERA 2.25	WHIP 0.875							
Steve Rogers, R ERA: 2.25 (1.1)	2.0	W	10	1	0	0	1	0	0	2	1	0	0	0	9	18	0.00	0.500						
Mike Marshall, R ERA: 2.9 (9.1)																								

Montreal Expos @ Houston Astros
Astrodome, Houston, TX
Wed Jul 18 1973, 8:05 PM EDT
Att. 14,352 - Dome

AB	33
R	2
H	5
RBI	2
BB	5
SO	3
LOB	17



Batter	1	2	3	4	5	6	7	8	9	AB	R	H	RBI	BB	SO	LOB	TOP					
Willie Mays, R OBP: 0.299, SLG: 0.360										4	0	1	0	1	0	6	New York Mets @ Houston Astros Astrodome, Houston, TX Fri Jul 20, 1973, 8:05 PM EDT Att: 20,731 - Unknown					
Felix Milan, R OBP: 0.329, SLG: 0.366										5	1	1	0	0	0	2						
Rusty Staub, L OBP: 0.354, SLG: 0.431										4	0	0	0	0	1	2						
Cleon Jones, R OBP: 0.302, SLG: 0.400										4	0	0	0	0	0	2						
John Milner, L OBP: 0.314, SLG: 0.433										4	0	2	1	0	0	0						
Duffy Dyer, R OBP: 0.250, SLG: 0.247										4	0	2	0	0	0	2						
Wayne Garrett, L OBP: 0.343, SLG: 0.371										4	1	2	1	0	0	2						
Bud Harrelson, S OBP: 0.344, SLG: 0.294										3	0	2	0	0	1	0						
Jim Beauchamp, R OBP: 0.353, SLG: 0.341										1	0	0	0	0	1	1						
Ted Martinez, R OBP: 0.270, SLG: 0.254										0	0	0	0	0	0	0						
Jon Matlack, L OBP: 0.238, SLG: 0.111										3	0	1	0	0	0	3						
Don Hahn, R OBP: 0.304, SLG: 0.329										1	0	0	0	0	0	0						
Inning Stats	R: 0 E: 0 K: 0 S: 4	H: 1 LOB: 1 BB: 0 P: 4	R: 0 E: 0 K: 0 S: 6	H: 3 LOB: 3 BB: 0 P: 6	R: 1 E: 0 K: 0 S: 5	H: 2 LOB: 1 BB: 0 P: 5	R: 1 E: 0 K: 1 S: 6	H: 1 LOB: 1 BB: 1 P: 10	R: 0 E: 0 K: 0 S: 3	H: 0 LOB: 0 BB: 0 P: 3	R: 0 E: 0 K: 0 S: 5	H: 3 LOB: 2 BB: 0 P: 5	R: 0 E: 0 K: 1 S: 5	H: 0 LOB: 0 BB: 0 P: 5	R: 0 E: 0 K: 1 S: 6	H: 1 LOB: 1 BB: 0 P: 6	R: 0 E: 0 K: 0 S: 3	H: 0 LOB: 0 BB: 0 P: 3	1B: 7 2B: 3 3B: 0 HR: 1	SF: 0 SAC: 0 DP: 1 HBP: 0	WP: 1 PB: 0 SB: 0 CS: 0	PA: 38
PITCHER Dave Roberts, L ERA: 2.82	IP: 9.0 WLS: W BF: 38 H: 11 R: 2 ER: 2 SO: 3 BB: 1 IBB: 0 HBP: 0 BLK: 0 WP: 1 HR: 1 S: 43 P: 47 ERA: 2.00 WHIP: 1.333															PITCHER	IP: 9.0 WLS: W BF: 38 H: 11 R: 2 ER: 2 SO: 3 BB: 1 IBB: 0 HBP: 0 BLK: 0 WP: 1 HR: 1 S: 43 P: 47 ERA: 2.00 WHIP: 1.333					

AB	37
R	2
H	11
RBI	2
BB	1
SO	3
LOB	20



Batter	1	2	3	4	5	6	7	8	9	AB	R	H	RBI	BB	SO	LOB	BOTTOM			
Roger Metzger, S OBP: 0.308, SLG: 0.354										4	0	1	0	0	1	0	New York Mets @ Houston Astros Astrodome, Houston, TX Fri Jul 20, 1973, 8:05 PM EDT Att: 20,731 - Unknown			
Tommy Helms, R OBP: 0.324, SLG: 0.366										4	1	1	0	0	0	1				
Cesar Cedeno, R OBP: 0.378, SLG: 0.545										3	1	1	2	1	1	1				
Bob Watson, R OBP: 0.407, SLG: 0.445										3	1	1	0	0	0	3				
Tommie Agee, R OBP: 0.299, SLG: 0.433										1	0	0	0	0	0	0				
Lee May, R OBP: 0.310, SLG: 0.456										4	1	1	1	0	1	2				
Doug Rader, R OBP: 0.330, SLG: 0.423										4	2	2	3	0	1	0				
Jimmy Wynn, R OBP: 0.329, SLG: 0.402										3	0	0	0	0	0	0				
Skip Jutze, R OBP: 0.298, SLG: 0.274										3	0	0	0	0	1	0				
Dave Roberts, L OBP: 0.122, SLG: 0.122										3	0	0	0	0	2	0				
Inning Stats	R: 0 E: 0 K: 1 S: 6	H: 1 LOB: 2 BB: 1 P: 10	R: 1 E: 0 K: 1 S: 6	H: 1 LOB: 0 BB: 0 P: 6	R: 0 E: 0 K: 0 S: 4	H: 1 LOB: 1 BB: 0 P: 4	R: 0 E: 0 K: 0 S: 3	H: 0 LOB: 0 BB: 0 P: 3	R: 0 E: 0 K: 2 S: 7	H: 0 LOB: 0 BB: 0 P: 7	R: 3 E: 0 K: 1 S: 8	H: 3 LOB: 0 BB: 0 P: 8	R: 0 E: 0 K: 1 S: 5	H: 0 LOB: 0 BB: 0 P: 5	R: 2 E: 1 K: 1 S: 7	H: 1 LOB: 0 BB: 0 P: 7	1B: 3 2B: 1 3B: 0 HR: 3	SF: 0 SAC: 0 DP: 0 HBP: 0	WP: 0 PB: 0 SB: 1 CS: 0	PA: 33
PITCHER Jon Matlack, L ERA: 3.45	IP: 8.0 WLS: L BF: 33 H: 7 R: 6 ER: 5 SO: 7 BB: 1 IBB: 0 HBP: 0 BLK: 0 WP: 0 HR: 3 S: 46 P: 50 ERA: 5.62 WHIP: 1.000															PITCHER	IP: 8.0 WLS: L BF: 33 H: 7 R: 6 ER: 5 SO: 7 BB: 1 IBB: 0 HBP: 0 BLK: 0 WP: 0 HR: 3 S: 46 P: 50 ERA: 5.62 WHIP: 1.000			



Batter	1	2	3	4	5	6	7	8	9	AB	R	H	RBI	BB	SO	LOB	TOP										
Wayne Garrett, L (1,5) OBP: 0.344, SLG: 0.367		4-3		5-3			1B 6-3 1B BB		2B 4-3 BB	3	2	0	0	2	1	4											
Felix Milan, R (1,4) OBP: 0.330, SLG: 0.367	4-3 1B		2B		L7		6-3 1-2		F9	5	1	2	0	0	0	2											
Rusty Staub, L (1,9) OBP: 0.357, SLG: 0.434	4-3		6-3 1-H SF7		FC4 BB		E		4-3	4	2	2	1	1	0	2											
Cleon Jones, R (1,8) OBP: 0.305, SLG: 0.395	1-3		6-3		FC4 BB		E7		2B	4	0	1	1	1	0	3											
John Milner, L (1,7) OBP: 0.320, SLG: 0.440		F8	SF7		1-2 BB				2B	3	0	2	2	1	0	0											
Ed Kranepool, L (1,3) OBP: 0.320, SLG: 0.335		4-0	3-H		1-2 BB				1-3 2B	2	0	0	0	1	0	2											
Don Hahn, R (7,PH) OBP: 0.296, SLG: 0.320	BB	1B	6-3		F8		1-3		F7	2	0	0	0	0	3												
Jerry Grote, R (1,2) OBP: 0.253, SLG: 0.270		BB			L7		L6		F8	4	0	1	0	0	0	0											
Bud Harrelson, S (1,6) OBP: 0.343, SLG: 0.289		4-0			6-3		4-3		F9	3	0	0	0	1	0	0											
Jerry Koosman, R (1,1) OBP: 0.146, SLG: 0.149		2-3																									
Harry Parker, R (9,1) OBP: 0.118, SLG: 0.118	K						K		K	4	0	1	0	0	3	3											
										0	0	0	0	0	0	0											
Inning Stats	R: 0 E: 0 K: 1 S: 6	H: 1 LOB: 1 BB: 0 P: 6	R: 0 E: 0 K: 1 S: 6	H: 1 LOB: 3 BB: 2 P: 14	R: 2 E: 0 K: 0 S: 5	H: 2 LOB: 0 BB: 0 P: 5	R: 0 E: 0 K: 0 S: 4	H: 1 LOB: 1 BB: 0 P: 4	R: 0 E: 0 K: 1 S: 5	H: 0 LOB: 2 BB: 2 P: 11	R: 2 E: 1 K: 0 S: 5	H: 3 LOB: 1 BB: 1 P: 9	R: 0 E: 0 K: 1 S: 5	H: 0 LOB: 0 BB: 0 P: 5	R: 1 E: 0 K: 0 S: 4	H: 1 LOB: 2 BB: 2 P: 12	1B: 7 2B: 2 3B: 0 HR: 0	SF: 1 SAC: 0 DP: 0 HBP: 0	WP: 0 PB: 0 SB: 0 CS: 0	PA: 42							
PITCHER	IP	WLS	BF	H	R	ER	SO	BB	IBB	HBP	BLK	WP	HR	S	P	ERA	WHIP										
Ken Forsch, R (1,1) ERA: 3.83	6.2	L	31	7	4	4	3	5	0	0	0	0	0	32	52	5.40	1.800										
Juan Pizarro, L (7,1) ERA: 8.75	1.1		5	1	0	0	1	0	0	0	0	0	0	7	7	0.00	0.750										
Jim Crawford, L (9,1) ERA: 4.09	0.2		5	1	1	1	0	1	1	0	0	0	0	3	11	13.50	3.000										
Cecil Upshaw, R (9,1) ERA: 5.76	0.1		1	0	0	0	0	0	0	0	0	0	0	1	1	0.00	0.000										

New York Mets @ Houston Astros
Astrodome, Houston, TX
Sat Jul 21 1973, 8:05 PM EDT
Att: 28,384 - Unknown

AB 34
R 5
H 9
RBI 4
BB 7
SO 4
LOB 19



Batter	1	2	3	4	5	6	7	8	9	AB	R	H	RBI	BB	SO	LOB	BOTTOM											
Roger Metzger, S (1,6) OBP: 0.306, SLG: 0.350	K		6-3			6-3		K		4	0	0	0	0	2	0												
Tommy Helms, R (1,4) OBP: 0.326, SLG: 0.367	L6			G5-4-3 1B		F7			1B	4	0	2	0	0	0	0												
Cesar Cedeno, R (1,8) OBP: 0.377, SLG: 0.542	6-3		G5-4-3 1-2			HR			F7	4	1	1	0	0	0	2												
Bob Watson, R (1,7) OBP: 0.403, SLG: 0.440		6-3		6-3		F9			F9	4	0	0	0	0	0	2												
Lee May, R (1,3) OBP: 0.307, SLG: 0.451		P5			K		K		P5	4	0	0	0	0	2	2												
Doug Rader, R (1,5) OBP: 0.333, SLG: 0.442		HR			5-3		HR			3	2	2	3	0	0	0												
Jimmy Wynn, R (1,9) OBP: 0.329, SLG: 0.399		P4			FC6-4 BB		6-3			2	0	0	0	1	0	0												
Skip Jutze, R (1,2) OBP: 0.293, SLG: 0.269			F9		FC6-4				6-3	3	0	0	0	0	1													
Ken Forsch, R (1,1) OBP: 0.103, SLG: 0.089						K				2	0	0	0	0	2	0												
Juan Pizarro, L (7,1)										0	0	0	0	0	0	0												
Tommie Agee, R (6,PH) OBP: 0.296, SLG: 0.430										1	0	0	0	0	1	0												
Jim Crawford, L (9,1) OBP: 0.308, SLG: 0.333										0	0	0	0	0	0	0												
Cecil Upshaw, R (9,1)										0	0	0	0	0	0	0												
Inning Stats	R: 0 E: 0 K: 1 S: 5	H: 0 LOB: 0 BB: 0 P: 5	R: 1 E: 0 K: 0 S: 4	H: 1 LOB: 0 BB: 0 P: 4	R: 0 E: 0 K: 1 S: 5	H: 0 LOB: 0 BB: 0 P: 5	R: 0 E: 0 K: 0 S: 3	H: 1 LOB: 0 BB: 0 P: 3	R: 0 E: 0 K: 1 S: 5	H: 0 LOB: 1 BB: 1 P: 9	R: 2 E: 0 K: 1 S: 7	H: 2 LOB: 0 BB: 0 P: 7	R: 0 E: 0 K: 2 S: 7	H: 0 LOB: 0 BB: 0 P: 7	R: 0 E: 0 K: 0 S: 4	H: 1 LOB: 1 BB: 0 P: 4	1B: 3 2B: 0 3B: 0 HR: 2	SF: 0 SAC: 0 DP: 1 HBP: 0	WP: 0 PB: 0 SB: 0 CS: 0	PA: 32								
PITCHER	IP	WLS	BF	H	R	ER	SO	BB	IBB	HBP	BLK	WP	HR	S	P	ERA	WHIP											
Jerry Koosman, L (1,1) ERA: 3.4	8.0	W	29	5	3	3	7	1	0	0	0	0	0	2	42	46	3.38	0.750										
Harry Parker, R (9,1) ERA: 3.67	1.0	S	3	0	0	0	0	0	0	0	0	0	0	3	3	0.00	0.000											

New York Mets @ Houston Astros
Astrodome, Houston, TX
Sat Jul 21 1973, 8:05 PM EDT
Att: 28,384 - Unknown

AB 31
R 3
H 5
RBI 3
BB 1
SO 7
LOB 7



Batter	1	2	3	4	5	6	7	8	9	AB	R	H	RBI	BB	SO	LOB	TOP					
Willie Mays, R OBP: 0.292, SLG: 0.351 (1, 8)										4	0	0	0	0	3	2						
Felix Milten, R OBP: 0.332, SLG: 0.371 (1, 4)										4	1	2	0	0	0	1						
Rusty Staub, L OBP: 0.359, SLG: 0.444 (1, 9)										4	1	2	1	0	1	1						
Cleon Jones, R OBP: 0.304, SLG: 0.390 (1, 7)										4	0	1	1	0	1	2						
John Milner, L OBP: 0.322, SLG: 0.439 (1, 3)										3	0	1	0	1	0	0						
Jerry Grote, R OBP: 0.241, SLG: 0.256 (1, 2)										4	0	0	0	0	0	4						
Wayne Garrett, L OBP: 0.343, SLG: 0.366 (1, 5)										4	1	1	0	0	1	0						
Bud Harrelson, S OBP: 0.345, SLG: 0.290 (1, 6)										3	0	1	0	1	1	0						
Tom Seaver, R OBP: 0.224, SLG: 0.222 (1, 1)										3	0	0	1	0	1	1						
Inning Stats	R: 2 E: 0 K: 0 S: 6	H: 4 LOB: 1 BB: 0 P: 6	R: 0 E: 0 K: 1 S: 5	H: 0 LOB: 0 BB: 0 P: 5	R: 0 E: 0 K: 1 S: 6	H: 1 LOB: 1 BB: 0 P: 6	R: 0 E: 0 K: 1 S: 5	H: 0 LOB: 0 BB: 0 P: 5	R: 0 E: 0 K: 2 S: 8	H: 1 LOB: 1 BB: 0 P: 8	R: 0 E: 0 K: 1 S: 5	H: 0 LOB: 0 BB: 0 P: 5	R: 1 E: 0 K: 1 S: 6	H: 1 LOB: 1 BB: 1 P: 10	R: 0 E: 0 K: 1 S: 6	H: 1 LOB: 2 BB: 0 P: 10	R: 0 E: 0 K: 0 S: 3	H: 0 LOB: 0 BB: 0 P: 3	1B: 5 2B: 2 3B: 1 HR: 0	SF: 0 SAC: 1 DP: 1 HBP: 0	WP: 0 PB: 0 SB: 2 CS: 0	PA: 36
PITCHER	IP WLS BF H R ER SO BB IBB HBP BLK WP HR S P ERA WHIP																					
Jerry Reuss, L ERA: 3.3 (1, 1)	7.0 L 28 7 3 3 7 1 0 0 0 0 0 0 0 41 45 3.86 1.143																					
Don Wilson, R ERA: 3.37 (8, 1)	2.0 8 1 0 0 1 0 1 0 0 0 0 0 9 13 0.00 0.500																					

New York Mets @ Houston Astros
Astrodome, Houston, TX
Sun Jul 22 1973, 4:33 AM EDT
Att: 27,663 - Unknown

AB 33
R 3
H 8
RBI 3
BB 2
SO 8
LOB 11



Batter	1	2	3	4	5	6	7	8	9	AB	R	H	RBI	BB	SO	LOB	BOTTOM					
Roger Metzger, S OBP: 0.303, SLG: 0.347 (1, 6)										4	0	0	0	0	2	1						
Tommy Helms, R OBP: 0.327, SLG: 0.369 (1, 4)										4	1	2	0	0	0	0						
Cesar Cedeno, R OBP: 0.378, SLG: 0.544 (1, 8)										4	0	2	1	0	0	1						
Bob Watson, R OBP: 0.402, SLG: 0.446 (1, 7)										4	1	1	1	0	1	2						
Doug Rader, R OBP: 0.329, SLG: 0.437 (1, 5)										4	0	0	0	0	1	1						
Lee May, R OBP: 0.306, SLG: 0.449 (1, 3)										4	0	1	0	0	2	0						
Hector Torres, R OBP: 0.182, SLG: 0.100 (8, FR)										0	0	0	0	0	0	0						
Jimmy Wynn, R OBP: 0.329, SLG: 0.396 (1, 9)										3	0	0	0	1	0	1						
Johnny Edwards, L OBP: 0.292, SLG: 0.397 (1, 2)										3	0	2	0	0	0	1						
Tommie Agee, R OBP: 0.298, SLG: 0.430 (7, FR)										0	0	0	0	0	0	0						
Skip Jutze, R OBP: 0.291, SLG: 0.267 (8, 2)										1	0	0	0	0	0	1						
Jerry Reuss, L OBP: 0.190, SLG: 0.200 (1, 1)										2	0	0	0	0	2	1						
Jimmy Stewart, S OBP: 0.319, SLG: 0.200 (7, PH)										1	0	0	0	0	1	1						
Don Wilson, R OBP: 0.216, SLG: 0.260 (8, 1)										0	0	0	0	0	0	0						
Inning Stats	R: 1 E: 1 K: 2 S: 9	H: 2 LOB: 1 BB: 0 P: 9	R: 0 E: 0 K: 2 S: 8	H: 1 LOB: 1 BB: 0 P: 8	R: 0 E: 0 K: 1 S: 6	H: 1 LOB: 1 BB: 0 P: 6	R: 0 E: 0 K: 1 S: 5	H: 0 LOB: 1 BB: 1 P: 9	R: 0 E: 0 K: 1 S: 5	H: 0 LOB: 0 BB: 0 P: 5	R: 1 E: 0 K: 0 S: 4	H: 1 LOB: 0 BB: 0 P: 4	R: 0 E: 0 K: 2 S: 8	H: 1 LOB: 1 BB: 0 P: 8	R: 0 E: 0 K: 0 S: 3	H: 1 LOB: 0 BB: 0 P: 3	R: 0 E: 0 K: 0 S: 4	H: 1 LOB: 1 BB: 0 P: 4	1B: 5 2B: 2 3B: 0 HR: 1	SF: 0 SAC: 0 DP: 1 HBP: 0	WP: 0 PB: 0 SB: 1 CS: 0	PA: 35
PITCHER	IP WLS BF H R ER SO BB IBB HBP BLK WP HR S P ERA WHIP																					
Tom Seaver, R ERA: 2.02 (1, 1)	9.0 W 35 8 2 2 9 1 0 0 0 0 0 1 52 56 2.00 1.000																					

New York Mets @ Houston Astros
Astrodome, Houston, TX
Sun Jul 22 1973, 4:33 AM EDT
Att: 27,663 - Unknown

AB 34
R 2
H 8
RBI 2
BB 1
SO 9
LOB 10



Batter	1	2	3	4	5	6	7	8	9	AB	R	H	RBI	BB	SO	LOB	TOP																															
Jimmy Wynn, R (1,9) Larry Dierker, R (8,1)	0-0 6-3		0-0 1-5-3			0-0 5-3		0-0 G1-4-3		4	0	0	0	0	0	1																																
Roger Metzger, S (1,6)	0-0 5-3			0-0 1-3		0-3 K		0-3 K		4	0	0	0	0	2	0																																
Cesar Cedeno, R (1,8)	0-0 F9			0-0 1-3		0-0 F9			0-0 6-3	4	0	0	0	0	0	0																																
Bob Watson, R (1,7)		0-0 5-3		0-0 FC5-4 1B		0-3 K			4-0 1B 1B BB	3	1	1	0	1	1	0																																
Doug Rader, R (1,5)	0-0 1-3			0-0 FC5-4 1-2		0-0 1B 1B			0-3 K	4	0	1	0	0	1	2																																
Lee May, R (1,3)	0-0 1B				4-0 BB	0-0 F3			0-0 1B 1-3 1B	3	0	2	0	1	0	1																																
Tommy Helms, R (1,4)	0-0 F8				0-0 F9	0-0 1-2 1B			0-0 1-2 1B	4	0	2	1	0	0	2																																
Skip Jutze, R (1,2) Jesus Alou, R (9,PH)			0-0 6-3		0-3 K	0-0 1-3			0-3 3H K	3	0	0	0	0	1	3																																
Dave Roberts, L (1,1) Jim Ray, R (6,1) Tommie Agee, R (8,PH)			0-0 G3		0-0 4-3			0-0 E6 G1-4-3		2	0	0	0	0	0	1																																
Inning Stats	R: 0 E: 0 K: 0 S: 3	H: 0 LOB: 0 BB: 0 P: 3	R: 0 E: 0 K: 0 S: 4	H: 1 LOB: 1 BB: 0 P: 4	R: 0 E: 0 K: 0 S: 3	H: 0 LOB: 0 BB: 0 P: 3	R: 0 E: 0 K: 0 S: 4	H: 1 LOB: 1 BB: 0 P: 4	R: 0 E: 0 K: 1 S: 5	H: 0 LOB: 1 BB: 1 P: 9	R: 0 E: 0 K: 1 S: 5	H: 2 LOB: 2 BB: 0 P: 7	R: 0 E: 1 K: 1 S: 5	H: 0 LOB: 0 BB: 0 P: 5	R: 1 E: 0 K: 2 S: 9	H: 2 LOB: 2 BB: 1 P: 13	1B: 6 2B: 0 3B: 0 HR: 0	SF: 0 SAC: 0 DP: 1 HBP: 0	WP: 0 PB: 0 SB: 0 CS: 0	PA: 35																												
PITCHER	IP: 8.2 WLS: W BF: 34 ERA: 2.7	IP: 0.1 WLS: S BF: 1 ERA: 1.99											IP: 8.2 WLS: W BF: 34 ERA: 2.7	IP: 0.1 WLS: S BF: 1 ERA: 1.99											IP: 8.2 WLS: W BF: 34 ERA: 2.7	IP: 0.1 WLS: S BF: 1 ERA: 1.99											IP: 8.2 WLS: W BF: 34 ERA: 2.7	IP: 0.1 WLS: S BF: 1 ERA: 1.99										

Houston Astros @ Los Angeles Dodgers
 Dodger Stadium, Los Angeles, CA
 Thu Jul 26 1973, 7:05 PM PDT
 Att: 23,145 - Unknown

AB 33
 R 1
 H 6
 RBI 1
 BB 2
 SO 6
 LOB 12



Batter	1	2	3	4	5	6	7	8	9	AB	R	H	RBI	BB	SO	LOB	BOTTOM																						
Davey Lopes, R (1,4)	0-0 F3		0-0 1B		0-0 5-3		0-3 K			4	0	1	0	0	1	1																							
Manny Mota, R (1,7)	4-0 E BB		0-0 F8			0-0 4-3	0-0 5-3			3	0	0	0	1	0	1																							
Willie Davis, L (1,8)	0-0 P6 1-3		0-0 4-3			0-0 E SF9 1B	0-0 F7			4	1	1	0	0	0	2																							
Joe Ferguson, R (1,2)	4-0 BB			0-0 F7		0-0 E5 BB 1B 1B		0-0 5-3		3	1	1	0	1	0	0																							
Steve Garvey, R (1,3)	0-0 F7			0-0 5-3		4-0 BB 1B IBB		0-0 1-3		3	1	0	0	1	0	2																							
Ron Cey, R (1,5)		0-0 F5		0-0 F7		0-0 SF9		0-0 5-3		3	0	0	1	0	0	0																							
Willie Crawford, L (1,9)		0-3 K			0-0 4-3	3H 4-0 1-2 2-3 BB				2	0	0	0	1	1	0																							
Bill Russell, R (1,6)		0-0 4-3			0-0 F8	1-3 2H 3H 1B				3	0	1	2	0	0	0																							
Tommy John, R (1,1) Jim Brewer, L (9,1)			0-0 4-3			0-0 5-3				3	0	1	0	0	0	2																							
Inning Stats	R: 0 E: 1 K: 0 S: 3	H: 0 LOB: 2 BB: 2 P: 11	R: 0 E: 0 K: 1 S: 5	H: 0 LOB: 0 BB: 0 P: 5	R: 0 E: 0 K: 0 S: 4	H: 1 LOB: 1 BB: 0 P: 4	R: 0 E: 0 K: 0 S: 3	H: 0 LOB: 0 BB: 0 P: 3	R: 0 E: 0 K: 0 S: 4	H: 1 LOB: 1 BB: 0 P: 4	R: 3 E: 1 K: 0 S: 6	H: 3 LOB: 2 BB: 2 P: 14	R: 0 E: 0 K: 1 S: 5	H: 0 LOB: 0 BB: 0 P: 5	R: 0 E: 0 K: 0 S: 3	H: 0 LOB: 0 BB: 0 P: 3	1B: 5 2B: 0 3B: 0 HR: 0	SF: 1 SAC: 0 DP: 0 HBP: 0	WP: 0 PB: 0 SB: 0 CS: 0	PA: 33																			
PITCHER	IP: 5.2 WLS: L BF: 26 ERA: 2.89	IP: 1.1 WLS: 4 BF: 4 ERA: 4.5	IP: 1.0 WLS: 3 BF: 3 ERA: 2.51											IP: 5.2 WLS: L BF: 26 ERA: 2.89	IP: 1.1 WLS: 4 BF: 4 ERA: 4.5	IP: 1.0 WLS: 3 BF: 3 ERA: 2.51											IP: 5.2 WLS: L BF: 26 ERA: 2.89	IP: 1.1 WLS: 4 BF: 4 ERA: 4.5	IP: 1.0 WLS: 3 BF: 3 ERA: 2.51										

Houston Astros @ Los Angeles Dodgers
 Dodger Stadium, Los Angeles, CA
 Thu Jul 26 1973, 7:05 PM PDT
 Att: 23,145 - Unknown

AB 28
 R 3
 H 5
 RBI 3
 BB 4
 SO 2
 LOB 8



Batter	1	2	3	4	5	6	7	8	9	AB	R	H	RBI	BB	SO	LOB	TOP					
Tommie Agee, R OBP: 0.305, SLG: 0.426 (1, 9)										3	1	1	1	2	2	1	Houston Astros @ Los Angeles Dodgers Dodger Stadium, Los Angeles, CA Fri Jul 27 1973, 3:33 AM PDT Att: 19,818 - Unknown					
Roger Metzger, S OBP: 0.305, SLG: 0.354 (1, 6)										5	0	4	1	0	0	1						
Cesar Cedeno, R OBP: 0.368, SLG: 0.529 (1, 8)										5	0	0	0	0	2	6						
Bob Watson, R OBP: 0.405, SLG: 0.444 (1, 7)										3	1	1	0	2	0	1						
Doug Rader, R OBP: 0.327, SLG: 0.432 (1, 5)										5	0	1	0	0	2	4						
Lee May, R OBP: 0.307, SLG: 0.447 (1, 3)										3	0	0	1	0	0	0						
Tommy Helms, R OBP: 0.370, SLG: 0.370 (8, PH)										3	2	1	0	0	0	0						
Hector Torres, R OBP: 0.178, SLG: 0.098 (8, 4)										1	0	0	0	0	1	1						
Johnny Edwards, L OBP: 0.297, SLG: 0.403 (1, 2)										3	1	1	0	1	1	2						
J.R. Richard, R OBP: 0.091, SLG: 0.091 (5, PH)										1	0	0	0	0	1	1						
Jesus Alou, R OBP: 0.281, SLG: 0.333 (5, 1)										1	0	0	1	0	0	1						
Juan Pizarro, L (5, 1)										1	0	0	0	0	0	0						
Inning Stats	R: 0 E: 0 K: 1 S: 6	H: 1 LOB: 1 P: 6	R: 0 E: 0 K: 0 S: 3	H: 0 LOB: 0 BB: 0 P: 3	R: 0 E: 0 K: 2 S: 7	H: 0 LOB: 1 BB: 1 P: 11	R: 0 E: 0 K: 2 S: 7	H: 0 LOB: 0 BB: 0 P: 7	R: 3 E: 0 K: 0 S: 6	H: 3 LOB: 1 BB: 1 P: 10	R: 0 E: 0 K: 1 S: 4	H: 0 LOB: 0 BB: 1 P: 8	R: 1 E: 1 K: 2 S: 10	H: 2 LOB: 2 BB: 0 P: 10	R: 1 E: 0 K: 1 S: 7	H: 2 LOB: 1 BB: 0 P: 7	R: 0 E: 0 K: 0 S: 4	H: 1 LOB: 3 BB: 2 P: 12	1B: 7 2B: 1 3B: 1 HR: 0	SF: 1 SAC: 1 DP: 0 HBP: 0	WP: 1 PB: 0 SB: 0 CS: 1	PA: 41
PITCHER	IP WLS BF H R ER SO BB IBB HBP BLK WP HR S P ERA WHIP																					
Al Downing, L ERA: 3.19 (1, 1)	6.2 L 29 6 4 3 7 3 0 0 0 0 1 0 40 52 4.05 1.350																					
Doug Rau, L ERA: 4.14 (7, 1)	0.1 1 0 0 0 1 0 0 0 0 0 0 0 3 3 0.00 0.000																					
George Culver, R ERA: 3.12 (8, 1)	2.0 11 3 1 1 1 2 0 0 0 0 0 0 11 19 4.50 2.500																					

Batter	1	2	3	4	5	6	7	8	9	AB	R	H	RBI	BB	SO	LOB	BOTTOM					
Davey Lopes, R OBP: 0.369, SLG: 0.354 (1, 4)										3	0	0	0	1	1	0	Houston Astros @ Los Angeles Dodgers Dodger Stadium, Los Angeles, CA Fri Jul 27 1973, 3:33 AM PDT Att: 19,818 - Unknown					
Bill Buckner, L OBP: 0.295, SLG: 0.335 (1, 3)										4	1	1	0	0	0	2						
Willie Davis, L OBP: 0.340, SLG: 0.482 (1, 8)										4	1	2	0	0	1	0						
Joe Ferguson, R OBP: 0.395, SLG: 0.483 (1, 2)										4	0	2	2	0	1	0						
Willie Crawford, L OBP: 0.405, SLG: 0.449 (1, 9)										4	0	1	0	0	2	3						
Ron Cey, R OBP: 0.362, SLG: 0.403 (1, 5)										4	0	0	0	0	1	2						
Von Joshua, L OBP: 0.287, SLG: 0.286 (1, 7)										1	0	0	0	0	1	0						
Steve Garvey, R OBP: 0.322, SLG: 0.423 (6, 3)										3	0	1	0	0	1	0						
Bill Russell, R OBP: 0.316, SLG: 0.364 (1, 6)										4	0	0	0	0	1	1						
Al Downing, R OBP: 0.163, SLG: 0.171 (7, 1)										1	0	0	0	0	1	0						
Doug Rau, L OBP: 0.143, SLG: 0.143 (7, PH)										0	0	0	0	0	0	0						
Tom Paciorek, R OBP: 0.267, SLG: 0.296 (8, 1)										1	0	0	0	0	0	0						
George Culver, R (8, 1)										0	0	0	0	0	0	0						
Inning Stats	R: 0 E: 0 K: 2 S: 7	H: 0 LOB: 0 P: 7	R: 0 E: 0 K: 1 S: 5	H: 0 LOB: 0 BB: 0 P: 5	R: 0 E: 0 K: 3 S: 9	H: 0 LOB: 0 BB: 0 P: 9	R: 2 E: 0 K: 2 S: 10	H: 3 LOB: 1 BB: 0 P: 10	R: 0 E: 0 K: 0 S: 4	H: 1 LOB: 2 BB: 1 P: 8	R: 0 E: 0 K: 1 S: 6	H: 1 LOB: 1 BB: 0 P: 6	R: 0 E: 0 K: 0 S: 3	H: 0 LOB: 0 BB: 0 P: 3	R: 0 E: 0 K: 0 S: 5	H: 2 LOB: 2 BB: 0 P: 5	R: 0 E: 0 K: 1 S: 5	H: 0 LOB: 0 BB: 0 P: 5	1B: 5 2B: 2 3B: 0 HR: 0	SF: 0 SAC: 1 DP: 0 HBP: 0	WP: 0 PB: 0 SB: 0 CS: 0	PA: 35
PITCHER	IP WLS BF H R ER SO BB IBB HBP BLK WP HR S P ERA WHIP																					
J.R. Richard, R ERA: 2.87 (5, 1)	4.0 W 20 4 0 0 2 1 0 0 0 0 0 0 23 27 0.00 1.000																					

Batter	1	2	3	4	5	6	7	8	9	AB	R	H	RBI	BB	SO	LOB	TOP			
Ralph Garr, L OBP: 0.308, SLG: 0.396 (1, 9)										3	0	1	1	1	0	1				
Darrell Evans, L OBP: 0.393, SLG: 0.568 (1, 5)										3	0	1	0	2	0	2				
Hank Aaron, R OBP: 0.369, SLG: 0.584 (1, 7)										4	0	1	2	1	2	4				
Davey Johnson, R OBP: 0.348, SLG: 0.497 (1, 4)										4	0	1	0	1	0	3				
Dusty Baker Jr., R OBP: 0.350, SLG: 0.408 (1, 8)										5	0	0	0	0	1	7				
Mike Lum, L OBP: 0.350, SLG: 0.436 (1, 3)										4	0	0	0	0	1	1				
Marty Perez, R OBP: 0.329, SLG: 0.329 (9, PR)										4	0	2	0	0	1	1	AB 34			
Chuck Goggin, S OBP: 0.322, SLG: 0.339 (9, 6)										0	1	0	0	0	0	0	R 3			
Paul Casanova, R OBP: 0.235, SLG: 0.341 (9, PR)										4	0	1	0	0	0	1	H 8			
Jimmy Freeman, L OBP: 0.182, SLG: 0.182 (9, 1)										0	1	0	0	0	0	0	RBI 3			
Danny Frisella, L OBP: 0.500, SLG: 0.500 (9, 1)										0	0	0	0	0	0	0	BB 6			
Roric Harrison, R OBP: 0.067, SLG: 0.200 (7, PH)										2	0	0	0	0	0	0	SO 5			
Sonny Jase, S OBP: 0.288, SLG: 0.282 (7, 1)										0	1	0	0	0	0	0	LOB 20			
Adrian Devine, R OBP: 0.333, SLG: 0.533 (9, PH)										0	0	0	0	0	0	0				
Frank Tompkins, R OBP: 0.100, SLG: 0.100 (9, PH)										0	0	0	0	0	0	0				
Dick Dietz, R OBP: 0.460, SLG: 0.352 (9, 2)										0	1	0	0	1	0	0				
Inning Stats	R: 0 E: 0 K: 1 S: 6	H: 1 LOB: 1 BB: 0 P: 6	R: 0 E: 0 K: 0 S: 4	H: 1 LOB: 1 BB: 0 P: 4	R: 0 E: 0 K: 0 S: 3	H: 0 LOB: 3 BB: 3 P: 15	R: 0 E: 0 K: 0 S: 3	H: 0 LOB: 0 BB: 0 P: 3	R: 0 E: 0 K: 1 S: 5	H: 1 LOB: 1 BB: 0 P: 8	R: 0 E: 0 K: 0 S: 5	H: 2 LOB: 2 BB: 0 P: 5	R: 0 E: 0 K: 0 S: 3	H: 0 LOB: 0 BB: 0 P: 3	R: 3 E: 0 K: 1 S: 8	H: 3 LOB: 3 BB: 2 P: 16	1B: 7 2B: 1 3B: 0 HR: 0	SF: 1 SAC: 0 DP: 0 HBP: 0	WP: 0 PA: 41 PB: 0 SB: 1 CS: 0	
PITCHER	IP WLS BF H R ER SO BB IBB HBP BLK WP HR S P ERA WHIP	8.0 L 35 7 2 2 4 4 0 0 0 0 0 0 39 55 2.25 1.375	0.1 3 0 0 0 0 2 0 0 0 0 0 0 1 9 0.00 6.000	0.2 3 1 1 1 1 0 0 0 0 0 0 0 5 5 13.50 1.500																

Atlanta Braves @ Houston Astros
Astrodome, Houston, TX
Sat Jul 28 1973, 8:05 PM EDT
Att: 27,975 - Dome

AB 34
R 3
H 8
RBI 3
BB 6
SO 5
LOB 20



Batter	1	2	3	4	5	6	7	8	9	AB	R	H	RBI	BB	SO	LOB	BOTTOM			
Tommie Agee, R OBP: 0.309, SLG: 0.424 (1, 9)										3	1	1	0	1	0	0				
Roger Metzger, S OBP: 0.305, SLG: 0.351 (1, 6)										3	0	0	0	1	0	3				
Cesar Cedeno, R OBP: 0.367, SLG: 0.528 (1, 8)										4	0	1	0	0	1	4				
Bob Watson, R OBP: 0.406, SLG: 0.450 (1, 7)										4	0	2	1	0	0	1				
Doug Rader, R OBP: 0.324, SLG: 0.427 (1, 5)										4	0	0	0	0	2	2				
Lee May, R OBP: 0.307, SLG: 0.443 (1, 3)										3	0	0	0	1	2	0				
Johnny Edwards, L OBP: 0.295, SLG: 0.399 (1, 2)										4	0	1	0	0	0	1	AB 31			
Tommy Helms, R OBP: 0.327, SLG: 0.367 (1, 4)										3	0	0	0	0	0	0	R 1			
Don Wilson, R OBP: 0.222, SLG: 0.264 (9, 1)										0	0	0	0	0	0	0	H 6			
Jim Crawford, L OBP: 0.308, SLG: 0.333 (9, 1)										0	0	0	0	0	0	0	RBI 1			
Cecil Upshaw, R OBP: 0.327, SLG: 0.367 (9, 1)										0	0	0	0	0	0	0	BB 3			
Don Wilson, R OBP: 0.222, SLG: 0.264 (9, 1)										3	0	1	0	0	1	0	SO 6			
Jim Crawford, L OBP: 0.308, SLG: 0.333 (9, 1)										0	0	0	0	0	0	0	LOB 11			
Cecil Upshaw, R OBP: 0.327, SLG: 0.367 (9, 1)										0	0	0	0	0	0	0				
Inning Stats	R: 0 E: 0 K: 0 S: 4	H: 1 LOB: 1 BB: 0 P: 4	R: 0 E: 0 K: 0 S: 3	H: 0 LOB: 0 BB: 0 P: 3	R: 0 E: 0 K: 1 S: 7	H: 2 LOB: 2 BB: 0 P: 7	R: 0 E: 0 K: 1 S: 5	H: 1 LOB: 0 BB: 0 P: 5	R: 1 E: 0 K: 1 S: 6	H: 1 LOB: 1 BB: 1 P: 10	R: 0 E: 0 K: 1 S: 5	H: 1 LOB: 1 BB: 0 P: 5	R: 0 E: 0 K: 1 S: 5	H: 0 LOB: 1 BB: 1 P: 9	R: 0 E: 0 K: 1 S: 5	H: 0 LOB: 1 BB: 1 P: 9	1B: 4 2B: 1 3B: 1 HR: 0	SF: 0 SAC: 0 DP: 1 HBP: 0	WP: 0 PA: 34 PB: 0 SB: 0 CS: 0	
PITCHER	IP WLS BF H R ER SO BB IBB HBP BLK WP HR S P ERA WHIP	6.0 23 5 1 1 3 1 0 0 0 0 0 0 10 14 0.00 1.000	2.0 W 7 1 0 0 2 1 0 0 0 0 0 0 5 9 0.00 1.000	1.0 S 4 0 0 0 1 1 0 0 0 0 0 0 5 9 0.00 1.000																

Atlanta Braves @ Houston Astros
Astrodome, Houston, TX
Sat Jul 28 1973, 8:05 PM EDT
Att: 27,975 - Dome

AB 31
R 1
H 6
RBI 1
BB 3
SO 6
LOB 11



Batter	1	2	3	4	5	6	7	8	9	AB	R	H	RBI	BB	SO	LOB	TOP																		
Ralph Garr, L OBP: 0.309, SLG: 0.396 (1, 9)	5-3		F8						FC3-6	5	1	2	0	0	0	1																			
Darrell Evans, L OBP: 0.391, SLG: 0.571 (1, 5)	F8		K						G4-6-3	5	1	1	2	0	1	3																			
Hank Aaron, R OBP: 0.367, SLG: 0.577 (1, 7)	F3		F6							3	0	0	0	1	0	2																			
Dusty Baker Jr., R OBP: 0.351, SLG: 0.408 (1, 8)										3	1	1	0	1	0	0																			
Davey Johnson, R OBP: 0.350, SLG: 0.500 (1, 4)										4	0	2	0	0	0	3																			
Dick Dietz, R OBP: 0.489, SLG: 0.356 Frank Tepedino, L OBP: 0.352, SLG: 0.409 (8, PH) (8, 3)										2	1	1	0	1	0	1																			
Marty Perez, R OBP: 0.310, SLG: 0.326 (1, 6)										1	0	0	0	0	0	0																			
Paul Casanova, R OBP: 0.247, SLG: 0.376 (1, 2)										3	0	0	1	0	0	2																			
Phil Niekro, R OBP: 0.137, SLG: 0.196 Freddie Velázquez, R OBP: 0.250, SLG: 0.250 Max Leon, R (7, 1) Danny Frisella, L OBP: 0.500, SLG: 0.500 Sonny Jackson, L OBP: 0.250, SLG: 0.252 (8, PH) (9, PH)										3	1	1	2	1	1	0																			
Inning Stats	R: 0 E: 0 K: 0 S: 3	H: 0 LOB: 0 BB: 0 P: 3	R: 3 E: 0 K: 0 S: 6	H: 3 LOB: 0 BB: 0 P: 6	R: 0 E: 0 K: 1 S: 5	H: 0 LOB: 0 BB: 0 P: 5	R: 0 E: 0 K: 0 S: 3	H: 1 LOB: 1 BB: 1 P: 7	R: 0 E: 0 K: 0 S: 4	H: 1 LOB: 2 BB: 0 P: 8	R: 0 E: 0 K: 0 S: 4	H: 1 LOB: 1 BB: 0 P: 4	R: 2 E: 0 K: 0 S: 5	H: 2 LOB: 2 BB: 2 P: 13	R: 0 E: 0 K: 1 S: 5	H: 0 LOB: 0 BB: 0 P: 5	R: 0 E: 0 K: 0 S: 2	H: 0 LOB: 0 BB: 1 P: 6	1B: 5 2B: 1 3B: 0 HR: 2	SF: 1 SAC: 0 DP: 1 HBP: 0	WP: 0 PA: 38 PB: 0 SB: 2 CS: 1														
PITCHER	IP	WLS	BF	H	R	ER	SO	BB	IBB	HBP	BLK	WP	HR	S	P	ERA	WHIP	PITCHER	IP	WLS	BF	H	R	ER	SO	BB	IBB	HBP	BLK	WP	HR	S	P	ERA	WHIP
Jerry Reuss, L ERA: 3.43 Ken Forsch, R ERA: 3.78	(1, 1)	6.2	31	8	5	5	1	4	0	0	0	0	2	29	45	6.75	1.800	(7, 1)	2.1	W	7	0	0	0	1	1	0	0	0	0	0	8	12	0.00	0.429

Atlanta Braves @ Houston Astros
Astrodome, Houston, TX
Sun Jul 29 1973, 4:33 AM EDT
Att: 23,272 - Dome

AB 32
R 5
H 8
RBI 5
BB 5
SO 2
LOB 13



Batter	1	2	3	4	5	6	7	8	9	AB	R	H	RBI	BB	SO	LOB	BOTTOM																		
Tommie Agee, R OBP: 0.311, SLG: 0.435 (1, 9)	5-3		6-3							5	1	2	1	0	0	1																			
Roger Metzger, S OBP: 0.304, SLG: 0.349 (1, 6)	F9		4-3							5	1	1	0	0	1	1																			
Cesar Cedeno, R OBP: 0.370, SLG: 0.531 (1, 8)	E5		K							4	1	2	1	1	1	0																			
Bob Watson, R OBP: 0.408, SLG: 0.450 (1, 7)										4	0	2	2	1	0	2																			
Doug Rader, R OBP: 0.323, SLG: 0.425 (1, 5)	5-3									4	1	1	0	0	0	5																			
Lee May, R OBP: 0.309, SLG: 0.452 (1, 3)			K							4	2	2	2	0	1	2																			
Johnny Edwards, L OBP: 0.296, SLG: 0.398 (1, 2)										3	1	1	0	0	1	0																			
Tommy Helms, R OBP: 0.326, SLG: 0.368 (1, 4)										4	1	1	2	0	1	1																			
Jerry Reuss, L OBP: 0.197, SLG: 0.206 Ken Forsch, R OBP: 0.102, SLG: 0.088 (7, 1)										3	0	1	0	0	0	1																			
Inning Stats	R: 0 E: 1 K: 0 S: 4	H: 0 LOB: 2 BB: 1 P: 8	R: 0 E: 0 K: 1 S: 6	H: 1 LOB: 1 BB: 0 P: 6	R: 0 E: 0 K: 1 S: 5	H: 0 LOB: 0 BB: 0 P: 5	R: 2 E: 0 K: 2 S: 9	H: 2 LOB: 0 BB: 0 P: 9	R: 2 E: 0 K: 0 S: 7	H: 4 LOB: 2 BB: 0 P: 7	R: 0 E: 0 K: 0 S: 4	H: 1 LOB: 1 BB: 0 P: 4	R: 1 E: 0 K: 0 S: 4	H: 2 LOB: 0 BB: 0 P: 4	R: 3 E: 2 K: 1 S: 9	H: 3 LOB: 2 BB: 1 P: 13	1B: 8 2B: 4 3B: 0 HR: 1	SF: 0 SAC: 1 DP: 1 HBP: 0	WP: 0 PA: 40 PB: 1 SB: 2 CS: 0																
PITCHER	IP	WLS	BF	H	R	ER	SO	BB	IBB	HBP	BLK	WP	HR	S	P	ERA	WHIP	PITCHER	IP	WLS	BF	H	R	ER	SO	BB	IBB	HBP	BLK	WP	HR	S	P	ERA	WHIP
Phil Niekro, R ERA: 3.65 Max Leon, R ERA: 8.14 Danny Frisella, R ERA: 4.06	(1, 1)	6.0	28	8	4	4	4	1	0	0	0	0	1	35	39	6.00	1.500	(7, 1)	1.0	L	7	4	4	3	0	0	0	0	0	0	7	7	27.00	4.000	
	(8, 1)	1.0	5	1	0	0	1	1	0	0	0	0	0	6	10	0.00	2.000																		

Atlanta Braves @ Houston Astros
Astrodome, Houston, TX
Sun Jul 29 1973, 4:33 AM EDT
Att: 23,272 - Dome

AB 37
R 8
H 13
RBI 8
BB 2
SO 5
LOB 14



Batter	1	2	3	4	5	6	7	8	9	AB	R	H	RBI	BB	SO	LOB	TOP											
Ralph Garr, L OBP: 0.307, SLG: 0.393	0-0 SH5-3 HR 1B	0-0 F9		0-3 K	0-3 K		0-0 F7		0-0 1-3	6	1	1	0	0	2	5												
Sonny Jackson, L OBP: 0.298, SLG: 0.259	0-0 SH5-3 1-2		4-0 BB 1B BB	0-0 FC6-4 BB 1B 1-2 2-3		4-0 WP BB E BB	0-0 F7			2	2	0	0	2	0	2												
Darrell Evans, L OBP: 0.397, SLG: 0.582	0-0 HR 2-H		4-0 1B BB	0-0 BB 1B 1-2		4-0 WP E BB 1-2		0-0 1B FC6-2 1B		3	2	3	3	2	0	0												
Dusty Baker Jr., R OBP: 0.354, SLG: 0.409	0-3 K		0-0 1B 2-H	0-0 BB 1B 1-2 2-3		0-0 F9		0-0 FC6-2 S 1B 1-3		4	0	2	1	1	1	2												
Mike Lum, L OBP: 0.348, SLG: 0.430	0-0 4-3		0-0 F4	0-3 K		0-3 K		4-0 FC6-2 1B 1-2 IBB		4	0	0	0	1	2	7												
Davey Johnson, R OBP: 0.346, SLG: 0.493		0-3 K	0-3 K		0-0 F7	0-0 E7 BB 2-H 3-H 4-0		0-0 FC6-2 G4-6-3 1-2 2-3 3-H 4-0		5	0	0	0	0	2	5												
Frank Tepedino, L OBP: 0.355, SLG: 0.443		0-0 HR	0-3 K		0-0 4-3	1-2 BB		0-0 G4-6-3 1-2		4	1	1	1	1	1	5												
Paul Casanova, R OBP: 0.266, SLG: 0.393		4-0 SH5-4 BB		0-0 FC6-4 1B 1B	0-0 2B	0-0 F7		0-0 F6		4	1	2	0	1	0	2												
Ron Schueler, R OBP: 0.194, SLG: 0.171	0-0 SH5-4 1-2		0-0 FC6-4 1B	0-0 1B		0-3 K		0-0 F5		4	0	2	0	0	1	0												
Inning Stats	R: 2 E: 0 K: 1 S: 7	H: 2 LOB: 0 BB: 0 P: 7	R: 1 E: 0 K: 1 S: 6	H: 1 LOB: 1 BB: 1 P: 10	R: 1 E: 0 K: 2 S: 8	H: 1 LOB: 2 BB: 2 P: 16	R: 1 E: 0 K: 2 S: 10	H: 3 LOB: 3 BB: 1 P: 14	R: 0 E: 0 K: 1 S: 7	H: 2 LOB: 2 BB: 0 P: 7	R: 2 E: 1 K: 1 S: 6	H: 0 LOB: 2 BB: 3 P: 18	R: 0 E: 0 K: 1 S: 5	H: 0 LOB: 0 BB: 5	R: 0 E: 0 K: 0 S: 4	H: 2 LOB: 2 BB: 1 P: 8	R: 0 E: 0 K: 0 S: 3	H: 0 LOB: 0 BB: 3	1B: 8 2B: 1 3B: 0 HR: 2	SF: 0 SAC: 2 DP: 1 HBP: 0	WP: 1 PB: 0 SB: 1 CS: 0	PA: 46						
PITCHER	IP	WLS	BF	H	R	ER	SO	BB	IBB	HBP	BLK	WP	HR	S	P	ERA	WHIP											
Larry Dierker, R ERA: 3.86	(1, 1)	2.0	L	10	3	3	3	2	1	0	0	0	0	2	13	17	13.50	2.000										
Jim Crawford, L ERA: 4.32	(3, 1)	3.0		18	6	2	2	5	3	0	0	0	0	0	25	37	6.00	3.000										
Tom Griffin, R ERA: 5.88	(6, 1)	0.0		2	0	2	0	0	2	0	0	0	0	0	0	8	∞	∞										
Ken Forsch, R ERA: 3.74	(6, 1)	2.0		8	0	0	0	2	1	0	0	0	1	0	11	15	0.00	0.500										
Cecil Upshaw, R ERA: 5.29	(8, 1)	2.0		8	2	0	0	0	0	1	0	0	0	0	7	11	0.00	1.000										

Atlanta Braves @ Houston Astros
Astrodome, Houston, TX
Mon Jul 30 1973, 8:05 PM EDT
Att: 15,901 - Dome

AB 36
R 7
H 11
RBI 5
BB 8
SO 9
LOB 28



Batter	1	2	3	4	5	6	7	8	9	AB	R	H	RBI	BB	SO	LOB	BOTTOM											
Tommie Agee, R OBP: 0.309, SLG: 0.446	0-0 HR		0-3 K		0-3 K		0-3 K		0-0 6-3	5	1	1	1	0	3	2												
Roger Metzger, S OBP: 0.306, SLG: 0.353	0-0 1B		0-0 E1 HR		0-0 2B		0-0 4-3			4	1	2	0	0	0	2												
Cesar Cedeno, R OBP: 0.369, SLG: 0.528	0-0 F7		0-0 F3		0-3 K			0-0 FC6-4 1B		4	0	1	0	0	1	3												
Bob Watson, R OBP: 0.409, SLG: 0.458	0-0 1B		0-0 1-H HR		0-3 K		0-3 K		0-0 FC6-4 E 1-2	4	1	2	2	0	1	1												
Lee May, R OBP: 0.306, SLG: 0.447	0-0 F6		0-3 K		0-3 K		0-0 E5		1-2 K	4	0	0	0	0	2	3												
Jimmy Stewart, S OBP: 0.294, SLG: 0.182	0-3 K			0-0 4-3		0-0 4-3		0-3 K		4	0	0	0	0	2	4												
Johnny Edwards, L OBP: 0.295, SLG: 0.391		0-3 K		4-0 L5-3 BB		0-0 F9		0-0 L8		3	0	0	0	1	1	2												
Tommy Helms, R OBP: 0.325, SLG: 0.367		0-0 F7		0-0 L5-3 1-2		0-0 L5-3		0-0 5-3		4	0	1	0	0	0	1												
Inning Stats	R: 1 E: 0 K: 1 S: 8	H: 3 LOB: 2 BB: 0 P: 8	R: 0 E: 0 K: 1 S: 5	H: 0 LOB: 0 BB: 0 P: 5	R: 2 E: 1 K: 2 S: 9	H: 1 LOB: 0 BB: 0 P: 9	R: 0 E: 0 K: 0 S: 2	H: 0 LOB: 0 BB: 1 P: 6	R: 0 E: 0 K: 2 S: 8	H: 1 LOB: 1 BB: 0 P: 8	R: 0 E: 0 K: 2 S: 7	H: 0 LOB: 0 BB: 0 P: 7	R: 0 E: 0 K: 1 S: 6	H: 1 LOB: 2 BB: 1 P: 10	R: 0 E: 0 K: 1 S: 7	H: 0 LOB: 0 BB: 0 P: 7	R: 0 E: 0 K: 0 S: 3	H: 0 LOB: 0 BB: 0 P: 3	1B: 4 2B: 2 3B: 0 HR: 2	SF: 0 SAC: 0 DP: 1 HBP: 0	WP: 1 PB: 0 SB: 0 CS: 0	PA: 37						
PITCHER	IP	WLS	BF	H	R	ER	SO	BB	IBB	HBP	BLK	WP	HR	S	P	ERA	WHIP											
Ron Schueler, R ERA: 4.08	(1, 1)	9.0	W	37	7	3	1	10	2	0	0	0	1	2	55	63	1.00	1.000										

Atlanta Braves @ Houston Astros
Astrodome, Houston, TX
Mon Jul 30 1973, 8:05 PM EDT
Att: 15,901 - Dome

AB 35
R 3
H 7
RBI 3
BB 2
SO 10
LOB 18



Batter	1	2	3	4	5	6	7	8	9	AB	R	H	RBI	BB	SO	LOB	TOP																					
Davey Lopes, R OBP: 0.365, SLG: 0.366 (1, 4)	6-3		F8					1B		4	1	2	1	0	0	0	Los Angeles Dodgers @ Houston Astros Astrodome, Houston, TX Tue Jul 31 1973, 8:05 PM EDT Att: 19,247 - Dome																					
Manny Mota, R OBP: 0.398, SLG: 0.399 Jim Brewer, L OBP: 0.400, SLG: 0.400 (1, 7) (8, 1)	6-3			6-3		6-3		1B		4	0	1	0	0	0	0																						
Willie Davis, L OBP: 0.333, SLG: 0.469 (1, 8)	4-3			3-1			G3	1B		4	0	1	1	0	0	0																						
Joe Ferguson, R OBP: 0.386, SLG: 0.474 (1, 2)		F2		K			F8	6-3		4	0	0	0	0	1	2																						
Steve Garvey, R OBP: 0.328, SLG: 0.436 (1, 3)		FC4-6 1B				5-3	1B		4-3	4	0	2	0	0	0	0																						
Ron Cey, R OBP: 0.360, SLG: 0.397 Bill Buckner, L OBP: 0.298, SLG: 0.337 (1, 5) (8, PH)	L6			6-3			1B			3	0	1	0	0	0	1																						
Willie Crawford, L OBP: 0.403, SLG: 0.454 (1, 9)	FC4-6 1-2			G3			1B		1B	1	0	1	0	0	0	0																						
Bill Russell, R OBP: 0.317, SLG: 0.363 (1, 6)			4-3			K		1B	G1	4	1	1	0	0	1	1																						
Tommy John, R OBP: 0.167, SLG: 0.170 Tom Paciorek, R OBP: 0.261, SLG: 0.289 (1, 1) (8, PH) (8, 7)	1-3			6-3				F9		2	0	0	0	0	0	0																						
Inning Stats	R: 0 E: 0 K: 0 S: 3	H: 0 LOB: 0 BB: 0 P: 3	R: 0 E: 0 K: 0 S: 4	H: 1 LOB: 1 BB: 0 P: 4	R: 0 E: 0 K: 0 S: 3	H: 0 LOB: 0 BB: 0 P: 3	R: 0 E: 0 K: 1 S: 5	H: 0 LOB: 0 BB: 0 P: 5	R: 0 E: 0 K: 0 S: 3	H: 0 LOB: 0 BB: 0 P: 3	R: 1 E: 0 K: 1 S: 6	H: 1 LOB: 0 BB: 0 P: 6	R: 0 E: 0 K: 0 S: 5	H: 2 LOB: 2 BB: 0 P: 5	R: 1 E: 0 K: 0 S: 6	H: 4 LOB: 2 BB: 0 P: 6	R: 0 E: 0 K: 0 S: 4	H: 1 LOB: 1 BB: 0 P: 4	1B: 8 2B: 0 3B: 0 HR: 1	SF: 0 SAC: 0 DP: 0 HBP: 0	WP: 0 PB: 0 SB: 0 CS: 0	PA: 35																
PITCHER	IP	WLS	BF	H	R	ER	SO	BB	IBB	HBP	BLK	WP	HR	S	P	ERA	WHIP	PITCHER				IP	WLS	BF	H	R	ER	SO	BB	IBB	HBP	BLK	WP	HR	S	P	ERA	WHIP
Dave Roberts, L ERA: 2.86 Don Wilson, R ERA: 3.29 (1, 1) (8, 1)	7.2	W	30	8	2	2	2	0	0	0	0	0	1	34	34	2.35	1.043					1.1	S	5	1	0	0	0	0	0	0	0	0	5	5	0.00	0.750	

Batter	1	2	3	4	5	6	7	8	9	AB	R	H	RBI	BB	SO	LOB	BOTTOM																					
Tommie Agee, R OBP: 0.313, SLG: 0.444 (1, 9)	K		FC6 BB		K			FC6-4 1B		3	0	1	0	1	2	0	Los Angeles Dodgers @ Houston Astros Astrodome, Houston, TX Tue Jul 31 1973, 8:05 PM EDT Att: 19,247 - Dome																					
Roger Metzger, S OBP: 0.306, SLG: 0.351 (1, 6)	K		FC6 HBP 1-2			2B BB		FC6-4 K WP 1-2		3	1	0	0	1	1	2																						
Cesar Cedeno, R OBP: 0.370, SLG: 0.529 (1, 8)	6-3		1-2 HBP			4-3 SF8 2B		K 1-3		3	1	1	1	0	1	1																						
Bob Watson, R OBP: 0.408, SLG: 0.460 (1, 7)		SH1-3 E 2B	1-3			4-3				3	1	1	0	0	0	3																						
Doug Rader, R OBP: 0.324, SLG: 0.427 (1, 5)		SH1-3 2-3		FC6-4 1B		SF8				1	0	1	1	0	0	0																						
Lee May, R OBP: 0.303, SLG: 0.443 (1, 3)		E6 3-H		FC6-4 G6-4-3 1-2		F8				3	0	0	1	0	0	1																						
Tommy Helms, R OBP: 0.323, SLG: 0.364 (1, 4)		P4 3-H		G6-4-3 1-2		F8				3	0	0	0	0	2																							
Skip Jutze, R OBP: 0.280, SLG: 0.256 (1, 2)		F8			3-1					3	0	0	0	0	0	1																						
Dave Roberts, L OBP: 0.111, SLG: 0.111 Don Wilson, R OBP: 0.222, SLG: 0.264 (1, 1) (8, 1)			3-1		G3			K		3	0	0	0	0	0	0																						
Inning Stats	R: 0 E: 0 K: 2 S: 7	H: 0 LOB: 0 BB: 0 P: 7	R: 1 E: 1 K: 0 S: 5	H: 1 LOB: 1 BB: 0 P: 5	R: 0 E: 0 K: 0 S: 3	H: 0 LOB: 2 BB: 1 P: 8	R: 0 E: 0 K: 0 S: 3	H: 1 LOB: 0 BB: 0 P: 3	R: 0 E: 0 K: 1 S: 5	H: 0 LOB: 0 BB: 0 P: 5	R: 2 E: 0 K: 0 S: 4	H: 1 LOB: 0 BB: 1 P: 8	R: 0 E: 0 K: 1 S: 5	H: 0 LOB: 0 BB: 0 P: 5	R: 0 E: 0 K: 1 S: 5	H: 1 LOB: 1 BB: 0 P: 5	1B: 2 2B: 2 3B: 0 HR: 0	SF: 1 SAC: 1 DP: 1 HBP: 1	WP: 1 PB: 0 SB: 0 CS: 0	PA: 30																		
PITCHER	IP	WLS	BF	H	R	ER	SO	BB	IBB	HBP	BLK	WP	HR	S	P	ERA	WHIP	PITCHER				IP	WLS	BF	H	R	ER	SO	BB	IBB	HBP	BLK	WP	HR	S	P	ERA	WHIP
Tommy John, L ERA: 2.76 Jim Brewer, L ERA: 1.95 (1, 1) (8, 1)	7.0	L	27	3	3	3	4	2	0	1	0	1	0	5	5	0.00	1.000					1.0		3	1	0	0	1	0	0	0	0	0	5	5	0.00	1.000	



Batter	1	2	3	4	5	6	7	8	9	AB	R	H	RBI	BB	SO	LOB	TOP			
Davey Lopes, R OBP: 0.363, SLG: 0.363 (1, 4)										3	0	0	0	1	3	1	Los Angeles Dodgers @ Houston Astros Astrodome, Houston, TX Wed Aug 01 1973, 8:05 PM EDT Att: 19,956 - Dome			
Bill Buckner, L OBP: 0.297, SLG: 0.336 (1, 7)										4	0	1	0	0	0	2				
Willie Davis, L OBP: 0.330, SLG: 0.465 (1, 8)										4	0	0	0	0	1	3				
Joe Ferguson, R OBP: 0.388, SLG: 0.472 (1, 2)										3	0	1	0	1	1	1				
Willie Crawford, L OBP: 0.402, SLG: 0.451 (1, 9)										4	0	1	0	0	0	2				
Steve Garvey, R OBP: 0.326, SLG: 0.432 (1, 3)											4	0	1	0	0	2				
Ron Cey, R OBP: 0.359, SLG: 0.395 (1, 5)											4	0	1	0	0	2				
Bill Russell, R OBP: 0.315, SLG: 0.360 (1, 6)											3	0	0	0	1	1				
Al Downing, R OBP: 0.178, SLG: 0.167 George Culver, R (6, 1)										1	0	0	0	1	0	0				
Von Joshua, L OBP: 0.282, SLG: 0.280 Charlie Hough, R OBP: 0.222, SLG: 0.222 (8, PH) (8, 1)										0	0	0	0	0	0	0				
Inning Stats	R: 0 E: 0 K: 1 S: 5	H: 0 LOB: 1 BB: 1 P: 9	R: 0 E: 0 K: 2 S: 8	H: 1 LOB: 1 BB: 0 P: 8	R: 0 E: 0 K: 2 S: 7	H: 0 LOB: 1 BB: 1 P: 11	R: 0 E: 0 K: 0 S: 3	H: 1 LOB: 0 BB: 0 P: 3	R: 0 E: 0 K: 0 S: 3	H: 0 LOB: 0 BB: 0 P: 3	R: 0 E: 0 K: 1 S: 6	H: 1 LOB: 2 BB: 1 P: 10	R: 0 E: 0 K: 1 S: 5	H: 0 LOB: 0 BB: 0 P: 5	R: 0 E: 0 K: 2 S: 7	H: 2 LOB: 2 BB: 0 P: 5	1B: 5 2B: 0 3B: 0 HR: 0	SF: 0 SAC: 0 DP: 0 HBP: 0	WP: 0 PB: 0 SB: 2 CS: 1	PA: 35
PITCHER J.R. Richard, R ERA: 2.23 (1, 1)	IP: 9.0 WLS: W BF: 34 H: 5 R: 0 ER: 0 SO: 9 BB: 3 IBB: 0 HBP: 0 BLK: 0 WP: 0 HR: 0 S: 49 P: 61 ERA: 0.00 WHIP: 0.889															PITCHER IP: WLS: BF: H: R: ER: SO: BB: IBB: HBP: BLK: WP: HR: S: P: ERA: WHIP				

Batter	1	2	3	4	5	6	7	8	9	AB	R	H	RBI	BB	SO	LOB	BOTTOM			
Tommie Agee, R OBP: 0.311, SLG: 0.436 (1, 9)										3	1	0	0	1	2	0	Los Angeles Dodgers @ Houston Astros Astrodome, Houston, TX Wed Aug 01 1973, 8:05 PM EDT Att: 19,956 - Dome			
Roger Metzger, S OBP: 0.307, SLG: 0.351 (1, 6)										3	1	1	0	1	0	0				
Cesar Cedeno, R OBP: 0.374, SLG: 0.530 Jimmy Wynn, R OBP: 0.330, SLG: 0.396 (4, PR) (5, 8)										1	0	1	0	1	0	0				
Bob Watson, R OBP: 0.407, SLG: 0.458 (1, 7)										4	0	1	1	0	0	4				
Doug Rader, R OBP: 0.323, SLG: 0.425 (1, 5)										4	1	1	1	0	0	3				
Lee May, R OBP: 0.303, SLG: 0.441 (1, 3)										4	0	1	1	0	1	1				
Tommy Helms, R OBP: 0.321, SLG: 0.362 (1, 4)										3	0	0	0	0	1	1				
Skip Jutze, R OBP: 0.276, SLG: 0.251 (1, 2)										3	0	0	0	0	1	0				
J.R. Richard, R OBP: 0.071, SLG: 0.071 (1, 1)										3	0	0	0	0	1	0				
Inning Stats	R: 0 E: 0 K: 1 S: 4	H: 0 LOB: 2 BB: 2 P: 12	R: 0 E: 0 K: 1 S: 5	H: 0 LOB: 0 BB: 0 P: 5	R: 0 E: 0 K: 2 S: 7	H: 0 LOB: 0 BB: 0 P: 7	R: 0 E: 0 K: 0 S: 4	H: 1 LOB: 2 BB: 0 P: 4	R: 0 E: 0 K: 0 S: 3	H: 0 LOB: 0 BB: 0 P: 3	R: 4 E: 1 K: 0 S: 7	H: 4 LOB: 1 BB: 1 P: 11	R: 0 E: 0 K: 1 S: 5	H: 0 LOB: 0 BB: 0 P: 5	R: 1 E: 0 K: 1 S: 6	H: 1 LOB: 1 BB: 1 P: 10		1B: 5 2B: 1 3B: 0 HR: 0	SF: 0 SAC: 0 DP: 1 HBP: 0	WP: 0 PB: 0 SB: 1 CS: 0
PITCHER Al Downing, L ERA: 3.26 George Culver, R ERA: 3.0 Charlie Hough, R ERA: 3.35	IP: 5.1 WLS: L BF: 22 H: 4 R: 4 ER: 3 SO: 4 BB: 3 IBB: 0 HBP: 0 BLK: 0 WP: 0 HR: 0 S: 27 P: 39 ERA: 5.06 WHIP: 1.312															PITCHER IP: WLS: BF: H: R: ER: SO: BB: IBB: HBP: BLK: WP: HR: S: P: ERA: WHIP				


AB	31
R	0
H	5
RBI	0
BB	3
SO	9
LOB	14



Batter	1	2	3	4	5	6	7	8	9	10	11	AB	R	H	RBI	BB	SO	LOB	TOP			
Davey Lopes, R OBP: 0.364, SLG: 0.362 Lee Lacy, R OBP: 0.303, SLG: 0.211	5-3	FC4 BB			F9		K		F8		6-3	1	0	0	0	1	0	0				
Manny Mota, R OBP: 0.389, SLG: 0.388 Jim Brewer, L OBP: 0.400, SLG: 0.400	F8	FC4			4-3		4-3			1-3	1-3	6	0	0	0	0	0	5				
Willie Davis, L OBP: 0.333, SLG: 0.473 Willie Crawford, L OBP: 0.402, SLG: 0.451					F6							5	1	3	1	0	0	0				
Joe Ferguson, R OBP: 0.382, SLG: 0.465									HR			5	0	0	0	0	0	2				
Steve Garvey, R OBP: 0.329, SLG: 0.432												5	1	2	0	0	0	1				
Ron Cey, R OBP: 0.364, SLG: 0.401 Von Joshua, L OBP: 0.282, SLG: 0.280												3	0	2	0	2	0	1				
Tom Paciorek, R OBP: 0.261, SLG: 0.287												4	0	1	0	0	1	4				
Bill Russell, R OBP: 0.318, SLG: 0.361												4	1	2	1	1	0	2				
Don Sutton, R OBP: 0.149, SLG: 0.082 Ken McMullen, R OBP: 0.298, SLG: 0.509												3	0	0	0	1	0	2				
Inning Stats	R: 0 E: 0 K: 0 S: 4	H: 1 LOB: 1 BB: 0 P: 4	R: 1 E: 0 K: 1 S: 6	H: 2 LOB: 3 BB: 3 P: 18	R: 0 E: 0 K: 0 S: 3	H: 0 LOB: 0 BB: 0 P: 3	R: 0 E: 0 K: 0 S: 4	H: 2 LOB: 1 BB: 0 P: 4	R: 0 E: 0 K: 0 S: 5	H: 0 LOB: 2 BB: 0 P: 5	R: 1 E: 0 K: 0 S: 4	H: 1 LOB: 1 BB: 1 P: 8	R: 0 E: 0 K: 0 S: 3	H: 0 LOB: 0 BB: 0 P: 3	R: 0 E: 0 K: 0 S: 4	H: 1 LOB: 1 BB: 0 P: 4	R: 2 E: 0 K: 0 S: 5	H: 2 LOB: 2 BB: 1 P: 9	1B: 8 2B: 3 3B: 0 HR: 1	SF: 0 SAC: 1 DP: 1 HBP: 0	WP: 1 PB: 0 SB: 0 CS: 0	PA: 47
PITCHER	IP 7.0	WLS W	BF 29	H 7	R 1	ER 1	SO 2	BB 3	IBB 0	HBP 0	BLK 0	WP 1	HR 0	S 30	P 42	ERA 1.29	WHIP 1.429					
Jerry Reuss, L ERA: 3.34																						
Jim Ray, R ERA: 4.4																						
Juan Pizarro, L ERA: 5.4																						
Cecil Upshaw, R ERA: 5.18																						

Los Angeles Dodgers @ Houston Astros
Astrodome, Houston, TX
Thu Aug 02 1973, 8:05 PM EDT
Att: 19,770 - Dome

AB 41
R 4
H 11
RBI 4
BB 5
SO 2
LOB 19



Batter	1	2	3	4	5	6	7	8	9	10	11	AB	R	H	RBI	BB	SO	LOB	BOTTOM			
Tommie Agee, R OBP: 0.305, SLG: 0.427 Jim Ray, R OBP: 0.200, SLG: 0.200 Jimmy Stewart, S OBP: 0.288, SLG: 0.178 Juan Pizarro, L OBP: 0.288, SLG: 0.178 Cecil Upshaw, R OBP: 0.288, SLG: 0.178	K		K			F9	F9			3-1		4	0	0	0	0	2	3				
Roger Metzger, S OBP: 0.306, SLG: 0.347	G3					F9						4	0	0	0	1	0	0				
Jimmy Wynn, R OBP: 0.529, SLG: 0.392	K											4	0	0	0	1	2	1				
Bob Watson, R OBP: 0.407, SLG: 0.456												4	0	1	0	1	0	2				
Doug Rader, R OBP: 0.324, SLG: 0.431												4	1	1	1	1	1	1				
Les May, R OBP: 0.304, SLG: 0.449												5	1	2	1	0	1	2				
Johnny Edwards, L OBP: 0.294, SLG: 0.384 Ray Busse, R OBP: 0.189, SLG: 0.320												3	0	0	0	1	2	1				
Tommy Helms, R OBP: 0.320, SLG: 0.365												4	0	1	0	0	0	2				
Jerry Reuss, L OBP: 0.191, SLG: 0.200 Cesar Cedeno, R OBP: 0.374, SLG: 0.529												2	0	0	0	0	1	2				
Inning Stats	R: 0 E: 0 K: 2 S: 7	H: 0 LOB: 0 BB: 0 P: 7	R: 0 E: 0 K: 1 S: 5	H: 1 LOB: 1 BB: 1 P: 9	R: 0 E: 1 K: 1 S: 5	H: 0 LOB: 0 BB: 0 P: 5	R: 0 E: 0 K: 1 S: 6	H: 1 LOB: 1 BB: 0 P: 6	R: 0 E: 0 K: 0 S: 3	H: 0 LOB: 1 BB: 1 P: 7	R: 0 E: 0 K: 0 S: 3	H: 0 LOB: 0 BB: 0 P: 3	R: 2 E: 0 K: 1 S: 7	H: 2 LOB: 0 BB: 0 P: 7	R: 0 E: 0 K: 0 S: 3	H: 0 LOB: 1 BB: 1 P: 7	R: 0 E: 0 K: 2 S: 7	H: 0 LOB: 0 BB: 0 P: 7	1B: 2 2B: 0 3B: 1 HR: 2	SF: 0 SAC: 0 DP: 2 HBP: 0	WP: 0 PB: 0 SB: 0 CS: 0	PA: 43
PITCHER	IP 10.0	WLS W	BF 40	H 5	R 2	ER 2	SO 8	BB 6	IBB 0	HBP 0	BLK 0	WP 0	HR 2	S 50	P 74	ERA 1.80	WHIP 1.100					
Don Sutton, R ERA: 2.34																						
Jim Brewer, L ERA: 1.92																						

Los Angeles Dodgers @ Houston Astros
Astrodome, Houston, TX
Thu Aug 02 1973, 8:05 PM EDT
Att: 19,770 - Dome

AB 37
R 2
H 5
RBI 2
BB 6
SO 10
LOB 14



Batter	1	2	3	4	5	6	7	8	9	10	AB	R	H	RBI	BB	SO	LOB	TOP				
Tommie Agee, R OBP: 0.302, SLG: 0.418 (1, 9)											4	1	0	0	1	0	0	Houston Astros @ Cincinnati Reds Riverfront Stadium, Cincinnati, OH Fri Aug 03 1973, 7:05 PM EDT Unknown				
Roger Metzger, S OBP: 0.308, SLG: 0.349 (1, 6)											4	0	2	0	0	0	0					
Cesar Cedeno, R OBP: 0.375, SLG: 0.526 (1, 8)											2	0	0	1	2	0	2					
Bob Watson, R OBP: 0.403, SLG: 0.450 (1, 7)											5	0	0	0	0	0	6					
Doug Rader, R OBP: 0.321, SLG: 0.426 (1, 5)											4	0	0	0	0	0	3					
Les May, R OBP: 0.306, SLG: 0.448 (1, 3)											3	0	1	0	1	1	0					
Johnny Edwards, L OBP: 0.293, SLG: 0.377 (1, 2)											3	0	0	0	1	0	0					
Tommy Helms, R OBP: 0.319, SLG: 0.364 (1, 4)											4	0	1	0	0	0	2					
Don Wilson, R OBP: 0.207, SLG: 0.246 (1, 1)											4	0	0	0	0	1	3					
Inning Stats	R: 0 E: 0 K: 0 S: 3	H: 0 LOB: 1 BB: 1 P: 7	R: 0 E: 0 K: 0 S: 3	H: 1 LOB: 0 BB: 0 P: 3	R: 0 E: 0 K: 1 S: 5	H: 0 LOB: 0 BB: 0 P: 5	R: 0 E: 1 K: 0 S: 4	H: 0 LOB: 1 BB: 0 P: 4	R: 0 E: 0 K: 0 S: 4	H: 0 LOB: 2 BB: 2 P: 11	R: 0 E: 0 K: 1 S: 5	H: 0 LOB: 0 BB: 0 P: 5	R: 1 E: 1 K: 0 S: 5	H: 1 LOB: 1 BB: 0 P: 5	1B: 4 2B: 0 3B: 0 HR: 0	SF: 1 SAC: 1 DP: 0 HBP: 0	WP: 0 PB: 0 SB: 2 CS: 0		PA: 40			
PITCHER	IP WLS BF H R ER SO	IP WLS BF H R ER SO	IP WLS BF H R ER SO	IP WLS BF H R ER SO	IP WLS BF H R ER SO	IP WLS BF H R ER SO	IP WLS BF H R ER SO	IP WLS BF H R ER SO	IP WLS BF H R ER SO	IP WLS BF H R ER SO	IP WLS BF H R ER SO	IP WLS BF H R ER SO	IP WLS BF H R ER SO	IP WLS BF H R ER SO	IP WLS BF H R ER SO	IP WLS BF H R ER SO	IP WLS BF H R ER SO	IP WLS BF H R ER SO	IP WLS BF H R ER SO	ERA WHIP	ERA WHIP	
Gary Nolan, R ERA: 3.48 (1, 1)	6.1	0	25	3	0	0	1	3	0	0	0	0	0	0	0	0	0	0	0	0	0.00	0.947
Pedro Borbon, R ERA: 2.75 (7, 1)	1.2	0	7	0	0	0	0	1	1	0	0	0	0	0	0	0	0	0	0	0	0.00	0.600
Clay Carroll, R ERA: 3.99 (9, 1)	2.0	L	8	1	1	0	1	0	0	0	0	0	0	0	0	0	0	0	0	0	0.00	0.500

Houston Astros @ Cincinnati Reds
Riverfront Stadium, Cincinnati, OH
Fri Aug 03 1973, 7:05 PM EDT
Unknown

AB 33
R 1
H 4
RBI 1
BB 5
SO 2
LOB 16



Batter	1	2	3	4	5	6	7	8	9	10	AB	R	H	RBI	BB	SO	LOB	BOTTOM						
Pete Rose, S OBP: 0.407, SLG: 0.430 (1, 7)											4	0	1	0	0	0	1	Houston Astros @ Cincinnati Reds Riverfront Stadium, Cincinnati, OH Fri Aug 03 1973, 7:05 PM EDT Unknown						
Joe Morgan, L OBP: 0.414, SLG: 0.496 (1, 4)											4	0	0	0	0	1	2							
Dan Driessen, L OBP: 0.360, SLG: 0.377 (1, 5)											4	0	2	0	0	0	0							
Tony Perez, R OBP: 0.362, SLG: 0.525 (1, 3)											4	0	0	0	0	1	2							
Johnny Bench, R OBP: 0.339, SLG: 0.444 (1, 2)											4	0	1	0	0	1	1							
Bobby Tolan, L OBP: 0.254, SLG: 0.307 (1, 9)											3	0	0	0	0	2	1							
Cesar Geronimo, L OBP: 0.242, SLG: 0.259 (1, 8)											4	0	0	0	0	2	2							
Darrel Chaney, S OBP: 0.297, SLG: 0.225 Andy Kosco, R OBP: 0.364, SLG: 0.500 (10, PH)											3	0	0	0	0	1	2							
Gary Nolan, R OBP: 0.286, SLG: 0.286 (7, 1) Larry Stahl, L OBP: 0.319, SLG: 0.337 (8, PH) Clay Carroll, R OBP: 0.162, SLG: 0.182 (9, 1)											1	0	0	0	1	1	0							
Inning Stats	R: 0 E: 0 K: 0 S: 3	H: 0 LOB: 0 BB: 0 P: 3	R: 0 E: 0 K: 1 S: 6	H: 1 LOB: 2 BB: 0 P: 7	R: 0 E: 0 K: 1 S: 4	H: 0 LOB: 0 BB: 1 P: 8	R: 0 E: 0 K: 3 S: 10	H: 1 LOB: 1 BB: 0 P: 10	R: 0 E: 0 K: 2 S: 7	H: 0 LOB: 0 BB: 0 P: 7	R: 0 E: 0 K: 0 S: 3	H: 0 LOB: 0 BB: 0 P: 3	R: 0 E: 1 K: 1 S: 6	H: 1 LOB: 2 BB: 1 P: 10	R: 0 E: 0 K: 0 S: 3	H: 1 LOB: 0 BB: 0 P: 3	R: 0 E: 0 K: 1 S: 5		H: 0 LOB: 0 BB: 0 P: 5	R: 0 E: 0 K: 1 S: 5	H: 0 LOB: 0 BB: 0 P: 5	1B: 4 2B: 1 3B: 0 HR: 0	SF: 0 SAC: 0 DP: 2 HBP: 1	WP: 0 PB: 0 SB: 1 CS: 0
PITCHER	IP WLS BF H R ER SO	IP WLS BF H R ER SO	IP WLS BF H R ER SO	IP WLS BF H R ER SO	IP WLS BF H R ER SO	IP WLS BF H R ER SO	IP WLS BF H R ER SO	IP WLS BF H R ER SO	IP WLS BF H R ER SO	IP WLS BF H R ER SO	IP WLS BF H R ER SO	IP WLS BF H R ER SO	IP WLS BF H R ER SO	IP WLS BF H R ER SO	IP WLS BF H R ER SO	IP WLS BF H R ER SO	IP WLS BF H R ER SO	IP WLS BF H R ER SO	IP WLS BF H R ER SO	IP WLS BF H R ER SO	ERA WHIP	ERA WHIP		
Don Wilson, R ERA: 3.1 (1, 1)	10.0	W	35	4	0	0	9	2	0	0	0	0	0	0	0	0	0	0	0	0	0.00	0.600		

Houston Astros @ Cincinnati Reds
Riverfront Stadium, Cincinnati, OH
Fri Aug 03 1973, 7:05 PM EDT
Unknown

AB 32
R 0
H 4
RBI 0
BB 2
SO 9
LOB 11



Batter	1	2	3	4	5	6	7	8	9	AB	R	H	RBI	BB	SO	LOB	TOP																					
Tommie Agee, R OBP: 0.305, SLG: 0.415	4-0 1B 2B BB	0-0 6-3		0-0 1B		0-0 B3	0-0 5-3			4	1	1	0	1	0	5																						
Roger Metzger, S OBP: 0.307, SLG: 0.347	0-0 F7	0-0 P4		0-0 5-3		0-0 1B			0-0 4-1	5	0	1	0	0	0	4																						
Cesar Cedeno, R OBP: 0.378, SLG: 0.530	0-0 2B HR 1B		0-0 6-3 SF9	2B		0-0 F3	0-0 F8		0-0 G6-4-3 1B	5	2	3	0	0	0	2																						
Bob Watson, R OBP: 0.400, SLG: 0.450	0-0 HR 2B		0-0 6-3			0-0 6-3	0-0 5-3		0-0 G6-4-3 1B	5	1	1	1	0	0	4																						
Doug Rader, R OBP: 0.321, SLG: 0.433	0-0 HR		0-0 SF9			0-0 F9			0-0 6-3	3	1	1	4	0	0	0																						
Lee May, R OBP: 0.303, SLG: 0.443	0-0 P4		0-0 L7			0-0 1-4-3			0-0 5-3	4	0	0	0	0	0	0																						
Tommy Helms, R OBP: 0.319, SLG: 0.363	0-0 P4			0-0 F7		0-0 F7			0-0 1B 1B	4	0	1	0	0	0	0																						
Skip Jutze, R OBP: 0.280, SLG: 0.257			0-0 SH1-4 1B		0-0 6-3		0-0 6-3		0-0 1B 1B	4	0	2	0	0	0	0																						
Ken Forsch, R OBP: 0.102, SLG: 0.088 Tom Griffin, R OBP: 0.222, SLG: 0.250 Jim Crawford, L OBP: 0.248, SLG: 0.333 Cecil Upshaw, R OBP: 0.248, SLG: 0.333 Juan Pizarro, L OBP: 0.292, SLG: 0.190 Jimmy Stewart, S OBP: 0.292, SLG: 0.190 Larry Dierker, R OBP: 0.292, SLG: 0.190			0-0 SH1-4		0-0 1B 2B		0-0 F8 1B HBP		0-0 1-2 2-3 1B	0	0	0	0	0	0	0																						
Inning Stats	R: 4 E: 0 K: 0 S: 6	H: 3 LOB: 0 BB: 1 P: 10	R: 0 E: 0 K: 0 S: 4	H: 1 LOB: 1 BB: 0 P: 4	R: 1 E: 0 K: 0 S: 4	H: 1 LOB: 0 BB: 0 P: 4	R: 0 E: 0 K: 0 S: 5	H: 2 LOB: 0 BB: 0 P: 5	R: 0 E: 0 K: 0 S: 3	H: 0 LOB: 0 BB: 0 P: 3	R: 0 E: 0 K: 0 S: 4	H: 1 LOB: 2 BB: 0 P: 5	R: 0 E: 0 K: 0 S: 6	H: 3 LOB: 3 BB: 0 P: 6	R: 0 E: 0 K: 0 S: 3	H: 1 LOB: 0 BB: 0 P: 3	1B: 8 2B: 3 3B: 0 HR: 1	SF: 1 SAC: 1 DP: 1 HBP: 1	WP: 0 PA: 40 PB: 0 SB: 0 CS: 0																			
PITCHER	IP	WLS	BF	H	R	ER	SO	BB	IBB	HBP	BLK	WP	HR	S	P	ERA	WHIP	PITCHER		IP	WLS	BF	H	R	ER	SO	BB	IBB	HBP	BLK	WP	HR	S	P	ERA	WHIP		
Roger Nelson, R ERA: 2.96	(1, 1)	4.0		20	7	5	5	0	1	0	0	0	0	1	19	23	11.25	2.000	Roger Nelson, R ERA: 2.96		(1, 1)	4.0		20	7	5	5	0	1	0	0	0	0	1	19	23	11.25	2.000
Pedro Borbon, R ERA: 2.51	(5, 1)	4.0	W	17	4	0	0	0	0	0	1	0	0	0	16	17	0.00	1.000	Pedro Borbon, R ERA: 2.51		(5, 1)	4.0	W	17	4	0	0	0	0	0	0	1	0	0	16	17	0.00	1.000
Clay Carroll, R ERA: 3.93	(9, 1)	1.0	S	3	1	0	0	0	0	0	0	0	0	0	3	3	0.00	1.000	Clay Carroll, R ERA: 3.93		(9, 1)	1.0	S	3	1	0	0	0	0	0	0	0	0	3	3	0.00	1.000	

Houston Astros @ Cincinnati Reds
Riverfront Stadium, Cincinnati, OH
Fri Aug 03 1973, 7:05 PM EDT
Att: 52,285 - Unknown

AB	36
R	5
H	12
RBI	5
BB	1
SO	0
LOB	15



Batter	1	2	3	4	5	6	7	8	9	AB	R	H	RBI	BB	SO	LOB	BOTTOM																				
Pete Rose, S OBP: 0.409, SLG: 0.435	0-0 3B 1B	0-0 F9		0-0 F7		0-0 1B	0-0 4-3 E 2B			5	2	3	3	0	0	2																					
Joe Morgan, L OBP: 0.414, SLG: 0.503	0-3 K		0-0 HR	0-0 FC1-6 1B		0-0 4-3	0-0 4-3			5	1	2	1	0	1	3																					
Dan Driessen, L OBP: 0.366, SLG: 0.411 Cesar Geronimo, L OBP: 0.242, SLG: 0.259	0-0 1B 3B		0-0 HR	0-0 FC1-6		0-0 1B	0-0 E3			5	3	3	2	0	0	2																					
Tony Perez, R OBP: 0.382, SLG: 0.523 Denis Menke, R OBP: 0.357, SLG: 0.240	0-0 1B		0-0 1B BB	0-0 F8		0-0 F8	0-0 1-3			4	0	1	1	1	0	4																					
Johnny Bench, R OBP: 0.338, SLG: 0.446	0-0 F3		0-0 1B	0-0 6-3		0-0 6-3	0-0 6-3		0-0 6-3	5	1	2	0	0	0	1																					
Bobby Tolan, L OBP: 0.255, SLG: 0.308	0-0 F8		0-3 K	0-3 K		0-3 K	0-0 E9 1B 1B		0-0 1B	5	1	2	1	0	2	3																					
Ed Crosby, L OBP: 0.254, SLG: 0.231		0-3 K	0-3 K	0-0 4-3		0-0 4-3	0-0 1B BB 1B		0-0 P5	5	1	1	1	0	2	3																					
Bill Plummer, R OBP: 0.302, SLG: 0.301		0-0 1B	0-0 5-3			0-3 K	0-0 1B BB 1B		0-0 F2	4	1	1	0	1	1	3																					
Roger Nelson, R OBP: 0.118, SLG: 0.118 Larry Stahl, L OBP: 0.326, SLG: 0.337 Pedro Borbon, R OBP: 0.333, SLG: 0.333 Clay Carroll, R OBP: 0.182, SLG: 0.182		0-3 K	0-0 FC1-6 1B BB	0-0 K		0-3 K	0-0 1B BB 1B			1	0	0	0	0	1	1																					
Inning Stats	R: 2 E: 0 K: 1 S: 8	H: 3 LOB: 1 BB: 0 P: 8	R: 0 E: 0 K: 2 S: 8	H: 1 LOB: 1 BB: 0 P: 8	R: 2 E: 0 K: 2 S: 10	H: 3 LOB: 2 BB: 1 P: 14	R: 0 E: 0 K: 0 S: 4	H: 1 LOB: 0 BB: 1 P: 8	R: 0 E: 0 K: 1 S: 5	H: 0 LOB: 0 BB: 0 P: 5	R: 0 E: 0 K: 2 S: 8	H: 1 LOB: 1 BB: 0 P: 8	R: 7 E: 2 K: 0 S: 10	H: 6 LOB: 1 BB: 1 P: 14	R: 0 E: 0 K: 0 S: 4	H: 1 LOB: 1 BB: 0 P: 4	1B: 11 2B: 2 3B: 1 HR: 2	SF: 0 SAC: 0 DP: 0 HBP: 0	WP: 0 PA: 44 PB: 0 SB: 1 CS: 0																		
PITCHER	IP	WLS	BF	H	R	ER	SO	BB	IBB	HBP	BLK	WP	HR	S	P	ERA	WHIP	PITCHER		IP	WLS	BF	H	R	ER	SO	BB	IBB	HBP	BLK	WP	HR	S	P	ERA	WHIP	
Ken Forsch, R ERA: 3.9	(1, 1)	2.0		13	6	4	4	3	1	0	0	0	0	0	2	18	22	18.00	3.500	Larry Dierker, R ERA: 3.63		(8, 1)	1.0		4	1	0	0	0	0	0	0	0	4	4	0.00	1.000
Tom Griffin, R ERA: 5.69	(3, 1)	4.1	L	19	5	2	2	5	1	0	0	0	0	0	28	32	4.15	1.385	Tom Griffin, R ERA: 5.69		(3, 1)	4.1	L	19	5	2	2	5	1	0	0	0	0	28	32	4.15	1.385
Jim Crawford, L ERA: 4.63	(7, 1)	0.0		2	2	1	1	0	0	0	0	0	0	0	2	2	∞	∞	Jim Crawford, L ERA: 4.63		(7, 1)	0.0		2	2	1	1	0	0	0	0	0	2	2	∞	∞	
Cecil Upshaw, R ERA: 5.73	(7, 1)	0.0		3	2	3	3	0	1	0	0	0	0	0	2	6	∞	∞	Cecil Upshaw, R ERA: 5.73		(7, 1)	0.0		3	2	3	3	0	1	0	0	0	2	6	∞	∞	
Juan Pizarro, L ERA: 5.14	(7, 1)	0.2		3	0	1	0	0	0	0	0	0	0	0	3	3	0.00	0.000	Juan Pizarro, L ERA: 5.14		(7, 1)	0.2		3	0	1	0	0	0	0	0	0	3	3	0.00	0.000	

Houston Astros @ Cincinnati Reds
Riverfront Stadium, Cincinnati, OH
Fri Aug 03 1973, 7:05 PM EDT
Att: 52,285 - Unknown

AB	41
R	11
H	16
RBI	9
BB	3
SO	8
LOB	22




Batter	1	2	3	4	5	6	7	8	9	10	11	AB	R	H	RBI	BB	SO	LOB	TOP			
Tommie Agee, R OBP: 0.301, SLG: 0.407 Cecil Upshaw, R (1.1, 1)	0-0 BB 1B FC5-4 1B		0-0 P4			0-3 K		0-3 K		0-3 K		0-3 K	6	1	1	0	0	4	4			
Roger Metzger, S OBP: 0.307, SLG: 0.345 (1.6)	0-0 FC5-4 BB 1-2 1B		0-0 F8			4-0 WP BB		0-0 5-3		0-0 F8		0-0 3-1	5	0	1	0	1	0	2			
Cesar Cedeno, R OBP: 0.378, SLG: 0.535 (1.8)	4-0 FC5-4 BB 1-2 2-3 BB		0-0 F2			0-0 6-3		0-0 HR				0-0 L6	4	1	1	1	1	0	1			
Bob Watson, R OBP: 0.400, SLG: 0.448 (1.7)	0-3 K					0-3 K		4-0 BB 1B BB		0-3 K		0-0 FC6-4 1B	4	1	1	0	1	3	3			
Doug Rader, R OBP: 0.321, SLG: 0.434 (1.5)	0-0 FC5-4 1-2 2-3 3-4					4-0 HR 2B		4-0 1B 1B BB		0-0 L7		0-0 F7	4	2	1	1	1	0	3			
Les May, R OBP: 0.304, SLG: 0.450 (1.3)	0-0 F8					0-0 HR		0-0 1B		0-3 K		0-0 FC6-4	5	1	2	3	0	1	3			
Tommy Helms, R OBP: 0.322, SLG: 0.366 (1.4)			0-0 F8			0-0 6-3		0-0 1B		0-0 1B		0-0 SH1-4 1B	5	0	3	1	0	0	0			
Skip Jutze, R OBP: 0.275, SLG: 0.251 (1.2)			0-0 5-3			0-0 G1		0-0 L6		0-0 G5-4-3 1B		0-0 SH1-4	4	0	0	0	0	0	3			
Dave Roberts, L OBP: 0.302, SLG: 0.106 Jim Ray, R OBP: 0.200, SLG: 0.200 Juan Pizarro, L OBP: 0.100, SLG: 0.088 Ken Forsch, R OBP: 0.100, SLG: 0.088 Larry Dierker, R OBP: 0.100, SLG: 0.088 Jim Crawford, L OBP: 0.100, SLG: 0.088 Jimmy Wynn, R OBP: 0.100, SLG: 0.088 (11.1)			0-3 K			0-3 K		0-3 K		0-3 K		4-0 IBB	3	0	0	0	0	0	3	2		
Inning Stats	R: 1 E: 0 K: 1 S: 7	H: 2 LOB: 2 BB: 1 P: 11	R: 0 E: 0 K: 1 S: 5	H: 0 LOB: 0 BB: 0 P: 5	R: 0 E: 0 K: 0 S: 3	H: 0 LOB: 0 BB: 0 P: 3	R: 2 E: 0 K: 1 S: 7	H: 2 LOB: 0 BB: 0 P: 7	R: 0 E: 0 K: 2 S: 9	H: 1 LOB: 1 BB: 1 P: 11	R: 1 E: 0 K: 1 S: 6	H: 1 LOB: 0 BB: 0 P: 6	R: 0 E: 0 K: 1 S: 5	H: 1 LOB: 0 BB: 0 P: 5	R: 0 E: 0 K: 0 S: 4	H: 1 LOB: 1 BB: 0 P: 4	R: 0 E: 0 K: 1 S: 6	H: 1 LOB: 2 BB: 1 P: 10	1B: 7 2B: 1 3B: 0 HR: 2	SF: 0 SAC: 1 DP: 1 HBP: 0	WP: 2 PB: 0 SB: 0 CS: 0	PA: 47
PITCHER	IP 7.0	WLS 6	BF 32	H 7	R 6	ER 6	SO 8	BB 4	IBB 0	HBP 0	BLK 0	WP 0	HR 0	S 44	P 60	ERA 7.71	WHIP 1.571					
Fred Norman, L ERA: 3.36 Tom Hall, L ERA: 3.74 Pedro Borbon, R ERA: 2.55	(1.1)	(8.1)	(10.1)																			

Houston Astros @ Cincinnati Reds
Riverfront Stadium, Cincinnati, OH
Sat Aug 04 1973, 3:33 AM EDT
Att: 32,215 - Unknown

livebaseballscorecards.com

AB 41
R 6
H 10
RBI 6
BB 5
SO 12
LOB 21




Batter	1	2	3	4	5	6	7	8	9	10	11	AB	R	H	RBI	BB	SO	LOB	BOTTOM					
Pete Rose, S OBP: 0.409, SLG: 0.433 (1.7)	0-0 E 1B 1B			0-0 F7		0-0 6-3		0-0 F7		1-0 BB HBP		0-0 E6 1B	6	1	2	0	0	3						
Joe Morgan, L OBP: 0.416, SLG: 0.501 (1.4)	0-0 E3 1B SF8			0-0 F9		4-0 1B BB		0-0 SF9 1B		0-0 BB BB		0-0 1B	5	1	2	2	2	0	2					
Dan Driessen, L OBP: 0.375, SLG: 0.419 Pedro Borbon, R OBP: 0.333, SLG: 0.333 (1.5)	0-0 3B 1B			0-0 F9		0-0 1B 1B		0-0 1B		0-0 5-3			6	1	4	1	0	0	4					
Tony Perez, R OBP: 0.379, SLG: 0.520 (1.3)	0-0 SF8			0-0 F3		0-0 1B		0-0 P4		0-0 SF9		0-0 6-3	4	0	1	2	0	0	3					
Johnny Bench, R OBP: 0.341, SLG: 0.452 (1.9)	0-0 2B 3B			0-0 S 1B		0-0 FC6-4 1B		0-0 L7		0-3 K		0-3 K	6	1	3	1	0	2	4					
Andy Kosco, R OBP: 0.344, SLG: 0.481 (1.8)	0-0 6-3 2B			0-3 K		0-0 FC6-4		0-0 F5		0-0 F9		0-0 F8	6	0	1	1	0	1	4					
Bill Plummer, R OBP: 0.300, SLG: 0.291 Tom Hall, L OBP: 0.045, SLG: 0.045 Bobby Tolan, L OBP: 0.255, SLG: 0.307 Denis Menke, R OBP: 0.300, SLG: 0.240 (1.2)	4-0 6-3 BB			0-3 K		0-0 5-3		0-0 F8		0-0 P6		4-0 E BB 1B BB	3	0	0	0	1	1	1					
Darrel Chaney, S OBP: 0.295, SLG: 0.219 Larry Stahl, L OBP: 0.333, SLG: 0.337 Ed Crosby, L OBP: 0.267, SLG: 0.231 (1.6)	0-0 6-3			4-0 IBB		0-0 5-3		0-0 F8		4-0 1B BB BB		4-0 1B E BB	3	0	0	0	1	0	2					
Fred Norman, S OBP: 0.103, SLG: 0.071 Cesar Geronimo, L OBP: 0.248, SLG: 0.264 (1.1)	0-0 6-3			0-0 6-3		0-3 K		0-0 1B 1B SF9		0-0 1B		0-0 F7	3	0	0	0	0	1	4					
Inning Stats	R: 4 E: 1 K: 0 S: 8	H: 4 LOB: 2 BB: 1 P: 12	R: 0 E: 0 K: 0 S: 4	H: 1 LOB: 1 BB: 0 P: 4	R: 0 E: 0 K: 2 S: 8	H: 1 LOB: 1 BB: 1 P: 12	R: 0 E: 0 K: 0 S: 6	H: 3 LOB: 3 BB: 0 P: 6	R: 0 E: 0 K: 1 S: 5	H: 1 LOB: 2 BB: 1 P: 8	R: 0 E: 0 K: 0 S: 3	H: 0 LOB: 0 BB: 0 P: 3	R: 1 E: 0 K: 1 S: 8	H: 3 LOB: 2 BB: 0 P: 8	R: 0 E: 0 K: 0 S: 4	H: 1 LOB: 1 BB: 2 P: 13	R: 0 E: 0 K: 1 S: 5	H: 0 LOB: 0 BB: 0 P: 5	R: 1 E: 1 K: 0 S: 3	H: 1 LOB: 3 BB: 2 P: 11	1B: 13 2B: 1 3B: 1 HR: 0	SF: 2 SAC: 0 DP: 0 HBP: 1	WP: 0 PB: 0 SB: 1 CS: 0	PA: 56
PITCHER	IP 5.1	WLS 8	BF 30	H 10	R 4	ER 3	SO 3	BB 2	IBB 1	HBP 0	BLK 0	WP 0	HR 0	S 33	P 45	ERA 5.06	WHIP 2.250							
Dave Roberts, L ERA: 2.93 Jim Ray, R ERA: 4.41 Juan Pizarro, L ERA: 5.14 Ken Forsch, R ERA: 3.92 Larry Dierker, R ERA: 3.63	(1.1)	(6.1)	(8.1)	(8.1)	(9.1)	(10.5)	(1.6)	(1.1)	(8.8)	(1.1)	(1.1)													

Houston Astros @ Cincinnati Reds
Riverfront Stadium, Cincinnati, OH
Sat Aug 04 1973, 3:33 AM EDT
Att: 32,215 - Unknown

livebaseballscorecards.com

AB 46
R 7
H 15
RBI 7
BB 7
SO 5
LOB 29



Batter	1	2	3	4	5	6	7	8	9	AB	R	H	RBI	BB	SO	LOB	TOP			
Jimmy Wynn, R OBP: 0.329, SLG: 0.398	K		F7		HR		5-3			4	1	1	1	0	1	0	Houston Astros @ Cincinnati Reds Riverfront Stadium, Cincinnati, OH Sun Aug 05 1973, 3:33 AM EDT Att: 44,194 - Unknown			
Roger Metzger, S OBP: 0.307, SLG: 0.344	6-3		F9		1B		P6			4	0	1	0	0	0	0				
Cesar Cedeno, R OBP: 0.382, SLG: 0.540	2B		FC4-6		1B			K		4	0	3	0	0	1	0				
Bob Watson, R OBP: 0.397, SLG: 0.444	5-3		FC4-6		1-3			F8		4	0	0	0	0	0	4				
Doug Rader, R OBP: 0.319, SLG: 0.430			F8		F7		F9			4	0	0	0	0	0	2				
Lee May, R OBP: 0.304, SLG: 0.448	6-3				1B		6-3			4	0	1	0	0	0	0				
Tommy Helms, R OBP: 0.323, SLG: 0.370					1B		L7			4	0	2	0	0	0	0				
Skip Jutze, R OBP: 0.274, SLG: 0.247					G6-4-3		6-3			3	0	0	0	1	0	2				
J.R. Richard, R OBP: 0.063, SLG: 0.063	K				L7					2	0	0	0	0	1	2				
Larry Dierker, R OBP: 0.300, SLG: 0.405							K			0	0	0	0	0	0	0				
Tommie Agee, R OBP: 0.308, SLG: 0.333										1	0	0	0	0	1	0				
Jim Crawford, L OBP: 0.308, SLG: 0.333										0	0	0	0	0	0	0				
Inning Stats	R: 0 E: 0 K: 1 S: 6	H: 1 LOB: 1 BB: 0 P: 6	R: 0 E: 0 K: 1 S: 6	H: 1 LOB: 2 BB: 1 P: 10	R: 0 E: 0 K: 0 S: 4	H: 1 LOB: 1 BB: 0 P: 4	R: 0 E: 0 K: 0 S: 4	H: 2 LOB: 1 BB: 0 P: 4	R: 1 E: 0 K: 0 S: 6	H: 3 LOB: 2 BB: 0 P: 6	R: 0 E: 0 K: 0 S: 3	H: 0 LOB: 0 BB: 0 P: 3	R: 0 E: 0 K: 1 S: 5	H: 0 LOB: 0 BB: 0 P: 5	R: 0 E: 0 K: 0 S: 3	H: 0 LOB: 0 BB: 0 P: 3	1B: 5 2B: 2 3B: 0 HR: 1	SF: 0 SAC: 0 DP: 1 HBP: 0	WP: 0 PB: 0 SB: 0 CS: 0	PA: 35
PITCHER Ross Grimsley, L ERA: 2.88	IP: 9.0 WLS: W BF: 35 H: 8 R: 1 ER: 1 SO: 4 BB: 0 IBB: 1 HBP: 0 BLK: 0 WP: 0 HR: 1 S: 42 P: 46 ERA: 1.00 WHIP: 0.889											PITCHER	IP: 9.0 WLS: W BF: 35 H: 8 R: 1 ER: 1 SO: 4 BB: 0 IBB: 1 HBP: 0 BLK: 0 WP: 0 HR: 1 S: 42 P: 46 ERA: 1.00 WHIP: 0.889							

Batter	1	2	3	4	5	6	7	8	9	AB	R	H	RBI	BB	SO	LOB	BOTTOM			
Pete Rose, S OBP: 0.409, SLG: 0.433	K	S		F7		FC3-6		F8		5	1	2	1	0	1	1	Houston Astros @ Cincinnati Reds Riverfront Stadium, Cincinnati, OH Sun Aug 05 1973, 3:33 AM EDT Att: 44,194 - Unknown			
Joe Morgan, L OBP: 0.416, SLG: 0.499	S	1B		F7		FC3-6		K		4	0	1	2	1	1	2				
Dan Driessen, L OBP: 0.377, SLG: 0.432	6-3					WP				4	1	2	0	0	0	2				
Tony Perez, R OBP: 0.378, SLG: 0.519	6-3		1-3		2B		K			4	1	1	1	0	1	3				
Denis Menke, R OBP: 0.360, SLG: 0.240	6-3				2B		K			0	0	0	0	0	0	0				
Johnny Bench, R OBP: 0.344, SLG: 0.455		BB			3B					2	2	1	1	2	0	2				
Bill Plummer, R OBP: 0.300, SLG: 0.291		BB			1B		L6			0	0	0	0	0	0	0				
Bobby Tolan, L OBP: 0.257, SLG: 0.307		BB			FC3-6					3	1	1	1	1	0	1				
Cesar Geronimo, L OBP: 0.244, SLG: 0.259		E1		G3		FC4-6		K		4	1	0	0	0	1	3				
Darrel Chaney, S OBP: 0.302, SLG: 0.239	K							K2-3		4	0	2	0	0	2	2				
Ross Grimsley, L OBP: 0.071, SLG: 0.071	K							K		4	0	0	0	0	3	5				
Inning Stats	R: 0 E: 0 K: 1 S: 5	H: 0 LOB: 1 BB: 1 P: 9	R: 4 E: 1 K: 2 S: 10	H: 2 LOB: 1 BB: 2 P: 18	R: 0 E: 0 K: 0 S: 3	H: 0 LOB: 1 BB: 1 P: 7	R: 0 E: 0 K: 1 S: 6	H: 1 LOB: 1 BB: 0 P: 6	R: 3 E: 0 K: 0 S: 7	H: 5 LOB: 1 BB: 0 P: 7	R: 0 E: 0 K: 1 S: 7	H: 2 LOB: 2 BB: 0 P: 7	R: 0 E: 0 K: 2 S: 7	H: 0 LOB: 0 BB: 0 P: 7	R: 0 E: 0 K: 2 S: 7	H: 0 LOB: 0 BB: 0 P: 7	1B: 6 2B: 3 3B: 1 HR: 0	SF: 0 SAC: 0 DP: 1 HBP: 0	WP: 1 PB: 0 SB: 2 CS: 0	PA: 38
PITCHER J.R. Richard, R ERA: 2.64	IP: 4.0 WLS: L BF: 24 H: 7 R: 3 ER: 3 SO: 4 BB: 4 IBB: 0 HBP: 0 BLK: 0 WP: 1 HR: 0 S: 28 P: 44 ERA: 6.75 WHIP: 2.750											PITCHER	IP: 4.0 WLS: L BF: 24 H: 7 R: 3 ER: 3 SO: 4 BB: 4 IBB: 0 HBP: 0 BLK: 0 WP: 1 HR: 0 S: 28 P: 44 ERA: 6.75 WHIP: 2.750							
Larry Dierker, R ERA: 3.29	2.0	8	3	0	0	1	0	0	0	0	0	10	10	0.00	1.500					
Jim Crawford, L ERA: 4.38	2.0	6	0	0	0	4	0	0	0	0	0	14	14	0.00	0.000					


Batter	1	2	3	4	5	6	7	8	9	AB	R	H	RBI	BB	SO	LOB	TOP		
Jimmy Wynn, R (1,9) OBP: 0.333, SLG: 0.401	5-3			1B E G6-4-3 BB		1B S 1B		1B S 1B		3	3	2	1	1	0	0	Houston Astros @ Cincinnati Reds Riverfront Stadium, Cincinnati, OH Mon Aug 06 1973, 7:05 PM EDT Att: 29,069 - Unknown		
Roger Metzger, S (1,6) OBP: 0.305, SLG: 0.346	1-3			E5 G6-4-3 1B		1B S 3-2-5 1B		1B S 6-4-3 1B		4	1	2	1	0	0	1			
Cesar Cedeno, R (1,8) OBP: 0.386, SLG: 0.543	L9			G6-4-3 1-2 2-3 1B		1-3 1B		1-3 6-4-3 1B		4	0	3	1	0	0	0			
Bob Watson, R (1,7) OBP: 0.394, SLG: 0.440	5-3			G6-4-3 1-2 2-3 3-H 1B		3-2-5 3-H		6-4-3 3-H 1B		4	0	0	1	0	0	5			
Tommie Agee, R (8,7) OBP: 0.305, SLG: 0.405										0	0	0	0	0	0	0			
Doug Rader, R (1,5) OBP: 0.316, SLG: 0.425	1-3			4-3				6-3	F7	4	0	0	0	0	0	2			
Lee May, R (1,3) OBP: 0.301, SLG: 0.444	5-3				4-3			5-3		4	0	0	0	0	0	0			
Johnny Edwards, L (1,2) OBP: 0.287, SLG: 0.369			F8		4-3			4-3		4	0	0	0	0	0	0			
Tommy Helms, R (1,4) OBP: 0.325, SLG: 0.370			6-3		6-3			SH5-4 1B 1B	BB	3	1	1	0	1	0	0			
Jerry Reuss, L (1,1) OBP: 0.183, SLG: 0.191			5-3			K		SH5-4 1-2	4-3	3	0	0	0	0	1	1			
Inning Stats	R: 0 E: 0 K: 0 S: 3	H: 0 LOB: 0 BB: 0 P: 3	R: 0 E: 0 K: 0 S: 3	H: 0 LOB: 0 BB: 0 P: 3	R: 0 E: 0 K: 0 S: 3	H: 1 LOB: 0 BB: 1 P: 8	R: 0 E: 0 K: 0 S: 3	H: 0 LOB: 0 BB: 0 P: 3	R: 1 E: 0 K: 1 S: 7	H: 3 LOB: 1 BB: 0 P: 7	R: 0 E: 0 K: 0 S: 3	H: 0 LOB: 0 BB: 0 P: 3	R: 3 E: 0 K: 0 S: 7	H: 4 LOB: 1 BB: 0 P: 7	R: 0 E: 0 K: 0 S: 3	H: 0 LOB: 1 BB: 1 P: 7	1B: 8 2B: 1 3B: 0 HR: 0	SF: 0 SAC: 1 DP: 2 HBP: 0	WP: 0 PA: 36 PB: 0 SB: 2 CS: 0
PITCHER Jack Billingham, R (1,1) ERA: 3.28	IP: 9.0 WLS: L BF: 36 H: 8 R: 5 ER: 4 SO: 1 BB: 2 IBB: 0 HBP: 0 BLK: 0 WP: 0 HR: 0 S: 36 P: 44 ERA: 4.00 WHIP: 1.111															PITCHER			

Batter	1	2	3	4	5	6	7	8	9	AB	R	H	RBI	BB	SO	LOB	BOTTOM		
Pete Rose, S (1,7) OBP: 0.407, SLG: 0.433	4-3		4-3		K		F8		1B 2B	5	1	1	0	0	1	0	Houston Astros @ Cincinnati Reds Riverfront Stadium, Cincinnati, OH Mon Aug 06 1973, 7:05 PM EDT Att: 29,069 - Unknown		
Joe Morgan, L (1,4) OBP: 0.416, SLG: 0.496	F9			4-3		S 1B BB		F4	S 1B	4	0	1	1	1	0	0			
Dan Driessen, L (1,5) OBP: 0.378, SLG: 0.436	F7			1B SF8 2B		BB 1-1 1B		F9	F9	5	1	2	0	0	0	1			
Tony Perez, R (1,3) OBP: 0.379, SLG: 0.519	F9			2-3 2B 1B		F3		1B 1B		4	2	2	0	0	0	1			
Johnny Bench, R (1,9) OBP: 0.348, SLG: 0.456				SF8 1-2 3-H BB		BB IBB		1B 1B		1	0	1	1	2	0	0			
Andy Kosco, R (1,8) OBP: 0.369, SLG: 0.509	P3			2-H 2B		1-2 2-3 BB		1-2 2-H 1B		3	0	2	2	1	0	1			
Bill Plummer, R (1,2) OBP: 0.288, SLG: 0.278	5-3			F9		K		5-3		4	0	0	0	0	1	7			
Darrel Chaney, S (1,6) OBP: 0.295, SLG: 0.232			K		4-3		K		K	3	0	0	0	0	2	0			
Phil Gagliano, R (9,PH) OBP: 0.345, SLG: 0.259										1	0	0	0	0	1	0			
Jack Billingham, R (1,1) OBP: 0.058, SLG: 0.015			1-4-3		K		K		K	3	0	0	0	0	2	0			
Denis Menke, R (9,PH) OBP: 0.358, SLG: 0.239					K		K		K	1	0	0	0	0	1	0			
Inning Stats	R: 0 E: 0 K: 0 S: 3	H: 0 LOB: 1 BB: 1 P: 7	R: 0 E: 0 K: 1 S: 5	H: 0 LOB: 0 BB: 0 P: 5	R: 2 E: 0 K: 0 S: 6	H: 3 LOB: 1 BB: 0 P: 6	R: 0 E: 0 K: 2 S: 7	H: 0 LOB: 0 BB: 0 P: 7	R: 0 E: 0 K: 1 S: 5	H: 1 LOB: 3 BB: 3 P: 17	R: 0 E: 0 K: 2 S: 7	H: 0 LOB: 0 BB: 0 P: 7	R: 1 E: 0 K: 0 S: 6	H: 3 LOB: 2 BB: 0 P: 6	R: 1 E: 0 K: 2 S: 9	H: 2 LOB: 1 BB: 0 P: 9	1B: 6 2B: 3 3B: 0 HR: 0	SF: 1 SAC: 0 DP: 0 HBP: 0	WP: 0 PA: 39 PB: 0 SB: 2 CS: 0
PITCHER Jerry Reuss, L (1,1) ERA: 3.38	IP: 9.0 WLS: W BF: 39 H: 9 R: 4 ER: 4 SO: 8 BB: 3 IBB: 1 HBP: 0 BLK: 0 WP: 0 HR: 0 S: 51 P: 67 ERA: 4.00 WHIP: 1.333															PITCHER			

Batter	1	2	3	4	5	6	7	8	9	AB	R	H	RBI	BB	SO	LOB	TOP				
Jimmy Wynn, R OBP: 0.333, SLG: 0.397 (1, 9)	F7			K	FC6-4			FC6 BB		3	0	0	0	1	1	2					
Roger Metzger, S OBP: 0.309, SLG: 0.347 (1, 6)	K			1B 2B			1-3	FC6 G4-6-3		4	1	1	1	0	1	1					
Cesar Cedeno, R OBP: 0.387, SLG: 0.542 (1, 8)	CS 1B			CS 1B 2H			P4	G4-6-3		4	0	2	1	0	0	2					
Bob Watson, R OBP: 0.395, SLG: 0.439 Tommie Agee, R OBP: 0.300, SLG: 0.405 (9, PR)	CS	F7		CS 1B 2H			K	SH1-4 1B		3	0	1	0	1	1	0					
Doug Rader, R OBP: 0.314, SLG: 0.422 (1, 5)		F8		1-3				SH1-4		3	0	0	0	0	0	1					
Lee May, R OBP: 0.303, SLG: 0.443 (1, 3)		1-3					G4-6-3 1B	FC6 BB		3	0	1	0	1	0	0					
Johnny Edwards, L OBP: 0.286, SLG: 0.366 (1, 2)					G4-6-3 1B		4-3	F8		4	0	1	0	0	0	3					
Tommy Helms, R OBP: 0.322, SLG: 0.366 (1, 4)				G5-4-3 1B	E6 1B			E9 SH1-4 FC6	FC6	4	1	0	0	0	0	3					
Don Wilson, R OBP: 0.217, SLG: 0.254 (1, 1)				K				SH1-4		2	0	1	0	0	1	0					
Inning Stats	R: 0 E: 0 K: 1 S: 5	H: 1 LOB: 0 BB: 0 P: 5	R: 0 E: 0 K: 0 S: 3	H: 0 LOB: 0 BB: 0 P: 3	R: 0 E: 0 K: 1 S: 5	H: 1 LOB: 0 BB: 0 P: 5	R: 1 E: 0 K: 1 S: 6	H: 2 LOB: 1 BB: 1 P: 10	R: 0 E: 1 K: 0 S: 5	H: 0 LOB: 0 BB: 0 P: 5	R: 0 E: 0 K: 0 S: 3	H: 0 LOB: 0 BB: 0 P: 3	R: 1 E: 1 K: 0 S: 4	H: 0 LOB: 1 BB: 1 P: 8	R: 0 E: 0 K: 0 S: 4	H: 1 LOB: 2 BB: 1 P: 8	1B: 6 2B: 1 3B: 0 HR: 0	SF: 0 SAC: 2 DP: 3 HBP: 0	WP: 0 PB: 0 SB: 0 CS: 2	PA: 36	
PITCHER	IP	WLS	BF	H	R	ER	SO	BB	IBB	HBP	BLK	WP	HR	S	P	ERA	WHIP				
Nelson Briles, R ERA: 2.84 Dave Giusti, R ERA: 1.48	(1, 1)	8.0	L	30	6	2	1	4	2	0	0	0	0	0	36	44	1.12	1.000			
	(9, 1)	1.0		5	1	0	0	0	1	0	0	0	0	0	4	8	0.00	2.000			

Houston Astros @ Pittsburgh Pirates
Three Rivers Stadium, Pittsburgh, PA
Tue Aug 07 1973, 7:05 PM EDT
Att: 13,841 - Unknown

AB 30
R 2
H 7
RBI 2
BB 3
SO 4
LOB 12



Batter	1	2	3	4	5	6	7	8	9	AB	R	H	RBI	BB	SO	LOB	BOTTOM				
Rennie Stennett, R OBP: 0.272, SLG: 0.377 (1, 4)	S 1B		1-3			FC1-6		F8		4	0	1	0	0	0	2					
Dave Parker, L OBP: 0.255, SLG: 0.404 (1, 8)	K			4-3		K		1B		4	0	1	0	0	2	2					
Al Oliver, L OBP: 0.304, SLG: 0.459 (1, 3)	F7			F8		F6		4-3		4	0	0	0	0	0	4					
Willie Stargell, L OBP: 0.373, SLG: 0.636 (1, 7)	F2			1B		L3		K		4	0	1	0	0	1	1					
Richie Zisk, R OBP: 0.397, SLG: 0.592 (1, 9)		K		6-3		F8		K		4	0	0	0	0	2	1					
Richie Hebner, L OBP: 0.350, SLG: 0.465 (1, 5)		F7			4-3			K		4	0	1	0	0	1	0					
Manny Sanguillen, R OBP: 0.297, SLG: 0.434 (1, 2)		F7			1-3			F7		3	0	0	0	0	0	1					
Dal Maxvill, R OBP: 0.298, SLG: 0.273 Dave Cash, R OBP: 0.331, SLG: 0.348 (8, PH)				K		K		6-3		2	0	0	0	0	2	0					
Nelson Briles, R OBP: 0.268, SLG: 0.327 Milt May, L OBP: 0.362, SLG: 0.389 Gene Alley, R OBP: 0.300, SLG: 0.298 Dave Giusti, R OBP: 0.500, SLG: 0.429 (9, 1)				6-3		FC1-6 BB		1B BB		1	0	0	0	1	0	0					
Inning Stats	R: 0 E: 0 K: 1 S: 6	H: 1 LOB: 1 BB: 0 P: 6	R: 0 E: 0 K: 1 S: 5	H: 0 LOB: 0 BB: 0 P: 5	R: 0 E: 0 K: 1 S: 5	H: 0 LOB: 0 BB: 0 P: 5	R: 0 E: 0 K: 0 S: 4	H: 1 LOB: 1 BB: 0 P: 4	R: 0 E: 0 K: 1 S: 5	H: 0 LOB: 0 BB: 0 P: 5	R: 0 E: 0 K: 1 S: 5	H: 0 LOB: 1 BB: 1 P: 9	R: 0 E: 0 K: 0 S: 4	H: 1 LOB: 2 BB: 1 P: 8	R: 0 E: 0 K: 3 S: 9	H: 0 LOB: 0 BB: 0 P: 9	1B: 4 2B: 0 3B: 0 HR: 0	SF: 0 SAC: 0 DP: 0 HBP: 0	WP: 0 PB: 0 SB: 1 CS: 0	PA: 33	
PITCHER	IP	WLS	BF	H	R	ER	SO	BB	IBB	HBP	BLK	WP	HR	S	P	ERA	WHIP				
Don Wilson, R ERA: 2.95	(1, 1)	9.0	W	33	4	0	0	8	2	0	0	0	0	0	47	55	0.00	0.667			

Houston Astros @ Pittsburgh Pirates
Three Rivers Stadium, Pittsburgh, PA
Tue Aug 07 1973, 7:05 PM EDT
Att: 13,841 - Unknown

AB 31
R 0
H 4
RBI 0
BB 2
SO 8
LOB 11



Batter	1	2	3	4	5	6	7	8	9	AB	R	H	RBI	BB	SO	LOB	TOP										
Jimmy Wynn, R OBP: 0.330, SLG: 0.393 (1, 9)	0-3 K	0-0 PO	0-0 E 1B	0-0 5-3		0-0 5-3		0-3 K		5	1	1	0	0	2	3											
Roger Metzger, S OBP: 0.306, SLG: 0.343 (1, 6)	0-0 F7		0-0 P6			0-0 2-3		4-0 5-3 BB	0-0 P4-3	4	0	0	0	1	0	1											
Cesar Cedeno, R OBP: 0.383, SLG: 0.537 (1, 8)	0-0 1B		0-0 E5 1B			0-0 P3		0-0 5-3	0-3 K	5	2	1	0	0	1	2											
Bob Watson, R OBP: 0.392, SLG: 0.434 (1, 7)	0-0 1B		0-0 1B			0-0 6-3		0-3 K	0-0 1-3	5	0	2	2	0	1	1											
Doug Rader, R OBP: 0.315, SLG: 0.421 (1, 5)	0-0 F3		0-0 FC5-4 1B			0-0 SH1-4 1B		0-0 F8		4	1	2	1	0	0	2											
Lee May, R OBP: 0.304, SLG: 0.440 (1, 3)		0-0 P6	0-0 FC5-4 1B			0-0 6-3 SH1-4 1B		0-0 F9		4	0	1	0	0	0	1											
Johnny Edwards, L OBP: 0.287, SLG: 0.362 (1, 2)		0-0 4-3				0-0 F7		0-0 SH1-4 1B	1-0 WP HR HBP	2	1	0	0	0	0	0											
Tommy Helms, R OBP: 0.323, SLG: 0.372 (1, 4)		0-0 1B				0-0 6-3		4-0 6-3 IBB	0-0 1-H HR	3	1	2	2	1	0	0											
J.R. Richard, R OBP: 0.158, SLG: 0.158 (1, 1)		0-0 1B				0-0 6-3		0-0 P6		3	0	2	1	0	0	2											
Jim Ray, R OBP: 0.200, SLG: 0.200 (6, 1)		1-2 1B				0-0 WP 1B		1-2 2-3 SH		0	0	0	0	0	0	0											
Ken Forsch, R OBP: 0.098, SLG: 0.085 (7, 1)		1-2 1B				0-0 WP 1B		1-2 2-3 SH		1	0	0	0	0	0	0											
Inning Stats	R: 1 E: 0 K: 1 S: 7	H: 2 LOB: 1 BB: 0 P: 7	R: 0 E: 0 K: 0 S: 4	H: 2 LOB: 1 BB: 0 P: 4	R: 2 E: 1 K: 0 S: 6	H: 3 LOB: 1 BB: 0 P: 6	R: 0 E: 0 K: 0 S: 4	H: 1 LOB: 1 BB: 0 P: 4	R: 0 E: 0 K: 0 S: 3	H: 0 LOB: 0 BB: 0 P: 3	R: 0 E: 0 K: 0 S: 5	H: 2 LOB: 2 BB: 1 P: 9	R: 0 E: 0 K: 1 S: 5	H: 0 LOB: 1 BB: 1 P: 9	R: 2 E: 0 K: 1 S: 6	H: 1 LOB: 0 BB: 0 P: 7	R: 0 E: 0 K: 1 S: 5	H: 0 LOB: 0 BB: 0 P: 5	1B: 10 2B: 0 3B: 0 HR: 1	SF: 0 SAC: 1 DP: 0 HBP: 1	WP: 2 PB: 0 SB: 1 CS: 0	PA: 41					
PITCHER	IP	WLS	BF	H	R	ER	SO	BB	IBB	HBP	BLK	WP	HR	S	P	ERA	WHIP										
Burt Hooton, R ERA: 4.13 (1, 1)	5.0	L	22	8	3	2	1	0	0	0	0	1	0	24	24	3.60	1.600										
Ray Burris, R ERA: 2.0 (6, 1)	1.0		6	2	1	1	0	0	1	0	0	0	0	5	9	9.00	2.000										
Bob Locker, R ERA: 2.23 (7, 1)	2.0		9	1	2	2	2	1	0	1	0	1	1	11	16	9.00	1.000										
Jack Aker, R ERA: 3.86 (9, 1)	1.0		3	0	0	0	1	0	0	0	0	0	0	5	5	0.00	0.000										

Houston Astros @ Chicago Cubs
Wrigley Field, Chicago, IL
Fri Aug 10 1973, 3:33 AM CDT
Att: 18,785 - Sunny - 80 F

AB 36
R 6
H 11
RBI 6
BB 2
SO 4
LOB 12



Batter	1	2	3	4	5	6	7	8	9	AB	R	H	RBI	BB	SO	LOB	BOTTOM										
Rick Monday, L OBP: 0.394, SLG: 0.496 (1, 8)	4-0 5-3 BB	0-3 K				0-3 K		0-3 K	0-0 BB 1B	4	1	1	0	1	3	4											
Jose Cardenal, R OBP: 0.386, SLG: 0.473 (1, 9)	0-0 5-3		0-0 6-3			0-0 6-3		4-0 1B BB	0-0 F8	4	0	0	0	1	0	2											
Billy Williams, L OBP: 0.356, SLG: 0.418 (1, 7)	0-0 F7		0-0 6-3			0-0 BB 1B		1-3 2-H 1B	0-0 F8	5	1	2	1	0	0	2											
Jim Hickman, R OBP: 0.389, SLG: 0.317 (1, 3)	0-0 F8		0-3 K			4-0 1B BB		0-0 P4	4-0 1B BB	3	1	0	0	2	1	3											
Carmen Fanzone, R OBP: 0.313, SLG: 0.400 (1, 5)		4-0 G5-4-3 1B BB				4-0 1B BB		0-3 K	0-0 1B BB	3	0	1	1	2	2	2											
Don Kessinger, S OBP: 0.336, SLG: 0.302 (1, 6)		0-0 G5-4-3 1B				4-0 G6-4-3 BB		0-0 F6	0-0 4-3	4	0	1	0	1	1	5											
Dave Rosello, R (1, 4)		0-0 G5-4-3				0-0 G6-4-3		0-0 1B	0-0 2B	2	0	0	0	0	0	3											
Pat Bourque, L OBP: 0.295, SLG: 0.414 (6, PH)		G5-4-3				G6-4-3		1-3 2-H 3-H 1B		1	0	1	2	0	0	0											
Bob Locker, S OBP: 0.091, SLG: 0.091 (7, 1)		1-2 2-3				1-2 2-3		0-0 K	0-0 K	0	0	0	0	0	0	0											
Andre Thornton, R OBP: 0.321, SLG: 0.227 (6, PH)		1-2 2-3				1-2 2-3		1-3 2-H 3-H 1B		0	0	0	0	0	0	0											
Jack Aker, R (9, 1)		1-2 2-3				1-2 2-3		1-3 2-H 3-H 1B		0	0	0	0	0	0	0											
Ken Rudolph, R OBP: 0.213, SLG: 0.287 (1, 2)		1-0 BB HBP				4-3		0-3 K	0-3 K	0	0	0	0	0	0	0											
Adrian Garrett, L OBP: 0.250, SLG: 0.380 (2, PR) (3, 2)		BB HBP				4-3		0-3 K	0-3 K	3	0	0	0	0	2	3											
Burt Hooton, R OBP: 0.281, SLG: 0.180 (1, 1)		4-0 BB HBP				0-3 K		4-0 BB 1B	0-3 K	0	0	0	0	1	0	0											
Gene Hiser, L OBP: 0.288, SLG: 0.272 (5, PH)		4-0 BB HBP				0-3 K		4-0 BB 1B	0-3 K	1	0	0	0	0	1	0											
Ray Burris, R (6, 1)		4-0 BB HBP				0-3 K		4-0 BB 1B	0-3 K	0	0	0	0	0	0	0											
Paul Popovich, S OBP: 0.265, SLG: 0.257 (7, 4)		1-2 BB				4-3		0-3 K	0-3 K	1	1	0	0	1	1	1											
Inning Stats	R: 0 E: 0 K: 0 S: 3	H: 0 LOB: 1 BB: 1 P: 7	R: 0 E: 0 K: 1 S: 5	H: 1 LOB: 3 BB: 2 P: 14	R: 0 E: 0 K: 1 S: 5	H: 0 LOB: 0 BB: 0 P: 5	R: 0 E: 0 K: 1 S: 4	H: 0 LOB: 0 BB: 1 P: 8	R: 0 E: 0 K: 2 S: 7	H: 0 LOB: 0 BB: 0 P: 7	R: 2 E: 0 K: 1 S: 7	H: 2 LOB: 2 BB: 2 P: 15	R: 1 E: 0 K: 2 S: 8	H: 1 LOB: 2 BB: 2 P: 16	R: 0 E: 0 K: 2 S: 8	H: 1 LOB: 1 BB: 0 P: 8	R: 1 E: 0 K: 1 S: 7	H: 2 LOB: 2 BB: 1 P: 11	1B: 6 2B: 1 3B: 0 HR: 0	SF: 0 SAC: 0 DP: 2 HBP: 1	WP: 0 PB: 0 SB: 0 CS: 0	PA: 42					
PITCHER	IP	WLS	BF	H	R	ER	SO	BB	IBB	HBP	BLK	WP	HR	S	P	ERA	WHIP										
J.R. Richard, R ERA: 2.72 (1, 1)	5.1	W	23	2	2	2	5	6	0	1	0	0	0	26	51	3.38	1.500										
Jim Ray, R ERA: 4.41 (6, 1)	1.0		7	2	1	1	2	2	0	0	0	0	0	9	17	9.00	4.000										
Ken Forsch, R ERA: 3.91 (7, 1)	2.2	S	12	3	1	1	4	1	0	0	0	0	0	19	23	3.38	1.500										

Houston Astros @ Chicago Cubs
Wrigley Field, Chicago, IL
Fri Aug 10 1973, 3:33 AM CDT
Att: 18,785 - Sunny - 80 F

AB 32
R 4
H 7
RBI 4
BB 9
SO 11
LOB 25



Batter	1	2	3	4	5	6	7	8	9	AB	R	H	RBI	BB	SO	LOB	TOP				
Jimmy Wynn, R OBP: 0.329, SLG: 0.391 (1, 9)										5	1	1	0	0	2	2	Houston Astros @ Chicago Cubs Wrigley Field, Chicago, IL Sat Aug 11 1973, 3:33 AM CDT Att: 21,818 - Cloudy - 86 F				
Roger Metzger, S OBP: 0.307, SLG: 0.344 (1, 6)										5	0	2	0	0	1	1					
Cesar Cedeno, R OBP: 0.361, SLG: 0.531 (1, 8)										4	1	0	0	1	0	2					
Bob Watson, R OBP: 0.392, SLG: 0.433 (1, 7)										4	1	1	0	1	1	2					
Doug Rader, R OBP: 0.320, SLG: 0.425 (1, 5)										4	3	3	0	1	0	0					
Lee May, R OBP: 0.305, SLG: 0.440 (1, 3)										5	0	2	2	0	0	3					
Johnny Edwards, L OBP: 0.286, SLG: 0.360 (1, 2)										4	0	1	0	0	0	4					
Tommy Helms, R OBP: 0.322, SLG: 0.369 (1, 4)										3	0	0	1	1	1	3					
Jerry Reuss, L OBP: 0.176, SLG: 0.183 Larry Dierker, R (6, 1)										3	0	0	0	0	1	4					
Ken Forsch, R OBP: 0.097, SLG: 0.083 (7, 1)										0	0	0	0	0	0	0					
Inning Stats	R: 0 E: 0 K: 2 S: 8	H: 1 LOB: 1 BB: 0 P: 8	R: 0 E: 0 K: 0 S: 4	H: 1 LOB: 1 BB: 0 P: 4	R: 1 E: 1 K: 1 S: 6	H: 1 LOB: 0 BB: 0 P: 6	R: 1 E: 1 K: 0 S: 5	H: 2 LOB: 2 BB: 1 P: 9	R: 0 E: 0 K: 1 S: 6	H: 1 LOB: 1 BB: 0 P: 6	R: 3 E: 0 K: 2 S: 9	H: 2 LOB: 1 BB: 2 P: 17	R: 0 E: 0 K: 0 S: 3	H: 0 LOB: 0 BB: 0 P: 3	R: 0 E: 0 K: 0 S: 3	H: 1 LOB: 1 BB: 1 P: 7	1B: 10 2B: 0 3B: 0 HR: 0	SF: 0 SAC: 0 DP: 1 HBP: 0	WP: 1 PB: 1 SB: 2 CS: 1	PA: 43	
PITCHER	IP WLS BF H R ER SO BB IBB HBP BLK WP HR S P ERA WHIP	IP WLS BF H R ER SO BB IBB HBP BLK WP HR S P ERA WHIP	IP WLS BF H R ER SO BB IBB HBP BLK WP HR S P ERA WHIP	IP WLS BF H R ER SO BB IBB HBP BLK WP HR S P ERA WHIP	IP WLS BF H R ER SO BB IBB HBP BLK WP HR S P ERA WHIP	IP WLS BF H R ER SO BB IBB HBP BLK WP HR S P ERA WHIP	IP WLS BF H R ER SO BB IBB HBP BLK WP HR S P ERA WHIP	IP WLS BF H R ER SO BB IBB HBP BLK WP HR S P ERA WHIP	IP WLS BF H R ER SO BB IBB HBP BLK WP HR S P ERA WHIP	IP WLS BF H R ER SO BB IBB HBP BLK WP HR S P ERA WHIP	IP WLS BF H R ER SO BB IBB HBP BLK WP HR S P ERA WHIP	IP WLS BF H R ER SO BB IBB HBP BLK WP HR S P ERA WHIP	IP WLS BF H R ER SO BB IBB HBP BLK WP HR S P ERA WHIP	IP WLS BF H R ER SO BB IBB HBP BLK WP HR S P ERA WHIP	IP WLS BF H R ER SO BB IBB HBP BLK WP HR S P ERA WHIP	IP WLS BF H R ER SO BB IBB HBP BLK WP HR S P ERA WHIP	IP WLS BF H R ER SO BB IBB HBP BLK WP HR S P ERA WHIP	IP WLS BF H R ER SO BB IBB HBP BLK WP HR S P ERA WHIP	IP WLS BF H R ER SO BB IBB HBP BLK WP HR S P ERA WHIP	IP WLS BF H R ER SO BB IBB HBP BLK WP HR S P ERA WHIP	IP WLS BF H R ER SO BB IBB HBP BLK WP HR S P ERA WHIP

AB	38
R	6
H	10
RBI	3
BB	4
SO	6
LOB	21



Batter	1	2	3	4	5	6	7	8	9	AB	R	H	RBI	BB	SO	LOB	BOTTOM					
Rick Monday, L OBP: 0.383, SLG: 0.493 (1, 8)										3	0	0	0	1	1	0	Houston Astros @ Chicago Cubs Wrigley Field, Chicago, IL Sat Aug 11 1973, 3:33 AM CDT Att: 21,818 - Cloudy - 86 F					
Jose Cardenal, R OBP: 0.386, SLG: 0.472 (1, 9)										5	1	2	1	0	0	2						
Billy Williams, L OBP: 0.359, SLG: 0.426 (1, 7)										4	1	2	2	1	0	0						
Jim Hickman, R OBP: 0.389, SLG: 0.317 Andre Thornton, R OBP: 0.091, SLG: 0.091 (2, PH) (3, 3)										0	0	0	0	0	0	0						
Ron Santo, R OBP: 0.372, SLG: 0.439 (1, 5)										4	0	2	0	1	0	1						
Randy Hundley, R OBP: 0.273, SLG: 0.358 (1, 2)										3	0	0	0	1	1	5						
Don Kessinger, S OBP: 0.333, SLG: 0.299 (1, 6)										4	1	1	0	0	3	4						
Dave Rosello, R OBP: 0.167, SLG: 0.333 (1, 4)										4	0	0	0	0	0	5						
Rick Reuschel, R OBP: 0.145, SLG: 0.133 Bob Locker, S OBP: 0.091, SLG: 0.091 Gene Hiser, L OBP: 0.286, SLG: 0.269 Jack Aker, R (9, 1)										3	1	1	0	0	0	1						
Jack Aker, R OBP: 0.097, SLG: 0.083 (7, 1)										0	0	0	0	0	0	0						
Inning Stats	R: 0 E: 0 K: 0 S: 3	H: 0 LOB: 0 BB: 0 P: 3	R: 0 E: 0 K: 1 S: 6	H: 1 LOB: 1 BB: 0 P: 6	R: 0 E: 0 K: 0 S: 3	H: 0 LOB: 0 BB: 0 P: 3	R: 2 E: 0 K: 1 S: 8	H: 3 LOB: 1 BB: 0 P: 8	R: 1 E: 0 K: 0 S: 7	H: 2 LOB: 2 BB: 1 P: 15	R: 1 E: 1 K: 0 S: 5	H: 2 LOB: 2 BB: 1 P: 9	R: 0 E: 0 K: 1 S: 6	H: 1 LOB: 2 BB: 1 P: 10	R: 0 E: 0 K: 1 S: 5	H: 0 LOB: 0 BB: 0 P: 5	R: 0 E: 0 K: 0 S: 3	H: 0 LOB: 0 BB: 0 P: 3	1B: 6 2B: 2 3B: 0 HR: 1	SF: 0 SAC: 1 DP: 0 HBP: 0	WP: 0 PB: 0 SB: 1 CS: 0	PA: 40
PITCHER	IP WLS BF H R ER SO BB IBB HBP BLK WP HR S P ERA WHIP	IP WLS BF H R ER SO BB IBB HBP BLK WP HR S P ERA WHIP	IP WLS BF H R ER SO BB IBB HBP BLK WP HR S P ERA WHIP	IP WLS BF H R ER SO BB IBB HBP BLK WP HR S P ERA WHIP	IP WLS BF H R ER SO BB IBB HBP BLK WP HR S P ERA WHIP	IP WLS BF H R ER SO BB IBB HBP BLK WP HR S P ERA WHIP	IP WLS BF H R ER SO BB IBB HBP BLK WP HR S P ERA WHIP	IP WLS BF H R ER SO BB IBB HBP BLK WP HR S P ERA WHIP	IP WLS BF H R ER SO BB IBB HBP BLK WP HR S P ERA WHIP	IP WLS BF H R ER SO BB IBB HBP BLK WP HR S P ERA WHIP	IP WLS BF H R ER SO BB IBB HBP BLK WP HR S P ERA WHIP	IP WLS BF H R ER SO BB IBB HBP BLK WP HR S P ERA WHIP	IP WLS BF H R ER SO BB IBB HBP BLK WP HR S P ERA WHIP	IP WLS BF H R ER SO BB IBB HBP BLK WP HR S P ERA WHIP	IP WLS BF H R ER SO BB IBB HBP BLK WP HR S P ERA WHIP	IP WLS BF H R ER SO BB IBB HBP BLK WP HR S P ERA WHIP	IP WLS BF H R ER SO BB IBB HBP BLK WP HR S P ERA WHIP	IP WLS BF H R ER SO BB IBB HBP BLK WP HR S P ERA WHIP	IP WLS BF H R ER SO BB IBB HBP BLK WP HR S P ERA WHIP	IP WLS BF H R ER SO BB IBB HBP BLK WP HR S P ERA WHIP	IP WLS BF H R ER SO BB IBB HBP BLK WP HR S P ERA WHIP	

AB	35
R	4
H	9
RBI	4
BB	4
SO	5
LOB	18



Batter	1	2	3	4	5	6	7	8	9	AB	R	H	RBI	BB	SO	LOB	TOP								
Jimmy Wynn, R OBP: 0.330, SLG: 0.394 (1, 9)	4-0 BB G5-4-3		0-0 6-3		0-0 6-3		0-0 HR		4-0 BB E	3	1	1	1	2	0	1									
Roger Metzger, S OBP: 0.305, SLG: 0.341 (1, 6)	0-0 G5-4-3 1-2		0-0 E6		0-0 E4		0-0 1B		0-0 P1 1-2	5	0	1	0	0	0	2									
Cesar Cedeno, R OBP: 0.375, SLG: 0.521 (1, 8)	0-0 F2		0-0 F9		0-0 E5 G1-6-3		0-0 P5		0-3 K	5	0	0	0	0	1	4									
Bob Watson, R OBP: 0.393, SLG: 0.433 (1, 7)		4-0 2B BB		0-0 2B		0-0 G1-6-3 1-2		0-0 F9		0-0 F9	4	1	1	0	1	0	4								
Doug Rader, R OBP: 0.317, SLG: 0.419 (1, 5)		0-0 F9		0-0 P4		0-0 P3		0-0 5-3 1B		4	1	1	0	0	0	2									
Lee May, R OBP: 0.304, SLG: 0.438 (1, 3)		0-0 F7		0-0 4-3 2B		0-0 E6		0-0 5-3		4	0	1	1	0	0	2									
Johanny Edwards, L OBP: 0.299, SLG: 0.372 (1, 2)		0-0 2B 1-3		0-0 4-3		0-0 F8		4-0 1B IBB		3	0	1	0	1	0	2									
Tommy Helms, R OBP: 0.325, SLG: 0.372 (1, 4)		0-0 F8		0-0 F9		0-0 6-3		0-0 G4-3 1B		4	0	1	1	0	0	4									
Dave Roberts, L OBP: 0.113, SLG: 0.129 (1, 1)			0-0 F8		0-0 E 2B		0-0 F8		0-0 G4-3 1-2	4	1	1	0	0	0	2									
Inning Stats	R: 0 E: 0 K: 0 S: 2	H: 0 LOB: 0 BB: 1 P: 6	R: 0 E: 0 K: 0 S: 4	H: 1 LOB: 2 BB: 1 P: 8	R: 0 E: 1 K: 0 S: 4	H: 0 LOB: 1 BB: 0 P: 4	R: 1 E: 0 K: 0 S: 5	H: 2 LOB: 1 BB: 0 P: 5	R: 1 E: 2 K: 0 S: 5	H: 1 LOB: 1 BB: 0 P: 5	R: 0 E: 1 K: 0 S: 4	H: 0 LOB: 1 BB: 0 P: 4	R: 1 E: 0 K: 0 S: 5	H: 2 LOB: 1 BB: 0 P: 5	R: 1 E: 0 K: 0 S: 4	H: 2 LOB: 1 BB: 1 P: 8	R: 0 E: 1 K: 1 S: 5	H: 0 LOB: 1 BB: 1 P: 9	1B: 3 2B: 4 3B: 0 HR: 1	SF: 0 SAC: 0 DP: 3 HBP: 0	WP: 0 PB: 0 SB: 0 CS: 0	PA: 40			
PITCHER	IP	WLS	BF	H	R	ER	SO	BB	IBB	HBP	BLK	WP	HR	S	P	ERA	WHIP								
Mike Nagy, R ERA: 2.45 (1, 1)	8.0	L	36	8	4	3	0	2	1	0	0	0	1	33	45	3.38	1.250								
Diego Segui, R ERA: 3.09 (9, 1)	1.0		4	0	0	0	1	1	0	0	0	0	0	5	9	0.00	1.000								

Houston Astros @ St. Louis Cardinals
 Busch Stadium, St. Louis, MO
 Mon Aug 13 1973, 7:05 PM CDT
 Att: 18,862 - Unknown

AB	36
R	4
H	8
RBI	3
BB	4
SO	1
LOB	23



Batter	1	2	3	4	5	6	7	8	9	AB	R	H	RBI	BB	SO	LOB	BOTTOM								
Lou Brock, L OBP: 0.362, SLG: 0.399 (1, 7)	0-0 4-3		4-0 S BB		0-0 4-3		0-0 1B		0-0 FC5	3	0	1	0	1	0	0									
Ted Sizemore, R OBP: 0.359, SLG: 0.312 (1, 4)	0-0 F7		0-0 5-3 1-2		0-0 F9		0-0 FC5		0-0 2-3	4	0	0	0	0	0	3									
Luis Melendez, R OBP: 0.313, SLG: 0.319 (1, 9)	0-0 4-3		0-0 F8		0-0 F7		0-0 F7		0-0 F7 2B	4	0	1	0	0	0	0									
Ted Simmons, S OBP: 0.352, SLG: 0.416 (1, 2)		0-0 F9		0-0 5-3 1B		0-0 F9		0-0 6-3		4	0	1	0	0	0	1									
Joe Torre, R OBP: 0.384, SLG: 0.413 (1, 3)		0-0 5-3 1B		0-0 5-3		0-0 F9		0-0 F7		4	0	1	0	0	0	2									
Ken Reitz, R OBP: 0.260, SLG: 0.346 (1, 5)		0-0 5-3 1-2		0-0 P6		0-0 6-3		0-0 F9		4	0	0	0	0	0	3									
Hector Cruz, R (1, 8)		0-0 F8		0-3 K		0-3 K		0-3 K		3	0	0	0	0	2	1									
Mike Tyson, R OBP: 0.278, SLG: 0.289 (1, 6)			0-0 6-3		0-0 F3		0-0 FC5 1B		0-0 FC5 1B	3	0	1	0	0	0	0									
Mike Nagy, R (1, 1)			0-3 K		0-3 K		0-0 P3		0-0 P3	2	0	0	0	0	2	0									
Tom Heintzelman, R (8, PH)			0-3 K							1	0	0	0	0	0	1									
Diego Segui, R (9, 1)			0-3 K							0	0	0	0	0	0	0									
Inning Stats	R: 0 E: 0 K: 0 S: 3	H: 0 LOB: 0 BB: 0 P: 3	R: 0 E: 0 K: 0 S: 4	H: 1 LOB: 1 BB: 0 P: 4	R: 0 E: 0 K: 1 S: 5	H: 0 LOB: 1 BB: 1 P: 9	R: 0 E: 0 K: 0 S: 4	H: 1 LOB: 1 BB: 0 P: 4	R: 0 E: 0 K: 2 S: 7	H: 0 LOB: 0 BB: 0 P: 7	R: 0 E: 0 K: 0 S: 3	H: 0 LOB: 0 BB: 0 P: 3	R: 0 E: 0 K: 0 S: 3	H: 0 LOB: 0 BB: 0 P: 3	R: 0 E: 0 K: 1 S: 7	H: 2 LOB: 2 BB: 0 P: 7	R: 0 E: 0 K: 0 S: 4	H: 1 LOB: 1 BB: 0 P: 4	1B: 4 2B: 1 3B: 0 HR: 0	SF: 0 SAC: 0 DP: 0 HBP: 0	WP: 0 PB: 0 SB: 1 CS: 0	PA: 33			
PITCHER	IP	WLS	BF	H	R	ER	SO	BB	IBB	HBP	BLK	WP	HR	S	P	ERA	WHIP								
Dave Roberts, L ERA: 2.89 (1, 1)	9.0	W	33	5	0	0	4	1	0	0	0	0	0	40	44	0.00	0.667								

Houston Astros @ St. Louis Cardinals
 Busch Stadium, St. Louis, MO
 Mon Aug 13 1973, 7:05 PM CDT
 Att: 18,862 - Unknown

AB	32
R	0
H	5
RBI	0
BB	1
SO	4
LOB	11



Batter	1	2	3	4	5	6	7	8	9	AB	R	H	RBI	BB	SO	LOB	TOP				
Jimmy Wynn, R OBP: 0.333, SLG: 0.392 (1, 9)	0-0 1-3	4-0 BB				0-0 F7	4-0 1B BB		4-0 BB BB	2	0	0	0	3	0	0	Houston Astros @ St. Louis Cardinals Busch Stadium, St. Louis, MO Tue Aug 14 1973, 7:05 PM CDT Att: 18,221 - Unknown AB 34 R 5 H 7 RBI 4 BB 7 SO 3 LOB 18				
Roger Metzger, S OBP: 0.304, SLG: 0.340 (1, 6)	0-0 F7	0-0 F7			0-0 4-3	0-0 1-2 2-H 3-H 1B		0-0 F7	5	0	1	2	0	0	3						
Cesar Cedeno, R OBP: 0.373, SLG: 0.517 (1, 8)	0-0 1B		0-0 5-3		0-0 6-3	0-0 F7		0-3 K	5	0	1	0	0	1	3						
Bob Watson, R OBP: 0.397, SLG: 0.433 (7, 3)	4-0 1-2 BB		0-0 1B		4-0 3B BB	0-0 6-3		4-0 1-2 BB	2	1	1	0	3	0	0						
Doug Rader, R OBP: 0.313, SLG: 0.414 (1, 5)	0-0 F8		0-0 P4		0-0 F8	0-0 1-3		0-0 F9	5	0	0	0	0	0	6						
Lee May, R OBP: 0.306, SLG: 0.446 (1, 3)		0-0 F9 2B	0-0 5-3		0-0 1B 3B	0-0 6-3			4	2	2	1	0	0	1						
Johnny Edwards, L OBP: 0.303, SLG: 0.372 (1, 2)	4-0 E S BB		0-0 F5		0-0 2B 1B	0-0 F5		0-0 F5	3	1	1	1	1	0	0						
Tommy Helms, R OBP: 0.325, SLG: 0.373 (1, 4)	0-0 F9		0-0 F8		0-0 1B 2B	0-0 F8		0-0 F8	4	1	1	0	0	0	2						
J.R. Richard, R OBP: 0.136, SLG: 0.136 (6, 1) Juan Pizarro, L OBP: 0.229, SLG: 0.283 (7, 1) Ken Forsch, R OBP: 0.329, SLG: 0.329 (7, 7) Jim Crawford, L OBP: 0.329, SLG: 0.403 (7, 1) Tommie Agee, R OBP: 0.329, SLG: 0.403 (7, 1) Larry Dierker, R OBP: 0.329, SLG: 0.403 (7, 1)	0-3 K		0-0 4-3		0-0 5-3	0-3 K			3	0	0	0	0	1	3						
Inning Stats	R: 0 E: 0 K: 0 S: 4	H: 1 LOB: 2 BB: 1 P: 8	R: 1 E: 0 K: 1 S: 6	H: 1 LOB: 2 BB: 2 P: 14	R: 0 E: 0 K: 0 S: 4	H: 1 LOB: 1 BB: 0 P: 4	R: 0 E: 0 K: 0 S: 3	H: 0 LOB: 0 BB: 0 P: 3	R: 0 E: 0 K: 0 S: 3	H: 0 LOB: 0 BB: 0 P: 3	R: 0 E: 0 K: 1 S: 5	H: 0 LOB: 2 BB: 2 P: 5	R: 0 E: 0 K: 1 S: 5	H: 0 LOB: 2 BB: 2 P: 13	1B: 4 2B: 2 3B: 1 HR: 0	SF: 0 SAC: 0 DP: 0 HBP: 0		WP: 0 PA: 41 PB: 0 SB: 3 CS: 0			
PITCHER	IP WLS BF H R ER SO BB IBB HBP BLK WP HR S P ERA WHIP	5.2 0.1 3.0	29 1 11	7 0 0 0 2	5 0 0 0 2	0 0 0 0 0	0 0 0 0 0	0 0 0 0 0	0 0 0 0 0	0 0 0 0 0	0 0 0 0 0	0 0 0 0 0	0 0 0 0 0	0 0 0 0 0	0 0 0 0 0	0 0 0 0 0	0 0 0 0 0	0 0 0 0 0	0 0 0 0 0	7.94 0.00 0.00	2.118 0.000 0.667

Batter	1	2	3	4	5	6	7	8	9	AB	R	H	RBI	BB	SO	LOB	BOTTOM				
Lou Brock, L OBP: 0.362, SLG: 0.399 (1, 7)	0-0 CS 1B		0-3 K			0-0 1B S 1B	0-0 F8	0-3 K		5	1	2	1	0	2	0	Houston Astros @ St. Louis Cardinals Busch Stadium, St. Louis, MO Tue Aug 14 1973, 7:05 PM CDT Att: 18,221 - Unknown AB 34 R 9 H 12 RBI 9 BB 7 SO 5 LOB 19				
Ted Sizemore, R OBP: 0.380, SLG: 0.310 (1, 4)	0-0 1-4-3			0-0 F2		4-0 1B BB	4-0 2B BB	0-0 F7		3	2	0	0	2	0	1					
Bernie Carbo, L OBP: 0.390, SLG: 0.408 (1, 9)	0-3 K			0-0 G3		0-0 5-3 1B 1B	0-0 1B 2B	4-0 1B BB		4	2	2	2	1	1	0					
Ted Simmons, S OBP: 0.355, SLG: 0.418 (1, 2)		0-0 F7		0-0 F7		0-0 1B 5-3 1B	0-0 2B 1B	0-0 1B		5	1	3	2	0	0	0					
Joe Torre, R OBP: 0.386, SLG: 0.415 (7, 5)		4-0 S BB			4-0 G4-6-3 BB	0-0 5-3	0-0 1B 2B	0-0 P6		3	1	1	2	2	0	4					
Jose Cruz, L OBP: 0.322, SLG: 0.396 (1, 8) Luis Melendez, R OBP: 0.315, SLG: 0.319 (7, PH)	0-0 F5			0-0 P6		4-0 1B IBB	4-0 1B IBB		2	0	0	0	1	0	2						
Ken Reitz, R OBP: 0.259, SLG: 0.344 (1, 5) Tim McCarver, L OBP: 0.321, SLG: 0.363 (6, PH)	0-0 5-3			0-0 G4-6-3		0-0 F5	0-0 1B		2	0	0	0	0	0	2						
Mike Tyson, R OBP: 0.280, SLG: 0.292 (1, 6)			0-3 K			0-0 1B	0-0 F3		4	1	2	1	0	1	2						
Alan Foster, R OBP: 0.222, SLG: 0.205 (6, 1) Bake McBride, L OBP: 0.462, SLG: 0.417 (6, PH) Diego Segui, R (7, 1)			0-3 K			0-0 1B	0-0 G3		1	0	0	0	0	1	0						
Inning Stats	R: 0 E: 0 K: 1 S: 5	H: 1 LOB: 0 BB: 0 P: 5	R: 0 E: 0 K: 0 S: 3	H: 0 LOB: 1 BB: 1 P: 7	R: 0 E: 0 K: 3 S: 9	H: 0 LOB: 0 BB: 0 P: 9	R: 0 E: 0 K: 0 S: 3	H: 0 LOB: 0 BB: 0 P: 3	R: 0 E: 0 K: 0 S: 2	H: 0 LOB: 0 BB: 1 P: 6	R: 5 E: 0 K: 0 S: 9	H: 6 LOB: 3 BB: 2 P: 17	R: 4 E: 0 K: 0 S: 7	H: 4 LOB: 2 BB: 2 P: 15	R: 0 E: 0 K: 1 S: 6	H: 1 LOB: 2 BB: 1 P: 10		1B: 10 2B: 2 3B: 0 HR: 0	SF: 0 SAC: 0 DP: 1 HBP: 0	WP: 0 PA: 41 PB: 0 SB: 2 CS: 1	
PITCHER	IP WLS BF H R ER SO BB IBB HBP BLK WP HR S P ERA WHIP	5.0 0.0 1.1 0.0	20 2 10 4	4 0 5 4	4 0 5 0	4 0 0 0	0 0 0 0	0 0 0 0	0 0 0 0	0 0 0 0	0 0 0 0	0 0 0 0	0 0 0 0	0 0 0 0	0 0 0 0	0 0 0 0	0 0 0 0	0 0 0 0	0 0 0 0	7.20 33.75 0.00	1.400 3.750 1.200

Batter	1	2	3	4	5	6	7	8	9	AB	R	H	RBI	BB	SO	LOB	TOP				
Jimmy Wynn, R OBP: 0.334, SLG: 0.392	0-0 4-3		0-0 1B			0-0 6-3		0-0 FC1-6 1B	0-0 F9	5	0	2	0	0	0	2					
Roger Metzger, S OBP: 0.304, SLG: 0.339	0-3 K		0-0 4-3			0-0 2B 1B		0-0 FC1-6 1B 1-2		4	1	1	0	0	1	2					
Cesar Cedeno, R OBP: 0.374, SLG: 0.519	0-0 F6			0-3 K		0-0 2B 2B		0-0 G4-3 1B		4	1	2	1	0	1	0					
Bob Watson, R OBP: 0.397, SLG: 0.434		4-0 1B BB		0-3 K		0-0 2B		0-0 G4-3		3	0	1	1	1	1	2					
Tommie Agee, R OBP: 0.236, SLG: 0.403						0-0 2B		0-0 G4-3		0	0	0	0	0	0	0					
Doug Rader, R OBP: 0.317, SLG: 0.422		0-0 1-2 1B		0-0 2B		0-3 K			0-0 1B 2B	4	1	3	0	0	1	1					
Lee May, R OBP: 0.303, SLG: 0.442		0-0 F9		0-3 K		0-0 5-3			0-0 F9	4	0	0	0	0	1	5					
Johnny Edwards, L OBP: 0.302, SLG: 0.366		0-0 G4-3			0-0 P5		0-0 6-3		4-0 SH1-4 1B IBB	3	0	0	0	1	0	2					
Tommy Helms, R OBP: 0.324, SLG: 0.372			0-0 F9		0-0 1-3		0-0 6-3		0-0 SH1-4 1B	4	0	1	1	0	0	0					
Jerry Reuss, L OBP: 0.169, SLG: 0.176			0-3 K		0-3 K		0-0 1-3		0-0 SH1-4	3	0	0	0	0	2	0					
Inning Stats	R: 0 E: 0 K: 1 S: 5	H: 0 LOB: 0 BB: 0 P: 5	R: 0 E: 0 K: 0 S: 3	H: 1 LOB: 1 BB: 1 P: 7	R: 0 E: 0 K: 1 S: 6	H: 1 LOB: 1 BB: 0 P: 6	R: 0 E: 0 K: 3 S: 10	H: 1 LOB: 1 BB: 0 P: 10	R: 0 E: 0 K: 1 S: 5	H: 0 LOB: 0 BB: 0 P: 5	R: 2 E: 0 K: 1 S: 8	H: 3 LOB: 1 BB: 0 P: 8	R: 0 E: 0 K: 0 S: 3	H: 0 LOB: 0 BB: 0 P: 3	R: 0 E: 0 K: 0 S: 4	H: 2 LOB: 1 BB: 0 P: 4	R: 1 E: 0 K: 0 S: 5	H: 2 LOB: 2 BB: 1 P: 9	1B: 6 2B: 4 3B: 0 HR: 0	SF: 0 SAC: 1 DP: 2 HBP: 0	WP: 0 PA: 37 PB: 0 SB: 0 CS: 0
PITCHER Rick Wise, R ERA: 3.03	IP: 9.0 WLS: L BF: 37	H: 10 R: 3 ER: 3 SO: 7	BB: 1 IBB: 1 HBP: 0 BLK: 0	WP: 0 HR: 0 S: 49 P: 57	ERA: 3.00 WHIP: 1.222	PITCHER										IP: 9.0 WLS: L BF: 37	H: 10 R: 3 ER: 3 SO: 7	BB: 1 IBB: 1 HBP: 0 BLK: 0	WP: 0 HR: 0 S: 49 P: 57	ERA: 3.00 WHIP: 1.222	

Houston Astros @ St. Louis Cardinals
 Busch Stadium, St. Louis, MO
 Wed Aug 15 1973, 7:05 PM CDT
 Att: 19,862 - Unknown

AB	34
R	3
H	10
RBI	3
BB	2
SO	7
LOB	14



Batter	1	2	3	4	5	6	7	8	9	AB	R	H	RBI	BB	SO	LOB	BOTTOM			
Lou Brock, L OBP: 0.361, SLG: 0.397	0-3 K		0-0 4-3		0-0 1-2 1B			0-3 K		4	0	1	0	0	2	0				
Ted Sizemore, R OBP: 0.356, SLG: 0.306	0-0 6-3		0-3 K		0-0 1-3			0-0 P6		4	0	0	0	0	1	2				
Bernie Carbo, L OBP: 0.391, SLG: 0.411	0-0 2B			0-0 P3		4-0 G6-4-3 BB		0-0 F7		3	0	1	0	1	0	0				
Ted Simmons, S OBP: 0.354, SLG: 0.415	0-0 F9			0-0 F9		0-0 G6-4-3		0-0 G5-4-3 BB		3	0	0	0	1	0	2				
Joe Torre, R OBP: 0.387, SLG: 0.415		0-0 1B 1B		4-0 BB		0-0 F9		0-0 F8		3	0	1	0	1	0	1				
Luis Melendez, R OBP: 0.314, SLG: 0.318		0-0 1-2 1B		0-0 F8			0-0 4-3		0-0 G5-4-3	4	0	1	0	0	0	2				
Ken Reitz, R OBP: 0.256, SLG: 0.341		0-0 F9			0-0 5-3		0-0 L5			3	0	0	0	0	0	2				
Mike Tyson, R OBP: 0.281, SLG: 0.290		0-0 9-3			0-3 K		4-0 BB			2	0	0	0	1	1	2				
Rick Wise, R OBP: 0.239, SLG: 0.338			0-3 K		0-0 1B 1B		0-0 P4			3	0	1	0	0	1	1				
Inning Stats	R: 0 E: 0 K: 1 S: 6	H: 1 LOB: 1 BB: 0 P: 6	R: 0 E: 0 K: 0 S: 4	H: 2 LOB: 0 BB: 0 P: 4	R: 0 E: 0 K: 2 S: 7	H: 0 LOB: 0 BB: 0 P: 7	R: 0 E: 0 K: 0 S: 3	H: 0 LOB: 1 BB: 1 P: 7	R: 0 E: 0 K: 1 S: 5	H: 0 LOB: 0 BB: 0 P: 5	R: 0 E: 0 K: 0 S: 2	H: 0 LOB: 0 BB: 1 P: 6	R: 0 E: 0 K: 1 S: 5	H: 0 LOB: 0 BB: 0 P: 5	R: 0 E: 0 K: 0 S: 2	H: 0 LOB: 0 BB: 1 P: 6	1B: 4 2B: 2 3B: 0 HR: 0	SF: 0 SAC: 0 DP: 3 HBP: 0	WP: 0 PA: 33 PB: 0 SB: 0 CS: 0	
PITCHER Jerry Reuss, L ERA: 3.32	IP: 9.0 WLS: W BF: 33	H: 5 R: 0 ER: 0 SO: 5	BB: 4 IBB: 0 HBP: 0 BLK: 0	WP: 0 HR: 0 S: 39 P: 55	ERA: 0.00 WHIP: 1.000	PITCHER										IP: 9.0 WLS: W BF: 33	H: 5 R: 0 ER: 0 SO: 5	BB: 4 IBB: 0 HBP: 0 BLK: 0	WP: 0 HR: 0 S: 39 P: 55	ERA: 0.00 WHIP: 1.000

Houston Astros @ St. Louis Cardinals
 Busch Stadium, St. Louis, MO
 Wed Aug 15 1973, 7:05 PM CDT
 Att: 19,862 - Unknown

AB	29
R	0
H	5
RBI	0
BB	4
SO	5
LOB	12



Batter	1	2	3	4	5	6	7	8	9	AB	R	H	RBI	BB	SO	LOB	TOP											
Cesar Tovar, R OBP: 0.344, SLG: 0.375 Mike Schmidt, R OBP: 0.333, SLG: 0.412	4-0 BB E BB	0-0 E5 G4-6-3		0-0 F7			0-0 HR 1B	0-0 P5		3	2	1	0	1	0	0												
Del Unser, L OBP: 0.373, SLG: 0.469	0-3 K	0-0 G4-6-3 1-2f		0-0 3-1			0-3 K		0-0 HBP BB 1B	5	1	1	0	0	2	3												
Willie Montanez, L OBP: 0.333, SLG: 0.379	4-0 E 1B BB	0-0 P5					0-0 HR		0-0 FC6 HBP 1B	4	2	2	2	1	0	0												
Greg Luzinski, R OBP: 0.344, SLG: 0.476	0-0 E8 1B 1B 1-3 2H		0-3 K				0-0 P4		1-0 BB FC6 SF9 HBP	4	2	2	1	0	1	0												
Tom Hutton, L OBP: 0.359, SLG: 0.390 Bill Robinson, R OBP: 0.329, SLG: 0.519	4-0 1B 1B IBB		4-0 WP BB				0-0 3-1		0-0 FC6 SF9 BB	1	0	0	0	2	0	0												
Bob Boone, R OBP: 0.311, SLG: 0.363	0-0 FC5 1B 1-2 2-3 3-H		0-3 K				0-0 F8		4-0 SF9 BB	4	0	1	2	1	1	3												
Denny Doyle, L OBP: 0.303, SLG: 0.297	0-0 F6		0-0 P3				0-0 F9		0-0 SF9	4	0	0	1	0	0	4												
Craig Robinson, R OBP: 0.247, SLG: 0.312	0-0 1B 1-2 2-3 3-H			0-0 P6			0-0 F8		0-0 K 6-3 1B	5	0	2	1	0	1	2												
Steve Carlton, L OBP: 0.167, SLG: 0.247	0-0 FC5 2-3f			0-0 HR					0-0 5-3 6-3	4	1	1	1	0	0	4												
Inning Stats	R: 3 E: 1 K: 1 S: 8	H: 3 LOB: 3 BB: 3 P: 20	R: 0 E: 1 K: 0 S: 3	H: 0 LOB: 0 BB: 0 P: 3	R: 0 E: 0 K: 2 S: 7	H: 0 LOB: 1 BB: 1 P: 11	R: 1 E: 0 K: 0 S: 4	H: 1 LOB: 0 BB: 0 P: 4	R: 0 E: 0 K: 0 S: 3	H: 0 LOB: 0 BB: 0 P: 3	R: 0 E: 0 K: 1 S: 8	H: 3 LOB: 2 BB: 1 P: 12	R: 0 E: 0 K: 0 S: 4	H: 1 LOB: 2 BB: 1 P: 4	R: 2 E: 0 K: 1 S: 7	H: 2 LOB: 2 BB: 1 P: 12	1B: 7 2B: 1 3B: 0 HR: 2	SF: 1 SAC: 0 DP: 1 HBP: 1	WP: 1 PB: 0 SB: 0 CS: 0	PA: 44								
PITCHER	IP	WLS	BF	H	R	ER	SO	BB	IBB	HBP	BLK	WP	HR	S	P	ERA	WHIP											
Don Wilson, R ERA: 3.09	(1, 1)	6.2	L	31	7	6	6	4	3	1	0	0	1	2	35	51	8.10	1.500										
Jim Crawford, L ERA: 4.39	(7, 1)	0.0		1	0	0	0	0	0	1	0	0	0	0	0	4	∞	∞										
Ken Forsch, R ERA: 4.02	(7, 1)	0.1		1	0	0	0	0	0	0	0	0	0	0	1	1	0.00	0.000										
Larry Dierker, R ERA: 3.38	(8, 1)	1.0		6	3	2	2	0	0	0	0	0	0	6	6	18.00	3.000											
Tom Griffin, R ERA: 5.54	(9, 1)	1.0		5	0	0	0	1	1	0	1	0	0	0	5	10	0.00	1.000										

Philadelphia Phillies @ Houston Astros
Astrodome, Houston, TX
Fri Aug 17 1973, 8:05 PM EDT
Att: 20,690 - Unknown

AB 36
R 8
H 10
RBI 8
BB 6
SO 5
LOB 20



Batter	1	2	3	4	5	6	7	8	9	AB	R	H	RBI	BB	SO	LOB	BOTTOM											
Jimmy Wynn, R OBP: 0.335, SLG: 0.390	0-0 P5		0-0 4-3					4-0 E BB		2	0	0	0	2	0	0												
Roger Metzger, S OBP: 0.306, SLG: 0.341	0-0 1B 1B		0-0 G6-4-3 1B				0-3 K 1-2		4-0 BB	3	1	2	0	1	1	1												
Cesar Cedeno, R OBP: 0.376, SLG: 0.521 Tommie Agee, R OBP: 0.294, SLG: 0.397	0-0 1B 1-2 1B		0-0 G6-4-3 1-2f				0-0 G3		0-3 K	1	0	1	0	0	0	0												
Bob Watson, R OBP: 0.400, SLG: 0.444	0-0 1B 1-3 2H			0-0 HR			0-0 1B		0-0 F7	4	1	3	2	0	0	2												
Doug Rader, R OBP: 0.314, SLG: 0.418	0-0 F2			0-3 K			0-3 K		0-3 K	4	0	0	0	0	3	4												
Lee May, R OBP: 0.307, SLG: 0.449		0-0 E G6-4-3 2B					0-3 K		0-0 1B	4	1	3	0	0	1	1												
Tommy Helms, R OBP: 0.322, SLG: 0.368		0-0 E5 G6-4-3 2-3					0-0 5-3		0-0 F8	4	0	0	0	0	0	3												
Skip Jutze, R OBP: 0.270, SLG: 0.243		0-0 G6-4-3 1-2f 3-H					0-0 5-3		0-3 K	4	0	0	0	0	2	3												
Don Wilson, R OBP: 0.197, SLG: 0.231 Jim Crawford, L OBP: 0.306, SLG: 0.333 Ken Forsch, R OBP: 0.185, SLG: 0.183 Ray Bussie, R OBP: 0.185, SLG: 0.316 Larry Dierker, R OBP: 0.222, SLG: 0.250 Tom Griffin, R OBP: 0.174, SLG: 0.295		0-0 5-3					0-3 K		0-3 K	2	0	0	0	0	1	0												
Inning Stats	R: 1 E: 0 K: 0 S: 5	H: 3 LOB: 1 BB: 0 P: 5	R: 1 E: 1 K: 0 S: 4	H: 1 LOB: 0 BB: 0 P: 4	R: 0 E: 0 K: 0 S: 3	H: 1 LOB: 0 BB: 0 P: 3	R: 1 E: 0 K: 1 S: 7	H: 2 LOB: 1 BB: 0 P: 7	R: 0 E: 0 K: 2 S: 6	H: 0 LOB: 0 BB: 1 P: 10	R: 0 E: 0 K: 2 S: 8	H: 1 LOB: 1 BB: 0 P: 8	R: 0 E: 0 K: 2 S: 7	H: 0 LOB: 2 BB: 2 P: 15	R: 0 E: 1 K: 2 S: 7	H: 1 LOB: 1 BB: 0 P: 8	1B: 6 2B: 2 3B: 0 HR: 1	SF: 0 SAC: 0 DP: 2 HBP: 0	WP: 0 PB: 0 SB: 0 CS: 0	PA: 36								
PITCHER	IP	WLS	BF	H	R	ER	SO	BB	IBB	HBP	BLK	WP	HR	S	P	ERA	WHIP											
Steve Carlton, L ERA: 3.74	(1, 1)	9.0	W	36	9	3	2	11	3	0	0	0	0	1	55	67	2.00	1.333										

Philadelphia Phillies @ Houston Astros
Astrodome, Houston, TX
Fri Aug 17 1973, 8:05 PM EDT
Att: 20,690 - Unknown

AB 33
R 3
H 9
RBI 2
BB 3
SO 11
LOB 18



Batter	1	2	3	4	5	6	7	8	9	AB	R	H	RBI	BB	SO	LOB	TOP														
Gene Clines, R OBP: 0.311, SLG: 0.332 (1, 8)										4	0	0	0	0	1	1															
Richie Hebner, L OBP: 0.353, SLG: 0.460 (1, 5)										3	1	0	0	1	0	0															
Al Oliver, L OBP: 0.299, SLG: 0.450 (1, 3)										4	0	2	2	0	0	0															
Willie Stargell, L OBP: 0.379, SLG: 0.656 (1, 7)										4	0	0	0	0	4	2															
Richie Zisk, R OBP: 0.399, SLG: 0.577 (1, 9)										3	0	0	0	0	0	0															
Manny Sanguillen, R OBP: 0.294, SLG: 0.423 (1, 2)										3	0	0	0	0	1	0															
Rennie Stennett, R OBP: 0.266, SLG: 0.358 (1, 4)										3	0	0	0	0	1	0															
Dal Maxvill, R OBP: 0.292, SLG: 0.273 (1, 6)										1	1	0	0	2	1	0															
Dock Ellis, S OBP: 0.129, SLG: 0.115 (5, 1)										1	0	0	0	0	1	0															
John Lamb, R OBP: 0.242, SLG: 0.373 (5, PR)										0	0	0	0	0	0	1															
Dave Parker, L OBP: 0.195, SLG: 0.098 (5, PR)										0	0	0	0	0	0	0															
Luke Walker, L OBP: 0.195, SLG: 0.098 (5, PR)										0	0	0	0	0	0	0															
Ramon Hernandez, S OBP: 0.205, SLG: 0.304 (5, PR)										1	0	0	0	0	0	1															
Inning Stats	R: 0 E: 0 K: 1 S: 5	H: 0 LOB: 0 BB: 0 P: 5	R: 0 E: 0 K: 1 S: 5	H: 0 LOB: 0 BB: 0 P: 5	R: 0 E: 0 K: 3 S: 9	H: 0 LOB: 0 BB: 0 P: 9	R: 0 E: 0 K: 0 S: 3	H: 0 LOB: 0 BB: 0 P: 3	R: 0 E: 0 K: 1 S: 5	H: 0 LOB: 0 BB: 0 P: 5	R: 0 E: 0 K: 0 S: 2	H: 0 LOB: 0 BB: 1 P: 6	R: 0 E: 0 K: 1 S: 6	H: 1 LOB: 1 BB: 0 P: 6	R: 0 E: 0 K: 1 S: 5	H: 0 LOB: 0 BB: 0 P: 5	R: 2 E: 0 K: 1 S: 6	H: 1 LOB: 1 BB: 2 P: 14	1B: 1 2B: 1 3B: 0 HR: 0	SF: 0 SAC: 0 DP: 1 HBP: 0	WP: 0 PB: 0 SB: 1 CS: 0	PA: 31									
PITCHER J.R. Richard, R ERA: 2.97 (1, 1)	IP: 9.0 WLS: W BF: 31	H: 2 R: 2 ER: 2 SO: 9	BB: 3 IBB: 0 HBP: 0 BLK: 0	WP: 0 HR: 0 S: 46 P: 58	ERA: 2.00 WHIP: 0.556											PITCHER	IP: 9.0 WLS: W BF: 31	H: 2 R: 2 ER: 2 SO: 9	BB: 3 IBB: 0 HBP: 0 BLK: 0	WP: 0 HR: 0 S: 46 P: 58	ERA: 2.00 WHIP: 0.556										

Pittsburgh Pirates @ Houston Astros
Astrodome, Houston, TX
Mon Aug 20 1973, 8:05 PM EDT
Att: 11,057 - Unknown

AB 28
R 2
H 2
RBI 2
BB 3
SO 9
LOB 5



Batter	1	2	3	4	5	6	7	8	9	AB	R	H	RBI	BB	SO	LOB	BOTTOM														
Bob Gallagher, L OBP: 0.239, SLG: 0.277 (1, 9)										5	2	2	0	0	1	3															
Roger Metzger, S OBP: 0.311, SLG: 0.338 (1, 6)										3	1	1	1	2	0	1															
Cesar Cedeno, R OBP: 0.370, SLG: 0.513 (1, 8)										5	0	0	0	0	2	8															
Bob Watson, R OBP: 0.401, SLG: 0.451 (1, 7)										4	2	2	4	0	0	2															
Doug Rader, R OBP: 0.317, SLG: 0.422 (1, 5)										3	1	2	1	0	0	0															
Jimmy Stewart, S OBP: 0.290, SLG: 0.185 (5, PR)										1	0	0	0	0	0	2															
Lee May, R OBP: 0.310, SLG: 0.465 (1, 3)										4	2	2	3	0	0	1															
Johnny Edwards, L OBP: 0.302, SLG: 0.360 (1, 2)										3	1	1	0	1	0	0															
Tommy Helms, R OBP: 0.322, SLG: 0.368 (5, PR)										4	0	1	1	0	0	1															
Hector Torres, R OBP: 0.174, SLG: 0.095 (5, PR)										0	0	0	0	0	0	0															
J.R. Richard, R OBP: 0.160, SLG: 0.160 (1, 1)										3	1	1	0	0	2	2															
Inning Stats	R: 0 E: 0 K: 0 S: 3	H: 0 LOB: 0 BB: 0 P: 3	R: 0 E: 0 K: 0 S: 3	H: 0 LOB: 0 BB: 0 P: 3	R: 0 E: 0 K: 1 S: 5	H: 0 LOB: 0 BB: 0 P: 5	R: 4 E: 1 K: 0 S: 7	H: 3 LOB: 0 BB: 0 P: 7	R: 4 E: 0 K: 1 S: 9	H: 4 LOB: 1 BB: 1 P: 13	R: 0 E: 0 K: 1 S: 5	H: 0 LOB: 1 BB: 1 P: 9	R: 0 E: 0 K: 1 S: 5	H: 1 LOB: 1 BB: 1 P: 9	R: 2 E: 0 K: 1 S: 9	H: 4 LOB: 2 BB: 0 P: 9	1B: 8 2B: 3 3B: 0 HR: 2	SF: 0 SAC: 1 DP: 1 HBP: 0	WP: 0 PB: 0 SB: 0 CS: 0	PA: 39											
PITCHER Dock Ellis, R ERA: 2.87 (1, 1)	IP: 4.1 WLS: L	H: 5 R: 7 ER: 3 SO: 1	BB: 1 IBB: 0 HBP: 0 BLK: 0	WP: 0 HR: 1 S: 21 P: 25	ERA: 6.23 WHIP: 1.385											PITCHER	IP: 4.1 WLS: L	H: 5 R: 7 ER: 3 SO: 1	BB: 1 IBB: 0 HBP: 0 BLK: 0	WP: 0 HR: 1 S: 21 P: 25	ERA: 6.23 WHIP: 1.385										
John Lamb, R ERA: 8.0 (5, 1)	0.2	4	2	1	1	1	0	0	0	0	1	6	6	13.50	3.000																
Luke Walker, L ERA: 4.29 (5, 1)	2.0	8	1	0	0	2	2	0	0	0	0	10	18	0.00	1.500																
Ramon Hernandez, L ERA: 2.42 (5, 1)	1.0	7	4	2	2	1	0	0	0	0	0	9	9	18.00	4.000																

Pittsburgh Pirates @ Houston Astros
Astrodome, Houston, TX
Mon Aug 20 1973, 8:05 PM EDT
Att: 11,057 - Unknown

AB 35
R 10
H 12
RBI 10
BB 3
SO 5
LOB 20



Batter	1	2	3	4	5	6	7	8	9	AB	R	H	RBI	BB	SO	LOB	TOP								
Gene Clines, R (1.8) OBP: 0.313, SLG: 0.330	K			L3		SF9 E WP BB		FC1-6 1B	FC6	4	1	1	0	1	1	1									
Richie Hebner, L (1.5) OBP: 0.352, SLG: 0.459	F4			2B 1B		SF9		FC1-6 1B SF7		3	2	1	1	0	0	1									
Al Oliver, L (1.3) OBP: 0.301, SLG: 0.450	1-3			F8						4	0	2	0	0	0	1									
Willie Stargell, L (1.7) OBP: 0.378, SLG: 0.657	K			WP 2B		K		SF7		3	1	1	2	0	2	1									
Richie Zisk, R (1.9) OBP: 0.401, SLG: 0.578	6-3			K						3	0	1	0	1	1	0									
Manny Sanguillen, R (1.2) OBP: 0.252, SLG: 0.420	L8					F2		L7		4	0	0	0	0	0	2									
Rennie Stennett, R (1.4) OBP: 0.265, SLG: 0.359				6-3		F8		F7		4	1	1	0	0	0	0									
Dal Maxvill, R (1.6) OBP: 0.285, SLG: 0.266				6-3		F9		F9		4	0	0	0	0	0	1									
John Morlan, R (1.1) OBP: 0.273, SLG: 0.300				4-3				4-3		3	1	1	1	1	0	0									
Inning Stats	R: 0 E: 0 K: 1 S: 5	H: 0 LOB: 0 BB: 0 P: 5	R: 0 E: 0 K: 1 S: 5	H: 0 LOB: 0 BB: 0 P: 5	R: 0 E: 0 K: 0 S: 3	H: 0 LOB: 0 BB: 0 P: 3	R: 2 E: 0 K: 1 S: 7	H: 2 LOB: 0 BB: 0 P: 7	R: 0 E: 0 K: 0 S: 3	H: 0 LOB: 0 BB: 0 P: 3	R: 2 E: 1 K: 1 S: 6	H: 1 LOB: 2 BB: 3 P: 18	R: 0 E: 0 K: 0 S: 3	H: 0 LOB: 0 BB: 0 P: 3	R: 1 E: 0 K: 0 S: 5	H: 3 LOB: 2 BB: 0 P: 5	R: 1 E: 0 K: 0 S: 5	H: 2 LOB: 1 BB: 0 P: 5	1B: 5 2B: 3 3B: 0 HR: 0	SF: 2 SAC: 0 DP: 0 HBP: 0	WP: 3 PB: 1 SB: 1 CS: 0	PA: 37			
PITCHER	IP	WLS	BF	H	R	ER	SO	BB	IBB	HBP	BLK	WP	HR	S	P	ERA	WHIP								
Don Wilson, R (1.1) ERA: 3.16	7.0	L	27	3	4	4	4	3	0	0	0	2	0	32	44	5.14	0.857								
Jim Crawford, L (8.1) ERA: 4.39	2.0		10	5	2	2	0	0	0	0	0	0	0	10	10	9.00	2.500								

Pittsburgh Pirates @ Houston Astros
Astrodome, Houston, TX
Tue Aug 21 1973, 8:05 PM EDT
Att: 11,094 - Unknown


AB 32
R 6
H 8
RBI 4
BB 3
SO 4
LOB 7



Batter	1	2	3	4	5	6	7	8	9	AB	R	H	RBI	BB	SO	LOB	BOTTOM								
Bob Gallagher, L (1.9) OBP: 0.254, SLG: 0.290	1B		F4					G3		4	0	2	1	0	0	2									
Roger Metzger, S (1.6) OBP: 0.312, SLG: 0.340	L4-3 1B			G6-4-3 1B	4-3			4-3		4	0	2	0	0	0	1									
Cesar Cedeño, R (1.8) OBP: 0.369, SLG: 0.510	K			G6-4-3 1B		F2		K		4	0	1	0	0	2	2									
Bob Watson, R (1.7) OBP: 0.400, SLG: 0.448	L4-3			G6-4-3				K		3	0	0	0	1	1	4									
Dave Campbell, R (9.7) OBP: 0.251, SLG: 0.210	1-2			G6-4-3		G6-4-3 BB		K		0	0	0	0	0	0	0									
Doug Rader, R (1.5) OBP: 0.314, SLG: 0.418		F3		L8		G6-4-3				4	0	0	0	0	0	2									
Lee May, R (1.3) OBP: 0.310, SLG: 0.470		K						5-3		4	1	1	1	0	2	0									
Johnny Edwards, L (1.2) OBP: 0.301, SLG: 0.372		K						HR		4	1	1	1	0	1	0									
Tommy Helms, R (1.4) OBP: 0.322, SLG: 0.366				K						3	0	0	0	1	1	0									
Don Wilson, R (1.1) OBP: 0.206, SLG: 0.254				5-3						2	1	1	0	0	0	0									
Jimmy Stewart, S (7. PH) OBP: 0.302, SLG: 0.200										1	0	1	0	0	0	0									
Jim Crawford, L (8.1) OBP: 0.308, SLG: 0.333										0	0	0	0	0	0	0									
Inning Stats	R: 0 E: 0 K: 1 S: 6	H: 2 LOB: 1 BB: 0 P: 6	R: 0 E: 0 K: 2 S: 7	H: 0 LOB: 0 BB: 0 P: 7	R: 0 E: 0 K: 1 S: 5	H: 0 LOB: 0 BB: 0 P: 5	R: 0 E: 0 K: 0 S: 4	H: 2 LOB: 1 BB: 0 P: 4	R: 2 E: 0 K: 1 S: 8	H: 3 LOB: 1 BB: 0 P: 8	R: 0 E: 0 K: 0 S: 2	H: 0 LOB: 0 BB: 1 P: 6	R: 0 E: 0 K: 0 S: 4	H: 1 LOB: 2 BB: 1 P: 8	R: 0 E: 0 K: 2 S: 7	H: 0 LOB: 0 BB: 0 P: 7	R: 1 E: 0 K: 0 S: 4	H: 1 LOB: 0 BB: 0 P: 4	1B: 6 2B: 2 3B: 0 HR: 2	SF: 0 SAC: 0 DP: 3 HBP: 0	WP: 0 PB: 0 SB: 0 CS: 0	PA: 35			
PITCHER	IP	WLS	BF	H	R	ER	SO	BB	IBB	HBP	BLK	WP	HR	S	P	ERA	WHIP								
John Morlan, R (1.1) ERA: 3.41	9.0	W	35	9	3	3	7	2	0	0	0	0	2	47	55	3.00	1.222								

Pittsburgh Pirates @ Houston Astros
Astrodome, Houston, TX
Tue Aug 21 1973, 8:05 PM EDT
Att: 11,094 - Unknown

AB 33
R 3
H 9
RBI 3
BB 2
SO 7
LOB 11



Batter	1	2	3	4	5	6	7	8	9	AB	R	H	RBI	BB	SO	LOB	TOP			
Don Kessinger, S (1, 6) OBP: 0.335, SLG: 0.305										5	1	2	0	0	0	2				
Rick Monday, L (1, 8) OBP: 0.376, SLG: 0.470										5	1	1	0	0	0	3				
Billy Williams, L (1, 3) OBP: 0.368, SLG: 0.435										4	0	2	0	1	0	1				
Rico Carty, R (1, 7) OBP: 0.312, SLG: 0.299										3	0	1	1	1	0	2				
Matt Alexander, S (8, PR)										0	0	0	0	0	0	0				
Gene Hiser, L (8, 7) OBP: 0.273, SLG: 0.255										0	0	0	0	0	0	0				
Andre Thornton, R (9, PH) OBP: 0.343, SLG: 0.286										1	0	0	0	0	1	3				
Ron Santo, R (1, 5) OBP: 0.364, SLG: 0.443										4	0	0	1	0	0	5				
Jose Cardenal, R (1, 9) OBP: 0.376, SLG: 0.450										3	0	1	0	1	0	2				
Paul Popovich, S (1, 4) OBP: 0.265, SLG: 0.276										4	0	1	0	0	0	5				
Randy Hundley, R (1, 2) OBP: 0.266, SLG: 0.347										4	0	1	0	0	2	2				
Burt Hooton, R (1, 1) OBP: 0.258, SLG: 0.164										2	0	0	0	0	1	1				
Carmen Fanzone, R (7, PH) OBP: 0.310, SLG: 0.397										1	0	0	0	0	1	0				
Ray Burris, R (7, 1)										0	0	0	0	0	0	0				
Jim Hickman, R (9, PH) OBP: 0.393, SLG: 0.324										1	0	1	0	0	0	0				
Dave Rosello, R (9, PR) OBP: 0.176, SLG: 0.294										0	0	0	0	0	0	0				
Inning Stats	R: 0 E: 0 K: 0 S: 4	H: 1 LOB: 2 BB: 1 P: 8	R: 0 E: 0 K: 1 S: 6	H: 1 LOB: 1 BB: 0 P: 6	R: 2 E: 0 K: 0 S: 5	H: 2 LOB: 2 BB: 2 P: 13	R: 0 E: 0 K: 2 S: 7	H: 0 LOB: 0 BB: 0 P: 7	R: 0 E: 0 K: 0 S: 3	H: 1 LOB: 1 BB: 0 P: 4	R: 0 E: 0 K: 1 S: 5	H: 0 LOB: 0 BB: 0 P: 5	R: 0 E: 0 K: 0 S: 5	H: 2 LOB: 3 BB: 0 P: 5	R: 0 E: 0 K: 1 S: 8	H: 3 LOB: 3 BB: 0 P: 8	1B: 10 2B: 2 3B: 0 HR: 0	SF: 0 SAC: 0 DP: 0 HBP: 0	WP: 0 PB: 0 SB: 1 CS: 0	PA: 40
PITCHER Jerry Reuss, L (1, 1) ERA: 3.37	IP: 9.0 WLS: W BF: 40 H: 10 R: 2 ER: 2 SO: 5 BB: 2 IBB: 1 HBP: 0 BLK: 0 WP: 0 HR: 0 S: 47 P: 59 ERA: 2.00 WHIP: 1.333															PITCHER				

Chicago Cubs @ Houston Astros
Astrodome, Houston, TX
Fri Aug 24 1973, 8:05 PM EDT
Att: 13,768 - Unknown

AB	37
R	2
H	10
RBI	2
BB	3
SO	5
LOB	26



Batter	1	2	3	4	5	6	7	8	9	AB	R	H	RBI	BB	SO	LOB	BOTTOM			
Bob Gallagher, L (1, 9) OBP: 0.266, SLG: 0.303										3	1	2	1	0	0	0				
Roger Metzger, S (1, 6) OBP: 0.305, SLG: 0.336										4	0	0	0	0	0	4				
Cesar Cedeño, R (1, 8) OBP: 0.374, SLG: 0.515										2	1	1	0	2	0	1				
Bob Watson, R (1, 7) OBP: 0.396, SLG: 0.445										4	0	0	0	0	0	6				
Doug Rader, R (1, 5) OBP: 0.313, SLG: 0.417										4	1	2	2	0	1	1				
Lee May, R (1, 3) OBP: 0.305, SLG: 0.462										4	0	0	0	0	1	2				
Jimmy Wynn, R (9, 9) OBP: 0.534, SLG: 0.391										0	0	0	0	0	0	0				
Tommy Helms, R (1, 4) OBP: 0.321, SLG: 0.362										2	1	0	0	2	0	0				
Skip Jutze, R (1, 2) OBP: 0.275, SLG: 0.250										4	0	2	1	0	0	0				
Jerry Reuss, L (1, 1) OBP: 0.160, SLG: 0.167										3	0	0	0	0	1	2				
Inning Stats	R: 2 E: 0 K: 1 S: 7	H: 2 LOB: 1 BB: 1 P: 11	R: 1 E: 1 K: 0 S: 5	H: 1 LOB: 3 BB: 2 P: 13	R: 0 E: 0 K: 1 S: 5	H: 0 LOB: 0 BB: 0 P: 5	R: 0 E: 0 K: 0 S: 3	H: 0 LOB: 0 BB: 0 P: 3	R: 0 E: 0 K: 0 S: 4	H: 1 LOB: 1 BB: 0 P: 4	R: 0 E: 0 K: 0 S: 3	H: 0 LOB: 0 BB: 0 P: 3	R: 0 E: 0 K: 0 S: 4	H: 1 LOB: 1 BB: 0 P: 4	R: 1 E: 0 K: 1 S: 7	H: 2 LOB: 2 BB: 1 P: 11	1B: 5 2B: 2 3B: 0 HR: 0	SF: 1 SAC: 1 DP: 0 HBP: 0	WP: 1 PB: 0 SB: 0 CS: 0	PA: 36
PITCHER Burt Hooton, R (1, 1) ERA: 3.89	IP: 6.0 WLS: L BF: 26 H: 4 R: 3 ER: 3 SO: 2 BB: 4 IBB: 3 HBP: 0 BLK: 0 WP: 1 HR: 0 S: 27 P: 39 ERA: 4.50 WHIP: 1.000															PITCHER Ray Burris, R (7, 1) ERA: 2.27				

Chicago Cubs @ Houston Astros
Astrodome, Houston, TX
Fri Aug 24 1973, 8:05 PM EDT
Att: 13,768 - Unknown


AB	30
R	4
H	7
RBI	4
BB	4
SO	3
LOB	16



Batter	1	2	3	4	5	6	7	8	9	10	AB	R	H	RBI	BB	SO	LOB	TOP							
Don Kessinger, S OBP: 0.333, SLG: 0.303 (1.6)	K		6-3		HR	5-3		K		F8	6	1	1	0	0	2	6								
Rick Monday, L OBP: 0.379, SLG: 0.477 (1.8)	FC4-6 1B		1B BB		HR			F8		K	4	1	2	2	1	1	0								
Billy Williams, L OBP: 0.368, SLG: 0.436 (1.3)	FC4-6 FC6-4 1-2f		G6-4-3 1B		L8					L7	5	0	2	0	0	0	1								
Rico Carty, R OBP: 0.308, SLG: 0.294 Gene Hiser, L OBP: 0.273, SLG: 0.255 (1.7) (10.7)	FC6-4 1-2f		G6-4-3 1-2f		6-3			F8		F8	5	0	0	0	0	0	4								
Ron Santo, R OBP: 0.353, SLG: 0.443 (1.5)		F8			6-3			P7 FC5 2B		G3	5	1	1	0	0	1	1								
Jose Cardenal, R OBP: 0.380, SLG: 0.453 (1.9)					6-3			SH1-4 FC5 BB		P4	4	1	2	0	1	0	0								
Paul Popovich, S OBP: 0.274, SLG: 0.281 (1.4)								SH1-4 FC5 BB		P4	4	0	2	0	1	0	3								
Randy Hundley, R OBP: 0.273, SLG: 0.349 (1.2)								P7		1B	4	0	2	0	1	0	2								
Rick Reuschel, R OBP: 0.134, SLG: 0.123 Pat Bourque, L OBP: 0.301, SLG: 0.409 Bob Locker, S OBP: 0.077, SLG: 0.077 (1.1) (8. PH) (8.1)								2-3 1B		1B	4	0	2	2	1	0	2								
								FC5 SH1-4 1-2 3-H 0-0		1B	4	0	2	2	1	0	2								
								1-2 2-3		1B	2	0	0	0	0	1	2								
								1-2 2-3		SH1-4	1	0	0	0	0	0	2								
								1-2 2-3		P4	0	0	0	0	0	0	0								
								1-2 2-3		SH1-4	2	0	0	0	0	1	2								
								1-2 2-3		SH1-4	1	0	0	0	0	0	2								
								1-2 2-3		SH1-4	0	0	0	0	0	0	0								
								1-2 2-3		SH1-4	0	0	0	0	0	0	0								
Inning Stats	R: 0 E: 0 K: 1 S: 6	H: 1 LOB: 1 BB: 0 P: 6	R: 0 E: 0 K: 1 S: 6	H: 1 LOB: 2 BB: 1 P: 10	R: 0 E: 0 K: 0 S: 3	H: 0 LOB: 1 BB: 1 P: 7	R: 2 E: 0 K: 0 S: 5	H: 2 LOB: 0 BB: 0 P: 5	R: 1 E: 0 K: 0 S: 5	H: 1 LOB: 2 BB: 1 P: 9	R: 0 E: 0 K: 0 S: 4	H: 1 LOB: 1 BB: 0 P: 4	R: 0 E: 0 K: 1 S: 7	H: 2 LOB: 2 BB: 0 P: 7	R: 0 E: 0 K: 1 S: 5	H: 0 LOB: 0 BB: 0 P: 5	R: 1 E: 0 K: 1 S: 8	H: 3 LOB: 2 BB: 0 P: 8	1B: 8 2B: 3 3B: 0 HR: 1	SF: 0 SAC: 2 DP: 1 HBP: 0	WP: 0 PB: 0 SB: 0 CS: 0	PA: 46			
PITCHER	IP 7.0	WLS 32	BF 32	H 7	R 3	ER 3	SO 2	BB 3	IBB 1	HBP 0	BLK 0	WP 0	HR 1	S 32	P 48	ERA 3.86	WHIP 1.429								
Dave Roberts, L ERA: 2.92 Ken Forsch, R ERA: 3.92 Jim Ray, R ERA: 4.32 (1.1) (8.1) (10.1)	IP 7.0	WLS 32	BF 32	H 7	R 3	ER 3	SO 2	BB 3	IBB 1	HBP 0	BLK 0	WP 0	HR 1	S 32	P 48	ERA 3.86	WHIP 1.429								

Chicago Cubs @ Houston Astros
Astrodome, Houston, TX
Sat Aug 25 1973, 8:05 PM EDT
Att. 17,103 - Unknown

AB	40
R	4
H	12
RBI	4
BB	4
SO	5
LOB	21



Batter	1	2	3	4	5	6	7	8	9	10	AB	R	H	RBI	BB	SO	LOB	BOTTOM						
Bob Gallagher, L OBP: 0.262, SLG: 0.296 (1.9)	K					6-3					5	0	1	0	0	1	1							
Roger Metzger, S OBP: 0.309, SLG: 0.335 (1.6)	P4-3					K					4	0	1	0	0	1	1							
Cesar Cedeño, R OBP: 0.374, SLG: 0.512 (1.8)	5-3					K					4	1	1	0	1	1	1							
Bob Watson, R OBP: 0.394, SLG: 0.443 (1.7)											5	0	1	0	0	0	3							
Doug Rader, R OBP: 0.316, SLG: 0.419 (1.5)											3	1	1	1	1	1	2							
Lee May, R OBP: 0.302, SLG: 0.458 (1.3)											4	0	0	0	0	2	5							
Tommy Helms, R OBP: 0.321, SLG: 0.363 (1.4)											4	1	1	1	0	0	1							
Skip Jutze, R OBP: 0.284, SLG: 0.260 (1.2)											4	0	3	0	0	0	0							
Dave Roberts, L OBP: 0.109, SLG: 0.125 Jimmy Stewart, S OBP: 0.292, SLG: 0.193 Ken Forsch, R OBP: 0.095, SLG: 0.082 Jimmy Wynn, R OBP: 0.353, SLG: 0.390 Jim Ray, R OBP: 0.182, SLG: 0.182 (1.1) (7. PH) (8.1) (9. PH) (10.1)											2	0	0	0	0	1	1							
											1	0	0	0	0	1								
											0	0	0	0	0	0								
											1	0	0	0	0	1								
											0	0	0	0	0	0								
Inning Stats	R: 0 E: 0 K: 1 S: 5	H: 0 LOB: 0 BB: 0 P: 5	R: 0 E: 0 K: 0 S: 3	H: 0 LOB: 0 BB: 0 P: 3	R: 0 E: 0 K: 1 S: 5	H: 0 LOB: 0 BB: 0 P: 5	R: 0 E: 0 K: 2 S: 7	H: 0 LOB: 0 BB: 0 P: 7	R: 0 E: 0 K: 0 S: 3	H: 0 LOB: 1 BB: 0 P: 4	R: 3 E: 1 K: 1 S: 9	H: 4 LOB: 1 BB: 0 P: 9	R: 0 E: 0 K: 1 S: 6	H: 1 LOB: 3 BB: 2 P: 14	R: 0 E: 0 K: 0 S: 3	H: 1 LOB: 0 BB: 0 P: 3	R: 0 E: 0 K: 1 S: 7	H: 2 LOB: 2 BB: 0 P: 7	1B: 7 2B: 2 3B: 0 HR: 0	SF: 0 SAC: 1 DP: 1 HBP: 1	WP: 2 PB: 0 SB: 0 CS: 0	PA: 41		
PITCHER	IP 7.0	WLS 27	BF 53	H 5	R 3	ER 2	SO 5	BB 0	IBB 0	HBP 1	BLK 0	WP 2	HR 0	S 36	P 37	ERA 2.57	WHIP 0.714							
Rick Reuschel, R ERA: 2.65 Bob Locker, R ERA: 2.58 (1.1) (8.1)	IP 7.0	WLS 27	BF 53	H 5	R 3	ER 2	SO 5	BB 0	IBB 0	HBP 1	BLK 0	WP 2	HR 0	S 36	P 37	ERA 2.57	WHIP 0.714							

Chicago Cubs @ Houston Astros
Astrodome, Houston, TX
Sat Aug 25 1973, 8:05 PM EDT
Att. 17,103 - Unknown

AB	37
R	3
H	9
RBI	2
BB	2
SO	7
LOB	17



Batter	1	2	3	4	5	6	7	8	9	AB	R	H	RBI	BB	SO	LOB	TOP		
Don Kessinger, S OBP: 0.331, SLG: 0.300 (1, 6)										4	0	0	0	0	1	1			
Rick Monday, L OBP: 0.376, SLG: 0.473 (1, 8)										4	0	0	0	0	1	0			
Billy Williams, L OBP: 0.369, SLG: 0.436 (1, 3) (9, 7)										3	0	1	0	1	0	0			
Rico Carty, R OBP: 0.308, SLG: 0.292 Matt Alexander, S (9, PR)										3	0	0	0	1	0	2			
Gene Hiser, L OBP: 0.273, SLG: 0.255 (9, 9)										0	1	0	0	0	0	0			
Jose Cardenal, R OBP: 0.381, SLG: 0.452 Bill Bonham, R OBP: 0.059, SLG: 0.059 (9, 1)										3	2	1	0	1	0	0			
Carmen Fanzone, R OBP: 0.323, SLG: 0.417 (1, 5)										0	0	0	0	0	0	0			
Paul Popovich, S OBP: 0.273, SLG: 0.280 (1, 4)										4	1	3	2	0	0	0			
Randy Hundley, R OBP: 0.272, SLG: 0.346 (1, 2)										4	0	1	0	0	0	2			
Fergie Jenkins, R OBP: 0.160, SLG: 0.157 Pat Bourque, L OBP: 0.299, SLG: 0.406 (9, PH) (9, 3)										3	0	1	1	0	2	0			
Inning Stats	R: 0 E: 0 K: 0 S: 4	H: 1 LOB: 1 BB: 0 P: 4	R: 2 E: 0 K: 1 S: 8	H: 3 LOB: 1 BB: 0 P: 8	R: 0 E: 0 K: 0 S: 2	H: 0 LOB: 0 BB: 1 P: 6	R: 0 E: 0 K: 0 S: 4	H: 2 LOB: 1 BB: 0 P: 4	R: 0 E: 0 K: 2 S: 7	H: 0 LOB: 0 BB: 0 P: 7	R: 0 E: 0 K: 0 S: 3	H: 0 LOB: 0 BB: 0 P: 3	R: 0 E: 0 K: 1 S: 5	H: 0 LOB: 0 BB: 0 P: 5	R: 2 E: 0 K: 1 S: 6	H: 1 LOB: 3 BB: 3 P: 18	1B: 5 2B: 2 3B: 0 HR: 0	SF: 0 SAC: 0 DP: 1 HBP: 0	WP: 0 PA: 37 PB: 1 SB: 5 CS: 1
PITCHER Don Wilson, R ERA: 3.19 (1, 1)	IP: 9.0 WLS: L BF: 36 H: 7 R: 4 ER: 4 SO: 5 BB: 2 IBB: 2 HBP: 0 BLK: 0 WP: 0 HR: 0 S: 42 P: 58 ERA: 4.00 WHIP: 1.000															PITCHER Don Wilson, R ERA: 3.19 (1, 1)	IP: 9.0 WLS: L BF: 36 H: 7 R: 4 ER: 4 SO: 5 BB: 2 IBB: 2 HBP: 0 BLK: 0 WP: 0 HR: 0 S: 42 P: 58 ERA: 4.00 WHIP: 1.000		

Chicago Cubs @ Houston Astros
Astrodome, Houston, TX
Sun Aug 26 1973, 4:33 AM EDT
Att: 15,238 - Unknown

AB	32
R	4
H	7
RBI	3
BB	4
SO	5
LOB	10



Batter	1	2	3	4	5	6	7	8	9	AB	R	H	RBI	BB	SO	LOB	BOTTOM				
Bob Gallagher, L OBP: 0.270, SLG: 0.326 (1, 7)										5	2	2	0	0	1	0					
Roger Metzger, S OBP: 0.310, SLG: 0.337 (1, 6)										4	0	2	0	0	0	1					
Cesar Cedeno, R OBP: 0.373, SLG: 0.510 (1, 8)										4	0	1	0	0	1	4					
Bob Watson, R OBP: 0.395, SLG: 0.445 (1, 3)										4	0	2	2	0	1	2					
Doug Rader, R OBP: 0.313, SLG: 0.415 (1, 5)										4	0	0	0	0	0	4					
Jimmy Wynn, R OBP: 0.337, SLG: 0.392 (1, 9)										3	0	2	0	1	0	0					
Tommy Helms, R OBP: 0.318, SLG: 0.360 (1, 4)										4	0	0	0	0	0	3					
Skip Jutze, R OBP: 0.283, SLG: 0.260 (1, 2)										4	0	1	0	0	0	2					
Don Wilson, R OBP: 0.197, SLG: 0.243 Jimmy Stewart, S OBP: 0.288, SLG: 0.190 (9, PH)										3	0	0	0	0	1	4					
Inning Stats	R: 0 E: 1 K: 1 S: 7	H: 1 LOB: 2 BB: 0 P: 7	R: 0 E: 0 K: 0 S: 4	H: 2 LOB: 1 BB: 0 P: 4	R: 1 E: 0 K: 0 S: 5	H: 3 LOB: 1 BB: 0 P: 5	R: 0 E: 0 K: 1 S: 5	H: 0 LOB: 1 BB: 1 P: 9	R: 1 E: 0 K: 1 S: 7	H: 2 LOB: 1 BB: 0 P: 7	R: 0 E: 1 K: 0 S: 4	H: 1 LOB: 1 BB: 0 P: 4	R: 0 E: 0 K: 1 S: 6	H: 1 LOB: 1 BB: 0 P: 6	R: 0 E: 0 K: 0 S: 3	H: 0 LOB: 0 BB: 0 P: 3	R: 0 E: 0 K: 1 S: 5	H: 0 LOB: 0 BB: 0 P: 5	1B: 8 2B: 1 3B: 1 HR: 0	SF: 0 SAC: 0 DP: 1 HBP: 0	WP: 0 PA: 37 PB: 0 SB: 2 CS: 0
PITCHER Fergie Jenkins, R ERA: 3.87 Bill Bonham, R ERA: 3.28 (9, 1)	IP: 8.0 WLS: W BF: 34 H: 10 R: 2 ER: 2 SO: 4 BB: 1 IBB: 0 HBP: 0 BLK: 0 WP: 0 HR: 0 S: 41 P: 45 ERA: 2.25 WHIP: 1.375															PITCHER Don Wilson, R ERA: 3.19 (1, 1)	IP: 9.0 WLS: L BF: 36 H: 7 R: 4 ER: 4 SO: 5 BB: 2 IBB: 2 HBP: 0 BLK: 0 WP: 0 HR: 0 S: 42 P: 58 ERA: 4.00 WHIP: 1.000				

Chicago Cubs @ Houston Astros
Astrodome, Houston, TX
Sun Aug 26 1973, 4:33 AM EDT
Att: 15,238 - Unknown


AB	36
R	2
H	10
RBI	2
BB	1
SO	5
LOB	20



Batter	1	2	3	4	5	6	7	8	9	10	11	12	13	14	AB	R	H	RBI	BB	SO	LOB	TOP					
Lou Brock, L OBP: 0.362, SLG: 0.389 (1, 7)															7	1	2	1	0	3	0						
Ted Sizemore, R OBP: 0.362, SLG: 0.322 (1, 4)															6	1	2	1	1	0	2						
Joe Torre, R OBP: 0.386, SLG: 0.411 (1, 5)															5	0	0	0	1	0	2						
Ted Simmons, S OBP: 0.350, SLG: 0.426 (1, 2)															6	1	2	1	0	1	3						
Jose Cruz, L OBP: 0.320, SLG: 0.406 (1, 9)															6	0	2	1	0	1	1						
Bake McBride, L OBP: 0.364, SLG: 0.300 (7, 8)															2	0	0	0	0	1	3						
Tommy Agee, R OBP: 0.285, SLG: 0.396 (7, 8)															3	1	0	0	1	0	0						
Tim McCarver, L OBP: 0.324, SLG: 0.358 (8, 1)															4	0	1	0	0	0	2						
Tom Murphy, R OBP: 0.412, SLG: 0.333 (14, PH)															0	0	0	0	0	0	0						
Tom Heinzelman, R OBP: 0.059, SLG: 0.059 (14, 1)															0	1	0	0	0	0	0						
Rich Folkers, L OBP: 0.059, SLG: 0.059 (14, 1)															0	0	0	0	0	0	0						
Mike Tyson, R OBP: 0.278, SLG: 0.292 (9, PH)															0	0	0	0	0	0	0						
Bernie Carbo, L OBP: 0.378, SLG: 0.392 (9, PH)															0	1	0	0	0	1	1						
Mick Kelleher, R OBP: 0.268, SLG: 0.222 (9, 6)															1	1	0	0	1	0	0						
Mike Nagy, R (1, 1)															2	0	0	0	0	2	0						
Diego Segui, R (6, 1)															0	0	0	0	0	0	0						
Luis Melendez, R OBP: 0.318, SLG: 0.320 (8, PH)															1	0	0	0	0	0	0						
Oriando Pena, R (8, 1)															0	0	0	0	0	0	0						
Ken Reltz, R OBP: 0.254, SLG: 0.333 (9, 5)															3	0	1	2	0	0	0						
Inning Stats	R: 0 E: 0 K: 1 S: 5	H: 0 LOB: 2 BB: 0 P: 6	R: 1 E: 0 K: 1 S: 6	H: 2 LOB: 0 BB: 0 P: 6	R: 0 E: 0 K: 2 S: 7	H: 0 LOB: 0 BB: 0 P: 7	R: 1 E: 0 K: 1 S: 6	H: 1 LOB: 2 BB: 0 P: 14	R: 0 E: 0 K: 1 S: 5	H: 0 LOB: 0 BB: 0 P: 5	R: 0 E: 0 K: 1 S: 4	H: 1 LOB: 1 BB: 0 P: 4	R: 0 E: 0 K: 1 S: 5	H: 0 LOB: 0 BB: 0 P: 5	R: 0 E: 0 K: 1 S: 3	H: 0 LOB: 0 BB: 0 P: 3	R: 0 E: 0 K: 0 S: 4	H: 1 LOB: 1 BB: 0 P: 4	R: 3 E: 0 K: 0 S: 5	H: 2 LOB: 2 BB: 3 P: 17	1B: 7 2B: 3 3B: 0 HR: 1	SF: 0 SAC: 0 DP: 1 HBP: 0	WP: 0 PB: 0 SB: 2 CS: 1	PA: 56			
PITCHER	IP 6.0	WLS 23	BF 4	H 2	R 2	ER 2	SO 6	BB 2	IBB 0	HBP 0	BLK 0	WP 0	HR 1	S 33	P 41	ERA 3.00	WHIP 1.000										
Tom Griffin, R ERA: 5.05 (7, 1)	1.1	5	1	1	1	1	0	0	0	0	0	0	0	7	7	6.75	0.750										
Juan Pizarro, L ERA: 5.4 (8, 1)	1.2	7	2	0	0	2	0	0	0	0	0	0	0	11	11	0.00	1.200										
Ken Forsch, R ERA: 3.89 (10, 1)	4.2	L	19	2	3	3	1	2	1	0	0	0	0	18	30	5.79	0.857										
Jim Ray, R ERA: 4.43 (14, 1)	0.0	1	1	0	0	0	0	0	0	0	0	0	0	1	1	=	=										
Jim Crawford, L ERA: 4.39																											

St. Louis Cardinals @ Houston Astros
Astrodome, Houston, TX
Mon Aug 27 1973, 8:05 PM EDT
Att: 8,036 - Dome


AB	51
R	6
H	10
RBI	6
BB	5
SO	10
LOB	14



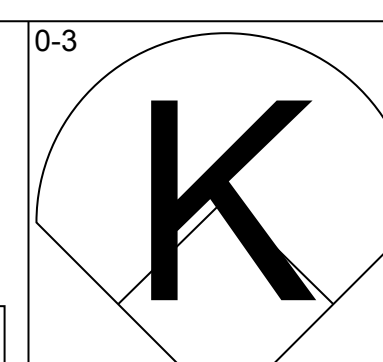
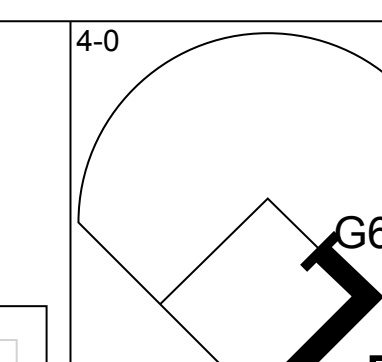
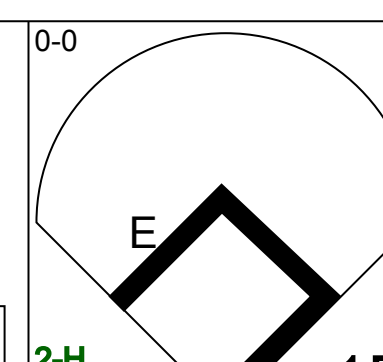
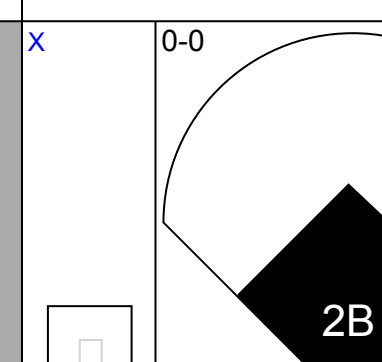
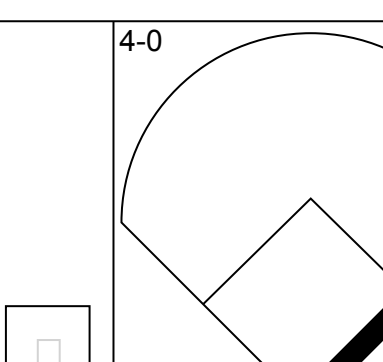
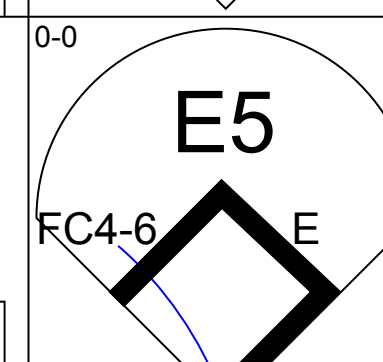
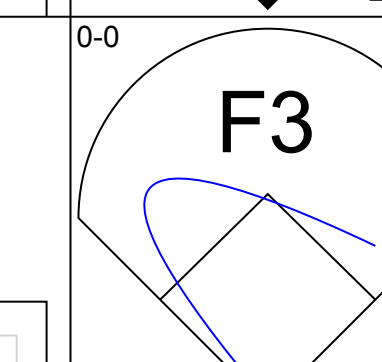
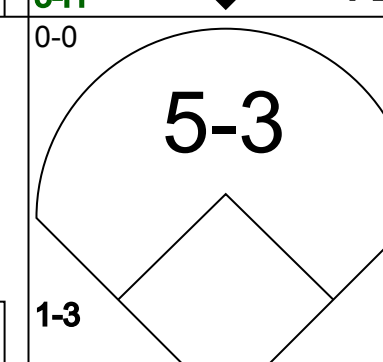
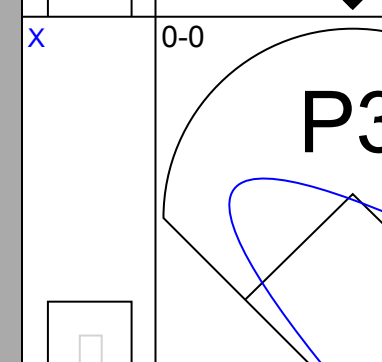
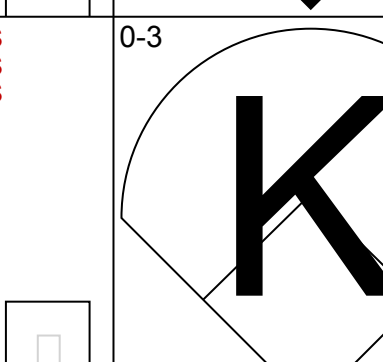
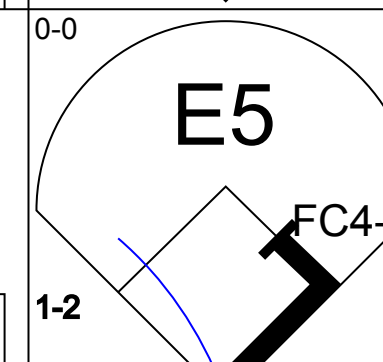
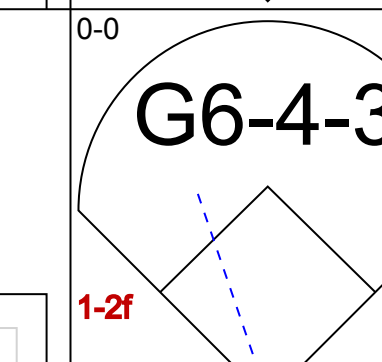
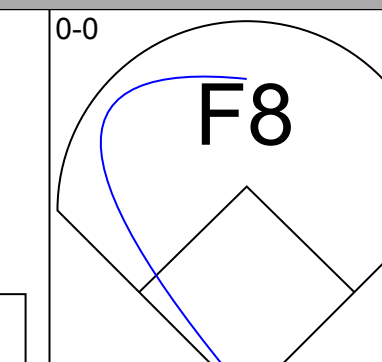
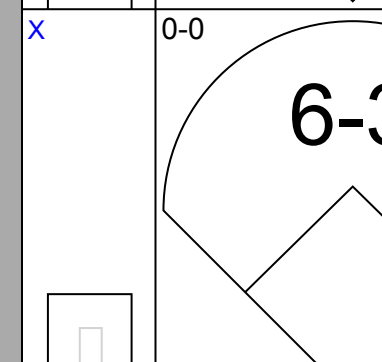
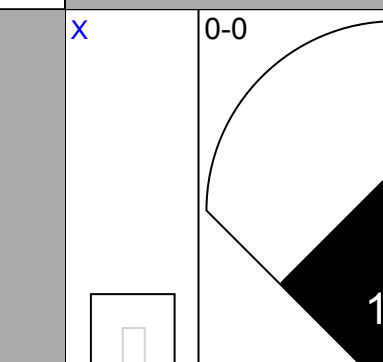
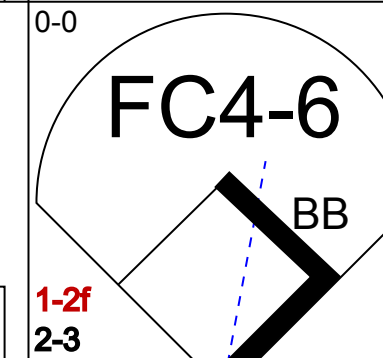
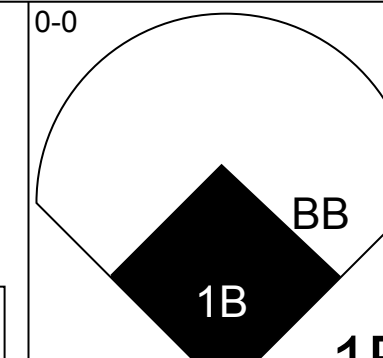
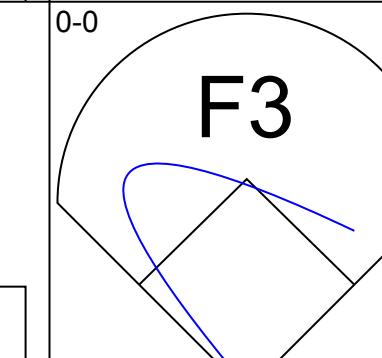
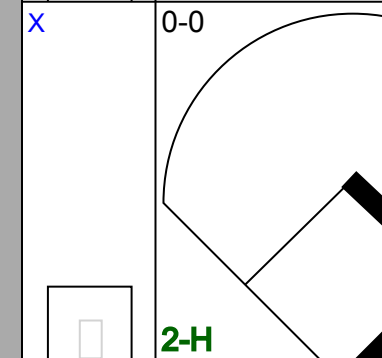
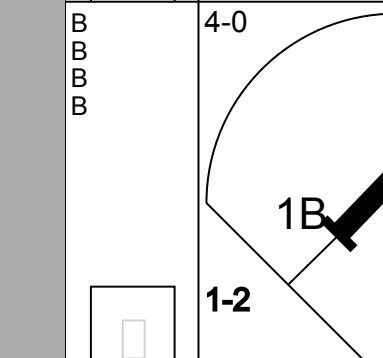
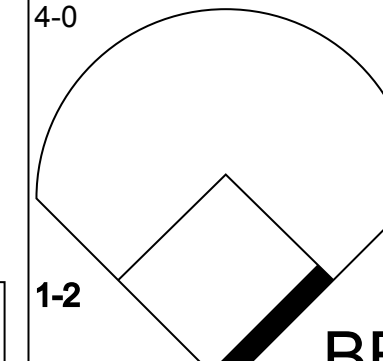
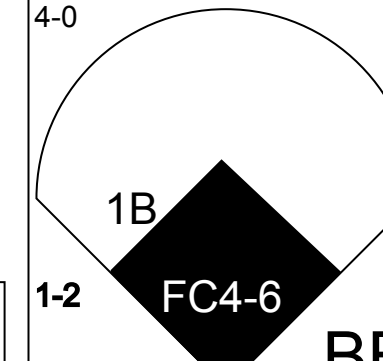
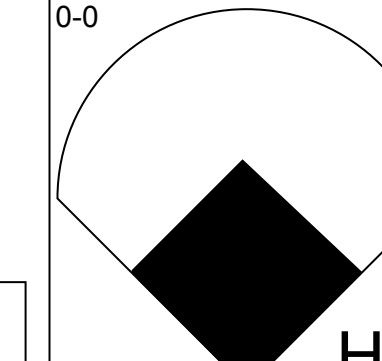
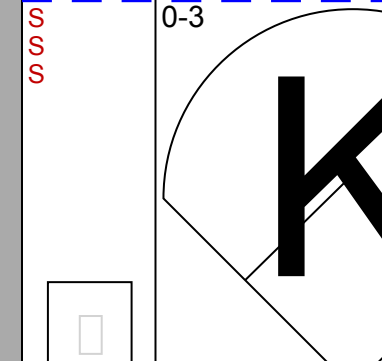

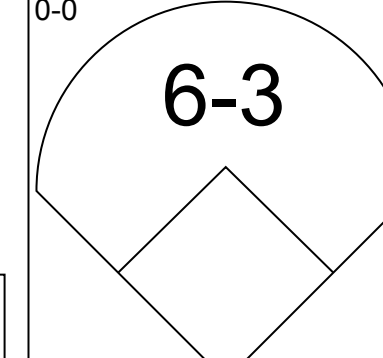
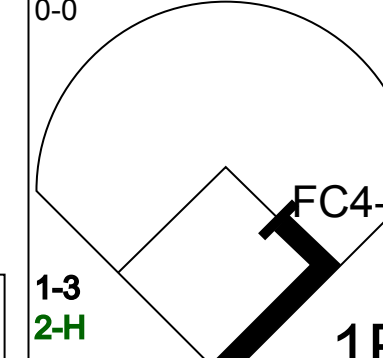
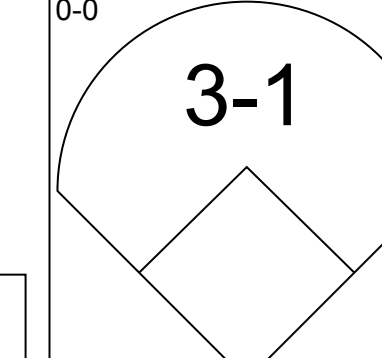
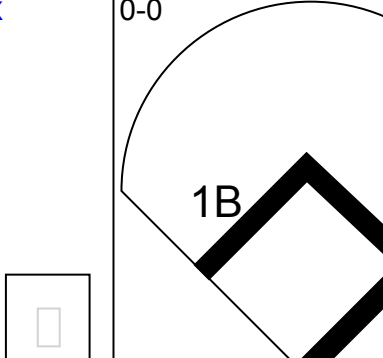
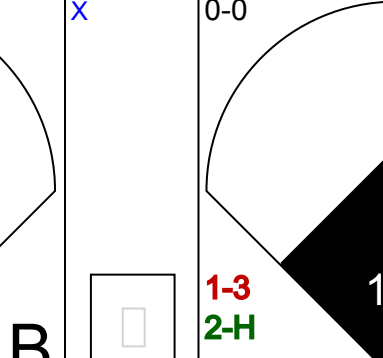
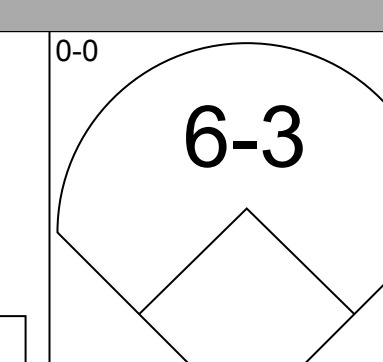
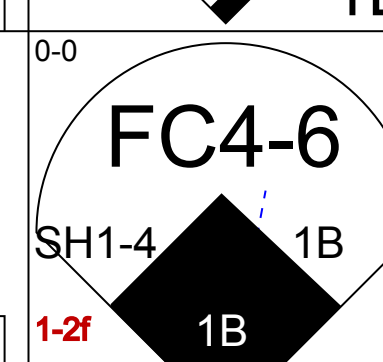
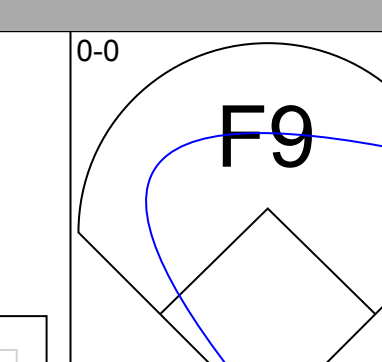
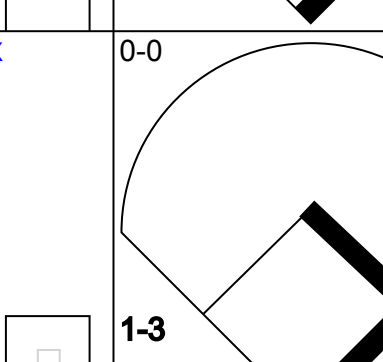
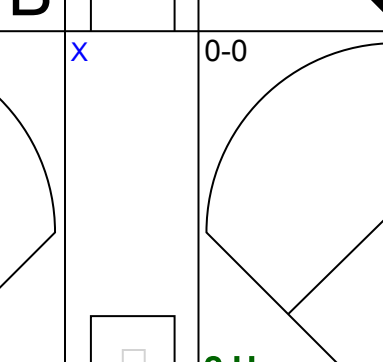
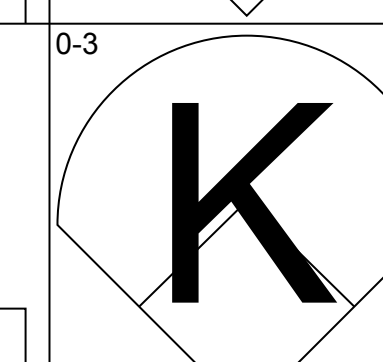
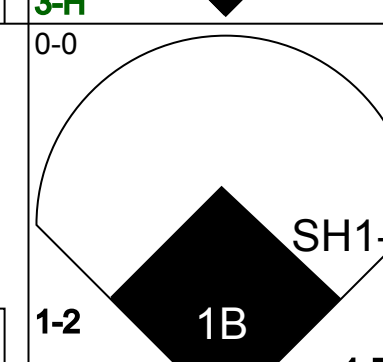
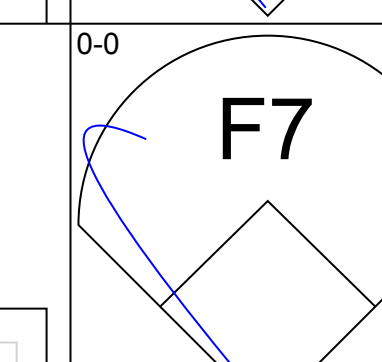
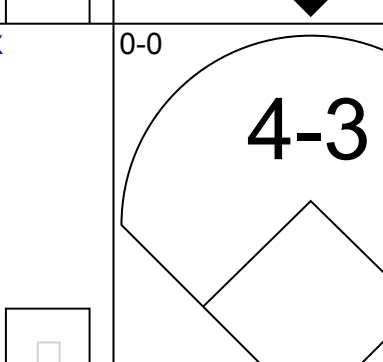
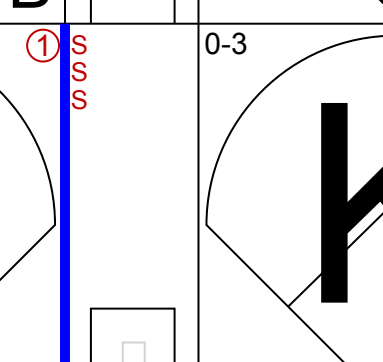
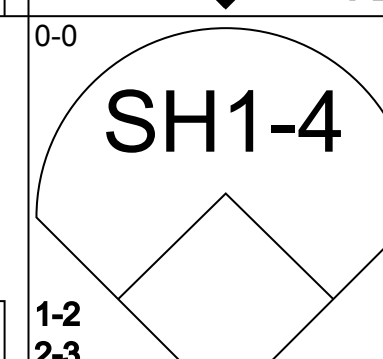
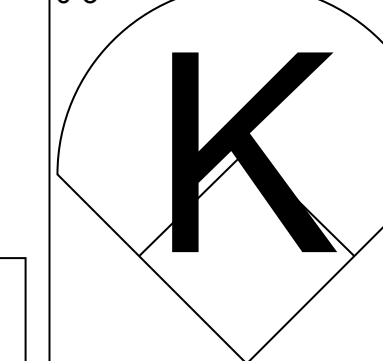
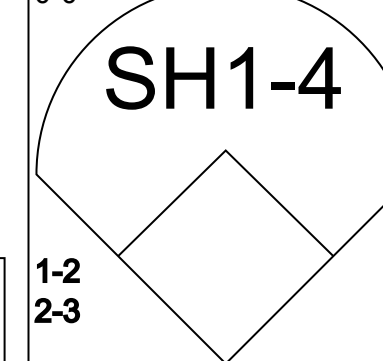
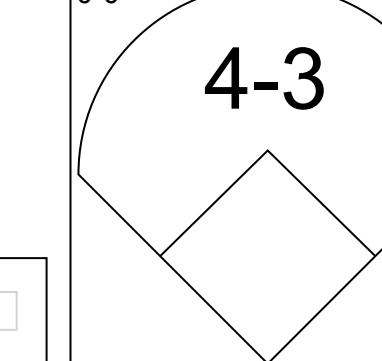
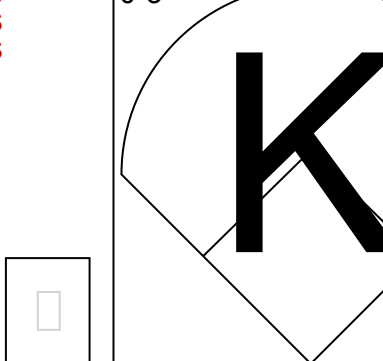
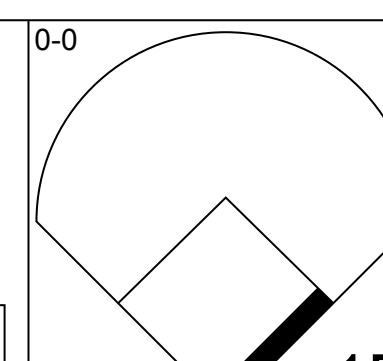
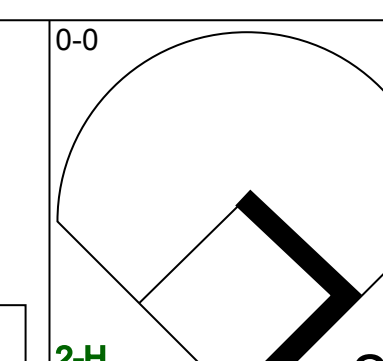
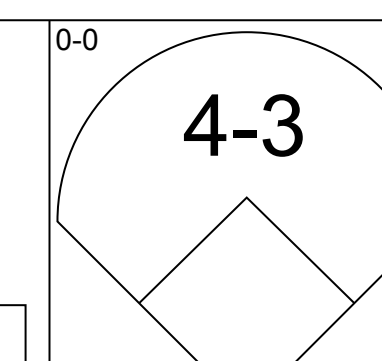
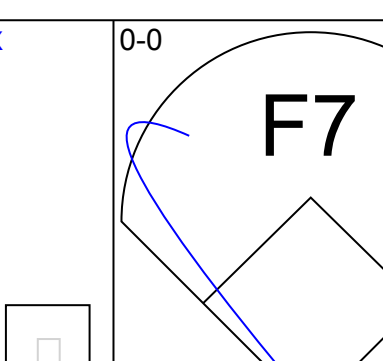
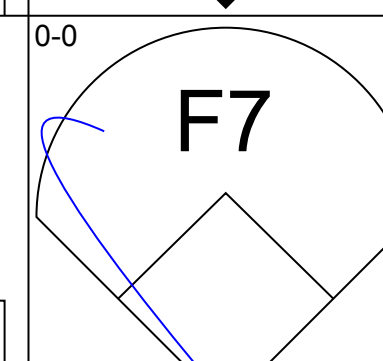
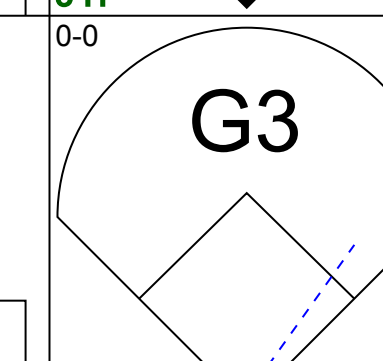
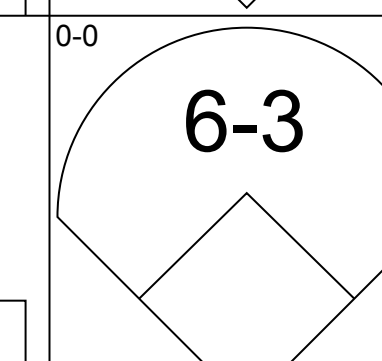
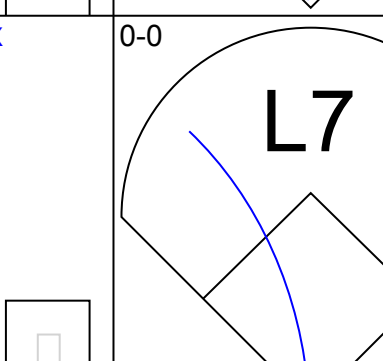
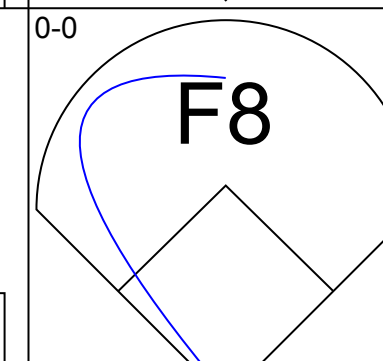
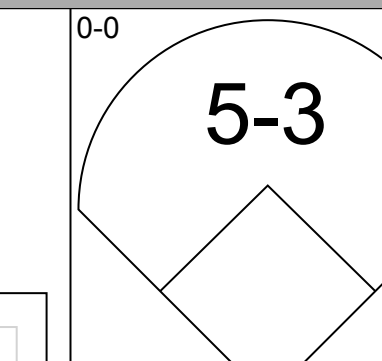
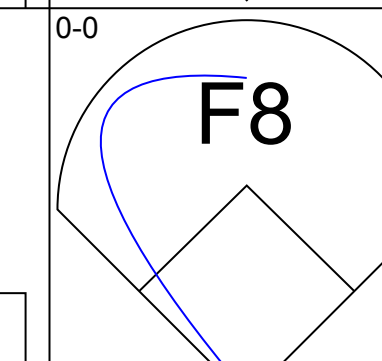
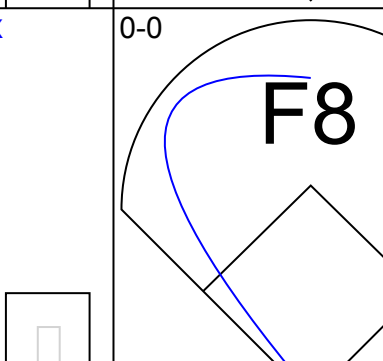
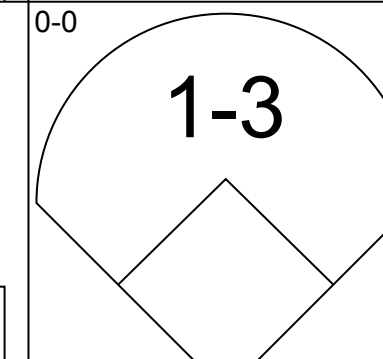
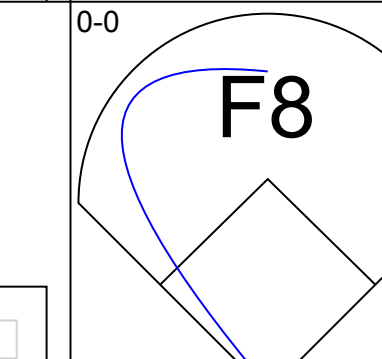
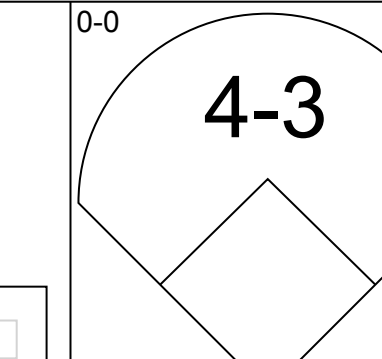
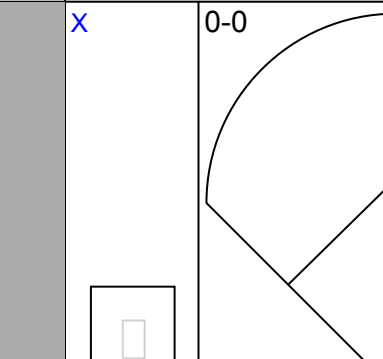
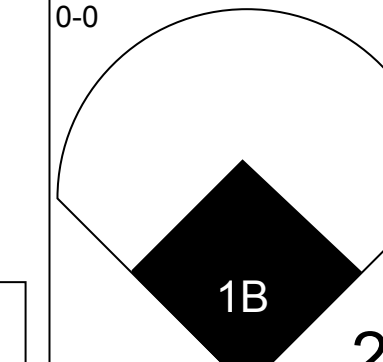
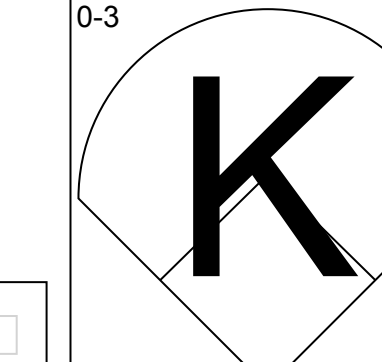
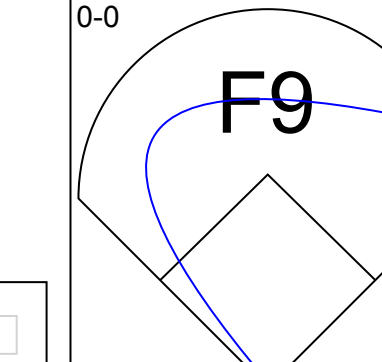

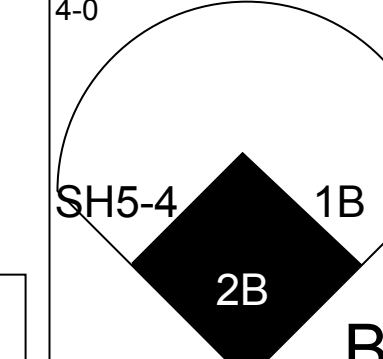
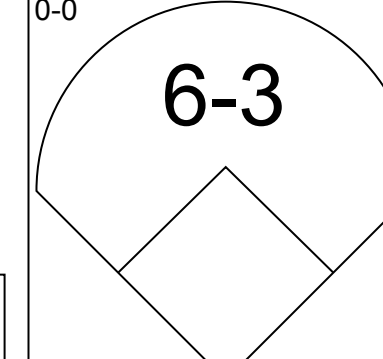
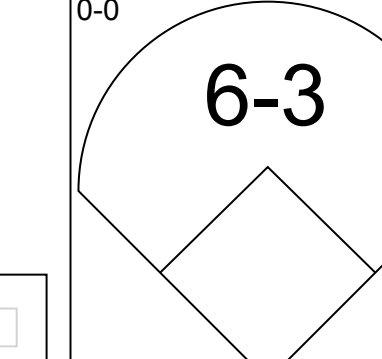

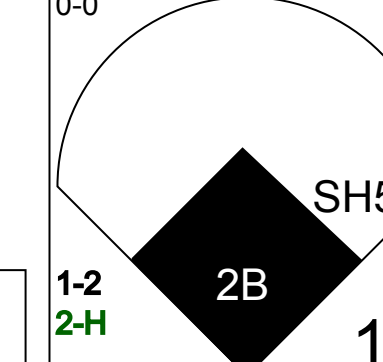
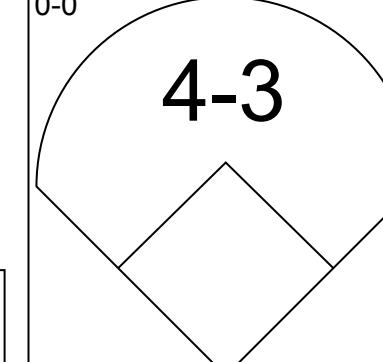
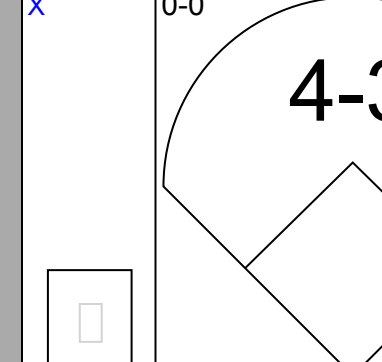
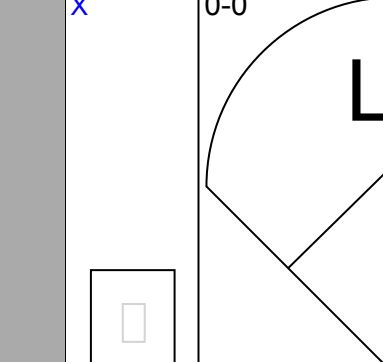
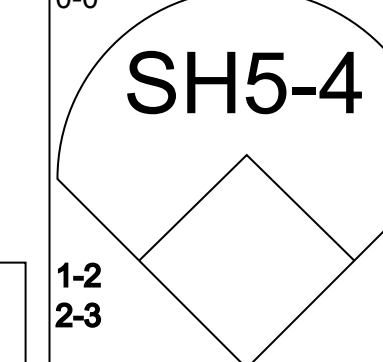
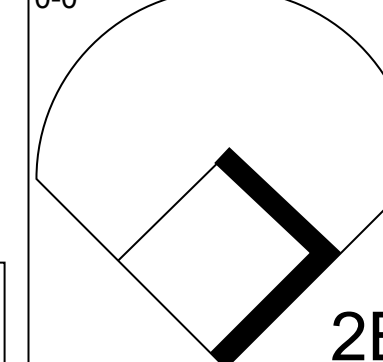
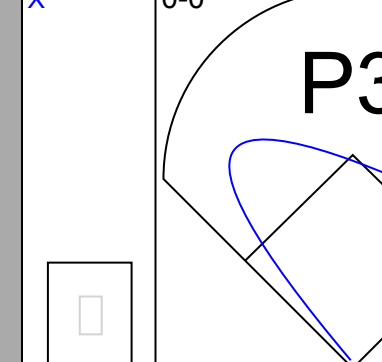
Batter	1	2	3	4	5	6	7	8	9	10	11	12	13	14	AB	R	H	RBI	BB	SO	LOB	BOTTOM					
Bob Gallagher, L OBP: 0.281, SLG: 0.333 (1, 7)															7	0	3	0	0	2	0						
Roger Metzger, S OBP: 0.312, SLG: 0.338 (1, 6)															7	1	3	0	0	2	2						
Cesar Cedeno, R OBP: 0.375, SLG: 0.511 (1, 8)															5	0	2	0	1	1	3						
Bob Watson, R OBP: 0.395, SLG: 0.445 (1, 3)															5	1	1	0	2	1	5						
Doug Rader, R OBP: 0.314, SLG: 0.416 (1, 5)															6	1	2	2	0	2	3						
Jimmy Wynn, R OBP: 0.335, SLG: 0.392 (1, 9)															5	0	2	0	1	1	0						
Johnny Edwards, L OBP: 0.296, SLG: 0.365 (1, 2)															4	0	0	0	0	0	3						
Ship Jutz, R OBP: 0.281, SLG: 0.257 (10, PH)															2	0	0	0	0	0	2						
Tommy Helms, R OBP: 0.320, SLG: 0.362 (1, 4)															6	0	3	1	0	0	1						
Tom Griffin, L ERA: 5.05 (7, 1)	1.1	5	1	1	1	1	0	0	0	0	0	0	0	7	7	6.75	0.750										
Juan Pizarro, L ERA: 5.4 (8, 1)	1.2	7	2	0	0	2	0	0	0	0	0	0	0	11	11	0.00	1.200										
Ken Forsch, R ERA: 3.89 (10, 1)	4.2	L	19	2	3	3	1	2	1	0	0	0	0	18	30	5.79	0.857										
Jim Ray, R ERA: 4.43 (14, 1)	0.0	1	1	0	0	0	0	0	0	0	0	0	0	1	1	=	=										
Jim Crawford, L ERA: 4.39																											

St. Louis Cardinals @ Houston Astros
Astrodome, Houston, TX
Mon Aug 27 1973, 8:05 PM EDT
Att: 8,036 - Dome

AB	53
R	3
H	16
RBI	3
BB	4
SO	11
LOB	23



Batter	1	2	3	4	5	6	7	8	9	10	11	12	13	14	AB	R	H	RBI	BB	SO	LOB						
Mike Nagy, R ERA: 3.27 (6, 1)	1.1	5	0	0	0	3	1	1	0	0	0	0	0	9	17	0.00	0.750										
Diego Segui, R ERA: 2.66 (8, 1)	1.1	6	2	0	0	1	0	0	0	0	0	0	0	8	8	0.00	1.500										
Oriando Pena, R ERA: 3.27 (8, 1)	1.0	5	1	0	0	2	0	1	0	0	0	0	0	8	12	0.00	1.000										
Al Hrabosky, L ERA: 1.94 (9, 1)	1.0	5	1	0	0	2	0	1	0	0	0	0	0	8	12	0.00	1.000										
Tom Murphy, R ERA: 3.93 (10, 1)	3.2	W	11	1	0	0	2	1	0	0	0	0	0	14	18	0.00	0.545										
PITCHER	IP 5.2	WLS 26	BF 10	H 3	R 3	ER 3	SO 2	BB 0	IBB 0	HBP 0	BLK 0	WP 0	HR 0	S 30	P 30	ERA 4.76	WHIP 1.765										
Rich Folkers, L ERA: 3.31 (14, 1)	1.0	5	1	0	0	2	0	1	0	0	0	0	0	8	12	0.00	1.000										

Batter	1	2	3	4	5	6	7	8	9	AB	R	H	RBI	BB	SO	LOB	TOP					
Lou Brock, L OBP: 0.366, SLG: 0.392 (1, 7)										3	1	2	2	2	1	0	St. Louis Cardinals @ Houston Astros Astrodome, Houston, TX Tue Aug 28 1973, 8:05 PM EDT Att: 11,042 - Dome					
Ted Sizemore, R OBP: 0.358, SLG: 0.318 (1, 4)										5	0	0	0	0	1	6						
Joe Torre, R OBP: 0.385, SLG: 0.409 (1, 3)										5	1	1	0	0	0	3						
Ted Simmons, S OBP: 0.352, SLG: 0.429 (1, 2)										4	1	2	1	1	0	2						
Tommie Agee, R OBP: 0.301, SLG: 0.408 (1, 8)										3	2	1	1	2	2	3						
Luis Melendez, R OBP: 0.323, SLG: 0.325 (1, 9)										5	1	3	2	0	0	3						
Ken Reitz, R OBP: 0.256, SLG: 0.334 (1, 5)										5	1	2	2	0	0	1						
Mike Tyson, R OBP: 0.276, SLG: 0.292 (8, PH)																		AB 38 R 8 H 12 RBI 8 BB 5 SO 8 LOB 23				
Tim McCarver, L OBP: 0.323, SLG: 0.357 (8, 6)										3	1	1	0	0	1	0						
Mick Kelleher, R OBP: 0.262, SLG: 0.216 (8, 6)										1	0	0	0	0	2	1						
Alan Foster, R OBP: 0.241, SLG: 0.231 (1, 1)										3	0	0	0	0	2	2						
Inning Stats	R: 0 E: 2 K: 1 S: 7	H: 0 LOB: 3 BB: 1 P: 11	R: 0 E: 0 K: 2 S: 7	H: 0 LOB: 0 BB: 0 P: 7	R: 0 E: 0 K: 0 S: 2	H: 0 LOB: 0 BB: 1 P: 6	R: 4 E: 1 K: 0 S: 7	H: 4 LOB: 1 BB: 1 P: 11	R: 1 E: 0 K: 0 S: 4	H: 1 LOB: 0 BB: 0 P: 4	R: 0 E: 0 K: 0 S: 3	H: 0 LOB: 0 BB: 0 P: 3	R: 1 E: 0 K: 1 S: 7	H: 2 LOB: 1 BB: 0 P: 7	R: 0 E: 0 K: 2 S: 9	H: 2 LOB: 3 BB: 1 P: 13	R: 2 E: 0 K: 2 S: 9	H: 3 LOB: 1 BB: 1 P: 13	1B: 9 2B: 2 3B: 0 HR: 1	SF: 0 SAC: 1 DP: 1 HBP: 0	WP: 0 PB: 0 SB: 0 CS: 0	PA: 44
PITCHER	IP WLS BF H R ER SO BB IBB HBP BLK WP HR S P ERA WHIP																					
Jerry Reuss, L ERA: 3.51 (1, 1)	6.2 L 31 7 6 6 3 3 0 0 0 0 0 1 34 46 8.10 1.500																					
Cecil Upshaw, R ERA: 5.82 (7, 1)	0.1 1 0 0 0 1 0 0 0 0 0 0 0 3 3 0.00 0.000																					
Ken Forsch, R ERA: 3.94 (8, 1)	2.0 12 5 2 2 4 1 1 0 0 0 0 0 18 26 9.00 3.000																					
Batter	1	2	3	4	5	6	7	8	9	AB	R	H	RBI	BB	SO	LOB	BOTTOM					
Bob Gallagher, L OBP: 0.290, SLG: 0.351 (1, 7)										4	0	2	2	0	0	0	St. Louis Cardinals @ Houston Astros Astrodome, Houston, TX Tue Aug 28 1973, 8:05 PM EDT Att: 11,042 - Dome					
Roger Metzger, S OBP: 0.310, SLG: 0.335 (1, 6)										4	0	0	0	0	0	2						
Cesar Cedeno, R OBP: 0.371, SLG: 0.506 (1, 8)										4	0	0	0	0	0	1						
Bob Watson, R OBP: 0.394, SLG: 0.443 (1, 3)										4	0	1	0	0	0	1						
Doug Rader, R OBP: 0.313, SLG: 0.417 (1, 5)										4	1	1	0	0	1	1						
Jimmy Wynn, R OBP: 0.338, SLG: 0.389 (1, 9)										3	1	0	0	1	0	1						
Johnny Edwards, L OBP: 0.295, SLG: 0.363 (1, 2)										4	1	1	1	0	0	1						
Tommy Helms, R OBP: 0.321, SLG: 0.364 (1, 4)										2	0	1	0	0	0	0						
Jerry Reuss, L OBP: 0.157, SLG: 0.163 (7, 1)										2	0	0	0	0	2	3		AB 32 R 3 H 6 RBI 3 BB 1 SO 3 LOB 10				
Cecil Upshaw, R (7, 1)										0	0	0	0	0	0	0						
Jimmy Stewart, S OBP: 0.279, SLG: 0.183 (7, PH)										1	0	0	0	0	0	0						
Ken Forsch, R OBP: 0.095, SLG: 0.082 (8, 1)										0	0	0	0	0	0	0						
Inning Stats	R: 0 E: 0 K: 0 S: 4	H: 1 LOB: 1 BB: 0 P: 4	R: 3 E: 0 K: 1 S: 8	H: 3 LOB: 1 BB: 1 P: 12	R: 0 E: 0 K: 1 S: 5	H: 0 LOB: 0 BB: 0 P: 5	R: 0 E: 0 K: 1 S: 6	H: 1 LOB: 1 BB: 0 P: 6	R: 0 E: 0 K: 0 S: 3	H: 0 LOB: 0 BB: 0 P: 3	R: 0 E: 0 K: 0 S: 3	H: 0 LOB: 0 BB: 0 P: 3	R: 0 E: 0 K: 0 S: 3	H: 0 LOB: 0 BB: 0 P: 3	R: 0 E: 0 K: 0 S: 4	H: 1 LOB: 1 BB: 0 P: 4	R: 0 E: 0 K: 0 S: 4	H: 1 LOB: 1 BB: 0 P: 4	1B: 3 2B: 3 3B: 0 HR: 0	SF: 0 SAC: 1 DP: 0 HBP: 0	WP: 0 PB: 0 SB: 0 CS: 0	PA: 34
PITCHER	IP WLS BF H R ER SO BB IBB HBP BLK WP HR S P ERA WHIP																					
Alan Foster, R ERA: 2.96 (1, 1)	9.0 W 34 6 3 3 3 1 0 0 0 0 0 0 39 43 3.00 0.778																					

Batter	1	2	3	4	5	6	7	8	9	AB	R	H	RBI	BB	SO	LOB	TOP		
Lou Brock, L OBP: 0.363, SLG: 0.389 (1, 7)	0-0 1-3			0-0 4-3			0-0 4-3		0-0 FC1-6 1B	4	1	0	0	0	0	1	St. Louis Cardinals @ Houston Astros Astrodome, Houston, TX Wed Aug 29 1973, 8:05 PM EDT Att: 8,470 - Dome		
Ted Sizemore, R OBP: 0.357, SLG: 0.320 (1, 4)	0-0 P4			0-0 1-3			0-0 2B		0-0 5-3	4	1	1	0	0	0	1			
Joe Torre, R OBP: 0.385, SLG: 0.412 (1, 3)	0-3 K			0-0 6-3			0-0 2B		0-0 FC6-4 1B	4	0	2	2	0	1	0			
Ted Simmons, S OBP: 0.351, SLG: 0.427 (1, 2)		0-0 5-3			0-0 G6-4-3 1B		0-0 6-3		0-0 FC6-4 1B	4	0	1	0	0	0	2			
Tommie Agee, R OBP: 0.298, SLG: 0.403 (1, 8)		0-0 P4			0-0 G6-4-3 1-2		0-0 6-3			3	0	0	0	0	0	2			
Luis Melendez, R OBP: 0.320, SLG: 0.322 (1, 9)		0-0 F7			0-0 5-3				0-0 6-3	3	0	0	0	0	0	0			
Ken Reitz, R OBP: 0.254, SLG: 0.331 (1, 5)			0-0 1-3			0-0 5-3		0-0 F9		3	0	0	0	0	0	0			
Mike Tyson, R OBP: 0.274, SLG: 0.290 (1, 6)			0-0 5-3			0-3 K		0-0 6-3		3	0	0	0	0	1	0			
Rick Wise, R OBP: 0.237, SLG: 0.371 Tom Heintzelman, R OBP: 0.444, SLG: 0.375 Bake McBride, L OBP: 0.364, SLG: 0.300 Diego Segui, R (9, 1)			0-0 L5			0-0 G2		0-0 FC1-6 1B		2	0	0	0	0	0	0			
Inning Stats	R: 0 E: 0 K: 1 S: 5	H: 0 LOB: 0 BB: 0 P: 5	R: 0 E: 0 K: 0 S: 3	H: 0 LOB: 0 BB: 0 P: 3	R: 0 E: 0 K: 0 S: 3	H: 0 LOB: 0 BB: 0 P: 3	R: 0 E: 0 K: 0 S: 3	H: 1 LOB: 0 BB: 0 P: 3	R: 0 E: 0 K: 1 S: 5	H: 0 LOB: 0 BB: 0 P: 5	R: 1 E: 0 K: 0 S: 5	H: 2 LOB: 1 BB: 0 P: 5	R: 0 E: 0 K: 0 S: 3	H: 0 LOB: 0 BB: 0 P: 3	R: 1 E: 0 K: 0 S: 5	H: 2 LOB: 1 BB: 0 P: 5	1B: 3 2B: 2 3B: 0 HR: 0	SF: 0 SAC: 0 DP: 1 HBP: 0	WP: 0 PA: 31 PB: 0 SB: 1 CS: 0
PITCHER Dave Roberts, L ERA: 2.83 (1, 1)	IP: 9.0 WLS: W BF: 31 H: 5 R: 2 ER: 1 SO: 2 BB: 0 IBB: 0 HBP: 0 BLK: 0 WP: 0 HR: 0 S: 35 P: 35 ERA: 1.00 WHIP: 0.556																		

Batter	1	2	3	4	5	6	7	8	9	AB	R	H	RBI	BB	SO	LOB	BOTTOM		
Bob Gallagher, L OBP: 0.298, SLG: 0.356 (1, 7)	0-0 G4-6-3 1B		0-0 1B	0-3 K			0-0 F8			4	1	2	0	0	1	3			
Roger Metzger, S OBP: 0.305, SLG: 0.335 (1, 6)	0-0 G4-6-3 1-2		0-0 1B		0-0 F5			0-0 4-3		4	0	1	0	0	0	1			
Cesar Cedeno, R OBP: 0.370, SLG: 0.504 (1, 8)	0-0 5-3		0-0 1B		0-0 F7			0-3 K		4	0	1	1	0	1	0			
Bob Watson, R OBP: 0.393, SLG: 0.442 (1, 3)		0-0 F9	0-0 6-3		0-0 4-3			0-0 1B		4	0	1	0	0	0	2			
Doug Rader, R OBP: 0.315, SLG: 0.424 (1, 5)		0-0 HR		0-0 1B		0-0 F7		0-3 K		4	1	2	1	0	1	1			
Jimmy Wynn, R OBP: 0.337, SLG: 0.386 (1, 9)		0-0 F9		0-0 F8		0-0 F8		B 0-0 SH1-4 1B BB		3	1	0	0	1	0	1			
Johnny Edwards, L OBP: 0.296, SLG: 0.363 (1, 2)		0-0 1-3		0-0 1B		0-0 1-3		0-0 SH1-4 1B		3	0	1	0	0	0	0			
Tommy Helms, R OBP: 0.321, SLG: 0.362 (1, 4)			0-0 L7	0-0 F9			0-0 P4		4-0 1B IBB	3	0	0	0	1	0	2			
Dave Roberts, L OBP: 0.119, SLG: 0.134 Jimmy Stewart, S OBP: 0.290, SLG: 0.197 (9, 1)			0-3 K	0-0 1-2 1B		0-3 K		0-0 1-2 1B		3	0	1	0	0	2	0			
Inning Stats	R: 0 E: 0 K: 0 S: 3	H: 1 LOB: 0 BB: 0 P: 3	R: 1 E: 0 K: 0 S: 4	H: 1 LOB: 0 BB: 0 P: 4	R: 1 E: 0 K: 1 S: 8	H: 3 LOB: 2 BB: 0 P: 8	R: 0 E: 0 K: 1 S: 8	H: 3 LOB: 3 BB: 0 P: 8	R: 0 E: 0 K: 0 S: 3	H: 0 LOB: 0 BB: 0 P: 3	R: 0 E: 0 K: 1 S: 5	H: 0 LOB: 0 BB: 0 P: 5	R: 0 E: 0 K: 2 S: 8	H: 1 LOB: 1 BB: 0 P: 8	R: 1 E: 0 K: 0 S: 2	H: 1 LOB: 2 BB: 2 P: 10	1B: 9 2B: 0 3B: 0 HR: 1	SF: 0 SAC: 1 DP: 1 HBP: 0	WP: 0 PA: 36 PB: 0 SB: 0 CS: 0
PITCHER Rick Wise, R ERA: 3.26 Diego Segui, R ERA: 2.77 (9, 1)	IP: 8.0 WLS: L BF: 4 H: 1 R: 1 ER: 1 SO: 0 BB: 1 IBB: 1 HBP: 0 BLK: 0 WP: 0 HR: 1 S: 42 P: 42 ERA: 2.25 WHIP: 1.125																		

AB	31
R	2
H	5
RBI	2
BB	0
SO	2
LOB	6



AB	33
R	3
H	10
RBI	3
BB	2
SO	5
LOB	10



Batter	1	2	3	4	5	6	7	8	9	AB	R	H	RBI	BB	SO	LOB	TOP			
Jimmy Wynn, R OBP: 0.339, SLG: 0.387										4	2	2	0	0	0	1	Houston Astros @ Los Angeles Dodgers Dodger Stadium, Los Angeles, CA Thu Aug 30 1973, 7:05 PM PDT Att: 25,242 - Unknown			
Roger Metzger, S OBP: 0.309, SLG: 0.333										3	0	0	0	1	0	2				
Cesar Cedeno, R OBP: 0.372, SLG: 0.511										4	1	2	2	0	0	3				
Bob Watson, R OBP: 0.396, SLG: 0.449										3	2	2	2	1	1	0				
Doug Rader, R OBP: 0.312, SLG: 0.421										4	0	0	0	0	0	2				
Lee May, R OBP: 0.301, SLG: 0.455 Ken Forsch, R OBP: 0.095, SLG: 0.082										4	0	1	1	0	2	1				
Tommy Helms, R OBP: 0.318, SLG: 0.359										4	0	0	0	0	0	1				
Skip Jutze, R OBP: 0.276, SLG: 0.252										4	0	0	0	0	0	0				
Don Wilson, R OBP: 0.192, SLG: 0.236 Juan Pizarro, L (5, 1)										2	0	0	0	0	1	0				
Jim Ray, R OBP: 0.231, SLG: 0.231 Dave Campbell, R OBP: 0.227, SLG: 0.207										0	0	0	0	0	0	0				
Inning Stats	R: 2 E: 0 K: 0 S: 5	H: 2 LOB: 0 BB: 0 P: 5	R: 0 E: 0 K: 1 S: 5	H: 0 LOB: 0 BB: 0 P: 5	R: 0 E: 0 K: 1 S: 5	H: 1 LOB: 1 BB: 1 P: 7	R: 0 E: 0 K: 0 S: 3	H: 0 LOB: 0 BB: 0 P: 3	R: 3 E: 0 K: 0 S: 7	H: 4 LOB: 1 BB: 0 P: 7	R: 0 E: 0 K: 0 S: 4	H: 1 LOB: 2 BB: 1 P: 8	R: 0 E: 0 K: 2 S: 7	H: 0 LOB: 0 BB: 0 P: 7	R: 0 E: 0 K: 1 S: 5	H: 0 LOB: 0 BB: 0 P: 5	1B: 6 2B: 0 3B: 0 HR: 2	SF: 0 SAC: 0 DP: 0 HBP: 0	WP: 0 PB: 0 SB: 0 CS: 1	PA: 36
PITCHER	IP WLS BF H R ER SO BB IBB HBP BLK WP HR S P ERA WHIP																			
Al Downing, L ERA: 3.16	(1, 1) 6.0	W 25	B 7	R 5	ER 5	SO 2	BB 1	IBB 0	HBP 0	BLK 1	WP 0	HR 2	S 28	P 32	ERA 7.50	WHIP 1.333				
Charlie Hough, R ERA: 3.22	(7, 1) 2.0	W 8	B 1	R 0	ER 0	SO 2	BB 1	IBB 0	HBP 0	BLK 0	WP 0	HR 0	S 11	P 15	ERA 0.00	WHIP 1.000				
Jim Brewer, L ERA: 2.44	(9, 1) 1.0	S 3	B 0	R 0	ER 0	SO 1	BB 0	IBB 0	HBP 0	BLK 0	WP 0	HR 0	S 5	P 5	ERA 0.00	WHIP 0.000				

Batter	1	2	3	4	5	6	7	8	9	AB	R	H	RBI	BB	SO	LOB	BOTTOM			
Davey Lopes, R OBP: 0.345, SLG: 0.341										5	0	1	0	0	1	1	Houston Astros @ Los Angeles Dodgers Dodger Stadium, Los Angeles, CA Thu Aug 30 1973, 7:05 PM PDT Att: 25,242 - Unknown			
Bill Buckner, L OBP: 0.302, SLG: 0.348										4	2	2	0	0	0	1				
Willie Davis, L OBP: 0.320, SLG: 0.454 Tom Paciorek, R OBP: 0.274, SLG: 0.297										3	1	2	0	0	0	0				
Joe Ferguson, R OBP: 0.373, SLG: 0.482										4	0	3	3	0	1	0				
Willie Crawford, L OBP: 0.389, SLG: 0.437										3	1	1	1	1	0	2				
Steve Garvey, R OBP: 0.325, SLG: 0.425										4	0	1	0	0	2	4				
Ron Cey, R OBP: 0.351, SLG: 0.390 Jerry Royster, R OBP: 0.143, SLG: 0.143 Jim Brewer, L OBP: 0.400, SLG: 0.400										2	0	1	1	2	1	2				
Bill Russell, R OBP: 0.305, SLG: 0.341										3	0	0	0	0	0	3				
Al Downing, R OBP: 0.185, SLG: 0.143 Von Joshua, L OBP: 0.285, SLG: 0.294 Charlie Hough, R OBP: 0.200, SLG: 0.200 Ken McMullen, R OBP: 0.292, SLG: 0.493										2	0	0	0	0	0	0				
Inning Stats	R: 2 E: 0 K: 2 S: 10	H: 3 LOB: 2 BB: 1 P: 14	R: 0 E: 0 K: 0 S: 4	H: 1 LOB: 0 BB: 0 P: 4	R: 0 E: 0 K: 1 S: 7	H: 2 LOB: 3 BB: 1 P: 11	R: 0 E: 0 K: 1 S: 5	H: 0 LOB: 0 BB: 0 P: 5	R: 2 E: 0 K: 0 S: 5	H: 3 LOB: 2 BB: 0 P: 5	R: 0 E: 0 K: 0 S: 3	H: 0 LOB: 0 BB: 0 P: 3	R: 1 E: 0 K: 1 S: 7	H: 2 LOB: 1 BB: 0 P: 7	R: 1 E: 0 K: 0 S: 3	H: 1 LOB: 1 BB: 1 P: 7		1B: 9 2B: 3 3B: 0 HR: 0	SF: 0 SAC: 1 DP: 1 HBP: 0	WP: 1 PB: 0 SB: 0 CS: 0
PITCHER	IP WLS BF H R ER SO BB IBB HBP BLK WP HR S P ERA WHIP																			
Don Wilson, R ERA: 3.22	(1, 1) 4.0	W 20	B 6	R 2	ER 2	SO 4	BB 2	IBB 0	HBP 0	BLK 0	WP 0	HR 0	S 26	P 34	ERA 4.50	WHIP 2.000				
Juan Pizarro, L ERA: 6.11	(5, 1) 1.0	W 3	B 2	R 2	ER 2	SO 0	BB 0	IBB 0	HBP 0	BLK 0	WP 0	HR 5	S 5	P 5	ERA 18.00	WHIP 3.000				
Jim Ray, R ERA: 4.55	(6, 1) 2.1	L 10	B 2	R 2	ER 2	SO 1	BB 1	IBB 0	HBP 0	BLK 0	WP 1	HR 0	S 11	P 15	ERA 7.71	WHIP 1.286				
Ken Forsch, R ERA: 3.93	(8, 1) 0.2	W 1	B 0	R 0	ER 0	SO 0	BB 0	IBB 0	HBP 0	BLK 0	WP 0	HR 2	S 2	P 2	ERA 0.00	WHIP 1.500				



Batter	1	2	3	4	5	6	7	8	9	AB R H RBI BB SO LOB	TOP														
Jimmy Wynn, R <small>OBP: 0.339, SLG: 0.385</small> 										3 1 0 0 2 2 2	Houston Astros @ Los Angeles Dodgers Dodger Stadium, Los Angeles, CA Fri Aug 31 1973, 7:05 PM PDT Att: 31,395 - Unknown														
Roger Metzger, S <small>OBP: 0.310, SLG: 0.333</small> 										3 0 1 0 1 1 1															
Cesar Cedeño, R <small>OBP: 0.371, SLG: 0.508</small> 										4 0 1 0 0 2 3															
Bob Watson, R <small>OBP: 0.395, SLG: 0.446</small> 										3 0 0 0 1 0 2															
Doug Rader, R <small>OBP: 0.315, SLG: 0.423</small> 										2 1 2 1 1 0 0															
Lee May, R <small>OBP: 0.301, SLG: 0.460</small> 										4 1 1 2 0 1 6															
Tommy Helms, R <small>OBP: 0.319, SLG: 0.360</small> 										4 0 2 0 0 0 0															
Skip Jutze, R <small>OBP: 0.272, SLG: 0.249</small> 										3 0 0 0 0 1 1															
Tom Griffin, R <small>OBP: 0.118, SLG: 0.125</small> 										4 0 0 0 0 0 2															
Inning Stats	R: 1 E: 0 K: 2 S: 8	H: 1 LOB: 2 BB: 2 P: 16	R: 0 E: 0 K: 0 S: 3	H: 0 LOB: 0 BB: 0 P: 3	R: 0 E: 0 K: 1 S: 7	H: 2 LOB: 3 BB: 1 P: 11	R: 0 E: 0 K: 0 S: 4	H: 1 LOB: 0 BB: 0 P: 4	R: 0 E: 0 K: 1 S: 5	H: 0 LOB: 0 BB: 0 P: 5	R: 0 E: 0 K: 0 S: 2	H: 0 LOB: 0 BB: 0 P: 6	R: 0 E: 0 K: 1 S: 5	H: 0 LOB: 0 BB: 0 P: 5	R: 0 E: 0 K: 0 S: 2	H: 0 LOB: 0 BB: 1 P: 6	R: 0 E: 0 K: 0 S: 2	H: 0 LOB: 0 BB: 1 P: 6	R: 2 E: 1 K: 2 S: 10	H: 3 LOB: 1 BB: 0 P: 10	1B: 6 2B: 0 3B: 0 HR: 1	SF: 1 SAC: 1 DP: 1 HBP: 0	WP: 0 PB: 0 SB: 0 CS: 1	PA: 37	
PITCHER	IP WLS BF H R ER SO BB IBB HBP BLK WP HR S P ERA WHIP																								
Doug Rau, L <small>ERA: 3.64</small>	(1, 1) 8.0	31	4	1	1	5	5	0	0	0	0	0	0	0	0	36	56	1.12	1.125						
Jim Brewer, L <small>ERA: 2.71</small>	(9, 1) 0.0	L	3	3	2	2	0	0	0	0	0	0	1	3	3	∞	∞								
Pete Richert, L <small>ERA: 1.94</small>	(9, 1) 1.0		3	0	0	0	2	0	0	0	0	0	0	7	7	0.00	0.000								

AB	30
R	3
H	7
RBI	3
BB	5
SO	7
LOB	17



Batter	1	2	3	4	5	6	7	8	9	AB R H RBI BB SO LOB	BOTTOM													
Davey Lopes, R <small>OBP: 0.345, SLG: 0.338</small> 										3 0 0 0 1 1 0	Houston Astros @ Los Angeles Dodgers Dodger Stadium, Los Angeles, CA Fri Aug 31 1973, 7:05 PM PDT Att: 31,395 - Unknown													
Von Joshua, L <small>OBP: 0.284, SLG: 0.301</small> 										4 1 1 0 0 1 1														
Bill Buckner, L <small>OBP: 0.300, SLG: 0.345</small> 										4 0 0 0 0 1 2														
Joe Ferguson, R <small>OBP: 0.372, SLG: 0.488</small> 										4 1 1 1 0 1 2														
Willie Crawford, L <small>OBP: 0.393, SLG: 0.438</small> 										2 0 1 1 2 1 0														
Steve Garvey, R <small>OBP: 0.328, SLG: 0.426</small> 										4 0 1 0 0 2 1														
Ron Cey, R <small>OBP: 0.349, SLG: 0.388</small> 										3 0 0 0 0 1 2														
Bill Russell, R <small>OBP: 0.303, SLG: 0.339</small> 										3 0 0 0 0 1 0														
Doug Rau, L <small>OBP: 0.111, SLG: 0.111</small> Ken McMullen, R <small>OBP: 0.298, SLG: 0.486</small> Jim Brewer, L <small>OBP: 0.400, SLG: 0.400</small> Pete Richert, L <small>OBP: 0.200, SLG: 0.200</small> 										2 0 0 0 0 0 0 1 0														
Inning Stats	R: 0 E: 0 K: 0 S: 3	H: 0 LOB: 1 BB: 1 P: 7	R: 0 E: 0 K: 3 S: 9	H: 0 LOB: 0 BB: 0 P: 9	R: 0 E: 0 K: 1 S: 5	H: 0 LOB: 0 BB: 0 P: 5	R: 1 E: 0 K: 0 S: 4	H: 2 LOB: 0 BB: 0 P: 4	R: 0 E: 0 K: 1 S: 5	H: 0 LOB: 0 BB: 0 P: 5	R: 0 E: 0 K: 0 S: 3	H: 0 LOB: 0 BB: 0 P: 3	R: 0 E: 0 K: 1 S: 6	H: 1 LOB: 2 BB: 1 P: 10	R: 0 E: 0 K: 1 S: 5	H: 0 LOB: 0 BB: 0 P: 5	R: 0 E: 0 K: 1 S: 8	H: 1 LOB: 1 BB: 1 P: 12	1B: 1 2B: 2 3B: 0 HR: 1	SF: 0 SAC: 0 DP: 0 HBP: 0	WP: 0 PB: 0 SB: 1 CS: 1	PA: 34		
PITCHER	IP WLS BF H R ER SO BB IBB HBP BLK WP HR S P ERA WHIP																							
Tom Griffin, R <small>ERA: 4.6</small>	(1, 1) 9.0	W	33	4	2	2	9	3	0	0	0	0	0	1	48	60	2.00	0.778						



Batter	1	2	3	4	5	6	7	8	9	AB	R	H	RBI	BB	SO	LOB	TOP					
Bob Gallagher, L (1,9) OBP: 0.284, SLG: 0.349	F8		P6	K			L1		BB 1B	5	0	1	0	0	1	1						
Roger Metzger, S (1,6) OBP: 0.307, SLG: 0.330	1-3		4-3		K		F8		K	5	0	0	0	0	2	1						
Cesar Cedeno, R (1,8) OBP: 0.372, SLG: 0.508	P3						4-3			4	0	2	0	0	0	0						
Jimmy Wynn, R (9,PH) OBP: 0.340, SLG: 0.386			S 1B						BB 1B	1	0	1	0	0	0	0						
Bob Watson, R (1,7) OBP: 0.398, SLG: 0.446		2-3								2	0	1	0	3	0	0						
Doug Rader, R (1,5) OBP: 0.314, SLG: 0.421																						
Lee May, R (1,3) OBP: 0.305, SLG: 0.466																						
Johnny Edwards, L (1,2) OBP: 0.295, SLG: 0.361																						
Tommy Helms, R (1,4) OBP: 0.321, SLG: 0.361																						
Jerry Reuss, L (1,1) OBP: 0.151, SLG: 0.157																						
Inning Stats	R: 0 E: 0 K: 0 S: 3	H: 0 LOB: 0 BB: 0 P: 3	R: 1 E: 0 K: 1 S: 8	H: 3 LOB: 2 BB: 0 P: 8	R: 0 E: 0 K: 0 S: 4	H: 1 LOB: 2 BB: 1 P: 8	R: 1 E: 0 K: 1 S: 7	H: 2 LOB: 1 BB: 0 P: 7	R: 0 E: 0 K: 1 S: 6	H: 2 LOB: 1 BB: 0 P: 6	R: 0 E: 0 K: 0 S: 3	H: 0 LOB: 1 BB: 0 P: 4	R: 0 E: 0 K: 0 S: 3	H: 0 LOB: 0 BB: 0 P: 3	R: 0 E: 0 K: 1 S: 5	H: 0 LOB: 2 BB: 2 P: 13	R: 0 E: 0 K: 2 S: 9	H: 2 LOB: 3 BB: 1 P: 13	1B: 9 2B: 0 3B: 0 HR: 1	SF: 0 SAC: 1 DP: 0 HBP: 1	WP: 0 PB: 1 SB: 1 CS: 0	PA: 41
PITCHER	IP WLS BF H R ER SO BB IBB HBP BLK WP HR S P ERA WHIP																					
Andy Messersmith, R (1,1) ERA: 2.82	6.0 L 27 8 2 2 3 1 0 1 0 0 0 1 31 36 3.00 1.500																					
Charlie Hough, R (7,1) ERA: 3.09	2.0 8 0 0 0 1 2 0 0 0 0 0 0 8 16 0.00 1.000																					
Pete Richert, L (9,1) ERA: 1.9	1.0 6 2 0 0 2 1 0 0 0 0 0 0 9 13 0.00 3.000																					

Houston Astros @ Los Angeles Dodgers
Dodger Stadium, Los Angeles, CA
Sat Sep 01 1973, 7:05 PM PDT
Att: 32,178 - Unknown

AB 35
R 2
H 10
RBI 2
BB 4
SO 6
LOB 19



Batter	1	2	3	4	5	6	7	8	9	AB	R	H	RBI	BB	SO	LOB	BOTTOM			
Lee Lacy, R (1,4) OBP: 0.292, SLG: 0.208	F9		F9		F9		F9		4-3	5	0	0	0	0	0	4				
Manny Mota, R (1,7) OBP: 0.364, SLG: 0.361	F8									3	0	0	0	1	0	0				
Tom Paciorek, R (1,8) OBP: 0.273, SLG: 0.296	F9									4	0	1	0	0	1	3				
Joe Ferguson, R (1,9) OBP: 0.375, SLG: 0.489										3	0	2	0	1	0	0				
Steve Garvey, R (1,3) OBP: 0.323, SLG: 0.420	F3									4	0	0	0	0	1	4				
Ron Cey, R (1,5) OBP: 0.347, SLG: 0.385	F8									3	0	0	0	0	0	3				
Charlie Hough, R (7,1) OBP: 0.200, SLG: 0.200	F8									0	0	0	0	0	0	0				
Orlando Alvarez, R (8,PH) OBP: 0.200, SLG: 0.200										1	0	0	0	0	1	2				
Pete Richert, L (9,1) OBP: 0.200, SLG: 0.200										0	0	0	0	0	0	0				
Bill Russell, R (1,6) OBP: 0.303, SLG: 0.338	F8									4	0	1	0	0	0	1				
Steve Yeager, R (1,2) OBP: 0.345, SLG: 0.323										4	0	2	0	0	0	0				
Andy Messersmith, R (1,1) OBP: 0.217, SLG: 0.203										1	0	0	0	0	0	0				
Ken McMullen, R (7,5) OBP: 0.253, SLG: 0.479										1	0	0	0	1	1	1				
Jerry Royster, R (9,PH) OBP: 0.143, SLG: 0.143										0	0	0	0	0	0	0				
Inning Stats	R: 0 E: 0 K: 0 S: 3	H: 1 LOB: 1 BB: 0 P: 4	R: 0 E: 0 K: 0 S: 3	H: 0 LOB: 0 BB: 0 P: 3	R: 0 E: 1 K: 0 S: 4	H: 0 LOB: 2 BB: 1 P: 8	R: 0 E: 0 K: 1 S: 7	H: 2 LOB: 3 BB: 1 P: 11	R: 0 E: 0 K: 1 S: 5	H: 0 LOB: 0 BB: 0 P: 5	R: 0 E: 0 K: 1 S: 6	H: 1 LOB: 1 BB: 0 P: 6	R: 0 E: 0 K: 1 S: 7	H: 2 LOB: 2 BB: 0 P: 7	R: 0 E: 0 K: 0 S: 3	H: 0 LOB: 1 BB: 1 P: 7	1B: 6 2B: 0 3B: 0 HR: 0	SF: 0 SAC: 1 DP: 0 HBP: 0	WP: 0 PB: 0 SB: 0 CS: 0	PA: 37
PITCHER	IP WLS BF H R ER SO BB IBB HBP BLK WP HR S P ERA WHIP																			
Jerry Reuss, L (1,1) ERA: 3.38	9.0 W 37 6 0 0 4 3 3 0 0 0 0 0 42 54 0.00 1.000																			

Houston Astros @ Los Angeles Dodgers
Dodger Stadium, Los Angeles, CA
Sat Sep 01 1973, 7:05 PM PDT
Att: 32,178 - Unknown


AB 33
R 0
H 6
RBI 0
BB 3
SO 4
LOB 18




Batter	1	2	3	4	5	6	7	8	9	AB	R	H	RBI	BB	SO	LOB	TOP										
Bob Gallagher, L (1, 9) OBP: 0.276, SLG: 0.333	1-3	F8			SH3-4 HR 1B		F9		K	5	1	1	0	0	1	1	Houston Astros @ San Francisco Giants Candlestick Park, San Francisco, CA Fri Sep 07 1973, 10:05 PM EDT Att: 4,925 - Unknown livebaseballscorecards.com										
Hector Torres, R (1, 6) OBP: 0.183, SLG: 0.111	F3	6-3			SH3-4 1-2		5-3		F7	3	0	0	0	0	0	1											
Jimmy Stewart, S (9, PH) OBP: 0.288, SLG: 0.188										1	0	0	0	0	0	0											
Cesar Cedeno, R (1, 8) OBP: 0.372, SLG: 0.515	F8		5-3					E S BB	F4	4	1	1	2	1	0	0											
Bob Watson, R (1, 7) OBP: 0.405, SLG: 0.452		6-3			F9					2	0	0	0	2	0	0											
Doug Rader, R (1, 5) OBP: 0.312, SLG: 0.419										4	1	1	0	0	1	3											
Lee May, R (1, 3) OBP: 0.306, SLG: 0.478							K		F1	4	1	1	2	0	1	1											
Johnny Edwards, L (1, 2) OBP: 0.303, SLG: 0.364							F9		F8	4	1	2	0	0	0	0											
Tommy Helms, R (1, 4) OBP: 0.326, SLG: 0.370										4	1	2	0	0	1	1											
Gary Sutherland, R (8, 4) OBP: 0.500, SLG: 1.000									K	0	0	0	0	0	0	0											
Dave Roberts, L (1, 1) OBP: 0.133, SLG: 0.160										3	0	1	2	0	0	2											
Ken Forsch, R (7, 1) OBP: 0.094, SLG: 0.081										1	0	0	0	0	0	1											
Jim Ray, R (8, 1) OBP: 0.231, SLG: 0.231										0	0	0	0	0	0	0											
Inning Stats	R: 0 E: 0 K: 0 S: 3	H: 0 LOB: 0 BB: 0 P: 3	R: 4 E: 0 K: 0 S: 8	H: 5 LOB: 1 BB: 0 P: 8	R: 0 E: 0 K: 0 S: 3	H: 0 LOB: 1 BB: 1 P: 7	R: 0 E: 0 K: 0 S: 3	H: 1 LOB: 0 BB: 0 P: 3	R: 2 E: 0 K: 1 S: 7	H: 2 LOB: 0 BB: 0 P: 7	R: 0 E: 0 K: 1 S: 6	H: 1 LOB: 1 BB: 0 P: 6	R: 0 E: 0 K: 0 S: 3	H: 0 LOB: 2 BB: 2 P: 11	R: 0 E: 0 K: 1 S: 6	H: 0 LOB: 1 BB: 0 P: 6	R: 0 E: 0 K: 1 S: 5	H: 0 LOB: 0 BB: 0 P: 5	1B: 6 2B: 1 3B: 0 HR: 2	SF: 0 SAC: 1 DP: 1 HBP: 0	WP: 1 PB: 0 SB: 1 CS: 0	PA: 39					
PITCHER	IP	WLS	BF	H	R	ER	SO	BB	IBB	HBP	BLK	WP	HR	S	P	ERA	WHIP										
Tom Bradley, R (1, 1) ERA: 3.7	1.1		9	5	4	4	0	0	0	0	0	0	1	9	9	27.00	3.750										
Jim Willoughby, R (2, 1) ERA: 4.81	3.0		12	3	2	2	0	1	0	0	0	0	1	11	15	6.00	1.333										
Randy Moffitt, R (5, 1) ERA: 2.44	1.2		6	1	0	0	2	0	0	0	0	0	0	10	10	0.00	0.600										
Don McMahon, R (7, 1) ERA: 1.59	2.0	W	9	0	0	0	1	2	0	0	0	1	0	9	17	0.00	1.000										
Elias Sosa, R (9, 1) ERA: 2.89	1.0	S	3	0	0	0	1	0	0	0	0	0	0	5	5	0.00	0.000										
Batter	1	2	3	4	5	6	7	8	9	AB	R	H	RBI	BB	SO	LOB	BOTTOM										
Bobby Bonds, R (1, 9) OBP: 0.390, SLG: 0.572	K				F9					4	1	1	0	1	1	3	Houston Astros @ San Francisco Giants Candlestick Park, San Francisco, CA Fri Sep 07 1973, 10:05 PM EDT Att: 4,925 - Unknown livebaseballscorecards.com										
Tito Fuentes, S (1, 4) OBP: 0.326, SLG: 0.366	4-3	F7								5	1	1	1	0	0	3											
Garry Maddox, R (1, 8) OBP: 0.348, SLG: 0.441										5	3	3	3	0	0	0											
Willie McCovey, L (1, 3) OBP: 0.427, SLG: 0.545										5	0	3	1	0	0	1											
Gary Matthews, R (1, 7) OBP: 0.374, SLG: 0.453										5	0	2	1	0	1	3											
Chris Speier, R (1, 6) OBP: 0.331, SLG: 0.352	F4									4	0	0	0	0	1	4											
Dave Kingman, R (1, 5) OBP: 0.265, SLG: 0.494										3	2	1	1	1	1	0											
Dave Rader, L (1, 2) OBP: 0.324, SLG: 0.332										3	0	1	0	1	0	0											
Mike Sadek, R (8, PR) OBP: 0.288, SLG: 0.140										0	1	0	0	0	0	0											
Tom Bradley, R (1, 1) OBP: 0.248, SLG: 0.342										0	0	0	0	0	0	0											
Jim Willoughby, R (2, 1) OBP: 0.326, SLG: 0.330										1	0	0	0	0	1	0											
Randy Moffitt, R (5, 1) OBP: 0.297, SLG: 0.497										0	0	0	0	0	0	0											
Steve Ontiveros, S (8, PH) OBP: 0.142, SLG: 0.212										1	0	0	0	0	0	1											
Don McMahon, R (7, 1) OBP: 0.230, SLG: 0.226										0	0	0	0	0	0	0											
Jim Howarth, L (8, PH) OBP: 0.203, SLG: 0.283										0	1	0	0	1	0	0											
Elias Sosa, R (9, 1) OBP: 0.154, SLG: 0.083										0	0	0	0	0	0	0											
Inning Stats	R: 1 E: 0 K: 1 S: 8	H: 3 LOB: 2 BB: 0 P: 8	R: 0 E: 1 K: 1 S: 6	H: 0 LOB: 2 BB: 1 P: 10	R: 0 E: 0 K: 1 S: 6	H: 1 LOB: 1 BB: 0 P: 6	R: 1 E: 0 K: 1 S: 6	H: 1 LOB: 0 BB: 0 P: 6	R: 0 E: 0 K: 0 S: 4	H: 1 LOB: 1 BB: 0 P: 4	R: 0 E: 0 K: 0 S: 4	H: 1 LOB: 1 BB: 0 P: 4	R: 2 E: 0 K: 1 S: 8	H: 3 LOB: 1 BB: 0 P: 8	R: 5 E: 1 K: 0 S: 5	H: 2 LOB: 1 BB: 3 P: 17	1B: 7 2B: 4 3B: 0 HR: 1	SF: 0 SAC: 1 DP: 0 HBP: 0	WP: 0 PB: 0 SB: 0 CS: 0	PA: 41							
PITCHER	IP	WLS	BF	H	R	ER	SO	BB	IBB	HBP	BLK	WP	HR	S	P	ERA	WHIP										
Dave Roberts, L (1, 1) ERA: 2.8	6.1		31	10	4	4	4	1	0	0	0	0	0	4	16	40.50	4.500										
Ken Forsch, R (7, 1) ERA: 4.29	0.2	L	5	0	3	3	1	3	0	0	0	0	0	4	16	40.50	4.500										
Jim Ray, R (8, 1) ERA: 4.46	1.0		5	2	2	0	0	0	0	0	0	0	0	5	5	0.00	2.000										

Batter	1	2	3	4	5	6	7	8	9	AB	R	H	RBI	BB	SO	LOB	TOP	
Jimmy Wynn, R OBP: 0.348, SLG: 0.394										4	0	2	1	1	0	0	Houston Astros @ San Francisco Giants Candlestick Park, San Francisco, CA Sun Sep 09 1973, 6:33 AM EDT Att: 11,088 - Unknown	
Gary Sutherland, R OBP: 0.273, SLG: 0.455										5	1	1	0	0	0	3		
Cesar Cedeno, R OBP: 0.371, SLG: 0.520										4	1	2	0	0	0	1		
Bob Watson, R OBP: 0.406, SLG: 0.450										3	0	1	0	1	0	2		
Bob Gallagher, L OBP: 0.276, SLG: 0.333										0	0	0	0	0	0	0		
Doug Rader, R OBP: 0.313, SLG: 0.420										4	1	2	1	0	0	4		
Lee May, R OBP: 0.309, SLG: 0.487										3	1	1	3	1	0	2		
Skip Jutze, R OBP: 0.283, SLG: 0.236										4	0	0	0	0	0	2		
Hector Torres, R OBP: 0.182, SLG: 0.117										2	0	1	0	0	1	0		
Roger Metzger, S OBP: 0.207, SLG: 0.328										2	0	0	0	0	0	0		
Jerry Reuss, L OBP: 0.156, SLG: 0.151										1	1	0	0	0	1	1		
Greg Gross, L (7, PH)										1	0	0	0	0	1	0		
Cecil Upshaw, R (7, 1)										1	0	0	0	0	1	0		
Inning Stats	R: 0 E: 0 K: 0 S: 5	H: 2 LOB: 2 BB: 0 P: 5	R: 0 E: 0 K: 1 S: 5	H: 0 LOB: 0 BB: 0 P: 5	R: 0 E: 0 K: 1 S: 5	H: 1 LOB: 1 BB: 1 P: 7	R: 1 E: 1 K: 0 S: 4	H: 2 LOB: 1 BB: 1 P: 8	R: 0 E: 0 K: 1 S: 5	H: 0 LOB: 0 BB: 0 P: 5	R: 4 E: 0 K: 0 S: 7	H: 4 LOB: 0 BB: 0 P: 7	R: 0 E: 0 K: 1 S: 4	H: 0 LOB: 0 BB: 1 P: 8	1B: 6 2B: 2 3B: 1 HR: 1	SF: 0 SAC: 0 DP: 2 HBP: 0	WP: 0 PB: 0 SB: 0 CS: 0	PA: 38
PITCHER	IP WLS BF H R ER SO BB IBB HBP BLK WP HR S P ERA WHIP																	
Jim Barr, R ERA: 3.53	(1, 1) 7.0 30 8 3 3 3 2 1 0 0 0 0 0 33 45 3.86 1.429																	
Randy Moffitt, R ERA: 2.56	(8, 1) 1.1 L 7 2 2 2 1 1 0 0 0 0 0 1 8 12 13.50 2.250																	
Elias Sosa, R ERA: 3.03	(9, 1) 0.2 1 0 0 0 0 0 0 0 0 0 0 0 1 1 0.00 0.000																	

Batter	1	2	3	4	5	6	7	8	9	AB	R	H	RBI	BB	SO	LOB	BOTTOM			
Bobby Bonds, R OBP: 0.386, SLG: 0.569										5	1	1	1	0	0	5	Houston Astros @ San Francisco Giants Candlestick Park, San Francisco, CA Sun Sep 09 1973, 6:33 AM EDT Att: 11,088 - Unknown			
Tito Fuentes, S OBP: 0.326, SLG: 0.364										5	0	1	0	0	0	1				
Gary Maddox, R OBP: 0.345, SLG: 0.433										5	0	0	0	0	1	2				
Gary Matthews, R OBP: 0.374, SLG: 0.453										4	1	2	0	0	0	0				
Chris Speier, R OBP: 0.334, SLG: 0.351										4	1	1	0	0	0	1				
Dave Kingman, R OBP: 0.272, SLG: 0.502										3	1	2	1	1	1	0				
Gary Thomasson, L OBP: 0.350, SLG: 0.496										3	0	1	0	1	1	2				
Dave Rader, L OBP: 0.327, SLG: 0.333										4	0	2	1	0	0	1				
Jim Barr, R OBP: 0.188, SLG: 0.180										3	0	0	0	0	1	4				
Randy Moffitt, R OBP: 0.067, SLG: 0.067										0	0	0	0	0	0	0				
Elias Sosa, R OBP: 0.154, SLG: 0.083										0	0	0	0	0	0	0				
Willie McCovey, L OBP: 0.427, SLG: 0.544										0	0	0	0	1	0	0				
Mike Phillips, L OBP: 0.291, SLG: 0.322										0	0	0	0	0	0	0				
Inning Stats	R: 1 E: 0 K: 1 S: 7	H: 2 LOB: 1 BB: 0 P: 7	R: 0 E: 0 K: 0 S: 4	H: 2 LOB: 2 BB: 1 P: 8	R: 0 E: 0 K: 1 S: 6	H: 1 LOB: 1 BB: 0 P: 6	R: 0 E: 0 K: 0 S: 4	H: 1 LOB: 1 BB: 0 P: 4	R: 2 E: 1 K: 2 S: 10	H: 3 LOB: 2 BB: 1 P: 14	R: 0 E: 0 K: 0 S: 3	H: 0 LOB: 0 BB: 0 P: 3	R: 1 E: 0 K: 0 S: 4	H: 1 LOB: 0 BB: 0 P: 4	R: 0 E: 0 K: 0 S: 3	H: 0 LOB: 1 BB: 1 P: 7	1B: 7 2B: 1 3B: 0 HR: 2	SF: 0 SAC: 0 DP: 0 HBP: 0	WP: 0 PB: 0 SB: 1 CS: 1	PA: 39
PITCHER	IP WLS BF H R ER SO BB IBB HBP BLK WP HR S P ERA WHIP																			
Jerry Reuss, L ERA: 3.42	(1, 1) 6.0 28 9 3 3 4 2 0 0 0 0 0 1 34 42 4.50 1.833																			
Cecil Upshaw, R ERA: 5.45	(7, 1) 3.0 W 11 1 1 1 0 1 0 0 0 0 0 1 10 14 3.00 0.667																			

Batter	1	2	3	4	5	6	7	8	9	AB	R	H	RBI	BB	SO	LOB	TOP				
Greg Gross, L (1, 8) OBP: 0.333, SLG: 0.667	0-0 3-1 4-3 1B		0-0 2H SF8 3B		0-0 4-3		0-0 6-3			4	1	2	1	0	0	1	<p>Houston Astros @ San Diego Padres San Diego Stadium, San Diego, CA Mon Sep 10 1973, 10:05 PM EDT Att: 2,294 - Unknown</p> <p>AB 30 R 3 H 6 RBI 2 BB 3 SO 5 LOB 10</p> 				
Roger Metzger, S (1, 6) OBP: 0.307, SLG: 0.328 Dave Campbell, R (8, 5) OBP: 0.227, SLG: 0.207	0-0 4-3		0-0 SF8		0-0 4-3		0-0 2B E 1B	0-0 G3		3	1	1	1	0	0	1					
Bob Gallagher, L (1, 9) OBP: 0.288, SLG: 0.323	0-0 3-1		0-0 3H 4-1		0-0 4-1		0-0 L8	0-3 K		4	0	0	0	0	1	2					
Cliff Johnson, R (1, 3) OBP: 0.500, SLG: 0.667	0-0 6-3			0-0 F6		0-0 E7 2B		0-0 BB		3	0	1	0	1	0	1					
Ray Busse, R (1, 5) OBP: 0.174, SLG: 0.296 Bob Watson, R (8, PH) OBP: 0.406, SLG: 0.450 Hector Torres, R (8, 6) OBP: 0.182, SLG: 0.117		0-0 F5		0-3 K		0-3 K		0-0 F9		3	0	0	0	0	2	1					
Mike Easter, L (1, 7) Cesar Cedeno, R (9, PH) OBP: 0.370, SLG: 0.519		0-3 K		0-0 F8		4-0 IBB			0-0 5-3	2	0	0	0	1	1	0					
Gary Sutherland, R (1, 4) OBP: 0.214, SLG: 0.357 Jimmy Wynn, R (9, PH) OBP: 0.347, SLG: 0.393		0-0 F8			0-0 4-3		0-0 F7		0-0 F9	3	0	0	0	0	0	2					
Skip Jutze, R (1, 2) OBP: 0.268, SLG: 0.238 Lee May, R (9, PH) OBP: 0.310, SLG: 0.488			4-0 SH3-4 3B BB		0-0 SH1-4 1B		0-0 6-3		0-0 FC6-4 1B	2	1	1	0	1	0	0					
Tom Griffin, R (1, 1) OBP: 0.105, SLG: 0.111 Ken Forsch, R (8, 1) OBP: 0.094, SLG: 0.081 Doug Rader, R (9, PH) OBP: 0.312, SLG: 0.419			0-0 SH3-4		0-0 SH1-4		0-3 K		0-0 FC6-4	1	0	0	0	0	1	0					
Inning Stats	R: 0 E: 0 K: 0 S: 4	H: 1 LOB: 1 BB: 0 P: 4	R: 0 E: 0 K: 1 S: 5	H: 0 LOB: 0 BB: 0 P: 5	R: 2 E: 0 K: 0 S: 4	H: 1 LOB: 0 BB: 1 P: 8	R: 0 E: 0 K: 1 S: 5	H: 0 LOB: 0 BB: 0 P: 5	R: 0 E: 0 K: 0 S: 4	H: 1 LOB: 1 BB: 0 P: 4	R: 1 E: 1 K: 1 S: 7	H: 2 LOB: 2 BB: 1 P: 11	R: 0 E: 0 K: 1 S: 5	H: 0 LOB: 0 BB: 0 P: 5	R: 0 E: 0 K: 1 S: 4	H: 1 LOB: 1 BB: 0 P: 4		1B: 4 2B: 1 3B: 1 HR: 0	SF: 1 SAC: 2 DP: 0 HBP: 0	WP: 0 PB: 0 SB: 0 CS: 0	PA: 36
PITCHER Bill Greif, R (1, 1) ERA: 3.19	IP: 9.0 WLS: W BF: 36 H: 6 R: 3 ER: 2 SO: 5 BB: 2 IBB: 1 HBP: 0 BLK: 0 WP: 0 HR: 0 S: 43 P: 55 ERA: 2.00 WHIP: 0.889															PITCHER					

Batter	1	2	3	4	5	6	7	8	9	AB	R	H	RBI	BB	SO	LOB	BOTTOM				
Jerry Morales, R (1, 9) OBP: 0.328, SLG: 0.428	0-3 K			0-0 E4 1B BB BB	0-0 1B		0-0 6-3			4	1	1	0	0	1	1	<p>Houston Astros @ San Diego Padres San Diego Stadium, San Diego, CA Mon Sep 10 1973, 10:05 PM EDT Att: 2,294 - Unknown</p> <p>AB 29 R 5 H 9 RBI 5 BB 3 SO 6 LOB 14</p> 				
Johnny Grubb, L (1, 8) OBP: 0.372, SLG: 0.443	4-0 G5-4-3 BB			4-0 BB 1B 1-2 BB	0-0 1B			0-0 SF 3B		2	2	2	0	2	0	0					
Leron Lee, L (1, 7) OBP: 0.305, SLG: 0.299	0-0 G5-4-3 1-2			0-0 BB 1B 1-2 2-3 1B	0-3 K			0-0 SF G4-6-3 1B 3H		3	2	1	1	0	1	3					
Nate Colbert, R (1, 3) OBP: 0.339, SLG: 0.431		0-3 K		4-0 1B CS BB 1-2 2-3 3H		0-0 G6-3 1B		0-0 G4-6-3 1B 1-2		3	0	2	1	1	1	0					
Fred Kendall, R (1, 2) OBP: 0.311, SLG: 0.389		0-0 F9		0-3 K		0-0 G6-3		0-0 G4-6-3 1-2 2-3		4	0	0	0	0	1	6					
Derrel Thomas, S (1, 6) OBP: 0.307, SLG: 0.264		0-0 4-3		0-0 CS 1B 1-3 2H 3H		0-0 F9		0-0 FC6-4 1B 3H		4	0	2	3	0	0	0					
Rich Morales, R (1, 4) OBP: 0.245, SLG: 0.194			0-0 4-3	0-0 F9 1-2 3H		0-0 SH1-4 1B		0-0 FC6-4 1B 1-2		4	0	1	0	0	0	3					
Dave Hilton, R (1, 5) OBP: 0.245, SLG: 0.254			0-3 K		0-0 F9		0-0 SH1-4			2	0	0	0	0	1	0					
Bill Greif, R (1, 1) OBP: 0.153, SLG: 0.091			0-3 K		0-0 F4		0-0 5-3			3	0	0	0	0	1	1					
Inning Stats	R: 0 E: 0 K: 1 S: 4	H: 0 LOB: 0 BB: 1 P: 8	R: 0 E: 0 K: 1 S: 5	H: 0 LOB: 0 BB: 0 P: 5	R: 0 E: 0 K: 2 S: 7	H: 0 LOB: 0 BB: 0 P: 7	R: 3 E: 1 K: 1 S: 7	H: 2 LOB: 1 BB: 2 P: 15	R: 0 E: 0 K: 1 S: 7	H: 2 LOB: 2 BB: 0 P: 7	R: 0 E: 0 K: 0 S: 3	H: 1 LOB: 0 BB: 0 P: 3	R: 0 E: 0 K: 0 S: 4	H: 1 LOB: 1 BB: 0 P: 4	R: 2 E: 1 K: 0 S: 6	H: 3 LOB: 1 BB: 0 P: 6		1B: 8 2B: 0 3B: 1 HR: 0	SF: 1 SAC: 1 DP: 3 HBP: 0	WP: 0 PB: 0 SB: 0 CS: 2	PA: 34
PITCHER Tom Griffin, R (1, 1) ERA: 4.81 Ken Forsch, R (8, 1) ERA: 4.27	IP: 7.0 WLS: L BF: 31 H: 8 R: 5 ER: 3 SO: 6 BB: 3 IBB: 0 HBP: 0 BLK: 0 WP: 0 HR: 0 S: 40 P: 52 ERA: 3.86 WHIP: 1.571															PITCHER					

Batter	1	2	3	4	5	6	7	8	9	AB	R	H	RBI	BB	SO	LOB	TOP									
Davey Lopes, R OBP: 0.348, SLG: 0.347	F9		5-3			FC5-4		CS	5-3	5	0	3	2	0	0	0										
Manny Mota, R OBP: 0.374, SLG: 0.372	F8		F9			FC5-4			K	4	0	0	0	0	1	3										
Charlie Hough, R OBP: 0.154, SLG: 0.154										1	0	0	0	0	1	1										
Tom Paciorek, R OBP: 0.305, SLG: 0.347	P3		6-3						5-3	5	1	2	0	0	0	1										
Joe Ferguson, R OBP: 0.369, SLG: 0.469		E6								5	2	1	0	0	1	3										
Steve Garvey, R OBP: 0.315, SLG: 0.399									K	4	2	2	0	0	0	2										
Ron Cey, R OBP: 0.339, SLG: 0.385										4	2	2	2	0	0	4										
Steve Yeager, R OBP: 0.341, SLG: 0.333										3	0	0	0	0	1	4										
Bill Russell, R OBP: 0.293, SLG: 0.332										2	1	1	3	1	1	0										
Tommy John, R OBP: 0.225, SLG: 0.206										2	0	0	1	1	1	1										
Willie Crawford, L OBP: 0.391, SLG: 0.448										0	0	0	0	1	0	0										
Inning Stats	R: 0 E: 0 K: 0 S: 3	H: 0 LOB: 0 BB: 0 P: 3	R: 2 E: 1 K: 1 S: 8	H: 2 LOB: 1 BB: 0 P: 8	R: 0 E: 0 K: 0 S: 3	H: 0 LOB: 0 BB: 0 P: 3	R: 3 E: 0 K: 2 S: 10	H: 3 LOB: 2 BB: 2 P: 18	R: 2 E: 0 K: 0 S: 5	H: 2 LOB: 0 BB: 0 P: 5	R: 0 E: 0 K: 1 S: 6	H: 1 LOB: 1 BB: 0 P: 6	R: 0 E: 0 K: 0 S: 3	H: 1 LOB: 0 BB: 0 P: 3	R: 1 E: 0 K: 0 S: 3	H: 1 LOB: 0 BB: 1 P: 7	R: 0 E: 0 K: 2 S: 8	H: 1 LOB: 1 BB: 0 P: 8	1B: 6 2B: 5 3B: 0 HR: 1	SF: 1 SAC: 1 DP: 1 HBP: 0	WP: 0 PB: 0 SB: 2 CS: 1	PA: 41				
PITCHER	IP	WLS	BF	H	R	ER	SO	BB	IBB	HBP	BLK	WP	HR	S	P	ERA	WHIP									
Dave Roberts, L ERA: 2.93	(1, 1)	6.0	L	29	8	7	5	4	1	1	0	0	0	1	35	43	7.50	1.500								
Jim Ray, R ERA: 4.46	(7, 1)	2.0		7	2	1	1	0	1	0	0	0	0	6	10	4.50	1.500									
Cecil Upshaw, R ERA: 5.31	(9, 1)	1.0		4	1	0	0	2	0	0	0	0	0	8	8	0.00	1.000									

Los Angeles Dodgers @ Houston Astros
 Astrodome, Houston, TX
 Thu Sep 13 1973, 8:05 PM EDT
 Att: 7,374 - Unknown

AB	35
R	8
H	11
RBI	8
BB	3
SO	6
LOB	19



Batter	1	2	3	4	5	6	7	8	9	AB	R	H	RBI	BB	SO	LOB	BOTTOM								
Jimmy Wynn, R OBP: 0.350, SLG: 0.399	E			F9						5	1	4	3	0	0	0									
Gary Sutherland, R OBP: 0.200, SLG: 0.280	K									5	0	0	0	0	1	5									
Cesar Cedeno, R OBP: 0.371, SLG: 0.519	E5									5	1	1	1	0	2	3									
Bob Watson, R OBP: 0.405, SLG: 0.449										3	0	1	0	1	1	2									
Roger Metzger, S OBP: 0.500, SLG: 0.328	K									0	0	0	0	0	0	0									
Bob Gallagher, L OBP: 0.277, SLG: 0.325										1	0	0	0	0	0	0									
Doug Rader, R OBP: 0.315, SLG: 0.419										4	0	2	1	1	1	2									
Lee May, R OBP: 0.310, SLG: 0.481										4	0	0	0	1	2	4									
Tommy Helms, R OBP: 0.326, SLG: 0.370										0	0	0	0	0	0	0									
Skip Jutze, R OBP: 0.273, SLG: 0.246										5	2	2	0	0	1	4									
Hector Torres, R OBP: 0.194, SLG: 0.109										2	0	0	0	0	1	1									
Ray Busse, R OBP: 0.180, SLG: 0.289										2	1	0	0	1	2	2									
Dave Roberts, L OBP: 0.132, SLG: 0.158										1	0	0	0	0	0	0									
Cliff Johnson, R OBP: 0.500, SLG: 0.600										1	1	1	1	0	0	0									
Jim Ray, R OBP: 0.231, SLG: 0.231										0	0	0	0	0	0	0									
Jimmy Stewart, S OBP: 0.297, SLG: 0.188										0	0	0	0	1	0	0									
Cecil Upshaw, R										0	0	0	0	0	0	0									
Inning Stats	R: 1 E: 1 K: 3 S: 11	H: 1 LOB: 2 BB: 1 P: 15	R: 1 E: 0 K: 0 S: 5	H: 2 LOB: 1 BB: 0 P: 5	R: 1 E: 1 K: 1 S: 7	H: 2 LOB: 1 BB: 0 P: 7	R: 0 E: 0 K: 1 S: 5	H: 0 LOB: 0 BB: 0 P: 5	R: 0 E: 0 K: 0 S: 3	H: 0 LOB: 1 BB: 1 P: 7	R: 3 E: 0 K: 1 S: 8	H: 3 LOB: 1 BB: 1 P: 12	R: 0 E: 0 K: 1 S: 6	H: 1 LOB: 1 BB: 0 P: 6	R: 0 E: 0 K: 2 S: 8	H: 1 LOB: 2 BB: 1 P: 12	R: 0 E: 0 K: 2 S: 8	H: 1 LOB: 2 BB: 1 P: 12	1B: 8 2B: 3 3B: 0 HR: 0	SF: 0 SAC: 1 DP: 0 HBP: 0	WP: 0 PB: 0 SB: 4 CS: 0	PA: 44			
PITCHER	IP	WLS	BF	H	R	ER	SO	BB	IBB	HBP	BLK	WP	HR	S	P	ERA	WHIP								
Tommy John, L ERA: 3.14	(1, 1)	5.1	W	28	8	6	4	5	3	0	0	0	0	35	47	6.75	2.062								
Charlie Hough, R ERA: 2.89	(6, 1)	3.2	S	16	3	0	0	6	2	0	0	0	0	26	34	0.00	1.364								

Los Angeles Dodgers @ Houston Astros
 Astrodome, Houston, TX
 Thu Sep 13 1973, 8:05 PM EDT
 Att: 7,374 - Unknown

AB	38
R	6
H	11
RBI	6
BB	5
SO	11
LOB	23



Batter	1	2	3	4	5	6	7	8	9	AB	R	H	RBI	BB	SO	LOB	TOP										
Davey Lopes, R OBP: 0.348, SLG: 0.347 (1, 4)										5	2	2	1	0	1	2	Los Angeles Dodgers @ Houston Astros Astrodome, Houston, TX Fri Sep 14 1973, 8:05 PM EDT Att: 8,458 - Unknown										
Manny Mota, R OBP: 0.372, SLG: 0.370 Willie Crawford, L OBP: 0.391, SLG: 0.447 (7, PH) (7, 9)										4	1	1	0	0	0	2											
Willie Davis, L OBP: 0.323, SLG: 0.453 Von Joshua, L OBP: 0.273, SLG: 0.288 (6, PR) (8, 7)										5	1	4	0	0	0	1											
Joe Ferguson, R OBP: 0.370, SLG: 0.468 Chris Cannizzaro, R OBP: 0.280, SLG: 0.190 (1, 2) (9, 2)										3	2	1	2	2	0	3											
Tom Paciorek, R OBP: 0.306, SLG: 0.347 (1, 9) (7, 7) (8, 8)										6	2	2	1	0	1	6											
Ron Cey, R OBP: 0.341, SLG: 0.388 (1, 5)										5	2	2	2	1	2	4											
Steve Garvey, R OBP: 0.320, SLG: 0.405 (1, 3)										3	1	2	3	1	0	0											
Bill Russell, R OBP: 0.296, SLG: 0.335 (1, 6)										4	1	2	1	1	0	2											
Andy Messersmith, R OBP: 0.217, SLG: 0.207 (1, 1)										4	0	1	2	1	1	5											
Inning Stats	R: 4 E: 0 K: 1 S: 10	H: 5 LOB: 2 BB: 1 P: 14	R: 0 E: 1 K: 0 S: 5	H: 1 LOB: 2 BB: 0 P: 5	R: 0 E: 0 K: 1 S: 5	H: 0 LOB: 0 BB: 0 P: 5	R: 0 E: 0 K: 0 S: 2	H: 0 LOB: 0 BB: 1 P: 6	R: 0 E: 0 K: 0 S: 3	H: 1 LOB: 0 BB: 0 P: 3	R: 0 E: 0 K: 1 S: 9	H: 4 LOB: 1 BB: 0 P: 9	R: 3 E: 0 K: 1 S: 8	H: 3 LOB: 2 BB: 2 P: 16	R: 1 E: 0 K: 0 S: 4	H: 1 LOB: 2 BB: 2 P: 12	R: 2 E: 0 K: 2 S: 10	H: 2 LOB: 2 BB: 1 P: 14	1B: 13 2B: 4 3B: 0 HR: 0	SF: 3 SAC: 0 DP: 2 HBP: 0	WP: 3 PB: 0 SB: 0 CS: 0	PA: 51					
PITCHER	IP	WLS	BF	H	R	ER	SO	BB	IBB	HBP	BLK	WP	HR	S	P	ERA	WHIP										
Jerry Reuss, L ERA: 3.59 (1, 1)	5.0	L	26	10	7	7	2	1	1	0	0	0	0	28	36	12.60	2.200										
Cecil Upshaw, R ERA: 5.18 (6, 1)	1.0		4	1	0	0	1	0	0	0	0	0	0	6	6	0.00	1.000										
Larry Dierker, R ERA: 4.68 (7, 1)	1.0		10	4	4	4	1	3	0	0	0	1	0	9	21	36.00	7.000										
Mike Cosgrove, L ERA: 1.74 (8, 1)	1.0		4	0	0	0	0	0	1	0	0	1	0	3	7	0.00	0.000										
Jim Crawford, L ERA: 4.48 (9, 1)	1.0		7	2	2	2	2	1	0	0	0	1	0	10	14	18.00	3.000										

Batter	1	2	3	4	5	6	7	8	9	AB	R	H	RBI	BB	SO	LOB	BOTTOM										
Greg Gross, L OBP: 0.273, SLG: 0.400 (1, 7)										4	0	0	0	0	1	1	Los Angeles Dodgers @ Houston Astros Astrodome, Houston, TX Fri Sep 14 1973, 8:05 PM EDT Att: 8,458 - Unknown										
Gary Sutherland, R OBP: 0.207, SLG: 0.310 (1, 4)										4	1	1	0	0	0	0											
Cesar Cedeno, R OBP: 0.370, SLG: 0.517 (1, 8)										4	0	1	0	0	1	1											
Lee May, R OBP: 0.309, SLG: 0.480 (1, 3)										4	0	1	1	0	0	1											
Doug Rader, R OBP: 0.314, SLG: 0.417 (1, 5)										3	0	0	0	0	0	1											
Bob Gallagher, L OBP: 0.271, SLG: 0.318 (1, 9)										3	0	0	0	0	0	1											
Skip Jutze, R OBP: 0.274, SLG: 0.247 (1, 2)										3	0	1	0	0	0	0											
Hector Torres, R OBP: 0.189, SLG: 0.106 (1, 6) Jimmy Stewart, S OBP: 0.293, SLG: 0.185 (8, PH) Ray Busse, R OBP: 0.180, SLG: 0.289 (9, 6)										2	0	0	0	0	0	1											
Jerry Reuss, L ERA: 3.59 (6, 1) Cecil Upshaw, R ERA: 5.18 (7, 1) Larry Dierker, R ERA: 4.68 (8, 1) Mike Cosgrove, L ERA: 1.74 (8, PH) Jim Crawford, L ERA: 4.48 (9, 1)										1	0	0	0	1	1	0											
Inning Stats	R: 0 E: 0 K: 1 S: 5	H: 0 LOB: 0 BB: 0 P: 5	R: 0 E: 0 K: 0 S: 3	H: 0 LOB: 0 BB: 0 P: 3	R: 0 E: 0 K: 0 S: 3	H: 1 LOB: 1 BB: 1 P: 7	R: 0 E: 0 K: 0 S: 5	H: 2 LOB: 0 BB: 0 P: 5	R: 0 E: 0 K: 1 S: 5	H: 0 LOB: 0 BB: 0 P: 5	R: 0 E: 0 K: 1 S: 5	H: 0 LOB: 0 BB: 0 P: 5	R: 0 E: 0 K: 2 S: 7	H: 0 LOB: 0 BB: 0 P: 7	R: 0 E: 0 K: 0 S: 4	H: 1 LOB: 1 BB: 0 P: 4	1B: 3 2B: 1 3B: 0 HR: 0	SF: 0 SAC: 0 DP: 1 HBP: 0	WP: 0 PB: 0 SB: 0 CS: 0	PA: 31							
PITCHER	IP	WLS	BF	H	R	ER	SO	BB	IBB	HBP	BLK	WP	HR	S	P	ERA	WHIP										
Andy Messersmith, R ERA: 2.76 (1, 1)	9.0	W	31	4	1	1	5	1	0	0	0	0	0	40	44	1.00	0.556										



Batter	1	2	3	4	5	6	7	8	9	AB	R	H	RBI	BB	SO	LOB	TOP			
Davey Lopes, R OBP: 0.348, SLG: 0.347 (1, 4)	F8		CS 1B		F7		K			4	0	1	0	0	1	1	Los Angeles Dodgers @ Houston Astros Astrodome, Houston, TX Sat Sep 15 1973, 4:33 AM EDT Att: 6,922 - Unknown			
Bill Buckner, L OBP: 0.297, SLG: 0.351 (1, 3)	4-3		F S 1-2 1B			HR		P6		4	1	2	1	0	0	0				
Willie Davis, L OBP: 0.323, SLG: 0.450 (1, 8)	F8		1-3 BB			3-1		P6		3	0	0	0	1	0	0				
Joe Ferguson, R OBP: 0.371, SLG: 0.468 (1, 2)		FC5 BB 1B	5-3			1B		5-3		4	0	2	0	0	0	2				
Willie Crawford, L OBP: 0.392, SLG: 0.446 (1, 7)		FC5 BB 1-2		G5-4-3 1B		K		F9		3	0	1	0	1	1	1				
Ron Cey, R OBP: 0.341, SLG: 0.385 (1, 5)	K			F7		F7		G5-4-3 BB		3	0	0	0	1	1	4				
Tom Paciorek, R OBP: 0.298, SLG: 0.338 (1, 9)	FC5 1-2 2-3f			G5-4-3 1-2f			F9	G5-4-3		4	0	0	0	0	0	4				
Bill Russell, R OBP: 0.296, SLG: 0.334 (1, 6)	P3			G4-6-3 BB			6-3			2	0	0	0	1	0	2				
Al Downing, R OBP: 0.172, SLG: 0.132 (7, PH)				F9		G4-6-3 1-2f		BB		2	0	0	0	0	0	1				
Jim Fairey, L OBP: 0.333, SLG: 0.200 Greg Shanahan, R (7, 1)										0	0	0	0	1	0	0				
										0	0	0	0	0	0	0				
Inning Stats	R: 0 E: 0 K: 0 S: 3	H: 0 LOB: 0 BB: 0 P: 3	R: 0 E: 0 K: 1 S: 6	H: 1 LOB: 2 BB: 1 P: 10	R: 0 E: 0 K: 0 S: 4	H: 2 LOB: 2 BB: 1 P: 8	R: 0 E: 0 K: 0 S: 3	H: 1 LOB: 0 BB: 0 P: 3	R: 0 E: 0 K: 1 S: 2	H: 0 LOB: 0 BB: 1 P: 6	R: 1 E: 0 K: 1 S: 7	H: 2 LOB: 1 BB: 0 P: 7	R: 0 E: 0 K: 1 S: 5	H: 0 LOB: 1 BB: 1 P: 9	R: 0 E: 0 K: 0 S: 3	H: 0 LOB: 0 BB: 1 P: 6	1B: 5 2B: 0 3B: 0 HR: 1	SF: 0 SAC: 0 DP: 3 HBP: 0	WP: 0 PB: 0 SB: 1 CS: 1	PA: 34
PITCHER Tom Griffin, R ERA: 4.39 (1, 1)	IP: 9.0 WLS: W BF: 34 H: 6 R: 1 ER: 1 SO: 3 BB: 5 IBB: 0 HBP: 0 BLK: 0 WP: 0 HR: 1 S: 35 P: 55 ERA: 1.00 WHIP: 1.222																			

Batter	1	2	3	4	5	6	7	8	9	AB	R	H	RBI	BB	SO	LOB	BOTTOM			
Jimmy Wynn, R OBP: 0.349, SLG: 0.404 (1, 9)	K		K		HR			5-3		4	1	1	1	0	2	0	Los Angeles Dodgers @ Houston Astros Astrodome, Houston, TX Sat Sep 15 1973, 4:33 AM EDT Att: 6,922 - Unknown			
Gary Sutherland, R OBP: 0.212, SLG: 0.303 (1, 4)	K		HR 1B		F9			K		4	1	1	0	0	2	0				
Cesar Cedeno, R OBP: 0.371, SLG: 0.523 (1, 8)	6-3		1-H HR		F9			2B 1B		4	2	2	2	0	0	0				
Bob Watson, R OBP: 0.405, SLG: 0.448 Bob Gallagher, L OBP: 0.276, SLG: 0.331 (1, 7)		F9			5-3			1-H 2B		2	0	0	0	1	0	0				
Doug Rader, R OBP: 0.311, SLG: 0.414 (1, 5)	K		BB		F8			P3		4	0	0	0	0	1	2				
Lee May, R OBP: 0.308, SLG: 0.477 (1, 3)	K				5-3			P4		3	0	0	0	0	2	1				
Skip Jutze, R OBP: 0.271, SLG: 0.244 (1, 2)	G3				1-3			1-3		3	0	0	0	0	0	1				
Roger Metzger, S OBP: 0.305, SLG: 0.326 (1, 6)			K		K			L6		3	0	0	0	0	2	0				
Tom Griffin, R OBP: 0.136, SLG: 0.286 (1, 1)			HR		F2			K		3	1	1	1	0	1	0				
Inning Stats	R: 0 E: 0 K: 2 S: 7	H: 0 LOB: 0 BB: 0 P: 7	R: 0 E: 0 K: 2 S: 8	H: 0 LOB: 1 BB: 0 P: 8	R: 3 E: 0 K: 2 S: 10	H: 3 LOB: 1 BB: 1 P: 14	R: 0 E: 0 K: 1 S: 5	H: 0 LOB: 0 BB: 0 P: 5	R: 1 E: 0 K: 0 S: 4	H: 1 LOB: 0 BB: 0 P: 4	R: 0 E: 0 K: 1 S: 5	H: 0 LOB: 0 BB: 0 P: 5	R: 0 E: 0 K: 1 S: 5	H: 0 LOB: 1 BB: 0 P: 5	R: 1 E: 0 K: 1 S: 7	H: 2 LOB: 1 BB: 0 P: 7		1B: 2 2B: 1 3B: 0 HR: 3	SF: 0 SAC: 0 DP: 0 HBP: 0	WP: 1 PB: 0 SB: 0 CS: 0
PITCHER Al Downing, L ERA: 3.31 Greg Shanahan, R ERA: 1.23 (7, 1)	IP: 6.0 WLS: L BF: 24 H: 4 R: 4 ER: 4 SO: 8 BB: 1 IBB: 4 HBP: 4 BLK: 0 WP: 0 HR: 3 S: 39 P: 43 ERA: 6.00 WHIP: 0.833																			



Batter	1	2	3	4	5	6	7	8	9	AB	R	H	RBI	BB	SO	LOB	TOP			
Davey Lopes, R OBP: 0.350, SLG: 0.349 (1, 4)										3	1	1	0	2	0	1				
Bill Buckner, L OBP: 0.297, SLG: 0.352 (1, 3)										4	0	1	0	0	0	4				
Willie Davis, L OBP: 0.321, SLG: 0.447 (1, 8)										4	0	0	0	0	1	3				
Joe Ferguson, R OBP: 0.372, SLG: 0.467 (1, 2)										3	0	1	0	1	1	1				
Willie Crawford, L OBP: 0.393, SLG: 0.445 (1, 7)										3	0	1	1	1	1	1				
Ron Cey, R OBP: 0.338, SLG: 0.382 (1, 5)										4	0	0	0	0	0	5				
Tom Paciorek, R OBP: 0.297, SLG: 0.354 (1, 9)										4	1	1	1	0	1	1	AB 33			
Bill Russell, R OBP: 0.297, SLG: 0.339 (1, 6)										4	0	2	0	0	0	0	R 2			
Claude Osteen, L OBP: 0.182, SLG: 0.173 (1, 1)										1	0	0	0	0	1	1	H 7			
Doug Rau, L OBP: 0.091, SLG: 0.091 (2, 1)										1	0	0	0	0	1	0	RBI 2			
Von Joshua, L OBP: 0.272, SLG: 0.286 (7, PH)										1	0	0	0	0	0	0	BB 4			
Charlie Hough, R OBP: 0.154, SLG: 0.154 (7, 1)										0	0	0	0	0	0	0	SO 7			
Jim Falvey, L OBP: 0.288, SLG: 0.167 (9, PH)										1	0	0	0	0	0	1	LOB 18			
Inning Stats	R: 1 E: 0 K: 1 S: 7	H: 2 LOB: 2 BB: 1 P: 11	R: 1 E: 0 K: 1 S: 6	H: 2 LOB: 1 BB: 1 P: 10	R: 0 E: 0 K: 1 S: 5	H: 0 LOB: 0 BB: 0 P: 5	R: 0 E: 0 K: 0 S: 3	H: 0 LOB: 0 BB: 0 P: 3	R: 0 E: 0 K: 1 S: 5	H: 1 LOB: 1 BB: 0 P: 6	R: 0 E: 0 K: 1 S: 5	H: 0 LOB: 0 BB: 0 P: 5	R: 0 E: 0 K: 1 S: 6	H: 1 LOB: 2 BB: 1 P: 10	R: 0 E: 0 K: 0 S: 4	H: 1 LOB: 1 BB: 0 P: 4	1B: 3 2B: 2 3B: 1 HR: 1	SF: 0 SAC: 0 DP: 1 HBP: 0	WP: 0 PB: 1 SB: 0 CS: 0	PA: 37
PITCHER Don Wilson, R ERA: 3.13 (1, 1)	IP: 9.0 WLS: W BF: 37 H: 7 R: 2 ER: 2 SO: 7 BB: 4 IBB: 0 HBP: 0 BLK: 0 WP: 0 HR: 1 S: 47 P: 63 ERA: 2.00 WHIP: 1.222															PITCHER				

Los Angeles Dodgers @ Houston Astros
 Astrodome, Houston, TX
 Sun Sep 16 1973, 4:33 AM EDT
 Att: 10,502 - Unknown

AB	33
R	2
H	7
RBI	2
BB	4
SO	7
LOB	18



Batter	1	2	3	4	5	6	7	8	9	AB	R	H	RBI	BB	SO	LOB	BOTTOM	
Jimmy Wynn, R OBP: 0.349, SLG: 0.402 (1, 9)										3	2	0	0	2	2	0		
Gary Sutherland, R OBP: 0.237, SLG: 0.297 (1, 4)										4	1	1	0	1	0	2		
Cesar Cedeno, R OBP: 0.373, SLG: 0.524 (1, 8)										4	2	2	1	1	1	2		
Bob Watson, R OBP: 0.404, SLG: 0.446 (1, 7)										4	0	1	1	0	0	3		
Doug Rader, R OBP: 0.311, SLG: 0.413 (1, 5)										4	0	1	2	0	2	1		
Lee May, R OBP: 0.311, SLG: 0.479 (1, 3)										4	1	3	0	0	1	1		
Skip Jutze, R OBP: 0.274, SLG: 0.248 (1, 2)										4	0	2	0	0	0	1	AB 35	
Roger Metzger, S OBP: 0.305, SLG: 0.325 (1, 6)										4	0	1	1	0	0	3	R 6	
Don Wilson, R OBP: 0.192, SLG: 0.234 (1, 1)										4	0	0	0	0	2	2	H 11	
Inning Stats	R: 4 E: 2 K: 0 S: 8	H: 5 LOB: 2 BB: 1 P: 12	R: 2 E: 0 K: 1 S: 7	H: 2 LOB: 1 BB: 1 P: 11	R: 0 E: 0 K: 1 S: 5	H: 0 LOB: 0 BB: 0 P: 5	R: 0 E: 0 K: 1 S: 5	H: 0 LOB: 1 BB: 1 P: 9	R: 0 E: 0 K: 1 S: 6	H: 1 LOB: 1 BB: 0 P: 6	R: 0 E: 0 K: 1 S: 7	H: 2 LOB: 2 BB: 0 P: 7	R: 0 E: 0 K: 2 S: 7	H: 0 LOB: 1 BB: 1 P: 11	1B: 10 2B: 1 3B: 0 HR: 0	SF: 0 SAC: 0 DP: 1 HBP: 0	WP: 0 PB: 0 SB: 0 CS: 0	PA: 39
PITCHER Claude Osteen, L ERA: 3.36 (1, 1)	IP: 1.2 WLS: L BF: 14 H: 7 R: 6 ER: 4 SO: 7 BB: 2 IBB: 0 HBP: 0 BLK: 0 WP: 0 HR: 0 S: 12 P: 20 ERA: 21.60 WHIP: 5.400															PITCHER		
Doug Rau, L ERA: 3.96 (2, 1)	4.1 BF: 16 H: 2 R: 0 ER: 0 SO: 5 BB: 1 IBB: 0 HBP: 0 BLK: 0 WP: 0 HR: 0 S: 25 P: 29 ERA: 0.00 WHIP: 0.692															PITCHER		
Charlie Hough, R ERA: 2.79 (7, 1)	2.0 BF: 9 H: 2 R: 0 ER: 0 SO: 3 BB: 1 IBB: 0 HBP: 0 BLK: 0 WP: 0 HR: 0 S: 14 P: 18 ERA: 0.00 WHIP: 1.500															PITCHER		

Los Angeles Dodgers @ Houston Astros
 Astrodome, Houston, TX
 Sun Sep 16 1973, 4:33 AM EDT
 Att: 10,502 - Unknown

AB	35
R	6
H	11
RBI	5
BB	4
SO	8
LOB	15



Batter	1	2	3	4	5	6	7	8	9	AB R H RBI BB SO LOB	TOP									
Jimmy Wynn, R (1, 9) OBP: 0.349, SLG: 0.403	0-3 K		0-0 F9		0-0 5-3		0-0 2B			4 0 1 1 0 1 1	Houston Astros @ Cincinnati Reds Riverfront Stadium, Cincinnati, OH Mon Sep 17 1973, 7:05 PM EDT Att: 17,585 - Unknown									
Gary Sutherland, R (1, 4) OBP: 0.214, SLG: 0.288	0-0 1-3			0-0 5-3	0-3 K		0-0 5-3			4 0 0 0 0 1 2										
Cesar Cedeno, R (1, 8) OBP: 0.372, SLG: 0.528	0-0 HR			0-3 K		0-0 F9		0-0 6-3		4 1 1 1 0 1 0										
Bob Watson, R (1, 7) OBP: 0.405, SLG: 0.452	0-0 L6			0-0 HR		0-0 1B		0-0 L4		4 1 2 1 0 0 0										
Doug Rader, R (1, 5) OBP: 0.309, SLG: 0.410 Dave Campbell, R (6, 5) OBP: 0.226, SLG: 0.205		0-3 K2-3		0-0 5-3		0-3 K		0-0 F2		3 0 0 0 0 2 1 1 0 0 0 0 0 0										
Lee May, R (1, 3) OBP: 0.310, SLG: 0.477		0-3 K			0-0 1B E	0-0 5-3			0-0 6-3	4 1 1 0 0 1 1										
Skip Jutze, R (1, 2) OBP: 0.277, SLG: 0.252		0-3 K			0-0 E9 1B 1B		0-0 SH3-4 2B 1B		0-3 K	4 2 2 0 0 2 0										
Roger Metzger, S (1, 6) OBP: 0.305, SLG: 0.325			0-0 4-3		0-0 5-3 SH1-4 1B		0-0 SH3-4 1-2		0-0 6-3	3 0 1 1 0 0 0										
Dave Roberts, L (1, 1) OBP: 0.128, SLG: 0.154			0-0 4-3		0-0 SH1-4 1-2		0-3 K			2 0 0 0 0 1 1										
Inning Stats	R: 1 E: 0 K: 1 S: 6	H: 1 LOB: 0 BB: 0 P: 6	R: 0 E: 0 K: 3 S: 9	H: 0 LOB: 0 BB: 0 P: 9	R: 0 E: 0 K: 0 S: 3	H: 0 LOB: 0 BB: 0 P: 3	R: 1 E: 0 K: 1 S: 6	H: 1 LOB: 1 BB: 0 P: 6	R: 0 E: 0 K: 1 S: 6	H: 1 LOB: 1 BB: 0 P: 6		R: 1 E: 0 K: 1 S: 7	H: 2 LOB: 1 BB: 0 P: 7	R: 0 E: 0 K: 0 S: 3	H: 0 LOB: 0 BB: 0 P: 3	R: 0 E: 0 K: 1 S: 5	H: 0 LOB: 0 BB: 0 P: 5	1B: 5 2B: 1 3B: 0 HR: 2	SF: 0 SAC: 2 DP: 0 HBP: 0	WP: 0 PB: 0 SB: 0 CS: 0
PITCHER	IP WLS BF H R ER SO BB IBB HBP BLK WP HR S P ERA WHIP											IP WLS BF H R ER SO BB IBB HBP BLK WP HR S P ERA WHIP								
Jack Billingham, R (1, 1) ERA: 3.05	7.0 L 29 8 5 4 8 0 0 0 0 0 0 2 45 45 5.14 1.143																			
Dick Baney, R (8, 1) ERA: 3.24	2.0 6 0 0 0 1 0 0 0 0 0 0 0 8 8 0.00 0.000																			

AB	33
R	5
H	8
RBI	4
BB	0
SO	9
LOB	6



Batter	1	2	3	4	5	6	7	8	9	AB R H RBI BB SO LOB	BOTTOM											
Pete Rose, S (1, 7) OBP: 0.415, SLG: 0.444	0-0 2B	0-0 6-3		0-0 1B			0-3 K		0-0 FC4-6	5 0 2 1 0 1 4	Houston Astros @ Cincinnati Reds Riverfront Stadium, Cincinnati, OH Mon Sep 17 1973, 7:05 PM EDT Att: 17,585 - Unknown											
Joe Morgan, L (1, 4) OBP: 0.401, SLG: 0.476	0-3 K		4-0 E 5-3 BB	0-0 F7		0-0 F8		0-0 5-3		4 0 0 0 1 1 5												
Tony Perez, R (1, 3) OBP: 0.381, SLG: 0.510	4-0 BB		0-0 5-3		0-3 K		0-0 P4			3 0 0 0 1 1 2												
Johnny Bench, R (1, 2) OBP: 0.347, SLG: 0.437	0-0 F8		0-0 F7		0-3 K			0-0 F8		4 0 0 0 0 1 3												
George Foster, R (1, 8) OBP: 0.294, SLG: 0.500	0-3 K		0-0 E5		0-0 1-3			0-0 P6		4 0 0 0 0 1 3												
Ed Ambrister, R (1, 9) OBP: 0.333, SLG: 0.640		0-0 2B 1B	0-0 F8			0-0 6-3		0-3 K		4 1 1 0 0 1 2												
Denis Menke, R (1, 5) OBP: 0.374, SLG: 0.268	0-3 K		4-0 SH1-4 1B BB		0-0 F9			0-3 K		3 1 0 0 1 2 1												
Darrel Chaney, S (1, 6) OBP: 0.267, SLG: 0.222 Dan Driessen, L (9, PH) OBP: 0.355, SLG: 0.395	0-0 P6		0-0 SH1-4		0-3 K			0-0 FC4-6 1B		2 0 0 0 0 1 1 1 0 1 0 0 0 0												
Jack Billingham, R (1, 1) OBP: 0.087, SLG: 0.090 Phil Gagliano, R (7, PH) OBP: 0.410, SLG: 0.323 Dick Baney, R (8, 1) OBP: 0.200, SLG: 0.200 Andy Kosco, R (9, PH) OBP: 0.355, SLG: 0.538	0-0 1B		0-0 1-3			0-0 2B		0-0 FC4-6 1B		2 0 1 1 0 0 1 1 0 1 0 0 0 0 0 0 0 0 0 0 0 1 0 1 0 0 0 0												
Inning Stats	R: 0 E: 0 K: 2 S: 8	H: 1 LOB: 2 BB: 1 P: 12	R: 1 E: 0 K: 1 S: 7	H: 2 LOB: 1 BB: 0 P: 7	R: 0 E: 1 K: 0 S: 4	H: 0 LOB: 2 BB: 1 P: 8	R: 1 E: 0 K: 0 S: 4	H: 1 LOB: 1 BB: 1 P: 8	R: 0 E: 0 K: 2 S: 7	H: 0 LOB: 0 BB: 0 P: 7		R: 0 E: 0 K: 1 S: 5	H: 0 LOB: 0 BB: 0 P: 5	R: 0 E: 0 K: 1 S: 6	H: 1 LOB: 1 BB: 0 P: 6	R: 0 E: 0 K: 1 S: 5	H: 0 LOB: 0 BB: 0 P: 5	R: 0 E: 0 K: 1 S: 7	H: 2 LOB: 2 BB: 0 P: 7	1B: 4 2B: 3 3B: 0 HR: 0	SF: 0 SAC: 1 DP: 0 HBP: 0	WP: 0 PB: 0 SB: 0 CS: 0
PITCHER	IP WLS BF H R ER SO BB IBB HBP BLK WP HR S P ERA WHIP											IP WLS BF H R ER SO BB IBB HBP BLK WP HR S P ERA WHIP										
Dave Roberts, L (1, 1) ERA: 2.89	9.0 W 38 7 2 2 9 3 0 0 0 0 0 0 53 65 2.00 1.111																					

AB	34
R	2
H	7
RBI	2
BB	3
SO	9
LOB	22



Batter	1	2	3	4	5	6	7	8	9	AB	R	H	RBI	BB	SO	LOB	TOP					
Roger Metzger, S OBP: 0.303, SLG: 0.323 (1, 6)	0-0 1-3		0-0 G3			0-0 F8		0-0 G3		4	0	0	0	0	0	0						
Dave Campbell, R OBP: 0.219, SLG: 0.198 (1, 5)	0-0 F7			0-0 F5		0-3 K		0-0 F8		4	0	0	0	0	1	0						
Cesar Cedeno, R OBP: 0.371, SLG: 0.528 (1, 8)	0-0 5-3			0-3 K		0-0 K		0-3 K		4	0	1	0	0	2	0						
Cliff Johnson, R OBP: 0.300, SLG: 0.333 (1, 3)		0-3 K		0-3 K		0-0 6-3		0-3 K		4	0	0	0	0	3	1						
Jimmy Wynn, R OBP: 0.347, SLG: 0.400 (1, 9)		0-3 K			0-3 K		0-0 F8			3	0	0	0	0	2	0						
Tommy Helms, R OBP: 0.327, SLG: 0.372 (1, 4)		0-0 1B			0-0 1B		0-0 5-3			3	0	2	0	0	0	0						
Greg Gross, L OBP: 0.214, SLG: 0.308 (1, 7)	0-0 1-3			0-3 K		0-0 1-3				3	0	0	0	0	1	2						
Skip Jutze, R OBP: 0.278, SLG: 0.253 (1, 2)			0-0 F9		0-0 1B		0-0 6-3			3	0	1	0	0	0	0						
Jerry Reuss, L OBP: 0.158, SLG: 0.144 (1, 1)			0-0 6-3		0-3 K		0-3 K			3	0	0	0	0	2	2						
Inning Stats	R: 0 E: 0 K: 0 S: 3	H: 0 LOB: 0 BB: 0 P: 3	R: 0 E: 0 K: 2 S: 8	H: 1 LOB: 1 BB: 0 P: 8	R: 0 E: 0 K: 0 S: 3	H: 0 LOB: 0 BB: 0 P: 3	R: 0 E: 0 K: 2 S: 7	H: 0 LOB: 0 BB: 0 P: 7	R: 0 E: 0 K: 3 S: 11	H: 2 LOB: 2 BB: 0 P: 11	R: 0 E: 0 K: 1 S: 6	H: 1 LOB: 1 BB: 0 P: 6	R: 0 E: 0 K: 0 S: 3	H: 0 LOB: 0 BB: 0 P: 3	R: 0 E: 0 K: 1 S: 5	H: 0 LOB: 0 BB: 0 P: 5	R: 0 E: 0 K: 2 S: 7	H: 0 LOB: 0 BB: 0 P: 7	1B: 3 2B: 1 3B: 0 HR: 0	SF: 0 SAC: 0 DP: 0 HBP: 0	WP: 0 PB: 0 SB: 0 CS: 0	PA: 31
PITCHER Don Gullett, L ERA: 3.37 (1, 1)	IP: 9.0 WLS: W BF: 31 H: 4 R: 0 ER: 0 SO: 11 BB: 0 IBB: 0 HBP: 0 BLK: 0 WP: 0 HR: 0 S: 53 P: 53 ERA: 0.00 WHIP: 0.444															PITCHER						

Houston Astros @ Cincinnati Reds
Riverfront Stadium, Cincinnati, OH
Tue Sep 18 1973, 3:33 AM EDT
Att: 15,305 - Unknown

AB	31
R	0
H	4
RBI	0
BB	0
SO	11
LOB	5



Batter	1	2	3	4	5	6	7	8	9	AB	R	H	RBI	BB	SO	LOB	BOTTOM					
Pete Rose, S OBP: 0.413, SLG: 0.441 (1, 7)	0-0 5-3		0-0 F8		0-0 6-3			0-0 5-3		4	0	0	0	0	0	0						
Joe Morgan, L OBP: 0.403, SLG: 0.477 (1, 4)	0-0 PB 1B		4-0 S BB		0-0 1B		0-0 1B	0-3 K		3	0	2	0	1	1	0						
Tony Perez, R OBP: 0.382, SLG: 0.509 (1, 3)	0-3 K		0-0 6-3		0-0 1B		0-0 1B	4-0 BB 1B		3	0	1	0	1	1	2						
Ken Griffey, L OBP: 0.482, SLG: 0.661 (6, PR)										0	1	0	0	0	0	0						
Dan Driessen, L OBP: 0.355, SLG: 0.395 (9, 3)	1-2 K		1-2 1B				1-3 1B	BB 1B		0	0	0	0	0	0	0						
Johnny Bench, R OBP: 0.348, SLG: 0.437 (1, 2)	0-0 6-3			0-0 PB 1B		0-0 P5		4-0 1B BB		3	0	1	0	1	0	3						
Andy Kosco, R OBP: 0.391, SLG: 0.526 (1, 9)		0-3 K		0-3 K		0-0 G5-4-3		0-0 1B		4	0	1	1	0	2	3						
Cesar Geronimo, L OBP: 0.285, SLG: 0.292 (9, 8)				1-3 K		1-2 1B		1-2 2-H 1B		0	0	0	0	0	0	0						
George Foster, R OBP: 0.238, SLG: 0.400 (1, 8)		0-0 E4		0-0 F7		0-0 4-3		0-0 P4		4	0	0	0	0	0	3						
Denis Menke, R OBP: 0.374, SLG: 0.265 (1, 5)	0-0 F8			0-0 4-3						2	0	0	0	1	0	2						
Darrel Chaney, S OBP: 0.263, SLG: 0.219 (1, 6)	0-0 F8				0-0 P6		0-3 K			3	0	0	0	0	1	2						
Don Gullett, R OBP: 0.250, SLG: 0.180 (1, 1)			0-3 K		0-3 K		0-0 6-3			3	0	0	0	0	2	1						
Inning Stats	R: 0 E: 0 K: 1 S: 6	H: 1 LOB: 1 BB: 0 P: 6	R: 0 E: 2 K: 1 S: 6	H: 0 LOB: 1 BB: 0 P: 6	R: 0 E: 0 K: 1 S: 5	H: 0 LOB: 1 BB: 1 P: 9	R: 0 E: 0 K: 1 S: 6	H: 1 LOB: 1 BB: 0 P: 6	R: 0 E: 0 K: 1 S: 5	H: 0 LOB: 0 BB: 0 P: 5	R: 0 E: 0 K: 0 S: 4	H: 2 LOB: 1 BB: 0 P: 4	R: 0 E: 0 K: 1 S: 5	H: 0 LOB: 1 BB: 1 P: 9	R: 1 E: 0 K: 1 S: 6	H: 1 LOB: 2 BB: 2 P: 14	R: 0 E: 0 K: 2 S: 7	H: 0 LOB: 0 BB: 0 P: 7	1B: 5 2B: 0 3B: 0 HR: 0	SF: 0 SAC: 0 DP: 1 HBP: 0	WP: 0 PB: 3 SB: 2 CS: 0	PA: 33
PITCHER Jerry Reuss, L ERA: 3.52 (1, 1)	IP: 8.0 WLS: L BF: 33 H: 5 R: 1 ER: 1 SO: 7 BB: 4 IBB: 0 HBP: 0 BLK: 0 WP: 0 HR: 0 S: 43 P: 59 ERA: 1.12 WHIP: 1.125															PITCHER						

Houston Astros @ Cincinnati Reds
Riverfront Stadium, Cincinnati, OH
Tue Sep 18 1973, 3:33 AM EDT
Att: 15,305 - Unknown


AB	29
R	1
H	5
RBI	1
BB	4
SO	7
LOB	16



Batter	1	2	3	4	5	6	7	8	9	AB	R	H	RBI	BB	SO	LOB	TOP			
Derrel Thomas, S OBP: 0.308, SLG: 0.270 (1, 6)										5	2	2	0	0	0	4				
Gene Locklear, L OBP: 0.306, SLG: 0.322 (1, 7)										4	1	3	4	1	0	0				
Dave Roberts, R OBP: 0.309, SLG: 0.461 (1, 5)										5	0	0	0	0	0	3				
Nate Colbert, R OBP: 0.341, SLG: 0.429 (1, 3)										3	0	1	0	0	0	1				
Cito Gaston, R OBP: 0.285, SLG: 0.415 (1, 9)										4	1	1	0	0	1	3				
Ivan Murrell, R OBP: 0.225, SLG: 0.401 (1, 8)										4	0	1	0	0	0	2				
Dave Hilton, R OBP: 0.262, SLG: 0.277 (1, 4)										2	1	0	0	2	0	0				
Pat Corrales, R OBP: 0.293, SLG: 0.284 (1, 2)										2	0	1	1	1	0	1				
Fred Kendall, R OBP: 0.319, SLG: 0.395 (9, PH)										1	0	0	0	0	1	0				
Clay Kirby, R OBP: 0.318, SLG: 0.120 (1, 1)										2	0	0	0	0	1	4				
Mike Caldwell, R OBP: 0.167, SLG: 0.143 (7, 1)										0	0	0	0	0	0	0				
Leron Lee, L OBP: 0.304, SLG: 0.294 (9, PH)										1	0	0	0	0	0	0				
Inning Stats	R: 0 E: 0 K: 0 S: 3	H: 0 LOB: 0 BB: 0 P: 3	R: 0 E: 0 K: 0 S: 3	H: 1 LOB: 0 BB: 0 P: 3	R: 3 E: 0 K: 0 S: 5	H: 2 LOB: 0 BB: 1 P: 9	R: 1 E: 0 K: 1 S: 7	H: 2 LOB: 3 BB: 2 P: 15	R: 0 E: 0 K: 0 S: 4	H: 1 LOB: 2 BB: 0 P: 5	R: 0 E: 0 K: 0 S: 2	H: 0 LOB: 0 BB: 1 P: 6	R: 0 E: 0 K: 1 S: 5	H: 0 LOB: 0 BB: 0 P: 5	R: 1 E: 0 K: 1 S: 7	H: 2 LOB: 1 BB: 0 P: 7	1B: 5 2B: 3 3B: 0 HR: 1	SF: 0 SAC: 1 DP: 1 HBP: 1	WP: 0 PB: 0 SB: 0 CS: 1	PA: 40
PITCHER Tom Griffin, R ERA: 4.45 (1, 1)	IP: 9.0 WLS: W BF: 39 H: 9 R: 5 ER: 5 SO: 3	BB: 3 IBB: 1 HBP: 1 BLK: 0	WP: 0 HR: 1 S: 40 P: 57	ERA: 5.00 WHIP: 1.333																

San Diego Padres @ Houston Astros
Astrodome, Houston, TX
Wed Sep 19 1973, 8:05 PM EDT
Unknown


AB 33
R 5
H 9
RBI 5
BB 4
SO 3
LOB 18



Batter	1	2	3	4	5	6	7	8	9	AB	R	H	RBI	BB	SO	LOB	BOTTOM			
Greg Gross, L OBP: 0.211, SLG: 0.333 (1, 7)										5	1	1	0	0	0	2				
Gary Sutherland, R OBP: 0.239, SLG: 0.273 (1, 4)										3	2	1	0	1	0	1				
Bob Gallagher, L OBP: 0.283, SLG: 0.358 (1, 8)										4	2	2	1	0	1	3				
Cliff Johnson, R OBP: 0.429, SLG: 0.500 (1, 3)										3	2	2	2	0	0	0				
Dave Campbell, R OBP: 0.227, SLG: 0.215 (1, 5)										4	1	2	2	0	1	1				
Mike Easter, L (1, 9)										3	0	0	0	1	2	2				
Johnny Edwards, L OBP: 0.302, SLG: 0.362 (1, 2)										4	0	1	1	0	0	3				
Skip Jutze, R OBP: 0.278, SLG: 0.253 (8, 2)										0	0	0	0	0	0	0				
Ray Busse, R OBP: 0.183, SLG: 0.287 (1, 6)										4	0	1	0	0	1	3				
Tom Griffin, R OBP: 0.154, SLG: 0.320 (1, 1)										4	0	1	0	0	3	1				
Inning Stats	R: 4 E: 0 K: 1 S: 9	H: 4 LOB: 1 BB: 0 P: 10	R: 0 E: 0 K: 1 S: 6	H: 1 LOB: 0 BB: 0 P: 6	R: 0 E: 0 K: 0 S: 4	H: 1 LOB: 2 BB: 1 P: 8	R: 0 E: 0 K: 1 S: 5	H: 0 LOB: 0 BB: 0 P: 5	R: 1 E: 0 K: 0 S: 5	H: 2 LOB: 1 BB: 0 P: 5	R: 0 E: 0 K: 2 S: 7	H: 0 LOB: 0 BB: 0 P: 7	R: 3 E: 1 K: 2 S: 9	H: 2 LOB: 0 BB: 1 P: 13	R: 0 E: 0 K: 1 S: 5	H: 1 LOB: 0 BB: 0 P: 5	1B: 6 2B: 4 3B: 0 HR: 1	SF: 0 SAC: 0 DP: 1 HBP: 1	WP: 3 PB: 0 SB: 0 CS: 0	PA: 37
PITCHER Clay Kirby, R ERA: 4.84 (1, 1)	IP: 6.0 WLS: L BF: 31 H: 10 R: 8 ER: 7 SO: 5	BB: 2 IBB: 0 HBP: 1 BLK: 0	WP: 1 HR: 1 S: 38 P: 47	ERA: 10.50 WHIP: 2.000																
Mike Caldwell, L ERA: 3.62 (7, 1)	IP: 2.0 WLS: 6 BF: 1 H: 0 R: 0 ER: 0 SO: 3	BB: 0 IBB: 0 HBP: 0 BLK: 0	WP: 1 HR: 0 S: 12 P: 12	ERA: 0.00 WHIP: 0.500																

San Diego Padres @ Houston Astros
Astrodome, Houston, TX
Wed Sep 19 1973, 8:05 PM EDT
Unknown

AB 34
R 8
H 11
RBI 6
BB 2
SO 8
LOB 16



Batter	1	2	3	4	5	6	7	8	9	AB	R	H	RBI	BB	SO	LOB	TOP								
Derrel Thomas, S (1, 6) OBP: 0.307, SLG: 0.269	0-3 K		0-0 F7			0-0 1B SF9 1B	0-3 K			4	1	1	0	0	2	0	San Diego Padres @ Houston Astros Astrodome, Houston, TX Wed Sep 19 1973, 8:05 PM EDT Att: 5,488 - Unknown								
Gene Locklear, L (1, 7) OBP: 0.316, SLG: 0.325	4-0 2B BB		4-0 1B BB			0-0 FC3-6 1B		0-0 F4		2	2	1	0	2	0	0									
Dave Roberts, R (1, 5) OBP: 0.309, SLG: 0.460	0-0 F8		0-0 1B			0-0 SF9		0-0 6-3		3	0	1	2	0	0	1									
Cito Gaston, R (1, 9) OBP: 0.287, SLG: 0.414	4-0 2B BB			0-0 5-3		0-0 FC3-6 1B 2B		0-0 1B		3	2	1	0	1	0	1									
Fred Kendall, R (1, 2) OBP: 0.321, SLG: 0.397	0-0 1B			0-0 5-3		4-0 1B 2B BB		0-0 F7		2	1	1	2	1	0	0									
Pat Corrales, R (6, 2) OBP: 0.289, SLG: 0.279	1-1 2H 2B			0-0 5-3		1-2 2B BB				1	0	0	0	0	0	1									
Dave Winfield, R (1, 8) OBP: 0.326, SLG: 0.381		0-0 G6-4-3 1B		0-0 6-3		0-0 1B 2B				3	0	2	0	1	0	0									
Ivan Murrell, R (1, 3) OBP: 0.225, SLG: 0.404		0-0 G6-4-3			0-3 K	0-0 2B		0-0 FC4-6 BB		4	0	1	2	0	1	2									
Dave Hilton, R (1, 4) OBP: 0.261, SLG: 0.276		0-0 F8			0-0 5-3		0-3 K		0-0 G4-3 1B	4	0	1	0	0	1	0									
Rich Troedson, L (1, 1) OBP: 0.175, SLG: 0.154			0-3 K		0-0 5-3		0-0 6-3		0-0 G4-3	4	0	0	0	0	1	2									
Inning Stats	R: 2 E: 0 K: 1 S: 5	H: 1 LOB: 1 BB: 2 P: 13	R: 0 E: 0 K: 0 S: 3	H: 1 LOB: 0 BB: 0 P: 3	R: 1 E: 0 K: 1 S: 5	H: 1 LOB: 1 BB: 1 P: 9	R: 0 E: 0 K: 0 S: 3	H: 0 LOB: 0 BB: 0 P: 3	R: 0 E: 0 K: 1 S: 5	H: 0 LOB: 0 BB: 0 P: 5	R: 3 E: 0 K: 0 S: 6	H: 4 LOB: 2 BB: 1 P: 10	R: 0 E: 0 K: 2 S: 7	H: 0 LOB: 0 BB: 0 P: 7	R: 0 E: 0 K: 0 S: 4	H: 1 LOB: 1 BB: 0 P: 4	R: 0 E: 0 K: 0 S: 3	H: 1 LOB: 1 BB: 1 P: 7	1B: 7 2B: 2 3B: 0 HR: 0	SF: 1 SAC: 0 DP: 2 HBP: 0	WP: 0 PB: 0 SB: 2 CS: 0	PA: 36			
PITCHER	IP	WLS	BF	H	R	ER	SO	BB	IBB	HBP	BLK	WP	HR	S	P	ERA	WHIP								
Doug Koniczny, R (1, 1) ERA: 5.54	7.0	L	28	7	6	6	5	4	0	0	0	0	0	34	50	7.71	1.571								
Jim York, R (8, 1) ERA: 4.39	2.0		8	2	0	0	0	1	0	0	0	0	0	7	11	0.00	1.500								

AB	30
R	6
H	9
RBI	6
BB	5
SO	5
LOB	7



Batter	1	2	3	4	5	6	7	8	9	AB	R	H	RBI	BB	SO	LOB	BOTTOM								
Greg Gross, L (1, 7) OBP: 0.261, SLG: 0.364	0-0 1B G4-6-3		0-0 S 1B		0-0 G3			0-0 F8		4	1	2	0	0	0	0	San Diego Padres @ Houston Astros Astrodome, Houston, TX Wed Sep 19 1973, 8:05 PM EDT Att: 5,488 - Unknown								
Roger Metzger, S (1, 6) OBP: 0.303, SLG: 0.322	0-0 G4-6-3 1B		0-0 F8		0-0 F9			0-0 6-3		4	0	1	0	0	0	1									
Cesar Cedeno, R (1, 8) OBP: 0.369, SLG: 0.524	0-0 G4-6-3		0-0 1-3			0-0 5-3		0-0 F7		4	0	0	0	0	0	2									
Cliff Johnson, R (1, 3) OBP: 0.389, SLG: 0.625	0-3 K			0-0 5-3		0-3 K			0-0 HR	4	1	1	1	0	2	0									
Jimmy Wynn, R (1, 9) OBP: 0.346, SLG: 0.397		0-0 5-3		4-0 2B E BB		0-0 F9			0-0 6-3	3	1	0	0	1	0	0									
Dave Campbell, R (1, 5) OBP: 0.234, SLG: 0.231		0-0 6-3		0-0 E7 1H 2B			0-0 FC5-4 1B		0-0 6-3	4	0	2	0	0	0	0									
Tommy Helms, R (1, 4) OBP: 0.329, SLG: 0.373			0-0 1B		0-0 F8			0-0 F8		4	0	2	0	0	0	2									
Skip Jutze, R (1, 2) OBP: 0.274, SLG: 0.249		0-0 5-3			0-0 6-3			0-0 FC5-4		4	0	0	0	0	1	4									
Doug Koniczny, R (1, 1)			0-3 K		0-3 K			0-0 F9		2	0	0	0	0	2	0									
Bob Watson, R (7, PH) OBP: 0.404, SLG: 0.451										1	0	0	0	0	0	1									
Jim York, R (8, 1)										0	0	0	0	0	0	0									
Inning Stats	R: 1 E: 0 K: 1 S: 6	H: 2 LOB: 0 BB: 0 P: 6	R: 0 E: 0 K: 0 S: 4	H: 1 LOB: 1 BB: 0 P: 4	R: 0 E: 0 K: 1 S: 6	H: 1 LOB: 1 BB: 0 P: 6	R: 1 E: 1 K: 0 S: 4	H: 1 LOB: 1 BB: 1 P: 8	R: 0 E: 0 K: 1 S: 5	H: 0 LOB: 0 BB: 0 P: 5	R: 0 E: 0 K: 1 S: 5	H: 0 LOB: 0 BB: 0 P: 5	R: 0 E: 0 K: 0 S: 4	H: 1 LOB: 1 BB: 0 P: 4	R: 0 E: 0 K: 0 S: 3	H: 0 LOB: 0 BB: 0 P: 3	R: 1 E: 0 K: 1 S: 7	H: 2 LOB: 1 BB: 0 P: 7	1B: 6 2B: 1 3B: 0 HR: 1	SF: 0 SAC: 0 DP: 1 HBP: 0	WP: 0 PB: 0 SB: 1 CS: 0	PA: 35			
PITCHER	IP	WLS	BF	H	R	ER	SO	BB	IBB	HBP	BLK	WP	HR	S	P	ERA	WHIP								
Rich Troedson, L (1, 1) ERA: 4.32	9.0	W	35	8	3	2	5	1	0	0	0	0	1	44	48	2.00	1.000								



Batter	1	2	3	4	5	6	7	8	9	AB	R	H	RBI	BB	SO	LOB	TOP				
Ralph Garr, L OBP: 0.323, SLG: 0.416 (1, 9)	5-3		1B		6-3		1-3			4	0	1	0	0	0	0	Atlanta Braves @ Houston Astros Astrodome, Houston, TX Sat Sep 22 1973, 8:05 PM EDT Att: 16,020 - Dome				
Marty Perez, R OBP: 0.315, SLG: 0.347 (1, 6)	F9		5-3			1B HR		G4-6-3 BB	3	1	1	0	1	0	1						
Darrell Evans, L OBP: 0.405, SLG: 0.555 (1, 5)	F2				K	1B HR		G4-6-3	4	1	1	0	0	1	1						
Hank Aaron, R OBP: 0.398, SLG: 0.642 Frank Tepedino, L OBP: 0.355, SLG: 0.396 (8, 3)	6-3		6-3		6-3	1B HR		F3	4	1	1	3	0	0	0						
Dusty Baker Jr., R OBP: 0.357, SLG: 0.448 (1, 8)	6-3		1B		1B	F8		K	4	0	1	0	0	1	0						
Davey Johnson, R OBP: 0.370, SLG: 0.557 (1, 4)	4-3		1B		FC6	F9		FC6 BB	3	0	1	0	1	0	0						
Mike Lum, L OBP: 0.349, SLG: 0.454 (8, 7)			G3		FC6	F5		F9	4	0	0	0	0	0	3						
Paul Casanova, R OBP: 0.264, SLG: 0.353 (1, 2)			HR		F6		F3	FC6	4	1	1	1	0	0	1						
Carl Morton, R OBP: 0.232, SLG: 0.333 (1, 1)	6-3		6-3		6-3		K		3	0	0	0	0	1	0						
Inning Stats	R: 0 E: 0 K: 0 S: 3	H: 0 LOB: 0 BB: 0 P: 3	R: 0 E: 0 K: 0 S: 3	H: 0 LOB: 0 BB: 0 P: 3	R: 1 E: 0 K: 0 S: 5	H: 2 LOB: 1 BB: 0 P: 5	R: 0 E: 0 K: 1 S: 7	H: 2 LOB: 2 BB: 0 P: 7	R: 0 E: 0 K: 0 S: 3	H: 0 LOB: 0 BB: 0 P: 3	R: 3 E: 0 K: 0 S: 6	H: 3 LOB: 0 BB: 0 P: 6	R: 0 E: 0 K: 0 S: 5	H: 0 LOB: 0 BB: 1 P: 5	R: 0 E: 0 K: 1 S: 2	H: 0 LOB: 0 BB: 1 P: 6	R: 0 E: 0 K: 1 S: 5	H: 0 LOB: 1 BB: 1 P: 9	1B: 5 2B: 0 3B: 0 HR: 2	SF: 0 SAC: 0 DP: 1 HBP: 0	WP: 0 PA: 35 PB: 0 SB: 1 CS: 0
PITCHER	IP WLS BF H R ER SO BB IBB HBP BLK WP HR S P ERA WHIP	7.0 L 28 7 4 4 2 0 0 0 0 0 2 32 32 5.14 1.000	2.0 7 0 0 0 1 2 0 0 0 0 0 0 7 15 0.00 1.000																		

Batter	1	2	3	4	5	6	7	8	9	AB	R	H	RBI	BB	SO	LOB	BOTTOM				
Bob Gallagher, L OBP: 0.280, SLG: 0.353 (1, 9)	4-3		L3		3B		3-1		F5	5	1	1	0	0	0	2	Atlanta Braves @ Houston Astros Astrodome, Houston, TX Sat Sep 22 1973, 8:05 PM EDT Att: 16,020 - Dome				
Roger Metzger, S OBP: 0.304, SLG: 0.329 (1, 6)	K		2B		1B		6-3			4	0	2	2	0	1	0					
Cesar Cedeño, R OBP: 0.368, SLG: 0.522 (1, 8)	1B		6-3		F8		E6		G6-4-3	4	0	1	0	0	0	2					
Bob Watson, R OBP: 0.403, SLG: 0.449 (1, 7)	HBP		4-3		5-3		G6-4-3		1-2	3	0	0	0	0	0	2					
Doug Rader, R OBP: 0.307, SLG: 0.407 (1, 5)	6-3		F9		F5		6-3			4	0	0	0	0	0	2					
Lee May, R OBP: 0.310, SLG: 0.475 (1, 3)	5-3		1B		5-3		F3			4	0	1	0	0	0	0					
Tommy Helms, R OBP: 0.330, SLG: 0.374 (1, 4)	F9		F7		1B		1B		E	4	0	2	0	0	0	1					
Skip Jutze, R OBP: 0.274, SLG: 0.249 (1, 2)	4-3		1B		SH2-4		4-3		E6	4	1	1	0	0	0	2					
Dave Roberts, L OBP: 0.127, SLG: 0.152 Greg Gross, L OBP: 0.250, SLG: 0.348 Ken Forsch, R OBP: 0.094, SLG: 0.081 Jimmy Stewart, S OBP: 0.289, SLG: 0.182 (8, PH)	F8		SH2-4		4-3		F6			1	0	0	0	0	0	0					
Inning Stats	R: 0 E: 0 K: 1 S: 6	H: 1 LOB: 2 BB: 0 P: 7	R: 0 E: 0 K: 0 S: 3	H: 0 LOB: 0 BB: 0 P: 3	R: 0 E: 0 K: 0 S: 4	H: 1 LOB: 1 BB: 0 P: 4	R: 0 E: 0 K: 0 S: 4	H: 1 LOB: 1 BB: 0 P: 4	R: 2 E: 0 K: 0 S: 6	H: 3 LOB: 1 BB: 0 P: 6	R: 0 E: 0 K: 0 S: 4	H: 1 LOB: 1 BB: 0 P: 4	R: 0 E: 0 K: 0 S: 3	H: 0 LOB: 0 BB: 0 P: 3	R: 0 E: 1 K: 0 S: 3	H: 0 LOB: 0 BB: 0 P: 3	R: 0 E: 1 K: 0 S: 5	H: 1 LOB: 2 BB: 0 P: 5	1B: 6 2B: 1 3B: 1 HR: 0	SF: 0 SAC: 1 DP: 1 HBP: 1	WP: 0 PA: 37 PB: 0 SB: 1 CS: 0
PITCHER	IP WLS BF H R ER SO BB IBB HBP BLK WP HR S P ERA WHIP	9.0 W 37 8 2 2 1 0 0 1 0 0 0 38 39 2.00 0.889																			



Batter	1	2	3	4	5	6	7	8	9	AB	R	H	RBI	BB	SO	LOB	TOP																							
Bobby Bonds, R OBP: 0.376, SLG: 0.540 (1, 9)										3	1	1	0	2	1	0	San Francisco Giants @ Houston Astros Astrodome, Houston, TX Mon Sep 24 1973, 8:05 PM EDT Att: 4,268 - Dome																							
Tito Fuentes, S OBP: 0.330, SLG: 0.359 (1, 4)										5	1	2	1	0	0	2																								
Garry Maddox, R OBP: 0.345, SLG: 0.446 (1, 8)										5	2	3	1	0	1	3																								
Willie McCovey, L OBP: 0.424, SLG: 0.553 Jim Howarth, L OBP: 0.293, SLG: 0.239 (9, PR)										4	0	2	2	1	1	0																								
Gary Matthews, R OBP: 0.368, SLG: 0.447 (1, 7)										4	0	1	0	1	0	3																								
Chris Speier, R OBP: 0.333, SLG: 0.358 (1, 6)										5	0	1	0	0	0	6																								
Dave Kingman, R OBP: 0.304, SLG: 0.505 (1, 5)										3	1	1	0	2	2	2																								
Mike Sadek, R OBP: 0.292, SLG: 0.217 Chris Arnold, R OBP: 0.379, SLG: 0.400 (7, PH)										3	1	1	0	0	1	0																								
Ron Bryant, S OBP: 0.238, SLG: 0.174 Jim Willoughby, R OBP: 0.269, SLG: 0.286 Steve Ontiveros, S OBP: 0.391, SLG: 0.450 Don Carrithers, R OBP: 0.267, SLG: 0.267 Gary Thomasson, L OBP: 0.347, SLG: 0.411 (9, PH)										1	0	0	0	0	1	2																								
Inning Stats	R: 1 E: 0 K: 0 S: 5	H: 2 LOB: 2 BB: 1 P: 9	R: 2 E: 1 K: 2 S: 8	H: 1 LOB: 1 BB: 2 P: 16	R: 0 E: 0 K: 2 S: 8	H: 1 LOB: 1 BB: 0 P: 8	R: 0 E: 0 K: 1 S: 5	H: 0 LOB: 0 BB: 0 P: 5	R: 2 E: 0 K: 1 S: 8	H: 3 LOB: 1 BB: 0 P: 8	R: 0 E: 0 K: 1 S: 6	H: 1 LOB: 2 BB: 1 P: 10	R: 0 E: 0 K: 0 S: 5	H: 2 LOB: 2 BB: 0 P: 5	R: 0 E: 0 K: 0 S: 3	H: 0 LOB: 0 BB: 0 P: 3		R: 1 E: 0 K: 1 S: 7	H: 2 LOB: 3 BB: 2 P: 15	1B: 10 2B: 2 3B: 0 HR: 0	SF: 0 SAC: 0 DP: 0 HBP: 0	WP: 2 PB: 0 SB: 1 CS: 0	PA: 45																	
PITCHER	IP	WLS	BF	H	R	ER	SO	BB	IBB	HBP	BLK	WP	HR	S	P	ERA		WHIP	PITCHER				IP	WLS	BF	H	R	ER	SO	BB	IBB	HBP	BLK	WP	HR	S	P	ERA	WHIP	
Jerry Reuss, L ERA: 3.58 Ken Forsch, R ERA: 4.21	(1, 1)	8.1	W	43	12	6	5	7	6	0	0	0	0	0	51	75		5.40	2.160					(9, 1)	0.2	S	2	0	0	0	1	0	0	0	0	0	4	4	0.00	0.000

Batter	1	2	3	4	5	6	7	8	9	AB	R	H	RBI	BB	SO	LOB	BOTTOM																								
Jimmy Wynn, R OBP: 0.347, SLG: 0.395 (1, 9)										3	2	0	0	2	2	1	San Francisco Giants @ Houston Astros Astrodome, Houston, TX Mon Sep 24 1973, 8:05 PM EDT Att: 4,268 - Dome																								
Roger Metzger, S OBP: 0.304, SLG: 0.327 (1, 6)										4	1	0	0	1	2	6																									
Cesar Cedeno, R OBP: 0.373, SLG: 0.532 (1, 8)										3	2	2	3	1	0	0																									
Bob Watson, R OBP: 0.404, SLG: 0.448 (1, 7)										3	1	1	2	1	0	0																									
Doug Rader, R OBP: 0.305, SLG: 0.403 (1, 5)										4	1	1	2	0	0	2																									
Lee May, R OBP: 0.309, SLG: 0.479 (1, 3)										3	1	1	2	0	1	0																									
Tommy Helms, R OBP: 0.326, SLG: 0.369 (1, 4)										4	0	0	0	0	0	0																									
Skip Jutze, R OBP: 0.275, SLG: 0.248 (1, 2)										3	0	1	0	1	0	0																									
Jerry Reuss, L OBP: 0.163, SLG: 0.161 Ken Forsch, R OBP: 0.094, SLG: 0.081 (9, 1)										3	2	1	0	0	1	1																									
Inning Stats	R: 4 E: 0 K: 1 S: 7	H: 2 LOB: 0 BB: 2 P: 15	R: 2 E: 0 K: 0 S: 6	H: 2 LOB: 1 BB: 1 P: 10	R: 0 E: 0 K: 1 S: 6	H: 1 LOB: 1 BB: 0 P: 6	R: 0 E: 0 K: 2 S: 7	H: 0 LOB: 0 BB: 0 P: 7	R: 1 E: 0 K: 0 S: 4	H: 1 LOB: 0 BB: 0 P: 4	R: 3 E: 1 K: 1 S: 7	H: 1 LOB: 0 BB: 1 P: 11	R: 0 E: 0 K: 1 S: 5	H: 0 LOB: 0 BB: 0 P: 5	R: 0 E: 0 K: 0 S: 2	H: 0 LOB: 1 BB: 2 P: 10		1B: 3 2B: 2 3B: 0 HR: 2	SF: 1 SAC: 1 DP: 1 HBP: 0	WP: 1 PB: 1 SB: 0 CS: 0	PA: 38																				
PITCHER	IP	WLS	BF	H	R	ER	SO	BB	IBB	HBP	BLK	WP	HR	S	P	ERA		WHIP	PITCHER				IP	WLS	BF	H	R	ER	SO	BB	IBB	HBP	BLK	WP	HR	S	P	ERA	WHIP		
Ron Bryant, L ERA: 3.55 Jim Willoughby, R ERA: 4.87 Don Carrithers, R ERA: 4.61	(1, 1)	1.2	L	13	4	6	5	1	2	0	0	0	0	0	12	24		27.00	3.600					(2, 1)	5.1		21	3	4	1	5	1	0	0	0	0	2	30	34	1.69	0.750
	(8, 1)	1.0		4	0	0	0	0	2	0	0	0	0	1	0	2		10	0.00	2.000																					



Batter	1	2	3	4	5	6	7	8	9	AB	R	H	RBI	BB	SO	LOB	TOP	
Bobby Bonds, R OBP: 0.375, SLG: 0.538 (1, 9)	0-0 6-3		0-0 F9			0-0 F8		0-0 1B		4	0	1	0	0	0	0	San Francisco Giants @ Houston Astros Astrodome, Houston, TX Tue Sep 25 1973, 8:05 PM EDT Att: 4,969 - Dome	
Tito Fuentes, S OBP: 0.330, SLG: 0.360 (1, 4)	0-0 F8 WP 2B		0-3 K			0-0 4-3		0-0 4-3		4	1	1	0	0	1	1		
Garry Maddox, R OBP: 0.344, SLG: 0.445 (1, 8)	0-0 F8 2-3			0-0 F2		0-0 1B		0-0 F8		4	0	1	0	0	0	1		
Willie McCovey, L OBP: 0.422, SLG: 0.549 (1, 3)	4-0 BB			0-0 G3		0-0 F9		0-0 F3		3	0	0	0	1	0	1		
Gary Matthews, R OBP: 0.366, SLG: 0.443 (1, 7)	0-3 K			0-0 F7			0-3 K		0-0 F4		4	0	0	0	0	2		1
Chris Speier, R OBP: 0.333, SLG: 0.358 (1, 6)		0-0 6-3			0-0 1B		0-0 F5			3	0	1	0	0	0	0		
Dave Kingman, R OBP: 0.301, SLG: 0.500 (1, 5)		0-3 K		0-3 K		0-0 F7				3	0	0	0	0	2	1		
Dave Rader, L OBP: 0.321, SLG: 0.330 (1, 2)		0-0 F9			0-0 F8			0-0 F8		3	0	0	0	0	0	1		
John D'Acquisto, R (1, 1)			0-0 1-3					0-0 F8		2	0	0	0	0	0	1		
Jim Barr, R OBP: 0.188, SLG: 0.182 (6, PH)				0-3 1-3		0-0 5-3				0	0	0	0	0	0	0		
Gary Thomasson, L OBP: 0.346, SLG: 0.409 (8, PH)										1	0	0	0	0	0	0		
Randy Moffitt, R OBP: 0.063, SLG: 0.063 (8, 1)										0	0	0	0	0	0	0		
Inning Stats	R: 1 E: 0 K: 1 S: 6	H: 1 LOB: 1 BB: 1 P: 10	R: 0 E: 0 K: 1 S: 5	H: 0 LOB: 0 BB: 0 P: 5	R: 0 E: 0 K: 0 S: 3	H: 0 LOB: 0 BB: 0 P: 3	R: 0 E: 0 K: 0 S: 6	H: 1 LOB: 1 BB: 0 P: 6	R: 0 E: 0 K: 1 S: 4	H: 0 LOB: 0 BB: 0 P: 5	R: 0 E: 0 K: 0 S: 4	H: 1 LOB: 1 BB: 0 P: 4	R: 0 E: 0 K: 0 S: 3	H: 0 LOB: 0 BB: 0 P: 3	1B: 3 2B: 1 3B: 0 HR: 0	SF: 0 SAC: 0 DP: 0 HBP: 0	WP: 1 PB: 0 SB: 0 CS: 0	PA: 32
PITCHER Tom Griffin, R ERA: 4.14 (1, 1)	IP: 9.0 WLS: W BF: 32 H: 4 R: 1 ER: 1 SO: 5 BB: 1 IBB: 0 HBP: 0 BLK: 0 WP: 1 HR: 0 S: 41 P: 45 ERA: 1.00 WHIP: 0.556															PITCHER		

Batter	1	2	3	4	5	6	7	8	9	AB	R	H	RBI	BB	SO	LOB	BOTTOM			
Greg Gross, L OBP: 0.300, SLG: 0.333 (1, 9)	0-0 4-3 E 1B		4-0 2B 4-3 1B BB		4-0 G4-6-3 BB	0-3 K		0-0 G3		3	2	1	0	2	1	3	San Francisco Giants @ Houston Astros Astrodome, Houston, TX Tue Sep 25 1973, 8:05 PM EDT Att: 4,969 - Dome			
Roger Metzger, S OBP: 0.304, SLG: 0.326 (1, 6)	0-0 4-3 1-3		0-0 4-3 1-2		0-0 G4-6-3 1-2		0-0 4-3 1B			4	1	1	0	0	0	3				
Cesar Cedeno, R OBP: 0.372, SLG: 0.532 (1, 8)	0-3 K		0-0 1B FC1-2 2B		0-0 5-3		0-0 F9			4	0	1	0	0	1	2				
Bob Watson, R OBP: 0.405, SLG: 0.453 (1, 7)	0-0 E5 1B		0-0 FC1-2 1B		0-0 FC1-2 1B	0-0 HR	0-0 4-3			4	1	2	2	0	0	1				
Doug Rader, R OBP: 0.308, SLG: 0.407 (1, 5)	0-0 1-2 1B		0-0 FC1-2 FC6-4		0-0 FC1-2 FC6-4	0-0 2B	0-0 1B			4	0	3	1	0	0	2				
Lee May, R OBP: 0.309, SLG: 0.480 (1, 3)	0-3 K		0-0 FC6-4		0-0 FC6-4	0-0 1B 2B	0-0 5-3			4	1	1	0	0	1	5				
Johnny Edwards, L OBP: 0.300, SLG: 0.359 (1, 2)		0-0 4-3		0-0 4-3		0-0 SH1 1B		0-0 F6		4	0	1	1	0	0	0				
Gary Sutherland, R OBP: 0.260, SLG: 0.313 (1, 4)		0-3 K		0-0 F8		0-0 SH1 1B		0-0 K		4	0	2	0	0	1	0				
Tom Griffin, R OBP: 0.138, SLG: 0.286 (1, 1)		0-0 1-3		0-0 F7		0-0 SH1		0-3 K		3	0	0	0	0	1	1				
Inning Stats	R: 1 E: 1 K: 2 S: 10	H: 2 LOB: 2 BB: 0 P: 10	R: 0 E: 0 K: 1 S: 5	H: 0 LOB: 0 BB: 0 P: 5	R: 1 E: 0 K: 0 S: 5	H: 2 LOB: 2 BB: 1 P: 9	R: 0 E: 0 K: 0 S: 3	H: 0 LOB: 0 BB: 0 P: 3	R: 0 E: 0 K: 0 S: 2	H: 0 LOB: 0 BB: 1 P: 6	R: 2 E: 0 K: 1 S: 9	H: 5 LOB: 2 BB: 0 P: 9	R: 1 E: 0 K: 0 S: 5	H: 2 LOB: 1 BB: 0 P: 5	R: 0 E: 0 K: 1 S: 6	H: 1 LOB: 1 BB: 0 P: 6		1B: 7 2B: 4 3B: 0 HR: 1	SF: 0 SAC: 1 DP: 1 HBP: 0	WP: 0 PB: 0 SB: 1 CS: 0
PITCHER John D'Acquisto, R ERA: 3.24 (1, 1)	IP: 5.1 WLS: L BF: 24 H: 7 R: 4 ER: 3 SO: 3 BB: 2 IBB: 0 HBP: 0 BLK: 0 WP: 0 HR: 1 S: 28 P: 36 ERA: 5.06 WHIP: 1.688															PITCHER				
Jim Barr, R ERA: 3.64 (6, 1)	1.2 9 4 1 1 1 0 0 0 0 0 0 11 11 5.40 2.400																			
Randy Moffitt, R ERA: 2.4 (8, 1)	1.0 4 1 0 0 1 0 0 0 0 0 0 6 6 0.00 1.000																			



Batter	1	2	3	4	5	6	7	8	9	AB	R	H	RBI	BB	SO	LOB	TOP					
Bobby Bonds, R OBP: 0.373, SLG: 0.534 (1, 9)	1-3		K		F3		5-3			4	0	0	0	0	1	1	San Francisco Giants @ Houston Astros Astrodome, Houston, TX Wed Sep 26 1973, 8:05 PM EDT Att: 7,952 - Dome					
Tito Fuentes, S OBP: 0.328, SLG: 0.358 Bruce Miller, R OBP: 0.222, SLG: 0.125 (1, 4) (8, 4)	F3		5-3		F8			F7		4	0	0	0	0	0	1						
Garry Maddox, R OBP: 0.345, SLG: 0.445 (1, 8)	6-3		1B		F4			FC4-6 1B		4	0	2	0	0	0	1						
Gary Matthews, R OBP: 0.367, SLG: 0.444 Gary Thomsson, L OBP: 0.344, SLG: 0.407 (1, 7) (6, 7)		F9	1B		5-3 1B			FC4-6 1-2 1B		3	0	2	0	0	0	0						
Chris Speier, R OBP: 0.333, SLG: 0.357 (1, 6)	1B BB 1B		F9		F2			L5		4	0	1	0	0	0	4						
Steve Ontiveros, S OBP: 0.333, SLG: 0.375 (1, 3)		F9			5-3				4-3	4	0	0	0	0	0	2						
Dave Kingman, R OBP: 0.301, SLG: 0.495 (1, 5)		1B BB		K		L5			K	3	0	0	0	1	2	1						
Mike Sadek, R OBP: 0.289, SLG: 0.219 (1, 2)		1-2 2-3 1B		K					6-3	4	0	1	0	0	1	0						
Juan Marichal, R OBP: 0.240, SLG: 0.217 Jim Willoughby, R OBP: 0.260, SLG: 0.286 Jim Howarth, L OBP: 0.260, SLG: 0.236 Don Carrithers, R OBP: 0.267, SLG: 0.267 (1, 1) (5, 1) (7, PH) (7, 1)	5-3								K	2	0	1	0	0	0	3						
Inning Stats	R: 0 E: 0 K: 0 S: 3	H: 0 LOB: 0 BB: 0 P: 3	R: 0 E: 0 K: 0 S: 5	H: 2 LOB: 3 BB: 1 P: 9	R: 0 E: 0 K: 1 S: 7	H: 2 LOB: 2 BB: 0 P: 7	R: 0 E: 0 K: 2 S: 7	H: 0 LOB: 0 BB: 0 P: 7	R: 0 E: 0 K: 0 S: 4	H: 1 LOB: 1 BB: 0 P: 4	R: 0 E: 0 K: 0 S: 4	H: 1 LOB: 0 BB: 0 P: 4	R: 0 E: 0 K: 1 S: 5	H: 0 LOB: 0 BB: 0 P: 5	R: 0 E: 0 K: 0 S: 4	H: 1 LOB: 1 BB: 0 P: 4		R: 0 E: 0 K: 1 S: 5	H: 0 LOB: 0 BB: 0 P: 5	1B: 7 2B: 0 3B: 0 HR: 0	SF: 0 SAC: 0 DP: 0 HBP: 0	WP: 0 PB: 0 SB: 0 CS: 0
PITCHER Dave Roberts, L ERA: 2.85 (1, 1)	IP: 9.0 WLS: W BF: 35 H: 7 R: 0 ER: 0 SO: 5 BB: 1 IBB: 0 HBP: 0 BLK: 0 WP: 0 HR: 0 S: 44 P: 48 ERA: 0.00 WHIP: 0.889																					

Batter	1	2	3	4	5	6	7	8	9	AB	R	H	RBI	BB	SO	LOB	BOTTOM			
Greg Gross, L OBP: 0.353, SLG: 0.367 (1, 7)	FC5-4 1B		FC3-6 1B		3-1			CS BB		3	0	2	0	1	0	1	San Francisco Giants @ Houston Astros Astrodome, Houston, TX Wed Sep 26 1973, 8:05 PM EDT Att: 7,952 - Dome			
Roger Metzger, S OBP: 0.304, SLG: 0.327 (1, 6)	F7		FC3-6 1B		E 2B		CS		K	4	2	1	0	0	1	3				
Cesar Cedeno, R OBP: 0.373, SLG: 0.532 (1, 8)	F2		BB 1B		F7			S 5-3-2 1B		4	0	2	1	0	0	1				
Doug Rader, R OBP: 0.309, SLG: 0.408 (1, 5)	FC5-4 1-2 2-3		BB 1B		4-3 HR 1B			5-3-2 1-H		4	1	2	1	0	0	2				
Bob Gallagher, L OBP: 0.272, SLG: 0.336 (1, 9)		4-1	4-0 1B		4-3			F7		3	0	0	0	1	0	1				
Cliff Johnson, R OBP: 0.364, SLG: 0.700 (1, 3)		F8	K		HR			K		4	1	1	2	0	2	3				
Johnny Edwards, L OBP: 0.301, SLG: 0.360 Skip Jutze, R OBP: 0.276, SLG: 0.247 (1, 2) (5, 2)	6-3				SH1 1B			1B BB		2	0	1	0	0	0	0				
Gary Sutherland, R OBP: 0.278, SLG: 0.327 (1, 4)			FC3-6 1B		F8			6-3		4	1	2	0	0	0	1				
Dave Roberts, L OBP: 0.122, SLG: 0.146 (1, 1)			K		SH1			K		3	0	0	0	0	2	3				
Inning Stats	R: 0 E: 0 K: 0 S: 4	H: 1 LOB: 1 BB: 0 P: 4	R: 0 E: 0 K: 0 S: 3	H: 0 LOB: 0 BB: 0 P: 3	R: 2 E: 0 K: 2 S: 11	H: 4 LOB: 3 BB: 1 P: 15	R: 0 E: 0 K: 0 S: 4	H: 1 LOB: 1 BB: 0 P: 4	R: 3 E: 1 K: 1 S: 8	H: 3 LOB: 0 BB: 0 P: 8	R: 0 E: 0 K: 1 S: 4	H: 0 LOB: 0 BB: 1 P: 8	R: 0 E: 0 K: 1 S: 5	H: 1 LOB: 0 BB: 0 P: 5	R: 0 E: 0 K: 1 S: 6	H: 1 LOB: 2 BB: 1 P: 10		1B: 9 2B: 2 3B: 0 HR: 1	SF: 0 SAC: 1 DP: 1 HBP: 0	WP: 0 PB: 0 SB: 2 CS: 1
PITCHER Juan Marichal, R ERA: 3.82 Jim Willoughby, R ERA: 4.81 Don Carrithers, R ERA: 4.45 (1, 1) (5, 1) (7, 1)	IP: 4.2 WLS: L BF: 24 H: 9 R: 5 ER: 5 SO: 2 BB: 1 IBB: 0 HBP: 0 BLK: 0 WP: 0 HR: 1 S: 27 P: 31 ERA: 9.64 WHIP: 2.143																			

Batter	1	2	3	4	5	6	7	8	9	AB	R	H	RBI	BB	SO	LOB	TOP										
Greg Gross, L OBP: 0.302, SLG: 0.333	6-3			F5		6-3			6-3	5	0	1	0	0	0	1	Houston Astros @ Atlanta Braves Atlanta Stadium, Atlanta, GA Sun Sep 30 1973, 7:05 PM EDT Att: 40,517 - Unknown										
Roger Metzger, S OBP: 0.299, SLG: 0.322	3-1		F8		4-3	G3			4-3	5	0	0	0	0	0	3											
Cesar Cedeno, R OBP: 0.376, SLG: 0.537	HR								1-3	4	1	2	1	0	1	0											
Bob Watson, R OBP: 0.403, SLG: 0.449	F7								4-3	2	2	0	0	2	0	0											
Doug Rader, R OBP: 0.310, SLG: 0.409										4	1	3	0	0	0	2											
Lee May, R OBP: 0.310, SLG: 0.479										4	1	2	1	0	1	2											
Tommy Helms, R OBP: 0.325, SLG: 0.368										4	0	1	1	0	0	4											
Skip Jutze, R OBP: 0.273, SLG: 0.245										4	0	1	0	0	0	2											
Dave Roberts, L OBP: 0.129, SLG: 0.153										3	0	1	1	0	0	1											
Don Wilson, R OBP: 0.188, SLG: 0.228										1	0	0	0	0	1	0											
Inning Stats	R: 1 E: 0 K: 0 S: 4	H: 1 LOB: 0 BB: 0 P: 4	R: 2 E: 0 K: 0 S: 7	H: 4 LOB: 2 BB: 0 P: 7	R: 1 E: 0 K: 0 S: 4	H: 2 LOB: 1 BB: 1 P: 8	R: 0 E: 0 K: 0 S: 3	H: 0 LOB: 0 BB: 0 P: 3	R: 1 E: 0 K: 1 S: 7	H: 1 LOB: 2 BB: 1 P: 11	R: 0 E: 0 K: 0 S: 6	H: 1 LOB: 1 BB: 0 P: 6	R: 0 E: 0 K: 1 S: 5	H: 1 LOB: 0 BB: 0 P: 5	R: 0 E: 0 K: 0 S: 2	H: 0 LOB: 0 BB: 0 P: 3	1B: 8 2B: 2 3B: 0 HR: 1	SF: 0 SAC: 0 DP: 1 HBP: 1	WP: 0 PB: 0 SB: 2 CS: 3	PA: 40							
PITCHER	IP	WLS	BF	H	R	ER	SO	BB	IBB	HBP	BLK	WP	HR	S	P	ERA	WHIP										
Wentz Ford, R ERA: 5.51	1.2	L	10	5	3	3	0	0	0	0	0	0	1	10	10	16.20	3.000										
Gary Neibauer, R ERA: 7.17	0.1		1	0	0	0	0	0	0	0	0	0	0	1	1	0.00	0.000										
Al Closter, L ERA: 14.54	2.0		8	2	1	1	0	1	0	0	0	0	0	7	11	4.50	1.500										
Max Leon, R ERA: 5.33	3.0		14	3	1	0	2	1	0	0	0	0	0	17	21	0.00	1.333										
Adrian Devine, R ERA: 6.4	2.0		6	1	0	0	1	0	0	1	0	0	0	7	8	0.00	0.500										

Batter	1	2	3	4	5	6	7	8	9	AB	R	H	RBI	BB	SO	LOB	BOTTOM										
Marty Perez, R OBP: 0.316, SLG: 0.347	6-3									3	0	0	0	1	0	1	Houston Astros @ Atlanta Braves Atlanta Stadium, Atlanta, GA Sun Sep 30 1973, 7:05 PM EDT Att: 40,517 - Unknown										
Mike Lum, L OBP: 0.351, SLG: 0.462										4	1	2	0	0	0	1											
Darrell Evans, L OBP: 0.403, SLG: 0.556										4	0	0	0	0	1	2											
Hank Aaron, R OBP: 0.402, SLG: 0.643										4	1	3	1	0	0	0											
Dusty Baker Jr., R OBP: 0.359, SLG: 0.454										3	1	1	0	1	1	2											
Davey Johnson, R OBP: 0.370, SLG: 0.546										4	0	0	0	0	0	4											
Dick Dietz, R OBP: 0.474, SLG: 0.432										2	0	1	1	1	1	0											
Freddie Velazquez, R OBP: 0.375, SLG: 0.391										2	0	1	1	0	0	0											
Max Leon, R OBP: 0.286, SLG: 0.286										0	0	0	0	0	0	0											
Sonny Jackson, L OBP: 0.253, SLG: 0.252										1	0	0	0	0	0	1											
Adrian Devine, R OBP: 0.400, SLG: 0.250										0	0	0	0	0	0	0											
Frank Tepedino, R OBP: 0.354, SLG: 0.419										1	0	0	0	0	1	0											
Wentz Ford, R OBP: 0.400, SLG: 0.400										0	0	0	0	0	0	0											
Gary Neibauer, R OBP: 0.295, SLG: 1.000										0	0	0	0	0	0	0											
Oscar Browder, R OBP: 0.246, SLG: 0.259										0	0	0	0	0	0	0											
Al Closter, L OBP: 0.294, SLG: 0.299										0	0	0	0	0	0	0											
Paul Casanova, R OBP: 0.254, SLG: 0.335										2	0	0	0	0	0	3											
Inning Stats	R: 1 E: 0 K: 0 S: 5	H: 2 LOB: 2 BB: 1 P: 9	R: 0 E: 0 K: 1 S: 5	H: 0 LOB: 0 BB: 0 P: 5	R: 0 E: 0 K: 0 S: 2	H: 0 LOB: 0 BB: 1 P: 6	R: 1 E: 0 K: 1 S: 7	H: 2 LOB: 2 BB: 1 P: 11	R: 0 E: 0 K: 0 S: 3	H: 1 LOB: 0 BB: 0 P: 3	R: 0 E: 0 K: 0 S: 4	H: 1 LOB: 1 BB: 0 P: 4	R: 0 E: 0 K: 1 S: 5	H: 0 LOB: 0 BB: 0 P: 5	R: 1 E: 0 K: 1 S: 6	H: 1 LOB: 0 BB: 0 P: 6	1B: 5 2B: 3 3B: 1 HR: 0	SF: 1 SAC: 0 DP: 3 HBP: 0	WP: 0 PB: 0 SB: 0 CS: 0	PA: 35							
PITCHER	IP	WLS	BF	H	R	ER	SO	BB	IBB	HBP	BLK	WP	HR	S	P	ERA	WHIP										
Dave Roberts, L ERA: 2.85	6.0		24	6	2	2	2	3	0	0	0	0	0	25	37	3.00	1.500										
Don Wilson, R ERA: 3.2	3.0	S	11	2	1	1	2	0	0	0	0	0	0	15	15	3.00	0.667										

AB	36
R	5
H	11
RBI	4
BB	2
SO	3
LOB	15

