Houston Astros - 1974

Houston Astros @ San Francisco Giants

Candlestick Park, San Francisco, CA

Fri Apr 05 1974, 6:33 AM EDT

Att. 17,527 - Unknown

TOP

livebaseballscorecards.com

Batter	1	2	3	4	5	6	7	8	9	AB	R	H	RBI	BB	SO	LOB
Greg Gross, L (1, 9) OBP: 0.750, SLG: 0.750	6-3 1B		6-3			1B			1B 1B	4	1	3	0	0	0	0
Roger Metzger, S (1, 6) OBP: 0.250, SLG: 0.250	6-3 1-2			E5		F8			3-1 1B 1-2 1B	4	0	1	0	0	0	2
Cesar Cedeno, R (1, 8)	6-3			F9		F9			F8	4	0	0	0	0	0	5
Bob Watson, R (1, 7) OBP: 0.250, SLG: 0.250	F7			F9			K		3-1 1-2 2-H 1B	4	0	1	1	0	1	2
Milt May, L (1, 2)		G3		4-3			E4 G5-4-3		3-1 1-2 2-3	4	0	0	0	0	0	3
Lee May, R (1, 3)		K			F9		G5-4-3 1-2f		L7	4	0	0	0	0	1	3
Doug Rader, R (1, 5) OBP: 0.333, SLG: 0.333		5-3			K			G6-4-3 1B		3	0	1	0	0	1	0
Tommy Helms, R (1, 4) OBP: 0.333, SLG: 0.333			G1-6-3 1B		5-3			K		3	0	1	0	0	1	1
Dave Roberts, L (1, 1)			G1-6-3 1-2f			L9		G6-4-3 1-2f		1	0	0	0	0	0	1
Bob Gallagher, L (6, PH)										1	0	0	0	0	0	0
Ken Forsch, R (6, 1)										0	0	0	0	0	0	0
Cliff Johnson, R (8, PH)										1	0	0	0	0	0	1
Jerry Johnson, R (8, 1)										0	0	0	0	0	0	0
Inning Stats	R: 0 E: 0 K: 0 S: 4 H: 1 LOB: 1 BB: 0 P: 4	R: 0 E: 0 K: 1 S: 5 H: 0 LOB: 0 BB: 0 P: 5	R: 0 E: 0 K: 0 S: 3 H: 1 LOB: 0 BB: 0 P: 3	R: 0 E: 1 K: 0 S: 4 H: 0 LOB: 1 BB: 0 P: 4	R: 0 E: 0 K: 1 S: 5 H: 0 LOB: 0 BB: 0 P: 5	R: 0 E: 0 K: 0 S: 4 H: 1 LOB: 1 BB: 0 P: 4	R: 0 E: 1 K: 1 S: 5 H: 0 LOB: 0 BB: 0 P: 5	R: 0 E: 0 K: 1 S: 5 H: 1 LOB: 0 BB: 0 P: 5	R: 1 E: 0 K: 0 S: 6 H: 3 LOB: 2 BB: 0 P: 6	1B: 7 2B: 0 3B: 0 HR: 0 SF: 0 SAC: 0 DP: 3 HBP: 0						

PITCHER		IP	WLS	BF	H	R	ER	SO	BB	IBB	HBP	BLK	WP	HR	S	P	ERA	WHIP
Tom Bradley, R ERA: 1.08	(1, 1)	8.1	W	31	7	1	1	4	0	0	0	0	0	0	39	39	1.08	0.840
Randy Moffitt, R ERA:	(9, 1)	0.2		2	0	0	0	0	0	0	0	0	0	0	2	2	0.00	0.000

PITCHER		IP	WLS	BF	H	R	ER	SO	BB	IBB	HBP	BLK	WP	HR	S	P	ERA	WHIP

AB	33
R	1
H	7
RBI	1
BB	0
SO	4
LOB	18

WP: 0 PB: 0 SB: 0 CS: 0 PA: 33

Batter	1	2	3	4	5	6	7	8	9	AB	R	H	RBI	BB	SO	LOB
Bobby Bonds, R (1, 9) OBP: 0.250, SLG: 0.250	F8			5-3	HR 1B	4-3				4	1	1	0	0	0	3
Tito Fuentes, S (1, 4) Mike Phillips, L (8, 4)	F8			FC4-6 1B	HR 1B		4-3			4 0	1 0	2 0	0 0	0 0	0 0	0 0
Garry Maddox, R (1, 8) OBP: 0.250, SLG: 1.000	L5			FC4-6 1B	HR		F9			4	2	1	3	0	0	1
Gary Matthews, R (1, 7) OBP: 0.250, SLG: 0.250		F9		1B 1B	L5-6		P3			4	1	1	0	0	0	0
Steve Ontiveros, S (1, 3) OBP: 0.500, SLG: 0.333		F9		1B 1B		HBP		4-3		3	0	1	1	0	0	0
Dave Kingman, R (1, 5) OBP: 0.750, SLG: 1.000		CS 1B		1B		2B		K		4	0	3	1	0	1	0
Chris Speier, R (1, 6) OBP: 0.500, SLG: 0.667		CS	BBB G6-3 BB	K		P3		2B		3	0	1	0	1	1	4
Ken Rudolph, R (1, 2)			G6-3		6-3	IBB		IBB		2	0	0	0	2	0	1
Tom Bradley, R (1, 1) Randy Moffitt, R (9, 1)			K	K	K	K		K		4 0	0 0	0 0	0 0	0 0	4 0	5 0
Inning Stats	R: 0 E: 0 K: 0 S: 3 H: 0 LOB: 0 BB: 0 P: 3	R: 0 E: 0 K: 0 S: 3 H: 1 LOB: 0 BB: 0 P: 3	R: 0 E: 0 K: 1 S: 4 H: 0 LOB: 0 BB: 1 P: 8	R: 2 E: 0 K: 1 S: 9 H: 4 LOB: 2 BB: 0 P: 9	R: 3 E: 0 K: 1 S: 8 H: 3 LOB: 0 BB: 0 P: 8	R: 0 E: 0 K: 1 S: 6 H: 1 LOB: 3 BB: 1 P: 11	R: 0 E: 0 K: 0 S: 3 H: 0 LOB: 0 BB: 0 P: 3	R: 0 E: 0 K: 2 S: 8 H: 1 LOB: 2 BB: 1 P: 12		1B: 7 2B: 2 3B: 0 HR: 1	SF: 0 SAC: 0 DP: 1 HBP: 1						

PITCHER	IP	WLS	BF	H	R	ER	SO	BB	IBB	HBP	BLK	WP	HR	S	P	ERA	WHIP
Dave Roberts, L (1, 1) ERA: 9.0	5.0	L	22	8	5	5	3	1	0	0	0	0	1	27	31	9.00	1.800
Ken Forsch, R (6, 1) ERA:	2.0		9	1	0	0	1	0	1	1	0	0	0	9	14	0.00	0.500
Jerry Johnson, R (8, 1) ERA:	1.0		5	1	0	0	2	0	1	0	0	0	0	8	12	0.00	1.000

PITCHER	IP	WLS	BF	H	R	ER	SO	BB	IBB	HBP	BLK	WP	HR	S	P	ERA	WHIP

BOTTOM

Houston Astros @ San Francisco Giants

Candlestick Park, San Francisco, CA

Fri Apr 05 1974, 6:33 AM EDT

Att. 17,527 - Unknown

livebaseballscorecards.com

AB	32
R	5
H	10
RBI	5
BB	3
SO	6
LOB	14

Batter	1	2	3	4	5	6	7	8	9	AB	R	H	RBI	BB	SO	LOB
Roger Metzger, S (1, 6) OBP: 0.500, SLG: 0.571	x 0-0 1B 2B 2B		BBB 4-0 BB		x 0-0 L4-6 2-3 1B		x 0-0 ③ 4-3			3	1	2	0	1	0	1
Milt May, L (1, 2) OBP: 0.125, SLG: 0.125	x 0-0 2B 2-3 1B		x 0-0 ② F9		x 0-0 ②③ L4-6 1-2			x 0-0 ① F9		4	1	1	0	0	0	3
Cesar Cedeno, R (1, 8) OBP: 0.125, SLG: 0.250	x 0-0 FC5-6 1-H 3-H 2B		x 0-0 ③ B1			x 0-0 ① F7		x 0-0 ② F8		4	0	1	2	0	0	1
Bob Watson, R (1, 7) OBP: 0.375, SLG: 0.286 Dave Campbell, R (8, 7)	x 0-0 ① FC5-6 CS 2-3			x 0-0 ① 6-3		BBB 4-0 BB		x 0-0 1B		3 0	0 0	1 0	0 0	1 0	0 0	1 0
Lee May, R (1, 3) OBP: 0.125, SLG: 0.125	SSS 0-3 ② K			x 0-0 FC6-4 1B		x 0-0 F8		x 0-0 ③ 5-3		4	0	1	0	0	1	3
Doug Rader, R (1, 5) OBP: 0.143, SLG: 0.143	0-0 ③ CS 1-2	SSS 0-3 ① K		SSS 0-3 ② K		x 0-0 ③ F2			x 0-0 ① F5	4	0	0	0	0	2	2
Ollie Brown, R (1, 9)		x 0-0 ② 5-3		x 0-0 ③ FC6-4 1-2f			x 0-0 ① 4-3		x 0-0 ② 6-3	4	0	0	0	0	0	1
Tommy Helms, R (1, 4) OBP: 0.500, SLG: 0.667 Larry Milbourne, S (7, PR) (7, 4) Bob Gallagher, L (9, PH)		x 0-0 ③ F5			x 0-0 1B SH2-4 1B		x 0-0 2B		x 0-0 ③ F8	3 0 1	0 0 0	2 0 0	0 0 0	0 0 0	0 0 0	0 0 0
Tom Griffin, R (1, 1) Cliff Johnson, R (7, PH) Don Wilson, R (7, 1) Fred Scherman, L (8, 1)		SSS 0-3 ① K			x 0-0 ① SH2-4 1-2		x 0-0 ② P5			1 1 0 0	0 0 0 0	0 0 0 0	0 0 0 0	1 0 0 0	0 0 0 0	0 1 0 0
Inning Stats	R: 2 E: 0 K: 1 S: 7 H: 3 LOB: 0 BB: 0 P: 7	R: 0 E: 0 K: 1 S: 5 H: 0 LOB: 0 BB: 0 P: 5	R: 0 E: 0 K: 1 S: 5 H: 0 LOB: 1 BB: 1 P: 9	R: 0 E: 0 K: 1 S: 6 H: 1 LOB: 1 BB: 0 P: 6	R: 0 E: 0 K: 0 S: 4 H: 2 LOB: 1 BB: 0 P: 4	R: 0 E: 0 K: 0 S: 3 H: 0 LOB: 1 BB: 1 P: 7	R: 0 E: 0 K: 0 S: 4 H: 1 LOB: 1 BB: 0 P: 4	R: 0 E: 0 K: 0 S: 4 H: 1 LOB: 1 BB: 0 P: 4	R: 0 E: 0 K: 0 S: 3 H: 0 LOB: 0 BB: 0 P: 3	1B: 5 2B: 4 3B: 0 HR: 0 SF: 0 SAC: 1 DP: 1 HBP: 0						

TOP

Houston Astros @ San Francisco Giants

Candlestick Park, San Francisco, CA

Sat Apr 06 1974, 6:33 AM EDT

Att. 16,727 - Unknown

livebaseballscorecards.com

AB	32
R	2
H	8
RBI	2
BB	2
SO	4
LOB	13

PITCHER		IP	WLS	BF	H	R	ER	SO	BB	IBB	HBP	BLK	WP	HR	S	P	ERA	WHIP
Mike Caldwell, L ERA: 2.84	(1, 1)	6.1	W	26	7	2	2	4	2	0	0	0	0	0	32	40	2.84	1.421
Randy Moffitt, R ERA:	(7, 1)	2.2	S	9	1	0	0	0	0	0	0	0	0	0	9	9	0.00	0.375

PITCHER	IP	WLS	BF	H	R	ER	SO	BB	IBB	HBP	BLK	WP	HR	S	P	ERA	WHIP

WP: 0 PB: 0 SB: 0 CS: 1 PA: 36

Batter	1	2	3	4	5	6	7	8	9	AB	R	H	RBI	BB	SO	LOB
Bobby Bonds, R (1, 9) OBP: 0.125, SLG: 0.125	K		6-3	K			F3			4	0	0	0	0	2	2
Chris Speier, R (1, 6) OBP: 0.625, SLG: 0.800	1B 4-3 HBP		2B	BB			F8			2	1	1	0	1	0	0
Garry Maddox, R (1, 8) OBP: 0.250, SLG: 0.625	4-3 S WP 1-3 1B		K	P3			F9			4	1	1	0	0	1	2
Gary Matthews, R (1, 7) OBP: 0.250, SLG: 0.250	4-3 1-3 3-H		1-3	F9				S 1B		4	0	1	1	0	0	3
Steve Ontiveros, S (1, 3) OBP: 0.500, SLG: 0.833	3-H BB			HR	K			B1		3	1	1	1	1	1	2
Dave Kingman, R (1, 5) OBP: 0.500, SLG: 0.571	6-3			F6	FC5-4 BB			K 1-2		3	0	0	0	1	1	2
Mike Phillips, L (1, 4) OBP: 0.667, SLG: 1.000		CS 1B		FC1-6 2B		F8		K		3	0	2	0	0	0	1
Chris Arnold, R (8, PH)										1	0	0	0	0	1	1
Bruce Miller, R (9, 4)										0	0	0	0	0	0	0
Ken Rudolph, R (1, 2)		1-3 1-2		FC1-6 BB		FC5-4 1-2f				2	0	0	0	1	0	2
Mike Caldwell, R (1, 1)		F4		FC1-6 1-2 2-3f		K				3	0	0	0	0	1	3
Randy Moffitt, R (7, 1)										0	0	0	0	0	0	0
Inning Stats	R: 2 E: 0 K: 1 S: 6 H: 1 LOB: 1 BB: 1 P: 11		R: 0 E: 0 K: 0 S: 3 H: 1 LOB: 0 BB: 0 P: 3	R: 1 E: 0 K: 1 S: 7 H: 2 LOB: 2 BB: 1 P: 11	R: 0 E: 0 K: 1 S: 6 H: 1 LOB: 1 BB: 0 P: 6	R: 0 E: 0 K: 1 S: 5 H: 0 LOB: 1 BB: 1 P: 9	R: 0 E: 0 K: 0 S: 3 H: 0 LOB: 1 BB: 0 P: 3	R: 0 E: 0 K: 2 S: 8 H: 1 LOB: 1 BB: 0 P: 8		1B: 3 2B: 2 3B: 0 HR: 1	SF: 0 SAC: 0 DP: 0 HBP: 1			WP: 1 PB: 0 SB: 2 CS: 1		PA: 34	

PITCHER		IP	WLS	BF	H	R	ER	SO	BB	IBB	HBP	BLK	WP	HR	S	P	ERA	WHIP
Tom Griffin, R	(1, 1)	6.0	L	27	5	3	3	5	4	0	1	0	1	1	32	49	4.50	1.500
ERA: 4.5																		
Don Wilson, R	(7, 1)	1.2		6	1	0	0	1	0	0	0	0	0	0	8	8	0.00	0.600
ERA:																		
Fred Scherman, L	(8, 1)	0.1		1	0	0	0	1	0	0	0	0	0	0	3	3	0.00	0.000
ERA:																		

PITCHER	IP	WLS	BF	H	R	ER	SO	BB	IBB	HBP	BLK	WP	HR	S	P	ERA	WHIP

BOTTOM

Houston Astros @ San Francisco Giants

Candlestick Park, San Francisco, CA

Sat Apr 06 1974, 6:33 AM EDT

Att. 16,727 - Unknown

livebaseballscorecards.com

AB	29
R	3
H	6
RBI	2
BB	4
SO	7
LOB	18

Batter	1	2	3	4	5	6	7	8	9	AB	R	H	RBI	BB	SO	LOB
Greg Gross, L (1, 9) (7, 7) OBP: 0.778, SLG: 0.778	1-3 1B		3-1 1B 1-2 3-H		FC6 1B		1B 1B		F7 ②	5	0	4	1	0	0	0
Roger Metzger, S (1, 6) OBP: 0.385, SLG: 0.417	1-3 ① 1-2		3-1 ① 1-2 2-3		FC6 ① 2B 1-2f 4-3		FC6-4 1-2 1B		1-3 ③	5	1	1	0	0	0	4
Cesar Cedeno, R (1, 8) OBP: 0.167, SLG: 0.333	6-3 ②		5-3 ②		4-3 1-3 2B		S S S K ②			4	0	1	0	0	1	5
Bob Watson, R (1, 7) OBP: 0.250, SLG: 0.182 Ken Forsch, R (7, 1)	6-3 ③		F2 ③		4-3 ② 2-3 3-H		FC6-4 ③ 1-2f			4 0	0 0	0 0	1 0	0 0	0 0	6 0
Milt May, L (1, 2) OBP: 0.083, SLG: 0.083		2-3 ①		G3 ①	4-3 ③			6-3 ①		4	0	0	0	0	0	1
Lee May, R (1, 3) OBP: 0.333, SLG: 0.273 Dave Campbell, R (8, PR) (8, 3)		F5 ②		HR 1B		G6-4-3 1B		H 1-0 HBP		3 0	1 0	2 0	0 0	0 0	0 0	0 0
Doug Rader, R (1, 5) OBP: 0.182, SLG: 0.455	6-3 ③			1-H HR	S S S K ①			S S S K ②		4	1	1	2	0	2	2
Tommy Helms, R (1, 4) OBP: 0.400, SLG: 0.600			1B 1B 2B	5-3 ②		G6-4-3 ②③ 1-2f		F9 ③		4	1	1	0	0	0	2
Claude Osteen, L (1, 1) OBP: 1.000, SLG: 1.000 Mike Nagy, R (3, 1) Bob Gallagher, L (7, PH) (7, 9)			3-1 1B 2-3 1B	F6 ③			F4 ①		F7 ①	1 1 2	0 0 0	1 0 0	0 0 0	0 0 0	0 0 0	0 0 0
Inning Stats	R: 0 H: 1 E: 0 LOB: 1 K: 0 BB: 0 S: 4 P: 4	R: 0 H: 0 E: 0 LOB: 0 K: 0 BB: 0 S: 3 P: 3	R: 1 H: 3 E: 0 LOB: 2 K: 0 BB: 0 S: 6 P: 6	R: 2 H: 2 E: 0 LOB: 0 K: 0 BB: 0 S: 5 P: 5	R: 1 H: 2 E: 0 LOB: 1 K: 0 BB: 0 S: 5 P: 5	R: 0 H: 1 E: 0 LOB: 0 K: 1 BB: 0 S: 5 P: 5	R: 0 H: 2 E: 0 LOB: 2 K: 1 BB: 0 S: 7 P: 7	R: 0 H: 0 E: 0 LOB: 1 K: 1 BB: 0 S: 5 P: 6	R: 0 H: 0 E: 0 LOB: 0 K: 0 BB: 0 S: 3 P: 3	1B: 8 SF: 0 2B: 2 SAC: 0 3B: 0 DP: 1 HR: 1 HBP: 1						

PITCHER		IP	WLS	BF	H	R	ER	SO	BB	IBB	HBP	BLK	WP	HR	S	P	ERA	WHIP
Jim Willoughby, R ERA: 7.2	(1, 1)	5.0	W	23	8	4	4	0	0	0	0	0	0	1	23	23	7.20	1.600
Jim Barr, R ERA:	(6, 1)	4.0	S	15	3	0	0	3	0	0	1	0	0	0	20	21	0.00	0.750

PITCHER	IP	WLS	BF	H	R	ER	SO	BB	IBB	HBP	BLK	WP	HR	S	P	ERA	WHIP

TOP

Houston Astros @ San Francisco Giants

Candlestick Park, San Francisco, CA

Sun Apr 07 1974, 6:33 AM EDT

Att. 10,341 - Unknown

livebaseballscorecards.com

AB	37
R	4
H	11
RBI	4
BB	0
SO	3
LOB	20

PA: 38

WP: 0
PB: 0
SB: 0
CS: 0

Batter	1	2	3	4	5	6	7	8	9	AB	R	H	RBI	BB	SO	LOB
Bobby Bonds, R (1, 9) OBP: 0.154, SLG: 0.231	6-3	E6 BLK	1B 2B 2-H 3-H		F8			5-3		5	2	1	2	0	0	1
Chris Speier, R (1, 6) OBP: 0.462, SLG: 0.500	F8	K 3-H	1B 2-H			K		F8		5	0	1	1	0	2	0
Garry Maddox, R (1, 8) OBP: 0.308, SLG: 0.538	3B 1B	3-1	F8			WP 1B		F7		5	1	2	0	0	0	1
Gary Matthews, R (1, 7) OBP: 0.333, SLG: 0.455	HR 3B 1-H	FC6-4 BB		6-3		5-3 1-3				3	1	1	1	1	0	1
Steve Ontiveros, S (1, 3) OBP: 0.417, SLG: 0.556	HR BB	FC6-4 1-2f		4-3		5-3				3	1	0	0	1	0	2
Dave Kingman, R (1, 5) OBP: 0.500, SLG: 0.818	HR 1-H 3-H		K	F9			1B			4	1	2	3	0	1	0
Mike Phillips, L (1, 4) OBP: 0.429, SLG: 0.500	1B BB		G3		F8		F7			3	0	0	0	1	0	1
Ken Rudolph, R (1, 2) OBP: 0.364, SLG: 0.125	1B 1-3		E5 2B 2B		6-3		F8			4	1	1	0	0	0	1
Jim Willoughby, R (1, 1) OBP: 0.500, SLG: 1.000	F9		2B 1-3		BB		F7			2	1	1	0	0	0	2
Gary Thomasson, L (5, PH)										0	0	0	0	1	0	0
Jim Barr, R (6, 1)										1	0	0	0	0	0	1
Inning Stats	R: 4 E: 0 K: 0 S: 7 H: 4 LOB: 2 BB: 2 P: 15	R: 1 E: 1 K: 1 S: 6 H: 0 LOB: 1 BB: 1 P: 10	R: 3 E: 1 K: 1 S: 9 H: 3 LOB: 1 BB: 0 P: 9	R: 0 E: 0 K: 0 S: 3 H: 0 LOB: 0 BB: 0 P: 3	R: 0 E: 0 K: 0 S: 3 H: 0 LOB: 1 BB: 1 P: 7	R: 0 E: 0 K: 1 S: 6 H: 1 LOB: 1 BB: 0 P: 6	R: 0 E: 0 K: 0 S: 4 H: 1 LOB: 1 BB: 0 P: 4	R: 0 E: 0 K: 0 S: 3 H: 0 LOB: 0 BB: 0 P: 3							

PITCHER		IP	WLS	BF	H	R	ER	SO	BB	IBB	HBP	BLK	WP	HR	S	P	ERA	WHIP
Claude Osteen, L ERA: 13.5	(1, 1)	2.2	L	20	7	8	4	2	3	0	0	1	0	1	21	33	13.50	3.750
Mike Nagy, R ERA:	(3, 1)	3.1		12	1	0	0	1	1	0	0	0	1	0	13	17	0.00	0.600
Ken Forsch, R ERA:	(7, 1)	2.0		7	1	0	0	0	0	0	0	0	0	0	7	7	0.00	0.500

PITCHER	IP	WLS	BF	H	R	ER	SO	BB	IBB	HBP	BLK	WP	HR	S	P	ERA	WHIP

BOTTOM

Houston Astros @ San Francisco Giants

Candlestick Park, San Francisco, CA

Sun Apr 07 1974, 6:33 AM EDT

Att. 10,341 - Unknown

livebaseballscorecards.com

AB	35
R	8
H	9
RBI	7
BB	4
SO	3
LOB	10

1B: 5 SF: 0
2B: 2 SAC: 0
3B: 1 DP: 0
HR: 1 HBP: 0

WP: 2 PA: 39
PB: 0
SB: 0
CS: 0

Batter	1	2	3	4	5	6	7	8	9	AB	R	H	RBI	BB	SO	LOB
Greg Gross, L (1, 9) (6, 7) OBP: 0.714, SLG: 0.714	0-0 2B 1B	0-0 WP 1-2 1B 1B	0-3 ② K		0-3 ② K			0-0 SH1-3 1B 1B		5	3	3	0	0	2	2
Roger Metzger, S (1, 6) OBP: 0.353, SLG: 0.333	0-0 ① F7	0-0 ① F7 1-2 2-3	4-0 1-2 BB		0-0 E4 S 2-H			0-0 ① SH1-3 1-2		3	0	0	0	1	0	3
Cesar Cedeno, R (1, 8) OBP: 0.294, SLG: 0.471	0-0 F8 1-H 2B 2B	0-0 1B 2-H 3-H 1B	0-3 ③ K		0-0 ③ L7 1-2			0-0 E 2-H SF8 1B		5	3	3	4	0	1	3
Bob Watson, R (1, 7) (6, 3) OBP: 0.235, SLG: 0.200	0-0 ② F8 2-3	0-0 1B 2-H 1B		0-0 E5		0-0 ① F9		0-0 ② SF8 1-H		4	0	1	2	0	0	1
Lee May, R (1, 3) OBP: 0.313, SLG: 0.214 Bob Gallagher, L (6, 9) OBP: 0.200, SLG: 0.200	4-0 2B 1B BB	0-3 ② K		0-0 ① F2		0-0 ② 5-3		0-0 1B		3	1	0	0	1	1	2
										1	0	1	0	0	0	0
Doug Rader, R (1, 5) OBP: 0.250, SLG: 0.500	0-0 1-3 3-H 1B 2B	0-0 1-2 1B		0-0 ② L9		0-0 ③ 1-3		0-0 ③ 6-3		5	0	2	1	0	0	2
Johnny Edwards, L (1, 2) OBP: 0.400, SLG: 0.500	4-0 1B IBB	0-3 ③ K		0-0 ③ F7			0-0 5-3 B2-5 2B		0-0 ① 4-3	4	0	1	0	1	1	3
Tommy Helms, R (1, 4) OBP: 0.429, SLG: 0.571 Larry Milbourne, S (7, 4)	0-0 ③ 1-2 2-H 3-H 1B		0-0 ① 6-3		0-0 SH5-4 E 1B		0-0 ① 5-3 2-3		0-3 ② K	4	1	2	1	0	0	1
										1	0	0	0	0	1	0
Larry Dierker, R (1, 1) OBP: 0.667, SLG: 0.667 Fred Scherman, L (8, 1)		0-0 WP 1B 1B 1B	0-0 BB 1B		0-0 ① SH5-4 1-2		0-0 ② ③ B2-5 3-Hf		0-0 ③ 5-3	3	1	2	0	0	0	1
										1	0	0	0	0	0	0
Inning Stats	R: 3 E: 0 K: 0 S: 6 H: 4 LOB: 2 BB: 2 P: 14	R: 3 E: 0 K: 2 S: 12 H: 5 LOB: 2 BB: 0 P: 12	R: 0 E: 0 K: 2 S: 8 H: 1 LOB: 2 BB: 1 P: 12	R: 0 E: 1 K: 0 S: 4 H: 0 LOB: 1 BB: 0 P: 4	R: 1 E: 1 K: 1 S: 7 H: 1 LOB: 1 BB: 0 P: 7	R: 0 E: 0 K: 0 S: 3 H: 0 LOB: 0 BB: 0 P: 3	R: 0 E: 0 K: 0 S: 3 H: 1 LOB: 0 BB: 0 P: 3	R: 2 E: 1 K: 0 S: 6 H: 3 LOB: 1 BB: 0 P: 6	R: 0 E: 0 K: 1 S: 5 H: 0 LOB: 0 BB: 0 P: 5	1B: 12 2B: 4 3B: 0 HR: 0	SF: 1 SAC: 2 DP: 1 HBP: 0						

TOP

Houston Astros @ San Diego Padres

San Diego Stadium, San Diego, CA

Tue Apr 09 1974, 10:05 PM EDT

Att. 39,083 - Unknown

livebaseballscorecards.com

AB	39
R	9
H	15
RBI	8
BB	3
SO	6
LOB	18

WP: 1 PB: 0 SB: 1 CS: 0 PA: 45

PITCHER		IP	WLS	BF	H	R	ER	SO	BB	IBB	HBP	BLK	WP	HR	S	P	ERA	WHIP
Steve Arlin, R ERA: 45.0	(1, 1)	1.0	L	10	6	5	5	0	1	1	0	0	0	0	8	16	45.00	7.000
Ralph Garcia, R ERA: 7.71	(2, 1)	0.1		3	2	1	1	0	0	0	0	0	1	0	3	3	27.00	6.000
Rich Troedson, L ERA: 2.45	(2, 1)	0.2		3	1	0	0	2	0	0	0	0	0	0	7	7	0.00	1.500
Joe McIntosh, R ERA: 2.84	(3, 1)	2.0		9	1	0	0	2	1	0	0	0	0	0	12	16	0.00	1.000
Jim McAndrew, R ERA: 6.35	(5, 1)	3.0		11	2	1	0	1	0	0	0	0	0	0	13	13	0.00	0.667

PITCHER		IP	WLS	BF	H	R	ER	SO	BB	IBB	HBP	BLK	WP	HR	S	P	ERA	WHIP
Mike Corkins, R ERA: 12.27	(8, 1)	1.0		6	3	2	1	0	0	0	0	0	0	0	6	6	9.00	3.000
Vicente Romo, R ERA:	(9, 1)	1.0		3	0	0	0	1	0	0	0	0	0	0	5	5	0.00	0.000

BOTTOM

Batter	1	2	3	4	5	6	7	8	9	AB	R	H	RBI	BB	SO	LOB
Bobby Tolan, L (1, 9) OBP: 0.235, SLG: 0.188	4-3		1B SF4 BB	F2-4 1-2			F5		1-3	4	1	0	0	1	0	3
Glenn Beckert, R (1, 4) OBP: 0.615, SLG: 0.583	G4-3 1B		1-3 1B		1B		F4		5-3	5	0	3	0	0	0	0
Nate Colbert, R (1, 7)	G4-3 1-2f		SF4 3-H		K			E 1B BB	K	3	1	0	1	1	2	2
Willie McCovey, L (1, 3) OBP: 0.267, SLG: 0.214		3-1 WP E 1B	K		F7			K		4	1	1	0	0	2	3
Johnny Grubb, L (1, 8) OBP: 0.400, SLG: 0.357		3-1 1-3	F8		5-3			K		4	0	0	0	0	1	4
Fred Kendall, R (1, 2) OBP: 0.400, SLG: 0.571		FC1 PB 3-H	1-3 1B		F8			E5 1B 1-2 2B		4	1	1	0	0	0	1
Derrel Thomas, S (1, 5) OBP: 0.444, SLG: 0.375		PB BB	1-3 1-2		F8			1B 1-2 2-H		3	1	2	1	1	0	0
Enzo Hernandez, R (1, 6) OBP: 0.154, SLG: 0.167	K 1-2 2-3		1-3 1-2 2-3		K			2B 1-H 2-H		3	0	0	0	0	2	4
Cito Gaston, R (8, PH) OBP: 0.333, SLG: 0.667										1	0	1	2	0	0	0
Rich Morales, R (9, 6)										0	0	0	0	0	0	0
Steve Arlin, R (1, 1) Ralph Garcia, R (2, 1) Rich Troedson, L (2, 1) Dave Roberts, R (2, PH) Joe McIntosh, S (3, 1) Matty Alou, L (4, PH) OBP: 0.333, SLG: 0.400 Jim McAndrew, R (5, 1) Dave Hilton, R (7, PH) Mike Corkins, R (8, 1) Bernie Williams, R (8, PH) Vicente Romo, R (9, 1)	K		K	F2-4			6-3	6-3		0 0 0 1 0 0 0 1 0 0 1	0 0 0 0 0 0 0 0 0 0 0	0 0 0 0 0 0 0 0 0 0 0	0 0 0 0 1 0 0 0 0 0 0	0 0 0 0 0 0 0 0 0 0 0	0 0 0 1 0 0 0 1 0 0 1	0 0 0 2 0 0 0 0 0 0 0
Inning Stats	R: 0 E: 0 K: 0 S: 3 H: 1 LOB: 0 BB: 0 P: 3	R: 1 E: 1 K: 2 S: 9 H: 1 LOB: 2 BB: 1 P: 13	R: 1 E: 0 K: 1 S: 6 H: 1 LOB: 1 BB: 1 P: 10	R: 0 E: 0 K: 0 S: 4 H: 2 LOB: 2 BB: 1 P: 8	R: 0 E: 0 K: 1 S: 6 H: 1 LOB: 1 BB: 0 P: 6	R: 0 E: 0 K: 1 S: 5 H: 0 LOB: 0 BB: 0 P: 5	R: 0 E: 0 K: 0 S: 3 H: 0 LOB: 0 BB: 0 P: 3	R: 3 E: 1 K: 2 S: 10 H: 2 LOB: 1 BB: 1 P: 14	R: 0 E: 0 K: 1 S: 5 H: 0 LOB: 0 BB: 0 P: 5	1B: 7 2B: 2 3B: 0 HR: 0 SF: 1 SAC: 0 DP: 2 HBP: 0						

PITCHER	IP	WLS	BF	H	R	ER	SO	BB	IBB	HBP	BLK	WP	HR	S	P	ERA	WHIP
Larry Dierker, R (1, 1) ERA: 1.29	7.0	W	29	6	2	1	5	3	0	0	0	1	0	36	48	1.29	1.286
Fred Scherman, L (8, 1) ERA:	2.0		10	2	3	0	3	1	0	0	0	0	0	15	19	0.00	1.500

PITCHER	IP	WLS	BF	H	R	ER	SO	BB	IBB	HBP	BLK	WP	HR	S	P	ERA	WHIP

Houston Astros @ San Diego Padres

San Diego Stadium, San Diego, CA

Tue Apr 09 1974, 10:05 PM EDT

Att. 39,083 - Unknown

livebaseballscorecards.com

AB	34
R	5
H	8
RBI	4
BB	4
SO	8
LOB	20

WP: 1 PA: 39
PB: 1
SB: 0
CS: 0

Houston Astros @ San Diego Padres

San Diego Stadium, San Diego, CA

Wed Apr 10 1974, 10:05 PM EDT

Att. 7,882 - Unknown

TOP

livebaseballscorecards.com

Batter	1	2	3	4	5	6	7	8	9	AB	R	H	RBI	BB	SO	LOB
Greg Gross, L (1, 9) (6, 7) OBP: 0.579, SLG: 0.579	6-3		6-3		1B 1B / 6-3		1-3			5	0	1	0	0	0	1
Roger Metzger, S (1, 6) OBP: 0.364, SLG: 0.316	F7			4-3	1B E 1-2 / 1B	BBB 4-0 1B 1B BB	SSS K			4	2	1	0	1	1	0
Cesar Cedeno, R (1, 8) OBP: 0.409, SLG: 0.667	S HBP			HR	E 1-3 2-H / 1B	F6		G5-4-3 1B		4	2	3	1	0	0	1
Bob Watson, R (1, 7) OBP: 0.227, SLG: 0.200	6-3 1-2			1B 1B 1B / 1B	E4 BB 1B / 2B 1-3 3-H	SSS K		G5-4-3 1-2f		5	2	1	1	0	1	4
Denis Menke, R (6, 3) (8, 3)										0	0	0	0	0	0	0
Milt May, L (1, 2) OBP: 0.294, SLG: 0.250		F5		1B 1B / 1B 1-2	2B BB / 1B 1-2 3-H	BB 1B / 1B 1-3		BBBB 4-0 BB		4	1	3	1	1	0	0
Lee May, R (1, 3) OBP: 0.350, SLG: 0.278	SSS K			1B / 1B 1-2 2-3	F7	BB / 1B 1-2 3-H		SSS K		4	0	2	1	0	1	2
Bob Gallagher, L (6, PR) (6, 9) OBP: 0.167, SLG: 0.167										1	0	0	0	0	1	1
Doug Rader, R (1, 5) OBP: 0.333, SLG: 0.474	6-3			BBBB 2B / 2B 1-2 2-3	BBBB 2B / 2B BB 1-2 2-3	FC6-4 / BB 1-2 2-3		SSS K	SSS K	3	1	1	1	2	1	0
Tommy Helms, R (1, 4) OBP: 0.444, SLG: 0.588		5-3		4-0 IBB	2B 1-3 2-H 3-H / 2B	FC6-4 1-2f			SSS K	3	1	1	2	1	0	3
Larry Milbourne, S (6, 4)										1	0	0	0	0	1	0
Dave Roberts, L (1, 1) OBP: 0.167, SLG: 0.333		6-3		F8	2B 2-H 3-H		SSS K		F3	5	0	1	2	0	1	3

	AB	R	H	RBI	BB	SO	LOB
AB	39						
R	9						
H	14						
RBI	9						
BB	5						
SO	7						
LOB	15						

Inning Stats	1	2	3	4	5	6	7	8	9
R	0	0	0	2	6	1	0	0	0
E	0	0	0	0	1	0	0	0	0
K	0	1	0	0	0	1	2	1	2
S	3	5	3	7	9	7	7	5	7
H	0	0	0	5	6	2	0	1	0
LOB	1	0	0	3	1	3	0	1	0
BB	0	0	0	1	1	2	0	1	0
P	4	5	3	11	13	15	7	9	7

1B	11	SF: 0
2B	2	SAC: 0
3B	0	DP: 1
HR	1	HBP: 1

WP	0	PA: 45
PB	0	
SB	1	
CS	0	

PITCHER		IP	WLS	BF	H	R	ER	SO	BB	IBB	HBP	BLK	WP	HR	S	P	ERA	WHIP
Bill Greif, R (1, 1) ERA: 8.22		4.1	L	22	8	5	5	1	0	1	1	0	0	1	22	27	10.38	1.846
Rich Troedson, L (5, 1) ERA: 9.0		1.1		10	4	4	2	1	2	0	0	0	0	0	10	18	13.50	4.500
Ralph Garcia, R (6, 1) ERA: 4.91		1.1		6	1	0	0	2	1	0	0	0	0	0	9	13	0.00	1.500
Mike Corkins, R (8, 1) ERA: 7.94		2.0		7	1	0	0	3	1	0	0	0	0	0	12	16	0.00	1.000

PITCHER	IP	WLS	BF	H	R	ER	SO	BB	IBB	HBP	BLK	WP	HR	S	P	ERA	WHIP

BOTTOM

Houston Astros @ San Diego Padres

San Diego Stadium, San Diego, CA

Wed Apr 10 1974, 10:05 PM EDT

Att. 7,882 - Unknown

livebaseballscorecards.com

Batter	1	2	3	4	5	6	7	8	9	AB	R	H	RBI	BB	SO	LOB
Derrel Thomas, S (1, 5) OBP: 0.462, SLG: 0.583	0-0 5-3 1B		0-0 6-3 3B		0-0 ① 1-3		0-0 ③ 4-3			4	1	2	0	0	0	0
Glenn Beckert, R (1, 4) OBP: 0.529, SLG: 0.500	0-0 ① 5-3 1-2		0-0 ① 6-3 3-H		0-0 1B			0-0 ① F7		4	0	1	1	0	0	1
Nate Colbert, R (1, 7)	0-0 ② 5-3		0-0 ② F3		0-0 ② L4			0-0 ② F4		4	0	0	0	0	0	2
Willie McCovey, L (1, 3) OBP: 0.316, SLG: 0.294	B B B B 4-0 BB		0-0 2B		0-0 ③ F3			0-0 ③ F3		3	0	1	0	1	0	1
Cito Gaston, R (1, 9) OBP: 0.143, SLG: 0.286	0-0 ③ 1-3		0-0 ③ L9			0-0 ① 4-3			0-0 ① 6-3	4	0	0	0	0	0	3
Fred Kendall, R (1, 2) OBP: 0.316, SLG: 0.444		0-0 ① 4-3		S S S 0-3 ① K		0-0 ② 5-3			0-0 ② F3	4	0	0	0	0	1	0
Bernie Williams, R (1, 8) OBP: 0.250, SLG: 0.250		S S S 0-3 ② K		0-0 1B		S S S 0-3 ③ K			0-0 FC6-4 1B	2	0	1	0	0	1	0
Johnny Grubb, L (6, 8) OBP: 0.412, SLG: 0.375										2	0	1	0	0	1	0
Enzo Hernandez, R (1, 6) OBP: 0.188, SLG: 0.333		0-0 3B		0-0 ② F8			0-0 ① F6		0-0 ③ FC6-4 1-2f	3	0	1	0	0	0	1
Dave Hilton, R (9, PH)										1	0	0	0	0	0	1
Bill Greif, R (1, 1)		0-0 ③ L4		0-0 ③ 4-3			0-0 ② F9			2	0	0	0	0	0	2
Rich Troedson, L (5, 1)										0	0	0	0	0	0	0
Ralph Garcia, R (6, 1)										0	0	0	0	0	0	0
Dave Roberts, R (7, PH)										1	0	0	0	0	0	0
Mike Corkins, R (8, 1)										0	0	0	0	0	0	0

	AB	34
	R	1
	H	7
	RBI	1
	BB	1
	SO	3
	LOB	11

Inning Stats	1	2	3	4	5	6	7	8	9
	R: 0 H: 1 E: 0 LOB: 2 K: 0 BB: 1 S: 4 P: 8	R: 0 H: 1 E: 0 LOB: 1 K: 1 BB: 0 S: 6 P: 6	R: 1 H: 2 E: 0 LOB: 1 K: 0 BB: 0 S: 5 P: 5	R: 0 H: 1 E: 0 LOB: 1 K: 1 BB: 0 S: 6 P: 6	R: 0 H: 1 E: 0 LOB: 1 K: 0 BB: 0 S: 4 P: 4	R: 0 H: 0 E: 0 LOB: 0 K: 1 BB: 0 S: 5 P: 5	R: 0 H: 0 E: 0 LOB: 0 K: 0 BB: 0 S: 3 P: 3	R: 0 H: 0 E: 0 LOB: 0 K: 0 BB: 0 S: 3 P: 3	R: 0 H: 1 E: 0 LOB: 1 K: 0 BB: 0 S: 4 P: 4

	1B: 4	SF: 0	WP: 0	PA: 35
	2B: 1	SAC: 0	PB: 0	
	3B: 2	DP: 0	SB: 0	
	HR: 0	HBP: 0	CS: 0	

PITCHER	IP	WLS	BF	H	R	ER	SO	BB	IBB	HBP	BLK	WP	HR	S	P	ERA	WHIP
Dave Roberts, L (1, 1) ERA: 3.86	9.0	W	35	7	1	1	3	1	0	0	0	0	0	40	44	1.00	0.889

PITCHER	IP	WLS	BF	H	R	ER	SO	BB	IBB	HBP	BLK	WP	HR	S	P	ERA	WHIP

Batter	1	2	3	4	5	6	7	8	9	AB	R	H	RBI	BB	SO	LOB
Larry Milbourne, S (1, 4) OBP: 0.143, SLG: 0.143	6-3	K	2-H 1B		G1-4-3 1-2f		6-3			5	0	1	1	0	1	4
Roger Metzger, S (1, 6) OBP: 0.407, SLG: 0.348	1B	2B 1-2 2-3 2B BB	K			FC6-4 1B 1B 1B		4-3		4	2	2	0	1	1	1
Cesar Cedeno, R (1, 8) OBP: 0.407, SLG: 0.654	F8	1-3 2-H 3-H 2B 2B		6-3		L8		1-3 1B		5	1	2	2	0	0	2
Bob Watson, R (1, 7) OBP: 0.296, SLG: 0.440 (6, 3)	6-3	2-H 3-H 2B		HR		1-2 FC6-4 1B		1-3 1-2		5	1	3	3	0	0	2
Lee May, R (1, 3) OBP: 0.417, SLG: 0.263 Bob Gallagher, L (6, PR) OBP: 0.143, SLG: 0.143 (6, 7)	2B 1B BB BB			G6-4-3 BB		FC6-4 1B 1-2f 2-3		4-3		1 1	1 0	0 0	0 0	3 0	0 0	2 1
Doug Rader, R (1, 5) OBP: 0.320, SLG: 0.435 Denis Menke, R (7, 5)	K F8			G6-4-3 1-2f		FC6-4 1-3 3-H 1B			6-3	4 1	0 0	1 0	1 0	0 0	1 0	4 0
Ollie Brown, R (1, 9) OBP: 0.222, SLG: 0.222	2B 1-2 1B 1B	5-3 1B 1B	F6	FC6-4 1-2f			F5			5	2	2	0	0	0	2
Milt May, L (1, 2) OBP: 0.350, SLG: 0.368 Johnny Edwards, L (6, 2) OBP: 0.286, SLG: 0.333	BB 1-3 2-H 2B 2B	5-3 1-2	HBP 1B				1-3	5-3		3 2	1 0	2 0	1 0	0 0	0 0	1 0
Tom Griffin, R (1, 1) OBP: 0.400, SLG: 0.250 Jerry Johnson, R (8, 1) Fred Scherman, L (9, 1)	BB 3-H 2B 1B	6-3	G1-4-3 1-2 HBP				F8			3 0 0	1 0 0	1 0 0	1 0 0	0 0 0	0 0 0	1 0 0
Inning Stats	R: 0 H: 1 E: 0 LOB: 1 K: 0 BB: 0 S: 4 P: 4	R: 6 H: 5 E: 0 LOB: 2 K: 2 BB: 3 S: 12 P: 24	R: 1 H: 2 E: 0 LOB: 1 K: 1 BB: 0 S: 7 P: 7	R: 1 H: 1 E: 0 LOB: 0 K: 0 BB: 1 S: 3 P: 7	R: 0 H: 1 E: 0 LOB: 1 K: 0 BB: 0 S: 3 P: 4	R: 1 H: 3 E: 0 LOB: 2 K: 0 BB: 0 S: 6 P: 6	R: 0 H: 0 E: 0 LOB: 0 K: 0 BB: 0 S: 3 P: 3	R: 0 H: 1 E: 0 LOB: 1 K: 0 BB: 0 S: 4 P: 4	R: 0 H: 0 E: 0 LOB: 0 K: 0 BB: 0 S: 3 P: 3	1B: 10 SF: 0 2B: 3 SAC: 0 3B: 0 DP: 2 HR: 1 HBP: 1						

TOP

Houston Astros @ San Diego Padres

San Diego Stadium, San Diego, CA

Thu Apr 11 1974, 10:05 PM EDT

Att. 6,618 - Unknown

livebaseballscorecards.com

AB	39
R	9
H	14
RBI	9
BB	4
SO	3
LOB	20

WP: 0 PA: 44
PB: 0
SB: 0
CS: 0

PITCHER		IP	WLS	BF	H	R	ER	SO	BB	IBB	HBP	BLK	WP	HR	S	P	ERA	WHIP
Randy Jones, L ERA: 19.06	(1, 1)	1.2	L	13	6	6	6	2	2	0	0	0	0	0	15	23	32.40	4.800
Joe McIntosh, R ERA: 3.72	(2, 1)	3.1		15	4	2	2	1	2	0	1	0	0	1	14	23	5.40	1.800
Ralph Garcia, R ERA: 4.76	(6, 1)	2.0		9	3	1	1	0	0	0	0	0	0	0	9	9	4.50	1.500
Vicente Romo, R ERA:	(8, 1)	1.0		4	1	0	0	0	0	0	0	0	0	0	4	4	0.00	1.000
Rich Troedson, L ERA: 7.5	(9, 1)	1.0		3	0	0	0	0	0	0	0	0	0	0	3	3	0.00	0.000

PITCHER	IP	WLS	BF	H	R	ER	SO	BB	IBB	HBP	BLK	WP	HR	S	P	ERA	WHIP

Batter	1	2	3	4	5	6	7	8	9	AB	R	H	RBI	BB	SO	LOB
Bobby Tolan, L (1, 9) OBP: 0.227, SLG: 0.200	G3 1B		F7		SF8 3-H		F8		G3	4	0	1	1	0	0	1
Matty Alou, L (1, 7) OBP: 0.364, SLG: 0.400	G3 1-2		4-3		FC4-6 1-2 1B		1-2 1B		G3	5	0	2	0	0	0	1
Johnny Grubb, L (1, 8) OBP: 0.364, SLG: 0.300	BB G6-4-3			G3	FC4-6 1-2f		G3		2-3	4	0	0	0	1	0	4
Nate Colbert, R (1, 3)	G6-4-3 1-2f			F3		F7		K		4	0	0	0	0	1	2
Fred Kendall, R (1, 2) OBP: 0.391, SLG: 0.500		F5		1B		1B		G3 1B 1B		4	0	3	0	0	0	0
Dave Roberts, R (1, 5) OBP: 0.167, SLG: 0.167		K		1-3		F4		G3 1-2 1B		4	0	1	0	0	1	2
Derrel Thomas, S (1, 4) OBP: 0.412, SLG: 0.467		BB			F7	1-3		G3 1-2 2-3		3	0	0	0	1	0	3
Enzo Hernandez, R (1, 6) OBP: 0.211, SLG: 0.333 Willie McCovey, L (8, PH) OBP: 0.350, SLG: 0.294 Rich Morales, R (8, PR) (9, 6)		F9			E FC1 SF8 1B		3-1	BB		3 0 0	1 0 0	1 0 0	0 0 0	0 1 0	0 0 0	1 0 0
Randy Jones, R (1, 1) Joe McIntosh, S (2, 1) Glenn Beckert, R (5, PH) OBP: 0.000, SLG: 0.471 Bill Greif, R (6, PR) Ralph Garcia, R (6, 1) Cito Gaston, R (7, PH) OBP: 0.400, SLG: 0.286 Vicente Romo, R (8, 1) Dave Hilton, R (8, PH) Rich Troedson, L (9, 1)			G3		FC1 1-3 1B		1B BB		F9	0 1 1 0 0 0 0 0 1 0	0 0 0 0 0 0 0 0 0 0	0 0 0 0 0 0 0 0 0 0	0 0 0 0 0 0 1 0 0 0	0 0 0 0 0 0 0 0 0 0	0 1 0 0 0 0 0 0 0 0	0 0 1 0 0 0 0 0 0 3
Inning Stats	R: 0 E: 0 K: 0 S: 3 H: 1 LOB: 1 BB: 1 P: 7	R: 0 E: 0 K: 1 S: 5 H: 0 LOB: 1 BB: 1 P: 9	R: 0 E: 0 K: 0 S: 3 H: 0 LOB: 0 BB: 0 P: 3	R: 0 E: 0 K: 0 S: 4 H: 1 LOB: 1 BB: 0 P: 4	R: 1 E: 1 K: 0 S: 6 H: 2 LOB: 2 BB: 0 P: 6	R: 0 E: 0 K: 0 S: 4 H: 1 LOB: 1 BB: 0 P: 4	R: 0 E: 0 K: 0 S: 4 H: 1 LOB: 2 BB: 1 P: 8	R: 0 E: 0 K: 1 S: 7 H: 2 LOB: 3 BB: 1 P: 11	R: 0 E: 0 K: 0 S: 3 H: 0 LOB: 0 BB: 0 P: 3	1B: 8 2B: 0 3B: 0 HR: 0	SF: 1 SAC: 0 DP: 1 HBP: 0	WP: 0 PB: 0 SB: 0 CS: 0	PA: 39				

PITCHER		IP	WLS	BF	H	R	ER	SO	BB	IBB	HBP	BLK	WP	HR	S	P	ERA	WHIP
Tom Griffin, R ERA: 2.08	(1, 1)	7.0	W	30	6	1	0	1	3	0	0	0	0	0	29	41	0.00	1.286
Jerry Johnson, R ERA:	(8, 1)	1.0		6	2	0	0	1	1	0	0	0	0	0	7	11	0.00	3.000
Fred Scherman, L ERA:	(9, 1)	1.0		3	0	0	0	0	0	0	0	0	0	0	3	3	0.00	0.000

PITCHER	IP	WLS	BF	H	R	ER	SO	BB	IBB	HBP	BLK	WP	HR	S	P	ERA	WHIP

BOTTOM

Houston Astros @ San Diego Padres

San Diego Stadium, San Diego, CA

Thu Apr 11 1974, 10:05 PM EDT

Att. 6,618 - Unknown

livebaseballscorecards.com

AB	34
R	1
H	8
RBI	1
BB	4
SO	2
LOB	18

Batter	1	2	3	4	5	6	7	8	9	AB	R	H	RBI	BB	SO	LOB
Lee Lacy, R (1, 4) OBP: 0.389, SLG: 0.444	F9 ①			5-3 1B	1-2 2-H 1B		F6 ①	F5 ②		4	0	2	1	0	0	0
Bill Buckner, L (8, PH) OBP: 0.321, SLG: 0.280										1	0	0	0	0	0	2
(8, 7)																
Tom Paciorek, R (1, 7) OBP: 0.364, SLG: 0.545	1-3 ②			F8 ①	S S S K ③		BB 1B	F8 ③		4	0	1	0	0	1	3
Von Joshua, L (8, PH) OBP: 0.111, SLG: 0.250										1	0	0	0	0	0	2
Mike Marshall, R (8, 1)										0	0	0	0	0	0	0
Jimmy Wynn, R (1, 8) OBP: 0.405, SLG: 0.750	5-3 ③			5-3 ② 1-2		B B B B 1-3 1B BB	F7 ②		6-3 ①	4	1	0	0	1	0	2
Joe Ferguson, R (1, 2) OBP: 0.405, SLG: 0.185		5-3 ①		B B B FC6 BB		1-3 ① 1-2 B B B	1-2 BB		6-3 ②	3	0	0	0	2	0	1
Willie Crawford, L (1, 9) OBP: 0.389, SLG: 0.267		6-3 ②		FC6 ③ 1-2f		S S S K ②	F6 ③		S S S K ③	5	0	0	0	0	2	5
Ron Cey, R (1, 5) OBP: 0.412, SLG: 0.429		1B			5-3 ①	2B 2-H 1B				4	0	2	1	0	0	0
Steve Garvey, R (1, 3) OBP: 0.276, SLG: 0.536			6-3 ①		BB 1B 1B	1-3 2B		1B FC 2B		4	2	3	0	0	0	0
Bill Russell, R (1, 6) OBP: 0.438, SLG: 0.407			5-3 ②		F4 ②	IBB		FC 2-3 1B		2	0	0	0	1	0	1
Manny Mota, R (8, PH) OBP: 0.600, SLG: 0.667										1	0	1	0	0	0	0
Rick Auerbach, R (8, PR)										0	0	0	0	0	0	0
(8, 6)																
Al Downing, R (1, 1) OBP: 0.500, SLG: 0.333			S S S K ③		B B B 1-2 1B BB	S S S K ③		FC 1-2 3-H		2	0	0	0	1	2	3
Jim Brewer, L (6, 1)										0	0	0	0	0	0	0
Ken McMullen, R (8, PH)										1	0	0	1	0	0	1
Davey Lopes, R (8, PR) OBP: 0.444, SLG: 0.357										0	0	0	0	0	0	0
(8, 4)																
Inning Stats	R: 0 E: 0 K: 0 S: 3 H: 0 LOB: 0 BB: 0 P: 3	R: 0 E: 0 K: 0 S: 3 H: 1 LOB: 1 BB: 0 P: 3	R: 0 E: 0 K: 1 S: 5 H: 0 LOB: 0 BB: 0 P: 5	R: 0 E: 0 K: 0 S: 4 H: 1 LOB: 2 BB: 1 P: 8	R: 1 E: 0 K: 1 S: 7 H: 2 LOB: 2 BB: 1 P: 11	R: 1 E: 0 K: 2 S: 9 H: 2 LOB: 3 BB: 2 P: 17	R: 0 E: 0 K: 0 S: 4 H: 1 LOB: 2 BB: 1 P: 8	R: 1 E: 0 K: 0 S: 6 H: 2 LOB: 2 BB: 0 P: 6	R: 0 E: 0 K: 1 S: 5 H: 0 LOB: 0 BB: 0 P: 5	1B: 7 2B: 2 3B: 0 HR: 0	SF: 0 SAC: 0 DP: 0 HBP: 0						

TOP

Los Angeles Dodgers @ Houston Astros

Astrodome, Houston, TX

Fri Apr 12 1974, 8:05 PM EDT

Att. 26,422 - Unknown

livebaseballscorecards.com

AB	36
R	3
H	9
RBI	3
BB	5
SO	5
LOB	20

PITCHER		IP	WLS	BF	H	R	ER	SO	BB	IBB	HBP	BLK	WP	HR	S	P	ERA	WHIP
Claude Osteen, L ERA: 6.3	(1, 1)	7.1	W	36	9	3	3	4	4	1	0	0	0	0	39	59	3.68	1.773
Ken Forsch, R ERA:	(8, 1)	1.2	S	5	0	0	0	1	0	0	0	0	0	0	7	7	0.00	0.000

PITCHER	IP	WLS	BF	H	R	ER	SO	BB	IBB	HBP	BLK	WP	HR	S	P	ERA	WHIP

WP: 0	PB: 0	SB: 0	CS: 0	PA: 41													

Batter	1	2	3	4	5	6	7	8	9	AB	R	H	RBI	BB	SO	LOB
Roger Metzger, S (1, 6) OBP: 0.387, SLG: 0.407	1B 3B		6-3			4-3	F8			4	1	1	0	0	0	1
Tommy Helms, R (1, 4) OBP: 0.429, SLG: 0.550	5-3		K			FC6-4 1B	6-3			3	0	1	0	0	1	1
Larry Milbourne, S (6, PR) (7, 4) OBP: 0.125, SLG: 0.125										1	0	0	0	0	0	1
Cesar Cedeno, R (1, 8) OBP: 0.387, SLG: 0.600	S 1B 3-H		5-3			FC6-4 S HR 1-2f		5-3		4	1	1	1	0	0	1
Bob Watson, R (1, 7) (8, 3) OBP: 0.355, SLG: 0.536	F3 1-2			G4-3 1B		HR BB 1-2		1B 3B		3	2	2	0	1	0	1
Denis Menke, R (9, 3)										0	0	0	0	0	0	0
Lee May, R (1, 3) OBP: 0.407, SLG: 0.409	F3			G4-3 1-2f		HR 1-H 2-H		F8		3	1	1	3	0	0	2
Greg Gross, L (8, 7) OBP: 0.550, SLG: 0.550										1	0	0	0	0	0	1
Doug Rader, R (1, 5) OBP: 0.379, SLG: 0.440		G1-6-3 BB		F9		BB		S 1B 3-H		2	0	1	1	2	0	0
Ollie Brown, R (1, 9) OBP: 0.167, SLG: 0.167	G1-6-3 1-2f				5-3	K		F9 1-2		3	0	0	0	0	1	2
Bob Gallagher, L (8, PH) (9, 9) OBP: 0.125, SLG: 0.125										1	0	0	0	0	0	1
Milt May, L (1, 2) OBP: 0.348, SLG: 0.364	E5				K		SH2-3 1B			3	0	1	0	0	1	0
Claude Osteen, L (1, 1) OBP: 0.333, SLG: 0.333	K				F7		SH2-3 1-2			2	0	0	0	0	1	1
Ken Forsch, R (8, 1)										0	0	0	0	0	0	0
Inning Stats	R: 1 H: 2 E: 0 LOB: 1 K: 0 BB: 0 S: 5 P: 5	R: 0 H: 0 E: 1 LOB: 1 K: 1 BB: 1 S: 5 P: 9	R: 0 H: 0 E: 0 LOB: 0 K: 1 BB: 0 S: 5 P: 5	R: 0 H: 1 E: 0 LOB: 0 K: 0 BB: 0 S: 3 P: 3	R: 0 H: 0 E: 0 LOB: 0 K: 1 BB: 0 S: 5 P: 5	R: 3 H: 2 E: 0 LOB: 1 K: 1 BB: 2 S: 7 P: 15	R: 0 H: 1 E: 0 LOB: 1 K: 0 BB: 0 S: 4 P: 4	R: 1 H: 2 E: 0 LOB: 1 K: 0 BB: 0 S: 5 P: 5		1B: 5 SF: 0 2B: 0 SAC: 1 3B: 2 DP: 2 HR: 1 HBP: 0						WP: 0 PA: 34 PB: 0 SB: 3 CS: 0

BOTTOM

Los Angeles Dodgers @ Houston Astros

Astrodome, Houston, TX

Fri Apr 12 1974, 8:05 PM EDT

Att. 26,422 - Unknown

livebaseballscorecards.com

AB	30
R	5
H	8
RBI	5
BB	3
SO	4
LOB	12

PITCHER		IP	WLS	BF	H	R	ER	SO	BB	IBB	HBP	BLK	WP	HR	S	P	ERA	WHIP
Al Downing, L ERA: 6.23	(1, 1)	5.2	L	23	5	4	4	3	2	0	0	0	0	1	27	35	6.35	1.235
Jim Brewer, L ERA:	(6, 1)	1.1		6	1	0	0	1	1	0	0	0	0	0	7	11	0.00	1.500
Mike Marshall, R ERA: 3.12	(8, 1)	1.0		5	2	1	1	0	0	0	0	0	0	0	5	5	9.00	2.000

PITCHER	IP	WLS	BF	H	R	ER	SO	BB	IBB	HBP	BLK	WP	HR	S	P	ERA	WHIP

Batter	1	2	3	4	5	6	7	8	9	AB	R	H	RBI	BB	SO	LOB
Davey Lopes, R (1, 4) OBP: 0.478, SLG: 0.353	L5		BB	2B 1B 1-3 2-H 3-H		HBP G4-6-3			6-3	3	1	1	2	1	0	0
Bill Buckner, L (1, 9) OBP: 0.333, SLG: 0.310	F8		BB 1-2	2B 2-H 3-H		G4-6-3 1-2f				4	0	1	2	1	0	1
Jimmy Wynn, R (1, 8) OBP: 0.366, SLG: 0.656	F7		6-3	6-3			F8			4	0	0	0	0	0	3
Ron Cey, R (1, 5) OBP: 0.395, SLG: 0.406		F9		1B 1B 1B	F9		F8			4	1	1	0	0	0	0
Joe Ferguson, R (1, 2) OBP: 0.390, SLG: 0.194		1-3		1B 1B 1-2 1B	F8		K			4	1	1	0	0	1	0
Steve Garvey, R (1, 3) OBP: 0.333, SLG: 0.548		BB		FC3-6 1-3 2-H 1B	2B 1B			K		3	1	2	1	1	1	0
Von Joshua, L (1, 7) OBP: 0.154, SLG: 0.333		F8		FC3-6 BB 1B 1-2f	2B 1-H			K		4	1	1	1	0	1	3
Tom Paciorek, R (9, 7) OBP: 0.364, SLG: 0.545										0	0	0	0	0	0	0
Bill Russell, R (1, 6) OBP: 0.417, SLG: 0.367			K	1B 2B 1-2 BB	F8			6-3		3	1	0	0	1	1	1
Don Sutton, R (1, 1) OBP: 0.200, SLG: 0.200		F9	K			4-3			F8	4	0	0	0	0	1	3
Inning Stats	R: 0 E: 0 K: 0 S: 3 H: 0 LOB: 0 BB: 0 P: 3	R: 0 E: 0 K: 0 S: 3 H: 0 LOB: 1 BB: 1 P: 7	R: 0 E: 0 K: 1 S: 5 H: 0 LOB: 2 BB: 2 P: 13	R: 5 E: 0 K: 1 S: 10 H: 5 LOB: 1 BB: 1 P: 14	R: 1 E: 0 K: 0 S: 5 H: 2 LOB: 1 BB: 0 P: 5	R: 0 E: 0 K: 0 S: 2 H: 0 LOB: 0 BB: 0 P: 3	R: 0 E: 0 K: 1 S: 5 H: 0 LOB: 0 BB: 0 P: 5	R: 0 E: 0 K: 2 S: 7 H: 0 LOB: 0 BB: 0 P: 7	R: 0 E: 0 K: 0 S: 3 H: 0 LOB: 0 BB: 0 P: 3	1B: 5 2B: 2 3B: 0 HR: 0 SF: 0 SAC: 0 DP: 1 HBP: 1						

TOP

Los Angeles Dodgers @ Houston Astros

Astrodome, Houston, TX

Sat Apr 13 1974, 8:05 PM EDT

Att. 18,352 - Unknown

livebaseballscorecards.com

AB	33
R	6
H	7
RBI	6
BB	4
SO	5
LOB	11

PITCHER		IP	WLS	BF	H	R	ER	SO	BB	IBB	HBP	BLK	WP	HR	S	P	ERA	WHIP
Don Wilson, R ERA: 8.44	(1, 1)	3.2	L	20	5	5	5	2	4	0	0	0	0	0	20	36	12.27	2.455
Mike Nagy, R ERA: 1.93	(4, 1)	1.1		6	2	1	1	0	0	0	0	0	0	0	6	6	6.75	1.500
Doug Konieczny, R ERA:	(6, 1)	2.0		6	0	0	0	1	0	0	1	0	0	0	7	8	0.00	0.000
Jerry Johnson, R ERA:	(8, 1)	2.0		6	0	0	0	2	0	0	0	0	0	0	10	10	0.00	0.000

PITCHER	IP	WLS	BF	H	R	ER	SO	BB	IBB	HBP	BLK	WP	HR	S	P	ERA	WHIP

Batter	1	2	3	4	5	6	7	8	9	AB	R	H	RBI	BB	SO	LOB
Greg Gross, L (1, 9) OBP: 0.500, SLG: 0.478	BBBB 4-0 WP 1B 1B BB		x 0-0 ① 4-3		x 0-0 E6		SSS 0-3 ② K			3	1	0	0	1	1	0
Jerry Johnson, R (8, 1)										0	0	0	0	0	0	0
Roger Metzger, S (1, 6) OBP: 0.400, SLG: 0.452	x 0-0 WP 1-2 1B 1B		x 0-0 ② 4-3		SSS 0-3 ③ K		x 0-0 2B			4	1	2	0	0	1	1
Cesar Cedeno, R (1, 8) OBP: 0.400, SLG: 0.588	x 0-0 3-1 S 1-H 2-H 1B		x 0-0 ③ F8			x 0-0 1B 1B	SSS 0-3 ③ K			4	1	2	2	0	1	1
Bob Watson, R (1, 7) OBP: 0.314, SLG: 0.469	x 0-0 ① 3-1 1-3			x 0-0 ① 4-3		x 0-0 ① F9		x 0-0 ① F7		4	0	0	0	0	0	2
Milt May, L (1, 2) OBP: 0.296, SLG: 0.308	x 0-0 ② F6			x 0-0 ② 3-1		x 0-0 ② F4		x 0-0 ② 6-3		4	0	0	0	0	0	2
Lee May, R (1, 3) OBP: 0.419, SLG: 0.423	x 0-0 ③ 5-3			x 0-0 1B 1B		x 0-0 1B 1-2 1B		x 0-0 ③ 5-3		4	0	2	0	0	0	1
Doug Rader, R (1, 5) OBP: 0.364, SLG: 0.414		x 0-0 ① F6		x 0-0 F9		x 0-0 FC6-4 1-2 2-H 1B			x 0-0 ① F3	4	0	1	1	0	0	1
Tommy Helms, R (1, 4) OBP: 0.400, SLG: 0.500		x 0-0 L3-4 1B			x 0-0 ① F4	x 0-0 ③ FC6-4 1-2f			x 0-0 ② F8	4	0	1	0	0	0	2
Don Wilson, R (1, 1) Mike Nagy, R (4, 1) Dave Campbell, R (5, PH) Doug Konieczny, R (6, 1) Bob Gallagher, L (7, PH) OBP: 0.100, SLG: 0.100 (8, 9)		x 0-0 ②③ L3-4 1-2			x 0-0 ② B1-3		x 0-0 ① 4-3		x 0-0 ③ F9	1 0 1 0 2	0 0 0 0 0	0 0 0 0 0	0 0 0 0 0	0 0 0 0 0	0 0 0 0 0	1 0 0 0 0
Inning Stats	R: 2 H: 2 E: 0 LOB: 1 K: 0 BB: 1 S: 5 P: 9	R: 0 H: 1 E: 0 LOB: 0 K: 0 BB: 0 S: 3 P: 3	R: 0 H: 0 E: 0 LOB: 0 K: 0 BB: 0 S: 3 P: 3	R: 0 H: 1 E: 0 LOB: 1 K: 0 BB: 0 S: 4 P: 4	R: 0 H: 0 E: 1 LOB: 1 K: 1 BB: 0 S: 6 P: 6	R: 1 H: 3 E: 0 LOB: 2 K: 0 BB: 0 S: 6 P: 6	R: 0 H: 1 E: 0 LOB: 1 K: 2 BB: 0 S: 8 P: 8	R: 0 H: 0 E: 0 LOB: 0 K: 0 BB: 0 S: 3 P: 3	R: 0 H: 0 E: 0 LOB: 0 K: 0 BB: 0 S: 3 P: 3	1B: 7 2B: 2 3B: 0 HR: 0	SF: 0 SAC: 0 DP: 1 HBP: 0			WP: 1 PB: 0 SB: 1 CS: 0	PA: 36		

PITCHER	IP	WLS	BF	H	R	ER	SO	BB	IBB	HBP	BLK	WP	HR	S	P	ERA	WHIP
Don Sutton, R (1, 1) ERA: 1.44	9.0	W	36	8	3	3	3	1	0	0	0	1	0	41	45	3.00	1.000

PITCHER	IP	WLS	BF	H	R	ER	SO	BB	IBB	HBP	BLK	WP	HR	S	P	ERA	WHIP

BOTTOM

Los Angeles Dodgers @ Houston Astros

Astrodome, Houston, TX

Sat Apr 13 1974, 8:05 PM EDT

Att. 18,352 - Unknown

livebaseballscorecards.com

AB	35
R	3
H	8
RBI	3
BB	1
SO	3
LOB	11

Batter	1	2	3	4	5	6	7	8	9	AB	R	H	RBI	BB	SO	LOB
Davey Lopes, R (1, 4) OBP: 0.464, SLG: 0.364	SSS 0-3 ① K		x 0-0 ① F8	x 0-0 E 2-H 1B		x 0-0 ① 6-3		x 0-0 CS HBP 1B		5	0	2	1	0	1	0
Manny Mota, R (1, 7) OBP: 0.500, SLG: 0.429	x 0-0 ② 1-6-3		x 0-0 BB 1B	x 0-0 ③ F7 1-2		x 0-0 ② 4-3		H 1-0 1-2 HBP		4	0	1	0	0	0	1
Von Joshua, L (8, PR) OBP: 0.154, SLG: 0.333 (8, 7)										0	0	0	0	0	0	0
Jimmy Wynn, R (1, 8) OBP: 0.391, SLG: 0.778	x 0-0 1B 3B		x 0-0 ② F8		BBBB 4-0 1B 1B BB	x 0-0 HR		x 0-0 ②③ F9 2-3		4	3	2	1	1	0	3
Ron Cey, R (1, 5) OBP: 0.442, SLG: 0.444	x 0-0 1B 3-H 1B		BBBB 4-0 FC6-4 1-2 BB		x 0-0 BB 1B 1-3 1B	x 0-0 1B			SSS 0-3 ① K	4	1	3	1	1	1	0
Steve Garvey, R (1, 3) OBP: 0.368, SLG: 0.629	x 0-0 1-2 1B		x 0-0 ③ FC6-4 1-2f		BBBB 4-0 1B 1-2 BB	x 0-0 ③ 5-3			x 0-0 HR	4	1	2	1	1	0	3
Tom Paciorek, R (1, 9) OBP: 0.385, SLG: 0.538	x 0-0 ③ F8			x 0-0 1B 1B 1B	x 0-0 S 1-3 2-H 3-H 1B		x 0-0 ① 3-1		x 0-0 ② 4-3	2	1	1	0	0	0	2
Bill Buckner, L (5, PH) OBP: 0.333, SLG: 0.313 (5, 9)										3	0	1	2	0	0	0
Steve Yeager, R (1, 2) OBP: 0.400, SLG: 0.600		x 0-0 ① F4		x 0-0 B1-5-4 1B 1-3 1B	x 0-0 ① F4 1-2		x 0-0 ② F9		x 0-0 2B	5	0	2	0	0	0	2
Bill Russell, R (1, 6) OBP: 0.390, SLG: 0.343		x 0-0 ② 5-3		x 0-0 B1-5-4 1-2 3-H 1B 1B	x 0-0 ② F6		x 0-0 ③ P3		x 0-0 ③ L7	5	1	1	1	0	0	3
Tommy John, R (1, 1) OBP: 0.100, SLG: 0.100		x 0-0 ③ 6-3		x 0-0 ①② B1-5-4 SSS 1-2 2-3f	0-3 ③ K			x 0-0 ① F9		4	0	0	0	0	1	4

TOP

Los Angeles Dodgers @ Houston Astros

Astrodome, Houston, TX

Sun Apr 14 1974, 4:33 AM EDT

Att. 11,050 - Unknown

livebaseballscorecards.com

AB	40
R	7
H	15
RBI	7
BB	3
SO	3
LOB	18

Inning Stats	1	2	3	4	5	6	7	8	9			
	R: 1	H: 3	R: 0	H: 0	R: 0	H: 1	R: 2	H: 4	R: 2	H: 2	1B: 11	SF: 0
	E: 0	LOB: 2	E: 0	LOB: 0	E: 0	LOB: 2	E: 1	LOB: 1	E: 0	LOB: 2	2B: 1	SAC: 0
	K: 1	BB: 0	K: 0	BB: 0	K: 0	BB: 1	K: 0	BB: 0	K: 1	BB: 2	3B: 1	DP: 1
	S: 8	P: 8	S: 3	P: 3	S: 4	P: 8	S: 6	P: 6	S: 7	P: 15	HR: 2	HBP: 1

	6	7	8	9			
R: 1	H: 2	R: 0	H: 0	R: 0	H: 1	R: 1	H: 2	WP: 0	PA: 44
E: 0	LOB: 1	E: 0	LOB: 0	E: 0	LOB: 1	E: 0	LOB: 1	PB: 0	
K: 0	BB: 0	K: 0	BB: 0	K: 0	BB: 0	K: 1	BB: 0	SB: 1	
S: 5	P: 5	S: 3	P: 3	S: 3	P: 4	S: 7	P: 7	CS: 1	

PITCHER		IP	WLS	BF	H	R	ER	SO	BB	IBB	HBP	BLK	WP	HR	S	P	ERA	WHIP
Dave Roberts, L ERA: 5.5	(1, 1)	4.0	L	22	9	5	5	1	2	0	0	0	0	0	22	30	11.25	2.750
Mike Nagy, R ERA: 1.59	(5, 1)	1.0		5	1	0	0	1	1	0	0	0	0	0	6	10	0.00	2.000
Fred Scherman, L ERA: 1.42	(6, 1)	3.0		12	3	1	1	0	0	0	1	0	0	1	11	12	3.00	1.000
Jerry Johnson, R ERA: 1.8	(9, 1)	1.0		5	2	1	1	1	0	0	0	0	0	1	7	7	9.00	2.000

PITCHER	IP	WLS	BF	H	R	ER	SO	BB	IBB	HBP	BLK	WP	HR	S	P	ERA	WHIP

BOTTOM

Los Angeles Dodgers @ Houston Astros

Astrodome, Houston, TX

Sun Apr 14 1974, 4:33 AM EDT

Att. 11,050 - Unknown

livebaseballscorecards.com

Batter	1	2	3	4	5	6	7	8	9	AB	R	H	RBI	BB	SO	LOB
Roger Metzger, S (1, 6) OBP: 0.359, SLG: 0.400	S S S 0-3 ① K		x 0-0 ① 6-3		x 0-0 ③ 1-3			x 0-0 ② FC6-4 1-2f		4	0	0	0	0	1	1
Tommy Helms, R (1, 4) OBP: 0.345, SLG: 0.429	x 0-0 ② 6-3		x 0-0 ② 5-3			x 0-0 ① 6-3		x 0-0 ③ L8		4	0	0	0	0	0	1
Cesar Cedeno, R (1, 8) OBP: 0.385, SLG: 0.579	x 0-0 ③ 4-3		x 0-0 ③ L8			x 0-0 ② F7			x 0-0 4-3 SF8 2B	4	1	1	0	0	0	0
Bob Watson, R (1, 7) OBP: 0.333, SLG: 0.472		x 0-0 BB 1B 1B		x 0-0 1B		x 0-0 ③ L8			x 0-0 ① 4-3 2-3	4	1	2	0	0	0	1
Lee May, R (1, 3) OBP: 0.371, SLG: 0.379		x 0-0 ① F9		x 0-0 ① F8			x 0-0 ① 5-3		x 0-0 ② SF8 3-H	3	0	0	1	0	0	2
Doug Rader, R (1, 5) OBP: 0.378, SLG: 0.406		B B B 4-0 1B 1-2 BB		x 0-0 ② F8			x 0-0 ② 5-3		x 0-0 FC5 1B 1B	3	0	1	0	1	0	1
Ollie Brown, R (1, 9) OBP: 0.250, SLG: 0.250		x 0-0 1-3 2-H 1B		x 0-0 ③ 6-3			x 0-0 ③ L8		x 0-0 1-2 1B	4	0	2	1	0	0	1
Milt May, L (1, 2) OBP: 0.267, SLG: 0.276 Cliff Johnson, R (9, PH)		x 0-0 ② 4-3			x 0-0 ① 4-3			x 0-0 ① 1-3	x 0-0 ③ FC5 2-3f	3 1	0 0	0 0	0 0	0 0	0 0	2 2
Dave Roberts, L (1, 1) OBP: 0.143, SLG: 0.286 Mike Nagy, R (5, 1) Dave Campbell, R (5, PH) Fred Scherman, L (6, 1) Denis Menke, R (8, PH) OBP: 0.500, SLG: 0.500 Jerry Johnson, R (9, 1)		S S S 0-3 ③ K			S S S 0-3 ② K			x 0-0 FC6-4 1B		1 0 1 0 1 0	0 0 0 0 0 0	0 0 0 0 1 0	0 0 0 0 0 0	0 0 0 0 0 0	1 0 1 0 0 0	2 0 0 0 0 0
Inning Stats	R: 0 E: 0 K: 1 S: 5 H: 0 LOB: 0 BB: 0 P: 5	R: 1 E: 0 K: 1 S: 7 H: 2 LOB: 2 BB: 1 P: 11	R: 0 E: 0 K: 0 S: 3 H: 0 LOB: 0 BB: 0 P: 3	R: 0 E: 0 K: 0 S: 4 H: 1 LOB: 1 BB: 0 P: 4	R: 0 E: 0 K: 1 S: 5 H: 0 LOB: 0 BB: 0 P: 5	R: 0 E: 0 K: 0 S: 3 H: 0 LOB: 0 BB: 0 P: 3	R: 0 E: 0 K: 0 S: 3 H: 0 LOB: 0 BB: 0 P: 3	R: 0 E: 0 K: 0 S: 4 H: 1 LOB: 1 BB: 0 P: 4	R: 1 E: 0 K: 0 S: 6 H: 3 LOB: 2 BB: 0 P: 6	1B: 6 2B: 1 3B: 0 HR: 0	SF: 1 SAC: 0 DP: 0 HBP: 0					

AB	33
R	2
H	7
RBI	2
BB	1
SO	3
LOB	13

PITCHER		IP	WLS	BF	H	R	ER	SO	BB	IBB	HBP	BLK	WP	HR	S	P	ERA	WHIP
Tommy John, L ERA: 0.69	(1, 1)	9.0	W	35	7	2	2	3	1	0	0	0	0	0	40	44	2.00	0.889

PITCHER	IP	WLS	BF	H	R	ER	SO	BB	IBB	HBP	BLK	WP	HR	S	P	ERA	WHIP

Batter	1	2	3	4	5	6	7	8	9	AB	R	H	RBI	BB	SO	LOB
Bobby Bonds, R (1, 9) OBP: 0.386, SLG: 0.474	x 0-0 G6-4-3 HBP 1B 1B		S S S 0-3 ① K		x 0-0 ③ F4			B B B B 4-0 BB		3	1	1	0	1	1	1
Chris Speier, R (1, 6) OBP: 0.325, SLG: 0.242	H 1-0 G6-4-3 1-2 HBP		x 0-0 ② 3-1			B B B B 4-0 BLK BB		x 0-0 ② F8		2	0	0	0	1	0	1
Garry Maddox, R (1, 8) OBP: 0.295, SLG: 0.455	x 0-0 ①② G6-4-3 1-2f 2-3		x 0-0 ③ 5-3			S S S 0-3 ① K 1-2		x 0-0 ③ 1-3		4	0	0	0	0	1	4
Gary Matthews, R (1, 7) OBP: 0.286, SLG: 0.359	x 0-0 BB 3-H 1B			x 0-0 ① F9		x 0-0 ② F4			x 0-0 ① 6-3	4	0	1	1	0	0	1
Steve Ontiveros, S (1, 3) OBP: 0.450, SLG: 0.467	B B B B 4-0 1-2 BB			S S S 0-3 ② K		x 0-0 ③ F2			x 0-0 ② 4-3	3	0	0	0	1	1	1
Dave Kingman, R (1, 5) OBP: 0.375, SLG: 0.500	x 0-0 ③ F7			S S S 0-3 ③ K			S S S 0-3 ① K		S S S 0-3 ③ K	4	0	0	0	0	3	2
Mike Phillips, L (1, 4) OBP: 0.394, SLG: 0.387		S S S 0-3 ① K			x 0-0 2-3 2-3 1B		x 0-0 ② F8			3	0	1	0	0	1	0
John Boccabella, R (1, 2) Charlie Williams, R (7, 1)		x 0-0 ② 5-3			x 0-0 ① 2-3 1-2		x 0-0 ③ 5-3			3 0	0 0	0 0	0 0	0 0	0 0	1 0
Mike Caldwell, R (1, 1) Dave Rader, L (7, 2)		S S S 0-3 ③ K			x 0-0 ② 2-3 2-3			x 0-0 ① 6-3		2 1	0 0	0 0	0 0	1 0	1 0	1 0
Inning Stats	R: 1 H: 2 E: 0 LOB: 2 K: 0 BB: 1 S: 4 P: 9	R: 0 H: 0 E: 0 LOB: 0 K: 2 BB: 0 S: 7 P: 7	R: 0 H: 0 E: 0 LOB: 0 K: 1 BB: 0 S: 5 P: 5	R: 0 H: 0 E: 0 LOB: 0 K: 2 BB: 0 S: 7 P: 7	R: 0 H: 1 E: 0 LOB: 1 K: 0 BB: 0 S: 4 P: 4	R: 0 H: 0 E: 0 LOB: 1 K: 1 BB: 1 S: 5 P: 9	R: 0 H: 0 E: 0 LOB: 0 K: 1 BB: 0 S: 5 P: 5	R: 0 H: 0 E: 0 LOB: 1 K: 0 BB: 1 S: 3 P: 7	R: 0 H: 0 E: 0 LOB: 0 K: 1 BB: 0 S: 5 P: 5	1B: 3 SF: 0 2B: 0 SAC: 0 3B: 0 DP: 1 HR: 0 HBP: 1						

TOP

San Francisco Giants @ Houston Astros

Astrodome, Houston, TX

Mon Apr 15 1974, 8:05 PM EDT

Att. 8,713 - Dome

livebaseballscorecards.com

AB	29
R	1
H	3
RBI	1
BB	3
SO	8
LOB	12

PITCHER		IP	WLS	BF	H	R	ER	SO	BB	IBB	HBP	BLK	WP	HR	S	P	ERA	WHIP
Larry Dierker, R ERA: 1.13	(1, 1)	9.0	W	33	3	1	1	8	3	0	1	1	0	0	45	58	1.00	0.667

PITCHER		IP	WLS	BF	H	R	ER	SO	BB	IBB	HBP	BLK	WP	HR	S	P	ERA	WHIP

Batter	1	2	3	4	5	6	7	8	9	AB	R	H	RBI	BB	SO	LOB
Roger Metzger, S (1, 6) OBP: 0.372, SLG: 0.436	6-3		6-3				F7			4	1	2	0	0	0	0
Ollie Brown, R (1, 9) OBP: 0.300, SLG: 0.500 Greg Gross, L (8, 7) OBP: 0.500, SLG: 0.478	L7		1-3		F8		HR			4 0	1 0	2 0	1 0	0 0	0 0	1 0
Cesar Cedeno, R (1, 8) OBP: 0.372, SLG: 0.571	1-3		6-3		F7		2B			4	0	1	1	0	0	2
Bob Watson, R (1, 7) OBP: 0.349, SLG: 0.462 Bob Gallagher, L (7, PR) (8, 9) OBP: 0.100, SLG: 0.100		4-3	1B			5-3	BB			3 0	0 0	1 0	0 0	1 0	0 0	0 0
Lee May, R (1, 3) OBP: 0.359, SLG: 0.455		L9	K			HR	F7			4	1	1	1	0	1	4
Doug Rader, R (1, 5) OBP: 0.366, SLG: 0.417		FC5 2B		5-3	K			1-3		4	0	1	0	0	1	0
Johnny Edwards, L (1, 2) OBP: 0.364, SLG: 0.333		BB		3-1	1B			4-3		3	0	1	0	1	0	0
Tommy Helms, R (1, 4) OBP: 0.333, SLG: 0.406 Larry Milbourne, S (8, PR) (9, 4) OBP: 0.125, SLG: 0.125		FC5 2-3f		F7		F7		1B		4 0	0 0	1 0	0 0	0 0	0 0	3 0
Larry Dierker, R (1, 1) OBP: 0.286, SLG: 0.286			6-3		1-3		K	K		4	0	0	0	0	2	1
Inning Stats	R: 0 E: 0 K: 0 S: 3 H: 0 LOB: 0 BB: 0 P: 3	R: 0 E: 0 K: 0 S: 4 H: 1 LOB: 2 BB: 1 P: 8	R: 1 E: 0 K: 1 S: 8 H: 3 LOB: 2 BB: 0 P: 8	R: 0 E: 0 K: 0 S: 3 H: 0 LOB: 0 BB: 0 P: 3	R: 0 E: 0 K: 0 S: 4 H: 1 LOB: 1 BB: 0 P: 4	R: 1 E: 0 K: 1 S: 7 H: 2 LOB: 1 BB: 0 P: 7	R: 1 E: 0 K: 1 S: 7 H: 2 LOB: 2 BB: 1 P: 11	R: 0 E: 0 K: 1 S: 6 H: 1 LOB: 1 BB: 0 P: 6		1B: 4 2B: 4 3B: 0 HR: 2 SF: 0 SAC: 0 DP: 0 HBP: 0				WP: 0 PB: 0 SB: 0 CS: 0 PA: 36	

PITCHER		IP	WLS	BF	H	R	ER	SO	BB	IBB	HBP	BLK	WP	HR	S	P	ERA	WHIP
Mike Caldwell, L ERA: 2.25	(1, 1)	6.2	L	30	9	3	3	3	1	0	0	0	0	2	35	39	4.05	1.500
Charlie Williams, R ERA:	(7, 1)	1.1		6	1	0	0	1	1	0	0	0	0	0	7	11	0.00	1.500

PITCHER		IP	WLS	BF	H	R	ER	SO	BB	IBB	HBP	BLK	WP	HR	S	P	ERA	WHIP

BOTTOM

San Francisco Giants @ Houston Astros

Astrodome, Houston, TX

Mon Apr 15 1974, 8:05 PM EDT

Att. 8,713 - Dome

livebaseballscorecards.com

AB	34
R	3
H	10
RBI	3
BB	2
SO	4
LOB	11

Batter	1	2	3	4	5	6	7	8	9	AB	R	H	RBI	BB	SO	LOB
Bobby Bonds, R (1, 9) OBP: 0.354, SLG: 0.429	K		F4		6-3			6-3		4	0	0	0	0	1	0
Chris Speier, R (1, 6) OBP: 0.318, SLG: 0.270	F9		2B		6-3			6-3		4	0	1	0	0	0	0
Garry Maddox, R (1, 8) OBP: 0.292, SLG: 0.438	1B		6-3			F7			F5	4	0	1	0	0	0	1
Gary Matthews, R (1, 7) OBP: 0.304, SLG: 0.357	FC6 1-3			BBBB FC6 S		F6			6-3	3	0	1	0	1	0	0
Steve Ontiveros, S (1, 3) OBP: 0.442, SLG: 0.438 Jim Barr, R (6, 1) Gary Thomasson, L (9, PH)	FC6 1-2f			BBBB FC6 1-2		6-3			SSS K	2 0 1	0 0 0	0 0 0	0 0 0	1 0 0	0 0 1	2 0 0
Dave Kingman, R (1, 5) OBP: 0.349, SLG: 0.459		F3		SSS K			SSS K			3	0	0	0	0	2	2
Mike Phillips, L (1, 4) OBP: 0.361, SLG: 0.353		5-3		FC6 1-2f 2-3			3-1			3	0	0	0	0	0	2
Ken Rudolph, R (1, 2) OBP: 0.212, SLG: 0.103 Chris Arnold, R (7, PH) Dave Rader, L (7, 2)		1-3		F8			3-1			2 1 0	0 0 0	0 0 0	0 0 0	0 0 0	0 0 0	2 0 0
Jim Willoughby, R (1, 1) OBP: 0.143, SLG: 0.286 Ed Goodson, L (6, 3)			6-3		5-3			F9		2 1	0 0	0 0	0 0	0 0	0 0	0 0
Inning Stats	R: 0 E: 0 K: 1 S: 7 H: 2 LOB: 2 BB: 0 P: 7	R: 0 E: 0 K: 0 S: 3 H: 0 LOB: 0 BB: 0 P: 3	R: 0 E: 0 K: 0 S: 4 H: 1 LOB: 1 BB: 0 P: 4	R: 0 E: 0 K: 1 S: 5 H: 0 LOB: 2 BB: 2 P: 13	R: 0 E: 0 K: 0 S: 3 H: 0 LOB: 0 BB: 0 P: 3	R: 0 E: 0 K: 0 S: 3 H: 0 LOB: 0 BB: 0 P: 3	R: 0 E: 0 K: 1 S: 5 H: 0 LOB: 0 BB: 0 P: 5	R: 0 E: 0 K: 0 S: 3 H: 0 LOB: 0 BB: 0 P: 3	R: 0 E: 0 K: 1 S: 5 H: 0 LOB: 0 BB: 0 P: 5	1B: 2 2B: 1 3B: 0 HR: 0	SF: 0 SAC: 0 DP: 0 HBP: 0						

PITCHER		IP	WLS	BF	H	R	ER	SO	BB	IBB	HBP	BLK	WP	HR	S	P	ERA	WHIP
Tom Griffin, R ERA: 1.23	(1, 1)	9.0	W	32	3	0	0	4	2	0	0	0	0	0	38	46	0.00	0.556

PITCHER		IP	WLS	BF	H	R	ER	SO	BB	IBB	HBP	BLK	WP	HR	S	P	ERA	WHIP

TOP

San Francisco Giants @ Houston Astros

Astrodome, Houston, TX

Tue Apr 16 1974, 8:05 PM EDT

Att. 8,191 - Dome

livebaseballscorecards.com

AB	30
R	0
H	3
RBI	0
BB	2
SO	4
LOB	9

1B: 2 SF: 0
2B: 1 SAC: 0
3B: 0 DP: 0
HR: 0 HBP: 0

WP: 0 PA: 32
PB: 0
SB: 1
CS: 0

Batter	1	2	3	4	5	6	7	8	9	AB	R	H	RBI	BB	SO	LOB
Roger Metzger, S (1, 6) OBP: 0.340, SLG: 0.395	P6		L7		F4		F7			4	0	0	0	0	0	1
Ollie Brown, R (1, 9) OBP: 0.261, SLG: 0.435	F2		K		6-3		F8			3	0	0	0	0	1	1
Bob Gallagher, L (6, 9) OBP: 0.091, SLG: 0.091										1	0	0	0	0	0	0
Cesar Cedeno, R (1, 8) OBP: 0.404, SLG: 0.587	S, 1B			G3		S, 1B		WP, 1B, SF9, 1B		4	2	3	0	0	0	0
Bob Watson, R (1, 7) OBP: 0.326, SLG: 0.429	K, 1-2			1-3		K, 1-2		SF9, WP, 1-2, 1B		3	0	0	0	0	2	2
Greg Gross, L (7, 7) OBP: 0.520, SLG: 0.500										1	0	1	0	0	0	0
Lee May, R (1, 3) OBP: 0.372, SLG: 0.486		3-1		2B		1B, 2-H, 1B		5-3, 1-2, 2-3		4	0	2	1	0	0	2
Denis Menke, R (9, 3) OBP: 0.500, SLG: 0.500										0	0	0	0	0	0	0
Doug Rader, R (1, 5) OBP: 0.356, SLG: 0.410		5-3		6-3		1-2, 1B		SF9, 2-3, 3-H		3	0	1	1	0	0	1
Johnny Edwards, L (1, 2) OBP: 0.333, SLG: 0.250		F9			B, B, B, 6-3, HR, BB		F6	F8		3	1	0	0	1	0	3
Tommy Helms, R (1, 4) OBP: 0.306, SLG: 0.371			L7		6-3, 1-2		F8			3	0	0	0	0	0	3
Tom Griffin, R (1, 1) OBP: 0.500, SLG: 0.857			1B		2-H, HR		S, S, S, K			3	1	2	2	0	1	0
Inning Stats	R: 0 E: 0 K: 1 S: 6 H: 1 LOB: 1 BB: 0 P: 6	R: 0 E: 0 K: 0 S: 3 H: 0 LOB: 0 BB: 0 P: 3	R: 0 E: 0 K: 1 S: 6 H: 1 LOB: 1 BB: 0 P: 6	R: 0 E: 0 K: 0 S: 4 H: 1 LOB: 1 BB: 0 P: 4	R: 2 E: 0 K: 0 S: 4 H: 1 LOB: 0 BB: 1 P: 8	R: 1 E: 0 K: 1 S: 8 H: 3 LOB: 2 BB: 0 P: 8	R: 0 E: 0 K: 1 S: 5 H: 0 LOB: 0 BB: 0 P: 5	R: 1 E: 0 K: 0 S: 5 H: 2 LOB: 1 BB: 0 P: 5		1B: 7 2B: 1 3B: 0 HR: 1 SF: 1 SAC: 0 DP: 0 HBP: 0						

PITCHER	IP	WLS	BF	H	R	ER	SO	BB	IBB	HBP	BLK	WP	HR	S	P	ERA	WHIP
Jim Willoughby, R (1, 1) ERA: 5.4	5.1	L	23	6	3	3	3	1	0	0	0	0	1	28	32	5.06	1.312
Jim Barr, R (6, 1) ERA: 2.61	2.2		11	3	1	1	1	0	0	0	0	1	0	13	13	3.38	1.125

PITCHER	IP	WLS	BF	H	R	ER	SO	BB	IBB	HBP	BLK	WP	HR	S	P	ERA	WHIP

BOTTOM

San Francisco Giants @ Houston Astros

Astrodome, Houston, TX

Tue Apr 16 1974, 8:05 PM EDT

Att. 8,191 - Dome

livebaseballscorecards.com

AB	32
R	4
H	9
RBI	4
BB	1
SO	4
LOB	13

WP: 1	PB: 0	SB: 2	CS: 0
PA: 34			

Batter	1	2	3	4	5	6	7	8	9	AB	R	H	RBI	BB	SO	LOB
Bobby Bonds, R (1, 9) OBP: 0.365, SLG: 0.422	SH1-3 1B		FC6-4 1B 1-2f SF7		BB 3-4		F7			3	2	1	0	1	0	2
Chris Speier, R (1, 6) OBP: 0.319, SLG: 0.275	SH1-3 1-2		BB 1-3 1B		3-4 1-2f		5-3			3	0	1	0	0	0	2
Garry Maddox, R (1, 8) OBP: 0.308, SLG: 0.451	2-H 1B		SF7 3-H		F4			G6-4-3 1B		3	0	2	2	0	0	0
Gary Matthews, R (1, 7) OBP: 0.300, SLG: 0.333	F4		BB 1-2			4-3		G6-4-3 1-2f		3	0	0	0	1	0	2
Steve Ontiveros, S (1, 3) OBP: 0.404, SLG: 0.389	6-3		L8			5-3		6-3		4	0	0	0	0	0	3
Dave Kingman, R (1, 5) OBP: 0.362, SLG: 0.475		K		FC1-5 2B		BB			K	3	0	1	0	1	2	0
Mike Phillips, L (1, 4) OBP: 0.325, SLG: 0.316		4-3		FC1-5 2-3		G3			K	4	0	0	0	0	1	2
Ken Rudolph, R (1, 2) OBP: 0.200, SLG: 0.097		F9		F7			L8		4-3	2	0	0	0	0	0	1
Chris Arnold, R (7, PH)										1	0	0	0	0	0	0
Dave Rader, L (7, 2)										0	0	0	0	0	0	0
Ed Goodson, L (9, PH)										1	0	0	0	0	0	0
John D'Acquisto, R (1, 1) OBP: 0.333, SLG: 0.400			FC6-4 1B	F8			1B			2	0	1	0	0	0	1
Charlie Williams, R (6, 1)										0	0	0	0	0	0	0
Bruce Miller, R (7, PH) OBP: 1.000, SLG: 1.000										1	0	1	0	0	0	0
Elias Sosa, R (7, 1)										0	0	0	0	0	0	0
Randy Moffitt, R (8, 1)										0	0	0	0	0	0	0
Gary Thomasson, L (8, 7)										0	0	0	0	0	0	0
Inning Stats	R: 1 E: 0 K: 0 S: 5 H: 2 LOB: 1 BB: 0 P: 5	R: 0 E: 0 K: 1 S: 5 H: 0 LOB: 0 BB: 0 P: 5	R: 1 E: 0 K: 0 S: 5 H: 2 LOB: 2 BB: 1 P: 9	R: 0 E: 0 K: 0 S: 4 H: 1 LOB: 1 BB: 0 P: 4	R: 0 E: 0 K: 0 S: 2 H: 0 LOB: 0 BB: 1 P: 6	R: 0 E: 0 K: 0 S: 3 H: 0 LOB: 1 BB: 1 P: 7	R: 0 E: 0 K: 0 S: 4 H: 1 LOB: 1 BB: 0 P: 4	R: 0 E: 0 K: 0 S: 3 H: 1 LOB: 0 BB: 0 P: 3	R: 0 E: 0 K: 2 S: 7 H: 0 LOB: 0 BB: 0 P: 7	1B: 6 2B: 2 3B: 0 HR: 0	SF: 1 SAC: 1 DP: 2 HBP: 0					

TOP

San Francisco Giants @ Houston Astros

Astrodome, Houston, TX

Wed Apr 17 1974, 8:05 PM EDT

Att. 10,038 - Dome

livebaseballscorecards.com

AB	30
R	2
H	7
RBI	2
BB	3
SO	3
LOB	13

WP: 0 PB: 0 SB: 0 CS: 0 PA: 35

PITCHER		IP	WLS	BF	H	R	ER	SO	BB	IBB	HBP	BLK	WP	HR	S	P	ERA	WHIP
Claude Osteen, L ERA: 4.76	(1, 1)	7.0	W	29	6	2	2	1	3	0	0	0	0	0	28	40	2.57	1.286
Ken Forsch, R ERA:	(8, 1)	2.0	S	6	1	0	0	2	0	0	0	0	0	0	10	10	0.00	0.500

PITCHER	IP	WLS	BF	H	R	ER	SO	BB	IBB	HBP	BLK	WP	HR	S	P	ERA	WHIP

BOTTOM

San Francisco Giants @ Houston Astros

Astrodome, Houston, TX

Wed Apr 17 1974, 8:05 PM EDT

Att. 10,038 - Dome

livebaseballscorecards.com

Batter	1	2	3	4	5	6	7	8	9	AB	R	H	RBI	BB	SO	LOB
Roger Metzger, S (1, 6) OBP: 0.353, SLG: 0.378	BBBB 4-0 G4-6-3 BB		x 0-0 ③ 4-3		x 0-0 ③ 6-3		BBBB 4-0 BB			2	0	0	0	2	0	1
Ollie Brown, R (1, 9) OBP: 0.269, SLG: 0.423	x 0-0 ①② G4-6-3 1-2f			x 0-0 ① 5-3		x 0-0 WP SH 1B	x 0-0 ③ G3			3	0	1	0	0	0	1
Bob Gallagher, L (6, PR) OBP: 0.083, SLG: 0.083 (7, 9)										1	1	0	0	0	0	1
Cesar Cedeno, R (1, 8) OBP: 0.431, SLG: 0.646	x 0-0 HR			x 0-0 ② F6		BBBB 4-0 SH 1-2 FC5-2 BB		BBBB 4-0 BB BB		2	1	1	1	2	0	0
Bob Watson, R (1, 7) OBP: 0.347, SLG: 0.432	SSS 0-3 ③ K			x 0-0 FC6-4 1B		x 0-0 SH FC5-2 1-3 2-H		BBBB 4-0 1-2 BB		2	0	1	0	1	1	0
Greg Gross, L (8, PR) OBP: 0.520, SLG: 0.500 (9, 7)										0	0	0	0	0	0	0
Lee May, R (1, 3) OBP: 0.340, SLG: 0.439		SSS 0-3 ① K		x 0-0 ③ FC6-4 1-2f		x 0-0 ① FC5-2 1-2 3-H		SSS 0-3 ① K		4	0	0	0	0	2	5
Denis Menke, R (9, 3) OBP: 0.500, SLG: 0.500										0	0	0	0	0	0	0
Doug Rader, R (1, 5) OBP: 0.347, SLG: 0.381		SSS 0-3 ② K			BBBB 4-0 3B BB	x 0-0 ② F4		x 0-0 ② L7		3	1	0	0	1	1	4
Johnny Edwards, L (1, 2) OBP: 0.316, SLG: 0.375		x 0-0 ③ F8			x 0-0 1-H 3B	x 0-0 ③ F7		x 0-0 ③ 3-1		4	0	1	1	0	0	4
Tommy Helms, R (1, 4) OBP: 0.282, SLG: 0.342			x 0-0 ① F8		x 0-0 ① 1-3		x 0-0 ① 5-3			3	0	0	0	0	0	1
Claude Osteen, L (1, 1) OBP: 0.200, SLG: 0.200			x 0-0 ② F8		SSS 0-3 ② K		x 0-0 ② F6			2	0	0	0	0	1	1
Dave Campbell, R (7, PH)										1	0	0	0	0	0	0
Ken Forsch, R (8, 1)										0	0	0	0	0	0	0
Inning Stats	R: 1 H: 1 E: 0 LOB: 0 K: 1 BB: 1 S: 5 P: 9	R: 0 H: 0 E: 0 LOB: 0 K: 2 BB: 0 S: 7 P: 7	R: 0 H: 0 E: 0 LOB: 0 K: 0 BB: 0 S: 3 P: 3	R: 0 H: 1 E: 0 LOB: 1 K: 0 BB: 0 S: 4 P: 4	R: 1 H: 1 E: 0 LOB: 1 K: 1 BB: 1 S: 6 P: 10	R: 1 H: 1 E: 1 LOB: 2 K: 0 BB: 1 S: 5 P: 9	R: 0 H: 0 E: 0 LOB: 1 K: 0 BB: 1 S: 3 P: 7	R: 0 H: 0 E: 0 LOB: 2 K: 1 BB: 2 S: 5 P: 13		1B: 2 SF: 0 2B: 0 SAC: 1 3B: 1 DP: 1 HR: 1 HBP: 0						

AB	27
R	3
H	4
RBI	2
BB	6
SO	5
LOB	18

WP: 1 PA: 34
PB: 0
SB: 0
CS: 0

PITCHER		IP	WLS	BF	H	R	ER	SO	BB	IBB	HBP	BLK	WP	HR	S	P	ERA	WHIP
John D'Acquisto, R ERA: 3.24	(1, 1)	5.0	L	21	4	3	2	4	3	0	0	0	1	1	26	38	3.60	1.400
Charlie Williams, R ERA:	(6, 1)	1.0		4	0	0	0	0	0	0	0	0	0	0	4	4	0.00	0.000
Elias Sosa, R ERA: 7.2	(7, 1)	1.0		6	0	0	0	0	3	0	0	0	0	0	3	15	0.00	3.000
Randy Moffitt, R ERA: 1.04	(8, 1)	1.0		3	0	0	0	1	0	0	0	0	0	0	5	5	0.00	0.000

PITCHER	IP	WLS	BF	H	R	ER	SO	BB	IBB	HBP	BLK	WP	HR	S	P	ERA	WHIP

Batter	1	2	3	4	5	6	7	8	9	AB	R	H	RBI	BB	SO	LOB
Bobby Bonds, R (1, 9) OBP: 0.333, SLG: 0.380	S S S 0-3 ① K		x 0-0 ③ 6-3		S S S 0-3 ③ K 2-3		x 0-0 ② F7		S S S 0-3 ① K	5	0	0	0	0	3	2
Mike Phillips, L (1, 4) OBP: 0.311, SLG: 0.302	x 0-0 FC6 1B			x 0-0 ① 3-1		x 0-0 ① F8	x 0-0 ③ 5-3		x 0-0 ② F9	5	0	1	0	0	0	1
Garry Maddox, R (1, 8) OBP: 0.333, SLG: 0.482	x 0-0 ② FC6 PO 1-2f			x 0-0 ② F7		x 0-0 4-3 BB 1B 1B		x 0-0 SH5-4 WP 2B	x 0-0 BB 1-3 1B	5	2	3	0	0	0	1
Ed Goodson, L (1, 3) OBP: 0.286, SLG: 0.333 Gary Matthews, R (4, PR) OBP: 0.340, SLG: 0.333 (4, 7)	0-0 ③ PO 1-2	x 0-0 ① 4-3		x 0-0 E 2B		B B B B 4-0 4-3 1-2 1B BB		B B B B 4-0 WP SH5-4 1B BB	B B B B 4-0 1-2 BB	2 0	0 3	1 0	0 0	0 3	0 0	0 0
Gary Thomasson, L (1, 7) (4, 3)		x 0-0 ② 4-3		x 0-0 E7 2-H		x 0-0 ② 4-3 1-2 2-3		x 0-0 ① SH5-4 1-2 2-3	S S S 0-3 ③ K	4	0	0	0	0	1	5
Dave Kingman, R (1, 5) OBP: 0.375, SLG: 0.488 Steve Ontiveros, S (4, PH) OBP: 0.420, SLG: 0.378 (4, 5)		x 0-0 1B		x 0-0 ③ F7		I I I 4-0 1B IBB		I I I 4-0 1B WP IBB		1 1	0 0	1 0	0 0	0 2	0 0	0 2
Chris Speier, R (1, 6) OBP: 0.333, SLG: 0.295	S S S 0-3 ③ K			x 0-0 ① 6-3	x 0-0 1-2 2-H 3-H 1B		x 0-0 G4-3 1-3 2-H 3-H 1B			4	0	2	3	0	1	1
Dave Rader, L (1, 2)			x 0-0 ① F8	B B B 4-0 WP SH1-4 BB	x 0-0 ③ 4-3		x 0-0 ② ③ G4-3 1-2f			3	0	0	0	1	0	4
Tom Bradley, R (1, 1) OBP: 0.083, SLG: 0.167 Randy Moffitt, R (8, 1) OBP: 1.000, SLG: 1.000		x 0-0 ② 5-3		x 0-0 ② SH1-4 1-2			S S S 0-3 ① K		x 0-0 1B 1B	2 1	0 0	0 1	0 0	0 0	1 0	0 0
Inning Stats	R: 0 E: 0 K: 1 S: 5 H: 1 LOB: 0 BB: 0 P: 5	R: 0 E: 0 K: 1 S: 6 H: 1 LOB: 1 BB: 0 P: 6	R: 0 E: 0 K: 0 S: 3 H: 0 LOB: 0 BB: 0 P: 3	R: 1 E: 1 K: 0 S: 5 H: 1 LOB: 2 BB: 0 P: 5	R: 0 E: 0 K: 1 S: 5 H: 0 LOB: 1 BB: 1 P: 9	R: 2 E: 0 K: 0 S: 5 H: 2 LOB: 2 BB: 2 P: 13	R: 0 E: 0 K: 1 S: 5 H: 0 LOB: 0 BB: 0 P: 5	R: 2 E: 0 K: 0 S: 4 H: 2 LOB: 1 BB: 2 P: 12	R: 0 E: 0 K: 2 S: 9 H: 2 LOB: 3 BB: 1 P: 13	1B: 7 2B: 2 3B: 0 HR: 0	SF: 0 SAC: 2 DP: 1 HBP: 0						

PITCHER		IP	WLS	BF	H	R	ER	SO	BB	IBB	HBP	BLK	WP	HR	S	P	ERA	WHIP
Doug Konieczny, R ERA: 2.35	(1, 1)	5.2	L	25	5	3	2	3	2	1	0	0	1	0	28	40	3.18	1.235
Fred Scherman, L ERA: 1.35	(6, 1)	0.1		1	0	0	0	0	0	0	0	0	0	0	1	1	0.00	0.000
Jerry Johnson, R ERA: 3.38	(7, 1)	3.0		15	4	2	2	3	2	1	0	0	1	0	18	30	6.00	2.000

PITCHER	IP	WLS	BF	H	R	ER	SO	BB	IBB	HBP	BLK	WP	HR	S	P	ERA	WHIP

TOP

San Francisco Giants @ Houston Astros

Astrodome, Houston, TX

Thu Apr 18 1974, 8:05 PM EDT

Att. 8,074 - Dome

livebaseballscorecards.com

AB	33
R	5
H	9
RBI	3
BB	6
SO	6
LOB	16

1B: 7	SF: 0	WP: 2	PA: 42
2B: 2	SAC: 2	PB: 0	
3B: 0	DP: 1	SB: 0	
HR: 0	HBP: 0	CS: 0	

Batter	1	2	3	4	5	6	7	8	9	AB	R	H	RBI	BB	SO	LOB
Greg Gross, L (1, 9) (7, 7) OBP: 0.517, SLG: 0.481	F8		F6			G4-6-3 BB		3B 1B		3	1	1	0	1	0	0
Roger Metzger, S (1, 6) OBP: 0.345, SLG: 0.367	S 1B			K		G4-6-3 1-2f 2-3		F8		4	0	1	0	0	1	3
Cesar Cedeno, R (1, 8) OBP: 0.436, SLG: 0.673	K 1-2			F9		S 1B 3-H		1-H 3B		4	0	2	2	0	1	1
Bob Watson, R (1, 7) (7, 3) OBP: 0.358, SLG: 0.426	6-3			1B		1-2 BB		5-3		3	0	1	0	1	0	2
Lee May, R (1, 3) OBP: 0.320, SLG: 0.409		G3		K		F8			F9	3	0	0	0	0	1	3
Jerry Johnson, R (7, 1)										0	0	0	0	0	0	0
Cliff Johnson, R (9, PH)										1	0	0	0	0	0	0
Doug Rader, R (1, 5) OBP: 0.327, SLG: 0.356		K			K		F8		K	3	0	0	0	0	2	0
Denis Menke, R (8, 5) OBP: 0.333, SLG: 0.333										1	0	0	0	0	1	0
Johnny Edwards, L (1, 2) OBP: 0.261, SLG: 0.300		K			L9		L9		F8	4	0	0	0	0	1	0
Tommy Helms, R (1, 4) OBP: 0.262, SLG: 0.317			F4		1-3		6-3			3	0	0	0	0	0	0
Doug Konieczny, R (1, 1)										1	0	0	0	0	0	0
Fred Scherman, L (6, 1)										0	0	0	0	0	0	0
Bob Gallagher, L (6, PH) OBP: 0.143, SLG: 0.214			4-3			G4-6-3 1B 2B		3-1		2	1	1	0	0	0	0
(7, 9)																
Inning Stats	R: 0 E: 0 K: 1 S: 6 H: 1 LOB: 1 BB: 0 P: 6	R: 0 E: 0 K: 2 S: 7 H: 0 LOB: 0 BB: 0 P: 7	R: 0 E: 0 K: 0 S: 3 H: 0 LOB: 0 BB: 0 P: 3	R: 0 E: 0 K: 2 S: 8 H: 1 LOB: 1 BB: 0 P: 8	R: 0 E: 0 K: 1 S: 5 H: 0 LOB: 0 BB: 0 P: 5	R: 1 E: 0 K: 0 S: 4 H: 2 LOB: 2 BB: 2 P: 12	R: 0 E: 0 K: 0 S: 3 H: 0 LOB: 0 BB: 0 P: 3	R: 1 E: 0 K: 0 S: 5 H: 2 LOB: 1 BB: 0 P: 5	R: 0 E: 0 K: 1 S: 5 H: 0 LOB: 0 BB: 0 P: 5	1B: 4 2B: 1 3B: 1 HR: 0	SF: 0 SAC: 0 DP: 1 HBP: 0						

PITCHER		IP	WLS	BF	H	R	ER	SO	BB	IBB	HBP	BLK	WP	HR	S	P	ERA	WHIP
Tom Bradley, R ERA: 2.76	(1, 1)	7.2	W	30	6	2	2	6	2	0	0	0	0	0	40	48	2.35	1.043
Randy Moffitt, R ERA: 0.9	(8, 1)	1.1		4	0	0	0	1	0	0	0	0	0	0	6	6	0.00	0.000

PITCHER	IP	WLS	BF	H	R	ER	SO	BB	IBB	HBP	BLK	WP	HR	S	P	ERA	WHIP

BOTTOM

San Francisco Giants @ Houston Astros

Astrodome, Houston, TX

Thu Apr 18 1974, 8:05 PM EDT

Att. 8,074 - Dome

livebaseballscorecards.com

AB	32
R	2
H	6
RBI	2
BB	2
SO	7
LOB	9

Batter	1	2	3	4	5	6	7	8	9	AB	R	H	RBI	BB	SO	LOB
Ralph Garr, L (1, 9) OBP: 0.397, SLG: 0.475	F7		F8		S 1B			F9		4	0	1	0	0	0	0
Marty Perez, R (1, 5) OBP: 0.435, SLG: 0.524	5-3		1B		6-3 1-2			5-3		3	0	1	0	0	0	1
Buzz Capra, R (6, 1)										0	0	0	0	0	0	0
Vic Correll, R (8, PH)										1	0	0	0	0	0	0
Jack Aker, R (8, 1)										0	0	0	0	0	0	0
Ivan Murrell, R (1, 3) OBP: 0.333, SLG: 0.273	K		K			F8			1B	4	0	1	0	0	2	1
Hank Aaron, R (1, 7) OBP: 0.303, SLG: 0.500		2B 2B 1B	5-3			5-3			F6	4	1	1	0	0	0	2
Dusty Baker Jr., R (1, 8) OBP: 0.370, SLG: 0.404		1-3 2B 2B		K		4-3			1-2 1B	4	1	2	0	0	1	0
Davey Johnson, R (1, 4) OBP: 0.463, SLG: 0.538		F5		F3			F8		F6	4	0	0	0	0	0	4
Johnny Oates, L (1, 2) OBP: 0.326, SLG: 0.317		4-3 2-H 3-H 2B		F4			3-1		1-3	4	0	1	2	0	0	2
Craig Robinson, R (1, 6) OBP: 0.304, SLG: 0.200		4-3 2-3			K		F7			3	0	0	0	0	1	1
Phil Niekro, R (1, 1) OBP: 0.231, SLG: 0.308		F7			5-3			K		2	0	0	0	0	0	1
Leo Foster, R (6, 5)										1	0	0	0	0	1	0
Inning Stats	R: 0 E: 0 K: 1 S: 5 H: 0 LOB: 0 BB: 0 P: 5	R: 2 E: 0 K: 0 S: 6 H: 3 LOB: 1 BB: 0 P: 6	R: 0 E: 0 K: 1 S: 6 H: 1 LOB: 1 BB: 0 P: 6	R: 0 E: 0 K: 1 S: 5 H: 0 LOB: 0 BB: 0 P: 5	R: 0 E: 0 K: 1 S: 6 H: 1 LOB: 1 BB: 0 P: 6	R: 0 E: 0 K: 0 S: 3 H: 0 LOB: 0 BB: 0 P: 3	R: 0 E: 0 K: 0 S: 3 H: 0 LOB: 0 BB: 0 P: 3	R: 0 E: 0 K: 1 S: 5 H: 0 LOB: 0 BB: 0 P: 5	R: 0 E: 0 K: 0 S: 5 H: 2 LOB: 2 BB: 0 P: 5	1B: 5 2B: 2 3B: 0 HR: 0	SF: 0 SAC: 0 DP: 0 HBP: 0					

PITCHER	IP	WLS	BF	H	R	ER	SO	BB	IBB	HBP	BLK	WP	HR	S	P	ERA	WHIP
Dave Roberts, L (1, 1) ERA: 4.33	9.0	W	34	7	2	2	5	0	0	0	0	0	0	44	44	2.00	0.778

PITCHER	IP	WLS	BF	H	R	ER	SO	BB	IBB	HBP	BLK	WP	HR	S	P	ERA	WHIP

TOP

Atlanta Braves @ Houston Astros

Astrodome, Houston, TX

Fri Apr 19 1974, 8:05 PM EDT

Att. 13,025 - Dome

livebaseballscorecards.com

AB	34
R	2
H	7
RBI	2
BB	0
SO	5
LOB	12

1B: 5	SF: 0	WP: 0	PA: 34			
2B: 2	SAC: 0	PB: 0				
3B: 0	DP: 0	SB: 1				
HR: 0	HBP: 0	CS: 0				

BOTTOM

Atlanta Braves @ Houston Astros

Astrodome, Houston, TX

Fri Apr 19 1974, 8:05 PM EDT

Att. 13,025 - Dome

Batter	1	2	3	4	5	6	7	8	9	AB	R	H	RBI	BB	SO	LOB
Greg Gross, L (1, 9) (7, 7) OBP: 0.500, SLG: 0.531	1-3		F8		SH1-3 S, 1B	1-H, 3B		G6-3, 1-2f, 3-H		5	1	2	1	0	0	1
Roger Metzger, S (1, 6) OBP: 0.356, SLG: 0.365	E6, 5-4-3		E7, WP, 1B		SH1-3, 1-3	BBBB, BB		F8		3	0	1	0	1	0	0
Cesar Cedeno, R (1, 8) OBP: 0.441, SLG: 0.655	5-4-3, 1-2		BBBB, S, 2-3, BB		CS, 3-H, 1B	5-3				3	0	1	1	1	0	3
Bob Watson, R (1, 7) (7, 3) OBP: 0.333, SLG: 0.392	6-3		4-3, 1-2		SSS, K, 1-2		F2			4	0	0	0	0	1	4
Lee May, R (1, 3) OBP: 0.321, SLG: 0.404 Bob Gallagher, L (6, PR) (7, 9) OBP: 0.133, SLG: 0.200		SSS, K		SSS, K		1B, S, SF8, 1B	K			3 1	0 1	1 0	0 0	0 0	2 1	0 0
Milt May, L (1, 2) OBP: 0.324, SLG: 0.333		F5		HR, 1B		1B, PB, SF8, 1B, 1-3	CS, 1B			4	2	3	0	0	0	0
Denis Menke, R (1, 5) OBP: 0.286, SLG: 0.200		BBBB, BB		SSS, K		SF8, 1-2, 3-H	1-2	E5, 1B, 1B		3	1	0	1	1	1	2
Tommy Helms, R (1, 4) OBP: 0.289, SLG: 0.409 Larry Milbourne, S (7, 4) OBP: 0.222, SLG: 0.222		L7		1-H, HR		3B, 2-3, 1B		1B, G6-3, 1-2, 1B		3 1	2 1	2 1	2 1	0 0	0 0	1 0
Dave Roberts, L (1, 1) OBP: 0.182, SLG: 0.300			4-3	SSS, K		SF8, 3-H		G6-3, 1-3, 2-H, 1B		3	0	1	2	0	1	0
Inning Stats	R: 0 E: 1 K: 0 S: 4 H: 0 LOB: 1 BB: 0 P: 4	R: 0 E: 0 K: 1 S: 5 H: 0 LOB: 1 BB: 1 P: 9	R: 0 E: 1 K: 0 S: 4 H: 1 LOB: 2 BB: 1 P: 8	R: 2 E: 0 K: 3 S: 11 H: 2 LOB: 0 BB: 0 P: 11	R: 1 E: 0 K: 1 S: 6 H: 2 LOB: 0 BB: 0 P: 6	R: 3 E: 0 K: 0 S: 7 H: 4 LOB: 2 BB: 1 P: 11	R: 0 E: 0 K: 1 S: 5 H: 1 LOB: 0 BB: 0 P: 5	R: 2 E: 1 K: 0 S: 5 H: 2 LOB: 0 BB: 0 P: 5		1B: 10 2B: 0 3B: 1 HR: 1 SF: 2 SAC: 1 DP: 1 HBP: 0						

livebaseballscorecards.com

AB	33
R	8
H	12
RBI	7
BB	3
SO	6
LOB	11

WP: 1 PB: 1 SB: 3 CS: 2 PA: 39

PITCHER		IP	WLS	BF	H	R	ER	SO	BB	IBB	HBP	BLK	WP	HR	S	P	ERA	WHIP
Phil Niekro, R ERA: 3.62	(1, 1)	5.2	L	28	9	6	6	5	2	0	0	0	1	1	36	44	9.53	1.941
Buzz Capra, R ERA: 1.8	(6, 1)	1.1		6	1	0	0	1	1	0	0	0	0	0	6	10	0.00	1.500
Jack Aker, R ERA: 6.75	(8, 1)	1.0		5	2	2	0	0	0	0	0	0	0	0	5	5	0.00	2.000

PITCHER	IP	WLS	BF	H	R	ER	SO	BB	IBB	HBP	BLK	WP	HR	S	P	ERA	WHIP

Batter	1	2	3	4	5	6	7	8	9	AB	R	H	RBI	BB	SO	LOB
Ralph Garr, L (1, 7) OBP: 0.412, SLG: 0.516	6-3		BB, 1B 1B	1-3 HR 2B			F7		FC 1-H 2B	5	1	3	1	0	0	0
Mike Lum, L (1, 3) OBP: 0.245, SLG: 0.412	F8		1-2 BB 1B	2-H 3-H HR			L7		FC BB 2-3	5	1	2	3	0	0	1
Darrell Evans, L (1, 5) OBP: 0.292, SLG: 0.341	K		K	L3			F5		K	5	0	0	0	0	3	4
Dusty Baker Jr., R (1, 9) OBP: 0.390, SLG: 0.400		FC1-6 1B	FC4 1-2 2-3 BB		F9			G3	BB 1-2	3	0	1	0	2	0	0
Davey Johnson, R (1, 4) OBP: 0.448, SLG: 0.512		FC1-6 2B 1-2f	F2		K			FC4-6 1B	F9	4	0	1	0	0	1	4
Leo Foster, R (8, PR) (8, 4)										1	0	0	0	0	0	3
Rowland Office, L (1, 8) OBP: 0.120, SLG: 0.208		1-3 2B	FC4 1-2f		F2			FC4-6 1-2f		4	0	1	0	0	0	4
Johnny Oates, L (1, 2) OBP: 0.320, SLG: 0.295		IBB		F5		F8		L6		3	0	0	0	1	0	1
Craig Robinson, R (1, 6) OBP: 0.286, SLG: 0.186		K		4-3		F9			4-3	3	0	0	0	0	1	3
Norm Miller, L (9, PH)										1	0	0	0	0	0	0
Marty Perez, R (9, 6) OBP: 0.435, SLG: 0.524										0	0	0	0	0	0	0
Ron Reed, R (1, 1) OBP: 0.250, SLG: 0.182		K		2B HR 1B		4-3			2B BB	3	2	1	0	1	1	3
Inning Stats	R: 0 E: 0 K: 1 S: 5 H: 0 LOB: 0 BB: 0 P: 5	R: 0 E: 0 K: 2 S: 9 H: 2 LOB: 3 BB: 1 P: 13	R: 0 E: 0 K: 1 S: 7 H: 2 LOB: 3 BB: 1 P: 11	R: 3 E: 0 K: 0 S: 6 H: 3 LOB: 0 BB: 0 P: 6	R: 0 E: 0 K: 1 S: 5 H: 0 LOB: 0 BB: 0 P: 5	R: 0 E: 0 K: 0 S: 3 H: 0 LOB: 0 BB: 0 P: 3	R: 0 E: 0 K: 0 S: 3 H: 0 LOB: 0 BB: 0 P: 3	R: 0 E: 0 K: 0 S: 4 H: 1 LOB: 1 BB: 0 P: 4	R: 1 E: 0 K: 1 S: 7 H: 1 LOB: 3 BB: 2 P: 15	1B: 5 2B: 3 3B: 0 HR: 1 SF: 0 SAC: 0 DP: 0 HBP: 0						

TOP

Atlanta Braves @ Houston Astros

Astrodome, Houston, TX

Sat Apr 20 1974, 8:05 PM EDT

Att. 22,321 - Dome

livebaseballscorecards.com

AB	37
R	4
H	9
RBI	4
BB	4
SO	6
LOB	23

PITCHER		IP	WLS	BF	H	R	ER	SO	BB	IBB	HBP	BLK	WP	HR	S	P	ERA	WHIP
Larry Dierker, R ERA: 1.96	(1, 1)	7.0		30	7	3	3	5	1	1	0	0	0	1	38	46	3.86	1.143
Ken Forsch, R ERA: 1.0	(8, 1)	1.1	L	7	2	1	1	0	1	0	0	0	0	0	6	10	6.75	2.250
Fred Scherman, L ERA: 1.23	(9, 1)	0.2		4	0	0	0	1	1	0	0	0	0	0	5	9	0.00	1.500

PITCHER	IP	WLS	BF	H	R	ER	SO	BB	IBB	HBP	BLK	WP	HR	S	P	ERA	WHIP

Atlanta Braves @ Houston Astros

Astrodome, Houston, TX

Sat Apr 20 1974, 8:05 PM EDT

Att. 22,321 - Dome

BOTTOM

Batter	1	2	3	4	5	6	7	8	9	AB	R	H	RBI	BB	SO	LOB
Greg Gross, L (1, 9) (9, 7) OBP: 0.474, SLG: 0.486	F7		F7		E6 2-3		BBB 4-0 1B BB			3	0	0	0	1	0	1
Roger Metzger, S (1, 6) OBP: 0.349, SLG: 0.357	SSS 0-3 K		F7		4-3		0-0 FC6-4 1-2 2-3 1B			4	0	1	0	0	1	2
Cesar Cedeno, R (1, 8) OBP: 0.413, SLG: 0.610	SSS 0-3 K		0-0 F8			0-0 E5 K2-3 S SF7	0-0 FC6-4 1-2f			4	1	0	0	0	1	3
Bob Watson, R (1, 7) (9, 3) OBP: 0.344, SLG: 0.389		BBB 4-0 2B BB		0-0 6-3		SSS 0-3 K2-3 1-3		0-0 G4-3 1B		3	1	1	0	1	1	1
Lee May, R (1, 3) OBP: 0.316, SLG: 0.420 Fred Scherman, L (9, 1)	0-0 1B 1-H 1B 2B		0-0 6-3			0-0 SF7 3-H		0-0 F8		3	1	1	2	0	0	1
										0	0	0	0	0	0	0
Milt May, L (1, 2) OBP: 0.316, SLG: 0.324	0-0 F5 1B 2-3 1B		0-0 G3			0-0 F8		0-0 G4-3 1-2f		4	0	1	0	0	0	1
Doug Rader, R (1, 5) OBP: 0.339, SLG: 0.367	0-0 1-2 3-H 1B				0-0 E 4-3 1B		0-0 F4		SSS 0-3 K	4	0	2	1	0	1	0
Tommy Helms, R (1, 4) OBP: 0.292, SLG: 0.426	0-0 F5 2-3				0-0 4-3 1-2		0-0 1B 2B		0-0 F7	3	0	1	0	0	0	3
Larry Milbourne, S (7, PR) OBP: 0.222, SLG: 0.222										0	0	0	0	0	0	0
(8, 4)																
Cliff Johnson, R (9, PH)										1	0	0	0	0	0	0
Larry Dierker, R (1, 1) OBP: 0.222, SLG: 0.222	0-0 5-3				SSS 0-3 K		SSS 0-3 K		0-0 5-3	2	0	0	0	0	1	2
Bob Gallagher, L (7, PH) OBP: 0.125, SLG: 0.188										1	0	0	0	0	1	1
Ken Forsch, R (8, 1)										0	0	0	0	0	0	0
Ollie Brown, R (9, 9) OBP: 0.259, SLG: 0.407										1	0	0	0	0	0	0
Inning Stats	R: 0 H: 0 E: 0 LOB: 0 K: 2 BB: 0 S: 7 P: 7	R: 2 H: 3 E: 0 LOB: 1 K: 0 BB: 1 S: 5 P: 9	R: 0 H: 0 E: 0 LOB: 0 K: 0 BB: 0 S: 3 P: 3	R: 0 H: 0 E: 0 LOB: 0 K: 0 BB: 0 S: 3 P: 3	R: 0 H: 1 E: 1 LOB: 2 K: 1 BB: 0 S: 7 P: 7	R: 1 H: 0 E: 1 LOB: 0 K: 1 BB: 0 S: 6 P: 6	R: 0 H: 2 E: 0 LOB: 3 K: 1 BB: 1 S: 7 P: 11	R: 0 H: 1 E: 0 LOB: 0 K: 0 BB: 0 S: 3 P: 3	R: 0 H: 0 E: 0 LOB: 0 K: 1 BB: 0 S: 5 P: 5	1B: 5 SF: 1 2B: 2 SAC: 0 3B: 0 DP: 1 HR: 0 HBP: 0						

livebaseballscorecards.com

AB	33
R	3
H	7
RBI	3
BB	2
SO	6
LOB	15

WP: 0 PA: 36
PB: 0
SB: 1
CS: 0

PITCHER	IP	WLS	BF	H	R	ER	SO	BB	IBB	HBP	BLK	WP	HR	S	P	ERA	WHIP
Ron Reed, R (1, 1) ERA: 3.49	9.0	W	36	7	3	2	6	2	0	0	0	0	0	46	54	2.00	1.000

PITCHER	IP	WLS	BF	H	R	ER	SO	BB	IBB	HBP	BLK	WP	HR	S	P	ERA	WHIP

Batter	1	2	3	4	5	6	7	8	9	AB	R	H	RBI	BB	SO	LOB
Ralph Garr, L (1, 9) (8, 7) OBP: 0.384, SLG: 0.478	E6 CS		G1	F8			4-3		L7	5	0	0	0	0	0	3
Mike Lum, L (1, 3) OBP: 0.259, SLG: 0.400	4-3 1-2		K		L9		4-3 HR 1B		HBP	4	1	1	0	0	1	1
Darrell Evans, L (1, 5) OBP: 0.321, SLG: 0.356	1B		E 1B		1B BB		4-3 1-2		F5	4	0	2	0	1	0	2
Hank Aaron, R (1, 7) OBP: 0.324, SLG: 0.594	6-3		K 1-2		5-3 1-3 1B		2-H HR		F8	4	1	2	2	0	1	2
Rowland Office, L (8, 8) OBP: 0.120, SLG: 0.208										0	0	0	0	0	0	0
Ivan Murrell, R (9, PH) OBP: 0.308, SLG: 0.250										1	0	0	0	0	0	1
Dusty Baker Jr., R (1, 8) (8, 9) OBP: 0.413, SLG: 0.404		SH2-3 1B SF9 BB		BB FC 1B	5-3 1-2		S BB			2	1	1	0	2	0	2
Davey Johnson, R (1, 4) OBP: 0.435, SLG: 0.489		SH2-3 1-2 1B		FC BB 1-2	5-3		K 1-2			4	0	1	0	0	1	4
Paul Casanova, R (1, 2)		SH2-3 1-2 2-3		F7		5-3		5-3		3	0	0	0	0	0	2
Craig Robinson, R (1, 6) OBP: 0.283, SLG: 0.178		SF9 3-H		1-2 2-3 BB		5-3		5-3		2	0	0	1	1	0	0
Carl Morton, R (1, 1)		K		K		K		K		4	0	0	0	0	4	4
Danny Frisella, L (8, 1)										0	0	0	0	0	0	0

TOP

Atlanta Braves @ Houston Astros

Astrodome, Houston, TX

Sun Apr 21 1974, 4:33 AM EDT

Att. 14,922 - Dome

livebaseballscorecards.com

AB	33
R	3
H	7
RBI	3
BB	4
SO	7
LOB	21

Inning Stats	1	2	3	4	5	6	7	8	9
	R: 0 E: 1 K: 0 S: 4 H: 1 LOB: 1 BB: 0 P: 4	R: 1 E: 0 K: 1 S: 6 H: 1 LOB: 1 BB: 1 P: 10	R: 0 E: 1 K: 2 S: 8 H: 1 LOB: 1 BB: 0 P: 8	R: 0 E: 0 K: 1 S: 7 H: 1 LOB: 3 BB: 1 P: 11	R: 0 E: 0 K: 0 S: 4 H: 1 LOB: 2 BB: 1 P: 8	R: 0 E: 0 K: 1 S: 5 H: 0 LOB: 0 BB: 0 P: 5	R: 2 E: 0 K: 1 S: 7 H: 2 LOB: 1 BB: 1 P: 11	R: 0 E: 0 K: 1 S: 5 H: 0 LOB: 0 BB: 0 P: 5	R: 0 E: 0 K: 0 S: 3 H: 0 LOB: 1 BB: 0 P: 4

1B: 6	SF: 1	WP: 0	PA: 40
2B: 0	SAC: 1	PB: 0	
3B: 0	DP: 0	SB: 1	
HR: 1	HBP: 1	CS: 1	

PITCHER		IP	WLS	BF	H	R	ER	SO	BB	IBB	HBP	BLK	WP	HR	S	P	ERA	WHIP
Tom Griffin, R ERA: 1.86	(1, 1)	7.0		33	7	3	3	6	4	0	0	0	0	1	41	57	3.86	1.571
Jerry Johnson, R ERA: 3.0	(8, 1)	1.0	W	3	0	0	0	1	0	0	0	0	0	0	5	5	0.00	0.000
Fred Scherman, L ERA: 1.08	(9, 1)	1.0		4	0	0	0	0	0	0	1	0	0	0	3	4	0.00	0.000

PITCHER	IP	WLS	BF	H	R	ER	SO	BB	IBB	HBP	BLK	WP	HR	S	P	ERA	WHIP

Batter	1	2	3	4	5	6	7	8	9	AB	R	H	RBI	BB	SO	LOB
Greg Gross, L (1, 9) (9, 7) OBP: 0.442, SLG: 0.436	S S S 0-3 ① K		x 0-0 ① F7		B B B B 4-0 1B 1B BB		x 0-0 ③ G3	x 0-0 ③ 4-3		4	1	0	0	1	1	4
Roger Metzger, S (1, 6) OBP: 0.373, SLG: 0.390	B B B B 4-0 S BB		x 0-0 ② 5-3		x 0-0 ② 1B 1-2 2-H PO 1B			x 0-0 HR 2B		3	1	2	0	1	0	0
Cesar Cedeno, R (1, 8) OBP: 0.403, SLG: 0.587	S S S 0-3 ② K 1-2		x 0-0 ③ 4-3		x 0-0 1-3 2-H 1B			x 0-0 ① F6		4	0	1	1	0	1	2
Bob Watson, R (1, 7) (9, 3) OBP: 0.354, SLG: 0.448	x 0-0 ③ 5-3			x 0-0 1B 1B	0-0 ③ PO 3-H	x 0-0 ① 6-3		x 0-0 2-H HR		4	1	2	2	0	0	1
Lee May, R (1, 3) OBP: 0.344, SLG: 0.463 Larry Milbourne, S (8, PR) (9, 4) OBP: 0.222, SLG: 0.222		x 0-0 FC6-4 1B 1B		x 0-0 1-2 G5-4-3 1B		x 0-0 ② F9		x 0-0 BB 1B 2B		4 0	0 1	3 0	0 0	0 0	0 0	0 0
Milt May, L (1, 2) OBP: 0.333, SLG: 0.325		x 0-0 1-2 FC6-4 1B		x 0-0 ① F7		x 0-0 ③ 1-3		4-0 1B BB IBB		3	0	1	0	1	0	2
Doug Rader, R (1, 5) OBP: 0.333, SLG: 0.346	S S S 0-3 ① K			x 0-0 ② ③ G5-4-3 1-2f			x 0-0 ① 5-3	B B B B 4-0 1B 1-2 2-3 BB		3	0	0	0	1	1	4
Tommy Helms, R (1, 4) OBP: 0.327, SLG: 0.451 Ollie Brown, R (9, 9) OBP: 0.259, SLG: 0.407		x 0-0 ② FC6-4 S 1-2f 2-3			x 0-0 SH1-4 1B 1B		x 0-0 FC4-6 1B	x 0-0 1-2 2-3 3-H 1B		4 0	0 0	3 0	1 0	0 0	0 0	2 0
Tom Griffin, R (1, 1) OBP: 0.444, SLG: 0.750 Bob Gallagher, L (7, PH) OBP: 0.118, SLG: 0.176 Jerry Johnson, R (8, 1) Johnny Edwards, L (8, PH) OBP: 0.250, SLG: 0.286 Fred Scherman, L (9, 1)	S S S 0-3 ③ K 1-2				x 0-0 ① SH1-4 1-2		x 0-0 ② FC4-6 1-2f	x 0-0 ② F3		1 1 0 1 0	0 0 0 0 0	0 0 0 0 0	0 0 0 0 0	1 0 0 0 0	2 1 0 3 0	2 1 0 0 0
Inning Stats	R: 0 E: 0 K: 2 S: 7 H: 0 LOB: 1 BB: 1 P: 11	R: 0 E: 0 K: 2 S: 9 H: 2 LOB: 2 BB: 0 P: 9	R: 0 E: 0 K: 0 S: 3 H: 0 LOB: 0 BB: 0 P: 3	R: 0 E: 0 K: 0 S: 4 H: 2 LOB: 1 BB: 0 P: 4	R: 1 E: 0 K: 0 S: 4 H: 3 LOB: 1 BB: 1 P: 8	R: 0 E: 0 K: 0 S: 3 H: 0 LOB: 0 BB: 0 P: 3	R: 0 E: 0 K: 0 S: 4 H: 1 LOB: 1 BB: 0 P: 4	R: 3 E: 0 K: 0 S: 7 H: 4 LOB: 3 BB: 2 P: 15		1B: 9 2B: 2 3B: 0 HR: 1	SF: 0 SAC: 1 DP: 1 HBP: 0					

BOTTOM

Atlanta Braves @ Houston Astros

Astrodome, Houston, TX

Sun Apr 21 1974, 4:33 AM EDT

Att. 14,922 - Dome

livebaseballscorecards.com

AB	32
R	4
H	12
RBI	4
BB	4
SO	4
LOB	21

WP: 0 PA: 38
PB: 0
SB: 2
CS: 0

PITCHER		IP	WLS	BF	H	R	ER	SO	BB	IBB	HBP	BLK	WP	HR	S	P	ERA	WHIP
Carl Morton, R ERA: 5.05	(1, 1)	7.0		29	9	2	2	4	2	0	0	0	0	0	35	43	2.57	1.571
Danny Frisella, R ERA: 2.45	(8, 1)	1.0	L	8	3	2	2	0	1	1	0	0	0	1	6	14	18.00	4.000

PITCHER		IP	WLS	BF	H	R	ER	SO	BB	IBB	HBP	BLK	WP	HR	S	P	ERA	WHIP

Atlanta Braves @ Houston Astros

Astrodome, Houston, TX

Mon Apr 22 1974, 8:05 PM EDT

Att. 11,502 - Dome

livebaseballscorecards.com

Batter	1	2	3	4	5	6	7	8	9	AB	R	H	RBI	BB	SO	LOB
Ralph Garr, L (1, 9) OBP: 0.377, SLG: 0.479	6-3		1-3 2B		K 1-2			5-3 2-3		4	0	1	0	0	1	2
Marty Perez, R (1, 4) OBP: 0.444, SLG: 0.600	4-3 2B		L5			4-3 2B		F8		4	0	2	0	0	0	3
Darrell Evans, L (1, 5) OBP: 0.316, SLG: 0.333	4-3 2-3		1-3			4-3 2-3		BB		3	0	0	0	1	0	4
Hank Aaron, R (1, 7) OBP: 0.293, SLG: 0.528	6-3		6-3			5-3		F8		4	0	0	0	0	0	6
Dusty Baker Jr., R (1, 8) OBP: 0.403, SLG: 0.411		F9 FC3-2 2B		L6		6-3			4-3	4	0	1	0	0	0	1
Ivan Murrell, R (1, 3) OBP: 0.294, SLG: 0.250		F9 2-3		F3			G4-6-3 1B		F8	4	0	1	0	0	0	1
Johnny Oates, L (1, 2) OBP: 0.296, SLG: 0.271		FC3-2 3-H		F7			F9		5-3	4	0	0	0	0	0	2
Craig Robinson, R (1, 6) OBP: 0.268, SLG: 0.167		6-3			5-3		G4-6-3 1-2f			3	0	0	0	0	0	2
Roric Harrison, R (1, 1) OBP: 0.273, SLG: 0.111			2B 1B		BB CS			5-3 2B		1	0	1	0	1	0	0
Jack Aker, R (7, 1)										0	0	0	0	0	0	0
Vic Correll, R (8, PH) OBP: 0.071, SLG: 0.143										1	0	1	0	0	0	0
Tom House, L (8, 1)										0	0	0	0	0	0	0

Inning Stats	1	2	3	4	5	6	7	8	9	
	R: 0 E: 0 K: 0 S: 4	R: 0 E: 0 K: 0 S: 4	R: 0 E: 0 K: 0 S: 5	R: 0 E: 0 K: 0 S: 3	R: 0 E: 0 K: 1 S: 4	R: 0 E: 0 K: 0 S: 4	R: 0 E: 0 K: 0 S: 3	R: 0 E: 0 K: 0 S: 4	R: 0 E: 0 K: 0 S: 3	1B: 2 2B: 6 3B: 0 HR: 0
	H: 1 LOB: 1 BB: 0 P: 4	H: 1 LOB: 1 BB: 0 P: 4	H: 2 LOB: 2 BB: 0 P: 5	H: 0 LOB: 0 BB: 0 P: 3	H: 0 LOB: 1 BB: 1 P: 8	H: 1 LOB: 1 BB: 0 P: 4	H: 1 LOB: 0 BB: 0 P: 3	H: 1 LOB: 2 BB: 1 P: 8	H: 0 LOB: 0 BB: 0 P: 3	SF: 0 SAC: 0 DP: 2 HBP: 0

PITCHER	IP	WLS	BF	H	R	ER	SO	BB	IBB	HBP	BLK	WP	HR	S	P	ERA	WHIP
Claude Osteen, L (1, 1) ERA: 3.12	9.0	W	34	7	0	0	1	2	0	0	0	0	0	34	42	0.00	1.000

PITCHER	IP	WLS	BF	H	R	ER	SO	BB	IBB	HBP	BLK	WP	HR	S	P	ERA	WHIP

TOP	
AB	32
R	0
H	7
RBI	0
BB	2
SO	1
LOB	21

WP: 0 PB: 0 SB: 0 CS: 1 PA: 34

Batter	1	2	3	4	5	6	7	8	9	AB	R	H	RBI	BB	SO	LOB
Greg Gross, L (1, 9) (8, 7) OBP: 0.426, SLG: 0.442	L3		F7		6-3 1-2		HR 2B			4	1	1	0	0	0	1
Roger Metzger, S (1, 6) OBP: 0.394, SLG: 0.403	K		1B		HR 2-H 1B		BBBB HR BB			3	2	2	1	1	1	0
Cesar Cedeno, R (1, 8) OBP: 0.408, SLG: 0.672	K		L5		HR 2-H		1-H 2-H HR			4	2	2	5	0	1	1
Bob Watson, R (1, 7) OBP: 0.362, SLG: 0.443		F9		WP 2B 1B	F4		BBBB BB			3	1	1	0	1	0	0
Bob Gallagher, L (7, PR) (8, 9) OBP: 0.118, SLG: 0.176										0	0	0	0	0	0	0
Lee May, R (1, 3) OBP: 0.338, SLG: 0.448		1B 1B		6-3 1-2	F7		F8			4	0	1	0	0	0	2
Denis Menke, R (8, 3) OBP: 0.286, SLG: 0.200										0	0	0	0	0	0	0
Johnny Edwards, L (1, 2) OBP: 0.250, SLG: 0.280		1-3 1B		F9		4-3	4-3			4	0	1	0	0	0	2
Doug Rader, R (1, 5) OBP: 0.328, SLG: 0.357		F3		2-H 2B		F6		1-3		4	0	1	1	0	0	2
Tommy Helms, R (1, 4) OBP: 0.309, SLG: 0.426		F7		F8		K		F3		3	0	0	0	0	1	3
Larry Milbourne, S (7, 4) OBP: 0.200, SLG: 0.200										1	0	0	0	0	0	0
Claude Osteen, L (1, 1) OBP: 0.222, SLG: 0.222			K		6-3 1B 1B		3-1	4-3		4	1	1	0	0	1	0
Inning Stats	R: 0 E: 0 K: 2 S: 7 H: 0 LOB: 0 BB: 0 P: 7	R: 0 E: 0 K: 0 S: 5 H: 2 LOB: 2 BB: 0 P: 5	R: 0 E: 0 K: 1 S: 6 H: 1 LOB: 1 BB: 0 P: 6	R: 1 E: 0 K: 0 S: 5 H: 2 LOB: 1 BB: 0 P: 5	R: 3 E: 0 K: 0 S: 6 H: 3 LOB: 0 BB: 0 P: 6	R: 0 E: 0 K: 1 S: 5 H: 0 LOB: 0 BB: 0 P: 5	R: 3 E: 0 K: 0 S: 5 H: 2 LOB: 1 BB: 2 P: 13	R: 0 E: 0 K: 0 S: 3 H: 0 LOB: 0 BB: 0 P: 3		1B: 6 2B: 2 3B: 0 HR: 2 SF: 0 SAC: 0 DP: 0 HBP: 0						

PITCHER	IP	WLS	BF	H	R	ER	SO	BB	IBB	HBP	BLK	WP	HR	S	P	ERA	WHIP
Roric Harrison, R (1, 1) ERA: 5.83	6.1	L	30	10	7	7	4	1	0	0	0	1	2	37	41	9.95	1.737
Jack Aker, R (7, 1) ERA: 6.0	0.2		3	0	0	0	0	1	0	0	0	0	0	2	6	0.00	1.500
Tom House, L (8, 1) ERA: 6.75	1.0		3	0	0	0	0	0	0	0	0	0	0	3	3	0.00	0.000

PITCHER	IP	WLS	BF	H	R	ER	SO	BB	IBB	HBP	BLK	WP	HR	S	P	ERA	WHIP

BOTTOM

Atlanta Braves @ Houston Astros

Astrodome, Houston, TX

Mon Apr 22 1974, 8:05 PM EDT

Att. 11,502 - Dome

livebaseballscorecards.com

AB	34
R	7
H	10
RBI	7
BB	2
SO	4
LOB	11

WP: 1 PA: 36
PB: 0
SB: 0
CS: 0

Batter	1	2	3	4	5	6	7	8	9	AB	R	H	RBI	BB	SO	LOB
Greg Gross, L (1, 9) OBP: 0.431, SLG: 0.435	B B B B 4-0 CS BB		x 0-0 ① P6			x 0-0 1B		x 0-0 ① F8		3	0	1	0	1	0	0
Roger Metzger, S (1, 6) OBP: 0.387, SLG: 0.394	x 0-0 ① ② F8 1-2		S S S 0-3 ② K			x 0-0 ① F9		x 0-0 FC6 1B		4	0	1	0	0	1	2
Cesar Cedeno, R (1, 8) OBP: 0.387, SLG: 0.634	x 0-0 ③ P5		x 0-0 ③ F8			x 0-0 ② F3		x 0-0 ② F7		4	0	0	0	0	0	2
Bob Watson, R (1, 7) OBP: 0.356, SLG: 0.431		x 0-0 ① F9		x 0-0 G6-4-3 1B		x 0-0 ③ F9		x 0-0 ③ FC6 1-2f		4	0	1	0	0	0	2
Lee May, R (1, 3) OBP: 0.333, SLG: 0.435		x 0-0 HR 1B		x 0-0 ① ② G6-4-3 1-2f			S S S 0-3 ① K		x 0-0 ① F7	4	1	1	0	0	1	1
Johnny Edwards, L (1, 2) OBP: 0.281, SLG: 0.414		x 0-0 1-H HR		x 0-0 ③ 4-3			x 0-0 PB 1B 1B		x 0-0 ② 1-3	4	1	2	2	0	0	0
Doug Rader, R (1, 5) OBP: 0.309, SLG: 0.333		x 0-0 ② 6-3			x 0-0 ① P4		x 0-0 ② F9		x 0-0 ③ F9	4	0	0	0	0	0	1
Tommy Helms, R (1, 4) OBP: 0.328, SLG: 0.439		x 0-0 1B			x 0-0 ② 6-3		x 0-0 PB 1-2 1B			3	0	2	0	0	0	0
Doug Konieczny, R (1, 1) Don Wilson, R (3, 1) Bob Gallagher, L (7, PH) OBP: 0.111, SLG: 0.167 Mike Nagy, R (7, 1)		S S S 0-3 ③ K			x 0-0 ③ 4-3		x 0-0 ③ F9 1-2 2-3			1 1 1 0	0 0 0 0	0 0 0 0	0 0 0 0	1 0 0 0	1 0 2 0	1 0 0 0
Inning Stats	R: 0 E: 0 K: 0 S: 2 H: 0 LOB: 0 BB: 1 P: 6	R: 2 E: 0 K: 1 S: 8 H: 3 LOB: 1 BB: 0 P: 8	R: 0 E: 0 K: 1 S: 5 H: 0 LOB: 0 BB: 0 P: 5	R: 0 E: 0 K: 0 S: 3 H: 1 LOB: 0 BB: 0 P: 3	R: 0 E: 0 K: 0 S: 3 H: 0 LOB: 0 BB: 0 P: 3	R: 0 E: 0 K: 0 S: 4 H: 1 LOB: 1 BB: 0 P: 4	R: 0 E: 0 K: 1 S: 7 H: 2 LOB: 2 BB: 0 P: 7	R: 0 E: 0 K: 0 S: 4 H: 1 LOB: 1 BB: 0 P: 4	R: 0 E: 0 K: 0 S: 3 H: 0 LOB: 0 BB: 0 P: 3	1B: 7 2B: 0 3B: 0 HR: 1 SF: 0 SAC: 0 DP: 1 HBP: 0						

PITCHER		IP	WLS	BF	H	R	ER	SO	BB	IBB	HBP	BLK	WP	HR	S	P	ERA	WHIP
Sonny Siebert, R ERA: 3.0	(1, 1)	9.0	W	34	8	2	2	3	1	0	0	0	0	1	39	43	2.00	1.000

PITCHER	IP	WLS	BF	H	R	ER	SO	BB	IBB	HBP	BLK	WP	HR	S	P	ERA	WHIP

TOP

Houston Astros @ St. Louis Cardinals

Busch Stadium, St. Louis, MO

Tue Apr 23 1974, 7:05 PM CDT

Att. 7,188 - Unknown

livebaseballscorecards.com

AB	33
R	2
H	8
RBI	2
BB	1
SO	3
LOB	11

WP: 0 PB: 1 SB: 0 CS: 1 PA: 34

Batter	1	2	3	4	5	6	7	8	9	AB	R	H	RBI	BB	SO	LOB
Lou Brock, L (1, 7) OBP: 0.375, SLG: 0.392	F8 S 1B		F7	SH1-3 S SF7 1B		S 1B 2B		4-3		5	2	3	0	0	0	0
Jose Cruz, L (9, 7) OBP: 0.200, SLG: 0.154										0	0	0	0	0	0	0
Ted Sizemore, R (1, 4) OBP: 0.416, SLG: 0.382	F7 1-2		1B BLK 1B	SH1-3 1-3		2-H 1B		F7		4	1	2	1	0	0	1
Reggie Smith, S (1, 9) OBP: 0.397, SLG: 0.544	F8 2-3		BLK HBP 1B 1-3 1B	SF7 3-H		S S S K		F7		4	1	1	1	0	1	2
Tim McCarver, L (1, 2) OBP: 0.333, SLG: 0.333	F8		H 1-0 BLK 1B HBP 1-2	F9		F7				3	1	0	0	0	0	2
Bake McBride, L (1, 8) OBP: 0.350, SLG: 0.453		F7	E 1B 1-H 2-H 3-H		5-3		F7			4	1	1	2	0	0	0
Ken Reitz, R (1, 5) OBP: 0.382, SLG: 0.508		S S S K	1B 1-H 1B		S S S K		1B 3B			4	1	2	1	0	2	0
Joe Torre, R (1, 3) OBP: 0.322, SLG: 0.353		1B 2B	F2		B B B BB		FC4-6 3-H 1B			3	1	2	1	1	0	1
Mike Tyson, R (1, 6) OBP: 0.293, SLG: 0.308		FC6-4 2-H 1B	1-2 1B		F9		FC4-6 1-2f			4	0	2	1	0	0	2
Sonny Siebert, R (1, 1) OBP: 0.091, SLG: 0.091		FC6-4 1-2f	6-3			6-3	1-3			4	0	0	0	0	0	4
Inning Stats	R: 0 E: 0 K: 0 S: 4 H: 1 LOB: 1 BB: 0 P: 4	R: 1 E: 0 K: 1 S: 7 H: 2 LOB: 1 BB: 0 P: 7	R: 4 E: 1 K: 0 S: 8 H: 5 LOB: 2 BB: 0 P: 9	R: 1 E: 0 K: 0 S: 4 H: 1 LOB: 0 BB: 0 P: 4	R: 0 E: 0 K: 1 S: 5 H: 0 LOB: 1 BB: 1 P: 9	R: 1 E: 0 K: 1 S: 7 H: 2 LOB: 1 BB: 0 P: 7	R: 1 E: 0 K: 0 S: 5 H: 2 LOB: 1 BB: 0 P: 5	R: 0 E: 0 K: 0 S: 3 H: 0 LOB: 0 BB: 0 P: 3		1B: 10 2B: 2 3B: 1 HR: 0	SF: 1 SAC: 1 DP: 0 HBP: 1					

BOTTOM

Houston Astros @ St. Louis Cardinals

Busch Stadium, St. Louis, MO

Tue Apr 23 1974, 7:05 PM CDT

Att. 7,188 - Unknown

livebaseballscorecards.com

AB	35
R	8
H	13
RBI	7
BB	1
SO	3
LOB	12

WP: 0 PB: 0 SB: 3 CS: 0 PA: 39

PITCHER		IP	WLS	BF	H	R	ER	SO	BB	IBB	HBP	BLK	WP	HR	S	P	ERA	WHIP
Doug Konieczny, R ERA: 6.3	(1, 1)	2.1	L	14	6	5	5	1	0	0	1	1	0	0	15	16	19.29	2.571
Don Wilson, R ERA: 7.0	(3, 1)	3.2		17	5	2	2	2	1	0	0	0	0	0	20	24	4.91	1.636
Mike Nagy, R ERA: 2.35	(7, 1)	2.0		8	2	1	1	0	0	0	0	0	0	0	8	8	4.50	1.000

PITCHER	IP	WLS	BF	H	R	ER	SO	BB	IBB	HBP	BLK	WP	HR	S	P	ERA	WHIP

Houston Astros @ St. Louis Cardinals

Busch Stadium, St. Louis, MO

Wed Apr 24 1974, 7:05 PM CDT

Att. 7,364 - Unknown

TOP

livebaseballscorecards.com

Batter	1	2	3	4	5	6	7	8	9	AB	R	H	RBI	BB	SO	LOB
Greg Gross, L (1, 9) (6, 7) OBP: 0.411, SLG: 0.400	P6	4-3		BB	F7			L6		4	0	0	0	1	0	4
Roger Metzger, S (1, 6) OBP: 0.375, SLG: 0.371	F7		F5	BB		F8		5-3		4	0	0	0	1	0	2
Cesar Cedeno, R (1, 8) OBP: 0.363, SLG: 0.592	K		F8	K		F3			5-3	5	0	0	0	0	2	2
Bob Watson, R (1, 7) OBP: 0.364, SLG: 0.435 Bob Gallagher, L (6, 9) OBP: 0.158, SLG: 0.167		FC5-4 1B	6-3		E 1B 1B	1-4-3			WP BB	4 0	1 0	2 0	0 0	0 1	0 0	0 0
Lee May, R (1, 3) OBP: 0.324, SLG: 0.418 Dave Campbell, R (9, 3)	FC5-4 1B 1-2f			P6	E4 1B 1-3		F3		P6 1-2	5 0	2 0	1 0	0 0	0 0	0 0	2 0
Milt May, L (1, 2) OBP: 0.362, SLG: 0.341	1B 1-2			BB E	1B 1-3 3-H		G3		P4	4	2	2	1	1	0	1
Doug Rader, R (1, 5) OBP: 0.329, SLG: 0.344 Denis Menke, R (4, 5) OBP: 0.222, SLG: 0.143	1B 1-2 2-H			E 1-2	K		F7			1 2	1 0	1 0	1 0	1 0	0 1	0 2
Tommy Helms, R (1, 4) OBP: 0.371, SLG: 0.492 Larry Milbourne, S (8, PR) (8, 4) OBP: 0.200, SLG: 0.200	HR 1-3 2-H			E6 1-H 2-H	1-2 3-H			SH1-4 1B		4 0	2 0	4 0	4 0	0 0	0 0	0 0
Dave Roberts, L (1, 1) OBP: 0.214, SLG: 0.538 Fred Scherman, L (8, 1)	HR 1-H			K	F9			SH1-4 1-2		3 0	1 0	1 0	2 0	0 0	1 0	2 0
Inning Stats	R: 0 E: 0 K: 1 S: 5 H: 0 LOB: 0 BB: 0 P: 5	R: 4 E: 0 K: 0 S: 7 H: 5 LOB: 0 BB: 0 P: 7	R: 0 E: 0 K: 0 S: 3 H: 0 LOB: 0 BB: 0 P: 3	R: 3 E: 1 K: 2 S: 8 H: 1 LOB: 2 BB: 4 P: 24	R: 2 E: 1 K: 1 S: 9 H: 4 LOB: 2 BB: 0 P: 9	R: 0 E: 0 K: 0 S: 3 H: 0 LOB: 0 BB: 0 P: 3	R: 0 E: 0 K: 0 S: 3 H: 0 LOB: 0 BB: 0 P: 3	R: 0 E: 0 K: 0 S: 4 H: 1 LOB: 2 BB: 0 P: 4	R: 0 E: 0 K: 0 S: 3 H: 0 LOB: 1 BB: 1 P: 7	1B: 9 2B: 1 3B: 0 HR: 1	SF: 0 SAC: 1 DP: 0 HBP: 0			WP: 1 PB: 0 SB: 0 CS: 0	PA: 42		

	AB	36
	R	9
	H	11
	RBI	8
	BB	5
	SO	4
	LOB	15

PITCHER	IP	WLS	BF	H	R	ER	SO	BB	IBB	HBP	BLK	WP	HR	S	P	ERA	WHIP
Lynn McGlothen, R (1, 1) ERA: 5.68	3.2	L	19	6	7	6	2	3	0	0	0	0	1	20	32	14.73	2.455
Mike Thompson, R (4, 1) ERA: 8.59	0.1		2	0	0	0	1	1	0	0	0	0	0	3	7	0.00	3.000
Mike Garman, R (5, 1) ERA: 1.86	3.0		13	4	2	2	1	0	0	0	0	0	0	15	15	6.00	1.333
Al Hrabosky, L (8, 1) ERA: 7.36	1.0		4	1	0	0	0	0	0	0	0	0	0	4	4	0.00	1.000
Rich Folkers, L (9, 1) ERA: 1.08	1.0		4	0	0	0	0	1	0	0	0	1	0	3	7	0.00	1.000

PITCHER	IP	WLS	BF	H	R	ER	SO	BB	IBB	HBP	BLK	WP	HR	S	P	ERA	WHIP

Batter	1	2	3	4	5	6	7	8	9	AB	R	H	RBI	BB	SO	LOB
Lou Brock, L (1, 7) OBP: 0.353, SLG: 0.367	F8		F7		E8 4-3		4-3	FC6-4 1-2f		5	1	0	0	0	0	3
Ted Sizemore, R (1, 4) OBP: 0.415, SLG: 0.384	6-3		BLK 1B 1B		5-3		F7		G6-4-3 1B	5	1	2	0	0	0	1
Reggie Smith, S (1, 9) OBP: 0.410, SLG: 0.583	BBBB FC5-4 BB		1-H 1B		4-3 3-H			HR	G6-4-3 1-2f	4	1	2	3	1	0	1
Joe Torre, R (1, 3) OBP: 0.297, SLG: 0.321	FC5-4 1-2f		5-3		5-3			5-3	6-3	5	0	0	0	0	0	2
Luis Melendez, R (1, 8) OBP: 0.364, SLG: 0.450		F3	6-3			6-3		BB 1B 1B 1B		4	1	1	0	0	0	1
Ken Reitz, R (1, 5) OBP: 0.417, SLG: 0.530		FC6 1B		5-3 3-1 1B		BBBB 1B BB		1B BB 1-2 1B		3	0	3	0	1	0	0
Tim McCarver, L (1, 2) OBP: 0.313, SLG: 0.308		FC6 E 1B 1-2f		3-1 1-2		G6-4-3 1-2 1B		P4		4	0	1	0	0	0	4
Mike Tyson, R (1, 6) OBP: 0.295, SLG: 0.309		E5 1-3 1B		5-3 2-3		G6-4-3 1-2f		BBBB 1B 1-2 2-3 BB		3	0	1	0	0	0	3
Al Hrabosky, R (8, 1)										0	0	0	0	0	0	0
Jim Hickman, R (8, PH) OBP: 0.389, SLG: 0.500										0	0	0	0	1	0	0
Rich Folkers, L (9, 1)										0	0	0	0	0	0	0
Lynn McGlothen, L (1, 1) OBP: 0.375, SLG: 0.500		5-3		F5			F2	FC6-4 1-2 2-3 3-H 1B		1	0	0	0	0	0	2
Mike Thompson, R (4, 1)										0	0	0	0	0	0	0
Jim Dwyer, L (4, PH)										1	0	0	0	0	0	1
Mike Garman, R (5, 1)										0	0	0	0	0	0	0
Stan Papi, R (7, PH) OBP: 0.250, SLG: 0.250										2	0	1	1	0	0	0
(8, 6)																
Inning Stats	R: 0 E: 0 K: 0 S: 3 H: 0 LOB: 1 BB: 1 P: 7	R: 0 E: 1 K: 0 S: 5 H: 2 LOB: 2 BB: 0 P: 5	R: 1 E: 0 K: 0 S: 5 H: 2 LOB: 1 BB: 0 P: 5	R: 0 E: 0 K: 0 S: 4 H: 1 LOB: 1 BB: 0 P: 4	R: 1 E: 1 K: 0 S: 4 H: 0 LOB: 0 BB: 0 P: 4	R: 0 E: 0 K: 0 S: 3 H: 1 LOB: 1 BB: 1 P: 7	R: 0 E: 0 K: 0 S: 3 H: 0 LOB: 0 BB: 0 P: 3	R: 2 E: 0 K: 0 S: 7 H: 4 LOB: 3 BB: 1 P: 11	R: 0 E: 0 K: 0 S: 3 H: 1 LOB: 0 BB: 0 P: 3	1B: 10 2B: 0 3B: 0 HR: 1 SF: 0 SAC: 0 DP: 2 HBP: 0						

PITCHER		IP	WLS	BF	H	R	ER	SO	BB	IBB	HBP	BLK	WP	HR	S	P	ERA	WHIP
Dave Roberts, L ERA: 4.15	(1, 1)	7.2	W	36	10	4	3	0	3	0	0	1	0	1	33	45	3.52	1.696
Fred Scherman, L ERA: 0.93	(8, 1)	1.1		4	1	0	0	0	0	0	0	0	0	0	4	4	0.00	0.750

PITCHER	IP	WLS	BF	H	R	ER	SO	BB	IBB	HBP	BLK	WP	HR	S	P	ERA	WHIP

BOTTOM

Houston Astros @ St. Louis Cardinals

Busch Stadium, St. Louis, MO

Wed Apr 24 1974, 7:05 PM CDT

Att. 7,364 - Unknown

livebaseballscorecards.com

AB	37
R	4
H	11
RBI	4
BB	3
SO	0
LOB	18

Houston Astros @ Pittsburgh Pirates

Three Rivers Stadium, Pittsburgh, PA

Fri Apr 26 1974, 7:05 PM EDT

Att. 11,145 - Unknown

TOP

livebaseballscorecards.com

Batter	1	2	3	4	5	6	7	8	9	AB	R	H	RBI	BB	SO	LOB
Roger Metzger, S (1, 6) OBP: 0.376, SLG: 0.387	K		1-2 1B			6-3	1-3 2B		L7	5	0	2	0	0	1	0
Ollie Brown, R (1, 9) OBP: 0.233, SLG: 0.367	F9		K			F7	K			3	0	0	0	0	1	2
Greg Gross, L (7, PH) (7, 9) (8, 7) OBP: 0.404, SLG: 0.392										1	0	0	0	0	1	3
Cesar Cedeno, R (1, 8) OBP: 0.369, SLG: 0.588	4-3			6-3		1B 1B		HR 1B		4	1	2	0	0	0	0
Bob Watson, R (1, 7) (8, 3) OBP: 0.383, SLG: 0.493		F8		1B		1-2 1B		1-H HR		4	1	3	2	0	0	0
Lee May, R (1, 3) OBP: 0.308, SLG: 0.394		K		F9		F4		2-3		4	0	0	0	0	1	3
Bob Gallagher, L (8, 9) OBP: 0.158, SLG: 0.167										0	0	0	0	0	0	0
Doug Rader, R (1, 5) OBP: 0.324, SLG: 0.354		F5		1-3			E SF8 2B	F4		4	1	1	0	0	0	1
Tommy Helms, R (1, 4) OBP: 0.348, SLG: 0.462			E9 L6-3		F8		L4 2-3	F9		4	0	0	0	0	0	1
Johnny Edwards, L (1, 2) OBP: 0.278, SLG: 0.406			L6-3 1-2		CS 1B		SF8 3-H		G3	3	0	1	1	0	0	1
Larry Dierker, R (1, 1) OBP: 0.273, SLG: 0.273			1B 1B		1-2 K		2B 1B		K	2	0	1	0	0	1	1
Cliff Johnson, R (7, PH) OBP: 0.167, SLG: 0.167										1	0	1	0	0	0	0
Larry Milbourne, S (7, PR) OBP: 0.200, SLG: 0.200										0	0	0	0	0	0	0
Fred Scherman, L (7, 1)										1	0	0	0	0	1	0
Ken Forsch, R (9, 1)										0	0	0	0	0	0	0
Inning Stats	R: 0 E: 0 K: 1 S: 5 H: 0 LOB: 0 BB: 0 P: 5	R: 0 E: 0 K: 1 S: 5 H: 0 LOB: 0 BB: 0 P: 5	R: 0 E: 1 K: 1 S: 7 H: 2 LOB: 2 BB: 0 P: 7	R: 0 E: 0 K: 0 S: 4 H: 1 LOB: 1 BB: 0 P: 4	R: 0 E: 0 K: 1 S: 5 H: 1 LOB: 0 BB: 0 P: 5	R: 0 E: 0 K: 0 S: 5 H: 2 LOB: 2 BB: 0 P: 5	R: 1 E: 1 K: 1 S: 8 H: 3 LOB: 3 BB: 0 P: 8	R: 2 E: 0 K: 0 S: 5 H: 2 LOB: 0 BB: 0 P: 5	R: 0 E: 0 K: 1 S: 5 H: 0 LOB: 0 BB: 0 P: 5	1B: 8 2B: 3 3B: 0 HR: 1 SF: 1 SAC: 0 DP: 1 HBP: 0						

	AB	36
	R	3
	H	11
	RBI	3
	BB	0
	SO	6
	LOB	12

WP: 0 PB: 0 SB: 0 CS: 1 PA: 37

PITCHER		IP	WLS	BF	H	R	ER	SO	BB	IBB	HBP	BLK	WP	HR	S	P	ERA	WHIP
Jim Rooker, L ERA: 1.25	(1, 1)	6.2		28	9	1	1	4	0	0	0	0	0	0	36	36	1.35	1.350
Dave Giusti, R ERA: 5.94	(7, 1)	2.1	W	9	2	2	2	2	0	0	0	0	0	1	13	13	7.71	0.857

PITCHER		IP	WLS	BF	H	R	ER	SO	BB	IBB	HBP	BLK	WP	HR	S	P	ERA	WHIP

Houston Astros @ Pittsburgh Pirates

Three Rivers Stadium, Pittsburgh, PA

Fri Apr 26 1974, 7:05 PM EDT

Att. 11,145 - Unknown

BOTTOM

Batter	1	2	3	4	5	6	7	8	9	AB	R	H	RBI	BB	SO	LOB
Rennie Stennett, R (1, 4) OBP: 0.304, SLG: 0.421	F9			5-3	1-2 2-H 1B			6-3		4	0	1	1	0	0	0
Richie Hebner, L (1, 5) OBP: 0.429, SLG: 0.706	K			FC4-6 1B	4-3			5-3		4	0	1	0	0	1	2
Al Oliver, L (1, 3) OBP: 0.316, SLG: 0.480	F9			FC4-6 WP 1-2f		SF8 3B		5-3		4	1	1	0	0	0	1
Willie Stargell, L (1, 7) OBP: 0.324, SLG: 0.410 Mario Mendoza, R (9, PR)		G3		1-2 IBB		SF8 3-H			1B 1B HBP	1 0	0 1	0 0	1 0	1 0	0 0	0 0
Dave Parker, L (1, 8) OBP: 0.349, SLG: 0.433 (8, 9)		G5-4-3 1B		L9		F7			K	4	0	1	0	0	1	3
Richie Zisk, R (1, 9) OBP: 0.294, SLG: 0.356 Gene Clines, R (8, 8) OBP: 0.211, SLG: 0.333		G5-4-3 1-2f			K	6-3			1B 1-2 E 1B	3 1	0 1	0 1	0 0	0 0	1 0	1 0
Manny Sanguillen, R (1, 2) OBP: 0.278, SLG: 0.528			3-1	4-3			F7		E 1-3 2-H 1B	4	0	1	1	0	0	0
Frank Taveras, R (1, 6) OBP: 0.441, SLG: 0.438 Paul Popovich, S (9, PH) OBP: 0.375, SLG: 0.286			6-3	1B 1B 1B			G3		E IBB	3 0	1 0	1 0	0 0	0 1	0 0	0 0
Jim Rooker, R (1, 1) OBP: 0.429, SLG: 0.429 Dave Giusti, R (7, 1) Ed Kirkpatrick, L (9, PH) OBP: 0.542, SLG: 0.471			F9	1-2 1B 1B			2-3		E6 1-2 2-3 3-H	2 1 1	0 0 0	1 0 0	0 0 0	0 0 0	0 0 2	0 0 0
Inning Stats	R: 0 E: 0 K: 1 S: 5 H: 0 LOB: 0 BB: 0 P: 5	R: 0 E: 0 K: 0 S: 3 H: 1 LOB: 0 BB: 0 P: 3	R: 0 E: 0 K: 0 S: 3 H: 0 LOB: 0 BB: 0 P: 3	R: 0 E: 0 K: 0 S: 4 H: 1 LOB: 2 BB: 1 P: 8	R: 1 E: 0 K: 1 S: 8 H: 3 LOB: 2 BB: 0 P: 8	R: 1 E: 0 K: 0 S: 4 H: 1 LOB: 0 BB: 0 P: 4	R: 0 E: 0 K: 0 S: 3 H: 0 LOB: 0 BB: 0 P: 3	R: 0 E: 0 K: 0 S: 3 H: 0 LOB: 0 BB: 0 P: 3	R: 2 E: 1 K: 1 S: 6 H: 2 LOB: 3 BB: 1 P: 11	1B: 7 2B: 0 3B: 1 HR: 0 SF: 1 SAC: 0 DP: 1 HBP: 1	WP: 1 PB: 0 SB: 0 CS: 0 PA: 36					

PITCHER		IP	WLS	BF	H	R	ER	SO	BB	IBB	HBP	BLK	WP	HR	S	P	ERA	WHIP
Larry Dierker, R ERA: 2.17	(1, 1)	6.0		24	6	2	2	2	0	1	0	0	1	0	27	31	3.00	1.000
Fred Scherman, L ERA: 1.5	(7, 1)	2.1	L	9	1	2	1	1	0	0	1	0	0	0	10	11	3.86	0.429
Ken Forsch, R ERA: 1.0	(9, 1)	0.0		3	1	0	0	0	0	1	0	0	0	0	2	6	∞	∞

PITCHER	IP	WLS	BF	H	R	ER	SO	BB	IBB	HBP	BLK	WP	HR	S	P	ERA	WHIP

AB	32
R	4
H	8
RBI	3
BB	2
SO	3
LOB	9

livebaseballscorecards.com

Houston Astros @ Pittsburgh Pirates

Three Rivers Stadium, Pittsburgh, PA

Sat Apr 27 1974, 3:33 AM EDT

Att. 6,835 - Unknown

TOP

livebaseballscorecards.com

Batter	1	2	3	4	5	6	7	8	9	AB	R	H	RBI	BB	SO	LOB
Greg Gross, L (1, 9) (6, 7) OBP: 0.429, SLG: 0.400	1B BB		3B BB		E6 BB		F7		4-3 1B	4	2	2	0	2	0	1
Roger Metzger, S (1, 6) OBP: 0.385, SLG: 0.413	FC6-4 1B F9		1-H 2-H 3B		FC6-4 1-2 BB		F6		4-3 1-2	5	1	2	2	1	0	5
Cesar Cedeno, R (1, 8) OBP: 0.367, SLG: 0.576	FC6-4 1-3 3-H 1B 2B	F8	3-1		FC6-4 1-2f		K 1-2		BB	5	1	1	1	1	1	4
Bob Watson, R (1, 7) (6, 3) OBP: 0.391, SLG: 0.487 Denis Menke, R (9, 3) OBP: 0.222, SLG: 0.143	FC6-4 IBB	F9		6-3		2B 1B		G3 3-1 1B 1B	L7	5 0	2 0	2 0	0 0	1 0	0 0	2 0
Lee May, R (1, 3) OBP: 0.317, SLG: 0.405 Bob Gallagher, L (6, PR) (6, 9) OBP: 0.150, SLG: 0.158	FC6-4 BB 1B 1B 1-2f 2-3 3-H	BB		F8		F8 1-H SF8 2B		3-1 1-2		3 1	1 1	1 0	2 0	1 0	0 0	2 1
Milt May, L (1, 2) OBP: 0.365, SLG: 0.347	1B BB G3 1-2 3-H 1B	L1		1B		F8 2-3		G3 2-3		5	1	2	1	0	0	3
Doug Rader, R (1, 5) OBP: 0.342, SLG: 0.368	G3 1B 1-2 2-3 BB		SH1-4 3B 1B	F9		SF8 3-H		3-H 1B		3	1	2	2	1	0	1
Tommy Helms, R (1, 4) OBP: 0.348, SLG: 0.456 Larry Milbourne, S (5, 4) OBP: 0.167, SLG: 0.167	G3 1-2 2-3 3-H 1B		F9		1-3	K		5-3		3 2	0 0	1 0	1 0	0 0	0 1	1 2
Tom Griffin, R (1, 1) OBP: 0.417, SLG: 0.636 Jerry Johnson, R (8, 1) Ken Forsch, R (9, 1)	G3 1-2 2-3 3-H		SH1-4 1-2		K		WP 1B		K	3 1 0	0 0 0	1 0 0	1 0 0	0 0 0	1 0 0	2 0 0
Inning Stats	R: 5 E: 0 K: 0 S: 8 H: 5 LOB: 3 BB: 3 P: 20	R: 0 E: 0 K: 0 S: 3 H: 0 LOB: 1 BB: 1 P: 7	R: 2 E: 0 K: 0 S: 5 H: 2 LOB: 1 BB: 1 P: 9	R: 0 E: 0 K: 0 S: 4 H: 1 LOB: 1 BB: 0 P: 4	R: 0 E: 1 K: 1 S: 6 H: 0 LOB: 2 BB: 1 P: 10	R: 2 E: 0 K: 1 S: 7 H: 2 LOB: 1 BB: 0 P: 7	R: 0 E: 0 K: 1 S: 6 H: 1 LOB: 1 BB: 0 P: 6	R: 1 E: 0 K: 0 S: 5 H: 2 LOB: 1 BB: 0 P: 5	R: 0 E: 0 K: 1 S: 6 H: 1 LOB: 2 BB: 1 P: 10	1B: 11 2B: 2 3B: 1 HR: 0 SF: 1 SAC: 1 DP: 0 HBP: 0						

	AB	40
	R	10
	H	14
	RBI	10
	BB	7
	SO	4
	LOB	24

WP: 1 PB: 0 SB: 0 CS: 0 PA: 49

PITCHER		IP	WLS	BF	H	R	ER	SO	BB	IBB	HBP	BLK	WP	HR	S	P	ERA	WHIP
Bob Moose, R ERA: 8.14	(1, 1)	0.1	L	6	4	5	5	0	0	1	0	0	0	0	5	9	135.00	12.000
John Morlan, R ERA: 1.69	(1, 1)	0.1		4	1	0	0	0	2	0	0	0	0	0	2	10	0.00	9.000
Jim Sadowski, R ERA: 5.4	(1, 1)	3.1		15	3	2	2	0	2	0	0	0	0	0	13	21	5.40	1.500
Bruce Kison, R ERA: 3.18	(5, 1)	4.0		19	5	3	3	3	1	0	0	0	1	0	24	28	6.75	1.500
Ramon Hernandez, L ERA: 3.27	(9, 1)	1.0		5	1	0	0	1	1	0	0	0	0	0	6	10	0.00	2.000

PITCHER		IP	WLS	BF	H	R	ER	SO	BB	IBB	HBP	BLK	WP	HR	S	P	ERA	WHIP

BOTTOM

Houston Astros @ Pittsburgh Pirates

Three Rivers Stadium, Pittsburgh, PA

Sat Apr 27 1974, 3:33 AM EDT

Att. 6,835 - Unknown

Batter	1	2	3	4	5	6	7	8	9	AB	R	H	RBI	BB	SO	LOB
Rennie Stennett, R (1, 4) OBP: 0.298, SLG: 0.400	6-3	BB			6-3		F2	F8		4	0	0	0	1	0	1
Richie Hebner, L (1, 5) OBP: 0.439, SLG: 0.708	BB, 1B, 1B	G3			1B, BB		HR, 2B		5-3	4	2	2	0	1	0	1
Al Oliver, L (1, 3) OBP: 0.333, SLG: 0.525	K		K		1-2, 1B		2-H, HR		1B, 1B	5	2	3	2	0	2	1
Willie Stargell, L (1, 7) OBP: 0.342, SLG: 0.431	BB, 1-2, 1B, BB		K		K		WP, 2B		1B, 2B, 1-2, 1B	4	1	2	0	1	2	2
Dave Parker, L (1, 8) OBP: 0.353, SLG: 0.431	BB, 1-2, 2-H, 1B		F4		K		K, 2-3		2B, WP, 1-2, 2-H, 1B	5	1	2	2	0	2	3
Richie Zisk, R (1, 9) OBP: 0.321, SLG: 0.388	1-2, 2-3, BB			FC5-4, 1B	5-3			E5, 1B, WP, 1B	WP, 1-3, 2-H, 2B	4	1	2	1	1	0	0
Manny Sanguillen, R (1, 2) OBP: 0.268, SLG: 0.488	F3			FC5-4, 1-2f	K			G5-4-3, 1B, 1-3, 1B	K	5	0	1	0	0	2	6
Frank Taveras, R (1, 6) OBP: 0.421, SLG: 0.417 Ed Kirkpatrick, L (9, PH) OBP: 0.520, SLG: 0.444		1-3		F6	4-3			G5-4-3, 1-2, 3-H, 1B	4-3, 2-3, 3-H	4 1	0 0	1 0	1 0	0 0	0 0	1 1
Bob Moose, R (1, 1) OBP: 0.333, SLG: 0.143 John Morlan, R (1, 1) Jim Sadowski, R (1, 1) Paul Popovich, S (4, PH) OBP: 0.333, SLG: 0.250 Bruce Kison, R (5, 1) Bob Robertson, R (8, PH) OBP: 0.179, SLG: 0.259 Ramon Hernandez, S (9, 1)		K	K				F5	G5-4-3, 1-2f, 2-3		0 0 1 1 1 1 0	0 0 0 0 0 0 0	0 0 0 0 0 0 0	0 0 0 0 0 0 0	0 0 1 1 0 1 0	0 0 0 0 0 0 0	0 0 0 1 0 2 0
Inning Stats	R: 1 E: 0 K: 1 S: 7 H: 2 LOB: 3 BB: 2 P: 15	R: 0 E: 0 K: 1 S: 5 H: 0 LOB: 1 BB: 1 P: 9	R: 0 E: 0 K: 2 S: 7 H: 0 LOB: 0 BB: 0 P: 7	R: 0 E: 0 K: 1 S: 6 H: 1 LOB: 1 BB: 0 P: 6	R: 0 E: 0 K: 2 S: 8 H: 1 LOB: 2 BB: 1 P: 12	R: 0 E: 0 K: 1 S: 5 H: 0 LOB: 0 BB: 0 P: 5	R: 2 E: 0 K: 1 S: 8 H: 3 LOB: 1 BB: 0 P: 8	R: 1 E: 1 K: 0 S: 5 H: 2 LOB: 1 BB: 0 P: 5	R: 3 E: 0 K: 1 S: 9 H: 4 LOB: 1 BB: 0 P: 9	1B: 9 2B: 3 3B: 0 HR: 1 SF: 0 SAC: 0 DP: 1 HBP: 0				WP: 3 PB: 0 SB: 0 CS: 0		PA: 44

	AB	40
	R	7
	H	13
	RBI	6
	BB	4
	SO	10
	LOB	19

livebaseballscorecards.com

PITCHER		IP	WLS	BF	H	R	ER	SO	BB	IBB	HBP	BLK	WP	HR	S	P	ERA	WHIP
Tom Griffin, R ERA: 2.25	(1, 1)	7.0	W	35	9	4	3	9	4	0	0	0	2	1	49	65	3.86	1.857
Jerry Johnson, R ERA: 5.23	(8, 1)	1.1		7	4	3	3	0	0	0	0	0	0	0	7	7	20.25	3.000
Ken Forsch, R ERA: 0.93	(9, 1)	0.2		2	0	0	0	1	0	0	0	0	1	0	4	4	0.00	0.000

PITCHER	IP	WLS	BF	H	R	ER	SO	BB	IBB	HBP	BLK	WP	HR	S	P	ERA	WHIP

Batter	1	2	3	4	5	6	7	8	9	AB	R	H	RBI	BB	SO	LOB
Roger Metzger, S (1, 6) OBP: 0.385, SLG: 0.412	F9			F3		FC6-4 1B		1B 1B	3-1 1-2 2-3	5	0	2	0	0	0	2
Tommy Helms, R (1, 4) OBP: 0.352, SLG: 0.457	1-3			CS 1B		FC6-4 1B 1-2f		1B 1-2	G3	2	0	1	0	0	0	0
Larry Milbourne, S (4, 4) OBP: 0.154, SLG: 0.154										1	0	0	0	0	0	1
Cliff Johnson, R (8, PH) (8, 3) OBP: 0.250, SLG: 0.250										2	0	1	0	0	0	2
Cesar Cedeno, R (1, 8) OBP: 0.362, SLG: 0.562	L8			K 1-2		G6-4-3 1B 1-2		K		4	0	1	0	0	2	3
Bob Watson, R (1, 7) OBP: 0.396, SLG: 0.488		L4			HR 1B	G6-4-3 1-2f		1-2 2-3 1B		4	1	2	0	0	0	2
Lee May, R (1, 3) OBP: 0.302, SLG: 0.385		K			F9		6-3	K		4	0	0	0	0	2	4
Don Wilson, R (8, 1)										0	0	0	0	0	0	0
Doug Rader, R (1, 5) OBP: 0.361, SLG: 0.437		K			1-H HR		BB		G3 2B 2B	3	2	2	2	1	1	0
Ollie Brown, R (1, 9) OBP: 0.206, SLG: 0.324			L8		L8		K		G3 2-3	4	0	0	0	0	1	2
Milt May, L (1, 2) OBP: 0.375, SLG: 0.377			K		1B		K 1-2		3-1 2B 3-H	4	0	2	1	0	2	1
Tom Griffin, R (9, PR) OBP: 0.417, SLG: 0.636										0	0	0	0	0	0	0
Claude Osteen, L (1, 1) OBP: 0.182, SLG: 0.182			L8		5-3			F7	3-1 1B	2	0	0	0	0	0	1
Dave Campbell, R (8, PH) (8, 4)										1	0	0	0	0	0	0
Greg Gross, L (9, PH) OBP: 0.438, SLG: 0.411										1	0	1	0	0	0	0
Inning Stats	R: 0 E: 0 K: 0 S: 3 H: 0 LOB: 0 BB: 0 P: 3	R: 0 E: 0 K: 2 S: 7 H: 0 LOB: 0 BB: 0 P: 7	R: 0 E: 0 K: 1 S: 5 H: 0 LOB: 0 BB: 0 P: 5	R: 0 E: 0 K: 1 S: 5 H: 1 LOB: 1 BB: 0 P: 5	R: 2 E: 0 K: 0 S: 6 H: 3 LOB: 1 BB: 0 P: 6	R: 0 E: 0 K: 0 S: 4 H: 2 LOB: 1 BB: 0 P: 4	R: 0 E: 0 K: 2 S: 7 H: 0 LOB: 1 BB: 1 P: 11	R: 0 E: 0 K: 2 S: 10 H: 3 LOB: 3 BB: 0 P: 10	R: 1 E: 0 K: 0 S: 6 H: 3 LOB: 2 BB: 0 P: 6	1B: 9 2B: 3 3B: 0 HR: 1	SF: 0 SAC: 0 DP: 2 HBP: 0						

PITCHER		IP	WLS	BF	H	R	ER	SO	BB	IBB	HBP	BLK	WP	HR	S	P	ERA	WHIP
Ken Brett, L ERA: 3.75	(1, 1)	7.2	W	31	9	2	2	7	1	0	0	0	0	1	44	48	2.35	1.304
Dave Giusti, R ERA: 6.0	(8, 1)	1.1	S	7	3	1	1	1	0	0	0	0	0	0	9	9	6.75	2.250

PITCHER		IP	WLS	BF	H	R	ER	SO	BB	IBB	HBP	BLK	WP	HR	S	P	ERA	WHIP

TOP

Houston Astros @ Pittsburgh Pirates

Three Rivers Stadium, Pittsburgh, PA

Sun Apr 28 1974, 3:33 AM EDT

Att. 13,073 - Unknown

livebaseballscorecards.com

AB	37
R	3
H	12
RBI	3
BB	1
SO	8
LOB	18

WP: 0	PA: 38
PB: 0	
SB: 1	
CS: 1	

Batter	1	2	3	4	5	6	7	8	9	AB	R	H	RBI	BB	SO	LOB
Rennie Stennett, R (1, 4) OBP: 0.315, SLG: 0.424	x 0-0 CS 1B		x 0-0 2B	x 0-0 ③ L5			x 0-0 1B 2-H 1B	x 0-0 ③ 5-3		5	0	3	1	0	0	4
Gene Clines, R (1, 8) OBP: 0.174, SLG: 0.273	x 0-0 ① ② L3 1-2		x 0-0 ③ L7		x 0-0 ① L8		x 0-0 ② L8			4	0	0	0	0	0	3
Al Oliver, L (1, 3) OBP: 0.341, SLG: 0.524	S S S 0-3 ③ K			x 0-0 HR 1B	x 0-0 ② F4		x 0-0 1-3 1B			4	1	2	0	0	1	0
Willie Stargell, L (1, 7) OBP: 0.338, SLG: 0.464		x 0-0 ① 1-3		x 0-0 1-H HR	x 0-0 ③ L8		x 0-0 ③ 4-3			4	1	1	2	0	0	2
Richie Zisk, R (1, 9) OBP: 0.350, SLG: 0.404 Dave Parker, L (8, PR) OBP: 0.353, SLG: 0.431 (9, 9)		x 0-0 ② 6-3		x 0-0 2B 1B 1B		x 0-0 G4-6-3 1B		B B B B 4-0 S 1B BB		3 0	1 1	2 0	0 0	1 0	0 0	0 0
Manny Sanguillen, R (1, 2) OBP: 0.267, SLG: 0.489		x 0-0 ③ F9		x 0-0 1B 1-3 FC3-5-2 2B		x 0-0 ① F3		x 0-0 ① F7 1-2		4	0	1	0	0	0	2
Kurt Bevacqua, R (1, 5)			x 0-0 ① 6-3	x 0-0 ① G3		x 0-0 ② ③ G4-6-3 1-2f		x 0-0 ② F9		4	0	0	0	0	0	5
Frank Taveras, R (1, 6) OBP: 0.452, SLG: 0.436			x 0-0 ② L8	x 0-0 FC3-5-2 2-3 3-H 1B			B B B B 4-0 SH1-4 1B BB	x 0-0 1B 1B		3	2	2	1	1	0	0
Ken Brett, L (1, 1) OBP: 0.429, SLG: 1.000 Dave Giusti, R (8, 1) OBP: 0.250, SLG: 0.250			x 0-0 HR	x 0-0 ② FC3-5-2 1-3 3-H			x 0-0 ① SH1-4 1-2	x 0-0 1-H 2-H 1B		2 1	1 0	1 1	1 2	0 0	0 0	2 0
Inning Stats	R: 0 H: 1 E: 0 LOB: 0 K: 1 BB: 0 S: 5 P: 5	R: 0 H: 0 E: 0 LOB: 0 K: 0 BB: 0 S: 3 P: 3	R: 1 H: 2 E: 0 LOB: 1 K: 0 BB: 0 S: 5 P: 5	R: 3 H: 5 E: 0 LOB: 2 K: 0 BB: 0 S: 8 P: 8	R: 0 H: 0 E: 0 LOB: 0 K: 0 BB: 0 S: 3 P: 3	R: 0 H: 1 E: 0 LOB: 0 K: 0 BB: 0 S: 3 P: 3	R: 1 H: 2 E: 0 LOB: 2 K: 0 BB: 1 S: 5 P: 9	R: 2 H: 2 E: 0 LOB: 2 K: 0 BB: 1 S: 5 P: 9		1B: 9 SF: 0 2B: 2 SAC: 1 3B: 0 DP: 1 HR: 2 HBP: 0						

PITCHER		IP	WLS	BF	H	R	ER	SO	BB	IBB	HBP	BLK	WP	HR	S	P	ERA	WHIP
Claude Osteen, L ERA: 3.82	(1, 1)	7.0	L	31	11	5	5	1	1	0	0	0	0	2	32	36	6.43	1.714
Don Wilson, R ERA: 8.1	(8, 1)	1.0		6	2	2	2	0	1	0	0	0	0	0	5	9	18.00	3.000

PITCHER	IP	WLS	BF	H	R	ER	SO	BB	IBB	HBP	BLK	WP	HR	S	P	ERA	WHIP

BOTTOM

Houston Astros @ Pittsburgh Pirates

Three Rivers Stadium, Pittsburgh, PA

Sun Apr 28 1974, 3:33 AM EDT

Att. 13,073 - Unknown

livebaseballscorecards.com

AB	34
R	7
H	13
RBI	7
BB	2
SO	1
LOB	18

Batter	1	2	3	4	5	6	7	8	9	AB	R	H	RBI	BB	SO	LOB
Don Kessinger, S (1, 6) OBP: 0.339, SLG: 0.182	S S S 0-3 ① K		x 0-0 6-3 G3 1B		B B B 4-0 F8 1-3 BB		x 0-0 ① 6-3			3	0	1	0	1	1	0
Rick Monday, L (1, 8) OBP: 0.413, SLG: 0.426	x 0-0 ② P4		x 0-0 ① G3 1-2		x 0-0 ① 1-3 1-2		x 0-0 ② F2			4	0	0	0	0	0	2
Bill Madlock, R (1, 5) OBP: 0.333, SLG: 0.379	S S S 0-3 ③ K		x 0-0 ② 6-3 2-3		x 0-0 ② F8 2-3		x 0-0 ③ 5-3			4	0	0	0	0	1	2
Billy Williams, L (1, 3) OBP: 0.389, SLG: 0.483 Chris Ward, L (8, PR) OBP: 0.250, SLG: 0.143 (8, 7)		B B B 4-0 G1-4-3 BB	x 0-0 P4		x 0-0 ③ 4-3			B B B 4-0 G1-4-3 BB		2 0	0 0	0 0	0 0	2 0	0 0	2 0
Jose Cardenal, R (1, 9) OBP: 0.352, SLG: 0.462 Adrian Garrett, L (8, 3)		x 0-0 ① ② G1-4-3 1-2f	x 0-0 2B 2B			x 0-0 ① 5-3		x 0-0 ① F2		4 0	1 0	1 0	0 0	0 0	0 0	2 0
Jerry Morales, R (1, 7) OBP: 0.338, SLG: 0.373 (8, 9)		x 0-0 1B 1B 1B	x 0-0 ① L1			x 0-0 E5 1B		x 0-0 ② ③ G1-4-3 1-2f		4	1	1	0	0	0	2
George Mitterwald, R (1, 2) OBP: 0.379, SLG: 0.529		x 0-0 1B 1-3 1B	x 0-0 2B 2-H			x 0-0 ② F7			x 0-0 ① 1-3	4	0	2	1	0	0	1
Vic Harris, S (1, 4) OBP: 0.221, SLG: 0.183		x 0-0 1B 1-2 3-H	x 0-0 ② 6-3			x 0-0 1B 1-2			x 0-0 ② 5-3	4	0	2	1	0	0	1
Bill Bonham, R (1, 1) Herb Hutson, R (1, 1) Matt Alexander, S (2, PH) Jim Todd, L (2, 1) Andre Thornton, R (4, PH) Ray Burris, R (4, 1) Carmen Fanzone, R (6, PH) OBP: 0.000, SLG: 0.000 Burt Hooton, R (6, 1) Jim Kremmel, L (8, 1) Dave Rosello, R (9, PH) OBP: 0.769, SLG: 0.130		S S S 0-3 ③ K		x 0-0 ③ F8		x 0-0 ③ 6-3			x 0-0 ③ 3-1	0 0 1 0 1 0 1 0 1 0 0 1	0 0 0 0 0 0 0 0 0 0 0 0	0 0 0 0 0 0 0 0 0 0 0 0	0 0 0 0 0 0 0 0 0 0 0 0	0 0 1 0 0 1 0 0 1 0 0 1	0 0 0 0 0 0 0 0 0 0 0 0	0 0 2 0 0 1 0 2 0 0 0 0
Inning Stats	R: 0 E: 0 K: 2 S: 7 H: 0 LOB: 0 BB: 0 P: 7	R: 1 E: 0 K: 1 S: 7 H: 3 LOB: 2 BB: 1 P: 11	R: 0 E: 0 K: 0 S: 4 H: 1 LOB: 1 BB: 0 P: 4	R: 1 E: 0 K: 0 S: 5 H: 2 LOB: 1 BB: 0 P: 5	R: 0 E: 0 K: 0 S: 3 H: 0 LOB: 1 BB: 1 P: 7	R: 0 E: 1 K: 0 S: 5 H: 1 LOB: 2 BB: 0 P: 5	R: 0 E: 0 K: 0 S: 3 H: 0 LOB: 0 BB: 0 P: 3	R: 0 E: 0 K: 0 S: 2 H: 0 LOB: 1 BB: 1 P: 6	R: 0 E: 0 K: 0 S: 3 H: 0 LOB: 0 BB: 0 P: 3	1B: 5 2B: 2 3B: 0 HR: 0	SF: 0 SAC: 0 DP: 2 HBP: 0			WP: 0 PB: 0 SB: 0 CS: 0	PA: 36	

TOP

Chicago Cubs @ Houston Astros

Astrodome, Houston, TX

Mon Apr 29 1974, 8:05 PM EDT

Att. 8,335 - Dome

livebaseballscorecards.com

AB	33
R	2
H	7
RBI	2
BB	3
SO	3
LOB	17

PITCHER		IP	WLS	BF	H	R	ER	SO	BB	IBB	HBP	BLK	WP	HR	S	P	ERA	WHIP
Dave Roberts, L ERA: 3.71	(1, 1)	9.0	W	36	7	2	2	3	3	0	0	0	0	0	39	51	2.00	1.111

PITCHER	IP	WLS	BF	H	R	ER	SO	BB	IBB	HBP	BLK	WP	HR	S	P	ERA	WHIP

Batter	1	2	3	4	5	6	7	8	9	AB	R	H	RBI	BB	SO	LOB
Larry Milbourne, S (1, 6) OBP: 0.368, SLG: 0.375	FC WP 1B FC6-4 1-2f		BBBB 4-0 FC6-4 BB		BBBB 4-0 1B BB	BBBB 4-0 1B WP BB	X 0-0 1-H 1B 3B			3	3	2	1	3	0	2
Greg Gross, L (1, 9) (7, 7) OBP: 0.443, SLG: 0.419	X 0-0 FC WP 1B 1-2	X 0-0 ① F8	X 0-0 ③ FC6-4 1-2f		X 0-0 1-3 1B	X 0-0 1-3 2-H WP 1B	X 0-0 3-H 1B			6	2	3	2	0	0	3
Cesar Cedeno, R (1, 8) OBP: 0.370, SLG: 0.548	BBBB 4-0 S 1B 1-3 2-H BB	BBBB 4-0 E S BLK BB		X 0-0 WP S SF9 1B	X 0-0 ③ L7	X 0-0 ② F9 1-H 3-H	X 0-0 ③ F7			4	3	1	0	2	0	3
Bob Watson, R (1, 7) OBP: 0.400, SLG: 0.494 Bob Gallagher, L (6, PR) (7, 9) OBP: 0.182, SLG: 0.190	X 0-0 BB 1B FC6-4 1-H 3-H 1B	X 0-0 ② 1-3 1-H		X 0-0 ① SF9 1-H		HR 1B HR 1B		X 0-0 ① F8		3 2	1 2	2 1	3 0	0 0	0 0	0 0
Lee May, R (1, 3) OBP: 0.341, SLG: 0.494 Denis Menke, R (8, 3) OBP: 0.200, SLG: 0.125	X 0-0 FC6-4 BB 1B 1-2 1B	X 0-0 1B		X 0-0 1B		1-H HR 1-H HR		S S S 0-3 ② K		5 1	3 0	5 0	4 0	0 0	0 1	0 0
Milt May, L (1, 2) OBP: 0.361, SLG: 0.362 Cliff Johnson, R (8, 2) OBP: 0.222, SLG: 0.222	S S S 0-3 ① K	X 0-0 ③ 4-3		X 0-0 ② P6		2B 1B 1B F8		X 0-0 ③ 5-3		5 1	1 0	1 0	0 0	0 0	1 0	5 0
Doug Rader, R (1, 5) OBP: 0.375, SLG: 0.440	BBBB 4-0 FC6-4 1-2 2-3 BB	X 0-0 S 1B	S S S 0-3 ③ K		X 0-0 2B SF9 1-2 1B	S S S 0-3 ① K				4	1	2	0	1	2	1
Dave Campbell, R (1, 4) OBP: 0.222, SLG: 0.333	X 0-0 ② FC6-4 1B 1-2f 2-3 3-H	X 0-0 ① F8 1-2			X 0-0 ① F3	X 0-0 1-3 2-H 1B 2B	X 0-0 3B 1B			5	2	2	2	0	0	3
Dave Roberts, L (1, 1) OBP: 0.211, SLG: 0.471	X 0-0 FC6-4 1-3 3-H 1B	S S S 0-3 ② K			X 0-0 ② F3	X 0-0 ① SF9 3-H	S S S 0-3 ② K			4	0	1	2	0	2	2
Inning Stats	R: 5 E: 0 K: 1 S: 10 H: 4 LOB: 2 BB: 2 P: 18	R: 1 E: 0 K: 0 S: 4 H: 1 LOB: 1 BB: 1 P: 8	R: 0 E: 0 K: 1 S: 6 H: 1 LOB: 2 BB: 1 P: 10	R: 1 E: 0 K: 1 S: 7 H: 2 LOB: 1 BB: 0 P: 7	R: 0 E: 0 K: 0 S: 4 H: 1 LOB: 2 BB: 1 P: 8	R: 9 E: 0 K: 0 S: 11 H: 8 LOB: 1 BB: 1 P: 15	R: 2 E: 0 K: 2 S: 10 H: 3 LOB: 1 BB: 0 P: 10	R: 0 E: 0 K: 1 S: 5 H: 0 LOB: 0 BB: 0 P: 5		1B: 16 2B: 1 3B: 1 HR: 2	SF: 2 SAC: 0 DP: 0 HBP: 0					

BOTTOM

Chicago Cubs @ Houston Astros

Astrodome, Houston, TX

Mon Apr 29 1974, 8:05 PM EDT

Att. 8,335 - Dome

livebaseballscorecards.com

AB	43
R	18
H	20
RBI	14
BB	6
SO	6
LOB	19

WP: 6 PA: 51
PB: 0
SB: 4
CS: 0

PITCHER		IP	WLS	BF	H	R	ER	SO	BB	IBB	HBP	BLK	WP	HR	S	P	ERA	WHIP
Bill Bonham, R ERA: 4.97	(1, 1)	0.1	L	7	3	5	5	1	2	0	0	0	1	0	7	15	135.00	15.000
Herb Hutson, R ERA: 7.04	(1, 1)	0.2		3	1	0	0	0	0	0	0	0	0	0	3	3	0.00	1.500
Jim Todd, R ERA: 4.5	(2, 1)	2.0		10	2	1	1	1	2	0	0	1	0	0	10	18	4.50	2.000
Ray Burris, R ERA: 3.29	(4, 1)	2.0		10	3	1	1	1	1	0	0	0	1	0	11	15	4.50	2.000
Burt Hooton, R ERA: 7.3	(6, 1)	0.0		5	5	6	6	0	0	0	0	0	0	1	5	5	∞	∞

PITCHER		IP	WLS	BF	H	R	ER	SO	BB	IBB	HBP	BLK	WP	HR	S	P	ERA	WHIP
Jim Kremmel, L ERA: 9.31	(6, 1)	3.0		16	6	5	5	3	1	0	0	0	1	1	21	25	15.00	2.333

Batter	1	2	3	4	5	6	7	8	9	AB	R	H	RBI	BB	SO	LOB
Vic Harris, S (1, 4) OBP: 0.233, SLG: 0.188	B B B B 4-0 5-3 S BB		x 0-0 ① 6-3		x 0-0 CS 1B		x 0-0 ③ P6		x 0-0 ③ F8	4	0	1	0	1	0	0
Rick Monday, L (1, 8) OBP: 0.405, SLG: 0.417	S S S 0-3 ① K 1-2		S S S 0-3 ② K		x 0-0 ② ③ F2 1-2			x 0-0 4-3 HBP 1B		4	0	1	0	0	2	2
Bill Madlock, R (1, 5) OBP: 0.342, SLG: 0.391	x 0-0 ② 5-3 2-3		x 0-0 2B			x 0-0 ① 5-3		H 1-0 4-3 1-2 HBP		3	0	1	0	0	0	1
Billy Williams, L (1, 3) OBP: 0.382, SLG: 0.468	x 0-0 ③ F9		x 0-0 ③ F9			x 0-0 1B 1B		x 0-0 ① 4-3 1-2 2-3		4	0	1	0	0	0	4
Jose Cardenal, R (1, 9) OBP: 0.360, SLG: 0.456		x 0-0 E4 S E		x 0-0 ① P4		x 0-0 S 1-3 1B		I I I I 4-0 IBB		3	1	1	0	1	0	0
Jerry Morales, R (1, 7) OBP: 0.333, SLG: 0.357		x 0-0 ① 6-3 1-2		x 0-0 ② P3		B B B B 4-0 G4-6-3 1-2 BB		S S S 0-3 ② K		3	0	0	0	1	1	4
Don Kessinger, S (1, 6) OBP: 0.350, SLG: 0.234 Ray Burris, R (8, 1)		x 0-0 E4 2-H 3B		B B B B 4-0 BB		x 0-0 ② ③ G4-6-3 1-2f		x 0-0 ③ L7		3 0	1 0	1 0	1 0	1 0	0 0	6 0
George Mitterwald, R (1, 2) OBP: 0.361, SLG: 0.500 Chris Ward, L (9, PH) OBP: 0.222, SLG: 0.125		x 0-0 ② 6-3		x 0-0 ③ L9			x 0-0 ① 5-3		x 0-0 ① F9	3 1	0 0	0 0	0 0	0 0	0 0	1 0
Steve Stone, R (1, 1) Horacio Pina, R (7, 1) Dave Rosello, R (8, 6) OBP: 0.154, SLG: 0.125		x 0-0 ③ 1-3			x 0-0 ① 5-3		S S S 0-3 ② K		x 0-0 ② P4	3 0 1	0 0 0	0 0 0	0 0 0	0 0 0	1 0 0	0 0 0
Inning Stats	R: 0 H: 0 E: 0 LOB: 1 K: 1 BB: 1 S: 5 P: 9	R: 2 H: 1 E: 2 LOB: 0 K: 0 BB: 0 S: 5 P: 5	R: 0 H: 1 E: 0 LOB: 1 K: 1 BB: 0 S: 6 P: 6	R: 0 H: 0 E: 0 LOB: 1 K: 0 BB: 1 S: 3 P: 7	R: 0 H: 1 E: 0 LOB: 0 K: 0 BB: 0 S: 3 P: 3	R: 0 H: 2 E: 0 LOB: 2 K: 0 BB: 1 S: 4 P: 8	R: 0 H: 0 E: 0 LOB: 0 K: 1 BB: 0 S: 5 P: 5	R: 0 H: 1 E: 0 LOB: 3 K: 1 BB: 1 S: 6 P: 11	R: 0 H: 0 E: 0 LOB: 0 K: 0 BB: 0 S: 3 P: 3	1B: 4 SF: 0 2B: 1 SAC: 0 3B: 1 DP: 1 HR: 0 HBP: 1						

PITCHER		IP	WLS	BF	H	R	ER	SO	BB	IBB	HBP	BLK	WP	HR	S	P	ERA	WHIP
Larry Dierker, R ERA: 1.75	(1, 1)	7.0		28	5	2	0	3	3	0	0	0	0	0	31	43	0.00	1.143
Fred Scherman, L ERA: 1.46	(8, 1)	0.1		4	1	0	0	0	0	1	1	0	0	0	2	7	0.00	3.000
Ken Forsch, R ERA: 0.79	(8, 1)	1.2	W	5	0	0	0	1	0	0	0	0	0	0	7	7	0.00	0.000

PITCHER		IP	WLS	BF	H	R	ER	SO	BB	IBB	HBP	BLK	WP	HR	S	P	ERA	WHIP

TOP

Chicago Cubs @ Houston Astros

Astrodome, Houston, TX

Tue Apr 30 1974, 8:05 PM EDT

Att. 7,603 - Dome

livebaseballscorecards.com

AB	32
R	2
H	6
RBI	1
BB	4
SO	4
LOB	18

WP: 0	PA: 37
PB: 0	
SB: 3	
CS: 1	

BOTTOM

Chicago Cubs @ Houston Astros

Astrodome, Houston, TX

Tue Apr 30 1974, 8:05 PM EDT

Att. 7,603 - Dome

Batter	1	2	3	4	5	6	7	8	9	AB	R	H	RBI	BB	SO	LOB
Larry Milbourne, S (1, 6) OBP: 0.400, SLG: 0.412	FC4-6 1B		4-3		1-3 2-H 1B		BB 1B BB	1-2 2-H 1B		1	0	1	0	0	0	0
Mick Kelleher, R (2, 6) OBP: 0.750, SLG: 0.667										3	0	2	2	1	0	0
Greg Gross, L (1, 9) OBP: 0.440, SLG: 0.418 (8, 7)	FC4-6 PB 1-2f		1B		L4		1-2 3-H BB 1B	F9		5	0	2	1	0	0	4
Cesar Cedeno, R (1, 8) OBP: 0.375, SLG: 0.537	1-2 BB		F9			5-3	1-2 2-3 BB			2	0	0	0	2	0	1
Bob Watson, R (1, 7) OBP: 0.384, SLG: 0.472	L9			5-3		4-3	6-3			4	0	0	0	0	0	5
Fred Scherman, L (8, 1)										0	0	0	0	0	0	0
Ken Forsch, R (8, 1)										0	0	0	0	0	0	0
Lee May, R (1, 3) OBP: 0.347, SLG: 0.500	K			F7		BB		1B 2B		3	1	1	0	1	1	2
Tommy Helms, R (9, 4) OBP: 0.352, SLG: 0.457										0	0	0	0	0	0	0
Johnny Edwards, L (1, 2) OBP: 0.275, SLG: 0.389		L9		4-3		F7		FC3-6 2-H 1B		4	0	1	1	0	0	1
Doug Rader, R (1, 5) OBP: 0.370, SLG: 0.430		K			BB 1B 1B		1-3	FC3-6 S 1-2f 1B		4	2	1	0	0	1	1
Dave Campbell, R (1, 4) OBP: 0.273, SLG: 0.300		K			1B 1-2 BB		G3 1B 2B	K 1-2		1	0	0	0	1	1	0
Denis Menke, R (7, 4) OBP: 0.250, SLG: 0.300 (9, 3)										2	1	1	0	0	1	1
Larry Dierker, R (1, 1) OBP: 0.231, SLG: 0.231			K		F8		G3 2-3	1B IBB		2	0	0	0	0	1	2
Bob Gallagher, L (7, PH) OBP: 0.208, SLG: 0.182 (8, 9)										1	0	0	0	1	0	1
Inning Stats	R: 0 E: 0 K: 1 S: 6 H: 1 LOB: 2 BB: 1 P: 10	R: 0 E: 0 K: 2 S: 7 H: 0 LOB: 0 BB: 0 P: 7	R: 0 E: 0 K: 1 S: 6 H: 1 LOB: 1 BB: 0 P: 6	R: 0 E: 0 K: 0 S: 3 H: 0 LOB: 0 BB: 0 P: 3	R: 1 E: 0 K: 0 S: 4 H: 2 LOB: 1 BB: 1 P: 8	R: 0 E: 0 K: 0 S: 3 H: 0 LOB: 1 BB: 1 P: 7	R: 1 E: 0 K: 0 S: 5 H: 2 LOB: 3 BB: 2 P: 13	R: 2 E: 0 K: 1 S: 8 H: 3 LOB: 2 BB: 1 P: 12		1B: 7 2B: 2 3B: 0 HR: 0	SF: 0 SAC: 0 DP: 0 HBP: 0						

	AB	32
	R	4
	H	9
	RBI	4
	BB	6
	SO	5
	LOB	18

1B: 7 SF: 0
2B: 2 SAC: 0
3B: 0 DP: 0
HR: 0 HBP: 0

WP: 0 PA: 38
PB: 1
SB: 1
CS: 0

livebaseballscorecards.com

PITCHER		IP	WLS	BF	H	R	ER	SO	BB	IBB	HBP	BLK	WP	HR	S	P	ERA	WHIP
Steve Stone, R ERA: 4.5	(1, 1)	6.1		26	5	2	2	4	3	0	0	0	0	0	31	43	2.84	1.263
Horacio Pina, R ERA: 4.26	(7, 1)	1.1	L	11	4	2	2	1	2	1	0	0	0	0	10	22	13.50	4.500
Ray Burris, R ERA: 3.21	(8, 1)	0.1		1	0	0	0	0	0	0	0	0	0	0	1	1	0.00	0.000

PITCHER	IP	WLS	BF	H	R	ER	SO	BB	IBB	HBP	BLK	WP	HR	S	P	ERA	WHIP

Batter	1	2	3	4	5	6	7	8	9	AB	R	H	RBI	BB	SO	LOB
Vic Harris, S (1, 4) OBP: 0.244, SLG: 0.179	BBBB 4-0 S HR BB	x 0-0 ③ F8		x 0-0 ② 3-1 2-3		x 0-0 ① F9		BBBB 4-0 S 1B BB	3	2	0	0	2	0	1
Rick Monday, L (1, 8) OBP: 0.393, SLG: 0.442	SSS 0-3 ① K 1-2		x 0-0 ① 6-3	x 0-0 ③ P4			x 0-0 HR		SSS 0-3 ① K 1-2	5	1	1	1	0	2	3
Bill Madlock, R (1, 5) OBP: 0.370, SLG: 0.473	x 0-0 2-H HR		x 0-0 S 2B 1B		SSS 0-3 ① K		x 0-0 HR 2B		x 0-0 2-H 1B	5	3	4	3	0	1	0
Billy Williams, L (1, 3) OBP: 0.383, SLG: 0.522	x 0-0 ② F8		x 0-0 1-H 2B		x 0-0 ② 6-3		x 0-0 2-H HR		x 0-0 ② L6	5	1	2	3	0	0	1
Jose Cardenal, R (1, 9) OBP: 0.350, SLG: 0.452	x 0-0 2B		x 0-0 ② F7		x 0-0 ③ F9		x 0-0 ② L3		x 0-0 ③ 5-3	5	0	1	0	0	0	2
Chris Ward, L (1, 7) OBP: 0.308, SLG: 0.100	IIII 4-0 IBB		IIII 4-0 IBB			x 0-0 ① F8	x 0-0 ③ F5			2	0	0	0	2	0	0
Dave Rosello, R (1, 6) OBP: 0.133, SLG: 0.107	x 0-0 ③ 1-3		x 0-0 ③ F7			x 0-0 ② P6		x 0-0 ① F7		4	0	0	0	0	0	4
Tom Lundstedt, S (1, 2) Don Kessinger, S (8, PH) OBP: 0.344, SLG: 0.229 Ray Burris, R (8, 1)		x 0-0 ① 5-3		x 0-0 ① F7		BBBB 4-0 BB		x 0-0 ② F6		2 1 0	0 0 0	0 0 0	0 0 0	1 0 0	0 0 0	0 0 0
Rick Reuschel, R (1, 1) OBP: 0.250, SLG: 0.333 Herb Hutson, R (5, 1) Matt Alexander, S (6, PH) Jim Todd, L (6, 1) Adrian Garrett, L (8, PH) (8, 2)		x 0-0 ② 6-3		x 0-0 3-1 2B		SSS 0-3 ③ K		x 0-0 ③ F8		2 0 1 0 1	0 0 0 0 0	1 0 0 0 0	0 0 0 0 0	0 0 0 0 0	0 0 1 0 0	0 0 1 0 0
Inning Stats	R: 2 H: 2 E: 0 LOB: 2 K: 1 BB: 2 S: 7 P: 15	R: 0 H: 0 E: 0 LOB: 0 K: 0 BB: 0 S: 3 P: 3	R: 1 H: 2 E: 0 LOB: 2 K: 0 BB: 1 S: 5 P: 9	R: 0 H: 1 E: 0 LOB: 1 K: 0 BB: 0 S: 4 P: 4	R: 0 H: 0 E: 0 LOB: 0 K: 1 BB: 0 S: 5 P: 5	R: 0 H: 0 E: 0 LOB: 1 K: 1 BB: 1 S: 5 P: 9	R: 3 H: 3 E: 0 LOB: 0 K: 0 BB: 0 S: 6 P: 6	R: 0 H: 0 E: 0 LOB: 0 K: 0 BB: 0 S: 3 P: 3	R: 1 H: 1 E: 0 LOB: 1 K: 1 BB: 1 S: 6 P: 10	1B: 2 SF: 0 2B: 4 SAC: 0 3B: 0 DP: 0 HR: 3 HBP: 0						WP: 0 PA: 41 PB: 0 SB: 3 CS: 0	

TOP

Chicago Cubs @ Houston Astros

Astrodome, Houston, TX

Wed May 01 1974, 8:05 PM EDT

Att. 9,619 - Unknown

livebaseballscorecards.com

AB	36
R	7
H	9
RBI	7
BB	5
SO	4
LOB	12

PITCHER		IP	WLS	BF	H	R	ER	SO	BB	IBB	HBP	BLK	WP	HR	S	P	ERA	WHIP
Tom Griffin, R ERA: 2.77	(1, 1)	3.0		16	4	3	3	1	1	2	0	0	0	1	15	27	9.00	1.667
Don Wilson, R ERA: 7.8	(4, 1)	5.0	W	21	4	4	4	2	2	0	0	0	0	2	23	31	7.20	1.200
Fred Scherman, L ERA: 1.35	(9, 1)	1.0		4	1	0	0	1	0	0	0	0	0	0	6	6	0.00	1.000

PITCHER	IP	WLS	BF	H	R	ER	SO	BB	IBB	HBP	BLK	WP	HR	S	P	ERA	WHIP

Chicago Cubs @ Houston Astros

Astrodome, Houston, TX

Wed May 01 1974, 8:05 PM EDT

Att. 9,619 - Unknown

BOTTOM

Batter	1	2	3	4	5	6	7	8	9	AB	R	H	RBI	BB	SO	LOB
Mick Kelleher, R (1, 6) OBP: 0.667, SLG: 0.571	P4		FC4 1-2 1B		E S 1B 1B	BBB E 1-2 2B BB		1-3		4	2	2	0	1	0	0
Greg Gross, L (1, 9) (7, 7) OBP: 0.438, SLG: 0.444	F8		FC4 WP 1B 1-2f 2-H		E6 BB 1B 1B 1-3	1-H 2-H 2B		PB BLK 2B		5	3	2	2	0	0	2
Cesar Cedeno, R (1, 8) OBP: 0.385, SLG: 0.531	6-3		BBB S 1B 2-3 BB		BB 1B 1-2 3-H 1B	F2		III BLK 2-3 IBB		3	2	1	1	2	0	1
Bob Watson, R (1, 7) OBP: 0.398, SLG: 0.478 Bob Gallagher, L (6, PR) OBP: 0.200, SLG: 0.174 (7, 9)		6-3 1B	F8 1-2		BBB 1B SF7 1-2 2-3 BB	G6-4-3 1B		L3 1-2 3-H		3 1	1 0	2 0	0 0	1 0	0 0	2 1
Lee May, R (1, 3) OBP: 0.354, SLG: 0.500		F8	2-H 3-H 1B		WP SF7 SF7 1-3 2-H 3-H 1B	G6-4-3 1-2f				4	1	2	4	0	0	3
Milt May, L (1, 2) OBP: 0.338, SLG: 0.344		6-3 1-2	4-1		SF7 1-2 3-H		4-3			3	0	0	1	0	0	2
Doug Rader, R (1, 5) OBP: 0.365, SLG: 0.420		BBB BB	SSS K		SF7 2-H		F7			2	0	0	1	1	1	0
Denis Menke, R (1, 4) OBP: 0.188, SLG: 0.214		SSS K	SSS K		SSS K		F7			4	0	0	0	0	3	2
Tom Griffin, R (1, 1) OBP: 0.462, SLG: 0.667 Don Wilson, R (4, 1) OBP: 0.200, SLG: 0.200 Fred Scherman, L (9, 1)			1B E 1B		SSS K	E WP 2B 1B		SSS K		1 3 0	1 1 0	1 1 0	0 0 0	0 2 0	0 0 0	0 0 0
Inning Stats	R: 0 H: 0 E: 0 LOB: 0 K: 0 BB: 0 S: 3 P: 3	R: 0 H: 1 E: 0 LOB: 2 K: 1 BB: 1 S: 6 P: 10	R: 3 H: 3 E: 1 LOB: 1 K: 0 BB: 1 S: 6 P: 10	R: 0 H: 0 E: 0 LOB: 0 K: 3 BB: 0 S: 9 P: 9	R: 5 H: 3 E: 1 LOB: 0 K: 1 BB: 1 S: 9 P: 13	R: 2 H: 3 E: 1 LOB: 2 K: 0 BB: 1 S: 5 P: 9	R: 0 H: 0 E: 0 LOB: 0 K: 0 BB: 0 S: 3 P: 3	R: 1 H: 1 E: 0 LOB: 1 K: 1 BB: 1 S: 6 P: 10		1B: 9 SF: 2 2B: 2 SAC: 0 3B: 0 DP: 1 HR: 0 HBP: 0						

livebaseballscorecards.com

AB	33
R	11
H	11
RBI	9
BB	5
SO	6
LOB	13

WP: 3 PA: 40
PB: 1
SB: 2
CS: 0

PITCHER		IP	WLS	BF	H	R	ER	SO	BB	IBB	HBP	BLK	WP	HR	S	P	ERA	WHIP
Rick Reuschel, R ERA: 6.39	(1, 1)	4.0	L	23	7	8	5	4	3	0	0	0	1	0	28	40	11.25	2.500
Herb Hutson, R ERA: 6.23	(5, 1)	1.0		3	0	0	0	1	0	0	0	0	1	0	5	5	0.00	0.000
Jim Todd, R ERA: 6.75	(6, 1)	2.0		9	3	2	2	0	1	0	0	0	1	0	8	12	9.00	2.000
Ray Burris, R ERA: 3.0	(8, 1)	1.0		5	1	1	0	1	0	1	0	1	0	0	6	10	0.00	1.000

PITCHER	IP	WLS	BF	H	R	ER	SO	BB	IBB	HBP	BLK	WP	HR	S	P	ERA	WHIP

Batter	1	2	3	4	5	6	7	8	9	AB	R	H	RBI	BB	SO	LOB
Lou Brock, L (1, 7) OBP: 0.386, SLG: 0.427	0-0 S 1B 1B		0-0 BLK 1B 1B		0-0 ② F8			BBBB 4-0 1B S BB		3	1	2	0	1	0	0
Ted Sizemore, R (1, 4) OBP: 0.404, SLG: 0.394	0-0 G6-4-3 1-H 1B		0-0 ② L4 1-2		BBBB 4-0 FC5-4 BB			0-0 ① F7 1-2		3	0	1	1	1	0	2
Reggie Smith, S (1, 9) OBP: 0.409, SLG: 0.557	0-0 ①② G6-4-3 1-2f		0-0 ③ 2-H 1B		0-0 ③ FC5-4 1-2f			0-0 ② P3		4	0	1	0	0	0	3
Ted Simmons, S (1, 2) OBP: 0.350, SLG: 0.457	0-0 ③ F7			0-0 ① 4-3		0-0 ① 6-3		0-0 2-3 1B		4	0	1	0	0	0	0
Joe Torre, R (1, 3) OBP: 0.322, SLG: 0.370		0-0 ① 5-3		0-0 6-3 2B		0-0 ② 6-3		0-0 ③ F8		4	0	1	0	0	0	2
Ken Reitz, R (1, 5) OBP: 0.418, SLG: 0.533		SSS 0-3 ② K		0-0 ② 6-3 2-3		0-0 ③ F7			0-0 ① 6-3	4	0	0	0	0	1	1
Bake McBride, L (1, 8) OBP: 0.373, SLG: 0.432		0-0 1B	H 1-0 HBP				0-0 G5-4-3 1B		0-0 ② F8	3	0	2	0	0	0	0
Luis Alvarado, R (1, 6) OBP: 0.083, SLG: 0.083 Luis Melendez, R (7, PH) OBP: 0.385, SLG: 0.542 Mike Tyson, R (7, 6) OBP: 0.272, SLG: 0.260		0-0 ③ 5-3		0-0 ③ 4-3			0-0 ①② G5-4-3 1-2f		0-0 ③ F9	2 1 1	0 0 0	0 0 0	0 0 0	0 0 0	0 0 0	3 1 0
Alan Foster, R (1, 1) OBP: 0.308, SLG: 0.250 Mike Garman, R (7, 1)			0-0 ① 6-3		0-0 ① F9		0-0 ③ G3			3 0	0 0	0 0	0 0	0 0	0 0	0 0

TOP

St. Louis Cardinals @ Houston Astros

Astrodome, Houston, TX

Fri May 03 1974, 8:05 PM EDT

Att. 18,929 - Unknown

livebaseballscorecards.com

AB	32
R	1
H	8
RBI	1
BB	2
SO	1
LOB	12

Inning Stats	1	2	3	4	5	6	7	8	9
R	1	0	0	0	0	0	0	0	0
E	0	0	0	0	0	0	0	0	0
K	0	1	0	0	0	0	0	0	0
S	4	6	4	4	3	3	3	4	3
H	2	1	2	1	0	0	1	1	0
LOB	0	1	2	2	1	0	0	2	0
BB	0	0	0	0	1	0	0	1	0
P	4	6	4	5	7	3	3	8	3

1B	7
2B	1
3B	0
HR	0
SF	0
SAC	0
DP	2
HBP	1
WP	0
PB	0
SB	2
CS	0
PA	35

PITCHER	IP	WLS	BF	H	R	ER	SO	BB	IBB	HBP	BLK	WP	HR	S	P	ERA	WHIP
Claude Osteen, L (1, 1) ERA: 3.21	9.0	W	35	8	1	1	1	2	0	1	1	0	0	34	43	1.00	1.111

PITCHER	IP	WLS	BF	H	R	ER	SO	BB	IBB	HBP	BLK	WP	HR	S	P	ERA	WHIP

Batter	1	2	3	4	5	6	7	8	9	AB	R	H	RBI	BB	SO	LOB
Mick Kelleher, R (1, 6) OBP: 0.462, SLG: 0.364	F8		K			P4	G6-4-3 1-2f			4	0	0	0	0	1	3
Greg Gross, L (1, 9) (8, 7) OBP: 0.417, SLG: 0.421	G3		F7			6-3		4-3		4	0	0	0	0	0	1
Cesar Cedeno, R (1, 8) OBP: 0.372, SLG: 0.510	5-3			6-3		K		P3		4	0	0	0	0	1	0
Bob Watson, R (1, 7) OBP: 0.406, SLG: 0.479 Bob Gallagher, L (8, 9) OBP: 0.192, SLG: 0.167		BB		P4			1B 1B	F8		2 1	1 0	1 0	0 0	1 0	0 0	0 0
Lee May, R (1, 3) OBP: 0.363, SLG: 0.538		F8		HR			1-3 1B			3	2	2	1	0	0	1
Milt May, L (1, 2) OBP: 0.338, SLG: 0.333		F5		F8			1B IBB			2	1	0	0	1	0	1
Doug Rader, R (1, 5) OBP: 0.364, SLG: 0.417		K			F9		1B 1-2 2-H 3-H			3	0	1	2	0	1	1
Tommy Helms, R (1, 4) OBP: 0.365, SLG: 0.466 Larry Milbourne, S (7, PR) (8, 4) OBP: 0.400, SLG: 0.412			1B		5-3		G6-4-3 1-2 2-H			3 0	0 0	2 0	1 0	0 0	0 0	0 0
Claude Osteen, L (1, 1) OBP: 0.143, SLG: 0.143			F9		G3		P4			3	0	0	0	0	0	3
Inning Stats	R: 0 E: 0 K: 0 S: 3 H: 0 LOB: 0 BB: 0 P: 3	R: 0 E: 0 K: 1 S: 5 H: 0 LOB: 1 BB: 1 P: 9	R: 0 E: 0 K: 1 S: 6 H: 1 LOB: 1 BB: 0 P: 6	R: 1 E: 0 K: 0 S: 4 H: 1 LOB: 0 BB: 0 P: 4	R: 0 E: 0 K: 0 S: 3 H: 0 LOB: 0 BB: 0 P: 3	R: 0 E: 0 K: 1 S: 5 H: 0 LOB: 0 BB: 0 P: 5	R: 3 E: 0 K: 0 S: 6 H: 4 LOB: 2 BB: 1 P: 10	R: 0 E: 0 K: 0 S: 3 H: 0 LOB: 0 BB: 0 P: 3		1B: 5 2B: 0 3B: 0 HR: 1 SF: 0 SAC: 0 DP: 1 HBP: 0				WP: 0 PB: 0 SB: 0 CS: 0 PA: 31		

PITCHER		IP	WLS	BF	H	R	ER	SO	BB	IBB	HBP	BLK	WP	HR	S	P	ERA	WHIP
Alan Foster, R ERA: 3.16	(1, 1)	6.0	L	25	5	4	4	3	1	1	0	0	0	1	29	37	6.00	1.000
Mike Garman, R ERA: 1.84	(7, 1)	2.0		6	1	0	0	0	0	0	0	0	0	0	6	6	0.00	0.500

PITCHER	IP	WLS	BF	H	R	ER	SO	BB	IBB	HBP	BLK	WP	HR	S	P	ERA	WHIP

BOTTOM

St. Louis Cardinals @ Houston Astros

Astrodome, Houston, TX

Fri May 03 1974, 8:05 PM EDT

Att. 18,929 - Unknown

livebaseballscorecards.com

AB	29
R	4
H	6
RBI	4
BB	2
SO	3
LOB	10

Batter	1	2	3	4	5	6	7	8	9	AB	R	H	RBI	BB	SO	LOB
Lou Brock, L (1, 7) OBP: 0.390, SLG: 0.430	x 0-0 S HR 1B		x 0-0 ① F8			x 0-0 ① F8		x 0-0 1-3 1B		4	1	2	0	0	0	1
Ted Sizemore, R (1, 4) OBP: 0.389, SLG: 0.378	x 0-0 ① F9 1-2		x 0-0 ② FC5-4 1-2f			x 0-0 ② 6-3		x 0-0 ③ F7		4	0	0	0	0	0	4
Reggie Smith, S (1, 9) OBP: 0.412, SLG: 0.584	x 0-0 2-H HR		x 0-0 ③ 4-3			S S S 0-3 ③ K			x 0-0 FC4-6 1B	4	1	2	2	0	1	1
Ted Simmons, S (1, 2) OBP: 0.337, SLG: 0.438	x 0-0 ② 6-3			x 0-0 ① 6-3			x 0-0 ① P3		x 0-0 ① FC4-6 1B 1-2f	4	0	0	0	0	0	1
Luis Melendez, R (9, PR) OBP: 0.385, SLG: 0.542										0	0	0	0	0	0	0
Joe Torre, R (1, 3) OBP: 0.319, SLG: 0.365	x 0-0 ③ F8			x 0-0 ② 6-3			x 0-0 ② 6-3		x 0-0 1-2 1B	4	0	1	0	0	0	0
Ken Reitz, R (1, 5) OBP: 0.402, SLG: 0.510		x 0-0 ① 5-3		x 0-0 ③ 1-3			x 0-0 ③ 6-3		x 0-0 ② F9	4	0	0	0	0	0	2
Bake McBride, L (1, 8) OBP: 0.368, SLG: 0.423		S S S 0-3 ② K			x 0-0 ① 4-3			x 0-0 1B 1B	x 0-0 ③ F5	4	0	1	0	0	1	2
Luis Alvarado, R (1, 6) OBP: 0.067, SLG: 0.067		x 0-0 ③ F8			x 0-0 ② 6-3			x 0-0 ① F9		3	0	0	0	0	0	1
Sonny Siebert, R (1, 1) OBP: 0.154, SLG: 0.083			B B B B 4-0 FC5-4 BB		x 0-0 ③ 5-3			x 0-0 ② P3		1	0	0	0	1	0	0
Jim Hickman, R (8, PH) OBP: 0.381, SLG: 0.632										1	0	0	0	0	0	1
Al Hrabosky, R (8, 1)										0	0	0	0	0	0	0
Orlando Pena, R (8, 1) OBP: 1.000, SLG: 1.000										0	0	0	0	0	0	0
Inning Stats	R: 2 E: 0 K: 0 S: 5 H: 2 LOB: 0 BB: 0 P: 5	R: 0 E: 0 K: 1 S: 5 H: 0 LOB: 0 BB: 0 P: 5	R: 0 E: 0 K: 0 S: 3 H: 0 LOB: 1 BB: 1 P: 7	R: 0 E: 0 K: 0 S: 3 H: 0 LOB: 0 BB: 0 P: 3	R: 0 E: 0 K: 0 S: 3 H: 0 LOB: 0 BB: 0 P: 3	R: 0 E: 0 K: 1 S: 5 H: 0 LOB: 0 BB: 0 P: 5	R: 0 E: 0 K: 0 S: 3 H: 0 LOB: 0 BB: 0 P: 3	R: 0 E: 0 K: 0 S: 5 H: 2 LOB: 2 BB: 0 P: 5	R: 0 E: 0 K: 0 S: 5 H: 2 LOB: 2 BB: 0 P: 5	1B: 5 2B: 0 3B: 0 HR: 1	SF: 0 SAC: 0 DP: 0 HBP: 0						

TOP

St. Louis Cardinals @ Houston Astros

Astrodome, Houston, TX

Sat May 04 1974, 8:05 PM EDT

Att. 20,600 - Dome

livebaseballscorecards.com

AB	33
R	2
H	6
RBI	2
BB	1
SO	2
LOB	13

WP: 0 PB: 0 SB: 1 CS: 0 PA: 34

PITCHER		IP	WLS	BF	H	R	ER	SO	BB	IBB	HBP	BLK	WP	HR	S	P	ERA	WHIP
Dave Roberts, L ERA: 3.48	(1, 1)	8.0	W	29	4	2	2	2	1	0	0	0	0	1	32	36	2.25	0.625
Ken Forsch, R ERA: 0.73	(9, 1)	1.0	S	5	2	0	0	0	0	0	0	0	0	0	5	5	0.00	2.000

PITCHER	IP	WLS	BF	H	R	ER	SO	BB	IBB	HBP	BLK	WP	HR	S	P	ERA	WHIP

Batter	1	2	3	4	5	6	7	8	9	AB	R	H	RBI	BB	SO	LOB
Mick Kelleher, R (1, 6) OBP: 0.353, SLG: 0.267	S S S 0-3 ① K		x 0-0 ③ 4-3		x 0-0 ① F8		S S S 0-3 ③ K			4	0	0	0	0	2	1
Greg Gross, L (1, 9) (9, 7)	x 0-0 ② F8			B B B B 4-0 2B 2B BB	B B B B 4-0 9-3 BB			x 0-0 1-3 SH1-3 1B		2	1	1	0	2	0	0
Cesar Cedeno, R (1, 8) OBP: 0.379, SLG: 0.524	x 0-0 S 1B			x 0-0 1-3 2B 2B	x 0-0 ② ③ 9-3 1-2f			x 0-0 ① SH1-3 1-2		3	1	2	0	0	0	1
Bob Watson, R (1, 7) OBP: 0.409, SLG: 0.474 Ken Forsch, R (9, 1)	x 0-0 ③ 6-3 1-2			H 1-0 2B WP HBP		x 0-0 CS 1B		x 0-0 ② 1-3 2-3		3 0	1 0	1 0	0 0	0 0	0 0	2 0
Lee May, R (1, 3) OBP: 0.377, SLG: 0.552 Bob Gallagher, L (8, PR) OBP: 0.192, SLG: 0.167 (9, 9)		x 0-0 G3-6-3 1B		x 0-0 WP 1-3 2-H 3-H L5 2B		x 0-0 ① ② F7 1-2		I I I I 4-0 BB IBB		3 0	0 0	2 0	2 0	1 0	0 0	1 0
Milt May, L (1, 2) OBP: 0.347, SLG: 0.323		x 0-0 ① ② G3-6-3 1-2f		I I I 4-0 WP IBB		S S S 0-3 ③ K		B B B B 4-0 1-2 BB		2	0	0	0	2	1	1
Doug Rader, R (1, 5) OBP: 0.369, SLG: 0.407		x 0-0 ③ 5-3		B B B B 4-0 1-2 2-3 3-H BB			B B B B 4-0 SH3 BB	x 0-0 ③ P4		2	0	0	0	2	0	3
Tommy Helms, R (1, 4) OBP: 0.355, SLG: 0.453			x 0-0 ① 5-3	x 0-0 ① ② L5 3-H			x 0-0 ① SH3 1-2			2	0	0	0	0	0	3
Dave Roberts, L (1, 1) OBP: 0.182, SLG: 0.400 Denis Menke, R (9, 3) OBP: 0.188, SLG: 0.214			x 0-0 ② G3	x 0-0 ③ P6			x 0-0 ② F5			3 0	0 0	0 0	0 0	0 0	0 0	3 0
Inning Stats	R: 0 H: 1 E: 0 LOB: 1 K: 1 BB: 0 S: 6 P: 6	R: 0 H: 1 E: 0 LOB: 0 K: 0 BB: 0 S: 3 P: 3	R: 0 H: 0 E: 0 LOB: 0 K: 0 BB: 0 S: 3 P: 3	R: 3 H: 2 E: 0 LOB: 2 K: 0 BB: 3 S: 4 P: 17	R: 0 H: 0 E: 0 LOB: 0 K: 0 BB: 1 S: 2 P: 6	R: 0 H: 1 E: 0 LOB: 0 K: 1 BB: 0 S: 5 P: 5	R: 0 H: 0 E: 0 LOB: 1 K: 1 BB: 1 S: 5 P: 9	R: 0 H: 1 E: 0 LOB: 3 K: 0 BB: 2 S: 4 P: 12		1B: 4 SF: 0 2B: 4 SAC: 2 3B: 0 DP: 3 HR: 0 HBP: 1						

PITCHER		IP	WLS	BF	H	R	ER	SO	BB	IBB	HBP	BLK	WP	HR	S	P	ERA	WHIP
Sonny Siebert, R ERA: 3.18	(1, 1)	7.0	L	28	5	3	3	3	4	1	1	0	1	0	28	49	3.86	1.286
Al Hrabosky, L ERA: 5.4	(8, 1)	0.2		5	1	0	0	0	1	1	0	0	0	0	3	11	0.00	3.000
Orlando Pena, R ERA: 1.86	(8, 1)	0.1		1	0	0	0	0	0	0	0	0	0	0	1	1	0.00	0.000

PITCHER	IP	WLS	BF	H	R	ER	SO	BB	IBB	HBP	BLK	WP	HR	S	P	ERA	WHIP

BOTTOM

St. Louis Cardinals @ Houston Astros

Astrodome, Houston, TX

Sat May 04 1974, 8:05 PM EDT

Att. 20,600 - Dome

livebaseballscorecards.com

AB	24
R	3
H	6
RBI	2
BB	7
SO	3
LOB	15

WP: 1	PA: 34		
PB: 0			
SB: 1			
CS: 1			

Batter	1	2	3	4	5	6	7	8	9	AB	R	H	RBI	BB	SO	LOB
Lou Brock, L (1, 7) OBP: 0.385, SLG: 0.423	S 1B	P6			1-3			4-3		4	0	1	0	0	0	2
Ted Sizemore, R (1, 4) Luis Alvarado, R (3, 6) OBP: 0.118, SLG: 0.118	F2 1-2		1-3			HR 1B		K		2 2	0 1	0 1	0 0	0 0	0 1	1 0
Reggie Smith, S (1, 9) OBP: 0.407, SLG: 0.600	K		K			1-H HR		6-3		4	1	1	2	0	2	1
Ted Simmons, S (1, 2) OBP: 0.324, SLG: 0.420	F2		5-3			4-3			F7	4	0	0	0	0	0	1
Bake McBride, L (1, 8) OBP: 0.363, SLG: 0.427		1B 2B		4-3		6-3			5-3	4	1	1	0	0	0	0
Ken Reitz, R (1, 5) OBP: 0.396, SLG: 0.500		1-3		L3 1B		4-3			6-3	4	0	1	0	0	0	1
Joe Torre, R (1, 3) OBP: 0.309, SLG: 0.352		F8		L3 1-2			5-3			3	0	0	0	0	0	2
Mike Tyson, R (1, 6) (3, 4) OBP: 0.274, SLG: 0.263		1B 1B 2-H			P6		F3			3	0	1	1	0	0	0
Bob Gibson, R (1, 1) OBP: 0.267, SLG: 0.333		1-2 1B			F8		K			3 0	0 0	1 0	0 0	0 0	1 0	0 0
Mike Garman, R (9, 1)																
Inning Stats	R: 0 E: 0 K: 1 S: 6	R: 1 E: 0 K: 0 S: 6	R: 0 E: 0 K: 1 S: 5	R: 0 E: 0 K: 0 S: 3	R: 0 E: 0 K: 0 S: 3	R: 2 E: 0 K: 0 S: 5	R: 0 E: 0 K: 1 S: 5	R: 0 E: 0 K: 1 S: 5	R: 0 E: 0 K: 0 S: 3	1B: 5 2B: 2 3B: 0 HR: 1	SF: 0 SAC: 0 DP: 1 HBP: 0					
	H: 1 LOB: 1 BB: 0 P: 6	H: 3 LOB: 2 BB: 0 P: 6	H: 0 LOB: 0 BB: 0 P: 5	H: 1 LOB: 0 BB: 0 P: 3	H: 0 LOB: 0 BB: 0 P: 3	H: 2 LOB: 0 BB: 0 P: 5	H: 0 LOB: 0 BB: 0 P: 5	H: 0 LOB: 0 BB: 0 P: 5	H: 0 LOB: 0 BB: 0 P: 3							

TOP

St. Louis Cardinals @ Houston Astros

Astrodome, Houston, TX

Sun May 05 1974, 4:33 AM EDT

Att. 17,266 - Dome

livebaseballscorecards.com

AB	33
R	3
H	7
RBI	3
BB	0
SO	4
LOB	8

PITCHER		IP	WLS	BF	H	R	ER	SO	BB	IBB	HBP	BLK	WP	HR	S	P	ERA	WHIP
Larry Dierker, R ERA: 2.09	(1, 1)	7.0	L	27	7	3	3	3	0	0	0	0	0	1	33	33	3.86	1.000
Jerry Johnson, R ERA: 4.38	(8, 1)	2.0		6	0	0	0	1	0	0	0	0	0	0	8	8	0.00	0.000

PITCHER		IP	WLS	BF	H	R	ER	SO	BB	IBB	HBP	BLK	WP	HR	S	P	ERA	WHIP

St. Louis Cardinals @ Houston Astros

Astrodome, Houston, TX

Sun May 05 1974, 4:33 AM EDT

Att. 17,266 - Dome

BOTTOM

Batter	1	2	3	4	5	6	7	8	9	AB	R	H	RBI	BB	SO	LOB
Mick Kelleher, R (1, 6) OBP: 0.300, SLG: 0.222	SSS 0-3 ① K		x 0-0 ① F9			x 0-0 ① F7	x 0-0 ②③ 9-3 1-2f			3	0	0	0	0	1	0
Milt May, L (7, PH) OBP: 0.342, SLG: 0.318										1	0	0	0	0	0	2
Jerry Johnson, R (8, 1)										0	0	0	0	0	0	0
Greg Gross, L (1, 9) OBP: 0.435, SLG: 0.420	BBBB 4-0 S BB		x 0-0 ② F5			x 0-0 BB 1B		x 0-0 ① F8		3	0	1	0	1	0	0
Cesar Cedeno, R (1, 8) OBP: 0.375, SLG: 0.509	x 0-0 ② 6-3 1-2		SSS 0-3 ③ K			x 0-0 ② F7		BBBB 4-0 1B BB		3	0	0	0	1	1	2
Bob Watson, R (1, 7) OBP: 0.404, SLG: 0.460	x 0-0 ③ F3			x 0-0 ① 4-3		BBBB 4-0 1-2 BB		x 0-0 ② F8		3	0	0	0	1	0	2
Lee May, R (1, 3) OBP: 0.382, SLG: 0.550		x 0-0 1B 1B		x 0-0 ② F8		x 0-0 ③ F8		x 0-0 1-3 1B		4	0	2	0	0	0	2
Johnny Edwards, L (1, 2) OBP: 0.250, SLG: 0.350		x 0-0 ① F5		x 0-0 ③ F9			x 0-0 ① G3	x 0-0 ③ P4		4	0	0	0	0	0	3
Doug Rader, R (1, 5) OBP: 0.364, SLG: 0.393		x 0-0 ② F8	SSS 0-3 ① K			BBBB 4-0 BB 1B BB			x 0-0 ① 4-3	3	1	0	0	1	1	1
Tommy Helms, R (1, 4) OBP: 0.363, SLG: 0.449		x 0-0 1-3 1B	x 0-0 ② F9			BBBB 4-0 1B 1-2 BB			x 0-0 ② 6-3	3	0	1	0	1	0	0
Larry Dierker, R (1, 1) OBP: 0.200, SLG: 0.200		x 0-0 ③ 6-3	x 0-0 ③ P3				x 0-0 0-3 1-3 2-H 1B		SSS 0-3 ③ K	2	0	0	0	0	0	2
Bob Gallagher, L (7, PH) OBP: 0.222, SLG: 0.200										1	0	1	1	0	0	0
Larry Milbourne, S (8, 6) OBP: 0.400, SLG: 0.412										0	0	0	0	0	0	0
Cliff Johnson, R (9, PH) OBP: 0.200, SLG: 0.200										1	0	0	0	0	1	0
Inning Stats	R: 0 E: 0 K: 1 S: 5 H: 0 LOB: 1 BB: 1 P: 9	R: 0 E: 0 K: 0 S: 5 H: 2 LOB: 2 BB: 0 P: 5	R: 0 E: 0 K: 1 S: 5 H: 0 LOB: 0 BB: 0 P: 5	R: 0 E: 0 K: 0 S: 3 H: 0 LOB: 0 BB: 0 P: 3	R: 0 E: 0 K: 1 S: 5 H: 0 LOB: 0 BB: 0 P: 5	R: 0 E: 0 K: 0 S: 4 H: 1 LOB: 2 BB: 1 P: 8	R: 1 E: 0 K: 0 S: 3 H: 1 LOB: 1 BB: 2 P: 11	R: 0 E: 0 K: 0 S: 4 H: 1 LOB: 2 BB: 1 P: 8	R: 0 E: 0 K: 1 S: 5 H: 0 LOB: 0 BB: 0 P: 5	1B: 5 2B: 1 3B: 0 HR: 0	SF: 0 SAC: 0 DP: 1 HBP: 0					

livebaseballscorecards.com

AB	31
R	1
H	5
RBI	1
BB	5
SO	4
LOB	14

WP: 0 PB: 0 SB: 1 CS: 0 PA: 36

PITCHER		IP	WLS	BF	H	R	ER	SO	BB	IBB	HBP	BLK	WP	HR	S	P	ERA	WHIP
Bob Gibson, R ERA: 4.73	(1, 1)	8.0	W	33	5	1	1	3	5	0	0	0	0	0	34	54	1.12	1.250
Mike Garman, R ERA: 1.72	(9, 1)	1.0		3	0	0	0	1	0	0	0	0	0	0	5	5	0.00	0.000

PITCHER	IP	WLS	BF	H	R	ER	SO	BB	IBB	HBP	BLK	WP	HR	S	P	ERA	WHIP

Batter	1	2	3	4	5	6	7	8	9	AB	R	H	RBI	BB	SO	LOB
Rennie Stennett, R (1, 4) OBP: 0.305, SLG: 0.396	S S S 0-3 ① K2-3			x 0-0 ① 6-3		B B B B 4-0 FC6-4 BB			S S S 0-3 ② K	4	0	0	0	0	1	1
Richie Hebner, L (1, 5) OBP: 0.386, SLG: 0.604	S S S 0-3 ② K			S S S 0-3 ② K		x 0-0 ② FC6-4 CS 1-2f			x 0-0 ③ F3	3	0	0	0	0	2	0
Al Oliver, L (1, 3) OBP: 0.295, SLG: 0.452	x 0-0 ③ 5-3			x 0-0 ③ 4-3		0-0 ③ CS 1-2	x 0-0 ① 4-3			3	0	0	0	0	0	0
Willie Stargell, L (1, 7) OBP: 0.394, SLG: 0.494		x 0-0 FC4 1B			S S S 0-3 ① K		x 0-0 ② L3			3	0	1	0	0	1	0
Dave Parker, L (1, 8) OBP: 0.349, SLG: 0.438		x 0-0 ① FC4 G6-3 1-2f			S S S 0-3 ② K		x 0-0 ③ 6-3			3	0	0	0	0	1	1
Richie Zisk, R (1, 9) OBP: 0.385, SLG: 0.439		x 0-0 ② ③ G6-3 1-2f			x 0-0 E5 E E			x 0-0 ① 1-3		3	1	0	0	0	0	1
Manny Sanguillen, R (1, 2) OBP: 0.238, SLG: 0.429			x 0-0 ① F3		x 0-0 E5 BLK 1-2			x 0-0 ② F9		3	0	0	0	0	0	1
Frank Taveras, R (1, 6) OBP: 0.357, SLG: 0.340 Gene Clines, R (9, PH) OBP: 0.207, SLG: 0.286			x 0-0 ② 6-3		0-0 ③ BLK 1-2 2-H			x 0-0 ③ L8		3 1	0 0	0 0	0 0	0 0	1 0	1 0
Dock Ellis, S (1, 1) Ed Kirkpatrick, L (9, PH) OBP: 0.500, SLG: 0.429			S S S 0-3 ③ K			x 0-0 ① 6-3			x 0-0 ① L7	1 1	0 0	0 0	0 0	1 0	1 1	0 0
Inning Stats	R: 0 E: 0 K: 2 S: 7 H: 0 LOB: 0 BB: 0 P: 7	R: 0 E: 0 K: 0 S: 3 H: 1 LOB: 0 BB: 0 P: 3	R: 0 E: 0 K: 1 S: 5 H: 0 LOB: 0 BB: 0 P: 5	R: 0 E: 0 K: 1 S: 5 H: 0 LOB: 0 BB: 0 P: 5	R: 1 E: 3 K: 3 S: 8 H: 0 LOB: 1 BB: 0 P: 8	R: 0 E: 0 K: 0 S: 2 H: 0 LOB: 0 BB: 1 P: 6	R: 0 E: 0 K: 0 S: 3 H: 0 LOB: 0 BB: 0 P: 3	R: 0 E: 0 K: 0 S: 3 H: 0 LOB: 0 BB: 0 P: 3	R: 0 E: 0 K: 1 S: 5 H: 0 LOB: 0 BB: 0 P: 5	1B: 1 2B: 0 3B: 0 HR: 0		SF: 0 SAC: 0 DP: 1 HBP: 0		WP: 0 PB: 0 SB: 0 CS: 1		PA: 30	

PITCHER	IP	WLS	BF	H	R	ER	SO	BB	IBB	HBP	BLK	WP	HR	S	P	ERA	WHIP
Tom Griffin, R (1, 1) ERA: 2.25	9.0	W	29	1	1	0	7	1	0	0	0	0	0	41	45	0.00	0.222

PITCHER	IP	WLS	BF	H	R	ER	SO	BB	IBB	HBP	BLK	WP	HR	S	P	ERA	WHIP

Pittsburgh Pirates @ Houston Astros

Astrodome, Houston, TX

Tue May 07 1974, 4:33 AM EDT

Att. 9,909 - Dome

TOP

livebaseballscorecards.com

AB	28
R	1
H	1
RBI	0
BB	1
SO	8
LOB	5

Pittsburgh Pirates @ Houston Astros

Astrodome, Houston, TX

Tue May 07 1974, 4:33 AM EDT

Att. 9,909 - Dome

livebaseballscorecards.com

BOTTOM

Batter	1	2	3	4	5	6	7	8	9	AB	R	H	RBI	BB	SO	LOB
Mick Kelleher, R (1, 6) OBP: 0.250, SLG: 0.182	K2-3		K		4-3		F9			4	0	0	0	0	2	0
Greg Gross, L (1, 9) (9, 7) OBP: 0.448, SLG: 0.429	2B, 1B		BB, HBP, 1B		BBB, G6-4-3, BB		F7			3	0	2	0	1	0	0
Cesar Cedeno, R (1, 8) OBP: 0.379, SLG: 0.514	1-3, 2B		H, 1-2, BB, HBP		G6-4-3, 1-2f			K		3	0	1	0	0	1	1
Bob Watson, R (1, 7) OBP: 0.424, SLG: 0.471 Bob Gallagher, L (9, 9) OBP: 0.222, SLG: 0.200	IBB		BBB, 1-2, 2-3, BB			6-3, WP, 1B, 1B		3B, 1B		2 0	2 0	2 0	0 0	2 0	0 0	0 0
Lee May, R (1, 3) OBP: 0.368, SLG: 0.529	K		K			K		F8		4	0	0	0	0	3	8
Milt May, L (1, 2) OBP: 0.338, SLG: 0.343	1-3		G3			6-3, 1-3		1-H, 3B		4	0	1	1	0	0	7
Doug Rader, R (1, 5) OBP: 0.360, SLG: 0.387		K	K			3-H, 1B		6-3		4	0	1	1	0	2	1
Tommy Helms, R (1, 4) OBP: 0.349, SLG: 0.432		K	6-3			6-3				3	0	0	0	0	1	1
Tom Griffin, R (1, 1) OBP: 0.438, SLG: 0.600		1B	F8				K			3	0	1	0	0	1	0
Inning Stats	R: 0 E: 0 K: 2 S: 9 H: 2 LOB: 3 BB: 1 P: 13	R: 0 E: 0 K: 2 S: 7 H: 1 LOB: 1 BB: 0 P: 7	R: 0 E: 0 K: 2 S: 8 H: 1 LOB: 3 BB: 1 P: 13	R: 0 E: 0 K: 1 S: 5 H: 0 LOB: 0 BB: 0 P: 5	R: 0 E: 0 K: 0 S: 2 H: 0 LOB: 0 BB: 1 P: 6	R: 1 E: 0 K: 1 S: 7 H: 2 LOB: 1 BB: 0 P: 7	R: 0 E: 0 K: 1 S: 5 H: 0 LOB: 0 BB: 0 P: 5	R: 1 E: 0 K: 1 S: 7 H: 2 LOB: 1 BB: 0 P: 7		1B: 6 2B: 1 3B: 1 HR: 0	SF: 0 SAC: 0 DP: 1 HBP: 1					

	AB	30
	R	2
	H	8
	RBI	2
	BB	3
	SO	10
	LOB	18

WP: 1 PB: 0 SB: 0 CS: 0 PA: 34

PITCHER	IP	WLS	BF	H	R	ER	SO	BB	IBB	HBP	BLK	WP	HR	S	P	ERA	WHIP
Dock Ellis, R (1, 1) ERA: 4.1	8.0	L	34	8	2	2	10	2	1	1	0	1	0	50	63	2.25	1.250

PITCHER	IP	WLS	BF	H	R	ER	SO	BB	IBB	HBP	BLK	WP	HR	S	P	ERA	WHIP

Batter	1	2	3	4	5	6	7	8	9	10	11	12	AB	R	H	RBI	BB	SO	LOB
Rennie Stennett, R (1, 4) OBP: 0.297, SLG: 0.383	4-3		FC6-4 1B		E4 L5-4-3		FC6-4 3B 1-2f		F7		FC4-6 S 1-2f		6	1	1	0	0	0	2
Gene Clines, R (1, 8) OBP: 0.171, SLG: 0.235	L6-3		FC6-4 1-2f		L5-4-3 1-2		L9		L3		L5-3 1-2		6	0	0	0	0	0	4
Al Oliver, L (1, 3) OBP: 0.306, SLG: 0.491	4-3			E 1B 1B			1-H 3B		F6		5-3		6	1	3	1	0	0	1
Willie Stargell, L (1, 7) OBP: 0.381, SLG: 0.483		3-1		E6 1B 1-2 2B	4-1		F5			1B FC6-2-5 2B		L6	6	1	1	0	0	0	3
Richie Zisk, R (1, 9) OBP: 0.383, SLG: 0.435 Dave Parker, L (6, 9) OBP: 0.360, SLG: 0.482		F9		2B SF9 1-3 2-H 1B		K		6-3		FC6-2-5 2-3 1B		HR	3	1	1	1	0	1	0
													3	1	2	1	0	0	0
Manny Sanguillen, R (1, 2) OBP: 0.290, SLG: 0.471		BBBB WP BB		SF9 SF9 1-3 3-H 2B		1B 1B		1B 1B		FC6-2-5 1-2 3-H		FC4-6 1B	5	1	4	1	1	0	2
Richie Hebner, L (1, 5) OBP: 0.383, SLG: 0.594		G1 1-2		SF9 2-3 3-H		G6-3 1-2 1B		1B 1-3 1B		K		FC4-6 1-2f	5	0	2	1	0	1	4
Frank Taveras, R (1, 6) OBP: 0.356, SLG: 0.333 Bob Robertson, R (8, PH) OBP: 0.161, SLG: 0.233 Mario Mendoza, R (8, 6)			BBBB G1-4-3 BB	SF9 3-H		G6-3 1-2f		F2		4-3		G3	1	0	0	1	1	0	2
													1	0	0	0	0	0	2
			G1-4-3 1-2f	K			BBBB FC6-4 BB	F5			BBBB FC4-6 BB		2	0	0	0	0	0	3
Jerry Reuss, L (1, 1) Kurt Bevacqua, R (3, PH) Bruce Kison, R (0, 1) Ed Kirkpatrick, L (7, PH) Dave Giusti, R (7, 1) Paul Popovich, S (6, PH) John Morlan, R (8, 1) Ramon Hernandez, S (8, 1) Jim Sadowski, R (8, 1)													0	0	0	0	0	0	0
													1	0	0	0	0	0	1
													1	0	0	0	0	1	0
													0	0	0	0	1	0	0
													0	0	0	0	0	0	0
													1	0	0	0	0	0	2
													0	0	0	0	0	0	0
													0	0	0	0	0	0	0
													0	0	0	0	1	0	0
Inning Stats	R: 0 E: 0 K: 0 S: 3 H: 0 LOB: 0 BB: 0 P: 3	R: 0 E: 0 K: 0 S: 3 H: 0 LOB: 1 BB: 1 P: 7	R: 0 E: 0 K: 0 S: 3 H: 1 LOB: 1 BB: 1 P: 7	R: 4 E: 1 K: 1 S: 9 H: 3 LOB: 0 BB: 0 P: 9	R: 0 E: 1 K: 0 S: 4 H: 1 LOB: 1 BB: 0 P: 4	R: 0 E: 0 K: 1 S: 6 H: 2 LOB: 1 BB: 0 P: 6	R: 1 E: 0 K: 0 S: 4 H: 1 LOB: 1 BB: 1 P: 8	R: 0 E: 0 K: 0 S: 5 H: 2 LOB: 2 BB: 0 P: 5	R: 0 E: 0 K: 0 S: 3 H: 0 LOB: 0 BB: 0 P: 3	R: 0 E: 0 K: 1 S: 7 H: 2 LOB: 2 BB: 0 P: 7	R: 0 E: 0 K: 0 S: 3 H: 0 LOB: 1 BB: 1 P: 7	R: 1 E: 0 K: 0 S: 5 H: 2 LOB: 1 BB: 0 P: 5	1B: 9 2B: 2 3B: 2 HR: 1	SF: 2 SAC: 0 DP: 3 HBP: 0	WP: 1 PB: 0 SB: 1 CS: 0	PA: 53		

PITCHER		IP	WLS	BF	H	R	ER	SO	BB	IBB	HBP	BLK	WP	HR	S	P	ERA	WHIP
Claude Osteen, L ERA: 3.23	(1, 1)	5.1		25	7	4	2	2	2	0	0	0	1	0	27	35	3.38	1.688
Ken Forsch, R ERA: 1.29	(6, 1)	1.2		6	1	1	1	0	1	0	0	0	0	0	5	9	5.40	1.200
Don Wilson, R ERA: 6.88	(8, 1)	2.0		8	2	0	0	0	0	0	0	0	0	0	8	8	0.00	1.000
Fred Scherman, L ERA: 1.35	(10, 1)	0.0		2	2	0	0	0	0	0	0	0	0	0	2	2	∞	∞
Jerry Johnson, R ERA: 3.77	(10, 1)	2.0		7	0	0	0	1	1	0	0	0	0	0	8	12	0.00	0.500

PITCHER		IP	WLS	BF	H	R	ER	SO	BB	IBB	HBP	BLK	WP	HR	S	P	ERA	WHIP
Mike Nagy, R ERA: 3.12	(12, 1)	1.0	W	5	2	1	1	0	0	0	0	0	0	1	5	5	9.00	2.000

TOP

Pittsburgh Pirates @ Houston Astros

Astrodome, Houston, TX

Wed May 08 1974, 8:05 PM EDT

Att. 11,266 - Dome

livebaseballscorecards.com

AB	47
R	6
H	14
RBI	6
BB	4
SO	3
LOB	26

Batter	1	2	3	4	5	6	7	8	9	10	11	12	AB	R	H	RBI	BB	SO	LOB
Mick Kelleher, R (1, 6) OBP: 0.214, SLG: 0.154 Greg Gross, L (9, PH) OBP: 0.443, SLG: 0.424 Fred Scherman, L (10, 1) Jerry Johnson, R (10, 1) Johnny Edwards, L (11, PH) OBP: 0.344, SLG: 0.341 Mike Nagy, R (12, 1)	S S S 0-3 K	4-3		4-3			G3		FC6-5 E S 2-3		F7		4 1 0 0 0 1 0	0 0 0 0 0 0 0	0 0 0 0 0 0 0	0 0 0 0 0 0 1	1 0 0 0 0 0 0	0 2 0 0 0 2 0	0 0 0 0 0 0 0
Ollie Brown, R (1, 9) OBP: 0.237, SLG: 0.405 Don Wilson, R (8, 1) OBP: 0.200, SLG: 0.200 Denis Menke, R (9, PH) OBP: 0.278, SLG: 0.214 (10, 4)	B B B B 4-0 BB 2B BB	0-0 HR		0-0 5-3			0-0 F6		B B B 4-0 1-3 BB		B B B 4-0 1-2 BB		3 0 0	2 0 0	1 0 0	1 0 0	1 0 0	0 0 0	0 0 0
Cesar Cedeno, R (1, 8) OBP: 0.377, SLG: 0.496	B B B B 4-0 1-2 2B BB	B B B B 4-0 FC5-4 BB			0-0 5-3			0-0 F5	0-0 F5		0-0 F7		4	1	0	0	2	0	5
Bob Watson, R (1, 7) OBP: 0.435, SLG: 0.486	0-0 HR 1-H 2-H 2B	0-0 FC5-4 1-2f			0-0 CS 1B			B B B 4-0 1B BB		0-0 F6		0-0 BB HR 1B	5	2	3	2	1	0	1
Lee May, R (1, 3) OBP: 0.358, SLG: 0.509	0-0 L7		0-0 L8		0-0 F7 1-2			0-0 1-2 1B		0-0 L8		0-0 F3	6	0	1	0	0	0	3
Cliff Johnson, R (1, 2) OBP: 0.385, SLG: 0.545 Milt May, L (8, PH) OBP: 0.338, SLG: 0.333 (9, 2)	0-0 HR 2-H		B B B B 4-0 BB			B B B B 4-0 CS BB		0-0 F9		0-0 F6		B B B B 4-0 1-2 HR BB	1 2	1 1	1 0	2 1	2 0	0 1	0 2
Doug Rader, R (1, 5) OBP: 0.350, SLG: 0.404	0-0 E5 FC6-4		0-0 F9			0-0 F9		S S S 0-3 K			0-0 L8	0-0 1-H 2-H HR	6	1	1	3	0	1	4
Tommy Helms, R (1, 4) OBP: 0.345, SLG: 0.424 Larry Milbourne, S (9, PR) OBP: 0.429, SLG: 0.412 (10, 6)	0-0 FC6-4 1-2f		S S S 0-3 K			0-0 L8 1-2			0-0 FC6-5 SH1-4 1B		B B B 4-0 1B BB		4 0	0 0	1 0	0 0	1 1	3 0	0 0
Claude Osteen, L (1, 1) OBP: 0.125, SLG: 0.125 Ken Forsch, R (6, 1) Bob Gallagher, L (7, PH) OBP: 0.241, SLG: 0.222 (8, 9)		S S S 0-3 K		0-0 4-3			0-0 5-3		0-0 SH1-4 1-2		0-0 BB 1-3 1B		2 0 2	0 0 0	0 0 1	0 0 0	0 0 0	1 0 0	0 0 0
Inning Stats	R: 4 E: 1 K: 1 S: 8 H: 2 LOB: 1 BB: 2 P: 16	R: 1 E: 0 K: 1 S: 6 H: 1 LOB: 1 BB: 1 P: 10	R: 0 E: 0 K: 1 S: 5 H: 0 LOB: 1 BB: 1 P: 9	R: 0 E: 0 K: 0 S: 3 H: 0 LOB: 0 BB: 0 P: 3	R: 0 E: 0 K: 0 S: 3 H: 1 LOB: 0 BB: 0 P: 3	R: 0 E: 0 K: 0 S: 2 H: 0 LOB: 0 BB: 1 P: 6	R: 0 E: 0 K: 0 S: 3 H: 0 LOB: 0 BB: 0 P: 3	R: 0 E: 0 K: 1 S: 6 H: 1 LOB: 2 BB: 1 P: 10	R: 0 E: 0 K: 0 S: 4 H: 1 LOB: 2 BB: 1 P: 8	R: 0 E: 0 K: 0 S: 3 H: 0 LOB: 0 BB: 0 P: 3	R: 0 E: 0 K: 0 S: 4 H: 1 LOB: 3 BB: 2 P: 12	R: 3 E: 0 K: 0 S: 3 H: 2 LOB: 0 BB: 1 P: 7	1B: 5 2B: 1 3B: 0 HR: 3 SF: 0 SAC: 1 DP: 0 HBP: 0	WP: 0 PB: 0 SB: 1 CS: 2 PA: 52						

PITCHER	IP	WLS	BF	H	R	ER	SO	BB	IBB	HBP	BLK	WP	HR	S	P	ERA	WHIP
Jerry Reuss, L (1, 1) ERA: 6.75	2.0		13	3	5	5	2	3	0	0	0	0	2	14	26	22.50	3.000
Bruce Kison, R (3, 1) ERA: 2.35	4.0		13	1	0	0	1	2	0	0	0	0	0	13	21	0.00	0.750
Dave Giusti, R (7, 1) ERA: 5.4	1.0		3	0	0	0	0	0	0	0	0	0	0	3	3	0.00	0.000
John Morlan, R (8, 1) ERA: 3.0	0.1		3	1	0	0	0	1	0	0	0	0	0	2	6	0.00	6.000
Ramon Hernandez, L (8, 1) ERA: 2.51	1.1		6	1	0	0	1	1	0	0	0	0	0	7	11	0.00	1.500

PITCHER	IP	WLS	BF	H	R	ER	SO	BB	IBB	HBP	BLK	WP	HR	S	P	ERA	WHIP
Jim Sadowski, R (9, 1) ERA: 5.63	2.2	L	14	3	3	3	0	3	0	0	0	0	1	11	23	10.12	2.250

BOTTOM

Pittsburgh Pirates @ Houston Astros

Astrodome, Houston, TX

Wed May 08 1974, 8:05 PM EDT

Att. 11,266 - Dome

livebaseballscorecards.com

AB	41
R	8
H	9
RBI	8
BB	10
SO	4
LOB	22

Batter	1	2	3	4	5	6	7	8	9	AB	R	H	RBI	BB	SO	LOB
Rennie Stennett, R (1, 4) OBP: 0.310, SLG: 0.387	0-0 2B 8-2 1B	0-0 F8 2-3		B B B B 4-0 FC8-6 BB		0-0 P3		0-0 1B 2-H 1B		4	0	2	1	1	0	3
Gene Clines, R (1, 8) OBP: 0.200, SLG: 0.282	0-0 S 1-3 2B	0-0 FC5-4 1-2f		0-0 FC8-6 1-2f			0-0 L8	0-0 1-2 1B		5	0	2	0	0	0	3
Al Oliver, L (1, 3) OBP: 0.310, SLG: 0.482	B B B 4-0 S BB		0-0 4-1	0-0 L8			0-0 FC6-4 1B	0-0 4-3		4	0	1	0	1	0	3
Willie Stargell, L (1, 7) OBP: 0.373, SLG: 0.467	0-0 8-2 3-Hf		0-0 BB 1B		0-0 F8		0-0 FC6-4 1B 1-2f		0-0 1-3	5	1	1	0	0	0	4
Richie Zisk, R (1, 9) OBP: 0.395, SLG: 0.452 Dave Parker, L (9, PR) OBP: 0.360, SLG: 0.482 (9, 9)	S S 0-3 K 1-2 2-3		B B B B 4-0 1B 1B 1-2 BB		0-0 F8		0-0 FC4-6 1B 1-2		0-0 2B	4 0	1 0	2 0	0 0	1 0	1 0	2 0
Manny Sanguillen, R (1, 2) OBP: 0.284, SLG: 0.452		0-0 L8	0-0 1B 1-3 2-H 1B		0-0 F9		0-0 FC4-6 1-2f		0-0 5-3	5	0	1	1	0	0	3
Richie Hebner, L (1, 5) OBP: 0.384, SLG: 0.584		0-0 1B E 1B	0-0 1-3 3-H 1B			0-0 G3		0-0 G3	0-0 L9	5	1	2	1	0	0	1
Frank Taveras, R (1, 6) OBP: 0.365, SLG: 0.345		0-0 S E 1-2 1B	0-0 5-3			0-0 4-3 1B		0-0 F9		4	0	2	0	0	0	1
Jim Rooker, R (1, 1) OBP: 0.467, SLG: 0.533 Dave Giusti, R (8, 1) OBP: 0.250, SLG: 0.250		0-0 E2 FC5-4 1-2 2-H 1B		0-0 5-3		0-0 4-3 1-2		0-0 1B 2B		4 0	1 0	2 0	0 0	0 0	0 0	1 0
Inning Stats	R: 0 E: 0 K: 1 S: 6 H: 2 LOB: 2 BB: 1 P: 10	R: 1 E: 1 K: 0 S: 6 H: 3 LOB: 2 BB: 0 P: 6	R: 2 E: 0 K: 0 S: 5 H: 3 LOB: 1 BB: 1 P: 9	R: 0 E: 0 K: 0 S: 3 H: 0 LOB: 1 BB: 1 P: 7	R: 0 E: 0 K: 0 S: 3 H: 0 LOB: 0 BB: 0 P: 3	R: 0 E: 0 K: 0 S: 4 H: 1 LOB: 1 BB: 0 P: 4	R: 0 E: 0 K: 0 S: 5 H: 2 LOB: 2 BB: 0 P: 5	R: 1 E: 0 K: 0 S: 6 H: 3 LOB: 2 BB: 0 P: 6	R: 0 E: 0 K: 0 S: 4 H: 1 LOB: 1 BB: 0 P: 4	1B: 12 2B: 4 3B: 0 HR: 0 SF: 0 SAC: 0 DP: 1 HBP: 0						

PITCHER		IP	WLS	BF	H	R	ER	SO	BB	IBB	HBP	BLK	WP	HR	S	P	ERA	WHIP
Dave Roberts, L ERA: 3.38	(1, 1)	7.0	L	33	11	3	2	1	3	0	0	0	0	0	32	44	2.57	2.000
Fred Scherman, L ERA: 1.76	(8, 1)	2.0		10	4	1	1	0	0	0	0	0	0	0	10	10	4.50	2.000

PITCHER	IP	WLS	BF	H	R	ER	SO	BB	IBB	HBP	BLK	WP	HR	S	P	ERA	WHIP

TOP

Pittsburgh Pirates @ Houston Astros

Astrodome, Houston, TX

Thu May 09 1974, 8:05 PM EDT

Att. 10,864 - Dome

livebaseballscorecards.com

AB	40
R	4
H	15
RBI	3
BB	3
SO	1
LOB	21

WP: 0 PB: 0 SB: 3 CS: 0 PA: 43

Pittsburgh Pirates @ Houston Astros

Astrodome, Houston, TX

Thu May 09 1974, 8:05 PM EDT

Att. 10,864 - Dome

BOTTOM

Batter	1	2	3	4	5	6	7	8	9	AB	R	H	RBI	BB	SO	LOB
Mick Kelleher, R (1, 6) OBP: 0.194, SLG: 0.138	6-3		1-3		G3		G1-4-3 (1-2f)		K (1-2, 2-3)	3	0	0	0	0	0	0
Denis Menke, R (7, PH) OBP: 0.263, SLG: 0.200										1	0	0	0	0	0	1
Larry Milbourne, S (8, 6) OBP: 0.429, SLG: 0.412										0	0	0	0	0	0	0
Milt May, L (9, PH) OBP: 0.333, SLG: 0.329										1	0	0	0	0	1	2
Ollie Brown, R (1, 9) OBP: 0.238, SLG: 0.375	L8		FC6-4 BB		L8			K		3	0	0	0	1	1	0
Cesar Cedeno, R (1, 8) OBP: 0.373, SLG: 0.487	S S 1B		FC6-4 (1-2f)		F9			F7		4	0	1	0	0	0	1
Bob Watson, R (1, 7) OBP: 0.438, SLG: 0.477	BB (1-2)			L6		1-3		BB		2	0	0	0	2	0	0
Lee May, R (1, 3) OBP: 0.363, SLG: 0.544	F7 (2-3)			HR		2B		L8		4	1	2	1	0	0	3
Cliff Johnson, R (1, 2) OBP: 0.353, SLG: 0.467		K		K		K			WP 1B	4	0	1	0	0	3	1
Doug Rader, R (1, 5) OBP: 0.355, SLG: 0.402		L8		1B BB		K			WP (1-2) 1B	3	0	1	0	1	1	1
Tommy Helms, R (1, 4) OBP: 0.341, SLG: 0.416		L8		1-2 1B			6-3		L8	4	0	1	0	0	0	2
Dave Roberts, L (1, 1) OBP: 0.167, SLG: 0.364			5-3	K			G1-4-3 BB		K	2	0	0	0	0	1	2
Greg Gross, L (7, PH) OBP: 0.449, SLG: 0.424										0	0	0	0	1	0	0
Fred Scherman, L (8, 1)										0	0	0	0	0	0	0
Bob Gallagher, L (9, PH) OBP: 0.233, SLG: 0.214										1	0	0	0	0	1	2
Inning Stats	R: 0 E: 0 K: 0 S: 4 H: 1 LOB: 2 BB: 1 P: 8	R: 0 E: 0 K: 1 S: 5 H: 0 LOB: 0 BB: 0 P: 5	R: 0 E: 0 K: 0 S: 3 H: 0 LOB: 1 BB: 1 P: 7	R: 1 E: 0 K: 2 S: 9 H: 2 LOB: 2 BB: 1 P: 13	R: 0 E: 0 K: 0 S: 3 H: 0 LOB: 0 BB: 0 P: 3	R: 0 E: 0 K: 2 S: 8 H: 1 LOB: 1 BB: 0 P: 8	R: 0 E: 0 K: 0 S: 2 H: 0 LOB: 0 BB: 1 P: 6	R: 0 E: 0 K: 1 S: 5 H: 0 LOB: 1 BB: 1 P: 9	R: 0 E: 0 K: 2 S: 9 H: 2 LOB: 2 BB: 0 P: 9	1B: 4 2B: 1 3B: 0 HR: 1 SF: 0 SAC: 0 DP: 1 HBP: 0						

PITCHER	IP	WLS	BF	H	R	ER	SO	BB	IBB	HBP	BLK	WP	HR	S	P	ERA	WHIP
Jim Rooker, L (1, 1) ERA: 1.67	7.0	W	28	4	1	1	5	4	0	0	0	0	1	34	50	1.29	1.143
Dave Giusti, R (8, 1) ERA: 4.91	2.0		9	2	0	0	3	1	0	0	0	1	0	14	18	0.00	1.500

PITCHER	IP	WLS	BF	H	R	ER	SO	BB	IBB	HBP	BLK	WP	HR	S	P	ERA	WHIP

AB	32
R	1
H	6
RBI	1
BB	5
SO	8
LOB	15

WP: 1 PB: 0 SB: 2 CS: 0 PA: 37

livebaseballscorecards.com

Houston Astros @ Cincinnati Reds

Riverfront Stadium, Cincinnati, OH

Fri May 10 1974, 7:05 PM EDT

Att. 31,463 - Unknown

TOP

livebaseballscorecards.com

Batter	1	2	3	4	5	6	7	8	9	AB	R	H	RBI	BB	SO	LOB
Mick Kelleher, R (1, 6) OBP: 0.176, SLG: 0.125	1-3			6-3		FC3-6 CS 1-2f			K	3	0	0	0	0	0	1
Mike Easler, L (9, PH)										1	0	0	0	0	1	0
Greg Gross, L (1, 9) OBP: 0.451, SLG: 0.420	F7			CS 1B		F7 1-2			BB	3	0	1	0	1	0	1
Cesar Cedeno, R (1, 8) OBP: 0.370, SLG: 0.475	P6			S BB 1-2			6-3		P3	3	0	0	0	1	0	1
Bob Watson, R (1, 7) OBP: 0.424, SLG: 0.460		P4		6-3 1-2			6-3		F8	4	0	0	0	0	0	2
Lee May, R (1, 3) OBP: 0.354, SLG: 0.530		L7			K		5-3			3	0	0	0	0	1	0
Doug Rader, R (1, 5) OBP: 0.355, SLG: 0.400		6-3			FC3-6 1B			B5-3		3	0	1	0	0	0	0
Johnny Edwards, L (1, 2) OBP: 0.271, SLG: 0.386			G5-4-3 1B		FC3-6 3B 1-2f				2B	3	1	2	0	0	0	1
Larry Milbourne, S (8, PR) OBP: 0.429, SLG: 0.412										0	0	0	0	0	0	0
(8, 4)																
Tommy Helms, R (1, 4) OBP: 0.340, SLG: 0.435			G5-4-3 1-2f		1-H 3B				P2	3	0	1	1	0	0	2
Jerry Johnson, R (8, 1)										0	0	0	0	0	0	0
Larry Dierker, R (1, 1) OBP: 0.235, SLG: 0.235			K			FC3-6 1B			P5	2	0	1	0	0	1	0
Ken Forsch, R (7, 1)										0	0	0	0	0	0	0
Milt May, L (8, PH) OBP: 0.329, SLG: 0.324										1	0	0	0	0	0	1
(8, 2)																
Inning Stats	R: 0 E: 0 K: 0 S: 3 H: 0 LOB: 0 BB: 0 P: 3	R: 0 E: 0 K: 0 S: 3 H: 0 LOB: 0 BB: 0 P: 3	R: 0 E: 0 K: 1 S: 5 H: 1 LOB: 0 BB: 0 P: 5	R: 0 E: 0 K: 0 S: 3 H: 1 LOB: 1 BB: 1 P: 7	R: 1 E: 0 K: 1 S: 6 H: 2 LOB: 1 BB: 0 P: 6	R: 0 E: 0 K: 0 S: 3 H: 1 LOB: 0 BB: 0 P: 3	R: 0 E: 0 K: 0 S: 3 H: 0 LOB: 0 BB: 0 P: 3	R: 0 E: 0 K: 0 S: 4 H: 1 LOB: 1 BB: 0 P: 4	R: 0 E: 0 K: 1 S: 5 H: 0 LOB: 1 BB: 1 P: 9	1B: 4 2B: 1 3B: 1 HR: 0 SF: 0 SAC: 0 DP: 1 HBP: 0							

	AB	29
	R	1
	H	6
	RBI	1
	BB	2
	SO	3
	LOB	9

WP: 0 PB: 0 SB: 1 CS: 2 PA: 31

PITCHER		IP	WLS	BF	H	R	ER	SO	BB	IBB	HBP	BLK	WP	HR	S	P	ERA	WHIP
Jack Billingham, R ERA: 3.45	(1, 1)	9.0	W	31	6	1	1	3	2	0	0	0	0	0	35	43	1.00	0.889

PITCHER	IP	WLS	BF	H	R	ER	SO	BB	IBB	HBP	BLK	WP	HR	S	P	ERA	WHIP

Houston Astros @ Cincinnati Reds

Riverfront Stadium, Cincinnati, OH

Fri May 10 1974, 7:05 PM EDT

Att. 31,463 - Unknown

livebaseballscorecards.com

BOTTOM

Batter	1	2	3	4	5	6	7	8	9	AB	R	H	RBI	BB	SO	LOB
Pete Rose, S (1, 7) OBP: 0.414, SLG: 0.417	K		BB		BB		FC4-6			2	0	0	0	2	1	1
Joe Morgan, L (1, 4) OBP: 0.435, SLG: 0.460	P3		6-3		G6-4-3		BB			2	0	0	0	2	0	1
Johnny Bench, R (1, 2) OBP: 0.382, SLG: 0.398	F7			FC5-4	G6-4-3		FC6-4			3	0	1	0	1	0	3
Tony Perez, R (1, 3) OBP: 0.395, SLG: 0.576		BB		FC5-4		F9	FC6-4			3	1	0	0	1	0	4
Dan Driessen, L (1, 5) OBP: 0.347, SLG: 0.375		G4-3		HR		1B		L1-6 SH1-4		3	1	3	2	1	0	0
Darrel Chaney, S (9, 5)								BB		0	0	0	0	0	0	0
George Foster, R (1, 8) OBP: 0.368, SLG: 0.417		F8		6-3		F7		SH1-4		3	0	0	0	0	0	3
(7, 9)																
Ken Griffey, L (1, 9) OBP: 0.207, SLG: 0.185		G4-3		4-3		G3		L1-6		3	0	0	0	0	0	3
Cesar Geronimo, L (7, 8) OBP: 0.349, SLG: 0.459										1	0	0	0	0	0	1
Dave Concepcion, R (1, 6) OBP: 0.297, SLG: 0.472			F7		BB S		FC1-5			3	0	2	0	0	0	0
Jack Billingham, R (1, 1)			K		K		FC1-5			3	0	0	0	0	2	2
Inning Stats	R: 0 H: 0 E: 0 LOB: 0 K: 1 BB: 0 S: 5 P: 5	R: 0 H: 1 E: 0 LOB: 1 K: 0 BB: 1 S: 3 P: 7	R: 0 H: 0 E: 0 LOB: 1 K: 1 BB: 1 S: 5 P: 9	R: 2 H: 2 E: 0 LOB: 0 K: 0 BB: 0 S: 5 P: 5	R: 0 H: 1 E: 0 LOB: 2 K: 1 BB: 2 S: 5 P: 13	R: 0 H: 1 E: 0 LOB: 1 K: 0 BB: 0 S: 4 P: 4	R: 0 H: 1 E: 0 LOB: 3 K: 0 BB: 2 S: 4 P: 12	R: 0 H: 0 E: 0 LOB: 0 K: 0 BB: 1 S: 2 P: 6		1B: 4 SF: 0 2B: 2 SAC: 1 3B: 0 DP: 3 HR: 1 HBP: 0						

	AB	26
	R	2
	H	6
	RBI	2
	BB	7
	SO	3
	LOB	18

WP: 0 PA: 34
PB: 0
SB: 1
CS: 0

PITCHER		IP	WLS	BF	H	R	ER	SO	BB	IBB	HBP	BLK	WP	HR	S	P	ERA	WHIP
Larry Dierker, R ERA: 2.17	(1, 1)	6.2	L	30	6	2	2	3	6	0	0	0	0	1	30	54	2.70	1.800
Ken Forsch, R ERA: 1.26	(7, 1)	0.1		1	0	0	0	0	0	0	0	0	0	0	1	1	0.00	0.000
Jerry Johnson, R ERA: 3.52	(8, 1)	1.0		3	0	0	0	0	1	0	0	0	0	0	2	6	0.00	1.000

PITCHER	IP	WLS	BF	H	R	ER	SO	BB	IBB	HBP	BLK	WP	HR	S	P	ERA	WHIP

Batter	1	2	3	4	5	6	7	8	9	AB	R	H	RBI	BB	SO	LOB
Mick Kelleher, R (1, 6) OBP: 0.154, SLG: 0.108	F9	F8		5-3			K		4-3	5	0	0	0	0	1	2
Greg Gross, L (1, 9) (8, 7) OBP: 0.462, SLG: 0.446	BB 1B 1B		F9 2B		3-1		1B 1-2 1B 1B			4	1	3	0	0	0	0
Cesar Cedeno, R (1, 8) OBP: 0.373, SLG: 0.472	1B 1-2 1B BB		F9 2-3		F6		1B 1-2 2-3 1B			3	1	1	0	1	0	1
Bob Watson, R (1, 7) OBP: 0.419, SLG: 0.453 Bob Gallagher, L (8, 9) OBP: 0.233, SLG: 0.214	F7		5-3		5-3		1-2 2-H 3-H 1B			4 0	0 0	1 0	1 0	0 0	0 0	3 0
Lee May, R (1, 3) OBP: 0.351, SLG: 0.521	1B 1-3 2-H 1B		K			P5		K		4	0	1	1	0	2	1
Milt May, L (1, 2) OBP: 0.337, SLG: 0.325	1-2 3-H 1B			2B SF9 BB		F8		4-3		3	1	1	1	1	0	0
Doug Rader, R (1, 5) OBP: 0.352, SLG: 0.404	K			1-3 2B		F9		4-3		4	0	1	0	0	1	2
Tommy Helms, R (1, 4) OBP: 0.337, SLG: 0.432 Larry Milbourne, S (9, 4) OBP: 0.429, SLG: 0.412		F4		SF9 3-H			1B 1B 1B 1B		5-3	3 0	1 0	1 0	1 0	0 0	0 0	0 0
Tom Griffin, R (1, 1) OBP: 0.350, SLG: 0.474		K		K			F2		K	4	0	0	0	0	3	2
Inning Stats	R: 2 E: 0 K: 1 S: 8 H: 3 LOB: 2 BB: 1 P: 12	R: 0 E: 0 K: 1 S: 5 H: 0 LOB: 0 BB: 0 P: 5	R: 0 E: 0 K: 1 S: 6 H: 1 LOB: 1 BB: 0 P: 6	R: 1 E: 0 K: 1 S: 6 H: 1 LOB: 1 BB: 1 P: 10	R: 0 E: 0 K: 0 S: 3 H: 0 LOB: 0 BB: 0 P: 3	R: 0 E: 0 K: 0 S: 3 H: 0 LOB: 0 BB: 0 P: 3	R: 1 E: 0 K: 1 S: 8 H: 4 LOB: 2 BB: 0 P: 8	R: 0 E: 0 K: 1 S: 5 H: 0 LOB: 0 BB: 0 P: 5	R: 0 E: 0 K: 1 S: 5 H: 0 LOB: 0 BB: 0 P: 5	1B: 7 2B: 2 3B: 0 HR: 0 SF: 1 SAC: 0 DP: 0 HBP: 0						

PITCHER	IP	WLS	BF	H	R	ER	SO	BB	IBB	HBP	BLK	WP	HR	S	P	ERA	WHIP
Roger Nelson, R (1, 1) ERA: 3.43	7.0	L	31	9	4	4	5	2	0	0	0	0	0	39	47	5.14	1.571
Clay Carroll, R (8, 1) ERA: 3.5	2.0		6	0	0	0	2	0	0	0	0	0	0	10	10	0.00	0.000

PITCHER	IP	WLS	BF	H	R	ER	SO	BB	IBB	HBP	BLK	WP	HR	S	P	ERA	WHIP

TOP

Houston Astros @ Cincinnati Reds

Riverfront Stadium, Cincinnati, OH

Sat May 11 1974, 7:05 PM EDT

Att. 27,754 - Unknown

livebaseballscorecards.com

AB	34
R	4
H	9
RBI	4
BB	2
SO	7
LOB	11

WP: 0 PB: 0 SB: 0 CS: 0 PA: 37

Houston Astros @ Cincinnati Reds

Riverfront Stadium, Cincinnati, OH

Sat May 11 1974, 7:05 PM EDT

Att. 27,754 - Unknown

livebaseballscorecards.com

Batter	1	2	3	4	5	6	7	8	9	AB	R	H	RBI	BB	SO	LOB
Pete Rose, S (1, 7) OBP: 0.409, SLG: 0.405	BB 2B BB	6-3			6-3			F8		3	1	0	0	1	0	0
Joe Morgan, L (1, 4) OBP: 0.430, SLG: 0.447	1-2 2B BB		F9		4-3			F2		3	1	0	0	1	0	0
Johnny Bench, R (1, 2) OBP: 0.386, SLG: 0.413	1-H 2-H 1B 2B		K		K			1B		4	0	2	2	0	2	0
Tony Perez, R (1, 3) OBP: 0.381, SLG: 0.553	K		F9			K		K		4	0	0	0	0	3	2
Dan Driessen, L (1, 5) OBP: 0.343, SLG: 0.363	1B BB			F8		4-3			F8	3	0	0	0	1	0	0
George Foster, R (1, 8) OBP: 0.361, SLG: 0.404	K			BB 1B		K		K	K	4	0	1	0	0	3	2
Ken Griffey, L (1, 9) OBP: 0.226, SLG: 0.193	1-2 2-H 1B			K			G5-4-3 BB		K	3	0	1	0	1	2	1
Dave Concepcion, R (1, 6) OBP: 0.298, SLG: 0.463		K		1-2 BB			G5-4-3 1-2f			2	0	0	0	1	1	1
Roger Nelson, R (1, 1) OBP: 0.308, SLG: 0.250		3-1		K			F2			2	0	0	0	0	1	2
Andy Kosco, R (7, PH) OBP: 0.304, SLG: 0.300										1	0	0	0	0	0	0
Clay Carroll, R (8, 1)										0	0	0	0	0	0	0
Inning Stats	R: 2 E: 0 K: 2 S: 8 H: 2 LOB: 2 BB: 3 P: 20	R: 0 E: 0 K: 1 S: 5 H: 0 LOB: 0 BB: 0 P: 5	R: 0 E: 0 K: 1 S: 5 H: 0 LOB: 0 BB: 0 P: 5	R: 0 E: 0 K: 2 S: 8 H: 1 LOB: 2 BB: 1 P: 12	R: 0 E: 0 K: 1 S: 5 H: 0 LOB: 0 BB: 0 P: 5	R: 0 E: 0 K: 2 S: 7 H: 0 LOB: 0 BB: 0 P: 7	R: 0 E: 0 K: 0 S: 2 H: 0 LOB: 0 BB: 1 P: 6	R: 0 E: 0 K: 1 S: 6 H: 1 LOB: 1 BB: 0 P: 6	R: 0 E: 0 K: 2 S: 7 H: 0 LOB: 0 BB: 0 P: 7	1B: 3 2B: 1 3B: 0 HR: 0 SF: 0 SAC: 0 DP: 1 HBP: 0							

	AB	29
	R	2
	H	4
	RBI	2
	BB	5
	SO	12
	LOB	8

WP: 0 PB: 0 SB: 0 CS: 0 PA: 34

PITCHER		IP	WLS	BF	H	R	ER	SO	BB	IBB	HBP	BLK	WP	HR	S	P	ERA	WHIP
Tom Griffin, R ERA: 2.21	(1, 1)	9.0	W	34	4	2	2	12	5	0	0	0	0	0	53	73	2.00	1.000

PITCHER		IP	WLS	BF	H	R	ER	SO	BB	IBB	HBP	BLK	WP	HR	S	P	ERA	WHIP

Batter	1	2	3	4	5	6	7	8	9	AB	R	H	RBI	BB	SO	LOB
Mick Kelleher, R (1, 6) OBP: 0.167, SLG: 0.125	6-3		5-3			FC6-4 1B		BBBB 4-0 1B BB		3	0	1	0	0	0	1
Cliff Johnson, R (8, PH) OBP: 0.389, SLG: 0.467 (8, 2)										0	0	0	0	1	0	0
Tommy Helms, R (1, 4) OBP: 0.333, SLG: 0.424	P3			F8		F9		0-0 1-3 1B		4	0	1	0	0	0	1
Cesar Cedeno, R (1, 8) OBP: 0.363, SLG: 0.457	F3			SSS 0-3 K		SSS 0-3 K			0-0 B1	4	0	0	0	0	2	1
Bob Watson, R (1, 7) OBP: 0.414, SLG: 0.446		SSS 0-3 K		0-0 1B		0-0 FC6-4 1-2f			SSS 0-3 K	4	0	1	0	0	2	1
Lee May, R (1, 3) OBP: 0.341, SLG: 0.504		6-3		F7			0-0 P3		SSS 0-3 K	4	0	0	0	0	1	1
Doug Rader, R (1, 5) OBP: 0.344, SLG: 0.393		SSS 0-3 K			SSS 0-3 K		SSS 0-3 K			3	0	0	0	0	3	0
Ollie Brown, R (1, 9) OBP: 0.244, SLG: 0.372			FC6-4 1B		6-3		SSS 0-3 K			3	0	1	0	0	1	0
Milt May, L (1, 2) OBP: 0.348, SLG: 0.342			F7		2B			BBBB 4-0 G4-3 BB		2	0	1	0	1	0	1
Larry Milbourne, S (8, PR) OBP: 0.429, SLG: 0.412 (8, 6)										0	0	0	0	0	0	0
Claude Osteen, L (1, 1) OBP: 0.111, SLG: 0.111			FC6-4 1-2f		1-3			0-0 G4-3 1-2f		2	0	0	0	0	0	2
Greg Gross, L (8, PH) OBP: 0.458, SLG: 0.441										1	0	0	0	0	0	1
Jerry Johnson, R (8, 1)										0	0	0	0	0	0	0
Inning Stats	R: 0 H: 0 E: 0 LOB: 0 K: 0 BB: 0 S: 3 P: 3	R: 0 H: 0 E: 0 LOB: 0 K: 2 BB: 0 S: 7 P: 7	R: 0 H: 1 E: 0 LOB: 1 K: 0 BB: 0 S: 4 P: 4	R: 0 H: 1 E: 0 LOB: 1 K: 1 BB: 0 S: 6 P: 6	R: 0 H: 1 E: 0 LOB: 1 K: 1 BB: 0 S: 6 P: 6	R: 0 H: 1 E: 0 LOB: 1 K: 1 BB: 0 S: 6 P: 6	R: 0 H: 0 E: 0 LOB: 0 K: 2 BB: 0 S: 7 P: 7	R: 0 H: 1 E: 0 LOB: 2 K: 0 BB: 2 S: 2 P: 10	R: 0 H: 0 E: 0 LOB: 0 K: 2 BB: 0 S: 7 P: 7	1B: 4 SF: 0 2B: 1 SAC: 0 3B: 0 DP: 1 HR: 0 HBP: 0						

PITCHER	IP	WLS	BF	H	R	ER	SO	BB	IBB	HBP	BLK	WP	HR	S	P	ERA	WHIP
Fred Norman, L (1, 1) ERA: 1.46	9.0	W	32	5	0	0	9	2	0	0	0	0	0	48	56	0.00	0.778

PITCHER	IP	WLS	BF	H	R	ER	SO	BB	IBB	HBP	BLK	WP	HR	S	P	ERA	WHIP

TOP

Houston Astros @ Cincinnati Reds

Riverfront Stadium, Cincinnati, OH

Sun May 12 1974, 3:33 AM EDT

Unknown

livebaseballscorecards.com

AB	30
R	0
H	5
RBI	0
BB	2
SO	9
LOB	9

WP	0
PB	0
SB	0
CS	0
PA	32

Houston Astros @ Cincinnati Reds

Riverfront Stadium, Cincinnati, OH

Sun May 12 1974, 3:33 AM EDT

Unknown

BOTTOM

livebaseballscorecards.com

Batter	1	2	3	4	5	6	7	8	9	AB	R	H	RBI	BB	SO	LOB
Pete Rose, S (1, 7) OBP: 0.404, SLG: 0.395	L6		FC3-6 1-2 BB		F9		5-3			3	0	0	0	1	0	1
Joe Morgan, L (1, 4) OBP: 0.424, SLG: 0.434	WP BLK BB		FC3-6 FC6-4 1-2f 2-3		K		F9			3	0	0	0	1	1	3
Johnny Bench, R (1, 5) OBP: 0.390, SLG: 0.442	G6-4-3 1-3 BB		FC6-4 1-2f			F8		HR		3	1	1	1	1	0	2
Tony Perez, R (1, 3) OBP: 0.385, SLG: 0.547	G6-4-3 1-2f			HR 1B		6-3		1B S SF7-3 BB		3	1	1	0	1	0	2
Dan Driessen, L (8, PR) (9, 3) OBP: 0.343, SLG: 0.363										0	1	0	0	0	0	0
George Foster, R (1, 8) (8, 9) OBP: 0.354, SLG: 0.393		5-3		P4		1B		K 1-2		4	0	1	0	0	1	2
Dave Concepcion, R (1, 6) OBP: 0.305, SLG: 0.491		6-3		HR 1-H		F8		SF7-3 2-3 1B		4	1	2	2	0	0	1
Merv Rettenmund, R (1, 9) OBP: 0.361, SLG: 0.417		5-3		F9				HR		3	1	1	1	0	0	0
Cesar Geronimo, L (8, 8) OBP: 0.341, SLG: 0.459								SF7-3 1-2 3-H		0	0	0	1	0	0	0
Bill Plummer, R (1, 2) OBP: 0.333, SLG: 0.375			FC3-6 BB 1B	6-3				2B		3	0	2	0	0	0	0
Fred Norman, S (1, 1)			K		1-3		B3			3	0	0	0	0	1	2

	AB	29
	R	5
	H	8
	RBI	5
	BB	4
	SO	3
	LOB	13

Inning Stats	1	2	3	4	5	6	7	8	9
	R: 0 H: 0 E: 0 LOB: 1 K: 0 BB: 2 S: 2 P: 10	R: 0 H: 0 E: 0 LOB: 0 K: 0 BB: 0 S: 3 P: 3	R: 0 H: 1 E: 0 LOB: 2 K: 1 BB: 1 S: 6 P: 10	R: 2 H: 2 E: 0 LOB: 0 K: 0 BB: 0 S: 5 P: 5	R: 0 H: 0 E: 0 LOB: 0 K: 1 BB: 0 S: 5 P: 5	R: 0 H: 1 E: 0 LOB: 1 K: 0 BB: 0 S: 4 P: 4	R: 1 H: 2 E: 0 LOB: 1 K: 0 BB: 0 S: 5 P: 5	R: 2 H: 2 E: 0 LOB: 1 K: 1 BB: 1 S: 6 P: 10	

	1B: 4	SF: 1	WP: 1	PA: 34
	2B: 2	SAC: 0	PB: 0	
	3B: 0	DP: 2	SB: 1	
	HR: 3	HBP: 0	CS: 0	

PITCHER		IP	WLS	BF	H	R	ER	SO	BB	IBB	HBP	BLK	WP	HR	S	P	ERA	WHIP
Claude Osteen, L ERA: 3.31	(1, 1)	7.0	L	29	6	3	3	2	3	0	0	1	1	2	30	42	3.86	1.286
Jerry Johnson, R ERA: 4.41	(8, 1)	1.0		5	2	2	2	1	1	0	0	0	0	1	6	10	18.00	3.000

PITCHER	IP	WLS	BF	H	R	ER	SO	BB	IBB	HBP	BLK	WP	HR	S	P	ERA	WHIP

Batter	1	2	3	4	5	6	7	8	9	AB	R	H	RBI	BB	SO	LOB
Mick Kelleher, R (1, 6) OBP: 0.178, SLG: 0.119	4-3		K			BB			F7	2	0	0	0	1	1	0
Mike Easler, L (9, PH)										1	0	0	0	0	0	0
Greg Gross, L (1, 9) OBP: 0.450, SLG: 0.427	5-3			F8		K			HR	3	1	0	0	1	1	1
(5, 7)									BB							
Cesar Cedeno, R (1, 8) OBP: 0.360, SLG: 0.474	F9			6-3			K		HR	4	1	1	2	0	1	0
									1-H							
Bob Watson, R (1, 7) OBP: 0.415, SLG: 0.447		1B		F9			F8		K	2	0	1	0	0	0	0
Bob Gallagher, L (5, 9) OBP: 0.219, SLG: 0.200										2	0	0	0	0	1	0
Lee May, R (1, 3) OBP: 0.333, SLG: 0.492		K			F7		K			3	0	0	0	0	2	1
Doug Rader, R (1, 5) OBP: 0.336, SLG: 0.383		K			K			6-3		3	0	0	0	0	2	1
Johnny Edwards, L (1, 2) OBP: 0.255, SLG: 0.362		4-3			F9			F8		3	0	0	0	0	0	1
Tommy Helms, R (1, 4) OBP: 0.324, SLG: 0.412			K			P4		P4		3	0	0	0	0	1	0
Don Wilson, R (1, 1) OBP: 0.143, SLG: 0.143			K			L5			F5	2	0	0	0	0	1	0
Milt May, L (9, PH) OBP: 0.344, SLG: 0.338										1	0	0	0	0	0	0

TOP

Houston Astros @ Cincinnati Reds

Riverfront Stadium, Cincinnati, OH

Sun May 12 1974, 7:05 PM EDT

Att. 33,392 - Unknown

livebaseballscorecards.com

AB	29
R	2
H	2
RBI	2
BB	2
SO	10
LOB	4

Inning Stats	1	2	3	4	5	6	7	8	9
	R: 0 E: 0 K: 0 S: 3	H: 0 LOB: 0 BB: 0 P: 3	R: 0 E: 0 K: 2 S: 8	H: 1 LOB: 1 BB: 0 P: 8	R: 0 E: 0 K: 3 S: 9	H: 0 LOB: 0 BB: 0 P: 9	R: 0 E: 0 K: 0 S: 3	H: 0 LOB: 0 BB: 0 P: 3	R: 0 E: 0 K: 1 S: 5	H: 0 LOB: 0 BB: 0 P: 5	R: 0 E: 0 K: 1 S: 5	H: 0 LOB: 1 BB: 1 P: 9	R: 0 E: 0 K: 2 S: 7	H: 0 LOB: 0 BB: 0 P: 7	R: 0 E: 0 K: 0 S: 3	H: 0 LOB: 0 BB: 0 P: 3	R: 2 E: 0 K: 1 S: 6	H: 1 LOB: 0 BB: 1 P: 10

1B: 1	SF: 0	WP: 0	PA: 31
2B: 0	SAC: 0	PB: 0	
3B: 0	DP: 0	SB: 0	
HR: 1	HBP: 0	CS: 0	

PITCHER	IP	WLS	BF	H	R	ER	SO	BB	IBB	HBP	BLK	WP	HR	S	P	ERA	WHIP
Clay Kirby, R (1, 1) ERA: 5.08	9.0	W	31	2	2	2	10	2	0	0	0	0	1	49	57	2.00	0.444

PITCHER	IP	WLS	BF	H	R	ER	SO	BB	IBB	HBP	BLK	WP	HR	S	P	ERA	WHIP

Batter	1	2	3	4	5	6	7	8	9	AB	R	H	RBI	BB	SO	LOB
Pete Rose, S (1, 7) OBP: 0.407, SLG: 0.415	6-3		1B		F6		SF7 3B (2-H)			4	1	2	1	0	0	1
Joe Morgan, L (1, 4) OBP: 0.426, SLG: 0.430	BB (S)		K		BB (1-2)		SF7 (3-H)			1	0	0	1	2	1	1
Johnny Bench, R (1, 2) OBP: 0.385, SLG: 0.434	K (1-2)		K		K		1B (S)			4	0	1	0	0	3	4
Tony Perez, R (1, 3) OBP: 0.373, SLG: 0.527	K			F2	K	K (1-2)	K (1-2)			4	0	0	0	0	3	2
Darrel Chaney, S (8, 5)										0	0	0	0	0	0	0
Dan Driessen, L (1, 5) OBP: 0.340, SLG: 0.351 (8, 3)		BB (S)		K	K	K		G3		3	0	0	0	1	2	0
Merv Rettenmund, R (1, 9) OBP: 0.368, SLG: 0.469		K (1-2)		IHR		1B (E, S)		F8		4	1	2	1	0	1	1
Dave Concepcion, R (1, 6) OBP: 0.303, SLG: 0.483		K		P6		K (1-3)		2B 1B		4	1	1	0	0	2	2
Cesar Geronimo, L (1, 8) OBP: 0.375, SLG: 0.512		K			BB 1B		SH3-4 3B 1B	1-H 2B		4	1	3	1	0	1	1
Clay Kirby, R (1, 1) OBP: 0.143, SLG: 0.077			K		B3		SH3-4 (1-2)	B1		3	0	0	0	0	1	2
Inning Stats	R: 0 H: 0 E: 0 LOB: 1 K: 2 BB: 1 S: 7 P: 11	R: 0 H: 0 E: 0 LOB: 1 K: 3 BB: 1 S: 9 P: 13	R: 0 H: 1 E: 0 LOB: 1 K: 3 BB: 0 S: 10 P: 10	R: 1 H: 1 E: 0 LOB: 0 K: 1 BB: 0 S: 6 P: 6	R: 0 H: 1 E: 0 LOB: 2 K: 1 BB: 1 S: 6 P: 10	R: 0 H: 1 E: 0 LOB: 1 K: 3 BB: 0 S: 10 P: 10	R: 2 H: 3 E: 0 LOB: 1 K: 1 BB: 0 S: 8 P: 8	R: 1 H: 2 E: 0 LOB: 1 K: 0 BB: 0 S: 5 P: 5		1B: 6 SF: 1 2B: 1 SAC: 1 3B: 1 DP: 0 HR: 1 HBP: 0						

PITCHER	IP	WLS	BF	H	R	ER	SO	BB	IBB	HBP	BLK	WP	HR	S	P	ERA	WHIP
Don Wilson, R (1, 1) ERA: 6.12	8.0	L	36	9	4	4	14	3	0	0	0	0	0	61	73	4.50	1.500

PITCHER	IP	WLS	BF	H	R	ER	SO	BB	IBB	HBP	BLK	WP	HR	S	P	ERA	WHIP

BOTTOM

Houston Astros @ Cincinnati Reds

Riverfront Stadium, Cincinnati, OH

Sun May 12 1974, 7:05 PM EDT

Att. 33,392 - Unknown

livebaseballscorecards.com

AB	31
R	4
H	9
RBI	4
BB	3
SO	14
LOB	14

Batter	1	2	3	4	5	6	7	8	9	AB	R	H	RBI	BB	SO	LOB
Greg Gross, L (1, 7) OBP: 0.443, SLG: 0.420	4-3		1B		5-3 1-2 2-3			6-3		4	0	1	0	0	0	2
Bob Gallagher, L (1, 9) OBP: 0.194, SLG: 0.176	5-3		K		F7			4-3		4	0	0	0	0	1	3
Cesar Cedeno, R (1, 8) OBP: 0.357, SLG: 0.489	K			HR		F8		5-3		4	1	1	1	0	1	0
Lee May, R (1, 3) OBP: 0.331, SLG: 0.485		5-3		K		FC4-6 1B			6-3	4	0	1	0	0	1	0
Milt May, L (1, 2) OBP: 0.330, SLG: 0.321		K		F7		FC4-6 1-2f			G3	4	0	0	0	0	1	1
Doug Rader, R (1, 5) OBP: 0.341, SLG: 0.412		1B		F3		K			HR	4	1	2	1	0	1	1
Tommy Helms, R (1, 4) OBP: 0.321, SLG: 0.406		F9			F7		F4		HR 1B	4	1	1	0	0	0	1
Mick Kelleher, R (1, 6) OBP: 0.188, SLG: 0.114 Ollie Brown, R (9, PH) OBP: 0.261, SLG: 0.455			L9		BB 5-3 1B		F9		1-H HR	2 1	0 1	0 1	0 2	1 0	0 0	0 0
Dave Roberts, L (1, 1) OBP: 0.192, SLG: 0.375 Mike Nagy, R (5, 1) Mike Easler, L (7, PH) Jerry Johnson, R (7, 1) Cliff Johnson, R (9, PH) OBP: 0.368, SLG: 0.438			4-3		5-3 1-2 1B		L4		K	2 0 1 0 1	0 0 0 0 0	1 0 0 0 0	0 0 0 0 0	0 0 0 0 0	0 0 0 0 1	0 0 0 0 0
Inning Stats	R: 0 E: 0 K: 1 S: 5 H: 0 LOB: 0 BB: 0 P: 5	R: 0 E: 0 K: 1 S: 6 H: 1 LOB: 1 BB: 0 P: 6	R: 0 E: 0 K: 1 S: 6 H: 1 LOB: 1 BB: 0 P: 6	R: 1 E: 0 K: 1 S: 6 H: 1 LOB: 0 BB: 0 P: 6	R: 0 E: 0 K: 0 S: 4 H: 1 LOB: 2 BB: 1 P: 8	R: 0 E: 0 K: 1 S: 6 H: 1 LOB: 1 BB: 0 P: 6	R: 0 E: 0 K: 0 S: 3 H: 0 LOB: 0 BB: 0 P: 3	R: 0 E: 0 K: 0 S: 3 H: 0 LOB: 0 BB: 0 P: 3	R: 3 E: 0 K: 1 S: 8 H: 3 LOB: 0 BB: 0 P: 8	1B: 5 2B: 0 3B: 0 HR: 3 SF: 0 SAC: 0 DP: 0 HBP: 0						

PITCHER	IP	WLS	BF	H	R	ER	SO	BB	IBB	HBP	BLK	WP	HR	S	P	ERA	WHIP
Andy Messersmith, R (1, 1) ERA: 2.43	9.0	W	36	8	4	4	6	1	0	0	0	0	3	47	51	4.00	1.000

PITCHER	IP	WLS	BF	H	R	ER	SO	BB	IBB	HBP	BLK	WP	HR	S	P	ERA	WHIP

TOP

Houston Astros @ Los Angeles Dodgers

Dodger Stadium, Los Angeles, CA

Mon May 13 1974, 7:05 PM PDT

Att. 17,595 - Unknown

livebaseballscorecards.com

AB	35
R	4
H	8
RBI	4
BB	1
SO	6
LOB	8

PA:	36
WP:	0
PB:	0
SB:	0
CS:	0

Batter	1	2	3	4	5	6	7	8	9	AB	R	H	RBI	BB	SO	LOB
Davey Lopes, R (1, 4) OBP: 0.333, SLG: 0.243	5-3		BB, 1-2, 1B		F9, 1-2	1B, SF8, 1B	BBBB, 1-2, BB			4	1	2	0	1	0	2
Bill Buckner, L (1, 7) OBP: 0.397, SLG: 0.415	F9		F7		BBBB, 1B, 1B, BB	1-3, 1B	L7			4	1	1	0	1	0	5
Jimmy Wynn, R (1, 8) OBP: 0.444, SLG: 0.727	BBBB, BB		BBBB, 1-2, 2-3, BB		1B, FC6, 1-3, 2-H, 3-H, 1B	SF8, 3-H		E6, PB, 1B		2	2	1	3	2	0	0
Steve Garvey, R (1, 3) OBP: 0.350, SLG: 0.568	1-3		G3		F9, E, 1B, 1-3, 3-H, 1B	5-3		F9, 1-2		5	1	1	1	0	0	6
Ron Cey, R (1, 5) OBP: 0.377, SLG: 0.398		5-3		F7	FC6, 1B, 1-2, 3-H		1B, 1B, 2B	BBBB, 1B, BB		4	1	1	1	1	0	1
Tom Paciorek, R (1, 9) OBP: 0.280, SLG: 0.426		SSS, 0-3, K	5-3	F9, 2-3	SSS, 0-3, K	1-3, 2-H, 1B				5	0	1	1	0	2	3
Steve Yeager, R (1, 2) OBP: 0.407, SLG: 0.588		1-3	6-3	1-3, 3-H, 1B		FC6-4, 1B, 2-3, 1B		G1-4-6-3, 1-2f		5	0	2	1	0	0	2
Bill Russell, R (1, 6) OBP: 0.366, SLG: 0.466			F9		E, 1B, 1B		FC6-4, 1-2, 3-H, 1B			4	1	2	1	0	0	2
Andy Messersmith, R (1, 1) OBP: 0.360, SLG: 0.522			BB, 1B, 1B		E1, F9, 1B, 1-3	4-3	FC6-4, BB, 1-2f, 2-3			4	1	1	0	0	0	3
Inning Stats	R: 0 E: 0 K: 0 S: 3 H: 0 LOB: 1 BB: 1 P: 7	R: 0 E: 0 K: 1 S: 5 H: 0 LOB: 0 BB: 0 P: 5	R: 0 E: 0 K: 0 S: 5 H: 2 LOB: 3 BB: 1 P: 9	R: 0 E: 0 K: 0 S: 3 H: 0 LOB: 0 BB: 0 P: 3	R: 5 E: 2 K: 0 S: 9 H: 4 LOB: 2 BB: 1 P: 13	R: 1 E: 0 K: 0 S: 5 H: 2 LOB: 1 BB: 0 P: 5	R: 1 E: 0 K: 1 S: 8 H: 3 LOB: 3 BB: 1 P: 12	R: 1 E: 1 K: 0 S: 4 H: 1 LOB: 1 BB: 1 P: 8		1B: 11 2B: 1 3B: 0 HR: 0 SF: 1 SAC: 0 DP: 1 HBP: 0						

PITCHER		IP	WLS	BF	H	R	ER	SO	BB	IBB	HBP	BLK	WP	HR	S	P	ERA	WHIP
Dave Roberts, L ERA: 3.41	(1, 1)	4.2	L	25	6	5	2	1	3	0	0	0	0	0	24	36	3.86	1.929
Mike Nagy, R ERA: 3.6	(5, 1)	1.1		6	2	1	1	0	0	0	0	0	0	0	6	6	6.75	1.500
Jerry Johnson, R ERA: 4.42	(7, 1)	2.0		12	4	2	1	1	2	0	0	0	0	0	12	20	4.50	3.000

PITCHER	IP	WLS	BF	H	R	ER	SO	BB	IBB	HBP	BLK	WP	HR	S	P	ERA	WHIP

BOTTOM

Houston Astros @ Los Angeles Dodgers

Dodger Stadium, Los Angeles, CA

Mon May 13 1974, 7:05 PM PDT

Att. 17,595 - Unknown

livebaseballscorecards.com

AB	37
R	8
H	12
RBI	8
BB	5
SO	2
LOB	24

Batter	1	2	3	4	5	6	7	8	9	AB	R	H	RBI	BB	SO	LOB
Greg Gross, L (1, 7) OBP: 0.437, SLG: 0.408	B B B B 4-0 BB		x 0-0 ③ 1-3		x 0-0 ③ 6-3		x 0-0 ③ 4-3			3	0	0	0	1	0	3
Bob Gallagher, L (1, 9) OBP: 0.225, SLG: 0.189	S S S 0-3 ① K			B B B B 4-0 1B BB		x 0-0 FC5-4 1B		S S S 0-3 ① K		3	0	1	0	1	2	1
Cesar Cedeno, R (1, 8) OBP: 0.348, SLG: 0.475	x 0-0 ② F9			S S S 0-3 ① K		x 0-0 ① FC5-4 S BLK 1-2f		x 0-0 ② F8		4	0	0	0	0	1	3
Lee May, R (1, 3) OBP: 0.329, SLG: 0.478	S S S 0-3 ③ K			x 0-0 1-2 1B		x 0-0 ② F4 1-2		x 0-0 ③ P4		4	0	1	0	0	1	2
Doug Rader, R (1, 5) OBP: 0.338, SLG: 0.402		x 0-0 ① 6-3		S S S 0-3 ② K		B B B B 4-0 S BB			x 0-0 ① 6-3	3	0	0	0	1	1	2
Johnny Edwards, L (1, 2) OBP: 0.236, SLG: 0.333		x 0-0 ② P4		x 0-0 ③ 1-3		S S S 0-3 ③ K 1-2 2-3			S S S 0-3 ② K	4	0	0	0	0	2	4
Tommy Helms, R (1, 4) OBP: 0.319, SLG: 0.400		S S S 0-3 ③ K			x 0-0 1-3 1B		x 0-0 ① F8		x 0-0 ③ 6-3	4	0	1	0	0	1	0
Mick Kelleher, R (1, 6) OBP: 0.180, SLG: 0.109 Mike Easler, L (7, PH) OBP: 0.250, SLG: 0.250 Larry Milbourne, S (7, PR) OBP: 0.429, SLG: 0.412 (7, 6)			x 0-0 ① 1-3		x 0-0 ① L8		x 0-0 S 1B			2 1 0	0 0 0	0 1 0	0 0 0	0 0 0	0 0 0	1 0 0
Larry Dierker, R (1, 1) OBP: 0.211, SLG: 0.211 Milt May, L (7, PH) OBP: 0.326, SLG: 0.318 Ken Forsch, R (7, 1)			S S S 0-3 ② K		x 0-0 ② 1-3 1-2		x 0-0 ② F9 1-2			2 1 0	0 0 0	0 0 0	0 0 0	1 0 0	1 0 0	1 1 0
Inning Stats	R: 0 E: 0 K: 2 S: 7 H: 0 LOB: 1 BB: 1 P: 11	R: 0 E: 0 K: 1 S: 5 H: 0 LOB: 0 BB: 0 P: 5	R: 0 E: 0 K: 1 S: 5 H: 0 LOB: 0 BB: 0 P: 5	R: 0 E: 0 K: 2 S: 8 H: 1 LOB: 2 BB: 1 P: 12	R: 0 E: 0 K: 0 S: 4 H: 1 LOB: 1 BB: 0 P: 4	R: 0 E: 0 K: 1 S: 6 H: 1 LOB: 2 BB: 1 P: 10	R: 0 E: 0 K: 0 S: 4 H: 1 LOB: 2 BB: 0 P: 4	R: 0 E: 0 K: 1 S: 5 H: 0 LOB: 0 BB: 0 P: 5	R: 0 E: 0 K: 1 S: 5 H: 0 LOB: 0 BB: 0 P: 5	1B: 4 2B: 0 3B: 0 HR: 0	SF: 0 SAC: 0 DP: 0 HBP: 0			WP: 0 PB: 0 SB: 3 CS: 0	PA: 34	

PITCHER	IP	WLS	BF	H	R	ER	SO	BB	IBB	HBP	BLK	WP	HR	S	P	ERA	WHIP
Don Sutton, R (1, 1) ERA: 2.63	9.0	W	34	4	0	0	9	3	0	0	1	0	0	49	61	0.00	0.778

PITCHER	IP	WLS	BF	H	R	ER	SO	BB	IBB	HBP	BLK	WP	HR	S	P	ERA	WHIP

Houston Astros @ Los Angeles Dodgers

Dodger Stadium, Los Angeles, CA

Tue May 14 1974, 7:05 PM PDT

Att. 17,536 - Unknown

TOP

livebaseballscorecards.com

AB	31
R	0
H	4
RBI	0
BB	3
SO	9
LOB	18

BOTTOM

Houston Astros @ Los Angeles Dodgers

Dodger Stadium, Los Angeles, CA

Tue May 14 1974, 7:05 PM PDT

Att. 17,536 - Unknown

livebaseballscorecards.com

Batter	1	2	3	4	5	6	7	8	9	AB	R	H	RBI	BB	SO	LOB
Davey Lopes, R (1, 4) OBP: 0.331, SLG: 0.236	BBBB 4-0 CS BB	x 0-0 ③ 5-3			x 0-0 ② F2		SSS 0-3 ② K			3	0	0	0	1	1	4
Bill Buckner, L (1, 7) OBP: 0.393, SLG: 0.410	x 0-0 ①② G3 1-2		x 0-0 ① B1-3		x 0-0 1B		x 0-0 ③ L8			4	0	1	0	0	0	2
Jimmy Wynn, R (1, 8) OBP: 0.439, SLG: 0.711	SSS 0-3 ③ K		x 0-0 ② F2		SSS 0-3 ③ K			x 0-0 1B 1B		4	0	1	0	0	2	1
Steve Garvey, R (1, 3) OBP: 0.361, SLG: 0.574		x 0-0 ① 5-3	x 0-0 1B			x 0-0 S 1B		x 0-0 1-2 1B		4	0	3	0	0	0	0
Willie Crawford, L (1, 9) OBP: 0.392, SLG: 0.402 Tom Paciorek, R (9, 9) OBP: 0.280, SLG: 0.426		BBBB 4-0 HBP BB FC6-2 BB	x 0-0 ③ F8			x 0-0 ① F2 1-2		x 0-0 ① B3		3 0	0 0	0 0	0 0	1 0	0 0	4 0
Ron Cey, R (1, 5) OBP: 0.373, SLG: 0.389		BBBB 4-0 FC6-2 HBP 1-2 1B BB		x 0-0 ① P3		x 0-0 ② F9		SSS 0-3 ② K		3	1	0	0	1	1	3
Steve Yeager, R (1, 2) OBP: 0.414, SLG: 0.574		H 1-0 1B FC6-2 1-2 2-3 HBP		x 0-0 G5-4-3 1B		x 0-0 ③ P3		x 0-0 ③ 4-3		3	0	1	0	0	0	3
Bill Russell, R (1, 6) OBP: 0.358, SLG: 0.455		x 0-0 ② FC6-2 1B 1-2 2-3 3-Hf		x 0-0 ②③ G5-4-3 1-2f			x 0-0 ① F9			3	0	0	0	0	0	4
Don Sutton, R (1, 1) OBP: 0.192, SLG: 0.231		x 0-0 1-2 2-3 3-H 1B			x 0-0 ① 6-3		x 0-0 1B			3	0	2	1	0	0	0
Inning Stats	R: 0 E: 0 K: 1 S: 4 H: 0 LOB: 0 BB: 1 P: 8	R: 1 E: 0 K: 0 S: 4 H: 1 LOB: 3 BB: 2 P: 13	R: 0 E: 0 K: 0 S: 4 H: 1 LOB: 1 BB: 0 P: 4	R: 0 E: 0 K: 0 S: 3 H: 1 LOB: 0 BB: 0 P: 3	R: 0 E: 0 K: 1 S: 6 H: 1 LOB: 1 BB: 0 P: 6	R: 0 E: 0 K: 0 S: 4 H: 1 LOB: 1 BB: 0 P: 4	R: 0 E: 0 K: 1 S: 6 H: 1 LOB: 1 BB: 0 P: 6	R: 0 E: 0 K: 1 S: 7 H: 2 LOB: 2 BB: 0 P: 7		1B: 8 2B: 0 3B: 0 HR: 0	SF: 0 SAC: 0 DP: 1 HBP: 1					

	AB	30
	R	1
	H	8
	RBI	1
	BB	3
	SO	4
	LOB	21

WP: 0 PB: 0 SB: 1 CS: 1 PA: 34

PITCHER		IP	WLS	BF	H	R	ER	SO	BB	IBB	HBP	BLK	WP	HR	S	P	ERA	WHIP
Larry Dierker, R ERA: 2.1	(1, 1)	6.0	L	25	5	1	1	2	3	0	1	0	0	0	25	38	1.50	1.333
Ken Forsch, R ERA: 1.1	(7, 1)	2.0		9	3	0	0	2	0	0	0	0	0	0	13	13	0.00	1.500

PITCHER	IP	WLS	BF	H	R	ER	SO	BB	IBB	HBP	BLK	WP	HR	S	P	ERA	WHIP

Houston Astros @ Los Angeles Dodgers

Dodger Stadium, Los Angeles, CA

Wed May 15 1974, 7:05 PM PDT

Unknown

TOP

livebaseballscorecards.com

Batter	1	2	3	4	5	6	7	8	9	AB	R	H	RBI	BB	SO	LOB
Mick Kelleher, R (1, 6) OBP: 0.218, SLG: 0.157	0-0 1B		0-0 L6		0-0 E HR 1B 1-2 2-3	0-0 E7 4-3 1-3 1B		0-0 L3		5	1	3	0	0	0	0
Tommy Helms, R (1, 4) OBP: 0.322, SLG: 0.400	0-0 FC5-4 1B 1-2		0-0 F8		0-0 E4 HR 1B 1-3 2-H 3-H	0-0 4-3 2-3 3-H			0-0 F2	5	1	2	2	0	0	1
Cesar Cedeno, R (1, 8) OBP: 0.350, SLG: 0.493	0-0 FC5-4 S 1-2f		0-0 F8		0-0 HR 2-H 3-H	0-0 6-3			0-0 G6-4-3 1B	5	1	2	3	0	0	2
Bob Watson, R (1, 7) OBP: 0.415, SLG: 0.441	B B B B 4-0 FC6-4 BB 1-3			0-0 6-3	0-0 P4		0-0 1B		0-0 G6-4-3 1-2f	4	0	1	0	1	0	1
Lee May, R (1, 3) OBP: 0.327, SLG: 0.468	0-0 FC6-4 1-2f			0-0 F8	H 1-0 PB HBP		0-0 F7			3	0	0	0	0	0	3
Doug Rader, R (1, 5) OBP: 0.336, SLG: 0.397		0-0 FC6-4 1B		S S S 0-3 K	S S S 0-3 K 1-3		S S S 0-3 K			4	0	1	0	0	3	2
Ollie Brown, R (1, 9) OBP: 0.265, SLG: 0.435		0-0 F7			B B B 4-0 1B 1B BB		0-0 F2			2	1	0	0	1	1	2
Jerry Johnson, R (5, 1)					0-3 K					0	0	0	0	0	0	0
Mike Easler, L (7, PH) OBP: 0.200, SLG: 0.200										1	0	0	0	0	0	1
Fred Scherman, L (7, 1)										0	0	0	0	0	0	0
Milt May, L (1, 2) OBP: 0.323, SLG: 0.315		0-0 FC6-4 1-2f			0-0 1B 1B 1B 1-3 1B	0-0 F9		0-0 G3		4	1	1	0	0	0	1
Tom Griffin, R (1, 1) OBP: 0.333, SLG: 0.450		S S S 0-3 K			0-0 1B 1B E 1-2 3-H 1B	0-0 E 1B 4-3 1B		0-0 6-3		1	0	0	0	0	1	1
Cliff Johnson, R (5, PH) OBP: 0.400, SLG: 0.471										1	1	1	1	0	0	0
Mike Nagy, R (5, 1)										0	0	0	0	0	0	0
Ken Forsch, R (5, 1)										0	0	0	0	0	0	0
Bob Gallagher, L (5, 9) OBP: 0.238, SLG: 0.205										2	1	1	0	0	0	0
Inning Stats	R: 0 H: 2 E: 0 LOB: 2 K: 0 BB: 1 S: 4 P: 8	R: 0 H: 1 E: 0 LOB: 1 K: 1 BB: 0 S: 6 P: 6	R: 0 H: 0 E: 0 LOB: 0 K: 0 BB: 0 S: 3 P: 3	R: 0 H: 0 E: 0 LOB: 0 K: 1 BB: 0 S: 5 P: 5	R: 6 H: 5 E: 1 LOB: 1 K: 2 BB: 1 S: 12 P: 17	R: 1 H: 2 E: 1 LOB: 1 K: 0 BB: 0 S: 5 P: 5	R: 0 H: 1 E: 0 LOB: 1 K: 1 BB: 0 S: 6 P: 6	R: 0 H: 0 E: 0 LOB: 0 K: 0 BB: 0 S: 3 P: 3	R: 0 H: 1 E: 0 LOB: 0 K: 0 BB: 0 S: 3 P: 3	1B: 11 SF: 0 2B: 0 SAC: 0 3B: 0 DP: 1 HR: 1 HBP: 1						

AB	37
R	7
H	12
RBI	6
BB	2
SO	5
LOB	14

WP: 0 PA: 40
PB: 2
SB: 2
CS: 0

PITCHER		IP	WLS	BF	H	R	ER	SO	BB	IBB	HBP	BLK	WP	HR	S	P	ERA	WHIP
Tommy John, L ERA: 2.51	(1, 1)	4.0		20	7	5	5	2	2	0	0	0	0	0	22	30	11.25	2.250
Charlie Hough, R ERA: 2.0	(5, 1)	1.0	W	5	1	1	1	2	0	0	1	0	0	1	8	9	9.00	1.000
Mike Marshall, R ERA: 2.43	(6, 1)	4.0	S	15	4	1	0	1	0	0	0	0	0	0	17	17	0.00	1.000

PITCHER	IP	WLS	BF	H	R	ER	SO	BB	IBB	HBP	BLK	WP	HR	S	P	ERA	WHIP

Batter	1	2	3	4	5	6	7	8	9	AB	R	H	RBI	BB	SO	LOB
Davey Lopes, R (1, 4) OBP: 0.331, SLG: 0.232	6-3		BBBB G4-6-3 BB	6-3	FC3-2 1-2 2-3 3-Hf		SH3-4 1-2 2-3			2	0	0	0	1	0	1
Manny Mota, R (5, PH) OBP: 0.458, SLG: 0.471										1	1	0	0	0	0	3
Mike Marshall, R (6, 1)										0	0	0	0	0	0	0
Bill Buckner, L (1, 7) OBP: 0.400, SLG: 0.425	FC6-4 2B		G4-6-3 1-2f		BB E 1B 1-3 2-H 3-H 1B		P4			5	1	3	2	0	0	3
Jimmy Wynn, R (1, 8) OBP: 0.444, SLG: 0.701	BBBB FC6-4 BB		F7		BBBB E 1-2 1B BB FC6-4 1-2 3-H 1B		F7			3	1	1	1	2	0	2
Steve Garvey, R (1, 3) OBP: 0.356, SLG: 0.567	FC6-4 BB 1-2f 2-3			2B 2B	E6 PB 1B E 1-3 2-H FC6-4 1-2f			1-3 HR		5	2	1	0	0	0	5
Willie Crawford, L (1, 9) OBP: 0.407, SLG: 0.435	BBBB 1-2 BB			BBBB 2B BB	PB E 1B 1-2 3-H	F8		HR		3	3	2	2	2	0	0
Ron Cey, R (1, 5) OBP: 0.368, SLG: 0.389	F4			E 2B 1-H 2-H	SSS K 1-2 2-3	F8		F8		5	1	1	2	0	1	5
Steve Yeager, R (1, 2) OBP: 0.429, SLG: 0.569		F7		F9	BBBB E FC3-2 BB	CS 1B		1B		4	0	2	0	1	0	1
Bill Russell, R (1, 6) OBP: 0.359, SLG: 0.452		F8		E6 2-H	E8 FC3-2 1-3 2-H 3-H	CS 1-2	SH3-4 BB 1B	G3		5	1	2	2	0	0	1
Tommy John, R (1, 1) OBP: 0.182, SLG: 0.273		F9		F8	FC3-2 1B IBB		BBBB SH3-4 1-2 BB			2	0	0	0	0	0	1
Charlie Hough, R (5, 1)										0	0	0	0	0	0	0
Von Joshua, L (5, PH) OBP: 0.200, SLG: 0.308										0	1	0	0	1	0	0
Lee Lacy, R (6, 4) OBP: 0.320, SLG: 0.333										0	0	0	0	1	0	0
Inning Stats	R: 0 E: 0 K: 0 S: 4 H: 1 LOB: 3 BB: 2 P: 12	R: 0 E: 0 K: 0 S: 3 H: 0 LOB: 0 BB: 0 P: 3	R: 0 E: 0 K: 0 S: 2 H: 0 LOB: 0 BB: 1 P: 6	R: 3 E: 1 K: 0 S: 6 H: 2 LOB: 1 BB: 1 P: 10	R: 7 E: 2 K: 1 S: 11 H: 5 LOB: 2 BB: 3 P: 23	R: 0 E: 0 K: 0 S: 3 H: 1 LOB: 0 BB: 0 P: 3	R: 0 E: 0 K: 0 S: 4 H: 1 LOB: 2 BB: 1 P: 8	R: 1 E: 0 K: 0 S: 5 H: 2 LOB: 1 BB: 0 P: 5		1B: 8 2B: 3 3B: 0 HR: 1 SF: 0 SAC: 1 DP: 1 HBP: 0						

PITCHER		IP	WLS	BF	H	R	ER	SO	BB	IBB	HBP	BLK	WP	HR	S	P	ERA	WHIP
Tom Griffin, R ERA: 2.36	(1, 1)	4.0		19	3	3	2	0	4	0	0	0	0	0	15	31	4.50	1.750
Mike Nagy, R ERA: 6.3	(5, 1)	0.0	L	4	2	4	4	0	1	0	0	0	0	0	3	7	∞	∞
Ken Forsch, R ERA: 2.65	(5, 1)	0.2		6	2	2	1	1	1	1	0	0	0	0	6	14	13.50	4.500
Jerry Johnson, R ERA: 4.12	(5, 1)	1.1		5	2	1	1	0	0	0	0	0	0	0	5	5	6.75	1.500
Fred Scherman, L ERA: 2.08	(7, 1)	2.0		10	3	1	1	0	1	0	0	0	0	1	9	13	4.50	2.000

PITCHER	IP	WLS	BF	H	R	ER	SO	BB	IBB	HBP	BLK	WP	HR	S	P	ERA	WHIP

BOTTOM

Houston Astros @ Los Angeles Dodgers

Dodger Stadium, Los Angeles, CA

Wed May 15 1974, 7:05 PM PDT

Unknown

livebaseballscorecards.com

AB	35
R	11
H	12
RBI	9
BB	8
SO	1
LOB	22

WP: 0 PA: 45
PB: 1
SB: 0
CS: 1

Batter	1	2	3	4	5	6	7	8	9	AB	R	H	RBI	BB	SO	LOB
Greg Gross, L (1, 7) OBP: 0.439, SLG: 0.406	BBBB; 4-0; WP; 6-3; 6-3; BB		x; 0-0; E6; 4-3; 1B		x; 0-0; ①; 6-3		x; 0-0; ②; 4-3			3	1	1	0	1	0	0
Tommy Helms, R (1, 4) OBP: 0.311, SLG: 0.387	x; 0-0; ①; 6-3; 1-2		x; 0-0; ①; 4-3; 2-3		x; 0-0; ②; F8		x; 0-0; ③; 6-3			4	0	0	0	0	0	2
Cesar Cedeno, R (1, 8) OBP: 0.347, SLG: 0.493	x; 0-0; ②; 6-3; 2-H		x; 0-0; ②; F8		x; 0-0; 2B			x; 0-0; ①; 5-3		4	0	1	1	0	0	1
Lee May, R (1, 3) OBP: 0.325, SLG: 0.462	x; 0-0; ③; F8		x; 0-0; ③; 6-3		x; 0-0; ③; 6-3			x; 0-0; 1B		4	0	1	0	0	0	2
Cliff Johnson, R (1, 2) OBP: 0.417, SLG: 0.619		x; 0-0; ①; F8		x; 0-0; G3; 3B		x; 0-0; 2B		x; 0-0; ②; F8		4	1	2	0	0	0	1
Doug Rader, R (1, 5) OBP: 0.340, SLG: 0.391		H; 1-0; 1B; HBP		BBBB; 4-0; G3; BB		SSS; 0-3; ①; K		x; 0-0; ③; L8		2	0	0	0	1	1	2
Ollie Brown, R (1, 9) OBP: 0.245, SLG: 0.400		SSS; 0-3; ②; K		SSS; 0-3; ①; K		SSS; 0-3; ②; K			x; 0-0; ①; L7	4	0	0	0	0	3	4
Mick Kelleher, R (1, 6) OBP: 0.232, SLG: 0.173 Bob Watson, R (4, PH) OBP: 0.412, SLG: 0.438 Mike Nagy, R (4, 1) Mike Easler, L (6, PH) OBP: 0.167, SLG: 0.167 Fred Scherman, L (6, 1) Larry Milbourne, S (9, PH) OBP: 0.409, SLG: 0.389		x; 0-0; FC5-4; 1-2; 1B		x; 0-0; ②; G3; 1-2; 3-H		SSS; 0-3; ③; K			x; 0-0; ②; F8	1 1 0 1 0 1	0 0 0 0 0 0	1 0 0 0 0 0	0 1 0 0 0 0	0 0 0 1 0 0	0 0 0 1 0 0	0 1 0 1 0 0
Doug Konieczny, R (1, 1) Denis Menke, R (4, PH) OBP: 0.227, SLG: 0.167 (4, 6)		x; 0-0; ③; FC5-4; 1-2f		x; 0-0; ③; F7			x; 0-0; ①; F3		x; 0-0; ③; F7	1 3	0 0	0 0	0 0	0 0	0 0	2 1
Inning Stats	R: 1 E: 0 K: 0 S: 3 H: 0 LOB: 0 BB: 1 P: 7	R: 0 E: 0 K: 1 S: 6 H: 1 LOB: 2 BB: 0 P: 7	R: 0 E: 1 K: 0 S: 4 H: 1 LOB: 1 BB: 0 P: 4	R: 1 E: 0 K: 1 S: 6 H: 1 LOB: 1 BB: 1 P: 10	R: 0 E: 0 K: 0 S: 4 H: 1 LOB: 1 BB: 0 P: 4	R: 0 E: 0 K: 3 S: 10 H: 1 LOB: 1 BB: 0 P: 10	R: 0 E: 0 K: 0 S: 3 H: 0 LOB: 0 BB: 0 P: 3	R: 0 E: 0 K: 0 S: 4 H: 1 LOB: 1 BB: 0 P: 4	R: 0 E: 0 K: 0 S: 3 H: 0 LOB: 0 BB: 0 P: 3	1B: 3 2B: 2 3B: 1 HR: 0	SF: 0 SAC: 0 DP: 0 HBP: 1						

PITCHER	IP	WLS	BF	H	R	ER	SO	BB	IBB	HBP	BLK	WP	HR	S	P	ERA	WHIP
Doug Rau, L (1, 1) ERA: 2.41	9.0	W	36	6	2	2	5	2	0	1	0	1	0	43	52	2.00	0.889

PITCHER	IP	WLS	BF	H	R	ER	SO	BB	IBB	HBP	BLK	WP	HR	S	P	ERA	WHIP

TOP

Houston Astros @ Los Angeles Dodgers

Dodger Stadium, Los Angeles, CA

Wed May 15 1974, 7:05 PM PDT

Att. 33,018 - Unknown

livebaseballscorecards.com

AB	33
R	2
H	6
RBI	2
BB	2
SO	5
LOB	17

1B: 3	SF: 0	WP: 1	PA: 36
2B: 2	SAC: 0	PB: 0	
3B: 1	DP: 0	SB: 0	
HR: 0	HBP: 1	CS: 0	

Batter	1	2	3	4	5	6	7	8	9	AB	R	H	RBI	BB	SO	LOB
Davey Lopes, R (1, 4) OBP: 0.333, SLG: 0.239	K	1-2 1B		6-3		SH1-3 1B	K			5	0	2	0	0	2	0
Bill Buckner, L (1, 7) OBP: 0.389, SLG: 0.412	K2-3	F5		5-3		SH1-3 1-2		F4		4	0	0	0	0	1	2
Jimmy Wynn, R (1, 8) OBP: 0.443, SLG: 0.683 Rick Auerbach, R (9, 6) OBP: 0.667, SLG: 0.667	BB		BB WP FC3-2 BB	K		P3		6-3		3 0	0 0	0 0	0 0	2 0	1 0	1 0
Steve Garvey, R (1, 3) OBP: 0.351, SLG: 0.575	F5		P6		HR	K		F7		5	1	1	1	0	1	3
Willie Crawford, L (1, 9) OBP: 0.410, SLG: 0.432		6-3	FC3-2 BB 1-2 1B BB		K		S HR 1B			3	2	1	0	1	1	0
Ron Cey, R (1, 5) OBP: 0.384, SLG: 0.398		1B 3B 1B	FC3-2 1-2 2-3 1B BB		HR 1B		1-2 HR BB			2	4	2	0	2	0	0
Joe Ferguson, R (1, 2) OBP: 0.366, SLG: 0.347		1-2 3B 1B	FC3-2 1B 1-2 2-3 3-Hf		1-H HR		1-H 2-H HR			4	3	3	5	0	0	3
Bill Russell, R (1, 6) OBP: 0.363, SLG: 0.469 Tom Paciorek, R (9, 8) OBP: 0.280, SLG: 0.426		1-H 2-H CS 3B	FC6-4 1-2 2-H 3-H 1B		4-3		F9			4 0	0 0	2 0	4 0	0 0	0 0	0 0
Doug Rau, L (1, 1) OBP: 0.200, SLG: 0.077		1B 3-H BB	FC6-4 1-2f		K		6-3			3	0	0	0	1	1	2
Inning Stats	R: 0 E: 0 K: 2 S: 7 H: 0 LOB: 1 BB: 1 P: 11	R: 2 E: 0 K: 0 S: 6 H: 4 LOB: 2 BB: 1 P: 10	R: 2 E: 0 K: 0 S: 4 H: 1 LOB: 2 BB: 3 P: 16	R: 0 E: 0 K: 1 S: 5 H: 0 LOB: 0 BB: 0 P: 5	R: 3 E: 0 K: 2 S: 10 H: 3 LOB: 0 BB: 0 P: 10	R: 0 E: 0 K: 1 S: 6 H: 1 LOB: 1 BB: 0 P: 6	R: 3 E: 0 K: 1 S: 7 H: 2 LOB: 0 BB: 1 P: 11	R: 0 E: 0 K: 0 S: 3 H: 0 LOB: 0 BB: 0 P: 3		1B: 7 2B: 0 3B: 1 HR: 3 SF: 0 SAC: 1 DP: 0 HBP: 0				WP: 1 PB: 0 SB: 1 CS: 1 PA: 40		

PITCHER		IP	WLS	BF	H	R	ER	SO	BB	IBB	HBP	BLK	WP	HR	S	P	ERA	WHIP
Doug Konieczny, R ERA: 7.62	(1, 1)	3.0	L	18	5	4	4	2	5	0	0	0	1	0	17	37	12.00	3.333
Mike Nagy, R ERA: 7.5	(4, 1)	2.0		9	3	3	3	3	0	0	0	0	0	2	15	15	13.50	1.500
Fred Scherman, L ERA: 3.1	(6, 1)	3.0		13	3	3	3	2	1	0	0	0	0	1	16	20	9.00	1.333

PITCHER	IP	WLS	BF	H	R	ER	SO	BB	IBB	HBP	BLK	WP	HR	S	P	ERA	WHIP

BOTTOM

Houston Astros @ Los Angeles Dodgers

Dodger Stadium, Los Angeles, CA

Wed May 15 1974, 7:05 PM PDT

Att. 33,018 - Unknown

livebaseballscorecards.com

AB	33
R	10
H	11
RBI	10
BB	6
SO	7
LOB	11

Cincinnati Reds @ Houston Astros

Astrodome, Houston, TX

Fri May 17 1974, 8:05 PM EDT

Att. 16,652 - Dome

TOP

livebaseballscorecards.com

Batter	1	2	3	4	5	6	7	8	9	AB	R	H	RBI	BB	SO	LOB
Pete Rose, S (1, 7) OBP: 0.399, SLG: 0.425	BB 1B 1B	K		E 1-2 1B		F8		F8		5	2	2	0	0	1	1
Joe Morgan, L (1, 4) OBP: 0.425, SLG: 0.431	BBBB	1B		E3 4-3 1-H 2-H		2B		F4		4	1	2	0	1	0	1
Johnny Bench, R (1, 5) OBP: 0.403, SLG: 0.500	1B E 1-2 2-H 1B	1B 1-3 1B		4-3 2-3		BB			K	4	0	2	1	1	1	1
Tony Perez, R (1, 3) OBP: 0.360, SLG: 0.520 Dan Driessen, L (9, PR) OBP: 0.333, SLG: 0.343 (9, 3)	P5 2-3	F8		F9		K			2B	5 0	0 0	1 0	0 0	0 0	1 0	7 0
George Foster, R (1, 8) OBP: 0.329, SLG: 0.359 (7, 9)	K	5-3			F8		K		K	5	0	0	0	0	3	3
Dave Concepcion, R (1, 6) OBP: 0.290, SLG: 0.438	E6 1B 1-2 3-H	1-3			S BB		F7		6-3	4	0	0	0	1	0	2
Merv Rettenmund, R (1, 9) OBP: 0.341, SLG: 0.410 Cesar Geronimo, L (7, 8) OBP: 0.382, SLG: 0.511	1-2 2-3 1B	5-3			L8 1-2		F8			4 0	0 0	1 0	0 0	0 0	0 0	1 0
Bill Plummer, R (1, 2) OBP: 0.250, SLG: 0.267	F8			5-3	6-3			1B		4	0	1	0	0	0	4
Fred Norman, S (1, 1) OBP: 0.071, SLG: 0.071 Clay Carroll, R (9, 1)		K		E 1B 1B		6-3		K		4 0	1 0	1 0	0 0	0 0	2 0	1 0

AB	39
R	4
H	10
RBI	1
BB	3
SO	8
LOB	21

Inning Stats									
	R: 2 E: 1 K: 1 S: 9	H: 3 LOB: 3 BB: 1 P: 13	R: 0 E: 0 K: 2 S: 9	H: 2 LOB: 2 BB: 0 P: 9	R: 0 E: 0 K: 0 S: 3	H: 0 LOB: 0 BB: 0 P: 3	R: 2 E: 1 K: 0 S: 6	H: 2 LOB: 1 BB: 0 P: 6	R: 0 E: 0 K: 0 S: 3	H: 0 LOB: 1 BB: 1 P: 7
	R: 0 E: 0 K: 1 S: 6	H: 1 LOB: 2 BB: 1 P: 10	R: 0 E: 0 K: 1 S: 5	H: 0 LOB: 0 BB: 0 P: 5	R: 0 E: 0 K: 1 S: 6	H: 1 LOB: 1 BB: 0 P: 6	R: 0 E: 0 K: 2 S: 8	H: 1 LOB: 1 BB: 0 P: 8	1B: 8 2B: 2 3B: 0 HR: 0	SF: 0 SAC: 0 DP: 0 HBP: 0

PITCHER		IP	WLS	BF	H	R	ER	SO	BB	IBB	HBP	BLK	WP	HR	S	P	ERA	WHIP
Claude Osteen, L ERA: 3.08	(1, 1)	7.0	L	34	8	4	1	5	3	0	0	0	0	0	41	53	1.29	1.571
Jerry Johnson, R ERA: 3.74	(8, 1)	2.0		8	2	0	0	3	0	0	0	0	0	0	14	14	0.00	1.000

PITCHER	IP	WLS	BF	H	R	ER	SO	BB	IBB	HBP	BLK	WP	HR	S	P	ERA	WHIP

Batter	1	2	3	4	5	6	7	8	9	AB	R	H	RBI	BB	SO	LOB
Roger Metzger, S (1, 6) OBP: 0.380, SLG: 0.404	1-3		K		K			FC6-4 1B		4	0	1	0	0	2	1
Tommy Helms, R (1, 4) OBP: 0.302, SLG: 0.374	F7		F8			6-3		F9		4	0	0	0	0	0	2
Cesar Cedeno, R (1, 8) OBP: 0.345, SLG: 0.484	K		P5			5-3 BB		F6		3	0	0	0	1	1	2
Bob Watson, R (1, 7) OBP: 0.408, SLG: 0.432		1B 1B		F8		5-3 1-2		FC6-4 1-2f		4	0	1	0	0	0	2
Lee May, R (1, 3) OBP: 0.329, SLG: 0.463		1-2 1B		1B		6-3			F8	4	0	2	0	0	0	1
Doug Rader, R (1, 5) OBP: 0.344, SLG: 0.424		L7		K				HR	1B 2B	4	2	2	1	0	1	3
Ollie Brown, R (1, 9) OBP: 0.246, SLG: 0.389		F9		P3			K		1B 1B	4	0	1	0	0	1	3
Milt May, L (1, 2) OBP: 0.314, SLG: 0.304		L8			F8		F7		G4-3 1-2 2-H 1B	3	0	0	0	0	0	2
Cliff Johnson, R (9, PH) OBP: 0.440, SLG: 0.636										1	0	1	1	0	0	0
Claude Osteen, L (1, 1) OBP: 0.150, SLG: 0.200			2B		6-3		F7		G4-3 1-2f	2	0	1	0	0	0	0
Greg Gross, L (7, PH) OBP: 0.435, SLG: 0.402										1	0	0	0	0	0	0
Jerry Johnson, R (8, 1)										0	0	0	0	0	0	0
Mike Easler, L (9, PH) OBP: 0.143, SLG: 0.143										1	0	0	0	0	0	2
Inning Stats	R: 0 H: 0 E: 0 LOB: 0 K: 1 BB: 0 S: 5 P: 5	R: 0 H: 2 E: 0 LOB: 2 K: 0 BB: 0 S: 5 P: 5	R: 0 H: 1 E: 0 LOB: 1 K: 1 BB: 0 S: 6 P: 6	R: 0 H: 1 E: 0 LOB: 1 K: 1 BB: 0 S: 6 P: 6	R: 0 H: 0 E: 0 LOB: 0 K: 1 BB: 0 S: 5 P: 5	R: 0 H: 0 E: 0 LOB: 1 K: 0 BB: 1 S: 3 P: 7	R: 1 H: 1 E: 0 LOB: 0 K: 1 BB: 0 S: 6 P: 6	R: 0 H: 1 E: 0 LOB: 1 K: 0 BB: 0 S: 4 P: 4	R: 1 H: 3 E: 0 LOB: 1 K: 0 BB: 0 S: 5 P: 5	1B: 6 SF: 0 2B: 2 SAC: 0 3B: 0 DP: 1 HR: 1 HBP: 0						

PITCHER		IP	WLS	BF	H	R	ER	SO	BB	IBB	HBP	BLK	WP	HR	S	P	ERA	WHIP
Fred Norman, L ERA: 1.59	(1, 1)	8.1	W	34	8	2	2	5	1	0	0	0	0	1	43	47	2.16	1.080
Clay Carroll, R ERA: 3.2	(9, 1)	0.2	S	2	1	0	0	0	0	0	0	0	0	0	2	2	0.00	1.500

PITCHER	IP	WLS	BF	H	R	ER	SO	BB	IBB	HBP	BLK	WP	HR	S	P	ERA	WHIP

BOTTOM

Cincinnati Reds @ Houston Astros

Astrodome, Houston, TX

Fri May 17 1974, 8:05 PM EDT

Att. 16,652 - Dome

livebaseballscorecards.com

AB	35
R	2
H	9
RBI	2
BB	1
SO	5
LOB	18

Cincinnati Reds @ Houston Astros

Astrodome, Houston, TX

Sat May 18 1974, 8:05 PM EDT

Att. 19,390 - Dome

TOP

livebaseballscorecards.com

Batter	1	2	3	4	5	6	7	8	9	AB	R	H	RBI	BB	SO	LOB
Pete Rose, S (1, 7) OBP: 0.399, SLG: 0.424	3-1	1B		4-3			HR, BB	1B	L5	5	1	2	0	0	0	2
Joe Morgan, L (1, 4) OBP: 0.430, SLG: 0.437	E, 2B	L8			F6		HR, 1-2	BB	CS	3	2	1	0	2	0	1
Johnny Bench, R (1, 2) OBP: 0.403, SLG: 0.530	HR, 2-H		6-3		K		1-H, 2-H	HR	P4, 1-2	5	2	2	4	0	1	1
Tony Perez, R (1, 3) OBP: 0.350, SLG: 0.504	K		F7		4-3		6-3			4	0	0	0	0	1	1
Dan Driessen, L (1, 5) OBP: 0.347, SLG: 0.362	HR		CS, 1-2			2B	F7			3	1	2	0	1	0	0
Darrel Chaney, S (9, 5)										0	0	0	0	0	0	0
Merv Rettenmund, R (1, 9) OBP: 0.337, SLG: 0.439	HR, 1-H, 2-H		CS, 1-2	F8		F8	K			4	1	1	3	0	1	1
Dave Concepcion, R (1, 6) OBP: 0.289, SLG: 0.433	F8			1B		F4		4-3		4	0	1	0	0	0	1
Cesar Geronimo, L (1, 8) OBP: 0.407, SLG: 0.520		B2-6-3, 1B		1-3, 1B		BB		F7		3	0	2	0	1	0	0
Clay Kirby, R (1, 1) OBP: 0.125, SLG: 0.067		B2-6-3, 1-2f		K		G3		5-3		2	0	0	0	0	1	3
Terry Crowley, L (6, PH) OBP: 0.150, SLG: 0.222										1	0	0	0	0	0	2
Pedro Borbon, R (6, 1) OBP: 0.250, SLG: 0.250										1	0	0	0	0	0	0

Inning Stats	1	2	3	4	5	6	7	8	9
	R: 4 E: 1 K: 1 S: 8	H: 3 LOB: 0 BB: 1 P: 12	R: 0 E: 0 K: 0 S: 4	H: 2 LOB: 1 BB: 0 P: 4	R: 0 E: 0 K: 0 S: 3	H: 1 LOB: 0 BB: 0 P: 3	R: 0 E: 0 K: 1 S: 7	H: 2 LOB: 2 BB: 0 P: 7	R: 0 E: 0 K: 1 S: 5	H: 0 LOB: 0 BB: 0 P: 5	R: 0 E: 0 K: 0 S: 4	H: 1 LOB: 2 BB: 1 P: 8	R: 3 E: 0 K: 1 S: 7	H: 2 LOB: 0 BB: 1 P: 11	R: 0 E: 0 K: 0 S: 3	H: 0 LOB: 0 BB: 0 P: 3	R: 0 E: 0 K: 0 S: 2	H: 0 LOB: 0 BB: 1 P: 6

	AB	35
	R	7
	H	11
	RBI	7
	BB	4
	SO	4
	LOB	12

	1B: 6	SF: 0	WP: 0	PA: 40
	2B: 3	SAC: 0	PB: 0	
	3B: 0	DP: 1	SB: 0	
	HR: 2	HBP: 0	CS: 2	

PITCHER		IP	WLS	BF	H	R	ER	SO	BB	IBB	HBP	BLK	WP	HR	S	P	ERA	WHIP
Don Wilson, R ERA: 6.1	(1, 1)	6.0		27	9	4	4	3	2	0	0	0	0	1	31	39	6.00	1.833
Fred Scherman, L ERA: 3.98	(7, 1)	0.0	L	2	1	2	2	0	1	0	0	0	0	0	1	5	∞	∞
Ken Forsch, R ERA: 3.0	(7, 1)	1.0		4	1	1	1	1	0	0	0	0	0	1	6	6	9.00	1.000
Doug Konieczny, R ERA: 6.6	(8, 1)	2.0		6	0	0	0	0	1	0	0	0	0	0	5	9	0.00	0.500

PITCHER	IP	WLS	BF	H	R	ER	SO	BB	IBB	HBP	BLK	WP	HR	S	P	ERA	WHIP

Cincinnati Reds @ Houston Astros

Astrodome, Houston, TX

Sat May 18 1974, 8:05 PM EDT

Att. 19,390 - Dome

BOTTOM

Batter	1	2	3	4	5	6	7	8	9	AB	R	H	RBI	BB	SO	LOB
Greg Gross, L (1, 9) (7, 7) OBP: 0.434, SLG: 0.411	F7		F8		2-H 1B		2B 2B		4-3	5	1	2	1	0	0	0
Roger Metzger, S (1, 6) OBP: 0.362, SLG: 0.383	F3		G3		K		6-3		6-3	5	0	0	0	0	1	2
Cesar Cedeno, R (1, 8) OBP: 0.354, SLG: 0.516	K			HR		E SF7 1B	2-H 1B 2B			4	2	3	2	0	1	0
Bob Watson, R (1, 7) OBP: 0.406, SLG: 0.425		F8		F6		1-3 E BB	2-H 1B			2	0	0	0	1	0	0
Bob Gallagher, L (6, PR) (7, 9) OBP: 0.256, SLG: 0.225										1	0	1	0	0	0	0
Lee May, R (1, 3) OBP: 0.327, SLG: 0.457		5-3		K		1-2 FC		G5-4-3 1B		4	0	1	0	0	1	2
Larry Milbourne, S (8, PR) OBP: 0.409, SLG: 0.389										0	0	0	0	0	0	0
Denis Menke, R (9, 3) OBP: 0.227, SLG: 0.167										0	0	0	0	0	0	0
Milt May, L (1, 2) OBP: 0.311, SLG: 0.305		F8		G3		3-H SF7		1-2 G5-4-3 1B		3	0	1	1	0	0	0
Doug Rader, R (1, 5) OBP: 0.348, SLG: 0.422			HR 1B		BB			1-2f 2-3 G5-4-3		3	2	1	0	1	1	4
Tommy Helms, R (1, 4) OBP: 0.300, SLG: 0.394			1-H HR		1-2 F6	5-3		L8		4	1	1	2	0	0	5
Don Wilson, R (1, 1) OBP: 0.111, SLG: 0.111			F7		K		6-3		5-3	2	0	0	0	0	1	1
Fred Scherman, L (7, 1)										0	0	0	0	0	0	0
Ken Forsch, R (7, 1)										0	0	0	0	0	0	0
Mike Easler, L (7, PH) OBP: 0.125, SLG: 0.125										1	0	0	0	0	0	0
Doug Konieczny, R (8, 1)										0	0	0	0	0	0	0
Cliff Johnson, R (9, PH) OBP: 0.423, SLG: 0.609										1	0	0	0	0	0	0
Inning Stats	R: 0 E: 0 K: 1 S: 5 H: 0 LOB: 0 BB: 0 P: 5	R: 0 E: 0 K: 0 S: 3 H: 0 LOB: 0 BB: 0 P: 3	R: 2 E: 0 K: 0 S: 5 H: 2 LOB: 0 BB: 0 P: 5	R: 1 E: 0 K: 1 S: 6 H: 1 LOB: 0 BB: 0 P: 6	R: 1 E: 0 K: 2 S: 8 H: 1 LOB: 1 BB: 1 P: 12	R: 1 E: 1 K: 1 S: 7 H: 1 LOB: 2 BB: 1 P: 11	R: 1 E: 0 K: 0 S: 5 H: 3 LOB: 2 BB: 0 P: 5	R: 0 E: 0 K: 0 S: 4 H: 2 LOB: 2 BB: 0 P: 4	R: 0 E: 0 K: 0 S: 3 H: 0 LOB: 0 BB: 0 P: 3	1B: 6 2B: 2 3B: 0 HR: 2	SF: 1 SAC: 0 DP: 1 HBP: 0						

livebaseballscorecards.com

AB	35
R	6
H	10
RBI	6
BB	2
SO	5
LOB	14

PITCHER		IP	WLS	BF	H	R	ER	SO	BB	IBB	HBP	BLK	WP	HR	S	P	ERA	WHIP
Clay Kirby, R ERA: 5.32	(1, 1)	5.0		20	4	4	4	4	1	0	0	0	0	2	27	31	7.20	1.000
Pedro Borbon, R ERA: 1.87	(6, 1)	4.0	W	18	6	2	1	1	1	0	0	0	0	0	19	23	2.25	1.750

PITCHER	IP	WLS	BF	H	R	ER	SO	BB	IBB	HBP	BLK	WP	HR	S	P	ERA	WHIP

Batter	1	2	3	4	5	6	7	8	9	AB	R	H	RBI	BB	SO	LOB
Pete Rose, S (1, 7) OBP: 0.387, SLG: 0.410	F8	F8		F9		F8		K		5	0	0	0	0	1	2
Joe Morgan, L (1, 4) OBP: 0.442, SLG: 0.433	2B BB	BB			F8	FC6 1-2 2-3 BB		BB		1	1	0	0	4	0	0
Johnny Bench, R (1, 5) (6, 2) OBP: 0.403, SLG: 0.529	1B PB 1-H 2B	F3			CS BB	FC6 1-2f		K		4	1	1	1	1	1	5
Tony Perez, R (1, 3) OBP: 0.361, SLG: 0.542 Darrel Chaney, S (7, PR) (7, 5)	PB 1B 2-3 1B		HR		K 1-2		2B 2B		K	4 1	2 1	3 0	1 0	0 0	1 1	1 0
Merv Rettenmund, R (1, 9) OBP: 0.347, SLG: 0.434 Cesar Geronimo, L (6, 8) OBP: 0.393, SLG: 0.500	1B 1-2 3-H BB		6-3			1-3 1B HBP	6-3		F7	1 2	1 0	0 0	0 0	1 0	0 0	0 1
Dave Concepcion, R (1, 6) OBP: 0.279, SLG: 0.417	K		5-3			1-3 1-2	L6		F8	5	0	0	0	0	1	4
George Foster, R (1, 8) (6, 9) OBP: 0.351, SLG: 0.388	1-3 2-H 1B		6-3			1B 1B BB	2-H 2B			3	1	2	2	1	0	0
Bill Plummer, R (1, 2) OBP: 0.222, SLG: 0.235 Dan Driessen, L (6, PH) (6, 5) (7, 3) OBP: 0.350, SLG: 0.364	F9			F9		BB 1B 1-3 2-H 1B	P6			2 2	0 0	0 1	0 1	0 0	0 0	2 1
Don Gullett, R (1, 1) OBP: 0.389, SLG: 0.333		K		F7		BB 1-2 3-H 1B		F9		4	0	1	1	0	1	0
Inning Stats	R: 3 E: 0 K: 1 S: 8 H: 3 LOB: 2 BB: 2 P: 16	R: 0 E: 0 K: 1 S: 5 H: 0 LOB: 1 BB: 1 P: 9	R: 1 E: 0 K: 0 S: 4 H: 1 LOB: 0 BB: 0 P: 4	R: 0 E: 0 K: 0 S: 3 H: 0 LOB: 0 BB: 0 P: 3	R: 0 E: 0 K: 1 S: 4 H: 0 LOB: 0 BB: 1 P: 8	R: 2 E: 0 K: 0 S: 5 H: 2 LOB: 3 BB: 2 P: 14	R: 1 E: 0 K: 0 S: 5 H: 2 LOB: 1 BB: 0 P: 5	R: 0 E: 0 K: 2 S: 7 H: 0 LOB: 1 BB: 1 P: 11	R: 0 E: 0 K: 1 S: 5 H: 0 LOB: 0 BB: 0 P: 5	1B: 4 2B: 3 3B: 0 HR: 1 SF: 0 SAC: 0 DP: 0 HBP: 1						

PITCHER	IP	WLS	BF	H	R	ER	SO	BB	IBB	HBP	BLK	WP	HR	S	P	ERA	WHIP
Dave Roberts, L (1, 1) ERA: 3.69	5.0	L	22	4	4	4	3	4	0	0	0	0	1	24	40	7.20	1.600
Mike Nagy, R (6, 1) ERA: 8.53	0.2		7	2	2	2	0	2	0	1	0	0	0	4	13	27.00	6.000
Jerry Johnson, R (6, 1) ERA: 3.75	2.1		10	2	1	1	2	1	0	0	0	0	0	13	17	3.86	1.286
Fred Scherman, L (9, 1) ERA: 3.8	1.0		3	0	0	0	1	0	0	0	0	0	0	5	5	0.00	0.000

PITCHER	IP	WLS	BF	H	R	ER	SO	BB	IBB	HBP	BLK	WP	HR	S	P	ERA	WHIP

Cincinnati Reds @ Houston Astros

Astrodome, Houston, TX

Sun May 19 1974, 4:33 AM EDT

Att. 15,508 - Dome

TOP

livebaseballscorecards.com

AB	34
R	7
H	8
RBI	6
BB	7
SO	6
LOB	16

WP: 0	PB: 1	SB: 0	CS: 1
PA: 42			

Batter	1	2	3	4	5	6	7	8	9	AB	R	H	RBI	BB	SO	LOB
Roger Metzger, S (1, 6) OBP: 0.358, SLG: 0.378	1B		2-3		F9			6-3		4	0	1	0	0	0	1
Ollie Brown, R (1, 9) OBP: 0.230, SLG: 0.362	P6		K			6-3		F7		4	0	0	0	0	1	1
Cesar Cedeno, R (1, 8) OBP: 0.346, SLG: 0.503	K			5-3		6-3			F3	4	0	0	0	0	1	1
Bob Watson, R (1, 7) OBP: 0.403, SLG: 0.420	K			K		1-3			1B	4	0	1	0	0	2	1
Lee May, R (1, 3) OBP: 0.325, SLG: 0.471		6-3		HR			K		F8	4	1	1	1	0	1	1
Cliff Johnson, R (1, 2) OBP: 0.367, SLG: 0.519		K		K			K		F7	4	0	0	0	0	3	1
Doug Rader, R (1, 5) OBP: 0.354, SLG: 0.423		BB			K		1B			2	0	1	0	1	1	0
Tommy Helms, R (1, 4) OBP: 0.301, SLG: 0.392		F3			1B		F9			3	0	1	0	0	0	2
Dave Roberts, L (1, 1) OBP: 0.185, SLG: 0.360			4-3		P6			K		1	0	0	0	0	0	0
Denis Menke, R (5, PH) OBP: 0.217, SLG: 0.158										1	0	0	0	0	0	1
Mike Nagy, R (6, 1)										0	0	0	0	0	0	0
Jerry Johnson, R (6, 1)										0	0	0	0	0	0	0
Mike Easler, L (8, PH) OBP: 0.111, SLG: 0.111										1	0	0	0	0	1	0
Fred Scherman, L (9, 1)										0	0	0	0	0	0	0
Inning Stats	R: 0 E: 0 K: 2 S: 8 H: 1 LOB: 1 BB: 0 P: 8	R: 0 E: 0 K: 1 S: 5 H: 0 LOB: 1 BB: 1 P: 9	R: 0 E: 0 K: 1 S: 5 H: 0 LOB: 0 BB: 0 P: 5	R: 1 E: 0 K: 2 S: 8 H: 1 LOB: 0 BB: 0 P: 8	R: 0 E: 0 K: 1 S: 6 H: 1 LOB: 1 BB: 0 P: 6	R: 0 E: 0 K: 0 S: 3 H: 0 LOB: 0 BB: 0 P: 3	R: 0 E: 0 K: 2 S: 8 H: 1 LOB: 1 BB: 0 P: 8	R: 0 E: 0 K: 1 S: 5 H: 0 LOB: 0 BB: 0 P: 5	R: 0 E: 0 K: 0 S: 4 H: 1 LOB: 1 BB: 0 P: 4	1B: 4 2B: 0 3B: 0 HR: 1	SF: 0 SAC: 0 DP: 0 HBP: 0					

PITCHER		IP	WLS	BF	H	R	ER	SO	BB	IBB	HBP	BLK	WP	HR	S	P	ERA	WHIP
Don Gullett, L ERA: 2.63	(1, 1)	9.0	W	33	5	1	1	10	1	0	0	0	0	1	52	56	1.00	0.667

PITCHER	IP	WLS	BF	H	R	ER	SO	BB	IBB	HBP	BLK	WP	HR	S	P	ERA	WHIP

Cincinnati Reds @ Houston Astros

Astrodome, Houston, TX

Sun May 19 1974, 4:33 AM EDT

Att. 15,508 - Dome

livebaseballscorecards.com

BOTTOM

AB	32
R	1
H	5
RBI	1
BB	1
SO	10
LOB	9

Batter	1	2	3	4	5	6	7	8	9	AB	R	H	RBI	BB	SO	LOB
Bobby Tolan, L (1, 9) OBP: 0.326, SLG: 0.301	F5		1B 2B 2B	BB 2B 1B 1-2		K		F6	IBB	5	2	2	0	1	1	0
Enzo Hernandez, R (1, 6) OBP: 0.266, SLG: 0.281	K		F9	K		F8		6-3 2-3f	FC5	6	0	0	0	0	2	5
Nate Colbert, R (1, 7) (7, 3) OBP: 0.305, SLG: 0.385	K		2B 1B 1B 2-3	2B BB 1-2 2-3		6-3		1B 1B 1B		4	3	2	0	1	1	0
Willie McCovey, L (1, 3) OBP: 0.392, SLG: 0.413 Dave Winfield, R (7, PR) (7, 7) OBP: 0.324, SLG: 0.463		F9 1B FC6-4 BB	1B 1B 2B 1-3 3-H	1-H 2-H 3-H 2B			SH2-3 2B 1B	1B 1B 1B 1-3		3 1	1 1	3 1	4 0	1 0	0 0	0 0
Johnny Grubb, L (1, 8) OBP: 0.396, SLG: 0.425		FC6-4 1B 1-2	F5	FC6-4 BB			SH2-3 1-2	1B 1-2 3-H		3	0	2	1	1	0	2
Derrel Thomas, S (1, 4) OBP: 0.337, SLG: 0.384		F9 2-3	FC6-4 1B 2-3 3-H	FC6-4 1-2f			F2	4-3		5	0	1	1	0	0	8
Fred Kendall, R (1, 2) OBP: 0.306, SLG: 0.352		FC6-4 1B 1-2f 3-H	FC6-4 1-2f		G4-6-3 BB		2-H 2B		6-3	4	0	1	2	1	0	3
Rich Morales, R (1, 5) OBP: 0.500, SLG: 0.429		1B 1-2		F7	G4-6-3 1-2f		IBB		FC5 SH3 BB	3	0	1	0	2	0	1
Dave Freisleben, R (1, 1) OBP: 0.273, SLG: 0.222 Dave Tomlin, L (1, 1) Larry Hardy, R (6, 1) Cito Gaston, R (7, PH) OBP: 0.273, SLG: 0.306 Vicente Romo, R (7, 1)		4-3		BB 1B 2B BB	6-3		5-3		SH3 1-2	0 2 0 1 0	0 1 0 0 0	0 0 0 0 0	0 1 0 0 0	0 0 0 0 0	0 0 0 0 0	0 2 0 2 0
Inning Stats	R: 0 H: 0 E: 0 LOB: 0 K: 2 BB: 0 S: 7 P: 7	R: 1 H: 2 E: 0 LOB: 2 K: 0 BB: 1 S: 5 P: 9	R: 2 H: 4 E: 0 LOB: 2 K: 0 BB: 0 S: 7 P: 7	R: 3 H: 2 E: 0 LOB: 2 K: 1 BB: 3 S: 7 P: 19	R: 0 H: 0 E: 0 LOB: 0 K: 0 BB: 1 S: 2 P: 6	R: 0 H: 0 E: 0 LOB: 0 K: 1 BB: 0 S: 5 P: 5	R: 1 H: 2 E: 0 LOB: 2 K: 0 BB: 1 S: 5 P: 9	R: 1 H: 3 E: 0 LOB: 2 K: 0 BB: 0 S: 6 P: 6	R: 0 H: 0 E: 0 LOB: 2 K: 0 BB: 2 S: 3 P: 11	1B: 9 SF: 0 2B: 4 SAC: 2 3B: 0 DP: 1 HR: 0 HBP: 0						WP: 0 PA: 47 PB: 0 SB: 0 CS: 0

TOP

San Diego Padres @ Houston Astros

Astrodome, Houston, TX

Mon May 20 1974, 8:05 PM EDT

Att. 7,373 - Dome

livebaseballscorecards.com

AB	37
R	8
H	13
RBI	8
BB	8
SO	4
LOB	23

PITCHER		IP	WLS	BF	H	R	ER	SO	BB	IBB	HBP	BLK	WP	HR	S	P	ERA	WHIP
Larry Dierker, R ERA: 2.47	(1, 1)	2.2		15	6	3	3	2	1	0	0	0	0	0	18	22	10.12	2.625
Doug Konieczny, R ERA: 7.88	(3, 1)	1.0		8	2	3	3	1	3	0	0	0	0	0	7	19	27.00	5.000
Mike Cosgrove, L ERA:	(4, 1)	2.1		7	0	0	0	1	1	0	0	0	0	0	8	12	0.00	0.429
Fred Scherman, L ERA: 4.09	(7, 1)	0.2	L	5	2	1	1	0	0	1	0	0	0	0	4	8	13.50	3.000
Ken Forsch, R ERA: 3.1	(7, 1)	2.1		12	3	1	1	0	1	1	0	0	0	0	10	18	3.86	1.714

PITCHER	IP	WLS	BF	H	R	ER	SO	BB	IBB	HBP	BLK	WP	HR	S	P	ERA	WHIP

BOTTOM

San Diego Padres @ Houston Astros

Astrodome, Houston, TX

Mon May 20 1974, 8:05 PM EDT

Att. 7,373 - Dome

livebaseballscorecards.com

Batter	1	2	3	4	5	6	7	8	9	AB	R	H	RBI	BB	SO	LOB
Greg Gross, L (1, 9) (7, 7) OBP: 0.433, SLG: 0.410	0-0 1B 2B 1B	0-0 E6 FC5-4		0-0 G6-3 1B		0-0 ① L5		0-0 ② 6-3		5	1	2	0	0	0	0
Roger Metzger, S (1, 6) OBP: 0.351, SLG: 0.369	0-0 2B 1B 1-2 1B	0-0 ① FC5-4 1B 1-2f		0-0 ① ② G6-3 1-2f		0-0 ② 4-3		0-0 ③ 5-3		5	1	1	0	0	0	2
Cesar Cedeno, R (1, 8) OBP: 0.364, SLG: 0.521	0-0 1B 1-3 2-H 2B	0-0 S 1-3 1B		0-0 1B		0-0 S E 1B			B B B B 4-0 4-3 BB	4	1	4	1	1	0	0
Bob Watson, R (1, 7) OBP: 0.399, SLG: 0.411 Ken Forsch, R (7, 1) Mike Easler, L (9, PH) OBP: 0.100, SLG: 0.100	S S S 0-3 ① K	I I I 4-0 G1-4-3 1-2 IBB		0-0 ③ 6-3		0-0 ③ 6-3 1-3			0-0 ① 4-3 1-2	3 0 1	0 0 0	0 0 0	0 0 0	1 0 0	1 0 0	4 0 1
Lee May, R (1, 3) OBP: 0.322, SLG: 0.459	H 1-0 1B 1B HBP	0-0 ② ③ G1-4-3 1-2f			0-0 ① F9		0-0 ① 5-3		0-0 ② 5-3	4	1	0	0	0	0	4
Milt May, L (1, 2) OBP: 0.306, SLG: 0.300	0-0 1B 1-3 2-H 3-H 1B		0-0 ① 3-1		0-0 ② G3		0-0 ② L9		0-0 ③ F4	5	0	1	2	0	0	1
Doug Rader, R (1, 5) OBP: 0.352, SLG: 0.414	S S S 0-3 ② K		0-0 E6		0-0 ③ F7		B B B B 4-0 FC5-4 BB			3	0	0	0	1	1	2
Tommy Helms, R (1, 4) OBP: 0.307, SLG: 0.396	0-0 1-2 3-H 1B		0-0 ② L7			0-0 HR 1B	0-0 ③ FC5-4 1-2f			4	1	2	1	0	0	2
Larry Dierker, R (1, 1) OBP: 0.200, SLG: 0.200 Doug Konieczny, R (3, 1) Mike Cosgrove, L (4, 1) Cliff Johnson, R (6, PH) OBP: 0.387, SLG: 0.643 Fred Scherman, L (7, 1) Bob Gallagher, L (7, 9) OBP: 0.250, SLG: 0.220	0-0 ③ F8	0-0 ③ 4-3				0-0 1-H HR		0-0 ① 4-3		1 1 0 1 0 1	0 0 0 1 0 0	0 0 0 1 0 0	0 0 0 2 0 0	0 0 0 0 0 0	0 0 0 0 0 0	2 1 0 0 0 0
Inning Stats	R: 4 E: 0 K: 2 S: 12 H: 5 LOB: 2 BB: 0 P: 13	R: 0 E: 1 K: 0 S: 4 H: 1 LOB: 2 BB: 1 P: 8	R: 0 E: 1 K: 0 S: 4 H: 0 LOB: 1 BB: 0 P: 4	R: 0 E: 0 K: 0 S: 4 H: 2 LOB: 1 BB: 0 P: 4	R: 0 E: 0 K: 0 S: 3 H: 0 LOB: 0 BB: 0 P: 3	R: 2 E: 1 K: 0 S: 6 H: 3 LOB: 1 BB: 0 P: 6	R: 0 E: 0 K: 0 S: 3 H: 0 LOB: 1 BB: 1 P: 7	R: 0 E: 0 K: 0 S: 3 H: 0 LOB: 0 BB: 0 P: 3	R: 0 E: 0 K: 0 S: 3 H: 0 LOB: 1 BB: 1 P: 7	1B: 9 2B: 1 3B: 0 HR: 1	SF: 0 SAC: 0 DP: 2 HBP: 1						

	AB	38
	R	6
	H	11
	RBI	6
	BB	3
	SO	2
	LOB	19

WP: 0 PB: 0 SB: 2 CS: 0 PA: 42

PITCHER		IP	WLS	BF	H	R	ER	SO	BB	IBB	HBP	BLK	WP	HR	S	P	ERA	WHIP
Dave Freisleben, R ERA: 4.28	(1, 1)	0.2		8	5	4	4	2	0	0	1	0	0	0	11	12	54.00	7.500
Dave Tomlin, L ERA: 3.75	(1, 1)	5.0		22	6	2	2	0	0	1	0	0	0	1	21	25	3.60	1.200
Larry Hardy, R ERA: 3.33	(6, 1)	0.1		1	0	0	0	0	0	0	0	0	0	0	1	1	0.00	0.000
Vicente Romo, R ERA: 2.37	(7, 1)	3.0	W	11	0	0	0	0	2	0	0	0	0	0	9	17	0.00	0.667

PITCHER	IP	WLS	BF	H	R	ER	SO	BB	IBB	HBP	BLK	WP	HR	S	P	ERA	WHIP

Batter	1	2	3	4	5	6	7	8	9	AB	R	H	RBI	BB	SO	LOB
Bobby Tolan, L (1, 9) OBP: 0.323, SLG: 0.308	3-1	4-3			1-3			2B		4	1	1	0	0	0	1
Enzo Hernandez, R (1, 6) OBP: 0.261, SLG: 0.275	5-3		6-3			6-3		K		3	0	0	0	0	0	0
Dave Roberts, R (8, PH) OBP: 0.280, SLG: 0.259 (8, 5)										1	0	0	0	0	1	1
Dave Winfield, R (1, 7) OBP: 0.329, SLG: 0.468	HR BB		5-3			6-3		2B		3	2	1	1	1	0	0
Nate Colbert, R (1, 3) OBP: 0.310, SLG: 0.421	1-H HR		5-3			F5		2-H 2B		4	1	2	3	0	0	0
Johnny Grubb, L (1, 8) OBP: 0.399, SLG: 0.423	1B			6-3			FC6 BB	4-3		3	0	1	0	1	0	1
Derrel Thomas, S (1, 4) OBP: 0.335, SLG: 0.381	4-3			G5-4-3 1B			F6		6-3	4	0	1	0	0	0	2
Fred Kendall, R (1, 2) OBP: 0.299, SLG: 0.342		3-1		G5-4-3 1-2f			F4		L8	4	0	0	0	0	0	2
Rich Morales, R (1, 5) OBP: 0.421, SLG: 0.353 (8, 6)		5-3			6-3		FC6 1-2f		K	3	0	0	0	0	0	1
Cito Gaston, R (9, PH) OBP: 0.269, SLG: 0.301										1	0	0	0	0	1	0
Dan Spillner, R (1, 1)		BB			1-3			5-3		0	0	0	0	0	0	0
Mike Corkins, R (1, 1)										0	0	0	0	1	0	0
Matty Alou, L (5, PH) OBP: 0.266, SLG: 0.262										1	0	0	0	0	0	0
Jim McAndrew, R (5, 1) OBP: 0.143, SLG: 0.143										0	0	0	0	0	0	0
Glenn Beckert, R (8, PH) OBP: 0.441, SLG: 0.406										1	0	0	0	0	0	0
Larry Hardy, R (8, 1)										0	0	0	0	0	0	0
Inning Stats	R: 2 E: 0 K: 0 S: 5 H: 2 LOB: 1 BB: 1 P: 9	R: 0 E: 0 K: 0 S: 3 H: 0 LOB: 1 BB: 1 P: 7	R: 0 E: 0 K: 0 S: 3 H: 0 LOB: 0 BB: 0 P: 3	R: 0 E: 0 K: 0 S: 3 H: 1 LOB: 0 BB: 0 P: 3	R: 0 E: 0 K: 0 S: 3 H: 0 LOB: 0 BB: 0 P: 3	R: 0 E: 0 K: 0 S: 3 H: 0 LOB: 0 BB: 0 P: 3	R: 0 E: 0 K: 0 S: 3 H: 0 LOB: 1 BB: 1 P: 7	R: 2 E: 0 K: 1 S: 8 H: 3 LOB: 1 BB: 0 P: 8	R: 0 E: 0 K: 1 S: 5 H: 0 LOB: 0 BB: 0 P: 5	1B: 2 2B: 3 3B: 0 HR: 1 SF: 0 SAC: 0 DP: 1 HBP: 0						

PITCHER		IP	WLS	BF	H	R	ER	SO	BB	IBB	HBP	BLK	WP	HR	S	P	ERA	WHIP
Tom Griffin, R ERA: 2.62	(1, 1)	7.2	W	31	6	4	4	1	3	0	0	0	0	1	30	42	4.70	1.174
Fred Scherman, L ERA: 3.86	(8, 1)	1.1	S	4	0	0	0	1	0	0	0	0	0	0	6	6	0.00	0.000

PITCHER	IP	WLS	BF	H	R	ER	SO	BB	IBB	HBP	BLK	WP	HR	S	P	ERA	WHIP

TOP

San Diego Padres @ Houston Astros

Astrodome, Houston, TX

Tue May 21 1974, 8:05 PM EDT

Att. 7,425 - Dome

livebaseballscorecards.com

AB	32
R	4
H	6
RBI	4
BB	3
SO	2
LOB	8

PA: 35

WP: 0	PB: 0	SB: 0	CS: 0

BOTTOM

San Diego Padres @ Houston Astros

Astrodome, Houston, TX

Tue May 21 1974, 8:05 PM EDT

Att. 7,425 - Dome

Batter	1	2	3	4	5	6	7	8	9	AB	R	H	RBI	BB	SO	LOB
Greg Gross, L (1, 9) (8, 7) OBP: 0.428, SLG: 0.400	BBBB 4-0 1B 1B BB	x 0-0 ① 4-3 2-3		x 0-0 ② L4		x 0-0 ③ 4-3				3	1	0	0	1	0	1
Roger Metzger, S (1, 6) OBP: 0.356, SLG: 0.368	x 0-0 ① F8	x 0-0 F8 S 3-H 1B		x 0-0 ③ 4-3			BBBB 4-0 BB			3	0	1	1	1	0	1
Cesar Cedeno, R (1, 8) OBP: 0.362, SLG: 0.515	x 0-0 1B S 1-3 4-3 1B	x 0-0 ② F8 1-3			x 0-0 ① 5-3		x 0-0 ① F7			4	1	1	0	0	0	2
Bob Watson, R (1, 7) OBP: 0.395, SLG: 0.407 Bob Gallagher, L (8, 9) OBP: 0.250, SLG: 0.220	x 0-0 SSS 4-3 1-3 3-H HR 1B	0-3 ③ K			x 0-0 ② 1-3		x 0-0 ② F8			4	1	1	1	0	1	2
										0	0	0	0	0	0	0
Lee May, R (1, 3) OBP: 0.320, SLG: 0.454	x 0-0 ② 4-3 2-3 3-H		SSS 0-3 ① K		x 0-0 BLK 1B		x 0-0 ③ F8			4	0	1	1	0	1	2
Milt May, L (1, 2) OBP: 0.322, SLG: 0.333	x 0-0 3-H HR		BBBB 4-0 5-3 BB		BBBB 4-0 1-2 BB			x 0-0 ① 4-3		2	1	1	2	2	0	0
Doug Rader, R (1, 5) OBP: 0.349, SLG: 0.417	x 0-0 2B		x 0-0 ② 5-3 1-2		x 0-0 ③ F8			x 0-0 ② 5-3		4	0	1	0	0	0	3
Tommy Helms, R (1, 4) OBP: 0.298, SLG: 0.384 Larry Milbourne, S (9, 4) OBP: 0.409, SLG: 0.389	x 0-0 ③ 1-3		x 0-0 ③ 6-3			x 0-0 ① 5-3		x 0-0 ③ 6-3		4	0	0	0	0	0	2
										0	0	0	0	0	0	0
Tom Griffin, R (1, 1) OBP: 0.333, SLG: 0.478 Fred Scherman, L (8, 1)		x 0-0 4-3 1B 2B		SSS 0-3 ① K		x 0-0 ② F4				3	1	1	0	0	1	0
										0	0	0	0	0	0	0
Inning Stats	R: 4 E: 0 K: 0 S: 7 H: 4 LOB: 1 BB: 1 P: 11	R: 1 E: 0 K: 1 S: 7 H: 2 LOB: 1 BB: 0 P: 7	R: 0 E: 0 K: 1 S: 5 H: 0 LOB: 1 BB: 1 P: 9	R: 0 E: 0 K: 1 S: 5 H: 0 LOB: 0 BB: 0 P: 5	R: 0 E: 0 K: 0 S: 4 H: 1 LOB: 2 BB: 1 P: 8	R: 0 E: 0 K: 0 S: 3 H: 0 LOB: 0 BB: 0 P: 3	R: 0 E: 0 K: 0 S: 3 H: 0 LOB: 1 BB: 1 P: 7	R: 0 E: 0 K: 0 S: 3 H: 0 LOB: 0 BB: 0 P: 3		1B: 4 2B: 2 3B: 0 HR: 1	SF: 0 SAC: 0 DP: 0 HBP: 0					

livebaseballscorecards.com

AB	31
R	5
H	7
RBI	5
BB	4
SO	3
LOB	13

WP: 0 PB: 0 SB: 2 CS: 0 PA: 35

PITCHER		IP	WLS	BF	H	R	ER	SO	BB	IBB	HBP	BLK	WP	HR	S	P	ERA	WHIP
Dan Spillner, R ERA: 54.0	(1, 1)	0.2	L	7	4	4	4	0	1	0	0	0	0	1	6	10	54.00	7.500
Mike Corkins, R ERA: 4.96	(1, 1)	3.1		13	2	1	1	3	1	0	0	0	0	0	18	22	2.70	0.900
Jim McAndrew, R ERA: 4.67	(5, 1)	3.0		12	1	0	0	0	2	0	0	1	0	0	10	18	0.00	1.000
Larry Hardy, R ERA: 3.2	(8, 1)	1.0		3	0	0	0	0	0	0	0	0	0	0	3	3	0.00	0.000

PITCHER	IP	WLS	BF	H	R	ER	SO	BB	IBB	HBP	BLK	WP	HR	S	P	ERA	WHIP

San Diego Padres @ Houston Astros

Astrodome, Houston, TX

Wed May 22 1974, 8:05 PM EDT

Att. 10,365 - Unknown

TOP

livebaseballscorecards.com

Batter	1	2	3	4	5	6	7	8	9	AB	R	H	RBI	BB	SO	LOB
Derrel Thomas, S (1, 4) OBP: 0.339, SLG: 0.389	5-3		5-3			FC6-4 1B		F8 2B		4	0	2	0	0	0	0
Enzo Hernandez, R (1, 6) OBP: 0.261, SLG: 0.275	4-3 S 1B		4-3			FC6-4 E S 2B 1-2f		F8 2-3		4	1	1	0	0	0	2
Dave Winfield, R (1, 7) OBP: 0.327, SLG: 0.469	4-3 1-3			F8		1-H 2B		F9		4	0	1	1	0	0	2
Nate Colbert, R (1, 3) OBP: 0.309, SLG: 0.411	K			F3		HBP			F8	3	0	0	0	0	1	1
Cito Gaston, R (1, 9) OBP: 0.268, SLG: 0.312		2B		K		F4			6-3	4	0	1	0	0	1	2
Johnny Grubb, L (1, 8) OBP: 0.391, SLG: 0.414 Willie McCovey, L (9, PH) OBP: 0.397, SLG: 0.413 Rod Gaspar, S (9, PR) (9, 8)		K			L4		K		BB	3 0 0	0 0 0	0 0 0	0 0 0	0 1 0	2 0 0	1 0 0
Dave Roberts, R (1, 5) OBP: 0.272, SLG: 0.250		6-3			F4		F9		F8	4	0	0	0	0	0	2
Bob Barton, R (1, 2) OBP: 0.304, SLG: 0.250		L7			F8		6-3			3	0	0	0	0	0	1
Randy Jones, R (1, 1) OBP: 0.238, SLG: 0.250 Vicente Romo, R (9, 1)			K			F8		6-3		3 0	0 0	0 0	0 0	0 0	1 0	0 0
Inning Stats	R: 0 E: 0 K: 1 S: 6 H: 1 LOB: 1 BB: 0 P: 6	R: 0 E: 0 K: 1 S: 6 H: 1 LOB: 1 BB: 0 P: 6	R: 0 E: 0 K: 1 S: 5 H: 0 LOB: 0 BB: 0 P: 5	R: 0 E: 0 K: 1 S: 5 H: 0 LOB: 0 BB: 0 P: 5	R: 0 E: 0 K: 0 S: 3 H: 0 LOB: 0 BB: 0 P: 3	R: 1 E: 0 K: 0 S: 5 H: 2 LOB: 2 BB: 0 P: 6	R: 0 E: 0 K: 1 S: 5 H: 0 LOB: 0 BB: 0 P: 5	R: 0 E: 0 K: 0 S: 4 H: 1 LOB: 1 BB: 0 P: 4	R: 0 E: 0 K: 0 S: 3 H: 0 LOB: 1 BB: 1 P: 7	1B: 2 2B: 3 3B: 0 HR: 0 SF: 0 SAC: 0 DP: 0 HBP: 1						

	AB	32
	R	1
	H	5
	RBI	1
	BB	1
	SO	5
	LOB	11

WP: 0 PB: 0 SB: 2 CS: 0 PA: 34

PITCHER	IP	WLS	BF	H	R	ER	SO	BB	IBB	HBP	BLK	WP	HR	S	P	ERA	WHIP
Claude Osteen, L (1, 1) ERA: 2.82	9.0	W	34	5	1	1	5	1	0	1	0	0	0	42	47	1.00	0.667

PITCHER	IP	WLS	BF	H	R	ER	SO	BB	IBB	HBP	BLK	WP	HR	S	P	ERA	WHIP

Batter	1	2	3	4	5	6	7	8	9	AB	R	H	RBI	BB	SO	LOB
Greg Gross, L (1, 9) OBP: 0.423, SLG: 0.390	4-3		4-3		BB			G4-6-3		3	0	0	0	1	0	1
Roger Metzger, S (1, 6) OBP: 0.361, SLG: 0.373	S 2B 1B		5-3		G1-2-3			1B		4	1	2	0	0	0	3
Cesar Cedeno, R (1, 8) OBP: 0.359, SLG: 0.509	6-3		6-3			CS 1B		K		4	0	1	0	0	1	2
Bob Watson, R (1, 7) OBP: 0.398, SLG: 0.416 Bob Gallagher, L (9, PR) OBP: 0.250, SLG: 0.220	2B			5-3		F9			E HR 1B	4 0	0 1	2 0	1 0	0 0	0 0	1 0
Lee May, R (1, 3) OBP: 0.313, SLG: 0.443 Larry Milbourne, S (9, PR) OBP: 0.409, SLG: 0.389	K			K		K			E1 IBB HR	4 0	0 1	0 0	0 0	0 0	3 0	2 0
Cliff Johnson, R (1, 2) OBP: 0.371, SLG: 0.581		K		K			K		HR IBB	3	1	0	0	1	3	0
Doug Rader, R (1, 5) OBP: 0.347, SLG: 0.408		K			FC1-5 1B BB		5-3		K	3	0	0	0	1	2	3
Tommy Helms, R (1, 4) OBP: 0.303, SLG: 0.387		1B			BB FC1-5 G1-2-3		5-3		K	4	0	2	0	0	1	3
Claude Osteen, L (1, 1) OBP: 0.174, SLG: 0.217 Milt May, L (9, PH) OBP: 0.328, SLG: 0.369		K			FC1-5 BB			G4-6-3 1B	HR	3 1	0 1	1 1	0 4	0 0	1 0	3 0
Inning Stats	R: 1 E: 0 K: 1 S: 7 H: 2 LOB: 1 BB: 0 P: 7	R: 0 E: 0 K: 3 S: 10 H: 1 LOB: 1 BB: 0 P: 10	R: 0 E: 0 K: 0 S: 3 H: 0 LOB: 0 BB: 0 P: 3	R: 0 E: 0 K: 2 S: 7 H: 0 LOB: 0 BB: 0 P: 7	R: 0 E: 0 K: 0 S: 3 H: 1 LOB: 2 BB: 2 P: 11	R: 0 E: 0 K: 1 S: 5 H: 1 LOB: 0 BB: 0 P: 5	R: 0 E: 0 K: 1 S: 5 H: 0 LOB: 0 BB: 0 P: 5	R: 0 E: 0 K: 1 S: 6 H: 2 LOB: 1 BB: 0 P: 6	R: 4 E: 1 K: 2 S: 9 H: 2 LOB: 1 BB: 1 P: 13	1B: 7 2B: 1 3B: 0 HR: 1 SF: 0 SAC: 0 DP: 2 HBP: 0						

PITCHER		IP	WLS	BF	H	R	ER	SO	BB	IBB	HBP	BLK	WP	HR	S	P	ERA	WHIP
Randy Jones, L ERA: 5.71	(1, 1)	8.0	L	31	8	2	1	9	2	0	0	0	0	0	47	55	1.12	1.250
Vicente Romo, R ERA: 2.32	(9, 1)	0.2		5	1	3	0	2	0	1	0	0	0	1	8	12	0.00	1.500

PITCHER	IP	WLS	BF	H	R	ER	SO	BB	IBB	HBP	BLK	WP	HR	S	P	ERA	WHIP

BOTTOM

San Diego Padres @ Houston Astros

Astrodome, Houston, TX

Wed May 22 1974, 8:05 PM EDT

Att. 10,365 - Unknown

livebaseballscorecards.com

AB	33
R	5
H	9
RBI	5
BB	3
SO	11
LOB	18

Houston Astros @ Atlanta Braves

Atlanta Stadium, Atlanta, GA

Fri May 24 1974, 7:05 PM EDT

Att. 10,579 - Unknown

TOP

livebaseballscorecards.com

Batter	1	2	3	4	5	6	7	8	9	AB	R	H	RBI	BB	SO	LOB
Greg Gross, L (1, 9) OBP: 0.418, SLG: 0.386	0-0 ① 1B		0-0 ③ 4-3			0-0 ② 4-3		0-0 ③ FC6-4 1-2f		4	0	1	0	0	0	2
Roger Metzger, S (1, 6) OBP: 0.349, SLG: 0.360	0-0 ② F8			0-0 ① F6		0-3 ③ K			0-0 ① F5	4	0	0	0	0	1	0
Cesar Cedeno, R (1, 8) OBP: 0.357, SLG: 0.503	0-0 ③ F2			0-0 F9 S 1B			0-0 ① F8		0-0 ② F7	4	0	1	0	0	0	0
Bob Watson, R (1, 7) OBP: 0.389, SLG: 0.405		0-0 ① 5-3		0-0 ② F9 1-3			0-0 ② G3		0-0 E9	4	0	0	0	0	0	1
Lee May, R (1, 3) OBP: 0.306, SLG: 0.433		0-0 E5		0-0 ③ F3			0-3 ③ K		0-0 ③ F7	4	0	0	0	0	1	2
Milt May, L (1, 2) OBP: 0.328, SLG: 0.362		0-0 ② F8			0-0 ① F6			B B B B 4-0 1B BB		2	0	0	0	1	0	1
Doug Rader, R (1, 5) OBP: 0.341, SLG: 0.400		S S 0-3 ③ K			0-0 ② F8			0-0 ① F5		3	0	0	0	0	1	2
Tommy Helms, R (1, 4) OBP: 0.304, SLG: 0.386			0-0 ① F3		S S S 0-3 ③ K			0-0 1-3 FC6-4 1B		3	0	1	0	0	1	0
Don Wilson, R (1, 1) OBP: 0.100, SLG: 0.100			0-0 ② 6-3			0-0 ① 3-1		0-0 ② F9		1	0	0	0	0	0	0
Bob Gallagher, L (6, PH) OBP: 0.244, SLG: 0.214										1	0	0	0	0	0	0
Mike Cosgrove, L (6, 1)										0	0	0	0	0	0	0
Mike Easler, L (8, PH) OBP: 0.091, SLG: 0.091										1	0	0	0	0	0	2
Fred Scherman, L (8, 1)										0	0	0	0	0	0	0

	AB	31
	R	0
	H	3
	RBI	0
	BB	1
	SO	4
	LOB	10

Inning Stats										
	R: 0	H: 1	R: 0	H: 0	R: 0	H: 0	R: 0	H: 1	R: 0	H: 0
	E: 0	LOB: 0	E: 1	LOB: 1	E: 0	LOB: 0	E: 0	LOB: 1	E: 0	LOB: 0
	K: 0	BB: 0	K: 1	BB: 0	K: 0	BB: 0	K: 1	BB: 0	K: 1	BB: 0
	S: 3	P: 3	S: 6	P: 6	S: 3	P: 3	S: 4	P: 4	S: 5	P: 5

R: 0	H: 0	R: 0	H: 0	R: 0	H: 1	R: 0	H: 0	R: 0	H: 1	R: 0	H: 0
E: 0	LOB: 0	E: 0	LOB: 0	E: 0	LOB: 1	E: 0	LOB: 0	E: 0	LOB: 2	E: 1	LOB: 1
K: 1	BB: 0	K: 1	BB: 0	K: 0	BB: 0	K: 1	BB: 0	K: 0	BB: 1	K: 0	BB: 0
S: 5	P: 5	S: 5	P: 5	S: 5	P: 5	S: 5	P: 5	S: 4	P: 8	S: 4	P: 4

1B: 3	SF: 0	WP: 0	PA: 32
2B: 0	SAC: 0	PB: 0	
3B: 0	DP: 0	SB: 1	
HR: 0	HBP: 0	CS: 0	

PITCHER		IP	WLS	BF	H	R	ER	SO	BB	IBB	HBP	BLK	WP	HR	S	P	ERA	WHIP
Buzz Capra, R ERA: 1.73	(1, 1)	9.0	W	32	3	0	0	4	1	0	0	0	0	0	39	43	0.00	0.444

PITCHER		IP	WLS	BF	H	R	ER	SO	BB	IBB	HBP	BLK	WP	HR	S	P	ERA	WHIP

Houston Astros @ Atlanta Braves

Atlanta Stadium, Atlanta, GA

Fri May 24 1974, 7:05 PM EDT

Att. 10,579 - Unknown

livebaseballscorecards.com

BOTTOM

Batter	1	2	3	4	5	6	7	8	9	AB	R	H	RBI	BB	SO	LOB
Ralph Garr, L (1, 9) (7, 7) OBP: 0.407, SLG: 0.565	HR		HR		BB		1B			3	2	3	2	1	0	0
Darrell Evans, L (1, 5) OBP: 0.378, SLG: 0.410	2B		4-3		1B 2B		F8			4	1	2	0	0	0	1
Dusty Baker Jr., R (1, 8) (7, 9) OBP: 0.361, SLG: 0.420	K		F8		CS 1B			K		4	0	1	1	0	2	1
Hank Aaron, R (1, 7) OBP: 0.330, SLG: 0.554	F3		F7		CS	F5		2B		3	0	0	0	0	0	1
Rowland Office, L (7, 8) OBP: 0.217, SLG: 0.338										1	0	1	0	0	0	0
Davey Johnson, R (1, 4) OBP: 0.370, SLG: 0.430	HBP			F5		F9		K		3	0	0	0	0	1	1
Mike Lum, L (1, 3) OBP: 0.247, SLG: 0.346	4-3			F8		1B		F8		4	0	1	0	0	0	3
Johnny Oates, L (1, 2) OBP: 0.301, SLG: 0.289		F8		2B		F9				3	0	1	0	0	0	1
Craig Robinson, R (1, 6) OBP: 0.275, SLG: 0.236		4-3		1B			3-1			3	0	1	0	0	0	0
Buzz Capra, R (1, 1)		4-3			4-3		6-3			3	0	0	0	0	0	0
Inning Stats	R: 1 E: 0 K: 1 S: 7 H: 2 LOB: 2 BB: 0 P: 8	R: 0 E: 0 K: 0 S: 3 H: 0 LOB: 0 BB: 0 P: 3	R: 1 E: 0 K: 0 S: 4 H: 1 LOB: 0 BB: 0 P: 4	R: 0 E: 0 K: 0 S: 4 H: 2 LOB: 2 BB: 0 P: 4	R: 1 E: 0 K: 0 S: 3 H: 2 LOB: 0 BB: 1 P: 7	R: 0 E: 0 K: 0 S: 4 H: 1 LOB: 1 BB: 0 P: 4	R: 0 E: 0 K: 0 S: 4 H: 1 LOB: 1 BB: 0 P: 4	R: 0 E: 0 K: 2 S: 8 H: 1 LOB: 1 BB: 0 P: 8		1B: 4 2B: 4 3B: 0 HR: 2		SF: 0 SAC: 0 DP: 0 HBP: 1				

AB	31
R	3
H	10
RBI	3
BB	1
SO	3
LOB	8

WP: 0 PB: 0 SB: 0 CS: 2 PA: 34

PITCHER		IP	WLS	BF	H	R	ER	SO	BB	IBB	HBP	BLK	WP	HR	S	P	ERA	WHIP
Don Wilson, R ERA: 6.0	(1, 1)	5.0	L	21	7	3	3	1	1	0	1	0	0	2	21	26	5.40	1.600
Mike Cosgrove, L ERA:	(6, 1)	2.0		8	2	0	0	0	0	0	0	0	0	0	8	8	0.00	1.000
Fred Scherman, L ERA: 3.7	(8, 1)	1.0		4	1	0	0	2	0	0	0	0	0	0	8	8	0.00	1.000

PITCHER	IP	WLS	BF	H	R	ER	SO	BB	IBB	HBP	BLK	WP	HR	S	P	ERA	WHIP

TOP

Houston Astros @ Atlanta Braves

Atlanta Stadium, Atlanta, GA

Sat May 25 1974, 7:05 PM EDT

Att. 20,412 - Unknown

Batter	1	2	3	4	5	6	7	8	9	AB	R	H	RBI	BB	SO	LOB
Greg Gross, L (1, 9) OBP: 0.420, SLG: 0.385 (9, 7)	4-3		BBB 4-0 FC6-4 1-2 2-3 BB		F7		1-2 1B		SH2-3 1-2	3	0	1	0	1	0	2
Roger Metzger, S (1, 6) OBP: 0.351, SLG: 0.364	6-3		SF9 3-H		1-2 2-3 1B		F5		HR 2-3 1B	4	1	2	1	0	0	2
Cesar Cedeno, R (1, 8) OBP: 0.358, SLG: 0.516	F9		FC6-4 1-2f		F3			CS 1B	1-H 3-H HR	5	1	2	3	0	0	5
Bob Watson, R (1, 7) OBP: 0.389, SLG: 0.401 Jerry Johnson, R (9, 1)		F8		6-3		G5-4-3 1B		BBB 4-0 FC6-4 1-2 BB	6-3	4	0	1	0	1	0	1
										0	0	0	0	0	0	0
Lee May, R (1, 3) OBP: 0.298, SLG: 0.420		SSS K		5-3		G5-4-3 1-2f		FC6-4 1B 1-2f	F9	5	0	0	0	0	1	3
Milt May, L (1, 2) OBP: 0.325, SLG: 0.358		SSS K		F6		6-3		FC4-6 1-3 1B		4	0	1	0	0	1	0
Doug Rader, R (1, 5) OBP: 0.344, SLG: 0.403			F4		FC1-5 1B 1B		CS 1B	FC4-6 1-2f		4	0	2	0	0	0	2
Tommy Helms, R (1, 4) OBP: 0.322, SLG: 0.409 Larry Milbourne, S (9, PR) OBP: 0.409, SLG: 0.389 (9, 4)			BB 1B SF9 1B		1B FC1-5 1-2 1B		1-2 1B		1B 2B	4	1	4	0	0	0	0
										0	1	0	0	0	0	0
Dave Roberts, L (1, 1) OBP: 0.200, SLG: 0.357 Fred Scherman, L (7, 1) Ken Forsch, R (7, 1) Bob Gallagher, L (9, PH) OBP: 0.261, SLG: 0.233 (9, 9)			BB 1-2 1B		FC1-5 1B 1-2 2-3f		F8		1B SH2-3 HR 2-H 1B	3	0	1	0	0	0	3
										0	0	0	0	0	0	0
										0	0	0	0	0	0	0
										1	1	1	1	0	0	0
Inning Stats	R: 0 E: 0 K: 0 S: 3 H: 0 LOB: 0 BB: 0 P: 3	R: 0 E: 0 K: 2 S: 7 H: 0 LOB: 0 BB: 0 P: 7	R: 1 E: 0 K: 0 S: 5 H: 2 LOB: 2 BB: 1 P: 9	R: 0 E: 0 K: 0 S: 3 H: 0 LOB: 0 BB: 0 P: 3	R: 0 E: 0 K: 0 S: 6 H: 3 LOB: 3 BB: 0 P: 6	R: 0 E: 0 K: 0 S: 3 H: 1 LOB: 0 BB: 0 P: 3	R: 0 E: 0 K: 0 S: 5 H: 3 LOB: 2 BB: 0 P: 5	R: 0 E: 0 K: 0 S: 4 H: 2 LOB: 2 BB: 1 P: 8	R: 4 E: 0 K: 0 S: 7 H: 4 LOB: 1 BB: 0 P: 7	1B: 13 2B: 1 3B: 0 HR: 1	SF: 1 SAC: 1 DP: 1 HBP: 0						

livebaseballscorecards.com

	AB	37
	R	5
	H	15
	RBI	5
	BB	2
	SO	2
	LOB	18

	WP: 0	PA: 41
	PB: 0	
	SB: 0	
	CS: 2	

PITCHER		IP	WLS	BF	H	R	ER	SO	BB	IBB	HBP	BLK	WP	HR	S	P	ERA	WHIP
Carl Morton, R ERA: 3.48	(1, 1)	8.0	L	36	13	4	4	2	2	0	0	0	0	0	38	46	4.50	1.875
Jack Aker, R ERA: 4.3	(9, 1)	1.0		5	2	1	1	0	0	0	0	0	0	1	5	5	9.00	2.000

PITCHER	IP	WLS	BF	H	R	ER	SO	BB	IBB	HBP	BLK	WP	HR	S	P	ERA	WHIP

Batter	1	2	3	4	5	6	7	8	9	AB	R	H	RBI	BB	SO	LOB
Ralph Garr, L (1, 9) OBP: 0.415, SLG: 0.571	SH1-3 1B		SH1-3 1-2		G1-6-3 1B		2-3 1B			3	0	3	0	0	0	0
Darrell Evans, L (1, 5) OBP: 0.371, SLG: 0.401	SH1-3 1-2		F9		G1-6-3 1-2f		SSS K			3	0	0	0	0	1	4
Dusty Baker Jr., R (1, 8) OBP: 0.364, SLG: 0.422	5-3		BB 2-H 1B			1B 1B	F3			4	0	2	1	0	0	3
Hank Aaron, R (1, 7) OBP: 0.327, SLG: 0.537	F6		BBBB BB 1-2			F7		F9		3	0	0	0	1	0	2
Davey Johnson, R (1, 3) OBP: 0.361, SLG: 0.417		SSS K	F8			F9		F9		4	0	0	0	0	1	3
Marty Perez, R (1, 4) OBP: 0.432, SLG: 0.500		6-3 1B		F9		1-2 1B		F9		4	0	2	0	0	0	0
Paul Casanova, R (1, 2) OBP: 0.133, SLG: 0.071 Johnny Oates, L (9, PH) OBP: 0.299, SLG: 0.287		6-3 1-2		5-3		F8			F7	3 1	0 0	0 0	0 0	0 0	0 0	3 0
Craig Robinson, R (1, 6) OBP: 0.276, SLG: 0.238 Norm Miller, L (9, PH) OBP: 0.235, SLG: 0.438		F8		6-3			1B SH3-4 1B		SSS K	3 1	0 0	1 0	0 0	0 0	0 1	1 0
Carl Morton, R (1, 1) OBP: 0.133, SLG: 0.103 Jack Aker, R (9, 1) Frank Tepedino, L (9, PH) OBP: 0.253, SLG: 0.243			SH1-3 1B 1B		5-3		SH3-4 1-2		6-3	2 0 1	1 0 0	1 0 0	0 0 0	0 0 0	0 0 0	0 0 0
Inning Stats	R: 0 E: 0 K: 0 S: 4 H: 1 LOB: 1 BB: 0 P: 4	R: 0 E: 0 K: 1 S: 6 H: 1 LOB: 1 BB: 0 P: 6	R: 1 E: 0 K: 0 S: 5 H: 2 LOB: 2 BB: 1 P: 9	R: 0 E: 0 K: 0 S: 3 H: 0 LOB: 0 BB: 0 P: 3	R: 0 E: 0 K: 0 S: 3 H: 1 LOB: 0 BB: 0 P: 3	R: 0 E: 0 K: 0 S: 5 H: 2 LOB: 2 BB: 0 P: 5	R: 0 E: 0 K: 1 S: 7 H: 2 LOB: 2 BB: 0 P: 7	R: 0 E: 0 K: 0 S: 3 H: 0 LOB: 0 BB: 0 P: 3	R: 0 E: 0 K: 1 S: 5 H: 0 LOB: 0 BB: 0 P: 5	1B: 9 2B: 0 3B: 0 HR: 0	SF: 0 SAC: 3 DP: 1 HBP: 0						

PITCHER		IP	WLS	BF	H	R	ER	SO	BB	IBB	HBP	BLK	WP	HR	S	P	ERA	WHIP
Dave Roberts, L ERA: 3.5	(1, 1)	6.1		28	9	1	1	1	1	0	0	0	0	0	29	33	1.42	1.579
Fred Scherman, L ERA: 3.65	(7, 1)	0.1		1	0	0	0	1	0	0	0	0	0	0	3	3	0.00	0.000
Ken Forsch, R ERA: 2.91	(7, 1)	1.1	W	4	0	0	0	0	0	0	0	0	0	0	4	4	0.00	0.000
Jerry Johnson, R ERA: 3.6	(9, 1)	1.0		3	0	0	0	1	0	0	0	0	0	0	5	5	0.00	0.000

PITCHER	IP	WLS	BF	H	R	ER	SO	BB	IBB	HBP	BLK	WP	HR	S	P	ERA	WHIP

BOTTOM

Houston Astros @ Atlanta Braves

Atlanta Stadium, Atlanta, GA

Sat May 25 1974, 7:05 PM EDT

Att. 20,412 - Unknown

livebaseballscorecards.com

AB	32
R	1
H	9
RBI	1
BB	1
SO	3
LOB	16

WP: 0 PA: 36
PB: 0
SB: 0
CS: 0

Batter	1	2	3	4	5	6	7	8	9	AB	R	H	RBI	BB	SO	LOB
Greg Gross, L (1, 9) (8, 7) OBP: 0.426, SLG: 0.407	BB 1B BB 1B	5-3 SH1-3 1B		3B		F8		K		5	1	3	0	0	1	1
Roger Metzger, S (1, 6) OBP: 0.356, SLG: 0.369	BB BB 1B 1-2 1B	SH1-3 1-2		1-3			4-3		L6-3 1B	4	1	2	0	0	0	1
Cesar Cedeno, R (1, 8) OBP: 0.354, SLG: 0.505	BB 1B 1-2 2-3 BB	5-3 2-3			5-3		5-3		L6-3 1-2	4	1	0	0	1	0	2
Bob Watson, R (1, 7) (8, 3) OBP: 0.400, SLG: 0.425	1B E 1-2 2-3 3-H BB	K			2B BB		BB 1B		HR	3	3	2	2	2	1	1
Lee May, R (1, 3) OBP: 0.302, SLG: 0.424 Cliff Johnson, R (1, PR) (1, 3) OBP: 0.395, SLG: 0.606 Bob Gallagher, L (8, 9) OBP: 0.255, SLG: 0.227	E SF7 1-3 2-H 3-H 1B		K2-3		1-H 1B 2B		1-2 BB		K	1 2 1	0 2 0	1 1 0	2 1 0	0 1 0	0 1 1	0 0 0
Milt May, L (1, 2) OBP: 0.323, SLG: 0.354	F8	F8			3-H 1B		G3			4	0	1	1	0	0	4
Doug Rader, R (1, 5) OBP: 0.337, SLG: 0.392	E5 FC6-4 1-3 3-H	F9			K				F9	4	0	0	1	0	1	1
Tommy Helms, R (1, 4) OBP: 0.321, SLG: 0.408 Larry Milbourne, S (8, PR) (8, 4) OBP: 0.409, SLG: 0.389	SF7 3-H			F7		3-1			1B	3 0	0 0	1 0	1 0	0 0	0 0	0 0
Tom Griffin, R (1, 1) OBP: 0.320, SLG: 0.458 Mike Cosgrove, L (1, 1) Mike Easler, L (8, PH) OBP: 0.083, SLG: 0.083 Ken Forsch, R (8, 1)	FC6-4 1-2f			6-3		K			K	1 2 1 0	0 0 0 0	0 0 0 0	0 0 0 0	0 1 1 0	0 0 1 0	2 0 1 0
Inning Stats	R: 5 E: 1 K: 0 S: 7 H: 3 LOB: 2 BB: 2 P: 15	R: 0 E: 0 K: 1 S: 6 H: 1 LOB: 1 BB: 0 P: 6	R: 0 E: 0 K: 1 S: 5 H: 0 LOB: 0 BB: 0 P: 5	R: 0 E: 0 K: 0 S: 4 H: 1 LOB: 1 BB: 0 P: 4	R: 2 E: 0 K: 1 S: 6 H: 2 LOB: 0 BB: 1 P: 10	R: 0 E: 0 K: 1 S: 5 H: 0 LOB: 0 BB: 0 P: 5	R: 0 E: 0 K: 0 S: 4 H: 1 LOB: 2 BB: 1 P: 8	R: 0 E: 0 K: 2 S: 8 H: 1 LOB: 1 BB: 0 P: 8	R: 1 E: 0 K: 1 S: 6 H: 2 LOB: 0 BB: 0 P: 6	1B: 8 2B: 2 3B: 1 HR: 1	SF: 1 SAC: 1 DP: 1 HBP: 0						

PITCHER	IP	WLS	BF	H	R	ER	SO	BB	IBB	HBP	BLK	WP	HR	S	P	ERA	WHIP
Steve Rogers, R (1, 1) ERA: 4.44	5.0	L	25	7	7	6	3	3	0	0	0	0	0	28	40	10.80	2.000
John Montague, R (6, 1) ERA: 2.45	2.0		8	1	0	0	1	1	0	0	0	0	0	9	13	0.00	1.000
Donald DeMola, R (8, 1) ERA: 3.55	2.0		8	3	1	1	3	0	0	0	0	0	1	14	14	4.50	1.500

PITCHER	IP	WLS	BF	H	R	ER	SO	BB	IBB	HBP	BLK	WP	HR	S	P	ERA	WHIP

Houston Astros @ Montreal Expos

Jarry Park, Montreal, QB

Tue May 28 1974, 7:05 PM EDT

Att. 10,618 - Unknown

TOP

livebaseballscorecards.com

AB	35
R	8
H	11
RBI	8
BB	4
SO	7
LOB	13

WP: 0 PB: 0 SB: 0 CS: 0 PA: 41

BOTTOM

Houston Astros @ Montreal Expos

Jarry Park, Montreal, QB

Tue May 28 1974, 7:05 PM EDT

Att. 10,618 - Unknown

Batter	1	2	3	4	5	6	7	8	9	AB	R	H	RBI	BB	SO	LOB
Boots Day, L (1, 7) OBP: 0.450, SLG: 0.353	BBBB 4-0 BB, 1B BB	x 0-0 ② SF8 3-H		x 0-0 ② 5-3 1-2			H 1-0 E 1-2 HBP		BBBB 4-0 1B 1-2 BB	0	1	0	0	1	0	0
Ron Woods, R (2, PH) OBP: 0.308, SLG: 0.150 (3, 7)										1	0	0	1	0	0	1
Bob Stinson, S (9, PH) OBP: 0.500, SLG: 0.333										0	0	0	0	1	0	0
Larry Lintz, S (1, 6) OBP: 0.315, SLG: 0.323	BBBB 4-0 S, 1B, 1B 1-2 BB	x 0-0 ③ 6-3		x 0-0 ③ F8			x 0-0 E1, G6-4-3 1-2 2-3		x 0-0 FC4-6 1-2 2-3 1B	4	1	1	0	1	0	3
Willie Davis, L (1, 8) OBP: 0.321, SLG: 0.384	x 0-0 S, 1B 1-2 2-H 1B		x 0-0 ① F7		x 0-0 ① L5		x 0-0 ① L3		x 0-0 ② FC4-6 1-2f 3-H	5	0	1	2	0	0	5
Ken Singleton, S (1, 9) OBP: 0.430, SLG: 0.376	x 0-0 1-2 2-H 1B		x 0-0 BB 1B		x 0-0 ② 6-3		x 0-0 ②③ G6-4-3 1-2f		SSS 0-3 ③ K	5	0	2	1	0	1	5
Ron Fairly, L (1, 3) OBP: 0.363, SLG: 0.446	SSS 0-3 ① K 2-3	x 0-0 ② F2			SSS 0-3 ③ K			SSS 0-3 ① K		1	0	0	0	0	1	2
Hal Breeden, R (3, PH) OBP: 0.338, SLG: 0.357 (4, 3)										2	0	0	0	0	1	1
Mike Jorgensen, L (8, PH) OBP: 0.300, SLG: 0.125 (9, 3)										1	0	0	0	0	1	0
Bob Bailey, R (1, 5) OBP: 0.413, SLG: 0.402	x 0-0 ② L4		BBBB 4-0 1-2 BB			x 0-0 ① 6-3		SSS 0-3 ② K		3	0	0	0	1	1	2
Jim Cox, R (1, 4) OBP: 0.255, SLG: 0.271	x 0-0 ③ 6-3		x 0-0 ③ L8			x 0-0 ② 6-3		x 0-0 ③ 4-3		4	0	0	0	0	0	4
Barry Foote, R (1, 2) OBP: 0.281, SLG: 0.347		x 0-0 4-3, SF8 2B		x 0-0 ① F5		SSS 0-3 ③ K			x 0-0 ① F7	4	1	1	0	0	1	0
Steve Rogers, R (1, 1) OBP: 0.226, SLG: 0.143		x 0-0 ① 4-3 2-3		x 0-0 5-3 1B		BBBB 4-0 E, HBP BB			x 0-0 1B, BB FC4-6 1B	2	0	1	0	0	0	1
John Montague, R (6, 1)										0	0	0	0	0	0	0
Ron Hunt, R (7, PH) OBP: 0.362, SLG: 0.226										0	0	0	0	1	0	0
Donald DeMola, R (8, 1)										0	0	0	0	0	0	0
Jim Lyttle, L (9, PH) OBP: 0.364, SLG: 0.333										1	1	1	0	0	0	0
Inning Stats	R: 2 E: 0 K: 1 S: 7 H: 2 LOB: 2 BB: 2 P: 15	R: 1 E: 0 K: 0 S: 4 H: 1 LOB: 0 BB: 0 P: 4	R: 0 E: 0 K: 0 S: 4 H: 1 LOB: 2 BB: 1 P: 8	R: 0 E: 0 K: 0 S: 4 H: 1 LOB: 1 BB: 0 P: 4	R: 0 E: 0 K: 1 S: 5 H: 0 LOB: 0 BB: 0 P: 5	R: 0 E: 0 K: 1 S: 5 H: 0 LOB: 0 BB: 0 P: 5	R: 0 E: 1 K: 0 S: 3 H: 0 LOB: 2 BB: 1 P: 8	R: 0 E: 0 K: 2 S: 7 H: 0 LOB: 0 BB: 0 P: 7	R: 1 E: 0 K: 1 S: 7 H: 2 LOB: 2 BB: 1 P: 11	1B: 6 2B: 1 3B: 0 HR: 0	SF: 1 SAC: 0 DP: 1 HBP: 1			WP: 0 PB: 0 SB: 2 CS: 0	PA: 40		

livebaseballscorecards.com

AB	33
R	4
H	7
RBI	4
BB	5
SO	6
LOB	24

PITCHER		IP	WLS	BF	H	R	ER	SO	BB	IBB	HBP	BLK	WP	HR	S	P	ERA	WHIP
Tom Griffin, R ERA: 2.88	(1, 1)	0.0		4	2	2	2	0	2	0	0	0	0	0	2	10	∞	∞
Mike Cosgrove, L ERA: 0.79	(1, 1)	7.0	W	27	3	1	1	3	2	0	1	0	0	0	30	39	1.29	0.714
Ken Forsch, R ERA: 3.04	(8, 1)	2.0		9	2	1	1	3	1	0	0	0	0	0	14	18	4.50	1.500

PITCHER	IP	WLS	BF	H	R	ER	SO	BB	IBB	HBP	BLK	WP	HR	S	P	ERA	WHIP

Houston Astros @ Montreal Expos

Jarry Park, Montreal, QB

Wed May 29 1974, 7:05 PM EDT

Att. 13,119 - Unknown

TOP

livebaseballscorecards.com

Batter	1	2	3	4	5	6	7	8	9	AB	R	H	RBI	BB	SO	LOB
Greg Gross, L (1, 9) (8, 7) OBP: 0.444, SLG: 0.431	5-3 1B		K S BB		1-H 2-H 3B		FC6-4 BB		BB 1B 1B BB	2	1	2	2	3	0	0
Roger Metzger, S (1, 6) OBP: 0.350, SLG: 0.362	F6		K 1-3		4-3		F8		BB 1B 1-2 1B	5	1	1	0	0	1	5
Cesar Cedeno, R (1, 8) OBP: 0.360, SLG: 0.505	5-3 1-2			CS 1B		CS 1B	FC6-4 1-2f		1B 1-2 2-3 BB	4	0	2	0	1	0	3
Bob Watson, R (1, 7) (8, 3) OBP: 0.400, SLG: 0.424	4-3			1-4-3 1-2		F8 1-2		1B	1B 1-2 2-H 3-H	5	0	2	2	0	0	3
Denis Menke, R (9, 3) OBP: 0.217, SLG: 0.158										0	0	0	0	0	0	0
Cliff Johnson, R (1, 3) OBP: 0.405, SLG: 0.595		FC4-6 1B		6-3		1B		K	F8	4	0	2	0	0	1	1
Fred Scherman, L (8, 1)										0	0	0	0	0	0	0
Ken Forsch, R (8, 1)										1	0	0	0	0	0	2
Milt May, L (1, 2) OBP: 0.313, SLG: 0.342		FC4-6 1-4-3 WP 1-2f			2-3	L9		F9		4	0	0	0	0	0	3
Doug Rader, R (1, 5) OBP: 0.335, SLG: 0.389		1-4-3 1-3			1B 3B 1B		5-3	F3		4	1	1	0	0	0	2
Tommy Helms, R (1, 4) OBP: 0.319, SLG: 0.400		L4			F4		BB 2B S			3	1	0	0	1	0	2
Claude Osteen, L (1, 1) OBP: 0.231, SLG: 0.308			4-3		3B 1B 1-2		2B 1-H		6-3	3	1	2	1	0	0	0
Jerry Johnson, R (7, 1)										0	0	0	0	0	0	0
Bob Gallagher, L (8, 9) OBP: 0.250, SLG: 0.222										1	0	0	0	0	0	0

	AB	36
	R	5
	H	12
	RBI	5
	BB	5
	SO	2
	LOB	21

Inning Stats	1	2	3	4	5	6	7	8	9
	R: 0 E: 0 K: 0 S: 4	H: 1 LOB: 1 BB: 0 P: 4	R: 0 E: 0 K: 0 S: 4	H: 1 LOB: 1 BB: 0 P: 4	R: 0 E: 0 K: 1 S: 4	H: 0 LOB: 0 BB: 1 P: 8	R: 0 E: 0 K: 0 S: 3	H: 1 LOB: 0 BB: 0 P: 3	R: 2 E: 0 K: 0 S: 6	H: 3 LOB: 1 BB: 0 P: 6	R: 0 E: 0 K: 0 S: 4	H: 2 LOB: 1 BB: 0 P: 4	R: 1 E: 0 K: 0 S: 4	H: 1 LOB: 2 BB: 2 P: 12	R: 0 E: 0 K: 1 S: 6	H: 1 LOB: 1 BB: 0 P: 6	R: 2 E: 0 K: 0 S: 5	H: 2 LOB: 2 BB: 2 P: 13

	1B: 10	SF: 0
	2B: 1	SAC: 0
	3B: 1	DP: 0
	HR: 0	HBP: 0

	WP: 1	PA: 41
	PB: 0	
	SB: 2	
	CS: 2	

PITCHER		IP	WLS	BF	H	R	ER	SO	BB	IBB	HBP	BLK	WP	HR	S	P	ERA	WHIP
Ernie McAnally, R ERA: 4.8	(1, 1)	6.1		27	9	3	3	1	2	0	0	0	1	0	27	35	4.26	1.737
Chuck Taylor, R ERA: 2.12	(7, 1)	0.2		3	0	0	0	0	1	0	0	0	0	0	2	6	0.00	1.500
Tom Walker, R ERA: 3.0	(8, 1)	2.0	L	11	3	2	2	1	2	0	0	0	0	0	11	19	9.00	2.500

PITCHER		IP	WLS	BF	H	R	ER	SO	BB	IBB	HBP	BLK	WP	HR	S	P	ERA	WHIP

Houston Astros @ Montreal Expos

Jarry Park, Montreal, QB

Wed May 29 1974, 7:05 PM EDT

Att. 13,119 - Unknown

BOTTOM

Batter	1	2	3	4	5	6	7	8	9	AB	R	H	RBI	BB	SO	LOB
Ron Hunt, R (1, 5) OBP: 0.355, SLG: 0.220	F8		F4		FC2-6 L3 1-2f		F9		L9	3	0	0	0	0	0	2
Ron Fairly, L (7, PH) (8, 3) OBP: 0.355, SLG: 0.434										2	0	0	0	0	0	3
Tim Foli, R (1, 6) OBP: 0.318, SLG: 0.275	5-3			F9	L3 1-2		4-3		G1-6-3 1-2f	5	0	0	0	0	0	4
Willie Davis, L (1, 8) OBP: 0.325, SLG: 0.387	4-3			3B 1B		F3		F7 BB 1B		4	1	2	0	0	0	0
Ken Singleton, S (1, 9) OBP: 0.432, SLG: 0.390		BBBB G5-4-3 BB		1-H 1B 3B		F8		F7		3	1	1	1	1	0	1
Bob Bailey, R (1, 7) OBP: 0.415, SLG: 0.400		G5-4-3 1-2f		CS 3-H 1B		F8		BB 1-2 BB		3	0	1	1	1	0	1
Hal Breeden, R (1, 3) OBP: 0.353, SLG: 0.379										2	0	1	0	1	0	0
Larry Lintz, S (7, PR) (8, 5) OBP: 0.315, SLG: 0.323	6-3		BBBB 1B 1-2 BB				1B 2B	F7 2-3		0	1	0	0	0	0	0
Boots Day, L (8, PH) OBP: 0.450, SLG: 0.353										0	0	0	0	0	0	0
Pepe Frias, R (8, PH) (9, 5) OBP: 0.133, SLG: 0.200										1	0	0	0	0	0	2
Jim Cox, R (1, 4) OBP: 0.268, SLG: 0.279			6-3	1-3 1B			FC2-6 2-H 1B	BBBB 1-2 BB		3	0	2	1	1	0	0
Terry Humphrey, R (1, 2) OBP: 0.211, SLG: 0.200			F4	F2			FC2-6 1B 1-2f	1-3		3	0	0	0	0	0	4
Bob Stinson, S (8, PH) (9, 2) OBP: 0.400, SLG: 0.250										1	0	0	0	0	0	3
Ernie McAnally, R (1, 1) OBP: 0.133, SLG: 0.071			1B		BBBB FC2-6 BB		1B		G1-6-3 1B	1	0	1	0	1	0	0
Chuck Taylor, R (7, 1) OBP: 0.250, SLG: 0.500										0	0	0	0	0	0	0
Ron Woods, R (7, PH) OBP: 0.333, SLG: 0.190										1	0	1	0	0	0	0
Tom Walker, R (8, 1)										0	0	0	0	0	0	0
Mike Jorgensen, L (9, PH) OBP: 0.333, SLG: 0.176										1	0	1	0	0	0	0
Inning Stats	R: 0 E: 0 K: 0 S: 3 H: 0 LOB: 0 BB: 0 P: 3	R: 0 E: 0 K: 0 S: 2 H: 0 LOB: 0 BB: 1 P: 6	R: 0 E: 0 K: 0 S: 4 H: 1 LOB: 1 BB: 0 P: 4	R: 2 E: 0 K: 0 S: 6 H: 4 LOB: 2 BB: 1 P: 10	R: 0 E: 0 K: 0 S: 2 H: 0 LOB: 0 BB: 1 P: 6	R: 0 E: 0 K: 0 S: 3 H: 0 LOB: 0 BB: 0 P: 3	R: 1 E: 0 K: 0 S: 6 H: 3 LOB: 2 BB: 0 P: 6	R: 0 E: 0 K: 0 S: 4 H: 1 LOB: 3 BB: 2 P: 12	R: 0 E: 0 K: 0 S: 3 H: 1 LOB: 0 BB: 0 P: 3	1B: 8 2B: 2 3B: 1 HR: 0	SF: 0 SAC: 0 DP: 3 HBP: 0						

	AB	33
	R	3
	H	10
	RBI	3
	BB	5
	SO	0
	LOB	20

WP: 0 PB: 0 SB: 0 CS: 1 PA: 38

livebaseballscorecards.com

PITCHER		IP	WLS	BF	H	R	ER	SO	BB	IBB	HBP	BLK	WP	HR	S	P	ERA	WHIP
Claude Osteen, L ERA: 2.93	(1, 1)	6.1		27	8	3	3	0	3	0	0	0	0	0	24	36	4.26	1.737
Jerry Johnson, R ERA: 3.46	(7, 1)	1.0		5	1	0	0	0	1	0	0	0	0	0	4	8	0.00	2.000
Fred Scherman, L ERA: 3.6	(8, 1)	0.1		2	0	0	0	0	1	0	0	0	0	0	1	5	0.00	3.000
Ken Forsch, R ERA: 2.88	(8, 1)	1.1	W	4	1	0	0	0	0	0	0	0	0	0	4	4	0.00	0.750

PITCHER	IP	WLS	BF	H	R	ER	SO	BB	IBB	HBP	BLK	WP	HR	S	P	ERA	WHIP

Houston Astros @ Montreal Expos

Jarry Park, Montreal, QB

Thu May 30 1974, 7:05 PM EDT

Att. 6,593 - Unknown

TOP

livebaseballscorecards.com

Batter	1	2	3	4	5	6	7	8	9	10	AB	R	H	RBI	BB	SO	LOB
Greg Gross, L (1, 9) (7, 7) OBP: 0.452, SLG: 0.433	BBBB 4-0 BB 1B HBP BB	x 0-0 PB 1B			x 0-0 ① 1-3		BBBB 4-0 PB SH3-4 SF8 BB	x 0-0 ②③ 7-2 3-Hf		x 0-0 ③ 1-2 2-H 1B	4	2	2	0	2	0	1
Roger Metzger, S (1, 6) OBP: 0.347, SLG: 0.359	x 0-0 HBP BB 1-2 5-3 1B	x 0-0 ③ 6-3 1-2			x 0-0 ② 4-3		x 0-0 ① SH3-4 1-2		x 0-0 ① 5-3		4	1	1	0	0	0	1
Cesar Cedeno, R (1, 8) OBP: 0.366, SLG: 0.505	BBBB 4-0 5-3 HBP 1-2 2-3 BB		x 0-0 ① G2		x 0-0 1B		x 0-0 SF8 PB 1B		x 0-0 ② 5-3		4	0	2	0	1	0	0
Bob Watson, R (1, 7) (7, 3) OBP: 0.400, SLG: 0.417	H 1-0 5-3 1-2 2-3 3-H HBP		x 0-0 ② F8		x 0-0 ③ F7		III 4-0 SF8 1-2 2-3 IBB		SSS 0-3 ③ K		3	0	0	1	1	1	1
Cliff Johnson, R (1, 3) OBP: 0.413, SLG: 0.600 Milt May, L (7, 2) OBP: 0.318, SLG: 0.347	x 0-0 ① 5-3 1-2 2-3 3-H		x 0-0 WP 1B			x 0-0 F9 1B 1B	x 0-0 ② SF8 1-2 2-3 3-H			x 0-0 SH 1B 1B	3 1	0 1	2 1	2 0	0 0	0 0	2 0
Johnny Edwards, L (1, 2) OBP: 0.271, SLG: 0.340 Bob Gallagher, L (7, PR) OBP: 0.250, SLG: 0.222 (7, 9)	III 4-0 G6-4-3 IBB		SSS 0-3 ③ K 1-2			x 0-0 S 1-2 1B	H 1-0 HBP			x 0-0 SH 1B 1-2 1B	2 0	0 0	1 0	0 0	1 0	1 0	1 0
Doug Rader, R (1, 5) OBP: 0.326, SLG: 0.377	x 0-0 ②③ G6-4-3 1-2f			x 0-0 ① F3		x 0-0 ① F9 2-3	SSS 0-3 ③ K			x 0-0 ① L7	5	0	0	0	0	1	10
Tommy Helms, R (1, 4) OBP: 0.321, SLG: 0.406		x 0-0 ① 6-3		x 0-0 ② 6-3		x 0-0 ② F8		x 0-0 SH2-4 7-2 2B		x 0-0 1B 1-2 2-H 1B	5	0	2	1	0	0	2
Larry Dierker, R (1, 1) OBP: 0.174, SLG: 0.174 Jerry Johnson, R (9, 1) Lee May, R (10, PH) OBP: 0.300, SLG: 0.421 Fred Scherman, L (10, 1)		x 0-0 ② 5-3		SSS 0-3 ③ K		SSS 0-3 ③ K 1-2		x 0-0 ① SH2-4 2-3		x 0-0 ② P3	3 0 1 0	0 0 0 0	0 0 0 0	0 0 0 0	0 0 0 0	2 0 0 0	2 0 2 0
Inning Stats	R: 2 E: 0 K: 0 S: 3 H: 1 LOB: 2 BB: 3 P: 16	R: 0 E: 0 K: 0 S: 4 H: 1 LOB: 1 BB: 0 P: 4	R: 0 E: 0 K: 1 S: 6 H: 1 LOB: 1 BB: 0 P: 6	R: 0 E: 0 K: 1 S: 5 H: 0 LOB: 0 BB: 0 P: 5	R: 0 E: 0 K: 0 S: 4 H: 1 LOB: 1 BB: 0 P: 4	R: 0 E: 0 K: 1 S: 7 H: 2 LOB: 2 BB: 0 P: 7	R: 1 E: 0 K: 1 S: 6 H: 1 LOB: 3 BB: 2 P: 15	R: 0 E: 0 K: 0 S: 3 H: 1 LOB: 0 BB: 0 P: 3	R: 0 E: 0 K: 1 S: 5 H: 0 LOB: 0 BB: 0 P: 5	R: 1 E: 0 K: 0 S: 6 H: 3 LOB: 2 BB: 0 P: 6	1B: 10 2B: 2 3B: 0 HR: 0	SF: 1 SAC: 3 DP: 2 HBP: 2						

PITCHER	IP	WLS	BF	H	R	ER	SO	BB	IBB	HBP	BLK	WP	HR	S	P	ERA	WHIP
Mike Torrez, R (1, 1) ERA: 3.81	6.1		31	7	3	3	3	3	2	1	0	1	0	31	52	4.26	1.579
John Montague, R (7, 1) ERA: 2.25	1.2		6	1	0	0	1	0	0	1	0	0	0	7	8	0.00	0.600
Chuck Taylor, R (9, 1) ERA: 2.27	2.0	L	9	3	1	1	1	0	0	0	0	0	0	11	11	4.50	1.500

PITCHER	IP	WLS	BF	H	R	ER	SO	BB	IBB	HBP	BLK	WP	HR	S	P	ERA	WHIP

AB	35
R	4
H	11
RBI	4
BB	5
SO	5
LOB	22

WP: 1 PB: 2 SB: 1 CS: 0 PA: 46

Batter	1	2	3	4	5	6	7	8	9	10	AB	R	H	RBI	BB	SO	LOB
Ron Hunt, R (1, 5) OBP: 0.356, SLG: 0.221	6-3		CS 1B			F8		HR BB	F8		4	1	1	0	1	0	3
Tim Foli, R (1, 6) Mike Jorgensen, L (8, PH) OBP: 0.318, SLG: 0.167 Chuck Taylor, R (9, 1) OBP: 0.250, SLG: 0.500 Ron Woods, R (10, PH) OBP: 0.321, SLG: 0.182	1B		K 1-2			4-3		P6		F8	3 1 0 1	0 0 0 0	1 0 0 0	0 0 0 0	0 0 0 0	1 0 0 0	1 2 0 0
Willie Davis, L (1, 8) OBP: 0.333, SLG: 0.409	K			L9		FC6-4 1B		1-H 2-H HR		1B 4-3-5-2 HBP	4	1	2	3	0	1	1
Ken Singleton, S (1, 9) OBP: 0.431, SLG: 0.386	4-3			BB		FC6-4 1-2f		F9		1-2 1B	4	0	1	0	1	0	2
Ron Fairly, L (1, 3) OBP: 0.351, SLG: 0.425 Larry Lintz, S (9, PR) OBP: 0.311, SLG: 0.318 (10, 6)		K		L8			F8		BB SH1-4 1B	4-3-5-2 2-Hf	4 1	0 0	1 0	0 0	0 0	1 0	1 2
Bob Bailey, R (1, 7) OBP: 0.414, SLG: 0.406		2B		F8			5-3		SH1-4 1-2		3	0	1	0	0	0	1
Jim Cox, R (1, 4) OBP: 0.268, SLG: 0.273		BB G6-4-3			K		F3		5-3		3	0	0	0	1	1	2
Barry Foote, R (1, 2) OBP: 0.276, SLG: 0.340 Bob Stinson, S (8, PH) OBP: 0.429, SLG: 0.200 (9, 2)		G6-4-3 1-2f			K			K		BB IBB	2 1	0 0	0 0	0 0	0 1	1 1	2 0
Mike Torrez, R (1, 1) John Montague, R (7, 1) Boots Day, L (8, PH) OBP: 0.476, SLG: 0.389 Pepe Frias, R (9, 6) OBP: 0.133, SLG: 0.200 Hal Breeden, R (9, PH) OBP: 0.362, SLG: 0.379 (10, 3)			K		K			E9 HR 1B		1-2 2-3 BB	2 0 1 0 0	0 0 1 0 0	0 0 1 0 0	0 0 0 0 0	0 0 0 0 1	2 0 0 0 0	0 0 0 0 0
Inning Stats	R: 0 H: 1 E: 0 LOB: 1 K: 1 BB: 0 S: 6 P: 6	R: 0 H: 1 E: 0 LOB: 1 K: 1 BB: 1 S: 5 P: 9	R: 0 H: 1 E: 0 LOB: 1 K: 2 BB: 0 S: 7 P: 7	R: 0 H: 0 E: 0 LOB: 1 K: 0 BB: 1 S: 3 P: 7	R: 0 H: 0 E: 0 LOB: 0 K: 3 BB: 0 S: 9 P: 9	R: 0 H: 1 E: 0 LOB: 1 K: 0 BB: 0 S: 4 P: 4	R: 0 H: 0 E: 0 LOB: 0 K: 0 BB: 0 S: 3 P: 3	R: 3 H: 2 E: 1 LOB: 0 K: 1 BB: 1 S: 7 P: 11	R: 0 H: 1 E: 0 LOB: 3 K: 0 BB: 2 S: 4 P: 12	R: 0 H: 1 E: 0 LOB: 1 K: 0 BB: 0 S: 3 P: 4	1B: 6 2B: 3 3B: 0 HR: 1	SF: 0 SAC: 1 DP: 3 HBP: 1					

PITCHER		IP	WLS	BF	H	R	ER	SO	BB	IBB	HBP	BLK	WP	HR	S	P	ERA	WHIP
Larry Dierker, R ERA: 2.58	(1, 1)	8.0		32	7	3	3	8	3	0	0	0	0	1	45	57	3.38	1.250
Jerry Johnson, R ERA: 3.33	(9, 1)	1.0	W	5	0	0	0	0	1	1	0	0	0	0	3	11	0.00	1.000
Fred Scherman, L ERA: 3.46	(10, 1)	1.0	S	4	1	0	0	0	0	0	1	0	0	0	3	4	0.00	1.000

PITCHER	IP	WLS	BF	H	R	ER	SO	BB	IBB	HBP	BLK	WP	HR	S	P	ERA	WHIP

BOTTOM

Houston Astros @ Montreal Expos

Jarry Park, Montreal, QB

Thu May 30 1974, 7:05 PM EDT

Att. 6,593 - Unknown

livebaseballscorecards.com

AB	34
R	3
H	8
RBI	3
BB	5
SO	8
LOB	17

Batter	1	2	3	4	5	6	7	8	9	AB	R	H	RBI	BB	SO	LOB
Greg Gross, L (1, 7) OBP: 0.444, SLG: 0.421	0-0 ① 1-3	0-0 ③ FC6-4 1-2f		4-0 BBB FC6-4 BB		0-0 ② 6-3 2-3		0-3 ② SSS K		4	0	0	0	1	1	4
Roger Metzger, S (1, 6) OBP: 0.342, SLG: 0.348	0-0 ② 6-3		4-0 BBB F8 1B BB	0-0 ③ FC6-4 1-2f		0-0 ③ 4-3		0-3 ③ SSS K		4	0	0	0	1	1	4
Cesar Cedeno, R (1, 8) OBP: 0.376, SLG: 0.528	0-0 ③ P5		0-0 CS 1-2 1B		0-0 1B SF8-4 1B		0-0 HR		0-0 4-3 1B 1B	5	3	4	1	0	0	0
Bob Watson, R (1, 3) OBP: 0.400, SLG: 0.416		0-0 BB BB 1B 1B	0-0 ① F8 2-3		0-0 SF8-4 1-3 1B		0-0 ① 6-3		0-0 ① 4-3 1-2	5	1	2	0	0	0	3
Cliff Johnson, R (1, 2) OBP: 0.451, SLG: 0.600		4-0 BBB 1B BB SF7 1-2 BB	4-0 ② BBB 1-2 BB		0-0 ①② SF8-4 1-2 3-H		4-0 BBB BB		4-0 BBB 1B 1B BB	0	2	0	1	4	0	0
Ollie Brown, R (1, 9) OBP: 0.242, SLG: 0.355		4-0 BBB 1B 1-2 2-3 BB	0-0 ③ 6-3		0-0 ③ F3		0-3 ② SSS K		0-0 1B 1-2 2-H 1B	4	0	1	1	1	1	3
Doug Rader, R (1, 5) OBP: 0.333, SLG: 0.395		0-0 FC6-4 1-2 2-3 3-H 1B		0-3 ① SSS K		0-0 SSS 1B 3B	0-3 ③ SSS K		0-0 ② 1-3 2-H 1B	5	1	3	2	0	2	1
Tommy Helms, R (1, 4) OBP: 0.331, SLG: 0.421 Larry Milbourne, S (8, 4) OBP: 0.391, SLG: 0.368		0-3 ① SSS K		0-0 SH1-4 1B		0-0 6-3 SH1-3 3-H 1B		0-0 2B	0-0 ③ 1-3	4 1	0 0	3 0	1 0	0 0	1 0	3 1
Don Wilson, R (1, 1) OBP: 0.091, SLG: 0.100 Fred Scherman, L (7, 1)		0-0 ② SF7 3-H		0-0 ② SH1-4 1-2		0-0 ① SH1-3 1-2		0-3 ① SSS K		0 1	0 0	0 0	1 0	0 0	0 1	0 1
Inning Stats	R: 0 H: 0 E: 0 LOB: 0 K: 0 BB: 0 S: 3 P: 3	R: 2 H: 2 E: 0 LOB: 2 K: 1 BB: 2 S: 7 P: 15	R: 0 H: 1 E: 0 LOB: 2 K: 0 BB: 2 S: 3 P: 11	R: 0 H: 1 E: 0 LOB: 2 K: 1 BB: 1 S: 6 P: 10	R: 1 H: 2 E: 0 LOB: 0 K: 0 BB: 0 S: 4 P: 4	R: 1 H: 2 E: 0 LOB: 1 K: 0 BB: 0 S: 5 P: 5	R: 1 H: 1 E: 0 LOB: 1 K: 2 BB: 1 S: 8 P: 12	R: 0 H: 1 E: 0 LOB: 1 K: 3 BB: 0 S: 10 P: 10	R: 2 H: 3 E: 0 LOB: 1 K: 0 BB: 1 S: 5 P: 9	1B: 10 SF: 2 2B: 2 SAC: 2 3B: 1 DP: 1 HR: 1 HBP: 0						WP: 0 PA: 44 PB: 0 SB: 0 CS: 1	

PITCHER	IP	WLS	BF	H	R	ER	SO	BB	IBB	HBP	BLK	WP	HR	S	P	ERA	WHIP
Jerry Koosman, L (1, 1) ERA: 3.19	6.0	L	29	8	4	4	2	5	0	0	0	0	0	28	48	6.00	2.167
Bob Apodaca, R (7, 1) ERA: 6.2	2.0		9	2	1	1	5	1	0	0	0	0	1	18	22	4.50	1.500
Bob Miller, R (9, 1) ERA: 4.12	1.0		6	3	2	2	0	1	0	0	0	0	0	5	9	18.00	4.000

PITCHER	IP	WLS	BF	H	R	ER	SO	BB	IBB	HBP	BLK	WP	HR	S	P	ERA	WHIP

TOP

Houston Astros @ New York Mets

Shea Stadium, Flushing, NY

Fri May 31 1974, 7:05 PM EDT

Att. 20,736 - Unknown

livebaseballscorecards.com

AB	33
R	7
H	13
RBI	7
BB	7
SO	7
LOB	20

BOTTOM

Houston Astros @ New York Mets

Shea Stadium, Flushing, NY

Fri May 31 1974, 7:05 PM EDT

Att. 20,736 - Unknown

Batter	1	2	3	4	5	6	7	8	9	AB	R	H	RBI	BB	SO	LOB
Bud Harrelson, S (1, 6) OBP: 0.412, SLG: 0.329	BBBB 4-0 BB S BB	BBBB 4-0 FC6-4 BB		x 0-0 ③ F7		x 0-0 ③ 4-3		x 0-0 ③ F7		2	0	0	0	2	0	2
Ted Martinez, R (8, PH) OBP: 0.250, SLG: 0.333 (9, 6)										1	0	0	0	0	0	0
Felix Millan, R (1, 4) OBP: 0.338, SLG: 0.317	x 0-0 ① F9 1-2	x 0-0 ③ FC6-4 1-2f			x 0-0 FC4-6 1B		x 0-0 ① F8		x 0-0 ① 4-3	5	0	1	0	0	0	3
Cleon Jones, R (1, 7) OBP: 0.335, SLG: 0.391	BBBB 4-0 BB BB		x 0-0 ① 5-3		x 0-0 ① P3		x 0-0 1B 1B 1B		x 0-0 ② F8	4	1	1	0	1	0	1
Rusty Staub, L (1, 9) OBP: 0.375, SLG: 0.455	BBBB 4-0 1-2 2-3 BB		x 0-0 BB 1B		x 0-0 ② FC4-6 1-2f		x 0-0 1B 1-2 1B		x 0-0 ③ 4-3	4	0	2	0	1	0	1
John Milner, L (1, 3) OBP: 0.322, SLG: 0.403	x 0-0 ② F2		x 0-0 ② F2		x 0-0 ③ 4-3		x 0-0 1-2 2-H 1B			4	0	1	1	0	0	5
Dave Schneck, L (1, 8) OBP: 0.304, SLG: 0.408	x 0-0 ③ F5		BBBB 4-0 1-2 BB			x 0-0 SSS 2B	0-3 ② K			2	0	1	0	1	0	3
Don Hahn, R (7, PH) OBP: 0.385, SLG: 0.517 (8, 8)										1	0	0	0	0	1	2
Wayne Garrett, L (1, 5) OBP: 0.229, SLG: 0.311		x 0-0 ① 4-3	x 0-0 ③ F5			x 0-0 ① F7	SSS 0-3 ③ K			4	0	0	0	0	1	5
Jerry Grote, R (1, 2) OBP: 0.317, SLG: 0.395		x 0-0 SH1-4 1B		x 0-0 ① 6-3		x 0-0 ② 6-3		x 0-0 ① P4		4	0	1	0	0	0	1
Jerry Koosman, R (1, 1) OBP: 0.138, SLG: 0.107		x 0-0 ② SH1-4 1-2		x 0-0 ② F7		BBBB 4-0 BB		x 0-0 ② F8		1	0	0	0	0	0	0
Ed Kranepool, L (6, PH) OBP: 0.423, SLG: 0.391										0	0	0	0	1	0	0
Bob Apodaca, R (7, 1)										0	0	0	0	0	0	0
Duffy Dyer, R (8, PH) OBP: 0.235, SLG: 0.133										1	0	0	0	0	0	0
Bob Miller, R (9, 1) OBP: 0.333, SLG: 0.667										0	0	0	0	0	0	0
Inning Stats	R: 0 E: 0 K: 0 S: 3 H: 0 LOB: 3 BB: 3 P: 15	R: 0 E: 0 K: 0 S: 4 H: 1 LOB: 2 BB: 1 P: 8	R: 0 E: 0 K: 0 S: 4 H: 1 LOB: 2 BB: 1 P: 8	R: 0 E: 0 K: 0 S: 3 H: 0 LOB: 0 BB: 0 P: 3	R: 0 E: 0 K: 0 S: 4 H: 1 LOB: 1 BB: 0 P: 4	R: 0 E: 0 K: 0 S: 4 H: 1 LOB: 2 BB: 1 P: 8	R: 1 E: 0 K: 2 S: 10 H: 3 LOB: 2 BB: 0 P: 10	R: 0 E: 0 K: 0 S: 3 H: 0 LOB: 0 BB: 0 P: 3	R: 0 E: 0 K: 0 S: 3 H: 0 LOB: 0 BB: 0 P: 3	1B: 6 2B: 1 3B: 0 HR: 0	SF: 0 SAC: 1 DP: 0 HBP: 0						

PITCHER		IP	WLS	BF	H	R	ER	SO	BB	IBB	HBP	BLK	WP	HR	S	P	ERA	WHIP
Don Wilson, R ERA: 5.31	(1, 1)	6.1	W	32	7	1	1	0	6	0	0	0	0	0	26	50	1.42	2.053
Fred Scherman, L ERA: 3.14	(7, 1)	2.2		8	0	0	0	2	0	0	0	0	0	0	12	12	0.00	0.000

PITCHER	IP	WLS	BF	H	R	ER	SO	BB	IBB	HBP	BLK	WP	HR	S	P	ERA	WHIP

livebaseballscorecards.com

AB	33
R	1
H	7
RBI	1
BB	6
SO	2
LOB	23

WP: 0 PB: 0 SB: 1 CS: 0 PA: 40

Batter	1	2	3	4	5	6	7	8	9	AB	R	H	RBI	BB	SO	LOB
Greg Gross, L (1, 9) OBP: 0.446, SLG: 0.419	BBBB 4-0 CS BB		x 0-0 ③ G3		x 0-0 1-2 1B			x 0-0 ① F7		3	0	1	0	1	0	0
Roger Metzger, S (1, 6) OBP: 0.333, SLG: 0.338	SSS 0-3 ①② K 1-2			SSS 0-3 ① K	x 0-0 ③ 4-3			x 0-0 ② 4-3		4	0	0	0	0	2	3
Cesar Cedeno, R (1, 8) OBP: 0.373, SLG: 0.537	SSS 0-3 ③ K			x 0-0 HR		SSS 0-3 ① K		x 0-0 ③ 4-3		4	1	1	1	0	2	0
Bob Watson, R (1, 7) OBP: 0.402, SLG: 0.418		x 0-0 ① L3		x 0-0 1B		x 0-0 BLK 1B			x 0-0 ① 6-3	4	0	2	0	0	0	0
Lee May, R (1, 3) OBP: 0.299, SLG: 0.418		x 0-0 1B		SSS 0-3 ② K		x 0-0 ② F8 1-2			SSS 0-3 ② K	4	0	1	0	0	2	2
Milt May, L (1, 2) OBP: 0.309, SLG: 0.336		x 0-0 ② F7		SSS 0-3 ③ K		x 0-0 ③ F8			SSS 0-3 ③ K	4	0	0	0	0	2	3
Doug Rader, R (1, 5) OBP: 0.328, SLG: 0.389		x 0-0 ③ 1-3			x 0-0 ① F3		SSS 0-3 ① K			3	0	0	0	0	1	1
Tommy Helms, R (1, 4) OBP: 0.331, SLG: 0.416			x 0-0 ① 5-3		BBBB 4-0 FC2-6 BB		SSS 0-3 ② K			2	0	0	0	1	1	0
Dave Roberts, L (1, 1) OBP: 0.182, SLG: 0.323			x 0-0 ② 6-3		x 0-0 ② FC2-6 1B 1-2f		SSS 0-3 ③ K			3	0	0	0	0	1	1
Inning Stats	R: 0 E: 0 K: 2 S: 6 H: 0 LOB: 0 BB: 1 P: 10	R: 0 E: 0 K: 0 S: 4 H: 1 LOB: 1 BB: 0 P: 4	R: 0 E: 0 K: 0 S: 3 H: 0 LOB: 0 BB: 0 P: 3	R: 1 E: 0 K: 3 S: 11 H: 2 LOB: 1 BB: 0 P: 11	R: 0 E: 0 K: 0 S: 4 H: 1 LOB: 2 BB: 1 P: 8	R: 0 E: 0 K: 1 S: 6 H: 1 LOB: 1 BB: 0 P: 6	R: 0 E: 0 K: 3 S: 9 H: 0 LOB: 0 BB: 0 P: 9	R: 0 E: 0 K: 0 S: 3 H: 0 LOB: 0 BB: 0 P: 3	R: 0 E: 0 K: 2 S: 7 H: 0 LOB: 0 BB: 0 P: 7	1B: 4 2B: 0 3B: 0 HR: 1	SF: 0 SAC: 0 DP: 0 HBP: 0						

PITCHER		IP	WLS	BF	H	R	ER	SO	BB	IBB	HBP	BLK	WP	HR	S	P	ERA	WHIP
Tom Seaver, R ERA: 3.61	(1, 1)	9.0	W	33	5	1	1	11	2	0	0	1	0	1	53	61	1.00	0.778

PITCHER		IP	WLS	BF	H	R	ER	SO	BB	IBB	HBP	BLK	WP	HR	S	P	ERA	WHIP

TOP

Houston Astros @ New York Mets

Shea Stadium, Flushing, NY

Sat Jun 01 1974, 3:33 AM EDT

Att. 18,994 - Unknown

livebaseballscorecards.com

AB	31
R	1
H	5
RBI	1
BB	2
SO	11
LOB	10

PA: 33

WP: 0 PB: 0 SB: 0 CS: 1

Houston Astros @ New York Mets

Shea Stadium, Flushing, NY

Sat Jun 01 1974, 3:33 AM EDT

Att. 18,994 - Unknown

BOTTOM

Batter	1	2	3	4	5	6	7	8	9	AB	R	H	RBI	BB	SO	LOB
Don Hahn, R (1, 8) OBP: 0.391, SLG: 0.548	0-0 1B 3B		0-0 P6 ①		0-0 5-3 ②		0-0 1B			4	1	2	0	0	0	1
Felix Millan, R (1, 4) OBP: 0.341, SLG: 0.321	0-0 2B 1B 3-H		0-0 5-3 ②		0-0 FC5 1B 1B 2-3		0-0 F8 ②			4	1	2	1	0	0	1
Rusty Staub, L (1, 9) OBP: 0.377, SLG: 0.462	0-0 4-3 2B 1-H		0-0 4-3 ③		0-0 1B 1B 1-2 3-H		S S S 0-3 K ③			4	0	2	2	0	1	1
Cleon Jones, R (1, 7) OBP: 0.328, SLG: 0.383	0-0 4-3 ① 2-3			0-0 1-3 ①	0-0 FC5 ③ 2-3f			0-0 6-3 ①		4	0	0	0	0	0	3
John Milner, L (1, 3) OBP: 0.321, SLG: 0.405	0-0 P6 ②			0-0 G3 ②		0-0 F9 2B		0-0 P4 ②		4	0	1	0	0	0	1
Jerry Grote, R (1, 2) OBP: 0.323, SLG: 0.393	0-0 5-3 ③			0-0 1B		0-0 F9 ① 2-3		B B B B 4-0 BB		3	0	1	0	1	0	2
Ted Martinez, R (1, 6) OBP: 0.231, SLG: 0.306			0-0 F8 ①	0-0 F9 ③		0-0 L1 ②		0-0 1-3 ③		4	0	0	0	0	0	3
Wayne Garrett, L (1, 5) OBP: 0.231, SLG: 0.311			0-0 1-3 ②		0-0 1B SH1-4 1B 1B	0-0 F9 ③				3	1	1	0	0	0	1
Tom Seaver, R (1, 1) OBP: 0.214, SLG: 0.083			0-0 P6 ③		0-0 SH1-4 ① 1-2		S S S 0-3 K ①			2	0	0	0	0	1	0
Inning Stats	R: 2 H: 3 E: 0 LOB: 1 K: 0 BB: 0 S: 6 P: 6		R: 0 H: 0 E: 0 LOB: 0 K: 0 BB: 0 S: 3 P: 3	R: 0 H: 1 E: 0 LOB: 1 K: 0 BB: 0 S: 4 P: 4	R: 1 H: 3 E: 0 LOB: 2 K: 0 BB: 0 S: 6 P: 6	R: 0 H: 1 E: 0 LOB: 1 K: 0 BB: 0 S: 4 P: 4	R: 0 H: 1 E: 0 LOB: 1 K: 2 BB: 0 S: 8 P: 8	R: 0 H: 0 E: 0 LOB: 1 K: 0 BB: 1 S: 3 P: 7		1B: 6 SF: 0 2B: 2 SAC: 1 3B: 1 DP: 0 HR: 0 HBP: 0						

livebaseballscorecards.com

AB	32
R	3
H	9
RBI	3
BB	1
SO	2
LOB	13

WP: 0 PA: 34
PB: 0
SB: 0
CS: 0

PITCHER		IP	WLS	BF	H	R	ER	SO	BB	IBB	HBP	BLK	WP	HR	S	P	ERA	WHIP
Dave Roberts, L ERA: 3.48	(1, 1)	8.0	L	34	9	3	3	2	1	0	0	0	0	0	37	41	3.38	1.250

PITCHER	IP	WLS	BF	H	R	ER	SO	BB	IBB	HBP	BLK	WP	HR	S	P	ERA	WHIP

Batter	1	2	3	4	5	6	7	8	9	AB	R	H	RBI	BB	SO	LOB
Boots Day, L (1, 7) OBP: 0.429, SLG: 0.375	F8			1B SH3-4 1B 1B	2B 1-2 FC3-2 3-H 1B	F9			5-3	5	1	2	1	0	0	0
Larry Lintz, S (1, 4) OBP: 0.326, SLG: 0.338	4-3			SH3-4 1-2	FC3-2 1-3 2-H BB 2B		F9			3	1	1	1	0	0	0
Willie Davis, L (1, 8) OBP: 0.346, SLG: 0.421	L4			BB 1B 2-3 1B	S S S K		G6-4-3 1B			4	1	2	0	0	1	2
Ken Singleton, S (1, 9) OBP: 0.426, SLG: 0.371		4-3		B B B 1B 1-2 BB	I I I BB FC3-2 IBB		G6-4-3 1-2f			2	0	0	0	2	0	1
Ron Fairly, L (1, 3) OBP: 0.364, SLG: 0.411		G3		1-2 2-H 3-H 1B	FC3-2 BB 1-2 2-3 3-Hf			B B B B G4-3 BB		3	0	1	2	1	0	3
Bob Bailey, R (1, 5) OBP: 0.407, SLG: 0.401 Pepe Frias, R (8, 5) OBP: 0.133, SLG: 0.200		S S S K		F8	B B B B 1-2 2-3 3-H BB			G4-3 1-2f		3 0	0 0	0 0	1 0	1 0	1 0	3 0
Tim Foli, R (1, 6) OBP: 0.301, SLG: 0.274			6-3	1-3	6-3			F8		4	0	0	0	0	0	5
Terry Humphrey, R (1, 2) OBP: 0.250, SLG: 0.268			6-3	E 1B 2B	F3				F9	4	1	1	0	0	0	0
Ernie McAnally, R (1, 1) OBP: 0.105, SLG: 0.056			4-3	FC3 1B 2B 2-3	S S S K				3-1	4	1	0	0	0	1	1
Inning Stats	R: 0 E: 0 K: 0 S: 3 H: 0 LOB: 0 BB: 0 P: 3	R: 0 E: 0 K: 1 S: 5 H: 0 LOB: 0 BB: 0 P: 5	R: 0 E: 0 K: 0 S: 3 H: 0 LOB: 0 BB: 0 P: 3	R: 2 E: 0 K: 0 S: 6 H: 3 LOB: 2 BB: 1 P: 10	R: 3 E: 1 K: 1 S: 9 H: 3 LOB: 3 BB: 2 P: 17	R: 0 E: 0 K: 1 S: 5 H: 0 LOB: 0 BB: 0 P: 5	R: 0 E: 0 K: 0 S: 3 H: 1 LOB: 0 BB: 0 P: 3	R: 0 E: 0 K: 0 S: 2 H: 0 LOB: 0 BB: 1 P: 6	R: 0 E: 0 K: 0 S: 3 H: 0 LOB: 0 BB: 0 P: 3	1B: 5 2B: 2 3B: 0 HR: 0 SF: 0 SAC: 1 DP: 2 HBP: 0						

PITCHER	IP	WLS	BF	H	R	ER	SO	BB	IBB	HBP	BLK	WP	HR	S	P	ERA	WHIP
Tom Griffin, R (1, 1) ERA: 3.1	4.0	L	20	6	5	3	1	1	0	0	0	0	0	21	25	6.75	1.750
Mike Cosgrove, L (5, 1) ERA: 0.59	4.0		14	1	0	0	2	2	1	0	0	0	0	15	27	0.00	0.750
Jerry Johnson, R (9, 1) ERA: 3.21	1.0		3	0	0	0	0	0	0	0	0	0	0	3	3	0.00	0.000

PITCHER	IP	WLS	BF	H	R	ER	SO	BB	IBB	HBP	BLK	WP	HR	S	P	ERA	WHIP

TOP

Montreal Expos @ Houston Astros

Astrodome, Houston, TX

Tue Jun 04 1974, 8:05 PM EDT

Att. 11,017 - Dome

livebaseballscorecards.com

AB	32
R	5
H	7
RBI	5
BB	4
SO	3
LOB	15

WP: 0 PA: 37
PB: 0
SB: 0
CS: 0

Batter	1	2	3	4	5	6	7	8	9	AB	R	H	RBI	BB	SO	LOB
Greg Gross, L (1, 9) OBP: 0.447, SLG: 0.421	BB E G3-2 1B		6-3		1-6-3			G4-6-3 1B 2-3		4	0	2	0	0	0	0
Roger Metzger, S (1, 6) OBP: 0.333, SLG: 0.338	SH G3-2 BB 1-2		F8			G6-4-3 1B		G4-6-3 1-2f		3	0	1	0	0	0	2
Cesar Cedeno, R (1, 8) OBP: 0.371, SLG: 0.529	BBBB G3-2 BB 1-2 2-3		6-3			K			F5	3	0	0	0	1	1	1
Bob Watson, R (1, 7) OBP: 0.394, SLG: 0.409	G3-2 1-2 2-3 3-Hf			K		G6-4-3 1-2f			6-3	4	0	0	0	0	1	4
Lee May, R (1, 3) OBP: 0.293, SLG: 0.409	F8			L6			K		6-3	4	0	0	0	0	1	2
Milt May, L (1, 2) OBP: 0.309, SLG: 0.336		F8		1B			F7			3	0	1	0	0	0	0
Doug Rader, R (1, 5) OBP: 0.328, SLG: 0.388		1B		K			F9			3	0	1	0	0	1	1
Tommy Helms, R (1, 4) OBP: 0.331, SLG: 0.411		F7			F7			BBBB 1B WP BB		2	0	0	0	1	0	1
Tom Griffin, R (1, 1) OBP: 0.308, SLG: 0.440		K			6-3			K 1-2		1	0	0	0	0	1	1
Mike Cosgrove, L (5, 1)										1	0	0	0	0	0	0
Mike Easler, L (8, PH) OBP: 0.077, SLG: 0.077										1	0	0	0	0	1	1
Jerry Johnson, R (9, 1)										0	0	0	0	0	0	0
Inning Stats	R: 0 E: 1 K: 0 S: 4 H: 1 LOB: 2 BB: 1 P: 8	R: 0 E: 0 K: 1 S: 6 H: 1 LOB: 1 BB: 0 P: 6	R: 0 E: 0 K: 0 S: 3 H: 0 LOB: 0 BB: 0 P: 3	R: 0 E: 0 K: 2 S: 8 H: 1 LOB: 1 BB: 0 P: 8	R: 0 E: 0 K: 0 S: 3 H: 0 LOB: 0 BB: 0 P: 3	R: 0 E: 0 K: 1 S: 5 H: 1 LOB: 0 BB: 0 P: 5	R: 0 E: 0 K: 1 S: 5 H: 0 LOB: 0 BB: 0 P: 5	R: 0 E: 0 K: 1 S: 5 H: 1 LOB: 1 BB: 1 P: 9	R: 0 E: 0 K: 0 S: 3 H: 0 LOB: 0 BB: 0 P: 3	1B: 5 2B: 0 3B: 0 HR: 0	SF: 0 SAC: 1 DP: 3 HBP: 0						

PITCHER	IP	WLS	BF	H	R	ER	SO	BB	IBB	HBP	BLK	WP	HR	S	P	ERA	WHIP
Ernie McAnally, R (1, 1) ERA: 4.0	9.0	W	32	5	0	0	6	2	0	0	0	1	0	42	50	0.00	0.778

PITCHER	IP	WLS	BF	H	R	ER	SO	BB	IBB	HBP	BLK	WP	HR	S	P	ERA	WHIP

BOTTOM

Montreal Expos @ Houston Astros

Astrodome, Houston, TX

Tue Jun 04 1974, 8:05 PM EDT

Att. 11,017 - Dome

livebaseballscorecards.com

AB	29
R	0
H	5
RBI	0
BB	2
SO	6
LOB	13

WP: 1	PA: 32		
PB: 0			
SB: 0			
CS: 0			

Montreal Expos @ Houston Astros

Astrodome, Houston, TX

Wed Jun 05 1974, 8:05 PM EDT

Att. 10,472 - Dome

TOP

livebaseballscorecards.com

Batter	1	2	3	4	5	6	7	8	9	AB	R	H	RBI	BB	SO	LOB
Ron Hunt, R (1, 5) OBP: 0.354, SLG: 0.222	SH1-4 1B	SH1-4 1-2		5-3			6-3		K	4	1	1	0	0	1	0
Tim Foli, R (1, 6) OBP: 0.318, SLG: 0.313	SH1-4 1-2	L4-3 2-3 1B		2B			K		IBB 1B 2B	4	1	3	0	0	1	0
Willie Davis, L (1, 8) OBP: 0.348, SLG: 0.417	2B 2-H 1B	L4-3 1-2		L6			4-3		IBB 1B IBB	4	2	1	1	1	0	3
Bob Bailey, R (1, 7) OBP: 0.403, SLG: 0.404 Ron Woods, R (8, 7) OBP: 0.310, SLG: 0.174	1B 2-H 2B		K	K				K	F8	4 1	1 0	1 0	1 0	0 0	3 0	0 2
Ken Singleton, S (1, 9) OBP: 0.425, SLG: 0.368	F4		FC5 1B 1B	4-3				5-3	1B 1-2 2-3 1B IBB	4	1	1	0	1	0	1
Hal Breeden, R (1, 3) OBP: 0.375, SLG: 0.383 Mike Jorgensen, L (3, PH) (3, 3) OBP: 0.457, SLG: 0.357	BB 2-H 1B	FC5 1-2 1B		F8				BLK 1B HBP	1B 1-2 2-H 3-H 1B	1 3	0 1	1 2	1 2	0 0	0 0	0 0
Jim Cox, R (1, 4) OBP: 0.277, SLG: 0.278	BB 1-2 BB	FC5 1-2 2-3f				6-3		E2 1-H 1B	FC6 1-2 2-H 1B	4	1	2	2	1	0	2
Terry Humphrey, R (1, 2) OBP: 0.245, SLG: 0.283	4-3	6-3				6-3		2B	FC6 1-2f	5	0	1	0	0	0	6
Mike Torrez, R (1, 1) OBP: 0.087, SLG: 0.045 Chuck Taylor, R (9, 1) OBP: 0.200, SLG: 0.400		1B SH1-4 1B		F8		6-3		F3		4 0	0 0	1 0	0 0	0 0	0 0	1 0
Inning Stats	R: 3 E: 0 K: 0 S: 7 H: 4 LOB: 2 BB: 1 P: 11	R: 0 E: 0 K: 0 S: 4 H: 2 LOB: 1 BB: 0 P: 4	R: 0 E: 0 K: 1 S: 7 H: 2 LOB: 2 BB: 0 P: 7	R: 0 E: 0 K: 0 S: 4 H: 1 LOB: 1 BB: 0 P: 4	R: 0 E: 0 K: 1 S: 5 H: 0 LOB: 0 BB: 0 P: 5	R: 0 E: 0 K: 0 S: 3 H: 0 LOB: 0 BB: 0 P: 3	R: 0 E: 0 K: 1 S: 5 H: 0 LOB: 0 BB: 0 P: 5	R: 2 E: 1 K: 1 S: 7 H: 2 LOB: 1 BB: 0 P: 8	R: 3 E: 0 K: 1 S: 8 H: 3 LOB: 2 BB: 2 P: 16	1B: 10 2B: 5 3B: 0 HR: 0 SF: 0 SAC: 2 DP: 1 HBP: 1						

AB	38
R	8
H	14
RBI	7
BB	3
SO	5
LOB	15

WP: 0 PB: 0 SB: 0 CS: 0 PA: 44

PITCHER		IP	WLS	BF	H	R	ER	SO	BB	IBB	HBP	BLK	WP	HR	S	P	ERA	WHIP
Claude Osteen, L ERA: 3.23	(1, 1)	1.1	L	11	6	3	3	0	1	0	0	0	0	0	10	14	20.25	5.250
Jim York, R ERA:	(2, 1)	3.2		13	3	0	0	2	0	0	0	0	0	0	17	17	0.00	0.818
Ken Forsch, R ERA: 3.21	(6, 1)	3.0		12	2	2	2	2	0	0	1	1	0	0	15	16	6.00	0.667
Jerry Johnson, R ERA: 4.03	(9, 1)	1.0		8	3	3	3	1	0	2	0	0	0	0	8	16	27.00	3.000

PITCHER	IP	WLS	BF	H	R	ER	SO	BB	IBB	HBP	BLK	WP	HR	S	P	ERA	WHIP

Montreal Expos @ Houston Astros

Astrodome, Houston, TX

Wed Jun 05 1974, 8:05 PM EDT

Att. 10,472 - Dome

BOTTOM

Batter	1	2	3	4	5	6	7	8	9	AB	R	H	RBI	BB	SO	LOB
Greg Gross, L (1, 9) (9, 7) OBP: 0.443, SLG: 0.429	6-3		1-3		4-3			SF7 3B		4	1	1	0	0	0	1
Roger Metzger, S (1, 6) OBP: 0.325, SLG: 0.331	5-3			3-1		4-3		SF7 3-H		3	0	0	1	0	0	0
Cesar Cedeno, R (1, 8) OBP: 0.373, SLG: 0.538	3B			6-3		5-3		1B		4	0	2	0	0	0	0
Bob Watson, R (1, 7) (8, 3) OBP: 0.387, SLG: 0.400	1-6-3			6-3		6-3		L4		4	0	0	0	0	0	2
Lee May, R (1, 3) OBP: 0.299, SLG: 0.418		F3			2B 1B		4-3 2B		F3	3	1	2	0	0	0	0
Larry Milbourne, S (7, PR) (8, 7) OBP: 0.391, SLG: 0.368										0	0	0	0	0	0	0
Jerry Johnson, R (9, 1)										0	0	0	0	0	0	0
Cliff Johnson, R (9, PH) OBP: 0.442, SLG: 0.585										1	0	0	0	0	0	0
Milt May, L (1, 2) OBP: 0.315, SLG: 0.349		G5-4-3 1B			1B SF7 1-3 2B		4-3 2-3		4-3	4	1	2	0	0	0	1
Doug Rader, R (1, 5) OBP: 0.332, SLG: 0.390		G5-4-3 1-2f			1-5-3 2-3 3-H 1B		G5-4-3 1B		K	4	0	2	1	0	1	1
Tommy Helms, R (1, 4) OBP: 0.326, SLG: 0.406			L5		SF7 3-H		G5-4-3 1-2f			2	0	0	1	0	0	3
Claude Osteen, L (1, 1) OBP: 0.231, SLG: 0.308			K		1-5-3 1-2			K		0	0	0	0	0	0	0
Jim York, R (2, 1)										1	0	0	0	0	1	0
Bob Gallagher, L (5, PH) OBP: 0.245, SLG: 0.217										1	0	0	0	0	0	1
Ken Forsch, R (6, 1)										0	0	0	0	0	0	0
Ollie Brown, R (8, PH) OBP: 0.239, SLG: 0.349										1	0	0	0	0	1	0
(9, 9)																
Inning Stats	R: 0 E: 0 K: 0 S: 4 H: 1 LOB: 1 BB: 0 P: 4	R: 0 E: 0 K: 0 S: 3 H: 1 LOB: 0 BB: 0 P: 3	R: 0 E: 0 K: 1 S: 5 H: 0 LOB: 0 BB: 0 P: 5	R: 0 E: 0 K: 0 S: 3 H: 0 LOB: 0 BB: 0 P: 3	R: 2 E: 0 K: 0 S: 6 H: 3 LOB: 1 BB: 0 P: 6	R: 0 E: 0 K: 0 S: 3 H: 0 LOB: 0 BB: 0 P: 3	R: 0 E: 0 K: 0 S: 4 H: 2 LOB: 2 BB: 0 P: 4	R: 1 E: 0 K: 1 S: 7 H: 2 LOB: 1 BB: 0 P: 7	R: 0 E: 0 K: 1 S: 5 H: 0 LOB: 0 BB: 0 P: 5	1B: 5 2B: 2 3B: 2 HR: 0	SF: 2 SAC: 0 DP: 2 HBP: 0						

PITCHER	IP	WLS	BF	H	R	ER	SO	BB	IBB	HBP	BLK	WP	HR	S	P	ERA	WHIP
Mike Torrez, R (1, 1) ERA: 3.75	8.0	W	31	9	3	3	2	0	0	0	0	0	0	35	35	3.38	1.125
Chuck Taylor, R (9, 1) ERA: 2.08	1.0		3	0	0	0	1	0	0	0	0	0	0	5	5	0.00	0.000

PITCHER	IP	WLS	BF	H	R	ER	SO	BB	IBB	HBP	BLK	WP	HR	S	P	ERA	WHIP

AB	32
R	3
H	9
RBI	3
BB	0
SO	3
LOB	9

WP: 0 PB: 0 SB: 0 CS: 0 PA: 34

livebaseballscorecards.com

Batter	1	2	3	4	5	6	7	8	9	AB	R	H	RBI	BB	SO	LOB
Ron Hunt, R (1, 5) OBP: 0.357, SLG: 0.225	B B B 4-0 HBP BB		x 0-0 1B			x 0-0 ① F9		x 0-0 ③ 5-3		3	0	1	0	1	0	0
Larry Lintz, S (1, 4) OBP: 0.333, SLG: 0.338	H 1-0 1-2 G4-3 HBP	S S S 0-3 ② K	S S S 0-3 ② K			S S S 0-3 ② K			x 0-0 ① 5-3	0	0	0	0	0	0	0
Jim Cox, R (1, 4) OBP: 0.273, SLG: 0.274										2	0	0	0	0	2	1
Bob Bailey, R (9, PH) OBP: 0.401, SLG: 0.401										1	0	0	0	0	0	0
Willie Davis, L (1, 8) OBP: 0.351, SLG: 0.425	S S S 0-3 ① K		x 0-0 ③ F3			x 0-0 1B			x 0-0 2B	4	0	2	0	0	1	3
Ken Singleton, S (1, 9) OBP: 0.416, SLG: 0.358	x 0-0 ② ③ G4-3 1-2f			x 0-0 ① F7		x 0-0 ③ F7			x 0-0 ② 6-3	4	0	0	0	0	0	4
Ron Fairly, L (1, 3) OBP: 0.360, SLG: 0.398		B B B 4-0 FC6-4 BB		x 0-0 ② F3			S S S 0-3 ① K		x 0-0 ③ F8	3	0	0	0	1	1	1
Boots Day, L (1, 7) OBP: 0.387, SLG: 0.333		x 0-0 ① F9		x 0-0 ③ F8			x 0-0 ② 4-3			3	0	0	0	0	0	1
Tim Foli, R (1, 6) OBP: 0.309, SLG: 0.304		x 0-0 ② FC6-4 1-2f BLK			S S S 0-3 ① K		x 0-0 ③ 6-3			3	0	0	0	0	1	1
Terry Humphrey, R (1, 2) OBP: 0.235, SLG: 0.271		S S S 0-3 ③ K 1-2			x 0-0 ② F5			x 0-0 ① 4-3		2	0	0	0	0	1	1
Bob Stinson, S (8, PH) OBP: 0.462, SLG: 0.636										1	0	0	0	0	0	0
(8, 2)																
Steve Renko, R (1, 1) OBP: 0.222, SLG: 0.192			S S S 0-3 ① K		x 0-0 ③ 4-3			x 0-0 ② F6		2	0	0	0	0	1	0
Mike Jorgensen, L (8, PH) OBP: 0.444, SLG: 0.345										1	0	0	0	0	0	0
John Montague, R (8, 1)										0	0	0	0	0	0	0
Inning Stats	R: 0 E: 0 K: 1 S: 4 H: 0 LOB: 1 BB: 1 P: 9	R: 0 E: 0 K: 1 S: 5 H: 0 LOB: 1 BB: 1 P: 9	R: 0 E: 0 K: 2 S: 8 H: 1 LOB: 1 BB: 0 P: 8	R: 0 E: 0 K: 0 S: 3 H: 0 LOB: 0 BB: 0 P: 3	R: 0 E: 0 K: 1 S: 5 H: 0 LOB: 0 BB: 0 P: 5	R: 0 E: 0 K: 1 S: 6 H: 1 LOB: 1 BB: 0 P: 6	R: 0 E: 0 K: 1 S: 5 H: 0 LOB: 0 BB: 0 P: 5	R: 0 E: 0 K: 0 S: 3 H: 0 LOB: 0 BB: 0 P: 3	R: 0 E: 0 K: 0 S: 4 H: 1 LOB: 1 BB: 0 P: 4	1B: 2 2B: 1 3B: 0 HR: 0	SF: 0 SAC: 0 DP: 1 HBP: 1						

TOP

Montreal Expos @ Houston Astros

Astrodome, Houston, TX

Thu Jun 06 1974, 8:05 PM EDT

Att. 8,029 - Dome

livebaseballscorecards.com

AB	29
R	0
H	3
RBI	0
BB	2
SO	7
LOB	12

WP: 0 PB: 0 SB: 0 CS: 0 PA: 32

PITCHER	IP	WLS	BF	H	R	ER	SO	BB	IBB	HBP	BLK	WP	HR	S	P	ERA	WHIP
Larry Dierker, R (1, 1) ERA: 2.27	9.0	W	32	3	0	0	7	2	0	1	1	0	0	43	52	0.00	0.556

PITCHER	IP	WLS	BF	H	R	ER	SO	BB	IBB	HBP	BLK	WP	HR	S	P	ERA	WHIP

Batter	1	2	3	4	5	6	7	8	9	AB	R	H	RBI	BB	SO	LOB
Greg Gross, L (1, 9) (9, 7) OBP: 0.439, SLG: 0.425	FC1-6 1B	4-3			6-3		4-3			4	0	1	0	0	0	2
Roger Metzger, S (1, 6) OBP: 0.317, SLG: 0.322	FC1-6 1-2f		K		F8			G3		4	0	0	0	0	1	2
Cesar Cedeno, R (1, 8) OBP: 0.367, SLG: 0.528	F8		5-3		F8			K		4	0	0	0	0	1	2
Bob Watson, R (1, 7) OBP: 0.380, SLG: 0.392	K		F8			L7		G3		4	0	0	0	0	1	1
Bob Gallagher, L (9, 9) OBP: 0.245, SLG: 0.217										0	0	0	0	0	0	0
Lee May, R (1, 3) OBP: 0.304, SLG: 0.453		5-3		HR		HR				3	2	2	2	0	0	0
Johnny Edwards, L (1, 2) OBP: 0.274, SLG: 0.339		2B 1B		G3		4-3				3	1	1	0	0	0	0
Doug Rader, R (1, 5) OBP: 0.332, SLG: 0.395										3	1	1	1	0	1	0
Denis Menke, R (7, 5) OBP: 0.217, SLG: 0.158	1-H WP 2B		K			F8				0	0	0	0	0	0	0
Tommy Helms, R (1, 4) OBP: 0.326, SLG: 0.401		4-3 WP 3-H BB		L8			6-3			2	0	0	0	1	0	0
Larry Dierker, R (1, 1) OBP: 0.192, SLG: 0.231		4-3 1-3			2B		6-3			3	0	1	0	0	0	1
Inning Stats	R: 0 E: 0 K: 1 S: 6 H: 1 LOB: 1 BB: 0 P: 6	R: 2 E: 0 K: 0 S: 5 H: 2 LOB: 1 BB: 1 P: 9	R: 0 E: 0 K: 1 S: 5 H: 0 LOB: 0 BB: 0 P: 5	R: 1 E: 0 K: 1 S: 6 H: 1 LOB: 0 BB: 0 P: 6	R: 0 E: 0 K: 0 S: 4 H: 1 LOB: 1 BB: 0 P: 4	R: 1 E: 0 K: 0 S: 4 H: 1 LOB: 0 BB: 0 P: 4	R: 0 E: 0 K: 0 S: 3 H: 0 LOB: 0 BB: 0 P: 3	R: 0 E: 0 K: 1 S: 5 H: 0 LOB: 0 BB: 0 P: 5		1B: 2 2B: 2 3B: 0 HR: 2	SF: 0 SAC: 0 DP: 0 HBP: 0						

PITCHER	IP	WLS	BF	H	R	ER	SO	BB	IBB	HBP	BLK	WP	HR	S	P	ERA	WHIP
Steve Renko, R (1, 1) ERA: 4.85	7.0	L	28	6	4	4	3	1	0	0	0	2	2	33	37	5.14	1.000
John Montague, R (8, 1) ERA: 2.08	1.0		3	0	0	0	1	0	0	0	0	0	0	5	5	0.00	0.000

PITCHER	IP	WLS	BF	H	R	ER	SO	BB	IBB	HBP	BLK	WP	HR	S	P	ERA	WHIP

BOTTOM

Montreal Expos @ Houston Astros

Astrodome, Houston, TX

Thu Jun 06 1974, 8:05 PM EDT

Att. 8,029 - Dome

livebaseballscorecards.com

AB	30
R	4
H	6
RBI	3
BB	1
SO	4
LOB	8

1B: 2	SF: 0	WP: 2	PA: 31
2B: 2	SAC: 0	PB: 0	
3B: 0	DP: 0	SB: 0	
HR: 2	HBP: 0	CS: 0	

Batter	1	2	3	4	5	6	7	8	9	AB	R	H	RBI	BB	SO	LOB
Bud Harrelson, S (1, 6) OBP: 0.405, SLG: 0.320	E7 SH3-4		P4		4-3 1-2 2-3		1-3			4	0	0	0	0	0	4
Felix Millan, R (1, 4) OBP: 0.329, SLG: 0.309	SH3-4 2-3		F8		6-3			F3		3	0	0	0	0	0	2
Cleon Jones, R (1, 7) OBP: 0.321, SLG: 0.367 Ed Kranepool, L (2, 7) OBP: 0.452, SLG: 0.407 Ted Martinez, R (8, PR) OBP: 0.237, SLG: 0.291 George Theodore, R (8, 7) OBP: 0.263, SLG: 0.263	K			6-3		F7		1B		1 3 0 0	0 0 0 0	0 1 0 0	0 0 0 0	0 0 0 0	1 0 0 0	1 0 0 0
Rusty Staub, L (1, 9) OBP: 0.358, SLG: 0.429	6-3			F8		G4-6-3 BB		F8		3	0	0	0	1	0	2
John Milner, L (1, 3) OBP: 0.329, SLG: 0.420		F9		1B		G4-6-3 1-2f		P5		4	0	1	0	0	0	2
Dave Schneck, L (1, 8) OBP: 0.313, SLG: 0.404		4-3		P6			1B 1B		F8	4	0	1	0	0	0	1
Wayne Garrett, L (1, 5) OBP: 0.247, SLG: 0.327		BB			FC5-6 1B 1B		P6	G3		3	0	1	0	1	0	1
Jerry Grote, R (1, 2) OBP: 0.322, SLG: 0.391 Don Hahn, R (9, PR) OBP: 0.392, SLG: 0.545		K			4-3 FC5-6 1-2 1B		F8	2B		4 0	0 0	2 0	0 0	0 0	1 0	2 0
Harry Parker, R (1, 1) Ken Boswell, L (7, PH) OBP: 0.362, SLG: 0.333 Bob Apodaca, R (7, 1) Ron Hodges, L (9, PH) OBP: 0.320, SLG: 0.378			K		FC5-6 4-3 1-2 2-3f		1-3 1B		4-3	2 1 0 1	0 0 0 0	0 1 0 0	0 0 0 0	1 0 0 0	2 0 0 1	2 0 0 1
Inning Stats	R: 0 E: 1 K: 1 S: 6 H: 0 LOB: 1 BB: 0 P: 6	R: 0 E: 0 K: 1 S: 5 H: 0 LOB: 1 BB: 1 P: 9	R: 0 E: 0 K: 1 S: 5 H: 0 LOB: 0 BB: 0 P: 5	R: 0 E: 0 K: 0 S: 4 H: 1 LOB: 1 BB: 0 P: 4	R: 0 E: 0 K: 0 S: 5 H: 2 LOB: 2 BB: 0 P: 5	R: 0 E: 0 K: 0 S: 2 H: 0 LOB: 0 BB: 1 P: 6	R: 0 E: 0 K: 0 S: 5 H: 2 LOB: 2 BB: 0 P: 5	R: 0 E: 0 K: 0 S: 4 H: 1 LOB: 1 BB: 0 P: 4	R: 0 E: 0 K: 0 S: 4 H: 1 LOB: 1 BB: 0 P: 4	1B: 6 2B: 1 3B: 0 HR: 0 SF: 0 SAC: 1 DP: 1 HBP: 0						

PITCHER	IP	WLS	BF	H	R	ER	SO	BB	IBB	HBP	BLK	WP	HR	S	P	ERA	WHIP
Don Wilson, R (1, 1) ERA: 4.38	9.0	W	36	7	0	0	3	2	0	0	0	0	0	40	48	0.00	1.000

PITCHER	IP	WLS	BF	H	R	ER	SO	BB	IBB	HBP	BLK	WP	HR	S	P	ERA	WHIP

TOP

New York Mets @ Houston Astros

Astrodome, Houston, TX

Fri Jun 07 1974, 8:05 PM EDT

Att. 15,406 - Unknown

livebaseballscorecards.com

AB	33
R	0
H	7
RBI	0
BB	2
SO	3
LOB	18

WP: 0 PB: 0 SB: 0 CS: 0 PA: 36

BOTTOM

New York Mets @ Houston Astros

Astrodome, Houston, TX

Fri Jun 07 1974, 8:05 PM EDT

Att. 15,406 - Unknown

Batter	1	2	3	4	5	6	7	8	9	AB	R	H	RBI	BB	SO	LOB
Greg Gross, L (1, 9) (8, 7) OBP: 0.435, SLG: 0.417	4-3		FC6-4 1-2f			F9		IBB		3	0	0	0	1	0	1
Roger Metzger, S (1, 6) OBP: 0.310, SLG: 0.314	K		4-3 1-2			G3		4-3		4	0	0	0	0	1	3
Cesar Cedeno, R (1, 8) OBP: 0.363, SLG: 0.521	E5 CS		F7			F8				3	0	0	0	0	0	1
Bob Watson, R (1, 7) OBP: 0.374, SLG: 0.385	CS 1-2	4-3		F9			K			3	0	0	0	0	1	0
Bob Gallagher, L (8, 9) OBP: 0.245, SLG: 0.217										0	0	0	0	0	0	0
Lee May, R (1, 3) OBP: 0.304, SLG: 0.467		HR		K			K			3	1	1	1	0	2	0
Milt May, L (1, 2) OBP: 0.308, SLG: 0.341		L6		G3			F9			3	0	0	0	0	0	0
Doug Rader, R (1, 5) OBP: 0.332, SLG: 0.394		E7 1B			P4			F7		3	0	1	0	0	0	0
Tommy Helms, R (1, 4) OBP: 0.321, SLG: 0.394		L5			F7			6-3		3	0	0	0	0	0	1
Larry Milbourne, S (9, 4) OBP: 0.391, SLG: 0.368										0	0	0	0	0	0	0
Don Wilson, R (1, 1) OBP: 0.214, SLG: 0.308			FC6-4 1B		K			2B		3	0	2	0	0	1	0
Inning Stats	R: 0 E: 1 K: 1 S: 5 H: 0 LOB: 0 BB: 0 P: 5	R: 1 E: 1 K: 0 S: 5 H: 2 LOB: 1 BB: 0 P: 5	R: 0 E: 0 K: 0 S: 4 H: 1 LOB: 1 BB: 0 P: 4	R: 0 E: 0 K: 1 S: 5 H: 0 LOB: 0 BB: 0 P: 5	R: 0 E: 0 K: 1 S: 5 H: 0 LOB: 0 BB: 0 P: 5	R: 0 E: 0 K: 0 S: 3 H: 0 LOB: 0 BB: 0 P: 3	R: 0 E: 0 K: 2 S: 7 H: 0 LOB: 0 BB: 0 P: 7	R: 0 E: 0 K: 0 S: 4 H: 1 LOB: 2 BB: 1 P: 8		1B: 2 2B: 1 3B: 0 HR: 1	SF: 0 SAC: 0 DP: 0 HBP: 0						

livebaseballscorecards.com

AB	28
R	1
H	4
RBI	1
BB	1
SO	5
LOB	6

WP: 0 PB: 0 SB: 0 CS: 1 PA: 30

PITCHER		IP	WLS	BF	H	R	ER	SO	BB	IBB	HBP	BLK	WP	HR	S	P	ERA	WHIP
Harry Parker, R ERA: 2.54	(1, 1)	6.0	L	21	3	1	1	3	0	0	0	0	0	1	27	27	1.50	0.500
Bob Apodaca, R ERA: 5.74	(7, 1)	2.0		8	1	0	0	2	0	1	0	0	0	0	11	15	0.00	0.500

PITCHER		IP	WLS	BF	H	R	ER	SO	BB	IBB	HBP	BLK	WP	HR	S	P	ERA	WHIP

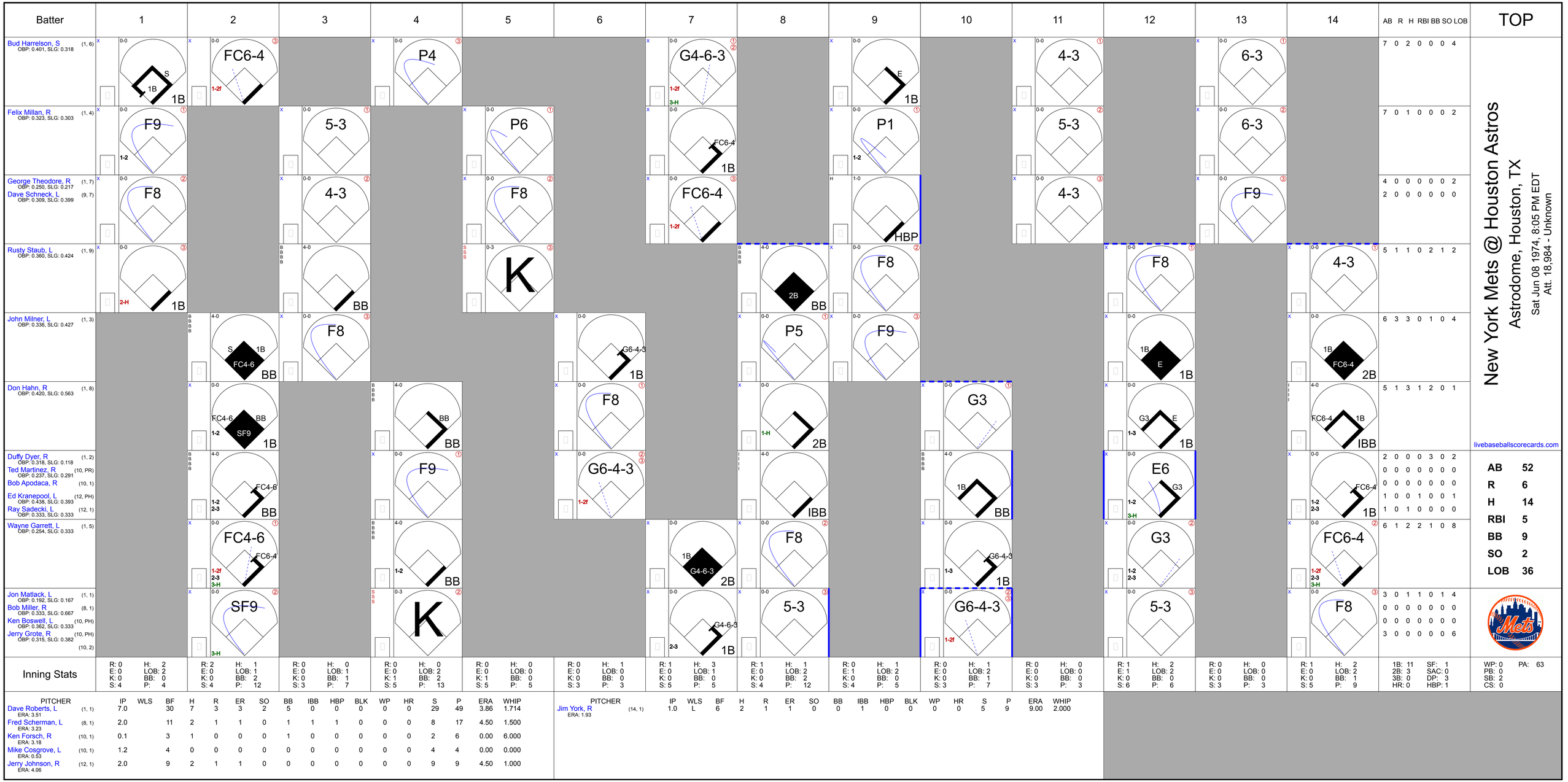
Batter
1
2
3
4
5
6
7
8
9
10
11
12
13
14
AB R H RBI BB SO LOB
TOP
Bud Harrelson, S (1, 6) OBP: 0.401, SLG: 0.318
Felix Millan, R (1, 4) OBP: 0.323, SLG: 0.303
George Theodore, R (1, 7) OBP: 0.250, SLG: 0.217
Dave Schneck, L (9, 7) OBP: 0.309, SLG: 0.399
Rusty Staub, L (1, 9) OBP: 0.360, SLG: 0.424
John Milner, L (1, 3) OBP: 0.336, SLG: 0.427
Don Hahn, R (1, 8) OBP: 0.420, SLG: 0.563
Duffy Dyer, R (1, 2) OBP: 0.318, SLG: 0.118
Ted Martinez, R (10, PR) OBP: 0.237, SLG: 0.291
Bob Apodaca, R (10, 1)
Ed Kranepool, L (12, PH) OBP: 0.438, SLG: 0.393
Ray Sadecki, L (12, 1) OBP: 0.333, SLG: 0.333
Wayne Garrett, L (1, 5) OBP: 0.254, SLG: 0.333
Jon Matlack, L (1, 1) OBP: 0.192, SLG: 0.167
Bob Miller, R (8, 1) OBP: 0.333, SLG: 0.667
Ken Boswell, L (10, PH) OBP: 0.362, SLG: 0.333
Jerry Grote, R (10, PH) OBP: 0.315, SLG: 0.382
(10, 2)
7 0 2 0 0 0 4
7 0 1 0 0 0 2
4 0 0 0 0 0 2
2 0 0 0 0 0 0
5 1 1 0 2 1 2
6 3 3 0 1 0 4
5 1 3 1 2 0 1
2 0 0 0 3 0 2
0 0 0 0 0 0 0
0 0 0 0 0 0 0
1 0 0 1 0 0 1
1 0 1 0 0 0 0
6 1 2 2 1 0 8
3 0 1 1 0 1 4
0 0 0 0 0 0 0
0 0 0 0 0 0 0
3 0 0 0 0 0 6
New York Mets @ Houston Astros
Astrodome, Houston, TX
Sat Jun 08 1974, 8:05 PM EDT
Att. 18,984 - Unknown
livebaseballscorecards.com
AB 52
R 6
H 14
RBI 5
BB 9
SO 2
LOB 36
Inning Stats
1B: 11 SF: 1
2B: 3 SAC: 0
3B: 0 DP: 3
HR: 0 HBP: 1
WP: 0 PA: 63
PB: 0
SB: 2
CS: 0
PITCHER IP WLS BF H R ER SO BB IBB HBP BLK WP HR S P ERA WHIP
Dave Roberts, L (1, 1) ERA: 3.51 7.0 30 7 3 3 2 5 0 0 0 0 0 29 49 3.86 1.714
Fred Scherman, L (8, 1) ERA: 3.23 2.0 11 2 1 1 0 1 1 1 0 0 0 8 17 4.50 1.500
Ken Forsch, R (10, 1) ERA: 3.18 0.1 3 1 0 0 0 1 0 0 0 0 0 2 6 0.00 6.000
Mike Cosgrove, L (10, 1) ERA: 0.53 1.2 4 0 0 0 0 0 0 0 0 0 0 4 4 0.00 0.000
Jerry Johnson, R (12, 1) ERA: 4.06 2.0 9 2 1 1 0 0 0 0 0 0 0 9 9 4.50 1.000
PITCHER IP WLS BF H R ER SO BB IBB HBP BLK WP HR S P ERA WHIP
Jim York, R (14, 1) ERA: 1.93 1.0 L 6 2 1 1 0 0 1 0 0 0 0 5 9 9.00 2.000

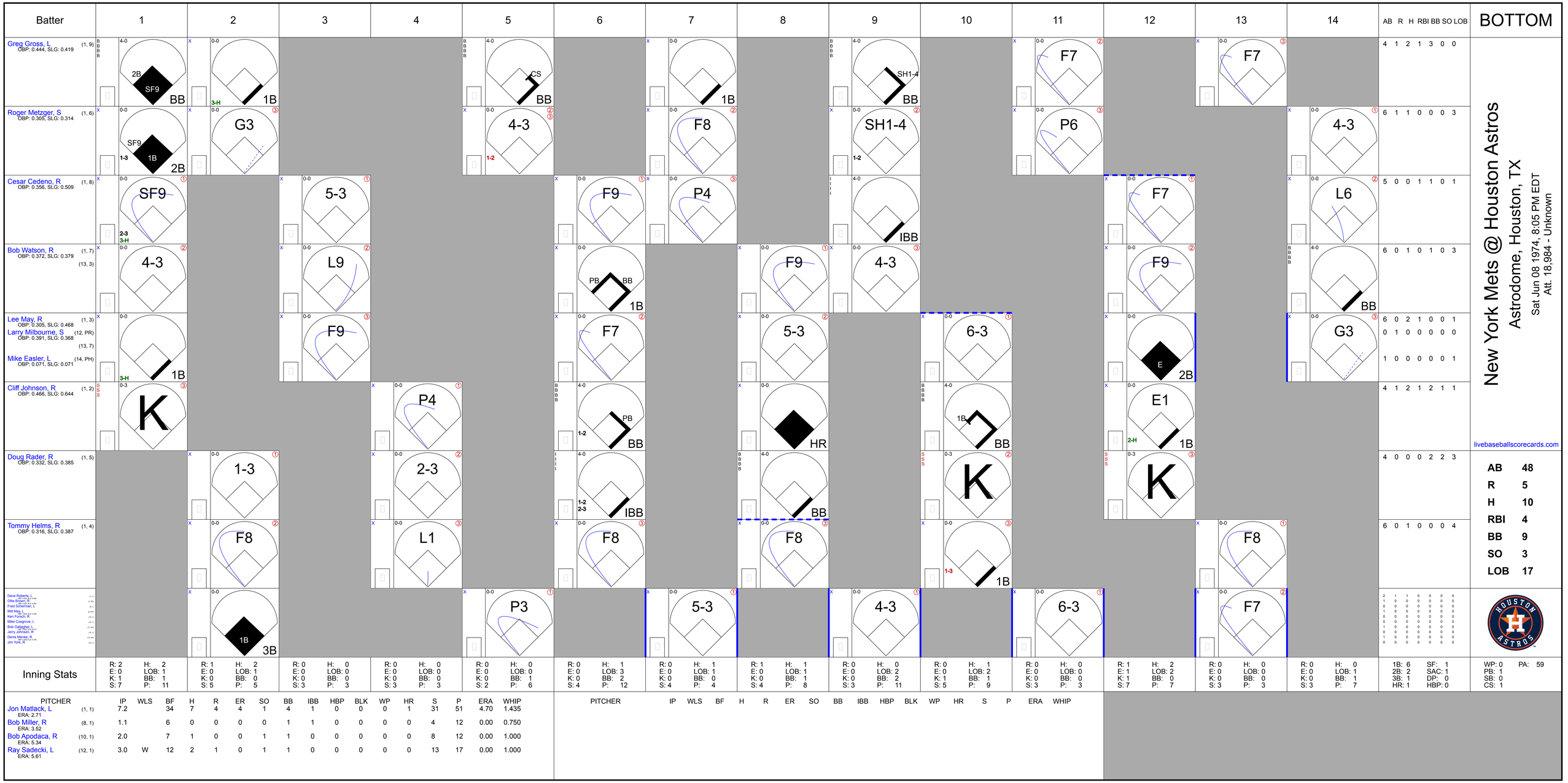
Batter
1
2
3
4
5
6
7
8
9
10
11
12
13
14
AB R H RBI BB SO LOB
BOTTOM
Greg Gross, L (1, 9) OBP: 0.444, SLG: 0.419
4-0 2B SF9 BB
0-0 3-H 1B
CS BB
1B
SH1-4 BB
F7
F7
4 1 2 1 3 0 0
Roger Metzger, S (1, 6) OBP: 0.305, SLG: 0.314
0-0 SF9 1-3 1B 2B
0-0 G3
0-0 4-3 1-2
0-0 F8
0-0 SH1-4 1-2
0-0 P6
0-0 4-3
6 1 1 0 0 0 3
Cesar Cedeno, R (1, 8) OBP: 0.356, SLG: 0.509
0-0 SF9 2-3 3-H
0-0 5-3
0-0 F9
0-0 P4
4-0 IBB
0-0 F7
0-0 L6
5 0 0 1 1 0 1
Bob Watson, R (1, 7) (13, 3) OBP: 0.372, SLG: 0.379
0-0 4-3
0-0 L9
0-0 PB BB 1B
0-0 F9
0-0 4-3
0-0 F9
4-0 BB
6 0 1 0 1 0 3
Lee May, R (1, 3) OBP: 0.305, SLG: 0.468
Larry Milbourne, S (12, PR) OBP: 0.391, SLG: 0.368 (13, 7)
Mike Easler, L (14, PH) OBP: 0.071, SLG: 0.071
0-0 3-H 1B
0-0 F9
0-0 F7
0-0 5-3
0-0 6-3
0-0 E 2B
0-0 G3
6 0 2 1 0 0 1
0 1 0 0 0 0 0
1 0 0 0 0 0 1
Cliff Johnson, R (1, 2) OBP: 0.466, SLG: 0.644
0-3 K
0-0 P4
4-0 PB 1-2 BB
0-0 HR
4-0 1B BB
0-0 E1 2-H 1B
4 1 2 1 2 1 1
livebaseballscorecards.com
Doug Rader, R (1, 5) OBP: 0.332, SLG: 0.385
0-0 1-3
0-0 2-3
4-0 1-2 2-3 IBB
4-0 BB
0-3 K
0-3 K
4 0 0 0 2 2 3
Tommy Helms, R (1, 4) OBP: 0.316, SLG: 0.387
0-0 F8
0-0 L1
0-0 F8
0-0 F8
0-0 1-3 1B
0-0 F8
6 0 1 0 0 0 4
Dave Roberts, L
Ollie Brown, R
Fred Scherman, L
Milt May, L
Ken Forsch, R
Mike Cosgrove, L
Bob Gallagher, L
Jerry Johnson, R
Denis Menke, R
Jim York, R
0-0 1B 3B
0-0 P3
0-0 5-3
0-0 4-3
0-0 6-3
0-0 F7
2 1 1 0 0 0 0
1 0 0 0 0 0 0
0 0 0 0 0 0 0
1 0 0 0 0 0 0
0 0 0 0 0 0 0
0 1 0 0 0 0 0
0 0 0 0 0 0 0
1 0 0 0 0 0 0
0 0 0 0 0 0 0
0 0 0 0 0 0 0
New York Mets @ Houston Astros
Astrodome, Houston, TX
Sat Jun 08 1974, 8:05 PM EDT
Att. 18,984 - Unknown
AB 48
R 5
H 10
RBI 4
BB 9
SO 3
LOB 17
Inning Stats
R: 2 E: 0 K: 1 S: 7 H: 2 LOB: 1 BB: 1 P: 11
R: 1 E: 0 K: 0 S: 5 H: 2 LOB: 1 BB: 0 P: 5
R: 0 E: 0 K: 0 S: 3 H: 0 LOB: 0 BB: 0 P: 3
R: 0 E: 0 K: 0 S: 3 H: 0 LOB: 0 BB: 0 P: 3
R: 0 E: 0 K: 0 S: 2 H: 0 LOB: 0 BB: 1 P: 6
R: 0 E: 0 K: 0 S: 4 H: 1 LOB: 3 BB: 2 P: 12
R: 0 E: 0 K: 0 S: 4 H: 1 LOB: 1 BB: 0 P: 4
R: 1 E: 0 K: 0 S: 4 H: 1 LOB: 1 BB: 1 P: 8
R: 0 E: 0 K: 0 S: 3 H: 0 LOB: 2 BB: 2 P: 11
R: 0 E: 0 K: 1 S: 5 H: 1 LOB: 2 BB: 1 P: 9
R: 0 E: 0 K: 0 S: 3 H: 0 LOB: 0 BB: 0 P: 3
R: 1 E: 1 K: 1 S: 7 H: 2 LOB: 2 BB: 0 P: 7
R: 0 E: 0 K: 0 S: 3 H: 0 LOB: 0 BB: 0 P: 3
R: 0 E: 0 K: 0 S: 3 H: 0 LOB: 1 BB: 1 P: 7
1B: 6 2B: 2 3B: 1 HR: 1
SF: 1 SAC: 1 DP: 0 HBP: 0
WP: 0 PB: 1 SB: 0 CS: 1
PA: 59
PITCHER IP WLS BF H R ER SO BB IBB HBP BLK WP HR S P ERA WHIP
Jon Matlack, L (1, 1) ERA: 2.71 7.2 34 7 4 4 1 4 1 0 0 0 1 31 51 4.70 1.435
Bob Miller, R (8, 1) ERA: 3.52 1.1 6 0 0 0 0 1 1 0 0 0 0 4 12 0.00 0.750
Bob Apodaca, R (10, 1) ERA: 5.34 2.0 7 1 0 0 1 1 0 0 0 0 0 8 12 0.00 1.000
Ray Sadecki, L (12, 1) ERA: 5.61 3.0 W 12 2 1 0 1 1 0 0 0 0 0 13 17 0.00 1.000
PITCHER IP WLS BF H R ER SO BB IBB HBP BLK WP HR S P ERA WHIP

Batter	1	2	3	4	5	6	7	8	9	AB	R	H	RBI	BB	SO	LOB
Bud Harrelson, S (1, 6) OBP: 0.401, SLG: 0.321	G4-6-3 1B		K		1B 1-2 1B		G3 2-3		4-3	5	0	2	0	0	1	1
Ken Boswell, L (1, 4) OBP: 0.346, SLG: 0.320	G4-6-3 1-2f		K		1-2 2-3 1B		3-1 3-H		F8	5	0	1	1	0	1	1
Dave Schneck, L (1, 7) OBP: 0.307, SLG: 0.401	6-3		F7		K		WP 2B			4	0	1	0	0	1	4
Rusty Staub, L (1, 9) OBP: 0.358, SLG: 0.417		FC4-6 BB		F7	K		G3 2-3			3	0	0	0	1	1	4
John Milner, L (1, 3) OBP: 0.335, SLG: 0.421 George Theodore, R (8, 3) OBP: 0.250, SLG: 0.217	FC4-6 S 1-2f			FC4-6 1B BB	P4			K		3 0	0 0	0 0	0 0	1 0	1 0	4 0
Don Hahn, R (1, 8) OBP: 0.412, SLG: 0.547	K 1-2			FC4-6 1-2 1B	K			F9		4	0	1	0	0	2	1
Wayne Garrett, L (1, 5) OBP: 0.259, SLG: 0.339	FC6-4 IBB			FC4-6 FC4 1-2f 2-3	K			2B		3	0	1	0	1	1	2
Jerry Grote, R (1, 2) OBP: 0.307, SLG: 0.371	FC6-4 1-2f			FC4 1-2f	5-3			F9		4	0	0	0	0	0	5
Jerry Koosman, R (1, 1) OBP: 0.182, SLG: 0.188 Bob Miller, R (6, 1) OBP: 0.333, SLG: 0.667 Ed Kranepool, L (7, PH) OBP: 0.455, SLG: 0.448 Craig Swan, R (7, 1) OBP: 0.417, SLG: 0.364 George Stone, L (7, 1) OBP: 0.190, SLG: 0.150 Ron Hodges, L (9, PH) OBP: 0.314, SLG: 0.370			4-3		1B 1B 1B		G3 3-1 2B		4-3	2 0 1 0 0 0 1	0 0 1 0 0 0 0	1 0 1 0 0 0 0	0 0 0 0 0 0 0	0 0 0 0 0 0 0	0 0 1 0 0 0 0	0 0 4 0 0 0 0
Inning Stats	R: 0 E: 0 K: 0 S: 3 H: 1 LOB: 0 BB: 0 P: 3	R: 0 E: 0 K: 1 S: 5 H: 0 LOB: 2 BB: 2 P: 13	R: 0 E: 0 K: 2 S: 8 H: 0 LOB: 1 BB: 0 P: 8	R: 0 E: 0 K: 0 S: 4 H: 1 LOB: 2 BB: 1 P: 8	R: 0 E: 0 K: 2 S: 10 H: 3 LOB: 3 BB: 0 P: 10	R: 0 E: 0 K: 2 S: 7 H: 0 LOB: 0 BB: 0 P: 7	R: 1 E: 0 K: 0 S: 5 H: 2 LOB: 1 BB: 0 P: 5	R: 0 E: 0 K: 1 S: 6 H: 1 LOB: 1 BB: 0 P: 6	R: 0 E: 0 K: 0 S: 3 H: 0 LOB: 0 BB: 0 P: 3	1B: 5 2B: 3 3B: 0 HR: 0 SF: 0 SAC: 0 DP: 1 HBP: 0						

PITCHER	IP	WLS	BF	H	R	ER	SO	BB	IBB	HBP	BLK	WP	HR	S	P	ERA	WHIP
Tom Griffin, R (1, 1) ERA: 2.87	9.0	W	38	8	1	1	8	2	1	0	0	2	0	51	63	1.00	1.111

PITCHER	IP	WLS	BF	H	R	ER	SO	BB	IBB	HBP	BLK	WP	HR	S	P	ERA	WHIP

TOP

New York Mets @ Houston Astros

Astrodome, Houston, TX

Sun Jun 09 1974, 4:33 AM EDT

Att. 16,880 - Unknown

AB	35
R	1
H	8
RBI	1
BB	3
SO	8
LOB	22

WP: 2	PA: 38
PB: 0	
SB: 1	
CS: 0	

livebaseballscorecards.com

New York Mets @ Houston Astros

Astrodome, Houston, TX

Sun Jun 09 1974, 4:33 AM EDT

Att. 16,880 - Unknown

BOTTOM

Batter	1	2	3	4	5	6	7	8	9	AB	R	H	RBI	BB	SO	LOB
Greg Gross, L (1, 9) (8, 7) OBP: 0.448, SLG: 0.418	S S S 0-3 ① K	x 0-0 ③ 4-3			B B B 4-0 2B 1B BB	B B B 4-0 FC6-4 BB	x 0-0 2-H 1B			3	1	1	1	2	1	2
Roger Metzger, S (1, 6) OBP: 0.302, SLG: 0.319	S S S 0-3 ② K		x 0-0 ① F8		x 0-0 1B 1-3 SF9 2B	x 0-0 ② SF9 2-3 3-H	x 0-0 ③ F9			4	1	1	1	0	1	1
Cesar Cedeno, R (1, 8) OBP: 0.353, SLG: 0.502	S S S 0-3 ③ K		x 0-0 ② F8		x 0-0 SF9 S 2-3 3-H 1B	x 0-0 ③ FC6-4 1-2f		x 0-0 ① 5-3		5	1	1	1	0	1	2
Bob Watson, R (1, 7) (8, 3) OBP: 0.381, SLG: 0.391		x 0-0 HBP BB 1B 1B	x 0-0 PO 2B		4-0 S IBB		x 0-0 FC6-4 1B	x 0-0 ② 6-3		4	1	3	0	1	0	0
Lee May, R (1, 3) OBP: 0.300, SLG: 0.461 Bob Gallagher, L (7, PR) (8, 9) OBP: 0.255, SLG: 0.229	S S S 0-3 ① K	0-0 ③ PO 2-3	x 0-0 ① F8		x 0-0 ② SF9 2-3 3-H		x 0-0 ① FC6-4 2B 1-2f	x 0-0 FC6-4 1B		3 1	0 1	0 1	1 1	0 0	1 0	2 0
Cliff Johnson, R (1, 2) OBP: 0.444, SLG: 0.592	B B B 4-0 HBP 1B 1-2 BB	S S S 0-3 ② K	S S S 0-3 ③ K 1-2 3-H				S S S 0-3 ② K	x 0-0 ③ FC6-4 1-2f		4	1	0	0	1	3	3
Doug Rader, R (1, 5) OBP: 0.344, SLG: 0.412	H 1-0 1B 1-2 2-3 HBP	x 0-0 HR			B B B B 4-0 SH1-4 1B SF9 BB	x 0-0 1-H E 2B				2	3	2	2	1	0	0
Tommy Helms, R (1, 4) OBP: 0.321, SLG: 0.391 Larry Milbourne, S (6, PR) (7, 4) OBP: 0.417, SLG: 0.400	x 0-0 1-2 2-H 3-H 1B	x 0-0 ③ F9				x 0-0 SF9 SH1-4 1-2 1B	x 0-0 E6 2B 2-H 1B			3 1	0 1	2 1	2 1	0 0	0 0	0 0
Tom Griffin, R (1, 1) OBP: 0.310, SLG: 0.464	S S S 0-3 ② K				S S S 0-3 ① K	x 0-0 ① SH1-4 1-2 2-3	x 0-0 2-H 1B 2B			3	1	1	1	0	2	2
Inning Stats	R: 0 E: 0 K: 3 S: 9 H: 0 LOB: 0 BB: 0 P: 9	R: 2 E: 0 K: 2 S: 9 H: 2 LOB: 2 BB: 1 P: 14	R: 0 E: 0 K: 0 S: 3 H: 1 LOB: 0 BB: 0 P: 3	R: 1 E: 0 K: 1 S: 6 H: 1 LOB: 0 BB: 0 P: 6	R: 3 E: 0 K: 2 S: 9 H: 2 LOB: 1 BB: 2 P: 17	R: 1 E: 0 K: 0 S: 4 H: 1 LOB: 2 BB: 2 P: 12	R: 4 E: 1 K: 1 S: 10 H: 5 LOB: 1 BB: 0 P: 10	R: 0 E: 0 K: 0 S: 4 H: 1 LOB: 1 BB: 0 P: 4		1B: 8 2B: 4 3B: 0 HR: 1	SF: 2 SAC: 1 DP: 0 HBP: 1			WP: 0 PB: 0 SB: 2 CS: 0	PA: 43		

livebaseballscorecards.com

AB	33
R	11
H	13
RBI	9
BB	5
SO	9
LOB	12

PITCHER		IP	WLS	BF	H	R	ER	SO	BB	IBB	HBP	BLK	WP	HR	S	P	ERA	WHIP
Jerry Koosman, L ERA: 3.73	(1, 1)	5.0	L	26	7	7	7	8	3	1	1	0	0	1	37	54	12.60	2.000
Bob Miller, R ERA: 3.38	(6, 1)	1.0		4	0	0	0	0	1	0	0	0	0	0	3	7	0.00	1.000
Craig Swan, R ERA: 4.45	(7, 1)	0.0		1	1	1	1	0	0	0	0	0	0	0	1	1	∞	∞
George Stone, L ERA: 5.3	(7, 1)	2.0		11	5	3	3	1	0	0	0	0	0	0	13	13	13.50	2.500

PITCHER	IP	WLS	BF	H	R	ER	SO	BB	IBB	HBP	BLK	WP	HR	S	P	ERA	WHIP

Philadelphia Phillies @ Houston Astros

Astrodome, Houston, TX

Mon Jun 10 1974, 8:05 PM EDT

Att. 9,487 - Unknown

TOP

livebaseballscorecards.com

Batter	1	2	3	4	5	6	7	8	9	AB	R	H	RBI	BB	SO	LOB
Dave Cash, R (1, 4) OBP: 0.385, SLG: 0.430	BBBB 4-0 1B 1B 2B BB	0-0 S 2B 2-3 3-H 1B	0-0 ③ F9			0-0 1B 1-2 1B		0-0 G6-4-3 1B	0-0 ③ F9	4	2	3	1	1	0	0
Terry Harmon, R (8, PR) (8, 4)										1	0	0	0	0	0	1
Larry Bowa, S (1, 6) OBP: 0.294, SLG: 0.340	0-0 1B 2B 1-2 1B	BBBB 4-0 2B 1-2 BB		0-0 ① F7		0-0 ① L9		0-0 ②③ G6-4-3 1-2f		4	2	1	0	1	0	3
Mike Schmidt, R (1, 5) OBP: 0.422, SLG: 0.592	0-0 2B SF9-5 1-2 2-3 1B	0-0 BLK 1B 1-H 2-H 3-H 2B		0-0 ② F3		0-0 1-2 2-3 1B			BBBB 4-0 1B 1B 1B BB	4	3	3	3	1	0	0
Bill Robinson, R (1, 8) OBP: 0.313, SLG: 0.390	0-0 SF9-5 1-3 2-H 3-H 2B	SSS 0-3 ② K		0-0 FC5 WP 1B		0-0 ② F8			0-0 1B 1B E 1-2 1B	5	1	3	2	0	1	4
Mike Anderson, R (1, 9) OBP: 0.323, SLG: 0.387	0-0 ①② SF9-5 2-3 3-H	0-0 1B 2-H 1B		0-0 ③ FC5 1-3		0-0 ③ F8			0-0 E 1B 1-2 2-3 1B	4	1	2	2	0	0	4
Billy Grabarkewitz, R (1, 7) OBP: 0.278, SLG: 0.375	0-0 ③ 5-3	0-0 1-2 1B			0-0 ① 4-3		0-0 ① F9		0-0 E6 1B 1-3 2-H 3-H 1B	5	1	2	1	0	0	0
Willie Montanez, L (1, 3) OBP: 0.284, SLG: 0.358	0-0 SH1-4 1B 1B 1B	0-0 4-3			0-0 ② 4-3		0-0 ② 4-3		0-0 2-H 3-H 1B	5	1	2	2	0	0	2
Bob Boone, R (1, 2) OBP: 0.305, SLG: 0.314	0-0 1B SH1-4 2B 1-2 1B	SSS 0-3 ① K			0-0 ③ F7		0-0 ③ 6-3		0-0 ① F8	5	1	1	0	0	1	1
Larry Cox, R (9, 2)										0	0	0	0	0	0	0
Jim Lonborg, R (1, 1) OBP: 0.053, SLG: 0.028	0-0 ① SH1-4 1-2 2-3	SSS 0-3 ② K				BBBB 4-0 1B 1B BB		SSS 0-3 ① K	0-0 ② F9	3	0	0	0	1	2	1

	AB	40
	R	12
	H	17
	RBI	11
	BB	4
	SO	4
	LOB	16

Inning Stats										
	R: 3	H: 3	R: 5	H: 6	R: 0	H: 0	R: 0	H: 1	R: 0	H: 0
	E: 0	LOB: 0	E: 0	LOB: 2	E: 0	LOB: 0	E: 0	LOB: 1	E: 0	LOB: 0
	K: 0	BB: 1	K: 1	BB: 1	K: 2	BB: 0	K: 0	BB: 0	K: 0	BB: 0
	S: 5	P: 9	S: 11	P: 15	S: 7	P: 7	S: 4	P: 4	S: 3	P: 3

	R: 0	H: 2	R: 0	H: 0	R: 0	H: 1	R: 4	H: 4
	E: 0	LOB: 3	E: 0	LOB: 0	E: 0	LOB: 1	E: 1	LOB: 1
	K: 0	BB: 1	K: 1	BB: 0	K: 1	BB: 0	K: 0	BB: 1
	S: 5	P: 9	S: 3	P: 3	S: 5	P: 5	S: 7	P: 11

1B: 15	SF: 1	WP: 1	PA: 46		
2B: 3	SAC: 1	PB: 0			
3B: 0	DP: 2	SB: 1			
HR: 0	HBP: 0	CS: 0			

PITCHER		IP	WLS	BF	H	R	ER	SO	BB	IBB	HBP	BLK	WP	HR	S	P	ERA	WHIP
Claude Osteen, L ERA: 3.86	(1, 1)	1.1	L	10	6	6	6	0	1	0	0	0	0	0	9	13	40.50	5.250
Jim York, R ERA: 2.89	(2, 1)	4.2		22	6	2	2	3	2	0	0	1	1	0	26	34	3.86	1.714
Jerry Johnson, R ERA: 3.82	(7, 1)	2.0		6	1	0	0	1	0	0	0	0	0	0	8	8	0.00	0.500
Fred Scherman, L ERA: 4.26	(9, 1)	1.0		8	4	4	4	0	1	0	0	0	0	0	7	11	36.00	5.000

PITCHER	IP	WLS	BF	H	R	ER	SO	BB	IBB	HBP	BLK	WP	HR	S	P	ERA	WHIP

Batter	1	2	3	4	5	6	7	8	9	AB	R	H	RBI	BB	SO	LOB
Greg Gross, L (1, 9) OBP: 0.444, SLG: 0.414	G4-3 1B		F8			4-3			F7	4	0	1	0	0	0	0
Roger Metzger, S (1, 6) OBP: 0.306, SLG: 0.323	G4-3 1-2f			G6-4-3 1B			G3		1B 1B	4	0	2	0	0	0	1
Cesar Cedeno, R (1, 8) OBP: 0.352, SLG: 0.498	5-3			F8			P6		1-2 1B	4	0	1	0	0	0	1
Bob Watson, R (1, 7) OBP: 0.379, SLG: 0.393		P3		G6-4-3 1-2f			2B		2-3	4	0	1	0	0	0	3
Lee May, R (1, 3) OBP: 0.295, SLG: 0.454		5-3			6-3		P4			3	0	0	0	0	0	1
Milt May, L (1, 2) OBP: 0.307, SLG: 0.333		K FC5-4			G5-4-3 BB			L3		2	0	0	0	1	1	0
Doug Rader, R (1, 5) OBP: 0.339, SLG: 0.406		FC5-4 1-2f			G5-4-3 1-2f			5-3		3	0	0	0	0	0	2
Tommy Helms, R (1, 4) OBP: 0.316, SLG: 0.385			F9			5-3		6-3		3	0	0	0	0	0	0
Claude Osteen, L (1, 1) OBP: 0.231, SLG: 0.308 Jim York, R (2, 1) Mike Easler, L (6, PH) OBP: 0.067, SLG: 0.067 Jerry Johnson, R (7, 1) Fred Scherman, L (9, 1) Johnny Edwards, L (9, PH) OBP: 0.270, SLG: 0.333			5-3			F8			F9	0 1 1 0 0 1	0 0 0 0 0 0	0 0 0 0 0 0	0 0 0 0 0 0	0 0 0 0 0 0	0 0 0 0 0 0	0 0 0 0 0 0
Inning Stats	R: 0 E: 0 K: 0 S: 3 H: 1 LOB: 0 BB: 0 P: 3	R: 0 E: 0 K: 1 S: 6 H: 0 LOB: 1 BB: 0 P: 6	R: 0 E: 0 K: 0 S: 3 H: 0 LOB: 0 BB: 0 P: 3	R: 0 E: 0 K: 0 S: 3 H: 1 LOB: 0 BB: 0 P: 3	R: 0 E: 0 K: 0 S: 2 H: 0 LOB: 0 BB: 1 P: 6	R: 0 E: 0 K: 0 S: 3 H: 0 LOB: 0 BB: 0 P: 3	R: 0 E: 0 K: 0 S: 4 H: 1 LOB: 1 BB: 0 P: 4	R: 0 E: 0 K: 0 S: 3 H: 0 LOB: 0 BB: 0 P: 3	R: 0 E: 0 K: 0 S: 5 H: 2 LOB: 2 BB: 0 P: 5	1B: 4 2B: 1 3B: 0 HR: 0 SF: 0 SAC: 0 DP: 3 HBP: 0						

PITCHER	IP	WLS	BF	H	R	ER	SO	BB	IBB	HBP	BLK	WP	HR	S	P	ERA	WHIP
Jim Lonborg, R (1, 1) ERA: 2.28	9.0	W	31	5	0	0	1	1	0	0	0	1	0	32	36	0.00	0.667

PITCHER	IP	WLS	BF	H	R	ER	SO	BB	IBB	HBP	BLK	WP	HR	S	P	ERA	WHIP

BOTTOM

Philadelphia Phillies @ Houston Astros

Astrodome, Houston, TX

Mon Jun 10 1974, 8:05 PM EDT

Att. 9,487 - Unknown

livebaseballscorecards.com

AB	30
R	0
H	5
RBI	0
BB	1
SO	1
LOB	8

Batter	1	2	3	4	5	6	7	8	9	AB	R	H	RBI	BB	SO	LOB
Dave Cash, R (1, 4) OBP: 0.383, SLG: 0.424	BBBB 4-0 G4-6-3 BB		x 0-0 ③ F9			SSS 0-3 ② K		x 0-0 ③ 4-3		3	0	0	0	1	1	2
Larry Bowa, S (1, 6)	x 0-0 ①② G4-6-3 1-2f			x 0-0 FC5-4 1B		x 0-0 ③ F8			x 0-0 ① L4	4	0	1	0	0	0	1
Mike Schmidt, R (1, 5) OBP: 0.419, SLG: 0.582	BBBB 4-0 BB			x 0-0 ① FC5-4 FC6-4 1-2f			SSS 0-3 ① K		SSS 0-3 ② K	3	0	0	0	1	2	1
Bill Robinson, R (1, 7) OBP: 0.305, SLG: 0.379	SSS 0-3 ③ K			x 0-0 ② FC6-4 S 1B 1-2f			x 0-0 ② F9		SSS 0-3 ③ K	4	1	0	0	0	2	2
Del Unser, L (1, 8) OBP: 0.385, SLG: 0.441		x 0-0 ① F7		x 0-0 CS 1B 1-H			x 0-0 BLK S 1B			3	0	2	1	0	0	0
Willie Montanez, L (1, 3) OBP: 0.285, SLG: 0.357		x 0-0 ② 3-1		0-0 ③ CS 1-2	x 0-0 G6-4-3 1B		x 0-0 ③ 6-3 1-3			3	0	1	0	0	0	1
Mike Anderson, R (1, 9) OBP: 0.318, SLG: 0.381 Ed Farmer, R (8, 1) OBP: 0.111, SLG: 0.111		x 0-0 ③ 5-3			x 0-0 ①② G6-4-3 1-2f			x 0-0 ① F7		3 0	0 0	0 0	0 0	0 0	0 0	1 0
Bob Boone, R (1, 2) OBP: 0.306, SLG: 0.315 Larry Cox, R (8, PR) (8, 2)			x 0-0 ① P4		x 0-0 ③ F7			x 0-0 5-3 1B		3 0	0 0	1 0	0 0	0 0	0 0	0 0
Dick Ruthven, R (1, 1) OBP: 0.120, SLG: 0.120 Frank Linzy, R (7, 1) Mike Rogodzinski, L (8, PH) OBP: 0.250, SLG: 0.100 (8, 9)			SSS 0-3 ② K			x 0-0 ① G3		x 0-0 ② 5-3 1-2		2 0 1	0 0 0	0 0 0	0 0 0	0 0 0	1 0 0	0 0 1
Inning Stats	R: 0 H: 0 E: 0 LOB: 1 K: 1 BB: 2 S: 4 P: 12	R: 0 H: 0 E: 0 LOB: 0 K: 0 BB: 0 S: 3 P: 3	R: 0 H: 0 E: 0 LOB: 0 K: 1 BB: 0 S: 5 P: 5	R: 1 H: 2 E: 0 LOB: 0 K: 0 BB: 0 S: 4 P: 4	R: 0 H: 1 E: 0 LOB: 0 K: 0 BB: 0 S: 3 P: 3	R: 0 H: 0 E: 0 LOB: 0 K: 1 BB: 0 S: 5 P: 5	R: 0 H: 1 E: 0 LOB: 1 K: 1 BB: 0 S: 6 P: 6	R: 0 H: 1 E: 0 LOB: 2 K: 0 BB: 0 S: 4 P: 4	R: 0 H: 0 E: 0 LOB: 0 K: 2 BB: 0 S: 7 P: 7	1B: 5 SF: 0 2B: 0 SAC: 0 3B: 0 DP: 2 HR: 0 HBP: 0						

PITCHER	IP	W	L	S	BF	H	R	ER	SO	BB	IBB	HBP	BLK	WP	HR	P	ERA	WHIP
Larry Dierker, R (1, 1) ERA: 2.13	9.0	W			31	5	1	1	6	2	0	0	1	0	0	49	1.00	0.778

PITCHER	IP	W	L	S	BF	H	R	ER	SO	BB	IBB	HBP	BLK	WP	HR	P	ERA	WHIP

TOP

Philadelphia Phillies @ Houston Astros

Astrodome, Houston, TX

Tue Jun 11 1974, 8:05 PM EDT

Att. 10,034 - Unknown

livebaseballscorecards.com

AB	29
R	1
H	5
RBI	1
BB	2
SO	6
LOB	9

BOTTOM

Philadelphia Phillies @ Houston Astros

Astrodome, Houston, TX

Tue Jun 11 1974, 8:05 PM EDT

Att. 10,034 - Unknown

livebaseballscorecards.com

Batter	1	2	3	4	5	6	7	8	9	AB	R	H	RBI	BB	SO	LOB
Greg Gross, L (1, 9) (8, 7) OBP: 0.448, SLG: 0.416	F9 S 1B		5-3			4-3	WP HR 1B 1-2 2-H 3-H	FC5 4-3 BB B B B		4	1	2	2	1	0	0
Roger Metzger, S (1, 6) OBP: 0.309, SLG: 0.322	F9 1-3		G3			1B	HR IBB 1-2 2-3	4-3 1-2		4	1	1	0	1	0	2
Cesar Cedeno, R (1, 8) OBP: 0.349, SLG: 0.504	5-3			F9		K	HR 1-H 2-H 3-H	FC5 2-3		5	1	1	4	0	1	3
Bob Watson, R (1, 7) (8, 3) OBP: 0.381, SLG: 0.395	L4			6-3			1B 2B 1B 1-3 2B 1B			4	2	2	0	0	0	1
Lee May, R (1, 3) OBP: 0.304, SLG: 0.464 Bob Gallagher, L (8, 9) OBP: 0.255, SLG: 0.229		1B		K			2B 1-H 1B 1-3 2B 1B			4 0	2 0	3 0	1 0	0 0	1 0	0 0
Milt May, L (1, 2) OBP: 0.307, SLG: 0.328 Larry Milbourne, S (7, PR) OBP: 0.417, SLG: 0.400 Johnny Edwards, L (7, PH) OBP: 0.266, SLG: 0.328 (8, 2)	F8				F8		IBB 1B 1B 1-3 1-2 2-3			2 0 1	0 1 0	0 0 0	0 0 0	1 0 0	0 0 0	1 0 2
Doug Rader, R (1, 5) OBP: 0.342, SLG: 0.413	K				P6		IBB 1-3 2-H 1B 2B 2-H 3-H			4	1	2	3	0	1	1
Tommy Helms, R (1, 4) OBP: 0.315, SLG: 0.379	F8				F3		WP HR 1B 1-2 IBB F7			3	1	0	0	1	0	3
Larry Dierker, R (1, 1) OBP: 0.167, SLG: 0.200			K			K	K	K		4	0	0	0	0	4	3
Inning Stats	R: 0 E: 0 K: 0 S: 4 H: 1 LOB: 1 BB: 0 P: 4	R: 0 E: 0 K: 1 S: 6 H: 1 LOB: 1 BB: 0 P: 6	R: 0 E: 0 K: 1 S: 5 H: 0 LOB: 0 BB: 0 P: 5	R: 0 E: 0 K: 1 S: 5 H: 0 LOB: 0 BB: 0 P: 5	R: 0 E: 0 K: 0 S: 3 H: 0 LOB: 0 BB: 0 P: 3	R: 0 E: 0 K: 2 S: 8 H: 1 LOB: 1 BB: 0 P: 8	R: 10 E: 0 K: 1 S: 13 H: 8 LOB: 2 BB: 3 P: 25	R: 0 E: 0 K: 1 S: 5 H: 0 LOB: 1 BB: 1 P: 9		1B: 8 2B: 2 3B: 0 HR: 1	SF: 0 SAC: 0 DP: 0 HBP: 0						

	AB	35
	R	10
	H	11
	RBI	10
	BB	4
	SO	7
	LOB	16

PITCHER		IP	WLS	BF	H	R	ER	SO	BB	IBB	HBP	BLK	WP	HR	S	P	ERA	WHIP
Dick Ruthven, R ERA: 3.84	(1, 1)	6.1	L	30	8	9	9	6	0	3	0	0	1	1	39	51	12.79	1.263
Frank Linzy, R ERA: 3.26	(7, 1)	0.2		5	3	1	1	0	0	0	0	0	0	0	5	5	13.50	4.500
Ed Farmer, R ERA: 6.0	(8, 1)	1.0		4	0	0	0	1	1	0	0	0	0	0	5	9	0.00	1.000

PITCHER	IP	WLS	BF	H	R	ER	SO	BB	IBB	HBP	BLK	WP	HR	S	P	ERA	WHIP

WP: 1	PA: 39																
PB: 0																	
SB: 1																	
CS: 0																	

Batter	1	2	3	4	5	6	7	8	9	AB	R	H	RBI	BB	SO	LOB
Dave Cash, R (1, 4) OBP: 0.385, SLG: 0.427	x 0-0 S 6-3 2B	BBB 4-0 BB			x 0-0 ② F3		x 0-0 ② F8			3	1	1	0	1	0	0
Larry Bowa, S (1, 6) OBP: 0.292, SLG: 0.335	BBB 4-0 6-3 S BB	x 0-0 ③ F7			x 0-0 ③ F7		x 0-0 ③ F5			3	0	0	0	1	0	3
Mike Schmidt, R (1, 5) OBP: 0.416, SLG: 0.574	x 0-0 ① 6-3 1-3 2-H		SSS 0-3 ① K			x 0-0 ① F7		BBBB 4-0 CS BB		3	0	0	1	1	1	1
Bill Robinson, R (1, 7) OBP: 0.310, SLG: 0.378	SSS 0-3 ② K		SSS 0-3 ② K			x 0-0 FC 2B 1B		BBB 4-0 ① 1B 1-2 BB		3	1	1	0	1	2	1
Del Unser, L (1, 8) OBP: 0.388, SLG: 0.439	x 0-0 ③ F9		BBBB 4-0 CS BB			x 0-0 FC 1-2 2B 1B		x 0-0 G4-6-3 1-2 1B		3	1	1	0	1	0	2
Willie Montanez, L (1, 3) OBP: 0.290, SLG: 0.364		BBB 4-0 WP BB BB	0-0 ③ CS 1-2	x 0-0 ① F7		x 0-0 1B 1-H 2-H 4-2 2B		x 0-0 ②③ G4-6-3 1-2f		3	0	1	2	1	0	2
Mike Anderson, R (1, 9) OBP: 0.321, SLG: 0.380		BBB 4-0 WP 1-2 BB		x 0-0 ② 6-3		x 0-0 2-3 1B			x 0-0 ① F9	3	0	1	0	1	0	0
Bob Boone, R (1, 2) OBP: 0.299, SLG: 0.307		x 0-0 ① F2 1-2 2-3		x 0-0 ③ F5		x 0-0 ②③ 4-2 3-Hf			x 0-0 ② 6-3	4	0	0	0	0	0	4
Steve Carlton, L (1, 1) OBP: 0.159, SLG: 0.209		SSS 0-3 ② K			SSS 0-3 ① K		x 0-0 ① F8		x 0-0 ③ 6-3	4	0	0	0	0	2	2
Inning Stats	R: 1 H: 1 E: 0 LOB: 1 K: 1 BB: 1 S: 6 P: 10	R: 0 H: 0 E: 0 LOB: 3 K: 1 BB: 3 S: 5 P: 17	R: 0 H: 0 E: 0 LOB: 0 K: 2 BB: 1 S: 6 P: 10	R: 0 H: 0 E: 0 LOB: 0 K: 0 BB: 0 S: 3 P: 3	R: 0 H: 0 E: 0 LOB: 0 K: 1 BB: 0 S: 5 P: 5	R: 2 H: 3 E: 0 LOB: 1 K: 0 BB: 0 S: 6 P: 6	R: 0 H: 0 E: 0 LOB: 0 K: 0 BB: 0 S: 3 P: 3	R: 0 H: 1 E: 0 LOB: 1 K: 0 BB: 2 S: 2 P: 10	R: 0 H: 0 E: 0 LOB: 0 K: 0 BB: 0 S: 3 P: 3	1B: 3 SF: 0 2B: 3 SAC: 0 3B: 0 DP: 2 HR: 0 HBP: 0						WP: 1 PA: 37 PB: 0 SB: 2 CS: 2

TOP

Philadelphia Phillies @ Houston Astros

Astrodome, Houston, TX

Wed Jun 12 1974, 8:05 PM EDT

Att. 12,010 - Unknown

livebaseballscorecards.com

AB	29
R	3
H	5
RBI	3
BB	7
SO	5
LOB	15

PITCHER		IP	WLS	BF	H	R	ER	SO	BB	IBB	HBP	BLK	WP	HR	S	P	ERA	WHIP
Don Wilson, R ERA: 4.3	(1, 1)	7.1	L	32	5	3	3	5	7	0	0	0	1	0	35	63	3.68	1.636
Fred Scherman, L ERA: 4.18	(8, 1)	0.2		1	0	0	0	0	0	0	0	0	0	0	1	1	0.00	0.000
Ken Forsch, R ERA: 3.07	(9, 1)	1.0		3	0	0	0	0	0	0	0	0	0	0	3	3	0.00	0.000

PITCHER	IP	WLS	BF	H	R	ER	SO	BB	IBB	HBP	BLK	WP	HR	S	P	ERA	WHIP

Batter	1	2	3	4	5	6	7	8	9	AB	R	H	RBI	BB	SO	LOB
Greg Gross, L (1, 9) OBP: 0.444, SLG: 0.409	1-3			K		BB		FC5-4 G6-4-3 1-2f		3	0	0	0	1	1	1
Roger Metzger, S (1, 6) OBP: 0.307, SLG: 0.320	CS 1B			K		K		G6-4-3 1-2f		4	0	1	0	0	2	2
Cesar Cedeno, R (1, 8) OBP: 0.347, SLG: 0.500	K 1-2			S 1B		K			F8	4	0	1	0	0	2	2
Bob Watson, R (1, 7) OBP: 0.387, SLG: 0.396		F7		1-3 BB		1-2 1B			BB	2	0	1	0	2	0	0
Lee May, R (1, 3) OBP: 0.298, SLG: 0.456		6-3		F9		1-3			F9	4	0	0	0	0	0	5
Cliff Johnson, R (1, 2) OBP: 0.433, SLG: 0.558		K			F6		G5-4-3 BB		K	3	0	0	0	1	2	1
Doug Rader, R (1, 5) OBP: 0.338, SLG: 0.407			F7		F9		G5-4-3 1-2f			3	0	0	0	0	0	1
Tommy Helms, R (1, 4) OBP: 0.315, SLG: 0.383			F7		2B		5-3			3	0	1	0	0	0	0
Don Wilson, R (1, 1) OBP: 0.188, SLG: 0.267 Fred Scherman, L (8, 1) Ollie Brown, R (8, PH) OBP: 0.246, SLG: 0.354 Ken Forsch, R (9, 1)			5-3		K			FC5-4 1B		2 0 1 0	0 0 0 0	0 0 1 0	0 0 0 0	0 0 0 0	1 0 0 0	1 0 0 0
Inning Stats	R: 0 H: 1 E: 0 LOB: 0 K: 1 BB: 0 S: 5 P: 5	R: 0 H: 0 E: 0 LOB: 0 K: 1 BB: 0 S: 5 P: 5	R: 0 H: 0 E: 0 LOB: 0 K: 0 BB: 0 S: 3 P: 3	R: 0 H: 1 E: 0 LOB: 2 K: 2 BB: 1 S: 8 P: 12	R: 0 H: 1 E: 0 LOB: 1 K: 1 BB: 0 S: 6 P: 6	R: 0 H: 1 E: 0 LOB: 2 K: 2 BB: 1 S: 8 P: 12	R: 0 H: 0 E: 0 LOB: 0 K: 0 BB: 1 S: 2 P: 6	R: 0 H: 1 E: 0 LOB: 0 K: 0 BB: 0 S: 3 P: 3	R: 0 H: 0 E: 0 LOB: 1 K: 1 BB: 1 S: 5 P: 9	1B: 4 SF: 0 2B: 1 SAC: 0 3B: 0 DP: 2 HR: 0 HBP: 0						

PITCHER	IP	WLS	BF	H	R	ER	SO	BB	IBB	HBP	BLK	WP	HR	S	P	ERA	WHIP
Steve Carlton, L (1, 1) ERA: 2.78	9.0	W	33	5	0	0	8	4	0	0	0	0	0	45	61	0.00	1.000

PITCHER	IP	WLS	BF	H	R	ER	SO	BB	IBB	HBP	BLK	WP	HR	S	P	ERA	WHIP

BOTTOM

Philadelphia Phillies @ Houston Astros

Astrodome, Houston, TX

Wed Jun 12 1974, 8:05 PM EDT

Att. 12,010 - Unknown

livebaseballscorecards.com

AB	29
R	0
H	5
RBI	0
BB	4
SO	8
LOB	13

Batter	1	2	3	4	5	6	7	8	9	AB	R	H	RBI	BB	SO	LOB
Greg Gross, L (1, 9) OBP: 0.443, SLG: 0.414	6-3		1B 1B	HR 2B	3-1			K		5	2	2	0	0	1	0
Roger Metzger, S (1, 6) OBP: 0.310, SLG: 0.322	1-3		1B 2B 1B	6-3		5-3			G4-6-3 1B	5	1	2	1	0	0	1
Cesar Cedeno, R (1, 8) OBP: 0.348, SLG: 0.496	6-3		2B 1B	HR BB		P4			G4-6-3	4	1	1	1	1	0	1
Bob Watson, R (1, 7) OBP: 0.391, SLG: 0.419		1B FC5-4 1B	2B	HR		F9			5-3	5	2	3	4	0	0	0
Lee May, R (1, 3) OBP: 0.302, SLG: 0.454		L9	HBP	BB 1B			K			3	0	1	0	0	1	1
Johnny Edwards, L (1, 2) OBP: 0.279, SLG: 0.328		FC5-4 1B	F8	BB			F9			3	0	1	0	1	0	3
Doug Rader, R (1, 5) OBP: 0.332, SLG: 0.399		FC5-4	F7	F3			P4			4	0	0	1	0	0	6
Tommy Helms, R (1, 4) OBP: 0.314, SLG: 0.381		F3		6-3 1B	6-3			P6		4	1	1	0	0	0	1
Dave Roberts, L (1, 1) OBP: 0.194, SLG: 0.382			F8	K	F7			F8		1	0	0	0	0	0	0
Jerry Johnson, R (3, 1)										0	0	0	0	0	0	0
Jim York, R (3, 1)										0	0	0	0	0	0	0
Dave Campbell, R (4, PH) OBP: 0.250, SLG: 0.273										1	0	0	0	0	1	1
Claude Osteen, L (4, 1) OBP: 0.222, SLG: 0.296										1	0	0	0	0	0	0
Cliff Johnson, R (8, PH) OBP: 0.426, SLG: 0.547										1	0	0	0	0	0	0
Ken Forsch, R (8, 1)										0	0	0	0	0	0	0
Mike Cosgrove, L (8, 1)										0	0	0	0	0	0	0
Inning Stats	R: 0 E: 0 K: 0 S: 3 H: 0 LOB: 0 BB: 0 P: 3	R: 1 E: 0 K: 0 S: 5 H: 2 LOB: 1 BB: 0 P: 5	R: 2 E: 0 K: 0 S: 7 H: 4 LOB: 0 BB: 0 P: 8	R: 4 E: 0 K: 1 S: 9 H: 4 LOB: 2 BB: 2 P: 17	R: 0 E: 0 K: 0 S: 3 H: 0 LOB: 0 BB: 0 P: 3	R: 0 E: 0 K: 0 S: 3 H: 0 LOB: 0 BB: 0 P: 3	R: 0 E: 0 K: 1 S: 5 H: 0 LOB: 0 BB: 0 P: 5	R: 0 E: 0 K: 1 S: 5 H: 0 LOB: 0 BB: 0 P: 5	R: 0 E: 0 K: 0 S: 3 H: 1 LOB: 0 BB: 0 P: 3	1B: 8 2B: 2 3B: 0 HR: 1	SF: 0 SAC: 0 DP: 1 HBP: 1						

TOP

Houston Astros @ Chicago Cubs

Wrigley Field, Chicago, IL

Fri Jun 14 1974, 3:33 AM CDT

Att. 11,070 - Cloudy - 75 F

livebaseballscorecards.com

AB	37
R	7
H	11
RBI	7
BB	2
SO	3
LOB	14

WP: 0 PB: 0 SB: 0 CS: 0 PA: 40

PITCHER		IP	WLS	BF	H	R	ER	SO	BB	IBB	HBP	BLK	WP	HR	S	P	ERA	WHIP
Burt Hooton, R ERA: 4.7	(1, 1)	3.2		22	9	7	7	1	1	0	1	0	0	1	22	27	17.18	2.727
Jim Todd, R ERA: 2.7	(4, 1)	4.1	W	15	1	0	0	2	1	0	0	0	0	0	18	22	0.00	0.462
Horacio Pina, R ERA: 2.16	(9, 1)	1.0		3	1	0	0	0	0	0	0	0	0	0	3	3	0.00	1.000

PITCHER	IP	WLS	BF	H	R	ER	SO	BB	IBB	HBP	BLK	WP	HR	S	P	ERA	WHIP

Batter	1	2	3	4	5	6	7	8	9	AB	R	H	RBI	BB	SO	LOB
Don Kessinger, S (1, 6) OBP: 0.373, SLG: 0.350	F8 1B 2B		BB			1-3		WP 1B 1-2 2-H 3-H		4	2	2	2	1	0	1
Rick Monday, L (1, 8) OBP: 0.378, SLG: 0.429	F8 2-3		1B 2B 1-3 2-H	F7		K		K 1-2 2-3		5	1	1	1	0	2	3
Jerry Morales, R (1, 7) OBP: 0.328, SLG: 0.426	1-3		2B SF7 1B 2-3 3-H	K2-3			K	L3		5	1	1	1	0	2	3
Jose Cardenal, R (1, 9) OBP: 0.349, SLG: 0.434	E S 1B 3-H		2B 2B 1-3 3-H	K			6-3			4	1	2	2	0	1	0
Bill Madlock, R (1, 5) OBP: 0.385, SLG: 0.490 Matt Alexander, S (8, 5) OBP: 0.364, SLG: 0.273	6-3 1-3		SF7 3-H		4-3 2B		K			3 0	0 0	1 0	1 0	0 0	1 0	1 0
Andre Thornton, R (1, 3) OBP: 0.348, SLG: 0.571		P3 2-H	2B 2B		4-3 2-3			F7		4	1	1	1	0	0	1
Dave Rosello, R (1, 4) OBP: 0.261, SLG: 0.307		5-3	1B 2B 2-H		6-3			1B 1B		4	2	2	1	0	0	1
Steve Swisher, R (1, 2) OBP: 0.250, SLG: 0.250		1-3	6-3		5-3			BB 1B 1-3		4	1	1	0	0	0	2
Burt Hooton, R (1, 1) OBP: 0.103, SLG: 0.107 Jim Todd, L (4, 1) Chris Ward, L (8, PH) OBP: 0.383, SLG: 0.317 Horacio Pina, R (9, 1)			2B 2B 2-H 1B			K		WP 1B BB 1-2		2 1 0 0	1 0 0 0	2 0 0 0	1 0 1 0	0 1 0 0	0 0 0 0	0 0 0 0
Inning Stats	R: 1 H: 2 E: 0 LOB: 1 K: 0 BB: 0 S: 5 P: 5	R: 0 H: 0 E: 0 LOB: 0 K: 0 BB: 0 S: 3 P: 3	R: 7 H: 7 E: 0 LOB: 1 K: 0 BB: 1 S: 10 P: 14	R: 0 H: 0 E: 0 LOB: 0 K: 2 BB: 0 S: 7 P: 7	R: 0 H: 1 E: 0 LOB: 1 K: 0 BB: 0 S: 4 P: 4	R: 0 H: 0 E: 0 LOB: 0 K: 2 BB: 0 S: 7 P: 7	R: 0 H: 0 E: 0 LOB: 0 K: 2 BB: 0 S: 7 P: 7	R: 2 H: 3 E: 0 LOB: 2 K: 1 BB: 1 S: 8 P: 12		1B: 6 SF: 1 2B: 7 SAC: 0 3B: 0 DP: 0 HR: 0 HBP: 0						

BOTTOM

Houston Astros @ Chicago Cubs

Wrigley Field, Chicago, IL

Fri Jun 14 1974, 3:33 AM CDT

Att. 11,070 - Cloudy - 75 F

livebaseballscorecards.com

AB	36
R	10
H	13
RBI	10
BB	2
SO	7
LOB	12

PITCHER		IP	WLS	BF	H	R	ER	SO	BB	IBB	HBP	BLK	WP	HR	S	P	ERA	WHIP
Dave Roberts, L ERA: 3.93	(1, 1)	2.0	L	12	5	5	5	0	1	0	0	0	0	0	11	15	22.50	3.000
Jerry Johnson, R ERA: 4.59	(3, 1)	0.1		4	3	2	2	0	0	0	0	0	0	0	4	4	54.00	9.000
Jim York, R ERA: 2.7	(3, 1)	0.2		3	1	1	1	0	0	0	0	0	0	0	3	3	13.50	1.500
Claude Osteen, L ERA: 3.67	(4, 1)	4.0		13	1	0	0	6	0	0	0	0	0	0	25	25	0.00	0.250
Ken Forsch, R ERA: 3.64	(8, 1)	0.1		5	3	2	2	0	1	0	0	0	0	0	4	8	54.00	12.000

PITCHER		IP	WLS	BF	H	R	ER	SO	BB	IBB	HBP	BLK	WP	HR	S	P	ERA	WHIP
Mike Cosgrove, L ERA: 0.51	(8, 1)	0.2		2	0	0	0	1	0	0	0	0	1	0	4	4	0.00	0.000

WP: 1 PA: 39
PB: 0
SB: 1
CS: 0

Batter	1	2	3	4	5	6	7	8	9	AB	R	H	RBI	BB	SO	LOB
Greg Gross, L (1, 9) OBP: 0.442, SLG: 0.419	x 0-0 ① F7		x 0-0 ②③ L6-4 2-3		x 0-0 ③ F8		x 0-0 1B 1-2 1B	x 0-0 2B		5	0	2	0	0	0	1
Roger Metzger, S (1, 6) OBP: 0.312, SLG: 0.324	x 0-0 CS 1B			x 0-0 ① F5		x 0-0 ① F9	x 0-0 1-2 2-H 1B	S S S 0-3 ② K		5	0	2	1	0	1	2
Cesar Cedeno, R (1, 8) OBP: 0.342, SLG: 0.486	x 0-0 ②③ F8 1-2			S S S 0-3 ② K		x 0-0 ② F8	x 0-0 ③ F8	S S S 0-3 ③ K		5	0	0	0	0	2	5
Bob Watson, R (1, 7) OBP: 0.403, SLG: 0.432		B B B B 4-0 BB		x 0-0 1B 2B 1B		x 0-0 E 2B		B B B 4-0 2B 2B BB	x 0-0 3-1 WP 1B	3	2	3	0	2	0	0
Lee May, R (1, 3) OBP: 0.300, SLG: 0.448		x 0-0 ① F7		x 0-0 1-2 2B 1B		x 0-0 E6 2-3		x 0-0 ① F9	x 0-0 ① F9 1-2	5	1	1	0	0	0	4
Johnny Edwards, L (1, 2) OBP: 0.288, SLG: 0.364		x 0-0 ② F8		x 0-0 1-H 2-H 2B		x 0-0 ③ F7		x 0-0 1-3 2B 2B	x 0-0 ② 3-1 2-3	5	1	2	2	0	0	4
Doug Rader, R (1, 5) OBP: 0.333, SLG: 0.404		x 0-0 ③ P4		x 0-0 ③ 5-3			x 0-0 1B 1B 1B	x 0-0 2-H 3-H 1B 2B	S S S 0-3 ③ K	5	2	2	2	0	1	3
Tommy Helms, R (1, 4) OBP: 0.318, SLG: 0.383 Larry Milbourne, S (8, PR) OBP: 0.417, SLG: 0.400 (8, 4)			x 0-0 L6-4 SH1-4 1B		x 0-0 ① L8		S S S 0-3 ① K	x 0-0 2-H HR 1B		4 0	0 1	2 0	1 0	0 0	1 0	1 0
Tom Griffin, R (1, 1) Ken Forsch, R (4, 1) Ollie Brown, R (5, PH) Mike Cosgrove, L (6, 1) Bob Gallagher, L (7, PH) Fred Scherman, L (7, 1) Cliff Johnson, R (8, PH) Jerry Johnson, R (8, 1) Dave Roberts, L (8, 1)			x 0-0 ① SH1-4 1-2		S S S 0-3 ② K		x 0-0 ② F7	x 0-0 1-H HR		0 0 1 0 1 0 1 0 0	0 0 0 0 0 0 0 0 0	0 0 0 0 0 0 0 0 0	0 0 0 0 0 0 2 0 0	0 0 1 0 0 0 0 0 0	0 0 0 0 0 0 0 0 0	0 0 0 0 1 0 1 0 0
Inning Stats	R: 0 E: 0 K: 0 S: 3 H: 1 LOB: 0 BB: 0 P: 3	R: 0 E: 0 K: 0 S: 3 H: 0 LOB: 1 BB: 1 P: 7	R: 0 E: 0 K: 0 S: 3 H: 1 LOB: 0 BB: 0 P: 3	R: 2 E: 0 K: 1 S: 8 H: 3 LOB: 1 BB: 0 P: 8	R: 0 E: 0 K: 1 S: 5 H: 0 LOB: 0 BB: 0 P: 5	R: 0 E: 1 K: 0 S: 5 H: 1 LOB: 2 BB: 0 P: 5	R: 1 E: 0 K: 1 S: 8 H: 3 LOB: 2 BB: 0 P: 8	R: 5 E: 0 K: 2 S: 12 H: 5 LOB: 2 BB: 1 P: 16	R: 0 E: 0 K: 1 S: 6 H: 1 LOB: 1 BB: 0 P: 6	1B: 9 2B: 6 3B: 0 HR: 1	SF: 0 SAC: 1 DP: 1 HBP: 0					

PITCHER		IP	WLS	BF	H	R	ER	SO	BB	IBB	HBP	BLK	WP	HR	S	P	ERA	WHIP
Steve Stone, R ERA: 5.15	(1, 1)	7.1		33	10	5	5	3	2	0	0	0	0	0	37	45	6.14	1.636
Horacio Pina, R ERA: 2.97	(8, 1)	0.0	L	3	3	3	3	0	0	0	0	0	0	1	3	3	∞	∞
Dave LaRoche, L ERA: 3.86	(8, 1)	1.2		7	2	0	0	3	0	0	0	0	1	0	13	13	0.00	1.200

PITCHER	IP	WLS	BF	H	R	ER	SO	BB	IBB	HBP	BLK	WP	HR	S	P	ERA	WHIP

TOP

Houston Astros @ Chicago Cubs

Wrigley Field, Chicago, IL

Sat Jun 15 1974, 3:33 AM CDT

Att. 15,869 - Cloudy - 68 F

livebaseballscorecards.com

AB	40
R	8
H	15
RBI	8
BB	2
SO	6
LOB	21

WP: 1	PA: 43
PB: 0	
SB: 0	
CS: 1	

Houston Astros @ Chicago Cubs

Wrigley Field, Chicago, IL

Sat Jun 15 1974, 3:33 AM CDT

Att. 15,869 - Cloudy - 68 F

livebaseballscorecards.com

Batter	1	2	3	4	5	6	7	8	9	AB	R	H	RBI	BB	SO	LOB
Don Kessinger, S (1, 6) OBP: 0.374, SLG: 0.361	G5-4-3 1B		G3	1B 3B (1-H)	F3 (2-3)		4-3			5	1	2	1	0	0	2
Jerry Morales, R (1, 7) OBP: 0.329, SLG: 0.430	G5-4-3 (1-2f)		2B	HR 1B (3-H)	F3			F9		5	1	2	1	0	0	2
Billy Williams, L (1, 3) OBP: 0.415, SLG: 0.511	1B		FC6-4 IBB	1-H HR		6-3 5-3 1B		F7		4	1	3	2	1	0	0
Jose Cardenal, R (1, 9) OBP: 0.346, SLG: 0.428	F7		FC6-4 (1-2f)	WP S 1B 1B		5-3 (1-2)		K		5	1	1	0	0	1	4
Rick Monday, L (1, 8) OBP: 0.387, SLG: 0.448		2B	HR 1B			6-3 (2-3)			E FC5-2 2B	5	1	4	1	0	0	1
Bill Madlock, R (1, 5) OBP: 0.380, SLG: 0.510		5-3	HR			5-3			FC1 (FC5-2) (2-3)	4	1	1	2	0	0	3
Matt Alexander, S (7, 5) OBP: 0.357, SLG: 0.267			E6 (FC6-4 1-2)							1	0	0	0	0	0	1
Dave Rosello, R (1, 4) OBP: 0.260, SLG: 0.297		K	5-3						FC5-2 FC6-4 (1-3) (3-H)	3	0	0	0	1	1	3
Chris Ward, L (9, PH) OBP: 0.383, SLG: 0.317										0	0	0	0	0	0	0
Andre Thornton, R (9, PH) OBP: 0.340, SLG: 0.558										1	0	0	0	0	0	2
Vic Harris, S (9, PR) OBP: 0.292, SLG: 0.229			FC6-4 (1-2f)							0	0	0	0	0	0	0
Steve Swisher, R (1, 2) OBP: 0.375, SLG: 0.286	K			3B 1B			S BB	K (1-2)	K	3	1	1	0	1	2	2
Carmen Fanzone, R (9, PH) OBP: 0.295, SLG: 0.308				WP SH2-4 BB						1	0	0	0	0	1	2
Steve Stone, R (1, 1) OBP: 0.111, SLG: 0.111			K	K	SH2-4 (1-2)		L8		FC6-4 (1-2f)	3	0	0	0	0	2	2
Horacio Pina, R (8, 1)										0	0	0	0	0	0	0
Dave LaRoche, L (8, 1) OBP: 0.250, SLG: 0.500										0	0	0	0	0	0	0
Jim Tyrone, R (9, PH) OBP: 0.235, SLG: 0.188										1	0	0	0	0	0	2
Inning Stats	R: 0 E: 0 K: 0 S: 4 H: 2 LOB: 1 BB: 0 P: 4	R: 0 E: 0 K: 2 S: 8 H: 1 LOB: 1 BB: 0 P: 8	R: 0 E: 0 K: 1 S: 6 H: 1 LOB: 2 BB: 1 P: 10	R: 7 E: 1 K: 1 S: 14 H: 8 LOB: 2 BB: 0 P: 14	R: 0 E: 0 K: 0 S: 3 H: 0 LOB: 1 BB: 1 P: 7	R: 0 E: 0 K: 0 S: 4 H: 1 LOB: 1 BB: 0 P: 4	R: 0 E: 0 K: 1 S: 5 H: 0 LOB: 1 BB: 1 P: 9	R: 0 E: 0 K: 1 S: 5 H: 0 LOB: 0 BB: 0 P: 5	R: 0 E: 1 K: 1 S: 7 H: 1 LOB: 2 BB: 0 P: 7	1B: 8 2B: 3 3B: 1 HR: 2	SF: 0 SAC: 1 DP: 1 HBP: 0						

	AB	41
	R	7
	H	14
	RBI	7
	BB	3
	SO	7
	LOB	26

WP: 2 PB: 0 SB: 2 CS: 0 PA: 45

PITCHER		IP	WLS	BF	H	R	ER	SO	BB	IBB	HBP	BLK	WP	HR	S	P	ERA	WHIP
Tom Griffin, R ERA: 3.48	(1, 1)	3.2		22	11	7	7	4	0	1	0	0	0	2	29	33	17.18	3.000
Ken Forsch, R ERA: 3.6	(4, 1)	0.1		3	1	0	0	0	0	0	0	0	1	0	3	3	0.00	3.000
Mike Cosgrove, L ERA: 0.46	(5, 1)	2.0		8	1	0	0	0	1	0	0	0	1	0	7	11	0.00	1.000
Fred Scherman, L ERA: 4.05	(7, 1)	1.0	W	4	0	0	0	1	1	0	0	0	0	0	5	9	0.00	1.000
Jerry Johnson, R ERA: 4.46	(8, 1)	1.0		5	1	0	0	1	0	0	0	0	0	0	7	7	0.00	1.000

PITCHER		IP	WLS	BF	H	R	ER	SO	BB	IBB	HBP	BLK	WP	HR	S	P	ERA	WHIP
Dave Roberts, L ERA: 3.88	(9, 1)	1.0	S	3	0	0	0	1	0	0	0	0	0	0	5	5	0.00	0.000

Batter	1	2	3	4	5	6	7	8	9	10	AB	R	H	RBI	BB	SO	LOB
Greg Gross, L (1, 9) (10, 7) OBP: 0.442, SLG: 0.418	4-3		1B			SH1 1B		6-3		B5	5	0	2	0	0	0	1
Roger Metzger, S (1, 6) OBP: 0.311, SLG: 0.323	G3		4-3			SH1 1-2		1-3		BB 1B 1-2	4	0	1	0	0	0	1
Cesar Cedeno, R (1, 8) OBP: 0.339, SLG: 0.492	HR			6-3		6-3		6-3		F3	5	1	1	1	0	0	3
Bob Watson, R (1, 7) (10, 3) OBP: 0.403, SLG: 0.426	K			5-3		K			HBP SH2-4 BB	BB 1-2 2-3	3	0	0	0	2	2	1
Lee May, R (1, 3) OBP: 0.295, SLG: 0.441		5-3		6-3			F9		SH2-4 1-2	F8	4	0	0	0	0	0	3
Ken Forsch, R (10, 1)											0	0	0	0	0	0	0
Fred Scherman, L (10, 1)											0	0	0	0	0	0	0
Johnny Edwards, L (1, 2) OBP: 0.312, SLG: 0.391		4-3			1B 1B		2B		IBB	HBP	3	0	2	0	1	0	0
Doug Rader, R (1, 5) OBP: 0.336, SLG: 0.403		K			1-3 1B		F9		HBP 1-2 2-3	G6-4-3	3	0	1	0	0	1	1
Tommy Helms, R (1, 4) OBP: 0.316, SLG: 0.377			6-3		6-3		IBB		G6-4-3 1-2f		3	0	0	0	1	0	4
Larry Dierker, R (1, 1) OBP: 0.152, SLG: 0.182			K		K		K			BB 1B	3	0	0	0	0	3	3
Cliff Johnson, R (10, PH) OBP: 0.443, SLG: 0.618											1	0	1	0	0	0	0
Larry Milbourne, S (10, PR) OBP: 0.417, SLG: 0.400											0	0	0	0	0	0	0
Bob Gallagher, L (10, 9) OBP: 0.250, SLG: 0.224											0	0	0	0	0	0	0
Inning Stats	R: 1 H: 1 E: 0 LOB: 0 K: 1 BB: 0 S: 6 P: 6	R: 0 H: 0 E: 0 LOB: 0 K: 1 BB: 0 S: 5 P: 5	R: 0 H: 1 E: 0 LOB: 1 K: 1 BB: 0 S: 6 P: 6	R: 0 H: 0 E: 0 LOB: 0 K: 0 BB: 0 S: 3 P: 3	R: 0 H: 2 E: 0 LOB: 1 K: 1 BB: 0 S: 6 P: 6	R: 0 H: 1 E: 0 LOB: 1 K: 1 BB: 0 S: 6 P: 6	R: 0 H: 1 E: 0 LOB: 2 K: 1 BB: 1 S: 6 P: 10	R: 0 H: 0 E: 0 LOB: 0 K: 0 BB: 0 S: 3 P: 3	R: 0 H: 0 E: 0 LOB: 2 K: 0 BB: 2 S: 2 P: 11	R: 0 H: 2 E: 0 LOB: 3 K: 0 BB: 1 S: 5 P: 9	1B: 6 SF: 0 2B: 1 SAC: 2 3B: 0 DP: 1 HR: 1 HBP: 1						WP: 0 PA: 41 PB: 0 SB: 0 CS: 0

PITCHER	IP	WLS	BF	H	R	ER	SO	BB	IBB	HBP	BLK	WP	HR	S	P	ERA	WHIP
Rick Reuschel, R (1, 1) ERA: 4.37	7.2		29	6	1	1	6	0	1	0	0	0	1	40	44	1.17	0.783
Burt Hooton, R (8, 1) ERA: 4.57	2.1	W	12	2	0	0	0	2	1	1	0	0	0	8	21	0.00	1.714

PITCHER	IP	WLS	BF	H	R	ER	SO	BB	IBB	HBP	BLK	WP	HR	S	P	ERA	WHIP

TOP

Houston Astros @ Chicago Cubs

Wrigley Field, Chicago, IL

Sun Jun 16 1974, 3:33 AM CDT

Att. 14,865 - Cloudy

livebaseballscorecards.com

AB	34
R	1
H	8
RBI	1
BB	4
SO	6
LOB	17

Houston Astros @ Chicago Cubs

Wrigley Field, Chicago, IL

Sun Jun 16 1974, 3:33 AM CDT

Att. 14,865 - Cloudy

livebaseballscorecards.com

Batter	1	2	3	4	5	6	7	8	9	10	AB	R	H	RBI	BB	SO	LOB
Don Kessinger, S (1, 6) OBP: 0.370, SLG: 0.357	L9	F8		F2			BB, 1B		F9		5	0	1	0	0	0	4
Jerry Morales, R (1, 7) OBP: 0.331, SLG: 0.429	FC6-4, BB, 1B		K	K			F8		1B		5	0	2	0	0	2	1
Billy Williams, L (1, 3) OBP: 0.424, SLG: 0.529	FC6-4, 1-2, BB		6-3, 1B		HR		1-2, BB		3-1		3	1	2	1	2	0	1
Jose Cardenal, R (1, 9) OBP: 0.338, SLG: 0.417	FC6-4, 1-2f, 2-3		6-3, 1-2		L5		F7			F8	5	0	0	0	0	0	5
Rick Monday, L (1, 8) OBP: 0.383, SLG: 0.452	1-3		F8		4-3		5-3			BB, 3B	5	1	1	0	0	0	5
Bill Madlock, R (1, 5) OBP: 0.384, SLG: 0.519 Matt Alexander, S (8, PR) OBP: 0.368, SLG: 0.267 (9, 5)		6-3		SH1-4, 2B		F3		CS, 1B		BB, IBB	4 0	0 0	2 0	0 0	0 1	0 0	0 0
Dave Rosello, R (1, 4) OBP: 0.260, SLG: 0.287 Vic Harris, S (10, PH) OBP: 0.296, SLG: 0.229	2B, BB		K		F7			K, 1-2		BB, IBB	3 0	0 0	0 0	0 0	1 1	2 0	2 0
Steve Swisher, R (1, 2) OBP: 0.417, SLG: 0.400 Chris Ward, L (10, PH) OBP: 0.383, SLG: 0.317 Andre Thornton, R (10, PH) OBP: 0.354, SLG: 0.558	1-3, 2B			SH1-4, BB	E3			K		1-2, 2-3, 3-H, BB	3 0 0	0 0 0	1 0 0	0 0 1	1 0 1	1 0 0	1 0 0
Rick Reuschel, R (1, 1) OBP: 0.212, SLG: 0.281 Burt Hooton, R (8, 1) OBP: 0.100, SLG: 0.103	K			SH1-4, 1-2, 2-3	5-3				K		2 1	0 0	0 0	0 0	0 0	1 1	3 0
Inning Stats	R: 0 E: 0 K: 0 S: 4 H: 1 LOB: 2 BB: 1 P: 8	R: 0 E: 0 K: 1 S: 6 H: 1 LOB: 2 BB: 1 P: 10	R: 0 E: 0 K: 1 S: 6 H: 1 LOB: 1 BB: 0 P: 6	R: 0 E: 0 K: 1 S: 6 H: 1 LOB: 2 BB: 1 P: 10	R: 1 E: 0 K: 1 S: 6 H: 1 LOB: 0 BB: 0 P: 6	R: 0 E: 1 K: 0 S: 4 H: 0 LOB: 1 BB: 0 P: 4	R: 0 E: 0 K: 0 S: 4 H: 1 LOB: 2 BB: 1 P: 8	R: 0 E: 0 K: 2 S: 7 H: 1 LOB: 1 BB: 0 P: 7	R: 0 E: 0 K: 1 S: 6 H: 1 LOB: 1 BB: 0 P: 6	R: 1 E: 0 K: 0 S: 2 H: 1 LOB: 3 BB: 3 P: 14	1B: 5 2B: 2 3B: 1 HR: 1 SF: 0 SAC: 1 DP: 0 HBP: 0						

PITCHER		IP	WLS	BF	H	R	ER	SO	BB	IBB	HBP	BLK	WP	HR	S	P	ERA	WHIP
Larry Dierker, R ERA: 2.03	(1, 1)	9.0		39	8	1	1	7	4	0	0	0	0	1	49	65	1.00	1.333
Ken Forsch, R ERA: 3.86	(10, 1)	0.1	L	4	1	1	1	0	0	2	0	0	0	0	2	10	27.00	3.000
Fred Scherman, L ERA: 4.05	(10, 1)	0.0		1	0	0	0	0	1	0	0	0	0	0	0	4	∞	∞

PITCHER	IP	WLS	BF	H	R	ER	SO	BB	IBB	HBP	BLK	WP	HR	S	P	ERA	WHIP

AB	36
R	2
H	9
RBI	2
BB	7
SO	7
LOB	22

WP: 0 PA: 44
PB: 0
SB: 0
CS: 1

Batter	1	2	3	4	5	6	7	8	9	AB	R	H	RBI	BB	SO	LOB
Greg Gross, L (1, 9) OBP: 0.441, SLG: 0.418	0-0 S 1B 1B	0-0 CS 2-H 1B		0-0 6-3			0-0 6-3	0-0 F7		5	1	2	1	0	0	0
Roger Metzger, S (1, 6) OBP: 0.308, SLG: 0.320	0-3 K 1-2	0-0 CS 1-2	0-0 4-3		0-0 6-3		0-0 BB BB 1B 1B		0-0 F5	5	1	1	0	0	1	1
Cesar Cedeno, R (1, 8) OBP: 0.340, SLG: 0.486	4-0 1B 1B BB		0-0 F9		0-0 P5		4-0 BB 1B 1-2 BB		0-0 F9	3	2	0	0	2	0	0
Bob Watson, R (1, 7) OBP: 0.407, SLG: 0.427	0-0 1-H 2-H 1B		0-0 BB 1B		0-0 6-3		4-0 FC5 1B 1-2 2-3 BB		0-0 5-3	4	0	2	1	1	0	0
Lee May, R (1, 3) OBP: 0.302, SLG: 0.450	0-0 2B		0-0 BB 1-2 1B			0-0 F8	0-0 1-2 2-H 3-H 1B			4	0	3	2	0	0	0
Cliff Johnson, R (1, 2) OBP: 0.446, SLG: 0.596	0-0 P3		4-0 1-2 2-3 BB			4-0 BB 1B BB	0-3 K			2	0	0	0	2	1	3
Doug Rader, R (1, 5) OBP: 0.335, SLG: 0.397		0-3 K	0-3 K			4-0 1B 1-2 BB	0-0 FC5 2-3f			3	0	0	0	1	2	5
Tommy Helms, R (1, 4) OBP: 0.315, SLG: 0.372		4-0 E S 1B BB		0-0 F9		0-0 F8		0-0 F3		3	1	0	0	1	0	2
Don Wilson, R (1, 1) OBP: 0.167, SLG: 0.235		0-0 G3 1-2		0-3 K		0-0 1-2 2-H 1B		0-3 K		2	0	0	0	0	1	1
Ollie Brown, R (6, PH) OBP: 0.254, SLG: 0.358										1	0	1	0	0	0	0
Claude Osteen, L (6, 1) OBP: 0.214, SLG: 0.286										1	0	0	0	0	1	0
Inning Stats	R: 2 E: 0 K: 1 S: 7 H: 3 LOB: 1 BB: 1 P: 11	R: 1 E: 1 K: 1 S: 5 H: 1 LOB: 0 BB: 1 P: 9	R: 0 E: 0 K: 1 S: 7 H: 2 LOB: 3 BB: 1 P: 11	R: 0 E: 0 K: 1 S: 5 H: 0 LOB: 0 BB: 0 P: 5	R: 0 E: 0 K: 0 S: 3 H: 0 LOB: 0 BB: 0 P: 3	R: 0 E: 0 K: 0 S: 3 H: 1 LOB: 3 BB: 2 P: 11	R: 2 E: 0 K: 1 S: 7 H: 2 LOB: 2 BB: 2 P: 15	R: 0 E: 0 K: 1 S: 5 H: 0 LOB: 0 BB: 0 P: 5	R: 0 E: 0 K: 0 S: 3 H: 0 LOB: 0 BB: 0 P: 3	1B: 8 2B: 1 3B: 0 HR: 0 SF: 0 SAC: 0 DP: 0 HBP: 0						

PITCHER		IP	WLS	BF	H	R	ER	SO	BB	IBB	HBP	BLK	WP	HR	S	P	ERA	WHIP
Steve Carlton, L ERA: 3.0	(1, 1)	6.1		30	8	5	5	4	6	0	0	0	0	0	32	56	7.11	2.211
Wayne Twitchell, R ERA: 8.1	(7, 1)	1.2	W	7	1	0	0	2	1	0	0	0	0	0	10	14	0.00	1.200
Jesus Hernaiz, R ERA: 9.0	(9, 1)	1.0		3	0	0	0	0	0	0	0	0	0	0	3	3	0.00	0.000

PITCHER	IP	WLS	BF	H	R	ER	SO	BB	IBB	HBP	BLK	WP	HR	S	P	ERA	WHIP

TOP

Houston Astros @ Philadelphia Phillies

Veterans Stadium, Philadelphia, PA

Mon Jun 17 1974, 7:05 PM EDT

Att. 18,289 - Unknown

livebaseballscorecards.com

AB	33
R	5
H	9
RBI	4
BB	7
SO	6
LOB	12

WP: 0 PB: 0 SB: 2 CS: 1 PA: 41

BOTTOM

Houston Astros @ Philadelphia Phillies

Veterans Stadium, Philadelphia, PA

Mon Jun 17 1974, 7:05 PM EDT

Att. 18,289 - Unknown

Batter	1	2	3	4	5	6	7	8	9	AB	R	H	RBI	BB	SO	LOB
Dave Cash, R (1, 4) OBP: 0.375, SLG: 0.415	0-0 4-3 1B		BBB 4-0 E SH SF7 BB	0-0 ② F9		0-0 ③ 5-3		0-0 ③ F9		4	1	1	0	1	0	2
Larry Bowa, S (1, 6) OBP: 0.294, SLG: 0.335	0-0 ① 4-3 1-2		0-0 SH E 1-2	0-0 ③ 4-3			0-0 ① 6-3			3	0	0	0	0	0	2
Mike Schmidt, R (1, 5) OBP: 0.421, SLG: 0.608	0-0 ② P4		SSS 0-3 ① K		0-0 HR		BBB 4-0 G5-3 1B BB			3	1	1	1	1	1	3
Willie Montanez, L (1, 3) OBP: 0.287, SLG: 0.354	0-0 ③ 6-3		0-0 ② SF7 1-2 2-H		0-0 ① P6		0-0 1-2 1B			3	0	1	1	0	0	1
Del Unser, L (1, 8) OBP: 0.384, SLG: 0.424		BBB 4-0 2B 1B BB	BBB 4-0 FC6-4 BB		SSS 0-3 ② K		0-0 ②③ G5-3 2-3f			2	1	0	0	2	1	2
Bill Robinson, R (1, 7) OBP: 0.281, SLG: 0.341		SSS 0-3 ① K	0-0 ③ FC6-4 1-2f		SSS 0-3 ③ K			0-0 ① 1-3		4	0	0	0	0	2	3
Mike Anderson, R (1, 9) OBP: 0.335, SLG: 0.407		0-0 1-3 1B 2B		0-0 2B 2B		0-0 SH1-4 1B		0-0 ② 6-3		4	2	3	0	0	0	0
Bob Boone, R (1, 2) OBP: 0.315, SLG: 0.313		0-0 G6-3 2-H 3-H 1B		SSS 0-3 ① K		0-0 ① F9		0-0 HR 1B		4	1	2	2	0	1	2
Steve Carlton, L (1, 1) OBP: 0.174, SLG: 0.244		0-0 ②③ G6-3 1-2f		0-0 2-H 2B		0-0 ② SH1-4 1-2		0-0 1-H HR		2	0	1	1	0	0	1
Wayne Twitchell, R (7, 1)										0	0	0	0	0	0	0
Tony Taylor, R (8, PH) OBP: 0.320, SLG: 0.391										1	1	1	2	0	0	0
Jesus Hernaiz, R (9, 1)										0	0	0	0	0	0	0
Inning Stats	R: 0 E: 0 K: 0 S: 4 — H: 1 LOB: 1 BB: 0 P: 4	R: 2 E: 0 K: 1 S: 6 — H: 2 LOB: 0 BB: 1 P: 10	R: 1 E: 2 K: 1 S: 6 — H: 0 LOB: 2 BB: 2 P: 14	R: 1 E: 0 K: 1 S: 7 — H: 2 LOB: 1 BB: 0 P: 7	R: 1 E: 0 K: 2 S: 8 — H: 1 LOB: 0 BB: 0 P: 8	R: 0 E: 0 K: 0 S: 4 — H: 1 LOB: 1 BB: 0 P: 4	R: 0 E: 0 K: 0 S: 3 — H: 1 LOB: 1 BB: 1 P: 7	R: 2 E: 0 K: 0 S: 5 — H: 2 LOB: 0 BB: 0 P: 5		1B: 5 2B: 3 3B: 0 HR: 2 — SF: 1 SAC: 2 DP: 2 HBP: 0						

PITCHER		IP	WLS	BF	H	R	ER	SO	BB	IBB	HBP	BLK	WP	HR	S	P	ERA	WHIP
Don Wilson, R ERA: 4.52	(1, 1)	5.0		24	6	5	4	5	3	0	0	0	0	1	31	43	7.20	1.800
Claude Osteen, L ERA: 3.75	(6, 1)	3.0	L	13	4	2	2	0	1	0	0	0	0	1	12	16	6.00	1.667

PITCHER	IP	WLS	BF	H	R	ER	SO	BB	IBB	HBP	BLK	WP	HR	S	P	ERA	WHIP

AB	30
R	7
H	10
RBI	7
BB	4
SO	5
LOB	16

WP: 0 PB: 0 SB: 0 CS: 0 — PA: 37

livebaseballscorecards.com

Houston Astros @ Philadelphia Phillies

Veterans Stadium, Philadelphia, PA

Tue Jun 18 1974, 7:05 PM EDT

Att. 14,165 - Unknown

TOP

livebaseballscorecards.com

Batter	1	2	3	4	5	6	7	8	9	AB	R	H	RBI	BB	SO	LOB
Greg Gross, L (1, 9) (8, 7) OBP: 0.442, SLG: 0.417	S 1B		4-3		BBB 4-0 FC1-6 BB		F7			3	0	1	0	1	0	0
Roger Metzger, S (1, 6) OBP: 0.302, SLG: 0.313	F9 1-2		F8		FC1-6 BLK 1-2f		4-3			4	0	0	0	0	0	2
Cesar Cedeno, R (1, 8) OBP: 0.339, SLG: 0.483	F5		E S 1B		F8		SSS 0-3 K			4	0	1	0	0	1	2
Bob Watson, R (1, 7) OBP: 0.404, SLG: 0.422 Bob Gallagher, L (8, 9) OBP: 0.250, SLG: 0.224	BBBB 4-0 BB		F8 1-3		F9 1-2			4-3		3 0	0 0	0 0	0 0	1 0	0 0	2 0
Lee May, R (1, 3) OBP: 0.301, SLG: 0.447	F8			F2		4-3 1B		F7		4	0	1	0	0	0	2
Johnny Edwards, L (1, 2) OBP: 0.296, SLG: 0.370		4-3		F8		4-3 1-2		F7		4	0	0	0	0	0	1
Denis Menke, R (1, 5) OBP: 0.214, SLG: 0.130		P6		BBBB 4-0 1B BB		F7			6-3	3	0	0	0	1	0	1
Tommy Helms, R (1, 4) OBP: 0.323, SLG: 0.390 Larry Milbourne, S (9, 4) OBP: 0.417, SLG: 0.400		HR		1-3 1B		4-0 IBB			F9	3 0	1 0	2 0	1 0	1 0	0 0	0 0
Dave Roberts, L (1, 1) OBP: 0.194, SLG: 0.382 Mike Cosgrove, L (1, 1)		6-3		F9	SSS 0-3 K				K	0 4	0 0	0 0	0 0	0 0	0 2	0 4
Inning Stats	R: 0 E: 0 K: 0 S: 4 H: 1 LOB: 2 BB: 1 P: 8	R: 1 E: 0 K: 0 S: 4 H: 1 LOB: 0 BB: 0 P: 4	R: 0 E: 0 K: 0 S: 4 H: 1 LOB: 1 BB: 0 P: 4	R: 0 E: 0 K: 0 S: 4 H: 1 LOB: 2 BB: 1 P: 8	R: 0 E: 0 K: 0 S: 3 H: 0 LOB: 1 BB: 1 P: 7	R: 0 E: 0 K: 1 S: 6 H: 1 LOB: 2 BB: 1 P: 10	R: 0 E: 0 K: 1 S: 5 H: 0 LOB: 0 BB: 0 P: 5	R: 0 E: 0 K: 0 S: 3 H: 0 LOB: 0 BB: 0 P: 3	R: 0 E: 0 K: 1 S: 5 H: 0 LOB: 0 BB: 0 P: 5	1B: 4 2B: 0 3B: 0 HR: 1 SF: 0 SAC: 0 DP: 0 HBP: 0						

	AB	32
	R	1
	H	5
	RBI	1
	BB	4
	SO	3
	LOB	14

WP: 0 PB: 0 SB: 2 CS: 0 PA: 36

PITCHER		IP	WLS	BF	H	R	ER	SO	BB	IBB	HBP	BLK	WP	HR	S	P	ERA	WHIP
Ron Schueler, R ERA: 3.62	(1, 1)	7.0	L	30	5	1	1	2	3	1	0	1	0	1	30	46	1.29	1.143
Frank Linzy, R ERA: 2.95	(8, 1)	2.0		6	0	0	0	1	0	0	0	0	0	0	8	8	0.00	0.000

PITCHER		IP	WLS	BF	H	R	ER	SO	BB	IBB	HBP	BLK	WP	HR	S	P	ERA	WHIP

Batter	1	2	3	4	5	6	7	8	9	AB	R	H	RBI	BB	SO	LOB
Dave Cash, R (1, 4) OBP: 0.369, SLG: 0.408	6-3		FC4-6 1-2f		F7			F7		4	0	0	0	0	0	2
Larry Bowa, S (1, 6) OBP: 0.293, SLG: 0.333	1B 1B		F9			6-3		F9		4	0	1	0	0	0	1
Mike Schmidt, R (1, 5) OBP: 0.422, SLG: 0.604	1-2 1B		F9			BB		K		3	0	1	0	1	1	1
Bill Robinson, R (1, 8) OBP: 0.280, SLG: 0.335	P4			G5-4-3 BB		F9			F7	3	0	0	0	1	0	3
Mike Anderson, R (1, 9) OBP: 0.329, SLG: 0.399	K			G5-4-3 1-2f		F8			K	4	0	0	0	0	2	4
Willie Montanez, L (1, 3) OBP: 0.286, SLG: 0.352		G1-6-3 1B		P3			4-3		F7	4	0	1	0	0	0	0
Billy Grabarkewitz, R (1, 7) OBP: 0.240, SLG: 0.273		K			5-3		BB			2	0	0	0	1	1	1
Bob Boone, R (1, 2) OBP: 0.310, SLG: 0.308		G1-6-3 1-2f			F9		F9			3	0	0	0	0	0	2
Ron Schueler, R (1, 1) OBP: 0.194, SLG: 0.167			FC4-6 1B		BB		P4			1	0	1	0	1	0	0
Tony Taylor, R (7, PH) OBP: 0.308, SLG: 0.375										1	0	0	0	0	0	1
Frank Linzy, R (8, 1)										0	0	0	0	0	0	0
Inning Stats	R: 0 E: 0 K: 1 S: 7 H: 2 LOB: 2 BB: 0 P: 7	R: 0 E: 0 K: 1 S: 5 H: 1 LOB: 0 BB: 0 P: 5	R: 0 E: 0 K: 0 S: 4 H: 1 LOB: 1 BB: 0 P: 4	R: 0 E: 0 K: 0 S: 2 H: 0 LOB: 0 BB: 1 P: 6	R: 0 E: 0 K: 0 S: 3 H: 0 LOB: 1 BB: 1 P: 7	R: 0 E: 0 K: 0 S: 3 H: 0 LOB: 1 BB: 1 P: 7	R: 0 E: 0 K: 0 S: 3 H: 0 LOB: 1 BB: 1 P: 7	R: 0 E: 0 K: 1 S: 5 H: 0 LOB: 0 BB: 0 P: 5	R: 0 E: 0 K: 1 S: 5 H: 0 LOB: 0 BB: 0 P: 5	1B: 4 2B: 0 3B: 0 HR: 0	SF: 0 SAC: 0 DP: 2 HBP: 0					

PITCHER		IP	WLS	BF	H	R	ER	SO	BB	IBB	HBP	BLK	WP	HR	S	P	ERA	WHIP
Dave Roberts, L ERA: 3.87	(1, 1)	0.1		3	2	0	0	0	0	0	0	0	0	0	3	3	0.00	6.000
Mike Cosgrove, L ERA: 0.32	(1, 1)	8.2	W	30	2	0	0	4	4	0	0	0	0	0	34	50	0.00	0.692

PITCHER	IP	WLS	BF	H	R	ER	SO	BB	IBB	HBP	BLK	WP	HR	S	P	ERA	WHIP

BOTTOM

Houston Astros @ Philadelphia Phillies

Veterans Stadium, Philadelphia, PA

Tue Jun 18 1974, 7:05 PM EDT

Att. 14,165 - Unknown

livebaseballscorecards.com

AB	29
R	0
H	4
RBI	0
BB	4
SO	4
LOB	15

1B: 4 2B: 0 3B: 0 HR: 0 SF: 0 SAC: 0 DP: 2 HBP: 0

WP: 0 PB: 0 SB: 0 CS: 0 PA: 33

Houston Astros @ Philadelphia Phillies

Veterans Stadium, Philadelphia, PA

Wed Jun 19 1974, 7:05 PM EDT

Unknown

TOP

livebaseballscorecards.com

Batter	1	2	3	4	5	6	7	8	9	AB	R	H	RBI	BB	SO	LOB
Greg Gross, L (1, 9) OBP: 0.445, SLG: 0.418	0-0 1B SF9 1B	4-0 IBB			0-0 ① 4-3		0-0 ① ② G4-6-3 1-2f		0-0 1B 1-2 1B 1B	4	2	2	0	1	0	1
Roger Metzger, S (1, 6) OBP: 0.309, SLG: 0.320	0-0 S 1-3 1B	0-0 ③ L3			0-0 ② 4-3		0-0 1B 1B		0-0 1B 1-2 2-3 1B	5	0	3	0	0	0	3
Cesar Cedeno, R (1, 8) OBP: 0.344, SLG: 0.489	0-0 ① SF9 3-H		0-0 CS 1B		0-0 1B		0-0 FC6-4 1-2 1B		0-0 ① SF8 3-H	3	0	3	2	0	0	0
Bob Watson, R (1, 7) OBP: 0.401, SLG: 0.415	0-0 ② F8 1-2		B B B 4-0 ① 1-2 BB		0-0 ③ F8		0-0 ③ FC6-4 1-2f		0-0 ② F3	4	0	0	0	1	0	6
Lee May, R (1, 3) OBP: 0.303, SLG: 0.458 Larry Milbourne, S (9, PR) OBP: 0.417, SLG: 0.400	0-0 ③ F8		0-0 ② F7			0-0 HR		0-0 ① 5-3	0-0 1-2 2-H 1B	5 0	1 0	2 0	2 0	0 0	0 0	2 0
Johnny Edwards, L (1, 2) OBP: 0.302, SLG: 0.377		B B B B 4-0 SH1-4 1B BB	0-0 ③ F8			0-0 ① F9		0-0 2B	0-0 ③ F7	4	0	1	0	1	0	3
Denis Menke, R (1, 5) OBP: 0.194, SLG: 0.115 Cliff Johnson, R (8, PH) OBP: 0.440, SLG: 0.586 Dave Campbell, R (8, 5) OBP: 0.250, SLG: 0.273		S S S 0-3 ① K		0-0 ① 6-3		0-0 ② 4-3		0-0 ② F7		3 1 0	0 0 0	0 0 0	0 0 0	0 0 0	1 0 0	1 1 0
Tommy Helms, R (1, 4) OBP: 0.322, SLG: 0.388		0-0 SH1-4 1-2 1B		0-0 ② 5-3		0-0 ③ F4		0-0 ③ 5-3		4	0	1	0	0	0	1
Tom Griffin, R (1, 1) OBP: 0.300, SLG: 0.448 Ken Forsch, R (6, 1) Bob Gallagher, L (7, PH) OBP: 0.264, SLG: 0.240 Fred Scherman, L (7, 1) Ollie Brown, R (9, PH) OBP: 0.264, SLG: 0.368		0-0 ② SH1-4 1-2 2-3		0-0 ③ 5-3			0-0 G4-6-3 1B		0-0 1B 1B SF8 1B	1 0 1 0 1	0 0 0 0 1	0 0 1 0 1	0 0 0 0 0	0 0 0 0 0	0 0 0 0 0	0 0 0 0 0
Inning Stats	R: 1 H: 2 E: 0 LOB: 1 K: 0 BB: 0 S: 5 P: 5	R: 0 H: 1 E: 0 LOB: 3 K: 1 BB: 2 S: 6 P: 14	R: 0 H: 1 E: 0 LOB: 1 K: 0 BB: 1 S: 3 P: 7	R: 0 H: 0 E: 0 LOB: 0 K: 0 BB: 0 S: 3 P: 3	R: 0 H: 1 E: 0 LOB: 1 K: 0 BB: 0 S: 4 P: 4	R: 1 H: 1 E: 0 LOB: 0 K: 0 BB: 0 S: 4 P: 4	R: 0 H: 3 E: 0 LOB: 2 K: 0 BB: 0 S: 5 P: 5	R: 0 H: 1 E: 0 LOB: 1 K: 0 BB: 0 S: 4 P: 4	R: 2 H: 4 E: 0 LOB: 2 K: 0 BB: 0 S: 7 P: 7	1B: 12 2B: 1 3B: 0 HR: 1	SF: 2 SAC: 1 DP: 1 HBP: 0						

	AB	36
	R	4
	H	14
	RBI	4
	BB	3
	SO	1
	LOB	18

	WP: 0	PA: 42
	PB: 0	
	SB: 1	
	CS: 1	

PITCHER		IP	WLS	BF	H	R	ER	SO	BB	IBB	HBP	BLK	WP	HR	S	P	ERA	WHIP
Jim Lonborg, R ERA: 2.4	(1, 1)	8.0	W	38	13	4	4	1	2	1	0	0	0	1	37	49	4.50	1.875
Jesus Hernaiz, R ERA: 6.75	(9, 1)	0.2		3	1	0	0	0	0	0	0	0	0	0	3	3	0.00	1.500
Mac Scarce, L ERA: 4.45	(9, 1)	0.1	S	1	0	0	0	0	0	0	0	0	0	0	1	1	0.00	0.000

PITCHER		IP	WLS	BF	H	R	ER	SO	BB	IBB	HBP	BLK	WP	HR	S	P	ERA	WHIP

BOTTOM

Houston Astros @ Philadelphia Phillies

Veterans Stadium, Philadelphia, PA

Wed Jun 19 1974, 7:05 PM EDT

Unknown

livebaseballscorecards.com

Batter	1	2	3	4	5	6	7	8	9	AB	R	H	RBI	BB	SO	LOB
Dave Cash, R (1, 4) OBP: 0.370, SLG: 0.406	F8		1B 1B 4-3 HBP 1-2	4-3		3B 1B 2-H		6-3		4	2	1	1	0	0	1
Larry Bowa, S (1, 6) OBP: 0.300, SLG: 0.347	S 1B 1B		4-3 1B 1-2 2-3		4-3	3B 2-H				4	1	3	1	0	0	0
Mike Schmidt, R (1, 5) OBP: 0.427, SLG: 0.606	F9 1-H 1B		FC5 4-3 1-2 2-3 3-H 1B		S 1B	K				4	0	3	2	0	1	1
Willie Montanez, L (1, 3) OBP: 0.279, SLG: 0.343	F9 1-2		4-3 1-2 2-3 3-H		F8 1-2		5-3			4	0	0	1	0	0	4
Del Unser, L (1, 8) OBP: 0.387, SLG: 0.419		G3	IBB		FC6-4 IBB		6-3			2	0	0	0	2	0	0
Mike Anderson, R (1, 9) OBP: 0.327, SLG: 0.396		6-3	FC5 2-3f		FC6-4 1-2f		1B			4	0	1	0	0	0	5
Tom Hutton, L (1, 7) OBP: 0.257, SLG: 0.359 Bill Robinson, R (7, PH) OBP: 0.278, SLG: 0.333 (8, 7)		4-3		3-1		F9	1-3			3 1	0 0	0 0	0 0	0 0	0 0	0 1
Bob Boone, R (1, 2) OBP: 0.309, SLG: 0.312			5-3	6-3		1B 2B		P2		4	1	1	0	0	0	0
Jim Lonborg, R (1, 1) OBP: 0.130, SLG: 0.159 Jesus Hernaiz, R (9, 1) Mac Scarce, L (9, 1)			1B HBP 1B 1B	2B		F9		K		4 0 0	1 0 0	2 0 0	0 0 0	0 0 0	1 0 0	1 0 0
Inning Stats	R: 1 H: 2 E: 0 LOB: 0 K: 0 BB: 0 S: 4 P: 4	R: 0 H: 0 E: 0 LOB: 0 K: 0 BB: 0 S: 3 P: 3	R: 2 H: 3 E: 0 LOB: 3 K: 0 BB: 1 S: 6 P: 11	R: 0 H: 1 E: 0 LOB: 1 K: 0 BB: 0 S: 4 P: 4	R: 0 H: 1 E: 0 LOB: 2 K: 0 BB: 1 S: 4 P: 8	R: 2 H: 3 E: 0 LOB: 1 K: 1 BB: 0 S: 8 P: 8	R: 0 H: 1 E: 0 LOB: 1 K: 0 BB: 0 S: 4 P: 4	R: 0 H: 0 E: 0 LOB: 0 K: 1 BB: 0 S: 5 P: 5		1B: 8 SF: 0 2B: 2 SAC: 0 3B: 1 DP: 0 HR: 0 HBP: 1						

	AB	34
	R	5
	H	11
	RBI	5
	BB	2
	SO	2
	LOB	13

WP: 0 PA: 37
PB: 0
SB: 2
CS: 0

PITCHER		IP	WLS	BF	H	R	ER	SO	BB	IBB	HBP	BLK	WP	HR	S	P	ERA	WHIP
Tom Griffin, R ERA: 3.76	(1, 1)	5.2	L	29	10	5	5	0	0	2	1	0	0	0	26	35	7.94	1.765
Ken Forsch, R ERA: 3.82	(6, 1)	0.1		1	0	0	0	1	0	0	0	0	0	0	3	3	0.00	0.000
Fred Scherman, L ERA: 3.82	(7, 1)	2.0		7	1	0	0	1	0	0	0	0	0	0	9	9	0.00	0.500

PITCHER	IP	WLS	BF	H	R	ER	SO	BB	IBB	HBP	BLK	WP	HR	S	P	ERA	WHIP

Batter	1	2	3	4	5	6	7	8	9	AB	R	H	RBI	BB	SO	LOB
Bobby Tolan, L (1, 9) OBP: 0.342, SLG: 0.390	G6-4-3 1B		E3 1-2			CS 1B			4-3	4	0	2	0	0	0	1
Enzo Hernandez, R (1, 6) OBP: 0.265, SLG: 0.267	F6		1-3			F7 1-2			BB BB	3	0	0	0	0	0	4
Matty Alou, L (9, PH) OBP: 0.241, SLG: 0.235										0	0	0	0	1	0	0
Dave Winfield, R (1, 7) OBP: 0.328, SLG: 0.479	G6-4-3 1-2f			K			K		BB 1-2	3	0	0	0	1	2	1
Willie McCovey, L (1, 3) OBP: 0.426, SLG: 0.406		K		K			F8		F9	4	0	0	0	0	2	2
Johnny Grubb, L (1, 8) OBP: 0.385, SLG: 0.419		F6		K			F8		P6	4	0	0	0	0	1	2
Derrel Thomas, S (1, 4) OBP: 0.350, SLG: 0.399 (8, 5)		F9			F9			F7		3	0	0	0	0	0	0
Dave Roberts, R (1, 5) OBP: 0.259, SLG: 0.239			1-3		6-3			FC6-4 1B		2	0	0	0	0	0	0
Horace Clarke, S (8, PH) OBP: 0.282, SLG: 0.241 (8, 4)										1	0	1	0	0	0	0
Bob Barton, R (1, 2) OBP: 0.333, SLG: 0.246			E 1B		F9			FC6-4 1-2f		2	0	1	0	0	0	0
Fred Kendall, R (8, PH) OBP: 0.320, SLG: 0.352 (8, 2)										1	0	0	0	0	0	1
Bill Greif, R (1, 1) OBP: 0.250, SLG: 0.045			K			K		F8		2	0	0	0	0	2	1
Larry Hardy, R (6, 1)										0	0	0	0	0	0	0
Nate Colbert, R (8, PH) OBP: 0.319, SLG: 0.360										1	0	0	0	0	0	1
Vicente Romo, R (8, 1)										0	0	0	0	0	0	0
Inning Stats	R: 0 E: 0 K: 0 S: 3 H: 1 LOB: 0 BB: 0 P: 3	R: 0 E: 0 K: 1 S: 5 H: 0 LOB: 0 BB: 0 P: 5	R: 0 E: 1 K: 1 S: 7 H: 1 LOB: 2 BB: 0 P: 7	R: 0 E: 0 K: 3 S: 9 H: 0 LOB: 0 BB: 0 P: 9	R: 0 E: 0 K: 0 S: 3 H: 0 LOB: 0 BB: 0 P: 3	R: 0 E: 0 K: 1 S: 5 H: 1 LOB: 0 BB: 0 P: 5	R: 0 E: 0 K: 1 S: 5 H: 0 LOB: 0 BB: 0 P: 5	R: 0 E: 0 K: 0 S: 4 H: 1 LOB: 1 BB: 0 P: 4	R: 0 E: 0 K: 0 S: 3 H: 0 LOB: 2 BB: 2 P: 11	1B: 4 2B: 0 3B: 0 HR: 0	SF: 0 SAC: 0 DP: 1 HBP: 0						

PITCHER	IP	WLS	BF	H	R	ER	SO	BB	IBB	HBP	BLK	WP	HR	S	P	ERA	WHIP
Larry Dierker, R (1, 1) ERA: 1.86	8.1	W	30	4	0	0	7	2	0	0	0	0	0	42	50	0.00	0.720
Fred Scherman, L (9, 1) ERA: 3.75	0.2	S	2	0	0	0	0	0	0	0	0	0	0	2	2	0.00	0.000

PITCHER	IP	WLS	BF	H	R	ER	SO	BB	IBB	HBP	BLK	WP	HR	S	P	ERA	WHIP

TOP

San Diego Padres @ Houston Astros

Astrodome, Houston, TX

Fri Jun 21 1974, 8:05 PM EDT

Att. 13,650 - Dome

livebaseballscorecards.com

AB	30
R	0
H	4
RBI	0
BB	2
SO	7
LOB	13

WP: 0	PB: 0	SB: 0	CS: 1
PA: 32			

San Diego Padres @ Houston Astros

Astrodome, Houston, TX

Fri Jun 21 1974, 8:05 PM EDT

Att. 13,650 - Dome

BOTTOM

Batter	1	2	3	4	5	6	7	8	9	AB	R	H	RBI	BB	SO	LOB
Greg Gross, L (1, 9) (8, 7) OBP: 0.450, SLG: 0.419	6-3		1B, 2-3 1B		BBBB 4-0 FC5-4 BB	BBBB 4-0 1-2 BB				2	0	1	0	2	0	0
Roger Metzger, S (1, 6) OBP: 0.308, SLG: 0.319	F8		1-3 3-H 1B		F5	SSS 0-3 K				4	0	1	1	0	1	4
Cesar Cedeno, R (1, 8) OBP: 0.339, SLG: 0.481	4-3		F6		FC5-4 E S 1-2f	F8				4	0	0	0	0	0	3
Bob Watson, R (1, 7) (8, 3) OBP: 0.395, SLG: 0.408		6-3	F7		F3 1-3	4-3				4	0	0	0	0	0	3
Lee May, R (1, 3) OBP: 0.298, SLG: 0.451		5-3	L7			6-3	F8			4	0	0	0	0	0	2
Bob Gallagher, L (8, 9) OBP: 0.264, SLG: 0.240										0	0	0	0	0	0	0
Milt May, L (1, 2) OBP: 0.312, SLG: 0.343		BBBB 4-0 FC5 BB BB		SSS 0-3 K		1B 3B		1-3		3	1	1	0	1	1	0
Doug Rader, R (1, 5) OBP: 0.337, SLG: 0.396		BBBB 4-0 1-2 BB		6-3		1B 3-H 1B		L8		3	0	1	1	1	0	0
Tommy Helms, R (1, 4) OBP: 0.320, SLG: 0.390		FC5 2-3f		2B		F5		6-3		4	0	1	0	0	0	3
Larry Milbourne, S (9, 4) OBP: 0.417, SLG: 0.400										0	0	0	0	0	0	0
Larry Dierker, R (1, 1) OBP: 0.194, SLG: 0.250			1B 1B 2B	3-1		BB 1-3 1B				3	1	2	0	0	0	1
Fred Scherman, L (9, 1)										0	0	0	0	0	0	0
Inning Stats	R: 0 E: 0 K: 0 S: 3 H: 0 LOB: 0 BB: 0 P: 3	R: 0 E: 0 K: 0 S: 3 H: 0 LOB: 2 BB: 2 P: 11	R: 1 E: 0 K: 0 S: 6 H: 3 LOB: 2 BB: 0 P: 6	R: 0 E: 0 K: 1 S: 6 H: 1 LOB: 1 BB: 0 P: 6	R: 0 E: 0 K: 0 S: 3 H: 0 LOB: 1 BB: 1 P: 7	R: 1 E: 0 K: 1 S: 8 H: 3 LOB: 3 BB: 1 P: 12	R: 0 E: 0 K: 0 S: 3 H: 0 LOB: 0 BB: 0 P: 3	R: 0 E: 0 K: 0 S: 3 H: 0 LOB: 0 BB: 0 P: 3		1B: 4 2B: 2 3B: 1 HR: 0	SF: 0 SAC: 0 DP: 0 HBP: 0					

livebaseballscorecards.com

AB	31
R	2
H	7
RBI	2
BB	4
SO	2
LOB	16

WP: 0 PB: 0 SB: 1 CS: 0 PA: 35

PITCHER		IP	WLS	BF	H	R	ER	SO	BB	IBB	HBP	BLK	WP	HR	S	P	ERA	WHIP
Bill Greif, R ERA: 5.68	(1, 1)	5.2	L	27	7	2	2	1	3	0	0	0	0	0	26	38	3.18	1.765
Larry Hardy, R ERA: 4.53	(6, 1)	1.1		5	0	0	0	1	1	0	0	0	0	0	6	10	0.00	0.750
Vicente Romo, R ERA: 3.8	(8, 1)	1.0		3	0	0	0	0	0	0	0	0	0	0	3	3	0.00	0.000

PITCHER	IP	WLS	BF	H	R	ER	SO	BB	IBB	HBP	BLK	WP	HR	S	P	ERA	WHIP

San Diego Padres @ Houston Astros

Astrodome, Houston, TX

Sat Jun 22 1974, 8:05 PM EDT

Att. 16,241 - Dome

TOP

livebaseballscorecards.com

Batter	1	2	3	4	5	6	7	8	9	AB	R	H	RBI	BB	SO	LOB
Bobby Tolan, L (1, 9) OBP: 0.343, SLG: 0.387	BBBB 4-0 BB		x 0-0 ① F8		x 0-0 ② 4-3		x 0-0 BB SH4-3 1B 1B	x 0-0 ② 4-3		4	1	1	0	1	0	0
Enzo Hernandez, R (1, 6) OBP: 0.261, SLG: 0.263	x 0-0 ① F4		x 0-0 ② F4		x 0-0 ③ 6-3		x 0-0 ① SH4-3 1-2	x 0-0 ③ 5-3		4	0	0	0	0	0	1
Dave Winfield, R (1, 7) OBP: 0.321, SLG: 0.468	x 0-0 ② F6		x 0-0 ③ 4-3			x 0-0 ① F8	x 0-0 ② L8		SSS 0-3 ① K	5	0	0	0	0	1	2
Willie McCovey, L (1, 3) OBP: 0.430, SLG: 0.424	x 0-0 ③ F9			x 0-0 HR		BBBB 4-0 1B 2B BB	III 4-0 1B BB 1B IBB		x 0-0 ② 4-3	3	3	1	1	2	0	1
Johnny Grubb, L (1, 8) OBP: 0.393, SLG: 0.425		x 0-0 1B 1B		x 0-0 4-3 1-3 1B		x 0-0 2B 1-3 SF8 1B	BBBB 4-0 1B 1B 1-2 2-3 BB		x 0-0 ③ 4-3	4	2	3	0	1	0	0
Derrel Thomas, S (1, 4) OBP: 0.355, SLG: 0.407		x 0-0 1B 1-2		x 0-0 ① 1-3 1-2		x 0-0 E 2B 1-3 3-H	x 0-0 1B 1B 1-2 2-3 3-H			4	0	3	2	0	0	1
Fred Kendall, R (1, 2) OBP: 0.323, SLG: 0.352		x 0-0 ① F6		x 0-0 ② 4-3 2-3		I 4-0 E IBB	x 0-0 FC5-4 1B 1-3 2-H 3-H			3	0	1	2	1	0	3
Dave Roberts, R (1, 5) OBP: 0.255, SLG: 0.236		SSS 0-3 ② K		x 0-0 ③ 6-3		x 0-0 ② SF8 1-2 2-3 3-H	x 0-0 ③ FC5-4 1-2f			3	0	0	1	0	1	5
Randy Jones, R (1, 1) OBP: 0.143, SLG: 0.147		x 0-0 ③ F4			x 0-0 ① 4-3	x 0-0 ③ 4-3		SSS 0-3 ① K		4	0	0	0	0	1	4
Vicente Romo, R (9, 1)										0	0	0	0	0	0	0
Dave Tomlin, L (9, 1)										0	0	0	0	0	0	0

	AB	34
	R	6
	H	9
	RBI	6
	BB	5
	SO	3
	LOB	17

Inning Stats	1	2	3	4	5	6	7	8	9
	R: 0 E: 0 K: 0 S: 3	H: 0 LOB: 1 BB: 1 P: 7	R: 0 E: 0 K: 1 S: 7	H: 2 LOB: 2 BB: 0 P: 7	R: 0 E: 0 K: 0 S: 3	H: 0 LOB: 0 BB: 0 P: 3	R: 1 E: 0 K: 0 S: 5	H: 2 LOB: 1 BB: 0 P: 5	R: 0 E: 0 K: 0 S: 3	H: 0 LOB: 0 BB: 0 P: 3	R: 2 E: 1 K: 0 S: 5	H: 2 LOB: 2 BB: 2 P: 13	R: 3 E: 0 K: 0 S: 6	H: 3 LOB: 2 BB: 2 P: 14	R: 0 E: 0 K: 1 S: 5	H: 0 LOB: 0 BB: 0 P: 5	R: 0 E: 0 K: 1 S: 5	H: 0 LOB: 0 BB: 0 P: 5

	1B: 7	SF: 1	WP: 0	PA: 41
	2B: 1	SAC: 1	PB: 0	
	3B: 0	DP: 0	SB: 0	
	HR: 1	HBP: 0	CS: 0	

PITCHER		IP	WLS	BF	H	R	ER	SO	BB	IBB	HBP	BLK	WP	HR	S	P	ERA	WHIP
Don Wilson, R ERA: 4.52	(1, 1)	6.0	L	27	6	3	3	1	2	1	0	0	0	1	26	38	4.50	1.333
Jerry Johnson, R ERA: 5.14	(7, 1)	0.2		7	3	3	3	0	1	1	0	0	0	0	5	13	40.50	6.000
Jim York, R ERA: 2.38	(7, 1)	1.1		4	0	0	0	1	0	0	0	0	0	0	6	6	0.00	0.000
Fred Scherman, L ERA: 3.65	(9, 1)	1.0		3	0	0	0	1	0	0	0	0	0	0	5	5	0.00	0.000

PITCHER		IP	WLS	BF	H	R	ER	SO	BB	IBB	HBP	BLK	WP	HR	S	P	ERA	WHIP

BOTTOM

San Diego Padres @ Houston Astros

Astrodome, Houston, TX

Sat Jun 22 1974, 8:05 PM EDT

Att. 16,241 - Dome

livebaseballscorecards.com

Batter	1	2	3	4	5	6	7	8	9	AB	R	H	RBI	BB	SO	LOB
Greg Gross, L (1, 9) OBP: 0.443, SLG: 0.411	L8		L7			G3		F7		4	0	0	0	0	0	1
Roger Metzger, S (1, 6) OBP: 0.311, SLG: 0.322	4-3			1B		5-3		1B		4	0	2	0	0	0	0
Cesar Cedeno, R (1, 8) OBP: 0.338, SLG: 0.482	K			F7			WP HR 2B	F9		4	1	1	0	0	1	2
Bob Watson, R (1, 7) OBP: 0.396, SLG: 0.421		4-3		K			2-H HR		WP 1B 1B	4	1	2	2	0	1	1
Lee May, R (1, 3) OBP: 0.298, SLG: 0.448		4-3		K			F9		WP 1-2 1B	4	0	1	0	0	1	1
Larry Milbourne, S (9, PR) OBP: 0.417, SLG: 0.400										0	0	0	0	0	0	0
Cliff Johnson, R (1, 2) OBP: 0.430, SLG: 0.557		5-3			K		H BB HBP		F7 1-2 2-3	3	0	0	0	0	1	2
Doug Rader, R (1, 5) OBP: 0.340, SLG: 0.396			SH1-4 1B		F7		B B B B G5-4-3 1-2 BB		F9	3	0	1	0	1	0	3
Tommy Helms, R (1, 4) OBP: 0.319, SLG: 0.385			F8		5-3		G5-4-3 1-2f		B B B B BB	3	0	0	0	1	0	3
Don Wilson, R (1, 1) OBP: 0.167, SLG: 0.235			SH1-4 1-2			5-3		5-3	S S S K	0	0	0	0	0	0	0
Dave Campbell, R (6, PH) OBP: 0.251, SLG: 0.250										1	0	0	0	0	0	0
Jerry Johnson, R (7, 1)										0	0	0	0	0	0	0
Jim York, R (7, 1)										0	0	0	0	0	0	0
Ollie Brown, R (8, PH) OBP: 0.260, SLG: 0.362										1	0	0	0	0	0	0
Fred Scherman, L (9, 1)										0	0	0	0	0	0	0
Milt May, L (9, PH) OBP: 0.312, SLG: 0.343										0	0	0	0	0	0	0
Denis Menke, R (9, PH) OBP: 0.188, SLG: 0.111										1	0	0	0	0	1	3
Inning Stats	R: 0 E: 0 K: 1 S: 5 H: 0 LOB: 0 BB: 0 P: 5	R: 0 E: 0 K: 0 S: 3 H: 0 LOB: 0 BB: 0 P: 3	R: 0 E: 0 K: 0 S: 4 H: 1 LOB: 1 BB: 0 P: 4	R: 0 E: 0 K: 2 S: 8 H: 1 LOB: 1 BB: 0 P: 8	R: 0 E: 0 K: 1 S: 5 H: 0 LOB: 0 BB: 0 P: 5	R: 0 E: 0 K: 0 S: 3 H: 0 LOB: 0 BB: 0 P: 3	R: 2 E: 0 K: 0 S: 4 H: 2 LOB: 1 BB: 1 P: 9	R: 0 E: 0 K: 0 S: 4 H: 1 LOB: 1 BB: 0 P: 4	R: 0 E: 0 K: 1 S: 7 H: 2 LOB: 3 BB: 1 P: 11	1B: 5 2B: 1 3B: 0 HR: 1	SF: 0 SAC: 1 DP: 1 HBP: 1						

AB	32
R	2
H	7
RBI	2
BB	2
SO	5
LOB	16

WP: 2 PB: 0 SB: 0 CS: 0 PA: 36

PITCHER		IP	WLS	BF	H	R	ER	SO	BB	IBB	HBP	BLK	WP	HR	S	P	ERA	WHIP
Randy Jones, L ERA: 4.44	(1, 1)	8.0	W	32	7	2	2	4	1	0	1	0	1	1	38	43	2.25	1.000
Vicente Romo, R ERA: 3.75	(9, 1)	0.2		3	0	0	0	0	1	0	0	0	1	0	2	6	0.00	1.500
Dave Tomlin, L ERA: 5.22	(9, 1)	0.1	S	1	0	0	0	1	0	0	0	0	0	0	3	3	0.00	0.000

PITCHER	IP	WLS	BF	H	R	ER	SO	BB	IBB	HBP	BLK	WP	HR	S	P	ERA	WHIP

Batter	1	2	3	4	5	6	7	8	9	AB	R	H	RBI	BB	SO	LOB
Bobby Tolan, L (1, 9) OBP: 0.340, SLG: 0.388	4-3		2B		F6	B1		F8		5	0	1	0	0	0	5
Enzo Hernandez, R (1, 6) OBP: 0.258, SLG: 0.259	6-3		F8		F5		F5		1B G3 1B	3	0	0	0	0	0	2
Larry Hardy, R (5, 1)										0	0	0	0	0	0	0
Horace Clarke, S (7, PH) OBP: 0.279, SLG: 0.238										1	0	0	0	0	0	0
Dave Tomlin, L (7, 1)										0	0	0	0	0	0	0
Fred Kendall, R (9, PH) OBP: 0.326, SLG: 0.355										1	0	1	0	0	0	0
Cito Gaston, R (1, 7) OBP: 0.280, SLG: 0.387	L9			1B 1B	B B B 4-0 1-2 BB		4-3		G3 1-2	4	0	1	0	1	0	1
Nate Colbert, R (1, 3) OBP: 0.317, SLG: 0.356		G3		S S S 0-3 K	0-0 1-2 2-H 1B		5-3		S S S K	5	0	1	1	0	2	2
Johnny Grubb, L (1, 8) OBP: 0.402, SLG: 0.440		B B B B 4-0 FC6-4 BB		1-3 1B	F8			4-3 3B	2-3 1B	4	1	3	0	1	0	2
Derrel Thomas, S (1, 4) OBP: 0.350, SLG: 0.400		F9		1-3		5-3		4-3 3-H	F4	5	0	0	1	0	0	5
Dave Roberts, R (1, 5) OBP: 0.259, SLG: 0.237		FC6-4 1-2f		B B B 4-0 BB		2B 1B		F9		3	0	1	0	1	0	1
Bob Barton, R (1, 2) OBP: 0.329, SLG: 0.246			F9	S S S 0-3 K		L9		WP 1B		4	0	1	0	0	1	4
Dave Freisleben, R (1, 1) OBP: 0.370, SLG: 0.375			G1		B B B 4-0 BB 1B BB	1-3 2B		B B B 4-0 1-2 BB		1	0	0	0	0	0	0
Bill Laxton, L (3, 1)										0	0	0	0	0	0	0
Rod Gaspar, S (5, PH) OBP: 0.400, SLG: 0.143										0	1	0	0	1	0	0
Rich Morales, R (5, 6) OBP: 0.317, SLG: 0.297										1	0	1	0	1	0	0
Inning Stats	R: 0 E: 0 K: 0 S: 3 H: 0 LOB: 0 BB: 0 P: 3	R: 0 E: 0 K: 0 S: 3 H: 0 LOB: 1 BB: 1 P: 7	R: 0 E: 0 K: 0 S: 4 H: 1 LOB: 1 BB: 0 P: 4	R: 0 E: 0 K: 2 S: 9 H: 2 LOB: 3 BB: 1 P: 13	R: 1 E: 0 K: 0 S: 4 H: 1 LOB: 2 BB: 2 P: 12	R: 0 E: 0 K: 0 S: 5 H: 2 LOB: 2 BB: 0 P: 5	R: 0 E: 0 K: 0 S: 3 H: 0 LOB: 0 BB: 0 P: 3	R: 1 E: 0 K: 0 S: 5 H: 2 LOB: 2 BB: 1 P: 9	R: 0 E: 0 K: 1 S: 7 H: 2 LOB: 2 BB: 0 P: 7	1B: 7 2B: 2 3B: 1 HR: 0 SF: 0 SAC: 0 DP: 0 HBP: 0							

PITCHER	IP	WLS	BF	H	R	ER	SO	BB	IBB	HBP	BLK	WP	HR	S	P	ERA	WHIP
Claude Osteen, L (1, 1) ERA: 3.59	9.0	W	42	10	2	2	3	5	0	0	0	1	0	43	63	2.00	1.667

PITCHER	IP	WLS	BF	H	R	ER	SO	BB	IBB	HBP	BLK	WP	HR	S	P	ERA	WHIP

TOP

San Diego Padres @ Houston Astros

Astrodome, Houston, TX

Sun Jun 23 1974, 4:33 AM EDT

Att. 12,183 - Dome

livebaseballscorecards.com

AB	37
R	2
H	10
RBI	2
BB	5
SO	3
LOB	22

WP: 1 PB: 0 SB: 0 CS: 0 PA: 42

Batter	1	2	3	4	5	6	7	8	9	AB	R	H	RBI	BB	SO	LOB
Greg Gross, L (1, 9) (6, 7) OBP: 0.453, SLG: 0.436	HR 3B	3-H 2B	HBP		4-3 WP 1B 1B		1B			4	2	4	1	0	0	0
Roger Metzger, S (1, 6) OBP: 0.309, SLG: 0.316	K ①	BB	K ③		4-3 ② 1-3		F9 ③			4	0	0	0	1	2	5
Cesar Cedeno, R (1, 8) OBP: 0.345, SLG: 0.500	3-H HR	K ③		S E BB	3-H 1B			2B		4	2	3	3	1	1	2
Bob Watson, R (1, 7) OBP: 0.396, SLG: 0.433	5-3 ②		HR	1-H K ①	K ③			G4-6-3 HBP		3	1	1	1	0	1	0
Bob Gallagher, L (5, PH) (6, 9) OBP: 0.273, SLG: 0.235										1	0	0	0	0	1	1
Lee May, R (1, 3) OBP: 0.296, SLG: 0.440	E6		K ①	1B BB		K ①		K ①		4	0	0	0	1	3	2
Milt May, L (1, 2) OBP: 0.315, SLG: 0.345	4-3 ③		1B 2B 1B	1-2 1B		4-3 ②		G4-6-3 ② ③ 1-2f		5	1	2	0	0	0	3
Doug Rader, R (1, 5) OBP: 0.338, SLG: 0.390		4-3 WP 2B HBP	K ②	K ②		4-3 ③				3	1	0	0	0	2	3
Tommy Helms, R (1, 4) OBP: 0.318, SLG: 0.382		4-3 ① 1-3	1-2 2B 1B	K ③			F7 ①			4	1	1	0	0	1	3
Larry Milbourne, S (8, 4) OBP: 0.417, SLG: 0.400										0	0	0	0	0	0	0
Claude Osteen, L (1, 1) OBP: 0.219, SLG: 0.313		F4 ②	1-H 2-H 2B		K ①		6-3 ②			4	0	1	2	0	1	1
Inning Stats	R: 2 E: 1 K: 1 S: 8 H: 2 LOB: 1 BB: 0 P: 8	R: 1 E: 0 K: 1 S: 6 H: 1 LOB: 2 BB: 1 P: 11	R: 3 E: 0 K: 3 S: 13 H: 4 LOB: 2 BB: 0 P: 14	R: 1 E: 0 K: 3 S: 10 H: 1 LOB: 2 BB: 2 P: 18	R: 1 E: 0 K: 2 S: 9 H: 2 LOB: 1 BB: 0 P: 9	R: 0 E: 0 K: 1 S: 5 H: 0 LOB: 0 BB: 0 P: 5	R: 0 E: 0 K: 0 S: 4 H: 1 LOB: 1 BB: 0 P: 4	R: 0 E: 0 K: 1 S: 5 H: 1 LOB: 1 BB: 0 P: 6		1B: 6 2B: 3 3B: 1 HR: 2	SF: 0 SAC: 0 DP: 1 HBP: 3						

PITCHER		IP	WLS	BF	H	R	ER	SO	BB	IBB	HBP	BLK	WP	HR	S	P	ERA	WHIP
Dave Freisleben, R ERA: 3.96	(1, 1)	2.2	L	18	7	6	6	4	1	0	1	0	1	2	24	29	20.25	3.000
Bill Laxton, L ERA: 6.75	(3, 1)	1.1		8	1	1	1	4	2	0	1	0	0	0	13	22	6.75	2.250
Larry Hardy, R ERA: 4.53	(5, 1)	2.0		8	2	1	1	3	0	0	0	0	1	0	14	14	4.50	1.000
Dave Tomlin, L ERA: 4.88	(7, 1)	2.0		8	2	0	0	1	0	0	1	0	0	0	9	10	0.00	1.000

PITCHER	IP	WLS	BF	H	R	ER	SO	BB	IBB	HBP	BLK	WP	HR	S	P	ERA	WHIP

BOTTOM

San Diego Padres @ Houston Astros

Astrodome, Houston, TX

Sun Jun 23 1974, 4:33 AM EDT

Att. 12,183 - Dome

livebaseballscorecards.com

AB	36
R	8
H	12
RBI	7
BB	3
SO	12
LOB	20

Batter	1	2	3	4	5	6	7	8	9	AB	R	H	RBI	BB	SO	LOB
Pete Rose, S (1, 7) OBP: 0.380, SLG: 0.378	F7		1-0 HBP		5-3		4-3			3	0	0	0	0	0	3
Cesar Geronimo, L (1, 8) OBP: 0.405, SLG: 0.500	K		4-3		K			F8		4	0	0	0	0	2	3
Joe Morgan, L (1, 4) OBP: 0.451, SLG: 0.492	G3			BB E		4-3		3-1		3	0	0	0	1	0	0
Johnny Bench, R (1, 5) (7, 2) OBP: 0.369, SLG: 0.480		L5		L7		5-3		1-3		4	0	0	0	0	0	1
Tony Perez, R (1, 3) OBP: 0.346, SLG: 0.475		K		5-3		K			F7	4	0	0	0	0	2	1
Dave Concepcion, R (1, 6) OBP: 0.305, SLG: 0.364		4-3		K			L4		K	4	0	0	0	0	2	1
Merv Rettenmund, R (1, 9) OBP: 0.342, SLG: 0.410			F6		1B 2B		1B 4-3 1B		6-3	4	1	2	0	0	0	0
Bill Plummer, R (1, 2) OBP: 0.245, SLG: 0.396			HBP 1B		K		4-3			2	0	1	0	0	1	1
Dan Driessen, L (7, PH) (7, 5) OBP: 0.348, SLG: 0.394							1-2			1	0	0	0	0	0	1
Don Gullett, R (1, 1) OBP: 0.286, SLG: 0.258			K		5-3		2-3 1B			1	0	0	0	0	1	1
Hal King, L (5, PH) OBP: 0.364, SLG: 0.222					2-H 1B					1	0	1	1	0	0	0
Pedro Borbon, R (5, 1) OBP: 0.250, SLG: 0.250										0	0	0	0	0	0	0
Terry Crowley, L (7, PH) OBP: 0.310, SLG: 0.403										1	0	1	0	0	0	0
Tom Hall, L (7, 1)										0	0	0	0	0	0	0
Inning Stats	R: 0 E: 0 K: 1 S: 5 H: 0 LOB: 0 BB: 0 P: 5	R: 0 E: 0 K: 1 S: 5 H: 0 LOB: 0 BB: 0 P: 5	R: 0 E: 0 K: 1 S: 6 H: 1 LOB: 2 BB: 0 P: 7	R: 0 E: 1 K: 1 S: 5 H: 0 LOB: 1 BB: 1 P: 9	R: 1 E: 0 K: 2 S: 9 H: 2 LOB: 1 BB: 0 P: 9	R: 0 E: 0 K: 1 S: 5 H: 0 LOB: 0 BB: 0 P: 5	R: 0 E: 0 K: 0 S: 5 H: 2 LOB: 2 BB: 0 P: 5	R: 0 E: 0 K: 0 S: 3 H: 0 LOB: 0 BB: 0 P: 3	R: 0 E: 0 K: 1 S: 5 H: 0 LOB: 0 BB: 0 P: 5	1B: 4 2B: 1 3B: 0 HR: 0	SF: 0 SAC: 0 DP: 0 HBP: 1					

PITCHER	IP	WLS	BF	H	R	ER	SO	BB	IBB	HBP	BLK	WP	HR	S	P	ERA	WHIP
Tom Griffin, R (1, 1) ERA: 3.51	9.0	W	34	5	1	1	8	1	0	1	0	0	0	48	53	1.00	0.667

PITCHER	IP	WLS	BF	H	R	ER	SO	BB	IBB	HBP	BLK	WP	HR	S	P	ERA	WHIP

TOP

Cincinnati Reds @ Houston Astros

Astrodome, Houston, TX

Mon Jun 24 1974, 8:05 PM EDT

Att. 16,428 - Dome

livebaseballscorecards.com

AB	32
R	1
H	5
RBI	1
BB	1
SO	8
LOB	12

1B: 4	SF: 0
2B: 1	SAC: 0
3B: 0	DP: 0
HR: 0	HBP: 1

WP: 0	PA: 34
PB: 0	
SB: 0	
CS: 0	

Cincinnati Reds @ Houston Astros

Astrodome, Houston, TX

Mon Jun 24 1974, 8:05 PM EDT

Att. 16,428 - Dome

livebaseballscorecards.com

BOTTOM

Batter	1	2	3	4	5	6	7	8	9	AB	R	H	RBI	BB	SO	LOB
Greg Gross, L (1, 9) (8, 7) OBP: 0.448, SLG: 0.430	4-3	F8		K			SH1-4			3	0	0	0	0	1	1
Roger Metzger, S (1, 6) OBP: 0.308, SLG: 0.315	6-3	2-H 1B			K		6-3			4	0	1	1	0	1	1
Cesar Cedeno, R (1, 8) OBP: 0.350, SLG: 0.516	CS 2B	K			BB 1B		2-H HR			3	1	2	2	1	1	1
Bob Watson, R (1, 7) OBP: 0.401, SLG: 0.435 Bob Gallagher, L (8, 9) OBP: 0.273, SLG: 0.235	BB		1B		1-2 1B		K			3 0	0 0	2 0	0 0	1 0	1 0	0 0
Lee May, R (1, 3) OBP: 0.299, SLG: 0.445	CS 2-3	HR 2B	F4		5-3			G5-4-3 1B		4	1	2	0	0	0	2
Cliff Johnson, R (1, 2) OBP: 0.422, SLG: 0.531		HR BB	F8			F4		G5-4-3 1-2f		3	1	0	0	1	0	2
Doug Rader, R (1, 5) OBP: 0.337, SLG: 0.401		1-H 2-H HR	F6			F9		F8		4	1	1	3	0	0	1
Tommy Helms, R (1, 4) OBP: 0.318, SLG: 0.382		SH1-4 1B		F7		F8				3	1	1	0	0	0	0
Tom Griffin, R (1, 1) OBP: 0.313, SLG: 0.452		SH1-4 1-2		K			SH1-4 HR			2	1	1	0	0	1	0
Inning Stats	R: 0 E: 0 K: 0 S: 3 H: 1 LOB: 1 BB: 1 P: 7	R: 4 E: 0 K: 1 S: 9 H: 4 LOB: 1 BB: 1 P: 13	R: 0 E: 0 K: 0 S: 4 H: 1 LOB: 1 BB: 0 P: 4	R: 0 E: 0 K: 2 S: 7 H: 0 LOB: 0 BB: 0 P: 7	R: 0 E: 0 K: 1 S: 5 H: 1 LOB: 1 BB: 1 P: 9	R: 0 E: 0 K: 0 S: 3 H: 0 LOB: 0 BB: 0 P: 3	R: 2 E: 0 K: 1 S: 7 H: 2 LOB: 0 BB: 0 P: 7	R: 0 E: 0 K: 0 S: 3 H: 1 LOB: 0 BB: 0 P: 3		1B: 6 2B: 2 3B: 0 HR: 2	SF: 0 SAC: 2 DP: 1 HBP: 0						

	AB	29
	R	6
	H	10
	RBI	6
	BB	3
	SO	5
	LOB	8

PITCHER		IP	WLS	BF	H	R	ER	SO	BB	IBB	HBP	BLK	WP	HR	S	P	ERA	WHIP
Don Gullett, L ERA: 3.48	(1, 1)	4.0	L	19	6	4	4	3	2	0	0	0	0	1	23	31	9.00	2.000
Pedro Borbon, R ERA: 2.17	(5, 1)	2.0		7	1	0	0	1	1	0	0	0	0	0	8	12	0.00	1.000
Tom Hall, L ERA: 4.68	(7, 1)	2.0		8	3	2	2	1	0	0	0	0	0	1	10	10	9.00	1.500

PITCHER	IP	WLS	BF	H	R	ER	SO	BB	IBB	HBP	BLK	WP	HR	S	P	ERA	WHIP

Cincinnati Reds @ Houston Astros

Astrodome, Houston, TX

Tue Jun 25 1974, 8:05 PM EDT

Att. 21,449 - Dome

livebaseballscorecards.com

Batter	1	2	3	4	5	6	7	8	9	AB	R	H	RBI	BB	SO	LOB
Pete Rose, S (1, 7) OBP: 0.376, SLG: 0.372	4-3		4-3			G3		6-3		4	0	0	0	0	0	0
Cesar Geronimo, L (1, 8) OBP: 0.401, SLG: 0.514	K			P3			HR	F8		4	1	1	1	0	1	0
Joe Morgan, L (1, 4) OBP: 0.455, SLG: 0.492	S 1B			CS BB			S 2B BB	F9		2	1	1	0	2	0	0
Johnny Bench, R (1, 2) OBP: 0.368, SLG: 0.480	K 1-2			K 1-2			1B 1-H 1B 2B		F8	4	1	1	1	0	2	2
Tony Perez, R (1, 3) OBP: 0.346, SLG: 0.473		2-3			F8		1B 2-3 1B		K	3	0	1	0	0	0	0
Darrel Chaney, S (7, PR) OBP: 0.256, SLG: 0.229 (7, 5)										1	0	0	0	0	1	0
Dan Driessen, L (1, 5) OBP: 0.351, SLG: 0.393 (7, 3)		F8			CS BB		1B 1-2 3-H 1B		F7	3	0	1	1	1	0	0
Merv Rettenmund, R (1, 9) OBP: 0.335, SLG: 0.401		K			K 1-2		P1			3	0	0	0	0	2	3
Dave Concepcion, R (1, 6) OBP: 0.305, SLG: 0.363			F8			5-3	G4-6-3 1-2 2-3 1B			3	0	1	0	0	0	0
Jack Billingham, R (1, 1) OBP: 0.034, SLG: 0.034			K			K	G4-6-3 1-2f			3	0	0	0	0	2	3
Clay Carroll, R (9, 1) OBP: 0.167, SLG: 0.167										0	0	0	0	0	0	0

AB	30
R	3
H	6
RBI	3
BB	3
SO	8
LOB	8

Inning Stats	1	2	3	4	5	6	7	8	9		
	R: 0 E: 0 K: 2 S: 8	H: 1 LOB: 1 BB: 0 P: 8	R: 0 E: 0 K: 1 S: 5	H: 0 LOB: 0 BB: 0 P: 5	R: 0 E: 0 K: 1 S: 5	H: 0 LOB: 0 BB: 0 P: 5	R: 0 E: 0 K: 1 S: 4	H: 0 LOB: 0 BB: 1 P: 8	R: 0 E: 0 K: 1 S: 4	H: 0 LOB: 1 BB: 1 P: 8	R: 0 E: 0 K: 1 S: 5	H: 0 LOB: 0 BB: 0 P: 5
	R: 3 E: 0 K: 0 S: 7	H: 5 LOB: 3 BB: 1 P: 11	R: 0 E: 0 K: 0 S: 3	H: 0 LOB: 0 BB: 0 P: 3	R: 0 E: 0 K: 1 S: 5	H: 0 LOB: 0 BB: 0 P: 5	1B: 4 2B: 2 3B: 0 HR: 1	SF: 0 SAC: 0 DP: 2 HBP: 0	WP: 0 PB: 0 SB: 2 CS: 2	PA: 33		

PITCHER		IP	WLS	BF	H	R	ER	SO	BB	IBB	HBP	BLK	WP	HR	S	P	ERA	WHIP
Larry Dierker, R ERA: 2.01	(1, 1)	6.0	L	24	5	3	3	7	3	0	0	0	0	1	35	47	4.50	1.333
Ken Forsch, R ERA: 3.58	(7, 1)	2.0		6	1	0	0	0	0	0	0	0	0	0	6	6	0.00	0.500
Mike Cosgrove, L ERA: 0.31	(9, 1)	1.0		3	0	0	0	1	0	0	0	0	0	0	5	5	0.00	0.000

PITCHER	IP	WLS	BF	H	R	ER	SO	BB	IBB	HBP	BLK	WP	HR	S	P	ERA	WHIP

Cincinnati Reds @ Houston Astros

Astrodome, Houston, TX

Tue Jun 25 1974, 8:05 PM EDT

Att. 21,449 - Dome

BOTTOM

Batter	1	2	3	4	5	6	7	8	9	AB	R	H	RBI	BB	SO	LOB
Greg Gross, L (1, 9) OBP: 0.442, SLG: 0.422	P6		F8		4-3			4-3		4	0	0	0	0	0	0
Roger Metzger, S (1, 6) OBP: 0.307, SLG: 0.314	4-3 1B		6-3			F7		P6		4	0	1	0	0	0	0
Cesar Cedeno, R (1, 8) OBP: 0.349, SLG: 0.523	4-3 1-2			K		4-3			HR	4	1	1	1	0	1	1
Bob Watson, R (1, 7) OBP: 0.405, SLG: 0.442	K			1B 2B		BB			FC5-4 1B	3	1	2	0	1	1	1
Lee May, R (1, 3) OBP: 0.295, SLG: 0.438		F8		F7		K			FC5-4 G4-6-3 1-2f	4	0	0	0	0	1	3
Larry Milbourne, S (9, PR) OBP: 0.417, SLG: 0.400										0	0	0	0	0	0	0
Milt May, L (1, 2) OBP: 0.319, SLG: 0.349		1B 1B		2-H 1B			4-3		G4-6-3 1-2f	4	0	2	1	0	0	1
Doug Rader, R (1, 5) OBP: 0.337, SLG: 0.400		G6-4-3 1-2 1B		K			5-3			3	0	1	0	0	1	1
Tommy Helms, R (1, 4) OBP: 0.314, SLG: 0.377		G6-4-3 1-2f			6-3		6-3			3	0	0	0	0	0	2
Larry Dierker, R (1, 1) OBP: 0.184, SLG: 0.237			6-3		F2			4-3		2	0	0	0	0	0	0
Ken Forsch, R (7, 1)										0	0	0	0	0	0	0
Wilbur Howard, S (8, PH)										1	0	0	0	0	0	0
Mike Cosgrove, L (9, 1)										0	0	0	0	0	0	0
Inning Stats	R: 0 E: 0 K: 1 S: 6 H: 1 LOB: 1 BB: 0 P: 6	R: 0 E: 0 K: 0 S: 4 H: 2 LOB: 1 BB: 0 P: 4	R: 0 E: 0 K: 0 S: 3 H: 0 LOB: 0 BB: 0 P: 3	R: 1 E: 0 K: 2 S: 9 H: 2 LOB: 1 BB: 0 P: 9	R: 0 E: 0 K: 0 S: 3 H: 0 LOB: 0 BB: 0 P: 3	R: 0 E: 0 K: 1 S: 5 H: 0 LOB: 1 BB: 1 P: 9	R: 0 E: 0 K: 0 S: 3 H: 0 LOB: 0 BB: 0 P: 3	R: 0 E: 0 K: 0 S: 3 H: 0 LOB: 0 BB: 0 P: 3	R: 1 E: 0 K: 0 S: 4 H: 2 LOB: 1 BB: 0 P: 4	1B: 5 2B: 1 3B: 0 HR: 1	SF: 0 SAC: 0 DP: 2 HBP: 0						

livebaseballscorecards.com

AB	32
R	2
H	7
RBI	2
BB	1
SO	4
LOB	9

WP: 0 PB: 0 SB: 0 CS: 0 PA: 33

PITCHER		IP	WLS	BF	H	R	ER	SO	BB	IBB	HBP	BLK	WP	HR	S	P	ERA	WHIP
Jack Billingham, R ERA: 3.87	(1, 1)	8.0	W	31	7	2	2	4	1	0	0	0	0	1	38	42	2.25	1.000
Clay Carroll, R ERA: 2.2	(9, 1)	1.0	S	2	0	0	0	0	0	0	0	0	0	0	2	2	0.00	0.000

PITCHER	IP	WLS	BF	H	R	ER	SO	BB	IBB	HBP	BLK	WP	HR	S	P	ERA	WHIP

Cincinnati Reds @ Houston Astros

Astrodome, Houston, TX

Wed Jun 26 1974, 8:05 PM EDT

Att. 17,647 - Dome

TOP

livebaseballscorecards.com

Batter	1	2	3	4	5	6	7	8	9	AB	R	H	RBI	BB	SO	LOB
Pete Rose, S (1, 7) OBP: 0.381, SLG: 0.372	1B		BB		BB		F7		BB; 4-3	3	1	1	0	3	0	3
Cesar Geronimo, L (1, 8) OBP: 0.395, SLG: 0.503	K		FC5-4 1-2f		K		F7		1-2 2B 1B	5	1	1	0	0	2	5
Joe Morgan, L (1, 4) OBP: 0.457, SLG: 0.498	1-3 1B			F2		F5	1-3 1B		1-H 2-H 2B	5	1	3	2	0	0	0
Johnny Bench, R (1, 2) OBP: 0.365, SLG: 0.473	G3			6-3		6-3	F7		1B 1B IBB	4	1	0	0	1	0	3
Tony Perez, R (1, 3) OBP: 0.345, SLG: 0.467		5-3		K		E 1B BB		F9	WP 1B 1-2 2-H BB 1B	3	0	0	0	1	1	0
Darrel Chaney, S (8, 5) OBP: 0.275, SLG: 0.250										1	1	1	1	0	0	0
Dan Driessen, L (1, 5) (8, 3) OBP: 0.352, SLG: 0.408		F9			4-3	E1 1-3 1B		HR	K	5	1	2	1	0	1	2
Merv Rettenmund, R (1, 9) OBP: 0.344, SLG: 0.404		5-3			1B 3-1 1B	5-3		G5-4-3 BB	BB WP 1-2 2-H WP 1B	4	2	2	1	1	0	2
Dave Concepcion, R (1, 6) OBP: 0.311, SLG: 0.377			6-3		3-1 1-3 1B		HR	G5-4-3 1-2f	WP BB 1-2 2-3 IBB	4	1	2	1	1	0	1
Fred Norman, S (1, 1) OBP: 0.129, SLG: 0.100			F7		3-1 1-2 3-H		K 1B		K; WP BB	4	0	0	2	1	2	1

Inning Stats	1	2	3	4	5	6	7	8	9	1B: 9	SF: 0	WP: 2	PA: 46
R:	0	0	0	0	1	0	1	1	6	2B: 1	SAC: 0	PB: 1	
E:	0	0	0	0	0	1	0	0	0	3B: 0	DP: 1	SB: 0	
K:	1	0	0	1	1	0	1	0	2	HR: 2	HBP: 0	CS: 0	
S:	6	3	3	5	7	4	8	3	11				
H:	2	0	0	0	2	1	2	1	4				
LOB:	1	0	1	0	2	2	2	0	2				
BB:	0	0	1	0	1	1	0	1	4				
P:	6	3	7	5	11	8	8	7	27				

	AB	38
	R	9
	H	12
	RBI	8
	BB	8
	SO	6
	LOB	17

PITCHER		IP	WLS	BF	H	R	ER	SO	BB	IBB	HBP	BLK	WP	HR	S	P	ERA	WHIP
Don Wilson, R ERA: 4.44	(1, 1)	7.1	L	34	8	3	3	4	4	0	0	0	0	2	38	54	3.68	1.636
Ken Forsch, R ERA: 3.51	(8, 1)	0.2		1	0	0	0	0	0	0	0	0	0	0	1	1	0.00	0.000
Mike Cosgrove, L ERA: 1.82	(9, 1)	0.1		6	3	5	5	1	1	1	0	0	0	0	6	14	135.00	12.000
Fred Scherman, L ERA: 3.82	(9, 1)	0.2		5	1	1	1	1	1	1	0	0	2	0	5	13	13.50	3.000

PITCHER	IP	WLS	BF	H	R	ER	SO	BB	IBB	HBP	BLK	WP	HR	S	P	ERA	WHIP

BOTTOM

Batter	1	2	3	4	5	6	7	8	9	AB	R	H	RBI	BB	SO	LOB
Greg Gross, L (1, 9) OBP: 0.442, SLG: 0.425	B B B B 4-0 CS BB		x 0-0 ③ 6-3			S S S 0-3 ① K		x 0-0 2B		3	0	1	0	1	1	0
Roger Metzger, S (1, 6) OBP: 0.302, SLG: 0.308	S S S 0-3 ① ② K 1-2			x 0-0 ① F9		x 0-0 ② 4-3		x 0-0 ③ F6		4	0	0	0	0	1	2
Cesar Cedeno, R (1, 8) OBP: 0.348, SLG: 0.519	x 0-0 ③ F9			x 0-0 ② 6-3		x 0-0 S 1B			x 0-0 ① F8	4	0	1	0	0	0	0
Bob Watson, R (1, 7) OBP: 0.407, SLG: 0.455		x 0-0 ① F7		x 0-0 HR		x 0-0 ③ 4-3 1-2			x 0-0 G6-4-3 1B	4	1	2	1	0	0	1
Lee May, R (1, 3) OBP: 0.294, SLG: 0.439		x 0-0 2B		x 0-0 ③ F8			x 0-0 ① F8		x 0-0 ② ③ G6-4-3 1-2f	4	0	1	0	0	0	1
Cliff Johnson, R (1, 2) OBP: 0.407, SLG: 0.507	x 0-0 ② 5-3			x 0-0 ① F7			S S S 0-3 ② K			3	0	0	0	0	1	1
Doug Rader, R (1, 5) OBP: 0.333, SLG: 0.395	S S S 0-3 ③ K			S S S 0-3 ② K			x 0-0 ③ F8			3	0	0	0	0	2	1
Tommy Helms, R (1, 4) OBP: 0.315, SLG: 0.376			x 0-0 E5 L5-3	x 0-0 FC6-4 1B				x 0-0 ① F4		3	0	1	0	0	0	0
Don Wilson, R (1, 1) OBP: 0.150, SLG: 0.211			x 0-0 ① ② L5-3 1-2	x 0-0 ③ FC6-4 1-2f				x 0-0 ② 5-3		2	0	0	0	0	0	2
Ken Forsch, R (8, 1)										0	0	0	0	0	0	0
Denis Menke, R (8, PH) OBP: 0.182, SLG: 0.107										1	0	0	0	0	0	0
Mike Cosgrove, L (9, 1)										0	0	0	0	0	0	0
Fred Scherman, L (9, 1)										0	0	0	0	0	0	0
Inning Stats	R: 0 H: 0 E: 0 LOB: 0 K: 1 BB: 1 S: 4 P: 8	R: 0 H: 1 E: 0 LOB: 1 K: 1 BB: 0 S: 6 P: 6	R: 0 H: 0 E: 1 LOB: 0 K: 0 BB: 0 S: 3 P: 3	R: 1 H: 1 E: 0 LOB: 0 K: 0 BB: 0 S: 4 P: 4	R: 0 H: 1 E: 0 LOB: 1 K: 1 BB: 0 S: 6 P: 6	R: 0 H: 1 E: 0 LOB: 1 K: 1 BB: 0 S: 6 P: 6	R: 0 H: 0 E: 0 LOB: 0 K: 1 BB: 0 S: 5 P: 5	R: 0 H: 1 E: 0 LOB: 1 K: 0 BB: 0 S: 4 P: 4	R: 0 H: 1 E: 0 LOB: 0 K: 0 BB: 0 S: 3 P: 3	1B: 3 2B: 3 3B: 0 HR: 1	SF: 0 SAC: 0 DP: 2 HBP: 0			WP: 0 PB: 0 SB: 1 CS: 1	PA: 32		

PITCHER		IP	WLS	BF	H	R	ER	SO	BB	IBB	HBP	BLK	WP	HR	S	P	ERA	WHIP
Fred Norman, L ERA: 2.18	(1, 1)	9.0	W	32	6	1	1	5	1	0	0	0	0	1	41	45	1.00	0.778

PITCHER	IP	WLS	BF	H	R	ER	SO	BB	IBB	HBP	BLK	WP	HR	S	P	ERA	WHIP

Cincinnati Reds @ Houston Astros
Astrodome, Houston, TX
Wed Jun 26 1974, 8:05 PM EDT
Att. 17,647 - Dome

livebaseballscorecards.com

AB	31
R	1
H	6
RBI	1
BB	1
SO	5
LOB	8

Batter	1	2	3	4	5	6	7	8	9	AB	R	H	RBI	BB	SO	LOB
Greg Gross, L (1, 9) OBP: 0.445, SLG: 0.429	L7		FC3-2, BB 1-2 1B		F8		1B 2-3 1B		4-3 1B	5	2	3	0	0	0	0
Roger Metzger, S (1, 6) OBP: 0.308, SLG: 0.312	F9		BBBB 4-0 FC3-2 1-2 2-3 BB			WP 1B	1B SF7 1-3 3-H 1B		4-3 1-2	4	1	2	1	1	0	1
Cesar Cedeno, R (1, 8) OBP: 0.349, SLG: 0.517	SSS K		FC3-2 FC4-6 1-2 2-3 3-Hf			WP 1-2 1B	1B 1-2 3-H 1B		5-3	5	0	2	1	0	1	4
Bob Watson, R (1, 7) OBP: 0.410, SLG: 0.456		BBBB 4-0 FC4-6 BB	FC4-6 1-2f			F3	1B 1-2 2-3 1B		BB, BB 2-H 1B	4	0	2	1	1	0	5
Lee May, R (1, 3) OBP: 0.292, SLG: 0.434 Wilbur Howard, S (9, PR)	F9	4-3			F5	SF7 3-H		BBBB 4-0 BB 1-2 BB		3 0	0 0	0 0	1 0	1 0	0 0	3 0
Milt May, L (1, 2) OBP: 0.312, SLG: 0.340 Ken Forsch, R (7, 1) Cliff Johnson, R (9, PH) OBP: 0.414, SLG: 0.507	FC4-6 1-2f	5-3			SSS K 1-2 2-3	4-3		BBBB 4-0 1-2 2-3 BB		4 0 0	0 0 0	0 0 0	0 0 0	0 0 1	1 0 0	5 0 0
Doug Rader, R (1, 5) OBP: 0.331, SLG: 0.391	L6	SSS K		SSS K		1B	F9			5	0	1	0	0	2	7
Tommy Helms, R (1, 4) OBP: 0.317, SLG: 0.382			CS 1B	F3		1B 2B	F4			4	1	2	0	0	0	0
Claude Osteen, L (1, 1) OBP: 0.235, SLG: 0.324 Bob Gallagher, L (7, PH) OBP: 0.268, SLG: 0.231 Johnny Edwards, L (7, 2) OBP: 0.299, SLG: 0.372			BB, 1B 1-2 FC3-2 1B	SSS K	SSS K		4-3			2 1 1	0 0 0	1 0 0	0 0 0	0 0 0	1 1 0	0 1 0
Inning Stats	R: 0 E: 0 K: 1 S: 5 H: 0 LOB: 0 BB: 0 P: 5	R: 0 E: 0 K: 0 S: 3 H: 0 LOB: 1 BB: 1 P: 7	R: 0 E: 0 K: 0 S: 5 H: 3 LOB: 3 BB: 1 P: 9	R: 0 E: 0 K: 1 S: 5 H: 0 LOB: 0 BB: 0 P: 5	R: 0 E: 0 K: 1 S: 5 H: 0 LOB: 0 BB: 0 P: 5	R: 0 E: 0 K: 2 S: 10 H: 2 LOB: 3 BB: 0 P: 10	R: 3 E: 0 K: 1 S: 10 H: 5 LOB: 2 BB: 0 P: 10	R: 0 E: 0 K: 0 S: 3 H: 1 LOB: 0 BB: 0 P: 3	R: 1 E: 0 K: 0 S: 5 H: 2 LOB: 3 BB: 2 P: 13	1B: 12 2B: 1 3B: 0 HR: 0 SF: 1 SAC: 0 DP: 0 HBP: 0						

PITCHER		IP	WLS	BF	H	R	ER	SO	BB	IBB	HBP	BLK	WP	HR	S	P	ERA	WHIP
Dave Freisleben, R ERA: 3.98	(1, 1)	6.1		29	8	3	3	6	2	0	0	0	1	0	39	47	4.26	1.579
Vicente Romo, R ERA: 3.57	(7, 1)	2.1	W	13	5	1	1	0	2	0	0	0	0	0	11	19	3.86	3.000
Larry Hardy, R ERA: 4.34	(9, 1)	0.1	S	1	0	0	0	0	0	0	0	0	0	0	1	1	0.00	0.000

PITCHER IP WLS BF H R ER SO BB IBB HBP BLK WP HR S P ERA WHIP

TOP

Houston Astros @ San Diego Padres

San Diego Stadium, San Diego, CA

Fri Jun 28 1974, 10:05 PM EDT

Att. 10,776 - Unknown

livebaseballscorecards.com

AB	38
R	4
H	13
RBI	4
BB	4
SO	6
LOB	26

1B: 12	SF: 1	WP: 1	PA: 43
2B: 1	SAC: 0	PB: 0	
3B: 0	DP: 0	SB: 0	
HR: 0	HBP: 0	CS: 1	

BOTTOM

Houston Astros @ San Diego Padres

San Diego Stadium, San Diego, CA

Fri Jun 28 1974, 10:05 PM EDT

Att. 10,776 - Unknown

livebaseballscorecards.com

Batter	1	2	3	4	5	6	7	8	9	AB	R	H	RBI	BB	SO	LOB
Bobby Tolan, L (1, 8) OBP: 0.336, SLG: 0.389 (8, 9)	L3	FC4-6 1-2f		B1			1B 3B	G3		5	1	1	0	0	0	4
Enzo Hernandez, R (1, 6) OBP: 0.279, SLG: 0.279	G6-4-3 1B		2B SF7 1B	BBBB S BB			1B SF8 3-H 1B			3	2	3	1	1	0	0
Dave Winfield, R (1, 7) OBP: 0.313, SLG: 0.456	G6-4-3 1-2f		1-3 1B 2B	F8 1-2			1-3 1B			4	1	2	0	0	0	2
Nate Colbert, R (1, 3) OBP: 0.320, SLG: 0.357		1B FC5-4 2B	SF7 3-H		6-3		SF8 3-H			2	1	1	2	0	0	0
Cito Gaston, R (1, 9) OBP: 0.286, SLG: 0.382 Johnny Grubb, L (8, 8) OBP: 0.406, SLG: 0.450		FC5-4 2-3 1B	E 2-H 1B		5-3		5-3			4 0	0 0	2 0	1 0	0 0	0 0	1 0
Derrel Thomas, S (1, 4) OBP: 0.331, SLG: 0.377		F6	F7		4-3		F3			4	0	0	0	0	0	4
Fred Kendall, R (1, 2) OBP: 0.321, SLG: 0.354		FC5-4 BB BB 1-2f 3-H	E5 1-2			CS 1B		L8		4	0	1	1	0	0	2
Dave Roberts, R (1, 5) OBP: 0.264, SLG: 0.233		BBBB BB 1-2 BB	F9			F3 1-2		FC1-6 1B		3	0	1	0	1	0	3
Dave Freisleben, R (1, 1) OBP: 0.367, SLG: 0.346 Vicente Romo, R (7, 1) Larry Hardy, R (9, 1)		BBBB FC4-6 1-2 2-3 BB		F9		SSS K		FC1-6 1-2f		2 1 0	0 0 0	0 0 0	0 0 0	1 0 0	1 0 0	0 1 0
Inning Stats	R: 0 E: 0 K: 0 S: 3 H: 1 LOB: 0 BB: 0 P: 3	R: 1 E: 0 K: 0 S: 5 H: 2 LOB: 3 BB: 2 P: 13	R: 2 E: 1 K: 0 S: 7 H: 3 LOB: 2 BB: 0 P: 7	R: 0 E: 0 K: 0 S: 3 H: 0 LOB: 1 BB: 1 P: 7	R: 0 E: 0 K: 0 S: 3 H: 0 LOB: 0 BB: 0 P: 3	R: 0 E: 0 K: 1 S: 5 H: 1 LOB: 0 BB: 0 P: 5	R: 2 E: 0 K: 0 S: 6 H: 3 LOB: 1 BB: 0 P: 6	R: 0 E: 0 K: 0 S: 4 H: 1 LOB: 1 BB: 0 P: 4		1B: 8 2B: 2 3B: 1 HR: 0 SF: 2 SAC: 0 DP: 1 HBP: 0						

	AB	32
	R	5
	H	11
	RBI	5
	BB	3
	SO	1
	LOB	17

PITCHER		IP	WLS	BF	H	R	ER	SO	BB	IBB	HBP	BLK	WP	HR	S	P	ERA	WHIP
Claude Osteen, L ERA: 3.64	(1, 1)	6.0		27	7	3	3	1	3	0	0	0	0	0	26	38	4.50	1.667
Ken Forsch, R ERA: 3.82	(7, 1)	2.0	L	10	4	2	2	0	0	0	0	0	0	0	10	10	9.00	2.000

PITCHER		IP	WLS	BF	H	R	ER	SO	BB	IBB	HBP	BLK	WP	HR	S	P	ERA	WHIP

Houston Astros @ San Diego Padres

San Diego Stadium, San Diego, CA

Sat Jun 29 1974, 10:05 PM EDT

Att. 21,594 - Unknown

TOP

livebaseballscorecards.com

Batter	1	2	3	4	5	6	7	8	9	AB	R	H	RBI	BB	SO	LOB
Greg Gross, L (1, 9) (7, 7) OBP: 0.437, SLG: 0.420	SSS 0-3 ① K	x 0-0 ③ FC5 2-3f			x 0-0 ① 4-3 2-3		x 0-0 ① L3	x 0-0 ③ FC6-4 1-2f		5	0	0	0	0	1	5
Roger Metzger, S (1, 6) OBP: 0.314, SLG: 0.318	x 0-0 S 1B		x 0-0 ① G3		x 0-0 ② F8		x 0-0 CS BB 1B		x 0-0 1B 1B	5	0	3	0	0	0	1
Cesar Cedeno, R (1, 8) OBP: 0.353, SLG: 0.527	SSS 0-3 ② K 1-2		x 0-0 CS 1B		x 0-0 3-H HR		BBBB 4-0 1-2 BB		x 0-0 ① L6	4	1	2	2	1	1	2
Bob Watson, R (1, 7) OBP: 0.411, SLG: 0.454 Bob Gallagher, L (7, 9) (8, 3) OBP: 0.263, SLG: 0.226	BBBB 4-0 BB		SSS 0-3 ② ③ K 1-2		x 0-0 1B		SSS 0-3 ② ③ K 2-3		SSS 0-3 ② K	3 1	0 0	1 0	0 0	1 0	2 1	3 1
Lee May, R (1, 3) OBP: 0.292, SLG: 0.432 Wilbur Howard, S (8, PR) (8, 9) OBP: 0.500, SLG: 0.500	SSS 0-3 ③ K			SSS 0-3 ① K	x 0-0 ③ F9			x 0-0 3-1 1B 1B	x 0-0 1-3 1B	4 1	0 1	1 1	0 0	0 0	2 0	3 0
Milt May, L (1, 2) OBP: 0.314, SLG: 0.342		x 0-0 FC5 BB 1B		x 0-0 1B		x 0-0 ① F7		x 0-0 ① 3-1 1-2	x 0-0 ③ F7	5	0	2	0	0	0	3
Doug Rader, R (1, 5) OBP: 0.330, SLG: 0.386		SSS 0-3 ① K		x 0-0 ② F8		x 0-0 ② F9		III 4-0 1B IBB		3	0	0	0	1	1	2
Tommy Helms, R (1, 4) OBP: 0.320, SLG: 0.379		BBBB 4-0 1-2 BB		x 0-0 ③ F8		BBBB 4-0 BB		x 0-0 ② F9		2	0	0	0	2	0	3
Tom Griffin, R (1, 1) OBP: 0.333, SLG: 0.486		x 0-0 ② L7			x 0-0 4-3 HR 2B	SSS 0-3 ③ K		x 0-0 1-2 2-H FC6-4 1B		4	1	2	1	0	1	3
Inning Stats	R: 0 E: 0 K: 3 S: 10 H: 1 LOB: 2 BB: 1 P: 14	R: 0 E: 0 K: 1 S: 6 H: 1 LOB: 2 BB: 1 P: 10	R: 0 E: 0 K: 1 S: 5 H: 1 LOB: 0 BB: 0 P: 5	R: 0 E: 0 K: 1 S: 6 H: 1 LOB: 1 BB: 0 P: 6	R: 2 E: 0 K: 0 S: 6 H: 3 LOB: 1 BB: 0 P: 6	R: 0 E: 0 K: 1 S: 5 H: 0 LOB: 1 BB: 1 P: 9	R: 0 E: 0 K: 1 S: 5 H: 1 LOB: 2 BB: 1 P: 9	R: 1 E: 0 K: 0 S: 5 H: 2 LOB: 2 BB: 1 P: 9	R: 0 E: 0 K: 1 S: 7 H: 2 LOB: 2 BB: 0 P: 7	1B: 10 2B: 2 3B: 0 HR: 1	SF: 0 SAC: 0 DP: 1 HBP: 0						

	AB	37
	R	3
	H	12
	RBI	3
	BB	5
	SO	9
	LOB	26

WP: 0 PB: 0 SB: 1 CS: 2 PA: 42

PITCHER		IP	WLS	BF	H	R	ER	SO	BB	IBB	HBP	BLK	WP	HR	S	P	ERA	WHIP
Dan Spillner, R ERA: 2.96	(1, 1)	6.1	L	30	8	2	2	7	4	0	0	0	0	1	40	56	2.84	1.895
Mike Corkins, R ERA: 4.67	(7, 1)	0.2		1	0	0	0	1	0	0	0	0	0	0	3	3	0.00	0.000
Dave Tomlin, L ERA: 4.81	(8, 1)	2.0		11	4	1	1	1	0	1	0	0	0	0	12	16	4.50	2.000

PITCHER	IP	WLS	BF	H	R	ER	SO	BB	IBB	HBP	BLK	WP	HR	S	P	ERA	WHIP

Batter	1	2	3	4	5	6	7	8	9	AB	R	H	RBI	BB	SO	LOB
Bobby Tolan, L (1, 9) OBP: 0.335, SLG: 0.386	F2		SH1-3 1-2		1B 2-3		G3		F6	4	0	1	0	0	0	2
Enzo Hernandez, R (1, 6) OBP: 0.275, SLG: 0.275	5-3		2-3		F5			F4		4	0	0	0	0	0	3
Dave Winfield, R (1, 7) OBP: 0.312, SLG: 0.453	K			F7	F9			PB E 1B		4	0	1	0	0	1	2
Nate Colbert, R (1, 3) OBP: 0.319, SLG: 0.352		F7		5-3		BB FC1-4-6		K 1-3		3	0	0	0	1	1	1
Johnny Grubb, L (1, 8) OBP: 0.404, SLG: 0.444		G3		1B BB		FC1-4-6 1-2f		L8		3	0	0	0	1	0	2
Derrel Thomas, S (1, 4) OBP: 0.333, SLG: 0.382		2B		FC6-4 1-2 1B		F7			L7	4	0	2	0	0	0	1
Dave Roberts, R (1, 5) OBP: 0.261, SLG: 0.230 Fred Kendall, R (9, PH) OBP: 0.319, SLG: 0.352		K		FC6-4 1-2f		F9			F8	3 1	0 0	0 0	0 0	0 0	1 0	4 0
Bob Barton, R (1, 2) OBP: 0.341, SLG: 0.257 Rod Gaspar, S (9, PH) OBP: 0.417, SLG: 0.222			SH1-3 1B		BB 1B SH3-4		6-3		BB 1B	2 1	0 0	1 1	0 0	1 0	0 0	0 0
Dan Spillner, R (1, 1) Mike Corkins, R (7, 1) Horace Clarke, S (7, PH) OBP: 0.270, SLG: 0.229 Dave Tomlin, L (8, 1) Cito Gaston, R (9, PH) OBP: 0.291, SLG: 0.382			K	SH3-4 1-2			L4		1-2 BB	1 0 1 0 0	0 0 0 0 0	0 0 0 0 0	0 0 0 0 0	1 0 0 0 1	1 0 0 0 0	1 0 0 0 0
Inning Stats	R: 0 E: 0 K: 1 S: 5 H: 0 LOB: 0 BB: 0 P: 5	R: 0 E: 0 K: 1 S: 6 H: 1 LOB: 1 BB: 0 P: 6	R: 0 E: 0 K: 1 S: 6 H: 1 LOB: 1 BB: 0 P: 6	R: 0 E: 0 K: 0 S: 4 H: 1 LOB: 2 BB: 1 P: 8	R: 0 E: 0 K: 0 S: 4 H: 1 LOB: 2 BB: 1 P: 8	R: 0 E: 0 K: 0 S: 3 H: 0 LOB: 1 BB: 1 P: 7	R: 0 E: 0 K: 0 S: 3 H: 0 LOB: 0 BB: 0 P: 3	R: 0 E: 1 K: 1 S: 6 H: 1 LOB: 1 BB: 0 P: 6	R: 0 E: 0 K: 0 S: 4 H: 1 LOB: 2 BB: 1 P: 8	1B: 5 2B: 1 3B: 0 HR: 0	SF: 0 SAC: 2 DP: 0 HBP: 0			WP: 0 PB: 1 SB: 0 CS: 0	PA: 37	

PITCHER		IP	WLS	BF	H	R	ER	SO	BB	IBB	HBP	BLK	WP	HR	S	P	ERA	WHIP
Tom Griffin, R ERA: 3.22	(1, 1)	9.0	W	37	6	0	0	4	4	0	0	0	0	0	41	57	0.00	1.111

PITCHER	IP	WLS	BF	H	R	ER	SO	BB	IBB	HBP	BLK	WP	HR	S	P	ERA	WHIP

BOTTOM

Houston Astros @ San Diego Padres

San Diego Stadium, San Diego, CA

Sat Jun 29 1974, 10:05 PM EDT

Att. 21,594 - Unknown

livebaseballscorecards.com

AB	31
R	0
H	6
RBI	0
BB	4
SO	4
LOB	16

Batter	1	2	3	4	5	6	7	8	9	AB	R	H	RBI	BB	SO	LOB
Greg Gross, L (1, 9) (9, 7) OBP: 0.438, SLG: 0.419	0-0 ① 5-3			4-0 BB		0-0 SH1-3 2B 1B		0-0 ① 5-3		3	1	1	0	1	0	0
Roger Metzger, S (1, 6) OBP: 0.310, SLG: 0.314	0-3 ② K			0-0 ① F4		0-0 ① SH1-3 1-2		0-0 ② F5		3	0	0	0	0	1	1
Cesar Cedeno, R (1, 8) OBP: 0.351, SLG: 0.527	0-0 ③ F9			0-3 ② K		0-0 SF9 2-H 2B		0-3 ③ K		4	1	1	1	0	2	1
Bob Watson, R (1, 7) OBP: 0.406, SLG: 0.449 Bob Gallagher, L (9, 9) OBP: 0.263, SLG: 0.226		0-0 ① 6-3		0-0 ③ 5-3		0-0 ② SF9 3-H			0-0 ① 6-3	3 0	0 0	0 0	1 0	0 0	0 0	1 0
Lee May, R (1, 3) OBP: 0.295, SLG: 0.442		0-0 ② F7			4-0 BB	0-0 HR			0-0 ② F2	3	1	1	1	1	0	0
Johnny Edwards, L (1, 2) OBP: 0.286, SLG: 0.354 Ken Forsch, R (9, 1)		0-0 ③ F6			0-0 ① F8	0-0 ③ F9			0-3 ③ K	4 0	0 0	0 0	0 0	0 0	1 0	1 0
Doug Rader, R (1, 5) OBP: 0.333, SLG: 0.385			0-3 ① K		4-0 1-2 BB		4-0 G6-4-3 BB			1	0	0	0	2	1	0
Tommy Helms, R (1, 4) OBP: 0.317, SLG: 0.374			0-0 ② 1-3		0-0 ② L5		0-0 ① ② G6-4-3 1-2f			3	0	0	0	0	0	3
Larry Dierker, R (1, 1) OBP: 0.184, SLG: 0.237 Dave Campbell, R (3, PH) OBP: 0.214, SLG: 0.231 Mike Cosgrove, L (3, 1) Milt May, L (9, 2) OBP: 0.314, SLG: 0.342			0-3 ③ K		0-3 ③ K		0-3 ③ K			0 1 2 0	0 0 0 0	0 0 0 0	0 0 0 0	0 1 2 0	0 0 2 0	0 0 2 0
Inning Stats	R: 0 H: 0 E: 0 LOB: 0 K: 1 BB: 0 S: 5 P: 5	R: 0 H: 0 E: 0 LOB: 0 K: 0 BB: 0 S: 3 P: 3	R: 0 H: 0 E: 0 LOB: 0 K: 2 BB: 0 S: 7 P: 7	R: 0 H: 0 E: 0 LOB: 1 K: 1 BB: 1 S: 5 P: 9	R: 0 H: 0 E: 0 LOB: 2 K: 1 BB: 2 S: 5 P: 13	R: 3 H: 3 E: 0 LOB: 0 K: 0 BB: 0 S: 6 P: 6	R: 0 H: 0 E: 0 LOB: 0 K: 1 BB: 1 S: 4 P: 8	R: 0 H: 0 E: 0 LOB: 0 K: 1 BB: 0 S: 5 P: 5	R: 0 H: 0 E: 0 LOB: 0 K: 1 BB: 0 S: 5 P: 5	1B: 1 SF: 1 2B: 1 SAC: 1 3B: 0 DP: 1 HR: 1 HBP: 0						WP: 0 PA: 33 PB: 0 SB: 0 CS: 0

PITCHER		IP	WLS	BF	H	R	ER	SO	BB	IBB	HBP	BLK	WP	HR	S	P	ERA	WHIP
Lowell Palmer, R ERA: 5.16	(1, 1)	5.2	L	23	3	3	3	5	3	0	0	0	0	1	30	42	4.76	1.059
Bill Laxton, L ERA: 2.7	(6, 1)	1.1		4	0	0	0	1	1	0	0	0	0	0	5	9	0.00	0.750
Mike Corkins, R ERA: 4.5	(8, 1)	2.0		6	0	0	0	2	0	0	0	0	0	0	10	10	0.00	0.000

PITCHER	IP	WLS	BF	H	R	ER	SO	BB	IBB	HBP	BLK	WP	HR	S	P	ERA	WHIP

TOP

Houston Astros @ San Diego Padres

San Diego Stadium, San Diego, CA

Sun Jun 30 1974, 6:33 AM EDT

Unknown

livebaseballscorecards.com

AB	27
R	3
H	3
RBI	3
BB	4
SO	8
LOB	9

BOTTOM

Houston Astros @ San Diego Padres

San Diego Stadium, San Diego, CA

Sun Jun 30 1974, 6:33 AM EDT

Unknown

livebaseballscorecards.com

Batter	1	2	3	4	5	6	7	8	9	AB	R	H	RBI	BB	SO	LOB
Bobby Tolan, L (1, 9) OBP: 0.336, SLG: 0.391	4-3 1B 2B	F9			4-3		F7		1-2 2-3 1B	5	1	2	0	0	0	2
Horace Clarke, S (1, 4) OBP: 0.277, SLG: 0.221	4-3 2-3		BB		BB		FC4 1-2f		3-1	3	0	0	0	2	0	5
Cito Gaston, R (1, 7) OBP: 0.290, SLG: 0.378	WP 1B 3-H 1B		F7		F8			F3		4	0	1	1	0	0	2
Willie McCovey, L (1, 3) OBP: 0.416, SLG: 0.400	WP 1-2 1B		F2		F2			F9		4	0	1	0	0	0	2
Johnny Grubb, L (1, 8) OBP: 0.401, SLG: 0.438	G4-6-3 1-2 2-3 BB		4-3			4-3		L9		3	0	0	0	1	0	1
Derrel Thomas, S (1, 5) OBP: 0.335, SLG: 0.384	G4-6-3 1-2f			6-3 S 1B		F8			FC5-4 1B	4	0	2	0	0	0	3
Fred Kendall, R (1, 2) OBP: 0.318, SLG: 0.350		FC4-6 1B		K 1-2		F9			FC5-4 1B 1B 1-2f	4	0	1	0	0	1	2
Enzo Hernandez, R (1, 6) OBP: 0.279, SLG: 0.275		FC4-6 G3 S 1-2f		6-3 2-3			FC4 BB		1B 1-2 1B	3	0	1	0	1	0	2
Lowell Palmer, R (1, 1) OBP: 0.182, SLG: 0.364		G3 1-3		K			K		K	2	0	0	0	0	1	2
Bill Laxton, L (6, 1)										0	0	0	0	0	0	0
Dave Winfield, R (7, PH) OBP: 0.311, SLG: 0.451										1	0	0	0	0	1	1
Mike Corkins, R (8, 1)										0	0	0	0	0	0	0
Nate Colbert, R (9, PH) OBP: 0.318, SLG: 0.350										1	0	0	0	0	1	2
Inning Stats	R: 1 H: 3 E: 0 LOB: 2 K: 0 BB: 1 S: 5 P: 9	R: 0 H: 1 E: 0 LOB: 1 K: 0 BB: 0 S: 4 P: 4	R: 0 H: 0 E: 0 LOB: 1 K: 0 BB: 1 S: 3 P: 7	R: 0 H: 1 E: 0 LOB: 1 K: 2 BB: 0 S: 8 P: 8	R: 0 H: 0 E: 0 LOB: 1 K: 0 BB: 1 S: 3 P: 7	R: 0 H: 0 E: 0 LOB: 0 K: 0 BB: 0 S: 3 P: 3	R: 0 H: 0 E: 0 LOB: 1 K: 1 BB: 1 S: 5 P: 9	R: 0 H: 0 E: 0 LOB: 0 K: 0 BB: 0 S: 3 P: 3	R: 0 H: 3 E: 0 LOB: 3 K: 1 BB: 0 S: 8 P: 8	1B: 7 SF: 0 2B: 1 SAC: 0 3B: 0 DP: 1 HR: 0 HBP: 0						

PITCHER	IP	WLS	BF	H	R	ER	SO	BB	IBB	HBP	BLK	WP	HR	S	P	ERA	WHIP
Larry Dierker, R (1, 1) ERA: 2.05	2.0		10	4	1	1	0	1	0	0	0	1	0	9	13	4.50	2.500
Mike Cosgrove, L (3, 1) ERA: 1.5	6.1	W	25	3	0	0	3	3	0	0	0	0	0	28	40	0.00	0.947
Ken Forsch, R (9, 1) ERA: 3.75	0.2	S	3	1	0	0	1	0	0	0	0	0	0	5	5	0.00	1.500

PITCHER	IP	WLS	BF	H	R	ER	SO	BB	IBB	HBP	BLK	WP	HR	S	P	ERA	WHIP

AB	34
R	1
H	8
RBI	1
BB	4
SO	4
LOB	24

WP: 1 PA: 38
PB: 0
SB: 2
CS: 0

Batter	1	2	3	4	5	6	7	8	9	10	11	AB	R	H	RBI	BB	SO	LOB
Greg Gross, L (1, 9) OBP: 0.441, SLG: 0.420	FC5-4 1B		WP SH5-3 BB		G3	FC6-4 1B 2-3		SH2-4 1-2		4-3		4	0	2	0	1	0	0
Roger Metzger, S (1, 6) OBP: 0.312, SLG: 0.320	FC5-4 2B 6-3 1-2f		SH5-3 1-2		E 2B	FC6-4 1B 1-2 3-H		F8		6-3		2	2	1	0	0	0	1
Tommy Helms, R (6, PH) OBP: 0.317, SLG: 0.374 (6, 4)												3	0	1	1	0	0	1
Cesar Cedeno, R (1, 8) OBP: 0.357, SLG: 0.530	6-3 1-3 2B		WP HBP		E3 1B 2-H 1B	FC6-4 S 1-2f 2-3		FC6-4 IBB		K		4	1	2	0	1	1	2
Bob Watson, R (1, 7) OBP: 0.401, SLG: 0.443	6-3 2-3 3-H		F6 1-2 2-3		1-3 1B 3-H 1B	K 1-2		FC6-4 1-2f		5-3		6	0	1	2	0	1	7
Cliff Johnson, R (1, 3) OBP: 0.430, SLG: 0.507	F5		HBP		1-3 1-2 1B		L7		SH5-4 1B		BB	4	0	2	0	1	0	1
Milt May, L (1, 2) OBP: 0.306, SLG: 0.331		4-3	F4		1-3 1-2 2-3		4-3		SH5-4 1-2		4-3	5	0	0	0	0	0	6
Doug Rader, R (1, 5) OBP: 0.341, SLG: 0.410		FC6-4 1B		1-3-2 3B	K		HR		G4-6-3 IBB			4	1	3	1	1	1	2
Larry Milbourne, S (1, 4) OBP: 0.393, SLG: 0.375 (6, 6)		FC6-4 1-2f		1-3-2 3-Hf		1B S 1B 1B	F7		G4-6-3 1-2f			4	1	1	0	0	0	2
Bob Gallagher, L (9, PH) OBP: 0.259, SLG: 0.222												1	0	0	0	0	0	2
Denis Menke, R (9, 6) OBP: 0.182, SLG: 0.107												0	0	0	0	0	0	0
Dave Roberts, L (1, 1) OBP: 0.184, SLG: 0.361 Jim York, R (5, 1) Dave Campbell, R (6, PH) OBP: 0.200, SLG: 0.214 Fred Scherman, L (6, 1) Ken Forsch, R (6, 1) Lee May, R (10, PH) OBP: 0.294, SLG: 0.440 Jerry Johnson, R (10, 1)	L4				F3 1-2			SH2-4 BB		5-3		2	0	0	0	0	1	1
												0	0	0	0	0	0	0
												1	0	0	0	0	0	1
												0	0	0	0	0	0	0
												0	0	0	1	0	0	0
												1	0	0	0	0	0	0
												0	0	0	0	0	0	0
Inning Stats	R: 1 E: 0 K: 0 S: 5 H: 2 LOB: 1 BB: 0 P: 5	R: 0 E: 0 K: 0 S: 4 H: 1 LOB: 1 BB: 0 P: 4	R: 0 E: 0 K: 0 S: 3 H: 0 LOB: 3 BB: 1 P: 9	R: 0 E: 0 K: 1 S: 5 H: 1 LOB: 0 BB: 0 P: 5	R: 2 E: 1 K: 1 S: 9 H: 4 LOB: 2 BB: 0 P: 9	R: 1 E: 0 K: 1 S: 8 H: 3 LOB: 2 BB: 0 P: 8	R: 1 E: 0 K: 0 S: 4 H: 1 LOB: 0 BB: 0 P: 4	R: 0 E: 0 K: 0 S: 3 H: 0 LOB: 2 BB: 2 P: 11	R: 0 E: 0 K: 0 S: 3 H: 1 LOB: 1 BB: 1 P: 7	R: 0 E: 0 K: 0 S: 3 H: 0 LOB: 0 BB: 0 P: 3	R: 0 E: 0 K: 1 S: 5 H: 0 LOB: 1 BB: 1 P: 9	1B: 9 2B: 3 3B: 1 HR: 1	SF: 0 SAC: 3 DP: 2 HBP: 2	WP: 1 PB: 0 SB: 2 CS: 0	PA: 51		

PITCHER		IP	WLS	BF	H	R	ER	SO	BB	IBB	HBP	BLK	WP	HR	S	P	ERA	WHIP
Bill Greif, R ERA: 5.21	(1, 1)	4.1		23	8	3	3	1	1	0	2	0	1	0	22	28	6.23	2.077
Larry Hardy, R ERA: 4.45	(5, 1)	2.2		12	4	2	2	2	0	0	0	0	0	1	16	16	6.75	1.500
Vicente Romo, R ERA: 3.44	(8, 1)	2.0		9	1	0	0	0	1	2	0	0	0	0	6	18	0.00	1.000
Dave Tomlin, L ERA: 4.54	(10, 1)	2.0	W	7	0	0	0	1	1	0	0	0	0	0	8	12	0.00	0.500

PITCHER		IP	WLS	BF	H	R	ER	SO	BB	IBB	HBP	BLK	WP	HR	S	P	ERA	WHIP

TOP

Houston Astros @ San Diego Padres

San Diego Stadium, San Diego, CA

Sun Jun 30 1974, 6:38 AM EDT

Att. 22,707 - Unknown

livebaseballscorecards.com

AB	41
R	5
H	13
RBI	4
BB	5
SO	4
LOB	26

Batter	1	2	3	4	5	6	7	8	9	10	11	AB	R	H	RBI	BB	SO	LOB
Bobby Tolan, L (1, 8) OBP: 0.339, SLG: 0.391	H 1-0 1B HBP		x 0-0 F9 SH1 1B	x 0-0 4-3		x 0-0 FC6-4 1B	x 0-0 4-3			x 0-0 3-1		5	0	2	0	0	0	3
Enzo Hernandez, R (1, 6) OBP: 0.277, SLG: 0.274	x 0-0 L6		x 0-0 SH1 1-2		x 0-0 1B 1B 1B 1B	x 0-0 FC6-4 FC4-6 1-2f		x 0-0 6-3		x 0-0 4-3		5	1	1	0	0	0	2
Dave Winfield, R (1, 7) OBP: 0.312, SLG: 0.448	x 0-0 1-2 1B		x 0-0 F9 2-3		x 0-0 1B 1-2 1B	x 0-0 FC4-6 BB 1-2f 1B		x 0-0 4-3		S S S 0-3 K		6	2	2	0	0	1	2
Nate Colbert, R (1, 3) OBP: 0.322, SLG: 0.356	x 0-0 F8		x 0-0 6-3		x 0-0 FC1-5 1B 1-2 2-3 1B	B B B B 4-0 1B 1-2 1B BB		x 0-0 F9			x 0-0 1B BB 2B	5	2	2	0	1	0	3
Cito Gaston, R (1, 9) OBP: 0.298, SLG: 0.383	x 0-0 F9			S S S 0-3 K	x 0-0 4-3 FC1-5 1B 1-2 2-H 3-H	x 0-0 1B 1-3 2-H 1B			x 0-0 6-3		x 0-0 BB IBB 2-3 1B	6	1	3	3	0	1	2
Derrel Thomas, S (1, 4) OBP: 0.341, SLG: 0.387 (10, 5)		x 0-0 5-3		x 0-0 CS 1B	x 0-0 FC1-5 1B 4-3 1-2 2-3f	x 0-0 1-2 3-H 1B			x 0-0 FC6-4 1B		I I I I 4-0 BB 1-2 IBB	5	0	3	1	1	0	2
Fred Kendall, R (1, 2) OBP: 0.319, SLG: 0.347		x 0-0 4-3 1B	B B B B 4-0 BB 1B 1-2 BB	x 0-0 4-3 1-2 2-3	x 0-0 F7			x 0-0 FC6-4 WP 1-2f		x 0-0 F3		5	0	1	0	1	0	8
Dave Roberts, R (1, 5) OBP: 0.264, SLG: 0.235 Horace Clarke, S (9, PH) OBP: 0.292, SLG: 0.221 (10, 4)		x 0-0 4-3 1-2	x 0-0 BB 1-2 1B	x 0-0 FC6 2-3 3-H 1B		x 0-0 5-3		B B B B 4-0 1-2 BB		B B B B 4-0 1-2 2-3 3-H BB		4 0	0 0	2 0	1 1	0 2	0 0	1 0
Bill Greif, R (1, 1) OBP: 0.250, SLG: 0.040 Larry Hardy, R (5, 1) Willie McCovey, L (7, PH) OBP: 0.414, SLG: 0.398 Vicente Romo, R (8, 1) Johnny Grubb, L (9, PH) OBP: 0.400, SLG: 0.436 Dave Tomlin, L (10, 1)		S S S 0-3 K	B B B B 4-0 1-2 2-3 BB	x 0-0 FC6 1-2f		x 0-0 F5		x 0-0 F8				1 1 1 0 1 0	0 0 0 0 0 0	0 0 0 0 0 0	0 0 0 0 0 0	1 0 0 0 0 0	1 0 0 0 0 0	1 2 0 0 2 0
Inning Stats	R: 0 E: 0 K: 0 S: 4 H: 1 LOB: 2 BB: 0 P: 5	R: 0 E: 0 K: 1 S: 6 H: 1 LOB: 1 BB: 0 P: 6	R: 0 E: 0 K: 0 S: 4 H: 1 LOB: 1 BB: 0 P: 4	R: 0 E: 0 K: 1 S: 6 H: 2 LOB: 3 BB: 2 P: 14	R: 3 E: 0 K: 0 S: 8 H: 5 LOB: 2 BB: 0 P: 8	R: 2 E: 0 K: 0 S: 6 H: 3 LOB: 2 BB: 1 P: 10	R: 0 E: 0 K: 0 S: 3 H: 0 LOB: 0 BB: 0 P: 3	R: 0 E: 0 K: 0 S: 3 H: 0 LOB: 0 BB: 0 P: 3	R: 0 E: 0 K: 0 S: 4 H: 1 LOB: 2 BB: 1 P: 8	R: 0 E: 0 K: 1 S: 5 H: 0 LOB: 0 BB: 0 P: 5	R: 1 E: 0 K: 0 S: 3 H: 2 LOB: 3 BB: 2 P: 11	1B: 15 2B: 1 3B: 0 HR: 0	SF: 0 SAC: 1 DP: 0 HBP: 1			WP: 1 PB: 0 SB: 0 CS: 1	PA: 53	

PITCHER		IP	WLS	BF	H	R	ER	SO	BB	IBB	HBP	BLK	WP	HR	S	P	ERA	WHIP
Dave Roberts, L ERA: 3.99	(1, 1)	4.0		23	9	3	3	2	2	0	1	0	0	0	24	33	6.75	2.750
Jim York, R ERA: 2.19	(5, 1)	1.0		4	1	0	0	0	0	0	0	0	0	0	4	4	0.00	1.000
Fred Scherman, L ERA: 4.23	(6, 1)	0.2		6	3	2	2	0	1	0	0	0	0	0	5	9	27.00	6.000
Ken Forsch, R ERA: 3.43	(6, 1)	3.1		12	1	0	0	0	1	0	0	0	1	0	11	15	0.00	0.600
Jerry Johnson, R ERA: 5.2	(10, 1)	1.1	L	8	2	1	1	1	1	1	0	0	0	0	8	16	6.75	2.250

PITCHER	IP	WLS	BF	H	R	ER	SO	BB	IBB	HBP	BLK	WP	HR	S	P	ERA	WHIP

BOTTOM

Houston Astros @ San Diego Padres

San Diego Stadium, San Diego, CA

Sun Jun 30 1974, 6:38 AM EDT

Att. 22,707 - Unknown

livebaseballscorecards.com

AB	45
R	6
H	16
RBI	6
BB	6
SO	3
LOB	28

Batter	1	2	3	4	5	6	7	8	9	AB	R	H	RBI	BB	SO	LOB
Greg Gross, L (1, 9) (9, 7) OBP: 0.440, SLG: 0.418	0-0 1B SH2-3 1B	0-0 ③ 4-3		4-0 B B B 1B BB		0-0 ③ 4-3			0-0 ① G3	4	0	1	0	1	0	3
Roger Metzger, S (1, 6) OBP: 0.311, SLG: 0.318	0-0 ① SH2-3 1-2		0-0 ① F8	0-0 G4-6-3 1-3 2-H 1B			0-0 ① G3		0-0 ② 4-3	4	0	1	1	0	0	0
Cesar Cedeno, R (1, 8) OBP: 0.358, SLG: 0.528	0-0 1B 1B		0-0 ② 1B 1-3 1B	0-0 ② ③ G4-6-3 1-2f			0-0 ② F8		0-0 E6 FC5-4	5	0	2	0	0	0	2
Bob Watson, R (1, 7) OBP: 0.401, SLG: 0.446 Bob Gallagher, L (9, 9) OBP: 0.259, SLG: 0.222	0-0 G5-4-3 1-2 2-3 1B		0-0 ② 1-3 1-2		0-0 ① 6-3		0-0 1B 2B		0-0 ③ FC5-4 1-2f	5	1	2	0	0	0	2
										0	0	0	0	0	0	0
Lee May, R (1, 3) OBP: 0.296, SLG: 0.441	0-0 ② ③ G5-4-3 1-2f		0-0 2-3 1B		S S S 0-3 ② K		0-0 2-H 1B			4	0	2	1	0	1	3
Milt May, L (1, 2) OBP: 0.304, SLG: 0.329		0-0 ③ 2B 1B	0-0 ③ F6		0-0 ③ F2		0-0 ③ G3			4	0	1	0	0	0	3
Doug Rader, R (1, 5) OBP: 0.340, SLG: 0.412		0-0 1-3 2B		0-0 ① 6-3		S S S 0-3 ① K		0-0 ① F9		4	0	1	0	0	1	0
Tommy Helms, R (1, 4) OBP: 0.320, SLG: 0.380 Larry Milbourne, S (9, 4) OBP: 0.393, SLG: 0.375		0-0 ① F3		0-0 2B 2B		0-0 SH1-4 1B		0-0 ② 6-3		4	1	2	0	0	0	2
										0	0	0	0	0	0	0
Don Wilson, R (1, 1) OBP: 0.174, SLG: 0.273		S S S 0-3 ② K		0-0 2-H 1B 2B		0-0 ② SH1-4 1-2		S S S 0-3 ③ K		3	1	1	1	0	2	2
Inning Stats	R: 0 E: 0 K: 0 S: 5 H: 3 LOB: 2 BB: 0 P: 5	R: 0 E: 0 K: 1 S: 7 H: 2 LOB: 2 BB: 0 P: 7	R: 0 E: 0 K: 0 S: 5 H: 2 LOB: 2 BB: 0 P: 5	R: 2 E: 0 K: 0 S: 5 H: 3 LOB: 1 BB: 1 P: 9	R: 0 E: 0 K: 1 S: 5 H: 0 LOB: 0 BB: 0 P: 5	R: 0 E: 0 K: 1 S: 6 H: 1 LOB: 1 BB: 0 P: 6	R: 1 E: 0 K: 0 S: 5 H: 2 LOB: 1 BB: 0 P: 5	R: 0 E: 0 K: 1 S: 5 H: 0 LOB: 0 BB: 0 P: 5	R: 0 E: 1 K: 0 S: 4 H: 0 LOB: 1 BB: 0 P: 4	1B: 9 2B: 4 3B: 0 HR: 0	SF: 0 SAC: 2 DP: 2 HBP: 0						

PITCHER	IP	WLS	BF	H	R	ER	SO	BB	IBB	HBP	BLK	WP	HR	S	P	ERA	WHIP
Phil Niekro, R (1, 1) ERA: 3.09	3.1	L	20	10	2	2	1	1	0	0	0	0	0	21	25	5.40	3.300
Max Leon, R (4, 1) ERA: 1.8	3.2		13	3	1	1	2	0	0	0	0	0	0	17	17	2.46	0.818
Danny Frisella, R (8, 1) ERA: 4.91	2.0		7	0	0	0	1	0	0	0	0	0	0	9	9	0.00	0.000

PITCHER	IP	WLS	BF	H	R	ER	SO	BB	IBB	HBP	BLK	WP	HR	S	P	ERA	WHIP

TOP

Houston Astros @ Atlanta Braves

Atlanta Stadium, Atlanta, GA

Mon Jul 01 1974, 7:05 PM EDT

Att. 7,745 - Unknown

livebaseballscorecards.com

AB	37
R	3
H	13
RBI	3
BB	1
SO	4
LOB	17

1B: 9	SF: 0	WP: 0	PA: 40
2B: 4	SAC: 2	PB: 0	
3B: 0	DP: 2	SB: 0	
HR: 0	HBP: 0	CS: 0	

Houston Astros @ Atlanta Braves

Atlanta Stadium, Atlanta, GA

Mon Jul 01 1974, 7:05 PM EDT

Att. 7,745 - Unknown

BOTTOM

Batter	1	2	3	4	5	6	7	8	9	AB	R	H	RBI	BB	SO	LOB
Ralph Garr, L (1, 7) OBP: 0.397, SLG: 0.511	6-3		BB, 1B		1B		FC3-6, 1-2f			3	0	1	0	1	0	1
Darrell Evans, L (1, 5) OBP: 0.385, SLG: 0.401	BB		1-3, 1B		F5		G3			3	0	1	0	1	0	2
Dusty Baker Jr., R (1, 9) OBP: 0.320, SLG: 0.358	F5		F8		F4			1-6-3		4	0	0	0	0	0	4
Mike Lum, L (1, 3) OBP: 0.282, SLG: 0.366	1-2, BB		F8			G3		K		2	0	0	0	1	0	2
Marty Perez, R (8, PH) (9, 4) OBP: 0.353, SLG: 0.389										1	0	0	0	0	1	0
Davey Johnson, R (1, 4) (9, 3) OBP: 0.362, SLG: 0.403	F4		F8			2B		1B		4	0	2	0	0	0	4
Rowland Office, L (1, 8) OBP: 0.276, SLG: 0.386		6-3		3-1		F8		4-3		4	0	0	0	0	0	2
Johnny Oates, L (1, 2) OBP: 0.296, SLG: 0.298		1B		F6		F7			F5	4	0	1	0	0	0	1
Craig Robinson, R (1, 6) OBP: 0.253, SLG: 0.232		F9		K			FC3-6, BB		F4	2	0	0	0	1	1	1
Frank Tepedino, L (9, PH) OBP: 0.284, SLG: 0.295										1	0	0	0	0	0	0
Phil Niekro, R (1, 1) OBP: 0.240, SLG: 0.260		F7			F8		K		F9	1	0	0	0	0	0	1
Max Leon, R (4, 1)										1	0	0	0	0	0	0
Ivan Murrell, R (7, PH) OBP: 0.270, SLG: 0.329										1	0	0	0	0	1	1
Danny Frisella, L (8, 1)										0	0	0	0	0	0	0
Vic Correll, R (9, PH) OBP: 0.120, SLG: 0.160										1	0	0	0	0	0	0
Inning Stats	R: 0 E: 0 K: 0 S: 3 H: 0 LOB: 2 BB: 2 P: 11	R: 0 E: 0 K: 0 S: 4 H: 1 LOB: 1 BB: 0 P: 4	R: 0 E: 0 K: 0 S: 4 H: 1 LOB: 2 BB: 1 P: 8	R: 0 E: 0 K: 1 S: 5 H: 0 LOB: 0 BB: 0 P: 5	R: 0 E: 0 K: 0 S: 4 H: 0 LOB: 1 BB: 0 P: 4	R: 0 E: 0 K: 0 S: 4 H: 1 LOB: 1 BB: 0 P: 4	R: 0 E: 0 K: 1 S: 5 H: 0 LOB: 1 BB: 1 P: 9	R: 0 E: 0 K: 1 S: 6 H: 1 LOB: 1 BB: 0 P: 6	R: 0 E: 0 K: 0 S: 3 H: 0 LOB: 0 BB: 0 P: 3	1B: 4 2B: 1 3B: 0 HR: 0	SF: 0 SAC: 0 DP: 0 HBP: 0						

livebaseballscorecards.com

AB	32
R	0
H	5
RBI	0
BB	4
SO	3
LOB	19

WP: 0 PB: 0 SB: 0 CS: 0 PA: 36

PITCHER	IP	WLS	BF	H	R	ER	SO	BB	IBB	HBP	BLK	WP	HR	S	P	ERA	WHIP
Don Wilson, R (1, 1) ERA: 3.98	9.0	W	36	5	0	0	3	4	0	0	0	0	0	38	54	0.00	1.000

TOP

Houston Astros @ Atlanta Braves

Atlanta Stadium, Atlanta, GA

Tue Jul 02 1974, 7:05 PM EDT

Att. 6,109 - Unknown

Batter	1	2	3	4	5	6	7	8	9	AB	R	H	RBI	BB	SO	LOB
Greg Gross, L (1, 9) (7, 7) OBP: 0.441, SLG: 0.417	5-3		SH2-3 1-2		BB 1B 1B	1-2 2-H 1B		4-3 2-3		3	1	1	1	1	0	1
Roger Metzger, S (1, 6) OBP: 0.309, SLG: 0.317 Larry Milbourne, S (1, 6) OBP: 0.375, SLG: 0.357	4-3		F7		1-2 2-H 1B 1B	K		F8		1 4	0 1	0 1	0 1	0 0	0 1	0 4
Cesar Cedeno, R (1, 8) OBP: 0.358, SLG: 0.525	1B		F5		1-2 2-H 1B	F4			K	5	0	2	1	0	1	1
Bob Watson, R (1, 7) (7, 3) OBP: 0.398, SLG: 0.441	F9			F4	1-3 2-H 1B	5-3			F9	5	0	1	1	0	0	1
Lee May, R (1, 3) OBP: 0.296, SLG: 0.438 Bob Gallagher, L (7, PR) (7, 9) OBP: 0.254, SLG: 0.218		F9		5-3	6-3		2B E 1B		F8	4 1	0 1	1 0	0 0	0 0	0 0	2 0
Milt May, L (1, 2) OBP: 0.309, SLG: 0.335		F8		3-1		G5-4-3 BB	E9 1-H 2B			3	0	1	0	1	0	0
Doug Rader, R (1, 5) OBP: 0.339, SLG: 0.413		2B			K	G5-4-3 1-2f	K			4	0	1	0	0	2	3
Tommy Helms, R (1, 4) OBP: 0.322, SLG: 0.382		F4			1-3	1B 1B 1B		4-3 SH2-3 1B		4	1	2	0	0	0	1
Claude Osteen, L (1, 1) OBP: 0.297, SLG: 0.405			SH2-3 1B		1B 2B	1B 1-2 1B		SH2-3 1-2		3	1	3	0	0	0	0

| Inning Stats | | |

Batter	1	2	3	4	5	6	7	8	9	AB	R	H	RBI	BB	SO	LOB
Craig Robinson, R (1, 6) OBP: 0.253, SLG: 0.233	4-3			F3		F7		G4-6-3 1B		4	0	1	0	0	0	1
Ralph Garr, L (1, 9) OBP: 0.395, SLG: 0.508	6-3			K		FC6-4 1B 1-2		G4-6-3 1-2f		4	0	1	0	0	1	1
Hank Aaron, R (1, 7) OBP: 0.330, SLG: 0.489	F6			F8		FC6-4 1-2f 2-H		5-3		4	0	0	0	0	0	1
Davey Johnson, R (1, 3) OBP: 0.360, SLG: 0.401		6-3			FC6-4 1B 1B	6-3			F8	4	0	1	0	0	0	1
Dusty Baker Jr., R (1, 8) OBP: 0.319, SLG: 0.354		F3			F9	BBBB 4-0 1B BB			6-3	3	0	0	0	1	0	1
Darrell Evans, L (1, 5) OBP: 0.387, SLG: 0.402		F9			FC6-4 1B 1-2	F4			1B	4	0	2	0	0	0	1
Marty Perez, R (1, 4) OBP: 0.350, SLG: 0.385			6-3		FC6-4 1-2f 2-3	1-2 1B			F9	4	0	1	0	0	0	3
Vic Correll, R (1, 2) OBP: 0.107, SLG: 0.143			F7		F8	F8				3	0	0	0	0	0	4
Roric Harrison, R (1, 1) OBP: 0.229, SLG: 0.455 Joe Niekro, R (6, 1) Leo Foster, R (6, PH) OBP: 0.261, SLG: 0.333 Lew Krausse, R (7, 1) Ivan Murrell, R (7, PH) OBP: 0.267, SLG: 0.324 Tom House, L (8, 1) OBP: 0.250, SLG: 0.250			F5			BBBB 4-0 1B E BB		SSS 0-3 K		1 0 0 0 0 0 0 0 0 0 0 0 0 0 0 1 0 0 1 0 0 0 0 0 0 0 0 0 1 0 0 0 0 1 2 0 0 0 0 0 0 0						
Inning Stats	R: 0 H: 0 E: 0 LOB: 0 K: 0 BB: 0 S: 3 P: 3	R: 0 H: 0 E: 0 LOB: 0 K: 0 BB: 0 S: 3 P: 3	R: 0 H: 0 E: 0 LOB: 0 K: 0 BB: 0 S: 3 P: 3	R: 0 H: 0 E: 0 LOB: 0 K: 1 BB: 0 S: 5 P: 5	R: 0 H: 2 E: 0 LOB: 2 K: 0 BB: 0 S: 5 P: 5	R: 1 H: 1 E: 1 LOB: 1 K: 0 BB: 1 S: 4 P: 8	R: 0 H: 1 E: 0 LOB: 2 K: 1 BB: 1 S: 6 P: 10	R: 0 H: 1 E: 0 LOB: 0 K: 0 BB: 0 S: 3 P: 3	R: 0 H: 1 E: 0 LOB: 1 K: 0 BB: 0 S: 4 P: 4	1B: 6 SF: 0 2B: 0 SAC: 0 3B: 0 DP: 1 HR: 0 HBP: 0						

PITCHER	IP	WLS	BF	H	R	ER	SO	BB	IBB	HBP	BLK	WP	HR	S	P	ERA	WHIP
Claude Osteen, L (1, 1) ERA: 3.34	9.0	W	34	6	1	0	2	2	0	0	0	0	0	36	44	0.00	0.889

PITCHER	IP	WLS	BF	H	R	ER	SO	BB	IBB	HBP	BLK	WP	HR	S	P	ERA	WHIP

BOTTOM

Houston Astros @ Atlanta Braves

Atlanta Stadium, Atlanta, GA

Tue Jul 02 1974, 7:05 PM EDT

Att. 6,109 - Unknown

livebaseballscorecards.com

AB	32
R	1
H	6
RBI	0
BB	2
SO	2
LOB	15

PA: 34

Batter	1	2	3	4	5	6	7	8	9	10	11	AB	R	H	RBI	BB	SO	LOB
Greg Gross, L (1, 9) OBP: 0.440, SLG: 0.416	F8		FC6-4, SH1-4, 1B		F9		PB, 1B, 1B		4-3			5	0	2	0	0	0	1
Larry Milbourne, S (1, 6) OBP: 0.389, SLG: 0.375	E4, CS		SH1-4, 1-2		F8		PB, 1-2, 1B		G6-4-3, 1B			4	0	2	0	0	0	1
Cesar Cedeno, R (1, 8) OBP: 0.359, SLG: 0.521	K, 1-2		FC6-4, BB		BLK, 1-2, BB		K, 1-2, 2-3		G6-4-3, 1-2f			3	0	0	0	2	2	4
Bob Watson, R (1, 7) OBP: 0.398, SLG: 0.439		BB, 1B, 1B, 1B	FC6-4, 1-2f, 2-3		1-2, 2-3, BB		K			F3		4	1	1	0	1	1	4
Lee May, R (1, 3) OBP: 0.294, SLG: 0.434		BB, 1-2, 1B, 1B	F8		F5			F6		F7		5	1	1	0	0	0	5
Milt May, L (1, 2) OBP: 0.311, SLG: 0.329		1B, 1-2, 2-3, BB		G3		F9		G6-4-3, BB		K		3	0	0	0	2	1	0
Doug Rader, R (1, 5) OBP: 0.333, SLG: 0.405		F6		5-3		K		G6-4-3, 1-2f			G2	5	0	0	0	0	1	4
Tommy Helms, R (1, 4) OBP: 0.324, SLG: 0.382		1B, 1-3, 2-H, 3-H		K		F8			WP, HR, 1B		F6	5	1	2	2	0	1	0
Tom Griffin, R (1, 1) OBP: 0.342, SLG: 0.472 Wilbur Howard, S (7, PH) OBP: 0.333, SLG: 0.333 Mike Cosgrove, L (7, 1) Cliff Johnson, R (8, PH) OBP: 0.436, SLG: 0.556 Ken Forsch, R (9, 1) Bob Gallagher, L (11, PH) OBP: 0.250, SLG: 0.214 Fred Scherman, L (11, 1) Jim York, R (11, 1)		F5	BLK, BB, BB				K		1-H, HR		F6	1 1 0 1 0 0 1 0 0	0 0 0 1 0 0 0 0 0	0 0 0 2 0 0 0 0 0	0 1 0 0 0 0 0 0 0	1 0 0 0 0 0 0 0 0	0 1 0 0 0 0 0 0 0	1 0 0 0 0 0 0 0 0
Inning Stats	R: 0 E: 1 K: 1 S: 5 H: 0 LOB: 0 BB: 0 P: 5	R: 2 E: 0 K: 0 S: 5 H: 3 LOB: 1 BB: 1 P: 9	R: 0 E: 0 K: 0 S: 4 H: 1 LOB: 2 BB: 1 P: 8	R: 0 E: 0 K: 1 S: 5 H: 0 LOB: 0 BB: 0 P: 5	R: 0 E: 0 K: 0 S: 3 H: 0 LOB: 3 BB: 3 P: 15	R: 0 E: 0 K: 1 S: 5 H: 0 LOB: 0 BB: 0 P: 5	R: 0 E: 0 K: 3 S: 11 H: 2 LOB: 2 BB: 0 P: 11	R: 0 E: 0 K: 0 S: 2 H: 0 LOB: 0 BB: 1 P: 6	R: 2 E: 0 K: 0 S: 5 H: 3 LOB: 0 BB: 0 P: 5	R: 0 E: 0 K: 1 S: 5 H: 0 LOB: 0 BB: 0 P: 5	R: 0 E: 0 K: 0 S: 3 H: 0 LOB: 0 BB: 0 P: 3	1B: 8 2B: 0 3B: 0 HR: 1	SF: 0 SAC: 1 DP: 2 HBP: 0					

TOP

Houston Astros @ Atlanta Braves

Atlanta Stadium, Atlanta, GA

Wed Jul 03 1974, 7:05 PM EDT

Att. 40,281 - Unknown

livebaseballscorecards.com

AB	38
R	4
H	9
RBI	4
BB	6
SO	7
LOB	20

PITCHER		IP	WLS	BF	H	R	ER	SO	BB	IBB	HBP	BLK	WP	HR	S	P	ERA	WHIP
Buzz Capra, R ERA: 1.43	(1, 1)	4.2		22	4	2	2	5	0	0	0	1	0	0	21	41	3.86	1.929
Max Leon, R ERA: 1.66	(5, 1)	1.2		7	2	0	0	2	0	0	0	0	0	0	11	11	0.00	1.200
Joe Niekro, R ERA: 3.24	(7, 1)	1.2		7	2	2	2	2	1	0	0	0	1	1	10	14	10.80	1.800
Tom House, L ERA: 1.6	(9, 1)	2.0		6	1	0	0	1	0	0	0	0	0	0	8	8	0.00	0.500
Danny Frisella, R ERA: 4.73	(11, 1)	1.0	W	3	0	0	0	0	0	0	0	0	0	0	3	3	0.00	0.000

PITCHER	IP	WLS	BF	H	R	ER	SO	BB	IBB	HBP	BLK	WP	HR	S	P	ERA	WHIP

Houston Astros @ Atlanta Braves

Atlanta Stadium, Atlanta, GA

Wed Jul 03 1974, 7:05 PM EDT

Att. 40,281 - Unknown

livebaseballscorecards.com

BOTTOM

Batter	1	2	3	4	5	6	7	8	9	10	11	AB	R	H	RBI	BB	SO	LOB
Rowland Office, L (1, 8) OBP: 0.266, SLG: 0.371	F5		6-3 3-H		G3		FC4-6 1-2f			F4		5	0	0	1	0	0	2
Ralph Garr, L (1, 7) OBP: 0.390, SLG: 0.500	4-3		1-3		1-3			1-3		FC4 1-2f		5	0	0	0	0	0	1
Dusty Baker Jr., R (1, 9) OBP: 0.320, SLG: 0.357	BB WP BLK			E6 HR	5-3			F5			SH5-4 SF8 2B	4	2	1	0	1	0	0
Darrell Evans, L (1, 5) OBP: 0.388, SLG: 0.415	F8 1-3			1-H HR		CS 1B		F5			SH5-4 2-3	4	1	2	2	0	0	1
Davey Johnson, R (1, 4) OBP: 0.358, SLG: 0.394		K		E5 4-3 2B		F7 1-2			5-3		SF8 IBB IBB	4	1	0	0	1	1	1
Frank Tepedino, L (1, 3) OBP: 0.274, SLG: 0.283		F3		4-3 1-2		F5			6-3		SF8 1-2	4	0	0	0	0	0	1
Marty Perez, R (11, PH) OBP: 0.354, SLG: 0.385												0	0	0	0	1	0	0
Johnny Oates, L (1, 2) OBP: 0.295, SLG: 0.302		F6		2-H 2B			1-3		6-3		SF8 1-2 2-3 3-H	4	0	1	1	0	0	0
Hank Aaron, R (11, PH) OBP: 0.328, SLG: 0.489												0	0	0	1	0	0	0
Craig Robinson, R (1, 6) OBP: 0.253, SLG: 0.230			E7 SH1-4 6-3	F8			BB FC4-6			F4		3	1	0	0	1	0	1
Buzz Capra, R (1, 1) OBP: 0.286, SLG: 0.194			SH1-4 2-3	K			K			FC4 1B		1	0	0	0	0	1	1
Max Leon, R (5, 1)												0	0	0	0	0	0	0
Joe Niekro, R (7, 1)												1	0	0	0	0	1	1
Tom House, L (9, 1) OBP: 0.400, SLG: 0.400												1	0	1	0	0	0	0
Leo Foster, R (10, PR) OBP: 0.261, SLG: 0.333												0	0	0	0	0	0	0
Danny Frisella, L (11, 1)												0	0	0	0	0	0	0
Inning Stats	R: 0 E: 0 K: 0 S: 3 H: 0 LOB: 1 BB: 1 P: 7	R: 0 E: 0 K: 1 S: 5 H: 0 LOB: 0 BB: 0 P: 5	R: 1 E: 1 K: 0 S: 4 H: 0 LOB: 0 BB: 0 P: 4	R: 3 E: 2 K: 1 S: 9 H: 2 LOB: 1 BB: 0 P: 9	R: 0 E: 0 K: 0 S: 3 H: 0 LOB: 0 BB: 0 P: 3	R: 0 E: 0 K: 0 S: 3 H: 1 LOB: 0 BB: 0 P: 3	R: 0 E: 0 K: 1 S: 5 H: 0 LOB: 1 BB: 1 P: 9	R: 0 E: 0 K: 0 S: 3 H: 0 LOB: 0 BB: 0 P: 3	R: 0 E: 0 K: 0 S: 3 H: 0 LOB: 0 BB: 0 P: 3	R: 0 E: 0 K: 0 S: 4 H: 1 LOB: 1 BB: 0 P: 4	R: 1 E: 0 K: 0 S: 3 H: 1 LOB: 2 BB: 2 P: 11	1B: 2 2B: 2 3B: 0 HR: 1	SF: 1 SAC: 2 DP: 0 HBP: 0					

	AB	36
	R	5
	H	5
	RBI	5
	BB	4
	SO	3
	LOB	9

WP: 1 PA: 43
PB: 0
SB: 0
CS: 1

PITCHER		IP	WLS	BF	H	R	ER	SO	BB	IBB	HBP	BLK	WP	HR	S	P	ERA	WHIP
Tom Griffin, R ERA: 3.13	(1, 1)	6.0		24	3	4	1	2	1	0	0	1	1	1	27	31	1.50	0.667
Mike Cosgrove, L ERA: 1.42	(7, 1)	2.0		7	0	0	0	1	1	0	0	0	0	0	8	12	0.00	0.500
Ken Forsch, R ERA: 3.27	(9, 1)	2.0		7	1	0	0	0	0	0	0	0	0	0	7	7	0.00	0.500
Fred Scherman, L ERA: 4.42	(11, 1)	0.1	L	4	1	1	1	0	0	2	0	0	0	0	2	10	27.00	3.000
Jim York, R ERA: 2.13	(11, 1)	0.1		1	0	0	0	0	0	0	0	0	0	0	1	1	0.00	0.000

PITCHER	IP	WLS	BF	H	R	ER	SO	BB	IBB	HBP	BLK	WP	HR	S	P	ERA	WHIP

TOP

Houston Astros @ Atlanta Braves

Atlanta Stadium, Atlanta, GA

Thu Jul 04 1974, 3:33 AM EDT

Att. 10,452 - Unknown

livebaseballscorecards.com

Batter	1	2	3	4	5	6	7	8	9	10	AB	R	H	RBI	BB	SO	LOB
Greg Gross, L (1, 9) (8, 7) OBP: 0.440, SLG: 0.412	6-3			FC5 1B BB		G5-4-3 1-2f		HR SH1-4 1-2 BB	F9		3	1	0	0	2	0	2
Roger Metzger, S (1, 6) OBP: 0.316, SLG: 0.321	4-3			1-2 1B		FC6-4 BB		SH1-4 1-2 2-3		2B 1B	3	1	2	0	1	0	0
Cesar Cedeno, R (1, 8) OBP: 0.359, SLG: 0.531	K			F5		FC6-4 1-2f		HR 2-H 3-H		G5-4-3 1-H 2B	5	1	2	4	0	1	3
Bob Watson, R (1, 7) OBP: 0.396, SLG: 0.436 Ken Forsch, R (8, 1) Mike Cosgrove, L (9, 1)		5-3		F3			F4	1B		G5-4-3 BB	4 0 0	0 0 0	1 0 0	0 0 0	0 0 1	0 0 0	2 0 0
Cliff Johnson, R (1, 3) OBP: 0.424, SLG: 0.532		K		FC5 2-3f			FC6-4 BB 1B	F4		G5-4-3 1-2f 2-3	5	0	1	0	0	1	5
Johnny Edwards, L (1, 2) OBP: 0.281, SLG: 0.337		4-3			F9		FC6-4 1-2 BB	F8		3-1	4	0	0	0	1	0	2
Doug Rader, R (1, 5) OBP: 0.336, SLG: 0.410			L1-3 1B		F9		FC6-4 1-2f 2-3		2B		4	0	2	0	0	0	2
Larry Milbourne, S (1, 4) OBP: 0.368, SLG: 0.353 Lee May, R (7, PH) OBP: 0.293, SLG: 0.433 Dave Campbell, R (7, 4) OBP: 0.188, SLG: 0.200			L1-3 1-2		K		F8		K		2 1 1	0 0 0	0 0 0	0 0 0	1 0 1	1 2 1	1 2 1
Dave Roberts, L (1, 1) OBP: 0.175, SLG: 0.342 Bob Gallagher, L (8, PH) OBP: 0.258, SLG: 0.211 (8, 9)			F6			E3 G5-4-3		HR SH1-4 BB BB	K		2 1	0 1	0 0	0 0	0 1	0 1	0 1
Inning Stats	R: 0 E: 0 K: 1 S: 5 H: 0 LOB: 0 BB: 0 P: 5	R: 0 E: 0 K: 1 S: 5 H: 0 LOB: 0 BB: 0 P: 5	R: 0 E: 0 K: 0 S: 3 H: 1 LOB: 0 BB: 0 P: 3	R: 0 E: 0 K: 0 S: 4 H: 1 LOB: 2 BB: 1 P: 8	R: 0 E: 0 K: 1 S: 5 H: 0 LOB: 0 BB: 0 P: 5	R: 0 E: 1 K: 0 S: 3 H: 0 LOB: 1 BB: 1 P: 7	R: 0 E: 0 K: 0 S: 4 H: 1 LOB: 2 BB: 1 P: 8	R: 3 E: 0 K: 0 S: 5 H: 2 LOB: 1 BB: 2 P: 13	R: 0 E: 0 K: 2 S: 8 H: 1 LOB: 1 BB: 0 P: 8	R: 1 E: 0 K: 0 S: 4 H: 2 LOB: 1 BB: 1 P: 8	1B: 5 2B: 3 3B: 0 HR: 1	SF: 0 SAC: 1 DP: 3 HBP: 0					

AB	35
R	4
H	8
RBI	4
BB	6
SO	5
LOB	21

WP: 0 PB: 0 SB: 0 CS: 0 PA: 42

PITCHER	IP	WLS	BF	H	R	ER	SO	BB	IBB	HBP	BLK	WP	HR	S	P	ERA	WHIP
Ron Reed, R (1, 1) ERA: 3.0	6.0		21	2	0	0	3	2	0	0	0	0	0	25	33	0.00	0.667
Lew Krausse, R (7, 1) ERA: 3.66	1.0		7	1	2	2	0	3	0	0	0	0	0	4	16	18.00	4.000
Joe Niekro, R (8, 1) ERA: 4.15	0.1		3	2	1	1	0	0	0	0	0	0	1	3	3	27.00	6.000
Danny Frisella, R (8, 1) ERA: 4.61	0.2		2	0	0	0	0	0	0	0	0	0	0	2	2	0.00	0.000
Tom House, L (9, 1) ERA: 1.72	2.0	L	9	3	1	1	2	1	0	0	0	0	0	12	16	4.50	2.000

PITCHER	IP	WLS	BF	H	R	ER	SO	BB	IBB	HBP	BLK	WP	HR	S	P	ERA	WHIP

Houston Astros @ Atlanta Braves

Atlanta Stadium, Atlanta, GA

Thu Jul 04 1974, 3:33 AM EDT

Att. 10,452 - Unknown

livebaseballscorecards.com

Batter	1	2	3	4	5	6	7	8	9	10	AB	R	H	RBI	BB	SO	LOB
Ralph Garr, L (1, 7) OBP: 0.393, SLG: 0.505	0-0 1B 1B BB 1B	0-0 ③ F2		0-0 ③ 6-3			0-0 SH3-4 1B		0-0 4-3 1B 2B		5	2	3	0	0	0	2
Marty Perez, R (1, 4) (9, 6) OBP: 0.358, SLG: 0.388	0-0 BB 1B 1-2 FC1-2 1B		0-0 ① 5-3		0-0 FC6-4 1B		0-0 ① SH3-4 1-2		0-0 ① F1		4	0	2	0	0	0	1
Dusty Baker Jr., R (1, 9) OBP: 0.318, SLG: 0.354	0-0 FC1-2 BB 1-2 2-3 1B		0-0 ② 5-3		0-0 ① F9		0-0 ② F6		0-0 ② 4-3 2-3		5	0	1	0	0	0	3
Darrell Evans, L (1, 5) OBP: 0.388, SLG: 0.425	S S S 0-3 ① K		0-0 HR		0-0 ② F7		0-0 ③ F7		0-0 3-H 1B		5	1	2	2	0	1	5
Davey Johnson, R (1, 3) (9, 4) OBP: 0.355, SLG: 0.388	B B B B 4-0 FC1-2 1-2 2-3 3-H BB		0-0 ③ F8		0-0 ③ FC6-4 1-2f			0-0 ① F9	0-0 ③ F3		4	0	0	1	1	0	2
Ivan Murrell, R (1, 8) OBP: 0.269, SLG: 0.324 Rowland Office, L (8, PH) (9, 8) OBP: 0.270, SLG: 0.373	0-0 ② FC1-2 1-2 2-3 3-Hf			0-0 ① F6		0-0 SH1-4 1B		0-0 1B 1B		0-0 ① 4-3	3 2	0 0	1 1	0 0	0 0	0 0	3 0
Vic Correll, R (1, 2) OBP: 0.133, SLG: 0.167 Johnny Oates, L (8, 2) OBP: 0.294, SLG: 0.300 Paul Casanova, R (9, 2) OBP: 0.194, SLG: 0.162	S S S 0-3 ③ K			0-0 3-4 1B 1B		0-0 ① SH1-4 1-2		S S S 0-3 ② K		0-0 ② F3	2 1 1	0 0 0	1 0 0	0 0 0	0 0 0	1 1 0	3 1 0
Craig Robinson, R (1, 6) OBP: 0.261, SLG: 0.236 Frank Tepedino, L (8, PH) (9, 3) OBP: 0.278, SLG: 0.287		0-0 ① 1B		0-0 3-4 1-2 1B		B B B 4-0 G6-4-3 BB		0-0 1-2 1B		S S S 0-3 ③ K	2 2	0 0	2 1	0 0	1 0	0 1	0 0
Ron Reed, R (1, 1) OBP: 0.160, SLG: 0.125 Leo Foster, R (6, PH) OBP: 0.250, SLG: 0.318 Lew Krausse, R (7, 1) Joe Niekro, R (8, 1) Danny Frisella, L (8, 1) Hank Aaron, R (8, PH) OBP: 0.327, SLG: 0.486 Tom House, L (9, 1) OBP: 0.400, SLG: 0.400		0-0 ② F9		0-0 ② 3-4 1-2 2-3		0-0 ② ③ G6-4-3 1-2f		0-0 ③ F9			2 1 0 0 0 1 0	0 0 0 0 0 0 0	0 0 0 0 0 0 0	0 0 0 0 0 0 0	0 0 0 0 0 0 0	0 0 0 0 0 0 0	2 2 0 0 0 2 0
Inning Stats	R: 1 H: 3 E: 0 LOB: 3 K: 2 BB: 1 S: 10 P: 14	R: 0 H: 1 E: 0 LOB: 0 K: 0 BB: 0 S: 3 P: 3	R: 1 H: 1 E: 0 LOB: 0 K: 0 BB: 0 S: 4 P: 4	R: 0 H: 2 E: 0 LOB: 2 K: 0 BB: 0 S: 5 P: 5	R: 0 H: 1 E: 0 LOB: 1 K: 0 BB: 0 S: 4	R: 0 H: 1 E: 0 LOB: 1 K: 0 BB: 1 S: 3 P: 7	R: 0 H: 1 E: 0 LOB: 1 K: 0 BB: 0 S: 4 P: 4	R: 0 H: 2 E: 0 LOB: 2 K: 1 BB: 0 S: 7 P: 7	R: 1 H: 2 E: 0 LOB: 1 K: 0 BB: 0 S: 5 P: 5	R: 0 H: 0 E: 0 LOB: 0 K: 1 BB: 0 S: 5 P: 5						

PITCHER		IP	WLS	BF	H	R	ER	SO	BB	IBB	HBP	BLK	WP	HR	S	P	ERA	WHIP
Dave Roberts, L	(1, 1)	7.0		31	10	2	2	2	2	0	0	0	0	1	33	41	2.57	1.714
ERA: 3.89																		
Ken Forsch, R	(8, 1)	1.2		8	3	1	1	1	0	0	0	0	0	0	10	10	5.40	1.800
ERA: 3.35																		
Mike Cosgrove, L	(9, 1)	1.1	W	5	1	0	0	1	0	0	0	0	0	0	7	7	0.00	0.750
ERA: 1.37																		

PITCHER	IP	WLS	BF	H	R	ER	SO	BB	IBB	HBP	BLK	WP	HR	S	P	ERA	WHIP

1B: 12	SF: 0	WP: 0	PA: 44
2B: 1	SAC: 2	PB: 0	
3B: 0	DP: 1	SB: 0	
HR: 1	HBP: 0	CS: 0	

AB	40
R	3
H	14
RBI	3
BB	2
SO	4
LOB	26

Batter	1	2	3	4	5	6	7	8	9	AB	R	H	RBI	BB	SO	LOB
Rennie Stennett, R (1, 4) OBP: 0.332, SLG: 0.391	F9		L8			F9		K		4	0	0	0	0	1	1
Gene Clines, R (1, 8) OBP: 0.311, SLG: 0.274	L4		L6-3 1-2			K			L4-3	4	0	0	0	0	1	1
Richie Hebner, L (1, 5) OBP: 0.356, SLG: 0.480	4-3			G3		4-3			4-3	4	0	0	0	0	0	0
Willie Stargell, L (1, 7) OBP: 0.378, SLG: 0.542		K		F6			HR		2B	4	1	2	1	0	1	0
Richie Zisk, R (1, 9) OBP: 0.397, SLG: 0.498		1B 1B		BB			5-3		K	3	0	1	0	1	1	1
Bob Robertson, R (1, 3) OBP: 0.308, SLG: 0.522		K		F8			F5			3	0	0	0	0	1	2
Manny Sanguillen, R (1, 2) OBP: 0.306, SLG: 0.377		1-3 1B			F5		K			3	0	1	0	0	1	0
Frank Taveras, R (1, 6) OBP: 0.304, SLG: 0.298		1-3			F8			5-3		3	0	0	0	0	0	2
Dock Ellis, S (1, 1) OBP: 0.357, SLG: 0.292					K					1	0	1	0	0	0	0
Ken Brett, L (5, PH) OBP: 0.382, SLG: 0.569										1	0	0	0	0	1	0
John Morlan, R (5, 1)										0	0	0	0	0	0	0
Paul Popovich, S (8, PH) OBP: 0.269, SLG: 0.271										1	0	0	0	0	0	0
Daryl Patterson, L (8, 1)			L6-3 1B					L9		0	0	0	0	0	0	0
Inning Stats	R: 0 E: 0 K: 0 S: 3 H: 0 LOB: 0 BB: 0 P: 3	R: 0 E: 0 K: 2 S: 9 H: 2 LOB: 2 BB: 0 P: 9	R: 0 E: 0 K: 0 S: 3 H: 1 LOB: 0 BB: 0 P: 3	R: 0 E: 0 K: 0 S: 3 H: 0 LOB: 1 BB: 1 P: 7	R: 0 E: 0 K: 1 S: 5 H: 0 LOB: 0 BB: 0 P: 5	R: 0 E: 0 K: 1 S: 5 H: 0 LOB: 0 BB: 0 P: 5	R: 1 E: 0 K: 1 S: 6 H: 1 LOB: 0 BB: 0 P: 6	R: 0 E: 0 K: 1 S: 5 H: 0 LOB: 0 BB: 0 P: 5	R: 0 E: 0 K: 1 S: 6 H: 1 LOB: 1 BB: 0 P: 6	1B: 3 2B: 1 3B: 0 HR: 1 SF: 0 SAC: 0 DP: 1 HBP: 0						

PITCHER	IP	WLS	BF	H	R	ER	SO	BB	IBB	HBP	BLK	WP	HR	S	P	ERA	WHIP
Larry Dierker, R (1, 1) ERA: 1.97	9.0	W	32	5	1	1	7	1	0	0	0	0	1	45	49	1.00	0.667

PITCHER	IP	WLS	BF	H	R	ER	SO	BB	IBB	HBP	BLK	WP	HR	S	P	ERA	WHIP

TOP

Pittsburgh Pirates @ Houston Astros

Astrodome, Houston, TX

Fri Jul 05 1974, 8:05 PM EDT

Att. 23,047 - Dome

livebaseballscorecards.com

AB	31
R	1
H	5
RBI	1
BB	1
SO	7
LOB	7

PA: 32

WP: 0
PB: 0
SB: 0
CS: 0

Pittsburgh Pirates @ Houston Astros

Astrodome, Houston, TX

Fri Jul 05 1974, 8:05 PM EDT

Att. 23,047 - Dome

livebaseballscorecards.com

BOTTOM

Batter	1	2	3	4	5	6	7	8	9	AB	R	H	RBI	BB	SO	LOB
Greg Gross, L (1, 9) (8, 7) OBP: 0.442, SLG: 0.417	0-0 1B 2B	0-0 E1 1B		4-0 BBBB S 1B BB		0-0 ② F6		0-0 ① L7		4	2	2	0	1	0	3
Roger Metzger, S (1, 6) OBP: 0.318, SLG: 0.320	0-3 ① SSS K	0-0 ③ G3		0-0 1B E 1-H 1B		4-0 BBBB BB		0-3 ② SSS K		4	1	1	1	1	2	3
Cesar Cedeno, R (1, 8) OBP: 0.360, SLG: 0.529	0-0 S 1B 2-H 1B		0-3 ① SSS K	0-0 E7 1-H 1B		0-0 1-3		0-0 ③ F5		5	1	2	1	0	1	3
Bob Watson, R (1, 7) (8, 3) OBP: 0.395, SLG: 0.432	BBBB 4-0 1B 1B 1-2 BB		0-0 ② 4-3	0-0 ③ 6-3			0-0 ① L5			3	1	0	0	1	0	1
Lee May, R (1, 3) OBP: 0.299, SLG: 0.437	0-0 1B 1-3 2-H 1B		0-0 E5 1B 1B		0-0 ① F9		0-0 2B 1B			4	1	3	1	0	0	0
Wilbur Howard, S (7, PR) (8, 9) OBP: 0.333, SLG: 0.333										0	1	0	0	0	0	0
Milt May, L (1, 2) OBP: 0.320, SLG: 0.345	0-0 ② 1-3 3-H 1B		0-0 2-H 1B		0-0 ② F6		0-0 4-3 1-H 2B			4	0	3	3	0	0	0
Doug Rader, R (1, 5) OBP: 0.331, SLG: 0.404	0-0 ③ 5-3		0-0 ③ F7		0-0 ③ L4		0-0 ② 4-3 2-3			4	0	0	0	0	0	4
Tommy Helms, R (1, 4) OBP: 0.324, SLG: 0.382		0-0 ① F9		0-3 ① SSS K		0-0 SH5-4 1B	0-0 ③ 1-3			3	0	1	0	0	1	0
Larry Milbourne, S (6, PR) (7, 4) OBP: 0.359, SLG: 0.343										1	0	0	0	0	0	2
Larry Dierker, R (1, 1) OBP: 0.195, SLG: 0.225		0-3 ② SSS K		0-3 ② SSS K		0-0 ① SH5-4 1-2		4-0 BBBB BB		2	0	0	0	1	2	0
Inning Stats	R: 3 E: 0 K: 1 S: 8 H: 4 LOB: 1 BB: 1 P: 12	R: 0 E: 1 K: 1 S: 6 H: 1 LOB: 1 BB: 0 P: 6	R: 1 E: 1 K: 1 S: 7 H: 2 LOB: 1 BB: 0 P: 7	R: 2 E: 1 K: 2 S: 9 H: 2 LOB: 1 BB: 1 P: 13	R: 0 E: 0 K: 0 S: 3 H: 0 LOB: 0 BB: 0 P: 3	R: 0 E: 0 K: 0 S: 4 H: 1 LOB: 2 BB: 1 P: 8	R: 1 E: 0 K: 0 S: 5 H: 2 LOB: 2 BB: 0 P: 5	R: 0 E: 0 K: 1 S: 5 H: 0 LOB: 1 BB: 1 P: 9		1B: 10 2B: 2 3B: 0 HR: 0	SF: 0 SAC: 1 DP: 0 HBP: 0					

	AB	34
	R	7
	H	12
	RBI	6
	BB	4
	SO	6
	LOB	16

WP: 0 PB: 0 SB: 2 CS: 0 PA: 39

PITCHER		IP	WLS	BF	H	R	ER	SO	BB	IBB	HBP	BLK	WP	HR	S	P	ERA	WHIP
Dock Ellis, R ERA: 4.25	(1, 1)	4.0	L	22	9	6	4	5	2	0	0	0	0	0	30	38	9.00	2.750
John Morlan, R ERA: 2.25	(5, 1)	3.0		13	3	1	1	0	1	0	0	0	0	0	12	16	3.00	1.333
Daryl Patterson, R ERA: 6.0	(8, 1)	1.0		4	0	0	0	1	1	0	0	0	0	0	5	9	0.00	1.000

PITCHER	IP	WLS	BF	H	R	ER	SO	BB	IBB	HBP	BLK	WP	HR	S	P	ERA	WHIP

Batter	1	2	3	4	5	6	7	8	9	AB	R	H	RBI	BB	SO	LOB
Rennie Stennett, R (1, 4) OBP: 0.337, SLG: 0.395	FC3-6 1B		1B		F4			G4-6-3 1B		4	0	3	0	0	0	1
Richie Hebner, L (1, 5) OBP: 0.351, SLG: 0.473	FC3-6 1B 1-2f		F7		F6			G4-6-3 1-2f		4	0	0	0	0	0	4
Richie Zisk, R (1, 9) OBP: 0.395, SLG: 0.494	1B 1-3		F7			F7			F8	4	0	1	0	0	0	1
Willie Stargell, L (1, 7) OBP: 0.380, SLG: 0.537 Frank Taveras, R (9, PR) OBP: 0.304, SLG: 0.298	BB		F2			F8			BB	2 0	0 0	0 0	0 0	2 0	0 0	1 0
Bob Robertson, R (1, 3) OBP: 0.306, SLG: 0.505	F5			K		K			BB 1-2	3	0	0	0	1	2	2
Manny Sanguillen, R (1, 2) OBP: 0.309, SLG: 0.379		FC6-4 1B		G6-4-3 1B			1-3		F8	4	0	2	0	0	0	2
Dave Augustine, R (1, 8) Ken Brett, L (9, PH) OBP: 0.375, SLG: 0.558		F8		G6-4-3 1-2f			F6		4-3	3 1	0 0	0 0	0 0	0 0	0 0	2 2
Mario Mendoza, R (1, 6) OBP: 0.282, SLG: 0.265		K			K		6-3			3	0	0	0	0	2	1
Larry Demery, R (1, 1) Bruce Kison, R (3, 1) OBP: 0.143, SLG: 0.077 Ed Kirkpatrick, L (8, PH) OBP: 0.327, SLG: 0.291 Dave Giusti, R (8, 1) OBP: 0.125, SLG: 0.125		FC6-4 1-2f			E6			F3		1 1 1 0	0 0 0 0	0 0 0 0	0 0 0 0	0 0 0 0	0 0 0 0	1 0 0 0
Inning Stats	R: 0 E: 0 K: 0 S: 4 H: 2 LOB: 2 BB: 1 P: 8	R: 0 E: 0 K: 1 S: 6 H: 1 LOB: 1 BB: 0 P: 6	R: 0 E: 0 K: 0 S: 4 H: 1 LOB: 1 BB: 0 P: 4	R: 0 E: 0 K: 1 S: 5 H: 1 LOB: 0 BB: 0 P: 5	R: 0 E: 1 K: 1 S: 6 H: 0 LOB: 1 BB: 0 P: 6	R: 0 E: 0 K: 1 S: 5 H: 0 LOB: 0 BB: 0 P: 5	R: 0 E: 0 K: 0 S: 3 H: 0 LOB: 0 BB: 0 P: 3	R: 0 E: 0 K: 0 S: 3 H: 1 LOB: 0 BB: 0 P: 3	R: 0 E: 0 K: 0 S: 3 H: 0 LOB: 2 BB: 2 P: 11	1B: 6 2B: 0 3B: 0 HR: 0	SF: 0 SAC: 0 DP: 2 HBP: 0						

PITCHER	IP	WLS	BF	H	R	ER	SO	BB	IBB	HBP	BLK	WP	HR	S	P	ERA	WHIP
Don Wilson, R (1, 1) ERA: 3.6	9.0	W	34	6	0	0	4	3	0	0	0	0	0	39	51	0.00	1.000

PITCHER	IP	WLS	BF	H	R	ER	SO	BB	IBB	HBP	BLK	WP	HR	S	P	ERA	WHIP

TOP

Pittsburgh Pirates @ Houston Astros

Astrodome, Houston, TX

Sat Jul 06 1974, 8:05 PM EDT

Att. 29,640 - Dome

livebaseballscorecards.com

AB	31
R	0
H	6
RBI	0
BB	3
SO	4
LOB	17

PA: 34

WP: 0 PB: 0 SB: 0 CS: 0

Pittsburgh Pirates @ Houston Astros

Astrodome, Houston, TX

Sat Jul 06 1974, 8:05 PM EDT

Att. 29,640 - Dome

livebaseballscorecards.com

BOTTOM

Batter	1	2	3	4	5	6	7	8	9	AB	R	H	RBI	BB	SO	LOB
Greg Gross, L (1, 9) (9, 7) OBP: 0.440, SLG: 0.414	F6		1B, SF7, 1B	1-3			4-3			4	1	1	0	0	0	1
Roger Metzger, S (1, 6) OBP: 0.320, SLG: 0.323	FC6-4, 1B		HBP, 1-3, 1B		F3			4-3		4	0	2	0	0	0	0
Cesar Cedeno, R (1, 8) OBP: 0.356, SLG: 0.524	F9		SF7, 3-H		6-3			F2		3	0	0	1	0	0	1
Bob Watson, R (1, 7) OBP: 0.393, SLG: 0.427 Bob Gallagher, L (9, 9) OBP: 0.258, SLG: 0.211	FC6-4, 1-2f		1-0, 1-2, HBP		F9			6-3		3 0	0 0	0 0	0 0	0 0	0 0	1 0
Lee May, R (1, 3) OBP: 0.296, SLG: 0.432		5-3	F5			L5				3	0	0	0	0	0	2
Milt May, L (1, 2) OBP: 0.320, SLG: 0.350		2B	3-1			F4				3	0	1	0	0	0	2
Doug Rader, R (1, 5) OBP: 0.334, SLG: 0.405	B, B, B, B, BB			SH1-4, 1B		6-3				2	0	1	0	1	0	0
Tommy Helms, R (1, 4) OBP: 0.320, SLG: 0.377 Larry Milbourne, S (8, 4) OBP: 0.359, SLG: 0.343	F9			F7			5-3			3 0	0 0	0 0	0 0	0 0	0 0	3 0
Don Wilson, R (1, 1) OBP: 0.160, SLG: 0.250	F9			SH1-4, 1-2			S, S, S, K			2	0	0	0	0	1	2
Inning Stats	R: 0 E: 0 K: 0 S: 4 H: 1 LOB: 1 BB: 0 P: 4	R: 0 E: 0 K: 0 S: 4 H: 1 LOB: 2 BB: 1 P: 8	R: 1 E: 0 K: 0 S: 5 H: 2 LOB: 2 BB: 0 P: 6	R: 0 E: 0 K: 0 S: 4 H: 1 LOB: 1 BB: 0 P: 4	R: 0 E: 0 K: 0 S: 3 H: 0 LOB: 0 BB: 0 P: 3	R: 0 E: 0 K: 0 S: 3 H: 0 LOB: 0 BB: 0 P: 3	R: 0 E: 0 K: 1 S: 5 H: 0 LOB: 0 BB: 0 P: 5	R: 0 E: 0 K: 0 S: 3 H: 0 LOB: 0 BB: 0 P: 3		1B: 4 2B: 1 3B: 0 HR: 0 SF: 1 SAC: 1 DP: 0 HBP: 1					

AB	27
R	1
H	5
RBI	1
BB	1
SO	1
LOB	12

WP: 0 PA: 31
PB: 0
SB: 0
CS: 0

PITCHER		IP	WLS	BF	H	R	ER	SO	BB	IBB	HBP	BLK	WP	HR	S	P	ERA	WHIP
Larry Demery, R ERA: 6.48	(1, 1)	2.0		9	2	0	0	0	1	0	0	0	0	0	8	12	0.00	1.500
Bruce Kison, R ERA: 3.23	(3, 1)	5.0	L	19	3	1	1	1	0	0	1	0	0	0	20	21	1.80	0.600
Dave Giusti, R ERA: 3.81	(8, 1)	1.0		3	0	0	0	0	0	0	0	0	0	0	3	3	0.00	0.000

PITCHER	IP	WLS	BF	H	R	ER	SO	BB	IBB	HBP	BLK	WP	HR	S	P	ERA	WHIP

Batter	1	2	3	4	5	6	7	8	9	10	AB	R	H	RBI	BB	SO	LOB
Rennie Stennett, R (1, 4) OBP: 0.332, SLG: 0.389	1-3		F7		F2		5-3		6-3		5	0	0	0	0	0	1
Gene Clines, R (1, 8) (10, 7) OBP: 0.317, SLG: 0.275	5-3 S 1B 1B		HR BB		L8		L4-3		1B BB		3	2	1	0	2	0	0
Richie Zisk, R (1, 9) OBP: 0.399, SLG: 0.520	5-3 1-3		1-H HR		HR		6-3		1-2 1B		5	2	3	3	0	0	1
Willie Stargell, L (1, 7) OBP: 0.386, SLG: 0.537	FC5-4 3-H 1B		K		1B BB			G4-6-3 BB BB		HR BB	2	0	1	1	3	1	0
Dave Augustine, R (10, PR) (10, 8)											0	1	0	0	0	0	0
Bob Robertson, R (1, 3) OBP: 0.319, SLG: 0.535	FC5-4 1-2f		6-3		1-2 1B			G4-6-3 1-2 BB		1-H HR	4	1	2	2	1	0	1
Manny Sanguillen, R (1, 2) OBP: 0.304, SLG: 0.372		6-3		5-3	1-3			G4-6-3 1-2f 2-3		F7	5	0	0	0	0	0	5
Kurt Bevacqua, R (1, 5) OBP: 0.162, SLG: 0.143		FC5-4 BB		6-3		F9		6-3		K	4	0	0	0	1	1	2
Mario Mendoza, R (1, 6) OBP: 0.287, SLG: 0.271		FC5-4 1-2f		1B		5-3			SH1-4 1B	5-3	5	0	2	0	0	0	2
Jim Rooker, R (1, 1) OBP: 0.286, SLG: 0.319		F7		K		K			SH1-4 1-2		3	0	0	0	0	2	2
Dave Giusti, R (9, 1) OBP: 0.125, SLG: 0.125											0	0	0	0	0	0	0
Inning Stats	R: 1 H: 2 E: 0 LOB: 1 K: 0 BB: 0 S: 5 P: 5	R: 0 H: 0 E: 0 LOB: 1 K: 0 BB: 1 S: 3 P: 7	R: 2 H: 1 E: 0 LOB: 0 K: 1 BB: 1 S: 6 P: 10	R: 0 H: 1 E: 0 LOB: 1 K: 1 BB: 0 S: 6 P: 6	R: 1 H: 2 E: 0 LOB: 2 K: 0 BB: 1 S: 5 P: 9	R: 0 H: 0 E: 0 LOB: 0 K: 1 BB: 0 S: 5 P: 5	R: 0 H: 0 E: 0 LOB: 0 K: 0 BB: 0 S: 3 P: 3	R: 0 H: 0 E: 0 LOB: 1 K: 0 BB: 2 S: 2 P: 10	R: 0 H: 2 E: 0 LOB: 2 K: 0 BB: 1 S: 4 P: 8	R: 2 H: 1 E: 0 LOB: 1 K: 1 BB: 1 S: 6 P: 10	1B: 6 SF: 0 2B: 0 SAC: 1 3B: 0 DP: 1 HR: 3 HBP: 0						

PITCHER		IP	WLS	BF	H	R	ER	SO	BB	IBB	HBP	BLK	WP	HR	S	P	ERA	WHIP
Claude Osteen, L ERA: 3.48	(1, 1)	6.0		27	6	4	4	3	3	0	0	0	0	2	30	42	6.00	1.500
Jim York, R ERA: 1.98	(7, 1)	1.0		5	0	0	0	0	2	0	0	0	0	0	3	11	0.00	2.000
Ken Forsch, R ERA: 3.27	(8, 1)	1.0		2	0	0	0	0	0	0	0	0	0	0	2	2	0.00	0.000
Fred Scherman, L ERA: 4.65	(9, 1)	2.0	L	10	3	2	2	1	2	0	0	0	0	1	10	18	9.00	2.500

PITCHER	IP	WLS	BF	H	R	ER	SO	BB	IBB	HBP	BLK	WP	HR	S	P	ERA	WHIP

TOP

Pittsburgh Pirates @ Houston Astros

Astrodome, Houston, TX

Sun Jul 07 1974, 4:33 AM EDT

Att. 18,984 - Dome

livebaseballscorecards.com

AB	36
R	6
H	9
RBI	6
BB	7
SO	4
LOB	14

WP: 0	PA: 44				
PB: 0					
SB: 1					
CS: 0					

Pittsburgh Pirates @ Houston Astros

Astrodome, Houston, TX

Sun Jul 07 1974, 4:33 AM EDT

Att. 18,984 - Dome

livebaseballscorecards.com

BOTTOM

Batter	1	2	3	4	5	6	7	8	9	10	AB	R	H	RBI	BB	SO	LOB
Greg Gross, L (1, 9) OBP: 0.438, SLG: 0.412	CS 1B			F7			E7 1B	F6			4	1	1	0	0	0	1
Roger Metzger, S (1, 6) OBP: 0.319, SLG: 0.322	K 1-2			K			1B SF8 1-3 1B		6-3		4	1	1	0	0	2	1
Cesar Cedeno, R (1, 8) OBP: 0.358, SLG: 0.533	6-3			L9			WP 1-3 3-H 1B		HR		4	1	2	2	0	0	0
Bob Watson, R (1, 7) OBP: 0.394, SLG: 0.434		CS BB			F9		SF8 3-H		SF7 3B		2	1	1	1	1	0	0
Lee May, R (1, 3) OBP: 0.292, SLG: 0.428		K 1-2			4-3		F1 2-3		SF7 3-H		3	0	0	1	0	1	2
Cliff Johnson, R (1, 2) OBP: 0.408, SLG: 0.506		6-3			F3		K		L9		4	0	0	0	0	1	1
Dave Campbell, R (1, 5) OBP: 0.158, SLG: 0.167			L8			5-3		K		K	3	0	0	0	0	1	0
Bob Gallagher, L (10, PH) OBP: 0.254, SLG: 0.207											1	0	0	0	0	1	0
Tommy Helms, R (1, 4) OBP: 0.319, SLG: 0.375			L6			L8		1B		F9	4	0	1	0	0	0	0
Claude Osteen, L (1, 1) OBP: 0.289, SLG: 0.395			3-1			L8		1-3 1B		4-3	1	0	0	0	0	0	0
Wilbur Howard, S (6, PH) OBP: 0.250, SLG: 0.250											1	0	0	0	0	0	0
Jim York, R (7, 1)											0	0	0	0	0	0	0
Ken Forsch, R (8, 1)											0	0	0	0	0	0	0
Denis Menke, R (8, PH) OBP: 0.206, SLG: 0.138											1	0	1	0	0	0	0
Larry Milbourne, S (8, PR) OBP: 0.359, SLG: 0.343											0	0	0	0	0	0	0
Fred Scherman, L (9, 1)											0	0	0	0	0	0	0
Milt May, L (10, PH) OBP: 0.318, SLG: 0.348											1	0	0	0	0	0	0
Inning Stats	R: 0 E: 0 K: 1 S: 5 / H: 1 LOB: 0 BB: 0 P: 5	R: 0 E: 0 K: 1 S: 4 / H: 0 LOB: 0 BB: 1 P: 8	R: 0 E: 0 K: 0 S: 3 / H: 0 LOB: 0 BB: 0 P: 3	R: 0 E: 0 K: 1 S: 5 / H: 0 LOB: 0 BB: 0 P: 5	R: 0 E: 0 K: 0 S: 3 / H: 0 LOB: 0 BB: 0 P: 3	R: 0 E: 0 K: 0 S: 3 / H: 0 LOB: 0 BB: 0 P: 3	R: 2 E: 1 K: 1 S: 8 / H: 2 LOB: 1 BB: 0 P: 8	R: 0 E: 0 K: 1 S: 6 / H: 2 LOB: 1 BB: 0 P: 6	R: 2 E: 0 K: 0 S: 5 / H: 2 LOB: 0 BB: 0 P: 5	R: 0 E: 0 K: 1 S: 5 / H: 0 LOB: 0 BB: 0 P: 5	1B: 5 2B: 1 3B: 1 HR: 1	SF: 2 SAC: 0 DP: 1 HBP: 0					

PITCHER	IP	WLS	BF	H	R	ER	SO	BB	IBB	HBP	BLK	WP	HR	S	P	ERA	WHIP
Jim Rooker, L (1, 1) ERA: 2.79	8.1		31	7	4	3	5	1	0	0	0	1	1	40	44	3.24	0.960
Dave Giusti, R (9, 1) ERA: 3.7	1.2	W	5	0	0	0	1	0	0	0	0	0	0	7	7	0.00	0.000

PITCHER	IP	WLS	BF	H	R	ER	SO	BB	IBB	HBP	BLK	WP	HR	S	P	ERA	WHIP

AB	33
R	4
H	7
RBI	4
BB	1
SO	6
LOB	5

WP: 1 PB: 0 SB: 0 CS: 2

PA: 36

Batter	1	2	3	4	5	6	7	8	9	AB	R	H	RBI	BB	SO	LOB
Lou Brock, L (1, 7) OBP: 0.363, SLG: 0.411	F8	S BB			WP FC1-5 1-2 9-2 1B		1-2 1B		F8	4	0	2	0	1	0	0
Tom Heintzelman, R (1, 4) Tim McCarver, L (7, PH) Jack Heidemann, R (7, 6) OBP: 0.329, SLG: 0.343 OBP: 0.356, SLG: 0.268 OBP: 0.286, SLG: 0.211	6-3	6-3 1-2			FC1-5 WP 1-2 2-3f		P6			3 1 0	0 0 0	0 0 0	0 0 0	0 0 0	0 0 0	3 2 0
Reggie Smith, S (1, 9) OBP: 0.399, SLG: 0.580	1B 1B BB	F8			1-2 2-3 BB		6-3			2	1	0	0	2	0	2
Ted Simmons, S (1, 2) OBP: 0.314, SLG: 0.457	1B 1B 1-3 1B	F9			9-2 3-Hf			3-1		4	0	1	0	0	0	3
Joe Torre, R (1, 3) OBP: 0.374, SLG: 0.411	1B 1-2 3-H 1B	F9		3-1			S 1B			4	0	2	1	0	0	0
Bake McBride, L (1, 8) OBP: 0.358, SLG: 0.402	1-2 2-3 1B	P3		G1-4-3 1B			P4 1-2			4	0	2	0	0	0	1
Ken Reitz, R (1, 5) OBP: 0.310, SLG: 0.371	5-3	F7		G1-4-3 1-2f			L6			4	0	0	0	0	0	5
Mike Tyson, R (1, 6) Jim Dwyer, L (7, PH) Bob Heise, R (7, 4) Jose Cruz, L (9, PH) OBP: 0.245, SLG: 0.237 OBP: 0.387, SLG: 0.448 OBP: 0.331, SLG: 0.413	5-3	L5				6-3			4-1	2 1 0 1	0 0 0 0	0 0 0 0	0 0 0 0	0 0 0 0	0 0 0 0	0 0 0 0
Lynn McGlothen, L (1, 1) Al Hrabosky, R (8, 1) Mike Garman, R (8, 1) Jim Hickman, R (9, PH) OBP: 0.298, SLG: 0.304 OBP: 0.333, SLG: 0.333 OBP: 0.333, SLG: 0.333 OBP: 0.355, SLG: 0.382	2-3				FC1-5 1B 1B	1B 1B			F8	3 0 0 1	0 0 0 0	2 0 0 0	0 0 0 0	0 0 0 0	0 0 0 0	0 0 0 0
Inning Stats	R: 1 E: 0 K: 0 S: 6 H: 3 LOB: 3 BB: 1 P: 10	R: 0 E: 0 K: 0 S: 3 H: 0 LOB: 1 BB: 1 P: 7	R: 0 E: 0 K: 0 S: 3 H: 0 LOB: 0 BB: 0 P: 3	R: 0 E: 0 K: 0 S: 3 H: 0 LOB: 0 BB: 0 P: 3	R: 0 E: 0 K: 0 S: 4 H: 2 LOB: 2 BB: 1 P: 8	R: 0 E: 0 K: 0 S: 3 H: 1 LOB: 0 BB: 0 P: 3	R: 0 E: 0 K: 0 S: 5 H: 2 LOB: 2 BB: 0 P: 5	R: 0 E: 0 K: 0 S: 4 H: 1 LOB: 1 BB: 0 P: 4	R: 0 E: 0 K: 0 S: 3 H: 0 LOB: 0 BB: 0 P: 3	1B: 9 2B: 1 3B: 0 HR: 0	SF: 0 SAC: 0 DP: 2 HBP: 0			WP: 1 PB: 0 SB: 2 CS: 0	PA: 37		

PITCHER	IP	WLS	BF	H	R	ER	SO	BB	IBB	HBP	BLK	WP	HR	S	P	ERA	WHIP
Tom Griffin, R (1, 1) ERA: 2.98	9.0	W	37	9	1	1	0	3	0	0	0	1	0	34	46	1.00	1.333

PITCHER	IP	WLS	BF	H	R	ER	SO	BB	IBB	HBP	BLK	WP	HR	S	P	ERA	WHIP

TOP

St. Louis Cardinals @ Houston Astros

Astrodome, Houston, TX

Mon Jul 08 1974, 8:05 PM EDT

Att. 12,403 - Dome

livebaseballscorecards.com

AB	34
R	1
H	9
RBI	1
BB	3
SO	0
LOB	16

Batter	1	2	3	4	5	6	7	8	9	AB	R	H	RBI	BB	SO	LOB
Greg Gross, L (1, 9) (9, 7) OBP: 0.435, SLG: 0.409	F7		5-3		1-2 1B			F8		4	0	1	0	0	0	1
Roger Metzger, S (1, 6) OBP: 0.318, SLG: 0.328	4-3		4-3		P6			1B 3B		4	1	1	0	0	0	3
Cesar Cedeno, R (1, 8) OBP: 0.356, SLG: 0.530	K			6-3	F8			3-H 1B 1B 1B		4	1	1	1	0	1	2
Bob Watson, R (1, 7) OBP: 0.393, SLG: 0.432		5-3		4-3		4-3		1-2 1B		4	0	1	0	0	0	0
Bob Gallagher, L (9, 9) OBP: 0.254, SLG: 0.207										0	0	0	0	0	0	0
Lee May, R (1, 3) OBP: 0.289, SLG: 0.422		F8		P6		F8		F8		4	0	0	0	0	0	2
Milt May, L (1, 2) OBP: 0.327, SLG: 0.357		1B			HR 1B	K		1-2 2-H FC6-4 1B		4	1	3	1	0	1	0
Doug Rader, R (1, 5) OBP: 0.333, SLG: 0.414		5-3			1-H HR	4-3		1-2f FC6-4		4	1	1	2	0	0	3
Tommy Helms, R (1, 4) OBP: 0.319, SLG: 0.373			BBB SH1-4 BB		F8	6-3				2	0	0	0	1	0	0
Larry Milbourne, S (8, 4) OBP: 0.359, SLG: 0.343										0	0	0	0	0	0	0
Tom Griffin, R (1, 1) OBP: 0.350, SLG: 0.459			1-2 SH1-4		BBB 1B BB	F7				1	0	0	0	1	0	0
Inning Stats	R: 0 E: 0 K: 1 S: 5 H: 0 LOB: 0 BB: 0 P: 5	R: 0 E: 0 K: 0 S: 4 H: 1 LOB: 1 BB: 0 P: 4	R: 0 E: 0 K: 0 S: 3 H: 0 LOB: 1 BB: 1 P: 7	R: 0 E: 0 K: 0 S: 3 H: 0 LOB: 0 BB: 0 P: 3	R: 2 E: 0 K: 0 S: 6 H: 3 LOB: 2 BB: 1 P: 10	R: 0 E: 0 K: 1 S: 5 H: 0 LOB: 0 BB: 0 P: 5	R: 0 E: 0 K: 0 S: 3 H: 0 LOB: 0 BB: 0 P: 3	R: 2 E: 0 K: 0 S: 7 H: 4 LOB: 2 BB: 0 P: 7		1B: 6 2B: 0 3B: 1 HR: 1	SF: 0 SAC: 1 DP: 0 HBP: 0						

PITCHER	IP	WLS	BF	H	R	ER	SO	BB	IBB	HBP	BLK	WP	HR	S	P	ERA	WHIP
Lynn McGlothen, R (1, 1) ERA: 2.56	7.2	L	32	7	4	4	2	2	0	0	0	0	1	34	42	4.70	1.174
Al Hrabosky, L (8, 1) ERA: 4.32	0.0		1	1	0	0	0	0	0	0	0	0	0	1	1	∞	∞
Mike Garman, R (8, 1) ERA: 3.1	0.1		1	0	0	0	0	0	0	0	0	0	0	1	1	0.00	0.000

PITCHER	IP	WLS	BF	H	R	ER	SO	BB	IBB	HBP	BLK	WP	HR	S	P	ERA	WHIP

BOTTOM

St. Louis Cardinals @ Houston Astros

Astrodome, Houston, TX

Mon Jul 08 1974, 8:05 PM EDT

Att. 12,403 - Dome

livebaseballscorecards.com

AB	31
R	4
H	8
RBI	4
BB	2
SO	2
LOB	11

1B: 6	SF: 0	WP: 0	PA: 34
2B: 0	SAC: 1	PB: 0	
3B: 1	DP: 0	SB: 0	
HR: 1	HBP: 0	CS: 0	

Batter	1	2	3	4	5	6	7	8	9	AB	R	H	RBI	BB	SO	LOB
Lou Brock, L (1, 7) OBP: 0.361, SLG: 0.407	BBBB 4-0 1B S G4-3 BB	x 0-0 ③ 5-3			x 0-0 ③ 1-3			x 0-0 ② 4-3 2-3		3	1	0	0	1	0	3
Bob Heise, R (1, 4) OBP: 0.250, SLG: 0.250	x 0-0 G4-3 1-3 1B		x 0-0 ① F9			x 0-0 ① F8		x 0-0 ③ F9		4	0	1	0	0	0	1
Reggie Smith, S (1, 9) OBP: 0.394, SLG: 0.571	x 0-0 ①② G4-3 1-2f 3-H		x 0-0 ② F9			x 0-0 ② 4-3			x 0-0 ① 6-3	4	0	0	0	0	0	1
Joe Torre, R (1, 5) OBP: 0.369, SLG: 0.405	SSS 0-3 ③ K		x 0-0 ③ F8			x 0-0 ③ 6-3			x 0-0 ② 6-3	4	0	0	0	0	1	0
Jim Hickman, R (1, 3) OBP: 0.348, SLG: 0.373		x 0-0 ① F9		x 0-0 FC6 1B			x 0-0 ① F7		x 0-0 ③ 6-3	4	0	1	0	0	0	0
Bake McBride, L (1, 8) OBP: 0.358, SLG: 0.401		x 0-0 1B 1B 1B		x 0-0 ① FC6 CS 1-2f			x 0-0 ② F2			3	1	1	0	0	0	1
Tim McCarver, L (1, 2) OBP: 0.355, SLG: 0.271		x 0-0 SH1-4 1-3 1B 1B		x 0-0 ②③ F7 1-2			x 0-0 ③ F7			3	0	1	0	0	0	1
Jack Heidemann, R (1, 6) OBP: 0.333, SLG: 0.318		x 0-0 SH1-4 1-2 3-H 1B			x 0-0 ① 6-3			x 0-0 4-3 2B		3	0	2	1	0	0	0
John Curtis, L (1, 1) OBP: 0.147, SLG: 0.094 Mike Garman, R (4, 1) OBP: 0.250, SLG: 0.250 Luis Melendez, R (8, PH) OBP: 0.301, SLG: 0.333 Rich Folkers, L (8, 1)		x 0-0 ② SH1-4 1-2 2-3			SSS 0-3 ② K			x 0-0 ① F9		0 1 1 0	0 0 0 0	0 0 0 0	0 0 0 0	0 1 0 0	0 0 0 0	0 0 1 0
Inning Stats	R: 1 E: 0 K: 1 S: 5 H: 1 LOB: 0 BB: 1 P: 9	R: 1 E: 0 K: 0 S: 6 H: 3 LOB: 2 BB: 0 P: 6	R: 0 E: 0 K: 0 S: 3 H: 0 LOB: 0 BB: 0 P: 3	R: 0 E: 0 K: 0 S: 3 H: 1 LOB: 0 BB: 0 P: 3	R: 0 E: 0 K: 1 S: 5 H: 0 LOB: 0 BB: 0 P: 5	R: 0 E: 0 K: 0 S: 3 H: 0 LOB: 0 BB: 0 P: 3	R: 0 E: 0 K: 0 S: 3 H: 0 LOB: 0 BB: 0 P: 3	R: 0 E: 0 K: 0 S: 4 H: 1 LOB: 1 BB: 0 P: 4	R: 0 E: 0 K: 0 S: 3 H: 0 LOB: 0 BB: 0 P: 3	1B: 5 2B: 1 3B: 0 HR: 0	SF: 0 SAC: 1 DP: 1 HBP: 0					

PITCHER	IP	WLS	BF	H	R	ER	SO	BB	IBB	HBP	BLK	WP	HR	S	P	ERA	WHIP
Dave Roberts, L (1, 1) ERA: 3.74	9.0	W	32	6	2	2	2	1	0	0	0	0	0	35	39	2.00	0.778

PITCHER	IP	WLS	BF	H	R	ER	SO	BB	IBB	HBP	BLK	WP	HR	S	P	ERA	WHIP

TOP

St. Louis Cardinals @ Houston Astros

Astrodome, Houston, TX

Tue Jul 09 1974, 8:05 PM EDT

Att. 15,709 - Dome

livebaseballscorecards.com

AB	30
R	2
H	6
RBI	1
BB	1
SO	2
LOB	8

PA: 32

WP: 0
PB: 0
SB: 1
CS: 1

Batter	1	2	3	4	5	6	7	8	9	AB	R	H	RBI	BB	SO	LOB
Greg Gross, L (1, 9) (8, 7) OBP: 0.433, SLG: 0.407	4-3		4-3	1-2 3-H 1B		G4-6-3 1-2f				4	0	1	1	0	0	1
Roger Metzger, S (1, 6) OBP: 0.317, SLG: 0.327	1-3		1B	F7			5-3			4	0	1	0	0	0	2
Cesar Cedeno, R (1, 8) OBP: 0.358, SLG: 0.535	3B		F8		P4		CS 1B			4	0	2	0	0	0	1
Bob Watson, R (1, 7) OBP: 0.391, SLG: 0.430 Bob Gallagher, L (8, 9) OBP: 0.254, SLG: 0.207	K		P4		HR 1B		6-3 1-2			4 0	1 0	1 0	0 0	0 0	1 0	3 0
Lee May, R (1, 3) OBP: 0.294, SLG: 0.446		HR		E5 G4-6-3	HR 1-H			G3 1B		4	2	3	3	0	0	0
Milt May, L (1, 2) OBP: 0.325, SLG: 0.354		1B		G4-6-3 1-2f	L5			G3 1-2		4	0	1	0	0	0	2
Doug Rader, R (1, 5) OBP: 0.335, SLG: 0.413		L9		1B 1B 1B	G3			IBB		3	1	1	0	1	0	1
Tommy Helms, R (1, 4) OBP: 0.318, SLG: 0.371 Larry Milbourne, S (9, 4) OBP: 0.359, SLG: 0.343		L4		1B 1-3 1B		F8		F7		4 0	1 0	1 0	0 0	0 0	0 0	3 0
Dave Roberts, L (1, 1) OBP: 0.205, SLG: 0.357		F7		1B 1-3 3-H 1B		G4-6-3 1B		4-3		4	0	2	1	0	0	3
Inning Stats	R: 0 E: 0 K: 1 S: 6 H: 1 LOB: 1 BB: 0 P: 6	R: 1 E: 0 K: 0 S: 5 H: 2 LOB: 1 BB: 0 P: 5	R: 0 E: 0 K: 0 S: 4 H: 1 LOB: 1 BB: 0 P: 4	R: 2 E: 1 K: 0 S: 7 H: 4 LOB: 2 BB: 0 P: 7	R: 2 E: 0 K: 0 S: 5 H: 2 LOB: 0 BB: 0 P: 5	R: 0 E: 0 K: 0 S: 3 H: 1 LOB: 0 BB: 0 P: 3	R: 0 E: 0 K: 0 S: 3 H: 1 LOB: 0 BB: 0 P: 3	R: 0 E: 0 K: 0 S: 4 H: 1 LOB: 2 BB: 1 P: 8		1B: 10 2B: 0 3B: 1 HR: 2	SF: 0 SAC: 0 DP: 2 HBP: 0						

BOTTOM

St. Louis Cardinals @ Houston Astros

Astrodome, Houston, TX

Tue Jul 09 1974, 8:05 PM EDT

Att. 15,709 - Dome

livebaseballscorecards.com

AB	35
R	5
H	13
RBI	5
BB	1
SO	1
LOB	16

PITCHER		IP	WLS	BF	H	R	ER	SO	BB	IBB	HBP	BLK	WP	HR	S	P	ERA	WHIP
John Curtis, L ERA: 4.71	(1, 1)	3.2	L	19	8	3	3	1	0	0	0	0	0	1	21	21	7.36	2.182
Mike Garman, R ERA: 3.27	(4, 1)	3.1		12	4	2	2	0	0	0	0	0	0	1	12	12	5.40	1.200
Rich Folkers, L ERA: 2.59	(8, 1)	1.0		5	1	0	0	0	0	1	0	0	0	0	4	8	0.00	1.000

PITCHER	IP	WLS	BF	H	R	ER	SO	BB	IBB	HBP	BLK	WP	HR	S	P	ERA	WHIP

Batter	1	2	3	4	5	6	7	8	9	AB	R	H	RBI	BB	SO	LOB
Lou Brock, L (1, 7) OBP: 0.365, SLG: 0.408	S 1B 1B		G6-4-3 1B		F8		G5-2-3 3-Hf		BB	4	1	2	0	1	0	3
Bob Heise, R (1, 4) OBP: 0.143, SLG: 0.143	5-3 1-2		G6-4-3 1-2f			F8		5-3	F8	3	0	0	0	0	0	2
Jim Hickman, R (8, PH) OBP: 0.343, SLG: 0.367										1	0	0	0	0	0	0
Tom Heintzelman, R (8, 4) OBP: 0.329, SLG: 0.343										0	0	0	0	0	0	0
Reggie Smith, S (9, PH) OBP: 0.393, SLG: 0.569										1	0	0	0	0	0	3
Bake McBride, L (1, 8) OBP: 0.360, SLG: 0.406	BB 2-H 1B		2B			K		F8		4	0	2	1	0	1	0
Ted Simmons, S (1, 2) OBP: 0.319, SLG: 0.458	G5-4-3 1-2 BB		P6			BB		1B		2	0	1	0	2	0	1
Joe Torre, R (1, 3) OBP: 0.367, SLG: 0.403	G5-4-3 1-2f			5-3		F9		1-2 1B		4	0	1	0	0	0	3
Jim Dwyer, L (1, 9) OBP: 0.429, SLG: 0.563		HR		G4-3 1B			1B G5-2-3 BB		F9	3	1	2	1	1	0	2
Ken Reitz, R (1, 5) OBP: 0.313, SLG: 0.376		G6-4-3 1B		G4-3 1-2f			F9		F7 2B	4	0	2	0	0	0	2
Jose Cruz, L (9, PR) OBP: 0.331, SLG: 0.413										0	0	0	0	0	0	0
Jack Heidemann, R (1, 6) OBP: 0.321, SLG: 0.308		G6-4-3 1-2f			L6		BB 1-3 1B		P4	4	0	1	0	0	0	2
Alan Foster, R (1, 1) OBP: 0.250, SLG: 0.226		G3			K		1-2 BB		F7 2-3	2	0	0	0	0	1	0
Tim McCarver, L (7, PH) OBP: 0.364, SLG: 0.271										0	0	0	0	1	0	0
Orlando Pena, R (7, 1) OBP: 0.500, SLG: 0.500										0	0	0	0	0	0	0
Luis Melendez, R (9, PH) OBP: 0.298, SLG: 0.329										1	0	0	0	0	0	1
Inning Stats	R: 1 H: 2 E: 0 LOB: 1 K: 0 BB: 1 S: 4 P: 8	R: 1 H: 2 E: 0 LOB: 0 K: 0 BB: 0 S: 4 P: 4	R: 0 H: 2 E: 0 LOB: 1 K: 0 BB: 0 S: 4 P: 4	R: 0 H: 1 E: 0 LOB: 0 K: 0 BB: 0 S: 3 P: 3	R: 0 H: 0 E: 0 LOB: 0 K: 1 BB: 0 S: 5 P: 5	R: 0 H: 0 E: 0 LOB: 1 K: 1 BB: 1 S: 5 P: 9	R: 0 H: 1 E: 0 LOB: 2 K: 0 BB: 2 S: 3 P: 11	R: 0 H: 2 E: 0 LOB: 2 K: 0 BB: 0 S: 5 P: 5	R: 0 H: 1 E: 0 LOB: 3 K: 0 BB: 1 S: 4 P: 8	1B: 8 SF: 0 2B: 2 SAC: 0 3B: 0 DP: 5 HR: 1 HBP: 0						

PITCHER		IP	WLS	BF	H	R	ER	SO	BB	IBB	HBP	BLK	WP	HR	S	P	ERA	WHIP
Larry Dierker, R ERA: 2.02	(1, 1)	6.1		27	8	2	2	2	4	0	0	0	0	1	27	43	2.84	1.895
Mike Cosgrove, L ERA: 1.29	(7, 1)	2.2	W	11	3	0	0	0	1	0	0	0	0	0	10	14	0.00	1.500

PITCHER	IP	WLS	BF	H	R	ER	SO	BB	IBB	HBP	BLK	WP	HR	S	P	ERA	WHIP

TOP

St. Louis Cardinals @ Houston Astros

Astrodome, Houston, TX

Wed Jul 10 1974, 8:05 PM EDT

Att. 15,126 - Dome

livebaseballscorecards.com

AB	33
R	2
H	11
RBI	2
BB	5
SO	2
LOB	19

Batter	1	2	3	4	5	6	7	8	9	AB	R	H	RBI	BB	SO	LOB
Greg Gross, L (1, 9) (9, 7) OBP: 0.434, SLG: 0.406	F8	BB 1-2			F8		S 1B 1B			3	1	1	0	1	0	1
Roger Metzger, S (1, 6) OBP: 0.316, SLG: 0.326	4-3	P6			F8		1-H 1B			4	0	1	1	0	0	4
Cesar Cedeno, R (1, 8) OBP: 0.354, SLG: 0.529	F9		F8		F7		6-3			4	0	0	0	0	0	2
Bob Watson, R (1, 7) OBP: 0.387, SLG: 0.424		4-3	P4			5-3		K		4	0	0	0	0	1	0
Bob Gallagher, L (9, 9) OBP: 0.254, SLG: 0.207										0	0	0	0	0	0	0
Denis Menke, R (1, 3) OBP: 0.206, SLG: 0.138		1B 2B 1B	F7			K		5-3		0	0	0	0	0	0	0
Lee May, R (2, PH) (3, 3) OBP: 0.294, SLG: 0.444										4	1	1	0	0	1	0
Milt May, L (1, 2) OBP: 0.333, SLG: 0.370		2B 1-3 FC5-4 1B		P6		3B		BB		3	1	2	0	1	0	0
Doug Rader, R (1, 5) OBP: 0.334, SLG: 0.414		FC5-4 1-3 3-H 2B		K		L9		4-3		4	0	1	1	0	1	2
Tommy Helms, R (1, 4) OBP: 0.319, SLG: 0.368		FC5-4 IBB		F7			P3			2	0	0	0	1	0	0
Larry Dierker, R (1, 1) OBP: 0.209, SLG: 0.238		FC5-4 BB 1-2f 2-3 3-H			1B		5-3			2	0	1	1	0	0	2
Mike Cosgrove, L (7, 1)										1	0	0	0	0	0	0
Inning Stats	R: 0 E: 0 K: 0 S: 3 H: 0 LOB: 0 BB: 0 P: 3	R: 2 E: 0 K: 0 S: 6 H: 3 LOB: 3 BB: 2 P: 14	R: 0 E: 0 K: 0 S: 3 H: 0 LOB: 0 BB: 0 P: 3	R: 0 E: 0 K: 1 S: 5 H: 0 LOB: 0 BB: 0 P: 5	R: 0 E: 0 K: 0 S: 4 H: 1 LOB: 1 BB: 0 P: 4	R: 0 E: 0 K: 1 S: 6 H: 1 LOB: 1 BB: 0 P: 6	R: 1 E: 0 K: 0 S: 5 H: 2 LOB: 1 BB: 0 P: 5	R: 0 E: 0 K: 1 S: 5 H: 0 LOB: 1 BB: 1 P: 9		1B: 5 2B: 1 3B: 1 HR: 0 SF: 0 SAC: 0 DP: 0 HBP: 0						

PITCHER		IP	WLS	BF	H	R	ER	SO	BB	IBB	HBP	BLK	WP	HR	S	P	ERA	WHIP
Alan Foster, R ERA: 3.64	(1, 1)	6.0		25	5	2	2	2	1	1	0	0	0	0	27	35	3.00	1.000
Orlando Pena, R ERA: 2.51	(7, 1)	2.0	L	9	2	1	1	1	1	0	0	0	0	0	10	14	4.50	1.500

PITCHER	IP	WLS	BF	H	R	ER	SO	BB	IBB	HBP	BLK	WP	HR	S	P	ERA	WHIP

BOTTOM

St. Louis Cardinals @ Houston Astros

Astrodome, Houston, TX

Wed Jul 10 1974, 8:05 PM EDT

Att. 15,126 - Dome

livebaseballscorecards.com

AB	31
R	3
H	7
RBI	3
BB	3
SO	3
LOB	11

Batter	1	2	3	4	5	6	7	8	9	AB	R	H	RBI	BB	SO	LOB
Don Kessinger, S (1, 6) OBP: 0.347, SLG: 0.329	HR		BB			BB	4-3		1B	3	1	2	1	2	0	1
Rick Monday, L (1, 8) OBP: 0.386, SLG: 0.478	3-1		BB			F2		K	BB	4	0	1	0	1	1	1
Jose Cardenal, R (1, 9) OBP: 0.351, SLG: 0.430	6-3		K			F9		BB	BB	3	0	0	1	2	1	3
Billy Williams, L (1, 3) OBP: 0.386, SLG: 0.463	BB			F8		4-3		F9	1-3	4	0	0	0	1	0	5
Jerry Morales, R (1, 7) OBP: 0.311, SLG: 0.408	CS	F2		F7			P4	BB		3	0	0	0	1	0	0
Bill Madlock, R (1, 5) OBP: 0.358, SLG: 0.447		P6		5-3			1B 2B 1B	L6		4	1	1	0	0	0	2
Billy Grabarkewitz, R (1, 4) OBP: 0.255, SLG: 0.220		1-3			1-3		2B SF8 1B		4-3	4	1	1	0	0	0	0
Steve Swisher, R (1, 2) OBP: 0.327, SLG: 0.310			5-3		F8		1-3 3-H 2B		1B 1B BB HBP	3	1	1	1	0	0	0
Rick Reuschel, R (1, 1) OBP: 0.191, SLG: 0.239			F2		6-3		SF8 3-H		F3	1	0	0	0	0	0	0
Steve Stone, R (3, 1) OBP: 0.115, SLG: 0.115										0	0	0	0	0	0	0
Carmen Fanzone, R (5, PH) OBP: 0.263, SLG: 0.270										1	0	0	0	0	0	0
Horacio Pina, R (5, 1) OBP: 0.200, SLG: 0.200										0	0	0	0	0	0	0
Jim Todd, L (5, 1)										0	0	0	0	0	0	0
Chris Ward, L (7, PH) OBP: 0.343, SLG: 0.373										0	0	0	1	0	0	0
Ken Frailing, L (7, 1) OBP: 0.333, SLG: 0.308										0	0	0	0	0	0	0
Andre Thornton, R (9, PH) OBP: 0.370, SLG: 0.484										1	0	0	0	0	0	1
Inning Stats	R: 1 E: 0 K: 0 S: 3 H: 1 LOB: 0 BB: 1 P: 7	R: 0 E: 0 K: 0 S: 3 H: 0 LOB: 0 BB: 0 P: 3	R: 0 E: 0 K: 1 S: 5 H: 0 LOB: 2 BB: 2 P: 13	R: 0 E: 0 K: 0 S: 3 H: 0 LOB: 0 BB: 0 P: 3	R: 0 E: 0 K: 0 S: 3 H: 0 LOB: 0 BB: 0 P: 3	R: 0 E: 0 K: 0 S: 3 H: 0 LOB: 1 BB: 1 P: 7	R: 2 E: 0 K: 0 S: 6 H: 3 LOB: 1 BB: 0 P: 6	R: 0 E: 0 K: 1 S: 5 H: 0 LOB: 2 BB: 2 P: 13	R: 1 E: 0 K: 0 S: 5 H: 2 LOB: 3 BB: 1 P: 10	1B: 4 2B: 1 3B: 0 HR: 1 SF: 1 SAC: 0 DP: 0 HBP: 1	WP: 0 PB: 0 SB: 1 CS: 1 PA: 41					

PITCHER		IP	WLS	BF	H	R	ER	SO	BB	IBB	HBP	BLK	WP	HR	S	P	ERA	WHIP
Don Wilson, R ERA: 3.58	(1, 1)	8.0	W	33	4	3	3	2	6	0	0	0	0	1	31	55	3.38	1.250
Ken Forsch, R ERA: 3.4	(9, 1)	1.0		7	2	1	1	0	1	0	1	0	0	0	5	10	9.00	3.000

PITCHER	IP	WLS	BF	H	R	ER	SO	BB	IBB	HBP	BLK	WP	HR	S	P	ERA	WHIP

TOP

Chicago Cubs @ Houston Astros

Astrodome, Houston, TX

Fri Jul 12 1974, 8:05 PM EDT

Att. 16,946 - Dome

AB	31
R	4
H	6
RBI	4
BB	7
SO	2
LOB	13

livebaseballscorecards.com

Batter	1	2	3	4	5	6	7	8	9	AB	R	H	RBI	BB	SO	LOB
Greg Gross, L (1, 9) OBP: 0.433, SLG: 0.406	E7		1B, BB, 2B, 1-2, 1B	S, 1B	FC5, 2-3f			F7		5	2	2	0	0	0	2
Roger Metzger, S (1, 6) OBP: 0.318, SLG: 0.332	1B, 2-H, 3B		BBBB, 1B, 1-2, 2-3, 2B, BB	P6, 1-2		4-3		F3		4	2	1	1	1	0	1
Cesar Cedeno, R (1, 8) OBP: 0.355, SLG: 0.529	L3, 3-H, 1B		SF7, 3-H	K		6-3, 1B		F7		4	0	2	2	0	1	1
Bob Watson, R (1, 7) OBP: 0.388, SLG: 0.423 (7, 3)	L3, 1-2		2B, WP, 1-2, 2-3, 1B		BBBB, HR, BB	6-3, 1-2				3	2	1	0	1	0	2
Lee May, R (1, 3) OBP: 0.296, SLG: 0.457 Wilbur Howard, S (7, 7) OBP: 0.250, SLG: 0.250	5-3		WP, 1B, 1-3, 2-H, 3-H, 2B		1-H, HR	F9				4 0	2 0	2 0	4 0	0 0	0 0	1 0
Milt May, L (1, 2) OBP: 0.336, SLG: 0.369		F9	1B, WP, IBB		1B	K	K			3	0	1	0	1	1	0
Doug Rader, R (1, 5) OBP: 0.336, SLG: 0.419		F8	G6-4-3, 1-3, 2-H, 3-H, 1B		K	2B				4	0	2	1	0	1	0
Tommy Helms, R (1, 4) OBP: 0.318, SLG: 0.367 Larry Milbourne, S (8, 4) OBP: 0.359, SLG: 0.343	K		G6-4-3, 1-2f		FC5, 1B	5-3				4 0	0 0	1 0	0 0	0 0	1 0	3 0
Don Wilson, R (1, 1) OBP: 0.207, SLG: 0.259 Ken Forsch, R (9, 1)			BB, 1B, SF7, HBP	5-3	1-2, 1B		K			3 0	1 0	1 0	0 0	0 0	1 0	1 0
Inning Stats	R: 2 E: 1 K: 0 S: 5 H: 2 LOB: 0 BB: 0 P: 5	R: 0 E: 0 K: 1 S: 5 H: 0 LOB: 0 BB: 0 P: 5	R: 5 E: 0 K: 0 S: 6 H: 4 LOB: 1 BB: 2 P: 15	R: 0 E: 0 K: 1 S: 6 H: 1 LOB: 1 BB: 0 P: 6	R: 2 E: 0 K: 1 S: 8 H: 4 LOB: 2 BB: 1 P: 12	R: 0 E: 0 K: 0 S: 4 H: 1 LOB: 1 BB: 0 P: 4	R: 0 E: 0 K: 2 S: 8 H: 1 LOB: 1 BB: 0 P: 8	R: 0 E: 0 K: 0 S: 3 H: 0 LOB: 0 BB: 0 P: 3		1B: 9 2B: 3 3B: 1 HR: 1 SF: 1 SAC: 0 DP: 2 HBP: 1						

PITCHER		IP	WLS	BF	H	R	ER	SO	BB	IBB	HBP	BLK	WP	HR	S	P	ERA	WHIP
Rick Reuschel, R ERA: 4.43	(1, 1)	2.1	L	15	5	7	6	1	1	1	1	0	0	0	14	23	23.14	2.571
Steve Stone, R ERA: 4.92	(3, 1)	1.2		6	2	0	0	1	0	0	0	0	1	0	8	8	0.00	1.200
Horacio Pina, R ERA: 3.43	(5, 1)	0.2		6	4	2	2	1	1	0	0	0	0	1	7	11	27.00	7.500
Jim Todd, R ERA: 3.71	(5, 1)	1.1		5	1	0	0	0	0	0	0	0	0	0	5	5	0.00	0.750
Ken Frailing, L ERA: 4.47	(7, 1)	2.0		7	1	0	0	2	0	0	0	0	0	0	11	11	0.00	0.500

PITCHER	IP	WLS	BF	H	R	ER	SO	BB	IBB	HBP	BLK	WP	HR	S	P	ERA	WHIP

BOTTOM

Chicago Cubs @ Houston Astros
Astrodome, Houston, TX
Fri Jul 12 1974, 8:05 PM EDT
Att. 16,946 - Dome

livebaseballscorecards.com

AB	34
R	9
H	13
RBI	8
BB	3
SO	5
LOB	11

1B: 9	SF: 1	WP: 1	PA: 39
2B: 3	SAC: 0	PB: 0	
3B: 1	DP: 2	SB: 1	
HR: 1	HBP: 1	CS: 0	

Batter	1	2	3	4	5	6	7	8	9	AB	R	H	RBI	BB	SO	LOB
Don Kessinger, S (1, 6) OBP: 0.344, SLG: 0.325	F7		L6-3 1-2			F9		G5-4-3 1-2f		4	0	0	0	0	0	3
Rick Monday, L (1, 8) OBP: 0.382, SLG: 0.472	F7			4-3		K			F2	4	0	0	0	0	1	1
Bill Madlock, R (1, 5) OBP: 0.351, SLG: 0.438	6-3			4-3		F9			1-3	4	0	0	0	0	0	1
Jose Cardenal, R (1, 9) OBP: 0.353, SLG: 0.435		5-3		F7			1B		2B	4	0	2	0	0	0	0
Jerry Morales, R (1, 7) OBP: 0.310, SLG: 0.406		5-3			1B		F7		F2	4	0	1	0	0	0	2
Andre Thornton, R (1, 3) OBP: 0.369, SLG: 0.480		1B			F8		L6			3	0	1	0	0	0	2
Billy Grabarkewitz, R (1, 4) OBP: 0.260, SLG: 0.227		K			G6-4-3 1-2 1B		F8			3	0	1	0	0	1	2
George Mitterwald, R (1, 2) OBP: 0.297, SLG: 0.331			1-3		G6-4-3 1-2f			G5-4-3 1B		3	0	1	0	0	0	2
Ray Burris, R (1, 1) OBP: 0.200, SLG: 0.111			L6-3 1B			1B		F7		1	0	1	0	0	0	0
Steve Stone, R (3, 1) OBP: 0.115, SLG: 0.115										0	0	0	0	0	0	0
Jim Tyrone, R (6, PH) OBP: 0.348, SLG: 0.318										1	0	1	0	0	0	0
Burt Hooton, R (6, 1) OBP: 0.088, SLG: 0.091										0	0	0	0	0	0	0
Carmen Fanzone, R (8, PH) OBP: 0.260, SLG: 0.267										1	0	0	0	0	0	1
Oscar Zamora, R (8, 1)										0	0	0	0	0	0	0
Inning Stats	R: 0 E: 0 K: 0 S: 3	H: 0 LOB: 0 BB: 0 P: 3	R: 0 E: 0 K: 1 S: 6	H: 1 LOB: 1 BB: 0 P: 6	R: 0 E: 0 K: 0 S: 3	H: 1 LOB: 0 BB: 0 P: 3	R: 0 E: 0 K: 0 S: 3	H: 0 LOB: 0 BB: 0 P: 3	R: 0 E: 0 K: 0 S: 4	H: 2 LOB: 1 BB: 0 P: 4	R: 0 E: 0 K: 1 S: 6	H: 1 LOB: 1 BB: 0 P: 6	R: 0 E: 0 K: 0 S: 4	H: 1 LOB: 1 BB: 0 P: 4	R: 0 E: 0 K: 0 S: 3	H: 1 LOB: 0 BB: 0 P: 3	R: 0 E: 0 K: 0 S: 4	H: 1 LOB: 1 BB: 0 P: 4	1B: 7 2B: 2 3B: 0 HR: 0	SF: 0 SAC: 0 DP: 3 HBP: 0	WP: 0 PB: 0 SB: 0 CS: 0	PA: 32

PITCHER	IP	WLS	BF	H	R	ER	SO	BB	IBB	HBP	BLK	WP	HR	S	P	ERA	WHIP
Claude Osteen, L (1, 1) ERA: 3.23	9.0	W	32	8	0	0	2	0	0	0	0	0	0	36	36	0.00	0.889

PITCHER	IP	WLS	BF	H	R	ER	SO	BB	IBB	HBP	BLK	WP	HR	S	P	ERA	WHIP

TOP

Chicago Cubs @ Houston Astros

Astrodome, Houston, TX

Sat Jul 13 1974, 8:05 PM EDT

Att. 20,080 - Dome

livebaseballscorecards.com

AB	32
R	0
H	8
RBI	0
BB	0
SO	2
LOB	14

BOTTOM

Batter	1	2	3	4	5	6	7	8	9	AB	R	H	RBI	BB	SO	LOB
Greg Gross, L (1, 9) OBP: 0.434, SLG: 0.403	6-3		BB, 1B, 1B		BB, CS		G3			2	1	0	0	2	0	1
Roger Metzger, S (1, 6) OBP: 0.317, SLG: 0.331	K		1-3, 1B, 1B		1-2, 6-3			4-3		4	1	1	0	0	1	1
Cesar Cedeno, R (1, 8) OBP: 0.355, SLG: 0.528	F8		1-2, 3-H, 1B		F8			BB, FC5-4		2	0	1	1	0	0	0
Bob Gallagher, L (5, 8) OBP: 0.262, SLG: 0.203										1	0	0	0	1	0	0
Bob Watson, R (1, 7) OBP: 0.386, SLG: 0.421		6-3	1-3, 2-H, 1B			1-3		K		4	0	1	1	0	1	1
Lee May, R (1, 3) OBP: 0.293, SLG: 0.451		P4	F9			5-3		FC5-4, 1-2f		4	0	0	0	0	0	3
Milt May, L (1, 2) OBP: 0.336, SLG: 0.374		HR, 2B	F7			K				3	1	1	0	0	1	2
Doug Rader, R (1, 5) OBP: 0.342, SLG: 0.435		HR, 2-H		CS, 1B			G3-6-3, 1B			3	1	3	2	0	0	0
Tommy Helms, R (1, 4) OBP: 0.315, SLG: 0.363		5-3		K, 1-2			G3-6-3, 1-2f			3	0	0	0	0	1	2
Larry Milbourne, S (8, 4) OBP: 0.359, SLG: 0.343										0	0	0	0	0	0	0
Claude Osteen, L (1, 1) OBP: 0.293, SLG: 0.390			6-3	4-3			1B			3	0	1	0	0	0	0
Inning Stats	R: 0 E: 0 K: 1 S: 5 H: 0 LOB: 0 BB: 0 P: 5	R: 2 E: 0 K: 0 S: 5 H: 2 LOB: 0 BB: 0 P: 5	R: 2 E: 0 K: 0 S: 6 H: 3 LOB: 2 BB: 1 P: 10	R: 0 E: 0 K: 1 S: 5 H: 1 LOB: 0 BB: 0 P: 5	R: 0 E: 0 K: 0 S: 2 H: 0 LOB: 0 BB: 1 P: 6	R: 0 E: 0 K: 1 S: 5 H: 0 LOB: 0 BB: 0 P: 5	R: 0 E: 0 K: 0 S: 4 H: 2 LOB: 1 BB: 0 P: 4	R: 0 E: 0 K: 1 S: 5 H: 0 LOB: 1 BB: 1 P: 9		1B: 6 2B: 2 3B: 0 HR: 1 SF: 0 SAC: 0 DP: 2 HBP: 0						

PITCHER		IP	WLS	BF	H	R	ER	SO	BB	IBB	HBP	BLK	WP	HR	S	P	ERA	WHIP
Ray Burris, R ERA: 5.33	(1, 1)	2.1	L	13	5	4	4	1	1	0	0	0	0	1	14	18	15.43	2.571
Steve Stone, R ERA: 4.76	(3, 1)	2.2		8	1	0	0	1	1	0	0	0	0	0	9	13	0.00	0.750
Burt Hooton, R ERA: 4.31	(6, 1)	2.0		7	2	0	0	1	0	0	0	0	0	0	9	9	0.00	1.000
Oscar Zamora, R ERA: 1.65	(8, 1)	1.0		4	0	0	0	1	1	0	0	0	0	0	5	9	0.00	1.000

PITCHER	IP	WLS	BF	H	R	ER	SO	BB	IBB	HBP	BLK	WP	HR	S	P	ERA	WHIP

Chicago Cubs @ Houston Astros

Astrodome, Houston, TX

Sat Jul 13 1974, 8:05 PM EDT

Att. 20,080 - Dome

livebaseballscorecards.com

AB	29
R	4
H	8
RBI	4
BB	3
SO	4
LOB	10

Chicago Cubs @ Houston Astros

Astrodome, Houston, TX

Sun Jul 14 1974, 4:33 AM EDT

Att. 17,985 - Dome

livebaseballscorecards.com

TOP

Batter	1	2	3	4	5	6	7	8	9	10	11	12	AB	R	H	RBI	BB	SO	LOB
Don Kessinger, S (1, 6) OBP: 0.349, SLG: 0.327	4-3 1B 1B	BB			F7		L6		FC4-6 1B 2B	1-3 1B			4	2	2	0	2	0	0
Rick Monday, L (1, 8) OBP: 0.384, SLG: 0.475	4-3 1-2 1B	K			5-3		2B		1-2 FC4-6 1B	F7			6	1	3	0	0	1	4
Oscar Zamora, R (10, 1)													0	0	0	0	0	0	0
Bill Madlock, R (1, 5) OBP: 0.346, SLG: 0.428	K	1B G6-4-3 BB			6-3		5-3		B1	5-3			5	1	0	0	1	1	5
Billy Williams, L (1, 7) OBP: 0.385, SLG: 0.463	4-3 1-2 2-3	G6-4-3 1-3 1B		FC3-6 2B	P6			FC4-6 2B 1-2f 2-3		F8			6	0	2	0	0	0	5
Jose Cardenal, R (1, 9) OBP: 0.358, SLG: 0.442	S 2-H 3-H 1B	G6-4-3 1-2f 3-H		FC3-6 1B			3B 1B	1-3 3-H 2B		6-3			6	1	4	3	0	0	1
Andre Thornton, R (1, 3) OBP: 0.359, SLG: 0.481	5-3 1-3	K		FC3-6 1-2f 2-3 BB			1-H 4-3 3B	P4		K			6	1	1	1	0	2	5
Billy Grabarkewitz, R (1, 4) OBP: 0.286, SLG: 0.265	6-3 2B	K		1-2 BB			4-3 3-H	K		1-3 1B			5	0	2	1	1	2	0
Steve Swisher, R (1, 2) OBP: 0.320, SLG: 0.302	K	5-3		P6			L8	4-3		1-3 1-2			2	0	0	0	0	1	1
Chris Ward, L (6, PH) OBP: 0.343, SLG: 0.373													0	0	0	0	0	0	0
Jerry Morales, R (6, PH) OBP: 0.309, SLG: 0.405													1	0	0	0	0	0	3
Burt Hooton, R (6, 1) OBP: 0.085, SLG: 0.091													0	0	0	0	0	0	0
Jim Tyrone, R (8, PH) OBP: 0.333, SLG: 0.304													1	0	0	0	0	0	0
Ken Frailing, L (8, 1) OBP: 0.333, SLG: 0.308													0	0	0	0	0	0	0
Matt Alexander, S (10, PH) OBP: 0.304, SLG: 0.250													2	0	0	0	0	0	1
(10, 8)																			
Bill Bonham, R (1, 1) OBP: 0.140, SLG: 0.119		6-3 2-3		F9		P4		F5		1B 1B		5-3	2	0	0	0	0	0	1
George Mitterwald, R (6, PH) OBP: 0.296, SLG: 0.330													4	0	1	0	0	0	4
(6, 2)																			
Inning Stats	R: 2 E: 0 K: 1 S: 8 H: 3 LOB: 1 BB: 0 P: 8	R: 0 E: 0 K: 2 S: 8 H: 1 LOB: 2 BB: 1 P: 12	R: 1 E: 0 K: 1 S: 5 H: 1 LOB: 0 BB: 1 P: 9	R: 0 E: 0 K: 1 S: 5 H: 0 LOB: 0 BB: 0 P: 5	R: 0 E: 0 K: 0 S: 3 H: 0 LOB: 0 BB: 0 P: 3	R: 0 E: 0 K: 0 S: 5 H: 2 LOB: 3 BB: 1 P: 9	R: 0 E: 0 K: 0 S: 4 H: 1 LOB: 1 BB: 0 P: 4	R: 2 E: 0 K: 0 S: 5 H: 2 LOB: 0 BB: 0 P: 5	R: 1 E: 0 K: 0 S: 5 H: 2 LOB: 2 BB: 1 P: 9	R: 0 E: 0 K: 1 S: 7 H: 2 LOB: 2 BB: 0 P: 7	R: 0 E: 0 K: 0 S: 3 H: 0 LOB: 0 BB: 0 P: 3	R: 0 E: 0 K: 1 S: 6 H: 1 LOB: 1 BB: 0 P: 6	1B: 10 2B: 4 3B: 1 HR: 0	SF: 0 SAC: 0 DP: 1 HBP: 0					

PITCHER		IP	WLS	BF	H	R	ER	SO	BB	IBB	HBP	BLK	WP	HR	S	P	ERA	WHIP
Tom Griffin, R ERA: 3.06	(1, 1)	5.1		25	7	3	3	5	3	0	0	0	0	0	32	44	5.06	1.875
Mike Cosgrove, L ERA: 1.81	(6, 1)	2.2		13	4	3	3	0	1	0	0	0	0	0	12	16	10.12	1.875
Ken Forsch, R ERA: 3.28	(9, 1)	1.2		8	3	0	0	1	0	0	0	0	0	0	10	10	0.00	1.800
Fred Scherman, L ERA: 4.61	(10, 1)	0.1		1	0	0	0	0	0	0	0	0	0	0	1	1	0.00	0.000
Jim York, R ERA: 1.72	(11, 1)	2.0	W	7	1	0	0	1	0	0	0	0	0	0	9	9	0.00	0.500

PITCHER	IP	WLS	BF	H	R	ER	SO	BB	IBB	HBP	BLK	WP	HR	S	P	ERA	WHIP

AB	50
R	6
H	15
RBI	5
BB	4
SO	7
LOB	30

WP: 0 PB: 0 SB: 2 CS: 0 PA: 54

Chicago Cubs @ Houston Astros

Astrodome, Houston, TX

Sun Jul 14 1974, 4:33 AM EDT

Att. 17,985 - Dome

livebaseballscorecards.com

BOTTOM

Batter	1	2	3	4	5	6	7	8	9	10	11	12	AB	R	H	RBI	BB	SO	LOB
Greg Gross, L (1, 9) OBP: 0.427, SLG: 0.395	K		F8	6-3		3-1		L4			6-3		6	0	0	0	0	1	2
Roger Metzger, S (1, 6) OBP: 0.311, SLG: 0.324	6-3		4-3	4-3		F7		5-3			F7		6	0	0	0	0	0	2
Bob Watson, R (1, 7) OBP: 0.383, SLG: 0.416	1B		E6	K			6-3	F9			4-3		6	1	1	0	0	1	0
Lee May, R (1, 3) OBP: 0.297, SLG: 0.452	L6		1B		1-3		BB 1B		1-3			FC6 SH	6	2	3	0	0	0	1
Wilbur Howard, S (12, PR) OBP: 0.250, SLG: 0.250			2B				1B					1B	0	0	0	0	0	0	0
Milt May, L (1, 2)		K	2B		FC4		1B BB		G3			SH FC6	5	2	3	1	0	1	0
Doug Rader, R (1, 5) OBP: 0.339, SLG: 0.433		6-3	2B		F9		F9		4-3			FC6	6	0	1	2	0	0	5
Bob Gallagher, L (1, 8) OBP: 0.296, SLG: 0.210		BB	BB		FC4		1B				4-3		3	0	1	1	3	0	1
Tommy Helms, R (1, 4) OBP: 0.314, SLG: 0.361		6-3	P4			K					5-3		4	0	1	1	0	1	3
Larry Milbourne, S (7, PR) OBP: 0.359, SLG: 0.343							FC4						0	0	0	0	0	0	0
(8, 4)													1	0	0	0	0	0	0
Cesar Cedeno, R (10, PH) OBP: 0.355, SLG: 0.527													0	0	0	0	0	0	0
Dave Campbell, R (11, 4) OBP: 0.158, SLG: 0.167			4-3 E	HR		3-1	FC4				F7		2	2	2	1	0	0	0
Tom Griffin, R (1, 1) OBP: 0.381, SLG: 0.590													1	0	0	0	1	0	3
Mike Cosgrove, L (6, 1)													0	0	0	0	0	0	0
Ken Forsch, R (9, 1)													0	0	0	0	0	0	0
Fred Scherman, L (10, 1)													1	0	0	0	0	0	0
Cliff Johnson, R (10, PH) OBP: 0.494, SLG: 0.500													0	0	0	0	0	0	0
Jim York, R (11, 1)																			

Inning Stats	1	2	3	4	5	6	7	8	9	10	11	12
	R: 0 H: 1 E: 0 LOB: 1 K: 1 BB: 0 S: 6 P: 6	R: 0 H: 0 E: 0 LOB: 1 K: 1 BB: 1 S: 5 P: 9	R: 4 H: 4 E: 1 LOB: 2 K: 0 BB: 1 S: 8 P: 12	R: 1 H: 1 E: 0 LOB: 0 K: 1 BB: 0 S: 6 P: 6	R: 0 H: 1 E: 0 LOB: 1 K: 0 BB: 0 S: 4 P: 4	R: 0 H: 0 E: 0 LOB: 1 K: 1 BB: 1 S: 5 P: 9	R: 1 H: 3 E: 0 LOB: 3 K: 0 BB: 1 S: 6 P: 10	R: 0 H: 0 E: 0 LOB: 0 K: 0 BB: 0 S: 3 P: 3	R: 0 H: 0 E: 0 LOB: 0 K: 0 BB: 0 S: 3 P: 3	R: 0 H: 0 E: 0 LOB: 0 K: 0 BB: 0 S: 3 P: 3	R: 0 H: 0 E: 0 LOB: 0 K: 0 BB: 0 S: 3 P: 3	R: 1 H: 2 E: 0 LOB: 2 K: 0 BB: 0 S: 4 P: 4

1B: 9	SF: 0
2B: 2	SAC: 1
3B: 0	DP: 0
HR: 1	HBP: 0
WP: 0	PA: 52
PB: 0	
SB: 0	
CS: 0	

AB	47
R	7
H	12
RBI	6
BB	4
SO	4
LOB	17

PITCHER	IP	WLS	BF	H	R	ER	SO	BB	IBB	HBP	BLK	WP	HR	S	P	ERA	WHIP
Bill Bonham, R (1, 1) ERA: 4.24	5.0		25	7	5	1	3	2	0	0	0	0	1	29	37	1.80	1.800
Burt Hooton, R (6, 1) ERA: 4.31	2.0		11	3	1	1	1	2	0	0	0	0	0	11	19	4.50	2.500
Ken Frailing, L (8, 1) ERA: 4.37	2.0		6	0	0	0	0	0	0	0	0	0	0	6	6	0.00	0.000
Oscar Zamora, R (10, 1) ERA: 1.82	2.1	L	10	2	1	1	0	0	0	0	0	0	0	10	10	3.86	0.857

PITCHER	IP	WLS	BF	H	R	ER	SO	BB	IBB	HBP	BLK	WP	HR	S	P	ERA	WHIP

Batter	1	2	3	4	5	6	7	8	9	AB	R	H	RBI	BB	SO	LOB
Greg Gross, L (1, 9) OBP: 0.425, SLG: 0.393	0-0 1-3 2B 1B		0-0 ① L9		0-0 ②③ G4-6-3 1-2f			0-0 ② 6-3		4	1	1	0	0	0	2
Roger Metzger, S (1, 6) OBP: 0.313, SLG: 0.326	0-0 ① 1-3 1-2		0-0 G4-6-3 2-3 1B			0-0 ① L7		0-0 1B		4	0	2	0	0	0	1
Bob Watson, R (1, 7) OBP: 0.381, SLG: 0.417	0-0 2-H 2B		0-0 ②③ G4-6-3 1-2f			0-0 ② F3		0-0 ③ F9		4	0	1	1	0	0	3
Lee May, R (1, 3) OBP: 0.293, SLG: 0.447	0-0 ② F8			0-0 ① 6-3		0-0 ③ F2			0-0 ① 6-3	4	0	0	0	0	0	1
Milt May, L (1, 2) OBP: 0.346, SLG: 0.380 Wilbur Howard, S (7, PR) OBP: 0.250, SLG: 0.250 Johnny Edwards, L (7, 2) OBP: 0.289, SLG: 0.345 Larry Milbourne, S (9, PR) OBP: 0.359, SLG: 0.343	0-0 ③ F2			B B B B 4-0 BB			0-0 S 1B		0-0 1B	2 0 1 0	0 0 0 0	1 0 1 0	0 0 0 0	1 0 0 0	0 0 0 0	1 0 0 0
Doug Rader, R (1, 5) OBP: 0.335, SLG: 0.427		0-0 ① F6		0-0 ② L7			S S S 0-3 ① K		0-0 ② L7	4	0	0	0	0	1	3
Bob Gallagher, L (1, 8) OBP: 0.284, SLG: 0.200 Cliff Johnson, R (9, PH) OBP: 0.400, SLG: 0.494		S S S 0-3 ② K		0-0 ③ 6-3			0-0 ② F5		0-0 ③ L7	3 1	0 0	0 0	0 0	0 0	1 0	2 1
Tommy Helms, R (1, 4) OBP: 0.311, SLG: 0.357		0-0 ③ F4			0-0 ① F4		S S S 0-3 ③ K 1-2			3	0	0	0	0	1	1
Dave Roberts, L (1, 1) OBP: 0.239, SLG: 0.409 Ken Forsch, R (7, 1) Cesar Cedeno, R (8, PH) OBP: 0.354, SLG: 0.525 Fred Scherman, L (8, 1)			0-0 1B 2B		0-0 G4-6-3 1B			S S S 0-3 ① K		2 0 1 0	0 0 0 0	2 0 0 0	0 0 0 0	0 0 1 0	0 0 0 0	0 0 0 0
Inning Stats	R: 1 E: 0 K: 0 S: 5 H: 2 LOB: 1 BB: 0 P: 5	R: 0 E: 0 K: 1 S: 5 H: 0 LOB: 0 BB: 0 P: 5	R: 0 E: 0 K: 0 S: 4 H: 2 LOB: 1 BB: 0 P: 4	R: 0 E: 0 K: 0 S: 3 H: 0 LOB: 1 BB: 1 P: 7	R: 0 E: 0 K: 0 S: 3 H: 1 LOB: 0 BB: 0 P: 3	R: 0 E: 0 K: 0 S: 3 H: 0 LOB: 0 BB: 0 P: 3	R: 0 E: 0 K: 2 S: 8 H: 1 LOB: 2 BB: 0 P: 8	R: 0 E: 0 K: 1 S: 6 H: 1 LOB: 1 BB: 0 P: 6	R: 0 E: 0 K: 0 S: 4 H: 1 LOB: 1 BB: 0 P: 4	1B: 6 2B: 2 3B: 0 HR: 0	SF: 0 SAC: 0 DP: 2 HBP: 0						

PITCHER	IP	WLS	BF	H	R	ER	SO	BB	IBB	HBP	BLK	WP	HR	S	P	ERA	WHIP
Dock Ellis, R (1, 1) ERA: 4.2	9.0	W	34	8	1	1	4	1	0	0	0	0	0	41	45	1.00	1.000

PITCHER	IP	WLS	BF	H	R	ER	SO	BB	IBB	HBP	BLK	WP	HR	S	P	ERA	WHIP

Houston Astros @ Pittsburgh Pirates

Three Rivers Stadium, Pittsburgh, PA

Mon Jul 15 1974, 7:05 PM EDT

Att. 9,171 - Unknown

TOP

livebaseballscorecards.com

AB	33
R	1
H	8
RBI	1
BB	1
SO	4
LOB	15

WP: 0 PB: 0 SB: 1 CS: 0

PA: 34

BOTTOM

Batter	1	2	3	4	5	6	7	8	9	AB	R	H	RBI	BB	SO	LOB
Rennie Stennett, R (1, 4) OBP: 0.327, SLG: 0.380	F9		F8		F7		4-3 2-3			4	0	0	0	0	0	1
Gene Clines, R (1, 7) OBP: 0.318, SLG: 0.271	L5		L5-3		1B		L4 BB S 3-H			4	0	1	0	0	0	0
Al Oliver, L (1, 8) OBP: 0.318, SLG: 0.461	F8			1B 1B 1B	F5		1-0 BB 1-2 HBP			3	1	1	0	0	0	1
Richie Zisk, R (1, 9) OBP: 0.392, SLG: 0.505		F9		1B 1B 1B 1-3	6-3		B B B B 4-0 1-2 2-3 BB			3	1	1	0	1	0	1
Bob Robertson, R (1, 3) OBP: 0.286, SLG: 0.446 Willie Stargell, L (7, PH) OBP: 0.380, SLG: 0.523 Ed Kirkpatrick, L (8, 3) OBP: 0.319, SLG: 0.275		6-3		F5		F5	S S S 0-3 K			3 1 0	0 0 0	0 0 0	0 0 0	0 1 0	0 3 0	2 3 0
Manny Sanguillen, R (1, 2) OBP: 0.306, SLG: 0.373	1B 1B		1B 1B 1-2 3-H	1B	6-3			FC1-6 1B		4	0	3	1	0	0	0
Richie Hebner, L (1, 5) OBP: 0.359, SLG: 0.468	FC4-6 1-3 1B		1B 1-2 2-3	1B	F8			FC1-6 FC6-4 1-2f		4	0	2	0	0	0	1
Frank Taveras, R (1, 6) OBP: 0.308, SLG: 0.299	FC4-6 1-2f		G6-4-3 1-2 2-3 3-H 1B				4-3 SH1-4 E 1B	F9		4	1	2	1	0	0	3
Dock Ellis, S (1, 1) OBP: 0.323, SLG: 0.259			6-3	G6-4-3 1-2f			SH1-4 1-2	FC6-4 1-2f		3	0	0	0	0	0	4
Inning Stats	R: 0 E: 0 K: 0 S: 3 H: 0 LOB: 0 BB: 0 P: 3	R: 0 E: 0 K: 0 S: 5 H: 2 LOB: 2 BB: 0 P: 5	R: 0 E: 0 K: 0 S: 3 H: 0 LOB: 0 BB: 0 P: 3	R: 2 E: 0 K: 0 S: 7 H: 5 LOB: 2 BB: 0 P: 7	R: 0 E: 0 K: 0 S: 4 H: 1 LOB: 1 BB: 0 P: 4	R: 0 E: 0 K: 0 S: 3 H: 0 LOB: 0 BB: 0 P: 3	R: 1 E: 1 K: 1 S: 7 H: 1 LOB: 3 BB: 1 P: 12	R: 0 E: 0 K: 0 S: 4 H: 1 LOB: 1 BB: 0 P: 4		1B: 10 2B: 0 3B: 0 HR: 0 SF: 0 SAC: 1 DP: 1 HBP: 1						

PITCHER		IP	WLS	BF	H	R	ER	SO	BB	IBB	HBP	BLK	WP	HR	S	P	ERA	WHIP
Dave Roberts, L ERA: 3.69	(1, 1)	6.2	L	31	9	3	2	0	1	0	1	0	0	0	29	34	2.70	1.500
Ken Forsch, R ERA: 3.26	(7, 1)	0.1		1	0	0	0	1	0	0	0	0	0	0	3	3	0.00	0.000
Fred Scherman, L ERA: 4.5	(8, 1)	1.0		4	1	0	0	0	0	0	0	0	0	0	4	4	0.00	1.000

PITCHER	IP	WLS	BF	H	R	ER	SO	BB	IBB	HBP	BLK	WP	HR	S	P	ERA	WHIP

Houston Astros @ Pittsburgh Pirates

Three Rivers Stadium, Pittsburgh, PA

Mon Jul 15 1974, 7:05 PM EDT

Att. 9,171 - Unknown

livebaseballscorecards.com

AB	33
R	3
H	10
RBI	2
BB	1
SO	1
LOB	16

WP: 0 PA: 36
PB: 0
SB: 1
CS: 0

Batter	1	2	3	4	5	6	7	8	9	AB	R	H	RBI	BB	SO	LOB
Greg Gross, L (1, 9) OBP: 0.423, SLG: 0.391	0-0 CS 1B		0-3 K		0-0 L7		0-0 6-3			4	0	1	0	0	1	0
Roger Metzger, S (1, 6) OBP: 0.312, SLG: 0.325	0-3 K 1-2		0-0 F8		0-0 1B			0-0 6-3		4	0	1	0	0	1	1
Bob Watson, R (1, 7) OBP: 0.377, SLG: 0.412	0-0 F2			0-0 5-3	0-0 4-3			0-0 L8		4	0	0	0	0	0	1
Lee May, R (1, 3) OBP: 0.295, SLG: 0.447		0-0 6-3 HR 1B		0-0 1B BB 1B		0-0 1-3		0-0 4-3		4	1	2	0	0	0	0
Cliff Johnson, R (1, 2) OBP: 0.385, SLG: 0.471		0-0 6-3 1-2		0-3 K		0-0 L7			0-0 5-3	4	0	0	0	0	1	2
Doug Rader, R (1, 5) OBP: 0.343, SLG: 0.452		0-0 2-H HR		4-0 1B 1-2 BB		0-0 2B			0-0 3B	3	1	3	2	1	0	0
Tommy Helms, R (1, 4) OBP: 0.310, SLG: 0.356		0-0 5-3		0-0 1-2 2-3 1B		0-0 6-3			0-0 F4	4	0	1	0	0	0	2
Wilbur Howard, S (1, 8) OBP: 0.125, SLG: 0.125		0-0 F9		0-3 K			0-0 1-3		0-0 4-1	4	0	0	0	0	1	4
Larry Dierker, R (1, 1) OBP: 0.205, SLG: 0.233			0-3 K		0-3 K		0-0 5-3			1	0	0	0	0	1	0
Ray Busse, R (5, PH)										1	0	0	0	0	1	0
J.R. Richard, R (5, 1)										0	0	0	0	0	0	0
Dave Campbell, R (7, PH) OBP: 0.150, SLG: 0.158										1	0	0	0	0	0	0
Fred Scherman, L (7, 1)										0	0	0	0	0	0	0
Inning Stats	R: 0 E: 0 K: 1 S: 5 H: 1 LOB: 0 BB: 0 P: 5	R: 2 E: 0 K: 0 S: 5 H: 2 LOB: 0 BB: 0 P: 5	R: 0 E: 0 K: 2 S: 7 H: 0 LOB: 0 BB: 0 P: 7	R: 0 E: 0 K: 2 S: 9 H: 2 LOB: 3 BB: 1 P: 13	R: 0 E: 0 K: 1 S: 6 H: 1 LOB: 1 BB: 0 P: 6	R: 0 E: 0 K: 0 S: 4 H: 1 LOB: 1 BB: 0 P: 4	R: 0 E: 0 K: 0 S: 3 H: 0 LOB: 0 BB: 0 P: 3	R: 0 E: 0 K: 0 S: 3 H: 0 LOB: 0 BB: 0 P: 3	R: 0 E: 0 K: 0 S: 4 H: 1 LOB: 1 BB: 0 P: 4	1B: 5 2B: 2 3B: 1 HR: 1	SF: 0 SAC: 0 DP: 1 HBP: 0						

PITCHER	IP	W	L	S	BF	H	R	ER	SO	BB	IBB	HBP	BLK	WP	HR	P	ERA	WHIP
Jim Rooker, L (1, 1) ERA: 3.09	9.0	W			35	8	2	2	6	1	0	0	0	0	1	50	2.00	1.000

PITCHER	IP	W	L	S	BF	H	R	ER	SO	BB	IBB	HBP	BLK	WP	HR	P	ERA	WHIP

Houston Astros @ Pittsburgh Pirates

Three Rivers Stadium, Pittsburgh, PA

Tue Jul 16 1974, 7:05 PM EDT

Att. 9,935 - Unknown

TOP

livebaseballscorecards.com

AB	34
R	2
H	8
RBI	2
BB	1
SO	6
LOB	10

WP: 0 PB: 0 SB: 0 CS: 1 PA: 35

Houston Astros @ Pittsburgh Pirates

Three Rivers Stadium, Pittsburgh, PA

Tue Jul 16 1974, 7:05 PM EDT

Att. 9,935 - Unknown

BOTTOM

Batter	1	2	3	4	5	6	7	8	9	AB	R	H	RBI	BB	SO	LOB
Gene Clines, R (1, 7) OBP: 0.316, SLG: 0.266	K	K	L1-3			BB		K		4	0	0	0	1	3	4
Richie Hebner, L (1, 5) OBP: 0.358, SLG: 0.465	L8		WP 1B 1B	F9		G4-6-3				4	1	1	0	0	0	2
Al Oliver, L (1, 8) OBP: 0.323, SLG: 0.466	2B 2B		HBP 1B 1-2 1B BB	F3			1B SF8 1B			3	3	2	0	1	0	0
Richie Zisk, R (1, 9) OBP: 0.396, SLG: 0.507	2B BB		HBP 1-2 2-H 1B 1B	1-3			1-3 1B			3	1	2	1	1	0	0
Manny Sanguillen, R (1, 2) OBP: 0.309, SLG: 0.377 Chuck Brinkman, R (6, 2) OBP: 0.211, SLG: 0.176	1-3 2-H 2B		1B SF7 1-2 2-3 HBP		F8		SF8 3-H			2 0	1 0	1 0	1 1	0 0	0 0	0 0
Ed Kirkpatrick, L (1, 3) OBP: 0.325, SLG: 0.276	G3		FC1-5 E 1-3 2-H 3-H 1B		G4-6-3 BB		K			3	0	1	2	1	1	3
Rennie Stennett, R (1, 4) OBP: 0.326, SLG: 0.380		FC1-5-6-2 5-3 1B	SF7 3-H		G4-6-3 1-2f		4-3			3	0	1	1	0	0	2
Frank Taveras, R (1, 6) OBP: 0.307, SLG: 0.297		5-3 1-2	E6 FC1-5 1-2			K		CS SH1-3 1B		4	0	1	0	0	1	2
Jim Rooker, R (1, 1) OBP: 0.283, SLG: 0.314		FC1-5-6-2 2-3	FC1-5 1-2 2-3f			BB 1B		SH1-3 1-2		3	0	1	0	0	0	3
Inning Stats	R: 1 H: 2 E: 0 LOB: 2 K: 1 BB: 1 S: 7 P: 11	R: 0 H: 1 E: 0 LOB: 1 K: 1 BB: 0 S: 6 P: 6	R: 4 H: 3 E: 1 LOB: 2 K: 0 BB: 1 S: 7 P: 12	R: 0 H: 0 E: 0 LOB: 0 K: 0 BB: 0 S: 3 P: 3	R: 0 H: 0 E: 0 LOB: 0 K: 0 BB: 1 S: 2 P: 6	R: 0 H: 1 E: 0 LOB: 1 K: 1 BB: 1 S: 5 P: 9	R: 1 H: 2 E: 0 LOB: 1 K: 1 BB: 0 S: 7 P: 7	R: 0 H: 1 E: 0 LOB: 0 K: 1 BB: 0 S: 5 P: 5		1B: 8 SF: 2 2B: 2 SAC: 1 3B: 0 DP: 2 HR: 0 HBP: 1						WP: 1 PA: 37 PB: 0 SB: 0 CS: 1

livebaseballscorecards.com

	AB	29
	R	6
	H	10
	RBI	6
	BB	4
	SO	5
	LOB	16

PITCHER		IP	WLS	BF	H	R	ER	SO	BB	IBB	HBP	BLK	WP	HR	S	P	ERA	WHIP
Larry Dierker, R ERA: 2.3	(1, 1)	4.0	L	22	6	5	5	2	2	0	1	0	1	0	23	32	11.25	2.000
J.R. Richard, R ERA:	(5, 1)	2.0		7	1	0	0	1	2	0	0	0	0	0	7	15	0.00	1.500
Fred Scherman, L ERA: 4.5	(7, 1)	2.0		8	3	1	1	2	0	0	0	0	0	0	12	12	4.50	1.500

PITCHER	IP	WLS	BF	H	R	ER	SO	BB	IBB	HBP	BLK	WP	HR	S	P	ERA	WHIP

Batter	1	2	3	4	5	6	7	8	9	AB	R	H	RBI	BB	SO	LOB
Greg Gross, L (1, 9) OBP: 0.425, SLG: 0.393	1-3		2-3 BB BB		BB 1B			L8 BB 1B 1B	F8	4	1	2	0	1	0	1
Roger Metzger, S (1, 6) OBP: 0.317, SLG: 0.323	F6		2-3 1-2 BB		FC6-4 1-2 BB			1B 1-2 1B BB	L5	2	1	0	0	3	0	1
Cesar Cedeno, R (1, 8) OBP: 0.352, SLG: 0.520	1B BB		2-3 1-2 2-3		FC6-4 1-2f			L8 2-3	F7	4	0	0	0	1	0	7
Bob Watson, R (1, 7) OBP: 0.379, SLG: 0.413	1-3 1B		5-3			F8		1B 1-3 2B 3-H 1B		4	1	2	1	0	0	2
Lee May, R (1, 3) OBP: 0.293, SLG: 0.443 Cliff Johnson, R (6, 3) OBP: 0.382, SLG: 0.466	5-3			K		F3		K		3 1	0 0	0 0	0 0	0 0	1 1	2 2
Milt May, L (1, 2) OBP: 0.345, SLG: 0.378		L3		F9		4-3		2B 1-3 3-H 1B		4	0	1	1	0	0	0
Doug Rader, R (1, 5) OBP: 0.340, SLG: 0.448 J.R. Richard, R (7, 1) Bob Gallagher, L (8, PH) OBP: 0.284, SLG: 0.200 Wilbur Howard, S (8, PH) OBP: 0.222, SLG: 0.333 Mike Cosgrove, L (8, 1)		K		6-3			5-3	2B 1-3 3-H		3 0 0 1 0	0 0 0 0 0	0 0 0 1 0	0 0 0 1 0	0 0 0 0 0	1 0 0 0 0	0 0 0 0 0
Larry Milbourne, S (1, 4) OBP: 0.333, SLG: 0.316 Dave Campbell, R (8, PH) OBP: 0.143, SLG: 0.150 (8, 4)		4-3			4-3		4-3	F9		3 1	0 0	0 0	0 0	0 0	0 0	0 2
Don Wilson, R (1, 1) OBP: 0.200, SLG: 0.250 Jim York, R (3, 1) Ray Busse, R (7, PH) OBP: 0.333, SLG: 0.333 (7, 5)			F7		K		F9		1B	1 1 2	0 0 0	0 0 1	0 0 0	0 0 0	0 1 0	0 0 0
Inning Stats	R: 0 E: 0 K: 0 S: 4 H: 1 LOB: 2 BB: 1 P: 8	R: 0 E: 0 K: 1 S: 5 H: 0 LOB: 0 BB: 0 P: 5	R: 0 E: 0 K: 0 S: 3 H: 0 LOB: 2 BB: 2 P: 11	R: 0 E: 0 K: 1 S: 5 H: 0 LOB: 0 BB: 0 P: 5	R: 0 E: 0 K: 1 S: 6 H: 1 LOB: 2 BB: 1 P: 10	R: 0 E: 0 K: 0 S: 3 H: 0 LOB: 0 BB: 0 P: 3	R: 0 E: 0 K: 0 S: 3 H: 0 LOB: 0 BB: 0 P: 3	R: 3 E: 0 K: 1 S: 9 H: 4 LOB: 2 BB: 1 P: 13	R: 0 E: 0 K: 0 S: 4 H: 1 LOB: 1 BB: 0 P: 4	1B: 6 2B: 1 3B: 0 HR: 0 SF: 0 SAC: 0 DP: 0 HBP: 0						

TOP

Houston Astros @ Pittsburgh Pirates

Three Rivers Stadium, Pittsburgh, PA

Wed Jul 17 1974, 7:05 PM EDT

Att. 10,941 - Unknown

livebaseballscorecards.com

AB	34
R	3
H	7
RBI	3
BB	5
SO	4
LOB	17

WP: 0 PB: 0 SB: 0 CS: 0 PA: 39

PITCHER		IP	WLS	BF	H	R	ER	SO	BB	IBB	HBP	BLK	WP	HR	S	P	ERA	WHIP
Larry Demery, R ERA: 5.34	(1, 1)	7.2	W	33	5	3	3	4	5	0	0	0	0	0	36	56	3.52	1.304
Ramon Hernandez, L ERA: 2.36	(8, 1)	1.1		6	2	0	0	0	0	0	0	0	0	0	6	6	0.00	1.500

PITCHER		IP	WLS	BF	H	R	ER	SO	BB	IBB	HBP	BLK	WP	HR	S	P	ERA	WHIP

BOTTOM

Batter	1	2	3	4	5	6	7	8	9	AB	R	H	RBI	BB	SO	LOB
Rennie Stennett, R (1, 4) OBP: 0.322, SLG: 0.375	5-3	4-3	4-3			F9	F9			5	0	0	0	0	0	2
Richie Hebner, L (1, 5) OBP: 0.364, SLG: 0.473	BB 1B 1B		BB 2B 2B	F8				1B 1B 1B		5	3	4	0	0	0	0
Al Oliver, L (1, 8) OBP: 0.327, SLG: 0.466	F5		BBBB BB 2B BB			F8		1B 1-2 SF8 1B		4	2	2	0	1	0	2
Willie Stargell, L (1, 7) OBP: 0.383, SLG: 0.521 Dave Augustine, R (8, PR) OBP: 0.176, SLG: 0.176 (9, 7)	BBBB 1B 1-2 1B BB		BBBB 2B 1-2 2-3 SF2 BB	F7		F7		FC4-6 1B 1-3 2-H 1B		3 0	2 0	1 0	1 0	2 0	0 0	2 0
Richie Zisk, R (1, 9) OBP: 0.399, SLG: 0.514	1B 1-3 2-H 1B		4-3 1-3 2-H 3-H 1B 2B	L1			1B 1B 1B	SF8 3-H		4	2	3	4	0	0	1
Manny Sanguillen, R (1, 2) OBP: 0.311, SLG: 0.379	1-3 3-H 1B		SF2 3-H		G3		1B 1-2 FC5-4 1B	F3		4	1	2	2	0	0	1
Ed Kirkpatrick, L (1, 3) OBP: 0.328, SLG: 0.282	F9		4-3 2-3		F7		FC5-4 1-3 2-H 1B	1-2 1B		5	0	2	1	0	0	3
Frank Taveras, R (1, 6) OBP: 0.310, SLG: 0.301		1-3	3B 3-H 1B		FC6-4 1B		FC5-4 1-2f 3-H	FC4-6 2-3f		5	1	2	2	0	0	3
Larry Demery, R (1, 1) OBP: 0.091, SLG: 0.273 Ramon Hernandez, S (8, 1)	SSS K		1-H 3B		FC6-4 1-2f		SSS K			4 0	0 0	1 0	1 0	0 0	2 0	2 0
Inning Stats	R: 2 E: 0 K: 0 S: 6 H: 3 LOB: 2 BB: 1 P: 10	R: 0 E: 0 K: 1 S: 5 H: 0 LOB: 0 BB: 0 P: 5	R: 5 E: 0 K: 0 S: 7 H: 4 LOB: 1 BB: 2 P: 15	R: 0 E: 0 K: 0 S: 4 H: 1 LOB: 1 BB: 0 P: 4	R: 0 E: 0 K: 0 S: 4 H: 1 LOB: 1 BB: 0 P: 4	R: 0 E: 0 K: 0 S: 4 H: 1 LOB: 1 BB: 0 P: 4	R: 2 E: 0 K: 1 S: 8 H: 3 LOB: 1 BB: 0 P: 8	R: 2 E: 0 K: 0 S: 7 H: 4 LOB: 2 BB: 0 P: 7		1B: 14 2B: 2 3B: 1 HR: 0 SF: 2 SAC: 0 DP: 0 HBP: 0				WP: 0 PB: 0 SB: 0 CS: 0 PA: 44		

PITCHER		IP	WLS	BF	H	R	ER	SO	BB	IBB	HBP	BLK	WP	HR	S	P	ERA	WHIP
Don Wilson, R ERA: 4.09	(1, 1)	2.2	L	18	7	7	7	1	3	0	0	0	0	0	17	29	23.62	3.750
Jim York, R ERA: 1.42	(3, 1)	3.1		13	3	0	0	0	0	0	0	0	0	0	13	13	0.00	0.900
J.R. Richard, R ERA: 6.0	(7, 1)	1.0		6	3	2	2	1	0	0	0	0	0	0	8	8	18.00	3.000
Mike Cosgrove, L ERA: 2.17	(8, 1)	1.0		7	4	2	2	0	0	0	0	0	0	0	7	7	18.00	4.000

PITCHER	IP	WLS	BF	H	R	ER	SO	BB	IBB	HBP	BLK	WP	HR	S	P	ERA	WHIP

Houston Astros @ Pittsburgh Pirates

Three Rivers Stadium, Pittsburgh, PA

Wed Jul 17 1974, 7:05 PM EDT

Att. 10,941 - Unknown

livebaseballscorecards.com

AB	39
R	11
H	17
RBI	11
BB	3
SO	2
LOB	16

Batter	1	2	3	4	5	6	7	8	9	AB	R	H	RBI	BB	SO	LOB
Greg Gross, L (1, 9) (7, 7) OBP: 0.420, SLG: 0.388	G3		5-3		K		SH 1-2 2-3	F8		4	1	0	0	0	1	0
Roger Metzger, S (1, 6) OBP: 0.312, SLG: 0.318	F8		F9			F9	E3 1-2 2-3 3-H	3-1		5	1	0	1	0	0	2
Cesar Cedeno, R (1, 8) OBP: 0.355, SLG: 0.519	1B		K			BB	1B 1-2 2-3 3-H	L7		4	2	2	1	1	1	0
Bob Watson, R (1, 7) OBP: 0.377, SLG: 0.411 Bob Gallagher, L (7, 9) OBP: 0.280, SLG: 0.197	F8			G6-4-3 1B		F9	F3		P4	4 1	0 0	1 0	0 0	0 0	0 0	5 0
Lee May, R (1, 3) OBP: 0.297, SLG: 0.457		HR		G6-4-3 1-2f		1B 1-2	E 1-3 2-H 3-H	2B	F7	5	2	3	3	0	0	1
Milt May, L (1, 2) OBP: 0.354, SLG: 0.385		4-3		1B		1B 1-2 2-H	IBB		E 1B	4	0	3	1	1	0	0
Doug Rader, R (1, 5) OBP: 0.335, SLG: 0.441		1-4-3		K		F9	E5 1-2 2-3 3-H		E5 1-2	5	0	0	1	0	1	6
Tommy Helms, R (1, 4) OBP: 0.313, SLG: 0.359 Larry Milbourne, S (7, PR) (7, 4) OBP: 0.341, SLG: 0.325		FC6-4 1B			F8		SH 1B E 1-2 1B		1-3	3 2	0 1	2 1	0 1	0 0	0 0	0 2
Claude Osteen, L (1, 1) OBP: 0.289, SLG: 0.378		FC6-4 1-2f			4-3		E SH 1-2 1B 1B K 3-H			4	1	1	0	0	1	4
Inning Stats	R: 0 E: 0 K: 0 S: 4 H: 1 LOB: 1 BB: 0 P: 4	R: 1 E: 0 K: 0 S: 5 H: 2 LOB: 1 BB: 0 P: 5	R: 0 E: 0 K: 1 S: 5 H: 0 LOB: 0 BB: 0 P: 5	R: 0 E: 0 K: 1 S: 6 H: 2 LOB: 1 BB: 0 P: 6	R: 0 E: 0 K: 1 S: 5 H: 0 LOB: 0 BB: 0 P: 5	R: 1 E: 0 K: 0 S: 5 H: 2 LOB: 2 BB: 1 P: 9	R: 6 E: 3 K: 1 S: 12 H: 5 LOB: 2 BB: 1 P: 16	R: 0 E: 0 K: 0 S: 3 H: 0 LOB: 0 BB: 0 P: 3	R: 0 E: 1 K: 0 S: 5 H: 1 LOB: 2 BB: 0 P: 5	1B: 11 2B: 1 3B: 0 HR: 1 SF: 0 SAC: 1 DP: 1 HBP: 0						

PITCHER		IP	WLS	BF	H	R	ER	SO	BB	IBB	HBP	BLK	WP	HR	S	P	ERA	WHIP
Lynn McGlothen, R ERA: 2.89	(1, 1)	6.0	L	30	10	7	4	3	1	0	0	0	0	1	35	39	6.00	1.833
Mike Garman, R ERA: 3.14	(7, 1)	0.1		5	2	1	0	0	0	1	0	0	0	0	4	8	0.00	6.000
Al Hrabosky, L ERA: 4.78	(7, 1)	0.2		1	0	0	0	1	0	0	0	0	0	0	3	3	0.00	0.000
Orlando Pena, R ERA: 2.13	(8, 1)	2.0		8	1	0	0	0	0	0	0	0	0	0	8	8	0.00	0.500

PITCHER	IP	WLS	BF	H	R	ER	SO	BB	IBB	HBP	BLK	WP	HR	S	P	ERA	WHIP

TOP

Houston Astros @ St. Louis Cardinals

Busch Stadium, St. Louis, MO

Thu Jul 18 1974, 7:05 PM CDT

Att. 11,560 - Unknown

livebaseballscorecards.com

AB	41
R	8
H	13
RBI	8
BB	2
SO	4
LOB	20

WP: 0 PB: 0 SB: 0 CS: 0 PA: 44

BOTTOM

Houston Astros @ St. Louis Cardinals

Busch Stadium, St. Louis, MO

Thu Jul 18 1974, 7:05 PM CDT

Att. 11,560 - Unknown

livebaseballscorecards.com

Batter	1	2	3	4	5	6	7	8	9	AB	R	H	RBI	BB	SO	LOB
Lou Brock, L (1, 7) OBP: 0.378, SLG: 0.411	CS 1B		1-3		S 1B 2-H 3-H			CS S 1B		4	0	3	2	0	0	0
Bake McBride, L (1, 8) OBP: 0.349, SLG: 0.389	E3 1-2			G6-4-3 1B	F8 1-2			F8 1-3		4	0	1	0	0	0	3
Reggie Smith, S (1, 9) OBP: 0.391, SLG: 0.557	BBBB G5-4-3 BB			G6-4-3 1-2f		BBBB G6-3 BB		L6		2	0	0	0	2	0	1
Joe Torre, R (1, 3) OBP: 0.371, SLG: 0.407	G5-4-3 1-2f			BBBB BB		G6-3 1-2f			SSS K	3	0	0	0	1	1	3
Ken Reitz, R (1, 5) OBP: 0.310, SLG: 0.363		G6-4-3 1B		1-3		SSS K			E5	4	0	1	0	0	1	1
Jerry Davanon, R (1, 4) OBP: 0.143, SLG: 0.143		F8			F9		6-3		F8	4	0	0	0	0	0	2
Marc Hill, R (1, 2) OBP: 0.400, SLG: 0.500		G6-4-3 1-2f			2B 1B		1B		F8	4	1	2	0	0	0	2
Mike Tyson, R (1, 6) OBP: 0.235, SLG: 0.232			F8		1-3 1B 2B		F8			3	1	1	0	0	0	1
Lynn McGlothen, L (1, 1) OBP: 0.275, SLG: 0.280			F9		4-3		F9			2	0	0	0	0	0	2
Mike Garman, R (7, 1) OBP: 0.250, SLG: 0.250										0	0	0	0	0	0	0
Al Hrabosky, R (7, 1) OBP: 0.333, SLG: 0.333										0	0	0	0	0	0	0
Luis Melendez, R (7, PH) OBP: 0.286, SLG: 0.315										1	0	0	0	0	0	1
Orlando Pena, R (8, 1) OBP: 0.500, SLG: 0.500										0	0	0	0	0	0	0
Inning Stats	R: 0 E: 1 K: 0 S: 3 / H: 1 LOB: 1 BB: 1 P: 7	R: 0 E: 0 K: 0 S: 3 / H: 1 LOB: 0 BB: 0 P: 3	R: 0 E: 0 K: 0 S: 3 / H: 0 LOB: 0 BB: 0 P: 3	R: 0 E: 0 K: 0 S: 3 / H: 1 LOB: 1 BB: 1 P: 7	R: 2 E: 0 K: 0 S: 6 / H: 3 LOB: 1 BB: 0 P: 6	R: 0 E: 0 K: 1 S: 4 / H: 0 LOB: 0 BB: 1 P: 8	R: 0 E: 0 K: 0 S: 4 / H: 1 LOB: 1 BB: 0 P: 4	R: 0 E: 0 K: 0 S: 3 / H: 1 LOB: 0 BB: 0 P: 3	R: 0 E: 1 K: 1 S: 6 / H: 0 LOB: 1 BB: 0 P: 6	1B: 7 2B: 1 3B: 0 HR: 0	SF: 0 SAC: 0 DP: 4 HBP: 0						

	AB	31
	R	2
	H	8
	RBI	2
	BB	3
	SO	2
	LOB	16

PITCHER	IP	WLS	BF	H	R	ER	SO	BB	IBB	HBP	BLK	WP	HR	S	P	ERA	WHIP
Claude Osteen, L (1, 1) ERA: 3.15	9.0	W	34	8	2	2	2	3	0	0	0	0	0	35	47	2.00	1.222

PITCHER	IP	WLS	BF	H	R	ER	SO	BB	IBB	HBP	BLK	WP	HR	S	P	ERA	WHIP

WP: 0 PB: 0 SB: 2 CS: 2 PA: 34

Batter	1	2	3	4	5	6	7	8	9	AB	R	H	RBI	BB	SO	LOB
Greg Gross, L (1, 9) (8, 7) OBP: 0.415, SLG: 0.382	4-3	F7			1-3 1-2			L6	F9	5	0	0	0	0	0	3
Roger Metzger, S (1, 6) OBP: 0.314, SLG: 0.320	2B 6-3 1B		4-3			K		1B 1B		4	2	2	0	0	1	0
Cesar Cedeno, R (1, 8) OBP: 0.356, SLG: 0.522	6-3 1-3 HR 2B		4-3			6-3		1B 1-2 1B		4	2	2	0	0	0	0
Bob Watson, R (1, 7) (8, 3) OBP: 0.376, SLG: 0.409	6-3 2-3 3-H		5-3			4-3		1B 1-3 2-H 1B		4	0	1	2	0	0	1
Lee May, R (1, 3) OBP: 0.302, SLG: 0.470	3-H HR			L3 1B			G3	G1-6-3 1-2 3-H 1B		4	1	3	3	0	0	0
Bob Gallagher, L (8, PR) (8, 9) OBP: 0.280, SLG: 0.197										0	0	0	0	0	0	0
Milt May, L (1, 2) OBP: 0.349, SLG: 0.378	3-1			L3 1-2			4-3	G1-6-3 1-2f		4	0	0	0	0	0	3
Doug Rader, R (1, 5) OBP: 0.334, SLG: 0.438		5-3		F9			1B 1B		6-3	4	0	1	0	0	0	0
Tommy Helms, R (1, 4) OBP: 0.320, SLG: 0.363		SH1-3 1B			BB CS				SH2-3 1B	2	0	2	0	1	0	0
Larry Milbourne, S (7, PR) (7, 4) OBP: 0.356, SLG: 0.341							1-2 1B			1	0	1	0	0	0	0
Tom Griffin, R (1, 1) OBP: 0.364, SLG: 0.561		SH1-3 1-2			K		K		SH2-3 1-2	2	0	0	0	0	2	3
Mike Cosgrove, L (8, 1)										0	0	0	0	0	0	0
Inning Stats	R: 3 H: 3 E: 0 LOB: 0 K: 0 BB: 0 S: 6 P: 6	R: 0 H: 1 E: 0 LOB: 1 K: 0 BB: 0 S: 4 P: 4	R: 0 H: 0 E: 0 LOB: 0 K: 0 BB: 0 S: 3 P: 3	R: 0 H: 1 E: 0 LOB: 0 K: 0 BB: 0 S: 3 P: 3	R: 0 H: 0 E: 0 LOB: 0 K: 1 BB: 1 S: 4 P: 8	R: 0 H: 0 E: 0 LOB: 0 K: 1 BB: 0 S: 5 P: 5	R: 0 H: 2 E: 0 LOB: 2 K: 1 BB: 0 S: 7 P: 7	R: 2 H: 4 E: 0 LOB: 2 K: 0 BB: 0 S: 6 P: 6	R: 0 H: 1 E: 0 LOB: 1 K: 0 BB: 0 S: 4 P: 4	1B: 10 SF: 0 2B: 2 SAC: 2 3B: 0 DP: 2 HR: 1 HBP: 0						

TOP

Houston Astros @ St. Louis Cardinals

Busch Stadium, St. Louis, MO

Fri Jul 19 1974, 7:05 PM CDT

Att. 19,230 - Unknown

livebaseballscorecards.com

AB	34
R	5
H	12
RBI	5
BB	1
SO	3
LOB	10

WP: 0 PA: 37
PB: 0
SB: 0
CS: 1

PITCHER		IP	WLS	BF	H	R	ER	SO	BB	IBB	HBP	BLK	WP	HR	S	P	ERA	WHIP
Ray Bare, R ERA: 7.84	(1, 1)	7.1	L	30	9	5	5	3	1	0	0	0	0	1	35	39	6.14	1.364
Mike Garman, R ERA: 3.14	(8, 1)	0.0		2	2	0	0	0	0	0	0	0	0	0	2	2	∞	∞
Rich Folkers, L ERA: 3.14	(8, 1)	0.2		1	0	0	0	0	0	0	0	0	0	0	1	1	0.00	0.000
Orlando Pena, R ERA: 2.08	(9, 1)	1.0		4	1	0	0	0	0	0	0	0	0	0	4	4	0.00	1.000

PITCHER		IP	WLS	BF	H	R	ER	SO	BB	IBB	HBP	BLK	WP	HR	S	P	ERA	WHIP

Batter	1	2	3	4	5	6	7	8	9	AB	R	H	RBI	BB	SO	LOB
Lou Brock, L (1, 7) OBP: 0.377, SLG: 0.409	F8		F9			G4-6-3 1B		F7		4	0	1	0	0	0	1
Ken Reitz, R (1, 5) OBP: 0.312, SLG: 0.363	L4			FC6-4 1B		G4-6-3 1-2f			BBBB 1B BB	3	0	1	0	1	0	1
Bake McBride, L (1, 8) OBP: 0.348, SLG: 0.387	FC6-4 1B			FC6-4 1-2f 3B		L3			SSS K	4	1	1	0	0	1	2
Reggie Smith, S (1, 9) OBP: 0.389, SLG: 0.553	FC6-4 1-2f			F8			G6-4-3 1B		F3	4	0	1	0	0	0	3
Joe Torre, R (1, 3) OBP: 0.372, SLG: 0.415		6-3		1-H 3B			G6-4-3 1-2f		1-2 1B	4	0	2	1	0	0	1
Jerry Davanon, R (1, 4) OBP: 0.091, SLG: 0.091		F7		F8			F8		F9	4	0	0	0	0	0	3
Marc Hill, R (1, 2) OBP: 0.333, SLG: 0.417		SSS K	SSS K					F7		2	0	0	0	0	2	0
Jim Dwyer, L (8, PH) OBP: 0.378, SLG: 0.475										1	0	0	0	0	0	0
Jack Heidemann, R (9, 6) OBP: 0.321, SLG: 0.275										0	0	0	0	0	0	0
Mike Tyson, R (1, 6) OBP: 0.233, SLG: 0.230			F8		F9			BBBB BB		2	0	0	0	0	0	0
Tim McCarver, L (8, PH) OBP: 0.356, SLG: 0.242										0	0	0	0	1	0	0
Orlando Pena, R (9, 1) OBP: 0.500, SLG: 0.500										0	0	0	0	0	0	0
Ray Bare, R (1, 1)			SSS K		SSS K			F8		2	0	0	0	0	2	0
Mike Garman, R (8, 1) OBP: 0.250, SLG: 0.250										0	0	0	0	0	0	0
Rich Folkers, L (8, 1)										0	0	0	0	0	0	0
Ted Simmons, S (8, PH) OBP: 0.311, SLG: 0.439										1	0	0	0	0	0	1
(9, 2)																
Inning Stats	R: 0 E: 0 K: 0 S: 4 H: 1 LOB: 1 BB: 0 P: 4	R: 0 E: 0 K: 1 S: 5 H: 0 LOB: 0 BB: 0 P: 5	R: 0 E: 0 K: 1 S: 5 H: 0 LOB: 0 BB: 0 P: 5	R: 1 E: 0 K: 0 S: 5 H: 2 LOB: 1 BB: 0 P: 5	R: 0 E: 0 K: 2 S: 7 H: 0 LOB: 0 BB: 0 P: 7	R: 0 E: 0 K: 0 S: 3 H: 1 LOB: 0 BB: 0 P: 3	R: 0 E: 0 K: 0 S: 3 H: 1 LOB: 0 BB: 0 P: 3	R: 0 E: 0 K: 0 S: 3 H: 0 LOB: 1 BB: 1 P: 7	R: 0 E: 0 K: 1 S: 6 H: 1 LOB: 2 BB: 1 P: 10	1B: 5 2B: 0 3B: 1 HR: 0	SF: 0 SAC: 0 DP: 2 HBP: 0						

PITCHER		IP	WLS	BF	H	R	ER	SO	BB	IBB	HBP	BLK	WP	HR	S	P	ERA	WHIP
Tom Griffin, R ERA: 2.96	(1, 1)	7.2	W	27	5	1	1	4	1	0	0	0	0	0	34	38	1.17	0.783
Mike Cosgrove, L ERA: 2.11	(8, 1)	1.1		6	1	0	0	1	1	0	0	0	0	0	7	11	0.00	1.500

PITCHER	IP	WLS	BF	H	R	ER	SO	BB	IBB	HBP	BLK	WP	HR	S	P	ERA	WHIP

BOTTOM

Houston Astros @ St. Louis Cardinals

Busch Stadium, St. Louis, MO

Fri Jul 19 1974, 7:05 PM CDT

Att. 19,230 - Unknown

livebaseballscorecards.com

AB	31
R	1
H	6
RBI	1
BB	2
SO	5
LOB	12

WP: 0	PB: 0	SB: 0	CS: 0
PA: 33			

Batter	1	2	3	4	5	6	7	8	9	AB	R	H	RBI	BB	SO	LOB
Greg Gross, L (1, 9) OBP: 0.413, SLG: 0.378	5-3		SH2-3 1-2		F8		L6	BB 1-2 2-3 3-H		3	0	0	1	1	0	0
Roger Metzger, S (1, 6) OBP: 0.313, SLG: 0.318	4-3		G3 2-3		G3			1B K		5	1	1	0	0	1	4
Cesar Cedeno, R (1, 8) OBP: 0.357, SLG: 0.522	BB S		F8		F7			1B 1-H 2B	F2	4	1	1	1	1	0	1
Bob Watson, R (1, 7) OBP: 0.376, SLG: 0.409 (8, 3)	F7 1-2			G4-3-6 E 1B 1B		F9		SH2-4 1B 2-H 1B	F8	5	2	2	1	0	0	1
Lee May, R (1, 3) OBP: 0.304, SLG: 0.468 Wilbur Howard, S (8, PR) OBP: 0.300, SLG: 0.333 (8, 7)		6-3		E6 G4-3-6 1-2		1B		1B SH2-4 BB IBB	CS BB	3 0	0 1	1 0	0 0	1 1	0 0	1 0
Milt May, L (1, 2) OBP: 0.348, SLG: 0.377		1B		G4-3-6 1-2f 2-3		K		SH2-4 1-2 2-3	CS 1-2	3	0	1	0	0	1	3
Doug Rader, R (1, 5) OBP: 0.336, SLG: 0.438	K			1B 3-H 1B	K			BB 1B IBB		3	0	1	1	1	2	2
Tommy Helms, R (1, 4) OBP: 0.322, SLG: 0.365 Larry Milbourne, S (8, PR) OBP: 0.356, SLG: 0.341 (8, 4)	K			1B 1-2 1B			5-3	BB 1-2 2-3 3-H 1B		4 0	0 0	2 0	1 0	0 0	1 0	1 0
Dave Roberts, L (1, 1) OBP: 0.250, SLG: 0.413 Bob Gallagher, L (7, PH) OBP: 0.276, SLG: 0.194 Ken Forsch, R (7, 1) Cliff Johnson, R (8, PH) OBP: 0.378, SLG: 0.461 Jim York, R (8, 1) Mike Cosgrove, L (8, 1) Don Wilson, R (9, 1) OBP: 0.200, SLG: 0.250			G3 SH2-3 1B	P5			4-3	P6		2 1 0 1 0 0 0	0 0 0 0 0 0 0	1 0 0 0 0 0 0	0 0 0 0 0 0 0	0 0 0 0 0 0 0	0 0 0 3 0 0 0	2 0 0 0 0 0 0

TOP

Houston Astros @ St. Louis Cardinals

Busch Stadium, St. Louis, MO

Sat Jul 20 1974, 3:33 AM CDT

Att. 13,448 - Unknown

livebaseballscorecards.com

AB	34
R	5
H	10
RBI	5
BB	5
SO	5
LOB	18

Inning Stats	1	2	3	4	5	6	7	8	9
	R: 0 E: 0 K: 0 S: 3	H: 0 LOB: 1 BB: 1 P: 7	R: 0 E: 0 K: 2 S: 8	H: 1 LOB: 1 BB: 0 P: 8	R: 0 E: 0 K: 0 S: 4	H: 1 LOB: 1 BB: 0 P: 4	R: 1 E: 1 K: 0 S: 6	H: 3 LOB: 2 BB: 0 P: 6	R: 0 E: 0 K: 0 S: 3	H: 0 LOB: 0 BB: 0 P: 3	R: 0 E: 0 K: 2 S: 8	H: 1 LOB: 1 BB: 0 P: 8	R: 0 E: 0 K: 0 S: 3	H: 0 LOB: 0 BB: 0 P: 3	R: 4 E: 0 K: 1 S: 9	H: 4 LOB: 3 BB: 3 P: 21	R: 0 E: 0 K: 0 S: 2	H: 0 LOB: 0 BB: 1 P: 6

| | | |

Batter	1	2	3	4	5	6	7	8	9	AB	R	H	RBI	BB	SO	LOB
Lou Brock, L (1, 7) OBP: 0.374, SLG: 0.409	F8		1B 2B		K		6-3		4-3 3-H	5	1	1	1	0	1	0
Jerry Davanon, R (1, 4) OBP: 0.250, SLG: 0.143	BB		8-4 2-H 1B		5-3		K		BB 1B 1B BB	3	1	1	1	2	1	0
Bake McBride, L (1, 8) OBP: 0.348, SLG: 0.385	F8		HBP			F9	F8		BB 1-2 1B	4	1	1	0	0	0	1
Reggie Smith, S (1, 9) OBP: 0.386, SLG: 0.550	F9		8-4 2-3f			2B 2B		4-3	F9	5	1	1	0	0	0	5
Joe Torre, R (1, 3) OBP: 0.375, SLG: 0.417 (9, 5)		F9		F8		1B 2-H 2B		BB 1B	BB 1B 1-2 2-3	3	1	1	1	2	0	0
Ken Reitz, R (1, 5) OBP: 0.312, SLG: 0.366 Tim McCarver, L (8, PH) OBP: 0.360, SLG: 0.250 (9, 3)		L9		WP 2B		F7		F7	1B 1-2 2-H 3-H	3 2	0 0	1 1	0 2	0 0	0 0	1 1
Marc Hill, R (1, 2) OBP: 0.400, SLG: 0.385 Ted Simmons, S (8, PH) OBP: 0.313, SLG: 0.441 (9, 2)		BB		5-3 2-3		IBB		1B 1-2		1 1	0 0	0 1	0 0	2 0	0 0	1 0
Mike Tyson, R (1, 6) OBP: 0.234, SLG: 0.231 Jim Dwyer, L (8, PH) OBP: 0.378, SLG: 0.475 Jack Heidemann, R (8, PH) OBP: 0.316, SLG: 0.269 (9, 6)		K		P3		1B 1-2 2-H		K		3 0 1	0 0 0	1 0 0	1 0 0	0 0 0	1 0 1	2 0 2
Alan Foster, R (1, 1) OBP: 0.216, SLG: 0.194 Rich Folkers, L (8, 1) Orlando Pena, R (8, 1) OBP: 0.500, SLG: 0.500 Al Hrabosky, R (8, 1) OBP: 0.333, SLG: 0.333 Luis Melendez, R (9, PH) OBP: 0.293, SLG: 0.344			4-3		F9	L6			4-3 3B	3 0 0 0 1	0 0 0 0 1	0 0 0 0 1	0 0 0 0 1	0 0 0 0 0	0 0 0 0 0	2 0 0 0 0
Inning Stats	R: 0 E: 0 K: 0 S: 3 H: 0 LOB: 1 BB: 1 P: 7	R: 0 E: 0 K: 1 S: 5 H: 0 LOB: 1 BB: 1 P: 9	R: 1 E: 0 K: 0 S: 4 H: 2 LOB: 1 BB: 0 P: 5	R: 0 E: 0 K: 0 S: 4 H: 1 LOB: 1 BB: 0 P: 4	R: 0 E: 0 K: 1 S: 5 H: 0 LOB: 0 BB: 0 P: 5	R: 2 E: 0 K: 0 S: 6 H: 3 LOB: 2 BB: 1 P: 10	R: 0 E: 0 K: 1 S: 5 H: 0 LOB: 0 BB: 0 P: 5	R: 0 E: 0 K: 1 S: 6 H: 1 LOB: 2 BB: 1 P: 10	R: 3 E: 0 K: 0 S: 5 H: 3 LOB: 2 BB: 2 P: 13	1B: 5 2B: 5 3B: 1 HR: 0 SF: 0 SAC: 0 DP: 1 HBP: 1						

PITCHER		IP	WLS	BF	H	R	ER	SO	BB	IBB	HBP	BLK	WP	HR	S	P	ERA	WHIP
Dave Roberts, L ERA: 3.72	(1, 1)	6.0		27	6	3	3	2	2	1	1	0	1	0	27	40	4.50	1.333
Ken Forsch, R ERA: 3.19	(7, 1)	1.0		3	0	0	0	1	0	0	0	0	0	0	5	5	0.00	0.000
Jim York, R ERA: 1.37	(8, 1)	0.2		4	1	0	0	0	1	0	0	0	0	0	3	7	0.00	3.000
Mike Cosgrove, L ERA: 2.63	(8, 1)	1.0	L	6	2	3	3	1	1	0	0	0	0	0	7	11	27.00	3.000
Don Wilson, R ERA: 4.09	(9, 1)	0.0		2	1	0	0	0	1	0	0	0	0	0	1	5	∞	∞

PITCHER	IP	WLS	BF	H	R	ER	SO	BB	IBB	HBP	BLK	WP	HR	S	P	ERA	WHIP

BOTTOM

Houston Astros @ St. Louis Cardinals

Busch Stadium, St. Louis, MO

Sat Jul 20 1974, 3:33 AM CDT

Att. 13,448 - Unknown

livebaseballscorecards.com

AB	35
R	6
H	10
RBI	6
BB	6
SO	4
LOB	15

WP: 1 PA: 42
PB: 0
SB: 0
CS: 0

Houston Astros @ St. Louis Cardinals

Busch Stadium, St. Louis, MO

Sun Jul 21 1974, 3:33 AM CDT

Att. 15,006 - Unknown

TOP

livebaseballscorecards.com

Batter	1	2	3	4	5	6	7	8	9	AB	R	H	RBI	BB	SO	LOB
Greg Gross, L (1, 9) OBP: 0.408, SLG: 0.373	F8		3-1 2-3		F7		G6-3 1-2f			4	0	0	0	0	0	3
Roger Metzger, S (1, 6) OBP: 0.309, SLG: 0.314	3-1		6-3		E3 1-3			4-3		4	0	0	0	0	0	2
Cesar Cedeno, R (1, 8) OBP: 0.358, SLG: 0.524	1B 2B		P6		F7			1B		4	1	2	0	0	0	3
Bob Watson, R (1, 7) OBP: 0.375, SLG: 0.407	2-H 1B			SSS K	P5			F8		4	0	1	1	0	1	1
Lee May, R (1, 3) OBP: 0.304, SLG: 0.469	1-3			2B	4-3			SSS K		4	0	1	0	0	1	2
Milt May, L (1, 2) OBP: 0.351, SLG: 0.377		3-4-1		BBBB G6-4-3 BB	FC6 1B				F7	3	0	1	0	1	0	0
Doug Rader, R (1, 5) OBP: 0.335, SLG: 0.433		6-3		G6-4-3 1-2f	FC6 1-2f				BBBB BB	3	0	0	0	1	0	3
Tommy Helms, R (1, 4) OBP: 0.324, SLG: 0.367		P6			FC1-6 1B		G6-3 1B		F7	4	0	2	0	0	0	1
Larry Dierker, R (1, 1) OBP: 0.217, SLG: 0.267			3-1 2B		FC1-6 E 1-2f		SSS K		F3	2	0	1	0	0	0	1
Fred Scherman, L (6, 1)										0	0	0	0	0	0	0
Bob Gallagher, L (7, PH) OBP: 0.273, SLG: 0.191										1	0	0	0	0	1	1
Ken Forsch, R (7, 1)										0	0	0	0	0	0	0
Cliff Johnson, R (9, PH) OBP: 0.375, SLG: 0.456										1	0	0	0	0	0	1
Inning Stats	R: 1 E: 0 K: 0 S: 5 H: 2 LOB: 1 BB: 0 P: 5	R: 0 E: 0 K: 0 S: 3 H: 0 LOB: 0 BB: 0 P: 3	R: 0 E: 0 K: 0 S: 4 H: 1 LOB: 1 BB: 0 P: 4	R: 0 E: 0 K: 1 S: 5 H: 1 LOB: 1 BB: 1 P: 9	R: 0 E: 1 K: 0 S: 5 H: 1 LOB: 2 BB: 0 P: 5	R: 0 E: 0 K: 0 S: 4 H: 1 LOB: 1 BB: 0 P: 4	R: 0 E: 0 K: 1 S: 5 H: 1 LOB: 0 BB: 0 P: 5	R: 0 E: 0 K: 1 S: 6 H: 1 LOB: 1 BB: 0 P: 6	R: 0 E: 0 K: 0 S: 3 H: 0 LOB: 1 BB: 1 P: 7	1B: 5 2B: 3 3B: 0 HR: 0 SF: 0 SAC: 0 DP: 2 HBP: 0						

PITCHER	IP	WLS	BF	H	R	ER	SO	BB	IBB	HBP	BLK	WP	HR	S	P	ERA	WHIP
Bob Forsch, R (1, 1) ERA: 3.55	9.0	W	36	8	1	1	3	2	0	0	0	0	0	40	48	1.00	1.111

PITCHER	IP	WLS	BF	H	R	ER	SO	BB	IBB	HBP	BLK	WP	HR	S	P	ERA	WHIP

AB	34
R	1
H	8
RBI	1
BB	2
SO	3
LOB	18

WP: 0 PB: 0 SB: 0 CS: 0 PA: 36

Batter	1	2	3	4	5	6	7	8	9	AB	R	H	RBI	BB	SO	LOB
Lou Brock, L (1, 7) OBP: 0.378, SLG: 0.413	0-0 1B S FC4-6 1B	0-0 S 1B		0-0 P6 ③		0-0 CS 2-H 1B		0-0 1-H IHR		4	1	3	1	0	0	0
Jose Cruz, L (8, 7) OBP: 0.328, SLG: 0.430										1	1	1	2	0	0	0
Jerry Davanon, R (1, 4) OBP: 0.286, SLG: 0.263	0-0 FC4-6 1-3 1B	0-0 P3 ② 1-2			0-0 5-3 ①	0-0 CS ③ 1-2	0-0 1B G4-6-3 2B	0-0 5-3 ③		5	1	2	0	0	0	2
Bake McBride, L (1, 8) OBP: 0.350, SLG: 0.387	0-0 F5 ①	0-0 F7 ③			0-0 G4-6-3 1B		0-0 G4-6-3 2-3 1B			4	0	2	0	0	0	4
Reggie Smith, S (1, 9) OBP: 0.382, SLG: 0.543	0-0 FC4-6 S ② 1-2f 3-H		0-0 F8 ①		0-0 G4-6-3 ②③ 1-2f		0-0 G4-6-3 ①② 1-2f 3-H			4	0	0	1	0	0	3
Ted Simmons, S (1, 2) OBP: 0.313, SLG: 0.437	0-0 F8 ③ 1-2		0-0 F2 ②			0-0 L9 ①	1-0 HBP			3	0	0	0	0	0	1
Joe Torre, R (1, 3) OBP: 0.380, SLG: 0.418		BBBB 4-0 WP 1B 2B BB	BBBB 4-0 BB			0-0 HR 1B	SSS 0-3 K ③			2	2	1	0	2	1	1
Ken Reitz, R (1, 5) OBP: 0.314, SLG: 0.377		0-0 WP 1-2 2B 1B	0-0 F7 ③			0-0 HR 1-H	0-0 4-3 ①			4	2	2	2	0	0	1
Mike Tyson, R (1, 6) OBP: 0.242, SLG: 0.252		0-0 SH1-4 1-H 2-H 2B		0-0 F9 ①		0-0 SH3-4 1B 1B		0-0 FC6-2 3B		4	1	3	2	0	0	0
Bob Forsch, R (1, 1) OBP: 0.111, SLG: 0.111		0-0 SH1-4 ① 2-3		0-0 4-3 ②		0-0 SH3-4 ② 1-2		0-0 FC6-2 ② IHR 3-H		2	1	0	0	0	0	1
Inning Stats	R: 1 E: 0 K: 0 S: 5 H: 2 LOB: 1 BB: 0 P: 5	R: 2 E: 0 K: 0 S: 6 H: 3 LOB: 2 BB: 1 P: 10	R: 0 E: 0 K: 0 S: 3 H: 0 LOB: 1 BB: 1 P: 7	R: 0 E: 0 K: 0 S: 3 H: 0 LOB: 0 BB: 0 P: 3	R: 0 E: 0 K: 0 S: 3 H: 1 LOB: 0 BB: 0 P: 3	R: 3 E: 0 K: 0 S: 6 H: 4 LOB: 0 BB: 0 P: 6	R: 1 E: 0 K: 1 S: 6 H: 2 LOB: 1 BB: 0 P: 7	R: 2 E: 0 K: 0 S: 5 H: 2 LOB: 0 BB: 0 P: 5		1B: 9 2B: 2 3B: 1 HR: 2	SF: 0 SAC: 2 DP: 2 HBP: 1					

BOTTOM

Houston Astros @ St. Louis Cardinals

Busch Stadium, St. Louis, MO

Sun Jul 21 1974, 3:33 AM CDT

Att. 15,006 - Unknown

livebaseballscorecards.com

AB	33
R	9
H	14
RBI	8
BB	2
SO	1
LOB	13

WP: 1 PA: 39
PB: 0
SB: 3
CS: 1

PITCHER		IP	WLS	BF	H	R	ER	SO	BB	IBB	HBP	BLK	WP	HR	S	P	ERA	WHIP
Larry Dierker, R ERA: 2.61	(1, 1)	5.2	L	27	9	6	6	0	2	0	0	0	1	1	25	33	9.53	1.941
Fred Scherman, L ERA: 4.47	(6, 1)	0.1		1	1	0	0	0	0	0	0	0	0	0	1	1	0.00	3.000
Ken Forsch, R ERA: 3.6	(7, 1)	2.0		10	4	3	3	1	0	0	1	0	0	0	11	12	13.50	2.000

PITCHER		IP	WLS	BF	H	R	ER	SO	BB	IBB	HBP	BLK	WP	HR	S	P	ERA	WHIP

Batter	1	2	3	4	5	6	7	8	9	AB	R	H	RBI	BB	SO	LOB
Davey Lopes, R (1, 4) OBP: 0.349, SLG: 0.310	0-0 1B 2B	0-0 F9 ②			0-0 1B 1-2 1B	0-0 L5 ①		0-0 F9 ②		5	2	2	0	0	0	0
Bill Russell, R (1, 6) OBP: 0.332, SLG: 0.382	0-0 1B 1B 2-H 1B	0-0 5-3 ③			SSS 0-3 K ①	0-0 P6 ②		0-0 5-3 ③		5	1	1	1	0	1	2
Jimmy Wynn, R (1, 8) OBP: 0.402, SLG: 0.561	0-0 1B 1B 1-2 1B		0-0 CS S 1B		0-0 1B 3B 1-3 2-H 1B	0-0 HR			0-0 FC5-4 1B	4	3	4	2	0	0	0
Bill Buckner, L (6, 7) OBP: 0.355, SLG: 0.403										1	0	1	0	0	0	0
Steve Garvey, R (1, 3) OBP: 0.342, SLG: 0.490	0-0 1B G6-4-3 1-2 2-H 1B		0-0 6-3 ① ② 1-3		0-0 BB 3B 1-3 3-H 1B	0-0 4-3 ③			0-0 F5 ①	5	2	2	2	0	0	2
Ron Cey, R (1, 5) OBP: 0.362, SLG: 0.414	0-0 G6-4-3 1-3 2-H 1B		0-0 6-3 ③		BBB 4-0 3B 1-2 BB		0-0 F8 ①		0-0 FC5-4 ② 1-2f	4	1	1	1	1	0	1
Joe Ferguson, R (1, 9) OBP: 0.393, SLG: 0.459	0-0 G6-4-3 ① ② 1-2f 3-H			0-0 F8 ①	SSS 0-3 K ②		0-0 1B		0-0 F2 ③	5	0	1	0	0	1	5
Tom Paciorek, R (1, 7) OBP: 0.279, SLG: 0.377 (6, 8)	0-0 WP BLK 1B			0-0 F9 ②	0-0 1B 1-H 2-H 3-H 3B		SSS 0-3 K ②			4	1	2	3	0	1	1
Steve Yeager, R (1, 2) OBP: 0.389, SLG: 0.452	SSS 0-3 K ③ 1-3			0-0 5-3 ③	0-0 1B 3-H		0-0 L5 ③			4	0	1	1	0	1	2
Don Sutton, R (1, 1) OBP: 0.189, SLG: 0.192		SSS 0-3 K ①			BBB 4-0 1B 1B BB			SSS 0-3 K ①		2	1	0	0	1	1	1
Lee Lacy, R (8, PH) OBP: 0.271, SLG: 0.291					x 0-0 4-3 ③					1	0	0	0	0	1	0
Mike Marshall, R (8, 1) OBP: 0.053, SLG: 0.053										0	0	0	0	0	0	0
Inning Stats	R: 4 H: 6 E: 0 LOB: 1 K: 1 BB: 0 S: 10 P: 10	R: 0 H: 0 E: 0 LOB: 0 K: 1 BB: 0 S: 5 P: 5	R: 0 H: 1 E: 0 LOB: 0 K: 0 BB: 0 S: 3 P: 3	R: 0 H: 0 E: 0 LOB: 0 K: 0 BB: 0 S: 3 P: 3	R: 6 H: 5 E: 0 LOB: 1 K: 2 BB: 2 S: 12 P: 20	R: 1 H: 1 E: 0 LOB: 0 K: 0 BB: 0 S: 4 P: 4	R: 0 H: 1 E: 0 LOB: 1 K: 1 BB: 0 S: 6 P: 6	R: 0 H: 0 E: 0 LOB: 0 K: 1 BB: 0 S: 5 P: 5	R: 0 H: 1 E: 0 LOB: 1 K: 0 BB: 0 S: 4 P: 4	1B: 12 SF: 0 2B: 1 SAC: 0 3B: 1 DP: 1 HR: 1 HBP: 0						

TOP

Los Angeles Dodgers @ Houston Astros

Astrodome, Houston, TX

Thu Jul 25 1974, 4:33 AM EDT

Unknown

livebaseballscorecards.com

AB	40
R	11
H	15
RBI	10
BB	2
SO	6
LOB	14

WP: 1	PA: 42
PB: 0	
SB: 1	
CS: 1	

PITCHER		IP	WLS	BF	H	R	ER	SO	BB	IBB	HBP	BLK	WP	HR	S	P	ERA	WHIP
Claude Osteen, L ERA: 3.42	(1, 1)	0.0	L	5	5	4	4	0	0	0	0	0	0	0	5	5	∞	∞
J.R. Richard, R ERA: 6.14	(1, 1)	4.1		16	4	3	3	3	1	0	0	1	1	0	21	25	6.23	1.154
Jim York, R ERA: 2.7	(5, 1)	0.1		4	2	2	2	1	1	0	0	0	0	0	5	9	54.00	9.000
Ken Forsch, R ERA: 3.58	(5, 1)	0.1		2	1	1	1	0	0	0	0	0	0	0	2	2	27.00	3.000
Fred Scherman, L ERA: 4.47	(6, 1)	2.0		8	2	1	1	1	0	0	0	0	0	1	10	10	4.50	1.000

PITCHER		IP	WLS	BF	H	R	ER	SO	BB	IBB	HBP	BLK	WP	HR	S	P	ERA	WHIP
Mike Cosgrove, L ERA: 2.52	(8, 1)	2.0		7	1	0	0	1	0	0	0	0	0	0	9	9	0.00	0.500

Batter	1	2	3	4	5	6	7	8	9	AB	R	H	RBI	BB	SO	LOB
Greg Gross, L (1, 9) OBP: 0.403, SLG: 0.368	K		K		F7		G6-3 1-2f		G6-4-3 1-2f	5	0	0	0	0	2	3
Roger Metzger, S (1, 6) OBP: 0.308, SLG: 0.313	1B 1B		6-3		P3			4-3		4	0	1	0	0	0	0
Cesar Cedeno, R (1, 8) OBP: 0.360, SLG: 0.524	FC6-4 1-2 1B		FC6-4 1B			K		F7		4	0	2	0	0	1	0
Bob Watson, R (1, 7) OBP: 0.374, SLG: 0.406	F3		FC6-4 1-2f			5-3		1B 1B 1B		4	1	1	0	0	0	3
Lee May, R (1, 3) OBP: 0.306, SLG: 0.469	FC6-4 1-2f			K		FC4-6 1B		1B 1-2 1B		4	0	2	0	0	1	2
Milt May, L (1, 2) OBP: 0.349, SLG: 0.374		P5		4-3		FC4-6 1-2f		1-2 2-H 1B		4	0	1	1	0	0	1
Doug Rader, R (1, 5) OBP: 0.334, SLG: 0.440		F8		HR			P4	4-3		4	1	1	1	0	0	2
Tommy Helms, R (1, 4) OBP: 0.327, SLG: 0.376 Larry Milbourne, S (7, PR) OBP: 0.348, SLG: 0.333 (8, 4)	2B		F8				1B 2B		F9	3 1	0 1	2 0	0 0	0 0	0 0	0 0
Claude Osteen, L (1, 1) OBP: 0.189, SLG: 0.278 J.R. Richard, R (1, 1) Jim York, R (0, 1) Ken Forsch, R (0, 1) Wilbur Howard, S (0, PH) OBP: 0.000, SLG: 0.000 Fred Scherman, L (0, 1) Johnny Edwards, L (7, PH) OBP: 0.286, SLG: 0.292 Mike Cosgrove, L (0, 1) Bob Gallagher, L (0, PH) OBP: 0.364, SLG: 0.591	K		K		F5		G6-3 2-H 1B		G6-4-3 BB	0 1 0 0 1 0 1 0 0 0	0 0 0 0 0 0 0 0 1 0	0 0 0 0 0 0 0 0 0 0	0 0 0 0 0 0 0 0 0 0	0 1 0 0 0 0 0 0 0 1	0 0 0 0 0 0 0 0 0 0	0 1 0 0 0 0 0 0 0 0
Inning Stats	R: 0 E: 0 K: 1 S: 7 H: 2 LOB: 2 BB: 0 P: 7	R: 0 E: 0 K: 1 S: 6 H: 1 LOB: 1 BB: 0 P: 6	R: 0 E: 0 K: 1 S: 6 H: 1 LOB: 1 BB: 0 P: 6	R: 1 E: 0 K: 1 S: 6 H: 1 LOB: 0 BB: 0 P: 6	R: 0 E: 0 K: 0 S: 3 H: 0 LOB: 0 BB: 0 P: 3	R: 0 E: 0 K: 1 S: 6 H: 1 LOB: 1 BB: 0 P: 6	R: 1 E: 0 K: 0 S: 4 H: 2 LOB: 1 BB: 0 P: 4	R: 1 E: 0 K: 0 S: 6 H: 3 LOB: 2 BB: 0 P: 6	R: 0 E: 0 K: 0 S: 2 H: 0 LOB: 0 BB: 1 P: 6	1B: 8 2B: 2 3B: 0 HR: 1	SF: 0 SAC: 0 DP: 2 HBP: 0	WP: 0 PB: 0 SB: 0 CS: 0	PA: 37				

PITCHER		IP	WLS	BF	H	R	ER	SO	BB	IBB	HBP	BLK	WP	HR	S	P	ERA	WHIP
Don Sutton, R ERA: 4.13	(1, 1)	7.0	W	28	8	2	2	5	0	0	0	0	0	1	38	38	2.57	1.143
Mike Marshall, R ERA: 2.34	(8, 1)	2.0		9	3	1	1	0	1	0	0	0	0	0	8	12	4.50	2.000

PITCHER	IP	WLS	BF	H	R	ER	SO	BB	IBB	HBP	BLK	WP	HR	S	P	ERA	WHIP

BOTTOM

Los Angeles Dodgers @ Houston Astros

Astrodome, Houston, TX

Thu Jul 25 1974, 4:33 AM EDT

Unknown

livebaseballscorecards.com

AB	36
R	3
H	11
RBI	3
BB	1
SO	5
LOB	12

Batter	1	2	3	4	5	6	7	8	9	AB	R	H	RBI	BB	SO	LOB
Davey Lopes, R (1, 4) OBP: 0.350, SLG: 0.316	x 0-0 CS 2B		x 0-0 ③ 4-3			x 0-0 FC4-6 1B 2-3		x 0-0 ② P6		4	0	2	0	0	0	0
Bill Buckner, L (1, 7) OBP: 0.354, SLG: 0.401	x 0-0 1B			x 0-0 ① 1-3		x 0-0 ② FC4-6 1-2f 3-H		x 0-0 ③ F7		4	0	1	1	0	0	1
Jimmy Wynn, R (1, 8) OBP: 0.398, SLG: 0.554	S S S 0-3 ① ② K 2-3			x 0-0 ② P3		x 0-0 ③ F9			x 0-0 ① 5-3	4	0	0	0	0	1	3
Steve Garvey, R (1, 3) OBP: 0.341, SLG: 0.490	x 0-0 ③ 4-1			x 0-0 ③ F7			x 0-0 PB SF9 2B		x 0-0 ② 5-3	4	1	1	0	0	0	1
Ron Cey, R (1, 5) OBP: 0.361, SLG: 0.410		x 0-0 ① P6			x 0-0 ① F9		B B B B 4-0 FC5-4 BB 2-3		x 0-0 ③ 5-3	3	0	0	0	1	0	0
Willie Crawford, L (1, 9) OBP: 0.372, SLG: 0.407		S S S 0-3 ② K			x 0-0 ② L6		x 0-0 ① P4			3	0	0	0	0	1	2
Joe Ferguson, R (1, 2) OBP: 0.389, SLG: 0.455		x 0-0 ③ F9			S S S 0-3 ③ K		x 0-0 ② SF9 3-H			2	0	0	1	0	1	0
Bill Russell, R (1, 6) OBP: 0.332, SLG: 0.382			S S S 0-3 ① K			x 0-0 1B SH3-4 FC4-6 1B	x 0-0 ③ FC5-4 1-2f			3	1	1	0	0	1	1
Doug Rau, L (1, 1) OBP: 0.222, SLG: 0.167			S S S 0-3 ② K			x 0-0 ① SH3-4 1-2		x 0-0 ① 5-3		2	0	0	0	0	1	0
Inning Stats	R: 0 H: 2 E: 0 LOB: 1 K: 1 BB: 0 S: 6 P: 6	R: 0 H: 0 E: 0 LOB: 0 K: 1 BB: 0 S: 5 P: 5	R: 0 H: 0 E: 0 LOB: 0 K: 2 BB: 0 S: 7 P: 7	R: 0 H: 0 E: 0 LOB: 0 K: 0 BB: 0 S: 3 P: 3	R: 0 H: 0 E: 0 LOB: 0 K: 1 BB: 0 S: 5 P: 5	R: 1 H: 2 E: 0 LOB: 1 K: 0 BB: 0 S: 5 P: 5	R: 1 H: 1 E: 0 LOB: 1 K: 0 BB: 1 S: 4 P: 8	R: 0 H: 0 E: 0 LOB: 0 K: 0 BB: 0 S: 3 P: 3	R: 0 H: 0 E: 0 LOB: 0 K: 0 BB: 0 S: 3 P: 3	1B: 3 SF: 1 2B: 3 SAC: 1 3B: 0 DP: 1 HR: 0 HBP: 0						

PITCHER		IP	WLS	BF	H	R	ER	SO	BB	IBB	HBP	BLK	WP	HR	S	P	ERA	WHIP
Don Wilson, R ERA: 3.91	(1, 1)	7.0	L	26	5	2	1	5	1	0	0	0	0	0	35	39	1.29	0.857
Ken Forsch, R ERA: 3.44	(8, 1)	2.0		6	0	0	0	0	0	0	0	0	0	0	6	6	0.00	0.000

PITCHER	IP	WLS	BF	H	R	ER	SO	BB	IBB	HBP	BLK	WP	HR	S	P	ERA	WHIP

TOP

Los Angeles Dodgers @ Houston Astros

Astrodome, Houston, TX

Thu Jul 25 1974, 8:05 PM EDT

Att. 43,552 - Unknown

livebaseballscorecards.com

AB	29
R	2
H	5
RBI	2
BB	1
SO	5
LOB	8

WP: 0	PA: 32		
PB: 1			
SB: 0			
CS: 1			

BOTTOM

Los Angeles Dodgers @ Houston Astros

Astrodome, Houston, TX

Thu Jul 25 1974, 8:05 PM EDT

Att. 43,552 - Unknown

livebaseballscorecards.com

Batter	1	2	3	4	5	6	7	8	9	AB	R	H	RBI	BB	SO	LOB
Greg Gross, L (1, 9) OBP: 0.404, SLG: 0.367	BBBB 4-0 CS BB		x 0-0 G6-4-3 1B		x 0-0 ③ F7			x 0-0 ① 5-3		3	0	1	0	1	0	0
Roger Metzger, S (1, 6) OBP: 0.305, SLG: 0.310	SSS 0-3 ①② K 1-2		SSS 0-3 ① K			SSS 0-3 ① K		SSS 0-3 ② K		4	0	0	0	0	4	3
Cesar Cedeno, R (1, 8) OBP: 0.356, SLG: 0.518	x 0-0 ③ 5-3		x 0-0 ②③ G6-4-3 1-2f			x 0-0 ② 4-3		SSS 0-3 ③ K		4	0	0	0	0	1	2
Bob Watson, R (1, 7) OBP: 0.370, SLG: 0.401		x 0-0 ① F9		x 0-0 ① 6-3		x 0-0 ③ F9			x 0-0 ① 6-3	4	0	0	0	0	0	0
Lee May, R (1, 3) OBP: 0.305, SLG: 0.467		x 0-0 ② 5-3		x 0-0 1B			x 0-0 ① 5-3		x 0-0 ② 6-3	4	0	1	0	0	0	0
Cliff Johnson, R (1, 2) OBP: 0.371, SLG: 0.447		x 0-0 1B 1B		SSS 0-3 ② K			SSS 0-3 ② K		x 0-0 ③ L5	4	0	1	0	0	2	1
Doug Rader, R (1, 5) OBP: 0.337, SLG: 0.442		x 0-0 1-2 1B		x 0-0 ③ P4			x 0-0 1B 1B			3	0	2	0	0	0	1
Tommy Helms, R (1, 4) OBP: 0.327, SLG: 0.376		x 0-0 ③ F8			x 0-0 ① 6-3		x 0-0 1-2 1B			3	0	1	0	0	0	2
Don Wilson, R (1, 1) OBP: 0.219, SLG: 0.267			x 0-0 E7 1B		SSS 0-3 ② K		x 0-0 ③ P6			2	0	1	0	0	1	0
Ray Busse, R (7, PH) OBP: 0.250, SLG: 0.250										1	0	0	0	0	0	2
Ken Forsch, R (8, 1)										0	0	0	0	0	0	0

Inning Stats	1	2	3	4	5	6	7	8	9
	R: 0 H: 0 E: 0 LOB: 0 K: 1 BB: 1 S: 4 P: 8	R: 0 H: 2 E: 0 LOB: 2 K: 0 BB: 0 S: 5 P: 5	R: 0 H: 2 E: 1 LOB: 1 K: 1 BB: 0 S: 6 P: 6	R: 0 H: 1 E: 0 LOB: 1 K: 1 BB: 0 S: 6 P: 6	R: 0 H: 0 E: 0 LOB: 0 K: 1 BB: 0 S: 5 P: 5	R: 0 H: 0 E: 0 LOB: 0 K: 1 BB: 0 S: 5 P: 5	R: 0 H: 2 E: 0 LOB: 2 K: 1 BB: 0 S: 7 P: 7	R: 0 H: 0 E: 0 LOB: 0 K: 2 BB: 0 S: 7 P: 7	R: 0 H: 0 E: 0 LOB: 0 K: 0 BB: 0 S: 3 P: 3

AB	32
R	0
H	7
RBI	0
BB	1
SO	8
LOB	11

1B: 7 SF: 0
2B: 0 SAC: 0
3B: 0 DP: 1
HR: 0 HBP: 0

WP: 0 PA: 33
PB: 0
SB: 0
CS: 1

PITCHER	IP	WLS	BF	H	R	ER	SO	BB	IBB	HBP	BLK	WP	HR	S	P	ERA	WHIP
Doug Rau, L (1, 1) ERA: 2.75	9.0	W	33	7	0	0	8	1	0	0	0	0	0	48	52	0.00	0.889

PITCHER	IP	WLS	BF	H	R	ER	SO	BB	IBB	HBP	BLK	WP	HR	S	P	ERA	WHIP

Batter	1	2	3	4	5	6	7	8	9	10	11	AB	R	H	RBI	BB	SO	LOB
Davey Lopes, R (1, 4) OBP: 0.353, SLG: 0.318	5-3		4-3 S BB	FC6-4 1-2f		CS BB		6-3		6-3 2B		4	0	1	0	2	0	1
Bill Buckner, L (1, 7) OBP: 0.351, SLG: 0.400	4-3		4-3 1-3	L3		1-2 2B		F7		6-3 2-3		6	0	1	0	0	0	3
Jimmy Wynn, R (1, 8) OBP: 0.402, SLG: 0.560	2B BB		K		E 2B				1B SF8 2B	5-3		4	3	2	0	2	1	2
Steve Garvey, R (1, 3) OBP: 0.341, SLG: 0.490	1-H 2B		F8		E4 1B 2-H	L9			1B 4-3 2-3 1B		4-3	6	0	2	1	0	0	3
Ron Cey, R (1, 5) OBP: 0.360, SLG: 0.408	F9			BB 1B BB	F8		1B		SF8 3-H		6-3	4	1	1	1	1	0	2
Willie Crawford, L (1, 9) OBP: 0.375, SLG: 0.411		G3 SF8 2B		1B 1-2 1B BB	F7		L6		4-3 1-2		1B	5	2	2	0	1	0	3
Steve Yeager, R (1, 2) OBP: 0.391, SLG: 0.453		G3 2-3		1B FC4-6 1-2 2-H 1B	1-2 1B		K		2-3 1B		F9	4	1	2	1	0	1	2
Mike Marshall, R (7, 1) OBP: 0.095, SLG: 0.095												2	0	1	0	0	0	1
Bill Russell, R (1, 6) OBP: 0.331, SLG: 0.380		SF8 3-H		FC4-6 1-3 2-H 1B	4-3		1-3		5-3			4	0	1	2	0	0	5
Andy Messersmith, R (1, 1) OBP: 0.299, SLG: 0.333	K			FC4-6 FC6-4 1-2f 3-H		4-3		6-3		K		1	0	0	0	0	1	0
Von Joshua, L (4, PH) OBP: 0.284, SLG: 0.314												0	0	0	0	0	0	0
Manny Mota, R (4, PH) OBP: 0.388, SLG: 0.375												1	0	0	1	0	0	1
Charlie Hough, R (4, 1)												1	0	0	0	0	0	0
Joe Ferguson, R (7, 2) OBP: 0.386, SLG: 0.451												2	0	0	0	0	1	0
Inning Stats	R: 1 E: 0 K: 0 S: 4 H: 1 LOB: 1 BB: 1 P: 8	R: 1 E: 0 K: 1 S: 6 H: 1 LOB: 0 BB: 0 P: 6	R: 0 E: 0 K: 1 S: 5 H: 0 LOB: 1 BB: 1 P: 9	R: 3 E: 0 K: 0 S: 5 H: 2 LOB: 1 BB: 2 P: 13	R: 1 E: 1 K: 0 S: 6 H: 2 LOB: 2 BB: 0 P: 6	R: 0 E: 0 K: 0 S: 3 H: 1 LOB: 2 BB: 2 P: 11	R: 0 E: 0 K: 1 S: 6 H: 1 LOB: 1 BB: 0 P: 6	R: 0 E: 0 K: 0 S: 3 H: 0 LOB: 0 BB: 0 P: 3	R: 1 E: 0 K: 0 S: 6 H: 3 LOB: 2 BB: 0 P: 6	R: 0 E: 0 K: 1 S: 6 H: 1 LOB: 1 BB: 0 P: 6	R: 0 E: 0 K: 0 S: 4 H: 1 LOB: 1 BB: 0 P: 4	1B: 7 2B: 6 3B: 0 HR: 0 SF: 2 SAC: 0 DP: 0 HBP: 0						

PITCHER		IP	WLS	BF	H	R	ER	SO	BB	IBB	HBP	BLK	WP	HR	S	P	ERA	WHIP
Tom Griffin, R ERA: 3.21	(1, 1)	3.0		17	4	5	5	2	4	0	0	0	0	0	17	33	15.00	2.667
Mike Cosgrove, L ERA: 2.55	(4, 1)	3.0		14	3	1	1	0	2	0	0	0	0	0	12	20	3.00	1.667
Ken Forsch, R ERA: 3.3	(7, 1)	5.0	W	21	6	1	1	2	0	0	0	0	0	0	25	25	1.80	1.200

PITCHER	IP	WLS	BF	H	R	ER	SO	BB	IBB	HBP	BLK	WP	HR	S	P	ERA	WHIP

TOP

Los Angeles Dodgers @ Houston Astros

Astrodome, Houston, TX

Fri Jul 26 1974, 8:05 PM EDT

Att. 26,924 - Unknown

livebaseballscorecards.com

AB	44
R	7
H	13
RBI	6
BB	6
SO	4
LOB	23

WP: 0 PB: 0 SB: 1 CS: 1 PA: 52

Los Angeles Dodgers @ Houston Astros

Astrodome, Houston, TX

Fri Jul 26 1974, 8:05 PM EDT

Att. 26,924 - Unknown

livebaseballscorecards.com

BOTTOM

Batter	1	2	3	4	5	6	7	8	9	10	11	AB	R	H	RBI	BB	SO	LOB
Greg Gross, L (1, 9) OBP: 0.403, SLG: 0.367	1B	1-3		P6		F7		F8			FC4 1B 2-3	6	1	2	0	0	0	1
Roger Metzger, S (1, 6) OBP: 0.308, SLG: 0.313	1B 1-2	1-3		1B			HR 1B		F7		FC4 1-2 3-H	6	2	3	1	0	0	1
Cesar Cedeno, R (1, 8) OBP: 0.359, SLG: 0.535	CS 1B 1-2 2-H		HR	F8			HR 1-H		4-3			5	2	3	4	0	0	1
Lee May, R (1, 3) OBP: 0.301, SLG: 0.460	L7		5-3		F1		K		6-3			5	0	0	0	0	1	2
Milt May, L (1, 2) OBP: 0.350, SLG: 0.372	K		2B 1B		BB		G3			F8		4	1	1	0	1	1	2
Bob Watson, R (1, 7) OBP: 0.374, SLG: 0.410					F7		BLK 2B			K		4	1	3	1	0	0	1
Wilbur Howard, S (7, PR) OBP: 0.250, SLG: 0.273 (8, 7)	1B 1-2 2-H		2B 1-3									1	0	0	0	0	1	0
Doug Rader, R (1, 5) OBP: 0.335, SLG: 0.439	CS 2-3	K	1B 2-H 3-H		6-3		4-3 2-3			K		5	0	1	2	0	2	2
Tommy Helms, R (1, 4) OBP: 0.329, SLG: 0.381		2B	F8			L1-3 1B		1-4-3			SH5-3 1B FC4	4	0	2	0	0	0	1
Larry Milbourne, S (9, 4) OBP: 0.362, SLG: 0.349												1	1	1	0	0	0	0
Tom Griffin, R (1, 1) OBP: 0.356, SLG: 0.548		K		4-3		L1-3 1-2		1-3			SH5-3 1-2	1	0	0	0	0	1	1
Mike Cosgrove, L (4, 1)												1	0	0	0	0	0	0
Bob Gallagher, L (6, PH) OBP: 0.278, SLG: 0.188												1	0	0	0	0	0	1
Ken Forsch, R (7, 1)												1	0	0	0	0	0	0
Dave Campbell, R (11, PH) OBP: 0.143, SLG: 0.150												0	0	0	0	0	0	0
Inning Stats	R: 2 E: 0 K: 1 S: 8 H: 4 LOB: 1 BB: 0 P: 8	R: 0 E: 0 K: 2 S: 8 H: 1 LOB: 1 BB: 0 P: 8	R: 3 E: 0 K: 0 S: 7 H: 4 LOB: 1 BB: 0 P: 7	R: 0 E: 0 K: 0 S: 4 H: 1 LOB: 1 BB: 0 P: 4	R: 0 E: 0 K: 0 S: 3 H: 0 LOB: 1 BB: 1 P: 7	R: 0 E: 0 K: 0 S: 3 H: 1 LOB: 0 BB: 0 P: 3	R: 2 E: 0 K: 1 S: 8 H: 3 LOB: 2 BB: 0 P: 8	R: 0 E: 0 K: 0 S: 3 H: 0 LOB: 0 BB: 0 P: 3	R: 0 E: 0 K: 0 S: 3 H: 0 LOB: 0 BB: 0 P: 3	R: 0 E: 0 K: 2 S: 7 H: 0 LOB: 0 BB: 0 P: 7	R: 1 E: 0 K: 0 S: 4 H: 2 LOB: 2 BB: 0 P: 4							

AB	45
R	8
H	16
RBI	8
BB	1
SO	6
LOB	13

1B: 11 SF: 0
2B: 4 SAC: 1
3B: 0 DP: 1
HR: 2 HBP: 0

WP: 0 PA: 48
PB: 0
SB: 0
CS: 1

PITCHER		IP	WLS	BF	H	R	ER	SO	BB	IBB	HBP	BLK	WP	HR	S	P	ERA	WHIP
Andy Messersmith, R ERA: 2.32	(1, 1)	3.0		17	9	5	5	3	0	0	0	0	0	1	23	23	15.00	3.000
Charlie Hough, R ERA: 3.49	(4, 1)	3.2		16	5	2	2	1	1	0	0	0	0	1	17	21	4.91	1.636
Mike Marshall, R ERA: 2.34	(7, 1)	3.2	L	14	2	1	1	2	0	0	0	1	0	0	18	18	2.46	0.545

PITCHER	IP	WLS	BF	H	R	ER	SO	BB	IBB	HBP	BLK	WP	HR	S	P	ERA	WHIP

Batter	1	2	3	4	5	6	7	8	9	AB	R	H	RBI	BB	SO	LOB
Bobby Bonds, R (1, 9) OBP: 0.371, SLG: 0.452	0-0 S S 1B 1B	0-0 FC4-6 1-2f ②		0-0 E5 1-H 1B		0-0 F3 ③			0-3 K ①	5	1	2	0	0	1	1
Chris Speier, R (1, 6) OBP: 0.320, SLG: 0.329	0-0 1-3 1-2 ①	0-0 F9 ③		0-3 K ③			0-0 F7 ①		0-0 4-3 ②	5	0	0	0	0	1	3
Garry Maddox, R (1, 8) OBP: 0.342, SLG: 0.433	4-0 S 1B BB		4-0 FC5-4 BB		0-0 4-3 ①		0-3 K ②		0-0 F9 ③	3	1	0	0	2	1	0
Ed Goodson, L (1, 3) OBP: 0.366, SLG: 0.439	0-0 1B 1-H 2-H 1B		0-0 F8 ①		0-0 F8 ②		0-0 FC6-4 1B			4	0	2	2	0	0	1
Gary Matthews, R (1, 7) OBP: 0.361, SLG: 0.436 Randy Moffitt, R (7, 1) OBP: 0.429, SLG: 0.538	0-0 F8 ②		0-0 FC5-4 S 1-2f ②		4-0 BB BB		0-0 FC6-4 1-2f ③			3	0	0	0	1	0	3
										0	0	0	0	0	0	0
Mike Phillips, L (1, 5) OBP: 0.272, SLG: 0.263	0-0 1-2 1B		0-3 K 1-2 ③		4-0 1-2 BB			0-0 G3 ①		3	0	1	0	1	1	1
Chris Arnold, R (1, 4) OBP: 0.333, SLG: 0.385	0-3 K ③			0-0 6-3 ①	0-3 K ③			0-0 F8 ②		4	0	0	0	0	2	4
Dave Rader, L (1, 2) OBP: 0.363, SLG: 0.347		0-0 FC4-6 1B		0-0 1B E 1B		0-0 F5 ①		4-0 BB		3	1	2	0	1	0	0
John D'Acquisto, R (1, 1) OBP: 0.259, SLG: 0.239 Gary Thomasson, L (4, PH) OBP: 0.323, SLG: 0.293 Ron Bryant, S (4, 1) OBP: 0.050, SLG: 0.050 Steve Ontiveros, S (6, PH) OBP: 0.373, SLG: 0.344 Steve Barber, L (6, 1) Dave Kingman, R (7, 7) OBP: 0.292, SLG: 0.388		0-3 K ①		0-0 F8 ②		0-0 3-1 ②		0-3 K ③		1	0	0	0	0	1	1
										1	0	0	0	0	0	1
										0	0	0	0	0	0	0
										1	0	0	0	0	0	0
										0	0	0	0	0	0	0
										1	0	0	0	0	1	1

Inning Stats	1	2	3	4	5	6	7	8	9	1B: 7	SF: 0	WP: 0	PA: 39
R:	2	0	0	1	0	0	0	0	0	2B: 0	SAC: 0	PB: 0	
E:	0	0	0	1	0	0	0	0	0	3B: 0	DP: 0	SB: 4	
K:	1	1	1	1	1	0	1	1	0	HR: 0	HBP: 0	CS: 0	
S:	8	6	5	7	5	3	6	5	5				
H:	3	1	0	2	0	0	1	0	0				
LOB:	2	1	1	1	2	0	1	1	0				
BB:	1	0	1	0	2	0	0	1	0				
P:	12	6	9	7	13	3	6	9	5				

PITCHER	IP	WLS	BF	H	R	ER	SO	BB	IBB	HBP	BLK	WP	HR	S	P	ERA	WHIP
Larry Dierker, R (1, 1) ERA: 2.57	9.0	W	39	7	3	2	8	5	0	0	0	0	0	50	70	2.00	1.333

PITCHER	IP	WLS	BF	H	R	ER	SO	BB	IBB	HBP	BLK	WP	HR	S	P	ERA	WHIP

TOP

San Francisco Giants @ Houston Astros

Astrodome, Houston, TX

Sat Jul 27 1974, 8:05 PM EDT

Att. 21,563 - Dome

livebaseballscorecards.com

AB	34
R	3
H	7
RBI	2
BB	5
SO	8
LOB	16

Batter	1	2	3	4	5	6	7	8	9	AB	R	H	RBI	BB	SO	LOB
Greg Gross, L (1, 9) OBP: 0.406, SLG: 0.368	CS 1B	FC6-4 1-2f		K		2-H 3-H 1B		1B 1B BB		4	1	2	2	1	1	1
Roger Metzger, S (1, 6) OBP: 0.309, SLG: 0.314	K		S E 1B		L6	5-3		1B SF8 1-3 1B		5	2	2	0	0	1	2
Cesar Cedeno, R (1, 8) OBP: 0.359, SLG: 0.532	K 1-2		K 1-2		6-3		S 1B BB	1-3 3-H 1B		4	1	1	1	1	2	2
Lee May, R (1, 3) OBP: 0.297, SLG: 0.455		5-3	E5 1B FC6-4 2-H		F7		K 1-2	SF8 3-H		4	1	0	1	0	1	1
Milt May, L (1, 2) OBP: 0.355, SLG: 0.374		BB 2B BB	FC6-4 1-3 1B			BB 1B SH2-3 1B	F3	4-3		4	2	2	0	1	0	2
Bob Watson, R (1, 7) OBP: 0.375, SLG: 0.410		F9	FC6-4 1-2f 3-H			SH2-3 BB 1B 1-2 1B	1B IBB			3	1	1	1	1	0	2
Doug Rader, R (1, 5) OBP: 0.339, SLG: 0.439		BB 2B 1-2 BB	F7			SH2-3 1B 1-2 2-3 BB	1-3 2-H 1B			2	2	1	1	2	0	1
Tommy Helms, R (1, 4) OBP: 0.329, SLG: 0.383 Larry Milbourne, S (7, 4) OBP: 0.354, SLG: 0.341		WP 1B 1-H 2-H 2B		G3		F8	1-3			3 1	1 0	1 0	2 0	0 0	0 0	3 2
Larry Dierker, R (1, 1) OBP: 0.224, SLG: 0.271		FC6-4 2-H 1B		K		SH2-3 1-2 2-3 3-H		5-3		3	0	1	2	0	1	0
Inning Stats	R: 0 E: 0 K: 2 S: 7 H: 1 LOB: 1 BB: 0 P: 7	R: 3 E: 0 K: 0 S: 5 H: 2 LOB: 1 BB: 2 P: 13	R: 2 E: 1 K: 1 S: 8 H: 2 LOB: 1 BB: 0 P: 8	R: 0 E: 0 K: 2 S: 7 H: 0 LOB: 0 BB: 0 P: 7	R: 0 E: 0 K: 0 S: 3 H: 0 LOB: 0 BB: 0 P: 3	R: 3 E: 0 K: 1 S: 6 H: 3 LOB: 1 BB: 1 P: 10	R: 1 E: 0 K: 1 S: 6 H: 1 LOB: 2 BB: 2 P: 14	R: 2 E: 0 K: 0 S: 5 H: 2 LOB: 1 BB: 1 P: 9		1B: 10 2B: 2 3B: 0 HR: 0 SF: 1 SAC: 1 DP: 1 HBP: 0						

BOTTOM

San Francisco Giants @ Houston Astros

Astrodome, Houston, TX

Sat Jul 27 1974, 8:05 PM EDT

Att. 21,563 - Dome

livebaseballscorecards.com

AB	33
R	11
H	11
RBI	10
BB	6
SO	6
LOB	16

PITCHER		IP	WLS	BF	H	R	ER	SO	BB	IBB	HBP	BLK	WP	HR	S	P	ERA	WHIP
John D'Acquisto, R ERA: 3.37	(1, 1)	3.0	L	16	5	5	4	3	2	0	0	0	1	0	20	28	12.00	2.333
Ron Bryant, L ERA: 6.53	(4, 1)	2.0		6	0	0	0	2	0	0	0	0	0	0	10	10	0.00	0.000
Steve Barber, L ERA: 5.68	(6, 1)	1.2		12	4	4	4	1	2	1	0	0	0	0	11	23	21.60	3.600
Randy Moffitt, R ERA: 3.41	(7, 1)	1.1		7	2	2	2	0	1	0	0	0	0	0	6	10	13.50	2.250

PITCHER	IP	WLS	BF	H	R	ER	SO	BB	IBB	HBP	BLK	WP	HR	S	P	ERA	WHIP

Batter	1	2	3	4	5	6	7	8	9	10	AB	R	H	RBI	BB	SO	LOB
Bobby Bonds, R (1, 9) OBP: 0.371, SLG: 0.452	0-0 S SH3 1B	0-0 FC6-4 1-2f			0-0 1B			0-0 6-3	0-3 K		5	0	2	0	0	1	3
Tito Fuentes, S (1, 4) OBP: 0.250, SLG: 0.250	0-0 SH3 1-2		0-0 F7		0-0 F8			0-0 6-3		0-0 1B S 1B 1B	4	0	1	0	0	0	1
Garry Maddox, R (1, 8) OBP: 0.340, SLG: 0.430	0-3 K 2-3		0-0 4-3		0-0 F7			0-0 1B 1B		0-3 K 1-2	5	0	1	0	0	2	3
Steve Ontiveros, S (1, 3) OBP: 0.372, SLG: 0.343 Dave Rader, L (9, 2) OBP: 0.366, SLG: 0.351	0-3 K2-3		0-0 5-3			0-0 F3		0-0 1-3 1B		0-0 1B 2-3 1B	4 1	0 0	1 1	0 0	0 0	1 0	1 0
Gary Matthews, R (1, 7) OBP: 0.361, SLG: 0.433		4-0 FC6 BB		0-3 K		0-0 5-3		0-0 F9		0-0 1-2 3-H 1B	4	0	1	0	1	1	2
Chris Speier, R (1, 6) OBP: 0.321, SLG: 0.330		0-0 FC6 S 1-2f 1B		4-0 6-3 BB		0-0 5-3			0-0 1B 2B	0-0 6-3	4	2	1	0	1	0	3
Bruce Miller, R (1, 5) OBP: 0.324, SLG: 0.308 Chris Arnold, R (9, PH) OBP: 0.331, SLG: 0.382 (9, 5)		0-0 6-3 1-2		0-0 6-3 1-2			0-0 CS 1B		0-0 6-3		3 1	0 0	1 0	0 0	0 0	0 0	2 1
Ken Rudolph, R (1, 2) OBP: 0.309, SLG: 0.227 Ed Goodson, L (9, PH) OBP: 0.369, SLG: 0.442 Randy Moffitt, R (9, 1) OBP: 0.429, SLG: 0.538		0-0 1B 2-H 1B		0-0 F3			0-3 K 1-2		0-0 2-H 1B		3 1 0	0 0 0	1 1 0	1 1 0	0 0 0	1 0 0	2 0 0
Charlie Williams, R (1, 1) OBP: 0.222, SLG: 0.176 Ron Bryant, S (7, 1) OBP: 0.050, SLG: 0.050 Elias Sosa, R (8, 1) OBP: 0.083, SLG: 0.083 Gary Thomasson, L (9, PH) OBP: 0.321, SLG: 0.291 (9, 3)		0-0 FC6-4 1-2 1B			0-0 6-3		0-0 5-3		0-3 K		3 0 0 1	0 0 0 0	1 0 0 0	0 0 0 0	0 0 0 1	0 0 0 1	0 0 0 1
Inning Stats	R: 0 H: 1 E: 0 LOB: 1 K: 2 BB: 0 S: 8 P: 8	R: 1 H: 2 E: 0 LOB: 2 K: 0 BB: 1 S: 5 P: 9	R: 0 H: 0 E: 0 LOB: 0 K: 0 BB: 0 S: 3 P: 3	R: 0 H: 0 E: 0 LOB: 1 K: 1 BB: 1 S: 5 P: 9	R: 0 H: 1 E: 0 LOB: 1 K: 0 BB: 0 S: 4 P: 4	R: 0 H: 0 E: 0 LOB: 0 K: 0 BB: 0 S: 3 P: 3	R: 0 H: 1 E: 0 LOB: 0 K: 1 BB: 0 S: 5 P: 5	R: 0 H: 2 E: 0 LOB: 2 K: 0 BB: 0 S: 5 P: 5	R: 1 H: 2 E: 0 LOB: 1 K: 2 BB: 0 S: 9 P: 9	R: 0 H: 3 E: 0 LOB: 2 K: 1 BB: 0 S: 7 P: 7	1B: 11 SF: 0 2B: 1 SAC: 1 3B: 0 DP: 0 HR: 0 HBP: 0						

PITCHER		IP	WLS	BF	H	R	ER	SO	BB	IBB	HBP	BLK	WP	HR	S	P	ERA	WHIP
Dave Roberts, L ERA: 3.64	(1, 1)	8.0		33	8	2	2	4	2	0	0	0	0	0	39	47	2.25	1.250
Ken Forsch, R ERA: 3.24	(9, 1)	1.0		4	1	0	0	2	0	0	0	0	0	0	8	8	0.00	1.000
Jim York, R ERA: 2.57	(10, 1)	1.0	W	5	3	0	0	1	0	0	0	0	0	0	7	7	0.00	3.000

PITCHER	IP	WLS	BF	H	R	ER	SO	BB	IBB	HBP	BLK	WP	HR	S	P	ERA	WHIP

TOP

San Francisco Giants @ Houston Astros

Astrodome, Houston, TX

Sun Jul 28 1974, 4:33 AM EDT

Att. 17,958 - Dome

livebaseballscorecards.com

AB	39
R	2
H	12
RBI	2
BB	2
SO	7
LOB	19

WP: 0	PA: 42																
PB: 0																	
SB: 3																	
CS: 1																	

Batter	1	2	3	4	5	6	7	8	9	10	AB	R	H	RBI	BB	SO	LOB
Greg Gross, L (1, 9) OBP: 0.405, SLG: 0.369	F7		7-1-4 1B			4-3 S 2B 1B	K		F8		5	1	2	0	0	1	3
Roger Metzger, S (1, 6) OBP: 0.308, SLG: 0.313	F7		7-1-4 1-2f			K 1-2	5-3			1B 1B	5	1	1	0	0	1	3
Cesar Cedeno, R (1, 8) OBP: 0.362, SLG: 0.534	2B			4-3		4-3 2-3		FC4 BB		1B 1-3	4	0	2	0	1	0	1
Lee May, R (1, 3) OBP: 0.299, SLG: 0.457	F5			5-3		2B 3-H		F8		1B 1-2 3-H	5	0	2	2	0	0	2
Johnny Edwards, L (1, 2) OBP: 0.294, SLG: 0.341 Wilbur Howard, S (8, PR) OBP: 0.250, SLG: 0.273 Milt May, L (9, 2) OBP: 0.355, SLG: 0.374		4-3		F3		BB		FC4 CS 1-2f			3 0 0	0 0 0	0 0 0	0 0 0	1 0 0	0 0 0	1 0 0
Bob Watson, R (1, 7) OBP: 0.376, SLG: 0.409		BB WP		6-3		F7		CS 1-2	1B		3	0	1	0	1	0	2
Doug Rader, R (1, 5) OBP: 0.339, SLG: 0.437		K 1-2		F9			S 2B 1B		F3		4	1	1	0	0	1	2
Tommy Helms, R (1, 4) OBP: 0.332, SLG: 0.389 Larry Milbourne, S (9, PH) OBP: 0.367, SLG: 0.356 (10, 4)		F7		1B			1-H 2B		FC5-4 1-3	1B	3 1	0 0	2 1	1 0	0 0	0 0	1 0
Dave Roberts, L (1, 1) OBP: 0.235, SLG: 0.388 Ken Forsch, R (9, 1) Cliff Johnson, R (9, PH) OBP: 0.368, SLG: 0.442 Jim York, R (10, 1)			1-3	F7			3-1		FC5-4 1-2f		3 0 1 0	0 0 0 0	0 0 0 0	0 0 0 0	0 0 0 0	0 0 0 0	2 0 2 0
Inning Stats	R: 0 E: 0 K: 0 S: 4 H: 1 LOB: 1 BB: 0 P: 4	R: 0 E: 0 K: 1 S: 5 H: 0 LOB: 1 BB: 1 P: 9	R: 0 E: 0 K: 0 S: 3 H: 1 LOB: 0 BB: 0 P: 3	R: 0 E: 0 K: 0 S: 3 H: 0 LOB: 0 BB: 0 P: 3	R: 0 E: 0 K: 0 S: 4 H: 1 LOB: 1 BB: 0 P: 4	R: 1 E: 0 K: 1 S: 7 H: 2 LOB: 2 BB: 1 P: 11	R: 1 E: 0 K: 1 S: 7 H: 2 LOB: 1 BB: 0 P: 7	R: 0 E: 1 K: 0 S: 2 H: 0 LOB: 1 BB: 1 P: 6	R: 0 E: 0 K: 0 S: 5 H: 2 LOB: 2 BB: 0 P: 5	R: 1 E: 0 K: 0 S: 3 H: 3 LOB: 2 BB: 0 P: 3	1B: 9 2B: 4 3B: 0 HR: 0	SF: 0 SAC: 0 DP: 1 HBP: 0						

PITCHER	IP	WLS	BF	H	R	ER	SO	BB	IBB	HBP	BLK	WP	HR	S	P	ERA	WHIP
Charlie Williams, R (1, 1) ERA: 2.73	6.0		26	7	2	2	2	2	0	0	0	1	0	28	36	3.00	1.500
Ron Bryant, L (7, 1) ERA: 6.44	1.0		4	0	0	0	1	1	0	0	0	0	0	5	9	0.00	1.000
Elias Sosa, R (8, 1) ERA: 2.35	1.0		2	0	0	0	0	0	0	0	0	0	0	2	2	0.00	0.000
Randy Moffitt, R (9, 1) ERA: 3.48	1.0	L	8	5	1	1	0	0	0	0	0	0	0	8	8	9.00	5.000

PITCHER	IP	WLS	BF	H	R	ER	SO	BB	IBB	HBP	BLK	WP	HR	S	P	ERA	WHIP

BOTTOM

San Francisco Giants @ Houston Astros

Astrodome, Houston, TX

Sun Jul 28 1974, 4:33 AM EDT

Att. 17,958 - Dome

livebaseballscorecards.com

AB	37
R	3
H	12
RBI	3
BB	3
SO	3
LOB	19

WP: 1	PB: 0	SB: 2	CS: 1
PA: 41			

Batter	1	2	3	4	5	6	7	8	9	AB	R	H	RBI	BB	SO	LOB
Bobby Bonds, R (1, 9) OBP: 0.374, SLG: 0.458	F8	CS 1B 2-H			E4 1-H 3B	CS BB BBB		FC5-4 1-2f		4	1	2	2	1	0	2
Chris Arnold, R (1, 4) OBP: 0.326, SLG: 0.375	6-3	CS 1-2	K SSS		G6-3 1B 1B 1B	CS 1-2	F8		5-3	5	1	1	0	0	1	0
Garry Maddox, R (1, 8) OBP: 0.343, SLG: 0.432	S 1B		5-3		G6-3 1-2 1B		F8		S 3-1 1B	5	0	3	0	0	0	0
Dave Kingman, R (1, 3) OBP: 0.289, SLG: 0.384 Ed Goodson, L (5, PH) OBP: 0.364, SLG: 0.435 (5, 3)	K SSS 1-2		F6		G6-3 1-2f 2-3		5-3		3-1 1-2	2 3	0 0	0 0	0 0	0 0	1 0	1 3
Gary Matthews, R (1, 7) OBP: 0.365, SLG: 0.434		1B 1B 1B		4-3	1B 3-H 1B			F9	BB BBBB 2-3	4	1	2	1	1	0	0
Chris Speier, R (1, 6) OBP: 0.324, SLG: 0.332		1B FC6-4 1-3 1B		5-3	1-2 1B			BB 1B BB BBBB	F8	4	2	2	0	1	0	2
Bruce Miller, R (1, 5) OBP: 0.347, SLG: 0.324		FC6-4 1-3 3-H 1B		1B	F8			1B BB BBBB 1-2		3	0	2	1	1	0	2
Ken Rudolph, R (1, 2) OBP: 0.298, SLG: 0.218		FC6-4 SH1-4 1B 1-2f 3-H	F8			F9		K SSS		4	1	0	1	0	1	4
Ed Halicki, R (1, 1) OBP: 0.333, SLG: 0.333		SH1-4 1-2			E 1B	K SSS		FC5-4 1-3 2-H 1B		3	1	2	1	0	1	0

Inning Stats																
	R: 0	H: 1	R: 3	H: 4	R: 0	H: 0	R: 0	H: 1	R: 3	H: 6	R: 0	H: 0	R: 0	H: 0	R: 1	H: 1	R: 0	H: 1	1B: 13	SF: 0	WP: 0	PA: 44
	E: 0	LOB: 1	E: 0	LOB: 0	E: 0	LOB: 0	E: 0	LOB: 1	E: 1	LOB: 2	E: 0	LOB: 0	E: 0	LOB: 0	E: 0	LOB: 2	E: 0	LOB: 2	2B: 0	SAC: 1	PB: 0	
	K: 1	BB: 0	K: 0	BB: 0	K: 1	BB: 0	K: 0	BB: 0	K: 0	BB: 1	K: 1	BB: 1	K: 0	BB: 0	K: 1	BB: 2	K: 0	BB: 1	3B: 1	DP: 1	SB: 2	
	S: 6	P: 6	S: 6	P: 6	S: 5	P: 5	S: 4	P: 4	S: 8	P: 8	S: 4	P: 8	S: 3	P: 3	S: 6	P: 14	S: 4	P: 8	HR: 0	HBP: 0	CS: 2	

PITCHER		IP	WLS	BF	H	R	ER	SO	BB	IBB	HBP	BLK	WP	HR	S	P	ERA	WHIP
Claude Osteen, L ERA: 3.71	(1, 1)	4.0	L	20	9	6	6	2	0	0	0	0	0	0	24	24	13.50	2.250
Jim York, R ERA: 2.45	(5, 1)	1.0		5	3	0	0	0	0	0	0	0	0	0	5	5	0.00	3.000
J.R. Richard, R ERA: 4.82	(6, 1)	2.0		6	0	0	0	1	1	0	0	0	0	0	7	11	0.00	0.500
Fred Scherman, L ERA: 4.47	(8, 1)	2.0		11	2	1	1	1	3	0	0	0	0	0	10	22	4.50	2.500

PITCHER	IP	WLS	BF	H	R	ER	SO	BB	IBB	HBP	BLK	WP	HR	S	P	ERA	WHIP

TOP

San Francisco Giants @ Houston Astros

Astrodome, Houston, TX

Mon Jul 29 1974, 8:05 PM EDT

Att. 15,491 - Dome - 72 F

livebaseballscorecards.com

AB	37
R	7
H	14
RBI	6
BB	4
SO	4
LOB	14

Batter	1	2	3	4	5	6	7	8	9	AB	R	H	RBI	BB	SO	LOB
Greg Gross, L (1, 9) OBP: 0.405, SLG: 0.372	SH5-3 1B 2B		4-3		1B 1-2 2-3 1B		F8		G3	5	1	2	0	0	0	1
Roger Metzger, S (1, 6) OBP: 0.308, SLG: 0.313	SH5-3 2-3		G3		1B 1-2 2-3 3-H		3-1			3	0	1	1	0	0	1
Cesar Cedeno, R (1, 8) OBP: 0.366, SLG: 0.536	BLK 3-H 1B			E5 1B	F6			FC6-4 1B		4	0	3	1	0	0	3
Lee May, R (1, 3) OBP: 0.296, SLG: 0.452	K 1-2			E5 FC4 1-2	6-3			FC6-4 4-3 1B 1-2f		4	0	0	0	0	1	6
Milt May, L (1, 2) OBP: 0.353, SLG: 0.372	G3			FC4 FC5-4 1-2f		4-3		4-3 1-2 1B		4	0	1	0	0	0	2
Bob Watson, R (1, 7) OBP: 0.373, SLG: 0.405		K		FC5-4 1-2f		6-3		4-3 1-2 2-3		4	0	0	0	0	1	3
Doug Rader, R (1, 5) OBP: 0.335, SLG: 0.432		K			6-3	K		5-3		4	0	0	0	0	2	2
Tommy Helms, R (1, 4) OBP: 0.331, SLG: 0.387		5-3			1B 1B 1B 1B		F8		K	4	1	1	0	0	1	0
Claude Osteen, L (1, 1) OBP: 0.283, SLG: 0.370			K		1B 1B 1-2 1B		1B		K	1	0	0	0	0	1	0
Jim York, R (5, 1)										0	0	0	0	0	0	0
Bob Gallagher, L (5, PH) OBP: 0.288, SLG: 0.200										1	0	1	0	0	0	0
J.R. Richard, R (6, 1)										0	0	0	0	0	0	0
Wilbur Howard, S (7, PH) OBP: 0.308, SLG: 0.333										1	0	1	0	0	0	0
Fred Scherman, L (8, 1)										0	0	0	0	0	0	0
Johnny Edwards, L (9, PH) OBP: 0.291, SLG: 0.337										1	0	0	0	0	1	0
Inning Stats	R: 1 E: 0 K: 1 S: 7 H: 2 LOB: 1 BB: 0 P: 7	R: 0 E: 0 K: 2 S: 7 H: 0 LOB: 0 BB: 0 P: 7	R: 0 E: 0 K: 1 S: 5 H: 0 LOB: 0 BB: 0 P: 5	R: 0 E: 1 K: 0 S: 4 H: 1 LOB: 1 BB: 0 P: 4	R: 1 E: 0 K: 0 S: 7 H: 4 LOB: 3 BB: 0 P: 7	R: 0 E: 0 K: 1 S: 5 H: 0 LOB: 0 BB: 0 P: 5	R: 0 E: 0 K: 0 S: 4 H: 1 LOB: 1 BB: 0 P: 4	R: 0 E: 0 K: 0 S: 5 H: 2 LOB: 2 BB: 0 P: 5	R: 0 E: 0 K: 2 S: 7 H: 0 LOB: 0 BB: 0 P: 7	1B: 9 2B: 1 3B: 0 HR: 0	SF: 0 SAC: 1 DP: 0 HBP: 0						

PITCHER	IP	WLS	BF	H	R	ER	SO	BB	IBB	HBP	BLK	WP	HR	S	P	ERA	WHIP
Ed Halicki, R (1, 1) ERA: 3.86	9.0	W	37	10	2	2	7	0	0	0	1	0	0	51	51	2.00	1.111

PITCHER	IP	WLS	BF	H	R	ER	SO	BB	IBB	HBP	BLK	WP	HR	S	P	ERA	WHIP

BOTTOM

San Francisco Giants @ Houston Astros

Astrodome, Houston, TX

Mon Jul 29 1974, 8:05 PM EDT

Att. 15,491 - Dome - 72 F

livebaseballscorecards.com

AB	36
R	2
H	10
RBI	2
BB	0
SO	7
LOB	18

PA: 37

WP: 0 PB: 0 SB: 0 CS: 0

Houston Astros @ Cincinnati Reds

Riverfront Stadium, Cincinnati, OH

Tue Jul 30 1974, 7:05 PM EDT

Att. 27,057 - Unknown

TOP

livebaseballscorecards.com

Batter	1	2	3	4	5	6	7	8	9	AB	R	H	RBI	BB	SO	LOB
Greg Gross, L (1, 9) OBP: 0.408, SLG: 0.374	x 0-0 CS 1B		BBBB 4-0 2B 2B BB	x 0-0 1-2 1B		x 0-0 ① L6	x 0-0 ③ F7			4	1	2	0	1	0	1
Roger Metzger, S (1, 6) OBP: 0.309, SLG: 0.317	x 0-0 ① 1-2 1B		x 0-0 1-3 2B 2B	x 0-0 ③ F7		x 0-0 ② F8		SSS 0-3 ① K		5	1	2	0	0	1	2
Cesar Cedeno, R (1, 8) OBP: 0.368, SLG: 0.542	x 0-0 ② F7		IIII 4-0 2B IBB		BBBB 4-0 S 2B BB	x 0-0 HR		x 0-0 ② F7		3	2	1	1	2	0	1
Lee May, R (1, 3) OBP: 0.297, SLG: 0.457	x 0-0 ③ F9		x 0-0 1-3 2-H 3-H 2B		x 0-0 1-H 1B 2B	x 0-0 F9		x 0-0 ③ F8		5	1	2	3	0	0	1
Bob Watson, R (1, 7) OBP: 0.371, SLG: 0.403 Wilbur Howard, S (7, 7) OBP: 0.286, SLG: 0.308		x 0-0 ① F9	x 0-0 ② P6		x 0-0 2-H 1B		x 0-0 ① F8		x 0-0 ① F7	4	0	1	1	0	0	2
										1	0	0	0	0	0	0
Cliff Johnson, R (1, 2) OBP: 0.385, SLG: 0.480		x 0-0 HR	x 0-0 ③ P4		BBBB 4-0 FC6-4 BB		x 0-0 2B 1B		H 1-0 1B HBP	3	2	2	1	1	0	2
Doug Rader, R (1, 5) OBP: 0.336, SLG: 0.434		x 0-0 ② F9		x 0-0 ① F2	SSS 0-3 ① K		x 0-0 1-H E 2B		x 0-0 1-2 1B	5	1	2	1	0	1	2
Tommy Helms, R (1, 4) OBP: 0.327, SLG: 0.381		x 0-0 ③ F8		x 0-0 ② P4	x 0-0 ② P8		x 0-0 ② F8		x 0-0 ② L9	5	0	0	0	0	0	5
Don Wilson, R (1, 1) OBP: 0.216, SLG: 0.257 Ken Forsch, R (9, 1)			SSS 0-3 ① K	x 0-0 E6 1B	x 0-0 ③ FC6-4 1-2f		x 0-0 E8 2-H 1B		x 0-0 ③ 4-3	5	0	1	1	0	1	4
										0	0	0	0	0	0	0
Inning Stats	R: 0 H: 2 E: 0 LOB: 1 K: 0 BB: 0 S: 4 P: 4	R: 1 H: 1 E: 0 LOB: 0 K: 0 BB: 0 S: 4 P: 4	R: 2 H: 2 E: 0 LOB: 2 K: 1 BB: 2 S: 7 P: 15	R: 0 H: 1 E: 1 LOB: 2 K: 0 BB: 0 S: 5 P: 5	R: 2 H: 2 E: 0 LOB: 2 K: 1 BB: 2 S: 7 P: 15	R: 1 H: 1 E: 0 LOB: 0 K: 0 BB: 0 S: 4 P: 4	R: 2 H: 3 E: 1 LOB: 1 K: 0 BB: 0 S: 6 P: 6	R: 0 H: 0 E: 0 LOB: 0 K: 1 BB: 0 S: 5 P: 5	R: 0 H: 1 E: 0 LOB: 2 K: 0 BB: 0 S: 4 P: 5	1B: 7 SF: 0 2B: 4 SAC: 0 3B: 0 DP: 0 HR: 2 HBP: 1						

	AB	40
	R	8
	H	13
	RBI	8
	BB	4
	SO	3
	LOB	20

WP: 0 PA: 45
PB: 0
SB: 1
CS: 1

PITCHER		IP	WLS	BF	H	R	ER	SO	BB	IBB	HBP	BLK	WP	HR	S	P	ERA	WHIP
Fred Norman, L ERA: 2.84	(1, 1)	4.0	L	22	7	5	5	1	2	1	0	0	0	1	21	33	11.25	2.250
Dick Baney, R ERA: 4.76	(5, 1)	3.0		15	5	3	3	1	1	0	0	0	0	1	16	20	9.00	2.000
Pedro Borbon, R ERA: 2.91	(8, 1)	2.0		8	1	0	0	1	0	0	1	0	0	0	9	10	0.00	0.500

PITCHER	IP	WLS	BF	H	R	ER	SO	BB	IBB	HBP	BLK	WP	HR	S	P	ERA	WHIP

BOTTOM

Batter	1	2	3	4	5	6	7	8	9	AB	R	H	RBI	BB	SO	LOB
Cesar Geronimo, L (1, 8) OBP: 0.371, SLG: 0.456	K		K			K	F7			4	0	0	0	0	3	2
Pete Rose, S (1, 7) OBP: 0.384, SLG: 0.357	6-3		F8			FC6-4, BB		P4		3	0	0	0	1	0	0
Joe Morgan, L (1, 4) OBP: 0.426, SLG: 0.481	HR 2B			P5		F2		F2		4	1	1	0	0	0	1
Johnny Bench, R (1, 2) OBP: 0.362, SLG: 0.479	2-H HR			BB		FC6-4, 1-2f		K		3	1	1	2	1	1	1
Tony Perez, R (1, 3) OBP: 0.336, SLG: 0.478	K			K			HR		2B, 4-3 1B	4	2	2	1	0	2	1
Dan Driessen, L (1, 5) OBP: 0.347, SLG: 0.388		F7		K			L7		4-3, 1-3 2B	4	0	1	0	0	1	1
Dave Concepcion, R (1, 6) OBP: 0.331, SLG: 0.381		6-3			K		F8		4-3, 2-3 3-H	4	0	0	1	0	1	1
Ken Griffey, L (1, 9) OBP: 0.279, SLG: 0.302		4-3			F8		BB		G6-4-3, BB	2	0	0	0	2	0	0
Fred Norman, S (1, 1) OBP: 0.130, SLG: 0.091			F6		K		BB, 1-2		G6-4-3, 1-2f	1	0	0	0	0	0	0
Dick Baney, R (5, 1)										1	0	0	0	0	1	0
Andy Kosco, R (7, PH) OBP: 0.311, SLG: 0.243										0	0	0	0	1	0	0
Pedro Borbon, R (8, 1) OBP: 0.235, SLG: 0.235										0	0	0	0	0	0	0
Terry Crowley, L (9, PH) OBP: 0.296, SLG: 0.369										1	0	0	0	0	0	2
Inning Stats	R: 2 E: 0 K: 2 S: 9 H: 2 LOB: 0 BB: 0 P: 9	R: 0 E: 0 K: 0 S: 3 H: 0 LOB: 0 BB: 0 P: 3	R: 0 E: 0 K: 1 S: 5 H: 0 LOB: 0 BB: 0 P: 5	R: 0 E: 0 K: 2 S: 7 H: 0 LOB: 1 BB: 1 P: 11	R: 0 E: 0 K: 2 S: 7 H: 0 LOB: 0 BB: 0 P: 7	R: 0 E: 0 K: 1 S: 5 H: 0 LOB: 1 BB: 1 P: 9	R: 1 E: 0 K: 0 S: 4 H: 1 LOB: 2 BB: 2 P: 12	R: 0 E: 0 K: 1 S: 5 H: 0 LOB: 0 BB: 0 P: 5	R: 1 E: 0 K: 0 S: 4 H: 2 LOB: 1 BB: 1 P: 8	1B: 1 2B: 2 3B: 0 HR: 2 SF: 0 SAC: 0 DP: 1 HBP: 0							

PITCHER	IP	WLS	BF	H	R	ER	SO	BB	IBB	HBP	BLK	WP	HR	S	P	ERA	WHIP
Don Wilson, R (1, 1) ERA: 3.95	8.0	W	33	5	4	4	9	4	0	0	0	0	2	47	63	4.50	1.125
Ken Forsch, R (9, 1) ERA: 3.19	1.0		3	0	0	0	0	1	0	0	0	0	0	2	6	0.00	1.000

PITCHER	IP	WLS	BF	H	R	ER	SO	BB	IBB	HBP	BLK	WP	HR	S	P	ERA	WHIP

Houston Astros @ Cincinnati Reds

Riverfront Stadium, Cincinnati, OH

Tue Jul 30 1974, 7:05 PM EDT

Att. 27,057 - Unknown

livebaseballscorecards.com

AB	31
R	4
H	5
RBI	4
BB	5
SO	9
LOB	9

WP: 0 PB: 0 SB: 0 CS: 0 PA: 36

TOP

Houston Astros @ Cincinnati Reds

Riverfront Stadium, Cincinnati, OH

Wed Jul 31 1974, 7:05 PM EDT

Att. 26,253 - Unknown

livebaseballscorecards.com

Batter	1	2	3	4	5	6	7	8	9	AB	R	H	RBI	BB	SO	LOB
Greg Gross, L (1, 9) OBP: 0.404, SLG: 0.369	0-0 ① 6-3			0-0 ① F7		0-3 ③ K			0-0 ① 3-1	4	0	0	0	0	1	0
Roger Metzger, S (1, 6) OBP: 0.311, SLG: 0.319	0-3 ② K			0-0 FC6-4 1B			0-0 BB 1B		0-0 ② 6-3	4	0	2	0	0	1	0
Cesar Cedeno, R (1, 8) OBP: 0.369, SLG: 0.540	0-0 ③ 1-3			0-0 ② P6			4-0 1-2 BB		4-0 BB	2	0	0	0	2	0	1
Lee May, R (1, 3) OBP: 0.294, SLG: 0.452		0-0 ① 5-3		0-0 ③ FC6-4 1-2f			0-0 ① F7		0-0 ③ F8	4	0	0	0	0	0	4
Bob Watson, R (1, 7) OBP: 0.369, SLG: 0.400		0-0 ② F7			0-3 ① K		0-0 ② F2			3	0	0	0	0	1	2
Cliff Johnson, R (1, 2) OBP: 0.376, SLG: 0.465		0-0 ③ F8			0-0 ② P3		0-3 ③ K			3	0	0	0	0	1	2
Doug Rader, R (1, 5) OBP: 0.333, SLG: 0.431			0-0 ① F9		0-3 ③ K			0-3 ① K		3	0	0	0	0	2	0
Tommy Helms, R (1, 4) OBP: 0.324, SLG: 0.378			0-0 E5 CS			0-0 ① F7		0-3 ② K		3	0	0	0	0	1	0
Tom Griffin, R (1, 1) OBP: 0.348, SLG: 0.535			0-0 ②③ F9 1-2			0-3 ② K		0-0 ③ 4-3		1	0	0	0	0	0	1
Dave Campbell, R (6, PH) OBP: 0.136, SLG: 0.143										1	0	0	0	0	1	0
J.R. Richard, R (6, 1)										0	0	0	0	0	0	0
Ray Busse, R (8, PH) OBP: 0.200, SLG: 0.200										1	0	0	0	0	0	0
Mike Cosgrove, L (8, 1)										0	0	0	0	0	0	0

	AB	29
	R	0
	H	2
	RBI	0
	BB	2
	SO	8
	LOB	10

Inning Stats																																
	R: 0	H: 0		R: 0	H: 0		R: 0	H: 0		R: 0	H: 1		R: 0	H: 0		R: 0	H: 0		R: 0	H: 1		R: 0	H: 0		R: 0	H: 0		1B: 2	SF: 0		WP: 0	PA: 31	
	E: 0	LOB: 0		E: 0	LOB: 0		E: 1	LOB: 0		E: 0	LOB: 1		E: 0	LOB: 0		E: 0	LOB: 2		E: 0	LOB: 0		E: 0	LOB: 1		2B: 0	SAC: 0		PB: 0		
	K: 1	BB: 0		K: 0	BB: 0		K: 0	BB: 0		K: 0	BB: 1		K: 2	BB: 0		K: 2	BB: 1		K: 1	BB: 0		K: 2	BB: 1		3B: 0	DP: 0		SB: 0		
	S: 5	P: 5		S: 3	P: 3		S: 3	P: 3		S: 4	P: 4		S: 7	P: 7		S: 7	P: 10		S: 6	P: 7		S: 7	P: 7		S: 3	P: 7		HR: 0	HBP: 0		CS: 1		

PITCHER	IP	WLS	BF	H	R	ER	SO	BB	IBB	HBP	BLK	WP	HR	S	P	ERA	WHIP
Don Gullett, L (1, 1) ERA: 2.78	9.0	W	31	2	0	0	8	2	0	0	0	0	0	45	53	0.00	0.444

PITCHER	IP	WLS	BF	H	R	ER	SO	BB	IBB	HBP	BLK	WP	HR	S	P	ERA	WHIP

Houston Astros @ Cincinnati Reds

Riverfront Stadium, Cincinnati, OH

Wed Jul 31 1974, 7:05 PM EDT

Att. 26,253 - Unknown

BOTTOM

Batter	1	2	3	4	5	6	7	8	9	AB	R	H	RBI	BB	SO	LOB
Cesar Geronimo, L (1, 8) OBP: 0.376, SLG: 0.462	F8		FC E 2B	BB 1B 1-2		BBBB 1B 1B BB 4-0				3	1	2	0	1	0	0
Pete Rose, S (1, 7) OBP: 0.385, SLG: 0.357	F7		FC E 2-3	BBBB 4-0 1-2 2-3 BB		1B 1-2 1B 0-0				3	0	1	0	1	0	1
Joe Morgan, L (1, 4) OBP: 0.424, SLG: 0.478	SSS 0-3 K		FC1-6-5-4 1B S 1-2 SF8 3-H	G3 0-0		1-2 2-H 1B 0-0				4	1	1	0	0	1	4
Johnny Bench, R (1, 2) OBP: 0.363, SLG: 0.479		1B 1B 0-0 1B	1-3 1B 0-0		1-3 0-0		5-3 0-0			4	1	2	0	0	0	0
Tony Perez, R (1, 3) OBP: 0.336, SLG: 0.477		1B 1-3 SF7 1B 0-0	SF8 0-0 3-H		2-3 0-0		P4 0-0			3	1	1	1	0	0	0
Darrel Chaney, S (8, 5) OBP: 0.382, SLG: 0.328										0	0	0	0	0	0	0
Dan Driessen, L (1, 5) OBP: 0.346, SLG: 0.387 (8, 3)		1-3 0-0 1-3 3-H 1B	SSS 0-3 K		E3 0-0		4-3 0-0			4	0	1	1	0	1	1
Dave Concepcion, R (1, 6) OBP: 0.328, SLG: 0.378		SF7 0-0 3-H	5-3 0-0	F2 0-0				G3 0-0		3	0	0	1	0	0	1
Ken Griffey, L (1, 9) OBP: 0.271, SLG: 0.292		1-3 0-0 1-2	4-3 0-0		SSS 0-3 K			P5 0-0		4	0	0	0	0	1	1
Don Gullett, R (1, 1) OBP: 0.283, SLG: 0.259		SSS 0-3 K	BBBB 4-0 BB 1B BB			6-3 0-0		SSS 0-3 K		3	0	0	0	1	2	1
Inning Stats	R: 0 H: 0 E: 0 LOB: 0 K: 1 BB: 0 S: 5 P: 5	R: 2 H: 3 E: 0 LOB: 1 K: 1 BB: 0 S: 8 P: 8	R: 2 H: 2 E: 1 LOB: 1 K: 1 BB: 0 S: 8 P: 8	R: 0 H: 1 E: 0 LOB: 3 K: 0 BB: 2 S: 4 P: 12	R: 0 H: 0 E: 1 LOB: 1 K: 0 BB: 0 S: 4 P: 4	R: 0 H: 2 E: 0 LOB: 2 K: 1 BB: 1 S: 6 P: 10	R: 0 H: 0 E: 0 LOB: 0 K: 0 BB: 0 S: 3 P: 3	R: 0 H: 0 E: 0 LOB: 0 K: 1 BB: 0 S: 5 P: 5		1B: 7 SF: 2 2B: 1 SAC: 0 3B: 0 DP: 0 HR: 0 HBP: 0						

livebaseballscorecards.com

AB	31
R	4
H	8
RBI	3
BB	3
SO	5
LOB	9

PITCHER		IP	WLS	BF	H	R	ER	SO	BB	IBB	HBP	BLK	WP	HR	S	P	ERA	WHIP
Tom Griffin, R ERA: 3.23	(1, 1)	5.0	L	25	6	4	2	3	2	0	0	0	0	0	29	37	3.60	1.600
J.R. Richard, R ERA: 3.97	(6, 1)	2.0		8	2	0	0	1	1	0	0	0	0	0	9	13	0.00	1.500
Mike Cosgrove, L ERA: 2.5	(8, 1)	1.0		3	0	0	0	1	0	0	0	0	0	0	5	5	0.00	0.000

PITCHER	IP	WLS	BF	H	R	ER	SO	BB	IBB	HBP	BLK	WP	HR	S	P	ERA	WHIP

Batter	1	2	3	4	5	6	7	8	9	AB	R	H	RBI	BB	SO	LOB
Greg Gross, L (1, 9) OBP: 0.402, SLG: 0.366	F8			BBBB 4-0 G1-6-3 BB		6-3		L4		3	0	0	0	1	0	2
Roger Metzger, S (1, 6) OBP: 0.308, SLG: 0.315	P6			G1-6-3 1-2f			F7		6-3	4	0	0	0	0	0	1
Cesar Cedeno, R (1, 8) OBP: 0.371, SLG: 0.542	K			2B			G5-4-3 1B		K	4	0	2	0	0	2	0
Lee May, R (1, 3) OBP: 0.291, SLG: 0.448		K		5-3			G5-4-3 1-2f		K	4	0	0	0	0	2	2
Milt May, L (1, 2) OBP: 0.353, SLG: 0.369		P6			F7			BBBB 4-0 1B 1B BB		2	1	0	0	1	0	0
Bob Watson, R (1, 7) OBP: 0.369, SLG: 0.399		L3			F9			0-0 1B 1-2 1B		3	0	1	0	0	0	0
Doug Rader, R (1, 5) OBP: 0.331, SLG: 0.427			F8		5-3			K		3	0	0	0	0	1	2
Larry Milbourne, S (1, 4) OBP: 0.353, SLG: 0.340 Cliff Johnson, R (8, PH) OBP: 0.381, SLG: 0.471 Dave Campbell, R (8, 4) OBP: 0.136, SLG: 0.143			1-3			1-3		1-2 2-H 1B		2 1 0	0 0 0	0 1 0	0 1 0	0 0 0	0 0 0	0 0 0
Larry Dierker, R (1, 1) OBP: 0.220, SLG: 0.265 J.R. Richard, R (3, 1) Bob Gallagher, L (6, PH) OBP: 0.284, SLG: 0.197 Fred Scherman, L (6, 1) Johnny Edwards, L (8, PH) OBP: 0.288, SLG: 0.333 Mike Cosgrove, L (8, 1)			K			K		K		1 0 1 0 1 0	0 0 0 0 0 0	0 0 0 0 0 0	0 0 0 0 0 1	0 0 0 0 0 0	1 0 1 0 1 0	0 0 0 0 2 0
Inning Stats	R: 0 E: 0 K: 1 S: 5 H: 0 LOB: 0 BB: 0 P: 5	R: 0 E: 0 K: 1 S: 5 H: 0 LOB: 0 BB: 0 P: 5	R: 0 E: 0 K: 1 S: 5 H: 0 LOB: 0 BB: 0 P: 5	R: 0 E: 0 K: 0 S: 3 H: 1 LOB: 1 BB: 1 P: 7	R: 0 E: 0 K: 0 S: 3 H: 0 LOB: 0 BB: 0 P: 3	R: 0 E: 0 K: 1 S: 5 H: 0 LOB: 0 BB: 0 P: 5	R: 0 E: 0 K: 0 S: 3 H: 1 LOB: 0 BB: 0 P: 3	R: 1 E: 0 K: 2 S: 9 H: 2 LOB: 2 BB: 1 P: 13	R: 0 E: 0 K: 2 S: 7 H: 0 LOB: 0 BB: 0 P: 7	1B: 3 2B: 1 3B: 0 HR: 0 SF: 0 SAC: 0 DP: 2 HBP: 0						

PITCHER		IP	WLS	BF	H	R	ER	SO	BB	IBB	HBP	BLK	WP	HR	S	P	ERA	WHIP
Andy Messersmith, R ERA: 2.18	(1, 1)	9.0	W	31	4	1	1	8	2	0	0	0	0	0	45	53	1.00	0.667

PITCHER	IP	WLS	BF	H	R	ER	SO	BB	IBB	HBP	BLK	WP	HR	S	P	ERA	WHIP

TOP

Houston Astros @ Los Angeles Dodgers

Dodger Stadium, Los Angeles, CA

Sat Aug 03 1974, 7:05 PM PDT

Att. 47,931 - Unknown

livebaseballscorecards.com

AB	29
R	1
H	4
RBI	1
BB	2
SO	8
LOB	9

WP: 0	PA: 31		
PB: 0			
SB: 0			
CS: 0			

Batter	1	2	3	4	5	6	7	8	9	AB	R	H	RBI	BB	SO	LOB
Davey Lopes, R (1, 4) OBP: 0.356, SLG: 0.345	L7	G1-6-3 1-2f			6-3		FC5-4 1-2f			4	0	0	0	0	0	2
Bill Buckner, L (1, 7) OBP: 0.357, SLG: 0.401	HR 1B	4-3			E 1B		5-3			4	1	2	0	0	0	1
Willie Crawford, L (1, 9) OBP: 0.385, SLG: 0.443	1-H HR		2B		E4 G4-6-3 1-2			K		4	1	2	2	0	1	1
Steve Garvey, R (1, 3) OBP: 0.352, SLG: 0.500	BB HR 1B		6-3 1B		G4-6-3 1-2f			FC3-6 1B		4	1	3	0	0	0	2
Ron Cey, R (1, 5) OBP: 0.357, SLG: 0.413	B B B 1-2 HR BB		6-3 1-2			F9		FC3-6 1-2 1B		3	1	1	0	1	0	1
Von Joshua, L (1, 8) OBP: 0.278, SLG: 0.347	1-H 2-H HR		F8			G3		FC3-6 1-2f 2-3		4	1	1	3	0	0	3
Steve Yeager, R (1, 2) OBP: 0.378, SLG: 0.443	K			F3		K		5-3		4	0	0	0	0	2	2
Bill Russell, R (1, 6) OBP: 0.333, SLG: 0.367	F8			6-3			F8			3	0	0	0	0	0	0
Andy Messersmith, R (1, 1) OBP: 0.306, SLG: 0.333		G1-6-3 1B		4-3			E3 FC5-4			3	0	1	0	0	0	0
Inning Stats	R: 5 H: 4 E: 0 LOB: 0 K: 1 BB: 1 S: 9 P: 13	R: 0 H: 1 E: 0 LOB: 0 K: 0 BB: 0 S: 3 P: 3	R: 0 H: 2 E: 0 LOB: 1 K: 0 BB: 0 S: 4 P: 4	R: 0 H: 0 E: 0 LOB: 0 K: 0 BB: 0 S: 3 P: 3	R: 0 H: 1 E: 1 LOB: 1 K: 0 BB: 0 S: 4 P: 4	R: 0 H: 0 E: 0 LOB: 0 K: 1 BB: 0 S: 5 P: 5	R: 0 H: 0 E: 1 LOB: 1 K: 0 BB: 0 S: 4 P: 4	R: 0 H: 2 E: 0 LOB: 2 K: 1 BB: 0 S: 7 P: 7		1B: 7 SF: 0 2B: 1 SAC: 0 3B: 0 DP: 2 HR: 2 HBP: 0						

PITCHER		IP	WLS	BF	H	R	ER	SO	BB	IBB	HBP	BLK	WP	HR	S	P	ERA	WHIP
Larry Dierker, R ERA: 2.84	(1, 1)	2.1	L	13	7	5	5	1	1	0	0	0	0	2	14	18	19.29	3.429
J.R. Richard, R ERA: 3.21	(3, 1)	2.2		9	1	0	0	0	0	0	0	0	0	0	9	9	0.00	0.375
Fred Scherman, L ERA: 4.29	(6, 1)	2.0		7	0	0	0	1	0	0	0	0	0	0	9	9	0.00	0.000
Mike Cosgrove, L ERA: 2.45	(8, 1)	1.0		5	2	0	0	1	0	0	0	0	0	0	7	7	0.00	2.000

PITCHER	IP	WLS	BF	H	R	ER	SO	BB	IBB	HBP	BLK	WP	HR	S	P	ERA	WHIP

BOTTOM

Houston Astros @ Los Angeles Dodgers

Dodger Stadium, Los Angeles, CA

Sat Aug 03 1974, 7:05 PM PDT

Att. 47,931 - Unknown

livebaseballscorecards.com

AB	33
R	5
H	10
RBI	5
BB	1
SO	3
LOB	12

Batter	1	2	3	4	5	6	7	8	9	AB	R	H	RBI	BB	SO	LOB
Greg Gross, L (1, 9) OBP: 0.401, SLG: 0.365	FC4-6 1B		6-3		K			F7		4	0	1	0	0	1	0
Roger Metzger, S (1, 6) OBP: 0.305, SLG: 0.312	P3		6-3			K		K2-3		4	0	0	0	0	2	1
Cesar Cedeno, R (1, 8) OBP: 0.370, SLG: 0.541	FC4-6 S 1B 1-2f		2B			K		F8		4	1	1	0	0	1	1
Lee May, R (1, 3) OBP: 0.293, SLG: 0.447 Larry Milbourne, S (9, PR) OBP: 0.353, SLG: 0.340	E 1B 1-H		F7			E6 1B			BB 1B	3 0	0 0	1 0	1 0	1 0	0 0	1 0
Bob Watson, R (1, 7) OBP: 0.370, SLG: 0.401	E5 FC6-4 1-2			G1-4-3 1B		1B 1-2			K	4	0	2	0	0	1	2
Cliff Johnson, R (1, 2) OBP: 0.369, SLG: 0.453	FC6-4 1-2f			K		P3			K	4	0	0	0	0	2	6
Doug Rader, R (1, 5) OBP: 0.330, SLG: 0.425		K		G1-4-3 1-2f			6-3		1B 1-3	4	0	1	0	0	1	1
Tommy Helms, R (1, 4) OBP: 0.320, SLG: 0.374		6-3			6-3		F8		6-3	4	0	0	0	0	0	2
Dave Roberts, L (1, 1) OBP: 0.226, SLG: 0.373 Ray Busse, R (7, PH) OBP: 0.167, SLG: 0.167 Ken Forsch, R (7, 1)		F2			K		F7			2 1 0	0 0 0	0 0 0	0 0 0	0 0 0	1 0 0	0 0 0
Inning Stats	R: 1 E: 1 K: 0 S: 6 H: 2 LOB: 2 BB: 0 P: 6	R: 0 E: 0 K: 1 S: 5 H: 0 LOB: 0 BB: 0 P: 5	R: 0 E: 0 K: 0 S: 4 H: 1 LOB: 1 BB: 0 P: 4	R: 0 E: 0 K: 1 S: 5 H: 1 LOB: 0 BB: 0 P: 5	R: 0 E: 0 K: 2 S: 7 H: 0 LOB: 0 BB: 0 P: 7	R: 0 E: 1 K: 2 S: 9 H: 1 LOB: 2 BB: 0 P: 9	R: 0 E: 0 K: 0 S: 3 H: 0 LOB: 0 BB: 0 P: 3	R: 0 E: 0 K: 1 S: 5 H: 0 LOB: 0 BB: 0 P: 5	R: 0 E: 0 K: 2 S: 8 H: 1 LOB: 2 BB: 1 P: 12	1B: 5 2B: 1 3B: 0 HR: 0 SF: 0 SAC: 0 DP: 1 HBP: 0						

PITCHER	IP	WLS	BF	H	R	ER	SO	BB	IBB	HBP	BLK	WP	HR	S	P	ERA	WHIP
Geoff Zahn, L (1, 1) ERA: 2.02	8.0	W	31	5	1	1	7	1	0	0	0	0	0	44	48	1.12	0.750
Mike Marshall, R (9, 1) ERA: 2.16	1.0	S	4	1	0	0	2	0	0	0	0	0	0	8	8	0.00	1.000

PITCHER	IP	WLS	BF	H	R	ER	SO	BB	IBB	HBP	BLK	WP	HR	S	P	ERA	WHIP

TOP

Houston Astros @ Los Angeles Dodgers

Dodger Stadium, Los Angeles, CA

Sun Aug 04 1974, 3:33 AM PDT

Att. 24,123 - Unknown

livebaseballscorecards.com

AB	34
R	1
H	6
RBI	1
BB	1
SO	9
LOB	14

WP: 0	PB: 0	SB: 1	CS: 0	PA: 35													

Batter	1	2	3	4	5	6	7	8	9	AB	R	H	RBI	BB	SO	LOB
Davey Lopes, R (1, 4) OBP: 0.361, SLG: 0.350	0-0 S 1B 1B		0-0 S 1B		0-0 ② 4-3		0-0 S 1B			4	1	3	0	0	0	0
Bill Russell, R (1, 6) OBP: 0.336, SLG: 0.369	0-0 G4-3 1-H 1B		B B B B 4-0 FC5 BB 1-3 BB		0-0 S 1B 1B		0-0 ② 5-3 1-2			3	1	2	1	1	0	1
Jimmy Wynn, R (1, 8) OBP: 0.400, SLG: 0.549	0-0 ① ② G4-3 1-2f		B B B B 4-0 1-2 BB		0-0 E 1B 1-H 1B		0-0 ③ F8			3	0	1	1	1	0	2
Steve Garvey, R (1, 3) OBP: 0.352, SLG: 0.498	0-0 ③ 6-3		0-0 ③ FC5 2-3f		0-0 E 1-2 1B			0-0 ① 6-3		4	0	1	0	0	0	3
Ron Cey, R (1, 5) OBP: 0.354, SLG: 0.409		S S S 0-3 ① K		0-0 ① 6-3	0-0 ③ 6-3 1-2 2-3			0-0 ② 4-3		4	0	0	0	0	1	2
Joe Ferguson, R (1, 9) OBP: 0.377, SLG: 0.429		B B B B 4-0 G4-3 BB		B B B B 4-0 E 2-3-1 BB		0-0 ① F3		0-0 ③ 5-3		2	0	0	0	2	0	0
Tom Paciorek, R (1, 7) OBP: 0.282, SLG: 0.377		0-0 ② ③ G4-3 1-2f		0-0 E6 2-3-1 1-2		0-0 ② 5-3				3	0	0	0	0	0	2
Steve Yeager, R (1, 2) OBP: 0.373, SLG: 0.435			S S S 0-3 ① K	0-0 ② ③ 2-3-1 1-2 2-Hf		0-0 ③ F9				3	0	0	0	0	1	2
Geoff Zahn, L (1, 1) Mike Marshall, R (9, 1) OBP: 0.130, SLG: 0.130 Willie Crawford, L (9, 9) OBP: 0.385, SLG: 0.443			0-0 ② 4-3		0-0 ① F6		S S S 0-3 ① K			3 0 0	0 0 0	0 0 0	0 0 0	0 0 0	1 0 0	0 0 0
Inning Stats	R: 1 H: 2 E: 0 LOB: 0 K: 0 BB: 0 S: 4 P: 4	R: 0 H: 0 E: 0 LOB: 0 K: 1 BB: 1 S: 4 P: 8	R: 0 H: 1 E: 0 LOB: 3 K: 1 BB: 2 S: 6 P: 14	R: 0 H: 0 E: 1 LOB: 1 K: 0 BB: 1 S: 3 P: 7	R: 1 H: 3 E: 1 LOB: 2 K: 0 BB: 0 S: 6 P: 6	R: 0 H: 0 E: 0 LOB: 0 K: 0 BB: 0 S: 3 P: 3	R: 0 H: 1 E: 0 LOB: 1 K: 1 BB: 0 S: 6 P: 6	R: 0 H: 0 E: 0 LOB: 0 K: 0 BB: 0 S: 3 P: 3		1B: 7 SF: 0 2B: 1 SAC: 0 3B: 0 DP: 3 HR: 0 HBP: 0						

BOTTOM

Houston Astros @ Los Angeles Dodgers

Dodger Stadium, Los Angeles, CA

Sun Aug 04 1974, 3:33 AM PDT

Att. 24,123 - Unknown

livebaseballscorecards.com

AB	29
R	2
H	7
RBI	2
BB	4
SO	3
LOB	12

WP: 0 PB: 0 SB: 5 CS: 0 PA: 33

PITCHER		IP	WLS	BF	H	R	ER	SO	BB	IBB	HBP	BLK	WP	HR	S	P	ERA	WHIP
Dave Roberts, L ERA: 3.61	(1, 1)	6.0	L	26	6	2	2	2	4	0	0	0	0	0	26	42	3.00	1.667
Ken Forsch, R ERA: 3.08	(7, 1)	2.0		7	1	0	0	1	0	0	0	0	0	0	9	9	0.00	0.500

PITCHER	IP	WLS	BF	H	R	ER	SO	BB	IBB	HBP	BLK	WP	HR	S	P	ERA	WHIP

Batter	1	2	3	4	5	6	7	8	9	AB	R	H	RBI	BB	SO	LOB
Greg Gross, L (1, 9) OBP: 0.408, SLG: 0.374	S, 1B		1B, 1B		1B, 1B		1B, 1B	1B		5	1	5	1	0	0	0
Roger Metzger, S (1, 6) OBP: 0.308, SLG: 0.316	K, 1		1B, 1B		G5-4-3, 1B		1B, 1B	4-3, 3		5	1	3	1	0	1	3
Cesar Cedeno, R (1, 8) OBP: 0.366, SLG: 0.535	K, 2		F7, 1		K, 1		F2, 2		F9, 1	5	0	0	0	0	2	8
Lee May, R (1, 3) OBP: 0.295, SLG: 0.446	F8, 3		F6, 2		G5-4-3, 2, 3		S, 1B		PB, WP, 1B	5	2	2	1	0	0	6
Milt May, L (1, 2) OBP: 0.354, SLG: 0.370		G3, 1	F9, 3			4-3, 1	FC5-4, 1B		F8, 1B, 1B	5	1	2	3	0	0	2
Bob Watson, R (1, 7) OBP: 0.371, SLG: 0.402 Wilbur Howard, S (7, 7) OBP: 0.333, SLG: 0.357		FC5-4, 1B		G4-6-3, 1B		F7, 2	FC5-4, 3		1B, 1B	4 1	0 0	2 1	0 1	0 0	0 0	1 0
Doug Rader, R (1, 5) OBP: 0.326, SLG: 0.419		FC5-4, 2		F9, 1		F8, 3		L7, 1	F8, 2	5	0	0	0	0	0	4
Tommy Helms, R (1, 4) OBP: 0.320, SLG: 0.370 Larry Milbourne, S (8, 4) OBP: 0.365, SLG: 0.354		F8, 3		G4-6-3, 2, 3			BB, SH2-4, S, 1B	F9, 2	1B, 1B	3 1	1 0	0 1	0 1	1 0	0 0	2 0
Don Wilson, R (1, 1) OBP: 0.275, SLG: 0.342 Ken Forsch, R (8, 1)			1B, 1B, 2B		1B, 1B, 1B		SH2-4, 1	1B, 1B	K, 3	3 1	1 0	3 0	0 0	0 0	0 1	0 2
Inning Stats	R: 0 E: 0 K: 2 S: 8 H: 1 LOB: 1 BB: 0 P: 8	R: 0 E: 0 K: 0 S: 4 H: 1 LOB: 1 BB: 0 P: 4	R: 1 E: 0 K: 0 S: 6 H: 3 LOB: 2 BB: 0 P: 6	R: 0 E: 0 K: 0 S: 3 H: 1 LOB: 0 BB: 0 P: 3	R: 0 E: 0 K: 1 S: 7 H: 3 LOB: 2 BB: 0 P: 7	R: 0 E: 0 K: 0 S: 3 H: 0 LOB: 0 BB: 0 P: 3	R: 4 E: 0 K: 0 S: 7 H: 4 LOB: 1 BB: 1 P: 11	R: 0 E: 0 K: 0 S: 5 H: 2 LOB: 2 BB: 0 P: 5	R: 2 E: 0 K: 1 S: 9 H: 4 LOB: 2 BB: 0 P: 9	1B: 18 2B: 1 3B: 0 HR: 0 SF: 0 SAC: 1 DP: 2 HBP: 0						

PITCHER	IP	WLS	BF	H	R	ER	SO	BB	IBB	HBP	BLK	WP	HR	S	P	ERA	WHIP
Charlie Williams, R (1, 1) ERA: 2.7	5.0	L	22	9	1	1	3	0	0	0	0	0	0	28	28	1.80	1.800
Randy Moffitt, R (6, 1) ERA: 4.13	1.2		10	4	4	4	0	1	0	0	0	0	0	9	13	21.60	3.000
Elias Sosa, R (7, 1) ERA: 2.53	1.1		6	2	0	0	0	0	0	0	0	0	0	6	6	0.00	1.500
John Morris, L (9, 1) ERA: 9.0	1.0		7	4	2	2	1	0	0	0	0	1	0	9	9	18.00	4.000

PITCHER	IP	WLS	BF	H	R	ER	SO	BB	IBB	HBP	BLK	WP	HR	S	P	ERA	WHIP

TOP

Houston Astros @ San Francisco Giants

Candlestick Park, San Francisco, CA

Mon Aug 05 1974, 6:33 AM EDT

Att. 4,896 - Unknown

livebaseballscorecards.com

AB	43
R	7
H	19
RBI	7
BB	1
SO	4
LOB	28

WP: 1 PB: 1 SB: 3 CS: 0 PA: 45

BOTTOM

Houston Astros @ San Francisco Giants

Candlestick Park, San Francisco, CA

Mon Aug 05 1974, 6:33 AM EDT

Att. 4,896 - Unknown

livebaseballscorecards.com

Batter	1	2	3	4	5	6	7	8	9	AB	R	H	RBI	BB	SO	LOB
Bruce Miller, R (1, 5) OBP: 0.330, SLG: 0.333	SH3-4 2B		F3			4-3		BB 1B 2-H		3	0	1	0	0	0	0
Elias Sosa, R (7, 1) OBP: 0.077, SLG: 0.077										0	0	0	0	0	0	0
Gary Thomasson, L (8, PH) OBP: 0.331, SLG: 0.303										1	0	1	1	0	0	0
John Morris, R (9, 1)										0	0	0	0	0	0	0
Tito Fuentes, S (1, 4) OBP: 0.247, SLG: 0.239	SH3-4 2-3			F6		K		G6-4-3 BB 1-2		2	0	0	0	1	1	0
Garry Maddox, R (1, 8) OBP: 0.337, SLG: 0.423	F4			6-3		6-3		G6-4-3 1-2f		4	0	0	0	0	0	3
Bobby Bonds, R (1, 9) OBP: 0.364, SLG: 0.458	K			F7			K		HR	4	1	1	1	0	2	1
Gary Matthews, R (1, 7) OBP: 0.360, SLG: 0.439		1-3			F2		F9		K	4	0	0	0	0	1	0
Chris Speier, R (1, 6) OBP: 0.336, SLG: 0.357		5-3			1B BB		1B		L6	3	0	1	0	1	0	0
Dave Kingman, R (1, 3) OBP: 0.295, SLG: 0.408		CS BB			K		K		F6	1	0	0	0	1	1	1
Randy Moffitt, R (6, 1) OBP: 0.429, SLG: 0.538										0	0	0	0	0	0	0
Mike Phillips, L (7, 5) OBP: 0.269, SLG: 0.260										2	0	0	0	0	1	1
Ken Rudolph, R (1, 2) OBP: 0.309, SLG: 0.245		CS 1-2	6-3		1B 1-2			BLK 1B 1B		2	0	1	0	0	0	0
Dave Rader, L (8, PH) OBP: 0.370, SLG: 0.374										1	1	1	0	0	0	0
(9, 2)																
Charlie Williams, R (1, 1) OBP: 0.190, SLG: 0.150			K		4-3			6-3 1-2		1	0	0	0	0	1	0
Ed Goodson, L (5, PH) OBP: 0.345, SLG: 0.417										2	0	0	0	0	0	3
(6, 3)																
Inning Stats	R: 0 H: 1 E: 0 LOB: 1 K: 1 BB: 0 S: 6 P: 6	R: 0 H: 0 E: 0 LOB: 0 K: 0 BB: 1 S: 2 P: 6	R: 0 H: 0 E: 0 LOB: 0 K: 1 BB: 0 S: 5 P: 5	R: 0 H: 0 E: 0 LOB: 0 K: 0 BB: 0 S: 3 P: 3	R: 0 H: 1 E: 0 LOB: 2 K: 1 BB: 1 S: 6 P: 10	R: 0 H: 0 E: 0 LOB: 0 K: 1 BB: 0 S: 5 P: 5	R: 0 H: 1 E: 0 LOB: 1 K: 2 BB: 0 S: 8 P: 8	R: 1 H: 2 E: 0 LOB: 1 K: 0 BB: 1 S: 4 P: 8	R: 1 H: 1 E: 0 LOB: 0 K: 1 BB: 0 S: 6 P: 6	1B: 4 SF: 0 2B: 1 SAC: 1 3B: 0 DP: 1 HR: 1 HBP: 0				WP: 0 PA: 35 PB: 0 SB: 0 CS: 1			

	AB	30
	R	2
	H	6
	RBI	2
	BB	3
	SO	7
	LOB	9

PITCHER		IP	WLS	BF	H	R	ER	SO	BB	IBB	HBP	BLK	WP	HR	S	P	ERA	WHIP
Don Wilson, R ERA: 3.8	(1, 1)	7.1	W	29	5	1	1	6	3	0	0	1	0	0	38	50	1.23	1.091
Ken Forsch, R ERA: 3.14	(8, 1)	1.2		5	1	1	1	1	0	0	0	0	0	1	7	7	5.40	0.600

PITCHER	IP	WLS	BF	H	R	ER	SO	BB	IBB	HBP	BLK	WP	HR	S	P	ERA	WHIP

Batter	1	2	3	4	5	6	7	8	9	AB	R	H	RBI	BB	SO	LOB
Greg Gross, L (1, 9) OBP: 0.409, SLG: 0.381	S S S 0-3 ① K		x 0-0 ③ 1-3		x 0-0 ① FC5-6 1-2f	x 0-0 1-2 3-H 1B		x 0-0 WP 3B	x 0-0 G5-4-3 1B	6	1	3	1	0	1	1
Roger Metzger, S (1, 6) OBP: 0.304, SLG: 0.311	x 0-0 ② F9			x 0-0 ① F6	x 0-0 ② F4	x 0-0 ③ 3-1		x 0-0 ② 4-3	x 0-0 ① ② G5-4-3 1-2f	6	0	0	0	0	0	5
Cesar Cedeno, R (1, 8) OBP: 0.365, SLG: 0.533	x 0-0 ③ 6-3			x 0-0 HR 2B	x 0-0 ③ F7		x 0-0 ① 1-3	B B B B 4-0 2B 1B 3-H BB	x 0-0 ③ F3	5	2	1	0	1	0	1
Lee May, R (1, 3) OBP: 0.296, SLG: 0.455		x 0-0 ① F9		x 0-0 2-H HR		x 0-0 ① 4-3	x 0-0 ② 5-3	x 0-0 1-3 1B 2B		5	2	2	2	0	0	0
Milt May, L (1, 2) OBP: 0.362, SLG: 0.376		x 0-0 ② 4-3		x 0-0 1B 1B		x 0-0 E 1B 1B	x 0-0 3B 1B	4-0 1B 1B IBB		4	3	3	0	1	0	0
Bob Watson, R (1, 7) OBP: 0.374, SLG: 0.417 Wilbur Howard, S (8, PR) OBP: 0.333, SLG: 0.357 (8, 7)		x 0-0 HR		x 0-0 ② F9		x 0-0 ② F9	x 0-0 1-H 1B 3B	x 0-0 1-3 2-H 3-H 1B 1B		5 0	2 1	3 0	4 0	0 0	0 0	2 0
Doug Rader, R (1, 5) OBP: 0.332, SLG: 0.423	S S S 0-3 ③ K			x 0-0 FC6-4 1-2 1B		x 0-0 E 1-2 1B	x 0-0 3-H 1B	B B B B 4-0 1B BB		4	1	3	1	1	1	0
Tommy Helms, R (1, 4) OBP: 0.316, SLG: 0.366 Larry Milbourne, S (7, 4) OBP: 0.377, SLG: 0.367			x 0-0 ① L3	x 0-0 ③ FC6-4 1-2f		x 0-0 E7 1B 1-H 2-H 1B	x 0-0 ③ F9	x 0-0 1-2 2-H 3-H 1B		4 1	1 0	0 1	0 2	0 0	0 0	3 0
Tom Griffin, R (1, 1) OBP: 0.354, SLG: 0.533 Mike Cosgrove, L (5, 1) OBP: 0.176, SLG: 0.067			x 0-0 ② F8		x 0-0 FC5-6 1B	x 0-0 1B 2-3 1B		x 0-0 ① 5-3 x 0-0 ③ K		2 3	0 0	1 1	0 0	0 0	0 1	0 2
Inning Stats	R: 0 E: 0 K: 1 S: 5 H: 0 LOB: 0 BB: 0 P: 5	R: 1 E: 0 K: 1 S: 6 H: 1 LOB: 0 BB: 0 P: 6	R: 0 E: 0 K: 0 S: 3 H: 0 LOB: 0 BB: 0 P: 3	R: 2 E: 0 K: 0 S: 7 H: 4 LOB: 2 BB: 0 P: 7	R: 0 E: 0 K: 0 S: 4 H: 1 LOB: 1 BB: 0 P: 4	R: 3 E: 1 K: 0 S: 8 H: 4 LOB: 2 BB: 0 P: 8	R: 2 E: 0 K: 0 S: 6 H: 3 LOB: 1 BB: 0 P: 6	R: 5 E: 0 K: 1 S: 9 H: 4 LOB: 2 BB: 3 P: 21	R: 0 E: 0 K: 0 S: 3 H: 1 LOB: 0 BB: 0 P: 3	1B: 12 2B: 2 3B: 2 HR: 2 SF: 0 SAC: 0 DP: 1 HBP: 0						

PITCHER		IP	WLS	BF	H	R	ER	SO	BB	IBB	HBP	BLK	WP	HR	S	P	ERA	WHIP
Ed Halicki, R ERA: 4.57	(1, 1)	5.2	L	27	9	6	3	2	0	0	0	0	0	2	31	31	4.76	1.588
Elias Sosa, R ERA: 3.25	(6, 1)	2.0		15	7	7	7	0	1	1	0	0	1	0	13	21	31.50	4.000
Tom Bradley, R ERA: 4.99	(8, 1)	0.1		3	1	0	0	1	1	0	0	0	0	0	4	8	0.00	6.000
John Morris, L ERA: 6.0	(9, 1)	1.0		3	1	0	0	0	0	0	0	0	0	0	3	3	0.00	1.000

PITCHER	IP	WLS	BF	H	R	ER	SO	BB	IBB	HBP	BLK	WP	HR	S	P	ERA	WHIP

TOP

Houston Astros @ San Francisco Giants

Candlestick Park, San Francisco, CA

Tue Aug 06 1974, 6:33 AM EDT

Att. 2,746 - Unknown

livebaseballscorecards.com

AB	45
R	13
H	18
RBI	10
BB	3
SO	3
LOB	14

WP: 1 PB: 0 SB: 0 CS: 0 PA: 48

BOTTOM

Houston Astros @ San Francisco Giants

Candlestick Park, San Francisco, CA

Tue Aug 06 1974, 6:33 AM EDT

Att. 2,746 - Unknown

livebaseballscorecards.com

Batter	1	2	3	4	5	6	7	8	9	AB	R	H	RBI	BB	SO	LOB
Bobby Bonds, R (1, 9) OBP: 0.364, SLG: 0.457	F4		FC6-4 2-3 1B		6-3 1B 2-3 3-H 1B		K	F5		5	1	2	1	0	1	1
Tito Fuentes, S (1, 4) OBP: 0.250, SLG: 0.239	F9 1B		FC6-4 1-2f		6-3 1-2 3-H		1B 2B BB		6-3	4	1	1	1	1	0	3
Gary Thomasson, L (1, 8) OBP: 0.331, SLG: 0.304 Garry Maddox, R (7, PH) OBP: 0.337, SLG: 0.423 (8, 8)	F9 1-2			F5	HBP S 2-H 1B		2B 1-2 FC1-5-2 1B		F3	3 2	0 0	1 1	1 0	0 0	0 0	1 0
Ed Goodson, L (1, 3) OBP: 0.349, SLG: 0.418 Dave Kingman, R (7, PH) OBP: 0.297, SLG: 0.414 (8, 3)		G3		1B	HBP 1-2 IBB		1-3 2-H 2B		K	2 2	0 0	1 1	0 1	1 0	0 1	0 0
Gary Matthews, R (1, 7) OBP: 0.359, SLG: 0.435		F5		K	1-2 2-3 HBP		FC1-5-2 3-H			3	0	0	0	0	1	3
Chris Speier, R (1, 6) OBP: 0.333, SLG: 0.353		L4		2-3	L9		F3			4	0	0	0	0	0	6
Dave Rader, L (1, 2) OBP: 0.370, SLG: 0.374 John Boccabella, R (8, PH) OBP: 0.176, SLG: 0.185 (9, 2)			3-1		2B 1B		K	5-3		3 1	1 0	1 0	0 0	0 0	1 0	0 0
Bruce Miller, R (1, 5) OBP: 0.337, SLG: 0.340			1B SH2-4 1B		F2		L5	1B		4	0	2	0	0	0	1
Ed Halicki, R (1, 1) OBP: 0.357, SLG: 0.429 Elias Sosa, R (6, 1) OBP: 0.071, SLG: 0.071 Tom Bradley, R (8, 1) OBP: 0.154, SLG: 0.111 Chris Arnold, R (8, PH) OBP: 0.310, SLG: 0.347 John Morris, R (9, 1)			SH2-4 1-2		1B 1-3 6-3 2B		K	F9		1 1 0 1 0	1 0 0 0 0	1 0 0 0 0	0 1 0 0 0	0 0 0 0 0	0 1 0 1 0	0 0 0 1 0
Inning Stats	R: 0 E: 0 K: 0 S: 3 H: 1 LOB: 0 BB: 0 P: 3	R: 0 E: 0 K: 0 S: 3 H: 0 LOB: 0 BB: 0 P: 3	R: 0 E: 0 K: 0 S: 5 H: 2 LOB: 2 BB: 0 P: 5	R: 0 E: 0 K: 1 S: 6 H: 1 LOB: 1 BB: 0 P: 6	R: 3 E: 0 K: 0 S: 7 H: 4 LOB: 3 BB: 1 P: 12	R: 0 E: 0 K: 2 S: 7 H: 0 LOB: 0 BB: 0 P: 7	R: 1 E: 0 K: 1 S: 7 H: 2 LOB: 2 BB: 1 P: 11	R: 0 E: 0 K: 0 S: 4 H: 1 LOB: 1 BB: 0 P: 4	R: 0 E: 0 K: 1 S: 5 H: 0 LOB: 0 BB: 0 P: 5	1B: 9 2B: 2 3B: 0 HR: 0 SF: 0 SAC: 1 DP: 0 HBP: 1						

	AB	36
	R	4
	H	11
	RBI	4
	BB	2
	SO	5
	LOB	16

WP: 0 PB: 0 SB: 1 CS: 0 PA: 40

PITCHER		IP	WLS	BF	H	R	ER	SO	BB	IBB	HBP	BLK	WP	HR	S	P	ERA	WHIP
Tom Griffin, R ERA: 3.31	(1, 1)	4.2		23	8	3	3	1	0	1	1	0	0	0	23	28	5.79	1.714
Mike Cosgrove, L ERA: 2.43	(5, 1)	4.1	W	17	3	1	1	4	1	0	0	0	0	0	24	28	2.08	0.923

PITCHER	IP	WLS	BF	H	R	ER	SO	BB	IBB	HBP	BLK	WP	HR	S	P	ERA	WHIP

Batter	1	2	3	4	5	6	7	8	9	AB	R	H	RBI	BB	SO	LOB
Ralph Garr, L (1, 7) OBP: 0.396, SLG: 0.503	6-3		F7		L9			FC1-6 1B	6-3	5	0	1	0	0	0	4
Marty Perez, R (1, 4) OBP: 0.319, SLG: 0.351	K		K			5-3		FC1-6 1-2f HR		4	1	0	0	0	2	2
Darrell Evans, L (1, 5) OBP: 0.382, SLG: 0.404	L4			K		F9		1-H HR		4	1	1	2	0	1	0
Dusty Baker Jr., R (1, 8) (8, 9) OBP: 0.322, SLG: 0.398		G3-6-3 1B		F8		F7		HR		4	1	2	1	0	0	0
Mike Lum, L (1, 9) OBP: 0.303, SLG: 0.361		G3-6-3 1-2f		L8			4-3 2B BB	6-3		2	1	0	0	1	0	1
Ivan Murrell, R (8, PH) (8, 8) OBP: 0.260, SLG: 0.333										1	0	0	0	0	0	0
Davey Johnson, R (1, 3) OBP: 0.353, SLG: 0.382		BB			BB 1B		K	L9		3	0	1	0	1	1	1
Craig Robinson, R (1, 6) OBP: 0.263, SLG: 0.243		K			K		4-3 1-2		1-3 BB	2	0	0	0	0	2	2
Johnny Oates, L (7, PH) OBP: 0.282, SLG: 0.279										1	0	0	0	0	0	1
Leo Foster, R (7, 6) OBP: 0.239, SLG: 0.262										0	0	0	0	1	0	0
Vic Correll, R (1, 2) OBP: 0.230, SLG: 0.328			SH1-4 2B		K		2-H 2B	1-3 1-2		3	0	2	1	0	1	1
Hank Aaron, R (9, PH) OBP: 0.323, SLG: 0.494										1	0	0	0	0	0	1
Joe Niekro, R (1, 1)			SH1-4 2-3		BB 1-2		F7	K		0	0	0	0	0	0	0
Norm Miller, L (5, PH) OBP: 0.275, SLG: 0.286										0	0	0	0	1	0	0
Lew Krausse, R (5, 1) OBP: 0.667, SLG: 0.500										0	0	0	0	0	0	0
Rowland Office, L (7, PH) OBP: 0.289, SLG: 0.354										1	0	0	0	0	0	1
Max Leon, R (7, 1)										0	0	0	0	0	0	0
Tom House, L (8, 1) OBP: 0.400, SLG: 0.400										0	0	0	0	0	0	0
Frank Tepedino, L (9, PH) OBP: 0.274, SLG: 0.288										1	0	0	0	0	1	1
Inning Stats	R: 0 E: 0 K: 1 S: 5 H: 0 LOB: 0 BB: 0 P: 5	R: 0 E: 0 K: 1 S: 5 H: 1 LOB: 1 BB: 1 P: 9	R: 0 E: 0 K: 1 S: 6 H: 1 LOB: 1 BB: 0 P: 6	R: 0 E: 0 K: 1 S: 5 H: 0 LOB: 0 BB: 0 P: 5	R: 0 E: 0 K: 2 S: 8 H: 1 LOB: 2 BB: 1 P: 12	R: 0 E: 0 K: 0 S: 3 H: 0 LOB: 0 BB: 0 P: 3	R: 1 E: 0 K: 1 S: 6 H: 1 LOB: 1 BB: 1 P: 10	R: 3 E: 0 K: 0 S: 6 H: 3 LOB: 0 BB: 0 P: 6	R: 0 E: 0 K: 1 S: 5 H: 0 LOB: 1 BB: 1 P: 9	1B: 3 2B: 2 3B: 0 HR: 2 SF: 0 SAC: 1 DP: 1 HBP: 0	WP: 0 PB: 0 SB: 0 CS: 0 PA: 37					

PITCHER		IP	WLS	BF	H	R	ER	SO	BB	IBB	HBP	BLK	WP	HR	S	P	ERA	WHIP
Larry Dierker, R ERA: 2.93	(1, 1)	7.1		31	7	4	4	7	3	0	0	0	0	2	42	54	4.91	1.364
Fred Scherman, L ERA: 4.24	(8, 1)	0.2	W	3	0	0	0	0	1	0	0	0	0	0	2	6	0.00	1.500
Ken Forsch, R ERA: 3.09	(9, 1)	1.0	S	3	0	0	0	1	0	0	0	0	0	0	5	5	0.00	0.000

PITCHER	IP	WLS	BF	H	R	ER	SO	BB	IBB	HBP	BLK	WP	HR	S	P	ERA	WHIP

TOP

Atlanta Braves @ Houston Astros

Astrodome, Houston, TX

Wed Aug 07 1974, 8:05 PM EDT

Att. 20,338 - Unknown

livebaseballscorecards.com

AB	32
R	4
H	7
RBI	4
BB	4
SO	8
LOB	15

Atlanta Braves @ Houston Astros

Astrodome, Houston, TX

Wed Aug 07 1974, 8:05 PM EDT

Att. 20,338 - Unknown

BOTTOM

Batter	1	2	3	4	5	6	7	8	9	AB	R	H	RBI	BB	SO	LOB
Greg Gross, L (1, 9) OBP: 0.408, SLG: 0.380	5-3 1-3 1B	4-3			1-3		L7			4	0	1	0	0	0	1
Roger Metzger, S (1, 6) OBP: 0.303, SLG: 0.308	1-3 1-2		K2-3		K			1-3 2B BB		3	1	0	0	1	2	1
Cesar Cedeno, R (1, 8) OBP: 0.362, SLG: 0.528	5-3 2-3		F9		L7			1-3 1-2		4	0	0	0	0	0	2
Lee May, R (1, 3) OBP: 0.298, SLG: 0.457 Wilbur Howard, S (8, PR) OBP: 0.333, SLG: 0.357 (9, 7)	F9		HBP			6-3		HR 2B 2-H		3 0	0 1	1 0	1 0	0 0	0 0	1 0
Bob Watson, R (1, 7) OBP: 0.373, SLG: 0.415 (9, 3)		1B 2B 1B	G3			6-3		K		4	1	1	0	0	1	2
Johnny Edwards, L (1, 2) OBP: 0.290, SLG: 0.333 Cliff Johnson, R (8, PH) OBP: 0.374, SLG: 0.486 (9, 2)		2B 1B 1-2		K2-3		4-3		HR 2-H		3 1	1 1	1 1	0 2	0 0	1 0	0 0
Doug Rader, R (1, 5) OBP: 0.331, SLG: 0.424		F8 SH1-3 2B 1-H 2-H		K			6-3	K		4	1	1	2	0	2	1
Tommy Helms, R (1, 4) OBP: 0.319, SLG: 0.367		F8 2-3		1B			S BB			2	0	1	0	1	0	1
Larry Dierker, R (1, 1) OBP: 0.212, SLG: 0.255 Fred Scherman, L (8, 1) Ken Forsch, R (9, 1)		SH1-3 3-H		5-3			L5 1-2			2 0 0	0 0 0	0 0 0	1 0 0	0 0 0	0 0 0	2 0 0
Inning Stats	R: 0 E: 0 K: 0 S: 4 H: 1 LOB: 1 BB: 0 P: 4	R: 3 E: 0 K: 0 S: 6 H: 3 LOB: 0 BB: 0 P: 6	R: 0 E: 0 K: 1 S: 5 H: 0 LOB: 1 BB: 0 P: 6	R: 0 E: 0 K: 2 S: 8 H: 1 LOB: 1 BB: 0 P: 8	R: 0 E: 0 K: 1 S: 5 H: 0 LOB: 0 BB: 0 P: 5	R: 0 E: 0 K: 0 S: 3 H: 0 LOB: 0 BB: 0 P: 3	R: 0 E: 0 K: 0 S: 3 H: 0 LOB: 1 BB: 1 P: 7	R: 3 E: 0 K: 2 S: 9 H: 2 LOB: 1 BB: 1 P: 13		1B: 4 2B: 2 3B: 0 HR: 1	SF: 0 SAC: 1 DP: 0 HBP: 1						

livebaseballscorecards.com

AB	30
R	6
H	7
RBI	6
BB	2
SO	6
LOB	11

PITCHER		IP	WLS	BF	H	R	ER	SO	BB	IBB	HBP	BLK	WP	HR	S	P	ERA	WHIP
Joe Niekro, R ERA: 3.52	(1, 1)	4.0		18	5	3	3	3	0	0	1	0	0	0	23	24	6.75	1.250
Lew Krausse, R ERA: 2.98	(5, 1)	2.0		6	0	0	0	1	0	0	0	0	0	0	8	8	0.00	0.000
Max Leon, R ERA: 2.49	(7, 1)	1.2	L	8	1	2	2	1	2	0	0	0	0	0	8	16	10.80	1.800
Tom House, L ERA: 2.13	(8, 1)	0.1		2	1	1	1	1	0	0	0	0	0	1	4	4	27.00	3.000

PITCHER	IP	WLS	BF	H	R	ER	SO	BB	IBB	HBP	BLK	WP	HR	S	P	ERA	WHIP

Batter	1	2	3	4	5	6	7	8	9	AB	R	H	RBI	BB	SO	LOB
Ralph Garr, L (1, 9) (9, 7) OBP: 0.397, SLG: 0.505	0-0 1B S 1B		0-0 B1		0-0 1-H 2B			0-3 K		4	0	2	0	0	1	1
Marty Perez, R (1, 4) OBP: 0.321, SLG: 0.358	0-0 FC5-4 1-3 1B		0-0 G5-4-3 1-2f			0-0 2B 2B		0-0 4-3		4	1	2	0	0	0	1
Darrell Evans, L (1, 5) OBP: 0.381, SLG: 0.405	0-3 K			0-0 L8		0-0 6-3 2-H 2B		0-3 K		4	0	1	1	0	2	2
Hank Aaron, R (1, 7) OBP: 0.322, SLG: 0.488 Rowland Office, L (9, 8) OBP: 0.280, SLG: 0.354	0-0 L5			4-0 BB		0-0 6-3 2-3			0-0 F5	3 0	0 0	0 0	0 0	1 0	0 0	3 0
Dusty Baker Jr., R (1, 8) (9, 9) OBP: 0.319, SLG: 0.394	0-0 FC5-4 1-2f			0-0 F7		0-0 5-3			0-0 F8	4	0	0	0	0	0	4
Davey Johnson, R (1, 3) OBP: 0.349, SLG: 0.377		0-0 5-3		0-0 L7		0-0 6-3			0-0 L9	4	0	0	0	0	0	2
Craig Robinson, R (1, 6) OBP: 0.264, SLG: 0.243		0-0 G6-4-3 1B			0-0 L6		0-0 6-3			3	0	1	0	0	0	0
Vic Correll, R (1, 2) OBP: 0.234, SLG: 0.328		0-0 G6-4-3 1-2f			0-0 FC1-6 1B		0-0 6-3			3	0	1	0	0	0	1
Ron Reed, R (1, 1) OBP: 0.154, SLG: 0.132			0-0 G5-4-3 1B		0-0 FC1-6 1-2f 2B		0-3 K			3	0	1	0	0	1	1
Inning Stats	R: 0 E: 0 K: 1 S: 7 H: 2 LOB: 2 BB: 0 P: 7	R: 0 E: 0 K: 0 S: 3 H: 1 LOB: 0 BB: 0 P: 3	R: 0 E: 0 K: 0 S: 3 H: 1 LOB: 0 BB: 0 P: 3	R: 0 E: 0 K: 0 S: 3 H: 0 LOB: 1 BB: 1 P: 7	R: 0 E: 0 K: 0 S: 4 H: 2 LOB: 2 BB: 0 P: 4	R: 1 E: 0 K: 0 S: 5 H: 2 LOB: 1 BB: 0 P: 5	R: 0 E: 0 K: 1 S: 5 H: 0 LOB: 0 BB: 0 P: 5	R: 0 E: 0 K: 2 S: 7 H: 0 LOB: 0 BB: 0 P: 7	R: 0 E: 0 K: 0 S: 3 H: 0 LOB: 0 BB: 0 P: 3	1B: 5 2B: 3 3B: 0 HR: 0	SF: 0 SAC: 0 DP: 2 HBP: 0						

TOP

Atlanta Braves @ Houston Astros

Astrodome, Houston, TX

Thu Aug 08 1974, 8:05 PM EDT

Att. 14,457 - Unknown

livebaseballscorecards.com

AB	32
R	1
H	8
RBI	1
BB	1
SO	4
LOB	15

PITCHER		IP	WLS	BF	H	R	ER	SO	BB	IBB	HBP	BLK	WP	HR	S	P	ERA	WHIP
Dave Roberts, L ERA: 3.47	(1, 1)	8.0	L	30	8	1	1	4	1	0	0	0	0	0	37	41	1.12	1.125
Ken Forsch, R ERA: 3.05	(9, 1)	1.0		3	0	0	0	0	0	0	0	0	0	0	3	3	0.00	0.000

PITCHER	IP	WLS	BF	H	R	ER	SO	BB	IBB	HBP	BLK	WP	HR	S	P	ERA	WHIP

Atlanta Braves @ Houston Astros

Astrodome, Houston, TX

Thu Aug 08 1974, 8:05 PM EDT

Att. 14,457 - Unknown

BOTTOM

Batter	1	2	3	4	5	6	7	8	9	AB	R	H	RBI	BB	SO	LOB
Greg Gross, L (1, 9) OBP: 0.404, SLG: 0.376	1-3			1-3		F7			K	4	0	0	0	0	1	1
Roger Metzger, S (1, 6) OBP: 0.303, SLG: 0.308	F7			FC6-4 1B		F5			F7	4	0	1	0	0	0	1
Cesar Cedeno, R (1, 8) OBP: 0.359, SLG: 0.523	F8			F8			6-3		5-3	4	0	0	0	0	0	1
Lee May, R (1, 3) OBP: 0.298, SLG: 0.456		K		FC6-4 1-2f			1B			3	0	1	0	0	1	1
Milt May, L (1, 2) OBP: 0.358, SLG: 0.372		4-3			G3		F7			3	0	0	0	0	0	1
Bob Watson, R (1, 7) OBP: 0.370, SLG: 0.412		F5			F4		1-3			3	0	0	0	0	0	1
Doug Rader, R (1, 5) OBP: 0.329, SLG: 0.420			5-3		3-1			6-3		3	0	0	0	0	0	0
Tommy Helms, R (1, 4) OBP: 0.319, SLG: 0.369			L5			2B		L8		3	0	1	0	0	0	0
Dave Roberts, L (1, 1) OBP: 0.218, SLG: 0.358			L9			B2		K		2	0	0	0	0	0	1
Cliff Johnson, R (8, PH) OBP: 0.371, SLG: 0.481										1	0	0	0	0	1	0
Ken Forsch, R (9, 1)										0	0	0	0	0	0	0
Inning Stats	R: 0 E: 0 K: 0 S: 3 H: 0 LOB: 0 BB: 0 P: 3	R: 0 E: 0 K: 1 S: 5 H: 0 LOB: 0 BB: 0 P: 5	R: 0 E: 0 K: 0 S: 3 H: 0 LOB: 0 BB: 0 P: 3	R: 0 E: 0 K: 0 S: 4 H: 1 LOB: 1 BB: 0 P: 4	R: 0 E: 0 K: 0 S: 3 H: 0 LOB: 0 BB: 0 P: 3	R: 0 E: 0 K: 0 S: 4 H: 1 LOB: 1 BB: 0 P: 4	R: 0 E: 0 K: 0 S: 4 H: 1 LOB: 1 BB: 0 P: 4	R: 0 E: 0 K: 1 S: 5 H: 0 LOB: 0 BB: 0 P: 5	R: 0 E: 0 K: 1 S: 5 H: 0 LOB: 0 BB: 0 P: 5	1B: 2 2B: 1 3B: 0 HR: 0 SF: 0 SAC: 0 DP: 0 HBP: 0						

PITCHER	IP	WLS	BF	H	R	ER	SO	BB	IBB	HBP	BLK	WP	HR	S	P	ERA	WHIP
Ron Reed, R (1, 1) ERA: 2.59	9.0	W	30	3	0	0	3	0	0	0	0	0	0	36	36	0.00	0.333

PITCHER	IP	WLS	BF	H	R	ER	SO	BB	IBB	HBP	BLK	WP	HR	S	P	ERA	WHIP

livebaseballscorecards.com

AB	30
R	0
H	3
RBI	0
BB	0
SO	3
LOB	7

PB: 0 PA: 30
SB: 0
CS: 0

Batter	1	2	3	4	5	6	7	8	9	AB	R	H	RBI	BB	SO	LOB
Ron Hunt, R (1, 4) OBP: 0.376, SLG: 0.304	0-0 1B G4-6-3 2B		0-3 ① K		0-0 ② 5-3			0-0 ① F8	0-0 BB 1-2 3-H 1B	5	1	2	1	0	1	1
Pepe Frias, R (9, 4) OBP: 0.277, SLG: 0.280										0	0	0	0	0	0	0
Tim Foli, R (1, 6) OBP: 0.282, SLG: 0.273	0-0 G4-6-3 2-3 1B		0-3 ② K		0-0 ③ 4-3			0-0 4-3 2B	4-0 BB 1-2 2-3 BB	4	0	2	0	1	1	1
Willie Davis, L (1, 8) OBP: 0.323, SLG: 0.414	0-0 ①② G4-6-3 1-2f 3-H		0-0 ③ 6-3			0-0 ① G3		0-0 ② 4-3 2-3	0-0 ③ 4-3	5	0	0	0	0	0	5
Bob Bailey, R (1, 5) OBP: 0.398, SLG: 0.437	0-0 CS 1B			0-0 ① F3		0-0 ② F8		0-0 ③ F8		4	0	1	0	0	0	1
Mike Jorgensen, L (1, 3) OBP: 0.433, SLG: 0.491	0-0 ③ CS 1-2	4-0 BB E BB		0-0 ② 6-3		0-0 ③ 1-3			0-0 ① 5-3	3	0	0	0	1	0	0
Jim Northrup, L (1, 7) OBP: 0.305, SLG: 0.372		0-0 E6 1-2		4-0 BB			0-0 HR		0-0 BB 1B 1B	3	2	2	1	1	0	1
Ken Singleton, S (1, 9) OBP: 0.391, SLG: 0.379		0-0 ① F7		0-0 ③ L7			0-0 ① F8		4-0 1B 1-2 1B BB	3	1	0	0	1	0	3
Barry Foote, R (1, 2) OBP: 0.315, SLG: 0.372		0-0 ② F8			0-0 SH1-4 1B		0-3 ② K		0-0 BB 1B 1-3 2-H 1B	4	0	2	1	0	1	2
Dennis Blair, R (1, 1) OBP: 0.167, SLG: 0.094		0-0 ③ 4-3			0-0 ① SH1-4 1-2		0-3 ③ K		0-3 ② K	3	0	0	0	0	2	4
Don Carrithers, R (9, 1) OBP: 0.200, SLG: 0.200										0	0	0	0	0	0	0
Inning Stats	R: 1 E: 0 K: 0 S: 4 H: 3 LOB: 0 BB: 0 P: 4	R: 0 E: 1 K: 0 S: 4 H: 0 LOB: 2 BB: 1 P: 8	R: 0 E: 0 K: 2 S: 7 H: 0 LOB: 0 BB: 0 P: 7	R: 0 E: 0 K: 0 S: 3 H: 0 LOB: 1 BB: 1 P: 7	R: 0 E: 0 K: 0 S: 4 H: 1 LOB: 1 BB: 0 P: 4	R: 0 E: 0 K: 0 S: 3 H: 0 LOB: 0 BB: 0 P: 3	R: 1 E: 0 K: 2 S: 8 H: 1 LOB: 0 BB: 0 P: 8	R: 0 E: 0 K: 0 S: 4 H: 1 LOB: 1 BB: 0 P: 4	R: 2 E: 0 K: 1 S: 8 H: 3 LOB: 3 BB: 2 P: 16	1B: 6 2B: 2 3B: 0 HR: 1 SF: 0 SAC: 1 DP: 1 HBP: 0							

PITCHER	IP	WLS	BF	H	R	ER	SO	BB	IBB	HBP	BLK	WP	HR	S	P	ERA	WHIP
Don Wilson, R (1, 1) ERA: 3.82	8.2	L	38	9	4	4	5	4	0	0	0	0	1	44	60	4.15	1.500
Mike Cosgrove, L (9, 1) ERA: 2.41	0.1		1	0	0	0	0	0	0	0	0	0	0	1	1	0.00	0.000

PITCHER	IP	WLS	BF	H	R	ER	SO	BB	IBB	HBP	BLK	WP	HR	S	P	ERA	WHIP

TOP

Montreal Expos @ Houston Astros

Astrodome, Houston, TX

Fri Aug 09 1974, 8:05 PM EDT

Att. 12,832 - Unknown

livebaseballscorecards.com

AB	34
R	4
H	9
RBI	3
BB	4
SO	5
LOB	18

1B: 6 SF: 0
2B: 2 SAC: 1
3B: 0 DP: 1
HR: 1 HBP: 0

WP: 0 PA: 40
PB: 0
SB: 0
CS: 1

Batter	1	2	3	4	5	6	7	8	9	AB	R	H	RBI	BB	SO	LOB
Greg Gross, L (1, 9) OBP: 0.404, SLG: 0.376	4-3		L4-3 1B	G3			F7		BB 1B 1B	5	1	2	0	0	0	2
Roger Metzger, S (1, 6) OBP: 0.306, SLG: 0.310	F7		K		G4-3 1B		FC5-4 1B		1B BB 1-2	4	0	2	0	1	1	1
Cesar Cedeno, R (1, 8) OBP: 0.357, SLG: 0.520	L7		L4-3 1-2		F9		FC5-4 E 1-2f		1B 1-3 2-H	5	0	1	1	0	0	3
Lee May, R (1, 3) OBP: 0.295, SLG: 0.451		F9		F3	G4-3 1-2		F8 1-2		5-3	5	0	0	0	0	0	4
Milt May, L (1, 2) OBP: 0.357, SLG: 0.374		5-3 2B		E1 1B 1B	G3			4-3		4	1	1	0	0	0	1
Bob Watson, R (1, 7) OBP: 0.371, SLG: 0.411		5-3 BB		1-3 1B		K		6-3		3	0	1	0	1	1	0
Doug Rader, R (1, 5) OBP: 0.330, SLG: 0.420		5-3 1-2 2-3		HBP 1B 3-H		BB		5-3		3	1	1	1	1	0	2
Tommy Helms, R (1, 4) OBP: 0.321, SLG: 0.367		BB		1B HBP 1-2		F9			6-3	2	0	0	0	1	0	1
Don Wilson, R (1, 1) OBP: 0.279, SLG: 0.341		1-3		1-2 1B 2-H		5-3			5-3	3	0	1	1	0	0	4
Mike Cosgrove, L (9, 1) OBP: 0.176, SLG: 0.067										0	0	0	0	0	0	0
Cliff Johnson, R (9, PH) OBP: 0.368, SLG: 0.477										1	0	0	0	0	0	0
Inning Stats	R: 0 E: 0 K: 0 S: 3 H: 0 LOB: 0 BB: 0 P: 3	R: 0 E: 0 K: 0 S: 4 H: 1 LOB: 3 BB: 2 P: 12	R: 0 E: 0 K: 1 S: 5 H: 1 LOB: 0 BB: 0 P: 5	R: 2 E: 1 K: 0 S: 6 H: 3 LOB: 2 BB: 0 P: 7	R: 0 E: 0 K: 0 S: 4 H: 1 LOB: 1 BB: 0 P: 4	R: 0 E: 0 K: 1 S: 5 H: 0 LOB: 1 BB: 1 P: 9	R: 0 E: 1 K: 0 S: 4 H: 1 LOB: 1 BB: 0 P: 4	R: 0 E: 0 K: 0 S: 3 H: 0 LOB: 0 BB: 0 P: 3	R: 1 E: 0 K: 0 S: 5 H: 2 LOB: 2 BB: 1 P: 9	1B: 8 2B: 2 3B: 0 HR: 0	SF: 0 SAC: 0 DP: 1 HBP: 1						

PITCHER	IP	WLS	BF	H	R	ER	SO	BB	IBB	HBP	BLK	WP	HR	S	P	ERA	WHIP
Dennis Blair, R (1, 1) ERA: 2.63	8.2	W	38	8	3	1	2	4	0	1	0	0	0	37	54	1.04	1.385
Don Carrithers, R (9, 1) ERA: 2.1	0.1	S	2	1	0	0	0	0	0	0	0	0	0	2	2	0.00	3.000

PITCHER	IP	WLS	BF	H	R	ER	SO	BB	IBB	HBP	BLK	WP	HR	S	P	ERA	WHIP

BOTTOM

Montreal Expos @ Houston Astros

Astrodome, Houston, TX

Fri Aug 09 1974, 8:05 PM EDT

Att. 12,832 - Unknown

livebaseballscorecards.com

AB	35
R	3
H	9
RBI	3
BB	4
SO	2
LOB	18

1B: 8	SF: 0	WP: 0	PA: 40
2B: 2	SAC: 0	PB: 0	
3B: 0	DP: 1	SB: 0	
HR: 0	HBP: 1	CS: 0	

Batter	1	2	3	4	5	6	7	8	9	AB	R	H	RBI	BB	SO	LOB
Ron Hunt, R (1, 4) OBP: 0.380, SLG: 0.303	B B B B 4-0 CS BB			H 1-0 FC2-6 HBP		B B B B 4-0 SH1-4 WP BB		x 0-0 ② 6-3		1	1	0	0	2	0	0
Tim Foli, R (1, 6) OBP: 0.283, SLG: 0.273	S S S 0-3 ① ② K 1-2			x 0-0 ① FC2-6 FC3-6 1-2f		x 0-0 ① SH1-4 1-2		x 0-0 1B 1B		3	0	1	0	0	1	2
Willie Davis, L (1, 8) OBP: 0.322, SLG: 0.412	x 0-0 ③ F6			x 0-0 ② FC3-6 BB 1B 1-2f		x 0-0 ② F8 2-H		x 0-0 ③ 1-2 1B		4	0	1	0	0	0	1
Bob Bailey, R (1, 5) OBP: 0.397, SLG: 0.435		S S S 0-3 ① K		x 0-0 BB 1-2 1B		x 0-0 F8			x 0-0 ① 5-3	4	0	1	0	0	1	0
Mike Jorgensen, L (1, 3) OBP: 0.435, SLG: 0.488		x 0-0 ② 4-3		B B B B 4-0 1-2 2-3 BB			x 0-0 G4-6-3 1B		x 0-0 ② 6-3	3	0	1	0	1	0	0
Jim Northrup, L (1, 7) OBP: 0.304, SLG: 0.369 Larry Lintz, S (9, PR) OBP: 0.333, SLG: 0.272 Ron Woods, R (9, 7) OBP: 0.295, SLG: 0.195		x 0-0 ③ 5-3		x 0-0 ③ 1-3			x 0-0 ① ② G4-6-3 1-2f		B B B B 4-0 S BB	3 0 0	0 0 0	0 0 0	0 0 0	1 0 0	0 0 0	4 0 0
Ken Singleton, S (1, 9) OBP: 0.389, SLG: 0.376			x 0-0 ① F7		x 0-0 ① L9		x 0-0 ③ 4-3		B B B B 4-0 FC5-4 1-2 BB	3	0	0	0	1	0	0
Barry Foote, R (1, 2) OBP: 0.314, SLG: 0.381			S S S 0-3 ② K		x 0-0 ② L9			x 0-0 HR	x 0-0 ③ FC5-4 1-2f	4	1	1	1	0	1	2
Steve Rogers, R (1, 1) OBP: 0.229, SLG: 0.156			x 0-0 ③ 4-3		x 0-0 ③ 6-3			x 0-0 ① F9		3	0	0	0	0	0	0
Inning Stats	R: 0 E: 0 K: 1 S: 4 H: 0 LOB: 0 BB: 1 P: 8	R: 0 E: 0 K: 1 S: 5 H: 0 LOB: 0 BB: 0 P: 5	R: 0 E: 0 K: 1 S: 5 H: 0 LOB: 0 BB: 0 P: 5	R: 0 E: 0 K: 0 S: 4 H: 1 LOB: 3 BB: 1 P: 9	R: 0 E: 0 K: 0 S: 3 H: 0 LOB: 0 BB: 0 P: 3	R: 1 E: 0 K: 0 S: 3 H: 0 LOB: 0 BB: 1 P: 7	R: 0 E: 0 K: 0 S: 3 H: 1 LOB: 0 BB: 0 P: 3	R: 1 E: 0 K: 0 S: 5 H: 3 LOB: 2 BB: 0 P: 5	R: 0 E: 0 K: 0 S: 3 H: 0 LOB: 2 BB: 2 P: 11	1B: 4 2B: 1 3B: 0 HR: 1 SF: 0 SAC: 1 DP: 2 HBP: 1						

PITCHER		IP	WLS	BF	H	R	ER	SO	BB	IBB	HBP	BLK	WP	HR	S	P	ERA	WHIP
Tom Griffin, R ERA: 3.25	(1, 1)	8.0	L	30	5	2	2	3	3	0	1	0	1	1	32	45	2.25	1.000
Mike Cosgrove, L ERA: 2.39	(9, 1)	0.2		4	0	0	0	0	2	0	0	0	0	0	2	10	0.00	3.000
Ken Forsch, R ERA: 3.03	(9, 1)	0.1		1	0	0	0	0	0	0	0	0	0	0	1	1	0.00	0.000

PITCHER	IP	WLS	BF	H	R	ER	SO	BB	IBB	HBP	BLK	WP	HR	S	P	ERA	WHIP

TOP

Montreal Expos @ Houston Astros

Astrodome, Houston, TX

Sat Aug 10 1974, 8:05 PM EDT

Att. 17,107 - Dome

livebaseballscorecards.com

AB	28
R	2
H	5
RBI	1
BB	5
SO	3
LOB	9

WP: 2	PA: 35		
PB: 0			
SB: 1			
CS: 1			

Batter	1	2	3	4	5	6	7	8	9	AB	R	H	RBI	BB	SO	LOB
Greg Gross, L (1, 9) OBP: 0.407, SLG: 0.380	6-3		4-3 SH1-4 1B		CS 1B			1-2 FC4-6 1B		4	0	3	0	0	0	0
Roger Metzger, S (1, 6) OBP: 0.304, SLG: 0.307	4-3		SH1-4 1-2		CS 1-2	F7		FC4-6 FC5-4 1-2f 2-3		3	0	0	0	0	0	2
Cesar Cedeno, R (1, 8) OBP: 0.357, SLG: 0.517	S 1B 1B		4-3 2-3			5-3		FC5-4 1-2f		4	1	1	0	0	0	3
Lee May, R (1, 3) OBP: 0.294, SLG: 0.449	1-H 1B		6-3			6-3			F8	4	0	1	1	0	0	1
Milt May, L (1, 2) OBP: 0.355, SLG: 0.369	K			BBBB 4-0 G4-3 BB			4-3		F8	3	0	0	0	1	1	1
Bob Watson, R (1, 7) OBP: 0.370, SLG: 0.408		BBBB 4-0 1B BB		G4-3 1-2f			6-3		6-3	3	0	0	0	1	0	1
Doug Rader, R (1, 5) OBP: 0.330, SLG: 0.419		G6-4-3 1-2 1B		K			F4			3	0	1	0	0	1	0
Tommy Helms, R (1, 4) OBP: 0.321, SLG: 0.367		K			5-3			FC2-6 1B		3	0	1	0	0	1	2
Larry Milbourne, S (8, PR) OBP: 0.377, SLG: 0.367 (9, 4)										0	0	0	0	0	0	0
Tom Griffin, R (1, 1) OBP: 0.340, SLG: 0.511		G6-4-3 1-2f			6-3			FC2-6 FC4-6 1B 1-2f		2	0	0	0	0	0	2
Bob Gallagher, L (8, PH) OBP: 0.280, SLG: 0.194										1	0	0	0	0	0	1
Mike Cosgrove, L (9, 1) OBP: 0.176, SLG: 0.067										0	0	0	0	0	0	0
Ken Forsch, R (9, 1)										0	0	0	0	0	0	0
Inning Stats	R: 1 H: 2 E: 0 LOB: 1 K: 1 BB: 0 S: 7 P: 7	R: 0 H: 1 E: 0 LOB: 1 K: 1 BB: 1 S: 5 P: 9	R: 0 H: 1 E: 0 LOB: 1 K: 0 BB: 0 S: 4 P: 4	R: 0 H: 0 E: 0 LOB: 0 K: 1 BB: 1 S: 4 P: 8	R: 0 H: 1 E: 0 LOB: 0 K: 0 BB: 0 S: 3 P: 3	R: 0 H: 0 E: 0 LOB: 0 K: 0 BB: 0 S: 3 P: 3	R: 0 H: 0 E: 0 LOB: 0 K: 0 BB: 0 S: 3 P: 3	R: 0 H: 2 E: 0 LOB: 2 K: 0 BB: 0 S: 5 P: 5	R: 0 H: 0 E: 0 LOB: 0 K: 0 BB: 0 S: 3 P: 3	1B: 7 SF: 0 2B: 0 SAC: 1 3B: 0 DP: 2 HR: 0 HBP: 0						

PITCHER	IP	WLS	BF	H	R	ER	SO	BB	IBB	HBP	BLK	WP	HR	S	P	ERA	WHIP
Steve Rogers, R (1, 1) ERA: 4.49	9.0	W	33	7	1	1	3	2	0	0	0	0	0	37	45	1.00	1.000

PITCHER	IP	WLS	BF	H	R	ER	SO	BB	IBB	HBP	BLK	WP	HR	S	P	ERA	WHIP

BOTTOM

Montreal Expos @ Houston Astros

Astrodome, Houston, TX

Sat Aug 10 1974, 8:05 PM EDT

Att. 17,107 - Dome

livebaseballscorecards.com

AB	30
R	1
H	7
RBI	1
BB	2
SO	3
LOB	13

Batter	1	2	3	4	5	6	7	8	9	AB	R	H	RBI	BB	SO	LOB
Larry Lintz, S (1, 4) OBP: 0.339, SLG: 0.281	K		WP 1-2 1B		2B			BB 2B	6-3	4	1	2	0	1	1	0
Willie Davis, L (1, 8) OBP: 0.321, SLG: 0.412	F6		F9 1-2 2-3		F8			2B 1-3	K	5	1	1	0	0	1	3
Larry Biittner, L (1, 7) OBP: 0.167, SLG: 0.167 Jose Morales, R (8, PH) OBP: 0.412, SLG: 0.625 Ron Woods, R (8, PR) OBP: 0.302, SLG: 0.205 (8, 7)	4-3		4-3		4-3			2B 1B 2-H 3-H	1B	3 1 1	0 0 1	0 1 1	0 2 1	0 0 0	0 0 0	3 0 0
Mike Jorgensen, L (1, 3) OBP: 0.439, SLG: 0.488		F7		HR BB		K		1B 2-3	1B 1-2	4	1	2	0	1	1	0
Jim Northrup, L (1, 9) OBP: 0.303, SLG: 0.375		K		HR 1-H		3-1		F4	4-1	5	1	1	2	0	1	4
Bob Bailey, R (1, 5) OBP: 0.398, SLG: 0.433 Pepe Frias, R (9, 5) OBP: 0.277, SLG: 0.280		BB		F8		6-3		IBB 1B		2 0	0 0	0 0	0 0	2 0	0 0	0 0
Barry Foote, R (1, 2) OBP: 0.311, SLG: 0.375		K		K			K	F4		4	0	0	0	0	3	4
Tim Foli, R (1, 6) OBP: 0.282, SLG: 0.273			1-3	F9			4-3	1B 1-2 2-3 3-H		4	0	1	1	0	0	0
Steve Renko, R (1, 1) OBP: 0.243, SLG: 0.269 Chuck Taylor, R (8, 1) OBP: 0.444, SLG: 0.500			WP 1B 1B		1-3		K	G3		4 0	0 0	1 0	0 0	0 0	1 0	3 0
Inning Stats	R: 0 E: 0 K: 1 S: 5 H: 0 LOB: 0 BB: 0 P: 5	R: 0 E: 0 K: 2 S: 7 H: 0 LOB: 1 BB: 1 P: 11	R: 0 E: 0 K: 0 S: 5 H: 2 LOB: 2 BB: 0 P: 5	R: 2 E: 0 K: 1 S: 6 H: 1 LOB: 0 BB: 1 P: 10	R: 0 E: 0 K: 0 S: 4 H: 1 LOB: 1 BB: 0 P: 4	R: 0 E: 0 K: 1 S: 5 H: 0 LOB: 0 BB: 0 P: 5	R: 0 E: 0 K: 2 S: 7 H: 0 LOB: 0 BB: 0 P: 7	R: 3 E: 0 K: 0 S: 7 H: 4 LOB: 3 BB: 2 P: 15	R: 0 E: 0 K: 1 S: 7 H: 2 LOB: 2 BB: 0 P: 7	1B: 6 2B: 3 3B: 0 HR: 1 SF: 0 SAC: 0 DP: 0 HBP: 0						

PITCHER		IP	WLS	BF	H	R	ER	SO	BB	IBB	HBP	BLK	WP	HR	S	P	ERA	WHIP
Larry Dierker, R ERA: 3.03	(1, 1)	7.0	L	29	5	4	4	7	3	0	0	0	1	1	40	52	5.14	1.143
Mike Cosgrove, L ERA: 2.52	(8, 1)	0.1		3	2	0	0	0	0	0	0	0	0	0	3	3	0.00	6.000
Ken Forsch, R ERA: 3.0	(8, 1)	0.2		4	1	1	1	0	0	1	0	0	0	0	3	7	13.50	1.500
Fred Scherman, L ERA: 4.15	(9, 1)	1.0		5	2	0	0	1	0	0	0	0	0	0	7	7	0.00	2.000

PITCHER	IP	WLS	BF	H	R	ER	SO	BB	IBB	HBP	BLK	WP	HR	S	P	ERA	WHIP

TOP

Montreal Expos @ Houston Astros

Astrodome, Houston, TX

Sun Aug 11 1974, 4:33 AM EDT

Att. 15,180 - Dome

livebaseballscorecards.com

AB	37
R	5
H	10
RBI	5
BB	4
SO	8
LOB	17

1B: 6	SF: 0	WP: 1	PA: 41
2B: 3	SAC: 0	PB: 0	
3B: 0	DP: 0	SB: 0	
HR: 1	HBP: 0	CS: 0	

Batter	1	2	3	4	5	6	7	8	9	AB	R	H	RBI	BB	SO	LOB
Greg Gross, L (1, 9) OBP: 0.406, SLG: 0.378	E6 CS		5-3			L4		1B 1-2 2-3		4	0	1	0	0	0	0
Roger Metzger, S (1, 6) OBP: 0.304, SLG: 0.307	3-1 1-2		1-3			4-3		1B 1-2 2-3 3-H		4	0	1	1	0	0	1
Cesar Cedeno, R (1, 8) OBP: 0.354, SLG: 0.514	K			K		K		SF8 3-H		3	0	0	1	0	3	0
Lee May, R (1, 3) OBP: 0.296, SLG: 0.449		K		FC6 1B			1B	K		4	0	2	0	0	2	2
Bob Watson, R (1, 7) OBP: 0.369, SLG: 0.407		1B		K			L4		1-3	4	0	1	0	0	1	1
Johnny Edwards, L (1, 2) OBP: 0.288, SLG: 0.330 Wilbur Howard, S (9, PR) OBP: 0.333, SLG: 0.357		F6		FC6 1-2f			K		G6-3 1B	4 0	0 0	1 0	0 0	0 0	1 0	2 0
Ray Busse, R (1, 5) OBP: 0.200, SLG: 0.200		FC5-4 1-2 1B			K			L8	G6-3 1-2f	4	0	1	0	0	1	1
Tommy Helms, R (1, 4) OBP: 0.321, SLG: 0.367		FC5-4 1-2f			4-3			1B BB 1B		3	1	1	0	0	0	2
Larry Dierker, R (1, 1) OBP: 0.204, SLG: 0.245 Mike Cosgrove, L (8, 1) OBP: 0.176, SLG: 0.067 Ken Forsch, R (8, 1) Milt May, L (8, PH) OBP: 0.357, SLG: 0.369 Larry Milbourne, S (8, PR) OBP: 0.377, SLG: 0.367 Fred Scherman, L (9, 1)			K		K			1B 1B SF8 1-2 BB		2 0 0 0 0 0	0 0 0 0 1 0	0 0 0 0 0 0	0 0 0 0 0 0	0 0 0 1 0 0	2 0 0 0 0 0	0 0 0 0 0 0
Inning Stats	R: 0 E: 1 K: 1 S: 5 H: 0 LOB: 0 BB: 0 P: 5	R: 0 E: 0 K: 1 S: 7 H: 2 LOB: 2 BB: 0 P: 7	R: 0 E: 0 K: 1 S: 5 H: 0 LOB: 0 BB: 0 P: 5	R: 0 E: 0 K: 2 S: 8 H: 1 LOB: 1 BB: 0 P: 8	R: 0 E: 0 K: 2 S: 7 H: 0 LOB: 0 BB: 0 P: 7	R: 0 E: 0 K: 1 S: 5 H: 0 LOB: 0 BB: 0 P: 5	R: 0 E: 0 K: 1 S: 5 H: 1 LOB: 0 BB: 0 P: 5	R: 2 E: 0 K: 1 S: 8 H: 3 LOB: 2 BB: 1 P: 12	R: 0 E: 0 K: 0 S: 3 H: 1 LOB: 1 BB: 0 P: 3	1B: 8 2B: 0 3B: 0 HR: 0	SF: 1 SAC: 0 DP: 1 HBP: 0						

PITCHER		IP	WLS	BF	H	R	ER	SO	BB	IBB	HBP	BLK	WP	HR	S	P	ERA	WHIP
Steve Renko, R ERA: 3.93	(1, 1)	7.1	W	29	7	2	2	9	1	0	0	0	0	0	46	50	2.46	1.091
Chuck Taylor, R ERA: 2.09	(8, 1)	1.2	S	5	1	0	0	1	0	0	0	0	0	0	7	7	0.00	0.600

PITCHER	IP	WLS	BF	H	R	ER	SO	BB	IBB	HBP	BLK	WP	HR	S	P	ERA	WHIP

BOTTOM

Montreal Expos @ Houston Astros

Astrodome, Houston, TX

Sun Aug 11 1974, 4:33 AM EDT

Att. 15,180 - Dome

livebaseballscorecards.com

AB	32
R	2
H	8
RBI	2
BB	1
SO	10
LOB	9

1B: 8 SF: 1
2B: 0 SAC: 0
3B: 0 DP: 1
HR: 0 HBP: 0

WP: 0 PA: 34
PB: 0
SB: 0
CS: 1

Houston Astros @ Chicago Cubs

Wrigley Field, Chicago, IL

Tue Aug 13 1974, 3:33 AM CDT

Att. 11,947 - Unknown - 70 F

TOP

Batter	1	2	3	4	5	6	7	8	9	AB	R	H	RBI	BB	SO	LOB
Greg Gross, L (1, 9) OBP: 0.409, SLG: 0.382	G5-3 1B		5-3			SH1-4 1B		1B		4	0	3	0	0	0	0
Roger Metzger, S (1, 6) OBP: 0.301, SLG: 0.304	K			6-3		SH1-4 1-2		4-3		3	0	0	0	0	1	2
Cesar Cedeno, R (1, 8) OBP: 0.357, SLG: 0.520	1-2 1B			CS 1B		K			1B 3B	4	1	3	0	0	1	1
Lee May, R (1, 3) OBP: 0.293, SLG: 0.445	G5-3 2-3f			K 1-2		K			6-3	4	0	0	0	0	2	5
Milt May, L (1, 2) OBP: 0.356, SLG: 0.367 Wilbur Howard, S (9, PR) OBP: 0.333, SLG: 0.357 (9, 7)		4-3			1-3		F7		1B 1B SF8 3-H 1B	4 0	0 1	1 0	1 0	0 0	0 0	0 0
Bob Watson, R (1, 7) OBP: 0.370, SLG: 0.406 Johnny Edwards, L (9, 2) OBP: 0.288, SLG: 0.330		F8			6-3 1B BB		F7		1B 1-2 1B	3 0	1 0	1 0	0 0	1 0	0 0	0 0
Doug Rader, R (1, 5) OBP: 0.329, SLG: 0.417		K			6-3 1-2		F6		1-2 2-3 1B	4	0	1	0	0	1	1
Tommy Helms, R (1, 4) OBP: 0.323, SLG: 0.369 Larry Milbourne, S (9, 4) OBP: 0.377, SLG: 0.367			G4-6-3 1B		2-H 1B			F2	SF8 3-H	3 0	0 0	2 0	2 0	0 0	0 0	0 0
Dave Roberts, L (1, 1) OBP: 0.203, SLG: 0.333			G4-6-3 1-2f		L7			K	K	4	0	0	0	0	2	4

livebaseballscorecards.com

	AB	33
	R	3
	H	11
	RBI	3
	BB	1
	SO	7
	LOB	13

Inning Stats										
	R: 0	H: 2	R: 0	H: 0	R: 0	H: 1	R: 0	H: 1	R: 1	H: 1
	E: 0	LOB: 1	E: 0	LOB: 0	E: 0	LOB: 0	E: 0	LOB: 1	E: 0	LOB: 1
	K: 1	BB: 0	K: 1	BB: 0	K: 0	BB: 0	K: 1	BB: 0	K: 0	BB: 1
	S: 6	P: 6	S: 5	P: 5	S: 3	P: 3	S: 5	P: 5	S: 4	P: 8

Inning Stats										
	R: 0	H: 1	R: 0	H: 0	R: 0	H: 1	R: 2	H: 4	1B: 10	SF: 1
	E: 0	LOB: 1	E: 0	LOB: 1	E: 0	LOB: 2	E: 0	LOB: 2	2B: 0	SAC: 1
	K: 2	BB: 0	K: 0	BB: 0	K: 1	BB: 0	K: 1	BB: 0	3B: 1	DP: 2
	S: 8	P: 8	S: 3	P: 3	S: 6	P: 6	S: 9	P: 9	HR: 0	HBP: 0

Inning Stats		
	WP: 0	PA: 36
	PB: 0	
	SB: 0	
	CS: 1	

PITCHER		IP	WLS	BF	H	R	ER	SO	BB	IBB	HBP	BLK	WP	HR	S	P	ERA	WHIP
Bill Bonham, R ERA: 3.82	(1, 1)	8.1	L	33	10	3	3	6	1	0	0	0	0	0	44	48	3.24	1.320
Oscar Zamora, R ERA: 2.92	(9, 1)	0.1		2	1	0	0	0	0	0	0	0	0	0	2	2	0.00	3.000
Ken Frailing, L ERA: 3.96	(9, 1)	0.1		1	0	0	0	1	0	0	0	0	0	0	3	3	0.00	0.000

PITCHER	IP	WLS	BF	H	R	ER	SO	BB	IBB	HBP	BLK	WP	HR	S	P	ERA	WHIP

Houston Astros @ Chicago Cubs

Wrigley Field, Chicago, IL

Tue Aug 13 1974, 3:33 AM CDT

Att. 11,947 - Unknown - 70 F

BOTTOM

Batter	1	2	3	4	5	6	7	8	9	AB	R	H	RBI	BB	SO	LOB
Don Kessinger, S (1, 6) OBP: 0.333, SLG: 0.314	F9	1B			1B		1B		F9	5	0	3	0	0	0	0
Jose Cardenal, R (1, 9) OBP: 0.367, SLG: 0.443	1B 1B 1B	F9			K		1-2 1B			4	1	2	0	0	1	2
Billy Williams, L (1, 7) OBP: 0.391, SLG: 0.458	S 1B 1-3 FC5-2 1B		G3		F5		L8			4	0	1	0	0	0	3
Andre Thornton, R (1, 3) OBP: 0.395, SLG: 0.495	FC5-2 S 1-2 3-H 1B		5-3			SH1-4 1B	F7			4	0	2	1	0	0	2
Jerry Morales, R (1, 8) OBP: 0.304, SLG: 0.386	B B B B FC5-2 1-2 2-3 BB		F5			SH1-4 1-2		5-3		2	0	0	0	1	0	0
Bill Madlock, R (1, 5) OBP: 0.339, SLG: 0.394	FC5-2 FC6-4 1-2 2-3 3-Hf			F8		IBB		B1-3		3	0	0	0	1	0	3
Rob Sperring, R (1, 4) OBP: 0.273, SLG: 0.600	FC6-4 1-2f			5-3		K		K		4	0	0	0	0	2	5
Steve Swisher, R (1, 2) OBP: 0.306, SLG: 0.287		K		5-3		F7			5-3	4	0	0	0	0	1	2
Bill Bonham, R (1, 1) OBP: 0.153, SLG: 0.155		F8			5-3		K		F8	3	0	0	0	0	1	0
Oscar Zamora, R (9, 1) OBP: 0.125, SLG: 0.125										0	0	0	0	0	0	0
Ken Frailing, L (9, 1) OBP: 0.290, SLG: 0.267										0	0	0	0	0	0	0
Jim Tyrone, R (9, PH) OBP: 0.257, SLG: 0.212										1	0	0	0	0	0	0
Inning Stats	R: 1 H: 3 E: 0 LOB: 3 K: 0 BB: 1 S: 6 P: 10	R: 0 H: 1 E: 0 LOB: 1 K: 1 BB: 0 S: 6 P: 6	R: 0 H: 0 E: 0 LOB: 0 K: 0 BB: 0 S: 3 P: 3	R: 0 H: 0 E: 0 LOB: 0 K: 0 BB: 0 S: 3 P: 3	R: 0 H: 1 E: 0 LOB: 1 K: 1 BB: 0 S: 6 P: 6	R: 0 H: 1 E: 0 LOB: 2 K: 1 BB: 1 S: 6 P: 10	R: 0 H: 2 E: 0 LOB: 2 K: 1 BB: 0 S: 7 P: 7	R: 0 H: 0 E: 0 LOB: 0 K: 1 BB: 0 S: 5 P: 5	R: 0 H: 0 E: 0 LOB: 0 K: 0 BB: 0 S: 3 P: 3	1B: 8 SF: 0 2B: 0 SAC: 1 3B: 0 DP: 0 HR: 0 HBP: 0						WP: 0 PA: 37 PB: 0 SB: 2 CS: 0	

PITCHER	IP	WLS	BF	H	R	ER	SO	BB	IBB	HBP	BLK	WP	HR	S	P	ERA	WHIP
Dave Roberts, L (1, 1) ERA: 3.33	9.0	W	37	8	1	1	5	1	1	0	0	0	0	45	53	1.00	1.000

PITCHER	IP	WLS	BF	H	R	ER	SO	BB	IBB	HBP	BLK	WP	HR	S	P	ERA	WHIP

AB	34
R	1
H	8
RBI	1
BB	2
SO	5
LOB	17

livebaseballscorecards.com

Batter	1	2	3	4	5	6	7	8	9	AB	R	H	RBI	BB	SO	LOB
Greg Gross, L (1, 9) OBP: 0.409, SLG: 0.381	1-3	F7		BB		1B		1-4-3 2-3		4	0	1	0	1	0	2
Roger Metzger, S (1, 6) OBP: 0.305, SLG: 0.306	K		2B E BB	F8		1-3 1B		3-H 1B		4	1	2	1	1	1	2
Cesar Cedeno, R (1, 8) OBP: 0.355, SLG: 0.517	2B 1B		F4	1-3		F9		K		5	1	1	0	0	1	6
Lee May, R (1, 3) OBP: 0.297, SLG: 0.449 Wilbur Howard, S (7, PR) OBP: 0.313, SLG: 0.333 (7, 7)	E 1-H 2B		F9		4-3 BB		L7-3 1B		B1-3	3 1	0 0	2 0	1 0	1 0	0 0	1 0
Milt May, L (1, 2) OBP: 0.360, SLG: 0.377 Larry Milbourne, S (9, PR) OBP: 0.377, SLG: 0.367	4-0 2-3 BB		1-3 E 2B	F9			L7-3 1-2		1B 2B	4 0	1 1	2 0	0 0	1 0	0 0	2 0
Bob Watson, R (1, 7) OBP: 0.368, SLG: 0.409 (7, 3)	L3		E9 2-H 3-H	4-3 1-2			3B		F9	5	0	1	0	0	0	4
Doug Rader, R (1, 5) OBP: 0.328, SLG: 0.414		5-3	K	F9			K		2-H 1B	5	0	1	1	0	2	4
Tommy Helms, R (1, 4) OBP: 0.321, SLG: 0.367		F8		SH3-4 1B		F9	K		3-1	5	0	1	0	0	1	2
Don Wilson, R (1, 1) OBP: 0.289, SLG: 0.372 Ken Forsch, R (7, 1) Bob Gallagher, L (8, PH) OBP: 0.289, SLG: 0.219 Jim York, R (8, 1)		2B		SH3-4 1-2		F9		1-4-3 1B 2B		2 0 1 0	0 0 1 0	1 0 1 0	0 0 0 0	0 0 0 0	0 0 0 0	0 0 0 0
Inning Stats	R: 1 E: 1 K: 1 S: 7 H: 2 LOB: 2 BB: 1 P: 11	R: 0 E: 0 K: 0 S: 4 H: 1 LOB: 1 BB: 0 P: 4	R: 2 E: 1 K: 1 S: 7 H: 1 LOB: 1 BB: 1 P: 11	R: 0 E: 0 K: 0 S: 4 H: 1 LOB: 2 BB: 1 P: 8	R: 0 E: 0 K: 0 S: 3 H: 0 LOB: 1 BB: 1 P: 7	R: 0 E: 0 K: 0 S: 5 H: 2 LOB: 2 BB: 0 P: 5	R: 0 E: 0 K: 1 S: 6 H: 2 LOB: 2 BB: 0 P: 6	R: 1 E: 0 K: 2 S: 9 H: 2 LOB: 1 BB: 0 P: 9	R: 1 E: 0 K: 0 S: 5 H: 2 LOB: 2 BB: 0 P: 5	1B: 7 2B: 6 3B: 1 HR: 0 SF: 0 SAC: 1 DP: 1 HBP: 0						

TOP

Houston Astros @ Chicago Cubs

Wrigley Field, Chicago, IL

Wed Aug 14 1974, 3:33 AM CDT

Att. 10,987 - Sunny - 68 F

livebaseballscorecards.com

AB	39
R	5
H	13
RBI	3
BB	4
SO	5
LOB	23

		WP: 0	PA: 44
		PB: 0	
		SB: 0	
		CS: 0	

PITCHER		IP	WLS	BF	H	R	ER	SO	BB	IBB	HBP	BLK	WP	HR	S	P	ERA	WHIP
Steve Stone, R ERA: 4.51	(1, 1)	6.0	W	31	8	3	1	2	4	0	0	0	0	0	31	47	1.50	2.000
Ken Frailing, L ERA: 3.94	(7, 1)	0.2		2	1	0	0	0	0	0	0	0	0	0	2	2	0.00	1.500
Oscar Zamora, R ERA: 3.15	(7, 1)	2.0		10	4	2	2	3	0	0	0	0	0	0	16	16	9.00	2.000
Jim Todd, R ERA: 4.48	(9, 1)	0.1	S	1	0	0	0	0	0	0	0	0	0	0	1	1	0.00	0.000

PITCHER	IP	WLS	BF	H	R	ER	SO	BB	IBB	HBP	BLK	WP	HR	S	P	ERA	WHIP

Batter	1	2	3	4	5	6	7	8	9	AB	R	H	RBI	BB	SO	LOB
Don Kessinger, S (1, 6) OBP: 0.332, SLG: 0.318	0-0 1B 3B	0-0 SH5-4 1-2		0-0 F6		0-0 4-3		0-0 1-3		4	1	1	0	0	0	1
Jose Cardenal, R (1, 9) OBP: 0.370, SLG: 0.444	0-0 1B 1B 1B 3-H	0-0 F6		BBBB 4-0 4-3 S BB			BBBB 4-0 1B E BB			2	2	1	1	2	0	1
Billy Williams, L (1, 7) OBP: 0.394, SLG: 0.460 Jim Tyrone, R (7, PR) OBP: 0.257, SLG: 0.212 (8, 7)	0-0 E 1B 6-3 1B 1-2	IIII 4-0 BB IBB		0-0 4-3 1-3			0-0 E5 1B 1B 1-H			3 0	1 1	2 0	0 0	1 0	0 0	1 0
Andre Thornton, R (1, 3) OBP: 0.397, SLG: 0.492	0-0 E7 6-3 SF8 1B 1-3 2-H	BBBB 4-0 BB 1-2 2-3		0-0 F6			0-0 B1			3	1	1	1	1	0	2
Jerry Morales, R (1, 8) OBP: 0.303, SLG: 0.385	0-0 6-3 2-3 3-H	SSS 0-3 K			0-0 F8		0-0 CS 1B 2-H			4	0	1	2	0	1	4
Bill Madlock, R (1, 5) OBP: 0.335, SLG: 0.390	0-0 SF8 3-H		0-0 F8		0-0 5-3		0-0 4-3 1-2			3	0	0	1	0	0	2
Rob Sperring, R (1, 4) OBP: 0.333, SLG: 0.500	BBBB 4-0 BB		BBBB 4-0 WP BB		0-0 6-3			0-0 6-3		2	0	0	0	2	0	0
Steve Swisher, R (1, 2) OBP: 0.305, SLG: 0.286	SSS 0-3 K		0-0 F9 1-2			0-0 5-3		0-0 1B		4	0	1	0	0	1	2
Steve Stone, R (1, 1) OBP: 0.143, SLG: 0.143 Ken Frailing, L (7, 1) OBP: 0.290, SLG: 0.267 Oscar Zamora, R (7, 1) OBP: 0.111, SLG: 0.111 Jim Todd, L (9, 1) OBP: 0.077, SLG: 0.077		0-0 BB SH5-4 1B	0-0 6-3			SSS 0-3 K		0-0 B1		3 0 1 0	0 0 0 0	1 0 0 0	0 0 0 0	1 0 0 0	1 0 1 0	1 0 1 0
Inning Stats	R: 4 E: 1 K: 1 S: 9 H: 4 LOB: 1 BB: 1 P: 13	R: 0 E: 0 K: 1 S: 6 H: 1 LOB: 3 BB: 2 P: 14	R: 0 E: 0 K: 0 S: 3 H: 0 LOB: 1 BB: 1 P: 7	R: 0 E: 0 K: 0 S: 3 H: 0 LOB: 1 BB: 1 P: 7	R: 0 E: 0 K: 0 S: 3 H: 0 LOB: 0 BB: 0 P: 3	R: 0 E: 0 K: 1 S: 5 H: 0 LOB: 0 BB: 0 P: 5	R: 2 E: 1 K: 0 S: 4 H: 2 LOB: 1 BB: 1 P: 8	R: 0 E: 0 K: 0 S: 4 H: 1 LOB: 1 BB: 0 P: 4		1B: 7 2B: 0 3B: 1 HR: 0	SF: 1 SAC: 1 DP: 0 HBP: 0					

PITCHER		IP	WLS	BF	H	R	ER	SO	BB	IBB	HBP	BLK	WP	HR	S	P	ERA	WHIP
Don Wilson, R ERA: 3.97	(1, 1)	6.0	L	30	6	6	5	3	5	1	0	0	1	0	30	54	7.50	1.833
Ken Forsch, R ERA: 2.96	(7, 1)	1.0		3	1	0	0	0	0	0	0	0	0	0	3	3	0.00	1.000
Jim York, R ERA: 2.35	(8, 1)	1.0		4	1	0	0	0	0	0	0	0	0	0	4	4	0.00	1.000

PITCHER	IP	WLS	BF	H	R	ER	SO	BB	IBB	HBP	BLK	WP	HR	S	P	ERA	WHIP

BOTTOM

Houston Astros @ Chicago Cubs

Wrigley Field, Chicago, IL

Wed Aug 14 1974, 3:33 AM CDT

Att. 10,987 - Sunny - 68 F

livebaseballscorecards.com

AB	29
R	6
H	8
RBI	5
BB	6
SO	3
LOB	15

1B: 7 SF: 1
2B: 0 SAC: 1
3B: 1 DP: 0
HR: 0 HBP: 0

WP: 1 PA: 37
PB: 0
SB: 1
CS: 1

Batter	1	2	3	4	5	6	7	8	9	AB	R	H	RBI	BB	SO	LOB
Greg Gross, L (1, 9) OBP: 0.406, SLG: 0.379	6-3		5-3		K		G1-6-3, 1B 1-2 2-H 3-H		6-3	5	0	1	2	0	1	0
Roger Metzger, S (1, 6) OBP: 0.304, SLG: 0.304	1-3		1-3			BB	G1-6-3 1-2f			3	0	0	0	1	0	2
Cesar Cedeno, R (1, 8) OBP: 0.356, SLG: 0.515	1B			E6, S, 2B		F8		CS, BB		3	1	1	0	1	0	1
Lee May, R (1, 3) OBP: 0.295, SLG: 0.445	4-3			K 1-2		F6		K 1-2		4	0	0	0	0	2	4
Milt May, L (1, 2) OBP: 0.362, SLG: 0.386		B5-3		2-H, 2B		F8		2B		4	0	2	1	0	0	1
Bob Watson, R (1, 7) OBP: 0.370, SLG: 0.410 Wilbur Howard, S (8, PR) OBP: 0.313, SLG: 0.333 (8, 7)		2B		K			L7	IBB		3 0	0 0	1 0	0 0	1 0	1 0	1 0
Doug Rader, R (1, 5) OBP: 0.327, SLG: 0.413		F8		K			E, E, 1B, 1B	G3		4	1	1	0	0	1	4
Tommy Helms, R (1, 4) OBP: 0.319, SLG: 0.364 Larry Milbourne, S (7, PR) OBP: 0.370, SLG: 0.360 (7, 4)		F9			L5		E4, E, 1B 1-2		L9	3 1	0 1	0 0	0 0	0 0	0 0	2 0
J.R. Richard, R (1, 1) Mike Cosgrove, L (6, 1) OBP: 0.176, SLG: 0.067 Cliff Johnson, R (7, PH) OBP: 0.366, SLG: 0.473 Ken Forsch, R (7, 1) Jim York, R (8, 1) Ray Busse, R (9, PH) OBP: 0.182, SLG: 0.182			5-3		K		E5, 1B 1-2 2-3		K	2 0 1 0 0 1	0 0 0 0 0 0	0 0 0 0 0 0	0 0 0 0 0 0	0 0 0 0 0 0	1 0 0 0 0 1	0 0 2 0 0 0
Inning Stats	R: 0 E: 0 K: 0 S: 4 H: 1 LOB: 1 BB: 0 P: 4	R: 0 E: 0 K: 0 S: 4 H: 1 LOB: 1 BB: 0 P: 4	R: 0 E: 0 K: 0 S: 3 H: 0 LOB: 0 BB: 0 P: 3	R: 1 E: 1 K: 3 S: 11 H: 1 LOB: 1 BB: 0 P: 11	R: 0 E: 0 K: 2 S: 7 H: 0 LOB: 0 BB: 0 P: 7	R: 0 E: 0 K: 0 S: 3 H: 0 LOB: 1 BB: 1 P: 7	R: 2 E: 2 K: 0 S: 6 H: 2 LOB: 2 BB: 0 P: 6	R: 0 E: 0 K: 1 S: 5 H: 1 LOB: 2 BB: 2 P: 13	R: 0 E: 0 K: 1 S: 5 H: 0 LOB: 0 BB: 0 P: 5	1B: 3 2B: 4 3B: 0 HR: 0 SF: 0 SAC: 0 DP: 2 HBP: 0						

PITCHER		IP	WLS	BF	H	R	ER	SO	BB	IBB	HBP	BLK	WP	HR	S	P	ERA	WHIP
Rick Reuschel, R ERA: 4.15	(1, 1)	6.1		28	5	3	0	5	1	0	0	0	0	0	37	41	0.00	0.947
Oscar Zamora, R ERA: 3.11	(7, 1)	0.2		1	0	0	0	0	0	0	0	0	0	0	1	1	0.00	0.000
Jim Todd, R ERA: 4.41	(8, 1)	1.0	W	5	1	0	0	1	1	1	0	0	0	0	5	13	0.00	2.000
Ken Frailing, L ERA: 3.9	(9, 1)	1.0		3	0	0	0	1	0	0	0	0	0	0	5	5	0.00	0.000

PITCHER	IP	WLS	BF	H	R	ER	SO	BB	IBB	HBP	BLK	WP	HR	S	P	ERA	WHIP

TOP

Houston Astros @ Chicago Cubs

Wrigley Field, Chicago, IL

Thu Aug 15 1974, 3:33 AM CDT

Att. 9,151 - Unknown

livebaseballscorecards.com

AB	34
R	3
H	6
RBI	3
BB	3
SO	7
LOB	17

Batter	1	2	3	4	5	6	7	8	9	AB	R	H	RBI	BB	SO	LOB
Don Kessinger, S (1, 6) OBP: 0.331, SLG: 0.322	F8		PB 3B		K		L6			4	1	1	0	0	1	1
Jose Cardenal, R (1, 9) OBP: 0.367, SLG: 0.439	F7		K 3-H		6-3			K		4	0	0	0	0	2	0
Billy Williams, L (1, 7) OBP: 0.393, SLG: 0.457	F9		G3			K		BB 1B 1B		4	0	1	0	0	1	0
Jim Tyrone, R (8, PR) OBP: 0.257, SLG: 0.212 (9, 7)		F3		F4		1B		1-2 E BB		0	1	0	0	0	0	0
Andre Thornton, R (1, 3) OBP: 0.399, SLG: 0.489										3	1	1	0	1	0	0
Jerry Morales, R (1, 8) OBP: 0.307, SLG: 0.394		HR		1B BB		L8		1-3 2-H E IBB 1B		3	2	2	2	1	0	1
Bill Madlock, R (1, 5) OBP: 0.340, SLG: 0.393		S 1B		1-2 1B		K		E 1-2 IBB		3	0	2	0	1	1	1
Rob Sperring, R (1, 4) OBP: 0.278, SLG: 0.400		K 1-2		K			F8	K		3	0	0	0	0	2	3
George Mitterwald, R (8, PH) OBP: 0.300, SLG: 0.353										1	0	0	0	0	1	3
Ken Frailing, L (9, 1) OBP: 0.290, SLG: 0.267										0	0	0	0	0	0	0
Steve Swisher, R (1, 2) OBP: 0.304, SLG: 0.285		5-3		F7			1B	E4 1-3 2-H 3-H CS		4	0	1	0	0	0	4
Rick Reuschel, R (1, 1) OBP: 0.224, SLG: 0.318			5-3		6-3		K	CS 1-2		2	0	0	0	0	0	0
Oscar Zamora, R (7, 1) OBP: 0.111, SLG: 0.111										0	0	0	0	0	0	0
Chris Ward, L (7, PH) OBP: 0.340, SLG: 0.345										1	0	0	0	0	1	1
Jim Todd, L (8, 1) OBP: 0.077, SLG: 0.077										0	0	0	0	0	0	0
Billy Grabarkewitz, R (8, PH) OBP: 0.319, SLG: 0.280										0	0	0	0	0	0	0
(9, 4)										0	0	0	0	0	0	0
Inning Stats	R: 0 E: 0 K: 0 S: 3 H: 0 LOB: 0 BB: 0 P: 3	R: 1 E: 0 K: 1 S: 7 H: 2 LOB: 1 BB: 0 P: 7	R: 1 E: 0 K: 1 S: 6 H: 1 LOB: 0 BB: 0 P: 6	R: 0 E: 0 K: 1 S: 6 H: 1 LOB: 2 BB: 1 P: 10	R: 0 E: 0 K: 1 S: 5 H: 0 LOB: 0 BB: 0 P: 5	R: 0 E: 0 K: 2 S: 8 H: 1 LOB: 1 BB: 0 P: 8	R: 0 E: 0 K: 1 S: 6 H: 1 LOB: 1 BB: 0 P: 6	R: 3 E: 1 K: 2 S: 9 H: 2 LOB: 2 BB: 2 P: 17		1B: 6 2B: 0 3B: 1 HR: 1 SF: 0 SAC: 0 DP: 0 HBP: 0						

PITCHER		IP	WLS	BF	H	R	ER	SO	BB	IBB	HBP	BLK	WP	HR	S	P	ERA	WHIP
J.R. Richard, R ERA: 2.84	(1, 1)	5.0		20	4	2	1	4	1	0	0	0	0	1	27	31	1.80	1.000
Mike Cosgrove, L ERA: 2.48	(6, 1)	1.0		4	1	0	0	2	0	0	0	0	0	0	8	8	0.00	1.000
Ken Forsch, R ERA: 3.03	(7, 1)	1.1	L	8	3	3	1	2	1	0	0	0	0	0	11	15	6.75	3.000
Jim York, R ERA: 2.28	(8, 1)	0.2		3	0	0	0	1	0	1	0	0	0	0	4	8	0.00	0.000

PITCHER	IP	WLS	BF	H	R	ER	SO	BB	IBB	HBP	BLK	WP	HR	S	P	ERA	WHIP

BOTTOM

Houston Astros @ Chicago Cubs

Wrigley Field, Chicago, IL

Thu Aug 15 1974, 3:33 AM CDT

Att. 9,151 - Unknown

livebaseballscorecards.com

AB	32
R	5
H	8
RBI	2
BB	3
SO	9
LOB	14

Batter	1	2	3	4	5	6	7	8	9	AB	R	H	RBI	BB	SO	LOB
Greg Gross, L (1, 9) OBP: 0.406, SLG: 0.379	F8		4-3	1-2 1B			6-3	2-3 1B		5	0	2	0	0	0	0
Roger Metzger, S (1, 6) OBP: 0.303, SLG: 0.308	FC1-2-5-1 3B		K	K			3-1	F9		5	0	1	0	0	2	4
Cesar Cedeno, R (1, 8) OBP: 0.357, SLG: 0.513	FC1-2-5-1 1B BB		4-3		G5-4-3 1B		6-3		K	4	1	1	0	1	1	0
Bob Watson, R (1, 7) OBP: 0.371, SLG: 0.410 Wilbur Howard, S (8, PR) OBP: 0.294, SLG: 0.313 (8, 7)	FC1-2-5-1 1-3 3-H 1B			FC4-6 1B	G5-4-3 1-2f			1B HR BB	6-3	3 1	1 1	1 0	0 0	1 0	0 0	3 0
Milt May, L (1, 2) OBP: 0.362, SLG: 0.384	FC6-4 2-H 3-H 1B			FC4-6 1B 1-2f 1B	6-3			F7	HBP BB	4	1	1	2	1	0	2
Lee May, R (1, 3) OBP: 0.300, SLG: 0.447	FC6-4 1-2f			1B 1-3 WP 1B		1B 1B		1-2 HR 1B	1-2 HBP	4	2	3	0	0	0	1
Doug Rader, R (1, 5) OBP: 0.333, SLG: 0.425		G5-4-3 1B		WP 1B 1-3 3-H 1B		L4-3 1-3 1B		1-H 2-H HR	K	5	2	4	4	0	1	2
Tommy Helms, R (1, 4) OBP: 0.321, SLG: 0.365 Larry Milbourne, S (8, PR) OBP: 0.370, SLG: 0.360 (8, 4)		G5-4-3 1-2f		1B 2-H 3-H 1B		L4-3 1-2		1B SH1-4 1B		4 0	0 0	2 0	1 0	0 0	0 0	3 0
Tom Griffin, R (1, 1) OBP: 0.321, SLG: 0.480 Mike Cosgrove, L (7, 1) OBP: 0.176, SLG: 0.067		F7		K		K		SH1-4 1-2		3 0	0 0	0 0	0 0	0 0	2 0	2 0
Inning Stats	R: 2 E: 0 K: 0 S: 5 H: 2 LOB: 1 BB: 1 P: 9	R: 0 E: 0 K: 0 S: 3 H: 1 LOB: 0 BB: 0 P: 3	R: 0 E: 0 K: 1 S: 5 H: 0 LOB: 0 BB: 0 P: 5	R: 3 E: 0 K: 2 S: 12 H: 5 LOB: 2 BB: 0 P: 12	R: 0 E: 0 K: 0 S: 3 H: 1 LOB: 0 BB: 0 P: 3	R: 0 E: 0 K: 1 S: 6 H: 2 LOB: 1 BB: 0 P: 6	R: 0 E: 0 K: 0 S: 3 H: 0 LOB: 0 BB: 0 P: 3	R: 3 E: 0 K: 0 S: 7 H: 4 LOB: 2 BB: 1 P: 11	R: 0 E: 0 K: 2 S: 7 H: 0 LOB: 2 BB: 1 P: 12	1B: 13 2B: 1 3B: 1 HR: 1 SF: 0 SAC: 1 DP: 3 HBP: 1						

TOP

Houston Astros @ Montreal Expos

Jarry Park, Montreal, QB

Fri Aug 16 1974, 7:05 PM EDT

Att. 18,129 - Unknown

livebaseballscorecards.com

AB	38
R	8
H	15
RBI	7
BB	3
SO	6
LOB	17

WP: 1 PB: 0 SB: 0 CS: 0

PA: 43

PITCHER		IP	WLS	BF	H	R	ER	SO	BB	IBB	HBP	BLK	WP	HR	S	P	ERA	WHIP
Steve Rogers, R ERA: 4.64	(1, 1)	4.0	L	20	8	5	5	3	1	0	0	0	1	0	25	29	11.25	2.250
Dale Murray, R ERA: 0.9	(5, 1)	3.0		10	3	0	0	1	0	0	0	0	0	0	12	12	0.00	1.000
Don Carrithers, R ERA: 2.56	(8, 1)	2.0		13	4	3	3	2	2	0	1	0	0	1	14	23	13.50	3.000

PITCHER	IP	WLS	BF	H	R	ER	SO	BB	IBB	HBP	BLK	WP	HR	S	P	ERA	WHIP

Houston Astros @ Montreal Expos

Jarry Park, Montreal, QB

Fri Aug 16 1974, 7:05 PM EDT

Att. 18,129 - Unknown

livebaseballscorecards.com

BOTTOM

Batter	1	2	3	4	5	6	7	8	9	AB	R	H	RBI	BB	SO	LOB
Ron Hunt, R (1, 4) OBP: 0.381, SLG: 0.304	BBBB 4-0 G3 5-3 1B BB	x 0-0 ③ 6-3		x 0-0 ③ F6			SSS 0-3 ② K		BBBB 4-0 BB	3	1	0	0	2	1	2
Tim Foli, R (1, 6)	x 0-0 ① 5-3 1-2		x 0-0 ① F7		x 0-0 FC6-4 1B		x 0-0 FC5 1B 1B		x 0-0 ③	5	0	2	0	0	0	2
Willie Davis, L (1, 8) OBP: 0.319, SLG: 0.410	x 0-0 ② G3 2-3		x 0-0 ② L7		x 0-0 ① FC6-4 G5-4-3 1-2f		x 0-0 1-2 1B			4	0	1	0	0	0	2
Bob Bailey, R (1, 5) OBP: 0.398, SLG: 0.433	x 0-0 BB 1B 3-H		BBBB 4-0 BB		x 0-0 ②③ G5-4-3 1-2f		x 0-0 ③ FC5 2-3f			3	0	1	1	1	0	3
Mike Jorgensen, L (1, 3) OBP: 0.433, SLG: 0.470	BBBB 4-0 1-2 BB		x 0-0 ③ G3			x 0-0 L1-3 1B		x 0-0 ① 1-4-3		3	0	1	0	1	0	1
Ken Singleton, S (1, 9) OBP: 0.388, SLG: 0.374	SSS 0-3 ③ K			x 0-0 ① 3-1		x 0-0 ①② L1-3 1-2		x 0-0 ② 1-3		4	0	0	0	0	1	3
Ron Fairly, L (1, 7) OBP: 0.376, SLG: 0.438		x 0-0 ① 5-3		x 0-0 F7 1B 1B		x 0-0 ③ 4-3		x 0-0 ③ 5-3		3	1	1	0	0	0	0
Ron Woods, R (8, PH) OBP: 0.306, SLG: 0.202 (9, 7)										1	0	0	0	0	0	0
Barry Foote, R (1, 2) OBP: 0.308, SLG: 0.384		x 0-0 SH2 1B		x 0-0 ② F7 1-2			x 0-0 HR		SSS 0-3 ① K	4	1	2	1	0	1	1
Steve Rogers, R (1, 1) OBP: 0.229, SLG: 0.156		x 0-0 ② SH2 1-2		x 0-0 2-H 1B			x 0-0 ① F8		x 0-0 ② F7	0	0	0	0	0	0	0
Jim Northrup, L (4, PH) OBP: 0.306, SLG: 0.376										1	0	1	1	0	0	0
Mike Torrez, R (4, PR) OBP: 0.093, SLG: 0.071										0	0	0	0	0	0	0
Dale Murray, R (5, 1)										0	0	0	0	0	0	0
Jose Morales, R (7, PH) OBP: 0.389, SLG: 0.588										1	0	0	0	0	0	0
Don Carrithers, R (8, 1) OBP: 0.167, SLG: 0.167										0	0	0	0	0	0	0
Hal Breeden, R (9, PH) OBP: 0.325, SLG: 0.358										1	0	0	0	0	0	0

Inning Stats	1	2	3	4	5	6	7	8	9
	R: 1 H: 1 E: 0 LOB: 2 K: 1 BB: 2 S: 6 P: 14	R: 0 H: 1 E: 0 LOB: 1 K: 0 BB: 0 S: 4 P: 4	R: 0 H: 0 E: 0 LOB: 1 K: 0 BB: 1 S: 3 P: 7	R: 1 H: 2 E: 0 LOB: 1 K: 0 BB: 0 S: 5 P: 5	R: 0 H: 1 E: 0 LOB: 0 K: 0 BB: 0 S: 3 P: 3	R: 0 H: 1 E: 0 LOB: 0 K: 0 BB: 0 S: 3 P: 3	R: 1 H: 3 E: 0 LOB: 2 K: 1 BB: 0 S: 8 P: 8	R: 0 H: 0 E: 0 LOB: 0 K: 0 BB: 0 S: 3 P: 3	R: 0 H: 0 E: 0 LOB: 1 K: 1 BB: 1 S: 5 P: 9

	AB	R	H	RBI	BB	SO	LOB
AB	33						
R	3						
H	9						
RBI	3						
BB	4						
SO	3						
LOB	14						

	1B	SF	WP	PA
	8	0	0	38
	2B: 1	SAC: 1	PB: 0	
	3B: 0	DP: 2	SB: 0	
	HR: 1	HBP: 0	CS: 0	

PITCHER		IP	WLS	BF	H	R	ER	SO	BB	IBB	HBP	BLK	WP	HR	S	P	ERA	WHIP
Tom Griffin, R ERA: 3.3	(1, 1)	6.0	W	26	7	3	3	1	3	0	0	0	0	1	25	37	4.50	1.667
Mike Cosgrove, L ERA: 2.37	(7, 1)	3.0	S	12	2	0	0	2	1	0	0	0	0	0	15	19	0.00	1.000

PITCHER	IP	WLS	BF	H	R	ER	SO	BB	IBB	HBP	BLK	WP	HR	S	P	ERA	WHIP

Batter	1	2	3	4	5	6	7	8	9	AB	R	H	RBI	BB	SO	LOB
Greg Gross, L (1, 9) OBP: 0.404, SLG: 0.377	4-3	F7			E6 FC4-6		1B 1B		FC4-6 1-2f	5	0	1	0	0	0	2
Roger Metzger, S (1, 6) OBP: 0.307, SLG: 0.312	2B 1B		CS 1B		FC4-6 1-2f		1-2 1B			4	1	3	0	0	0	1
Cesar Cedeno, R (1, 8) OBP: 0.354, SLG: 0.509	F8		F7 1-2		K		F8			4	0	0	0	0	1	5
Bob Watson, R (1, 7) OBP: 0.372, SLG: 0.413	1-H E 2B		L7			FC6-4 1B		F9		4	1	2	1	0	0	0
Lee May, R (1, 3) OBP: 0.298, SLG: 0.443	E5 3-H			F7		K		1-3		4	0	0	0	0	1	1
Johnny Edwards, L (1, 2) OBP: 0.278, SLG: 0.317 Ken Forsch, R (8, 1)	F4			1-3		K		F8		4 0	0 0	0 0	0 0	0 0	1 0	2 0
Doug Rader, R (1, 5) OBP: 0.332, SLG: 0.423		5-3		1B		FC6-4 1-2f			K	4	0	1	0	0	1	1
Tommy Helms, R (1, 4) OBP: 0.323, SLG: 0.367 Larry Milbourne, S (9, PR) OBP: 0.370, SLG: 0.360 (9, 4)		SH2-4 1B		F4			F7		FC4-6 1B	4 0	0 0	2 0	0 0	0 0	0 0	1 0
Larry Dierker, R (1, 1) OBP: 0.200, SLG: 0.241 Bob Gallagher, L (7, PH) OBP: 0.286, SLG: 0.216 Fred Scherman, L (7, 1) Milt May, L (8, 2) OBP: 0.361, SLG: 0.383		SH2-4 1-2			5-3		1-3		F9	1 1 0 1	0 0 0 0	0 0 0 0	0 0 0 0	0 0 0 0	0 0 0 0	0 0 0 1
Inning Stats	R: 2 E: 1 K: 0 S: 6 H: 2 LOB: 1 BB: 0 P: 6	R: 0 E: 0 K: 0 S: 4 H: 1 LOB: 1 BB: 0 P: 4	R: 0 E: 0 K: 0 S: 3 H: 1 LOB: 0 BB: 0 P: 3	R: 0 E: 0 K: 0 S: 4 H: 1 LOB: 1 BB: 0 P: 4	R: 0 E: 1 K: 1 S: 6 H: 0 LOB: 1 BB: 0 P: 6	R: 0 E: 0 K: 2 S: 8 H: 1 LOB: 1 BB: 0 P: 8	R: 0 E: 0 K: 0 S: 5 H: 2 LOB: 2 BB: 0 P: 5	R: 0 E: 0 K: 0 S: 3 H: 0 LOB: 0 BB: 0 P: 3	R: 0 E: 0 K: 1 S: 6 H: 1 LOB: 1 BB: 0 P: 6	1B: 8 2B: 1 3B: 0 HR: 0	SF: 0 SAC: 1 DP: 0 HBP: 0						

TOP

Houston Astros @ Montreal Expos

Jarry Park, Montreal, QB

Sat Aug 17 1974, 7:05 PM EDT

Att. 15,175 - Unknown

livebaseballscorecards.com

AB	36
R	2
H	9
RBI	1
BB	0
SO	4
LOB	14

WP: 0 PB: 0 SB: 0 CS: 1 PA: 37

PITCHER		IP	WLS	BF	H	R	ER	SO	BB	IBB	HBP	BLK	WP	HR	S	P	ERA	WHIP
Steve Renko, R ERA: 3.83	(1, 1)	7.0		30	8	2	1	3	0	0	0	0	0	0	36	36	1.29	1.143
Chuck Taylor, R ERA: 2.23	(8, 1)	2.0	W	7	1	0	0	1	0	0	0	0	0	0	9	9	0.00	0.500

PITCHER		IP	WLS	BF	H	R	ER	SO	BB	IBB	HBP	BLK	WP	HR	S	P	ERA	WHIP

Batter	1	2	3	4	5	6	7	8	9	AB	R	H	RBI	BB	SO	LOB
Larry Lintz, S (1, 4) OBP: 0.348, SLG: 0.292	4-3 S 1B		F8 HBP 1B		SH2-4 1-2		G4-3 1-3 1B		SH1-4 1-2	3	0	3	0	0	0	0
Willie Davis, L (1, 8) OBP: 0.322, SLG: 0.410	4-3 1-3		BB HBP 1-2		FC3-2 2-3 1B		G4-3 1-2f 3-H		BB IBB	3	0	1	0	1	0	2
Ron Fairly, L (1, 7) OBP: 0.372, SLG: 0.432 Jose Morales, R (7, PH) OBP: 0.368, SLG: 0.556 Chuck Taylor, R (8, 1) OBP: 0.444, SLG: 0.500 Larry Biittner, L (9, PH) OBP: 0.188, SLG: 0.188	G3		F8 2-3		FC3-2 1-2 3-H		F8		K	3 1 0 1	0 0 0 0	0 0 0 0	0 0 0 0	0 0 0 0	0 0 0 1	5 0 0 2
Mike Jorgensen, L (1, 3) OBP: 0.432, SLG: 0.462	F7		BB 1-2		F1			3-1	BB 1-2 2-3	3	0	0	0	2	0	3
Ken Singleton, S (1, 9) OBP: 0.388, SLG: 0.372		1-3	F7			1B BB		L3	BB 1-2 2-3 3-H	3	0	0	1	2	0	3
Bob Bailey, R (1, 5) OBP: 0.397, SLG: 0.430		6-3		6-3		K		FC5 1B BB		3	0	0	0	1	1	1
Barry Foote, R (1, 2) OBP: 0.311, SLG: 0.385		6-3		5-3		G6-4-3 1-2 1B		1-2 1B		4	0	2	0	0	0	0
Tim Foli, R (1, 6) OBP: 0.279, SLG: 0.267 Jim Northrup, L (8, PH) OBP: 0.305, SLG: 0.375 Pepe Frias, R (9, 6) OBP: 0.277, SLG: 0.280			6-3	5-3		G6-4-3 1-2f		FC5 2-3f		3 1 0	0 0 0	0 0 0	0 0 0	0 0 0	0 0 0	2 2 0
Steve Renko, R (1, 1) OBP: 0.264, SLG: 0.324 Ron Woods, R (7, PH) OBP: 0.320, SLG: 0.212 (8, 7)			HR	1B SH2-4 FC3-2 BB			1B G4-3 BB		BB SH1-4 BB 1B	1 1	1 2	1 1	1 0	1 1	0 0	0 0
Inning Stats	R: 0 E: 0 K: 0 S: 4 H: 1 LOB: 1 BB: 0 P: 4	R: 0 E: 0 K: 0 S: 3 H: 0 LOB: 0 BB: 0 P: 3	R: 1 E: 0 K: 0 S: 5 H: 2 LOB: 3 BB: 1 P: 10	R: 0 E: 0 K: 0 S: 3 H: 0 LOB: 0 BB: 0 P: 3	R: 0 E: 0 K: 0 S: 4 H: 1 LOB: 2 BB: 1 P: 8	R: 0 E: 0 K: 1 S: 5 H: 1 LOB: 1 BB: 1 P: 9	R: 1 E: 0 K: 0 S: 3 H: 1 LOB: 0 BB: 1 P: 7	R: 0 E: 0 K: 0 S: 4 H: 1 LOB: 2 BB: 1 P: 8	R: 1 E: 0 K: 1 S: 5 H: 1 LOB: 3 BB: 3 P: 17	1B: 7 2B: 0 3B: 0 HR: 1	SF: 0 SAC: 2 DP: 2 HBP: 1						

PITCHER		IP	WLS	BF	H	R	ER	SO	BB	IBB	HBP	BLK	WP	HR	S	P	ERA	WHIP
Larry Dierker, R ERA: 2.98	(1, 1)	6.0		26	5	1	1	1	3	0	1	0	0	1	24	37	1.50	1.333
Fred Scherman, L ERA: 4.19	(7, 1)	1.2		8	2	1	1	0	2	0	0	0	0	0	6	14	5.40	2.400
Ken Forsch, R ERA: 3.12	(8, 1)	1.0	L	7	1	1	1	1	2	1	0	0	0	0	6	18	9.00	3.000

PITCHER	IP	WLS	BF	H	R	ER	SO	BB	IBB	HBP	BLK	WP	HR	S	P	ERA	WHIP

BOTTOM

Houston Astros @ Montreal Expos

Jarry Park, Montreal, QB

Sat Aug 17 1974, 7:05 PM EDT

Att. 15,175 - Unknown

livebaseballscorecards.com

AB	30
R	3
H	8
RBI	2
BB	8
SO	2
LOB	20

Batter	1	2	3	4	5	6	7	8	9	AB	R	H	RBI	BB	SO	LOB
Greg Gross, L (1, 9) OBP: 0.403, SLG: 0.376	x 0-0 CS 1B			x 0-0 ① F7		x 0-0 ② 4-3 2-3		x 0-0 ② 5-3		4	0	1	0	0	0	1
Roger Metzger, S (1, 6) OBP: 0.305, SLG: 0.309	x 0-0 ①② F8 1-2			x 0-0 E8		x 0-0 ③ G3		x 0-0 ③ F8		4	0	0	0	0	0	2
Cesar Cedeno, R (1, 8) OBP: 0.351, SLG: 0.504	x 0-0 ③ 6-3			S S S 0-3 ② K			x 0-0 ① 5-3		x 0-0 ① 6-3	4	0	0	0	0	1	1
Bob Watson, R (1, 7) (7, 3) OBP: 0.373, SLG: 0.421		S S S 0-3 ① K		S S S 0-3 ③ K			x 0-0 S HR 1B		x 0-0 HR	4	2	2	1	0	2	1
Milt May, L (1, 2) OBP: 0.360, SLG: 0.391		x 0-0 ② L3			x 0-0 ① G3		x 0-0 1-H HR		x 0-0 ② 4-3	4	1	1	2	0	0	0
Cliff Johnson, R (1, 3) OBP: 0.358, SLG: 0.460 Wilbur Howard, S (7, 7) OBP: 0.278, SLG: 0.294		x 0-0 ③ F5			x 0-0 ② 5-3		x 0-0 ② 5-3		x 0-0 ③ 1-3	3 1	0 0	0 0	0 0	0 0	0 0	0 0
Doug Rader, R (1, 5) OBP: 0.332, SLG: 0.423			S S S 0-3 ① K		x 0-0 ③ 6-3		x 0-0 1B			3	0	1	0	0	1	0
Larry Milbourne, S (1, 4) OBP: 0.368, SLG: 0.358			x 0-0 ② 4-3			x 0-0 4-3 SH1-3 1B	x 0-0 ③ G3			3	0	1	0	0	0	1
Dave Roberts, L (1, 1) OBP: 0.197, SLG: 0.322			S S S 0-3 ③ K			x 0-0 ① SH1-3 1-2		x 0-0 ① 1-3		2	0	0	0	0	1	0

TOP

Houston Astros @ Montreal Expos

Jarry Park, Montreal, QB

Sun Aug 18 1974, 3:33 AM EDT

Att. 19,098 - Unknown

livebaseballscorecards.com

AB	32
R	3
H	6
RBI	3
BB	0
SO	5
LOB	6

Inning Stats	1	2	3	4	5	6	7	8	9	1B: 4	SF: 0	WP: 0	PA: 33
R:	0	0	0	0	0	0	2	0	1	2B: 0	SAC: 1	PB: 0	
E:	0	0	0	1	0	0	0	0	0	3B: 0	DP: 0	SB: 1	
K:	0	1	2	2	0	0	0	0	0	HR: 2	HBP: 0	CS: 1	
S:	3	5	7	8	3	4	6	3	4				
H:	1	0	0	0	0	1	3	0	1				
LOB:	0	0	0	1	0	1	1	0	0				
BB:	0	0	0	0	0	0	0	0	0				
P:	3	5	7	8	3	4	6	3	4				

PITCHER		IP	WLS	BF	H	R	ER	SO	BB	IBB	HBP	BLK	WP	HR	S	P	ERA	WHIP
Tom Walker, R ERA: 3.2	(1, 1)	7.0	L	26	5	2	2	5	0	0	0	0	0	1	36	36	2.57	0.714
Dale Murray, R ERA: 1.23	(8, 1)	2.0		7	1	1	1	0	0	0	0	0	0	1	7	7	4.50	0.500

PITCHER	IP	WLS	BF	H	R	ER	SO	BB	IBB	HBP	BLK	WP	HR	S	P	ERA	WHIP

Houston Astros @ Montreal Expos

Jarry Park, Montreal, QB

Sun Aug 18 1974, 3:33 AM EDT

Att. 19,098 - Unknown

BOTTOM

Batter	1	2	3	4	5	6	7	8	9	AB	R	H	RBI	BB	SO	LOB
Ron Hunt, R (1, 4) OBP: 0.382, SLG: 0.302	4-3		BB		BB			F8		2	0	0	0	2	0	0
Willie Davis, L (1, 8) OBP: 0.319, SLG: 0.406	F8		G3		4-3			3-1		4	0	0	0	0	0	4
Bob Bailey, R (1, 5) OBP: 0.398, SLG: 0.429	5-3			1B		5-3		BB		3	0	1	0	1	0	0
Hal Breeden, R (1, 3) OBP: 0.329, SLG: 0.364		K		2B		G5-4-3 BB		1-3		3	0	1	0	1	1	1
Ron Woods, R (1, 7) OBP: 0.327, SLG: 0.216		G5-4-3 BB		5-3		G5-4-3 1-2f			1B	3	0	1	0	1	0	2
Barry Foote, R (1, 2) OBP: 0.307, SLG: 0.380		G5-4-3 1-2f		F6			6-3		F5	4	0	0	0	0	0	3
Ken Singleton, S (1, 9) OBP: 0.385, SLG: 0.368			F4		6-3		K		F9	4	0	0	0	0	1	1
Tim Foli, R (1, 6) OBP: 0.278, SLG: 0.267			6-3		4-3		FC6-4 1B		G3	4	0	1	0	0	0	1
Tom Walker, R (1, 1) OBP: 0.250, SLG: 0.286			2B		BB		FC6-4 1-2f			1	0	1	0	1	0	0
Jose Morales, R (7, PH) OBP: 0.350, SLG: 0.526										1	0	0	0	0	0	1
Dale Murray, R (8, 1)										0	0	0	0	0	0	0
Inning Stats	R: 0 E: 0 K: 0 S: 3 H: 0 LOB: 0 BB: 0 P: 3	R: 0 E: 0 K: 1 S: 4 H: 0 LOB: 0 BB: 1 P: 8	R: 0 E: 0 K: 0 S: 4 H: 1 LOB: 2 BB: 1 P: 8	R: 0 E: 0 K: 0 S: 4 H: 2 LOB: 1 BB: 0 P: 4	R: 0 E: 0 K: 0 S: 3 H: 0 LOB: 2 BB: 2 P: 11	R: 0 E: 0 K: 0 S: 2 H: 0 LOB: 0 BB: 1 P: 6	R: 0 E: 0 K: 1 S: 6 H: 1 LOB: 1 BB: 0 P: 6	R: 0 E: 0 K: 0 S: 3 H: 0 LOB: 1 BB: 1 P: 7	R: 0 E: 0 K: 0 S: 4 H: 1 LOB: 1 BB: 0 P: 4	1B: 3 2B: 2 3B: 0 HR: 0	SF: 0 SAC: 0 DP: 2 HBP: 0					

livebaseballscorecards.com

	AB	29
	R	0
	H	5
	RBI	0
	BB	6
	SO	2
	LOB	13

PITCHER	IP	WLS	BF	H	R	ER	SO	BB	IBB	HBP	BLK	WP	HR	S	P	ERA	WHIP
Dave Roberts, L (1, 1) ERA: 3.15	9.0	W	35	5	0	0	2	6	0	0	0	0	0	33	57	0.00	1.222

PITCHER	IP	WLS	BF	H	R	ER	SO	BB	IBB	HBP	BLK	WP	HR	S	P	ERA	WHIP

WP: 0 PB: 0 SB: 0 CS: 0 PA: 35

New York Mets @ Houston Astros

Astrodome, Houston, TX

Mon Aug 19 1974, 8:05 PM EDT

Att. 10,619 - Unknown

TOP

livebaseballscorecards.com

Batter	1	2	3	4	5	6	7	8	9	10	11	AB	R	H	RBI	BB	SO	LOB
Bud Harrelson, S (1, 6) OBP: 0.385, SLG: 0.281	F8		1-2 1B		F8		F7		1-2 2-3 BB			4	0	1	0	1	0	1
Felix Millan, R (1, 4) OBP: 0.303, SLG: 0.290	F9		F9		1B		F9		G5-2-3 3-Hf			5	0	1	0	0	0	6
Cleon Jones, R (1, 7) OBP: 0.341, SLG: 0.420	F9		F9		F9			F9		6-3		5	0	0	0	0	0	3
John Milner, L (1, 3) OBP: 0.328, SLG: 0.417 Ed Kranepool, L (8, 3) OBP: 0.373, SLG: 0.461		F5		3-1		F2		F7		F5		4 1	0 0	0 0	0 0	0 0	0 0	0 0
Ken Boswell, L (1, 9) OBP: 0.306, SLG: 0.323		FC6 BB		1B 2B		G3		K		G3		4	0	1	0	1	1	0
Wayne Garrett, L (1, 5) OBP: 0.318, SLG: 0.324		P3		2-3 1B		BB			E4 1B 1B		G3	4	1	1	0	1	0	1
Jerry Grote, R (1, 2) OBP: 0.332, SLG: 0.344		FC6 1-2f		K		L8			BB 1B 1-3 G5-2-3 1B		6-3	5	0	1	0	0	1	4
Don Hahn, R (1, 8) OBP: 0.369, SLG: 0.382 Rusty Staub, L (9, PH) OBP: 0.365, SLG: 0.424 Ted Martinez, R (9, PR) OBP: 0.239, SLG: 0.294 Jim Gosger, L (9, 8) OBP: 0.000, SLG: 0.000			K	K		SH3-4 BB			BB 1-2 3-H 1B		3-1	2 1 0 1	0 0 0 0	0 1 0 0	0 1 0 0	1 0 0 0	2 0 0 0	2 0 0 0
Tom Seaver, R (1, 1) OBP: 0.196, SLG: 0.063			1B BB		K		SH3-4 1-2		K			2	0	0	0	1	2	2

	AB	38
	R	1
	H	6
	RBI	1
	BB	5
	SO	6
	LOB	19

| Inning Stats | | |

Batter	1	2	3	4	5	6	7	8	9	10	11	AB	R	H	RBI	BB	SO	LOB
Greg Gross, L (1, 9) OBP: 0.403, SLG: 0.376	1-3		1B		F7			F7			SH2-4 1B 1B	5	1	2	0	0	0	0
Roger Metzger, S (1, 6) OBP: 0.302, SLG: 0.306	4-3		4-3			4-3		K			1-2 SH2-4	4	0	0	0	0	1	1
Cesar Cedeno, R (1, 8) OBP: 0.350, SLG: 0.500	F9			F2		6-3			BB 1B SF9-3-6		1-3	4	1	0	0	1	0	1
Bob Watson, R (1, 7) (8, 3) OBP: 0.377, SLG: 0.426		WP 1B		4-3		2B			1-3 1B SF9-3-6		IBB 1B	4	0	3	0	1	0	0
Milt May, L (1, 2) OBP: 0.361, SLG: 0.391		F9 1-3		BB 1B		4-3			1-2 3-H SF9-3-6		1-2 2-H 1B	3	0	1	2	1	0	2
Lee May, R (1, 3) OBP: 0.300, SLG: 0.445	K			1-2 1B			FC1-6 1B		1-3			3	0	2	0	0	1	1
Wilbur Howard, S (7, PR) (8, 7) OBP: 0.263, SLG: 0.278												1	0	0	0	0	0	0
Doug Rader, R (1, 5) OBP: 0.329, SLG: 0.418	K			F9			FC1-6 G4-3 1-2f			1-3		4	0	0	0	0	1	4
Tommy Helms, R (1, 4) OBP: 0.319, SLG: 0.363		6-3	F7				G4-3 1-2f			F8		4	0	0	0	0	0	1
Don Wilson, R (1, 1) OBP: 0.271, SLG: 0.348		K	6-3					K		K		3	0	0	0	0	2	0
Mike Cosgrove, L (9, 1) OBP: 0.176, SLG: 0.067												0	0	0	0	0	0	0
Ken Forsch, R (9, 1)												1	0	0	0	0	1	0
Inning Stats	R: 0 E: 0 K: 0 S: 3 H: 0 LOB: 0 BB: 0 P: 3	R: 0 E: 0 K: 2 S: 8 H: 1 LOB: 1 BB: 0 P: 8	R: 0 E: 0 K: 1 S: 6 H: 1 LOB: 1 BB: 0 P: 6	R: 0 E: 0 K: 0 S: 4 H: 1 LOB: 2 BB: 1 P: 8	R: 0 E: 0 K: 0 S: 3 H: 0 LOB: 0 BB: 0 P: 3	R: 0 E: 0 K: 0 S: 4 H: 1 LOB: 1 BB: 0 P: 4	R: 0 E: 0 K: 0 S: 3 H: 1 LOB: 1 BB: 0 P: 3	R: 0 E: 0 K: 2 S: 7 H: 0 LOB: 0 BB: 0 P: 7	R: 1 E: 0 K: 0 S: 3 H: 1 LOB: 0 BB: 1 P: 7	R: 0 E: 0 K: 1 S: 5 H: 0 LOB: 0 BB: 0 P: 5	R: 1 E: 0 K: 0 S: 4 H: 2 LOB: 2 BB: 1 P: 8	1B: 7 2B: 2 3B: 0 HR: 0	SF: 1 SAC: 1 DP: 2 HBP: 0					WP: 2 PB: 0 SB: 0 CS: 0	PA: 41

PITCHER	IP	WLS	BF	H	R	ER	SO	BB	IBB	HBP	BLK	WP	HR	S	P	ERA	WHIP
Tom Seaver, R (1, 1) ERA: 3.39	10.2	L	41	8	2	2	6	2	1	0	0	1	0	50	62	1.69	0.938

PITCHER	IP	WLS	BF	H	R	ER	SO	BB	IBB	HBP	BLK	WP	HR	S	P	ERA	WHIP

BOTTOM

New York Mets @ Houston Astros

Astrodome, Houston, TX

Mon Aug 19 1974, 8:05 PM EDT

Att. 10,619 - Unknown

livebaseballscorecards.com

AB	36
R	2
H	8
RBI	2
BB	3
SO	6
LOB	10

Batter	1	2	3	4	5	6	7	8	9	AB	R	H	RBI	BB	SO	LOB
Bud Harrelson, S (1, 6) OBP: 0.381, SLG: 0.276	L6		L7		3-1			F8		4	0	0	0	0	0	0
Felix Millan, R (1, 4) OBP: 0.305, SLG: 0.292	K			WP WP G3 1B		6-3		G1-6-3 1B		4	1	2	0	0	1	0
Cleon Jones, R (1, 7) OBP: 0.340, SLG: 0.417	F9			G3 WP 4-3 BB 1-2		F9		G1-6-3 1-2f		3	1	0	0	1	0	1
Ed Kranepool, L (1, 3) OBP: 0.370, SLG: 0.450		WP BB		G3 1-3 2-H		F9			6-3	3	0	0	1	1	0	1
Ken Boswell, L (1, 9) OBP: 0.299, SLG: 0.315		P6 1-2		4-3 3-H			4-3		F7	4	0	0	1	0	0	1
Wayne Garrett, L (1, 5) OBP: 0.322, SLG: 0.324		F8		BB			L9 S 1B		BB	2	0	1	0	2	0	1
Jerry Grote, R (1, 2) OBP: 0.331, SLG: 0.341		L3		F8			FC4 1-2 BB		F8	3	0	0	0	1	0	3
Don Hahn, R (1, 8) OBP: 0.367, SLG: 0.379			1-3		5-3		L9 2-3			2	0	0	0	0	0	0
Rusty Staub, L (7, PH) OBP: 0.364, SLG: 0.423										1	0	0	0	0	0	2
Jim Gosger, L (7, 8)										0	0	0	0	0	0	0
Bob Apodaca, R (1, 1) OBP: 0.190, SLG: 0.167			L7		4-3		FC4 1-2f			1	0	0	0	0	0	0
Ray Sadecki, L (4, 1) OBP: 0.091, SLG: 0.091										1	0	0	0	0	0	0
Duffy Dyer, R (7, PH) OBP: 0.273, SLG: 0.130										1	0	0	0	0	0	2
Bob Miller, R (7, 1) OBP: 0.111, SLG: 0.222										0	0	0	0	0	0	0
Inning Stats	R: 0 H: 0 E: 0 LOB: 0 K: 1 BB: 0 S: 5 P: 5	R: 0 H: 0 E: 0 LOB: 1 K: 0 BB: 1 S: 3 P: 7	R: 0 H: 0 E: 0 LOB: 0 K: 0 BB: 0 S: 3 P: 3	R: 2 H: 1 E: 0 LOB: 1 K: 0 BB: 2 S: 4 P: 12	R: 0 H: 0 E: 0 LOB: 0 K: 0 BB: 0 S: 3 P: 3	R: 0 H: 0 E: 0 LOB: 0 K: 0 BB: 0 S: 3 P: 3	R: 0 H: 1 E: 0 LOB: 2 K: 0 BB: 1 S: 4 P: 8	R: 0 H: 1 E: 0 LOB: 0 K: 0 BB: 0 S: 3 P: 3	R: 0 H: 0 E: 0 LOB: 1 K: 0 BB: 1 S: 3 P: 7	1B: 3 SF: 0 2B: 0 SAC: 0 3B: 0 DP: 1 HR: 0 HBP: 0						

PITCHER		IP	WLS	BF	H	R	ER	SO	BB	IBB	HBP	BLK	WP	HR	S	P	ERA	WHIP
J.R. Richard, R ERA: 2.84	(1, 1)	6.1	W	25	2	2	2	1	4	0	0	0	3	0	23	39	2.84	0.947
Mike Cosgrove, L ERA: 2.26	(7, 1)	2.2	S	9	1	0	0	0	1	0	0	0	0	0	8	12	0.00	0.750

PITCHER	IP	WLS	BF	H	R	ER	SO	BB	IBB	HBP	BLK	WP	HR	S	P	ERA	WHIP

TOP

New York Mets @ Houston Astros

Astrodome, Houston, TX

Tue Aug 20 1974, 8:05 PM EDT

Att. 11,539 - Unknown

livebaseballscorecards.com

AB	29
R	2
H	3
RBI	2
BB	5
SO	1
LOB	11

WP: 3	PA: 34
PB: 0	
SB: 1	
CS: 0	

New York Mets @ Houston Astros

Astrodome, Houston, TX

Tue Aug 20 1974, 8:05 PM EDT

Att. 11,539 - Unknown

BOTTOM

Batter	1	2	3	4	5	6	7	8	9	AB	R	H	RBI	BB	SO	LOB
Greg Gross, L (1, 9) OBP: 0.405, SLG: 0.378	FC6-4 1B		E 1B 1B		6-3		G3	E9 1-H 3-H 1B		5	1	3	1	0	0	0
Roger Metzger, S (1, 6) OBP: 0.303, SLG: 0.314	FC6-4 1-2f		P3 1-2		1B 2B		WP 3B	4-3		5	2	2	0	0	0	3
Cesar Cedeno, R (1, 8) OBP: 0.351, SLG: 0.499	K		2-H 1B		1B BB		F7 3-H			3	0	1	1	1	1	1
Bob Watson, R (1, 7) OBP: 0.378, SLG: 0.425	4-3		F9		1-3 2-H 1B		BB			3	0	1	1	1	0	1
Wilbur Howard, S (7, PR) (8, 7) OBP: 0.263, SLG: 0.278										0	0	0	0	0	0	0
Milt May, L (1, 2) OBP: 0.356, SLG: 0.385		4-3		K	P6		4-3			4	0	0	0	0	1	2
Lee May, R (1, 3) OBP: 0.304, SLG: 0.453		HR		WP 1B		B1-5-4 1B BB		K		3	1	2	1	1	1	0
Doug Rader, R (1, 5) OBP: 0.330, SLG: 0.422		WP 1B		K		K		E E 2B		4	1	2	0	0	2	2
Tommy Helms, R (1, 4) OBP: 0.321, SLG: 0.363		5-3 1-2		1-2 IBB		1-2 1B		5-3		3	0	1	0	1	0	2
Larry Milbourne, S (9, 4) OBP: 0.368, SLG: 0.358										0	0	0	0	0	0	0
J.R. Richard, R (1, 1)		5-3		5-3		B1-5-4 2-3f		E5 E E 2-3		3	0	0	0	0	0	5
Mike Cosgrove, L (7, 1) OBP: 0.167, SLG: 0.063										1	1	0	0	0	0	1
Inning Stats	R: 0 E: 0 K: 1 S: 6 / H: 1 LOB: 1 BB: 0 P: 6	R: 1 E: 0 K: 0 S: 5 / H: 2 LOB: 1 BB: 0 P: 5	R: 1 E: 1 K: 0 S: 4 / H: 2 LOB: 0 BB: 0 P: 4	R: 0 E: 0 K: 2 S: 8 / H: 1 LOB: 2 BB: 1 P: 12	R: 1 E: 0 K: 0 S: 4 / H: 2 LOB: 1 BB: 1 P: 8	R: 0 E: 0 K: 1 S: 5 / H: 1 LOB: 1 BB: 1 P: 9	R: 1 E: 0 K: 0 S: 4 / H: 1 LOB: 1 BB: 1 P: 8	R: 2 E: 2 K: 1 S: 8 / H: 2 LOB: 1 BB: 0 P: 8		1B: 8 2B: 2 3B: 1 HR: 1		SF: 0 SAC: 0 DP: 1 HBP: 0				

livebaseballscorecards.com

AB	34
R	6
H	12
RBI	4
BB	4
SO	5
LOB	17

PITCHER		IP	WLS	BF	H	R	ER	SO	BB	IBB	HBP	BLK	WP	HR	S	P	ERA	WHIP
Bob Apodaca, R ERA: 4.24	(1, 1)	3.2		16	6	2	1	3	0	0	0	0	1	1	22	22	2.46	1.636
Ray Sadecki, L ERA: 4.33	(4, 1)	2.1	L	11	3	1	1	1	2	1	0	0	1	0	10	22	3.86	2.143
Bob Miller, R ERA: 3.43	(7, 1)	2.0		11	3	3	1	1	1	0	0	0	1	0	12	16	4.50	2.000

PITCHER	IP	WLS	BF	H	R	ER	SO	BB	IBB	HBP	BLK	WP	HR	S	P	ERA	WHIP

Batter	1	2	3	4	5	6	7	8	9	AB	R	H	RBI	BB	SO	LOB
Bud Harrelson, S (1, 6) OBP: 0.383, SLG: 0.276	4-3	1B		6-3 BB		1B SF3 1B BB 1-2	P4		K	4	1	1	0	2	1	4
Felix Millan, R (1, 4) OBP: 0.310, SLG: 0.294	E 2B BB	5-3		6-3 1-2		SF3 1B 1B 1-2 2-3	FC6-4 1B 1-2 2-H 3-H		1B E HBP 1-2	4	2	2	2	1	0	2
Cleon Jones, R (1, 7) OBP: 0.339, SLG: 0.414 Jim Gosger, L (8, 7) OBP: 0.111, SLG: 0.111	E4 2B 1-2		F9	G3		SF3 1B 1-2 2-3 3-H	FC6-4 1-2f		FC4 1B 1-2 2-3	5 1	1 0	1 1	1 0	0 0	0 0	4 0
Rusty Staub, L (1, 9) OBP: 0.366, SLG: 0.425	1-3 1B 2B 1-H 2-H		1B 1B BB		F7	SF3 1-2 2-3 3-H		G3-6-1 BB	FC4 1-2f 2-H 3-H	3	2	1	4	2	0	1
Ed Kranepool, L (1, 3) OBP: 0.372, SLG: 0.451 John Milner, L (3, PR) OBP: 0.326, SLG: 0.414 (3, 3) George Theodore, R (8, 3) OBP: 0.242, SLG: 0.228	1-3 2-3		E 1B 1B 1-3		5-3	K		G3-6-1 1-2f	K	2 3 1	0 0 0	1 0 0	0 0 0	0 0 0	0 1 1	1 3 1
Wayne Garrett, L (1, 5) OBP: 0.327, SLG: 0.329	1B 3-H		E 1B 1-2 3-H		1B		F7	1B BB		4	0	3	2	1	0	0
Ron Hodges, L (1, 2) OBP: 0.340, SLG: 0.400	4-3		E4 G6-4-3 1-2 2-3		4-3		E E 1B BB	FC5-4 1-2	1B	4	1	1	0	1	0	4
Don Hahn, R (1, 8) OBP: 0.360, SLG: 0.371		L7	G6-4-3 1-2f			5-3	E6 E 1B 1-2	FC5-4 1-2f		5	1	0	0	0	0	6
Jerry Koosman, R (1, 1) OBP: 0.205, SLG: 0.162		K	K			1B BB 1B BB	FC2 1B 1-2 2-3		1B HBP FC4 1B	4	2	1	0	1	2	2
Inning Stats	R: 3 H: 2 E: 1 LOB: 1 K: 0 BB: 1 S: 6 P: 10	R: 0 H: 1 E: 0 LOB: 1 K: 1 BB: 0 S: 6 P: 6	R: 1 H: 2 E: 1 LOB: 3 K: 0 BB: 1 S: 5 P: 9	R: 0 H: 0 E: 0 LOB: 1 K: 1 BB: 1 S: 5 P: 9	R: 0 H: 1 E: 0 LOB: 1 K: 0 BB: 0 S: 4 P: 4	R: 2 H: 2 E: 0 LOB: 2 K: 1 BB: 2 S: 7 P: 15	R: 2 H: 1 E: 2 LOB: 2 K: 0 BB: 1 S: 6 P: 10	R: 0 H: 1 E: 0 LOB: 2 K: 0 BB: 2 S: 3 P: 11	R: 2 H: 2 E: 1 LOB: 1 K: 2 BB: 0 S: 9 P: 10	1B: 11 SF: 1 2B: 1 SAC: 0 3B: 0 DP: 2 HR: 0 HBP: 1						

TOP

New York Mets @ Houston Astros

Astrodome, Houston, TX

Wed Aug 21 1974, 8:05 PM EDT

Att. 9,663 - Unknown

livebaseballscorecards.com

AB	40
R	10
H	12
RBI	9
BB	8
SO	5
LOB	28

WP: 0 PA: 50
PB: 0
SB: 0
CS: 0

PITCHER		IP	WLS	BF	H	R	ER	SO	BB	IBB	HBP	BLK	WP	HR	S	P	ERA	WHIP
Tom Griffin, R ERA: 3.31	(1, 1)	5.0	L	25	6	4	2	2	3	0	0	0	0	0	26	38	3.60	1.800
Jim York, R ERA: 3.0	(6, 1)	0.1		5	2	2	2	0	2	0	0	0	0	0	3	11	54.00	12.000
Ramon de los Santos, L ERA:	(6, 1)	2.2		14	2	2	0	1	3	0	0	0	0	0	13	25	0.00	1.875
Fred Scherman, L ERA: 4.28	(9, 1)	1.0		6	2	2	1	2	0	0	1	0	0	0	9	10	9.00	2.000

PITCHER		IP	WLS	BF	H	R	ER	SO	BB	IBB	HBP	BLK	WP	HR	S	P	ERA	WHIP

BOTTOM

New York Mets @ Houston Astros

Astrodome, Houston, TX

Wed Aug 21 1974, 8:05 PM EDT

Att. 9,663 - Unknown

Batter	1	2	3	4	5	6	7	8	9	AB	R	H	RBI	BB	SO	LOB
Greg Gross, L (1, 9) OBP: 0.402, SLG: 0.375	E3 FC5-4 1B		1-3 1-2		L6			F7		4	0	0	0	0	0	3
Roger Metzger, S (1, 6) OBP: 0.305, SLG: 0.316	FC5-4 1-2 1B		K			G4-6-3 1B		K		4	0	2	0	0	2	2
Cesar Cedeno, R (1, 8) OBP: 0.350, SLG: 0.499	FC5-4 G6-4-3 1-2f 2-3			K		K			WP SF8 2B	4	1	1	0	0	2	3
Bob Watson, R (1, 7) OBP: 0.375, SLG: 0.422	G6-4-3 1-2f			K		G4-6-3 1-2f			6-3 2-3	4	0	0	0	0	1	4
Cliff Johnson, R (1, 2) OBP: 0.348, SLG: 0.448		4-3		5-3			5-3		SF8 3-H	3	0	0	1	0	0	0
Lee May, R (1, 3) OBP: 0.303, SLG: 0.458		P4			HR		L6		6-3	4	1	1	1	0	0	0
Doug Rader, R (1, 5) OBP: 0.330, SLG: 0.423		P6			2B		5-3			3	0	1	0	0	0	0
Tommy Helms, R (1, 4) OBP: 0.324, SLG: 0.363 Larry Milbourne, S (8, PR) OBP: 0.368, SLG: 0.358 (9, 4)			1-3 1B		F3			BB		2 0	0 0	1 0	0 0	1 0	0 0	1 0
Tom Griffin, R (1, 1) OBP: 0.315, SLG: 0.471 Ray Busse, R (5, PH) OBP: 0.167, SLG: 0.167 Jim York, R (6, 1) Ramon de los Santos, L (6, 1) Dave Campbell, R (8, PH) OBP: 0.130, SLG: 0.136 Fred Scherman, L (9, 1)			F7		K			K		1 1 0 0 1 0	0 0 0 0 0 0	0 0 0 0 0 0	0 0 0 0 0 0	0 1 0 0 1 0	0 1 0 0 1 0	1 1 0 0 1 0
Inning Stats	R: 0 E: 1 K: 0 S: 4 H: 1 LOB: 1 BB: 0 P: 4	R: 0 E: 0 K: 0 S: 3 H: 0 LOB: 0 BB: 0 P: 3	R: 0 E: 0 K: 1 S: 6 H: 1 LOB: 1 BB: 0 P: 6	R: 0 E: 0 K: 2 S: 7 H: 0 LOB: 0 BB: 0 P: 7	R: 1 E: 0 K: 1 S: 7 H: 2 LOB: 1 BB: 0 P: 7	R: 0 E: 0 K: 1 S: 5 H: 1 LOB: 0 BB: 0 P: 5	R: 0 E: 0 K: 0 S: 3 H: 0 LOB: 0 BB: 0 P: 3	R: 0 E: 0 K: 2 S: 7 H: 0 LOB: 1 BB: 1 P: 11	R: 1 E: 0 K: 0 S: 4 H: 1 LOB: 0 BB: 0 P: 4	1B: 3 2B: 2 3B: 0 HR: 1	SF: 1 SAC: 0 DP: 2 HBP: 0						

livebaseballscorecards.com

AB	31
R	2
H	6
RBI	2
BB	1
SO	7
LOB	16

WP: 1 PB: 0 SB: 0 CS: 0 PA: 33

PITCHER	IP	WLS	BF	H	R	ER	SO	BB	IBB	HBP	BLK	WP	HR	S	P	ERA	WHIP
Jerry Koosman, L (1, 1) ERA: 3.3	9.0	W	33	6	2	2	7	1	0	0	0	1	1	46	50	2.00	0.778

PITCHER	IP	WLS	BF	H	R	ER	SO	BB	IBB	HBP	BLK	WP	HR	S	P	ERA	WHIP

Philadelphia Phillies @ Houston Astros

Astrodome, Houston, TX

Fri Aug 23 1974, 8:05 PM EDT

Att. 12,175 - Unknown

TOP

livebaseballscorecards.com

Batter	1	2	3	4	5	6	7	8	9	AB	R	H	RBI	BB	SO	LOB
Dave Cash, R (1, 4) OBP: 0.353, SLG: 0.393	0-0 FC6-4 1B		0-0 L5			0-0 5-3			0-0 P4	4	0	1	0	0	0	1
Larry Bowa, S (1, 6) OBP: 0.304, SLG: 0.340	0-0 FC6-4 CS 1-2f			0-0 1-3		0-0 6-3			0-0 F7	4	0	0	0	0	0	2
Mike Schmidt, R (1, 5) OBP: 0.416, SLG: 0.605	0-3 K 1-2			0-0 F8			0-0 5-3		0-3 K	4	0	0	0	0	2	1
Willie Montanez, L (1, 3) OBP: 0.356, SLG: 0.421		4-0 BB		0-0 F7			0-0 P6			2	0	0	0	1	0	0
Del Unser, L (1, 8) OBP: 0.340, SLG: 0.406		0-0 P6			0-0 F9		0-0 4-3			3	0	0	0	0	0	1
Jay Johnstone, L (1, 7) OBP: 0.386, SLG: 0.539		0-0 F8			0-0 L1			0-0 P4		3	0	0	0	0	0	1
Mike Anderson, R (1, 9) OBP: 0.317, SLG: 0.379		0-0 F9			0-3 K			0-0 6-3		3	0	0	0	0	1	1
Bob Boone, R (1, 2) OBP: 0.296, SLG: 0.332			0-0 5-3			0-0 SH2-3 1B		0-0 PB 1B		3	0	2	0	0	0	0
Terry Harmon, R (8, PR) OBP: 0.250, SLG: 0.182										0	0	0	0	0	0	0
Gene Garber, R (8, 1)										0	0	0	0	0	0	0
Dick Ruthven, R (1, 1) OBP: 0.151, SLG: 0.151			0-3 K			0-0 SH2-3 1-2		0-3 K 1-2		1	0	0	0	0	1	0
Bill Robinson, R (8, PH) OBP: 0.278, SLG: 0.345										1	0	0	0	0	1	1
Jim Essian, R (8, 2) OBP: 0.200, SLG: 0.111										0	0	0	0	0	0	0

Inning Stats	1	2	3	4	5	6	7	8	9
R	0	0	0	0	0	0	0	0	0
E	0	0	0	0	0	0	0	0	0
K	1	0	1	0	1	0	0	1	1
S	5	3	5	3	5	4	3	6	5
H	1	0	0	0	0	1	0	1	0
LOB	0	1	0	0	0	1	0	2	0
BB	0	1	0	0	0	0	0	0	0
P	5	7	5	3	5	4	3	6	5

1B	3
2B	0
3B	0
HR	0
SF	0
SAC	1
DP	0
HBP	0
WP	0
PB	1
SB	0
CS	1
PA	30

PITCHER	IP	WLS	BF	H	R	ER	SO	BB	IBB	HBP	BLK	WP	HR	S	P	ERA	WHIP
Larry Dierker, R (1, 1) ERA: 2.82	9.0	W	30	3	0	0	5	1	0	0	0	0	0	39	43	0.00	0.444

PITCHER	IP	WLS	BF	H	R	ER	SO	BB	IBB	HBP	BLK	WP	HR	S	P	ERA	WHIP

AB	28
R	0
H	3
RBI	0
BB	1
SO	5
LOB	8

Batter	1	2	3	4	5	6	7	8	9	AB	R	H	RBI	BB	SO	LOB
Greg Gross, L (1, 9) OBP: 0.400, SLG: 0.372	BBBB 4-0 FC4-6 BB		x 0-0 ② L6			x 0-0 ① 5-3		x 0-0 ② 4-3		3	0	0	0	1	0	0
Roger Metzger, S (1, 6) OBP: 0.304, SLG: 0.318	x 0-0 ① FC4-6 1-2f		x 0-0 ③ 4-3			x 0-0 1B 2B		x 0-0 ③ 6-3		4	1	1	0	0	0	1
Cesar Cedeno, R (1, 8) OBP: 0.348, SLG: 0.496	x 0-0 ② F8			SSS 0-3 ① K		SSS 0-3 ② K				3	0	0	0	0	2	2
Bob Watson, R (1, 7) OBP: 0.375, SLG: 0.421	x 0-0 ③ 4-3			x 0-0 ② 4-3		x 0-0 2-H 1B				3	0	1	1	0	0	1
Milt May, L (1, 2) OBP: 0.353, SLG: 0.381		x 0-0 ① P2		x 0-0 ③ G3		x 0-0 ③ F8				3	0	0	0	0	0	1
Lee May, R (1, 3) OBP: 0.301, SLG: 0.455		SSS 0-3 ② K			x 0-0 ① 5-3		x 0-0 ① F7			3	0	0	0	0	1	0
Doug Rader, R (1, 5) OBP: 0.330, SLG: 0.421		BBBB 4-0 BB			x 0-0 ② 5-3		x 0-0 ② F9			2	0	0	0	1	0	0
Larry Milbourne, S (1, 4) OBP: 0.367, SLG: 0.357		SSS 0-3 ③ K			x 0-0 1B		SSS 0-3 ③ K			3	0	1	0	0	2	1
Larry Dierker, R (1, 1) OBP: 0.190, SLG: 0.228			x 0-0 ① G3		SSS 0-3 ③ K			SSS 0-3 ① K		3	0	0	0	0	2	1
Inning Stats	R: 0 E: 0 K: 0 S: 3 H: 0 LOB: 1 BB: 1 P: 7	R: 0 E: 0 K: 2 S: 7 H: 0 LOB: 1 BB: 1 P: 11	R: 0 E: 0 K: 0 S: 3 H: 0 LOB: 0 BB: 0 P: 3	R: 0 E: 0 K: 1 S: 5 H: 0 LOB: 0 BB: 0 P: 5	R: 0 E: 0 K: 1 S: 6 H: 1 LOB: 1 BB: 0 P: 6	R: 1 E: 0 K: 1 S: 7 H: 2 LOB: 1 BB: 0 P: 7	R: 0 E: 0 K: 1 S: 5 H: 0 LOB: 0 BB: 0 P: 5	R: 0 E: 0 K: 1 S: 5 H: 0 LOB: 0 BB: 0 P: 5		1B: 2 2B: 1 3B: 0 HR: 0 SF: 0 SAC: 0 DP: 0 HBP: 0						

PITCHER		IP	WLS	BF	H	R	ER	SO	BB	IBB	HBP	BLK	WP	HR	S	P	ERA	WHIP
Dick Ruthven, R ERA: 3.92	(1, 1)	7.0	L	26	3	1	1	6	2	0	0	0	0	0	36	44	1.29	0.714
Gene Garber, R ERA: 4.53	(8, 1)	1.0		3	0	0	0	1	0	0	0	0	0	0	5	5	0.00	0.000

PITCHER	IP	WLS	BF	H	R	ER	SO	BB	IBB	HBP	BLK	WP	HR	S	P	ERA	WHIP

BOTTOM

Philadelphia Phillies @ Houston Astros

Astrodome, Houston, TX

Fri Aug 23 1974, 8:05 PM EDT

Att. 12,175 - Unknown

livebaseballscorecards.com

AB	27
R	1
H	3
RBI	1
BB	2
SO	7
LOB	7

Batter	1	2	3	4	5	6	7	8	9	AB	R	H	RBI	BB	SO	LOB
Dave Cash, R (1, 4) OBP: 0.350, SLG: 0.390	5-3		L5			5-3			6-3	4	0	0	0	0	0	1
Larry Bowa, S (1, 6) OBP: 0.301, SLG: 0.337	1-3			F7		6-3			4-3	4	0	0	0	0	0	1
Mike Schmidt, R (1, 5) OBP: 0.414, SLG: 0.600	K			5-3			P6			3	0	0	0	0	1	0
Willie Montanez, L (1, 3) OBP: 0.354, SLG: 0.418		4-3		F8			3-1			3	0	0	0	0	0	0
Bill Robinson, R (1, 8) OBP: 0.275, SLG: 0.341		K			5-3		F9			3	0	0	0	0	1	0
Ollie Brown, R (1, 7) OBP: 0.269, SLG: 0.411		K			1-3			5-3		3	0	0	0	0	1	0
Mike Anderson, R (1, 9) OBP: 0.315, SLG: 0.376		F7			K			6-3		3	0	0	0	0	1	1
Bob Boone, R (1, 2) OBP: 0.296, SLG: 0.332			F7			SH1-4 1B		6-3		3	0	1	0	0	0	0
Steve Carlton, L (1, 1) OBP: 0.185, SLG: 0.231			4-3			SH1-4 1-2			4-3	1	0	0	0	0	0	0
Tony Taylor, R (9, PH) OBP: 0.412, SLG: 0.565										1	0	0	0	0	0	0
Inning Stats	R: 0 E: 0 K: 1 S: 5	R: 0 E: 0 K: 2 S: 8	R: 0 E: 0 K: 0 S: 3	R: 0 E: 0 K: 0 S: 3	R: 0 E: 0 K: 1 S: 5	R: 0 E: 0 K: 0 S: 4	R: 0 E: 0 K: 0 S: 3	R: 0 E: 0 K: 0 S: 3	R: 0 E: 0 K: 0 S: 3	1B: 1 2B: 0 3B: 0 HR: 0	SF: 0 SAC: 1 DP: 0 HBP: 0	WP: 0 PB: 1 SB: 0 CS: 0	PA: 29			
	H: 0 LOB: 0 BB: 0 P: 5	H: 0 LOB: 1 BB: 0 P: 8	H: 0 LOB: 0 BB: 0 P: 3	H: 0 LOB: 0 BB: 0 P: 3	H: 0 LOB: 0 BB: 0 P: 5	H: 1 LOB: 1 BB: 0 P: 4	H: 0 LOB: 0 BB: 0 P: 3	H: 0 LOB: 0 BB: 0 P: 3	H: 0 LOB: 0 BB: 0 P: 3							

PITCHER		IP	WLS	BF	H	R	ER	SO	BB	IBB	HBP	BLK	WP	HR	S	P	ERA	WHIP
Dave Roberts, L ERA: 2.99	(1, 1)	9.0	W	29	1	0	0	4	0	0	0	0	0	0	37	37	0.00	0.111

PITCHER	IP	WLS	BF	H	R	ER	SO	BB	IBB	HBP	BLK	WP	HR	S	P	ERA	WHIP

TOP

Philadelphia Phillies @ Houston Astros

Astrodome, Houston, TX

Sat Aug 24 1974, 8:05 PM EDT
Att. 12,215 - Unknown

livebaseballscorecards.com

AB	28
R	0
H	1
RBI	0
BB	0
SO	4
LOB	3

Batter	1	2	3	4	5	6	7	8	9	AB	R	H	RBI	BB	SO	LOB
Greg Gross, L (1, 9) OBP: 0.397, SLG: 0.369	F7		K			1-3		K		4	0	0	0	0	2	1
Roger Metzger, S (1, 6) OBP: 0.304, SLG: 0.317	5-3			6-3		F7		2-H 1B		4	0	1	1	0	0	0
Cesar Cedeno, R (1, 8) OBP: 0.346, SLG: 0.492	5-3			5-3			6-3	L6		4	0	0	0	0	0	1
Bob Watson, R (1, 7) OBP: 0.376, SLG: 0.421		5-3		BBBB FC5-4 BB			HBP 1B			2	0	1	0	1	0	0
Lee May, R (1, 3) OBP: 0.302, SLG: 0.453		L6		FC5-4 1-2f			1-2 HBP			2	0	0	0	0	0	1
Doug Rader, R (1, 5) OBP: 0.333, SLG: 0.422		1B			BBBB K BB		F8			2	0	1	0	1	0	2
Milt May, L (1, 2) OBP: 0.350, SLG: 0.378		4-3			SSS K 1-2		1-3			3	0	0	0	0	1	4
Larry Milbourne, S (1, 4) OBP: 0.365, SLG: 0.356			3-1		F8			S 1B		3	1	1	0	0	0	0
Dave Roberts, L (1, 1) OBP: 0.188, SLG: 0.306			5-3			K		K 1-2		3	0	0	0	0	2	1
Inning Stats	R: 0 E: 0 K: 0 S: 3 H: 0 LOB: 0 BB: 0 P: 3	R: 0 E: 0 K: 0 S: 4 H: 1 LOB: 1 BB: 0 P: 4	R: 0 E: 0 K: 1 S: 5 H: 0 LOB: 0 BB: 0 P: 5	R: 0 E: 0 K: 0 S: 3 H: 0 LOB: 1 BB: 1 P: 7	R: 0 E: 0 K: 1 S: 4 H: 0 LOB: 0 BB: 1 P: 8	R: 0 E: 0 K: 1 S: 5 H: 0 LOB: 0 BB: 0 P: 5	R: 0 E: 0 K: 0 S: 4 H: 1 LOB: 2 BB: 0 P: 5	R: 1 E: 0 K: 2 S: 9 H: 2 LOB: 1 BB: 0 P: 9		1B: 4 2B: 0 3B: 0 HR: 0 SF: 0 SAC: 0 DP: 0 HBP: 1						

PITCHER	IP	WLS	BF	H	R	ER	SO	BB	IBB	HBP	BLK	WP	HR	S	P	ERA	WHIP
Steve Carlton, L (1, 1) ERA: 3.09	8.0	L	30	4	1	1	5	2	0	1	0	0	0	37	46	1.12	0.750

PITCHER	IP	WLS	BF	H	R	ER	SO	BB	IBB	HBP	BLK	WP	HR	S	P	ERA	WHIP

BOTTOM

Philadelphia Phillies @ Houston Astros

Astrodome, Houston, TX

Sat Aug 24 1974, 8:05 PM EDT

Att. 12,215 - Unknown

livebaseballscorecards.com

AB	27
R	1
H	4
RBI	1
BB	2
SO	5
LOB	10

Batter	1	2	3	4	5	6	7	8	9	AB	R	H	RBI	BB	SO	LOB
Dave Cash, R (1, 4) OBP: 0.349, SLG: 0.389	HBP 1B		5-3		P3 1-2 2-3		F9			4	0	1	0	0	0	3
Larry Bowa, S (1, 6) OBP: 0.299, SLG: 0.335	F7		1-3		4-3			K		4	0	0	0	0	1	3
Mike Schmidt, R (1, 5) OBP: 0.412, SLG: 0.596	1-2 HBP		F8			F8		F8		3	0	0	0	0	0	0
Willie Montanez, L (1, 3) OBP: 0.353, SLG: 0.419	F7			F9		2B		F7		4	0	1	0	0	0	2
Del Unser, L (1, 8) OBP: 0.337, SLG: 0.402	F9			K		L8			2-3	4	0	0	0	0	1	3
Jay Johnstone, L (1, 7) OBP: 0.381, SLG: 0.528		5-3 1B		4-3		G3			P6	4	0	1	0	0	0	1
Mike Anderson, R (1, 9) OBP: 0.317, SLG: 0.378		5-3 1-3			WP BB 1B		5-3		1B	4	0	2	0	0	0	1
Bob Boone, R (1, 2) OBP: 0.296, SLG: 0.332		F7			F8		1B		P3	4	0	1	0	0	0	3
Wayne Twitchell, R (1, 1) OBP: 0.200, SLG: 0.200		K			WP 1-2 BB		K			1	0	0	0	0	1	1
Tom Hutton, L (5, PH) OBP: 0.321, SLG: 0.339										0	0	0	0	1	0	0
Ron Schueler, R (5, 1) OBP: 0.149, SLG: 0.111										0	0	0	0	0	0	0
Tony Taylor, R (7, PH) OBP: 0.404, SLG: 0.553										1	0	0	0	0	1	1
Gene Garber, R (7, 1)										0	0	0	0	0	0	0
Inning Stats	R: 0 E: 0 K: 0 S: 4 H: 1 LOB: 2 BB: 0 P: 5	R: 0 E: 0 K: 1 S: 6 H: 1 LOB: 1 BB: 0 P: 6	R: 0 E: 0 K: 0 S: 3 H: 0 LOB: 0 BB: 0 P: 3	R: 0 E: 0 K: 1 S: 5 H: 0 LOB: 0 BB: 0 P: 5	R: 0 E: 0 K: 0 S: 4 H: 1 LOB: 2 BB: 1 P: 8	R: 0 E: 0 K: 0 S: 4 H: 1 LOB: 1 BB: 0 P: 4	R: 0 E: 0 K: 1 S: 6 H: 1 LOB: 1 BB: 0 P: 6	R: 0 E: 0 K: 1 S: 5 H: 0 LOB: 0 BB: 0 P: 5	R: 0 E: 0 K: 0 S: 4 H: 1 LOB: 1 BB: 0 P: 4	1B: 5 2B: 1 3B: 0 HR: 0	SF: 0 SAC: 0 DP: 0 HBP: 1						

PITCHER	IP	WLS	BF	H	R	ER	SO	BB	IBB	HBP	BLK	WP	HR	S	P	ERA	WHIP
Don Wilson, R (1, 1) ERA: 3.57	8.0	W	31	5	0	0	4	1	0	1	0	1	0	37	42	0.00	0.750
Mike Cosgrove, L (9, 1) ERA: 2.23	1.0		4	1	0	0	0	0	0	0	0	0	0	4	4	0.00	1.000

PITCHER	IP	WLS	BF	H	R	ER	SO	BB	IBB	HBP	BLK	WP	HR	S	P	ERA	WHIP

TOP

Philadelphia Phillies @ Houston Astros

Astrodome, Houston, TX

Sun Aug 25 1974, 4:33 AM EDT

Att. 11,405 - Unknown

livebaseballscorecards.com

AB	33
R	0
H	6
RBI	0
BB	1
SO	4
LOB	18

Philadelphia Phillies @ Houston Astros

Astrodome, Houston, TX

Sun Aug 25 1974, 4:33 AM EDT

Att. 11,405 - Unknown

livebaseballscorecards.com

Batter	1	2	3	4	5	6	7	8	9	AB	R	H	RBI	BB	SO	LOB
Greg Gross, L (1, 9) OBP: 0.400, SLG: 0.371	F7		1B 1B 1B 1-2		FC5-6 BB		E4 1B 1-H			3	1	2	0	1	0	0
Roger Metzger, S (1, 6) OBP: 0.303, SLG: 0.317	4-3		1B 1B 1-2 2-H		FC5-6 1-2 2-3		K			4	0	1	1	0	1	3
Cesar Cedeno, R (1, 8) OBP: 0.345, SLG: 0.490	6-3		1B 1-2 2-H		F9		5-3			4	0	1	1	0	0	3
Bob Watson, R (1, 7) (9, 3)		K	K		F8			F8		4	0	0	0	0	2	4
Milt May, L (1, 2) OBP: 0.345, SLG: 0.372		P6	P6			4-3		3-1		4	0	0	0	0	0	2
Lee May, R (1, 3) OBP: 0.303, SLG: 0.462		HR		K		5-3		1B 2B		4	1	2	1	0	1	0
Wilbur Howard, S (8, PR) (9, 7) OBP: 0.263, SLG: 0.278										0	1	0	0	0	0	0
Doug Rader, R (1, 5) OBP: 0.332, SLG: 0.419		K		G3		6-3		1B BB		3	0	0	0	1	1	0
Larry Milbourne, S (1, 4) OBP: 0.373, SLG: 0.355			FC3-6 BB	6-3			F8	1B 1-2 2-H		3	0	1	1	1	0	0
Don Wilson, R (1, 1) OBP: 0.288, SLG: 0.367			FC3-6 1B 1B 1-2f		FC5-6 2B		E E HBP	6-3		3	2	1	0	0	0	3
Mike Cosgrove, L (9, 1) OBP: 0.167, SLG: 0.063										0	0	0	0	0	0	0

Inning Stats	1	2	3	4	5	6	7	8	9	
	R: 0 H: 0 E: 0 LOB: 0 K: 0 BB: 0 S: 3 P: 3	R: 1 H: 1 E: 0 LOB: 0 K: 2 BB: 0 S: 8 P: 8	R: 2 H: 3 E: 0 LOB: 2 K: 1 BB: 1 S: 8 P: 12	R: 0 H: 0 E: 0 LOB: 0 K: 1 BB: 0 S: 5 P: 5	R: 0 H: 1 E: 0 LOB: 2 K: 0 BB: 1 S: 4 P: 8	R: 0 H: 0 E: 0 LOB: 0 K: 0 BB: 0 S: 3 P: 3	R: 1 H: 1 E: 1 LOB: 1 K: 1 BB: 0 S: 6 P: 7	R: 1 H: 2 E: 0 LOB: 2 K: 0 BB: 1 S: 5 P: 9		1B: 5 SF: 0 2B: 2 SAC: 0 3B: 0 DP: 0 HR: 1 HBP: 1

WP: 0 PA: 36
PB: 0
SB: 0
CS: 0

PITCHER		IP	WLS	BF	H	R	ER	SO	BB	IBB	HBP	BLK	WP	HR	S	P	ERA	WHIP
Wayne Twitchell, R ERA: 4.56	(1, 1)	4.0	L	17	4	3	3	4	1	0	0	0	0	1	24	28	6.75	1.250
Ron Schueler, R ERA: 3.5	(5, 1)	2.0		8	1	0	0	0	1	0	0	0	0	0	7	11	0.00	1.000
Gene Garber, R ERA: 4.53	(7, 1)	2.0		11	3	2	1	1	1	0	1	0	0	0	11	16	4.50	2.000

PITCHER	IP	WLS	BF	H	R	ER	SO	BB	IBB	HBP	BLK	WP	HR	S	P	ERA	WHIP

AB	32
R	5
H	8
RBI	4
BB	3
SO	5
LOB	15

Houston Astros @ New York Mets

Shea Stadium, Flushing, NY

Mon Aug 26 1974, 7:05 PM EDT

Att. 15,104 - Unknown

TOP

livebaseballscorecards.com

Batter	1	2	3	4	5	6	7	8	9	AB	R	H	RBI	BB	SO	LOB
Greg Gross, L (1, 9) OBP: 0.401, SLG: 0.373	BBBB 4-0 CS BB		0-0 ① 6-3	0-0 ② SH5-3 3-H			0-0 SH1-4 1B 2B		0-0 ① 5-3	3	1	1	1	1	0	0
Roger Metzger, S (1, 6) OBP: 0.305, SLG: 0.320	0-0 ① BB BB 1-2 1B		0-0 1B 2B	0-0 ③ 5-3			0-0 ① SH1-4 2-3		0-0 ② P4	4	1	2	0	0	0	1
Cesar Cedeno, R (1, 8) OBP: 0.344, SLG: 0.487	0-0 ② F9		0-0 ② L5		0-0 ① P6		0-0 S 3-H 1B		0-0 ③ 6-3	5	0	1	1	0	0	2
Lee May, R (1, 3) OBP: 0.305, SLG: 0.461	BBBB 4-0 BB 1-2 BB		0-0 2-H 1B		SSS 0-3 ② K		SSS 0-3 ② K 1-2			3	0	1	1	1	2	1
Cliff Johnson, R (1, 2) OBP: 0.345, SLG: 0.437	BBBB 4-0 1-2 2-3 BB		0-0 ③ F9		0-0 ③ P6		0-0 ③ F9			3	0	0	0	1	0	2
Doug Rader, R (1, 5) OBP: 0.331, SLG: 0.417	0-0 ③ F9			0-0 1B E 1B		0-0 ① P4		0-0 ① 5-3		4	1	1	0	0	0	3
Wilbur Howard, S (1, 7) OBP: 0.304, SLG: 0.318		0-0 ① 6-3		0-0 E 1-2 SH5-3 1B		0-0 ② F4		0-0 1B 1B		4	1	2	0	0	0	0
Larry Milbourne, S (1, 4) OBP: 0.394, SLG: 0.385	BBBB 4-0 B5-6-4 BB			0-0 ① F2		0-0 2B		0-0 ② S 1-3 1B		3	0	2	0	1	0	2
J.R. Richard, R (1, 1) OBP: 0.100, SLG: 0.100 Ray Busse, R (8, PH) OBP: 0.167, SLG: 0.167 Mike Cosgrove, L (8, 1) OBP: 0.167, SLG: 0.063 Ken Forsch, R (9, 1)		0-0 ②③ B5-6-4 1-2f		0-0 E1 1-3 2-H 1B		SSS 0-3 ③ K		SSS 0-3 ③ K 1-2		3 1 0 0	0 0 0 0	1 0 0 0	0 0 0 0	0 1 0 0	1 1 0 0	2 1 0 0
Inning Stats	R: 0 H: 1 E: 0 LOB: 3 K: 0 BB: 3 S: 3 P: 15	R: 0 H: 0 E: 0 LOB: 0 K: 0 BB: 1 S: 2 P: 6	R: 1 H: 2 E: 0 LOB: 1 K: 0 BB: 0 S: 5 P: 5	R: 2 H: 3 E: 1 LOB: 1 K: 0 BB: 0 S: 6 P: 6	R: 0 H: 0 E: 0 LOB: 0 K: 1 BB: 0 S: 5 P: 5	R: 0 H: 1 E: 0 LOB: 1 K: 1 BB: 0 S: 6 P: 6	R: 1 H: 2 E: 0 LOB: 1 K: 1 BB: 0 S: 7 P: 7	R: 0 H: 2 E: 0 LOB: 1 K: 1 BB: 0 S: 6 P: 6	R: 0 H: 0 E: 0 LOB: 0 K: 0 BB: 0 S: 3 P: 3	1B: 8 SF: 0 2B: 3 SAC: 2 3B: 0 DP: 1 HR: 0 HBP: 0						

	AB	33
	R	4
	H	11
	RBI	3
	BB	4
	SO	4
	LOB	14

WP: 0 PA: 39
PB: 0
SB: 2
CS: 1

PITCHER	IP	WLS	BF	H	R	ER	SO	BB	IBB	HBP	BLK	WP	HR	S	P	ERA	WHIP
Jerry Koosman, L (1, 1) ERA: 3.29	9.0	W	39	11	4	3	4	4	0	0	0	0	0	43	59	3.00	1.667

PITCHER	IP	WLS	BF	H	R	ER	SO	BB	IBB	HBP	BLK	WP	HR	S	P	ERA	WHIP

BOTTOM

Houston Astros @ New York Mets

Shea Stadium, Flushing, NY

Mon Aug 26 1974, 7:05 PM EDT

Att. 15,104 - Unknown

livebaseballscorecards.com

Batter	1	2	3	4	5	6	7	8	9	AB	R	H	RBI	BB	SO	LOB
Bud Harrelson, S (1, 6) OBP: 0.375, SLG: 0.264	4-3		F9	1-3			3-1		BB	4	1	0	0	1	0	0
Felix Millan, R (1, 4) OBP: 0.312, SLG: 0.296	4-3		1B		6-3		5-3		1B 1-2 3-H	5	1	2	1	0	0	0
Cleon Jones, R (1, 7) OBP: 0.340, SLG: 0.416	BB		F8		K		3-1		F5	2	0	0	0	1	1	1
Ken Boswell, L (7, PH) (8, 7) OBP: 0.288, SLG: 0.303										2	0	0	0	0	0	2
Rusty Staub, L (1, 9) OBP: 0.364, SLG: 0.422	BB 1-2		1B BB 1-3		F8			F9	1B 1-2 2-H	4	0	2	1	1	0	0
Ed Kranepool, L (1, 3) OBP: 0.366, SLG: 0.435	4-3		1B BB 1-2			4-3 S		F8		3	0	1	0	1	0	2
Wayne Garrett, L (1, 5) OBP: 0.328, SLG: 0.325		G3-6-3	1-2 2-3 3-H			K 1-2		F7		4	0	2	1	0	1	1
Jim Gosger, L (1, 8) OBP: 0.130, SLG: 0.130		G3-6-3 1-2f	G3			4-3 2-3			F8	3	0	0	0	0	0	5
George Theodore, R (9, PH) OBP: 0.224, SLG: 0.210										1	0	0	0	0	0	0
Jerry Grote, R (1, 2) OBP: 0.326, SLG: 0.335		HR		4-3		BB			E 1B	0	0	0	0	0	0	0
Ron Hodges, L (2, 2) OBP: 0.345, SLG: 0.427										2	1	1	1	1	0	0
Duffy Dyer, R (9, PH) OBP: 0.283, SLG: 0.140										1	1	1	0	0	0	0
Jerry Koosman, R (1, 1) OBP: 0.197, SLG: 0.155		F7		K		F7			E6 1-H	3	0	0	0	0	1	2
Ted Martinez, R (9, PH) OBP: 0.242, SLG: 0.301									1B 2B	1	1	1	1	0	0	0
Inning Stats	R: 0 E: 0 K: 0 S: 3 H: 0 LOB: 2 BB: 2 P: 11	R: 1 E: 0 K: 0 S: 4 H: 2 LOB: 0 BB: 0 P: 4	R: 1 E: 0 K: 0 S: 6 H: 3 LOB: 3 BB: 1 P: 10	R: 0 E: 0 K: 1 S: 5 H: 0 LOB: 0 BB: 0 P: 5	R: 0 E: 0 K: 1 S: 5 H: 0 LOB: 0 BB: 0 P: 5	R: 0 E: 0 K: 1 S: 6 H: 1 LOB: 2 BB: 1 P: 10	R: 0 E: 0 K: 0 S: 3 H: 0 LOB: 0 BB: 0 P: 3	R: 0 E: 0 K: 0 S: 3 H: 0 LOB: 0 BB: 0 P: 3	R: 3 E: 1 K: 0 S: 6 H: 4 LOB: 2 BB: 1 P: 10	1B: 8 2B: 1 3B: 0 HR: 1	SF: 0 SAC: 0 DP: 1 HBP: 0						

	AB	35
	R	5
	H	10
	RBI	5
	BB	5
	SO	3
	LOB	13

WP: 0 PB: 0 SB: 1 CS: 0 PA: 40

PITCHER		IP	WLS	BF	H	R	ER	SO	BB	IBB	HBP	BLK	WP	HR	S	P	ERA	WHIP
J.R. Richard, R ERA: 2.78	(1, 1)	7.0		30	6	2	2	3	4	0	0	0	0	1	32	48	2.57	1.429
Mike Cosgrove, L ERA: 2.57	(8, 1)	1.1	L	7	2	3	3	0	1	0	0	0	0	0	6	10	20.25	2.250
Ken Forsch, R ERA: 2.99	(9, 1)	0.1		3	2	0	0	0	0	0	0	0	0	0	3	3	0.00	6.000

PITCHER	IP	WLS	BF	H	R	ER	SO	BB	IBB	HBP	BLK	WP	HR	S	P	ERA	WHIP

Batter	1	2	3	4	5	6	7	8	9	AB	R	H	RBI	BB	SO	LOB
Greg Gross, L (1, 9) OBP: 0.400, SLG: 0.372	4-3		F7		FC6-4 1-2f FC6		1B 2-3 3-H			4	0	1	1	0	0	1
Roger Metzger, S (1, 6) OBP: 0.302, SLG: 0.318	F7		6-3		FC6 1-2f		1-3			4	0	0	0	0	0	4
Cesar Cedeno, R (1, 8) OBP: 0.341, SLG: 0.483	6-3			K		F9		K		4	0	0	0	0	2	0
Bob Watson, R (1, 7) OBP: 0.373, SLG: 0.415		BB FC6-4		K		F7		K		3	0	0	0	1	2	0
Lee May, R (1, 3) OBP: 0.304, SLG: 0.462		FC6-4 1B 1-2f		2B		6-3		P4		4	0	1	0	0	0	1
Doug Rader, R (1, 5) OBP: 0.331, SLG: 0.416		K		6-3			2B 1B 1B		K	4	1	1	0	0	2	2
Milt May, L (1, 2) OBP: 0.351, SLG: 0.392										3	1	3	1	0	0	0
Wilbur Howard, S (7, PR) OBP: 0.304, SLG: 0.318										0	0	0	0	0	0	0
Ramon de los Santos, L (7, 1)										0	0	0	0	0	0	0
Johnny Edwards, L (9, PH) OBP: 0.276, SLG: 0.314	1-3 1B				HR		1B 1-3 2B	P6		1	0	0	0	0	0	0
Larry Milbourne, S (1, 4) OBP: 0.373, SLG: 0.362		5-3			K		1-3	F7		4	0	0	0	0	1	4
Tom Griffin, R (1, 1) OBP: 0.321, SLG: 0.472			5-3		FC6-4 1B		P4			2	0	1	0	0	0	0
Cliff Johnson, R (7, PH) OBP: 0.342, SLG: 0.433										1	0	0	0	0	0	2
(7, 2)																

TOP

Houston Astros @ New York Mets

Shea Stadium, Flushing, NY

Tue Aug 27 1974, 7:05 PM EDT

Att. 20,934 - Unknown

livebaseballscorecards.com

AB	34
R	2
H	7
RBI	2
BB	1
SO	7
LOB	14

Inning Stats	1	2	3	4	5	6	7	8	9
	R: 0 E: 0 K: 0 S: 3	H: 0 LOB: 0 BB: 0 P: 3	R: 0 E: 0 K: 1 S: 6	H: 1 LOB: 2 BB: 1 P: 10	R: 0 E: 0 K: 0 S: 3	H: 0 LOB: 0 BB: 0 P: 3	R: 0 E: 0 K: 2 S: 8	H: 1 LOB: 1 BB: 0 P: 8	R: 1 E: 0 K: 1 S: 7	H: 2 LOB: 1 BB: 0 P: 7	R: 0 E: 0 K: 0 S: 3	H: 0 LOB: 0 BB: 0 P: 3	R: 1 E: 0 K: 0 S: 6	H: 3 LOB: 3 BB: 0 P: 6	R: 0 E: 0 K: 2 S: 7	H: 0 LOB: 0 BB: 0 P: 7	R: 0 E: 0 K: 1 S: 5	H: 0 LOB: 0 BB: 0 P: 5

| | | | | | | | | | | | | | | | |

Batter	1	2	3	4	5	6	7	8	9	AB	R	H	RBI	BB	SO	LOB
Jim Gosger, L (1, 8) OBP: 0.143, SLG: 0.111	G3	1B 1-2 2-3 BB		3-1		F7		K		4	0	0	0	1	1	3
Felix Millan, R (1, 4) OBP: 0.311, SLG: 0.296	5-3	1-2 2-H 3-H 1B		6-3			F8			4	0	1	2	0	0	0
Ed Kranepool, L (1, 3) OBP: 0.363, SLG: 0.437	2B	F8			4-3		1-3			4	0	1	0	0	0	2
Rusty Staub, L (1, 9) OBP: 0.363, SLG: 0.421	1-3		FC6-4 1B 1B		G3		K			4	0	1	0	0	1	1
Wayne Garrett, L (1, 5) OBP: 0.330, SLG: 0.325		P4	1-2 FC6-4 1B		BB			K		3	0	1	0	1	1	0
Benny Ayala, R (1, 7) OBP: 0.500, SLG: 1.333		HR	K		F8			4-3 E BB		3	2	1	1	1	1	3
Ron Hodges, L (1, 2) OBP: 0.333, SLG: 0.410		4-3	1-2f 2-3 FC6-4			F3		1-2 4-3		4	0	0	0	0	0	3
Ted Martinez, R (1, 6) OBP: 0.251, SLG: 0.306		BB BB 1B 1B	5-3			BLK 1B		E IBB		3	1	2	0	1	0	2
Tug McGraw, R (1, 1) OBP: 0.222, SLG: 0.250 George Theodore, R (6, PH) OBP: 0.221, SLG: 0.206 Harry Parker, R (7, 1)		1-2 BB 1B BB		F8		5-3 1-2		E5 1-3 2-H		1 1 1	1 0 0	0 0 0	0 0 0	1 0 0	0 0 0	0 1 1
Inning Stats	R: 0 E: 0 K: 0 S: 4 H: 1 LOB: 1 BB: 0 P: 4	R: 3 E: 0 K: 0 S: 6 H: 3 LOB: 2 BB: 2 P: 14	R: 0 E: 0 K: 1 S: 7 H: 2 LOB: 2 BB: 0 P: 7	R: 0 E: 0 K: 0 S: 3 H: 0 LOB: 0 BB: 0 P: 3	R: 0 E: 0 K: 0 S: 3 H: 0 LOB: 1 BB: 1 P: 7	R: 0 E: 0 K: 0 S: 4 H: 1 LOB: 1 BB: 0 P: 4	R: 0 E: 0 K: 1 S: 5 H: 0 LOB: 0 BB: 0 P: 5	R: 1 E: 1 K: 2 S: 8 H: 0 LOB: 2 BB: 2 P: 16		1B: 5 2B: 1 3B: 0 HR: 1 SF: 0 SAC: 0 DP: 0 HBP: 0						

PITCHER		IP	WLS	BF	H	R	ER	SO	BB	IBB	HBP	BLK	WP	HR	S	P	ERA	WHIP
Tom Griffin, R ERA: 3.35	(1, 1)	6.0	L	28	7	3	3	1	3	0	0	1	0	1	27	39	4.50	1.667
Ramon de los Santos, L ERA:	(7, 1)	2.0		9	0	1	0	3	1	1	0	0	0	0	13	21	0.00	0.500

PITCHER	IP	WLS	BF	H	R	ER	SO	BB	IBB	HBP	BLK	WP	HR	S	P	ERA	WHIP

BOTTOM

Houston Astros @ New York Mets

Shea Stadium, Flushing, NY

Tue Aug 27 1974, 7:05 PM EDT

Att. 20,934 - Unknown

livebaseballscorecards.com

AB	32
R	4
H	7
RBI	3
BB	5
SO	4
LOB	16

Batter	1	2	3	4	5	6	7	8	9	10	AB	R	H	RBI	BB	SO	LOB
Greg Gross, L (1, 9) OBP: 0.398, SLG: 0.372	K		1-3			K		E5 1B 2-3		2B	5	0	1	0	0	2	1
Roger Metzger, S (1, 6) OBP: 0.301, SLG: 0.316	L9			5-3		5-3		G6-4-3 1B 1-2 3-H		F8	5	0	1	1	0	0	1
Cesar Cedeno, R (1, 8) OBP: 0.340, SLG: 0.481	E6 1B S			E4 2B		K		G6-4-3 1-2f			2	1	0	0	0	0	0
Wilbur Howard, S (4, 8) OBP: 0.280, SLG: 0.292											2	0	0	0	0	1	2
Bob Watson, R (1, 7) OBP: 0.374, SLG: 0.418 (9, 3)	1-3 1B			1-H 2B			F9		P5		4	0	2	1	0	0	0
Lee May, R (1, 3) OBP: 0.304, SLG: 0.460		P4		K			K		G5-4-3 1B		4	0	1	0	0	2	1
Bob Gallagher, L (9, PR) OBP: 0.286, SLG: 0.216 (9, 7)											0	0	0	0	0	0	0
Doug Rader, R (1, 5) OBP: 0.330, SLG: 0.414		5-3		F8			1B		G5-4-3 1-2f		4	0	1	0	0	0	2
Milt May, L (1, 2) OBP: 0.347, SLG: 0.387		F7			4-3		F7			P5	4	0	0	0	0	0	1
Larry Milbourne, S (1, 4) OBP: 0.367, SLG: 0.356			P3		K			E SH5-4 1B 1B		5-3	4	1	1	0	0	1	0
Larry Dierker, R (1, 1) OBP: 0.183, SLG: 0.220			K		F8			SH5-4 1-2		HR	2	0	0	0	0	1	0
Mike Cosgrove, L (9, 1) OBP: 0.167, SLG: 0.063											0	0	0	0	0	0	0
Ken Forsch, R (9, 1)											0	0	0	0	0	0	0
Ramon de los Santos, L (9, 1)											0	0	0	0	0	0	0
Cliff Johnson, R (10, PH) OBP: 0.347, SLG: 0.463											1	1	1	1	0	0	0
Fred Scherman, L (10, 1)											0	0	0	0	0	0	0
Jim York, R (10, 1)											0	0	0	0	0	0	0
Inning Stats	R: 0 E: 1 K: 1 S: 6 H: 1 LOB: 2 BB: 0 P: 6	R: 0 E: 0 K: 0 S: 3 H: 0 LOB: 0 BB: 0 P: 3	R: 0 E: 0 K: 1 S: 5 H: 0 LOB: 0 BB: 0 P: 5	R: 1 E: 1 K: 1 S: 7 H: 1 LOB: 1 BB: 0 P: 7	R: 0 E: 0 K: 1 S: 5 H: 0 LOB: 0 BB: 0 P: 5	R: 0 E: 0 K: 2 S: 7 H: 0 LOB: 0 BB: 0 P: 7	R: 0 E: 0 K: 1 S: 6 H: 1 LOB: 1 BB: 0 P: 6	R: 1 E: 1 K: 0 S: 5 H: 2 LOB: 1 BB: 0 P: 5	R: 0 E: 0 K: 0 S: 3 H: 1 LOB: 1 BB: 0 P: 3	R: 1 E: 0 K: 0 S: 5 H: 2 LOB: 1 BB: 0 P: 5	1B: 5 2B: 2 3B: 0 HR: 1	SF: 0 SAC: 1 DP: 2 HBP: 0						

PITCHER	IP	WLS	BF	H	R	ER	SO	BB	IBB	HBP	BLK	WP	HR	S	P	ERA	WHIP
Jon Matlack, L (1, 1) ERA: 2.59	8.0		30	5	2	1	7	0	0	0	0	0	0	44	44	1.12	0.625
Bob Miller, R (9, 1) ERA: 3.42	1.0		3	1	0	0	0	0	0	0	0	0	0	3	3	0.00	1.000
Jerry Cram, R (10, 1) ERA: 1.5	1.0	L	5	2	1	1	0	0	0	0	0	0	1	5	5	9.00	2.000

PITCHER	IP	WLS	BF	H	R	ER	SO	BB	IBB	HBP	BLK	WP	HR	S	P	ERA	WHIP

TOP

Houston Astros @ New York Mets

Shea Stadium, Flushing, NY

Wed Aug 28 1974, 3:33 AM EDT

Att. 13,987 - Unknown

livebaseballscorecards.com

AB	37
R	3
H	8
RBI	3
BB	0
SO	7
LOB	8

WP: 0 PB: 0 SB: 1 CS: 0 PA: 38

Houston Astros @ New York Mets

Shea Stadium, Flushing, NY

Wed Aug 28 1974, 3:33 AM EDT

Att. 13,987 - Unknown

BOTTOM

Batter	1	2	3	4	5	6	7	8	9	10	AB	R	H	RBI	BB	SO	LOB
Jim Gosger, L (1, 8) OBP: 0.125, SLG: 0.097	F8		F8		4-3			F8	F8		4	0	0	0	0	0	0
Bud Harrelson, S (9, PH) OBP: 0.374, SLG: 0.263 (10, 6)											1	0	0	0	0	0	2
Felix Millan, R (1, 4) OBP: 0.313, SLG: 0.297	F9		F8			1-3		1B		1B	5	0	2	0	0	0	0
Ed Kranepool, L (1, 3) OBP: 0.358, SLG: 0.429	4-3			6-3 1B		F8		F5		F8	5	0	1	0	0	0	1
Rusty Staub, L (1, 9) OBP: 0.363, SLG: 0.427		F7		6-3 1-2		P4			HR	BB 1B 1B	5	1	2	1	0	0	1
Wayne Garrett, L (1, 5) OBP: 0.333, SLG: 0.325		F7		BB			BB		L3	BB 1-2 1B	3	0	1	0	2	0	0
Benny Ayala, R (1, 7) OBP: 0.556, SLG: 0.857		BB 1B		K			P5		1B SF9 1B	1-2 2-3 BB	4	1	2	0	1	1	3
Ron Hodges, L (1, 2) OBP: 0.333, SLG: 0.402				P6			F8		BB 1-3 1B	K	2	0	0	0	1	0	3
Duffy Dyer, R (9, PH) OBP: 0.290, SLG: 0.154 (10, 2)		1-2 BB									2	0	1	0	0	1	3
Ted Martinez, R (1, 6) OBP: 0.247, SLG: 0.302 (10, 8)		F3			K		F2		SF9 3-H		3	0	0	1	0	1	3
Jon Matlack, L (1, 1) OBP: 0.145, SLG: 0.079			6-3		P6			F8			2	0	0	0	0	0	0
Ken Boswell, L (8, PH) OBP: 0.286, SLG: 0.301											1	0	0	0	0	0	0
Bob Miller, R (9, 1) OBP: 0.111, SLG: 0.222											0	0	0	0	0	0	0
George Theodore, R (9, PH) OBP: 0.232, SLG: 0.206											0	0	0	0	1	0	0
Jerry Cram, R (10, 1)											0	0	0	0	0	0	0
Inning Stats	R: 0 E: 0 K: 0 S: 3 H: 0 LOB: 0 BB: 0 P: 3	R: 0 E: 0 K: 0 S: 4 H: 1 LOB: 2 BB: 1 P: 8	R: 0 E: 0 K: 0 S: 3 H: 0 LOB: 0 BB: 0 P: 3	R: 0 E: 0 K: 1 S: 6 H: 1 LOB: 2 BB: 1 P: 10	R: 0 E: 0 K: 1 S: 5 H: 0 LOB: 0 BB: 0 P: 5	R: 0 E: 0 K: 0 S: 3 H: 0 LOB: 0 BB: 0 P: 3	R: 0 E: 0 K: 0 S: 3 H: 0 LOB: 1 BB: 1 P: 7	R: 0 E: 0 K: 0 S: 4 H: 1 LOB: 1 BB: 0 P: 4	R: 2 E: 0 K: 0 S: 6 H: 3 LOB: 2 BB: 1 P: 10	R: 0 E: 0 K: 1 S: 7 H: 3 LOB: 3 BB: 1 P: 11	1B: 8 2B: 0 3B: 0 HR: 1	SF: 1 SAC: 0 DP: 0 HBP: 0					

PITCHER		IP	WLS	BF	H	R	ER	SO	BB	IBB	HBP	BLK	WP	HR	S	P	ERA	WHIP
Larry Dierker, R ERA: 2.75	(1, 1)	8.0		31	4	1	1	2	3	0	0	0	0	1	32	44	1.12	0.875
Mike Cosgrove, L ERA: 2.69	(9, 1)	0.1		2	1	0	0	0	0	0	0	0	0	0	2	2	0.00	3.000
Ken Forsch, R ERA: 2.97	(9, 1)	0.1		3	1	1	1	0	1	0	0	0	0	0	2	6	27.00	6.000
Ramon de los Santos, L ERA:	(9, 1)	0.1	W	1	0	0	0	0	0	0	0	0	0	0	1	1	0.00	0.000
Fred Scherman, L ERA: 4.23	(10, 1)	0.2		4	3	0	0	0	0	0	0	0	0	0	4	4	0.00	4.500

PITCHER		IP	WLS	BF	H	R	ER	SO	BB	IBB	HBP	BLK	WP	HR	S	P	ERA	WHIP
Jim York, R ERA: 2.96	(10, 1)	0.1	S	2	0	0	0	1	1	0	0	0	0	0	3	7	0.00	3.000

livebaseballscorecards.com

AB	37
R	2
H	9
RBI	2
BB	5
SO	3
LOB	16

WP: 0 PA: 43
PB: 0
SB: 0
CS: 0

Batter	1	2	3	4	5	6	7	8	9	AB	R	H	RBI	BB	SO	LOB
Greg Gross, L (1, 9) OBP: 0.395, SLG: 0.369	L5		K		4-3			FC5-4, FC6-4 1-2f		4	0	0	0	0	1	4
Roger Metzger, S (1, 6) OBP: 0.301, SLG: 0.316	1B		4-3			4-3		FC6-4 1-2f		4	0	1	0	0	0	2
Cesar Cedeno, R (1, 8) OBP: 0.343, SLG: 0.483	S, 1B			G4-6-3, 1B		G4-6-3, 1B			K	4	0	3	0	0	1	0
Bob Watson, R (1, 7) OBP: 0.371, SLG: 0.414	K 1-2			G4-6-3 1-2f		G4-6-3 1-2f			K	4	0	0	0	0	2	3
Milt May, L (1, 2) OBP: 0.343, SLG: 0.382		F3		G3			F9		F8	4	0	0	0	0	0	0
Lee May, R (1, 3) OBP: 0.302, SLG: 0.457		F7			5-3		6-3			3	0	0	0	0	0	0
Doug Rader, R (1, 5) OBP: 0.330, SLG: 0.412		5-3			BBB, FC6-4, BB		F7			2	0	0	0	1	0	0
Larry Milbourne, S (1, 4) OBP: 0.354, SLG: 0.342			F7		FC6-4, BB 1-2f			3-1		3	0	0	0	0	0	1
Dave Roberts, L (1, 1) OBP: 0.200, SLG: 0.349			3B		BBB, 1-2, BB			BBB, FC5-4, BB		1	0	1	0	0	0	0
Bob Gallagher, L (5, PH) OBP: 0.294, SLG: 0.216										0	0	0	0	1	0	0
Jim York, R (5, 1)										0	0	0	0	0	0	0
Cliff Johnson, R (8, PH) OBP: 0.351, SLG: 0.463										0	0	0	0	1	0	0
Fred Scherman, L (8, 1)										0	0	0	0	0	0	0
Inning Stats	R: 0 E: 0 K: 1 S: 6 H: 2 LOB: 1 BB: 0 P: 6	R: 0 E: 0 K: 0 S: 3 H: 0 LOB: 0 BB: 0 P: 3	R: 0 E: 0 K: 1 S: 6 H: 1 LOB: 1 BB: 0 P: 6	R: 0 E: 0 K: 0 S: 3 H: 1 LOB: 0 BB: 0 P: 3	R: 0 E: 0 K: 0 S: 3 H: 0 LOB: 2 BB: 2 P: 11	R: 0 E: 0 K: 0 S: 3 H: 1 LOB: 0 BB: 0 P: 3	R: 0 E: 0 K: 0 S: 3 H: 0 LOB: 0 BB: 0 P: 3	R: 0 E: 0 K: 0 S: 3 H: 0 LOB: 1 BB: 1 P: 7	R: 0 E: 0 K: 2 S: 7 H: 0 LOB: 0 BB: 0 P: 7	1B: 4 2B: 0 3B: 1 HR: 0 SF: 0 SAC: 0 DP: 2 HBP: 0						

PITCHER	IP	WLS	BF	H	R	ER	SO	BB	IBB	HBP	BLK	WP	HR	S	P	ERA	WHIP
Tom Seaver, R (1, 1) ERA: 3.2	9.0	W	32	5	0	0	4	3	0	0	0	0	0	37	49	0.00	0.889

PITCHER	IP	WLS	BF	H	R	ER	SO	BB	IBB	HBP	BLK	WP	HR	S	P	ERA	WHIP

TOP

Houston Astros @ New York Mets

Shea Stadium, Flushing, NY

Thu Aug 29 1974, 3:33 AM EDT

Att. 42,814 - Unknown

livebaseballscorecards.com

AB	29
R	0
H	5
RBI	0
BB	3
SO	4
LOB	10

WP: 0	PB: 0	SB: 1	CS: 0
PA: 32			

BOTTOM

Houston Astros @ New York Mets

Shea Stadium, Flushing, NY

Thu Aug 29 1974, 3:33 AM EDT

Att. 42,814 - Unknown

Batter	1	2	3	4	5	6	7	8	9	AB	R	H	RBI	BB	SO	LOB
Bud Harrelson, S (1, 6) OBP: 0.374, SLG: 0.266	0-0 1B FC6-4 2B		4-0 3B BB	0-0 ③ FC5-4 1-2f		0-0 ① F8		0-0 ② 5-3		4	2	1	0	1	0	3
Felix Millan, R (1, 4) OBP: 0.316, SLG: 0.306	0-0 FC6-4 2-3 1B		0-0 1-H 3B 3B		0-0 ① 4-3	0-0 ② F2		0-0 FC4-6 1B		5	1	3	1	0	0	2
Ted Martinez, R (1, 8) OBP: 0.246, SLG: 0.308	0-0 ① FC6-4 1B 1-2f 3-H		0-0 SF8 3B 3-H		0-0 ② 1-3	0-0 ③ FC6-4 1-2f		0-0 ③ FC4-6 1-2f		5	1	1	2	0	0	4
Rusty Staub, L (1, 9) OBP: 0.362, SLG: 0.427	0-0 G6-4-3 1-3 1B		0-0 ② SF8 3-H		0-0 ③ F8		0-0 ① F8			3	0	1	1	0	0	0
Benny Ayala, R (1, 7) OBP: 0.615, SLG: 0.778	0-0 ②③ G6-4-3 1-2f		4-0 BB			H 1-0 1B BB 1B HBP	0-0 BB 1B			2	1	1	0	1	0	2
Wayne Garrett, L (1, 5) OBP: 0.332, SLG: 0.323		0-0 ① 3-1	0-0 ③ L4			4-0 1B 1B E BB 1-2	0-0 ② L7			3	1	0	0	1	0	2
Duffy Dyer, R (1, 2) OBP: 0.318, SLG: 0.182		0-0 ② 5-3		0-0 FC5-4 1B		0-0 1B 1B E 1-2 2-3 1B	4-0 1-2 BB			3	1	2	0	1	0	0
George Theodore, R (1, 3) OBP: 0.225, SLG: 0.200		0-0 ③ 5-3		0-0 ① P5		0-0 1B 1-2 2-3 3-H 1B	0-0 ③ F8			2	0	0	0	0	0	1
Ed Kranepool, L (6, PH) OBP: 0.360, SLG: 0.430 (7, 3)										2	0	1	1	0	0	2
Tom Seaver, R (1, 1) OBP: 0.194, SLG: 0.074			0-3 ① K	0-3 ② K		0-0 E9 FC6-4 1-2 2-H 3-H 1B		0-0 ① 6-3		4	0	1	1	0	2	1
Inning Stats	R: 1 E: 0 K: 0 S: 5 H: 3 LOB: 1 BB: 0 P: 5	R: 0 E: 0 K: 0 S: 3 H: 0 LOB: 0 BB: 0 P: 3	R: 3 E: 0 K: 1 S: 7 H: 2 LOB: 1 BB: 2 P: 15	R: 0 E: 0 K: 1 S: 6 H: 1 LOB: 1 BB: 0 P: 6	R: 0 E: 0 K: 0 S: 3 H: 0 LOB: 0 BB: 0 P: 3	R: 3 E: 1 K: 0 S: 6 H: 3 LOB: 2 BB: 1 P: 11	R: 0 E: 0 K: 0 S: 4 H: 1 LOB: 2 BB: 1 P: 8	R: 0 E: 0 K: 0 S: 4 H: 1 LOB: 1 BB: 0 P: 4		1B: 8 2B: 1 3B: 2 HR: 0	SF: 1 SAC: 0 DP: 1 HBP: 1					

	AB	33
	R	7
	H	11
	RBI	6
	BB	4
	SO	2
	LOB	17

WP: 0 PB: 0 SB: 0 CS: 0 PA: 39

livebaseballscorecards.com

PITCHER		IP	WLS	BF	H	R	ER	SO	BB	IBB	HBP	BLK	WP	HR	S	P	ERA	WHIP
Dave Roberts, L ERA: 3.12	(1, 1)	4.0	L	19	6	4	4	2	2	0	0	0	0	0	21	29	9.00	2.000
Jim York, R ERA: 3.29	(5, 1)	3.0		16	4	3	2	0	2	0	1	0	0	0	13	22	6.00	2.000
Fred Scherman, L ERA: 4.15	(8, 1)	1.0		4	1	0	0	0	0	0	0	0	0	0	4	4	0.00	1.000

PITCHER	IP	WLS	BF	H	R	ER	SO	BB	IBB	HBP	BLK	WP	HR	S	P	ERA	WHIP

Batter	1	2	3	4	5	6	7	8	9	AB	R	H	RBI	BB	SO	LOB
Greg Gross, L (1, 9) OBP: 0.392, SLG: 0.366	5-3		1-3	1-3			4-3			4	0	0	0	0	0	2
Roger Metzger, S (1, 6) OBP: 0.302, SLG: 0.322	F7		L1		E 3B		CS 1B			4	1	2	0	0	0	0
Cesar Cedeno, R (1, 8) OBP: 0.346, SLG: 0.483	S 1B		BB		S SF8 BB		K 1-2			2	1	1	0	2	1	1
Bob Watson, R (1, 7) (8, 3) OBP: 0.368, SLG: 0.412	K 1-2		F9		SF8 1-H 3-H			K		3	0	0	1	0	2	2
Milt May, L (1, 2) OBP: 0.345, SLG: 0.381		1B 1B		FC6-2 BB HBP	F8			K		3	0	1	0	0	1	0
Cliff Johnson, R (1, 3) OBP: 0.349, SLG: 0.452		K		FC6-2 BB 1-2 SH1-3 BB	K			K		3	1	0	0	1	3	1
Wilbur Howard, S (8, 7) OBP: 0.280, SLG: 0.292										0	0	0	0	0	0	0
Doug Rader, R (1, 5) OBP: 0.329, SLG: 0.410		P6		SH1-3 FC6-2 1-2 2-3 BB		K			L9	3	0	0	0	1	1	1
Larry Milbourne, S (1, 4) OBP: 0.349, SLG: 0.338		1-2 1B		FC6-2 SH1-3 1-2 2-3 3-Hf		L6			K	4	0	1	0	0	1	3
Don Wilson, R (1, 1) OBP: 0.273, SLG: 0.346		K		SH1-3 1-2 2-3 3-H		K			F8	3	0	0	1	0	2	2
Ken Forsch, R (9, 1)										0	0	0	0	0	0	0
Inning Stats	R: 0 E: 0 K: 1 S: 6 H: 1 LOB: 1 BB: 0 P: 6	R: 0 E: 0 K: 2 S: 9 H: 2 LOB: 2 BB: 0 P: 9	R: 0 E: 0 K: 0 S: 3 H: 0 LOB: 1 BB: 1 P: 7	R: 1 E: 0 K: 0 S: 3 H: 0 LOB: 2 BB: 2 P: 12	R: 2 E: 0 K: 1 S: 6 H: 1 LOB: 0 BB: 1 P: 10	R: 0 E: 0 K: 2 S: 7 H: 0 LOB: 0 BB: 0 P: 7	R: 0 E: 0 K: 1 S: 5 H: 1 LOB: 0 BB: 0 P: 5	R: 0 E: 0 K: 3 S: 9 H: 0 LOB: 0 BB: 0 P: 9	R: 0 E: 0 K: 1 S: 5 H: 0 LOB: 0 BB: 0 P: 5	1B: 4 2B: 0 3B: 1 HR: 0 SF: 1 SAC: 1 DP: 0 HBP: 1						

PITCHER	IP	WLS	BF	H	R	ER	SO	BB	IBB	HBP	BLK	WP	HR	S	P	ERA	WHIP
Wayne Twitchell, R (1, 1) ERA: 4.4	7.0	L	30	5	3	2	7	4	0	1	0	0	0	39	56	2.57	1.286
Gene Garber, R (8, 1) ERA: 4.35	2.0		6	0	0	0	4	0	0	0	0	0	0	14	14	0.00	0.000

PITCHER	IP	WLS	BF	H	R	ER	SO	BB	IBB	HBP	BLK	WP	HR	S	P	ERA	WHIP

TOP

Houston Astros @ Philadelphia Phillies

Veterans Stadium, Philadelphia, PA

Fri Aug 30 1974, 7:05 PM EDT

Att. 17,106 - Unknown

livebaseballscorecards.com

AB	29
R	3
H	5
RBI	2
BB	4
SO	11
LOB	12

BOTTOM

Houston Astros @ Philadelphia Phillies

Veterans Stadium, Philadelphia, PA

Fri Aug 30 1974, 7:05 PM EDT

Att. 17,106 - Unknown

Batter	1	2	3	4	5	6	7	8	9	AB	R	H	RBI	BB	SO	LOB
Dave Cash, R (1, 4) OBP: 0.350, SLG: 0.387	F9	2B			F9		BB		G5-4-3 1-2f	4	0	1	0	1	0	2
Larry Bowa, S (1, 6) OBP: 0.296, SLG: 0.330	6-3 S 1B 1B	4-3			F8		F9		4-3	5	1	1	0	0	0	4
Mike Schmidt, R (1, 5) OBP: 0.410, SLG: 0.582	1B 6-3 1-2 BB		F8		K		1-2 2-3 BB			2	0	0	0	2	1	0
Greg Luzinski, R (1, 7) OBP: 0.313, SLG: 0.396 Gene Garber, R (8, 1)	6-3 1-2 2-3		F8			P6	K			4 0	0 0	0 0	0 0	0 0	1 0	5 0
Jay Johnstone, L (1, 9) OBP: 0.392, SLG: 0.552 (8, 7)	1B BB		F9			F7		F9		3	0	0	0	1	0	0
Del Unser, L (1, 8) OBP: 0.344, SLG: 0.416	1-2 2-3 3-H 1B			1B		HR		F8		4	1	3	2	0	0	0
Bob Boone, R (1, 2) OBP: 0.295, SLG: 0.337	F2			F9		5-3		K		4	0	0	0	0	1	4
Tom Hutton, L (1, 3) OBP: 0.318, SLG: 0.345		F8		F2			BB		1B 2B	4	0	2	0	0	0	1
Wayne Twitchell, R (1, 1) OBP: 0.185, SLG: 0.185 Terry Harmon, R (7, PH) OBP: 0.231, SLG: 0.167 Mike Anderson, R (8, 9) OBP: 0.316, SLG: 0.372		K		4-3			K		G5-4-3 2-3 1B	2 1 1	0 0 0	0 0 1	0 0 0	0 0 0	1 1 0	1 1 0
Inning Stats	R: 1 E: 0 K: 0 S: 5 H: 2 LOB: 3 BB: 2 P: 13	R: 0 E: 0 K: 1 S: 6 H: 1 LOB: 1 BB: 0 P: 6	R: 0 E: 0 K: 0 S: 3 H: 0 LOB: 0 BB: 0 P: 3	R: 0 E: 0 K: 0 S: 4 H: 1 LOB: 1 BB: 0 P: 4	R: 0 E: 0 K: 1 S: 5 H: 0 LOB: 0 BB: 0 P: 5	R: 1 E: 0 K: 0 S: 4 H: 1 LOB: 0 BB: 0 P: 4	R: 0 E: 0 K: 2 S: 8 H: 1 LOB: 3 BB: 2 P: 16	R: 0 E: 0 K: 1 S: 5 H: 0 LOB: 0 BB: 0 P: 5	R: 0 E: 0 K: 0 S: 4 H: 2 LOB: 1 BB: 0 P: 4	1B: 4 2B: 3 3B: 0 HR: 1	SF: 0 SAC: 0 DP: 1 HBP: 0					

livebaseballscorecards.com

AB	34
R	2
H	8
RBI	2
BB	4
SO	5
LOB	18

WP: 0 PB: 0 SB: 1 CS: 0 PA: 38

PITCHER		IP	WLS	BF	H	R	ER	SO	BB	IBB	HBP	BLK	WP	HR	S	P	ERA	WHIP
Don Wilson, R ERA: 3.51	(1, 1)	8.0	W	36	8	2	2	5	4	0	0	0	0	1	42	58	2.25	1.500
Ken Forsch, R ERA: 2.93	(9, 1)	1.0	S	2	0	0	0	0	0	0	0	0	0	0	2	2	0.00	0.000

PITCHER	IP	WLS	BF	H	R	ER	SO	BB	IBB	HBP	BLK	WP	HR	S	P	ERA	WHIP

Batter	1	2	3	4	5	6	7	8	9	AB	R	H	RBI	BB	SO	LOB
Greg Gross, L (1, 9) OBP: 0.390, SLG: 0.363	4-3		G4-6-3 (1-2f)		BB (G4-6-3)		L5		FC4-6 (1-2f)	4	0	0	0	1	0	3
Roger Metzger, S (1, 6) OBP: 0.301, SLG: 0.323	4-3			2B	G4-6-3 (1-2f)			4-3	G3	5	1	1	0	0	0	2
Cesar Cedeno, R (1, 8) OBP: 0.347, SLG: 0.491	F9			HR (2-H)		K (SSS)		HR		4	2	2	2	0	1	0
Bob Watson, R (1, 7) OBP: 0.367, SLG: 0.409		BB (5-6-4-3)		4-3		K (SSS)		L3		3	0	0	0	1	1	1
Milt May, L (1, 2) OBP: 0.349, SLG: 0.396		F8		HR (2-H)		1B		1B		4	1	3	2	0	0	1
Cliff Johnson, R (1, 3) OBP: 0.346, SLG: 0.453		G5-6-4-3 (1-2f)		2B		K (SSS)		L5		4	0	1	0	0	1	3
Doug Rader, R (1, 5) OBP: 0.329, SLG: 0.415			IHR	6-3			F8		F9	4	1	1	1	0	0	1
Larry Milbourne, S (1, 4) OBP: 0.356, SLG: 0.357			6-3	6-3			1B		PB 1B 2B	4	1	2	0	0	0	1
J.R. Richard, R (1, 1) OBP: 0.182, SLG: 0.182 Mike Cosgrove, L (4, 1) OBP: 0.167, SLG: 0.063 Jim York, R (4, 1) Bob Gallagher, L (5, PH) OBP: 0.291, SLG: 0.213 Fred Scherman, L (5, 1) Wilbur Howard, S (7, PH) OBP: 0.269, SLG: 0.280 Ramon de los Santos, L (7, 1) Johnny Edwards, L (9, PH) OBP: 0.282, SLG: 0.321			G4-6-3 1B		K (SSS)		K (SSS)		FC4-6 (2-H) 1B	1 0 0 1 0 1 0 0 1	0 0 0 0 0 0 0 0 0	1 0 0 0 0 1 0 1 1	0 0 0 0 0 0 0 1 0	0 0 0 0 0 1 0 0 0	0 0 0 0 0 0 0 1 0	0 0 0 0 0 0 0 1 0
Inning Stats	R: 0 E: 0 K: 0 S: 3 H: 0 LOB: 0 BB: 0 P: 3	R: 0 E: 0 K: 0 S: 2 H: 0 LOB: 0 BB: 1 P: 6	R: 1 E: 0 K: 0 S: 4 H: 2 LOB: 0 BB: 0 P: 4	R: 3 E: 0 K: 0 S: 7 H: 4 LOB: 1 BB: 0 P: 7	R: 0 E: 0 K: 1 S: 4 H: 0 LOB: 0 BB: 1 P: 8	R: 0 E: 0 K: 3 S: 10 H: 1 LOB: 1 BB: 0 P: 10	R: 0 E: 0 K: 1 S: 6 H: 1 LOB: 1 BB: 0 P: 6	R: 1 E: 0 K: 0 S: 5 H: 2 LOB: 1 BB: 0 P: 5	R: 1 E: 0 K: 0 S: 5 H: 2 LOB: 1 BB: 0 P: 5	1B: 5 2B: 4 3B: 0 HR: 3	SF: 0 SAC: 0 DP: 3 HBP: 0			WP: 0 PB: 1 SB: 0 CS: 0	PA: 38		

PITCHER		IP	WLS	BF	H	R	ER	SO	BB	IBB	HBP	BLK	WP	HR	S	P	ERA	WHIP
Jim Lonborg, R ERA: 3.4	(1, 1)	4.0		17	6	4	4	0	1	0	0	0	0	1	16	20	9.00	1.750
Larry Christenson, R ERA: 2.57	(5, 1)	5.0	W	21	6	2	2	5	1	0	0	0	0	1	30	34	3.60	1.400

PITCHER	IP	WLS	BF	H	R	ER	SO	BB	IBB	HBP	BLK	WP	HR	S	P	ERA	WHIP

Houston Astros @ Philadelphia Phillies

Veterans Stadium, Philadelphia, PA

Sat Aug 31 1974, 7:05 PM EDT

Att. 35,257 - Unknown

TOP

livebaseballscorecards.com

AB	36
R	6
H	12
RBI	6
BB	2
SO	5
LOB	13

Batter	1	2	3	4	5	6	7	8	9	AB	R	H	RBI	BB	SO	LOB
Dave Cash, R (1, 4) OBP: 0.350, SLG: 0.386	F7	4-3		BB, 2B, IBB	1-2, 1B		P4			4	1	1	0	1	0	1
Larry Bowa, S (1, 6) OBP: 0.296, SLG: 0.330	5-3		CS, 1B	3-H, SF8	2-Hf, 9-2			F8		3	0	1	1	0	0	2
Terry Harmon, R (8, 6) OBP: 0.214, SLG: 0.154										1	0	0	0	0	0	0
Mike Schmidt, R (1, 5) OBP: 0.409, SLG: 0.579	K		1-2, L6	1-2, 2-3, 2B, BB		1B		F8		4	1	1	0	1	1	1
Willie Montanez, L (1, 3) OBP: 0.353, SLG: 0.421		1-3	F8	1-H, 2-H, 3-H, 1B, 2B		1-2, 1B		4-3		5	1	2	3	0	0	0
Greg Luzinski, R (1, 7) OBP: 0.323, SLG: 0.410		1B, HR, 2B	1B, 1B			K				3	2	3	1	0	0	0
Mike Anderson, R (5, 9) OBP: 0.316, SLG: 0.370			2B, 2-H, 1B							1	0	0	0	0	1	2
Del Unser, L (1, 8) OBP: 0.348, SLG: 0.422		HR, 2-3, 1B	1-2, 2B, 1B 1-3, 2B			F8				4	2	3	0	0	0	2
Jay Johnstone, L (1, 9) OBP: 0.391, SLG: 0.571			L3							3	1	1	3	0	1	4
Larry Christenson, R (5, 1)		1-H, 3-H, HR		K		K				1	0	0	0	0	1	2
Bob Boone, R (1, 2) OBP: 0.300, SLG: 0.342		WP, 1B		2B, 1-2, 2-H, SF8, 1B	1B, 9-2, 1B		P4			4	1	3	1	0	0	0
Jim Lonborg, R (1, 1) OBP: 0.133, SLG: 0.165		P3, 1-2		BB, 1-3, 2-H, 2B			6-3			1	0	0	0	0	0	1
Ollie Brown, R (4, PH) OBP: 0.273, SLG: 0.414 (5, 7)					K					3	1	1	1	0	1	1
Inning Stats	R: 0 E: 0 K: 1 S: 5 H: 0 LOB: 0 BB: 0 P: 5	R: 3 E: 0 K: 0 S: 7 H: 4 LOB: 1 BB: 0 P: 7	R: 0 E: 0 K: 0 S: 3 H: 1 LOB: 0 BB: 0 P: 3	R: 7 E: 0 K: 1 S: 12 H: 7 LOB: 2 BB: 2 P: 20	R: 0 E: 0 K: 1 S: 6 H: 2 LOB: 1 BB: 0 P: 6	R: 0 E: 0 K: 2 S: 9 H: 2 LOB: 2 BB: 0 P: 9	R: 0 E: 0 K: 0 S: 3 H: 0 LOB: 0 BB: 0 P: 3	R: 0 E: 0 K: 0 S: 3 H: 0 LOB: 0 BB: 0 P: 3		1B: 11 2B: 5 3B: 0 HR: 1 SF: 1 SAC: 0 DP: 1 HBP: 0						

PITCHER		IP	WLS	BF	H	R	ER	SO	BB	IBB	HBP	BLK	WP	HR	S	P	ERA	WHIP
J.R. Richard, R ERA: 4.04	(1, 1)	3.1	L	17	8	6	6	1	0	0	0	0	1	1	19	19	16.20	2.400
Mike Cosgrove, L ERA: 3.18	(4, 1)	0.1		5	2	3	3	0	1	1	0	0	0	0	3	11	81.00	9.000
Jim York, R ERA: 3.25	(4, 1)	0.1		3	2	1	1	1	0	0	0	0	0	0	5	5	27.00	6.000
Fred Scherman, L ERA: 4.01	(5, 1)	2.0		9	4	0	0	3	0	0	0	0	0	0	15	15	0.00	2.000
Ramon de los Santos, L ERA:	(7, 1)	2.0		6	0	0	0	0	0	0	0	0	0	0	6	6	0.00	0.000

PITCHER	IP	WLS	BF	H	R	ER	SO	BB	IBB	HBP	BLK	WP	HR	S	P	ERA	WHIP

BOTTOM

Houston Astros @ Philadelphia Phillies

Veterans Stadium, Philadelphia, PA

Sat Aug 31 1974, 7:05 PM EDT

Att. 35,257 - Unknown

livebaseballscorecards.com

AB	37
R	10
H	16
RBI	10
BB	2
SO	5
LOB	16

Houston Astros @ Philadelphia Phillies

Veterans Stadium, Philadelphia, PA

Sun Sep 01 1974, 7:05 PM EDT

Att. 18,232 - Unknown

livebaseballscorecards.com

Batter	1	2	3	4	5	6	7	8	9	AB	R	H	RBI	BB	SO	LOB
Greg Gross, L (1, 9) OBP: 0.389, SLG: 0.362	0-0 G4-6-3 1B			0-0 5-3 ①		0-0 6-3 ②		0-0 4-3 ③		4	0	1	0	0	0	1
Roger Metzger, S (1, 6) OBP: 0.299, SLG: 0.320	0-0 G4-6-3 ①② 1-2f			0-0 F9 ②		S S S 0-3 K ③			0-0 4-3 ①	4	0	0	0	0	1	1
Cesar Cedeno, R (1, 8) OBP: 0.346, SLG: 0.488	B B B B 4-0 PO BB			S S S 0-3 K ③			0-0 6-3 ①		0-0 5-3 ②	3	0	0	0	1	1	0
Bob Watson, R (1, 7) OBP: 0.368, SLG: 0.412 Wilbur Howard, S (2, 7) OBP: 0.276, SLG: 0.286	0-0 PO ③ 1-2	0-0 FC1-4 2B			0-0 4-3 ①		0-0 4-3 ②		0-0 BB 1B	1 3	0 0	1 1	0 0	0 0	0 0	0 0
Cliff Johnson, R (1, 3) OBP: 0.350, SLG: 0.446		0-0 FC1-4 ① G4-6-3 2-3			B B B B 4-0 BLK BB		0-0 5-3 ③		B B B B 4-0 FC3-6 1-2 BB	2	0	0	0	2	0	1
Johnny Edwards, L (1, 2) OBP: 0.281, SLG: 0.312		0-0 G4-6-3 ②③ 1-2f			0-0 F8 ②			B B B B 4-0 4-3 BB SF8 BB	0-0 FC3-6 ③ 1-2f	3	1	0	0	1	0	4
Doug Rader, R (1, 5) OBP: 0.331, SLG: 0.414			0-0 F9 ①		B B B B 4-0 FC6-4 1-2 BB			B B B B 4-0 4-3 1-2 BB		1	0	0	0	2	0	0
Larry Milbourne, S (1, 4) OBP: 0.344, SLG: 0.345			0-0 B5-3 ②		0-0 FC6-4 ③ 1-2f			0-0 4-3 ① 1-2 2-3		3	0	0	0	0	0	4
Tom Griffin, R (1, 1) OBP: 0.316, SLG: 0.463 Bob Gallagher, L (6, PH) OBP: 0.287, SLG: 0.211 Jim York, R (6, 1) Milt May, L (8, PH) OBP: 0.348, SLG: 0.396 Fred Scherman, L (8, 1)		0-0 6-3 ③				S S S 0-3 K ①		0-0 SF8 ② 3-H		1 1 0 0 0	0 0 0 0 0	0 0 0 1 0	0 0 0 0 0	0 1 0 0 0	0 0 0 0 0	0 0 0 0 0
Inning Stats	R: 0 E: 0 K: 0 S: 2 H: 1 LOB: 0 BB: 1 P: 6	R: 0 E: 0 K: 0 S: 3 H: 1 LOB: 0 BB: 0 P: 3	R: 0 E: 0 K: 0 S: 3 H: 0 LOB: 0 BB: 0 P: 3	R: 0 E: 0 K: 1 S: 5 H: 0 LOB: 0 BB: 0 P: 5	R: 0 E: 0 K: 0 S: 3 H: 0 LOB: 2 BB: 2 P: 11	R: 0 E: 0 K: 2 S: 7 H: 0 LOB: 0 BB: 0 P: 7	R: 0 E: 0 K: 0 S: 3 H: 0 LOB: 0 BB: 0 P: 3	R: 1 E: 0 K: 0 S: 3 H: 0 LOB: 1 BB: 2 P: 11	R: 0 E: 0 K: 0 S: 4 H: 1 LOB: 2 BB: 1 P: 8	1B: 2 2B: 1 3B: 0 HR: 0	SF: 1 SAC: 0 DP: 2 HBP: 0						

TOP	
AB	26
R	1
H	3
RBI	1
BB	6
SO	3
LOB	11

WP: 0 PB: 0 SB: 0 CS: 0 PA: 34

PITCHER	IP	WLS	BF	H	R	ER	SO	BB	IBB	HBP	BLK	WP	HR	S	P	ERA	WHIP
Dick Ruthven, R (1, 1) ERA: 3.64	9.0	W	33	3	1	1	3	6	0	0	1	0	0	33	57	1.00	1.000

PITCHER	IP	WLS	BF	H	R	ER	SO	BB	IBB	HBP	BLK	WP	HR	S	P	ERA	WHIP

Batter	1	2	3	4	5	6	7	8	9	AB	R	H	RBI	BB	SO	LOB
Dave Cash, R (1, 4) OBP: 0.349, SLG: 0.386	F8	F8		FC6-4 E, 1-2f, 3-H		FC6-4 1-2f		8-4 2B, 2-H, 3-H		5	0	1	3	0	0	4
Larry Bowa, S (1, 6) OBP: 0.295, SLG: 0.329	S 1B		F8	F9, 1-3			6-3	8-4, 2-3f		5	0	1	0	0	0	2
Mike Schmidt, R (1, 5) OBP: 0.408, SLG: 0.583	K, 1-2		K		F7		HR			4	1	1	1	0	2	1
Willie Montanez, L (1, 3) OBP: 0.352, SLG: 0.419	F9		F8		4-3		1B			4	0	1	0	0	0	1
Greg Luzinski, R (1, 7) OBP: 0.321, SLG: 0.404 Mike Anderson, R (8, 9) OBP: 0.316, SLG: 0.370		F5		BBBB, 4-0, 1B, 2B, BB	P3		P6			3 0	1 0	0 0	0 0	1 0	0 0	1 0
Del Unser, L (1, 8) OBP: 0.352, SLG: 0.429		S 1B 1B		2B 1B, 1-2 1B		4-3 6-3 2B	F5			4	3	3	0	0	0	1
Jay Johnstone, L (1, 9) OBP: 0.394, SLG: 0.574 (8, 7)		BBBB, 4-0, 1B, 1-2 BB		1B FC6-4, 1-3, 2-H 2B		4-3, 2-3		K		3	1	1	1	1	1	1
Bob Boone, R (1, 2) OBP: 0.301, SLG: 0.343		1-2, 2-H 1B		K		6-3, 3-H		2B 1B		4	1	2	2	0	1	2
Dick Ruthven, R (1, 1) OBP: 0.186, SLG: 0.203		K		FC6-4, 2-3, 3-H 1B		FC6-4 1B		1-3 2B 2B		4	1	3	1	0	1	2
Inning Stats	R: 0 E: 0 K: 1 S: 6 H: 1 LOB: 1 BB: 0 P: 6	R: 1 E: 0 K: 1 S: 7 H: 2 LOB: 2 BB: 1 P: 11	R: 0 E: 0 K: 1 S: 5 H: 0 LOB: 0 BB: 0 P: 5	R: 3 E: 1 K: 1 S: 8 H: 3 LOB: 1 BB: 1 P: 12	R: 0 E: 0 K: 0 S: 3 H: 0 LOB: 0 BB: 0 P: 3	R: 1 E: 0 K: 0 S: 5 H: 2 LOB: 1 BB: 0 P: 5	R: 1 E: 0 K: 0 S: 5 H: 2 LOB: 1 BB: 0 P: 5	R: 2 E: 0 K: 1 S: 7 H: 3 LOB: 0 BB: 0 P: 7		1B: 8 2B: 5 3B: 0 HR: 1 SF: 0 SAC: 0 DP: 1 HBP: 0						

PITCHER		IP	WLS	BF	H	R	ER	SO	BB	IBB	HBP	BLK	WP	HR	S	P	ERA	WHIP
Tom Griffin, R ERA: 3.46	(1, 1)	5.0	L	23	6	4	4	4	2	0	0	0	0	0	29	37	7.20	1.600
Jim York, R ERA: 3.64	(6, 1)	2.0		10	4	2	2	0	0	0	0	0	0	1	10	10	9.00	2.000
Fred Scherman, L ERA: 4.25	(8, 1)	1.0		5	3	2	2	1	0	0	0	0	0	0	7	7	18.00	3.000

PITCHER	IP	WLS	BF	H	R	ER	SO	BB	IBB	HBP	BLK	WP	HR	S	P	ERA	WHIP

BOTTOM

Houston Astros @ Philadelphia Phillies

Veterans Stadium, Philadelphia, PA

Sun Sep 01 1974, 7:05 PM EDT

Att. 18,232 - Unknown

livebaseballscorecards.com

AB	36
R	8
H	13
RBI	8
BB	2
SO	5
LOB	15

WP: 0 PB: 0 SB: 2 CS: 0 PA: 38

Cincinnati Reds @ Houston Astros

Astrodome, Houston, TX

Mon Sep 02 1974, 8:05 PM EDT

Att. 8,750 - Dome

TOP

livebaseballscorecards.com

Batter	1	2	3	4	5	6	7	8	9	AB	R	H	RBI	BB	SO	LOB
Pete Rose, S (1, 7) OBP: 0.384, SLG: 0.372	0-0 1B 2B	6-3			4-3		E 2B 1B		4-3	5	2	2	0	0	0	1
Joe Morgan, L (1, 4) OBP: 0.425, SLG: 0.502	0-0 P9		HR		2B		E9 1-3 2B 1B			4	1	3	1	0	0	1
Johnny Bench, R (1, 2) OBP: 0.357, SLG: 0.500	B B B B 4-0 1B BB		0-0 F7		S S S 0-3 K		0-0 2-H 3-H 2B			3	0	1	1	1	1	1
Tony Perez, R (1, 3) OBP: 0.337, SLG: 0.460	0-0 1-2 2-H 1B		0-0 F8			S S S 0-3 K	S S S 0-3 K			4	0	1	1	0	2	1
Dan Driessen, L (1, 5) OBP: 0.343, SLG: 0.383	S S S 0-3 K		0-0 CS 1B			0-0 1B		0-0 F8		4	0	2	0	0	1	2
Cesar Geronimo, L (1, 8) OBP: 0.365, SLG: 0.431	0-0 F7		0-0 CS 1-2	0-0 4-3		0-0 1-2 1B		0-0 F7		4	0	1	0	0	0	2
Dave Concepcion, R (1, 6) OBP: 0.323, SLG: 0.377		B B B B 4-0 G3 S BB		S S S 0-3 K		0-0 L7		0-0 F2		3	0	0	0	1	1	2
Ken Griffey, L (1, 9) OBP: 0.293, SLG: 0.305		0-0 G3 1-3		0-0 3-1		S S S 0-3 K			0-0 6-3	4	0	0	0	0	1	3
Tom Carroll, L (1, 1) OBP: 0.192, SLG: 0.160		S S S 0-3 K			0-0 L4		0-0 1-3		0-0 1-3	2	0	0	0	0	1	1
Phil Gagliano, R (7, PH) OBP: 0.395, SLG: 0.071										1	0	0	0	0	0	0
Fred Norman, S (7, 1) OBP: 0.122, SLG: 0.085										0	0	0	0	0	0	0
Terry Crowley, L (9, PH) OBP: 0.287, SLG: 0.353										1	0	0	0	0	0	0

	AB	R	H	RBI	BB	SO	LOB
	35	3	10	3	2	7	14

Inning Stats	1	2	3	4	5	6	7	8	9
	R: 1 E: 0 K: 1 S: 7	H: 2 LOB: 2 BB: 1 P: 11	R: 0 E: 0 K: 1 S: 5	H: 0 LOB: 1 BB: 1 P: 9	R: 1 E: 0 K: 0 S: 4	H: 2 LOB: 0 BB: 0 P: 4	R: 0 E: 0 K: 1 S: 5	H: 0 LOB: 0 BB: 0 P: 5	R: 0 E: 0 K: 1 S: 6	H: 1 LOB: 1 BB: 0 P: 6	R: 0 E: 0 K: 2 S: 9	H: 2 LOB: 2 BB: 0 P: 9	R: 1 E: 1 K: 1 S: 7	H: 3 LOB: 1 BB: 0 P: 7	R: 0 E: 0 K: 0 S: 3	H: 0 LOB: 0 BB: 0 P: 3	R: 0 E: 0 K: 0 S: 3	H: 0 LOB: 0 BB: 0 P: 3

	1B: 6	SF: 0	WP: 0	PA: 38
	2B: 3	SAC: 0	PB: 0	
	3B: 0	DP: 0	SB: 1	
	HR: 1	HBP: 0	CS: 1	

PITCHER		IP	WLS	BF	H	R	ER	SO	BB	IBB	HBP	BLK	WP	HR	S	P	ERA	WHIP
Larry Dierker, R ERA: 2.8	(1, 1)	6.1	W	29	9	3	3	6	2	0	0	0	0	1	39	47	4.26	1.737
Ken Forsch, R ERA: 2.83	(7, 1)	2.2	S	8	1	0	0	1	0	0	0	0	0	0	10	10	0.00	0.375

PITCHER	IP	WLS	BF	H	R	ER	SO	BB	IBB	HBP	BLK	WP	HR	S	P	ERA	WHIP

Batter	1	2	3	4	5	6	7	8	9	AB	R	H	RBI	BB	SO	LOB
Greg Gross, L (1, 9) OBP: 0.390, SLG: 0.363	6-3		FC FC3-6 2-H		SH1 1B 2-3 3-H		1B			4	0	2	2	0	0	0
Roger Metzger, S (1, 6) OBP: 0.299, SLG: 0.320	G6-4-3 1B		FC3-6 FC6-4 1-2f		SH1 1-2 3-H		5-3			3	0	1	1	0	0	2
Cesar Cedeno, R (1, 8) OBP: 0.344, SLG: 0.484	G6-4-3 1-2f		FC6-4 1-2f		F8			F8		4	0	0	0	0	0	3
Lee May, R (1, 3) OBP: 0.304, SLG: 0.457		1B		L9		F7		1-3 1B		4	0	2	0	0	0	0
Milt May, L (1, 2) OBP: 0.345, SLG: 0.391		L4		4-3		4-3		1-3 1-2		4	0	0	0	0	0	2
Doug Rader, R (1, 5) OBP: 0.332, SLG: 0.420		F7		6-3		HR		IBB		3	1	1	1	1	0	1
Wilbur Howard, S (1, 7) OBP: 0.303, SLG: 0.313		F9			SH1-4 1B 1B	CS 1B		P4		4	1	2	0	0	0	3
Larry Milbourne, S (1, 4) OBP: 0.354, SLG: 0.356			WP SH5-4 FC 1B		1B SH1-4 SH1 1-2 1B	CS 1-2	F7			3	2	2	0	0	0	0
Larry Dierker, R (1, 1) OBP: 0.183, SLG: 0.220 Ken Forsch, R (7, 1)			SH5-4 1-2		SH1-4 1-2 2-3		F9			0 1	0 0	0 0	0 0	0 0	0 0	0 0
Inning Stats	R: 0 E: 0 K: 0 S: 3 H: 1 LOB: 0 BB: 0 P: 3	R: 0 E: 0 K: 0 S: 4 H: 1 LOB: 1 BB: 0 P: 4	R: 1 E: 0 K: 0 S: 5 H: 1 LOB: 1 BB: 0 P: 5	R: 0 E: 0 K: 0 S: 3 H: 0 LOB: 0 BB: 0 P: 3	R: 2 E: 0 K: 0 S: 6 H: 3 LOB: 1 BB: 0 P: 6	R: 1 E: 0 K: 0 S: 4 H: 2 LOB: 0 BB: 0 P: 4	R: 0 E: 0 K: 0 S: 4 H: 1 LOB: 1 BB: 0 P: 4	R: 0 E: 0 K: 0 S: 4 H: 1 LOB: 2 BB: 1 P: 8		1B: 9 2B: 0 3B: 0 HR: 1 SF: 0 SAC: 3 DP: 1 HBP: 0						

PITCHER		IP	WLS	BF	H	R	ER	SO	BB	IBB	HBP	BLK	WP	HR	S	P	ERA	WHIP
Tom Carroll, R ERA: 3.29	(1, 1)	6.0	L	25	8	4	4	0	0	0	0	0	1	1	25	25	6.00	1.333
Fred Norman, L ERA: 2.97	(7, 1)	2.0		9	2	0	0	0	0	1	0	0	0	0	8	12	0.00	1.000

PITCHER		IP	WLS	BF	H	R	ER	SO	BB	IBB	HBP	BLK	WP	HR	S	P	ERA	WHIP

BOTTOM

Cincinnati Reds @ Houston Astros

Astrodome, Houston, TX

Mon Sep 02 1974, 8:05 PM EDT

Att. 8,750 - Dome

livebaseballscorecards.com

AB	30
R	4
H	10
RBI	4
BB	1
SO	0
LOB	11

Batter	1	2	3	4	5	6	7	8	9	AB	R	H	RBI	BB	SO	LOB
Pete Rose, S (1, 7) OBP: 0.384, SLG: 0.371	F3	G6-4-3 1-2f			BB		L9		1B SF7 1-3 1B	4	1	1	0	1	0	4
Joe Morgan, L (1, 4) OBP: 0.425, SLG: 0.500	1B SF9 BB		F8		K		F9 2-3		7-4 SF7 1-3 3-H 1B	4	1	1	1	1	1	3
Johnny Bench, R (1, 2) OBP: 0.359, SLG: 0.500	2B WP 1-3 1B		F7			1B FC6-4 BB	1B 1-2 BB		SF7 1-2 3-H	2	2	1	1	2	0	0
Tony Perez, R (1, 3) OBP: 0.338, SLG: 0.461	SF9 3-H		K			FC6-4 1-3 1B	1-3 2-H 3-H 1B		7-4 2-3f	4	0	2	3	0	1	1
Dave Concepcion, R (1, 6) OBP: 0.323, SLG: 0.378	1-3 2B			1-3		FC6-4 FC6-4 1-2f 3-H	F9			4	0	1	1	0	0	3
George Foster, R (1, 9) OBP: 0.341, SLG: 0.420	K 3-H			P4		FC6-4 1-2f		F9		4	0	0	0	0	1	2
Cesar Geronimo, L (1, 8) OBP: 0.362, SLG: 0.427		1-3		F9		4-3		5-3		4	0	0	0	0	0	1
Junior Kennedy, R (1, 5) OBP: 0.294, SLG: 0.143 Hal King, L (8, PH) OBP: 0.286, SLG: 0.167 Darrel Chaney, S (8, 5) OBP: 0.342, SLG: 0.281		BB BB			F7	F9 1B 1B		4-3		2 1 0	1 0 0	1 0 0	0 0 0	1 0 0	0 0 0	0 0 0
Clay Kirby, R (1, 1) OBP: 0.167, SLG: 0.083 Merv Rettenmund, R (7, PH) OBP: 0.329, SLG: 0.327 Pedro Borbon, R (7, 1) OBP: 0.200, SLG: 0.200 Terry Crowley, L (9, PH) OBP: 0.292, SLG: 0.353 Clay Carroll, R (9, 1) OBP: 0.143, SLG: 0.143		G6-4-3 1-2 BB			K	BB 1B 1B			E 1B BB	1 1 0 0 0	0 1 0 0 0	0 1 0 0 0	0 0 0 0 0	1 0 0 1 0	1 0 0 0 0	0 0 0 0 0
Inning Stats	R: 2 E: 0 K: 1 S: 7 H: 2 LOB: 1 BB: 1 P: 11	R: 0 E: 0 K: 0 S: 2 H: 0 LOB: 1 BB: 2 P: 10	R: 0 E: 0 K: 1 S: 5 H: 0 LOB: 0 BB: 0 P: 5	R: 0 E: 0 K: 0 S: 3 H: 0 LOB: 0 BB: 0 P: 3	R: 0 E: 0 K: 2 S: 7 H: 0 LOB: 1 BB: 1 P: 11	R: 1 E: 0 K: 0 S: 4 H: 1 LOB: 1 BB: 1 P: 8	R: 2 E: 0 K: 0 S: 6 H: 3 LOB: 2 BB: 1 P: 10	R: 0 E: 0 K: 0 S: 3 H: 0 LOB: 0 BB: 0 P: 3	R: 2 E: 1 K: 0 S: 4 H: 2 LOB: 0 BB: 1 P: 8	1B: 7 2B: 2 3B: 0 HR: 0 SF: 2 SAC: 0 DP: 2 HBP: 0						

PITCHER		IP	WLS	BF	H	R	ER	SO	BB	IBB	HBP	BLK	WP	HR	S	P	ERA	WHIP
Dave Roberts, L ERA: 3.25	(1, 1)	6.2		30	5	5	5	4	6	0	0	0	1	0	32	56	6.75	1.650
Ken Forsch, R ERA: 3.01	(7, 1)	1.1	L	7	2	2	2	0	1	0	0	0	0	0	6	10	13.50	2.250
Ramon de los Santos, L ERA:	(9, 1)	0.0		1	1	0	0	0	0	0	0	0	0	0	1	1	∞	∞
Jerry Johnson, R ERA: 5.06	(9, 1)	1.0		2	0	0	0	0	0	0	0	0	0	0	2	2	0.00	0.000

PITCHER	IP	WLS	BF	H	R	ER	SO	BB	IBB	HBP	BLK	WP	HR	S	P	ERA	WHIP

TOP

Cincinnati Reds @ Houston Astros

Astrodome, Houston, TX

Tue Sep 03 1974, 8:05 PM EDT

Att. 6,894 - Dome

livebaseballscorecards.com

AB	31
R	7
H	8
RBI	6
BB	7
SO	4
LOB	14

1B: 7	SF: 2	WP: 1	PA: 40
2B: 2	SAC: 0	PB: 0	
3B: 0	DP: 2	SB: 0	
HR: 0	HBP: 0	CS: 0	

Cincinnati Reds @ Houston Astros

Astrodome, Houston, TX

Tue Sep 03 1974, 8:05 PM EDT

Att. 6,894 - Dome

livebaseballscorecards.com

BOTTOM

Batter	1	2	3	4	5	6	7	8	9	AB	R	H	RBI	BB	SO	LOB
Greg Gross, L (1, 9) OBP: 0.388, SLG: 0.361	0-0 ① 1B BB SF9 1B	0-0 ① 3-1		0-3 ③ K			0-0 ① 6-3		0-0 ②③ G6-4-3 1-2f	5	1	1	0	0	1	1
Roger Metzger, S (1, 6) OBP: 0.301, SLG: 0.318	4-0 1B 1-2 1B BB	4-0 FC6-4 BB			0-0 ① 1-3		0-0 ② 4-3			2	1	0	0	2	0	0
Cesar Cedeno, R (1, 8) OBP: 0.343, SLG: 0.483	0-0 1B 1-2 2-3 1B	0-3 ② K			0-0 ② P3		0-0 ③ 6-3			4	1	1	0	0	1	1
Lee May, R (1, 3) OBP: 0.305, SLG: 0.465	0-0 ① SF9 3-H	0-0 ③ FC6-4 1-2f			0-0 HR			0-0 G4-3 1B 1B		3	1	2	2	0	0	1
Dave Campbell, R (8, PR) (9, 3) OBP: 0.130, SLG: 0.136										0	0	0	0	0	0	0
Milt May, L (1, 2) OBP: 0.346, SLG: 0.392	0-0 1B 1-3 2-H 1B		0-0 ① 4-3		0-0 ③ P5			0-0 G4-3 1-2 1B		4	1	2	1	0	0	0
Doug Rader, R (1, 5) OBP: 0.331, SLG: 0.419	0-0 E 2-H 3-H 1B		0-3 ② K			0-0 ① 1-3		0-0 ①② G4-3 1-2f 2-3		4	0	1	2	0	1	2
Wilbur Howard, S (1, 7) OBP: 0.297, SLG: 0.306	0-0 ② F7		0-0 ③ F9			0-0 4-3 1B		0-0 ③ 6-3		4	0	1	0	0	0	3
Larry Milbourne, S (1, 4) OBP: 0.340, SLG: 0.340	0-0 E1 1-2			0-0 ① 4-3		0-0 ② 4-3 1-2			0-0 ① 1-3	4	0	0	0	0	0	2
Dave Roberts, L (1, 1) OBP: 0.191, SLG: 0.333	0-3 ③ K			0-3 ② K		0-3 ③ K			0-0 G6-4-3 1B	3	0	0	0	0	3	3
Ken Forsch, R (7, 1)										0	0	0	0	0	0	0
Ramon de los Santos, L (9, 1)										0	0	0	0	0	0	0
Jerry Johnson, R (9, 1)										0	0	0	0	0	0	0
Cliff Johnson, R (9, PH) OBP: 0.354, SLG: 0.450										1	0	1	0	0	0	0
Inning Stats	R: 4 E: 1 K: 1 S: 10 H: 4 LOB: 2 BB: 1 P: 14	R: 0 E: 0 K: 1 S: 5 H: 0 LOB: 1 BB: 1 P: 9	R: 0 E: 0 K: 1 S: 5 H: 0 LOB: 0 BB: 0 P: 5	R: 0 E: 0 K: 2 S: 7 H: 0 LOB: 0 BB: 0 P: 7	R: 1 E: 0 K: 0 S: 4 H: 1 LOB: 0 BB: 0 P: 4	R: 0 E: 0 K: 1 S: 6 H: 1 LOB: 1 BB: 0 P: 6	R: 0 E: 0 K: 0 S: 3 H: 0 LOB: 0 BB: 0 P: 3	R: 0 E: 0 K: 0 S: 4 H: 2 LOB: 2 BB: 0 P: 4	R: 0 E: 0 K: 0 S: 3 H: 1 LOB: 0 BB: 0 P: 3	1B: 8 2B: 0 3B: 0 HR: 1	SF: 1 SAC: 0 DP: 2 HBP: 0						

	AB	34
	R	5
	H	9
	RBI	5
	BB	2
	SO	6
	LOB	13

WP: 0 PB: 0 SB: 0 CS: 0 PA: 37

PITCHER		IP	WLS	BF	H	R	ER	SO	BB	IBB	HBP	BLK	WP	HR	S	P	ERA	WHIP
Clay Kirby, R ERA: 3.26	(1, 1)	6.0		27	6	5	5	6	2	0	0	0	0	1	37	45	7.50	1.333
Pedro Borbon, R ERA: 3.12	(7, 1)	2.0	W	7	2	0	0	0	0	0	0	0	0	0	7	7	0.00	1.000
Clay Carroll, R ERA: 2.49	(9, 1)	1.0		3	1	0	0	0	0	0	0	0	0	0	3	3	0.00	1.000

PITCHER	IP	WLS	BF	H	R	ER	SO	BB	IBB	HBP	BLK	WP	HR	S	P	ERA	WHIP

Cincinnati Reds @ Houston Astros

Astrodome, Houston, TX

Wed Sep 04 1974, 8:05 PM EDT

Att. 8,024 - Dome

TOP

livebaseballscorecards.com

Batter	1	2	3	4	5	6	7	8	9	AB	R	H	RBI	BB	SO	LOB
Pete Rose, S (1, 7) OBP: 0.382, SLG: 0.368	6-3		F7		E6 2-H 3-H			4-3		4	0	0	0	0	0	1
Joe Morgan, L (1, 4) OBP: 0.425, SLG: 0.498	F9			4-3 S BB	F9			BB		2	0	0	0	2	0	1
Johnny Bench, R (1, 2) OBP: 0.358, SLG: 0.497	P4			4-3 1-3		G4-6-3 BB		1-3		3	0	0	0	1	0	2
Tony Perez, R (1, 3) OBP: 0.337, SLG: 0.459		F8		P4		P3			FC5-6 1B	4	0	1	0	0	0	2
Dan Driessen, L (1, 5) OBP: 0.340, SLG: 0.380		F8		6-3		G4-6-3 1-2f			FC5-6 BB 1-2f	3	0	0	0	0	0	2
Darrel Chaney, S (7, 5) OBP: 0.339, SLG: 0.278										1	0	0	0	0	0	1
Cesar Geronimo, L (1, 8) OBP: 0.363, SLG: 0.424		F7			SH5-4 E BB		F7		G6-4-3 1-2 BB	2	1	0	0	2	0	0
Dave Concepcion, R (1, 6) OBP: 0.320, SLG: 0.375			F7		K		6-3		G6-4-3 1-2f	4	0	0	0	0	1	3
George Foster, R (1, 9) OBP: 0.344, SLG: 0.418			SH1-4 HBP		SH5-4 1-2 E BB		K			1	1	0	0	1	1	0
Jack Billingham, R (1, 1) OBP: 0.081, SLG: 0.066			SH1-4 1-2		SH5-4 1-2 2-3			K		1	0	0	0	0	1	0

	AB	25
	R	2
	H	1
	RBI	0
	BB	6
	SO	3
	LOB	12

Inning Stats	1	2	3	4	5	6	7	8	9			
R:	0	0	0	0	2	0	0	0	0	1B:	1	SF: 0
E:	0	0	0	0	1	0	0	0	0	2B:	0	SAC: 2
K:	0	0	0	0	1	0	1	1	0	3B:	0	DP: 2
S:	3	3	3	3	6	2	5	5	3	HR:	0	HBP: 1
H:	0	0	0	0	0	0	0	0	1	WP:	0	PA: 34
LOB:	0	0	0	1	1	0	0	1	1	PB:	0	
BB:	0	0	0	1	2	1	0	1	1	SB:	1	
P:	3	3	4	7	14	6	5	9	7	CS:	0	

PITCHER		IP	WLS	BF	H	R	ER	SO	BB	IBB	HBP	BLK	WP	HR	S	P	ERA	WHIP
Don Wilson, R ERA: 3.35	(1, 1)	8.0	L	30	0	2	0	3	5	0	1	0	0	0	30	51	0.00	0.625
Mike Cosgrove, L ERA: 3.14	(9, 1)	1.0		4	1	0	0	0	1	0	0	0	0	0	3	7	0.00	2.000

PITCHER		IP	WLS	BF	H	R	ER	SO	BB	IBB	HBP	BLK	WP	HR	S	P	ERA	WHIP

Batter	1	2	3	4	5	6	7	8	9	AB	R	H	RBI	BB	SO	LOB
Greg Gross, L (1, 9) OBP: 0.387, SLG: 0.360	4-3			F7		3-1		1B		4	0	1	0	0	0	0
Roger Metzger, S (1, 6) OBP: 0.302, SLG: 0.320	4-3			6-3		FC4		CS 1-3		4	0	2	0	0	0	0
Cesar Cedeno, R (1, 8) OBP: 0.344, SLG: 0.482	CS			HBP		FC4 1-2f		K 1-2		3	0	1	0	0	1	3
Lee May, R (1, 3) OBP: 0.303, SLG: 0.461	CS 1-2	K		6-3			F8		P4	4	0	0	0	0	1	1
Milt May, L (1, 2) OBP: 0.345, SLG: 0.390		G3			F8		1B E		6-3	4	1	1	0	0	0	0
Doug Rader, R (1, 5) OBP: 0.333, SLG: 0.419		6-3			1B		E 1-2		6-3	4	0	2	0	0	0	0
Wilbur Howard, S (1, 7) OBP: 0.282, SLG: 0.289			5-3		F8		E5 1-2 2-H			2	0	0	0	0	0	1
Cliff Johnson, R (7, PH) OBP: 0.352, SLG: 0.447							G4-6-3			1	0	0	0	0	0	1
Bob Gallagher, L (8, 7) OBP: 0.287, SLG: 0.211										0	0	0	0	0	0	0
Larry Milbourne, S (1, 4) OBP: 0.333, SLG: 0.333			3-1		F7		G4-6-3 1-2f			2	0	0	0	0	0	1
Bob Watson, R (7, PH) OBP: 0.368, SLG: 0.411										1	0	0	0	0	0	2
Dave Campbell, R (8, 4) OBP: 0.130, SLG: 0.136										0	0	0	0	0	0	0
Don Wilson, R (1, 1) OBP: 0.263, SLG: 0.333			4-3			K		6-3		2	0	0	0	0	1	0
Tommy Helms, R (8, PH) OBP: 0.323, SLG: 0.362										1	0	0	0	0	0	0
Mike Cosgrove, L (9, 1) OBP: 0.167, SLG: 0.063										0	0	0	0	0	0	0
Inning Stats	R: 0 E: 0 K: 0 S: 3	R: 0 E: 0 K: 1 S: 5	R: 0 E: 0 K: 0 S: 3	R: 0 E: 0 K: 0 S: 3	R: 0 E: 0 K: 0 S: 4	R: 0 E: 0 K: 1 S: 6	R: 1 E: 1 K: 0 S: 5	R: 0 E: 0 K: 1 S: 6	R: 0 E: 0 K: 0 S: 3							

Inning Stats	H: 1 LOB: 0 BB: 0 P: 3	H: 0 LOB: 0 BB: 0 P: 5	H: 0 LOB: 0 BB: 0 P: 3	H: 0 LOB: 1 BB: 0 P: 4	H: 1 LOB: 1 BB: 0 P: 4	H: 1 LOB: 1 BB: 0 P: 6	H: 2 LOB: 1 BB: 0 P: 5	H: 2 LOB: 2 BB: 0 P: 6	H: 0 LOB: 0 BB: 0 P: 3	1B: 7 2B: 1 3B: 0 HR: 0	SF: 0 SAC: 0 DP: 2 HBP: 1	WP: 0 PB: 0 SB: 0 CS: 2	PA: 34

PITCHER	IP	WLS	BF	H	R	ER	SO	BB	IBB	HBP	BLK	WP	HR	S	P	ERA	WHIP
Jack Billingham, R (1, 1) ERA: 3.12	9.0	W	33	7	1	0	3	0	0	1	0	0	0	38	39	0.00	0.778

PITCHER	IP	WLS	BF	H	R	ER	SO	BB	IBB	HBP	BLK	WP	HR	S	P	ERA	WHIP

Cincinnati Reds @ Houston Astros

Astrodome, Houston, TX

Wed Sep 04 1974, 8:05 PM EDT

Att. 8,024 - Dome

BOTTOM

livebaseballscorecards.com

AB	32
R	1
H	7
RBI	0
BB	0
SO	3
LOB	9

Batter	1	2	3	4	5	6	7	8	9	AB	R	H	RBI	BB	SO	LOB
Derrel Thomas, S (1, 4) (8, 6) OBP: 0.314, SLG: 0.335	B B B B 4-0 S BB	x 0-0 ③ 3-1		x 0-0 ③ F8		S S S 0-3 ② K		x 0-0 FC WP 1B 1-2 3-H		4	1	0	1	1	1	6
Dave Hilton, R (1, 5) OBP: 0.285, SLG: 0.282 Willie McCovey, L (8, PH) OBP: 0.424, SLG: 0.530 Larry Hardy, R (8, 1)	S S S 0-3 ① K 1-2		x 0-0 ① 5-3		x 0-0 ① F9	x 0-0 ③ F4		S S S 0-3 ① K 1-2 2-3		4 1 0	0 0 0	0 0 0	0 0 0	0 0 0	1 1 0	3 2 0
Jerry Turner, L (1, 7) OBP: 0.286, SLG: 0.167	B B B B 4-0 BB		B B B B 4-0 BB		x 0-0 ② 4-3		x 0-0 ① 4-3	x 0-0 ② F4		3	0	0	0	2	0	3
Dave Winfield, R (1, 9) OBP: 0.321, SLG: 0.439	S S S 0-3 ② K		B B B B 4-0 1-2 BB		x 0-0 1B 1B		x 0-0 BB 1B	x 0-0 ③ 2-H 3-H 1B		4	0	3	2	1	1	2
Johnny Grubb, L (1, 8) OBP: 0.360, SLG: 0.409	S S S 0-3 ③ K		S S S 0-3 ② K		x 0-0 FC6-4 1-3 1B		x 0-0 ② L8		S S S 0-3 ① K	5	0	1	0	0	3	5
Mike Ivie, R (1, 3)		x 0-0 ① L7	x 0-0 ③ F2		x 0-0 ③ FC6-4 1-2f		B B B B 4-0 1-2 BB		x 0-0 ② 5-3	4	0	0	0	1	0	4
Fred Kendall, R (1, 2) OBP: 0.308, SLG: 0.338		x 0-0 FC2-5 1B 1B		x 0-0 ① L5		B B B B 4-0 BB	x 0-0 ③ L9		x 0-0 ③ 6-3	4	0	1	0	1	0	2
Bill Almon, R (1, 6) OBP: 0.125, SLG: 0.125 Horace Clarke, S (8, PH) OBP: 0.280, SLG: 0.225 (8, 4)		x 0-0 FC2-5 1-2 1B		S S S 0-3 ② K		S S S 0-3 ① K		B B B B 4-0 1B FC BB		3 0	0 1	1 0	0 0	0 1	2 0	1 0
Dan Spillner, R (1, 1) OBP: 0.081, SLG: 0.029 Bill Laxton, L (3, 1) OBP: 0.333, SLG: 0.200 Gene Locklear, L (6, PH) OBP: 0.338, SLG: 0.422 Mike Johnson, R (6, 1) Cito Gaston, R (8, PH) OBP: 0.258, SLG: 0.322 Dave Roberts, R (8, PR) OBP: 0.244, SLG: 0.252 (8, 5)		x 0-0 ② FC2-5 1-2 2-3f		B B B B 4-0 BB		B B B B 4-0 1-2 BB		x 0-0 WP E 1-3 1B		1 0 0 0 1 0	0 0 0 0 0 1	0 0 0 0 1 0	0 0 0 0 0 0	0 1 0 0 0 0	0 0 0 0 0 0	2 0 0 0 0 0
Inning Stats	R: 0 E: 0 K: 3 S: 9 H: 0 LOB: 2 BB: 2 P: 17	R: 0 E: 0 K: 0 S: 5 H: 2 LOB: 2 BB: 0 P: 5	R: 0 E: 0 K: 1 S: 5 H: 0 LOB: 2 BB: 2 P: 13	R: 0 E: 0 K: 1 S: 5 H: 0 LOB: 1 BB: 1 P: 9	R: 0 E: 0 K: 0 S: 5 H: 2 LOB: 2 BB: 0 P: 5	R: 0 E: 0 K: 2 S: 7 H: 0 LOB: 2 BB: 2 P: 15	R: 0 E: 0 K: 0 S: 4 H: 1 LOB: 2 BB: 1 P: 8	R: 3 E: 1 K: 1 S: 7 H: 2 LOB: 1 BB: 1 P: 11	R: 0 E: 0 K: 1 S: 5 H: 0 LOB: 0 BB: 0 P: 5	1B: 7 2B: 0 3B: 0 HR: 0		SF: 0 SAC: 0 DP: 0 HBP: 0		WP: 1 PB: 0 SB: 1 CS: 0	PA: 43	

PITCHER	IP	WLS	BF	H	R	ER	SO	BB	IBB	HBP	BLK	WP	HR	S	P	ERA	WHIP
J.R. Richard, R (1, 1) ERA: 3.38	7.0	W	34	5	0	0	7	8	0	0	0	0	0	40	72	0.00	1.857
Ken Forsch, R (8, 1) ERA: 2.94	2.0		9	2	3	0	2	1	0	0	0	1	0	12	16	0.00	1.500

PITCHER	IP	WLS	BF	H	R	ER	SO	BB	IBB	HBP	BLK	WP	HR	S	P	ERA	WHIP

TOP

San Diego Padres @ Houston Astros

Astrodome, Houston, TX

Fri Sep 06 1974, 8:05 PM EDT

Att. 5,163 - Dome

livebaseballscorecards.com

AB	34
R	3
H	7
RBI	3
BB	9
SO	9
LOB	30

BOTTOM

San Diego Padres @ Houston Astros

Astrodome, Houston, TX

Fri Sep 06 1974, 8:05 PM EDT

Att. 5,163 - Dome

livebaseballscorecards.com

Batter	1	2	3	4	5	6	7	8	9	AB	R	H	RBI	BB	SO	LOB
Greg Gross, L (1, 9) OBP: 0.391, SLG: 0.367	E 3B	CS 1B 3-H		BB		IBB				2	1	2	1	2	0	0
Roger Metzger, S (1, 6) OBP: 0.304, SLG: 0.328	E9 3B 3-H	CS 1-2	FC4 2B	L7		4-3				4	1	2	1	0	0	4
Cesar Cedeno, R (1, 8) OBP: 0.344, SLG: 0.479	K		FC4 BB		K		K			3	0	0	0	1	3	0
Lee May, R (1, 3) OBP: 0.303, SLG: 0.459	5-3		K		F8		G6-4-3 1B			4	0	1	0	0	1	2
Dave Campbell, R (7, PR) (8, 3) OBP: 0.130, SLG: 0.136										0	0	0	0	0	0	0
Milt May, L (1, 2) OBP: 0.344, SLG: 0.387	F9		FC4 1-2f 2-3		BB		G6-4-3 1-2f			3	0	0	0	1	0	3
Doug Rader, R (1, 5) OBP: 0.330, SLG: 0.416		F3	K		K			F9		4	0	0	0	0	2	3
Wilbur Howard, S (1, 7) OBP: 0.326, SLG: 0.341		1B 2B		SH1-3 1B		F4		FC5-4 BB		3	1	2	0	1	0	0
Larry Milbourne, S (1, 4) OBP: 0.340, SLG: 0.340		E S 1B 2-H		F4		S 1B		FC5-4 1-2f		4	1	2	1	0	0	2
J.R. Richard, R (1, 1) OBP: 0.154, SLG: 0.154		K 1-3		SH1-3 1-2		K 1-2		K		2	0	0	0	0	2	2
Ken Forsch, R (8, 1)										1	0	0	0	0	1	1
Inning Stats	R: 2 E: 1 K: 1 S: 7 H: 2 LOB: 0 BB: 0 P: 7	R: 2 E: 0 K: 1 S: 7 H: 3 LOB: 0 BB: 0 P: 7	R: 0 E: 0 K: 2 S: 8 H: 1 LOB: 2 BB: 1 P: 12	R: 0 E: 0 K: 0 S: 4 H: 1 LOB: 2 BB: 1 P: 8	R: 0 E: 0 K: 2 S: 7 H: 0 LOB: 1 BB: 1 P: 11	R: 0 E: 0 K: 1 S: 6 H: 1 LOB: 2 BB: 1 P: 10	R: 0 E: 0 K: 1 S: 5 H: 1 LOB: 1 BB: 0 P: 5	R: 0 E: 0 K: 1 S: 5 H: 0 LOB: 1 BB: 1 P: 9		1B: 5 2B: 2 3B: 2 HR: 0	SF: 0 SAC: 1 DP: 1 HBP: 0					

	AB	30
	R	4
	H	9
	RBI	3
	BB	5
	SO	9
	LOB	17

WP: 0 PB: 0 SB: 2 CS: 1 PA: 37

PITCHER		IP	WLS	BF	H	R	ER	SO	BB	IBB	HBP	BLK	WP	HR	S	P	ERA	WHIP
Dan Spillner, R ERA: 3.99	(1, 1)	2.0	L	11	6	4	3	2	0	0	0	0	0	0	15	15	13.50	3.000
Bill Laxton, L ERA: 3.11	(3, 1)	3.0		13	1	0	0	4	3	0	0	0	0	0	18	30	0.00	1.333
Mike Johnson, R ERA: 4.67	(6, 1)	2.0		8	2	0	0	2	0	1	0	0	0	0	11	15	0.00	1.000
Larry Hardy, R ERA: 4.74	(8, 1)	1.0		4	0	0	0	1	1	0	0	0	0	0	5	9	0.00	1.000

PITCHER	IP	WLS	BF	H	R	ER	SO	BB	IBB	HBP	BLK	WP	HR	S	P	ERA	WHIP

Batter	1	2	3	4	5	6	7	8	9	AB	R	H	RBI	BB	SO	LOB
Derrel Thomas, S (1, 5) (8, 4) OBP: 0.313, SLG: 0.336	1-3		FC6-2 SF8 2B		K			SF8	F7	4	1	1	1	0	1	0
Glenn Beckert, R (1, 4) OBP: 0.307, SLG: 0.262	E4 FC6-4 1B 1B		FC6-2			6-3		5-3	F8	4	1	0	0	0	0	4
Dave Hilton, R (8, 5) OBP: 0.283, SLG: 0.280										1	0	0	0	0	0	0
Johnny Grubb, L (1, 8) OBP: 0.363, SLG: 0.413	FC6-4 1B		SF8			F6		2B 1B	FC6-4 1B	4	1	3	2	0	0	0
Dave Winfield, R (1, 9) OBP: 0.320, SLG: 0.438	FC6-4 1B		F5			K		1B 2B	FC6-4	5	1	1	0	0	1	4
Randy Elliott, R (1, 7) (8, 3) OBP: 0.750, SLG: 0.667	1B			F9			CS 1B	1B BB		3	1	2	1	1	0	0
Mike Ivie, R (1, 3)		G6-4-3 BB		5-3			F4	1B 1B		2	0	0	0	1	0	1
Willie McCovey, L (8, PH) OBP: 0.425, SLG: 0.531										1	0	1	2	0	0	0
Randy Jones, R (8, PR) OBP: 0.177, SLG: 0.167										0	1	0	0	0	0	0
Larry Hardy, R (8, 1)										0	0	0	0	0	0	0
Rusty Gerhardt, S (8, 1)								1B 1B		0	0	0	0	0	0	0
Chris Cannizzaro, R (1, 2) OBP: 0.286, SLG: 0.216		G6-4-3		6-3			F7	1B		4	0	1	1	0	0	2
Bill Almon, R (1, 6) OBP: 0.111, SLG: 0.111		6-3			F6		CS	SF8 1B		2	0	0	0	0	0	0
Enzo Hernandez, R (8, PH) OBP: 0.293, SLG: 0.282										2	1	2	1	0	0	0
(8, 6)								1B								
Bill Greif, R (1, 1) OBP: 0.220, SLG: 0.061			2B FC6-2 BB		K					1	0	0	0	1	1	0
Cito Gaston, R (8, PH) OBP: 0.261, SLG: 0.328								SF8 1B 2B		1	0	1	0	0	0	0
John Scott, R (8, PR)										1	1	0	0	0	0	2
(8, 7)									5-3							

Inning Stats	1	2	3	4	5	6	7	8	9
	R: 1 E: 1 K: 0 S: 5	R: 0 E: 0 K: 0 S: 2	R: 1 E: 0 K: 0 S: 4	R: 0 E: 0 K: 0 S: 3	R: 0 E: 0 K: 2 S: 7	R: 0 E: 0 K: 1 S: 5	R: 0 E: 0 K: 0 S: 3	R: 6 E: 0 K: 0 S: 10	R: 0 E: 0 K: 0 S: 4
	H: 2 LOB: 2 BB: 0 P: 5	H: 0 LOB: 0 BB: 1 P: 6	H: 1 LOB: 1 BB: 1 P: 8	H: 0 LOB: 0 BB: 0 P: 3	H: 0 LOB: 0 BB: 0 P: 7	H: 0 LOB: 0 BB: 0 P: 5	H: 1 LOB: 0 BB: 0 P: 3	H: 7 LOB: 2 BB: 1 P: 14	H: 1 LOB: 1 BB: 0 P: 4

PITCHER		IP	WLS	BF	H	R	ER	SO	BB	IBB	HBP	BLK	WP	HR	S	P	ERA	WHIP
Paul Siebert, L ERA: 1.29	(1, 1)	7.0		25	4	2	1	3	2	0	0	0	0	0	29	37	1.29	0.857
Mike Cosgrove, L ERA: 3.61	(8, 1)	0.2	L	6	4	4	4	0	0	0	0	0	0	0	6	6	54.00	6.000
Jerry Johnson, R ERA: 5.3	(8, 1)	0.0		1	0	0	0	0	1	0	0	0	0	0	0	4	∞	∞
Ramon de los Santos, L ERA: 1.29	(8, 1)	0.0		2	2	1	1	0	0	0	0	0	0	0	2	2	∞	∞
Jim York, R ERA: 3.48	(8, 1)	1.1		6	2	1	1	0	0	0	0	0	0	0	6	6	6.75	1.500

PITCHER	IP	WLS	BF	H	R	ER	SO	BB	IBB	HBP	BLK	WP	HR	S	P	ERA	WHIP

TOP

San Diego Padres @ Houston Astros

Astrodome, Houston, TX

Sat Sep 07 1974, 4:33 AM EDT

Att. 3,044 - Dome

livebaseballscorecards.com

AB	35
R	8
H	12
RBI	8
BB	3
SO	3
LOB	13

1B: 9	SF: 2	WP: 0	PA: 41
2B: 3	SAC: 0	PB: 0	
3B: 0	DP: 1	SB: 0	
HR: 0	HBP: 0	CS: 1	

Batter	1	2	3	4	5	6	7	8	9	AB	R	H	RBI	BB	SO	LOB
Greg Gross, L (1, 9) OBP: 0.391, SLG: 0.370	F7		2B (2-H)			1B (CS)	SF8 (3-H)		K	4	0	2	2	0	1	0
Roger Metzger, S (1, 6) OBP: 0.304, SLG: 0.327	F9		F4			1B (FC1-6; 1-2)	F8			4	0	1	0	0	0	2
Cesar Cedeno, R (1, 8) OBP: 0.343, SLG: 0.476	6-3		K			FC1-6 (S; 1-2f)		BB, 1B		3	0	0	0	1	1	2
Cliff Johnson, R (1, 3) (8, 2) OBP: 0.349, SLG: 0.441		F6		F5		K (1-2)		BB (1-2)		4	0	1	0	0	1	1
Milt May, L (1, 2) OBP: 0.347, SLG: 0.389		5-4-3		L8			S, 2B	F4		3	0	2	0	0	0	0
Dave Campbell, R (7, PR) (8, 3) OBP: 0.130, SLG: 0.136										0	1	0	0	0	0	0
Lee May, R (8, PH) (9, 3) OBP: 0.302, SLG: 0.458										1	0	0	0	0	0	2
Doug Rader, R (1, 5) OBP: 0.330, SLG: 0.413		5-4-3 (1-2)		K			K (1-2)	G6-4-3 (1-2; 2-3), BB		3	0	0	0	1	2	2
Wilbur Howard, S (1, 7) OBP: 0.319, SLG: 0.356		F8			4-3		1B (2-H)	G6-4-3 (1-2f)		4	1	1	1	0	0	4
Larry Milbourne, S (1, 4) OBP: 0.345, SLG: 0.346			SH1-4 (2B), 1B		1-3		SF8 (2-3), 1B		K	4	2	2	0	0	1	0
Paul Siebert, L (1, 1) Bob Watson, R (7, PH) OBP: 0.369, SLG: 0.413 Tom Griffin, R (7, PR) OBP: 0.316, SLG: 0.463 Mike Cosgrove, L (8, 1) OBP: 0.167, SLG: 0.063 Jerry Johnson, R (8, 1) Ramon de los Santos, L (8, 1) Jim York, R (8, 1) Tommy Helms, R (9, PH) OBP: 0.322, SLG: 0.362			SH1-4 (1-2)		K		1B (1-3; 3-H)		K	1 1 0 0 0 0 0 1	0 0 0 0 0 0 0 0	0 1 0 0 0 0 0 0	0 1 0 0 0 0 0 0	0 0 0 0 0 0 0 0	1 0 0 0 0 0 0 1	0 0 0 0 0 0 0 0
Inning Stats	R: 0 E: 0 K: 0 S: 3 H: 0 LOB: 0 BB: 0 P: 3	R: 0 E: 0 K: 0 S: 4 H: 1 LOB: 1 BB: 0 P: 4	R: 1 E: 0 K: 1 S: 7 H: 2 LOB: 1 BB: 0 P: 7	R: 0 E: 0 K: 1 S: 5 H: 0 LOB: 0 BB: 0 P: 5	R: 0 E: 0 K: 1 S: 5 H: 0 LOB: 0 BB: 0 P: 5	R: 0 E: 0 K: 1 S: 6 H: 2 LOB: 1 BB: 0 P: 6	R: 3 E: 0 K: 1 S: 9 H: 4 LOB: 1 BB: 0 P: 9	R: 0 E: 0 K: 0 S: 3 H: 1 LOB: 2 BB: 2 P: 11	R: 0 E: 0 K: 3 S: 9 H: 0 LOB: 0 BB: 0 P: 9	1B: 8 2B: 2 3B: 0 HR: 0	SF: 1 SAC: 1 DP: 1 HBP: 0						

PITCHER		IP	WLS	BF	H	R	ER	SO	BB	IBB	HBP	BLK	WP	HR	S	P	ERA	WHIP
Bill Greif, R ERA: 4.87	(1, 1)	7.0	W	29	9	4	4	5	0	0	0	0	0	0	39	39	5.14	1.286
Larry Hardy, R ERA: 4.73	(8, 1)	0.1		4	1	0	0	0	2	0	0	0	0	0	2	10	0.00	9.000
Rusty Gerhardt, L ERA: 9.47	(8, 1)	1.2	S	4	0	0	0	3	0	0	0	0	0	0	10	10	0.00	0.000

PITCHER	IP	WLS	BF	H	R	ER	SO	BB	IBB	HBP	BLK	WP	HR	S	P	ERA	WHIP

BOTTOM

San Diego Padres @ Houston Astros

Astrodome, Houston, TX

Sat Sep 07 1974, 4:33 AM EDT

Att. 3,044 - Dome

livebaseballscorecards.com

AB	33
R	4
H	10
RBI	4
BB	2
SO	8
LOB	13

WP: 0	PB: 0	SB: 2	CS: 1
PA: 37			

Batter	1	2	3	4	5	6	7	8	9	AB	R	H	RBI	BB	SO	LOB
Bill Almon, R (1, 6) OBP: 0.136, SLG: 0.136	F3		3-1 S SF9 1B		F8		K		K	4	1	1	0	0	1	2
Cito Gaston, R (9, PH) OBP: 0.260, SLG: 0.327										1	0	0	0	0	1	0
Glenn Beckert, R (1, 4) OBP: 0.310, SLG: 0.261	L5		3-1 1-3		BB		F8		BB 1B	4	0	1	0	1	0	3
John Scott, R (9, PR)										0	0	0	0	0	0	0
Johnny Grubb, L (1, 8) OBP: 0.364, SLG: 0.415	2B		SF9 3-H		F8		4-3		BB 1-2	3	0	1	1	1	0	3
Dave Winfield, R (1, 9) OBP: 0.319, SLG: 0.434	BB		F7			E1		6-3	K	4	0	0	0	1	1	2
Randy Elliott, R (1, 7) OBP: 0.625, SLG: 0.500	K			4-3 6-3 BB		6-3		3-1 1B		3	0	1	0	1	1	3
Mike Ivie, R (1, 3) OBP: 0.188, SLG: 0.071		F8		6-3 1-2		F5		3-1 1-2		4	0	1	0	0	0	2
Dave Hilton, R (1, 5) OBP: 0.284, SLG: 0.299				4-3 2-3		F4		3-1 1-2 2-3		3	1	1	1	0	0	2
Willie McCovey, L (8, PH) OBP: 0.424, SLG: 0.529		HR								1	0	0	0	0	0	2
Fred Kendall, R (8, 2) OBP: 0.308, SLG: 0.338										0	0	0	0	0	0	0
Chris Cannizzaro, R (1, 2) OBP: 0.289, SLG: 0.225		5-3		4-3			1B 1B	1-3		3	0	1	0	0	0	1
Gene Locklear, L (8, PH) OBP: 0.333, SLG: 0.415										1	0	0	0	0	0	2
Dave Roberts, R (8, 5) OBP: 0.244, SLG: 0.252										0	0	0	0	0	0	0
Randy Jones, R (1, 1) OBP: 0.185, SLG: 0.175		5-3			K		1-2 1B		6-3	3	0	1	0	0	1	0
Horace Clarke, S (9, PH) OBP: 0.278, SLG: 0.223										1	0	0	0	0	0	0
Inning Stats	R: 0 E: 0 K: 1 S: 6 H: 1 LOB: 2 BB: 1 P: 10	R: 1 E: 0 K: 0 S: 4 H: 1 LOB: 0 BB: 0 P: 4	R: 1 E: 0 K: 0 S: 4 H: 1 LOB: 0 BB: 0 P: 4	R: 0 E: 0 K: 0 S: 3 H: 0 LOB: 1 BB: 1 P: 7	R: 0 E: 0 K: 1 S: 5 H: 0 LOB: 1 BB: 1 P: 9	R: 0 E: 1 K: 0 S: 4 H: 0 LOB: 1 BB: 0 P: 4	R: 0 E: 0 K: 1 S: 7 H: 2 LOB: 2 BB: 0 P: 7	R: 0 E: 0 K: 0 S: 5 H: 2 LOB: 2 BB: 0 P: 5	R: 0 E: 0 K: 2 S: 8 H: 1 LOB: 2 BB: 1 P: 12	1B: 6 2B: 1 3B: 0 HR: 1 SF: 1 SAC: 0 DP: 0 HBP: 0	WP: 0 PB: 0 SB: 1 CS: 0 PA: 40					

PITCHER		IP	WLS	BF	H	R	ER	SO	BB	IBB	HBP	BLK	WP	HR	S	P	ERA	WHIP
Tom Griffin, R ERA: 3.42	(1, 1)	7.1	W	33	7	2	2	3	3	0	0	0	0	1	36	48	2.46	1.364
Ken Forsch, R ERA: 2.88	(8, 1)	1.2	S	7	1	0	0	2	1	0	0	0	0	0	10	14	0.00	1.200

PITCHER	IP	WLS	BF	H	R	ER	SO	BB	IBB	HBP	BLK	WP	HR	S	P	ERA	WHIP

TOP

San Diego Padres @ Houston Astros

Astrodome, Houston, TX

Sun Sep 08 1974, 4:33 AM EDT

Att. 5,065 - Dome

livebaseballscorecards.com

AB	35
R	2
H	8
RBI	2
BB	4
SO	5
LOB	22

Batter	1	2	3	4	5	6	7	8	9	AB	R	H	RBI	BB	SO	LOB
Greg Gross, L (1, 9) OBP: 0.392, SLG: 0.370	E6 SH1-3 E 1B		1-3			FC6 FC5 2-3		BB 1B SH1-4 G1-2-3		3	1	1	0	1	0	1
Roger Metzger, S (1, 6) OBP: 0.302, SLG: 0.326	SH1-3 2-3		F8			5-3		SH1-4 1-2		2	0	0	0	0	0	2
Cesar Cedeno, R (1, 8) OBP: 0.344, SLG: 0.475	6-3			K		IBB		1B IBB		2	0	0	0	2	1	1
Lee May, R (1, 3) OBP: 0.302, SLG: 0.457	E5 FC5-4 3-H			5-3		SF8 3-H		1B 1-2 2-3		3	0	1	1	0	0	0
Cliff Johnson, R (1, 2) OBP: 0.341, SLG: 0.429	FC5-4 1-2f			K		FC5 2-3f		G1-2-3 3-Hf		4	0	0	0	0	1	6
Doug Rader, R (1, 5) OBP: 0.330, SLG: 0.411		G6-3 BB			K		K			2	0	0	0	1	2	0
Wilbur Howard, S (1, 7) OBP: 0.340, SLG: 0.426		G6-3 1-2f			L5-3 BB		HR			2	1	1	1	1	0	1
Larry Milbourne, S (1, 4) OBP: 0.336, SLG: 0.336		4-3			L5-3 1-2		6-3			3	0	0	0	0	0	1
Tom Griffin, R (1, 1) OBP: 0.317, SLG: 0.474			F8			E SF8 2B	F7			3	1	1	0	0	0	0
Ken Forsch, R (8, 1)										0	0	0	0	0	0	0
Inning Stats	R: 1 H: 1 E: 2 LOB: 1 K: 0 BB: 0 S: 5 P: 5	R: 0 H: 0 E: 0 LOB: 0 K: 0 BB: 1 S: 2 P: 6	R: 0 H: 0 E: 0 LOB: 0 K: 0 BB: 0 S: 3 P: 3	R: 0 H: 0 E: 0 LOB: 0 K: 2 BB: 0 S: 7 P: 7	R: 0 H: 0 E: 0 LOB: 0 K: 1 BB: 1 S: 4 P: 8	R: 1 H: 1 E: 1 LOB: 2 K: 0 BB: 1 S: 5 P: 9	R: 1 H: 1 E: 0 LOB: 0 K: 1 BB: 0 S: 6 P: 6	R: 0 H: 1 E: 0 LOB: 2 K: 0 BB: 2 S: 3 P: 11		1B: 2 SF: 1 2B: 2 SAC: 2 3B: 0 DP: 3 HR: 1 HBP: 0						

BOTTOM

San Diego Padres @ Houston Astros

Astrodome, Houston, TX

Sun Sep 08 1974, 4:33 AM EDT

Att. 5,065 - Dome

livebaseballscorecards.com

AB	24
R	3
H	4
RBI	2
BB	5
SO	4
LOB	12

PITCHER		IP	WLS	BF	H	R	ER	SO	BB	IBB	HBP	BLK	WP	HR	S	P	ERA	WHIP
Randy Jones, L ERA: 4.19	(1, 1)	8.0	L	32	4	3	1	4	3	2	0	0	0	1	35	55	1.12	0.875

PITCHER	IP	WLS	BF	H	R	ER	SO	BB	IBB	HBP	BLK	WP	HR	S	P	ERA	WHIP

San Francisco Giants @ Houston Astros

Astrodome, Houston, TX

Mon Sep 09 1974, 8:05 PM EDT

Att. 3,741 - Dome

TOP

livebaseballscorecards.com

Batter	1	2	3	4	5	6	7	8	9	AB	R	H	RBI	BB	SO	LOB
Garry Maddox, R (1, 8) OBP: 0.328, SLG: 0.410	5-3		K			5-3		FC 1B 1-2 2B	K	5	1	0	0	0	2	1
Tito Fuentes, S (1, 4) OBP: 0.296, SLG: 0.297	1-3		F8			HR BB		1-3 2-H 2B 1B		3	2	1	1	1	0	0
Bobby Bonds, R (1, 9) OBP: 0.369, SLG: 0.447	2B 1B			K		1-H HR		2B 3B IBB		3	3	2	2	1	1	0
Gary Thomasson, L (8, 9) OBP: 0.331, SLG: 0.309										0	0	0	0	0	0	0
Gary Matthews, R (1, 7) OBP: 0.362, SLG: 0.452	1-H 2B			F4		F8		1-3 2-H 3-H 3B 2B		4	1	2	3	0	0	0
Dave Kingman, R (1, 3) OBP: 0.308, SLG: 0.451	5-3			K			K	2-H 3-H 3B		4	0	1	2	0	2	1
Ed Goodson, L (1, 5) OBP: 0.330, SLG: 0.386		L7			K		FC4-6 1B		K	3	0	1	0	0	1	0
Jim Barr, R (7, PR) OBP: 0.318, SLG: 0.361										0	0	0	0	0	0	0
Bruce Miller, R (7, 5) OBP: 0.320, SLG: 0.320										1	0	0	0	0	1	1
Mike Phillips, L (1, 6) OBP: 0.257, SLG: 0.249		1-3			F8		FC4-6 CS 1-2f	4-3		4	0	0	0	0	0	2
Dave Rader, L (1, 2) OBP: 0.353, SLG: 0.362		6-3			F8		CS 1-2	2-3	6-3	4	0	0	0	0	0	0
John Montefusco, R (1, 1) OBP: 0.375, SLG: 0.714			K			K		FC 1B 1B	6-3	4	1	1	0	0	2	0
Elias Sosa, R (9, 1) OBP: 0.067, SLG: 0.067										0	0	0	0	0	0	0

	AB	35
	R	8
	H	8
	RBI	8
	BB	2
	SO	9
	LOB	5

Inning Stats	1	2	3	4	5	6	7	8	9
	R: 1 E: 0 K: 0 S: 5	R: 0 E: 0 K: 0 S: 3	R: 0 E: 0 K: 2 S: 7	R: 0 E: 0 K: 2 S: 7	R: 0 E: 0 K: 1 S: 5	R: 2 E: 0 K: 1 S: 6	R: 0 E: 0 K: 1 S: 5	R: 5 E: 0 K: 1 S: 10	R: 0 E: 0 K: 1 S: 5
	H: 2 LOB: 1 BB: 0 P: 5	H: 0 LOB: 0 BB: 0 P: 3	H: 0 LOB: 0 BB: 0 P: 7	H: 0 LOB: 0 BB: 0 P: 7	H: 0 LOB: 0 BB: 0 P: 5	H: 1 LOB: 0 BB: 1 P: 10	H: 1 LOB: 1 BB: 0 P: 5	H: 4 LOB: 1 BB: 1 P: 14	H: 0 LOB: 0 BB: 0 P: 5

	1B: 4	SF: 0	WP: 0	PA: 38
	2B: 2	SAC: 0	PB: 0	
	3B: 1	DP: 0	SB: 0	
	HR: 1	HBP: 0	CS: 1	

PITCHER		IP	WLS	BF	H	R	ER	SO	BB	IBB	HBP	BLK	WP	HR	S	P	ERA	WHIP
Larry Dierker, R ERA: 3.06	(1, 1)	7.1	L	31	7	8	8	7	1	1	0	0	0	1	43	51	9.82	1.091
Jerry Johnson, R ERA: 5.08	(8, 1)	1.2		6	1	0	0	2	0	0	0	0	0	0	10	10	0.00	0.600

PITCHER	IP	WLS	BF	H	R	ER	SO	BB	IBB	HBP	BLK	WP	HR	S	P	ERA	WHIP

Batter	1	2	3	4	5	6	7	8	9	AB	R	H	RBI	BB	SO	LOB
Greg Gross, L (1, 9) OBP: 0.389, SLG: 0.366	K	4-3			1-3		F7		L7	5	0	0	0	0	1	3
Roger Metzger, S (1, 6) OBP: 0.303, SLG: 0.325	L6		BB, 1B		F7		F8		2B, 1B	4	1	1	0	1	0	0
Cesar Cedeno, R (1, 8) OBP: 0.343, SLG: 0.472	F9		FC6-4, 1B		K			1-3	F5	5	0	1	0	0	1	3
Lee May, R (1, 3) OBP: 0.301, SLG: 0.457		F9	K			K		6-3	WP, 2B	5	0	1	3	0	2	2
Dave Campbell, R (9, PR) OBP: 0.130, SLG: 0.136										0	0	0	0	0	0	0
Milt May, L (1, 2) OBP: 0.350, SLG: 0.396		2B, 3B	K			FC6, 1B		BB	L8	4	1	2	0	1	1	4
Doug Rader, R (1, 5) OBP: 0.333, SLG: 0.415		BB	FC6-4			FC6				3	1	2	0	1	0	2
Wilbur Howard, S (1, 7) OBP: 0.333, SLG: 0.431		1-3, 1B, 2B		F8		FC6		4-3		4	1	1	1	0	0	4
Larry Milbourne, S (1, 4) OBP: 0.333, SLG: 0.333		5-3		4-3		F7			1B, 1B, 2B	4	1	1	0	0	0	4
Larry Dierker, R (1, 1) OBP: 0.190, SLG: 0.226		2-H, 3-H, 1B		F2			L5		1B, 2B	3	0	1	2	0	0	0
Jerry Johnson, R (8, 1)										0	0	0	0	0	0	0
Johnny Edwards, L (9, PH) OBP: 0.287, SLG: 0.318										1	0	1	0	0	0	0
Mick Kelleher, R (9, PR) OBP: 0.232, SLG: 0.173										0	1	0	0	0	0	0
Inning Stats	R: 0 E: 0 K: 1 S: 5 H: 0 LOB: 0 BB: 0 P: 5	R: 3 E: 0 K: 0 S: 6 H: 3 LOB: 1 BB: 1 P: 10	R: 0 E: 0 K: 2 S: 8 H: 1 LOB: 2 BB: 1 P: 12	R: 0 E: 0 K: 0 S: 3 H: 0 LOB: 0 BB: 0 P: 3	R: 0 E: 0 K: 1 S: 5 H: 0 LOB: 0 BB: 0 P: 5	R: 0 E: 0 K: 1 S: 7 H: 2 LOB: 2 BB: 0 P: 7	R: 0 E: 0 K: 0 S: 3 H: 0 LOB: 0 BB: 0 P: 3	R: 0 E: 0 K: 0 S: 4 H: 1 LOB: 2 BB: 1 P: 8	R: 3 E: 0 K: 0 S: 7 H: 4 LOB: 3 BB: 0 P: 7	1B: 7 2B: 3 3B: 1 HR: 0 SF: 0 SAC: 0 DP: 0 HBP: 0						

PITCHER	IP	WLS	BF	H	R	ER	SO	BB	IBB	HBP	BLK	WP	HR	S	P	ERA	WHIP
John Montefusco, R (1, 1) ERA: 3.57	8.2	W	40	11	6	6	5	3	0	0	0	0	0	47	59	6.23	1.615
Elias Sosa, R (9, 1) ERA: 3.15	0.1	S	1	0	0	0	0	0	0	0	0	1	0	1	1	0.00	0.000

PITCHER	IP	WLS	BF	H	R	ER	SO	BB	IBB	HBP	BLK	WP	HR	S	P	ERA	WHIP

BOTTOM

San Francisco Giants @ Houston Astros

Astrodome, Houston, TX

Mon Sep 09 1974, 8:05 PM EDT

Att. 3,741 - Dome

livebaseballscorecards.com

AB	38
R	6
H	11
RBI	6
BB	3
SO	5
LOB	22

WP: 1 PA: 41
PB: 0
SB: 0
CS: 0

San Francisco Giants @ Houston Astros

Astrodome, Houston, TX

Tue Sep 10 1974, 8:05 PM EDT

Att. 4,431 - Dome

TOP

livebaseballscorecards.com

Batter	1	2	3	4	5	6	7	8	9	10	11	AB	R	H	RBI	BB	SO	LOB
Garry Maddox, R (1, 8) OBP: 0.330, SLG: 0.411	CS 1B	2-H 2B		5-3		F8			4-3		SF9 1B IBB	5	0	2	1	1	0	0
Tito Fuentes, S (1, 4) OBP: 0.299, SLG: 0.307	1B 1B 1-2 2B	6-3		2B		K			4-3		SF9 1-2 2-3 3-H 1B	6	1	3	1	0	1	1
Bobby Bonds, R (1, 9) OBP: 0.370, SLG: 0.448	1B 2-3 1B		BBB 1B SF7 BB	SSS K		SSS K				F8 BB 1B	SF9 1-2 2-3 3-H	4	1	2	1	1	2	1
Gary Matthews, R (1, 7) OBP: 0.365, SLG: 0.453	1-3 3-H 1B		S 1-3 1B 1B	BBB BB			F9			F9	G4-6-3 IBB	4	1	2	1	2	0	1
Dave Kingman, R (1, 3) OBP: 0.305, SLG: 0.443	F2		SSS K 1-2	F5			SSS K			BBBB 1-2 BB	G4-6-3 1-2f	5	0	0	0	1	2	9
Chris Arnold, R (1, 5) OBP: 0.298, SLG: 0.329	1-3		SF7 3-H		F7			3-1		F8 2-3		3	0	0	1	0	0	2
Mike Phillips, L (8, 6) OBP: 0.256, SLG: 0.248												1	0	0	0	0	0	2
Bruce Miller, R (1, 6) OBP: 0.323, SLG: 0.322		SH1 2B 1B	1B 2-H 1B		L3			6-3		SSS K		5	1	2	1	0	1	2
(8, 5)																		
Ken Rudolph, R (1, 2) OBP: 0.340, SLG: 0.277	F5		1-2 1B		1-3			G3			2B 1B 1B	4	0	1	0	0	0	1
Ed Goodson, L (11, PH) OBP: 0.333, SLG: 0.388												1	0	1	0	0	0	0
Jim Barr, R (11, PR) OBP: 0.318, SLG: 0.361												0	1	0	0	0	0	0
Elias Sosa, R (11, 1) OBP: 0.067, SLG: 0.067												0	0	0	0	0	0	0
Gary Lavelle, S (11, 1)												0	0	0	0	0	0	0
Randy Moffitt, R (11, 1) OBP: 0.353, SLG: 0.438												0	0	0	0	0	0	0
Mike Caldwell, R (1, 1) OBP: 0.186, SLG: 0.158	SH1 1-2		1-3			6-3			4-3		1B 1-3 SF9 2B	2	0	0	0	0	0	2
Gary Thomasson, L (9, PH) OBP: 0.330, SLG: 0.307												1	0	0	0	0	0	0
John Morris, R (9, 1) OBP: 1.000, SLG: 1.000												0	0	0	0	0	0	0
Dave Rader, L (11, PH) OBP: 0.355, SLG: 0.367												1	1	1	0	0	0	0
(11, 2)																		
Inning Stats	R: 1 E: 0 K: 0 S: 6 H: 4 LOB: 2 BB: 0 P: 6	R: 1 E: 0 K: 0 S: 5 H: 2 LOB: 1 BB: 0 P: 5	R: 2 E: 0 K: 1 S: 8 H: 3 LOB: 2 BB: 1 P: 12	R: 0 E: 0 K: 1 S: 6 H: 1 LOB: 2 BB: 1 P: 10	R: 0 E: 0 K: 0 S: 3 H: 0 LOB: 0 BB: 0 P: 3	R: 0 E: 0 K: 1 S: 5 H: 0 LOB: 0 BB: 0 P: 5	R: 0 E: 0 K: 2 S: 7 H: 0 LOB: 0 BB: 0 P: 7	R: 0 E: 0 K: 0 S: 3 H: 0 LOB: 0 BB: 0 P: 3	R: 0 E: 0 K: 0 S: 3 H: 0 LOB: 0 BB: 0 P: 3	R: 0 E: 0 K: 1 S: 6 H: 1 LOB: 2 BB: 1 P: 10	R: 2 E: 0 K: 0 S: 5 H: 3 LOB: 3 BB: 2 P: 13							

PITCHER		IP	WLS	BF	H	R	ER	SO	BB	IBB	HBP	BLK	WP	HR	S	P	ERA	WHIP
Dave Roberts, L ERA: 3.39	(1, 1)	3.0		18	9	4	4	1	1	0	0	0	0	0	19	23	12.00	3.333
Mike Cosgrove, L ERA: 3.42	(4, 1)	4.0		14	1	0	0	4	1	0	0	0	0	0	21	25	0.00	0.500
Ken Forsch, R ERA: 2.95	(8, 1)	4.0	L	18	4	2	2	1	1	2	0	0	0	0	17	29	4.50	1.250

PITCHER	IP	WLS	BF	H	R	ER	SO	BB	IBB	HBP	BLK	WP	HR	S	P	ERA	WHIP

AB	42
R	6
H	14
RBI	6
BB	5
SO	6
LOB	21

1B: 10	SF: 2	WP: 0	PA: 50
2B: 4	SAC: 1	PB: 0	
3B: 0	DP: 1	SB: 1	
HR: 0	HBP: 0	CS: 1	

Batter	1	2	3	4	5	6	7	8	9	10	11	AB	R	H	RBI	BB	SO	LOB
Greg Gross, L (1, 9) OBP: 0.388, SLG: 0.365	F8		4-3 2-3		G1-4-3 1B		E6		G3		BB FC4-6 1-2 2-3	5	0	1	0	1	0	1
Roger Metzger, S (1, 6) OBP: 0.304, SLG: 0.326	BB CS		2B 3-H		G1-4-3 1-2f		6-3			F6	FC4-6 1-2f	5	0	1	1	1	0	5
Cesar Cedeno, R (1, 8) OBP: 0.342, SLG: 0.475	K 1-2		1-3			K		HR		F7		5	1	1	1	0	2	2
Lee May, R (1, 3) OBP: 0.303, SLG: 0.464		FC3-6 1B		HR		1B 1B		K		G3		5	1	3	1	0	1	0
Doug Rader, R (1, 5) OBP: 0.331, SLG: 0.415		K		F3		K		F9			4-3 1B 2B	5	1	1	0	0	2	2
Milt May, L (1, 2) OBP: 0.353, SLG: 0.408		FC3-6 FC5-4 1-2f		FC5-4 1B		1B 1-2		HR			4-3	5	1	3	1	0	0	2
Wilbur Howard, S (1, 7) OBP: 0.310, SLG: 0.400	FC5-4 1-2f			FC5-4 FC6-4 1-2f		K2-3		F8			4-3 2-3	4	0	0	0	0	1	4
Bob Watson, R (11, PH) OBP: 0.368, SLG: 0.412												1	0	0	0	0	0	1
Larry Milbourne, S (1, 4) OBP: 0.331, SLG: 0.330			4-3 1-4-3 2B 1B	FC6-4 1-2f			4-3		6-3		BB 1B 1B 3-H	4	1	1	0	0	0	1
Cliff Johnson, R (11, PH) OBP: 0.345, SLG: 0.433												1	0	1	1	0	0	0
Dave Campbell, R (11, PR) OBP: 0.130, SLG: 0.136												0	0	0	0	0	0	0
Dave Roberts, L (1, 1) OBP: 0.191, SLG: 0.333			1-4-3 1-2		4-3		4-3		4-3		BB 1B 1-2	0	0	0	0	0	0	0
Ray Busse, R (3, PH) OBP: 0.154, SLG: 0.154												1	0	0	0	0	0	1
Mike Cosgrove, L (4, 1) OBP: 0.158, SLG: 0.059												1	0	0	0	0	0	0
Tommy Helms, R (7, PH) OBP: 0.321, SLG: 0.361												1	0	0	0	0	0	0
Ken Forsch, R (8, 1)												1	0	0	0	0	0	0
Johnny Edwards, L (11, PH) OBP: 0.293, SLG: 0.324												1	0	1	0	0	0	0
Bob Gallagher, L (11, PR) OBP: 0.287, SLG: 0.211												0	0	0	0	0	0	0
Inning Stats	R: 0 E: 0 K: 1 S: 4 H: 0 LOB: 1 BB: 1 P: 8	R: 0 E: 0 K: 1 S: 6 H: 1 LOB: 1 BB: 0 P: 6	R: 1 E: 0 K: 0 S: 5 H: 2 LOB: 1 BB: 0 P: 5	R: 1 E: 0 K: 0 S: 5 H: 2 LOB: 1 BB: 0 P: 5	R: 0 E: 0 K: 0 S: 3 H: 1 LOB: 0 BB: 0 P: 3	R: 0 E: 0 K: 3 S: 11 H: 2 LOB: 2 BB: 0 P: 11	R: 0 E: 1 K: 0 S: 4 H: 0 LOB: 1 BB: 0 P: 4	R: 2 E: 0 K: 1 S: 7 H: 2 LOB: 0 BB: 0 P: 7	R: 0 E: 0 K: 0 S: 3 H: 0 LOB: 0 BB: 0 P: 3	R: 0 E: 0 K: 0 S: 3 H: 0 LOB: 0 BB: 0 P: 3	R: 1 E: 0 K: 0 S: 6 H: 3 LOB: 3 BB: 1 P: 10	1B: 8 2B: 3 3B: 0 HR: 3 SF: 0 SAC: 0 DP: 2 HBP: 0	WP: 0 PB: 0 SB: 0 CS: 1 PA: 47					

PITCHER		IP	WLS	BF	H	R	ER	SO	BB	IBB	HBP	BLK	WP	HR	S	P	ERA	WHIP
Mike Caldwell, L ERA: 2.98	(1, 1)	8.0		34	10	4	4	6	1	0	0	0	0	3	45	49	4.50	1.375
John Morris, L ERA: 2.7	(9, 1)	2.0	W	6	0	0	0	0	0	0	0	0	0	0	6	6	0.00	0.000
Elias Sosa, R ERA: 3.23	(11, 1)	0.2		5	3	1	1	0	0	0	0	0	0	0	5	5	13.50	4.500
Gary Lavelle, L ERA:	(11, 1)	0.0		1	0	0	0	0	1	0	0	0	0	0	0	4	∞	∞
Randy Moffitt, R ERA: 4.64	(11, 1)	0.1	S	1	0	0	0	0	0	0	0	0	0	0	1	1	0.00	0.000

PITCHER	IP	WLS	BF	H	R	ER	SO	BB	IBB	HBP	BLK	WP	HR	S	P	ERA	WHIP

BOTTOM

San Francisco Giants @ Houston Astros

Astrodome, Houston, TX

Tue Sep 10 1974, 8:05 PM EDT

Att. 4,431 - Dome

livebaseballscorecards.com

AB	45
R	5
H	13
RBI	5
BB	2
SO	6
LOB	19

Batter	1	2	3	4	5	6	7	8	9	AB	R	H	RBI	BB	SO	LOB
Greg Gross, L (1, 9) OBP: 0.387, SLG: 0.364	4-3			F6		4-3			FC3-6, 1B	4	0	1	0	0	0	0
Roger Metzger, S (1, 6) OBP: 0.301, SLG: 0.323	3-1			K		1-3			FC3-6, WP, E, 1-2f	4	0	0	0	0	1	1
Cesar Cedeno, R (1, 8) OBP: 0.339, SLG: 0.472	F5			L5			F8		K	4	0	0	0	0	1	1
Lee May, R (1, 3) OBP: 0.301, SLG: 0.461		F9			K		K		E6, WP, 1-2	4	0	0	0	0	2	1
Bob Gallagher, L (9, PR) OBP: 0.287, SLG: 0.211										0	0	0	0	0	0	0
Milt May, L (1, 2) OBP: 0.352, SLG: 0.409		F5			2B		F2		K, 1-2, 2-3	4	0	1	0	0	1	2
Ray Busse, R (1, 5) OBP: 0.188, SLG: 0.188		K			K			1B		3	0	1	0	0	2	1
Wilbur Howard, S (1, 7) OBP: 0.311, SLG: 0.386			K		BB			F8		2	0	0	0	1	1	1
Larry Milbourne, S (1, 4) OBP: 0.325, SLG: 0.325			6-3		L5			K		2	0	0	0	0	0	2
Cliff Johnson, R (8, PH) OBP: 0.343, SLG: 0.430										1	0	0	0	0	1	1
Dave Campbell, R (8, 4) OBP: 0.130, SLG: 0.136										0	0	0	0	0	0	0
Don Wilson, R (1, 1) OBP: 0.254, SLG: 0.321			K			4-3		4-3		2	0	0	0	0	1	0
Johnny Edwards, L (8, PH) OBP: 0.290, SLG: 0.321										1	0	0	0	0	0	1
Ramon de los Santos, L (8, 1)										0	0	0	0	0	0	0
Inning Stats	R: 0 E: 0 K: 0 S: 3 H: 0 LOB: 0 BB: 0 P: 3	R: 0 E: 0 K: 1 S: 5 H: 0 LOB: 0 BB: 0 P: 5	R: 0 E: 0 K: 2 S: 7 H: 0 LOB: 0 BB: 0 P: 7	R: 0 E: 0 K: 1 S: 5 H: 0 LOB: 0 BB: 0 P: 5	R: 0 E: 0 K: 2 S: 8 H: 1 LOB: 2 BB: 1 P: 12	R: 0 E: 0 K: 0 S: 3 H: 0 LOB: 0 BB: 0 P: 3	R: 0 E: 0 K: 1 S: 5 H: 0 LOB: 0 BB: 0 P: 5	R: 0 E: 0 K: 1 S: 6 H: 1 LOB: 1 BB: 0 P: 6	R: 0 E: 1 K: 2 S: 9 H: 1 LOB: 3 BB: 0 P: 9	1B: 2 2B: 1 3B: 0 HR: 0 SF: 0 SAC: 0 DP: 0 HBP: 0						

PITCHER	IP	WLS	BF	H	R	ER	SO	BB	IBB	HBP	BLK	WP	HR	S	P	ERA	WHIP
Dan Spillner, R (1, 1) ERA: 3.7	9.0	W	32	3	0	0	10	1	0	0	0	1	0	51	55	0.00	0.444

PITCHER	IP	WLS	BF	H	R	ER	SO	BB	IBB	HBP	BLK	WP	HR	S	P	ERA	WHIP

TOP

Houston Astros @ San Diego Padres

San Diego Stadium, San Diego, CA

Wed Sep 11 1974, 10:05 PM EDT

Att. 2,356 - Unknown

livebaseballscorecards.com

AB	31
R	0
H	3
RBI	0
BB	1
SO	10
LOB	11

WP: 1 PB: 0 SB: 0 CS: 0 PA: 32

Batter	1	2	3	4	5	6	7	8	9	AB	R	H	RBI	BB	SO	LOB
Enzo Hernandez, R (1, 6) OBP: 0.294, SLG: 0.286	6-3		5-3			S 1B		F7		4	0	1	0	0	0	0
Horace Clarke, S (1, 4) OBP: 0.270, SLG: 0.216	1-3			6-3		F9 1-2		L7		4	0	0	0	0	0	1
Jerry Turner, L (1, 7) John Scott, R (9, 7)	2B			E1 CS		4-3				3 0	0 0	1 0	0 0	0 0	0 0	1 0
Johnny Grubb, L (1, 8) OBP: 0.364, SLG: 0.419	L4			1-2 1B			BBBB HR BB			2	1	1	0	1	0	1
Randy Elliott, R (1, 9) OBP: 0.333, SLG: 0.438		SSS K		SSS K			SSS K			3	0	0	0	0	3	2
Mike Ivie, R (1, 3) OBP: 0.200, SLG: 0.278		SSS K		F7			1-H HR			3	1	1	2	0	1	0
Dave Hilton, R (1, 5) OBP: 0.274, SLG: 0.299		SSS K		6-3			F4			3	0	0	0	0	1	0
Fred Kendall, R (1, 2) OBP: 0.306, SLG: 0.332			5-3		F8		SSS K			3	0	0	0	0	1	0
Dan Spillner, R (1, 1) OBP: 0.075, SLG: 0.026			SSS K			SSS K		SSS K		3	0	0	0	0	3	0
Inning Stats	R: 0 E: 0 K: 0 S: 4 H: 1 LOB: 1 BB: 0 P: 4	R: 0 E: 0 K: 3 S: 9 H: 0 LOB: 0 BB: 0 P: 9	R: 0 E: 0 K: 1 S: 5 H: 0 LOB: 0 BB: 0 P: 5	R: 0 E: 1 K: 1 S: 6 H: 1 LOB: 1 BB: 0 P: 6	R: 0 E: 0 K: 0 S: 3 H: 0 LOB: 0 BB: 0 P: 3	R: 0 E: 0 K: 1 S: 6 H: 1 LOB: 1 BB: 0 P: 6	R: 2 E: 0 K: 2 S: 8 H: 1 LOB: 0 BB: 1 P: 12	R: 0 E: 0 K: 1 S: 5 H: 0 LOB: 0 BB: 0 P: 5		1B: 2 2B: 1 3B: 0 HR: 1 SF: 0 SAC: 0 DP: 0 HBP: 0						

PITCHER		IP	WLS	BF	H	R	ER	SO	BB	IBB	HBP	BLK	WP	HR	S	P	ERA	WHIP
Don Wilson, R ERA: 3.32	(1, 1)	7.0	L	26	4	2	2	8	1	0	0	0	0	1	41	45	2.57	0.714
Ramon de los Santos, L ERA: 1.13	(8, 1)	1.0		3	0	0	0	1	0	0	0	0	0	0	5	5	0.00	0.000

PITCHER	IP	WLS	BF	H	R	ER	SO	BB	IBB	HBP	BLK	WP	HR	S	P	ERA	WHIP

BOTTOM

Houston Astros @ San Diego Padres

San Diego Stadium, San Diego, CA

Wed Sep 11 1974, 10:05 PM EDT

Att. 2,356 - Unknown

livebaseballscorecards.com

AB	28
R	2
H	4
RBI	2
BB	1
SO	9
LOB	5

Batter	1	2	3	4	5	6	7	8	9	AB	R	H	RBI	BB	SO	LOB
Greg Gross, L (1, 9) OBP: 0.388, SLG: 0.364	BBBB 4-0 1B G5-4-3 BB		x 0-0 ② F7		x 0-0 E 1-2 1B			x 0-0 ① 3-1		3	1	1	0	1	0	1
Roger Metzger, S (1, 6) OBP: 0.301, SLG: 0.323	x 0-0 G5-4-3 1-3 1B		x 0-0 ③ F7		x 0-0 E4 G6-4-3 1-2 2-3			x 0-0 ② 3-1		4	0	1	0	0	0	3
Cesar Cedeno, R (1, 8) OBP: 0.339, SLG: 0.470	x 0-0 ①② G5-4-3 1-2f 3-H			x 0-0 S 1B	x 0-0 ②③ G6-4-3 1-2f			SSS 0-3 ③ K		4	0	1	0	0	1	4
Lee May, R (1, 3) OBP: 0.299, SLG: 0.457	SSS 0-3 ③ K			SSS 0-3 ① K 1-3		x 0-0 ① F7			x 0-0 ① F9	4	0	0	0	0	2	1
Milt May, L (1, 2) OBP: 0.351, SLG: 0.407		x 0-0 E3 G1-6-3		SSS 0-3 ② K		SSS 0-3 ② K			x 0-0 FC6-4 1B	4	0	1	0	0	2	1
Skip Jutze, R (9, PR)										0	0	0	0	0	0	0
Ray Busse, R (1, 5) OBP: 0.200, SLG: 0.158		x 0-0 ①② G1-6-3 1-2f		BBBB 4-0 FC6-4 BB		x 0-0 ③ F3			SSS 0-3 ② K	3	0	0	0	1	1	2
Tommy Helms, R (1, 4) OBP: 0.318, SLG: 0.357		x 0-0 ③ F3		x 0-0 ③ FC6-4 1-2f			x 0-0 ① 5-3		x 0-0 ③ FC6-4 1-2f	4	0	0	0	0	0	3
Wilbur Howard, S (1, 7) OBP: 0.313, SLG: 0.383			x 0-0 S 1B		x 0-0 ① B3		x 0-0 ② 6-3			3	0	1	0	0	0	0
Tom Griffin, R (1, 1) OBP: 0.323, SLG: 0.475			SSS 0-3 ① K 1-2		x 0-0 E 1B 1B		x 0-0 ③ F6			2	0	1	0	0	1	1
Johnny Edwards, L (7, PH) OBP: 0.288, SLG: 0.319										1	0	0	0	0	0	0
Ken Forsch, R (7, 1)										0	0	0	0	0	0	0
Inning Stats	R: 1 E: 0 K: 1 S: 5 H: 1 LOB: 0 BB: 1 P: 9	R: 0 E: 1 K: 0 S: 3 H: 0 LOB: 0 BB: 0 P: 3	R: 0 E: 0 K: 1 S: 6 H: 1 LOB: 1 BB: 0 P: 6	R: 0 E: 0 K: 2 S: 8 H: 1 LOB: 2 BB: 1 P: 12	R: 0 E: 1 K: 0 S: 5 H: 2 LOB: 2 BB: 0 P: 5	R: 0 E: 0 K: 1 S: 5 H: 0 LOB: 0 BB: 0 P: 5	R: 0 E: 0 K: 0 S: 3 H: 0 LOB: 0 BB: 0 P: 3	R: 0 E: 0 K: 1 S: 5 H: 0 LOB: 0 BB: 0 P: 5	R: 0 E: 0 K: 1 S: 6 H: 1 LOB: 1 BB: 0 P: 6	1B: 6 2B: 0 3B: 0 HR: 0 SF: 0 SAC: 0 DP: 3 HBP: 0						

PITCHER	IP	WLS	BF	H	R	ER	SO	BB	IBB	HBP	BLK	WP	HR	S	P	ERA	WHIP
Bill Greif, R (1, 1) ERA: 4.69	9.0	W	34	6	1	1	7	2	0	0	0	0	0	46	54	1.00	0.889

PITCHER	IP	WLS	BF	H	R	ER	SO	BB	IBB	HBP	BLK	WP	HR	S	P	ERA	WHIP

TOP

Houston Astros @ San Diego Padres

San Diego Stadium, San Diego, CA

Thu Sep 12 1974, 10:05 PM EDT

Att. 2,471 - Unknown

livebaseballscorecards.com

AB	32
R	1
H	6
RBI	0
BB	2
SO	7
LOB	16

WP: 0	PA: 34		
PB: 0			
SB: 3			
CS: 0			

BOTTOM

Batter	1	2	3	4	5	6	7	8	9	AB	R	H	RBI	BB	SO	LOB
Enzo Hernandez, R (1, 6) OBP: 0.291, SLG: 0.283	5-3		4-3		5-3		1-3			4	0	0	0	0	0	1
Glenn Beckert, R (1, 4) OBP: 0.309, SLG: 0.261	1B FC4-6 1B		K		5-3		4-3			4	1	1	0	0	1	1
Jerry Turner, L (1, 7) OBP: 0.310, SLG: 0.269	FC4-6 1-3 1B		4-3			1B E 1B		4-3		4	1	2	0	0	0	0
John Scott, R (9, 7)										0	0	0	0	0	0	0
Johnny Grubb, L (1, 8) OBP: 0.363, SLG: 0.418	FC4-6 1-2f 3-H			4-3		FC 1-2 1B		F4		4	0	1	1	0	0	1
Randy Elliott, R (1, 9) OBP: 0.333, SLG: 0.389	F4			BB		FC 1-H 2-H 1B		K		3	1	0	0	1	1	2
Dave Winfield, R (9, 9) OBP: 0.316, SLG: 0.428										0	0	0	0	0	0	0
Mike Ivie, R (1, 3) OBP: 0.217, SLG: 0.286		6-3		F9		FC1-6 3-H 1B				3	0	1	1	0	0	1
Dave Hilton, R (1, 5) OBP: 0.270, SLG: 0.294		4-3		K		FC1-6 S 1-2f				3	0	0	0	0	1	2
Fred Kendall, R (1, 2) OBP: 0.308, SLG: 0.343		HR				SH3-4 1B		5-3 1-2		3	1	2	1	0	0	1
Bill Greif, R (1, 1) OBP: 0.213, SLG: 0.059		F9				SH3-4 1-2		K		2	0	0	0	0	1	0
Inning Stats	R: 1 E: 0 K: 0 S: 5 H: 2 LOB: 1 BB: 0 P: 5	R: 1 E: 0 K: 0 S: 4 H: 1 LOB: 0 BB: 0 P: 4	R: 0 E: 0 K: 1 S: 5 H: 0 LOB: 0 BB: 0 P: 5	R: 0 E: 0 K: 1 S: 5 H: 0 LOB: 1 BB: 1 P: 9	R: 0 E: 0 K: 0 S: 4 H: 1 LOB: 1 BB: 0 P: 4	R: 2 E: 1 K: 0 S: 6 H: 3 LOB: 1 BB: 0 P: 6	R: 0 E: 0 K: 1 S: 5 H: 0 LOB: 0 BB: 0 P: 5	R: 0 E: 0 K: 1 S: 5 H: 0 LOB: 0 BB: 0 P: 5		1B: 6 2B: 0 3B: 0 HR: 1	SF: 0 SAC: 2 DP: 0 HBP: 0			WP: 0 PB: 0 SB: 1 CS: 0	PA: 32		

PITCHER		IP	WLS	BF	H	R	ER	SO	BB	IBB	HBP	BLK	WP	HR	S	P	ERA	WHIP
Tom Griffin, R ERA: 3.45	(1, 1)	6.0	L	26	7	4	3	2	1	0	0	0	0	1	29	33	4.50	1.333
Ken Forsch, R ERA: 2.89	(7, 1)	2.0		6	0	0	0	2	0	0	0	0	0	0	10	10	0.00	0.000

PITCHER	IP	WLS	BF	H	R	ER	SO	BB	IBB	HBP	BLK	WP	HR	S	P	ERA	WHIP

Houston Astros @ San Diego Padres

San Diego Stadium, San Diego, CA

Thu Sep 12 1974, 10:05 PM EDT

Att. 2,471 - Unknown

livebaseballscorecards.com

AB	30
R	4
H	7
RBI	3
BB	1
SO	4
LOB	9

Batter	1	2	3	4	5	6	7	8	9	AB	R	H	RBI	BB	SO	LOB
Greg Gross, L (1, 9) OBP: 0.387, SLG: 0.363	4-3		BB BB 1B	FC4-6 1-2f		F3			SH5-4 1-2 2-3	4	1	1	0	0	0	3
Roger Metzger, S (1, 6) OBP: 0.302, SLG: 0.322	6-3		BBBB 1-2 BB BB		1B		5-3		F2	4	0	1	0	1	0	3
Cesar Cedeno, R (1, 8) OBP: 0.339, SLG: 0.468	E6 CS		BBBB 1-2 2-3 1B BB		F7		5-3		S IBB 2-H 3-H 1B	4	0	1	2	1	0	1
Bob Watson, R (1, 7) (9, 3) OBP: 0.370, SLG: 0.411	BBBB BB		1-2 2-H 3-H 1B		L6		6-3		IIII S 1-2 IBB	3	0	1	1	2	0	1
Cliff Johnson, R (1, 3) OBP: 0.339, SLG: 0.418 Ken Forsch, R (9, 1)	CS 3-H	F8	F7		F7			SSS K	BBBB 1-2 2-3 BB	4 0	0 0	0 0	0 0	1 0	1 0	3 0
Doug Rader, R (1, 5) OBP: 0.330, SLG: 0.415		6-3		SSS K		E 2B		F3	F4	5	1	1	0	0	1	3
Tommy Helms, R (1, 4) OBP: 0.318, SLG: 0.356		F3	1B 1B			E5 SH3 2-H		6-3		4	0	1	0	0	0	0
Skip Jutze, R (1, 2) OBP: 0.667, SLG: 0.667 Wilbur Howard, L (9, PR) OBP: 0.313, SLG: 0.383 (9, 7)			4-3	FC4-6 1-3 1B		SH3 2-3			SH5-4 E 1B	3 0	0 1	2 0	0 0	0 0	0 0	0 0
J.R. Richard, R (1, 1) OBP: 0.200, SLG: 0.400 Lee May, R (6, PH) OBP: 0.298, SLG: 0.456 Mike Cosgrove, L (6, 1) OBP: 0.158, SLG: 0.059 Ray Busse, R (9, PH) OBP: 0.190, SLG: 0.150 Milt May, L (9, 2) OBP: 0.351, SLG: 0.407			HR	SSS K		SSS K			E3 SH5-4 1-2 1B	2 1 0 1 0	1 0 0 1 0	1 0 0 0 0	1 0 0 0 0	0 1 0 0 0	1 1 0 1 0	2 1 0 1 0

TOP

Houston Astros @ San Francisco Giants

Candlestick Park, San Francisco, CA

Fri Sep 13 1974, 10:05 PM EDT

Att. 1,732 - Unknown

livebaseballscorecards.com

AB	35
R	5
H	9
RBI	4
BB	5
SO	4
LOB	18

Inning Stats	1	2	3	4	5	6	7	8	9
	R: 0 E: 1 K: 0 S: 3	R: 0 E: 0 K: 0 S: 3	R: 2 E: 0 K: 0 S: 5	R: 0 E: 0 K: 2 S: 9	R: 0 E: 0 K: 0 S: 4	R: 1 E: 1 K: 1 S: 7	R: 0 E: 0 K: 0 S: 3	R: 0 E: 0 K: 1 S: 5	R: 2 E: 1 K: 0 S: 6
	H: 0 LOB: 1 BB: 1 P: 7	H: 0 LOB: 0 BB: 0 P: 3	H: 3 LOB: 2 BB: 2 P: 13	H: 2 LOB: 2 BB: 0 P: 9	H: 1 LOB: 1 BB: 0 P: 4	H: 1 LOB: 1 BB: 0 P: 7	H: 0 LOB: 0 BB: 0 P: 3	H: 0 LOB: 0 BB: 0 P: 5	H: 2 LOB: 3 BB: 2 P: 14

1B: 7	SF: 0
2B: 1	SAC: 2
3B: 0	DP: 0
HR: 1	HBP: 0

WP: 0	PA: 43
PB: 0	
SB: 2	
CS: 1	

PITCHER	IP	WLS	BF	H	R	ER	SO	BB	IBB	HBP	BLK	WP	HR	S	P	ERA	WHIP
Ron Bryant, L (1, 1) ERA: 5.61	8.2	L	41	9	5	2	4	4	1	0	0	0	1	44	64	2.08	1.500
Elias Sosa, R (9, 1) ERA: 3.21	0.1		1	0	0	0	0	0	0	0	0	0	0	1	1	0.00	0.000

PITCHER	IP	WLS	BF	H	R	ER	SO	BB	IBB	HBP	BLK	WP	HR	S	P	ERA	WHIP

Batter	1	2	3	4	5	6	7	8	9	AB	R	H	RBI	BB	SO	LOB
Gary Thomasson, L (1, 8) OBP: 0.332, SLG: 0.314 Garry Maddox, R (6, 8) OBP: 0.326, SLG: 0.404	0-0 BB 1B 1B		0-0 E 2B	0-0 G4-6-3 1-2f			0-0 F8		0-3 K	3 2	2 0	2 0	0 0	0 0	0 1	1 2
Tito Fuentes, S (1, 4) OBP: 0.297, SLG: 0.302	4-0 G6-4-3 1B 1-2 BB		0-0 WP E 1B 1B		0-0 4-3		0-0 5-3		0-0 FC5-4 1-2f	4	1	1	0	1	0	2
Bobby Bonds, R (1, 9) OBP: 0.371, SLG: 0.446	0-0 G6-4-3 1-2 2-H 1B		0-0 F8 1-2 2-H		0-0 F2			0-3 K		4	0	1	1	0	1	1
Gary Matthews, R (1, 7) OBP: 0.367, SLG: 0.451	0-0 G6-4-3 1-2f 2-3		0-0 2B 2-H 1B		4-0 CS BB			0-0 CS 1B		3	1	2	1	1	0	2
Steve Ontiveros, S (1, 5) OBP: 0.362, SLG: 0.331	0-0 5-3		0-0 1-H 2B		0-0 CS 1-2	0-3 K		4-0 1B 1-2 BB		3	0	1	1	1	1	1
Dave Kingman, R (1, 3) OBP: 0.301, SLG: 0.432		4-0 BB	0-3 K			0-0 F7		0-0 1-2 1B		3	0	1	0	1	1	1
Mike Phillips, L (1, 6) OBP: 0.252, SLG: 0.256		0-0 F8	0-0 G3			0-3 K		0-0 6-3		4	0	0	0	0	1	4
Dave Rader, L (1, 2) OBP: 0.360, SLG: 0.373 Jim Barr, R (9, PR) OBP: 0.318, SLG: 0.361		0-0 F7		0-0 F8			0-0 SH1-4 1B		0-0 FC1-6 1B	4 0	0 0	2 0	0 0	0 0	0 0	1 0
Ron Bryant, S (1, 1) OBP: 0.133, SLG: 0.103 Elias Sosa, R (9, 1) OBP: 0.067, SLG: 0.067 Chris Arnold, R (9, PH) OBP: 0.295, SLG: 0.325		0-0 1-3		0-0 G4-6-3 1B			0-0 SH1-4 1-2		0-0 FC1-6 FC5-4 1-2f	2 0 1	0 0 0	1 0 0	0 0 0	0 0 0	0 0 0	1 0 1
Inning Stats	R: 1 E: 0 K: 0 S: 4 H: 2 LOB: 1 BB: 1 P: 8	R: 0 E: 0 K: 0 S: 3 H: 0 LOB: 1 BB: 1 P: 7	R: 3 E: 1 K: 1 S: 9 H: 4 LOB: 1 BB: 0 P: 9	R: 0 E: 0 K: 0 S: 3 H: 1 LOB: 0 BB: 0 P: 3	R: 0 E: 0 K: 0 S: 2 H: 0 LOB: 0 BB: 1 P: 6	R: 0 E: 0 K: 2 S: 7 H: 0 LOB: 0 BB: 0 P: 7	R: 0 E: 0 K: 0 S: 4 H: 1 LOB: 1 BB: 0 P: 4	R: 0 E: 0 K: 1 S: 6 H: 2 LOB: 2 BB: 1 P: 10	R: 0 E: 0 K: 1 S: 6 H: 1 LOB: 1 BB: 0 P: 6	1B: 9 2B: 2 3B: 0 HR: 0		SF: 0 SAC: 1 DP: 2 HBP: 0		WP: 1 PB: 0 SB: 0 CS: 2		PA: 39

PITCHER		IP	WLS	BF	H	R	ER	SO	BB	IBB	HBP	BLK	WP	HR	S	P	ERA	WHIP
J.R. Richard, R ERA: 3.78	(1, 1)	5.0		22	7	4	4	1	3	0	0	0	1	0	21	33	7.20	2.000
Mike Cosgrove, L ERA: 3.29	(6, 1)	3.0	W	12	3	0	0	3	1	0	0	0	0	0	17	21	0.00	1.333
Ken Forsch, R ERA: 2.85	(9, 1)	1.0	S	4	1	0	0	1	0	0	0	0	0	0	6	6	0.00	1.000

PITCHER	IP	WLS	BF	H	R	ER	SO	BB	IBB	HBP	BLK	WP	HR	S	P	ERA	WHIP

BOTTOM

Houston Astros @ San Francisco Giants

Candlestick Park, San Francisco, CA

Fri Sep 13 1974, 10:05 PM EDT

Att. 1,732 - Unknown

livebaseballscorecards.com

AB	33
R	4
H	11
RBI	3
BB	4
SO	5
LOB	17

Batter	1	2	3	4	5	6	7	8	9	AB	R	H	RBI	BB	SO	LOB
Greg Gross, L (1, 9) OBP: 0.387, SLG: 0.361	K	BB		F7		IBB			F8	3	0	0	0	2	1	0
Roger Metzger, S (1, 6) OBP: 0.303, SLG: 0.322	S, 1B, BB	F8		K		4-3			1B	4	1	1	0	1	1	3
Cesar Cedeno, R (1, 8) OBP: 0.338, SLG: 0.468	F5, 1-2		1B, 2B	F3			F3		F7	5	1	1	0	0	0	2
Bob Watson, R (1, 7) OBP: 0.369, SLG: 0.409	1B, E, BB		F9		K		F6			3	1	0	0	1	1	1
Wilbur Howard, S (7, 7) OBP: 0.313, SLG: 0.383										0	0	0	0	0	0	0
Milt May, L (1, 2) OBP: 0.353, SLG: 0.408	E8, 1-H, 2-H, 1B		BB, 2B, 2-H, 1B		F8		F9			4	1	2	2	0	0	0
Cliff Johnson, R (1, 3) OBP: 0.343, SLG: 0.412	BB		1-2, 2B, BB		F9			5-3		2	1	0	0	2	0	0
Doug Rader, R (1, 5) OBP: 0.331, SLG: 0.413	F6		K			SH5-4, BB		G6-4-3, BB		2	0	0	0	2	1	4
Tommy Helms, R (1, 4) OBP: 0.317, SLG: 0.357		K	1-H, 2-H, 2B			F7		G6-4-3, 1-2f		4	0	1	2	0	1	2
Larry Milbourne, S (8, 4) OBP: 0.325, SLG: 0.325										0	0	0	0	0	0	0
Larry Dierker, R (1, 1) OBP: 0.182, SLG: 0.215		5-3	L5			SH5-4, 1-2			F9	3	0	0	0	0	0	1
Inning Stats	R: 2 E: 1 K: 1 S: 6 H: 1 LOB: 2 BB: 3 P: 18	R: 0 E: 0 K: 1 S: 5 H: 0 LOB: 1 BB: 1 P: 9	R: 3 E: 0 K: 1 S: 8 H: 3 LOB: 1 BB: 1 P: 12	R: 0 E: 0 K: 1 S: 5 H: 0 LOB: 0 BB: 0 P: 5	R: 0 E: 0 K: 1 S: 5 H: 0 LOB: 0 BB: 0 P: 5	R: 0 E: 0 K: 0 S: 3 H: 0 LOB: 2 BB: 2 P: 11	R: 0 E: 0 K: 0 S: 3 H: 0 LOB: 0 BB: 0 P: 3	R: 0 E: 0 K: 0 S: 2 H: 0 LOB: 0 BB: 1 P: 6	R: 0 E: 0 K: 0 S: 4 H: 1 LOB: 1 BB: 0 P: 4	1B: 3 2B: 2 3B: 0 HR: 0 SF: 0 SAC: 1 DP: 1 HBP: 0	WP: 0 PB: 0 SB: 1 CS: 0 PA: 39					

PITCHER	IP	WLS	BF	H	R	ER	SO	BB	IBB	HBP	BLK	WP	HR	S	P	ERA	WHIP
John Montefusco, R (1, 1) ERA: 4.37	5.0	L	24	4	5	4	5	5	0	0	0	0	0	29	49	7.20	1.800
Butch Metzger, R (6, 1) ERA: 1.59	2.0		8	0	0	0	0	1	1	0	0	0	0	6	14	0.00	0.500
Gary Lavelle, L (8, 1) ERA: 1.17	2.0		7	1	0	0	0	1	0	0	0	0	0	6	10	0.00	1.000

PITCHER	IP	WLS	BF	H	R	ER	SO	BB	IBB	HBP	BLK	WP	HR	S	P	ERA	WHIP

TOP

Houston Astros @ San Francisco Giants

Candlestick Park, San Francisco, CA

Sat Sep 14 1974, 6:33 AM EDT

Att. 3,144 - Unknown

livebaseballscorecards.com

AB	30
R	5
H	5
RBI	4
BB	8
SO	5
LOB	13

Batter	1	2	3	4	5	6	7	8	9	AB	R	H	RBI	BB	SO	LOB
Gary Thomasson, L (1, 8) OBP: 0.328, SLG: 0.309	F6		K		G4-6-3 1-2f			3-1		4	0	0	0	0	1	1
Tito Fuentes, S (1, 4) OBP: 0.296, SLG: 0.301	1-3		6-3			G6-4-3 1B		K		4	0	1	0	0	1	0
Bobby Bonds, R (1, 9) OBP: 0.369, SLG: 0.442	F7		K			F9			K	4	0	0	0	0	2	1
Gary Matthews, R (1, 7) OBP: 0.370, SLG: 0.452		BB WP BB		FC6 1B		G6-4-3 1-2f			BB 1B	3	0	2	0	1	0	1
Steve Ontiveros, S (1, 5) OBP: 0.366, SLG: 0.332		BB 1-2 BB		K			1B		BB 1-2 BB	2	0	1	0	2	1	1
Dave Kingman, R (1, 3) OBP: 0.301, SLG: 0.428		BB 1-2 2-3 BB		F4			K		F5	3	0	0	0	1	1	4
Chris Speier, R (1, 6) OBP: 0.331, SLG: 0.349		K		FC6 1-2f			L9		K	2	0	0	0	0	1	4
Butch Metzger, R (6, 1)										0	0	0	0	0	0	0
Ed Goodson, L (7, PH) OBP: 0.333, SLG: 0.388										1	0	0	0	0	0	1
Gary Lavelle, S (8, 1)										0	0	0	0	0	0	0
Chris Arnold, R (9, PH) OBP: 0.293, SLG: 0.323										1	0	0	0	0	1	2
Dave Rader, L (1, 2) OBP: 0.357, SLG: 0.369		F5			4-3		F3			3	0	0	0	0	0	4
John Montefusco, R (1, 1) OBP: 0.333, SLG: 0.625		F4			G4-6-3 1B			F7		1	0	0	0	0	0	3
Mike Phillips, L (5, PH) OBP: 0.254, SLG: 0.258										2	0	1	0	0	0	0
(6, 6)																
Inning Stats	R: 0 E: 0 K: 0 S: 3 H: 0 LOB: 0 BB: 0 P: 3	R: 0 E: 0 K: 1 S: 5 H: 0 LOB: 3 BB: 3 P: 17	R: 0 E: 0 K: 2 S: 7 H: 0 LOB: 0 BB: 0 P: 7	R: 0 E: 0 K: 1 S: 6 H: 1 LOB: 1 BB: 0 P: 6	R: 0 E: 0 K: 0 S: 3 H: 1 LOB: 0 BB: 0 P: 3	R: 0 E: 0 K: 0 S: 3 H: 1 LOB: 0 BB: 0 P: 3	R: 0 E: 0 K: 1 S: 6 H: 1 LOB: 1 BB: 0 P: 6	R: 0 E: 0 K: 1 S: 5 H: 0 LOB: 0 BB: 0 P: 5	R: 0 E: 0 K: 2 S: 8 H: 1 LOB: 2 BB: 1 P: 12	1B: 5 2B: 0 3B: 0 HR: 0	SF: 0 SAC: 0 DP: 2 HBP: 0						

PITCHER		IP	WLS	BF	H	R	ER	SO	BB	IBB	HBP	BLK	WP	HR	S	P	ERA	WHIP
Larry Dierker, R ERA: 2.93	(1, 1)	9.0	W	34	5	0	0	8	4	0	0	0	1	0	46	62	0.00	1.000

PITCHER	IP	WLS	BF	H	R	ER	SO	BB	IBB	HBP	BLK	WP	HR	S	P	ERA	WHIP

BOTTOM

Houston Astros @ San Francisco Giants

Candlestick Park, San Francisco, CA

Sat Sep 14 1974, 6:33 AM EDT

Att. 3,144 - Unknown

livebaseballscorecards.com

AB	30
R	0
H	5
RBI	0
BB	4
SO	8
LOB	22

1B: 5	SF: 0	WP: 1	PA: 34
2B: 0	SAC: 0	PB: 0	
3B: 0	DP: 2	SB: 0	
HR: 0	HBP: 0	CS: 0	

Batter	1	2	3	4	5	6	7	8	9	AB	R	H	RBI	BB	SO	LOB
Wilbur Howard, S (1, 9) OBP: 0.319, SLG: 0.431	6-3		S 1B		L8		HR		F3	5	1	2	1	0	0	0
Mick Kelleher, R (1, 6) OBP: 0.217, SLG: 0.161	6-3		F9 1-2		6-3		F5			4	0	0	0	0	0	1
Cesar Cedeno, R (1, 8) OBP: 0.342, SLG: 0.475	BB			S 1B 1B		FC6-4 1B SF9 BB		HR		2	3	2	1	2	0	0
Bob Watson, R (1, 7) OBP: 0.370, SLG: 0.409 Bob Gallagher, L (8, 7) OBP: 0.287, SLG: 0.211	6-3			FC 1-H 1B		FC6-4 1-2 1B		4-3		4 0	1 0	2 0	1 0	0 0	0 0	1 0
Lee May, R (1, 3) OBP: 0.296, SLG: 0.453		4-3		FC 1-H		FC6-4 FC5-4 1-2f 2-3		F7		4	0	0	0	0	0	2
Doug Rader, R (1, 5) OBP: 0.331, SLG: 0.419		L7		K		SF9 3-H		HR		3	1	1	2	0	1	1
Tommy Helms, R (1, 4) OBP: 0.316, SLG: 0.355		6-3		G6-4-3 IBB		FC5-4 1-2f		F4		3	0	0	0	1	0	1
Skip Jutze, R (1, 2) OBP: 0.286, SLG: 0.286			6-3	G6-4-3 1-2f			4-3		K	4	0	0	0	0	1	2
Paul Siebert, L (1, 1)			F9		K		6-3		1-3	4	0	0	0	0	1	0
Inning Stats	R: 0 E: 0 K: 0 S: 3 H: 0 LOB: 1 BB: 1 P: 7	R: 0 E: 0 K: 0 S: 3 H: 0 LOB: 0 BB: 0 P: 3	R: 0 E: 0 K: 0 S: 4 H: 1 LOB: 1 BB: 0 P: 4	R: 2 E: 1 K: 1 S: 7 H: 2 LOB: 1 BB: 1 P: 11	R: 0 E: 0 K: 1 S: 5 H: 0 LOB: 0 BB: 0 P: 5	R: 1 E: 0 K: 0 S: 4 H: 1 LOB: 1 BB: 1 P: 8	R: 1 E: 0 K: 0 S: 4 H: 1 LOB: 0 BB: 0 P: 4	R: 2 E: 0 K: 0 S: 5 H: 2 LOB: 0 BB: 0 P: 5	R: 0 E: 0 K: 1 S: 5 H: 0 LOB: 0 BB: 0 P: 5	1B: 4 2B: 0 3B: 0 HR: 3 SF: 1 SAC: 0 DP: 1 HBP: 0							

TOP

Houston Astros @ San Francisco Giants

Candlestick Park, San Francisco, CA

Sun Sep 15 1974, 6:33 AM EDT

Unknown

livebaseballscorecards.com

AB	33
R	6
H	7
RBI	5
BB	3
SO	3
LOB	8

PITCHER		IP	WLS	BF	H	R	ER	SO	BB	IBB	HBP	BLK	WP	HR	S	P	ERA	WHIP
Mike Caldwell, L ERA: 3.02	(1, 1)	7.0	L	29	5	4	3	2	2	1	0	0	0	1	30	42	3.86	1.000
Randy Moffitt, R ERA: 4.64	(8, 1)	2.0		8	2	2	2	1	0	0	0	0	0	2	10	10	9.00	1.000

PITCHER	IP	WLS	BF	H	R	ER	SO	BB	IBB	HBP	BLK	WP	HR	S	P	ERA	WHIP

Batter	1	2	3	4	5	6	7	8	9	AB	R	H	RBI	BB	SO	LOB
Garry Maddox, R (1, 8) OBP: 0.326, SLG: 0.403	F8		F8		F8			1-3 1B		4	0	1	0	0	0	1
Tito Fuentes, S (1, 4) OBP: 0.296, SLG: 0.304	F8 2B		4-3		F4			1-3 1-2		4	0	1	0	0	0	2
Bobby Bonds, R (1, 9) OBP: 0.370, SLG: 0.441	BB		BB			F8		K		2	0	0	0	2	1	1
Gary Matthews, R (1, 7) OBP: 0.369, SLG: 0.450	F8 2-3		F9			FC6-4 1B		K		4	0	1	0	0	1	4
Steve Ontiveros, S (1, 5) OBP: 0.365, SLG: 0.329	5-3			G5-4-3 BB		FC6-4 1-2f			F8	3	0	0	0	1	0	3
Dave Kingman, R (1, 3) OBP: 0.303, SLG: 0.430		F9 G3 BB		K		1-3			L6-4 2B	3	0	1	0	1	1	2
Bruce Miller, R (1, 6) OBP: 0.311, SLG: 0.309		G3 1-2		G5-4-3 1-2f			1-4-3		L6-4 2-3	4	0	0	0	0	0	3
Ken Rudolph, R (1, 2) OBP: 0.340, SLG: 0.273		F9 2-3			SH1-4 BB		5-3			2	0	0	0	1	0	1
Mike Caldwell, R (1, 1) OBP: 0.183, SLG: 0.155		6-3			SH1-4 1-2		F9			1	0	0	0	0	0	1
Chris Arnold, R (7, PH) OBP: 0.291, SLG: 0.321										1	0	0	0	0	0	0
Randy Moffitt, R (8, 1) OBP: 0.353, SLG: 0.438										0	0	0	0	0	0	0
Inning Stats	R: 0 E: 0 K: 0 S: 4 H: 1 LOB: 2 BB: 1 P: 8	R: 0 E: 0 K: 0 S: 3 H: 0 LOB: 1 BB: 1 P: 7	R: 0 E: 0 K: 0 S: 3 H: 0 LOB: 1 BB: 1 P: 7	R: 0 E: 0 K: 1 S: 4 H: 0 LOB: 0 BB: 1 P: 8	R: 0 E: 0 K: 0 S: 3 H: 0 LOB: 1 BB: 1 P: 7	R: 0 E: 0 K: 0 S: 4 H: 1 LOB: 1 BB: 0 P: 4	R: 0 E: 0 K: 0 S: 3 H: 0 LOB: 0 BB: 0 P: 3	R: 0 E: 0 K: 2 S: 8 H: 1 LOB: 1 BB: 0 P: 8	R: 0 E: 0 K: 0 S: 3 H: 1 LOB: 0 BB: 0 P: 3	1B: 2 2B: 3 3B: 0 HR: 0	SF: 0 SAC: 1 DP: 2 HBP: 0						

PITCHER	IP	WLS	BF	H	R	ER	SO	BB	IBB	HBP	BLK	WP	HR	S	P	ERA	WHIP
Paul Siebert, L (1, 1) ERA: 0.56	9.0	W	34	4	0	0	3	5	0	0	0	0	0	35	55	0.00	1.000

PITCHER	IP	WLS	BF	H	R	ER	SO	BB	IBB	HBP	BLK	WP	HR	S	P	ERA	WHIP

BOTTOM

Houston Astros @ San Francisco Giants

Candlestick Park, San Francisco, CA

Sun Sep 15 1974, 6:33 AM EDT

Unknown

livebaseballscorecards.com

AB	28
R	0
H	4
RBI	0
BB	5
SO	3
LOB	18

1B: 2 2B: 3 3B: 0 HR: 0 SF: 0 SAC: 1 DP: 2 HBP: 0

WP: 0 PB: 0 SB: 0 CS: 0 PA: 34

Batter	1	2	3	4	5	6	7	8	9	AB	R	H	RBI	BB	SO	LOB
Wilbur Howard, S (1, 9) (7, 8) OBP: 0.324, SLG: 0.420	0-0 CS 1B		4-0 BB		0-3 K2-3		0-0 F8		0-0 6-3	4	0	1	0	1	1	0
Roger Metzger, S (1, 6) OBP: 0.302, SLG: 0.322	0-0 F8 1-2		0-0 4-3		0-0 F6		0-0 1B 1B 2B		0-0 F8	5	1	1	0	0	0	3
Cesar Cedeno, R (1, 8) OBP: 0.342, SLG: 0.473 Greg Gross, L (7, PH) (7, 9) OBP: 0.388, SLG: 0.361	0-3 K			4-0 S 1B BB	0-3 K		0-0 BB 1B 2-3 1B		0-0 F7	2	1	0	0	1	2	0
										2	1	1	0	0	0	0
Cliff Johnson, R (1, 3) OBP: 0.346, SLG: 0.407		0-0 F4		4-0 1B E 1-2 BB	0-3 K	4-0 1B 1-2 BB				2	1	0	0	2	1	0
Milt May, L (1, 2) OBP: 0.357, SLG: 0.412 Skip Jutze, R (7, PR) (7, 2) OBP: 0.286, SLG: 0.286		0-0 F7		0-0 E8 FC3-6 1-H 2-H 1B		BB BB 1B	0-0 G5-4-3 1-3 2-H 3-H 1B			4	0	3	3	0	0	0
										0	0	0	0	0	0	0
Doug Rader, R (1, 5) OBP: 0.328, SLG: 0.415		0-0 6-3		0-3 K		0-0 F7	0-0 G5-4-3 1-2f			4	0	0	0	0	1	4
Bob Gallagher, L (1, 7) OBP: 0.297, SLG: 0.205			0-3 K	4-0 FC3-6 BB		4-0 BB 1-2 BB		0-3 K		2	0	0	0	2	2	0
Larry Milbourne, S (1, 4) OBP: 0.323, SLG: 0.317			0-0 6-3	0-0 FC3-6 1-2f 2-3		4-0 1-2 2-3 BB		0-0 1-3		3	0	0	0	1	0	2
Dave Roberts, L (1, 1) OBP: 0.200, SLG: 0.353 Jerry Johnson, R (4, 1) Lee May, R (6, PH) OBP: 0.296, SLG: 0.452 Jim York, R (6, 1) Johnny Edwards, L (8, PH) OBP: 0.286, SLG: 0.316 Fred Scherman, L (8, 1)			0-0 2B	0-3 K		0-3 K		0-0 F9		2	0	1	0	0	1	2
										0	0	0	0	0	0	0
										1	0	0	0	0	1	3
										0	0	0	0	0	0	0
										1	0	0	0	0	0	0
										0	0	0	0	0	0	0

TOP

Houston Astros @ San Francisco Giants

Candlestick Park, San Francisco, CA

Sun Sep 15 1974, 6:38 AM EDT

Att. 4,736 - Unknown

livebaseballscorecards.com

AB	32
R	4
H	7
RBI	3
BB	7
SO	9
LOB	14

Inning Stats	1	2	3	4	5	6	7	8	9
	R: 0 E: 0 K: 1 S: 5	R: 0 E: 0 K: 0 S: 3	R: 0 E: 0 K: 1 S: 6	R: 2 E: 1 K: 2 S: 8	R: 0 E: 0 K: 2 S: 7	R: 0 E: 0 K: 2 S: 8	R: 2 E: 0 K: 0 S: 5	R: 0 E: 0 K: 1 S: 5	R: 0 E: 0 K: 0 S: 3
	H: 1 LOB: 0 BB: 0 P: 5	H: 0 LOB: 0 BB: 0 P: 3	H: 1 LOB: 2 BB: 1 P: 10	H: 1 LOB: 2 BB: 3 P: 20	H: 0 LOB: 0 BB: 0 P: 7	H: 1 LOB: 3 BB: 2 P: 16	H: 3 LOB: 2 BB: 1 P: 9	H: 0 LOB: 0 BB: 0 P: 5	H: 0 LOB: 0 BB: 0 P: 3

1B: 5 2B: 2 3B: 0 HR: 0 | SF: 0 SAC: 0 DP: 1 HBP: 0 | WP: 0 PB: 0 SB: 1 CS: 1 | PA: 39

PITCHER	IP	WLS	BF	H	R	ER	SO	BB	IBB	HBP	BLK	WP	HR	S	P	ERA	WHIP
John D'Acquisto, R (1, 1) ERA: 3.44	9.0	W	39	7	4	3	9	7	0	0	0	0	0	50	78	3.00	1.556

PITCHER	IP	WLS	BF	H	R	ER	SO	BB	IBB	HBP	BLK	WP	HR	S	P	ERA	WHIP

Batter	1	2	3	4	5	6	7	8	9	AB	R	H	RBI	BB	SO	LOB
Garry Maddox, R (1, 8) OBP: 0.323, SLG: 0.399	F7		1-3	F7		E4	L1			5	1	0	0	0	0	3
Chris Arnold, R (1, 5) OBP: 0.289, SLG: 0.323	6-3			F8	5-3	1-3 FC1-2 2B		K		5	0	1	0	0	1	0
Bobby Bonds, R (1, 9) OBP: 0.372, SLG: 0.446	HR			BB	4-3	IBB		K		3	2	1	1	2	1	0
Gary Matthews, R (1, 7) OBP: 0.371, SLG: 0.454	K			1-H 1B	1B	1-2 2-3 3-H FC1-2	1B	5-3		5	2	3	2	0	1	0
Dave Kingman, R (1, 3) OBP: 0.305, SLG: 0.429		K		1-2 1B	BB	FC1-2				3	2	1	0	1	1	3
Gary Thomasson, L (6, PR) (7, 3) OBP: 0.328, SLG: 0.309						1-2 2-3 3-Hf				0	0	0	0	0	0	0
Glenn Redmon, R (1, 4) OBP: 0.333, SLG: 0.667		F8		L7	1-3 2-H 2B	1-3				4	0	1	1	0	0	5
Bruce Miller, R (1, 6) OBP: 0.315, SLG: 0.319		6-3		1-H 2-H 2B	2-3 3-H 1B		4-3			4	1	2	3	0	0	0
John Boccabella, R (1, 2) OBP: 0.185, SLG: 0.184			F8	2-H 2B	1-2		BB SH1-4			3	0	1	1	1	1	2
John D'Acquisto, R (1, 1) OBP: 0.208, SLG: 0.164			L4	BB		K	1-2 SH1-4			2	0	0	0	1	1	0
Inning Stats	R: 1 E: 0 K: 1 S: 6 / H: 1 LOB: 0 BB: 0 P: 6	R: 0 E: 0 K: 1 S: 5 / H: 0 LOB: 0 BB: 0 P: 5	R: 0 E: 0 K: 0 S: 3 / H: 0 LOB: 0 BB: 0 P: 3	R: 4 E: 0 K: 0 S: 7 / H: 4 LOB: 2 BB: 2 P: 15	R: 2 E: 0 K: 1 S: 8 / H: 3 LOB: 2 BB: 1 P: 12	R: 1 E: 1 K: 1 S: 8 / H: 2 LOB: 3 BB: 1 P: 12	R: 0 E: 0 K: 0 S: 3 / H: 0 LOB: 1 BB: 1 P: 7	R: 0 E: 0 K: 2 S: 7 / H: 0 LOB: 0 BB: 0 P: 7		1B: 4 2B: 5 3B: 0 HR: 1	SF: 0 SAC: 1 DP: 0 HBP: 0					

BOTTOM

Houston Astros @ San Francisco Giants

Candlestick Park, San Francisco, CA

Sun Sep 15 1974, 6:38 AM EDT

Att. 4,736 - Unknown

livebaseballscorecards.com

AB	34
R	8
H	10
RBI	8
BB	5
SO	6
LOB	13

WP: 0 PB: 0 SB: 2 CS: 0 PA: 40

PITCHER		IP	WLS	BF	H	R	ER	SO	BB	IBB	HBP	BLK	WP	HR	S	P	ERA	WHIP
Dave Roberts, L ERA: 3.56	(1, 1)	3.2	L	18	5	5	5	2	2	0	0	0	0	1	20	28	12.27	1.909
Jerry Johnson, R ERA: 5.36	(4, 1)	1.1		8	3	2	2	1	1	0	0	0	0	0	9	13	13.50	3.000
Jim York, R ERA: 3.27	(6, 1)	2.0		11	2	1	0	1	1	1	0	0	0	0	11	19	0.00	1.500
Fred Scherman, L ERA: 4.18	(8, 1)	1.0		3	0	0	0	2	0	0	0	0	0	0	7	7	0.00	0.000

PITCHER	IP	WLS	BF	H	R	ER	SO	BB	IBB	HBP	BLK	WP	HR	S	P	ERA	WHIP

Batter	1	2	3	4	5	6	7	8	9	AB	R	H	RBI	BB	SO	LOB
Greg Gross, L (1, 9) OBP: 0.388, SLG: 0.362	WP SH5-3 1B	5-3			CS 1B		K		F7	5	0	2	0	0	1	2
Roger Metzger, S (1, 6) OBP: 0.304, SLG: 0.324	SH5-3 1-2		4-3		1-2 1B		1B			3	0	2	0	0	0	0
Cesar Cedeno, R (1, 8) OBP: 0.340, SLG: 0.470	F8 2-3		F3		F8		K			4	0	0	0	0	1	3
Ken Forsch, R (7, 1)										0	0	0	0	0	0	0
Bob Watson, R (1, 7) OBP: 0.369, SLG: 0.407	4-3		BBB BB		K			F9		3	0	0	0	1	1	2
Milt May, L (1, 2) OBP: 0.356, SLG: 0.409		BBBB 1B 1B 1B BB	F7			4-3		F8		3	1	0	0	1	0	1
Lee May, R (1, 3) OBP: 0.295, SLG: 0.450		1-2 1B 1B 1B		5-3		F8		F3		4	1	1	0	0	0	0
Doug Rader, R (1, 5) OBP: 0.333, SLG: 0.419		G6-3 1B 1-2 2-3				1B			BBBB G3 3-1 BB	3	0	3	0	1	0	0
Tommy Helms, R (1, 4) OBP: 0.316, SLG: 0.354		G6-3 1-2 2-H 3-H 1B		F9		K			3-1 1-2	4	0	1	2	0	1	3
Don Wilson, R (1, 1) OBP: 0.246, SLG: 0.310		G6-3 1-2f 2-3		L5			F5		G3 2-3	2	0	0	0	0	0	3
Wilbur Howard, S (7, PH) OBP: 0.316, SLG: 0.408 (7, 8)										2	0	0	0	0	0	1
Inning Stats	R: 0 E: 0 K: 0 S: 4 H: 1 LOB: 1 BB: 0 P: 4	R: 2 E: 0 K: 0 S: 5 H: 3 LOB: 1 BB: 1 P: 9	R: 0 E: 0 K: 0 S: 3 H: 0 LOB: 1 BB: 1 P: 7	R: 0 E: 0 K: 0 S: 4 H: 1 LOB: 1 BB: 0 P: 4	R: 0 E: 0 K: 1 S: 6 H: 2 LOB: 1 BB: 0 P: 6	R: 0 E: 0 K: 1 S: 6 H: 1 LOB: 1 BB: 0 P: 6	R: 0 E: 0 K: 2 S: 8 H: 1 LOB: 1 BB: 0 P: 8	R: 0 E: 0 K: 0 S: 3 H: 0 LOB: 0 BB: 0 P: 3	R: 0 E: 0 K: 0 S: 3 H: 0 LOB: 1 BB: 1 P: 7	1B: 9 2B: 0 3B: 0 HR: 0	SF: 0 SAC: 1 DP: 1 HBP: 0						

PITCHER	IP	WLS	BF	H	R	ER	SO	BB	IBB	HBP	BLK	WP	HR	S	P	ERA	WHIP
Andy Messersmith, R (1, 1) ERA: 2.74	7.0	W	30	9	2	2	4	2	0	0	0	1	0	36	44	2.57	1.571
Mike Marshall, R (8, 1) ERA: 2.28	2.0		7	0	0	0	0	1	0	0	0	0	0	6	10	0.00	0.500

PITCHER	IP	WLS	BF	H	R	ER	SO	BB	IBB	HBP	BLK	WP	HR	S	P	ERA	WHIP

TOP

Houston Astros @ Los Angeles Dodgers

Dodger Stadium, Los Angeles, CA

Mon Sep 16 1974, 7:05 PM PDT

Att. 18,321 - Unknown

livebaseballscorecards.com

AB	33
R	2
H	9
RBI	2
BB	3
SO	4
LOB	15

1B: 9	SF: 0	WP: 1	PA: 37
2B: 0	SAC: 1	PB: 0	
3B: 0	DP: 1	SB: 0	
HR: 0	HBP: 0	CS: 1	

BOTTOM

Houston Astros @ Los Angeles Dodgers

Dodger Stadium, Los Angeles, CA

Mon Sep 16 1974, 7:05 PM PDT

Att. 18,321 - Unknown

livebaseballscorecards.com

Batter	1	2	3	4	5	6	7	8	9	AB	R	H	RBI	BB	SO	LOB
Bill Russell, R (1, 6) OBP: 0.333, SLG: 0.352	K		1B WP HBP		SH1	E3 G3		SF7		2	1	0	1	0	1	0
Bill Buckner, L (1, 7) OBP: 0.356, SLG: 0.408	F8		E 5-3 1B		E6 1B BB E	G3		1B		5	2	2	1	0	0	2
Jimmy Wynn, R (1, 8) OBP: 0.390, SLG: 0.511	FC5-4 BB		5-3		E 1B BB	6-3		7		3	0	0	0	2	0	5
Steve Garvey, R (1, 3) OBP: 0.352, SLG: 0.492	FC5-4		F8		E 1B		4-3			4	0	1	1	0	0	1
Willie Crawford, L (1, 9) OBP: 0.374, SLG: 0.439		4-3	P6		E4		1B BB			3	0	0	1	1	0	2
Ron Cey, R (1, 5) OBP: 0.361, SLG: 0.412		F8	F9		P6		1B			4	0	1	0	0	0	3
Steve Yeager, R (1, 2) OBP: 0.331, SLG: 0.401		BB	5-3		K		K			3	0	0	0	1	2	4
Lee Lacy, R (1, 4) OBP: 0.313, SLG: 0.381		L4	K			PB E 2B		1B SF7 1B		4	2	2	0	0	1	1
Andy Messersmith, R (1, 1) OBP: 0.347, SLG: 0.400 Mike Marshall, R (8, 1) OBP: 0.219, SLG: 0.219			HBP 1B BB		E SH1 1B BB	P6		1B 7 1B		1 2 0 0 2 0 1 1 0 1 0 0 0 0						
Inning Stats	R: 0 H: 0 E: 0 LOB: 1 K: 1 BB: 1 S: 5 P: 9	R: 0 H: 0 E: 0 LOB: 1 K: 0 BB: 1 S: 3 P: 7	R: 3 H: 1 E: 0 LOB: 0 K: 0 BB: 1 S: 4 P: 9	R: 0 H: 0 E: 0 LOB: 0 K: 1 BB: 0 S: 5 P: 5	R: 2 H: 1 E: 2 LOB: 3 K: 1 BB: 2 S: 8 P: 16	R: 1 H: 1 E: 1 LOB: 1 K: 0 BB: 0 S: 5 P: 5	R: 0 H: 1 E: 0 LOB: 1 K: 1 BB: 1 S: 5 P: 9	R: 1 H: 3 E: 0 LOB: 1 K: 0 BB: 0 S: 5 P: 5		1B: 6 SF: 1 2B: 2 SAC: 1 3B: 0 DP: 1 HR: 0 HBP: 1				WP: 1 PA: 39 PB: 1 SB: 0 CS: 0		

PITCHER		IP	WLS	BF	H	R	ER	SO	BB	IBB	HBP	BLK	WP	HR	S	P	ERA	WHIP
Don Wilson, R ERA: 3.31	(1, 1)	6.0	L	30	3	6	2	3	5	0	1	0	1	0	30	51	3.00	1.333
Ken Forsch, R ERA: 2.89	(7, 1)	2.0		9	4	1	1	1	1	0	0	0	0	0	10	14	4.50	2.500

PITCHER	IP	WLS	BF	H	R	ER	SO	BB	IBB	HBP	BLK	WP	HR	S	P	ERA	WHIP

Houston Astros @ Los Angeles Dodgers

Dodger Stadium, Los Angeles, CA

Tue Sep 17 1974, 7:05 PM PDT

Att. 19,452 - Unknown

TOP

livebaseballscorecards.com

Batter	1	2	3	4	5	6	7	8	9	AB	R	H	RBI	BB	SO	LOB
Greg Gross, L (1, 9) OBP: 0.386, SLG: 0.359	4-3		F8		F7	K			4-3 BB	4	0	0	0	1	1	1
Roger Metzger, S (1, 6) OBP: 0.303, SLG: 0.325	P4		K		1B 2B		4-3		4-3 1-2	5	1	1	0	0	1	1
Cesar Cedeno, R (1, 8) OBP: 0.341, SLG: 0.468	K			1B SF7 1B	6-3		5-3		BB	4	1	1	0	1	1	1
Bob Watson, R (1, 7) OBP: 0.370, SLG: 0.408 Wilbur Howard, S (7, 7) OBP: 0.312, SLG: 0.403		K		BB 1B 1-3 1B	HR 2-H 1B		K		K	4 1	2 0	2 0	1 0	0 0	2 1	0 2
Lee May, R (1, 3) OBP: 0.295, SLG: 0.455		K		SF7 3-H	HR 1-H			F8		3	1	1	3	0	1	0
Doug Rader, R (1, 5) OBP: 0.336, SLG: 0.426		1B		BB 1B FC6-4 1-2	K			HR		3	2	2	1	1	1	0
Milt May, L (1, 2) OBP: 0.357, SLG: 0.410		1B 1-3		FC6-4 1B 1-3 2-H		F5		F8		4	0	2	1	0	0	0
Tommy Helms, R (1, 4) OBP: 0.313, SLG: 0.350		P4		FC6-4 1-2f 3-H		F8		L6		4	0	0	1	0	0	3
Tom Griffin, R (1, 1) OBP: 0.318, SLG: 0.460			K	P4		1B			F7	4	0	1	0	0	1	1
Inning Stats	R: 0 E: 0 K: 1 S: 5 H: 0 LOB: 0 BB: 0 P: 5	R: 0 E: 0 K: 2 S: 9 H: 2 LOB: 2 BB: 0 P: 9	R: 0 E: 0 K: 2 S: 7 H: 0 LOB: 0 BB: 0 P: 7	R: 3 E: 0 K: 0 S: 6 H: 3 LOB: 1 BB: 1 P: 10	R: 3 E: 0 K: 1 S: 8 H: 3 LOB: 0 BB: 0 P: 8	R: 0 E: 0 K: 1 S: 6 H: 1 LOB: 1 BB: 0 P: 6	R: 0 E: 0 K: 1 S: 5 H: 0 LOB: 0 BB: 0 P: 5	R: 1 E: 0 K: 0 S: 4 H: 1 LOB: 0 BB: 0 P: 4	R: 0 E: 0 K: 1 S: 5 H: 0 LOB: 2 BB: 2 P: 13	1B: 7 2B: 1 3B: 0 HR: 2	SF: 1 SAC: 0 DP: 0 HBP: 0						

	AB	36
	R	7
	H	10
	RBI	7
	BB	3
	SO	9
	LOB	9

WP: 0 PB: 0 SB: 0 CS: 0 PA: 40

PITCHER		IP	WLS	BF	H	R	ER	SO	BB	IBB	HBP	BLK	WP	HR	S	P	ERA	WHIP
Doug Rau, L ERA: 3.63	(1, 1)	4.2	L	22	7	5	5	5	1	0	0	0	0	0	31	35	9.64	1.714
Charlie Hough, R ERA: 3.87	(5, 1)	2.1		9	2	1	1	3	0	0	0	0	0	1	15	15	3.86	0.857
Rick Rhoden, R ERA: 3.38	(8, 1)	2.0		9	1	1	1	1	2	0	0	0	0	1	9	17	4.50	1.500

PITCHER	IP	WLS	BF	H	R	ER	SO	BB	IBB	HBP	BLK	WP	HR	S	P	ERA	WHIP

Batter	1	2	3	4	5	6	7	8	9	AB	R	H	RBI	BB	SO	LOB
Bill Russell, R (1, 6) OBP: 0.334, SLG: 0.353	F8		S 1B		1B		6-3			4	0	2	0	0	0	0
Bill Buckner, L (1, 7) OBP: 0.353, SLG: 0.405	4-3		1-3		K			F9		4	0	0	0	0	1	2
Jimmy Wynn, R (1, 8) OBP: 0.389, SLG: 0.508	K			FC5-4 1B BB	F3			P6		3	0	0	0	1	1	1
Steve Garvey, R (1, 3) OBP: 0.353, SLG: 0.492		WP S 1B		K		G6-4-3 BB		F7		3	0	1	0	1	1	1
Willie Crawford, L (1, 9) OBP: 0.376, SLG: 0.438		F8		FC5-4 1B		G6-4-3 BB			F9	3	0	1	0	1	0	1
Ron Cey, R (1, 5) OBP: 0.359, SLG: 0.409		K		FC5-4 BB		G6-4-3			6-3	4	0	0	0	0	1	5
Joe Ferguson, R (1, 2) OBP: 0.371, SLG: 0.423		1-3		BB		5-3			F7	3	0	0	0	1	0	2
Lee Lacy, R (1, 4) OBP: 0.314, SLG: 0.379			P5	F8			G4-6-3 1B			3	0	1	0	0	0	3
Doug Rau, L (1, 1) OBP: 0.212, SLG: 0.148			1-3		F7		G4-6-3			1	0	0	0	0	0	0
Charlie Hough, R (5, 1)										1	0	0	0	0	0	0
Von Joshua, L (7, PH) OBP: 0.295, SLG: 0.336										1	0	0	0	0	0	1
Rick Rhoden, R (8, 1)										0	0	0	0	0	0	0
Inning Stats	R: 0 E: 0 K: 1 S: 5 H: 0 LOB: 0 BB: 0 P: 5	R: 0 E: 0 K: 1 S: 6 H: 1 LOB: 1 BB: 0 P: 6	R: 0 E: 0 K: 0 S: 4 H: 1 LOB: 1 BB: 0 P: 4	R: 0 E: 0 K: 1 S: 6 H: 1 LOB: 3 BB: 2 P: 14	R: 0 E: 0 K: 1 S: 6 H: 1 LOB: 1 BB: 0 P: 6	R: 0 E: 0 K: 0 S: 2 H: 0 LOB: 1 BB: 2 P: 10	R: 0 E: 0 K: 0 S: 3 H: 1 LOB: 0 BB: 0 P: 3	R: 0 E: 0 K: 0 S: 3 H: 0 LOB: 0 BB: 0 P: 3	R: 0 E: 0 K: 0 S: 3 H: 0 LOB: 0 BB: 0 P: 3	1B: 5 2B: 0 3B: 0 HR: 0	SF: 0 SAC: 0 DP: 2 HBP: 0					

PITCHER	IP	WLS	BF	H	R	ER	SO	BB	IBB	HBP	BLK	WP	HR	S	P	ERA	WHIP
Tom Griffin, R (1, 1) ERA: 3.3	9.0	W	34	5	0	0	4	4	0	0	0	1	0	38	54	0.00	1.000

PITCHER	IP	WLS	BF	H	R	ER	SO	BB	IBB	HBP	BLK	WP	HR	S	P	ERA	WHIP

BOTTOM

Houston Astros @ Los Angeles Dodgers

Dodger Stadium, Los Angeles, CA

Tue Sep 17 1974, 7:05 PM PDT

Att. 19,452 - Unknown

livebaseballscorecards.com

AB	30
R	0
H	5
RBI	0
BB	4
SO	4
LOB	16

WP: 1 PB: 0 SB: 2 CS: 0 PA: 34

Batter	1	2	3	4	5	6	7	8	9	10	AB	R	H	RBI	BB	SO	LOB
Wilbur Howard, S (1, 7) OBP: 0.293, SLG: 0.377	K		K		6-3		1-3		K		5	0	0	0	0	3	3
Greg Gross, L (1, 9) OBP: 0.388, SLG: 0.363	K		BB, 1B		4-3			E, 2B		SH1-3, 2B, 1B	5	2	3	0	0	1	1
Cesar Cedeno, R (1, 8) OBP: 0.342, SLG: 0.468	5-3		BB, 1-2			4-3		E9, 2-H, 1B		SH1-3, 1-2	3	1	1	0	1	0	0
Lee May, R (1, 3) OBP: 0.295, SLG: 0.456 Larry Milbourne, S (8, PR) OBP: 0.323, SLG: 0.317 Dave Campbell, R (8, 3) OBP: 0.130, SLG: 0.136 Bob Watson, R (10, PH) OBP: 0.371, SLG: 0.411 Bob Gallagher, L (10, PR) OBP: 0.297, SLG: 0.205 (10, 3)		F9	K			F2		L6-4, 2B		2-H, 2B	4 0 0 1	0 0 0 0	1 0 0 1	0 0 0 0	0 0 0 1	1 0 0 0	2 0 0 0
Doug Rader, R (1, 5) OBP: 0.335, SLG: 0.423		5-3		K		BB		K		F8	4	0	0	0	1	2	2
Milt May, L (1, 2) OBP: 0.355, SLG: 0.407		1B, 1B		4-3		F9		L6-4, 2-3		G3	5	0	1	0	0	0	3
Tommy Helms, R (1, 4) OBP: 0.315, SLG: 0.352		1-3, 1B		5-3			4-3		SH1-3, 1B		4	0	2	0	0	0	0
Roger Metzger, S (1, 6) OBP: 0.303, SLG: 0.324		1-3			6-3, SH1-3, BB		K		SH1-3, 1-2		2	0	0	0	1	1	2
Larry Dierker, R (1, 1) OBP: 0.188, SLG: 0.221 Mike Cosgrove, L (9, 1) OBP: 0.158, SLG: 0.059 Ken Forsch, R (9, 1)			4-3		SH1-3, 1-2		1B		F9		3 0 0	0 0 0	1 0 0	0 0 0	0 0 0	0 0 0	1 0 0
Inning Stats	R: 0 E: 0 K: 2 S: 7 H: 0 LOB: 0 BB: 0 P: 7	R: 0 E: 0 K: 0 S: 5 H: 2 LOB: 2 BB: 0 P: 5	R: 0 E: 0 K: 2 S: 8 H: 1 LOB: 2 BB: 1 P: 12	R: 0 E: 0 K: 1 S: 5 H: 0 LOB: 0 BB: 0 P: 5	R: 0 E: 0 K: 0 S: 3 H: 0 LOB: 1 BB: 1 P: 7	R: 0 E: 0 K: 0 S: 3 H: 0 LOB: 1 BB: 1 P: 7	R: 0 E: 0 K: 1 S: 6 H: 1 LOB: 1 BB: 0 P: 6	R: 2 E: 1 K: 1 S: 7 H: 3 LOB: 1 BB: 0 P: 7	R: 0 E: 0 K: 1 S: 6 H: 1 LOB: 1 BB: 0 P: 6	R: 1 E: 0 K: 0 S: 5 H: 2 LOB: 1 BB: 0 P: 5	1B: 7 2B: 4 3B: 0 HR: 0	SF: 0 SAC: 3 DP: 1 HBP: 0						

PITCHER		IP	WLS	BF	H	R	ER	SO	BB	IBB	HBP	BLK	WP	HR	S	P	ERA	WHIP
Al Downing, L ERA: 3.53	(1, 1)	7.0		28	4	0	0	6	3	0	0	0	0	0	37	49	0.00	1.000
Mike Marshall, R ERA: 2.35	(8, 1)	2.0		9	4	2	2	2	0	0	0	0	0	0	13	13	9.00	2.000
Charlie Hough, R ERA: 3.96	(10, 1)	0.1	L	3	2	1	1	0	0	0	0	0	0	0	3	3	27.00	6.000
Jim Brewer, L ERA: 2.67	(10, 1)	0.2		2	0	0	0	0	0	0	0	0	0	0	2	2	0.00	0.000

PITCHER	IP	WLS	BF	H	R	ER	SO	BB	IBB	HBP	BLK	WP	HR	S	P	ERA	WHIP

TOP

Houston Astros @ Los Angeles Dodgers

Dodger Stadium, Los Angeles, CA

Wed Sep 18 1974, 7:05 PM PDT

Att. 26,165 - Unknown

livebaseballscorecards.com

AB	36
R	3
H	10
RBI	1
BB	3
SO	8
LOB	14

WP: 0 PB: 0 SB: 0 CS: 0

PA: 42

Batter	1	2	3	4	5	6	7	8	9	10	AB	R	H	RBI	BB	SO	LOB
Davey Lopes, R (1, 4) OBP: 0.356, SLG: 0.380	G3		F7			SH1-3 2B		5-3	5-3		5	0	1	0	0	0	2
Bill Buckner, L (1, 7) OBP: 0.352, SLG: 0.403	F7		P5			SH1-3 2-3		4-3		FC1-6 1B	4	0	1	0	0	0	0
Jimmy Wynn, R (1, 8) OBP: 0.387, SLG: 0.505	F8			CS 1B		K		P4		FC1-6 1B 1-2f	5	0	1	0	0	1	2
Steve Garvey, R (1, 3) OBP: 0.352, SLG: 0.489		K		K 1-2		F8			HR 1B	F3	5	1	1	0	0	2	3
Willie Crawford, L (1, 9) OBP: 0.379, SLG: 0.443		2B		1B			HBP BB		HR 1-H	1B 1-3	2	0	2	0	1	0	0
Ken McMullen, R (9, PH) OBP: 0.296, SLG: 0.442											2	1	2	2	0	0	0
(10, 5)											0	0	0	0	0	0	0
Jerry Royster, R (10, PR)																	
Ron Cey, R (1, 5) OBP: 0.360, SLG: 0.410	K			F8			HBP 1-2		2B 1B	P6	3	0	1	0	0	1	2
Rick Auerbach, R (9, PR) OBP: 0.414, SLG: 0.397											0	0	0	0	0	0	0
Charlie Hough, R (10, 1)											0	0	0	0	0	0	0
Jim Brewer, L (10, 1)											0	0	0	0	0	0	0
Charlie Manuel, L (10, PH) OBP: 0.500, SLG: 0.500											1	0	0	0	0	0	2
Joe Ferguson, R (1, 2) OBP: 0.372, SLG: 0.422		BB	F8			L8			1-3 1B 2-H		3	0	1	0	1	0	2
Bill Russell, R (1, 6) OBP: 0.333, SLG: 0.351		G3	F9			F8			1-3 IBB		3	0	0	0	1	0	4
Al Downing, R (1, 1) OBP: 0.194, SLG: 0.172			K				L4		1-2 2-3		2	0	0	0	0	1	0
Manny Mota, R (7, PH) OBP: 0.339, SLG: 0.327											1	0	0	0	0	0	2
Mike Marshall, R (8, 1) OBP: 0.219, SLG: 0.219											0	0	0	0	0	0	0
Von Joshua, L (9, PH) OBP: 0.293, SLG: 0.333											1	0	0	0	0	0	2
(10, 9)																	
Inning Stats	R: 0 E: 0 K: 0 S: 3 H: 0 LOB: 0 BB: 0 P: 3	R: 0 E: 0 K: 2 S: 8 H: 1 LOB: 2 BB: 1 P: 12	R: 0 E: 0 K: 1 S: 5 H: 0 LOB: 0 BB: 0 P: 5	R: 0 E: 0 K: 1 S: 6 H: 2 LOB: 1 BB: 0 P: 6	R: 0 E: 0 K: 0 S: 3 H: 0 LOB: 0 BB: 0 P: 3	R: 0 E: 0 K: 1 S: 6 H: 1 LOB: 1 BB: 0 P: 6	R: 0 E: 0 K: 0 S: 3 H: 0 LOB: 2 BB: 1 P: 8	R: 0 E: 0 K: 0 S: 3 H: 0 LOB: 0 BB: 0 P: 3	R: 2 E: 0 K: 0 S: 6 H: 4 LOB: 2 BB: 1 P: 10	R: 0 E: 0 K: 0 S: 5 H: 2 LOB: 2 BB: 0 P: 5	1B: 6 2B: 4 3B: 0 HR: 1 SF: 0 SAC: 1 DP: 1 HBP: 1						

PITCHER		IP	WLS	BF	H	R	ER	SO	BB	IBB	HBP	BLK	WP	HR	S	P	ERA	WHIP
Larry Dierker, R ERA: 2.86	(1, 1)	8.0		31	5	1	1	5	2	0	1	0	0	0	38	47	1.12	0.875
Mike Cosgrove, L ERA: 3.4	(9, 1)	0.0		1	1	1	1	0	0	0	0	0	0	1	1	1	∞	∞
Ken Forsch, R ERA: 2.83	(9, 1)	2.0	W	10	4	0	0	0	0	1	0	0	0	0	9	13	0.00	2.000

PITCHER	IP	WLS	BF	H	R	ER	SO	BB	IBB	HBP	BLK	WP	HR	S	P	ERA	WHIP

BOTTOM

Houston Astros @ Los Angeles Dodgers

Dodger Stadium, Los Angeles, CA

Wed Sep 18 1974, 7:05 PM PDT
Att. 26,165 - Unknown

livebaseballscorecards.com

AB	37
R	2
H	10
RBI	2
BB	3
SO	5
LOB	21

WP: 0 PB: 0 SB: 0 CS: 1 PA: 42

Batter	1	2	3	4	5	6	7	8	9	AB	R	H	RBI	BB	SO	LOB
Rowland Office, L (1, 8) OBP: 0.284, SLG: 0.342	SSS 0-3 ① K		x 0-0 ② L7		x 0-0 ③ F6		x 0-0 ③ 4-3			4	0	0	0	0	1	3
Marty Perez, R (1, 4) OBP: 0.308, SLG: 0.335	x 0-0 ② F9		x 0-0 ③ 4-3			x 0-0 ① 6-3		BBBB 4-0 4-3 BB		3	0	0	0	1	0	0
Darrell Evans, L (1, 5) OBP: 0.381, SLG: 0.414	BBBB 4-0 WP BB			SSS 0-3 ① K		BBBB 4-0 FC6 BB		x 0-0 ① 4-3 1-2		2	0	0	0	2	1	1
Dusty Baker Jr., R (1, 9) OBP: 0.332, SLG: 0.411	SSS 0-3 ③ K 1-2			x 0-0 ② G3		x 0-0 ② F8		x 0-0 ② 5-3		4	0	0	0	0	1	3
Mike Lum, L (1, 7) OBP: 0.314, SLG: 0.360		BBBB 4-0 PB BB		x 0-0 ③ 4-3		x 0-0 ③ FC6 1-2f		x 0-0 ③ 5-3		3	0	0	0	1	0	2
Frank Tepedino, L (1, 3) OBP: 0.272, SLG: 0.281		SSS 0-3 ① K 1-2			x 0-0 ① 4-3		x 0-0 BB 1B		x 0-0 FC6-4 1B	4	0	2	0	0	1	1
Vic Correll, R (1, 2) OBP: 0.314, SLG: 0.354		SSS 0-3 ② K			H 1-0 2B SF7 HBP		SSS 0-3 ① K		x 0-0 ① FC6-4 G6-4-3 1-2f	3	1	0	0	0	2	3
Craig Robinson, R (1, 6) OBP: 0.263, SLG: 0.251		x 0-0 ③ F9			x 0-0 SF7 1-3 2B		x 0-0 ② F5		x 0-0 ②③ G6-4-3 1-2f	4	0	1	0	0	0	3
Phil Niekro, R (1, 1) OBP: 0.240, SLG: 0.220			x 0-0 ① F8		x 0-0 ② SF7 2-3 3-H		BBBB 4-0 1-2 BB			1	0	0	1	1	0	0
Inning Stats	R: 0 H: 0 E: 0 LOB: 1 K: 2 BB: 1 S: 7 P: 11	R: 0 H: 0 E: 0 LOB: 1 K: 2 BB: 1 S: 7 P: 11	R: 0 H: 0 E: 0 LOB: 0 K: 0 BB: 0 S: 3 P: 3	R: 0 H: 0 E: 0 LOB: 0 K: 1 BB: 0 S: 5 P: 5	R: 1 H: 1 E: 0 LOB: 1 K: 0 BB: 0 S: 4 P: 5	R: 0 H: 0 E: 0 LOB: 1 K: 0 BB: 1 S: 3 P: 7	R: 0 H: 1 E: 0 LOB: 2 K: 1 BB: 1 S: 6 P: 10	R: 0 H: 0 E: 0 LOB: 1 K: 0 BB: 1 S: 3 P: 7	R: 0 H: 1 E: 0 LOB: 0 K: 0 BB: 0 S: 3 P: 3	1B: 2 SF: 1 2B: 1 SAC: 0 3B: 0 DP: 1 HR: 0 HBP: 1						

TOP

Atlanta Braves @ Houston Astros

Astrodome, Houston, TX

Fri Sep 20 1974, 8:05 PM EDT

Att. 7,524 - Dome

livebaseballscorecards.com

AB	28
R	1
H	3
RBI	1
BB	5
SO	6
LOB	16

WP: 1 PA: 35
PB: 1
SB: 0
CS: 0

PITCHER		IP	WLS	BF	H	R	ER	SO	BB	IBB	HBP	BLK	WP	HR	S	P	ERA	WHIP
J.R. Richard, R ERA: 3.4	(1, 1)	8.0	L	32	2	1	1	6	5	0	1	0	1	0	38	59	1.12	0.875
Ramon de los Santos, L ERA: 1.0	(9, 1)	1.0		3	1	0	0	0	0	0	0	0	0	0	3	3	0.00	1.000

PITCHER	IP	WLS	BF	H	R	ER	SO	BB	IBB	HBP	BLK	WP	HR	S	P	ERA	WHIP

BOTTOM

Atlanta Braves @ Houston Astros

Astrodome, Houston, TX

Fri Sep 20 1974, 8:05 PM EDT

Att. 7,524 - Dome

livebaseballscorecards.com

Batter	1	2	3	4	5	6	7	8	9	AB	R	H	RBI	BB	SO	LOB
Wilbur Howard, S (1, 7) OBP: 0.291, SLG: 0.370	K		K			B1-3		CS 1B		4	0	1	0	0	2	0
Greg Gross, L (1, 9) OBP: 0.387, SLG: 0.364	1-3		F5			2B		CS 1-2	6-3	4	0	1	0	0	0	0
Cesar Cedeno, R (1, 8) OBP: 0.341, SLG: 0.468	K S		K			F7			2B	4	0	1	0	0	2	1
Lee May, R (1, 3) OBP: 0.293, SLG: 0.452	K2-3 1-2			F8		F8			K	4	0	0	0	0	2	3
Milt May, L (1, 2) Skip Jutze, R (7, PR) (8, 2) Johnny Edwards, L (9, PH) OBP: 0.283, SLG: 0.313		F8		L8			FC6-5-4 2B		K	3 0 1	0 0 0	1 0 0	0 0 0	0 0 0	0 0 1	0 0 1
Doug Rader, R (1, 5) OBP: 0.333, SLG: 0.420		F1		G3			K			3	0	0	0	0	1	1
Tommy Helms, R (1, 4) Larry Milbourne, S (7, PR) (8, 4) OBP: 0.323, SLG: 0.317		FC5 PB BB			F6		FC6-5-4 CS 2-3			2 0	0 0	0 0	0 0	1 0	0 0	1 0
Roger Metzger, S (1, 6) OBP: 0.301, SLG: 0.322		K 1-2			F8		CS 1-2	1-3		3	0	0	0	0	1	1
J.R. Richard, R (1, 1) Bob Watson, R (8, PH) Ramon de los Santos, L (9, 1) OBP: 0.176, SLG: 0.353 OBP: 0.371, SLG: 0.410		FC5 2-3f			6-3			L7		2 1 0	0 0 0	0 0 0	0 0 0	0 0 0	0 0 0	2 0 0

	AB	31
	R	0
	H	4
	RBI	0
	BB	1
	SO	9
	LOB	10

Inning Stats	1	2	3	4	5	6	7	8	9
	R: 0 E: 0 K: 3 S: 10 H: 0 LOB: 1 BB: 0 P: 10	R: 0 E: 0 K: 1 S: 6 H: 0 LOB: 2 BB: 1 P: 10	R: 0 E: 0 K: 2 S: 7 H: 0 LOB: 0 BB: 0 P: 7	R: 0 E: 0 K: 0 S: 3 H: 0 LOB: 0 BB: 0 P: 3	R: 0 E: 0 K: 0 S: 3 H: 0 LOB: 0 BB: 0 P: 3	R: 0 E: 0 K: 0 S: 4 H: 1 LOB: 1 BB: 0 P: 4	R: 0 E: 0 K: 1 S: 5 H: 1 LOB: 2 BB: 0 P: 5	R: 0 E: 0 K: 0 S: 3 H: 1 LOB: 0 BB: 0 P: 3	R: 0 E: 0 K: 2 S: 8 H: 1 LOB: 1 BB: 0 P: 8

| | | |

Batter	1	2	3	4	5	6	7	8	9	10	AB	R	H	RBI	BB	SO	LOB
Darrell Evans, L (1, 5) OBP: 0.379, SLG: 0.417	x 0-0 ① F9	x 0-0 ② F4		x 0-0 HR		x 0-0 ② F3		S S S 0-3 ③ K		x 0-0 ③ 4-3	6	1	1	1	0	1	6
Marty Perez, R (1, 4) OBP: 0.313, SLG: 0.339	B B B B 4-0 1B BB	x 0-0 ① 1B 1B 1-2 2-H 3-H 1B		x 0-0 G6-4-3 1B		S S S 0-3 ③ K			x 0-0 FC3-6 1B		4	1	3	2	1	1	0
Dusty Baker Jr., R (1, 8) OBP: 0.332, SLG: 0.411	x 0-0 F3 1-2 1B	x 0-0 1B 1-2 2-H 1B		x 0-0 ① F8			x 0-0 ① F3		x 0-0 ① FC3-6 1-2f		5	0	2	1	0	0	2
Hank Aaron, R (1, 7) OBP: 0.338, SLG: 0.488	x 0-0 ② F4	x 0-0 1-2 2-H 1B		x 0-0 ② ③ G6-4-3 1-2f			B B B B 4-0 BB		x 0-0 ② L7		4	0	1	1	1	0	4
Davey Johnson, R (1, 3) OBP: 0.358, SLG: 0.390	x 0-0 ③ 4-3	S S S 0-3 ③ K			B B B B 4-0 1B FC5-2 BB		x 0-0 ② F8		x 0-0 ③ L6		4	0	0	0	1	1	6
Ivan Murrell, R (1, 9) OBP: 0.277, SLG: 0.323		x 0-0 2B 1B 1B	x 0-0 ① F8		x 0-0 FC5-2 1-3 1B		x 0-0 ③ F3			x 0-0 1B 1B	5	1	3	0	0	0	1
Vic Correll, R (1, 2) OBP: 0.311, SLG: 0.349		x 0-0 ① F9	x 0-0 ② F8		x 0-0 ① FC5-2 G5-4-3 1-2 3-H			S S S 0-3 ① K		x 0-0 1-2 1B	5	0	1	0	0	1	3
Craig Robinson, R (1, 6) OBP: 0.264, SLG: 0.255		x 0-0 1-3 1B 2B	x 0-0 1B		x 0-0 ② ③ G5-4-3 1-2f			x 0-0 ② 1-3		S S S 0-3 ① K	5	1	2	0	0	1	4
Ron Reed, R (1, 1) OBP: 0.138, SLG: 0.107 Tom House, L (7, 1) OBP: 0.444, SLG: 0.444 Mike Lum, L (10, PH) OBP: 0.313, SLG: 0.358 Max Leon, R (10, 1) OBP: 0.133, SLG: 0.143		B B B B 4-0 1B 1B BB	x 0-0 ③ F8			x 0-0 ① 1-3		x 0-0 1B		x 0-0 ② F8	2 1 1 0	1 0 0 0	0 1 0 0	0 0 0 0	1 0 0 0	0 0 0 0	1 0 2 0
Inning Stats	R: 0 H: 1 E: 0 LOB: 2 K: 0 BB: 1 S: 4 P: 8	R: 4 H: 5 E: 0 LOB: 2 K: 1 BB: 1 S: 10 P: 14	R: 0 H: 1 E: 0 LOB: 1 K: 0 BB: 0 S: 4 P: 4	R: 1 H: 2 E: 0 LOB: 0 K: 0 BB: 0 S: 4 P: 4	R: 0 H: 1 E: 0 LOB: 1 K: 0 BB: 1 S: 3 P: 7	R: 0 H: 0 E: 0 LOB: 0 K: 1 BB: 0 S: 5 P: 5	R: 0 H: 0 E: 0 LOB: 1 K: 0 BB: 1 S: 3 P: 7	R: 0 H: 1 E: 0 LOB: 1 K: 2 BB: 0 S: 8 P: 8	R: 0 H: 1 E: 0 LOB: 1 K: 0 BB: 0 S: 4 P: 4	R: 0 H: 2 E: 0 LOB: 2 K: 1 BB: 0 S: 7 P: 7	1B: 12 SF: 0 2B: 1 SAC: 0 3B: 0 DP: 2 HR: 1 HBP: 0						

PITCHER		IP	WLS	BF	H	R	ER	SO	BB	IBB	HBP	BLK	WP	HR	S	P	ERA	WHIP
Paul Siebert, L ERA: 2.55	(1, 1)	1.2		12	5	4	4	0	2	0	0	0	0	0	10	18	21.60	4.200
Mike Cosgrove, L ERA: 3.42	(2, 1)	2.1		12	5	1	1	1	1	0	0	0	0	1	13	17	3.86	2.571
Jim York, R ERA: 3.18	(5, 1)	1.0		2	0	0	0	0	0	0	0	0	0	0	2	2	0.00	0.000
Dave Roberts, L ERA: 3.49	(6, 1)	4.0		15	2	0	0	3	1	0	0	0	0	0	20	24	0.00	0.750
Ken Forsch, R ERA: 2.8	(10, 1)	1.0	W	5	2	0	0	1	0	0	0	0	0	0	7	7	0.00	2.000

PITCHER	IP	WLS	BF	H	R	ER	SO	BB	IBB	HBP	BLK	WP	HR	S	P	ERA	WHIP

TOP

Atlanta Braves @ Houston Astros

Astrodome, Houston, TX

Sat Sep 21 1974, 8:05 PM EDT

Att. 10,139 - Dome

livebaseballscorecards.com

AB	42
R	5
H	14
RBI	5
BB	4
SO	5
LOB	29

1B: 12 SF: 0
2B: 1 SAC: 0
3B: 0 DP: 2
HR: 1 HBP: 0

WP: 0 PA: 46
PB: 0
SB: 0
CS: 0

Atlanta Braves @ Houston Astros

Astrodome, Houston, TX

Sat Sep 21 1974, 8:05 PM EDT

Att. 10,139 - Dome

livebaseballscorecards.com

BOTTOM

Batter	1	2	3	4	5	6	7	8	9	10	AB	R	H	RBI	BB	SO	LOB
Wilbur Howard, S (1, 7) OBP: 0.303, SLG: 0.381 Bob Watson, R (7, PH) OBP: 0.372, SLG: 0.410 Larry Milbourne, S (7, PR) OBP: 0.328, SLG: 0.322 (8, 7)	G3		1B FC6-4 1B		FC5 S 1B		BBBB 4-0 BB		1-2 FC6-4 1B		3	1	2	0	0	0	0
											0	0	0	0	1	0	0
											1	0	1	0	0	0	0
Greg Gross, L (1, 9) OBP: 0.387, SLG: 0.363	BBBB 4-0 G5-4-3 BB		0-0 FC6-4 1-3 1B		SSS 0-3 K 1-2		0-0 F8		0-0 FC6-4 1-2f		4	0	1	0	1	1	5
Cesar Cedeno, R (1, 8) OBP: 0.340, SLG: 0.465	G5-4-3 1-2f		FC6-4 S 1-2f 3-H		FC5 2-3		F9			BBBB 4-0 E S 1B BB	4	1	0	1	1	0	5
Lee May, R (1, 3) OBP: 0.293, SLG: 0.451		2B 1B	SSS 0-3 K 1-2			F9		SSS 0-3 K		BBBB 4-0 1B IBB 1-3 BB	4	1	1	0	1	2	1
Milt May, L (1, 2) OBP: 0.356, SLG: 0.410		1-H HR 2B	F8			4-3		1-3		III 4-0 1B 1-2 IBB	4	1	1	1	1	0	1
Doug Rader, R (1, 5) OBP: 0.332, SLG: 0.418		SSS 0-3 K	6-3			E5 WP 1B		L9		1-2 2-3 3-H 1B	5	1	1	1	0	1	1
Tommy Helms, R (1, 4) OBP: 0.319, SLG: 0.361		2-H HR	F9			1-H 1B			FC1-6 1B		4	1	3	3	0	0	0
Roger Metzger, S (1, 6) OBP: 0.299, SLG: 0.320		4-3	6-3				F7		FC1-6 1B 1-2f		4	0	0	0	0	0	1
Paul Siebert, L (1, 1) Mike Cosgrove, L (2, 1) OBP: 0.150, SLG: 0.056 Jim York, R (5, 1) Bob Gallagher, L (5, PH) OBP: 0.293, SLG: 0.203 Dave Roberts, L (6, 1) OBP: 0.211, SLG: 0.391 Cliff Johnson, R (9, PH) OBP: 0.344, SLG: 0.404 Ken Forsch, R (10, 1)		5-3		4-3			3B		F8		0 1 0 1 1 1 0	0 0 0 0 0 0 0	0 0 0 0 0 0 0	0 0 0 0 0 0 0	0 0 0 0 0 0 1	0 0 0 0 0 0 0	0 0 0 0 0 0 1
Inning Stats	R: 0 H: 0 E: 0 LOB: 0 K: 0 BB: 1 S: 2 P: 6	R: 3 H: 3 E: 0 LOB: 0 K: 1 BB: 0 S: 8 P: 8	R: 1 H: 2 E: 0 LOB: 1 K: 1 BB: 0 S: 7 P: 7	R: 0 H: 0 E: 0 LOB: 0 K: 0 BB: 0 S: 3 P: 3	R: 0 H: 1 E: 0 LOB: 1 K: 1 BB: 0 S: 6 P: 6	R: 1 H: 1 E: 1 LOB: 1 K: 0 BB: 0 S: 4 P: 4	R: 0 H: 1 E: 0 LOB: 2 K: 0 BB: 1 S: 4 P: 8	R: 0 H: 0 E: 0 LOB: 0 K: 1 BB: 0 S: 5 P: 5	R: 0 H: 2 E: 0 LOB: 2 K: 0 BB: 0 S: 5 P: 5	R: 1 H: 1 E: 0 LOB: 3 K: 0 BB: 3 S: 1 P: 13	1B: 8 2B: 1 3B: 1 HR: 1	SF: 0 SAC: 0 DP: 1 HBP: 0						

AB	37
R	6
H	11
RBI	6
BB	5
SO	4
LOB	15

WP: 1 PB: 0 SB: 3 CS: 0 PA: 42

PITCHER		IP	WLS	BF	H	R	ER	SO	BB	IBB	HBP	BLK	WP	HR	S	P	ERA	WHIP
Ron Reed, R ERA: 3.35	(1, 1)	6.1		28	8	5	4	3	2	0	0	0	1	1	32	40	5.68	1.579
Tom House, L ERA: 1.93	(7, 1)	2.2		10	2	0	0	1	0	0	0	0	0	0	12	12	0.00	0.750
Max Leon, R ERA: 2.63	(10, 1)	0.0	L	4	1	1	1	0	2	1	0	0	0	0	1	13	∞	∞

PITCHER	IP	WLS	BF	H	R	ER	SO	BB	IBB	HBP	BLK	WP	HR	S	P	ERA	WHIP

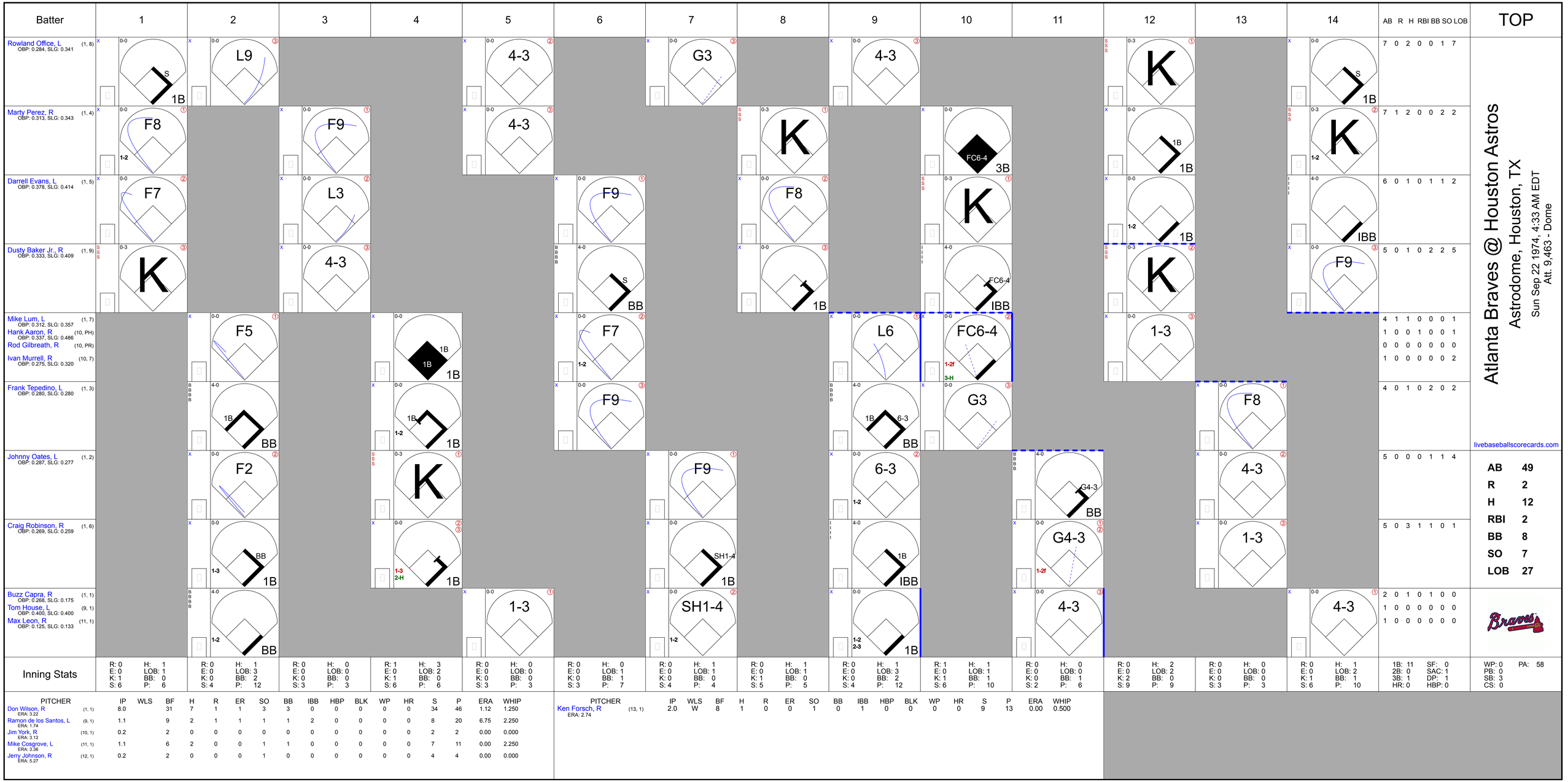
Batter
1
2
3
4
5
6
7
8
9
10
11
12
13
14
AB R H RBI BB SO LOB
TOP
Rowland Office, L (1, 8) OBP: 0.284, SLG: 0.341
Marty Perez, R (1, 4) OBP: 0.313, SLG: 0.343
Darrell Evans, L (1, 5) OBP: 0.378, SLG: 0.414
Dusty Baker Jr., R (1, 9) OBP: 0.333, SLG: 0.409
Mike Lum, L (1, 7) OBP: 0.312, SLG: 0.357
Hank Aaron, R (10, PH) OBP: 0.337, SLG: 0.486
Rod Gilbreath, R (10, PR)
Ivan Murrell, R (10, 7) OBP: 0.275, SLG: 0.320
Frank Tepedino, L (1, 3) OBP: 0.280, SLG: 0.280
Johnny Oates, L (1, 2) OBP: 0.287, SLG: 0.277
Craig Robinson, R (1, 6) OBP: 0.269, SLG: 0.259
Buzz Capra, R (1, 1) OBP: 0.268, SLG: 0.175
Tom House, L (9, 1) OBP: 0.400, SLG: 0.400
Max Leon, R (11, 1) OBP: 0.125, SLG: 0.133
Inning Stats
PITCHER IP WLS BF H R ER SO BB IBB HBP BLK WP HR S P ERA WHIP
Don Wilson, R (1, 1) ERA: 3.22
Ramon de los Santos, L (9, 1) ERA: 1.74
Jim York, R (10, 1) ERA: 3.12
Mike Cosgrove, L (11, 1) ERA: 3.36
Jerry Johnson, R (12, 1) ERA: 5.27
PITCHER IP WLS BF H R ER SO BB IBB HBP BLK WP HR S P ERA WHIP
Ken Forsch, R (13, 1) ERA: 2.74
TOP
Atlanta Braves @ Houston Astros
Astrodome, Houston, TX
Sun Sep 22 1974, 4:33 AM EDT
Att. 9,463 - Dome
livebaseballscorecards.com
AB 49
R 2
H 12
RBI 2
BB 8
SO 7
LOB 27
WP: 0 PB: 0 SB: 3 CS: 0
PA: 58
1B: 11 2B: 0 3B: 1 HR: 0
SF: 0 SAC: 1 DP: 1 HBP: 0

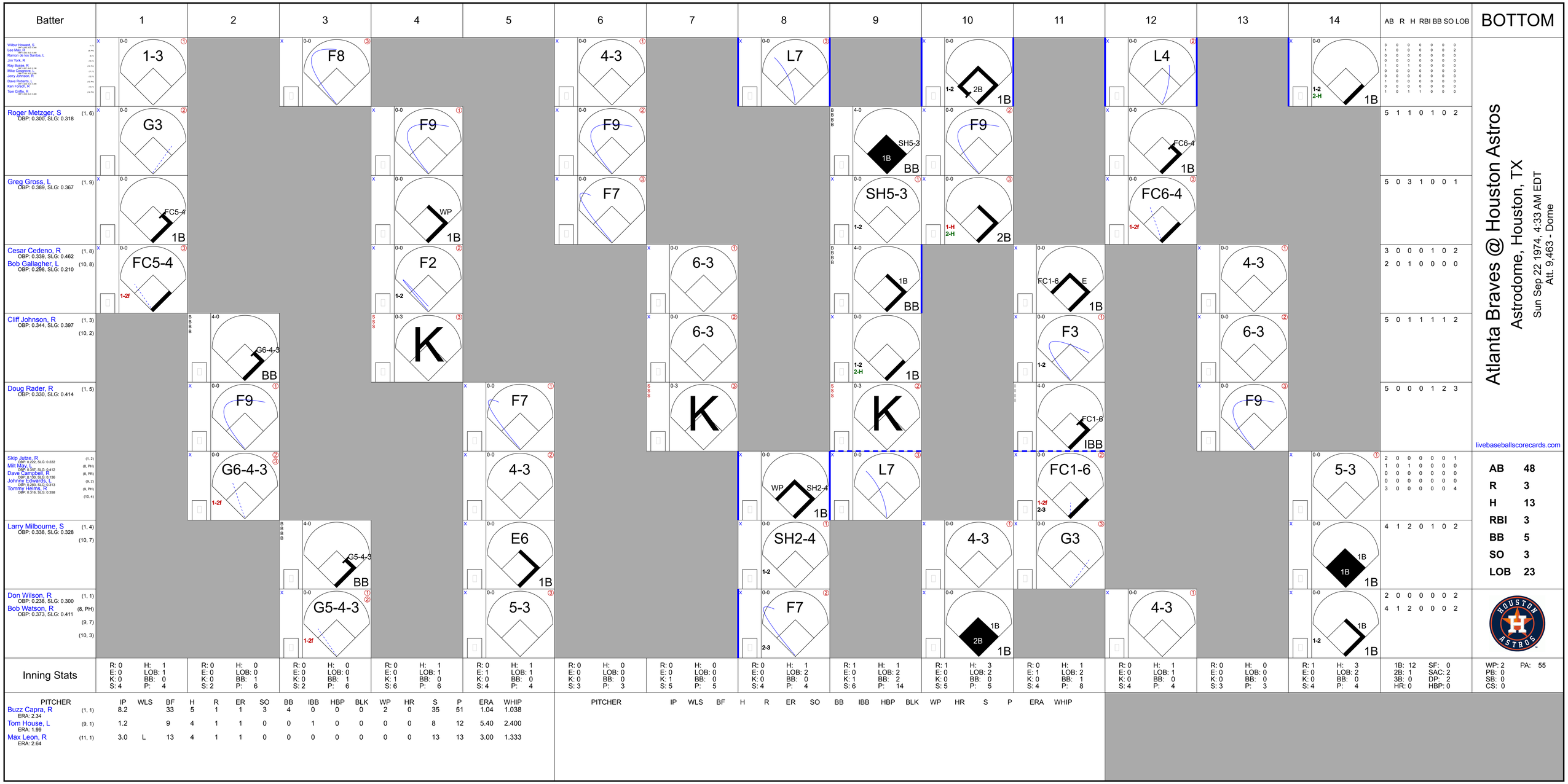

Atlanta Braves @ Houston Astros

Astrodome, Houston, TX

Sun Sep 22 1974, 4:33 AM EDT

Att. 9,463 - Dome

livebaseballscorecards.com

Batter	1	2	3	4	5	6	7	8	9	10	11	12	13	14	AB R H RBI BB SO LOB
Wilbur Howard, S (1, 5)	1-3		F8			4-3		L7		1-2 2B 1B		L4		1-2 2-H 1B	3 0 0 0 0 0 0
Lee May, R (8, PH)															1 0 0 0 0 0 0
Ramon de los Santos, L (8, 7)															0 0 0 0 0 0 0
Jim York, R (10, 7)															1 0 1 0 0 0 0
Ray Busse, R (10, 8)															0 0 0 0 0 0 0
Mike Cosgrove, L (10, 7)															0 0 0 0 0 0 0
Jerry Johnson, R (10, 7)															1 0 0 0 0 0 0
Dave Roberts, L (10, 8)															0 0 0 0 0 0 0
Ken Forsch, R (10, 7)															1 0 1 0 0 0 0
Tom Griffin, R (10, 8)															0 0 0 0 0 0 0
Roger Metzger, S (1, 6) OBP: 0.300, SLG: 0.318	G3		F9			F9			SH5-3 1B BB	F9		FC6-4 1B			5 1 1 0 1 0 2
Greg Gross, L (1, 9) OBP: 0.389, SLG: 0.367	FC5-4 1B		WP 1B			F7			SH5-3 1-2	1-H 2-H 2B		FC6-4 1-2f			5 0 3 1 0 0 1
Cesar Cedeno, R (1, 8) OBP: 0.339, SLG: 0.462	FC5-4 1-2f		F2 1-2				6-3		1B BB		FC1-6 E 1B		4-3		3 0 0 0 1 0 2
Bob Gallagher, L (10, 8) OBP: 0.298, SLG: 0.210															2 0 1 0 0 0 0
Cliff Johnson, R (1, 3) OBP: 0.344, SLG: 0.397 (10, 2)		G6-4-3 BB	K				6-3		1-2 2-H 1B		F3 1-2		6-3		5 0 1 1 1 1 2
Doug Rader, R (1, 5) OBP: 0.330, SLG: 0.414		F9			F7		K		K		FC1-6 IBB		F9		5 0 0 0 1 2 3
Skip Jutze, R (1, 2) OBP: 0.222, SLG: 0.222		G6-4-3 1-2f			4-3			WP SH2-4 1B	L7		FC1-6 1-2f 2-3			5-3	2 0 0 0 0 0 1
Milt May, L (8, PH) OBP: 0.357, SLG: 0.412															1 0 1 0 0 0 0
Dave Campbell, R (8, PR) OBP: 0.150, SLG: 0.136															0 0 0 0 0 0 0
Johnny Edwards, L (9, 2) OBP: 0.283, SLG: 0.313															0 0 0 0 0 0 0
Tommy Helms, R (9, PH) OBP: 0.316, SLG: 0.358 (10, 4)															3 0 0 0 0 0 4
Larry Milbourne, S (1, 4) OBP: 0.338, SLG: 0.328 (10, 7)			G5-4-3 BB		E6 1B			SH2-4 1-2		4-3	G3			1B 1B 1B	4 1 2 0 1 0 2
Don Wilson, R (1, 1) OBP: 0.238, SLG: 0.300			G5-4-3 1-2f		5-3			F7 2-3		1B 2B 1B		4-3		1B 1-2 1B	2 0 0 0 0 0 2
Bob Watson, R (8, PH) OBP: 0.373, SLG: 0.411 (9, 7) (10, 3)															4 1 2 0 0 0 2
Inning Stats	R: 0 E: 0 K: 0 S: 4 H: 1 LOB: 1 BB: 0 P: 4	R: 0 E: 0 K: 0 S: 2 H: 0 LOB: 0 BB: 1 P: 6	R: 0 E: 0 K: 0 S: 2 H: 0 LOB: 0 BB: 1 P: 6	R: 0 E: 0 K: 1 S: 6 H: 1 LOB: 1 BB: 0 P: 6	R: 0 E: 1 K: 0 S: 4 H: 1 LOB: 1 BB: 0 P: 4	R: 0 E: 0 K: 0 S: 3 H: 0 LOB: 0 BB: 0 P: 3	R: 0 E: 0 K: 1 S: 5 H: 0 LOB: 0 BB: 0 P: 5	R: 0 E: 0 K: 0 S: 4 H: 1 LOB: 2 BB: 0 P: 4	R: 1 E: 0 K: 1 S: 6 H: 1 LOB: 2 BB: 2 P: 14	R: 1 E: 0 K: 0 S: 5 H: 3 LOB: 2 BB: 0 P: 5	R: 0 E: 1 K: 0 S: 4 H: 1 LOB: 2 BB: 1 P: 8	R: 0 E: 0 K: 0 S: 4 H: 1 LOB: 1 BB: 0 P: 4	R: 0 E: 0 K: 0 S: 3 H: 0 LOB: 0 BB: 0 P: 3	R: 1 E: 0 K: 0 S: 4 H: 3 LOB: 2 BB: 0 P: 4	1B: 12 2B: 1 3B: 0 HR: 0 SF: 0 SAC: 2 DP: 2 HBP: 0

PITCHER	IP	WLS	BF	H	R	ER	SO	BB	IBB	HBP	BLK	WP	HR	S	P	ERA	WHIP
Buzz Capra, R (1, 1) ERA: 2.34	8.2		33	5	1	1	3	4	0	0	0	2	0	35	51	1.04	1.038
Tom House, L (9, 1) ERA: 1.99	1.2		9	4	1	1	0	0	1	0	0	0	0	8	12	5.40	2.400
Max Leon, R (11, 1) ERA: 2.64	3.0	L	13	4	1	1	0	0	0	0	0	0	0	13	13	3.00	1.333

PITCHER	IP	WLS	BF	H	R	ER	SO	BB	IBB	HBP	BLK	WP	HR	S	P	ERA	WHIP

AB	48
R	3
H	13
RBI	3
BB	5
SO	3
LOB	23

WP: 2 PB: 0 SB: 0 CS: 0 PA: 55

Batter	1	2	3	4	5	6	7	8	9	AB	R	H	RBI	BB	SO	LOB
Greg Gross, L (1, 9) OBP: 0.390, SLG: 0.367	0-0 CS 1B			0-0 6-3 ①		BBBB 4-0 1B BB		0-0 F7 ②		3	0	1	0	1	0	0
Roger Metzger, S (1, 6) OBP: 0.298, SLG: 0.316	SSS 0-3 K 1-2 ①②			0-0 4-3 ②		0-0 F8 ①		0-0 6-3 ③		4	0	0	0	0	1	2
Wilbur Howard, S (1, 8) OBP: 0.292, SLG: 0.363	0-0 F9 ③			0-0 6-3 ③		0-0 1-3 1B			0-0 4-3 ①	4	0	1	0	0	0	0
Bob Watson, R (1, 7) OBP: 0.372, SLG: 0.416		0-0 F9 ①			0-0 HR	SSS 0-3 K ②			0-0 P6 ②	4	1	1	1	0	1	2
Lee May, R (1, 3) OBP: 0.293, SLG: 0.448		SSS 0-3 K ②			0-0 G4-6-3 1B	0-0 F8 ③			0-0 F7 ③	4	0	1	0	0	1	2
Milt May, L (1, 2) OBP: 0.355, SLG: 0.408		0-0 G3 ③			0-0 G4-6-3 1-2f ①②		SSS 0-3 K ①			3	0	0	0	0	1	1
Tommy Helms, R (1, 4) OBP: 0.317, SLG: 0.358			0-0 F3 ①		0-0 1B 1B		0-0 P6 ②			3	0	1	0	0	0	0
Ray Busse, R (1, 5) OBP: 0.240, SLG: 0.208			SSS 0-3 K ②		0-0 1-2 1B		SSS 0-3 K ③			3	0	1	0	0	2	0
Tom Griffin, R (1, 1) OBP: 0.319, SLG: 0.455			SSS 0-3 K ③		SSS 0-3 K ③			0-0 F8 ①		2	0	0	0	0	2	2
Mike Cosgrove, L (5, 1) OBP: 0.150, SLG: 0.056										0	0	0	0	0	0	0
Jerry Johnson, R (7, 1)										0	0	0	0	0	0	0
Dave Campbell, R (8, PH) OBP: 0.125, SLG: 0.130										1	0	0	0	0	0	0
Fred Scherman, L (8, 1)										0	0	0	0	0	0	0
Inning Stats	R: 0 E: 0 K: 1 S: 5 H: 1 LOB: 0 BB: 0 P: 5	R: 0 E: 0 K: 1 S: 5 H: 0 LOB: 0 BB: 0 P: 5	R: 0 E: 0 K: 2 S: 7 H: 0 LOB: 0 BB: 0 P: 7	R: 0 E: 0 K: 0 S: 3 H: 0 LOB: 0 BB: 0 P: 3	R: 1 E: 0 K: 1 S: 8 H: 4 LOB: 2 BB: 0 P: 8	R: 0 E: 0 K: 1 S: 6 H: 1 LOB: 2 BB: 1 P: 10	R: 0 E: 0 K: 2 S: 7 H: 0 LOB: 0 BB: 0 P: 7	R: 0 E: 0 K: 0 S: 3 H: 0 LOB: 0 BB: 0 P: 3	R: 0 E: 0 K: 0 S: 3 H: 0 LOB: 0 BB: 0 P: 3	1B: 5 2B: 0 3B: 0 HR: 1	SF: 0 SAC: 0 DP: 1 HBP: 0			WP: 0 PB: 0 SB: 0 CS: 1	PA: 32		

PITCHER	IP	WLS	BF	H	R	ER	SO	BB	IBB	HBP	BLK	WP	HR	S	P	ERA	WHIP
Fred Norman, L (1, 1) ERA: 2.99	9.0	W	32	6	1	1	8	1	0	0	0	0	1	47	51	1.00	0.778

PITCHER	IP	WLS	BF	H	R	ER	SO	BB	IBB	HBP	BLK	WP	HR	S	P	ERA	WHIP

TOP

Houston Astros @ Cincinnati Reds

Riverfront Stadium, Cincinnati, OH

Tue Sep 24 1974, 7:05 PM EDT

Att. 12,487 - Unknown

livebaseballscorecards.com

AB	31
R	1
H	6
RBI	1
BB	1
SO	8
LOB	9

Houston Astros @ Cincinnati Reds

Riverfront Stadium, Cincinnati, OH

Tue Sep 24 1974, 7:05 PM EDT

Att. 12,487 - Unknown

BOTTOM

Batter	1	2	3	4	5	6	7	8	9	AB	R	H	RBI	BB	SO	LOB
Pete Rose, S (1, 7) OBP: 0.383, SLG: 0.378	4-3		BB	F7		F9		1-3		4	0	0	0	1	0	2
Joe Morgan, L (1, 4) OBP: 0.430, SLG: 0.497	4-3		F8		BB	F8		4-3		3	1	0	0	1	0	2
Darrel Chaney, S (7, 4) OBP: 0.331, SLG: 0.308										1	0	0	0	0	0	0
Johnny Bench, R (1, 2) OBP: 0.362, SLG: 0.503	F8		FC5-4 1B		PB 3B		BB 1B			4	2	3	1	0	0	0
Tony Perez, R (1, 3) OBP: 0.330, SLG: 0.459		BB FC5-4	FC5-4		F9		L9			3	0	0	0	1	0	4
Dan Driessen, L (1, 5) OBP: 0.346, SLG: 0.405		FC5-4 S		1B 1B	4-3 1B		BB 1B			3	2	2	0	1	0	1
Ray Knight, R (8, 5)										0	0	0	0	0	0	0
Cesar Geronimo, L (1, 8) OBP: 0.355, SLG: 0.410		K		P6	4-3		K			4	0	0	0	0	2	5
Dave Concepcion, R (1, 6) OBP: 0.328, SLG: 0.383		F8		FC1-5 1B			FC5-4 1B			4	0	3	2	0	0	1
Ken Griffey, L (1, 9) OBP: 0.322, SLG: 0.338			FC2-6 1B	FC1-5	4-3		FC5-4			3	0	2	1	0	0	1
Ed Armbrister, R (7, PH) OBP: 0.250, SLG: 0.250										1	0	0	0	0	0	2
(8, 9)																
Fred Norman, S (1, 1) OBP: 0.161, SLG: 0.133			FC2-6 1B BB	FC1-5		3-1		P4		4	0	0	0	0	0	3
Inning Stats	R: 0 E: 0 K: 0 S: 3 H: 0 LOB: 0 BB: 0 P: 3	R: 0 E: 0 K: 1 S: 5 H: 0 LOB: 1 BB: 1 P: 9	R: 0 E: 0 K: 0 S: 5 H: 2 LOB: 3 BB: 1 P: 9	R: 1 E: 0 K: 0 S: 6 H: 3 LOB: 2 BB: 0 P: 6	R: 3 E: 0 K: 0 S: 6 H: 3 LOB: 1 BB: 1 P: 10	R: 0 E: 0 K: 0 S: 3 H: 0 LOB: 0 BB: 0 P: 3	R: 1 E: 0 K: 1 S: 7 H: 2 LOB: 2 BB: 1 P: 11	R: 0 E: 0 K: 0 S: 3 H: 0 LOB: 0 BB: 0 P: 3		1B: 9 2B: 0 3B: 1 HR: 0 SF: 0 SAC: 0 DP: 0 HBP: 0						

	AB	34
	R	5
	H	10
	RBI	4
	BB	4
	SO	2
	LOB	21

WP: 0 PB: 1 SB: 1 CS: 0 PA: 38

livebaseballscorecards.com

PITCHER		IP	WLS	BF	H	R	ER	SO	BB	IBB	HBP	BLK	WP	HR	S	P	ERA	WHIP
Tom Griffin, R ERA: 3.4	(1, 1)	4.2	L	25	8	4	4	1	3	0	0	0	0	0	24	36	7.71	2.357
Mike Cosgrove, L ERA: 3.39	(5, 1)	2.0		9	2	1	1	1	1	0	0	0	0	0	10	14	4.50	1.500
Jerry Johnson, R ERA: 5.23	(7, 1)	0.1		1	0	0	0	0	0	0	0	0	0	0	1	1	0.00	0.000
Fred Scherman, L ERA: 4.11	(8, 1)	1.0		3	0	0	0	0	0	0	0	0	0	0	3	3	0.00	0.000

PITCHER	IP	WLS	BF	H	R	ER	SO	BB	IBB	HBP	BLK	WP	HR	S	P	ERA	WHIP

Houston Astros @ Cincinnati Reds

Riverfront Stadium, Cincinnati, OH

Wed Sep 25 1974, 7:05 PM EDT

Att. 10,186 - Unknown

TOP

livebaseballscorecards.com

Batter	1	2	3	4	5	6	7	8	9	AB	R	H	RBI	BB	SO	LOB
Wilbur Howard, S (1, 8) OBP: 0.290, SLG: 0.358	G3		K			B2-3		BB, 1B	F8	4	1	1	0	0	1	2
Cliff Johnson, R (9, PH) OBP: 0.342, SLG: 0.395										1	0	0	0	0	0	2
Roger Metzger, S (1, 6) OBP: 0.299, SLG: 0.316	G4-6-3, 1B		K			4-3		BBBB, 1-2, 1B, BB		3	0	1	0	1	1	2
Greg Gross, L (1, 9) OBP: 0.389, SLG: 0.366	G4-6-3, 1-2f			L4		4-3		1-2, 2-H, 1B		4	0	1	1	0	0	1
Bob Watson, R (1, 7) OBP: 0.371, SLG: 0.414		6-3		G3, 1B			G3	F8		4	0	1	0	0	0	2
Milt May, L (1, 2) OBP: 0.351, SLG: 0.404		F9		G3, 1-2			K	K		4	0	0	0	0	2	3
Lee May, R (1, 3) OBP: 0.294, SLG: 0.449		6-3		K			1B		G3, 2-3, 1B	4	0	2	0	0	1	1
Dave Campbell, R (9, PR) OBP: 0.125, SLG: 0.130										0	0	0	0	0	0	0
Tommy Helms, R (1, 4) OBP: 0.317, SLG: 0.358			F7		F9		1-2, 1B		2-3, 1-2	3	0	1	0	0	0	0
Larry Milbourne, S (7, PR) OBP: 0.336, SLG: 0.325 (7, 4)										1	0	0	0	0	0	1
Ray Busse, R (1, 5) OBP: 0.241, SLG: 0.185			BBBB, 1B, BB		4-3		F8		G3, 2-3	3	0	0	0	1	0	4
Larry Dierker, R (1, 1) OBP: 0.200, SLG: 0.232			1-2, 1B		1-3			SSS, K	BBBB, BB	1	0	1	0	0	0	0
Dave Roberts, L (4, 1) OBP: 0.205, SLG: 0.380										1	0	0	0	0	0	0
Bob Gallagher, L (8, PH) OBP: 0.295, SLG: 0.207										1	0	0	0	0	1	0
Ramon de los Santos, L (8, 1)										0	0	0	0	0	0	0
Cesar Cedeno, R (9, PH) OBP: 0.340, SLG: 0.462										0	0	0	0	1	0	0

	AB	34
	R	1
	H	8
	RBI	1
	BB	3
	SO	6
	LOB	18

Inning Stats										
	R: 0	H: 1	R: 0	H: 0	R: 0	H: 1	R: 0	H: 1	R: 0	H: 0
	E: 0	LOB: 0	E: 0	LOB: 0	E: 0	LOB: 1	E: 0	LOB: 2	E: 0	LOB: 0
	K: 0	BB: 0	K: 0	BB: 0	K: 2	BB: 1	K: 1	BB: 0	K: 0	BB: 0
	S: 3	P: 3	S: 3	P: 3	S: 8	P: 12	S: 6	P: 6	S: 3	P: 3

Inning Stats										
	R: 0	H: 0	R: 0	H: 2	R: 1	H: 2	R: 0	H: 1	1B: 8	SF: 0
	E: 0	LOB: 0	E: 0	LOB: 2	E: 0	LOB: 2	E: 0	LOB: 2	2B: 0	SAC: 0
	K: 0	BB: 0	K: 1	BB: 0	K: 2	BB: 1	K: 0	BB: 1	3B: 0	DP: 1
	S: 3	P: 3	S: 7	P: 7	S: 9	P: 13	S: 4	P: 8	HR: 0	HBP: 0

	WP: 0	PA: 37
	PB: 0	
	SB: 0	
	CS: 0	

PITCHER		IP	WLS	BF	H	R	ER	SO	BB	IBB	HBP	BLK	WP	HR	S	P	ERA	WHIP
Clay Kirby, R ERA: 3.31	(1, 1)	7.1	W	30	7	1	1	5	2	0	0	0	0	0	38	46	1.23	1.227
Rawly Eastwick, R ERA: 1.04	(8, 1)	1.2	S	7	1	0	0	1	1	0	0	0	0	0	8	12	0.00	1.200

PITCHER	IP	WLS	BF	H	R	ER	SO	BB	IBB	HBP	BLK	WP	HR	S	P	ERA	WHIP

Houston Astros @ Cincinnati Reds

Riverfront Stadium, Cincinnati, OH

Wed Sep 25 1974, 7:05 PM EDT

Att. 10,186 - Unknown

BOTTOM

Batter	1	2	3	4	5	6	7	8	9	AB	R	H	RBI	BB	SO	LOB
Pete Rose, S (1, 7) OBP: 0.384, SLG: 0.380	F7 1B 2B	SF7 2-3 3-H		BB 1B		FC5-4 1-2f				2	1	1	1	1	0	1
Joe Morgan, L (1, 4) OBP: 0.429, SLG: 0.495	F7 2-3	P4		1B 1-2			5-3			4	0	1	0	0	0	2
Darrel Chaney, S (8, 4) OBP: 0.331, SLG: 0.308										0	0	0	0	0	0	0
Johnny Bench, R (1, 2) OBP: 0.360, SLG: 0.500	F3		K	F2			F5			4	0	0	0	0	1	3
Tony Perez, R (1, 3) OBP: 0.331, SLG: 0.461	1B 3-H	L6			P4		2B			4	0	2	1	0	0	0
Dan Driessen, L (1, 5) OBP: 0.347, SLG: 0.405	K	BB			G3-6-3 1B		K			3	0	1	0	1	2	2
Ray Knight, R (8, 5)										0	0	0	0	0	0	0
Cesar Geronimo, L (1, 8) OBP: 0.354, SLG: 0.408		1B 1B 1B	K		G3-6-3 1-2f			K		4	1	1	0	0	2	2
Dave Concepcion, R (1, 6) OBP: 0.328, SLG: 0.382		SH2-4 1B SF7 1-3 1B		P4		F7		5-3		4	1	1	0	0	0	0
Ken Griffey, L (1, 9) OBP: 0.325, SLG: 0.351		SF7 SH2-4 1-2 3-H 1B		WP 3B		F7		4-3		4	1	2	1	0	0	0
Clay Kirby, R (1, 1) OBP: 0.169, SLG: 0.099		SH2-4 1-2 2-3		5-3 3-H		FC5-4 1B				2	0	1	0	0	0	0
Rawly Eastwick, R (8, 1)										0	0	0	0	0	0	0
Inning Stats	R: 1 E: 0 K: 1 S: 7 H: 2 LOB: 1 BB: 0 P: 7	R: 2 E: 0 K: 0 S: 6 H: 3 LOB: 1 BB: 0 P: 6	R: 0 E: 0 K: 2 S: 7 H: 0 LOB: 1 BB: 1 P: 11	R: 1 E: 0 K: 0 S: 5 H: 2 LOB: 2 BB: 1 P: 9	R: 0 E: 0 K: 0 S: 3 H: 1 LOB: 0 BB: 0 P: 3	R: 0 E: 0 K: 0 S: 4 H: 1 LOB: 1 BB: 0 P: 4	R: 0 E: 0 K: 1 S: 6 H: 1 LOB: 1 BB: 0 P: 6	R: 0 E: 0 K: 1 S: 5 H: 0 LOB: 0 BB: 0 P: 5		1B: 7 2B: 2 3B: 1 HR: 0 SF: 1 SAC: 1 DP: 1 HBP: 0						

PITCHER	IP	WLS	BF	H	R	ER	SO	BB	IBB	HBP	BLK	WP	HR	S	P	ERA	WHIP
Larry Dierker, R (1, 1) ERA: 2.98	3.2	L	19	6	4	4	3	2	0	0	0	1	0	23	31	9.82	2.182
Dave Roberts, L (4, 1) ERA: 3.43	3.1		13	4	0	0	1	0	0	0	0	0	0	15	15	0.00	1.200
Ramon de los Santos, L (8, 1) ERA: 1.59	1.0		3	0	0	0	1	0	0	0	0	0	0	5	5	0.00	0.000

PITCHER	IP	WLS	BF	H	R	ER	SO	BB	IBB	HBP	BLK	WP	HR	S	P	ERA	WHIP

AB	31
R	4
H	10
RBI	3
BB	2
SO	5
LOB	10

WP: 1	PA: 35
PB: 0	
SB: 0	
CS: 0	

livebaseballscorecards.com

Houston Astros @ Cincinnati Reds

Riverfront Stadium, Cincinnati, OH

Thu Sep 26 1974, 7:05 PM EDT

Att. 11,784 - Unknown

TOP

livebaseballscorecards.com

Batter	1	2	3	4	5	6	7	8	9	AB	R	H	RBI	BB	SO	LOB
Greg Gross, L (1, 9) OBP: 0.390, SLG: 0.368	0-0 ① 2B	G3 ③		4-0 1B HR BB		BB			F7 ②	3	1	1	0	2	0	2
Roger Metzger, S (1, 6) OBP: 0.300, SLG: 0.317	3-1 ②		1B 1B ② 1B	0-0 1-3 2-H HR ② 1B		K ③			4-3 ③	5	2	2	0	0	1	1
Cesar Cedeno, R (1, 8) OBP: 0.340, SLG: 0.466	0-3 K ③		F8 ①	0-0 2-H 3-H HR			F7 ①			4	1	1	3	0	1	1
Bob Watson, R (1, 7) OBP: 0.370, SLG: 0.413		0-0 1B E 1B	0-3 K ②	0-0 F8 ③			0-3 K ②			4	1	1	0	0	2	1
Milt May, L (1, 2) OBP: 0.353, SLG: 0.405		0-0 E 1-2 2B 1B	0-0 1B 1-3 1B		0-3 K ①		0-0 4-3 ③			4	1	2	0	0	1	0
Lee May, R (1, 3) OBP: 0.294, SLG: 0.447	0-0 E5 2B 1-2 2-H		0-0 FC5-4 1-2 3-H 1B		0-3 K ②			0-0 F3 ①		4	0	1	1	0	1	1
Tommy Helms, R (1, 4) OBP: 0.316, SLG: 0.359	0-0 1-3 2-H 2B		0-0 FC5-4 1-2f		0-0 F8 ③			0-0 F7 ②		4	0	1	1	0	0	2
Ray Busse, R (1, 5) OBP: 0.242, SLG: 0.226	0-3 K ①			0-0 1B 2B		0-3 K ①		0-0 F9 ③		4	0	1	0	0	2	2
J.R. Richard, R (1, 1) OBP: 0.158, SLG: 0.316 Mike Cosgrove, L (4, 1) OBP: 0.150, SLG: 0.056 Jim York, R (5, 1) Ramon de los Santos, L (5, 1) Bob Gallagher, L (6, PH) OBP: 0.262, SLG: 0.205 Jerry Johnson, R (6, 1) Wilbur Howard, S (9, PH) OBP: 0.287, SLG: 0.354		0-3 K ②		0-0 B1-4 ①		0-0 B5 ②			0-0 6-3 ①	2 0 0 0 1 0 0 1	0 0 0 0 0 0 0 0	0 0 0 0 0 0 0 0	0 0 0 0 0 0 0 0	0 0 0 0 0 0 0 0	1 0 0 0 0 0 0 0	3 0 0 0 0 0 0 0
Inning Stats	R: 0 E: 0 K: 1 S: 5 H: 1 LOB: 0 BB: 0 P: 5	R: 2 E: 1 K: 2 S: 11 H: 3 LOB: 2 BB: 0 P: 11	R: 1 E: 0 K: 1 S: 8 H: 3 LOB: 2 BB: 0 P: 8	R: 3 E: 0 K: 0 S: 5 H: 3 LOB: 0 BB: 1 P: 9	R: 0 E: 0 K: 2 S: 7 H: 0 LOB: 0 BB: 0 P: 7	R: 0 E: 0 K: 2 S: 7 H: 0 LOB: 1 BB: 1 P: 11	R: 0 E: 0 K: 1 S: 5 H: 0 LOB: 0 BB: 0 P: 5	R: 0 E: 0 K: 0 S: 3 H: 0 LOB: 0 BB: 0 P: 3	R: 0 E: 0 K: 0 S: 3 H: 0 LOB: 0 BB: 0 P: 3	1B: 6 2B: 3 3B: 0 HR: 1 SF: 0 SAC: 0 DP: 0 HBP: 0						

	AB	36
	R	6
	H	10
	RBI	5
	BB	2
	SO	9
	LOB	13

WP: 0 PB: 0 SB: 0 CS: 0 PA: 38

PITCHER		IP	WLS	BF	H	R	ER	SO	BB	IBB	HBP	BLK	WP	HR	S	P	ERA	WHIP
Jack Billingham, R ERA: 3.82	(1, 1)	3.2		21	10	6	5	4	1	0	0	0	0	1	28	32	12.27	3.000
Pedro Borbon, R ERA: 3.3	(4, 1)	0.1		1	0	0	0	0	0	0	0	0	0	0	1	1	0.00	0.000
Tom Hall, L ERA: 4.35	(5, 1)	1.0	W	3	0	0	0	2	0	0	0	0	0	0	7	7	0.00	0.000
Rawly Eastwick, R ERA: 0.71	(6, 1)	4.0	S	13	0	0	0	3	1	0	0	0	0	0	18	22	0.00	0.250

PITCHER	IP	WLS	BF	H	R	ER	SO	BB	IBB	HBP	BLK	WP	HR	S	P	ERA	WHIP

Batter	1	2	3	4	5	6	7	8	9	AB	R	H	RBI	BB	SO	LOB
Pete Rose, S (1, 7) OBP: 0.382, SLG: 0.378	4-3	4-3		4-3	8-2-4 IBB		1-3			4	0	0	0	1	0	3
Cesar Geronimo, L (1, 8) OBP: 0.352, SLG: 0.406	F8		K		2B 1B; 8-2-4 1-2f		G3			5	1	1	0	0	1	3
Johnny Bench, R (1, 2) OBP: 0.361, SLG: 0.502	K		1-3		FC4-6 1B 1-H 2B	G6-4-3 1B		6-3 E BB		4	1	2	1	1	1	0
Tony Perez, R (1, 3) OBP: 0.330, SLG: 0.458		1B 1B 1B BB	K		E5 FC4-6	G6-4-3 1-2f		6-3 1-3		4	1	0	0	1	1	3
Dan Driessen, L (1, 5) OBP: 0.350, SLG: 0.407 Ray Knight, R (7, 5)		1B 1B FC4-6 1-2 1B		WP BB 1B 1B	FC4-6 1B 1-2f 2-3 2B	WP E BB		K		3 1	4 0	2 0	0 0	1 0	0 1	2 1
Dave Concepcion, R (1, 6) OBP: 0.330, SLG: 0.383		FC4-6 1B 1-2 2-3 1B		1B WP G5-4-3 1-2 BB	2B 2B 1-2 3-H 1B	E5 1B 1-H		K		4	2	2	1	1	1	1
Ken Griffey, L (1, 9) OBP: 0.336, SLG: 0.368		FC4-6 1-2 2-3 3-H 1B		G5-4-3 BB 1-3 2-H 1B	2B 1-3 2-H 2B	1-2 1B				4	1	4	3	0	0	0
Darrel Chaney, S (1, 4) OBP: 0.329, SLG: 0.306 Ed Armbrister, R (4, PH) OBP: 0.400, SLG: 0.250 Junior Kennedy, R (5, 4) OBP: 0.300, SLG: 0.125		FC4-6 SH3-4 1-2f 2-3 3-H		G5-4-3 1-2 BB	2B IBB	F9				1 0 1	0 0 0	0 0 0	1 0 1	0 1 0	0 0 1	2 0 2
Jack Billingham, R (1, 1) OBP: 0.088, SLG: 0.075 Pedro Borbon, R (4, 1) OBP: 0.174, SLG: 0.174 Roger Freed, R (4, PH) OBP: 0.400, SLG: 1.000 Tom Hall, L (5, 1) Hal King, L (5, PH) OBP: 0.316, SLG: 0.259 Merv Rettenmund, R (5, PH) OBP: 0.337, SLG: 0.332 Rawly Eastwick, R (6, 1)		SH3-4 1-2		G5-4-3 1-2f 2-3 3-H	1-3 2-H 3-H 2B		K			0 0 1 0 0 1 1	0 0 0 0 0 0 0	0 0 0 0 0 0 0	0 0 0 0 0 0 0	0 0 0 0 0 0 0	0 0 2 0 0 0 0	0 0 0 0 0 0 0
Inning Stats	R: 0 E: 0 K: 1 S: 5 H: 0 LOB: 0 BB: 0 P: 5	R: 2 E: 0 K: 0 S: 6 H: 3 LOB: 2 BB: 1 P: 10	R: 0 E: 0 K: 2 S: 7 H: 0 LOB: 0 BB: 0 P: 7	R: 2 E: 0 K: 0 S: 4 H: 2 LOB: 1 BB: 2 P: 12	R: 5 E: 1 K: 0 S: 8 H: 5 LOB: 2 BB: 2 P: 16	R: 1 E: 1 K: 0 S: 5 H: 2 LOB: 2 BB: 1 P: 9	R: 0 E: 0 K: 1 S: 5 H: 0 LOB: 0 BB: 0 P: 5	R: 0 E: 1 K: 2 S: 7 H: 0 LOB: 1 BB: 1 P: 11		1B: 9 2B: 4 3B: 0 HR: 0	SF: 0 SAC: 1 DP: 3 HBP: 0			WP: 2 PB: 0 SB: 0 CS: 0	PA: 42	

PITCHER		IP	WLS	BF	H	R	ER	SO	BB	IBB	HBP	BLK	WP	HR	S	P	ERA	WHIP
J.R. Richard, R ERA: 3.84	(1, 1)	3.0		16	5	4	4	3	2	0	0	0	1	0	20	28	12.00	2.333
Mike Cosgrove, L ERA: 3.56	(4, 1)	1.0		5	2	2	2	0	1	0	0	0	0	0	4	8	18.00	3.000
Jim York, R ERA: 3.6	(5, 1)	0.1	L	5	2	1	0	0	0	1	0	0	0	0	4	8	0.00	6.000
Ramon de los Santos, L ERA: 1.5	(5, 1)	0.2		3	1	2	2	0	0	1	0	0	0	0	2	6	27.00	1.500
Jerry Johnson, R ERA: 4.87	(6, 1)	3.0		13	2	1	0	3	2	0	0	0	1	0	17	25	0.00	1.333

PITCHER	IP	WLS	BF	H	R	ER	SO	BB	IBB	HBP	BLK	WP	HR	S	P	ERA	WHIP

BOTTOM

Houston Astros @ Cincinnati Reds

Riverfront Stadium, Cincinnati, OH

Thu Sep 26 1974, 7:05 PM EDT

Att. 11,784 - Unknown

livebaseballscorecards.com

AB	34
R	10
H	12
RBI	8
BB	7
SO	6
LOB	19

Houston Astros @ Atlanta Braves

Atlanta Stadium, Atlanta, GA

Sat Sep 28 1974, 7:05 PM EDT

Unknown

TOP

livebaseballscorecards.com

Batter	1	2	3	4	5	6	7	8	9	AB	R	H	RBI	BB	SO	LOB
Greg Gross, L (1, 9) OBP: 0.391, SLG: 0.370	2B		G3		G4-3 1B		5-3			4	0	2	0	0	0	1
Roger Metzger, S (1, 6) OBP: 0.298, SLG: 0.315	F6		F7		G4-3 1-2f			K		4	0	0	0	0	1	3
Cesar Cedeno, R (1, 8) OBP: 0.339, SLG: 0.465	F9			5-3		1B S 1B		5-3		4	0	1	0	0	0	1
Bob Watson, R (1, 7) OBP: 0.368, SLG: 0.410	1-3			F9		F9 1-2		5-3		4	0	0	0	0	0	2
Wilbur Howard, S (8, 7) OBP: 0.287, SLG: 0.354										0	0	0	0	0	0	0
Cliff Johnson, R (1, 3) OBP: 0.340, SLG: 0.398		F5		1B HR 2B		5-3			F8	4	1	1	0	0	0	1
Bob Gallagher, L (9, 3) OBP: 0.292, SLG: 0.205										0	0	0	0	0	0	0
Doug Rader, R (1, 5) OBP: 0.333, SLG: 0.417		F8		2-3 HR 1B		2-3 1B			2B PB 1B	4	2	3	0	0	0	0
Tommy Helms, R (1, 4) OBP: 0.318, SLG: 0.370		5-3		1-H 3-H HR		F9			PB 1-3 SF8 2B	4	1	2	3	0	0	2
Larry Milbourne, S (9, PR) OBP: 0.336, SLG: 0.325 (9, 4)										0	1	0	0	0	0	0
Skip Jutze, R (1, 2) OBP: 0.231, SLG: 0.250			SH1-4 1B	F5			3-1		SF8 2-H 3-H	3	0	1	1	0	0	0
Don Wilson, R (1, 1) OBP: 0.227, SLG: 0.286			SH1-4 1-2		5-3		F4		F8	3	0	0	0	0	0	1

Inning Stats	R: 0	H: 1		R: 0	H: 0		R: 0	H: 1		R: 3	H: 3		R: 0	H: 1		R: 0	H: 2		R: 0	H: 0		R: 0	H: 0		R: 2	H: 2		1B: 6	SF: 1		WP: 0	PA: 36	
	E: 0	LOB: 1		E: 0	LOB: 0		E: 0	LOB: 1		E: 0	LOB: 0		E: 0	LOB: 0		E: 0	LOB: 2		E: 0	LOB: 0		E: 0	LOB: 0		E: 0	LOB: 1		2B: 3	SAC: 1		PB: 1		
	K: 0	BB: 0		K: 0	BB: 0		K: 0	BB: 0		K: 0	BB: 0		K: 0	BB: 0		K: 0	BB: 0		K: 0	BB: 0		K: 1	BB: 0		K: 0	BB: 0		3B: 0	DP: 1		SB: 1		
	S: 4	P: 4		S: 3	P: 3		S: 4	P: 4		S: 6	P: 6		S: 3	P: 3		S: 5	P: 5		S: 3	P: 3		S: 5	P: 5		S: 5	P: 5		HR: 1	HBP: 0		CS: 0		

	AB	34
	R	5
	H	10
	RBI	4
	BB	0
	SO	1
	LOB	11

PITCHER		IP	WLS	BF	H	R	ER	SO	BB	IBB	HBP	BLK	WP	HR	S	P	ERA	WHIP
Ron Reed, R ERA: 3.39	(1, 1)	6.0	L	25	8	3	3	0	0	0	0	0	0	1	25	25	4.50	1.333
Mike Beard, L ERA: 3.24	(7, 1)	2.0		6	0	0	0	1	0	0	0	0	0	0	8	8	0.00	0.000
Joe Niekro, R ERA: 3.56	(9, 1)	1.0		5	2	2	1	0	0	0	0	0	0	0	5	5	9.00	2.000

PITCHER	IP	WLS	BF	H	R	ER	SO	BB	IBB	HBP	BLK	WP	HR	S	P	ERA	WHIP

Houston Astros @ Atlanta Braves

Atlanta Stadium, Atlanta, GA

Sat Sep 28 1974, 7:05 PM EDT

Unknown

BOTTOM

Batter	1	2	3	4	5	6	7	8	9	AB	R	H	RBI	BB	SO	LOB
Ralph Garr, L (1, 7) OBP: 0.382, SLG: 0.506	4-3		E6 CS			L7		6-3		4	0	0	0	0	0	0
Rod Gilbreath, R (1, 4) OBP: 0.500, SLG: 0.333	F8		CS 1-2	G1-6-3 1B		BB			F3	3	0	1	0	1	0	0
Darrell Evans, L (1, 5) OBP: 0.379, SLG: 0.414	BB			G1-6-3 1-2f		BB 1-2			3-1	2	0	0	0	2	0	1
Mike Lum, L (1, 9) OBP: 0.312, SLG: 0.353	F3			F8		F5			F4	4	0	0	0	0	0	3
Jack Pierce, L (1, 3) OBP: 0.286, SLG: 0.167		F8			4-3		6-3			3	0	0	0	0	0	0
Rowland Office, L (1, 8) OBP: 0.284, SLG: 0.351		F7			1B		F8			3	0	1	0	0	0	0
Johnny Oates, L (1, 2) OBP: 0.282, SLG: 0.272		L9			F7		G3			3	0	0	0	0	0	1
Larvell Blanks, R (1, 6) OBP: 0.250, SLG: 0.250			F7		L9			F4		3	0	0	0	0	0	1
Ron Reed, R (1, 1) OBP: 0.136, SLG: 0.105			F9			F3		6-3		1	0	0	0	0	0	0
Marty Perez, R (6, PH) OBP: 0.311, SLG: 0.340										1	0	0	0	0	0	0
Mike Beard, L (7, 1)										0	0	0	0	0	0	0
Frank Tepedino, L (8, PH) OBP: 0.272, SLG: 0.272										1	0	0	0	0	0	0
Joe Niekro, R (9, 1)										0	0	0	0	0	0	0
Inning Stats	R: 0 E: 0 K: 0 S: 3 H: 0 LOB: 1 BB: 1 P: 7	R: 0 E: 0 K: 0 S: 3 H: 0 LOB: 0 BB: 0 P: 3	R: 0 E: 1 K: 0 S: 3 H: 0 LOB: 0 BB: 0 P: 3	R: 0 E: 0 K: 0 S: 3 H: 1 LOB: 0 BB: 0 P: 3	R: 0 E: 0 K: 0 S: 4 H: 1 LOB: 1 BB: 0 P: 4	R: 0 E: 0 K: 0 S: 3 H: 0 LOB: 2 BB: 2 P: 11	R: 0 E: 0 K: 0 S: 3 H: 0 LOB: 0 BB: 0 P: 3	R: 0 E: 0 K: 0 S: 3 H: 0 LOB: 0 BB: 0 P: 3	R: 0 E: 0 K: 0 S: 3 H: 0 LOB: 0 BB: 0 P: 3	1B: 2 2B: 0 3B: 0 HR: 0 SF: 0 SAC: 0 DP: 1 HBP: 0							

livebaseballscorecards.com

AB	28
R	0
H	2
RBI	0
BB	3
SO	0
LOB	6

WP: 0 PB: 0 SB: 0 CS: 1 PA: 32

PITCHER	IP	WLS	BF	H	R	ER	SO	BB	IBB	HBP	BLK	WP	HR	S	P	ERA	WHIP
Don Wilson, R (1, 1) ERA: 3.08	9.0	W	31	2	0	0	0	3	0	0	0	0	0	28	40	0.00	0.556

PITCHER	IP	WLS	BF	H	R	ER	SO	BB	IBB	HBP	BLK	WP	HR	S	P	ERA	WHIP

Batter	1	2	3	4	5	6	7	8	9	AB	R	H	RBI	BB	SO	LOB
Wilbur Howard, S (1, 7) OBP: 0.276, SLG: 0.340	4-3		4-3		F3			K		4	0	0	0	0	1	2
Roger Metzger, S (1, 6) OBP: 0.296, SLG: 0.312	K		4-3			F6			3-1	4	0	0	0	0	1	0
Greg Gross, L (1, 9) OBP: 0.389, SLG: 0.368	3-1			F7		4-3			1-3	4	0	0	0	0	0	0
Cesar Cedeno, R (1, 8) OBP: 0.337, SLG: 0.461		1-3		F9		K			L5	4	0	0	0	0	1	0
Bob Watson, R (1, 3) OBP: 0.368, SLG: 0.412		HR 2B		4-3			F8			2	1	1	0	0	0	0
Mike Cosgrove, L (5, 1) OBP: 0.150, SLG: 0.056										0	0	0	0	0	0	0
Bob Gallagher, L (7, PH) OBP: 0.289, SLG: 0.202										1	0	0	0	0	0	0
Ken Forsch, R (7, 1)										0	0	0	0	0	0	0
Milt May, L (1, 2) OBP: 0.353, SLG: 0.412		2-H HR			4-3		F2			3	1	1	2	0	0	0
Doug Rader, R (1, 5) OBP: 0.332, SLG: 0.414		K			K		F8			3	0	0	0	0	2	0
Larry Milbourne, S (1, 4) OBP: 0.336, SLG: 0.320		5-3			BB			5-3		2	0	0	0	1	0	0
Paul Siebert, L (1, 1)			K		1-2 BB			K		0	0	0	0	0	0	0
Jim York, R (2, 1)										1	0	0	0	0	1	0
Cliff Johnson, R (5, PH) OBP: 0.342, SLG: 0.395										1	0	0	0	1	1	0
(5, 3)																
Inning Stats	R: 0 E: 0 K: 1 S: 5 H: 0 LOB: 0 BB: 0 P: 5	R: 2 E: 0 K: 1 S: 7 H: 2 LOB: 0 BB: 0 P: 7	R: 0 E: 0 K: 1 S: 5 H: 0 LOB: 0 BB: 0 P: 5	R: 0 E: 0 K: 0 S: 3 H: 0 LOB: 0 BB: 0 P: 3	R: 0 E: 0 K: 1 S: 5 H: 0 LOB: 2 BB: 2 P: 13	R: 0 E: 0 K: 1 S: 5 H: 0 LOB: 0 BB: 0 P: 5	R: 0 E: 0 K: 0 S: 3 H: 0 LOB: 0 BB: 0 P: 3	R: 0 E: 0 K: 2 S: 7 H: 0 LOB: 0 BB: 0 P: 7	R: 0 E: 0 K: 0 S: 3 H: 0 LOB: 0 BB: 0 P: 3	1B: 0 2B: 1 3B: 0 HR: 1	SF: 0 SAC: 0 DP: 0 HBP: 0						

PITCHER	IP	WLS	BF	H	R	ER	SO	BB	IBB	HBP	BLK	WP	HR	S	P	ERA	WHIP
Phil Niekro, R (1, 1) ERA: 2.45	9.0	W	31	2	2	2	7	2	0	0	0	0	1	43	51	2.00	0.444

PITCHER	IP	WLS	BF	H	R	ER	SO	BB	IBB	HBP	BLK	WP	HR	S	P	ERA	WHIP

TOP

Houston Astros @ Atlanta Braves

Atlanta Stadium, Atlanta, GA

Sat Sep 28 1974, 7:05 PM EDT

Att. 8,498 - Unknown

livebaseballscorecards.com

AB	29
R	2
H	2
RBI	2
BB	2
SO	7
LOB	2

WP: 0 PB: 0 SB: 0 CS: 0 PA: 31

Houston Astros @ Atlanta Braves

Atlanta Stadium, Atlanta, GA

Sat Sep 28 1974, 7:05 PM EDT

Att. 8,498 - Unknown

livebaseballscorecards.com

BOTTOM

Batter	1	2	3	4	5	6	7	8	9	AB	R	H	RBI	BB	SO	LOB
Craig Robinson, R (1, 6) OBP: 0.277, SLG: 0.266	HR SH1-3 1B	S 1B	BBBB 1-2 2-3 3-H BB			6-3 ②		5-3 ②		4	1	2	1	1	0	0
Marty Perez, R (1, 4) OBP: 0.311, SLG: 0.339	SH1-3 ① 1-2	F7 ② 1-2	L6 ③			4-3 ③		BB 2B 1B		4	1	1	0	0	0	4
Darrell Evans, L (1, 5) OBP: 0.380, SLG: 0.419	2-H HR	BBBB BB		4-1 ①			4-3 ① BBBB	1-2 2B BB		3	2	1	2	2	0	0
Hank Aaron, R (1, 7) OBP: 0.340, SLG: 0.484 Rowland Office, L (8, PR) (9, 8) OBP: 0.284, SLG: 0.351	4-3 1B 1B	F5 ③		F5 ②			2B 1B	1-H 2-H 2B		5 0	0 0	3 0	2 0	0 0	0 0	2 0
Dusty Baker Jr., R (1, 8) (9, 9) OBP: 0.332, SLG: 0.414	1-2 4-3 1B		FC1-5 2B	F3 ③			1-3 2B	SSS K ③		5	0	3	0	0	1	1
Mike Lum, L (1, 3) OBP: 0.312, SLG: 0.350	1-2 2-3 4-3 ②		2-3 E BB FC1-5 ①		SSS K ①		IIII IBB			3	1	0	0	1	1	3
Ivan Murrell, R (1, 9) (9, 7) OBP: 0.265, SLG: 0.308	6-3 ③		1-3 BB E4		SSS K ②		SSS K ②			4	0	0	0	0	2	6
Vic Correll, R (1, 2) OBP: 0.309, SLG: 0.358		HR	IIII BB IBB		SSS K ③		SSS K ③			3	1	1	1	1	2	3
Phil Niekro, R (1, 1) OBP: 0.221, SLG: 0.202		L6 ①	SSS K ②			SSS K ①		6-3 ①		4	0	0	0	0	2	3
Inning Stats	R: 2 E: 0 K: 0 S: 7 H: 4 LOB: 2 BB: 0 P: 7	R: 1 E: 0 K: 0 S: 5 H: 2 LOB: 2 BB: 1 P: 9	R: 1 E: 1 K: 1 S: 7 H: 1 LOB: 3 BB: 2 P: 15	R: 0 E: 0 K: 0 S: 3 H: 0 LOB: 0 BB: 0 P: 3	R: 0 E: 0 K: 3 S: 9 H: 0 LOB: 0 BB: 0 P: 9	R: 0 E: 0 K: 1 S: 5 H: 0 LOB: 0 BB: 0 P: 5	R: 0 E: 0 K: 2 S: 9 H: 2 LOB: 3 BB: 1 P: 13	R: 2 E: 0 K: 1 S: 7 H: 2 LOB: 1 BB: 1 P: 11									

	AB	35
	R	6
	H	11
	RBI	6
	BB	5
	SO	8
	LOB	22

1B: 6 SF: 0
2B: 3 SAC: 1
3B: 0 DP: 0
HR: 2 HBP: 0

WP: 0 PA: 41
PB: 0
SB: 1
CS: 0

PITCHER		IP	WLS	BF	H	R	ER	SO	BB	IBB	HBP	BLK	WP	HR	S	P	ERA	WHIP
Paul Siebert, L ERA: 3.72	(1, 1)	1.2	L	12	6	3	3	0	1	0	0	0	0	2	11	15	16.20	4.200
Jim York, R ERA: 3.38	(2, 1)	2.1		11	1	1	0	1	1	1	0	0	0	0	11	19	0.00	0.857
Mike Cosgrove, L ERA: 3.48	(5, 1)	2.0		6	0	0	0	4	0	0	0	0	0	0	14	14	0.00	0.000
Ken Forsch, R ERA: 2.87	(7, 1)	2.0		12	4	2	2	3	1	1	0	0	0	0	16	24	9.00	2.500

PITCHER	IP	WLS	BF	H	R	ER	SO	BB	IBB	HBP	BLK	WP	HR	S	P	ERA	WHIP

Batter	1	2	3	4	5	6	7	8	9	AB	R	H	RBI	BB	SO	LOB
Greg Gross, L (1, 9) OBP: 0.390, SLG: 0.369	3B 1B		BBB 1B 1-2 SF8 BB	1B		4-3 2-3		4-3		4	2	2	0	1	0	1
Roger Metzger, S (1, 6) OBP: 0.297, SLG: 0.312	L7		1B 1-3 2-H 1B	1-3		E3 1B		BBBB 1B HR BB		4	2	1	1	1	0	3
Cesar Cedeno, R (1, 8) OBP: 0.338, SLG: 0.466	1-H 3B		SF8 3-H		5-3	SF9 3-H		1-2 HR 1B		3	1	2	3	0	0	0
Cliff Johnson, R (1, 3) OBP: 0.348, SLG: 0.416	6-3		SSS K		BBB 1B E BB	1-2 1B		1-H 2-H HR		4	2	2	3	1	1	2
Milt May, L (1, 2) OBP: 0.353, SLG: 0.411	6-3		BBBB 1B BB		1-3 E 1B	4-3		E6		4	0	1	0	1	0	3
Doug Rader, R (1, 5) OBP: 0.331, SLG: 0.412		F9	1-2 2-H FC6-4 1B		SSS K		F2		6-3	5	0	1	1	0	1	2
Tommy Helms, R (1, 4) OBP: 0.315, SLG: 0.366		6-3	1-2f FC6-4		1-2 3-H E5		F3		SSS K	4	0	0	0	0	0	3
Larry Milbourne, S (7, 4) OBP: 0.333, SLG: 0.318										1	0	0	0	0	1	0
Wilbur Howard, S (1, 7) OBP: 0.264, SLG: 0.324		3-1		4-3	L3		SSS K		F9	5	0	0	0	0	1	2
Tom Griffin, R (1, 1) OBP: 0.324, SLG: 0.456			1B BB 1B	F4		4-3 SF9 2B		4-3		2	1	1	0	0	0	0
Dave Roberts, L (5, 1) OBP: 0.213, SLG: 0.397										2	1	1	0	0	0	0
Inning Stats	R: 1 E: 0 K: 0 S: 5 H: 2 LOB: 1 BB: 0 P: 5	R: 0 E: 0 K: 0 S: 3 H: 0 LOB: 0 BB: 0 P: 3	R: 3 E: 0 K: 1 S: 8 H: 3 LOB: 2 BB: 2 P: 16	R: 0 E: 0 K: 0 S: 4 H: 1 LOB: 1 BB: 0 P: 4	R: 1 E: 1 K: 1 S: 7 H: 1 LOB: 2 BB: 1 P: 11	R: 1 E: 1 K: 0 S: 6 H: 2 LOB: 2 BB: 0 P: 6	R: 0 E: 0 K: 1 S: 5 H: 0 LOB: 0 BB: 0 P: 5	R: 3 E: 1 K: 0 S: 5 H: 2 LOB: 1 BB: 1 P: 9	R: 0 E: 0 K: 1 S: 5 H: 0 LOB: 0 BB: 0 P: 5	1B: 8 2B: 1 3B: 1 HR: 1	SF: 2 SAC: 0 DP: 0 HBP: 0						

TOP

Houston Astros @ Atlanta Braves

Atlanta Stadium, Atlanta, GA

Sun Sep 29 1974, 3:33 AM EDT

Att. 6,012 - Unknown

livebaseballscorecards.com

AB	38
R	9
H	11
RBI	8
BB	4
SO	4
LOB	16

WP: 0 PB: 0 SB: 0 CS: 0 PA: 44

PITCHER		IP	WLS	BF	H	R	ER	SO	BB	IBB	HBP	BLK	WP	HR	S	P	ERA	WHIP
Carl Morton, R ERA: 3.15	(1, 1)	8.0	L	41	11	9	7	3	4	0	0	0	0	1	43	59	7.88	1.875
Mike Beard, L ERA: 2.89	(9, 1)	1.0		3	0	0	0	1	0	0	0	0	0	0	5	5	0.00	0.000

PITCHER	IP	WLS	BF	H	R	ER	SO	BB	IBB	HBP	BLK	WP	HR	S	P	ERA	WHIP

Batter	1	2	3	4	5	6	7	8	9	AB	R	H	RBI	BB	SO	LOB
Ralph Garr, L (1, 7) OBP: 0.380, SLG: 0.503	4-3		F3		FC4-6 WP 1B HR 1-2f		SH1 1B 1B		F8	5	2	1	0	0	0	2
Rod Gilbreath, R (1, 4) OBP: 0.500, SLG: 0.333	6-3			BBBB FC4-6 1B 1B BB	WP HR 1-2 1B		SH1 1-2		F4	3	2	1	0	1	0	0
Dusty Baker Jr., R (1, 9) OBP: 0.334, SLG: 0.420	K SSS			FC4-6 1-2 1B	1-H 2-H HR		FC FC4-6 1B		1B	5	1	3	3	0	1	1
Jack Pierce, L (1, 3) OBP: 0.200, SLG: 0.111 Ivan Murrell, R (7, PH) OBP: 0.268, SLG: 0.311 (8, 3)		L3		FC4-6 1B 1-2f 2-3	4-3		FC4-6 1-2 2-H 1B		K SSS	3 2	1 0	0 1	0 1	0 0	0 1	2 1
Rowland Office, L (1, 8) OBP: 0.287, SLG: 0.358		F9		1B 1-2 3-H 1B	2B		FC4-6 1-2f 2-3			4	0	2	1	0	0	2
Larvell Blanks, R (1, 6) OBP: 0.250, SLG: 0.250		F3		1-2 2-H 1B	F7		1-3			4	0	1	1	0	0	3
Johnny Oates, L (1, 2) OBP: 0.278, SLG: 0.268			5-3	F5		F3		G3		4	0	0	0	0	0	2
Leo Foster, R (1, 5) OBP: 0.254, SLG: 0.241 Darrell Evans, L (6, 5) OBP: 0.379, SLG: 0.417			F3	F2		3-1		4-3		2 2	0 0	0 0	0 0	0 0	0 0	2 0
Carl Morton, R (1, 1) OBP: 0.168, SLG: 0.124 Marty Perez, R (8, PH) OBP: 0.310, SLG: 0.339 Mike Beard, L (9, 1)			1B	BBBB FC4-6 BB	SSS K			5-3		2 1 0	0 0 0	1 0 0	0 0 0	1 0 0	1 0 0	0 0 0
Inning Stats	R: 0 E: 0 K: 1 S: 5 H: 0 LOB: 0 BB: 0 P: 5	R: 0 E: 0 K: 0 S: 3 H: 0 LOB: 0 BB: 0 P: 3	R: 0 E: 0 K: 0 S: 4 H: 1 LOB: 1 BB: 0 P: 4	R: 2 E: 0 K: 0 S: 6 H: 3 LOB: 2 BB: 1 P: 10	R: 3 E: 0 K: 0 S: 6 H: 3 LOB: 1 BB: 1 P: 10	R: 0 E: 0 K: 1 S: 5 H: 0 LOB: 0 BB: 0 P: 5	R: 1 E: 0 K: 0 S: 6 H: 2 LOB: 2 BB: 0 P: 6	R: 0 E: 0 K: 0 S: 3 H: 0 LOB: 0 BB: 0 P: 3	R: 0 E: 0 K: 1 S: 6 H: 1 LOB: 1 BB: 0 P: 6	1B: 8 2B: 1 3B: 0 HR: 1	SF: 0 SAC: 1 DP: 0 HBP: 0		WP: 1 PB: 0 SB: 0 CS: 0	PA: 40			

PITCHER		IP	WLS	BF	H	R	ER	SO	BB	IBB	HBP	BLK	WP	HR	S	P	ERA	WHIP
Tom Griffin, R ERA: 3.54	(1, 1)	4.1		21	6	5	5	1	2	0	0	0	1	1	21	29	10.38	1.846
Dave Roberts, L ERA: 3.4	(5, 1)	4.2	W	19	4	1	1	2	0	0	0	0	0	0	23	23	1.93	0.857

PITCHER	IP	WLS	BF	H	R	ER	SO	BB	IBB	HBP	BLK	WP	HR	S	P	ERA	WHIP

BOTTOM

Houston Astros @ Atlanta Braves

Atlanta Stadium, Atlanta, GA

Sun Sep 29 1974, 3:33 AM EDT

Att. 6,012 - Unknown

livebaseballscorecards.com

AB	37
R	6
H	10
RBI	6
BB	2
SO	3
LOB	15

Los Angeles Dodgers @ Houston Astros

Astrodome, Houston, TX

Mon Sep 30 1974, 8:05 PM EDT

Att. 7,771 - Unknown

TOP

livebaseballscorecards.com

Batter	1	2	3	4	5	6	7	8	9	AB	R	H	RBI	BB	SO	LOB
Davey Lopes, R (1, 4) OBP: 0.350, SLG: 0.380 Manny Mota, R (9, PH) OBP: 0.333, SLG: 0.321 Lee Lacy, R (9, PR) OBP: 0.289, SLG: 0.347	S S S 0-3 ① K		x 0-0 ① F8		x 0-0 ② 5-3		x 0-0 ③ L1		x 0-0 2-3 3-H 1B	4 1 0	0 0 0	0 1 0	0 1 0	0 0 0	1 0 0	3 0 0
Bill Buckner, L (1, 7) OBP: 0.352, SLG: 0.415	x 0-0 ② 4-3		x 0-0 ② 1-3 1B		x 0-0 ③ 6-3			x 0-0 ① P4	x 0-0 ③ P4	5	0	1	0	0	0	2
Jimmy Wynn, R (1, 8) OBP: 0.387, SLG: 0.499	B B B B 4-0 BB		S S S 0-3 ③ K			x 0-0 ① F7		B B B B 4-0 FC6-4 BB		2	0	0	0	2	1	1
Steve Garvey, R (1, 3) OBP: 0.341, SLG: 0.466	S S S 0-3 ③ K			x 0-0 ① L8		x 0-0 ② F3		x 0-0 ② L9		4	0	0	0	0	1	2
Joe Ferguson, R (1, 2) OBP: 0.380, SLG: 0.436		x 0-0 ① F9		x 0-0 1B 2B		S S S 0-3 ③ K		x 0-0 ③ FC6-4 1-2f		4	0	1	0	0	1	1
Ron Cey, R (1, 5) OBP: 0.349, SLG: 0.398		x 0-0 ② P3		x 0-0 ② L7			x 0-0 ① F9		x 0-0 ① F8	4	0	0	0	0	0	1
Willie Crawford, L (1, 9) OBP: 0.376, SLG: 0.432		x 0-0 1B		I I 4-0 1B IBB			x 0-0 ② 1-3		B B B B 4-0 4-3 BB 1B BB	2	1	1	0	2	0	0
Bill Russell, R (1, 6) OBP: 0.335, SLG: 0.350		x 0-0 ③ P4		x 0-0 ③ 1-2 2-H 1B			B B B B 4-0 E 1B BB		B B B B 4-0 1B 4-3 1-2 BB	2	0	1	0	2	0	1
Doug Rau, L (1, 1) OBP: 0.214, SLG: 0.141 Charlie Hough, R (5, 1) Rick Rhoden, R (6, 1) OBP: 0.500, SLG: 0.500 Von Joshua, L (7, PH) OBP: 0.289, SLG: 0.331 Greg Shanahan, R (7, 1) Gail Hopkins, L (9, PH) OBP: 0.429, SLG: 0.333			B B B B 4-0 1B BB		x 0-0 ① F8		x 0-0 1-3 E1 1B		x 0-0 ② 1-2 2-3 4-3	1 0 0 1 0 1	0 0 0 0 0 0	0 0 0 1 0 0	0 0 0 0 0 0	1 0 0 0 0 0	0 0 0 0 0 0	0 0 0 0 0 2

	AB	31
	R	1
	H	6
	RBI	1
	BB	7
	SO	4
	LOB	13

Inning Stats										
	R: 0 E: 0 K: 2 S: 7	H: 0 LOB: 1 BB: 1 P: 11	R: 0 E: 0 K: 0 S: 4	H: 1 LOB: 1 BB: 0 P: 4	R: 0 E: 0 K: 1 S: 5	H: 1 LOB: 1 BB: 1 P: 9	R: 0 E: 0 K: 0 S: 4	H: 2 LOB: 2 BB: 1 P: 8	R: 0 E: 0 K: 0 S: 3	H: 0 LOB: 0 BB: 0 P: 3
	R: 0 E: 0 K: 1 S: 5	H: 0 LOB: 0 BB: 0 P: 5	R: 0 E: 1 K: 0 S: 4	H: 1 LOB: 2 BB: 1 P: 8	R: 0 E: 0 K: 0 S: 3	H: 0 LOB: 1 BB: 1 P: 7	R: 1 E: 0 K: 0 S: 4	H: 1 LOB: 2 BB: 2 P: 12	1B: 5 2B: 1 3B: 0 HR: 0	SF: 0 SAC: 0 DP: 0 HBP: 0

WP: 0 PB: 0 SB: 0 CS: 0 PA: 38

PITCHER		IP	WLS	BF	H	R	ER	SO	BB	IBB	HBP	BLK	WP	HR	S	P	ERA	WHIP
Larry Dierker, R ERA: 2.9	(1, 1)	6.0	W	23	4	0	0	4	2	1	0	0	0	0	28	40	0.00	1.000
Ken Forsch, R ERA: 2.87	(7, 1)	3.0	S	15	2	1	1	0	4	0	0	0	0	0	11	27	3.00	2.000

PITCHER	IP	WLS	BF	H	R	ER	SO	BB	IBB	HBP	BLK	WP	HR	S	P	ERA	WHIP

Batter	1	2	3	4	5	6	7	8	9	AB	R	H	RBI	BB	SO	LOB
Greg Gross, L (1, 9) OBP: 0.389, SLG: 0.369	6-3		2B	F8		4-3		6-3		5	0	1	0	0	0	4
Roger Metzger, S (1, 6) OBP: 0.296, SLG: 0.314	1-3		K		1-4-3	3B		4-3		5	0	1	0	0	1	3
Cesar Cedeno, R (1, 8) OBP: 0.339, SLG: 0.464	S BB		F9		1B 1B BB	6-3				2	1	0	0	2	0	3
Bob Watson, R (1, 7) OBP: 0.371, SLG: 0.413 Wilbur Howard, S (8, 7) OBP: 0.264, SLG: 0.324	1-2 BB		1B		1B 1-3 SF9 1B		6-3			3 0	1 0	2 0	0 0	1 0	0 0	0 0
Lee May, R (1, 3) OBP: 0.295, SLG: 0.447	F8		F8		PB 1-3 3-H 1B		BB			3	0	1	1	1	0	4
Milt May, L (1, 2) OBP: 0.350, SLG: 0.408		K		F9	SF9 1-2 3-H		F9			3	0	0	1	0	1	1
Doug Rader, R (1, 5) OBP: 0.332, SLG: 0.415		1B		1B 2B	K		F9			4	1	2	0	0	1	2
Tommy Helms, R (1, 4) OBP: 0.314, SLG: 0.365 Larry Milbourne, S (8, PR) OBP: 0.333, SLG: 0.318 (9, 4)		F8		6-3		5-3		SH1-3 1B		4 0	0 0	1 0	0 0	0 0	0 0	2 0
Larry Dierker, R (1, 1) OBP: 0.208, SLG: 0.239 Johnny Edwards, L (6, PH) OBP: 0.289, SLG: 0.328 Dave Campbell, R (6, PR) OBP: 0.125, SLG: 0.130 Ken Forsch, R (7, 1)		K		2-H 1B		4-3 PB 2B		SH1-3 1-2		2 1 0 0	0 0 1 0	1 1 0 0	1 0 0 0	0 0 0 0	1 0 0 0	1 0 0 0
Inning Stats	R: 0 E: 0 K: 0 S: 3 H: 0 LOB: 2 BB: 2 P: 11	R: 0 E: 0 K: 2 S: 8 H: 1 LOB: 1 BB: 0 P: 8	R: 0 E: 0 K: 1 S: 7 H: 2 LOB: 2 BB: 0 P: 7	R: 1 E: 0 K: 0 S: 5 H: 2 LOB: 1 BB: 0 P: 5	R: 2 E: 0 K: 1 S: 7 H: 2 LOB: 1 BB: 1 P: 11	R: 1 E: 0 K: 0 S: 5 H: 2 LOB: 2 BB: 0 P: 5	R: 0 E: 0 K: 0 S: 3 H: 0 LOB: 1 BB: 1 P: 7	R: 0 E: 0 K: 0 S: 4 H: 1 LOB: 2 BB: 0 P: 4		1B: 6 2B: 3 3B: 1 HR: 0 SF: 1 SAC: 1 DP: 0 HBP: 0						

PITCHER		IP	WLS	BF	H	R	ER	SO	BB	IBB	HBP	BLK	WP	HR	S	P	ERA	WHIP
Doug Rau, L ERA: 3.72	(1, 1)	4.1	L	23	7	3	3	3	3	0	0	0	0	0	26	38	6.23	2.308
Charlie Hough, R ERA: 3.83	(5, 1)	1.1		6	2	1	1	1	0	0	0	0	0	0	8	8	6.75	1.500
Rick Rhoden, R ERA: 2.0	(6, 1)	0.1		1	0	0	0	0	0	0	0	0	0	0	1	1	0.00	0.000
Greg Shanahan, R ERA: 3.86	(7, 1)	2.0		8	1	0	0	0	1	0	0	0	0	0	7	11	0.00	1.000

PITCHER	IP	WLS	BF	H	R	ER	SO	BB	IBB	HBP	BLK	WP	HR	S	P	ERA	WHIP

BOTTOM

Los Angeles Dodgers @ Houston Astros

Astrodome, Houston, TX

Mon Sep 30 1974, 8:05 PM EDT

Att. 7,771 - Unknown

livebaseballscorecards.com

AB	32
R	4
H	10
RBI	3
BB	4
SO	4
LOB	20

Los Angeles Dodgers @ Houston Astros

Astrodome, Houston, TX

Tue Oct 01 1974, 8:05 PM EDT

Att. 9,260 - Unknown

TOP

livebaseballscorecards.com

Batter	1	2	3	4	5	6	7	8	9	AB	R	H	RBI	BB	SO	LOB
Davey Lopes, R (1, 4) OBP: 0.350, SLG: 0.383	0-0 2B 3B	0-3 K		0-0 FC4-6 S 1-2f		0-0 1B 2-H 1B	0-0 6-3		0-0 5-3	3	1	1	0	0	1	2
Rick Auerbach, R (6, PH) OBP: 0.410, SLG: 0.394 (6, 6) (9, 4)										3	1	1	1	0	0	3
Bill Buckner, L (1, 7) OBP: 0.352, SLG: 0.413	0-3 K		0-3 K	4-0 1-3 BB		0-0 2-H 1B		0-0 5-3		2	0	0	0	1	2	1
Lee Lacy, R (6, PH) OBP: 0.295, SLG: 0.351 (6, 4)										2	0	1	1	0	0	0
Jerry Royster, R (8, 4) (9, 9)										0	0	0	0	0	0	0
Jimmy Wynn, R (1, 8) OBP: 0.387, SLG: 0.497	0-3 K		4-0 1B FC6-4 BB	0-0 F7		0-0 F8		0-0 F8		2	1	0	0	1	1	3
Von Joshua, L (5, 8) OBP: 0.285, SLG: 0.325										2	0	0	0	0	0	1
Steve Garvey, R (1, 3) OBP: 0.342, SLG: 0.469	0-0 1B 3-H 2B		0-0 FC6-4 1-3 1B		0-3 K		0-0 6-3	0-0 1B		3	1	2	1	0	1	0
Tom Paciorek, R (6, 7) OBP: 0.283, SLG: 0.366										2	0	1	0	0	0	0
Willie Crawford, L (1, 9) OBP: 0.376, SLG: 0.432	0-0 2-H 1B		0-0 FC6-4 WP S 1-2f 3-H		0-0 P5		0-0 E 1B 1B	0-0 4-3		3	0	1	2	0	0	1
Mike Marshall, R (6, 1) OBP: 0.235, SLG: 0.235										1	1	1	0	0	0	0
Orlando Alvarez, R (8, PH)										1	0	0	0	0	0	1
Jim Brewer, L (8, 1)										0	0	0	0	0	0	0
Ron Cey, R (1, 5) OBP: 0.349, SLG: 0.397	0-3 K		4-0 1-3 FC6-4 BB		0-0 F7		0-0 E5 1-3 1B		0-0 2B 2B	2	0	0	0	1	1	1
Ken McMullen, R (6, 5) OBP: 0.293, SLG: 0.446										2	2	1	0	0	0	1
Bill Russell, R (1, 6) OBP: 0.336, SLG: 0.351	0-0 S 1B	0-0 FC6-4 1-2f				0-0 3-1	4-0 1B IBB		0-0 P4	2	0	1	0	0	0	2
Gail Hopkins, L (6, PH) OBP: 0.412, SLG: 0.286 (6, 3)										2	0	0	0	1	0	1
Steve Yeager, R (1, 2) OBP: 0.334, SLG: 0.428	0-3 1-2 K			0-3 K		0-0 F7	0-3 K		0-0 WP 2-H 2B	5	0	1	1	0	3	4
Don Sutton, R (1, 1) OBP: 0.216, SLG: 0.204	0-3 K			4-0 FC4-6 BB		0-0 1B 2B	0-0 1-2 2-H 3-H 1B		0-3 2-3 K	1	0	0	0	1	1	1
John Hale, L (6, PH) OBP: 1.000, SLG: 1.500 (6, 9)										2	1	2	2	0	0	0
Ivan De Jesus, R (9, PH) (9, 6)										1	0	0	0	0	1	1
Inning Stats	R: 2 E: 0 K: 3 S: 12 H: 3 LOB: 1 BB: 0 P: 12	R: 0 E: 0 K: 3 S: 10 H: 1 LOB: 1 BB: 0 P: 10	R: 1 E: 0 K: 1 S: 6 H: 1 LOB: 2 BB: 2 P: 14	R: 0 E: 0 K: 1 S: 5 H: 0 LOB: 2 BB: 2 P: 13	R: 0 E: 0 K: 1 S: 5 H: 0 LOB: 0 BB: 0 P: 5	R: 2 E: 0 K: 0 S: 6 H: 3 LOB: 1 BB: 0 P: 6	R: 2 E: 1 K: 1 S: 8 H: 2 LOB: 2 BB: 1 P: 12	R: 0 E: 0 K: 0 S: 4 H: 1 LOB: 1 BB: 0 P: 4	R: 1 E: 0 K: 1 S: 7 H: 2 LOB: 1 BB: 0 P: 7	1B: 8 2B: 4 3B: 1 HR: 0	SF: 0 SAC: 0 DP: 0 HBP: 0						

AB	41
R	8
H	13
RBI	8
BB	5
SO	11
LOB	23

WP: 2 PB: 0 SB: 4 CS: 0 PA: 46

PITCHER		IP	WLS	BF	H	R	ER	SO	BB	IBB	HBP	BLK	WP	HR	S	P	ERA	WHIP
J.R. Richard, R ERA: 4.18	(1, 1)	6.0	L	30	8	5	5	9	4	0	0	0	1	0	44	60	7.50	2.000
Jim York, R ERA: 3.29	(7, 1)	1.0		7	2	2	0	1	0	1	0	0	0	0	8	12	0.00	2.000
Mike Cosgrove, L ERA: 3.5	(8, 1)	2.0		9	3	1	1	1	0	0	0	0	1	0	11	11	4.50	1.500

PITCHER	IP	WLS	BF	H	R	ER	SO	BB	IBB	HBP	BLK	WP	HR	S	P	ERA	WHIP

Batter	1	2	3	4	5	6	7	8	9	AB	R	H	RBI	BB	SO	LOB
Greg Gross, L (1, 9) OBP: 0.390, SLG: 0.371	F8		2B		1B	BB		4-3	4-3	5	0	2	0	1	0	1
Roger Metzger, S (1, 6) OBP: 0.298, SLG: 0.321	3B		1-3		F9	BB		1B		4	0	2	1	1	0	2
Cesar Cedeno, R (1, 8) OBP: 0.339, SLG: 0.463	K		P6		K	BB		2-3 1B		4	0	1	1	1	2	3
Bob Watson, R (1, 7) OBP: 0.371, SLG: 0.413	1-3		K			1B / BB / 1-3		K		3	0	1	0	0	1	2
Wilbur Howard, S (6, PR) (7, 7) OBP: 0.259, SLG: 0.318										2	1	0	0	0	1	5
Milt May, L (1, 2) OBP: 0.350, SLG: 0.404		FC6-4 BB		G3		P4	FC4 BB	4-3		3	0	0	0	2	0	3
Lee May, R (1, 3) OBP: 0.294, SLG: 0.445		FC6-4 BB		6-3		E 1B FC3-6 BB	FC4 BB			2	0	0	0	0	0	1
Cliff Johnson, R (5, 3) OBP: 0.353, SLG: 0.435									HR	2	2	1	1	1	0	1
Doug Rader, R (1, 5) OBP: 0.336, SLG: 0.416		BB		1B		FC3-6 E BB	F8		FC9-6 BB	3	1	2	1	2	0	1
Tommy Helms, R (1, 4) OBP: 0.313, SLG: 0.364		F8		F7		FC6 FC3-6	BB		FC9-6 WP	2	0	0	0	0	0	3
Larry Milbourne, S (5, 4) OBP: 0.333, SLG: 0.313										2	0	0	0	1	0	3
J.R. Richard, R (1, 1) OBP: 0.143, SLG: 0.286		F8			K	FC3-6 BB BB	3-1		5-3	2	0	0	0	0	1	2
Johnny Edwards, L (6, PH) OBP: 0.287, SLG: 0.325										1	1	0	1	0	0	2
Jim York, R (7, 1)										0	0	0	0	0	0	0
Bob Gallagher, L (7, PH) OBP: 0.286, SLG: 0.200										1	0	0	0	0	0	2
Mike Cosgrove, L (8, 1) OBP: 0.150, SLG: 0.056										0	0	0	0	0	0	0
Ray Busse, R (9, PH) OBP: 0.235, SLG: 0.219										1	0	0	0	0	0	1
Inning Stats	R: 0 E: 0 K: 1 S: 6 H: 1 LOB: 1 BB: 0 P: 6	R: 0 E: 0 K: 0 S: 3 H: 0 LOB: 2 BB: 2 P: 11	R: 0 E: 0 K: 1 S: 6 H: 1 LOB: 1 BB: 0 P: 6	R: 0 E: 0 K: 0 S: 4 H: 1 LOB: 1 BB: 0 P: 4	R: 0 E: 0 K: 2 S: 8 H: 1 LOB: 1 BB: 0 P: 8	R: 4 E: 1 K: 0 S: 6 H: 2 LOB: 3 BB: 4 P: 22	R: 0 E: 0 K: 0 S: 3 H: 0 LOB: 2 BB: 2 P: 11	R: 0 E: 0 K: 1 S: 7 H: 2 LOB: 2 BB: 0 P: 7	R: 1 E: 0 K: 0 S: 4 H: 1 LOB: 1 BB: 1 P: 8	1B: 5 2B: 2 3B: 1 HR: 1 SF: 0 SAC: 0 DP: 0 HBP: 0	WP: 1 PB: 0 SB: 0 CS: 0 PA: 46					

PITCHER		IP	WLS	BF	H	R	ER	SO	BB	IBB	HBP	BLK	WP	HR	S	P	ERA	WHIP
Don Sutton, R ERA: 3.23	(1, 1)	5.0	W	21	4	0	0	4	2	0	0	0	0	0	27	35	0.00	1.200
Mike Marshall, R ERA: 2.42	(6, 1)	2.0		15	2	4	1	0	6	0	0	0	0	0	9	33	4.50	4.000
Jim Brewer, L ERA: 2.52	(8, 1)	2.0		10	3	1	1	1	1	0	0	0	1	1	11	15	4.50	2.000

PITCHER	IP	WLS	BF	H	R	ER	SO	BB	IBB	HBP	BLK	WP	HR	S	P	ERA	WHIP

BOTTOM

Los Angeles Dodgers @ Houston Astros

Astrodome, Houston, TX

Tue Oct 01 1974, 8:05 PM EDT

Att. 9,260 - Unknown

livebaseballscorecards.com

AB	37
R	5
H	9
RBI	5
BB	9
SO	5
LOB	32

Batter	1	2	3	4	5	6	7	8	9	10	AB	R	H	RBI	BB	SO	LOB
Lee Lacy, R (1, 4) OBP: 0.293, SLG: 0.359	P3		4-3			E3 SH1-3 S SF8		SH1-3 1-2		1-H 2B	4	1	1	1	0	0	0
Rick Auerbach, R (1, 6) OBP: 0.407, SLG: 0.384 Charlie Hough, R (8, 1) Ron Cey, R (10, PH) OBP: 0.349, SLG: 0.397 Charlie Manuel, L (10, PH) OBP: 0.500, SLG: 0.333 Eddie Solomon, R (10, 1)	K			2B BB		SH1-3 1-3		4-3		F7	2 0 0 1 0	1 0 0 0 0	0 0 0 0 0	0 0 0 0 0	1 0 0 0 0	1 0 0 0 0	1 0 0 1 0
Bill Buckner, L (1, 7) OBP: 0.351, SLG: 0.412 Al Downing, R (6, 1) OBP: 0.194, SLG: 0.172 Ivan De Jesus, R (8, 6) OBP: 0.333, SLG: 0.333	K			F8 1-2		SF8 3-H			E SF9 1B	K	2 0 2	0 0 1	0 0 1	1 0 0	0 0 1	1 0 1	1 0 1
Ken McMullen, R (1, 5) OBP: 0.274, SLG: 0.417 Jerry Royster, R (9, PR) (9, 5)		K		K		F7			E6 SF9 1-3		4 0	0 0	0 0	0 0	0 0	2 0	2 0
Tom Paciorek, R (1, 9) OBP: 0.282, SLG: 0.371 (6, 7) (9, 3)		F3		E5 2-H 2B			5-3		SF9 2-3 3-H		3	0	1	2	0	0	0
Steve Yeager, R (1, 2) OBP: 0.334, SLG: 0.437 Kevin Pasley, R (7, 2) Manny Mota, R (9, PH) OBP: 0.328, SLG: 0.316 Orlando Alvarez, R (9, 7)		HR		E5 2-H			6-3		F9		3 0 1 0	1 0 0 0	1 0 0 0	1 0 0 0	0 0 0 0	0 0 2 0	1 0 0 0
Von Joshua, L (1, 8) OBP: 0.276, SLG: 0.315		1-4-3			4-3		4-3		4-3		4	0	0	0	0	0	2
Gail Hopkins, L (1, 3) OBP: 0.333, SLG: 0.222 (9, 2)			F7		3-1			K		P6	4	0	0	0	0	1	0
Andy Messersmith, R (1, 1) OBP: 0.312, SLG: 0.354 John Hale, L (6, 9) OBP: 1.000, SLG: 1.250			F9		5-3			SH1-3 1B		2B 1B	2 2	0 1	0 2	0 0	0 0	0 0	0 0
Inning Stats	R: 0 E: 0 K: 2 S: 7 H: 0 LOB: 0 BB: 0 P: 7	R: 1 E: 0 K: 1 S: 6 H: 1 LOB: 0 BB: 0 P: 6	R: 0 E: 0 K: 0 S: 3 H: 0 LOB: 0 BB: 0 P: 3	R: 1 E: 1 K: 1 S: 6 H: 1 LOB: 2 BB: 1 P: 10	R: 0 E: 0 K: 0 S: 3 H: 0 LOB: 0 BB: 0 P: 3	R: 1 E: 1 K: 0 S: 4 H: 0 LOB: 0 BB: 0 P: 4	R: 0 E: 0 K: 0 S: 3 H: 0 LOB: 0 BB: 0 P: 3	R: 0 E: 0 K: 1 S: 6 H: 1 LOB: 1 BB: 0 P: 6	R: 1 E: 1 K: 0 S: 5 H: 1 LOB: 2 BB: 0 P: 5	R: 1 E: 0 K: 1 S: 7 H: 2 LOB: 1 BB: 0 P: 7	1B: 3 2B: 2 3B: 0 HR: 1	SF: 2 SAC: 2 DP: 0 HBP: 0			WP: 0 PB: 0 SB: 2 CS: 0	PA: 39		

PITCHER		IP	WLS	BF	H	R	ER	SO	BB	IBB	HBP	BLK	WP	HR	S	P	ERA	WHIP
Paul Siebert, L ERA: 3.55	(1, 1)	6.0		22	2	3	2	4	1	0	0	0	0	1	0	29	33	3.00	0.500
Ken Forsch, R ERA: 2.79	(7, 1)	3.0		12	2	1	0	1	0	0	0	0	0	0	0	14	14	0.00	0.667
Ramon de los Santos, L ERA: 2.19	(10, 1)	0.1	L	3	2	1	1	0	0	0	0	0	0	0	0	3	3	27.00	6.000
Jerry Johnson, R ERA: 4.8	(10, 1)	0.2		2	0	0	0	1	0	0	0	0	0	0	0	4	4	0.00	0.000

PITCHER		IP	WLS	BF	H	R	ER	SO	BB	IBB	HBP	BLK	WP	HR	S	P	ERA	WHIP

TOP

Los Angeles Dodgers @ Houston Astros

Astrodome, Houston, TX

Wed Oct 02 1974, 8:05 PM EDT

Att. 7,267 - Unknown

livebaseballscorecards.com

AB	34
R	5
H	6
RBI	5
BB	1
SO	6
LOB	11

Batter	1	2	3	4	5	6	7	8	9	10	AB	R	H	RBI	BB	SO	LOB
Larry Milbourne, S (1, 4) OBP: 0.329, SLG: 0.309	E 1B		4-3 2-3		K		6-3		F3		5	0	1	0	0	1	1
Roger Metzger, S (1, 6) OBP: 0.297, SLG: 0.320	1-3 1-2		K			E 1B 1B	BB		K		2	0	0	0	0	1	2
Ray Busse, R (5, 5) OBP: 0.270, SLG: 0.235											2	2	1	0	1	1	0
Greg Gross, L (1, 9) OBP: 0.393, SLG: 0.377	4-3			FC6-4 BB		E7 1B 1-3 1B	1-H 3B			WP WP 1B	4	1	3	1	1	0	1
Cesar Cedeno, R (1, 8) OBP: 0.338, SLG: 0.461	L7			FC6-4 4-3 BLK 1-2f 1B		CS 2-3 3-H 1B	5-3			F7 1-2	5	1	1	1	0	0	4
Milt May, L (1, 2) OBP: 0.349, SLG: 0.402		G3		4-3 1-3		BB 1B 1-2 FC5-2 BB	G3			WP BB	2	0	0	0	0	0	1
Skip Jutze, R (5, 2) OBP: 0.267, SLG: 0.231											1	0	0	0	1	0	1
Johnny Edwards, L (10, PH) OBP: 0.292, SLG: 0.325											0	0	0	0	1	0	0
Cliff Johnson, R (1, 3) OBP: 0.357, SLG: 0.439		K		1B 3-H		FC5-2 BB 1-2 3-H 1B	L4			K 1-2 2-3	3	0	2	2	0	1	0
Bob Gallagher, L (6, PR) OBP: 0.280, SLG: 0.195 (7, 3)											2	0	0	0	0	1	2
Doug Rader, R (1, 5) OBP: 0.334, SLG: 0.415		5-3		4-3		FC5-2 1-2 2-3	K			K	2	0	0	0	0	0	1
Mick Kelleher, R (5, 6) OBP: 0.226, SLG: 0.158											1	0	0	0	1	1	0
Lee May, R (10, PH) OBP: 0.294, SLG: 0.444											1	0	0	0	0	1	2
Wilbur Howard, S (1, 7) OBP: 0.250, SLG: 0.306			E6 4-3 SH5-4		6-3	FC5-2 1-2 2-3 3-Hf	F8				4	0	0	0	0	0	3
Paul Siebert, L (1, 1)			SH5-4 1-2		K	4-3			K2-3		1	0	0	0	0	1	0
Tommy Helms, R (6, PH) OBP: 0.313, SLG: 0.363											1	0	0	0	0	0	3
Ken Forsch, R (7, 1)											0	0	0	0	0	0	0
Bob Watson, R (9, PH) OBP: 0.370, SLG: 0.412											1	0	0	0	0	1	0
Ramon de los Santos, L (10, 1)											0	0	0	0	0	0	0
Jerry Johnson, R (10, 1)											0	0	0	0	0	0	0
Inning Stats	R: 0 E: 1 K: 0 S: 4 H: 1 LOB: 1 BB: 0 P: 4	R: 0 E: 0 K: 1 S: 5 H: 0 LOB: 0 BB: 0 P: 5	R: 0 E: 1 K: 1 S: 6 H: 0 LOB: 1 BB: 0 P: 6	R: 1 E: 0 K: 0 S: 4 H: 1 LOB: 1 BB: 1 P: 8	R: 0 E: 0 K: 2 S: 7 H: 0 LOB: 0 BB: 0 P: 7	R: 2 E: 1 K: 0 S: 6 H: 4 LOB: 3 BB: 2 P: 14	R: 1 E: 0 K: 0 S: 4 H: 1 LOB: 1 BB: 1 P: 8	R: 0 E: 0 K: 1 S: 5 H: 0 LOB: 0 BB: 0 P: 5	R: 0 E: 0 K: 2 S: 7 H: 0 LOB: 0 BB: 0 P: 7	R: 0 E: 0 K: 2 S: 8 H: 1 LOB: 2 BB: 1 P: 12	1B: 7 2B: 0 3B: 1 HR: 0	SF: 0 SAC: 1 DP: 0 HBP: 0						

PITCHER	IP	WLS	BF	H	R	ER	SO	BB	IBB	HBP	BLK	WP	HR	S	P	ERA	WHIP
Andy Messersmith, R (1, 1) ERA: 2.59	5.0		19	2	1	1	4	1	0	0	1	0	0	26	30	1.80	0.600
Al Downing, L (6, 1) ERA: 3.66	2.0		13	5	3	3	0	3	0	0	0	0	0	10	22	13.50	4.000
Charlie Hough, R (8, 1) ERA: 3.75	2.0	W	6	0	0	0	3	0	0	0	0	0	0	12	12	0.00	0.000
Eddie Solomon, R (10, 1) ERA: 1.5	1.0	S	5	1	0	0	2	1	0	0	0	2	0	8	12	0.00	2.000

PITCHER	IP	WLS	BF	H	R	ER	SO	BB	IBB	HBP	BLK	WP	HR	S	P	ERA	WHIP

BOTTOM

Los Angeles Dodgers @ Houston Astros

Astrodome, Houston, TX

Wed Oct 02 1974, 8:05 PM EDT

Att. 7,267 - Unknown

livebaseballscorecards.com

AB	37
R	4
H	8
RBI	4
BB	5
SO	9
LOB	21

WP: 2 PA: 43
PB: 0
SB: 0
CS: 1