

Houston Astros - 1974

Batter	1	2	3	4	5	6	7	8	9	AB	R	H	RBI	BB	SO	LOB	TOP					
Greg Gross, L (1,9) OBP: 0.750, SLG: 0.750										4	1	3	0	0	0	0						
Roger Metzger, S (1,6) OBP: 0.250, SLG: 0.250										4	0	1	0	0	0	2						
Cesar Cedeno, R (1,8)										4	0	0	0	0	0	5						
Bob Watson, R (1,7) OBP: 0.250, SLG: 0.250										4	0	1	1	0	1	2						
Milt May, L (1,2)										4	0	0	0	0	0	3						
Lee May, R (1,3)										4	0	0	0	0	1	3						
Doug Rader, R (1,5) OBP: 0.333, SLG: 0.333										3	0	1	0	0	1	0						
Tommy Helms, R (1,4) OBP: 0.333, SLG: 0.333										3	0	1	0	0	1	1						
Dave Roberts, L (1,1)										1	0	0	0	0	0	1						
Bob Gallagher, L (6,PH)										1	0	0	0	0	0	0						
Ken Forsch, R (6,1)										0	0	0	0	0	0	0						
Cliff Johnson, R (8,PH)										1	0	0	0	0	0	1						
Jerry Johnson, R (8,1)										0	0	0	0	0	0	0						
Inning Stats	R: 0 E: 0 K: 0 S: 4	H: 1 LOB: 1 BB: 0 P: 4	R: 0 E: 0 K: 1 S: 5	H: 0 LOB: 0 BB: 0 P: 5	R: 0 E: 0 K: 0 S: 3	H: 1 LOB: 0 BB: 0 P: 3	R: 0 E: 1 K: 0 S: 4	H: 0 LOB: 1 BB: 0 P: 4	R: 0 E: 0 K: 1 S: 5	H: 0 LOB: 0 BB: 0 P: 5	R: 0 E: 0 K: 0 S: 4	H: 1 LOB: 1 BB: 0 P: 4	R: 0 E: 1 K: 1 S: 5	H: 0 LOB: 0 BB: 0 P: 5	R: 0 E: 0 K: 1 S: 5	H: 1 LOB: 0 BB: 0 P: 5	R: 1 E: 0 K: 0 S: 6	H: 3 LOB: 2 BB: 0 P: 6	1B: 7 2B: 0 3B: 0 HR: 0	SF: 0 SAC: 0 DP: 3 HBP: 0	WP: 0 PB: 0 SB: 0 CS: 0	PA: 33
PITCHER	IP WLS BF H R ER SO BB IBB HBP BLK WP HR S P ERA WHIP																					
Tom Bradley, R (1,1) ERA: 1.08	8.1 W 31 7 1 1 4 0 0 0 0 0 0 0 39 39 1.08 0.840																					
Randy Moffitt, R (9,1) ERA:	0.2 2 0 0 0 0 0 0 0 0 0 0 0 2 2 0.00 0.000																					

Houston Astros @ San Francisco Giants
Candlestick Park, San Francisco, CA
Fri Apr 05 1974, 6:33 AM EDT
Att: 17,527 - Unknown

AB	33
R	1
H	7
RBI	1
BB	0
SO	4
LOB	18



Batter	1	2	3	4	5	6	7	8	9	AB	R	H	RBI	BB	SO	LOB	BOTTOM			
Bobby Bonds, R (1,9) OBP: 0.250, SLG: 0.250										4	1	1	0	0	0	3				
Tito Fuentes, S (1,4) OBP: 0.500, SLG: 0.500										4	1	2	0	0	0	0				
Mike Phillips, L (8,4)										0	0	0	0	0	0	0				
Garry Maddox, R (1,8)										4	2	1	3	0	0	1				
Gary Matthews, R (1,7) OBP: 0.250, SLG: 0.250										4	1	1	0	0	0	0				
Steve Ontiveros, S (1,3) OBP: 0.500, SLG: 0.333										3	0	1	1	0	0	0				
Dave Kingman, R (1,5) OBP: 0.750, SLG: 1.000										4	0	3	1	0	1	0				
Chris Speier, R (1,6) OBP: 0.500, SLG: 0.667										3	0	1	0	1	1	4				
Ken Rudolph, R (1,2)										2	0	0	0	2	0	1				
Tom Bradley, R (1,1)										4	0	0	0	0	4	5				
Randy Moffitt, R (9,1)										0	0	0	0	0	0	0				
Inning Stats	R: 0 E: 0 K: 0 S: 3	H: 0 LOB: 0 BB: 0 P: 3	R: 0 E: 0 K: 1 S: 3	H: 1 LOB: 0 BB: 0 P: 3	R: 0 E: 0 K: 1 S: 4	H: 0 LOB: 1 BB: 1 P: 8	R: 2 E: 0 K: 1 S: 9	H: 4 LOB: 2 BB: 0 P: 9	R: 3 E: 0 K: 1 S: 8	H: 3 LOB: 0 BB: 0 P: 8	R: 0 E: 0 K: 1 S: 6	H: 1 LOB: 3 BB: 1 P: 11	R: 0 E: 0 K: 0 S: 3	H: 0 LOB: 0 BB: 0 P: 3	R: 0 E: 0 K: 2 S: 8	H: 1 LOB: 2 BB: 1 P: 12	1B: 7 2B: 2 3B: 0 HR: 1	SF: 0 SAC: 0 DP: 1 HBP: 1	WP: 0 PB: 0 SB: 0 CS: 1	PA: 37
PITCHER	IP WLS BF H R ER SO BB IBB HBP BLK WP HR S P ERA WHIP																			
Dave Roberts, L (1,1) ERA: 9.0	5.0 L 22 8 5 5 3 1 0 0 0 0 0 0 9 14 9.00 1.800																			
Ken Forsch, R (6,1)	2.0 9 1 0 0 1 0 1 1 0 0 0 0 9 14 0.00 0.500																			
Jerry Johnson, R (8,1) ERA:	1.0 5 1 0 0 2 0 1 0 0 0 0 0 8 12 0.00 1.000																			

Houston Astros @ San Francisco Giants
Candlestick Park, San Francisco, CA
Fri Apr 05 1974, 6:33 AM EDT
Att: 17,527 - Unknown

AB	32
R	5
H	10
RBI	5
BB	3
SO	6
LOB	14



Batter	1	2	3	4	5	6	7	8	9	AB	R	H	RBI	BB	SO	LOB	TOP										
Larry Milbourne, S OBP: 0.143, SLG: 0.143	6-3	K			G1-4-3		6-3			5	0	1	1	0	1	4	Houston Astros @ San Diego Padres San Diego Stadium, San Diego, CA Thu Apr 11 1974, 10:05 PM EDT Att: 6,618 - Unknown livebaseballscorecards.com										
Roger Metzger, S OBP: 0.407, SLG: 0.348		2B	K			FC6-4		4-3		4	2	2	0	1	1												
Cesar Cedeno, R OBP: 0.407, SLG: 0.654	F8	2B			6-3	L8				5	1	2	2	0	0	2											
Bob Watson, R OBP: 0.296, SLG: 0.440	6-3							1-3		5	1	3	3	0	0	2											
Lee May, R OBP: 0.417, SLG: 0.263 Bob Gallagher, L OBP: 0.143, SLG: 0.143						FC6-4				1	1	0	0	3	0	2											
Doug Radler, R OBP: 0.320, SLG: 0.435 Denis Menke, R										1	0	0	0	0	0	1											
Ollie Brown, R OBP: 0.222, SLG: 0.222										4	0	1	1	0	1	4											
Mitt May, L OBP: 0.350, SLG: 0.368 Johnny Edwards, L OBP: 0.296, SLG: 0.333										1	0	0	0	0	0	0											
Tom Griffin, R OBP: 0.400, SLG: 0.250 Jerry Johnson, R										3	1	1	1	0	0	1											
Fred Scherman, L										0	0	0	0	0	0	0											
Inning Stats	R: 0 E: 0 K: 0 S: 4	H: 1 LOB: 1 BB: 0 P: 4	R: 6 E: 0 K: 2 S: 12	H: 5 LOB: 2 BB: 3 P: 24	R: 1 E: 0 K: 1 S: 7	H: 2 LOB: 1 BB: 0 P: 7	R: 1 E: 0 K: 0 S: 3	H: 1 LOB: 0 BB: 1 P: 7	R: 0 E: 0 K: 0 S: 3	H: 1 LOB: 1 BB: 0 P: 4	R: 1 E: 0 K: 0 S: 6	H: 3 LOB: 2 BB: 0 P: 6	R: 0 E: 0 K: 0 S: 3	H: 0 LOB: 0 BB: 0 P: 3	R: 0 E: 0 K: 0 S: 4	H: 1 LOB: 1 BB: 0 P: 4	R: 0 E: 0 K: 0 S: 3	H: 0 LOB: 0 BB: 0 P: 3	1B: 10 2B: 3 3B: 0 HR: 1	SF: 0 SAC: 0 DP: 2 HBP: 1	WP: 0 PB: 0 SB: 0 CS: 0	PA: 44					
PITCHER	IP	WLS	BF	H	R	ER	SO	BB	IBB	HBP	BLK	WP	HR	S	P	ERA	WHIP										
Randy Jones, L ERA: 19.06	1.2	L	13	6	6	6	2	2	0	0	0	0	0	15	23	32.40	4.800										
Joe McIntosh, R ERA: 3.72	3.1		15	4	2	2	1	2	0	1	0	0	1	14	23	5.40	1.800										
Ralph Garcia, R ERA: 4.76	2.0		9	3	1	1	0	0	0	0	0	0	0	9	9	4.50	1.500										
Vicente Romo, R ERA: 7.5	1.0		4	1	0	0	0	0	0	0	0	0	0	4	4	0.00	1.000										
Rich Treadson, L ERA: 7.5	1.0		3	0	0	0	0	0	0	0	0	0	0	3	3	0.00	0.000										

Batter	1	2	3	4	5	6	7	8	9	AB	R	H	RBI	BB	SO	LOB	BOTTOM										
Bobby Tolan, L OBP: 0.227, SLG: 0.200			F7		SF8		F8		G3	4	0	1	1	0	0	1	Houston Astros @ San Diego Padres San Diego Stadium, San Diego, CA Thu Apr 11 1974, 10:05 PM EDT Att: 6,618 - Unknown livebaseballscorecards.com										
Matty Alou, L OBP: 0.364, SLG: 0.400	G3		4-3			FC4-6			G3	5	0	2	0	0	0	1											
Johnny Grubb, L OBP: 0.364, SLG: 0.300					G3	FC4-6			2-3	4	0	0	0	1	0	4											
Nate Colbert, R					F3		F7		K	4	0	0	0	0	1	2											
Fred Kendall, R OBP: 0.391, SLG: 0.500										4	0	3	0	0	0	0											
Dave Roberts, R OBP: 0.167, SLG: 0.167										4	0	1	0	0	1	2											
Derrel Thomas, S OBP: 0.412, SLG: 0.467										3	0	0	0	1	0	3											
Enzo Hernandez, R OBP: 0.211, SLG: 0.333 Willie McCovey, L OBP: 0.350, SLG: 0.294 Rich Morales, R										3	1	1	0	0	0	1											
										0	0	0	0	1	0	0											
										0	0	0	0	0	0	0											
Inning Stats	R: 0 E: 0 K: 0 S: 3	H: 1 LOB: 1 BB: 1 P: 7	R: 0 E: 0 K: 1 S: 5	H: 0 LOB: 1 BB: 1 P: 9	R: 0 E: 0 K: 0 S: 3	H: 0 LOB: 0 BB: 0 P: 3	R: 0 E: 0 K: 0 S: 4	H: 1 LOB: 1 BB: 0 P: 4	R: 1 E: 1 K: 0 S: 6	H: 2 LOB: 2 BB: 0 P: 6	R: 0 E: 0 K: 0 S: 4	H: 1 LOB: 2 BB: 1 P: 4	R: 0 E: 0 K: 1 S: 7	H: 1 LOB: 3 BB: 1 P: 11	R: 0 E: 0 K: 0 S: 3	H: 0 LOB: 0 BB: 0 P: 3	1B: 8 2B: 0 3B: 0 HR: 0	SF: 1 SAC: 0 DP: 1 HBP: 0	WP: 0 PB: 0 SB: 0 CS: 0	PA: 39							
PITCHER	IP	WLS	BF	H	R	ER	SO	BB	IBB	HBP	BLK	WP	HR	S	P	ERA	WHIP										
Tom Griffin, R ERA: 2.08	7.0	W	30	6	1	0	1	3	0	0	0	0	0	29	41	0.00	1.286										
Jerry Johnson, R ERA: 7.5	1.0		6	2	0	0	1	1	0	0	0	0	0	7	11	0.00	3.000										
Fred Scherman, L ERA: 7.5	1.0		3	0	0	0	0	0	0	0	0	0	0	3	3	0.00	0.000										

Batter	1	2	3	4	5	6	7	8	9	AB	R	H	RBI	BB	SO	LOB	TOP				
Lee Lacy, R OBP: 0.389, SLG: 0.444 Bill Buckner, L OBP: 0.321, SLG: 0.280	F9			5-3	1B	1-2 2-H	1B	F6	F5		4	0	2	1	0	0	0				
Tom Paciorek, R OBP: 0.384, SLG: 0.545 Von Joshua, L OBP: 0.111, SLG: 0.250 Mike Marshall, R OBP: 0.111, SLG: 0.250	1-3			F8	K			F8	F8		4	0	1	0	0	1	3				
Jimmy Wynn, R OBP: 0.405, SLG: 0.750	5-3			5-3		1-3 1B	BB	F7			4	1	0	0	1	0	2				
Joe Ferguson, R OBP: 0.405, SLG: 0.185		5-3		4-0	FC6	BB		1-3	6-3		3	0	0	0	2	0	1				
Willie Crawford, L OBP: 0.389, SLG: 0.267		6-3		0-0	BB			1-2	6-3		3	0	0	0	2	0	1				
Ron Cey, R OBP: 0.412, SLG: 0.429				0-0	FC6	1-2		K	F6		5	0	0	0	0	2	5				
Steve Garvey, R OBP: 0.276, SLG: 0.536				0-0	1B			5-3			4	0	2	1	0	0	0				
Bill Russell, R OBP: 0.436, SLG: 0.407 Manny Mota, R OBP: 0.600, SLG: 0.667 Rick Auerbach, R OBP: 0.412, SLG: 0.429				0-0	6-3			2B	1B		4	2	3	0	0	0	0				
Al Downing, R OBP: 0.500, SLG: 0.333 Jim Brewer, L OBP: 0.444, SLG: 0.357				0-0	5-3			1B	1B		2	0	0	0	1	0	1				
Ken McMullen, R OBP: 0.444, SLG: 0.357				0-0	5-3			F4			2	0	0	0	0	0	0				
				0-3	K			1B	IBB		0	0	0	0	0	0	0				
				4-0	1B	1-2		K	K		2	0	0	0	1	2	3				
				0-0	6-3			1-2	FC		1	0	0	1	0	0	1				
				0-0	5-3			2-3	1B		0	0	0	0	0	0	0				
				0-0	K			3-H	FC		0	0	0	0	0	0	0				
				0-0	1B			1-2	FC		0	0	0	0	0	0	0				
Inning Stats	R: 0 E: 0 K: 0 S: 3	H: 0 LOB: 0 BB: 0 P: 3	R: 0 E: 0 K: 0 S: 3	H: 1 LOB: 1 BB: 0 P: 3	R: 0 E: 0 K: 1 S: 5	H: 0 LOB: 0 BB: 0 P: 5	R: 0 E: 0 K: 0 S: 4	H: 1 LOB: 2 BB: 1 P: 8	R: 1 E: 0 K: 1 S: 7	H: 2 LOB: 2 BB: 1 P: 11	R: 0 E: 0 K: 0 S: 4	H: 1 LOB: 2 BB: 1 P: 8	R: 1 E: 0 K: 0 S: 6	H: 2 LOB: 2 BB: 0 P: 6	R: 0 E: 0 K: 1 S: 5	H: 0 LOB: 0 BB: 0 P: 5	1B: 7 2B: 2 3B: 0 HR: 0	SF: 0 SAC: 0 DP: 0 HBP: 0	WP: 0 PB: 0 SB: 0 CS: 0	PA: 41	
PITCHER	IP WLS BF H R ER SO BB IBB HBP BLK WP HR S P ERA WHIP	IP WLS BF H R ER SO BB IBB HBP BLK WP HR S P ERA WHIP	IP WLS BF H R ER SO BB IBB HBP BLK WP HR S P ERA WHIP	IP WLS BF H R ER SO BB IBB HBP BLK WP HR S P ERA WHIP	IP WLS BF H R ER SO BB IBB HBP BLK WP HR S P ERA WHIP	IP WLS BF H R ER SO BB IBB HBP BLK WP HR S P ERA WHIP	IP WLS BF H R ER SO BB IBB HBP BLK WP HR S P ERA WHIP	IP WLS BF H R ER SO BB IBB HBP BLK WP HR S P ERA WHIP	IP WLS BF H R ER SO BB IBB HBP BLK WP HR S P ERA WHIP	IP WLS BF H R ER SO BB IBB HBP BLK WP HR S P ERA WHIP	IP WLS BF H R ER SO BB IBB HBP BLK WP HR S P ERA WHIP	IP WLS BF H R ER SO BB IBB HBP BLK WP HR S P ERA WHIP	IP WLS BF H R ER SO BB IBB HBP BLK WP HR S P ERA WHIP	IP WLS BF H R ER SO BB IBB HBP BLK WP HR S P ERA WHIP	IP WLS BF H R ER SO BB IBB HBP BLK WP HR S P ERA WHIP	IP WLS BF H R ER SO BB IBB HBP BLK WP HR S P ERA WHIP	IP WLS BF H R ER SO BB IBB HBP BLK WP HR S P ERA WHIP	IP WLS BF H R ER SO BB IBB HBP BLK WP HR S P ERA WHIP	IP WLS BF H R ER SO BB IBB HBP BLK WP HR S P ERA WHIP	IP WLS BF H R ER SO BB IBB HBP BLK WP HR S P ERA WHIP	IP WLS BF H R ER SO BB IBB HBP BLK WP HR S P ERA WHIP

Los Angeles Dodgers @ Houston Astros
Astrodome, Houston, TX
Fri Apr 12 1974, 8:05 PM EDT
Att: 26,422 - Unknown

AB	36
R	3
H	9
RBI	3
BB	5
SO	5
LOB	20



Batter	1	2	3	4	5	6	7	8	9	AB	R	H	RBI	BB	SO	LOB	BOTTOM				
Roger Metzger, S OBP: 0.387, SLG: 0.407	1B		6-3			4-3	F8			4	1	1	0	0	0	1					
Tommy Helms, R OBP: 0.425, SLG: 0.550 Larry Milbourne, S OBP: 0.125, SLG: 0.125	5-3		K			FC6-4	1B	6-3		3	0	1	0	0	1	1					
Cesar Cedeno, R OBP: 0.387, SLG: 0.600	1B		5-3			FC6-4	HR	5-3		4	1	1	1	0	0	1					
Bob Watson, R OBP: 0.355, SLG: 0.536	F3					HR	BB	1B		3	2	2	0	1	0	1					
Denis Menke, R	F3					HR	BB	1B		0	0	0	0	0	0	0					
Lee May, R OBP: 0.407, SLG: 0.409 Greg Gross, L OBP: 0.550, SLG: 0.550	F3					HR	HR	F8		3	1	1	3	0	0	2					
Doug Rader, R OBP: 0.379, SLG: 0.440						HR	BB	S		2	0	1	1	2	0	0					
Ollie Brown, R OBP: 0.167, SLG: 0.167 Bob Gallagher, L OBP: 0.125, SLG: 0.125	G1-6-3					BB		F9		3	0	0	0	0	1	2					
Mitt May, L OBP: 0.348, SLG: 0.364	E5					K		F9		1	0	0	0	0	0	1					
Claude Osteen, L OBP: 0.333, SLG: 0.333 Ken Forsch, R	K					F7		SH2-3		2	0	0	0	0	1	1					
						SH2-3	1B	1-2		0	0	0	0	0	0	0					
Inning Stats	R: 1 E: 0 K: 0 S: 5	H: 2 LOB: 1 BB: 0 P: 5	R: 0 E: 1 K: 1 S: 5	H: 0 LOB: 1 BB: 1 P: 9	R: 0 E: 0 K: 1 S: 5	H: 0 LOB: 0 BB: 0 P: 5	R: 0 E: 0 K: 0 S: 3	H: 1 LOB: 0 BB: 0 P: 3	R: 0 E: 0 K: 1 S: 5	H: 0 LOB: 0 BB: 0 P: 5	R: 3 E: 0 K: 1 S: 7	H: 2 LOB: 1 BB: 2 P: 15	R: 0 E: 0 K: 0 S: 4	H: 1 LOB: 1 BB: 0 P: 4	R: 1 E: 0 K: 0 S: 5	H: 2 LOB: 1 BB: 0 P: 5	1B: 5 2B: 0 3B: 2 HR: 1	SF: 0 SAC: 1 DP: 2 HBP: 0	WP: 0 PB: 0 SB: 3 CS: 0	PA: 34	
PITCHER	IP WLS BF H R ER SO BB IBB HBP BLK WP HR S P ERA WHIP	IP WLS BF H R ER SO BB IBB HBP BLK WP HR S P ERA WHIP	IP WLS BF H R ER SO BB IBB HBP BLK WP HR S P ERA WHIP	IP WLS BF H R ER SO BB IBB HBP BLK WP HR S P ERA WHIP	IP WLS BF H R ER SO BB IBB HBP BLK WP HR S P ERA WHIP	IP WLS BF H R ER SO BB IBB HBP BLK WP HR S P ERA WHIP	IP WLS BF H R ER SO BB IBB HBP BLK WP HR S P ERA WHIP	IP WLS BF H R ER SO BB IBB HBP BLK WP HR S P ERA WHIP	IP WLS BF H R ER SO BB IBB HBP BLK WP HR S P ERA WHIP	IP WLS BF H R ER SO BB IBB HBP BLK WP HR S P ERA WHIP	IP WLS BF H R ER SO BB IBB HBP BLK WP HR S P ERA WHIP	IP WLS BF H R ER SO BB IBB HBP BLK WP HR S P ERA WHIP	IP WLS BF H R ER SO BB IBB HBP BLK WP HR S P ERA WHIP	IP WLS BF H R ER SO BB IBB HBP BLK WP HR S P ERA WHIP	IP WLS BF H R ER SO BB IBB HBP BLK WP HR S P ERA WHIP	IP WLS BF H R ER SO BB IBB HBP BLK WP HR S P ERA WHIP	IP WLS BF H R ER SO BB IBB HBP BLK WP HR S P ERA WHIP	IP WLS BF H R ER SO BB IBB HBP BLK WP HR S P ERA WHIP	IP WLS BF H R ER SO BB IBB HBP BLK WP HR S P ERA WHIP	IP WLS BF H R ER SO BB IBB HBP BLK WP HR S P ERA WHIP	IP WLS BF H R ER SO BB IBB HBP BLK WP HR S P ERA WHIP

Los Angeles Dodgers @ Houston Astros
Astrodome, Houston, TX
Fri Apr 12 1974, 8:05 PM EDT
Att: 26,422 - Unknown

AB	30
R	5
H	8
RBI	5
BB	3
SO	4
LOB	12



Batter	1	2	3	4	5	6	7	8	9	AB	R	H	RBI	BB	SO	LOB	TOP				
Davey Lopes, R OBP: 0.478, SLG: 0.353 (1, 4)	L5								6-3	3	1	2	1	0	0		Los Angeles Dodgers @ Houston Astros Astrodome, Houston, TX Sat Apr 13 1974, 8:05 PM EDT Att: 18,352 - Unknown AB 33 R 6 H 7 RBI 6 BB 4 SO 5 LOB 11				
Bill Buckner, L OBP: 0.333, SLG: 0.310 (1, 9)	F8									4	0	1	2	1	0	1					
Jimmy Wynn, R OBP: 0.366, SLG: 0.656 (1, 8)	F7		6-3	6-3						4	0	0	0	0	0	3					
Ron Cey, R OBP: 0.395, SLG: 0.406 (1, 5)		F9			1B	1B			F8	4	1	1	0	0	0	0					
Joe Ferguson, R OBP: 0.390, SLG: 0.194 (1, 2)	1-3				1B	1B			F8	4	1	1	0	0	1	0					
Steve Garvey, R OBP: 0.333, SLG: 0.548 (1, 3)									K	3	1	2	1	1	1	0					
Von Joshua, L OBP: 0.154, SLG: 0.333 Tom Paciorek, R OBP: 0.364, SLG: 0.545 (9, 7)	F8				FC3-6	1B			K	4	1	1	1	0	1	3					
Bill Russell, R OBP: 0.417, SLG: 0.367 (1, 6)			K		1B	2B			6-3	3	1	0	0	1	1	1					
Don Sutton, R OBP: 0.200, SLG: 0.200 (1, 1)									F8	4	0	0	0	0	1	3					
Inning Stats	R: 0 E: 0 K: 0 S: 3	H: 0 LOB: 0 BB: 0 P: 3	R: 0 E: 0 K: 0 S: 3	H: 0 LOB: 1 BB: 1 P: 7	R: 0 E: 0 K: 1 S: 5	H: 0 LOB: 2 BB: 2 P: 13	R: 5 E: 0 K: 1 S: 10	H: 5 LOB: 1 BB: 1 P: 14	R: 1 E: 0 K: 0 S: 5	H: 2 LOB: 1 BB: 0 P: 5	R: 0 E: 0 K: 0 S: 2	H: 0 LOB: 0 BB: 0 P: 3	R: 0 E: 0 K: 2 S: 7	H: 0 LOB: 0 BB: 0 P: 7	R: 0 E: 0 K: 0 S: 3	H: 0 LOB: 0 BB: 0 P: 3		1B: 5 2B: 2 3B: 0 HR: 0	SF: 0 SAC: 0 DP: 1 HBP: 1	WP: 0 PB: 0 SB: 0 CS: 0	PA: 38
PITCHER	IP	WLS	BF	H	R	ER	SO	BB	IBB	HBP	BLK	WP	HR	S	P	ERA	WHIP				
Don Wilson, R ERA: 8.44 (1, 1)	3.2	L	20	5	5	5	2	4	0	0	0	0	0	20	36	12.27	2.455				
Mike Nagy, R ERA: 1.53 (4, 1)	1.1		6	2	1	1	0	0	0	0	0	0	0	6	6	6.75	1.500				
Doug Konieczny, R ERA: (6, 1)	2.0		6	0	0	0	1	0	0	1	0	0	0	7	8	0.00	0.000				
Jerry Johnson, R ERA: (8, 1)	2.0		6	0	0	0	2	0	0	0	0	0	0	10	10	0.00	0.000				

Batter	1	2	3	4	5	6	7	8	9	AB	R	H	RBI	BB	SO	LOB	BOTTOM				
Greg Gross, L OBP: 0.500, SLG: 0.478 Jerry Johnson, R (8, 1)	WP 1B 1B BB		4-3							3	1	0	0	1	1	0	Los Angeles Dodgers @ Houston Astros Astrodome, Houston, TX Sat Apr 13 1974, 8:05 PM EDT Att: 18,352 - Unknown AB 35 R 3 H 8 RBI 3 BB 1 SO 3 LOB 11				
Roger Metzger, S OBP: 0.400, SLG: 0.452 (1, 6)	WP 1B 1B		4-3							4	1	2	0	0	1	1					
Cesar Cedeno, R OBP: 0.400, SLG: 0.588 (1, 8)	3-1 1H 2H 1B		F8							4	1	2	2	0	1	1					
Bob Watson, R OBP: 0.314, SLG: 0.469 (1, 7)	3-1			4-3					F9	4	0	0	0	0	0	2					
Mitt May, L OBP: 0.296, SLG: 0.308 (1, 2)	F6			3-1					F4	4	0	0	0	0	0	2					
Lee May, R OBP: 0.419, SLG: 0.423 (1, 3)	5-3									4	0	2	0	0	0	1					
Doug Rader, R OBP: 0.364, SLG: 0.414 (1, 5)			F6		F9				F3	4	0	1	1	0	0	1					
Tommy Helms, R OBP: 0.400, SLG: 0.500 (1, 4)					F4	FC6-4			F8	4	0	1	0	0	0	2					
Don Wilson, R Mike Nagy, R Dave Campbell, R Doug Konieczny, R Bob Gallagher, L OBP: 0.166, SLG: 0.100 (1, 1) (4, 1) (5, PH) (8, 1) (7, PH) (8, 9)	L3-4 1B				B1-3				F9	1	0	0	0	0	0	1					
Inning Stats	R: 2 E: 0 K: 0 S: 5	H: 2 LOB: 1 BB: 1 P: 9	R: 0 E: 0 K: 0 S: 3	H: 1 LOB: 0 BB: 0 P: 3	R: 0 E: 0 K: 0 S: 4	H: 1 LOB: 1 BB: 0 P: 4	R: 0 E: 1 K: 1 S: 6	H: 0 LOB: 1 BB: 0 P: 6	R: 1 E: 0 K: 0 S: 6	H: 3 LOB: 2 BB: 0 P: 6	R: 0 E: 0 K: 2 S: 8	H: 1 LOB: 1 BB: 0 P: 8	R: 0 E: 0 K: 0 S: 3	H: 0 LOB: 0 BB: 0 P: 3	R: 0 E: 0 K: 0 S: 3	H: 0 LOB: 0 BB: 0 P: 3		1B: 7 2B: 2 3B: 0 HR: 0	SF: 0 SAC: 0 DP: 1 HBP: 0	WP: 1 PB: 0 SB: 1 CS: 0	PA: 36
PITCHER	IP	WLS	BF	H	R	ER	SO	BB	IBB	HBP	BLK	WP	HR	S	P	ERA	WHIP				
Don Sutton, R ERA: 1.44 (1, 1)	9.0	W	36	8	3	3	3	1	0	0	0	1	0	41	45	3.00	1.000				

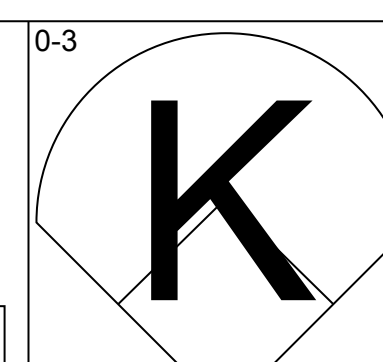
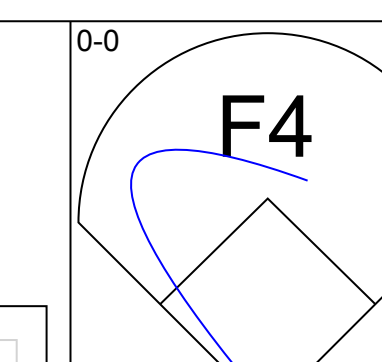
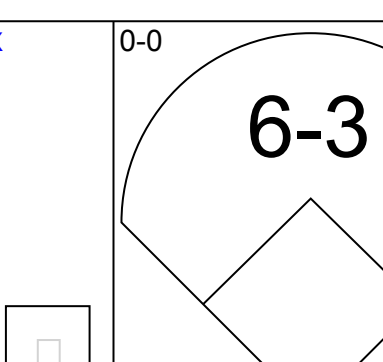
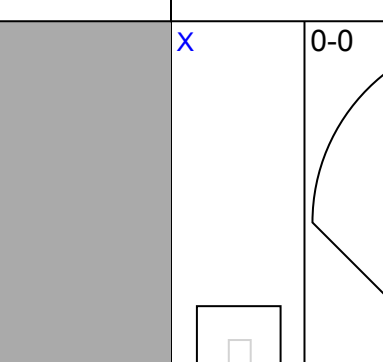
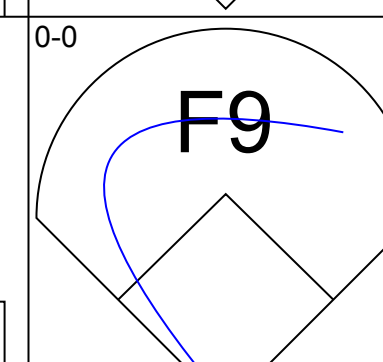
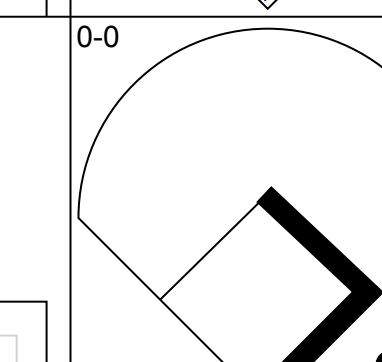
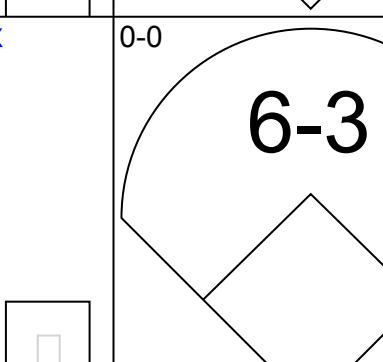
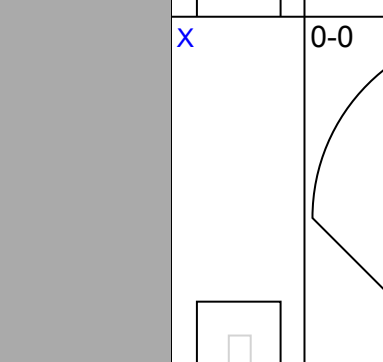
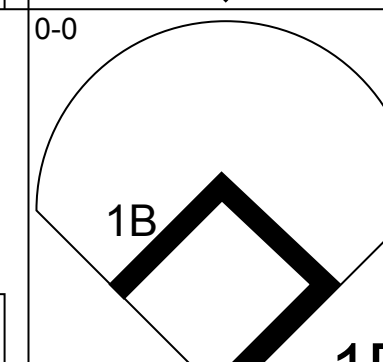
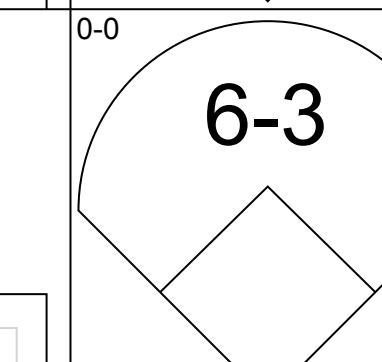
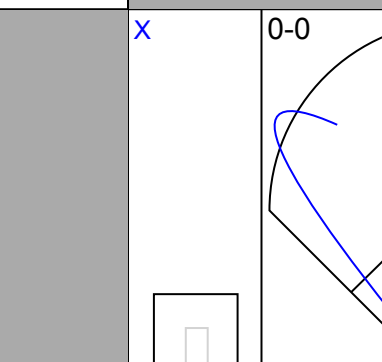
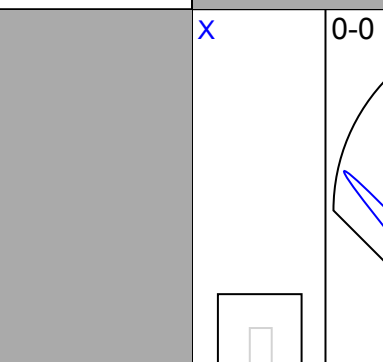
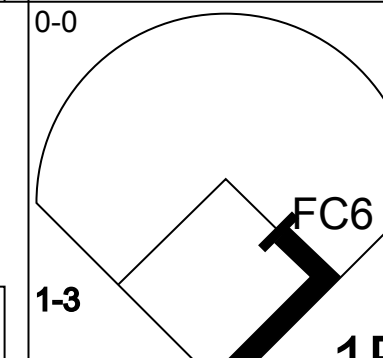
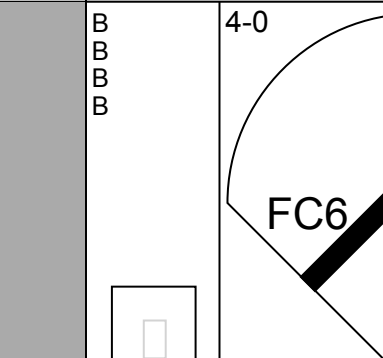
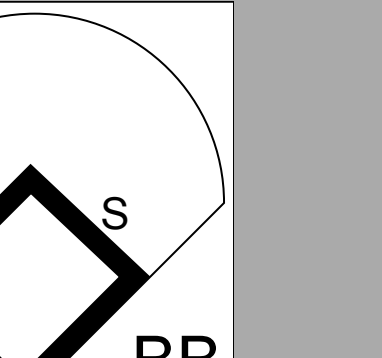
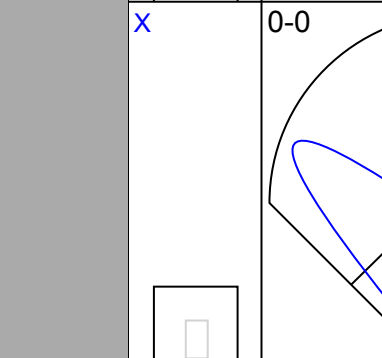
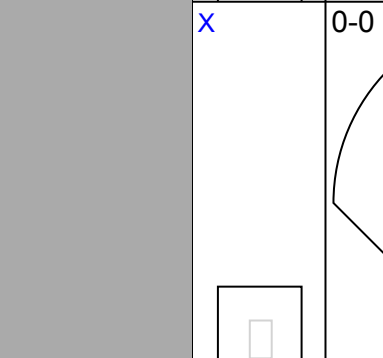
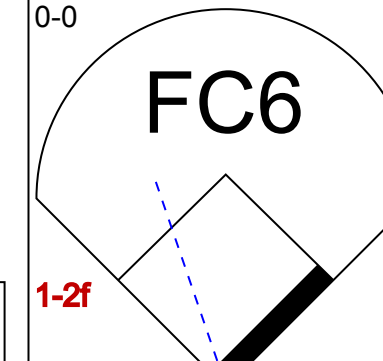
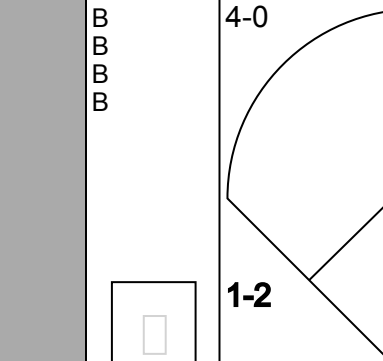
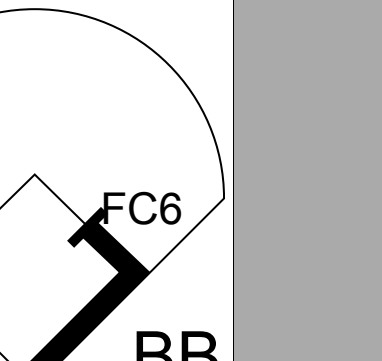
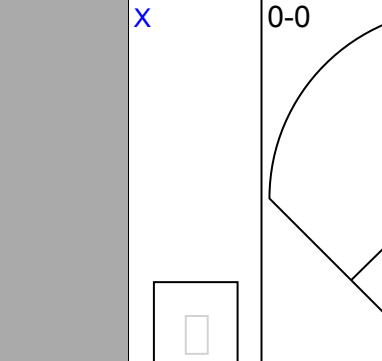
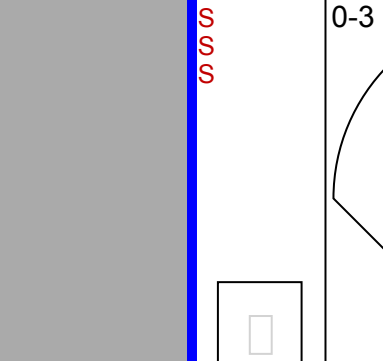
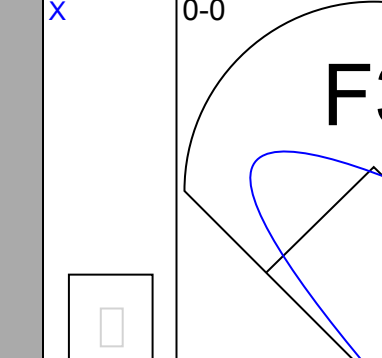
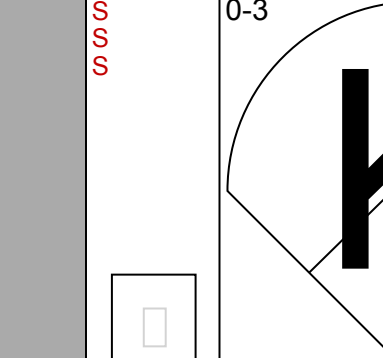
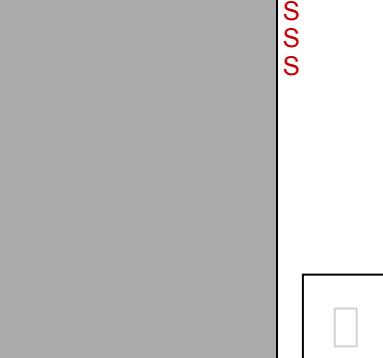
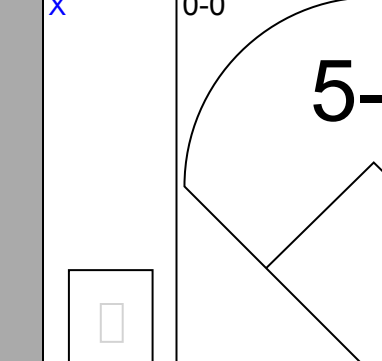
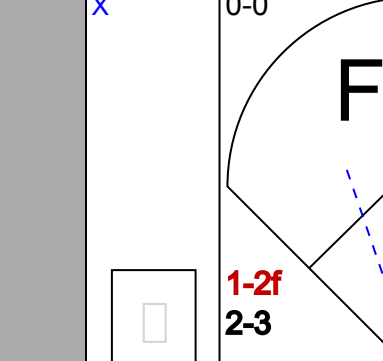
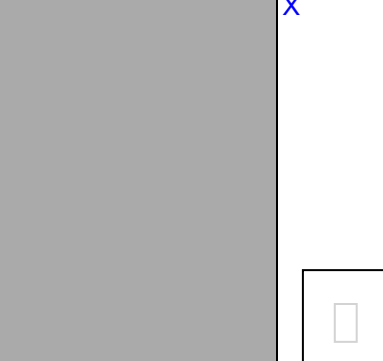
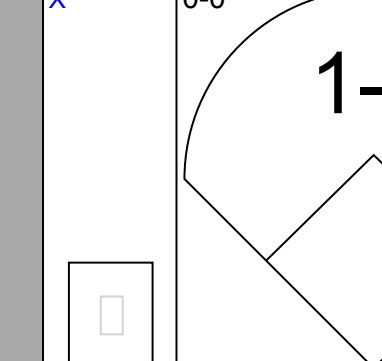
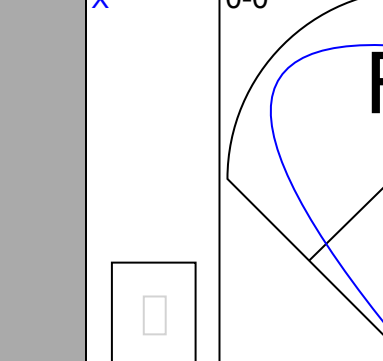
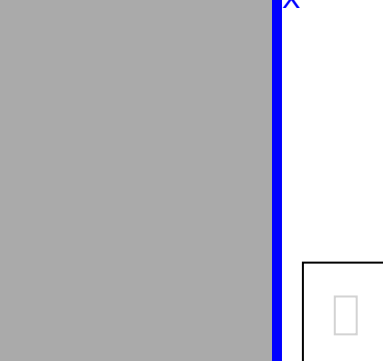
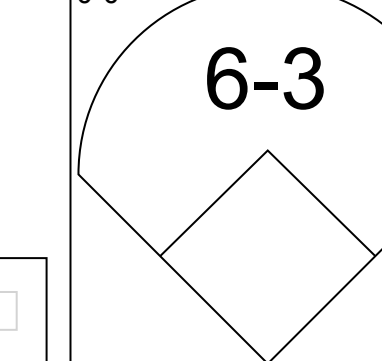
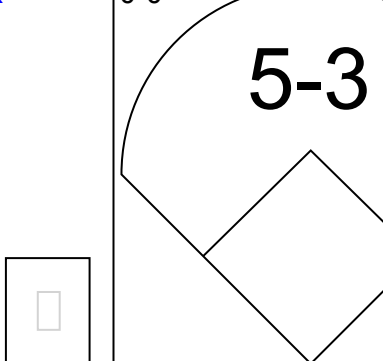
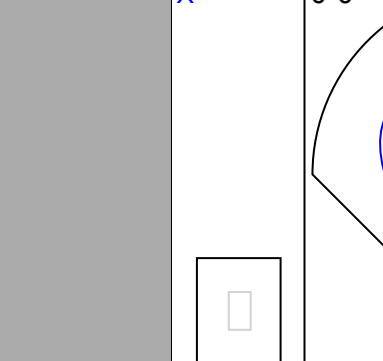
Batter	1	2	3	4	5	6	7	8	9	AB	R	H	RBI	BB	SO	LOB	TOP					
Davey Lopes, R OBP: 0.464, SLG: 0.364 (1, 4)										5	0	2	1	0	1	0	Los Angeles Dodgers @ Houston Astros Astrodome, Houston, TX Sun Apr 14 1974, 4:33 AM EDT Att: 11,050 - Unknown					
Manny Mota, R OBP: 0.500, SLG: 0.429 Von Joshua, L OBP: 0.154, SLG: 0.333 (8, FR)										4	0	1	0	0	0	1						
Jimmy Wynn, R OBP: 0.391, SLG: 0.778 (1, 8)										4	3	2	1	1	0	3						
Ron Cey, R OBP: 0.442, SLG: 0.444 (1, 5)										4	1	3	1	1	1	0						
Steve Garvey, R OBP: 0.368, SLG: 0.629 (1, 3)										4	1	2	1	1	0	3						
Tom Paciorek, R OBP: 0.385, SLG: 0.538 Bill Buckner, L OBP: 0.333, SLG: 0.313 (5, PH)										2	1	1	0	0	0	2						
Steve Yeager, R OBP: 0.400, SLG: 0.600 (1, 2)										5	0	2	0	0	0	2						
Bill Russell, R OBP: 0.390, SLG: 0.343 (1, 6)										5	1	1	1	0	0	3						
Tommy John, R OBP: 0.100, SLG: 0.100 (1, 1)										4	0	0	0	0	1	4						
Inning Stats	R: 1 E: 0 K: 1 S: 8	H: 3 LOB: 2 BB: 0 P: 8	R: 0 E: 0 K: 0 S: 3	H: 0 LOB: 0 BB: 0 P: 3	R: 0 E: 0 K: 0 S: 4	H: 1 LOB: 2 BB: 1 P: 8	R: 2 E: 1 K: 0 S: 6	H: 4 LOB: 1 BB: 0 P: 6	R: 2 E: 0 K: 1 S: 7	H: 2 LOB: 2 BB: 2 P: 15	R: 1 E: 0 K: 0 S: 5	H: 2 LOB: 1 BB: 0 P: 5	R: 0 E: 0 K: 0 S: 3	H: 0 LOB: 0 BB: 0 P: 3	R: 0 E: 0 K: 0 S: 3	H: 1 LOB: 1 BB: 0 P: 4	R: 1 E: 0 K: 1 S: 7	H: 2 LOB: 1 BB: 0 P: 7	1B: 11 3B: 1 HR: 2	SF: 0 SAC: 0 DP: 1 HBP: 1	WP: 0 PB: 0 SB: 1 CS: 1	PA: 44
PITCHER	IP WLS BF H R ER SO BB IBB HBP BLK WP HR S P ERA WHIP	IP WLS BF H R ER SO BB IBB HBP BLK WP HR S P ERA WHIP																				
Dave Roberts, L ERA: 5.5 (1, 1)	4.0 L	22 9	5 5	5 5	1 1	2 2	0 0	0 0	0 0	0 0	0 0	0 0	0 0	0 0	0 0	0 0	11.25 2.750	2.000	1.000	2.000		
Mike Nagy, R ERA: 1.59 (5, 1)	1.0 5	1 1	0 0	0 0	1 1	0 0	0 0	0 0	0 0	0 0	0 0	0 0	0 0	0 0	0 0	0 0	0.00 0.000	2.000	1.000	2.000		
Fred Scherman, L ERA: 1.42 (6, 1)	3.0 12	3 1	1 1	0 0	1 1	0 0	0 0	0 0	0 0	0 0	0 0	0 0	0 0	0 0	0 0	0 0	3.00 0.000	1.000	1.000	2.000		
Jerry Johnson, R ERA: 1.8 (9, 1)	1.0 5	2 1	1 1	1 1	1 1	0 0	0 0	0 0	0 0	0 0	0 0	0 0	0 0	0 0	0 0	0 0	9.00 2.000	2.000	1.000	2.000		

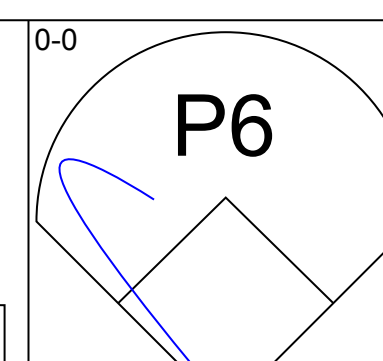
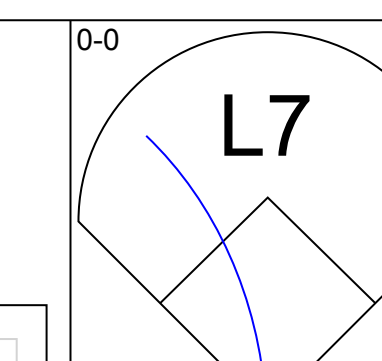
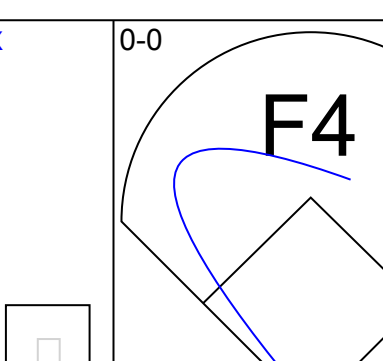
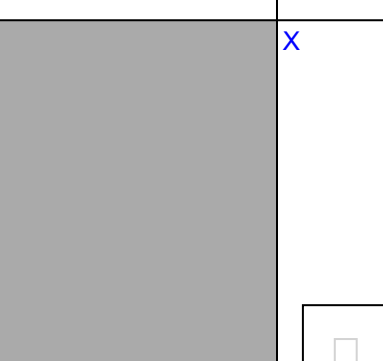
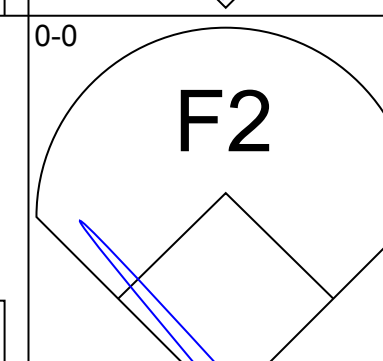
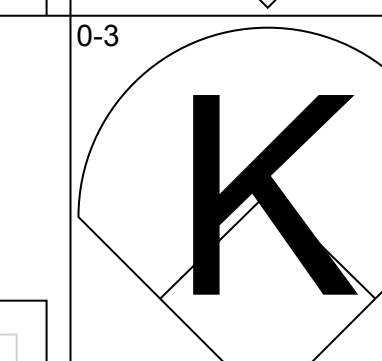
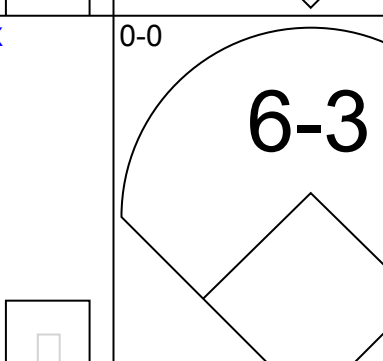

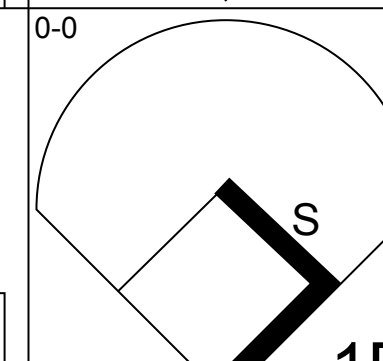
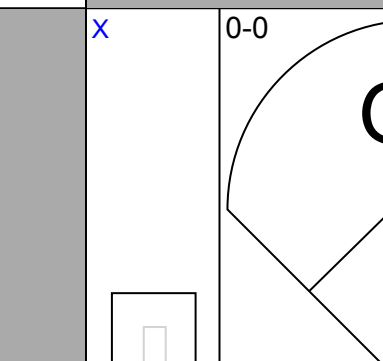
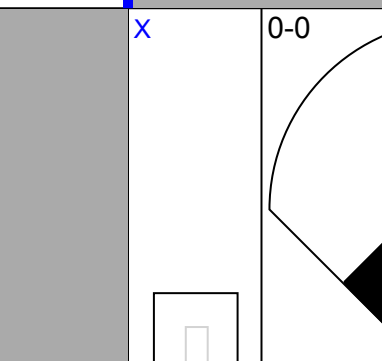
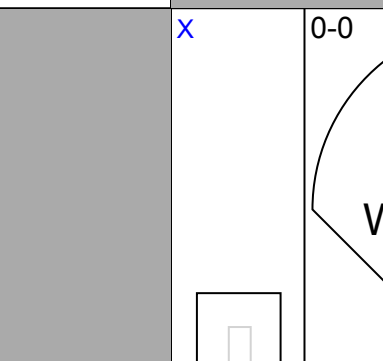
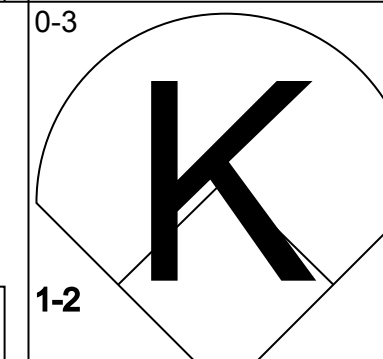
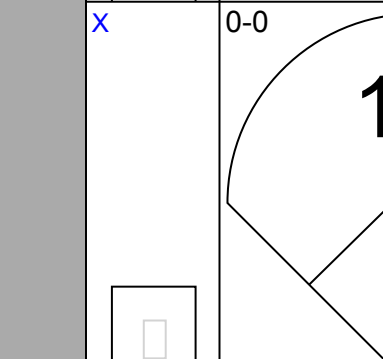
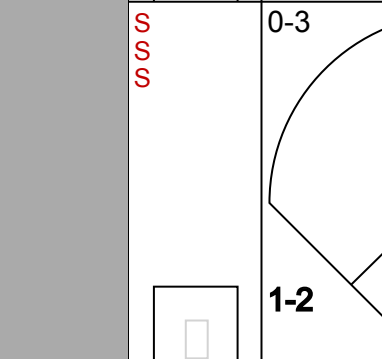
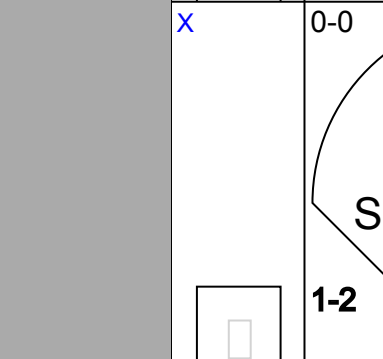
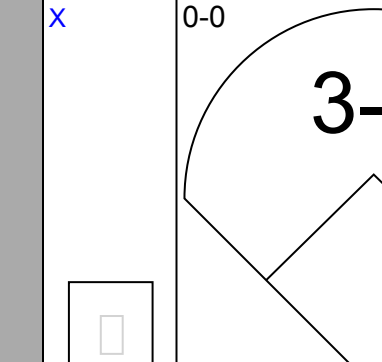
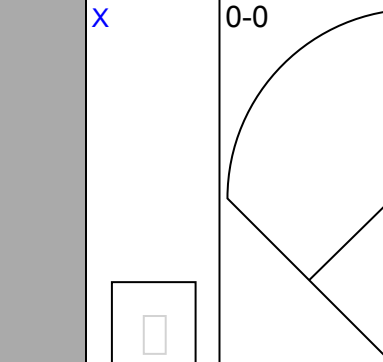
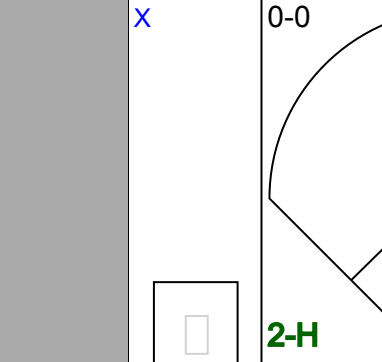
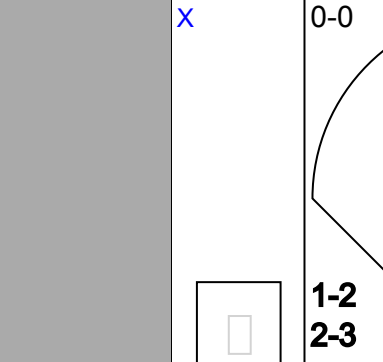
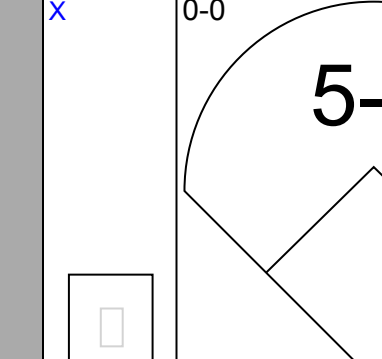
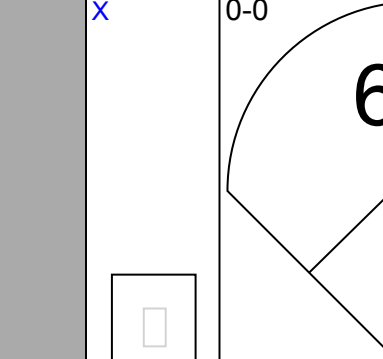
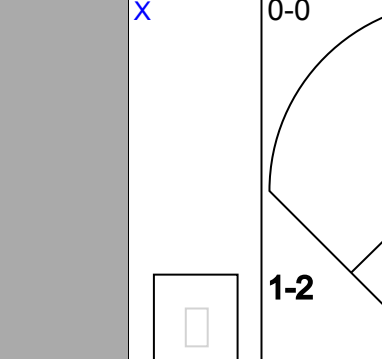
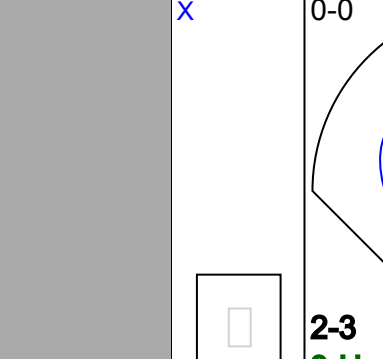
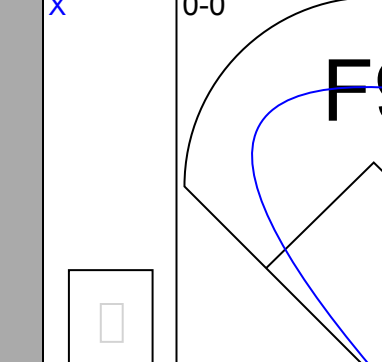

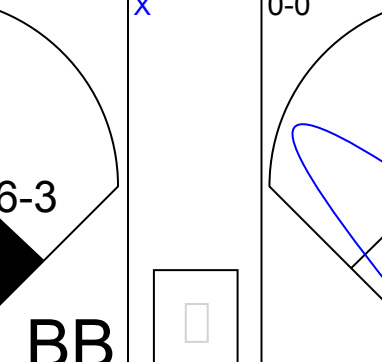
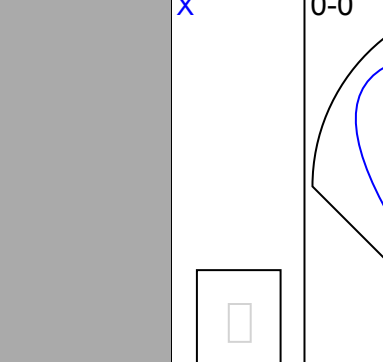
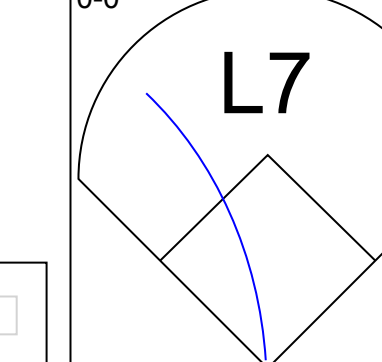
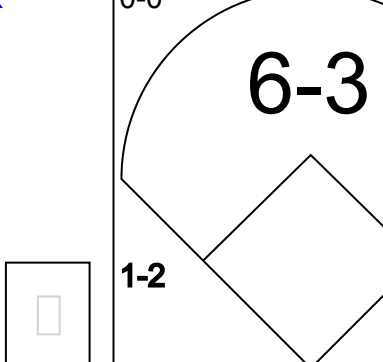
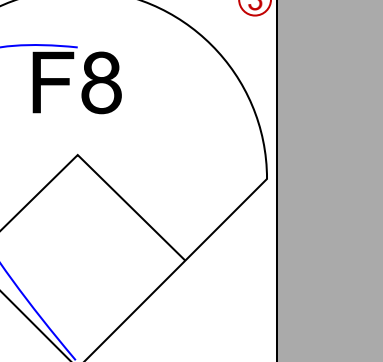
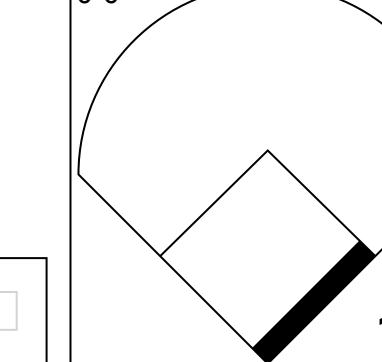
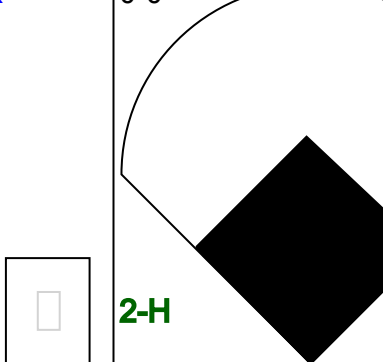

Batter	1	2	3	4	5	6	7	8	9	AB	R	H	RBI	BB	SO	LOB	BOTTOM					
Roger Metzger, S OBP: 0.359, SLG: 0.400 (1, 6)										4	0	0	0	0	1	1	Los Angeles Dodgers @ Houston Astros Astrodome, Houston, TX Sun Apr 14 1974, 4:33 AM EDT Att: 11,050 - Unknown					
Tommy Helms, R OBP: 0.345, SLG: 0.429 (1, 4)										4	0	0	0	0	0	1						
Cesar Cedeno, R OBP: 0.385, SLG: 0.579 (1, 8)										4	1	1	0	0	0	0						
Bob Watson, R OBP: 0.333, SLG: 0.472 (1, 7)										4	1	2	0	0	0	1						
Lee May, R OBP: 0.371, SLG: 0.379 (1, 3)										3	0	0	1	0	0	2						
Doug Rader, R OBP: 0.378, SLG: 0.406 (1, 5)										3	0	1	0	1	0	1						
Ollie Brown, R OBP: 0.250, SLG: 0.250 (1, 9)										4	0	2	1	0	0	1						
Mitt May, L OBP: 0.267, SLG: 0.276 Cliff Johnson, R (9, PH)										3	0	0	0	0	0	2						
Dave Roberts, L OBP: 0.143, SLG: 0.286 Mike Nagy, R OBP: 0.333, SLG: 0.313 Dave Campbell, R OBP: 0.333, SLG: 0.313 Fred Scherman, L OBP: 0.333, SLG: 0.313 Denise Menke, R OBP: 0.333, SLG: 0.313 Jerry Johnson, R OBP: 0.333, SLG: 0.313 (1, 1)										1	0	0	0	0	1	2						
Inning Stats	R: 0 E: 0 K: 1 S: 5	H: 0 LOB: 0 BB: 0 P: 5	R: 1 E: 0 K: 1 S: 7	H: 2 LOB: 1 BB: 1 P: 11	R: 0 E: 0 K: 0 S: 3	H: 0 LOB: 0 BB: 0 P: 3	R: 0 E: 0 K: 0 S: 4	H: 1 LOB: 1 BB: 0 P: 4	R: 0 E: 0 K: 1 S: 5	H: 0 LOB: 0 BB: 0 P: 5	R: 0 E: 0 K: 0 S: 3	H: 0 LOB: 0 BB: 0 P: 3	R: 0 E: 0 K: 0 S: 3	H: 0 LOB: 0 BB: 0 P: 3	R: 0 E: 0 K: 0 S: 4	H: 1 LOB: 1 BB: 0 P: 4	R: 1 E: 0 K: 0 S: 6	H: 3 LOB: 2 BB: 0 P: 6	1B: 6 2B: 1 3B: 0 HR: 0	SF: 1 SAC: 0 DP: 0 HBP: 0	WP: 0 PB: 0 SB: 0 CS: 0	PA: 35
PITCHER	IP WLS BF H R ER SO BB IBB HBP BLK WP HR S P ERA WHIP	IP WLS BF H R ER SO BB IBB HBP BLK WP HR S P ERA WHIP																				
Tommy John, L ERA: 0.69 (1, 1)	9.0 W	35 7	2 2	2 2	3 3	1 1	0 0	0 0	0 0	0 0	0 0	0 0	0 0	0 0	0 0	0 0	2.00 0.889	0.889	0.889	0.889		



Batter	1	2	3	4	5	6	7	8	9	AB	R	H	RBI	BB	SO	LOB	TOP					
Bobby Bonds, R OBP: 0.386, SLG: 0.474 (1, 9)										3	1	1	0	1	1	1	San Francisco Giants @ Houston Astros Astrodome, Houston, TX Mon Apr 15 1974, 8:05 PM EDT Att: 8,713 - Dome					
Chris Speier, R OBP: 0.325, SLG: 0.242 (1, 6)										2	0	0	0	1	0	1						
Garry Maddox, R OBP: 0.295, SLG: 0.455 (1, 8)										4	0	0	0	0	1	4						
Gary Matthews, R OBP: 0.286, SLG: 0.359 (1, 7)										4	0	1	1	0	0	1						
Steve Ontiveros, S OBP: 0.450, SLG: 0.467 (1, 3)										3	0	0	0	1	1	1						
Dave Kingman, R OBP: 0.375, SLG: 0.500 (1, 5)										4	0	0	0	0	3	2						
Mike Phillips, L OBP: 0.384, SLG: 0.387 (1, 4)										3	0	1	0	0	1	0						
John Boccabella, R Charlie Williams, R (1, 2) (7, 1)										3	0	0	0	0	0	1						
Mike Caldwell, R Dave Rader, L (1, 1) (7, 2)										2	0	0	0	0	1	1						
Inning Stats	R: 1 E: 0 K: 0 S: 4	H: 2 LOB: 2 BB: 1 P: 9	R: 0 E: 0 K: 2 S: 7	H: 0 LOB: 0 BB: 0 P: 7	R: 0 E: 0 K: 1 S: 5	H: 0 LOB: 0 BB: 0 P: 5	R: 0 E: 0 K: 2 S: 7	H: 0 LOB: 0 BB: 0 P: 7	R: 0 E: 0 K: 0 S: 4	H: 1 LOB: 1 BB: 0 P: 4	R: 0 E: 0 K: 1 S: 5	H: 0 LOB: 1 BB: 1 P: 9	R: 0 E: 0 K: 1 S: 5	H: 0 LOB: 0 BB: 0 P: 5	R: 0 E: 0 K: 0 S: 3	H: 0 LOB: 1 BB: 1 P: 7	R: 0 E: 0 K: 1 S: 5	H: 0 LOB: 0 BB: 0 P: 5	1B: 3 2B: 0 3B: 0 HR: 0	SF: 0 SAC: 0 DP: 1 HBP: 1	WP: 0 PB: 0 SB: 0 CS: 0	PA: 33
PITCHER Larry Dierker, R ERA: 1.13 (1, 1)	IP: 9.0 WLS: W BF: 33	H: 3 R: 1 ER: 1 SO: 8	BB: 3 IBB: 0 HBP: 1 BLK: 1	WP: 0 HR: 0 S: 45 P: 58	ERA: 1.00 WHIP: 0.667																	

Batter	1	2	3	4	5	6	7	8	9	AB	R	H	RBI	BB	SO	LOB	BOTTOM			
Roger Metzger, S OBP: 0.372, SLG: 0.436 (1, 6)										4	1	2	0	0	0	0	San Francisco Giants @ Houston Astros Astrodome, Houston, TX Mon Apr 15 1974, 8:05 PM EDT Att: 8,713 - Dome			
Olite Brown, R Greg Gross, L OBP: 0.300, SLG: 0.500 OBP: 0.500, SLG: 0.478 (1, 9) (8, 7)										4	1	2	1	0	0	1				
Cesar Cedeno, R OBP: 0.372, SLG: 0.571 (1, 8)										4	0	1	1	0	0	2				
Bob Watson, R Bob Gallagher, L OBP: 0.349, SLG: 0.462 OBP: 0.100, SLG: 0.100 (7, PR) (8, 9)										3	0	1	0	1	0	0				
Lee May, R OBP: 0.359, SLG: 0.455 (1, 3)										4	1	1	1	0	1	4				
Doug Rader, R OBP: 0.386, SLG: 0.417 (1, 5)										4	0	1	0	0	1	0				
Johnny Edwards, L OBP: 0.384, SLG: 0.333 (1, 2)										3	0	1	0	1	0	0				
Tommy Helms, R Larry Milbourne, S OBP: 0.333, SLG: 0.406 OBP: 0.125, SLG: 0.125 (8, PR) (9, 4)										4	0	1	0	0	0	3				
Larry Dierker, R OBP: 0.286, SLG: 0.286 (1, 1)										4	0	0	0	0	2	1				
Inning Stats	R: 0 E: 0 K: 0 S: 3	H: 0 LOB: 0 BB: 0 P: 3	R: 0 E: 0 K: 0 S: 4	H: 1 LOB: 2 BB: 1 P: 8	R: 1 E: 0 K: 1 S: 8	H: 3 LOB: 2 BB: 0 P: 8	R: 0 E: 0 K: 0 S: 3	H: 0 LOB: 0 BB: 0 P: 3	R: 0 E: 0 K: 0 S: 4	H: 1 LOB: 1 BB: 0 P: 4	R: 1 E: 0 K: 1 S: 7	H: 2 LOB: 1 BB: 0 P: 7	R: 1 E: 0 K: 1 S: 7	H: 2 LOB: 2 BB: 1 P: 11	R: 0 E: 0 K: 1 S: 6	H: 1 LOB: 1 BB: 0 P: 6	1B: 4 2B: 4 3B: 0 HR: 2	SF: 0 SAC: 0 DP: 0 HBP: 0	WP: 0 PB: 0 SB: 0 CS: 0	PA: 36
PITCHER Mike Caldwell, L Charlie Williams, R ERA: 2.25 ERA: (1, 1) (7, 1)	IP: 6.2 WLS: L BF: 30	H: 1 R: 3 ER: 3 SO: 3	BB: 1 IBB: 0 HBP: 0 BLK: 0	WP: 0 HR: 0 S: 7 P: 11	ERA: 0.00 WHIP: 1.500															

Batter	1	2	3	4	5	6	7	8	9	AB	R	H	RBI	BB	SO	LOB	TOP			
Bobby Bonds, R OBP: 0.354, SLG: 0.429 (1, 9)										4	0	0	0	0	1	0	San Francisco Giants @ Houston Astros Astrodome, Houston, TX Tue Apr 16 1974, 8:05 PM EDT Att: 8,191 - Dome			
Chris Speier, R OBP: 0.318, SLG: 0.270 (1, 6)										4	0	1	0	0	0	0				
Garry Maddox, R OBP: 0.292, SLG: 0.438 (1, 8)										4	0	1	0	0	0	1				
Gary Matthews, R OBP: 0.304, SLG: 0.357 (1, 7)										3	0	1	0	1	0	0				
Steve Ontiveros, S OBP: 0.442, SLG: 0.438 (1, 3) Jim Barr, R (6, 1) Gary Thomasson, L (9, PH)										2	0	0	0	1	0	2				
Dave Kingman, R OBP: 0.349, SLG: 0.459 (1, 5)										3	0	0	0	0	2	2				
Mike Phillips, L OBP: 0.361, SLG: 0.353 (1, 4)										3	0	0	0	0	0	2				
Ken Rudolph, R OBP: 0.212, SLG: 0.103 (7, PH) Chris Arnold, R (7, PH) Dave Rader, L (7, 2)										2	0	0	0	0	0	2				
Jim Willoughby, R OBP: 0.143, SLG: 0.286 (1, 1) Ed Goodson, L (6, 3)										2	0	0	0	0	0	0				
Inning Stats	R: 0 E: 0 K: 1 S: 7	H: 2 LOB: 2 BB: 0 P: 7	R: 0 E: 0 K: 0 S: 3	H: 0 LOB: 0 BB: 0 P: 3	R: 0 E: 0 K: 0 S: 4	H: 1 LOB: 1 BB: 0 P: 4	R: 0 E: 0 K: 1 S: 5	H: 0 LOB: 2 BB: 0 P: 13	R: 0 E: 0 K: 0 S: 3	H: 0 LOB: 0 BB: 0 P: 3	R: 0 E: 0 K: 1 S: 5	H: 0 LOB: 0 BB: 0 P: 5	R: 0 E: 0 K: 0 S: 3	H: 0 LOB: 0 BB: 0 P: 3	R: 0 E: 0 K: 1 S: 5	H: 0 LOB: 0 BB: 0 P: 5		1B: 2 2B: 1 3B: 0 HR: 0	SF: 0 SAC: 0 DP: 0 HBP: 0	WP: 0 PB: 0 SB: 1 CS: 0
PITCHER Tom Griffin, R ERA: 1.23 (1, 1)	IP: 9.0 WLS: W BF: 32 H: 3 R: 0 ER: 0 SO: 4 BB: 2 IBB: 0 HBP: 0 BLK: 0 WP: 0 HR: 0 S: 38 P: 46 ERA: 0.00 WHIP: 0.556															PITCHER Tom Griffin, R ERA: 1.23 (1, 1)	IP: 9.0 WLS: W BF: 32 H: 3 R: 0 ER: 0 SO: 4 BB: 2 IBB: 0 HBP: 0 BLK: 0 WP: 0 HR: 0 S: 38 P: 46 ERA: 0.00 WHIP: 0.556			


Batter	1	2	3	4	5	6	7	8	9	AB	R	H	RBI	BB	SO	LOB	BOTTOM			
Roger Metzger, S OBP: 0.340, SLG: 0.395 (1, 6)										4	0	0	0	0	0	1	San Francisco Giants @ Houston Astros Astrodome, Houston, TX Tue Apr 16 1974, 8:05 PM EDT Att: 8,191 - Dome			
Ollie Brown, R OBP: 0.281, SLG: 0.435 (1, 9) Bob Gallagher, L OBP: 0.091, SLG: 0.091 (6, 9)										3	0	0	0	0	1	1				
Cesar Cedeno, R OBP: 0.404, SLG: 0.587 (1, 8)										4	2	3	0	0	0	0				
Bob Watson, R OBP: 0.326, SLG: 0.429 (1, 7) Greg Gross, L OBP: 0.520, SLG: 0.500 (7, 7)										3	0	0	0	0	2	2				
Lee May, R OBP: 0.372, SLG: 0.486 (1, 3) Denis Menke, R OBP: 0.500, SLG: 0.500 (9, 3)										4	0	2	1	0	0	2				
Doug Rader, R OBP: 0.356, SLG: 0.410 (1, 5)										3	0	1	1	0	0	1				
Johnny Edwards, L OBP: 0.333, SLG: 0.250 (1, 2)										3	1	0	0	1	0	3				
Tommy Helms, R OBP: 0.306, SLG: 0.371 (1, 4)										3	0	0	0	0	0	3				
Tom Griffin, R OBP: 0.500, SLG: 0.857 (1, 1)										3	1	2	2	0	1	0				
Inning Stats	R: 0 E: 0 K: 1 S: 6	H: 1 LOB: 1 BB: 0 P: 6	R: 0 E: 0 K: 0 S: 3	H: 0 LOB: 0 BB: 0 P: 3	R: 0 E: 0 K: 1 S: 6	H: 1 LOB: 1 BB: 0 P: 6	R: 0 E: 0 K: 0 S: 4	H: 1 LOB: 1 BB: 0 P: 4	R: 2 E: 0 K: 0 S: 4	H: 3 LOB: 2 BB: 1 P: 8	R: 1 E: 0 K: 0 S: 8	H: 0 LOB: 0 BB: 0 P: 5	R: 0 E: 0 K: 0 S: 5	H: 0 LOB: 0 BB: 0 P: 5	R: 1 E: 0 K: 0 S: 5	H: 2 LOB: 1 BB: 0 P: 5		1B: 7 2B: 1 3B: 0 HR: 1	SF: 1 SAC: 0 DP: 0 HBP: 0	WP: 1 PB: 0 SB: 2 CS: 0
PITCHER Jim Willoughby, R ERA: 5.4 Jim Barr, R ERA: 2.61 (6, 1)	IP: 5.1 WLS: L BF: 23 H: 6 R: 3 ER: 3 SO: 3 BB: 1 IBB: 0 HBP: 0 BLK: 0 WP: 1 HR: 0 S: 13 P: 13 ERA: 5.06 WHIP: 1.312															PITCHER Tom Griffin, R ERA: 1.23 (1, 1)	IP: 9.0 WLS: W BF: 32 H: 3 R: 0 ER: 0 SO: 4 BB: 2 IBB: 0 HBP: 0 BLK: 0 WP: 0 HR: 0 S: 38 P: 46 ERA: 0.00 WHIP: 0.556			

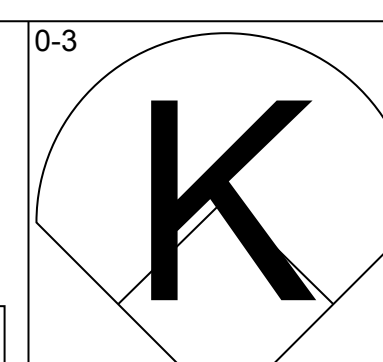
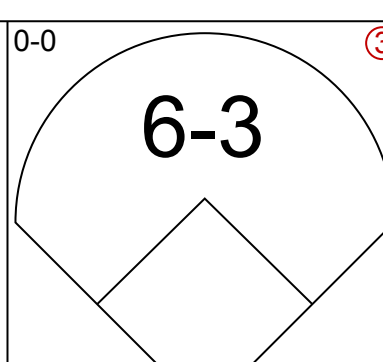
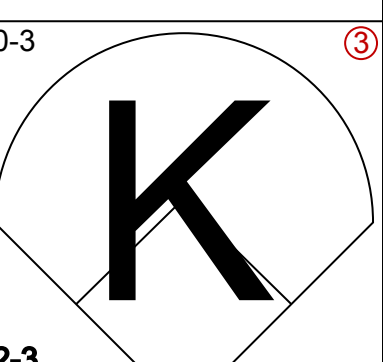
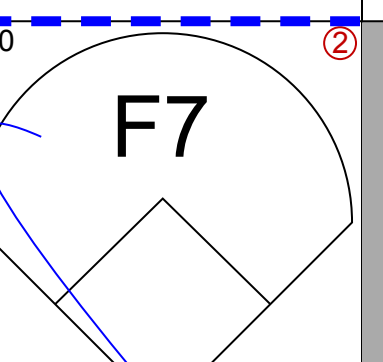
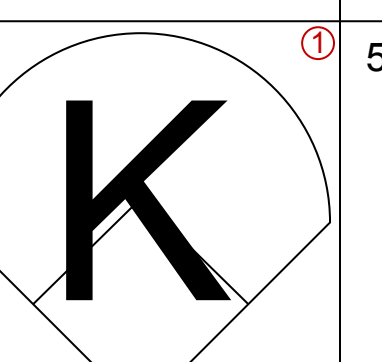
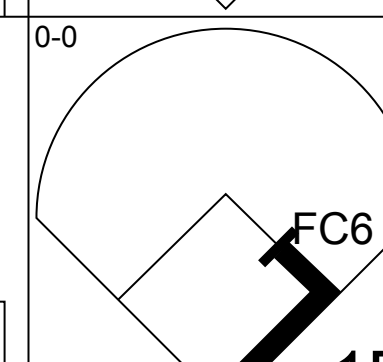
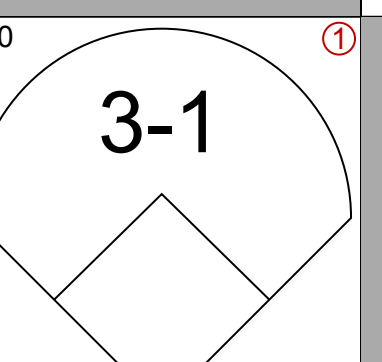
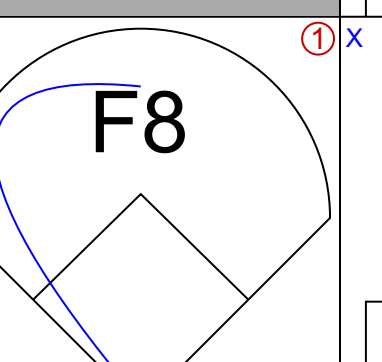
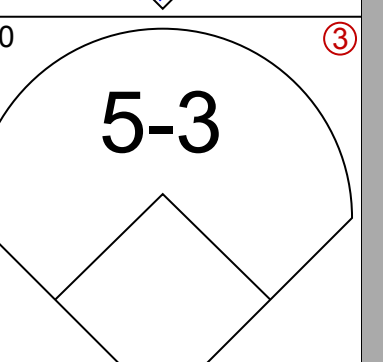
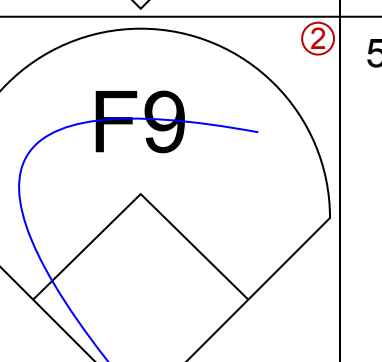
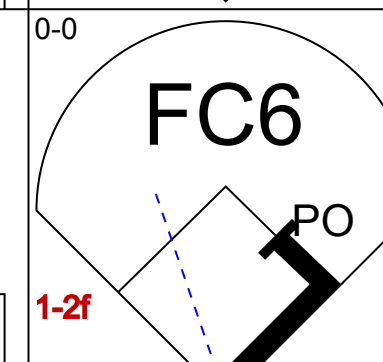
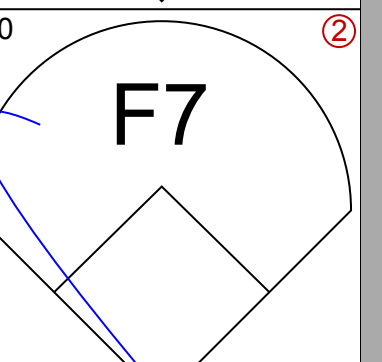
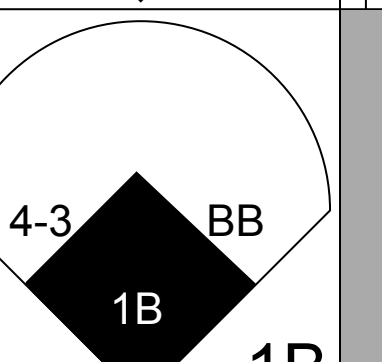
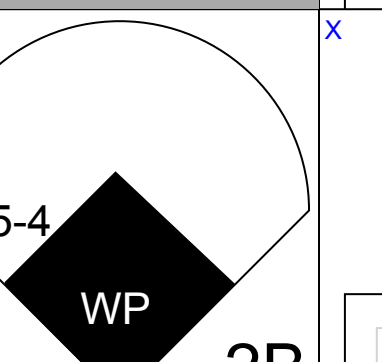
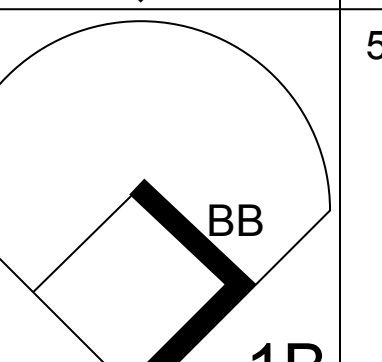
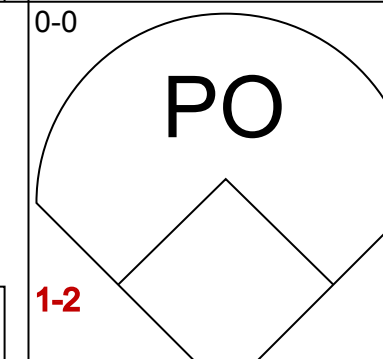
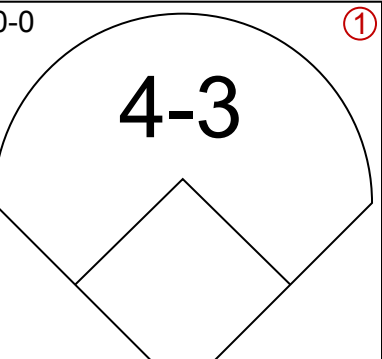
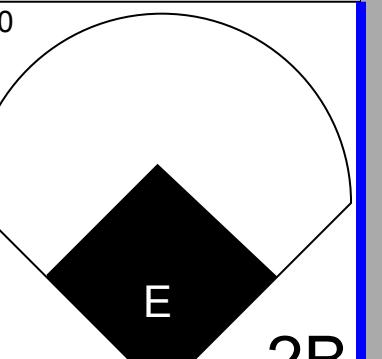
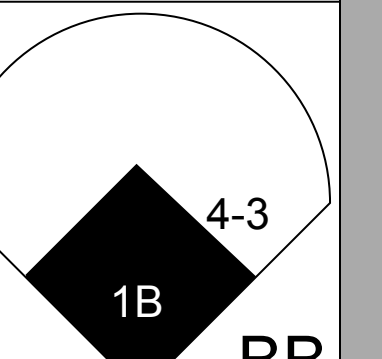
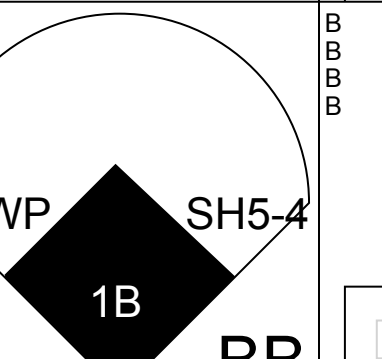
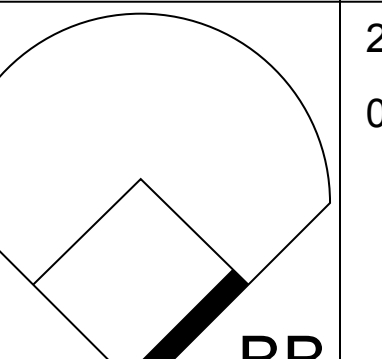
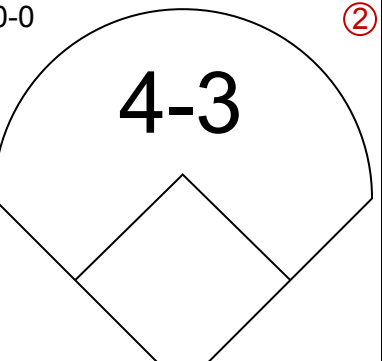
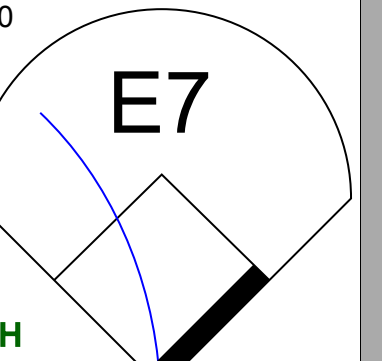
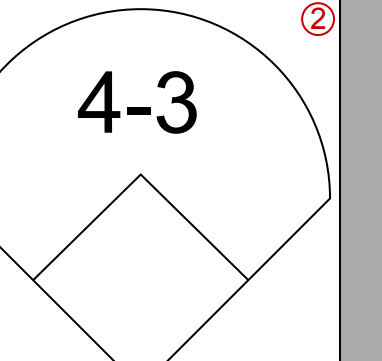
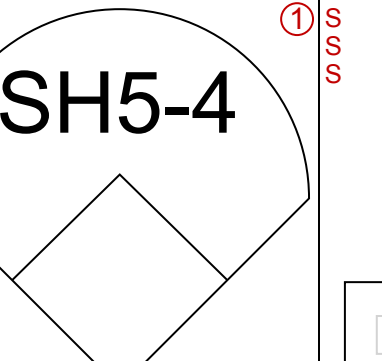
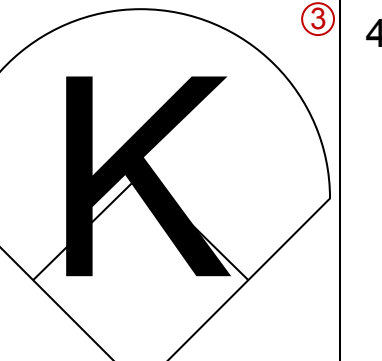
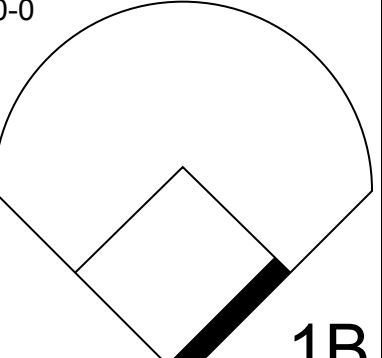
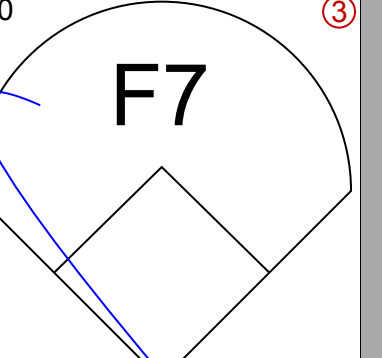
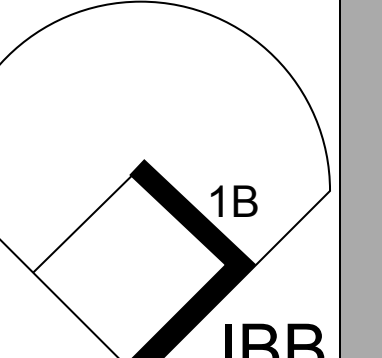
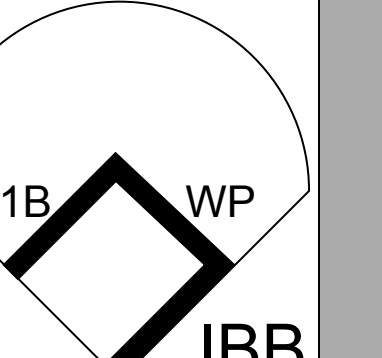
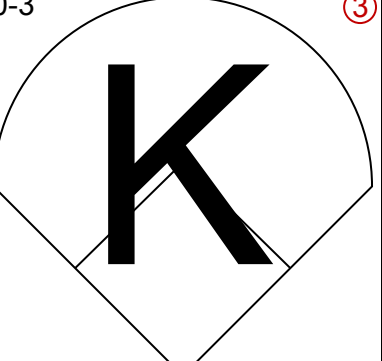
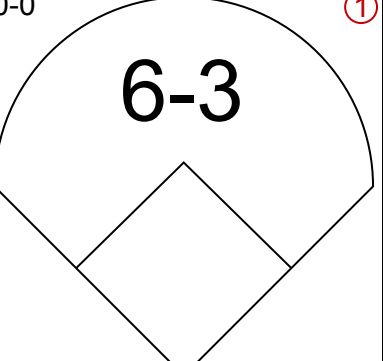
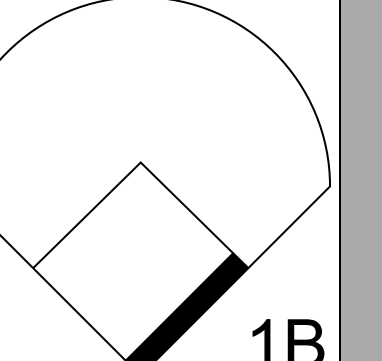
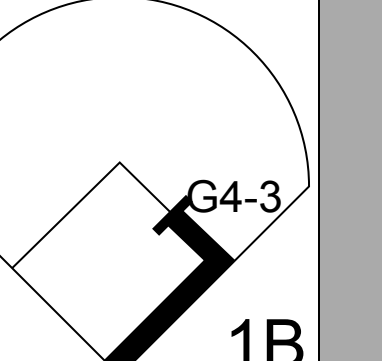
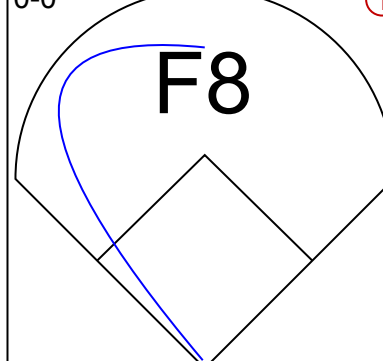
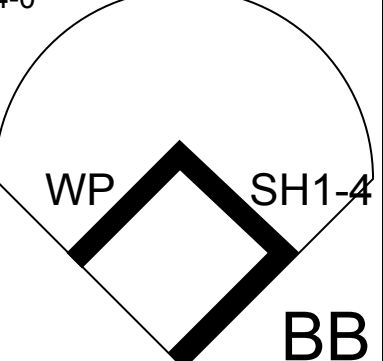
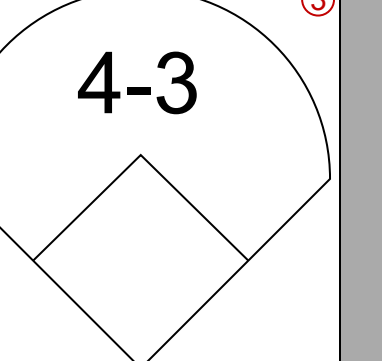
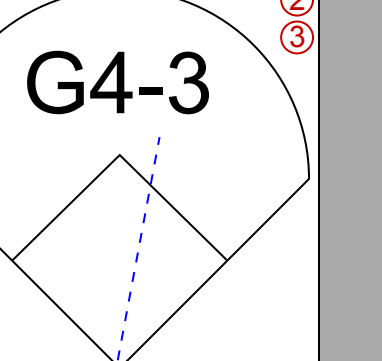
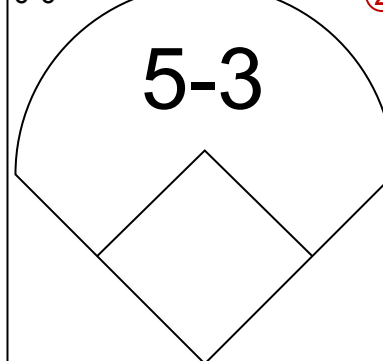
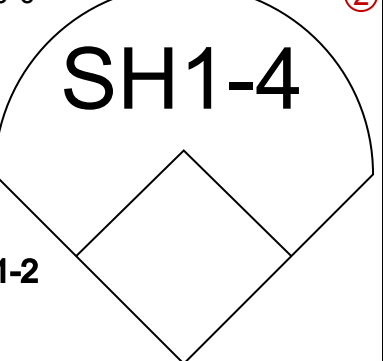

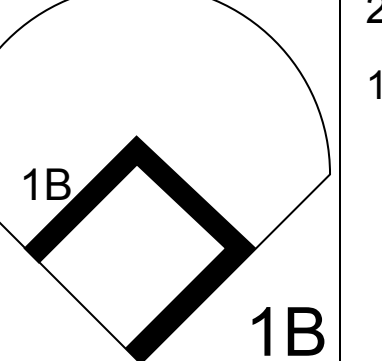


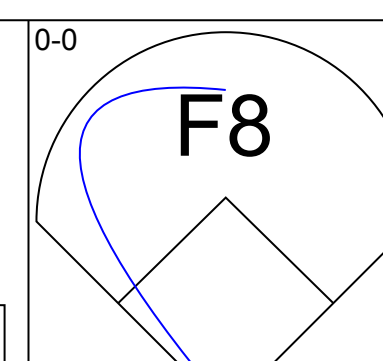
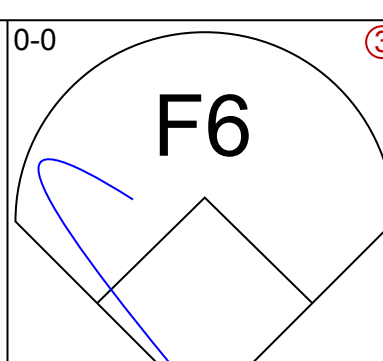
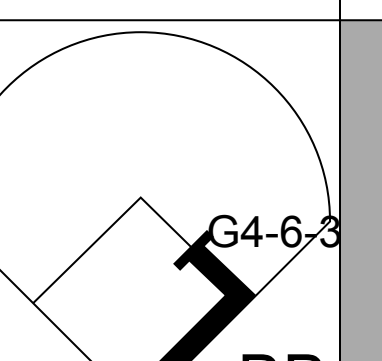
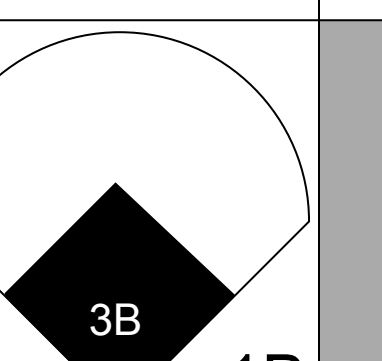
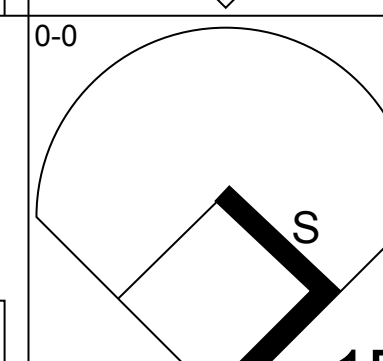

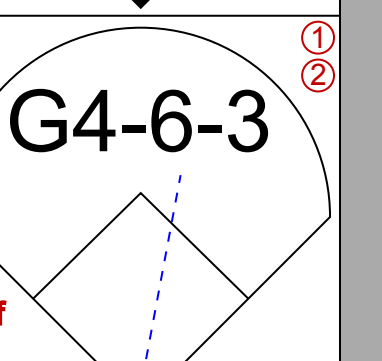
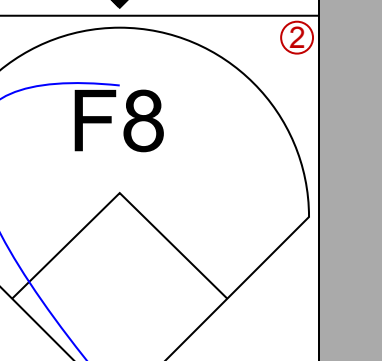
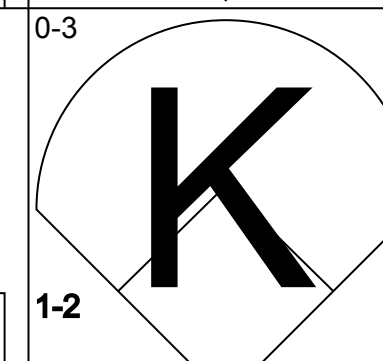
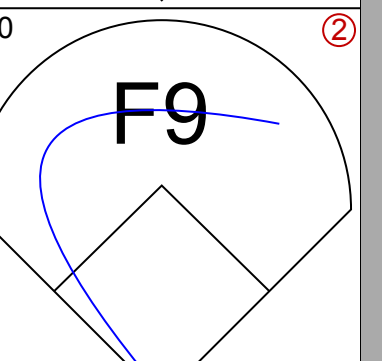
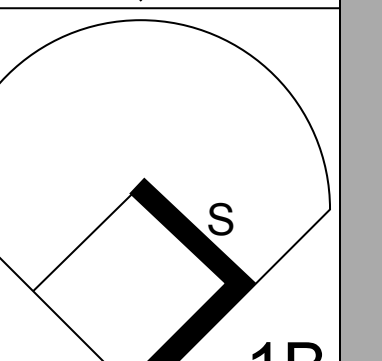
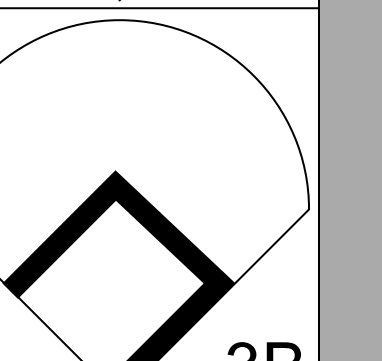

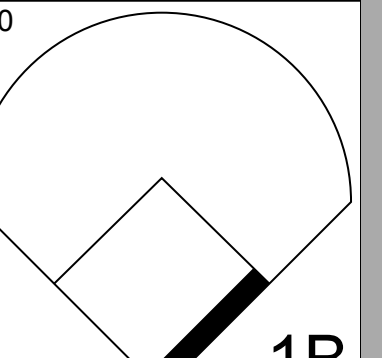
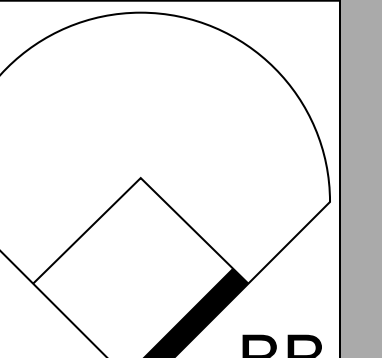
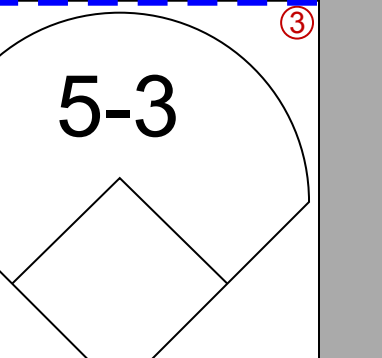
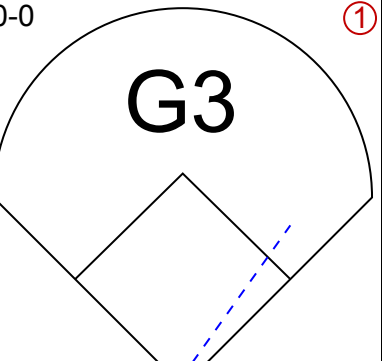
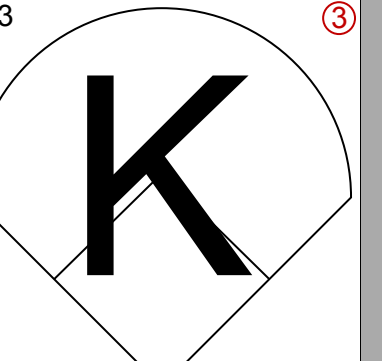
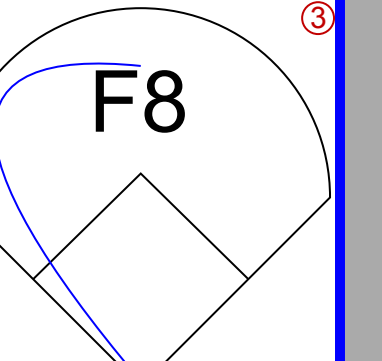
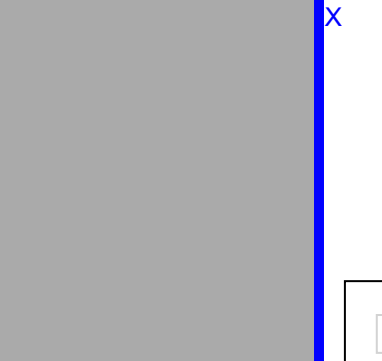
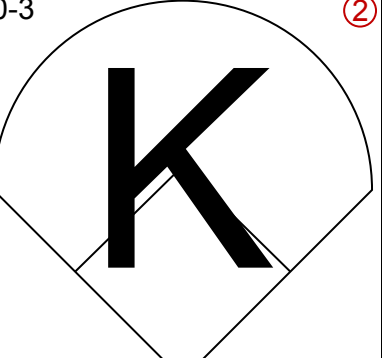
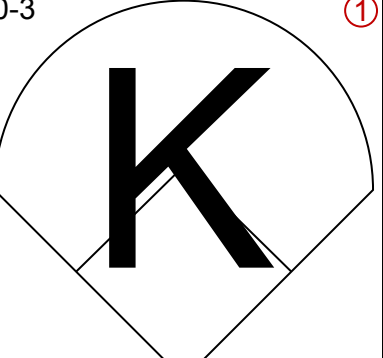
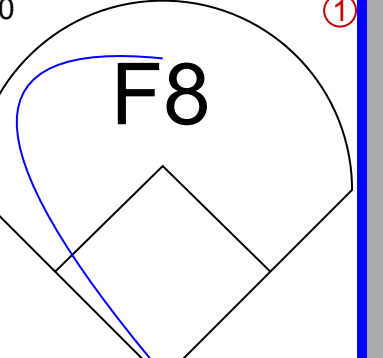
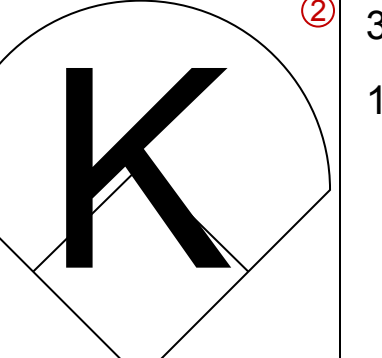
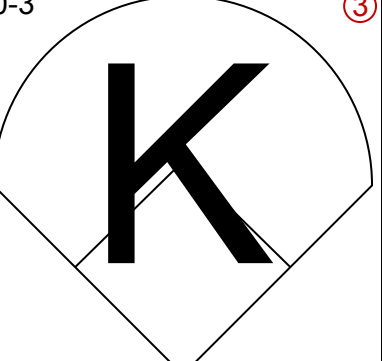
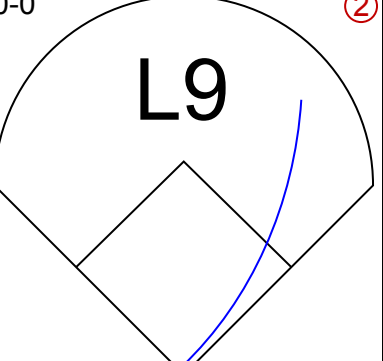
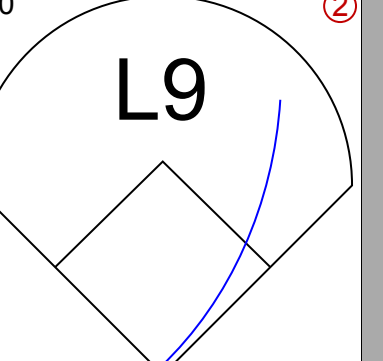
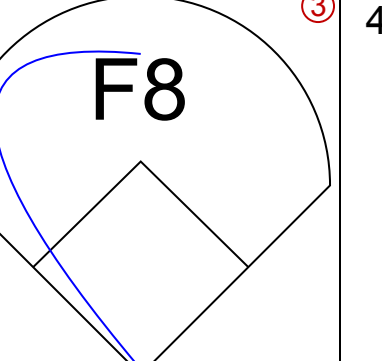
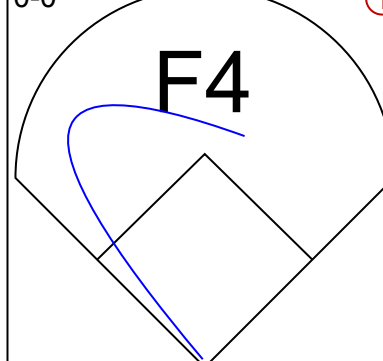
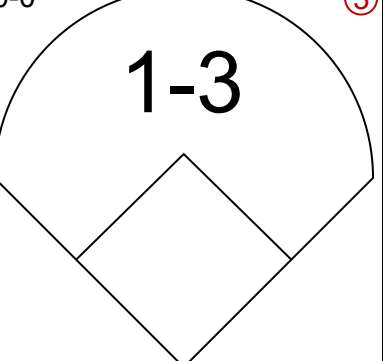
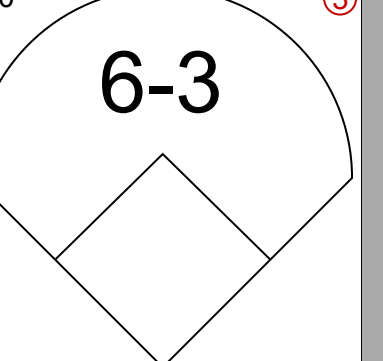
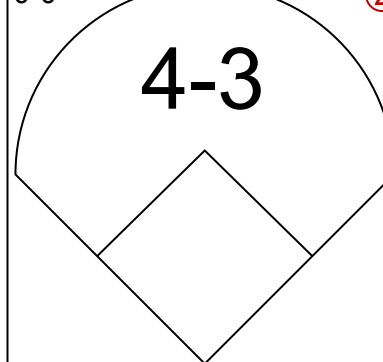
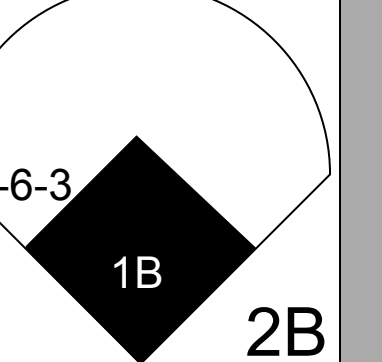

Batter	1	2	3	4	5	6	7	8	9	AB	R	H	RBI	BB	SO	LOB	TOP					
Bobby Bonds, R OBP: 0.365, SLG: 0.422 (1, 9)										3	2	1	0	1	0	2	San Francisco Giants @ Houston Astros Astrodome, Houston, TX Wed Apr 17 1974, 8:05 PM EDT Att: 10,038 - Dome					
Chris Speier, R OBP: 0.319, SLG: 0.275 (1, 6)										3	0	1	0	0	0	2						
Garry Maddox, R OBP: 0.308, SLG: 0.451 (1, 8)										3	0	2	2	0	0	0						
Gary Matthews, R OBP: 0.300, SLG: 0.333 (1, 7)										3	0	0	0	1	0	2						
Steve Ontiveros, S OBP: 0.404, SLG: 0.389 (1, 3)										4	0	0	0	0	0	3						
Dave Kingman, R OBP: 0.362, SLG: 0.475 (1, 5)										3	0	1	0	1	2	0						
Mike Phillips, L OBP: 0.325, SLG: 0.316 (1, 4)										4	0	0	0	0	1	2						
Ken Rudolph, R OBP: 0.200, SLG: 0.097 (7, PH)										2	0	0	0	0	0	1						
Chris Arnold, R (7, PH)										1	0	0	0	0	0	0						
Dave Rader, L (7, 2)										0	0	0	0	0	0	0						
Ed Goodson, L (9, PH)										1	0	0	0	0	0	0						
John D'Acquisto, R OBP: 0.333, SLG: 0.240 (6, 1)										2	0	1	0	0	0	1						
Charlie Williams, R OBP: 0.200, SLG: 1.000 (7, 1)										0	0	0	0	0	0	0						
Bruce Miller, R OBP: 0.200, SLG: 1.000 (7, 1)										1	0	1	0	0	0	0						
Elias Sosa, R (7, 1)										0	0	0	0	0	0	0						
Randy Moffitt, R (8, 1)										0	0	0	0	0	0	0						
Gary Thomasson, L (8, 7)										0	0	0	0	0	0	0						
Inning Stats	R: 1 E: 0 K: 0 S: 5	H: 2 LOB: 1 BB: 0 P: 5	R: 0 E: 0 K: 1 S: 5	H: 0 LOB: 0 BB: 0 P: 5	R: 1 E: 0 K: 0 S: 5	H: 2 LOB: 2 BB: 1 P: 9	R: 0 E: 0 K: 0 S: 4	H: 1 LOB: 1 BB: 0 P: 4	R: 0 E: 0 K: 0 S: 2	H: 0 LOB: 0 BB: 1 P: 6	R: 0 E: 0 K: 0 S: 3	H: 0 LOB: 1 BB: 0 P: 7	R: 0 E: 0 K: 0 S: 4	H: 1 LOB: 1 BB: 0 P: 4	R: 0 E: 0 K: 2 S: 3	H: 1 LOB: 0 BB: 0 P: 3	R: 0 E: 0 K: 2 S: 7	H: 0 LOB: 0 BB: 0 P: 7	1B: 6 2B: 2 3B: 0 HR: 0	SF: 1 SAC: 1 DP: 2 HBP: 0	WP: 0 PB: 0 SB: 0 CS: 0	PA: 35
PITCHER	IP	WLS	BF	H	R	ER	SO	BB	IBB	HBP	BLK	WP	HR	S	P	ERA	WHIP					
Claude Osteen, L ERA: 4.76 (1, 1)	7.0	W	29	6	2	2	1	3	0	0	0	0	0	28	40	2.57	1.286					
Ken Forsch, R ERA: (8, 1)	2.0	S	6	1	0	0	2	0	0	0	0	0	0	10	10	0.00	0.500					

Batter	1	2	3	4	5	6	7	8	9	AB	R	H	RBI	BB	SO	LOB	BOTTOM				
Roger Metzger, S OBP: 0.353, SLG: 0.378 (1, 6)										2	0	0	0	2	0	1	San Francisco Giants @ Houston Astros Astrodome, Houston, TX Wed Apr 17 1974, 8:05 PM EDT Att: 10,038 - Dome				
Ollie Brown, R OBP: 0.289, SLG: 0.423 (1, 9)										3	0	1	0	0	0	1					
Bob Gallagher, L OBP: 0.083, SLG: 0.083 (6, PR)										1	1	0	0	0	0	1					
Cesar Cedeno, R OBP: 0.431, SLG: 0.646 (1, 8)										2	1	1	1	2	0	0					
Bob Watson, R OBP: 0.347, SLG: 0.432 (1, 7)										2	0	1	0	1	1	0					
Greg Gross, L OBP: 0.520, SLG: 0.500 (6, PR)										0	0	0	0	0	0	0					
Lee May, R OBP: 0.340, SLG: 0.439 (1, 3)										4	0	0	0	0	2	5					
Denis Menke, R OBP: 0.500, SLG: 0.500 (9, 3)										0	0	0	0	0	0	0					
Doug Rader, R OBP: 0.347, SLG: 0.381 (1, 5)										3	1	0	0	1	1	4					
Johnny Edwards, L OBP: 0.316, SLG: 0.375 (1, 2)										4	0	1	1	0	0	4					
Tommy Helms, R OBP: 0.282, SLG: 0.342 (1, 4)										3	0	0	0	0	0	1					
Claude Osteen, L OBP: 0.200, SLG: 0.200 (1, 1)										2	0	0	0	0	1	1					
Dave Campbell, R (7, PH)										1	0	0	0	0	0	0					
Ken Forsch, R (8, 1)										0	0	0	0	0	0	0					
Inning Stats	R: 1 E: 0 K: 1 S: 5	H: 1 LOB: 0 BB: 1 P: 9	R: 0 E: 0 K: 2 S: 7	H: 0 LOB: 0 BB: 0 P: 7	R: 0 E: 0 K: 0 S: 3	H: 0 LOB: 0 BB: 0 P: 3	R: 0 E: 0 K: 0 S: 4	H: 1 LOB: 1 BB: 0 P: 4	R: 1 E: 0 K: 1 S: 6	H: 1 LOB: 1 BB: 1 P: 10	R: 0 E: 0 K: 0 S: 3	H: 0 LOB: 1 BB: 1 P: 7	R: 0 E: 0 K: 1 S: 5	H: 0 LOB: 2 BB: 2 P: 13	R: 0 E: 0 K: 1 S: 5	H: 0 LOB: 1 BB: 1 P: 13	1B: 2 2B: 0 3B: 1 HR: 1	SF: 0 SAC: 1 DP: 1 HBP: 0	WP: 1 PB: 0 SB: 0 CS: 0	PA: 34	
PITCHER	IP	WLS	BF	H	R	ER	SO	BB	IBB	HBP	BLK	WP	HR	S	P	ERA	WHIP				
John D'Acquisto, R ERA: 3.24 (1, 1)	5.0	L	21	4	3	2	4	3	0	0	0	0	0	4	4	0.00	0.000				
Charlie Williams, R ERA: (6, 1)	1.0		4	0	0	0	0	0	0	0	0	0	0	4	4	0.00	0.000				
Elias Sosa, R ERA: 7.2 (7, 1)	1.0		6	0	0	0	0	3	0	0	0	0	0	3	15	0.00	3.000				
Randy Moffitt, R ERA: 1.04 (8, 1)	1.0		3	0	0	0	1	0	0	0	0	0	0	5	5	0.00	0.000				

AB	30
R	2
H	7
RBI	2
BB	3
SO	3
LOB	13



Batter	1	2	3	4	5	6	7	8	9	AB	R	H	RBI	BB	SO	LOB	TOP					
Bobby Bonds, R OBP: 0.333, SLG: 0.380 (1, 9)										5	0	0	0	0	3	2	San Francisco Giants @ Houston Astros Astrodome, Houston, TX Thu Apr 18 1974, 8:05 PM EDT Att: 8,074 - Dome					
Mike Phillips, L OBP: 0.311, SLG: 0.302 (1, 4)										5	0	1	0	0	0	1						
Garry Maddox, R OBP: 0.333, SLG: 0.482 (1, 8)										5	2	3	0	0	0	1						
Ed Goodson, L OBP: 0.286, SLG: 0.333 Gary Matthews, R OBP: 0.340, SLG: 0.333 (4, PR) (4, 7)										2	0	1	0	0	0	0						
Gary Thomasson, L (1, 7) (4, 3)										4	0	0	0	0	1	5						
Dave Kingman, R OBP: 0.375, SLG: 0.488 Steve Ontiveros, S OBP: 0.420, SLG: 0.378 (4, PH) (4, 5)										1	0	1	0	0	0	0						
Chris Speier, R OBP: 0.333, SLG: 0.295 (1, 6)										4	0	2	3	0	1	1						
Dave Rader, L (1, 2)										3	0	0	0	1	0	4						
Tom Bradley, R OBP: 0.083, SLG: 0.167 Randy Moffitt, R OBP: 1.000, SLG: 1.000 (8, 1) (1, 1)										2	0	0	0	0	1	0						
Inning Stats	R: 0 E: 0 K: 1 S: 5	H: 1 LOB: 0 BB: 0 P: 5	R: 0 E: 0 K: 1 S: 6	H: 1 LOB: 1 BB: 0 P: 6	R: 0 E: 0 K: 0 S: 3	H: 0 LOB: 0 BB: 0 P: 3	R: 1 E: 1 K: 0 S: 5	H: 1 LOB: 2 BB: 0 P: 5	R: 0 E: 0 K: 1 S: 5	H: 0 LOB: 1 BB: 1 P: 9	R: 2 E: 0 K: 0 S: 5	H: 2 LOB: 2 BB: 2 P: 13	R: 0 E: 0 K: 1 S: 5	H: 0 LOB: 0 BB: 0 P: 5	R: 2 E: 0 K: 0 S: 4	H: 2 LOB: 1 BB: 2 P: 12		R: 0 E: 0 K: 2 S: 9	H: 2 LOB: 3 BB: 1 P: 13	1B: 7 2B: 2 3B: 0 HR: 0	SF: 0 SAC: 2 DP: 1 HBP: 0	WP: 2 PB: 0 SB: 0 CS: 0
PITCHER	IP	WLS	BF	H	R	ER	SO	BB	IBB	HBP	BLK	WP	HR	S	P	ERA	WHIP					
Doug Konieczny, R ERA: 2.35 (1, 1)	5.2	L	25	5	3	2	3	2	1	0	0	1	0	28	40	3.18	1.235					
Fred Scherman, L ERA: 1.35 (6, 1)	0.1		1	0	0	0	0	0	0	0	0	0	0	1	1	0.00	0.000					
Jerry Johnson, R ERA: 3.38 (7, 1)	3.0		15	4	2	2	3	2	1	0	0	1	0	18	30	6.00	2.000					

Batter	1	2	3	4	5	6	7	8	9	AB	R	H	RBI	BB	SO	LOB	BOTTOM					
Greg Gross, L OBP: 0.517, SLG: 0.481 (1, 9) (7, 7)										3	1	1	0	1	0	0	San Francisco Giants @ Houston Astros Astrodome, Houston, TX Thu Apr 18 1974, 8:05 PM EDT Att: 8,074 - Dome					
Roger Metzger, S OBP: 0.345, SLG: 0.367 (1, 6)										4	0	1	0	0	1	3						
Cesar Cedeno, R OBP: 0.436, SLG: 0.673 (1, 8)										4	0	2	2	0	1	1						
Bob Watson, R OBP: 0.358, SLG: 0.426 (1, 7) (7, 3)										3	0	1	0	1	0	2						
Lee May, R OBP: 0.320, SLG: 0.409 Jerry Johnson, R (7, 1) Cliff Johnson, R (9, PH)										3	0	0	0	0	1	3						
Doug Rader, R OBP: 0.327, SLG: 0.356 Denis Menke, R OBP: 0.333, SLG: 0.333 (8, 5)										3	0	0	0	0	2	0						
Johnny Edwards, L OBP: 0.281, SLG: 0.300 (1, 2)										4	0	0	0	0	1	0						
Tommy Helms, R OBP: 0.262, SLG: 0.317 (1, 4)										3	0	0	0	0	0	0						
Doug Konieczny, R (1, 1) Fred Scherman, L (6, 1) Bob Gallagher, L OBP: 0.143, SLG: 0.214 (7, 9)										1	0	0	0	0	0	0						
Inning Stats	R: 0 E: 0 K: 1 S: 6	H: 1 LOB: 0 BB: 0 P: 6	R: 0 E: 0 K: 2 S: 7	H: 0 LOB: 0 BB: 0 P: 7	R: 0 E: 0 K: 0 S: 3	H: 0 LOB: 0 BB: 0 P: 3	R: 0 E: 0 K: 2 S: 8	H: 1 LOB: 0 BB: 0 P: 8	R: 0 E: 0 K: 1 S: 5	H: 0 LOB: 0 BB: 0 P: 5	R: 1 E: 0 K: 0 S: 4	H: 2 LOB: 2 BB: 2 P: 12	R: 0 E: 0 K: 0 S: 3	H: 0 LOB: 0 BB: 0 P: 3	R: 1 E: 0 K: 0 S: 5	H: 2 LOB: 1 BB: 0 P: 5		R: 0 E: 0 K: 1 S: 5	H: 0 LOB: 0 BB: 0 P: 5	1B: 4 2B: 1 3B: 1 HR: 0	SF: 0 SAC: 0 DP: 1 HBP: 0	WP: 0 PB: 0 SB: 2 CS: 0
PITCHER	IP	WLS	BF	H	R	ER	SO	BB	IBB	HBP	BLK	WP	HR	S	P	ERA	WHIP					
Tom Bradley, R ERA: 2.76 (1, 1)	7.2	W	30	6	2	2	6	2	0	0	0	0	0	40	48	2.35	1.043					
Randy Moffitt, R ERA: 0.9 (8, 1)	1.1		4	0	0	0	1	0	0	0	0	0	0	6	6	0.00	0.000					

Batter	1	2	3	4	5	6	7	8	9	AB	R	H	RBI	BB	SO	LOB	TOP
Ralph Garr, L OBP: 0.397, SLG: 0.475 (1, 9)										4	0	1	0	0	0	0	Atlanta Braves @ Houston Astros Astrodome, Houston, TX Fri Apr 19 1974, 8:05 PM EDT Att: 13,025 - Dome
Marty Perez, R OBP: 0.435, SLG: 0.524 Buzz Capra, R (6, 1)										3	0	1	0	0	0	1	
Vic Correll, R Jack Aker, R (8, PH) (8, 1)										1	0	0	0	0	0	0	
Ivan Murrell, R OBP: 0.333, SLG: 0.273 (1, 3)										4	0	1	0	0	2	1	
Hank Aaron, R OBP: 0.303, SLG: 0.500 (1, 7)										4	1	1	0	0	0	2	
Dusty Baker Jr., R OBP: 0.370, SLG: 0.404 (1, 8)										4	1	2	0	0	1	0	
Davey Johnson, R OBP: 0.463, SLG: 0.538 (1, 4)										4	0	0	0	0	0	4	
Johnny Oates, L OBP: 0.326, SLG: 0.317 (1, 2)										4	0	1	2	0	0	2	
Craig Robinson, R OBP: 0.304, SLG: 0.200 (1, 6)										3	0	0	0	0	1	1	
Phil Niekro, R OBP: 0.231, SLG: 0.308 Leo Foster, R (6, 5)										2	0	0	0	0	0	1	
Inning Stats	R: 0 E: 0 K: 1 S: 5	H: 0 LOB: 0 BB: 0 P: 5	R: 2 E: 0 K: 0 S: 6	H: 3 LOB: 1 BB: 0 P: 6	R: 0 E: 0 K: 1 S: 6	H: 1 LOB: 0 BB: 0 P: 6	R: 0 E: 0 K: 1 S: 6	H: 0 LOB: 0 BB: 0 P: 3	R: 0 E: 0 K: 0 S: 3	H: 0 LOB: 0 BB: 0 P: 3	R: 0 E: 0 K: 1 S: 5	H: 0 LOB: 0 BB: 0 P: 5	R: 0 E: 0 K: 0 S: 5	H: 2 LOB: 2 BB: 0 P: 5	1B: 5 2B: 2 3B: 0 HR: 0	SF: 0 SAC: 0 DP: 0 HBP: 0	WP: 0 PA: 34 PB: 0 SB: 1 CS: 0
PITCHER Dave Roberts, L ERA: 4.33 (1, 1)	IP: 9.0 WLS: W BF: 34 H: 7 R: 2 ER: 2 SO: 5 BB: 0 IBB: 0 HBP: 0 BLK: 0 WP: 0 HR: 0 S: 44 P: 44 ERA: 2.00 WHIP: 0.778											PITCHER	IP: 9.0 WLS: W BF: 34 H: 7 R: 2 ER: 2 SO: 5 BB: 0 IBB: 0 HBP: 0 BLK: 0 WP: 0 HR: 0 S: 44 P: 44 ERA: 2.00 WHIP: 0.778				

Batter	1	2	3	4	5	6	7	8	9	AB	R	H	RBI	BB	SO	LOB	BOTTOM		
Greg Gross, L OBP: 0.500, SLG: 0.531 (1, 9) (7, 7)										5	1	2	1	0	0	1	Atlanta Braves @ Houston Astros Astrodome, Houston, TX Fri Apr 19 1974, 8:05 PM EDT Att: 13,025 - Dome		
Roger Metzger, S OBP: 0.356, SLG: 0.365 (1, 6)										3	0	1	0	1	0	0			
Cesar Cedeno, R OBP: 0.441, SLG: 0.655 (1, 8)										3	0	1	1	1	0	3			
Bob Watson, R OBP: 0.333, SLG: 0.392 (1, 7) (7, 3)										4	0	0	0	0	1	4			
Lee May, R OBP: 0.321, SLG: 0.404 Bob Gallagher, L OBP: 0.133, SLG: 0.200 (6, PR) (7, 9)										3	0	1	0	0	2	0			
Milt May, L OBP: 0.324, SLG: 0.333 (1, 2)										4	2	3	0	0	0	0			
Denis Menke, R OBP: 0.286, SLG: 0.200 (1, 5)										3	1	0	1	1	1	2			
Tommy Helms, R OBP: 0.289, SLG: 0.409 Larry Milbourne, S OBP: 0.222, SLG: 0.222 (7, 4)										3	2	2	2	0	0	1			
Dave Roberts, L OBP: 0.182, SLG: 0.300 (1, 1)										3	0	1	2	0	1	0			
Inning Stats	R: 0 E: 1 K: 0 S: 4	H: 0 LOB: 1 BB: 0 P: 4	R: 0 E: 0 K: 1 S: 5	H: 0 LOB: 1 BB: 1 P: 9	R: 0 E: 1 K: 0 S: 4	H: 1 LOB: 2 BB: 1 P: 8	R: 2 E: 0 K: 3 S: 11	H: 2 LOB: 0 BB: 0 P: 11	R: 1 E: 0 K: 1 S: 6	H: 2 LOB: 0 BB: 0 P: 6	R: 3 E: 0 K: 0 S: 7	H: 4 LOB: 2 BB: 1 P: 11	R: 0 E: 0 K: 1 S: 5	H: 1 LOB: 0 BB: 0 P: 5	R: 2 E: 1 K: 0 S: 5	H: 2 LOB: 0 BB: 0 P: 5		1B: 10 2B: 0 3B: 1 HR: 1	SF: 2 SAC: 1 DP: 1 HBP: 0
PITCHER Phil Niekro, R ERA: 3.62 Buzz Capra, R ERA: 1.5 Jack Aker, R ERA: 6.75	IP: 5.2 WLS: L BF: 28 H: 9 R: 6 ER: 6 SO: 5 BB: 2 IBB: 0 HBP: 0 BLK: 0 WP: 1 HR: 1 S: 36 P: 44 ERA: 9.53 WHIP: 1.941											PITCHER	IP: 5.2 WLS: L BF: 28 H: 9 R: 6 ER: 6 SO: 5 BB: 2 IBB: 0 HBP: 0 BLK: 0 WP: 1 HR: 1 S: 36 P: 44 ERA: 9.53 WHIP: 1.941						



Batter	1	2	3	4	5	6	7	8	9	AB	R	H	RBI	BB	SO	LOB	TOP			
Ralph Garr, L OBP: 0.412, SLG: 0.516 (1, 7)	0-0 6-3		0-0 BB 1B	0-0 1-3 HR 2B			0-0 F7		0-0 FC 2B 1-H	5	1	3	1	0	0	0				
Mike Lum, L OBP: 0.245, SLG: 0.412 (1, 3)	0-0 F8		0-0 BB 1B	0-0 HR			0-0 L7		0-0 FC BB 2B	5	1	2	3	0	0	1				
Darrell Evans, L OBP: 0.292, SLG: 0.341 (1, 5)	0-3 K		0-3 K	0-0 L3			0-0 F5		0-3 K	5	0	0	0	0	3	4				
Dusty Baker Jr., R OBP: 0.390, SLG: 0.400 (1, 9)		0-0 FC1-6 1B	4-0 FC4 BB		0-0 F9			0-0 G3	4-0 BB	3	0	1	0	2	0	0				
Davey Johnson, R OBP: 0.448, SLG: 0.512 Leo Foster, R (8, PR) (8, 4)	0-0 FC1-6 2B 1-2	0-0 F2	0-0 K		0-3 K			0-0 FC4-6 1B	0-0 F9	4	0	1	0	0	1	4				
Rowland Office, L OBP: 0.120, SLG: 0.208 (1, 8)	0-0 2B	0-0 FC4	0-0 F2		0-0 F2			0-0 FC4-6		4	0	1	0	0	0	4				
Johnny Oates, L OBP: 0.320, SLG: 0.295 (1, 2)	4-0 IBB		0-0 F5		0-0 F8			0-0 L6		3	0	0	0	1	0	1				
Craig Robinson, R OBP: 0.286, SLG: 0.186 Norm Miller, L (9, PH) Marty Perez, R OBP: 0.435, SLG: 0.524 (9, 6)	0-3 K		0-0 4-3		0-0 F9			0-0 4-3		3	0	0	0	0	1	3				
Ron Reed, R OBP: 0.250, SLG: 0.182 (1, 1)	0-3 K		0-0 2B HR 1B		0-0 4-3			4-0 2B BB		3	2	1	0	1	1	3				
Inning Stats	R: 0 E: 0 K: 1 S: 5	H: 0 LOB: 0 BB: 0 P: 5	R: 0 E: 0 K: 2 S: 9	H: 2 LOB: 3 BB: 1 P: 13	R: 0 E: 0 K: 1 S: 7	H: 2 LOB: 3 BB: 1 P: 11	R: 3 E: 0 K: 0 S: 6	H: 3 LOB: 0 BB: 0 P: 6	R: 0 E: 0 K: 1 S: 5	H: 0 LOB: 0 BB: 0 P: 5	R: 0 E: 0 K: 0 S: 3	H: 0 LOB: 0 BB: 0 P: 3	R: 0 E: 0 K: 0 S: 4	H: 1 LOB: 1 BB: 0 P: 4	R: 1 E: 0 K: 1 S: 7	H: 1 LOB: 3 BB: 2 P: 15	1B: 5 2B: 3 3B: 0 HR: 1	SF: 0 SAC: 0 DP: 0 HBP: 0	WP: 0 PB: 0 SB: 0 CS: 0	PA: 41
PITCHER	IP WLS BF H R ER SO BB IBB HBP BLK WP HR S P ERA WHIP																			
Larry Dierker, R ERA: 1.96 Ken Forsch, R ERA: 1.0 Fred Scherman, L ERA: 1.23	(1, 1) (8, 1) (9, 1)	7.0 L 0.2	30 7 4	7 2 0	3 1 0	5 0 1	5 1 0	1 0 0	0 0 0	0 0 0	0 0 0	1 6 5	38 10 9	46 10 9	0 0 0	1 6 5	3.86 6.75 0.00	1.143 2.250 1.500		

Batter	1	2	3	4	5	6	7	8	9	AB	R	H	RBI	BB	SO	LOB	BOTTOM					
Greg Gross, L OBP: 0.474, SLG: 0.486 (1, 9) (9, 7)	0-0 F7		0-0 F7		0-0 E6		4-0 1B BB			3	0	0	0	1	0	1						
Roger Metzger, S OBP: 0.349, SLG: 0.357 (1, 6)	0-3 K		0-0 F7		0-0 4-3		0-0 FC6-4 1B			4	0	1	0	0	1	2						
Cesar Cedeno, R OBP: 0.413, SLG: 0.610 (1, 8)	0-3 K		0-0 F8		0-0 E5 K2-3 SF7		0-0 FC6-4			4	1	0	0	0	1	3						
Bob Watson, R OBP: 0.344, SLG: 0.389 (1, 7) (9, 3)		4-0 2B BB		0-0 6-3		0-3 K2-3		0-0 G4-3 1B		3	1	1	0	1	1	1						
Lee May, R OBP: 0.316, SLG: 0.420 Fred Scherman, L (9, 1)		0-0 1B BB 2B		0-0 6-3		0-0 SF7		0-0 F8		3	1	1	2	0	0	1						
Milt May, L OBP: 0.316, SLG: 0.324 (1, 2)		0-0 F5 1B		0-0 G3		0-0 F8		0-0 G4-3		4	0	1	0	0	0	1						
Doug Rader, R OBP: 0.339, SLG: 0.367 (1, 5)		0-0 1B		0-0 E 4-3 1B		0-0 F4		0-0 K		4	0	2	1	0	1	0						
Tommy Helms, R OBP: 0.292, SLG: 0.426 Larry Milbourne, S OBP: 0.222, SLG: 0.222 (7, PR) (8, 4)		0-0 F5		0-0 4-3		0-0 4-3		0-0 F7		3	0	1	0	0	0	3						
Cliff Johnson, R (9, PH)		0-0 2-3		0-0 1-2		0-0 1B 2B		0-0 F7		1	0	0	0	0	0	0						
Larry Dierker, R OBP: 0.222, SLG: 0.222 Bob Gallagher, L OBP: 0.125, SLG: 0.188 Ken Forsch, R (8, 1) Ollie Brown, R OBP: 0.259, SLG: 0.407 (9, 9)		0-0 5-3		0-0 K		0-3 K		0-0 5-3		2	0	0	0	0	1	2						
Inning Stats	R: 0 E: 0 K: 2 S: 7	H: 0 LOB: 0 BB: 0 P: 7	R: 2 E: 0 K: 0 S: 5	H: 3 LOB: 1 BB: 1 P: 9	R: 0 E: 0 K: 0 S: 3	H: 0 LOB: 0 BB: 0 P: 3	R: 0 E: 0 K: 0 S: 3	H: 0 LOB: 0 BB: 0 P: 3	R: 0 E: 1 K: 1 S: 7	H: 1 LOB: 2 BB: 0 P: 7	R: 1 E: 1 K: 1 S: 6	H: 0 LOB: 0 BB: 0 P: 6	R: 0 E: 0 K: 1 S: 7	H: 2 LOB: 3 BB: 1 P: 11	R: 0 E: 0 K: 0 S: 3	H: 1 LOB: 0 BB: 0 P: 3	R: 0 E: 0 K: 1 S: 5	H: 0 LOB: 0 BB: 0 P: 5	1B: 5 2B: 2 3B: 0 HR: 0	SF: 1 SAC: 0 DP: 1 HBP: 0	WP: 0 PB: 0 SB: 1 CS: 0	PA: 36
PITCHER	IP WLS BF H R ER SO BB IBB HBP BLK WP HR S P ERA WHIP																					
Ron Reed, R ERA: 3.49 (1, 1)	9.0 W	36 7	7 3	2 2	6 6	2 0	0 0	0 0	0 0	0 0	0 0	46 54	2.00 1.000									

Atlanta Braves @ Houston Astros
Astrodome, Houston, TX
Sat Apr 20 1974, 8:05 PM EDT
Att: 22,321 - Dome

AB 37
R 4
H 9
RBI 4
BB 4
SO 6
LOB 23



Atlanta Braves @ Houston Astros
Astrodome, Houston, TX
Sat Apr 20 1974, 8:05 PM EDT
Att: 22,321 - Dome


AB 33
R 3
H 7
RBI 3
BB 2
SO 6
LOB 15



Batter	1	2	3	4	5	6	7	8	9	AB	R	H	RBI	BB	SO	LOB	TOP		
Ralph Garr, L OBP: 0.377, SLG: 0.479 (1,9)	6-3		1-3 2B		1-2 K			5-3		4	0	1	0	0	1	2			
Marty Perez, R OBP: 0.444, SLG: 0.600 (1,4)	4-3 2B		L5				4-3 2B	F8		4	0	2	0	0	0	3			
Darrell Evans, L OBP: 0.316, SLG: 0.333 (1,5)	4-3		1-3				4-3	BB		3	0	0	0	1	0	4			
Hank Aaron, R OBP: 0.293, SLG: 0.528 (1,7)	6-3		6-3				5-3	F8		4	0	0	0	0	0	6			
Dusty Baker Jr., R OBP: 0.403, SLG: 0.411 (1,8)		F9 FC3-2 2B		L6			6-3			4	0	1	0	0	0	1			
Ivan Murrell, R OBP: 0.294, SLG: 0.250 (1,3)		F9		F3			G4-6-3 1B			4	0	1	0	0	0	1			
Johnny Oates, L OBP: 0.296, SLG: 0.271 (1,2)		FC3-2		F7			F9			4	0	0	0	0	0	2			
Craig Robinson, R OBP: 0.268, SLG: 0.167 (1,6)		6-3					G4-6-3 1-2			3	0	0	0	0	0	2			
Roric Harrison, R OBP: 0.273, SLG: 0.111 Jack Aker, R (7,1)				2B				5-3 2B		1	0	1	0	1	0	0			
Vic Correll, R OBP: 0.071, SLG: 0.143 Tom House, L (8,1)				1B				BB		0	0	0	0	0	0	0			
Inning Stats	R: 0 E: 0 K: 0 S: 4	H: 1 LOB: 1 BB: 0 P: 4	R: 0 E: 0 K: 0 S: 4	H: 1 LOB: 1 BB: 0 P: 4	R: 0 E: 0 K: 0 S: 5	H: 2 LOB: 2 BB: 0 P: 5	R: 0 E: 0 K: 0 S: 3	H: 0 LOB: 0 BB: 0 P: 3	R: 0 E: 0 K: 1 S: 4	H: 0 LOB: 1 BB: 1 P: 8	R: 0 E: 0 K: 0 S: 4	H: 1 LOB: 1 BB: 0 P: 4	R: 0 E: 0 K: 0 S: 3	H: 1 LOB: 2 BB: 1 P: 8	R: 0 E: 0 K: 0 S: 4	H: 0 LOB: 0 BB: 0 P: 3	1B: 2 2B: 6 3B: 0 HR: 0	SF: 0 SAC: 0 DP: 2 HBP: 0	WP: 0 PA: 34 PB: 0 SB: 0 CS: 1
PITCHER Claude Osteen, L ERA: 3.12 (1,1)	IP: 9.0 WLS: W BF: 34 H: 7 R: 0 ER: 0 SO: 1 BB: 2 IBB: 0 HBP: 0 BLK: 0 WP: 0 HR: 0 S: 34 P: 42 ERA: 0.00 WHIP: 1.000															PITCHER			

Atlanta Braves @ Houston Astros
Astrodome, Houston, TX
Mon Apr 22 1974, 8:05 PM EDT
Att: 11,502 - Dome


AB 32
R 0
H 7
RBI 0
BB 2
SO 1
LOB 21



Batter	1	2	3	4	5	6	7	8	9	AB	R	H	RBI	BB	SO	LOB	BOTTOM		
Greg Gross, L OBP: 0.426, SLG: 0.442 (1,9)	L3		F7		6-3		HR 2B			4	1	1	0	0	0	1			
Roger Metzger, S OBP: 0.394, SLG: 0.403 (1,6)	K				HR 1B		HR BB			3	2	2	1	1	1	0			
Cesar Cedeno, R OBP: 0.408, SLG: 0.672 (1,8)	K		L5		HR		HR			4	2	2	5	0	1	1			
Bob Watson, R OBP: 0.362, SLG: 0.443 Bob Gallagher, L OBP: 0.116, SLG: 0.176 (7, PR)		F9		WP 2B 1B	F4		BB			3	1	1	0	1	0	0			
Lee May, R OBP: 0.338, SLG: 0.448 Denis Menke, R OBP: 0.286, SLG: 0.200 (8,3)		1B		6-3	F7		F8			4	0	1	0	0	0	2			
Johnny Edwards, L OBP: 0.250, SLG: 0.280 (1,2)		1B		1-2	F9		4-3	4-3		4	0	1	0	0	0	2			
Doug Rader, R OBP: 0.328, SLG: 0.357 (1,5)		F3		2H	2B		F6	1-3		4	0	1	1	0	0	2			
Tommy Helms, R OBP: 0.309, SLG: 0.426 Larry Milbourne, S OBP: 0.200, SLG: 0.200 (7,4)		F7		F8			K	F3		3	0	0	0	0	1	3			
Claude Osteen, L OBP: 0.222, SLG: 0.222 (1,1)			K		6-3 1B		3-1	4-3		4	1	1	0	0	1	0			
Inning Stats	R: 0 E: 0 K: 2 S: 7	H: 0 LOB: 0 BB: 0 P: 7	R: 0 E: 0 K: 0 S: 5	H: 2 LOB: 2 BB: 0 P: 5	R: 0 E: 0 K: 1 S: 6	H: 1 LOB: 1 BB: 0 P: 6	R: 1 E: 0 K: 0 S: 5	H: 2 LOB: 1 BB: 0 P: 5	R: 3 E: 0 K: 0 S: 6	H: 3 LOB: 0 BB: 0 P: 6	R: 0 E: 0 K: 1 S: 5	H: 0 LOB: 0 BB: 0 P: 5	R: 3 E: 0 K: 0 S: 5	H: 2 LOB: 1 BB: 2 P: 13	R: 0 E: 0 K: 0 S: 3	H: 0 LOB: 0 BB: 0 P: 3	1B: 6 2B: 2 3B: 0 HR: 2	SF: 0 SAC: 0 DP: 0 HBP: 0	WP: 1 PA: 36 PB: 0 SB: 0 CS: 0
PITCHER Roric Harrison, R ERA: 5.83 Jack Aker, R ERA: 6.0 Tom House, L ERA: 6.75 (1,1)	IP: 6.1 WLS: L BF: 30 H: 10 R: 7 ER: 7 SO: 4 BB: 1 IBB: 0 HBP: 0 BLK: 0 WP: 1 HR: 2 S: 37 P: 41 ERA: 9.95 WHIP: 1.737															PITCHER			

Atlanta Braves @ Houston Astros
Astrodome, Houston, TX
Mon Apr 22 1974, 8:05 PM EDT
Att: 11,502 - Dome

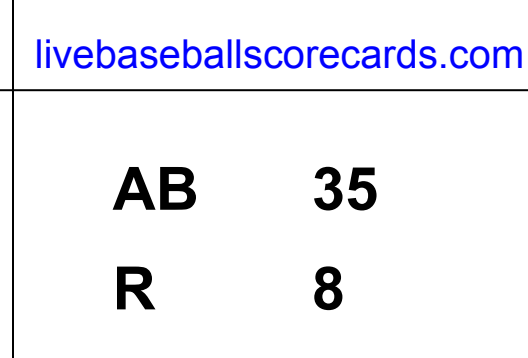
AB 34
R 7
H 10
RBI 7
BB 2
SO 4
LOB 11

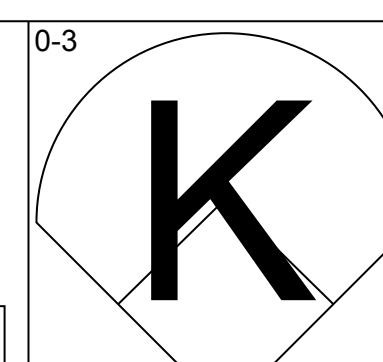
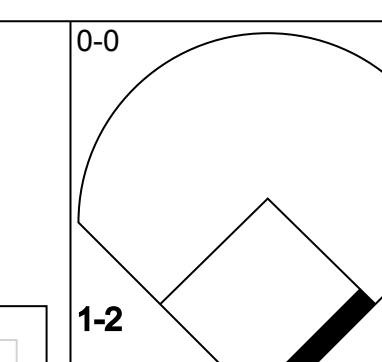
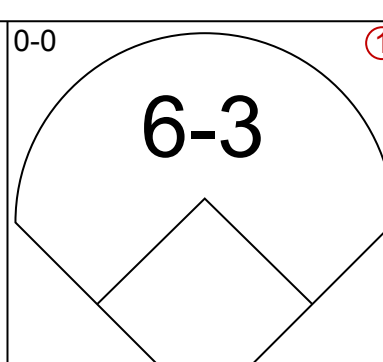
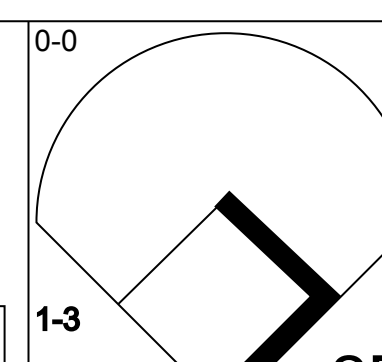
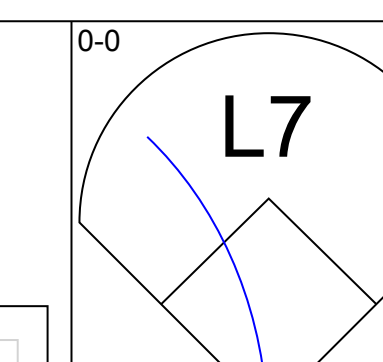
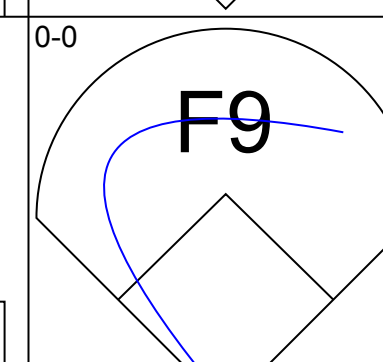
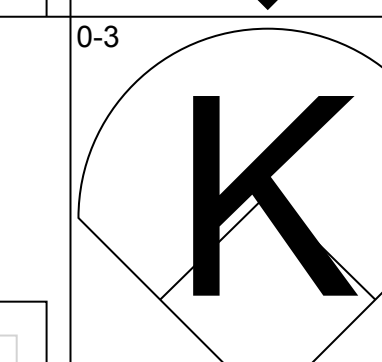
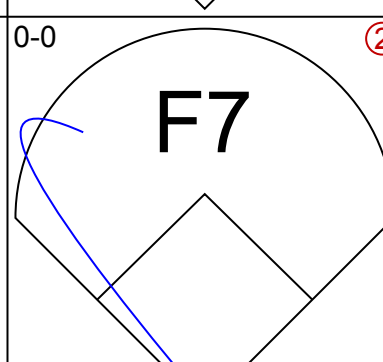
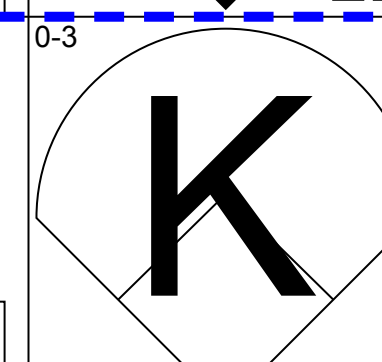
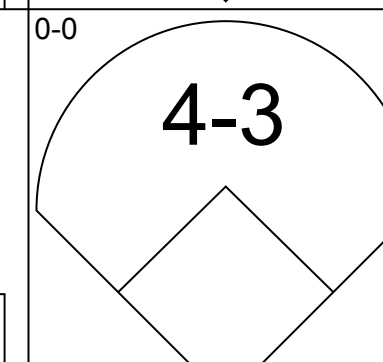
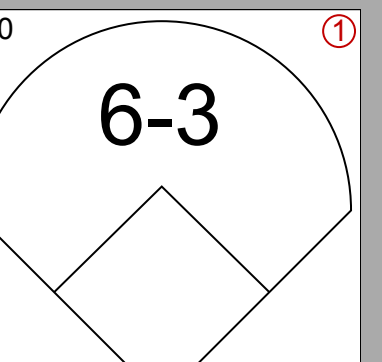
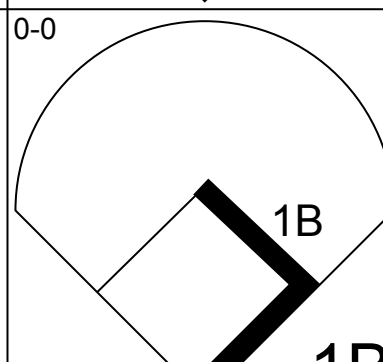
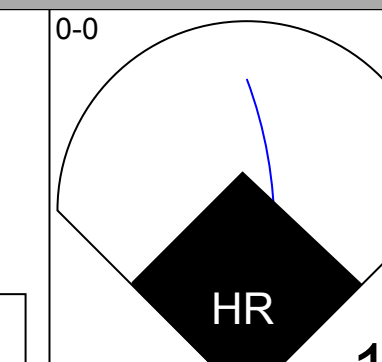
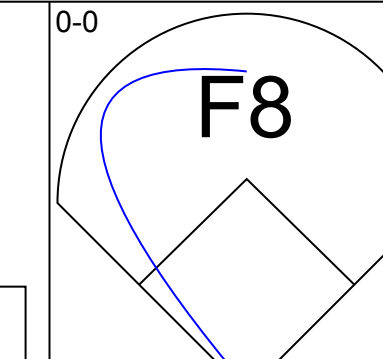
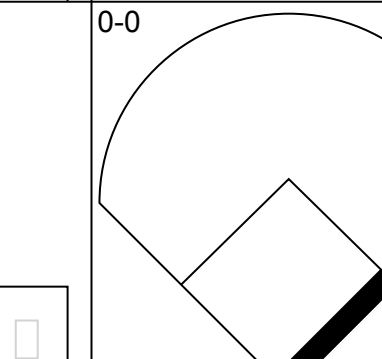
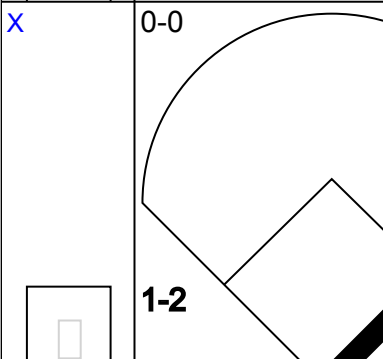
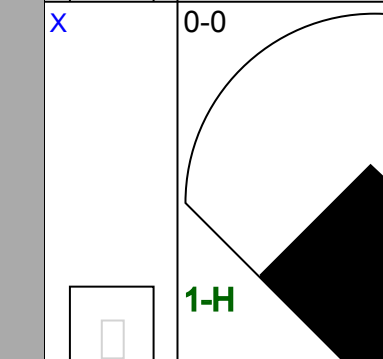

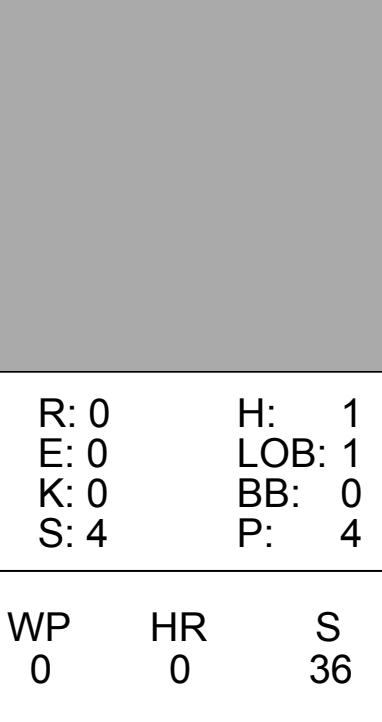
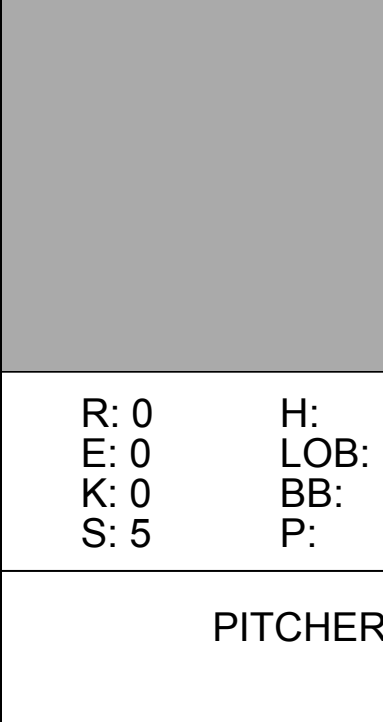
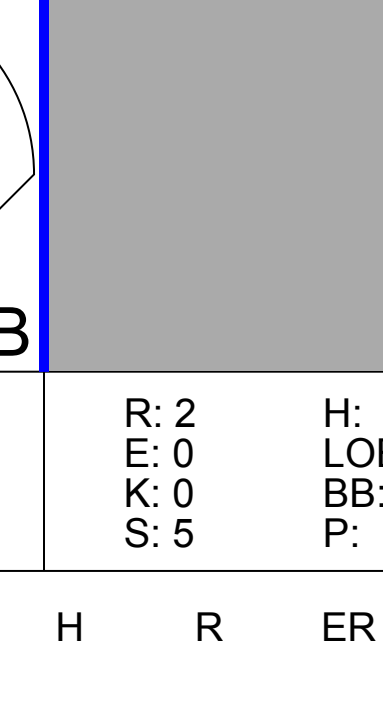

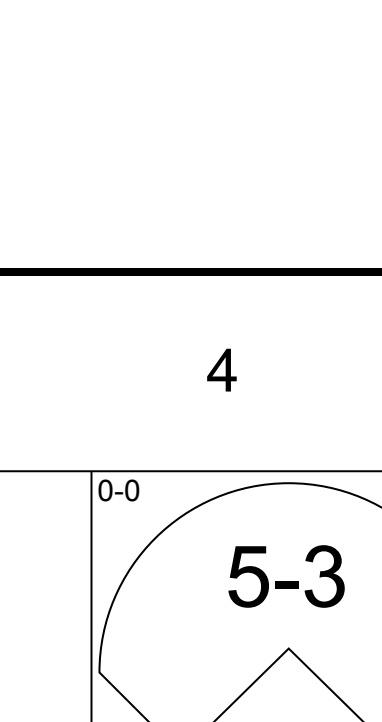
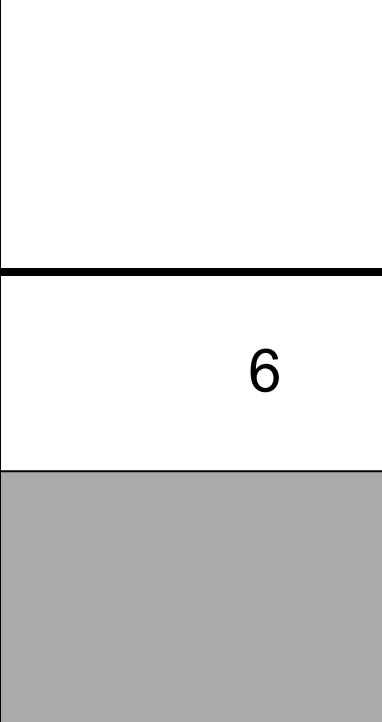
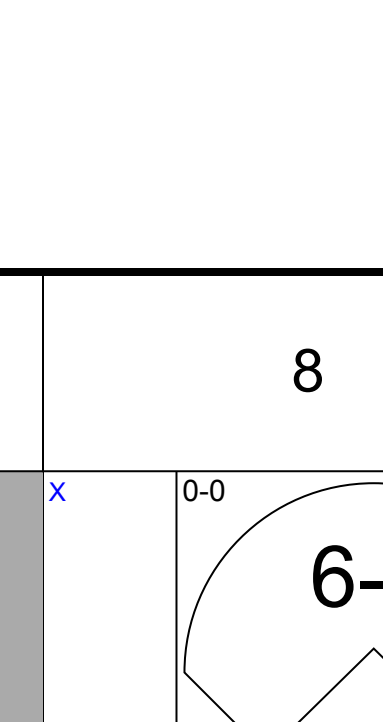

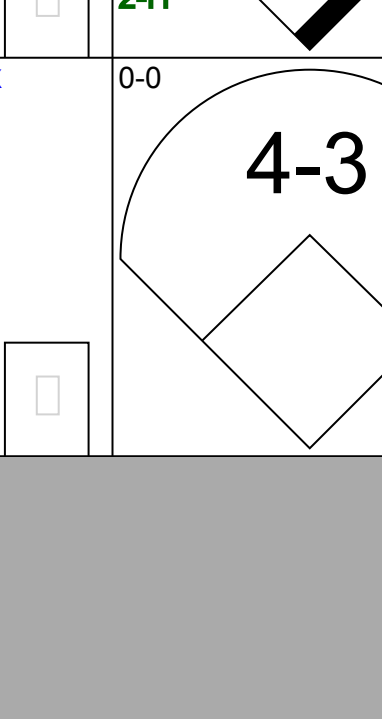

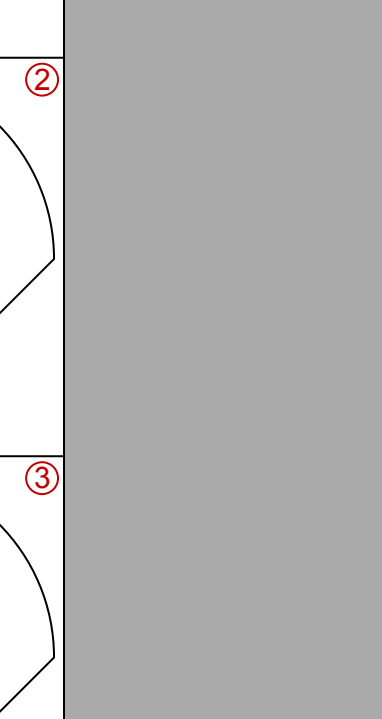



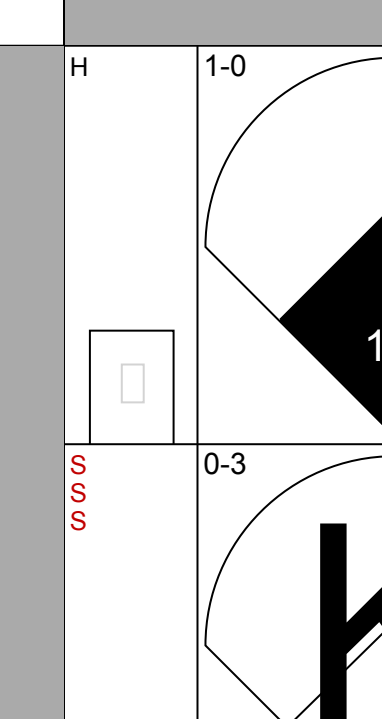


Batter	1	2	3	4	5	6	7	8	9	AB	R	H	RBI	BB	SO	LOB	TOP			
Greg Gross, L (1,9) OBP: 0.431, SLG: 0.435	4-0 CS BB		0-0 P6			0-0 1B		0-0 F8		3	0	1	0	1	0	0	Houston Astros @ St. Louis Cardinals Busch Stadium, St. Louis, MO Tue Apr 23 1974, 7:05 PM CDT Att: 7,188 - Unknown			
Roger Metzger, S (1,6) OBP: 0.397, SLG: 0.394	0-0 F8 1-2		0-3 K			0-0 F9		0-0 FC6 1B		4	0	1	0	0	1	2				
Cesar Cedeno, R (1,8) OBP: 0.387, SLG: 0.634	0-0 P5		0-0 F8			0-0 F3		0-0 F7		4	0	0	0	0	0	2				
Bob Watson, R (1,7) OBP: 0.356, SLG: 0.431		0-0 F9		0-0 G6-4-3 1B		0-0 F9		0-0 FC6 1-2		4	0	1	0	0	0	2				
Lee May, R (1,3) OBP: 0.333, SLG: 0.435		0-0 HR 1B		0-0 G6-4-3 1-2		0-3 K		0-0 F7		4	1	1	0	0	1	1				
Johnny Edwards, L (1,2) OBP: 0.281, SLG: 0.414		0-0 HR 1-H		0-0 4-3		0-0 PB 1B		0-0 1-3		4	1	2	2	0	0	0				
Doug Rader, R (1,5) OBP: 0.309, SLG: 0.333		0-0 6-3			0-0 P4		0-0 F9		0-0 F9	4	0	0	0	0	0	1				
Tommy Helms, R (1,4) OBP: 0.328, SLG: 0.439		0-0 1B			0-0 6-3		0-0 PB 1B			3	0	2	0	0	0	0				
Doug Konieczny, R (1,1) Don Wilson, R (3,1) Bob Gallagher, L (7, PH) Mike Nagy, R (7,1)		0-3 K			0-0 4-3		0-0 F9 1-2 2-3			1	0	0	0	0	1	1				
Inning Stats	R: 0 E: 0 K: 0 S: 2	H: 0 LOB: 0 BB: 1 P: 6	R: 2 E: 0 K: 1 S: 8	H: 3 LOB: 1 BB: 0 P: 8	R: 0 E: 0 K: 1 S: 5	H: 0 LOB: 0 BB: 0 P: 5	R: 0 E: 0 K: 0 S: 3	H: 1 LOB: 0 BB: 0 P: 3	R: 0 E: 0 K: 0 S: 4	H: 1 LOB: 1 BB: 0 P: 4	R: 0 E: 0 K: 1 S: 7	H: 2 LOB: 2 BB: 0 P: 7	R: 0 E: 0 K: 0 S: 4	H: 1 LOB: 1 BB: 0 P: 4	R: 0 E: 0 K: 0 S: 3	H: 0 LOB: 0 BB: 0 P: 3		1B: 7 2B: 0 3B: 0 HR: 1	SF: 0 SAC: 0 DP: 1 HBP: 0	WP: 0 PB: 1 SB: 0 CS: 1
PITCHER Sonny Siebert, R (1,1) ERA: 3.0	IP: 9.0 WLS: W BF: 34 H: 8 R: 2 ER: 2 SO: 3 BB: 1 IBB: 0 HBP: 0 BLK: 0 WP: 0 HR: 1 S: 39 P: 43 ERA: 2.00 WHIP: 1.000																			

Batter	1	2	3	4	5	6	7	8	9	AB	R	H	RBI	BB	SO	LOB	BOTTOM			
Lou Brock, L (1,7) OBP: 0.375, SLG: 0.392	0-0 F8 S 1B		0-0 F7	0-0 SH1-3 S SF7 1B		0-0 S 1B 2B		0-0 4-3		5	2	3	0	0	0	0	Houston Astros @ St. Louis Cardinals Busch Stadium, St. Louis, MO Tue Apr 23 1974, 7:05 PM CDT Att: 7,188 - Unknown			
Jose Cruz, L (9,7) OBP: 0.200, SLG: 0.154										0	0	0	0	0	0	0				
Ted Sizemore, R (1,4) OBP: 0.416, SLG: 0.382	0-0 F7 1-2		0-0 1B BLK	0-0 SH1-3 1-3		0-0 2H 1B		0-0 F7		4	1	2	1	0	0	1				
Reggie Smith, S (1,9) OBP: 0.397, SLG: 0.544	0-0 F8 2-3		0-0 BLK 1B HBP	0-0 SF7 3H		0-3 K		0-0 F7		4	1	1	1	0	1	2				
Tim McCarver, L (1,2) OBP: 0.333, SLG: 0.333	0-0 F8		0-0 1B BLK HBP	0-0 F9		0-0 F7				3	1	0	0	0	0	2				
Bake McBride, L (1,8) OBP: 0.350, SLG: 0.453		0-0 F7	0-0 E 1B 1B		0-0 5-3		0-0 F7			4	1	1	2	0	0	0				
Ken Reitz, R (1,5) OBP: 0.382, SLG: 0.508		0-3 K	0-0 1B 1H		0-3 K		0-0 1B 3B			4	1	2	1	0	2	0				
Joe Torre, R (1,3) OBP: 0.322, SLG: 0.353		0-0 1B 2B	0-0 F2		4-0 BB		0-0 FC4-6 1B			3	1	2	1	1	0	1				
Mike Tyson, R (1,6) OBP: 0.293, SLG: 0.308		0-0 FC6-4 2H 1B	0-0 1-2 1B		0-0 F9		0-0 FC4-6 1-2			4	0	2	1	0	0	2				
Sonny Siebert, R (1,1) OBP: 0.091, SLG: 0.091		0-0 FC6-4 1-2	0-0 6-3		0-0 6-3		0-0 1-3			4	0	0	0	0	0	4				
Inning Stats	R: 0 E: 0 K: 0 S: 4	H: 1 LOB: 1 BB: 0 P: 4	R: 1 E: 0 K: 1 S: 7	H: 2 LOB: 1 BB: 0 P: 7	R: 4 E: 1 K: 0 S: 8	H: 5 LOB: 2 BB: 0 P: 9	R: 1 E: 0 K: 0 S: 4	H: 1 LOB: 0 BB: 0 P: 4	R: 0 E: 0 K: 1 S: 5	H: 0 LOB: 1 BB: 1 P: 9	R: 1 E: 0 K: 1 S: 7	H: 2 LOB: 1 BB: 0 P: 7	R: 1 E: 0 K: 0 S: 5	H: 2 LOB: 1 BB: 0 P: 5	R: 0 E: 0 K: 0 S: 3	H: 0 LOB: 0 BB: 0 P: 3	1B: 10 2B: 2 3B: 1 HR: 0	SF: 1 SAC: 1 DP: 0 HBP: 1	WP: 0 PB: 0 SB: 3 CS: 0	PA: 39
PITCHER Doug Konieczny, R (1,1) ERA: 6.3 Don Wilson, R (3,1) ERA: 7.0 Mike Nagy, R (7,1) ERA: 2.35	IP: 2.1 WLS: L BF: 14 H: 6 R: 5 ER: 5 SO: 1 BB: 0 IBB: 0 HBP: 0 BLK: 0 WP: 0 HR: 0 S: 15 P: 16 ERA: 19.29 WHIP: 2.571																			

livebaseballscores.com

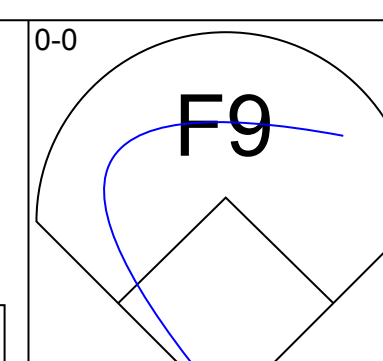
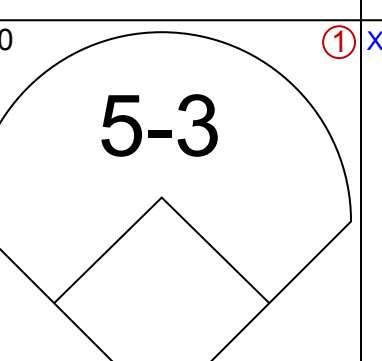
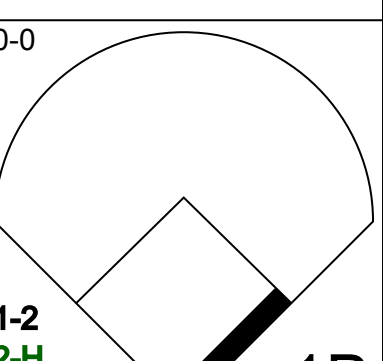
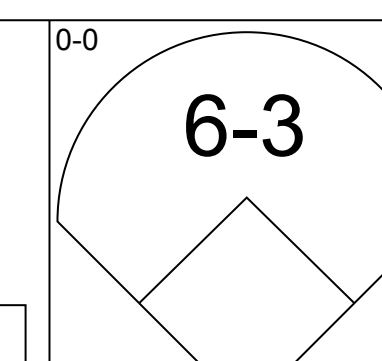
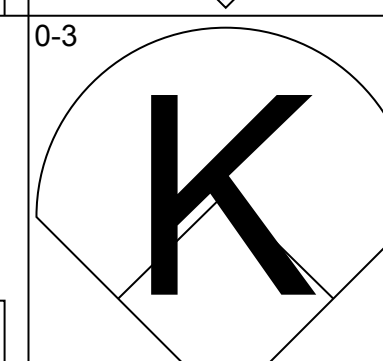
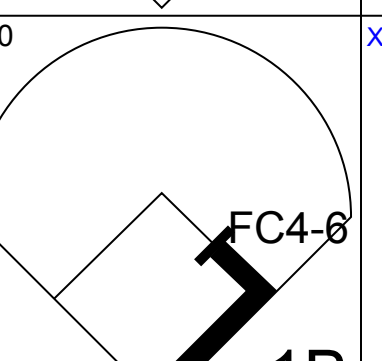
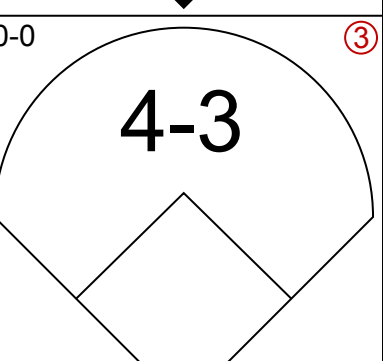
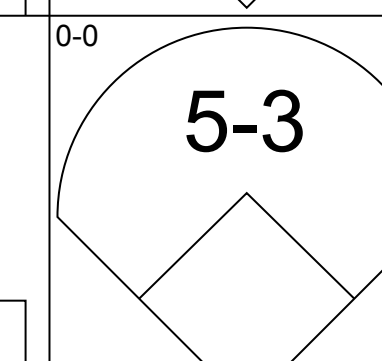
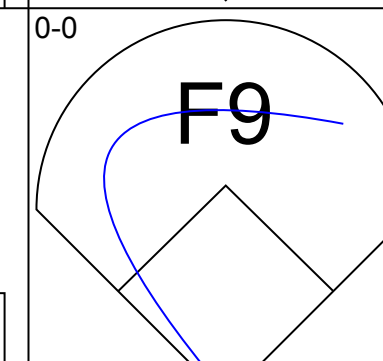
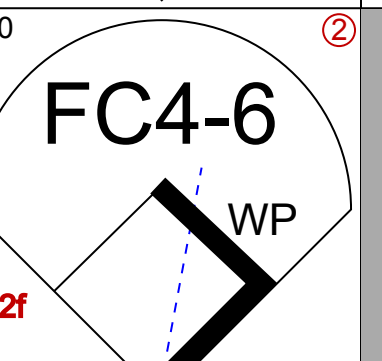
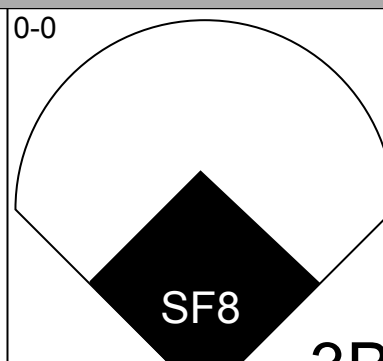
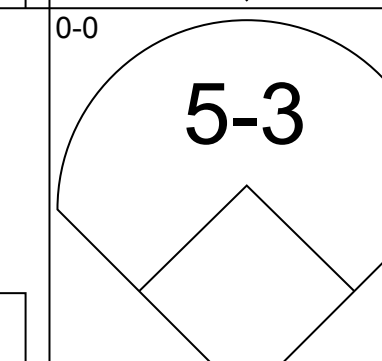
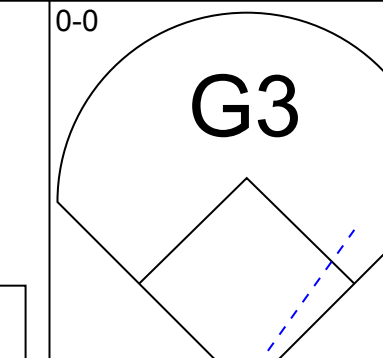
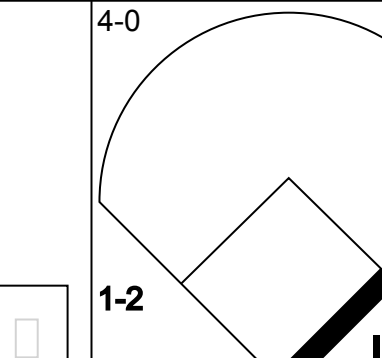
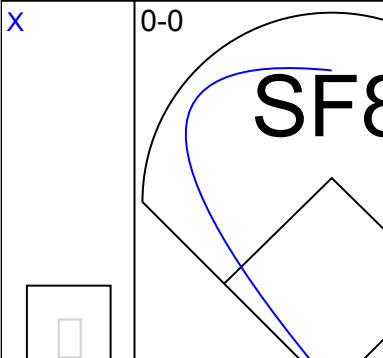
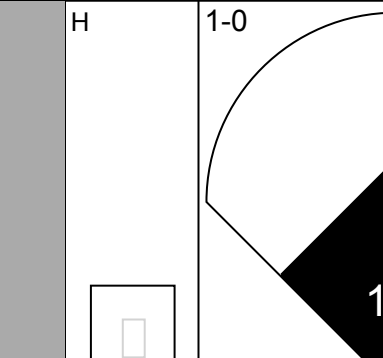
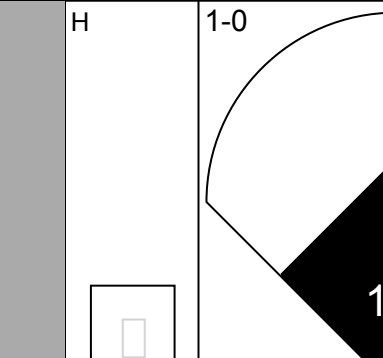
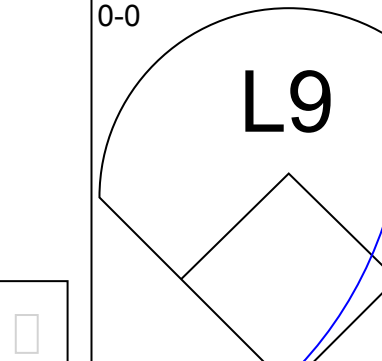
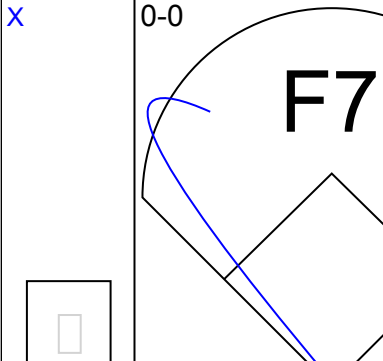
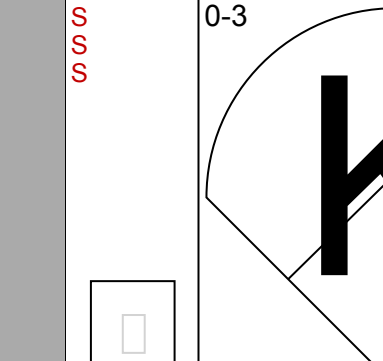
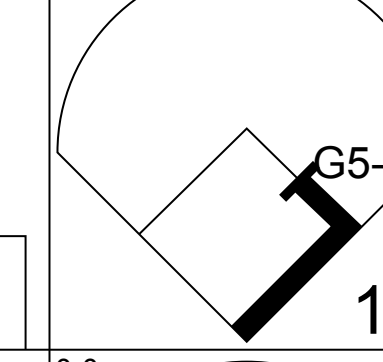
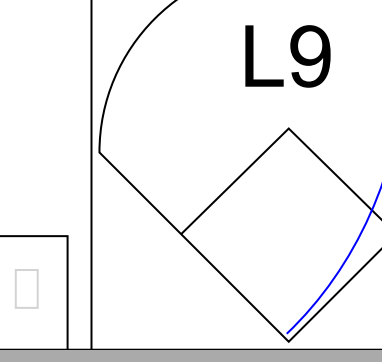
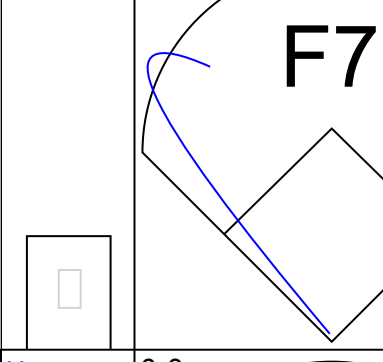
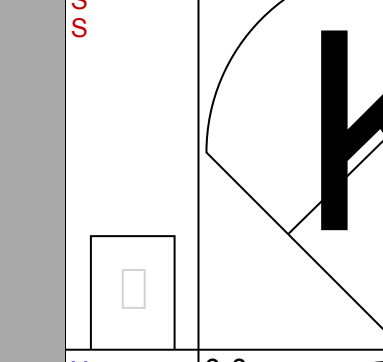
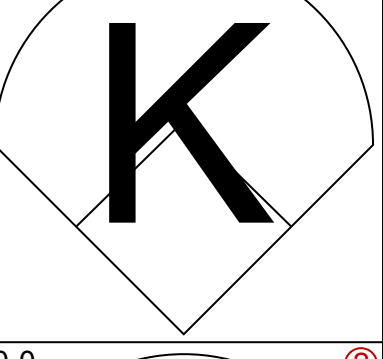
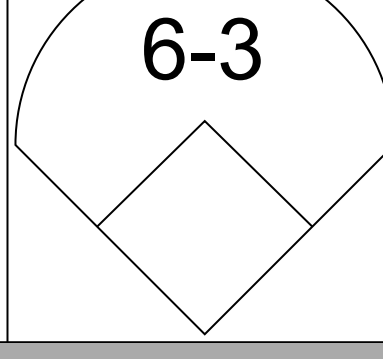
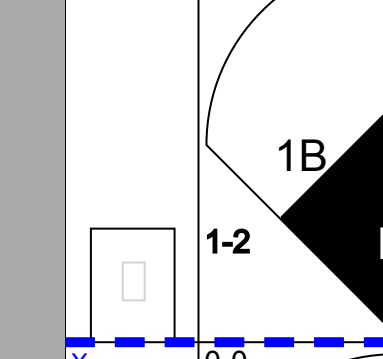
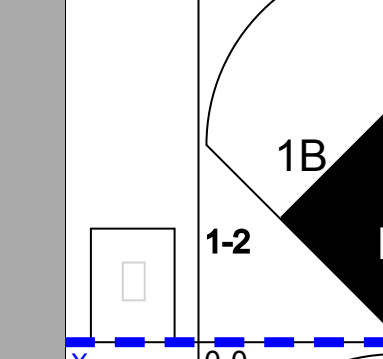
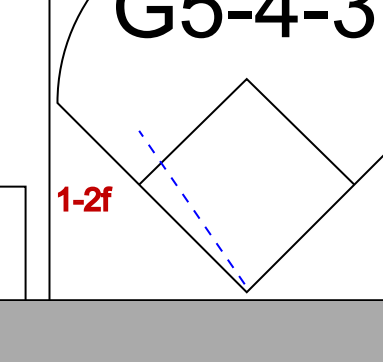
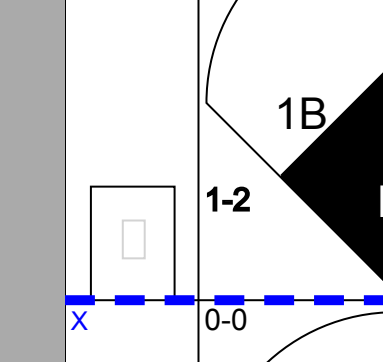
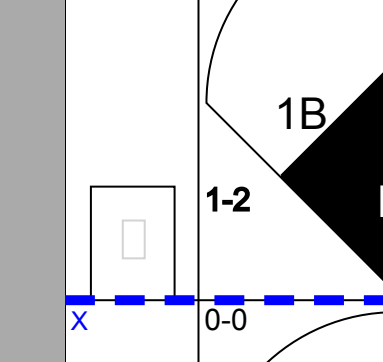
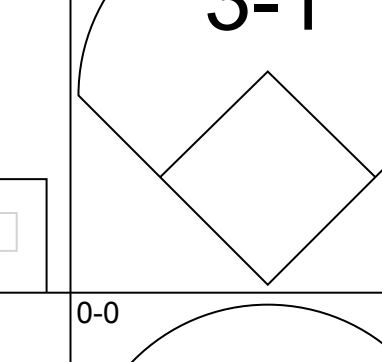
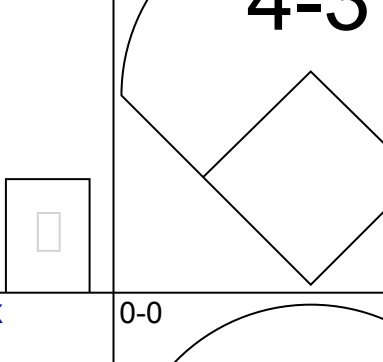
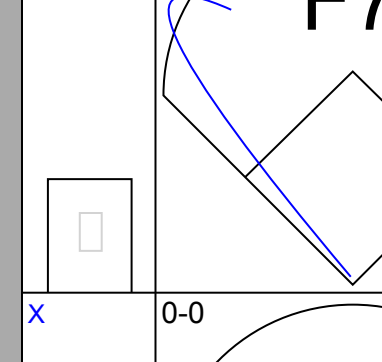
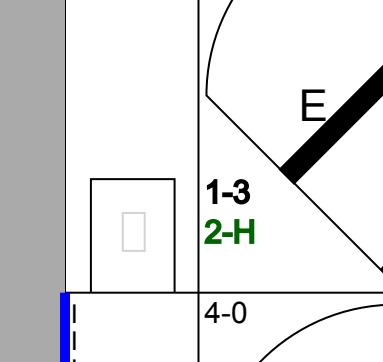
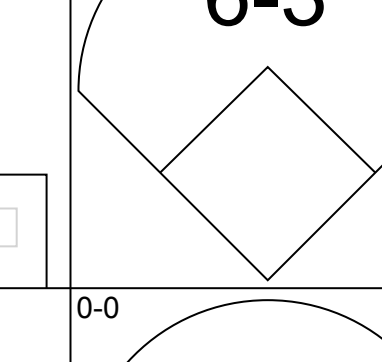
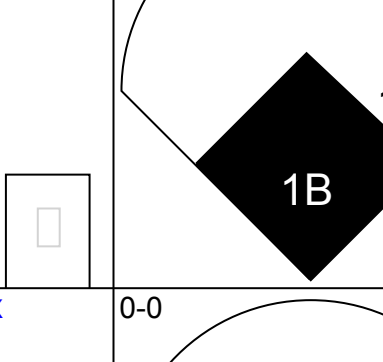
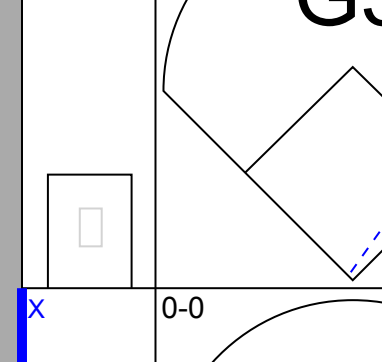
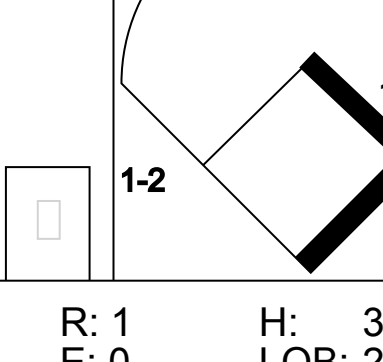
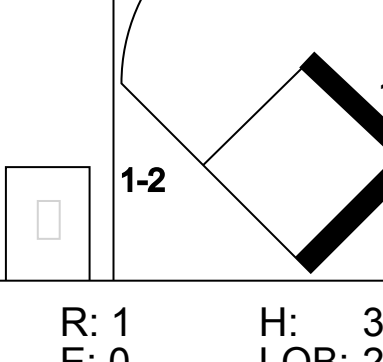
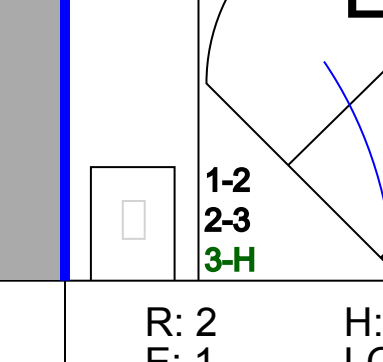
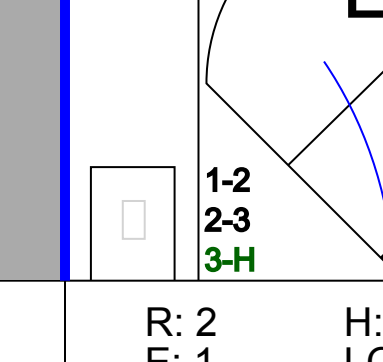
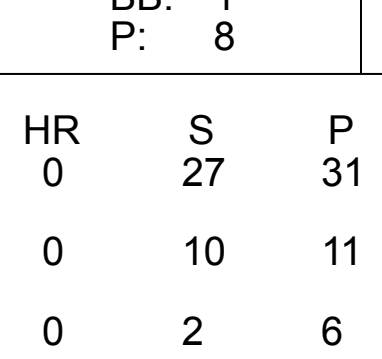
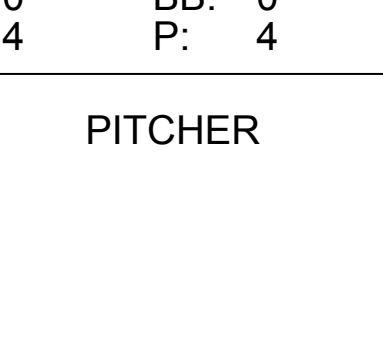
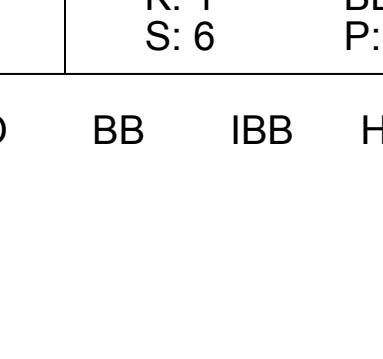




Batter	1	2	3	4	5	6	7	8	9	AB	R	H	RBI	BB	SO	LOB	TOP					
Roger Metzger, S (1, 6) OBP: 0.376, SLG: 0.387										5	0	2	0	0	1	0						
Olite Brown, R (1, 9) OBP: 0.233, SLG: 0.367										3	0	0	0	0	1	2						
Greg Gross, L (7, PH) OBP: 0.404, SLG: 0.392										1	0	0	0	0	1	3						
Cesar Cedeno, R (1, 8) OBP: 0.369, SLG: 0.588										4	1	2	0	0	0	0						
Bob Watson, R (1, 7) OBP: 0.383, SLG: 0.493										4	1	3	2	0	0	0						
Lee May, R (1, 3) OBP: 0.308, SLG: 0.394										4	0	0	0	0	1	3						
Bob Gallagher, L (8, 9) OBP: 0.158, SLG: 0.167										0	0	0	0	0	0	0						
Doug Radler, R (1, 5) OBP: 0.324, SLG: 0.354										4	1	1	0	0	0	1						
Tommy Helms, R (1, 4) OBP: 0.348, SLG: 0.462										4	0	0	0	0	0	1						
Johnny Edwards, L (1, 2) OBP: 0.278, SLG: 0.406										3	0	1	1	0	0	1						
Larry Dierker, R (1, 1) OBP: 0.273, SLG: 0.273										2	0	1	0	0	1	1						
Cliff Johnson, R (7, PH) OBP: 0.167, SLG: 0.167										1	0	1	0	0	0	0						
Larry Milbourne, S (7, PR) OBP: 0.200, SLG: 0.200										0	0	0	0	0	0	0						
Fred Scherman, L (7, 1) OBP: 0.158, SLG: 0.167										1	0	0	0	0	1	0						
Ken Forsch, R (9, 1) OBP: 0.158, SLG: 0.167										0	0	0	0	0	0	0						
Inning Stats	R: 0 E: 0 K: 1 S: 5	H: 0 LOB: 0 BB: 0 P: 5	R: 0 E: 0 K: 1 S: 5	H: 0 LOB: 0 BB: 0 P: 5	R: 0 E: 1 K: 1 S: 7	H: 2 LOB: 2 BB: 0 P: 7	R: 0 E: 0 K: 0 S: 4	H: 1 LOB: 1 BB: 0 P: 4	R: 0 E: 0 K: 0 S: 5	H: 1 LOB: 0 BB: 0 P: 5	R: 0 E: 0 K: 0 S: 5	H: 2 LOB: 2 BB: 0 P: 5	R: 1 E: 1 K: 1 S: 8	H: 3 LOB: 3 BB: 0 P: 8	R: 2 E: 0 K: 0 S: 5	H: 2 LOB: 2 BB: 0 P: 5	R: 0 E: 0 K: 1 S: 5	H: 0 LOB: 0 BB: 0 P: 5	1B: 8 2B: 3 3B: 0 HR: 1	SF: 1 SAC: 0 DP: 1 HBP: 0	WP: 0 PB: 0 SB: 0 CS: 1	PA: 37
PITCHER	IP	WLS	BF	H	R	ER	SO	BB	IBB	HBP	BLK	WP	HR	S	P	ERA	WHIP					
Jim Rooker, L (1, 1) ERA: 1.25	6.2		28	9	1	1	4	0	0	0	0	0	0	36	36	1.35	1.350					
Dave Giusti, R (7, 1) ERA: 5.94	2.1	W	9	2	2	2	2	0	0	0	0	0	1	13	13	7.71	0.857					

Houston Astros @ Pittsburgh Pirates
Three Rivers Stadium, Pittsburgh, PA
Fri Apr 26 1974, 7:05 PM EDT
Att: 11,145 - Unknown

AB	36
R	3
H	11
RBI	3
BB	0
SO	6
LOB	12



Batter	1	2	3	4	5	6	7	8	9	AB	R	H	RBI	BB	SO	LOB	BOTTOM					
Rennie Stennett, R (1, 4) OBP: 0.304, SLG: 0.421										4	0	1	1	0	0	0						
Richie Hebner, L (1, 5) OBP: 0.425, SLG: 0.706										4	0	1	0	0	1	2						
Al Oliver, L (1, 3) OBP: 0.316, SLG: 0.480										4	1	1	0	0	0	1						
Willie Stargell, L (1, 7) OBP: 0.324, SLG: 0.410										1	0	0	1	1	0	0						
Mario Mendoza, R (9, PR) OBP: 0.349, SLG: 0.433										4	0	1	0	0	1	3						
Dave Parker, L (1, 8) OBP: 0.349, SLG: 0.433										3	0	0	0	0	1	1						
Richie Ziek, R (1, 9) OBP: 0.294, SLG: 0.356										3	0	0	0	0	1	1						
Gene Clines, R (8, 8) OBP: 0.211, SLG: 0.333										1	1	1	0	0	0	0						
Manny Sanguillen, R (1, 2) OBP: 0.278, SLG: 0.528										4	0	1	1	0	0	0						
Frank Taveras, R (1, 6) OBP: 0.441, SLG: 0.438										3	1	1	0	0	0	0						
Paul Popovich, S (9, PH) OBP: 0.375, SLG: 0.286										0	0	0	0	1	0	0						
Jim Rooker, R (1, 1) OBP: 0.429, SLG: 0.429										2	0	1	0	0	0	0						
Dave Giusti, R (7, 1) OBP: 0.429, SLG: 0.429										1	0	0	0	0	0	0						
Ed Kirkpatrick, L (9, PH) OBP: 0.542, SLG: 0.471										1	0	0	0	0	0	2						
Inning Stats	R: 0 E: 0 K: 1 S: 5	H: 0 LOB: 0 BB: 0 P: 5	R: 0 E: 0 K: 0 S: 3	H: 1 LOB: 0 BB: 0 P: 3	R: 0 E: 0 K: 0 S: 3	H: 0 LOB: 0 BB: 0 P: 3	R: 0 E: 0 K: 0 S: 4	H: 1 LOB: 2 BB: 1 P: 8	R: 1 E: 0 K: 1 S: 8	H: 3 LOB: 2 BB: 0 P: 8	R: 1 E: 0 K: 0 S: 4	H: 1 LOB: 0 BB: 0 P: 4	R: 0 E: 0 K: 0 S: 3	H: 0 LOB: 0 BB: 0 P: 3	R: 0 E: 0 K: 0 S: 3	H: 0 LOB: 0 BB: 0 P: 3	R: 2 E: 1 K: 1 S: 6	H: 2 LOB: 3 BB: 1 P: 11	1B: 7 2B: 0 3B: 1 HR: 0	SF: 1 SAC: 0 DP: 1 HBP: 1	WP: 1 PB: 0 SB: 0 CS: 0	PA: 36
PITCHER	IP	WLS	BF	H	R	ER	SO	BB	IBB	HBP	BLK	WP	HR	S	P	ERA	WHIP					
Larry Dierker, R (1, 1) ERA: 2.17	6.0		24	6	2	2	2	0	0	0	0	0	0	27	31	3.00	1.000					
Fred Scherman, L (7, 1) ERA: 1.5	2.1	L	9	1	2	1	1	0	0	1	0	0	0	10	11	3.86	0.429					
Ken Forsch, R (9, 1) ERA: 1.0	0.0		3	1	0	0	0	0	1	0	0	0	0	2	6	∞	∞					

Houston Astros @ Pittsburgh Pirates
Three Rivers Stadium, Pittsburgh, PA
Fri Apr 26 1974, 7:05 PM EDT
Att: 11,145 - Unknown

AB	32
R	4
H	8
RBI	3
BB	2
SO	3
LOB	9



Batter	1	2	3	4	5	6	7	8	9	AB	R	H	RBI	BB	SO	LOB	TOP											
Greg Gross, L OBP: 0.429, SLG: 0.400 (1, 9)										4	2	2	0	2	0	1	Houston Astros @ Pittsburgh Pirates Three Rivers Stadium, Pittsburgh, PA Sat Apr 27 1974, 3:33 AM EDT Att: 6,835 - Unknown											
Roger Metzger, S OBP: 0.365, SLG: 0.413 (1, 6)										5	1	2	2	1	0	5												
Cesar Cedeno, R OBP: 0.367, SLG: 0.576 (1, 8)										5	1	1	1	1	1	4												
Bob Watson, R OBP: 0.391, SLG: 0.487 (6, 3)										5	2	2	0	1	0	2												
Denis Menke, R OBP: 0.222, SLG: 0.143 (9, 3)										0	0	0	0	0	0	0												
Lee May, R OBP: 0.317, SLG: 0.405 Bob Gallagher, L OBP: 0.150, SLG: 0.158 (6, PR)										3	1	1	2	1	0	2												
Milt May, L OBP: 0.365, SLG: 0.347 (1, 2)										1	1	0	0	0	0	1												
Doug Rader, R OBP: 0.342, SLG: 0.368 (1, 5)										3	1	2	2	1	0	1												
Tommy Helms, R OBP: 0.348, SLG: 0.456 Larry Milbourne, S OBP: 0.167, SLG: 0.167 (5, 4)										3	0	1	1	0	0	1												
Tom Griffin, R OBP: 0.417, SLG: 0.636 Jerry Johnson, R OBP: 0.179, SLG: 0.299 Ken Forsch, R OBP: 0.167, SLG: 0.167 (8, 1)										3	0	1	1	0	1	2												
Inning Stats	R: 5 E: 0 K: 0 S: 8	H: 5 LOB: 3 BB: 3 P: 20	R: 0 E: 0 K: 0 S: 3	H: 0 LOB: 1 BB: 1 P: 7	R: 2 E: 0 K: 0 S: 5	H: 2 LOB: 1 BB: 1 P: 9	R: 0 E: 0 K: 0 S: 4	H: 1 LOB: 1 BB: 0 P: 4	R: 0 E: 0 K: 1 S: 6	H: 0 LOB: 2 BB: 1 P: 10	R: 2 E: 0 K: 1 S: 7	H: 2 LOB: 1 BB: 0 P: 7	R: 0 E: 0 K: 1 S: 6	H: 1 LOB: 0 BB: 0 P: 6	R: 1 E: 0 K: 0 S: 5	H: 2 LOB: 1 BB: 0 P: 5	R: 0 E: 0 K: 1 S: 6	H: 1 LOB: 2 BB: 1 P: 10	1B: 11 2B: 2 3B: 1 HR: 0	SF: 1 SAC: 1 DP: 0 HBP: 0	WP: 1 PB: 0 SB: 0 CS: 0	PA: 49						
PITCHER	IP	WLS	BF	H	R	ER	SO	BB	IBB	HBP	BLK	WP	HR	S	P	ERA	WHIP											
Bob Moose, R ERA: 8.14 John Morton, R ERA: 1.69 Jim Sadowski, R ERA: 5.4 Bruce Kison, R ERA: 3.18 Ramon Hernandez, L ERA: 3.27	(1, 1)	0.1	L	6	4	5	0	0	1	0	0	0	0	5	9	135.00	12.000											
Rennie Stennett, R OBP: 0.298, SLG: 0.400 (1, 4)																	4	0	0	0	1	0	1	Houston Astros @ Pittsburgh Pirates Three Rivers Stadium, Pittsburgh, PA Sat Apr 27 1974, 3:33 AM EDT Att: 6,835 - Unknown				
Richie Hebner, L OBP: 0.439, SLG: 0.708 (1, 5)																	4	2	2	0	1	0	1					
Al Oliver, L OBP: 0.333, SLG: 0.525 (1, 3)																	5	2	3	2	0	2	1					
Willie Stargell, L OBP: 0.342, SLG: 0.431 (1, 7)																	4	1	2	0	1	2	2					
Dave Parker, L OBP: 0.353, SLG: 0.431 (1, 8)																	5	1	2	2	0	2	3					
Richie Zisk, R OBP: 0.321, SLG: 0.388 (1, 9)																	4	1	2	1	1	0	0					
Manny Sanguillen, R OBP: 0.268, SLG: 0.488 (1, 2)																	5	0	1	0	0	2	6					
Frank Taveras, R OBP: 0.421, SLG: 0.417 Ed Kirkpatrick, L OBP: 0.520, SLG: 0.444 (9, PH)																	4	0	1	1	0	0	1					
Bob Moose, R OBP: 0.333, SLG: 0.525 John Morton, R ERA: 1.69 Jim Sadowski, R ERA: 5.4 Paul Popovich, S OBP: 0.179, SLG: 0.299 Bruce Kison, R ERA: 3.18 Bob Robertson, R OBP: 0.179, SLG: 0.299 Ramon Hernandez, S OBP: 0.167, SLG: 0.167 (8, PH)	(1, 1)	0.1	L	6	4	5	0	0	1	0	0	0	0	5	9	135.00	12.000											
Inning Stats	R: 1 E: 0 K: 1 S: 7	H: 2 LOB: 3 BB: 2 P: 15	R: 0 E: 0 K: 1 S: 5	H: 0 LOB: 1 BB: 1 P: 9	R: 0 E: 0 K: 2 S: 7	H: 0 LOB: 0 BB: 0 P: 7	R: 0 E: 0 K: 1 S: 6	H: 1 LOB: 1 BB: 0 P: 6	R: 0 E: 0 K: 2 S: 8	H: 1 LOB: 2 BB: 1 P: 12	R: 0 E: 0 K: 1 S: 5	H: 0 LOB: 0 BB: 0 P: 5	R: 2 E: 0 K: 1 S: 8	H: 3 LOB: 1 BB: 0 P: 8	R: 1 E: 1 K: 0 S: 5	H: 2 LOB: 1 BB: 0 P: 5	R: 3 E: 0 K: 1 S: 9	H: 4 LOB: 1 BB: 0 P: 9	1B: 9 2B: 3 3B: 0 HR: 1	SF: 0 SAC: 0 DP: 1 HBP: 0	WP: 3 PB: 0 SB: 0 CS: 0	PA: 44						
PITCHER	IP	WLS	BF	H	R	ER	SO	BB	IBB	HBP	BLK	WP	HR	S	P	ERA	WHIP											
Tom Griffin, R ERA: 2.25 Jerry Johnson, R ERA: 5.23 Ken Forsch, R ERA: 0.93	(1, 1)	7.0	W	35	9	4	3	9	4	0	0	0	0	49	65	3.86	1.857											
	(8, 1)	1.1		7	4	3	3	0	0	0	0	0	0	7	7	20.25	3.000											
	(9, 1)	0.2		2	0	0	0	1	0	0	0	0	0	4	4	0.00	0.000											
AB	R	H	RBI	BB	SO	LOB																						
40	10	14	10	7	10	24																						
WP: 3	PB: 0	SB: 0	CS: 0																									

Batter	1	2	3	4	5	6	7	8	9	AB	R	H	RBI	BB	SO	LOB	TOP										
Roger Metzger, S (1, 6) OBP: 0.385, SLG: 0.412	F9			F3		FC6-4 1B		1B 1B	3-1	5	0	2	0	0	0	2											
Tommy Helms, R (1, 4) OBP: 0.352, SLG: 0.457	1-3					FC6-4 1B		1B 1B	G3	2	0	1	0	0	0	0											
Larry Milbourne, S (4, 4) OBP: 0.154, SLG: 0.154				CS 1B				1B 1B		1	0	0	0	0	0	1											
Cliff Johnson, R (8, PH) OBP: 0.250, SLG: 0.250						1-2		1B 1B		2	0	1	0	0	0	2											
Cesar Cedeno, R (1, 8) OBP: 0.362, SLG: 0.562	L8			K		G6-4-3 1B		K		4	0	1	0	0	2	3											
Bob Watson, R (1, 7) OBP: 0.396, SLG: 0.488		L4				G6-4-3 1B		1B		4	1	2	0	0	0	2											
Lee May, R (1, 3) OBP: 0.302, SLG: 0.385		K				F9		6-3		4	0	0	0	0	2	4											
Don Wilson, R (8, 1)								K		0	0	0	0	0	0	0											
Doug Radler, R (1, 5) OBP: 0.381, SLG: 0.437		K				HR		S BB		3	2	2	2	1	1	0											
Ollie Brown, R (1, 9) OBP: 0.206, SLG: 0.324			L8			L8		K		4	0	0	0	0	1	2											
Mitt May, L (1, 2) OBP: 0.375, SLG: 0.377			K					K		4	0	2	1	0	2	1											
Tom Griffin, R (9, PR) OBP: 0.417, SLG: 0.636								K		0	0	0	0	0	0	0											
Claude Osteen, L (1, 1) OBP: 0.182, SLG: 0.182			L8					F7		2	0	0	0	0	0	1											
Dave Campbell, R (8, PH)						5-3				1	0	0	0	0	0	0											
Greg Gross, L (9, PH) OBP: 0.438, SLG: 0.411								3-1 1B		1	0	1	0	0	0	0											
Inning Stats	R: 0 E: 0 K: 0 S: 3	H: 0 LOB: 0 BB: 0 P: 3	R: 0 E: 0 K: 2 S: 7	H: 0 LOB: 0 BB: 0 P: 7	R: 0 E: 0 K: 1 S: 5	H: 0 LOB: 0 BB: 0 P: 5	R: 0 E: 0 K: 1 S: 5	H: 1 LOB: 1 BB: 0 P: 5	R: 2 E: 0 K: 0 S: 6	H: 3 LOB: 1 BB: 0 P: 6	R: 0 E: 0 K: 2 S: 4	H: 0 LOB: 1 BB: 1 P: 11	R: 0 E: 0 K: 2 S: 10	H: 3 LOB: 3 BB: 0 P: 10	R: 1 E: 0 K: 0 S: 6	H: 3 LOB: 2 BB: 0 P: 6	1B: 9 2B: 3 3B: 0 HR: 1	SF: 0 SAC: 0 DP: 2 HBP: 0	WP: 0 PB: 0 SB: 1 CS: 1	PA: 38							
PITCHER	IP	WLS	BF	H	R	ER	SO	BB	IBB	HBP	BLK	WP	HR	S	P	ERA	WHIP										
Ken Brett, L (1, 1) ERA: 3.75	7.2	W	31	9	2	2	7	1	0	0	0	0	1	44	48	2.35	1.304										
Dave Giusti, R (8, 1) ERA: 6.0	1.1	S	7	3	1	1	1	0	0	0	0	0	0	9	9	6.75	2.250										

Houston Astros @ Pittsburgh Pirates
Three Rivers Stadium, Pittsburgh, PA
Sun Apr 28 1974, 3:33 AM EDT
Att: 13,073 - Unknown

AB 37
R 3
H 12
RBI 3
BB 1
SO 8
LOB 18



Batter	1	2	3	4	5	6	7	8	9	AB	R	H	RBI	BB	SO	LOB	BOTTOM										
Rennie Stennett, R (1, 4) OBP: 0.315, SLG: 0.424	CS 1B			L5				5-3		5	0	3	1	0	0	4											
Gene Clines, R (1, 8) OBP: 0.174, SLG: 0.273	L3			L7				L8		4	0	0	0	0	0	3											
Al Oliver, L (1, 3) OBP: 0.341, SLG: 0.524	K			HR				F4		4	1	2	0	0	1	0											
Willie Stargell, L (1, 7) OBP: 0.338, SLG: 0.464		1-3		HR				L8		4	1	1	2	0	0	2											
Richie Zisk, R (1, 9) OBP: 0.350, SLG: 0.404		6-3						4-3		3	1	2	0	1	0	0											
Dave Parker, L (8, PR) OBP: 0.353, SLG: 0.431				2B 1B				G4-6-3 1B		0	1	0	0	0	0	0											
Manny Sanguillen, R (1, 2) OBP: 0.207, SLG: 0.489	F9			1B 2B				F3		4	0	1	0	0	0	2											
Kurt Bevacqua, R (1, 5) OBP: 0.452, SLG: 0.436				6-3				G3		4	0	0	0	0	0	5											
Frank Taveras, R (1, 6) OBP: 0.452, SLG: 0.436		L8						FC3-5-2 1B		3	2	2	1	1	0	0											
Ken Brett, L (1, 1) OBP: 0.429, SLG: 1.000								FC3-5-2 2B		2	1	1	1	0	0	2											
Dave Giusti, R (8, 1) OBP: 0.250, SLG: 0.250				HR				FC3-5-2 1B		1	0	1	2	0	0	0											
Inning Stats	R: 0 E: 0 K: 1 S: 5	H: 1 LOB: 0 BB: 0 P: 5	R: 0 E: 0 K: 0 S: 3	H: 0 LOB: 0 BB: 0 P: 3	R: 1 E: 0 K: 0 S: 5	H: 2 LOB: 1 BB: 0 P: 5	R: 3 E: 0 K: 0 S: 8	H: 5 LOB: 1 BB: 0 P: 8	R: 0 E: 0 K: 0 S: 3	H: 0 LOB: 0 BB: 0 P: 3	R: 0 E: 0 K: 0 S: 3	H: 1 LOB: 0 BB: 0 P: 3	R: 1 E: 0 K: 0 S: 5	H: 2 LOB: 2 BB: 1 P: 9	R: 2 E: 0 K: 0 S: 5	H: 2 LOB: 2 BB: 1 P: 9	1B: 9 2B: 2 3B: 0 HR: 2	SF: 0 SAC: 1 DP: 1 HBP: 0	WP: 0 PB: 0 SB: 1 CS: 1	PA: 37							
PITCHER	IP	WLS	BF	H	R	ER	SO	BB	IBB	HBP	BLK	WP	HR	S	P	ERA	WHIP										
Claude Osteen, L (1, 1) ERA: 3.82	7.0	L	31	11	5	5	1	1	0	0	0	0	0	5	9	18.00	3.000										
Don Wilson, R (8, 1) ERA: 8.1	1.0		6	2	2	2	0	1	0	0	0	0	0	5	9	18.00	3.000										

Houston Astros @ Pittsburgh Pirates
Three Rivers Stadium, Pittsburgh, PA
Sun Apr 28 1974, 3:33 AM EDT
Att: 13,073 - Unknown

AB 34
R 7
H 13
RBI 7
BB 2
SO 1
LOB 18



Batter	1	2	3	4	5	6	7	8	9	AB	R	H	RBI	BB	SO	LOB	TOP			
Don Kessinger, S OBP: 0.339, SLG: 0.182 (1, 6)										3	0	1	0	1	1	0	Chicago Cubs @ Houston Astros Astrodome, Houston, TX Mon Apr 29 1974, 8:05 PM EDT Att: 8,335 - Dome			
Rick Monday, L OBP: 0.413, SLG: 0.426 (1, 8)										4	0	0	0	0	0	2				
Bill Madlock, R OBP: 0.333, SLG: 0.379 (1, 5)										4	0	0	0	0	1	2				
Billy Williams, L OBP: 0.389, SLG: 0.483 Chris Ward, L OBP: 0.333, SLG: 0.143 (8, PR) (8, 7)										2	0	0	0	2	0	2				
Jose Cardenal, R OBP: 0.352, SLG: 0.462 Adrian Garrett, L (8, 3)										4	1	1	0	0	0	2				
Jerry Morales, R OBP: 0.338, SLG: 0.373 (1, 7) (8, 9)										4	1	1	0	0	0	2				
George Mitterwald, R OBP: 0.379, SLG: 0.529 (1, 2)										4	0	2	1	0	0	1				
Vic Harris, S OBP: 0.221, SLG: 0.183 (1, 4)										4	0	2	1	0	0	1				
Bill Bonham, R Herb Hutson, R Matt Alexander, S Jim Todd, L Ray Burris, R Camden Frazier, R Burt Hooton, R Jim Kannel, L Dave Roberts, R (1, 1)										8	0	0	0	0	0	0				
Inning Stats	R: 0 E: 0 K: 2 S: 7	H: 0 LOB: 0 BB: 0 P: 7	R: 1 E: 0 K: 1 S: 7	H: 3 LOB: 2 BB: 1 P: 11	R: 0 E: 0 K: 0 S: 4	H: 1 LOB: 1 BB: 0 P: 4	R: 1 E: 0 K: 0 S: 5	H: 2 LOB: 1 BB: 0 P: 5	R: 0 E: 0 K: 0 S: 3	H: 0 LOB: 0 BB: 1 P: 7	R: 0 E: 0 K: 0 S: 3	H: 0 LOB: 0 BB: 0 P: 3	R: 0 E: 0 K: 0 S: 2	H: 0 LOB: 1 BB: 1 P: 6	R: 0 E: 0 K: 0 S: 3	H: 0 LOB: 0 BB: 0 P: 3		1B: 5 2B: 2 3B: 0 HR: 0	SF: 0 SAC: 0 DP: 2 HBP: 0	WP: 0 PB: 0 SB: 0 CS: 0
PITCHER Dave Roberts, L ERA: 3.71 (1, 1)	IP: 9.0 WLS: W BF: 36 H: 7 R: 2 ER: 2 SO: 3 BB: 3 IBB: 0 HBP: 0 BLK: 0 WP: 0 HR: 0 S: 39 P: 51 ERA: 2.00 WHIP: 1.111															PITCHER Jim Kannel, L ERA: 9.31 (6, 1)	IP: 3.0 WLS: L BF: 16 H: 6 R: 5 ER: 5 SO: 3 BB: 1 IBB: 0 HBP: 0 BLK: 0 WP: 1 HR: 1 S: 21 P: 25 ERA: 15.00 WHIP: 2.333			

Chicago Cubs @ Houston Astros
Astrodome, Houston, TX
Mon Apr 29 1974, 8:05 PM EDT
Att: 8,335 - Dome

AB	33
R	2
H	7
RBI	2
BB	3
SO	3
LOB	17



Batter	1	2	3	4	5	6	7	8	9	AB	R	H	RBI	BB	SO	LOB	BOTTOM			
Larry Milbourne, S OBP: 0.368, SLG: 0.375 (1, 6)										3	3	2	1	3	0	2	Chicago Cubs @ Houston Astros Astrodome, Houston, TX Mon Apr 29 1974, 8:05 PM EDT Att: 8,335 - Dome			
Greg Gross, L OBP: 0.443, SLG: 0.419 (1, 9) (7, 7)										6	2	3	2	0	0	3				
Cesar Cedeno, R OBP: 0.370, SLG: 0.548 (1, 8)										4	3	1	0	2	0	3				
Bob Watson, R OBP: 0.400, SLG: 0.494 Bob Gallagher, L OBP: 0.182, SLG: 0.190 (6, PR) (7, 9)										3	1	2	3	0	0	0				
Lee May, R OBP: 0.341, SLG: 0.494 Denis Menke, R OBP: 0.200, SLG: 0.125 (1, 3) (8, 3)										5	3	5	4	0	0	0				
Milt May, L OBP: 0.361, SLG: 0.362 Cliff Johnson, R OBP: 0.222, SLG: 0.222 (1, 2) (8, 2)										5	1	1	0	0	1	5				
Doug Rader, R OBP: 0.375, SLG: 0.440 (1, 5)										4	1	2	0	1	2	1				
Dave Campbell, R OBP: 0.222, SLG: 0.333 (1, 4)										5	2	2	2	0	0	3				
Dave Roberts, L OBP: 0.211, SLG: 0.471 (1, 1)										4	0	1	2	0	2	2				
Inning Stats	R: 5 E: 0 K: 1 S: 10	H: 4 LOB: 2 BB: 2 P: 18	R: 1 E: 0 K: 0 S: 4	H: 1 LOB: 1 BB: 1 P: 8	R: 0 E: 0 K: 1 S: 6	H: 1 LOB: 1 BB: 1 P: 10	R: 1 E: 0 K: 1 S: 7	H: 2 LOB: 1 BB: 0 P: 7	R: 0 E: 0 K: 0 S: 4	H: 1 LOB: 2 BB: 1 P: 8	R: 9 E: 0 K: 0 S: 11	H: 8 LOB: 1 BB: 1 P: 15	R: 2 E: 0 K: 2 S: 10	H: 3 LOB: 1 BB: 0 P: 10	R: 0 E: 0 K: 1 S: 5	H: 0 LOB: 0 BB: 0 P: 5		1B: 16 2B: 1 3B: 1 HR: 2	SF: 2 SAC: 0 DP: 0 HBP: 0	WP: 6 PB: 0 SB: 4 CS: 0
PITCHER Bill Bonham, R ERA: 4.97 Herb Hutson, R ERA: 7.04 Jim Todd, R ERA: 4.5 Ray Burris, R ERA: 3.29 Burt Hooton, R ERA: 7.3 (1, 1)	IP: 0.1 WLS: L BF: 3 H: 1 R: 0 ER: 0 SO: 0 BB: 2 IBB: 0 HBP: 0 BLK: 0 WP: 0 HR: 0 S: 3 P: 3 ERA: 0.00 WHIP: 1.500															PITCHER Jim Kannel, L ERA: 9.31 (6, 1)	IP: 3.0 WLS: L BF: 16 H: 6 R: 5 ER: 5 SO: 3 BB: 1 IBB: 0 HBP: 0 BLK: 0 WP: 1 HR: 1 S: 21 P: 25 ERA: 15.00 WHIP: 2.333			

Chicago Cubs @ Houston Astros
Astrodome, Houston, TX
Mon Apr 29 1974, 8:05 PM EDT
Att: 8,335 - Dome

AB	43
R	18
H	20
RBI	14
BB	6
SO	6
LOB	19



Batter	1	2	3	4	5	6	7	8	9	AB	R	H	RBI	BB	SO	LOB	TOP			
Vic Harris, S OBP: 0.233, SLG: 0.188 (1, 4)	4-0 5-3 S BB		0-0 6-3		0-0 CS 1B		0-0 P6		0-0 F8	4	0	1	0	1	0	0				
Rick Monday, L OBP: 0.405, SLG: 0.417 (1, 8)	0-3 K 1-2		0-3 K		0-0 F2 1-2			0-0 4-3 HBP 1B		4	0	1	0	0	2	2				
Bill Madlock, R OBP: 0.342, SLG: 0.391 (1, 5)	0-0 5-3 2-3		0-0 2B		0-0 5-3			1-0 4-3 HBP		3	0	1	0	0	0	1				
Billy Williams, L OBP: 0.382, SLG: 0.468 (1, 3)	0-0 F9		0-0 F9		0-0 1B			0-0 4-3 1-2 2-3		4	0	1	0	0	0	4				
Jose Cardenal, R OBP: 0.360, SLG: 0.456 (1, 9)		0-0 E4 S E		0-0 P4		0-0 1B		4-0 IBB		3	1	1	0	1	0	0				
Jerry Morales, R OBP: 0.333, SLG: 0.357 (1, 7)		0-0 6-3 1-2		0-0 P3		4-0 G4-6-3 BB		0-3 K		3	0	0	0	1	1	4				
Don Kessinger, S OBP: 0.351, SLG: 0.234 Ray Burris, R (8, 1)		0-0 E4 2H 3B		4-0 BB		0-0 G4-6-3 1-2		0-0 L7		3	1	1	1	1	0	6				
George Mitterwald, R OBP: 0.351, SLG: 0.500 Chris Ward, L OBP: 0.222, SLG: 0.125 (9, PH)		0-0 6-3		0-0 L9			0-0 5-3		0-0 F9	3	0	0	0	0	0	1				
Steve Stone, R Horacio Pina, R Dave Rosello, R OBP: 0.154, SLG: 0.125 (8, 6)		0-0 1-3				0-0 5-3		0-3 K		0	0	0	0	0	0	0				
										1	0	0	0	0	0	0				
Inning Stats	R: 0 E: 0 K: 1 S: 5	H: 0 LOB: 1 BB: 1 P: 9	R: 2 E: 2 K: 0 S: 5	H: 1 LOB: 0 BB: 0 P: 5	R: 0 E: 0 K: 1 S: 6	H: 1 LOB: 1 BB: 0 P: 6	R: 0 E: 0 K: 0 S: 3	H: 0 LOB: 0 BB: 1 P: 7	R: 0 E: 0 K: 0 S: 4	H: 2 LOB: 2 BB: 1 P: 8	R: 0 E: 0 K: 1 S: 5	H: 0 LOB: 0 BB: 0 P: 5	R: 0 E: 0 K: 1 S: 6	H: 1 LOB: 2 BB: 0 P: 11	R: 0 E: 0 K: 0 S: 3	H: 0 LOB: 0 BB: 0 P: 3	1B: 4 2B: 1 3B: 1 HR: 0	SF: 0 SAC: 0 DP: 1 HBP: 1	WP: 0 PA: 37 PB: 0 SB: 3 CS: 1	
PITCHER	IP WLS BF H R ER SO BB IBB HBP BLK WP HR S P ERA WHIP	IP WLS BF H R ER SO BB IBB HBP BLK WP HR S P ERA WHIP	IP WLS BF H R ER SO BB IBB HBP BLK WP HR S P ERA WHIP	IP WLS BF H R ER SO BB IBB HBP BLK WP HR S P ERA WHIP	IP WLS BF H R ER SO BB IBB HBP BLK WP HR S P ERA WHIP	IP WLS BF H R ER SO BB IBB HBP BLK WP HR S P ERA WHIP	IP WLS BF H R ER SO BB IBB HBP BLK WP HR S P ERA WHIP	IP WLS BF H R ER SO BB IBB HBP BLK WP HR S P ERA WHIP	IP WLS BF H R ER SO BB IBB HBP BLK WP HR S P ERA WHIP	IP WLS BF H R ER SO BB IBB HBP BLK WP HR S P ERA WHIP	IP WLS BF H R ER SO BB IBB HBP BLK WP HR S P ERA WHIP	IP WLS BF H R ER SO BB IBB HBP BLK WP HR S P ERA WHIP	IP WLS BF H R ER SO BB IBB HBP BLK WP HR S P ERA WHIP	IP WLS BF H R ER SO BB IBB HBP BLK WP HR S P ERA WHIP	IP WLS BF H R ER SO BB IBB HBP BLK WP HR S P ERA WHIP	IP WLS BF H R ER SO BB IBB HBP BLK WP HR S P ERA WHIP	IP WLS BF H R ER SO BB IBB HBP BLK WP HR S P ERA WHIP	IP WLS BF H R ER SO BB IBB HBP BLK WP HR S P ERA WHIP	IP WLS BF H R ER SO BB IBB HBP BLK WP HR S P ERA WHIP	
Larry Dierker, R ERA: 1.75 Fred Scherman, L ERA: 1.46 Ken Forsch, R ERA: 0.79	(1, 1) (8, 1) (8, 1)	(1, 1) (8, 1) (8, 1)	(1, 1) (8, 1) (8, 1)	(1, 1) (8, 1) (8, 1)	(1, 1) (8, 1) (8, 1)	(1, 1) (8, 1) (8, 1)	(1, 1) (8, 1) (8, 1)	(1, 1) (8, 1) (8, 1)	(1, 1) (8, 1) (8, 1)	(1, 1) (8, 1) (8, 1)	(1, 1) (8, 1) (8, 1)	(1, 1) (8, 1) (8, 1)	(1, 1) (8, 1) (8, 1)	(1, 1) (8, 1) (8, 1)	(1, 1) (8, 1) (8, 1)	(1, 1) (8, 1) (8, 1)	(1, 1) (8, 1) (8, 1)	(1, 1) (8, 1) (8, 1)	(1, 1) (8, 1) (8, 1)	(1, 1) (8, 1) (8, 1)

Chicago Cubs @ Houston Astros
Astrodome, Houston, TX
Tue Apr 30 1974, 8:05 PM EDT
Att: 7,603 - Dome

AB	32
R	2
H	6
RBI	1
BB	4
SO	4
LOB	18



Batter	1	2	3	4	5	6	7	8	9	AB	R	H	RBI	BB	SO	LOB	BOTTOM			
Larry Milbourne, S OBP: 0.400, SLG: 0.412 Mick Kelleher, R OBP: 0.750, SLG: 0.667 (2, 6)	0-0 FC4-6 1B		0-0 4-3		0-0 1-3 2H 1B		4-0 BB 1B	0-0 1-2 2H 1B		1	0	1	0	0	0	0				
Greg Gross, L OBP: 0.440, SLG: 0.418 (8, 7)	0-0 FC4-6 1-2 PB		0-0 1B		0-0 L4		0-0 1-2 BB	0-0 F9		5	0	2	1	0	0	4				
Cesar Cedeno, R OBP: 0.375, SLG: 0.537 (1, 8)	4-0 1-2 BB		0-0 F9		0-0 5-3		0-0 1-2 2-3 BB			2	0	0	0	2	0	1				
Bob Watson, R OBP: 0.384, SLG: 0.472 Fred Scherman, L Ken Forsch, R (8, 1)	0-0 L9		0-0 5-3		0-0 4-3		0-0 6-3			4	0	0	0	0	0	5				
Lee May, R OBP: 0.347, SLG: 0.500 Tommy Helms, R OBP: 0.352, SLG: 0.457 (9, 4)	0-3 K		0-0 F7		4-0 BB			0-0 1B 2B		3	1	1	0	1	1	2				
Johnny Edwards, L OBP: 0.275, SLG: 0.389 (1, 2)		0-0 L9		0-0 4-3		0-0 F7		0-0 FC3-6 2H 1B		4	0	1	1	0	0	1				
Doug Rader, R OBP: 0.370, SLG: 0.430 (1, 5)		0-3 K		0-0 1B 1B		0-0 1-3		0-0 FC3-6 1-2 1B		4	2	1	0	0	1	1				
Dave Campbell, R OBP: 0.273, SLG: 0.300 Denis Menke, R OBP: 0.250, SLG: 0.300 (9, 3)		0-3 K		4-0 1B 1-2 BB		0-0 G3 1B 2B		0-3 K		1	0	0	0	1	1	0				
Larry Dierker, R OBP: 0.231, SLG: 0.231 Bob Gallagher, L OBP: 0.208, SLG: 0.182 (8, 9)			0-3 K		0-0 F8		0-0 G3	4-0 1B		2	0	0	0	0	1	2				
										1	0	0	0	1	0	1				
Inning Stats	R: 0 E: 0 K: 1 S: 6	H: 1 LOB: 2 BB: 1 P: 10	R: 0 E: 0 K: 2 S: 7	H: 0 LOB: 0 BB: 0 P: 7	R: 0 E: 0 K: 1 S: 6	H: 1 LOB: 1 BB: 0 P: 6	R: 0 E: 0 K: 0 S: 3	H: 0 LOB: 0 BB: 0 P: 3	R: 1 E: 0 K: 0 S: 4	H: 2 LOB: 1 BB: 1 P: 8	R: 0 E: 0 K: 0 S: 3	H: 0 LOB: 1 BB: 1 P: 7	R: 1 E: 0 K: 0 S: 5	H: 2 LOB: 3 BB: 2 P: 13	R: 2 E: 0 K: 1 S: 8	H: 3 LOB: 2 BB: 1 P: 12	1B: 7 2B: 2 3B: 0 HR: 0	SF: 0 SAC: 0 DP: 0 HBP: 0	WP: 0 PA: 38 PB: 1 SB: 1 CS: 0	
PITCHER	IP WLS BF H R ER SO BB IBB HBP BLK WP HR S P ERA WHIP	IP WLS BF H R ER SO BB IBB HBP BLK WP HR S P ERA WHIP	IP WLS BF H R ER SO BB IBB HBP BLK WP HR S P ERA WHIP	IP WLS BF H R ER SO BB IBB HBP BLK WP HR S P ERA WHIP	IP WLS BF H R ER SO BB IBB HBP BLK WP HR S P ERA WHIP	IP WLS BF H R ER SO BB IBB HBP BLK WP HR S P ERA WHIP	IP WLS BF H R ER SO BB IBB HBP BLK WP HR S P ERA WHIP	IP WLS BF H R ER SO BB IBB HBP BLK WP HR S P ERA WHIP	IP WLS BF H R ER SO BB IBB HBP BLK WP HR S P ERA WHIP	IP WLS BF H R ER SO BB IBB HBP BLK WP HR S P ERA WHIP	IP WLS BF H R ER SO BB IBB HBP BLK WP HR S P ERA WHIP	IP WLS BF H R ER SO BB IBB HBP BLK WP HR S P ERA WHIP	IP WLS BF H R ER SO BB IBB HBP BLK WP HR S P ERA WHIP	IP WLS BF H R ER SO BB IBB HBP BLK WP HR S P ERA WHIP	IP WLS BF H R ER SO BB IBB HBP BLK WP HR S P ERA WHIP	IP WLS BF H R ER SO BB IBB HBP BLK WP HR S P ERA WHIP	IP WLS BF H R ER SO BB IBB HBP BLK WP HR S P ERA WHIP	IP WLS BF H R ER SO BB IBB HBP BLK WP HR S P ERA WHIP	IP WLS BF H R ER SO BB IBB HBP BLK WP HR S P ERA WHIP	
Steve Stone, R ERA: 4.5 Horacio Pina, R ERA: 4.28 Ray Burris, R ERA: 3.21	(1, 1) (7, 1) (8, 1)	(1, 1) (7, 1) (8, 1)	(1, 1) (7, 1) (8, 1)	(1, 1) (7, 1) (8, 1)	(1, 1) (7, 1) (8, 1)	(1, 1) (7, 1) (8, 1)	(1, 1) (7, 1) (8, 1)	(1, 1) (7, 1) (8, 1)	(1, 1) (7, 1) (8, 1)	(1, 1) (7, 1) (8, 1)	(1, 1) (7, 1) (8, 1)	(1, 1) (7, 1) (8, 1)	(1, 1) (7, 1) (8, 1)	(1, 1) (7, 1) (8, 1)	(1, 1) (7, 1) (8, 1)	(1, 1) (7, 1) (8, 1)	(1, 1) (7, 1) (8, 1)	(1, 1) (7, 1) (8, 1)	(1, 1) (7, 1) (8, 1)	(1, 1) (7, 1) (8, 1)

Chicago Cubs @ Houston Astros
Astrodome, Houston, TX
Tue Apr 30 1974, 8:05 PM EDT
Att: 7,603 - Dome

AB	32
R	4
H	9
RBI	4
BB	6
SO	5
LOB	18



Batter	1	2	3	4	5	6	7	8	9	AB	R	H	RBI	BB	SO	LOB	TOP					
Vic Harris, S OBP: 0.244, SLG: 0.179										3	2	0	0	2	0	1						
Rick Monday, L OBP: 0.393, SLG: 0.442										5	1	1	1	0	2	3						
Bill Madlock, R OBP: 0.370, SLG: 0.473										5	3	4	3	0	1	0						
Billy Williams, L OBP: 0.383, SLG: 0.522										5	1	2	3	0	0	1						
Jose Cardenal, R OBP: 0.350, SLG: 0.452										5	0	1	0	0	0	2						
Chris Ward, L OBP: 0.308, SLG: 0.100										2	0	0	0	2	0	0						
Dave Rosello, R OBP: 0.133, SLG: 0.107										4	0	0	0	0	0	4						
Tom Lundstedt, S										2	0	0	0	1	0	0						
Don Kessinger, S OBP: 0.344, SLG: 0.229										1	0	0	0	0	0	0						
Ray Burris, R										0	0	0	0	0	0	0						
Rick Reuschel, R OBP: 0.296, SLG: 0.333										2	0	1	0	0	0	0						
Herb Hutson, R										0	0	0	0	0	0	0						
Matt Alexander, S										1	0	0	0	0	1	1						
Jim Todd, L										0	0	0	0	0	0	0						
Adrian Garrett, L										1	0	0	0	0	0	0						
Inning Stats	R: 2 E: 0 K: 1 S: 7	H: 2 LOB: 2 BB: 2 P: 15	R: 0 E: 0 K: 0 S: 3	H: 0 LOB: 0 BB: 0 P: 3	R: 1 E: 0 K: 0 S: 5	H: 2 LOB: 2 BB: 1 P: 9	R: 0 E: 0 K: 0 S: 4	H: 1 LOB: 1 BB: 0 P: 4	R: 0 E: 0 K: 1 S: 5	H: 0 LOB: 0 BB: 0 P: 5	R: 0 E: 0 K: 1 S: 5	H: 0 LOB: 0 BB: 0 P: 9	R: 3 E: 0 K: 0 S: 6	H: 3 LOB: 0 BB: 0 P: 6	R: 0 E: 0 K: 0 S: 3	H: 0 LOB: 0 BB: 0 P: 3	R: 1 E: 0 K: 1 S: 6	H: 1 LOB: 1 BB: 1 P: 10	1B: 2 2B: 4 3B: 0 HR: 3	SF: 0 SAC: 0 DP: 0 HBP: 0	WP: 0 PB: 0 SB: 3 CS: 0	PA: 41
PITCHER	IP WLS BF H R ER SO BB IBB HBP BLK WP HR S P ERA WHIP																					
Tom Griffin, R ERA: 2.77	(1, 1) 3.0 0 16 4 3 3 1 1 2 0 0 0 1 15 27 9.00 1.667																					
Don Wilson, R ERA: 7.5	(4, 1) 5.0 W 21 4 4 4 2 2 0 0 0 0 2 23 31 7.20 1.200																					
Fred Scherman, L ERA: 1.35	(9, 1) 1.0 4 1 0 0 1 0 0 0 0 0 0 6 6 0.00 1.000																					

Chicago Cubs @ Houston Astros
Astrodome, Houston, TX
Wed May 01 1974, 8:05 PM EDT
Att: 9,619 - Unknown

AB	36
R	7
H	9
RBI	7
BB	5
SO	4
LOB	12



Batter	1	2	3	4	5	6	7	8	9	AB	R	H	RBI	BB	SO	LOB	BOTTOM			
Mick Kelleher, R OBP: 0.667, SLG: 0.571										4	2	2	0	1	0	0				
Greg Gross, L OBP: 0.438, SLG: 0.444										5	3	2	2	0	0	2				
Cesar Cedeno, R OBP: 0.385, SLG: 0.531										3	2	1	1	2	0	1				
Bob Watson, R OBP: 0.398, SLG: 0.478										3	1	2	0	1	0	2				
Bob Gallagher, L OBP: 0.200, SLG: 0.174										1	0	0	0	0	0	1				
Lee May, R OBP: 0.354, SLG: 0.500										4	1	2	4	0	0	3				
Milt May, L OBP: 0.338, SLG: 0.344										3	0	0	1	0	0	2				
Doug Rader, R OBP: 0.365, SLG: 0.420										2	0	0	1	1	1	0				
Denis Menke, R OBP: 0.188, SLG: 0.214										4	0	0	0	0	3	2				
Tom Griffin, R OBP: 0.462, SLG: 0.667										1	1	1	0	0	0	0				
Don Wilson, R OBP: 0.200, SLG: 0.200										3	1	1	0	0	2	0				
Fred Scherman, L ERA: 3.0										0	0	0	0	0	0	0				
Inning Stats	R: 0 E: 0 K: 0 S: 3	H: 0 LOB: 0 BB: 0 P: 3	R: 0 E: 0 K: 1 S: 6	H: 1 LOB: 2 BB: 1 P: 10	R: 3 E: 1 K: 0 S: 6	H: 3 LOB: 1 BB: 1 P: 10	R: 0 E: 0 K: 3 S: 9	H: 0 LOB: 0 BB: 0 P: 9	R: 5 E: 1 K: 1 S: 9	H: 3 LOB: 0 BB: 1 P: 13	R: 2 E: 1 K: 0 S: 5	H: 3 LOB: 2 BB: 1 P: 9	R: 0 E: 0 K: 0 S: 3	H: 0 LOB: 0 BB: 0 P: 3	R: 1 E: 0 K: 1 S: 6	H: 1 LOB: 1 BB: 1 P: 10	1B: 9 2B: 2 3B: 0 HR: 0	SF: 2 SAC: 0 DP: 1 HBP: 0	WP: 3 PB: 1 SB: 2 CS: 0	PA: 40
PITCHER	IP WLS BF H R ER SO BB IBB HBP BLK WP HR S P ERA WHIP																			
Rick Reuschel, R ERA: 6.39	(1, 1) 4.0 L 23 7 8 5 4 0 0 0 0 1 0 5 5 11.25 2.500																			
Herb Hutson, R ERA: 6.23	(5, 1) 1.0 3 0 0 0 1 0 0 0 0 1 0 5 5 0.00 0.000																			
Jim Todd, R ERA: 6.75	(6, 1) 2.0 9 3 2 2 0 1 0 0 0 1 0 8 12 9.00 2.000																			
Ray Burris, R ERA: 3.0	(8, 1) 1.0 5 1 1 0 1 0 1 0 1 0 0 6 10 0.00 1.000																			

Chicago Cubs @ Houston Astros
Astrodome, Houston, TX
Wed May 01 1974, 8:05 PM EDT
Att: 9,619 - Unknown

AB	33
R	11
H	11
RBI	9
BB	5
SO	6
LOB	13



Batter	1	2	3	4	5	6	7	8	9	AB	R	H	RBI	BB	SO	LOB	TOP			
Lou Brock, L OBP: 0.386, SLG: 0.427 (1, 7)										3	1	2	0	1	0	0	St. Louis Cardinals @ Houston Astros Astrodome, Houston, TX Fri May 03 1974, 8:05 PM EDT Att: 18,929 - Unknown			
Ted Sizemore, R OBP: 0.404, SLG: 0.394 (1, 4)										3	0	1	1	1	0	2				
Reggie Smith, S OBP: 0.409, SLG: 0.557 (1, 9)										4	0	1	0	0	0	3				
Ted Simmons, S OBP: 0.350, SLG: 0.457 (1, 2)										4	0	1	0	0	0	0				
Joe Torre, R OBP: 0.322, SLG: 0.370 (1, 3)										4	0	1	0	0	0	2				
Ken Reitz, R OBP: 0.418, SLG: 0.533 (1, 5)										4	0	0	0	0	1	1				
Bake McBride, L OBP: 0.373, SLG: 0.432 (1, 8)										3	0	2	0	0	0	0				
Luis Alvarado, R OBP: 0.083, SLG: 0.083 (7, PH)										2	0	0	0	0	0	3				
Luis Melendez, R OBP: 0.365, SLG: 0.542 (7, 6)										1	0	0	0	0	0	1				
Mike Tyson, R OBP: 0.272, SLG: 0.260 (7, 6)										1	0	0	0	0	0	0				
Alan Foster, R OBP: 0.308, SLG: 0.250 (7, 1)										3	0	0	0	0	0	0				
Mike Garman, R (7, 1)										0	0	0	0	0	0	0				
Inning Stats	R: 1 E: 0 K: 0 S: 4	H: 2 LOB: 0 BB: 0 P: 4	R: 0 E: 0 K: 1 S: 6	H: 1 LOB: 1 BB: 0 P: 6	R: 0 E: 0 K: 0 S: 4	H: 2 LOB: 2 BB: 0 P: 4	R: 0 E: 0 K: 0 S: 4	H: 1 LOB: 2 BB: 0 P: 5	R: 0 E: 0 K: 0 S: 3	H: 0 LOB: 1 BB: 1 P: 7	R: 0 E: 0 K: 0 S: 3	H: 1 LOB: 0 BB: 0 P: 3	R: 0 E: 0 K: 0 S: 4	H: 1 LOB: 2 BB: 1 P: 8	R: 0 E: 0 K: 0 S: 3	H: 0 LOB: 0 BB: 0 P: 3	1B: 7 2B: 1 3B: 0 HR: 0	SF: 0 SAC: 0 DP: 2 HBP: 1	WP: 0 PB: 0 SB: 2 CS: 0	PA: 35
PITCHER Claude Osteen, L ERA: 3.21 (1, 1)	IP: 9.0 WLS: W BF: 35 H: 8 R: 1 ER: 1 SO: 1 BB: 2 IBB: 0 HBP: 1 BLK: 1 WP: 0 HR: 0 S: 34 P: 43 ERA: 1.00 WHIP: 1.111															PITCHER				

livebaseballscores.com



Batter	1	2	3	4	5	6	7	8	9	AB	R	H	RBI	BB	SO	LOB	BOTTOM			
Mick Kelleher, R OBP: 0.462, SLG: 0.364 (1, 6)										4	0	0	0	0	1	3	St. Louis Cardinals @ Houston Astros Astrodome, Houston, TX Fri May 03 1974, 8:05 PM EDT Att: 18,929 - Unknown			
Greg Gross, L OBP: 0.417, SLG: 0.421 (1, 9) (8, 7)										4	0	0	0	0	0	1				
Cesar Cedeno, R OBP: 0.372, SLG: 0.510 (1, 8)										4	0	0	0	0	1	0				
Bob Watson, R OBP: 0.406, SLG: 0.479 (8, 9)										2	1	1	0	1	0	0				
Bob Gallagher, L OBP: 0.192, SLG: 0.167 (8, 9)										1	0	0	0	0	0	0				
Lee May, R OBP: 0.363, SLG: 0.538 (1, 3)										3	2	2	1	0	0	1				
Milt May, L OBP: 0.338, SLG: 0.333 (1, 2)										2	1	0	0	1	0	1				
Doug Rader, R OBP: 0.364, SLG: 0.417 (1, 5)										3	0	1	2	0	1	1				
Tommy Helms, R OBP: 0.365, SLG: 0.466 (7, PR)										3	0	2	1	0	0	0				
Larry Milbourne, S OBP: 0.400, SLG: 0.412 (8, 4)										0	0	0	0	0	0	0				
Claude Osteen, L OBP: 0.143, SLG: 0.143 (1, 1)										3	0	0	0	0	0	3				
Inning Stats	R: 0 E: 0 K: 0 S: 3	H: 0 LOB: 0 BB: 0 P: 3	R: 0 E: 0 K: 1 S: 5	H: 0 LOB: 1 BB: 1 P: 9	R: 0 E: 0 K: 1 S: 6	H: 1 LOB: 1 BB: 0 P: 6	R: 1 E: 0 K: 0 S: 4	H: 1 LOB: 0 BB: 0 P: 4	R: 0 E: 0 K: 0 S: 3	H: 0 LOB: 0 BB: 0 P: 3	R: 0 E: 0 K: 1 S: 5	H: 0 LOB: 0 BB: 0 P: 5	R: 3 E: 0 K: 0 S: 6	H: 4 LOB: 2 BB: 1 P: 10	R: 0 E: 0 K: 0 S: 3	H: 0 LOB: 0 BB: 0 P: 3	1B: 5 2B: 0 3B: 0 HR: 1	SF: 0 SAC: 0 DP: 1 HBP: 0	WP: 0 PB: 0 SB: 0 CS: 0	PA: 31
PITCHER Alan Foster, R ERA: 3.16 (7, 1)	IP: 6.0 WLS: L BF: 25 H: 5 R: 4 ER: 4 SO: 3 BB: 1 IBB: 0 HBP: 0 BLK: 0 WP: 1 HR: 1 S: 29 P: 37 ERA: 6.00 WHIP: 1.000															PITCHER				

livebaseballscores.com



Batter	1	2	3	4	5	6	7	8	9	AB	R	H	RBI	BB	SO	LOB	TOP
Lou Brock, L OBP: 0.390, SLG: 0.430 (1,7)										4	1	2	0	0	0	1	St. Louis Cardinals @ Houston Astros Astrodome, Houston, TX Sat May 04 1974, 8:05 PM EDT Att: 20,600 - Dome
Ted Sizemore, R OBP: 0.389, SLG: 0.378 (1,4)										4	0	0	0	0	0	4	
Reggie Smith, S OBP: 0.412, SLG: 0.584 (1,9)										4	1	2	2	0	1	1	
Ted Simmons, S OBP: 0.337, SLG: 0.438 (9, PR)										4	0	0	0	0	0	1	
Luis Melendez, R OBP: 0.395, SLG: 0.542 (9, PR)										0	0	0	0	0	0	0	
Joe Torre, R OBP: 0.319, SLG: 0.365 (1,3)										4	0	1	0	0	0	0	
Ken Reitz, R OBP: 0.402, SLG: 0.510 (1,5)										4	0	0	0	0	0	2	
Bake McBride, L OBP: 0.368, SLG: 0.423 (1,8)										4	0	1	0	0	1	2	
Luis Alvarado, R OBP: 0.067, SLG: 0.067 (1,6)										3	0	0	0	0	0	1	
Sonny Siebert, R OBP: 0.154, SLG: 0.083 (8, PH)										1	0	0	0	1	0	0	
Jim Hickman, R OBP: 0.381, SLG: 0.632 (8, PH)										1	0	0	0	0	0	1	
Al Hrabosky, R OBP: 1.000, SLG: 1.000 (8, 1)										0	0	0	0	0	0	0	
Orlando Pena, R OBP: 1.000, SLG: 1.000 (8, 1)										0	0	0	0	0	0	0	
Inning Stats	R: 2 E: 0 K: 0 S: 5	H: 2 LOB: 0 BB: 0 P: 5	R: 0 E: 0 K: 1 S: 5	H: 0 LOB: 0 BB: 0 P: 5	R: 0 E: 0 K: 0 S: 3	H: 0 LOB: 1 BB: 1 P: 7	R: 0 E: 0 K: 0 S: 3	H: 0 LOB: 0 BB: 0 P: 3	R: 0 E: 0 K: 0 S: 3	H: 0 LOB: 0 BB: 0 P: 3	R: 0 E: 0 K: 1 S: 5	H: 2 LOB: 2 BB: 0 P: 5	R: 0 E: 0 K: 0 S: 5	H: 2 LOB: 2 BB: 0 P: 5	1B: 5 2B: 0 3B: 0 HR: 1	SF: 0 SAC: 0 DP: 0 HBP: 0	WP: 0 PA: 34 PB: 0 SB: 1 CS: 0
PITCHER	IP WLS BF H R ER SO BB IBB HBP BLK WP HR S P ERA WHIP																
Dave Roberts, L ERA: 3.48 (1,1)	8.0 W 29 4 2 2 2 1 0 0 0 0 1 32 36 2.25 0.625																
Ken Forsch, R ERA: 0.73 (9,1)	1.0 S 5 2 0 0 0 0 0 0 0 0 0 5 5 0.00 2.000																

Batter	1	2	3	4	5	6	7	8	9	AB	R	H	RBI	BB	SO	LOB	BOTTOM		
Mick Kelleher, R OBP: 0.353, SLG: 0.267 (1,6)										4	0	0	0	0	2	1	St. Louis Cardinals @ Houston Astros Astrodome, Houston, TX Sat May 04 1974, 8:05 PM EDT Att: 20,600 - Dome		
Greg Gross, L OBP: 0.432, SLG: 0.423 (1,9)										2	1	1	0	2	0	0			
Cesar Cedeno, R OBP: 0.379, SLG: 0.524 (1,8)										3	1	2	0	0	0	1			
Bob Watson, R OBP: 0.409, SLG: 0.474 (1,7)										3	1	1	0	0	0	2			
Ken Forsch, R ERA: 0.73 (9,1)										0	0	0	0	0	0	0			
Lee May, R OBP: 0.377, SLG: 0.552 (8, PR)										3	0	2	2	1	0	1			
Bob Gallagher, L OBP: 0.192, SLG: 0.167 (9,9)										0	0	0	0	0	0	0			
Milt May, L OBP: 0.347, SLG: 0.323 (1,2)										2	0	0	0	2	1	1			
Doug Rader, R OBP: 0.369, SLG: 0.407 (1,5)										2	0	0	0	2	0	3			
Tommy Helms, R OBP: 0.355, SLG: 0.453 (1,4)										2	0	0	0	0	0	3			
Dave Roberts, L OBP: 0.182, SLG: 0.400 (1,1)										3	0	0	0	0	0	3			
Denis Menke, R OBP: 0.188, SLG: 0.214 (9,3)										0	0	0	0	0	0	0			
Inning Stats	R: 0 E: 0 K: 1 S: 6	H: 1 LOB: 1 BB: 0 P: 6	R: 0 E: 0 K: 0 S: 3	H: 1 LOB: 0 BB: 0 P: 3	R: 0 E: 0 K: 0 S: 3	H: 0 LOB: 0 BB: 0 P: 3	R: 3 E: 0 K: 0 S: 4	H: 2 LOB: 2 BB: 3 P: 17	R: 0 E: 0 K: 0 S: 2	H: 0 LOB: 0 BB: 1 P: 6	R: 0 E: 0 K: 1 S: 5	H: 1 LOB: 1 BB: 0 P: 5	R: 0 E: 0 K: 1 S: 5	H: 0 LOB: 1 BB: 1 P: 9	R: 0 E: 0 K: 0 S: 4	H: 1 LOB: 3 BB: 2 P: 12	1B: 4 2B: 4 3B: 0 HR: 0	SF: 0 SAC: 2 DP: 3 HBP: 1	WP: 1 PA: 34 PB: 0 SB: 1 CS: 1
PITCHER	IP WLS BF H R ER SO BB IBB HBP BLK WP HR S P ERA WHIP																		
Sonny Siebert, R ERA: 3.18 (1,1)	7.0 L 28 5 3 3 3 4 1 1 0 0 1 28 49 3.86 1.286																		
Al Hrabosky, L ERA: 5.4 (8,1)	0.2 5 1 0 0 0 1 1 0 0 0 0 3 11 0.00 3.000																		
Orlando Pena, R ERA: 1.86 (8,1)	0.1 1 0 0 0 0 0 0 0 0 0 0 1 1 0.00 0.000																		

AB 33
R 2
H 6
RBI 2
BB 1
SO 2
LOB 13



Batter	1	2	3	4	5	6	7	8	9	AB	R	H	RBI	BB	SO	LOB	TOP			
Lou Brock, L OBP: 0.385, SLG: 0.423 (1, 7)										4	0	1	0	0	0	2				
Ted Sizemore, R OBP: 0.383, SLG: 0.370 Luis Alvarado, R OBP: 0.118, SLG: 0.118 (1, 4) (3, 6)										2	0	0	0	0	0	1				
Reggie Smith, S OBP: 0.407, SLG: 0.600 (1, 9)										4	1	1	2	0	2	1				
Ted Simmons, S OBP: 0.324, SLG: 0.420 (1, 2)										4	0	0	0	0	0	1				
Bake McBride, L OBP: 0.363, SLG: 0.427 (1, 8)										4	1	1	0	0	0	0				
Ken Reitz, R OBP: 0.396, SLG: 0.500 (1, 5)										4	0	1	0	0	0	1				
Joe Torre, R OBP: 0.309, SLG: 0.352 (1, 3)										3	0	0	0	0	0	2				
Mike Tyson, R OBP: 0.274, SLG: 0.263 (1, 6) (3, 4)										3	0	1	1	0	0	0				
Bob Gibson, R OBP: 0.267, SLG: 0.333 Mike Garman, R (9, 1)										3	0	1	0	0	1	0				
										0	0	0	0	0	0	0				
Inning Stats	R: 0 E: 0 K: 1 S: 6	H: 1 LOB: 1 BB: 0 P: 6	R: 1 E: 0 K: 0 S: 6	H: 3 LOB: 2 BB: 0 P: 6	R: 0 E: 0 K: 1 S: 5	H: 0 LOB: 0 BB: 0 P: 5	R: 0 E: 0 K: 0 S: 3	H: 1 LOB: 0 BB: 0 P: 3	R: 0 E: 0 K: 0 S: 3	H: 0 LOB: 0 BB: 0 P: 3	R: 2 E: 0 K: 0 S: 5	H: 2 LOB: 0 BB: 0 P: 5	R: 0 E: 0 K: 1 S: 5	H: 0 LOB: 0 BB: 0 P: 5	R: 0 E: 0 K: 0 S: 3	H: 0 LOB: 0 BB: 0 P: 3	1B: 5 2B: 2 3B: 0 HR: 1	SF: 0 SAC: 0 DP: 1 HBP: 0	WP: 0 PB: 0 SB: 1 CS: 0	PA: 33
PITCHER	IP	WLS	BF	H	R	ER	SO	BB	IBB	HBP	BLK	WP	HR	S	P	ERA	WHIP			
Larry Dierker, R ERA: 2.09 Jerry Johnson, R ERA: 4.35	(1, 1) (8, 1)	7.0 6	L 27	7 0	3 0	3 0	3 1	0 0	0 0	0 0	0 0	0 0	1 8	33 8	33	3.86 0.00	1.000 0.000			

St. Louis Cardinals @ Houston Astros
Astrodome, Houston, TX
Sun May 05 1974, 4:33 AM EDT
Att: 17,266 - Dome

AB 33
R 3
H 7
RBI 3
BB 0
SO 4
LOB 8





Batter	1	2	3	4	5	6	7	8	9	AB	R	H	RBI	BB	SO	LOB	BOTTOM			
Mick Kelleher, R OBP: 0.300, SLG: 0.222 Mitt May, L OBP: 0.342, SLG: 0.318 Jerry Johnson, R (8, 1)										3	0	0	0	0	1	0				
Greg Gross, L OBP: 0.435, SLG: 0.420 (1, 9)										3	0	1	0	1	0	0				
Cesar Cedeno, R OBP: 0.375, SLG: 0.509 (1, 8)										3	0	0	0	1	1	2				
Bob Watson, R OBP: 0.404, SLG: 0.460 (1, 7)										3	0	0	0	1	0	2				
Lee May, R OBP: 0.382, SLG: 0.550 (1, 3)										4	0	2	0	0	0	2				
Johnny Edwards, L OBP: 0.250, SLG: 0.350 (1, 2)										4	0	0	0	0	0	3				
Doug Rader, R OBP: 0.364, SLG: 0.393 (1, 5)										3	1	0	0	1	1	1				
Tommy Helms, R OBP: 0.363, SLG: 0.449 (1, 4)										3	0	1	0	1	0	0				
Larry Dierker, R OBP: 0.200, SLG: 0.200 Bob Gallagher, L OBP: 0.222, SLG: 0.200 Larry Milbourne, S OBP: 0.400, SLG: 0.412 Cliff Johnson, R OBP: 0.200, SLG: 0.200 (8, PH)										2	0	0	0	0	0	2				
										1	0	1	1	0	0	0				
										0	0	0	0	0	0	0				
										1	0	0	0	1	0	0				
Inning Stats	R: 0 E: 0 K: 1 S: 5	H: 0 LOB: 1 BB: 1 P: 9	R: 0 E: 0 K: 0 S: 5	H: 2 LOB: 2 BB: 0 P: 5	R: 0 E: 0 K: 1 S: 5	H: 0 LOB: 0 BB: 0 P: 5	R: 0 E: 0 K: 0 S: 3	H: 0 LOB: 0 BB: 0 P: 3	R: 0 E: 0 K: 0 S: 4	H: 1 LOB: 2 BB: 1 P: 8	R: 1 E: 0 K: 0 S: 3	H: 1 LOB: 1 BB: 2 P: 11	R: 0 E: 0 K: 0 S: 4	H: 1 LOB: 2 BB: 1 P: 8	R: 0 E: 0 K: 1 S: 5	H: 0 LOB: 0 BB: 0 P: 5	1B: 5 2B: 1 3B: 0 HR: 0	SF: 0 SAC: 0 DP: 1 HBP: 0	WP: 0 PB: 0 SB: 1 CS: 0	PA: 36
PITCHER	IP	WLS	BF	H	R	ER	SO	BB	IBB	HBP	BLK	WP	HR	S	P	ERA	WHIP			
Bob Gibson, R ERA: 4.73 Mike Garman, R ERA: 1.72	(1, 1) (9, 1)	8.0 3	W 3	5 0	1 0	1 0	3 1	5 0	0 0	0 0	0 0	0 0	0 5	34 5	54	1.12 0.00	1.250 0.000			

St. Louis Cardinals @ Houston Astros
Astrodome, Houston, TX
Sun May 05 1974, 4:33 AM EDT
Att: 17,266 - Dome

AB 31
R 1
H 5
RBI 1
BB 5
SO 4
LOB 14



Batter	1	2	3	4	5	6	7	8	9	AB	R	H	RBI	BB	SO	LOB	TOP		
Rennie Stennett, R OBP: 0.395, SLG: 0.396 (1, 4)	0-3 K2-3			0-0 6-3		4-0 FC6-4 BB		0-3 K	4 0 0 0 0 1 1								Pittsburgh Pirates @ Houston Astros Astrodome, Houston, TX Tue May 07 1974, 4:33 AM EDT Att: 9,909 - Dome livebaseballscorecards.com AB 28 R 1 H 1 RBI 0 BB 1 SO 8 LOB 5 		
Richie Hebner, L OBP: 0.386, SLG: 0.604 (1, 5)	0-3 K			0-3 K		0-0 FC6-4 CS 1-2		0-0 F3	3 0 0 0 0 2 0										
Al Oliver, L OBP: 0.295, SLG: 0.452 (1, 3)	0-0 5-3			0-0 4-3		0-0 CS 1-2	0-0 4-3		3 0 0 0 0 0 0										
Willie Stargell, L OBP: 0.394, SLG: 0.494 (1, 7)		0-0 FC4 1B			0-3 K		0-0 L3		3 0 1 0 0 1 0										
Dave Parker, L OBP: 0.349, SLG: 0.438 (1, 8)		0-0 FC4 G6-3 1-2			0-3 K		0-0 6-3		3 0 0 0 0 1 1										
Richie Zisk, R OBP: 0.385, SLG: 0.439 (1, 9)		0-0 G6-3 1-2			0-0 E5 E		0-0 1-3		3 1 0 0 0 0 1										
Manny Sanguillen, R OBP: 0.299, SLG: 0.429 (1, 2)			0-0 F3		0-0 E5 BLK 1-2		0-0 F9		3 0 0 0 0 0 1										
Frank Taveras, R OBP: 0.357, SLG: 0.340 Gene Clines, R OBP: 0.217, SLG: 0.286 (9, PH)			0-0 6-3		0-0 BLK		0-0 L8		3 0 0 0 0 1 1 1 0 0 0 0 0 0										
Dock Ellis, S Ed Kirkpatrick, L OBP: 0.500, SLG: 0.429 (9, PH)			0-3 K		0-0 6-3		0-0 L7		1 0 0 0 1 1 0 1 0 0 0 0 1 0										
Inning Stats	R: 0 H: 0 E: 0 K: 2 S: 7	H: 0 LOB: 0 BB: 0 P: 7	R: 0 H: 1 E: 0 K: 0 S: 3	LOB: 0 BB: 0 P: 3	R: 0 H: 0 E: 0 K: 1 S: 5	LOB: 0 BB: 0 P: 5	R: 0 H: 0 E: 0 K: 1 S: 5	LOB: 0 BB: 0 P: 5	R: 1 H: 0 E: 3 K: 3 S: 8	LOB: 1 BB: 0 P: 8	R: 0 H: 0 E: 0 K: 0 S: 2	LOB: 0 BB: 1 P: 6	R: 0 H: 0 E: 0 K: 0 S: 3	LOB: 0 BB: 0 P: 3	R: 0 H: 0 E: 0 K: 1 S: 5	LOB: 0 BB: 0 P: 5		1B: 1 2B: 0 3B: 0 HR: 0	SF: 0 SAC: 0 DP: 1 HBP: 0
PITCHER Tom Griffin, R ERA: 2.25 (1, 1)	IP: 9.0 WLS: W BF: 29 H: 1 R: 1 ER: 0 SO: 7 BB: 1 IBB: 0 HBP: 0 BLK: 0 WP: 0 HR: 0 S: 41 P: 45 ERA: 0.00 WHIP: 0.222																		

Batter	1	2	3	4	5	6	7	8	9	AB	R	H	RBI	BB	SO	LOB	BOTTOM		
Mick Kelleher, R OBP: 0.250, SLG: 0.182 (1, 6)	0-3 K2-3		0-3 K		0-0 4-3		0-0 F9		4 0 0 0 0 2 0								Pittsburgh Pirates @ Houston Astros Astrodome, Houston, TX Tue May 07 1974, 4:33 AM EDT Att: 9,909 - Dome livebaseballscorecards.com AB 30 R 2 H 8 RBI 2 BB 3 SO 10 LOB 18 		
Greg Gross, L OBP: 0.448, SLG: 0.429 (1, 9) (9, 7)	0-0 2B 1B		0-0 BB HBP 1B		4-0 G6-4-3 BB		0-0 F7		3 0 2 0 1 0 0										
Cesar Cedeno, R OBP: 0.379, SLG: 0.514 (1, 8)	0-0 1-3 2B		1-0 BB HBP		0-0 G6-4-3 1-2		0-3 K		3 0 1 0 0 1 1										
Bob Watson, R OBP: 0.424, SLG: 0.471 Bob Gallagher, L OBP: 0.222, SLG: 0.200 (1, 7) (9, 9)	4-0 IBB		4-0 1-2 2-3 BB		0-0 6-3 WP 1B 1B		0-0 3B 1B		2 2 2 0 2 0 0 0 0 0 0 0 0 0										
Lee May, R OBP: 0.368, SLG: 0.529 (1, 3)	0-3 K		0-3 K		0-3 K		0-0 F8		4 0 0 0 0 3 8										
Milt May, L OBP: 0.338, SLG: 0.343 (1, 2)	0-0 1-3		0-0 G3		0-0 6-3 1-3		0-0 3B		4 0 1 1 0 0 7										
Doug Rader, R OBP: 0.360, SLG: 0.387 (1, 5)		0-3 K		0-3 K		0-0 1B		0-0 6-3	4 0 1 1 0 2 1										
Tommy Helms, R OBP: 0.349, SLG: 0.432 (1, 4)		0-3 K		0-0 6-3		0-0 6-3		0-0 6-3	3 0 0 0 0 1 1										
Tom Griffin, R OBP: 0.438, SLG: 0.600 (1, 1)		0-0 1B		0-0 F8		0-3 K			3 0 1 0 0 1 0										
Inning Stats	R: 0 H: 2 E: 0 K: 2 S: 9	H: 1 LOB: 1 BB: 0 P: 7	R: 0 H: 1 E: 0 K: 2 S: 8	LOB: 3 BB: 1 P: 13	R: 0 H: 0 E: 0 K: 1 S: 5	LOB: 0 BB: 0 P: 5	R: 0 H: 2 E: 0 K: 1 S: 7	LOB: 1 BB: 0 P: 7	R: 0 H: 0 E: 0 K: 1 S: 5	LOB: 0 BB: 0 P: 5	R: 1 H: 2 E: 0 K: 1 S: 7	LOB: 1 BB: 0 P: 7	R: 0 H: 0 E: 0 K: 1 S: 5	LOB: 0 BB: 0 P: 5	R: 1 H: 2 E: 0 K: 1 S: 7	LOB: 1 BB: 0 P: 7		1B: 6 2B: 1 3B: 1 HR: 0	SF: 0 SAC: 0 DP: 1 HBP: 1
PITCHER Dock Ellis, R ERA: 4.1 (1, 1)	IP: 8.0 WLS: L BF: 34 H: 8 R: 2 ER: 2 SO: 10 BB: 2 IBB: 1 HBP: 1 BLK: 0 WP: 1 HR: 0 S: 50 P: 63 ERA: 2.25 WHIP: 1.250																		

Batter	1	2	3	4	5	6	7	8	9	10	11	12	AB	R	H	RBI	BB	SO	LOB							
Rennie Stennett, R OBP: 0.297, SLG: 0.383	4-3		FC6-4 1B		E4 L5-4-3		FC6-4 3B		F7		FC4-6		6	1	1	0	0	0	2							
Gene Clines, R OBP: 0.171, SLG: 0.235	L6-3		FC6-4		L5-4-3		L9		L3		L5-3		6	0	0	0	0	0	4							
Al Oliver, L OBP: 0.306, SLG: 0.491	4-3								F6		5-3		6	1	3	1	0	0	1							
Willie Stargell, L OBP: 0.381, SLG: 0.483		3-1											6	1	1	0	0	0	3							
Richie Zisk, R OBP: 0.383, SLG: 0.435																										
Dave Parker, L OBP: 0.360, SLG: 0.482		F9																								
Manny Sanguillen, R OBP: 0.260, SLG: 0.471																										
Richie Hebner, L OBP: 0.383, SLG: 0.594																										
Frank Taveras, R OBP: 0.356, SLG: 0.333																										
Bob Robertson, R OBP: 0.161, SLG: 0.233																										
Mario Mendoza, R ERA: 3.88																										
Jerry Reuss, L ERA: 3.77																										
Ramon Hernandez, S ERA: 2.51																										
Inning Stats	R: 0 E: 0 K: 3	H: 0 LOB: 0 BB: 3	R: 0 E: 0 K: 3	H: 0 LOB: 1 BB: 7	R: 0 E: 0 K: 3	H: 1 LOB: 1 BB: 7	R: 4 E: 1 K: 1 S: 9	H: 3 LOB: 0 BB: 9	R: 0 E: 1 K: 0 S: 4	H: 1 LOB: 1 BB: 4	R: 0 E: 0 K: 1 S: 6	H: 2 LOB: 1 BB: 6	R: 1 E: 0 K: 0 S: 4	H: 1 LOB: 1 BB: 8	R: 0 E: 0 K: 0 S: 5	H: 0 LOB: 2 BB: 0	R: 0 E: 0 K: 1 S: 3	H: 2 LOB: 2 BB: 7	R: 0 E: 0 K: 0 S: 3	H: 0 LOB: 1 BB: 7	R: 1 E: 0 K: 0 S: 5	H: 2 LOB: 1 BB: 6	1B: 9 2B: 2 3B: 2 HR: 1	SF: 2 SAC: 0 DP: 3 HBP: 0	WP: 1 PB: 0 SB: 1 CS: 0	PA: 53


PITCHER	IP	WLS	BF	H	R	ER	SO	BB	IBB	HBP	BLK	WP	HR	S	P	ERA	WHIP
Claude Osteen, L ERA: 3.23	(1, 1)	5.1	25	7	4	2	2	2	2	0	0	0	0	5	9	5.40	1.200
Ken Forsch, R ERA: 1.29	(6, 1)	1.2	6	1	1	1	0	1	0	0	0	0	0	5	9	5.40	1.200
Don Wilson, R ERA: 3.88	(8, 1)	2.0	8	2	0	0	0	0	0	0	0	0	0	8	8	0.00	1.000
Fred Scherman, L ERA: 1.35	(10, 1)	0.0	2	2	0	0	0	0	0	0	0	0	0	2	2	∞	∞
Jerry Johnson, R ERA: 3.77	(10, 1)	2.0	7	0	0	0	1	1	0	0	0	0	0	8	12	0.00	0.500

Batter	1	2	3	4	5	6	7	8	9	10	11	12	AB	R	H	RBI	BB	SO	LOB							
Mick Kelleher, R OBP: 0.224, SLG: 0.154	K																									
Greg Gross, L OBP: 0.150, SLG: 0.242		4-3																								
Fred Scherman, L ERA: 1.35																										
Jerry Johnson, R ERA: 3.77																										
Johnny Edwards, L ERA: 3.88																										
Mike Nagy, R ERA: 3.12																										
Ollie Brown, R OBP: 0.237, SLG: 0.405																										
Don Wilson, R OBP: 0.200, SLG: 0.200																										
Denis Menke, R OBP: 0.278, SLG: 0.214																										
Cesar Cedeno, R OBP: 0.377, SLG: 0.496																										
Bob Watson, R OBP: 0.435, SLG: 0.486																										
Lee May, R OBP: 0.358, SLG: 0.509																										
Cliff Johnson, R OBP: 0.365, SLG: 0.545																										
Milt May, L OBP: 0.338, SLG: 0.333																										
Doug Rader, R OBP: 0.350, SLG: 0.404																										
Tommy Helms, R OBP: 0.345, SLG: 0.424																										
Larry Milbourne, S OBP: 0.429, SLG: 0.412																										
Claude Osteen, L ERA: 3.75, SLG: 0.125																										
Ken Forsch, R ERA: 1.29																										
Bob Gallagher, L OBP: 0.241, SLG: 0.222																										
Inning Stats	R: 4 E: 1 K: 1 S: 8	H: 2 LOB: 1 BB: 16	R: 1 E: 0 K: 1 S: 6	H: 1 LOB: 1 BB: 10	R: 0 E: 0 K: 1 S: 3	H: 0 LOB: 1 BB: 9	R: 0 E: 0 K: 0 S: 3	H: 0 LOB: 0 BB: 3	R: 0 E: 0 K: 0 S: 3	H: 1 LOB: 0 BB: 3	R: 0 E: 0 K: 0 S: 6	H: 0 LOB: 0 BB: 1	R: 0 E: 0 K: 1 S: 6	H: 0 LOB: 2 BB: 10	R: 0 E: 0 K: 0 S: 4	H: 1 LOB: 1 BB: 8	R: 0 E: 0 K: 0 S: 3	H: 0 LOB: 0 BB: 3	R: 0 E: 0 K: 0 S: 4	H: 1 LOB: 3 BB: 12	R: 3 E: 0 K: 0 S: 3	H: 2 LOB: 0 BB: 7	1B: 5 2B: 1 3B: 0 HR: 3	SF: 0 SAC: 1 DP: 0 HBP: 0	WP: 0 PB: 0 SB: 1 CS: 2	PA: 52

PITCHER	IP	WLS	BF	H	R	ER	SO	BB	IBB	HBP	BLK	WP	HR	S	P	ERA	WHIP
Jerry Reuss, L ERA: 3.75	(1, 1)	2.0	13	3	5	5	2	3	0	0	0	0	0	14	26	22.50	3.000
Bruce Kison, R ERA: 2.35	(3, 1)	4.0	13	1	0	0	1	2	0	0	0	0	0	13	21	0.00	0.750
Dave Giusti, R ERA: 5.4	(7, 1)	1.0	3	0	0	0	0	0	0	0	0	0	0	3	3	0.00	0.000
John Morlan, R ERA: 3.0	(8, 1)	0.1	3	1	0	0	0	1	0	0	0	0	0	2	6	0.00	6.000
Ramon Hernandez, L ERA: 2.51	(8, 1)	1.1	6	1	0	0	1	1	0	0	0	0	0	7	11	0.00	1.500


Pittsburgh Pirates @ Houston Astros
Astrodome, Houston, TX
Wed May 08 1974, 8:05 PM EDT
Att. 11,266 - Dome

AB	47
R	6
H	14
RBI	6
BB	4
SO	3
LOB	26



Pittsburgh Pirates @ Houston Astros
Astrodome, Houston, TX
Wed May 08 1974, 8:05 PM EDT
Att. 11,266 - Dome

AB	41
R	8
H	9
RBI	8
BB	10
SO	4
LOB	22



Batter	1	2	3	4	5	6	7	8	9	AB	R	H	RBI	BB	SO	LOB	TOP			
Rennie Stennett, R OBP: 0.310, SLG: 0.387 (1,4)										4	0	2	1	1	0	3				
Gene Clines, R OBP: 0.200, SLG: 0.282 (1,8)										5	0	2	0	0	0	3				
Al Oliver, L OBP: 0.310, SLG: 0.482 (1,3)										4	0	1	0	1	0	3				
Willie Stargell, L OBP: 0.373, SLG: 0.467 (1,7)										5	1	1	0	0	0	4				
Richie Zisk, R OBP: 0.395, SLG: 0.452 (9, PR)										4	1	2	0	1	1	2				
Dave Parker, L OBP: 0.360, SLG: 0.482 (9, PR)										0	0	0	0	0	0	0				
Manny Sanguillen, R OBP: 0.294, SLG: 0.452 (1,2)										5	0	1	1	0	0	3				
Richie Hebner, L OBP: 0.384, SLG: 0.584 (1,5)										5	1	2	1	0	0	1				
Frank Taveras, R OBP: 0.365, SLG: 0.345 (1,6)										4	0	2	0	0	0	1				
Jim Rooker, R OBP: 0.467, SLG: 0.533 (1,1)										4	1	2	0	0	0	1				
Dave Giusti, R OBP: 0.250, SLG: 0.250 (8,1)										0	0	0	0	0	0	0				
Inning Stats	R: 0 E: 0 K: 1 S: 6	H: 2 LOB: 2 BB: 1 P: 10	R: 1 E: 1 K: 0 S: 6	H: 3 LOB: 2 BB: 0 P: 6	R: 2 E: 0 K: 0 S: 5	H: 3 LOB: 1 BB: 1 P: 9	R: 0 E: 0 K: 0 S: 3	H: 0 LOB: 1 BB: 1 P: 7	R: 0 E: 0 K: 0 S: 4	H: 1 LOB: 1 BB: 0 P: 4	R: 0 E: 0 K: 0 S: 5	H: 2 LOB: 2 BB: 0 P: 5	R: 1 E: 0 K: 0 S: 6	H: 3 LOB: 2 BB: 0 P: 6	R: 0 E: 0 K: 0 S: 4	H: 1 LOB: 1 BB: 0 P: 4	1B: 12 2B: 4 3B: 0 HR: 0	SF: 0 SAC: 0 DP: 1 HBP: 0	WP: 0 PB: 0 SB: 3 CS: 0	PA: 43
PITCHER	IP	WLS	BF	H	R	ER	SO	BB	IBB	HBP	BLK	WP	HR	S	P	ERA	WHIP			
Dave Roberts, L ERA: 3.38 (1,1)	7.0	L	33	11	3	2	1	3	0	0	0	0	0	32	44	2.57	2.000			
Fred Scherman, L ERA: 1.75 (8,1)	2.0		10	4	1	1	0	0	0	0	0	0	0	10	10	4.50	2.000			

Pittsburgh Pirates @ Houston Astros
Astrodome, Houston, TX
Thu May 09 1974, 8:05 PM EDT
Att. 10,864 - Dome

AB	40
R	4
H	15
RBI	3
BB	3
SO	1
LOB	21



Batter	1	2	3	4	5	6	7	8	9	AB	R	H	RBI	BB	SO	LOB	BOTTOM					
Mick Kelleher, R OBP: 0.194, SLG: 0.138 (1,6)										3	0	0	0	0	0	0						
Denis Menke, R OBP: 0.263, SLG: 0.200 (7, PH)										1	0	0	0	0	0	1						
Larry Milbourne, S OBP: 0.429, SLG: 0.412 (8,6)										0	0	0	0	0	0	0						
Milt May, L OBP: 0.333, SLG: 0.329 (9, PH)										1	0	0	0	0	1	2						
Ollie Brown, R OBP: 0.236, SLG: 0.375 (1,9)										3	0	0	0	1	1	0						
Cesar Cedeno, R OBP: 0.373, SLG: 0.487 (1,8)										4	0	1	0	0	0	1						
Bob Watson, R OBP: 0.438, SLG: 0.477 (1,7)										2	0	0	0	2	0	0						
Lee May, R OBP: 0.363, SLG: 0.544 (1,3)										4	1	2	1	0	0	3						
Cliff Johnson, R OBP: 0.353, SLG: 0.467 (1,2)										4	0	1	0	0	3	1						
Doug Rader, R OBP: 0.355, SLG: 0.402 (1,5)										3	0	1	0	1	1	1						
Tommy Helms, R OBP: 0.341, SLG: 0.416 (1,4)										4	0	1	0	0	0	2						
Dave Roberts, L OBP: 0.167, SLG: 0.364 (1,1)										2	0	0	0	0	1	2						
Greg Gross, L OBP: 0.449, SLG: 0.424 (7, PH)										0	0	0	0	1	0	0						
Fred Scherman, L OBP: 0.233, SLG: 0.214 (8, PH)										0	0	0	0	0	0	0						
Bob Gallagher, L OBP: 0.233, SLG: 0.214 (8, PH)										1	0	0	0	0	1	2						
Inning Stats	R: 0 E: 0 K: 0 S: 4	H: 1 LOB: 2 BB: 1 P: 8	R: 0 E: 0 K: 1 S: 5	H: 0 LOB: 0 BB: 0 P: 5	R: 0 E: 0 K: 0 S: 3	H: 0 LOB: 1 BB: 1 P: 7	R: 1 E: 0 K: 2 S: 9	H: 2 LOB: 2 BB: 1 P: 13	R: 0 E: 0 K: 0 S: 3	H: 0 LOB: 0 BB: 0 P: 3	R: 0 E: 0 K: 2 S: 8	H: 1 LOB: 1 BB: 0 P: 8	R: 0 E: 0 K: 0 S: 2	H: 0 LOB: 0 BB: 1 P: 6	R: 0 E: 0 K: 1 S: 5	H: 0 LOB: 1 BB: 1 P: 9	R: 0 E: 0 K: 2 S: 9	H: 2 LOB: 2 BB: 0 P: 9	1B: 4 2B: 1 3B: 0 HR: 1	SF: 0 SAC: 0 DP: 1 HBP: 0	WP: 1 PB: 0 SB: 2 CS: 0	PA: 37
PITCHER	IP	WLS	BF	H	R	ER	SO	BB	IBB	HBP	BLK	WP	HR	S	P	ERA	WHIP					
Jim Rooker, L ERA: 1.67 (1,1)	7.0	W	28	4	1	1	5	4	0	0	0	0	0	34	50	1.29	1.143					
Dave Giusti, R ERA: 4.91 (8,1)	2.0		9	2	0	0	3	1	0	0	0	1	0	14	18	0.00	1.500					

Pittsburgh Pirates @ Houston Astros
Astrodome, Houston, TX
Thu May 09 1974, 8:05 PM EDT
Att. 10,864 - Dome

AB	32
R	1
H	6
RBI	1
BB	5
SO	8
LOB	15



Batter	1	2	3	4	5	6	7	8	9	AB	R	H	RBI	BB	SO	LOB	TOP											
Mick Kelleher, R OBP: 0.154, SLG: 0.108 (1, 6)	F9	F8		5-3			K		4-3	5	0	0	0	0	1	2												
Greg Gross, L OBP: 0.462, SLG: 0.446 (1, 9) (8, 7)	BB 1B		F9		3-1		1B 1B			4	1	3	0	0	0	0												
Cesar Cedeno, R OBP: 0.373, SLG: 0.472 (1, 8)	1B BB		F9		F6		1B 1B			3	1	1	0	1	0	1												
Bob Watson, R OBP: 0.419, SLG: 0.453 Bob Gallagher, L OBP: 0.233, SLG: 0.214 (1, 7) (8, 9)	F7		5-3		5-3		1B			4	0	1	1	0	0	3												
Lee May, R OBP: 0.351, SLG: 0.521 (1, 3)	1B 1B		K			P5		K		4	0	1	1	0	2	1												
Milt May, L OBP: 0.337, SLG: 0.325 (1, 2)	1B			2B SF9 BB		F8		4-3		3	1	1	1	1	0	0												
Doug Rader, R OBP: 0.352, SLG: 0.404 (1, 5)	K			1-3 2B		F9		4-3		4	0	1	0	0	1	2												
Tommy Helms, R OBP: 0.337, SLG: 0.432 Larry Milbourne, S OBP: 0.429, SLG: 0.412 (1, 4) (9, 4)		F4		SF9			1B 1B 1B		5-3	3	1	1	1	0	0	0												
Tom Griffin, R OBP: 0.350, SLG: 0.474 (1, 1)	K			K			F2		K	4	0	0	0	0	3	2												
Inning Stats	R: 2 E: 0 K: 1 S: 8	H: 3 LOB: 2 BB: 1 P: 12	R: 0 E: 0 K: 1 S: 5	H: 0 LOB: 0 BB: 0 P: 5	R: 0 E: 0 K: 1 S: 6	H: 1 LOB: 1 BB: 0 P: 6	R: 1 E: 0 K: 1 S: 6	H: 1 LOB: 1 BB: 1 P: 10	R: 0 E: 0 K: 0 S: 3	H: 0 LOB: 0 BB: 0 P: 3	R: 0 E: 0 K: 0 S: 3	H: 0 LOB: 0 BB: 0 P: 3	R: 1 E: 0 K: 1 S: 8	H: 4 LOB: 2 BB: 0 P: 8	R: 0 E: 0 K: 1 S: 5	H: 0 LOB: 0 BB: 0 P: 5	R: 0 E: 0 K: 1 S: 5	H: 0 LOB: 0 BB: 0 P: 5	1B: 7 2B: 2 3B: 0 HR: 0	SF: 1 SAC: 0 DP: 0 HBP: 0	WP: 0 PA: 37 PB: 0 SB: 0 CS: 0							
PITCHER	IP	WLS	BF	H	R	ER	SO	BB	IBB	HBP	BLK	WP	HR	S	P	ERA	WHIP											
Roger Nelson, R ERA: 3.43 Clay Carroll, R ERA: 3.5	(1, 1)	7.0	L	31	9	4	4	5	2	0	0	0	0	0	39	47	5.14	1.571										
(8, 1)	2.0	6	0	0	0	0	2	0	0	0	0	0	0	10	10	0.00	0.000											

Houston Astros @ Cincinnati Reds
Riverfront Stadium, Cincinnati, OH
Sat May 11 1974, 7:05 PM EDT
Att: 27,754 - Unknown

AB	34
R	4
H	9
RBI	4
BB	2
SO	7
LOB	11



Batter	1	2	3	4	5	6	7	8	9	AB	R	H	RBI	BB	SO	LOB	BOTTOM										
Pete Rose, S OBP: 0.409, SLG: 0.405 (1, 7)	BB 2B	6-3			6-3			F8		3	1	0	0	1	0	0											
Joe Morgan, L OBP: 0.430, SLG: 0.447 (1, 4)	BB 2B		F9		4-3			F2		3	1	0	0	1	0	0											
Johnny Bench, R OBP: 0.386, SLG: 0.413 (1, 2)	1B 2B		K		K			1B		4	0	2	2	0	2	0											
Tony Perez, R OBP: 0.381, SLG: 0.553 (1, 3)	K		F9		K			K		4	0	0	0	0	3	2											
Dan Driessen, L OBP: 0.343, SLG: 0.363 (1, 5)	1B BB		F8		4-3			F8		3	0	0	0	1	0	0											
George Foster, R OBP: 0.361, SLG: 0.404 (1, 8)	K			BB 1B		K		K		4	0	1	0	0	3	2											
Ken Griffey, L OBP: 0.226, SLG: 0.193 (1, 9)	1B			K			G5-4-3 BB		K	3	0	1	0	1	2	1											
Dave Concepcion, R OBP: 0.298, SLG: 0.463 (1, 6)		K			1-2 BB		G5-4-3			2	0	0	0	1	1	1											
Roger Nelson, R OBP: 0.308, SLG: 0.250 Andy Kosco, R OBP: 0.304, SLG: 0.300 Clay Carroll, R (7, PH) (8, 1)		3-1		K			F2			2	0	0	0	0	1	2											
Inning Stats	R: 2 E: 0 K: 2 S: 8	H: 2 LOB: 2 BB: 3 P: 20	R: 0 E: 0 K: 1 S: 5	H: 0 LOB: 0 BB: 0 P: 5	R: 0 E: 0 K: 1 S: 5	H: 0 LOB: 0 BB: 0 P: 5	R: 0 E: 0 K: 2 S: 8	H: 1 LOB: 2 BB: 1 P: 12	R: 0 E: 0 K: 1 S: 5	H: 0 LOB: 0 BB: 0 P: 5	R: 0 E: 0 K: 2 S: 7	H: 0 LOB: 0 BB: 0 P: 7	R: 0 E: 0 K: 0 S: 2	H: 0 LOB: 0 BB: 1 P: 6	R: 0 E: 0 K: 1 S: 6	H: 1 LOB: 1 BB: 0 P: 6	R: 0 E: 0 K: 2 S: 7	H: 0 LOB: 0 BB: 0 P: 7	1B: 3 2B: 1 3B: 0 HR: 0	SF: 0 SAC: 0 DP: 1 HBP: 0	WP: 0 PA: 34 PB: 0 SB: 0 CS: 0						
PITCHER	IP	WLS	BF	H	R	ER	SO	BB	IBB	HBP	BLK	WP	HR	S	P	ERA	WHIP										
Tom Griffin, R ERA: 2.21	(1, 1)	9.0	W	34	4	2	2	12	5	0	0	0	0	53	73	2.00	1.000										

Houston Astros @ Cincinnati Reds
Riverfront Stadium, Cincinnati, OH
Sat May 11 1974, 7:05 PM EDT
Att: 27,754 - Unknown

AB	29
R	2
H	4
RBI	2
BB	5
SO	12
LOB	8



Batter	1	2	3	4	5	6	7	8	9	AB	R	H	RBI	BB	SO	LOB	TOP			
Mick Kelleher, R (1, 6) OBP: 0.167, SLG: 0.125 Cliff Johnson, R (8, PH) OBP: 0.389, SLG: 0.467 (8, 2)	0-0 6-3		0-0 5-3			0-0 FC6-4 1B		4-0 1B BB		3	0	1	0	0	0	1				
Tommy Helms, R (1, 4) OBP: 0.333, SLG: 0.424	0-0 P3			0-0 F8		0-0 F9		0-0 1-3 1B		4	0	1	0	0	0	1				
Cesar Cedeno, R (1, 8) OBP: 0.363, SLG: 0.457	0-0 F3			0-3 K		0-3 K			0-0 B1	4	0	0	0	0	2	1				
Bob Watson, R (1, 7) OBP: 0.414, SLG: 0.446		0-3 K		0-0 1B		0-0 FC6-4 1-2			0-3 K	4	0	1	0	0	2	1				
Lee May, R (1, 3) OBP: 0.341, SLG: 0.504	0-0 6-3			0-0 F7			0-0 P3		0-3 K	4	0	0	0	0	1	1				
Doug Ratler, R (1, 5) OBP: 0.344, SLG: 0.393		0-3 K			0-3 K		0-3 K			3	0	0	0	0	3	0				
Ollie Brown, R (1, 9) OBP: 0.244, SLG: 0.372			0-0 FC6-4 1B		0-0 6-3		0-3 K			3	0	1	0	0	1	0				
Mitt May, L (1, 2) OBP: 0.348, SLG: 0.342 Larry Milbourne, S (8, PR) OBP: 0.429, SLG: 0.412 (8, 6)			0-0 F7		0-0 2B			4-0 G4-3 BB		2	0	1	0	1	0	1				
Claude Osteen, L (1, 1) OBP: 0.111, SLG: 0.111 Greg Gross, L (8, PH) OBP: 0.458, SLG: 0.441 Jerry Johnson, R (8, 1)			0-0 FC6-4 1-2		0-0 1-3			0-0 G4-3 1-2		2	0	0	0	0	0	2				
Inning Stats	R: 0 E: 0 K: 0 S: 3	H: 0 LOB: 0 BB: 0 P: 3	R: 0 E: 0 K: 2 S: 7	H: 0 LOB: 0 BB: 0 P: 7	R: 0 E: 0 K: 1 S: 4	H: 1 LOB: 1 BB: 0 P: 4	R: 0 E: 0 K: 1 S: 6	H: 1 LOB: 1 BB: 0 P: 6	R: 0 E: 0 K: 1 S: 6	H: 1 LOB: 1 BB: 0 P: 6	R: 0 E: 0 K: 2 S: 7	H: 0 LOB: 0 BB: 0 P: 7	R: 0 E: 0 K: 0 S: 2	H: 1 LOB: 2 BB: 2 P: 10	R: 0 E: 0 K: 2 S: 7	H: 0 LOB: 0 BB: 0 P: 7	1B: 4 2B: 1 3B: 0 HR: 0	SF: 0 SAC: 0 DP: 1 HBP: 0	WP: 0 PB: 0 SB: 0 CS: 0	PA: 32
PITCHER Fred Norman, L (1, 1) ERA: 1.46	IP: 9.0 WLS: W BF: 32 H: 5 R: 0 ER: 0 SO: 9 BB: 2 IBB: 0 HBP: 0 BLK: 0 WP: 0 HR: 0 S: 48 P: 56 ERA: 0.00 WHIP: 0.778															PITCHER				

Houston Astros @ Cincinnati Reds
Riverfront Stadium, Cincinnati, OH
Sun May 12 1974, 3:33 AM EDT
Unknown

AB	30
R	0
H	5
RBI	0
BB	2
SO	9
LOB	9



Batter	1	2	3	4	5	6	7	8	9	AB	R	H	RBI	BB	SO	LOB	BOTTOM	
Pete Rose, S (1, 7) OBP: 0.404, SLG: 0.395	0-0 L6		4-0 FC3-6 1-2 BB		0-0 F9		0-0 5-3			3	0	0	0	1	0	1		
Joe Morgan, L (1, 4) OBP: 0.424, SLG: 0.434	4-0 WP BLK BB		0-0 FC3-6 FC6-4 1-2 2-3		0-3 K		0-0 F9			3	0	0	0	1	1	3		
Johnny Bench, R (1, 5) OBP: 0.390, SLG: 0.442	4-0 G6-4-3 1-3 BB		0-0 FC6-4 1-2			0-0 F8		0-0 HR		3	1	1	1	1	0	2		
Tony Perez, R (1, 3) OBP: 0.385, SLG: 0.547 Dan Driessen, L (8, PR) OBP: 0.343, SLG: 0.363 (9, 3)	0-0 G6-4-3 1-2			0-0 HR 1B		0-0 6-3		4-0 1B S SF7-3 BB		3	1	1	0	1	0	2		
George Foster, R (1, 8) OBP: 0.354, SLG: 0.393 (8, 9)		0-0 5-3		0-0 P4		0-0 1B		0-3 K		4	0	1	0	0	1	2		
Dave Concepcion, R (1, 6) OBP: 0.305, SLG: 0.491		0-0 6-3		0-0 HR 1H		0-0 F8		0-0 SF7-3 1B		4	1	2	2	0	0	1		
Merv Rettenmund, R (1, 9) OBP: 0.361, SLG: 0.417 Cesar Geronimo, L (8, 8)		0-0 5-3		0-0 F9			0-0 HR	0-0 SF7-3 1-2 3-H		3	1	1	1	0	0	0		
Bill Plummer, R (1, 2) OBP: 0.333, SLG: 0.375			0-0 FC3-6 BB 1B		0-0 6-3					3	0	2	0	0	0	0		
Fred Norman, S (1, 1)			0-3 K		0-0 1-3			0-0 B3		3	0	0	0	0	1	2		
Inning Stats	R: 0 E: 0 K: 0 S: 2	H: 0 LOB: 1 BB: 2 P: 10	R: 0 E: 0 K: 0 S: 3	H: 0 LOB: 0 BB: 0 P: 3	R: 0 E: 0 K: 1 S: 6	H: 1 LOB: 2 BB: 1 P: 10	R: 2 E: 0 K: 0 S: 5	H: 2 LOB: 0 BB: 0 P: 5	R: 0 E: 0 K: 0 S: 4	H: 1 LOB: 1 BB: 0 P: 4	R: 1 E: 0 K: 0 S: 5	H: 2 LOB: 1 BB: 0 P: 5	R: 2 E: 0 K: 1 S: 6	H: 2 LOB: 1 BB: 1 P: 10	1B: 4 2B: 2 3B: 0 HR: 3	SF: 1 SAC: 0 DP: 2 HBP: 0	WP: 1 PB: 0 SB: 1 CS: 0	PA: 34
PITCHER Claude Osteen, L (1, 1) ERA: 3.31 Jerry Johnson, R (8, 1) ERA: 4.41	IP: 7.0 WLS: L BF: 29 H: 6 R: 3 ER: 3 SO: 2 BB: 3 IBB: 0 HBP: 0 BLK: 1 WP: 0 HR: 2 S: 30 P: 42 ERA: 3.86 WHIP: 1.286															PITCHER		

Houston Astros @ Cincinnati Reds
Riverfront Stadium, Cincinnati, OH
Sun May 12 1974, 3:33 AM EDT
Unknown

AB	29
R	5
H	8
RBI	5
BB	4
SO	3
LOB	13



Batter	1	2	3	4	5	6	7	8	9	AB	R	H	RBI	BB	SO	LOB	TOP		
Mick Kelleher, R (1, 6) Mike Easter, L (9, PH)	0-0 4-3		0-3 K			4-0 BB K			0-0 F7	2	0	0	0	1	1	0			
Greg Gross, L (1, 9) Bob Gallagher, L (5, 7)	0-0 5-3			0-0 F8		0-3 K			4-0 HR BB	3	1	0	0	1	1	1			
Cesar Cedeno, R (1, 8)	0-0 F9			0-0 6-3			0-3 K		0-0 HR 1-H	4	1	1	2	0	1	0			
Bob Watson, R (1, 7) Bob Gallagher, L (5, 9)		0-0 1B		0-0 F9			0-0 F8		0-3 K	2	0	1	0	0	0	0			
Lee May, R (1, 3)		0-3 K			0-0 F7		0-3 K			3	0	0	0	0	2	1			
Doug Radler, R (1, 5)		0-3 K			0-3 K			0-0 6-3		3	0	0	0	0	2	1			
Johnny Edwards, L (1, 2)		0-0 4-3			0-0 F9			0-0 F8		3	0	0	0	0	0	1			
Tommy Helms, R (1, 4)			0-3 K			0-0 P4			0-0 P4	3	0	0	0	0	1	0			
Don Wilson, R (1, 1) Milt May, L (9, PH)			0-3 K			0-0 L5			0-0 F5	2	0	0	0	0	1	0			
Inning Stats	R: 0 E: 0 K: 0 S: 3	H: 0 LOB: 0 BB: 0 P: 3	R: 0 E: 0 K: 2 S: 8	H: 1 LOB: 1 BB: 0 P: 8	R: 0 E: 0 K: 3 S: 9	H: 0 LOB: 0 BB: 0 P: 9	R: 0 E: 0 K: 0 S: 3	H: 0 LOB: 0 BB: 0 P: 3	R: 0 E: 0 K: 1 S: 5	H: 0 LOB: 1 BB: 1 P: 5	R: 0 E: 0 K: 2 S: 7	H: 0 LOB: 0 BB: 0 P: 7	R: 0 E: 0 K: 0 S: 3	H: 0 LOB: 0 BB: 0 P: 3	R: 2 E: 0 K: 1 S: 6	H: 1 LOB: 0 BB: 1 P: 10	1B: 1 2B: 0 3B: 0 HR: 1	SF: 0 SAC: 0 DP: 0 HBP: 0	WP: 0 PA: 31 PB: 0 SB: 0 CS: 0
PITCHER Clay Kirby, R (1, 1) ERA: 5.08	IP: 9.0 WLS: W BF: 31 H: 2 R: 2 ER: 2 SO: 10 BB: 2 IBB: 0 HBP: 0 BLK: 0 WP: 0 HR: 1 S: 49 P: 57 ERA: 2.00 WHIP: 0.444															PITCHER			

Houston Astros @ Cincinnati Reds
Riverfront Stadium, Cincinnati, OH
Sun May 12 1974, 7:05 PM EDT
Att: 33,392 - Unknown

AB	29
R	2
H	2
RBI	2
BB	2
SO	10
LOB	4



Batter	1	2	3	4	5	6	7	8	9	AB	R	H	RBI	BB	SO	LOB	BOTTOM		
Pete Rose, S (1, 7)	0-0 6-3		0-0 1B		0-0 F6		0-0 SF7 3B			4	1	2	1	0	0	1			
Joe Morgan, L (1, 4)	4-0 S BB		0-3 K		4-0 1-2 BB		0-0 SF7 3-H			1	0	0	1	2	1	1			
Johnny Bench, R (1, 2)	0-3 K 1-2		0-3 K		0-3 K		0-0 S 1B			4	0	1	0	0	3	4			
Tony Perez, R (1, 3) Darrel Chaney, S (8, 5)	0-3 K			0-0 F2		0-3 K	0-3 K			4	0	0	0	0	3	2			
Dan Driessen, L (1, 5) (8, 3)		4-0 S BB		0-3 K		0-3 K		0-0 G3		3	0	0	0	1	2	0			
Mery Rettenmund, R (1, 9)		0-3 K 1-2		0-0 K IHR		0-0 E S 1B		0-0 F8		4	1	2	1	0	1	1			
Dave Concepcion, R (1, 6)		0-3 K		0-0 K P6		0-3 K 1-3		0-0 2B 1B		4	1	1	0	0	2	2			
Cesar Geronimo, L (1, 8)		0-3 K			0-0 BB 1B		0-0 SH3-4 3B 1B	0-0 1-H 2B		4	1	3	1	0	1	1			
Clay Kirby, R (1, 1)			0-3 K		0-0 B3		0-0 SH3-4 1-2 1B	0-0 B1		3	0	0	0	0	1	2			
Inning Stats	R: 0 E: 0 K: 2 S: 7	H: 0 LOB: 1 BB: 1 P: 11	R: 0 E: 0 K: 3 S: 9	H: 0 LOB: 1 BB: 1 P: 13	R: 0 E: 0 K: 3 S: 10	H: 1 LOB: 0 BB: 0 P: 10	R: 1 E: 0 K: 1 S: 6	H: 1 LOB: 0 BB: 0 P: 6	R: 0 E: 0 K: 1 S: 6	H: 1 LOB: 2 BB: 1 P: 10	R: 0 E: 0 K: 3 S: 10	H: 1 LOB: 1 BB: 0 P: 10	R: 2 E: 0 K: 1 S: 8	H: 3 LOB: 1 BB: 0 P: 8	R: 1 E: 0 K: 0 S: 5	H: 2 LOB: 1 BB: 0 P: 5	1B: 6 2B: 1 3B: 1 HR: 1	SF: 1 SAC: 1 DP: 0 HBP: 0	WP: 0 PA: 36 PB: 0 SB: 4 CS: 0
PITCHER Don Wilson, R (1, 1) ERA: 6.12	IP: 8.0 WLS: L BF: 36 H: 9 R: 4 ER: 4 SO: 14 BB: 3 IBB: 0 HBP: 0 BLK: 0 WP: 0 HR: 0 S: 61 P: 73 ERA: 4.50 WHIP: 1.500															PITCHER			

Houston Astros @ Cincinnati Reds
Riverfront Stadium, Cincinnati, OH
Sun May 12 1974, 7:05 PM EDT
Att: 33,392 - Unknown

AB	31
R	4
H	9
RBI	4
BB	3
SO	14
LOB	14



Batter	1	2	3	4	5	6	7	8	9	AB	R	H	RBI	BB	SO	LOB	TOP			
Greg Gross, L OBP: 0.443, SLG: 0.420 (1, 7)	0-0 4-3		0-0 1B		0-0 5-3			0-0 6-3		4	0	1	0	0	0	2				
Bob Gallagher, L OBP: 0.194, SLG: 0.176 (1, 9)	0-0 5-3		0-3 K		0-0 F7			0-0 4-3		4	0	0	0	0	1	3				
Cesar Cedeno, R OBP: 0.357, SLG: 0.489 (1, 8)	0-3 K			0-0 HR				0-0 5-3		4	1	1	1	0	1	0				
Lee May, R OBP: 0.331, SLG: 0.485 (1, 3)		0-0 5-3		0-3 K				0-0 6-3		4	0	1	0	0	1	0				
Milt May, L OBP: 0.330, SLG: 0.321 (1, 2)		0-3 K		0-0 F7				0-0 G3		4	0	0	0	0	1	1				
Doug Rader, R OBP: 0.341, SLG: 0.412 (1, 5)				0-0 F3						4	1	2	1	0	1	1				
Tommy Helms, R OBP: 0.321, SLG: 0.406 (1, 4)				0-0 1B						4	1	1	0	0	0	1				
Mick Kelleher, R OBP: 0.188, SLG: 0.114 (1, 6)				0-0 F9						4	1	1	0	0	0	1				
Ollie Brown, R OBP: 0.291, SLG: 0.455 (9, PH)				0-0 L9						2	0	0	0	1	0	0				
Dave Roberts, L OBP: 0.192, SLG: 0.375 (1, 1)				0-0 4-3						1	1	1	2	0	0	0				
Mike Nagy, R (5, 1)				0-0 5-3						0	0	0	0	0	0	0				
Mike Easter, L (7, PH)				0-0 K						1	0	0	0	0	0	0				
Jerry Johnson, R (7, 1)				0-0 1B						0	0	0	0	0	0	0				
Cliff Johnson, R (9, PH)				0-0 1B						1	0	0	0	0	1	0				
Inning Stats	R: 0 E: 0 K: 1 S: 5	H: 0 LOB: 0 BB: 0 P: 5	R: 0 E: 0 K: 1 S: 6	H: 1 LOB: 1 BB: 0 P: 6	R: 0 E: 0 K: 1 S: 6	H: 1 LOB: 0 BB: 0 P: 6	R: 1 E: 0 K: 1 S: 6	H: 1 LOB: 0 BB: 0 P: 6	R: 0 E: 0 K: 0 S: 4	H: 1 LOB: 2 BB: 1 P: 8	R: 0 E: 0 K: 1 S: 6	H: 0 LOB: 0 BB: 0 P: 3	R: 0 E: 0 K: 0 S: 3	H: 0 LOB: 0 BB: 0 P: 3	R: 3 E: 0 K: 1 S: 8	H: 3 LOB: 0 BB: 0 P: 8	1B: 5 2B: 0 3B: 0 HR: 3	SF: 0 SAC: 0 DP: 0 HBP: 0	WP: 0 PB: 0 SB: 0 CS: 0	PA: 36
PITCHER Andy Messersmith, R ERA: 2.43 (1, 1)	IP: 9.0 WLS: W BF: 36 H: 8 R: 4 ER: 4 SO: 6 BB: 1 IBB: 0 HBP: 0 BLK: 0 WP: 0 HR: 3 S: 47 P: 51 ERA: 4.00 WHIP: 1.000																			

Houston Astros @ Los Angeles Dodgers
 Dodger Stadium, Los Angeles, CA
 Mon May 13 1974, 7:05 PM PDT
 Att: 17,595 - Unknown

AB	35
R	4
H	8
RBI	4
BB	1
SO	6
LOB	8



Batter	1	2	3	4	5	6	7	8	9	AB	R	H	RBI	BB	SO	LOB	BOTTOM			
Davey Lopes, R OBP: 0.333, SLG: 0.243 (1, 4)	0-0 5-3		0-0 BB		0-0 F9					4	1	2	0	1	0	2				
Bill Buckner, L OBP: 0.397, SLG: 0.415 (1, 7)	0-0 F9		0-0 1B		0-0 1B					4	1	1	0	1	0	5				
Jimmy Wynn, R OBP: 0.444, SLG: 0.727 (1, 8)	4-0 BB		4-0 BB		0-0 1B					2	2	1	3	2	0	0				
Steve Garvey, R OBP: 0.350, SLG: 0.568 (1, 3)	0-0 1-3		0-0 G3		0-0 1B					5	1	1	1	0	0	6				
Ron Cey, R OBP: 0.377, SLG: 0.398 (1, 5)		0-0 5-3		0-0 F7						4	1	1	1	1	0	1				
Tom Paciorek, R OBP: 0.280, SLG: 0.426 (1, 9)		0-3 K		0-0 5-3						5	0	1	1	0	2	3				
Steve Yeager, R OBP: 0.407, SLG: 0.588 (1, 2)		0-0 1-3		0-0 6-3						5	0	2	1	0	0	2				
Bill Russell, R OBP: 0.366, SLG: 0.466 (1, 6)				0-0 F9						4	1	2	1	0	0	2				
Andy Messersmith, R OBP: 0.360, SLG: 0.522 (1, 1)				0-0 BB						4	1	1	0	0	0	3				
Inning Stats	R: 0 E: 0 K: 0 S: 3	H: 0 LOB: 1 BB: 1 P: 7	R: 0 E: 0 K: 1 S: 5	H: 0 LOB: 0 BB: 0 P: 5	R: 0 E: 0 K: 0 S: 5	H: 2 LOB: 3 BB: 1 P: 9	R: 0 E: 0 K: 0 S: 3	H: 0 LOB: 0 BB: 0 P: 3	R: 5 E: 2 K: 0 S: 9	H: 4 LOB: 2 BB: 1 P: 13	R: 1 E: 0 K: 0 S: 5	H: 2 LOB: 1 BB: 0 P: 5	R: 1 E: 0 K: 1 S: 8	H: 3 LOB: 3 BB: 1 P: 12	R: 1 E: 1 K: 0 S: 4	H: 1 LOB: 1 BB: 1 P: 8	1B: 11 2B: 1 3B: 0 HR: 0	SF: 1 SAC: 0 DP: 1 HBP: 0	WP: 0 PB: 1 SB: 0 CS: 0	PA: 43
PITCHER Dave Roberts, L ERA: 3.41 (1, 1)	IP: 4.2 WLS: L BF: 25 H: 6 R: 5 ER: 2 SO: 1 BB: 3 IBB: 0 HBP: 0 BLK: 0 WP: 0 HR: 0 S: 24 P: 36 ERA: 3.86 WHIP: 1.929																			
Mike Nagy, R ERA: 3.5 (5, 1)	1.1 6 2 1 1 0 0 0 0 0 0 0 6 6 6.75 1.500																			
Jerry Johnson, R ERA: 4.42 (7, 1)	2.0 12 4 2 1 1 2 0 0 0 0 0 12 20 4.50 3.000																			

Houston Astros @ Los Angeles Dodgers
 Dodger Stadium, Los Angeles, CA
 Mon May 13 1974, 7:05 PM PDT
 Att: 17,595 - Unknown

AB	37
R	8
H	12
RBI	8
BB	5
SO	2
LOB	24



Batter	1	2	3	4	5	6	7	8	9	AB	R	H	RBI	BB	SO	LOB	TOP			
Greg Gross, L (1, 7) OBP: 0.437, SLG: 0.408	4-0 BB		1-3		6-3		4-3			3	0	0	0	1	0	3				
Bob Gallagher, L (1, 9) OBP: 0.225, SLG: 0.189	0-3 K			4-0 BB		0-0 BB		0-3 K		3	0	1	0	1	2	1				
Cesar Cedeno, R (1, 8) OBP: 0.348, SLG: 0.475	0-0 F9			0-3 BB		0-0 FC5-4		0-0 F8		4	0	0	0	0	1	3				
Lee May, R (1, 3) OBP: 0.329, SLG: 0.478	0-3 K			0-0 BB		0-0 F4		0-0 P4		4	0	1	0	0	1	2				
Doug Rader, R (1, 5) OBP: 0.338, SLG: 0.402		0-0 6-3		0-3 BB		4-0 BB		0-0 6-3		3	0	0	0	1	1	2				
Johnny Edwards, L (1, 2) OBP: 0.236, SLG: 0.333		0-0 P4		0-0 1-3		0-3 BB		0-3 K		4	0	0	0	0	2	4				
Tommy Helms, R (1, 4) OBP: 0.319, SLG: 0.400		0-3 K			0-0 BB		0-0 F8		0-0 6-3	4	0	1	0	0	1	0				
Mick Kelleher, R (1, 6) OBP: 0.180, SLG: 0.109			0-0 1-3		0-0 L8					2	0	0	0	0	0	1				
Mike Easter, L (7, PH) OBP: 0.250, SLG: 0.250										1	0	1	0	0	0	0				
Larry Milbourne, S (7, PR) OBP: 0.429, SLG: 0.412										0	0	0	0	0	0	0				
Larry Dierker, R (1, 1) OBP: 0.211, SLG: 0.211			0-3 K		0-0 1-3					2	0	0	0	0	1	1				
Milt May, L (7, PH) OBP: 0.326, SLG: 0.318					1-2					1	0	0	0	0	0	1				
Ken Forsch, R (7, 1)										0	0	0	0	0	0	0				
Inning Stats	R: 0 E: 0 K: 2 S: 7	H: 0 LOB: 1 BB: 1 P: 11	R: 0 E: 0 K: 1 S: 5	H: 0 LOB: 0 BB: 0 P: 5	R: 0 E: 0 K: 1 S: 5	H: 1 LOB: 2 BB: 1 P: 12	R: 0 E: 0 K: 2 S: 8	H: 1 LOB: 1 BB: 0 P: 4	R: 0 E: 0 K: 1 S: 6	H: 1 LOB: 2 BB: 1 P: 10	R: 0 E: 0 K: 0 S: 4	H: 1 LOB: 0 BB: 0 P: 4	R: 0 E: 0 K: 1 S: 5	H: 0 LOB: 0 BB: 0 P: 5	R: 0 E: 0 K: 1 S: 5	H: 0 LOB: 0 BB: 0 P: 5	1B: 4 2B: 0 3B: 0 HR: 0	SF: 0 SAC: 0 DP: 0 HBP: 0	WP: 0 PB: 0 SB: 3 CS: 0	PA: 34
PITCHER Don Sutton, R (1, 1) ERA: 2.63	IP: 9.0 WLS: W BF: 34 H: 4 R: 0 ER: 0 SO: 9 BB: 3 IBB: 0 HBP: 0 BLK: 1 WP: 0 HR: 0 S: 49 P: 61 ERA: 0.00 WHIP: 0.778																			

Houston Astros @ Los Angeles Dodgers
Dodger Stadium, Los Angeles, CA
Tue May 14 1974, 7:05 PM PDT
Att: 17,536 - Unknown

AB	31
R	0
H	4
RBI	0
BB	3
SO	9
LOB	18



Batter	1	2	3	4	5	6	7	8	9	AB	R	H	RBI	BB	SO	LOB	BOTTOM			
Davey Lopes, R (1, 4) OBP: 0.331, SLG: 0.236	4-0 BB	0-0 5-3			0-0 F2		0-3 K			3	0	0	0	1	1	4				
Bill Buckner, L (1, 7) OBP: 0.393, SLG: 0.410	0-0 G3		0-0 B1-3		0-0 BB		0-0 L8			4	0	1	0	0	0	2				
Jimmy Wynn, R (1, 8) OBP: 0.439, SLG: 0.711	0-3 K		0-0 F2		0-3 K			0-0 BB		4	0	1	0	0	2	1				
Steve Garvey, R (1, 3) OBP: 0.361, SLG: 0.574		0-0 5-3	0-0 BB		0-0 BB		0-0 BB	0-0 BB		4	0	3	0	0	0	0				
Willie Crawford, L (1, 9) OBP: 0.392, SLG: 0.402		4-0 BB	0-0 F8		0-0 BB		0-0 F2	0-0 BB		3	0	0	0	1	0	4				
Tom Paciorek, R (9, 9) OBP: 0.280, SLG: 0.426		HBP	FC6-2		0-0 BB		1-2	0-0 B3		0	0	0	0	0	0	0				
Ron Cey, R (1, 5) OBP: 0.373, SLG: 0.389		4-0 BB	FC6-2		0-0 BB		0-0 F9	0-3 K		3	1	0	0	1	1	3				
Steve Yeager, R (1, 2) OBP: 0.414, SLG: 0.574		1-0 BB	1B		0-0 BB		0-0 P3	0-0 4-3		3	0	1	0	0	0	3				
Bill Russell, R (1, 6) OBP: 0.358, SLG: 0.455		0-0 BB	FC6-2		0-0 BB		0-0 F9			3	0	0	0	0	0	4				
Don Sutton, R (1, 1) OBP: 0.192, SLG: 0.231		1-2 BB	1B		0-0 BB		0-0 BB	0-0 6-3		3	0	2	1	0	0	0				
Inning Stats	R: 0 E: 0 K: 1 S: 4	H: 0 LOB: 0 BB: 1 P: 8	R: 0 E: 0 K: 0 S: 4	H: 1 LOB: 3 BB: 2 P: 13	R: 0 E: 0 K: 0 S: 3	H: 1 LOB: 1 BB: 0 P: 4	R: 0 E: 0 K: 0 S: 3	H: 1 LOB: 0 BB: 0 P: 3	R: 0 E: 0 K: 1 S: 6	H: 1 LOB: 1 BB: 0 P: 6	R: 0 E: 0 K: 0 S: 4	H: 1 LOB: 1 BB: 0 P: 4	R: 0 E: 0 K: 1 S: 6	H: 2 LOB: 2 BB: 0 P: 7	R: 0 E: 0 K: 1 S: 7	H: 0 LOB: 0 BB: 0 P: 7	1B: 8 2B: 0 3B: 0 HR: 0	SF: 0 SAC: 0 DP: 1 HBP: 1	WP: 0 PB: 0 SB: 1 CS: 1	PA: 34
PITCHER Larry Dierker, R (1, 1) ERA: 2.1	IP: 6.0 WLS: L BF: 25 H: 5 R: 1 ER: 1 SO: 2 BB: 3 IBB: 0 HBP: 1 BLK: 0 WP: 0 HR: 0 S: 25 P: 38 ERA: 1.50 WHIP: 1.333																			
Ken Forsch, R (7, 1) ERA: 1.1	IP: 2.0 WLS: L BF: 9 H: 3 R: 0 ER: 0 SO: 2 BB: 0 IBB: 0 HBP: 0 BLK: 0 WP: 0 HR: 0 S: 13 P: 13 ERA: 0.00 WHIP: 1.500																			

Houston Astros @ Los Angeles Dodgers
Dodger Stadium, Los Angeles, CA
Tue May 14 1974, 7:05 PM PDT
Att: 17,536 - Unknown

AB	30
R	1
H	8
RBI	1
BB	3
SO	4
LOB	21



Batter	1	2	3	4	5	6	7	8	9	AB	R	H	RBI	BB	SO	LOB	TOP										
Mick Kelleher, R OBP: 0.218, SLG: 0.157 (1, 6)	0-0 1B		0-0 L6		0-0 E7		0-0 L3			5	1	3	0	0	0	0											
Tommy Helms, R OBP: 0.322, SLG: 0.400 (1, 4)	0-0 FC5-4 1B		0-0 F8		0-0 E4		0-0 4-3		0-0 F2	5	1	2	2	0	0	1											
Cesar Cedeno, R OBP: 0.350, SLG: 0.493 (1, 8)	0-0 FC5-4 1B		0-0 F8		0-0 HR		0-0 6-3		0-0 G6-4-3 1B	5	1	2	3	0	0	2											
Bob Watson, R OBP: 0.415, SLG: 0.441 (1, 7)	4-0 FC6-4 BB			0-0 6-3	0-0 P4				0-0 G6-4-3 1B	4	0	1	0	1	0	1											
Lee May, R OBP: 0.327, SLG: 0.468 (1, 3)	0-0 FC6-4 1B			0-0 F8	1-0 PB HBP				0-0 F7	3	0	0	0	0	0	3											
Doug Radler, R OBP: 0.336, SLG: 0.397 (1, 5)		0-0 FC6-4 1B		0-3 K	0-3 K				0-3 K	4	0	1	0	0	3	2											
Ollie Brown, R OBP: 0.285, SLG: 0.435 Jerry Johnson, R OBP: 0.200, SLG: 0.200 Mike Easler, L OBP: 0.200, SLG: 0.200 Fred Scherman, L OBP: 0.200, SLG: 0.200 (7, PH)		0-0 F7							0-0 F2	2	1	0	0	1	1	2	AB 37										
Mitt May, L OBP: 0.323, SLG: 0.315 (1, 2)		0-0 FC6-4 1B							0-0 K	0	0	0	0	0	0	1	R 7										
Tom Griffin, R OBP: 0.333, SLG: 0.450 Cliff Johnson, R OBP: 0.400, SLG: 0.471 Mike Nagy, R OBP: 0.400, SLG: 0.471 Ken Forsch, R OBP: 0.238, SLG: 0.205 (5, PH)		0-3 K							0-0 F9	4	1	1	0	0	0	1	H 12										
Bob Gallagher, L OBP: 0.238, SLG: 0.205 (5, 9)									0-0 G3	0	0	0	0	0	1	1	RBI 6										
Inning Stats	R: 0 E: 0 K: 0 S: 4	H: 2 LOB: 2 BB: 1 P: 8	R: 0 E: 0 K: 1 S: 6	H: 1 LOB: 1 BB: 0 P: 6	R: 0 E: 0 K: 0 S: 3	H: 0 LOB: 0 BB: 0 P: 3	R: 0 E: 0 K: 1 S: 5	H: 0 LOB: 0 BB: 0 P: 5	R: 0 E: 0 K: 0 S: 6	H: 1 LOB: 1 BB: 0 P: 6	R: 0 E: 0 K: 0 S: 3	H: 0 LOB: 0 BB: 0 P: 3	R: 0 E: 0 K: 0 S: 3	H: 1 LOB: 0 BB: 0 P: 3	R: 0 E: 0 K: 0 S: 3	H: 1 LOB: 0 BB: 0 P: 3	1B: 11 2B: 0 3B: 0 HR: 1	SF: 0 SAC: 0 DP: 1 HBP: 1	WP: 0 PB: 2 SB: 2 CS: 0	PA: 40							
PITCHER	IP	WLS	BF	H	R	ER	SO	BB	IBB	HBP	BLK	WP	HR	S	P	ERA	WHIP										
Tommy John, L ERA: 2.51	4.0		20	7	5	5	2	2	0	0	0	0	0	22	30	11.25	2.250										
Charlie Hough, R ERA: 2.0	1.0	W	5	1	1	1	2	0	0	1	0	0	1	8	9	9.00	1.000										
Mike Marshall, R ERA: 2.43	4.0	S	15	4	1	0	1	0	0	0	0	0	0	17	17	0.00	1.000										

Houston Astros @ Los Angeles Dodgers
Dodger Stadium, Los Angeles, CA
Wed May 15 1974, 7:05 PM PDT
Unknown

AB 37
R 7
H 12
RBI 6
BB 2
SO 5
LOB 14



Batter	1	2	3	4	5	6	7	8	9	AB	R	H	RBI	BB	SO	LOB	BOTTOM										
Davey Lopes, R OBP: 0.331, SLG: 0.232 Manny Mota, R OBP: 0.458, SLG: 0.471 Mike Marshall, R OBP: 0.238, SLG: 0.205 (6, 1)	0-0 6-3		4-0 G4-6-3 BB	0-0 6-3	0-0 FC3-2 1B		0-0 SH3-4			2	0	0	0	1	0	1											
Bill Buckner, L OBP: 0.400, SLG: 0.425 (1, 7)	0-0 FC6-4 2B		0-0 G4-6-3 1B		0-0 E 1B		0-0 P4		0-0 F7	5	1	3	2	0	0	3											
Jimmy Wynn, R OBP: 0.444, SLG: 0.701 (1, 8)	4-0 FC6-4 BB		0-0 F7		0-0 E BB		0-0 F7			3	1	1	1	2	0	2											
Steve Garvey, R OBP: 0.356, SLG: 0.567 (1, 3)	0-0 FC6-4 BB			0-0 2B	0-0 E6 FC6-4				0-0 1-3	5	2	1	0	0	0	5											
Willie Crawford, L OBP: 0.407, SLG: 0.435 (1, 9)	4-0 BB			4-0 2B	0-0 E 1B		0-0 F8		0-0 HR	3	3	2	2	2	0	0											
Ron Cey, R OBP: 0.388, SLG: 0.389 (1, 5)	0-0 F4			0-0 E 2B	0-3 K		0-0 F8		0-0 F8	5	1	1	2	0	1	5											
Steve Yeager, R OBP: 0.429, SLG: 0.569 (1, 2)		0-0 F7		0-0 F9	4-0 E FC3-2 BB		0-0 CS 1B		0-0 1B	4	0	2	0	1	0	1											
Bill Russell, R OBP: 0.359, SLG: 0.452 (1, 6)		0-0 F8		0-0 E6	0-0 E8 FC3-2 1B		0-0 CS SH3-4 BB		0-0 G3	5	1	2	2	0	0	1											
Tommy John, R OBP: 0.182, SLG: 0.273 Charlie Hough, R OBP: 0.200, SLG: 0.308 Von Joshua, L OBP: 0.200, SLG: 0.308 Lee Lacy, R OBP: 0.320, SLG: 0.333 (6, 4)		0-0 F9		0-0 F8	4-0 FC3-2 1B IBB		4-0 SH3-4 BB			2	0	0	0	0	0	1	AB 35										
Inning Stats	R: 0 E: 0 K: 0 S: 4	H: 1 LOB: 3 BB: 2 P: 12	R: 0 E: 0 K: 0 S: 3	H: 0 LOB: 0 BB: 0 P: 3	R: 0 E: 0 K: 0 S: 2	H: 0 LOB: 0 BB: 1 P: 6	R: 3 E: 1 K: 0 S: 6	H: 2 LOB: 1 BB: 1 P: 10	R: 7 E: 2 K: 1 S: 11	H: 5 LOB: 2 BB: 3 P: 23	R: 0 E: 0 K: 0 S: 3	H: 1 LOB: 2 BB: 1 P: 3	R: 0 E: 0 K: 0 S: 4	H: 1 LOB: 2 BB: 1 P: 8	R: 0 E: 0 K: 0 S: 5	H: 2 LOB: 1 BB: 0 P: 5	1B: 8 2B: 3 3B: 0 HR: 1	SF: 0 SAC: 1 DP: 1 HBP: 0	WP: 0 PB: 1 SB: 0 CS: 1	PA: 45							
PITCHER	IP	WLS	BF	H	R	ER	SO	BB	IBB	HBP	BLK	WP	HR	S	P	ERA	WHIP										
Tom Griffin, R ERA: 2.36	4.0		19	3	3	2	0	4	0	0	0	0	0	15	31	4.50	1.750										
Mike Nagy, R ERA: 6.3	0.0	L	4	2	4	4	0	1	0	0	0	0	0	3	7	∞	∞										
Ken Forsch, R ERA: 2.65	0.2		6	2	2	1	1	1	1	0	0	0	0	6	14	13.50	4.500										
Jerry Johnson, R ERA: 4.12	1.1		5	2	1	1	0	0	0	0	0	0	0	5	5	6.75	1.500										
Fred Scherman, L ERA: 2.08	2.0		10	3	1	1	0	1	0	0	0	0	0	9	13	4.50	2.000										

Houston Astros @ Los Angeles Dodgers
Dodger Stadium, Los Angeles, CA
Wed May 15 1974, 7:05 PM PDT
Unknown

AB 35
R 11
H 12
RBI 9
BB 8
SO 1
LOB 22



Batter	1	2	3	4	5	6	7	8	9	AB	R	H	RBI	BB	SO	LOB	TOP					
Pete Rose, S OBP: 0.399, SLG: 0.425 (1, 7)										5	2	2	0	0	1	1	Cincinnati Reds @ Houston Astros Astrodome, Houston, TX Fri May 17 1974, 8:05 PM EDT Att. 16,652 - Dome					
Joe Morgan, L OBP: 0.425, SLG: 0.431 (1, 4)										4	1	2	0	1	0	1						
Johnny Bench, R OBP: 0.403, SLG: 0.500 (1, 5)										4	0	2	1	1	1	1						
Tony Perez, R OBP: 0.360, SLG: 0.520 (9, PR)										5	0	1	0	0	1	7						
Dan Driessen, L OBP: 0.333, SLG: 0.343 (9, 3)										0	0	0	0	0	0	0						
George Foster, R OBP: 0.341, SLG: 0.410 (7, 9)										5	0	0	0	0	3	3						
Dave Concepcion, R OBP: 0.290, SLG: 0.438 (1, 6)										4	0	0	0	1	0	2						
Merv Rettenmund, R OBP: 0.341, SLG: 0.410 (7, 8)										4	0	1	0	0	0	1						
Cesar Geronimo, L OBP: 0.382, SLG: 0.511 (1, 2)										4	0	1	0	0	0	4						
Bill Plummer, R OBP: 0.250, SLG: 0.267 (1, 2)										4	0	1	0	0	0	4						
Fred Norman, S OBP: 0.071, SLG: 0.071 (9, 1)										4	1	1	0	0	2	1						
Clay Carroll, R										0	0	0	0	0	0	0						
Inning Stats	R: 2 E: 1 K: 1 S: 9	H: 3 LOB: 3 BB: 1 P: 13	R: 0 E: 0 K: 2 S: 9	H: 2 LOB: 2 BB: 0 P: 9	R: 0 E: 0 K: 0 S: 3	H: 0 LOB: 0 BB: 0 P: 3	R: 2 E: 1 K: 0 S: 6	H: 2 LOB: 1 BB: 0 P: 6	R: 0 E: 0 K: 0 S: 3	H: 0 LOB: 1 BB: 1 P: 7	R: 0 E: 0 K: 1 S: 6	H: 1 LOB: 2 BB: 1 P: 10	R: 0 E: 0 K: 1 S: 5	H: 0 LOB: 0 BB: 0 P: 5	R: 0 E: 0 K: 1 S: 6	H: 1 LOB: 1 BB: 0 P: 6	R: 0 E: 0 K: 2 S: 8	H: 1 LOB: 1 BB: 0 P: 8	1B: 8 2B: 2 3B: 0 HR: 0	SF: 0 SAC: 0 DP: 0 HBP: 0	WP: 0 PB: 0 SB: 2 CS: 0	PA: 42
PITCHER	IP WLS BF H R ER SO BB IBB HBP BLK WP HR S P ERA WHIP																					
Claude Osteen, L ERA: 3.08 (8, 1)	7.0 L 34 8 4 1 5 3 0 0 0 0 0 0 41 53 1.29 1.571																					
Jerry Johnson, R ERA: 3.74 (1, 1)	2.0 8 2 0 0 3 0 0 0 0 0 0 0 14 14 0.00 1.000																					

Batter	1	2	3	4	5	6	7	8	9	AB	R	H	RBI	BB	SO	LOB	BOTTOM
Roger Metzger, S OBP: 0.380, SLG: 0.404 (1, 6)										4	0	1	0	0	2	1	Cincinnati Reds @ Houston Astros Astrodome, Houston, TX Fri May 17 1974, 8:05 PM EDT Att. 16,652 - Dome
Tommy Helms, R OBP: 0.302, SLG: 0.374 (1, 4)										4	0	0	0	0	0	2	
Cesar Cedeno, R OBP: 0.345, SLG: 0.484 (1, 8)										3	0	0	0	1	1	2	
Bob Watson, R OBP: 0.408, SLG: 0.432 (1, 7)										4	0	1	0	0	0	2	
Lee May, R OBP: 0.329, SLG: 0.463 (1, 3)										4	0	2	0	0	0	1	
Doug Rader, R OBP: 0.344, SLG: 0.424 (1, 5)										4	2	2	1	0	1	3	
Ollie Brown, R OBP: 0.246, SLG: 0.389 (1, 9)										4	0	1	0	0	1	3	
Mitt May, L OBP: 0.314, SLG: 0.304 (9, PH)										3	0	0	0	0	0	2	
Cliff Johnson, R OBP: 0.440, SLG: 0.636 (8, 1)										1	0	1	1	0	0	0	
Claude Osteen, L OBP: 0.150, SLG: 0.200 (7, PH)										2	0	1	0	0	0	0	
Greg Gross, L OBP: 0.435, SLG: 0.402 (8, 1)										1	0	0	0	0	0	0	
Jerry Johnson, R										0	0	0	0	0	0	0	
Mike Easler, L OBP: 0.143, SLG: 0.143 (9, PH)										1	0	0	0	0	0	2	
Inning Stats	R: 0 E: 0 K: 1 S: 5	H: 0 LOB: 0 BB: 0 P: 5	R: 0 E: 0 K: 0 S: 5	H: 2 LOB: 2 BB: 0 P: 5	R: 0 E: 0 K: 1 S: 6	H: 1 LOB: 1 BB: 0 P: 6	R: 0 E: 0 K: 1 S: 6	H: 1 LOB: 0 BB: 0 P: 6	R: 0 E: 0 K: 0 S: 4	H: 1 LOB: 1 BB: 0 P: 4	R: 1 E: 0 K: 0 S: 5	H: 3 LOB: 1 BB: 0 P: 5	1B: 6 2B: 2 3B: 0 HR: 1	SF: 0 SAC: 0 DP: 1 HBP: 0	WP: 0 PB: 0 SB: 0 CS: 0	PA: 36	
PITCHER	IP WLS BF H R ER SO BB IBB HBP BLK WP HR S P ERA WHIP																
Fred Norman, L ERA: 1.59 (9, 1)	0.2 S 2 1 0 0 0 0 0 0 0 0 0 0 2 2 0.00 1.500																

Batter	1	2	3	4	5	6	7	8	9	AB	R	H	RBI	BB	SO	LOB	TOP					
Pete Rose, S OBP: 0.397, SLG: 0.410 (1, 7)										5	0	0	0	0	1	2	Cincinnati Reds @ Houston Astros Astrodome, Houston, TX Sun May 19, 1974, 4:33 AM EDT Att. 15,508 - Dome					
Joe Morgan, L OBP: 0.442, SLG: 0.433 (1, 4)										1	1	0	0	4	0	0						
Johnny Bench, R OBP: 0.403, SLG: 0.529 (1, 5)										4	1	1	1	1	1	5						
Tony Perez, R OBP: 0.361, SLG: 0.542 (1, 3)										4	2	3	1	0	1	1						
Darrel Chaney, S (7, PR)										1	1	0	0	0	1	0						
Merv Rettenmund, R OBP: 0.347, SLG: 0.434 (1, 9)										1	1	0	0	1	0	0						
Cesar Geronimo, L OBP: 0.393, SLG: 0.500 (6, 8)										2	0	0	0	0	0	1						
Dave Concepcion, R OBP: 0.279, SLG: 0.417 (1, 6)										5	0	0	0	0	1	4						
George Foster, R OBP: 0.351, SLG: 0.388 (1, 8)										3	1	2	2	1	0	0						
Bill Plummer, R OBP: 0.222, SLG: 0.235 (1, 2)										2	0	0	0	0	0	2						
Dan Driessen, L OBP: 0.350, SLG: 0.364 (6, PH)										2	0	1	1	0	0	1						
Don Gullett, R OBP: 0.389, SLG: 0.333 (1, 1)										4	0	1	1	0	1	0						
Inning Stats	R: 3 E: 0 K: 1 S: 8	H: 3 LOB: 2 BB: 2 P: 16	R: 0 E: 0 K: 1 S: 5	H: 0 LOB: 1 BB: 1 P: 9	R: 1 E: 0 K: 0 S: 4	H: 1 LOB: 0 BB: 0 P: 4	R: 0 E: 0 K: 0 S: 3	H: 0 LOB: 0 BB: 0 P: 3	R: 0 E: 0 K: 1 S: 4	H: 0 LOB: 0 BB: 1 P: 8	R: 2 E: 0 K: 0 S: 5	H: 2 LOB: 3 BB: 2 P: 14	R: 1 E: 0 K: 0 S: 5	H: 2 LOB: 1 BB: 0 P: 5	R: 0 E: 0 K: 1 S: 7	H: 0 LOB: 1 BB: 1 P: 11	R: 0 E: 0 K: 1 S: 5	H: 0 LOB: 0 BB: 0 P: 5	1B: 4 2B: 3 3B: 0 HR: 1	SF: 0 SAC: 0 DP: 0 HBP: 1	WP: 0 PB: 1 SB: 0 CS: 1	PA: 42
PITCHER	IP WLS BF H R ER SO BB IBB HBP BLK WP HR S P ERA WHIP																					
Dave Roberts, L ERA: 3.69 (1, 1)	5.0 L 22 4 4 4 3 4 0 0 0 0 1 24 40 7.20 1.600																					
Mike Nagy, R ERA: 8.53 (6, 1)	0.2 7 2 2 2 0 2 0 1 0 0 0 4 13 27.00 6.000																					
Jerry Johnson, R ERA: 3.75 (6, 1)	2.1 10 2 1 1 2 1 0 0 0 0 0 13 17 3.86 1.286																					
Fred Scherman, L ERA: 3.8 (9, 1)	1.0 3 0 0 0 1 0 0 0 0 0 0 5 5 0.00 0.000																					
Batter	1	2	3	4	5	6	7	8	9	AB	R	H	RBI	BB	SO	LOB	BOTTOM					
Roger Metzger, S OBP: 0.358, SLG: 0.378 (1, 6)										4	0	1	0	0	0	1	Cincinnati Reds @ Houston Astros Astrodome, Houston, TX Sun May 19, 1974, 4:33 AM EDT Att. 15,508 - Dome					
Ollie Brown, R OBP: 0.230, SLG: 0.362 (1, 9)										4	0	0	0	0	1	1						
Cesar Cedeno, R OBP: 0.346, SLG: 0.503 (1, 8)										4	0	0	0	0	1	1						
Bob Watson, R OBP: 0.403, SLG: 0.420 (1, 7)										4	0	1	0	0	2	1						
Lee May, R OBP: 0.325, SLG: 0.471 (1, 3)										4	1	1	1	0	1	1						
Cliff Johnson, R OBP: 0.367, SLG: 0.519 (1, 2)										4	0	0	0	0	3	1						
Doug Rader, R OBP: 0.354, SLG: 0.423 (1, 5)										2	0	1	0	1	1	0						
Tommy Helms, R OBP: 0.301, SLG: 0.392 (1, 4)										3	0	1	0	0	0	2						
Dave Roberts, L OBP: 0.185, SLG: 0.360 (5, PH)										1	0	0	0	0	0	0						
Don Gullett, L ERA: 2.63 (1, 1)	R: 0 E: 0 K: 2 S: 8	H: 1 LOB: 0 BB: 0 P: 8	R: 0 E: 0 K: 1 S: 5	H: 0 LOB: 1 BB: 1 P: 9	R: 0 E: 0 K: 1 S: 5	H: 0 LOB: 0 BB: 0 P: 5	R: 1 E: 0 K: 2 S: 8	H: 1 LOB: 0 BB: 0 P: 8	R: 0 E: 0 K: 0 S: 3	H: 0 LOB: 0 BB: 0 P: 3	R: 0 E: 0 K: 2 S: 8	H: 1 LOB: 1 BB: 0 P: 8	R: 0 E: 0 K: 1 S: 5	H: 0 LOB: 0 BB: 0 P: 5	R: 0 E: 0 K: 1 S: 4	H: 1 LOB: 1 BB: 0 P: 4		R: 0 E: 0 K: 0 S: 4	H: 1 LOB: 0 BB: 0 P: 4	1B: 4 2B: 0 3B: 0 HR: 1	SF: 0 SAC: 0 DP: 0 HBP: 0	WP: 0 PB: 0 SB: 0 CS: 0
PITCHER	IP WLS BF H R ER SO BB IBB HBP BLK WP HR S P ERA WHIP																					
Don Gullett, L ERA: 2.63 (1, 1)	9.0 W 33 5 1 1 10 1 0 0 0 0 1 52 56 1.00 0.667																					

AB 34
R 7
H 8
RBI 6
BB 7
SO 6
LOB 16



AB 32
R 1
H 5
RBI 1
BB 1
SO 10
LOB 9



Batter	1	2	3	4	5	6	7	8	9	AB	R	H	RBI	BB	SO	LOB	TOP								
Bobby Tolan, L OBP: 0.326, SLG: 0.301 (1, 9)	F5		1B 2B	BB 2B		K		F6	IBB	5	2	2	0	1	1	0									
Enzo Hernandez, R OBP: 0.296, SLG: 0.281 (1, 6)	K		F9	K		F8		6-3	FC5	6	0	0	0	0	2	5									
Nate Colbert, R OBP: 0.305, SLG: 0.385 (1, 7) (7, 3)	K		2B 1B	BB 2B		6-3		1B 1B		4	3	2	0	1	1	0									
Willie McCovey, L OBP: 0.392, SLG: 0.413 Dave Winfield, R OBP: 0.324, SLG: 0.463 (7, PR) (7, 7)		F9 FC6-4 BB	1B 2B	BB 2B			SH2-3 2B	1B	1B	3	1	3	4	1	0	0									
Johnny Grubb, L OBP: 0.396, SLG: 0.425 (1, 8)		FC6-4 1B	F5	FC6-4 BB		SH2-3		1B		3	0	2	1	1	0	2									
Derrel Thomas, S OBP: 0.337, SLG: 0.384 (1, 4)		F9	FC6-4 1B	FC6-4 BB		F2		4-3		5	0	1	1	0	0	8									
Fred Kendall, R OBP: 0.306, SLG: 0.352 (1, 2)		FC6-4 1B	FC6-4	G4-6-3 BB				2B		4	0	1	2	1	0	3									
Rich Morales, R OBP: 0.500, SLG: 0.429 (1, 5)			F7	G4-6-3				IBB	FC5 SH3 BB	3	0	1	0	2	0	1									
Dave Freisleben, R OBP: 0.273, SLG: 0.222 Dave Tomlin, L (1, 1) Larry Hardy, R (6, 1) Cito Gaston, R OBP: 0.273, SLG: 0.306 (7, PH) Vicente Romo, R (7, 1)		4-3		BB 1B 2B BB		6-3		5-3	SH3	0	0	0	0	0	0	0									
Inning Stats	R: 0 E: 0 K: 2 S: 7	H: 0 LOB: 0 BB: 0 P: 7	R: 1 E: 0 K: 0 S: 5	H: 2 LOB: 1 BB: 1 P: 9	R: 2 E: 0 K: 0 S: 7	H: 4 LOB: 2 BB: 0 P: 7	R: 3 E: 0 K: 1 S: 7	H: 2 LOB: 2 BB: 3 P: 19	R: 0 E: 0 K: 0 S: 2	H: 0 LOB: 0 BB: 1 P: 6	R: 0 E: 0 K: 1 S: 5	H: 0 LOB: 0 BB: 0 P: 5	R: 1 E: 0 K: 0 S: 5	H: 2 LOB: 2 BB: 1 P: 9	R: 1 E: 0 K: 0 S: 6	H: 3 LOB: 2 BB: 2 P: 6	R: 0 E: 0 K: 0 S: 3	H: 0 LOB: 2 BB: 2 P: 11	1B: 9 2B: 4 3B: 0 HR: 0	SF: 0 SAC: 2 DP: 1 HBP: 0	WP: 0 PB: 0 SB: 0 CS: 0	PA: 47			
PITCHER	IP	WLS	BF	H	R	ER	SO	BB	IBB	HBP	BLK	WP	HR	S	P	ERA	WHIP								
Larry Dierker, R ERA: 2.47 Doug Koniczny, R ERA: 7.89 Mike Cosgrove, L ERA: Fred Scherman, L ERA: 4.09 Ken Forsch, R ERA: 3.1	(1, 1)	2.2	15	6	3	3	2	1	0	0	0	0	0	18	22	10.12	2.625								
PITCHER	IP	WLS	BF	H	R	ER	SO	BB	IBB	HBP	BLK	WP	HR	S	P	ERA	WHIP								
Larry Dierker, R OBP: 0.399, SLG: 0.411 Ken Forsch, R (9, PH) Mike Easter, L OBP: 0.100, SLG: 0.100 Lee May, R OBP: 0.322, SLG: 0.459 (1, 3) Milt May, L OBP: 0.306, SLG: 0.300 (1, 2) Doug Rader, R OBP: 0.352, SLG: 0.414 (1, 5) Tommy Helms, R OBP: 0.307, SLG: 0.396 (1, 4) Larry Dierker, R OBP: 0.200, SLG: 0.200 Doug Koniczny, R Mike Cosgrove, L Cliff Johnson, R OBP: 0.300, SLG: 0.643 Fred Scherman, L Bob Gallagher, L OBP: 0.250, SLG: 0.220 (7, 9)	(1, 1)	0.2	L	5	2	1	1	0	0	1	0	0	0	4	8	13.50	3.000								
PITCHER	IP	WLS	BF	H	R	ER	SO	BB	IBB	HBP	BLK	WP	HR	S	P	ERA	WHIP								
Dave Freisleben, R ERA: 4.28 Dave Tomlin, L ERA: 3.75 Larry Hardy, R ERA: 3.33 Vicente Romo, R ERA: 2.37	(1, 1)	5.0	22	6	2	2	0	0	1	0	0	0	1	21	25	3.60	1.200								
PITCHER	IP	WLS	BF	H	R	ER	SO	BB	IBB	HBP	BLK	WP	HR	S	P	ERA	WHIP								
Dave Freisleben, R OBP: 0.273, SLG: 0.222 Dave Tomlin, L (1, 1) Larry Hardy, R (6, 1) Vicente Romo, R (7, 1)	(1, 1)	0.1	1	0	0	0	0	0	0	0	0	0	0	1	1	0.00	0.000								
PITCHER	IP	WLS	BF	H	R	ER	SO	BB	IBB	HBP	BLK	WP	HR	S	P	ERA	WHIP								
Dave Freisleben, R OBP: 0.273, SLG: 0.222 Dave Tomlin, L (1, 1) Larry Hardy, R (6, 1) Vicente Romo, R ERA: 2.37	(1, 1)	3.0	W	11	0	0	0	2	0	0	0	0	0	9	17	0.00	0.667								
PITCHER	IP	WLS	BF	H	R	ER	SO	BB	IBB	HBP	BLK	WP	HR	S	P	ERA	WHIP								
Dave Freisleben, R ERA: 4.28 Dave Tomlin, L ERA: 3.75 Larry Hardy, R ERA: 3.33 Vicente Romo, R ERA: 2.37	(1, 1)	0.2	8	2	3	3	1	3	0	0	0	0	0	7	19	27.00	5.000								
PITCHER	IP	WLS	BF	H	R	ER	SO	BB	IBB	HBP	BLK	WP	HR	S	P	ERA	WHIP								
Dave Freisleben, R ERA: 4.28 Dave Tomlin, L ERA: 3.75 Larry Hardy, R ERA: 3.33 Vicente Romo, R ERA: 2.37	(1, 1)	0.2	12	3	1	1	0	1	1	0	0	0	0	10	18	3.86	1.714								

San Diego Padres @ Houston Astros
Astrodome, Houston, TX
Mon May 20 1974, 8:05 PM EDT
Att: 7,373 - Dome

AB 37
R 8
H 13
RBI 8
BB 8
SO 4
LOB 23



BOTTOM

San Diego Padres @ Houston Astros
Astrodome, Houston, TX
Mon May 20 1974, 8:05 PM EDT
Att: 7,373 - Dome

AB 38
R 6
H 11
RBI 6
BB 3
SO 2
LOB 19



Batter	1	2	3	4	5	6	7	8	9	AB	R	H	RBI	BB	SO	LOB	TOP										
Bobby Tolan, L OBP: 0.323, SLG: 0.308 (1, 9)	0-0 3-1	0-0 4-3			0-0 1-3			0-0 2B		4	1	1	0	0	0	1	San Diego Padres @ Houston Astros Astrodome, Houston, TX Tue May 21 1974, 8:05 PM EDT Att: 7,425 - Dome										
Enzo Hernandez, R OBP: 0.281, SLG: 0.275 Dave Roberts, R (8, PH) OBP: 0.280, SLG: 0.259 (8, 5)	0-0 5-3		0-0 6-3		0-0 6-3			0-3 K		3	0	0	0	0	0	0											
Dave Winfield, R OBP: 0.329, SLG: 0.468 (1, 7)	4-0 HR		0-0 5-3		0-0 6-3			0-0 2B		3	2	1	1	1	0	0											
Nate Colbert, R OBP: 0.310, SLG: 0.421 (1, 3)	0-0 HR		0-0 5-3		0-0 F5			0-0 2B		4	1	2	3	0	0	0											
Johnny Grubb, L OBP: 0.399, SLG: 0.423 (1, 8)	0-0 1B		0-0 6-3		0-0 FC6			0-0 4-3		3	0	1	0	1	0	1											
Derrel Thomas, S OBP: 0.335, SLG: 0.381 (1, 4)	0-0 4-3		0-0 G5-4-3		0-0 F6			0-0 6-3		4	0	1	0	0	0	2											
Fred Kendall, R OBP: 0.299, SLG: 0.342 (1, 2)		0-0 3-1		0-0 G5-4-3		0-0 F4		0-0 L8		4	0	0	0	0	0	2											
Rich Morales, R OBP: 0.421, SLG: 0.353 (8, 6)		0-0 5-3		0-0 6-3		0-0 FC6		0-3 K		3	0	0	0	0	0	1											
Cito Gaston, R OBP: 0.269, SLG: 0.301 (9, PH)					0-0 1-3			0-0 K		1	0	0	0	0	1	0											
Dan Spillner, R (1, 1) Mike Corkins, R (1, 1) Matty Alou, L OBP: 0.346, SLG: 0.292 (5, PH) Jim McAndrew, S (5, 1) Glenn Beckert, R OBP: 0.441, SLG: 0.606 (8, PH) Larry Hardy, R (8, 1)		4-0 BB		0-0 1-3		0-0 5-3				0	0	0	0	0	0	0											
Inning Stats	R: 2 E: 0 K: 0 S: 5	H: 2 LOB: 1 BB: 1 P: 9	R: 0 E: 0 K: 0 S: 3	H: 0 LOB: 1 BB: 1 P: 7	R: 0 E: 0 K: 0 S: 3	H: 0 LOB: 0 BB: 0 P: 3	R: 0 E: 0 K: 0 S: 3	H: 1 LOB: 0 BB: 0 P: 3	R: 0 E: 0 K: 0 S: 3	H: 0 LOB: 0 BB: 0 P: 3	R: 0 E: 0 K: 0 S: 3	H: 0 LOB: 1 BB: 1 P: 7	R: 2 E: 0 K: 1 S: 8	H: 3 LOB: 1 BB: 0 P: 8	R: 0 E: 0 K: 1 S: 5	H: 0 LOB: 0 BB: 0 P: 5	1B: 2 2B: 3 3B: 0 HR: 1	SF: 0 SAC: 0 DP: 1 HBP: 0	WP: 0 PB: 0 SB: 0 CS: 0	PA: 35							
PITCHER	IP	WLS	BF	H	R	ER	SO	BB	IBB	HBP	BLK	WP	HR	S	P	ERA	WHIP										
Tom Griffin, R ERA: 2.62 Fred Scherman, L ERA: 3.95	(1, 1) 7.2	W 31	31	6	4	4	1	3	0	0	0	0	1	30	42	4.70	1.174										

livebaseballscores.com

AB	32
R	4
H	6
RBI	4
BB	3
SO	2
LOB	8



Batter	1	2	3	4	5	6	7	8	9	AB	R	H	RBI	BB	SO	LOB	BOTTOM										
Greg Gross, L OBP: 0.428, SLG: 0.400 (1, 9)	4-0 1B	0-0 4-3		0-0 L4		0-0 4-3				3	1	0	0	1	0	1	San Diego Padres @ Houston Astros Astrodome, Houston, TX Tue May 21 1974, 8:05 PM EDT Att: 7,425 - Dome										
Roger Metzger, S OBP: 0.356, SLG: 0.368 (1, 6)	0-0 F8	0-0 F8		0-0 4-3		0-0 BB				3	0	1	1	1	0	1											
Cesar Cedeno, R OBP: 0.362, SLG: 0.515 (1, 8)	0-0 1B	0-0 F8		0-0 5-3		0-0 F7				4	1	1	0	0	0	2											
Bob Watson, R OBP: 0.395, SLG: 0.407 Bob Gallagher, L OBP: 0.250, SLG: 0.220 (8, 9)	0-0 HR	0-3 K		0-0 1-3		0-0 F8				4	1	1	1	0	1	2											
Lee May, R OBP: 0.320, SLG: 0.454 (1, 3)	0-0 4-3		0-3 K		0-0 BLK			0-0 F8		4	0	1	1	0	1	2											
Milt May, L OBP: 0.322, SLG: 0.333 (1, 2)	0-0 HR		4-0 5-3		4-0 BB			0-0 4-3		2	1	1	2	2	0	0											
Doug Rader, R OBP: 0.349, SLG: 0.417 (1, 5)	0-0 2B		0-0 5-3		0-0 F8			0-0 5-3		4	0	1	0	0	0	3											
Tommy Helms, R OBP: 0.298, SLG: 0.384 Larry Milbourne, S OBP: 0.409, SLG: 0.389 (9, 4)	0-0 1-3		0-0 6-3		0-0 5-3			0-0 6-3		4	0	0	0	0	0	2											
Tom Griffin, R OBP: 0.333, SLG: 0.478 Fred Scherman, L (8, 1)		0-0 4-3		0-3 K		0-0 F4				3	1	1	0	0	1	0											
Inning Stats	R: 4 E: 0 K: 0 S: 7	H: 4 LOB: 1 BB: 1 P: 11	R: 1 E: 0 K: 1 S: 7	H: 2 LOB: 1 BB: 0 P: 7	R: 0 E: 0 K: 1 S: 5	H: 0 LOB: 1 BB: 1 P: 9	R: 0 E: 0 K: 1 S: 5	H: 0 LOB: 0 BB: 0 P: 5	R: 0 E: 0 K: 0 S: 4	H: 1 LOB: 2 BB: 1 P: 8	R: 0 E: 0 K: 0 S: 3	H: 0 LOB: 0 BB: 0 P: 3	R: 0 E: 0 K: 0 S: 3	H: 0 LOB: 1 BB: 1 P: 7	R: 0 E: 0 K: 0 S: 3	H: 0 LOB: 0 BB: 0 P: 3		1B: 4 2B: 2 3B: 0 HR: 1	SF: 0 SAC: 0 DP: 0 HBP: 0	WP: 0 PB: 0 SB: 2 CS: 0	PA: 35						
PITCHER	IP	WLS	BF	H	R	ER	SO	BB	IBB	HBP	BLK	WP	HR	S	P	ERA	WHIP										
Dan Spillner, R ERA: 54.0 Mike Corkins, R ERA: 4.95 Jim McAndrew, R ERA: 4.67 Larry Hardy, R ERA: 3.2	(1, 1) 0.2	L 13	13	4	4	4	0	1	0	0	0	0	0	18	22	2.70	0.900										



Batter	1	2	3	4	5	6	7	8	9	AB	R	H	RBI	BB	SO	LOB	TOP			
Derrel Thomas, S OBP: 0.339, SLG: 0.389	5-3		5-3			FC6-4 1B		F8 2B		4	0	2	0	0	0	0	San Diego Padres @ Houston Astros Astrodome, Houston, TX Wed May 22 1974, 8:05 PM EDT Att: 10,365 - Unknown			
Enzo Hernandez, R OBP: 0.291, SLG: 0.275	4-3 1B		4-3			FC6-4 2B		F8 2-3		4	1	1	0	0	0	2				
Dave Winfield, R OBP: 0.327, SLG: 0.469	4-3 1-3				F8			F9		4	0	1	1	0	0	2				
Nate Colbert, R OBP: 0.309, SLG: 0.411	K				F3				F8	3	0	0	0	0	1	1				
Cito Gaston, R OBP: 0.268, SLG: 0.312					K			F4		4	0	1	0	0	1	2				
Johnny Grubb, L OBP: 0.391, SLG: 0.414					L4					3	0	0	0	0	2	1				
Willie McCovey, L OBP: 0.397, SLG: 0.413	K								BB	0	0	0	0	1	0	0				
Rod Gaspar, S OBP: 0.250, SLG: 0.250										0	0	0	0	0	0	0				
Dave Roberts, R OBP: 0.272, SLG: 0.250					F4			F9		4	0	0	0	0	0	2				
Bob Barton, R OBP: 0.304, SLG: 0.250					F8			6-3		3	0	0	0	0	0	1				
Randy Jones, R OBP: 0.238, SLG: 0.250								F8		3	0	0	0	0	1	0				
Vicente Romo, R OBP: 0.250, SLG: 0.250					K			6-3		0	0	0	0	0	0	0				
Inning Stats	R: 0 E: 0 K: 1 S: 6	H: 1 LOB: 1 BB: 0 P: 6	R: 0 E: 0 K: 1 S: 6	H: 1 LOB: 1 BB: 0 P: 6	R: 0 E: 0 K: 1 S: 5	H: 0 LOB: 0 BB: 0 P: 5	R: 0 E: 0 K: 0 S: 3	H: 0 LOB: 0 BB: 0 P: 3	R: 1 E: 0 K: 0 S: 5	H: 2 LOB: 2 BB: 0 P: 6	R: 0 E: 0 K: 1 S: 5	H: 0 LOB: 0 BB: 0 P: 5	R: 0 E: 0 K: 0 S: 4	H: 1 LOB: 1 BB: 0 P: 4	R: 0 E: 0 K: 0 S: 3	H: 0 LOB: 1 BB: 1 P: 7	1B: 2 2B: 3 3B: 0 HR: 0	SF: 0 SAC: 0 DP: 0 HBP: 1	WP: 0 PB: 0 SB: 2 CS: 0	PA: 34
PITCHER Claude Osteen, L ERA: 2.82	IP: 9.0 WLS: W BF: 34	H: 5 R: 1 ER: 1 SO: 5	BB: 1 IBB: 0 HBP: 1 BLK: 0	WP: 0 HR: 0 S: 42 P: 47	ERA: 1.00 WHIP: 0.667															

Batter	1	2	3	4	5	6	7	8	9	AB	R	H	RBI	BB	SO	LOB	BOTTOM		
Greg Gross, L OBP: 0.423, SLG: 0.390	4-3		4-3			4-0 BB		G4-6-3		3	0	0	0	1	0	1	San Diego Padres @ Houston Astros Astrodome, Houston, TX Wed May 22 1974, 8:05 PM EDT Att: 10,365 - Unknown		
Roger Metzger, S OBP: 0.361, SLG: 0.373	2B		5-3			G1-2-3				4	1	2	0	0	0	3			
Cesar Cedeno, R OBP: 0.359, SLG: 0.509	6-3 1-2		6-3							4	0	1	0	0	1	2			
Bob Watson, R OBP: 0.398, SLG: 0.416					5-3			F9		4	0	2	1	0	0	1			
Bob Gallagher, L OBP: 0.250, SLG: 0.220	2B									0	1	0	0	0	0	0			
Lee May, R OBP: 0.313, SLG: 0.443										4	0	0	0	0	3	2			
Larry Milbourne, S OBP: 0.409, SLG: 0.389	K									0	1	0	0	0	0	0			
Cliff Johnson, R OBP: 0.371, SLG: 0.581										3	1	0	0	1	3	0			
Doug Rader, R OBP: 0.347, SLG: 0.498										3	0	0	0	1	2	3			
Tommy Helms, R OBP: 0.303, SLG: 0.387										4	0	2	0	0	1	3			
Claude Osteen, L OBP: 0.174, SLG: 0.217										3	0	1	0	0	1	3			
Milt May, L OBP: 0.328, SLG: 0.369										1	1	1	4	0	0	0			
Inning Stats	R: 1 E: 0 K: 1 S: 7	H: 2 LOB: 1 BB: 0 P: 7	R: 0 E: 0 K: 3 S: 10	H: 1 LOB: 1 BB: 0 P: 10	R: 0 E: 0 K: 2 S: 7	H: 0 LOB: 0 BB: 0 P: 7	R: 0 E: 0 K: 0 S: 3	H: 0 LOB: 0 BB: 0 P: 11	R: 0 E: 0 K: 1 S: 5	H: 1 LOB: 0 BB: 0 P: 5	R: 0 E: 0 K: 1 S: 6	H: 2 LOB: 1 BB: 0 P: 6	R: 4 E: 1 K: 2 S: 9	H: 2 LOB: 1 BB: 1 P: 13	1B: 7 2B: 1 3B: 0 HR: 1	SF: 0 SAC: 0 DP: 2 HBP: 0	WP: 0 PB: 0 SB: 1 CS: 1	PA: 36	
PITCHER Randy Jones, L ERA: 5.71	IP: 8.0 WLS: L BF: 31	H: 8 R: 2 ER: 2 SO: 9	BB: 2 IBB: 0 HBP: 0 BLK: 0	WP: 0 HR: 0 S: 47 P: 55	ERA: 1.12 WHIP: 1.250														
Vicente Romo, R ERA: 2.32	IP: 0.2 WLS: 5 BF: 1	H: 1 R: 3 ER: 0 SO: 2	BB: 0 IBB: 1 HBP: 0 BLK: 0	WP: 0 HR: 1 S: 8 P: 12	ERA: 0.00 WHIP: 1.500														

Batter	1	2	3	4	5	6	7	8	9	AB	R	H	RBI	BB	SO	LOB	TOP					
Greg Gross, L (1,9) OBP: 0.418, SLG: 0.386	0-0 1B		0-0 4-3			0-0 4-3		0-0 FC6-4		4	0	1	0	0	0	2						
Roger Metzger, S (1,6) OBP: 0.349, SLG: 0.360	0-0 F8			0-0 F6		0-3 K			0-0 F5	4	0	0	0	0	1	0						
Cesar Cedeno, R (1,8) OBP: 0.357, SLG: 0.503	0-0 F2			0-0 F9 1B			0-0 F8		0-0 F7	4	0	1	0	0	0	0						
Bob Watson, R (1,7) OBP: 0.389, SLG: 0.405		0-0 5-3		0-0 F9			0-0 G3		0-0 E9	4	0	0	0	0	0	1						
Lee May, R (1,3) OBP: 0.306, SLG: 0.433		0-0 E5		0-0 F3			0-3 K		0-0 F7	4	0	0	0	0	1	2						
Milt May, L (1,2) OBP: 0.328, SLG: 0.362		0-0 F8			0-0 F6			4-0 1B BB		2	0	0	0	1	0	1						
Doug Rader, R (1,5) OBP: 0.341, SLG: 0.400		0-3 K			0-0 F8			0-0 F5		3	0	0	0	0	1	2						
Tommy Helms, R (1,4) OBP: 0.304, SLG: 0.386			0-0 F3		0-3 K			0-0 FC6-4 1B		3	0	1	0	0	1	0						
Don Wilson, R (1,1) OBP: 0.100, SLG: 0.100				0-0 6-3				0-0 F9		1	0	0	0	0	0	0						
Bob Gallagher, L (6,PH) OBP: 0.244, SLG: 0.214						0-0 3-1				1	0	0	0	0	0	0						
Mike Cosgrove, L (6,PH) OBP: 0.091, SLG: 0.091										0	0	0	0	0	0	0						
Fred Scherman, L (8,1) OBP: 0.091, SLG: 0.091										0	0	0	0	0	0	0						
Inning Stats	R: 0 E: 0 K: 0 S: 3	H: 1 LOB: 0 BB: 0 P: 3	R: 0 E: 1 K: 1 S: 6	H: 0 LOB: 1 BB: 0 P: 6	R: 0 E: 0 K: 0 S: 3	H: 0 LOB: 0 BB: 0 P: 3	R: 0 E: 0 K: 0 S: 4	H: 1 LOB: 1 BB: 0 P: 4	R: 0 E: 0 K: 1 S: 5	H: 0 LOB: 0 BB: 0 P: 5	R: 0 E: 0 K: 1 S: 5	H: 0 LOB: 0 BB: 0 P: 5	R: 0 E: 0 K: 1 S: 5	H: 0 LOB: 0 BB: 0 P: 5	R: 0 E: 1 K: 0 S: 4	H: 1 LOB: 2 BB: 1 P: 8	R: 0 E: 1 K: 0 S: 4	H: 0 LOB: 1 BB: 0 P: 4	1B: 3 2B: 0 3B: 0 HR: 0	SF: 0 SAC: 0 DP: 0 HBP: 0	WP: 0 PB: 0 SB: 1 CS: 0	PA: 32
PITCHER Buzz Capra, R (1,1) ERA: 1.73	IP: 9.0 WLS: W BF: 32 H: 3 R: 0 ER: 0 SO: 4 BB: 1 IBB: 0 HBP: 0 BLK: 0 WP: 0 HR: 0 S: 39 P: 43 ERA: 0.00 WHIP: 0.444															PITCHER						

Houston Astros @ Atlanta Braves
Atlanta Stadium, Atlanta, GA
Fri May 24 1974, 7:05 PM EDT
Att: 10,579 - Unknown

AB	31
R	0
H	3
RBI	0
BB	1
SO	4
LOB	10



Batter	1	2	3	4	5	6	7	8	9	AB	R	H	RBI	BB	SO	LOB	BOTTOM					
Ralph Garr, L (1,9) OBP: 0.407, SLG: 0.565	0-0 HR		0-0 HR		4-0 CS BB		0-0 1B			3	2	3	2	1	0	0						
Darrell Evans, L (1,5) OBP: 0.378, SLG: 0.410	0-0 2B		0-0 4-3		0-0 1B 2B		0-0 F8			4	1	2	0	0	0	1						
Dusty Baker Jr., R (1,8) OBP: 0.361, SLG: 0.420	0-3 K		0-0 F8		0-0 CS 1B		0-3 K			4	0	1	1	0	2	1						
Hank Aaron, R (1,7) OBP: 0.330, SLG: 0.554	0-0 F3		0-0 F7		0-0 CS		0-0 F5		0-0 2B	3	0	0	0	0	0	1						
Rowland Office, L (7,8) OBP: 0.217, SLG: 0.338	0-0 F3		0-0 F7		0-0 CS		0-0 F5		0-0 2B	1	0	1	0	0	0	0						
Davey Johnson, R (1,4) OBP: 0.370, SLG: 0.430	1-0 HBP		0-0 F5		0-0 F9		0-3 K			3	0	0	0	0	1	1						
Mike Lum, L (1,3) OBP: 0.247, SLG: 0.346	0-0 4-3		0-0 F8		0-0 1B		0-0 F8			4	0	1	0	0	0	3						
Johnny Oates, L (1,2) OBP: 0.301, SLG: 0.289		0-0 F8		0-0 1B 2B		0-0 F9				3	0	1	0	0	0	1						
Craig Robinson, R (1,6) OBP: 0.275, SLG: 0.236		0-0 4-3		0-0 2H 1B		0-0 3-1				3	0	1	0	0	0	0						
Buzz Capra, R (1,1)		0-0 4-3			0-0 4-3		0-0 6-3			3	0	0	0	0	0	0						
Inning Stats	R: 1 E: 0 K: 1 S: 7	H: 2 LOB: 2 BB: 0 P: 8	R: 0 E: 0 K: 0 S: 3	H: 0 LOB: 0 BB: 0 P: 3	R: 1 E: 0 K: 0 S: 4	H: 1 LOB: 0 BB: 0 P: 4	R: 0 E: 0 K: 0 S: 4	H: 2 LOB: 2 BB: 0 P: 4	R: 1 E: 0 K: 0 S: 3	H: 2 LOB: 0 BB: 1 P: 7	R: 0 E: 0 K: 0 S: 4	H: 1 LOB: 1 BB: 0 P: 4	R: 0 E: 0 K: 0 S: 4	H: 1 LOB: 1 BB: 0 P: 4	R: 0 E: 0 K: 2 S: 8	H: 1 LOB: 1 BB: 0 P: 8	R: 0 E: 0 K: 2 S: 8	H: 1 LOB: 1 BB: 0 P: 8	1B: 4 2B: 4 3B: 0 HR: 2	SF: 0 SAC: 0 DP: 0 HBP: 1	WP: 0 PB: 0 SB: 0 CS: 2	PA: 34
PITCHER Don Wilson, R (1,1) ERA: 6.0	IP: 5.0 WLS: L BF: 21 H: 7 R: 3 ER: 3 SO: 1 BB: 1 IBB: 0 HBP: 1 BLK: 0 WP: 0 HR: 2 S: 21 P: 26 ERA: 5.40 WHIP: 1.600															PITCHER						
Mike Cosgrove, L (6,1) ERA:	2.0 WLS: L BF: 8 H: 2 R: 0 ER: 0 SO: 0 BB: 0 IBB: 0 HBP: 0 BLK: 0 WP: 0 HR: 0 S: 8 P: 8 ERA: 0.00 WHIP: 1.000															PITCHER						
Fred Scherman, L (8,1) ERA: 3.7	1.0 WLS: L BF: 4 H: 1 R: 0 ER: 0 SO: 2 BB: 0 IBB: 0 HBP: 0 BLK: 0 WP: 0 HR: 0 S: 8 P: 8 ERA: 0.00 WHIP: 1.000															PITCHER						

Houston Astros @ Atlanta Braves
Atlanta Stadium, Atlanta, GA
Fri May 24 1974, 7:05 PM EDT
Att: 10,579 - Unknown

AB	31
R	3
H	10
RBI	3
BB	1
SO	3
LOB	8



Batter	1	2	3	4	5	6	7	8	9	AB	R	H	RBI	BB	SO	LOB	TOP								
Greg Gross, L OBP: 0.426, SLG: 0.407 (1, 9)										5	1	3	0	0	1	1									
Roger Metzger, S OBP: 0.366, SLG: 0.369 (1, 6)										4	1	2	0	0	0	1									
Cesar Cedeno, R OBP: 0.354, SLG: 0.505 (1, 8)										4	1	0	0	1	0	2									
Bob Watson, R OBP: 0.400, SLG: 0.425 (1, 7)										3	3	2	2	2	1	1									
Lee May, R OBP: 0.302, SLG: 0.424 Cliff Johnson, R OBP: 0.395, SLG: 0.606 (1, PR)										1	0	1	2	0	0	0									
Bob Gallagher, L OBP: 0.255, SLG: 0.227 (8, 9)										1	0	0	0	0	1	0									
Milt May, L OBP: 0.323, SLG: 0.354 (1, 2)										4	0	1	1	0	0	4									
Doug Rader, R OBP: 0.337, SLG: 0.392 (1, 5)										4	0	0	1	0	1	1									
Tommy Helms, R OBP: 0.321, SLG: 0.408 Larry Milbourne, S OBP: 0.409, SLG: 0.389 (8, PR)										3	0	1	1	0	0	0									
Tom Griffin, R OBP: 0.320, SLG: 0.458 Mike Cosgrove, L OBP: 0.083, SLG: 0.083 Ken Forsch, R OBP: 0.083, SLG: 0.083 (8, 1)										1	0	0	0	0	2										
Inning Stats	R: 5 E: 1 K: 0 S: 7	H: 3 LOB: 2 BB: 2 P: 15	R: 0 E: 0 K: 1 S: 6	H: 1 LOB: 0 BB: 0 P: 6	R: 0 E: 0 K: 1 S: 5	H: 0 LOB: 0 BB: 0 P: 5	R: 0 E: 0 K: 0 S: 4	H: 1 LOB: 1 BB: 0 P: 4	R: 2 E: 0 K: 1 S: 6	H: 2 LOB: 0 BB: 1 P: 10	R: 0 E: 0 K: 1 S: 5	H: 0 LOB: 0 BB: 0 P: 5	R: 0 E: 0 K: 0 S: 4	H: 1 LOB: 2 BB: 1 P: 8	R: 0 E: 0 K: 2 S: 8	H: 1 LOB: 1 BB: 0 P: 8	R: 1 E: 0 K: 1 S: 6	H: 2 LOB: 0 BB: 0 P: 6	1B: 8 2B: 2 3B: 1 HR: 1	SF: 1 SAC: 1 DP: 1 HBP: 0	WP: 0 PB: 0 SB: 0 CS: 0	PA: 41			
PITCHER	IP	WLS	BF	H	R	ER	SO	BB	IBB	HBP	BLK	WP	HR	S	P	ERA	WHIP								
Steve Rogers, R ERA: 4.44 (1, 1)	5.0	L	25	7	7	6	3	3	0	0	0	0	0	28	40	10.80	2.000								
John Montague, R ERA: 2.45 (6, 1)	2.0		8	1	0	0	1	1	0	0	0	0	0	9	13	0.00	1.000								
Donald DeMola, R ERA: 3.55 (8, 1)	2.0		8	3	1	1	3	0	0	0	0	0	1	14	14	4.50	1.500								

Houston Astros @ Montreal Expos
Jarry Park, Montreal, QB
Tue May 28 1974, 7:05 PM EDT
Att: 10,618 - Unknown

AB	35
R	8
H	11
RBI	8
BB	4
SO	7
LOB	13



Batter	1	2	3	4	5	6	7	8	9	AB	R	H	RBI	BB	SO	LOB	BOTTOM								
Boots Day, L OBP: 0.450, SLG: 0.353 Ron Woods, R OBP: 0.308, SLG: 0.150 (2, FH)										0	1	0	0	1	0	0									
Bob Stinson, S OBP: 0.500, SLG: 0.333 (8, FH)										4	1	1	0	1	0	3									
Larry Lintz, S OBP: 0.315, SLG: 0.323 (1, 6)										5	0	1	2	0	0	5									
Willie Davis, L OBP: 0.321, SLG: 0.384 (1, 8)										5	0	1	2	0	0	5									
Ken Singleton, S OBP: 0.430, SLG: 0.376 (1, 9)										5	0	2	1	0	1	5									
Ron Fairly, L OBP: 0.363, SLG: 0.446 Hal Breedren, R OBP: 0.338, SLG: 0.357 (3, PH)										1	0	0	0	0	1	2									
Mike Jorgensen, L OBP: 0.300, SLG: 0.125 (8, PH)										2	0	0	0	0	1	1									
Mike Jorgensen, L OBP: 0.300, SLG: 0.125 (8, PH)										1	0	0	0	0	1	0									
Bob Bailey, R OBP: 0.413, SLG: 0.402 (1, 5)										3	0	0	0	1	1	2									
Jim Cox, R OBP: 0.255, SLG: 0.271 (1, 4)										4	0	0	0	0	0	4									
Barry Foote, R OBP: 0.281, SLG: 0.347 (1, 2)										4	1	1	0	0	1	0									
Steve Rogers, R OBP: 0.226, SLG: 0.143 John Montague, R (6, 1)										2	0	1	0	0	0	1									
Ron Hunt, R OBP: 0.362, SLG: 0.226 Donald DeMola, R (8, 1)										0	0	0	0	1	0	0									
Jim Lytle, L OBP: 0.364, SLG: 0.333 (8, PH)										1	1	1	0	0	0	0									
Inning Stats	R: 2 E: 0 K: 1 S: 7	H: 2 LOB: 2 BB: 2 P: 15	R: 1 E: 0 K: 0 S: 4	H: 1 LOB: 0 BB: 0 P: 4	R: 0 E: 0 K: 0 S: 4	H: 1 LOB: 2 BB: 1 P: 8	R: 0 E: 0 K: 0 S: 4	H: 1 LOB: 1 BB: 0 P: 4	R: 0 E: 0 K: 1 S: 5	H: 0 LOB: 0 BB: 0 P: 5	R: 0 E: 0 K: 1 S: 5	H: 0 LOB: 0 BB: 0 P: 5	R: 0 E: 1 K: 0 S: 3	H: 0 LOB: 2 BB: 1 P: 8	R: 0 E: 0 K: 2 S: 7	H: 0 LOB: 0 BB: 0 P: 7	R: 1 E: 0 K: 1 S: 7	H: 2 LOB: 2 BB: 1 P: 11	1B: 6 2B: 1 3B: 0 HR: 0	SF: 1 SAC: 0 DP: 1 HBP: 1	WP: 0 PB: 0 SB: 2 CS: 0	PA: 40			
PITCHER	IP	WLS	BF	H	R	ER	SO	BB	IBB	HBP	BLK	WP	HR	S	P	ERA	WHIP								
Tom Griffin, R ERA: 2.88 (1, 1)	0.0		4	2	2	2	0	2	0	0	0	0	0	2	10	∞	∞								
Mike Cosgrove, L ERA: 0.79 (1, 1)	7.0	W	27	3	1	1	3	2	0	1	0	0	0	30	39	1.29	0.714								
Ken Forsch, R ERA: 3.04 (8, 1)	2.0		9	2	1	1	3	1	0	0	0	0	0	14	18	4.50	1.500								

Houston Astros @ Montreal Expos
Jarry Park, Montreal, QB
Tue May 28 1974, 7:05 PM EDT
Att: 10,618 - Unknown

AB	33
R	4
H	7
RBI	4
BB	5
SO	6
LOB	24



Batter	1	2	3	4	5	6	7	8	9	AB	R	H	RBI	BB	SO	LOB	TOP										
Greg Gross, L OBP: 0.444, SLG: 0.431 (1, 9)	0-0 5-3 1B		4-0 K S BB		0-0 1-H 2-H 3B		4-0 FC6-4 BB		4-0 BB 1B BB	2	1	2	2	3	0	0											
Roger Metzger, S OBP: 0.350, SLG: 0.362 (1, 6)	0-0 F6		0-3 K 1-3		0-0 4-3		0-0 F8		0-0 1-2 1B 1B	5	1	1	0	0	1	5											
Cesar Cedeno, R OBP: 0.360, SLG: 0.505 (1, 8)	0-0 5-3 1-2			0-0 CS 1B		0-0 CS 1B	0-0 FC6-4 1-2		4-0 1-2 2-3 1B BB	4	0	2	0	1	0	3											
Bob Watson, R OBP: 0.400, SLG: 0.424 (1, 7)	0-0 4-3			0-0 1-4-3		0-0 F8		0-0	0-0	5	0	2	2	0	0	3											
Denis Menke, R OBP: 0.217, SLG: 0.158 (9, 3)	0-0			1-2		1-2		1B	1B	0	0	0	0	0	0	0											
Cliff Johnson, R OBP: 0.405, SLG: 0.595 Fred Scherman, L Ken Forsch, R (1, 3)		0-0 FC4-6 1B		0-0 6-3		0-0 1B		0-3 K	0-0 F8	4	0	2	0	0	1	1											
Milt May, L OBP: 0.313, SLG: 0.342 (1, 2)		0-0 FC4-6 1-4-3 WP 1-2			0-0 2-3	0-0 L9		0-0 F9		4	0	0	0	0	0	3											
Doug Rader, R OBP: 0.335, SLG: 0.389 (1, 5)		0-0 1-4-3 1-3			0-0 1B 3B 1B		0-0 5-3	0-0 F3		4	1	1	0	0	0	2											
Tommy Helms, R OBP: 0.319, SLG: 0.400 (1, 4)		0-0 L4			0-0 F4		4-0 S 2B BB		0-0	3	1	0	0	1	0	2											
Claude Osteen, L OBP: 0.231, SLG: 0.308 Jerry Johnson, R Bob Gallagher, L OBP: 0.250, SLG: 0.222 (1, 1)			0-0 4-3		0-0	0-0	0-0	0-0	0-0 6-3	3	1	2	1	0	0	0											
				0-0	1-2	3B 1B	1-H	2B		1	0	0	0	0	0	0											
Inning Stats	R: 0 E: 0 K: 0 S: 4	H: 1 LOB: 1 BB: 0 P: 4	R: 0 E: 0 K: 0 S: 4	H: 1 LOB: 1 BB: 4 P: 4	R: 0 E: 0 K: 1 S: 4	H: 0 LOB: 0 BB: 1 P: 8	R: 0 E: 0 K: 0 S: 3	H: 1 LOB: 0 BB: 0 P: 3	R: 2 E: 0 K: 0 S: 6	H: 3 LOB: 1 BB: 0 P: 6	R: 0 E: 0 K: 0 S: 4	H: 2 LOB: 1 BB: 0 P: 4	R: 1 E: 0 K: 0 S: 4	H: 1 LOB: 2 BB: 2 P: 12	R: 0 E: 0 K: 1 S: 6	H: 1 LOB: 1 BB: 0 P: 6	R: 2 E: 0 K: 0 S: 5	H: 2 LOB: 2 BB: 2 P: 13	1B: 10 2B: 1 3B: 1 HR: 0	SF: 0 SAC: 0 DP: 0 HBP: 0	WP: 1 PB: 0 SB: 2 CS: 2	PA: 41					
PITCHER	IP	WLS	BF	H	R	ER	SO	BB	IBB	HBP	BLK	WP	HR	S	P	ERA	WHIP										
Ernie McAnally, R ERA: 4.8 Chuck Taylor, R ERA: 2.12 Tom Walker, R ERA: 3.0	6.1		27	9	3	3	1	2	0	0	0	1	0	27	35	4.26	1.737										
	0.2		3	0	0	0	0	1	0	0	0	0	0	2	6	0.00	1.500										
	2.0	L	11	3	2	2	1	2	0	0	0	0	0	11	19	9.00	2.500										

Houston Astros @ Montreal Expos
 Jarry Park, Montreal, QB
 Wed May 29 1974, 7:05 PM EDT
 Att: 13,119 - Unknown

AB	36
R	5
H	12
RBI	5
BB	5
SO	2
LOB	21



Batter	1	2	3	4	5	6	7	8	9	AB	R	H	RBI	BB	SO	LOB	BOTTOM										
Ron Hunt, R OBP: 0.355, SLG: 0.220 Ron Fairly, L OBP: 0.355, SLG: 0.434 (1, 5)	0-0 F8		0-0 F4		0-0 FC2-6 L3 1-2		0-0 F9		0-0 L9	3	0	0	0	0	0	2											
Tim Foli, R OBP: 0.318, SLG: 0.275 (1, 6)	0-0 5-3			0-0 F9	0-0 L3 1-2		0-0 4-3		0-0 G1-6-3 1-2	5	0	0	0	0	0	4											
Willie Davis, L OBP: 0.325, SLG: 0.387 (1, 8)	0-0 4-3			0-0 3B 1B		0-0 F3		0-0 F7 BB 1B		4	1	2	0	0	0	0											
Ken Singleton, S OBP: 0.432, SLG: 0.390 (1, 9)		4-0 G5-4-3 BB		0-0 1B 3B		0-0 F8		0-0 F7		3	1	1	1	1	0	1											
Bob Bailey, R OBP: 0.415, SLG: 0.400 (1, 7)		0-0 G5-4-3 1-2		0-0 CS 1B		0-0 F8		4-0 BB BB		3	0	1	1	1	0	1											
Hal Breeden, R Lamy, L OBP: 0.315, SLG: 0.323 (1, 3)		0-0 6-3		0-0 1B BB		0-0		0-0 F7		2	0	1	0	1	0	0											
Boots Day, L Pepe Friess, R OBP: 0.133, SLG: 0.200 (8, PH)				0-0 1B BB		0-0		0-0 F7		0	0	0	0	0	0	0											
Jim Cox, R OBP: 0.268, SLG: 0.279 (1, 4)			0-0 6-3	0-0 1B		0-0		4-0 FC2-6 1B	0-0 1-2 BB	3	0	2	1	1	0	0											
Terry Humphrey, R OBP: 0.211, SLG: 0.200 Bob Stinson, S OBP: 0.400, SLG: 0.250 (1, 2)			0-0 F4	0-0 F2		0-0		0-0 FC2-6 1B	0-0 1-3	3	0	0	0	0	0	4											
Ernie McAnally, R OBP: 0.133, SLG: 0.071 Chuck Taylor, R OBP: 0.250, SLG: 0.500 Ron Woods, R OBP: 0.333, SLG: 0.190 Tom Walker, R (1, 1)			0-0	0-0 1B		4-0 FC2-6 BB		0-0	0-0 G1-6-3	1	0	1	0	1	0	0											
										0	0	0	0	0	0	0											
										1	0	1	0	0	0	0											
										1	0	1	0	0	0	0											
										1	0	1	0	0	0	0											
										1	0	1	0	0	0	0											
Inning Stats	R: 0 E: 0 K: 0 S: 3	H: 0 LOB: 0 BB: 0 P: 3	R: 0 E: 0 K: 0 S: 2	H: 0 LOB: 0 BB: 1 P: 6	R: 0 E: 0 K: 0 S: 4	H: 1 LOB: 1 BB: 0 P: 4	R: 2 E: 0 K: 0 S: 6	H: 4 LOB: 2 BB: 1 P: 10	R: 0 E: 0 K: 0 S: 2	H: 0 LOB: 0 BB: 1 P: 6	R: 0 E: 0 K: 0 S: 3	H: 0 LOB: 0 BB: 0 P: 3	R: 1 E: 0 K: 0 S: 6	H: 3 LOB: 2 BB: 0 P: 6	R: 0 E: 0 K: 0 S: 4	H: 1 LOB: 3 BB: 2 P: 12	R: 0 E: 0 K: 0 S: 3	H: 1 LOB: 0 BB: 0 P: 3	1B: 8 2B: 2 3B: 1 HR: 0	SF: 0 SAC: 0 DP: 3 HBP: 0	WP: 0 PB: 0 SB: 0 CS: 1	PA: 38					
PITCHER	IP	WLS	BF	H	R	ER	SO	BB	IBB	HBP	BLK	WP	HR	S	P	ERA	WHIP										
Claude Osteen, L ERA: 2.93 Jerry Johnson, R ERA: 3.45 Fred Scherman, L ERA: 3.6 Ken Forsch, R ERA: 2.88	6.1		27	8	3	3	0	3	0	0	0	0	0	24	36	4.26	1.737										
	1.0		5	1	0	0	0	1	0	0	0	0	0	4	8	0.00	2.000										
	0.1		2	0	0	0	0	1	0	0	0	0	0	1	5	0.00	3.000										
	1.1	W	4	1	0	0	0	0	0	0	0	0	0	4	4	0.00	0.750										

Houston Astros @ Montreal Expos
 Jarry Park, Montreal, QB
 Wed May 29 1974, 7:05 PM EDT
 Att: 13,119 - Unknown

AB	33
R	3
H	10
RBI	3
BB	5
SO	0
LOB	20



Batter	1	2	3	4	5	6	7	8	9	AB	R	H	RBI	BB	SO	LOB	TOP			
Greg Gross, L (1,7) OBP: 0.444, SLG: 0.421	1-3	FC6-4		FC6-4		6-3		K		4	0	0	0	1	1	4				
Roger Metzger, S (1,6) OBP: 0.342, SLG: 0.348	6-3		F8	FC6-4		4-3		K		4	0	0	0	1	1	4				
Cesar Cedeno, R (1,8) OBP: 0.376, SLG: 0.528	P5		CS							5	3	4	1	0	0	0				
Bob Watson, R (1,3) OBP: 0.400, SLG: 0.416		BB	F8							5	1	2	0	0	0	3				
Cliff Johnson, R (1,2) OBP: 0.491, SLG: 0.600		BB								0	2	0	1	4	0	0				
Ollie Brown, R (1,9) OBP: 0.242, SLG: 0.355										4	0	1	1	1	1	3				
Doug Rader, R (1,5) OBP: 0.333, SLG: 0.395										5	1	3	2	0	2	1				
Tommy Helms, R (1,4) OBP: 0.331, SLG: 0.421										4	0	3	1	0	1	3				
Larry Milbourne, S (8,4) OBP: 0.391, SLG: 0.368	K									1	0	0	0	0	0	1				
Don Wilson, R (1,1) OBP: 0.091, SLG: 0.100										0	0	0	1	0	0	0				
Fred Scherman, L (7,1)	SF7									1	0	0	0	0	1	1				
Inning Stats	R: 0 E: 0 K: 0 S: 3	H: 0 LOB: 0 BB: 3	R: 2 E: 0 K: 1 S: 7	H: 2 LOB: 2 BB: 15	R: 0 E: 0 K: 0 S: 3	H: 1 LOB: 2 BB: 2 P: 11	R: 0 E: 0 K: 1 S: 6	H: 1 LOB: 2 BB: 1 P: 10	R: 1 E: 0 K: 0 S: 4	H: 2 LOB: 0 BB: 0 P: 4	R: 1 E: 0 K: 2 S: 8	H: 1 LOB: 1 BB: 1 P: 12	R: 0 E: 0 K: 3 S: 10	H: 1 LOB: 1 BB: 0 P: 10	R: 2 E: 0 K: 0 S: 5	H: 3 LOB: 1 BB: 9	1B: 10 2B: 2 3B: 1 HR: 1	SF: 2 SAC: 2 DP: 1 HBP: 0	WP: 0 PB: 0 SB: 0 CS: 1	PA: 44
PITCHER	IP	WLS	BF	H	R	ER	SO	BB	IBB	HBP	BLK	WP	HR	S	P	ERA	WHIP			
Jerry Kosman, L (1,1) ERA: 3.19	6.0	L	29	8	4	4	2	5	0	0	0	0	0	28	48	6.00	2.167			
Bob Apodaca, R (7,1) ERA: 8.2	2.0		9	2	1	1	5	1	0	0	0	0	1	18	22	4.50	1.500			
Bob Miller, R (9,1) ERA: 4.12	1.0		6	3	2	2	0	1	0	0	0	0	0	5	9	18.00	4.000			

Houston Astros @ New York Mets
Shea Stadium, Flushing, NY
Fri May 31 1974, 7:05 PM EDT
Att: 20,736 - Unknown

AB	33
R	7
H	13
RBI	7
BB	7
SO	7
LOB	20



Batter	1	2	3	4	5	6	7	8	9	AB	R	H	RBI	BB	SO	LOB	BOTTOM					
Bud Harrelson, S (1,6) OBP: 0.412, SLG: 0.329	BB	FC6-4		F7		4-3		F7		2	0	0	0	2	0	2						
Ted Martinez, R (8,PH) OBP: 0.250, SLG: 0.333	BB	FC6-4		F7		4-3		F7		1	0	0	0	0	0	0						
Felix Milan, R (1,4) OBP: 0.338, SLG: 0.317	F9	FC6-4								5	0	1	0	0	0	3						
Cleon Jones, R (1,7) OBP: 0.335, SLG: 0.391	BB									4	1	1	0	1	0	1						
Rusty Staub, L (1,9) OBP: 0.375, SLG: 0.455	BB									4	0	2	0	1	0	1						
John Milner, L (1,3) OBP: 0.322, SLG: 0.403	F2									4	0	1	1	0	0	5						
Dave Schneck, L (1,8) OBP: 0.304, SLG: 0.408	F5									2	0	1	0	1	0	3						
Don Hahn, R (7,PH) OBP: 0.385, SLG: 0.517	F5									1	0	0	0	0	1	2						
Wayne Garrett, L (1,5) OBP: 0.229, SLG: 0.311										4	0	0	0	0	1	5						
Jerry Grote, R (1,2) OBP: 0.317, SLG: 0.395										4	0	1	0	0	0	1						
Jerry Kosman, R (1,1) OBP: 0.138, SLG: 0.107										1	0	0	0	0	0	0						
Ed Kranepool, L (6,PH) OBP: 0.423, SLG: 0.391										0	0	0	0	1	0	0						
Bob Apodaca, R (7,1)										0	0	0	0	0	0	0						
Duffy Dyer, R (8,PH) OBP: 0.235, SLG: 0.133										1	0	0	0	0	0	0						
Bob Miller, R (9,1) OBP: 0.333, SLG: 0.667										0	0	0	0	0	0	0						
Inning Stats	R: 0 E: 0 K: 0 S: 3	H: 0 LOB: 3 BB: 3 P: 15	R: 0 E: 0 K: 0 S: 4	H: 1 LOB: 2 BB: 1 P: 8	R: 0 E: 0 K: 0 S: 3	H: 1 LOB: 0 BB: 1 P: 8	R: 0 E: 0 K: 0 S: 3	H: 0 LOB: 0 BB: 0 P: 3	R: 0 E: 0 K: 0 S: 4	H: 1 LOB: 1 BB: 0 P: 4	R: 0 E: 0 K: 0 S: 4	H: 3 LOB: 2 BB: 1 P: 8	R: 1 E: 0 K: 2 S: 10	H: 3 LOB: 0 BB: 0 P: 10	R: 0 E: 0 K: 0 S: 3	H: 0 LOB: 0 BB: 0 P: 3	R: 0 E: 0 K: 0 S: 3	H: 0 LOB: 0 BB: 0 P: 3	1B: 6 2B: 1 3B: 0 HR: 0	SF: 0 SAC: 1 DP: 0 HBP: 0	WP: 0 PB: 0 SB: 1 CS: 0	PA: 40
PITCHER	IP	WLS	BF	H	R	ER	SO	BB	IBB	HBP	BLK	WP	HR	S	P	ERA	WHIP					
Don Wilson, R (1,1) ERA: 5.31	6.1	W	32	7	1	1	0	6	0	0	0	0	0	26	50	1.42	2.053					
Fred Scherman, L (7,1) ERA: 3.14	2.2		8	0	0	0	2	0	0	0	0	0	0	12	12	0.00	0.000					

Houston Astros @ New York Mets
Shea Stadium, Flushing, NY
Fri May 31 1974, 7:05 PM EDT
Att: 20,736 - Unknown

AB	33
R	1
H	7
RBI	1
BB	6
SO	2
LOB	23




Batter	1	2	3	4	5	6	7	8	9	AB	R	H	RBI	BB	SO	LOB	TOP					
Greg Gross, L OBP: 0.329, SLG: 0.419 (1, 9)	4-0 CS BB		0-0 G3		0-0 1-2 1B			0-0 F7		3	0	1	0	1	0	0	Houston Astros @ New York Mets Shea Stadium, Flushing, NY Sat Jun 01 1974, 3:33 AM EDT Att: 18,994 - Unknown					
Roger Metzger, S OBP: 0.333, SLG: 0.338 (1, 6)	0-3 K			0-3 K	0-0 4-3			0-0 4-3		4	0	0	0	0	2	3						
Cesar Cedeno, R OBP: 0.373, SLG: 0.537 (1, 8)	0-3 K			0-0 HR				0-0 4-3		4	1	1	1	0	2	0						
Bob Watson, R OBP: 0.402, SLG: 0.418 (1, 7)		0-0 L3		0-0 1B				0-0 6-3		4	0	2	0	0	0	0						
Lee May, R OBP: 0.299, SLG: 0.418 (1, 3)		0-0 1B		0-3 K				0-0 F8		4	0	1	0	0	2	2						
Milt May, L OBP: 0.309, SLG: 0.336 (1, 2)		0-0 F7		0-3 K				0-0 F8		4	0	0	0	0	2	3						
Doug Rader, R OBP: 0.328, SLG: 0.389 (1, 5)		0-0 1-3			0-0 F3			0-3 K		3	0	0	0	0	1	1						
Tommy Helms, R OBP: 0.331, SLG: 0.416 (1, 4)			0-0 5-3		4-0 FC2-6 BB			0-3 K		2	0	0	0	1	1	0						
Dave Roberts, L OBP: 0.182, SLG: 0.323 (1, 1)			0-0 6-3		0-0 FC2-6 1B			0-3 K		3	0	0	0	0	1	1						
Inning Stats	R: 0 E: 0 K: 2 S: 6	H: 0 LOB: 0 BB: 1 P: 10	R: 0 E: 0 K: 0 S: 4	H: 1 LOB: 1 BB: 0 P: 4	R: 0 E: 0 K: 0 S: 3	H: 0 LOB: 0 BB: 0 P: 3	R: 1 E: 0 K: 3 S: 11	H: 2 LOB: 1 BB: 0 P: 11	R: 0 E: 0 K: 0 S: 4	H: 1 LOB: 2 BB: 1 P: 8	R: 0 E: 0 K: 1 S: 6	H: 1 LOB: 1 BB: 0 P: 6	R: 0 E: 0 K: 3 S: 9	H: 0 LOB: 0 BB: 0 P: 9	R: 0 E: 0 K: 0 S: 3	H: 0 LOB: 0 BB: 0 P: 3	R: 0 E: 0 K: 2 S: 7	H: 0 LOB: 0 BB: 0 P: 7	1B: 4 2B: 0 3B: 0 HR: 1	SF: 0 SAC: 0 DP: 0 HBP: 0	WP: 0 PB: 0 SB: 0 CS: 1	PA: 33
PITCHER Tom Seaver, R ERA: 3.61 (1, 1)	IP: 9.0 WLS: W BF: 33 H: 5 R: 1 ER: 1 SO: 11 BB: 2 IBB: 0 HBP: 0 BLK: 1 WP: 0 HR: 1 S: 53 P: 61 ERA: 1.00 WHIP: 0.778															PITCHER						

Batter	1	2	3	4	5	6	7	8	9	AB	R	H	RBI	BB	SO	LOB	BOTTOM			
Don Hahn, R OBP: 0.391, SLG: 0.548 (1, 8)	0-0 1B 3B		0-0 P6		0-0 5-3			0-0 1B		4	1	2	0	0	0	1	Houston Astros @ New York Mets Shea Stadium, Flushing, NY Sat Jun 01 1974, 3:33 AM EDT Att: 18,994 - Unknown			
Felix Milan, R OBP: 0.341, SLG: 0.321 (1, 4)	0-0 2B 1B		0-0 5-3		0-0 FC5 1B			0-0 F8		4	1	2	1	0	0	1				
Rusty Staub, L OBP: 0.377, SLG: 0.462 (1, 9)	0-0 4-3 2B		0-0 4-3		0-0 1B			0-3 K		4	0	2	2	0	1	1				
Cleon Jones, R OBP: 0.328, SLG: 0.383 (1, 7)	0-0 4-3			0-0 1-3	0-0 FC5			0-0 6-3		4	0	0	0	0	0	3				
John Milner, L OBP: 0.321, SLG: 0.405 (1, 3)	0-0 P6			0-0 G3				0-0 P4		4	0	1	0	0	0	1				
Jerry Grote, R OBP: 0.323, SLG: 0.393 (1, 2)	0-0 5-3			0-0 1B				0-0 BB		3	0	1	0	1	0	2				
Ted Martinez, R OBP: 0.231, SLG: 0.306 (1, 6)		0-0 F8		0-0 F9				0-0 L1		4	0	0	0	0	0	3				
Wayne Garrett, L OBP: 0.231, SLG: 0.311 (1, 5)		0-0 1-3			0-0 1B SH1-4			0-0 F9		3	1	1	0	0	0	1				
Tom Seaver, R OBP: 0.214, SLG: 0.083 (1, 1)		0-0 P6		0-0 SH1-4				0-3 K		2	0	0	0	0	1	0				
Inning Stats	R: 2 E: 0 K: 0 S: 6	H: 3 LOB: 1 BB: 0 P: 6	R: 0 E: 0 K: 0 S: 3	H: 0 LOB: 0 BB: 0 P: 3	R: 0 E: 0 K: 0 S: 3	H: 0 LOB: 0 BB: 0 P: 3	R: 0 E: 0 K: 0 S: 4	H: 1 LOB: 1 BB: 0 P: 4	R: 1 E: 0 K: 0 S: 6	H: 3 LOB: 2 BB: 0 P: 6	R: 0 E: 0 K: 0 S: 4	H: 1 LOB: 1 BB: 0 P: 4	R: 0 E: 0 K: 2 S: 8	H: 1 LOB: 1 BB: 0 P: 8	R: 0 E: 0 K: 0 S: 3	H: 0 LOB: 1 BB: 1 P: 7	1B: 6 2B: 2 3B: 1 HR: 0	SF: 0 SAC: 1 DP: 0 HBP: 0	WP: 0 PB: 0 SB: 0 CS: 0	PA: 34
PITCHER Dave Roberts, L ERA: 3.48 (1, 1)	IP: 8.0 WLS: L BF: 34 H: 9 R: 3 ER: 3 SO: 2 BB: 1 IBB: 0 HBP: 0 BLK: 0 WP: 0 HR: 0 S: 37 P: 41 ERA: 3.38 WHIP: 1.250															PITCHER				

Batter	1	2	3	4	5	6	7	8	9	AB	R	H	RBI	BB	SO	LOB	TOP								
Boots Day, L OBP: 0.329, SLG: 0.375 (1, 7)										5	1	2	1	0	0	0									
Larry Lintz, S OBP: 0.326, SLG: 0.338 (1, 4)										3	1	1	1	0	0	0									
Willie Davis, L OBP: 0.346, SLG: 0.421 (1, 8)					K					4	1	2	0	0	1	2									
Ken Singleton, S OBP: 0.426, SLG: 0.371 (1, 9)										2	0	0	0	2	0	1									
Ron Fairly, L OBP: 0.364, SLG: 0.411 (1, 3)										3	0	1	2	1	0	3									
Bob Bailey, R OBP: 0.407, SLG: 0.401 (1, 5)										3	0	0	1	1	1	3									
Pepe Frias, R OBP: 0.133, SLG: 0.200 (8, 5)	K									0	0	0	0	0	0	0									
Tim Foli, R OBP: 0.301, SLG: 0.274 (1, 6)										4	0	0	0	0	0	5									
Terry Humphrey, R OBP: 0.250, SLG: 0.268 (1, 2)										4	1	1	0	0	0	0									
Ernie McAnally, R OBP: 0.105, SLG: 0.056 (1, 1)						K				4	1	0	0	0	1	1									
Inning Stats	R: 0 E: 0 K: 0 S: 3	H: 0 LOB: 0 BB: 0 P: 3	R: 0 E: 0 K: 1 S: 5	H: 0 LOB: 0 BB: 0 P: 5	R: 0 E: 0 K: 0 S: 3	H: 0 LOB: 0 BB: 0 P: 3	R: 2 E: 0 K: 0 S: 6	H: 3 LOB: 2 BB: 1 P: 10	R: 3 E: 1 K: 1 S: 9	H: 3 LOB: 3 BB: 2 P: 17	R: 0 E: 0 K: 0 S: 5	H: 0 LOB: 0 BB: 0 P: 5	R: 0 E: 0 K: 0 S: 3	H: 1 LOB: 0 BB: 0 P: 3	R: 0 E: 0 K: 0 S: 2	H: 0 LOB: 0 BB: 1 P: 6	R: 0 E: 0 K: 0 S: 3	H: 0 LOB: 0 BB: 0 P: 3	1B: 5 2B: 2 3B: 0 HR: 0	SF: 0 SAC: 1 DP: 2 HBP: 0	WP: 0 PB: 0 SB: 0 CS: 0	PA: 37			
PITCHER	IP	WLS	BF	H	R	ER	SO	BB	IBB	HBP	BLK	WP	HR	S	P	ERA	WHIP								
Tom Griffin, R ERA: 3.1 (1, 1)	4.0	L	20	6	5	3	1	1	0	0	0	0	0	21	25	6.75	1.750								
Mike Cosgrove, L ERA: 0.59 (5, 1)	4.0		14	1	0	0	2	2	1	0	0	0	0	15	27	0.00	0.750								
Jerry Johnson, R ERA: 3.21 (9, 1)	1.0		3	0	0	0	0	0	0	0	0	0	0	3	3	0.00	0.000								

Montreal Expos @ Houston Astros
Astrodome, Houston, TX
Tue Jun 04 1974, 8:05 PM EDT
Att: 11,017 - Dome


AB 32
R 5
H 7
RBI 5
BB 4
SO 3
LOB 15



Batter	1	2	3	4	5	6	7	8	9	AB	R	H	RBI	BB	SO	LOB	BOTTOM								
Greg Gross, L OBP: 0.447, SLG: 0.421 (1, 9)										4	0	2	0	0	0	0									
Roger Metzger, S OBP: 0.335, SLG: 0.338 (1, 6)										3	0	1	0	0	0	2									
Cesar Cedeno, R OBP: 0.371, SLG: 0.529 (1, 8)						K				3	0	0	0	1	1	1									
Bob Watson, R OBP: 0.394, SLG: 0.409 (1, 7)				K						4	0	0	0	0	1	4									
Lee May, R OBP: 0.293, SLG: 0.409 (1, 3)							K			4	0	0	0	0	1	2									
Milt May, L OBP: 0.309, SLG: 0.336 (1, 2)										3	0	1	0	0	0	0									
Doug Rader, R OBP: 0.326, SLG: 0.388 (1, 5)				K						3	0	1	0	0	1	1									
Tommy Helms, R OBP: 0.331, SLG: 0.411 (1, 4)										2	0	0	0	1	0	1									
Tom Griffin, R OBP: 0.308, SLG: 0.440 (1, 1)										1	0	0	0	0	1	1									
Mike Cosgrove, L (5, 1)								K		1	0	0	0	0	0	0									
Mike Easter, L OBP: 0.077, SLG: 0.077 (8, PH)										1	0	0	0	0	1	1									
Jerry Johnson, R (9, 1)										0	0	0	0	0	0	0									
Inning Stats	R: 0 E: 1 K: 0 S: 4	H: 1 LOB: 2 BB: 1 P: 8	R: 0 E: 0 K: 1 S: 6	H: 1 LOB: 1 BB: 0 P: 6	R: 0 E: 0 K: 2 S: 8	H: 0 LOB: 0 BB: 0 P: 3	R: 0 E: 0 K: 2 S: 8	H: 1 LOB: 1 BB: 0 P: 8	R: 0 E: 0 K: 0 S: 3	H: 0 LOB: 0 BB: 0 P: 3	R: 0 E: 0 K: 1 S: 5	H: 1 LOB: 0 BB: 0 P: 5	R: 0 E: 0 K: 1 S: 5	H: 0 LOB: 0 BB: 0 P: 5	R: 0 E: 0 K: 1 S: 5	H: 1 LOB: 1 BB: 1 P: 9	R: 0 E: 0 K: 0 S: 3	H: 0 LOB: 0 BB: 0 P: 3	1B: 5 2B: 0 3B: 0 HR: 0	SF: 0 SAC: 1 DP: 3 HBP: 0	WP: 1 PB: 0 SB: 0 CS: 0	PA: 32			
PITCHER	IP	WLS	BF	H	R	ER	SO	BB	IBB	HBP	BLK	WP	HR	S	P	ERA	WHIP								
Ernie McAnally, R ERA: 4.0 (1, 1)	9.0	W	32	5	0	0	6	2	0	0	0	1	0	42	50	0.00	0.778								

Montreal Expos @ Houston Astros
Astrodome, Houston, TX
Tue Jun 04 1974, 8:05 PM EDT
Att: 11,017 - Dome

AB 29
R 0
H 5
RBI 0
BB 2
SO 6
LOB 13



Batter	1	2	3	4	5	6	7	8	9	AB	R	H	RBI	BB	SO	LOB	TOP					
Ron Hunt, R (1,5) OBP: 0.397, SLG: 0.225	4-0 HBP BB		0-0 1B			0-0 F9		0-0 5-3		3	0	1	0	1	0	0						
Larry Lintz, S (1,4) OBP: 0.333, SLG: 0.338	1-0		0-3 K			0-3 K			0-0 5-3	0	0	0	0	0	0	0						
Jim Cox, R (1,4) OBP: 0.273, SLG: 0.274	1-2 G4-3 HBP									2	0	0	0	0	2	1						
Bob Bailey, R (9,PH) OBP: 0.401, SLG: 0.401										1	0	0	0	0	0	0						
Willie Davis, L (1,8) OBP: 0.351, SLG: 0.425	0-3 K		0-0 F3			0-0 1B			0-0 2B	4	0	2	0	0	1	3						
Ken Singleton, S (1,9) OBP: 0.416, SLG: 0.358	0-0 G4-3				0-0 F7			0-0 F7		4	0	0	0	0	0	4						
Ron Fairly, L (1,3) OBP: 0.360, SLG: 0.398		4-0 FC6-4 BB			0-0 F3			0-3 K		3	0	0	0	1	1	1						
Boots Day, L (1,7) OBP: 0.387, SLG: 0.333		0-0 F9			0-0 F8			0-0 4-3		3	0	0	0	0	0	1						
Tim Foli, R (1,6) OBP: 0.309, SLG: 0.304		0-0 FC6-4 BLK			0-3 K			0-0 6-3		3	0	0	0	0	1	1						
Terry Humphrey, R (1,2) OBP: 0.235, SLG: 0.271		0-3 K			0-0 F5			0-0 4-3		2	0	0	0	0	1	1						
Bob Stinson, S (8,PH) OBP: 0.462, SLG: 0.636		1-2 K								1	0	0	0	0	0	0						
Steve Renko, R (1,1) OBP: 0.222, SLG: 0.192			0-3 K			0-0 4-3			0-0 F6	2	0	0	0	0	1	0						
Mike Jorgensen, L (8,PH) OBP: 0.444, SLG: 0.345										1	0	0	0	0	0	0						
John Montague, R (8,1) OBP: 0.401, SLG: 0.401										0	0	0	0	0	0	0						
Inning Stats	R: 0 E: 0 K: 1 S: 4	H: 0 LOB: 1 BB: 1 P: 9	R: 0 E: 0 K: 1 S: 5	H: 0 LOB: 1 BB: 1 P: 9	R: 0 E: 0 K: 2 S: 8	H: 1 LOB: 0 BB: 0 P: 8	R: 0 E: 0 K: 0 S: 3	H: 0 LOB: 0 BB: 0 P: 3	R: 0 E: 0 K: 1 S: 5	H: 0 LOB: 0 BB: 0 P: 5	R: 0 E: 0 K: 1 S: 6	H: 1 LOB: 1 BB: 0 P: 6	R: 0 E: 0 K: 1 S: 5	H: 0 LOB: 0 BB: 0 P: 5	R: 0 E: 0 K: 0 S: 3	H: 0 LOB: 0 BB: 0 P: 3	R: 0 E: 0 K: 0 S: 4	H: 1 LOB: 1 BB: 0 P: 4	1B: 2 2B: 1 3B: 0 HR: 0	SF: 0 SAC: 0 DP: 1 HBP: 1	WP: 0 PB: 0 SB: 0 CS: 0	PA: 32
PITCHER Larry Dierker, R (1,1) ERA: 2.27	IP: 9.0 WLS: W BF: 32 H: 3 R: 0 ER: 0 SO: 7 BB: 2 IBB: 0 HBP: 1 BLK: 1 WP: 0 HR: 0 S: 43 P: 52 ERA: 0.00 WHIP: 0.556															PITCHER	IP: 9.0 WLS: W BF: 32 H: 3 R: 0 ER: 0 SO: 7 BB: 2 IBB: 0 HBP: 1 BLK: 1 WP: 0 HR: 0 S: 43 P: 52 ERA: 0.00 WHIP: 0.556					

Montreal Expos @ Houston Astros
Astrodome, Houston, TX
Thu Jun 06 1974, 8:05 PM EDT
Att: 8,029 - Dome

AB	29
R	0
H	3
RBI	0
BB	2
SO	7
LOB	12



Batter	1	2	3	4	5	6	7	8	9	AB	R	H	RBI	BB	SO	LOB	BOTTOM			
Greg Gross, L (1,9) OBP: 0.439, SLG: 0.425	0-0 FC1-6 1B		0-0 4-3			0-0 6-3		0-0 4-3		4	0	1	0	0	0	2				
Roger Metzger, S (1,6) OBP: 0.317, SLG: 0.322	0-0 FC1-6		0-3 K			0-0 F8		0-0 G3		4	0	0	0	0	1	2				
Cesar Cedeno, R (1,8) OBP: 0.367, SLG: 0.528	0-0 F8		0-0 5-3			0-0 F8		0-3 K		4	0	0	0	0	1	2				
Bob Watson, R (1,7) OBP: 0.380, SLG: 0.392	0-3 K		0-0 F8			0-0 L7		0-0 G3		4	0	0	0	0	1	1				
Bob Gallagher, L (9,9) OBP: 0.245, SLG: 0.217										0	0	0	0	0	0	0				
Lee May, R (1,3) OBP: 0.304, SLG: 0.453			0-0 5-3			0-0 HR		0-0 HR		3	2	2	2	0	0	0				
Johnny Edwards, L (1,2) OBP: 0.274, SLG: 0.339			0-0 2B 1B			0-0 G3		0-0 4-3		3	1	1	0	0	0	0				
Doug Rader, R (1,5) OBP: 0.332, SLG: 0.395			0-0 2B 1B			0-3 K		0-0 F8		3	1	1	1	0	1	0				
Denis Menke, R (7,5) OBP: 0.217, SLG: 0.158			1-H WP 2B							0	0	0	0	0	0	0				
Tommy Helms, R (1,4) OBP: 0.326, SLG: 0.401			4-0 4-3 WP BB			0-0 L8			0-0 6-3	2	0	0	0	1	0	0				
Larry Dierker, R (1,1) OBP: 0.192, SLG: 0.231			3-H 4-3						0-0 6-3	3	0	1	0	0	0	1				
Inning Stats	R: 0 E: 0 K: 1 S: 6	H: 1 LOB: 1 BB: 0 P: 6	R: 2 E: 0 K: 0 S: 5	H: 2 LOB: 1 BB: 1 P: 9	R: 0 E: 0 K: 1 S: 5	H: 0 LOB: 0 BB: 0 P: 5	R: 1 E: 0 K: 1 S: 6	H: 1 LOB: 0 BB: 0 P: 6	R: 0 E: 0 K: 0 S: 4	H: 1 LOB: 1 BB: 0 P: 4	R: 1 E: 0 K: 0 S: 4	H: 1 LOB: 0 BB: 0 P: 4	R: 0 E: 0 K: 0 S: 3	H: 0 LOB: 0 BB: 0 P: 3	R: 0 E: 0 K: 1 S: 5	H: 0 LOB: 0 BB: 0 P: 5	1B: 2 2B: 2 3B: 0 HR: 2	SF: 0 SAC: 0 DP: 0 HBP: 0	WP: 2 PB: 0 SB: 0 CS: 0	PA: 31
PITCHER Steve Renko, R (1,1) ERA: 4.85	IP: 7.0 WLS: L BF: 28 H: 6 R: 4 ER: 4 SO: 4 BB: 1 IBB: 0 HBP: 0 BLK: 0 WP: 2 HR: 2 S: 33 P: 37 ERA: 5.14 WHIP: 1.000															PITCHER	IP: 7.0 WLS: L BF: 28 H: 6 R: 4 ER: 4 SO: 4 BB: 1 IBB: 0 HBP: 0 BLK: 0 WP: 2 HR: 2 S: 33 P: 37 ERA: 5.14 WHIP: 1.000			
John Montague, R (8,1) ERA: 2.09	1.0 L 3 0 0 0 1 0 0 0 0 0 0 0 5 5 0.00 0.000															PITCHER	1.0 L 3 0 0 0 1 0 0 0 0 0 0 0 5 5 0.00 0.000			

Montreal Expos @ Houston Astros
Astrodome, Houston, TX
Thu Jun 06 1974, 8:05 PM EDT
Att: 8,029 - Dome

AB	30
R	4
H	6
RBI	3
BB	1
SO	4
LOB	8



Batter	1	2	3	4	5	6	7	8	9	AB	R	H	RBI	BB	SO	LOB	TOP					
Bud Harrelson, S OBP: 0.405, SLG: 0.320 (1, 6)										4	0	0	0	0	0	4	New York Mets @ Houston Astros Astrodome, Houston, TX Fri Jun 07 1974, 8:05 PM EDT Att: 15,406 - Unknown					
Felix Milten, R OBP: 0.329, SLG: 0.309 (1, 4)										3	0	0	0	0	2							
Cleon Jones, R OBP: 0.321, SLG: 0.367 (1, 7)										1	0	0	0	1	1							
Ed Kraneppool, L OBP: 0.452, SLG: 0.407 (2, 7)											3	0	1	0	0	0						
Ted Martinez, R OBP: 0.237, SLG: 0.291 (8, FR)											0	0	0	0	0	0						
George Theodore, R OBP: 0.283, SLG: 0.263 (8, 7)											0	0	0	0	0	0						
Rusty Staub, L OBP: 0.358, SLG: 0.429 (1, 9)										3	0	0	1	0	2							
John Milner, L OBP: 0.329, SLG: 0.420 (1, 3)										4	0	1	0	0	2							
Dave Schneck, L OBP: 0.313, SLG: 0.404 (1, 8)										4	0	1	0	0	1							
Wayne Garrett, L OBP: 0.247, SLG: 0.327 (1, 5)										3	0	1	0	1	0	AB 33 R 0 H 7 RBI 0 BB 2 SO 3 LOB 18						
Jerry Grote, R OBP: 0.322, SLG: 0.391 (1, 2)										4	0	2	0	1	2							
Don Hahn, R OBP: 0.392, SLG: 0.545 (9, FR)											0	0	0	0	0	0						
Harry Parker, R OBP: 0.362, SLG: 0.333 (7, PH)										2	0	0	0	1	2							
Ken Boswell, L OBP: 0.362, SLG: 0.333 (7, PH)											1	0	1	0	0	0						
Bob Apodaca, R OBP: 0.321, SLG: 0.378 (9, PH)											0	0	0	0	0	0						
Ron Hodges, L OBP: 0.321, SLG: 0.378 (9, PH)										1	0	0	0	0	1							
Inning Stats	R: 0 E: 1 K: 1 S: 6	H: 0 LOB: 1 BB: 0 P: 6	R: 0 E: 0 K: 1 S: 5	H: 0 LOB: 1 BB: 1 P: 9	R: 0 E: 0 K: 1 S: 5	H: 0 LOB: 0 BB: 0 P: 5	R: 0 E: 0 K: 0 S: 4	H: 1 LOB: 1 BB: 0 P: 4	R: 0 E: 0 K: 0 S: 5	H: 2 LOB: 2 BB: 0 P: 5	R: 0 E: 0 K: 0 S: 2	H: 0 LOB: 0 BB: 1 P: 6	R: 0 E: 0 K: 0 S: 5	H: 2 LOB: 2 BB: 0 P: 5	R: 0 E: 0 K: 0 S: 4	H: 1 LOB: 1 BB: 0 P: 4	R: 0 E: 0 K: 0 S: 4	H: 1 LOB: 1 BB: 0 P: 4	1B: 6 2B: 1 3B: 0 HR: 0	SF: 0 SAC: 1 DP: 1 HBP: 0	WP: 0 PB: 0 SB: 0 CS: 0	PA: 36
PITCHER Don Wilson, R ERA: 4.38 (1, 1)	IP: 9.0 W: 7 L: 0 BF: 36	H: 7 R: 0 ER: 0 SO: 3	BB: 2 IBB: 0 HBP: 0 BLK: 0	WP: 0 HR: 0 S: 40 P: 48	ERA: 0.00 WHIP: 1.000											ERA: 0.00 WHIP: 1.000						

Batter	1	2	3	4	5	6	7	8	9	AB	R	H	RBI	BB	SO	LOB	BOTTOM	
Greg Gross, L OBP: 0.435, SLG: 0.417 (1, 9)										3	0	0	0	1	0	1	New York Mets @ Houston Astros Astrodome, Houston, TX Fri Jun 07 1974, 8:05 PM EDT Att: 15,406 - Unknown	
Roger Metzger, S OBP: 0.310, SLG: 0.314 (1, 6)										4	0	0	0	1	3			
Cesar Cedeño, R OBP: 0.363, SLG: 0.521 (1, 8)										3	0	0	0	0	1			
Bob Watson, R OBP: 0.374, SLG: 0.385 (1, 7)										3	0	0	0	1	0			
Bob Gallagher, L OBP: 0.245, SLG: 0.217 (8, 9)											0	0	0	0	0	0		
Lee May, R OBP: 0.304, SLG: 0.467 (1, 3)										3	1	1	1	0	2			
Milt May, L OBP: 0.308, SLG: 0.341 (1, 2)										3	0	0	0	0	0			
Doug Rader, R OBP: 0.332, SLG: 0.394 (1, 5)										3	0	1	0	0	0	AB 28 R 1 H 4 RBI 1 BB 1 SO 5 LOB 6		
Tommy Helms, R OBP: 0.321, SLG: 0.394 (1, 4)										3	0	0	0	0	1			
Larry Milbourne, S OBP: 0.391, SLG: 0.368 (9, 4)											0	0	0	0	0	0		
Don Wilson, R OBP: 0.214, SLG: 0.308 (1, 1)										3	0	2	0	1	0			
Inning Stats	R: 0 E: 1 K: 1 S: 5	H: 2 LOB: 0 BB: 0 P: 5	R: 1 E: 1 K: 0 S: 5	H: 2 LOB: 1 BB: 0 P: 5	R: 0 E: 0 K: 0 S: 4	H: 1 LOB: 1 BB: 0 P: 4	R: 0 E: 0 K: 1 S: 5	H: 0 LOB: 0 BB: 0 P: 5	R: 0 E: 0 K: 1 S: 5	H: 0 LOB: 0 BB: 0 P: 5	R: 0 E: 0 K: 2 S: 7	H: 0 LOB: 0 BB: 0 P: 7	R: 0 E: 0 K: 0 S: 4	H: 1 LOB: 2 BB: 1 P: 8	1B: 2 2B: 1 3B: 0 HR: 1	SF: 0 SAC: 0 DP: 0 HBP: 0	WP: 0 PB: 0 SB: 0 CS: 1	PA: 30
PITCHER Harry Parker, R ERA: 2.54 (1, 1)	IP: 6.0 W: 1 L: 0 BF: 21	H: 3 R: 1 ER: 1 SO: 3	BB: 0 IBB: 0 HBP: 0 BLK: 0	WP: 0 HR: 1 S: 27 P: 27	ERA: 1.50 WHIP: 0.500											ERA: 0.00 WHIP: 0.500		
Bob Apodaca, R ERA: 5.74 (7, 1)	IP: 2.0 W: 0 L: 1 BF: 8	H: 1 R: 0 ER: 0 SO: 2	BB: 0 IBB: 1 HBP: 0 BLK: 0	WP: 0 HR: 0 S: 11 P: 15	ERA: 0.00 WHIP: 0.500											ERA: 0.00 WHIP: 0.500		

Batter	1	2	3	4	5	6	7	8	9	10	11	12	13	14	AB	R	H	RBI	BB	SO	LOB	TOP					
Bud Harrelson, S OBP: 0.401, SLG: 0.318 (1, 6)															7	0	2	0	0	0	4						
Felix Millan, R OBP: 0.323, SLG: 0.303 (1, 4)															7	0	1	0	0	0	2						
George Theodore, R OBP: 0.250, SLG: 0.217 Dave Schneck, L OBP: 0.305, SLG: 0.399 (9, 7)															4	0	0	0	0	0	2						
Rusty Staub, L OBP: 0.360, SLG: 0.424 (1, 9)															5	1	1	0	2	1	2						
John Milner, L OBP: 0.336, SLG: 0.427 (1, 3)															6	3	3	0	1	0	4						
Don Hahn, R OBP: 0.420, SLG: 0.563 (1, 8)														5	1	3	1	2	0	1							
Duffy Dyer, R OBP: 0.318, SLG: 0.118 Ted Martinez, R OBP: 0.237, SLG: 0.291 Bob Apodaca, R (10, 1)														2	0	0	0	3	0	2							
Ed Kranevool, L OBP: 0.408, SLG: 0.393 Ray Sadecki, L OBP: 0.333, SLG: 0.333 Wayne Garrett, L OBP: 0.254, SLG: 0.333 (1, 5)															6	1	2	2	1	0	8						
Jon Matlack, L OBP: 0.192, SLG: 0.167 Bob Miller, R OBP: 0.333, SLG: 0.667 Ken Boswell, L OBP: 0.362, SLG: 0.333 Jerry Grote, R OBP: 0.315, SLG: 0.382 (10, 2)														3	0	1	1	0	1	4							
Inning Stats	R: 0 E: 0 K: 0 S: 4	H: 2 LOB: 2 BB: 0 P: 4	R: 2 E: 0 K: 0 S: 4	H: 1 LOB: 1 BB: 2 P: 12	R: 0 E: 0 K: 0 S: 3	H: 0 LOB: 1 BB: 1 P: 7	R: 0 E: 0 K: 1 S: 5	H: 0 LOB: 2 BB: 2 P: 13	R: 0 E: 0 K: 1 S: 5	H: 0 LOB: 0 BB: 0 P: 5	R: 0 E: 0 K: 0 S: 3	H: 1 LOB: 1 BB: 0 P: 3	R: 1 E: 0 K: 0 S: 5	H: 3 LOB: 1 BB: 0 P: 5	R: 1 E: 0 K: 0 S: 4	H: 1 LOB: 2 BB: 2 P: 12	R: 0 E: 0 K: 0 S: 3	H: 1 LOB: 2 BB: 1 P: 5	R: 0 E: 0 K: 0 S: 3	H: 0 LOB: 0 BB: 0 P: 3	R: 1 E: 0 K: 0 S: 5	H: 2 LOB: 2 BB: 1 P: 9	1B: 11 2B: 3 3B: 0 HR: 0	SF: 1 SAC: 0 DP: 3 HBP: 1	WP: 0 PB: 0 CS: 0	PA: 63	
PITCHER	IP 7.0	WLS BF 30	H 7	R 3	ER 3	SO 2	BB 5	IBB 0	HBP 0	BLK 0	WP 0	HR 0	S 29	P 49	ERA 4.51	WHIP 1.714											
Dave Roberts, L ERA: 3.51 Fred Scherman, L ERA: 3.23 Ken Forsch, R ERA: 3.18 Mike Cosgrove, L ERA: 0.55 Jerry Johnson, R ERA: 4.08 (12, 1)	(1, 1)	2.0	11	2	1	1	0	1	1	1	0	0	0	8	17	4.50	1.500										
Jim York, R ERA: 1.93 (14, 1)	1.0	1.0	6	2	1	0	0	0	0	0	0	0	2	6	0.00	6.000											
Mike Cosgrove, L ERA: 0.55 Jerry Johnson, R ERA: 4.08 (12, 1)	(10, 1)	1.2	4	0	0	0	0	0	0	0	0	0	4	4	0.00	0.000											
Jerry Johnson, R ERA: 4.08 (12, 1)	(12, 1)	2.0	9	2	1	1	0	0	0	0	0	0	9	9	4.50	1.000											

New York Mets @ Houston Astros
Astrodome, Houston, TX
Sat Jun 08 1974, 8:05 PM EDT
Att: 18,984 - Unknown

livebaseballscorecards.com

AB: 52
R: 6
H: 14
RBI: 5
BB: 9
SO: 2
LOB: 36

Batter	1	2	3	4	5	6	7	8	9	10	11	12	13	14	AB	R	H	RBI	BB	SO	LOB	BOTTOM						
Greg Gross, L OBP: 0.444, SLG: 0.419 (1, 9)															4	1	2	1	3	0	0							
Roger Metzger, S OBP: 0.305, SLG: 0.314 (1, 6)															6	1	1	0	0	0	3							
Cesar Cedeno, R OBP: 0.356, SLG: 0.509 (1, 8)															5	0	0	1	1	0	1							
Bob Watson, R OBP: 0.372, SLG: 0.379 (1, 7)															6	0	1	0	1	0	3							
Lee May, R OBP: 0.305, SLG: 0.468 Larry Milbourne, S OBP: 0.391, SLG: 0.368 (13, 7)															6	0	2	1	0	0	1							
Mike Easter, L OBP: 0.071, SLG: 0.071 (14, PH)															4	1	2	1	2	1	1							
Cliff Johnson, R OBP: 0.466, SLG: 0.644 (1, 2)															4	0	0	0	2	2	3							
Doug Rader, R OBP: 0.332, SLG: 0.385 (1, 5)															4	0	0	0	2	2	3							
Tommy Helms, R OBP: 0.316, SLG: 0.387 (1, 4)															6	0	1	0	0	0	4							
Dave Roberts, L ERA: 3.51 Fred Scherman, L ERA: 3.23 Ken Forsch, R ERA: 3.18 Mike Cosgrove, L ERA: 0.55 Jerry Johnson, R ERA: 4.08 (12, 1)	(1, 1)	2.0	6	0	0	0	0	1	1	0	0	0	0	4	12	0.00	0.750											
Bob Miller, R ERA: 3.52 Bob Apodaca, R ERA: 3.34 Ray Sadecki, L ERA: 5.61 (12, 1)	(8, 1)	1.0	7	1	0	0	1	1	0	0	0	0	0	8	12	0.00	1.000											
Jim York, R ERA: 1.93 (14, 1)	(12, 1)	3.0	12	2	1	0	1	1	0	0	0	0	13	17	0.00	1.000												
Inning Stats	R: 2 E: 0 K: 1 S: 7	H: 2 LOB: 1 BB: 1 P: 11	R: 1 E: 0 K: 0 S: 5	H: 2 LOB: 0 BB: 0 P: 5	R: 0 E: 0 K: 0 S: 3	H: 0 LOB: 0 BB: 0 P: 3	R: 0 E: 0 K: 0 S: 2	H: 0 LOB: 0 BB: 1 P: 6	R: 0 E: 0 K: 0 S: 4	H: 1 LOB: 3 BB: 2 P: 12	R: 0 E: 0 K: 0 S: 3	H: 1 LOB: 1 BB: 0 P: 4	R: 1 E: 0 K: 0 S: 4	H: 1 LOB: 1 BB: 1 P: 8	R: 0 E: 0 K: 0 S: 3	H: 0 LOB: 2 BB: 2 P: 11	R: 0 E: 0 K: 0 S: 3	H: 0 LOB: 0 BB: 0 P: 3	R: 1 E: 0 K: 0 S: 7	H: 2 LOB: 2 BB: 0 P: 7	R: 0 E: 0 K: 0 S: 3	H: 0 LOB: 0 BB: 0 P: 3	R: 0 E: 0 K: 0 S: 3	H: 0 LOB: 1 BB: 1 P: 7	1B: 6 2B: 2 3B: 1 HR: 1	SF: 1 SAC: 1 DP: 0 HBP: 0	WP: 0 PB: 1 SB: 0 CS: 1	PA: 59
PITCHER	IP 7.2	WLS BF 34	H 7	R 4	ER 4	SO 1	BB 4	IBB 1	HBP 0	BLK 0	WP 0	HR 1	S 31	P 51	ERA 4.70	WHIP 1.435												
Jon Matlack, L ERA: 2.71 Bob Miller, R ERA: 3.52 Bob Apodaca, R ERA: 3.34 Ray Sadecki, L ERA: 5.61 (12, 1)	(1, 1)	2.0	6	0	0	0	0	1	1	0	0	0	0	4	12	0.00	0.750											
Bob Miller, R ERA: 3.52 Bob Apodaca, R ERA: 3.34 Ray Sadecki, L ERA: 5.61 (12, 1)	(8, 1)	1.0	7	1	0	0	1	1	0	0	0	0	0	8	12	0.00	1.000											
Ray Sadecki, L ERA: 5.61 (12, 1)	(12, 1)	3.0	12	2	1	0	1	1	0	0	0	0	13	17	0.00	1.000												

New York Mets @ Houston Astros
Astrodome, Houston, TX
Sat Jun 08 1974, 8:05 PM EDT
Att: 18,984 - Unknown

livebaseballscorecards.com

AB: 48
R: 5
H: 10
RBI: 4
BB: 9
SO: 3
LOB: 17

Batter	1	2	3	4	5	6	7	8	9	AB	R	H	RBI	BB	SO	LOB	TOP				
Bud Harrison, S OBP: 0.401, SLG: 0.321 (1, 6)										5	0	2	0	0	1	1	New York Mets @ Houston Astros Astrodome, Houston, TX Sun Jun 09 1974, 4:33 AM EDT Att: 16,860 - Unknown				
Ken Boswell, L OBP: 0.346, SLG: 0.320 (1, 4)										5	0	1	1	0	1	1					
Dave Schneck, L OBP: 0.307, SLG: 0.401 (1, 7)										4	0	1	0	0	1	4					
Rusty Staub, L OBP: 0.358, SLG: 0.417 (1, 9)										3	0	0	0	1	1	4					
John Milner, L OBP: 0.335, SLG: 0.421 George Theodore, R OBP: 0.250, SLG: 0.217 (8, 3)										3	0	0	0	1	1	4					
Don Hahn, R OBP: 0.412, SLG: 0.547 (1, 8)										4	0	1	0	0	2	1					
Wayne Garrett, L OBP: 0.259, SLG: 0.339 (1, 5)										3	0	1	0	1	1	2					
Jerry Grote, R OBP: 0.307, SLG: 0.371 (1, 2)										4	0	0	0	0	0	5					
Jerry Kosman, R OBP: 0.182, SLG: 0.188 Bob Miller, R OBP: 0.333, SLG: 0.687 Ed Killebrew, L OBP: 0.445, SLG: 0.448 Craig Swan, R OBP: 0.199, SLG: 0.394 George Stone, L OBP: 0.199, SLG: 0.150 Ron Hodges, L OBP: 0.314, SLG: 0.370 (6, 1)										2	0	1	0	0	0	0					
Inning Stats	R: 0 E: 0 K: 0 S: 3	H: 1 LOB: 0 BB: 0 P: 3	R: 0 E: 0 K: 1 S: 5	H: 0 LOB: 2 BB: 2 P: 13	R: 0 E: 0 K: 2 S: 8	H: 0 LOB: 1 BB: 0 P: 8	R: 0 E: 0 K: 0 S: 4	H: 1 LOB: 2 BB: 1 P: 8	R: 0 E: 0 K: 2 S: 10	H: 3 LOB: 3 BB: 0 P: 10	R: 0 E: 0 K: 2 S: 7	H: 0 LOB: 0 BB: 0 P: 7	R: 1 E: 0 K: 0 S: 5	H: 2 LOB: 1 BB: 0 P: 5	R: 0 E: 0 K: 1 S: 6	H: 1 LOB: 1 BB: 0 P: 6		R: 0 E: 0 K: 0 S: 3	H: 0 LOB: 0 BB: 0 P: 3	1B: 5 2B: 3 3B: 0 HR: 0	SF: 0 SAC: 0 DP: 1 HBP: 0
PITCHER Tom Griffin, R ERA: 2.87 (1, 1)	IP: 9.0 WLS: W BF: 38 H: 8 R: 1 ER: 1 SO: 8 BB: 2 IBB: 1 HBP: 0 BLK: 0 WP: 2 HR: 0 S: 51 P: 63 ERA: 1.00 WHIP: 1.111															PITCHER Tom Griffin, R ERA: 2.87 (1, 1)	IP: 9.0 WLS: W BF: 38 H: 8 R: 1 ER: 1 SO: 8 BB: 2 IBB: 1 HBP: 0 BLK: 0 WP: 2 HR: 0 S: 51 P: 63 ERA: 1.00 WHIP: 1.111				

Batter	1	2	3	4	5	6	7	8	9	AB	R	H	RBI	BB	SO	LOB	BOTTOM		
Greg Gross, L OBP: 0.448, SLG: 0.418 (8, 7)										3	1	1	1	2	1	2	New York Mets @ Houston Astros Astrodome, Houston, TX Sun Jun 09 1974, 4:33 AM EDT Att: 16,860 - Unknown		
Roger Metzger, S OBP: 0.302, SLG: 0.319 (1, 6)										4	1	1	1	0	1	1			
Cesar Cedeno, R OBP: 0.353, SLG: 0.502 (1, 8)										5	1	1	1	0	1	2			
Bob Watson, R OBP: 0.381, SLG: 0.391 (8, 3)										4	1	3	0	1	0	0			
Lee May, R OBP: 0.300, SLG: 0.461 Bob Gallagher, L OBP: 0.255, SLG: 0.229 (7, PR)										3	0	0	1	0	1	2			
Cliff Johnson, R OBP: 0.444, SLG: 0.592 (1, 2)										4	1	0	0	1	3	3			
Doug Rader, R OBP: 0.344, SLG: 0.412 (1, 5)										2	3	2	2	1	0	0			
Tommy Helms, R OBP: 0.321, SLG: 0.391 Larry Milbourne, S OBP: 0.417, SLG: 0.400 (7, 4)										3	0	2	2	0	0	0			
Tom Griffin, R OBP: 0.310, SLG: 0.464 (1, 1)										3	1	1	1	0	2	2			
Inning Stats	R: 0 E: 0 K: 3 S: 9	H: 0 LOB: 0 BB: 0 P: 9	R: 2 E: 0 K: 2 S: 9	H: 2 LOB: 2 BB: 1 P: 14	R: 0 E: 0 K: 0 S: 3	H: 1 LOB: 0 BB: 0 P: 3	R: 1 E: 0 K: 1 S: 6	H: 1 LOB: 0 BB: 0 P: 6	R: 3 E: 0 K: 2 S: 9	H: 2 LOB: 1 BB: 2 P: 17	R: 1 E: 0 K: 0 S: 4	H: 1 LOB: 2 BB: 2 P: 12	R: 4 E: 1 K: 1 S: 10	H: 5 LOB: 1 BB: 0 P: 10	R: 0 E: 0 K: 0 S: 4	H: 1 LOB: 1 BB: 0 P: 4		1B: 8 2B: 4 3B: 0 HR: 1	SF: 2 SAC: 1 DP: 0 HBP: 1
PITCHER Jerry Kosman, L ERA: 3.73 Bob Miller, R ERA: 3.38 Craig Swan, R ERA: 4.45 George Stone, L ERA: 5.3 (7, 1)	IP: 5.0 WLS: L BF: 26 H: 7 R: 7 ER: 7 SO: 7 BB: 3 IBB: 1 HBP: 0 BLK: 0 WP: 0 HR: 1 S: 37 P: 54 ERA: 12.60 WHIP: 2.000															PITCHER Jerry Kosman, L ERA: 3.73 Bob Miller, R ERA: 3.38 Craig Swan, R ERA: 4.45 George Stone, L ERA: 5.3 (7, 1)	IP: 5.0 WLS: L BF: 26 H: 7 R: 7 ER: 7 SO: 7 BB: 3 IBB: 1 HBP: 0 BLK: 0 WP: 0 HR: 1 S: 37 P: 54 ERA: 12.60 WHIP: 2.000		

Batter	1	2	3	4	5	6	7	8	9	AB	R	H	RBI	BB	SO	LOB	TOP					
Dave Cash, R OBP: 0.383, SLG: 0.424 (1, 4)										3	0	0	0	1	1	2						
Larry Bowa, S OBP: 0.293, SLG: 0.339 (1, 6)										4	0	1	0	0	0	1						
Mike Schmidt, R OBP: 0.419, SLG: 0.582 (1, 5)										3	0	0	0	1	2	1						
Bill Robinson, R OBP: 0.305, SLG: 0.379 (1, 7)										4	1	0	0	0	2	2						
Del Unser, L OBP: 0.385, SLG: 0.441 (1, 8)										3	0	2	1	0	0	0						
Willie Montanez, L OBP: 0.285, SLG: 0.357 (1, 3)										3	0	1	0	0	0	1						
Mike Anderson, R OBP: 0.318, SLG: 0.381 Ed Farmer, R OBP: 0.111, SLG: 0.111 (1, 9) (8, 1)										3	0	0	0	0	0	1						
Bob Boone, R OBP: 0.306, SLG: 0.315 Larry Cox, R (8, FR) (8, 2)										3	0	1	0	0	0	0						
Dick Ruthven, R OBP: 0.120, SLG: 0.120 Frank Linzy, R (7, 1) Mike Rogodzinski, L OBP: 0.250, SLG: 0.100 (8, PH) (8, 9)										2	0	0	0	0	1	0						
Inning Stats	R: 0 E: 0 K: 1 S: 4	H: 0 LOB: 1 BB: 2 P: 12	R: 0 E: 0 K: 0 S: 3	H: 0 LOB: 0 BB: 0 P: 3	R: 0 E: 0 K: 1 S: 5	H: 0 LOB: 0 BB: 0 P: 5	R: 1 E: 0 K: 0 S: 4	H: 2 LOB: 0 BB: 0 P: 4	R: 0 E: 0 K: 0 S: 3	H: 1 LOB: 0 BB: 0 P: 3	R: 0 E: 0 K: 1 S: 5	H: 0 LOB: 0 BB: 0 P: 5	R: 0 E: 0 K: 1 S: 6	H: 1 LOB: 1 BB: 0 P: 6	R: 0 E: 0 K: 0 S: 4	H: 1 LOB: 2 BB: 0 P: 4	R: 0 E: 0 K: 0 S: 7	H: 0 LOB: 0 BB: 0 P: 7	1B: 5 2B: 0 3B: 0 HR: 0	SF: 0 SAC: 0 DP: 2 HBP: 0	WP: 0 PB: 0 SB: 2 CS: 1	PA: 32
PITCHER Larry Dierker, R ERA: 2.13 (1, 1)	IP: 9.0 WLS: W BF: 31 H: 5 R: 1 ER: 1 SO: 6 BB: 2 IBB: 0 HBP: 0 BLK: 1 WP: 0 HR: 0 S: 41 P: 49 ERA: 1.00 WHIP: 0.778															PITCHER						

Philadelphia Phillies @ Houston Astros
Astrodome, Houston, TX
Tue Jun 11 1974, 8:05 PM EDT
Att: 10,034 - Unknown

AB 29
R 1
H 5
RBI 1
BB 2
SO 6
LOB 9



Batter	1	2	3	4	5	6	7	8	9	AB	R	H	RBI	BB	SO	LOB	BOTTOM	
Greg Gross, L OBP: 0.448, SLG: 0.416 (1, 9) (8, 7)										4	1	2	2	1	0	0		
Roger Metzger, S OBP: 0.305, SLG: 0.322 (1, 6)										4	1	1	0	1	0	2		
Cesar Cedeno, R OBP: 0.349, SLG: 0.504 (1, 8)										5	1	1	4	0	1	3		
Bob Watson, R OBP: 0.381, SLG: 0.395 (1, 7) (8, 3)										4	2	2	0	0	0	1		
Lee May, R OBP: 0.304, SLG: 0.464 Bob Gallagher, L OBP: 0.255, SLG: 0.229 (1, 3) (8, 9)										4	2	3	1	0	1	0		
Milt May, L OBP: 0.307, SLG: 0.328 Larry Milbourne, S OBP: 0.417, SLG: 0.400 Johnny Edwards, L OBP: 0.296, SLG: 0.328 (1, 2) (7, FR) (7, PH) (8, 2)										2	0	0	0	1	0	1		
Doug Rader, R OBP: 0.342, SLG: 0.413 (1, 5)										4	1	2	3	0	1	1		
Tommy Helms, R OBP: 0.315, SLG: 0.379 (1, 4)										3	1	0	0	1	0	3		
Larry Dierker, R OBP: 0.167, SLG: 0.200 (1, 1)										4	0	0	0	0	4	3		
Inning Stats	R: 0 E: 0 K: 0 S: 4	H: 1 LOB: 1 BB: 0 P: 4	R: 0 E: 0 K: 1 S: 6	H: 1 LOB: 0 BB: 0 P: 6	R: 0 E: 0 K: 1 S: 5	H: 0 LOB: 0 BB: 0 P: 5	R: 0 E: 0 K: 1 S: 5	H: 0 LOB: 0 BB: 0 P: 5	R: 0 E: 0 K: 2 S: 8	H: 1 LOB: 1 BB: 0 P: 8	R: 10 E: 0 K: 1 S: 13	H: 8 LOB: 2 BB: 3 P: 25	R: 0 E: 0 K: 1 S: 5	H: 0 LOB: 1 BB: 1 P: 9	1B: 8 2B: 2 3B: 0 HR: 1	SF: 0 SAC: 0 DP: 0 HBP: 0	WP: 1 PB: 0 SB: 1 CS: 0	PA: 39
PITCHER Dick Ruthven, R ERA: 3.84 Frank Linzy, R ERA: 3.29 Ed Farmer, R ERA: 6.0 (1, 1) (7, 1) (8, 1)	IP: 6.1 WLS: L BF: 30 H: 8 R: 9 ER: 9 SO: 6 BB: 0 IBB: 0 HBP: 0 BLK: 0 WP: 1 HR: 1 S: 39 P: 51 ERA: 12.79 WHIP: 1.263															PITCHER		

Philadelphia Phillies @ Houston Astros
Astrodome, Houston, TX
Tue Jun 11 1974, 8:05 PM EDT
Att: 10,034 - Unknown

AB 35
R 10
H 11
RBI 10
BB 4
SO 7
LOB 16



Batter	1	2	3	4	5	6	7	8	9	AB	R	H	RBI	BB	SO	LOB	TOP							
Dave Cash, R OBP: 0.385, SLG: 0.427 (1, 4)	0-0 S 6-3 2B	4-0 BB					0-0 F3		0-0 F8								3 1 1 0 1 0 0							
Larry Bowa, S OBP: 0.292, SLG: 0.335 (1, 6)	4-0 6-3 S BB	0-0 F7					0-0 F7		0-0 F5								3 0 0 0 1 0 3							
Mike Schmidt, R OBP: 0.416, SLG: 0.574 (1, 5)	0-0 6-3 1-3 2-H				0-3 K				0-0 F7								3 0 0 1 1 1 1							
Bill Robinson, R OBP: 0.310, SLG: 0.378 (1, 7)	0-3 K				0-3 K				0-0 FC 2B 1B								3 1 1 0 1 2 1							
Del Unser, L OBP: 0.388, SLG: 0.439 (1, 8)	0-0 F9				4-0 CS BB				0-0 FC 2B								3 1 1 0 1 0 2							
Willie Montanez, L OBP: 0.290, SLG: 0.364 (1, 3)		4-0 WP BB BB			0-0 CS				0-0 F7								3 0 1 2 1 0 2							
Mike Anderson, R OBP: 0.321, SLG: 0.380 (1, 9)		4-0 WP BB			0-0 6-3				0-0 1B								3 0 1 0 1 0 0							
Bob Boone, R OBP: 0.299, SLG: 0.307 (1, 2)		0-0 F2 1-2 2-3			0-0 F5				0-0 4-2 3-H								4 0 0 0 0 0 4							
Steve Carlton, L OBP: 0.199, SLG: 0.209 (1, 1)		0-3 K			0-3 K				0-0 F8								4 0 0 0 0 2 2							
Inning Stats	R: 1 E: 0 K: 1 S: 6	H: 1 LOB: 1 BB: 1 P: 10	R: 0 E: 0 K: 1 S: 5	H: 0 LOB: 3 BB: 3 P: 17	R: 0 E: 0 K: 2 S: 6	H: 0 LOB: 0 BB: 1 P: 10	R: 0 E: 0 K: 0 S: 3	H: 0 LOB: 0 BB: 0 P: 3	R: 0 E: 0 K: 1 S: 5	H: 0 LOB: 0 BB: 0 P: 5	R: 2 E: 0 K: 0 S: 6	H: 3 LOB: 1 BB: 0 P: 6	R: 0 E: 0 K: 0 S: 3	H: 0 LOB: 0 BB: 0 P: 3	R: 0 E: 0 K: 0 S: 2	H: 1 LOB: 1 BB: 2 P: 10	R: 0 E: 0 K: 0 S: 3	H: 0 LOB: 0 BB: 0 P: 3	1B: 3 2B: 3 3B: 0 HR: 0	SF: 0 SAC: 0 DP: 2 HBP: 0	WP: 1 PB: 0 SB: 2 CS: 2	PA: 37		
PITCHER	IP WLS BF H R ER SO BB IBB HBP BLK WP HR S P ERA WHIP	IP WLS BF H R ER SO BB IBB HBP BLK WP HR S P ERA WHIP	IP WLS BF H R ER SO BB IBB HBP BLK WP HR S P ERA WHIP	IP WLS BF H R ER SO BB IBB HBP BLK WP HR S P ERA WHIP	IP WLS BF H R ER SO BB IBB HBP BLK WP HR S P ERA WHIP	IP WLS BF H R ER SO BB IBB HBP BLK WP HR S P ERA WHIP	IP WLS BF H R ER SO BB IBB HBP BLK WP HR S P ERA WHIP	IP WLS BF H R ER SO BB IBB HBP BLK WP HR S P ERA WHIP	IP WLS BF H R ER SO BB IBB HBP BLK WP HR S P ERA WHIP	IP WLS BF H R ER SO BB IBB HBP BLK WP HR S P ERA WHIP	IP WLS BF H R ER SO BB IBB HBP BLK WP HR S P ERA WHIP	IP WLS BF H R ER SO BB IBB HBP BLK WP HR S P ERA WHIP	IP WLS BF H R ER SO BB IBB HBP BLK WP HR S P ERA WHIP	IP WLS BF H R ER SO BB IBB HBP BLK WP HR S P ERA WHIP	IP WLS BF H R ER SO BB IBB HBP BLK WP HR S P ERA WHIP	IP WLS BF H R ER SO BB IBB HBP BLK WP HR S P ERA WHIP	IP WLS BF H R ER SO BB IBB HBP BLK WP HR S P ERA WHIP	IP WLS BF H R ER SO BB IBB HBP BLK WP HR S P ERA WHIP	IP WLS BF H R ER SO BB IBB HBP BLK WP HR S P ERA WHIP	IP WLS BF H R ER SO BB IBB HBP BLK WP HR S P ERA WHIP	IP WLS BF H R ER SO BB IBB HBP BLK WP HR S P ERA WHIP	IP WLS BF H R ER SO BB IBB HBP BLK WP HR S P ERA WHIP	IP WLS BF H R ER SO BB IBB HBP BLK WP HR S P ERA WHIP	IP WLS BF H R ER SO BB IBB HBP BLK WP HR S P ERA WHIP
Don Wilson, R ERA: 4.3 (1, 1)	7.1 L	32 5	3 3	5 3	3 5	7 0	0 0	0 0	0 0	0 0	1 0	35 63	3.68 1.636											
Fred Scherman, L ERA: 4.18 (8, 1)	0.2	1	0	0	0	0	0	0	0	0	0	1	1	0.00	0.000									
Ken Forsch, R ERA: 3.07 (9, 1)	1.0	3	0	0	0	0	0	0	0	0	0	3	3	0.00	0.000									
Batter	1	2	3	4	5	6	7	8	9	AB	R	H	RBI	BB	SO	LOB	BOTTOM							
Greg Gross, L OBP: 0.444, SLG: 0.409 (1, 9)	0-0 1-3				0-3 K				4-0 1B BB								3 0 0 0 1 1 1							
Roger Metzger, S OBP: 0.307, SLG: 0.320 (1, 6)	0-0 CS 1B				0-3 K				0-0 K								4 0 1 0 0 2 2							
Cesar Cedeño, R OBP: 0.347, SLG: 0.500 (1, 8)	0-3 K 1-2				0-0 S 1B				0-3 K								4 0 1 0 0 2 2							
Bob Watson, R OBP: 0.387, SLG: 0.396 (1, 7)		0-0 F7			4-0 1-3 BB				0-0 1-2 1B								2 0 1 0 2 0 0							
Lee May, R OBP: 0.298, SLG: 0.456 (1, 3)		0-0 6-3			0-0 F9				0-0 1-3								4 0 0 0 0 0 5							
Cliff Johnson, R OBP: 0.433, SLG: 0.558 (1, 2)		0-3 K			0-0 F6				4-0 G5-4-3 BB								3 0 0 0 1 2 1							
Doug Rader, R OBP: 0.336, SLG: 0.407 (1, 5)					0-0 F7				0-0 F9								3 0 0 0 0 0 1							
Tommy Helms, R OBP: 0.315, SLG: 0.383 (1, 4)					0-0 F7				0-0 5-3								3 0 1 0 0 0 0							
Don Wilson, R OBP: 0.188, SLG: 0.267 (1, 1)					0-0 5-3				0-0 FC5-4 1B								2 0 0 0 0 1 1							
Fred Scherman, L (8, 1)																	0 0 0 0 0 0 0							
Ollie Brown, R OBP: 0.246, SLG: 0.354 (8, PH)																	1 0 1 0 0 0 0							
Ken Forsch, R (9, 1)																	0 0 0 0 0 0 0							
Inning Stats	R: 0 E: 0 K: 1 S: 5	H: 1 LOB: 0 BB: 0 P: 5	R: 0 E: 0 K: 1 S: 5	H: 0 LOB: 0 BB: 0 P: 5	R: 0 E: 0 K: 0 S: 3	H: 0 LOB: 0 BB: 0 P: 3	R: 0 E: 0 K: 2 S: 8	H: 1 LOB: 2 BB: 1 P: 12	R: 0 E: 0 K: 1 S: 6	H: 1 LOB: 1 BB: 0 P: 6	R: 0 E: 0 K: 2 S: 8	H: 1 LOB: 2 BB: 1 P: 12	R: 0 E: 0 K: 0 S: 2	H: 0 LOB: 0 BB: 1 P: 6	R: 0 E: 0 K: 0 S: 3	H: 1 LOB: 0 BB: 0 P: 3	R: 0 E: 0 K: 1 S: 5	H: 0 LOB: 1 BB: 1 P: 9	1B: 4 2B: 1 3B: 0 HR: 0	SF: 0 SAC: 0 DP: 2 HBP: 0	WP: 0 PB: 0 SB: 2 CS: 1	PA: 33		
PITCHER	IP WLS BF H R ER SO BB IBB HBP BLK WP HR S P ERA WHIP	IP WLS BF H R ER SO BB IBB HBP BLK WP HR S P ERA WHIP	IP WLS BF H R ER SO BB IBB HBP BLK WP HR S P ERA WHIP	IP WLS BF H R ER SO BB IBB HBP BLK WP HR S P ERA WHIP	IP WLS BF H R ER SO BB IBB HBP BLK WP HR S P ERA WHIP	IP WLS BF H R ER SO BB IBB HBP BLK WP HR S P ERA WHIP	IP WLS BF H R ER SO BB IBB HBP BLK WP HR S P ERA WHIP	IP WLS BF H R ER SO BB IBB HBP BLK WP HR S P ERA WHIP	IP WLS BF H R ER SO BB IBB HBP BLK WP HR S P ERA WHIP	IP WLS BF H R ER SO BB IBB HBP BLK WP HR S P ERA WHIP	IP WLS BF H R ER SO BB IBB HBP BLK WP HR S P ERA WHIP	IP WLS BF H R ER SO BB IBB HBP BLK WP HR S P ERA WHIP	IP WLS BF H R ER SO BB IBB HBP BLK WP HR S P ERA WHIP	IP WLS BF H R ER SO BB IBB HBP BLK WP HR S P ERA WHIP	IP WLS BF H R ER SO BB IBB HBP BLK WP HR S P ERA WHIP	IP WLS BF H R ER SO BB IBB HBP BLK WP HR S P ERA WHIP	IP WLS BF H R ER SO BB IBB HBP BLK WP HR S P ERA WHIP	IP WLS BF H R ER SO BB IBB HBP BLK WP HR S P ERA WHIP	IP WLS BF H R ER SO BB IBB HBP BLK WP HR S P ERA WHIP	IP WLS BF H R ER SO BB IBB HBP BLK WP HR S P ERA WHIP	IP WLS BF H R ER SO BB IBB HBP BLK WP HR S P ERA WHIP	IP WLS BF H R ER SO BB IBB HBP BLK WP HR S P ERA WHIP	IP WLS BF H R ER SO BB IBB HBP BLK WP HR S P ERA WHIP	IP WLS BF H R ER SO BB IBB HBP BLK WP HR S P ERA WHIP
Steve Carlton, L ERA: 2.78 (1, 1)	9.0 W	33 5	0 0	0 0	8 4	4 0	0 0	0 0	0 0	45 61	0.00 1.000													

Philadelphia Phillies @ Houston Astros
Astrodome, Houston, TX
Wed Jun 12 1974, 8:05 PM EDT
Att: 12,010 - Unknown

AB 29
R 3
H 5
RBI 3
BB 7
SO 5
LOB 15



Philadelphia Phillies @ Houston Astros
Astrodome, Houston, TX
Wed Jun 12 1974, 8:05 PM EDT
Att: 12,010 - Unknown

AB 29
R 0
H 5
RBI 0
BB 4
SO 8
LOB 13



Batter	1	2	3	4	5	6	7	8	9	AB	R	H	RBI	BB	SO	LOB	TOP					
Greg Gross, L OBP: 0.442, SLG: 0.419 (1,9)										5	0	2	0	0	0	1						
Roger Metzger, S OBP: 0.312, SLG: 0.324 (1,6)										5	0	2	1	0	1	2						
Cesar Cedeno, R OBP: 0.342, SLG: 0.486 (1,8)										5	0	0	0	0	2	5						
Bob Watson, R OBP: 0.403, SLG: 0.432 (1,7)										3	2	3	0	2	0	0						
Lee May, R OBP: 0.300, SLG: 0.448 (1,3)										5	1	1	0	0	0	4						
Johnny Edwards, L OBP: 0.288, SLG: 0.364 (1,2)										5	1	2	2	0	0	4						
Doug Rader, R OBP: 0.333, SLG: 0.404 (1,5)										5	2	2	2	0	1	3						
Tommy Helms, R OBP: 0.318, SLG: 0.383 (8, PR)										4	0	2	1	0	1	1						
Larry Milbourne, S OBP: 0.417, SLG: 0.400 (8, 4)										0	1	0	0	0	0	0						
Inning Stats	R: 0 E: 0 K: 0 S: 3	H: 1 LOB: 0 BB: 0 P: 3	R: 0 E: 0 K: 0 S: 3	H: 0 LOB: 1 BB: 1 P: 7	R: 0 E: 0 K: 1 S: 3	H: 1 LOB: 0 BB: 0 P: 3	R: 2 E: 0 K: 1 S: 8	H: 3 LOB: 1 BB: 0 P: 8	R: 0 E: 0 K: 1 S: 5	H: 0 LOB: 0 BB: 0 P: 5	R: 0 E: 1 K: 0 S: 5	H: 1 LOB: 2 BB: 0 P: 5	R: 1 E: 0 K: 1 S: 8	H: 3 LOB: 2 BB: 0 P: 8	R: 5 E: 0 K: 2 S: 12	H: 5 LOB: 2 BB: 1 P: 16	R: 0 E: 0 K: 1 S: 6	H: 1 LOB: 1 BB: 0 P: 6	1B: 9 2B: 6 3B: 0 HR: 1	SF: 0 SAC: 1 DP: 1 HBP: 0	WP: 1 PB: 0 SB: 0 CS: 1	PA: 43
PITCHER	IP	WLS	BF	H	R	ER	SO	BB	IBB	HBP	BLK	WP	HR	S	P	ERA	WHIP					
Steve Stone, R ERA: 5.15 (1, 1)	7.1		33	10	5	5	3	2	0	0	0	0	0	37	45	6.14	1.636					
Horacio Pina, R ERA: 2.97 (8, 1)	0.0	L	3	3	3	3	0	0	0	0	0	0	1	3	3	∞	∞					
Dave LaRoche, L ERA: 3.86 (8, 1)	1.2		7	2	0	0	3	0	0	0	0	1	0	13	13	0.00	1.200					

Houston Astros @ Chicago Cubs
Wrigley Field, Chicago, IL
Sat Jun 15 1974, 3:33 AM CDT
Att: 15,869 - Cloudy - 68 F

AB	40
R	8
H	15
RBI	8
BB	2
SO	6
LOB	21



Batter	1	2	3	4	5	6	7	8	9	AB	R	H	RBI	BB	SO	LOB	BOTTOM					
Don Kessinger, S OBP: 0.374, SLG: 0.361 (1,6)										5	1	2	1	0	0	2						
Jerry Morales, R OBP: 0.325, SLG: 0.430 (1,7)										5	1	2	1	0	0	2						
Billy Williams, L OBP: 0.415, SLG: 0.511 (1,3)										4	1	3	2	1	0	0						
Jose Cardenal, R OBP: 0.346, SLG: 0.428 (1,9)										5	1	1	0	0	1	4						
Rick Monday, L OBP: 0.397, SLG: 0.448 (1,8)										5	1	4	1	0	0	1						
Bill Madlock, R OBP: 0.380, SLG: 0.510 (1,5)										4	1	1	2	0	0	3						
Matt Alexander, S OBP: 0.357, SLG: 0.267 (7, 5)										1	0	0	0	0	0	1						
Dave Rosello, R OBP: 0.260, SLG: 0.297 (1, 4)										3	0	0	0	0	1	1						
Chris Ward, L OBP: 0.383, SLG: 0.317 (9, PH)										0	0	0	0	0	0	0						
Andre Thornton, R OBP: 0.340, SLG: 0.558 (9, PH)										1	0	0	0	0	0	2						
Vic Harris, S OBP: 0.292, SLG: 0.229 (9, PR)										0	0	0	0	0	0	0						
Steve Swisher, R OBP: 0.375, SLG: 0.286 (1, 2)										3	1	1	0	1	2	2						
Carmen Fanzone, R OBP: 0.295, SLG: 0.398 (9, PH)										1	0	0	0	0	1	2						
Steve Stone, R OBP: 0.111, SLG: 0.111 (1, 1)										3	0	0	0	0	2	2						
Horacio Pina, R ERA: 3.0 (8, 1)										0	0	0	0	0	0	0						
Dave LaRoche, L OBP: 0.250, SLG: 0.500 (8, 1)										0	0	0	0	0	0	0						
Jim Tyrone, R OBP: 0.235, SLG: 0.188 (9, PH)										1	0	0	0	0	0	2						
Inning Stats	R: 0 E: 0 K: 0 S: 4	H: 2 LOB: 1 BB: 0 P: 4	R: 0 E: 0 K: 2 S: 8	H: 1 LOB: 0 BB: 0 P: 8	R: 0 E: 0 K: 1 S: 6	H: 1 LOB: 2 BB: 1 P: 10	R: 7 E: 0 K: 1 S: 14	H: 8 LOB: 0 BB: 0 P: 14	R: 0 E: 0 K: 0 S: 3	H: 0 LOB: 1 BB: 1 P: 7	R: 0 E: 0 K: 0 S: 4	H: 1 LOB: 1 BB: 0 P: 4	R: 0 E: 0 K: 1 S: 5	H: 0 LOB: 1 BB: 1 P: 9	R: 0 E: 0 K: 1 S: 5	H: 0 LOB: 0 BB: 0 P: 5	R: 0 E: 1 K: 1 S: 7	H: 1 LOB: 2 BB: 0 P: 7	1B: 8 2B: 3 3B: 1 HR: 2	SF: 0 SAC: 1 DP: 1 HBP: 0	WP: 2 PB: 0 SB: 2 CS: 0	PA: 45
PITCHER	IP	WLS	BF	H	R	ER	SO	BB	IBB	HBP	BLK	WP	HR	S	P	ERA	WHIP					
Tom Griffin, R ERA: 3.48 (1, 1)	3.2		22	11	7	7	4	0	0	0	0	0	0	29	33	0.00	3.000					
Ken Forsch, R ERA: 3.0 (4, 1)	0.1		3	1	0	0	0	0	0	0	0	1	0	3	3	0.00	3.000					
Mike Cosgrove, L ERA: 0.46 (5, 1)	2.0		8	1	0	0	0	1	0	0	0	1	0	7	11	0.00	1.000					
Fred Scherman, L ERA: 4.05 (7, 1)	1.0	W	4	0	0	0	1	1	0	0	0	0	0	5	9	0.00	1.000					
Jerry Johnson, R ERA: 4.46 (8, 1)	1.0		5	1	0	0	1	0	0	0	0	0	0	7	7	0.00	1.000					

Houston Astros @ Chicago Cubs
Wrigley Field, Chicago, IL
Sat Jun 15 1974, 3:33 AM CDT
Att: 15,869 - Cloudy - 68 F

AB	41
R	7
H	14
RBI	7
BB	3
SO	7
LOB	26



Batter	1	2	3	4	5	6	7	8	9	10	AB	R	H	RBI	BB	SO	LOB	TOP	
Greg Gross, L OBP: 0.442, SLG: 0.418 (1.9)	4-3		1B			SH1 1B		6-3		B5	5	0	2	0	0	0	1	Houston Astros @ Chicago Cubs Wrigley Field, Chicago, IL Sun Jun 16 1974, 3:33 AM CDT Att. 14,865 - Cloudy	
Roger Metzger, S OBP: 0.311, SLG: 0.323 (1.6)	G3		4-3			SH1		1-3		1B	4	0	1	0	0	0	1		
Cesar Cedeño, R OBP: 0.339, SLG: 0.492 (1.8)	HR			6-3		6-3		6-3		F3	5	1	1	1	0	0	3		
Bob Watson, R OBP: 0.403, SLG: 0.426 (1.7)	K			5-3		K			HBP SH2-4 BB	BB	3	0	0	0	2	2	1		
Lee May, R OBP: 0.295, SLG: 0.441 (1.3)		5-3			6-3			F9	SH2-4	F8	4	0	0	0	0	0	3		
Ken Forsch, R (10.1)											0	0	0	0	0	0	0		
Fred Scherman, L (10.1)											0	0	0	0	0	0	0		
Johnny Edwards, L OBP: 0.312, SLG: 0.391 (1.2)	4-3					1B				HBP IBB	3	0	2	0	1	0	0		
Doug Rader, R OBP: 0.336, SLG: 0.403 (1.5)	K					1B		F9		G6-4-3 HBP	3	0	1	0	0	1	1		
Tommy Helms, R OBP: 0.316, SLG: 0.377 (1.4)				6-3		6-3				G6-4-3	3	0	0	0	1	0	4		
Larry Dierker, R OBP: 0.152, SLG: 0.182 (1.1)											3	0	0	0	0	3	3		
Cliff Johnson, R OBP: 0.443, SLG: 0.618 (10. PH)										BB	1	0	1	0	0	0	0		
Larry Milbourne, S OBP: 0.417, SLG: 0.400 (10. PR)											0	0	0	0	0	0	0		
Bob Gallagher, L OBP: 0.250, SLG: 0.224 (10.9)										1B	0	0	0	0	0	0	0		
Inning Stats	R: 1 E: 0 K: 1 S: 6	H: 1 LOB: 0 BB: 0 P: 6	R: 0 E: 0 K: 1 S: 5	H: 0 LOB: 0 BB: 0 P: 5	R: 0 E: 0 K: 1 S: 6	H: 1 LOB: 1 BB: 0 P: 6	R: 0 E: 0 K: 0 S: 3	H: 0 LOB: 0 BB: 0 P: 3	R: 0 E: 0 K: 1 S: 6	H: 1 LOB: 1 BB: 0 P: 6	R: 0 E: 0 K: 0 S: 3	H: 0 LOB: 0 BB: 0 P: 3	R: 0 E: 0 K: 0 S: 2	H: 0 LOB: 2 BB: 2 P: 11	R: 0 E: 0 K: 0 S: 5	H: 2 LOB: 3 BB: 1 P: 9	1B: 6 2B: 1 3B: 0 HR: 1	SF: 0 SAC: 2 DP: 1 HBP: 1	WP: 0 PA: 41
PITCHER	IP 7.2	WLS 29	H 6	R 1	ER 1	SO 6	BB 0	IBB 0	HBP 0	BLK 0	WP 0	HR 1	S 40	P 44	ERA 1.17	WHIP 0.783			
Rick Reuschel, R ERA: 4.37 (1.1)																			
Burt Hooton, R ERA: 4.57 (8.1)	2.1	W	12	2	0	0	0	2	1	1	0	0	0	8	21	0.00	1.714		

AB	34
R	1
H	8
RBI	1
BB	4
SO	6
LOB	17



Batter	1	2	3	4	5	6	7	8	9	10	AB	R	H	RBI	BB	SO	LOB	BOTTOM			
Don Kessinger, S OBP: 0.370, SLG: 0.357 (1.6)	L9	F8		F2					F9		5	0	1	0	0	0	4	Houston Astros @ Chicago Cubs Wrigley Field, Chicago, IL Sun Jun 16 1974, 3:33 AM CDT Att. 14,865 - Cloudy			
Jerry Morales, R OBP: 0.331, SLG: 0.429 (1.7)	FC6-4 BB 1B		K			K		F8		1B	5	0	2	0	0	2	1				
Billy Williams, L OBP: 0.424, SLG: 0.529 (1.3)	FC6-4 BB		6-3 1B			HR		1-2 BB		3-1	3	1	2	1	2	0	1				
Jose Cardenal, R OBP: 0.338, SLG: 0.417 (1.9)	FC6-4		6-3			L5		F7		F8	5	0	0	0	0	0	5				
Rick Monday, L OBP: 0.353, SLG: 0.452 (1.8)	1-3		F8			4-3		5-3			5	1	1	0	0	0	5				
Bill Madlock, R OBP: 0.384, SLG: 0.519 (1.5)		6-3						F3			4	0	2	0	0	0	0				
Matt Alexander, S OBP: 0.368, SLG: 0.267 (8. PR)				SH1-4 2B				F7		BB IBB	0	0	0	0	1	0	0				
Dave Rosello, R OBP: 0.260, SLG: 0.287 (1.4)		2B BB		K				F7		BB IBB	3	0	0	0	1	2	2				
Vic Harris, S OBP: 0.296, SLG: 0.229 (10. PH)								K		1B	0	0	0	0	1	0	0				
Steve Swisher, R OBP: 0.417, SLG: 0.400 (1.2)								E3		BB	3	0	1	0	1	1	1				
Chris Ward, L OBP: 0.353, SLG: 0.317 (10. PH)											0	0	0	0	0	0	0				
Andre Thornton, R OBP: 0.354, SLG: 0.558 (10. PH)											0	0	0	1	1	0	0				
Rick Reuschel, R OBP: 0.212, SLG: 0.281 (1.1)											2	0	0	0	0	1	3				
Burt Hooton, R OBP: 0.100, SLG: 0.103 (8.1)	K			SH1-4				5-3		K	1	0	0	0	0	1	0				
Inning Stats	R: 0 E: 0 K: 0 S: 4	H: 1 LOB: 2 BB: 1 P: 8	R: 0 E: 0 K: 1 S: 6	H: 1 LOB: 2 BB: 1 P: 10	R: 0 E: 0 K: 1 S: 6	H: 1 LOB: 1 BB: 0 P: 6	R: 0 E: 0 K: 1 S: 6	H: 0 LOB: 2 BB: 1 P: 10	R: 1 E: 0 K: 1 S: 6	H: 1 LOB: 0 BB: 0 P: 6	R: 0 E: 1 K: 0 S: 4	H: 1 LOB: 1 BB: 0 P: 4	R: 0 E: 0 K: 2 S: 7	H: 1 LOB: 1 BB: 0 P: 7	R: 0 E: 0 K: 1 S: 6	H: 1 LOB: 1 BB: 0 P: 6	R: 1 E: 0 K: 0 S: 2	H: 1 LOB: 3 BB: 3 P: 14	1B: 5 2B: 2 3B: 1 HR: 1	SF: 0 SAC: 1 DP: 0 HBP: 0	WP: 0 PA: 44
PITCHER	IP 9.0	WLS 39	H 8	R 1	ER 1	SO 7	BB 4	IBB 0	HBP 0	BLK 0	WP 0	HR 1	S 49	P 65	ERA 1.00	WHIP 1.333					
Larry Dierker, R ERA: 2.03 (1.1)																					
Ken Forsch, R ERA: 3.85 (10.1)	0.1	L	4	1	1	0	0	2	0	0	0	0	0	2	10	27.00	3.000				
Fred Scherman, L ERA: 4.05 (10.1)	0.0		1	0	0	0	1	0	0	0	0	0	0	0	4						

AB	36
R	2
H	9
RBI	2
BB	7
SO	7
LOB	22



Batter	1	2	3	4	5	6	7	8	9	AB	R	H	RBI	BB	SO	LOB	TOP										
Greg Gross, L OBP: 0.441, SLG: 0.418 (1, 9)										5	1	2	1	0	0	0	Houston Astros @ Philadelphia Phillies Veterans Stadium, Philadelphia, PA Mon Jun 17 1974, 7:05 PM EDT Att: 18,289 - Unknown										
Roger Metzger, S OBP: 0.308, SLG: 0.320 (1, 6)										5	1	1	0	0	1	1											
Cesar Cedeno, R OBP: 0.340, SLG: 0.486 (1, 8)										3	2	0	0	2	0	0											
Bob Watson, R OBP: 0.407, SLG: 0.427 (1, 7)										4	0	2	1	1	0	0											
Lee May, R OBP: 0.302, SLG: 0.450 (1, 3)										4	0	3	2	0	0	0											
Cliff Johnson, R OBP: 0.446, SLG: 0.596 (1, 2)										2	0	0	0	2	1	3											
Doug Rader, R OBP: 0.335, SLG: 0.397 (1, 5)										3	0	0	0	1	2	5											
Tommy Helms, R OBP: 0.315, SLG: 0.372 (1, 4)										3	1	0	0	1	0	2											
Don Wilson, R OBP: 0.167, SLG: 0.235 (6, PH)										2	0	0	0	0	1	1											
Ollie Brown, R OBP: 0.254, SLG: 0.358 (6, PH)										1	0	1	0	0	0	0											
Claude Osteen, L OBP: 0.214, SLG: 0.286 (6, 1)										1	0	0	0	0	1	0											
Inning Stats	R: 2 E: 0 K: 1 S: 7	H: 3 LOB: 1 BB: 1 P: 11	R: 1 E: 1 K: 1 S: 5	H: 1 LOB: 0 BB: 1 P: 9	R: 0 E: 0 K: 1 S: 7	H: 2 LOB: 3 BB: 1 P: 11	R: 0 E: 0 K: 1 S: 5	H: 0 LOB: 0 BB: 0 P: 5	R: 0 E: 0 K: 0 S: 3	H: 1 LOB: 3 BB: 2 P: 11	R: 2 E: 0 K: 1 S: 7	H: 2 LOB: 2 BB: 2 P: 15	R: 0 E: 0 K: 1 S: 5	H: 0 LOB: 0 BB: 0 P: 5	R: 0 E: 0 K: 0 S: 3	H: 0 LOB: 0 BB: 0 P: 3	1B: 8 2B: 1 3B: 0 HR: 0	SF: 0 SAC: 0 DP: 0 HBP: 0	WP: 0 PB: 0 SB: 2 CS: 1	PA: 41							
PITCHER	IP	WLS	BF	H	R	ER	SO	BB	IBB	HBP	BLK	WP	HR	S	P	ERA	WHIP										
Steve Carlton, L ERA: 3.0 (1, 1)	6.1		30	8	5	5	4	6	0	0	0	0	0	32	56	7.11	2.211										
Wayne Twitchell, R ERA: 8.1 (7, 1)	1.2	W	7	1	0	0	2	1	0	0	0	0	0	10	14	0.00	1.200										
Jesus Hernaiz, R ERA: 9.0 (9, 1)	1.0		3	0	0	0	0	0	0	0	0	0	0	3	3	0.00	0.000										

AB	33
R	5
H	9
RBI	4
BB	7
SO	6
LOB	12



Batter	1	2	3	4	5	6	7	8	9	AB	R	H	RBI	BB	SO	LOB	BOTTOM										
Dave Cash, R OBP: 0.375, SLG: 0.415 (1, 4)										4	1	1	0	1	0	2	Houston Astros @ Philadelphia Phillies Veterans Stadium, Philadelphia, PA Mon Jun 17 1974, 7:05 PM EDT Att: 18,289 - Unknown										
Larry Bowa, S OBP: 0.294, SLG: 0.335 (1, 6)										3	0	0	0	0	2												
Mike Schmidt, R OBP: 0.421, SLG: 0.608 (1, 5)										3	1	1	1	1	3												
Willie Montanez, L OBP: 0.287, SLG: 0.354 (1, 3)										3	0	1	1	0	0	1											
Del Unser, L OBP: 0.384, SLG: 0.424 (1, 8)										2	1	0	0	2	1	2											
Bill Robinson, R OBP: 0.281, SLG: 0.341 (1, 7)										4	0	0	0	0	2	3											
Mike Anderson, R OBP: 0.335, SLG: 0.407 (1, 9)										4	2	3	0	0	0	0											
Bob Boone, R OBP: 0.315, SLG: 0.313 (1, 2)										4	1	2	2	0	1	2											
Steve Carlton, L OBP: 0.174, SLG: 0.244 (1, 1)										2	0	1	1	0	0	1											
Wayne Twitchell, R ERA: 4.52 (7, 1)										0	0	0	0	0	0	0											
Tony Taylor, R OBP: 0.320, SLG: 0.391 (6, PH)										1	1	1	2	0	0	0											
Jesus Hernaiz, R ERA: 3.75 (9, 1)										0	0	0	0	0	0	0											
Inning Stats	R: 0 E: 0 K: 0 S: 4	H: 1 LOB: 1 BB: 0 P: 4	R: 2 E: 0 K: 1 S: 6	H: 2 LOB: 0 BB: 1 P: 10	R: 1 E: 2 K: 1 S: 6	H: 0 LOB: 2 BB: 2 P: 14	R: 1 E: 0 K: 1 S: 7	H: 2 LOB: 1 BB: 0 P: 7	R: 1 E: 0 K: 2 S: 8	H: 1 LOB: 0 BB: 0 P: 8	R: 0 E: 0 K: 0 S: 4	H: 1 LOB: 1 BB: 0 P: 4	R: 0 E: 0 K: 0 S: 3	H: 1 LOB: 1 BB: 1 P: 7	R: 2 E: 0 K: 0 S: 5	H: 2 LOB: 0 BB: 0 P: 5	1B: 5 2B: 3 3B: 0 HR: 2	SF: 1 SAC: 2 DP: 2 HBP: 0	WP: 0 PB: 0 SB: 0 CS: 0	PA: 37							
PITCHER	IP	WLS	BF	H	R	ER	SO	BB	IBB	HBP	BLK	WP	HR	S	P	ERA	WHIP										
Don Wilson, R ERA: 4.52 (1, 1)	5.0		24	6	5	4	5	3	0	0	0	0	1	31	43	7.20	1.800										
Claude Osteen, L ERA: 3.75 (6, 1)	3.0	L	13	4	2	2	0	1	0	0	0	0	1	12	16	6.00	1.667										

AB	30
R	7
H	10
RBI	7
BB	4
SO	5
LOB	16



Batter	1	2	3	4	5	6	7	8	9	AB	R	H	RBI	BB	SO	LOB	TOP			
Greg Gross, L OBP: 0.442, SLG: 0.417 (1, 9)			4-3		FC1-6 BB		F7			3	0	1	0	1	0	0	Houston Astros @ Philadelphia Phillies Veterans Stadium, Philadelphia, PA Tue Jun 18 1974, 7:05 PM EDT Att: 14,165 - Unknown livebaseballscorecards.com			
Roger Metzger, S OBP: 0.302, SLG: 0.313 (1, 6)	F9		F8		FC1-6 BLK		4-3			4	0	0	0	0	0	2				
Cesar Cedeno, R OBP: 0.339, SLG: 0.483 (1, 8)	F5		E S 1B		F8		K			4	0	1	0	0	1	2				
Bob Watson, R OBP: 0.404, SLG: 0.422 Bob Gallagher, L OBP: 0.250, SLG: 0.224 (8, 9)	BB		F8		F9		4-3			3	0	0	0	1	0	2				
Lee May, R OBP: 0.301, SLG: 0.447 (1, 3)	F8			F2		4-3 1B		F7		4	0	1	0	0	0	2				
Johnny Edwards, L OBP: 0.296, SLG: 0.370 (1, 2)		4-3		F8		4-3		F7		4	0	0	0	0	0	1				
Denis Menke, R OBP: 0.214, SLG: 0.130 (1, 5)		P6		1B BB		F7		6-3		3	0	0	0	1	0	1				
Tommy Helms, R OBP: 0.323, SLG: 0.390 Larry Milbourne, S OBP: 0.417, SLG: 0.400 (9, 4)		HR		1-3 1B		IBB		F9		3	1	2	1	1	0	0				
Dave Roberts, L OBP: 0.194, SLG: 0.382 Mike Cosgrove, L (1, 1)		6-3		F9		K		K		0	0	0	0	0	0	0				
Inning Stats	R: 0 E: 0 K: 0 S: 4	H: 1 LOB: 2 BB: 1 P: 8	R: 1 E: 0 K: 0 S: 4	H: 1 LOB: 0 BB: 0 P: 4	R: 0 E: 0 K: 0 S: 4	H: 1 LOB: 2 BB: 0 P: 4	R: 0 E: 0 K: 0 S: 4	H: 1 LOB: 1 BB: 1 P: 8	R: 0 E: 0 K: 1 S: 6	H: 1 LOB: 2 BB: 1 P: 10	R: 0 E: 0 K: 1 S: 5	H: 0 LOB: 0 BB: 0 P: 5	R: 0 E: 0 K: 0 S: 3	H: 0 LOB: 0 BB: 0 P: 3	R: 0 E: 0 K: 1 S: 5	H: 0 LOB: 0 BB: 0 P: 5		1B: 4 2B: 0 3B: 0 HR: 1	SF: 0 SAC: 0 DP: 0 HBP: 0	WP: 0 PB: 0 SB: 2 CS: 0
PITCHER	IP	WLS	BF	H	R	ER	SO	BB	IBB	HBP	BLK	WP	HR	S	P	ERA	WHIP			
Ron Schueler, R ERA: 3.62 Frank Linzy, R ERA: 2.95	(1, 1)	7.0	L	30	5	1	1	2	3	1	0	1	0	30	46	1.29	1.143			

Batter	1	2	3	4	5	6	7	8	9	AB	R	H	RBI	BB	SO	LOB	BOTTOM			
Dave Cash, R OBP: 0.369, SLG: 0.408 (1, 4)	6-3		FC4-6		F7			F7		4	0	0	0	0	0	2	Houston Astros @ Philadelphia Phillies Veterans Stadium, Philadelphia, PA Tue Jun 18 1974, 7:05 PM EDT Att: 14,165 - Unknown livebaseballscorecards.com			
Larry Bowa, S OBP: 0.293, SLG: 0.333 (1, 6)	1B		F9		6-3			F9		4	0	1	0	0	0	1				
Mike Schmidt, R OBP: 0.422, SLG: 0.604 (1, 5)	1B		F9		BB			K		3	0	1	0	1	1	1				
Bill Robinson, R OBP: 0.280, SLG: 0.335 (1, 8)	P4			G5-4-3 BB		F9		F7		3	0	0	0	1	0	3				
Mike Anderson, R OBP: 0.329, SLG: 0.399 (1, 9)	K		G5-4-3		F8			K		4	0	0	0	0	2	4				
Willie Montanez, L OBP: 0.286, SLG: 0.352 (1, 3)		G1-6-3 1B		P3		4-3		F7		4	0	1	0	0	0	0				
Billy Grabarkewitz, R OBP: 0.240, SLG: 0.273 (1, 7)		K			5-3			BB		2	0	0	0	1	1	1				
Bob Boone, R OBP: 0.310, SLG: 0.308 (1, 2)		G1-6-3			F9			F9		3	0	0	0	0	0	2				
Ron Schueler, R OBP: 0.194, SLG: 0.167 Tony Taylor, R OBP: 0.308, SLG: 0.375 Frank Linzy, R (8, 1)				FC4-6 1B		P4				1	0	1	0	1	0	0				
Inning Stats	R: 0 E: 0 K: 1 S: 7	H: 2 LOB: 0 BB: 0 P: 7	R: 0 E: 0 K: 1 S: 5	H: 1 LOB: 0 BB: 0 P: 5	R: 0 E: 0 K: 0 S: 2	H: 0 LOB: 0 BB: 1 P: 6	R: 0 E: 0 K: 0 S: 3	H: 0 LOB: 1 BB: 1 P: 7	R: 0 E: 0 K: 0 S: 3	H: 0 LOB: 1 BB: 1 P: 7	R: 0 E: 0 K: 1 S: 5	H: 0 LOB: 0 BB: 0 P: 5	R: 0 E: 0 K: 1 S: 5	H: 0 LOB: 0 BB: 0 P: 5	R: 0 E: 0 K: 1 S: 5	H: 0 LOB: 0 BB: 0 P: 5		1B: 4 2B: 0 3B: 0 HR: 0	SF: 0 SAC: 0 DP: 2 HBP: 0	WP: 0 PB: 0 SB: 0 CS: 0
PITCHER	IP	WLS	BF	H	R	ER	SO	BB	IBB	HBP	BLK	WP	HR	S	P	ERA	WHIP			
Dave Roberts, L ERA: 3.87 Mike Cosgrove, L ERA: 0.32	(1, 1)	0.1	W	30	2	0	0	4	4	0	0	0	0	34	50	0.00	0.692			

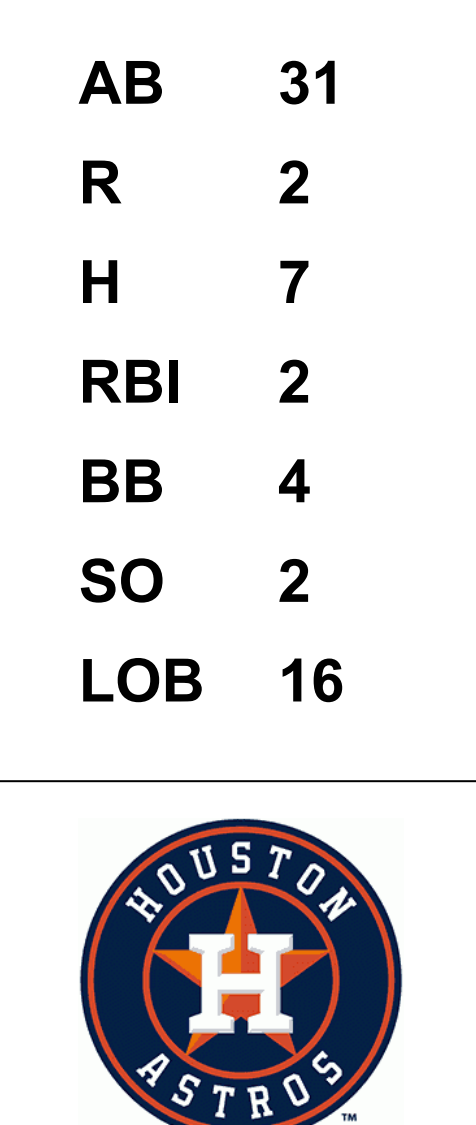
Batter	1	2	3	4	5	6	7	8	9	AB	R	H	RBI	BB	SO	LOB	TOP					
Greg Gross, L (1, 9) OBP: 0.445, SLG: 0.418										4	2	2	0	1	0	1	Houston Astros @ Philadelphia Phillies Veterans Stadium, Philadelphia, PA Wed Jun 19 1974, 7:05 PM EDT Unknown					
Roger Metzger, S (1, 6) OBP: 0.309, SLG: 0.320										5	0	3	0	0	0	3						
Cesar Cedeno, R (1, 8) OBP: 0.344, SLG: 0.489										3	0	3	2	0	0	0						
Bob Watson, R (1, 7) OBP: 0.401, SLG: 0.415										4	0	0	0	1	0	6						
Lee May, R (1, 3) OBP: 0.303, SLG: 0.458										5	1	2	2	0	0	2						
Larry Milbourne, S (9, PR) OBP: 0.417, SLG: 0.400										0	0	0	0	0	0	0						
Johnny Edwards, L (1, 2) OBP: 0.302, SLG: 0.377										4	0	1	0	1	0	3						
Denis Menke, R (1, 5) OBP: 0.194, SLG: 0.115										3	0	0	0	0	1	1						
Cliff Johnson, R (8, PH) OBP: 0.440, SLG: 0.586										1	0	0	0	0	0	1						
Dave Campbell, R (8, 5) OBP: 0.250, SLG: 0.273										0	0	0	0	0	0	0						
Tommy Helms, R (1, 4) OBP: 0.322, SLG: 0.388										4	0	1	0	0	0	1						
Tom Griffin, R (1, 1) OBP: 0.300, SLG: 0.448										1	0	0	0	0	0	0						
Ken Forsch, R (6, 1)										0	0	0	0	0	0	0						
Bob Gallagher, L (7, PH) OBP: 0.284, SLG: 0.240										1	0	1	0	0	0	0						
Fred Scherman, L (7, 1)										0	0	0	0	0	0	0						
Ollie Brown, R (9, PH) OBP: 0.284, SLG: 0.368										1	1	1	0	0	0	0						
Inning Stats	R: 1 E: 0 K: 0 S: 5	H: 2 LOB: 1 BB: 0 P: 5	R: 0 E: 0 K: 1 S: 6	H: 1 LOB: 3 BB: 2 P: 14	R: 0 E: 0 K: 0 S: 3	H: 1 LOB: 1 BB: 1 P: 7	R: 0 E: 0 K: 0 S: 3	H: 0 LOB: 0 BB: 0 P: 3	R: 0 E: 0 K: 0 S: 4	H: 1 LOB: 1 BB: 0 P: 4	R: 1 E: 0 K: 0 S: 4	H: 1 LOB: 0 BB: 0 P: 4	R: 0 E: 0 K: 0 S: 5	H: 3 LOB: 2 BB: 0 P: 5	R: 0 E: 0 K: 0 S: 4	H: 1 LOB: 1 BB: 0 P: 4	R: 2 E: 0 K: 0 S: 7	H: 4 LOB: 2 BB: 0 P: 7	1B: 12 2B: 1 3B: 0 HR: 1	SF: 2 SAC: 1 DP: 1 HBP: 0	WP: 0 PB: 0 SB: 1 CS: 1	PA: 42
PITCHER	IP WLS BF H R ER SO BB IBB HBP BLK WP HR S P ERA WHIP	8.0 W 38 13 4 4 1 2 1 0 0 0 1 37 49 4.50 1.875	0.2 3 1 0 0 0 0 0 0 0 0 0 3 3 0.00 1.500	0.1 S 1 0 0 0 0 0 0 0 0 0 0 1 1 0.00 0.000																		
Jim Lonborg, R (1, 1) ERA: 2.4																						
Jesus Hernaiz, R (9, 1) ERA: 6.75																						
Mac Scarce, L (9, 1) ERA: 4.45																						

Batter	1	2	3	4	5	6	7	8	9	AB	R	H	RBI	BB	SO	LOB	BOTTOM				
Dave Cash, R (1, 4) OBP: 0.370, SLG: 0.406										4	2	1	1	0	0	1	Houston Astros @ Philadelphia Phillies Veterans Stadium, Philadelphia, PA Wed Jun 19 1974, 7:05 PM EDT Unknown				
Larry Bowa, S (1, 6) OBP: 0.300, SLG: 0.347										4	1	3	1	0	0	0					
Mike Schmidt, R (1, 5) OBP: 0.427, SLG: 0.606										4	0	3	2	0	1	1					
Willie Montanez, L (1, 3) OBP: 0.279, SLG: 0.343										4	0	0	1	0	0	4					
Del Unser, L (1, 8) OBP: 0.387, SLG: 0.419										2	0	0	0	2	0	0					
Mike Anderson, R (1, 9) OBP: 0.327, SLG: 0.396										4	0	1	0	0	0	5					
Tom Hutton, L (1, 7) OBP: 0.257, SLG: 0.359										3	0	0	0	0	0	0					
Bill Robinson, R (7, PH) OBP: 0.278, SLG: 0.333										1	0	0	0	0	0	1					
Bob Boone, R (1, 2) OBP: 0.309, SLG: 0.312										4	1	1	0	0	0	0					
Jim Lonborg, R (1, 1) OBP: 0.130, SLG: 0.159										4	1	2	0	0	1	1					
Jesus Hernaiz, R (9, 1)										0	0	0	0	0	0	0					
Mac Scarce, L (9, 1)										0	0	0	0	0	0	0					
Inning Stats	R: 1 E: 0 K: 0 S: 4	H: 2 LOB: 0 BB: 0 P: 4	R: 0 E: 0 K: 0 S: 3	H: 0 LOB: 0 BB: 0 P: 3	R: 2 E: 0 K: 0 S: 6	H: 3 LOB: 3 BB: 1 P: 11	R: 0 E: 0 K: 0 S: 4	H: 1 LOB: 1 BB: 0 P: 4	R: 0 E: 0 K: 0 S: 4	H: 1 LOB: 2 BB: 1 P: 8	R: 2 E: 0 K: 1 S: 8	H: 3 LOB: 1 BB: 0 P: 8	R: 0 E: 0 K: 0 S: 4	H: 1 LOB: 1 BB: 0 P: 4	R: 0 E: 0 K: 1 S: 5	H: 0 LOB: 0 BB: 0 P: 5	1B: 8 2B: 2 3B: 1 HR: 0	SF: 0 SAC: 0 DP: 0 HBP: 1	WP: 0 PB: 0 SB: 2 CS: 0	PA: 37	
PITCHER	IP WLS BF H R ER SO BB IBB HBP BLK WP HR S P ERA WHIP	5.2 L 29 10 5 5 0 1 0 0 0 0 0 26 35 7.94 1.765	0.1 1 0 0 0 1 0 0 0 0 0 0 3 3 0.00 0.000	2.0 7 1 0 0 1 0 0 0 0 0 0 9 9 0.00 0.500																	
Tom Griffin, R (1, 1) ERA: 3.76																					
Ken Forsch, R (6, 1) ERA: 3.82																					
Fred Scherman, L (7, 1) ERA: 3.82																					

Batter	1	2	3	4	5	6	7	8	9	AB	R	H	RBI	BB	SO	LOB	TOP								
Bobby Tolan, L (1,9) OBP: 0.342, SLG: 0.390										4	0	2	0	0	0	1	San Diego Padres @ Houston Astros Astrodome, Houston, TX Fri Jun 21 1974, 8:05 PM EDT Att: 13,650 - Dome								
Enzo Hernandez, R (1,6) OBP: 0.285, SLG: 0.267										3	0	0	0	0	0	4									
Matty Alou, L (9, PH) OBP: 0.241, SLG: 0.235										0	0	0	0	1	0	0									
Dave Winfield, R (1,7) OBP: 0.328, SLG: 0.479										3	0	0	0	1	2	1									
Willie McCovey, L (1,3) OBP: 0.426, SLG: 0.406										4	0	0	0	0	2	2									
Johnny Grubb, L (1,8) OBP: 0.385, SLG: 0.419										4	0	0	0	0	1	2									
Derrel Thomas, S (1,4) OBP: 0.350, SLG: 0.399										3	0	0	0	0	0	0									
Dave Roberts, R (1,5) OBP: 0.259, SLG: 0.239										2	0	0	0	0	0	0									
Horace Clarke, S (8, PH) OBP: 0.282, SLG: 0.241										1	0	1	0	0	0	0									
Bob Barton, R (1,2) OBP: 0.333, SLG: 0.246										2	0	1	0	0	0	0									
Fred Kendall, R (8, PH) OBP: 0.320, SLG: 0.352										1	0	0	0	0	0	1									
Bill Greif, R (1,1) OBP: 0.250, SLG: 0.045										2	0	0	0	0	2	1									
Larry Hardy, R (6,1)										0	0	0	0	0	0	0									
Nate Colbert, R (8, PH) OBP: 0.319, SLG: 0.360										1	0	0	0	0	0	1									
Vicente Romo, R (8,1)										0	0	0	0	0	0	0									
Inning Stats	R: 0 E: 0 K: 0 S: 3	H: 1 LOB: 0 BB: 0 P: 3	R: 0 E: 0 K: 1 S: 5	H: 0 LOB: 0 BB: 0 P: 5	R: 0 E: 1 K: 1 S: 7	H: 1 LOB: 2 BB: 0 P: 7	R: 0 E: 0 K: 3 S: 9	H: 0 LOB: 0 BB: 0 P: 9	R: 0 E: 0 K: 0 S: 3	H: 0 LOB: 0 BB: 0 P: 3	R: 0 E: 0 K: 1 S: 5	H: 1 LOB: 0 BB: 0 P: 5	R: 0 E: 0 K: 0 S: 5	H: 0 LOB: 0 BB: 0 P: 5	R: 0 E: 0 K: 0 S: 4	H: 1 LOB: 1 BB: 0 P: 4	R: 0 E: 0 K: 0 S: 3	H: 0 LOB: 2 BB: 2 P: 11	1B: 4 2B: 0 3B: 0 HR: 0	SF: 0 SAC: 0 DP: 1 HBP: 0	WP: 0 PB: 0 SB: 0 CS: 1	PA: 32			
PITCHER	IP	WLS	BF	H	R	ER	SO	BB	IBB	HBP	BLK	WP	HR	S	P	ERA	WHIP								
Larry Dierker, R (1,1) ERA: 1.86	8.1	W	30	4	0	0	7	2	0	0	0	0	0	42	50	0.00	0.720								
Fred Scherman, L (9,1) ERA: 3.75	0.2	S	2	0	0	0	0	0	0	0	0	0	0	2	2	0.00	0.000								

Batter	1	2	3	4	5	6	7	8	9	AB	R	H	RBI	BB	SO	LOB	BOTTOM								
Greg Gross, L (1,9) OBP: 0.450, SLG: 0.419										2	0	1	0	2	0	0	San Diego Padres @ Houston Astros Astrodome, Houston, TX Fri Jun 21 1974, 8:05 PM EDT Att: 13,650 - Dome								
Roger Metzger, S (1,6) OBP: 0.305, SLG: 0.319										4	0	1	1	0	1	4									
Cesar Cedeno, R (1,8) OBP: 0.339, SLG: 0.481										4	0	0	0	0	0	3									
Bob Watson, R (1,7) OBP: 0.395, SLG: 0.408										4	0	0	0	0	0	3									
Lee May, R (1,3) OBP: 0.298, SLG: 0.451										4	0	0	0	0	0	2									
Bob Gallagher, L (8,9) OBP: 0.264, SLG: 0.240										0	0	0	0	0	0	0									
Milt May, L (1,2) OBP: 0.312, SLG: 0.343										3	1	1	0	1	1	0									
Doug Rader, R (1,5) OBP: 0.337, SLG: 0.396										3	0	1	1	1	0	0									
Tommy Helms, R (1,4) OBP: 0.320, SLG: 0.390										4	0	1	0	0	0	3									
Larry Milbourne, S (9,4) OBP: 0.417, SLG: 0.400										0	0	0	0	0	0	0									
Larry Dierker, R (1,1) OBP: 0.194, SLG: 0.250										3	1	2	0	0	0	1									
Fred Scherman, L (9,1)										0	0	0	0	0	0	0									
Inning Stats	R: 0 E: 0 K: 0 S: 3	H: 0 LOB: 0 BB: 0 P: 3	R: 0 E: 0 K: 0 S: 3	H: 0 LOB: 2 BB: 2 P: 11	R: 1 E: 0 K: 0 S: 6	H: 3 LOB: 0 BB: 0 P: 6	R: 0 E: 0 K: 1 S: 6	H: 1 LOB: 0 BB: 0 P: 6	R: 0 E: 0 K: 0 S: 3	H: 0 LOB: 1 BB: 1 P: 7	R: 1 E: 0 K: 1 S: 8	H: 3 LOB: 3 BB: 1 P: 12	R: 0 E: 0 K: 0 S: 3	H: 0 LOB: 0 BB: 0 P: 3	R: 0 E: 0 K: 0 S: 3	H: 0 LOB: 0 BB: 0 P: 3	1B: 4 2B: 2 3B: 1 HR: 0	SF: 0 SAC: 0 DP: 0 HBP: 0	WP: 0 PB: 0 SB: 1 CS: 0	PA: 35					
PITCHER	IP	WLS	BF	H	R	ER	SO	BB	IBB	HBP	BLK	WP	HR	S	P	ERA	WHIP								
Bill Greif, R (1,1) ERA: 5.68	5.2	L	27	7	2	2	1	3	0	0	0	0	0	26	38	3.18	1.765								
Larry Hardy, R (6,1) ERA: 4.53	1.1		5	0	0	0	1	1	0	0	0	0	0	6	10	0.00	0.750								
Vicente Romo, R (8,1) ERA: 3.8	1.0		3	0	0	0	0	0	0	0	0	0	0	3	3	0.00	0.000								

AB	30
R	0
H	4
RBI	0
BB	2
SO	7
LOB	13



Batter	1	2	3	4	5	6	7	8	9	AB	R	H	RBI	BB	SO	LOB	TOP									
Bobby Tolan, L OBP: 0.343, SLG: 0.387 (1, 9)	4-0 BB		0-0 F8		0-0 4-3		0-0 SH4-3 1B	0-0 4-3		4	1	1	0	1	0	0										
Enzo Hernandez, R OBP: 0.291, SLG: 0.263 (1, 6)	0-0 F4		0-0 F4		0-0 6-3		0-0 SH4-3 1-2	0-0 5-3		4	0	0	0	0	0	1										
Dave Winfield, R OBP: 0.321, SLG: 0.468 (1, 7)	0-0 F6		0-0 4-3			0-0 F8	0-0 L8		0-3 K	5	0	0	0	0	1	2										
Willie McCovey, L OBP: 0.430, SLG: 0.424 (1, 3)	0-0 F9			0-0 HR		4-0 1B 2B	4-0 1B BB		0-0 4-3	3	3	1	1	2	0	1										
Johnny Grubb, L OBP: 0.393, SLG: 0.425 (1, 8)		0-0 1B 1B		0-0 4-3 1-3 1B		0-0 2B 1B	4-0 1B BB		0-0 4-3	4	2	3	0	1	0	0										
Derrel Thomas, S OBP: 0.355, SLG: 0.407 (1, 4)		0-0 1B		0-0 1-3		0-0 E 2B	0-0 1B			4	0	3	2	0	0	1										
Fred Kendall, R OBP: 0.323, SLG: 0.352 (1, 2)	0-0 F6			0-0 4-3		0-0 E IBB	0-0 FC5-4 1B			3	0	1	2	1	0	3										
Dave Roberts, R OBP: 0.255, SLG: 0.236 (1, 5)	0-3 K			0-0 6-3		0-0 SF8	0-0 FC5-4			3	0	0	1	0	1	5										
Randy Jones, R OBP: 0.143, SLG: 0.147 Vicente Romo, R (9, 1)	0-0 F4				0-0 4-3	0-0 4-3		0-3 K		4	0	0	0	0	1	4										
Dave Tomlin, L (9, 1)										0	0	0	0	0	0	0										
Inning Stats	R: 0 E: 0 K: 0 S: 3	H: 0 LOB: 1 BB: 1 P: 7	R: 0 E: 0 K: 1 S: 7	H: 2 LOB: 2 BB: 0 P: 7	R: 0 E: 0 K: 0 S: 3	H: 0 LOB: 0 BB: 0 P: 3	R: 1 E: 0 K: 0 S: 5	H: 2 LOB: 1 BB: 1 P: 5	R: 0 E: 0 K: 0 S: 3	H: 0 LOB: 0 BB: 0 P: 3	R: 2 E: 1 K: 0 S: 5	H: 2 LOB: 2 BB: 2 P: 13	R: 3 E: 0 K: 0 S: 6	H: 3 LOB: 2 BB: 2 P: 14	R: 0 E: 0 K: 1 S: 5	H: 0 LOB: 0 BB: 0 P: 5	R: 0 E: 0 K: 1 S: 5	H: 0 LOB: 0 BB: 0 P: 5	1B: 7 2B: 1 3B: 0 HR: 1	SF: 1 SAC: 1 DP: 0 HBP: 0	WP: 0 PB: 0 SB: 0 CS: 0	PA: 41				
PITCHER	IP	WLS	BF	H	R	ER	SO	BB	IBB	HBP	BLK	WP	HR	S	P	ERA	WHIP									
Don Wilson, R ERA: 4.52 Jerry Johnson, R ERA: 5.14 Jim York, R ERA: 2.38 Fred Scherman, L ERA: 3.85	(1, 1)	6.0	L	27	6	3	3	1	2	1	0	0	0	1	26	38	4.50	1.333								
	(7, 1)	0.2		7	3	3	3	0	1	1	0	0	0	0	5	13	40.50	6.000								
	(7, 1)	1.1		4	0	0	0	1	0	0	0	0	0	0	6	6	0.00	0.000								
	(9, 1)	1.0		3	0	0	0	1	0	0	0	0	0	0	5	5	0.00	0.000								

San Diego Padres @ Houston Astros
Astrodome, Houston, TX
Sat Jun 22 1974, 8:05 PM EDT
Att: 16,241 - Dome

AB	34
R	6
H	9
RBI	6
BB	5
SO	3
LOB	17



Batter	1	2	3	4	5	6	7	8	9	AB	R	H	RBI	BB	SO	LOB	BOTTOM									
Greg Gross, L OBP: 0.443, SLG: 0.411 (1, 9)	0-0 L8		0-0 L7			0-0 G3		0-0 F7		4	0	0	0	0	0	1										
Roger Metzger, S OBP: 0.311, SLG: 0.322 (1, 6)	0-0 4-3			0-0 1B		0-0 5-3		0-0 1B		4	0	2	0	0	0	0										
Cesar Cedeno, R OBP: 0.338, SLG: 0.482 (1, 8)	0-3 K			0-0 F7		0-0 WP HR 2B		0-0 F9		4	1	1	0	0	1	2										
Bob Watson, R OBP: 0.396, SLG: 0.421 (1, 7)		0-0 4-3		0-3 K		0-0 2H HR		0-0 WP 1B		4	1	2	2	0	1	1										
Lee May, R OBP: 0.298, SLG: 0.448 Larry Milbourne, S OBP: 0.417, SLG: 0.400 (9, PR)		0-0 4-3		0-3 K		0-0 F9		0-0 WP 1B		4	0	1	0	0	1	1										
Cliff Johnson, R OBP: 0.430, SLG: 0.557 (1, 2)		0-0 5-3			0-3 K		1-0 BB HBP		0-0 F7	3	0	0	0	0	1	2										
Doug Rader, R OBP: 0.340, SLG: 0.396 (1, 5)			0-0 SH1-4 1B		0-0 F7		4-0 G5-4-3 BB		0-0 F9	3	0	1	0	1	0	3										
Tommy Helms, R OBP: 0.319, SLG: 0.385 (1, 4)			0-0 F8		0-0 5-3		0-0 G5-4-3		4-0 BB	3	0	0	0	1	0	3										
Don Wilson, R OBP: 0.167, SLG: 0.255 Dave Campbell, R OBP: 0.281, SLG: 0.250 Jerry Johnson, R Jim York, R Ollie Brown, R Fred Scherman, L Milt May, R Denis Menke, R (9, PH)	(1, 1)	8.0	W	32	7	2	2	4	1	1	0	0	0	1	38	43	2.25	1.000								
	(9, 1)	0.2		3	0	0	0	0	1	0	0	0	0	1	2	6	0.00	1.500								
	(9, 1)	0.1	S	1	0	0	0	1	0	0	0	0	0	3	3	0.00	0.000									
Inning Stats	R: 0 E: 0 K: 1 S: 5	H: 0 LOB: 0 BB: 0 P: 5	R: 0 E: 0 K: 0 S: 3	H: 0 LOB: 0 BB: 0 P: 3	R: 0 E: 0 K: 2 S: 8	H: 1 LOB: 1 BB: 0 P: 8	R: 0 E: 0 K: 1 S: 5	H: 1 LOB: 0 BB: 0 P: 5	R: 0 E: 0 K: 0 S: 3	H: 0 LOB: 0 BB: 0 P: 3	R: 2 E: 0 K: 0 S: 4	H: 2 LOB: 1 BB: 1 P: 9	R: 0 E: 0 K: 0 S: 4	H: 1 LOB: 1 BB: 0 P: 4	R: 0 E: 0 K: 1 S: 7	H: 2 LOB: 3 BB: 1 P: 11	1B: 5 2B: 1 3B: 0 HR: 1	SF: 0 SAC: 1 DP: 1 HBP: 1	WP: 2 PB: 0 SB: 0 CS: 0	PA: 36						
PITCHER	IP	WLS	BF	H	R	ER	SO	BB	IBB	HBP	BLK	WP	HR	S	P	ERA	WHIP									
Randy Jones, L ERA: 4.44 Vicente Romo, R ERA: 3.75 Dave Tomlin, L ERA: 5.22	(1, 1)	8.0	W	32	7	2	2	4	1	1	0	0	0	1	38	43	2.25	1.000								
	(9, 1)	0.2		3	0	0	0	0	1	0	0	0	0	1	2	6	0.00	1.500								
	(9, 1)	0.1	S	1	0	0	0	1	0	0	0	0	0	3	3	0.00	0.000									

San Diego Padres @ Houston Astros
Astrodome, Houston, TX
Sat Jun 22 1974, 8:05 PM EDT
Att: 16,241 - Dome

AB	32
R	2
H	7
RBI	2
BB	2
SO	5
LOB	16



Batter	1	2	3	4	5	6	7	8	9	AB	R	H	RBI	BB	SO	LOB	TOP					
Bobby Tolan, L OBP: 0.340, SLG: 0.388 (1, 9)	0-0 4-3		0-0 2B		0-0 F6	0-0 B1		0-0 F8		5	0	1	0	0	0	5	San Diego Padres @ Houston Astros Astrodome, Houston, TX Sun Jun 23 1974, 4:33 AM EDT Att: 12,183 - Dome					
Enzo Hernandez, R OBP: 0.238, SLG: 0.259 Larry Hardy, R (5, 1)	0-0 6-3		0-0 F8		0-0 F5		0-0 F5		0-0 1B G3	3	0	0	0	0	0	2						
Horace Clarke, S OBP: 0.279, SLG: 0.238 Dave Tomlin, L (7, 1)									0-0 1B	1	0	0	0	0	0	0						
Fred Kendall, R OBP: 0.326, SLG: 0.355 (9, PH)									0-0 1B	1	0	1	0	0	0	0						
Cito Gaston, R OBP: 0.280, SLG: 0.387 (1, 7)	0-0 L9			0-0 1B	4-0 1B		0-0 4-3		0-0 G3	4	0	1	0	1	0	1						
Nate Colbert, R OBP: 0.317, SLG: 0.356 (1, 3)		0-0 G3		0-3 K	0-0 1B		0-0 5-3		0-3 K	5	0	1	1	0	2	2						
Johnny Grubb, L OBP: 0.402, SLG: 0.440 (1, 8)		4-0 FC6-4 BB		0-0 1B	0-0 F8				0-0 1B	4	1	3	0	1	0	2						
Derrel Thomas, S OBP: 0.350, SLG: 0.400 (1, 4)		0-0 F9		0-0 1-3			0-0 5-3		0-0 4-3	5	0	0	1	0	0	5						
Dave Roberts, R OBP: 0.259, SLG: 0.237 (1, 5)		0-0 FC6-4		4-0 BB			0-0 2B		0-0 F9	3	0	1	0	1	0	1						
Bob Barton, R OBP: 0.329, SLG: 0.246 (1, 2)			0-0 F9	0-3 K			0-0 L9		0-0 WP 1B	4	0	1	0	0	1	4						
Dave Freisleben, R OBP: 0.370, SLG: 0.375 Bill Laxton, L (3, 1)			0-0 G1		4-0 BB		0-0 2B		4-0 BB	1	0	0	0	0	0	0						
Rod Gaspar, S OBP: 0.400, SLG: 0.143 Rich Morales, R OBP: 0.317, SLG: 0.297 (5, 6)					1-3 2B			1-2 BB		0	0	0	0	0	0	0						
Inning Stats	R: 0 E: 0 K: 0 S: 3	H: 0 LOB: 0 BB: 0 P: 3	R: 0 E: 0 K: 0 S: 3	H: 0 LOB: 1 BB: 1 P: 7	R: 0 E: 0 K: 0 S: 4	H: 1 LOB: 1 BB: 0 P: 4	R: 0 E: 0 K: 2 S: 9	H: 2 LOB: 3 BB: 1 P: 13	R: 1 E: 0 K: 0 S: 4	H: 1 LOB: 2 BB: 2 P: 12	R: 0 E: 0 K: 0 S: 5	H: 2 LOB: 0 BB: 0 P: 5	R: 0 E: 0 K: 0 S: 3	H: 0 LOB: 0 BB: 0 P: 3	R: 1 E: 0 K: 0 S: 5	H: 2 LOB: 2 BB: 1 P: 9	R: 0 E: 0 K: 1 S: 7	H: 2 LOB: 2 BB: 0 P: 7	1B: 7 2B: 2 3B: 1 HR: 0	SF: 0 SAC: 0 DP: 0 HBP: 0	WP: 1 PB: 0 SB: 0 CS: 0	PA: 42
PITCHER Claude Osteen, L ERA: 3.59 (1, 1)	IP: 9.0 WLS: W BF: 42 H: 10 R: 2 ER: 2 SO: 3 BB: 5 IBB: 0 HBP: 0 BLK: 0 WP: 1 HR: 0 S: 43 P: 63 ERA: 2.00 WHIP: 1.667															PITCHER	IP: 9.0 WLS: W BF: 42 H: 10 R: 2 ER: 2 SO: 3 BB: 5 IBB: 0 HBP: 0 BLK: 0 WP: 1 HR: 0 S: 43 P: 63 ERA: 2.00 WHIP: 1.667					

AB 37
R 2
H 10
RBI 2
BB 5
SO 3
LOB 22



Batter	1	2	3	4	5	6	7	8	9	AB	R	H	RBI	BB	SO	LOB	BOTTOM			
Greg Gross, L OBP: 0.453, SLG: 0.436 (1, 9) (6, 7)	0-0 HR		1-0 HBP		0-0 4-3 WP 1B		0-0 1B			4	2	4	1	0	0	0	San Diego Padres @ Houston Astros Astrodome, Houston, TX Sun Jun 23 1974, 4:33 AM EDT Att: 12,183 - Dome			
Roger Metzger, S OBP: 0.305, SLG: 0.316 (1, 6)	0-3 K	3-H 2B	0-3 K		0-0 4-3		0-0 F9			4	0	0	0	1	2	5				
Cesar Cedeno, R OBP: 0.345, SLG: 0.500 (1, 8)	0-0 HR	0-3 K		4-0 S BB	0-0 1B			0-0 2B		4	2	3	3	1	1	2				
Bob Watson, R OBP: 0.396, SLG: 0.433 Bob Gallagher, L OBP: 0.273, SLG: 0.235 (6, PH) (6, 9)	0-0 5-3		0-0 HR	0-3 K	0-3 K		0-3 K		1-0 G4-6-3 HBP	3	1	1	1	0	1	0				
Lee May, R OBP: 0.296, SLG: 0.440 (1, 3)	0-0 E6		0-3 K	4-0 1B BB		0-3 K		0-3 K		4	0	0	0	1	3	2				
Milt May, L OBP: 0.315, SLG: 0.345 (1, 2)	0-0 4-3		0-0 2B	0-0 1B	0-0 1B		0-0 4-3		0-0 G4-6-3	5	1	2	0	0	0	3				
Doug Rader, R OBP: 0.336, SLG: 0.390 (1, 5)		1-0 4-3 WP 2B HBP	0-3 K	0-3 K		0-0 4-3				3	1	0	0	0	2	3				
Tommy Helms, R OBP: 0.318, SLG: 0.382 Larry Milbourne, S OBP: 0.417, SLG: 0.400 (8, 4)		0-0 4-3	0-0 2B	0-3 K		0-0 F7				4	1	1	0	0	1	3				
Claude Osteen, L OBP: 0.219, SLG: 0.313 (1, 1)		0-0 F4	0-0 2B		0-3 K		0-0 6-3			4	0	1	2	0	1	1				
Inning Stats	R: 2 E: 1 K: 1 S: 8	H: 2 LOB: 1 BB: 0 P: 8	R: 1 E: 0 K: 1 S: 6	H: 1 LOB: 2 BB: 1 P: 11	R: 3 E: 0 K: 3 S: 13	H: 4 LOB: 2 BB: 0 P: 14	R: 1 E: 0 K: 3 S: 10	H: 1 LOB: 2 BB: 2 P: 18	R: 1 E: 0 K: 2 S: 9	H: 2 LOB: 1 BB: 0 P: 9	R: 0 E: 0 K: 1 S: 5	H: 0 LOB: 0 BB: 0 P: 5	R: 0 E: 0 K: 0 S: 4	H: 1 LOB: 1 BB: 0 P: 4	R: 0 E: 0 K: 1 S: 5	H: 1 LOB: 1 BB: 0 P: 6		1B: 6 2B: 3 3B: 1 HR: 2	SF: 0 SAC: 0 DP: 1 HBP: 3	WP: 2 PB: 0 SB: 2 CS: 0
PITCHER Dave Freisleben, R ERA: 3.96 Bill Laxton, L ERA: 6.75 Larry Hardy, R ERA: 4.53 Dave Tomlin, L ERA: 4.88	IP: 2.2 WLS: L BF: 18 H: 7 R: 6 ER: 6 SO: 4 BB: 1 IBB: 0 HBP: 1 BLK: 0 WP: 1 HR: 2 S: 24 P: 29 ERA: 20.25 WHIP: 3.000															PITCHER	IP: 2.2 WLS: L BF: 18 H: 7 R: 6 ER: 6 SO: 4 BB: 1 IBB: 0 HBP: 1 BLK: 0 WP: 1 HR: 2 S: 24 P: 29 ERA: 20.25 WHIP: 3.000			

AB 36
R 8
H 12
RBI 7
BB 3
SO 12
LOB 20



Batter	1	2	3	4	5	6	7	8	9	AB	R	H	RBI	BB	SO	LOB	TOP				
Pete Rose, S OBP: 0.380, SLG: 0.378 (1, 7)	F7		HBP		5-3		4-3			3	0	0	0	0	0	3					
Cesar Geronimo, L OBP: 0.405, SLG: 0.500 (1, 8)	K		4-3		K			F8		4	0	0	0	0	2	3					
Joe Morgan, L OBP: 0.451, SLG: 0.492 (1, 4)	G3			BB	4-3			3-1		3	0	0	0	1	0	0					
Johnny Bench, R OBP: 0.369, SLG: 0.480 (1, 5) (7, 2)		L5		L7		5-3		1-3		4	0	0	0	0	0	1					
Tony Perez, R OBP: 0.346, SLG: 0.475 (1, 3)		K		5-3		K			F7	4	0	0	0	0	2	1					
Dave Concepcion, R OBP: 0.305, SLG: 0.364 (1, 6)		4-3		K				L4	K	4	0	0	0	0	2	1					
Merv Rettenmund, R OBP: 0.342, SLG: 0.410 (1, 9)			F6		1B	2B		6-3		4	1	2	0	0	0	0					
Bill Plummer, R OBP: 0.245, SLG: 0.396 (1, 2)										2	0	1	0	0	1	1					
Dan Driessen, L OBP: 0.348, SLG: 0.394 (7, PH) (7, 5)			HBP	1B		K		4-3		1	0	0	0	0	0	1					
Don Gullett, R OBP: 0.286, SLG: 0.258 (1, 1)										1	0	0	0	0	1	1					
Hal King, L OBP: 0.364, SLG: 0.222 (5, PH)										1	0	1	1	0	0	0					
Pedro Borbon, R OBP: 0.250, SLG: 0.250 (5, 1)										0	0	0	0	0	0	0					
Terry Crowley, L OBP: 0.310, SLG: 0.403 (7, PH)										1	0	1	0	0	0	0					
Tom Hall, L (7, 1)					2H	1B		2-3	1B	0	0	0	0	0	0	0					
Inning Stats	R: 0 E: 0 K: 1 S: 5	H: 0 LOB: 0 BB: 0 P: 5	R: 0 E: 0 K: 1 S: 5	H: 0 LOB: 0 BB: 0 P: 5	R: 0 E: 0 K: 1 S: 6	H: 1 LOB: 2 BB: 0 P: 7	R: 0 E: 1 K: 1 S: 5	H: 0 LOB: 1 BB: 1 P: 9	R: 1 E: 0 K: 2 S: 9	H: 2 LOB: 1 BB: 0 P: 9	R: 0 E: 0 K: 1 S: 5	H: 0 LOB: 0 BB: 0 P: 5	R: 0 E: 0 K: 0 S: 5	H: 2 LOB: 2 BB: 0 P: 5	R: 0 E: 0 K: 1 S: 3	H: 0 LOB: 0 BB: 0 P: 3	R: 0 E: 0 K: 1 S: 5	H: 0 LOB: 0 BB: 0 P: 5	1B: 4 2B: 1 3B: 0 HR: 0	SF: 0 SAC: 0 DP: 0 HBP: 1	WP: 0 PA: 34 PB: 0 SB: 0 CS: 0
PITCHER Tom Griffin, R ERA: 3.51 (1, 1)	IP: 9.0 WLS: W BF: 34 H: 5 R: 1 ER: 1 SO: 8 BB: 1 IBB: 0 HBP: 1 BLK: 0 WP: 0 HR: 0 S: 48 P: 53 ERA: 1.00 WHIP: 0.667											PITCHER	IP: 9.0 WLS: W BF: 34 H: 5 R: 1 ER: 1 SO: 8 BB: 1 IBB: 0 HBP: 1 BLK: 0 WP: 0 HR: 0 S: 48 P: 53 ERA: 1.00 WHIP: 0.667								

Cincinnati Reds @ Houston Astros
Astrodome, Houston, TX
Mon Jun 24 1974, 8:05 PM EDT
Att. 16,428 - Dome

AB	32
R	1
H	5
RBI	1
BB	1
SO	8
LOB	12



Batter	1	2	3	4	5	6	7	8	9	AB	R	H	RBI	BB	SO	LOB	BOTTOM		
Greg Gross, L OBP: 0.448, SLG: 0.430 (1, 9) (8, 7)	4-3	F8		K			SH1-4			3	0	0	0	0	1	1			
Roger Metzger, S OBP: 0.308, SLG: 0.315 (1, 6)	6-3				K		6-3			4	0	1	1	0	1	1			
Cesar Cedeno, R OBP: 0.350, SLG: 0.516 (1, 8)	CS	2B			1B	BB	HR			3	1	2	2	1	1	1			
Bob Watson, R OBP: 0.401, SLG: 0.435 (1, 7)										3	0	2	0	1	1	0			
Bob Gallagher, L OBP: 0.273, SLG: 0.235 (8, 9)										0	0	0	0	0	0	0			
Lee May, R OBP: 0.299, SLG: 0.445 (1, 3)	CS	HR			1B		5-3			4	1	2	0	0	0	2			
Cliff Johnson, R OBP: 0.422, SLG: 0.531 (1, 2)		HR					F4		G5-4-3	3	1	0	0	1	0	2			
Doug Rader, R OBP: 0.337, SLG: 0.401 (1, 5)		HR					F6		F4	4	1	1	3	0	0	1			
Tommy Helms, R OBP: 0.318, SLG: 0.382 (1, 4)		HR					F7		F9	3	1	1	0	0	0	0			
Tom Griffin, R OBP: 0.313, SLG: 0.452 (1, 1)		SH1-4					K		F8	2	1	1	0	0	1	0			
Inning Stats	R: 0 E: 0 K: 0 S: 3	H: 1 LOB: 1 BB: 1 P: 7	R: 4 E: 0 K: 1 S: 9	H: 4 LOB: 1 BB: 1 P: 13	R: 0 E: 0 K: 0 S: 4	H: 1 LOB: 1 BB: 0 P: 4	R: 0 E: 0 K: 2 S: 7	H: 0 LOB: 0 BB: 0 P: 7	R: 0 E: 0 K: 1 S: 5	H: 1 LOB: 1 BB: 1 P: 9	R: 0 E: 0 K: 0 S: 3	H: 0 LOB: 0 BB: 0 P: 3	R: 2 E: 0 K: 1 S: 7	H: 2 LOB: 0 BB: 0 P: 7	R: 0 E: 0 K: 0 S: 3	H: 1 LOB: 0 BB: 0 P: 3	1B: 6 2B: 2 3B: 0 HR: 2	SF: 0 SAC: 2 DP: 1 HBP: 0	WP: 0 PA: 35 PB: 0 SB: 0 CS: 1
PITCHER Don Gullett, L ERA: 3.48 (1, 1)	IP: 4.0 WLS: L BF: 19 H: 6 R: 4 ER: 4 SO: 3 BB: 2 IBB: 0 HBP: 0 BLK: 0 WP: 0 HR: 1 S: 23 P: 31 ERA: 9.00 WHIP: 2.000											PITCHER	IP: 4.0 WLS: L BF: 19 H: 6 R: 4 ER: 4 SO: 3 BB: 2 IBB: 0 HBP: 0 BLK: 0 WP: 0 HR: 1 S: 23 P: 31 ERA: 9.00 WHIP: 2.000						
Pedro Borbon, R ERA: 2.17 (5, 1)	2.0	7	1	0	0	1	1	0	0	0	0	8	12	0.00	1.000				
Tom Hall, L ERA: 4.68 (7, 1)	2.0	8	3	2	2	1	0	0	0	0	1	10	10	9.00	1.500				

Cincinnati Reds @ Houston Astros
Astrodome, Houston, TX
Mon Jun 24 1974, 8:05 PM EDT
Att. 16,428 - Dome

AB	29
R	6
H	10
RBI	6
BB	3
SO	5
LOB	8



Batter	1	2	3	4	5	6	7	8	9	AB	R	H	RBI	BB	SO	LOB	TOP								
Pete Rose, S OBP: 0.376, SLG: 0.372 (1, 7)	0-0 4-3		0-0 4-3			0-0 G3		0-0 6-3		4	0	0	0	0	0	0	Cincinnati Reds @ Houston Astros Astrodome, Houston, TX Tue Jun 25 1974, 8:05 PM EDT Att: 21,449 - Dome								
Cesar Geronimo, L OBP: 0.401, SLG: 0.514 (1, 8)	0-3 K			0-0 P3			0-0 HR	0-0 F8		4	1	1	1	0	1	0									
Joe Morgan, L OBP: 0.455, SLG: 0.492 (1, 4)	0-0 1B			4-0 CS BB			4-0 S 2B BB	0-0 F9		2	1	1	0	2	0	0									
Johnny Bench, R OBP: 0.368, SLG: 0.480 (1, 2)	0-3 K			0-3 K			0-0 1B 1B 2B		0-0 F8	4	1	1	1	0	2	2									
Tony Perez, R OBP: 0.346, SLG: 0.473 Darrel Chaney, S OBP: 0.256, SLG: 0.229 (7, PR) (7, 5)		0-0 2-3				0-0 F8		0-0 1B 1B 1B	0-3 K	3	0	1	0	0	0	0									
Dan Driessen, L OBP: 0.351, SLG: 0.393 (7, 3)		0-0 F8				4-0 CS BB		0-0 1B 1B	0-0 F7	3	0	1	1	1	0	0									
Merv Rettenmund, R OBP: 0.335, SLG: 0.401 (1, 9)		0-3 K				0-3 K		0-0 P1		3	0	0	0	0	2	3									
Dave Concepcion, R OBP: 0.305, SLG: 0.363 (1, 6)						0-0 F8		0-0 5-3		3	0	1	0	0	0	0									
Jack Billingham, R OBP: 0.034, SLG: 0.034 Clay Carroll, R OBP: 0.167, SLG: 0.167 (9, 1)						0-3 K		0-0 G4-6-3		3	0	0	0	0	2	3									
						0-0 K		0-0 G4-6-3		0	0	0	0	0	0	0									
Inning Stats	R: 0 E: 0 K: 2 S: 8	H: 1 LOB: 1 BB: 0 P: 8	R: 0 E: 0 K: 1 S: 5	H: 0 LOB: 0 BB: 0 P: 5	R: 0 E: 0 K: 1 S: 5	H: 0 LOB: 0 BB: 0 P: 5	R: 0 E: 0 K: 1 S: 4	H: 0 LOB: 0 BB: 1 P: 8	R: 0 E: 0 K: 1 S: 4	H: 0 LOB: 1 BB: 1 P: 8	R: 3 E: 0 K: 0 S: 7	H: 5 LOB: 3 BB: 1 P: 11	R: 0 E: 0 K: 0 S: 3	H: 0 LOB: 0 BB: 0 P: 3	R: 0 E: 0 K: 1 S: 5	H: 0 LOB: 0 BB: 0 P: 5	1B: 4 2B: 2 3B: 0 HR: 1	SF: 0 SAC: 0 DP: 2 HBP: 0	WP: 0 PB: 0 SB: 2 CS: 2	PA: 33					
PITCHER	IP	WLS	BF	H	R	ER	SO	BB	IBB	HBP	BLK	WP	HR	S	P	ERA	WHIP								
Larry Dierker, R ERA: 2.01 Ken Forsch, R ERA: 3.59 Mike Cosgrove, L ERA: 0.31	(1, 1) (7, 1) (9, 1)	6.0 2.0 1.0	L 6 3	24 1 0	5 0 0	3 0 0	7 0 1	3 0 0	0 0 0	0 0 0	0 0 0	0 0 0	1 6 5	35 6 5	47 6 5	4.50 0.00 0.00	1.333 0.500 0.000								

AB	30
R	3
H	6
RBI	3
BB	3
SO	8
LOB	8



Batter	1	2	3	4	5	6	7	8	9	AB	R	H	RBI	BB	SO	LOB	BOTTOM								
Greg Gross, L OBP: 0.442, SLG: 0.422 (1, 9)	0-0 P6		0-0 F8			0-0 4-3		0-0 4-3		4	0	0	0	0	0	0	Cincinnati Reds @ Houston Astros Astrodome, Houston, TX Tue Jun 25 1974, 8:05 PM EDT Att: 21,449 - Dome								
Roger Metzger, S OBP: 0.307, SLG: 0.314 (1, 6)	0-0 4-3 1B		0-0 6-3			0-0 F7		0-0 P6		4	0	1	0	0	0	0									
Cesar Cedeno, R OBP: 0.349, SLG: 0.523 (1, 8)	0-0 4-3 1-2			0-3 K		0-0 4-3			0-0 HR	4	1	1	1	0	1	1									
Bob Watson, R OBP: 0.405, SLG: 0.442 (1, 7)	0-3 K			0-0 1B 2B		4-0 BB			0-0 FC5-4 1B	3	1	2	0	1	1	1									
Lee May, R OBP: 0.295, SLG: 0.438 Larry Milbourne, S OBP: 0.417, SLG: 0.400 (9, PR)		0-0 F8		0-0 F7		0-3 K			0-0 FC5-4 G4-6-3	4	0	0	0	0	1	3									
Milt May, L OBP: 0.319, SLG: 0.349 (1, 2)		0-0 1B 1B		0-0 1B		0-0 4-3			0-0 G4-6-3	4	0	2	1	0	0	1									
Doug Rader, R OBP: 0.337, SLG: 0.400 (1, 5)		0-0 G6-4-3 1B		0-3 K		0-0 5-3				3	0	1	0	0	1	1									
Tommy Helms, R OBP: 0.314, SLG: 0.377 (1, 4)		0-0 G6-4-3				0-0 6-3		0-0 6-3		3	0	0	0	0	2	2									
Larry Dierker, R OBP: 0.184, SLG: 0.237 Ken Forsch, R Wilbur Howard, S Mike Cosgrove, L (8, PH) (9, 1)	(1, 1) (7, 1) (8, PH) (9, 1)	8.0 1.0 S	W 2 2	31 0 0	7 0 0	2 0 0	4 0 0	1 0 0	0 0 0	0 0 0	0 0 0	0 0 0	0 0 0	0 0 0	0 0 0	0 0 0									
PITCHER	IP	WLS	BF	H	R	ER	SO	BB	IBB	HBP	BLK	WP	HR	S	P	ERA		WHIP							
Jack Billingham, R ERA: 3.87 Clay Carroll, R ERA: 2.2	(1, 1) (9, 1)	8.0 1.0	W S	31 2	7 0	2 0	4 0	1 0	0 0	0 0	0 0	0 0	0 2	38 2	42 2	2.25 0.00	1.000 0.000								

AB	32
R	2
H	7
RBI	2
BB	1
SO	4
LOB	9



Batter	1	2	3	4	5	6	7	8	9	AB R H RBI BB SO LOB	TOP											
Pete Rose, S (1, 7) OBP: 0.391, SLG: 0.372	0-0 1B		4-0 FC5-4 BB		4-0 BB		0-0 F7		0-0 4-3 BB	3 1 1 0 3 0 3	Cincinnati Reds @ Houston Astros Astrodome, Houston, TX Wed Jun 26 1974, 8:05 PM EDT Att: 17,647 - Dome											
Cesar Geronimo, L (1, 8) OBP: 0.395, SLG: 0.503	0-3 K		0-0 FC5-4 1-2		0-3 K		0-0 F7		0-0 2B 1B	5 1 1 0 0 2 5												
Joe Morgan, L (1, 4) OBP: 0.457, SLG: 0.498	0-0 1B			0-0 F2		0-0 F5		0-0 1B	5 1 3 2 0 0 0													
Johnny Bench, R (1, 2) OBP: 0.365, SLG: 0.473	0-0 G3			0-0 6-3		0-0 6-3		0-0 F7	4 1 0 0 1 0 3													
Tony Perez, R (1, 3) OBP: 0.345, SLG: 0.467 Darrel Chaney, S (8, 5) OBP: 0.275, SLG: 0.250		0-0 5-3		0-3 K		4-0 E 1B BB		0-0 F9	3 0 0 0 1 1 0 1 1 1 1 0 0 0													
Dan Driessen, L (1, 5) OBP: 0.352, SLG: 0.408		0-0 F9			0-0 4-3	0-0 E1 1B		0-0 HR	5 1 2 1 0 1 2													
Merv Rettenmund, R (1, 9) OBP: 0.344, SLG: 0.404		0-0 5-3			0-0 1B 3-1	0-0 5-3		4-0 G5-4-3 BB	4 2 2 1 1 0 2													
Dave Concepcion, R (1, 6) OBP: 0.311, SLG: 0.377			0-0 6-3		0-0 3-1 1B		0-0 HR	4-0 G5-4-3 1-2 2-H WP BB 1B	4 1 2 1 1 0 1													
Fred Norman, S (1, 1) OBP: 0.129, SLG: 0.100			0-0 F7		0-0 3-1		0-3 K 1B	0-0 K 1B	4 0 0 2 1 2 1													
Inning Stats	R: 0 E: 0 K: 1 S: 6	H: 2 LOB: 1 BB: 0 P: 6	R: 0 E: 0 K: 0 S: 3	H: 0 LOB: 0 BB: 0 P: 3	R: 0 E: 0 K: 0 S: 3	H: 0 LOB: 1 BB: 1 P: 7	R: 0 E: 0 K: 1 S: 5	H: 0 LOB: 0 BB: 0 P: 5	R: 1 E: 0 K: 1 S: 7	H: 2 LOB: 2 BB: 1 P: 11		R: 0 E: 0 K: 0 S: 4	H: 1 LOB: 2 BB: 0 P: 8	R: 1 E: 0 K: 1 S: 8	H: 2 LOB: 2 BB: 0 P: 8	R: 1 E: 0 K: 0 S: 3	H: 1 LOB: 0 BB: 1 P: 7	R: 6 E: 0 K: 2 S: 11	H: 4 LOB: 2 BB: 4 P: 27	1B: 9 2B: 1 3B: 0 HR: 2	SF: 0 SAC: 0 DP: 1 HBP: 0	WP: 2 PB: 1 CS: 0
PITCHER	IP WLS BF H R ER SO BB IBB HBP BLK WP HR S P ERA WHIP																					
Don Wilson, R (1, 1) ERA: 4.44	7.1 L 34 8 3 3 4 4 0 0 0 0 0 2 38 54 3.68 1.636																					
Ken Forsch, R (8, 1) ERA: 3.51	0.2 1 0 0 0 0 0 0 0 0 0 0 0 1 1 0.00 0.000																					
Mike Cosgrove, L (9, 1) ERA: 1.82	0.1 6 3 5 5 1 1 1 0 0 0 0 0 6 14 135.00 12.000																					
Fred Scherman, L (9, 1) ERA: 3.82	0.2 5 1 1 1 1 1 1 0 0 2 0 5 13 13.50 3.000																					

AB	38
R	9
H	12
RBI	8
BB	8
SO	6
LOB	17



Batter	1	2	3	4	5	6	7	8	9	AB R H RBI BB SO LOB	BOTTOM									
Greg Gross, L (1, 9) OBP: 0.442, SLG: 0.425	4-0 CS BB		0-0 6-3			0-3 K		0-0 2B		3 0 1 0 1 1 0	Cincinnati Reds @ Houston Astros Astrodome, Houston, TX Wed Jun 26 1974, 8:05 PM EDT Att: 17,647 - Dome									
Roger Metzger, S (1, 6) OBP: 0.302, SLG: 0.308	0-3 K			0-0 F9		0-0 4-3		0-0 F6		4 0 0 0 0 1 2										
Cesar Cedeno, R (1, 8) OBP: 0.348, SLG: 0.519	0-0 F9			0-0 6-3		0-0 S 1B		0-0 F8		4 0 1 0 0 0 0										
Bob Watson, R (1, 7) OBP: 0.407, SLG: 0.455		0-0 F7		0-0 HR		0-0 4-3		0-0 G6-4-3 1B		4 1 2 1 0 0 1										
Lee May, R (1, 3) OBP: 0.294, SLG: 0.439		0-0 2B		0-0 F8			0-0 F8	0-0 G6-4-3 1-2		4 0 1 0 0 0 1										
Cliff Johnson, R (1, 2) OBP: 0.407, SLG: 0.507		0-0 5-3			0-0 F7		0-3 K			3 0 0 0 0 1 1										
Doug Rader, R (1, 5) OBP: 0.333, SLG: 0.395		0-3 K			0-3 K		0-0 F8			3 0 0 0 0 2 1										
Tommy Helms, R (1, 4) OBP: 0.315, SLG: 0.376			0-0 E5 L5-3		0-0 FC6-4 1B		0-0 F4			3 0 1 0 0 0 0										
Don Wilson, R (1, 1) OBP: 0.150, SLG: 0.211 Ken Forsch, R (8, 1) ERA: 3.51			0-0 L5-3		0-0 FC6-4		0-0 5-3			2 0 0 0 0 0 2 0 0 0 0 0 0 0 1 0										
Denis Menke, R (8, PH) OBP: 0.182, SLG: 0.107 Mike Cosgrove, L (9, 1) ERA: 1.82 Fred Scherman, L (9, 1) ERA: 3.82			0-0 1-2		0-0 1-2					1B: 3 2B: 3 3B: 0 HR: 1		SF: 0 SAC: 0 DP: 2 HBP: 0	WP: 0 PB: 0 SB: 1 CS: 1	PA: 32						
PITCHER	IP WLS BF H R ER SO BB IBB HBP BLK WP HR S P ERA WHIP																			
Fred Norman, L (1, 1) ERA: 2.18	9.0 W 32 6 1 1 5 1 0 0 0 0 0 1 41 45 1.00 0.778																			



Batter	1	2	3	4	5	6	7	8	9	AB	R	H	RBI	BB	SO	LOB	TOP				
Greg Gross, L (1,9) OBP: 0.445, SLG: 0.429	L7		FC3-2 BB 1-2 1B		F8		1B 1B		4-3 1B	5	2	3	0	0	0	0	Houston Astros @ San Diego Padres San Diego Stadium, San Diego, CA Fri Jun 28 1974, 10:05 PM EDT Att: 10,776 - Unknown				
Roger Metzger, S (1,6) OBP: 0.308, SLG: 0.312	F9		FC3-2 BB 1-2 2-3			WP 1B 1B	1B SF7 1B		4-3	4	1	2	1	1	0	1					
Cesar Cedeno, R (1,8) OBP: 0.349, SLG: 0.517	K		FC3-2 FC4-6 1-2 2-3 3-H			WP 1B 1B	1B 1B		5-3	5	0	2	1	0	1	4					
Bob Watson, R (1,7) OBP: 0.410, SLG: 0.456		FC4-6 BB 1-2	FC4-6 1-2		F3				BB BB 1B	4	0	2	1	1	0	5					
Lee May, R (1,3) Wilbur Howard, S (9, PR) OBP: 0.292, SLG: 0.434	F9			4-3		F5	SF7		BB BB 1B	3	0	0	1	1	0	3					
Milt May, L (1,2) Ken Forsch, R (7,1) Cliff Johnson, R (9, PH) OBP: 0.312, SLG: 0.340	FC4-6 1-2			5-3		K	4-3		BB 1B	4	0	0	0	0	0	1					
Doug Rader, R (1,5) OBP: 0.331, SLG: 0.391	L6			K		K			BB 1B	5	0	1	0	0	2	7					
Tommy Helms, R (1,4) OBP: 0.317, SLG: 0.382			CS 1B		F3		1B 1B 2B		F4	4	1	2	0	0	0	0					
Claude Osteen, L (1,1) Bob Gallagher, L (7, PH) Johnny Edwards, L (7,2) OBP: 0.235, SLG: 0.324			BB 1B FC3-2 1B		K		K		4-3	2	0	1	0	0	1	0					
Inning Stats	R: 0 E: 0 K: 1 S: 5	H: 0 LOB: 0 BB: 0 P: 5	R: 0 E: 0 K: 0 S: 3	H: 0 LOB: 1 BB: 1 P: 7	R: 0 E: 0 K: 0 S: 5	H: 3 LOB: 3 BB: 1 P: 9	R: 0 E: 0 K: 1 S: 5	H: 0 LOB: 0 BB: 0 P: 5	R: 0 E: 0 K: 2 S: 10	H: 2 LOB: 3 BB: 0 P: 10	R: 3 E: 0 K: 1 S: 10	H: 5 LOB: 2 BB: 0 P: 10	R: 0 E: 0 K: 0 S: 3	H: 1 LOB: 0 BB: 0 P: 3	R: 1 E: 0 K: 0 S: 5	H: 2 LOB: 3 BB: 2 P: 13		1B: 12 2B: 1 3B: 0 HR: 0	SF: 1 SAC: 0 DP: 0 HBP: 0	WP: 1 PB: 0 SB: 0 CS: 1	PA: 43
PITCHER	IP	WLS	BF	H	R	ER	SO	BB	IBB	HBP	BLK	WP	HR	S	P	ERA	WHIP				
Dave Freisleben, R (1,1) ERA: 3.98	6.1		29	8	3	3	6	2	0	0	0	1	0	39	47	4.26	1.579				
Vicente Romo, R (7,1) ERA: 3.57	2.1	W	13	5	1	1	0	2	0	0	0	0	0	11	19	3.86	3.000				
Larry Hardy, R (9,1) ERA: 4.34	0.1	S	1	0	0	0	0	0	0	0	0	0	0	1	1	0.00	0.000				


AB	38
R	4
H	13
RBI	4
BB	4
SO	6
LOB	26



Batter	1	2	3	4	5	6	7	8	9	AB	R	H	RBI	BB	SO	LOB	BOTTOM				
Bobby Tolan, L (1,8) OBP: 0.336, SLG: 0.389	L3	FC4-6 1-2		B1			1B 3B		G3	5	1	1	0	0	0	4	Houston Astros @ San Diego Padres San Diego Stadium, San Diego, CA Fri Jun 28 1974, 10:05 PM EDT Att: 10,776 - Unknown				
Enzo Hernandez, R (1,6) OBP: 0.278, SLG: 0.279	G6-4-3 1B		2B SF7 1B	S BB			1B SF8 1B			3	2	3	1	1	0	0					
Dave Winfield, R (1,7) OBP: 0.313, SLG: 0.456	G6-4-3 1-2		1B 2B	F8			1B 1B			4	1	2	0	0	0	2					
Nate Colbert, R (1,3) OBP: 0.320, SLG: 0.357		1B FC5-4 2B	SF7		6-3		SF8			2	1	1	2	0	0	0					
Cito Gaston, R (1,9) OBP: 0.286, SLG: 0.382			3-H				3-H			4	0	2	1	0	0	1					
Johnny Grubb, L (8,8) OBP: 0.406, SLG: 0.450		FC5-4 1B	E 1B		5-3		5-3			0	0	0	0	0	0	0					
Derrel Thomas, S (1,4) OBP: 0.331, SLG: 0.377		F6	F7		4-3		F3			4	0	0	0	0	0	4					
Fred Kendall, R (1,2) OBP: 0.321, SLG: 0.354		FC5-4 BB BB 1-2 3-H	E5				CS 1B		L8	4	0	1	1	0	0	2					
Dave Roberts, R (1,5) OBP: 0.264, SLG: 0.233		BB 1-2 BB	F9				F3		FC1-6 1B	3	0	1	0	1	0	3					
Dave Freisleben, R (1,1) Vicente Romo, R (7,1) Larry Hardy, R (9,1) OBP: 0.367, SLG: 0.346		FC4-6 1-2 2-3 BB		F9			K		FC1-6 1-2	2	0	0	0	1	1	0					
Inning Stats	R: 0 E: 0 K: 0 S: 3	H: 1 LOB: 0 BB: 0 P: 3	R: 1 E: 0 K: 0 S: 5	H: 2 LOB: 3 BB: 2 P: 13	R: 2 E: 1 K: 0 S: 7	H: 3 LOB: 2 BB: 0 P: 7	R: 0 E: 0 K: 0 S: 3	H: 0 LOB: 1 BB: 1 P: 7	R: 0 E: 0 K: 1 S: 5	H: 1 LOB: 0 BB: 0 P: 5	R: 2 E: 0 K: 0 S: 6	H: 3 LOB: 1 BB: 0 P: 6	R: 0 E: 0 K: 0 S: 4	H: 1 LOB: 1 BB: 0 P: 4	R: 0 E: 0 K: 0 S: 5	H: 1 LOB: 1 BB: 0 P: 4	1B: 8 2B: 2 3B: 1 HR: 0	SF: 2 SAC: 0 DP: 1 HBP: 0	WP: 0 PB: 0 SB: 1 CS: 1	PA: 37	
PITCHER	IP	WLS	BF	H	R	ER	SO	BB	IBB	HBP	BLK	WP	HR	S	P	ERA	WHIP				
Claude Osteen, L (1,1) ERA: 3.64	6.0		27	7	3	3	1	3	0	0	0	0	0	26	38	4.50	1.667				
Ken Forsch, R (7,1) ERA: 3.82	2.0	L	10	4	2	2	0	0	0	0	0	0	0	10	10	9.00	2.000				

AB	32
R	5
H	11
RBI	5
BB	3
SO	1
LOB	17



Batter	1	2	3	4	5	6	7	8	9	AB	R	H	RBI	BB	SO	LOB	TOP										
Greg Gross, L OBP: 0.441, SLG: 0.417 (1, 9)	5-3		SH2-3					4-3		3	1	1	1	1	0	1	Houston Astros @ Atlanta Braves Atlanta Stadium, Atlanta, GA Tue Jul 02 1974, 7:05 PM EDT Att: 6,109 - Unknown										
Roger Metzger, S OBP: 0.395, SLG: 0.317 Larry Milbourne, S OBP: 0.375, SLG: 0.357 (1, 6)	4-3		F7					F8		1	0	0	0	0	0	0											
Cesar Cedeno, R OBP: 0.358, SLG: 0.525 (1, 8)			F5					F4		5	0	2	1	0	1	1											
Bob Watson, R OBP: 0.398, SLG: 0.441 (1, 7)	F9							F9		5	0	1	1	0	0	1											
Lee May, R OBP: 0.296, SLG: 0.438 Bob Gallagher, L OBP: 0.254, SLG: 0.218 (7, PR)			F9					F8		4	0	1	0	0	0	2											
Milt May, L OBP: 0.309, SLG: 0.335 (1, 2)			F8					F8		1	1	0	0	0	0	0											
Doug Rader, R OBP: 0.339, SLG: 0.413 (1, 5)								F8		3	0	1	0	1	0	0											
Tommy Helms, R OBP: 0.322, SLG: 0.382 (1, 4)			F4					F8		4	0	1	0	0	2	3											
Claude Osteen, L OBP: 0.297, SLG: 0.405 (1, 1)								SH2-3		3	1	3	0	0	0	0											
Inning Stats	R: 0 E: 0 K: 0 S: 4	H: 1 LOB: 1 BB: 0 P: 4	R: 0 E: 0 K: 0 S: 4	H: 1 LOB: 1 BB: 0 P: 4	R: 0 E: 0 K: 0 S: 4	H: 1 LOB: 1 BB: 0 P: 4	R: 0 E: 0 K: 0 S: 3	H: 0 LOB: 0 BB: 0 P: 3	R: 3 E: 0 K: 1 S: 9	H: 4 LOB: 2 BB: 1 P: 13	R: 1 E: 0 K: 1 S: 7	H: 3 LOB: 2 BB: 1 P: 11	R: 1 E: 1 K: 1 S: 7	H: 2 LOB: 2 BB: 0 P: 7	R: 0 E: 0 K: 0 S: 4	H: 1 LOB: 1 BB: 0 P: 4		R: 0 E: 0 K: 1 S: 5	H: 0 LOB: 0 BB: 0 P: 5	1B: 10 2B: 3 3B: 0 HR: 0	SF: 0 SAC: 2 DP: 1 HBP: 0	WP: 0 PB: 0 SB: 0 CS: 0	PA: 41				
PITCHER	IP	WLS	BF	H	R	ER	SO	BB	IBB	HBP	BLK	WP	HR	S	P	ERA	WHIP										
Roric Harrison, R ERA: 4.58 (1, 1)	5.2	L	28	10	4	4	1	2	0	0	0	0	0	28	36	6.35	2.118										
Joe Niekro, R ERA: 1.35 (6, 1)	0.1		1	0	0	0	1	0	0	0	0	0	0	3	3	0.00	0.000										
Lew Krausse, R ERA: 2.89 (7, 1)	1.0		5	2	1	0	1	0	0	0	0	0	0	7	7	0.00	2.000										
Tom House, L ERA: 1.67 (8, 1)	2.0		7	1	0	0	1	0	0	0	0	0	0	9	9	0.00	0.500										

Batter	1	2	3	4	5	6	7	8	9	AB	R	H	RBI	BB	SO	LOB	BOTTOM										
Craig Robinson, R OBP: 0.253, SLG: 0.233 (1, 6)	4-3							F7		4	0	1	0	0	0	1	Houston Astros @ Atlanta Braves Atlanta Stadium, Atlanta, GA Tue Jul 02 1974, 7:05 PM EDT Att: 6,109 - Unknown										
Ralph Garr, L OBP: 0.395, SLG: 0.508 (1, 9)	6-3							F7		4	0	1	0	0	1	1											
Hank Aaron, R OBP: 0.330, SLG: 0.489 (1, 7)	F6							F8		4	0	0	0	0	0	1											
Davey Johnson, R OBP: 0.360, SLG: 0.401 (1, 3)								F8		4	0	1	0	0	0	1											
Dusty Baker Jr., R OBP: 0.319, SLG: 0.354 (1, 8)								F8		3	0	0	0	1	0	1											
Darrell Evans, L OBP: 0.387, SLG: 0.402 (1, 5)								F9		4	0	2	0	0	0	1											
Marty Perez, R OBP: 0.350, SLG: 0.385 (1, 4)								F9		4	0	1	0	0	0	3											
Vic Correll, R OBP: 0.107, SLG: 0.143 (1, 2)								F9		3	0	0	0	0	0	4											
Roric Harrison, R OBP: 0.229, SLG: 0.455 (1, 1)								F5		1	0	0	0	0	0	0											
Leo Foster, R OBP: 0.246, SLG: 0.333 Lew Krausse, R OBP: 0.357, SLG: 0.334 Ivan Murrell, R OBP: 0.287, SLG: 0.250 Tom House, L OBP: 0.250, SLG: 0.250 (8, 1)								F5		0	0	0	0	0	0	0											
Inning Stats	R: 0 E: 0 K: 0 S: 3	H: 0 LOB: 0 BB: 0 P: 3	R: 0 E: 0 K: 0 S: 3	H: 0 LOB: 0 BB: 0 P: 3	R: 0 E: 0 K: 1 S: 5	H: 0 LOB: 0 BB: 0 P: 5	R: 0 E: 0 K: 0 S: 5	H: 2 LOB: 2 BB: 0 P: 5	R: 1 E: 1 K: 0 S: 4	H: 1 LOB: 1 BB: 1 P: 8	R: 0 E: 0 K: 1 S: 6	H: 1 LOB: 2 BB: 1 P: 10	R: 0 E: 0 K: 0 S: 3	H: 1 LOB: 0 BB: 0 P: 3	R: 0 E: 0 K: 0 S: 4	H: 1 LOB: 1 BB: 0 P: 4	1B: 6 2B: 0 3B: 0 HR: 0	SF: 0 SAC: 0 DP: 1 HBP: 0	WP: 0 PB: 0 SB: 0 CS: 0	PA: 34							
PITCHER	IP	WLS	BF	H	R	ER	SO	BB	IBB	HBP	BLK	WP	HR	S	P	ERA	WHIP										
Claude Osteen, L ERA: 3.34 (1, 1)	9.0	W	34	6	1	0	2	2	0	0	0	0	0	36	44	0.00	0.889										



Batter	1	2	3	4	5	6	7	8	9	10	11	AB	R	H	RBI	BB	SO	LOB	TOP				
Greg Gross, L OBP: 0.440, SLG: 0.416 (1.9)	F8		FC6-4 SH1-4 1B		F9		PB 1B 1B		4-3			5	0	2	0	0	0	1					
Larry Milbourne, S OBP: 0.389, SLG: 0.375 (1.6)	E4 CS		SH1-4		F8		PB 1B		G6-4-3 1B			4	0	2	0	0	0	1					
Cesar Cedeno, R OBP: 0.359, SLG: 0.521 (1.8)	K		FC6-4 BB		BLK BB		K		G6-4-3			3	0	0	0	2	2	4					
Bob Watson, R OBP: 0.398, SLG: 0.439 (1.7)		BB 1B 1B	FC6-4		BB		K				F3	4	1	1	0	1	1	4					
Lee May, R OBP: 0.294, SLG: 0.434 (1.3)		BB 1B 1B	F8		F5				F6		F7	5	1	1	0	0	0	5					
Milt May, L OBP: 0.311, SLG: 0.329 (1.2)		1B BB			G3		F9		G6-4-3 BB		K	3	0	0	0	2	1	0					
Doug Rader, R OBP: 0.333, SLG: 0.405 (1.5)		F6			5-3		K		G6-4-3			5	0	0	0	0	1	4					
Tommy Helms, R OBP: 0.324, SLG: 0.382 (1.4)			K		K		F8				F6	5	1	2	2	0	1	0					
Tom Griffin, R OBP: 0.302, SLG: 0.472 (7. PH)			F5				BLK BB BB				HR 1B	1	0	0	0	1	0	1					
Willie Pritchard, S OBP: 0.300, SLG: 0.333 (7. PH)											F6	1	0	0	0	0	1	0					
Cliff Johnson, R OBP: 0.306, SLG: 0.356 (8. PH)												1	0	1	2	0	0	0					
Ken Forsch, R OBP: 0.306, SLG: 0.356 (8. PH)												0	0	0	0	0	0	0					
Bob Gallagher, L OBP: 0.306, SLG: 0.356 (11. PH)												1	0	0	0	0	0	0					
Fred Scherman, L OBP: 0.306, SLG: 0.356 (11. PH)												0	0	0	0	0	0	0					
Jim York, R OBP: 0.306, SLG: 0.356 (11. PH)												0	0	0	0	0	0	0					
Inning Stats	R: 0 E: 0 K: 1 S: 5	H: 0 LOB: 0 BB: 0 P: 5	R: 2 E: 0 K: 0 S: 5	H: 3 LOB: 1 BB: 1 P: 9	R: 0 E: 0 K: 0 S: 4	H: 1 LOB: 2 BB: 1 P: 8	R: 0 E: 0 K: 1 S: 5	H: 0 LOB: 0 BB: 0 P: 5	R: 0 E: 0 K: 3 S: 11	H: 2 LOB: 2 BB: 0 P: 11	R: 0 E: 0 K: 0 S: 2	H: 0 LOB: 0 BB: 1 P: 6	R: 2 E: 0 K: 0 S: 5	H: 3 LOB: 0 BB: 0 P: 5	R: 0 E: 0 K: 1 S: 5	H: 0 LOB: 0 BB: 0 P: 5	R: 0 E: 0 K: 0 S: 3	H: 0 LOB: 0 BB: 0 P: 3	1B: 8 2B: 0 3B: 0 HR: 1	SF: 0 SAC: 1 DP: 2 HBP: 0	WP: 1 PB: 1 SB: 0 CS: 1	PA: 45	
PITCHER	IP ERA WHS BF H R ER SO BB IBB HBP BLK WP HR S P ERA WHIP	IP ERA WHS BF H R ER SO BB IBB HBP BLK WP HR S P ERA WHIP	IP ERA WHS BF H R ER SO BB IBB HBP BLK WP HR S P ERA WHIP	IP ERA WHS BF H R ER SO BB IBB HBP BLK WP HR S P ERA WHIP	IP ERA WHS BF H R ER SO BB IBB HBP BLK WP HR S P ERA WHIP	IP ERA WHS BF H R ER SO BB IBB HBP BLK WP HR S P ERA WHIP	IP ERA WHS BF H R ER SO BB IBB HBP BLK WP HR S P ERA WHIP	IP ERA WHS BF H R ER SO BB IBB HBP BLK WP HR S P ERA WHIP	IP ERA WHS BF H R ER SO BB IBB HBP BLK WP HR S P ERA WHIP	IP ERA WHS BF H R ER SO BB IBB HBP BLK WP HR S P ERA WHIP	IP ERA WHS BF H R ER SO BB IBB HBP BLK WP HR S P ERA WHIP	IP ERA WHS BF H R ER SO BB IBB HBP BLK WP HR S P ERA WHIP	IP ERA WHS BF H R ER SO BB IBB HBP BLK WP HR S P ERA WHIP	IP ERA WHS BF H R ER SO BB IBB HBP BLK WP HR S P ERA WHIP	IP ERA WHS BF H R ER SO BB IBB HBP BLK WP HR S P ERA WHIP	IP ERA WHS BF H R ER SO BB IBB HBP BLK WP HR S P ERA WHIP	IP ERA WHS BF H R ER SO BB IBB HBP BLK WP HR S P ERA WHIP	IP ERA WHS BF H R ER SO BB IBB HBP BLK WP HR S P ERA WHIP	IP ERA WHS BF H R ER SO BB IBB HBP BLK WP HR S P ERA WHIP	IP ERA WHS BF H R ER SO BB IBB HBP BLK WP HR S P ERA WHIP	IP ERA WHS BF H R ER SO BB IBB HBP BLK WP HR S P ERA WHIP	IP ERA WHS BF H R ER SO BB IBB HBP BLK WP HR S P ERA WHIP	IP ERA WHS BF H R ER SO BB IBB HBP BLK WP HR S P ERA WHIP

Houston Astros @ Atlanta Braves
Atlanta Stadium, Atlanta, GA
Wed Jul 03 1974, 7:05 PM EDT
Att: 40,281 - Unknown

AB	38
R	4
H	9
RBI	4
BB	6
SO	7
LOB	20



Batter	1	2	3	4	5	6	7	8	9	10	11	AB	R	H	RBI	BB	SO	LOB	BOTTOM				
Rowland Office, L OBP: 0.266, SLG: 0.371 (1.8)	F5		6-3		G3		FC4-6			F4		5	0	0	1	0	0	2					
Ralph Garr, L OBP: 0.300, SLG: 0.500 (1.7)	4-3		1-3		1-3					FC4		5	0	0	0	0	0	1					
Dusty Baker Jr., R OBP: 0.320, SLG: 0.357 (1.9)	WP BLK BB				5-3				F5			4	2	1	0	1	0	0					
Darrell Evans, L OBP: 0.388, SLG: 0.415 (1.5)	F8				HR				F5			4	1	2	2	0	0	1					
Davey Johnson, R OBP: 0.358, SLG: 0.394 (1.4)			K		E5 2B 4-3		F7		5-3		SF8 IBB	4	1	0	0	1	1	1					
Frank Tepedino, L OBP: 0.274, SLG: 0.283 (1.3)			F3		4-3		F5		6-3		SF8 IBB	4	0	0	0	0	0	1					
Marty Perez, R OBP: 0.354, SLG: 0.385 (11. PH)									6-3		SF8 IBB	0	0	0	0	1	0	0					
Johnny Oates, L OBP: 0.295, SLG: 0.302 (1.2)			F6				1-3		6-3		SF8	4	0	1	1	0	0	0					
Hank Aaron, R OBP: 0.328, SLG: 0.489 (11. PH)											SF8	0	0	0	1	0	0	0					
Craig Robinson, R OBP: 0.253, SLG: 0.230 (1.6)			E7 SH1-4 6-3		F8		FC4-6 BB			F4		3	1	0	0	1	0	1					
Buzz Capra, R OBP: 0.194 (1.1)			SH1-4									1	0	0	0	0	1	1					
Max Leon, R OBP: 0.194 (8. PH)												0	0	0	0	0	0	0					
Joe Niekro, R OBP: 0.194 (7. PH)												1	0	0	0	1	1	1					
Tom House, L OBP: 0.194 (8. PH)												0	0	1	0	0	0	0					
Leo Castiglioni, R OBP: 0.194 (10. PH)												0	0	0	0	0	0	0					
Danny Frisella, L OBP: 0.194 (11. PH)												0	0	0	0	0	0	0					
Inning Stats	R: 0 E: 0 K: 0 S: 3	H: 0 LOB: 1 BB: 1 P: 7	R: 0 E: 0 K: 1 S: 5	H: 0 LOB: 0 BB: 0 P: 5	R: 1 E: 1 K: 0 S: 4	H: 0 LOB: 0 BB: 0 P: 4	R: 3 E: 2 K: 1 S: 9	H: 2 LOB: 1 BB: 0 P: 9	R: 0 E: 0 K: 0 S: 3	H: 1 LOB: 0 BB: 0 P: 3	R: 0 E: 0 K: 0 S: 3	H: 0 LOB: 0 BB: 0 P: 3	R: 0 E: 0 K: 0 S: 3	H: 0 LOB: 0 BB: 0 P: 3	R: 0 E: 0 K: 0 S: 4	H: 1 LOB: 1 BB: 0 P: 4	R: 1 E: 0 K: 0 S: 3	H: 1 LOB: 2 BB: 2 P: 11	1B: 2 2B: 2 3B: 0 HR: 1	SF: 1 SAC: 2 DP: 0 HBP: 0	WP: 0 PB: 0 SB: 0 CS: 1	PA: 43	
PITCHER	IP ERA WHS BF H R ER SO BB IBB HBP BLK WP HR S P ERA WHIP	IP ERA WHS BF H R ER SO BB IBB HBP BLK WP HR S P ERA WHIP	IP ERA WHS BF H R ER SO BB IBB HBP BLK WP HR S P ERA WHIP	IP ERA WHS BF H R ER SO BB IBB HBP BLK WP HR S P ERA WHIP	IP ERA WHS BF H R ER SO BB IBB HBP BLK WP HR S P ERA WHIP	IP ERA WHS BF H R ER SO BB IBB HBP BLK WP HR S P ERA WHIP	IP ERA WHS BF H R ER SO BB IBB HBP BLK WP HR S P ERA WHIP	IP ERA WHS BF H R ER SO BB IBB HBP BLK WP HR S P ERA WHIP	IP ERA WHS BF H R ER SO BB IBB HBP BLK WP HR S P ERA WHIP	IP ERA WHS BF H R ER SO BB IBB HBP BLK WP HR S P ERA WHIP	IP ERA WHS BF H R ER SO BB IBB HBP BLK WP HR S P ERA WHIP	IP ERA WHS BF H R ER SO BB IBB HBP BLK WP HR S P ERA WHIP	IP ERA WHS BF H R ER SO BB IBB HBP BLK WP HR S P ERA WHIP	IP ERA WHS BF H R ER SO BB IBB HBP BLK WP HR S P ERA WHIP	IP ERA WHS BF H R ER SO BB IBB HBP BLK WP HR S P ERA WHIP	IP ERA WHS BF H R ER SO BB IBB HBP BLK WP HR S P ERA WHIP	IP ERA WHS BF H R ER SO BB IBB HBP BLK WP HR S P ERA WHIP	IP ERA WHS BF H R ER SO BB IBB HBP BLK WP HR S P ERA WHIP	IP ERA WHS BF H R ER SO BB IBB HBP BLK WP HR S P ERA WHIP	IP ERA WHS BF H R ER SO BB IBB HBP BLK WP HR S P ERA WHIP	IP ERA WHS BF H R ER SO BB IBB HBP BLK WP HR S P ERA WHIP	IP ERA WHS BF H R ER SO BB IBB HBP BLK WP HR S P ERA WHIP	IP ERA WHS BF H R ER SO BB IBB HBP BLK WP HR S P ERA WHIP

Houston Astros @ Atlanta Braves
Atlanta Stadium, Atlanta, GA
Wed Jul 03 1974, 7:05 PM EDT
Att: 40,281 - Unknown

AB	36
R	5
H	5
RBI	5
BB	4
SO	3
LOB	9



Batter	1	2	3	4	5	6	7	8	9	AB	R	H	RBI	BB	SO	LOB	TOP		
Rennie Stennett, R OBP: 0.332, SLG: 0.391 (1, 4)	F9		L8			F9		K		4	0	0	0	0	1	1			
Gene Clines, R OBP: 0.311, SLG: 0.274 (1, 8)	L4		L6-3			K			L4-3	4	0	0	0	0	1	1			
Richie Hebner, L OBP: 0.356, SLG: 0.480 (1, 5)	4-3			G3		4-3			4-3	4	0	0	0	0	0	0			
Willie Stargell, L OBP: 0.378, SLG: 0.542 (1, 7)		K		F6			HR		2B	4	1	2	1	0	1	0			
Richie Zisk, R OBP: 0.397, SLG: 0.498 (1, 9)		1B			BB	5-3			K	3	0	1	0	1	1	1			
Bob Robertson, R OBP: 0.308, SLG: 0.522 (1, 3)		K		F8		F5				3	0	0	0	0	1	2			
Manny Sanguillen, R OBP: 0.300, SLG: 0.377 (1, 2)						F5		K		3	0	1	0	0	1	0			
Frank Taveras, R OBP: 0.304, SLG: 0.298 (1, 6)		1-3				F8		5-3		3	0	0	0	0	0	2			
Dock Ellis, S OBP: 0.357, SLG: 0.292 (5, PH)								L9		1	0	1	0	0	0	0			
Ken Brett, L OBP: 0.362, SLG: 0.569 (5, PH)										1	0	0	0	0	1	0			
John Morton, R OBP: 0.269, SLG: 0.271 (8, PH)			L6-3			K				0	0	0	0	0	0	0			
Paul Popovich, S OBP: 0.269, SLG: 0.271 (8, PH)										1	0	0	0	0	0	0			
Daryl Patterson, L (8, 1)										0	0	0	0	0	0	0			
Inning Stats	R: 0 E: 0 K: 0 S: 3	H: 0 LOB: 0 BB: 0 P: 3	R: 0 E: 0 K: 2 S: 9	H: 2 LOB: 2 BB: 0 P: 9	R: 0 E: 0 K: 0 S: 3	H: 1 LOB: 0 BB: 1 P: 3	R: 0 E: 0 K: 0 S: 3	H: 0 LOB: 1 BB: 1 P: 7	R: 0 E: 0 K: 1 S: 5	H: 0 LOB: 0 BB: 0 P: 5	R: 1 E: 0 K: 1 S: 6	H: 1 LOB: 0 BB: 0 P: 6	R: 0 E: 0 K: 1 S: 5	H: 0 LOB: 1 BB: 0 P: 6	R: 0 E: 0 K: 1 S: 6	H: 1 LOB: 1 BB: 0 P: 6	1B: 3 2B: 1 3B: 0 HR: 1	SF: 0 SAC: 0 DP: 1 HBP: 0	WP: 0 PA: 32 PB: 0 SB: 0 CS: 0
PITCHER Lary Dierker, R ERA: 1.97 (1, 1)	IP: 9.0 WLS: W BF: 32 H: 5 R: 1 ER: 1 SO: 7 BB: 1 IBB: 0 HBP: 0 BLK: 0 WP: 0 HR: 1 S: 45 P: 49 ERA: 1.00 WHIP: 0.667															PITCHER			

Pittsburgh Pirates @ Houston Astros
Astrodome, Houston, TX
Fri Jul 05 1974, 8:05 PM EDT
Att: 23,047 - Dome

AB	31
R	1
H	5
RBI	1
BB	1
SO	7
LOB	7



Batter	1	2	3	4	5	6	7	8	9	AB	R	H	RBI	BB	SO	LOB	BOTTOM
Greg Gross, L OBP: 0.442, SLG: 0.417 (1, 9) (8, 7)	1B	E1		S		F6		L7		4	2	2	0	1	0	3	
Roger Metzger, S OBP: 0.318, SLG: 0.320 (1, 6)	K	G3		1B				K		4	1	1	1	1	2	3	
Cesar Cedeno, R OBP: 0.360, SLG: 0.529 (1, 8)	1B			E7		1-3		F5		5	1	2	1	0	1	3	
Bob Watson, R OBP: 0.395, SLG: 0.432 (1, 7) (8, 3)	1B	4-3		6-3				L5		3	1	0	0	1	0	1	
Lee May, R OBP: 0.299, SLG: 0.437 (7, PR)	1B			E5		F9		2B		4	1	3	1	0	0	0	
Wilbur Howard, S OBP: 0.333, SLG: 0.333 (8, 9)	1B			1B				1B		0	1	0	0	0	0	0	
Milt May, L OBP: 0.320, SLG: 0.345 (1, 2)	1B			1B		F6				4	0	3	3	0	0	0	
Doug Rader, R OBP: 0.331, SLG: 0.404 (1, 5)	5-3			F7		L4		4-3		4	0	0	0	0	0	4	
Tommy Helms, R OBP: 0.324, SLG: 0.382 (6, PR)				F9		K		1-3		3	0	1	0	0	1	0	
Larry Milbourne, S OBP: 0.359, SLG: 0.343 (7, 4)								SH5-4		1	0	0	0	0	0	2	
Larry Dierker, R OBP: 0.195, SLG: 0.225 (1, 1)				K		K		SH5-4		2	0	0	0	1	2	0	
Inning Stats	R: 3 E: 0 K: 1 S: 8	H: 4 LOB: 1 BB: 1 P: 12	R: 0 E: 1 K: 1 S: 6	H: 1 LOB: 1 BB: 0 P: 6	R: 1 E: 1 K: 1 S: 7	H: 2 LOB: 1 BB: 0 P: 7	R: 2 E: 1 K: 2 S: 9	H: 2 LOB: 1 BB: 1 P: 13	R: 0 E: 0 K: 0 S: 4	H: 1 LOB: 2 BB: 1 P: 8	R: 1 E: 0 K: 0 S: 5	H: 2 LOB: 2 BB: 0 P: 5	R: 0 E: 0 K: 1 S: 5	H: 0 LOB: 1 BB: 1 P: 9	1B: 10 2B: 2 3B: 0 HR: 0	SF: 0 SAC: 1 DP: 0 HBP: 0	WP: 0 PA: 39 PB: 0 SB: 2 CS: 0
PITCHER Dock Ellis, R ERA: 4.25 John Morton, R ERA: 2.25 Daryl Patterson, R ERA: 6.0	IP: 4.0 WLS: L BF: 13 H: 3 R: 1 ER: 1 SO: 0 BB: 1 IBB: 0 HBP: 0 BLK: 0 WP: 0 HR: 0 S: 12 P: 16 ERA: 3.00 WHIP: 1.333															PITCHER	

Pittsburgh Pirates @ Houston Astros
Astrodome, Houston, TX
Fri Jul 05 1974, 8:05 PM EDT
Att: 23,047 - Dome

AB	34
R	7
H	12
RBI	6
BB	4
SO	6
LOB	16



Batter	1	2	3	4	5	6	7	8	9	AB	R	H	RBI	BB	SO	LOB	TOP
Rennie Stennett, R (1, 4) OBP: 0.337, SLG: 0.395	0-0 FC3-6 1B		0-0 1B		0-0 F4			0-0 G4-6-3 1B		4	0	3	0	0	0	1	
Richie Hebner, L (1, 5) OBP: 0.351, SLG: 0.473	0-0 FC3-6 1B 1-2†		0-0 F7		0-0 F6			0-0 G4-6-3 1-2†		4	0	0	0	0	0	4	
Richie Zisk, R (1, 9) OBP: 0.395, SLG: 0.494	0-0 1-3 1B		0-0 F7		0-0 F7			0-0 F8		4	0	1	0	0	0	1	
Willie Stargell, L (1, 7) OBP: 0.380, SLG: 0.537 Frank Taveras, R (9, PR) OBP: 0.304, SLG: 0.298	4-0 BB		0-0 F2		0-0 F8			4-0 BB BB		2	0	0	0	2	0	1	
Bob Robertson, R (1, 3) OBP: 0.306, SLG: 0.505	0-0 F5			0-3 K				0-0 BB BB		3	0	0	0	1	2	2	
Manny Sanguillen, R (1, 2) OBP: 0.309, SLG: 0.379		0-0 FC6-4 1B		0-0 G6-4-3 1B				0-0 F8		4	0	2	0	0	0	2	
Dave Augustine, R (1, 8) Ken Brett, L (9, PH) OBP: 0.375, SLG: 0.558		0-0 F8		0-0 G6-4-3 1-2†				0-0 F6		3	0	0	0	0	0	2	
Mario Mendoza, R (1, 6) OBP: 0.282, SLG: 0.268		0-3 K		0-3 K				0-0 6-3		3	0	0	0	0	2	1	
Larry Demery, R (1, 1) Bruce Kison, R (3, 1) Ed Kirkpatrick, L (8, PH) Dave Giusti, R (8, 1) OBP: 0.125, SLG: 0.125		0-0 FC6-4 1-2†			0-0 E6			0-0 F3		1	0	0	0	0	0	1	
Inning Stats	R: 0 E: 0 K: 0 S: 4	H: 2 LOB: 2 BB: 1 P: 8	R: 0 E: 0 K: 1 S: 6	H: 1 LOB: 1 BB: 0 P: 6	R: 0 E: 0 K: 0 S: 4	H: 1 LOB: 0 BB: 0 P: 4	R: 0 E: 0 K: 1 S: 5	H: 0 LOB: 1 BB: 0 P: 5	R: 0 E: 0 K: 0 S: 3	H: 0 LOB: 0 BB: 0 P: 3	R: 0 E: 0 K: 0 S: 3	H: 1 LOB: 2 BB: 2 P: 11	R: 0 E: 0 K: 0 S: 3	H: 0 LOB: 0 BB: 2 P: 11	1B: 6 2B: 0 3B: 0 HR: 0	SF: 0 SAC: 0 DP: 2 HBP: 0	WP: 0 PA: 34 PB: 0 SB: 0 CS: 0
PITCHER Don Wilson, R (1, 1) ERA: 3.6	IP: 9.0 WLS: W BF: 34 H: 6 R: 0 ER: 0 SO: 4 BB: 3 IBB: 0 HBP: 0 BLK: 0 WP: 0 HR: 0 S: 39 P: 51 ERA: 0.00 WHIP: 1.000																

Pittsburgh Pirates @ Houston Astros
Astrodome, Houston, TX
Sat Jul 06 1974, 8:05 PM EDT
Att: 29,640 - Dome

AB 31
R 0
H 6
RBI 0
BB 3
SO 4
LOB 17



Batter	1	2	3	4	5	6	7	8	9	AB	R	H	RBI	BB	SO	LOB	BOTTOM
Greg Gross, L (1, 9) OBP: 0.440, SLG: 0.414	0-0 F6		0-0 1B SF7	0-0 1-3				0-0 4-3		4	1	1	0	0	0	1	
Roger Metzger, S (1, 6) OBP: 0.320, SLG: 0.323	0-0 FC6-4 1B		0-0 HBP 1-3 1B		0-0 F3			0-0 4-3		4	0	2	0	0	0	0	
Cesar Cedeño, R (1, 8) OBP: 0.356, SLG: 0.524	0-0 F9		0-0 SF7		0-0 6-3			0-0 F2		3	0	0	1	0	0	1	
Bob Watson, R (1, 7) OBP: 0.393, SLG: 0.427 Bob Gallagher, L (9, 9) OBP: 0.236, SLG: 0.211	0-0 FC6-4 1-2†		0-0 3-H 1-0 HBP		0-0 F9			0-0 6-3		3	0	0	0	0	0	1	
Lee May, R (1, 3) OBP: 0.296, SLG: 0.432		0-0 5-3	0-0 F5		0-0 L5			0-0 F4		3	0	0	0	0	0	2	
Milt May, L (1, 2) OBP: 0.320, SLG: 0.350		0-0 2B	0-0 3-1		0-0 F4			0-0 6-3		3	0	1	0	0	0	2	
Doug Rader, R (1, 5) OBP: 0.334, SLG: 0.405		4-0 BB BB		0-0 SH1-4 1B				0-0 6-3		2	0	1	0	1	0	0	
Tommy Helms, R (1, 4) OBP: 0.320, SLG: 0.377 Larry Milbourne, S (8, 4) OBP: 0.359, SLG: 0.343		0-0 F9		0-0 F7				0-0 5-3		3	0	0	0	0	0	3	
Don Wilson, R (1, 1) OBP: 0.160, SLG: 0.250		0-0 F9		0-0 SH1-4 1-2†				0-3 K		2	0	0	0	1	2		
Inning Stats	R: 0 E: 0 K: 0 S: 4	H: 1 LOB: 1 BB: 0 P: 4	R: 0 E: 0 K: 0 S: 4	H: 1 LOB: 2 BB: 1 P: 8	R: 1 E: 0 K: 0 S: 5	H: 2 LOB: 0 BB: 0 P: 6	R: 0 E: 0 K: 0 S: 4	H: 1 LOB: 1 BB: 0 P: 4	R: 0 E: 0 K: 0 S: 3	H: 0 LOB: 0 BB: 0 P: 3	R: 0 E: 0 K: 1 S: 5	H: 0 LOB: 0 BB: 0 P: 5	R: 0 E: 0 K: 0 S: 3	H: 0 LOB: 0 BB: 0 P: 3	1B: 4 2B: 1 3B: 0 HR: 0	SF: 1 SAC: 1 DP: 0 HBP: 1	WP: 0 PA: 31 PB: 0 SB: 0 CS: 0
PITCHER Larry Demery, R (1, 1) ERA: 6.48 Bruce Kison, R (3, 1) ERA: 3.23 Dave Giusti, R (8, 1) ERA: 3.81	IP: 2.0 WLS: L BF: 19 H: 3 R: 1 ER: 1 SO: 1 BB: 0 IBB: 0 HBP: 1 BLK: 0 WP: 0 HR: 0 S: 20 P: 21 ERA: 1.80 WHIP: 0.600																

Pittsburgh Pirates @ Houston Astros
Astrodome, Houston, TX
Sat Jul 06 1974, 8:05 PM EDT
Att: 29,640 - Dome

AB 27
R 1
H 5
RBI 1
BB 1
SO 1
LOB 12




Batter	1	2	3	4	5	6	7	8	9	10	AB	R	H	RBI	BB	SO	LOB	TOP	
Rennie Stennett, R OBP: 0.332, SLG: 0.389	1-3		F7		F2		5-3		6-3		5	0	0	0	0	0	1	Pittsburgh Pirates @ Houston Astros Astrodome, Houston, TX Sun Jul 07 1974, 4:33 AM EDT Att. 18,984 - Dome	
Gene Clines, R OBP: 0.317, SLG: 0.275	5-3 1B		HR BB		L8		L4-3		1B BB		3	2	1	0	2	0	0		
Richie Zisk, R OBP: 0.399, SLG: 0.520	5-3		HR		HR		6-3		1B		5	2	3	3	0	0	1		
Willie Stargell, L OBP: 0.356, SLG: 0.537	FC5-4 1B		K		1B BB		G4-6-3 BB		HR BB		2	0	1	1	3	1	0		
Dave Augustine, R OBP: 0.319, SLG: 0.535	FC5-4 1B		6-3		1B		G4-6-3 BB		HR		4	1	2	2	1	0	1		
Bob Robertson, R OBP: 0.319, SLG: 0.535	FC5-4 1B		6-3		1B		G4-6-3 BB		HR		4	1	2	2	1	0	1		
Manny Sanguillen, R OBP: 0.394, SLG: 0.372		6-3		5-3	1-3		G4-6-3 BB		F7		5	0	0	0	0	0	5		
Kurt Bevacqua, R OBP: 0.162, SLG: 0.143	FC5-4 BB		6-3		F9		6-3		K		4	0	0	0	1	1	2		
Mario Mendoza, R OBP: 0.287, SLG: 0.271	FC5-4 1-2		6-3		5-3		6-3		5-3		5	0	2	0	0	0	2		
Jim Rooker, R OBP: 0.286, SLG: 0.319	F7		F7		K		K		SH1-4 1B		3	0	0	0	0	2	2		
Dave Giusti, R OBP: 0.125, SLG: 0.125									SH1-4 1-2		0	0	0	0	0	0	0		
Inning Stats	R: 1 E: 0 K: 0 S: 5	H: 2 LOB: 1 BB: 0 P: 7	R: 0 E: 0 K: 0 S: 3	H: 0 LOB: 1 BB: 1 P: 7	R: 2 E: 0 K: 1 S: 6	H: 1 LOB: 0 BB: 1 P: 6	R: 0 E: 0 K: 1 S: 6	H: 0 LOB: 0 BB: 0 P: 5	R: 0 E: 0 K: 0 S: 3	H: 0 LOB: 0 BB: 0 P: 3	R: 0 E: 0 K: 0 S: 2	H: 0 LOB: 1 BB: 2 P: 10	R: 0 E: 0 K: 0 S: 4	H: 2 LOB: 2 BB: 1 P: 8	R: 2 E: 0 K: 1 S: 6	H: 1 LOB: 1 BB: 1 P: 10	1B: 6 2B: 0 3B: 0 HR: 3	SF: 0 SAC: 1 DP: 1 HBP: 0	WP: 0 PA: 44
PITCHER	IP WLS BF H R ER SO ERA WHIP	IP WLS BF H R ER SO ERA WHIP	IP WLS BF H R ER SO ERA WHIP	IP WLS BF H R ER SO ERA WHIP	IP WLS BF H R ER SO ERA WHIP	IP WLS BF H R ER SO ERA WHIP	IP WLS BF H R ER SO ERA WHIP	IP WLS BF H R ER SO ERA WHIP	IP WLS BF H R ER SO ERA WHIP	IP WLS BF H R ER SO ERA WHIP	IP WLS BF H R ER SO ERA WHIP	IP WLS BF H R ER SO ERA WHIP	IP WLS BF H R ER SO ERA WHIP	IP WLS BF H R ER SO ERA WHIP	IP WLS BF H R ER SO ERA WHIP	IP WLS BF H R ER SO ERA WHIP	IP WLS BF H R ER SO ERA WHIP	IP WLS BF H R ER SO ERA WHIP	
Claude Osteen, L ERA: 3.48	(1, 1)	6.0	27	6	4	4	3	BB: 3 IBB: 0 HBP: 0 BLK: 0	WP: 0 HR: 2 S: 30 P: 42	ERA: 6.00 WHIP: 1.500									
Jim York, R ERA: 1.98	(7, 1)	1.0	5	0	0	0	0	2	0	0	0	0	0	3	11	0.00	2.000		
Ken Forsch, R ERA: 3.27	(8, 1)	1.0	2	0	0	0	0	0	0	2	2	0.00	0.000						
Fred Scherman, L ERA: 4.65	(9, 1)	2.0	L	10	3	2	2	1	2	0	0	9.00	2.500						

Batter	1	2	3	4	5	6	7	8	9	10	AB	R	H	RBI	BB	SO	LOB	BOTTOM			
Greg Gross, L OBP: 0.438, SLG: 0.412	CS 1B		F7		F6		E7 1B		F6		4	1	1	0	0	0	1	Pittsburgh Pirates @ Houston Astros Astrodome, Houston, TX Sun Jul 07 1974, 4:33 AM EDT Att. 18,984 - Dome			
Roger Metzger, S OBP: 0.319, SLG: 0.322	K 1-2		K		1B SF8		1B		6-3		4	1	1	0	0	2	1				
Cesar Cedeño, R OBP: 0.358, SLG: 0.533	6-3		L9		L9		WP 1B		HR		4	1	2	2	0	0	0				
Bob Watson, R OBP: 0.394, SLG: 0.434	CS BB		F9		F9		SF8		HR		2	1	1	1	1	0	0				
Lee May, R OBP: 0.292, SLG: 0.428	K 1-2		K		4-3		F1		SF7		3	0	0	1	0	1	2				
Cliff Johnson, R OBP: 0.408, SLG: 0.506	6-3		F3		F3		K		L9		4	0	0	0	0	1	1				
Dave Campbell, R OBP: 0.158, SLG: 0.167	L8		L8		5-3		K		K		3	0	0	0	0	1	0				
Bob Gallagher, L OBP: 0.254, SLG: 0.207	L8		L8		L8		K		K		1	0	0	0	0	1	0				
Tommy Helms, R OBP: 0.319, SLG: 0.375	L6		L6		L8		L8		F9		4	0	1	0	0	0	0				
Claude Osteen, L OBP: 0.288, SLG: 0.385	3-1		L8		L8		L8		4-3		1	0	0	0	0	0	0				
Wilbur Howard, S OBP: 0.288, SLG: 0.250											0	0	0	0	0	0	0				
Jim York, R ERA: 1.98	(7, 1)	1.0	5	0	0	0	0	2	0	0	0	0	0	3	11	0.00	2.000				
Ken Forsch, R ERA: 3.27	(8, 1)	1.0	2	0	0	0	0	0	0	2	2	0.00	0.000								
Dennis Menke, R OBP: 0.288, SLG: 0.385	(8, PH)	1.0	W	5	0	0	0	0	0	1	0	0.00	0.000								
Larry McPherson, S OBP: 0.288, SLG: 0.250	(8, PH)	1.0	W	5	0	0	0	0	0	1	0	0.00	0.000								
Fred Scherman, L ERA: 4.65	(9, 1)	2.0	L	10	3	2	2	1	2	0	0	9.00	2.500								
Milt May, L OBP: 0.318, SLG: 0.348	(10, PH)	1.0	W	5	0	0	0	0	0	0	0	0.00	0.000								
Inning Stats	R: 0 E: 0 K: 1 S: 5	H: 1 LOB: 0 BB: 5 P: 5	R: 0 E: 0 K: 1 S: 4	H: 0 LOB: 0 BB: 1 P: 8	R: 0 E: 0 K: 0 S: 3	H: 0 LOB: 0 BB: 0 P: 3	R: 0 E: 0 K: 1 S: 5	H: 0 LOB: 0 BB: 0 P: 5	R: 0 E: 0 K: 0 S: 3	H: 0 LOB: 1 BB: 0 P: 3	R: 0 E: 1 K: 1 S: 8	H: 2 LOB: 1 BB: 0 P: 8	R: 0 E: 0 K: 1 S: 6	H: 2 LOB: 1 BB: 0 P: 6	R: 2 E: 0 K: 1 S: 5	H: 0 LOB: 0 BB: 0 P: 5	R: 0 E: 0 K: 1 S: 5	H: 0 LOB: 0 BB: 0 P: 5	1B: 5 2B: 1 3B: 1 HR: 1	SF: 2 SAC: 0 DP: 1 HBP: 0	WP: 1 PA: 36
PITCHER	IP WLS BF H R ER SO ERA WHIP	IP WLS BF H R ER SO ERA WHIP	IP WLS BF H R ER SO ERA WHIP	IP WLS BF H R ER SO ERA WHIP	IP WLS BF H R ER SO ERA WHIP	IP WLS BF H R ER SO ERA WHIP	IP WLS BF H R ER SO ERA WHIP	IP WLS BF H R ER SO ERA WHIP	IP WLS BF H R ER SO ERA WHIP	IP WLS BF H R ER SO ERA WHIP	IP WLS BF H R ER SO ERA WHIP	IP WLS BF H R ER SO ERA WHIP	IP WLS BF H R ER SO ERA WHIP	IP WLS BF H R ER SO ERA WHIP	IP WLS BF H R ER SO ERA WHIP	IP WLS BF H R ER SO ERA WHIP	IP WLS BF H R ER SO ERA WHIP	IP WLS BF H R ER SO ERA WHIP			
Jim Rooker, L ERA: 2.79	(1, 1)	8.1	31	7	4	3	5	BB: 1 IBB: 0 HBP: 0 BLK: 0	WP: 1 HR: 1 S: 40 P: 44	ERA: 3.24 WHIP: 0.960											
Dave Giusti, R ERA: 3.7	(9, 1)	1.2	W	5	0	0	0	0	0	0	0	0.00	0.000								

Batter	1	2	3	4	5	6	7	8	9	AB	R	H	RBI	BB	SO	LOB	TOP			
Lou Brock, L OBP: 0.363, SLG: 0.411 (1, 7)	F8	S BB			WP FC1-5 1-2 9-2 1B		1-2 1B		F8	4	0	2	0	1	0	0	St. Louis Cardinals @ Houston Astros Astrodome, Houston, TX Mon Jul 08 1974, 8:05 PM EDT Att: 12,403 - Dome			
Tom Heintzelman, R OBP: 0.329, SLG: 0.343 Tim McCarver, L OBP: 0.356, SLG: 0.268 Jack Heidemann, R OBP: 0.286, SLG: 0.211 (7, 6)	6-3	6-3			FC1-5 WP		P6			3	0	0	0	0	0	3				
Reggie Smith, S OBP: 0.399, SLG: 0.580 (1, 9)	1B BB				1-2 2-3 BB		6-3			2	1	0	0	2	0	2				
Ted Simmons, S OBP: 0.314, SLG: 0.457 (1, 2)	1B 1B 1B				3-H 9-2		3-1			4	0	1	0	0	0	3				
Joe Torre, R OBP: 0.374, SLG: 0.411 (1, 3)	1-2 3-H 1B				F9		3-1			4	0	2	1	0	0	0				
Bake McBride, L OBP: 0.356, SLG: 0.402 (1, 8)	1-2 2-3 1B				P3		G1-4-3 1B			4	0	2	0	0	0	1				
Ken Reitz, R OBP: 0.310, SLG: 0.371 (1, 5)	5-3				F7		G1-4-3 1-2			4	0	0	0	0	0	5				
Mike Tyson, R OBP: 0.245, SLG: 0.237 (7, 7, PH) Jim Dwyer, L OBP: 0.387, SLG: 0.448 (7, 4) Bob Heise, R Jose Cruz, L OBP: 0.331, SLG: 0.413 (9, PH)	5-3				L5		6-3			2	0	0	0	0	0	0				
Lynn McGlothen, L OBP: 0.298, SLG: 0.304 (8, 1) Al Hrabosky, R OBP: 0.333, SLG: 0.333 (8, 1) Mike Garman, R OBP: 0.333, SLG: 0.333 (8, 1) Jim Hickman, R OBP: 0.355, SLG: 0.382 (9, PH)	2-3				FC1-5 1B 1B		1B			3	0	0	0	0	0	0				
Inning Stats	R: 1 E: 0 K: 0 S: 6	H: 3 LOB: 3 BB: 1 P: 10	R: 0 E: 0 K: 0 S: 3	H: 0 LOB: 1 BB: 1 P: 7	R: 0 E: 0 K: 0 S: 3	H: 0 LOB: 0 BB: 0 P: 3	R: 0 E: 0 K: 0 S: 4	H: 2 LOB: 2 BB: 1 P: 8	R: 0 E: 0 K: 0 S: 5	H: 1 LOB: 0 BB: 0 P: 3	R: 0 E: 0 K: 0 S: 4	H: 2 LOB: 2 BB: 0 P: 5	R: 0 E: 0 K: 0 S: 4	H: 1 LOB: 1 BB: 0 P: 4	R: 0 E: 0 K: 0 S: 3	H: 0 LOB: 0 BB: 0 P: 3		1B: 9 2B: 1 3B: 0 HR: 0	SF: 0 SAC: 0 DP: 2 HBP: 0	WP: 1 PB: 0 SB: 2 CS: 0
PITCHER Tom Griffin, R ERA: 2.98 (1, 1)	IP: 9.0 WLS: W BF: 37 H: 9 R: 1 ER: 1 SO: 0 BB: 3 IBB: 0 HBP: 0 BLK: 0 WP: 1 HR: 0 S: 34 P: 46 ERA: 1.00 WHIP: 1.333															PITCHER				

Batter	1	2	3	4	5	6	7	8	9	AB	R	H	RBI	BB	SO	LOB	BOTTOM			
Greg Gross, L OBP: 0.435, SLG: 0.409 (1, 9) (9, 7)	F7				1-2 1B					4	0	1	0	0	0	1	St. Louis Cardinals @ Houston Astros Astrodome, Houston, TX Mon Jul 08 1974, 8:05 PM EDT Att: 12,403 - Dome			
Roger Metzger, S OBP: 0.318, SLG: 0.328 (1, 6)	4-3				P6					4	1	1	0	0	0	3				
Cesar Cedeno, R OBP: 0.356, SLG: 0.530 (1, 8)	K				F8					4	1	1	1	0	1	2				
Bob Watson, R OBP: 0.393, SLG: 0.432 (1, 7) Bob Gallagher, L OBP: 0.254, SLG: 0.207 (9, 9)	5-3				4-3					4	0	1	0	0	0	0				
Lee May, R OBP: 0.289, SLG: 0.422 (1, 3)	F8				P6					4	0	0	0	0	0	2				
Milt May, L OBP: 0.327, SLG: 0.357 (1, 2)	1B				HR 1B					4	1	3	1	0	1	0				
Doug Rader, R OBP: 0.333, SLG: 0.414 (1, 5)	5-3				HR 1B					4	1	1	2	0	0	3				
Tommy Helms, R OBP: 0.319, SLG: 0.373 (1, 4) Larry Milbourne, S OBP: 0.359, SLG: 0.343 (8, 4)	SH1-4 BB				F8					2	0	0	0	1	0	0				
Tom Griffin, R OBP: 0.350, SLG: 0.459 (1, 1)	SH1-4				1B BB					1	0	0	0	1	0	0				
Inning Stats	R: 0 E: 0 K: 1 S: 5	H: 0 LOB: 0 BB: 0 P: 5	R: 0 E: 0 K: 0 S: 4	H: 1 LOB: 1 BB: 0 P: 4	R: 0 E: 0 K: 0 S: 3	H: 0 LOB: 1 BB: 1 P: 7	R: 0 E: 0 K: 0 S: 3	H: 0 LOB: 0 BB: 0 P: 3	R: 2 E: 0 K: 1 S: 6	H: 3 LOB: 2 BB: 1 P: 10	R: 0 E: 0 K: 1 S: 5	H: 0 LOB: 0 BB: 0 P: 5	R: 0 E: 0 K: 0 S: 3	H: 0 LOB: 0 BB: 0 P: 3	R: 2 E: 0 K: 0 S: 7	H: 4 LOB: 2 BB: 0 P: 7		1B: 6 2B: 0 3B: 1 HR: 1	SF: 0 SAC: 1 DP: 0 HBP: 0	WP: 0 PB: 0 SB: 0 CS: 0
PITCHER Lynn McGlothen, R ERA: 2.56 (8, 1) Al Hrabosky, L ERA: 4.32 (8, 1) Mike Garman, R ERA: 3.1 (8, 1)	IP: 7.2 WLS: L BF: 32 H: 7 R: 4 ER: 4 SO: 2 BB: 2 IBB: 0 HBP: 0 BLK: 0 WP: 0 HR: 1 S: 34 P: 42 ERA: 4.70 WHIP: 1.174															PITCHER				

AB	34
R	1
H	9
RBI	1
BB	3
SO	0
LOB	16



Batter	1	2	3	4	5	6	7	8	9	AB	R	H	RBI	BB	SO	LOB	TOP			
Lou Brock, L OBP: 0.361, SLG: 0.407 (1, 7)										3	1	0	0	1	0	3				
Bob Heise, R OBP: 0.250, SLG: 0.250 (1, 4)										4	0	1	0	0	0	1				
Reggie Smith, S OBP: 0.394, SLG: 0.571 (1, 9)										4	0	0	0	0	0	1				
Joe Torre, R OBP: 0.369, SLG: 0.405 (1, 5)										4	0	0	0	0	1	0				
Jim Hickman, R OBP: 0.348, SLG: 0.373 (1, 3)										4	0	1	0	0	0	0				
Bake McBride, L OBP: 0.356, SLG: 0.401 (1, 8)										3	1	1	0	0	0	1				
Tim McCarver, L OBP: 0.355, SLG: 0.271 (1, 2)										3	0	1	0	0	0	1				
Jack Heidemann, R OBP: 0.333, SLG: 0.318 (1, 6)										3	0	2	1	0	0	0				
John Curtis, L OBP: 0.147, SLG: 0.094 (1, 1)										0	0	0	0	0	0	0				
Mike Garman, R OBP: 0.250, SLG: 0.250 (4, 1)										1	0	0	0	0	1	0				
Luis Melendez, R OBP: 0.301, SLG: 0.333 (6, PH)										1	0	0	0	0	0	1				
Rich Folkers, L (8, 1)										0	0	0	0	0	0	0				
Inning Stats	R: 1 E: 0 K: 1 S: 5	H: 1 LOB: 0 BB: 1 P: 9	R: 1 E: 0 K: 0 S: 6	H: 3 LOB: 2 BB: 0 P: 6	R: 0 E: 0 K: 0 S: 3	H: 0 LOB: 0 BB: 0 P: 3	R: 0 E: 0 K: 0 S: 3	H: 1 LOB: 0 BB: 0 P: 3	R: 0 E: 0 K: 0 S: 3	H: 0 LOB: 0 BB: 0 P: 3	R: 0 E: 0 K: 0 S: 4	H: 1 LOB: 1 BB: 0 P: 4	R: 0 E: 0 K: 0 S: 3	H: 0 LOB: 0 BB: 0 P: 3	R: 0 E: 0 K: 0 S: 3	H: 0 LOB: 0 BB: 0 P: 3	1B: 5 2B: 1 3B: 0 HR: 0	SF: 0 SAC: 1 DP: 1 HBP: 0	WP: 0 PB: 0 SB: 1 CS: 1	PA: 32
PITCHER Dave Roberts, L ERA: 3.74 (1, 1)	IP: 9.0 WLS: W BF: 32 H: 6 R: 2 ER: 2 SO: 2 BB: 1 IBB: 0 HBP: 0 BLK: 0 WP: 0 HR: 0 S: 35 P: 39 ERA: 2.00 WHIP: 0.778															PITCHER	IP: 9.0 WLS: W BF: 32 H: 6 R: 2 ER: 2 SO: 2 BB: 1 IBB: 0 HBP: 0 BLK: 0 WP: 0 HR: 0 S: 35 P: 39 ERA: 2.00 WHIP: 0.778			

St. Louis Cardinals @ Houston Astros
Astrodome, Houston, TX
Tue Jul 09 1974, 8:05 PM EDT
Att: 15,709 - Dome

AB 30
R 2
H 6
RBI 1
BB 1
SO 2
LOB 8



Batter	1	2	3	4	5	6	7	8	9	AB	R	H	RBI	BB	SO	LOB	BOTTOM			
Greg Gross, L OBP: 0.433, SLG: 0.407 (1, 9) (8, 7)										4	0	1	1	0	0	1				
Roger Metzger, S OBP: 0.317, SLG: 0.327 (1, 6)										4	0	1	0	0	0	2				
Cesar Cedeno, R OBP: 0.358, SLG: 0.535 (1, 8)										4	0	2	0	0	0	1				
Bob Watson, R OBP: 0.391, SLG: 0.430 (1, 7)										4	1	1	0	0	1	3				
Bob Gallagher, L OBP: 0.254, SLG: 0.207 (8, 9)										0	0	0	0	0	0	0				
Lee May, R OBP: 0.294, SLG: 0.446 (1, 3)										4	2	3	3	0	0	0				
Milt May, L OBP: 0.325, SLG: 0.354 (1, 2)										4	0	1	0	0	0	2				
Doug Rader, R OBP: 0.335, SLG: 0.413 (1, 5)										3	1	1	0	1	0	1				
Tommy Helms, R OBP: 0.318, SLG: 0.371 (1, 4)										4	1	1	0	0	0	3				
Larry Milbourne, S OBP: 0.359, SLG: 0.343 (9, 4)										0	0	0	0	0	0	0				
Dave Roberts, L OBP: 0.205, SLG: 0.357 (1, 1)										4	0	2	1	0	0	3				
Inning Stats	R: 0 E: 0 K: 1 S: 6	H: 1 LOB: 1 BB: 0 P: 6	R: 1 E: 0 K: 0 S: 5	H: 2 LOB: 1 BB: 0 P: 5	R: 0 E: 0 K: 0 S: 4	H: 1 LOB: 1 BB: 0 P: 4	R: 2 E: 1 K: 0 S: 7	H: 4 LOB: 2 BB: 0 P: 7	R: 2 E: 0 K: 0 S: 5	H: 2 LOB: 0 BB: 0 P: 5	R: 0 E: 0 K: 0 S: 3	H: 1 LOB: 0 BB: 0 P: 3	R: 0 E: 0 K: 0 S: 3	H: 1 LOB: 0 BB: 0 P: 3	R: 0 E: 0 K: 0 S: 4	H: 1 LOB: 2 BB: 1 P: 8	1B: 10 2B: 0 3B: 1 HR: 2	SF: 0 SAC: 0 DP: 2 HBP: 0	WP: 0 PB: 0 SB: 0 CS: 1	PA: 36
PITCHER John Curtis, L ERA: 4.71 (1, 1)	IP: 3.2 WLS: L BF: 19 H: 8 R: 3 ER: 3 SO: 3 BB: 0 IBB: 0 HBP: 0 BLK: 0 WP: 0 HR: 1 S: 21 P: 21 ERA: 7.36 WHIP: 2.182															PITCHER	IP: 3.2 WLS: L BF: 19 H: 8 R: 3 ER: 3 SO: 3 BB: 0 IBB: 0 HBP: 0 BLK: 0 WP: 0 HR: 1 S: 21 P: 21 ERA: 7.36 WHIP: 2.182			
Mike Garman, R ERA: 3.27 (4, 1)	IP: 3.1 WLS: L BF: 12 H: 4 R: 2 ER: 2 SO: 0 BB: 0 IBB: 0 HBP: 0 BLK: 0 WP: 0 HR: 1 S: 12 P: 12 ERA: 5.40 WHIP: 1.200															PITCHER	IP: 3.1 WLS: L BF: 12 H: 4 R: 2 ER: 2 SO: 0 BB: 0 IBB: 0 HBP: 0 BLK: 0 WP: 0 HR: 1 S: 12 P: 12 ERA: 5.40 WHIP: 1.200			
Rich Folkers, L ERA: 2.59 (8, 1)	IP: 1.0 WLS: L BF: 5 H: 1 R: 0 ER: 0 SO: 0 BB: 0 IBB: 1 HBP: 0 BLK: 0 WP: 0 HR: 0 S: 4 P: 8 ERA: 0.00 WHIP: 1.000															PITCHER	IP: 1.0 WLS: L BF: 5 H: 1 R: 0 ER: 0 SO: 0 BB: 0 IBB: 1 HBP: 0 BLK: 0 WP: 0 HR: 0 S: 4 P: 8 ERA: 0.00 WHIP: 1.000			

St. Louis Cardinals @ Houston Astros
Astrodome, Houston, TX
Tue Jul 09 1974, 8:05 PM EDT
Att: 15,709 - Dome

AB 35
R 5
H 13
RBI 5
BB 1
SO 1
LOB 16



Batter	1	2	3	4	5	6	7	8	9	AB	R	H	RBI	BB	SO	LOB	TOP																									
Lou Brock, L OBP: 0.365, SLG: 0.408 (1, 7)										4	1	2	0	1	0	3	St. Louis Cardinals @ Houston Astros Astrodome, Houston, TX Wed Jul 10 1974, 8:05 PM EDT Att. 15,126 - Dome																									
Bob Heise, R OBP: 0.143, SLG: 0.143 (1, 4)										3	0	0	0	0	0	2																										
Jim Hickman, R OBP: 0.343, SLG: 0.367 (8, PH)										1	0	0	0	0	0	0																										
Tom Heintzelman, R OBP: 0.329, SLG: 0.343 (8, 4)										0	0	0	0	0	0	0																										
Reggie Smith, S OBP: 0.393, SLG: 0.569 (9, PH)										1	0	0	0	0	0	3																										
Bake McBride, L OBP: 0.360, SLG: 0.406 (1, 8)										4	0	2	1	0	1	0																										
Ted Simmons, S OBP: 0.319, SLG: 0.458 (1, 2)										2	0	1	0	2	0	1																										
Joe Torre, R OBP: 0.367, SLG: 0.403 (1, 3)										4	0	1	0	0	0	3																										
Jim Dwyer, L OBP: 0.429, SLG: 0.563 (1, 9)										3	1	2	1	1	0	2																										
Ken Reitz, R OBP: 0.313, SLG: 0.376 (1, 5)										4	0	2	0	0	0	2																										
Jose Cruz, L OBP: 0.331, SLG: 0.413 (9, PH)										0	0	0	0	0	0	0																										
Jack Heidemann, R OBP: 0.321, SLG: 0.308 (1, 6)										4	0	1	0	0	0	2																										
Alan Foster, R OBP: 0.250, SLG: 0.226 (1, 1)										2	0	0	0	0	1	0																										
Tim McCarver, L OBP: 0.364, SLG: 0.271 (7, PH)										0	0	0	0	1	0	0																										
Orlando Pena, R OBP: 0.500, SLG: 0.500 (7, 1)										0	0	0	0	0	0	0																										
Luis Melendez, R OBP: 0.298, SLG: 0.329 (9, PH)										1	0	0	0	0	0	1																										
Inning Stats	R: 1 E: 0 K: 0 S: 4	H: 2 LOB: 1 BB: 1 P: 8	R: 1 E: 0 K: 0 S: 4	H: 2 LOB: 0 BB: 0 P: 4	R: 0 E: 0 K: 0 S: 4	H: 2 LOB: 1 BB: 0 P: 4	R: 0 E: 0 K: 0 S: 3	H: 1 LOB: 0 BB: 0 P: 3	R: 0 E: 0 K: 1 S: 5	H: 0 LOB: 1 BB: 1 P: 5	R: 0 E: 0 K: 0 S: 5	H: 0 LOB: 1 BB: 1 P: 9	R: 0 E: 0 K: 0 S: 3	H: 1 LOB: 2 BB: 2 P: 11	R: 0 E: 0 K: 0 S: 5	H: 2 LOB: 2 BB: 0 P: 5	R: 0 E: 0 K: 0 S: 4	H: 1 LOB: 3 BB: 1 P: 8	1B: 8 2B: 2 3B: 0 HR: 1	SF: 0 SAC: 0 DP: 5 HBP: 0	WP: 0 PB: 0 SB: 1 CS: 0	PA: 38																				
PITCHER	IP	WLS	BF	H	R	ER	SO	BB	IBB	HBP	BLK	WP	HR	S	P	ERA	WHIP	PITCHER								IP	WLS	BF	H	R	ER	SO	BB	IBB	HBP	BLK	WP	HR	S	P	ERA	WHIP
Larry Dierker, R ERA: 2.02 (1, 1)	6.1		27	8	2	2	2	4	0	0	0	0	0	1	27	43	2.84	1.895																								
Mike Cosgrove, L ERA: 1.29 (7, 1)	2.2	W	11	3	0	0	0	1	0	0	0	0	0	0	10	14	0.00	1.500																								

AB	33
R	2
H	11
RBI	2
BB	5
SO	2
LOB	19



Batter	1	2	3	4	5	6	7	8	9	AB	R	H	RBI	BB	SO	LOB	BOTTOM																									
Greg Gross, L OBP: 0.434, SLG: 0.406 (1, 9)										3	1	1	0	1	0	1	St. Louis Cardinals @ Houston Astros Astrodome, Houston, TX Wed Jul 10 1974, 8:05 PM EDT Att. 15,126 - Dome																									
Roger Metzger, S OBP: 0.316, SLG: 0.326 (1, 6)										4	0	1	1	0	0	4																										
Cesar Cedeno, R OBP: 0.354, SLG: 0.529 (1, 8)										4	0	0	0	0	0	2																										
Bob Watson, R OBP: 0.387, SLG: 0.424 (1, 7)										4	0	0	0	0	1	0																										
Bob Gallagher, L OBP: 0.254, SLG: 0.207 (9, 9)										0	0	0	0	0	0	0																										
Denis Menke, R OBP: 0.206, SLG: 0.138 (1, 3)										4	1	1	0	0	1	0																										
Lee May, R OBP: 0.294, SLG: 0.444 (2, PH)																																										
Milt May, L OBP: 0.333, SLG: 0.370 (1, 2)										3	1	2	0	1	0	0																										
Doug Rader, R OBP: 0.334, SLG: 0.414 (1, 5)										4	0	1	1	0	1	2																										
Tommy Helms, R OBP: 0.319, SLG: 0.368 (1, 4)										2	0	0	0	1	0	0																										
Larry Dierker, R OBP: 0.209, SLG: 0.238 (1, 1)										2	0	1	1	0	0	2																										
Mike Cosgrove, L ERA: 2.51 (7, 1)										1	0	0	0	0	0	0																										
Inning Stats	R: 0 E: 0 K: 0 S: 3	H: 0 LOB: 0 BB: 0 P: 3	R: 2 E: 0 K: 0 S: 6	H: 3 LOB: 3 BB: 2 P: 14	R: 0 E: 0 K: 0 S: 3	H: 0 LOB: 0 BB: 0 P: 3	R: 0 E: 0 K: 1 S: 5	H: 0 LOB: 0 BB: 0 P: 5	R: 0 E: 0 K: 0 S: 4	H: 1 LOB: 1 BB: 0 P: 4	R: 0 E: 0 K: 1 S: 6	H: 1 LOB: 1 BB: 0 P: 6	R: 1 E: 0 K: 0 S: 5	H: 2 LOB: 1 BB: 0 P: 5	R: 0 E: 0 K: 1 S: 5	H: 0 LOB: 1 BB: 1 P: 9	1B: 5 2B: 1 3B: 1 HR: 0	SF: 0 SAC: 0 DP: 0 HBP: 0	WP: 0 PB: 0 SB: 1 CS: 0	PA: 34																						
PITCHER	IP	WLS	BF	H	R	ER	SO	BB	IBB	HBP	BLK	WP	HR	S	P	ERA	WHIP	PITCHER								IP	WLS	BF	H	R	ER	SO	BB	IBB	HBP	BLK	WP	HR	S	P	ERA	WHIP
Alan Foster, R ERA: 3.64 (1, 1)	6.0		25	5	2	2	2	1	0	0	0	0	0	0	27	35	3.00	1.000																								
Orlando Pena, R ERA: 2.51 (7, 1)	2.0	L	9	2	1	1	1	1	0	0	0	0	0	0	10	14	4.50	1.500																								



Batter	1	2	3	4	5	6	7	8	9	AB	R	H	RBI	BB	SO	LOB	TOP					
Don Kessinger, S OBP: 0.344, SLG: 0.325 (1, 6)	F7		L6-3			F9		G5-4-3		4	0	0	0	0	0	3						
Rick Monday, L OBP: 0.392, SLG: 0.472 (1, 8)	F7			4-3		K			F2	4	0	0	0	0	1	1						
Bill Madlock, R OBP: 0.351, SLG: 0.438 (1, 5)	6-3			4-3		F9			1-3	4	0	0	0	0	0	1						
Jose Cardenal, R OBP: 0.353, SLG: 0.435 (1, 9)		5-3		F7			1B		2B	4	0	2	0	0	0	0						
Jerry Morales, R OBP: 0.310, SLG: 0.406 (1, 7)		5-3			1B	F7			F2	4	0	1	0	0	0	2						
Andre Thornton, R OBP: 0.369, SLG: 0.480 (1, 3)					F8	L6				3	0	1	0	0	0	2						
Billy Grabarkewitz, R OBP: 0.260, SLG: 0.227 (1, 4)			K			F8				3	0	1	0	0	1	2						
George Mitterwald, R OBP: 0.297, SLG: 0.331 (1, 2)			1-3		G6-4-3					3	0	1	0	0	0	2						
Ray Burris, R OBP: 0.266, SLG: 0.111 Steve Stone, R OBP: 0.115, SLG: 0.115 Jim Yonke, R OBP: 0.346, SLG: 0.318 Burt Hooton, R OBP: 0.306, SLG: 0.499 Carmen Fantone, R OBP: 0.300, SLG: 0.223 Oscar Zamora, R OBP: 0.185, SLG: 0.185 (1, 1) (3, 1) (6, Ph) (6, 1) (6, Ph) (8, 1) (8, 1)									F7	1	0	1	0	0	0	0						
Inning Stats	R: 0 E: 0 K: 0 S: 3	H: 0 LOB: 0 BB: 0 P: 3	R: 0 E: 0 K: 1 S: 6	H: 1 LOB: 1 BB: 0 P: 6	R: 0 E: 0 K: 0 S: 3	H: 1 LOB: 0 BB: 0 P: 3	R: 0 E: 0 K: 0 S: 3	H: 0 LOB: 0 BB: 0 P: 3	R: 0 E: 0 K: 0 S: 4	H: 2 LOB: 1 BB: 0 P: 4	R: 0 E: 0 K: 1 S: 6	H: 1 LOB: 1 BB: 0 P: 6	R: 0 E: 0 K: 0 S: 4	H: 1 LOB: 1 BB: 0 P: 4	R: 0 E: 0 K: 0 S: 3	H: 1 LOB: 1 BB: 0 P: 3	R: 0 E: 0 K: 0 S: 4	H: 1 LOB: 1 BB: 0 P: 4	1B: 7 2B: 2 3B: 0 HR: 0	SF: 0 SAC: 0 DP: 3 HBP: 0	WP: 0 PB: 0 SB: 0 CS: 0	PA: 32
PITCHER Claude Osteen, L ERA: 3.23 (1, 1)	IP: 9.0 WLS: W BF: 32 H: 8 R: 0 ER: 0 SO: 2 BB: 0 IBB: 0 HBP: 0 BLK: 0 WP: 0 HR: 0 S: 36 P: 36 ERA: 0.00 WHIP: 0.889											PITCHER	IP: 9.0 WLS: W BF: 32 H: 8 R: 0 ER: 0 SO: 2 BB: 0 IBB: 0 HBP: 0 BLK: 0 WP: 0 HR: 0 S: 36 P: 36 ERA: 0.00 WHIP: 0.889									

Chicago Cubs @ Houston Astros
Astrodome, Houston, TX
Sat Jul 13 1974, 8:05 PM EDT
Att: 20,080 - Dome

AB	32
R	0
H	8
RBI	0
BB	0
SO	2
LOB	14



Batter	1	2	3	4	5	6	7	8	9	AB	R	H	RBI	BB	SO	LOB	BOTTOM			
Greg Gross, L OBP: 0.434, SLG: 0.403 (1, 9)	6-3		1B			G3				2	1	0	0	2	0	1				
Roger Metzger, S OBP: 0.317, SLG: 0.331 (1, 6)	K		1B		6-3			4-3		4	1	1	0	0	1	1				
Cesar Cedeno, R OBP: 0.355, SLG: 0.528 Bob Gallagher, L OBP: 0.262, SLG: 0.203 (1, 8) (5, 8)	F8		1B		F8			FC5-4		2	0	1	1	0	0	0				
Bob Watson, R OBP: 0.386, SLG: 0.421 (1, 7)		6-3	1B		1-3	1B		K		4	0	1	1	0	1	1				
Lee May, R OBP: 0.293, SLG: 0.451 (1, 3)		P4	F9		5-3			FC5-4		4	0	0	0	0	0	3				
Milt May, L OBP: 0.336, SLG: 0.374 (1, 2)		HR	F7		K					3	1	1	0	0	1	2				
Doug Rader, R OBP: 0.342, SLG: 0.435 (1, 5)		HR				G3-6-3				3	1	3	2	0	0	0				
Tommy Helms, R OBP: 0.315, SLG: 0.363 Larry Milbourne, S OBP: 0.359, SLG: 0.343 (1, 4) (8, 4)		5-3		K		G3-6-3				3	0	0	0	0	1	2				
Claude Osteen, L OBP: 0.293, SLG: 0.390 (1, 1)			6-3		4-3					3	0	1	0	0	0	0				
Inning Stats	R: 0 E: 0 K: 1 S: 5	H: 0 LOB: 0 BB: 0 P: 5	R: 2 E: 0 K: 0 S: 5	H: 2 LOB: 0 BB: 0 P: 5	R: 2 E: 0 K: 0 S: 6	H: 3 LOB: 2 BB: 1 P: 10	R: 0 E: 0 K: 1 S: 5	H: 1 LOB: 0 BB: 0 P: 5	R: 0 E: 0 K: 0 S: 2	H: 0 LOB: 0 BB: 1 P: 6	R: 0 E: 0 K: 1 S: 5	H: 0 LOB: 0 BB: 0 P: 5	R: 0 E: 0 K: 0 S: 4	H: 2 LOB: 1 BB: 0 P: 4	R: 0 E: 0 K: 1 S: 5	H: 0 LOB: 1 BB: 1 P: 9	1B: 6 2B: 2 3B: 0 HR: 1	SF: 0 SAC: 0 DP: 2 HBP: 0	WP: 0 PB: 0 SB: 0 CS: 2	PA: 32
PITCHER Ray Burris, R ERA: 5.33 Steve Stone, R ERA: 4.79 Burt Hooton, R ERA: 4.31 Oscar Zamora, R ERA: 1.65 (1, 1) (3, 1) (6, 1) (8, 1)	IP: 2.1 WLS: L BF: 13 H: 5 R: 4 ER: 4 SO: 1 BB: 1 IBB: 0 HBP: 0 BLK: 0 WP: 0 HR: 1 S: 14 P: 18 ERA: 15.43 WHIP: 2.571											PITCHER	IP: 2.1 WLS: L BF: 13 H: 5 R: 4 ER: 4 SO: 1 BB: 1 IBB: 0 HBP: 0 BLK: 0 WP: 0 HR: 1 S: 14 P: 18 ERA: 15.43 WHIP: 2.571							

Chicago Cubs @ Houston Astros
Astrodome, Houston, TX
Sat Jul 13 1974, 8:05 PM EDT
Att: 20,080 - Dome

AB	29
R	4
H	8
RBI	4
BB	3
SO	4
LOB	10



Batter	1	2	3	4	5	6	7	8	9	AB	R	H	RBI	BB	SO	LOB	TOP				
Greg Gross, L (1,9) OBP: 0.425, SLG: 0.393										4	1	1	0	0	0	2					
Roger Metzger, S (1,6) OBP: 0.313, SLG: 0.326										4	0	2	0	0	0	1					
Bob Watson, R (1,7) OBP: 0.381, SLG: 0.417										4	0	1	1	0	0	3					
Lee May, R (1,3) OBP: 0.293, SLG: 0.447										4	0	0	0	0	0	1					
Milt May, L (1,2) OBP: 0.346, SLG: 0.380										2	0	1	0	1	0	1					
Wilbur Howard, S (7, PR) OBP: 0.250, SLG: 0.250										0	0	0	0	0	0	0					
Johnny Edwards, L (7, 2) OBP: 0.289, SLG: 0.345										1	0	1	0	0	0	0					
Larry Milbourne, S (8, PR) OBP: 0.359, SLG: 0.343										0	0	0	0	0	0	0					
Doug Ratler, R (1,5) OBP: 0.335, SLG: 0.427										4	0	0	0	0	1	3					
Bob Gallagher, L (1,8) OBP: 0.284, SLG: 0.200										3	0	0	0	0	1	2					
Cliff Johnson, R (8, PH) OBP: 0.400, SLG: 0.494										1	0	0	0	0	0	1					
Tommy Helms, R (1,4) OBP: 0.311, SLG: 0.357										3	0	0	0	0	1	1					
Dave Roberts, L (1,1) OBP: 0.239, SLG: 0.409										2	0	2	0	0	0	0					
Ken Forsch, R (7, 1)										0	0	0	0	0	0	0					
Cesar Cedeno, R (8, PH) OBP: 0.354, SLG: 0.525										1	0	0	0	0	1	0					
Fred Scherman, L (8, 1)										0	0	0	0	0	0	0					
Inning Stats	R: 1 E: 0 K: 0 S: 5	H: 2 LOB: 1 BB: 0 P: 5	R: 0 E: 0 K: 1 S: 5	H: 0 LOB: 0 BB: 0 P: 5	R: 0 E: 0 K: 0 S: 4	H: 2 LOB: 1 BB: 0 P: 4	R: 0 E: 0 K: 0 S: 3	H: 0 LOB: 1 BB: 1 P: 7	R: 0 E: 0 K: 0 S: 3	H: 1 LOB: 0 BB: 0 P: 3	R: 0 E: 0 K: 2 S: 8	H: 1 LOB: 2 BB: 0 P: 8	R: 0 E: 0 K: 1 S: 6	H: 1 LOB: 1 BB: 0 P: 6	R: 0 E: 0 K: 0 S: 4	H: 1 LOB: 1 BB: 0 P: 4	1B: 6 2B: 2 HR: 0	SF: 0 SAC: 0 HBP: 0	WP: 0 PB: 0 SB: 1 CS: 0	PA: 34	
PITCHER Dock Ellis, R (1,1) ERA: 4.2	IP: 9.0 WLS: W BF: 34 H: 8 R: 1 ER: 1 SO: 4 BB: 1 IBB: 0 HBP: 0 BLK: 0 WP: 0 HR: 0 S: 41 P: 45 ERA: 1.00 WHIP: 1.000																				

Houston Astros @ Pittsburgh Pirates
 Three Rivers Stadium, Pittsburgh, PA
 Mon Jul 15 1974, 7:05 PM EDT
 Att: 9,171 - Unknown

AB 33
 R 1
 H 8
 RBI 1
 BB 1
 SO 4
 LOB 15



Batter	1	2	3	4	5	6	7	8	9	AB	R	H	RBI	BB	SO	LOB	BOTTOM				
Rennie Stennett, R (1,4) OBP: 0.327, SLG: 0.380										4	0	0	0	0	0	1					
Gene Clines, R (1,7) OBP: 0.318, SLG: 0.271										4	0	1	0	0	0	0					
Al Oliver, L (1,8) OBP: 0.318, SLG: 0.461										3	1	1	0	0	0	1					
Richie Zisk, R (1,9) OBP: 0.392, SLG: 0.505										3	1	1	0	1	0	1					
Bob Robertson, R (1,3) OBP: 0.286, SLG: 0.446										3	0	0	0	0	0	2					
Willie Stargell, L (7, PH) OBP: 0.380, SLG: 0.523										1	0	0	0	0	1	3					
Ed Kirkpatrick, L (8, 3) OBP: 0.319, SLG: 0.275										0	0	0	0	0	0	0					
Manny Sanguillen, R (1,2) OBP: 0.306, SLG: 0.373										4	0	3	1	0	0	0					
Richie Hebner, L (1,5) OBP: 0.359, SLG: 0.468										4	0	2	0	0	0	1					
Frank Taveras, R (1,6) OBP: 0.308, SLG: 0.299										4	1	2	1	0	0	3					
Dock Ellis, S (1,1) OBP: 0.323, SLG: 0.259										3	0	0	0	0	0	4					
Inning Stats	R: 0 E: 0 K: 0 S: 3	H: 0 LOB: 0 BB: 0 P: 3	R: 0 E: 0 K: 0 S: 5	H: 2 LOB: 2 BB: 0 P: 5	R: 0 E: 0 K: 0 S: 3	H: 0 LOB: 0 BB: 0 P: 3	R: 2 E: 0 K: 0 S: 7	H: 5 LOB: 2 BB: 0 P: 7	R: 0 E: 0 K: 0 S: 4	H: 1 LOB: 1 BB: 0 P: 4	R: 0 E: 0 K: 0 S: 3	H: 0 LOB: 0 BB: 0 P: 3	R: 1 E: 1 K: 1 S: 7	H: 1 LOB: 3 BB: 1 P: 12	R: 0 E: 0 K: 0 S: 4	H: 1 LOB: 1 BB: 0 P: 4	1B: 10 2B: 0 3B: 0 HR: 0	SF: 0 SAC: 1 DP: 1 HBP: 1	WP: 0 PB: 0 SB: 1 CS: 0	PA: 36	
PITCHER Dave Roberts, L (1,1) ERA: 3.69	IP: 6.2 WLS: L BF: 31 H: 9 R: 3 ER: 2 SO: 3 BB: 1 IBB: 0 HBP: 0 BLK: 0 WP: 0 HR: 0 S: 29 P: 34 ERA: 2.70 WHIP: 1.500																				
Ken Forsch, R (7, 1) ERA: 3.29	0.1 WLS: 1 BF: 1 H: 0 R: 0 ER: 0 SO: 1 BB: 0 IBB: 0 HBP: 0 BLK: 0 WP: 0 HR: 0 S: 3 P: 3 ERA: 0.00 WHIP: 0.000																				
Fred Scherman, L (8, 1) ERA: 4.5	1.0 WLS: 4 BF: 1 H: 1 R: 0 ER: 0 SO: 0 BB: 0 IBB: 0 HBP: 0 BLK: 0 WP: 0 HR: 0 S: 4 P: 4 ERA: 0.00 WHIP: 1.000																				

Houston Astros @ Pittsburgh Pirates
 Three Rivers Stadium, Pittsburgh, PA
 Mon Jul 15 1974, 7:05 PM EDT
 Att: 9,171 - Unknown

AB 33
 R 3
 H 10
 RBI 2
 BB 1
 SO 1
 LOB 16



Batter	1	2	3	4	5	6	7	8	9	AB	R	H	RBI	BB	SO	LOB	TOP		
Greg Gross, L (1, 9) OBP: 0.423, SLG: 0.391										4	0	1	0	0	1	0			
Roger Metzger, S (1, 6) OBP: 0.312, SLG: 0.325										4	0	1	0	0	1	1			
Bob Watson, R (1, 7) OBP: 0.377, SLG: 0.412										4	0	0	0	0	0	1			
Lee May, R (1, 3) OBP: 0.295, SLG: 0.447										4	1	2	0	0	0	0			
Cliff Johnson, R (1, 2) OBP: 0.385, SLG: 0.471										4	0	0	0	0	1	2			
Doug Ratler, R (1, 5) OBP: 0.343, SLG: 0.452										3	1	3	2	1	0	0			
Tommy Helms, R (1, 4) OBP: 0.310, SLG: 0.356										4	0	1	0	0	0	2			
Wilbur Howard, S (1, 8) OBP: 0.125, SLG: 0.125										4	0	0	0	0	1	4			
Larry Dierker, R (1, 1) OBP: 0.205, SLG: 0.233										1	0	0	0	0	1	0			
Ray Busse, R (5, PH)										1	0	0	0	0	1	0			
J.R. Richard, R (5, 1)										0	0	0	0	0	0	0			
Dave Campbell, R (7, PH)										1	0	0	0	0	0	0			
Fred Scherman, L (7, 1)										0	0	0	0	0	0	0			
Inning Stats	R: 0 E: 0 K: 1 S: 5	H: 1 LOB: 0 BB: 0 P: 5	R: 2 E: 0 K: 0 S: 5	H: 2 LOB: 0 BB: 0 P: 5	R: 0 E: 0 K: 2 S: 7	H: 0 LOB: 0 BB: 0 P: 7	R: 0 E: 0 K: 2 S: 9	H: 2 LOB: 3 BB: 1 P: 13	R: 0 E: 0 K: 1 S: 6	H: 1 LOB: 1 BB: 0 P: 6	R: 0 E: 0 K: 0 S: 4	H: 0 LOB: 0 BB: 0 P: 3	R: 0 E: 0 K: 0 S: 3	H: 0 LOB: 0 BB: 0 P: 3	R: 0 E: 0 K: 0 S: 4	H: 1 LOB: 1 BB: 0 P: 4	1B: 5 2B: 2 3B: 1 HR: 1	SF: 0 SAC: 0 DP: 1 HBP: 0	WP: 0 PA: 35 PB: 0 SB: 0 CS: 1
PITCHER Jim Rooker, L (1, 1) ERA: 3.09	IP: 9.0 WLS: W BF: 35 H: 8 R: 2 ER: 2 SO: 6 BB: 1 IBB: 0 HBP: 0 BLK: 0 WP: 0 HR: 1 S: 46 P: 50 ERA: 2.00 WHIP: 1.000															PITCHER			

Houston Astros @ Pittsburgh Pirates
Three Rivers Stadium, Pittsburgh, PA
Tue Jul 16 1974, 7:05 PM EDT
Att: 9,935 - Unknown

AB	34
R	2
H	8
RBI	2
BB	1
SO	6
LOB	10



Batter	1	2	3	4	5	6	7	8	9	AB	R	H	RBI	BB	SO	LOB	BOTTOM
Gene Clines, R (1, 7) OBP: 0.316, SLG: 0.266										4	0	0	0	1	3	4	
Richie Hebner, L (1, 5) OBP: 0.358, SLG: 0.465										4	1	1	0	0	0	2	
Al Oliver, L (1, 8) OBP: 0.323, SLG: 0.466										3	3	2	0	1	0	0	
Richie Zisk, R (1, 9) OBP: 0.396, SLG: 0.507										3	1	2	1	1	0	0	
Manny Sanguillen, R (1, 2) OBP: 0.309, SLG: 0.377										2	1	1	1	0	0	0	
Chuck Brinkman, R (6, 2) OBP: 0.211, SLG: 0.176										0	0	0	1	0	0	0	
Ed Kirkpatrick, L (1, 3) OBP: 0.325, SLG: 0.276										3	0	1	2	1	1	3	
Rennie Stennett, R (1, 4) OBP: 0.326, SLG: 0.380										3	0	1	1	0	0	2	
Frank Taveras, R (1, 6) OBP: 0.307, SLG: 0.297										4	0	1	0	0	1	2	
Jim Rooker, R (1, 1) OBP: 0.283, SLG: 0.314										3	0	1	0	0	0	3	
Inning Stats	R: 1 E: 0 K: 1 S: 7	H: 2 LOB: 2 BB: 1 P: 11	R: 0 E: 0 K: 1 S: 6	H: 1 LOB: 0 BB: 0 P: 6	R: 4 E: 1 K: 0 S: 7	H: 3 LOB: 2 BB: 1 P: 12	R: 0 E: 0 K: 0 S: 3	H: 0 LOB: 0 BB: 0 P: 3	R: 0 E: 0 K: 1 S: 5	H: 1 LOB: 1 BB: 1 P: 9	R: 1 E: 0 K: 1 S: 7	H: 2 LOB: 1 BB: 0 P: 7	R: 0 E: 0 K: 1 S: 5	H: 1 LOB: 0 BB: 0 P: 5	1B: 8 2B: 2 3B: 0 HR: 0	SF: 2 SAC: 1 DP: 2 HBP: 1	WP: 1 PA: 37 PB: 0 SB: 0 CS: 1
PITCHER Larry Dierker, R (1, 1) ERA: 2.3	IP: 4.0 WLS: L BF: 22 H: 6 R: 5 ER: 5 SO: 2 BB: 2 IBB: 0 HBP: 1 BLK: 0 WP: 0 HR: 0 S: 23 P: 32 ERA: 11.25 WHIP: 2.000															PITCHER	
J.R. Richard, R (5, 1) ERA: 4.5	IP: 2.0 WLS: 7 BF: 1 H: 0 R: 0 ER: 0 SO: 1 BB: 2 IBB: 0 HBP: 0 BLK: 0 WP: 0 HR: 7 S: 15 P: 15 ERA: 0.00 WHIP: 1.500															PITCHER	
Fred Scherman, L (7, 1) ERA: 4.5	IP: 2.0 WLS: 8 BF: 3 H: 1 R: 1 ER: 1 SO: 2 BB: 0 IBB: 0 HBP: 0 BLK: 0 WP: 0 HR: 12 S: 12 P: 12 ERA: 4.50 WHIP: 1.500															PITCHER	

Houston Astros @ Pittsburgh Pirates
Three Rivers Stadium, Pittsburgh, PA
Tue Jul 16 1974, 7:05 PM EDT
Att: 9,935 - Unknown

AB	29
R	6
H	10
RBI	6
BB	4
SO	5
LOB	16



Batter	1	2	3	4	5	6	7	8	9	AB	R	H	RBI	BB	SO	LOB	TOP								
Greg Gross, L OBP: 0.425, SLG: 0.393 (1, 9)	1-3		2-3 BB					L8 BB 1B	F8	4	1	2	0	1	0	1	Houston Astros @ Pittsburgh Pirates Three Rivers Stadium, Pittsburgh, PA Wed Jul 17 1974, 7:05 PM EDT Att: 10,941 - Unknown AB 34 R 3 H 7 RBI 3 BB 5 SO 4 LOB 17								
Roger Metzger, S OBP: 0.317, SLG: 0.323 (1, 6)	F6		2-3 BB					L8 BB 1B	L5	2	1	0	0	3	0	1									
Cesar Cedeno, R OBP: 0.352, SLG: 0.520 (1, 8)	1B BB		2-3					L8	F7	4	0	0	0	1	0	7									
Bob Watson, R OBP: 0.379, SLG: 0.413 (1, 7)	1-3 1B		5-3					1B 2B 1B		4	1	2	1	0	0	2									
Lee May, R OBP: 0.293, SLG: 0.443 Cliff Johnson, R OBP: 0.382, SLG: 0.466 (1, 3) (6, 3)	5-3			K				1B 3H 1B	K	3	0	0	0	0	1	2									
Milt May, L OBP: 0.345, SLG: 0.378 (1, 2)		L3		F9				2B 1-3 1B		4	0	1	1	0	0	0									
Doug Rader, R OBP: 0.284, SLG: 0.448 J.R. Richard, R (7, 1)		K		6-3				1-3 3H 2B	5-3	3	0	0	0	0	1	0									
Bob Gallagher, L OBP: 0.284, SLG: 0.200 (8, PH)		K						1-3 3H 2B		0	0	0	0	0	0	0									
Wiltbur Howard, S OBP: 0.222, SLG: 0.333 (8, PH)								1-3 3H 2B		1	0	1	1	0	0	0									
Mike Cosgrove, L (8, 1)										0	0	0	0	0	0	0									
Larry Milbourne, S OBP: 0.333, SLG: 0.316 (8, PH)		4-3							F9	3	0	0	0	0	0	0									
Dave Campbell, R OBP: 0.145, SLG: 0.150 (8, 4)		4-3								1	0	0	0	0	0	2									
Don Wilson, R OBP: 0.200, SLG: 0.250 Jim York, R (3, 1)				F7						1	0	0	0	0	0	0									
Ray Busse, R OBP: 0.333, SLG: 0.333 (7, 5)					K				F9	1	0	0	0	0	1	0									
										2	0	1	0	0	0	0									
Inning Stats	R: 0 E: 0 K: 0 S: 4	H: 1 LOB: 2 BB: 1 P: 8	R: 0 E: 0 K: 1 S: 5	H: 0 LOB: 0 BB: 0 P: 5	R: 0 E: 0 K: 0 S: 3	H: 0 LOB: 2 BB: 2 P: 11	R: 0 E: 0 K: 1 S: 5	H: 0 LOB: 0 BB: 0 P: 5	R: 0 E: 0 K: 1 S: 6	H: 1 LOB: 2 BB: 1 P: 10	R: 0 E: 0 K: 0 S: 3	H: 0 LOB: 0 BB: 0 P: 3	R: 0 E: 0 K: 1 S: 3	H: 0 LOB: 0 BB: 0 P: 3	R: 3 E: 0 K: 1 S: 9	H: 4 LOB: 2 BB: 1 P: 13	R: 0 E: 0 K: 0 S: 4	H: 1 LOB: 1 BB: 0 P: 4	1B: 6 2B: 1 3B: 0 HR: 0	SF: 0 SAC: 0 DP: 0 HBP: 0	WP: 0 PB: 0 SB: 0 CS: 0	PA: 39			
PITCHER	IP	WLS	BF	H	R	ER	SO	BB	IBB	HBP	BLK	WP	HR	S	P	ERA	WHIP								
Larry Demery, R ERA: 5.34 (1, 1)	7.2	W	33	5	3	3	4	5	0	0	0	0	0	36	56	3.52	1.304								
Ramon Hernandez, L ERA: 2.96 (8, 1)	1.1		6	2	0	0	0	0	0	0	0	0	0	6	6	0.00	1.500								

Batter	1	2	3	4	5	6	7	8	9	AB	R	H	RBI	BB	SO	LOB	BOTTOM									
Rennie Stennett, R OBP: 0.322, SLG: 0.375 (1, 4)	5-3	4-3	4-3							5	0	0	0	0	0	2	Houston Astros @ Pittsburgh Pirates Three Rivers Stadium, Pittsburgh, PA Wed Jul 17 1974, 7:05 PM EDT Att: 10,941 - Unknown AB 39 R 11 H 17 RBI 11 BB 3 SO 2 LOB 16									
Richie Hebner, L OBP: 0.394, SLG: 0.473 (1, 5)	BB 1B		BB 2B					1B 1B		5	3	4	0	0	0	0										
Al Oliver, L OBP: 0.327, SLG: 0.466 (1, 8)	F5		BB 2B					1B SF8 1B		4	2	2	0	1	0	2										
Willie Stargell, L OBP: 0.383, SLG: 0.521 (8, PR)	1B BB		2B SF2 BB					FC4-6 1B 1-3 2H 1B		3	2	1	1	2	0	2										
Dave Augustine, R OBP: 0.176, SLG: 0.176 (9, 7)	1B BB		2B SF2 BB					FC4-6 1B 1-3 2H 1B		0	0	0	0	0	0	0										
Richie Zisk, R OBP: 0.399, SLG: 0.514 (1, 9)	1B 1-3 2H 1B		4-3 1B 2B					1B 1B 3H	SF8	4	2	3	4	0	0	1										
Manny Sanguillen, R OBP: 0.317, SLG: 0.379 (1, 2)			SF2					1B FC5-4 1B	F3	4	1	2	2	0	0	1										
Ed Kirkpatrick, L OBP: 0.328, SLG: 0.282 (1, 3)	F9		4-3					1B FC5-4 1B 1-3 2H		5	0	2	1	0	0	3										
Frank Taveras, R OBP: 0.310, SLG: 0.301 (1, 6)		1-3 1B	1-3 2H 1B					1B FC5-4 1B 1-2 3H	FC4-6	5	1	2	2	0	0	3										
Larry Demery, R OBP: 0.091, SLG: 0.273 Ramon Hernandez, S (8, 1)		K	1-3 3H 1B					1B FC6-4 1B 1-2 3H		4	0	1	1	0	2	2										
										0	0	0	0	0	0	0										
Inning Stats	R: 2 E: 0 K: 0 S: 6	H: 3 LOB: 2 BB: 1 P: 10	R: 0 E: 0 K: 1 S: 5	H: 0 LOB: 0 BB: 0 P: 5	R: 5 E: 0 K: 0 S: 7	H: 4 LOB: 1 BB: 2 P: 15	R: 0 E: 0 K: 0 S: 4	H: 1 LOB: 1 BB: 0 P: 4	R: 0 E: 0 K: 0 S: 4	H: 1 LOB: 1 BB: 0 P: 4	R: 2 E: 0 K: 1 S: 8	H: 3 LOB: 1 BB: 0 P: 8	R: 2 E: 0 K: 0 S: 7	H: 4 LOB: 2 BB: 0 P: 7	1B: 14 2B: 2 3B: 1 HR: 0	SF: 2 SAC: 0 DP: 0 HBP: 0		WP: 0 PB: 0 SB: 0 CS: 0	PA: 44							
PITCHER	IP	WLS	BF	H	R	ER	SO	BB	IBB	HBP	BLK	WP	HR	S	P	ERA		WHIP								
Don Wilson, R ERA: 4.09 (1, 1)	2.2	L	18	7	7	7	1	3	0	0	0	0	0	17	29	23.62		3.750								
Jim York, R ERA: 1.42 (3, 1)	3.1		13	3	0	0	0	0	0	0	0	0	0	13	13	0.00		0.900								
J.R. Richard, R ERA: 6.0 (7, 1)	1.0		6	3	2	2	1	0	0	0	0	0	0	8	8	18.00	3.000									
Mike Cosgrove, L ERA: 2.17 (8, 1)	1.0		7	4	2	2	0	0	0	0	0	0	0	7	7	18.00	4.000									

Batter	1	2	3	4	5	6	7	8	9	AB	R	H	RBI	BB	SO	LOB	TOP								
Greg Gross, L OBP: 0.420, SLG: 0.388 (1, 9)	G3		5-3		K		SH 1B 2B E	F8		4	1	0	0	0	1	0									
Roger Metzger, S OBP: 0.312, SLG: 0.318 (1, 6)	F8		F9			F9	E3 1B 2B	3-1		5	1	0	1	0	0	2									
Cesar Cedeño, R OBP: 0.355, SLG: 0.519 (1, 8)	1B		K			1B BB	2B E 1B	L7		4	2	2	1	1	1	0									
Bob Watson, R OBP: 0.377, SLG: 0.411 Bob Gallagher, L OBP: 0.290, SLG: 0.197 (1, 7) (7, 9)	F8			G6-4-3 1B		F9	F3		P4	4	0	1	0	0	0	5									
Lee May, R OBP: 0.297, SLG: 0.457 (1, 3)		HR		G6-4-3 1-2		1B	E 1B 2B	F7		5	2	3	3	0	0	1									
Milt May, L OBP: 0.354, SLG: 0.385 (1, 2)	4-3			1B		1-2 2-H	1B E K IBB	1B		4	0	3	1	1	0	0									
Doug Rader, R OBP: 0.335, SLG: 0.441 (1, 5)	1-4-3			K		F9	E5 1B	E5		5	0	0	1	0	1	6									
Tommy Helms, R OBP: 0.313, SLG: 0.359 Larry Milbourne, S OBP: 0.341, SLG: 0.325 (7, PR) (7, 4)	FC6-4 1B				F8			1-3		3	0	2	0	0	0	0									
Claude Osteen, L OBP: 0.289, SLG: 0.378 (1, 1)	FC6-4				4-3					4	1	1	0	0	1	4									
Inning Stats	R: 0 E: 0 K: 0 S: 4	H: 1 LOB: 1 BB: 0 P: 4	R: 1 E: 0 K: 0 S: 5	H: 2 LOB: 1 BB: 0 P: 5	R: 0 E: 0 K: 1 S: 5	H: 0 LOB: 0 BB: 0 P: 5	R: 0 E: 0 K: 1 S: 6	H: 2 LOB: 1 BB: 0 P: 6	R: 0 E: 0 K: 1 S: 5	H: 0 LOB: 0 BB: 0 P: 5	R: 1 E: 0 K: 0 S: 5	H: 2 LOB: 2 BB: 1 P: 9	R: 6 E: 3 K: 1 S: 12	H: 5 LOB: 2 BB: 1 P: 16	R: 0 E: 0 K: 0 S: 3	H: 0 LOB: 0 BB: 0 P: 3	R: 0 E: 1 K: 0 S: 5	H: 1 LOB: 2 BB: 0 P: 5	1B: 11 2B: 1 3B: 0 HR: 1	SF: 0 SAC: 1 DP: 1 HBP: 0	WP: 0 PB: 0 SB: 0 CS: 0	PA: 44			
PITCHER	IP	WLS	BF	H	R	ER	SO	BB	IBB	HBP	BLK	WP	HR	S	P	ERA	WHIP								
Lynn McClothen, R ERA: 2.89 (1, 1)	6.0	L	30	10	7	4	3	1	0	0	0	0	1	35	39	6.00	1.833								
Mike Garman, R ERA: 3.14 (7, 1)	0.1		5	2	1	0	0	0	1	0	0	0	0	4	8	0.00	6.000								
Al Hrabosky, L ERA: 4.78 (7, 1)	0.2		1	0	0	0	1	0	0	0	0	0	0	3	3	0.00	0.000								
Orlando Peña, R ERA: 2.13 (8, 1)	2.0		8	1	0	0	0	0	0	0	0	0	0	8	8	0.00	0.500								

Houston Astros @ St. Louis Cardinals
 Busch Stadium, St. Louis, MO
 Thu Jul 18 1974, 7:05 PM CDT
 Att: 11,560 - Unknown

AB 41
 R 8
 H 13
 RBI 8
 BB 2
 SO 4
 LOB 20



Batter	1	2	3	4	5	6	7	8	9	AB	R	H	RBI	BB	SO	LOB	BOTTOM								
Lou Brock, L OBP: 0.378, SLG: 0.411 (1, 7)	CS 1B		1-3		S 1B			CS S 1B		4	0	3	2	0	0	0									
Bake McBride, L OBP: 0.345, SLG: 0.389 (1, 8)	E3 1-2			G6-4-3 1B	F8 1-2			F8 1-3		4	0	1	0	0	0	3									
Reggie Smith, S OBP: 0.391, SLG: 0.557 (1, 9)	G5-4-3 BB			G6-4-3 1-2		G6-3 BB		L6		2	0	0	0	2	0	1									
Joe Torre, R OBP: 0.371, SLG: 0.407 (1, 3)	G5-4-3 1-2			BB		G6-3 1-2		K		3	0	0	0	1	1	3									
Ken Reitz, R OBP: 0.310, SLG: 0.363 (1, 5)				1-3		K		E5		4	0	1	0	0	1	1									
Jerry Davanon, R OBP: 0.143, SLG: 0.143 (1, 4)	F8				F9		6-3	F8		4	0	0	0	0	0	2									
Marc Hill, R OBP: 0.400, SLG: 0.500 (1, 2)	G6-4-3 1-2				2B 1B			F8		4	1	2	0	0	0	2									
Mike Tyson, R OBP: 0.235, SLG: 0.232 (1, 6)			F8		1-3 1B			F8		3	1	1	0	0	0	1									
Lynn McClothen, L OBP: 0.275, SLG: 0.280 Mike Garman, R OBP: 0.250, SLG: 0.250 Al Hrabosky, R OBP: 0.333, SLG: 0.333 Luis Melendez, R OBP: 0.288, SLG: 0.315 Orlando Peña, R OBP: 0.500, SLG: 0.500 (1, 1) (7, 1) (7, 1) (7, PH) (8, 1)	F9				4-3			F9		2	0	0	0	0	0	2									
Inning Stats	R: 0 E: 1 K: 0 S: 3	H: 1 LOB: 1 BB: 1 P: 7	R: 0 E: 0 K: 0 S: 3	H: 1 LOB: 0 BB: 0 P: 3	R: 0 E: 0 K: 0 S: 3	H: 0 LOB: 0 BB: 0 P: 3	R: 0 E: 0 K: 0 S: 3	H: 1 LOB: 1 BB: 1 P: 7	R: 2 E: 0 K: 0 S: 6	H: 3 LOB: 1 BB: 0 P: 6	R: 0 E: 0 K: 1 S: 4	H: 0 LOB: 0 BB: 1 P: 8	R: 0 E: 0 K: 0 S: 4	H: 1 LOB: 1 BB: 0 P: 4	R: 0 E: 0 K: 0 S: 3	H: 1 LOB: 0 BB: 0 P: 3	R: 0 E: 1 K: 1 S: 6	H: 0 LOB: 1 BB: 0 P: 6	1B: 7 2B: 1 3B: 0 HR: 0	SF: 0 SAC: 0 DP: 4 HBP: 0	WP: 0 PB: 0 SB: 2 CS: 2	PA: 34			
PITCHER	IP	WLS	BF	H	R	ER	SO	BB	IBB	HBP	BLK	WP	HR	S	P	ERA	WHIP								
Claude Osteen, L ERA: 3.15 (1, 1)	9.0	W	34	8	2	2	2	3	0	0	0	0	0	35	47	2.00	1.222								

Houston Astros @ St. Louis Cardinals
 Busch Stadium, St. Louis, MO
 Thu Jul 18 1974, 7:05 PM CDT
 Att: 11,560 - Unknown

AB 31
 R 2
 H 8
 RBI 2
 BB 3
 SO 2
 LOB 16



Batter	1	2	3	4	5	6	7	8	9	AB	R	H	RBI	BB	SO	LOB	TOP											
Greg Gross, L OBP: 0.415, SLG: 0.382 (1, 9)	4-3	F7			1-3			L6	F9	5	0	0	0	0	0	3												
Roger Metzger, S OBP: 0.314, SLG: 0.320 (1, 6)	2B 6-3		4-3			K		1B 1B		4	2	2	0	0	1	0												
Cesar Cedeno, R OBP: 0.356, SLG: 0.522 (1, 8)	6-3 1-3	HR	4-3		6-3			1B 1-2	1B	4	2	2	0	0	0	0												
Bob Watson, R OBP: 0.376, SLG: 0.409 (1, 7)	6-3		5-3		4-3			1B 1-3 2-H	1B	4	0	1	2	0	0	1												
Lee May, R OBP: 0.302, SLG: 0.470 Bob Gallagher, L OBP: 0.280, SLG: 0.197 (1, 3) (8, PR) (8, 9)	HR		L3				G3	1-2 3-H	G1-6-3	4	1	3	3	0	0	0												
Milt May, L OBP: 0.349, SLG: 0.378 (1, 2)	3-1		L3				4-3	1-2	G1-6-3	4	0	0	0	0	0	3												
Doug Rader, R OBP: 0.334, SLG: 0.438 (1, 5)		5-3			F9			1B 1B	6-3	4	0	1	0	0	0	0												
Tommy Helms, R OBP: 0.320, SLG: 0.363 Larry Milbourne, S OBP: 0.356, SLG: 0.341 (1, 4) (7, PR) (7, 4)	SH1-3					CS		1-2	SH2-3	2	0	2	0	1	0	0												
Tom Griffin, R OBP: 0.364, SLG: 0.561 Mike Cosgrove, L (8, 1)	SH1-3				K			K	SH2-3	2	0	0	0	0	2	3												
Inning Stats	R: 3 E: 0 K: 0 S: 6	H: 3 LOB: 0 BB: 0 P: 6	R: 0 E: 0 K: 0 S: 4	H: 1 LOB: 1 BB: 0 P: 4	R: 0 E: 0 K: 0 S: 3	H: 0 LOB: 0 BB: 0 P: 3	R: 0 E: 0 K: 0 S: 3	H: 1 LOB: 0 BB: 0 P: 3	R: 0 E: 0 K: 1 S: 4	H: 0 LOB: 0 BB: 1 P: 8	R: 0 E: 0 K: 1 S: 5	H: 0 LOB: 0 BB: 0 P: 5	R: 0 E: 0 K: 1 S: 7	H: 2 LOB: 2 BB: 0 P: 7	R: 2 E: 0 K: 0 S: 6	H: 4 LOB: 2 BB: 0 P: 6	R: 0 E: 0 K: 0 S: 4	H: 1 LOB: 1 BB: 0 P: 4	1B: 10 2B: 2 3B: 0 HR: 1	SF: 0 SAC: 2 DP: 2 HBP: 0	WP: 0 PB: 0 SB: 0 CS: 1	PA: 37						
PITCHER	IP	WLS	BF	H	R	ER	SO	BB	IBB	HBP	BLK	WP	HR	S	P	ERA	WHIP											
Ray Bare, R ERA: 7.84 Mike Garman, R ERA: 3.14 Rich Folkers, L ERA: 3.14 Orlando Pena, R ERA: 2.08	(1, 1)	7.1	L	30	9	5	5	3	1	0	0	0	0	1	35	39	6.14	1.364										

Houston Astros @ St. Louis Cardinals
 Busch Stadium, St. Louis, MO
 Fri Jul 19, 1974, 7:05 PM CDT
 Att: 19,230 - Unknown

AB	34
R	5
H	12
RBI	5
BB	1
SO	3
LOB	10



Batter	1	2	3	4	5	6	7	8	9	AB	R	H	RBI	BB	SO	LOB	BOTTOM										
Lou Brock, L OBP: 0.377, SLG: 0.409 (1, 7)	F8		F9			G4-6-3		F7		4	0	1	0	0	0	1											
Ken Reitz, R OBP: 0.312, SLG: 0.363 (1, 5)	L4			FC6-4		G4-6-3		1B BB		3	0	1	0	1	0	1											
Bake McBride, L OBP: 0.348, SLG: 0.387 (1, 8)	FC6-4			FC6-4		L3		K		4	1	1	0	0	1	2											
Reggie Smith, S OBP: 0.389, SLG: 0.553 (1, 9)	FC6-4			F8				F3		4	0	1	0	0	0	3											
Joe Torre, R OBP: 0.372, SLG: 0.415 (1, 3)		6-3				G6-4-3				4	0	2	1	0	0	1											
Jerry Davanon, R OBP: 0.091, SLG: 0.091 (1, 4)		F7		F8		F8		F9		4	0	0	0	0	0	3											
Marc Hill, R OBP: 0.333, SLG: 0.417 Jim Dwyer, L OBP: 0.378, SLG: 0.475 Jack Heidemann, R OBP: 0.321, SLG: 0.275 (1, 2) (8, PH) (9, 6)						K		F7		2	0	0	0	0	2	0											
Mike Tyson, R OBP: 0.233, SLG: 0.230 Tim McCarver, L OBP: 0.356, SLG: 0.242 Orlando Pena, R OBP: 0.500, SLG: 0.500 (1, 6) (8, PH) (9, 1)					F8					2	0	0	0	0	0	0											
Ray Bare, R Mike Garman, R Rich Folkers, L Ted Simmons, S (1, 1) (8, 1) (8, 1) (8, PH) (9, 2)					K			F8		0	0	0	0	0	0	0											
Inning Stats	R: 0 E: 0 K: 0 S: 4	H: 1 LOB: 1 BB: 0 P: 4	R: 0 E: 0 K: 1 S: 5	H: 0 LOB: 0 BB: 0 P: 5	R: 0 E: 0 K: 1 S: 5	H: 0 LOB: 0 BB: 0 P: 5	R: 1 E: 0 K: 0 S: 5	H: 2 LOB: 1 BB: 0 P: 5	R: 0 E: 0 K: 2 S: 7	H: 0 LOB: 0 BB: 0 P: 7	R: 0 E: 0 K: 0 S: 3	H: 1 LOB: 0 BB: 0 P: 3	R: 0 E: 0 K: 0 S: 3	H: 1 LOB: 1 BB: 0 P: 3	R: 0 E: 0 K: 0 S: 3	H: 0 LOB: 2 BB: 1 P: 7	R: 0 E: 0 K: 1 S: 6	H: 1 LOB: 2 BB: 1 P: 10	1B: 5 2B: 0 3B: 1 HR: 0	SF: 0 SAC: 0 DP: 2 HBP: 0	WP: 0 PB: 0 SB: 0 CS: 0	PA: 33					
PITCHER	IP	WLS	BF	H	R	ER	SO	BB	IBB	HBP	BLK	WP	HR	S	P	ERA	WHIP										
Tom Griffin, R ERA: 2.96 Mike Cosgrove, L ERA: 2.11	(1, 1)	7.2	W	27	5	1	1	4	1	0	0	0	0	7	11	0.00	1.500										

Houston Astros @ St. Louis Cardinals
 Busch Stadium, St. Louis, MO
 Fri Jul 19, 1974, 7:05 PM CDT
 Att: 19,230 - Unknown

AB	31
R	1
H	6
RBI	1
BB	2
SO	5
LOB	12



Batter	1	2	3	4	5	6	7	8	9	AB	R	H	RBI	BB	SO	LOB	TOP										
Greg Gross, L (1,9) OBP: 0.413, SLG: 0.378	5-3		SH2-3		F8		L6			3	0	0	1	1	0	0	Houston Astros @ St. Louis Cardinals Busch Stadium, St. Louis, MO Sat Jul 20 1974, 3:33 AM CDT Att: 13,448 - Unknown										
Roger Metzger, S (1,6) OBP: 0.313, SLG: 0.318	4-3		G3		G3					5	1	1	0	0	1	4											
Cesar Cedeno, R (1,8) OBP: 0.357, SLG: 0.522			F8		F7					4	1	1	1	1	0	1											
Bob Watson, R (1,7) OBP: 0.376, SLG: 0.409	F7									5	2	2	1	0	0	1											
Lee May, R (1,3) Wilbur Howard, S (8, PR) OBP: 0.304, SLG: 0.468 OBP: 0.300, SLG: 0.333		6-3								3	0	1	0	1	0	1											
Milt May, L (1,2) OBP: 0.348, SLG: 0.377										0	1	0	0	1	0	0											
Doug Rader, R (1,5) OBP: 0.336, SLG: 0.438										3	0	1	1	1	2	2											
Tommy Helms, R (1,4) Larry Milbourne, S (8, PR) OBP: 0.322, SLG: 0.365 OBP: 0.356, SLG: 0.341										4	0	2	1	0	1	1											
Dave Roberts, L (1,1) Bob Gallego, L (7, PH) Ken Forsch, R (7,1) Cliff Johnson, R (8, PH) Jim York, R (8,1) Mike Cosgrove, L (8,1) Don Wilson, R (9,1) OBP: 0.250, SLG: 0.250										2	0	1	0	0	0	2											
Inning Stats	R: 0 E: 0 K: 0 S: 3	H: 0 LOB: 1 BB: 1 P: 7	R: 0 E: 0 K: 2 S: 8	H: 1 LOB: 1 BB: 0 P: 8	R: 0 E: 0 K: 0 S: 4	H: 1 LOB: 2 BB: 0 P: 4	R: 1 E: 1 K: 0 S: 6	H: 3 LOB: 2 BB: 0 P: 6	R: 0 E: 0 K: 2 S: 8	H: 1 LOB: 1 BB: 0 P: 8	R: 0 E: 0 K: 0 S: 3	H: 0 LOB: 0 BB: 0 P: 3	R: 0 E: 0 K: 1 S: 9	H: 4 LOB: 3 BB: 3 P: 21	R: 0 E: 0 K: 0 S: 2	H: 0 LOB: 0 BB: 1 P: 6		1B: 9 2B: 1 3B: 0 HR: 0	SF: 0 SAC: 2 DP: 1 HBP: 0	WP: 0 PB: 0 SB: 1 CS: 1	PA: 42						
PITCHER	IP	WLS	BF	H	R	ER	SO	BB	IBB	HBP	BLK	WP	HR	S	P	ERA	WHIP										
Alan Foster, R (1,1) ERA: 3.63	7.0		32	9	5	4	4	1	1	0	0	0	0	38	46	5.14	1.429										
Rich Folkers, L (8,1) ERA: 3.12	0.1		3	1	0	0	0	0	1	0	0	0	0	2	6	0.00	3.000										
Orlando Pena, R (8,1) ERA: 2.06	0.1		1	0	0	0	0	0	0	0	0	0	0	1	1	0.00	0.000										
Al Hrabosky, L (8,1) ERA: 4.62	1.1	W	5	0	0	0	1	2	0	0	0	0	0	5	13	0.00	1.500										

Batter	1	2	3	4	5	6	7	8	9	AB	R	H	RBI	BB	SO	LOB	BOTTOM										
Lou Brock, L (1,7) OBP: 0.374, SLG: 0.409	F8									5	1	1	1	0	1	0	Houston Astros @ St. Louis Cardinals Busch Stadium, St. Louis, MO Sat Jul 20 1974, 3:33 AM CDT Att: 13,448 - Unknown										
Jerry Davanon, R (1,4) OBP: 0.250, SLG: 0.143										3	1	1	1	2	1	0											
Bake McBride, L (1,8) OBP: 0.348, SLG: 0.385										4	1	1	0	0	0	1											
Reggie Smith, S (1,9) OBP: 0.386, SLG: 0.550										5	1	1	0	0	0	5											
Joe Torre, R (1,3) OBP: 0.375, SLG: 0.417										3	1	1	1	2	0	0											
Ken Reitz, R (1,5) OBP: 0.312, SLG: 0.366										3	0	1	0	0	0	1											
Tim McCarver, L (8, PH) OBP: 0.360, SLG: 0.250										2	0	1	2	0	0	1											
Marc Hill, R (1,2) OBP: 0.400, SLG: 0.385										1	0	0	0	2	0	1											
Ted Simmons, S (8, PH) OBP: 0.313, SLG: 0.441										1	0	1	0	0	0	0											
Mike Tyson, R (1,6) OBP: 0.234, SLG: 0.231										3	0	1	1	0	1	2											
Jim Dwyer, L (8, PH) OBP: 0.378, SLG: 0.475										0	0	0	0	0	0	0											
Jack Heidemann, R (8, PH) OBP: 0.316, SLG: 0.269										1	0	0	0	0	1	2											
Alan Foster, R (1,1) OBP: 0.216, SLG: 0.194										3	0	0	0	0	0	2											
Rich Folkers, L (8,1) ERA: 3.12										0	0	0	0	0	0	0											
Orlando Pena, R (8,1) OBP: 0.500, SLG: 0.500										0	0	0	0	0	0	0											
Al Hrabosky, R (8,1) OBP: 0.333, SLG: 0.333										0	0	0	0	0	0	0											
Luis Melendez, R (8, PH) OBP: 0.293, SLG: 0.344										1	1	1	0	0	0	0											
Inning Stats	R: 0 E: 0 K: 0 S: 3	H: 0 LOB: 1 BB: 1 P: 7	R: 0 E: 0 K: 1 S: 5	H: 0 LOB: 1 BB: 1 P: 9	R: 1 E: 0 K: 0 S: 4	H: 2 LOB: 1 BB: 0 P: 5	R: 0 E: 0 K: 0 S: 4	H: 1 LOB: 1 BB: 0 P: 4	R: 0 E: 0 K: 1 S: 5	H: 0 LOB: 0 BB: 0 P: 5	R: 2 E: 0 K: 0 S: 6	H: 3 LOB: 2 BB: 1 P: 10	R: 0 E: 0 K: 1 S: 5	H: 0 LOB: 0 BB: 0 P: 5	R: 0 E: 0 K: 1 S: 6	H: 1 LOB: 2 BB: 1 P: 10	R: 3 E: 0 K: 0 S: 5	H: 3 LOB: 2 BB: 2 P: 13	1B: 5 2B: 5 3B: 1 HR: 0	SF: 0 SAC: 0 DP: 1 HBP: 1	WP: 1 PB: 0 SB: 0 CS: 0	PA: 42					
PITCHER	IP	WLS	BF	H	R	ER	SO	BB	IBB	HBP	BLK	WP	HR	S	P	ERA	WHIP										
Dave Roberts, L (1,1) ERA: 3.72	6.0		27	6	3	3	2	2	1	1	0	0	0	5	5	4.50	1.333										
Ken Forsch, R (7,1) ERA: 3.19	1.0		3	0	0	0	1	0	0	0	0	0	0	5	5	0.00	0.000										
Jim York, R (8,1) ERA: 1.37	0.2		4	1	0	0	0	1	0	0	0	0	0	3	7	0.00	3.000										
Mike Cosgrove, L (8,1) ERA: 2.63	1.0	L	6	2	3	3	1	1	0	0	0	0	0	7	11	27.00	3.000										
Don Wilson, R (9,1) ERA: 4.09	0.0		2	1	0	0	0	1	0	0	0	0	0	1	5	∞	∞										



Batter	1	2	3	4	5	6	7	8	9	AB	R	H	RBI	BB	SO	LOB	TOP						
Greg Gross, L (1,9) OBP: 0.408, SLG: 0.373	F8		3-1		F7		G6-3			4	0	0	0	0	0	3	Houston Astros @ St. Louis Cardinals Busch Stadium, St. Louis, MO Sun Jul 21 1974, 3:33 AM CDT Att: 15,006 - Unknown AB 34 R 1 H 8 RBI 1 BB 2 SO 3 LOB 18						
Roger Metzger, S (1,6) OBP: 0.309, SLG: 0.314	3-1		6-3		E3		4-3			4	0	0	0	0	2								
Cesar Cedeno, R (1,8) OBP: 0.358, SLG: 0.524	1B		P6		F7		1B			4	1	2	0	0	3								
Bob Watson, R (1,7) OBP: 0.375, SLG: 0.407	2H		1B		K		P5		F8	4	0	1	1	0	1								
Lee May, R (1,3) OBP: 0.304, SLG: 0.469	1-3				2B		4-3		K	4	0	1	0	0	2								
Milt May, L (1,2) OBP: 0.351, SLG: 0.377		3-4-1			G6-4-3		FC6		F7	3	0	1	0	1	0								
Doug Rader, R (1,5) OBP: 0.335, SLG: 0.433		6-3			G6-4-3		FC6		BB	3	0	0	0	1	0								
Tommy Helms, R (1,4) OBP: 0.324, SLG: 0.367		P6			FC1-6		G6-3		F7	4	0	2	0	0	1								
Larry Dierker, R (1,1) OBP: 0.217, SLG: 0.267					FC1-6		K		F3	2	0	1	0	0	1								
Fred Scherman, L (6,1)					3-1					0	0	0	0	0	0								
Bob Gallagher, L (7,PH) OBP: 0.273, SLG: 0.191					2B					1	0	0	0	0	1								
Ken Forsch, R (7,1) OBP: 0.375, SLG: 0.456										0	0	0	0	0	0								
Cliff Johnson, R (9,PH) OBP: 0.375, SLG: 0.456										1	0	0	0	0	1								
Inning Stats	R: 1 E: 0 K: 0 S: 5	H: 2 LOB: 1 BB: 0 P: 5	R: 0 E: 0 K: 0 S: 3	H: 0 LOB: 0 BB: 0 P: 3	R: 0 E: 0 K: 0 S: 4	H: 1 LOB: 1 BB: 0 P: 4	R: 0 E: 0 K: 1 S: 5	H: 1 LOB: 1 BB: 0 P: 9	R: 0 E: 1 K: 0 S: 5	H: 1 LOB: 2 BB: 0 P: 5	R: 0 E: 0 K: 0 S: 4	H: 1 LOB: 0 BB: 1 P: 4	R: 0 E: 0 K: 1 S: 5	H: 1 LOB: 0 BB: 5 P: 5	R: 0 E: 0 K: 1 S: 6	H: 0 LOB: 1 BB: 1 P: 6		R: 0 E: 0 K: 0 S: 3	H: 0 LOB: 1 BB: 7 P: 7	1B: 5 2B: 3 3B: 0 HR: 0	SF: 0 SAC: 0 DP: 2 HBP: 0	WP: 0 PB: 0 SB: 0 CS: 0	PA: 36
PITCHER Bob Forsch, R (1,1) ERA: 3.55	IP: 9.0 WLS: W BF: 36 H: 8 R: 1 ER: 1 SO: 3 BB: 2 IBB: 0 HBP: 0 BLK: 0 WP: 0 HR: 0 S: 40 P: 48 ERA: 1.00 WHIP: 1.111															PITCHER							

Batter	1	2	3	4	5	6	7	8	9	AB	R	H	RBI	BB	SO	LOB	BOTTOM				
Lou Brock, L (1,7) OBP: 0.378, SLG: 0.413	1B				P6					4	1	3	1	0	0	0	Houston Astros @ St. Louis Cardinals Busch Stadium, St. Louis, MO Sun Jul 21 1974, 3:33 AM CDT Att: 15,006 - Unknown AB 33 R 9 H 14 RBI 8 BB 2 SO 1 LOB 13				
Jose Cruz, L (8,7) OBP: 0.328, SLG: 0.430	FC4-6									1	1	1	2	0	0						
Jerry Davanon, R (1,4) OBP: 0.286, SLG: 0.263	1B									5	1	2	0	0	2						
Bake McBride, L (1,8) OBP: 0.350, SLG: 0.387	1B									4	0	2	0	0	4						
Reggie Smith, S (1,9) OBP: 0.382, SLG: 0.543	FC4-6									4	0	0	1	0	3						
Ted Simmons, S (1,2) OBP: 0.313, SLG: 0.437	3H									3	0	0	0	0	1						
Joe Torre, R (1,3) OBP: 0.380, SLG: 0.418										2	2	1	0	2	1						
Ken Reitz, R (1,5) OBP: 0.314, SLG: 0.377										4	2	2	2	0	1						
Mike Tyson, R (1,6) OBP: 0.242, SLG: 0.252										4	1	3	2	0	0						
Bob Forsch, R (1,1) OBP: 0.111, SLG: 0.111										2	1	0	0	0	1						
Inning Stats	R: 1 E: 0 K: 0 S: 5	H: 2 LOB: 1 BB: 0 P: 5	R: 2 E: 0 K: 0 S: 6	H: 3 LOB: 2 BB: 1 P: 10	R: 0 E: 0 K: 0 S: 3	H: 0 LOB: 1 BB: 1 P: 7	R: 0 E: 0 K: 0 S: 3	H: 0 LOB: 0 BB: 0 P: 3	R: 0 E: 0 K: 0 S: 3	H: 1 LOB: 0 BB: 0 P: 3	R: 3 E: 0 K: 0 S: 6	H: 4 LOB: 0 BB: 0 P: 6	R: 1 E: 0 K: 1 S: 6	H: 2 LOB: 1 BB: 0 P: 7	R: 2 E: 0 K: 0 S: 5	H: 2 LOB: 0 BB: 0 P: 5		1B: 9 2B: 2 3B: 1 HR: 2	SF: 0 SAC: 2 DP: 2 HBP: 1	WP: 1 PB: 0 SB: 3 CS: 1	PA: 39
PITCHER Larry Dierker, R (1,1) ERA: 2.61	IP: 5.2 WLS: L BF: 27 H: 9 R: 6 ER: 6 SO: 6 BB: 2 IBB: 0 HBP: 0 BLK: 0 WP: 1 HR: 1 S: 25 P: 33 ERA: 9.53 WHIP: 1.941															PITCHER					
Fred Scherman, L (6,1) ERA: 4.47	0.1	1	1	0	0	0	0	0	0	0	0	1	1	0.00	3.000						
Ken Forsch, R (7,1) ERA: 3.6	2.0	10	4	3	3	1	0	0	0	0	0	11	12	13.50	2.000						

Batter	1	2	3	4	5	6	7	8	9	AB	R	H	RBI	BB	SO	LOB	TOP					
Davey Lopes, R OBP: 0.350, SLG: 0.316 (1, 4)										4	0	2	0	0	0	0						
Bill Buckner, L OBP: 0.354, SLG: 0.401 (1, 7)										4	0	1	1	0	0	1						
Jimmy Wynn, R OBP: 0.398, SLG: 0.554 (1, 8)										4	0	0	0	0	1	3						
Steve Garvey, R OBP: 0.341, SLG: 0.490 (1, 3)										4	1	1	0	0	0	1						
Ron Cey, R OBP: 0.361, SLG: 0.410 (1, 5)										3	0	0	0	1	0	0						
Willie Crawford, L OBP: 0.372, SLG: 0.407 (1, 9)										3	0	0	0	0	1	2						
Joe Ferguson, R OBP: 0.389, SLG: 0.455 (1, 2)										2	0	0	1	0	1	0						
Bill Russell, R OBP: 0.332, SLG: 0.382 (1, 6)										3	1	1	0	0	1	1						
Doug Rau, L OBP: 0.222, SLG: 0.167 (1, 1)										2	0	0	0	0	1	0						
Inning Stats	R: 0 E: 0 K: 1 S: 6	H: 2 LOB: 1 BB: 0 P: 6	R: 0 E: 0 K: 1 S: 5	H: 0 LOB: 0 BB: 0 P: 5	R: 0 E: 0 K: 2 S: 7	H: 0 LOB: 0 BB: 0 P: 7	R: 0 E: 0 K: 0 S: 3	H: 0 LOB: 0 BB: 0 P: 3	R: 0 E: 0 K: 1 S: 5	H: 0 LOB: 0 BB: 0 P: 5	R: 1 E: 0 K: 0 S: 5	H: 2 LOB: 1 BB: 0 P: 5	R: 1 E: 0 K: 0 S: 4	H: 1 LOB: 1 BB: 1 P: 8	R: 0 E: 0 K: 0 S: 3	H: 0 LOB: 0 BB: 0 P: 3	R: 0 E: 0 K: 0 S: 3	H: 0 LOB: 0 BB: 0 P: 3	1B: 3 2B: 3 3B: 0 HR: 0	SF: 1 SAC: 1 DP: 1 HBP: 0	WP: 0 PB: 1 CS: 1	PA: 32
PITCHER	IP: 7.0 WLS: L BF: 26	H: 5 R: 2 ER: 1 SO: 5	BB: 1 IBB: 0 HBP: 0 BLK: 0	WP: 0 HR: 0 S: 35 P: 39	ERA: 1.29 WHIP: 0.857																	
Don Wilson, R ERA: 3.91 Ken Forsch, R ERA: 3.44	(1, 1) (8, 1)																					

Los Angeles Dodgers @ Houston Astros
Astrodome, Houston, TX
Thu Jul 25 1974, 8:05 PM EDT
Att: 43,552 - Unknown

AB 29
R 2
H 5
RBI 2
BB 1
SO 5
LOB 8



Batter	1	2	3	4	5	6	7	8	9	AB	R	H	RBI	BB	SO	LOB	BOTTOM				
Greg Gross, L OBP: 0.404, SLG: 0.367 (1, 9)										3	0	1	0	1	0	0					
Roger Metzger, S OBP: 0.305, SLG: 0.310 (1, 6)										4	0	0	0	0	4	3					
Cesar Cedeno, R OBP: 0.356, SLG: 0.518 (1, 8)										4	0	0	0	0	1	2					
Bob Watson, R OBP: 0.370, SLG: 0.401 (1, 7)										4	0	0	0	0	0	0					
Lee May, R OBP: 0.305, SLG: 0.467 (1, 3)										4	0	1	0	0	0	0					
Cliff Johnson, R OBP: 0.371, SLG: 0.447 (1, 2)										4	0	1	0	0	2	1					
Doug Rader, R OBP: 0.337, SLG: 0.442 (1, 5)										3	0	2	0	0	0	1					
Tommy Helms, R OBP: 0.327, SLG: 0.376 (1, 4)										3	0	1	0	0	0	2					
Don Wilson, R OBP: 0.219, SLG: 0.267 Ray Busse, R OBP: 0.250, SLG: 0.250 Ken Forsch, R (7, PH) (8, 1)										2 1 0	0 0 0	0 0 0	0 0 0	0 0 0	0 0 0	0 0 0					
Inning Stats	R: 0 E: 0 K: 1 S: 4	H: 0 LOB: 0 BB: 1 P: 8	R: 0 E: 0 K: 0 S: 5	H: 2 LOB: 2 BB: 0 P: 5	R: 0 E: 1 K: 1 S: 6	H: 2 LOB: 1 BB: 0 P: 6	R: 0 E: 0 K: 1 S: 6	H: 1 LOB: 1 BB: 0 P: 6	R: 0 E: 0 K: 1 S: 5	H: 0 LOB: 0 BB: 0 P: 5	R: 0 E: 0 K: 1 S: 7	H: 2 LOB: 2 BB: 0 P: 7	R: 0 E: 0 K: 2 S: 7	H: 0 LOB: 0 BB: 0 P: 7	R: 0 E: 0 K: 0 S: 3	H: 0 LOB: 0 BB: 0 P: 3	1B: 7 2B: 0 3B: 0 HR: 0	SF: 0 SAC: 0 DP: 1 HBP: 0	WP: 0 PB: 0 SB: 0 CS: 1	PA: 33	
PITCHER	IP: 9.0 WLS: W BF: 33	H: 7 R: 0 ER: 0 SO: 8	BB: 1 IBB: 0 HBP: 0 BLK: 0	WP: 0 HR: 0 S: 48 P: 52	ERA: 0.00 WHIP: 0.889																
Doug Rau, L ERA: 2.75	(1, 1)																				

Los Angeles Dodgers @ Houston Astros
Astrodome, Houston, TX
Thu Jul 25 1974, 8:05 PM EDT
Att: 43,552 - Unknown

AB 32
R 0
H 7
RBI 0
BB 1
SO 8
LOB 11



Batter	1	2	3	4	5	6	7	8	9	10	11	AB	R	H	RBI	BB	SO	LOB	TOP									
Davey Lopes, R OBP: 0.353, SLG: 0.318 (1, 4)	5-3		4-3 S BB	FC6-4 1-2		CS BB		6-3		6-3 2B		4	0	1	0	2	0	1										
Bill Buckner, L OBP: 0.351, SLG: 0.400 (1, 7)	4-3		4-3	L3				F7		6-3		6	0	1	0	0	0	3										
Jimmy Wynn, R OBP: 0.402, SLG: 0.560 (1, 8)	2B BB		K		E 2B				1B SF8 2B	5-3		4	3	2	0	2	1	2										
Steve Garvey, R OBP: 0.341, SLG: 0.490 (1, 3)	1-H 2B		F8		E4 1B 2-H			L9		1B 4-3 1B 2-3	4-3	6	0	2	1	0	0	3										
Ron Cey, R OBP: 0.360, SLG: 0.408 (1, 5)	F9			1B BB	F8				1B		6-3	4	1	1	1	1	0	2										
Willie Crawford, L OBP: 0.375, SLG: 0.411 (1, 9)		G3 SF8 2B		1B BB	F7			L6		4-3		5	2	2	0	1	0	3										
Steve Yeager, R OBP: 0.391, SLG: 0.453 Mike Marshall, R OBP: 0.095, SLG: 0.095 (7, 1)	G3			1B FC4-6 1B 1-2 2-H				K			F9	4	1	2	1	0	1	2	AB 44									
Bill Russell, R OBP: 0.331, SLG: 0.380 (1, 6)	SF8			1B	4-3			1-3		5-3		2	0	1	0	0	0	1	R 7									
Andy Messersmith, R Von Joshua, L Manny Mota, R Charlie Hough, R Joe Ferguson, R (1, 1) (4, PH) (4, PH) (4, 1) (7, 2)	K		FC4-6 FC6-4 1-2 3-H		4-3			6-3		K		1	0	0	0	0	1	0	H 13									
	R: 1 E: 0 K: 0 S: 4	H: 1 LOB: 1 BB: 1 P: 8	R: 1 E: 0 K: 1 S: 6	H: 1 LOB: 0 BB: 0 P: 6	R: 0 E: 0 K: 1 S: 5	H: 0 LOB: 1 BB: 1 P: 9	R: 3 E: 0 K: 0 S: 5	H: 2 LOB: 1 BB: 2 P: 13	R: 1 E: 1 K: 0 S: 6	H: 2 LOB: 2 BB: 0 P: 6	R: 0 E: 0 K: 1 S: 3	H: 1 LOB: 1 BB: 2 P: 11	R: 0 E: 0 K: 0 S: 3	H: 0 LOB: 0 BB: 0 P: 3	R: 1 E: 0 K: 0 S: 6	H: 3 LOB: 2 BB: 0 P: 6	R: 0 E: 0 K: 1 S: 6	H: 1 LOB: 1 BB: 0 P: 6	R: 0 E: 0 K: 0 S: 4	H: 1 LOB: 1 BB: 0 P: 4	1B: 7 2B: 6 3B: 0 HR: 0	SF: 2 SAC: 0 DP: 0 HBP: 0	WP: 0 PB: 0 SB: 1 CS: 1	PA: 52				
	PITCHER											PITCHER																
Tom Griffin, R ERA: 3.21 (1, 1)	IP	WLS	BF	H	R	ER	SO	BB	IBB	HBP	BLK	WP	HR	S	P	ERA	WHIP											
Mike Cosgrove, L ERA: 2.55 (4, 1)	3.0		14	3	1	1	0	2	0	0	0	0	0	12	20	3.00	1.667											
Ken Forsch, R ERA: 3.3 (7, 1)	5.0	W	21	6	1	1	2	0	0	0	0	0	0	25	25	1.80	1.200											

Los Angeles Dodgers @ Houston Astros
Astrodome, Houston, TX
Fri Jul 26 1974, 8:05 PM EDT
Att: 26,924 - Unknown

livebaseballscores.com
AB 44
R 7
H 13
RBI 6
BB 6
SO 4
LOB 23



Batter	1	2	3	4	5	6	7	8	9	10	11	AB	R	H	RBI	BB	SO	LOB	BOTTOM									
Greg Gross, L OBP: 0.403, SLG: 0.367 (1, 9)	1B 1B	1-3		P6		F7		F8			FC4 1B	6	1	2	0	0	0	1										
Roger Metzger, S OBP: 0.309, SLG: 0.313 (1, 6)	1B 1B		1-3			HR 1B		F7		FC4		6	2	3	1	0	0	1										
Cesar Cedeno, R OBP: 0.359, SLG: 0.535 (1, 8)	CS 1B 1-2 2-H		HR	F8		HR		4-3				5	2	3	4	0	0	1										
Lee May, R OBP: 0.301, SLG: 0.460 (1, 3)	L7		5-3		F1		K	6-3				5	0	0	0	0	1	2										
Mit May, L OBP: 0.350, SLG: 0.372 (1, 2)	K		2B 1B		BB		G3			F8		4	1	1	0	1	1	2										
Bob Watson, R OBP: 0.374, SLG: 0.410 Wilbur Howard, S OBP: 0.250, SLG: 0.273 (7, PR) (8, 7)			1B 2B		F7		BLK 2B			K		4	1	3	1	0	0	1										
Doug Rader, R OBP: 0.335, SLG: 0.439 (1, 5)	CS		K		6-3		4-3			K		5	0	1	2	0	2	2										
Tommy Helms, R OBP: 0.329, SLG: 0.381 Larry Milbourne, S OBP: 0.362, SLG: 0.349 (9, 4) (9, 4)			F8				L1-3 1B			1-4-3		4	0	2	0	0	0	1										
Tom Griffin, R SLG: 0.548 Mike Cosgrove, L ERA: 3.49 Bob Gallagher, L OBP: 0.279, SLG: 0.188 Ken Forsch, R OBP: 0.143, SLG: 0.150 (1, 1) (4, 1) (6, PH) (7, 1) (11, PH)				4-3		L1-3		1-3			SH5-3 FC4 1B	1	0	0	0	0	1	1	AB 45									
	R: 2 E: 0 K: 1 S: 8	H: 4 LOB: 1 BB: 0 P: 8	R: 0 E: 0 K: 2 S: 8	H: 1 LOB: 1 BB: 0 P: 8	R: 3 E: 0 K: 0 S: 7	H: 4 LOB: 1 BB: 0 P: 7	R: 0 E: 0 K: 0 S: 4	H: 1 LOB: 1 BB: 0 P: 4	R: 0 E: 0 K: 1 S: 3	H: 3 LOB: 2 BB: 0 P: 8	R: 0 E: 0 K: 0 S: 3	H: 0 LOB: 0 BB: 0 P: 3	R: 0 E: 0 K: 0 S: 7	H: 0 LOB: 0 BB: 0 P: 7	R: 0 E: 0 K: 2 S: 7	H: 0 LOB: 0 BB: 0 P: 7	R: 1 E: 0 K: 0 S: 4	H: 2 LOB: 2 BB: 0 P: 4	1B: 11 2B: 4 3B: 0 HR: 2	SF: 0 SAC: 1 DP: 1 HBP: 0	WP: 0 PB: 0 SB: 0 CS: 1	PA: 48						
	PITCHER											PITCHER																
Andy Messersmith, R ERA: 2.32 (1, 1)	IP	WLS	BF	H	R	ER	SO	BB	IBB	HBP	BLK	WP	HR	S	P	ERA	WHIP											
Charlie Hough, R ERA: 1.49 (4, 1)	3.2		16	5	2	2	1	1	0	0	0	0	1	17	21	15.00	1.636											
Mike Marshall, R ERA: 2.34 (7, 1)	3.2	L	14	2	1	1	2	0	0	0	1	0	0	18	18	2.46	0.545											

Los Angeles Dodgers @ Houston Astros
Astrodome, Houston, TX
Fri Jul 26 1974, 8:05 PM EDT
Att: 26,924 - Unknown

livebaseballscores.com
AB 45
R 8
H 16
RBI 8
BB 1
SO 6
LOB 13



Batter	1	2	3	4	5	6	7	8	9	AB	R	H	RBI	BB	SO	LOB	TOP			
Bobby Bonds, R OBP: 0.371, SLG: 0.452										5	1	2	0	0	1	1	San Francisco Giants @ Houston Astros Astrodome, Houston, TX Sat Jul 27 1974, 8:05 PM EDT Att: 21,563 - Dome			
Chris Speier, R OBP: 0.320, SLG: 0.329										5	0	0	0	0	1	3				
Garry Maddox, R OBP: 0.342, SLG: 0.433										3	1	0	0	2	1	0				
Ed Goodson, L OBP: 0.366, SLG: 0.439										4	0	2	2	0	0	1				
Gary Matthews, R OBP: 0.361, SLG: 0.436										3	0	0	0	1	0	3				
Randy Moffitt, R OBP: 0.429, SLG: 0.538										0	0	0	0	0	0	0				
Mike Phillips, L OBP: 0.272, SLG: 0.263										3	0	1	0	1	1	1				
Chris Arnold, R OBP: 0.333, SLG: 0.385										4	0	0	0	0	2	4				
Dave Rader, L OBP: 0.363, SLG: 0.347										3	1	2	0	1	0	0				
John D'Acquisto, R OBP: 0.288, SLG: 0.239										1	0	0	0	0	1	1				
Garvin Tompkins, L OBP: 0.329, SLG: 0.290										1	0	0	0	0	0	1				
Ron Bryant, L OBP: 0.285, SLG: 0.250										0	0	0	0	0	0	0				
Steve Ontivero, R OBP: 0.275, SLG: 0.250										1	0	0	0	0	0	0				
Steve Barber, L ERA: 5.68										0	0	0	0	0	0	0				
Dave Kingman, R OBP: 0.292, SLG: 0.288										1	0	0	0	0	1	1				
Inning Stats	R: 2 E: 0 K: 1 S: 8	H: 3 LOB: 2 BB: 1 P: 12	R: 0 E: 0 K: 1 S: 6	H: 1 LOB: 1 BB: 0 P: 6	R: 0 E: 0 K: 1 S: 5	H: 0 LOB: 1 BB: 1 P: 9	R: 1 E: 1 K: 1 S: 7	H: 2 LOB: 1 BB: 0 P: 7	R: 0 E: 0 K: 0 S: 3	H: 0 LOB: 0 BB: 0 P: 3	R: 0 E: 0 K: 1 S: 6	H: 1 LOB: 1 BB: 0 P: 6	R: 0 E: 0 K: 1 S: 5	H: 0 LOB: 0 BB: 1 P: 9	R: 0 E: 0 K: 1 S: 5	H: 0 LOB: 0 BB: 0 P: 5	1B: 7 2B: 0 3B: 0 HR: 0	SF: 0 SAC: 0 DP: 0 HBP: 0	WP: 0 PB: 0 SB: 4 CS: 0	PA: 39
PITCHER Larry Dierker, R ERA: 2.57	IP: 9.0 WLS: W BF: 39 H: 7 R: 3 ER: 2 SO: 8 BB: 5 IBB: 0 HBP: 0 BLK: 0 WP: 0 HR: 0 S: 50 P: 70 ERA: 2.00 WHIP: 1.333															IP: 9.0 WLS: W BF: 39 H: 7 R: 3 ER: 2 SO: 8 BB: 5 IBB: 0 HBP: 0 BLK: 0 WP: 0 HR: 0 S: 50 P: 70 ERA: 2.00 WHIP: 1.333				

Batter	1	2	3	4	5	6	7	8	9	AB	R	H	RBI	BB	SO	LOB	BOTTOM			
Greg Gross, L OBP: 0.406, SLG: 0.368										4	1	2	2	1	1	1	San Francisco Giants @ Houston Astros Astrodome, Houston, TX Sat Jul 27 1974, 8:05 PM EDT Att: 21,563 - Dome			
Roger Metzger, S OBP: 0.305, SLG: 0.314										5	2	2	0	0	1	2				
Cesar Cedeno, R OBP: 0.359, SLG: 0.532										4	1	1	1	1	2	2				
Lee May, R OBP: 0.297, SLG: 0.455										4	1	0	1	0	1	1				
Milt May, L OBP: 0.355, SLG: 0.374									4	2	2	0	1	0	2					
Bob Watson, R OBP: 0.375, SLG: 0.410									3	1	1	1	1	0	2					
Doug Rader, R OBP: 0.339, SLG: 0.439									2	2	1	1	2	0	1					
Tommy Helms, R OBP: 0.329, SLG: 0.383									3	1	1	2	0	0	3					
Larry Milbourne, S ERA: 6.53									1	0	0	0	0	0	2					
Larry Dierker, R OBP: 0.224, SLG: 0.271									3	0	1	2	0	1	0					
Inning Stats	R: 0 E: 0 K: 2 S: 7	H: 1 LOB: 1 BB: 0 P: 7	R: 3 E: 0 K: 0 S: 5	H: 2 LOB: 1 BB: 2 P: 13	R: 2 E: 1 K: 1 S: 8	H: 2 LOB: 1 BB: 0 P: 8	R: 0 E: 0 K: 2 S: 7	H: 0 LOB: 0 BB: 0 P: 7	R: 0 E: 0 K: 0 S: 3	H: 0 LOB: 0 BB: 0 P: 3	R: 3 E: 0 K: 0 S: 6	H: 3 LOB: 1 BB: 1 P: 10	R: 1 E: 0 K: 1 S: 6	H: 1 LOB: 2 BB: 2 P: 14	R: 2 E: 0 K: 0 S: 5	H: 2 LOB: 1 BB: 1 P: 9	1B: 10 2B: 2 3B: 0 HR: 0	SF: 1 SAC: 1 DP: 1 HBP: 0	WP: 1 PB: 0 SB: 2 CS: 1	PA: 41
PITCHER John D'Acquisto, R ERA: 3.37	IP: 3.0 WLS: L BF: 16 H: 5 R: 5 ER: 4 SO: 3 BB: 2 IBB: 0 HBP: 0 BLK: 0 WP: 0 HR: 0 S: 20 P: 28 ERA: 12.00 WHIP: 2.333															IP: 3.0 WLS: L BF: 16 H: 5 R: 5 ER: 4 SO: 3 BB: 2 IBB: 0 HBP: 0 BLK: 0 WP: 0 HR: 0 S: 20 P: 28 ERA: 12.00 WHIP: 2.333				
Ron Bryant, L ERA: 6.53	IP: 2.0 WLS: 0 BF: 6 H: 0 R: 0 ER: 0 SO: 2 BB: 0 IBB: 0 HBP: 0 BLK: 0 WP: 0 HR: 0 S: 10 P: 10 ERA: 0.00 WHIP: 0.000															IP: 2.0 WLS: 0 BF: 6 H: 0 R: 0 ER: 0 SO: 2 BB: 0 IBB: 0 HBP: 0 BLK: 0 WP: 0 HR: 0 S: 10 P: 10 ERA: 0.00 WHIP: 0.000				
Steve Barber, L ERA: 5.68	IP: 1.2 WLS: 12 BF: 4 H: 4 R: 4 ER: 4 SO: 1 BB: 2 IBB: 1 HBP: 0 BLK: 0 WP: 0 HR: 0 S: 11 P: 23 ERA: 21.60 WHIP: 3.600															IP: 1.2 WLS: 12 BF: 4 H: 4 R: 4 ER: 4 SO: 1 BB: 2 IBB: 1 HBP: 0 BLK: 0 WP: 0 HR: 0 S: 11 P: 23 ERA: 21.60 WHIP: 3.600				
Randy Moffitt, R ERA: 3.41	IP: 1.1 WLS: 7 BF: 2 H: 2 R: 2 ER: 2 SO: 0 BB: 1 IBB: 0 HBP: 0 BLK: 0 WP: 0 HR: 0 S: 6 P: 10 ERA: 13.50 WHIP: 2.250															IP: 1.1 WLS: 7 BF: 2 H: 2 R: 2 ER: 2 SO: 0 BB: 1 IBB: 0 HBP: 0 BLK: 0 WP: 0 HR: 0 S: 6 P: 10 ERA: 13.50 WHIP: 2.250				

Batter	1	2	3	4	5	6	7	8	9	10	AB	R	H	RBI	BB	SO	LOB	TOP							
Bobby Bonds, R OBP: 0.371, SLG: 0.452 (1.9)	0-0 SH3 1B	0-0 FC6-4			0-0 1B			0-0 6-3	0-3 K		5	0	2	0	0	1	3	San Francisco Giants @ Houston Astros Astrodome, Houston, TX Sun Jul 28 1974, 4:33 AM EDT Att: 17,958 - Dome							
Tito Fuentes, S OBP: 0.250, SLG: 0.250 (1.4)	0-0 SH3 1-2		0-0 F7		0-0 F8			0-0 6-3		0-0 1B S 1B	4	0	1	0	0	0	1								
Garry Maddox, R OBP: 0.340, SLG: 0.430 (1.8)	0-3 K		0-0 4-3		0-0 F7			0-0 1B		0-3 K 1-2	5	0	1	0	0	2	3								
Steve Ontiveros, S Dave Rader, L OBP: 0.366, SLG: 0.351 (1.3) (9.2)	0-3 K2-3		0-0 5-3		0-0 F3			0-0 1B		0-0 1B 2-3	4	0	1	0	0	1	1								
Gary Matthews, R OBP: 0.331, SLG: 0.433 (1.7)		4-0 FC6 BB		0-3 K				0-0 5-3		0-0 1B F9	4	0	1	0	1	1	2								
Chris Speller, R OBP: 0.321, SLG: 0.330 (1.6)		0-0 FC6 1B		4-0 6-3 BB				0-0 5-3		0-0 1B 2B 6-3	4	2	1	0	1	0	3								
Bruce Miller, R OBP: 0.324, SLG: 0.308 Chris Arnold, R OBP: 0.331, SLG: 0.382 (1.5) (9. PH) (9.5)		0-0 6-3		0-0 6-3				0-0 CS 1B		0-0 6-3	3	0	1	0	0	0	2								
Ken Rudolph, R OBP: 0.309, SLG: 0.227 Ed Goodson, L OBP: 0.359, SLG: 0.442 Randy Moffitt, R OBP: 0.429, SLG: 0.538 (1.2) (9. PH) (9.1)		0-0 1B 2-H		0-0 F3				0-0 K 1-2		0-0 1B 2-H	3	0	1	1	0	1	2								
Charlie Williams, R OBP: 0.222, SLG: 0.176 Ron Bryant, S OBP: 0.050, SLG: 0.050 Elias Sosa, R OBP: 0.063, SLG: 0.063 Gary Thomasson, L OBP: 0.321, SLG: 0.291 (1.1) (7.1) (8.1) (9. PH) (9.3)		0-0 FC6-4 1B		0-0 6-3				0-0 5-3		0-3 K	3	0	1	0	0	0	0								
Inning Stats	R: 0 E: 0 K: 2 S: 8	H: 1 LOB: 1 BB: 0 P: 8	R: 1 E: 0 K: 0 S: 5	H: 2 LOB: 2 BB: 1 P: 9	R: 0 E: 0 K: 0 S: 3	H: 0 LOB: 0 BB: 0 P: 3	R: 0 E: 0 K: 1 S: 5	H: 0 LOB: 1 BB: 1 P: 9	R: 0 E: 0 K: 0 S: 4	H: 1 LOB: 1 BB: 0 P: 4	R: 0 E: 0 K: 0 S: 3	H: 0 LOB: 0 BB: 0 P: 3	R: 0 E: 0 K: 1 S: 5	H: 1 LOB: 0 BB: 0 P: 5	R: 0 E: 0 K: 0 S: 5	H: 2 LOB: 2 BB: 0 P: 5	R: 1 E: 0 K: 2 S: 9		H: 2 LOB: 1 BB: 0 P: 9	R: 0 E: 0 K: 1 S: 7	H: 3 LOB: 2 BB: 0 P: 7	1B: 11 2B: 1 3B: 0 HR: 0	SF: 0 SAC: 1 DP: 0 HBP: 0	WP: 0 PA: 42	
PITCHER	IP 8.0	WLS 33	H 8	R 2	ER 2	SO 4	BB 2	IBB 0	HBP 0	BLK 0	WP 0	HR 0	S 39	P 47	ERA 2.25	WHIP 1.250									
Dave Roberts, L ERA: 3.64 Ken Forsch, R ERA: 3.24 Jim York, R ERA: 2.57 (1.1) (9.1) (10.1)	1.0	4	1	0	0	2	0	0	0	0	0	0	8	8	0.00	1.000									
PITCHER	IP 10.1	WLS 5	H 3	R 0	ER 0	SO 1	BB 0	IBB 0	HBP 0	BLK 0	WP 0	HR 0	S 7	P 7	ERA 0.00	WHIP 3.000									

AB	39
R	2
H	12
RBI	2
BB	2
SO	7
LOB	19



Batter	1	2	3	4	5	6	7	8	9	10	AB	R	H	RBI	BB	SO	LOB	BOTTOM						
Greg Gross, L OBP: 0.405, SLG: 0.369 (1.9)	0-0 F7		0-0 7-1-4 1B			0-0 4-3 S 2B 1B			0-0 F8		5	1	2	0	0	1	3	San Francisco Giants @ Houston Astros Astrodome, Houston, TX Sun Jul 28 1974, 4:33 AM EDT Att: 17,958 - Dome						
Roger Metzger, S OBP: 0.308, SLG: 0.313 (1.6)	0-0 F7		0-0 7-1-4 1-2			0-3 K				0-0 1B 1B	5	1	1	0	0	1	3							
Cesar Cedeno, R OBP: 0.362, SLG: 0.534 (1.8)	0-0 2B			0-0 4-3		0-0 4-3		4-0 FC4 BB		0-0 1B 1B	4	0	2	0	1	0	1							
Lee May, R OBP: 0.299, SLG: 0.457 (1.3)	0-0 F5			0-0 5-3		0-0 2B		0-0 F8		0-0 1B	5	0	2	2	0	0	2							
Johnny Edwards, L OBP: 0.234, SLG: 0.341 Wilbur Howard, S OBP: 0.250, SLG: 0.273 Milt May, L OBP: 0.355, SLG: 0.374 (1.2) (8. PR) (9.2)		0-0 4-3		0-0 F3		4-0 BB		0-0 FC4 CS			3	0	0	0	1	0	1							
Bob Watson, R OBP: 0.376, SLG: 0.409 (1.7)		4-0 WP BB		0-0 6-3		0-0 F7		0-0 CS		0-0 1B 1B	3	0	1	0	1	0	2							
Doug Rader, R OBP: 0.339, SLG: 0.437 (1.5)		0-3 K			0-0 F9			0-0 F3		0-0 1B 2B	4	1	1	0	0	1	2							
Tommy Helms, R OBP: 0.332, SLG: 0.389 Larry Milbourne, S OBP: 0.367, SLG: 0.356 (1.4) (9. PH) (10.4)		0-0 F7			0-0 1B			0-0 FC5-4 1B		0-0 1B	3	0	2	1	0	0	1							
Dave Roberts, L OBP: 0.235, SLG: 0.388 Ken Forsch, R Cliff Johnson, R Jim York, R (1.1) (9.1) (9. PH) (10.1)			0-0 1-3		0-0 F7			0-0 3-1		0-0 FC5-4	3	0	0	0	0	0	2							
Inning Stats	R: 0 E: 0 K: 0 S: 4	H: 1 LOB: 1 BB: 0 P: 4	R: 0 E: 0 K: 1 S: 5	H: 0 LOB: 0 BB: 1 P: 9	R: 0 E: 0 K: 0 S: 3	H: 0 LOB: 0 BB: 0 P: 3	R: 0 E: 0 K: 0 S: 3	H: 0 LOB: 0 BB: 0 P: 3	R: 1 E: 0 K: 1 S: 7	H: 2 LOB: 1 BB: 0 P: 7	R: 0 E: 1 K: 0 S: 2	H: 0 LOB: 1 BB: 1 P: 6	R: 0 E: 0 K: 0 S: 5	H: 2 LOB: 2 BB: 0 P: 5	R: 1 E: 0 K: 0 S: 3	H: 3 LOB: 3 BB: 0 P: 3	1B: 9 2B: 4 3B: 0 HR: 0		SF: 0 SAC: 0 DP: 1 HBP: 0	WP: 1 PA: 41				
PITCHER	IP 6.0	WLS 26	H 7	R 2	ER 2	SO 2	BB 2	IBB 0	HBP 0	BLK 0	WP 0	HR 0	S 28	P 36	ERA 3.00	WHIP 1.500								
Charlie Williams, R ERA: 2.73 Ron Bryant, L ERA: 3.44 Elias Sosa, R ERA: 2.36 Randy Moffitt, R ERA: 3.48 (1.1) (7.1) (8.1) (9.1)	1.0	4	0	0	0	1	1	0	0	0	0	0	5	9	0.00	1.000								
PITCHER	IP 8.1	WLS 2	H 5	R 1	ER 1	SO 0	BB 0	IBB 0	HBP 0	BLK 0	WP 0	HR 0	S 8	P 8	ERA 9.00	WHIP 5.000								

AB	37
R	3
H	12
RBI	3
BB	3
SO	3
LOB	19



Batter	1	2	3	4	5	6	7	8	9	AB	R	H	RBI	BB	SO	LOB	TOP									
Bobby Bonds, R OBP: 0.374, SLG: 0.458 (1, 9)	F8	CS 2H 1B			E4 1H 3B	CS BB		FC5-4 1-2		4	1	2	2	1	0	2	San Francisco Giants @ Houston Astros Astrodome, Houston, TX Mon Jul 29 1974, 8:05 PM EDT Att: 15,491 - Dome - 72 F									
Chris Arnold, R OBP: 0.326, SLG: 0.375 (1, 4)	6-3	CS 1-2	K		G6-3 1B 1B	CS 1-2	F8		5-3	5	1	1	0	0	1	0										
Garry Maddox, R OBP: 0.343, SLG: 0.432 (1, 8)	S 1B		5-3		G6-3 1-2 1B		F8		S 3-1 1B	5	0	3	0	0	0	0										
Dave Kingman, R OBP: 0.289, SLG: 0.384 Ed Goodson, L OBP: 0.394, SLG: 0.435 (5, PH) (5, 3)	K 1-2		F6		G6-3 1-2 2-3		5-3		3-1	2	0	0	0	0	1	1										
Gary Matthews, R OBP: 0.365, SLG: 0.434 (1, 7)		1B 1B 1B		4-3	1B 3H 1B		F9		2-3 BB	4	1	2	1	1	0	0										
Chris Speier, R OBP: 0.324, SLG: 0.332 (1, 6)		1B FC6-4 1B		5-3	1-2 1B		BB 1B BB		F8	4	2	2	0	1	0	2										
Bruce Miller, R OBP: 0.347, SLG: 0.324 (1, 5)		FC6-4 1-3 3H 1B			F8 1B		1B 1-2 BB			3	0	2	1	1	0	2										
Ken Rudolph, R OBP: 0.298, SLG: 0.218 (1, 2)		FC6-4 SH1-4 1-2 3H 1B		F8			F9 1-2 BB		K	4	1	0	1	0	1	4										
Ed Halicki, R OBP: 0.333, SLG: 0.333 (1, 1)		SH1-4 1-2			E 1B		K		FC5-4 1-3 2H 1B	3	1	2	1	0	1	0										
Inning Stats	R: 0 E: 0 K: 1 S: 6	H: 1 LOB: 1 BB: 0 P: 6	R: 3 E: 0 K: 0 S: 6	H: 4 LOB: 0 BB: 0 P: 6	R: 0 E: 0 K: 1 S: 5	H: 0 LOB: 0 BB: 0 P: 5	R: 0 E: 0 K: 0 S: 4	H: 1 LOB: 1 BB: 0 P: 4	R: 3 E: 1 K: 0 S: 8	H: 6 LOB: 2 BB: 0 P: 8	R: 0 E: 0 K: 1 S: 4	H: 0 LOB: 0 BB: 1 P: 8	R: 0 E: 0 K: 0 S: 3	H: 0 LOB: 0 BB: 0 P: 3	R: 1 E: 0 K: 1 S: 6	H: 1 LOB: 2 BB: 2 P: 14		R: 0 E: 0 K: 0 S: 4	H: 1 LOB: 2 BB: 1 P: 8	1B: 13 2B: 0 3B: 1 HR: 0	SF: 0 SAC: 1 DP: 1 HBP: 0	WP: 0 PB: 0 SB: 2 CS: 2	PA: 44			
PITCHER	IP	WLS	BF	H	R	ER	SO	BB	IBB	HBP	BLK	WP	HR	S	P	ERA	WHIP									
Claude Osteen, L ERA: 3.71 Jim York, R ERA: 2.45 J.R. Richard, R ERA: 4.82 Fred Scherman, L ERA: 4.47	(1, 1)	4.0	L	20	9	6	6	2	0	0	0	0	0	0	24	24	13.50	2.250								

Batter	1	2	3	4	5	6	7	8	9	AB	R	H	RBI	BB	SO	LOB	BOTTOM										
Greg Gross, L OBP: 0.405, SLG: 0.372 (1, 9)	SH5-3 1B 2B		4-3		1-2 2-3 1B		F8		G3	5	1	2	0	0	0	1	San Francisco Giants @ Houston Astros Astrodome, Houston, TX Mon Jul 29 1974, 8:05 PM EDT Att: 15,491 - Dome - 72 F										
Roger Metzger, S OBP: 0.308, SLG: 0.313 (1, 6)	SH5-3 2-3		G3		1-2 2-3 3H 1B		3-1			3	0	1	1	0	0	1											
Cesar Cedeno, R OBP: 0.366, SLG: 0.536 (1, 8)	BLK 3H 1B			E5 1B	F6		FC6-4 1B		FC6-4 1B	4	0	3	1	0	0	3											
Lee May, R OBP: 0.296, SLG: 0.452 (1, 3)	K 1-2			E5 FC4 1-2	6-3		FC6-4 4-3 1B 1-2			4	0	0	0	0	1	6											
Mitt May, L OBP: 0.353, SLG: 0.372 (1, 2)	G3			FC4 FC5-4 1-2		4-3		4-3 1B		4	0	1	0	0	0	2											
Bob Watson, R OBP: 0.373, SLG: 0.405 (1, 7)		K		FC5-4 1-2		6-3		4-3 1-2 2-3		4	0	0	0	0	1	3											
Doug Rader, R OBP: 0.335, SLG: 0.432 (1, 5)		K			6-3		K		5-3	4	0	0	0	0	2	2											
Tommy Helms, R OBP: 0.331, SLG: 0.387 (1, 4)		5-3			1B 1B 1B		F8		K	4	1	1	0	0	1	0											
Claude Osteen, L OBP: 0.283, SLG: 0.370 Jim York, R OBP: 0.286, SLG: 0.290 Bob Gallagher, L OBP: 0.298, SLG: 0.333 J.R. Richard, R ERA: 4.82 Wilbur Howard, S ERA: 3.02 Fred Scherman, L ERA: 4.47 Johnny Edwards, L ERA: 3.33	(1, 1) (5, 1) (5, PH) (8, 1) (7, PH) (8, 1) (9, PH)	9.0	W	37	10	2	2	7	0	0	0	0	0	0	51	51		2.00	1.111								
Inning Stats	R: 1 E: 0 K: 1 S: 7	H: 2 LOB: 1 BB: 0 P: 7	R: 0 E: 0 K: 2 S: 7	H: 0 LOB: 0 BB: 0 P: 7	R: 0 E: 0 K: 1 S: 5	H: 0 LOB: 0 BB: 0 P: 5	R: 0 E: 1 K: 0 S: 4	H: 1 LOB: 1 BB: 0 P: 4	R: 1 E: 0 K: 0 S: 7	H: 4 LOB: 3 BB: 0 P: 7	R: 0 E: 0 K: 1 S: 5	H: 0 LOB: 0 BB: 0 P: 5	R: 0 E: 0 K: 0 S: 4	H: 1 LOB: 1 BB: 0 P: 4	R: 0 E: 0 K: 0 S: 5	H: 2 LOB: 2 BB: 0 P: 5		R: 0 E: 0 K: 2 S: 7	H: 0 LOB: 0 BB: 0 P: 7	1B: 9 2B: 1 3B: 0 HR: 0	SF: 0 SAC: 1 DP: 0 HBP: 0	WP: 0 PB: 0 SB: 0 CS: 0	PA: 37				
PITCHER	IP	WLS	BF	H	R	ER	SO	BB	IBB	HBP	BLK	WP	HR	S	P	ERA	WHIP										

Batter	1	2	3	4	5	6	7	8	9	AB	R	H	RBI	BB	SO	LOB	TOP			
Greg Gross, L (1,9) OBP: 0.404, SLG: 0.369	0-0 6-3			0-0 F7		0-3 K		0-0 3-1	4 0 0 0 0 1 0											
Roger Metzger, S (1,6) OBP: 0.311, SLG: 0.319	0-3 K			0-0 FC6-4 1B			0-0 BB 1B	0-0 6-3	4 0 2 0 0 1 0											
Cesar Cedeno, R (1,8) OBP: 0.369, SLG: 0.540	0-0 1-3			0-0 P6			4-0 BB 1-2 BB	4-0 BB BB	2 0 0 0 2 0 1											
Lee May, R (1,3) OBP: 0.294, SLG: 0.452		0-0 5-3		0-0 FC6-4 1-2			0-0 F7	0-0 F8	4 0 0 0 0 0 4											
Bob Watson, R (1,7) OBP: 0.369, SLG: 0.400		0-0 F7			0-3 K		0-0 F2		3 0 0 0 0 1 2											
Cliff Johnson, R (1,2) OBP: 0.376, SLG: 0.465		0-0 F8			0-0 P3		0-3 K		3 0 0 0 0 1 2											
Doug Rader, R (1,5) OBP: 0.333, SLG: 0.431			0-0 F9		0-3 K			0-3 K	3 0 0 0 0 2 0											
Tommy Helms, R (1,4) OBP: 0.324, SLG: 0.378			0-0 E5 CS		0-0 F7		0-3 K		3 0 0 0 0 1 0											
Tom Griffin, R (1,1) OBP: 0.348, SLG: 0.535			0-0 F9			0-3 K		0-0 4-3	1 0 0 0 0 0 1											
Dave Campbell, R (6,PH) OBP: 0.136, SLG: 0.143									1 0 0 0 0 1 0											
J.R. Richard, R (6,PH)									0 0 0 0 0 0 0											
Ray Busse, R (8,PH) OBP: 0.200, SLG: 0.200									1 0 0 0 0 0 0											
Mike Cosgrove, L (8,1)									0 0 0 0 0 0 0											
Inning Stats	R: 0 E: 0 K: 1 S: 5	H: 0 LOB: 0 BB: 0 P: 5	R: 0 E: 0 K: 0 S: 3	H: 0 LOB: 0 BB: 0 P: 3	R: 0 E: 1 K: 0 S: 3	H: 0 LOB: 0 BB: 0 P: 3	R: 0 E: 0 K: 0 S: 4	H: 1 LOB: 1 BB: 0 P: 4	R: 0 E: 0 K: 2 S: 7	H: 0 LOB: 0 BB: 0 P: 7	R: 0 E: 0 K: 1 S: 6	H: 1 LOB: 2 BB: 1 P: 10	R: 0 E: 0 K: 2 S: 7	H: 0 LOB: 0 BB: 0 P: 7	R: 0 E: 0 K: 0 S: 3	H: 0 LOB: 1 BB: 1 P: 7	1B: 2 2B: 0 3B: 0 HR: 0	SF: 0 SAC: 0 DP: 0 HBP: 0	WP: 0 PB: 0 SB: 0 CS: 1	PA: 31
PITCHER	IP WLS BF H R ER SO BB IBB HBP BLK WP HR S P ERA WHIP																			
Don Gullett, L (1,1) ERA: 2.78	9.0 W 31 2 0 0 8 2 0 0 0 0 0 0 45 53 0.00 0.444																			

Houston Astros @ Cincinnati Reds
Riverfront Stadium, Cincinnati, OH
Wed Jul 31 1974, 7:05 PM EDT
Att: 26,253 - Unknown

AB	29
R	0
H	2
RBI	0
BB	2
SO	8
LOB	10



Batter	1	2	3	4	5	6	7	8	9	AB	R	H	RBI	BB	SO	LOB	BOTTOM	
Cesar Geronimo, L (1,8) OBP: 0.376, SLG: 0.462	0-0 F8		0-0 FC E 2B	0-0 BB 1B		4-0 BB 1B BB			3 1 2 0 1 0 0									
Pete Rose, S (1,7) OBP: 0.385, SLG: 0.357	0-0 F7		0-0 FC E 2-3	0-0 BB 1-2 2-3 BB		0-0 BB 1B 1B			3 0 1 0 1 0 1									
Joe Morgan, L (1,4) OBP: 0.424, SLG: 0.478	0-3 K		0-0 FC1-6-5-4 1B SF8 1-2 3-H	0-0 G3		0-0 BB 1-2 2-H 1B			4 1 1 0 0 1 4									
Johnny Bench, R (1,2) OBP: 0.363, SLG: 0.479		0-0 1B 1B 1B	0-0 1-3 1B		0-0 1-3 1B		0-0 5-3		4 1 2 0 0 0 0									
Tony Perez, R (1,3) OBP: 0.336, SLG: 0.477		0-0 1B SF7 1B	0-0 SF8		0-0 2-3		0-0 P4		3 1 1 1 0 0 0									
Darrel Chaney, S (8,5) OBP: 0.382, SLG: 0.328		1-3 SF7 1B	0-0 3-H K		0-0 E3		0-0 4-3		0 0 0 0 0 0 0									
Dan Driessen, L (1,5) OBP: 0.346, SLG: 0.387		0-0 1-3 3-H 1B	0-0 K		0-0 E3		0-0 4-3		4 0 1 1 0 1 1									
Dave Concepcion, R (1,6) OBP: 0.328, SLG: 0.378		0-0 SF7		0-0 5-3		0-0 F2		0-0 G3	3 0 0 1 0 0 1									
Ken Griffey, L (1,9) OBP: 0.271, SLG: 0.292		0-0 1-3		0-0 4-3		0-3 K		0-0 P5	4 0 0 0 0 1 1									
Don Gullett, R (1,1) OBP: 0.283, SLG: 0.259		0-3 K		4-0 BB 1B BB		0-0 6-3		0-3 K	3 0 0 0 1 2 1									
Inning Stats	R: 0 E: 0 K: 1 S: 5	H: 3 LOB: 1 BB: 0 P: 8	R: 2 E: 0 K: 1 S: 8	H: 2 LOB: 1 BB: 0 P: 8	R: 0 E: 0 K: 0 S: 4	H: 1 LOB: 3 BB: 2 P: 12	R: 0 E: 0 K: 1 S: 6	H: 2 LOB: 1 BB: 1 P: 10	R: 0 E: 0 K: 0 S: 3	H: 0 LOB: 0 BB: 0 P: 3	R: 0 E: 0 K: 1 S: 5	H: 0 LOB: 0 BB: 0 P: 5	R: 0 E: 0 K: 0 S: 5	H: 0 LOB: 0 BB: 0 P: 5	1B: 7 2B: 1 3B: 0 HR: 0	SF: 2 SAC: 0 DP: 0 HBP: 0	WP: 0 PB: 0 SB: 1 CS: 0	PA: 36
PITCHER	IP WLS BF H R ER SO BB IBB HBP BLK WP HR S P ERA WHIP																	
Tom Griffin, R (1,1) ERA: 3.23	5.0 L 25 6 4 2 3 2 0 0 0 0 0 0 29 37 3.60 1.600																	
J.R. Richard, R (6,1) ERA: 3.97	2.0 8 2 0 0 1 1 0 0 0 0 0 9 13 0.00 1.500																	
Mike Cosgrove, L (8,1) ERA: 2.5	1.0 3 0 0 0 1 0 0 0 0 0 0 5 5 0.00 0.000																	

Houston Astros @ Cincinnati Reds
Riverfront Stadium, Cincinnati, OH
Wed Jul 31 1974, 7:05 PM EDT
Att: 26,253 - Unknown

AB	31
R	4
H	8
RBI	3
BB	3
SO	5
LOB	9



Batter	1	2	3	4	5	6	7	8	9	AB	R	H	RBI	BB	SO	LOB	TOP			
Greg Gross, L (1,9) OBP: 0.402, SLG: 0.366	F8			G1-6-3 BB		6-3		L4		3	0	0	0	1	0	2				
Roger Metzger, S (1,6) OBP: 0.309, SLG: 0.315	P6			G1-6-3 1-2			F7		6-3	4	0	0	0	0	0	1				
Cesar Cedeno, R (1,8) OBP: 0.371, SLG: 0.542	K							G5-4-3 1B		4	0	2	0	0	2	0				
Lee May, R (1,3) OBP: 0.291, SLG: 0.448		K						G5-4-3 1-2		4	0	0	0	0	2	2				
Milt May, L (1,2) OBP: 0.353, SLG: 0.369	P6					F7				2	1	0	0	1	0	0				
Bob Watson, R (1,7) OBP: 0.399, SLG: 0.399	L3					F9				3	0	1	0	0	0	0				
Doug Rader, R (1,5) OBP: 0.331, SLG: 0.427				F8		5-3				3	0	0	0	0	1	2				
Larry Milbourne, S (1,4) OBP: 0.353, SLG: 0.340				1-3						2	0	0	0	0	0	0				
Cliff Johnson, R (8, PH) OBP: 0.391, SLG: 0.471						1-3				1	0	1	1	0	0	0				
Dave Campbell, R (8, 4) OBP: 0.136, SLG: 0.143										0	0	0	0	0	0	0				
Larry Dierker, R (1, 1) J.R. Richard, R (3, 1) Bob Gallagher, L (6, PH) Fred Scherman, L (6, 1) Johnny Edwards, L (8, PH) Mike Cosgrove, L (8, 1)				K						1	0	0	0	0	1	0				
Inning Stats	R: 0 E: 0 K: 1 S: 5	H: 0 LOB: 0 BB: 0 P: 5	R: 0 E: 0 K: 1 S: 5	H: 0 LOB: 0 BB: 0 P: 5	R: 0 E: 0 K: 0 S: 3	H: 1 LOB: 1 BB: 0 P: 7	R: 0 E: 0 K: 0 S: 3	H: 0 LOB: 0 BB: 0 P: 3	R: 0 E: 0 K: 1 S: 5	H: 0 LOB: 0 BB: 0 P: 5	R: 0 E: 0 K: 0 S: 3	H: 1 LOB: 0 BB: 0 P: 3	R: 1 E: 0 K: 2 S: 9	H: 2 LOB: 2 BB: 1 P: 13	R: 0 E: 0 K: 2 S: 7	H: 0 LOB: 0 BB: 0 P: 7	1B: 3 2B: 1 3B: 0 HR: 0	SF: 0 SAC: 0 DP: 2 HBP: 0	WP: 0 PB: 0 SB: 0 CS: 0	PA: 31
PITCHER Andy Messersmith, R (1, 1) ERA: 2.18	IP: 9.0 WLS: W BF: 31 H: 4 R: 1 ER: 1 SO: 8 BB: 2 IBB: 0 HBP: 0 BLK: 0 WP: 0 HR: 0 S: 45 P: 53 ERA: 1.00 WHIP: 0.667											PITCHER	IP: 9.0 WLS: W BF: 31 H: 4 R: 1 ER: 1 SO: 8 BB: 2 IBB: 0 HBP: 0 BLK: 0 WP: 0 HR: 0 S: 45 P: 53 ERA: 1.00 WHIP: 0.667							

Houston Astros @ Los Angeles Dodgers
Dodger Stadium, Los Angeles, CA
Sat Aug 03 1974, 7:05 PM PDT
Att: 47,931 - Unknown

AB	29
R	1
H	4
RBI	1
BB	2
SO	8
LOB	9



Batter	1	2	3	4	5	6	7	8	9	AB	R	H	RBI	BB	SO	LOB	BOTTOM			
Davey Lopes, R (1,4) OBP: 0.356, SLG: 0.345	L7	G1-6-3 1-2			6-3		FC5-4 1-2			4	0	0	0	0	0	2				
Bill Buckner, L (1,7) OBP: 0.357, SLG: 0.401	HR 1B	4-3			E 1B		5-3			4	1	2	0	0	0	1				
Willie Crawford, L (1,9) OBP: 0.385, SLG: 0.443	1-H HR				E4 G4-6-3 1-2			K		4	1	2	2	0	1	1				
Steve Garvey, R (1,3) OBP: 0.352, SLG: 0.500	HR 1B				G4-6-3 1-2			FC3-6 1B		4	1	3	0	0	0	2				
Ron Cey, R (1,5) OBP: 0.357, SLG: 0.413	HR BB				6-3		F9	FC3-6 1B		3	1	1	0	1	0	1				
Von Joshua, L (1,8) OBP: 0.276, SLG: 0.347	1-H 2-H HR				F8		G3	FC3-6 1-2 2-3		4	1	1	3	0	0	3				
Steve Yeager, R (1,2) OBP: 0.376, SLG: 0.443	K				F3		K	5-3		4	0	0	0	0	2	2				
Bill Russell, R (1,6) OBP: 0.333, SLG: 0.367	F8				6-3		F8			3	0	0	0	0	0	0				
Andy Messersmith, R (1, 1) OBP: 0.306, SLG: 0.333					4-3		E3 FC5-4			3	0	1	0	0	0	0				
Inning Stats	R: 5 E: 0 K: 1 S: 9	H: 4 LOB: 1 BB: 1 P: 13	R: 0 E: 0 K: 0 S: 3	H: 1 LOB: 0 BB: 0 P: 3	R: 0 E: 0 K: 0 S: 4	H: 2 LOB: 1 BB: 0 P: 4	R: 0 E: 0 K: 0 S: 3	H: 0 LOB: 0 BB: 0 P: 3	R: 0 E: 1 K: 1 S: 5	H: 0 LOB: 0 BB: 0 P: 5	R: 0 E: 0 K: 0 S: 4	H: 0 LOB: 0 BB: 0 P: 4	R: 0 E: 1 K: 1 S: 7	H: 2 LOB: 2 BB: 0 P: 7	R: 0 E: 0 K: 1 S: 7	H: 0 LOB: 0 BB: 0 P: 7	1B: 7 2B: 1 3B: 0 HR: 2	SF: 0 SAC: 0 DP: 2 HBP: 0	WP: 0 PB: 0 SB: 0 CS: 0	PA: 34
PITCHER Larry Dierker, R (1, 1) ERA: 2.84 J.R. Richard, R (3, 1) ERA: 3.21 Fred Scherman, L (6, 1) ERA: 4.29 Mike Cosgrove, L (8, 1) ERA: 2.45	IP: 2.1 WLS: L BF: 13 H: 7 R: 5 ER: 5 SO: 1 BB: 0 IBB: 0 HBP: 0 BLK: 0 WP: 0 HR: 2 S: 14 P: 18 ERA: 19.29 WHIP: 3.429											PITCHER	IP: 2.1 WLS: L BF: 13 H: 7 R: 5 ER: 5 SO: 1 BB: 0 IBB: 0 HBP: 0 BLK: 0 WP: 0 HR: 2 S: 14 P: 18 ERA: 19.29 WHIP: 3.429							

Houston Astros @ Los Angeles Dodgers
Dodger Stadium, Los Angeles, CA
Sat Aug 03 1974, 7:05 PM PDT
Att: 47,931 - Unknown

AB	33
R	5
H	10
RBI	5
BB	1
SO	3
LOB	12




Batter	1	2	3	4	5	6	7	8	9	AB	R	H	RBI	BB	SO	LOB	TOP			
Greg Gross, L OBP: 0.401, SLG: 0.365			6-3		K			F7		4	0	1	0	0	1	0	Houston Astros @ Los Angeles Dodgers Dodger Stadium, Los Angeles, CA Sun Aug 04 1974, 3:33 AM PDT Att: 24,123 - Unknown livebaseballscorecards.com			
Roger Metzger, S OBP: 0.305, SLG: 0.312			6-3				K	K2-3		4	0	0	0	0	2	1				
Cesar Cedeno, R OBP: 0.370, SLG: 0.541							K	F8		4	1	1	0	0	1	1				
Lee May, R OBP: 0.293, SLG: 0.447			F7				E6		3	0	1	1	1	0	1	0				
Larry Milbourne, S OBP: 0.353, SLG: 0.340									0	0	0	0	0	0	0	0				
Bob Watson, R OBP: 0.370, SLG: 0.401									4	0	2	0	0	1	2					
Cliff Johnson, R OBP: 0.369, SLG: 0.453									4	0	0	0	0	2	6					
Doug Rader, R OBP: 0.330, SLG: 0.425									4	0	1	0	0	1	1					
Tommy Helms, R OBP: 0.320, SLG: 0.374									4	0	0	0	0	0	2					
Dave Roberts, L OBP: 0.226, SLG: 0.373									2	0	0	0	0	1	0	0				
Ray Busse, R OBP: 0.167, SLG: 0.167									1	0	0	0	0	0	0	0				
Ken Forsch, R OBP: 0.167, SLG: 0.167									0	0	0	0	0	0	0	0				
Inning Stats	R: 1 E: 1 K: 0 S: 6	H: 2 LOB: 2 BB: 0 P: 6	R: 0 E: 0 K: 1 S: 5	H: 0 LOB: 0 BB: 0 P: 5	R: 0 E: 0 K: 1 S: 4	H: 1 LOB: 1 BB: 0 P: 4	R: 0 E: 0 K: 1 S: 5	H: 1 LOB: 0 BB: 0 P: 5	R: 0 E: 0 K: 2 S: 7	H: 0 LOB: 0 BB: 0 P: 7	R: 0 E: 1 K: 2 S: 9	H: 1 LOB: 2 BB: 0 P: 9	R: 0 E: 0 K: 0 S: 3	H: 0 LOB: 0 BB: 0 P: 3	R: 0 E: 0 K: 1 S: 5	H: 1 LOB: 0 BB: 1 P: 12	1B: 5 2B: 1 3B: 0 HR: 0	SF: 0 SAC: 0 DP: 1 HBP: 0	WP: 0 PB: 0 SB: 1 CS: 0	PA: 35
PITCHER	IP WLS BF H R ER SO BB IBB HBP BLK WP HR S P ERA WHIP																			
Geoff Zahn, L ERA: 2.02	(1, 1) 8.0 W 31 5 1 1 7 1 0 0 0 0 0 0 44 48 1.12 0.750																			
Mike Marshall, R ERA: 2.16	(9, 1) 1.0 S 4 1 0 0 2 0 0 0 0 0 0 0 8 8 0.00 1.000																			

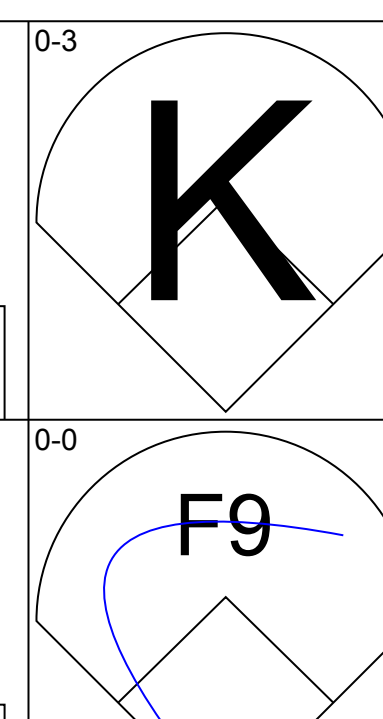
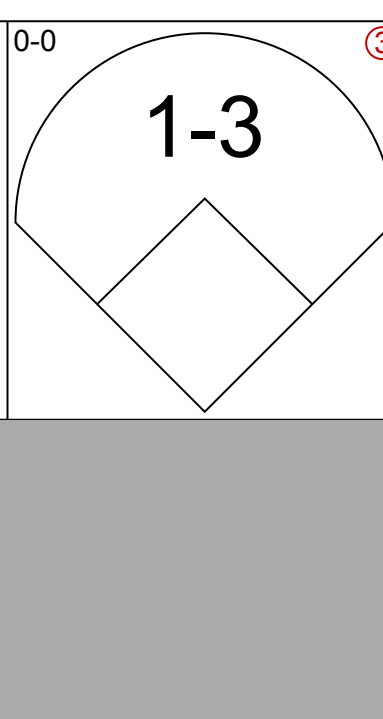
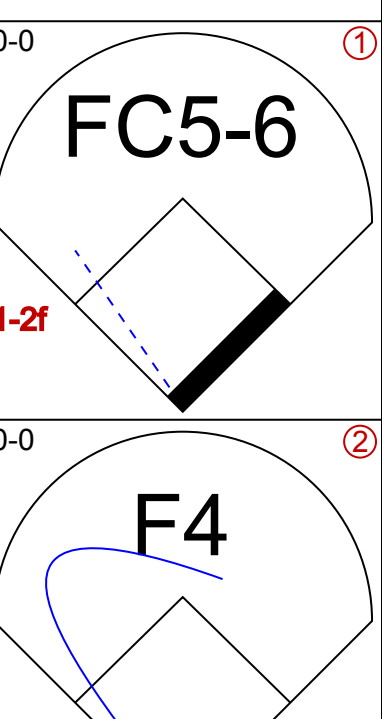
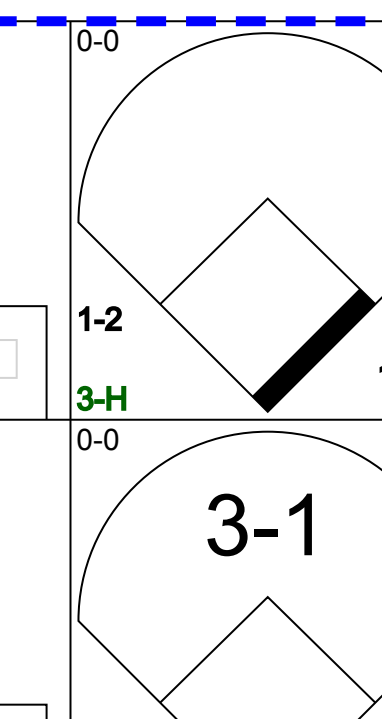
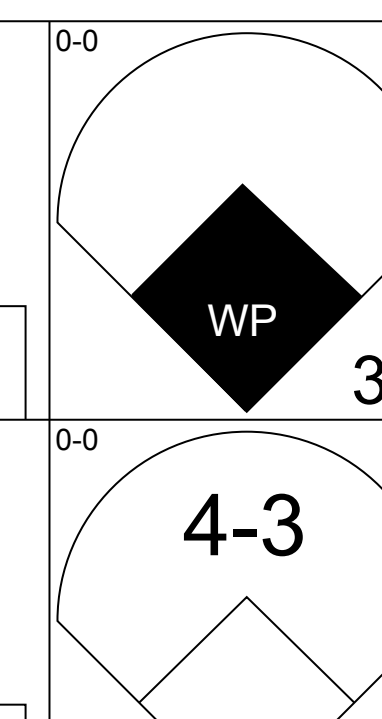
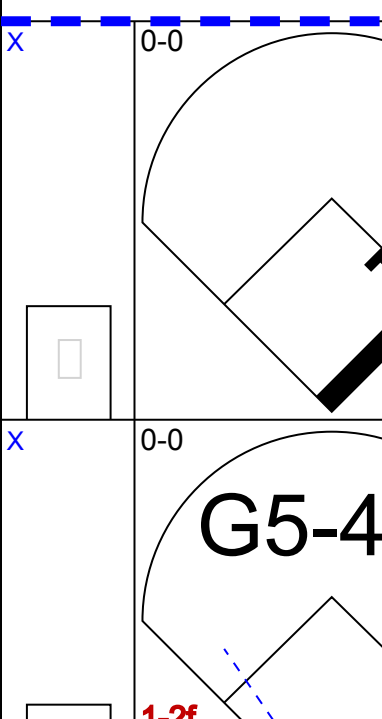
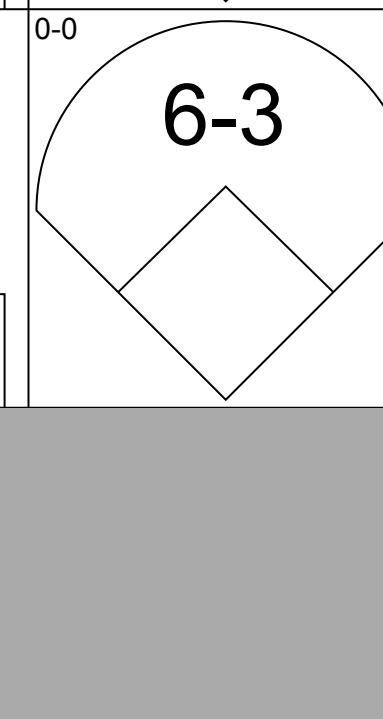
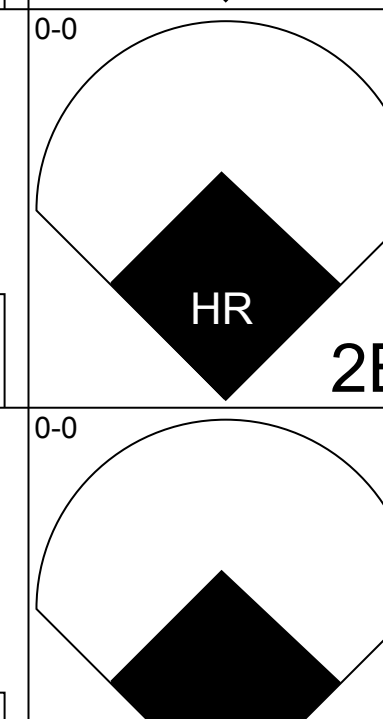
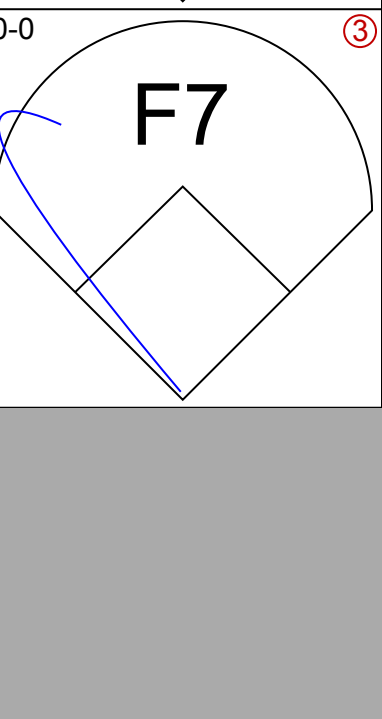
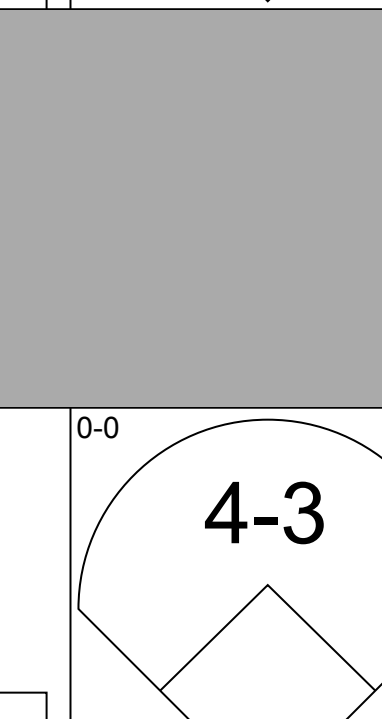
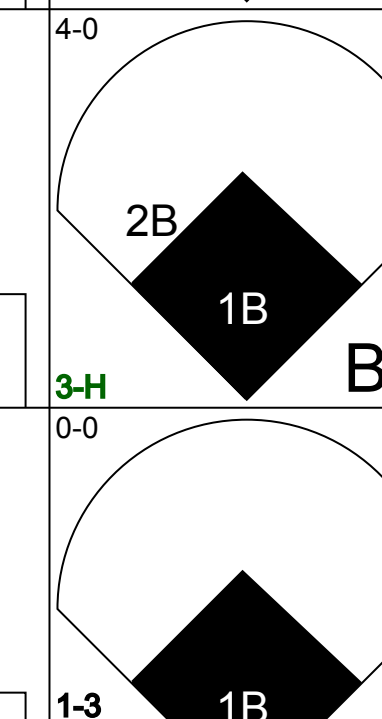
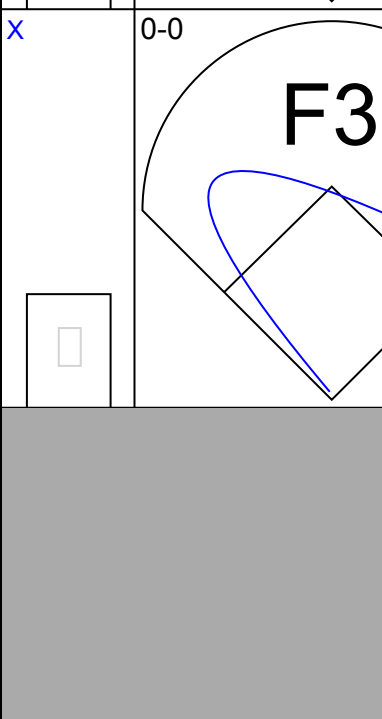

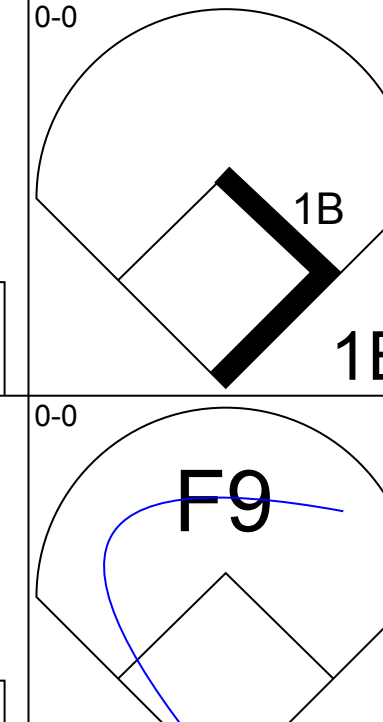

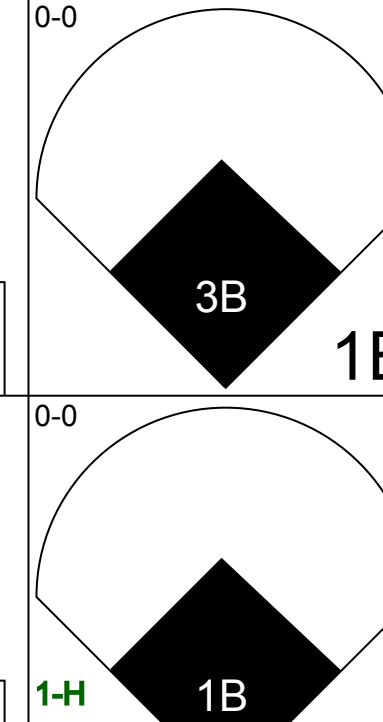
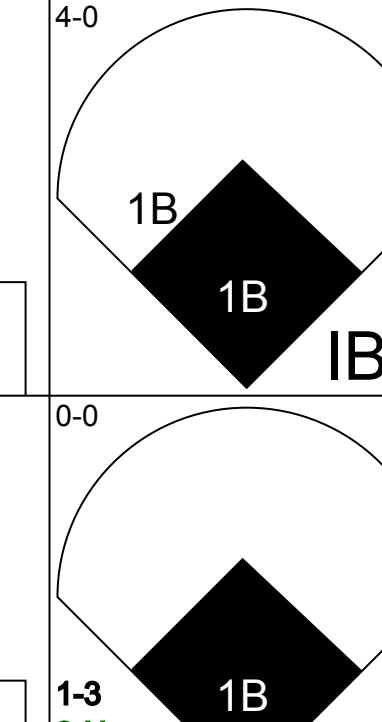

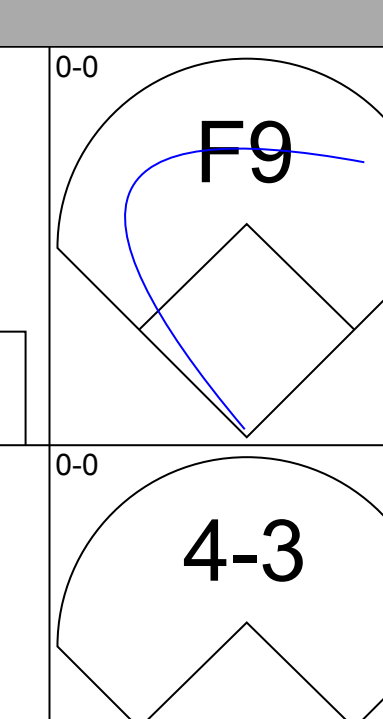
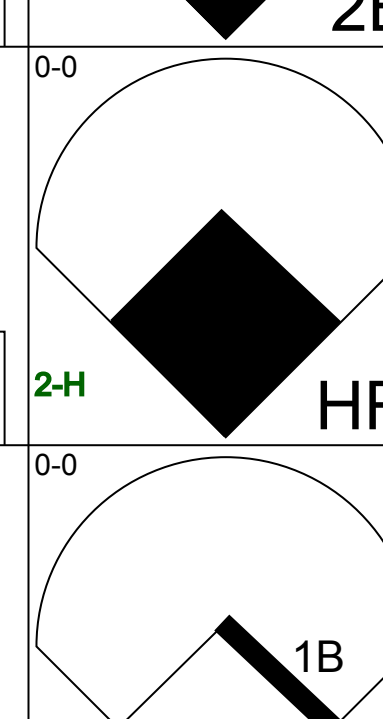
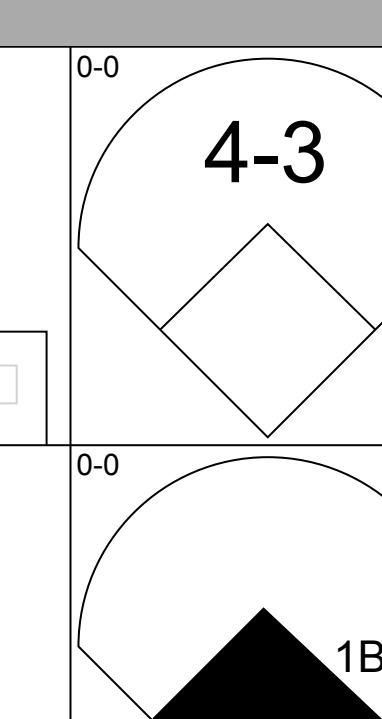
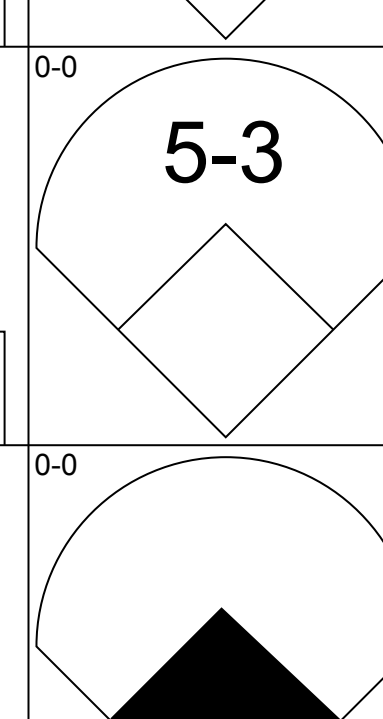
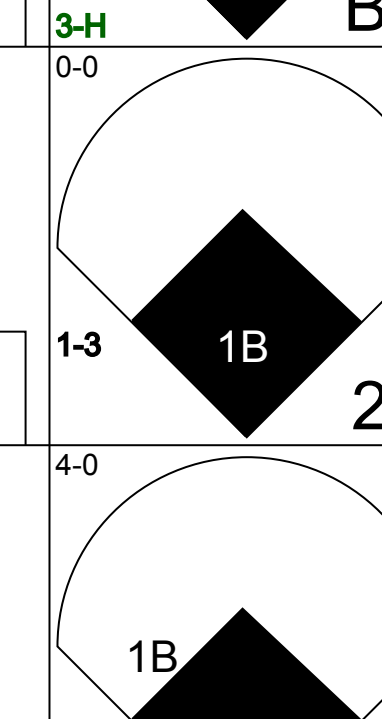
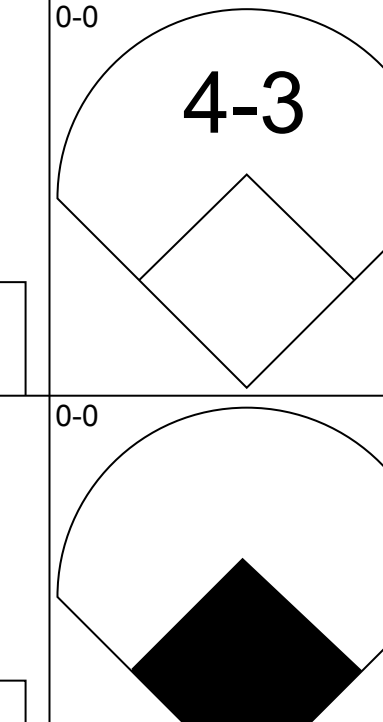
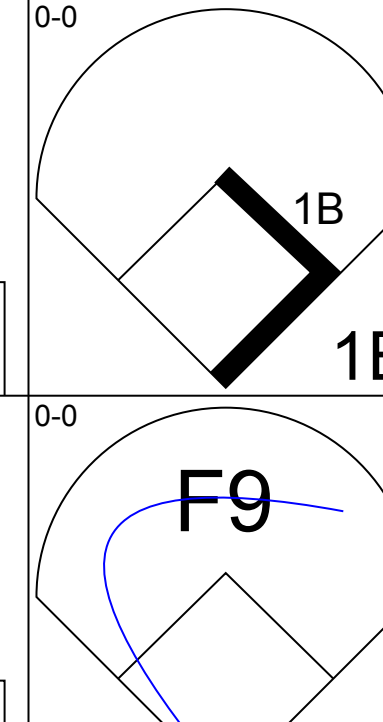

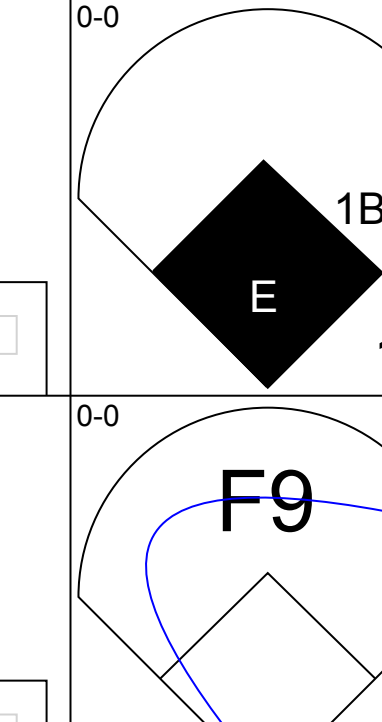
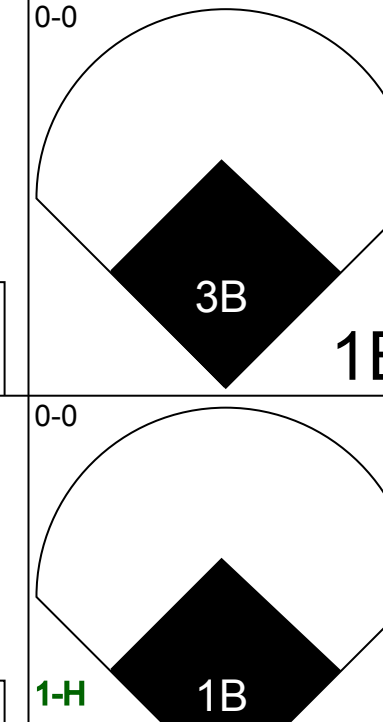
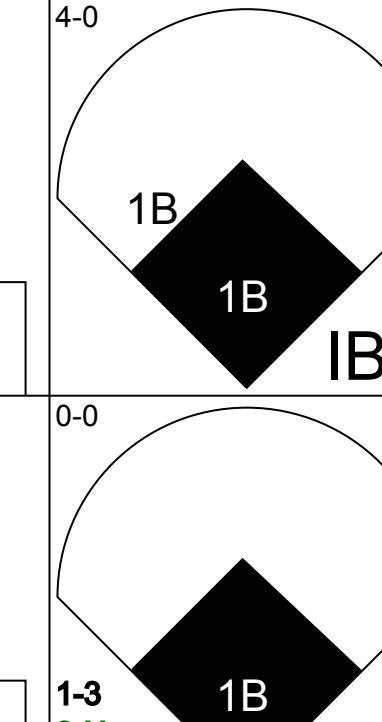


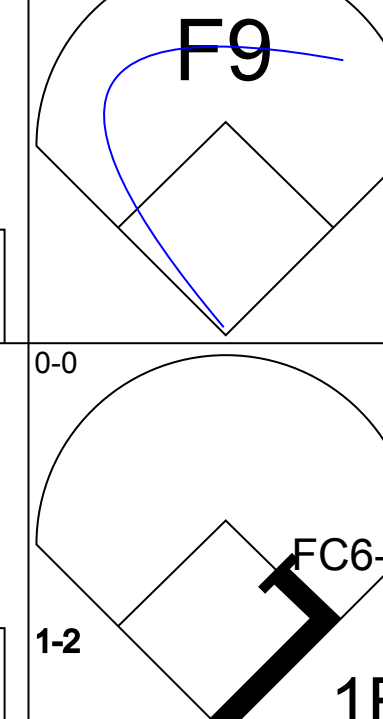

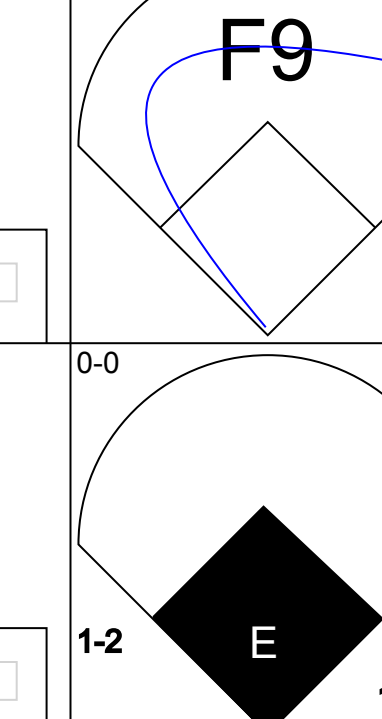
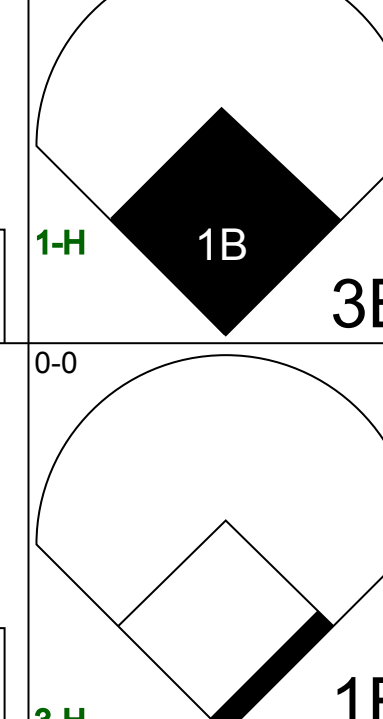
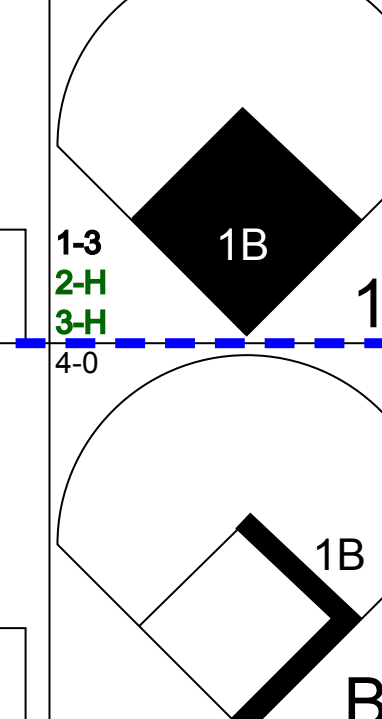


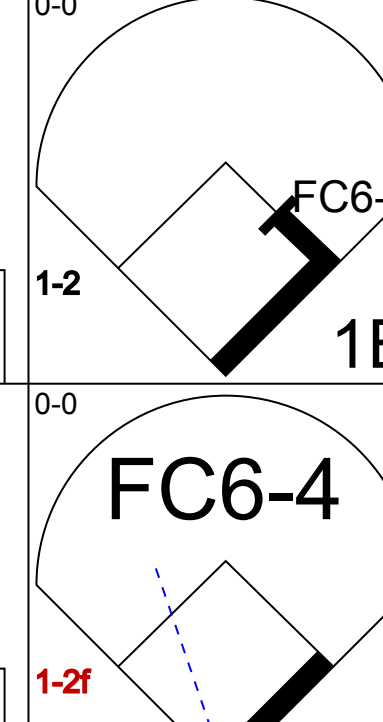

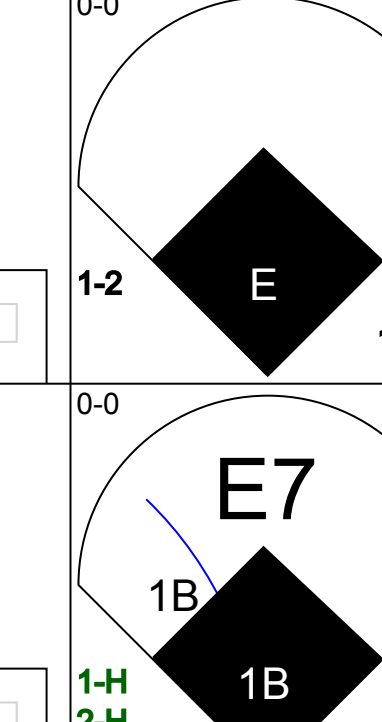
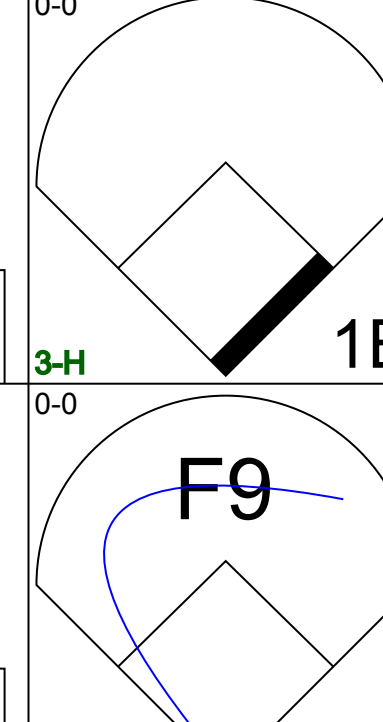
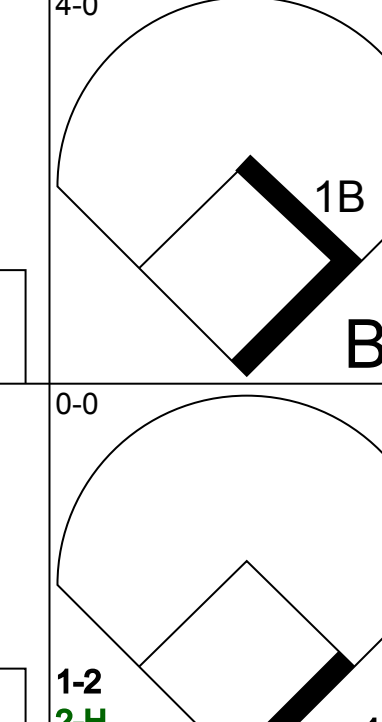

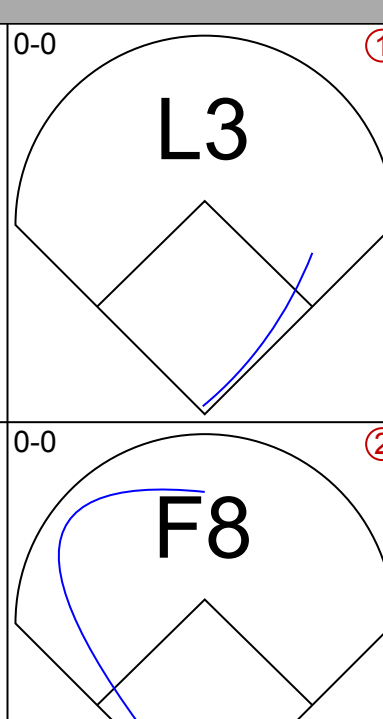
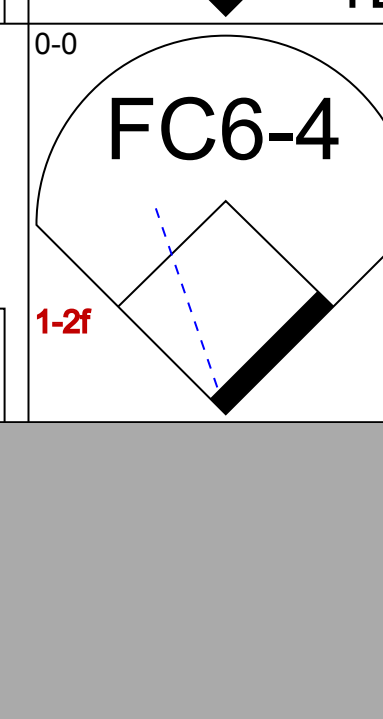
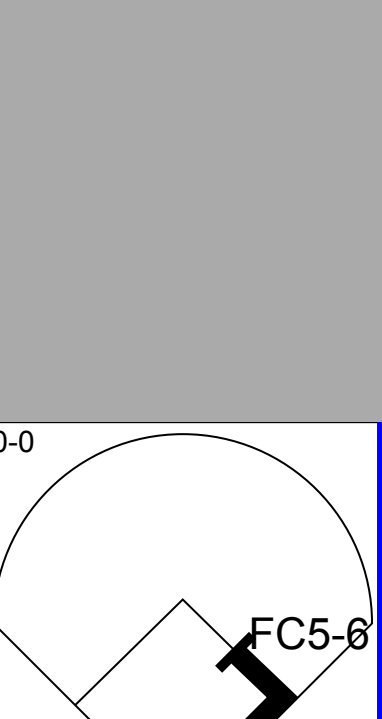
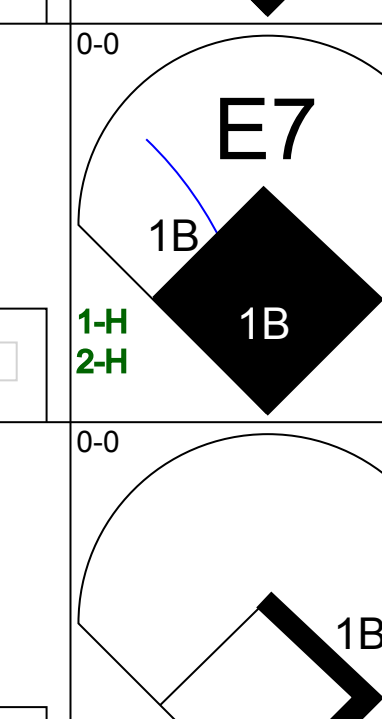
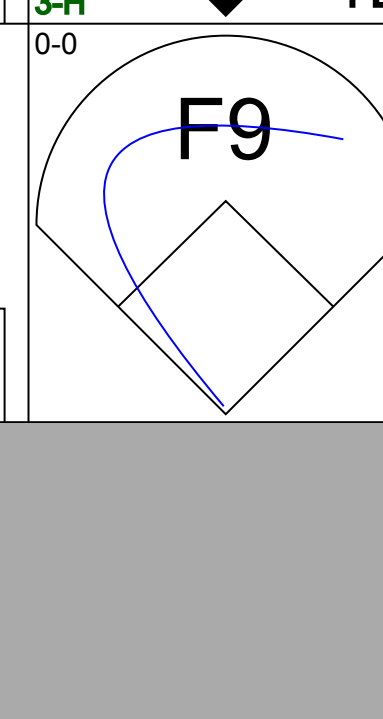
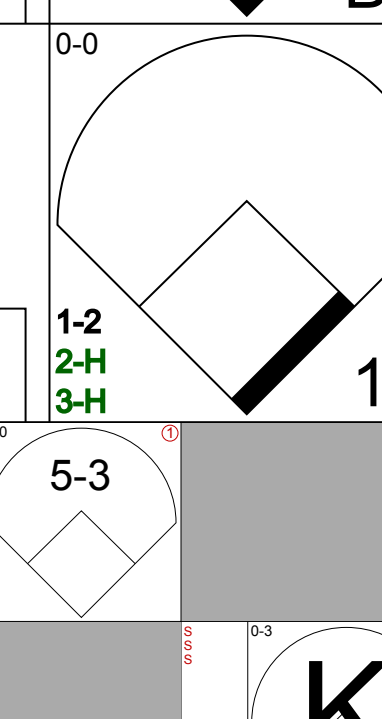


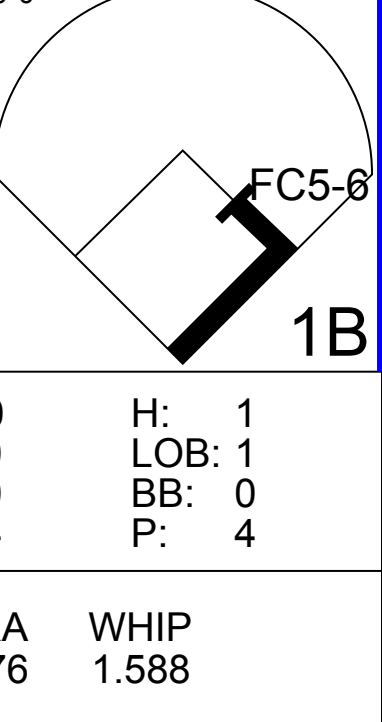
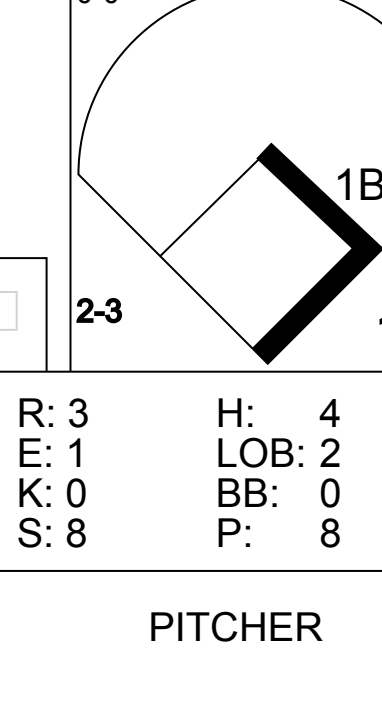
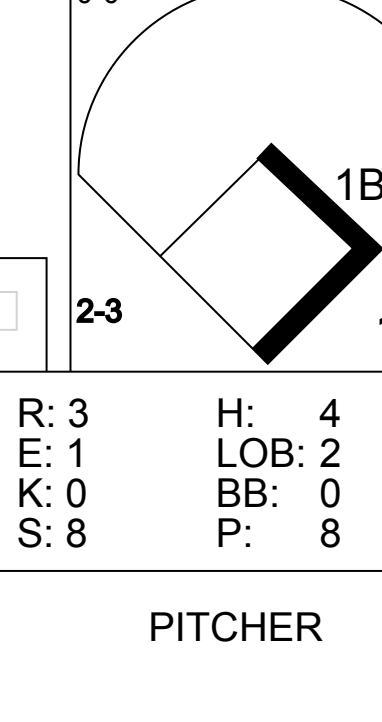
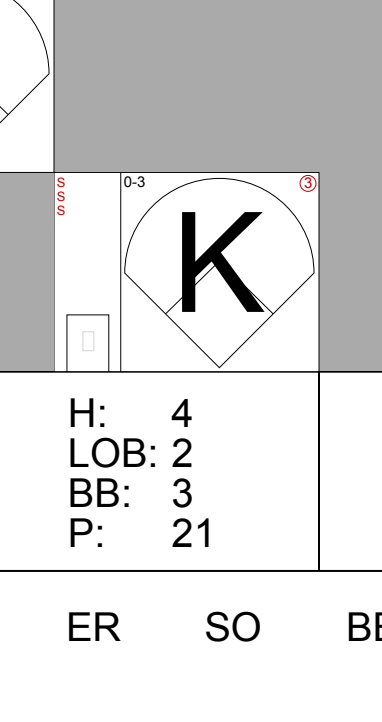
Batter	1	2	3	4	5	6	7	8	9	AB	R	H	RBI	BB	SO	LOB	BOTTOM			
Davey Lopes, R OBP: 0.361, SLG: 0.350										4	1	3	0	0	0	0	Houston Astros @ Los Angeles Dodgers Dodger Stadium, Los Angeles, CA Sun Aug 04 1974, 3:33 AM PDT Att: 24,123 - Unknown livebaseballscorecards.com			
Bill Russell, R OBP: 0.336, SLG: 0.369										3	1	2	1	1	0	1				
Jimmy Wynn, R OBP: 0.400, SLG: 0.549										3	0	1	1	1	0	2				
Steve Garvey, R OBP: 0.352, SLG: 0.498										4	0	1	0	0	0	3				
Ron Cey, R OBP: 0.354, SLG: 0.409										4	0	0	0	0	1	2				
Joe Ferguson, R OBP: 0.377, SLG: 0.429										2	0	0	0	2	0	0				
Tom Paciorek, R OBP: 0.282, SLG: 0.377										3	0	0	0	0	2					
Steve Yeager, R OBP: 0.373, SLG: 0.435										3	0	0	0	0	1	2				
Geoff Zahn, L ERA: 3.61										3	0	0	0	0	1	0				
Mike Marshall, R ERA: 3.06										0	0	0	0	0	0	0				
Willie Crawford, L OBP: 0.385, SLG: 0.443										0	0	0	0	0	0	0				
Inning Stats	R: 1 E: 0 K: 0 S: 4	H: 2 LOB: 0 BB: 0 P: 4	R: 0 E: 0 K: 1 S: 4	H: 0 LOB: 0 BB: 1 P: 8	R: 0 E: 0 K: 1 S: 6	H: 1 LOB: 3 BB: 2 P: 14	R: 0 E: 1 K: 0 S: 3	H: 0 LOB: 1 BB: 1 P: 7	R: 1 E: 1 K: 0 S: 6	H: 3 LOB: 2 BB: 0 P: 6	R: 0 E: 0 K: 0 S: 3	H: 0 LOB: 0 BB: 0 P: 3	R: 0 E: 0 K: 1 S: 6	H: 1 LOB: 1 BB: 0 P: 6	R: 0 E: 0 K: 0 S: 3	H: 0 LOB: 0 BB: 0 P: 3	1B: 7 2B: 1 3B: 0 HR: 0	SF: 0 SAC: 0 DP: 3 HBP: 0	WP: 0 PB: 0 SB: 5 CS: 0	PA: 33
PITCHER	IP WLS BF H R ER SO BB IBB HBP BLK WP HR S P ERA WHIP																			
Dave Roberts, L ERA: 3.61	(1, 1) 6.0 L 26 6 2 2 2 4 0 0 0 0 0 0 26 42 3.00 1.667																			
Ken Forsch, R ERA: 3.06	(7, 1) 2.0 7 1 0 0 1 0 0 0 0 0 0 9 9 0.00 0.500																			

Batter	1	2	3	4	5	6	7	8	9	AB	R	H	RBI	BB	SO	LOB	TOP							
Greg Gross, L OBP: 0.408, SLG: 0.374 (1, 9)										5	1	5	1	0	0	0	Houston Astros @ San Francisco Giants Candlestick Park, San Francisco, CA Mon Aug 05 1974, 6:33 AM EDT Att: 4,896 - Unknown							
Roger Metzger, S OBP: 0.309, SLG: 0.316 (1, 6)										5	1	3	1	0	1	3								
Cesar Cedeno, R OBP: 0.366, SLG: 0.535 (1, 8)										5	0	0	0	0	2	8								
Lee May, R OBP: 0.295, SLG: 0.446 (1, 3)										5	2	2	1	0	0	6								
Mitt May, L OBP: 0.354, SLG: 0.370 (1, 2)										5	1	2	3	0	0	2								
Bob Watson, R OBP: 0.371, SLG: 0.402 Wilbur Howard, S OBP: 0.333, SLG: 0.357 (1, 7) (7, 7)										4	0	2	0	0	0	1								
Doug Rader, R OBP: 0.326, SLG: 0.419 (1, 5)										5	0	0	0	0	0	4								
Tommy Helms, R OBP: 0.320, SLG: 0.370 Larry Milbourne, S OBP: 0.365, SLG: 0.354 (1, 4) (8, 4)										3	1	0	0	1	0	2								
Don Wilson, R OBP: 0.275, SLG: 0.342 Ken Forsch, R (8, 1)										3	1	3	0	0	0	0								
Inning Stats	R: 0 E: 0 K: 2 S: 8	H: 1 LOB: 1 BB: 0 P: 8	R: 0 E: 0 K: 0 S: 4	H: 1 LOB: 1 BB: 0 P: 4	R: 1 E: 0 K: 0 S: 6	H: 3 LOB: 2 BB: 0 P: 6	R: 0 E: 0 K: 0 S: 3	H: 1 LOB: 0 BB: 0 P: 3	R: 0 E: 0 K: 1 S: 7	H: 3 LOB: 2 BB: 0 P: 7	R: 0 E: 0 K: 0 S: 3	H: 0 LOB: 0 BB: 0 P: 3	R: 4 E: 0 K: 0 S: 7	H: 4 LOB: 1 BB: 1 P: 11	R: 0 E: 0 K: 0 S: 5	H: 2 LOB: 2 BB: 0 P: 5		R: 2 E: 0 K: 1 S: 9	H: 4 LOB: 2 BB: 0 P: 9	1B: 18 2B: 1 3B: 0 HR: 0	SF: 0 SAC: 1 DP: 2 HBP: 0	WP: 1 PB: 1 CS: 3 SB: 0	PA: 45	
PITCHER	IP WLS BF H R ER SO BB IBB HBP BLK WP HR S P ERA WHIP	5.0 L 22 9 1 1 3 0 0 0 0 0 0 28 28 1.80 1.800	1.2 10 4 4 4 0 0 0 0 0 0 0 0 9 13 21.60 3.000	1.1 6 2 0 0 0 0 0 0 0 0 0 6 6 0.00 1.500	1.0 7 4 2 2 1 0 0 0 0 0 1 0 9 9 18.00 4.000																			

Batter	1	2	3	4	5	6	7	8	9	AB	R	H	RBI	BB	SO	LOB	BOTTOM							
Bruce Miller, R OBP: 0.330, SLG: 0.333 Elias Sosa, R OBP: 0.077, SLG: 0.077 Gary Thomasson, L OBP: 0.331, SLG: 0.303 John Morris, R (1, 5) (7, 1) (8, PH) (9, 1)										3	0	1	0	0	0	0	Houston Astros @ San Francisco Giants Candlestick Park, San Francisco, CA Mon Aug 05 1974, 6:33 AM EDT Att: 4,896 - Unknown							
Tito Fuentes, S OBP: 0.247, SLG: 0.239 (1, 4)										2	0	0	0	1	1	0								
Garry Maddox, R OBP: 0.337, SLG: 0.423 (1, 8)										4	0	0	0	0	0	3								
Bobby Bonds, R OBP: 0.364, SLG: 0.458 (1, 9)										4	1	1	1	0	2	1								
Gary Matthews, R OBP: 0.360, SLG: 0.439 (1, 7)										4	0	0	0	0	1	0								
Chris Speier, R OBP: 0.336, SLG: 0.357 (1, 6)										3	0	1	0	1	0	0								
Dave Kingman, R OBP: 0.295, SLG: 0.408 Randy Moffitt, R OBP: 0.429, SLG: 0.538 Mike Phillips, L OBP: 0.269, SLG: 0.260 (1, 3) (6, 1) (7, 5)										1	0	0	0	1	1	1								
Ken Rudolph, R OBP: 0.309, SLG: 0.245 Dave Rader, L OBP: 0.370, SLG: 0.374 (1, 2) (8, PH) (9, 2)										2	0	1	0	0	0	0								
Charlie Williams, R OBP: 0.190, SLG: 0.150 Ed Goodson, L OBP: 0.345, SLG: 0.417 (1, 1) (6, PH) (6, 3)										1	0	0	0	0	1	0								
Inning Stats	R: 0 E: 0 K: 1 S: 6	H: 1 LOB: 1 BB: 0 P: 6	R: 0 E: 0 K: 0 S: 2	H: 0 LOB: 0 BB: 1 P: 6	R: 0 E: 0 K: 1 S: 5	H: 0 LOB: 0 BB: 0 P: 5	R: 0 E: 0 K: 0 S: 3	H: 0 LOB: 0 BB: 0 P: 3	R: 0 E: 0 K: 1 S: 6	H: 1 LOB: 2 BB: 1 P: 10	R: 0 E: 0 K: 1 S: 5	H: 0 LOB: 0 BB: 0 P: 5	R: 0 E: 0 K: 2 S: 8	H: 1 LOB: 1 BB: 0 P: 8	R: 1 E: 0 K: 0 S: 4	H: 2 LOB: 1 BB: 1 P: 8		R: 1 E: 0 K: 1 S: 6	H: 1 LOB: 0 BB: 0 P: 6	1B: 4 2B: 1 3B: 0 HR: 1	SF: 0 SAC: 1 DP: 1 HBP: 0	WP: 0 PB: 0 CS: 1 SB: 0	PA: 35	
PITCHER	IP WLS BF H R ER SO BB IBB HBP BLK WP HR S P ERA WHIP	7.1 W 29 5 1 1 6 3 0 0 0 0 0 38 50 1.23 1.091	1.2 5 1 1 1 1 0 0 0 0 0 0 1 7 7 5.40 0.600																					

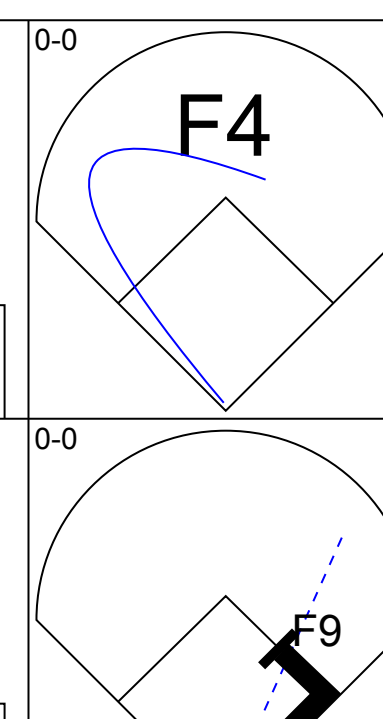
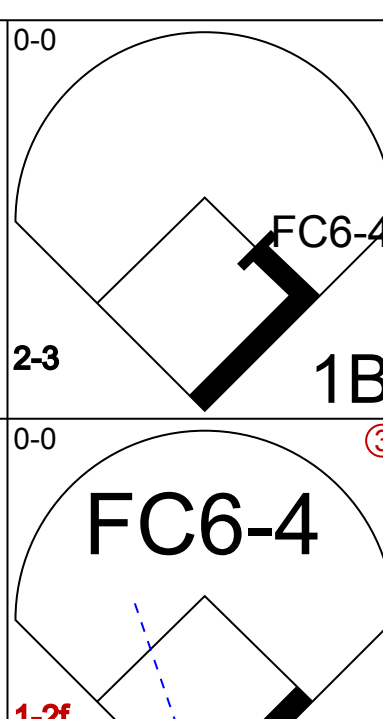
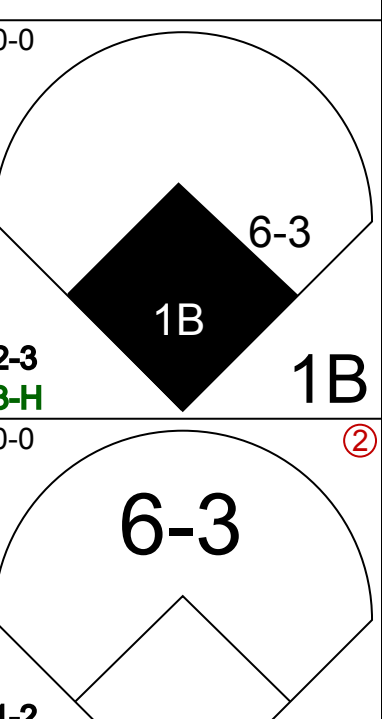
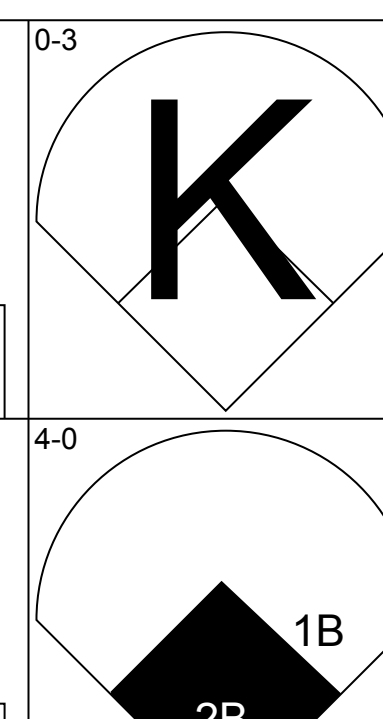
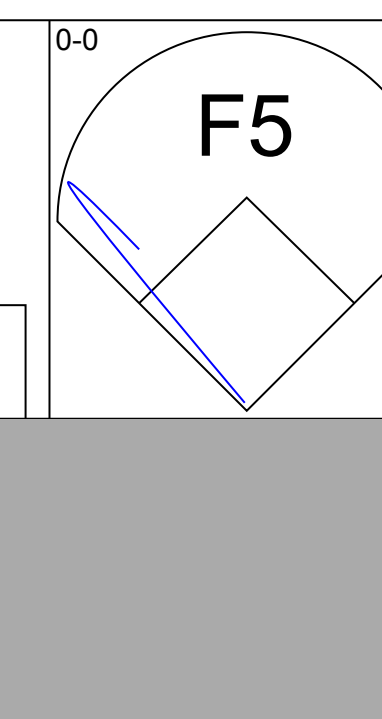
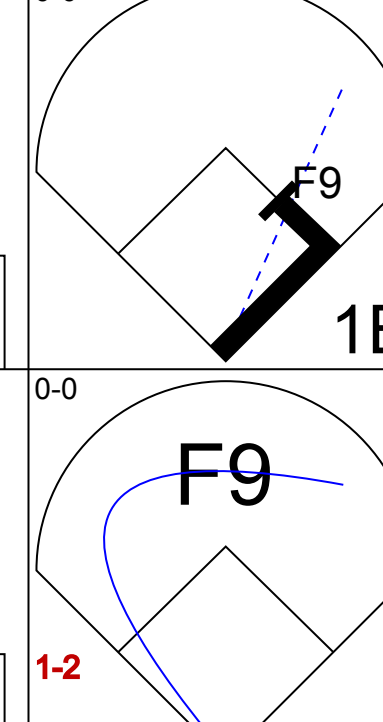
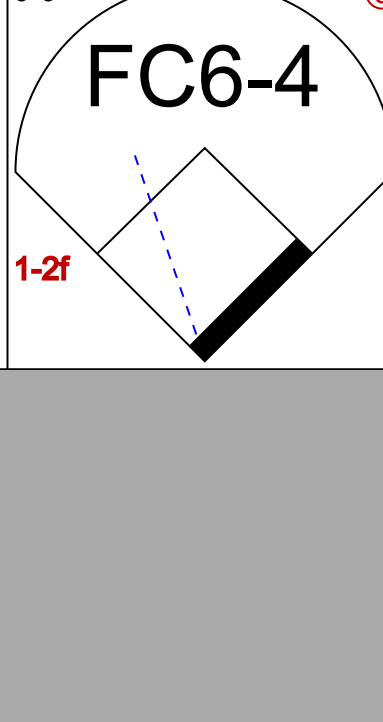
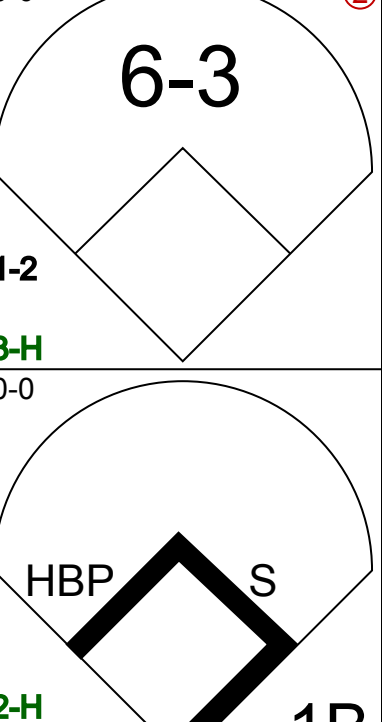
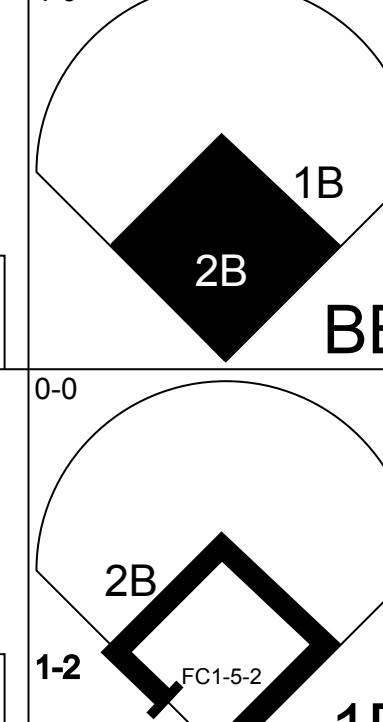
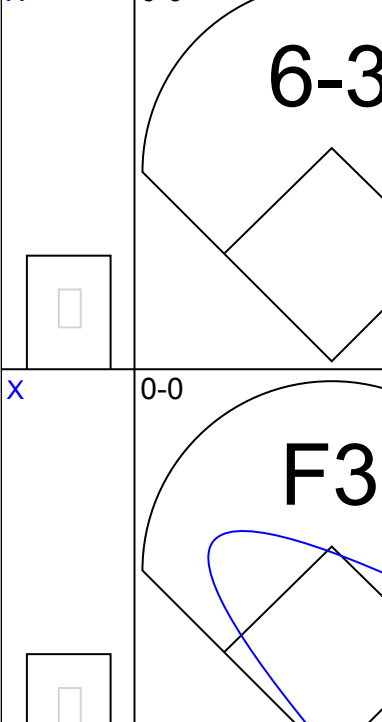
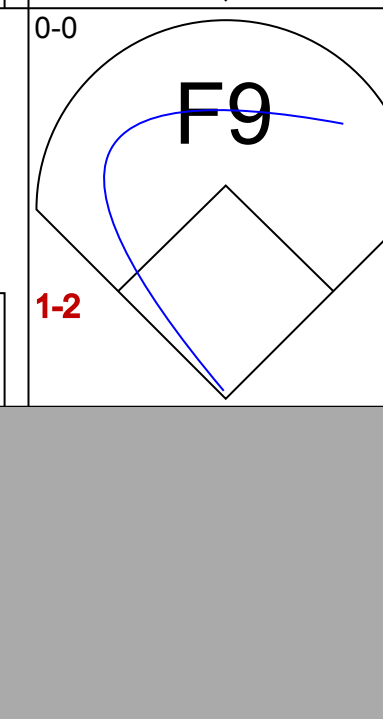
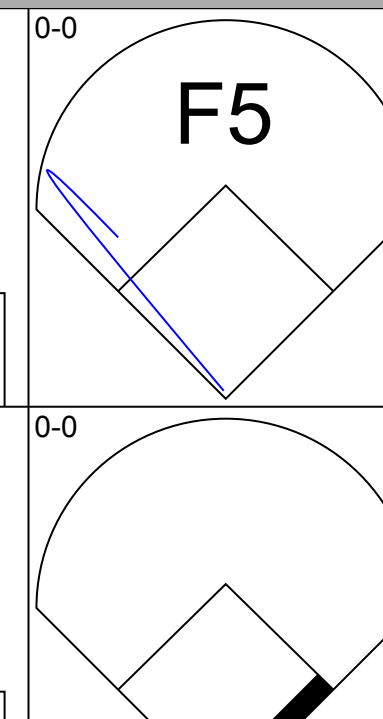
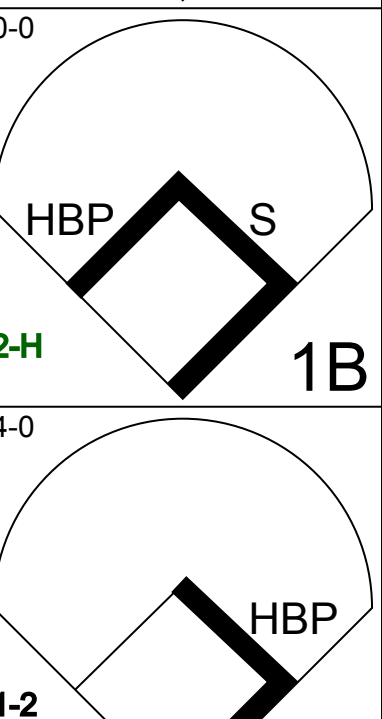

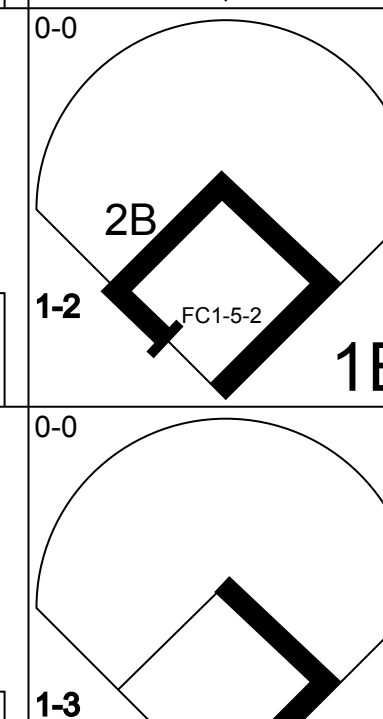

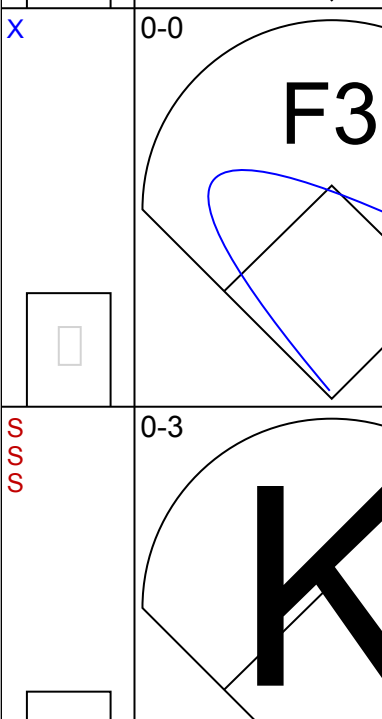
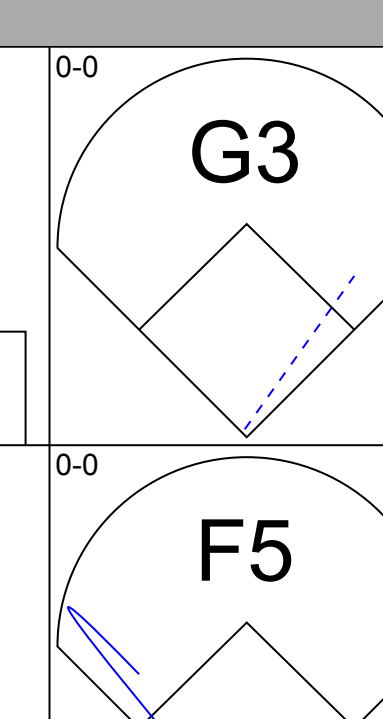
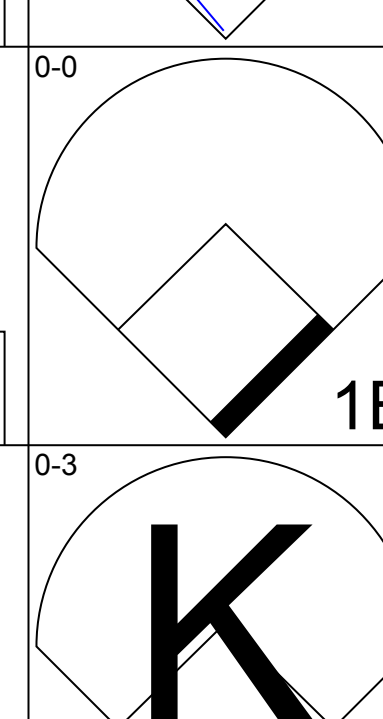
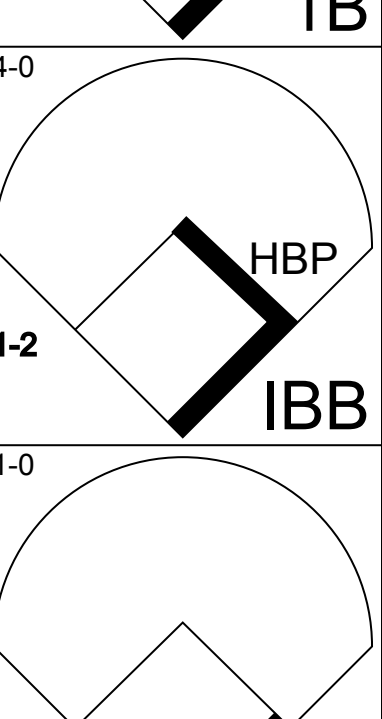

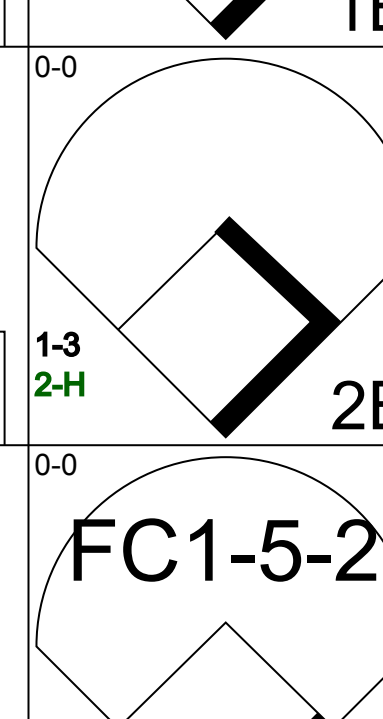
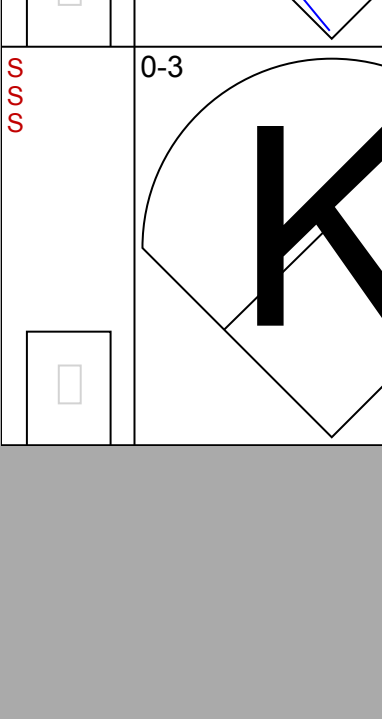

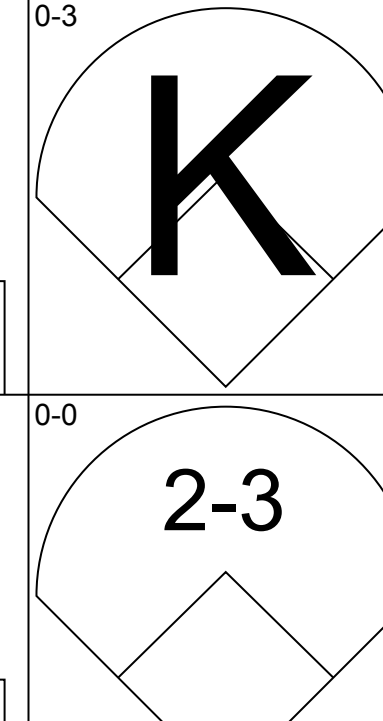
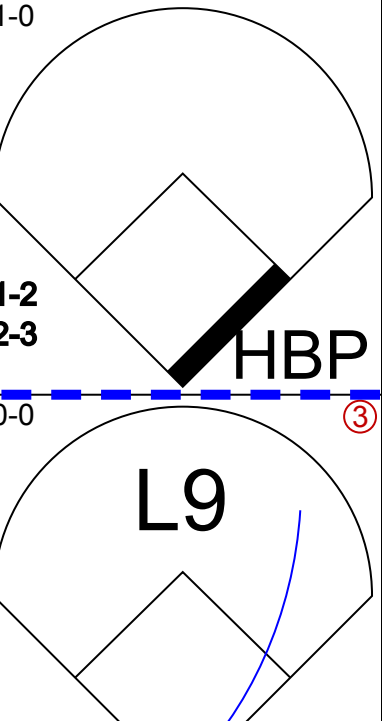

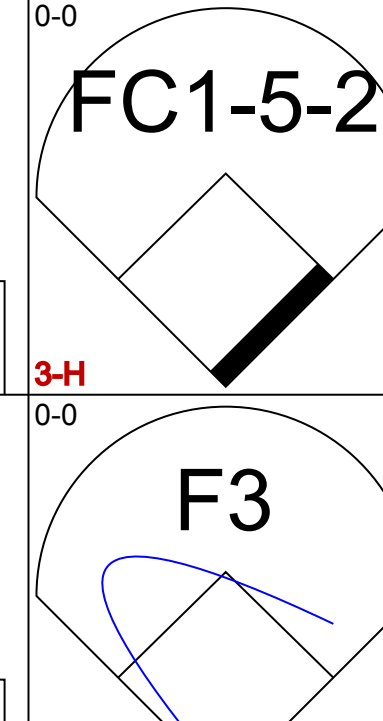
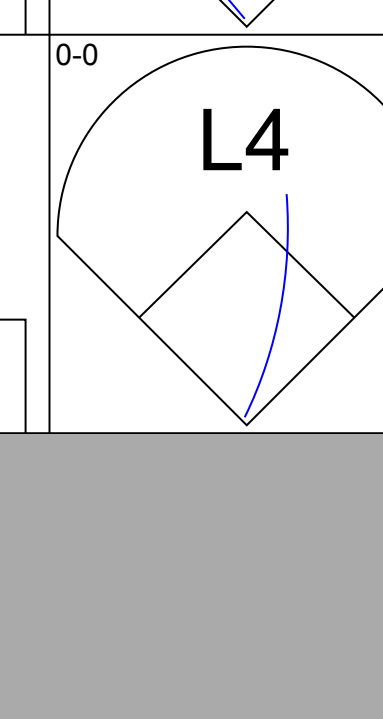
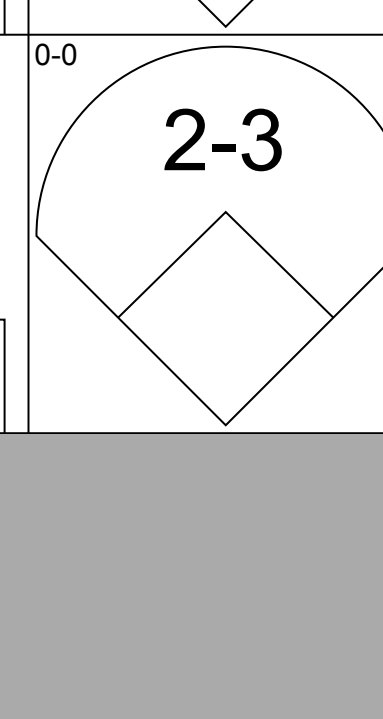
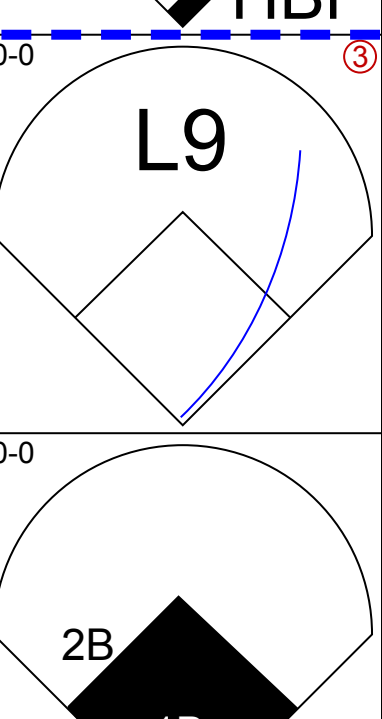
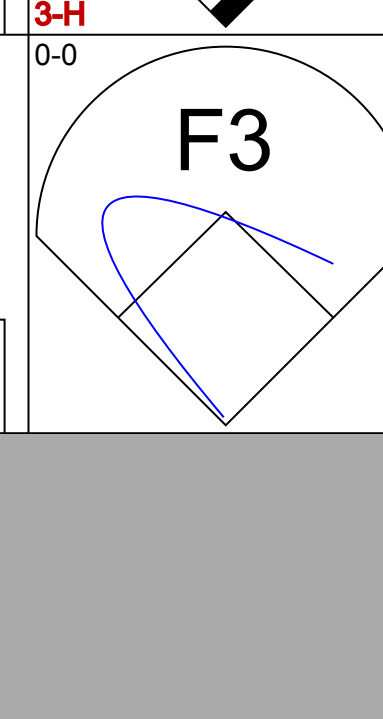
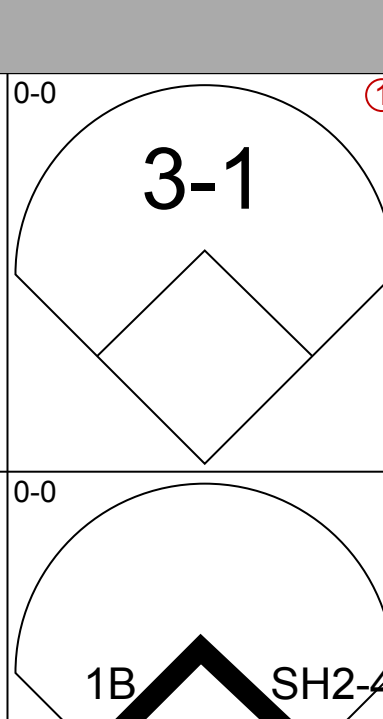
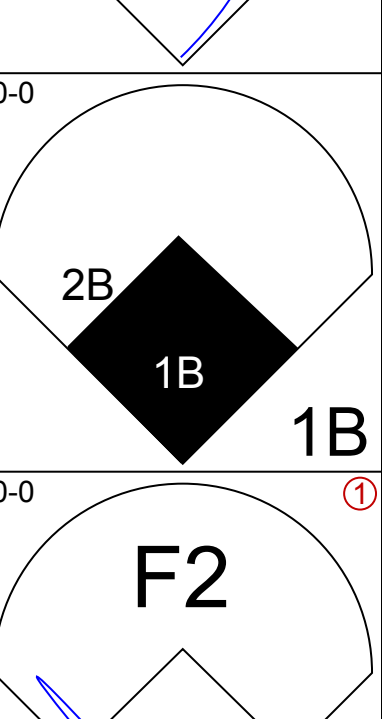
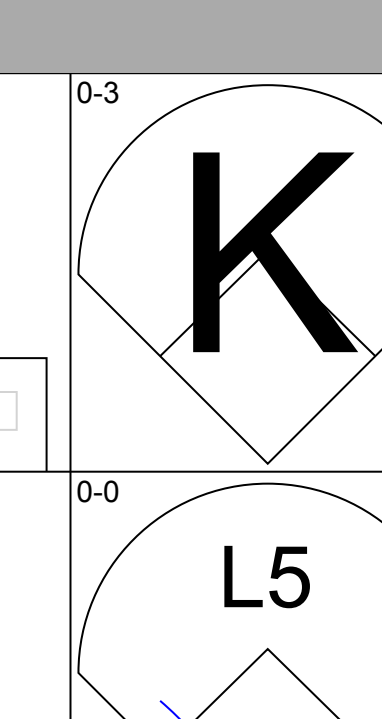
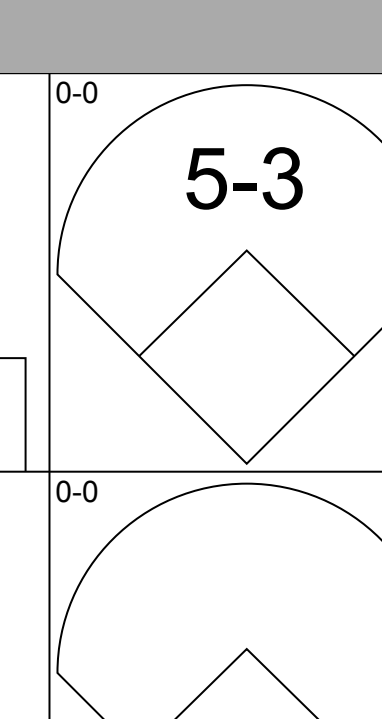
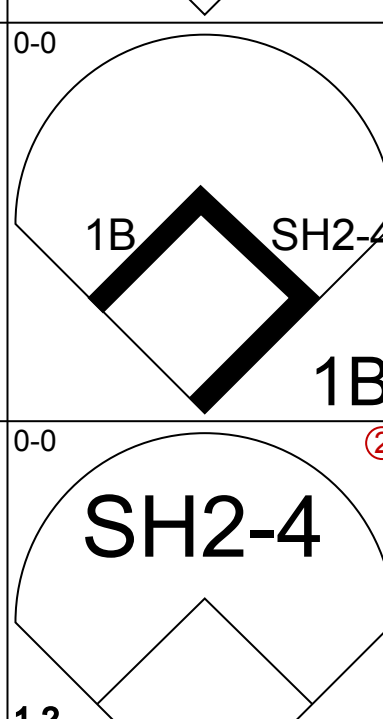

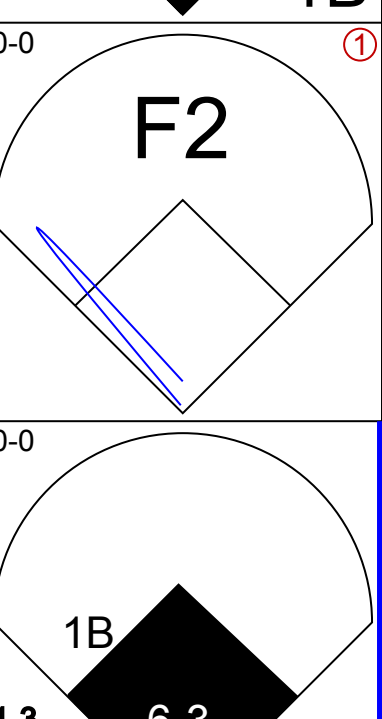
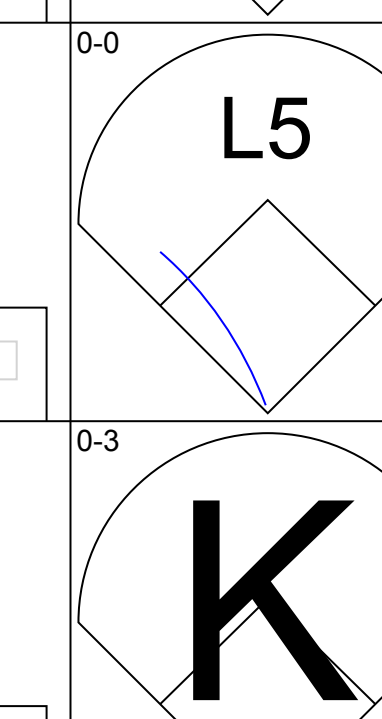
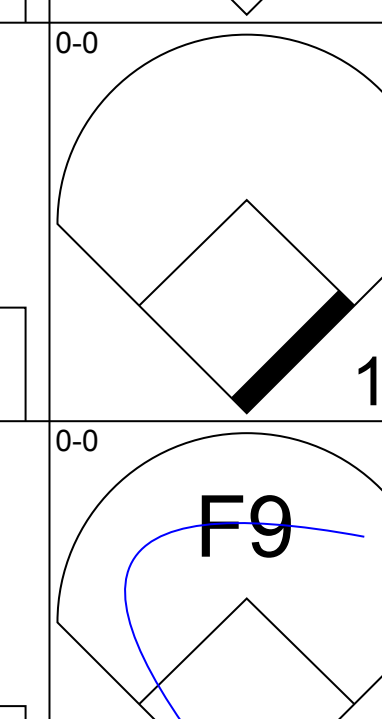
AB	43
R	7
H	19
RBI	7
BB	1
SO	4
LOB	28



Batter	1	2	3	4	5	6	7	8	9	AB	R	H	RBI	BB	SO	LOB	TOP					
Greg Gross, L OBP: 0.409, SLG: 0.381 (1, 9)										6	1	3	1	0	1	1	Houston Astros @ San Francisco Giants Candlestick Park, San Francisco, CA Tue Aug 06 1974, 6:33 AM EDT Att: 2,746 - Unknown					
Roger Metzger, S OBP: 0.304, SLG: 0.311 (1, 6)										6	0	0	0	0	0	5						
Cesar Cedeno, R OBP: 0.365, SLG: 0.533 (1, 8)										5	2	1	0	1	0	1						
Lee May, R OBP: 0.296, SLG: 0.455 (1, 3)										5	2	2	2	0	0	0						
Milt May, L OBP: 0.362, SLG: 0.376 (1, 2)										4	3	3	0	1	0	0						
Bob Watson, R OBP: 0.374, SLG: 0.417 Wilbur Howard, S OBP: 0.333, SLG: 0.357 (8, PR) (8, 7)										5	2	3	4	0	0	2						
Doug Rader, R OBP: 0.332, SLG: 0.423 (1, 5)										4	1	3	1	1	1	0						
Tommy Helms, R OBP: 0.316, SLG: 0.366 Larry Milbourne, S OBP: 0.377, SLG: 0.367 (7, 4)										4	1	0	0	0	0	3						
Tom Griffin, R OBP: 0.354, SLG: 0.533 Mike Cosgrove, L OBP: 0.176, SLG: 0.067 (5, 1)										3	0	1	0	0	1	2						
Inning Stats	R: 0 E: 0 K: 1 S: 5	H: 0 LOB: 0 BB: 0 P: 5	R: 1 E: 0 K: 1 S: 6	H: 1 LOB: 0 BB: 0 P: 6	R: 0 E: 0 K: 0 S: 3	H: 0 LOB: 0 BB: 0 P: 3	R: 2 E: 0 K: 0 S: 7	H: 4 LOB: 2 BB: 0 P: 7	R: 0 E: 0 K: 0 S: 4	H: 1 LOB: 1 BB: 0 P: 4	R: 3 E: 1 K: 0 S: 8	H: 4 LOB: 2 BB: 0 P: 8	R: 2 E: 0 K: 0 S: 6	H: 3 LOB: 1 BB: 0 P: 6	R: 5 E: 0 K: 1 S: 9	H: 4 LOB: 2 BB: 3 P: 21		R: 0 E: 0 K: 0 S: 3	H: 1 LOB: 0 BB: 0 P: 3	1B: 12 2B: 2 3B: 2 HR: 2	SF: 0 SAC: 0 DP: 1 HBP: 0	WP: 1 PB: 0 SB: 0 CS: 0
PITCHER	IP WLS BF H R ER SO BB IBB HBP BLK WP HR S P ERA WHIP																					
Ed Halicki, R ERA: 4.57 Elias Sosa, R ERA: 3.25 Tom Bradley, R ERA: 4.99 John Morris, L ERA: 6.0	(1, 1) (6, 1) (8, 1) (9, 1)	5.2 2.0 0.1 1.0	L 15 3 3	27 7 1 1	9 7 0 0	6 7 0 0	3 7 0 0	2 0 1 0	0 1 0 0	0 0 0 0	0 1 0 0	0 13 4 3	31 21 8 3	31 21 8 3	4.76 31.50 0.00 0.00	1.588 4.000 6.000 1.000						

AB	45
R	13
H	18
RBI	10
BB	3
SO	3
LOB	14



Batter	1	2	3	4	5	6	7	8	9	AB	R	H	RBI	BB	SO	LOB	BOTTOM					
Bobby Bonds, R OBP: 0.364, SLG: 0.457 (1, 9)										5	1	2	1	0	1	1	Houston Astros @ San Francisco Giants Candlestick Park, San Francisco, CA Tue Aug 06 1974, 6:33 AM EDT Att: 2,746 - Unknown					
Tito Fuentes, S OBP: 0.250, SLG: 0.239 (1, 4)										4	1	1	1	1	0	3						
Gary Thomasson, L OBP: 0.331, SLG: 0.304 Gary Maddox, R OBP: 0.337, SLG: 0.423 (7, PH) (8, 8)										3	0	1	1	0	0	1						
Ed Goodson, L OBP: 0.349, SLG: 0.418 Dave Kingman, R OBP: 0.297, SLG: 0.414 (7, PH) (8, 3)										2	0	1	0	1	0	0						
Gary Matthews, R OBP: 0.359, SLG: 0.435 (1, 7)										3	0	0	0	0	1	3						
Chris Speier, R OBP: 0.333, SLG: 0.353 (1, 6)										4	0	0	0	0	0	6						
Dave Rader, L OBP: 0.370, SLG: 0.374 John Boccabella, R OBP: 0.176, SLG: 0.185 (8, PH) (9, 2)										3	1	1	0	0	1	0						
Bruce Miller, R OBP: 0.337, SLG: 0.340 (1, 5)										4	0	2	0	0	0	1						
Ed Halicki, R OBP: 0.357, SLG: 0.429 Elias Sosa, R OBP: 0.371, SLG: 0.071 Tom Bradley, R OBP: 0.154, SLG: 0.111 Chris Arnold, R OBP: 0.310, SLG: 0.347 John Morris, R (8, PH) (9, 1)	(1, 1) (6, 1) (8, 1) (8, PH) (9, 1)	0.357 0.371 0.154 0.310	L 17 3 3	23 3 1 1	8 3 1 1	3 3 1 4	1 0 0 0	0 1 0 0	0 0 0 0	1 0 0 0	0 0 0 0	0 0 0 0	0 0 0 0	0 0 0 0	0 0 0 0	0 1 0 0						
Inning Stats	R: 0 E: 0 K: 0 S: 3	H: 1 LOB: 0 BB: 0 P: 3	R: 0 E: 0 K: 0 S: 3	H: 0 LOB: 0 BB: 0 P: 3	R: 0 E: 0 K: 0 S: 5	H: 2 LOB: 2 BB: 0 P: 5	R: 0 E: 0 K: 1 S: 6	H: 1 LOB: 1 BB: 0 P: 6	R: 3 E: 0 K: 0 S: 7	H: 4 LOB: 3 BB: 1 P: 12	R: 0 E: 0 K: 2 S: 7	H: 0 LOB: 0 BB: 0 P: 7	R: 1 E: 0 K: 1 S: 7	H: 2 LOB: 1 BB: 1 P: 11	R: 0 E: 0 K: 0 S: 4	H: 1 LOB: 1 BB: 0 P: 4		R: 0 E: 0 K: 1 S: 5	H: 0 LOB: 0 BB: 0 P: 5	1B: 9 2B: 2 3B: 0 HR: 0	SF: 0 SAC: 1 DP: 0 HBP: 1	WP: 0 PB: 0 SB: 1 CS: 0
PITCHER	IP WLS BF H R ER SO BB IBB HBP BLK WP HR S P ERA WHIP																					
Tom Griffin, R ERA: 3.31 Mike Cosgrove, L ERA: 2.43	(1, 1) (5, 1)	4.2 4.1	W 17	23 3	8 3	3 1	3 1	0 4	0 1	0 0	0 0	0 24	23 28	28 28	2.08 0.923							



Batter	1	2	3	4	5	6	7	8	9	AB	R	H	RBI	BB	SO	LOB	TOP			
Ralph Garr, L OBP: 0.397, SLG: 0.505 (1, 9)										4	0	2	0	0	1	1	Atlanta Braves @ Houston Astros Astrodome, Houston, TX Thu Aug 08 1974, 8:05 PM EDT Att: 14,457 - Unknown			
Marty Perez, R OBP: 0.321, SLG: 0.358 (1, 4)										4	1	2	0	0	0	1				
Darrell Evans, L OBP: 0.381, SLG: 0.405 (1, 5)										4	0	1	1	0	2	2				
Hank Aaron, R OBP: 0.322, SLG: 0.488 Rowland Office, L OBP: 0.290, SLG: 0.354 (1, 7)										3	0	0	0	1	0	3				
Dusty Baker Jr., R OBP: 0.319, SLG: 0.394 (1, 8)										4	0	0	0	0	0	4				
Davey Johnson, R OBP: 0.348, SLG: 0.377 (1, 3)										4	0	0	0	0	0	2				
Craig Robinson, R OBP: 0.284, SLG: 0.243 (1, 6)										3	0	1	0	0	0	0				
Vic Correll, R OBP: 0.234, SLG: 0.328 (1, 2)										3	0	1	0	0	0	1				
Ron Reed, R OBP: 0.154, SLG: 0.132 (1, 1)										3	0	1	0	0	1	1				
Inning Stats	R: 0 E: 0 K: 1 S: 7	H: 2 LOB: 2 BB: 0 P: 7	R: 0 E: 0 K: 0 S: 3	H: 1 LOB: 0 BB: 0 P: 3	R: 0 E: 0 K: 0 S: 3	H: 0 LOB: 1 BB: 1 P: 7	R: 0 E: 0 K: 0 S: 4	H: 2 LOB: 2 BB: 0 P: 4	R: 1 E: 0 K: 0 S: 5	H: 2 LOB: 1 BB: 0 P: 5	R: 0 E: 0 K: 1 S: 5	H: 0 LOB: 0 BB: 0 P: 5	R: 0 E: 0 K: 2 S: 7	H: 0 LOB: 0 BB: 0 P: 7	R: 0 E: 0 K: 0 S: 3	H: 0 LOB: 0 BB: 0 P: 3	1B: 5 2B: 3 3B: 0 HR: 0	SF: 0 SAC: 0 DP: 2 HBP: 0	WP: 0 PB: 0 SB: 1 CS: 0	PA: 33
PITCHER	IP WLS BF H R ER SO BB IBB HBP BLK WP HR S P ERA WHIP																			
Dave Roberts, L ERA: 3.47 Ken Forsch, R ERA: 3.05 (1, 1)	8.0 L 30 8 1 1 4 1 0 0 0 0 0 0 3 3 1.12 1.125																			

Batter	1	2	3	4	5	6	7	8	9	AB	R	H	RBI	BB	SO	LOB	BOTTOM			
Greg Gross, L OBP: 0.404, SLG: 0.376 (1, 9)										4	0	0	0	0	1	1	Atlanta Braves @ Houston Astros Astrodome, Houston, TX Thu Aug 08 1974, 8:05 PM EDT Att: 14,457 - Unknown			
Roger Metzger, S OBP: 0.303, SLG: 0.308 (1, 6)										4	0	1	0	0	0	1				
Cesar Cedeño, R OBP: 0.359, SLG: 0.523 (1, 8)										4	0	0	0	0	0	1				
Lee May, R OBP: 0.298, SLG: 0.456 (1, 3)										3	0	1	0	0	1	1				
Milt May, L OBP: 0.358, SLG: 0.372 (1, 2)										3	0	0	0	0	0	1				
Bob Watson, R OBP: 0.370, SLG: 0.412 (1, 7)										3	0	0	0	0	0	1				
Doug Rader, R OBP: 0.329, SLG: 0.420 (1, 5)										3	0	0	0	0	0	0				
Tommy Helms, R OBP: 0.319, SLG: 0.369 (1, 4)										3	0	1	0	0	0	0				
Dave Roberts, L OBP: 0.218, SLG: 0.358 Cliff Johnson, R OBP: 0.371, SLG: 0.481 Ken Forsch, R (8, PH) (9, 1)										2	0	0	0	0	0	1				
Inning Stats	R: 0 E: 0 K: 0 S: 3	H: 0 LOB: 0 BB: 0 P: 3	R: 0 E: 0 K: 1 S: 5	H: 0 LOB: 0 BB: 0 P: 5	R: 0 E: 0 K: 0 S: 3	H: 0 LOB: 0 BB: 0 P: 3	R: 0 E: 0 K: 0 S: 4	H: 1 LOB: 1 BB: 0 P: 4	R: 0 E: 0 K: 0 S: 5	H: 1 LOB: 1 BB: 0 P: 5	R: 0 E: 0 K: 1 S: 7	H: 0 LOB: 0 BB: 0 P: 7	R: 0 E: 0 K: 0 S: 3	H: 0 LOB: 0 BB: 0 P: 3	R: 0 E: 0 K: 1 S: 5	H: 0 LOB: 0 BB: 0 P: 5	1B: 2 2B: 1 3B: 0 HR: 0	SF: 0 SAC: 0 DP: 0 HBP: 0	WP: 0 PB: 0 SB: 0 CS: 0	PA: 30
PITCHER	IP WLS BF H R ER SO BB IBB HBP BLK WP HR S P ERA WHIP																			
Ron Reed, R ERA: 2.59 (1, 1)	9.0 W 30 3 0 0 3 0 0 0 0 0 0 36 36 0.00 0.333																			



Batter	1	2	3	4	5	6	7	8	9	AB	R	H	RBI	BB	SO	LOB	TOP				
Ron Hunt, R OBP: 0.376, SLG: 0.304 Pepe Frias, R OBP: 0.277, SLG: 0.280	0-0 1B G4-6-3 2B		0-3 K		0-0 5-3			0-0 F8	0-0 BB 1B	5	1	2	1	0	1	1					
Tim Foli, R OBP: 0.282, SLG: 0.273	0-0 G4-6-3 2-3 1B		0-3 K		0-0 4-3			0-0 4-3 2B	1-2 3-H 4-0 BB 1B	4	0	2	0	1	1	1					
Willie Davis, L OBP: 0.323, SLG: 0.414	0-0 G4-6-3 1-2 3-H		0-0 6-3			0-0 G3		0-0 4-3 2-3	0-0 4-3	5	0	0	0	0	0	5					
Bob Bailey, R OBP: 0.398, SLG: 0.437	0-0 CS 1B			0-0 F3		0-0 F8		0-0 F8		4	0	1	0	0	0	1					
Mike Jorgensen, L OBP: 0.433, SLG: 0.491	0-0 CS 1-2	4-0 E BB		0-0 6-3		0-0 1-3			0-0 5-3	3	0	0	0	1	0	0					
Jim Northrup, L OBP: 0.305, SLG: 0.372		0-0 E6 1-2		4-0 BB		0-0 HR			0-0 BB 1B	3	2	2	1	1	0	1					
Ken Singleton, S OBP: 0.391, SLG: 0.379		0-0 F7		0-0 L7		0-0 F8		0-0 F8	4-0 BB 1B BB	3	1	0	0	1	0	3					
Barry Foote, R OBP: 0.315, SLG: 0.372		0-0 F8			0-0 SH1-4 1B		0-3 K		0-0 BB 1B 1B	4	0	2	1	0	1	2					
Dennis Blair, R OBP: 0.167, SLG: 0.094 Don Carrithers, R OBP: 0.200, SLG: 0.200		0-0 4-3			0-0 SH1-4 1-2		0-3 K		0-3 K	3	0	0	0	0	2	4					
Inning Stats	R: 1 E: 0 K: 0 S: 4	H: 3 LOB: 0 BB: 0 P: 4	R: 0 E: 1 K: 0 S: 4	H: 0 LOB: 2 BB: 1 P: 8	R: 0 E: 0 K: 2 S: 7	H: 0 LOB: 0 BB: 0 P: 7	R: 0 E: 0 K: 0 S: 3	H: 0 LOB: 1 BB: 0 P: 7	R: 0 E: 0 K: 0 S: 4	H: 1 LOB: 0 BB: 0 P: 4	R: 0 E: 0 K: 2 S: 8	H: 1 LOB: 0 BB: 0 P: 8	R: 0 E: 0 K: 0 S: 4	H: 1 LOB: 1 BB: 0 P: 4	R: 2 E: 0 K: 1 S: 8	H: 3 LOB: 3 BB: 2 P: 16	1B: 6 2B: 2 3B: 0 HR: 1	SF: 0 SAC: 1 DP: 1 HBP: 0	WP: 0 PB: 0 SB: 0 CS: 1	PA: 40	
PITCHER	IP WLS BF H R ER SO BB IBB HBP BLK WP HR S P ERA WHIP	8.2 L 38 9 4 4 5 4 0 0 0 0 1 44 60 4.15 1.500	0.1 1 0 0 0 0 0 0 0 0 0 0 0 0 1 1 0.00 0.000																		

Montreal Expos @ Houston Astros
Astrodome, Houston, TX
Fri Aug 09 1974, 8:05 PM EDT
Att: 12,832 - Unknown

AB	34
R	4
H	9
RBI	3
BB	4
SO	5
LOB	18



Batter	1	2	3	4	5	6	7	8	9	AB	R	H	RBI	BB	SO	LOB	BOTTOM					
Greg Gross, L OBP: 0.404, SLG: 0.376	0-0 4-3		0-0 L4-3 1B	0-0 G3			0-0 F7		0-0 BB 1B	5	1	2	0	0	0	2						
Roger Metzger, S OBP: 0.306, SLG: 0.310	0-0 F7		0-3 K		0-0 G4-3 1B		0-0 FC5-4 1B		4-0 BB 1B BB	4	0	2	0	1	1	1						
Cesar Cedeño, R OBP: 0.357, SLG: 0.520	0-0 L7		0-0 L4-3 1-2		0-0 F9		0-0 FC5-4 E 1-2		0-0 1-3 2-H 1B	5	0	1	1	1	0	3						
Lee May, R OBP: 0.295, SLG: 0.451		0-0 F9		0-0 F3	0-0 G4-3 1-2		0-0 F8		0-0 5-3	5	0	0	0	0	0	4						
Mitt May, L OBP: 0.357, SLG: 0.374		0-0 5-3 2B		0-0 E1 1B 1B	0-0 G3			0-0 4-3		4	1	1	0	0	0	1						
Bob Watson, R OBP: 0.371, SLG: 0.411		4-0 5-3 BB		0-0 1-3 1B		0-3 K		0-0 6-3		3	0	1	0	1	1	0						
Doug Rader, R OBP: 0.330, SLG: 0.420		0-0 5-3 1-2 2-3		0-0 HBP 1B 1B		4-0 BB		0-0 5-3		3	1	1	1	1	0	2						
Tommy Helms, R OBP: 0.321, SLG: 0.367		4-0 BB		3-H 1-0 1B HBP		0-0 F9			0-0 6-3	2	0	0	0	1	0	1						
Don Wilson, R OBP: 0.279, SLG: 0.341 Mike Cosgrove, L OBP: 0.176, SLG: 0.067 Cliff Johnson, R OBP: 0.368, SLG: 0.477		0-0 1-3		1-2 2-H 1B		0-0 5-3			0-0 5-3	3	0	1	1	0	0	4						
Inning Stats	R: 0 E: 0 K: 0 S: 3	H: 0 LOB: 0 BB: 0 P: 3	R: 0 E: 0 K: 0 S: 4	H: 1 LOB: 3 BB: 2 P: 12	R: 0 E: 0 K: 1 S: 5	H: 1 LOB: 0 BB: 0 P: 5	R: 2 E: 1 K: 0 S: 6	H: 3 LOB: 2 BB: 0 P: 7	R: 0 E: 0 K: 0 S: 4	H: 1 LOB: 1 BB: 0 P: 4	R: 0 E: 0 K: 1 S: 5	H: 0 LOB: 1 BB: 1 P: 9	R: 0 E: 1 K: 0 S: 4	H: 1 LOB: 1 BB: 0 P: 4	R: 0 E: 0 K: 0 S: 3	H: 0 LOB: 0 BB: 0 P: 3	R: 1 E: 0 K: 0 S: 5	H: 2 LOB: 2 BB: 1 P: 9	1B: 8 2B: 2 3B: 0 HR: 0	SF: 0 SAC: 0 DP: 1 HBP: 1	WP: 0 PB: 0 SB: 0 CS: 0	PA: 40
PITCHER	IP WLS BF H R ER SO BB IBB HBP BLK WP HR S P ERA WHIP	8.2 W 38 8 3 1 2 4 0 0 0 0 0 0 37 54 1.04 1.385	0.1 S 2 1 0 0 0 0 0 0 0 0 0 0 2 2 0.00 3.000																			

Montreal Expos @ Houston Astros
Astrodome, Houston, TX
Fri Aug 09 1974, 8:05 PM EDT
Att: 12,832 - Unknown

AB	35
R	3
H	9
RBI	3
BB	4
SO	2
LOB	18



Batter	1	2	3	4	5	6	7	8	9	AB	R	H	RBI	BB	SO	LOB	TOP										
Ron Hunt, R OBP: 0.380, SLG: 0.303 (1, 4)	4-0 CS BB			1-0 FC2-6 HBP		4-0 SH1-4 WP BB		0-0 6-3		1	1	0	0	2	0	0	Montreal Expos @ Houston Astros Astrodome, Houston, TX Sat Aug 10 1974, 8:05 PM EDT Att. 17,107 - Dome										
Tim Foli, R OBP: 0.283, SLG: 0.273 (1, 6)	0-3 K			0-0 FC2-6 FC3-6		0-0 SH1-4		0-0 1B 1B		3	0	1	0	0	1	2											
Willie Davis, L OBP: 0.322, SLG: 0.412 (1, 8)	0-0 F6			0-0 FC3-6 BB 1B		0-0 F8		0-0 1B		4	0	1	0	0	0	1											
Bob Bailey, R OBP: 0.397, SLG: 0.435 (1, 5)		0-3 K		0-0 BB 1B		0-0 F8			0-0 5-3	4	0	1	0	0	1	0											
Mike Jorgensen, L OBP: 0.435, SLG: 0.488 (1, 3)		0-0 4-3		4-0 BB 1B					0-0 6-3	3	0	1	0	1	0	0											
Jim Northrup, L OBP: 0.304, SLG: 0.369 (9, PR)		0-0 5-3		0-0 BB					4-0 S BB	3	0	0	0	1	0	4											
Larry Lintz, S OBP: 0.333, SLG: 0.272 (9, 7)				0-0 1-3						0	0	0	0	0	0	0											
Ron Woods, R OBP: 0.295, SLG: 0.195 (9, 7)										0	0	0	0	0	0	0											
Ken Singleton, S OBP: 0.389, SLG: 0.376 (1, 9)			0-0 F7		0-0 L9				4-0 1-2 FC5-4 BB	3	0	0	0	1	0	0											
Barry Foote, R OBP: 0.314, SLG: 0.381 (1, 2)			0-3 K		0-0 L9				0-0 FC5-4	4	1	1	1	0	1	2											
Steve Rogers, R OBP: 0.229, SLG: 0.156 (1, 1)			0-0 4-3		0-0 6-3				0-0 F9	3	0	0	0	0	0	0											
Inning Stats	R: 0 E: 0 K: 1 S: 4	H: 0 LOB: 0 BB: 1 P: 8	R: 0 E: 0 K: 1 S: 5	H: 0 LOB: 0 BB: 0 P: 5	R: 0 E: 0 K: 1 S: 5	H: 0 LOB: 0 BB: 0 P: 5	R: 0 E: 0 K: 0 S: 4	H: 1 LOB: 3 BB: 1 P: 9	R: 0 E: 0 K: 0 S: 3	H: 0 LOB: 0 BB: 0 P: 3	R: 1 E: 0 K: 0 S: 3	H: 0 LOB: 0 BB: 1 P: 7	R: 0 E: 0 K: 0 S: 3	H: 1 LOB: 0 BB: 0 P: 3	R: 1 E: 0 K: 0 S: 5	H: 3 LOB: 2 BB: 0 P: 5	R: 0 E: 0 K: 0 S: 3	H: 0 LOB: 2 BB: 2 P: 11	1B: 4 2B: 1 3B: 0 HR: 1	SF: 0 SAC: 1 DP: 2 HBP: 1	WP: 2 PB: 0 SB: 1 CS: 1	PA: 35					
PITCHER	IP	WLS	BF	H	R	ER	SO	BB	IBB	HBP	BLK	WP	HR	S	P	ERA	WHIP										
Tom Griffin, R ERA: 3.25 (1, 1)	8.0	L	30	5	2	2	3	3	0	1	0	1	1	32	45	2.25	1.000										
Mike Cosgrove, L ERA: 2.39 (9, 1)	0.2		4	0	0	0	0	2	0	0	0	0	0	2	10	0.00	3.000										
Ken Forsch, R ERA: 3.03 (9, 1)	0.1		1	0	0	0	0	0	0	0	0	0	0	1	1	0.00	0.000										

AB	28
R	2
H	5
RBI	1
BB	5
SO	3
LOB	9



Batter	1	2	3	4	5	6	7	8	9	AB	R	H	RBI	BB	SO	LOB	BOTTOM										
Greg Gross, L OBP: 0.407, SLG: 0.380 (1, 9)	0-0 6-3		0-0 4-3 SH1-4 1B		0-0 CS 1B			0-0 FC4-6 1B		4	0	3	0	0	0	0	Montreal Expos @ Houston Astros Astrodome, Houston, TX Sat Aug 10 1974, 8:05 PM EDT Att. 17,107 - Dome										
Roger Metzger, S OBP: 0.304, SLG: 0.307 (1, 6)	0-0 4-3		0-0 SH1-4		0-0 CS	0-0 F7		0-0 FC4-6 FC5-4		3	0	0	0	0	0	2											
Cesar Cedeño, R OBP: 0.357, SLG: 0.517 (1, 8)	0-0 S 1B		0-0 4-3		0-0 5-3			0-0 FC5-4		4	1	1	0	0	0	3											
Lee May, R OBP: 0.294, SLG: 0.449 (1, 3)	0-0 1B		0-0 6-3		0-0 6-3			0-0 F8		4	0	1	1	0	0	1											
Mitt May, L OBP: 0.355, SLG: 0.369 (1, 2)	0-3 K			4-0 G4-3 BB		0-0 4-3		0-0 F8		3	0	0	0	1	1	1											
Bob Watson, R OBP: 0.370, SLG: 0.408 (1, 7)		4-0 1B BB		0-0 G4-3		0-0 6-3		0-0 6-3		3	0	0	0	1	0	1											
Doug Rader, R OBP: 0.330, SLG: 0.419 (1, 5)		0-0 G6-4-3 1B		0-3 K		0-0 F4				3	0	1	0	0	1	0											
Tommy Helms, R OBP: 0.321, SLG: 0.367 (9, PR)		0-3 K			0-0 5-3			0-0 FC2-6 1B		3	0	1	0	0	1	2											
Larry Milbourne, S OBP: 0.377, SLG: 0.367 (9, 4)								0-0 FC2-6 1B		0	0	0	0	0	0	0											
Tom Griffin, R OBP: 0.340, SLG: 0.511 (8, PH)		0-0 G6-4-3			0-0 6-3			0-0 FC2-6 1B		2	0	0	0	0	0	2											
Bob Gallagher, L OBP: 0.280, SLG: 0.194 (9, 1)								0-0 FC2-6 1B		1	0	0	0	0	0	1											
Mike Cosgrove, L OBP: 0.176, SLG: 0.067 (9, 1)								0-0 FC4-6 1B		0	0	0	0	0	0	0											
Ken Forsch, R (9, 1)										0	0	0	0	0	0	0											
Inning Stats	R: 1 E: 0 K: 1 S: 7	H: 2 LOB: 1 BB: 0 P: 7	R: 0 E: 0 K: 1 S: 5	H: 1 LOB: 1 BB: 1 P: 9	R: 0 E: 0 K: 0 S: 4	H: 1 LOB: 0 BB: 0 P: 4	R: 0 E: 0 K: 1 S: 4	H: 0 LOB: 0 BB: 1 P: 8	R: 0 E: 0 K: 0 S: 3	H: 0 LOB: 0 BB: 0 P: 3	R: 0 E: 0 K: 0 S: 3	H: 0 LOB: 0 BB: 0 P: 3	R: 0 E: 0 K: 0 S: 3	H: 0 LOB: 0 BB: 0 P: 3	R: 0 E: 0 K: 0 S: 5	H: 2 LOB: 2 BB: 0 P: 5	R: 0 E: 0 K: 0 S: 3	H: 0 LOB: 0 BB: 0 P: 3	1B: 7 2B: 0 3B: 0 HR: 0	SF: 0 SAC: 1 DP: 2 HBP: 0	WP: 0 PB: 0 SB: 1 CS: 1	PA: 34					
PITCHER	IP	WLS	BF	H	R	ER	SO	BB	IBB	HBP	BLK	WP	HR	S	P	ERA	WHIP										
Steve Rogers, R ERA: 4.49 (1, 1)	9.0	W	33	7	1	1	3	2	0	0	0	0	0	37	45	1.00	1.000										



Batter	1	2	3	4	5	6	7	8	9	AB	R	H	RBI	BB	SO	LOB	TOP								
Larry Lintz, S OBP: 0.339, SLG: 0.281 (1, 4)										4	1	2	0	1	1	0									
Wille Davis, L OBP: 0.321, SLG: 0.412 (1, 8)										5	1	1	0	0	1	3									
Larry Bittner, L OBP: 0.167, SLG: 0.167 Jose Morales, R OBP: 0.412, SLG: 0.625 Ron Woods, R OBP: 0.302, SLG: 0.205 (1, 7) (8, FH) (8, FR) (8, 7)										3	0	0	0	0	0	3									
Mike Jorgensen, L OBP: 0.439, SLG: 0.488 (1, 3)										4	1	2	0	1	1	0									
Jim Northrup, L OBP: 0.303, SLG: 0.375 (1, 9)										5	1	1	2	0	1	4									
Bob Bailey, R OBP: 0.398, SLG: 0.433 Pepe Frias, R OBP: 0.277, SLG: 0.280 (1, 5) (9, 5)										2	0	0	0	2	0	0									
Barry Foote, R OBP: 0.311, SLG: 0.375 (1, 2)										4	0	0	0	0	3	4									
Tim Foli, R OBP: 0.282, SLG: 0.273 (1, 6)										4	0	1	1	0	0	0									
Steve Renko, R OBP: 0.243, SLG: 0.269 Chuck Taylor, R OBP: 0.444, SLG: 0.500 (1, 1) (8, 1)										4	0	1	0	0	1	3									
Inning Stats	R: 0 E: 1 K: 1 S: 5	H: 0 LOB: 0 BB: 0 P: 5	R: 0 E: 0 K: 2 S: 7	H: 0 LOB: 1 BB: 1 P: 11	R: 0 E: 0 K: 0 S: 5	H: 2 LOB: 2 BB: 0 P: 5	R: 2 E: 0 K: 1 S: 6	H: 1 LOB: 0 BB: 1 P: 10	R: 0 E: 0 K: 0 S: 4	H: 0 LOB: 0 BB: 0 P: 4	R: 0 E: 0 K: 1 S: 5	H: 0 LOB: 0 BB: 0 P: 5	R: 0 E: 0 K: 2 S: 7	H: 0 LOB: 0 BB: 0 P: 7	R: 3 E: 0 K: 0 S: 7	H: 4 LOB: 3 BB: 2 P: 15	R: 0 E: 0 K: 1 S: 7	H: 2 LOB: 2 BB: 0 P: 7	1B: 6 2B: 3 3B: 0 HR: 1	SF: 0 SAC: 0 DP: 0 HBP: 0	WP: 1 PB: 0 SB: 0 CS: 0	PA: 41			
PITCHER	IP	WLS	BF	H	R	ER	SO	BB	IBB	HBP	BLK	WP	HR	S	P	ERA	WHIP								
Larry Dierker, R ERA: 3.03 (1, 1)	7.0	L	29	5	4	4	7	3	0	0	0	1	1	40	52	5.14	1.143								
Mike Cosgrove, L ERA: 2.52 (8, 1)	0.1		3	2	0	0	0	0	0	0	0	0	0	3	3	0.00	6.000								
Ken Forsch, R ERA: 3.0 (8, 1)	0.2		4	1	1	1	0	0	1	0	0	0	0	3	7	13.50	1.500								
Fred Scherman, L ERA: 4.15 (9, 1)	1.0		5	2	0	0	1	0	0	0	0	0	0	7	7	0.00	2.000								

Montreal Expos @ Houston Astros
Astrodome, Houston, TX
Sun Aug 11 1974, 4:33 AM EDT
Att. 15,180 - Dome

AB	37
R	5
H	10
RBI	5
BB	4
SO	8
LOB	17



Batter	1	2	3	4	5	6	7	8	9	AB	R	H	RBI	BB	SO	LOB	BOTTOM								
Greg Gross, L OBP: 0.406, SLG: 0.378 (1, 9)										4	0	1	0	0	0	0									
Roger Metzger, S OBP: 0.304, SLG: 0.307 (1, 6)										4	0	1	1	0	0	1									
Cesar Cedeno, R OBP: 0.354, SLG: 0.514 (1, 8)										3	0	0	1	0	3	0									
Lee May, R OBP: 0.296, SLG: 0.449 (1, 3)										4	0	2	0	0	2	2									
Bob Watson, R OBP: 0.369, SLG: 0.407 (1, 7)										4	0	1	0	0	1	1									
Johnny Edwards, L OBP: 0.288, SLG: 0.330 Wilbur Howard, S OBP: 0.333, SLG: 0.357 (1, 2) (8, FR)										4	0	1	0	0	1	2									
Ray Busse, R OBP: 0.200, SLG: 0.200 (1, 5)										4	0	1	0	0	1	1									
Tommy Helms, R OBP: 0.321, SLG: 0.367 (1, 4)										3	1	1	0	0	0	2									
Larry Dierker, R OBP: 0.246, SLG: 0.246 Mike Cosgrove, L OBP: 0.176, SLG: 0.087 Ken Forsch, R OBP: 0.307, SLG: 0.357 Lee May, L OBP: 0.307, SLG: 0.357 Larry Milbourne, S OBP: 0.277, SLG: 0.282 Fred Scherman, L OBP: 0.444, SLG: 0.500 (1, 1) (8, 1) (8, 1) (8, PH) (8, PH) (9, 1)										2	0	0	0	0	2	0									
Inning Stats	R: 0 E: 1 K: 1 S: 5	H: 0 LOB: 0 BB: 0 P: 5	R: 0 E: 0 K: 1 S: 7	H: 2 LOB: 2 BB: 0 P: 7	R: 0 E: 0 K: 1 S: 5	H: 0 LOB: 0 BB: 0 P: 5	R: 0 E: 0 K: 2 S: 8	H: 1 LOB: 1 BB: 0 P: 8	R: 0 E: 0 K: 2 S: 7	H: 0 LOB: 0 BB: 0 P: 7	R: 0 E: 0 K: 1 S: 5	H: 0 LOB: 0 BB: 0 P: 5	R: 0 E: 0 K: 1 S: 5	H: 1 LOB: 0 BB: 0 P: 5	R: 2 E: 0 K: 1 S: 8	H: 3 LOB: 2 BB: 1 P: 12	R: 0 E: 0 K: 0 S: 3	H: 1 LOB: 1 BB: 0 P: 3	1B: 8 2B: 0 3B: 0 HR: 0	SF: 1 SAC: 0 DP: 1 HBP: 0	WP: 0 PB: 0 SB: 0 CS: 1	PA: 34			
PITCHER	IP	WLS	BF	H	R	ER	SO	BB	IBB	HBP	BLK	WP	HR	S	P	ERA	WHIP								
Steve Renko, R ERA: 3.93 (1, 1)	7.1		29	7	2	2	9	1	0	0	0	0	0	46	50	2.46	1.091								
Chuck Taylor, R ERA: 2.09 (8, 1)	1.2	S	5	1	0	0	1	0	0	0	0	0	0	7	7	0.00	0.600								

Montreal Expos @ Houston Astros
Astrodome, Houston, TX
Sun Aug 11 1974, 4:33 AM EDT
Att. 15,180 - Dome

AB	32
R	2
H	8
RBI	2
BB	1
SO	10
LOB	9



Batter	1	2	3	4	5	6	7	8	9	AB	R	H	RBI	BB	SO	LOB	TOP				
Greg Gross, L OBP: 0.409, SLG: 0.382 (1, 9)										4	0	3	0	0	0	0	Houston Astros @ Chicago Cubs Wrigley Field, Chicago, IL Tue Aug 13 1974, 3:33 AM CDT Att: 11,947 - Unknown - 70 F				
Roger Metzger, S OBP: 0.301, SLG: 0.304 (1, 6)										3	0	0	0	0	1	2					
Cesar Cedeño, R OBP: 0.357, SLG: 0.520 (1, 8)										4	1	3	0	0	1	1					
Lee May, R OBP: 0.293, SLG: 0.445 (1, 3)										4	0	0	0	0	2	5					
Mitt May, L OBP: 0.356, SLG: 0.367 Wilbur Howard, S OBP: 0.333, SLG: 0.357 (9, PR) (9, 7)										4	0	1	1	0	0	0					
Bob Watson, R OBP: 0.370, SLG: 0.406 Johnny Edwards, L OBP: 0.288, SLG: 0.330 (9, 2)										3	1	1	0	1	0	0					
Doug Rader, R OBP: 0.329, SLG: 0.417 (1, 5)										4	0	1	0	0	1	1					
Tommy Helms, R OBP: 0.323, SLG: 0.369 Larry Milbourne, S OBP: 0.377, SLG: 0.367 (9, 4)										3	0	2	2	0	0	0					
Dave Roberts, L OBP: 0.203, SLG: 0.333 (1, 1)										4	0	0	0	0	2	4					
Inning Stats	R: 0 E: 0 K: 1 S: 6	H: 2 LOB: 1 BB: 0 P: 6	R: 0 E: 0 K: 1 S: 5	H: 0 LOB: 0 BB: 0 P: 5	R: 0 E: 0 K: 0 S: 3	H: 1 LOB: 0 BB: 0 P: 3	R: 0 E: 0 K: 1 S: 5	H: 1 LOB: 0 BB: 0 P: 5	R: 1 E: 0 K: 0 S: 4	H: 1 LOB: 1 BB: 1 P: 8	R: 0 E: 0 K: 0 S: 3	H: 0 LOB: 0 BB: 0 P: 3	R: 0 E: 0 K: 1 S: 6	H: 1 LOB: 1 BB: 0 P: 6	R: 2 E: 0 K: 1 S: 9	H: 4 LOB: 2 BB: 0 P: 9		1B: 10 2B: 0 3B: 1 HR: 0	SF: 1 SAC: 1 DP: 2 HBP: 0	WP: 0 PB: 0 SB: 0 CS: 1	PA: 36
PITCHER	IP WLS BF H R ER SO BB IBB HBP BLK WP HR S P ERA WHIP	IP WLS BF H R ER SO BB IBB HBP BLK WP HR S P ERA WHIP																			
Bill Bonham, R ERA: 3.82 (1, 1)	8.1 L 33 10 3 3 6 1 0 0 0 0 0 44 48 3.24 1.320	Oscar Zamora, R ERA: 2.92 (9, 1)	0.1 2 1 0 0 0 0 0 0 0 0 0 0 2 2 0.00 3.000	Ken Frailing, L ERA: 3.96 (9, 1)	0.1 1 0 0 0 1 0 0 0 0 0 0 0 3 3 0.00 0.000																

AB	33
R	3
H	11
RBI	3
BB	1
SO	7
LOB	13



Batter	1	2	3	4	5	6	7	8	9	AB	R	H	RBI	BB	SO	LOB	BOTTOM					
Don Kessinger, S OBP: 0.333, SLG: 0.314 (1, 6)										5	0	3	0	0	0	0	Houston Astros @ Chicago Cubs Wrigley Field, Chicago, IL Tue Aug 13 1974, 3:33 AM CDT Att: 11,947 - Unknown - 70 F					
Jose Cardenal, R OBP: 0.367, SLG: 0.443 (1, 9)										4	1	2	0	0	1	2						
Billy Williams, L OBP: 0.391, SLG: 0.458 (1, 7)										4	0	1	0	0	0	3						
Andre Thornton, R OBP: 0.395, SLG: 0.495 (1, 3)										4	0	2	1	0	0	2						
Jerry Morales, R OBP: 0.304, SLG: 0.386 (1, 8)										2	0	0	0	1	0	0						
Bill Madlock, R OBP: 0.339, SLG: 0.394 (1, 5)										3	0	0	0	1	0	3						
Rob Sperring, R OBP: 0.273, SLG: 0.600 (1, 4)										4	0	0	0	0	2	5						
Steve Swisher, R OBP: 0.306, SLG: 0.287 (1, 2)										4	0	0	0	0	1	2						
Bill Bonham, R OBP: 0.153, SLG: 0.155 (9, 1)										3	0	0	0	0	1	0						
Oscar Zamora, R OBP: 0.125, SLG: 0.125 (9, 1)										0	0	0	0	0	0	0						
Ken Frailing, L OBP: 0.260, SLG: 0.267 (9, PH)										0	0	0	0	0	0	0						
Jim Tyrone, R OBP: 0.257, SLG: 0.212 (9, PH)										1	0	0	0	0	0	0						
Inning Stats	R: 1 E: 0 K: 0 S: 6	H: 3 LOB: 3 BB: 1 P: 10	R: 0 E: 0 K: 1 S: 6	H: 1 LOB: 0 BB: 0 P: 6	R: 0 E: 0 K: 0 S: 3	H: 0 LOB: 0 BB: 0 P: 3	R: 0 E: 0 K: 0 S: 3	H: 0 LOB: 0 BB: 0 P: 3	R: 0 E: 0 K: 1 S: 6	H: 1 LOB: 1 BB: 0 P: 6	R: 0 E: 0 K: 1 S: 6	H: 1 LOB: 2 BB: 1 P: 10	R: 0 E: 0 K: 1 S: 7	H: 2 LOB: 2 BB: 0 P: 7	R: 0 E: 0 K: 1 S: 5	H: 0 LOB: 0 BB: 0 P: 5	R: 0 E: 0 K: 0 S: 3	H: 0 LOB: 0 BB: 0 P: 3	1B: 8 2B: 0 3B: 0 HR: 0	SF: 0 SAC: 1 DP: 0 HBP: 0	WP: 0 PB: 0 SB: 2 CS: 0	PA: 37
PITCHER	IP WLS BF H R ER SO BB IBB HBP BLK WP HR S P ERA WHIP	IP WLS BF H R ER SO BB IBB HBP BLK WP HR S P ERA WHIP																				
Dave Roberts, L ERA: 3.33 (1, 1)	9.0 W 37 8 1 1 5 1 1 0 0 0 0 45 53 1.00 1.000																					

AB	34
R	1
H	8
RBI	1
BB	2
SO	5
LOB	17



Batter	1	2	3	4	5	6	7	8	9	AB	R	H	RBI	BB	SO	LOB	TOP				
Greg Gross, L OBP: 0.409, SLG: 0.381 (1, 9)	1-3	F7						1-4-3		4	0	1	0	1	0	2	Houston Astros @ Chicago Cubs Wrigley Field, Chicago, IL Wed Aug 14 1974, 3:33 AM CDT Att: 10,987 - Sunny - 68 F				
Roger Metzger, S OBP: 0.305, SLG: 0.306 (1, 6)	K									4	1	2	1	1	1	2					
Cesar Cedeno, R OBP: 0.355, SLG: 0.517 (1, 8)	2B									5	1	1	0	0	1	6					
Lee May, R OBP: 0.297, SLG: 0.449 Wilbur Howard, S OBP: 0.313, SLG: 0.333 (7, PR) (7, 7)	1-H									3	0	2	1	1	0	1					
Milt May, L OBP: 0.360, SLG: 0.377 Larry Milbourne, S OBP: 0.377, SLG: 0.367 (9, PR) (9, 7)	2B									4	1	2	0	1	0	2					
Bob Watson, R OBP: 0.388, SLG: 0.409 (7, 3) (7, 3)	L3									5	0	1	0	0	0	4					
Doug Rader, R OBP: 0.328, SLG: 0.414 (1, 5)										5	0	1	1	0	2	4					
Tommy Helms, R OBP: 0.321, SLG: 0.367 (1, 4)	F8									5	0	1	0	0	1	2					
Don Wilson, R OBP: 0.289, SLG: 0.372 Ken Forsch, R (7, 1)										2	0	1	0	0	0	0					
Bob Gallagher, L OBP: 0.289, SLG: 0.219 Jim York, R (8, PH) (8, 1)	2B									0	0	0	0	0	0	0					
Inning Stats	R: 1 E: 1 K: 1 S: 7	H: 2 LOB: 2 BB: 1 P: 11	R: 0 E: 0 K: 0 S: 4	H: 1 LOB: 0 BB: 0 P: 4	R: 2 E: 1 K: 1 S: 7	H: 1 LOB: 1 BB: 1 P: 11	R: 0 E: 0 K: 0 S: 4	H: 1 LOB: 2 BB: 1 P: 8	R: 0 E: 0 K: 0 S: 3	H: 2 LOB: 2 BB: 0 P: 7	R: 0 E: 0 K: 1 S: 6	H: 2 LOB: 1 BB: 0 P: 6	R: 1 E: 0 K: 2 S: 9	H: 2 LOB: 1 BB: 0 P: 9	R: 1 E: 0 K: 0 S: 5	H: 2 LOB: 2 BB: 0 P: 5	1B: 7 2B: 8 3B: 1 HR: 0	SF: 0 SAC: 1 DP: 1 HBP: 0	WP: 0 PB: 0 SB: 0 CS: 0	PA: 44	
PITCHER	IP	WLS	BF	H	R	ER	SO	BB	IBB	HBP	BLK	WP	HR	S	P	ERA	WHIP				
Steve Stone, R ERA: 4.51 (1, 1)	6.0	W	31	8	3	1	2	4	0	0	0	0	0	31	47	1.50	2.000				
Ken Frailing, L ERA: 3.94 (7, 1)	0.2		2	1	0	0	0	0	0	0	0	0	0	2	2	0.00	1.500				
Oscar Zamora, R ERA: 3.15 (7, 1)	2.0		10	4	2	2	3	0	0	0	0	0	0	16	16	9.00	2.000				
Jim Todd, R ERA: 4.48 (9, 1)	0.1	S	1	0	0	0	0	0	0	0	0	0	0	1	1	0.00	0.000				

AB	39
R	5
H	13
RBI	3
BB	4
SO	5
LOB	23



Batter	1	2	3	4	5	6	7	8	9	AB	R	H	RBI	BB	SO	LOB	BOTTOM				
Don Kessinger, S OBP: 0.332, SLG: 0.318 (1, 6)	1B	SH5-4						1-3		4	1	1	0	0	0	1	Houston Astros @ Chicago Cubs Wrigley Field, Chicago, IL Wed Aug 14 1974, 3:33 AM CDT Att: 10,987 - Sunny - 68 F				
Jose Cardenal, R OBP: 0.370, SLG: 0.444 (1, 9)	1B	F6								2	2	1	1	2	0	1					
Billy Williams, L OBP: 0.394, SLG: 0.460 Jim Tyrone, R OBP: 0.257, SLG: 0.212 (7, PR) (8, 7)	1B									3	1	2	0	1	0	1					
Andre Thornton, R OBP: 0.397, SLG: 0.492 (1, 3)	E7									3	1	1	1	1	0	2					
Jerry Morales, R OBP: 0.303, SLG: 0.385 (1, 8)	6-3	K								4	0	1	2	0	1	4					
Bill Madlock, R OBP: 0.335, SLG: 0.390 (1, 5)	SF8									3	0	0	1	0	0	2					
Rob Sperring, R OBP: 0.333, SLG: 0.500 (1, 4)										2	0	0	0	2	0	0					
Steve Swisher, R OBP: 0.305, SLG: 0.286 (1, 2)	K									4	0	1	0	0	1	2					
Steve Stone, R OBP: 0.143, SLG: 0.143 Ken Frailing, L OBP: 0.290, SLG: 0.267 Oscar Zamora, R OBP: 0.111, SLG: 0.111 Jim Todd, L OBP: 0.077, SLG: 0.077 (9, 1)	BB	SH5-4								3	0	1	0	0	1	1					
Inning Stats	R: 4 E: 1 K: 1 S: 9	H: 4 LOB: 1 BB: 1 P: 13	R: 0 E: 0 K: 1 S: 6	H: 1 LOB: 3 BB: 2 P: 14	R: 0 E: 0 K: 0 S: 3	H: 0 LOB: 1 BB: 1 P: 7	R: 0 E: 0 K: 0 S: 3	H: 0 LOB: 0 BB: 1 P: 7	R: 0 E: 0 K: 1 S: 5	H: 0 LOB: 0 BB: 0 P: 5	R: 2 E: 1 K: 0 S: 4	H: 2 LOB: 1 BB: 1 P: 8	R: 0 E: 0 K: 0 S: 4	H: 1 LOB: 1 BB: 0 P: 4	R: 0 E: 0 K: 0 S: 1	H: 0 LOB: 0 BB: 0 P: 4		1B: 7 2B: 0 3B: 1 HR: 0	SF: 1 SAC: 1 DP: 0 HBP: 0	WP: 1 PB: 0 SB: 1 CS: 1	PA: 37
PITCHER	IP	WLS	BF	H	R	ER	SO	BB	IBB	HBP	BLK	WP	HR	S	P	ERA	WHIP				
Don Wilson, R ERA: 3.97 (7, 1)	6.0	L	30	6	6	5	3	5	1	0	0	0	0	30	54	7.50	1.833				
Ken Forsch, R ERA: 2.96 (8, 1)	1.0		3	1	0	0	0	0	0	0	0	0	0	3	3	0.00	1.000				
Jim York, R ERA: 2.35 (8, 1)	1.0		4	1	0	0	0	0	0	0	0	0	0	4	4	0.00	1.000				

AB	29
R	6
H	8
RBI	5
BB	6
SO	3
LOB	15



Batter	1	2	3	4	5	6	7	8	9	AB	R	H	RBI	BB	SO	LOB	TOP			
Greg Gross, L OBP: 0.406, SLG: 0.379 (1, 9)	F8		4-3	1-2 1B			6-3	2-3 1B		5	0	2	0	0	0	0	Houston Astros @ Montreal Expos Jarry Park, Montreal, QB Fri Aug 16 1974, 7:05 PM EDT Att: 18,129 - Unknown			
Roger Metzger, S OBP: 0.303, SLG: 0.308 (1, 6)	FC1-2-5-1 3B		K	K			3-1	F9		5	0	1	0	0	2	4				
Cesar Cedeno, R OBP: 0.357, SLG: 0.513 (1, 8)	FC1-2-5-1 1B		4-3				6-3			4	1	1	0	1	1	0				
Bob Watson, R OBP: 0.371, SLG: 0.410 Wilbur Howard, S OBP: 0.294, SLG: 0.313 (8, PR) (8, 7)	FC1-2-5-1 1B			FC4-6 1B			G5-4-3	1B		3	1	1	0	1	0	3				
Milt May, L OBP: 0.362, SLG: 0.384 (1, 2)	FC6-4 1B			1B			6-3	F7		4	1	1	2	1	0	2				
Lee May, R OBP: 0.300, SLG: 0.447 (1, 3)	FC6-4 1B			1B				1B		4	2	3	0	0	0	1				
Doug Rader, R OBP: 0.333, SLG: 0.425 (1, 5)				WP 1B				1B		5	2	4	4	0	1	2				
Tommy Helms, R OBP: 0.321, SLG: 0.365 Larry Milbourne, S OBP: 0.370, SLG: 0.360 (8, PR) (8, 4)	G5-4-3			1B			L4-3	1B		4	0	2	1	0	0	3				
Tom Griffin, R OBP: 0.321, SLG: 0.480 Mike Cosgrove, L OBP: 0.176, SLG: 0.067 (7, 1)	F7			1B			K	SH1-4 1B		3	0	0	0	0	2	2				
								SH1-4 1B		0	0	0	0	0	0	0				
Inning Stats	R: 2 E: 0 K: 0 S: 5	H: 2 LOB: 1 BB: 1 P: 9	R: 0 E: 0 K: 0 S: 3	H: 1 LOB: 0 BB: 0 P: 3	R: 0 E: 0 K: 1 S: 5	H: 0 LOB: 0 BB: 0 P: 5	R: 3 E: 0 K: 2 S: 12	H: 5 LOB: 2 BB: 0 P: 12	R: 0 E: 0 K: 1 S: 6	H: 2 LOB: 1 BB: 0 P: 6	R: 0 E: 0 K: 0 S: 3	H: 0 LOB: 0 BB: 0 P: 3	R: 3 E: 0 K: 0 S: 7	H: 4 LOB: 2 BB: 1 P: 11	R: 0 E: 0 K: 2 S: 7	H: 0 LOB: 2 BB: 1 P: 12	1B: 13 2B: 1 3B: 1 HR: 1	SF: 0 SAC: 1 DP: 3 HBP: 1	WP: 1 PB: 0 SB: 0 CS: 0	PA: 43
PITCHER	IP WLS BF H R ER SO BB IBB HBP BLK WP HR S P ERA WHIP	IP WLS BF H R ER SO BB IBB HBP BLK WP HR S P ERA WHIP																		
Steve Rogers, R ERA: 4.64 (1, 1)	4.0 L 20 8 5 5 3 1 0 0 0 1 0 25 29 11.25 2.250																			
Dale Murray, R ERA: 0.9 (5, 1)	3.0 10 3 0 0 1 0 0 0 0 0 0 12 12 0.00 1.000																			
Don Carrithers, R ERA: 2.56 (8, 1)	2.0 13 4 3 3 2 2 0 1 0 0 1 14 23 13.50 3.000																			

Batter	1	2	3	4	5	6	7	8	9	AB	R	H	RBI	BB	SO	LOB	BOTTOM					
Ron Hunt, R OBP: 0.381, SLG: 0.304 (1, 4)	G3 5-3 1B			F6			K			3	1	0	0	2	1	2	Houston Astros @ Montreal Expos Jarry Park, Montreal, QB Fri Aug 16 1974, 7:05 PM EDT Att: 18,129 - Unknown					
Tim Foli, R OBP: 0.281, SLG: 0.270 (1, 6)	5-3 1-2		F7				FC6-4 1B			5	0	2	0	0	0	2						
Willie Davis, L OBP: 0.319, SLG: 0.410 (1, 8)	G3 2-3		L7				FC6-4 1B			4	0	1	0	0	0	2						
Bob Bailey, R OBP: 0.398, SLG: 0.433 (1, 5)	BB 3-H 1B						G5-4-3			3	0	1	1	1	0	3						
Mike Jorgensen, L OBP: 0.433, SLG: 0.470 (1, 3)	G3 1-2		G3				L1-3 1B			3	0	1	0	1	0	1						
Ken Singleton, S OBP: 0.388, SLG: 0.374 (1, 9)	K			3-1			L1-3 1B			4	0	0	0	0	1	3						
Ron Fairly, L OBP: 0.376, SLG: 0.438 Ron Woods, R OBP: 0.306, SLG: 0.202 (8, PH) (9, 7)			5-3				4-3			3	1	1	0	0	0	0						
Barry Foote, R OBP: 0.308, SLG: 0.384 (1, 2)				F7				5-3		1	0	0	0	0	0	0						
Steve Rogers, R OBP: 0.226, SLG: 0.156 Jim Northrup, L OBP: 0.208, SLG: 0.376 Mike Torrez, R OBP: 0.282, SLG: 0.071 Dale Murray, R OBP: 0.258, SLG: 0.588 Jose Morales, R OBP: 0.107, SLG: 0.187 Don Carrithers, R OBP: 0.325, SLG: 0.358 Hal Breeden, R OBP: 0.255, SLG: 0.358 (1, 1) (4, PH) (4, PR) (5, 1) (7, PH) (8, 1) (9, PH)				SH2 1B						0	0	0	0	0	0	0						
				SH2				F8		1	0	1	0	0	0	0						
										1	0	0	0	0	0	0						
										1	0	0	0	0	0	0						
										1	0	0	0	0	0	0						
										1	0	0	0	0	0	0						
										1	0	0	0	0	0	0						
										1	0	0	0	0	0	0						
Inning Stats	R: 1 E: 0 K: 1 S: 6	H: 1 LOB: 2 BB: 2 P: 14	R: 0 E: 0 K: 0 S: 4	H: 1 LOB: 1 BB: 0 P: 4	R: 0 E: 0 K: 0 S: 3	H: 0 LOB: 1 BB: 1 P: 7	R: 1 E: 0 K: 0 S: 5	H: 2 LOB: 1 BB: 0 P: 5	R: 0 E: 0 K: 0 S: 3	H: 1 LOB: 0 BB: 0 P: 3	R: 0 E: 0 K: 0 S: 3	H: 1 LOB: 0 BB: 0 P: 3	R: 1 E: 0 K: 1 S: 8	H: 3 LOB: 2 BB: 0 P: 8	R: 0 E: 0 K: 0 S: 3	H: 0 LOB: 0 BB: 0 P: 3	R: 0 E: 0 K: 1 S: 5	H: 0 LOB: 1 BB: 1 P: 9	1B: 8 2B: 1 3B: 0 HR: 1	SF: 0 SAC: 1 DP: 2 HBP: 0	WP: 0 PB: 0 SB: 0 CS: 0	PA: 38
PITCHER	IP WLS BF H R ER SO BB IBB HBP BLK WP HR S P ERA WHIP	IP WLS BF H R ER SO BB IBB HBP BLK WP HR S P ERA WHIP																				
Tom Griffin, R ERA: 3.3 (1, 1)	6.0 W 26 7 3 3 1 3 0 0 0 0 1 25 37 4.50 1.667																					
Mike Cosgrove, L ERA: 2.37 (7, 1)	3.0 S 12 2 0 0 2 1 0 0 0 0 0 15 19 0.00 1.000																					

AB	38
R	8
H	15
RBI	7
BB	3
SO	6
LOB	17



Batter	1	2	3	4	5	6	7	8	9	AB	R	H	RBI	BB	SO	LOB	TOP				
Greg Gross, L (1,9) OBP: 0.404, SLG: 0.377	4-3	F7			E6		1B		FC4-6	5	0	1	0	0	0	2					
Roger Metzger, S (1,6) OBP: 0.307, SLG: 0.312	2B	1B		CS	FC4-6		1B			4	1	3	0	0	0	1					
Cesar Cedeno, R (1,8) OBP: 0.354, SLG: 0.509	F8		F7		K		F8			4	0	0	0	0	1	5					
Bob Watson, R (1,7) OBP: 0.372, SLG: 0.413	E		L7					F9		4	1	2	1	0	0	0					
Lee May, R (1,3) OBP: 0.298, SLG: 0.443	E5			F7		K		1-3		4	0	0	0	0	1	1					
Johnny Edwards, L (1,2) OBP: 0.276, SLG: 0.317	F4			1-3		K		F8		4	0	0	0	0	1	2					
Ken Forsch, R (8,1)										0	0	0	0	0	0	0					
Doug Rader, R (1,5) OBP: 0.332, SLG: 0.423		5-3			FC6-4				K	4	0	1	0	0	1	1					
Tommy Helms, R (1,4) OBP: 0.323, SLG: 0.367				F4			F7			4	0	2	0	0	0	1					
Larry Milbourne, S (9, PR) OBP: 0.370, SLG: 0.360		SH2-4						FC4-6		0	0	0	0	0	0	0					
Larry Dierker, R (1,1) OBP: 0.200, SLG: 0.241					5-3				F9	1	0	0	0	0	0	0					
Bob Gallagher, L (7, PH) OBP: 0.286, SLG: 0.216		SH2-4					1-3			1	0	0	0	0	0	0					
Fred Scherman, L (7, 1) OBP: 0.361, SLG: 0.383										0	0	0	0	0	0	0					
Milt May, L (8, 2)										1	0	0	0	0	0	1					
Inning Stats	R: 2 E: 1 K: 0 S: 6	H: 2 LOB: 1 BB: 0 P: 6	R: 0 E: 0 K: 0 S: 4	H: 1 LOB: 1 BB: 0 P: 4	R: 0 E: 0 K: 0 S: 3	H: 1 LOB: 1 BB: 0 P: 3	R: 0 E: 0 K: 0 S: 4	H: 1 LOB: 1 BB: 0 P: 4	R: 0 E: 0 K: 2 S: 8	H: 1 LOB: 1 BB: 0 P: 8	R: 0 E: 0 K: 0 S: 5	H: 2 LOB: 2 BB: 0 P: 5	R: 0 E: 0 K: 0 S: 3	H: 0 LOB: 0 BB: 0 P: 3	R: 0 E: 0 K: 1 S: 6	H: 1 LOB: 1 BB: 0 P: 6	1B: 8 2B: 1 3B: 0 HR: 0	SF: 0 SAC: 1 DP: 0 HBP: 0	WP: 0 PB: 0 SB: 0 CS: 1	PA: 37	
PITCHER	IP WLS BF H R ER SO BB IBB HBP BLK WP HR S P ERA WHIP	7.0 30 8 2 1 3 0 0 0 0 0 0 36 36 1.29 1.143	2.0 W 7 1 0 0 1 0 0 0 0 0 0 9 9 0.00 0.500																		

Houston Astros @ Montreal Expos
 Jarry Park, Montreal, QB
 Sat Aug 17 1974, 7:05 PM EDT
 Att: 15,175 - Unknown

AB 36
 R 2
 H 9
 RBI 1
 BB 0
 SO 4
 LOB 14



Batter	1	2	3	4	5	6	7	8	9	AB	R	H	RBI	BB	SO	LOB	BOTTOM			
Larry Lintz, S (1,4) OBP: 0.348, SLG: 0.292	4-3		F8		SH2-4		G4-3		SH1-4	3	0	3	0	0	0	0				
Willie Davis, L (1,8) OBP: 0.322, SLG: 0.410	4-3					FC3-2	G4-3		BB	3	0	1	0	1	0	2				
Ron Fairly, L (1,7) OBP: 0.372, SLG: 0.432			F8						BB	3	0	0	0	0	0	5				
Jose Morales, R (7, PH) OBP: 0.368, SLG: 0.556	G3				FC3-2		F8		K	1	0	0	0	0	0	0				
Chuck Taylor, R (8, 1) OBP: 0.444, SLG: 0.500										0	0	0	0	0	0	0				
Larry Blittner, L (9, PH) OBP: 0.188, SLG: 0.188										1	0	0	0	0	1	2				
Mike Jorgensen, L (1,3) OBP: 0.432, SLG: 0.462	F7				F1				BB	3	0	0	0	2	0	3				
Ken Singleton, S (1,9) OBP: 0.388, SLG: 0.372		1-3		F7					BB	3	0	0	1	2	0	3				
Bob Bailey, R (1,5) OBP: 0.397, SLG: 0.430		6-3			6-3				BB	3	0	0	0	1	1	1				
Barry Foote, R (1,2) OBP: 0.311, SLG: 0.385		6-3			5-3				FC5	4	0	2	0	0	0	0				
Tim Foli, R (1,6) OBP: 0.279, SLG: 0.267																				
Jim Northrup, L (8, PH) OBP: 0.305, SLG: 0.375			6-3		5-3					3	0	0	0	0	0	2				
Pepe Frias, R (9, 6) OBP: 0.277, SLG: 0.280										1	0	0	0	0	0	0				
Steve Renko, R (1,1) OBP: 0.264, SLG: 0.324										0	0	0	0	0	0	0				
Ron Woods, R (7, PH) OBP: 0.320, SLG: 0.212										1	2	1	0	1	0	0				
Inning Stats	R: 0 E: 0 K: 0 S: 4	H: 1 LOB: 1 BB: 0 P: 4	R: 0 E: 0 K: 0 S: 3	H: 0 LOB: 0 BB: 0 P: 3	R: 1 E: 0 K: 0 S: 5	H: 2 LOB: 3 BB: 1 P: 10	R: 0 E: 0 K: 0 S: 3	H: 0 LOB: 0 BB: 0 P: 3	R: 0 E: 0 K: 1 S: 5	H: 1 LOB: 1 BB: 1 P: 9	R: 1 E: 0 K: 0 S: 3	H: 1 LOB: 0 BB: 1 P: 7	R: 0 E: 0 K: 0 S: 4	H: 1 LOB: 2 BB: 1 P: 8	R: 1 E: 0 K: 1 S: 5	H: 1 LOB: 3 BB: 3 P: 17	1B: 7 2B: 0 3B: 0 HR: 1	SF: 0 SAC: 2 DP: 2 HBP: 1	WP: 0 PB: 0 SB: 1 CS: 0	PA: 41
PITCHER	IP WLS BF H R ER SO BB IBB HBP BLK WP HR S P ERA WHIP	6.0 26 5 1 1 1 3 0 0 0 0 0 24 24 1.50 1.333	1.2 8 2 1 1 0 2 0 0 0 0 0 6 14 5.40 2.400																	

Houston Astros @ Montreal Expos
 Jarry Park, Montreal, QB
 Sat Aug 17 1974, 7:05 PM EDT
 Att: 15,175 - Unknown

AB 30
 R 3
 H 8
 RBI 2
 BB 8
 SO 2
 LOB 20




Batter	1	2	3	4	5	6	7	8	9	AB	R	H	RBI	BB	SO	LOB	TOP					
Greg Gross, L (1,9) OBP: 0.403, SLG: 0.376										4	0	1	0	0	0	1	Houston Astros @ Montreal Expos Jarry Park, Montreal, QB Sun Aug 18 1974, 3:33 AM EDT Att: 19,098 - Unknown					
Roger Metzger, S (1,6) OBP: 0.305, SLG: 0.309										4	0	0	0	0	0	2						
Cesar Cedeno, R (1,8) OBP: 0.351, SLG: 0.504										4	0	0	0	0	1	1						
Bob Watson, R (1,7) OBP: 0.373, SLG: 0.421										4	2	2	1	0	2	1						
Milt May, L (1,2) OBP: 0.360, SLG: 0.391										4	1	1	2	0	0	0						
Cliff Johnson, R (1,3) OBP: 0.358, SLG: 0.460										3	0	0	0	0	0	0						
Wilbur Howard, S (7,7) OBP: 0.278, SLG: 0.294										1	0	0	0	0	0	0						
Doug Rader, R (1,5) OBP: 0.332, SLG: 0.423										3	0	1	0	0	1	0						
Larry Milbourne, S (1,4) OBP: 0.368, SLG: 0.358										3	0	1	0	0	0	1						
Dave Roberts, L (1,1) OBP: 0.197, SLG: 0.322										2	0	0	0	0	1	0						
Inning Stats	R: 0 E: 0 K: 0 S: 3	H: 1 LOB: 0 BB: 0 P: 3	R: 0 E: 0 K: 1 S: 5	H: 0 LOB: 0 BB: 0 P: 5	R: 0 E: 0 K: 2 S: 7	H: 0 LOB: 0 BB: 0 P: 7	R: 0 E: 1 K: 2 S: 8	H: 0 LOB: 1 BB: 0 P: 8	R: 0 E: 0 K: 0 S: 3	H: 0 LOB: 0 BB: 0 P: 3	R: 0 E: 0 K: 0 S: 4	H: 1 LOB: 1 BB: 0 P: 4	R: 2 E: 0 K: 0 S: 6	H: 3 LOB: 1 BB: 0 P: 6	R: 0 E: 0 K: 0 S: 3	H: 0 LOB: 0 BB: 0 P: 3	R: 1 E: 0 K: 0 S: 4	H: 1 LOB: 0 BB: 0 P: 4	1B: 4 2B: 0 3B: 0 HR: 2	SF: 0 SAC: 1 DP: 0 HBP: 0	WP: 0 PB: 0 SB: 1 CS: 1	PA: 33
PITCHER	IP WLS BF H R ER SO BB IBB HBP BLK WP HR S P ERA WHIP																					
Tom Walker, R (1,1) ERA: 3.2	7.0 L 26 5 2 2 5 0 0 0 0 0 0 1 36 36 2.57 0.714																					
Dale Murray, R (8,1) ERA: 1.23	2.0 7 1 1 1 0 0 0 0 0 0 0 1 7 7 4.50 0.500																					

AB	32
R	3
H	6
RBI	3
BB	0
SO	5
LOB	6



Batter	1	2	3	4	5	6	7	8	9	AB	R	H	RBI	BB	SO	LOB	BOTTOM					
Ron Hunt, R (1,4) OBP: 0.382, SLG: 0.302										2	0	0	0	2	0	0	Houston Astros @ Montreal Expos Jarry Park, Montreal, QB Sun Aug 18 1974, 3:33 AM EDT Att: 19,098 - Unknown					
Willie Davis, L (1,8) OBP: 0.319, SLG: 0.406										4	0	0	0	0	0	4						
Bob Bailey, R (1,5) OBP: 0.398, SLG: 0.429										3	0	1	0	1	0	0						
Hal Breeden, R (1,3) OBP: 0.329, SLG: 0.364										3	0	1	0	1	1	1						
Ron Woods, R (1,7) OBP: 0.327, SLG: 0.216										3	0	1	0	1	0	2						
Barry Foote, R (1,2) OBP: 0.307, SLG: 0.380										4	0	0	0	0	0	3						
Ken Singleton, S (1,9) OBP: 0.385, SLG: 0.368										4	0	0	0	0	1	1						
Tim Foli, R (1,6) OBP: 0.278, SLG: 0.267										4	0	1	0	0	0	1						
Tom Walker, R (1,1) OBP: 0.250, SLG: 0.286										1	0	1	0	1	0	0						
Jose Morales, R (7,PH) OBP: 0.350, SLG: 0.526										1	0	0	0	0	0	1						
Dale Murray, R (8,1) ERA: 1.23										0	0	0	0	0	0	0						
Inning Stats	R: 0 E: 0 K: 0 S: 3	H: 0 LOB: 0 BB: 0 P: 3	R: 0 E: 0 K: 1 S: 4	H: 0 LOB: 0 BB: 1 P: 8	R: 0 E: 0 K: 0 S: 4	H: 1 LOB: 2 BB: 1 P: 8	R: 0 E: 0 K: 0 S: 4	H: 2 LOB: 1 BB: 0 P: 4	R: 0 E: 0 K: 0 S: 3	H: 0 LOB: 2 BB: 2 P: 11	R: 0 E: 0 K: 0 S: 2	H: 0 LOB: 0 BB: 1 P: 6	R: 0 E: 0 K: 1 S: 6	H: 1 LOB: 1 BB: 0 P: 6	R: 0 E: 0 K: 0 S: 3	H: 0 LOB: 1 BB: 1 P: 7	R: 0 E: 0 K: 0 S: 4	H: 1 LOB: 1 BB: 0 P: 4	1B: 3 2B: 2 3B: 0 HR: 0	SF: 0 SAC: 0 DP: 2 HBP: 0	WP: 0 PB: 0 SB: 0 CS: 0	PA: 35
PITCHER	IP WLS BF H R ER SO BB IBB HBP BLK WP HR S P ERA WHIP																					
Dave Roberts, L (1,1) ERA: 3.15	9.0 W 35 5 0 0 2 6 0 0 0 0 0 0 33 57 0.00 1.222																					

AB	29
R	0
H	5
RBI	0
BB	6
SO	2
LOB	13



Batter	1	2	3	4	5	6	7	8	9	10	11	AB	R	H	RBI	BB	SO	LOB	TOP					
Bud Harrelson, S OBP: 0.385, SLG: 0.281 (1, 6)	F8		1B		F8		F7		BB			4	0	1	0	1	0	1						
Felix Milan, R OBP: 0.303, SLG: 0.290 (1, 4)	F9		F9				F9		G5-2-3			5	0	1	0	0	0	6						
Cleon Jones, R OBP: 0.341, SLG: 0.420 (1, 7)	F9		F9						F9		6-3	5	0	0	0	0	0	3						
John Milner, L OBP: 0.328, SLG: 0.417 Ed Kranevool, L OBP: 0.373, SLG: 0.461 (8, 3)		F5		3-1		F2		F7		F5		4	0	0	0	0	0	0						
Ken Boswell, L OBP: 0.306, SLG: 0.323 (1, 9)		FC6 BB		1B 2B		G3		K		G3		4	0	1	0	1	1	0						
Wayne Garrett, L OBP: 0.318, SLG: 0.324 (1, 5)		P3		1B					E4 1B		G3	4	1	1	0	1	0	1						
Jerry Grote, R OBP: 0.332, SLG: 0.344 (1, 2)		FC6		K		L8			BB 1B		6-3	5	0	1	0	0	1	4						
Don Hahn, R OBP: 0.369, SLG: 0.382 Rusty Staub, L OBP: 0.365, SLG: 0.424 Ted Martinez, R OBP: 0.239, SLG: 0.294 Jim Gosger, L (9, 8)			K	K			SH3-4 BB		BB 1B		3-1	2	0	0	0	1	2	2						
Tom Seaver, R OBP: 0.196, SLG: 0.063 (1, 1)			1B BB		K		SH3-4		K			2	0	0	0	1	2	2						
Inning Stats	R: 0 E: 0 K: 0 S: 3	H: 0 LOB: 0 BB: 0 P: 3	R: 0 E: 0 K: 0 S: 3	H: 0 LOB: 1 BB: 1 P: 7	R: 0 E: 0 K: 1 S: 6	H: 1 LOB: 2 BB: 1 P: 10	R: 0 E: 0 K: 2 S: 9	H: 2 LOB: 2 BB: 0 P: 9	R: 0 E: 0 K: 1 S: 6	H: 1 LOB: 1 BB: 0 P: 6	R: 0 E: 0 K: 0 S: 3	H: 0 LOB: 1 BB: 1 P: 7	R: 0 E: 0 K: 1 S: 5	H: 0 LOB: 0 BB: 0 P: 5	R: 0 E: 0 K: 1 S: 7	H: 2 LOB: 2 BB: 1 P: 11	R: 0 E: 0 K: 0 S: 3	H: 0 LOB: 0 BB: 0 P: 3	R: 0 E: 0 K: 0 S: 3	H: 0 LOB: 0 BB: 0 P: 3	1B: 5 2B: 1 3B: 0 HR: 0	SF: 0 SAC: 1 DP: 1 HBP: 0	WP: 0 PB: 0 SB: 0 CS: 0	PA: 44
PITCHER	IP: 8.0 WLS: 0.1 BF: 34 ERA: 3.76	WLS: 3 BF: 7 ERA: 2.36	WLS: 7 BF: 0 ERA: 3.0	H: 5 R: 1 ER: 0 SO: 5 BB: 4 IBB: 0 HBP: 0 BLK: 0	H: 1 R: 0 ER: 0 SO: 1 BB: 1 IBB: 0 HBP: 0 BLK: 0	H: 2 R: 0 ER: 0 SO: 2 BB: 0 IBB: 0 HBP: 0 BLK: 0	H: 1 R: 0 ER: 0 SO: 7 BB: 0 IBB: 0 HBP: 0 BLK: 0	H: 0 R: 0 ER: 0 SO: 4 BB: 1 IBB: 0 HBP: 0 BLK: 0	H: 0 R: 0 ER: 0 SO: 8 BB: 0 IBB: 0 HBP: 0 BLK: 0	H: 1 R: 0 ER: 0 SO: 7 BB: 0 IBB: 0 HBP: 0 BLK: 0	H: 0 R: 0 ER: 0 SO: 7 BB: 0 IBB: 0 HBP: 0 BLK: 0	H: 2 R: 0 ER: 0 SO: 11 BB: 1 IBB: 0 HBP: 0 BLK: 0	H: 0 R: 0 ER: 0 SO: 3 BB: 0 IBB: 0 HBP: 0 BLK: 0	H: 0 R: 0 ER: 0 SO: 3 BB: 0 IBB: 0 HBP: 0 BLK: 0	H: 2 R: 0 ER: 0 SO: 11 BB: 1 IBB: 0 HBP: 0 BLK: 0	H: 0 R: 0 ER: 0 SO: 3 BB: 0 IBB: 0 HBP: 0 BLK: 0	H: 0 R: 0 ER: 0 SO: 3 BB: 0 IBB: 0 HBP: 0 BLK: 0	H: 0 R: 0 ER: 0 SO: 3 BB: 0 IBB: 0 HBP: 0 BLK: 0	H: 0 R: 0 ER: 0 SO: 3 BB: 0 IBB: 0 HBP: 0 BLK: 0	H: 0 R: 0 ER: 0 SO: 3 BB: 0 IBB: 0 HBP: 0 BLK: 0	1B: 5 2B: 1 3B: 0 HR: 0	SF: 0 SAC: 1 DP: 1 HBP: 0	WP: 0 PB: 0 SB: 0 CS: 0	PA: 44

New York Mets @ Houston Astros
Astrodome, Houston, TX
Mon Aug 19 1974, 8:05 PM EDT
Att: 10,619 - Unknown

AB 38
R 1
H 6
RBI 1
BB 5
SO 6
LOB 19



Batter	1	2	3	4	5	6	7	8	9	10	11	AB	R	H	RBI	BB	SO	LOB	BOTTOM					
Greg Gross, L OBP: 0.403, SLG: 0.376 (1, 9)	1-3		1B		F7			F7			SH2-4 1B	5	1	2	0	0	0	0						
Roger Metzger, S OBP: 0.302, SLG: 0.306 (1, 6)	4-3		4-3			4-3		K			SH2-4	4	0	0	0	0	1	1						
Cesar Cedeno, R OBP: 0.350, SLG: 0.500 (1, 8)	F9			F2		6-3			1B BB		1-3	4	1	0	0	1	0	1						
Bob Watson, R OBP: 0.377, SLG: 0.426 (8, 3)		WP 1B		4-3					1B		1B IBB	4	0	3	0	1	0	0						
Mitt May, L OBP: 0.361, SLG: 0.391 (1, 2)		F9		1B BB		4-3			SF9-3-6		1-2 1B	3	0	1	2	1	0	2						
Lee May, R OBP: 0.300, SLG: 0.445 Wilbur Howard, S OBP: 0.263, SLG: 0.278 (8, 7)		K		K		1B		FC1-6 1B		1-3		3	0	2	0	0	1	1						
Doug Rader, R OBP: 0.329, SLG: 0.418 (1, 5)		K		K		F9		FC1-6 G4-3 1-2		1-3		4	0	0	0	0	1	4						
Tommy Helms, R OBP: 0.319, SLG: 0.363 (1, 4)			6-3		F7		G4-3			F8		4	0	0	0	0	0	1						
Don Wilson, R OBP: 0.271, SLG: 0.348 Mike Cosgrove, L OBP: 0.176, SLG: 0.067 Ken Forsch, R (9, 1)			K		6-3		K			K		3	0	0	0	0	0	2						
Inning Stats	R: 0 E: 0 K: 0 S: 3	H: 0 LOB: 0 BB: 0 P: 3	R: 0 E: 0 K: 2 S: 8	H: 1 LOB: 1 BB: 0 P: 8	R: 0 E: 0 K: 1 S: 6	H: 1 LOB: 1 BB: 0 P: 6	R: 0 E: 0 K: 0 S: 4	H: 1 LOB: 2 BB: 1 P: 8	R: 0 E: 0 K: 0 S: 3	H: 1 LOB: 1 BB: 0 P: 3	R: 0 E: 0 K: 2 S: 7	H: 1 LOB: 0 BB: 1 P: 7	R: 0 E: 0 K: 1 S: 5	H: 0 LOB: 0 BB: 0 P: 5	R: 0 E: 0 K: 1 S: 5	H: 2 LOB: 2 BB: 1 P: 8	1B: 7 2B: 2 3B: 0 HR: 0	SF: 1 SAC: 1 DP: 2 HBP: 0	WP: 2 PB: 0 SB: 0 CS: 0	PA: 41				
PITCHER	IP: 10.2 WLS: L BF: 41 ERA: 3.39	WLS: L BF: 7 ERA: 2.36	WLS: 7 BF: 0 ERA: 3.0	H: 8 R: 2 ER: 2 SO: 6 BB: 2 IBB: 1 HBP: 0 BLK: 0	H: 1 R: 0 ER: 0 SO: 1 BB: 1 IBB: 0 HBP: 0 BLK: 0	H: 1 R: 0 ER: 0 SO: 2 BB: 0 IBB: 0 HBP: 0 BLK: 0	H: 1 R: 0 ER: 0 SO: 7 BB: 0 IBB: 0 HBP: 0 BLK: 0	H: 1 R: 0 ER: 0 SO: 4 BB: 1 IBB: 0 HBP: 0 BLK: 0	H: 1 R: 0 ER: 0 SO: 3 BB: 0 IBB: 0 HBP: 0 BLK: 0	H: 1 R: 0 ER: 0 SO: 7 BB: 0 IBB: 0 HBP: 0 BLK: 0	H: 0 R: 0 ER: 0 SO: 11 BB: 1 IBB: 0 HBP: 0 BLK: 0	H: 0 R: 0 ER: 0 SO: 3 BB: 0 IBB: 0 HBP: 0 BLK: 0	H: 0 R: 0 ER: 0 SO: 3 BB: 0 IBB: 0 HBP: 0 BLK: 0	H: 0 R: 0 ER: 0 SO: 3 BB: 0 IBB: 0 HBP: 0 BLK: 0	H: 2 R: 0 ER: 0 SO: 11 BB: 1 IBB: 0 HBP: 0 BLK: 0	H: 0 R: 0 ER: 0 SO: 3 BB: 0 IBB: 0 HBP: 0 BLK: 0	H: 0 R: 0 ER: 0 SO: 3 BB: 0 IBB: 0 HBP: 0 BLK: 0	H: 0 R: 0 ER: 0 SO: 3 BB: 0 IBB: 0 HBP: 0 BLK: 0	H: 0 R: 0 ER: 0 SO: 3 BB: 0 IBB: 0 HBP: 0 BLK: 0	H: 0 R: 0 ER: 0 SO: 3 BB: 0 IBB: 0 HBP: 0 BLK: 0	1B: 7 2B: 2 3B: 0 HR: 0	SF: 1 SAC: 1 DP: 2 HBP: 0	WP: 2 PB: 0 SB: 0 CS: 0	PA: 41

New York Mets @ Houston Astros
Astrodome, Houston, TX
Mon Aug 19 1974, 8:05 PM EDT
Att: 10,619 - Unknown

AB 36
R 2
H 8
RBI 2
BB 3
SO 6
LOB 10



Batter	1	2	3	4	5	6	7	8	9	AB	R	H	RBI	BB	SO	LOB	TOP				
Bud Harrelson, S OBP: 0.381, SLG: 0.276 (1, 6)	L6		L7		3-1			F8		4	0	0	0	0	0	0	New York Mets @ Houston Astros Astrodome, Houston, TX Tue Aug 20 1974, 8:05 PM EDT Att: 11,539 - Unknown				
Felix Milten, R OBP: 0.305, SLG: 0.292 (1, 4)	K			WP G3 1B		6-3		G1-6-3 1B		4	1	2	0	0	1	0					
Cleon Jones, R OBP: 0.340, SLG: 0.417 (1, 7)	F9			G3 1-2 4-3 BB		F9		G1-6-3 1-2		3	1	0	0	1	0	1					
Ed Kranepool, L OBP: 0.370, SLG: 0.450 (1, 3)		WP BB		G3 1-3 2H		F9			6-3	3	0	0	1	1	0	1					
Ken Boswell, L OBP: 0.299, SLG: 0.315 (1, 9)	P6 1-2			4-3			4-3		F7	4	0	0	1	0	0	1					
Wayne Garrett, L OBP: 0.322, SLG: 0.324 (1, 5)	F8			3H 4-0 BB			L9 S 1B			2	0	1	0	2	0	1					
Jerry Grote, R OBP: 0.331, SLG: 0.341 (1, 2)	L3			F8			FC4 1-2 BB		F8	3	0	0	0	1	0	3					
Don Hahn, R OBP: 0.367, SLG: 0.379 (7, PH)			1-3		5-3		L9 2-3			2	0	0	0	0	0	0					
Rusty Staub, L OBP: 0.364, SLG: 0.423 (7, 8)										1	0	0	0	0	0	2					
Jim Gosger, L (7, 8)										0	0	0	0	0	0	0					
Bob Apodaca, R OBP: 0.190, SLG: 0.167 (4, 1)			L7		4-3		FC4 1-2			1	0	0	0	0	0	0					
Ray Sadecki, L OBP: 0.091, SLG: 0.091 (7, PH)										1	0	0	0	0	0	0					
Duffy Dyer, R OBP: 0.273, SLG: 0.130 (7, 1)										1	0	0	0	0	0	2					
Bob Miller, R OBP: 0.111, SLG: 0.222 (7, 1)										0	0	0	0	0	0	0					
Inning Stats	R: 0 E: 0 K: 1 S: 5	H: 0 LOB: 0 BB: 0 P: 5	R: 0 E: 0 K: 0 S: 3	H: 0 LOB: 1 BB: 1 P: 7	R: 0 E: 0 K: 0 S: 3	H: 0 LOB: 0 BB: 0 P: 3	R: 2 E: 0 K: 0 S: 4	H: 1 LOB: 1 BB: 2 P: 12	R: 0 E: 0 K: 0 S: 3	H: 0 LOB: 0 BB: 0 P: 3	R: 0 E: 0 K: 0 S: 4	H: 1 LOB: 2 BB: 1 P: 8	R: 0 E: 0 K: 0 S: 3	H: 1 LOB: 1 BB: 1 P: 7	R: 0 E: 0 K: 0 S: 3	H: 0 LOB: 1 BB: 1 P: 7	1B: 3 2B: 0 3B: 0 HR: 0	SF: 0 SAC: 0 DP: 1 HBP: 0	WP: 3 PB: 0 SB: 1 CS: 0	PA: 34	
PITCHER	IP	WLS	BF	H	R	ER	SO	BB	IBB	HBP	BLK	WP	HR	S	P	ERA	WHIP				
J.R. Richard, R ERA: 2.84 (1, 1)	6.1	W	25	2	2	2	1	4	0	0	0	3	0	23	39	2.84	0.947				
Mike Cosgrove, L ERA: 2.25 (7, 1)	2.2	S	9	1	0	0	0	1	0	0	0	0	0	8	12	0.00	0.750				

Batter	1	2	3	4	5	6	7	8	9	AB	R	H	RBI	BB	SO	LOB	BOTTOM				
Greg Gross, L OBP: 0.405, SLG: 0.378 (1, 9)	FC6-4 1B		E 1B		6-3		G3	E9 1-1H 3H 1B		5	1	3	1	0	0	0	New York Mets @ Houston Astros Astrodome, Houston, TX Tue Aug 20 1974, 8:05 PM EDT Att: 11,539 - Unknown				
Roger Metzger, S OBP: 0.303, SLG: 0.314 (1, 6)	FC6-4 1-2		P3 1-2		1B		WP 3B	4-3		5	2	2	0	0	0	3					
Cesar Cedeno, R OBP: 0.351, SLG: 0.499 (1, 8)	K		2H 1B		1B		F7			3	0	1	1	1	1	1					
Bob Watson, R OBP: 0.378, SLG: 0.425 (7, PH)	4-3		F9				3H 4-0 BB			3	0	1	1	1	0	1					
Wilbur Howard, S OBP: 0.293, SLG: 0.278 (8, 7)					1-3 2H 1B					0	0	0	0	0	0	0					
Mitt May, L OBP: 0.356, SLG: 0.385 (1, 2)		4-3		K	P6		4-3			4	0	0	0	0	1	2					
Lee May, R OBP: 0.304, SLG: 0.453 (1, 3)				WP 1B		B1-5-4 BB		K		3	1	2	1	1	1	0					
Doug Rader, R OBP: 0.330, SLG: 0.422 (1, 5)		HR		K		K		E 2B		4	1	2	0	0	2	2					
Tommy Helms, R OBP: 0.321, SLG: 0.363 (9, 4)								5-3		3	0	1	0	1	0	2					
Larry Milbourne, S OBP: 0.368, SLG: 0.358 (8, 4)					1-2 IBB		1-2 1B			0	0	0	0	0	0	0					
J.R. Richard, R (1, 1)					5-3		B1-5-4 2-3	E5 E		3	0	0	0	0	0	5					
Mike Cosgrove, L OBP: 0.167, SLG: 0.063 (7, 1)										1	1	0	0	0	0	1					
Inning Stats	R: 0 E: 0 K: 1 S: 6	H: 1 LOB: 1 BB: 0 P: 6	R: 1 E: 0 K: 0 S: 5	H: 2 LOB: 1 BB: 0 P: 5	R: 1 E: 1 K: 0 S: 4	H: 2 LOB: 0 BB: 0 P: 4	R: 0 E: 0 K: 2 S: 8	H: 1 LOB: 2 BB: 1 P: 12	R: 1 E: 0 K: 0 S: 4	H: 2 LOB: 1 BB: 1 P: 8	R: 0 E: 0 K: 1 S: 5	H: 1 LOB: 1 BB: 1 P: 9	R: 1 E: 0 K: 0 S: 4	H: 1 LOB: 1 BB: 1 P: 8	R: 2 E: 2 K: 1 S: 8	H: 2 LOB: 1 BB: 0 P: 8	1B: 8 2B: 2 3B: 1 HR: 1	SF: 0 SAC: 0 DP: 1 HBP: 0	WP: 3 PB: 0 SB: 0 CS: 0	PA: 38	
PITCHER	IP	WLS	BF	H	R	ER	SO	BB	IBB	HBP	BLK	WP	HR	S	P	ERA	WHIP				
Bob Apodaca, R ERA: 4.24 (1, 1)	3.2	L	16	6	2	1	3	0	0	0	0	1	0	10	22	3.86	2.143				
Ray Sadecki, L ERA: 4.33 (4, 1)	2.1	L	11	3	1	1	1	2	1	0	0	1	0	12	16	4.50	2.000				
Bob Miller, R ERA: 3.43 (7, 1)	2.0		11	3	3	1	1	1	0	0	0	1	0	12	16	4.50	2.000				

AB	29
R	2
H	3
RBI	2
BB	5
SO	1
LOB	11



AB	34
R	6
H	12
RBI	4
BB	4
SO	5
LOB	17



Batter	1	2	3	4	5	6	7	8	9	AB	R	H	RBI	BB	SO	LOB	TOP								
Bud Harrelson, S OBP: 0.383, SLG: 0.276 (1, 6)	0-0 4-3 1B	0-0 1B		4-0 6-3 BB		4-0 1B SF3 BB	0-0 P4		0-3 K	4	1	1	0	2	1	4	New York Mets @ Houston Astros Astrodome, Houston, TX Wed Aug 21 1974, 8:05 PM EDT Att: 9,663 - Unknown								
Felix Milten, R OBP: 0.310, SLG: 0.294 (1, 4)	4-0 2B BB	0-0 5-3		0-0 6-3		0-0 SF3 1B	0-0 FC6-4 1B		1-0 1B HBP	4	2	2	2	1	0	2									
Cleon Jones, R OBP: 0.339, SLG: 0.414 Jim Gosger, L OBP: 0.111, SLG: 0.111 (8, 7)	0-0 E4 2B		0-0 F9	0-0 G3		0-0 SF3 1B	0-0 FC6-4		0-0 FC4 1B	5	1	1	1	0	0	4									
Rusty Staub, L OBP: 0.366, SLG: 0.425 (1, 9)	0-0 1-3 1B 2B		4-0 1B BB		0-0 F7	0-0 SF3		4-0 G3-6-1 BB	0-0 FC4	3	2	1	4	2	0	1									
Ed Kranepool, L OBP: 0.372, SLG: 0.451 John Milner, L OBP: 0.326, SLG: 0.414 (3, PR)	0-0 1-3		0-0 E 1B		0-0 5-3		0-0 K		0-0 G3-6-1 K	2	0	1	0	0	0	1									
George Theodore, R OBP: 0.242, SLG: 0.228 (8, 3)	2-3		1-3 1B						1-2 K	1	0	0	0	0	1	1									
Wayne Garrett, L OBP: 0.327, SLG: 0.329 (1, 5)	0-0 1B		0-0 1B		0-0 1B		0-0 F7	4-0 1B BB		4	0	3	2	1	0	0									
Ron Hodges, L OBP: 0.340, SLG: 0.400 (1, 2)	0-0 4-3		0-0 E4 G6-4-3		0-0 4-3		4-0 E 1B BB	0-0 FC5-4 1B		4	1	1	0	1	0	4									
Don Hahn, R OBP: 0.360, SLG: 0.371 (1, 8)		0-0 L7	0-0 G6-4-3		0-0 5-3		0-0 E6 1B	0-0 FC5-4		5	1	0	0	0	0	6									
Jerry Kosman, R OBP: 0.205, SLG: 0.162 (1, 1)		0-3 K		0-3 K		4-0 1B BB	0-0 FC2 1B		0-0 1B HBP FC4 1B	4	2	1	0	1	2	2									
Inning Stats	R: 3 E: 1 K: 0 S: 6	H: 2 LOB: 1 BB: 1 P: 10	R: 0 E: 0 K: 1 S: 6	H: 1 LOB: 1 BB: 0 P: 6	R: 1 E: 1 K: 0 S: 5	H: 2 LOB: 3 BB: 1 P: 9	R: 0 E: 0 K: 1 S: 5	H: 0 LOB: 1 BB: 1 P: 9	R: 0 E: 0 K: 0 S: 4	H: 1 LOB: 1 BB: 0 P: 4	R: 2 E: 0 K: 1 S: 7	H: 2 LOB: 2 BB: 2 P: 15	R: 2 E: 2 K: 0 S: 6	H: 1 LOB: 2 BB: 1 P: 10	R: 0 E: 0 K: 0 S: 3	H: 1 LOB: 2 BB: 2 P: 11	R: 2 E: 1 K: 2 S: 9	H: 2 LOB: 1 BB: 0 P: 10	1B: 11 2B: 1 3B: 0 HR: 0	SF: 1 SAC: 0 DP: 2 HBP: 1	WP: 0 PB: 0 SB: 0 CS: 0	PA: 50			
PITCHER	IP	WLS	BF	H	R	ER	SO	BB	IBB	HBP	BLK	WP	HR	S	P	ERA	WHIP								
Tom Griffin, R ERA: 3.31 (1, 1)	5.0	L	25	6	4	2	2	3	0	0	0	0	0	26	38	3.60	1.800								
Jim York, R ERA: 3.0 (6, 1)	0.1		5	2	2	2	0	2	0	0	0	0	0	3	11	54.00	12.000								
Ramon de los Santos, L ERA: (6, 1)	2.2		14	2	2	0	1	3	0	0	0	0	0	13	25	0.00	1.875								
Fred Scherman, L ERA: 4.28 (9, 1)	1.0		6	2	2	1	2	0	0	1	0	0	0	9	10	9.00	2.000								

Batter	1	2	3	4	5	6	7	8	9	AB	R	H	RBI	BB	SO	LOB	BOTTOM								
Greg Gross, L OBP: 0.402, SLG: 0.375 (1, 9)	0-0 E3 FC5-4 1B		0-0 1-3		0-0 L6			0-0 F7		4	0	0	0	0	0	3	New York Mets @ Houston Astros Astrodome, Houston, TX Wed Aug 21 1974, 8:05 PM EDT Att: 9,663 - Unknown								
Roger Metzger, S OBP: 0.305, SLG: 0.316 (1, 6)	0-0 FC5-4 1B		0-3 K			0-0 G4-6-3 1B		0-3 K		4	0	2	0	0	2	2									
Cesar Cedeno, R OBP: 0.350, SLG: 0.499 (1, 8)	0-0 FC5-4 G6-4-3			0-3 K		0-3 K			0-0 WP SF8 2B	4	1	1	0	0	2	3									
Bob Watson, R OBP: 0.375, SLG: 0.422 (1, 7)	0-0 G6-4-3			0-3 K		0-0 G4-6-3			0-0 6-3	4	0	0	0	0	1	4									
Cliff Johnson, R OBP: 0.348, SLG: 0.448 (1, 2)		0-0 4-3		0-0 5-3			0-0 5-3		0-0 SF8	3	0	0	1	0	0	0									
Lee May, R OBP: 0.303, SLG: 0.458 (1, 3)		0-0 P4			0-0 HR		0-0 L6		0-0 6-3	4	1	1	1	0	0	0									
Doug Rader, R OBP: 0.330, SLG: 0.423 (1, 5)		0-0 P6				0-0 2B		0-0 5-3		3	0	1	0	0	0	0									
Tommy Helms, R OBP: 0.324, SLG: 0.363 Larry Milbourne, S OBP: 0.368, SLG: 0.358 (8, PR)			0-0 1-3 1B		0-0 F3			4-0 BB		2	0	1	0	1	0	1									
Tom Griffin, R OBP: 0.315, SLG: 0.471 Ray Blumstein, R OBP: 0.197, SLG: 0.167 Jim York, R Ramon de los Santos, L Dave Campbell, R Fred Scherman, L (1, 1) (5, PR) (8, 1) (8, 1) (8, PR) (9, 1)			0-0 F7		0-3 K			0-3 K		1	0	0	0	0	0	1									
Inning Stats	R: 0 E: 1 K: 0 S: 4	H: 1 LOB: 0 BB: 0 P: 4	R: 0 E: 0 K: 0 S: 3	H: 0 LOB: 0 BB: 0 P: 3	R: 0 E: 0 K: 1 S: 6	H: 1 LOB: 1 BB: 0 P: 6	R: 0 E: 0 K: 2 S: 7	H: 0 LOB: 0 BB: 0 P: 7	R: 1 E: 0 K: 1 S: 7	H: 2 LOB: 1 BB: 0 P: 7	R: 0 E: 0 K: 1 S: 5	H: 1 LOB: 0 BB: 0 P: 5	R: 0 E: 0 K: 0 S: 3	H: 0 LOB: 0 BB: 0 P: 3	R: 0 E: 0 K: 2 S: 7	H: 0 LOB: 1 BB: 1 P: 11		R: 1 E: 0 K: 0 S: 4	H: 1 LOB: 0 BB: 0 P: 4	1B: 3 2B: 2 3B: 0 HR: 1	SF: 1 SAC: 0 DP: 2 HBP: 0	WP: 1 PB: 0 SB: 0 CS: 0	PA: 33		
PITCHER	IP	WLS	BF	H	R	ER	SO	BB	IBB	HBP	BLK	WP	HR	S	P	ERA	WHIP								
Jerry Kosman, L ERA: 3.3 (1, 1)	9.0	W	33	6	2	2	7	1	0	0	0	1	1	46	50	2.00	0.778								



Batter	1	2	3	4	5	6	7	8	9	AB	R	H	RBI	BB	SO	LOB	TOP					
Dave Cash, R (1,4) OBP: 0.353, SLG: 0.393										4	0	1	0	0	0	1						
Larry Bowa, S (1,6) OBP: 0.304, SLG: 0.340										4	0	0	0	0	0	2						
Mike Schmidt, R (1,5) OBP: 0.416, SLG: 0.605										4	0	0	0	0	2	1						
Willie Montanez, L (1,3) OBP: 0.356, SLG: 0.421										2	0	0	0	1	0	0						
Del Unser, L (1,8) OBP: 0.340, SLG: 0.406										3	0	0	0	0	0	1						
Jay Johnstone, L (1,7) OBP: 0.386, SLG: 0.539										3	0	0	0	0	0	1						
Mike Anderson, R (1,9) OBP: 0.317, SLG: 0.379										3	0	0	0	0	1	1						
Bob Boone, R (1,2) OBP: 0.296, SLG: 0.332										3	0	2	0	0	0	0						
Terry Harmon, R (8, PR) OBP: 0.250, SLG: 0.182										0	0	0	0	0	0	0						
Gene Garber, R (8, 1) OBP: 0.200, SLG: 0.111										0	0	0	0	0	0	0						
Dick Ruthven, R (1, 1) OBP: 0.151, SLG: 0.151										1	0	0	0	0	1	0						
Bill Robinson, R (8, PH) OBP: 0.278, SLG: 0.345										1	0	0	0	0	1	1						
Jim Essian, R (8, 2) OBP: 0.200, SLG: 0.111										0	0	0	0	0	0	0						
Inning Stats	R: 0 E: 0 K: 1 S: 5	H: 1 LOB: 0 BB: 0 P: 5	R: 0 E: 0 K: 0 S: 3	H: 0 LOB: 1 BB: 1 P: 7	R: 0 E: 0 K: 1 S: 5	H: 0 LOB: 0 BB: 0 P: 5	R: 0 E: 0 K: 0 S: 3	H: 0 LOB: 0 BB: 0 P: 3	R: 0 E: 0 K: 1 S: 5	H: 0 LOB: 0 BB: 0 P: 5	R: 0 E: 0 K: 0 S: 4	H: 1 LOB: 1 BB: 0 P: 4	R: 0 E: 0 K: 0 S: 3	H: 0 LOB: 0 BB: 0 P: 3	R: 0 E: 0 K: 1 S: 6	H: 1 LOB: 2 BB: 0 P: 6	R: 0 E: 0 K: 1 S: 5	H: 0 LOB: 0 BB: 0 P: 5	1B: 3 2B: 0 3B: 0 HR: 0	SF: 0 SAC: 1 DP: 0 HBP: 0	WP: 0 PB: 1 SB: 0 CS: 1	PA: 30
PITCHER Larry Dierker, R (1, 1) ERA: 2.82	IP: 9.0 WLS: W BF: 30 H: 3 R: 0 ER: 0 SO: 5 BB: 1 IBB: 0 HBP: 0 BLK: 0 WP: 0 HR: 0 S: 39 P: 43 ERA: 0.00 WHIP: 0.444															PITCHER	IP: 9.0 WLS: W BF: 30 H: 3 R: 0 ER: 0 SO: 5 BB: 1 IBB: 0 HBP: 0 BLK: 0 WP: 0 HR: 0 S: 39 P: 43 ERA: 0.00 WHIP: 0.444					

Philadelphia Phillies @ Houston Astros
Astrodome, Houston, TX
Fri Aug 23 1974, 8:05 PM EDT
Att: 12,175 - Unknown

AB 28
R 0
H 3
RBI 0
BB 1
SO 5
LOB 8



Batter	1	2	3	4	5	6	7	8	9	AB	R	H	RBI	BB	SO	LOB	BOTTOM					
Greg Gross, L (1,9) OBP: 0.400, SLG: 0.372										3	0	0	0	1	0	0						
Roger Metzger, S (1,6) OBP: 0.304, SLG: 0.318										4	1	1	0	0	0	1						
Cesar Cedeno, R (1,8) OBP: 0.348, SLG: 0.496										3	0	0	0	0	2	2						
Bob Watson, R (1,7) OBP: 0.375, SLG: 0.421										3	0	1	1	0	0	1						
Mitt May, L (1,2) OBP: 0.353, SLG: 0.381										3	0	0	0	0	0	1						
Lee May, R (1,3) OBP: 0.301, SLG: 0.455										3	0	0	0	0	1	0						
Doug Rader, R (1,5) OBP: 0.330, SLG: 0.421										2	0	0	0	1	0	0						
Larry Milbourne, S (1,4) OBP: 0.367, SLG: 0.357										3	0	1	0	0	2	1						
Larry Dierker, R (1, 1) OBP: 0.190, SLG: 0.228										3	0	0	0	0	2	1						
Inning Stats	R: 0 E: 0 K: 0 S: 3	H: 0 LOB: 1 BB: 1 P: 7	R: 0 E: 0 K: 2 S: 7	H: 0 LOB: 1 BB: 1 P: 11	R: 0 E: 0 K: 0 S: 3	H: 0 LOB: 0 BB: 0 P: 3	R: 0 E: 0 K: 1 S: 5	H: 0 LOB: 0 BB: 0 P: 5	R: 0 E: 0 K: 1 S: 6	H: 1 LOB: 1 BB: 0 P: 6	R: 1 E: 0 K: 1 S: 7	H: 2 LOB: 1 BB: 0 P: 7	R: 0 E: 0 K: 1 S: 5	H: 0 LOB: 0 BB: 0 P: 5	R: 0 E: 0 K: 1 S: 5	H: 0 LOB: 0 BB: 0 P: 5	R: 0 E: 0 K: 1 S: 5	H: 0 LOB: 0 BB: 0 P: 5	1B: 2 2B: 1 3B: 0 HR: 0	SF: 0 SAC: 0 DP: 0 HBP: 0	WP: 0 PB: 0 SB: 0 CS: 0	PA: 29
PITCHER Dick Ruthven, R (1, 1) ERA: 3.92	IP: 7.0 WLS: L BF: 26 H: 3 R: 1 ER: 1 SO: 6 BB: 2 IBB: 0 HBP: 0 BLK: 0 WP: 0 HR: 0 S: 36 P: 44 ERA: 1.29 WHIP: 0.714															PITCHER	IP: 7.0 WLS: L BF: 26 H: 3 R: 1 ER: 1 SO: 6 BB: 2 IBB: 0 HBP: 0 BLK: 0 WP: 0 HR: 0 S: 36 P: 44 ERA: 1.29 WHIP: 0.714					
Gene Garber, R (8, 1) ERA: 4.53	IP: 1.0 WLS: L BF: 3 H: 0 R: 0 ER: 0 SO: 1 BB: 0 IBB: 0 HBP: 0 BLK: 0 WP: 0 HR: 0 S: 5 P: 5 ERA: 0.00 WHIP: 0.000															PITCHER	IP: 1.0 WLS: L BF: 3 H: 0 R: 0 ER: 0 SO: 1 BB: 0 IBB: 0 HBP: 0 BLK: 0 WP: 0 HR: 0 S: 5 P: 5 ERA: 0.00 WHIP: 0.000					

Philadelphia Phillies @ Houston Astros
Astrodome, Houston, TX
Fri Aug 23 1974, 8:05 PM EDT
Att: 12,175 - Unknown

AB 27
R 1
H 3
RBI 1
BB 2
SO 7
LOB 7



Batter	1	2	3	4	5	6	7	8	9	AB	R	H	RBI	BB	SO	LOB	TOP					
Dave Cash, R OBP: 0.350, SLG: 0.390	5-3		L5			5-3			6-3	4	0	0	0	0	0	1						
Larry Bowa, S OBP: 0.301, SLG: 0.337	1-3				F7	6-3			4-3	4	0	0	0	0	0	1						
Mike Schmidt, R OBP: 0.414, SLG: 0.600	K			5-3			P6			3	0	0	0	0	1	0						
Willie Montanez, L OBP: 0.354, SLG: 0.418		4-3		F8			3-1			3	0	0	0	0	0	0						
Bill Robinson, R OBP: 0.275, SLG: 0.341		K			5-3		F9			3	0	0	0	0	1	0						
Ollie Brown, R OBP: 0.266, SLG: 0.411		K			1-3			5-3		3	0	0	0	0	1	0						
Mike Anderson, R OBP: 0.315, SLG: 0.376			F7		K			6-3		3	0	0	0	0	1	1						
Bob Boone, R OBP: 0.296, SLG: 0.332			F7			SH1-4 1B		6-3		3	0	1	0	0	0	0						
Steve Carlton, L OBP: 0.185, SLG: 0.231			4-3			SH1-4			4-3	1	0	0	0	0	0	0						
Tony Taylor, R OBP: 0.412, SLG: 0.565						1-2				1	0	0	0	0	0	0						
Inning Stats	R: 0 E: 0 K: 1 S: 5	H: 0 LOB: 0 BB: 0 P: 5	R: 0 E: 0 K: 2 S: 8	H: 0 LOB: 1 BB: 0 P: 8	R: 0 E: 0 K: 0 S: 3	H: 0 LOB: 0 BB: 0 P: 3	R: 0 E: 0 K: 0 S: 3	H: 0 LOB: 0 BB: 0 P: 3	R: 0 E: 0 K: 1 S: 5	H: 0 LOB: 0 BB: 0 P: 5	R: 0 E: 0 K: 0 S: 4	H: 1 LOB: 1 BB: 0 P: 4	R: 0 E: 0 K: 0 S: 3	H: 0 LOB: 0 BB: 0 P: 3	R: 0 E: 0 K: 0 S: 3	H: 0 LOB: 0 BB: 0 P: 3	R: 0 E: 0 K: 0 S: 3	H: 0 LOB: 0 BB: 0 P: 3	1B: 1 2B: 0 3B: 0 HR: 0	SF: 0 SAC: 1 DP: 0 HBP: 0	WP: 0 PB: 1 SB: 0 CS: 0	PA: 29
PITCHER Dave Roberts, L ERA: 2.99	IP: 9.0 WLS: W BF: 29 H: 1 R: 0 ER: 0 SO: 4 BB: 0 IBB: 0 HBP: 0 BLK: 0 WP: 0 HR: 0 S: 37 P: 37 ERA: 0.00 WHIP: 0.111															PITCHER						

Philadelphia Phillies @ Houston Astros
Astrodome, Houston, TX
Sat Aug 24 1974, 8:05 PM EDT
Att: 12,215 - Unknown

AB 28
R 0
H 1
RBI 0
BB 0
SO 4
LOB 3





Batter	1	2	3	4	5	6	7	8	9	AB	R	H	RBI	BB	SO	LOB	BOTTOM					
Greg Gross, L OBP: 0.397, SLG: 0.369	F7		K			1-3		K		4	0	0	0	0	2	1						
Roger Metzger, S OBP: 0.304, SLG: 0.317	5-3			6-3		F7		1B		4	0	1	1	0	0	0						
Cesar Cedeno, R OBP: 0.346, SLG: 0.492	5-3			5-3		6-3		L6		4	0	0	0	0	0	1						
Bob Watson, R OBP: 0.376, SLG: 0.421		5-3		FC5-4 BB		HBP 1B				2	0	1	0	1	0	0						
Lee May, R OBP: 0.302, SLG: 0.453		L6		FC5-4		HBP				2	0	0	0	0	0	1						
Doug Rader, R OBP: 0.333, SLG: 0.422				1-2		F8				2	0	1	0	1	0	2						
Milt May, L OBP: 0.350, SLG: 0.378				1B		BB				3	0	0	0	0	1	4						
Larry Milbourne, S OBP: 0.365, SLG: 0.356			3-1			F8		S 1B 1B		3	1	1	0	0	0	0						
Dave Roberts, L OBP: 0.188, SLG: 0.306			5-3			K		K		3	0	0	0	0	2	1						
Inning Stats	R: 0 E: 0 K: 0 S: 3	H: 1 LOB: 1 BB: 0 P: 4	R: 0 E: 0 K: 0 S: 4	H: 0 LOB: 0 BB: 0 P: 4	R: 0 E: 0 K: 1 S: 5	H: 0 LOB: 0 BB: 0 P: 5	R: 0 E: 0 K: 0 S: 3	H: 0 LOB: 1 BB: 1 P: 7	R: 0 E: 0 K: 1 S: 4	H: 0 LOB: 0 BB: 0 P: 8	R: 0 E: 0 K: 1 S: 5	H: 0 LOB: 0 BB: 0 P: 5	R: 0 E: 0 K: 0 S: 4	H: 1 LOB: 2 BB: 0 P: 5	R: 1 E: 0 K: 2 S: 9	H: 2 LOB: 1 BB: 0 P: 9	R: 0 E: 0 K: 0 S: 3	H: 0 LOB: 0 BB: 0 P: 3	1B: 4 2B: 0 3B: 0 HR: 0	SF: 0 SAC: 0 DP: 0 HBP: 1	WP: 0 PB: 0 SB: 1 CS: 0	PA: 30
PITCHER Steve Carlton, L ERA: 3.09	IP: 8.0 WLS: L BF: 30 H: 4 R: 1 ER: 1 SO: 5 BB: 2 IBB: 0 HBP: 1 BLK: 0 WP: 0 HR: 0 S: 37 P: 46 ERA: 1.12 WHIP: 0.750															PITCHER						

Philadelphia Phillies @ Houston Astros
Astrodome, Houston, TX
Sat Aug 24 1974, 8:05 PM EDT
Att: 12,215 - Unknown

AB 27
R 1
H 4
RBI 1
BB 2
SO 5
LOB 10



Batter	1	2	3	4	5	6	7	8	9	AB	R	H	RBI	BB	SO	LOB	TOP					
Greg Gross, L OBP: 0.401, SLG: 0.373 (1, 9)	4-0 CS BB		0-0 6-3	0-0 SH5-3			0-0 SH1-4 1B 2B		0-0 5-3	3	1	1	1	1	0	0	Houston Astros @ New York Mets Shea Stadium, Flushing, NY Mon Aug 26 1974, 7:05 PM EDT Att: 15,104 - Unknown AB 33 R 4 H 11 RBI 3 BB 4 SO 4 LOB 14 					
Roger Metzger, S OBP: 0.305, SLG: 0.320 (1, 6)	0-0 BB BB 1B		0-0 1B 2B	0-0 5-3			0-0 SH1-4		0-0 P4	4	1	2	0	0	0	1						
Cesar Cedeno, R OBP: 0.344, SLG: 0.487 (1, 8)	0-0 F9		0-0 L5				0-0 S 1B		0-0 6-3	5	0	1	1	0	0	2						
Lee May, R OBP: 0.305, SLG: 0.461 (1, 3)	4-0 BB BB		0-0 1B				0-3 K		0-3 K	3	0	1	1	1	2	1						
Cliff Johnson, R OBP: 0.345, SLG: 0.437 (1, 2)	4-0 BB BB		0-0 1B				0-0 K		0-0 F9	3	0	0	0	1	0	2						
Doug Radler, R OBP: 0.331, SLG: 0.417 (1, 5)	0-0 F9						0-0 P4		0-0 5-3	4	1	1	0	0	0	3						
Wilbur Howard, S OBP: 0.304, SLG: 0.318 (1, 7)			0-0 6-3				0-0 F4		0-0 1B 1B	4	1	2	0	0	0	0						
Larry Milbourne, S OBP: 0.394, SLG: 0.385 (1, 4)			4-0 B5-6-4 BB				0-0 F2		0-0 S 1B	3	0	2	0	1	0	2						
J.R. Richard, R OBP: 0.100, SLG: 0.100 (8, PH)			0-0 B5-6-4				0-0 E1		0-3 K	3	0	1	0	0	1	2						
Ray Busse, R OBP: 0.167, SLG: 0.167 (8, PH)			1-2 1B				1-3 2-H 1B		1-2 K	1	0	0	0	0	1	1						
Mike Cosgrove, L OBP: 0.167, SLG: 0.063 (9, 1)			1-2						1-2 K	0	0	0	0	0	0	0						
Ken Forsch, R (9, 1)										0	0	0	0	0	0	0						
Inning Stats	R: 0 E: 0 K: 0 S: 3	H: 1 LOB: 3 BB: 3 P: 15	R: 0 E: 0 K: 0 S: 2	H: 0 LOB: 0 BB: 1 P: 6	R: 1 E: 0 K: 0 S: 5	H: 2 LOB: 1 BB: 0 P: 5	R: 2 E: 1 K: 0 S: 6	H: 3 LOB: 1 BB: 0 P: 6	R: 0 E: 0 K: 1 S: 5	H: 0 LOB: 0 BB: 0 P: 5	R: 0 E: 0 K: 1 S: 6	H: 1 LOB: 1 BB: 0 P: 6	R: 1 E: 0 K: 0 S: 7	H: 2 LOB: 1 BB: 0 P: 7	R: 0 E: 0 K: 1 S: 6	H: 2 LOB: 1 BB: 0 P: 6	R: 0 E: 0 K: 0 S: 3	H: 0 LOB: 0 BB: 3 P: 3	1B: 8 2B: 3 3B: 0 HR: 0	SF: 0 SAC: 2 DP: 1 HBP: 0	WP: 0 PB: 0 SB: 2 CS: 1	PA: 39
PITCHER Jerry Kosman, L ERA: 3.29 (1, 1)	IP: 9.0 WLS: W BF: 39 H: 11 R: 4 ER: 3 SO: 4 BB: 4 IBB: 0 HBP: 0 BLK: 0 WP: 0 HR: 0 S: 43 P: 59 ERA: 3.00 WHIP: 1.667															PITCHER	IP: 9.0 WLS: W BF: 39 H: 11 R: 4 ER: 3 SO: 4 BB: 4 IBB: 0 HBP: 0 BLK: 0 WP: 0 HR: 0 S: 43 P: 59 ERA: 3.00 WHIP: 1.667					

Batter	1	2	3	4	5	6	7	8	9	AB	R	H	RBI	BB	SO	LOB	BOTTOM					
Bud Harrelson, S OBP: 0.375, SLG: 0.264 (1, 6)	0-0 4-3		0-0 F9	0-0 1-3			0-0 3-1		4-0 1B 1B BB	4	1	0	0	1	0	0	Houston Astros @ New York Mets Shea Stadium, Flushing, NY Mon Aug 26 1974, 7:05 PM EDT Att: 15,104 - Unknown AB 35 R 5 H 10 RBI 5 BB 5 SO 3 LOB 13 					
Felix Milten, R OBP: 0.312, SLG: 0.296 (1, 4)	0-0 4-3		0-0 1B 1B				0-0 6-3		0-0 5-3	5	1	2	1	0	0	0						
Cleon Jones, R OBP: 0.340, SLG: 0.416 (7, PH)	4-0 BB BB		0-0 F8				0-3 K		0-0 3-1	2	0	0	0	1	1	1						
Ken Boswell, L OBP: 0.288, SLG: 0.303 (8, 7)	4-0 BB BB		0-0 F8				0-0 F8		0-0 F5	2	0	0	0	0	0	2						
Rusty Staub, L OBP: 0.364, SLG: 0.422 (1, 9)	4-0 BB BB		0-0 1B BB 1B				0-0 F8		0-0 F9	4	0	2	1	1	0	0						
Ed Kranepool, L OBP: 0.366, SLG: 0.435 (1, 3)	0-0 4-3		4-0 1B BB				0-0 4-3 S 1B		0-0 F8	3	0	1	0	1	0	2						
Wayne Garrett, L OBP: 0.328, SLG: 0.325 (1, 5)			0-0 G3-6-3 1B				0-3 K		0-0 F7	4	0	2	1	0	1	1						
Jim Gosger, L OBP: 0.130, SLG: 0.130 (1, 8)			0-0 G3-6-3				0-0 4-3		0-0 F8	3	0	0	0	0	0	5						
George Theodore, R OBP: 0.224, SLG: 0.210 (9, PH)			1-2 1B				2-3 K		0-0 F8	1	0	0	0	0	0	0						
Jerry Grote, R OBP: 0.326, SLG: 0.335 (1, 2)			0-0 HR				4-0 4-3		0-0 1B 2B	0	0	0	0	0	0	0						
Ron Hodges, L OBP: 0.345, SLG: 0.427 (2, 2)							0-0 4-3		0-0 1B 2B	2	1	1	1	1	0	0						
Duffy Dyer, R OBP: 0.283, SLG: 0.140 (9, PH)							0-0 K		0-0 E6 1B	1	1	1	0	0	0	0						
Jerry Kosman, R OBP: 0.197, SLG: 0.155 (9, PH)			0-0 F7				0-0 K		0-0 E6 1B 2B	3	0	0	0	0	1	2						
Ted Martinez, R OBP: 0.242, SLG: 0.301 (9, PH)							0-3 K		1-H 1B 2B	1	1	1	1	0	0	0						
Inning Stats	R: 0 E: 0 K: 0 S: 3	H: 0 LOB: 2 BB: 2 P: 11	R: 1 E: 0 K: 0 S: 4	H: 2 LOB: 0 BB: 0 P: 4	R: 1 E: 0 K: 0 S: 6	H: 3 LOB: 3 BB: 1 P: 10	R: 0 E: 0 K: 1 S: 5	H: 0 LOB: 0 BB: 0 P: 5	R: 0 E: 0 K: 1 S: 5	H: 0 LOB: 0 BB: 0 P: 5	R: 0 E: 0 K: 1 S: 6	H: 1 LOB: 2 BB: 1 P: 10	R: 0 E: 0 K: 0 S: 3	H: 0 LOB: 0 BB: 0 P: 3	R: 0 E: 0 K: 0 S: 3	H: 0 LOB: 0 BB: 0 P: 3	R: 3 E: 1 K: 0 S: 6	H: 4 LOB: 2 BB: 1 P: 10	1B: 8 2B: 1 3B: 0 HR: 1	SF: 0 SAC: 0 DP: 1 HBP: 0	WP: 0 PB: 0 SB: 1 CS: 0	PA: 40
PITCHER J.R. Richard, R ERA: 2.78 (1, 1)	IP: 7.0 WLS: L BF: 30 H: 6 R: 2 ER: 2 SO: 3 BB: 4 IBB: 0 HBP: 0 BLK: 0 WP: 0 HR: 1 S: 32 P: 48 ERA: 2.57 WHIP: 1.429															PITCHER	IP: 7.0 WLS: L BF: 30 H: 6 R: 2 ER: 2 SO: 3 BB: 4 IBB: 0 HBP: 0 BLK: 0 WP: 0 HR: 1 S: 32 P: 48 ERA: 2.57 WHIP: 1.429					
Mike Cosgrove, L ERA: 2.57 (8, 1)	1.1 L 7 2 3 3 0 1 0 0 0 0 0 0 6 10 20.25 2.250															PITCHER	1.1 L 7 2 3 3 0 1 0 0 0 0 0 0 6 10 20.25 2.250					
Ken Forsch, R ERA: 2.99 (9, 1)	0.1 3 2 0 0 0 0 0 0 0 0 0 0 3 3 0.00 6.000															PITCHER	0.1 3 2 0 0 0 0 0 0 0 0 0 0 3 3 0.00 6.000					

Batter	1	2	3	4	5	6	7	8	9	AB	R	H	RBI	BB	SO	LOB	TOP								
Greg Gross, L (1,9) OBP: 0.400, SLG: 0.372	0-0 4-3		0-0 F7		0-0 FC6-4		0-0 1B			4	0	1	1	0	0	1	Houston Astros @ New York Mets Shea Stadium, Flushing, NY Tue Aug 27 1974, 7:05 PM EDT Att: 20,934 - Unknown								
Roger Metzger, S (1,6) OBP: 0.302, SLG: 0.318	0-0 F7		0-0 6-3		0-0 FC6		0-0 1-3			4	0	0	0	0	0	4									
Cesar Cedeno, R (1,8) OBP: 0.341, SLG: 0.483	0-0 6-3			0-3 K		0-0 F9		0-3 K		4	0	0	0	0	2	0									
Bob Watson, R (1,7) OBP: 0.373, SLG: 0.415		4-0 FC6-4 BB		0-3 K		0-0 F7		0-3 K		3	0	0	0	1	2	0									
Lee May, R (1,3) OBP: 0.304, SLG: 0.462		0-0 FC6-4 1B		0-0 2B		0-0 6-3		0-0 P4		4	0	1	0	0	0	1									
Doug Radler, R (1,5) OBP: 0.331, SLG: 0.416		0-3 K		0-0 6-3		0-0 2B 1B		0-3 K		4	1	1	0	0	2	2									
Milt May, L (1,2) Wilbur Howard, S (7, PR) Ramon de los Santos, L (7, 1) Johnny Edwards, L (9, PH) OBP: 0.351, SLG: 0.392 OBP: 0.304, SLG: 0.318 OBP: 0.276, SLG: 0.314		0-0 1B		0-0 HR		0-0 1B 2B		0-0 P6		3	1	3	1	0	0	0									
Larry Milbourne, S (1,4) OBP: 0.373, SLG: 0.362		0-0 5-3		0-3 K		0-0 1-3		0-0 F7		4	0	0	0	0	1	4									
Tom Griffin, R (1,1) Cliff Johnson, R (7, PH) OBP: 0.321, SLG: 0.472 OBP: 0.342, SLG: 0.433			0-0 5-3		0-0 FC6-4 1B		0-0 P4			2	0	1	0	0	0	0									
										1	0	0	0	0	0	2									
Inning Stats	R: 0 E: 0 K: 0 S: 3	H: 0 LOB: 0 BB: 0 P: 3	R: 0 E: 0 K: 1 S: 6	H: 1 LOB: 2 BB: 1 P: 10	R: 0 E: 0 K: 0 S: 3	H: 0 LOB: 0 BB: 0 P: 3	R: 0 E: 0 K: 2 S: 8	H: 1 LOB: 1 BB: 0 P: 8	R: 1 E: 0 K: 1 S: 7	H: 2 LOB: 1 BB: 0 P: 7	R: 0 E: 0 K: 0 S: 3	H: 0 LOB: 0 BB: 0 P: 3	R: 1 E: 0 K: 0 S: 6	H: 3 LOB: 3 BB: 0 P: 6	R: 0 E: 0 K: 1 S: 7	H: 0 LOB: 0 BB: 0 P: 7	R: 0 E: 0 K: 1 S: 5	H: 0 LOB: 0 BB: 0 P: 5	1B: 4 2B: 2 3B: 0 HR: 1	SF: 0 SAC: 0 DP: 0 HBP: 0	WP: 0 PB: 0 SB: 0 CS: 0	PA: 35			
PITCHER	IP	WLS	BF	H	R	ER	SO	BB	IBB	HBP	BLK	WP	HR	S	P	ERA	WHIP								
Tug McGraw, L (1,1) ERA: 4.22	6.0	W	23	4	1	1	4	1	0	0	0	0	1	30	34	1.50	0.833								
Harry Parker, R (7,1) ERA: 3.75	3.0	S	12	3	1	1	3	0	0	0	0	0	0	18	18	3.00	1.000								

AB 34
R 2
H 7
RBI 2
BB 1
SO 7
LOB 14



Batter	1	2	3	4	5	6	7	8	9	AB	R	H	RBI	BB	SO	LOB	BOTTOM								
Jim Gosger, L (1,8) OBP: 0.143, SLG: 0.111	0-0 G3	4-0 1B BB		0-0 3-1		0-0 F7		0-3 K		4	0	0	0	1	1	3	Houston Astros @ New York Mets Shea Stadium, Flushing, NY Tue Aug 27 1974, 7:05 PM EDT Att: 20,934 - Unknown								
Felix Milan, R (1,4) OBP: 0.311, SLG: 0.296	0-0 5-3	0-0 1B		0-0 6-3		0-0 F8				4	0	1	2	0	0	0									
Ed Kranepool, L (1,3) OBP: 0.363, SLG: 0.437	0-0 2B	0-0 F8		0-0 4-3		0-0 1-3				4	0	1	0	0	0	2									
Rusty Staub, L (1,9) OBP: 0.363, SLG: 0.421	0-0 1-3		0-0 FC6-4 1B		0-0 G3		0-3 K			4	0	1	0	0	1	1									
Wayne Garrett, L (1,5) OBP: 0.330, SLG: 0.325		0-0 P4	0-0 FC6-4 1B	4-0 BB BB	0-0 BB	0-3 K				3	0	1	0	1	1	0									
Benny Avila, R (1,7) OBP: 0.500, SLG: 1.333		0-0 HR	0-3 K		0-0 F8		4-0 E BB			3	2	1	1	1	1	3									
Ron Hodges, L (1,2) OBP: 0.333, SLG: 0.410		0-0 4-3	0-0 FC6-4	0-0 1-2 2-3	0-0 F3		0-0 4-3			4	0	0	0	0	0	3									
Ted Martinez, R (1,6) OBP: 0.251, SLG: 0.306		0-0 BB BB 1B	0-0 5-3		0-0 BLK 1B		4-0 E IBB			3	1	2	0	1	0	2									
Tug McGraw, R (1,1) George Theodore, R (6, PH) Harry Parker, R (7,1) OBP: 0.222, SLG: 0.250 OBP: 0.221, SLG: 0.206		4-0 BB BB 1B		0-0 F8		0-0 5-3		0-0 E5		1	1	0	0	1	0	0									
										1	0	0	0	0	0	1									
										1	0	0	0	0	0	1									
Inning Stats	R: 0 E: 0 K: 0 S: 4	H: 1 LOB: 1 BB: 0 P: 4	R: 3 E: 0 K: 0 S: 6	H: 3 LOB: 2 BB: 2 P: 14	R: 0 E: 0 K: 1 S: 7	H: 2 LOB: 2 BB: 0 P: 7	R: 0 E: 0 K: 0 S: 3	H: 0 LOB: 0 BB: 0 P: 3	R: 0 E: 0 K: 0 S: 4	H: 1 LOB: 1 BB: 0 P: 4	R: 0 E: 0 K: 1 S: 5	H: 0 LOB: 0 BB: 0 P: 5	R: 1 E: 1 K: 2 S: 8	H: 0 LOB: 2 BB: 2 P: 16	1B: 5 2B: 1 3B: 0 HR: 1	SF: 0 SAC: 0 DP: 0 HBP: 0	WP: 0 PB: 0 SB: 0 CS: 0	PA: 37							
PITCHER	IP	WLS	BF	H	R	ER	SO	BB	IBB	HBP	BLK	WP	HR	S	P	ERA	WHIP								
Tom Griffin, R (1,1) ERA: 3.35	6.0	L	28	7	3	3	1	3	0	0	1	0	0	27	39	4.50	1.667								
Ramon de los Santos, L (7,1) ERA:	2.0		9	0	1	0	3	1	1	0	0	0	0	13	21	0.00	0.500								


AB 32
R 4
H 7
RBI 3
BB 5
SO 4
LOB 16



Batter	1	2	3	4	5	6	7	8	9	10	AB	R	H	RBI	BB	SO	LOB				
Greg Gross, L OBP: 0.308, SLG: 0.372 (1, 9)	K		1-3			K		E5			5	0	1	0	0	2	1				
Roger Metzger, S OBP: 0.301, SLG: 0.316 (1, 6)	L9			5-3		5-3				F8	5	0	1	1	0	0	1				
Cesar Cedeño, R OBP: 0.340, SLG: 0.481 Wilbur Howard, S OBP: 0.280, SLG: 0.292 (1, 8) (4, 8)	E6			E4		K		G6-4-3			2	1	0	0	0	0	0				
Bob Watson, R OBP: 0.374, SLG: 0.418 (1, 7) (9, 3)											4	0	2	1	0	0	0				
Lee May, R OBP: 0.204, SLG: 0.460 Bob Gallagher, L OBP: 0.286, SLG: 0.216 (1, 3) (9, PR) (9, 7)		P4		K		K					4	0	1	0	0	2	1				
Doug Rader, R OBP: 0.330, SLG: 0.414 (1, 5)		5-3		F8							4	0	1	0	0	0	2				
Mitt May, L OBP: 0.347, SLG: 0.387 (1, 2)											4	0	0	0	0	0	1				
Larry Milbourne, S OBP: 0.367, SLG: 0.356 (1, 4)											4	1	1	0	0	1	0				
Larry Dierker, R Mike Cosgrove, L Ken Forsch, R Ramon de los Santos, L Cliff Johnson, R Fred Scherman, L Jim York, R (1, 1) (9, 1) (9, 1) (9, 1) (10, PH) (10, 1) (10, 1)											2	0	0	0	0	0	1				
Inning Stats	R: 0 E: 1 K: 1 S: 6	H: 1 LOB: 2 BB: 0 P: 6	R: 0 E: 0 K: 0 S: 3	H: 0 LOB: 0 BB: 0 P: 3	R: 0 E: 0 K: 1 S: 5	H: 0 LOB: 0 BB: 0 P: 5	R: 1 E: 1 K: 1 S: 7	H: 1 LOB: 1 BB: 0 P: 7	R: 0 E: 0 K: 2 S: 7	H: 0 LOB: 0 BB: 0 P: 7	R: 0 E: 0 K: 1 S: 6	H: 1 LOB: 1 BB: 0 P: 6	R: 1 E: 1 K: 0 S: 5	H: 2 LOB: 1 BB: 0 P: 5	R: 0 E: 0 K: 0 S: 3	H: 1 LOB: 1 BB: 0 P: 3	R: 1 E: 0 K: 0 S: 5	H: 2 LOB: 1 BB: 0 P: 5	1B: 5 2B: 2 3B: 0 HR: 1	SF: 0 SAC: 1 DP: 2 HBP: 0	WP: 0 PA: 38 PB: 0 SB: 1 CS: 0
PITCHER	IP	WLS	BF	H	R	ER	SO	BB	IBB	HBP	BLK	WP	HR	S	P	ERA	WHIP				
Jon Matlack, L ERA: 2.59 (1, 1)	8.0		30	5	2	1	7	0	0	0	0	0	0	44	44	1.12	0.625				
Bob Miller, R ERA: 3.42 (9, 1)	1.0		3	1	0	0	0	0	0	0	0	0	0	3	3	0.00	1.000				
Jerry Cram, R ERA: 1.5 (10, 1)	1.0	L	5	2	1	1	0	0	0	0	0	0	1	5	5	9.00	2.000				

Houston Astros @ New York Mets
Shea Stadium, Flushing, NY
Wed Aug 28 1974, 3:33 AM EDT
Att: 13,987 - Unknown


AB	37
R	3
H	8
RBI	3
BB	0
SO	7
LOB	8



Batter	1	2	3	4	5	6	7	8	9	10	AB	R	H	RBI	BB	SO	LOB				
Jim Gosger, L OBP: 0.125, SLG: 0.097 Bud Harrelson, S OBP: 0.374, SLG: 0.263 (1, 8) (9, PH) (10, 6)	F8		F8		4-3			F8		F8	4	0	0	0	0	0	0				
Felix Millan, R OBP: 0.313, SLG: 0.297 (1, 4)	F9		F8								5	0	2	0	0	0	0				
Ed Kranepool, L OBP: 0.358, SLG: 0.429 (1, 3)	4-3										5	0	1	0	0	0	1				
Rusty Staub, L OBP: 0.363, SLG: 0.427 (1, 9)		F7		6-3							5	1	2	1	0	0	1				
Wayne Garrett, L OBP: 0.333, SLG: 0.325 (1, 5)		F7									3	0	1	0	2	0	0				
Benny Avila, R OBP: 0.556, SLG: 0.857 (1, 7)											4	1	2	0	1	1	3				
Ron Hodges, L OBP: 0.333, SLG: 0.402 Duffy Dyer, R OBP: 0.290, SLG: 0.154 (1, 2) (9, PH) (10, 2)											2	0	0	0	1	0	3				
Ted Martinez, R OBP: 0.247, SLG: 0.302 (1, 6) (10, 8)											3	0	0	1	0	1	3				
Jon Matlack, L OBP: 0.145, SLG: 0.079 Ken Boswell, L OBP: 0.266, SLG: 0.301 Bob Miller, R OBP: 0.111, SLG: 0.222 George Theodore, R OBP: 0.232, SLG: 0.206 Jerry Cram, R (1, 1) (8, PH) (9, 1) (9, PH) (10, 1)											2	0	0	0	0	0	0				
Inning Stats	R: 0 E: 0 K: 0 S: 3	H: 0 LOB: 0 BB: 0 P: 3	R: 0 E: 0 K: 0 S: 4	H: 1 LOB: 2 BB: 1 P: 8	R: 0 E: 0 K: 0 S: 3	H: 0 LOB: 0 BB: 0 P: 3	R: 0 E: 0 K: 1 S: 6	H: 1 LOB: 2 BB: 1 P: 10	R: 0 E: 0 K: 1 S: 5	H: 0 LOB: 0 BB: 0 P: 5	R: 0 E: 0 K: 0 S: 3	H: 0 LOB: 1 BB: 1 P: 7	R: 0 E: 0 K: 0 S: 4	H: 1 LOB: 1 BB: 0 P: 4	R: 2 E: 0 K: 0 S: 6	H: 3 LOB: 2 BB: 1 P: 10	R: 0 E: 0 K: 1 S: 7	H: 3 LOB: 3 BB: 1 P: 11	1B: 8 2B: 0 3B: 0 HR: 1	SF: 1 SAC: 0 DP: 0 HBP: 0	WP: 0 PA: 43 PB: 0 SB: 0 CS: 0
PITCHER	IP	WLS	BF	H	R	ER	SO	BB	IBB	HBP	BLK	WP	HR	S	P	ERA	WHIP				
Larry Dierker, R ERA: 2.75 (1, 1)	8.0		31	4	1	1	2	3	0	0	0	0	0	32	44	1.12	0.875				
Mike Cosgrove, L ERA: 2.99 (9, 1)	0.1		2	1	0	0	0	0	0	0	0	0	0	2	2	0.00	3.000				
Ken Forsch, R ERA: 2.97 (9, 1)	0.1		3	1	1	1	0	1	0	0	0	0	0	2	6	27.00	6.000				
Ramon de los Santos, L ERA: (9, 1)	0.1	W	1	0	0	0	0	0	0	0	0	0	0	1	1	0.00	0.000				
Fred Scherman, L ERA: 4.23 (10, 1)	0.2		4	3	0	0	0	0	0	0	0	0	0	4	4	0.00	4.500				

Houston Astros @ New York Mets
Shea Stadium, Flushing, NY
Wed Aug 28 1974, 3:33 AM EDT
Att: 13,987 - Unknown


AB	37
R	2
H	9
RBI	2
BB	5
SO	3
LOB	16



Batter	1	2	3	4	5	6	7	8	9	AB	R	H	RBI	BB	SO	LOB	TOP			
Greg Gross, L (1,9) OBP: 0.395, SLG: 0.369	L5		K		4-3			FC5-4		4	0	0	0	0	1	4				
Roger Metzger, S (1,6) OBP: 0.301, SLG: 0.316	1B		4-3				4-3	FC6-4		4	0	1	0	0	0	2				
Cesar Cedeno, R (1,8) OBP: 0.343, SLG: 0.483	1B				G4-6-3		G4-6-3		K	4	0	3	0	0	1	0				
Bob Watson, R (1,7) OBP: 0.371, SLG: 0.414	K				G4-6-3		G4-6-3		K	4	0	0	0	0	2	3				
Mitt May, L (1,2) OBP: 0.343, SLG: 0.382		F3			G3			F9		4	0	0	0	0	0	0				
Lee May, R (1,3) OBP: 0.302, SLG: 0.457		F7					5-3			3	0	0	0	0	0	0				
Doug Rader, R (1,5) OBP: 0.330, SLG: 0.412								F7		2	0	0	0	1	0	0				
Larry Milbourne, S (1,4) OBP: 0.354, SLG: 0.342								FC6-4		3	0	0	0	0	0	1				
Dave Roberts, L (1,1) OBP: 0.200, SLG: 0.349										1	0	1	0	0	0	0				
Bob Gallagher, L (5,PH) OBP: 0.294, SLG: 0.216										0	0	0	0	1	0	0				
Jim York, R (5,1) OBP: 0.351, SLG: 0.463										0	0	0	0	0	0	0				
Cliff Johnson, R (8,PH) OBP: 0.351, SLG: 0.463										0	0	0	0	1	0	0				
Fred Scherman, L (8,1) OBP: 0.351, SLG: 0.463										0	0	0	0	0	0	0				
Inning Stats	R: 0 E: 0 K: 1 S: 6	H: 2 LOB: 1 BB: 0 P: 6	R: 0 E: 0 K: 0 S: 3	H: 0 LOB: 0 BB: 0 P: 3	R: 0 E: 0 K: 1 S: 6	H: 1 LOB: 1 BB: 0 P: 6	R: 0 E: 0 K: 0 S: 3	H: 1 LOB: 0 BB: 0 P: 3	R: 0 E: 0 K: 0 S: 3	H: 0 LOB: 2 BB: 2 P: 11	R: 0 E: 0 K: 0 S: 3	H: 0 LOB: 0 BB: 0 P: 3	R: 0 E: 0 K: 0 S: 3	H: 0 LOB: 1 BB: 1 P: 7	R: 0 E: 0 K: 2 S: 7	H: 0 LOB: 0 BB: 0 P: 7	1B: 4 2B: 0 3B: 1 HR: 0	SF: 0 SAC: 0 DP: 2 HBP: 0	WP: 0 PB: 0 SB: 1 CS: 0	PA: 32
PITCHER Tom Seaver, R (1,1) ERA: 3.2	IP: 9.0 WLS: W BF: 32 H: 5 R: 0 ER: 0 SO: 4 BB: 3 IBB: 0 HBP: 0 BLK: 0 WP: 0 HR: 0 S: 37 P: 49 ERA: 0.00 WHIP: 0.889															PITCHER				

Houston Astros @ New York Mets
Shea Stadium, Flushing, NY
Thu Aug 29 1974, 3:33 AM EDT
Att: 42,814 - Unknown


AB 29
R 0
H 5
RBI 0
BB 3
SO 4
LOB 10



Batter	1	2	3	4	5	6	7	8	9	AB	R	H	RBI	BB	SO	LOB	BOTTOM			
Bud Harrelson, S (1,6) OBP: 0.374, SLG: 0.266	1B		3B		FC5-4			5-3		4	2	1	0	1	0	3				
Felix Milan, R (1,4) OBP: 0.316, SLG: 0.306	1B		3B				4-3	F2		5	1	3	1	0	0	2				
Ted Martinez, R (1,8) OBP: 0.246, SLG: 0.308	1B		3B				1-3	FC6-4		5	1	1	2	0	0	4				
Rusty Staub, L (1,9) OBP: 0.362, SLG: 0.427	1B		SF8					F8		3	0	1	1	0	0	0				
Benny Ayala, R (1,7) OBP: 0.615, SLG: 0.778	G6-4-3									2	1	1	0	1	0	2				
Wayne Garrett, L (1,5) OBP: 0.332, SLG: 0.323		3-1			L4					3	1	0	0	1	0	2				
Duffy Dyer, R (1,2) OBP: 0.318, SLG: 0.182		5-3								3	1	2	0	1	0	0				
George Theodore, R (1,3) OBP: 0.225, SLG: 0.200										2	0	0	0	0	0	1				
Ed Kravetz, L (6,PH) OBP: 0.360, SLG: 0.430										2	0	1	1	0	0	2				
Tom Seaver, R (1,1) OBP: 0.194, SLG: 0.074										4	0	1	1	0	2	1				
Inning Stats	R: 1 E: 0 K: 0 S: 5	H: 3 LOB: 1 BB: 0 P: 5	R: 0 E: 0 K: 0 S: 3	H: 0 LOB: 0 BB: 0 P: 3	R: 3 E: 0 K: 1 S: 7	H: 2 LOB: 1 BB: 2 P: 15	R: 0 E: 0 K: 1 S: 6	H: 1 LOB: 1 BB: 0 P: 6	R: 0 E: 0 K: 0 S: 3	H: 0 LOB: 0 BB: 0 P: 3	R: 3 E: 1 K: 0 S: 6	H: 3 LOB: 2 BB: 1 P: 11	R: 0 E: 0 K: 0 S: 4	H: 1 LOB: 2 BB: 1 P: 8	R: 0 E: 0 K: 0 S: 4	H: 1 LOB: 1 BB: 0 P: 4	1B: 8 2B: 1 3B: 2 HR: 0	SF: 1 SAC: 0 DP: 1 HBP: 1	WP: 0 PB: 0 SB: 0 CS: 0	PA: 39
PITCHER Dave Roberts, L (1,1) ERA: 3.12	IP: 4.0 WLS: L BF: 19 H: 6 R: 4 ER: 4 SO: 2 BB: 2 IBB: 0 HBP: 0 BLK: 0 WP: 0 HR: 0 S: 21 P: 29 ERA: 9.00 WHIP: 2.000															PITCHER				
Jim York, R (5,1) ERA: 3.29	3.0 16 4 3 2 0 2 0 1 0 0 0 13 22 6.00 2.000																			
Fred Scherman, L (8,1) ERA: 4.15	1.0 4 1 0 0 0 0 0 0 0 0 0 4 4 0.00 1.000																			

Houston Astros @ New York Mets
Shea Stadium, Flushing, NY
Thu Aug 29 1974, 3:33 AM EDT
Att: 42,814 - Unknown

AB 33
R 7
H 11
RBI 6
BB 4
SO 2
LOB 17



Batter	1	2	3	4	5	6	7	8	9	AB	R	H	RBI	BB	SO	LOB	TOP										
Greg Gross, L OBP: 0.392, SLG: 0.366 (1,9)	5-3		1-3	1-3			4-3			4	0	0	0	0	0	2	Houston Astros @ Philadelphia Phillies Veterans Stadium, Philadelphia, PA Fri Aug 30 1974, 7:05 PM EDT Att: 17,106 - Unknown										
Roger Metzger, S OBP: 0.302, SLG: 0.322 (1,6)	F7		L1			E 3B	CS 1B			4	1	2	0	0	0	0											
Cesar Cedeno, R OBP: 0.346, SLG: 0.483 (1,8)	S 1B		BB			S SF8 BB	K 1-2			2	1	1	0	2	1	1											
Bob Watson, R OBP: 0.368, SLG: 0.412 (1,7) (8,3)	K 1-2		F9			SF8 1-H 3-H	K			3	0	0	1	0	2	2											
Milt May, L OBP: 0.345, SLG: 0.381 (1,2)						F8	K			3	0	1	0	0	1	0											
Cliff Johnson, R OBP: 0.349, SLG: 0.452 Wilbur Howard, S OBP: 0.280, SLG: 0.292 (8,7)	K		BB FC6-2 HBP			F8	K			3	1	0	0	1	3	1											
Doug Rader, R OBP: 0.329, SLG: 0.410 (1,5)	P6		SH1-3 FC6-2 BB 1-2 2-3			K	L9			3	0	0	0	1	1	1											
Larry Milbourne, S OBP: 0.349, SLG: 0.338 (1,4)	1B		FC6-2 SH1-3 1-2 2-3 3-H			L6	K			4	0	1	0	0	1	3											
Don Wilson, R OBP: 0.273, SLG: 0.346 Ken Forsch, R (9,1)	K		SH1-3 1-2 2-3 3-H			K	F8			3	0	0	1	0	2	2											
										0	0	0	0	0	0	0											
Inning Stats	R: 0 E: 0 K: 1 S: 6	H: 1 LOB: 1 BB: 0 P: 6	R: 0 E: 0 K: 2 S: 9	H: 2 LOB: 2 BB: 0 P: 9	R: 0 E: 0 K: 0 S: 3	H: 0 LOB: 1 BB: 1 P: 7	R: 1 E: 0 K: 0 S: 3	H: 0 LOB: 2 BB: 2 P: 12	R: 2 E: 0 K: 1 S: 6	H: 1 LOB: 0 BB: 1 P: 10	R: 0 E: 0 K: 2 S: 7	H: 0 LOB: 0 BB: 0 P: 7	R: 0 E: 0 K: 3 S: 5	H: 1 LOB: 0 BB: 0 P: 5	R: 0 E: 0 K: 3 S: 9	H: 0 LOB: 0 BB: 0 P: 9	R: 0 E: 0 K: 1 S: 5	H: 0 LOB: 0 BB: 0 P: 5	1B: 4 2B: 0 3B: 1 HR: 0	SF: 1 SAC: 1 DP: 0 HBP: 1	WP: 0 PB: 0 SB: 3 CS: 1	PA: 36					
PITCHER	IP	WLS	BF	H	R	ER	SO	BB	IBB	HBP	BLK	WP	HR	S	P	ERA	WHIP										
Wayne Twitchell, R ERA: 4.4 Gene Garber, R ERA: 4.35	(1,1) (8,1)	7.0 6	L 30	5 0	3 0	2 0	7 4	0 0	0 0	1 0	0 0	0 0	0 0	39 14	56 14	2.57 0.00	1.286 0.000										

Batter	1	2	3	4	5	6	7	8	9	AB	R	H	RBI	BB	SO	LOB	BOTTOM										
Dave Cash, R OBP: 0.350, SLG: 0.387 (1,4)	F9								G5-4-3	4	0	1	0	1	0	2	Houston Astros @ Philadelphia Phillies Veterans Stadium, Philadelphia, PA Fri Aug 30 1974, 7:05 PM EDT Att: 17,106 - Unknown										
Larry Bowa, S OBP: 0.296, SLG: 0.330 (1,6)	S 1B						F9		4-3	5	1	1	0	0	0	4											
Mike Schmidt, R OBP: 0.410, SLG: 0.582 (1,5)	1B 6-3 BB 1-2						K			2	0	0	0	2	1	0											
Greg Luzinski, R OBP: 0.313, SLG: 0.396 Gene Garber, R (8,1)	6-3						P6		K	4	0	0	0	0	1	5											
Jay Johnstone, L OBP: 0.392, SLG: 0.552 (8,7)	1B BB						F7		F9	3	0	0	0	1	0	0											
Del Unser, L OBP: 0.344, SLG: 0.416 (1,8)	1-2 2-3 3-H 1B						HR		F8	4	1	3	2	0	0	0											
Bob Boone, R OBP: 0.295, SLG: 0.337 (1,2)	F2						5-3		K	4	0	0	0	0	1	4											
Tom Hutton, L OBP: 0.318, SLG: 0.345 (1,3)									BB 2B	4	0	2	0	0	0	1											
Wayne Twitchell, R OBP: 0.185, SLG: 0.185 Terry Harmon, R OBP: 0.231, SLG: 0.167 Mike Anderson, R OBP: 0.316, SLG: 0.372 (7, PH) (8,9)	K						K		G5-4-3 1B 2-3	2	0	0	0	0	1	1											
										1	0	0	0	0	1	1											
										1	0	1	0	0	0	0											
Inning Stats	R: 1 E: 0 K: 0 S: 5	H: 2 LOB: 3 BB: 2 P: 13	R: 0 E: 0 K: 1 S: 6	H: 1 LOB: 1 BB: 0 P: 6	R: 0 E: 0 K: 0 S: 3	H: 0 LOB: 0 BB: 0 P: 3	R: 0 E: 0 K: 0 S: 4	H: 1 LOB: 1 BB: 0 P: 4	R: 0 E: 0 K: 1 S: 5	H: 0 LOB: 0 BB: 0 P: 5	R: 1 E: 0 K: 0 S: 4	H: 1 LOB: 0 BB: 0 P: 4	R: 0 E: 0 K: 2 S: 8	H: 1 LOB: 3 BB: 2 P: 16	R: 0 E: 0 K: 1 S: 5	H: 2 LOB: 1 BB: 0 P: 5	R: 0 E: 0 K: 0 S: 4	H: 2 LOB: 1 BB: 0 P: 4	1B: 4 2B: 3 3B: 0 HR: 1	SF: 0 SAC: 0 DP: 1 HBP: 0	WP: 0 PB: 0 SB: 1 CS: 0	PA: 38					
PITCHER	IP	WLS	BF	H	R	ER	SO	BB	IBB	HBP	BLK	WP	HR	S	P	ERA	WHIP										
Don Wilson, R ERA: 3.51 Ken Forsch, R ERA: 2.93	(1,1) (9,1)	8.0 S	W 2	8 0	3 0	3 0	5 0	4 0	0 0	0 0	0 0	0 0	0 2	42 2	58 2	2.25 0.00	1.500 0.000										

Batter	1	2	3	4	5	6	7	8	9	AB	R	H	RBI	BB	SO	LOB	TOP								
Greg Gross, L (1.9) OBP: 0.390, SLG: 0.363	4-3		G4-6-3				L5		FC4-6	4	0	0	0	1	0	3	Houston Astros @ Philadelphia Phillies Veterans Stadium, Philadelphia, PA Sat Aug 31 1974, 7:05 PM EDT Att: 35,257 - Unknown								
Roger Metzger, S (1.6) OBP: 0.301, SLG: 0.323	4-3			2B	G4-6-3			4-3	G3	5	1	1	0	0	0	2									
Cesar Cedeno, R (1.8) OBP: 0.347, SLG: 0.491	F9			HR						4	2	2	2	0	1	0									
Bob Watson, R (1.7) OBP: 0.367, SLG: 0.409				4-3						3	0	0	0	1	1	1									
Milt May, L (1.2) OBP: 0.349, SLG: 0.396										4	1	3	2	0	0	1									
Cliff Johnson, R (1.3) OBP: 0.346, SLG: 0.453										4	0	1	0	0	1	3									
Doug Rader, R (1.5) OBP: 0.329, SLG: 0.415										4	1	1	1	0	0	1									
Larry Milbourne, S (1.4) OBP: 0.356, SLG: 0.357										4	1	2	0	0	0	1									
J.R. Richard, R (1.1) Mike Cosgrove, L (4.1) Jim York, R (4.1) Bob Gallagher, L (5. PH) Fred Scherman, L (5.1) Wilbur Howard, S (7. PH) Ramon de los Santos, L (7.1) Johnny Edwards, L (9. PH)										1	0	1	0	0	0	0									
Inning Stats	R: 0 E: 0 K: 0 S: 3	H: 0 LOB: 0 BB: 0 P: 3	R: 0 E: 0 K: 0 S: 2	H: 0 LOB: 0 BB: 1 P: 6	R: 1 E: 0 K: 0 S: 4	H: 2 LOB: 0 BB: 0 P: 4	R: 3 E: 0 K: 0 S: 7	H: 4 LOB: 1 BB: 0 P: 7	R: 0 E: 0 K: 1 S: 4	H: 0 LOB: 0 BB: 1 P: 8	R: 0 E: 0 K: 3 S: 10	H: 1 LOB: 1 BB: 0 P: 10	R: 0 E: 0 K: 1 S: 6	H: 1 LOB: 1 BB: 0 P: 6	R: 1 E: 0 K: 0 S: 5	H: 2 LOB: 1 BB: 0 P: 5		R: 1 E: 0 K: 0 S: 5	H: 2 LOB: 1 BB: 0 P: 5	1B: 5 2B: 4 3B: 0 HR: 3	SF: 0 SAC: 0 DP: 3 HBP: 0	WP: 0 PB: 1 SB: 0 CS: 0	PA: 38		
PITCHER	IP	WLS	BF	H	R	ER	SO	BB	IBB	HBP	BLK	WP	HR	S	P	ERA	WHIP								
Jim Lonborg, R (1.1) ERA: 3.4	4.0		17	6	4	4	0	1	0	0	0	0	1	16	20	9.00	1.750								
Larry Christenson, R (5.1) ERA: 2.57	5.0	W	21	6	2	2	5	1	0	0	0	0	1	30	34	3.60	1.400								

Batter	1	2	3	4	5	6	7	8	9	AB	R	H	RBI	BB	SO	LOB	BOTTOM								
Dave Cash, R (1.4) OBP: 0.350, SLG: 0.386	F7	4-3		BB			P4			4	1	1	0	1	0	1	Houston Astros @ Philadelphia Phillies Veterans Stadium, Philadelphia, PA Sat Aug 31 1974, 7:05 PM EDT Att: 35,257 - Unknown								
Larry Bowa, S (1.6) OBP: 0.296, SLG: 0.330				IBB						3	0	1	1	0	0	2									
Terry Harmon, R (8.6) OBP: 0.214, SLG: 0.154	5-3				SF8					1	0	0	0	0	0	0									
Mike Schmidt, R (1.5) OBP: 0.409, SLG: 0.579										4	1	1	0	1	1	1									
Willie Montanez, L (1.3) OBP: 0.353, SLG: 0.421										5	1	2	3	0	0	0									
Greg Luzinski, R (1.7) OBP: 0.323, SLG: 0.410										3	2	3	1	0	0	0									
Mike Anderson, R (5.9) OBP: 0.316, SLG: 0.370										1	0	0	0	0	1	2									
Del Unser, L (1.8) OBP: 0.348, SLG: 0.422										4	2	3	0	0	0	2									
Jay Johnstone, L (1.9) OBP: 0.391, SLG: 0.571										3	1	1	3	0	1	4									
Larry Christenson, R (5.1) ERA: 3.25										1	0	0	0	0	1	2									
Bob Boone, R (1.2) OBP: 0.300, SLG: 0.342										4	1	3	1	0	0	0									
Jim Lonborg, R (1.1) OBP: 0.133, SLG: 0.165										1	0	0	0	0	0	1									
Ollie Brown, R (4. PH) OBP: 0.273, SLG: 0.414										3	1	1	1	0	1	1									
Inning Stats	R: 0 E: 0 K: 1 S: 5	H: 0 LOB: 0 BB: 0 P: 5	R: 3 E: 0 K: 0 S: 7	H: 4 LOB: 1 BB: 0 P: 7	R: 0 E: 0 K: 0 S: 3	H: 1 LOB: 0 BB: 0 P: 3	R: 7 E: 0 K: 1 S: 12	H: 7 LOB: 2 BB: 2 P: 20	R: 0 E: 0 K: 2 S: 9	H: 2 LOB: 2 BB: 0 P: 9	R: 0 E: 0 K: 0 S: 3	H: 0 LOB: 0 BB: 0 P: 3	R: 0 E: 0 K: 0 S: 3	H: 0 LOB: 0 BB: 0 P: 3	R: 0 E: 0 K: 0 S: 3	H: 0 LOB: 0 BB: 0 P: 3	1B: 11 2B: 5 3B: 0 HR: 1	SF: 1 SAC: 0 DP: 1 HBP: 0	WP: 1 PB: 0 SB: 0 CS: 1	PA: 40					
PITCHER	IP	WLS	BF	H	R	ER	SO	BB	IBB	HBP	BLK	WP	HR	S	P	ERA	WHIP								
J.R. Richard, R (1.1) ERA: 4.04	3.1	L	17	8	6	6	1	0	0	0	0	0	1	19	19	16.20	2.400								
Mike Cosgrove, L (4.1) ERA: 3.18	0.1		5	2	3	3	0	1	1	0	0	0	0	3	11	81.00	9.000								
Jim York, R (4.1) ERA: 3.25	0.1		3	2	1	1	1	0	0	0	0	0	0	5	5	27.00	6.000								
Fred Scherman, L (5.1) ERA: 4.01	2.0		9	4	0	0	3	0	0	0	0	0	0	15	15	0.00	2.000								
Ramon de los Santos, L (7.1) ERA:	2.0		6	0	0	0	0	0	0	0	0	0	0	6	6	0.00	0.000								

Batter	1	2	3	4	5	6	7	8	9	AB	R	H	RBI	BB	SO	LOB	TOP										
Pete Rose, S OBP: 0.384, SLG: 0.372 (1, 7)										5	2	2	0	0	0	1	Cincinnati Reds @ Houston Astros Astrodome, Houston, TX Mon Sep 02 1974, 8:05 PM EDT Att: 8,750 - Dome										
Joe Morgan, L OBP: 0.425, SLG: 0.502 (1, 4)										4	1	3	1	0	0	1											
Johnny Bench, R OBP: 0.357, SLG: 0.500 (1, 2)										3	0	1	1	1	1	1											
Tony Perez, R OBP: 0.337, SLG: 0.460 (1, 3)										4	0	1	1	0	2	1											
Dan Driessen, L OBP: 0.343, SLG: 0.383 (1, 5)										4	0	2	0	0	1	2											
Cesar Geronimo, L OBP: 0.365, SLG: 0.431 (1, 8)										4	0	1	0	0	0	2											
Dave Concepcion, R OBP: 0.323, SLG: 0.377 (1, 6)										3	0	0	0	1	1	2											
Ken Griffey, L OBP: 0.293, SLG: 0.305 (1, 9)										4	0	0	0	0	1	3											
Tom Carroll, L OBP: 0.192, SLG: 0.160 (1, 1)										2	0	0	0	0	1	1											
Phil Gagliano, R OBP: 0.395, SLG: 0.071 (7, PH)										1	0	0	0	0	0	0											
Fred Norman, S OBP: 0.122, SLG: 0.085 (7, 1)										0	0	0	0	0	0	0											
Terry Crowley, L OBP: 0.287, SLG: 0.353 (9, PH)										1	0	0	0	0	0	0											
Inning Stats	R: 1 E: 0 K: 1 S: 7	H: 2 LOB: 2 BB: 1 P: 11	R: 0 E: 0 K: 1 S: 5	H: 0 LOB: 1 BB: 1 P: 9	R: 1 E: 0 K: 0 S: 4	H: 2 LOB: 0 BB: 0 P: 4	R: 0 E: 0 K: 1 S: 5	H: 0 LOB: 0 BB: 0 P: 5	R: 0 E: 0 K: 2 S: 9	H: 2 LOB: 2 BB: 0 P: 9	R: 1 E: 1 K: 1 S: 7	H: 3 LOB: 1 BB: 0 P: 7	R: 0 E: 0 K: 0 S: 3	H: 0 LOB: 0 BB: 0 P: 3	R: 0 E: 0 K: 0 S: 3	H: 0 LOB: 0 BB: 0 P: 3	1B: 6 2B: 3 3B: 0 HR: 1	SF: 0 SAC: 0 DP: 0 HBP: 0	WP: 0 PB: 0 SB: 1 CS: 1	PA: 38							
PITCHER	IP	WLS	BF	H	R	ER	SO	BB	IBB	HBP	BLK	WP	HR	S	P	ERA	WHIP										
Larry Dierker, R ERA: 2.8 (1, 1)	6.1	W	29	9	3	3	6	2	0	0	0	0	1	39	47	4.26	1.737										
Ken Forsch, R ERA: 2.83 (7, 1)	2.2	S	8	1	0	0	1	0	0	0	0	0	0	10	10	0.00	0.375										

AB	35
R	3
H	10
RBI	3
BB	2
SO	7
LOB	14



Batter	1	2	3	4	5	6	7	8	9	AB	R	H	RBI	BB	SO	LOB	BOTTOM										
Greg Gross, L OBP: 0.390, SLG: 0.363 (1, 9)										4	0	2	2	0	0	0	Cincinnati Reds @ Houston Astros Astrodome, Houston, TX Mon Sep 02 1974, 8:05 PM EDT Att: 8,750 - Dome										
Roger Metzger, S OBP: 0.295, SLG: 0.320 (1, 6)										3	0	1	1	0	0	2											
Cesar Cedeno, R OBP: 0.344, SLG: 0.484 (1, 8)										4	0	0	0	0	0	3											
Lee May, R OBP: 0.304, SLG: 0.457 (1, 3)										4	0	2	0	0	0	0											
Mitt May, L OBP: 0.345, SLG: 0.391 (1, 2)										4	0	0	0	0	0	2											
Doug Rader, R OBP: 0.332, SLG: 0.420 (1, 5)										3	1	1	1	1	0	1											
Wilbur Howard, S OBP: 0.303, SLG: 0.313 (1, 7)										4	1	2	0	0	0	3											
Larry Milbourne, S OBP: 0.354, SLG: 0.356 (1, 4)										3	2	2	0	0	0	0											
Larry Dierker, R OBP: 0.183, SLG: 0.220 (1, 1)										0	0	0	0	0	0	0											
Ken Forsch, R ERA: 2.97 (7, 1)										1	0	0	0	0	0	0											
Inning Stats	R: 0 E: 0 K: 0 S: 3	H: 1 LOB: 0 BB: 0 P: 3	R: 0 E: 0 K: 0 S: 4	H: 1 LOB: 1 BB: 0 P: 4	R: 1 E: 0 K: 0 S: 5	H: 1 LOB: 1 BB: 0 P: 5	R: 0 E: 0 K: 0 S: 3	H: 0 LOB: 0 BB: 0 P: 3	R: 2 E: 0 K: 0 S: 6	H: 3 LOB: 1 BB: 0 P: 6	R: 1 E: 0 K: 0 S: 4	H: 2 LOB: 0 BB: 0 P: 4	R: 0 E: 0 K: 0 S: 4	H: 1 LOB: 1 BB: 0 P: 4	R: 0 E: 0 K: 0 S: 4	H: 1 LOB: 2 BB: 1 P: 8	1B: 9 2B: 0 3B: 0 HR: 1	SF: 0 SAC: 3 DP: 1 HBP: 0	WP: 1 PB: 0 SB: 0 CS: 1	PA: 35							
PITCHER	IP	WLS	BF	H	R	ER	SO	BB	IBB	HBP	BLK	WP	HR	S	P	ERA	WHIP										
Tom Carroll, R ERA: 3.29 (1, 1)	6.0	L	25	8	4	4	0	0	0	0	0	0	1	25	25	6.00	1.333										
Fred Norman, L ERA: 2.97 (7, 1)	2.0		9	2	0	0	0	0	1	0	0	0	0	8	12	0.00	1.000										

AB	30
R	4
H	10
RBI	4
BB	1
SO	0
LOB	11



Batter	1	2	3	4	5	6	7	8	9	AB	R	H	RBI	BB	SO	LOB	TOP					
Pete Rose, S OBP: 0.384, SLG: 0.371 (1, 7)	F3	G6-4-3					L9		1B SF7 1B	4	1	1	0	1	0	4	Cincinnati Reds @ Houston Astros Astrodome, Houston, TX Tue Sep 03 1974, 8:05 PM EDT Att: 6,894 - Dome					
Joe Morgan, L OBP: 0.425, SLG: 0.500 (1, 4)	1B SF9 BB		F8			K	F9		7-4 SF7 1B	4	1	1	1	1	1	3						
Johnny Bench, R OBP: 0.359, SLG: 0.500 (1, 2)	2B WP 1B		F7				1B FC6-4 BB		SF7	2	2	1	1	2	0	0						
Tony Perez, R OBP: 0.338, SLG: 0.461 (1, 3)	SF9		K				1B FC6-4 BB		7-4	4	0	2	3	0	1	1						
Dave Concepcion, R OBP: 0.323, SLG: 0.378 (1, 6)	1-3 2B						1B FC6-4		F9	4	0	1	1	0	0	3						
George Foster, R OBP: 0.341, SLG: 0.420 (1, 9)	K						1B FC6-4		F9	4	0	0	0	0	1	2						
Cesar Geronimo, L OBP: 0.362, SLG: 0.427 (1, 8)		1-3					4-3		5-3	4	0	0	0	0	0	1						
Junior Kennedy, R OBP: 0.294, SLG: 0.143 (8, PH)							F7		4-3	2	1	1	0	1	0	0						
Hal King, L OBP: 0.286, SLG: 0.167 (8, 5)									4-3	1	0	0	0	0	0	0						
Darrel Chaney, S OBP: 0.342, SLG: 0.281 (8, 5)									1B 1B	0	0	0	0	0	0	0						
Clay Kirby, R OBP: 0.167, SLG: 0.083 (7, PH)									1B 1B	1	0	0	0	1	1	0						
Merv Rettenmund, R OBP: 0.329, SLG: 0.327 (7, 1)									1B 1B	1	1	1	0	0	0	0						
Pedro Borbon, R OBP: 0.200, SLG: 0.200 (9, PH)									1B 1B	0	0	0	0	0	0	0						
Terry Crowley, L OBP: 0.292, SLG: 0.353 (9, 1)									1B 1B	0	1	0	0	1	0	0						
Clay Carroll, R OBP: 0.143, SLG: 0.143 (9, 1)									1B 1B	0	0	0	0	0	0	0						
Inning Stats	R: 2 E: 0 K: 1 S: 7	H: 2 LOB: 1 BB: 1 P: 11	R: 0 E: 0 K: 0 S: 2	H: 0 LOB: 1 BB: 2 P: 10	R: 0 E: 0 K: 1 S: 5	H: 0 LOB: 0 BB: 0 P: 5	R: 0 E: 0 K: 0 S: 3	H: 0 LOB: 0 BB: 0 P: 3	R: 0 E: 0 K: 2 S: 7	H: 1 LOB: 1 BB: 1 P: 11	R: 1 E: 0 K: 0 S: 4	H: 1 LOB: 1 BB: 1 P: 8	R: 2 E: 0 K: 0 S: 6	H: 3 LOB: 2 BB: 1 P: 10	R: 0 E: 0 K: 0 S: 3	H: 0 LOB: 0 BB: 0 P: 3	R: 2 E: 1 K: 0 S: 4	H: 2 LOB: 0 BB: 1 P: 8	1B: 7 2B: 2 3B: 0 HR: 0	SF: 2 SAC: 0 DP: 2 HBP: 0	WP: 1 PB: 0 SB: 0 CS: 0	PA: 40
PITCHER	IP WLS BF H R ER SO BB IBB HBP BLK WP HR S P ERA WHIP																					
Dave Roberts, L ERA: 3.25 (7, 1)	6.2	30	5	5	5	4	6	0	0	0	1	0	32	56	6.75	1.650						
Ken Forsch, R ERA: 3.01 (9, 1)	1.1	L 7	2	2	2	0	1	0	0	0	0	0	6	10	13.50	2.250						
Ramon de los Santos, L ERA: (9, 1)	0.0	1	1	0	0	0	0	0	0	0	0	0	1	1	∞	∞						
Jerry Johnson, R ERA: 5.06 (9, 1)	1.0	2	0	0	0	0	0	0	0	0	0	0	2	2	0.00	0.000						

Batter	1	2	3	4	5	6	7	8	9	AB	R	H	RBI	BB	SO	LOB	BOTTOM					
Greg Gross, L OBP: 0.388, SLG: 0.361 (1, 9)	1B BB SF9 1B	3-1		K			6-3		G6-4-3	5	1	1	0	0	1	1	Cincinnati Reds @ Houston Astros Astrodome, Houston, TX Tue Sep 03 1974, 8:05 PM EDT Att: 6,894 - Dome					
Roger Metzger, S OBP: 0.301, SLG: 0.318 (1, 6)	1B 1B BB						1-3		4-3	2	1	0	0	2	0	0						
Cesar Cedeno, R OBP: 0.343, SLG: 0.483 (1, 8)	1B 1B 1B						P3		6-3	4	1	1	0	0	1	1						
Lee May, R OBP: 0.305, SLG: 0.465 (8, PR)	SF9									3	1	2	2	0	0	1						
Dave Campbell, R OBP: 0.150, SLG: 0.136 (9, 3)	3H								HR	0	0	0	0	0	0	0						
Milt May, L OBP: 0.346, SLG: 0.392 (1, 2)	1B 1B									4	1	2	1	0	0	0						
Doug Rader, R OBP: 0.331, SLG: 0.419 (1, 5)	E 1B									4	0	1	2	0	1	2						
Wilbur Howard, S OBP: 0.297, SLG: 0.306 (1, 7)	F7									4	0	1	0	0	0	3						
Larry Milbourne, S OBP: 0.340, SLG: 0.340 (1, 4)	E1									4	0	0	0	0	0	2						
Dave Roberts, L OBP: 0.191, SLG: 0.333 (7, 1)	K									3	0	0	0	0	0	3						
Ramon de los Santos, L ERA: (9, 1)										0	0	0	0	0	0	0						
Jerry Johnson, R ERA: 5.06 (9, PH)										1	0	1	0	0	0	0						
Cliff Johnson, R OBP: 0.354, SLG: 0.450 (9, PH)										0	0	0	0	0	0	0						
Inning Stats	R: 4 E: 1 K: 1 S: 10	H: 4 LOB: 2 BB: 1 P: 14	R: 0 E: 0 K: 1 S: 5	H: 0 LOB: 1 BB: 1 P: 9	R: 0 E: 0 K: 1 S: 5	H: 0 LOB: 0 BB: 0 P: 5	R: 0 E: 0 K: 2 S: 7	H: 0 LOB: 0 BB: 0 P: 7	R: 1 E: 0 K: 0 S: 4	H: 1 LOB: 1 BB: 0 P: 4	R: 0 E: 0 K: 1 S: 6	H: 1 LOB: 1 BB: 0 P: 6	R: 0 E: 0 K: 0 S: 3	H: 0 LOB: 2 BB: 0 P: 3	R: 0 E: 0 K: 0 S: 4	H: 2 LOB: 2 BB: 0 P: 4	R: 0 E: 0 K: 0 S: 3	H: 1 LOB: 0 BB: 0 P: 3	1B: 8 2B: 0 3B: 0 HR: 1	SF: 1 SAC: 0 DP: 2 HBP: 0	WP: 0 PB: 0 SB: 0 CS: 0	PA: 37
PITCHER	IP WLS BF H R ER SO BB IBB HBP BLK WP HR S P ERA WHIP																					
Clay Kirby, R ERA: 3.26 (7, 1)	6.0	27	5	5	5	6	2	0	0	0	0	0	0	0	0	0						
Pedro Borbon, R ERA: 3.12 (9, 1)	2.0	W 7	2	0	0	0	0	0	0	0	0	0	7	7	0.00	1.000						
Clay Carroll, R ERA: 2.49 (9, 1)	1.0	3	1	0	0	0	0	0	0	0	0	0	3	3	0.00	1.000						

Batter	1	2	3	4	5	6	7	8	9	AB	R	H	RBI	BB	SO	LOB	TOP										
Pete Rose, S OBP: 0.382, SLG: 0.368 (1, 7)	0-0 6-3		0-0 F7		0-0 E6			0-0 4-3		4	0	0	0	0	0	1	Cincinnati Reds @ Houston Astros Astrodome, Houston, TX Wed Sep 04 1974, 8:05 PM EDT Att: 8,024 - Dome										
Joe Morgan, L OBP: 0.425, SLG: 0.498 (1, 4)	0-0 F9			4-0 4-3 S BB	0-0 F9			4-0 BB		2	0	0	0	2	0	1											
Johnny Bench, R OBP: 0.358, SLG: 0.497 (1, 2)	0-0 P4			0-0 4-3		4-0 G4-6-3 BB		0-0 1-3		3	0	0	0	1	0	2											
Tony Perez, R OBP: 0.337, SLG: 0.459 (1, 3)		0-0 F8		0-0 P4		0-0 P3		0-0 FC5-6 1B		4	0	1	0	0	0	2											
Dan Driessen, L OBP: 0.340, SLG: 0.380 (1, 5)		0-0 F8		0-0 6-3		0-0 G4-6-3		0-0 FC5-6 BB		3	0	0	0	0	0	2											
Darrel Chaney, S OBP: 0.339, SLG: 0.278 (7, 5)						1-2		1-2		1	0	0	0	0	0	1											
Cesar Geronimo, L OBP: 0.363, SLG: 0.424 (1, 8)		0-0 F7			4-0 SH5-4 E BB		0-0 F7	4-0 G6-4-3 BB		2	1	0	0	2	0	0											
Dave Concepcion, R OBP: 0.320, SLG: 0.375 (1, 6)			0-0 F7		0-3 K		0-0 6-3	0-0 G6-4-3		4	0	0	0	0	1	3											
George Foster, R OBP: 0.344, SLG: 0.418 (1, 9)			1-0 SH1-4 HBP		4-0 SH5-4 E BB		0-3 K			1	1	0	0	1	1	0											
Jack Billingham, R OBP: 0.081, SLG: 0.066 (1, 1)			0-0 SH1-4		0-0 SH5-4		0-3 K			1	0	0	0	0	1	0											
Inning Stats	R: 0 E: 0 K: 0 S: 3	H: 0 LOB: 0 BB: 0 P: 3	R: 0 E: 0 K: 0 S: 3	H: 0 LOB: 0 BB: 0 P: 3	R: 0 E: 0 K: 0 S: 3	H: 0 LOB: 1 BB: 0 P: 4	R: 0 E: 0 K: 0 S: 3	H: 0 LOB: 1 BB: 1 P: 7	R: 2 E: 1 K: 1 S: 6	H: 0 LOB: 1 BB: 2 P: 14	R: 0 E: 0 K: 1 S: 2	H: 0 LOB: 0 BB: 0 P: 6	R: 0 E: 0 K: 1 S: 5	H: 0 LOB: 0 BB: 0 P: 5	R: 0 E: 0 K: 1 S: 5	H: 0 LOB: 1 BB: 1 P: 9	R: 0 E: 0 K: 0 S: 3	H: 1 LOB: 1 BB: 1 P: 7	1B: 1 2B: 0 3B: 0 HR: 0	SF: 0 SAC: 2 DP: 2 HBP: 1	WP: 0 PA: 34 PB: 0 SB: 1 CS: 0						
PITCHER	IP	WLS	BF	H	R	ER	SO	BB	IBB	HBP	BLK	WP	HR	S	P	ERA	WHIP										
Don Wilson, R ERA: 3.35 (1, 1)	8.0	L	30	0	2	0	3	5	0	1	0	0	0	30	51	0.00	0.625										
Mike Cosgrove, L ERA: 3.14 (9, 1)	1.0		4	1	0	0	0	1	0	0	0	0	0	3	7	0.00	2.000										

Batter	1	2	3	4	5	6	7	8	9	AB	R	H	RBI	BB	SO	LOB	BOTTOM										
Greg Gross, L OBP: 0.397, SLG: 0.360 (1, 9)	0-0 4-3			0-0 F7		0-0 3-1		0-0 1B		4	0	1	0	0	0	0	Cincinnati Reds @ Houston Astros Astrodome, Houston, TX Wed Sep 04 1974, 8:05 PM EDT Att: 8,024 - Dome										
Roger Metzger, S OBP: 0.302, SLG: 0.320 (1, 6)	0-0 4-3			0-0 6-3		0-0 FC4 1B		0-0 CS 1B		4	0	2	0	0	0	0											
Cesar Cedeno, R OBP: 0.344, SLG: 0.482 (1, 8)	0-0 CS 1B			1-0 HBP		0-0 FC4		0-3 K		3	0	1	0	0	1	3											
Lee May, R OBP: 0.303, SLG: 0.461 (1, 3)	0-0 CS	0-3 K		0-0 6-3		0-0 F8		0-0 P4		4	0	0	0	0	1	1											
Mitt May, L OBP: 0.345, SLG: 0.390 (1, 2)		0-0 G3		0-0 F8		0-0 1B E 1B		0-0 6-3		4	1	1	0	0	0	0											
Doug Rader, R OBP: 0.333, SLG: 0.419 (1, 5)		0-0 6-3		0-0 1B		0-0 E 1B		0-0 6-3		4	0	2	0	0	0	0											
Wilbur Howard, S OBP: 0.282, SLG: 0.289 (1, 7)			0-0 5-3		0-0 F8		0-0 E5			2	0	0	0	0	0	1											
Cliff Johnson, R OBP: 0.352, SLG: 0.447 (7, PH)										1	0	0	0	0	0	1											
Bob Gallagher, L OBP: 0.287, SLG: 0.211 (8, 7)										0	0	0	0	0	0	0											
Larry Milbourne, S OBP: 0.333, SLG: 0.333 (1, 4)			0-0 3-1		0-0 F7		0-0 G4-6-3			2	0	0	0	0	0	1											
Bob Watson, R OBP: 0.308, SLG: 0.411 (7, PH)										1	0	0	0	0	0	2											
Dave Campbell, R OBP: 0.130, SLG: 0.136 (8, 4)										0	0	0	0	0	0	0											
Don Wilson, R OBP: 0.263, SLG: 0.333 (1, 1)			0-0 4-3		0-3 K		0-0 6-3			2	0	0	0	0	1	0											
Tommy Helms, R OBP: 0.323, SLG: 0.362 (8, PH)										1	0	0	0	0	0	0											
Mike Cosgrove, L OBP: 0.167, SLG: 0.063 (9, 1)										0	0	0	0	0	0	0											
Inning Stats	R: 0 E: 0 K: 0 S: 3	H: 1 LOB: 0 BB: 0 P: 3	R: 0 E: 0 K: 1 S: 5	H: 0 LOB: 0 BB: 0 P: 5	R: 0 E: 0 K: 0 S: 3	H: 0 LOB: 0 BB: 0 P: 3	R: 0 E: 0 K: 0 S: 3	H: 0 LOB: 1 BB: 0 P: 4	R: 0 E: 0 K: 1 S: 4	H: 1 LOB: 1 BB: 0 P: 4	R: 0 E: 0 K: 1 S: 6	H: 1 LOB: 1 BB: 0 P: 6	R: 1 E: 1 K: 0 S: 5	H: 2 LOB: 1 BB: 0 P: 5	R: 0 E: 0 K: 1 S: 6	H: 2 LOB: 2 BB: 0 P: 6	R: 0 E: 0 K: 0 S: 3	H: 0 LOB: 0 BB: 0 P: 3	1B: 7 2B: 1 3B: 0 HR: 0	SF: 0 SAC: 0 DP: 2 HBP: 1	WP: 0 PA: 34 PB: 0 SB: 0 CS: 2						
PITCHER	IP	WLS	BF	H	R	ER	SO	BB	IBB	HBP	BLK	WP	HR	S	P	ERA	WHIP										
Jack Billingham, R ERA: 3.12 (1, 1)	9.0	W	33	7	1	0	3	0	0	1	0	0	0	38	39	0.00	0.778										


AB	25
R	2
H	1
RBI	0
BB	6
SO	3
LOB	12



Batter	1	2	3	4	5	6	7	8	9	AB	R	H	RBI	BB	SO	LOB	TOP										
Derrel Thomas, S (1,4) OBP: 0.314, SLG: 0.335 (8, 6)	4-0 S BB	0-0 3-1		0-0 F8		0-3 K		0-0 FC 1B WP		4	1	0	1	1	1	6											
Dave Hilton, R (1,5) OBP: 0.285, SLG: 0.282 Willie McCovey, L (8, PH) OBP: 0.424, SLG: 0.530 Larry Hardy, R (8, 1)	0-3 K		0-0 5-3		0-0 F9	0-0 F4		0-3 K		4	0	0	0	0	1	3											
Jerry Turner, L (1,7) OBP: 0.286, SLG: 0.167	4-0 BB		4-0 BB		0-0 4-3		0-0 4-3	0-0 F4		3	0	0	0	2	0	3											
Dave Winfield, R (1,9) OBP: 0.321, SLG: 0.439	0-3 K		4-0 BB		0-0 1B		0-0 BB	0-0 1B		4	0	3	2	1	1	2											
Johnny Grubb, L (1,8) OBP: 0.360, SLG: 0.409	0-3 K		0-3 K		0-0 FC6-4 1B		0-0 L8		0-3 K	5	0	1	0	0	3	5											
Mike Ivie, R (1,3)		0-0 L7	0-0 F2		0-0 FC6-4		4-0 BB		0-0 5-3	4	0	0	0	1	0	4											
Fred Kendall, R (1,2) OBP: 0.308, SLG: 0.338		0-0 FC2-5 1B		0-0 L5		4-0 BB		0-0 L9		4	0	1	0	1	0	2											
Bill Almon, R (1,6) OBP: 0.125, SLG: 0.125 Horace Clarke, S (8, PH) OBP: 0.280, SLG: 0.225 (8, 4)		0-0 FC2-5 1B		0-3 K		0-3 K		4-0 1B FC BB		3	0	1	0	0	2	1											
Dan Spillner, R (1, 1) OBP: 0.081, SLG: 0.029 Bill Laxton, L (3, 1) OBP: 0.303, SLG: 0.200 Gene Lockaber, L (8, PH) OBP: 0.338, SLG: 0.422 Mike Johnson, R (8, 1) OBP: 0.288, SLG: 0.322 Cito Gaston, R (8, PH) OBP: 0.294, SLG: 0.252 (8, 5)		0-0 FC2-5		4-0 BB		4-0 1-2 BB		0-0 WP E 1B 1B		1	0	0	0	0	0	2											
Inning Stats	R: 0 E: 0 K: 3 S: 9	H: 0 LOB: 2 BB: 2 P: 17	R: 0 E: 0 K: 0 S: 5	H: 2 LOB: 0 BB: 0 P: 5	R: 0 E: 0 K: 1 S: 5	H: 0 LOB: 2 BB: 2 P: 13	R: 0 E: 0 K: 1 S: 5	H: 0 LOB: 1 BB: 1 P: 9	R: 0 E: 0 K: 2 S: 7	H: 2 LOB: 2 BB: 0 P: 15	R: 0 E: 0 K: 0 S: 4	H: 1 LOB: 2 BB: 1 P: 8	R: 3 E: 1 K: 1 S: 7	H: 2 LOB: 1 BB: 1 P: 11	R: 0 E: 0 K: 1 S: 5	H: 0 LOB: 0 BB: 0 P: 5	1B: 7 2B: 0 3B: 0 HR: 0	SF: 0 SAC: 0 DP: 0 HBP: 0	WP: 1 PB: 0 SB: 1 CS: 0	PA: 43							
PITCHER	IP	WLS	BF	H	R	ER	SO	BB	IBB	HBP	BLK	WP	HR	S	P	ERA	WHIP										
J.R. Richard, R (1, 1) ERA: 3.38	7.0	W	34	5	0	0	7	8	0	0	0	0	0	40	72	0.00	1.857										
Ken Forsch, R (8, 1) ERA: 2.94	2.0		9	2	3	0	2	1	0	0	0	1	0	12	16	0.00	1.500										

San Diego Padres @ Houston Astros
Astrodome, Houston, TX
Fri Sep 06 1974, 8:05 PM EDT
Att.: 5,163 - Dome


AB 34
R 3
H 7
RBI 3
BB 9
SO 9
LOB 30



Batter	1	2	3	4	5	6	7	8	9	AB	R	H	RBI	BB	SO	LOB	BOTTOM										
Greg Gross, L (1,9) OBP: 0.391, SLG: 0.367	0-0 E 3B	0-0 CS 1B		4-0 BB		4-0 IBB				2	1	2	1	2	0	0											
Roger Metzger, S (1,6) OBP: 0.304, SLG: 0.328	0-0 E9 3B	0-0 CS	0-0 FC4 2B	0-0 L7		0-0 4-3				4	1	2	1	0	0	4											
Cesar Cedeno, R (1,8) OBP: 0.344, SLG: 0.479	0-3 K		4-0 FC4 BB		0-3 K		0-3 K			3	0	0	0	1	3	0											
Lee May, R (1,3) OBP: 0.303, SLG: 0.459 Dave Campbell, R (7, PR) OBP: 0.150, SLG: 0.136 (8, 3)	0-0 5-3		0-3 K		0-0 F8		0-0 G6-4-3 1B			4	0	1	0	0	1	2											
Mitt May, L (1,2) OBP: 0.344, SLG: 0.387	0-0 F9		0-0 FC4		4-0 BB		0-0 G6-4-3			3	0	0	0	1	0	3											
Doug Rader, R (1,5) OBP: 0.330, SLG: 0.416		0-0 F3	0-3 K		0-3 K			0-0 F9		4	0	0	0	0	2	3											
Wilbur Howard, S (1,7) OBP: 0.326, SLG: 0.341		0-0 1B 2B		0-0 SH1-3 1B		0-0 F4		4-0 FC5-4 BB		3	1	2	0	1	0	0											
Larry Milbourne, S (1,4) OBP: 0.340, SLG: 0.340		0-0 E 1B 2H		0-0 F4		0-0 S 1B		0-0 FC5-4		4	1	2	1	0	0	2											
J.R. Richard, R (1, 1) OBP: 0.154, SLG: 0.154 Ken Forsch, R (8, 1)	0-3 K		0-0 SH1-3		0-3 K		0-3 K		0-3 K	2	0	0	0	0	2	2											
Inning Stats	R: 2 E: 1 K: 1 S: 7	H: 2 LOB: 0 BB: 0 P: 7	R: 2 E: 0 K: 1 S: 7	H: 3 LOB: 0 BB: 0 P: 7	R: 0 E: 0 K: 2 S: 8	H: 1 LOB: 2 BB: 1 P: 12	R: 0 E: 0 K: 0 S: 4	H: 1 LOB: 2 BB: 1 P: 8	R: 0 E: 0 K: 2 S: 7	H: 0 LOB: 1 BB: 1 P: 11	R: 0 E: 0 K: 1 S: 6	H: 1 LOB: 1 BB: 1 P: 10	R: 0 E: 0 K: 1 S: 5	H: 1 LOB: 1 BB: 1 P: 9	R: 0 E: 0 K: 1 S: 5	H: 0 LOB: 1 BB: 1 P: 9	1B: 5 2B: 2 3B: 2 HR: 0	SF: 0 SAC: 1 DP: 1 HBP: 0	WP: 0 PB: 0 SB: 2 CS: 1	PA: 37							
PITCHER	IP	WLS	BF	H	R	ER	SO	BB	IBB	HBP	BLK	WP	HR	S	P	ERA	WHIP										
Dan Spillner, R (1, 1) ERA: 3.99	2.0	L	11	6	4	3	2	0	0	0	0	0	0	15	15	13.50	3.000										
Bill Laxton, L (3, 1) ERA: 3.11	3.0		13	1	0	0	4	3	0	0	0	0	0	18	30	0.00	1.333										
Mike Johnson, R (6, 1) ERA: 4.67	2.0		8	2	0	0	2	0	1	0	0	0	0	11	15	0.00	1.000										
Larry Hardy, R (8, 1) ERA: 4.74	1.0		4	0	0	0	1	1	0	0	0	0	0	5	9	0.00	1.000										

San Diego Padres @ Houston Astros
Astrodome, Houston, TX
Fri Sep 06 1974, 8:05 PM EDT
Att.: 5,163 - Dome

AB 30
R 4
H 9
RBI 3
BB 5
SO 9
LOB 17



Batter	1	2	3	4	5	6	7	8	9	AB	R	H	RBI	BB	SO	LOB	TOP			
Bill Almon, R OBP: 0.136, SLG: 0.136 Cito Gaston, R OBP: 0.260, SLG: 0.327	F3		SF9 1B		F8		K		K	4	1	1	0	0	1	2	San Diego Padres @ Houston Astros Astrodome, Houston, TX Sun Sep 08 1974, 4:33 AM EDT Att: 5,065 - Dome			
Glenn Beckert, R OBP: 0.310, SLG: 0.261 John Scott, R	L5		3-1				F8		BB 1B	4	0	1	0	1	0	3				
Johnny Grubb, L OBP: 0.364, SLG: 0.415			SF9		F8		4-3		BB 1-2	3	0	1	1	1	0	3				
Dave Winfield, R OBP: 0.319, SLG: 0.434			3-H F7				E1		BB 6-3	4	0	0	0	1	1	2				
Randy Elliott, R OBP: 0.625, SLG: 0.500	K						6-3		BB 3-1 1B	3	0	1	0	1	1	3				
Mike Ivie, R OBP: 0.188, SLG: 0.071			F8		6-3		F5		BB 3-1 1B	4	0	1	0	0	0	2				
Dave Hilton, R OBP: 0.289, SLG: 0.299 Willie McCovey, L OBP: 0.424, SLG: 0.529 Fred Kendall, R OBP: 0.308, SLG: 0.338			HR		4-3		F4		BB 3-1 1-2 2-3	3	1	1	1	0	0	2				
Chris Cannizzaro, R OBP: 0.289, SLG: 0.225 Gene Locklear, L OBP: 0.333, SLG: 0.415 Dave Roberts, R OBP: 0.244, SLG: 0.252			5-3		4-3				BB 1-3	3	0	1	0	0	0	1				
Randy Jones, R OBP: 0.185, SLG: 0.175 Horace Clarke, S OBP: 0.278, SLG: 0.223			5-3				K		BB 1-2 1B	3	0	1	0	0	1	0				
Inning Stats	R: 0 E: 0 K: 1 S: 6	H: 1 LOB: 2 BB: 1 P: 10	R: 1 E: 0 K: 0 S: 4	H: 1 LOB: 0 BB: 0 P: 4	R: 1 E: 0 K: 0 S: 4	H: 1 LOB: 0 BB: 0 P: 4	R: 0 E: 0 K: 0 S: 3	H: 0 LOB: 1 BB: 1 P: 7	R: 0 E: 0 K: 1 S: 5	H: 0 LOB: 1 BB: 1 P: 9	R: 0 E: 0 K: 0 S: 4	H: 0 LOB: 2 BB: 0 P: 7	R: 0 E: 0 K: 0 S: 5	H: 2 LOB: 2 BB: 0 P: 5	R: 0 E: 0 K: 2 S: 8	H: 1 LOB: 2 BB: 1 P: 12		1B: 6 2B: 1 3B: 0 HR: 1	SF: 1 SAC: 0 DP: 0 HBP: 0	WP: 0 PB: 0 SB: 1 CS: 0
PITCHER	IP WLS BF H R ER SO BB IBB HBP BLK WP HR S P ERA WHIP	7.1 W 33 7 2 2 3 3 0 0 0 0 1 36 48 2.46 1.364	1.2 S 7 1 0 0 2 1 0 0 0 0 0 10 14 0.00 1.200	PITCHER																

AB	35
R	2
H	8
RBI	2
BB	4
SO	5
LOB	22




Batter	1	2	3	4	5	6	7	8	9	AB	R	H	RBI	BB	SO	LOB	BOTTOM			
Greg Gross, L OBP: 0.392, SLG: 0.370	E6 SH1-3 E 1B		1-3							3	1	1	0	1	0	1	San Diego Padres @ Houston Astros Astrodome, Houston, TX Sun Sep 08 1974, 4:33 AM EDT Att: 5,065 - Dome			
Roger Metzger, S OBP: 0.302, SLG: 0.326	SH1-3		F8							2	0	0	0	0	0	2				
Cesar Cedeno, R OBP: 0.344, SLG: 0.475	6-3									2	0	0	0	2	1	1				
Lee May, R OBP: 0.302, SLG: 0.457	E5 FC5-4									3	0	1	1	0	0	0				
Cliff Johnson, R OBP: 0.341, SLG: 0.429	FC5-4									4	0	0	0	0	1	6				
Doug Rader, R OBP: 0.330, SLG: 0.411										2	0	0	0	1	2	0				
Wilbur Howard, S OBP: 0.340, SLG: 0.426										2	1	1	1	1	0	1				
Larry Milbourne, S OBP: 0.336, SLG: 0.336										3	0	0	0	0	0	1				
Tom Griffin, R OBP: 0.317, SLG: 0.474 Ken Forsch, R			F8							3	1	1	0	0	0	0				
Inning Stats	R: 1 E: 2 K: 0 S: 5	H: 1 LOB: 1 BB: 0 P: 5	R: 0 E: 0 K: 0 S: 2	H: 0 LOB: 0 BB: 1 P: 6	R: 0 E: 0 K: 0 S: 3	H: 0 LOB: 0 BB: 0 P: 3	R: 0 E: 0 K: 2 S: 7	H: 0 LOB: 0 BB: 0 P: 7	R: 0 E: 0 K: 1 S: 4	H: 0 LOB: 1 BB: 1 P: 8	R: 1 E: 1 K: 0 S: 5	H: 1 LOB: 2 BB: 1 P: 9	R: 1 E: 0 K: 1 S: 6	H: 1 LOB: 0 BB: 0 P: 6	R: 0 E: 0 K: 0 S: 3	H: 1 LOB: 2 BB: 2 P: 11		1B: 2 2B: 2 3B: 0 HR: 1	SF: 1 SAC: 2 DP: 3 HBP: 0	WP: 0 PB: 0 SB: 0 CS: 0
PITCHER	IP WLS BF H R ER SO BB IBB HBP BLK WP HR S P ERA WHIP	8.0 L 32 4 3 1 4 3 2 0 0 0 1 35 55 1.12 0.875	PITCHER																	


AB	24
R	3
H	4
RBI	2
BB	5
SO	4
LOB	12



Batter	1	2	3	4	5	6	7	8	9	AB	R	H	RBI	BB	SO	LOB	TOP										
Garry Maddox, R OBP: 0.328, SLG: 0.410 (1, 8)	5-3		K			5-3		FC 1B 2B	K	5	1	0	0	0	2	1	San Francisco Giants @ Houston Astros Astrodome, Houston, TX Mon Sep 09 1974, 8:05 PM EDT Att: 3,741 - Dome										
Tito Fuentes, S OBP: 0.296, SLG: 0.297 (1, 4)	1-3		F8			HR BB		2B 1B		3	2	1	1	1	0	0											
Bobby Bonds, R OBP: 0.369, SLG: 0.447 (1, 9) Gary Thomasson, L OBP: 0.331, SLG: 0.309 (8, 9)	2B 1B			K		HR		2B 3B IBB		3	3	2	2	1	1	0											
Gary Matthews, R OBP: 0.362, SLG: 0.452 (1, 7)	1H 2B			F4		F8		3B 2B		4	1	2	3	0	0	0											
Dave Kingman, R OBP: 0.308, SLG: 0.451 (1, 3)	5-3			K			K	3B		4	0	1	2	0	2	1											
Ed Goodson, L OBP: 0.330, SLG: 0.386 (1, 5) Jim Barr, R OBP: 0.318, SLG: 0.361 (7, PR) Bruce Miller, R OBP: 0.320, SLG: 0.320 (7, 5)		L7			K		FC4-6 1B	K		3	0	1	0	0	1	0											
Mike Phillips, L OBP: 0.257, SLG: 0.249 (1, 6)	1-3			F8			FC4-6 CS 1-2	4-3		4	0	0	0	0	0	2											
Dave Rader, L OBP: 0.353, SLG: 0.362 (1, 2)	6-3			F8			CS 1-2	2-3	6-3	4	0	0	0	0	0	0											
John Montefusco, R OBP: 0.375, SLG: 0.714 (1, 1) Elias Sosa, R OBP: 0.067, SLG: 0.067 (9, 1)			K			K		FC 1B 1B	6-3	4	1	1	0	0	2	0											
Inning Stats	R: 1 E: 0 K: 0 S: 5	H: 2 LOB: 1 BB: 0 P: 5	R: 0 E: 0 K: 0 S: 3	H: 0 LOB: 0 BB: 0 P: 3	R: 0 E: 0 K: 2 S: 7	H: 0 LOB: 0 BB: 0 P: 7	R: 0 E: 0 K: 1 S: 5	H: 0 LOB: 0 BB: 0 P: 5	R: 2 E: 0 K: 1 S: 6	H: 1 LOB: 0 BB: 1 P: 10	R: 0 E: 0 K: 1 S: 5	H: 1 LOB: 1 BB: 0 P: 5	R: 5 E: 0 K: 1 S: 10	H: 4 LOB: 1 BB: 1 P: 14	R: 0 E: 0 K: 1 S: 5	H: 0 LOB: 0 BB: 0 P: 5		1B: 4 2B: 2 3B: 1 HR: 1	SF: 0 SAC: 0 DP: 0 HBP: 0	WP: 0 PB: 0 SB: 0 CS: 1	PA: 38						
PITCHER	IP	WLS	BF	H	R	ER	SO	BB	IBB	HBP	BLK	WP	HR	S	P	ERA	WHIP										
Larry Dierker, R ERA: 3.06 (1, 1)	7.1	L	31	7	8	8	7	1	1	0	0	0	1	43	51	9.82	1.091										
Jerry Johnson, R ERA: 5.05 (8, 1)	1.2		6	1	0	0	2	0	0	0	0	0	0	10	10	0.00	0.600										

Batter	1	2	3	4	5	6	7	8	9	AB	R	H	RBI	BB	SO	LOB	BOTTOM										
Greg Gross, L OBP: 0.389, SLG: 0.366 (1, 9)	K	4-3			1-3		F7		L7	5	0	0	0	0	1	3	San Francisco Giants @ Houston Astros Astrodome, Houston, TX Mon Sep 09 1974, 8:05 PM EDT Att: 3,741 - Dome										
Roger Metzger, S OBP: 0.303, SLG: 0.325 (1, 6)	L6		1B BB		F7		F8		2B 1B	4	1	1	0	1	0	0											
Cesar Cedeno, R OBP: 0.343, SLG: 0.472 (1, 8)	F9		FC6-4 1B		K			1-3	F5	5	0	1	0	0	1	3											
Lee May, R OBP: 0.301, SLG: 0.457 (1, 3) Dave Campbell, R OBP: 0.150, SLG: 0.136 (9, PR)		F9		K		K		6-3	WP 2B	5	0	1	3	0	2	2											
Milt May, L OBP: 0.350, SLG: 0.396 (1, 2)		2B 3B		K		FC6 1B		2B BB	L8	4	1	2	0	1	1	4											
Doug Rader, R OBP: 0.333, SLG: 0.415 (1, 5)		2B 1B BB	FC6-4 1-2		1B	FC6 1B		2B		3	1	2	0	1	0	2											
Wilbur Howard, S OBP: 0.333, SLG: 0.431 (1, 7)		1B 2B		F8		FC6 1-2 2-3		4-3		4	1	1	1	0	0	4											
Larry Milbourne, S OBP: 0.333, SLG: 0.333 (1, 4)		5-3		4-3		F7			1B 1B 2B 1B	4	1	1	0	0	0	4											
Larry Dierker, R OBP: 0.190, SLG: 0.226 (1, 1) Jerry Johnson, R OBP: 0.287, SLG: 0.318 (8, 1) Johnny Edwards, L OBP: 0.232, SLG: 0.173 (9, PH) Mick Kelleher, R OBP: 0.232, SLG: 0.173 (9, PR)				F2		L5			1B 2B 1B	3	0	1	2	0	0	0											
Inning Stats	R: 0 E: 0 K: 1 S: 5	H: 0 LOB: 0 BB: 0 P: 5	R: 3 E: 0 K: 0 S: 6	H: 3 LOB: 1 BB: 1 P: 10	R: 0 E: 0 K: 2 S: 8	H: 1 LOB: 2 BB: 1 P: 12	R: 0 E: 0 K: 0 S: 3	H: 0 LOB: 0 BB: 0 P: 3	R: 0 E: 0 K: 1 S: 5	H: 0 LOB: 0 BB: 0 P: 5	R: 0 E: 0 K: 1 S: 7	H: 2 LOB: 2 BB: 0 P: 7	R: 0 E: 0 K: 0 S: 3	H: 0 LOB: 0 BB: 0 P: 3	R: 0 E: 0 K: 0 S: 4	H: 1 LOB: 2 BB: 1 P: 8		R: 3 E: 0 K: 0 S: 7	H: 4 LOB: 3 BB: 0 P: 7	1B: 7 2B: 3 3B: 1 HR: 0	SF: 0 SAC: 0 DP: 0 HBP: 0	WP: 1 PB: 0 SB: 0 CS: 0	PA: 41				
PITCHER	IP	WLS	BF	H	R	ER	SO	BB	IBB	HBP	BLK	WP	HR	S	P	ERA	WHIP										
John Montefusco, R ERA: 3.57 (1, 1)	8.2	W	40	11	6	6	5	3	0	0	0	0	0	1	1	6.23	1.615										
Elias Sosa, R ERA: 3.15 (9, 1)	0.1	S	1	0	0	0	0	0	0	0	0	1	0	1	1	0.00	0.000										

Batter	1	2	3	4	5	6	7	8	9	AB	R	H	RBI	BB	SO	LOB	TOP			
Greg Gross, L (1,9) OBP: 0.397, SLG: 0.364	0-0 4-3			0-0 F6		0-0 4-3		0-0 FC3-6 1B	4 0 1 0 0 0 0								Houston Astros @ San Diego Padres San Diego Stadium, San Diego, CA Wed Sep 11 1974, 10:05 PM EDT Att: 2,356 - Unknown AB 31 R 0 H 3 RBI 0 BB 1 SO 10 LOB 11 			
Roger Metzger, S (1,6) OBP: 0.301, SLG: 0.323	0-0 3-1			0-3 K		0-0 1-3		0-0 FC3-6 WP E 1-2	4 0 0 0 0 1 1											
Cesar Cedeno, R (1,8) OBP: 0.339, SLG: 0.472	0-0 F5			0-0 L5			0-0 F8	0-3 K	4 0 0 0 0 1 1											
Lee May, R (1,3) OBP: 0.301, SLG: 0.461 Bob Gallagher, L (9, PR) OBP: 0.297, SLG: 0.211			0-0 F9		0-3 K		0-3 K	0-0 E6 WP 1-2	4 0 0 0 0 2 1 0 0 0 0 0 0 0											
Milt May, L (1,2) OBP: 0.352, SLG: 0.409			0-0 F5		0-0 2B		0-0 F2	0-3 K	4 0 1 0 0 1 2											
Ray Busse, R (1,5) OBP: 0.188, SLG: 0.188			0-3 K		0-3 K			0-0 1B	3 0 1 0 0 2 1											
Wilbur Howard, S (1,7) OBP: 0.311, SLG: 0.386			0-3 K		4-0 BB		0-0 F8	0-0 F8	2 0 0 0 1 1 1											
Larry Milbourne, S (1,4) OBP: 0.325, SLG: 0.325 Cliff Johnson, R (8, PH) OBP: 0.343, SLG: 0.430 Dave Campbell, R (8, 4) OBP: 0.130, SLG: 0.136			0-0 6-3		0-0 L5			0-3 K	2 0 0 0 0 0 2 1 0 0 0 0 1 1 0 0 0 0 0 0 0											
Don Wilson, R (1,1) OBP: 0.254, SLG: 0.321 Johnny Edwards, L (8, PH) OBP: 0.250, SLG: 0.321 Ramon de los Santos, L (8, 1)			0-3 K			0-0 4-3		0-0 4-3	2 0 0 0 0 1 0 1 0 0 0 0 0 1 0 0 0 0 0 0 0											
Inning Stats	R: 0 E: 0 K: 0 S: 3	H: 0 LOB: 0 BB: 0 P: 3	R: 0 E: 0 K: 1 S: 5	H: 0 LOB: 0 BB: 0 P: 5	R: 0 E: 0 K: 2 S: 7	H: 0 LOB: 0 BB: 0 P: 7	R: 0 E: 0 K: 1 S: 5	H: 1 LOB: 2 BB: 1 P: 5	R: 0 E: 0 K: 2 S: 8	H: 0 LOB: 0 BB: 0 P: 12	R: 0 E: 0 K: 1 S: 5	H: 0 LOB: 0 BB: 0 P: 5	R: 0 E: 0 K: 1 S: 6	H: 1 LOB: 1 BB: 0 P: 6	R: 0 E: 1 K: 2 S: 9	H: 1 LOB: 3 BB: 0 P: 9		1B: 2 2B: 1 3B: 0 HR: 0	SF: 0 SAC: 0 DP: 0 HBP: 0	WP: 1 PB: 0 SB: 0 CS: 0
PITCHER Dan Spillner, R (1,1) ERA: 3.7	IP: 9.0 WLS: W BF: 32 H: 3 R: 0 ER: 0 SO: 10 BB: 1 IBB: 0 HBP: 0 BLK: 0 WP: 1 HR: 0 S: 51 P: 55 ERA: 0.00 WHIP: 0.444															PITCHER				

Batter	1	2	3	4	5	6	7	8	9	AB	R	H	RBI	BB	SO	LOB	BOTTOM			
Enzo Hernandez, R (1,6) OBP: 0.294, SLG: 0.286	0-0 6-3		0-0 5-3			0-0 S 1B		0-0 F7	4 0 1 0 0 0 0								Houston Astros @ San Diego Padres San Diego Stadium, San Diego, CA Wed Sep 11 1974, 10:05 PM EDT Att: 2,356 - Unknown AB 28 R 2 H 4 RBI 2 BB 1 SO 9 LOB 5 			
Horace Clarke, S (1,4) OBP: 0.270, SLG: 0.216	0-0 1-3			0-0 6-3		0-0 F9 1-2		0-0 L7	4 0 0 0 0 0 1											
Jerry Turner, L (1,7) OBP: 0.260, SLG: 0.227 John Scott, R (9, 7)				0-0 E1 CS 2B		0-0 4-3			3 0 1 0 0 0 1 0 0 0 0 0 0 0											
Johnny Grubb, L (1,8) OBP: 0.364, SLG: 0.419				0-0 L4		0-0 1-2 1B		4-0 HR BB	2 1 1 0 1 0 1											
Randy Elliott, R (1,9) OBP: 0.333, SLG: 0.438		0-3 K		0-3 K		0-3 K		0-0 K	3 0 0 0 0 3 2											
Mike Ivie, R (1,3) OBP: 0.200, SLG: 0.278		0-3 K			0-0 F7		0-0 HR	0-0 HR	3 1 1 2 0 1 0											
Dave Hilton, R (1,5) OBP: 0.274, SLG: 0.299		0-3 K			0-0 6-3		0-0 F4	0-0 F4	3 0 0 0 0 1 0											
Fred Kendall, R (1,2) OBP: 0.306, SLG: 0.332			0-0 5-3		0-0 F8		0-3 K	0-3 K	3 0 0 0 0 1 0											
Dan Spillner, R (1,1) OBP: 0.075, SLG: 0.026			0-3 K			0-3 K		0-3 K	3 0 0 0 0 3 0											
Inning Stats	R: 0 E: 0 K: 0 S: 4	H: 1 LOB: 1 BB: 0 P: 4	R: 0 E: 0 K: 3 S: 9	H: 0 LOB: 0 BB: 0 P: 9	R: 0 E: 0 K: 1 S: 5	H: 0 LOB: 0 BB: 0 P: 5	R: 0 E: 1 K: 1 S: 6	H: 1 LOB: 1 BB: 0 P: 6	R: 0 E: 0 K: 2 S: 8	H: 1 LOB: 0 BB: 1 P: 12	R: 0 E: 0 K: 1 S: 5	H: 0 LOB: 0 BB: 0 P: 5	R: 0 E: 0 K: 1 S: 5	H: 0 LOB: 0 BB: 0 P: 5	R: 0 E: 0 K: 2 S: 9	H: 0 LOB: 0 BB: 0 P: 9		1B: 2 2B: 1 3B: 0 HR: 1	SF: 0 SAC: 0 DP: 0 HBP: 0	WP: 0 PB: 0 SB: 1 CS: 1
PITCHER Don Wilson, R (1,1) ERA: 3.32 Ramon de los Santos, L (8, 1) ERA: 1.13	IP: 7.0 WLS: L BF: 26 H: 4 R: 2 ER: 2 SO: 8 BB: 1 IBB: 0 HBP: 0 BLK: 0 WP: 0 HR: 1 S: 41 P: 45 ERA: 2.57 WHIP: 0.714															PITCHER				

Batter	1	2	3	4	5	6	7	8	9	AB	R	H	RBI	BB	SO	LOB	TOP			
Greg Gross, L (1, 9) OBP: 0.398, SLG: 0.364										3	1	1	0	1	0	1	Houston Astros @ San Diego Padres San Diego Stadium, San Diego, CA Thu Sep 12 1974, 10:05 PM EDT Att: 2,471 - Unknown			
Roger Metzger, S (1, 6) OBP: 0.301, SLG: 0.323										4	0	1	0	0	0	3				
Cesar Cedeno, R (1, 8) OBP: 0.339, SLG: 0.470										4	0	1	0	0	1	4				
Lee May, R (1, 3) OBP: 0.299, SLG: 0.457										4	0	0	0	0	2	1				
Milt May, L (1, 2) OBP: 0.351, SLG: 0.407 Skip Jutze, R (9, PR)										4	0	1	0	0	2	1				
Ray Busse, R (1, 5) OBP: 0.200, SLG: 0.158										3	0	0	0	1	1	2				
Tommy Helms, R (1, 4) OBP: 0.318, SLG: 0.357										4	0	0	0	0	0	3				
Wilbur Howard, S (1, 7) OBP: 0.313, SLG: 0.383										3	0	1	0	0	0	0				
Tom Griffin, R (1, 1) OBP: 0.323, SLG: 0.475 Johnny Edwards, L (7, PH) OBP: 0.288, SLG: 0.319 Ken Forsch, R (7, 1)										2	0	1	0	0	1	1				
Inning Stats	R: 1 E: 0 K: 1 S: 5	H: 1 LOB: 0 BB: 1 P: 9	R: 0 E: 1 K: 0 S: 3	H: 0 LOB: 0 BB: 0 P: 3	R: 0 E: 0 K: 1 S: 6	H: 1 LOB: 1 BB: 0 P: 6	R: 0 E: 0 K: 2 S: 8	H: 1 LOB: 2 BB: 1 P: 12	R: 0 E: 1 K: 0 S: 5	H: 2 LOB: 0 BB: 0 P: 5	R: 0 E: 0 K: 1 S: 5	H: 0 LOB: 0 BB: 0 P: 5	R: 0 E: 0 K: 0 S: 3	H: 0 LOB: 0 BB: 0 P: 3	R: 0 E: 0 K: 1 S: 6	H: 1 LOB: 1 BB: 0 P: 6		1B: 6 2B: 0 3B: 0 HR: 0	SF: 0 SAC: 0 DP: 3 HBP: 0	WP: 0 PB: 0 SB: 3 CS: 0
PITCHER Bill Greif, R (1, 1) ERA: 4.69	IP: 9.0 WLS: W BF: 34 H: 6 R: 1 ER: 1 SO: 7 BB: 2 IBB: 0 HBP: 0 BLK: 0 WP: 0 HR: 0 S: 46 P: 54 ERA: 1.00 WHIP: 0.889																			

Batter	1	2	3	4	5	6	7	8	9	AB	R	H	RBI	BB	SO	LOB	BOTTOM			
Enzo Hernandez, R (1, 6) OBP: 0.291, SLG: 0.283										4	0	0	0	0	0	1	Houston Astros @ San Diego Padres San Diego Stadium, San Diego, CA Thu Sep 12 1974, 10:05 PM EDT Att: 2,471 - Unknown			
Glenn Beckert, R (1, 4) OBP: 0.309, SLG: 0.261										4	1	1	0	0	1	1				
Jerry Turner, L (1, 7) OBP: 0.310, SLG: 0.269 John Scott, R (9, 7)										4	1	2	0	0	0	0				
Johnny Grubb, L (1, 8) OBP: 0.363, SLG: 0.418										4	0	1	1	0	0	1				
Randy Elliott, R (1, 9) OBP: 0.333, SLG: 0.389 Dave Winfield, R (9, 9) OBP: 0.316, SLG: 0.428										3	1	0	0	1	1	2				
Mike Ivie, R (1, 3) OBP: 0.217, SLG: 0.286										3	0	1	1	0	0	1				
Dave Hilton, R (1, 5) OBP: 0.270, SLG: 0.294										3	0	0	0	0	1	2				
Fred Kendall, R (1, 2) OBP: 0.308, SLG: 0.343										3	1	2	1	0	0	1				
Bill Greif, R (1, 1) OBP: 0.213, SLG: 0.059										2	0	0	0	0	1	0				
Inning Stats	R: 1 E: 0 K: 0 S: 5	H: 2 LOB: 1 BB: 0 P: 5	R: 1 E: 0 K: 0 S: 4	H: 1 LOB: 0 BB: 0 P: 4	R: 0 E: 0 K: 1 S: 5	H: 0 LOB: 0 BB: 0 P: 5	R: 0 E: 0 K: 1 S: 5	H: 0 LOB: 1 BB: 1 P: 9	R: 0 E: 0 K: 0 S: 6	H: 1 LOB: 1 BB: 0 P: 4	R: 2 E: 1 K: 0 S: 6	H: 3 LOB: 1 BB: 0 P: 6	R: 0 E: 0 K: 1 S: 5	H: 0 LOB: 0 BB: 0 P: 5	R: 0 E: 0 K: 1 S: 5	H: 0 LOB: 0 BB: 0 P: 5		1B: 6 2B: 0 3B: 0 HR: 1	SF: 0 SAC: 2 DP: 0 HBP: 0	WP: 0 PB: 0 SB: 1 CS: 0
PITCHER Tom Griffin, R (1, 1) ERA: 3.45 Ken Forsch, R (7, 1) ERA: 2.89	IP: 6.0 WLS: L BF: 26 H: 7 R: 4 ER: 3 SO: 2 BB: 1 IBB: 0 HBP: 0 BLK: 0 WP: 0 HR: 1 S: 29 P: 33 ERA: 4.50 WHIP: 1.333																			

AB	32
R	1
H	6
RBI	0
BB	2
SO	7
LOB	16



AB	30
R	4
H	7
RBI	3
BB	1
SO	4
LOB	9



Batter	1	2	3	4	5	6	7	8	9	AB	R	H	RBI	BB	SO	LOB	TOP							
Greg Gross, L OBP: 0.397, SLG: 0.363 (1, 9)	4-3		BB 1B	FC4-6		F3			SH5-4	4	1	1	0	0	0	3								
Roger Metzger, S OBP: 0.302, SLG: 0.322 (1, 6)	6-3		BB 1B				5-3		F2	4	0	1	0	1	0	3								
Cesar Cedeno, R OBP: 0.339, SLG: 0.468 (1, 8)	E6		BB 1B				5-3		S IBB 1B	4	0	1	2	1	0	1								
Bob Watson, R OBP: 0.370, SLG: 0.411 (1, 7) (9, 3)						L6			S IBB 1B	3	0	1	1	2	0	1								
Cliff Johnson, R OBP: 0.339, SLG: 0.418 Ken Forsch, R (9, 1)	CS	F8	F7			F7			K	4	0	0	0	1	1	3								
Doug Rader, R OBP: 0.330, SLG: 0.415 (1, 5)		6-3							F3	5	1	1	0	0	1	3								
Tommy Helms, R OBP: 0.318, SLG: 0.356 (1, 4)									6-3	4	0	1	0	0	0	0								
Skip Jutze, R OBP: 0.667, SLG: 0.667 Wilbur Howard, S OBP: 0.313, SLG: 0.383 (9, PR) (9, 7)			4-3			SH3			SH5-4 E 1B 1B	3	0	2	0	0	0	0								
J.R. Richard, R OBP: 0.200, SLG: 0.400 Lee May, R OBP: 0.298, SLG: 0.456 Mike Cosgrove, L OBP: 0.168, SLG: 0.059 Ray Busse, R OBP: 0.190, SLG: 0.150 Milt May, L OBP: 0.351, SLG: 0.407 (1, 1) (6, PH) (6, PH) (9, PH) (9, 2)									E3 SH5-4 1B	2	1	1	1	0	1	2								
Inning Stats	R: 0 E: 1 K: 0 S: 3	H: 0 LOB: 1 BB: 1 P: 7	R: 0 E: 0 K: 0 S: 3	H: 0 LOB: 0 BB: 0 P: 3	R: 2 E: 0 K: 0 S: 5	H: 3 LOB: 2 BB: 2 P: 13	R: 0 E: 0 K: 2 S: 9	H: 2 LOB: 2 BB: 0 P: 9	R: 0 E: 0 K: 0 S: 4	H: 1 LOB: 1 BB: 0 P: 4	R: 1 E: 1 K: 1 S: 7	H: 1 LOB: 1 BB: 0 P: 7	R: 0 E: 0 K: 0 S: 3	H: 0 LOB: 0 BB: 0 P: 3	R: 0 E: 0 K: 1 S: 5	H: 0 LOB: 0 BB: 0 P: 5	R: 2 E: 1 K: 0 S: 6	H: 2 LOB: 3 BB: 2 P: 14	1B: 7 2B: 1 3B: 0 HR: 1	SF: 0 SAC: 2 DP: 0 HBP: 0	WP: 0 PB: 0 SB: 2 CS: 1	PA: 43		
PITCHER	IP WLS BF H R ER SO BB IBB HBP BLK WP HR S P ERA WHIP	8.2 L 41 9 5 2 4 4 1 0 0 0 1 44 64 2.08 1.500	0.1 1 0 0 0 0 0 0 0 0 0 0 0 1 1 0.00 0.000																					

Houston Astros @ San Francisco Giants
Candlestick Park, San Francisco, CA
Fri Sep 13, 1974, 10:05 PM EDT
Att: 1,732 - Unknown

AB	35
R	5
H	9
RBI	4
BB	5
SO	4
LOB	18



Batter	1	2	3	4	5	6	7	8	9	AB	R	H	RBI	BB	SO	LOB	BOTTOM						
Gary Thomasson, L OBP: 0.332, SLG: 0.314 Gary Maddox, R OBP: 0.326, SLG: 0.404 (1, 8) (6, 8)	BB 1B		E 2B	G4-6-3			F8		K	3	2	2	0	0	0	1							
Tito Fuentes, S OBP: 0.297, SLG: 0.302 (1, 4)	G6-4-3 1B BB		WP E 1B				4-3		FC5-4	4	1	1	0	1	0	2							
Bobby Bonds, R OBP: 0.371, SLG: 0.446 (1, 9)	G6-4-3 1B		F8				F2		K	4	0	1	1	0	1	1							
Gary Matthews, R OBP: 0.367, SLG: 0.451 (1, 7)	G6-4-3		2B 1B				CS BB		CS 1B	3	1	2	1	1	0	2							
Steve Ontiveros, S OBP: 0.362, SLG: 0.331 (1, 5)	5-3		1B 2B				CS		K 1B BB	3	0	1	1	1	1	1							
Dave Kingman, R OBP: 0.301, SLG: 0.432 (1, 3)			BB				F7		1B	3	0	1	0	1	1	1							
Mike Phillips, L OBP: 0.252, SLG: 0.256 (1, 6)			F8				K		6-3	4	0	0	0	0	1	4							
Dave Rader, L OBP: 0.360, SLG: 0.373 Jim Barr, R OBP: 0.318, SLG: 0.361 (9, PR)			F7				SH1-4 1B		FC1-6 1B	4	0	2	0	0	0	1							
Ron Bryant, S OBP: 0.133, SLG: 0.103 Elias Sosa, R OBP: 0.067, SLG: 0.067 Chris Arnold, R OBP: 0.295, SLG: 0.325 (1, 1) (9, 1) (9, PH)	1-3						SH1-4		FC1-6	2	0	1	0	0	0	1							
Inning Stats	R: 1 E: 0 K: 0 S: 4	H: 2 LOB: 1 BB: 1 P: 8	R: 0 E: 0 K: 0 S: 3	H: 0 LOB: 1 BB: 1 P: 7	R: 3 E: 1 K: 1 S: 9	H: 4 LOB: 1 BB: 0 P: 9	R: 0 E: 0 K: 0 S: 3	H: 1 LOB: 0 BB: 0 P: 3	R: 0 E: 0 K: 2 S: 7	H: 0 LOB: 0 BB: 0 P: 7	R: 0 E: 0 K: 2 S: 4	H: 1 LOB: 1 BB: 0 P: 4	R: 0 E: 0 K: 1 S: 6	H: 2 LOB: 2 BB: 1 P: 10	R: 0 E: 0 K: 1 S: 6	H: 1 LOB: 1 BB: 0 P: 6	1B: 9 2B: 2 3B: 0 HR: 0	SF: 0 SAC: 1 DP: 2 HBP: 0	WP: 1 PB: 0 SB: 0 CS: 2	PA: 39			
PITCHER	IP WLS BF H R ER SO BB IBB HBP BLK WP HR S P ERA WHIP	5.0 W 12 3 0 0 3 1 0 0 0 0 0 17 21 0.00 1.333	3.0 S 4 1 0 0 1 0 0 0 0 0 0 6 6 0.00 1.000																				

Houston Astros @ San Francisco Giants
Candlestick Park, San Francisco, CA
Fri Sep 13, 1974, 10:05 PM EDT
Att: 1,732 - Unknown

AB	33
R	4
H	11
RBI	3
BB	4
SO	5
LOB	17



Batter	1	2	3	4	5	6	7	8	9	AB	R	H	RBI	BB	SO	LOB	TOP											
Greg Gross, L (1,9) OBP: 0.397, SLG: 0.361	0-3 K	4-0 BB		0-0 F7		4-0 IBB		0-0 F8	3 0 0 0 2 1 0								Houston Astros @ San Francisco Giants Candlestick Park, San Francisco, CA Sat Sep 14 1974, 6:33 AM EDT Att: 3,144 - Unknown											
Roger Metzger, S (1,6) OBP: 0.303, SLG: 0.322	4-0 S 1B BB	0-0 F8		0-3 K		0-0 4-3		0-0 1B	4 1 1 0 1 1 3																			
Cesar Cedeno, R (1,8) OBP: 0.338, SLG: 0.468	0-0 F5 1-2		0-0 1B 2B	0-0 F3		0-0 F3		0-0 F7	5 1 1 0 0 0 2																			
Bob Watson, R (1,7) Wilbur Howard, S (7,7) OBP: 0.369, SLG: 0.409 OBP: 0.313, SLG: 0.383	4-0 1B E BB		0-0 F9		0-3 K		0-0 F6		3 1 0 0 1 1 1 0 0 0 0 0 0 0																			
Milt May, L (1,2) OBP: 0.353, SLG: 0.408	0-0 E8 1H 2H 1B		0-0 BB 2B 1B	0-0 F8		0-0 F9			4 1 2 2 0 0 0																			
Cliff Johnson, R (1,3) OBP: 0.343, SLG: 0.412	4-0 BB		4-0 2B BB	0-0 F9				0-0 5-3	2 1 0 0 2 0 0																			
Doug Rader, R (1,5) OBP: 0.331, SLG: 0.413	0-0 F6		0-3 K		4-0 SH5-4 BB		4-0 G6-4-3 BB		2 0 0 0 2 1 4																			
Tommy Helms, R (1,4) Larry Milbourne, S (8,4) OBP: 0.317, SLG: 0.357 OBP: 0.325, SLG: 0.325		0-3 K	0-0 1H 2H 2B	0-0 F7		0-0 F7		0-0 G6-4-3 1-2	4 0 1 2 0 1 2 0 0 0 0 0 0 0																			
Larry Dierker, R (1,1) OBP: 0.182, SLG: 0.215		0-0 5-3	0-0 L5		0-0 SH5-4 1-2		0-0 F9		3 0 0 0 0 0 1																			
Inning Stats	R: 2 E: 1 K: 1 S: 6	H: 1 LOB: 2 BB: 3 P: 18	R: 0 E: 0 K: 1 S: 5	H: 0 LOB: 1 BB: 1 P: 9	R: 3 E: 0 K: 1 S: 8	H: 3 LOB: 1 BB: 1 P: 12	R: 0 E: 0 K: 1 S: 5	H: 0 LOB: 0 BB: 0 P: 5	R: 0 E: 0 K: 0 S: 3	H: 0 LOB: 0 BB: 0 P: 11	R: 0 E: 0 K: 0 S: 3	H: 0 LOB: 0 BB: 0 P: 3	R: 0 E: 0 K: 0 S: 2	H: 0 LOB: 0 BB: 0 P: 6	R: 0 E: 0 K: 0 S: 4	H: 1 LOB: 1 BB: 0 P: 4		1B: 3 2B: 2 3B: 0 HR: 0	SF: 0 SAC: 1 DP: 1 HBP: 0	WP: 0 PB: 0 SB: 1 CS: 0	PA: 39							
PITCHER	IP WLS BF L	H R ER SO	BB IBB HBP BLK	WP HR S P	ERA WHIP	PITCHER										IP WLS BF H R ER SO	BB IBB HBP BLK	WP HR S P	ERA WHIP									
John Montefusco, R (1,1) ERA: 4.37	5.0	4	5	4	5	5	0	0	0	0	0	0	0	0	29	49	7.20	1.800										
Butch Metzger, R (6,1) ERA: 1.59	2.0	0	0	0	0	1	1	0	0	0	0	0	0	0	6	14	0.00	0.500										
Gary Lavelle, L (8,1) ERA: 1.17	2.0	1	0	0	0	1	0	0	0	0	0	0	0	6	10	0.00	1.000											

AB 30
R 5
H 5
RBI 4
BB 8
SO 5
LOB 13



Batter	1	2	3	4	5	6	7	8	9	AB	R	H	RBI	BB	SO	LOB	BOTTOM											
Gary Thomasson, L (1,8) OBP: 0.328, SLG: 0.309	0-0 F6		0-3 K		0-0 G4-6-3 1-2			0-0 3-1	4 0 0 0 0 1 1								Houston Astros @ San Francisco Giants Candlestick Park, San Francisco, CA Sat Sep 14 1974, 6:33 AM EDT Att: 3,144 - Unknown											
Tito Fuentes, S (1,4) OBP: 0.296, SLG: 0.301	0-0 1-3		0-0 6-3			0-0 G6-4-3 1B		0-3 K	4 0 1 0 0 1 0																			
Bobby Bonds, R (1,9) OBP: 0.369, SLG: 0.442	0-0 F7		0-3 K			0-0 F9		0-3 K	4 0 0 0 0 2 1																			
Gary Matthews, R (1,7) OBP: 0.370, SLG: 0.452		4-0 BB WP BB		0-0 FC6 1B		0-0 G6-4-3 1-2		0-0 BB 1B	3 0 2 0 1 0 1																			
Steve Ontiveros, S (1,5) OBP: 0.366, SLG: 0.332		4-0 BB 1-2 BB		0-3 K				4-0 BB	2 0 1 0 2 1 1																			
Dave Kingman, R (1,3) OBP: 0.301, SLG: 0.428		4-0 BB 1-2 2-3 BB		0-0 F4				0-0 F5	3 0 0 0 1 1 4																			
Chris Speier, R (1,6) Ed Goodson, L (7, PH) Butch Metzger, R (6,1) OBP: 0.331, SLG: 0.349 OBP: 0.333, SLG: 0.388 OBP: 0.313, SLG: 0.325		0-3 K		0-0 FC6 1-2				0-3 K	2 0 0 0 0 1 4 0 0 0 0 0 0 0 1 0 0 0 0 0 1 0 0 0 0 0 0 0																			
Gary Lavelle, S (8,1) Chris Arnold, R (9, PH) OBP: 0.293, SLG: 0.323 OBP: 0.357, SLG: 0.369		0-0 F5			0-0 4-3			0-3 K	1 0 0 0 0 0 3 2 0 1 0 0 0 0																			
Dave Rader, L (1,2) OBP: 0.357, SLG: 0.369		0-0 F4			0-0 G4-6-3 1B			0-0 F7																				
Inning Stats	R: 0 E: 0 K: 0 S: 3	H: 0 LOB: 0 BB: 0 P: 3	R: 0 E: 0 K: 1 S: 5	H: 0 LOB: 3 BB: 3 P: 17	R: 0 E: 0 K: 2 S: 7	H: 0 LOB: 0 BB: 0 P: 7	R: 0 E: 0 K: 1 S: 6	H: 1 LOB: 1 BB: 0 P: 6	R: 0 E: 0 K: 0 S: 3	H: 1 LOB: 0 BB: 0 P: 3	R: 0 E: 0 K: 0 S: 3	H: 1 LOB: 1 BB: 0 P: 3	R: 0 E: 0 K: 1 S: 5	H: 0 LOB: 0 BB: 0 P: 5	R: 0 E: 0 K: 2 S: 8	H: 1 LOB: 2 BB: 1 P: 12		1B: 5 2B: 0 3B: 0 HR: 0	SF: 0 SAC: 0 DP: 2 HBP: 0	WP: 1 PB: 0 SB: 0 CS: 0	PA: 34							
PITCHER	IP WLS BF L	H R ER SO	BB IBB HBP BLK	WP HR S P	ERA WHIP	PITCHER										IP WLS BF H R ER SO	BB IBB HBP BLK	WP HR S P	ERA WHIP									
Larry Dierker, R (1,1) ERA: 2.93	9.0	5	0	0	8	4	0	0	0	1	0	0	0	0	46	62	0.00	1.000										

AB 30
R 0
H 5
RBI 0
BB 4
SO 8
LOB 22



Batter	1	2	3	4	5	6	7	8	9	AB	R	H	RBI	BB	SO	LOB	TOP								
Wilbur Howard, S OBP: 0.319, SLG: 0.431	6-3		1B		L8		HR		F3	5	1	2	1	0	0	0	Houston Astros @ San Francisco Giants Candlestick Park, San Francisco, CA Sun Sep 15 1974, 6:33 AM EDT Unknown								
Mick Kelleher, R OBP: 0.217, SLG: 0.161	6-3		F9		6-3		F5			4	0	0	0	0	0	1									
Cesar Cedeno, R OBP: 0.342, SLG: 0.475										2	3	2	1	2	0	0									
Bob Watson, R OBP: 0.370, SLG: 0.409										4	1	2	1	0	0	1									
Bob Gallagher, L OBP: 0.287, SLG: 0.211	6-3									0	0	0	0	0	0	0									
Lee May, R OBP: 0.296, SLG: 0.453										4	0	0	0	0	0	2									
Doug Radler, R OBP: 0.331, SLG: 0.419										3	1	1	2	0	1	1									
Tommy Helms, R OBP: 0.316, SLG: 0.355										3	0	0	0	1	0	1									
Skip Jutze, R OBP: 0.286, SLG: 0.286										4	0	0	0	0	1	2									
Paul Siebert, L (1, 1)										4	0	0	0	0	1	0									
Inning Stats	R: 0 E: 0 K: 0 S: 3	H: 0 LOB: 1 BB: 1 P: 7	R: 0 E: 0 K: 0 S: 3	H: 0 LOB: 0 BB: 0 P: 3	R: 0 E: 0 K: 0 S: 4	H: 1 LOB: 1 BB: 0 P: 4	R: 2 E: 1 K: 1 S: 7	H: 2 LOB: 1 BB: 1 P: 11	R: 0 E: 0 K: 0 S: 5	H: 0 LOB: 0 BB: 0 P: 5	R: 1 E: 0 K: 0 S: 4	H: 1 LOB: 1 BB: 1 P: 8	R: 1 E: 0 K: 0 S: 4	H: 1 LOB: 0 BB: 0 P: 4	R: 2 E: 0 K: 0 S: 5	H: 2 LOB: 2 BB: 0 P: 5	R: 0 E: 0 K: 1 S: 5	H: 0 LOB: 0 BB: 0 P: 5	1B: 4 2B: 0 3B: 0 HR: 3	SF: 1 SAC: 0 DP: 1 HBP: 0	WP: 0 PB: 0 SB: 2 CS: 0	PA: 37			
PITCHER	IP	WLS	BF	H	R	ER	SO	BB	IBB	HBP	BLK	WP	HR	S	P	ERA	WHIP								
Mike Caldwell, L ERA: 3.02	(1, 1)	7.0	L	29	5	4	3	2	2	1	0	0	0	30	42	3.86	1.000								
Randy Moffitt, R ERA: 4.64	(8, 1)	2.0		8	2	2	2	1	0	0	0	0	0	2	10	9.00	1.000								

Batter	1	2	3	4	5	6	7	8	9	AB	R	H	RBI	BB	SO	LOB	BOTTOM								
Garry Maddox, R OBP: 0.326, SLG: 0.403	F8		F8		F8					4	0	1	0	0	0	1	Houston Astros @ San Francisco Giants Candlestick Park, San Francisco, CA Sun Sep 15 1974, 6:33 AM EDT Unknown								
Tito Fuentes, S OBP: 0.296, SLG: 0.304										4	0	1	0	0	0	2									
Bobby Bonds, R OBP: 0.370, SLG: 0.441										2	0	0	0	2	1	1									
Gary Matthews, R OBP: 0.369, SLG: 0.450										4	0	1	0	0	1	4									
Steve Ontiveros, S OBP: 0.365, SLG: 0.329										3	0	0	0	1	0	3									
Dave Kingman, R OBP: 0.303, SLG: 0.430										3	0	1	0	1	1	2									
Bruce Miller, R OBP: 0.311, SLG: 0.309										4	0	0	0	0	0	3									
Ken Rudolph, R OBP: 0.340, SLG: 0.273										2	0	0	0	1	0	1									
Mike Caldwell, R OBP: 0.183, SLG: 0.155										1	0	0	0	0	0	1									
Chris Arnold, R OBP: 0.291, SLG: 0.321										1	0	0	0	0	0	0									
Randy Moffitt, R OBP: 0.353, SLG: 0.438										0	0	0	0	0	0	0									
Inning Stats	R: 0 E: 0 K: 0 S: 4	H: 1 LOB: 2 BB: 1 P: 8	R: 0 E: 0 K: 0 S: 3	H: 0 LOB: 1 BB: 1 P: 7	R: 0 E: 0 K: 0 S: 3	H: 0 LOB: 1 BB: 1 P: 7	R: 0 E: 0 K: 1 S: 4	H: 0 LOB: 0 BB: 1 P: 8	R: 0 E: 0 K: 0 S: 3	H: 0 LOB: 1 BB: 1 P: 7	R: 0 E: 0 K: 0 S: 4	H: 1 LOB: 1 BB: 0 P: 4	R: 0 E: 0 K: 0 S: 3	H: 0 LOB: 0 BB: 0 P: 3	R: 0 E: 0 K: 2 S: 8	H: 1 LOB: 1 BB: 0 P: 8	R: 0 E: 0 K: 0 S: 3	H: 1 LOB: 0 BB: 0 P: 3	1B: 2 2B: 3 3B: 0 HR: 0	SF: 0 SAC: 1 DP: 2 HBP: 0	WP: 0 PB: 0 SB: 0 CS: 0	PA: 34			
PITCHER	IP	WLS	BF	H	R	ER	SO	BB	IBB	HBP	BLK	WP	HR	S	P	ERA	WHIP								
Paul Siebert, L ERA: 0.56	(1, 1)	9.0	W	34	4	0	0	3	5	0	0	0	0	35	55	0.00	1.000								

AB 33
R 6
H 7
RBI 5
BB 3
SO 3
LOB 8

AB 28
R 0
H 4
RBI 0
BB 5
SO 3
LOB 18



Batter	1	2	3	4	5	6	7	8	9	AB	R	H	RBI	BB	SO	LOB	TOP
Wilbur Howard, S OBP: 0.324, SLG: 0.420 (1, 9)										4	0	1	0	1	1	0	Houston Astros @ San Francisco Giants Candlestick Park, San Francisco, CA Sun Sep 15 1974, 6:38 AM EDT Att: 4,736 - Unknown
Roger Metzger, S OBP: 0.302, SLG: 0.322 (1, 6)										5	1	1	0	0	0	3	
Cesar Cedeno, R OBP: 0.342, SLG: 0.473 Greg Gross, L OBP: 0.388, SLG: 0.361 (7, PH) (7, 9)										2	1	0	0	1	2	0	
Cliff Johnson, R OBP: 0.346, SLG: 0.407 (1, 3)										2	1	0	0	2	1	0	
Milt May, L OBP: 0.357, SLG: 0.412 Skip Jutze, R OBP: 0.286, SLG: 0.286 (7, PR) (7, 2)										4	0	3	3	0	0	0	
Doug Radler, R OBP: 0.328, SLG: 0.415 (1, 5)										0	0	0	0	0	0	0	
Bob Gallagher, L OBP: 0.297, SLG: 0.205 (1, 7)										4	0	0	0	0	1	4	
Larry Milbourne, S OBP: 0.323, SLG: 0.317 (1, 4)										3	0	0	0	1	0	2	
Dave Roberts, L OBP: 0.280, SLG: 0.353 Jerry Johnson, R OBP: 0.328, SLG: 0.452 Lee May, R OBP: 0.328, SLG: 0.376 Jim York, R OBP: 0.328, SLG: 0.376 Johnny Edwards, L OBP: 0.328, SLG: 0.376 Fred Scherman, L OBP: 0.328, SLG: 0.376 (1, 1) (4, 1) (6, PH) (6, 1) (8, PH) (8, 1)										2	0	1	0	0	1	2	
Inning Stats	R: 0 E: 0 K: 1 S: 5	H: 1 LOB: 0 BB: 0 P: 5	R: 0 E: 0 K: 0 S: 3	H: 0 LOB: 0 BB: 0 P: 3	R: 0 E: 0 K: 1 S: 6	H: 1 LOB: 2 BB: 1 P: 10	R: 2 E: 1 K: 2 S: 8	H: 1 LOB: 3 BB: 2 P: 7	R: 0 E: 0 K: 1 S: 5	H: 0 LOB: 0 BB: 0 P: 5	R: 0 E: 0 K: 0 S: 3	H: 0 LOB: 0 BB: 0 P: 3	1B: 5 2B: 2 3B: 0 HR: 0	SF: 0 SAC: 0 DP: 1 HBP: 0	WP: 0 PB: 0 SB: 1 CS: 1	PA: 39	
PITCHER John D'Acquisto, R ERA: 3.44 (1, 1)	IP: 9.0 WLS: W BF: 39 H: 7 R: 4 ER: 3 SO: 9 BB: 7 IBB: 0 HBP: 0 BLK: 0 WP: 0 HR: 0 S: 50 P: 78 ERA: 3.00 WHIP: 1.556											PITCHER IP: 9.0 WLS: W BF: 39 H: 7 R: 4 ER: 3 SO: 9 BB: 7 IBB: 0 HBP: 0 BLK: 0 WP: 0 HR: 0 S: 50 P: 78 ERA: 3.00 WHIP: 1.556					

Batter	1	2	3	4	5	6	7	8	9	AB	R	H	RBI	BB	SO	LOB	BOTTOM	
Gary Maddox, R OBP: 0.323, SLG: 0.399 (1, 8)										5	1	0	0	0	0	3	Houston Astros @ San Francisco Giants Candlestick Park, San Francisco, CA Sun Sep 15 1974, 6:38 AM EDT Att: 4,736 - Unknown	
Chris Arnold, R OBP: 0.289, SLG: 0.323 (1, 5)										5	0	1	0	0	1	0		
Bobby Bonds, R OBP: 0.372, SLG: 0.446 (1, 9)										3	2	1	1	2	1	0		
Gary Matthews, R OBP: 0.371, SLG: 0.454 (1, 7)										5	2	3	2	0	1	0		
Dave Kingman, R OBP: 0.305, SLG: 0.429 Gary Thomasson, L OBP: 0.328, SLG: 0.309 (6, PR) (7, 3)										3	2	1	0	1	1	3		
Glenn Redmon, R OBP: 0.333, SLG: 0.667 (1, 4)										4	0	1	1	0	0	5		
Bruce Miller, R OBP: 0.315, SLG: 0.319 (1, 6)										4	1	2	3	0	0	0		
John Boccabella, R OBP: 0.185, SLG: 0.184 (1, 2)										3	0	1	1	1	1	2		
John D'Acquisto, R OBP: 0.208, SLG: 0.164 (1, 1)										2	0	0	0	1	1	0		
Inning Stats	R: 1 E: 0 K: 1 S: 6	H: 1 LOB: 0 BB: 0 P: 6	R: 0 E: 0 K: 1 S: 5	H: 0 LOB: 0 BB: 0 P: 5	R: 0 E: 0 K: 0 S: 3	H: 0 LOB: 0 BB: 0 P: 3	R: 4 E: 0 K: 0 S: 7	H: 4 LOB: 2 BB: 2 P: 15	R: 2 E: 0 K: 1 S: 8	H: 3 LOB: 3 BB: 1 P: 12	R: 0 E: 0 K: 2 S: 7	H: 0 LOB: 1 BB: 0 P: 7	R: 0 E: 0 K: 2 S: 7	H: 0 LOB: 0 BB: 0 P: 7	1B: 4 2B: 5 3B: 0 HR: 1	SF: 0 SAC: 1 DP: 0 HBP: 0		WP: 0 PB: 0 SB: 2 CS: 0
PITCHER Dave Roberts, L ERA: 3.56 Jerry Johnson, R ERA: 5.35 Jim York, R ERA: 3.27 Fred Scherman, L ERA: 4.18 (1, 1) (4, 1) (6, 1) (8, 1)	IP: 3.2 WLS: L BF: 18 H: 5 R: 5 ER: 5 SO: 2 BB: 2 IBB: 0 HBP: 0 BLK: 0 WP: 0 HR: 1 S: 20 P: 28 ERA: 12.27 WHIP: 1.909											PITCHER IP: 3.2 WLS: L BF: 18 H: 5 R: 5 ER: 5 SO: 2 BB: 2 IBB: 0 HBP: 0 BLK: 0 WP: 0 HR: 1 S: 20 P: 28 ERA: 12.27 WHIP: 1.909						

Batter	1	2	3	4	5	6	7	8	9	AB	R	H	RBI	BB	SO	LOB	TOP																				
Greg Gross, L (1,9) OBP: 0.388, SLG: 0.362	0-0 WP SH5-3 1B	0-0 5-3			0-0 CS 1B		0-3 K		0-0 F7	5	0	2	0	0	1	2																					
Roger Metzger, S (1,6) OBP: 0.304, SLG: 0.324	0-0 SH5-3 1-2		0-0 4-3		0-0 1-2 1B		0-0 1B			3	0	2	0	0	0	0																					
Cesar Cedeno, R (1,8) Ken Forsch, R (7,1)	0-0 F8 2-3		0-0 F3		0-0 F8		0-3 K			4	0	0	0	0	1	3																					
Bob Watson, R (1,7) OBP: 0.369, SLG: 0.407	0-0 4-3		4-0 1B BB		0-3 K			0-0 F9	3	0	0	0	1	1	2																						
Milt May, L (1,2) OBP: 0.356, SLG: 0.409		4-0 1B BB	0-0 F7		0-0 4-3			0-0 F8	3	1	0	0	1	0	1																						
Lee May, R (1,3) OBP: 0.295, SLG: 0.450		0-0 1B 1-2		0-0 5-3		0-0 F8		0-0 F3	4	1	1	0	0	0	0																						
Doug Rader, R (1,5) OBP: 0.333, SLG: 0.419		0-0 G6-3 1B 1-2 2-3		0-0 1B		0-0 1B			4-0 G3 3-1 BB	3	0	3	0	1	0	0																					
Tommy Helms, R (1,4) OBP: 0.316, SLG: 0.354		0-0 G6-3 1B 1-2 2-H 3-H		0-0 F9		0-3 K		0-0 3-1	4	0	1	2	0	1	3																						
Don Wilson, R (1,1) Wilbur Howard, S (7,PH)	0-0 G6-3 1-2 2-3		0-0 L5		0-0 F5			0-0 G3	2	0	0	0	0	0	3																						
Inning Stats	R: 0 E: 0 K: 0 S: 4	H: 1 LOB: 1 BB: 0 P: 4	R: 2 E: 0 K: 0 S: 5	H: 3 LOB: 1 BB: 1 P: 9	R: 0 E: 0 K: 0 S: 3	H: 0 LOB: 1 BB: 1 P: 7	R: 0 E: 0 K: 0 S: 4	H: 1 LOB: 1 BB: 0 P: 4	R: 0 E: 0 K: 1 S: 6	H: 2 LOB: 1 BB: 0 P: 6	R: 0 E: 0 K: 1 S: 6	H: 1 LOB: 1 BB: 0 P: 6	R: 0 E: 0 K: 2 S: 8	H: 1 LOB: 1 BB: 0 P: 8	R: 0 E: 0 K: 0 S: 3	H: 0 LOB: 1 BB: 0 P: 3	R: 0 E: 0 K: 0 S: 3	H: 0 LOB: 1 BB: 1 P: 7	1B: 9 2B: 0 3B: 0 HR: 0	SF: 0 SAC: 1 DP: 1 HBP: 0	WP: 1 PB: 0 SB: 0 CS: 1	PA: 37															
PITCHER	IP	WLS	BF	H	R	ER	SO	BB	IBB	HBP	BLK	WP	HR	S	P	ERA	WHIP	PITCHER	IP	WLS	BF	H	R	ER	SO	BB	IBB	HBP	BLK	WP	HR	S	P	ERA	WHIP		
Andy Messersmith, R (1,1) ERA: 2.74	7.0	W	30	9	2	2	4	2	0	0	0	1	0	36	44	2.57	1.571																				
Mike Marshall, R (8,1) ERA: 2.28	2.0		7	0	0	0	0	1	0	0	0	0	0	6	10	0.00	0.500																				

Houston Astros @ Los Angeles Dodgers
Dodger Stadium, Los Angeles, CA
Mon Sep 16 1974, 7:05 PM PDT
Att: 18,321 - Unknown

AB 33
R 2
H 9
RBI 2
BB 3
SO 4
LOB 15



Batter	1	2	3	4	5	6	7	8	9	AB	R	H	RBI	BB	SO	LOB	BOTTOM																					
Bill Russell, R (1,6) OBP: 0.333, SLG: 0.352	0-3 K		1-0 1B WP HBP		0-0 SH1	0-0 E3 G3		0-0 SF7		2	1	0	1	0	1	0																						
Bill Buckner, L (1,7) OBP: 0.356, SLG: 0.408	0-0 F8		0-0 E 5-3 1B		0-0 E6 1B BB E	0-0 G3		0-0 1B		5	2	2	1	0	0	2																						
Jimmy Wynn, R (1,8) OBP: 0.390, SLG: 0.511	4-0 FC5-4 BB		0-0 5-3		4-0 E 1B BB	0-0 6-3		0-0 7		3	0	0	0	2	0	5																						
Steve Garvey, R (1,3) OBP: 0.352, SLG: 0.492	0-0 FC5-4 1-2		0-0 F8		0-0 E 1B		0-0 4-3			4	0	1	1	0	0	1																						
Willie Crawford, L (1,9) OBP: 0.374, SLG: 0.439		0-0 4-3	0-0 P6		0-0 E4 1-2 2-3 3-H		4-0 1B BB			3	0	0	1	1	0	2																						
Ron Cey, R (1,5) OBP: 0.361, SLG: 0.412		0-0 F8		0-0 F9	0-0 P6		0-0 1B			4	0	1	0	0	0	3																						
Steve Yeager, R (1,2) OBP: 0.331, SLG: 0.401		4-0 BB	0-0 5-3		0-0 K		0-3 K			3	0	0	0	1	2	4																						
Lee Lacy, R (1,4) OBP: 0.313, SLG: 0.381		0-0 L4		0-3 K		0-0 PB E 2B		0-0 1B SF7 1B		4	2	2	0	0	1	1																						
Andy Messersmith, R (1,1) Mike Marshall, R (8,1)			4-0 HBP 1B BB		4-0 E SH1 1B BB		0-0 P6		0-0 1B 7 1B	1	2	0	0	2	0	1																						
Inning Stats	R: 0 E: 0 K: 1 S: 5	H: 0 LOB: 1 BB: 1 P: 9	R: 0 E: 0 K: 0 S: 3	H: 0 LOB: 1 BB: 1 P: 7	R: 3 E: 0 K: 0 S: 4	H: 1 LOB: 0 BB: 1 P: 9	R: 0 E: 0 K: 1 S: 5	H: 0 LOB: 0 BB: 0 P: 5	R: 2 E: 2 K: 1 S: 8	H: 1 LOB: 3 BB: 2 P: 16	R: 1 E: 1 K: 0 S: 5	H: 1 LOB: 1 BB: 0 P: 5	R: 0 E: 0 K: 1 S: 5	H: 1 LOB: 1 BB: 1 P: 9	R: 1 E: 0 K: 0 S: 5	H: 3 LOB: 1 BB: 0 P: 5	R: 1 E: 0 K: 0 S: 5	H: 0 LOB: 1 BB: 0 P: 5	1B: 6 2B: 2 3B: 0 HR: 0	SF: 1 SAC: 1 DP: 1 HBP: 1	WP: 1 PB: 1 SB: 0 CS: 0	PA: 39																
PITCHER	IP	WLS	BF	H	R	ER	SO	BB	IBB	HBP	BLK	WP	HR	S	P	ERA	WHIP	PITCHER	IP	WLS	BF	H	R	ER	SO	BB	IBB	HBP	BLK	WP	HR	S	P	ERA	WHIP			
Don Wilson, R (1,1) ERA: 3.31	6.0	L	30	3	6	2	3	5	0	1	0	1	0	30	51	3.00	1.333																					
Ken Forsch, R (7,1) ERA: 2.89	2.0		9	4	1	1	1	1	0	0	0	0	0	10	14	4.50	2.500																					

Houston Astros @ Los Angeles Dodgers
Dodger Stadium, Los Angeles, CA
Mon Sep 16 1974, 7:05 PM PDT
Att: 18,321 - Unknown

AB 30
R 7
H 7
RBI 4
BB 6
SO 4
LOB 19




Batter	1	2	3	4	5	6	7	8	9	10	AB	R	H	RBI	BB	SO	LOB		
Wilbur Howard, S OBP: 0.293, SLG: 0.377	(1, 7) 0-3 K		(2) 0-3 K		(2) 0-0 6-3		(3) 0-0 1-3		(3) 0-3 K		5	0	0	0	0	3	3		
Greg Gross, L OBP: 0.388, SLG: 0.363	(1, 9) 0-3 K		(2) 0-0 BB		(3) 0-0 4-3			(3) 0-0 E		(3) 0-0 SH1-3	5	2	3	0	0	1	1		
Cesar Cedeno, R OBP: 0.342, SLG: 0.468	(1, 8) 0-0 5-3		(3) 4-0 BB		(1) 0-0 4-3			(1) 0-0 E9		(1) 0-0 SH1-3	3	1	1	0	1	0	0		
Lee May, R Larry Milbourne, S Dave Stieb, S Bob Wittson, R Bob Callaghan, L Bob Callaghan, L	(1, 3) 0-0 F9		(3) 0-3 K		(2) 0-0 F2			(2) 0-0 L6-4		(2) 0-0 2B	4	0	0	1	0	0	2		
Doug Rader, R OBP: 0.335, SLG: 0.423	(1, 5) 0-0 5-3			(3) 0-3 K		(3) 4-0 BB		(3) 0-3 K		(3) 0-0 F8	4	0	0	0	1	2	2		
Milt May, L OBP: 0.355, SLG: 0.407	(1, 2) 0-0 1B			(2) 0-0 4-3		(3) 0-0 F9		(3) 0-0 L6-4		(3) 0-0 G3	5	0	1	0	0	0	3		
Tommy Helms, R OBP: 0.315, SLG: 0.352	(1, 4) 0-0 1B			(3) 0-0 5-3			(1) 0-0 4-3		(1) 0-0 SH1-3		4	0	2	0	0	0	0		
Roger Metzger, S OBP: 0.303, SLG: 0.324	(1, 6) 0-0 1-3			(3) 4-0 SH1-3		(2) 0-3 K		(2) 0-0 K		(2) 0-0 SH1-3	2	0	0	0	1	1	2		
Larry Dierker, R OBP: 0.188, SLG: 0.221	(1, 1) 0-0 4-3			(1) 0-0 SH1-3		(1) 0-0 1B		(1) 0-0 1B		(1) 0-0 F9	3	0	1	0	0	0	1		
Mike Cosgrove, L OBP: 0.158, SLG: 0.059	(9, 1) 0-0 4-3			(1) 0-0 SH1-3		(1) 0-0 1B		(1) 0-0 1B		(1) 0-0 F9	0	0	0	0	0	0	0		
Ken Forsch, R OBP: 0.297, SLG: 0.205	(10, 3) 0-0 4-3			(1) 0-0 SH1-3		(1) 0-0 1B		(1) 0-0 1B		(1) 0-0 F9	0	0	0	0	0	0	0		
Inning Stats	R: 0 E: 0 K: 2 S: 7	H: 0 LOB: 0 BB: 0 P: 7	R: 0 E: 0 K: 0 S: 5	H: 2 LOB: 2 BB: 0 P: 5	R: 0 E: 0 K: 1 S: 5	H: 1 LOB: 2 BB: 1 P: 12	R: 0 E: 0 K: 0 S: 5	H: 0 LOB: 0 BB: 0 P: 7	R: 0 E: 0 K: 1 S: 3	H: 1 LOB: 1 BB: 0 P: 6	R: 2 E: 1 K: 1 S: 7	H: 3 LOB: 1 BB: 0 P: 7	R: 0 E: 0 K: 1 S: 6	H: 1 LOB: 1 BB: 0 P: 6	R: 1 E: 0 K: 0 S: 5	H: 2 LOB: 1 BB: 0 P: 5	1B: 7 2B: 4 3B: 0 HR: 0	SF: 0 SAC: 3 DP: 1 HBP: 0	WP: 0 PA: 42
PITCHER	IP 7.0	WLS 28	H 4	R 0	ER 0	SO 6	BB 3	IBB 0	HBP 0	BLK 0	WP 0	HR 0	S 37	P 49	ERA 0.00	WHIP 1.000			
Al Downing, L ERA: 3.53	(1, 1)																		
Mike Marshall, R ERA: 2.35	(8, 1)	2.0	9	4	2	2	2	0	0	0	0	0	13	13	9.00	2.000			
Charlie Hough, R ERA: 3.96	(10, 1)	0.1	L	3	2	1	1	0	0	0	0	0	3	3	27.00	6.000			
Jim Brewer, L ERA: 2.67	(10, 1)	0.2	2	0	0	0	0	0	0	0	0	0	2	2	0.00	0.000			

TOP

Houston Astros @ Los Angeles Dodgers
Dodger Stadium, Los Angeles, CA
Wed Sep 18 1974, 7:05 PM PDT
Att: 26,165 - Unknown

AB	36
R	3
H	10
RBI	1
BB	3
SO	8
LOB	14




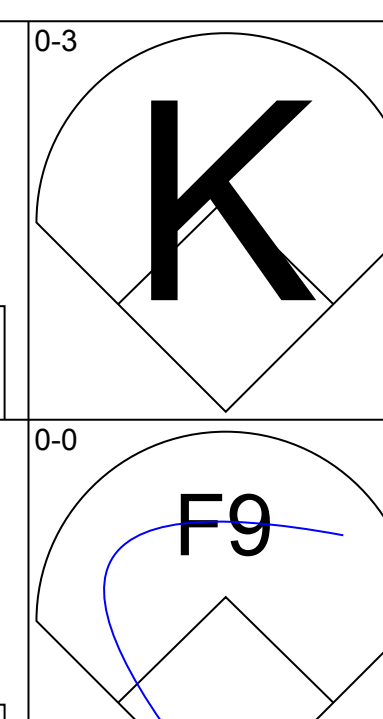
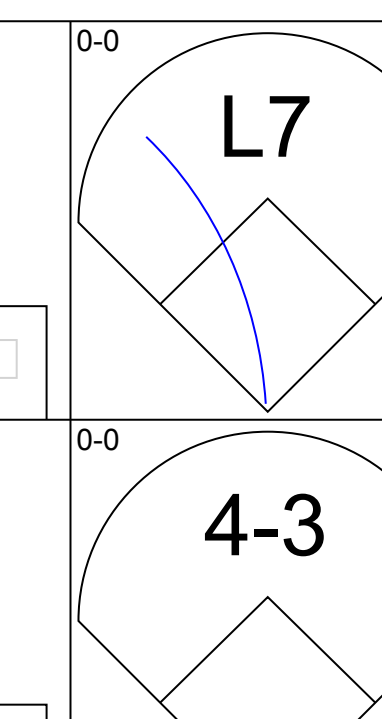
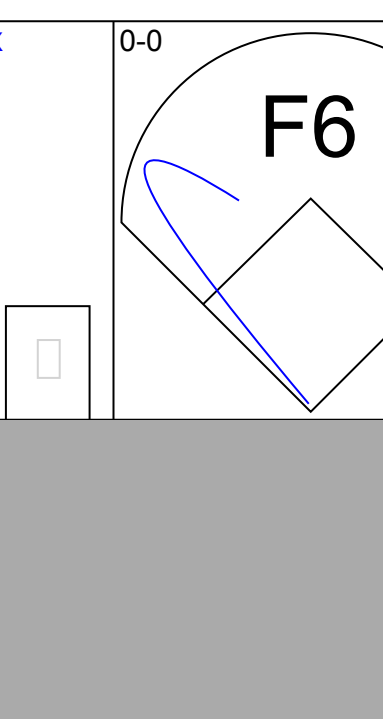
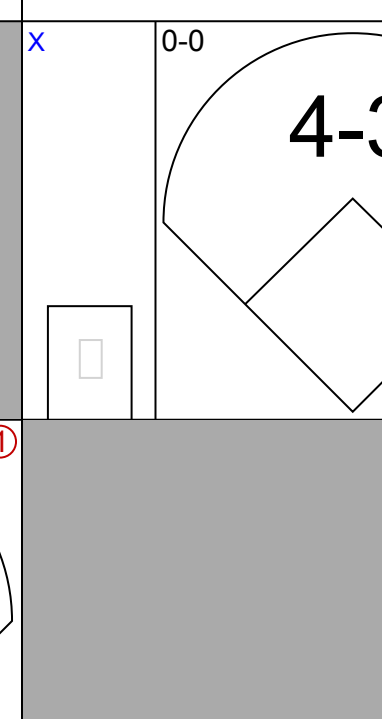
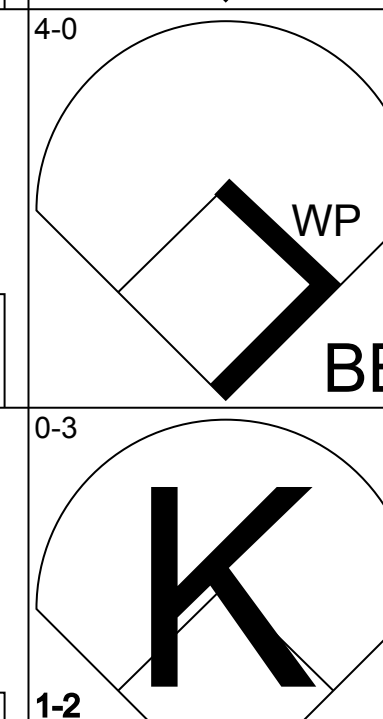

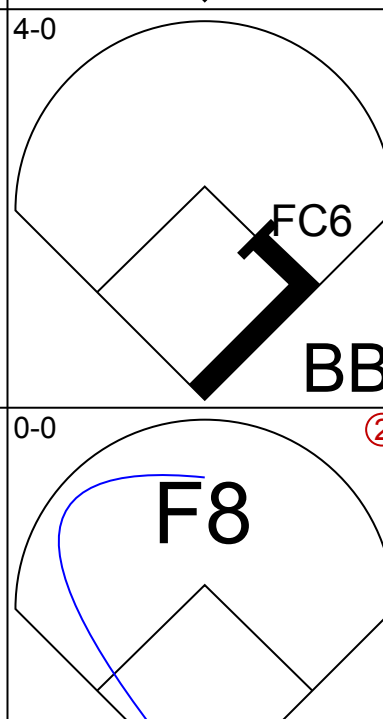
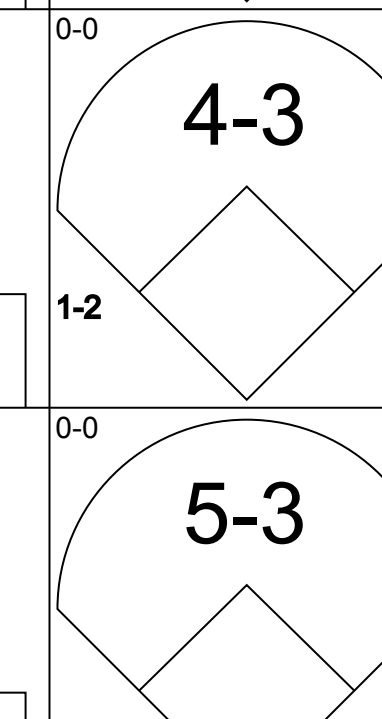

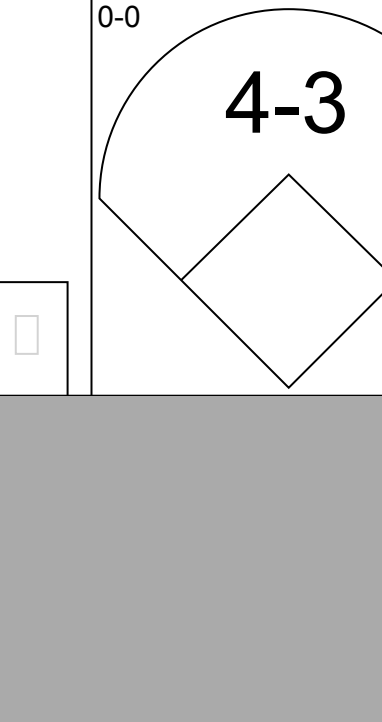
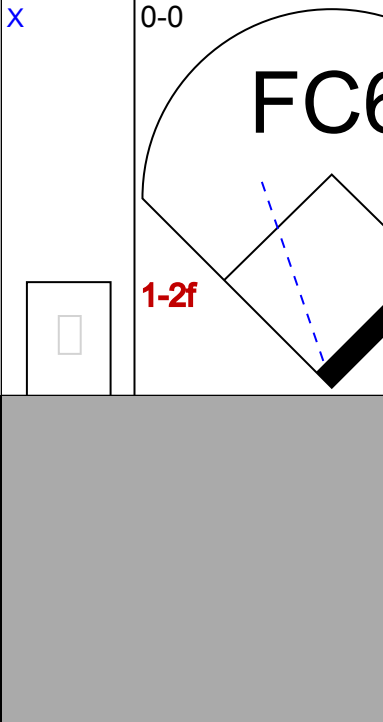
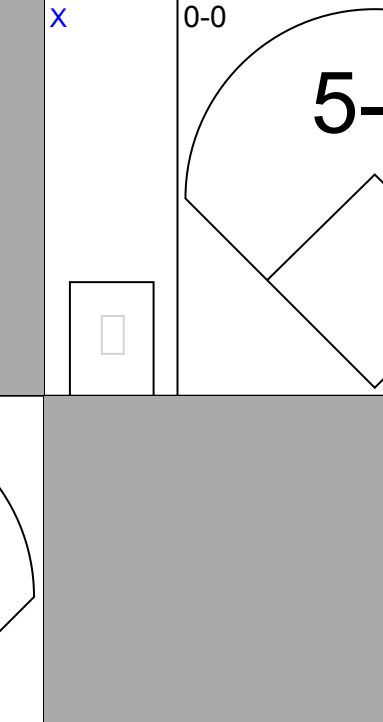



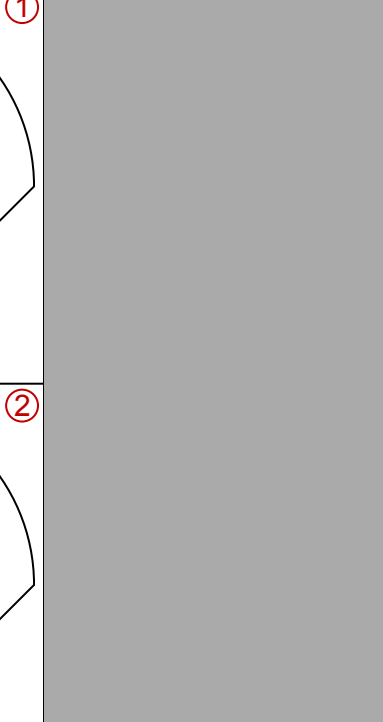
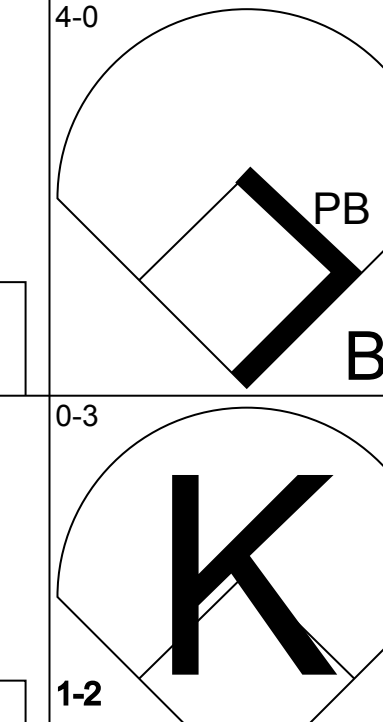
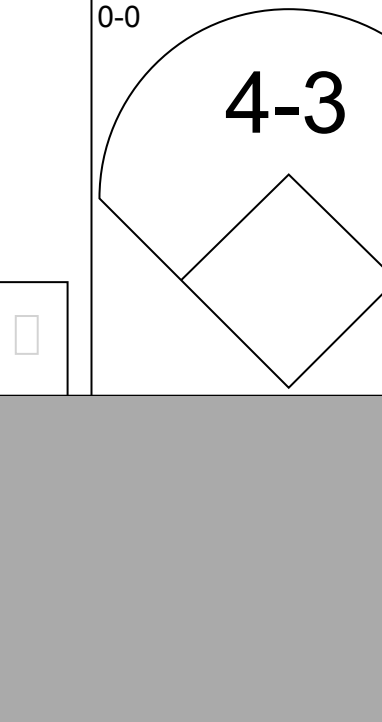
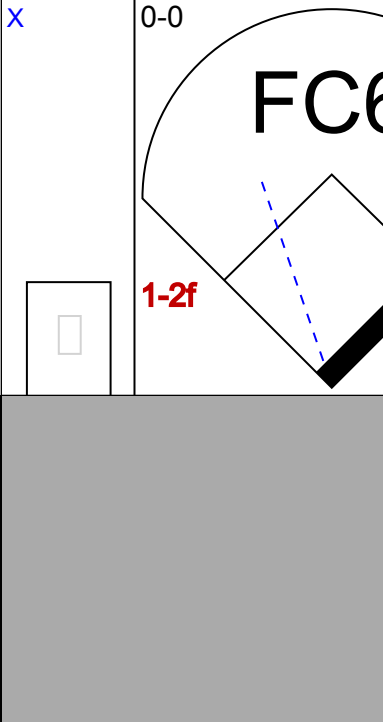
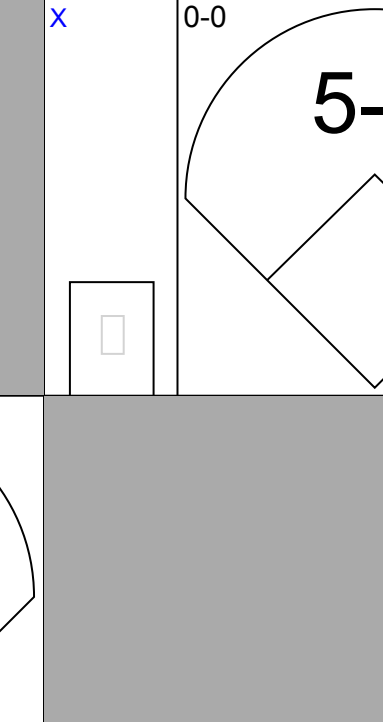

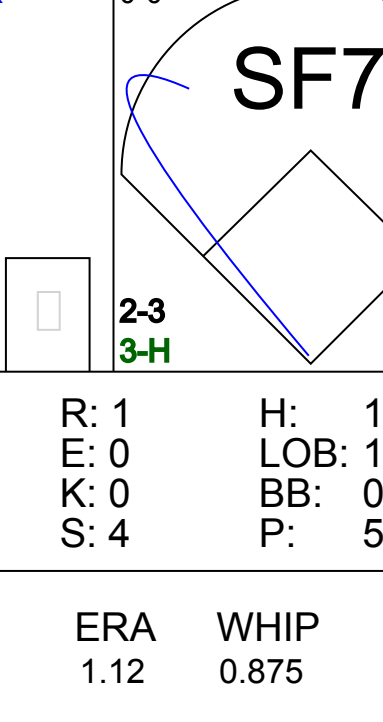
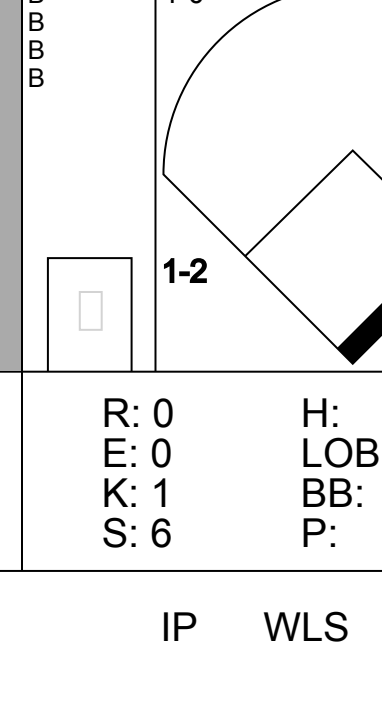

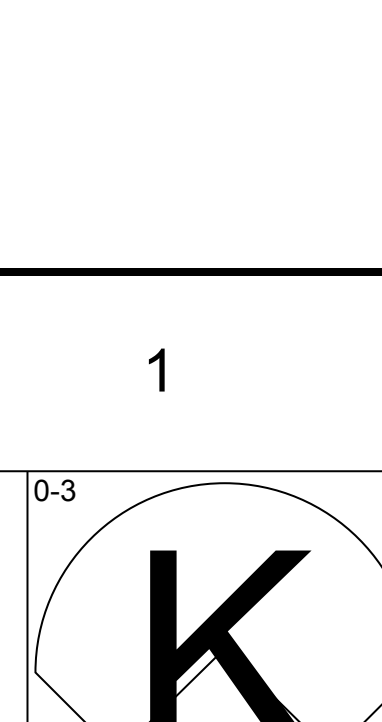
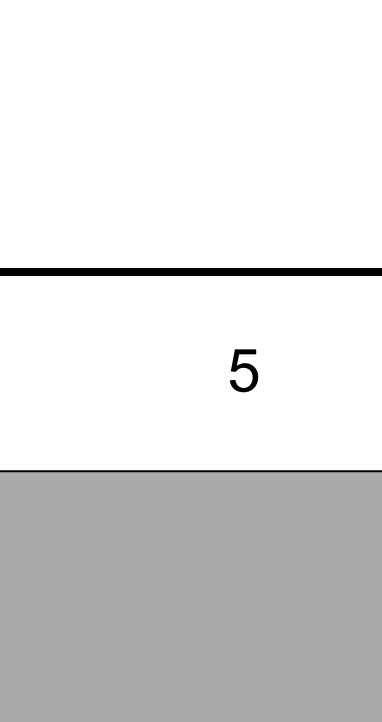
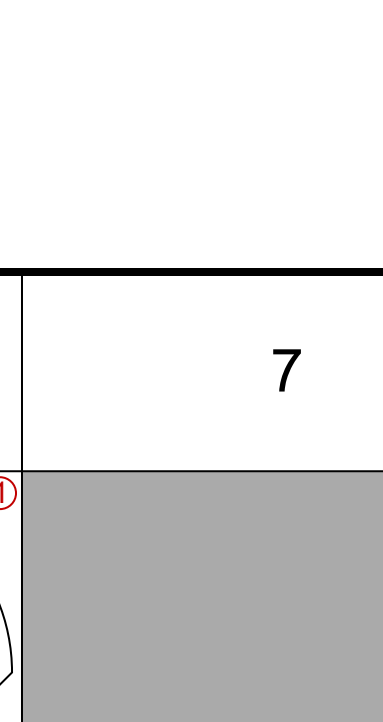
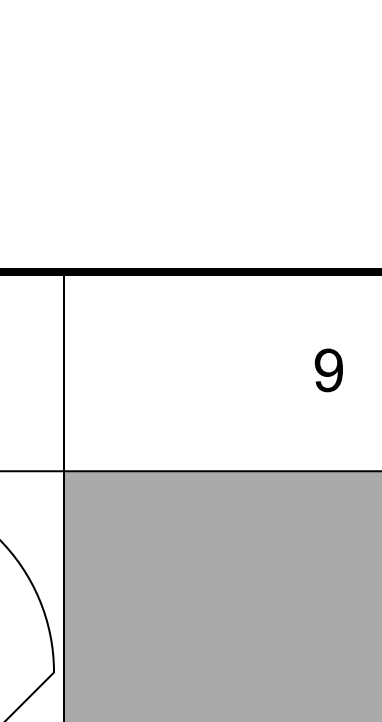
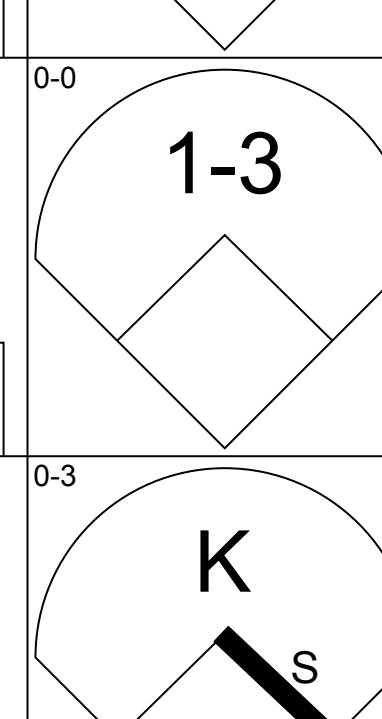


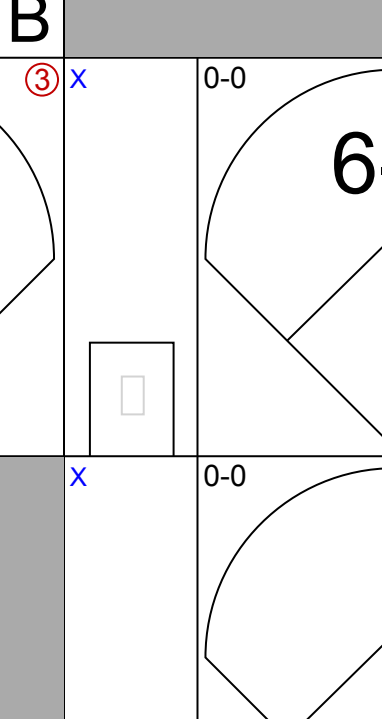
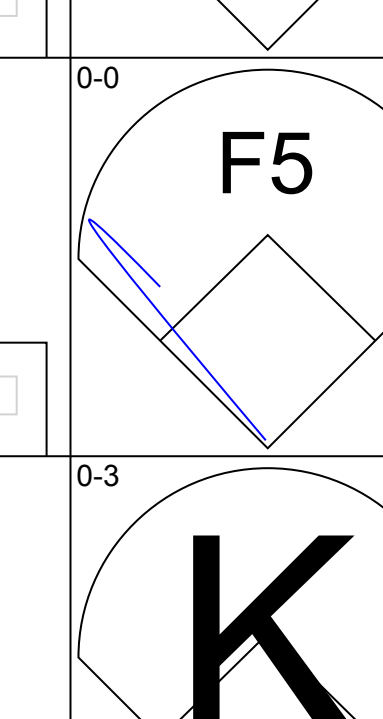


Batter	1	2	3	4	5	6	7	8	9	10	AB	R	H	RBI	BB	SO	LOB				
Davey Lopes, R OBP: 0.356, SLG: 0.380	(1, 4) 0-0 G3		(2) 0-0 F7			(2) 0-0 SH1-3		(2) 0-0 5-3		(3) 0-0 5-3	5	0	1	0	0	0	2				
Bill Buckner, L OBP: 0.352, SLG: 0.403	(1, 7) 0-0 F7		(3) 0-0 P5			(1) 0-0 SH1-3		(2) 0-0 4-3		(3) 0-0 FC1-6	4	0	1	0	0	0	0				
Jimmy Wynn, R OBP: 0.367, SLG: 0.505	(1, 8) 0-0 F8			(3) 0-0 CS		(2) 0-3 K		(3) 0-0 P4		(1) 0-0 FC1-6	5	0	1	0	0	1	2				
Steve Garvey, R OBP: 0.352, SLG: 0.489	(1, 3) 0-3 K		(3) 0-3 K		(3) 0-3 K		(3) 0-0 F8		(3) 0-0 HR	(2) 0-0 F3	5	1	1	0	0	2	3				
Willie Crawford, L OBP: 0.379, SLG: 0.443	(1, 9) 0-0 2B			(3) 0-0 1B		(3) 0-0 HBP		(3) 0-0 BB		(3) 0-0 HR	2	0	2	0	1	0	0				
Ken McMullen, R OBP: 0.296, SLG: 0.442	(9, PH) 0-0 1B			(3) 0-0 1B		(3) 0-0 HBP		(3) 0-0 BB		(3) 0-0 1B	2	1	2	2	0	0	0				
Jerry Royster, R OBP: 0.296, SLG: 0.442	(10, PR) 0-0 2B			(3) 0-0 1B		(3) 0-0 HBP		(3) 0-0 BB		(3) 0-0 1B	0	0	0	0	0	0	0				
Ron Cay, R OBP: 0.360, SLG: 0.410	(1, 5) 0-3 K			(3) 0-0 F8		(3) 0-0 HBP		(3) 0-0 1B		(3) 0-0 P6	3	0	1	0	0	1	2				
Rick Auerbach, R OBP: 0.414, SLG: 0.397	(9, PR) 0-0 2B			(3) 0-0 1B		(3) 0-0 HBP		(3) 0-0 1B		(3) 0-0 P6	0	0	0	0	0	0	0				
Charlie Hough, R OBP: 0.219, SLG: 0.219	(10, 1) 0-0 1B			(3) 0-0 1B		(3) 0-0 HBP		(3) 0-0 1B		(3) 0-0 P6	0	0	0	0	0	0	0				
Jim Brewer, L OBP: 0.500, SLG: 0.500	(10, 1) 0-0 2B			(3) 0-0 1B		(3) 0-0 HBP		(3) 0-0 1B		(3) 0-0 P6	1	0	0	0	0	0	2				
Charlie Manuel, L OBP: 0.500, SLG: 0.500	(10, PH) 0-0 1B			(3) 0-0 1B		(3) 0-0 HBP		(3) 0-0 1B		(3) 0-0 P6	3	0	1	0	1	0	2				
Joe Ferguson, R OBP: 0.372, SLG: 0.422	(1, 2) 0-0 BB			(3) 0-0 F8		(3) 0-0 F8		(3) 0-0 L8		(3) 0-0 1B	3	0	1	0	1	0	2				
Bill Russell, R OBP: 0.333, SLG: 0.351	(1, 6) 0-0 G3			(3) 0-0 F9		(3) 0-0 F8		(3) 0-0 F8		(3) 0-0 1B	3	0	0	0	1	0	4				
Al Downing, R OBP: 0.184, SLG: 0.172	(1, 1) 0-3 K			(3) 0-0 F8		(3) 0-0 L4		(3) 0-0 L4		(3) 0-0 1-3	2	0	0	0	0	1	0				
Manny Mota, R ERA: 3.4	(7, PH) 0-0 1B			(3) 0-0 F8		(3) 0-0 L4		(3) 0-0 L4		(3) 0-0 1-3	1	0	0	0	0	0	2				
Mike Marshall, R ERA: 2.83	(8, 1) 0-0 1B			(3) 0-0 F8		(3) 0-0 L4		(3) 0-0 L4		(3) 0-0 1-3	0	0	0	0	0	0	0				
Von Joshua, L OBP: 0.293, SLG: 0.333	(9, PH) 0-0 1B			(3) 0-0 F8		(3) 0-0 L4		(3) 0-0 L4		(3) 0-0 1-3	1	0	0	0	0	0	2				
Inning Stats	R: 0 E: 0 K: 0 S: 3	H: 0 LOB: 0 BB: 0 P: 3	R: 0 E: 0 K: 2 S: 8	H: 1 LOB: 2 BB: 1 P: 12	R: 0 E: 0 K: 1 S: 5	H: 0 LOB: 0 BB: 0 P: 5	R: 0 E: 0 K: 1 S: 6	H: 2 LOB: 1 BB: 0 P: 6	R: 0 E: 0 K: 0 S: 3	H: 0 LOB: 0 BB: 0 P: 3	R: 0 E: 0 K: 0 S: 6	H: 1 LOB: 1 BB: 0 P: 6	R: 0 E: 0 K: 0 S: 3	H: 0 LOB: 0 BB: 0 P: 3	R: 2 E: 0 K: 0 S: 6	H: 4 LOB: 2 BB: 10 P: 10	R: 0 E: 0 K: 0 S: 5	H: 2 LOB: 2 BB: 0 P: 5	1B: 6 2B: 4 3B: 0 HR: 1	SF: 0 SAC: 1 DP: 1 HBP: 1	WP: 0 PA: 42
PITCHER	IP 8.0	WLS 31	H 5	R 1	ER 1	SO 5	BB 2	IBB 0	HBP 1	BLK 0	WP 0	HR 0	S 38	P 47	ERA 1.12	WHIP 0.875					
Larry Dierker, R ERA: 2.86	(1, 1)																				
Mike Cosgrove, L ERA: 3.4	(9, 1)	0.0	1	1	1	0	0	0	0	0	0	0	1	1	∞	∞					
Ken Forsch, R ERA: 2.83	(9, 1)	2.0	W	10	4	0	0	0	1	0	0	0	9	13	0.00	2.000					

BOTTOM

Houston Astros @ Los Angeles Dodgers
Dodger Stadium, Los Angeles, CA
Wed Sep 18 1974, 7:05 PM PDT
Att: 26,165 - Unknown

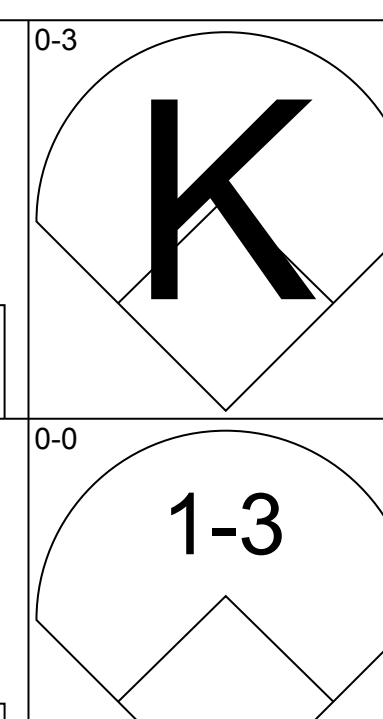
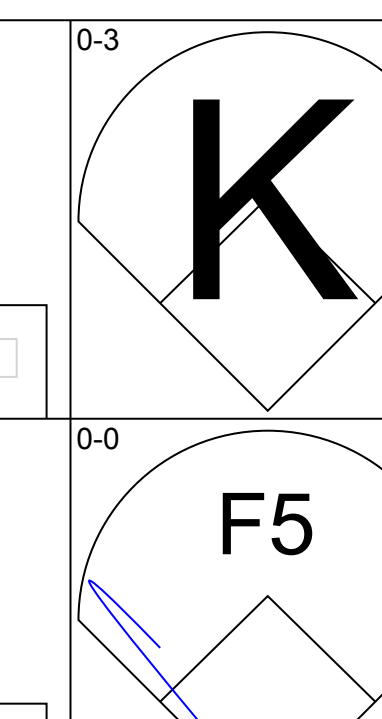
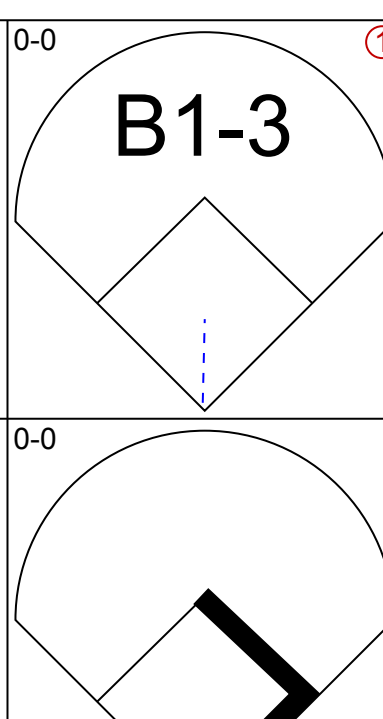
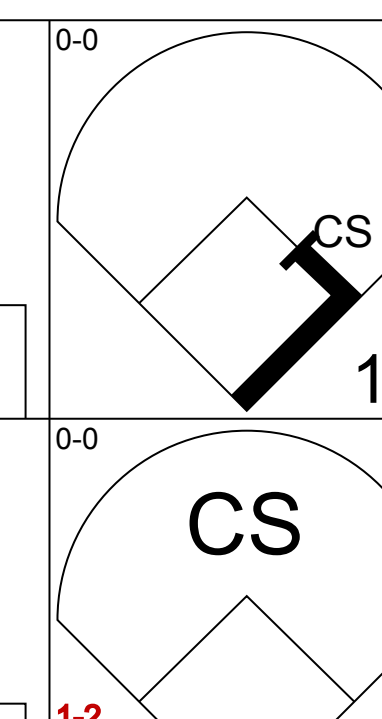
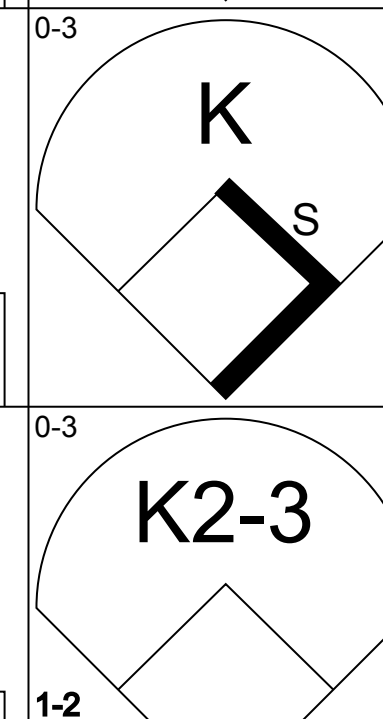
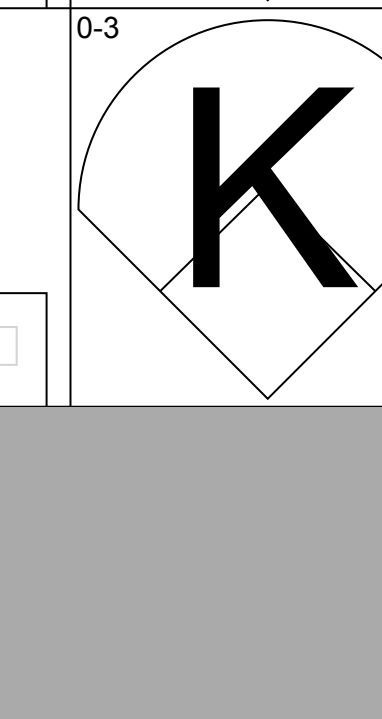
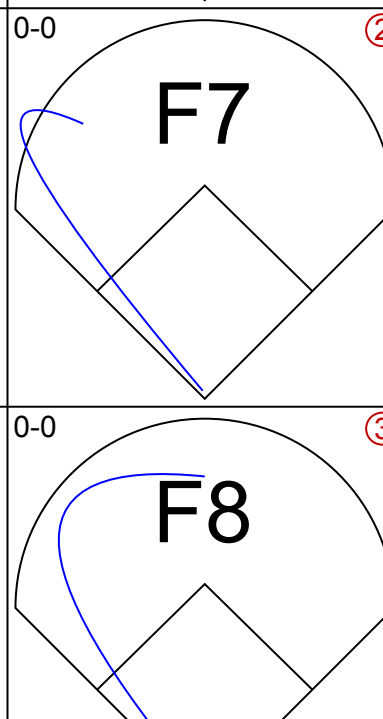

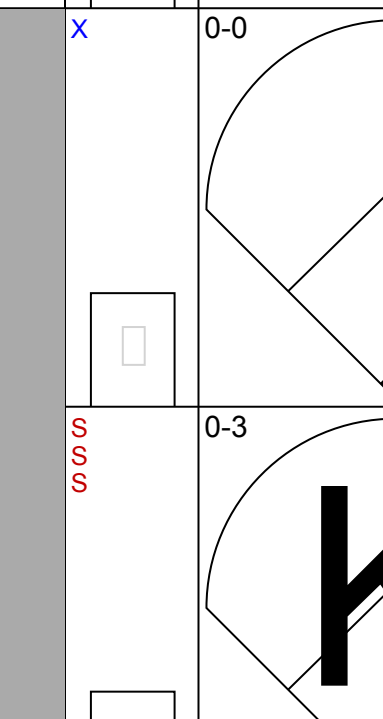







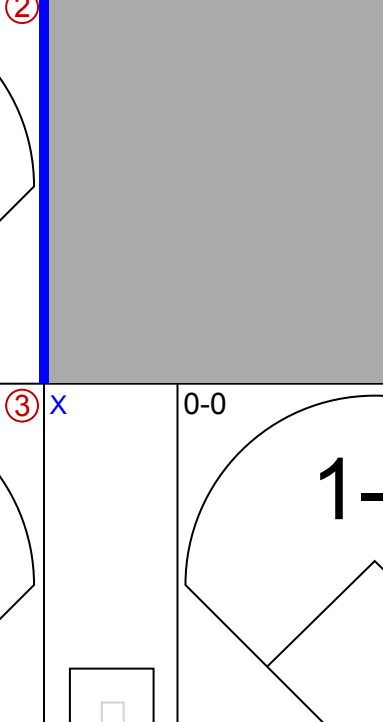
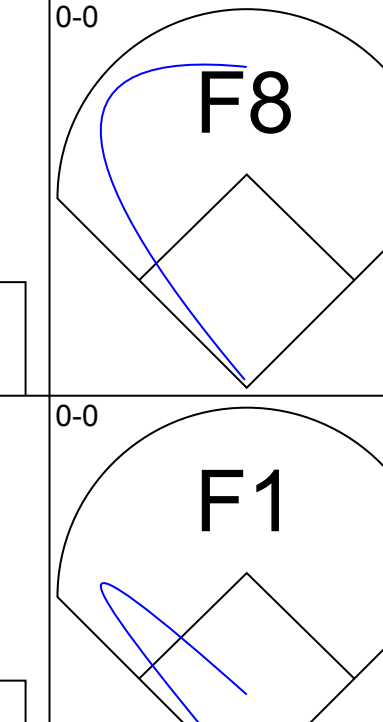
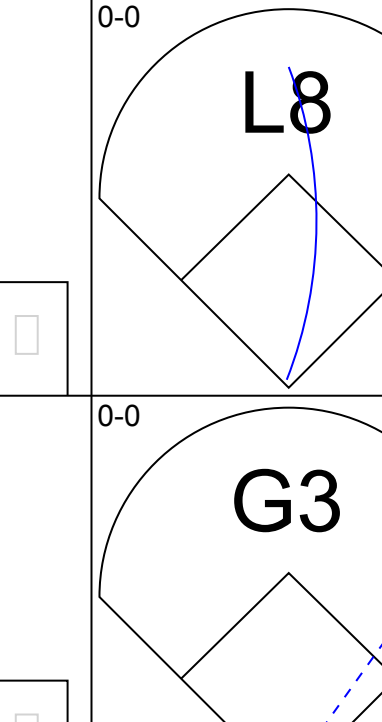

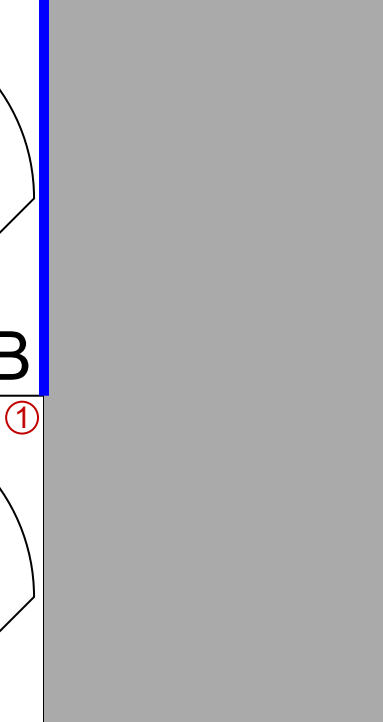



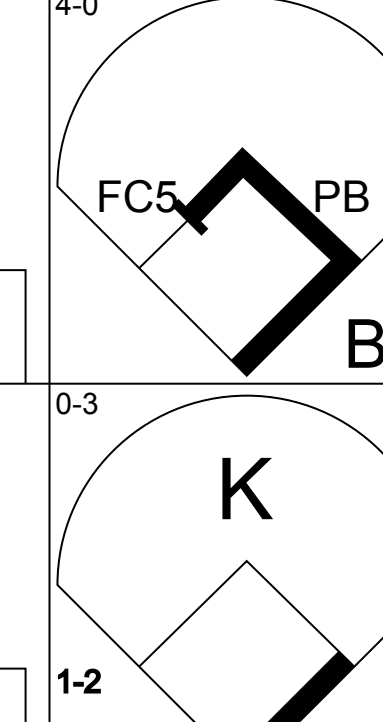
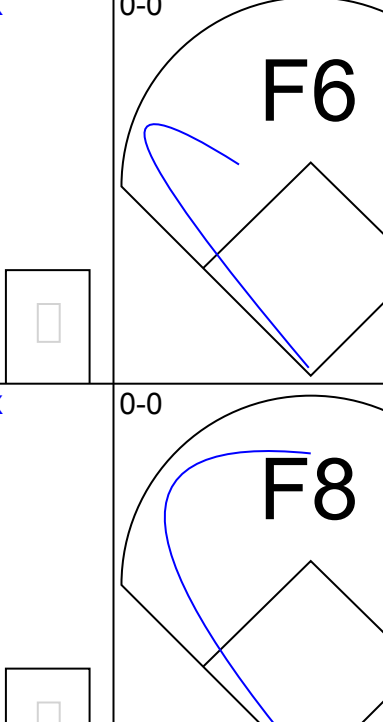
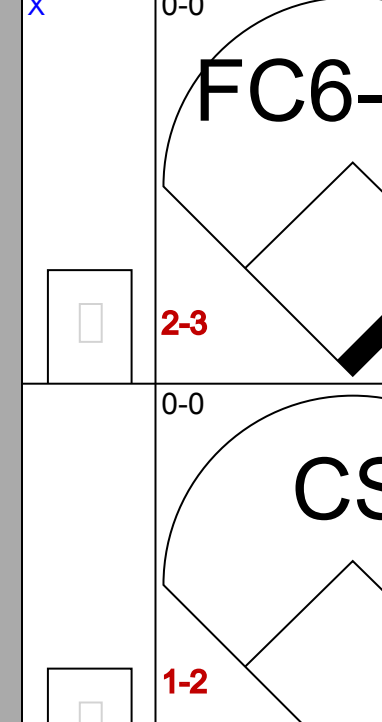
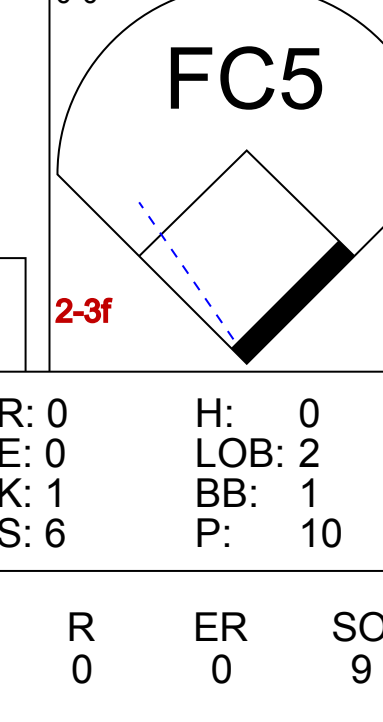




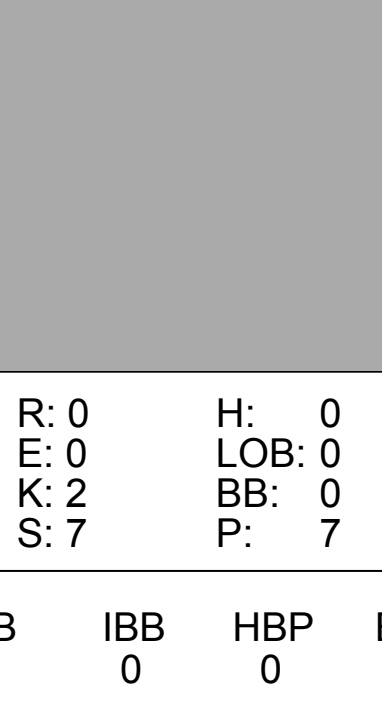
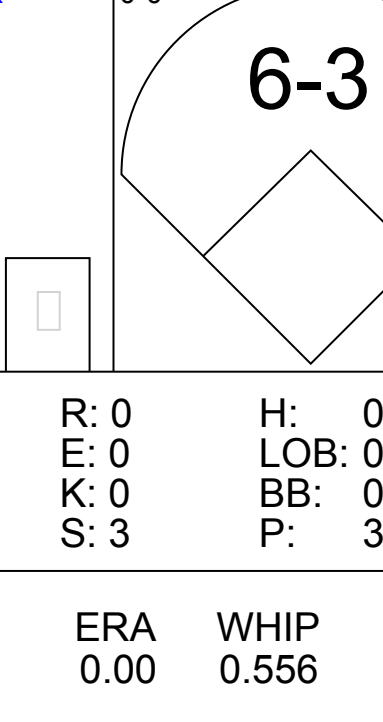
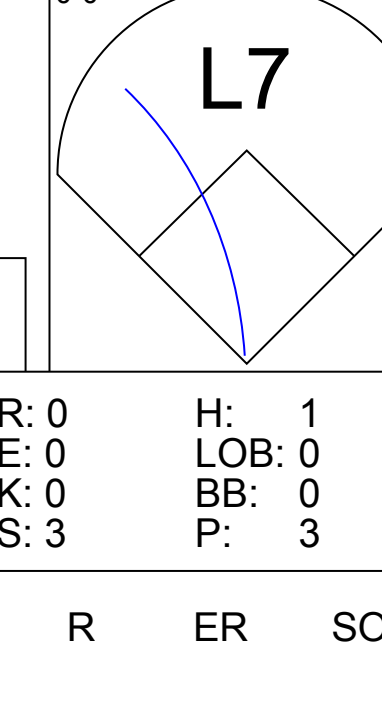
AB	37
R	2
H	10
RBI	2
BB	3
SO	5
LOB	21



Batter	1	2	3	4	5	6	7	8	9	AB	R	H	RBI	BB	SO	LOB	TOP			
Rowland Office, L (1, 8) OBP: 0.284, SLG: 0.342										4	0	0	0	0	1	3	Atlanta Braves @ Houston Astros Astrodome, Houston, TX Fri Sep 20 1974, 8:05 PM EDT Att: 7,524 - Dome			
Marty Perez, R (1, 4) OBP: 0.308, SLG: 0.335										3	0	0	0	1	0	0				
Darrell Evans, L (1, 5) OBP: 0.381, SLG: 0.414										2	0	0	0	2	1	1				
Dusty Baker Jr., R (1, 9) OBP: 0.332, SLG: 0.411										4	0	0	0	0	1	3				
Mike Lum, L (1, 7) OBP: 0.314, SLG: 0.360										3	0	0	0	1	0	2				
Frank Tepedino, L (1, 3) OBP: 0.272, SLG: 0.281										4	0	2	0	0	1	1				
Vic Correll, R (1, 2) OBP: 0.314, SLG: 0.354										3	1	0	0	0	2	3				
Craig Robinson, R (1, 6) OBP: 0.263, SLG: 0.251										4	0	1	0	0	0	3				
Phil Niekro, R (1, 1) OBP: 0.240, SLG: 0.220										1	0	0	1	1	0	0				
Inning Stats	R: 0 E: 0 K: 2 S: 7	H: 0 LOB: 1 BB: 1 P: 11	R: 0 E: 0 K: 2 S: 7	H: 0 LOB: 1 BB: 1 P: 11	R: 0 E: 0 K: 0 S: 3	H: 0 LOB: 0 BB: 0 P: 3	R: 0 E: 0 K: 1 S: 5	H: 0 LOB: 0 BB: 0 P: 5	R: 1 E: 0 K: 0 S: 4	H: 1 LOB: 1 BB: 0 P: 5	R: 0 E: 0 K: 0 S: 3	H: 0 LOB: 1 BB: 1 P: 7	R: 0 E: 0 K: 1 S: 6	H: 1 LOB: 2 BB: 1 P: 10	R: 0 E: 0 K: 0 S: 3	H: 1 LOB: 1 BB: 0 P: 3	1B: 2 2B: 1 3B: 0 HR: 0	SF: 1 SAC: 0 DP: 1 HBP: 1	WP: 1 PB: 1 SB: 0 CS: 0	PA: 35
PITCHER	IP WLS BF H R ER SO BB IBB HBP BLK WP HR S P ERA WHIP																			
J.R. Richard, R (1, 1) ERA: 3.4	8.0 L 32 2 1 1 6 5 0 1 0 1 0 0 38 59 1.12 0.875																			
Ramon de los Santos, L (8, 1) ERA: 1.0	1.0 3 1 0 0 0 0 0 0 0 0 0 0 0 3 3 0.00 1.000																			

AB 28
R 1
H 3
RBI 1
BB 5
SO 6
LOB 16



Batter	1	2	3	4	5	6	7	8	9	AB	R	H	RBI	BB	SO	LOB	BOTTOM			
Wilbur Howard, S (1, 7) OBP: 0.291, SLG: 0.370										4	0	1	0	0	2	0	Atlanta Braves @ Houston Astros Astrodome, Houston, TX Fri Sep 20 1974, 8:05 PM EDT Att: 7,524 - Dome			
Greg Gross, L (1, 9) OBP: 0.387, SLG: 0.364										4	0	1	0	0	0	0				
Cesar Cedeño, R (1, 8) OBP: 0.341, SLG: 0.468										4	0	1	0	0	2	1				
Lee May, R (1, 3) OBP: 0.293, SLG: 0.452										4	0	0	0	0	2	3				
Mitt May, L (1, 2) OBP: 0.355, SLG: 0.409										3	0	1	0	0	0	0				
Skip Jutze, R (7, PR) OBP: 0.286, SLG: 0.286										0	0	0	0	0	0	0				
Johnny Edwards, L (8, PH) OBP: 0.283, SLG: 0.313										1	0	0	0	0	1	1				
Doug Rader, R (1, 5) OBP: 0.333, SLG: 0.420										3	0	0	0	0	1	1				
Tommy Helms, R (1, 4) OBP: 0.315, SLG: 0.350										2	0	0	0	1	0	1				
Larry Milbourne, S (7, PR) OBP: 0.323, SLG: 0.317										0	0	0	0	0	0	0				
Roger Metzger, S (1, 6) OBP: 0.301, SLG: 0.322										3	0	0	0	0	1	1				
J.R. Richard, R (1, 1) OBP: 0.176, SLG: 0.353										2	0	0	0	0	0	2				
Bob Watson, R (8, PH) OBP: 0.371, SLG: 0.410										1	0	0	0	0	0	0				
Ramon de los Santos, L (8, 1) ERA: 2.52										0	0	0	0	0	0	0				
Inning Stats	R: 0 E: 0 K: 3 S: 10	H: 0 LOB: 1 BB: 0 P: 10	R: 0 E: 0 K: 1 S: 6	H: 0 LOB: 2 BB: 1 P: 10	R: 0 E: 0 K: 2 S: 7	H: 0 LOB: 0 BB: 0 P: 7	R: 0 E: 0 K: 0 S: 3	H: 0 LOB: 0 BB: 0 P: 3	R: 0 E: 0 K: 0 S: 4	H: 1 LOB: 1 BB: 0 P: 4	R: 0 E: 0 K: 1 S: 5	H: 1 LOB: 2 BB: 0 P: 5	R: 0 E: 0 K: 0 S: 3	H: 1 LOB: 1 BB: 0 P: 3	R: 0 E: 0 K: 2 S: 8	H: 1 LOB: 1 BB: 0 P: 8	1B: 1 2B: 3 3B: 0 HR: 0	SF: 0 SAC: 0 DP: 0 HBP: 0	WP: 0 PB: 2 SB: 1 CS: 2	PA: 34
PITCHER	IP WLS BF H R ER SO BB IBB HBP BLK WP HR S P ERA WHIP																			
Phil Niekro, R (1, 1) ERA: 2.52	9.0 W 32 4 0 0 9 1 0 0 0 0 0 0 49 53 0.00 0.556																			

AB 31
R 0
H 4
RBI 0
BB 1
SO 9
LOB 10



Batter	1	2	3	4	5	6	7	8	9	10	11	12	13	14	AB	R	H	RBI	BB	SO	LOB	TOP																
Rowland Office, L OBP: 0.284, SLG: 0.341 (1, 8)															7	0	2	0	0	1	7																	
Marty Perez, R OBP: 0.313, SLG: 0.343 (1, 4)															7	1	2	0	0	2	2																	
Darrell Evans, L OBP: 0.378, SLG: 0.414 (1, 5)															6	0	1	0	1	1	2																	
Dusty Baker Jr., R OBP: 0.333, SLG: 0.409 (1, 9)															5	0	1	0	2	2	5																	
Mike Lum, L OBP: 0.312, SLG: 0.357 (10, PH)															4	1	1	0	0	0	1																	
Hank Aaron, R OBP: 0.337, SLG: 0.486 (10, PR)															4	0	1	0	2	0	2																	
Rod Gilbreath, R OBP: 0.275, SLG: 0.320 (10, 7)																																						
Frank Tepedino, L OBP: 0.280, SLG: 0.280 (1, 3)															4	0	1	0	2	0	2																	
Johnny Oates, L OBP: 0.287, SLG: 0.277 (1, 2)															5	0	0	0	1	1	4																	
Craig Robinson, R OBP: 0.289, SLG: 0.259 (1, 6)															5	0	3	1	1	0	1																	
Buzz Capra, R OBP: 0.400, SLG: 0.400 (9, 1)															2	0	1	0	1	0	0																	
Tom House, L OBP: 0.125, SLG: 0.133 (11, 1)															1	0	0	0	0	0	0																	
Inning Stats	R: 0 E: 0 K: 1 S: 6	H: 1 LOB: 1 BB: 0 P: 6	R: 0 E: 0 K: 0 S: 4	H: 1 LOB: 3 BB: 2 P: 12	R: 0 E: 0 K: 0 S: 3	H: 0 LOB: 0 BB: 0 P: 3	R: 1 E: 0 K: 1 S: 6	H: 3 LOB: 2 BB: 0 P: 6	R: 0 E: 0 K: 0 S: 3	H: 0 LOB: 0 BB: 0 P: 7	R: 0 E: 0 K: 0 S: 4	H: 1 LOB: 1 BB: 0 P: 5	R: 0 E: 0 K: 1 S: 6	H: 1 LOB: 3 BB: 1 P: 10	R: 0 E: 0 K: 0 S: 2	H: 0 LOB: 0 BB: 1 P: 6	R: 0 E: 0 K: 0 S: 3	H: 0 LOB: 0 BB: 0 P: 3	R: 0 E: 0 K: 1 S: 6	H: 1 LOB: 2 BB: 1 P: 10	R: 0 E: 0 K: 0 S: 4	H: 0 LOB: 0 BB: 0 P: 10	1B: 11 2B: 0 3B: 1 HR: 0	SF: 0 SAC: 1 DP: 1 HBP: 0	WP: 0 PA: 58													
PITCHER	IP 8.0	WLS 31	BF 7	H 1	R 1	ER 1	SO 3	BB 3	IBB 0	HBP 0	BLK 0	WP 0	HR 0	S 34	P 46	ERA 1.12	WHIP 1.250																					
Don Wilson, R ERA: 3.22											PITCHER	IP 2.0	WLS 0	BF 8	H 1	R 0	ER 0	SO 1	BB 0	IBB 0	HBP 0	BLK 0	WP 0	HR 0	S 9	P 13	ERA 0.00	WHIP 0.500										
Ramon de los Santos, L ERA: 1.74											Ken Forsch, R ERA: 2.74																											
Jim York, R ERA: 3.12																																						
Mike Cosgrove, L ERA: 3.56																																						
Jerry Johnson, R ERA: 5.27																																						

Atlanta Braves @ Houston Astros
Astrodome, Houston, TX
Sun Sep 22 1974, 4:33 AM EDT
Att: 9,463 - Dome

AB 49
R 12
H 12
RBI 2
BB 8
SO 7
LOB 27



Batter	1	2	3	4	5	6	7	8	9	10	11	12	13	14	AB	R	H	RBI	BB	SO	LOB	BOTTOM																
Walter Johnson, L ERA: 1.74															2	0	0	0	0	0	0																	
Roger Metzger, S OBP: 0.300, SLG: 0.318 (1, 6)															5	1	1	0	1	0	2																	
Greg Gross, L OBP: 0.389, SLG: 0.367 (1, 9)															6	0	3	1	0	0	1																	
Cesar Cedeno, R OBP: 0.339, SLG: 0.462 (10, 8)															3	0	0	0	1	0	2																	
Bob Gallagher, L OBP: 0.296, SLG: 0.210 (10, 2)															2	0	1	0	0	0	0																	
Cliff Johnson, R OBP: 0.344, SLG: 0.397 (10, 2)															5	0	1	1	1	1	2																	
Doug Rader, R OBP: 0.330, SLG: 0.414 (1, 5)															5	0	0	0	1	2	3																	
Skip Jutze, R ERA: 3.00															2	0	0	0	0	0	1																	
Mike May, L ERA: 3.00														3	0	0	0	0	0	4																		
Tommy Lee, R ERA: 3.56														3	0	0	0	0	0	4																		
Larry Milbourne, S OBP: 0.338, SLG: 0.328 (10, 7)															4	1	2	0	1	0	2																	
Don Wilson, R OBP: 0.238, SLG: 0.300 (8, PH)															2	0	0	0	0	0	2																	
Bob Watson, R OBP: 0.373, SLG: 0.411 (9, 7)															4	1	2	0	0	0	2																	
Inning Stats	R: 0 E: 0 K: 0 S: 4	H: 1 LOB: 1 BB: 0 P: 4	R: 0 E: 0 K: 0 S: 2	H: 0 LOB: 1 BB: 1 P: 6	R: 0 E: 0 K: 0 S: 2	H: 0 LOB: 0 BB: 0 P: 6	R: 0 E: 0 K: 0 S: 3	H: 0 LOB: 0 BB: 0 P: 3	R: 0 E: 0 K: 1 S: 5	H: 0 LOB: 0 BB: 0 P: 5	R: 0 E: 0 K: 0 S: 4	H: 1 LOB: 2 BB: 0 P: 4	R: 1 E: 0 K: 1 S: 6	H: 1 LOB: 2 BB: 2 P: 14	R: 1 E: 0 K: 0 S: 5	H: 3 LOB: 2 BB: 0 P: 5	R: 0 E: 1 K: 0 S: 4	H: 1 LOB: 1 BB: 1 P: 8	R: 0 E: 0 K: 0 S: 3	H: 0 LOB: 0 BB: 0 P: 3	R: 0 E: 0 K: 0 S: 4	H: 0 LOB: 0 BB: 0 P: 4	R: 1 E: 0 K: 0 S: 4	H: 3 LOB: 2 BB: 1 P: 4	1B: 12 2B: 4 3B: 0 HR: 0	SF: 0 SAC: 2 DP: 2 HBP: 0	WP: 2 PA: 55											
PITCHER	IP 8.2	WLS 33	BF 5	H 1	R 1	ER 1	SO 3	BB 4	IBB 0	HBP 0	BLK 0	WP 2	HR 0	S 35	P 51	ERA 1.04	WHIP 1.038																					
Buzz Capra, R ERA: 2.34											PITCHER	IP 1.2	WLS 9	BF 4	H 1	R 1	ER 0	SO 0	BB 0	IBB 0	HBP 0	BLK 0	WP 0	HR 0	S 8	P 12	ERA 5.40	WHIP 2.400										
Tom House, L ERA: 1.99																																						
Max Leon, R ERA: 2.64																																						

Atlanta Braves @ Houston Astros
Astrodome, Houston, TX
Sun Sep 22 1974, 4:33 AM EDT
Att: 9,463 - Dome

AB 48
R 13
H 13
RBI 3
BB 5
SO 3
LOB 23



Batter	1	2	3	4	5	6	7	8	9	AB	R	H	RBI	BB	SO	LOB	TOP					
Greg Gross, L (1,9) OBP: 0.390, SLG: 0.367	0-0 CS 1B			0-0 6-3		0-0 1B BB		0-0 F7		3	0	1	0	1	0	0	Houston Astros @ Cincinnati Reds Riverfront Stadium, Cincinnati, OH Tue Sep 24 1974, 7:05 PM EDT Att: 12,487 - Unknown					
Roger Metzger, S (1,6) OBP: 0.299, SLG: 0.316	0-3 K			0-0 4-3		0-0 F8		0-0 6-3		4	0	0	0	0	1	2						
Wilbur Howard, S (1,8) OBP: 0.292, SLG: 0.363	0-0 F9			0-0 6-3		0-0 1B			0-0 4-3	4	0	1	0	0	0	0						
Bob Watson, R (1,7) OBP: 0.372, SLG: 0.416		0-0 F9			0-0 HR	0-3 K			0-0 P6	4	1	1	1	0	1	2						
Lee May, R (1,3) OBP: 0.293, SLG: 0.448		0-3 K			0-0 G4-6-3 1B	0-0 F8			0-0 F7	4	0	1	0	0	1	2						
Milt May, L (1,2) OBP: 0.355, SLG: 0.408		0-0 G3			0-0 G4-6-3 1B		0-3 K			3	0	0	0	0	1	1						
Tommy Helms, R (1,4) OBP: 0.317, SLG: 0.358			0-0 F3		0-0 1B 1B		0-0 P6			3	0	1	0	0	0	0						
Ray Busse, R (1,5) OBP: 0.240, SLG: 0.208			0-3 K		0-0 1-2 1B		0-3 K			3	0	1	0	0	2	0						
Tom Griffin, R (1,1) OBP: 0.319, SLG: 0.455			0-3 K		0-3 K		0-0 F8			2	0	0	0	0	2	2						
Mike Cosgrove, L (5,1) OBP: 0.150, SLG: 0.056										0	0	0	0	0	0	0						
Jerry Johnson, R (7,1) OBP: 0.125, SLG: 0.130										0	0	0	0	0	0	0						
Dave Campbell, R (8,PH) OBP: 0.125, SLG: 0.130										1	0	0	0	0	0	0						
Fred Scherman, L (8,1) OBP: 0.125, SLG: 0.130										0	0	0	0	0	0	0						
Inning Stats	R: 0 E: 0 K: 1 S: 5	H: 1 LOB: 0 BB: 0 P: 5	R: 0 E: 0 K: 1 S: 5	H: 0 LOB: 0 BB: 0 P: 5	R: 0 E: 0 K: 2 S: 7	H: 0 LOB: 0 BB: 0 P: 7	R: 0 E: 0 K: 0 S: 3	H: 0 LOB: 0 BB: 0 P: 3	R: 1 E: 0 K: 1 S: 8	H: 4 LOB: 2 BB: 1 P: 8	R: 0 E: 0 K: 1 S: 6	H: 0 LOB: 0 BB: 0 P: 10	R: 0 E: 0 K: 0 S: 7	H: 0 LOB: 0 BB: 0 P: 7	R: 0 E: 0 K: 0 S: 3	H: 0 LOB: 0 BB: 0 P: 3	R: 0 E: 0 K: 0 S: 3	H: 0 LOB: 0 BB: 0 P: 3	1B: 5 2B: 0 3B: 0 HR: 1	SF: 0 SAC: 0 DP: 1 HBP: 0	WP: 0 PB: 0 SB: 0 CS: 1	PA: 32
PITCHER Fred Norman, L (1,1) ERA: 2.99	IP: 9.0 WLS: W BF: 32 H: 6 R: 1 ER: 1 SO: 8 BB: 1 IBB: 0 HBP: 0 BLK: 0 WP: 0 HR: 1 S: 47 P: 51 ERA: 1.00 WHIP: 0.778															PITCHER	IP: 9.0 WLS: W BF: 32 H: 6 R: 1 ER: 1 SO: 8 BB: 1 IBB: 0 HBP: 0 BLK: 0 WP: 0 HR: 1 S: 47 P: 51 ERA: 1.00 WHIP: 0.778					

AB 31
R 1
H 6
RBI 1
BB 1
SO 8
LOB 9



Batter	1	2	3	4	5	6	7	8	9	AB	R	H	RBI	BB	SO	LOB	BOTTOM					
Pete Rose, S (1,7) OBP: 0.383, SLG: 0.378	0-0 4-3		4-0 1B BB	0-0 F7		0-0 F9		0-0 1-3		4	0	0	0	1	0	2	Houston Astros @ Cincinnati Reds Riverfront Stadium, Cincinnati, OH Tue Sep 24 1974, 7:05 PM EDT Att: 12,487 - Unknown					
Joe Morgan, L (1,4) OBP: 0.430, SLG: 0.497	0-0 4-3		0-0 F8		4-0 3B BB	0-0 F8		0-0 4-3		3	1	0	0	1	0	2						
Darrel Chaney, S (7,4) OBP: 0.331, SLG: 0.308			0-0 F8		0-0 PB 3B	0-0 F8		0-0 4-3		1	0	0	0	0	0	0						
Johnny Bench, R (1,2) OBP: 0.362, SLG: 0.503	0-0 F8		0-0 FC5-4 1B		0-0 1H PB 3B	0-0 F9		0-0 1B 1B		4	2	3	1	0	0	0						
Tony Perez, R (1,3) OBP: 0.330, SLG: 0.459		4-0 FC5-4 BB	0-0 FC5-4 1B		0-0 F9		0-0 L9			3	0	0	0	1	0	4						
Dan Driessen, L (1,5) OBP: 0.346, SLG: 0.405		0-0 FC5-4 S		0-0 1B 1B		0-0 1B 1B		4-0 1B BB		3	2	2	0	1	0	1						
Ray Knight, R (8,5) OBP: 0.331, SLG: 0.308		0-0 FC5-4 S		0-0 1B 1B		0-0 1B 1B		0-0 1B BB		0	0	0	0	0	0	0						
Cesar Geronimo, L (1,8) OBP: 0.355, SLG: 0.410	0-3 K		0-0 P6		0-0 4-3		0-3 K			4	0	0	0	0	2	5						
Dave Concepcion, R (1,6) OBP: 0.328, SLG: 0.383	0-0 F8		0-0 FC1-5 1B		0-0 1B 2H		0-0 FC5-4 1B			4	0	3	2	0	0	1						
Ken Griffey, L (1,9) OBP: 0.322, SLG: 0.338			0-0 FC2-6 1B		0-0 FC1-5 1B		0-0 FC5-4 1B			3	0	2	1	0	0	1						
Ed Ambrister, R (7,PH) OBP: 0.250, SLG: 0.250			0-0 FC2-6 1B		0-0 FC1-5 1B		0-0 FC5-4 1B			1	0	0	0	0	0	2						
Fred Norman, S (1,1) OBP: 0.161, SLG: 0.133			0-0 FC2-6 1B BB		0-0 FC1-5 1B		0-0 3-1		0-0 P4	4	0	0	0	0	0	3						
Inning Stats	R: 0 E: 0 K: 0 S: 3	H: 0 LOB: 0 BB: 0 P: 3	R: 0 E: 0 K: 1 S: 5	H: 0 LOB: 1 BB: 1 P: 9	R: 0 E: 0 K: 0 S: 5	H: 2 LOB: 3 BB: 1 P: 9	R: 1 E: 0 K: 0 S: 6	H: 3 LOB: 2 BB: 0 P: 6	R: 3 E: 0 K: 0 S: 6	H: 3 LOB: 1 BB: 1 P: 10	R: 0 E: 0 K: 0 S: 3	H: 0 LOB: 0 BB: 0 P: 3	R: 1 E: 0 K: 1 S: 7	H: 2 LOB: 2 BB: 1 P: 11	R: 0 E: 0 K: 0 S: 3	H: 0 LOB: 0 BB: 0 P: 3	R: 0 E: 0 K: 0 S: 3	H: 0 LOB: 0 BB: 0 P: 3	1B: 9 2B: 0 3B: 1 HR: 0	SF: 0 SAC: 0 DP: 0 HBP: 0	WP: 0 PB: 1 SB: 1 CS: 0	PA: 38
PITCHER Tom Griffin, R (1,1) ERA: 3.4	IP: 4.2 WLS: L BF: 25 H: 8 R: 4 ER: 4 SO: 1 BB: 3 IBB: 0 HBP: 0 BLK: 0 WP: 0 HR: 0 S: 24 P: 36 ERA: 7.71 WHIP: 2.357															PITCHER	IP: 4.2 WLS: L BF: 25 H: 8 R: 4 ER: 4 SO: 1 BB: 3 IBB: 0 HBP: 0 BLK: 0 WP: 0 HR: 0 S: 24 P: 36 ERA: 7.71 WHIP: 2.357					
Mike Cosgrove, L (5,1) ERA: 3.39	2.0 9 2 1 1 1 1 0 0 0 0 0 10 14 4.50 1.500																					
Jerry Johnson, R (7,1) ERA: 5.23	0.1 1 0 0 0 0 0 0 0 0 0 0 1 1 0.00 0.000																					
Fred Scherman, L (8,1) ERA: 4.11	1.0 3 0 0 0 0 0 0 0 0 0 0 3 3 0.00 0.000																					

AB 34
R 5
H 10
RBI 4
BB 4
SO 2
LOB 21



Batter	1	2	3	4	5	6	7	8	9	AB	R	H	RBI	BB	SO	LOB	TOP		
Wilbur Howard, S (1, 8) Cliff Johnson, R (9, PH) OBP: 0.290, SLG: 0.358 OBP: 0.342, SLG: 0.395	G3		K			B2-3		BB 1B	F8	4	1	1	0	0	1	2			
Roger Metzger, S (1, 6) OBP: 0.299, SLG: 0.316	G4-6-3 1B		K			4-3		1B BB		3	0	1	0	1	1	2			
Greg Gross, L (1, 9) OBP: 0.389, SLG: 0.366	G4-6-3 1-2			L4		4-3		1-2 2-H 1B		4	0	1	1	0	0	1			
Bob Watson, R (1, 7) OBP: 0.371, SLG: 0.414		6-3		G3 1B				G3 F8		4	0	1	0	0	0	2			
Milt May, L (1, 2) OBP: 0.351, SLG: 0.404		F9		G3 1-2				K K		4	0	0	0	0	2	3			
Lee May, R (1, 3) Dave Campbell, R (9, PR) OBP: 0.294, SLG: 0.449 OBP: 0.125, SLG: 0.130		6-3		K				1B 1B	G3 2-3 1B	4	0	2	0	0	1	1			
Tommy Helms, R (1, 4) Larry Milbourne, S (7, PR) OBP: 0.317, SLG: 0.358 OBP: 0.336, SLG: 0.325			F7		F9			1-2 1B	2-3	3	0	1	0	0	0	0			
Ray Busse, R (1, 5) OBP: 0.241, SLG: 0.185			4-0 1B BB		4-3			F8	G3	3	0	0	0	1	0	4			
Larry Dierker, R (1, 1) Dave Roberts, L (4, 1) Bob Gallagher, L (8, PH) Ramon de los Santos, L (8, 1) Cesar Cedeno, R (9, PH) OBP: 0.200, SLG: 0.232 OBP: 0.255, SLG: 0.390 OBP: 0.255, SLG: 0.207 OBP: 0.340, SLG: 0.462				1-2 1B		1-3			K BB	1	0	1	0	0	0	0			
Inning Stats	R: 0 E: 0 K: 0 S: 3	H: 1 LOB: 0 BB: 0 P: 3	R: 0 E: 0 K: 0 S: 3	H: 0 LOB: 0 BB: 0 P: 3	R: 0 E: 0 K: 2 S: 8	H: 1 LOB: 2 BB: 1 P: 12	R: 0 E: 0 K: 1 S: 6	H: 1 LOB: 0 BB: 0 P: 6	R: 0 E: 0 K: 0 S: 3	H: 0 LOB: 0 BB: 0 P: 3	R: 0 E: 0 K: 1 S: 7	H: 2 LOB: 2 BB: 0 P: 7	R: 1 E: 0 K: 2 S: 9	H: 2 LOB: 2 BB: 1 P: 13	R: 0 E: 0 K: 0 S: 4	H: 1 LOB: 2 BB: 1 P: 8	1B: 8 2B: 0 3B: 0 HR: 0	SF: 0 SAC: 0 DP: 1 HBP: 0	WP: 0 PA: 37 PB: 0 SB: 0 CS: 0
PITCHER	IP WLS BF H R ER SO BB IBB HBP BLK WP HR S P ERA WHIP	7.1 W 30 7 1 1 5 2 0 0 0 0 0 0 38 46 1.23 1.227	8.1 S 7 1 0 0 1 1 0 0 0 0 0 0 8 12 0.00 1.200					PITCHER	IP WLS BF H R ER SO BB IBB HBP BLK WP HR S P ERA WHIP										

Houston Astros @ Cincinnati Reds
Riverfront Stadium, Cincinnati, OH
Wed Sep 25 1974, 7:05 PM EDT
Att: 10,186 - Unknown

AB 34
R 1
H 8
RBI 1
BB 3
SO 6
LOB 18



Batter	1	2	3	4	5	6	7	8	9	AB	R	H	RBI	BB	SO	LOB	BOTTOM		
Pete Rose, S (1, 7) OBP: 0.384, SLG: 0.380	F7 1B 2B	SF7 2-3 3-H		4-0 1B BB		FC5-4 1-2				2	1	1	1	1	0	1			
Joe Morgan, L (1, 4) Darrel Chaney, S (8, 4) OBP: 0.428, SLG: 0.495 OBP: 0.331, SLG: 0.308	F7 2-3	P4		1-2 1B			5-3			4	0	1	0	0	0	2			
Johnny Bench, R (1, 2) OBP: 0.360, SLG: 0.500	F3		K	F2			F5			4	0	0	0	0	1	3			
Tony Perez, R (1, 3) OBP: 0.331, SLG: 0.461			L6		P4					4	0	2	1	0	0	0			
Dan Driessen, L (1, 5) Ray Knight, R (8, 5)	K				G3-6-3 1B		K			3	0	1	0	1	2	2			
Cesar Geronimo, L (1, 8) OBP: 0.354, SLG: 0.408		1B 1B	K		G3-6-3 1-2		K			4	1	1	0	0	2	2			
Dave Concepcion, R (1, 6) OBP: 0.328, SLG: 0.382		SH2-4 SF7 1B		P4		F7		5-3		4	1	1	0	0	0	0			
Ken Griffey, L (1, 9) OBP: 0.325, SLG: 0.351		SF7 SH2-4 1B			WP 3B	F7		4-3		4	1	2	1	0	0	0			
Clay Kirby, R (1, 1) Rawly Eastwick, R (8, 1) OBP: 0.169, SLG: 0.099 OBP: 1.59		SH2-4 1-2 2-3		5-3		FC5-4 1B				2	0	1	0	0	0	0			
Inning Stats	R: 1 E: 0 K: 1 S: 7	H: 2 LOB: 1 BB: 0 P: 7	R: 2 E: 0 K: 0 S: 6	H: 3 LOB: 1 BB: 0 P: 6	R: 0 E: 0 K: 2 S: 7	H: 0 LOB: 1 BB: 1 P: 11	R: 0 E: 0 K: 0 S: 5	H: 2 LOB: 2 BB: 1 P: 9	R: 0 E: 0 K: 0 S: 3	H: 1 LOB: 0 BB: 0 P: 3	R: 0 E: 0 K: 0 S: 4	H: 1 LOB: 1 BB: 0 P: 4	R: 0 E: 0 K: 1 S: 6	H: 1 LOB: 1 BB: 0 P: 6	R: 0 E: 0 K: 1 S: 5	H: 0 LOB: 0 BB: 0 P: 5	1B: 7 2B: 2 3B: 1 HR: 0	SF: 1 SAC: 1 DP: 1 HBP: 0	WP: 1 PA: 35 PB: 0 SB: 0 CS: 0
PITCHER	IP WLS BF H R ER SO BB IBB HBP BLK WP HR S P ERA WHIP	3.2 L 19 4 0 0 1 0 0 0 0 0 0 5 15 0.00 1.200	8.1 3 0 0 0 1 0 0 0 0 0 0 0 5 5 0.00 0.000			PITCHER	IP WLS BF H R ER SO BB IBB HBP BLK WP HR S P ERA WHIP												

Houston Astros @ Cincinnati Reds
Riverfront Stadium, Cincinnati, OH
Wed Sep 25 1974, 7:05 PM EDT
Att: 10,186 - Unknown

AB 31
R 4
H 10
RBI 3
BB 2
SO 5
LOB 10



Batter	1	2	3	4	5	6	7	8	9	AB	R	H	RBI	BB	SO	LOB	TOP			
Greg Gross, L OBP: 0.390, SLG: 0.368 (1, 9)										3	1	1	0	2	0	2	Houston Astros @ Cincinnati Reds Riverfront Stadium, Cincinnati, OH Thu Sep 26 1974, 7:05 PM EDT Att: 11,784 - Unknown			
Roger Metzger, S OBP: 0.300, SLG: 0.317 (1, 6)										5	2	2	0	0	1	1				
Cesar Cedeno, R OBP: 0.340, SLG: 0.466 (1, 8)										4	1	1	3	0	1	1				
Bob Watson, R OBP: 0.370, SLG: 0.413 (1, 7)										4	1	1	0	0	2	1				
Milt May, L OBP: 0.353, SLG: 0.405 (1, 2)										4	1	2	0	0	1	0				
Lee May, R OBP: 0.294, SLG: 0.447 (1, 3)										4	0	1	1	0	1	1				
Tommy Helms, R OBP: 0.316, SLG: 0.359 (1, 4)										4	0	1	1	0	0	2				
Ray Busse, R OBP: 0.242, SLG: 0.226 (1, 5)										4	0	1	0	0	2	2				
J.R. Richard, R OBP: 0.156, SLG: 0.316 (4, 1)										2	0	0	0	0	0	1				
Mike Cosgrove, L OBP: 0.174, SLG: 0.174 (4, 1)										0	0	0	0	0	0	0				
Jim York, R OBP: 0.320, SLG: 0.856 (5, 1)										0	0	0	0	0	0	0				
Ramon de los Santos, L OBP: 0.320, SLG: 0.205 (6, 1)										0	0	0	0	0	0	0				
Bob Gallagher, L OBP: 0.320, SLG: 0.205 (6, 1)										0	0	0	0	0	0	0				
Jerry Johnson, R OBP: 0.320, SLG: 0.205 (6, 1)										0	0	0	0	0	0	0				
Wilbur Howard, S OBP: 0.231, SLG: 0.254 (9, PH)										1	0	0	0	0	0	0				
Inning Stats	R: 0 E: 0 K: 1 S: 5	H: 1 LOB: 0 BB: 0 P: 5	R: 2 E: 1 K: 2 S: 11	H: 3 LOB: 2 BB: 0 P: 11	R: 1 E: 0 K: 1 S: 8	H: 3 LOB: 0 BB: 0 P: 8	R: 3 E: 0 K: 0 S: 5	H: 3 LOB: 0 BB: 1 P: 9	R: 0 E: 0 K: 2 S: 7	H: 0 LOB: 1 BB: 1 P: 11	R: 0 E: 0 K: 1 S: 5	H: 0 LOB: 0 BB: 0 P: 5	R: 0 E: 0 K: 0 S: 3	H: 0 LOB: 0 BB: 0 P: 3	R: 0 E: 0 K: 0 S: 3	H: 0 LOB: 0 BB: 0 P: 3	1B: 6 2B: 3 3B: 0 HR: 1	SF: 0 SAC: 0 DP: 0 HBP: 0	WP: 0 PB: 0 SB: 0 CS: 0	PA: 38
PITCHER	IP WLS BF H R ER SO BB IBB HBP BLK WP HR S P ERA WHIP																			
Jack Billingham, R ERA: 3.82 (1, 1)	3.2	21	10	6	5	4	1	0	0	0	0	0	0	0	1	28	32	12.27	3.000	
Pedro Borbon, R ERA: 3.3 (4, 1)	0.1	1	0	0	0	0	0	0	0	0	0	0	0	0	1	1	1	0.00	0.000	
Tom Hall, L ERA: 4.35 (5, 1)	1.0	W	3	0	0	2	0	0	0	0	0	0	0	0	7	7	7	0.00	0.000	
Rawly Eastwick, R ERA: 0.71 (6, 1)	4.0	S	13	0	0	3	1	0	0	0	0	0	0	0	18	22	0.00	0.250		

AB	36
R	6
H	10
RBI	5
BB	2
SO	9
LOB	13



Batter	1	2	3	4	5	6	7	8	9	AB	R	H	RBI	BB	SO	LOB	BOTTOM			
Pete Rose, S OBP: 0.382, SLG: 0.378 (1, 7)										4	0	0	0	1	0	3	Houston Astros @ Cincinnati Reds Riverfront Stadium, Cincinnati, OH Thu Sep 26 1974, 7:05 PM EDT Att: 11,784 - Unknown			
Cesar Geronimo, L OBP: 0.352, SLG: 0.406 (1, 8)										5	1	1	0	0	1	3				
Johnny Bench, R OBP: 0.361, SLG: 0.502 (1, 2)										4	1	2	1	1	1	0				
Tony Perez, R OBP: 0.330, SLG: 0.458 (1, 3)										4	1	0	0	1	1	3				
Dan Driessen, L OBP: 0.350, SLG: 0.407 (1, 5)										3	4	2	0	1	0	2				
Ray Knight, R (7, 5)										1	0	0	0	0	1	1				
Dave Concepcion, R OBP: 0.330, SLG: 0.383 (1, 6)										4	2	2	1	1	1	1				
Ken Griffey, L OBP: 0.336, SLG: 0.368 (1, 9)										4	1	4	3	0	0	0				
Darrel Chaney, S OBP: 0.329, SLG: 0.306 (1, 4)										1	0	0	1	0	0	2				
Ed Ambrister, R OBP: 0.400, SLG: 0.250 (4, PH)										0	0	0	0	1	0	0				
Junior Kennedy, R OBP: 0.300, SLG: 0.125 (5, 4)										1	0	0	0	1	0	2				
Jack Billingham, R OBP: 0.188, SLG: 0.075 (4, 1)										0	0	0	0	0	0	0				
Pedro Borbon, R OBP: 0.174, SLG: 0.174 (4, 1)										0	0	0	0	0	0	0				
Roger Friscoli, R OBP: 0.400, SLG: 1.000 (5, 1)										0	0	0	0	0	0	0				
Tom Hall, L OBP: 0.320, SLG: 0.205 (6, 1)										0	0	0	0	0	0	0				
Hal King, L OBP: 0.320, SLG: 0.205 (6, 1)										0	0	0	0	0	0	0				
Merv Rettenmund, R OBP: 0.320, SLG: 0.205 (6, 1)										1	0	1	2	0	0	0				
Rawly Eastwick, R ERA: 4.87 (6, 1)										1	0	0	0	0	1	0				
Inning Stats	R: 0 E: 0 K: 1 S: 5	H: 0 LOB: 0 BB: 0 P: 5	R: 2 E: 0 K: 0 S: 6	H: 3 LOB: 1 BB: 1 P: 10	R: 0 E: 0 K: 2 S: 7	H: 0 LOB: 0 BB: 0 P: 7	R: 2 E: 0 K: 0 S: 4	H: 2 LOB: 1 BB: 2 P: 12	R: 5 E: 1 K: 0 S: 8	H: 5 LOB: 2 BB: 2 P: 16	R: 1 E: 1 K: 0 S: 5	H: 2 LOB: 1 BB: 1 P: 9	R: 0 E: 0 K: 1 S: 5	H: 0 LOB: 0 BB: 0 P: 5	R: 0 E: 1 K: 2 S: 7	H: 0 LOB: 1 BB: 1 P: 11	1B: 9 2B: 4 3B: 0 HR: 0	SF: 0 SAC: 1 DP: 3 HBP: 0	WP: 2 PB: 0 SB: 0 CS: 0	PA: 42
PITCHER	IP WLS BF H R ER SO BB IBB HBP BLK WP HR S P ERA WHIP																			
J.R. Richard, R ERA: 3.84 (1, 1)	3.0	16	5	4	4	3	2	0	0	0	0	0	0	0	20	28	12.00	2.333		
Mike Cosgrove, L ERA: 3.56 (4, 1)	1.0	5	2	2	2	0	1	0	0	0	0	0	0	4	8	18.00	3.000			
Jim York, R ERA: 3.6 (5, 1)	0.1	L	5	2	1	0	0	1	0	0	0	0	0	4	8	0.00	6.000			
Ramon de los Santos, L ERA: 1.5 (5, 1)	0.2	3	1	2	2	0	0	1	0	0	0	0	0	2	6	27.00	1.500			
Jerry Johnson, R ERA: 4.87 (6, 1)	3.0	13	2	1	0	3	2	0	0	0	1	0	0	17	25	0.00	1.333			

AB	34
R	10
H	12
RBI	8
BB	7
SO	6
LOB	19



Batter	1	2	3	4	5	6	7	8	9	AB	R	H	RBI	BB	SO	LOB	TOP					
Greg Gross, L (1,9) OBP: 0.391, SLG: 0.370										4	0	2	0	0	0	1	Houston Astros @ Atlanta Braves Atlanta Stadium, Atlanta, GA Sat Sep 28 1974, 7:05 PM EDT Unknown					
Roger Metzger, S (1,6) OBP: 0.295, SLG: 0.315										4	0	0	0	0	1	3						
Cesar Cedeno, R (1,8) OBP: 0.339, SLG: 0.465										4	0	1	0	0	0	1						
Bob Watson, R (1,7) OBP: 0.368, SLG: 0.410										4	0	0	0	0	0	2						
Wilbur Howard, S (8,7) OBP: 0.297, SLG: 0.354										0	0	0	0	0	0	0						
Cliff Johnson, R (1,3) OBP: 0.318, SLG: 0.370										4	1	1	0	0	0	1						
Bob Gallagher, L (9,3) OBP: 0.292, SLG: 0.205										0	0	0	0	0	0	0						
Doug Rader, R (1,5) OBP: 0.333, SLG: 0.417										4	2	3	0	0	0	0						
Tommy Helms, R (1,4) OBP: 0.340, SLG: 0.370										4	1	2	3	0	0	2						
Larry Milbourne, S (9, PR) OBP: 0.336, SLG: 0.325										0	1	0	0	0	0	0						
Skip Jutze, R (1,2) OBP: 0.231, SLG: 0.250										3	0	1	1	0	0	0						
Don Wilson, R (1,1) OBP: 0.227, SLG: 0.286										3	0	0	0	0	0	1						
Inning Stats	R: 0 E: 0 K: 0 S: 4	H: 1 LOB: 1 BB: 0 P: 4	R: 0 E: 0 K: 0 S: 3	H: 0 LOB: 0 BB: 0 P: 3	R: 0 E: 0 K: 0 S: 4	H: 1 LOB: 1 BB: 0 P: 4	R: 3 E: 0 K: 0 S: 6	H: 3 LOB: 0 BB: 0 P: 6	R: 0 E: 0 K: 0 S: 3	H: 1 LOB: 0 BB: 0 P: 3	R: 0 E: 0 K: 0 S: 5	H: 2 LOB: 2 BB: 0 P: 5	R: 0 E: 0 K: 0 S: 3	H: 0 LOB: 0 BB: 0 P: 3	R: 0 E: 0 K: 1 S: 5	H: 0 LOB: 0 BB: 0 P: 5	R: 2 E: 0 K: 0 S: 5	H: 2 LOB: 1 BB: 0 P: 5	1B: 6 2B: 3 3B: 0 HR: 1	SF: 1 SAC: 1 DP: 1 HBP: 0	WP: 0 PB: 1 SB: 1 CS: 0	PA: 36
PITCHER	IP WLS BF H R ER SO BB IBB HBP BLK WP HR S P ERA WHIP																					
Ron Reed, R (1,1) ERA: 3.39	6.0 L 25 8 3 3 0 0 0 0 0 0 0 1 25 25 4.50 1.333																					
Mike Beard, L (7,1) ERA: 3.24	2.0 6 0 0 0 1 0 0 0 0 0 0 0 8 8 0.00 0.000																					
Joe Niekro, R (9,1) ERA: 3.56	1.0 5 2 2 1 0 0 0 0 0 0 0 0 5 5 9.00 2.000																					

Batter	1	2	3	4	5	6	7	8	9	AB	R	H	RBI	BB	SO	LOB	BOTTOM					
Ralph Garr, L (1,7) OBP: 0.382, SLG: 0.506										4	0	0	0	0	0	0	Houston Astros @ Atlanta Braves Atlanta Stadium, Atlanta, GA Sat Sep 28 1974, 7:05 PM EDT Unknown					
Rod Gilbreath, R (1,4) OBP: 0.500, SLG: 0.333										3	0	1	0	1	0	0						
Darrell Evans, L (1,5) OBP: 0.379, SLG: 0.414										2	0	0	0	2	0	1						
Mike Lum, L (1,9) OBP: 0.312, SLG: 0.353										4	0	0	0	0	0	3						
Jack Pierce, L (1,3) OBP: 0.286, SLG: 0.167										3	0	0	0	0	0	0						
Rowland Office, L (1,8) OBP: 0.284, SLG: 0.351										3	0	1	0	0	0	0						
Johnny Oates, L (1,2) OBP: 0.282, SLG: 0.272										3	0	0	0	0	0	1						
Larry Blanks, R (1,6) OBP: 0.250, SLG: 0.250										3	0	0	0	0	0	1						
Ron Reed, R (1,1) OBP: 0.136, SLG: 0.105										1	0	0	0	0	0	0						
Marty Perez, R (6, PH) OBP: 0.311, SLG: 0.340										1	0	0	0	0	0	0						
Mike Beard, L (7,1) OBP: 0.272, SLG: 0.272										0	0	0	0	0	0	0						
Frank Tepedino, L (8, PH) OBP: 0.272, SLG: 0.272										1	0	0	0	0	0	0						
Joe Niekro, R (9,1) ERA: 3.08										0	0	0	0	0	0	0						
Inning Stats	R: 0 E: 0 K: 0 S: 3	H: 0 LOB: 1 BB: 1 P: 7	R: 0 E: 0 K: 0 S: 3	H: 0 LOB: 0 BB: 0 P: 3	R: 0 E: 1 K: 0 S: 3	H: 0 LOB: 0 BB: 0 P: 3	R: 0 E: 0 K: 0 S: 3	H: 1 LOB: 0 BB: 0 P: 3	R: 0 E: 0 K: 0 S: 4	H: 1 LOB: 1 BB: 0 P: 4	R: 0 E: 0 K: 0 S: 3	H: 0 LOB: 2 BB: 2 P: 11	R: 0 E: 0 K: 0 S: 3	H: 0 LOB: 0 BB: 0 P: 3	R: 0 E: 0 K: 0 S: 3	H: 0 LOB: 0 BB: 0 P: 3	R: 0 E: 0 K: 0 S: 3	H: 0 LOB: 0 BB: 0 P: 3	1B: 2 2B: 0 3B: 0 HR: 0	SF: 0 SAC: 0 DP: 1 HBP: 0	WP: 0 PB: 0 SB: 0 CS: 1	PA: 32
PITCHER	IP WLS BF H R ER SO BB IBB HBP BLK WP HR S P ERA WHIP																					
Don Wilson, R (1,1) ERA: 3.08	9.0 W 31 2 0 0 0 3 0 0 0 0 0 0 28 40 0.00 0.556																					

AB 34
R 5
H 10
RBI 4
BB 0
SO 1
LOB 11



AB 28
R 0
H 2
RBI 0
BB 3
SO 0
LOB 6



Batter	1	2	3	4	5	6	7	8	9	AB	R	H	RBI	BB	SO	LOB	TOP			
Wilbur Howard, S OBP: 0.276, SLG: 0.340 (1, 7)	0-0 4-3		0-0 4-3		0-0 F3			0-3 K		4	0	0	0	0	1	2				
Roger Metzger, S OBP: 0.296, SLG: 0.312 (1, 6)	0-3 K		0-0 4-3			0-0 F6			0-0 3-1	4	0	0	0	0	1	0				
Greg Gross, L OBP: 0.389, SLG: 0.368 (1, 9)	0-0 3-1			0-0 F7		0-0 4-3			0-0 1-3	4	0	0	0	0	0	0				
Cesar Cedeno, R OBP: 0.337, SLG: 0.461 (1, 8)		0-0 1-3		0-0 F9		0-3 K			0-0 L5	4	0	0	0	0	1	0				
Bob Watson, R OBP: 0.368, SLG: 0.412 (1, 3)		0-0		0-0			0-0 F8			2	1	1	0	0	0	0				
Mike Cosgrove, L OBP: 0.150, SLG: 0.056 (5, 1)				0-0						0	0	0	0	0	0	0				
Bob Gallagher, L OBP: 0.289, SLG: 0.202 (7, PH)		HR								1	0	0	0	0	0	0				
Ken Forsch, R (7, 1)		HR 2B								0	0	0	0	0	0	0				
Milt May, L OBP: 0.353, SLG: 0.412 (1, 2)		2H HR			0-0 4-3			0-0 F2		3	1	1	2	0	0	0				
Doug Rader, R OBP: 0.332, SLG: 0.414 (1, 5)		0-3 K			0-3 K			0-0 F8		3	0	0	0	0	2	0				
Larry Milbourne, S OBP: 0.336, SLG: 0.320 (1, 4)		0-0 5-3			4-0 BB			0-0 5-3		2	0	0	0	1	0	0				
Paul Siebert, L (1, 1)				0-3 K			4-0 BB			0	0	0	0	0	0	0				
Jim York, R (2, 1)								0-3 K		1	0	0	0	0	1	0				
Cliff Johnson, R OBP: 0.342, SLG: 0.395 (5, PH)							1-2 BB			1	0	0	0	1	1	0				
Inning Stats	R: 0 E: 0 K: 1 S: 5	H: 0 LOB: 0 BB: 0 P: 5	R: 2 E: 0 K: 1 S: 7	H: 2 LOB: 0 BB: 0 P: 7	R: 0 E: 0 K: 1 S: 5	H: 0 LOB: 0 BB: 0 P: 5	R: 0 E: 0 K: 0 S: 3	H: 0 LOB: 0 BB: 0 P: 3	R: 0 E: 0 K: 1 S: 5	H: 0 LOB: 2 BB: 2 P: 13	R: 0 E: 0 K: 0 S: 3	H: 0 LOB: 0 BB: 0 P: 3	R: 0 E: 0 K: 2 S: 7	H: 0 LOB: 0 BB: 0 P: 7	R: 0 E: 0 K: 0 S: 3	H: 0 LOB: 0 BB: 0 P: 3	1B: 0 2B: 1 3B: 0 HR: 1	SF: 0 SAC: 0 DP: 0 HBP: 0	WP: 0 PB: 0 SB: 0 CS: 0	PA: 31
PITCHER Phil Niekro, R ERA: 2.45 (1, 1)	IP: 9.0 WLS: W BF: 31 H: 2 R: 2 ER: 2 SO: 7 BB: 2 IBB: 0 HBP: 0 BLK: 0 WP: 0 HR: 1 S: 43 P: 51 ERA: 2.00 WHIP: 0.444															PITCHER	IP: 9.0 WLS: W BF: 31 H: 2 R: 2 ER: 2 SO: 7 BB: 2 IBB: 0 HBP: 0 BLK: 0 WP: 0 HR: 1 S: 43 P: 51 ERA: 2.00 WHIP: 0.444			

Houston Astros @ Atlanta Braves
Atlanta Stadium, Atlanta, GA
Sat Sep 28 1974, 7:05 PM EDT
Att: 8,498 - Unknown

AB	29
R	2
H	2
RBI	2
BB	2
SO	7
LOB	2



Batter	1	2	3	4	5	6	7	8	9	AB	R	H	RBI	BB	SO	LOB	BOTTOM			
Craig Robinson, R OBP: 0.277, SLG: 0.266 (1, 6)	0-0 SH1-3 HR	0-0 S 1B	4-0 1-2 2-3 3H BB			0-0 6-3		0-0 5-3		4	1	2	1	1	0	0				
Marty Perez, R OBP: 0.311, SLG: 0.339 (1, 4)	0-0 SH1-3 1-2	0-0 F7	0-0 L6			0-0 4-3		0-0 BB 2B 1B		4	1	1	0	0	0	4				
Darrell Evans, L OBP: 0.380, SLG: 0.419 (1, 5)	0-0 2H HR	4-0 BB		0-0 4-1		0-0 4-3		4-0 1-2 2B BB		3	2	1	2	2	0	0				
Hank Aaron, R OBP: 0.340, SLG: 0.484 (8, PR)	0-0 4-3 1B	0-0 F5		0-0 F5		0-0 2B 1B		0-0 1-2 2H 2B		5	0	3	2	0	0	2				
Rowland Office, L OBP: 0.294, SLG: 0.351 (9, 8)										0	0	0	0	0	0	0				
Dusty Baker Jr., R OBP: 0.332, SLG: 0.414 (9, 9)	0-0 1-2 4-3 1B		0-0 FC1-5 2B		0-0 F3			0-3 K		5	0	3	0	0	1	1				
Mike Lum, L OBP: 0.312, SLG: 0.350 (1, 3)	0-0 1-2 2-3 4-3		0-0 FC1-5 BB			0-3 K		4-0 IBB		3	1	0	0	1	1	3				
Ivan Murrell, R OBP: 0.265, SLG: 0.308 (1, 9)	0-0 6-3		0-0 E4 BB 1-3		0-3 K		0-3 K			4	0	0	0	0	2	6				
Vic Correll, R OBP: 0.309, SLG: 0.358 (1, 2)		0-0 HR	4-0 BB IBB		0-3 K		0-3 K			3	1	1	1	1	2	3				
Phil Niekro, R OBP: 0.221, SLG: 0.202 (1, 1)		0-0 L6	0-3 K		0-3 K			0-0 6-3		4	0	0	0	0	2	3				
Inning Stats	R: 2 E: 0 K: 0 S: 7	H: 4 LOB: 2 BB: 0 P: 7	R: 1 E: 0 K: 0 S: 5	H: 2 LOB: 2 BB: 1 P: 9	R: 1 E: 1 K: 1 S: 7	H: 1 LOB: 3 BB: 2 P: 15	R: 0 E: 0 K: 0 S: 3	H: 0 LOB: 0 BB: 0 P: 3	R: 0 E: 0 K: 3 S: 9	H: 0 LOB: 0 BB: 0 P: 9	R: 0 E: 0 K: 1 S: 5	H: 0 LOB: 0 BB: 0 P: 5	R: 0 E: 0 K: 2 S: 9	H: 2 LOB: 3 BB: 1 P: 13	R: 2 E: 0 K: 1 S: 7	H: 2 LOB: 1 BB: 1 P: 11	1B: 6 2B: 3 3B: 0 HR: 2	SF: 0 SAC: 1 DP: 0 HBP: 0	WP: 0 PB: 0 SB: 1 CS: 0	PA: 41
PITCHER Paul Siebert, L ERA: 3.72 Jim York, R ERA: 3.38 Mike Cosgrove, L ERA: 3.48 Ken Forsch, R ERA: 2.87	IP: 1.2 WLS: L BF: 12 H: 6 R: 3 ER: 3 SO: 3 BB: 1 IBB: 0 HBP: 0 BLK: 0 WP: 0 HR: 2 S: 11 P: 15 ERA: 16.20 WHIP: 4.200															PITCHER	IP: 1.2 WLS: L BF: 12 H: 6 R: 3 ER: 3 SO: 3 BB: 1 IBB: 0 HBP: 0 BLK: 0 WP: 0 HR: 2 S: 11 P: 15 ERA: 16.20 WHIP: 4.200			

Houston Astros @ Atlanta Braves
Atlanta Stadium, Atlanta, GA
Sat Sep 28 1974, 7:05 PM EDT
Att: 8,498 - Unknown

AB	35
R	6
H	11
RBI	6
BB	5
SO	8
LOB	22



Batter	1	2	3	4	5	6	7	8	9	AB	R	H	RBI	BB	SO	LOB	TOP				
Greg Gross, L (1,9) OBP: 0.390, SLG: 0.369	0-0 3B 1B		4-0 1B SF8 BB	0-0 1B		0-0 4-3		0-0 4-3		4	2	2	0	1	0	1	Houston Astros @ Atlanta Braves Atlanta Stadium, Atlanta, GA Sun Sep 29 1974, 3:33 AM EDT Att: 6,012 - Unknown				
Roger Metzger, S (1,6) OBP: 0.331, SLG: 0.312	0-0 L7		0-0 1B 1-3 2-H	0-0 1-3		0-0 E3 1B		4-0 1B HR BB		4	2	1	1	1	0	3					
Cesar Cedeno, R (1,8) OBP: 0.338, SLG: 0.466	0-0 1-H 3B		0-0 SF8 3-H		0-0 5-3	0-0 SF9		0-0 1-2 HR 1B		3	1	2	3	0	0	0					
Cliff Johnson, R (1,3) OBP: 0.348, SLG: 0.416	0-0 6-3		0-0 K		4-0 1B E BB	0-0 1-2 1B		0-0 1-2 HR 1B		4	2	2	3	1	1	2					
Milt May, L (1,2) OBP: 0.353, SLG: 0.411	0-0 6-3		4-0 1B BB		0-0 1-3 1B	0-0 4-3		0-0 E6		4	0	1	0	1	0	3					
Doug Rader, R (1,5) OBP: 0.331, SLG: 0.412		0-0 F9	0-0 FC6-4 1-2 2-H 1B		0-3 K		0-0 F2		0-0 6-3	5	0	1	1	0	1	2					
Tommy Helms, R (1,4) Larry Milbourne, S (7,4) OBP: 0.333, SLG: 0.318	0-0 6-3		0-0 FC6-4 1-2 1B		0-0 E5		0-0 F3		0-3 K	4	0	0	0	0	0	3					
Wilbur Howard, S (1,7) OBP: 0.264, SLG: 0.324	0-0 3-1		0-0 4-3		0-0 L3		0-3 K		0-0 F9	5	0	0	0	0	1	2					
Tom Griffin, R (1,1) Dave Roberts, L (5,1) OBP: 0.324, SLG: 0.456 OBP: 0.213, SLG: 0.397			0-0 1B BB 1B		0-0 F4		0-0 4-3 SF9 2B		0-0 4-3	2	1	1	0	0	0	0					
										2	1	1	0	0	0	0					
Inning Stats	R: 1 E: 0 K: 0 S: 5	H: 2 LOB: 1 BB: 0 P: 5	R: 0 E: 0 K: 0 S: 3	H: 0 LOB: 0 BB: 0 P: 3	R: 3 E: 0 K: 1 S: 8	H: 3 LOB: 2 BB: 2 P: 16	R: 0 E: 0 K: 0 S: 4	H: 1 LOB: 1 BB: 0 P: 4	R: 1 E: 1 K: 0 S: 6	H: 2 LOB: 2 BB: 0 P: 6	R: 0 E: 0 K: 1 S: 5	H: 0 LOB: 0 BB: 0 P: 5	R: 3 E: 1 K: 0 S: 5	H: 2 LOB: 1 BB: 1 P: 9	R: 0 E: 0 K: 1 S: 5	H: 0 LOB: 0 BB: 0 P: 5	1B: 8 2B: 1 3B: 1 HR: 1	SF: 2 SAC: 0 DP: 0 HBP: 0	WP: 0 PB: 0 CS: 0	PA: 44	
PITCHER	IP WLS BF H R ER SO BB IBB HBP BLK WP HR S P ERA WHIP	8.0 L 41 11 9 7 3 4 0 0 0 0 1 43 59 7.88 1.875	1.0 3 0 0 0 1 0 0 0 0 0 0 5 5 0.00 0.000																		

AB	38
R	9
H	11
RBI	8
BB	4
SO	4
LOB	16



Batter	1	2	3	4	5	6	7	8	9	AB	R	H	RBI	BB	SO	LOB	BOTTOM					
Ralph Garr, L (1,7) OBP: 0.380, SLG: 0.503	0-0 4-3		0-0 F3		0-0 FC4-6 WP 1B HR		0-0 SH1 1B		0-0 F8	5	2	1	0	0	0	2	Houston Astros @ Atlanta Braves Atlanta Stadium, Atlanta, GA Sun Sep 29 1974, 3:33 AM EDT Att: 6,012 - Unknown					
Rod Gilbreath, R (1,4) OBP: 0.500, SLG: 0.333	0-0 6-3			4-0 FC4-6 1B BB	0-0 WP HR 1B		0-0 SH1		0-0 F4	3	2	1	0	1	0	0						
Dusty Baker Jr., R (1,9) OBP: 0.334, SLG: 0.420	0-3 K			0-0 FC4-6 1-2 1B	0-0 1-2 2-H HR		0-0 FC FC4-6 1B		0-0 1B	5	1	3	3	0	1	1						
Jack Pierce, L (1,3) Ivan Murrell, R (7,PH) OBP: 0.200, SLG: 0.111 OBP: 0.310, SLG: 0.311		0-0 L3		0-0 FC4-6 1B 1-2 2-3	0-0 4-3		0-0 FC4-6 1-2 2-H 1B		0-3 K	3	1	0	0	0	0	2						
Rowland Office, L (1,8) OBP: 0.287, SLG: 0.358		0-0 F9		0-0 1B 1-2 3-H 1B	0-0 2B		0-0 FC4-6 1-2 2-3 1B			4	0	2	1	0	0	2						
Larvell Blanks, R (1,6) OBP: 0.250, SLG: 0.250		0-0 F3		0-0 1-2 2-H 1B	0-0 F7		0-0 1-3			4	0	1	1	0	0	3						
Johnny Oates, L (1,2) OBP: 0.278, SLG: 0.268			0-0 5-3		0-0 F5		0-0 F3		0-0 G3	4	0	0	0	0	0	2						
Leo Foster, R (1,5) Darrell Evans, L (6,5) OBP: 0.254, SLG: 0.241 OBP: 0.379, SLG: 0.417			0-0 F3		0-0 F2		0-0 3-1		0-0 4-3	2	0	0	0	0	0	2						
Carl Morton, R (1,1) Marty Perez, R (8,PH) Mike Beard, L (9,1) OBP: 0.168, SLG: 0.124 OBP: 0.310, SLG: 0.339				0-0 1B		4-0 FC4-6 BB	0-3 K		0-0 5-3	1	0	0	0	0	0	0						
										0	0	0	0	0	0	0						
Inning Stats	R: 0 E: 0 K: 1 S: 5	H: 0 LOB: 0 BB: 0 P: 5	R: 0 E: 0 K: 0 S: 3	H: 0 LOB: 0 BB: 0 P: 3	R: 0 E: 0 K: 0 S: 4	H: 1 LOB: 1 BB: 0 P: 4	R: 2 E: 0 K: 0 S: 6	H: 3 LOB: 2 BB: 1 P: 10	R: 3 E: 0 K: 0 S: 6	H: 3 LOB: 1 BB: 1 P: 10	R: 0 E: 0 K: 1 S: 5	H: 0 LOB: 0 BB: 0 P: 5	R: 1 E: 0 K: 0 S: 6	H: 2 LOB: 2 BB: 0 P: 6	R: 0 E: 0 K: 0 S: 3	H: 0 LOB: 0 BB: 0 P: 3	R: 0 E: 0 K: 1 S: 6	H: 1 LOB: 1 BB: 0 P: 6	1B: 8 2B: 1 3B: 0 HR: 1	SF: 0 SAC: 1 DP: 0 HBP: 0	WP: 1 PB: 0 CS: 0	PA: 40
PITCHER	IP WLS BF H R ER SO BB IBB HBP BLK WP HR S P ERA WHIP	4.1 W 19 4 1 1 2 0 0 0 0 0 23 23 1.93 0.857																				



Batter	1	2	3	4	5	6	7	8	9	10	AB	R	H	RBI	BB	SO	LOB	TOP							
Lee Lacy, R OBP: 0.293, SLG: 0.359 (1, 4)	P3		4-3			E3 SH1-3 SF8		SH1-3				4	1	1	1	0	0								
Rick Auerbach, R OBP: 0.407, SLG: 0.384 Charlie Hough, R (8, 1)	K					SH1-3		4-3		F7		2	1	0	0	1	1								
Ron Cey, R OBP: 0.349, SLG: 0.397 Charlie Manuel, L OBP: 0.500, SLG: 0.333 Eddie Solomon, R (10, 1)	K					2B BB						0	0	0	0	0	0								
Bill Buckner, L OBP: 0.351, SLG: 0.412 Al Downing, R OBP: 0.184, SLG: 0.172 Ivan De Jesus, R OBP: 0.333, SLG: 0.333 (8, 6)	K					F8		SF8				2	0	0	1	0	1								
Ken McMullen, R OBP: 0.274, SLG: 0.417 Jerry Royster, R (9, PR) (9, 5)												4	0	0	0	0	2								
Tom Paciorek, R OBP: 0.282, SLG: 0.371 (6, 7) (9, 3)												3	0	1	2	0	0								
Steve Yeager, R OBP: 0.334, SLG: 0.437 Kevin Pasley, R (7, 2)												3	1	1	1	0	0								
Manny Mota, R OBP: 0.328, SLG: 0.316 Orlando Alvarez, R (9, 7)												1	0	0	0	0	0								
Von Joshua, L OBP: 0.276, SLG: 0.315 (1, 8)												4	0	0	0	0	0								
Gail Hopkins, L OBP: 0.333, SLG: 0.222 (9, 2)												4	0	0	0	0	1								
Andy Messersmith, R OBP: 0.312, SLG: 0.354 John Hale, L OBP: 1.000, SLG: 1.250 (6, 9)												2	0	0	0	0	0								
Inning Stats	R: 0 E: 0 K: 2 S: 7	H: 0 LOB: 0 BB: 0 P: 7	R: 1 E: 0 K: 1 S: 6	H: 1 LOB: 0 BB: 0 P: 6	R: 0 E: 0 K: 0 S: 3	H: 0 LOB: 0 BB: 0 P: 3	R: 1 E: 1 K: 1 S: 6	H: 1 LOB: 2 BB: 1 P: 10	R: 0 E: 0 K: 0 S: 3	H: 0 LOB: 0 BB: 0 P: 3	R: 1 E: 1 K: 0 S: 4	H: 0 LOB: 0 BB: 0 P: 4	R: 0 E: 0 K: 1 S: 6	H: 1 LOB: 1 BB: 0 P: 6	R: 1 E: 1 K: 0 S: 5	H: 1 LOB: 2 BB: 0 P: 5	R: 1 E: 0 K: 1 S: 7	H: 2 LOB: 1 BB: 0 P: 7	1B: 3 2B: 2 3B: 0 HR: 1	SF: 2 SAC: 2 DP: 0 HBP: 0	WP: 0 PB: 0 SB: 2 CS: 0	PA: 39			
PITCHER	IP 6.0	WLS 22	BF 2	H 2	R 3	ER 2	SO 4	BB 1	IBB 0	HBP 0	BLK 0	WP 0	HR 1	S 29	P 33	ERA 3.00	WHIP 0.500								
Paul Siebert, L ERA: 3.55 Ken Forsch, R ERA: 3.79 Ramon de los Santos, L ERA: 2.19 Jerry Johnson, R ERA: 4.8	(1, 1) (7, 1) (10, 1) (10, 1)																								

Los Angeles Dodgers @ Houston Astros
Astrodome, Houston, TX
Wed Oct 02 1974, 8:05 PM EDT
Att: 7,267 - Unknown

AB 34
R 5
H 6
RBI 5
BB 1
SO 6
LOB 11



Batter	1	2	3	4	5	6	7	8	9	10	AB	R	H	RBI	BB	SO	LOB	BOTTOM							
Larry Milbourne, S OBP: 0.329, SLG: 0.309 (1, 4)												5	0	1	0	0	1								
Roger Metzger, S OBP: 0.297, SLG: 0.320 Ray Busse, R OBP: 0.270, SLG: 0.235 (5, 5)												2	0	0	0	0	1								
Greg Gross, L OBP: 0.353, SLG: 0.377 (1, 9)												2	2	1	0	1	0								
Cesar Cedeno, R OBP: 0.338, SLG: 0.461 (1, 8)												4	1	3	1	1	0								
Milt May, L OBP: 0.249, SLG: 0.402 Skip Jutze, R OBP: 0.267, SLG: 0.231 Johnny Edwards, L OBP: 0.232, SLG: 0.325 (10, PH)												4	1	3	1	1	0								
Cliff Johnson, R OBP: 0.357, SLG: 0.439 Bob Gallagher, L OBP: 0.280, SLG: 0.195 (6, PR) (7, 3)												5	1	1	1	0	0								
Doug Rader, R OBP: 0.334, SLG: 0.415 Mick Kelleher, R OBP: 0.226, SLG: 0.158 Lee May, R OBP: 0.294, SLG: 0.444 (10, PH)												2	0	0	0	0	1								
Wilbur Howard, S OBP: 0.250, SLG: 0.306 (1, 7)												1	0	0	0	1	0								
Paul Siebert, L Tommy Helms, R Ken Forsch, R Bob Watson, R Ramon de los Santos, L Jerry Johnson, R (8, PH) (7, 1) (8, PH) (10, 1) (10, 1)												1	0	0	0	0	1								
Inning Stats	R: 0 E: 1 K: 0 S: 4	H: 1 LOB: 1 BB: 0 P: 4	R: 0 E: 0 K: 1 S: 5	H: 0 LOB: 0 BB: 0 P: 5	R: 0 E: 1 K: 1 S: 6	H: 0 LOB: 1 BB: 0 P: 6	R: 1 E: 0 K: 0 S: 4	H: 1 LOB: 1 BB: 1 P: 8	R: 0 E: 0 K: 2 S: 7	H: 0 LOB: 0 BB: 0 P: 7	R: 2 E: 1 K: 0 S: 6	H: 4 LOB: 3 BB: 2 P: 14	R: 1 E: 0 K: 0 S: 4	H: 1 LOB: 1 BB: 1 P: 8	R: 0 E: 0 K: 1 S: 5	H: 0 LOB: 0 BB: 0 P: 5	R: 0 E: 0 K: 2 S: 7	H: 0 LOB: 0 BB: 0 P: 7	R: 0 E: 0 K: 2 S: 8	H: 1 LOB: 2 BB: 1 P: 12	1B: 7 2B: 0 3B: 1 HR: 0	SF: 0 SAC: 1 DP: 0 HBP: 0	WP: 2 PB: 0 SB: 0 CS: 1	PA: 43	
PITCHER	IP 5.0	WLS 19	BF 2	H 1	R 1	ER 1	SO 4	BB 1	IBB 0	HBP 0	BLK 0	WP 0	HR 0	S 26	P 30	ERA 1.80	WHIP 0.600								
Andy Messersmith, R ERA: 2.59 Al Downing, L ERA: 3.66 Charlie Hough, R ERA: 3.78 Eddie Solomon, R ERA: 1.5	(1, 1) (8, 1) (8, 1) (10, 1)																								

Los Angeles Dodgers @ Houston Astros
Astrodome, Houston, TX
Wed Oct 02 1974, 8:05 PM EDT
Att: 7,267 - Unknown

AB 37
R 4
H 8
RBI 4
BB 5
SO 9
LOB 21

