

**Houston Astros - 1975**



Batter	1	2	3	4	5	6	7	8	9	AB R H RBI BB SO LOB	TOP
Ralph Garr, L (1, 7) X	0-0 L9 ①			H 1-0 1B HBP ①	0-0 1-3 ②			X 0-0 F8 ①		3 1 0 0 0 0 0	<b>Atlanta Braves @ Houston Astros</b> Astrodome, Houston, TX Mon Apr 07 1975, 8:05 PM EDT Att. 14,959 - Dome
Marty Perez, R (1, 4) SSS	0-3 K ②			X 0-0 F4 ①	0-0 1B		X 0-0 F8 ②		4 0 1 0 0 1 1		
Darrell Evans, L (1, 5) X	0-0 4-3 ③			X 0-0 1B 1-2 1B ①	0-0 F9 ③		X 0-0 F8 ③		4 1 1 0 0 0 1		
Mike Lum, L (1, 3) OBP: 0.250, SLG: 0.250		X 0-0 1-3 ①		X 0-0 FC5-4 1B 1-2 2-H 1B ①		X 0-0 F5 ①		X 0-0 F9 ①	4 0 1 1 0 0 0		
Dusty Baker Jr., R (1, 9) OBP: 0.250, SLG: 0.250		X 0-0 1-3 ②		X 0-0 FC5-4 1B 1-2 2-H ①		SSS 0-3 K ②		X 0-0 F9 ②	4 0 1 1 0 1 0		
Rowland Office, L (1, 8)		X 0-0 4-3 ③		X 0-0 FC5-4 BB 1-2f 2-3 ②		SSS 0-3 K ③		X 0-0 F6 ③	4 0 0 0 0 1 2		
Vic Correll, R (1, 2) SSS			0-3 K ①	BBB 4-0 1-2 BB ①		SSS 0-3 K ①			2 0 0 0 1 2 0		
Larvell Blanks, R (1, 6) X			0-0 4-3 ②	X 0-0 F7 ③		SSS 0-3 K ②			3 0 0 0 0 1 3		
Phil Niekro, R (1, 1)			0-0 F7 ③		SSS 0-3 K ①		X 0-0 1-3 ③		2 0 0 0 0 1 0		
Roric Harrison, R (5, 1)									0 0 0 0 0 0 0		
Frank Tepedino, L (7, PH)									1 0 0 0 0 0 0		
Gary Gentry, R (7, 1)									0 0 0 0 0 0 0		
<b>Inning Stats</b>	R: 0 H: 0 E: 0 LOB: 0 K: 1 BB: 0 S: 5 P: 5	R: 0 H: 0 E: 0 LOB: 0 K: 0 BB: 0 S: 3 P: 3	R: 0 H: 0 E: 0 LOB: 0 K: 1 BB: 0 S: 5 P: 5	R: 2 H: 3 E: 0 LOB: 3 K: 0 BB: 1 S: 6 P: 11	R: 0 H: 1 E: 0 LOB: 1 K: 1 BB: 0 S: 6 P: 6	R: 0 H: 0 E: 0 LOB: 0 K: 2 BB: 0 S: 7 P: 7	R: 0 H: 0 E: 0 LOB: 0 K: 2 BB: 0 S: 7 P: 7	R: 0 H: 0 E: 0 LOB: 0 K: 0 BB: 0 S: 3 P: 3	R: 0 H: 0 E: 0 LOB: 0 K: 0 BB: 0 S: 3 P: 3	1B: 4 SF: 0 2B: 0 SAC: 0 3B: 0 DP: 0 HR: 0 HBP: 1	WP: 0 PA: 33 PB: 0 SB: 0 CS: 0
<b>PITCHER</b> Larry Dierker, R (1, 1) ERA: 2.0	IP WLS BF H R ER SO BB IBB HBP BLK WP HR S P ERA WHIP										

AB	31
R	2
H	4
RBI	2
BB	1
SO	7
LOB	7



Batter	1	2	3	4	5	6	7	8	9
<b>Enos Cabell, R</b> (1, 7) OBP: 0.400, SLG: 0.400	0-3 K		0-3 K		0-0 1B	0-0 1B		0-3 K	
<b>Rob Andrews, R</b> (1, 4) OBP: 0.400, SLG: 0.400	0-3 K		0-0 E 1B		0-0 PB 1B	0-3 K		0-0 F8	
<b>Cesar Cedeno, R</b> (1, 8) OBP: 0.600, SLG: 0.750	0-0 F7		0-0 E5 1-3		0-0 CI 2B 1B		0-0 1B SF8 2B	4-0 1B BB	
<b>Milt May, L</b> (1, 2) OBP: 0.500, SLG: 0.500		0-3 K	0-0 4-3 1-2		0-1 CI 2B HR 1-2		0-0 1B 1B 2-3	0-0 1B	
<b>Cliff Johnson, R</b> (1, 3) OBP: 0.200, SLG: 0.500		0-0 6-3		0-0 L5	0-0 HR 2B		0-0 SF8	0-0 F5	
<b>Jose Cruz, L</b> (1, 9) OBP: 0.750, SLG: 1.500		0-0 1B 1B		0-0 G3	0-0 HR		0-0 1B		
<b>Doug Rader, R</b> (1, 5) OBP: 0.500, SLG: 0.500		0-0 1B		0-0 1B	0-0 L9		0-3 K		
<b>Roger Metzger, S</b> (1, 6) OBP: 0.500, SLG: 0.500		0-0 F9		0-0 4-3		0-0 F7	4-0 IBB		
<b>Larry Dierker, R</b> (1, 1) OBP: 0.500, SLG: 0.500			0-0 6-3		0-0 5-3	0-3 K	0-3 K		

Inning Stats	R: 0	H: 0	E: 0	K: 2	S: 7	R: 0	H: 2	E: 0	K: 1	S: 7	R: 0	H: 1	E: 1	K: 1	S: 7	R: 0	H: 1	E: 0	K: 0	S: 4	R: 5	H: 5	E: 1	K: 0	S: 8	R: 0	H: 1	E: 0	K: 2	S: 8	R: 1	H: 3	E: 0	K: 2	S: 10	R: 0	H: 1	E: 0	K: 1	S: 6
	LOB: 0	BB: 0	LOB: 2	BB: 0	P: 7	LOB: 2	BB: 0	LOB: 1	BB: 0	P: 7	LOB: 0	BB: 0	LOB: 0	BB: 0	P: 7	LOB: 0	BB: 0	LOB: 1	BB: 0	P: 4	LOB: 0	BB: 0	LOB: 3	BB: 1	P: 8	LOB: 3	BB: 1	P: 14	LOB: 2	BB: 1	P: 10	LOB: 0	BB: 0	P: 10	LOB: 0	BB: 1	P: 10			

PITCHER	IP	WLS	BF	H	R	ER	SO	BB	IBB	HBP	BLK	WP	HR	S	P	ERA	WHIP
<b>Phil Niekro, R</b> (1, 1) ERA: 4.2	4.2	L	24	9	5	0	4	0	0	0	0	0	1	32	32	0.00	1.929
<b>Roric Harrison, R</b> (5, 1) ERA: 1.1	1.1		5	1	0	0	2	0	0	0	0	0	0	9	9	0.00	0.750
<b>Gary Gentry, R</b> (7, 1) ERA: 4.5	2.0		12	4	1	1	3	1	1	0	0	0	0	16	24	4.50	2.500

**BOTTOM**

**Atlanta Braves @ Houston Astros**  
Astrodome, Houston, TX

Mon Apr 07 1975, 8:05 PM EDT  
Att. 14,959 - Dome

livebaseballscorecards.com

<b>AB</b>	<b>37</b>
<b>R</b>	<b>6</b>
<b>H</b>	<b>14</b>
<b>RBI</b>	<b>6</b>
<b>BB</b>	<b>2</b>
<b>SO</b>	<b>9</b>
<b>LOB</b>	<b>14</b>



1B	2B	3B	HR	SF	SAC	DP	HBP	WP	HR	S	P	ERA	WHIP
11	2	0	1	1	0	0	0	0	0	0	0	0.00	1.929
0	0	0	0	0	0	0	0	0	0	0	0	0.00	0.750
0	0	0	0	0	0	0	0	0	0	0	0	4.50	2.500



Batter	1	2	3	4	5	6	7	8	9	AB R H RBI BB SO LOB	TOP											
Ralph Garr, L (1, 7) OBP: 0.333, SLG: 0.250	0-0 6-3		0-0 6-3		0-0 E 1B		0-0 F8		0-0 1B	5 1 2 0 0 0 0												
Marty Perez, R (1, 4) OBP: 0.222, SLG: 0.222	0-3 K		0-0 1B		0-0 1B FC4-6		0-0 F9		0-0 4-3	5 1 1 0 0 1 2												
Darrell Evans, L (1, 5) OBP: 0.375, SLG: 0.375	0-0 F7		0-0 4-3		0-0 FC4-6 1B			0-0 FC5 BLK 1B		4 0 2 1 0 0 1												
Mike Lum, L (1, 3) OBP: 0.375, SLG: 0.286		0-0 1B 1B		0-0 F8	0-0 FC4-6			4-0 FC5 BB		3 0 1 1 1 0 1												
Dusty Baker Jr., R (1, 9) OBP: 0.125, SLG: 0.125		0-0 F9		0-3 K	0-0 F7			0-0 FC5		4 0 0 0 0 1 4												
Rowland Office, L (1, 8) OBP: 0.250, SLG: 0.250		0-0 1-2 1B		0-0 1B 1B		0-0 F9		0-3 K		4 0 2 0 0 1 2												
Vic Correll, R (1, 2) OBP: 0.286, SLG: 0.167		0-3 K		0-0 1-2 1B		0-0 L7		0-3 K		4 0 1 0 0 2 4												
Larvell Blanks, R (1, 6)		0-0 6-3		0-0 F7		0-0 F7			0-3 K	4 0 0 0 0 1 4												
Carl Morton, R (1, 1)			0-3 K		0-3 K		0-0 F9		0-0 F9	4 0 0 0 0 2 0												
<b>Inning Stats</b>	R: 0 E: 0 K: 1 S: 5	H: 0 LOB: 0 BB: 0 P: 5	R: 0 E: 0 K: 1 S: 7	H: 2 LOB: 2 BB: 0 P: 7	R: 0 E: 0 K: 1 S: 6	H: 1 LOB: 1 BB: 0 P: 6	R: 0 E: 0 K: 1 S: 7	H: 2 LOB: 2 BB: 0 P: 7	R: 2 E: 1 K: 1 S: 8	H: 2 LOB: 1 BB: 0 P: 8	R: 0 E: 0 K: 0 S: 3	H: 0 LOB: 0 BB: 0 P: 3	R: 0 E: 0 K: 0 S: 3	H: 0 LOB: 0 BB: 0 P: 3	R: 0 E: 0 K: 2 S: 8	H: 1 LOB: 2 BB: 1 P: 12	R: 0 E: 0 K: 1 S: 6	H: 1 LOB: 1 BB: 0 P: 6	1B: 9 2B: 0 3B: 0 HR: 0	SF: 0 SAC: 0 DP: 0 HBP: 0	WP: 0 PB: 0 SB: 0 CS: 0	PA: 38
<b>PITCHER</b>	IP WLS BF H R ER SO BB IBB HBP BLK WP HR S P ERA WHIP																					
Doug Konieczny, R (1, 1) ERA: 1.5	6.0 L 26 7 2 1 5 0 0 0 0 0 0 0 36 36 1.50 1.167																					
Mike Cosgrove, L (7, 1) ERA:	1.2 7 1 0 0 1 1 0 0 0 1 0 0 8 12 0.00 1.200																					
Wayne Granger, R (8, 1) ERA:	1.1 5 1 0 0 2 0 0 0 0 0 0 0 9 9 0.00 0.750																					

Atlanta Braves @ Houston Astros  
Astrodome, Houston, TX  
Tue Apr 08 1975, 8:05 PM EDT  
Att. 7,937 - Dome

livebaseballscorecards.com

AB	37
R	2
H	9
RBI	2
BB	1
SO	8
LOB	18



Batter	1	2	3	4	5	6	7	8	9	AB R H RBI BB SO LOB
<b>Enos Cabell, R</b> (1, 7) OBP: 0.222, SLG: 0.222	0-0 2-3		0-0 1-3			0-0 6-3			0-0 6-3	4 0 0 0 0 0 0
<b>Rob Andrews, R</b> (1, 4) OBP: 0.375, SLG: 0.375 <b>Rafael Batista, L</b> (9, PH) OBP: 1.000, SLG: 2.000	0-0 CS 1B			0-0 6-3		0-0 E6 L5-3			0-0 WP 2B	3 0 1 0 0 0 0 1 0 1 0 0 0 0
<b>Cesar Cedeno, R</b> (1, 8) OBP: 0.444, SLG: 0.500	0-0 1-2 1B			0-0 5-3		0-0 L5-3 1-2			0-0 6-3 2-3	4 0 1 0 0 0 2
<b>Milt May, L</b> (1, 2) OBP: 0.286, SLG: 0.286	0-0 1-2 F8			0-3 K		0-0 4-3				3 0 0 0 0 1 1
<b>Cliff Johnson, R</b> (1, 3) OBP: 0.250, SLG: 0.429		0-0 6-3			0-0 F3			0-0 G3-6-3 1B		3 0 1 0 0 0 0
<b>Jose Cruz, L</b> (1, 9) OBP: 0.429, SLG: 0.857		0-0 6-3			0-3 K			0-0 G3-6-3 1-2f		3 0 0 0 0 1 1
<b>Doug Rader, R</b> (1, 5) OBP: 0.429, SLG: 0.429		0-3 K			0-0 6-3			0-0 1B		3 0 1 0 0 1 0
<b>Roger Metzger, S</b> (1, 6) <b>Bob Watson, R</b> (8, PH) <b>Larry Milbourne, S</b> (9, 6)			0-0 F6			0-0 F9		0-0 4-3		2 0 0 0 0 0 0 1 0 0 0 0 0 1 0 0 0 0 0 0 0
<b>Doug Konieczny, R</b> (1, 1) <b>Wilbur Howard, S</b> (6, PH) <b>Mike Cosgrove, L</b> (7, 1) <b>Wayne Granger, R</b> (8, 1) <b>Ken Boswell, L</b> (9, PH)			0-0 F9			0-3 K			0-0 G1	1 0 0 0 0 0 0 1 0 0 0 0 1 0 0 0 0 0 0 0 0 0 0 0 0 0 0 0 1 0 0 0 0 0 0

Inning Stats	R: 0 E: 0 K: 0 S: 4	H: 2 LOB: 1 BB: 0 P: 4	R: 0 E: 0 K: 1 S: 5	H: 0 LOB: 0 BB: 0 P: 5	R: 0 E: 0 K: 0 S: 3	H: 0 LOB: 0 BB: 0 P: 3	R: 0 E: 0 K: 1 S: 5	H: 0 LOB: 0 BB: 0 P: 5	R: 0 E: 0 K: 1 S: 5	H: 0 LOB: 0 BB: 0 P: 5	R: 0 E: 1 K: 0 S: 3	H: 0 LOB: 0 BB: 0 P: 3	R: 0 E: 0 K: 0 S: 4	H: 2 LOB: 1 BB: 0 P: 4	R: 0 E: 0 K: 0 S: 4	H: 1 LOB: 1 BB: 0 P: 4	1B: 4 2B: 2 3B: 0 HR: 0	SF: 0 SAC: 0 DP: 2 HBP: 0

PITCHER	IP	WLS	BF	H	R	ER	SO	BB	IBB	HBP	BLK	WP	HR	S	P	ERA	WHIP
<b>Carl Morton, R</b> (1, 1) ERA:	9.0	W	30	5	0	0	4	0	0	0	0	1	0	38	38	0.00	0.556

**BOTTOM**

**Atlanta Braves @ Houston Astros**  
Astrodome, Houston, TX  
Tue Apr 08 1975, 8:05 PM EDT  
Att: 7,937 - Dome

livebaseballscorecards.com

<b>AB</b>	<b>30</b>
<b>R</b>	<b>0</b>
<b>H</b>	<b>5</b>
<b>RBI</b>	<b>0</b>
<b>BB</b>	<b>0</b>
<b>SO</b>	<b>4</b>
<b>LOB</b>	<b>5</b>



WP: 1	PA: 30
PB: 0	
SB: 1	
CS: 1	



Batter	1	2	3	4	5	6	7	8	9	AB R H RBI BB SO LOB	TOP		
Ralph Garr, L (1, 7) OBP: 0.385, SLG: 0.333	0-0 G3-6-3 1B			x 0-0 G4-6-3 1B	x 0-0 E3		x 0-0 L4			4 0 2 0 0 0 4	<p>Atlanta Braves @ Houston Astros</p> <p>Astrodome, Houston, TX</p> <p>Wed Apr 09 1975, 8:05 PM EDT</p> <p>Att. 13,257 - Dome</p>		
Marty Perez, R (1, 4) OBP: 0.154, SLG: 0.154	0-0 G3-6-3 1-2f		x 0-0 G4-6-3	x 0-0 6-3		x 0-0 F8			4 0 0 0 0 0 7				
Roric Harrison, R (7, 1)									0 0 0 0 0 0 0				
Darrell Evans, L (1, 5) OBP: 0.333, SLG: 0.417	0-0 4-3			x 0-0 2B		x 0-0 L9		x 0-0 F9	4 0 1 0 0 0 0				
Mike Lum, L (1, 3) OBP: 0.250, SLG: 0.182		x 0-0 F8		x 0-0 6-3		x 0-0 L8		x 0-0 F5	4 0 0 0 0 0 1				
Dusty Baker Jr., R (1, 9) OBP: 0.083, SLG: 0.083			x 0-0 6-3		x 0-0 4-3	x 0-3 K		x 0-0 F7	4 0 0 0 0 1 0				
Rowland Office, L (1, 8) OBP: 0.250, SLG: 0.250			x 0-3 K		x 0-0 6-3		x 0-0 1B 2B 1B	x 0-0 4-3	4 1 1 0 0 1 0				
Vic Correll, R (1, 2) OBP: 0.273, SLG: 0.200			x 0-0 4-3		x 0-0 BB E 1B 1B		x 0-3 K	x 0-0 F9	4 1 1 0 0 1 1				
Larvell Blanks, R (1, 6) OBP: 0.182, SLG: 0.182			x 0-0 F5		x 0-0 E BB 1B		x 0-0 2B 1B	x 0-0 6-3	4 0 2 0 0 0 0				
Ron Reed, R (1, 1)			x 0-3 K		x 4-0 E BB		x 0-0 1-3 2-H 2B		1 0 0 0 0 0 1 0				
Pablo Torrealba, L (4, 1)									0 0 0 0 0 0 0 0				
Frank Tepedino, L (5, PH)									0 0 0 0 0 1 0 0				
Jamie Easterly, L (5, 1)									0 0 0 0 0 0 0 0				
Davey Johnson, R (7, PH)									1 0 1 1 0 0 0 0				
Tom House, L (7, 1)									0 0 0 0 0 0 0 0				
Rod Gilbreath, R (7, 4)									0 0 0 0 0 0 0 0				
<b>Inning Stats</b>	R: 0 H: 1 E: 0 LOB: 0 K: 0 BB: 0 S: 3 P: 3	R: 0 H: 0 E: 0 LOB: 0 K: 1 BB: 0 S: 5 P: 5	R: 0 H: 0 E: 0 LOB: 0 K: 1 BB: 0 S: 5 P: 5	R: 0 H: 2 E: 0 LOB: 1 K: 0 BB: 0 S: 4 P: 4	R: 1 H: 2 E: 1 LOB: 3 K: 0 BB: 1 S: 6 P: 10	R: 0 H: 0 E: 0 LOB: 0 K: 1 BB: 0 S: 5 P: 5	R: 1 H: 3 E: 0 LOB: 2 K: 1 BB: 0 S: 8 P: 8	R: 0 H: 0 E: 0 LOB: 0 K: 0 BB: 0 S: 3 P: 3	R: 0 H: 0 E: 0 LOB: 0 K: 0 BB: 0 S: 3 P: 3	1B: 6 SF: 0 2B: 2 SAC: 0 3B: 0 DP: 2 HR: 0 HBP: 0	WP: 0 PA: 35 PB: 0 SB: 0 CS: 0		
<b>PITCHER</b>	IP WLS BF H R ER SO BB IBB HBP BLK WP HR S P ERA WHIP											<b>PITCHER</b>	IP WLS BF H R ER SO BB IBB HBP BLK WP HR S P ERA WHIP
J.R. Richard, R (1, 1) ERA:	4.2 19 5 1 0 2 1 0 0 0 0 0 0 22 26 0.00 1.286												
Dave Roberts, L (5, 1) ERA: 2.08	4.1 W 16 3 1 1 2 0 0 0 0 0 0 0 20 20 2.08 0.692												

livebaseballscorecards.com

AB	34
R	2
H	8
RBI	1
BB	1
SO	4
LOB	13



Batter	1	2	3	4	5	6	7	8	9	AB	R	H	RBI	BB	SO	LOB
Enos Cabell, R OBP: 0.357, SLG: 0.429 (1, 7) (8, 3)	0-0 F8			0-0 1B		0-0 1B	0-0 FC6-4 1B			5	1	3	1	0	0	1
Rob Andrews, R OBP: 0.385, SLG: 0.333 (1, 4)	0-0 F8			0-0 5-3 1B	4-0 WP BB		0-0 SH1-3 1B			4	2	1	0	1	0	3
Cesar Cedeno, R OBP: 0.500, SLG: 0.500 (1, 8)	0-0 4-3			0-0 S 1B	0-0 F9		0-0 SH1-3 1B			4	2	2	2	1	0	1
Milt May, L OBP: 0.364, SLG: 0.300 (1, 2)		0-0 L8		4-0 S 1B	0-0 F7		0-0 SH1-3			3	1	1	1	1	0	1
Cliff Johnson, R OBP: 0.417, SLG: 0.444 Wilbur Howard, S (7, PR) (8, 7)		0-0 6-3		0-0 1B	4-0 BB		0-0 BB 1B			2	1	1	2	2	0	0
Jose Cruz, L OBP: 0.417, SLG: 0.600 (1, 9)		0-0 6-3		0-0 1B	0-0 BB		0-0 F7			1	1	0	0	0	0	2
Doug Rader, R OBP: 0.500, SLG: 0.583 (1, 5)			0-0 G3	0-0 K	0-0 G3		4-0 1B	4-0 BB	4-0 BB	3	1	0	1	2	1	3
Roger Metzger, S OBP: 0.364, SLG: 0.300 (1, 6)			0-0 G3	0-0 K	0-0 G3		0-0 1B	0-0 BB	0-0 BB	5	2	3	2	0	0	1
J.R. Richard, R OBP: 0.500, SLG: 1.000 Dave Roberts, L (5, 1)			0-0 K	0-0 K	0-0 K		0-0 SH2-4 1B	0-0 E 1B	0-0 F8	5	2	3	2	0	0	1
			0-3 K	0-0 K	0-0 K		0-0 SH2-4	0-0 E4 1B		2	0	1	2	0	1	1
			0-0 K	0-0 K	0-0 K		0-0 SH2-4	0-0 E4 1B		1	1	0	1	0	0	2

Inning Stats	R: 0	H: 0	E: 0	K: 0	S: 3	R: 0	H: 0	E: 0	K: 0	S: 3	R: 0	H: 0	E: 0	K: 0	S: 5	R: 6	H: 6	E: 0	K: 1	S: 11	R: 0	H: 2	E: 0	K: 0	S: 4	R: 8	H: 6	E: 1	K: 0	S: 10	R: 0	H: 0	E: 0	K: 0	S: 2
	0	0	0	0	3	0	0	0	0	3	0	0	0	0	5	6	6	0	0	11	0	2	0	0	4	8	6	1	0	10	0	0	0	0	2

PITCHER	IP	WLS	BF	H	R	ER	SO	BB	IBB	HBP	BLK	WP	HR	S	P	ERA	WHIP
Ron Reed, R ERA: 14.73 (1, 1)	3.2	L	18	7	6	6	2	1	0	0	0	0	0	21	25	14.73	2.182
Pablo Torrealba, L ERA: (4, 1)	0.1		1	0	0	0	0	0	0	0	0	0	0	1	1	0.00	0.000
Jamie Easterly, L ERA: (5, 1)	2.0		9	2	0	0	0	2	0	0	0	1	0	7	15	0.00	2.000
Tom House, L ERA: 162.0 (7, 1)	0.1		9	4	8	6	0	2	1	0	0	0	0	6	18	162.00	18.000
Roric Harrison, R ERA: (7, 1)	1.2		7	2	0	0	0	1	0	0	0	0	0	6	10	0.00	1.800

**BOTTOM**

**Atlanta Braves @ Houston Astros**  
Astrodome, Houston, TX

Wed Apr 09 1975, 8:05 PM EDT  
Att. 13,257 - Dome

AB	35
R	14
H	15
RBI	14
BB	7
SO	2
LOB	16



1B	2B	3B	HR	SF	SAC	DP	HBP	WP	HR	S	P	ERA	WHIP
12	3	0	0	0	2	1	0	1	1	0	0	0	0



Batter	1	2	3	4	5	6	7	8	9	AB R H RBI BB SO LOB	TOP		
Davey Lopes, R OBP: 0.381, SLG: 0.250 (1, 4) BBB	4-0 CS S BB		0-0 5-3		0-0 FC6-4 2B		0-0 4-3		1-0 F9 S 2B HBP	3 2 0 0 1 0 1			
Bill Buckner, L OBP: 0.316, SLG: 0.842 (1, 7) X	0-0 L8 1-2		0-0 HR		0-0 2B 2B		0-0 F5		0-0 F9	5 2 2 2 0 0 2			
Jimmy Wynn, R OBP: 0.524, SLG: 0.625 (1, 8) SSS	0-3 K		4-0 BB		0-0 1B G5-2-3 2B		0-0 6-3		0-0 1B 2B	4 1 2 2 1 1 1			
Steve Garvey, R OBP: 0.474, SLG: 0.529 (1, 3) BBB	0-0 CS 2-3	4-0 1B BB	0-3 K		0-0 BB 1B			4-0 BB 2B	0-0 F8 1B 1B	3 2 2 0 2 1 1			
Willie Crawford, L OBP: 0.385, SLG: 0.111 Joe Ferguson, R OBP: 0.353, SLG: 0.214 (9, PH) (9, 9)		0-0 F9		4-0 S BB	4-0 1-2 BB			0-0 F8	0-0 1B 1B	2 0 0 0 2 0 2 1 0 1 1 0 0 0			
Ron Cey, R OBP: 0.263, SLG: 0.278 (1, 5) X		0-0 1B		0-0 F8 1-2	0-0 G5-2-3 3-HF			0-0 F3	0-0 F8	5 0 1 0 0 0 7			
Steve Yeager, R OBP: 0.182, SLG: 0.100 (1, 2) SSS		0-3 K		0-3 K		0-0 F9		4-0 2B 1-2 BB	0-0 1B 1B	4 0 1 1 1 2 3			
Bill Russell, R OBP: 0.158, SLG: 0.125 (1, 6) X		0-0 F8		0-0 5-3		0-3 K		0-0 2B	0-0 F9	5 0 1 1 0 1 5			
Don Sutton, R (1, 1) X			0-0 4-3		4-0 FC6-4 BB		0-0 4-3		0-3 K	3 0 0 0 1 1 2			
Inning Stats	R: 0 E: 0 K: 1 S: 4 H: 0 LOB: 0 BB: 1 P: 8	R: 0 E: 0 K: 1 S: 6 H: 1 LOB: 2 BB: 1 P: 10	R: 1 E: 0 K: 1 S: 6 H: 1 LOB: 1 BB: 1 P: 10	R: 0 E: 0 K: 1 S: 5 H: 0 LOB: 1 BB: 1 P: 9	R: 2 E: 0 K: 0 S: 5 H: 3 LOB: 2 BB: 2 P: 13	R: 0 E: 0 K: 1 S: 5 H: 0 LOB: 0 BB: 0 P: 5	R: 0 E: 0 K: 0 S: 3 H: 0 LOB: 0 BB: 0 P: 3	R: 1 E: 0 K: 1 S: 6 H: 1 LOB: 2 BB: 2 P: 14	R: 3 E: 0 K: 0 S: 7 H: 4 LOB: 2 BB: 0 P: 8	1B: 5 2B: 4 3B: 0 HR: 1 SF: 0 SAC: 0 DP: 1 HBP: 1	WP: 0 PB: 0 SB: 4 CS: 1 PA: 45		
PITCHER	IP WLS BF H R ER SO BB IBB HBP BLK WP HR S P ERA WHIP											PITCHER	IP WLS BF H R ER SO BB IBB HBP BLK WP HR S P ERA WHIP
Tom Griffin, R ERA: 6.23 (1, 1)	4.1 L 21 4 3 3 4 5 0 0 0 0 0 1 24 44 6.23 2.077												
Wayne Granger, R ERA: (5, 1)	0.2 3 1 0 0 0 1 0 0 0 0 0 0 2 6 0.00 3.000												
Ken Forsch, R ERA: 3.0 (6, 1)	3.0 12 1 1 1 2 2 0 0 0 0 0 0 14 22 3.00 1.000												
Jim York, R ERA: 81.0 (9, 1)	0.1 4 2 3 3 0 0 0 1 0 0 0 0 3 4 81.00 6.000												
Fred Scherman, L ERA: (9, 1)	0.2 4 2 0 0 0 0 0 0 0 0 0 0 4 4 0.00 3.000												

Los Angeles Dodgers @ Houston Astros  
Astrodome, Houston, TX  
Fri Apr 11 1975, 8:05 PM EDT  
Att. 17,851 - Dome

livebaseballscorecards.com

AB	35
R	7
H	10
RBI	7
BB	8
SO	6
LOB	24







Batter	1	2	3	4	5	6	7	8	9	AB R H RBI BB SO LOB	TOP			
<b>Davey Lopes, R</b> (1, 4) OBP: 0.423, SLG: 0.222	4-0 PB S SF8 BB		4-0 S BB		4-0 G6-4-3 BB		0-3 K		0-0 5-3	2 1 0 0 3 1 0				
<b>Bill Buckner, L</b> (1, 7) OBP: 0.333, SLG: 0.739	4-0 1B SF8 BB		0-0 F7		0-0 G6-4-3		0-0 F8		0-0 FC6-4 1B	4 1 1 0 1 0 3				
<b>Jimmy Wynn, R</b> (1, 8) OBP: 0.500, SLG: 0.579	0-0 SF8		0-0 F8			0-0 3B 1B	4-0 1B BB		0-0 FC6-4	3 1 1 1 1 0 2				
<b>Steve Garvey, R</b> (1, 3) OBP: 0.522, SLG: 0.667	0-0 3-H BLK 1B		0-0 4-3			0-0 1-H 1B 3B	0-0 1-2 1B			4 1 3 1 0 0 1				
<b>Willie Crawford, L</b> (1, 9) OBP: 0.353, SLG: 0.167	0-0 SF8			0-3 K		0-0 6-3 BB 1B	0-0 G3			3 1 1 2 0 1 2				
<b>Joe Ferguson, R</b> (1, 2) OBP: 0.333, SLG: 0.176	0-0 3-H F9			0-0 F7		4-0 6-3 BB	0-0 5-3			3 0 0 0 1 0 1				
<b>Ron Cey, R</b> (1, 5) OBP: 0.217, SLG: 0.227		0-3 K		0-0 F3		0-0 6-3	0-3 K			4 0 0 0 0 2 2				
<b>Bill Russell, R</b> (1, 6) OBP: 0.150, SLG: 0.118		0-0 6-3			0-0 2B	0-0 6-3	0-0 6-3			1 0 0 0 0 0 0				
<b>Rick Auerbach, R</b> (2, 6) OBP: 0.333, SLG: 0.667										3 0 1 1 0 0 1				
<b>Mike Marshall, R</b> (8, 1)										0 0 0 0 0 0 0				
<b>Juan Marichal, R</b> (1, 1) <b>Jim Brewer, L</b> (4, 1) <b>Tom Paciorek, R</b> (5, PH) <b>Al Downing, R</b> (5, 1) <b>Manny Mota, R</b> (6, PH) <b>Charlie Hough, R</b> (6, 1) <b>Lee Lacy, R</b> (8, 6)		0-3 K		0-0 6-3		0-0 6-3	0-0 F9		0-0 L6	1 0 0 0 0 1 0 0 0 0 0 0 0 0 1 0 0 0 0 0 1 0 0 0 0 0 0 0 1 0 0 0 0 0 1 0 0 0 0 0 0 0 1 0 0 0 0 0 0				
<b>Inning Stats</b>	R: 2 H: 1 E: 0 LOB: 1 K: 0 BB: 2 S: 4 P: 12	R: 0 H: 0 E: 0 LOB: 0 K: 2 BB: 0 S: 7 P: 7	R: 0 H: 0 E: 0 LOB: 1 K: 0 BB: 1 S: 3 P: 7	R: 0 H: 0 E: 0 LOB: 0 K: 1 BB: 0 S: 5 P: 5	R: 0 H: 1 E: 0 LOB: 1 K: 0 BB: 1 S: 3 P: 7	R: 3 H: 3 E: 0 LOB: 1 K: 0 BB: 1 S: 6 P: 10	R: 0 H: 1 E: 0 LOB: 2 K: 1 BB: 1 S: 6 P: 10	R: 0 H: 0 E: 0 LOB: 0 K: 1 BB: 0 S: 5 P: 5	R: 0 H: 1 E: 0 LOB: 1 K: 0 BB: 0 S: 4 P: 4	1B: 5 SF: 2 2B: 1 SAC: 0 3B: 1 DP: 1 HR: 0 HBP: 0	WP: 0 PA: 39 PB: 1 SB: 2 CS: 0			
<b>PITCHER</b>	IP WLS BF H R ER SO BB IBB HBP BLK WP HR S P ERA WHIP												<b>PITCHER</b>	IP WLS BF H R ER SO BB IBB HBP BLK WP HR S P ERA WHIP
<b>Larry Dierker, R</b> (1, 1) ERA: 4.5	5.0 W 24 5 5 5 3 5 0 0 1 0 0 25 45 9.00 2.000													
<b>Wayne Granger, R</b> (6, 1) ERA:	4.0 S 15 2 0 0 2 1 0 0 0 0 0 18 22 0.00 0.750													

**Los Angeles Dodgers @ Houston Astros**  
 Astrodome, Houston, TX  
 Sat Apr 12 1975, 8:05 PM EDT  
 Att. 25,024 - Dome

[livebaseballscorecards.com](http://livebaseballscorecards.com)

**AB** 31  
**R** 5  
**H** 7  
**RBI** 5  
**BB** 6  
**SO** 5  
**LOB** 14



BOTTOM

Los Angeles Dodgers @ Houston Astros  
Astrodome, Houston, TX  
Sat Apr 12 1975, 8:05 PM EDT  
Att. 25,024 - Dome

livebaseballscorecards.com

AB	29
R	7
H	8
RBI	7
BB	5
SO	4
LOB	9



WP:	0	PA:	36
PB:	0		
SB:	3		
CS:	1		

AB	R	H	RBI	BB	SO	LOB
4	0	2	2	0	1	0
4	1	1	0	0	1	2
2	1	0	0	2	0	1
2	1	1	1	1	0	1
0	0	0	0	0	0	0
4	1	2	3	0	1	1
3	1	0	0	1	0	2
4	1	1	1	0	0	1
3	1	1	0	1	0	0
1	0	0	0	0	0	0
2	0	0	0	0	1	1
1B:	4	SF:	0			
2B:	3	SAC:	2			
3B:	0	DP:	0			
HR:	1	HBP:	0			

Batter	1	2	3	4	5	6	7	8	9
Enos Cabell, R OBP: 0.318, SLG: 0.409 (1, 7)	0-0 6-3		0-0 1B	0-0 2B		0-3 K			
Rob Andrews, R OBP: 0.333, SLG: 0.400 (1, 4)	0-0 F7		0-3 K	0-0 1-3			0-0 4-3 2B 1B		
Cesar Cedeno, R OBP: 0.500, SLG: 0.471 (1, 8)	4-0 S BB			0-0 F8	4-0 SH1-3 2B BB		0-0 4-3		
Milt May, L OBP: 0.333, SLG: 0.313 Skip Jutze, R (7, PR) (8, 2)	0-0 4-3			4-0 HR BB	0-0 SH1-3		0-0 2B		
Cliff Johnson, R OBP: 0.350, SLG: 0.588 (1, 3)		0-0 4-3		0-0 HR	0-0 2B		0-3 K		
Jose Cruz, L OBP: 0.316, SLG: 0.375 (1, 9)		0-0 F9		4-0 BLK 1B BB	0-0 5-3		0-0 4-3		
Doug Rader, R OBP: 0.421, SLG: 0.474 (1, 5)		0-0 6-3		0-0 SH5-3 1B 2B 1B	0-0 6-3		0-0 5-3		
Roger Metzger, S OBP: 0.389, SLG: 0.313 (1, 6)			0-0 F8	0-0 SH5-3 2B 1B		0-0 F8		4-0 CS BB	
Larry Dierker, R Wayne Granger, R (6, 1)			0-0 6-3	0-0 SH5-3		0-0 F7		0-3 K	

Inning	R	H	E	K	S	P	R	H	E	K	S	P	R	H	E	K	S	P	R	H	E	K	S	P
1	0	0	0	3	6	7	0	0	0	0	0	0	0	0	0	0	0	0	0	0	0	0	0	0
2	0	0	0	3	3	7	0	0	0	0	0	0	0	0	0	0	0	0	0	0	0	0	0	0
3	0	1	0	1	6	7	0	0	0	0	0	0	0	0	0	0	0	0	0	0	0	0	0	0
4	5	4	0	0	7	8	1	1	0	0	0	0	1	1	0	0	0	0	0	0	0	0	0	0
5	1	1	0	0	4	8	0	0	0	0	0	0	0	0	0	0	0	0	0	0	0	0	0	0
6	0	0	0	1	5	5	0	0	0	0	0	0	0	0	0	0	0	0	0	0	0	0	0	0
7	1	2	0	1	7	7	0	0	0	0	0	0	0	0	0	0	0	0	0	0	0	0	0	0
8	0	0	0	4	8	8	0	0	0	0	0	0	0	0	0	0	0	0	0	0	0	0	0	0
9	0	0	0	0	3	3	0	0	0	0	0	0	0	0	0	0	0	0	0	0	0	0	0	0

PITCHER	IP	WLS	BF	H	R	ER	SO	BB	IBB	HBP	BLK	WP	HR	S	P	ERA	WHIP
Juan Marichal, R ERA: 12.27 (1, 1)	3.2	L	19	5	5	5	1	3	0	0	1	0	1	18	30	12.27	2.182
Jim Brewer, L ERA: (4, 1)	0.1		1	0	0	0	0	0	0	0	0	0	0	1	1	0.00	0.000
Al Downing, L ERA: 9.0 (5, 1)	1.0		5	1	1	1	0	1	0	0	0	0	0	4	8	9.00	2.000
Charlie Hough, R ERA: 5.4 (6, 1)	2.1		10	2	1	1	2	1	0	0	0	0	0	13	17	3.86	1.286
Mike Marshall, R ERA: 2.25 (8, 1)	0.2		1	0	0	0	1	0	0	0	0	0	0	3	3	0.00	0.000



Batter	1	2	3	4	5	6	7	8	9	AB R H RBI BB SO LOB	TOP														
Davey Lopes, R (1, 4) OBP: 0.452, SLG: 0.273	0-3 K		0-0 E WP FC5-2 1B	0-0 E S E 1B		4-0 6-3 F9 BB		0-0 SH2-4 1-2	0-3 K	4 1 2 0 1 2 2															
Bill Buckner, L (1, 7) OBP: 0.276, SLG: 0.607	0-0 F9		0-0 F9	0-0 E8 1-H HR		0-0 F9		0-3 K		5 1 0 0 0 1 3															
Jimmy Wynn, R (1, 8) OBP: 0.548, SLG: 0.714	4-0 E BB		4-0 FC5-2 1B BB	0-0 1-H HR		0-0 6-3		4-0 1B BB		2 2 1 2 3 0 1															
Steve Garvey, R (1, 3) OBP: 0.464, SLG: 0.577	0-0 F3 1-2		0-0 FC5-2 BB 1B BB	0-0 5-3		0-0 6-3		0-0 1-3 2-H 1B		5 1 1 1 0 0 4															
Willie Crawford, L (1, 9) OBP: 0.429, SLG: 0.267		0-0 1B	0-0 BB BB 1B	0-0 F8			4-0 CS BB	0-3 K		3 0 2 1 1 0 0															
Joe Ferguson, R (8, PH) OBP: 0.318, SLG: 0.167										1 0 0 0 0 1 2															
Ron Cey, R (1, 5) OBP: 0.286, SLG: 0.240		0-0 F8	4-0 BB BB 1B		0-0 L4		4-0 6-3 1-2 BB	0-0 5-3 SH 1B		3 0 1 0 2 0 1															
Steve Yeager, R (1, 2) OBP: 0.333, SLG: 0.462		0-0	4-0 FC6-4 BB		0-0 HR		0-0 6-3	0-0 SH 5-3		3 1 2 2 1 0 1															
Tom Paciorek, R (8, 9)		1-3 1B	1-2 2-3 3-H				1-2	1-2 5-3		0 0 0 0 0 0 0	AB 35														
Rick Auerbach, R (1, 6) OBP: 0.143, SLG: 0.286		0-3 K	0-0 FC6-4 BB		0-3 K		0-3 K	0-3 K		4 0 0 0 0 3 6	R 7														
Manny Mota, R (9, PH)										1 0 0 0 0 1 2	H 9														
Ivan De Jesus, R (9, 6)			1-2f							0 0 0 0 0 0 0	RBI 6														
Andy Messersmith, R (1, 1) OBP: 0.250, SLG: 0.143	0-0 G1		0-3 K	0-3 K	0-0 G3			4-0 SH2-4 1B BB	0-0 5-3	4 1 0 0 1 1 4	BB 9														
											SO 9														
											LOB 26														
Inning Stats	R: 0 E: 1 K: 1 S: 5	H: 0 LOB: 1 BB: 1 P: 9	R: 0 E: 0 K: 1 S: 7	H: 2 LOB: 2 BB: 0 P: 7	R: 2 E: 1 K: 0 S: 5	H: 2 LOB: 3 BB: 3 P: 17	R: 3 E: 1 K: 1 S: 8	H: 2 LOB: 0 BB: 0 P: 8	R: 1 E: 0 K: 1 S: 6	H: 1 LOB: 0 BB: 0 P: 6	R: 0 E: 0 K: 0 S: 3	H: 0 LOB: 1 BB: 1 P: 7	R: 0 E: 0 K: 1 S: 4	H: 0 LOB: 1 BB: 2 P: 12	R: 1 E: 0 K: 2 S: 8	H: 1 LOB: 2 BB: 2 P: 16	R: 0 E: 0 K: 2 S: 9	H: 1 LOB: 2 BB: 0 P: 9	1B: 7 2B: 0 3B: 0 HR: 2	SF: 0 SAC: 2 DP: 0 HBP: 0	WP: 1 PB: 0 SB: 1 CS: 1	PA: 46			
PITCHER	IP	WLS	BF	H	R	ER	SO	BB	IBB	HBP	BLK	WP	HR	S	P	ERA	WHIP								
Doug Konieczny, R (1, 1) ERA: 4.91	5.0	L	27	7	6	5	4	4	0	0	0	1	2	31	47	9.00	2.200								
Mike Cosgrove, L (6, 1) ERA: 2.08	2.2		13	1	1	1	2	5	0	0	0	0	0	12	32	3.38	2.250								
Ken Forsch, R (8, 1) ERA: 2.7	0.1		1	0	0	0	1	0	0	0	0	0	0	3	3	0.00	0.000								
Jim York, R (9, 1) ERA: 20.25	1.0		5	1	0	0	2	0	0	0	0	0	0	9	9	0.00	1.000								

**Los Angeles Dodgers @ Houston Astros**  
 Astrodome, Houston, TX  
 Sun Apr 13 1975, 4:33 AM EDT  
 Att. 17,310 - Dome

AB	35
R	7
H	9
RBI	6
BB	9
SO	9
LOB	26



livebaseballscorecards.com

Batter	1	2	3	4	5	6	7	8	9	AB R H RBI BB SO LOB	BOTTOM	
Larry Milbourne, S (1, 4) OBP: 0.333, SLG: 0.333 Rafael Batista, L (8, PH) OBP: 1.000, SLG: 1.500 Rob Andrews, R (9, 4) OBP: 0.333, SLG: 0.400	0-0 1B 1B		0-0 3-1 1-2		0-0 G3			0-0 1B 1-2 1B		3 1 1 0 0 0 1 1 0 1 0 0 0 0 0 0 0 0 0 0 0	<b>Los Angeles Dodgers @ Houston Astros</b> Astrodome, Houston, TX Sun Apr 13 1975, 4:33 AM EDT Att. 17,310 - Dome	
Ken Boswell, L (1, 5) OBP: 0.500, SLG: 0.500	0-0 G6-4-3 1-H 1B		0-0 3B 1B			0-3 K		0-0 1-3 2-H 1B		4 1 3 3 0 1 0		
Cesar Cedeno, R (1, 8) OBP: 0.462, SLG: 0.524	0-0 G6-4-3 1-2f		0-0 1-H 3B			0-0 5-3		0-0 F9		4 0 1 1 0 0 3		
Milt May, L (1, 2) OBP: 0.273, SLG: 0.250	0-3 K		0-0 6-3			0-3 K		0-0 F9		4 0 0 0 0 2 3		
Cliff Johnson, R (1, 3) OBP: 0.292, SLG: 0.476		0-3 K		0-3 K		0-3 K		0-0 F7		4 0 0 0 0 3 0		
Bob Watson, R (1, 7) OBP: 0.200, SLG: 0.400		0-0 6-3		0-0 CS 2B		0-0 F7		0-0 1-4-3		4 0 1 0 0 0 0		
Jose Cruz, L (1, 9) OBP: 0.261, SLG: 0.300		0-3 K		0-0 F8		0-3 K		0-0 F9		4 0 0 0 0 2 1		
Roger Metzger, S (1, 6) OBP: 0.381, SLG: 0.316			0-0 3-1 1B 1B		0-0 CS 2-3	0-0 F3		0-0 5-3		3 1 1 0 0 0 0		
Doug Koniczny, R (1, 1) Mike Easter, L (5, PH) Mike Cosgrove, L (6, 1) Ken Forsch, R (8, 1) Wilbur Howard, S (8, PH) Jim York, R (9, 1)			0-3 K		0-0 4-3			0-0 1B 1B		1 0 0 0 0 0 1 1 1 0 1 1 1 0 0 0 0 0 0 0 0 0 0 0 0 0		
<b>Inning Stats</b>	R: 1 H: 2 E: 0 LOB: 0 K: 1 BB: 0 S: 6 P: 6	R: 0 H: 0 E: 0 LOB: 0 K: 2 BB: 0 S: 7 P: 7	R: 2 H: 3 E: 0 LOB: 1 K: 1 BB: 0 S: 8 P: 8	R: 0 H: 1 E: 0 LOB: 0 K: 1 BB: 0 S: 5 P: 5	R: 0 H: 0 E: 0 LOB: 0 K: 0 BB: 0 S: 3 P: 3	R: 0 H: 0 E: 0 LOB: 0 K: 2 BB: 0 S: 7 P: 7	R: 0 H: 0 E: 0 LOB: 0 K: 2 BB: 0 S: 7 P: 7	R: 1 H: 3 E: 0 LOB: 2 K: 0 BB: 0 S: 6 P: 6	R: 0 H: 0 E: 0 LOB: 0 K: 0 BB: 0 S: 3 P: 3	1B: 7 SF: 0 2B: 1 SAC: 0 3B: 1 DP: 1 HR: 0 HBP: 0	WP: 0 PA: 35 PB: 0 SB: 0 CS: 1	
<b>PITCHER</b> Andy Messersmith, R (1, 1) ERA: 3.6	IP WLS BF H R ER SO BB IBB HBP BLK WP HR S P ERA WHIP	9.0 W 34 9 4 4 9 0 0 0 0 0 0 0 52 52 4.00 1.000										

livebaseballscorecards.com

AB	34
R	4
H	9
RBI	4
BB	0
SO	9
LOB	9





# Houston Astros @ Atlanta Braves

## Atlanta-Fulton County Stadium, Atlanta, GA

Tue Apr 15 1975, 7:05 PM EDT  
Att. 12,774 - Unknown

AB	30
R	1
H	7
RBI	1
BB	3
SO	2
LOB	14



Batter	1	2	3	4	5	6	7	8	9	AB	R	H	RBI	BB	SO	LOB						
<b>Rob Andrews, R</b> (1, 4) OBP: 0.360, SLG: 0.364	0-0 1-3		0-0 F9		4-0 G4-6-3 BB			4-0 FC6-4 BB		2	0	0	0	2	0	0						
<b>Jose Cruz, L</b> (1, 9) OBP: 0.259, SLG: 0.417	0-0 HR		0-0 F6		0-0 G4-6-3 1-2f			0-0 FC6-4 1-2f		4	1	1	1	0	0	2						
<b>Cesar Cedeno, R</b> (1, 8) OBP: 0.467, SLG: 0.560	0-0 F9 2B		0-0 1B					0-0 F8		4	0	2	0	0	0	1						
<b>Milt May, L</b> (1, 2) OBP: 0.269, SLG: 0.217	0-0 F9 2-3		0-0 4-1					0-0 G3 BB		3	0	0	0	1	0	3						
<b>Bob Watson, R</b> (1, 7) OBP: 0.111, SLG: 0.222	0-0 6-3			0-3 K				0-0 L7		4	0	0	0	0	1	2						
<b>Cliff Johnson, R</b> (1, 3) OBP: 0.321, SLG: 0.480		0-0 1B SH2-3 1B		0-0 F8				0-0 F8		4	0	2	0	0	0	1						
<b>Doug Rader, R</b> (1, 5) OBP: 0.409, SLG: 0.455		0-0 SH2-3 1-2		0-0 E5				0-0 G4-6-3 1B		3	0	1	0	0	1	0						
<b>Roger Metzger, S</b> (1, 6) OBP: 0.375, SLG: 0.318		0-0 G5-4-3 1B		0-0 2-3				0-0 P6		3	0	1	0	0	0	2						
<b>J.R. Richard, R</b> (1, 1) OBP: 0.333, SLG: 0.667		0-0 G5-4-3			0-0 4-3			0-0 G4-6-3		1	0	0	0	0	0	2						
<b>Mike Easler, L</b> (5, PH)										1	0	0	0	0	0	0						
<b>Mike Cosgrove, L</b> (5, 1)										0	0	0	0	0	0	0						
<b>Rafael Batista, L</b> (7, PH) OBP: 0.667, SLG: 1.000										1	0	0	0	0	0	1						
<b>Fred Scherman, L</b> (7, 1)										0	0	0	0	0	0	0						
<b>Inning Stats</b>	R: 1 E: 0 K: 0 S: 5	H: 2 LOB: 1 BB: 0 P: 5	R: 0 E: 0 K: 0 S: 4	H: 2 LOB: 1 BB: 0 P: 4	R: 0 E: 0 K: 0 S: 4	H: 1 LOB: 1 BB: 0 P: 4	R: 0 E: 1 K: 1 S: 6	H: 0 LOB: 1 BB: 0 P: 6	R: 0 E: 0 K: 0 S: 2	H: 0 LOB: 0 BB: 1 P: 6	R: 0 E: 0 K: 0 S: 3	H: 0 LOB: 1 BB: 1 P: 7	R: 0 E: 0 K: 0 S: 3	H: 1 LOB: 0 BB: 0 P: 3	R: 0 E: 0 K: 0 S: 3	H: 0 LOB: 1 BB: 1 P: 7	R: 0 E: 0 K: 1 S: 5	H: 1 LOB: 0 BB: 0 P: 5	1B: 5 2B: 1 3B: 0 HR: 1	SF: 0 SAC: 1 DP: 3 HBP: 0	WP: 0 PB: 0 SB: 0 CS: 0	PA: 34
<b>Phil Niekro, R</b> (1, 1) ERA: 0.66	IP: 9.0 WLS: W BF: 34 H: 7 R: 1 ER: 1 SO: 2 BB: 3 IBB: 0 HBP: 0 BLK: 0 WP: 0 HR: 1 S: 35 P: 47 ERA: 1.00 WHIP: 1.111																					

livebaseballscorecards.com

Batter	1	2	3	4	5	6	7	8	9	AB	R	H	RBI	BB	SO	LOB
Ralph Garr, L (1, 7) OBP: 0.441, SLG: 0.484	4-0 HR BB		0-0 HBP 1B	0-3 K		0-0 1-3				3	2	1	0	1	1	1
Marty Perez, R (1, 4) OBP: 0.242, SLG: 0.167	0-3 K		4-0 HBP 1B	0-0 P3			0-3 K			3	1	0	0	1	2	2
Darrell Evans, L (1, 5) OBP: 0.394, SLG: 0.655	0-0 1-H HR		1-0 1B HBP		4-0 1B SF9		0-0 F8			2	2	1	3	1	0	0
Mike Lum, L (1, 3) OBP: 0.212, SLG: 0.161	0-0 CS 1B		0-3 K		0-0 E SF9 1B		0-0 6-3			4	0	2	0	0	1	3
Dusty Baker Jr., R (1, 9) OBP: 0.250, SLG: 0.296	0-3 K		0-0 1-2 2-H 3-H 1B		0-0 SF9		0-0 F9			3	0	1	3	0	1	1
Rowland Office, L (1, 8) OBP: 0.250, SLG: 0.207		0-0 4-3	0-3 K		0-3 K		0-3 K			4	0	0	0	0	3	3
Vic Correll, R (1, 2) OBP: 0.185, SLG: 0.269		0-0 F8	0-3 K		0-0 6-3		0-3 K			4	0	0	0	0	2	3
Larvell Blanks, R (1, 6) OBP: 0.160, SLG: 0.125		0-3 K		0-0 6-3		0-0 F3				3	0	0	0	0	1	0
Phil Niekro, R (1, 1) OBP: 0.400, SLG: 0.400			0-0 BB 1B HBP 1B		0-0 1B		0-0 6-3			3	1	2	0	0	0	0

Inning Stats	R: 2	H: 2	E: 0	K: 2	S: 8	LOB: 1	BB: 1	P: 12	R: 0	H: 0	E: 0	K: 1	S: 5	LOB: 0	BB: 0	P: 5	R: 3	H: 3	E: 0	K: 3	S: 12	LOB: 2	BB: 1	P: 17	R: 0	H: 1	E: 0	K: 1	S: 6	LOB: 1	BB: 0	P: 6	R: 1	H: 1	E: 1	K: 1	S: 6	LOB: 1	BB: 1	P: 10	R: 0	H: 0	E: 0	K: 0	S: 3	LOB: 0	BB: 0	P: 3	R: 0	H: 0	E: 0	K: 1	S: 5	LOB: 0	BB: 0	P: 5	R: 0	H: 0	E: 0	K: 2	S: 7	LOB: 0	BB: 0	P: 7
--------------	------	------	------	------	------	--------	-------	-------	------	------	------	------	------	--------	-------	------	------	------	------	------	-------	--------	-------	-------	------	------	------	------	------	--------	-------	------	------	------	------	------	------	--------	-------	-------	------	------	------	------	------	--------	-------	------	------	------	------	------	------	--------	-------	------	------	------	------	------	------	--------	-------	------

PITCHER	IP	WLS	BF	H	R	ER	SO	BB	IBB	HBP	BLK	WP	HR	S	P	ERA	WHIP
J.R. Richard, R (1, 1) ERA: 5.19	4.0	L	20	6	5	5	7	2	0	1	0	0	1	31	40	11.25	2.000
Mike Cosgrove, L (5, 1) ERA: 2.84	2.0		8	1	1	1	1	1	0	0	0	0	0	9	13	4.50	1.000
Fred Scherman, L (7, 1) ERA:	2.0		6	0	0	0	3	0	0	0	0	0	0	12	12	0.00	0.000

**BOTTOM**

**Houston Astros @ Atlanta Braves**  
Atlanta-Fulton County Stadium, Atlanta, GA

Tue Apr 15 1975, 7:05 PM EDT  
Att. 12,774 - Unknown

livebaseballscorecards.com

AB	29
R	6
H	7
RBI	6
BB	3
SO	11
LOB	13

WP: 0 PA: 34  
PB: 0  
SB: 0  
CS: 1





Batter	1	2	3	4	5	6	7	8	9	AB R H RBI BB SO LOB	TOP											
Rob Andrews, R (1, 4) OBP: 0.310, SLG: 0.308	0-0 5-3		0-0 1-3		0-0 G4-6-3			0-0 F9		4 0 0 0 0 0 2	<b>Houston Astros @ Atlanta Braves</b> Atlanta-Fulton County Stadium, Atlanta, GA Wed Apr 16 1975, 7:05 PM EDT Att. 3,401 - Unknown											
Jose Cruz, L (1, 9) OBP: 0.258, SLG: 0.393	0-0 1B		0-0 L8			0-3 K		0-0 F9		4 0 1 0 0 0 1 0												
Cesar Cedeno, R (1, 8) OBP: 0.441, SLG: 0.517	0-0 P3		0-0 L7			0-0 G1-6-3 1B			0-0 P5	4 0 1 0 0 0 0 1												
Milt May, L (1, 2) OBP: 0.233, SLG: 0.185 Larry Milbourne, S (9, PR) OBP: 0.333, SLG: 0.333	0-0 G3			0-0 6-3		0-0 G1-6-3			0-0 E3 HR	4 0 0 0 0 0 0 2 0 1 0 0 0 0 0 0												
Bob Watson, R (1, 7) OBP: 0.308, SLG: 0.583		4-0 BB		0-3 K			0-0 5-3 1B		0-0 HR	3 1 2 2 1 1 0 0												
Cliff Johnson, R (1, 3) OBP: 0.281, SLG: 0.414		0-3 K		0-0 F8			0-0 L7		0-0 5-3	4 0 0 0 0 0 1 3												
Doug Rader, R (1, 5) OBP: 0.423, SLG: 0.462		0-0 1-2 1B			0-0 BB 1B		0-0 5-3		0-0 F8	4 0 2 0 0 0 0 2												
Roger Metzger, S (1, 6) OBP: 0.370, SLG: 0.292		0-0 F8			4-0 G4-6-3 BB		0-0 F8			2 0 0 0 0 1 0 3												
Larry Dierker, R (1, 1) Rafael Batista, L (5, PH) OBP: 0.500, SLG: 0.750 Ken Forsch, R (5, 1) Mike Easler, L (8, PH) Fred Scherman, L (8, 1)		0-0 F8			0-3 K			0-0 F4		1 0 0 0 0 0 0 2 1 0 0 0 0 0 1 2 0 0 0 0 0 0 0 0 1 0 0 0 0 0 0 0 0 0 0 0 0 0 0 0												
<b>Inning Stats</b>	R: 0 E: 0 K: 0 S: 4	H: 1 LOB: 1 BB: 0 P: 4	R: 0 E: 0 K: 1 S: 6	H: 1 LOB: 2 BB: 1 P: 10	R: 0 E: 0 K: 0 S: 3	H: 0 LOB: 0 BB: 0 P: 3	R: 0 E: 0 K: 1 S: 5	H: 0 LOB: 0 BB: 0 P: 5	R: 0 E: 0 K: 1 S: 5	H: 1 LOB: 1 BB: 1 P: 9		R: 0 E: 0 K: 1 S: 5	H: 1 LOB: 0 BB: 0 P: 5	R: 0 E: 0 K: 0 S: 4	H: 1 LOB: 1 BB: 0 P: 4	R: 0 E: 0 K: 0 S: 3	H: 0 LOB: 0 BB: 0 P: 3	R: 2 E: 1 K: 0 S: 5	H: 1 LOB: 1 BB: 0 P: 5	1B: 5 2B: 0 3B: 0 HR: 1	SF: 0 SAC: 0 DP: 2 HBP: 0	WP: 0 PB: 0 SB: 0 CS: 0
<b>PITCHER</b> Buzz Capra, R (1, 1) ERA: 1.5	IP: 9.0 WLS: W BF: 34 H: 6 R: 2 ER: 1 SO: 4 BB: 2 IBB: 0 HBP: 0 BLK: 0 WP: 0 HR: 1 S: 40 P: 48 ERA: 1.00 WHIP: 0.889											<b>PITCHER</b>	IP: WLS: BF: H: R: ER: SO: BB: IBB: HBP: BLK: WP: HR: S: P: ERA: WHIP:									

livebaseballscorecards.com

<b>AB</b>	32
<b>R</b>	2
<b>H</b>	6
<b>RBI</b>	2
<b>BB</b>	2
<b>SO</b>	4
<b>LOB</b>	17



Batter	1	2	3	4	5	6	7	8	9
Ralph Garr, L (1, 7) OBP: 0.421, SLG: 0.441	0-0 1-3		0-0 F7	4-0 1B IBB			0-0 E1 CS		
Marty Perez, R (1, 4) OBP: 0.243, SLG: 0.176	0-0 F9		0-0 F8	0-0 E6 1B			0-3 K 1-2		
Darrell Evans, L (1, 5) OBP: 0.378, SLG: 0.636	0-0 2B		0-0 F8		0-0 F5		0-3 K		
Mike Lum, L (1, 3) OBP: 0.216, SLG: 0.147	0-0 F8			4-0 1B BB	0-0 6-3			0-0 F9	
Dusty Baker Jr., R (1, 9) OBP: 0.250, SLG: 0.387		0-0 HR		0-3 K	0-0 4-3			0-0 F7	
Rowland Office, L (1, 8) OBP: 0.278, SLG: 0.242		0-0 6-3		0-0 1B 1B		0-0 4-3		0-0 1B	
Vic Correll, R (1, 2) OBP: 0.194, SLG: 0.241		0-0 6-3		4-0 SH2-4 1B BB		0-3 K		0-3 K	
Larvell Blanks, R (1, 6) OBP: 0.250, SLG: 0.222		0-0 1B		0-0 1B SH2-4 E 1B		0-0 1B			
Buzz Capra, R (1, 1)		0-3 K		0-0 SH2-4		0-3 K			

Inning Stats	R: 0	H: 1	E: 0	LOB: 1	K: 0	BB: 0	S: 4	P: 4
	R: 1	H: 2	E: 0	LOB: 1	K: 1	BB: 0	S: 7	P: 7
	R: 0	H: 0	E: 0	LOB: 0	K: 0	BB: 0	S: 3	P: 3
	R: 4	H: 3	E: 1	LOB: 2	K: 1	BB: 3	S: 7	P: 19
	R: 0	H: 0	E: 0	LOB: 0	K: 0	BB: 0	S: 3	P: 3
	R: 0	H: 1	E: 0	LOB: 1	K: 2	BB: 0	S: 8	P: 8
	R: 0	H: 0	E: 1	LOB: 0	K: 2	BB: 0	S: 7	P: 7
	R: 0	H: 1	E: 0	LOB: 1	K: 1	BB: 0	S: 6	P: 6

PITCHER	IP	WLS	BF	H	R	ER	SO	BB	IBB	HBP	BLK	WP	HR	S	P	ERA	WHIP
Larry Dierker, R (1, 1) ERA: 5.5	4.0	L	20	6	5	4	2	2	1	0	0	0	1	21	33	9.00	2.000
Ken Forsch, R (5, 1) ERA: 1.42	3.0		10	1	0	0	4	0	0	0	0	0	0	18	18	0.00	0.333
Fred Scherman, L (8, 1) ERA:	1.0		4	1	0	0	1	0	0	0	0	0	0	6	6	0.00	1.000

**BOTTOM**

**Houston Astros @ Atlanta Braves**  
Atlanta-Fulton County Stadium, Atlanta, GA

Wed Apr 16 1975, 7:05 PM EDT  
Att. 3,401 - Unknown


livebaseballscorecards.com

AB	30
R	5
H	8
RBI	4
BB	3
SO	7
LOB	6

**Braves**

1B: 6	SF: 0	WP: 0	PA: 34
2B: 1	SAC: 1	PB: 0	
3B: 0	DP: 0	SB: 0	
HR: 1	HBP: 0	CS: 1	



Batter	1	2	3	4	5	6	7	8	9	10	AB R H RBI BB SO LOB	TOP											
Rob Andrews, R (1, 4) OBP: 0.273, SLG: 0.267 Ken Boswell, L (10, PH) OBP: 0.429, SLG: 0.429 (10, 4)	0-0 F9		0-0 5-3		0-0 4-3		0-0 6-3		0-0 5-3	4 0 0 0 0 0 1 1 0 0 0 0 0 0													
Jose Cruz, L (1, 9) OBP: 0.278, SLG: 0.455	0-0 1B 2B		0-0 4-3		0-0 2B		0-0 6-3		0-0 F9	5 1 2 0 0 0 1													
Cesar Cedeno, R (1, 8) OBP: 0.410, SLG: 0.471	0-0 2-H 1B		0-0 6-3		0-0 F7			0-0 F7	0-0 6-3	5 0 1 1 0 0 1													
Cliff Johnson, R (1, 3) OBP: 0.306, SLG: 0.424	0-0 5-3			0-0 5-3 1B		0-0 1B		0-0 F5		4 0 2 0 0 0 1													
Bob Watson, R (1, 7) OBP: 0.294, SLG: 0.500 Wilbur Howard, S (8, PR) OBP: 0.333, SLG: 0.333 (8, 7)	0-0 G3			0-0 5-3		0-3 K		0-0 1B CS 1B		4 0 1 0 0 1 3 0 0 0 0 0 0 0													
Milt May, L (1, 2) OBP: 0.235, SLG: 0.194		0-0 6-3		0-0 5-3		0-0 L9		0-0 1-3 1B		4 0 1 0 0 0 2													
Doug Rader, R (1, 5) OBP: 0.433, SLG: 0.448		0-0 1B		4-0 BB		0-0 6-3		0-0 CS	0-0 F7	3 0 1 0 1 0 1		AB 37 R 1 H 9 RBI 1 BB 1 SO 1 LOB 14											
Roger Metzger, S (1, 6) OBP: 0.355, SLG: 0.286		0-0 F5		0-0 F7			0-0 SH2-4 1B		0-0 5-3	4 0 1 0 0 0 3													
Dave Roberts, L (1, 1) OBP: 0.355, SLG: 0.286		0-0 F8			0-0 F9		0-0 SH2-4 1B		0-0 1-3	3 0 0 0 0 0 1													
<b>Inning Stats</b>	R: 1 E: 0 K: 0 S: 5	H: 2 LOB: 1 BB: 0 P: 5	R: 0 E: 0 K: 0 S: 4	H: 1 LOB: 1 BB: 0 P: 4	R: 0 E: 0 K: 0 S: 3	H: 0 LOB: 0 BB: 0 P: 3	R: 0 E: 0 K: 0 S: 4	H: 1 LOB: 2 BB: 1 P: 8	R: 0 E: 0 K: 0 S: 4	H: 1 LOB: 1 BB: 0 P: 4	R: 0 E: 0 K: 1 S: 6	H: 1 LOB: 1 BB: 0 P: 6	R: 0 E: 0 K: 0 S: 4	H: 2 LOB: 1 BB: 0 P: 4	R: 0 E: 0 K: 0 S: 3	H: 0 LOB: 0 BB: 0 P: 3	R: 0 E: 0 K: 0 S: 3	H: 0 LOB: 0 BB: 0 P: 3	1B: 7 2B: 2 3B: 0 HR: 0	SF: 0 SAC: 1 DP: 0 HBP: 0	WP: 0 PB: 0 SB: 1 CS: 1	PA: 40	
<b>PITCHER</b> Carl Morton, R (1, 1) ERA: 1.61	IP 10.0 WLS W BF 39 H 9 R 1 ER 1 SO 1 BB 1 IBB 0 HBP 0 BLK 0 WP 0 HR 0 S 40 P 44 ERA 0.90 WHIP 1.000																						

Houston Astros @ Atlanta Braves  
Atlanta-Fulton County Stadium, Atlanta, GA

Thu Apr 17 1975, 7:05 PM EDT  
Att. 3,123 - Unknown

livebaseballscorecards.com

Batter	1	2	3	4	5	6	7	8	9	10	AB R H RBI BB SO LOB
Ralph Garr, L OBP: 0.395, SLG: 0.395 (1, 7)	0-0 1-3		0-0 1-3		0-0 P6		4-0 IBB			0-3 K	4 0 0 0 1 1 1
Marty Perez, R OBP: 0.237, SLG: 0.171 (1, 4) Rod Gilbreath, R (3, PH) (4, 4)	0-0 F9		0-3 K			0-0 5-3	0-0 L9			0-0 SH2-3	1 0 0 0 0 0 0 3 0 0 0 0 1 2
Darrell Evans, L OBP: 0.381, SLG: 0.595 (1, 5)	0-0 F9			0-0 G4-6-3 1B		0-3 K		0-0 F9		4-0 1B IBB	4 0 1 0 1 1 0
Mike Lum, L OBP: 0.238, SLG: 0.179 (1, 3)		0-0 F3		0-0 G4-6-3 1B		0-0 1B		0-0 4-3		0-0 1B IBB	5 0 2 1 0 0 1
Dusty Baker Jr., R OBP: 0.300, SLG: 0.394 (1, 9)		4-0 E FC5-2 BB		4-0 1B BB		0-0 1B		0-0 F3			2 1 1 0 2 0 0
Rowland Office, L OBP: 0.275, SLG: 0.243 (1, 8)		0-0 E3 FC5-2 1-3		0-0 1B		0-0 1-3			0-0 F9		4 0 1 0 0 0 3
Vic Correll, R OBP: 0.229, SLG: 0.273 (1, 2)		0-0 FC5-2		0-0 1B			0-0 SH1-4 1B		0-0 F7		4 0 2 1 0 0 2
Larvell Blanks, R OBP: 0.226, SLG: 0.200 (1, 6)		0-0 P5		0-0 1B		0-0 6-3	0-0 SH1-4		0-0 F7		3 0 0 0 0 0 2
Carl Morton, R OBP: 0.167, SLG: 0.091 (1, 1)			0-0 F8		0-0 6-3		0-0 P6			0-0 SH2-3 1B	4 1 1 0 0 0 1

Inning Stats	R: 0 E: 0 K: 0 S: 3	H: 0 LOB: 0 BB: 0 P: 3	R: 0 E: 1 K: 0 S: 4	H: 0 LOB: 2 BB: 1 P: 8	R: 0 E: 0 K: 1 S: 5	H: 0 LOB: 0 BB: 0 P: 5	R: 1 E: 0 K: 0 S: 4	H: 3 LOB: 2 BB: 1 P: 8	R: 0 E: 0 K: 0 S: 3	H: 0 LOB: 0 BB: 0 P: 3	R: 0 E: 0 K: 1 S: 7	H: 2 LOB: 2 BB: 0 P: 7	R: 0 E: 0 K: 0 S: 4	H: 1 LOB: 2 BB: 1 P: 8	R: 0 E: 0 K: 0 S: 3	H: 0 LOB: 0 BB: 0 P: 3	R: 0 E: 0 K: 0 S: 3	H: 0 LOB: 0 BB: 0 P: 3	R: 0 E: 1 K: 1 S: 6	H: 2 LOB: 2 BB: 1 P: 10	1B: 8 2B: 0 3B: 0 HR: 0	SF: 0 SAC: 2 DP: 1 HBP: 0	WP: 0 PB: 0 SB: 0 CS: 0	PA: 40
--------------	------------------------------	---------------------------------	------------------------------	---------------------------------	------------------------------	---------------------------------	------------------------------	---------------------------------	------------------------------	---------------------------------	------------------------------	---------------------------------	------------------------------	---------------------------------	------------------------------	---------------------------------	------------------------------	---------------------------------	------------------------------	----------------------------------	----------------------------------	------------------------------------	----------------------------------	--------


PITCHER	IP	WLS	BF	H	R	ER	SO	BB	IBB	HBP	BLK	WP	HR	S	P	ERA	WHIP
Dave Roberts, L ERA: 1.93 (1, 1)	9.2	L	40	8	2	2	3	2	2	0	0	0	0	42	58	1.86	1.034

**BOTTOM**

**Houston Astros @ Atlanta Braves**  
Atlanta-Fulton County Stadium, Atlanta, GA

Thu Apr 17 1975, 7:05 PM EDT  
Att. 3,123 - Unknown

AB	34
R	2
H	8
RBI	2
BB	4
SO	3
LOB	12





Batter	1	2	3	4	5	6	7	8	9	AB R H RBI BB SO LOB	TOP	
Roger Metzger, S (1, 6) OBP: 0.314, SLG: 0.250	0-0 5-3		0-0 F9			0-0 P4			0-0 F7	4 0 0 0 0 0 0		
Rob Andrews, R (1, 4) OBP: 0.324, SLG: 0.382	0-0 2B 3B		0-0 FC4-6 1B			0-0 L6			0-0 WP 1B	4 1 3 0 0 0 0		
Cesar Cedeno, R (1, 8) OBP: 0.395, SLG: 0.474	0-0 2B 2B		0-0 FC4-6 PO			0-0 F9			0-0 F7	4 1 1 1 0 0 2		
Cliff Johnson, R (1, 3) OBP: 0.275, SLG: 0.378	0-3 K		0-0 PO	0-3 K		0-0 F2			0-0 F2	4 0 0 0 0 2 2		
Bob Watson, R (1, 7) Wilbur Howard, S (7, 7) OBP: 0.300, SLG: 0.526 OBP: 0.333, SLG: 0.333	0-0 2B		0-0 4-3			0-0 F9			0-0 F9	3 0 1 1 0 0 0 0 0 0 0 0 0 0		
Doug Rader, R (1, 5) OBP: 0.394, SLG: 0.406	0-0 6-3		0-0 5-3			0-0 F9			0-0 F9	3 0 0 0 0 0 1		
Enos Cabell, R (1, 9) OBP: 0.280, SLG: 0.360		0-0 F9			0-0 1-3			0-0 F7	0-0 F7	3 0 0 0 0 0 0		
Skip Jutze, R (1, 2)		0-0 4-3			0-3 K			0-0 F8	0-0 F8	3 0 0 0 0 1 0		
Tom Griffin, R (1, 1) Fred Scherman, L (7, 1) Wayne Granger, R (7, 1) Ken Boswell, L (8, PH) Mike Cosgrove, L (8, 1)		0-3 K			0-0 6-3			0-0 4-3	0-0 4-3	2 0 0 0 0 1 0 0 0 0 0 0 0 0 0 0 0 0 0 0 0 1 0 0 0 0 0 0 0 0 0 0 0 0 0		
<b>Inning Stats</b>	R: 2 H: 3 E: 0 LOB: 1 K: 1 BB: 0 S: 8 P: 8	R: 0 H: 0 E: 0 LOB: 0 K: 1 BB: 0 S: 5 P: 5	R: 0 H: 1 E: 0 LOB: 0 K: 0 BB: 0 S: 3 P: 3	R: 0 H: 0 E: 0 LOB: 0 K: 1 BB: 0 S: 5 P: 5	R: 0 H: 0 E: 0 LOB: 0 K: 1 BB: 0 S: 5 P: 5	R: 0 H: 0 E: 0 LOB: 0 K: 0 BB: 0 S: 3 P: 3	R: 0 H: 0 E: 0 LOB: 0 K: 0 BB: 0 S: 3 P: 3	R: 0 H: 0 E: 0 LOB: 0 K: 0 BB: 0 S: 3 P: 3	R: 0 H: 1 E: 0 LOB: 1 K: 0 BB: 0 S: 4 P: 4	1B: 2 SF: 0 2B: 2 SAC: 0 3B: 1 DP: 0 HR: 0 HBP: 0	WP: 1 PA: 32 PB: 0 SB: 0 CS: 0	
<b>PITCHER</b> Don Gullett, L (1, 1) ERA: 0.98	IP WLS BF H R ER SO BB IBB HBP BLK WP HR S P ERA WHIP											<b>PITCHER</b> IP WLS BF H R ER SO BB IBB HBP BLK WP HR S P ERA WHIP
	9.0 W 31 5 2 2 4 0 0 0 0 1 0 39 39 2.00 0.556											

Houston Astros @ Cincinnati Reds  
Riverfront Stadium, Cincinnati, OH  
Fri Apr 18 1975, 7:05 PM EDT  
Att: 36,485 - Unknown

livebaseballscorecards.com

AB 31  
R 2  
H 5  
RBI 2  
BB 0  
SO 4  
LOB 5



Batter	1	2	3	4	5	6	7	8	9
<b>Pete Rose, S</b> OBP: 0.407, SLG: 0.370 (1, 7)	4-0 L3 BB		0-0 1B		0-0 1-2 1B		0-0 1-3 1B SF7	0-0 G4-6-3 1-2f	
<b>Dave Concepcion, R</b> OBP: 0.286, SLG: 0.353 (1, 6)	0-3 K		0-0 1-2 1B		0-3 K		0-0 HR 1B		
<b>Joe Morgan, L</b> OBP: 0.529, SLG: 0.487 (1, 4)	0-0 L3 1-2		0-0 P7		4-0 BB		0-0 SF7		
<b>Johnny Bench, R</b> OBP: 0.294, SLG: 0.391 (1, 2)		0-0 L7		0-0 F8 1B 2B	0-3 K		0-0 P4		
<b>Tony Perez, R</b> OBP: 0.200, SLG: 0.304 (1, 3)		0-3 K		0-0 F8 2-3		0-0 G6-3 1B	0-0 HR		
<b>Cesar Geronimo, L</b> OBP: 0.385, SLG: 0.486 (1, 8)		0-0 1B		0-0 WP 1B		0-0 G6-3 1-2f	0-0 2B		
<b>Ken Griffey, L</b> OBP: 0.368, SLG: 0.424 (1, 9)		0-0 F7		0-3 K 1-2		0-0 1B		4-0 FC1-5 BB BB	
<b>Darrel Chaney, S</b> OBP: 0.188, SLG: 0.077 (1, 5)			0-0 6-3	0-0 4-3		0-3 K		4-0 FC1-5 BB	
<b>John Vukovich, R</b> OBP: 0.391, SLG: 0.421 (9, 5)								1-2 BB	
<b>Don Gullett, R</b> OBP: 0.417, SLG: 0.364 (1, 1)			0-0 6-3		0-0 1-3 1B		0-0 E 1B 1B	0-0 FC1-5 G4-6-3 1-2 2-3f	

Inning Stats	R: 0 E: 0 K: 1 S: 4	H: 0 LOB: 0 BB: 1 P: 8	R: 0 E: 0 K: 1 S: 6	H: 1 LOB: 1 BB: 0 P: 6	R: 0 E: 0 K: 0 S: 5	H: 2 LOB: 2 BB: 0 P: 5	R: 1 E: 0 K: 1 S: 7	H: 2 LOB: 1 BB: 0 P: 7	R: 0 E: 0 K: 2 S: 8	H: 1 LOB: 2 BB: 1 P: 12	R: 0 E: 0 K: 1 S: 6	H: 2 LOB: 1 BB: 0 P: 6	R: 4 E: 1 K: 0 S: 7	H: 4 LOB: 1 BB: 0 P: 7	R: 0 E: 0 K: 0 S: 2	H: 0 LOB: 1 BB: 2 P: 10
1B: 9 2B: 3 3B: 0 HR: 1	SF: 1 SAC: 0 DP: 3 HBP: 0	WP: 1 PB: 0 SB: 0 CS: 0	PA: 37													

PITCHER	IP	WLS	BF	H	R	ER	SO	BB	IBB	HBP	BLK	WP	HR	S	P	ERA	WHIP
<b>Tom Griffin, R</b> ERA: 3.48 (1, 1)	6.0	L	29	10	4	2	6	2	0	0	0	1	0	39	47	3.00	2.000
<b>Fred Scherman, L</b> ERA: (7, 1)	0.1		1	0	0	0	0	0	0	0	0	0	0	1	1	0.00	0.000
<b>Wayne Granger, R</b> ERA: 1.35 (7, 1)	0.2		3	2	1	0	0	0	0	0	0	0	1	3	3	0.00	3.000
<b>Mike Cosgrove, L</b> ERA: 2.45 (8, 1)	1.0		4	0	0	0	0	2	0	0	0	0	0	2	10	0.00	2.000

**BOTTOM**

**Houston Astros @ Cincinnati Reds**  
Riverfront Stadium, Cincinnati, OH  
Fri Apr 18 1975, 7:05 PM EDT  
Att. 36,485 - Unknown

livebaseballscorecards.com

<b>AB</b>	<b>32</b>
<b>R</b>	<b>5</b>
<b>H</b>	<b>12</b>
<b>RBI</b>	<b>5</b>
<b>BB</b>	<b>4</b>
<b>SO</b>	<b>6</b>
<b>LOB</b>	<b>20</b>











Batter	1	2	3	4	5	6	7	8	9	AB R H RBI BB SO LOB	TOP																										
<b>Enos Cabell, R</b> (1, 7) <small>OBP: 0.294, SLG: 0.382</small> <b>Cliff Johnson, R</b> (9, PH) <small>OBP: 0.293, SLG: 0.421</small> <b>Wilbur Howard, S</b> (9, PR) <small>OBP: 0.333, SLG: 0.333</small>	0-0 5-3		0-0 P4		0-0 FC1-5 SH3-4 1B		0-0 5-3		0-0 4-3 1-H 2-H 2B	4 0 1 0 0 0 1 1 0 1 2 0 0 0 0 0 0 0 0 0 0																											
<b>Rob Andrews, R</b> (1, 4) <small>OBP: 0.348, SLG: 0.366</small> <b>Fred Scherman, L</b> (9, 1)	0-0 F9		0-0 BB 1B		0-0 SH3-4 1-2		0-0 F3		0-0 4-3 2-3	4 0 1 0 0 0 3 0 0 0 0 0 0 0																											
<b>Cesar Cedeno, R</b> (1, 8) <small>OBP: 0.434, SLG: 0.533</small>	0-0 HR		4-0 BB 1-2 BB		0-0 FC1-5 CS 2-3		0-0 6-3		4-0 S IBB	3 1 1 1 2 0 1																											
<b>Milt May, L</b> (1, 2) <small>OBP: 0.349, SLG: 0.385</small> <b>Skip Jutze, R</b> (8, PR) <small>OBP: 0.333, SLG: 0.333</small>	0-0 F2		0-0 6-3		0-0 CS 1-2 1B		0-0 CS 1B		0-0 6-3 1-2	4 0 2 0 0 0 2 1 0 0 0 0 0 3																											
<b>Bob Watson, R</b> (1, 3) <small>OBP: 0.276, SLG: 0.464</small>		0-0 L6 BB 1B		0-0 E6 FC5-4		0-3 K 1-2		0-0 F8		4 0 1 0 0 1 2																											
<b>Jose Cruz, L</b> (1, 9) <small>OBP: 0.311, SLG: 0.405</small>		4-0 BB 1-2 BB		0-0 FC5-4 1B 1-2 FC1-2-5		4-0 BB		0-0 F8		2 0 0 0 2 0 2																											
<b>Doug Rader, R</b> (1, 5) <small>OBP: 0.366, SLG: 0.359</small>		0-0 L6 2-3		0-0 FC1-2-5 1-3 1B		0-0 F2		0-0 G3		4 0 1 0 0 0 3																											
<b>Roger Metzger, S</b> (1, 6) <small>OBP: 0.349, SLG: 0.282</small>		0-0 1-3		0-0 FC1-2-5 1-3 3-H 1B		0-0 SH1-4 1B		0-0 WP 1B 2B 1B		4 1 2 0 0 0 3																											
<b>Larry Dierker, R</b> (1, 1) <b>Wayne Granger, R</b> (7, 1) <b>Rafael Batista, L</b> (9, PH) <small>OBP: 0.500, SLG: 0.667</small> <b>Larry Milbourne, S</b> (9, PR) <small>OBP: 0.333, SLG: 0.333</small>			0-3 K 1-2 1B		0-0 4-3		0-0 SH1-4 1-2 1B		0-0 WP 2B 1B	2 0 0 0 0 1 2 0 0 0 0 0 0 0 1 0 1 0 0 0 0 0 1 0 0 0 0 0																											
<b>Inning Stats</b>	R: 1 E: 0 K: 0 S: 4	H: 1 LOB: 0 BB: 0 P: 4	R: 0 E: 0 K: 0 S: 3	H: 1 LOB: 1 BB: 1 P: 7	R: 0 E: 0 K: 1 S: 6	H: 1 LOB: 2 BB: 1 P: 10	R: 0 E: 1 K: 0 S: 5	H: 1 LOB: 2 BB: 0 P: 5	R: 0 E: 0 K: 0 S: 3	H: 1 LOB: 0 BB: 0 P: 3	R: 0 E: 0 K: 1 S: 5	H: 1 LOB: 1 BB: 1 P: 9	R: 0 E: 0 K: 0 S: 4	H: 1 LOB: 1 BB: 0 P: 4	R: 0 E: 0 K: 0 S: 4	H: 1 LOB: 1 BB: 0 P: 4	R: 2 E: 0 K: 0 S: 6	H: 3 LOB: 3 BB: 1 P: 10	1B: 9 2B: 3 3B: 0 HR: 1	SF: 0 SAC: 2 DP: 2 HBP: 0	WP: 1 PB: 0 SB: 1 CS: 2	PA: 41															
<b>PITCHER</b>	IP WLS BF H R ER SO BB IBB HBP BLK WP HR S P ERA WHIP																																				
<b>Pat Darcy, R</b> (1, 1) <small>ERA: 1.93</small> <b>Pedro Borbon, R</b> (8, 1) <small>ERA: 4.4</small> <b>Clay Carroll, R</b> (9, 1) <small>ERA: 0.75</small>	7.0		29	7	1	1	2	3	0	0	0	0	1	30	42	1.29	1.429																				
	1.1		7	3	2	2	0	0	0	0	0	0	0	7	7	13.50	2.250																				
	0.2	W	4	1	0	0	0	0	1	0	0	1	0	3	7	0.00	1.500																				

Houston Astros @ Cincinnati Reds  
Riverfront Stadium, Cincinnati, OH  
Sun Apr 20 1975, 3:33 AM EDT  
Unknown

livebaseballscorecards.com

AB	34
R	3
H	11
RBI	3
BB	4
SO	2
LOB	22



Batter	1	2	3	4	5	6	7	8	9	AB R H RBI BB SO LOB
<b>Pete Rose, S</b> (1, 7) OBP: 0.462, SLG: 0.500	0-0 G5-3 WP 1B		0-0 F8		0-0 E8 1H 1B		0-0 1-3 2-H 3-H 1B		0-0 2-H HR	5 1 4 3 0 0 0
<b>Dave Concepcion, R</b> (1, 6) OBP: 0.289, SLG: 0.341	0-0 F9 1-2			0-0 F7	0-0 6-3		0-0 F3			4 0 0 0 0 0 5
<b>Joe Morgan, L</b> (1, 4) OBP: 0.533, SLG: 0.477	4-0 BB			4-0 S BB		0-0 F9		4-0 5-3 S 6-3 BB		1 1 0 0 3 0 0
<b>Johnny Bench, R</b> (1, 2) OBP: 0.317, SLG: 0.426	0-0 G5-3 2-3f			0-0 P3 1-2	0-0 5-3		0-0 5-3	0-0 5-3		4 0 0 0 0 0 4
<b>Tony Perez, R</b> (1, 3) OBP: 0.220, SLG: 0.396		0-0 F9		4-0 BB		0-0 P3		0-0 6-3		3 0 0 1 1 0 0
<b>Cesar Geronimo, L</b> (1, 8) OBP: 0.354, SLG: 0.457		0-3 K		0-0 P2		0-0 SH5-4 1B 1B		0-0 F8		4 1 1 0 0 1 2
<b>Ken Griffey, L</b> (1, 9) OBP: 0.404, SLG: 0.395		0-0 F8		4-0 1B E BB		4-0 SH5-4 1B BB		0-0 E4 SH1-4 HR		2 2 0 0 2 0 0
<b>John Vukovich, R</b> (1, 5) OBP: 0.360, SLG: 0.381			0-0 6-3		0-3 K		0-0 SH5-4	0-0 SH1-4		2 0 0 0 0 1 1
<b>Pat Darcy, L</b> (1, 1) Terry Crowley, L (7, PH) Ed Armbrister, R (7, PR) Pedro Borbon, R (8, 1) Clay Carroll, R (9, 1) George Foster, R (9, PH)			0-0 F7		0-3 K		4-0 1B IBB	0-3 K		2 0 0 0 0 1 1 0 0 0 0 1 0 1 0 0 0 0 1 1

Inning Stats	R: 0 E: 0 K: 3	H: 1 LOB: 1 BB: 1 P: 7	R: 0 E: 0 K: 1 S: 5	H: 0 LOB: 0 BB: 0 P: 5	R: 0 E: 0 K: 3	H: 0 LOB: 0 BB: 0 P: 3	R: 0 E: 0 K: 3	H: 0 LOB: 2 BB: 2 P: 11	R: 1 E: 1 K: 2 S: 8	H: 1 LOB: 1 BB: 1 P: 12	R: 0 E: 0 K: 3	H: 0 LOB: 0 BB: 0 P: 3	R: 1 E: 0 K: 0 S: 4	H: 2 LOB: 3 BB: 2 P: 12	R: 1 E: 0 K: 0 S: 3	H: 0 LOB: 0 BB: 1 P: 7	R: 2 E: 1 K: 1 S: 6	H: 1 LOB: 0 BB: 0 P: 6	1B: 4 2B: 0 3B: 0 HR: 1	SF: 0 SAC: 2 DP: 1 HBP: 0	WP: 1 PB: 0 SB: 2 CS: 0	PA: 37
--------------	----------------------	---------------------------------	------------------------------	---------------------------------	----------------------	---------------------------------	----------------------	----------------------------------	------------------------------	----------------------------------	----------------------	---------------------------------	------------------------------	----------------------------------	------------------------------	---------------------------------	------------------------------	---------------------------------	----------------------------------	------------------------------------	----------------------------------	--------

PITCHER	IP	WLS	BF	H	R	ER	SO	BB	IBB	HBP	BLK	WP	HR	S	P	ERA	WHIP
<b>Larry Dierker, R</b> (1, 1) ERA: 4.44	6.1		27	3	2	1	3	5	1	0	0	1	0	27	51	1.42	1.263
<b>Wayne Granger, R</b> (7, 1) ERA: 2.16	1.2		6	1	1	1	0	1	0	0	0	0	0	5	9	5.40	1.200
<b>Fred Scherman, L</b> (9, 1) ERA:	0.2	L	4	1	2	0	1	0	0	0	0	0	1	6	6	0.00	1.500


**BOTTOM**

**Houston Astros @ Cincinnati Reds**  
Riverfront Stadium, Cincinnati, OH

Sun Apr 20 1975, 3:33 AM EDT  
Unknown

livebaseballscorecards.com

<b>AB</b>	<b>28</b>
<b>R</b>	<b>5</b>
<b>H</b>	<b>5</b>
<b>RBI</b>	<b>4</b>
<b>BB</b>	<b>7</b>
<b>SO</b>	<b>4</b>
<b>LOB</b>	<b>14</b>







BOTTOM

Houston Astros @ Cincinnati Reds  
Riverfront Stadium, Cincinnati, OH

Sun Apr 20 1975, 3:38 AM EDT  
Att. 35,150 - Unknown

livebaseballscorecards.com

AB	31
R	6
H	6
RBI	6
BB	8
SO	10
LOB	12



WP:	0	PA:	41
PB:	1		
SB:	1		
CS:	1		

AB R H RBI BB SO LOB

4	1	0	0	1	1	2
4	2	1	0	1	1	0
4	1	3	5	1	0	0
3	1	1	0	0	0	1
1	0	0	0	0	1	0
4	0	0	0	0	3	3
3	0	1	1	1	1	0
3	0	0	0	1	1	4
3	0	0	0	1	1	1
0	0	0	0	1	0	0
0	0	0	0	0	0	0
1	0	0	0	0	0	1
0	0	0	0	0	0	0
1	0	0	0	0	1	0
0	0	0	0	0	0	0
0	1	0	0	1	0	0

Batter	1	2	3	4	5	6	7	8	9
Pete Rose, S (1, 7) OBP: 0.443, SLG: 0.467	0-0 P6		0-0 F8		4-0 1B E BB		0-3 K		0-0 F7
Dave Concepcion, R (1, 6) OBP: 0.300, SLG: 0.333	0-0 F9			0-3 K	0-0 1B S E		0-0 1-3		4-0 1-2 HR BB
Joe Morgan, L (1, 4) OBP: 0.554, SLG: 0.563	0-0 CS 1B			4-0 PB 1B BB	0-0 E9 1B 1-H 3-H			0-0 F9	0-0 1-2 HR
Dan Driessen, L (1, 3) OBP: 0.600, SLG: 0.429	0-0 CS	0-0 4-3		0-0 PB 1B	0-0 4-3			1-0 2B HBP	0-3 K
Johnny Bench, R (9, PH) OBP: 0.311, SLG: 0.418	1-2			1-2 1B					
George Foster, R (1, 9) OBP: 0.250, SLG: 0.688		0-3 K		0-0 F2 1-2 2-3		0-3 K		0-3 K	
Cesar Geronimo, L (1, 8) OBP: 0.365, SLG: 0.469		0-3 K		4-0 BB		0-0 3-1		0-0 1-H 2B	
Doug Flynn, R (1, 5) OBP: 0.235, SLG: 0.250			0-0 F6-3	0-0 F8		4-0 BB		0-3 K	
Bill Plummer, R (1, 2) OBP: 0.400, SLG: 0.250			0-0 6-3		4-0 G4-3 BB	0-0 1-3		0-3 K2-3	
Clay Kirby, R (1, 1) Pedro Borbon, R (4, 1) Darrel Chaney, S (5, PH) Will McEnaney, L (6, 1) Ed Armbrister, R (7, PH) Clay Carroll, R (8, 1) Ken Griffey, L (9, PH)			4-0 BB		0-0 G4-3 1-2		0-3 K	4-0 HR BB	

Inning Stats	R: 0 H: 1 E: 0 K: 3	H: 1 LOB: 0 BB: 0 P: 3	R: 0 H: 0 E: 0 K: 2 S: 7	H: 0 LOB: 0 BB: 0 P: 7	R: 0 H: 0 E: 0 K: 3 S: 3	H: 0 LOB: 1 BB: 1 P: 7	R: 0 H: 1 E: 0 K: 1 S: 6	H: 1 LOB: 3 BB: 2 P: 14	R: 2 H: 2 E: 1 K: 4 S: 4	H: 2 LOB: 1 BB: 2 P: 12	R: 0 H: 0 E: 0 K: 1 S: 5	H: 0 LOB: 1 BB: 1 P: 9	R: 0 H: 0 E: 0 K: 2 S: 7	H: 0 LOB: 0 BB: 0 P: 7	R: 1 H: 1 E: 0 K: 2 S: 8	H: 1 LOB: 1 BB: 0 P: 9	R: 3 H: 1 E: 0 K: 2 S: 8	H: 1 LOB: 0 BB: 2 P: 16	1B: 4 SF: 0 2B: 1 SAC: 0 3B: 0 DP: 1 HR: 1 HBP: 1
--------------	---------------------	------------------------	--------------------------	------------------------	--------------------------	------------------------	--------------------------	-------------------------	--------------------------	-------------------------	--------------------------	------------------------	--------------------------	------------------------	--------------------------	------------------------	--------------------------	-------------------------	---

PITCHER	IP	WLS	BF	H	R	ER	SO	BB	IBB	HBP	BLK	WP	HR	S	P	ERA	WHIP
J.R. Richard, R (1, 1) ERA: 5.19	8.2	W	38	5	5	5	9	8	0	0	0	0	0	47	80	5.19	1.500
Fred Scherman, L (9, 1) ERA: 1.93	0.0		1	1	1	0	0	0	0	0	0	0	1	1	1	∞	∞
Wayne Granger, R (9, 1) ERA: 2.08	0.1	S	1	0	0	0	1	0	0	0	0	0	0	3	3	0.00	0.000



Batter	1	2	3	4	5	6	7	8	9	AB R H RBI BB SO LOB	TOP
Enzo Hernandez, R (1, 6) OBP: 0.348, SLG: 0.341	0-0 6-3		0-0 F7		0-0 SH3-4		1-0 HBP		0-0 4-3	3 0 0 0 0 0 1	
Glenn Beckert, R (1, 5) Hector Torres, R (5, 5) OBP: 0.500, SLG: 0.538	0-0 F4		0-0 6-3		0-0 WP 2B		0-3 K			3 0 1 0 0 0 0 1 0 0 0 0 1 1	
Johnny Grubb, L (1, 8) OBP: 0.244, SLG: 0.244	0-0 6-3		0-0 4-3		0-0 G3		0-0 4-3			4 0 0 0 0 0 3	
Dave Winfield, R (1, 9) OBP: 0.419, SLG: 0.611		0-0 F8 4-3 E 1B		0-0 4-3 PB 2B 1B		4-0 WP IBB		0-0 5-3		3 2 2 0 1 0 0	
Mike Ivie, R (1, 3) OBP: 0.286, SLG: 0.457		0-0 4-3		0-0 1-3		0-3 K		0-0 6-3		4 0 0 0 0 1 4	
Dick Sharon, R (1, 7)		0-0 F8		0-0 4-3		0-0 L7		0-0 5-3		4 0 0 0 0 0 2	
Tito Fuentes, S (1, 4) OBP: 0.349, SLG: 0.400		0-0 E6 3B		0-0 2B		0-0 F7		0-0 G3		4 1 1 1 0 0 0	
Randy Hundley, R (1, 2) OBP: 0.318, SLG: 0.429		0-0 3B		0-0 L9		0-0 F5		0-0 F7		4 0 1 1 0 0 1	
Randy Jones, R (1, 1) OBP: 0.333, SLG: 0.250		0-0 L8		0-0 2B SH3-4 WP 1B		0-3 K		4-0 BB		3 1 1 0 1 1 1	
<b>Inning Stats</b>	R: 0 H: 0 E: 0 LOB: 0 K: 0 BB: 0 S: 3 P: 3	R: 2 H: 2 E: 1 LOB: 1 K: 0 BB: 0 S: 6 P: 6	R: 0 H: 0 E: 0 LOB: 0 K: 0 BB: 0 S: 3 P: 3	R: 1 H: 2 E: 0 LOB: 1 K: 0 BB: 0 S: 5 P: 5	R: 1 H: 2 E: 0 LOB: 2 K: 1 BB: 1 S: 7 P: 11	R: 0 H: 0 E: 0 LOB: 0 K: 0 BB: 0 S: 3 P: 3	R: 0 H: 0 E: 0 LOB: 1 K: 2 BB: 0 S: 7 P: 8	R: 0 H: 0 E: 0 LOB: 0 K: 0 BB: 0 S: 3 P: 3	R: 0 H: 0 E: 0 LOB: 1 K: 0 BB: 1 S: 3 P: 7	1B: 3 SF: 0 2B: 2 SAC: 1 3B: 1 DP: 0 HR: 0 HBP: 1	WP: 1 PA: 37 PB: 1 SB: 1 CS: 0
<b>PITCHER</b>	IP WLS BF H R ER SO BB IBB HBP BLK WP HR S P ERA WHIP										
Jim Crawford, L (1, 1) ERA: 3.86	4.2 L 22 6 4 2 0 0 0 1 0 0 0 0 0 21 25 3.86 1.286										
Wayne Granger, R (5, 1) ERA: 2.0	0.1 1 0 0 0 1 0 0 0 0 0 1 0 3 3 0.00 0.000										
Jim York, R (6, 1) ERA: 6.23	3.0 10 0 0 0 2 0 0 1 0 0 0 0 13 14 0.00 0.000										
Ken Forsch, R (9, 1) ERA: 5.0	1.0 4 0 0 0 0 1 0 0 0 0 0 0 3 7 0.00 1.000										

San Diego Padres @ Houston Astros  
Astrodome, Houston, TX  
Mon Apr 21 1975, 8:05 PM EDT  
Att. 6,523 - Dome

livebaseballscorecards.com

AB	33
R	4
H	6
RBI	2
BB	2
SO	3
LOB	13







Batter	1	2	3	4	5	6	7	8	9	AB R H RBI BB SO LOB	TOP											
<b>Bobby Tolan, L</b> (1, 7) OBP: 0.239, SLG: 0.256 (7, 3)	0-3 K	4-0 IBB			0-0 F3		1-0 1B HBP		0-0 F9	3 0 0 0 1 1 0												
<b>Hector Torres, R</b> (1, 6) OBP: 0.500, SLG: 0.500	0-1 CI G6-4-3	0-0 F6			0-0 E5 G6-4-3		0-0 1B 1-2 2-3		0-0 CS 1B	4 0 2 0 0 0 3												
<b>Mike Ivie, R</b> (1, 5) OBP: 0.275, SLG: 0.425	0-0 G6-4-3 1-2f			0-0 G4-6-3 1B	0-0 G6-4-3 1-2f		0-0 F4		0-0 F8	5 0 1 0 0 0 6												
<b>Willie McCovey, L</b> (1, 3) OBP: 0.394, SLG: 0.533 <b>John Scott, R</b> (7, 8)		0-0 HR		0-0 G4-6-3 1-2f		0-0 E7	0-0 F6		0-0 CS 1-2	4 1 1 1 0 0 4 0 0 0 0 0 0 0												
<b>Dave Winfield, R</b> (1, 9) OBP: 0.447, SLG: 0.595		4-0 1B 1B BB		0-0 5-3		4-0 G1-6-3 BB		4-0 SH1-3 BB		1 1 0 0 3 0 0												
<b>Dick Sharon, R</b> (1, 8) OBP: 0.111, SLG: 0.111 (7, 7)		0-0 1B 1-3 1B		0-3 K		0-3 K		0-0 SH1-3 1-2		3 0 1 0 0 2 2												
<b>Tito Fuentes, S</b> (1, 4) OBP: 0.340, SLG: 0.386		0-0 SH1-4 1-2 3-H 1B		0-0 E4 S		0-0 G1-6-3 1-2f		0-0 F7		4 0 1 1 0 0 3												
<b>Fred Kendall, R</b> (1, 2) OBP: 0.280, SLG: 0.333		0-0 SH1-4 1-2 2-H 1B		0-0 L9 1-2		0-0 1B 2B		4-0 IBB		3 0 2 0 1 0 1												
<b>Dan Spillner, R</b> (1, 1)		0-0 SH1-4 1-2 2-3		0-3 K		0-0 B1-4		0-3 K		3 0 0 0 0 2 4												
<b>Inning Stats</b>	R: 0 E: 1 K: 1 S: 5	H: 0 LOB: 0 BB: 0 P: 5	R: 2 E: 0 K: 0 S: 6	H: 4 LOB: 3 BB: 2 P: 14	R: 0 E: 0 K: 0 S: 3	H: 1 LOB: 0 BB: 0 P: 3	R: 0 E: 1 K: 2 S: 8	H: 0 LOB: 1 BB: 0 P: 8	R: 0 E: 1 K: 0 S: 3	H: 0 LOB: 0 BB: 0 P: 3	R: 0 E: 1 K: 1 S: 5	H: 0 LOB: 1 BB: 1 P: 9	R: 0 E: 0 K: 0 S: 5	H: 2 LOB: 3 BB: 0 P: 6	R: 0 E: 0 K: 1 S: 5	H: 0 LOB: 2 BB: 2 P: 13	R: 0 E: 0 K: 0 S: 3	H: 1 LOB: 0 BB: 0 P: 3	1B: 6 2B: 1 3B: 0 HR: 1	SF: 0 SAC: 2 DP: 4 HBP: 1	WP: 0 PB: 0 SB: 1 CS: 1	PA: 40
<b>PITCHER</b>	IP WLS BF H R ER SO BB IBB HBP BLK WP HR S P ERA WHIP																					
<b>Tom Griffin, R</b> (1, 1) ERA: 2.95	8.0 L 36 7 2 2 5 3 2 1 0 0 1 40 61 2.25 1.250																					
<b>Wayne Granger, R</b> (9, 1) ERA: 1.8	1.0 3 1 0 0 0 0 0 0 0 0 0 3 3 0.00 1.000																					

**San Diego Padres @ Houston Astros**  
 Astrodome, Houston, TX  
 Tue Apr 22 1975, 8:05 PM EDT  
 Att. 5,300 - Dome

[livebaseballscorecards.com](http://livebaseballscorecards.com)

<b>AB</b>	<b>30</b>
<b>R</b>	<b>2</b>
<b>H</b>	<b>8</b>
<b>RBI</b>	<b>2</b>
<b>BB</b>	<b>5</b>
<b>SO</b>	<b>5</b>
<b>LOB</b>	<b>23</b>



Batter	1	2	3	4	5	6	7	8	9	AB	R	H	RBI	BB	SO	LOB
Enos Cabell, R OBP: 0.319, SLG: 0.391 (1, 7)	0-0 F9		H 1-0 HBP		X 0-0 F9			X 0-0 6-3		3	0	0	0	0	0	0
Rob Andrews, R OBP: 0.298, SLG: 0.300 (1, 4) Cliff Johnson, R OBP: 0.260, SLG: 0.362 (8, PH) Wayne Granger, R (9, 1)	0-0 F9		X 0-0 SF9		X 0-0 6-3			X 0-0 F4		2	0	0	1	0	0	0
Cesar Cedeno, R OBP: 0.394, SLG: 0.446 (1, 8)	0-0 F7		S 0-3 K		X 0-0 F7			B 4-0 CS BB		3	0	0	0	1	1	1
Milt May, L OBP: 0.327, SLG: 0.340 (1, 2)		X 0-0 4-3		X 0-0 F8		X 0-0 F7		X 0-0 L4		4	0	0	0	0	0	1
Bob Watson, R OBP: 0.324, SLG: 0.472 (1, 3)		X 0-0 1B		X 0-0 1B		X 0-0 F8		S 0-3 K		4	0	2	0	0	1	0
Jose Cruz, L OBP: 0.302, SLG: 0.409 (1, 9)		X 0-0 F9		X 0-0 F2		X 0-0 F7				3	0	0	0	0	0	2
Doug Rader, R OBP: 0.333, SLG: 0.326 (1, 5)		S 0-3 K		X 0-0 1B		X 0-0 5-3				3	0	1	0	0	1	1
Roger Metzger, S OBP: 0.340, SLG: 0.277 (1, 6)			X 0-0 SH1-3 SF9 2B		S 0-3 K		S 0-3 K			3	1	1	0	0	2	2
Tom Griffin, R (1, 1) Rafael Batista, L OBP: 0.429, SLG: 0.571 (8, PH) Larry Milbourne, S OBP: 0.333, SLG: 0.333 (9, 4)			X 0-0 SH1-3		X 0-0 5-3			S 0-3 K		1	0	0	0	0	0	0
			2-3							1	0	0	0	0	1	0
										0	0	0	0	0	0	0

Inning Stats	R: 0	H: 0	R: 0	H: 1	R: 1	H: 1	R: 0	H: 2	R: 0	H: 0	R: 0	H: 0	R: 0	H: 0	R: 0	H: 0	R: 0	H: 0	R: 0	H: 0	1B: 3	SF: 1	WP: 0	PA: 32
	E: 0	LOB: 0	E: 0	LOB: 1	E: 0	LOB: 1	E: 0	LOB: 2	E: 0	LOB: 0	E: 0	LOB: 0	E: 0	LOB: 0	E: 0	LOB: 0	E: 0	LOB: 0	E: 0	LOB: 0	E: 0	LOB: 0	PB: 0	
	K: 0	BB: 0	K: 1	BB: 0	K: 1	BB: 0	K: 1	BB: 0	K: 0	BB: 0	K: 1	BB: 0	K: 1	BB: 0	K: 1	BB: 0	K: 1	BB: 1	K: 1	BB: 1	K: 1	BB: 0	SB: 0	
	S: 3	P: 3	S: 6	P: 6	S: 6	P: 7	S: 7	P: 7	S: 3	P: 3	S: 5	P: 5	S: 5	P: 5	S: 5	P: 5	S: 4	P: 8	S: 4	P: 8	S: 4	P: 8	CS: 1	

PITCHER	IP	WLS	BF	H	R	ER	SO	BB	IBB	HBP	BLK	WP	HR	S	P	ERA	WHIP	PITCHER	IP	WLS	BF	H	R	ER	SO	BB	IBB	HBP	BLK	WP	HR	S	P	ERA	WHIP
Dan Spillner, R ERA: 2.78 (1, 1)	9.0	W	32	4	1	1	6	1	0	1	0	0	0	42	47	1.00	0.556																		

**BOTTOM**

**San Diego Padres @ Houston Astros**  
Astrodome, Houston, TX

Tue Apr 22 1975, 8:05 PM EDT  
Att: 5,300 - Dome

livebaseballscorecards.com

<b>AB</b>	<b>28</b>
<b>R</b>	<b>1</b>
<b>H</b>	<b>4</b>
<b>RBI</b>	<b>1</b>
<b>BB</b>	<b>1</b>
<b>SO</b>	<b>6</b>
<b>LOB</b>	<b>7</b>





Batter	1	2	3	4	5	6	7	8	9	AB R H RBI BB SO LOB	TOP	
Von Joshua, L (1, 8) OBP: 0.364, SLG: 0.476	0-0 G3		0-0 1B		0-0 2B			0-0 1B SF8		4 1 3 1 0 0 0	<b>San Francisco Giants @ Houston Astros</b> Astrodome, Houston, TX Wed Apr 23 1975, 8:05 PM EDT Dome	
Mike Phillips, L (1, 4) OBP: 0.381, SLG: 0.235	0-0 2B 1B		0-0 1B		0-0 F7			0-0 1B		4 0 3 0 0 0 1		
Bobby Murcer, L (1, 9) OBP: 0.393, SLG: 0.547	0-0 1B 2B		0-0 F4		0-0 6-3			0-0 SF8		3 0 1 1 0 0 3		
Gary Matthews, R (1, 7) OBP: 0.393, SLG: 0.577	0-0 5-3		0-0 L8		0-0 F8			0-3 K		4 0 0 0 0 1 5		
Ed Goodson, L (1, 3) OBP: 0.279, SLG: 0.316	0-0 4-3			0-0 1-3		0-3 K		0-0 5-3		4 0 0 0 0 1 3		
Chris Speier, R (1, 6) OBP: 0.263, SLG: 0.273		0-0 F2		0-3 K		0-0 6-3		0-0 6-3		4 0 0 0 0 1 0		
Steve Ontiveros, S (1, 5) OBP: 0.356, SLG: 0.289		0-0 4-3		0-0 1-3			0-0 F9		0-0 CS 1B	4 0 1 0 0 0 0 0 0 0 0 0 0 0		
Derrel Thomas, S (9, PR) OBP: 0.189, SLG: 0.220												
Marc Hill, R (1, 2) OBP: 0.421, SLG: 0.484		0-0 6-3			4-0 SH3 2B BB		0-0 L6		0-3 K	3 1 0 0 1 1 1		
John Montefusco, R (1, 1) Gary Thomasson, L (7, PH) Charlie Williams, R (7, 1) Dave Rader, L (9, PH) OBP: 0.235, SLG: 0.235			0-3 K		0-0 SH3		0-0 F8		0-0 CS	1 0 0 0 0 1 0 1 0		
<b>Inning Stats</b>	R: 0 H: 2 E: 0 LOB: 2 K: 0 BB: 0 S: 5 P: 5	R: 0 H: 0 E: 0 LOB: 0 K: 0 BB: 0 S: 3 P: 3	R: 0 H: 2 E: 0 LOB: 2 K: 1 BB: 0 S: 7 P: 7	R: 0 H: 0 E: 0 LOB: 0 K: 1 BB: 0 S: 5 P: 5	R: 1 H: 1 E: 0 LOB: 1 K: 0 BB: 1 S: 4 P: 8	R: 0 H: 0 E: 0 LOB: 0 K: 1 BB: 0 S: 5 P: 5	R: 0 H: 0 E: 0 LOB: 0 K: 0 BB: 0 S: 3 P: 3	R: 1 H: 2 E: 0 LOB: 1 K: 1 BB: 0 S: 7 P: 7	R: 0 H: 1 E: 0 LOB: 1 K: 1 BB: 0 S: 5 P: 5	1B: 6 SF: 1 2B: 2 SAC: 1 3B: 0 DP: 0 HR: 0 HBP: 0	WP: 0 PA: 36 PB: 0 SB: 0 CS: 1	
<b>PITCHER</b> Doug Konieczny, R (1, 1) ERA: 4.68 Ken Forsch, R (8, 1) ERA: 4.09	IP WLS BF H R ER SO BB IBB HBP BLK WP HR S P ERA WHIP											<b>PITCHER</b> IP WLS BF H R ER SO BB IBB HBP BLK WP HR S P ERA WHIP

livebaseballscorecards.com

<b>AB</b>	<b>32</b>
<b>R</b>	<b>2</b>
<b>H</b>	<b>8</b>
<b>RBI</b>	<b>2</b>
<b>BB</b>	<b>1</b>
<b>SO</b>	<b>5</b>
<b>LOB</b>	<b>13</b>







Batter	1	2	3	4	5	6	7	8	9	AB R H RBI BB SO LOB	TOP									
Garry Maddox, R OBP: 0.191, SLG: 0.209 (1, 8) X	0-0 F6		0-0 SH3		0-0 6-3		0-0 4-1			3 0 0 0 0 0 0										
Derrel Thomas, S OBP: 0.193, SLG: 0.222 (1, 4) X	0-0 6-3		0-0 F8		0-0 6-3			0-0 G5-4-3 1B		4 0 1 0 0 0 0										
Bobby Murcer, L OBP: 0.385, SLG: 0.518 (1, 9) X	0-0 F7		4-0 BB		0-0 F7			0-0 F5		3 0 0 0 1 0 1										
Gary Matthews, R OBP: 0.400, SLG: 0.564 (1, 7)		0-0 5-3	4-0 BB			0-0 FC6 1B		0-0 G5-4-3		3 0 1 0 1 0 1										
Horace Speed, R (8, 7)										0 0 0 0 0 0 0										
Chris Speier, R OBP: 0.262, SLG: 0.288 (1, 6) X		0-0 1B 2B	0-0 F8			0-0 F9			0-0 F6	4 1 1 0 0 0 3										
Gary Thomasson, L OBP: 0.120, SLG: 0.174 (1, 3) X		0-0 4-3		0-0 HR		0-0 F8			0-0 6-3	4 1 1 1 0 0 2										
Bruce Miller, R OBP: 0.250, SLG: 0.250 (1, 5) X		0-0 1B		0-3 K		0-0 FC6			0-0 4-3	4 0 1 1 0 1 1										
Dave Rader, L OBP: 0.200, SLG: 0.200 (1, 2) X		0-0 1-3		0-3 K			0-0 F2			3 0 0 0 0 1 1										
Pete Falcone, L OBP: 0.143, SLG: 0.143 (1, 1) X			0-0 SH3 1B	0-3 K			0-3 K			3 1 1 0 0 2 0										
<b>Inning Stats</b>	R: 0 E: 0 K: 0 S: 3	H: 0 LOB: 0 BB: 0 P: 3	R: 1 E: 0 K: 0 S: 5	H: 2 LOB: 1 BB: 0 P: 5	R: 1 E: 0 K: 0 S: 4	H: 1 LOB: 2 BB: 2 P: 12	R: 1 E: 0 K: 3 S: 10	H: 1 LOB: 0 BB: 0 P: 10	R: 0 E: 0 K: 0 S: 3	H: 0 LOB: 0 BB: 0 P: 3	R: 0 E: 0 K: 1 S: 5	H: 0 LOB: 0 BB: 0 P: 5	R: 0 E: 0 K: 0 S: 3	H: 1 LOB: 0 BB: 0 P: 3	R: 0 E: 0 K: 0 S: 3	H: 0 LOB: 0 BB: 0 P: 3	1B: 4 2B: 1 3B: 0 HR: 1	SF: 0 SAC: 1 DP: 1 HBP: 0	WP: 0 PB: 0 SB: 2 CS: 0	PA: 34
<b>PITCHER</b>	IP WLS BF H R ER SO BB IBB HBP BLK WP HR S P ERA WHIP																			
Dave Roberts, L ERA: 2.05 (1, 1)	8.0 L 31 6 3 2 4 2 0 0 0 0 0 1 37 45 2.25 1.000																			
Jim York, R ERA: 5.06 (9, 1)	1.0 3 0 0 0 0 0 0 0 0 0 0 0 3 3 0.00 0.000																			

**San Francisco Giants @ Houston Astros**  
 Astrodome, Houston, TX  
 Wed Apr 23 1975, 8:05 PM EDT  
 Att. 9,413 - Dome

[livebaseballscorecards.com](http://livebaseballscorecards.com)

<b>AB</b>	<b>31</b>
<b>R</b>	<b>3</b>
<b>H</b>	<b>6</b>
<b>RBI</b>	<b>2</b>
<b>BB</b>	<b>2</b>
<b>SO</b>	<b>4</b>
<b>LOB</b>	<b>9</b>



BOTTOM

San Francisco Giants @ Houston Astros  
Astrodome, Houston, TX  
Wed Apr 23 1975, 8:05 PM EDT  
Att: 9,413 - Dome

livebaseballscorecards.com

AB 31  
R 0  
H 5  
RBI 0  
BB 1  
SO 9  
LOB 12



WP: 0 PA: 33  
PB: 0  
SB: 0  
CS: 0

AB R H RBI BB SO LOB

4 0 0 0 0 1 1

4 0 0 0 0 1 0

4 0 0 0 0 2 0

4 0 2 0 0 0 0

4 0 1 0 0 1 2

3 0 1 0 1 2 1

3 0 1 0 0 0 3

3 0 0 0 0 1 4

1 0 0 0 0 0 1

1 0 0 0 0 1 0

0 0 0 0 0 0 0

1B: 4 SF: 0  
2B: 1 SAC: 1  
3B: 0 DP: 0  
HR: 0 HBP: 0

Batter	1	2	3	4	5	6	7	8	9
Wilbur Howard, S (1, 7) OBP: 0.385, SLG: 0.333	0-0 F8		0-0 F7			0-3 K		0-0 6-3	
Larry Milbourne, S (1, 4) OBP: 0.182, SLG: 0.182	0-3 K			0-0 F7		0-0 6-3		0-0 6-3	
Cesar Cedeno, R (1, 8) OBP: 0.365, SLG: 0.397	0-3 K			0-3 K		0-0 F8			0-0 F7
Cliff Johnson, R (1, 3) OBP: 0.278, SLG: 0.373		0-0 F8		0-0 1B			0-0 FC5 BB 1B		0-0 F8
Doug Rader, R (1, 5) OBP: 0.327, SLG: 0.340		0-3 K		0-0 1-3			0-0 F6		0-0 2B
Enos Cabell, R (1, 9) OBP: 0.333, SLG: 0.388		0-3 K			0-0 1B		4-0 FC5 BB 1-2		0-3 K
Skip Jutze, R (1, 2) OBP: 0.200, SLG: 0.200			0-0 SH2-4 1B		0-0 F8		0-0 FC5 1-2 2-3f		
Roger Metzger, S (1, 6) OBP: 0.310, SLG: 0.255			0-0 L7		0-3 K		0-0 F8		
Dave Roberts, L (1, 1) Rob Andrews, R (8, PH) Jim York, R (9, 1)			0-0 SH2-4 1-2		0-0 G3			0-3 K	

Inning Stats	R: 0	H: 0	E: 0	K: 2	S: 7	R: 0	H: 0	E: 0	K: 2	S: 7	R: 0	H: 1	E: 0	K: 0	S: 4	R: 0	H: 1	E: 0	K: 1	S: 6	R: 0	H: 0	E: 0	K: 1	S: 5	R: 0	H: 1	E: 0	K: 0	S: 4	R: 0	H: 0	E: 0	K: 1	S: 5	R: 0	H: 1	E: 0	K: 1	S: 6	R: 0	H: 0	E: 0	K: 1	S: 5	R: 0	H: 1	E: 0	K: 1	S: 6
	LOB: 0	BB: 0	LOB: 0	BB: 0	LOB: 1	BB: 0	LOB: 1	BB: 0	LOB: 2	BB: 1	LOB: 0	BB: 0	LOB: 0	BB: 0	LOB: 1	BB: 0	LOB: 0	BB: 0	LOB: 1	BB: 0	LOB: 0	BB: 0	LOB: 0	BB: 0	LOB: 0	BB: 0	LOB: 0	BB: 0	LOB: 0	BB: 0	LOB: 0	BB: 0	LOB: 0	BB: 0	LOB: 0	BB: 0	LOB: 0	BB: 0	LOB: 0	BB: 0	LOB: 0	BB: 0	LOB: 0	BB: 0	LOB: 0	BB: 0	LOB: 0	BB: 0	LOB: 0	

PITCHER	IP	WLS	BF	H	R	ER	SO	BB	IBB	HBP	BLK	WP	HR	S	P	ERA	WHIP
Pete Falcone, L (1, 1) ERA: 1.96	9.0	W	33	5	0	0	9	1	0	0	0	0	0	50	54	0.00	0.667



**San Francisco Giants @ Houston Astros**  
**Astrodome, Houston, TX**  
 Thu Apr 24 1975, 8:05 PM EDT  
 Att. 5,960 - Dome

AB	35
R	6
H	9
RBI	6
BB	9
SO	1
LOB	28



WP:	0	PA:	47
PB:	0		
SB:	1		
CS:	0		

Batter	1	2	3	4	5	6	7	8	9	AB	R	H	RBI	BB	SO	LOB																	
Von Joshua, L (1, 8) OBP: 0.444, SLG: 0.500	0-0 1-3	0-0 BB 2B 1B		0-0 SH3-4		4-0 FC4 BB 1B	4-0 BB BB BB		0-0 2-H 1B	3	2	2	2	2	0	0																	
Mike Phillips, L (1, 4) OBP: 0.370, SLG: 0.190	0-0 L6	4-0 2B BB		0-0 4-3		4-0 FC4 BB	0-0 G1-2-3		0-0 4-3	4	1	0	0	2	0	6																	
Bobby Murcer, L (1, 9) OBP: 0.414, SLG: 0.550	0-0 2B 1B	0-0 E 1-H 2-H 2B		4-0 BB BB		0-0 FC4 1B		0-0 S 1B		4	1	3	2	1	0	2																	
Gary Matthews, R (1, 7) Horace Speed, R (8, 7)	0-0 BB 1-H 2B	0-0 E6		4-0 BB BB		0-0 1-2 3-H 1B		0-0 F8		4	0	2	2	1	0	2																	
Gary Thomasson, L (1, 3) OBP: 0.133, SLG: 0.148	4-0 BB BB	0-0 F7		0-0 1-3		0-0 1-3		0-0 1-3		4	0	0	0	1	0	8																	
Chris Speier, R (1, 6) OBP: 0.273, SLG: 0.286	4-0 1-2 2-3 BB		0-0 F8		0-0 F3		0-0 HBP SH BB 1B		0-0 F2	4	1	1	0	1	0	1																	
Steve Ontiveros, S (1, 5) Derrel Thomas, S (9, PR)	0-3 K		0-0 4-3		4-0 G4-6-3 BB		0-0 SH BB HBP G1-2-3		0-0 1B 2B	3	0	1	0	1	1	3																	
Dave Rader, L (1, 2) Dave Heaverlo, R (9, 1)		0-0 6-3		0-0 F8		0-0 G4-6-3		1-0 BB HBP		0-0 B3	4	0	0	0	0	2																	
Jim Barr, R (1, 1) Ed Goodson, L (8, PH) Charlie Williams, R (6, 1) Garry Maddox, R (7, PH) Randy Moritt, R (7, 1) Gary Lavelle, S (8, 1) Marc Hill, R (9, PH)		0-0 L4		0-0 E6		0-0 4-3 SH3-4		0-0 4-3		0-0 F9	2	0	0	0	0	0																	
<b>Inning Stats</b>	R: 1 E: 0 K: 1 S: 7	H: 2 LOB: 3 BB: 2 P: 15	R: 2 E: 1 K: 0 S: 6	H: 2 LOB: 2 BB: 1 P: 10	R: 0 E: 0 K: 0 S: 3	H: 0 LOB: 0 BB: 0 P: 3	R: 0 E: 1 K: 0 S: 4	H: 0 LOB: 3 BB: 2 P: 12	R: 0 E: 0 K: 0 S: 2	H: 0 LOB: 0 BB: 1 P: 6	R: 1 E: 0 K: 0 S: 4	H: 1 LOB: 2 BB: 2 P: 12	R: 1 E: 1 K: 0 S: 4	H: 1 LOB: 2 BB: 1 P: 9	R: 0 E: 0 K: 0 S: 4	H: 1 LOB: 1 BB: 0 P: 4	R: 1 E: 0 K: 0 S: 5	H: 2 LOB: 2 BB: 0 P: 5	1B: 6 2B: 3 3B: 0 HR: 0	SF: 0 SAC: 2 DP: 2 HBP: 1	WP: 0 PA: 47												
<b>PITCHER</b>	IP WLS BF H R ER SO BB IBB HBP BLK WP HR S P ERA WHIP	IP WLS BF H R ER SO BB IBB HBP BLK WP HR S P ERA WHIP	IP WLS BF H R ER SO BB IBB HBP BLK WP HR S P ERA WHIP	IP WLS BF H R ER SO BB IBB HBP BLK WP HR S P ERA WHIP	IP WLS BF H R ER SO BB IBB HBP BLK WP HR S P ERA WHIP	IP WLS BF H R ER SO BB IBB HBP BLK WP HR S P ERA WHIP	IP WLS BF H R ER SO BB IBB HBP BLK WP HR S P ERA WHIP	IP WLS BF H R ER SO BB IBB HBP BLK WP HR S P ERA WHIP	IP WLS BF H R ER SO BB IBB HBP BLK WP HR S P ERA WHIP	IP WLS BF H R ER SO BB IBB HBP BLK WP HR S P ERA WHIP	IP WLS BF H R ER SO BB IBB HBP BLK WP HR S P ERA WHIP	IP WLS BF H R ER SO BB IBB HBP BLK WP HR S P ERA WHIP	IP WLS BF H R ER SO BB IBB HBP BLK WP HR S P ERA WHIP	IP WLS BF H R ER SO BB IBB HBP BLK WP HR S P ERA WHIP	IP WLS BF H R ER SO BB IBB HBP BLK WP HR S P ERA WHIP	IP WLS BF H R ER SO BB IBB HBP BLK WP HR S P ERA WHIP	IP WLS BF H R ER SO BB IBB HBP BLK WP HR S P ERA WHIP	IP WLS BF H R ER SO BB IBB HBP BLK WP HR S P ERA WHIP	IP WLS BF H R ER SO BB IBB HBP BLK WP HR S P ERA WHIP	IP WLS BF H R ER SO BB IBB HBP BLK WP HR S P ERA WHIP	IP WLS BF H R ER SO BB IBB HBP BLK WP HR S P ERA WHIP												
J.R. Richard, R (1, 1) ERA: 5.56	5.1	29	4	4	4	1	8	0	0	0	0	0	0	23	55	6.75	2.250	Ken Forsch, R (9, 1) ERA: 4.5	1.0	L	5	2	1	1	0	0	0	0	0	5	5	9.00	2.000
Fred Scherman, L (6, 1) ERA: 1.69	0.2	3	1	0	0	0	0	0	0	0	0	0	0	3	3	0.00	1.500																
Wayne Granger, R (7, 1) ERA: 1.74	0.1	5	1	1	0	0	1	0	1	0	0	0	0	3	8	0.00	6.000																
Jim Crawford, L (7, 1) ERA: 3.0	1.1	4	1	0	0	0	0	0	0	0	0	0	0	4	4	0.00	0.750																
Jim York, R (8, 1) ERA: 4.76	0.1	1	0	0	0	0	0	0	0	0	0	0	0	1	1	0.00	0.000																

livebaseballscores.com



BOTTOM

San Francisco Giants @ Houston Astros  
Astrodome, Houston, TX  
Thu Apr 24 1975, 8:05 PM EDT  
Att. 5,960 - Dome

livebaseballscorecards.com

AB 35  
R 5  
H 10  
RBI 5  
BB 3  
SO 2  
LOB 20



WP: 0 PA: 43  
PB: 0  
SB: 1  
CS: 2

AB R H RBI BB SO LOB

5 0 0 0 0 0 4

0 0 0 0 0 0 0

5 0 0 0 0 0 1

5 1 3 0 0 0 1

4 0 0 1 0 0 2

5 2 3 0 0 0 1

2 1 1 1 1 0 0

0 0 0 0 1 0 0

2 1 2 2 0 0 0

0 0 0 0 0 0 0

3 0 0 0 0 1 4

0 0 0 1 1 0 0

0 0 0 0 0 0 0

2 0 1 0 0 0 3

0 0 0 0 0 0 0

1 0 0 0 0 0 1

0 0 0 0 0 0 0

0 0 0 0 0 0 0

0 0 0 0 0 0 0

1 0 0 0 0 1 3

1B: 5 SF: 1  
2B: 4 SAC: 0  
3B: 0 DP: 0  
HR: 1 HBP: 2

Batter	1	2	3	4	5	6	7	8	9
Greg Gross, L (1, 7) Ken Forsch, R (9, 1)	0-0 4-3		0-0 1-3	0-0 4-3		0-0 CS	0-0 5-3	0-0 F6	
Larry Milbourne, S (1, 4) OBP: 0.125, SLG: 0.125 (9, 6)	0-0 F6		0-0 E5	0-0 4-3			0-0 1-3		0-0 F7
Cesar Cedeno, R (1, 8) OBP: 0.380, SLG: 0.441	0-0 CS		0-0 6-3		0-0 SF8		0-0 6-3		0-0 G3
Milt May, L (1, 2) OBP: 0.295, SLG: 0.296	0-0 CS	0-0 6-3	0-0 1-3		0-0 SF8		0-0 F9	0-0 G3	
Bob Watson, R (1, 3) OBP: 0.348, SLG: 0.511		0-0 HBP BB		0-0 1B	0-0 6-3		0-0 HBP BB	0-0 1-3	
Jose Cruz, L (1, 9) OBP: 0.350, SLG: 0.440 Enos Cabell, R (8, PH) OBP: 0.346, SLG: 0.388 (9, 7)		4-0 BB BB		0-0 HR	0-0 F8		4-0 BB HBP		
Doug Rader, R (1, 5) OBP: 0.375, SLG: 0.423 Rob Andrews, R (8, PR) OBP: 0.293, SLG: 0.294 (9, 4)		1-0 H		0-0 HR		0-0 FC3-6		1-0 BB	
Roger Metzger, S (1, 6) OBP: 0.295, SLG: 0.241 Cliff Johnson, R (8, PH) OBP: 0.291, SLG: 0.373 Ken Boswell, L (9, 5) OBP: 0.353, SLG: 0.529		0-0 FC1-2		0-3 K	0-0 FC3-6		0-0 FC3-6	4-0 BB	
J.R. Richard, R (1, 1) OBP: 0.280, SLG: 0.375 Fred Scherman, L (6, 1) OBP: 0.375, SLG: 0.500 Rafael Batista, L (6, PH) OBP: 0.375, SLG: 0.500 Wayne Granger, R (7, 1) Jim Crawford, L (7, 1) Jim York, R (8, 1) Wilbur Howard, S (8, PH) OBP: 0.387, SLG: 0.308 (9, 9)		0-0 F9		0-0 4-3	0-0 F5		0-0 F5	0-3 K	

Inning Stats	R: 0	H: 1	E: 0	LOB: 0	K: 0	BB: 0	S: 3	P: 3
	R: 0	H: 1	E: 0	LOB: 3	K: 0	BB: 1 <td>S: 4</td> <td>P: 9</td>	S: 4	P: 9
	R: 0	H: 0	E: 1	LOB: 1	K: 0	BB: 0 <td>S: 4</td> <td>P: 4</td>	S: 4	P: 4
	R: 3	H: 4	E: 0	LOB: 1	K: 1	BB: 0 <td>S: 9</td> <td>P: 9</td>	S: 9	P: 9
	R: 1	H: 1	E: 0	LOB: 0	K: 0	BB: 0 <td>S: 4</td> <td>P: 4</td>	S: 4	P: 4
	R: 0	H: 1	E: 0	LOB: 0	K: 0	BB: 0 <td>S: 3</td> <td>P: 3</td>	S: 3	P: 3
	R: 0	H: 0	E: 0	LOB: 0	K: 0	BB: 0 <td>S: 3</td> <td>P: 3</td>	S: 3	P: 3
	R: 1	H: 1	E: 0	LOB: 3	K: 1	BB: 2 <td>S: 6</td> <td>P: 15</td>	S: 6	P: 15
	R: 0	H: 1	E: 0	LOB: 1	K: 0	BB: 0 <td>S: 4</td> <td>P: 4</td>	S: 4	P: 4

PITCHER	IP	WLS	BF	H	R	ER	SO	BB	IBB	HBP	BLK	WP	HR	S	P	ERA	WHIP
Jim Barr, R (1, 1) ERA: 2.25	5.0		24	7	4	3	1	1	0	0	0	0	1	24	29	5.40	1.600
Charlie Williams, R (6, 1) ERA: 0.75	1.0		3	1	0	0	0	0	0	0	0	0	0	3	3	0.00	1.000
Randy Moffitt, R (7, 1) ERA:	1.0		3	0	0	0	0	0	0	0	0	0	0	3	3	0.00	0.000
Gary Lavelle, L (8, 1) ERA: 2.84	1.0	W	7	1	1	1	1	2	0	1	0	0	0	6	15	9.00	3.000
Dave Heaverlo, R (9, 1) ERA: 2.45	1.0	S	4	1	0	0	0	0	0	0	0	0	0	4	4	0.00	1.000

Batter	1	2	3	4	5	6	7	8	9	AB R H RBI BB SO LOB	TOP									
<b>Pete Rose, S</b> (1, 7) OBP: 0.415, SLG: 0.434	0-0 G3		0-0 2B 1B		0-0 4-3		0-0 2B 1B	0-0 4-3		5 1 2 0 0 0 1	<b>Cincinnati Reds @ Houston Astros</b> Astrodome, Houston, TX Fri Apr 25 1975, 8:05 PM EDT Att. 11,162 - Dome									
<b>Dave Concepcion, R</b> (1, 6) OBP: 0.351, SLG: 0.368	0-0 F7		0-3 K		4-0 E BB		0-0 1-3 1B 2B	0-0 1B		4 1 2 1 1 1 1										
<b>Joe Morgan, L</b> (1, 4) OBP: 0.528, SLG: 0.522	0-0 4-3		0-0 1-3 2B		4-0 1-2 BB		0-0 F9 S 1B	0-0 F8		4 0 2 2 1 0 1										
<b>Johnny Bench, R</b> (1, 2) OBP: 0.318, SLG: 0.474		0-3 K	0-3 K		0-0 F2		4-0 1-2 F9 BB		0-0 1B 1B	4 1 1 0 1 2 4										
<b>Tony Perez, R</b> (1, 3) OBP: 0.231, SLG: 0.357		0-3 K		0-0 6-3		0-0 P4	0-0 F9		0-0 F8	5 0 0 0 0 1 3										
<b>Cesar Geronimo, L</b> (1, 8) <b>Merv Rettenmund, R</b> (7, PH) OBP: 0.278, SLG: 0.200		0-0 S 1B		0-0 4-1		0-0 F8	4-0 G4-6-3 IBB		0-0 1B 1B 1B	3 0 1 0 0 0 0 1 0 1 0 1 0 0										
<b>Ken Griffey, L</b> (1, 9) <b>George Foster, R</b> (7, PH) <b>Dan Driessen, L</b> (7, PH) OBP: 0.450, SLG: 0.313		4-0 BB BB		0-0 E 1B		0-0 FC5 1B 1B	0-0 G4-6-3		0-0 1B 1B	2 0 2 0 1 0 0 0 0 0 0 0 0 0 2 0 1 1 0 0 3										
<b>Doug Flynn, R</b> (1, 5) <b>Darrel Chaney, S</b> (9, PH) OBP: 0.167, SLG: 0.095		0-3 K		0-0 F5-3		0-0 1-2 1B		0-0 F9	0-0 1-2 2-3 1B	4 0 1 0 0 1 3 1 0 1 0 0 0 0										
<b>Pat Darcy, L</b> (1, 1) <b>Clay Carroll, R</b> (7, 1) <b>Willi McEneaney, L</b> (7, 1) <b>Terry Crowley, L</b> (8, PH) <b>Pedro Borbon, R</b> (8, 1) <b>Ed Armbrister, R</b> (9, PH) OBP: 0.300, SLG: 0.400		0-3 K		0-3 K		0-0 FC5		0-0 4-3 1B 2B	0-0 G1-2-3	3 0 0 0 0 0 2 2 0 0 0 0 0 0 0 0 0 0 0 0 0 0 0 0 1 1 1 0 0 0 0 0 0 0 0 0 0 0 0 0 1 0 0 0 0 0 0 3										
<b>Inning Stats</b>	R: 0 E: 0 K: 0 S: 3	H: 0 LOB: 0 BB: 0 P: 3	R: 0 E: 0 K: 3 S: 10	H: 1 LOB: 2 BB: 1 P: 14	R: 0 E: 1 K: 0 S: 4	H: 1 LOB: 1 BB: 0 P: 4	R: 0 E: 1 K: 1 S: 5	H: 0 LOB: 2 BB: 2 P: 13	R: 0 E: 0 K: 0 S: 5	H: 2 LOB: 2 BB: 0 P: 5		R: 2 E: 0 K: 0 S: 5	H: 3 LOB: 2 BB: 2 P: 13	R: 1 E: 0 K: 0 S: 5	H: 2 LOB: 1 BB: 0 P: 5	R: 1 E: 0 K: 0 S: 6	H: 4 LOB: 2 BB: 0 P: 6	1B: 12 2B: 3 3B: 0 HR: 0	SF: 0 SAC: 0 DP: 2 HBP: 0	WP: 0 PB: 0 SB: 2 CS: 0
<b>PITCHER</b>	IP WLS BF H R ER SO BB IBB HBP BLK WP HR S P ERA WHIP																			
<b>Larry Dierker, R</b> (1, 1) ERA: 4.15	6.0 W 31 9 2 2 7 4 0 0 0 0 0 0 41 57 3.00 2.167																			
<b>Wayne Granger, R</b> (7, 1) ERA: 1.69	0.1 1 0 0 0 0 0 0 0 0 0 0 0 1 1 0.00 0.000																			
<b>Jim Crawford, L</b> (7, 1) ERA: 3.0	0.0 1 0 0 0 0 0 0 1 0 0 0 0 0 4 ∞ ∞																			
<b>Jim York, R</b> (7, 1) ERA: 5.87	2.0 10 5 2 2 0 0 0 0 0 0 0 0 10 10 9.00 2.500																			
<b>Ken Forsch, R</b> (9, 1) ERA: 4.26	0.2 S 2 1 0 0 0 0 0 0 0 0 0 0 2 2 0.00 1.500																			

livebaseballscorecards.com

<b>AB</b>	40
<b>R</b>	4
<b>H</b>	15
<b>RBI</b>	4
<b>BB</b>	5
<b>SO</b>	7
<b>LOB</b>	21





Batter	1	2	3	4	5	6	7	8	9
Greg Gross, L (1, 7) OBP: 0.100, SLG: 0.100	0-0 4-3		0-0 1B		0-0 F7	0-3 K		0-0 6-3	
Rob Andrews, R (1, 4) OBP: 0.270, SLG: 0.268	0-0 6-3		0-0 4-3		0-0 F5-3		0-0 F3	0-3 K	
Cesar Cedeno, R (1, 8) OBP: 0.393, SLG: 0.458	0-0 6-3			0-0 FC6-4 1B		0-0 4-3 BLK 2B	4-0 1B 2B BB	0-0 F8	
Milt May, L (1, 2) Skip Jutze, R (7, PR) OBP: 0.308, SLG: 0.310 OBP: 0.200, SLG: 0.200		0-0 4-3 F5-3 1B		0-0 FC6-4 2B		0-0 4-3	0-0 2B 1B 1B		
Bob Watson, R (1, 3) Enos Cabell, R (7, PR) OBP: 0.380, SLG: 0.571 OBP: 0.346, SLG: 0.388		0-0 F5-3		0-0 2B		0-0 1B	0-0 1B SH 2B		
Jose Cruz, L (1, 9)		0-0 4-3		4-0 IBB		0-0 FC3	4-0 SH 1B IBB		
Doug Rader, R (1, 5)		0-0 F5-3		0-3 K		0-0 FC4-6 1B	0-0 SH 1B		
Roger Metzger, S (1, 6)			0-0 4-3	0-0 G3		4-0 FC4-6 IBB	0-0 SH		
Larry Dierker, R (1, 1) Wayne Granger, R (7, 1) Jim Crawford, L (7, 1) Jim York, R (7, 1) Ken Forsch, R (9, 1)			0-3 K		0-0 F9	0-0 FC4-6	0-0 F5		

Inning Stats	R: 0	H: 0	E: 0	K: 0	S: 3	L: 0	LOB: 0	BB: 0	P: 3	R: 0	H: 1	E: 0	K: 0	S: 4	L: 1	LOB: 1	BB: 0	P: 4	R: 0	H: 1	E: 0	K: 1	S: 6	L: 1	LOB: 1	BB: 0	P: 6	R: 0	H: 2	E: 0	K: 1	S: 7	L: 3	LOB: 3	BB: 1	P: 11	R: 0	H: 0	E: 0	K: 0	S: 3	R: 3	H: 3	E: 1	K: 1	S: 9	L: 2	LOB: 2	BB: 1	P: 13	R: 3	H: 3	E: 0	K: 0	S: 6	L: 3	LOB: 2	BB: 2	P: 14	R: 0	H: 0	E: 0	K: 1	S: 5	L: 0	LOB: 0	BB: 0	P: 5
--------------	------	------	------	------	------	------	--------	-------	------	------	------	------	------	------	------	--------	-------	------	------	------	------	------	------	------	--------	-------	------	------	------	------	------	------	------	--------	-------	-------	------	------	------	------	------	------	------	------	------	------	------	--------	-------	-------	------	------	------	------	------	------	--------	-------	-------	------	------	------	------	------	------	--------	-------	------

PITCHER	IP	WLS	BF	H	R	ER	SO	BB	IBB	HBP	BLK	WP	HR	S	P	ERA	WHIP
Pat Darcy, R (1, 1) ERA: 3.45	6.1	L	31	8	5	4	3	1	2	0	1	0	0	34	46	5.68	1.421
Clay Carroll, R (7, 1) ERA: 1.23	0.0		3	2	0	0	0	0	1	0	0	0	0	2	6	∞	∞
Will McEnaney, L (7, 1) ERA: 4.26	0.2		2	0	1	1	0	0	0	0	0	0	0	2	2	13.50	0.000
Pedro Borbon, R (8, 1) ERA: 4.34	1.0		3	0	0	0	1	0	0	0	0	0	0	5	5	0.00	0.000

**BOTTOM**

**Cincinnati Reds @ Houston Astros**  
Astrodome, Houston, TX

Fri Apr 25 1975, 8:05 PM EDT  
Att. 11,162 - Dome

AB	34
R	6
H	10
RBI	5
BB	4
SO	4
LOB	20

livebaseballscorecards.com



WP: 0	PA: 39
PB: 0	SB: 0
CS: 0	

PITCHER	IP	WLS	BF	H	R	ER	SO	BB	IBB	HBP	BLK	WP	HR	S	P	ERA	WHIP
Pat Darcy, R (1, 1) ERA: 3.45	6.1	L	31	8	5	4	3	1	2	0	1	0	0	34	46	5.68	1.421
Clay Carroll, R (7, 1) ERA: 1.23	0.0		3	2	0	0	0	0	1	0	0	0	0	2	6	∞	∞
Will McEnaney, L (7, 1) ERA: 4.26	0.2		2	0	1	1	0	0	0	0	0	0	0	2	2	13.50	0.000
Pedro Borbon, R (8, 1) ERA: 4.34	1.0		3	0	0	0	1	0	0	0	0	0	0	5	5	0.00	0.000

Batter	1	2	3	4	5	6	7	8	9	AB R H RBI BB SO LOB	TOP
<b>Pete Rose, S</b> (1, 7) X OBP: 0.414, SLG: 0.455 <b>Ed Armbrister, R</b> (7, 7) OBP: 0.300, SLG: 0.400	0-0 L8 1B	0-0 1B 2B 1-H 2-H		0-0 4-3 1B	0-0 G4-6-3 1-2f		0-0 2B			5 0 2 2 0 0 1 0 0 0 0 0 0 0	
<b>Dave Concepcion, R</b> (1, 6) X OBP: 0.380, SLG: 0.380	0-0 BLK 1B	0-0 1B 2-H		4-0 E S BB E	4-0 BB		0-0 G3			3 2 2 0 2 0 1	
<b>Joe Morgan, L</b> (1, 4) X OBP: 0.543, SLG: 0.536 <b>John Vukovich, R</b> (4, 5) OBP: 0.314, SLG: 0.323	0-0 CS 1B 1-H		0-0 1B BB 1B	4-0 S 1B BB 1-3	0-0 5-3		0-3 K			2 1 2 1 1 0 0 2 0 0 0 0 1 1	
<b>Johnny Bench, R</b> (1, 2) X OBP: 0.326, SLG: 0.506 <b>Bill Plummer, R</b> (8, PH) (8, 2) OBP: 0.286, SLG: 0.167	0-0 HR 2-3		0-0 F8 1B	4-0 E 1B BB 1-3 3-H		0-0 4-3		0-3 K		3 2 1 1 1 0 1 1 0 0 0 0 1 0	
<b>Tony Perez, R</b> (1, 3) X OBP: 0.229, SLG: 0.347	0-0 F9		0-3 K	0-0 2B 1B 1-2		0-0 G3		0-3 K		5 1 1 1 0 2 1	
<b>Cesar Geronimo, L</b> (1, 8) OBP: 0.347, SLG: 0.382 <b>George Foster, R</b> (9, PH) (9, 8) OBP: 0.286, SLG: 0.762		0-3 K	4-0 1B BB 1-2	0-0 E1 2B 1-2 2-3		4-0 BB		0-0 F6-4-3 1B		2 1 0 0 2 1 2 1 0 1 0 0 0 0	
<b>Ken Griffey, L</b> (1, 9) OBP: 0.465, SLG: 0.448		0-0 BB 1B 2B	0-0 1B	0-0 2B 1-H 2-H 3-H		0-0 6-3		0-0 P6		5 1 3 3 0 0 2	
<b>Doug Flynn, R</b> (1, 5) (4, 4) OBP: 0.241, SLG: 0.222		4-0 2B BB 1-2	0-0 F7	0-0 F6-3			0-0 F9		0-0 F6-4-3 1-2	4 1 0 0 1 0 5	
<b>Fred Norman, S</b> (1, 1)		0-3 K		0-3 K	4-0 G4-6-3 BB		0-0 3-1			3 0 0 0 1 2 2	
<b>Inning Stats</b>	R: 2 H: 3 E: 0 LOB: 0 K: 0 BB: 0 S: 5 P: 5	R: 2 H: 3 E: 0 LOB: 2 K: 2 BB: 1 S: 9 P: 13	R: 0 H: 2 E: 0 LOB: 3 K: 1 BB: 1 S: 7 P: 11	R: 5 H: 2 E: 1 LOB: 1 K: 1 BB: 3 S: 8 P: 20	R: 0 H: 0 E: 0 LOB: 1 K: 0 BB: 2 S: 2 P: 10	R: 0 H: 0 E: 0 LOB: 1 K: 0 BB: 1 S: 3 P: 7	R: 0 H: 1 E: 0 LOB: 1 K: 0 BB: 0 S: 4 P: 4	R: 0 H: 0 E: 0 LOB: 0 K: 3 BB: 0 S: 9 P: 9	R: 0 H: 1 E: 0 LOB: 0 K: 0 BB: 0 S: 3 P: 3	1B: 8 SF: 0 2B: 3 SAC: 0 3B: 0 DP: 2 HR: 1 HBP: 0	WP: 0 PA: 44 PB: 0 SB: 3 CS: 1
<b>PITCHER</b>	IP WLS BF H R ER SO BB IBB HBP BLK WP HR S P ERA WHIP										
<b>Tom Griffin, R</b> (1, 1) ERA: 4.91	3.2 L 23 9 8 6 4 5 0 0 1 0 1 26 46 14.73 3.818										
<b>Jim Crawford, L</b> (4, 1) ERA: 1.93	3.1 15 2 1 0 0 3 0 0 0 0 0 12 24 0.00 1.500										
<b>Fred Scherman, L</b> (8, 1) ERA: 1.23	2.0 6 1 0 0 0 3 0 0 0 0 0 0 12 12 0.00 0.500										

Cincinnati Reds @ Houston Astros  
Astrodome, Houston, TX  
Sat Apr 26 1975, 8:05 PM EDT  
Att. 14,889 - Dome

livebaseballscorecards.com

AB	36
R	9
H	12
RBI	8
BB	8
SO	7
LOB	16





Batter	1	2	3	4	5	6	7	8	9	AB R H RBI BB SO LOB
Wilbur Howard, S (1, 9) OBP: 0.368, SLG: 0.389	0-0 FC5-4 1B		0-0 L8		0-0 1B 2B		0-3 K		0-0 F9	5 1 2 0 0 1 0
Rob Andrews, R (1, 4) OBP: 0.279, SLG: 0.279	0-3 K		0-0 FC6-4 1B		0-0 2-H 1B			0-0 F7	0-0 1-3	5 0 2 1 0 1 1
Cesar Cedeno, R (1, 8) OBP: 0.386, SLG: 0.447	0-0 FC5-4 1-2f		0-0 FC6-4 1-2f		0-3 K			0-0 1B FC6-4 1B		4 1 1 0 0 1 3
Cliff Johnson, R (1, 2) OBP: 0.305, SLG: 0.370	0-3 K			0-0 F3		4-0 BB BB		0-0 FC6-4 1-3 E 1B		3 1 1 0 1 1 1
Bob Watson, R (1, 3) OBP: 0.389, SLG: 0.558		0-0 G4-6-3 1B		0-0 5-3		0-0 F9		4-0 1-2 FC6-4 BB		3 0 1 0 1 0 1
Enos Cabell, R (1, 7) OBP: 0.339, SLG: 0.377		0-0 G4-6-3 1-2f		0-0 1B		0-3 K		0-0 FC6-4 E		4 0 1 1 0 1 4
Ken Boswell, L (1, 5) OBP: 0.333, SLG: 0.450		4-0 BB BB		0-3 K		0-3 K		0-0 E7 1-3 3-H		3 0 0 0 1 2 3
Roger Metzger, S (1, 6) OBP: 0.279, SLG: 0.217		0-3 K			0-0 F7		0-0 P5	0-0 6-3		4 0 0 0 0 1 3
Tom Griffin, R (1, 1) Jim Crawford, L (4, 1) Rafael Batista, L (7, PH) Fred Scherman, L (8, 1) Larry Milbourne, S (9, PH)			0-0 F8		0-0 F8		0-3 K		0-0 G3	1 0 0 0 0 0 0 1 0 0 0 0 0 0 1 0 0 0 0 1 0 0 0 0 0 0 0 0 1 0 0 0 0 0 0

Inning Stats	R: 0 E: 0 K: 2 S: 8	H: 1 LOB: 1 BB: 0 P: 8	R: 0 E: 0 K: 1 S: 5	H: 1 LOB: 1 BB: 1 P: 9	R: 0 E: 0 K: 0 S: 4	H: 1 LOB: 1 BB: 0 P: 4	R: 0 E: 0 K: 1 S: 6	H: 1 LOB: 1 BB: 0 P: 6	R: 1 E: 0 K: 1 S: 7	H: 2 LOB: 1 BB: 0 P: 7	R: 0 E: 0 K: 2 S: 7	H: 0 LOB: 1 BB: 1 P: 11	R: 0 E: 0 K: 2 S: 7	H: 0 LOB: 0 BB: 0 P: 7	R: 2 E: 1 K: 0 S: 6	H: 2 LOB: 2 BB: 1 P: 10	R: 0 E: 0 K: 0 S: 3	H: 0 LOB: 0 BB: 0 P: 3	1B: 7 2B: 1 3B: 0 HR: 0	SF: 0 SAC: 0 DP: 1 HBP: 0	WP: 0 PB: 0 SB: 0 CS: 0	PA: 38 ERA WHIP
PITCHER Fred Norman, L (1, 1) ERA: 4.34	IP 9.0 WLS W BF 38 H 8 R 3 ER 2 SO 9 BB 3 IBB 0 HBP 0 BLK 0 WP 0 HR 0 S 53 P 65 ERA 2.00 WHIP 1.222																					

BOTTOM

Cincinnati Reds @ Houston Astros  
Astrodome, Houston, TX  
Sat Apr 26 1975, 8:05 PM EDT  
Att. 14,889 - Dome

livebaseballscorecards.com

AB	35
R	3
H	8
RBI	2
BB	3
SO	9
LOB	16



Batter	1	2	3	4	5	6	7	8	9	10	AB R H RBI BB SO LOB	TOP										
<b>Pete Rose, S</b> OBP: 0.417, SLG: 0.451 (1, 7) X	0-0 BB 1B	4-0 1B BB 1-2 2-3			0-0 1-3			0-0 F8		0-0 SH HBP E 1B 1-2 2-3	3 1 1 0 1 0 0	<b>Cincinnati Reds @ Houston Astros</b> Astrodome, Houston, TX Sun Apr 27 1975, 4:33 AM EDT Att. 11,140 - Dome										
<b>Dave Concepcion, R</b> OBP: 0.369, SLG: 0.368 (1, 6) X	0-0 F9	0-0 1B 1-3 2-H 3-H			0-0 F3			0-0 F8		0-0 FC6 HBP 1B 1-2 2-3 3-H	5 1 1 2 0 0 3											
<b>Joe Morgan, L</b> OBP: 0.546, SLG: 0.521 (1, 4) B B B	4-0 1-2 BB	0-0 L4			4-0 PO BB			0-0 4-3		1-0 1B 1B HBP 1-2 2-3 3-H	2 0 0 1 2 0 2											
<b>Johnny Bench, R</b> OBP: 0.330, SLG: 0.500 (1, 2) S S	0-3 K				0-0 PO 1-2	0-0 G6-3 1B			0-0 F9	0-0 1B 1B 1-2 2-H 3-H	5 0 2 2 0 1 2											
<b>Tony Perez, R</b> OBP: 0.218, SLG: 0.329 <b>Pedro Borbon, R</b> OBP: 0.500, SLG: 0.500 (1, 3) X (9, 1)	0-0 F8				0-0 4-3			0-0 F9		0-0 1B 1-2 2-3	4 0 0 0 0 0 3 1 0 1 0 0 0 0											
<b>Cesar Geronimo, L</b> OBP: 0.338, SLG: 0.370 (1, 8) X		0-0 F8			0-0 6-3			0-0 G6-3 1-2f		0-3 K 1-2 2-3	5 0 1 0 0 1 3											
<b>Ken Griffey, L</b> OBP: 0.447, SLG: 0.429 (1, 9) X		0-0 BB 1B 1B			0-0 1-3			0-0 5-3		0-3 K 1-2 2-3	5 1 1 0 0 1 3											
<b>Darrel Chaney, S</b> OBP: 0.148, SLG: 0.083 <b>John Vukovich, R</b> OBP: 0.314, SLG: 0.323 <b>Terry Crowley, L</b> OBP: 0.583, SLG: 0.700 <b>Ed Armbrister, R</b> OBP: 0.300, SLG: 0.400 <b>Doug Flynn, R</b> OBP: 0.241, SLG: 0.222 (1, 5) (7, 5) (10, PH) (10, PR) (10, 5)	0-0 F7	0-0 F8			0-0 F8			0-0 F9		0-0 SH BB E 1B	3 0 0 0 0 0 1 0 0 0 0 0 0 0 1 0 1 0 0 0 0 0 1 0 0 0 0 0 0 0 0 0 0 0 0											
<b>Gary Nolan, R</b> OBP: 0.222, SLG: 0.125 <b>Dan Driessen, L</b> OBP: 0.476, SLG: 0.313 (1, 1) (9, 3)	0-0 BB 1B 1B				0-3 K			0-3 K		4-0 E SH HBP BB 1-2	3 1 1 0 0 2 0 0 1 0 0 1 0 0											
<b>Inning Stats</b>	R: 0 E: 0 K: 1 S: 6	H: 1 LOB: 2 BB: 1 P: 10	R: 2 E: 0 K: 0 S: 6	H: 3 LOB: 2 BB: 1 P: 10	R: 0 E: 0 K: 0 S: 3	H: 0 LOB: 0 BB: 0 P: 3	R: 0 E: 0 K: 1 S: 5	H: 0 LOB: 0 BB: 0 P: 5	R: 0 E: 0 K: 0 S: 2	H: 1 LOB: 0 BB: 0 P: 3	R: 0 E: 0 K: 1 S: 5		H: 0 LOB: 0 BB: 0 P: 5	R: 0 E: 0 K: 0 S: 3	H: 0 LOB: 0 BB: 0 P: 3	R: 0 E: 0 K: 0 S: 4	H: 1 LOB: 1 BB: 0 P: 4	R: 4 E: 1 K: 2 S: 11	H: 3 LOB: 2 BB: 1 P: 16	1B: 9 2B: 0 3B: 0 HR: 0	SF: 0 SAC: 1 DP: 1 HBP: 1	WP: 0 PB: 0 SB: 0 CS: 0
<b>PITCHER</b> <b>Doug Konieczny, R</b> ERA: 4.76 (1, 1)	IP 9.0	WLS L	BF 37	H 7	R 5	ER 5	SO 3	BB 4	IBB 0	HBP 0	BLK 0	WP 0	HR 0	S 39	P 55	ERA 5.00	WHIP 1.222					
<b>Wayne Granger, R</b> ERA: 1.69 (10, 1)	0.0		1	0	0	0	0	0	0	0	0	0	0	1	1	∞	∞					
<b>Fred Scherman, L</b> ERA: 1.23 (10, 1)	0.0		1	0	0	0	0	0	0	1	0	0	0	0	1	∞	∞					
<b>Ken Forsch, R</b> ERA: 3.95 (10, 1)	1.0		4	2	1	0	2	0	0	0	0	0	0	8	8	0.00	2.000					

AB	37
R	6
H	9
RBI	5
BB	4
SO	5
LOB	17



livebaseballscorecards.com









Batter	1	2	3	4	5	6	7	8	9	AB	R	H	RBI	BB	SO	LOB						
Enzo Hernandez, R (1, 6) OBP: 0.382, SLG: 0.373	0-3 K ①		0-3 K ②		0-0 6-3 ③			0-0 5-3 ①		4	0	0	0	0	2	0						
Tito Fuentes, S (1, 4) OBP: 0.273, SLG: 0.292	0-0 5-3 ②		0-0 6-3 ③			0-0 F7 ①		0-0 F6 ②		4	0	0	0	0	0	0						
Johnny Grubb, L (1, 8) OBP: 0.355, SLG: 0.391	0-0 1B			0-0 1-3 ①		0-0 4-3 ②		0-0 1-3 ③		4	0	1	0	0	0	0						
Dave Winfield, R (1, 9) OBP: 0.442, SLG: 0.662	0-3 K ③			0-0 HR		4-0 1B WP BB			0-0 F8 ①	3	1	1	1	1	1	1						
Mike Ivie, R (1, 3) OBP: 0.288, SLG: 0.369		0-0 5-3 ①		0-0 F8 ②		0-0 1B			0-0 5-3 1B 1B	4	0	2	0	0	0	0						
Dick Sharon, R (1, 7) OBP: 0.214, SLG: 0.214		0-0 F9 ②		0-0 1B		0-0 6-3 ③			0-0 5-3 1B 1-2	4	0	2	0	0	0	2						
Fred Kendall, R (1, 2) OBP: 0.304, SLG: 0.386		0-0 FC4-6 1B		0-0 F7 ③			0-0 1-3		0-0 5-3 1-2 2-3	4	0	1	0	0	0	3						
Hector Torres, R (1, 5) OBP: 0.308, SLG: 0.308		0-0 FC4-6 ③			0-0 4-3 ①		0-0 G3 ②		0-3 K ③	3	0	0	0	0	0	1						
Randy Hundley, R (9, PH) OBP: 0.333, SLG: 0.483										1	0	0	0	0	1	2						
Joe McIntosh, S (1, 1)			0-0 6-3 ①			0-0 4-3 ②		0-0 F8 ③		2	0	0	0	0	0	0						
Bobby Tolan, L (7, PH) OBP: 0.253, SLG: 0.282										1	0	0	0	0	0	0						
Danny Frisella, L (8, 1)										0	0	0	0	0	0	0						
<b>Inning Stats</b>	R: 0 E: 0 K: 2 S: 8	H: 1 LOB: 1 BB: 0 P: 8	R: 0 E: 0 K: 0 S: 4	H: 1 LOB: 1 BB: 0 P: 4	R: 0 E: 0 K: 1 S: 5	H: 0 LOB: 0 BB: 0 P: 5	R: 1 E: 0 K: 0 S: 5	H: 2 LOB: 1 BB: 0 P: 5	R: 0 E: 0 K: 0 S: 3	H: 0 LOB: 0 BB: 0 P: 3	R: 0 E: 0 K: 0 S: 4	H: 1 LOB: 2 BB: 1 P: 8	R: 0 E: 0 K: 0 S: 3	H: 0 LOB: 0 BB: 0 P: 3	R: 0 E: 0 K: 0 S: 3	H: 0 LOB: 0 BB: 0 P: 3	R: 0 E: 0 K: 1 S: 7	H: 2 LOB: 2 BB: 0 P: 7	1B: 6 2B: 0 3B: 0 HR: 1	SF: 0 SAC: 0 DP: 0 HBP: 0	WP: 1 PB: 0 SB: 0 CS: 0	PA: 35
<b>PITCHER</b> Dave Roberts, L (1, 1) ERA: 1.74	IP: 9.0 WLS: W BF: 35 H: 7 R: 1 ER: 1 SO: 4 BB: 1 IBB: 0 HBP: 0 BLK: 0 WP: 1 HR: 1 S: 42 P: 46 ERA: 1.00 WHIP: 0.889																					

**BOTTOM**

**Houston Astros @ San Diego Padres**  
**San Diego Stadium, San Diego, CA**  
 Mon Apr 28 1975, 10:05 PM EDT  
 Att. 19,080 - Unknown

[livebaseballscorecards.com](http://livebaseballscorecards.com)

<b>AB</b>	<b>34</b>
<b>R</b>	<b>1</b>
<b>H</b>	<b>7</b>
<b>RBI</b>	<b>1</b>
<b>BB</b>	<b>1</b>
<b>SO</b>	<b>4</b>
<b>LOB</b>	<b>9</b>



Batter	1	2	3	4	5	6	7	8	9	AB R H RBI BB SO LOB	TOP											
Greg Gross, L (1, 7) OBP: 0.208, SLG: 0.174	0-0 6-3		0-0 1B		0-0 4-3		0-0 SH	0-0 1-3		4 1 1 1 0 0 0												
Larry Milbourne, S (1, 4) OBP: 0.154, SLG: 0.154	0-0 6-3		0-0 1B		0-3 K		0-0 SH	0-0 F8		4 1 1 0 0 1 0												
Cesar Cedeno, R (1, 8) OBP: 0.390, SLG: 0.437	0-0 E S		0-0 1B				1-0 1B S	0-0 F8		3 1 2 0 0 1 0												
Wilbur Howard, S (7, 8) OBP: 0.350, SLG: 0.368			1-2 2-H				1B HBP			1 0 0 0 0 0 0												
Milt May, L (1, 2) OBP: 0.286, SLG: 0.286	0-3 K			0-0 L7		0-0 F5	0-0 G3		0-0 FC6-4	5 0 1 0 0 1 3												
Bob Watson, R (1, 3) OBP: 0.379, SLG: 0.556		0-0 5-3		0-0 F3		0-0 4-3	4-0 1B		0-0 FC6-4	3 0 0 0 1 0 0												
Enos Cabell, R (7, PR) OBP: 0.328, SLG: 0.364							1B IBB		1-2f	1 1 0 0 0 0 1												
Jose Cruz, L (1, 9) OBP: 0.364, SLG: 0.415		0-0 G3		0-0 E S			SH 1B		0-3 K	5 1 3 1 0 1 1												
Doug Rader, R (1, 5) OBP: 0.391, SLG: 0.419		0-0 1B		4-0 1B			SH 1B		0-0 1-3	4 1 2 0 1 1 4												
Roger Metzger, S (1, 6) OBP: 0.282, SLG: 0.229			0-0 F7		0-0 1-3		SH			3 1 1 2 0 0 2												
J.R. Richard, R (1, 1) OBP: 0.250, SLG: 0.333			0-0 L9		0-3 K		SH 1B			4 1 1 2 0 2 2												
<b>Inning Stats</b>	R: 0 E: 0 K: 1 S: 6	H: 1 LOB: 1 BB: 0 P: 6	R: 0 E: 0 K: 0 S: 3	H: 1 LOB: 1 BB: 0 P: 3	R: 0 E: 0 K: 0 S: 5	H: 3 LOB: 2 BB: 0 P: 5	R: 0 E: 0 K: 0 S: 4	H: 1 LOB: 2 BB: 1 P: 8	R: 0 E: 0 K: 2 S: 7	H: 0 LOB: 0 BB: 0 P: 7	R: 0 E: 0 K: 1 S: 5	H: 0 LOB: 0 BB: 0 P: 5	R: 8 E: 2 K: 2 S: 15	H: 5 LOB: 2 BB: 1 P: 20	R: 0 E: 0 K: 0 S: 3	H: 0 LOB: 0 BB: 0 P: 3	R: 0 E: 0 K: 1 S: 6	H: 1 LOB: 1 BB: 0 P: 6	1B: 12 2B: 0 3B: 0 HR: 0	SF: 0 SAC: 3 DP: 0 HBP: 1	WP: 0 PB: 0 SB: 3 CS: 0	PA: 43
<b>PITCHER</b>	IP WLS BF H R ER SO BB IBB HBP BLK WP HR S P ERA WHIP																					
Dave Freisleben, R (1, 1) ERA: 3.33	6.0 L 27 9 4 4 4 1 0 0 0 0 0 0 34 38 6.00 1.667																					
Dave Tomlin, L (7, 1) ERA: 3.52	0.0 2 0 1 0 0 0 0 0 0 0 0 0 2 2 ∞ ∞																					
Bill Greif, R (7, 1) ERA: 5.0	1.0 7 2 3 1 2 0 1 1 0 0 0 0 9 14 9.00 2.000																					
Rich Folkers, L (8, 1) ERA: 8.38	2.0 7 1 0 0 1 0 0 0 0 0 0 0 9 9 0.00 0.500																					

Houston Astros @ San Diego Padres  
San Diego Stadium, San Diego, CA  
Tue Apr 29 1975, 10:05 PM EDT  
Att. 7,840 - Unknown

livebaseballscorecards.com

AB	37
R	8
H	12
RBI	6
BB	2
SO	7
LOB	13







Batter	1	2	3	4	5	6	7	8	9	AB R H RBI BB SO LOB	TOP											
<b>Greg Gross, L</b> (1, 7) X OBP: 0.214, SLG: 0.185 <b>Jim Crawford, L</b> (7, 1) <b>Rob Andrews, R</b> (9, PH) OBP: 0.264, SLG: 0.262	0-0 4-3		0-0 SH3-4 1B		0-0 F8		0-0 4-3 1-2		0-3 K	4 0 1 0 0 0 3 0 0 0 0 0 0 0 1 0 0 0 0 1 3												
<b>Roger Metzger, S</b> (1, 6) S OBP: 0.272, SLG: 0.219	0-3 K		0-0 SH3-4 1-2		0-0 F7			0-0 F9		3 0 0 0 0 1 0												
<b>Cesar Cedeno, R</b> (1, 8) X OBP: 0.385, SLG: 0.429	0-0 1B		0-0 F7		0-0 L6			0-0 F9		4 0 1 0 0 0 1												
<b>Milt May, L</b> (1, 2) X OBP: 0.272, SLG: 0.270	0-0 F2		0-0 F8		0-0 1-3			0-0 6-3		4 0 0 0 0 0 2												
<b>Bob Watson, R</b> (1, 3) X OBP: 0.386, SLG: 0.597		0-0 G6-4-3 1B 1B		0-0 HR		0-0 5-3		0-0 6-3		4 1 2 1 0 0 0												
<b>Jose Cruz, L</b> (1, 9) X OBP: 0.383, SLG: 0.435		0-0 G6-4-3 1-2 1B		0-0 F9		0-0 6-3 2B 1B		0-0 HBP BB 1B		4 1 3 0 0 0 0												
<b>Doug Rader, R</b> (1, 5) X OBP: 0.384, SLG: 0.400		0-0 G6-4-3 1-2 2-3		0-0 F9		0-0 6-3 1-2		4-0 HBP BB		3 0 0 0 1 0 3												
<b>Tommy Helms, R</b> (1, 4) X OBP: 0.667, SLG: 1.000 <b>Larry Milbourne, S</b> (7, PR) OBP: 0.154, SLG: 0.154 <b>Enos Cabell, R</b> (9, PH) OBP: 0.339, SLG: 0.364		4-0 FC5-4 BB		0-0 1-3		0-0 1B 2B		1-0 HBP BB		2 0 1 1 1 0 0 0 0 0 0 0 0 0 0 0 0 0 0 0 0												
<b>Larry Dierker, R</b> (1, 1) <b>Wayne Granger, R</b> (5, 1) <b>Ken Boswell, L</b> (7, PH) OBP: 0.350, SLG: 0.409 <b>Cliff Johnson, R</b> (7, PH) OBP: 0.311, SLG: 0.375 <b>Wilbur Howard, S</b> (7, 7) OBP: 0.333, SLG: 0.350		0-0 FC5-4 1-2		0-0 1-3		0-0 2-3 1B		0-3 K		2 0 0 0 0 0 2 0 0 0 0 0 0 0 0 0 0 0 0 0 0 1 0 1 0 0 0 0 1 0 0 0 0 1 3												
<b>Inning Stats</b>	R: 0 E: 0 K: 1 S: 6	H: 1 LOB: 1 BB: 0 P: 6	R: 0 E: 0 K: 0 S: 4	H: 2 LOB: 2 BB: 1 P: 8	R: 0 E: 0 K: 0 S: 4	H: 1 LOB: 1 BB: 0 P: 4	R: 1 E: 0 K: 0 S: 4	H: 1 LOB: 0 BB: 0 P: 4	R: 0 E: 0 K: 0 S: 3	H: 0 LOB: 0 BB: 0 P: 3	R: 0 E: 0 K: 0 S: 3	H: 0 LOB: 0 BB: 0 P: 3	R: 1 E: 0 K: 0 S: 5	H: 3 LOB: 3 BB: 0 P: 5	R: 0 E: 0 K: 0 S: 3	H: 0 LOB: 0 BB: 0 P: 3	R: 0 E: 0 K: 2 S: 8	H: 1 LOB: 3 BB: 1 P: 13	1B: 7 2B: 1 3B: 0 HR: 1	SF: 0 SAC: 1 DP: 1 HBP: 1	WP: 0 PB: 0 SB: 0 CS: 1	PA: 37
<b>PITCHER</b> <b>Sonny Siebert, R</b> (1, 1) ERA: 2.28 <b>Dave Tomlin, L</b> (7, 1) ERA: 2.79 <b>Bill Greif, R</b> (9, 1) ERA: 4.66	IP 6.1	WLS W	BF 26	H 7	R 2	ER 2	SO 1	BB 1	IBB 0	HBP 0	BLK 0	WP 0	HR 1	S 27	P 31	ERA 2.84	WHIP 1.263					
<b>PITCHER</b> <b>Dave Tomlin, L</b> (7, 1) ERA: 2.79 <b>Bill Greif, R</b> (9, 1) ERA: 4.66	IP 2.0	WLS S	BF 4	H 0	R 0	ER 0	SO 2	BB 1	IBB 0	HBP 1	BLK 0	WP 0	HR 0	S 6	P 11	ERA 0.00	WHIP 1.500					

Houston Astros @ San Diego Padres  
 San Diego Stadium, San Diego, CA  
 Wed Apr 30 1975, 10:05 PM EDT  
 Att. 8,077 - Unknown

livebaseballscorecards.com

AB	33
R	2
H	9
RBI	2
BB	2
SO	3
LOB	17













Batter	1	2	3	4	5	6	7	8	9	AB R H RBI BB SO LOB	TOP												
Roger Metzger, S (1, 6) OBP: 0.300, SLG: 0.247	0-0 6-3 1B		0-0 S 1B		0-0 FC6-4 1-2f			4-0 BB		3 1 2 0 1 0 1													
Enos Cabell, R (1, 7) OBP: 0.338, SLG: 0.375	0-0 6-3 1-2		0-3 K			0-0 F5		0-0 F3		4 0 0 0 0 1 3													
Cesar Cedeno, R (1, 8) OBP: 0.381, SLG: 0.414	0-0 FC6-4 2-H 1B		0-0 F8 1-2			0-0 F6		0-0 F7		4 0 1 1 0 0 2													
Bob Watson, R (1, 3) OBP: 0.405, SLG: 0.632	0-0 FC6-4 1-2f			0-0 G6-4-3 1B		0-0 6-3			0-0 BB HR 1B	4 1 2 0 0 0 1													
Cliff Johnson, R (1, 2) OBP: 0.319, SLG: 0.365	0-3 K			0-0 G6-4-3 1-2f			0-0 F8		4-0 1-2 HR BB	3 1 0 0 1 1 2													
Doug Rader, R (1, 5) OBP: 0.370, SLG: 0.397		0-3 K		0-0 F8			0-0 FC3-6 1B		0-0 F8	4 0 1 0 0 1 2													
Jose Cruz, L (1, 9) OBP: 0.371, SLG: 0.447		0-0 F7			0-0 G3		0-0 FC3-6 1-2f FC5-4		0-0 1-H 2-H HR	4 1 1 3 0 0 1													
Rob Andrews, R (1, 4) OBP: 0.253, SLG: 0.250 Ken Boswell, L (9, PH) OBP: 0.346, SLG: 0.391 Larry Milbourne, S (9, 4) OBP: 0.154, SLG: 0.154		0-0 F9			0-3 K		0-0 FC5-4 1-2f		0-0 F8	3 0 0 0 0 1 1 1 0 0 0 0 0 0 0 0 0 0 0 0 0													
Doug Konieczny, R (1, 1) OBP: 0.154, SLG: 0.231 Tom Griffin, R (5, 1) Fred Scherman, L (8, 1) Greg Gross, L (9, PH) OBP: 0.200, SLG: 0.172 Jim York, R (9, 1)			0-3 K			0-0 FC6-4 1B			0-0 1-3 3-1	2 0 1 0 0 1 0 1 0 0 0 0 0 0 0 0 0 0 0 0 0 1 0 0 0 0 0 0 0 0 0 0 0 0 0													
<b>Inning Stats</b>	R: 1 E: 0 K: 1 S: 7	H: 2 LOB: 1 BB: 0 P: 7	R: 0 E: 0 K: 1 S: 5	H: 0 LOB: 0 BB: 0 P: 5	R: 0 E: 0 K: 2 S: 8	H: 1 LOB: 1 BB: 0 P: 8	R: 0 E: 0 K: 0 S: 3	H: 1 LOB: 0 BB: 0 P: 3	R: 0 E: 0 K: 1 S: 6	H: 1 LOB: 1 BB: 0 P: 6	R: 0 E: 0 K: 0 S: 3	H: 0 LOB: 0 BB: 0 P: 3	R: 0 E: 0 K: 0 S: 4	H: 1 LOB: 1 BB: 0 P: 4	R: 0 E: 0 K: 0 S: 3	H: 0 LOB: 1 BB: 1 P: 7	R: 3 E: 0 K: 0 S: 5	H: 2 LOB: 0 BB: 1 P: 9	1B: 7 2B: 0 3B: 0 HR: 1	SF: 0 SAC: 0 DP: 1 HBP: 0	WP: 0 PB: 0 SB: 1 CS: 0	PA: 36	
<b>PITCHER</b>	IP WLS BF H R ER SO BB IBB HBP BLK WP HR S P ERA WHIP																						
Mike Caldwell, L (1, 1) ERA: 3.6 Randy Moffitt, R (9, 1) ERA: 0.79	8.0 W 5 1 2 2 0 1	31 L 5 1 2 2 0 0	7 R 1 2 2 0 0	2 R 2 2 0 0	2 ER 2 2 0 0	5 SO 5 0 0 0	1 BB 1 0 0 0	0 IBB 0 0 0 0	0 HBP 0 0 0 0	0 BLK 0 0 0 0	0 WP 0 0 0 0	0 HR 1 4 8	40 S 44 8 18.00	44 P 8 2.000	2.25 ERA	1.000 WHIP						ERA WHIP	

Houston Astros @ San Francisco Giants  
 Candlestick Park, San Francisco, CA  
 Fri May 02 1975, 10:05 PM EDT  
 Att. 4,110 - Unknown

livebaseballscorecards.com

AB 34  
 R 4  
 H 8  
 RBI 4  
 BB 2  
 SO 5  
 LOB 13





Batter	1	2	3	4	5	6	7	8	9	AB R H RBI BB SO LOB
Von Joshua, L OBP: 0.380, SLG: 0.391 (1, 8)	0-0 6-3		0-0 6-3			0-0 3-1		0-0 BB FC 1B	4-0 E 1B BB	4 1 1 1 1 0 0
Derrel Thomas, S OBP: 0.238, SLG: 0.283 (1, 4)	0-0 2B		0-0 3-H CS 1B			0-0 BLK 1B		0-0 FC E BB 1-2 2B	0-0 1-H 1B	5 1 4 1 0 0 1
Bobby Murcer, L OBP: 0.400, SLG: 0.506 (1, 9)	0-0 F5		0-0 CS 1-2		0-0 F8		0-0 F5 1-2	4-0 2B BB 1-2 2-3		3 1 0 0 1 0 2
Gary Matthews, R OBP: 0.400, SLG: 0.507 (1, 7)	0-3 K				0-0 F8		0-0 5-3	0-0 F9 2-3		4 0 0 0 0 1 4
Ed Goodson, L OBP: 0.292, SLG: 0.367 (1, 3)					0-0 6-3			0-0 K 1-H 3-H 1B 2B		4 1 2 2 0 1 0
Chris Speier, R OBP: 0.370, SLG: 0.393 (1, 6)								4-0 BB BB E BB 1B BB		2 0 1 0 2 0 1
Steve Ontiveros, S OBP: 0.380, SLG: 0.344 (1, 5)								0-0 E4 1-2 1-3 2-H 1B		4 0 1 1 0 0 3
Dave Rader, L OBP: 0.206, SLG: 0.188 (1, 2)								0-0 SH1-4 6-3 2B		4 1 1 0 0 2 5
Mike Caldwell, R (1, 1)								0-0 SH1-4		2 0 0 0 0 1 3
Randy Moffitt, R (9, 1)								0-3 K		0 0 0 0 0 0 0
Gary Thomasson, L (9, PH)								0-0 K		1 0 0 0 0 1 0

Inning Stats	R: 0 E: 0 K: 1 S: 6	H: 1 LOB: 1 BB: 0 P: 6	R: 0 E: 0 K: 0 S: 3	H: 1 LOB: 0 BB: 0 P: 3	R: 1 E: 0 K: 0 S: 4	H: 2 LOB: 0 BB: 0 P: 4	R: 0 E: 0 K: 0 S: 3	H: 0 LOB: 0 BB: 0 P: 3	R: 0 E: 0 K: 2 S: 8	H: 1 LOB: 1 BB: 0 P: 8	R: 0 E: 0 K: 0 S: 4	H: 1 LOB: 1 BB: 0 P: 4	R: 0 E: 1 K: 1 S: 6	H: 0 LOB: 2 BB: 1 P: 10	R: 3 E: 1 K: 1 S: 8	H: 3 LOB: 2 BB: 2 P: 16	R: 1 E: 1 K: 1 S: 4	H: 1 LOB: 1 BB: 1 P: 8	1B: 7 2B: 3 3B: 0 HR: 0	SF: 0 SAC: 1 DP: 1 HBP: 0	WP: 0 PB: 0 SB: 1 CS: 1	PA: 39
--------------	------------------------------	---------------------------------	------------------------------	---------------------------------	------------------------------	---------------------------------	------------------------------	---------------------------------	------------------------------	---------------------------------	------------------------------	---------------------------------	------------------------------	----------------------------------	------------------------------	----------------------------------	------------------------------	---------------------------------	----------------------------------	------------------------------------	----------------------------------	--------

PITCHER	IP	WLS	BF	H	R	ER	SO	BB	IBB	HBP	BLK	WP	HR	S	P	ERA	WHIP
Doug Koniczny, R ERA: 4.5 (1, 1)	4.0		15	5	1	1	1	0	0	0	0	0	0	17	17	2.25	1.250
Tom Griffin, R ERA: 5.26 (5, 1)	3.2		19	4	3	3	3	3	0	0	1	0	0	22	34	7.36	1.909
Fred Scherman, L ERA: 1.17 (8, 1)	0.1		1	0	0	0	1	0	0	0	0	0	0	3	3	0.00	0.000
Jim York, R ERA: 5.63 (9, 1)	0.1	L	3	1	1	0	1	1	0	0	0	0	0	4	8	0.00	6.000

BOTTOM

Houston Astros @ San Francisco Giants  
Candlestick Park, San Francisco, CA  
Fri May 02 1975, 10:05 PM EDT  
Att: 4,110 - Unknown

livebaseballscorecards.com

AB	33
R	5
H	10
RBI	5
BB	4
SO	6
LOB	19



Batter	1	2	3	4	5	6	7	8	9	AB R H RBI BB SO LOB	TOP																									
<b>Greg Gross, L</b> (1, 7) OBP: 0.200, SLG: 0.152	0-0 F2	4-0 1B 1B BB		0-3 K		0-0 1-3		0-0 1-3		4 1 0 0 1 1 2																										
<b>Roger Metzger, S</b> (1, 6) OBP: 0.305, SLG: 0.247	0-0 F8	0-0 1B 1B		0-0 6-3		0-0 6-3		4-0 BB		4 0 1 0 1 0 2																										
<b>Cesar Cedeno, R</b> (1, 8) OBP: 0.381, SLG: 0.423	0-3 K	0-0 1B						0-0 F2		5 0 2 2 0 1 1																										
<b>Bob Watson, R</b> (1, 3) OBP: 0.405, SLG: 0.608		1-2 2-H 3-H 1B						0-0 K		3 2 0 0 1 3 4																										
<b>Jose Cruz, L</b> (1, 9) OBP: 0.372, SLG: 0.438		4-0 HR BB		0-0 6-3		0-0 K		0-0 G1		4 1 1 0 1 1 1																										
<b>Milt May, L</b> (1, 2) OBP: 0.287, SLG: 0.308		0-0 HR		0-0 F6		0-0 K		0-0 4-3		4 1 1 4 0 1 1																										
<b>Doug Rader, R</b> (1, 5) OBP: 0.384, SLG: 0.387		0-0 5-3		4-0 BB		4-0 BLK 1B BB		4-0 S BB		2 0 0 0 3 1 0																										
<b>Tommy Helms, R</b> (1, 4) OBP: 0.545, SLG: 0.556		0-0 1B SH1-4 1B		0-0 F2		0-0 BLK 1B		4-0 BB		3 1 2 0 1 0 1																										
<b>Dave Roberts, L</b> (1, 1) OBP: 0.111, SLG: 0.111 <b>Wayne Granger, R</b> (5, 1) <b>Ken Boswell, L</b> (6, PH) OBP: 0.353, SLG: 0.375 <b>Jim Crawford, L</b> (6, 1) <b>Cliff Johnson, R</b> (7, PH) OBP: 0.314, SLG: 0.359 <b>Jim York, R</b> (7, 1) <b>Fred Scherman, L</b> (8, 1) <b>Tom Griffin, R</b> (8, 1)		0-0 SH1-4		0-0 F8		0-0 F9		0-3 K		1 0 0 0 0 0 0 0 0 0 0 0 0 0 1 0 0 0 0 0 2 0 0 0 0 0 0 0 1 0 0 0 0 1 3 0																										
<b>Inning Stats</b>	R: 0 E: 0 K: 1 S: 5	H: 0 LOB: 0 BB: 0 P: 5	R: 5 E: 0 K: 1 S: 9	H: 4 LOB: 2 BB: 3 P: 21	R: 0 E: 0 K: 0 S: 3	H: 0 LOB: 1 BB: 1 P: 7	R: 0 E: 0 K: 1 S: 5	H: 0 LOB: 0 BB: 0 P: 5	R: 0 E: 0 K: 3 S: 10	H: 1 LOB: 1 BB: 0 P: 10	R: 0 E: 0 K: 0 S: 4	H: 1 LOB: 2 BB: 1 P: 8	R: 1 E: 1 K: 1 S: 6	H: 1 LOB: 3 BB: 2 P: 15	R: 0 E: 0 K: 1 S: 5	H: 0 LOB: 1 BB: 1 P: 9	R: 0 E: 0 K: 1 S: 5	H: 0 LOB: 0 BB: 0 P: 5	1B: 5 2B: 1 3B: 0 HR: 1	SF: 1 SAC: 1 DP: 0 HBP: 1	WP: 0 PB: 0 SB: 2 CS: 0	PA: 43														
<b>PITCHER</b>	IP WLS BF H R ER SO BB IBB HBP BLK WP HR S P ERA WHIP																																			
<b>John Montefusco, R</b> (1, 1) ERA: 3.73	1.2		10	2	5	5	1	3	0	0	0	0	1	9	21	27.00	3.000																			
<b>Gary Lavelle, L</b> (2, 1) ERA: 2.13	3.1		14	3	0	0	5	1	0	0	0	0	0	23	27	0.00	1.200																			
<b>Dave Heaverlo, R</b> (6, 1) ERA: 0.93	1.0		5	1	0	0	0	1	0	0	1	0	0	4	8	0.00	2.000																			
<b>Randy Moffitt, R</b> (7, 1) ERA: 1.5	0.2		6	1	1	1	0	2	0	1	0	0	0	3	12	13.50	4.500																			
<b>Jim Barr, R</b> (7, 1) ERA: 2.75	2.1	W	8	0	0	0	3	1	0	0	0	0	0	13	17	0.00	0.429																			

Houston Astros @ San Francisco Giants  
Candlestick Park, San Francisco, CA  
Sun May 04 1975, 6:33 AM EDT  
Unknown

livebaseballscorecards.com

AB	32
R	6
H	7
RBI	6
BB	8
SO	9
LOB	17





Batter	1	2	3	4	5	6	7	8	9	AB	R	H	RBI	BB	SO	LOB
Garry Maddox, R OBP: 0.237, SLG: 0.212	4-0 BB		0-0 FC6-4 1B		0-0 F9	4-0 1-2 2B BB		4-0 WP S BB		2	1	1	0	3	0	0
Derrel Thomas, S OBP: 0.250, SLG: 0.297	0-0 4-3		0-0 FC6-4 BB 1-2f 2B		4-0 1B 3B BB	0-0 1-H 2-H 2B		0-3 K 1-2		4	2	1	2	1	1	3
Bobby Murcer, L OBP: 0.400, SLG: 0.494	0-0 F9		4-0 1-2 2B BB		0-0 1-3 3B 1B	0-0 F6		0-0 G3 2-3		4	2	1	0	1	0	3
Gary Matthews, R OBP: 0.422, SLG: 0.554	4-0 BB		0-0 1-H 2-H 2B		0-0 1-H 3-H 3B		0-0 L1	4-0 S BB		3	0	2	4	2	0	0
Chris Speier, R OBP: 0.371, SLG: 0.379	0-0 6-3		0-0 F4		4-0 S BB		1-0 1B 3B HBP	0-0 F8 1-2		3	1	0	0	1	0	5
Marc Hill, R OBP: 0.350, SLG: 0.347		0-0 5-3		0-0 F6	0-0 6-3		0-0 F8			4	0	0	0	0	0	3
Steve Ontiveros, S OBP: 0.373, SLG: 0.338		0-0 F9		0-0 F8		0-3 K	0-0 1-3 3B 1B			4	1	1	0	0	1	0
Gary Thomasson, L OBP: 0.182, SLG: 0.250		0-0 G3		0-0 F9		0-0 FC6-4 1B	0-0 1-H 3-H 3B			4	0	2	2	0	0	0
John Montefusco, R Gary Lavelle, S Horace Speed, R Dave Heaverlo, R Chris Arnold, R Randy Moffitt, R Jim Barr, R			0-3 K		0-3 K	0-0 FC6-4 BLK 1-2f 2B	0-0 G3			0	0	0	0	0	0	0

Inning Stats	R: 0	H: 0	E: 0	K: 0	S: 3	R: 0	H: 0	E: 0	K: 0	S: 3	R: 2	H: 2	E: 0	K: 1	S: 7	R: 0	H: 0	E: 0	K: 0	S: 3	R: 2	H: 2	E: 0	K: 1	S: 7	R: 2	H: 2	E: 0	K: 0	S: 5	R: 0	H: 0	E: 0	K: 1	S: 5	R: 0	H: 0	E: 0	K: 1	S: 5
	LOB: 2	BB: 2	LOB: 0	BB: 0	P: 11	LOB: 0	BB: 0	LOB: 0	BB: 0	P: 3	LOB: 1	BB: 1	LOB: 0	BB: 0	P: 3	LOB: 2	BB: 2	LOB: 1	BB: 1	P: 15	LOB: 1	BB: 1	LOB: 1	BB: 0	P: 6	LOB: 2	BB: 2	LOB: 2	BB: 2	P: 13	LOB: 0	BB: 0	LOB: 0	BB: 0	P: 1	LOB: 0	BB: 0	LOB: 0	BB: 0	P: 1

PITCHER	IP	WLS	BF	H	R	ER	SO	BB	IBB	HBP	BLK	WP	HR	S	P	ERA	WHIP
Dave Roberts, L ERA: 2.52	4.2		23	4	4	4	2	5	0	0	0	0	0	22	42	7.71	1.929
Wayne Granger, R ERA: 1.46	0.1		1	0	0	0	0	0	0	0	0	0	0	1	1	0.00	0.000
Jim Crawford, L ERA: 2.51	1.0		6	2	2	2	1	1	0	0	1	0	0	7	11	18.00	3.000
Jim York, R ERA: 6.75	1.1	L	8	2	2	2	1	1	0	1	0	0	0	8	13	13.50	2.250
Fred Scherman, L ERA: 1.13	0.1		2	0	0	0	0	1	0	0	0	1	0	1	5	0.00	3.000

BOTTOM	
AB	32
R	8
H	8
RBI	8
BB	8
SO	4
LOB	16

GIANTS	
WP: 1	PA: 41
PB: 0	
SB: 3	
CS: 0	
ERA: 0.00	WHIP: 0.000

Houston Astros @ San Francisco Giants  
Candlestick Park, San Francisco, CA  
Sun May 04 1975, 6:33 AM EDT  
Unknown

livebaseballscorecards.com

Batter	1	2	3	4	5	6	7	8	9	AB R H RBI BB SO LOB	TOP											
Greg Gross, L (1, 7) OBP: 0.244, SLG: 0.162	4-0 BB WP BB	4-0 1B BB		F7		F9		FC6-4 1B		4 1 1 1 2 0 1	<b>Houston Astros @ San Francisco Giants</b> Candlestick Park, San Francisco, CA Sun May 04 1975, 6:38 AM EDT Att. 9,451 - Unknown											
Roger Metzger, S (1, 6) OBP: 0.317, SLG: 0.256	4-0 1-2 WP BB	0-0 FC5-4 1B		F7	2B 1B	F8		FC6-4 1-2f		5 2 2 0 1 0 1												
Cesar Cedeno, R (1, 8) OBP: 0.387, SLG: 0.426	4-0 1-2 WP E BB	0-0 F8		BB 1B 1B BB	S 1-H BLK 2B	K		E5		4 3 1 1 2 1 3												
Cliff Johnson, R (1, 3) OBP: 0.329, SLG: 0.362	4-0 1-3 E BB	0-0 FC5-4		BB 1-2 1B 1B	2-3 K		FC3-6 1B	F7		5 1 2 0 1 1 5												
Jose Cruz, L (1, 9) OBP: 0.380, SLG: 0.422	0-0 1-2 E4		BB 4-0 G3 WP BB	BB 4-0 1-2 1B BB	4-0 BLK S IBB		0-3 K	0-0 F8		3 1 0 1 3 1 2												
Milt May, L (1, 2) OBP: 0.275, SLG: 0.305	0-3 K		0-0 F5	0-0 1-2 3B 1B	4-0 BLK IBB		0-0 FC3-6	0-0 6-3		4 1 1 2 1 1 4												
Skip Jutze, R (7, 2) OBP: 0.182, SLG: 0.182			1-2 F5	1-2 2-H 3-H 3B 1B	1-2 IBB		1-2f FC3-6			1 0 0 0 0 0 0												
Ken Boswell, L (1, 5) OBP: 0.303, SLG: 0.333	0-3 K		0-0 G3	0-0 1-2 2-H 3-H 3B 1B	0-0 1-2 2-3 3-H F5		0-0 4-3	0-0 F7		6 1 1 1 0 1 6												
Rob Andrews, R (1, 4) OBP: 0.288, SLG: 0.286	0-3 K		4-0 BB	0-0 1-H 2-H 2B 3B	4-0 BB			4-0 S 1B BB		2 2 1 2 3 1 2												
J.R. Richard, R (1, 1) OBP: 0.250, SLG: 0.375		0-3 K	0-3 K	0-0 3-H 2B	0-3 K			0-3 1-2 K		4 0 1 1 0 3 5												
Wayne Granger, R (7, 1)										1 0 0 0 0 1 1												
<b>Inning Stats</b>	R: 3 E: 1 K: 3 S: 10	H: 0 LOB: 2 BB: 4 P: 26	R: 0 E: 0 K: 1 S: 6	H: 1 LOB: 2 BB: 1 P: 10	R: 0 E: 0 K: 1 S: 5	H: 0 LOB: 2 BB: 2 P: 13	R: 6 E: 0 K: 0 S: 8	H: 5 LOB: 1 BB: 2 P: 16	R: 2 E: 0 K: 2 S: 9	H: 2 LOB: 3 BB: 3 P: 21	R: 0 E: 0 K: 1 S: 5	H: 0 LOB: 0 BB: 0 P: 5	R: 0 E: 0 K: 1 S: 6	H: 1 LOB: 1 BB: 0 P: 6	R: 1 E: 1 K: 1 S: 7	H: 1 LOB: 2 BB: 1 P: 11	R: 0 E: 0 K: 0 S: 3	H: 0 LOB: 0 BB: 0 P: 3	1B: 7 2B: 2 3B: 1 HR: 0	SF: 0 SAC: 0 DP: 0 HBP: 0	WP: 3 PB: 0 SB: 4 CS: 0	PA: 52
<b>PITCHER</b>	IP WLS BF H R ER SO BB IBB HBP BLK WP HR S P ERA WHIP																					
John D'Acquisto, R (1, 1) ERA: 9.7	3.2 L 25 4 8 8 5 9 0 0 0 2 0 26 62 19.64 3.545																					
Charlie Williams, R (4, 1) ERA: 3.38	0.1 5 4 3 3 0 0 0 0 0 0 0 5 5 81.00 12.000																					
Tommy Toms, R (5, 1) ERA:	2.0 9 0 0 0 3 1 2 0 1 0 0 12 24 0.00 0.500																					
Dave Heaverlo, R (7, 1) ERA: 1.54	2.0 10 2 1 1 2 1 0 0 0 0 0 13 17 4.50 1.500																					
Gary Lavelle, L (9, 1) ERA: 1.98	1.0 3 0 0 0 0 0 0 0 0 0 0 3 3 0.00 0.000																					

livebaseballscorecards.com

AB	39
R	12
H	10
RBI	9
BB	13
SO	10
LOB	30





Batter	1	2	3	4	5	6	7	8	9	AB	R	H	RBI	BB	SO	LOB
Von Joshua, L OBP: 0.382, SLG: 0.380 (1, 8)	0-0 4-3 1		0-3 K 1	4-0 BB		0-0 FC4-6 1B 1-2f		0-0 G1-6-3 1B		4	0	1	0	1	1	2
Derrel Thomas, S OBP: 0.268, SLG: 0.292 Chris Arnold, R OBP: 0.313, SLG: 0.267 (1, 4) (6, PH) (7, 4)	4-0 4-3 BB		4-0 BB 1B 1-2	0-0 1-3 3		0-0 1B		0-0 G1-6-3 1-2f		1	1	0	0	2	0	1
Bobby Murcer, L OBP: 0.404, SLG: 0.483 Dave Heaverlo, R Ed Goodson, L OBP: 0.288, SLG: 0.361 Gary Lavelle, S (1, 9) (7, 1) (8, PH) (9, 1)	0-0 4-3 2		4-0 1B BB 1-2 2-3		4-0 G6-4-3 1B BLK BB	0-3 K 3		0-0 4-1 3		2	2	0	0	2	1	3
Gary Matthews, R OBP: 0.430, SLG: 0.553 Horace Speed, R OBP: 0.308, SLG: 0.273 (1, 7) (5, PR) (6, 7) (7, 9)	0-0 6-3 3		4-0 1B WP BB 1-2 2-3 3-H		0-0 G6-4-3 1B		4-0 BB G4-3 BB		0-0 F8	2	1	1	1	1	0	1
Gary Thomasson, L OBP: 0.204, SLG: 0.250 (1, 3)		0-0 4-3 1	0-0 WP 1B 1-3 2-H 3-H		0-0 G6-4-3 1-2f 2-3		4-0 G4-3 BB 2B BB 1-2 2-3		0-0 E6 BB 1B	4	2	1	2	1	0	2
Chris Speier, R OBP: 0.382, SLG: 0.371 (1, 6)		0-3 K 2	0-3 K 2		4-0 BLK BB		4-0 G4-3 BB 1-2 2-3		4-0 1B BB 1-2	2	0	0	0	3	2	2
Steve Ontiveros, S OBP: 0.363, SLG: 0.329 (1, 5)		0-0 1B	0-0 G3 1-2 3-H		0-3 K 1-2 3-H		0-0 G4-3 1-2f 2-3 3-H		0-0 F7	5	0	1	0	0	1	6
Dave Rader, L OBP: 0.231, SLG: 0.243 (1, 2)		0-0 3-1 3		0-0 4-3 1		0-0 F8		0-0 2B		0-0 1B 1-2 2-H	5	0	2	2	0	1
John D'Acquisto, R Charlie Williams, R Tommy Toms, R Glenn Adams, L (1, 1) (4, 1) (5, 1) (6, PH) (7, 7)			4-0 BB BB BB	0-3 K 2		4-0 FC4-6 BB		0-0 F8		0-3 K 3	0	1	0	0	1	0

Inning Stats	R: 0	H: 0	E: 0	K: 0	S: 3	R: 0	H: 1	E: 0	K: 1	S: 6	R: 0	H: 0	E: 0	K: 2	S: 8	R: 0	H: 0	E: 0	K: 1	S: 5	R: 1	H: 1	E: 0	K: 1	S: 5	R: 0	H: 1	E: 0	K: 1	S: 6	R: 2	H: 1	E: 0	K: 0	S: 3	R: 0	H: 1	E: 0	K: 0	S: 3	R: 1	H: 1	E: 1	K: 1	S: 7	1B: 6	2B: 1	3B: 0	HR: 0	SF: 0	SAC: 0	DP: 3	HBP: 0	WP: 1	PB: 0	SB: 0	CS: 0	PA: 45
PITCHER	IP	WLS	BF	H	R	ER	SO	BB	IBB	HBP	BLK	WP	HR	S	P	ERA	WHIP																																									
J.R. Richard, R ERA: 5.5 Wayne Granger, R ERA: 1.17	(1, 1) (7, 1)	6.0 S	32 13	4 3	7 1	7 0	6 1	11 2	0 0	0 0	1 0	1 0	0 0	33 13	77 21	10.50 0.00	2.500 1.667																																									

BOTTOM

Houston Astros @ San Francisco Giants  
Candlestick Park, San Francisco, CA  
Sun May 04 1975, 6:38 AM EDT  
Att. 9,451 - Unknown

livebaseballscores.com

AB	32
R	8
H	7
RBI	5
BB	13
SO	7
LOB	22







Batter	1	2	3	4	5	6	7	8	9	AB	R	H	RBI	BB	SO	LOB
Davey Lopes, R OBP: 0.400, SLG: 0.317 (1, 4)	0-0 1-3	0-0 5-3			0-0 F6		0-0 FC5-4			4	0	0	0	0	0	2
Willie Crawford, L OBP: 0.374, SLG: 0.390 (1, 7)	0-0 BB SF9 2B		0-0 6-3		0-0 2B		0-3 K			4	1	2	0	0	1	1
Jimmy Wynn, R OBP: 0.424, SLG: 0.531 (1, 8)	4-0 SF9 BB BB		0-0 1B 1B		0-3 K		0-0 E5 SH1-3			3	1	1	0	1	1	1
Steve Garvey, R OBP: 0.389, SLG: 0.508 (1, 3)	4-0 1-2 2-3 BB		0-0 1B 1B		0-0 F9		0-0 SH1-3			2	0	1	0	1	0	1
Ron Cey, R OBP: 0.353, SLG: 0.524 (1, 5)	0-0 SF9		0-0 F7		0-0 F9		0-3 K			3	0	0	1	0	1	3
Joe Ferguson, R OBP: 0.326, SLG: 0.214 (1, 9)	0-0 F9		0-0 1B		0-0 1-3		0-3 K			4	0	1	1	0	1	3
Steve Yeager, R OBP: 0.279, SLG: 0.300 (1, 2)		0-0 F7		0-0 F3		0-0 F7				3	0	0	0	0	0	0
Rick Auerbach, R OBP: 0.244, SLG: 0.205 (1, 6)		0-0 F3		0-0 P4		0-3 K				3	0	0	0	0	1	0
Doug Rau, L OBP: 0.353, SLG: 0.214 (1, 1)		0-0 1B		0-0 3-1		4-0 FC5-4 BB				2	0	1	0	1	0	0

Inning Stats	R: 1	H: 1	R: 0	H: 1	R: 0	H: 3	R: 0	H: 0	R: 0	H: 1	R: 0	H: 0	R: 0	H: 0	R: 0	H: 0	R: 0	H: 0	R: 0	H: 0	1B: 4	SF: 1	WP: 0	PA: 33
	E: 0	LOB: 2	E: 0	LOB: 1	E: 0	LOB: 2	E: 0	LOB: 0	E: 0	LOB: 1	E: 0	LOB: 0	E: 0	LOB: 1	E: 1	LOB: 1	E: 0	LOB: 0	E: 0	LOB: 0	2B: 2	SAC: 1	PB: 0	
	K: 0	BB: 2	K: 0	BB: 0	K: 0	BB: 0	K: 0	BB: 0	K: 1	BB: 0	K: 2	BB: 1	K: 2	BB: 0	K: 2	BB: 0	K: 2	BB: 0	K: 2	BB: 0	3B: 0	DP: 0	SB: 0	
	S: 4	P: 12	S: 4	P: 4	S: 5	P: 5	S: 3	P: 3	S: 6	P: 6	S: 7	P: 11	S: 8	P: 8	S: 8	P: 8	S: 8	P: 8	S: 8	P: 8	HR: 0	HBP: 0	CS: 0	

PITCHER	IP	WLS	BF	H	R	ER	SO	BB	IBB	HBP	BLK	WP	HR	S	P	ERA	WHIP	PITCHER	IP	WLS	BF	H	R	ER	SO	BB	IBB	HBP	BLK	WP	HR	S	P	ERA	WHIP	
Larry Dierker, R ERA: 4.29 (1, 1)	7.0	L	29	6	2	2	3	3	0	0	0	0	0	32	44	2.57	1.286																			
Joe Niekro, R ERA: (8, 1)	1.0		4	0	0	0	2	0	0	0	0	0	0	8	8	0.00	0.000																			

BOTTOM

Houston Astros @ Los Angeles Dodgers  
 Dodger Stadium, Los Angeles, CA  
 Mon May 05 1975, 7:05 PM PDT  
 Att. 22,236 - Unknown

AB	28
R	2
H	6
RBI	2
BB	3
SO	5
LOB	11



WP: 0	PA: 33
PB: 0	
SB: 0	
CS: 0	

livebaseballscores.com







Batter	1	2	3	4	5	6	7	8	9	AB R H RBI BB SO LOB	TOP
Greg Gross, L (1, 7) OBP: 0.212, SLG: 0.146	0-0 4-3		0-0 SH3-4 1B		0-0 4-3			0-0 6-3		4 0 1 0 0 0 0	<b>Houston Astros @ Los Angeles Dodgers</b> <b>Dodger Stadium, Los Angeles, CA</b> Wed May 07 1975, 7:05 PM PDT Att: 31,222 - Unknown <a href="http://livebaseballscorecards.com">livebaseballscorecards.com</a>
Roger Metzger, S (1, 6) OBP: 0.286, SLG: 0.228	0-0 P4		0-0 SH3-4 1-2		0-0 3-1			0-3 K		3 0 0 0 0 1 0	
Cesar Cedeno, R (1, 8) OBP: 0.353, SLG: 0.383	0-0 F3		0-0 F3					0-0 F2		4 0 0 0 0 0 1	
Bob Watson, R (1, 3) OBP: 0.389, SLG: 0.600		0-0 BB SF8 1B 1B	0-0 F8					0-0 F9		4 1 1 0 0 0 1	
Jose Cruz, L (1, 9) OBP: 0.361, SLG: 0.396		0-3 K		0-0 G3				0-3 K		4 0 1 0 0 2 1	
Milt May, L (1, 2) OBP: 0.296, SLG: 0.318		0-0 BB 1-2 1B		0-0 1B				0-0 4-3		4 0 2 0 0 0 1	
Doug Rader, R (1, 5) OBP: 0.379, SLG: 0.373		4-0 BB 1-2 2-3 BB		0-0 P6				0-3 K		2 0 0 0 1 1 1	
Tommy Helms, R (1, 4) OBP: 0.350, SLG: 0.353 Larry Milbourne, S (7, PR) OBP: 0.154, SLG: 0.154		0-0 SF8		0-0 P6				0-0 G6-4-3 1B		2 0 1 1 0 0 1 0 0 0 0 0 0 0	
Tom Griffin, R (1, 1)		0-3 K		0-0 5-3				0-0 G6-4-3 1-2f		3 0 0 0 0 1 3	
<b>Inning Stats</b>	R: 0 E: 0 K: 0 S: 3 H: 0 LOB: 0 BB: 0 P: 3	R: 1 E: 0 K: 2 S: 9 H: 2 LOB: 2 BB: 1 P: 13	R: 0 E: 0 K: 0 S: 4 H: 1 LOB: 1 BB: 0 P: 4	R: 0 E: 0 K: 0 S: 4 H: 1 LOB: 1 BB: 0 P: 4	R: 0 E: 0 K: 0 S: 3 H: 0 LOB: 0 BB: 0 P: 3	R: 0 E: 0 K: 0 S: 4 H: 1 LOB: 1 BB: 0 P: 4	R: 0 E: 0 K: 1 S: 5 H: 1 LOB: 1 BB: 0 P: 5	R: 0 E: 0 K: 1 S: 5 H: 0 LOB: 0 BB: 0 P: 5	R: 0 E: 0 K: 1 S: 5 H: 0 LOB: 0 BB: 0 P: 5	1B: 6 2B: 0 3B: 0 HR: 0 SF: 1 SAC: 1 DP: 1 HBP: 0	
<b>PITCHER</b> Andy Messersmith, R (1, 1) ERA: 2.28	IP: 9.0 WLS: W BF: 33 H: 6 R: 1 ER: 1 SO: 5 BB: 1 IBB: 0 HBP: 0 BLK: 0 WP: 0 HR: 0 S: 42 P: 46 ERA: 1.00 WHIP: 0.778										







Batter	1	2	3	4	5	6	7	8	9	AB R H RBI BB SO LOB	TOP																										
Greg Gross, L (1, 7) OBP: 0.211, SLG: 0.189	0-0 3B		0-0 P6		0-0 4-3		0-0 F8		0-0 F7	5 0 1 0 0 0 2																											
Roger Metzger, S (1, 6) Cliff Johnson, R (9, PH) OBP: 0.293, SLG: 0.238 OBP: 0.321, SLG: 0.352	0-0 1-3			0-0 1B 1B	0-0 E 1B		0-0 FC6-4 1B		0-0 F7	4 1 2 0 0 0 2 1 0 0 0 0 0 1																											
Cesar Cedeno, R (1, 8) OBP: 0.364, SLG: 0.390	0-0 5-3			0-0 1B 3B 1B	4-0 1-2 BB		0-0 1-2 1B			3 1 2 0 1 0 1																											
Bob Watson, R (1, 3) OBP: 0.384, SLG: 0.585	0-0 5-3			0-0 3B 1B	0-3 K		0-0 5-3			4 1 1 1 0 1 5																											
Doug Rader, R (1, 5) OBP: 0.364, SLG: 0.356				0-3 K	0-3 K			0-0 L9		4 0 0 0 0 3 4																											
Enos Cabell, R (1, 9) OBP: 0.360, SLG: 0.397				0-0 SH1-3 3B		0-3 K		0-0 4-3		3 1 1 2 1 1 0																											
Tommy Helms, R (1, 4) OBP: 0.333, SLG: 0.300				4-0 SH1-3 IBB		0-0 6-3		0-3 K		3 0 0 0 1 1 1																											
Skip Jutze, R (1, 2) Milt May, L (9, PH) Larry Milbourne, S (9, PR) OBP: 0.125, SLG: 0.125 OBP: 0.303, SLG: 0.326 OBP: 0.154, SLG: 0.154				0-0 P5	0-0 SH1-3		0-3 K		0-0 1B	2 0 0 1 0 1 0 1 0 1 0 0 0 0 0 0 0 0 0 0 0																											
Dave Roberts, L (1, 1) Joe Niekro, R (6, 1) Ken Boswell, L (7, PH) Fred Scherman, L (7, 1) Jose Cruz, L (9, PH) OBP: 0.091, SLG: 0.091 OBP: 0.314, SLG: 0.344 OBP: 0.358, SLG: 0.391				0-3 K	0-0 F5		0-0 FC6-4 1B		0-0 F7	2 0 0 0 0 1 1 0 0 0 0 0 0 0 1 0 1 0 0 0 0 0 0 0 0 0 0 0 1 0 0 0 0 0 1																											
<b>Inning Stats</b>	R: 0 E: 0 K: 0 S: 4	H: 1 LOB: 1 BB: 0 P: 4	R: 0 E: 0 K: 1 S: 4	H: 0 LOB: 0 BB: 1 P: 8	R: 0 E: 0 K: 1 S: 5	H: 0 LOB: 0 BB: 0 P: 5	R: 4 E: 0 K: 1 S: 9	H: 4 LOB: 1 BB: 1 P: 13	R: 0 E: 1 K: 2 S: 8	H: 1 LOB: 2 BB: 1 P: 12	R: 0 E: 0 K: 2 S: 7	H: 0 LOB: 0 BB: 0 P: 7	R: 0 E: 0 K: 0 S: 5	H: 2 LOB: 2 BB: 0 P: 5	R: 0 E: 0 K: 1 S: 5	H: 0 LOB: 0 BB: 0 P: 5	R: 0 E: 0 K: 0 S: 4	H: 1 LOB: 1 BB: 0 P: 4	1B: 7 2B: 0 3B: 2 HR: 0	SF: 0 SAC: 1 DP: 1 HBP: 0	WP: 0 PB: 0 SB: 0 CS: 0	PA: 38															
<b>PITCHER</b>	IP WLS BF H R ER SO BB IBB HBP BLK WP HR S P ERA WHIP																																				
Woodie Fryman, L (1, 1) ERA: 1.43	4.0		18	5	4	4	3	1	1	0	0	0	0	22	30	9.00	1.500																				
John Montague, R (5, 1) ERA:	1.0		5	1	0	0	2	1	0	0	0	0	0	8	12	0.00	2.000																				
Donald DeMola, R (6, 1) ERA: 2.35	1.0	W	3	0	0	0	2	0	0	0	0	0	0	7	7	0.00	0.000																				
Dale Murray, R (7, 1) ERA: 2.84	3.0	S	12	3	0	0	1	0	0	0	0	0	0	14	14	0.00	1.000																				

Houston Astros @ Montreal Expos  
 Jarry Park, Montreal, QB  
 Fri May 09 1975, 7:05 PM EDT  
 Att. 10,630 - Unknown - 66 F

livebaseballscorecards.com

AB	34
R	4
H	9
RBI	4
BB	3
SO	8
LOB	18







Batter	1	2	3	4	5	6	7	8	9	AB	R	H	RBI	BB	SO	LOB	TOP								
Greg Gross, L (1, 7) OBP: 0.206, SLG: 0.172	4-0 G3 BB	0-0 F7		0-3 K		0-0 FC5		0-0 FC3-6 1B	0-0 F7	5	1	0	0	1	1	7									
Roger Metzger, S (1, 6) OBP: 0.306, SLG: 0.255	0-0 G3 1-2		0-0 2B 1B		0-0 4-3		0-0 1B 6-3 1B	0-0 WP E 1B		5	3	3	1	0	0	1									
Cesar Cedeno, R (1, 8) OBP: 0.379, SLG: 0.422	0-0 F2		0-0 G3 1-H 2B		0-0 2B		0-0 1B 6-3 1B	0-0 WP E 1B		5	1	4	1	0	0	1									
Bob Watson, R (1, 3) OBP: 0.385, SLG: 0.571	4-0 BB		0-0 F7		0-0 F7		0-0 F9	0-0 E5 1B		4	0	1	2	1	0	4									
Jose Cruz, L (1, 9) OBP: 0.342, SLG: 0.371	0-3 K		0-0 G3		0-0 3-1		0-0 6-3	0-0 3-1		5	0	0	1	0	1	6									
Jim Crawford, L (8, 1)										0	0	0	0	0	0	0									
Tom Griffin, R (8, 1)										0	0	0	0	0	0	0									
Fred Scherman, L (8, 1)										0	0	0	0	0	0	0									
Milt May, L (1, 2) OBP: 0.308, SLG: 0.330		0-0 4-3		0-0 L9		0-0 FC5 BB 1B	0-0 4-3		0-0 FC6-4 HBP 1B	5	0	2	0	0	0	2									
Skip Jutze, R (9, PR) OBP: 0.125, SLG: 0.125										0	0	0	0	0	0	0									
Ken Boswell, L (1, 5) OBP: 0.325, SLG: 0.333		0-0 G3		0-0 F9		0-0 F7		0-0 1B E 1B	1-0 FC6-4 HBP	4	1	1	0	0	0	1									
Rob Andrews, R (1, 4) OBP: 0.301, SLG: 0.282		4-0 2B BB		4-0 1B S BB		0-3 K		0-0 1B FC3-6 1B	0-3 K	1	1	0	0	2	1	1									
Enos Cabell, R (8, PH) OBP: 0.364, SLG: 0.400										2	0	1	0	0	1	2									
(8, 9)																									
J.R. Richard, R (1, 1) OBP: 0.333, SLG: 0.500		0-0 2B		0-0 1B		4-0 BB		0-3 K	0-0 FC6-4	2	0	2	1	0	0	0									
Joe Niekro, R (5, 1)										0	0	0	0	1	0	0									
Cliff Johnson, R (8, PH) OBP: 0.136, SLG: 0.347										1	0	0	0	0	1	2									
Larry Milbourne, S (8, 4) OBP: 0.194, SLG: 0.154										0	0	0	0	0	0	0									
Doug Rader, R (9, PH) OBP: 0.360, SLG: 0.352										1	0	0	0	0	0	2									
Wilbur Howard, S (9, PR) OBP: 0.304, SLG: 0.318										0	0	0	0	0	0	0									
<b>Inning Stats</b>	R: 0 E: 0 K: 1 S: 5	H: 0 LOB: 2 BB: 2 P: 13	R: 0 E: 0 K: 0 S: 4	H: 1 LOB: 2 BB: 1 P: 8	R: 1 E: 0 K: 0 S: 5	H: 2 LOB: 1 BB: 0 P: 5	R: 1 E: 0 K: 1 S: 5	H: 1 LOB: 0 BB: 1 P: 9	R: 0 E: 0 K: 0 S: 4	H: 1 LOB: 1 BB: 0 P: 4	R: 0 E: 0 K: 1 S: 6	H: 1 LOB: 2 BB: 1 P: 10	R: 1 E: 0 K: 0 S: 5	H: 2 LOB: 1 BB: 0 P: 5	R: 4 E: 2 K: 1 S: 10	H: 5 LOB: 1 BB: 0 P: 10	R: 0 E: 0 K: 1 S: 6	H: 1 LOB: 2 BB: 0 P: 7	1B: 11 2B: 3 3B: 0 HR: 0	SF: 0 SAC: 0 DP: 0 HBP: 1	WP: 1 PB: 0 SB: 1 CS: 0	PA: 46			
<b>PITCHER</b>	IP	WLS	BF	H	R	ER	SO	BB	IBB	HBP	BLK	WP	HR	S	P	ERA	WHIP								
Steve Renko, R (1, 1) ERA: 4.7	6.0		28	6	2	2	3	5	0	0	0	0	0	29	49	3.00	1.833								
Chuck Taylor, R (7, 1) ERA: 3.14	1.2		10	5	4	4	1	0	0	0	0	0	0	12	12	21.60	3.000								
Dale Murray, R (8, 1) ERA: 3.46	0.1	W	3	2	1	1	0	0	0	0	0	1	0	3	3	27.00	6.000								
John Montague, R (9, 1) ERA:	1.0	S	5	1	0	0	1	0	0	1	0	0	0	6	7	0.00	1.000								

Houston Astros @ Montreal Expos  
 Jarry Park, Montreal, QB  
 Sat May 10 1975, 3:33 AM EDT  
 Att. 16,040 - Unknown - 68 F

livebaseballscorecards.com

AB	40
R	7
H	14
RBI	6
BB	5
SO	5
LOB	29





Batter	1	2	3	4	5	6	7	8	9
Larry Lintz, S (1, 4) Jose Morales, R (8, PH) John Montague, R (9, 1)	0-0 6-3		4-0 CS BLK BB		4-0 S BB	0-0 CS	4-0 1B E BB	4-0 1B IBB	
Tim Foli, R (1, 6)	0-0 L7		4-0 BB BB		0-0 1B 1B		0-0 E7 FC1-5 1B	0-0 F9	
Pepe Mangual, R (1, 8)	0-0 6-3		4-0 1-2 BB		0-0 1B 1B		0-0 FC1-5 HR	0-0 1-2 2-H 1B	
Mike Jorgensen, L (1, 3)		0-0 G3	0-3 K		0-0 1-3 2-H 1B		4-0 1-2 HR BB	0-3 K	
Larry Parrish, R (1, 5)		0-0 F9		0-0 6-3	0-3 K		0-0 P3		
Larry Bittner, L (1, 7)		0-0 BB 1B		0-0 G3	0-3 K		0-0 1-H 2-H HR		
Tony Scott, S (1, 9)		4-0 1-2 BB		0-3 K		0-0 5-3 FC6-2 2B	0-0 4-3		
Barry Foote, R (1, 2) Jerry White, S (8, PR) Gary Carter, R (9, 2)		0-0 L4			0-0 SH1-4 1B 2B	0-0 5-3		0-0 E5 SH1-4 1B	
Steve Renko, R (1, 1) Bob Bailey, R (8, PH) Chuck Taylor, R (7, 1) Dale Murray, R (8, 1) Pete Mackanin, R (8, PH)			0-3 K		0-0 SH1-4	0-0 FC6-2 CS		0-0 SH1-4	

Inning Stats	R: 0 E: 0 K: 3 S: 3	H: 0 LOB: 0 BB: 0 P: 3	R: 0 E: 0 K: 0 S: 4	H: 1 LOB: 2 BB: 1 P: 8	R: 0 E: 0 K: 2 S: 6	H: 0 LOB: 2 BB: 3 P: 18	R: 0 E: 0 K: 1 S: 5	H: 0 LOB: 0 BB: 0 P: 5	R: 3 E: 0 K: 2 S: 11	H: 4 LOB: 2 BB: 1 P: 15	R: 0 E: 0 K: 0 S: 3	H: 1 LOB: 0 BB: 0 P: 3	R: 4 E: 1 K: 0 S: 5	H: 2 LOB: 0 BB: 2 P: 13	R: 1 E: 1 K: 1 S: 7	H: 1 LOB: 2 BB: 1 P: 11
1B: 6 2B: 2 3B: 0 HR: 1	SF: 0 SAC: 2 DP: 0 HBP: 0	WP: 0 PA: 41														

PITCHER	IP	WLS	BF	H	R	ER	SO	BB	IBB	HBP	BLK	WP	HR	S	P	ERA	WHIP
J.R. Richard, R (1, 1) ERA: 5.57	4.1		22	5	3	3	3	5	0	0	1	0	0	23	43	6.23	2.308
Joe Niekro, R (5, 1) ERA: 7.2	2.2		12	3	4	4	2	2	0	0	0	0	1	14	22	13.50	1.875
Jim Crawford, L (8, 1) ERA: 2.16	0.1	L	3	0	1	0	0	0	1	0	0	0	0	2	6	0.00	0.000
Tom Griffin, R (8, 1) ERA: 5.24	0.1		2	1	0	0	0	0	0	0	0	0	0	2	2	0.00	3.000
Fred Scherman, L (8, 1) ERA: 0.87	0.1		1	0	0	0	1	0	0	0	0	0	0	3	3	0.00	0.000

BOTTOM

Houston Astros @ Montreal Expos  
 Jarry Park, Montreal, QB  
 Sat May 10 1975, 3:33 AM EDT  
 Att: 16,040 - Unknown - 68 F

livebaseballscorecards.com

AB	30
R	8
H	9
RBI	7
BB	8
SO	6
LOB	17



1B: 6 2B: 2 3B: 0 HR: 1	SF: 0 SAC: 2 DP: 0 HBP: 0	WP: 0 PA: 41
----------------------------------	------------------------------------	-----------------

Batter	1	2	3	4	5	6	7	8	9	AB R H RBI BB SO LOB	TOP	
<b>Greg Gross, L</b> (1, 7) OBP: 0.235, SLG: 0.226	4-0 SH3-4 BB		0-0 1-3		0-0 1B 3B		0-3 K		0-0 HR 1B	4 2 2 2 1 1 0	<b>Houston Astros @ Montreal Expos</b> Jarry Park, Montreal, QB Sun May 11 1975, 3:33 AM EDT Att. 10,416 - Unknown - 73 F	
<b>Roger Metzger, S</b> (1, 6) OBP: 0.320, SLG: 0.298	0-0 SH3-4 1-2			0-0 FC6-4 1B	0-0 1B		0-3 K		0-0 HR	4 2 3 3 0 1 0		
<b>Cesar Cedeno, R</b> (1, 8) OBP: 0.373, SLG: 0.409	0-0 F7			4-0 FC6-4 1-2 BB	0-0 P5			0-3 K	0-0 G3	4 0 0 0 1 1 2		
<b>Bob Watson, R</b> (1, 3) OBP: 0.380, SLG: 0.559 <b>Enos Cabell, R</b> (8, PR) OBP: 0.364, SLG: 0.400 (8, 3)	0-0 6-3			0-0 FC6-4 1B 1-2f 2-3		0-3 K		0-0 CS 1B		4 0 1 0 0 1 3 0 0 0 0 0 0 0		
<b>Jose Cruz, L</b> (1, 9) OBP: 0.356, SLG: 0.374		0-0 5-3		0-0 E9 G3-6-3 1-3 1B		4-0 G3 BB		4-0 1-2 BB		2 0 1 1 2 0 0		
<b>Milt May, L</b> (1, 2) OBP: 0.306, SLG: 0.320		4-0 G3-6-3 BB		0-0 G3-6-3 1-2f		0-0 G3 1-2		0-0 4-3		3 0 0 0 1 0 4		
<b>Ken Boswell, L</b> (1, 5) OBP: 0.364, SLG: 0.342		0-0 G3-6-3 1-2f			0-0 4-3 3B 1B				4-0 SH1-4 1B BB	2 2 1 0 2 0 1		
<b>Rob Andrews, R</b> (1, 4) OBP: 0.291, SLG: 0.270			0-3 K		0-0 4-3 1-2		0-0 5-3		0-0 SH1-4 1-2	3 0 0 0 0 1 3		
<b>Larry Dierker, R</b> (1, 1) OBP: 0.053, SLG: 0.053			0-0 L7		0-0 F9		0-0 5-3		0-0 6-3	4 0 0 0 0 0 2		
<b>Inning Stats</b>	R: 0 E: 0 K: 0 S: 3 H: 0 LOB: 1 BB: 1 P: 7	R: 0 E: 0 K: 0 S: 2 H: 0 LOB: 0 BB: 1 P: 6	R: 0 E: 0 K: 1 S: 5 H: 0 LOB: 0 BB: 0 P: 5	R: 1 E: 1 K: 0 S: 4 H: 2 LOB: 1 BB: 1 P: 8	R: 2 E: 0 K: 0 S: 6 H: 3 LOB: 1 BB: 0 P: 6	R: 0 E: 0 K: 1 S: 5 H: 0 LOB: 2 BB: 2 P: 13	R: 0 E: 0 K: 2 S: 7 H: 0 LOB: 0 BB: 0 P: 7	R: 0 E: 0 K: 1 S: 5 H: 1 LOB: 1 BB: 1 P: 9	R: 3 E: 0 K: 0 S: 5 H: 2 LOB: 0 BB: 1 P: 9	1B: 6 2B: 0 3B: 1 HR: 1 SF: 0 SAC: 2 DP: 2 HBP: 0		WP: 0 PB: 0 SB: 0 CS: 1 PA: 39
<b>PITCHER</b> <b>Dennis Blair, R</b> (1, 1) ERA: 3.58 <b>Donald DeMola, R</b> (9, 1) ERA: 5.19	IP WLS BF H R ER SO BB IBB HBP BLK WP HR S P ERA WHIP											<b>PITCHER</b> IP WLS BF H R ER SO BB IBB HBP BLK WP HR S P ERA WHIP

livebaseballscorecards.com

<b>AB</b>	30
<b>R</b>	6
<b>H</b>	8
<b>RBI</b>	6
<b>BB</b>	7
<b>SO</b>	5
<b>LOB</b>	15





Batter	1	2	3	4	5	6	7	8	9	AB	R	H	RBI	BB	SO	LOB
Larry Lintz, S OBP: 0.289, SLG: 0.156 (1, 4)	0-0 4-3		0-0 F7			0-0 4-3		0-0 L6-3		4	0	0	0	0	0	1
Tim Foli, R OBP: 0.340, SLG: 0.301 (1, 6)	4-0 2B BB		0-0 6-3			0-0 6-3			0-0 5-3	3	0	0	0	1	0	0
Pepe Mangual, R OBP: 0.390, SLG: 0.375 (1, 8)	0-0 1-3 2B			0-0 P4		0-0 1-3			4-0 G4-6-3 BB	3	0	1	0	1	0	0
Mike Jorgensen, L OBP: 0.305, SLG: 0.309 (1, 3)	4-0 G6-4-3 BB			0-0 CS 1B			0-0 BB 1B		0-0 G4-6-3	3	0	2	0	1	0	1
Larry Biittner, L OBP: 0.500, SLG: 0.563 (1, 7)	0-0 G6-4-3 1-2f			0-0 1-2 1B			4-0 G6-4-3 BB		0-0 1-2f	2	0	1	0	1	0	3
Tony Scott, S OBP: 0.250, SLG: 0.222 (1, 9)		0-0 5-3		0-0 L7			0-3 K			3	0	0	0	0	1	3
Larry Parrish, R OBP: 0.348, SLG: 0.511 (1, 5)		0-0 4-3			0-0 P1		0-0 G6-4-3 1-2f			3	0	0	0	0	0	2
Barry Foote, R OBP: 0.157, SLG: 0.179 (1, 2)		0-0 5-3			0-0 5-3			0-0 5-3		3	0	0	0	0	0	0
Dennis Blair, R Pat Scanlon, L Donald DeMola, R (1, 1) (8, PH) (9, 1)			0-0 F8		0-3 K			0-0 L6-3 1B		2	0	0	0	0	1	0
										1	0	1	0	0	0	0
										0	0	0	0	0	0	0

BOTTOM

Houston Astros @ Montreal Expos  
 Jarry Park, Montreal, QB  
 Sun May 11 1975, 3:33 AM EDT  
 Att: 10,416 - Unknown - 73 F

livebaseballscorecards.com

AB	27
R	0
H	5
RBI	0
BB	4
SO	2
LOB	10



Inning Stats	R: 0	H: 1	E: 0	K: 0	S: 3	R: 0	H: 0	E: 0	K: 0	S: 3	R: 0	H: 0	E: 0	K: 0	S: 3	R: 0	H: 2	E: 0	K: 0	S: 4	R: 0	H: 0	E: 0	K: 1	S: 5	R: 0	H: 0	E: 0	K: 0	S: 3	R: 0	H: 1	E: 0	K: 1	S: 5	R: 0	H: 1	E: 0	K: 0	S: 3	R: 0	H: 1	E: 0	K: 0	S: 2	1B: 4	SF: 0	2B: 2	3B: 0	HR: 0	WP: 0	PA: 31
PITCHER Larry Dierker, R ERA: 3.53 (1, 1)	IP	WLS	BF	H	R	ER	SO	BB	IBB	HBP	BLK	WP	HR	S	P	ERA	WHIP	IP	WLS	BF	H	R	ER	SO	BB	IBB	HBP	BLK	WP	HR	S	P	ERA	WHIP	IP	WLS	BF	H	R	ER	SO	BB	IBB	HBP	BLK	WP	HR	S	P	ERA	WHIP	

Batter	1	2	3	4	5	6	7	8	9	AB R H RBI BB SO LOB	TOP											
Greg Gross, L (1, 7) OBP: 0.250, SLG: 0.242	0-0 3-1		0-0 L5-3		0-0 1B			0-0 6-3 1B		4 0 2 1 0 0 1												
Roger Metzger, S (1, 6) OBP: 0.318, SLG: 0.297	0-0 1B		0-0 F9		0-0 F7			0-0 6-3 1-3		4 0 1 0 0 0 2												
Cesar Cedeno, R (1, 8) OBP: 0.364, SLG: 0.397	0-0 F3			0-0 F7		0-0 F9		0-0 F7		4 0 0 0 0 0 2												
Bob Watson, R (1, 3) OBP: 0.375, SLG: 0.547	0-0 F9			0-0 1B		0-0 F3			0-0 F9	4 0 1 0 0 0 1												
Jose Cruz, L (1, 9) OBP: 0.361, SLG: 0.373		BB 4-0 FC6-4 BB		0-0 F7		0-0 4-3			0-0 1B 1B	3 0 1 0 1 0 1												
Milt May, L (1, 2) OBP: 0.304, SLG: 0.317		0-0 F8		0-3 K			0-0 G3		0-0 1-3 1B	4 0 1 0 0 1 2 0 0 0 0 0 0 0												
Wilbur Howard, S (9, PR) OBP: 0.304, SLG: 0.318																						
Doug Rader, R (1, 5) OBP: 0.346, SLG: 0.337		0-3 K			0-0 E5 3-1 1B		0-0 F9		0-3 K	4 1 0 0 0 2 3												
Rob Andrews, R (1, 4) OBP: 0.281, SLG: 0.260		0-0 FC6-4			0-0 3-1		0-0 G3		0-0 F7	3 0 0 0 0 0 2 1 0 0 0 0 0 2												
Ken Boswell, L (9, PH) OBP: 0.356, SLG: 0.333		1-2			2-3																	
Doug Konieczny, R (1, 1) OBP: 0.176, SLG: 0.235			0-0 L5-3 1B		0-3 K			0-0 4-3		3 0 1 0 0 1 1												
<b>Inning Stats</b>	R: 0 E: 0 K: 0 S: 4	H: 1 LOB: 1 BB: 0 P: 4	R: 0 E: 0 K: 1 S: 5	H: 0 LOB: 1 BB: 1 P: 9	R: 0 E: 0 K: 0 S: 3	H: 1 LOB: 0 BB: 0 P: 3	R: 0 E: 0 K: 1 S: 6	H: 1 LOB: 1 BB: 0 P: 6	R: 1 E: 1 K: 1 S: 7	H: 1 LOB: 1 BB: 0 P: 7	R: 0 E: 0 K: 0 S: 3	H: 0 LOB: 0 BB: 0 P: 3	R: 0 E: 0 K: 0 S: 3	H: 0 LOB: 0 BB: 0 P: 3	R: 0 E: 0 K: 0 S: 4	H: 1 LOB: 1 BB: 0 P: 4	R: 0 E: 0 K: 1 S: 7	H: 2 LOB: 2 BB: 0 P: 7	1B: 7 2B: 1 3B: 0 HR: 0	SF: 0 SAC: 0 DP: 1 HBP: 0	WP: 0 PB: 0 SB: 0 CS: 0	PA: 35
<b>PITCHER</b>	IP WLS BF H R ER SO BB IBB HBP BLK WP HR S P ERA WHIP																					
Steve Stone, R (1, 1) ERA: 1.15	8.1 W 33 7 1 0 3 1 0 0 0 0 0 0 38 42 0.00 0.960																					
Oscar Zamora, R (9, 1) ERA: 2.41	0.2 S 2 0 0 0 1 0 0 0 0 0 0 0 4 4 0.00 0.000																					

Houston Astros @ Chicago Cubs  
Wrigley Field, Chicago, IL  
Tue May 13 1975, 3:33 AM CDT  
Att. 9,164 - Sunny - 58 F

livebaseballscorecards.com

AB	34
R	1
H	7
RBI	1
BB	1
SO	4
LOB	17





Batter	1	2	3	4	5	6	7	8	9
Don Kessinger, S (1, 6) OBP: 0.349, SLG: 0.358	0-0 L7		0-0 BLK S 1B		0-0 E6 CS		0-0 F8		
Jose Cardenal, R (1, 7) OBP: 0.433, SLG: 0.477	0-0 F9		0-0 F9 1-2		0-3 K 1-2			0-3 K	
Bill Madlock, R (1, 5) OBP: 0.386, SLG: 0.442	0-0 1B BB 1B		0-0 F3		0-0 6-3			0-0 WP BB 1B	
Rick Monday, L (1, 8) OBP: 0.442, SLG: 0.591	4-0 1B 1-2 BB		4-0 BLK BB BB		0-0 F8			4-0 PB WP 1-2 BB	
Jerry Morales, R (1, 9) OBP: 0.350, SLG: 0.370	0-0 1-2 2-3 1B		4-0 BLK BB 1-2 2-3		0-0 6-3			0-3 K 1-3 2-H	
Ralph LaCock, L (1, 3) OBP: 0.371, SLG: 0.347	0-0 5-3		0-0 5-3 1-2 2-3 3-H		0-0 1B			0-0 F7	
Manny Trillo, R (1, 4) OBP: 0.378, SLG: 0.420		0-0 CS 1B		0-0 L5		0-0 6-3			
Steve Swisher, R (1, 2) OBP: 0.241, SLG: 0.256		0-3 K		0-3 K			0-3 K		
Adrian Garrett, L (7, PH)									
Tim Hosley, R (8, 2) OBP: 0.500, SLG: 0.500									
Steve Stone, R (1, 1) OBP: 0.200, SLG: 0.200		0-0 P4		0-3 K			0-0 3-1		
Oscar Zamora, R (9, 1) OBP: 0.333, SLG: 0.333									

AB	R	H	RBI	BB	SO	LOB
4	1	1	0	0	0	0
4	0	0	0	0	2	2
4	1	2	0	0	0	1
1	0	0	0	3	0	0
3	0	1	0	1	1	1
4	0	1	0	0	0	6
3	0	1	0	0	0	1
2	0	0	0	0	2	1
1	0	0	0	0	1	0
0	0	0	0	0	0	0
3	0	0	0	0	1	0
0	0	0	0	0	0	0

AB	R	H	RBI	BB	SO	LOB
29	2	6	0	4	7	12

WP	PA
1	33

Inning Stats	R	H	E	K	S	P
1	0	2	0	0	9	
2	0	1	0	1	5	
3	1	1	0	2	12	
4	0	0	0	2	7	
5	0	0	0	1	5	
6	0	1	0	0	4	
7	0	0	0	1	5	
8	1	1	0	2	12	
9	0	0	0	0	0	

PITCHER	IP	WLS	BF	H	R	ER	SO	BB	IBB	HBP	BLK	WP	HR	S	P	ERA	WHIP
Doug Konieczny, R (1, 1) ERA: 4.11	8.0	L	33	6	2	1	7	4	0	0	1	1	0	43	59	1.12	1.250

Houston Astros @ Chicago Cubs  
Wrigley Field, Chicago, IL  
Tue May 13 1975, 3:33 AM CDT  
Att. 9,164 - Sunny - 58 F

livebaseballscorecards.com



Batter	1	2	3	4	5	6	7	8	9	AB R H RBI BB SO LOB	TOP											
Greg Gross, L (1, 7) OBP: 0.256, SLG: 0.239	4-0 3B BB	0-0 4-3		0-0 4-3		0-0 1B	0-0 F7		0-0 FC6-4 1-2f	5 1 1 1 1 0 2												
Roger Metzger, S (1, 6) OBP: 0.336, SLG: 0.333	0-0 SF9 3B	0-0 BLK 1B		0-0 5-3		0-0 1B		0-0 FC5-4 1B		5 1 4 1 0 0 0												
Cesar Cedeno, R (1, 8) OBP: 0.358, SLG: 0.390	0-3 K	0-0 5-3 1-2				0-0 S 1B	0-3 K		0-0 FC5-4 HR 1-2f	5 1 1 0 0 2 5												
Bob Watson, R (1, 3) Enos Cabell, R (8, 3) OBP: 0.385, SLG: 0.582 OBP: 0.364, SLG: 0.400	0-0 SF9					0-0 P3 1-2	0-0 SH5-3 HR 1B	0-0 HR 1-H		4 2 3 3 0 0 1 0 0 0 0 0 0 0												
Jose Cruz, L (1, 9) OBP: 0.365, SLG: 0.371	0-0 E 1B			0-3 K 1-2		4-0 CS BB	0-0 SH5-3 1-2	0-0 1-3		3 1 1 0 1 1 1												
Milt May, L (1, 2) OBP: 0.299, SLG: 0.305	0-0 E8 HR 1-H			0-3 K		0-3 K 1-2	4-0 HR IBB	0-0 F9		4 2 0 0 1 2 3												
Doug Rader, R (1, 5) OBP: 0.358, SLG: 0.406	0-0 HR 3-H			4-0 BB			0-0 F9		0-0 F7	4 2 2 5 1 0 0												
Rob Andrews, R (1, 4) OBP: 0.277, SLG: 0.256	0-0 F8			0-0 6-3			0-0 E S 1B		0-0 5-3	5 1 1 0 0 0 2												
Tom Griffin, R (1, 1) Ken Forsch, R (6, 1) Jim Crawford, L (6, 1) Joe Niekro, R (7, 1) OBP: 1.000, SLG: 1.000		0-3 K		0-0 F8			0-0 F9 1-3		0-0 FC6-4 1B	3 0 0 0 0 1 1 0 0 0 0 0 0 0 1 0 1 0 0 0 0 1 0 1 0 0 0 0												
<b>Inning Stats</b>	R: 5 E: 1 K: 1 S: 9	H: 3 LOB: 0 BB: 1 P: 13	R: 0 E: 0 K: 1 S: 6	H: 1 LOB: 1 BB: 0 P: 6	R: 0 E: 0 K: 2 S: 8	H: 1 LOB: 2 BB: 1 P: 12	R: 0 E: 0 K: 0 S: 3	H: 0 LOB: 0 BB: 0 P: 3	R: 0 E: 0 K: 1 S: 5	H: 1 LOB: 1 BB: 1 P: 9	R: 1 E: 0 K: 1 S: 8	H: 3 LOB: 2 BB: 0 P: 8	R: 3 E: 0 K: 0 S: 6	H: 3 LOB: 1 BB: 1 P: 10	R: 2 E: 0 K: 0 S: 5	H: 2 LOB: 0 BB: 0 P: 5	R: 0 E: 0 K: 0 S: 4	H: 1 LOB: 1 BB: 0 P: 4	1B: 11 2B: 0 3B: 1 HR: 3	SF: 1 SAC: 1 DP: 0 HBP: 0	WP: 0 PB: 0 SB: 2 CS: 2	PA: 46
<b>PITCHER</b>	IP WLS BF H R ER SO BB IBB HBP BLK WP HR S P ERA WHIP																					
Ray Burris, R (1, 1) ERA: 3.86	0.2 L 7 3 5 2 1 1 0 0 0 0 0 1 8 12 27.00 6.000																					
Bob Locker, R (1, 1) ERA: 2.38	1.1 5 1 0 0 1 0 0 0 0 1 0 0 7 7 0.00 0.750																					
Geoff Zahn, L (3, 1) ERA: 4.5	2.0 8 1 0 0 2 1 0 0 0 0 0 0 11 15 0.00 1.000																					
Ken Frailing, L (5, 1) ERA: 3.38	2.0 10 4 1 1 2 1 0 0 0 0 0 0 13 17 4.50 2.500																					
Milt Wilcox, R (7, 1) ERA: 5.4	1.0 7 3 3 3 0 0 0 1 0 0 0 0 1 6 10 27.00 3.000																					
<b>PITCHER</b>	IP WLS BF H R ER SO BB IBB HBP BLK WP HR S P ERA WHIP																					
Darold Knowles, L (8, 1) ERA: 1.71	2.0 9 3 2 2 0 0 0 0 0 0 0 1 9 9 9.00 1.500																					

Houston Astros @ Chicago Cubs  
Wrigley Field, Chicago, IL  
Wed May 14 1975, 3:33 AM CDT  
Att. 8,087 - Sunny - 65 F

livebaseballscorecards.com

AB	40
R	11
H	15
RBI	10
BB	4
SO	6
LOB	15







Batter	1	2	3	4	5	6	7	8	9	AB R H RBI BB SO LOB	TOP						
<b>Greg Gross, L</b> (1, 7) OBP: 0.256, SLG: 0.230	4-0 G3 E BB		0-0 4-3			0-0 4-3		0-3 K		3 1 0 0 1 1 0							
<b>Roger Metzger, S</b> (1, 6) OBP: 0.326, SLG: 0.323	0-0 G3 1-2		0-0 4-3			0-0 2-3		0-0 1-3		4 0 0 0 0 0 1							
<b>Cesar Cedeno, R</b> (1, 8) OBP: 0.356, SLG: 0.386	0-0 E5 4-3 2-H		0-3 K			0-0 E7 1B			0-0 P5	4 1 1 0 0 1 0							
<b>Bob Watson, R</b> (1, 3) OBP: 0.388, SLG: 0.579	0-0 4-3 2-3			0-3 K		0-0 1B			0-0 1-3 1B	4 0 2 1 0 1 1							
<b>Jose Cruz, L</b> (1, 9) OBP: 0.362, SLG: 0.361	4-0 BB			0-0 F7		0-0 6-3			0-0 1-3 1-2	3 0 0 0 1 0 2							
<b>Milt May, L</b> (1, 2) OBP: 0.289, SLG: 0.294	0-0 F8			0-0 4-3			0-0 P3		0-0 4-3	4 0 0 0 0 0 3							
<b>Doug Rader, R</b> (1, 5) OBP: 0.348, SLG: 0.394		0-0 5-3			0-3 K		0-0 5-3			3 0 0 0 0 1 0							
<b>Rob Andrews, R</b> (1, 4) OBP: 0.268, SLG: 0.247		0-0 F9			0-0 2-3		0-3 K			3 0 0 0 0 1 0							
<b>J.R. Richard, R</b> (1, 1) OBP: 0.286, SLG: 0.429		0-0 6-3			0-0 4-3			0-0 6-3		3 0 0 0 0 0 0							
<b>Ken Forsch, R</b> (8, 1)										0 0 0 0 0 0 0							
<b>Inning Stats</b>	R: 1 E: 1 K: 0 S: 4 H: 0 LOB: 2 BB: 2 P: 12	R: 0 E: 0 K: 0 S: 3 H: 0 LOB: 0 BB: 0 P: 3	R: 0 E: 0 K: 1 S: 5 H: 0 LOB: 0 BB: 0 P: 5	R: 0 E: 0 K: 1 S: 5 H: 0 LOB: 0 BB: 0 P: 5	R: 0 E: 0 K: 1 S: 5 H: 0 LOB: 0 BB: 0 P: 5	R: 1 E: 1 K: 0 S: 5 H: 2 LOB: 1 BB: 0 P: 5	R: 0 E: 0 K: 1 S: 5 H: 0 LOB: 0 BB: 0 P: 5	R: 0 E: 0 K: 1 S: 5 H: 0 LOB: 0 BB: 0 P: 5	R: 0 E: 0 K: 0 S: 4 H: 0 LOB: 0 BB: 0 P: 5	R: 0 E: 0 K: 0 S: 4 H: 1 LOB: 1 BB: 0 P: 4	1B: 3 2B: 0 3B: 0 HR: 0 SF: 0 SAC: 0 DP: 0 HBP: 0	WP: 0 PB: 0 SB: 0 CS: 0 PA: 33					
<b>PITCHER</b> <b>Rick Reuschel, R</b> (1, 1) ERA: 5.65	IP: 9.0 WLS: W BF: 33 H: 3 R: 2 ER: 0 SO: 5 BB: 2 IBB: 0 HBP: 0 BLK: 0 WP: 0 HR: 0 S: 41 P: 49 ERA: 0.00 WHIP: 0.556																
<b>PITCHER</b>	IP	WLS	BF	H	R	ER	SO	BB	IBB	HBP	BLK	WP	HR	S	P	ERA	WHIP

**Houston Astros @ Chicago Cubs**  
**Wrigley Field, Chicago, IL**  
 Thu May 15 1975, 3:33 AM CDT  
 Att. 6,406 - Sunny - 55 F

[livebaseballscorecards.com](http://livebaseballscorecards.com)

**AB 31**  
**R 2**  
**H 3**  
**RBI 1**  
**BB 2**  
**SO 5**  
**LOB 7**







Batter	1	2	3	4	5	6	7	8	9	AB R H RBI BB SO LOB	TOP											
Mike Phillips, L (1, 6) OBP: 0.379, SLG: 0.280	0-0 1B SF8 1B	4-0 1-2 FC6-4 BB	0-0 F7			0-0 2B 3-4-3 1B	0-0 F6		0-0 F7	5 2 2 0 1 0 6												
Felix Millan, R (1, 4) OBP: 0.294, SLG: 0.352	0-0 1-3 2B 1B	0-0 FC6-4		0-0 6-3		0-0 F8		0-0 4-3		5 1 1 0 0 0 3												
Del Unser, L (1, 8) OBP: 0.375, SLG: 0.461	0-0 SF8	0-0 4-3		4-0 G4-6-3 BB		0-0 3-4-3 1-3 2B		0-0 5-3		3 0 1 1 1 0 2												
Rusty Staub, L (1, 9) OBP: 0.417, SLG: 0.563	4-0 1-2 2B BB		0-0 HR	0-0 G4-6-3 1-2f		0-0 3-4-3 2-3 3-H		0-0 6-3		4 2 1 2 1 0 2												
Ed Kranepool, L (1, 3) OBP: 0.348, SLG: 0.386	0-0 1-H 2-H SF8 2B		0-0 F7		0-0 SH5-3 HR 1B	0-0 F6		0-0 F6		5 2 2 2 0 0 1												
Wayne Garrett, L (1, 5) OBP: 0.396, SLG: 0.419	0-0 3-H SF8		0-0 F8		0-0 SH5-3 1-2		0-0 4-3		0-0 1B 2B 1B	3 1 1 1 0 0 0												
Dave Kingman, R (1, 7) OBP: 0.263, SLG: 0.457	0-3 K		1-0 S 2B HBP		0-0 2-H HR		0-0 1B 1B		0-0 2B 1B 1B	4 2 3 2 0 1 0												
Jerry Grote, R (1, 2) OBP: 0.305, SLG: 0.372		0-3 K	0-0 1B 1-H 2B		0-0 L1		0-0 1-2 1B		0-0 1-3 2-H 2B	5 0 3 2 0 1 0												
Tom Seaver, R (1, 1) OBP: 0.182, SLG: 0.100		4-0 FC6-4 BB BB	0-0 2-3 1B		0-0 1-3		0-0 F9		0-3 K	3 0 1 0 1 0 2												
Bob Apodaca, R (8, 1)										1 0 0 0 0 1 2												
<b>Inning Stats</b>	R: 4 E: 0 K: 1 S: 8	H: 3 LOB: 0 BB: 1 P: 12	R: 0 E: 0 K: 1 S: 5	H: 0 LOB: 2 BB: 2 P: 13	R: 2 E: 0 K: 0 S: 6	H: 3 LOB: 2 BB: 0 P: 7	R: 0 E: 0 K: 0 S: 2	H: 0 LOB: 0 BB: 1 P: 6	R: 2 E: 0 K: 0 S: 5	H: 2 LOB: 0 BB: 0 P: 5	R: 1 E: 0 K: 0 S: 5	H: 2 LOB: 1 BB: 0 P: 5	R: 0 E: 0 K: 0 S: 5	H: 2 LOB: 2 BB: 0 P: 5	R: 0 E: 0 K: 0 S: 3	H: 0 LOB: 0 BB: 0 P: 3	R: 1 E: 0 K: 1 S: 8	H: 3 LOB: 2 BB: 0 P: 8	1B: 9 2B: 4 3B: 0 HR: 2	SF: 2 SAC: 1 DP: 1 HBP: 1	WP: 0 PB: 0 SB: 1 CS: 0	PA: 46
<b>PITCHER</b>	IP WLS BF H R ER SO BB IBB HBP BLK WP HR S P ERA WHIP																					
Larry Dierker, R (1, 1) ERA: 4.36	2.2 L 18 6 6 6 2 3 0 1 0 0 1 18 31 20.25 3.375																					
Jim Crawford, L (3, 1) ERA: 1.96	1.1 4 0 0 0 0 1 0 0 0 0 0 3 7 0.00 0.750																					
Fred Scherman, L (5, 1) ERA: 2.95	5.0 24 9 4 4 1 0 0 0 0 0 1 26 26 7.20 1.800																					

**New York Mets @ Houston Astros**  
Astrodome, Houston, TX  
Fri May 16 1975, 8:05 PM EDT  
Att. 10,672 - Dome

[livebaseballscorecards.com](http://livebaseballscorecards.com)

<b>AB</b>	38
<b>R</b>	10
<b>H</b>	15
<b>RBI</b>	10
<b>BB</b>	4
<b>SO</b>	3
<b>LOB</b>	18











**BOTTOM**

**New York Mets @ Houston Astros**  
 Astrodome, Houston, TX  
 Sat May 17 1975, 8:05 PM EDT  
 Att. 15,296 - Dome

[livebaseballscorecards.com](http://livebaseballscorecards.com)

<b>AB</b>	<b>34</b>
<b>R</b>	<b>4</b>
<b>H</b>	<b>8</b>
<b>RBI</b>	<b>3</b>
<b>BB</b>	<b>3</b>
<b>SO</b>	<b>5</b>
<b>LOB</b>	<b>15</b>



WP: 0	PA: 38
PB: 0	
SB: 0	
CS: 0	

AB	R	H	RBI	BB	SO	LOB
3	1	2	1	1	0	0
0	0	0	0	0	0	0
1	0	1	0	0	0	0
0	0	0	0	0	0	0

AB	R	H	RBI	BB	SO	LOB
3	1	1	0	1	0	3

AB	R	H	RBI	BB	SO	LOB
4	1	2	1	0	1	4

AB	R	H	RBI	BB	SO	LOB
4	0	0	0	0	0	3

AB	R	H	RBI	BB	SO	LOB
4	0	1	1	0	1	1

AB	R	H	RBI	BB	SO	LOB
4	1	1	0	0	0	0

AB	R	H	RBI	BB	SO	LOB
4	0	0	0	0	1	1

AB	R	H	RBI	BB	SO	LOB
2	0	0	0	0	0	0
1	0	0	0	1	0	0

AB	R	H	RBI	BB	SO	LOB
2	0	0	0	0	1	0
0	0	0	0	0	0	0
2	0	0	0	0	1	3

1B	8	SF	0
2B	0	SAC	1
3B	0	DP	0
HR	0	HBP	0

Batter	1	2	3	4	5	6	7	8	9
<b>Greg Gross, L</b> (1, 7) OBP: 0.308, SLG: 0.272 <b>Ken Forsch, R</b> (8, 1) <b>Milt May, L</b> (9, PH) OBP: 0.302, SLG: 0.307 <b>Wilbur Howard, S</b> (9, PR) OBP: 0.292, SLG: 0.304	0-0 4-3 BB		4-0 BB			0-0 SH2-4 1B	0-0 BB 1B		0-0 1-3 1B
<b>Roger Metzger, S</b> (1, 6) OBP: 0.333, SLG: 0.333	0-0 1B 1B		0-0 F9			0-0 SH2-4 1-2	4-0 1-2 2-3 BB		0-0 1-3
<b>Cesar Cedeno, R</b> (1, 8) OBP: 0.351, SLG: 0.379	0-0 1B 1-2 E 1B		0-3 K			0-0 2-H 1B	0-0 F9		
<b>Bob Watson, R</b> (1, 3) OBP: 0.372, SLG: 0.549	0-0 F4			0-0 4-3		0-0 F3		0-0 F4	
<b>Cliff Johnson, R</b> (1, 2) OBP: 0.313, SLG: 0.342	0-0 E7 1-H 2-H 1B			0-3 K		0-0 L8		0-0 5-3	
<b>Enos Cabell, R</b> (1, 9) OBP: 0.358, SLG: 0.392 (8, 7)		0-0 1-3		0-0 6-3		0-0 F8 G3 1B 1B		0-0 6-3	
<b>Doug Rader, R</b> (1, 5) OBP: 0.325, SLG: 0.364		0-0 F3			0-3 K	0-0 G3			0-0 F8
<b>Rob Andrews, R</b> (1, 4) OBP: 0.272, SLG: 0.253 <b>Ken Boswell, L</b> (7, PH) OBP: 0.375, SLG: 0.325 (8, 4)		0-0 1-3			0-0 G3	4-0 BB 1B BB			0-0 E3 1B
<b>Dave Roberts, L</b> (1, 1) OBP: 0.077, SLG: 0.077 <b>Joe Niekro, R</b> (7, 1) OBP: 1.000, SLG: 1.000 <b>Jose Cruz, L</b> (7, PH) OBP: 0.368, SLG: 0.372 (8, 9)			0-3 K		0-0 G3	0-0 F8			0-3 K

Inning Stats	R	H	E	K	S	P	IP	WLS	BF	H	R	ER	SO	BB	IBB	HBP	BLK	WP	HR	S	P	ERA	WHIP
	2	3	1	5	5		6.0		23	5	3	2	4	1	0	0	0	0	0	30	34	3.00	1.000
	0	0	0	0	3		0.2		6	2	1	1	0	2	0	0	0	0	0	4	12	13.50	6.000
	0	0	0	0	5		2.1	S	9	1	0	0	1	0	0	0	0	0	0	11	11	0.00	0.429

PITCHER	IP	WLS	BF	H	R	ER	SO	BB	IBB	HBP	BLK	WP	HR	S	P	ERA	WHIP
<b>Jon Matlack, L</b> (1, 1) ERA: 4.32	6.0		23	5	3	2	4	1	0	0	0	0	0	30	34	3.00	1.000
<b>Rick Baldwin, R</b> (7, 1) ERA: 4.08	0.2		6	2	1	1	0	2	0	0	0	0	0	4	12	13.50	6.000
<b>Harry Parker, R</b> (7, 1) ERA: 3.14	2.1	S	9	1	0	0	1	0	0	0	0	0	0	11	11	0.00	0.429

Batter	1	2	3	4	5	6	7	8	9	AB R H RBI BB SO LOB	TOP
Mike Phillips, L (1, 6) OBP: 0.391, SLG: 0.309	0-0 4-3 2B		0-0 G3		4-0 BB	0-0 1-2 2-H 1B		0-0 F7		4 1 2 1 1 0 0	
Felix Millan, R (1, 4) OBP: 0.295, SLG: 0.336	0-0 4-3 2-3		4-0 BB		0-0 6-3	0-0 6-3			0-0 3-1 BB 1B	4 1 1 0 1 0 4	
Del Unser, L (1, 8) OBP: 0.370, SLG: 0.454	0-0 1B 3-H 2B		0-0 F8			0-0 F9	0-0 1-3		4-0 BB 1-2 FC5-4 BB	4 1 1 1 1 0 1	
Rusty Staub, L (1, 9) OBP: 0.425, SLG: 0.545	0-0 F8		0-0 G3			4-0 BB BB BB	0-0 1B 1B		0-0 3-1	4 1 1 0 1 0 4	
Ed Kranepool, L (1, 3) OBP: 0.392, SLG: 0.417	0-0 2-3 1B			0-0 G6-3 1B		0-0 F8	0-0 1-2 1B		4-0 FC5-4 BB BB	4 0 3 0 1 0 1	
John Milner, L (1, 7) OBP: 0.321, SLG: 0.389	0-0 F8			0-0 F8		4-0 BB 1-2 1B BB	0-0 F3		4-0 FC5-4 BB	3 1 0 1 2 0 5	
Wayne Garrett, L (1, 5) OBP: 0.387, SLG: 0.412		0-0 F7		0-0 G6-3 1-2f		4-0 1-2 2-3 1B BB	0-0 3-1		0-0 FC5-4	4 1 0 1 1 0 5	
John Stearns, R (1, 2) OBP: 0.313, SLG: 0.370		0-0 G3			0-0 4-3	4-0 1-2 2-3 3-H 1B BB		0-3 K	0-3 K	4 1 0 1 1 2 2	
Randy Tate, R (1, 1) Hank Webb, R (2, 1) Gene Clines, R (5, PH) Jerry Cram, R (5, 1) Jesus Alou, R (6, PH) Rick Baldwin, L (6, 1) Jack Heidemann, R (8, PH) Tom Hall, L (8, 1)		0-0 G3			0-0 L9	0-0 1-2 2-H 3-H 1B 1B		0-0 F9		1 0 0 0 0 0 0 0 0 0 0 0 0 0 1 0 0 0 0 0 0 0 0 0 0 0 0 0 1 0 1 2 0 0 0 0 0 0 0 0 0 0 1 0 0 0 0 0 0 0 0 0 0 0 0 0	
<b>Inning Stats</b>	R: 1 H: 3 E: 0 LOB: 2 K: 0 BB: 0 S: 6 P: 6	R: 0 H: 0 E: 0 LOB: 0 K: 0 BB: 0 S: 3 P: 3	R: 0 H: 0 E: 0 LOB: 1 K: 0 BB: 1 S: 3 P: 7	R: 0 H: 1 E: 0 LOB: 0 K: 0 BB: 0 S: 3 P: 3	R: 0 H: 0 E: 0 LOB: 1 K: 0 BB: 1 S: 3 P: 7	R: 4 H: 2 E: 0 LOB: 2 K: 0 BB: 4 S: 5 P: 21	R: 0 H: 2 E: 0 LOB: 2 K: 0 BB: 0 S: 5 P: 5	R: 0 H: 0 E: 0 LOB: 0 K: 1 BB: 0 S: 5 P: 5	R: 2 H: 1 E: 0 LOB: 2 K: 1 BB: 3 S: 6 P: 18	1B: 7 SF: 0 2B: 2 SAC: 0 3B: 0 DP: 1 HR: 0 HBP: 0	WP: 0 PA: 44 PB: 0 SB: 0 CS: 0
<b>PITCHER</b> Doug Koniczny, R (1, 1) ERA: 4.5 Jim Crawford, L (6, 1) ERA: 2.49	IP WLS BF H R ER SO BB IBB HBP BLK WP HR S P ERA WHIP	5.2 W 27 5 5 5 0 6 0 0 0 0 0 0 21 45 7.94 1.941	3.1 S 17 4 2 2 2 3 0 0 0 0 0 0 18 30 5.40 2.100	<b>PITCHER</b> IP WLS BF H R ER SO BB IBB HBP BLK WP HR S P ERA WHIP							

**New York Mets @ Houston Astros**  
Astrodome, Houston, TX  
Sun May 18 1975, 4:33 AM EDT  
Att. 10,252 - Dome

[livebaseballscorecards.com](http://livebaseballscorecards.com)

**AB 35**  
**R 7**  
**H 9**  
**RBI 7**  
**BB 9**  
**SO 2**  
**LOB 22**





**BOTTOM**

**New York Mets @ Houston Astros**  
 Astrodome, Houston, TX  
 Sun May 18 1975, 4:33 AM EDT  
 Att. 10,252 - Dome

[livebaseballscorecards.com](http://livebaseballscorecards.com)

<b>AB</b>	<b>34</b>
<b>R</b>	<b>12</b>
<b>H</b>	<b>12</b>
<b>RBI</b>	<b>12</b>
<b>BB</b>	<b>8</b>
<b>SO</b>	<b>4</b>
<b>LOB</b>	<b>19</b>



WP:	1	PA:	43
PB:	1		
SB:	0		
CS:	2		

AB	R	H	RBI	BB	SO	LOB
4	3	2	2	1	0	1
5	3	3	1	0	0	0
3	2	0	0	2	0	3
4	2	2	5	1	0	2
5	0	2	2	0	0	3
5	0	2	2	0	0	2
3	0	0	0	2	2	4
2	2	1	0	2	1	0
2	0	0	0	0	1	4
1	0	0	0	0	0	0

Batter	1	2	3	4	5	6	7	8	9
<b>Greg Gross, L</b> (1, 7) OBP: 0.323, SLG: 0.306	4-0 BB 1B 6-3 BB	0-0 1B 2B 1B 2-H	0-0 1B 3B 2-H		0-0 1-3		0-0 F8		
<b>Roger Metzger, S</b> (1, 6) OBP: 0.342, SLG: 0.343	0-0 6-3 1B 1B 1-2	0-0 2B 1B 2-3	0-0 1B 3-H			0-0 E6 G5-4-3		0-0 E4 WP 1B 6-3	
<b>Cesar Cedeno, R</b> (1, 8) OBP: 0.352, SLG: 0.372	4-0 1B 6-3 1-2 2-3 BB	4-0 2B IBB	0-0 F7			0-0 G5-4-3 1-2f		0-0 6-3 1-2	
<b>Bob Watson, R</b> (1, 3) OBP: 0.381, SLG: 0.579	0-0 6-3 1-2 2-3 3-H	0-0 3-1 2B 1-H 2-H 3-H		0-0 F2		0-0 HR		4-0 WP 1B IBB	
<b>Jose Cruz, L</b> (1, 9) OBP: 0.369, SLG: 0.373	0-0 1B 2-H 3-H	0-0 3-1		0-0 F9		0-0 E 1B 1B		0-0 F3 1-2 2-3	
<b>Milt May, L</b> (1, 2) OBP: 0.305, SLG: 0.311	0-0 F4	0-0 F8		0-0 F9		0-0 E1 1B 1-3		0-0 PB 1B 2-H 3-H	
<b>Doug Rader, R</b> (1, 5) OBP: 0.328, SLG: 0.355	0-0 4-3		4-0 G1-5-4 BB BB		4-0 CS 1B BB	0-3 K		0-3 K 1-2	
<b>Rob Andrews, R</b> (1, 4) OBP: 0.290, SLG: 0.258		4-0 SH3-4 1B BB	4-0 G1-5-4 3B BB		0-0 CS 1B 1-2		0-3 K		
<b>Doug Konieczny, R</b> (1, 1) OBP: 0.158, SLG: 0.211		0-0 SH3-4	0-0 G1-5-4		0-3 K 1-2 2-3		0-0 6-3		
<b>Jim Crawford, L</b> (6, 1) OBP: 0.250, SLG: 0.250		1-2	1-2 2-3f						

Inning Stats	R: 3	H: 2	E: 0	K: 0	S: 5	LOB: 1	BB: 2	P: 13
	R: 4	H: 3	E: 0	K: 0	S: 6	LOB: 1	BB: 2	P: 14
	R: 2	H: 2	E: 0	K: 0	S: 4	LOB: 1	BB: 2	P: 12
	R: 0	H: 0	E: 0	K: 0	S: 3	LOB: 0	BB: 0	P: 3
	R: 0	H: 1	E: 0	K: 1	S: 5	LOB: 1	BB: 1	P: 9
	R: 1	H: 3	E: 2	K: 1	S: 8	LOB: 2	BB: 0	P: 8
	R: 0	H: 0	E: 0	K: 1	S: 5	LOB: 0	BB: 0	P: 5
	R: 2	H: 1	E: 1	K: 1	S: 7	LOB: 1	BB: 1	P: 11

PITCHER	IP	WLS	BF	H	R	ER	SO	BB	IBB	HBP	BLK	WP	HR	S	P	ERA	WHIP
<b>Randy Tate, R</b> (1, 1) ERA: 5.26	1.1	L	10	3	5	5	0	3	0	0	0	0	0	7	19	33.75	4.500
<b>Hank Webb, R</b> (2, 1) ERA: 5.65	2.2		14	4	4	4	0	2	1	0	0	0	0	11	23	13.50	2.250
<b>Jerry Cram, R</b> (5, 1) ERA: 5.4	1.0		4	1	0	0	1	1	0	0	0	0	0	5	9	0.00	2.000
<b>Rick Baldwin, R</b> (6, 1) ERA: 4.12	2.0		9	3	1	1	2	0	0	0	0	0	1	13	13	4.50	1.500
<b>Tom Hall, L</b> (8, 1) ERA: 0.77	1.0		6	1	2	0	1	0	1	0	0	1	0	7	11	0.00	1.000

PITCHER	IP	WLS	BF	H	R	ER	SO	BB	IBB	HBP	BLK	WP	HR	S	P	ERA	WHIP
<b>Randy Tate, R</b> (1, 1) ERA: 5.26	1.1	L	10	3	5	5	0	3	0	0	0	0	0	7	19	33.75	4.500
<b>Hank Webb, R</b> (2, 1) ERA: 5.65	2.2		14	4	4	4	0	2	1	0	0	0	0	11	23	13.50	2.250
<b>Jerry Cram, R</b> (5, 1) ERA: 5.4	1.0		4	1	0	0	1	1	0	0	0	0	0	5	9	0.00	2.000
<b>Rick Baldwin, R</b> (6, 1) ERA: 4.12	2.0		9	3	1	1	2	0	0	0	0	0	1	13	13	4.50	1.500
<b>Tom Hall, L</b> (8, 1) ERA: 0.77	1.0		6	1	2	0	1	0	1	0	0	1	0	7	11	0.00	1.000

PITCHER	IP	WLS	BF	H	R	ER	SO	BB	IBB	HBP	BLK	WP	HR	S	P	ERA	WHIP
<b>Randy Tate, R</b> (1, 1) ERA: 5.26	1.1	L	10	3	5	5	0	3	0	0	0	0	0	7	19	33.75	4.500
<b>Hank Webb, R</b> (2, 1) ERA: 5.65	2.2		14	4	4	4	0	2	1	0	0	0	0	11	23	13.50	2.250
<b>Jerry Cram, R</b> (5, 1) ERA: 5.4	1.0		4	1	0	0	1	1	0	0	0	0	0	5	9	0.00	2.000
<b>Rick Baldwin, R</b> (6, 1) ERA: 4.12	2.0		9	3	1	1	2	0	0	0	0	0	1	13	13	4.50	1.500
<b>Tom Hall, L</b> (8, 1) ERA: 0.77	1.0		6	1	2	0	1	0	1	0	0	1	0	7	11	0.00	1.000











Batter	1	2	3	4	5	6	7	8	9
Greg Cross, L (1, 7) OBP: 0.314, SLG: 0.298	0-0 F7	0-0 1-2 1B		0-0 6-3			0-0 FC6-4	0-0 1-3	
Roger Metzger, S (1, 6) OBP: 0.338, SLG: 0.338	0-0 1B	0-0 F7			0-0 6-3		0-0 FC6-4		
Cesar Cedeno, R (1, 8) OBP: 0.353, SLG: 0.368	0-0 1B		0-0 5-3 SF7		0-0 6-3			4-0 1B	
Bob Watson, R (1, 3) Enos Cabell, R (8, PR)	0-0 1B		0-0 5-3		0-0 F8			0-0 PB 1B	
Jose Cruz, L (1, 9) OBP: 0.359, SLG: 0.364	0-3 K		0-0 SF7		0-0 5-3			0-3 K	
Milt May, L (1, 2) Cliff Johnson, R (8, PH) Skip Jutze, R (8, PR)	0-0 4-3		0-0 3-1		0-0 3-1			4-0 1B	
Doug Rader, R (1, 5) OBP: 0.326, SLG: 0.345		0-0 P3		0-0 L9				0-0 1B	
Rob Andrews, R (1, 4) OBP: 0.281, SLG: 0.250		0-0 6-3		0-0 3-1			0-0 3-1	0-0 1B	
J.R. Richard, R (1, 1) Ken Forsch, R (6, 1) Tommy Helms, R (8, PH) Joe Niekro, R (9, 1)		0-0 E6		0-0 2B			0-0 FC6-4	0-3 K	

Inning Stats	R: 1	H: 3	E: 0	K: 1	S: 8	LOB: 2	BB: 0	P: 8	R: 0	H: 1	E: 1	K: 0	S: 5	LOB: 2	BB: 0	P: 5	R: 1	H: 1	E: 0	K: 0	S: 4	LOB: 0	BB: 0	P: 4	R: 0	H: 1	E: 0	K: 0	S: 4	LOB: 1	BB: 1	P: 4	R: 0	H: 0	E: 0	K: 0	S: 3	LOB: 0	BB: 0	P: 3	R: 0	H: 0	E: 0	K: 1	S: 5	LOB: 0	BB: 0	P: 5	R: 0	H: 1	E: 0	K: 0	S: 4	LOB: 1	BB: 1	P: 4	R: 2	H: 3	E: 0	K: 2	S: 10	LOB: 3	BB: 2	P: 18
--------------	------	------	------	------	------	--------	-------	------	------	------	------	------	------	--------	-------	------	------	------	------	------	------	--------	-------	------	------	------	------	------	------	--------	-------	------	------	------	------	------	------	--------	-------	------	------	------	------	------	------	--------	-------	------	------	------	------	------	------	--------	-------	------	------	------	------	------	-------	--------	-------	-------

PITCHER	IP	WLS	BF	H	R	ER	SO	BB	IBB	HBP	BLK	WP	HR	S	P	ERA	WHIP
Jim Lonborg, R (1, 1) ERA: 1.89	7.0		29	7	2	2	2	0	0	0	0	0	0	33	33	2.57	1.000
Tug McGraw, L (8, 1) ERA: 1.53	1.0	L	8	3	2	2	2	1	1	0	0	0	0	10	18	18.00	4.000

**BOTTOM**


**Philadelphia Phillies @ Houston Astros**  
Astrodome, Houston, TX

Tue May 20 1975, 8:05 PM EDT  
Att. 7,211 - Dome

AB	R	H	RBI	BB	SO	LOB
5	0	1	0	0	0	5
4	1	1	0	0	0	3
3	2	2	0	1	0	0
4	0	2	2	0	0	1
0	1	0	0	0	0	0
3	0	0	1	0	2	3
3	0	0	0	0	0	2
0	0	0	0	1	0	0
0	0	0	0	0	0	0
4	0	1	1	0	1	0
4	0	1	0	0	0	0
2	0	1	0	0	0	0
1	0	1	0	0	0	0
1	0	0	0	0	1	3
0	0	0	0	0	0	0

AB	34
R	4
H	10
RBI	4
BB	2
SO	4
LOB	17

livebaseballscorecards.com



WP	PA
0	37

Batter	1	2	3	4	5	6	7	8	9	AB R H RBI BB SO LOB
Dave Cash, R (1, 4) OBP: 0.417, SLG: 0.433	0-0 4-3 FC5 2B		0-0 G6-4-3 1-2f			0-0 1B 1B		4-0 1B BB		3 0 2 0 1 0 1
Larry Bowa, S (1, 6) OBP: 0.378, SLG: 0.459	0-0 4-3 2-3			0-0 F9		0-0 1-2 1B		0-0 1-2 G6-4-3 1B		4 0 2 0 0 0 1
Dick Allen, R (1, 3) OBP: 0.296, SLG: 0.217	0-0 FC5 FC6-4 3-H			0-0 L7		0-3 K		0-0 G6-4-3 1-2f		4 0 0 0 0 1 5
Greg Luzinski, R (1, 7) OBP: 0.350, SLG: 0.525	0-0 FC6-4 1-2f			0-0 P4		0-3 K				4 0 0 0 0 1 3

Mike Schmidt, R (1, 5) OBP: 0.284, SLG: 0.387		0-3 K			0-3 K		0-3 K		0-0 1-3	4 0 0 0 0 3 0
Garry Maddox, R (1, 8) OBP: 0.268, SLG: 0.348		0-0 CS 1B			0-0 2B		0-0 F8		0-3 K	4 0 2 0 0 1 0
Bob Boone, R (1, 2) OBP: 0.404, SLG: 0.378		0-0 P4 1-2			0-0 F7		4-0 BB			2 0 0 0 1 0 2
Mike Anderson, R (1, 9) OBP: 0.333, SLG: 0.407		0-0 CS 2-3	4-0 G6-4-3 BB		0-3 K		0-0 F8			2 0 0 0 1 1 2

Wayne Twitchell, R (1, 1) OBP: 0.059, SLG: 0.118			0-0 P3			0-0 5-3		0-3 K		1 0 0 0 0 0 1
Tony Taylor, R (6, PH) OBP: 0.375, SLG: 0.308										1 0 0 0 0 0 0
Larry Christenson, R (6, 1) OBP: 1.000, SLG: 4.000										0 0 0 0 0 0 0
Tom Hutton, L (8, PH) OBP: 0.281, SLG: 0.182										1 0 0 0 0 1 0
Tom Hilgendorf, S (8, 1)										0 0 0 0 0 0 0

Inning Stats	R: 0	H: 1	E: 0	LOB: 1	K: 0	BB: 0	S: 4	P: 4	R: 0	H: 1	E: 0	LOB: 0	K: 1	BB: 0	S: 5	P: 5	R: 0	H: 0	E: 0	LOB: 0	K: 0	BB: 1	S: 2	P: 6	R: 0	H: 0	E: 0	LOB: 0	K: 0	BB: 0	S: 3	P: 3	R: 0	H: 1	E: 0	LOB: 1	K: 2	BB: 0	S: 9	P: 9	R: 0	H: 0	E: 0	LOB: 1	K: 1	BB: 1	S: 5	P: 9	R: 0	H: 1	E: 0	LOB: 1	K: 1	BB: 1	S: 5	P: 9	R: 0	H: 0	E: 0	LOB: 0	K: 1	BB: 0	S: 5	P: 5	1B: 4	SF: 0	2B: 2	SAC: 0	3B: 0	DP: 2	HR: 0	HBP: 0	WP: 0	PA: 34
--------------	------	------	------	--------	------	-------	------	------	------	------	------	--------	------	-------	------	------	------	------	------	--------	------	-------	------	------	------	------	------	--------	------	-------	------	------	------	------	------	--------	------	-------	------	------	------	------	------	--------	------	-------	------	------	------	------	------	--------	------	-------	------	------	------	------	------	--------	------	-------	------	------	-------	-------	-------	--------	-------	-------	-------	--------	-------	--------

PITCHER	IP	WLS	BF	H	R	ER	SO	BB	IBB	HBP	BLK	WP	HR	S	P	ERA	WHIP
Larry Dierker, R (1, 1) ERA: 3.73	9.0	W	33	6	0	0	8	3	0	0	0	0	0	46	58	0.00	1.000

**Philadelphia Phillies @ Houston Astros**  
Astrodome, Houston, TX  
Wed May 21 1975, 8:05 PM EDT  
Att. 8,135 - Dome

<b>AB</b>	<b>30</b>
<b>R</b>	<b>0</b>
<b>H</b>	<b>6</b>
<b>RBI</b>	<b>0</b>
<b>BB</b>	<b>3</b>
<b>SO</b>	<b>8</b>
<b>LOB</b>	<b>15</b>



Batter	1	2	3	4	5	6	7	8	9	AB	R	H	RBI	BB	SO	LOB	BOTTOM										
<b>Greg Cross, L</b> (1, 7) OBP: 0.321, SLG: 0.292	0-0 L6		4-0 1B SF7 BB		4-0 SH1-4 FC3-2 BB	0-3 K				2	1	0	0	2	1	0	<b>Philadelphia Phillies @ Houston Astros</b> Astrodome, Houston, TX Wed May 21 1975, 8:05 PM EDT Att: 8,135 - Dome										
<b>Roger Metzger, S</b> (1, 6) OBP: 0.348, SLG: 0.358	0-0 3B		0-0 1-3 S 1B		4-0 FC3-2 SH1-4 2B BB		0-0 F7			3	1	2	0	1	0	0											
<b>Cesar Cedeno, R</b> (1, 8) OBP: 0.348, SLG: 0.364	0-3 K		0-0 SF7		0-0 SH1-4		0-0 5-3			2	0	0	1	0	1	1											
<b>Bob Watson, R</b> (1, 3) OBP: 0.386, SLG: 0.596 <b>Enos Cabell, R</b> (8, 3) OBP: 0.345, SLG: 0.377	0-0 P3		0-3 K		4-0 FC3-2 2B IBB		0-0 6-3			3	1	0	0	1	1	2											
<b>Jose Cruz, L</b> (1, 9) OBP: 0.362, SLG: 0.371		0-0 P6	4-0 BB		0-0 FC3-2 2B		0-0 2B			3	1	1	0	1	0	3											
<b>Milt May, L</b> (1, 2) OBP: 0.297, SLG: 0.310		0-3 K	0-0 4-3		0-0 2B		0-3 K			4	0	1	3	0	2	2											
<b>Doug Rader, R</b> (1, 5) OBP: 0.324, SLG: 0.336		4-0 1B BB		0-3 K	0-0 4-3		0-0 F9			3	0	0	0	1	1	1											
<b>Rob Andrews, R</b> (1, 4) OBP: 0.291, SLG: 0.262		0-0 FC6-4 1B		0-0 CS 1B		0-0 4-3				3	0	2	0	0	0	0											
<b>Larry Dierker, R</b> (1, 1) OBP: 0.043, SLG: 0.043		0-0 FC6-4		0-3 K		0-0 6-3				3	0	0	0	0	1	3											
<b>Inning Stats</b>	R: 0 E: 0 K: 1 S: 6	H: 1 LOB: 1 BB: 0 P: 6	R: 0 E: 0 K: 1 S: 6	H: 1 LOB: 2 BB: 1 P: 10	R: 1 E: 0 K: 1 S: 6	H: 1 LOB: 0 BB: 2 P: 14	R: 0 E: 0 K: 2 S: 7	H: 1 LOB: 0 BB: 0 P: 7	R: 3 E: 0 K: 0 S: 4	H: 1 LOB: 1 BB: 3 P: 16	R: 0 E: 0 K: 1 S: 5	H: 0 LOB: 0 BB: 0 P: 5	R: 0 E: 0 K: 0 S: 3	H: 1 LOB: 0 BB: 0 P: 5	R: 0 E: 0 K: 1 S: 5	H: 1 LOB: 0 BB: 0 P: 5	1B: 3 2B: 2 3B: 1 HR: 0	SF: 1 SAC: 1 DP: 0 HBP: 0	WP: 0 PB: 0 SB: 1 CS: 1	PA: 34							
<b>PITCHER</b>	IP	WLS	BF	H	R	ER	SO	BB	IBB	HBP	BLK	WP	HR	S	P	ERA	WHIP										
<b>Wayne Twitchell, R</b> (1, 1) ERA: 5.03	5.0	L	25	5	4	4	5	5	1	0	0	0	0	29	53	7.20	2.000										
<b>Larry Christenson, R</b> (6, 1) ERA: 7.5	2.0		6	0	0	0	1	0	0	0	0	0	0	8	8	0.00	0.000										
<b>Tom Hilgendorf, L</b> (8, 1) ERA: 2.65	1.0		3	1	0	0	1	0	0	0	0	0	0	5	5	0.00	1.000										

livebaseballscores.com

<b>AB</b>	26
<b>R</b>	4
<b>H</b>	6
<b>RBI</b>	4
<b>BB</b>	6
<b>SO</b>	7
<b>LOB</b>	12



Batter	1	2	3	4	5	6	7	8	9	AB R H RBI BB SO LOB	TOP											
Pepe Mangual, R (1, 8) OBP: 0.373, SLG: 0.375	0-0 HR		0-0 F9		0-3 K		0-0 E4			4 1 1 1 0 1 3												
Tim Foli, R (1, 6) OBP: 0.315, SLG: 0.285	0-0 G5-4-3 1B		0-0 F8			0-0 4-3	0-3 K			4 0 1 0 0 1 3												
Gary Carter, R (1, 2) OBP: 0.342, SLG: 0.490	0-0 L7			0-0 S 1B		0-0 F7		0-3 K		4 0 1 0 0 1 1												
Bob Bailey, R (1, 7) OBP: 0.317, SLG: 0.250	0-0 G5-4-3 1-2f			0-3 K 1-2		4-0 FC5-4 BB		0-0 6-3		3 0 0 0 1 1 2												
Larry Parrish, R (1, 5) OBP: 0.294, SLG: 0.419		0-0 F4		0-0 5-3		0-0 FC5-4 1-2f		0-0 F6		4 0 0 0 0 0 2												
Pete Mackanin, R (1, 4) OBP: 0.364, SLG: 0.475		0-3 K		0-0 F7			0-0 F4		0-3 K	4 0 0 0 0 2 1												
Hal Breeden, R (1, 3) OBP: 0.333, SLG: 0.294		0-0 5-3			0-0 F3		0-0 E E 2B		0-0 5-3	4 1 1 0 0 0 0												
Tony Scott, S (1, 9) OBP: 0.250, SLG: 0.224			0-0 5-3		0-3 K		0-0 E5 E 2-3		0-0 F9	4 0 0 0 0 1 1												
Dennis Blair, R (1, 1) OBP: 0.214, SLG: 0.154			0-0		0-0		0-0 F9			2 0 2 0 0 0 0												
Dan Warthen, S (5, 1)										0 0 0 0 0 0 0												
Jose Morales, R (7, PH) OBP: 0.500, SLG: 0.857										1 0 0 0 0 0 2												
Donald DeMola, R (7, 1)										0 0 0 0 0 0 0												
<b>Inning Stats</b>	R: 1 E: 0 K: 0 S: 4	H: 2 LOB: 0 BB: 0 P: 4	R: 0 E: 0 K: 1 S: 5	H: 0 LOB: 0 BB: 0 P: 5	R: 0 E: 0 K: 0 S: 4	H: 1 LOB: 1 BB: 0 P: 4	R: 0 E: 0 K: 1 S: 6	H: 1 LOB: 1 BB: 0 P: 6	R: 0 E: 0 K: 2 S: 8	H: 1 LOB: 1 BB: 0 P: 8	R: 0 E: 0 K: 0 S: 3	H: 0 LOB: 1 BB: 1 P: 7	R: 1 E: 2 K: 1 S: 8	H: 1 LOB: 2 BB: 0 P: 8	R: 0 E: 0 K: 1 S: 5	H: 0 LOB: 0 BB: 0 P: 5	R: 0 E: 0 K: 1 S: 5	H: 0 LOB: 0 BB: 0 P: 5	1B: 4 2B: 1 3B: 0 HR: 1	SF: 0 SAC: 0 DP: 1 HBP: 0	WP: 0 PB: 0 SB: 1 CS: 0	PA: 35
<b>PITCHER</b> Dave Roberts, L (1, 1) ERA: 3.34	IP: 9.0 WLS: W BF: 35 H: 6 R: 2 ER: 1 SO: 7 BB: 1 IBB: 0 HBP: 0 BLK: 0 WP: 0 HR: 1 S: 48 P: 52 ERA: 1.00 WHIP: 0.778											<b>PITCHER</b>	IP: 9.0 WLS: W BF: 35 H: 6 R: 2 ER: 1 SO: 7 BB: 1 IBB: 0 HBP: 0 BLK: 0 WP: 0 HR: 1 S: 48 P: 52 ERA: 1.00 WHIP: 0.778									

**Montreal Expos @ Houston Astros**  
 Astrodome, Houston, TX  
 Fri May 23 1975, 8:05 PM EDT  
 Att. 9,143 - Unknown

livebaseballscorecards.com

AB	34
R	2
H	6
RBI	1
BB	1
SO	7
LOB	15





Batter	1	2	3	4	5	6	7	8	9	AB	R	H	RBI	BB	SO	LOB
Greg Gross, L (1, 7) OBP: 0.327, SLG: 0.320	0-0 3B 1B	0-0 6-3			0-0 1B 3B	0-0 5-3 2-3 3-H				4	2	2	0	0	0	3
Roger Metzger, S (1, 6) OBP: 0.357, SLG: 0.381	0-0 1-H SF7 3B		0-0 L3 1B		0-0 G3		0-0 G6-3 1B			4	1	3	1	0	0	1
Cesar Cedeno, R (1, 8) OBP: 0.346, SLG: 0.359	0-0 SF7		0-0 L3		4-0 1B SF7 BB		0-3 K			2	1	0	1	1	1	2
Bob Watson, R (1, 3) OBP: 0.383, SLG: 0.586	0-0 3-H F8		0-0 F9		0-0 1B		0-0 G6-3			4	0	1	1	0	0	1
Jose Cruz, L (1, 9) OBP: 0.364, SLG: 0.373	0-0 1B			0-0 3-1	0-0 SF7		0-0 F7			2	0	1	0	0	0	0
Enos Cabell, R (5, PH) OBP: 0.337, SLG: 0.372										1	0	0	1	0	0	0
Milt May, L (1, 2) OBP: 0.289, SLG: 0.300	0-0 4-3		0-0 E5 BB		0-0 F5		0-0 F9			4	0	0	0	0	0	2
Ken Boswell, L (1, 5) OBP: 0.423, SLG: 0.395		0-0 1-3 4-3 1B		4-0 1-2 BB		0-0 1B CS 2B		0-0 1B		3	0	3	0	1	0	0
Rob Andrews, R (1, 4) OBP: 0.298, SLG: 0.271		0-0 4-3		0-0 F3		0-0 CS SH1-4 1B		0-0 1B		4	0	2	0	0	0	3
Dave Roberts, L (1, 1) OBP: 0.063, SLG: 0.063		0-0 1-3		0-3 K		0-0 SH1-4		0-0 6-3		3	0	0	0	0	1	5


Inning Stats	R: 2	H: 3	E: 0	K: 0	S: 6	H: 3	LOB: 1	BB: 0	P: 6	R: 0	H: 1	E: 0	K: 0	S: 4	H: 1	LOB: 0	BB: 0	P: 3	R: 0	H: 0	E: 1	K: 1	S: 6	H: 0	LOB: 2	BB: 1	P: 10	R: 2	H: 2	E: 0	K: 0	S: 5	H: 2	LOB: 1	BB: 0	P: 4	R: 0	H: 1	E: 0	K: 1	S: 5	H: 2	LOB: 0	BB: 0	P: 5	R: 0	H: 2	E: 0	K: 0	S: 5	H: 2	LOB: 2	BB: 0	P: 5
--------------	------	------	------	------	------	------	--------	-------	------	------	------	------	------	------	------	--------	-------	------	------	------	------	------	------	------	--------	-------	-------	------	------	------	------	------	------	--------	-------	------	------	------	------	------	------	------	--------	-------	------	------	------	------	------	------	------	--------	-------	------

PITCHER	IP	WLS	BF	H	R	ER	SO	BB	IBB	HBP	BLK	WP	HR	S	P	ERA	WHIP
Dennis Blair, R (1, 1) ERA: 3.23	4.1	L	22	7	4	4	1	2	0	0	0	0	0	22	30	8.31	2.077
Dan Warthen, L (5, 1) ERA:	1.2		6	2	0	0	0	0	0	0	0	0	0	6	6	0.00	1.200
Donald DeMola, R (7, 1) ERA: 3.45	2.0		8	3	0	0	1	0	0	0	0	0	0	10	10	0.00	1.500

**BOTTOM**

**Montreal Expos @ Houston Astros**  
Astrodome, Houston, TX  
Fri May 23 1975, 8:05 PM EDT  
Att. 9,143 - Unknown

AB	31
R	4
H	12
RBI	4
BB	2
SO	2
LOB	17



WP	HR	S	P	ERA	WHIP
1B: 9	SF: 2	WP: 0	PA: 36		
2B: 2	SAC: 1	PB: 0			
3B: 2	DP: 2	SB: 0			
HR: 0	HBP: 0	CS: 2			

Batter	1	2	3	4	5	6	7	8	9	AB R H RBI BB SO LOB	TOP	
Larry Lintz, S OBP: 0.306, SLG: 0.206 (1, 4) X	0-0 4-3		0-0 CS 1B			0-0 CS 1B		0-0 F4		4 0 2 0 0 0 1		
Rich Coggins, L OBP: 0.250, SLG: 0.250 (1, 7) X	0-0 F8		0-3 K			0-0 F7		0-0 FC6-4 1B		4 0 1 0 0 1 2		
Pepe Mangual, R OBP: 0.377, SLG: 0.397 (1, 8) X	0-0 HR			4-0 CS BB		0-0 6-3		0-0 FC6-4 1B BB SF8		3 2 1 1 1 0 1		
Mike Jorgensen, L OBP: 0.338, SLG: 0.357 (1, 3) S S S	0-3 K			0-0 F9		0-0 4-3		4-0 1B BB		3 0 0 0 1 1 1		
Larry Bittner, L OBP: 0.431, SLG: 0.532 (1, 9) X		0-0 4-3		0-3 K		0-0 1B		0-0 FC6-4 1B		4 0 2 0 0 1 1		
Gary Carter, R OBP: 0.331, SLG: 0.476 (1, 2) X		0-0 E5 6-3		0-0 6-3		0-0 F7		0-0 SF8		3 0 0 1 0 0 1		
Tim Foli, R OBP: 0.306, SLG: 0.276 (1, 6) X		0-0 6-3		0-0 6-3				0-0 4-3	0-0 FC6-4	4 0 0 0 0 0 3		
Larry Parrish, R OBP: 0.295, SLG: 0.417 (1, 5) X		0-0 F7		0-0 6-3				0-0 1B		3 0 1 0 0 0 1		
Steve Rogers, R OBP: 0.263, SLG: 0.176 (1, 1) X			0-0 G3			0-0 F9		0-3 K		3 0 0 0 0 1 1		
<b>Inning Stats</b>	R: 1 E: 0 K: 1 S: 6 H: 1 LOB: 0 BB: 0 P: 6	R: 0 E: 1 K: 0 S: 4 H: 0 LOB: 1 BB: 0 P: 4	R: 0 E: 0 K: 1 S: 5 H: 1 LOB: 0 BB: 0 P: 5	R: 0 E: 0 K: 1 S: 4 H: 0 LOB: 0 BB: 1 P: 8	R: 0 E: 0 K: 0 S: 3 H: 0 LOB: 0 BB: 0 P: 3	R: 0 E: 0 K: 0 S: 3 H: 1 LOB: 0 BB: 0 P: 3	R: 0 E: 0 K: 0 S: 4 H: 1 LOB: 1 BB: 0 P: 4	R: 0 E: 0 K: 1 S: 6 H: 1 LOB: 1 BB: 0 P: 6	R: 1 E: 0 K: 0 S: 5 H: 2 LOB: 2 BB: 1 P: 9	1B: 6 2B: 0 3B: 0 HR: 1 SF: 1 SAC: 0 DP: 0 HBP: 0	WP: 0 PB: 0 SB: 0 CS: 3 PA: 34	
<b>PITCHER</b> Doug Konieczny, R ERA: 4.2 Joe Niekro, R ERA: 5.23	IP WLS BF H R ER SO BB IBB HBP BLK WP HR S P ERA WHIP											<b>PITCHER</b> IP WLS BF H R ER SO BB IBB HBP BLK WP HR S P ERA WHIP
	8.1 L 32 7 2 2 4 2 0 0 0 0 0 1 38 46 2.16 1.080											
	(9, 1) 0.2 2 0 0 0 0 0 0 0 0 0 0 0 2 2 0.00 0.000											

**Montreal Expos @ Houston Astros**  
 Astrodome, Houston, TX  
 Sat May 24 1975, 8:05 PM EDT  
 Att. 15,208 - Dome

livebaseballscorecards.com

<b>AB</b>	31
<b>R</b>	2
<b>H</b>	7
<b>RBI</b>	2
<b>BB</b>	2
<b>SO</b>	4
<b>LOB</b>	12







Batter	1	2	3	4	5	6	7	8	9	10	11	12	AB	R	H	RBI	BB	SO	LOB	TOP		
Larry Lintz, S OBP: 0.321, SLG: 0.209 (1, 4)	0-0 G3	4-0 2B BB		0-0 6-3		4-0 BB BB BB 1-2 2-3 BB			0-0 F9			0-0 E7 1B	4	2	1	0	2	0	0			
Rich Coggins, L OBP: 0.444, SLG: 0.778 Chuck Taylor, R (9, 1)	0-0	0-0		0-3 K		0-0 L8			0-0			0-0 6-3	5	1	3	2	0	1	3			
Jose Morales, R OBP: 0.471, SLG: 0.800 Donald DeMola, R (12, 1)	0-0	1-H 2-H HR										0-0 6-3	0	0	0	0	0	0	0			
Dan Warthen, S (12, 1)	0-0	3B										0-0 6-3	1	0	0	0	0	0	0			
Pepe Mangual, R OBP: 0.375, SLG: 0.412 (1, 8)	0-3 K	0-0 2-H HR				0-0 6-3			0-0 F9			4-0 1B BB	5	1	1	2	1	1	2			
Mike Jorgensen, L OBP: 0.331, SLG: 0.347 (1, 3)	0-0 F7	0-0 4-3				0-0 4-3			0-0 6-3			0-0 F9	6	0	1	1	0	0	1			
Larry Bittner, L OBP: 0.404, SLG: 0.491 (9, 7)		0-0 SH1-4 1B		0-0 F8		0-0 F7			0-0 6-3			0-0 F9	6	1	1	0	0	0	2			
Gary Carter, R OBP: 0.328, SLG: 0.467 (1, 2)		0-0 SH1-4 1-2		0-0 FC5-4 1B		0-0 F4			0-0 5-3			0-3 K	4	0	1	0	0	1	0			
Tim Foli, R OBP: 0.296, SLG: 0.266 (1, 6)		0-0 F7		0-0 FC5-4 S		0-0 5-3			0-3 K			0-0 4-3	5	0	0	0	0	1	2			
Larry Parrish, R OBP: 0.299, SLG: 0.416 (1, 5)		0-0 2-H 1B		0-0 F8		0-0 BB BB 1B			0-0 6-3			0-0 F3	5	1	2	1	0	0	1			
Dave McNally, R OBP: 0.400, SLG: 0.167 John Montague, R (8, 1)		0-0 2-H BB 1B		0-3 K		4-0 BB BB 1-2 BB			0-0 F7			0-3 K	2	1	1	1	1	1	0			
Pat Scanlon, L OBP: 0.407, SLG: 0.455 Barry Foote, R OBP: 0.205, SLG: 0.219 (9, 2)													0	0	0	0	0	0	0			
													1	0	0	0	0	0	0			
													1	0	0	0	0	1	0			
<b>Inning Stats</b>	R: 0 E: 0 K: 1 S: 6	H: 1 LOB: 1 BB: 0 P: 6	R: 6 E: 0 K: 0 S: 8	H: 5 LOB: 0 BB: 1 P: 12	R: 0 E: 0 K: 0 S: 4	H: 1 LOB: 1 BB: 0 P: 4	R: 0 E: 0 K: 2 S: 7	H: 0 LOB: 0 BB: 0 P: 7	R: 0 E: 0 K: 0 S: 3	H: 0 LOB: 0 BB: 0 P: 3	R: 0 E: 0 K: 1 S: 5	H: 0 LOB: 0 BB: 0 P: 5	R: 0 E: 0 K: 1 S: 5	H: 0 LOB: 0 BB: 0 P: 5	R: 0 E: 0 K: 1 S: 5	H: 0 LOB: 0 BB: 0 P: 5	R: 1 E: 1 K: 0 S: 4	H: 2 LOB: 1 BB: 1 P: 8	1B: 8 2B: 1 3B: 1 HR: 1	SF: 0 SAC: 1 DP: 1 HBP: 0	WP: 0 PB: 1 SB: 1 CS: 0	PA: 50
<b>PITCHER</b>	IP WLS BF H R ER SO BB IBB HBP BLK WP HR S P ERA WHIP																					
Tom Griffin, R ERA: 6.32 (1, 1)	1.2																					
Jim Crawford, L ERA: 2.25 (2, 1)	2.1	8	1	0	0	2	0	0	0	0	0	0										
Ken Forsch, R ERA: 2.89 (5, 1)	2.0	9	1	0	0	0	2	0	0	0	0	0										
Wayne Granger, R ERA: 0.84 (7, 1)	2.0	6	0	0	0	1	0	0	0	0	0	0										
Joe Niekro, R ERA: 4.4 (9, 1)	4.0	W 15	3	1	1	2	1	0	0	0	0	0										

**Montreal Expos @ Houston Astros**  
Astrodome, Houston, TX  
Sun May 25 1975, 4:33 AM EDT  
Att: 10,459 - Dome

livebaseballscorecards.com

AB	45
R	7
H	11
RBI	7
BB	4
SO	6
LOB	12





Batter	1	2	3	4	5	6	7	8	9	10	11	12	AB	R	H	RBI	BB	SO	LOB
<b>Greg Gross, L</b> (1, 7) X OBP: 0.336, SLG: 0.349 <b>Joe Niekro, R</b> (9, 1) OBP: 0.667, SLG: 0.500	0-0 6-3 1B	0-3 K		0-0 F9			0-0 1-3	0-0 1-2 2-H 1B			0-3 K		5 1	0 0	2 0	1 0	0 0	1 1	2 0
<b>Roger Metzger, S</b> (1, 6) X OBP: 0.360, SLG: 0.374	0-0 6-3 1-2		4-0 FC6-4 BB		0-0 F9		4-0 BB	0-0 3-1			0-0 G4-3 1B		4 6	0 1	1 2	0 0	2 0	0 3	3
<b>Cesar Cedeno, R</b> (1, 8) X OBP: 0.338, SLG: 0.373	0-0 CS 5-2 2B		0-0 F6		0-0 F5		0-0 F9				0-0 G4-3 1-2f		6 5	1 1	2 1	1 0	0 0	0 3	3
<b>Bob Watson, R</b> (1, 3) B OBP: 0.377, SLG: 0.564	4-0 BB		0-0 FC6-4 2B	1-2f	0-0 1B 1B		0-0 F9		0-3 K			0-0 F9	5 6	1 3	1 5	0 1	0 1	1 1	2 0
<b>Doug Rader, R</b> (1, 5) X OBP: 0.345, SLG: 0.384	0-0 5-2 2-H	0-0 1B 2B	0-0 1-H 2B		1-2 1B			0-0 BB SF9 1B	0-3 K			0-0 2B 2B	6 5	3 2	5 2	1 2	0 1	0 3	0 3
<b>Enos Cabell, R</b> (1, 9) X OBP: 0.348, SLG: 0.386 (9, 7)		0-0 2-H 1B	0-3 K		0-3 K			4-0 1-2 2-3 1B BB	0-3 K			0-0 2B 1B	5 3	2 0	2 1	2 1	1 1	3 0	3 0
<b>Skip Jutze, R</b> (1, 2) X OBP: 0.136, SLG: 0.136 <b>Milt May, L</b> (8, PH) OBP: 0.291, SLG: 0.296 (9, 2)		0-0 F9		0-0 FC6-4 1B		0-0 6-3		4-0 1-2 2-3 1B BB		0-0 L7		0-0 2B 1B	3 2	0 0	1 1	0 1	0 0	0 0	1 0
<b>Rob Andrews, R</b> (1, 4) X OBP: 0.294, SLG: 0.268 <b>Jose Cruz, L</b> (8, PH) OBP: 0.363, SLG: 0.369 (9, 9)		0-0 2-H 2B 1B	0-0 F8		0-0 F7		0-0 SF9			0-0 G5-4-3 1B		0-0 1B	3 1	0 0	1 1	0 0	0 0	0 0	1 0
<b>Tom Griffin, R</b> (1, 1) <b>Jim Crawford, L</b> (2, 1) <b>Tommy Helms, R</b> (4, PH) <b>Ken Forsch, R</b> (5, 1) <b>Wilbur Howard, S</b> (6, PH) <b>Wayne Granger, R</b> (7, 1) <b>Cliff Johnson, R</b> (8, PH) <b>Larry Milbourne, S</b> (9, 4)		0-0 2-H 2B	0-0 FC6-4	1-2f	0-0 4-3		0-0 K			0-0 G5-4-3		0-0 1-2f	0 1 0 0 0 0 1 1	0 0 0 0 0 0 0 0	0 0 0 0 0 0 0 0	0 0 0 0 0 0 0 0	0 0 0 0 0 0 0 0	0 0 0 0 0 0 0 0	0 0 0 0 0 0 0 0


Inning Stats	R: 0	H: 2	E: 0	LOB: 2	K: 0	P: 7	R: 2	H: 4	E: 0	LOB: 1	K: 1	P: 8	R: 1	H: 1	E: 0	LOB: 1	K: 1	P: 10	R: 0	H: 1	E: 0	LOB: 1	K: 0	P: 4	R: 0	H: 0	E: 0	LOB: 0	K: 0	P: 3	R: 2	H: 2	E: 0	LOB: 2	K: 1	P: 15	R: 1	H: 1	E: 0	LOB: 0	K: 3	P: 10	R: 0	H: 1	E: 0	LOB: 0	K: 0	P: 3	R: 0	H: 1	E: 0	LOB: 0	K: 1	P: 5	R: 2	H: 3	E: 0	LOB: 1	K: 0	P: 4	1B: 11	SF: 1	WP: 0	PA: 52
--------------	------	------	------	--------	------	------	------	------	------	--------	------	------	------	------	------	--------	------	-------	------	------	------	--------	------	------	------	------	------	--------	------	------	------	------	------	--------	------	-------	------	------	------	--------	------	-------	------	------	------	--------	------	------	------	------	------	--------	------	------	------	------	------	--------	------	------	--------	-------	-------	--------

PITCHER	IP	WLS	BF	H	R	ER	SO	BB	IBB	HBP	BLK	WP	HR	S	P	ERA	WHIP
<b>Dave McNally, L</b> (1, 1) ERA: 5.16	7.0		34	11	5	5	3	4	0	0	0	0	0	35	51	6.43	2.143
<b>John Montague, R</b> (8, 1) ERA: 3.78	1.0		5	1	0	0	1	1	0	0	0	0	0	6	10	0.00	2.000
<b>Chuck Taylor, R</b> (9, 1) ERA: 3.63	3.0		10	3	1	1	4	0	0	0	0	0	1	18	18	3.00	1.000
<b>Donald DeMola, R</b> (12, 1) ERA: 4.5	0.1	L	3	2	2	2	0	0	0	0	0	0	0	3	3	54.00	6.000
<b>Dan Warthen, L</b> (12, 1) ERA:	0.0		1	1	0	0	0	0	0	0	0	0	0	1	1	∞	∞

**Montreal Expos @ Houston Astros**  
 Astrodome, Houston, TX  
 Sun May 25 1975, 4:33 AM EDT  
 Att: 10,459 - Dome

livebaseballscorecards.com

AB	46
R	8
H	18
RBI	8
BB	5
SO	8
LOB	19



Batter	1	2	3	4	5	6	7	8	9	AB R H RBI BB SO LOB	TOP	
Greg Gross, L (1, 7) OBP: 0.339, SLG: 0.345	4-0 5-3 SH3-4 BB		0-0 1B BB 1B		0-0 4-3		0-3 K		0-0 L8	4 1 1 0 1 1 1		
Roger Metzger, S (1, 6) OBP: 0.363, SLG: 0.370	0-0 SH3-4 1-2		4-0 1B BB 1-2		0-0 1-3			4-0 1B BB 1B	0-0 4-3	2 1 0 0 2 0 1		
Cesar Cedeno, R (1, 8) OBP: 0.337, SLG: 0.370	0-0 5-3 2-3		0-0 F9		0-0 F9			0-0 1B BB 1-2		4 0 1 0 0 0 3		
Bob Watson, R (1, 3) OBP: 0.374, SLG: 0.556	0-3 K		0-0 1-3 2-H 1B			0-3 K		0-0 F8		4 0 1 1 0 2 3		
Jose Cruz, L (1, 9) OBP: 0.366, SLG: 0.364		4-0 1-4-3 BB	0-0 4-3		4-0 BB			0-0 F7		2 0 0 0 2 0 4		
Milt May, L (1, 2) OBP: 0.289, SLG: 0.295		0-0 F8		0-0 1-3		0-0 F8		0-0 1-2 2-H 1B		4 0 1 1 0 0 2		
Doug Rader, R (1, 5) OBP: 0.342, SLG: 0.380		0-0 1-4-3 1-2		0-0 1B		0-0 F7		0-3 K		4 0 1 0 0 1 4		
Rob Andrews, R (1, 4) OBP: 0.285, SLG: 0.259		0-0 F8		0-0 F9			0-0 5-3		0-0 F9	4 0 0 0 0 0 2		
J.R. Richard, R (1, 1) Wayne Granger, R (5, 1) Ken Boswell, L (7, PH) Fred Scherman, L (7, 1) Jim Crawford, L (7, 1) Tommy Helms, R (8, PH)			0-0 F9		0-0 F9		0-0 F7		4-0 BB	2 0 0 0 0 0 1 0 0 0 0 0 0 0 1 0 1 0 0		
<b>Inning Stats</b>	R: 0 H: 0 E: 0 LOB: 1 K: 1 BB: 1 S: 5 P: 9	R: 0 H: 0 E: 0 LOB: 1 K: 0 BB: 1 S: 3 P: 7	R: 1 H: 2 E: 0 LOB: 2 K: 0 BB: 1 S: 5 P: 9	R: 0 H: 1 E: 0 LOB: 1 K: 0 BB: 0 S: 4 P: 4	R: 0 H: 0 E: 0 LOB: 0 K: 0 BB: 0 S: 3 P: 3	R: 0 H: 0 E: 0 LOB: 1 K: 1 BB: 1 S: 5 P: 9	R: 0 H: 0 E: 0 LOB: 0 K: 1 BB: 0 S: 5 P: 5	R: 1 H: 2 E: 0 LOB: 2 K: 1 BB: 1 S: 7 P: 11	R: 0 H: 0 E: 0 LOB: 1 K: 0 BB: 1 S: 3 P: 7	1B: 5 SF: 0 2B: 0 SAC: 1 3B: 0 DP: 0 HR: 0 HBP: 0	WP: 0 PA: 38 PB: 0 SB: 0 CS: 0	
<b>PITCHER</b> Bruce Kison, R (1, 1) ERA: 2.58	IP WLS BF H R ER SO BB IBB HBP BLK WP HR S P ERA WHIP	9.0 W 38 5 2 2 4 6 0 0 0 0 0 0 40 64 2.00 1.222										

Houston Astros @ Pittsburgh Pirates  
 Three Rivers Stadium, Pittsburgh, PA  
 Mon May 26 1975, 7:05 PM EDT  
 Att. 11,126 - Unknown

livebaseballscorecards.com

AB	31
R	2
H	5
RBI	2
BB	6
SO	4
LOB	21





Batter	1	2	3	4	5	6	7	8	9	AB	R	H	RBI	BB	SO	LOB
Frank Taveras, R (1, 6) OBP: 0.226, SLG: 0.209	0-3 K		4-0 S 1B BB		4-0 BB 3B BB	0-0 F9	0-0 G3			3	2	0	0	2	1	3
Rennie Stennett, R (1, 4) OBP: 0.323, SLG: 0.367	0-0 6-3		0-0 F8		4-0 BB 3B BB	0-0 F9	0-0 F7			4	1	0	0	1	0	4
Willie Stargell, L (1, 3) OBP: 0.315, SLG: 0.493	0-3 K		0-3 K		0-0 1-H 2-H 2B 3B		0-0 HR	0-0 FC6 1B		5	2	3	3	0	2	1
Dave Parker, L (1, 9) OBP: 0.361, SLG: 0.512		0-3 K	0-0 BLK 1B		0-0 F7		4-0 BB 1B BB	0-0 FC6 1B		4	1	2	1	1	1	1
Al Oliver, L (1, 8) OBP: 0.283, SLG: 0.442		0-0 WP 1B	0-3 K		0-0 2B		4-0 1B BB	0-0 FC6		4	2	2	1	1	1	3
Manny Sanguillen, R (1, 2) OBP: 0.419, SLG: 0.454		0-0 F3		0-0 G5-4-3 1B	0-0 2-3		0-0 1B 1B	0-0 F7		5	1	2	1	0	0	4
Bill Robinson, R (1, 7) OBP: 0.322, SLG: 0.474		0-0 S 1B		0-0 G5-4-3		0-0 SH 3B	0-0 G3 1B	0-0 F8		5	1	3	2	0	0	3
Art Howe, R (1, 5) OBP: 0.256, SLG: 0.184		4-0 BB		0-0 6-3		0-0 5-3	0-0 G3 1B			3	0	1	1	1	0	1
Bruce Kison, R (1, 1) OBP: 0.182, SLG: 0.100		0-3 K			0-0 6-3	0-0 SH	0-3 K			3	0	0	1	0	2	4

Inning Stats	R: 0	H: 0	E: 0	K: 2	S: 7	LOB: 0	BB: 0	P: 7	R: 1	H: 2	E: 0	K: 2	S: 9	LOB: 2	BB: 1	P: 13	R: 1	H: 1	E: 0	K: 2	S: 8	LOB: 1	BB: 1	P: 12	R: 0	H: 1	E: 0	K: 0	S: 3	LOB: 0	BB: 0	P: 3	R: 3	H: 2	E: 0	K: 0	S: 5	LOB: 1	BB: 2	P: 13	R: 1	H: 1	E: 1	K: 0	S: 5	LOB: 1	BB: 0	P: 5	R: 4	H: 4	E: 0	K: 1	S: 9	LOB: 2	BB: 2	P: 17	R: 0	H: 2	E: 0	K: 0	S: 5	LOB: 2	BB: 0	P: 5
1B: 9	SF: 0	2B: 1	SAC: 1	3B: 2	DP: 1	HR: 1	HBP: 0	WP: 1	PA: 43	PB: 0	SB: 2	CS: 0																																																				

**BOTTOM**

**Houston Astros @ Pittsburgh Pirates**  
 Three Rivers Stadium, Pittsburgh, PA  
 Mon May 26 1975, 7:05 PM EDT  
 Att. 11,126 - Unknown

AB	36
R	10
H	13
RBI	10
BB	6
SO	7
LOB	24



PITCHER	IP	WLS	BF	H	R	ER	SO	BB	IBB	HBP	BLK	WP	HR	S	P	ERA	WHIP
J.R. Richard, R (1, 1) ERA: 5.28	4.2	L	23	6	5	5	6	4	0	0	1	1	0	31	47	9.64	2.143
Wayne Granger, R (5, 1) ERA: 1.19	1.1		6	1	1	1	0	0	0	0	0	0	0	6	6	6.75	0.750
Fred Scherman, L (7, 1) ERA: 4.91	0.0		5	3	4	4	0	2	0	0	0	0	1	3	11	∞	∞
Jim Crawford, L (7, 1) ERA: 2.08	2.0		9	3	0	0	1	0	0	0	0	0	0	11	11	0.00	1.500





Batter	1	2	3	4	5	6	7	8	9	AB	R	H	RBI	BB	SO	LOB
Frank Taveras, R (1, 6) OBP: 0.219, SLG: 0.202 Richie Zisk, R (7, PH) OBP: 0.318, SLG: 0.282 Mario Mendoza, R (8, 6) OBP: 0.174, SLG: 0.174 Richie Hebner, L (9, PH) OBP: 0.344, SLG: 0.365	0-0 4-3 ①		0-0 4-3 ②		0-0 F9 ①		0-3 K ②		4-0 FC1-5 BB	3	0	0	0	0	0	1
Rennie Stennett, R (1, 4) OBP: 0.325, SLG: 0.371	0-0 5-3 ②		0-0 1B 2B		0-0 5-3 ②		4-0 BB BB BB BB		0-0 FC1-5 FC4	4	2	1	1	1	0	2
Willie Stargell, L (1, 3) OBP: 0.318, SLG: 0.489	0-0 4-1 ③		0-0 1B		0-3 K ③		0-0 F2		0-0 E7 G3 1B 1B	5	1	2	2	0	1	2
Dave Parker, L (1, 9) OBP: 0.348, SLG: 0.492		0-0 F7 ①	0-0 L8 ③		0-0 1-3 ①		0-0 F6		0-0 FC4 1B G3	5	0	0	1	0	0	2
Al Oliver, L (1, 8) OBP: 0.287, SLG: 0.459		0-0 4-3 ②		0-0 1B S 1B		0-0 L8 ②		0-0 HR	0-0 G3 ②	5	1	2	1	0	0	2
Manny Sanguillen, R (1, 2) OBP: 0.431, SLG: 0.459		0-0 1B		0-3 K ①		0-0 1B		4-0 PB BB	4-0 1B IBB	3	0	2	0	2	1	1
Bill Robinson, R (1, 7) OBP: 0.313, SLG: 0.452		0-3 K ③		0-3 K ②		0-3 K ③		0-0 F9 ②	0-0 1B ②	5	0	1	1	0	3	4
Art Howe, R (1, 5) OBP: 0.298, SLG: 0.220			4-0 SH1 2B BB		0-0 S 1B		0-0 BB 1B		0-3 K ③	3	1	2	0	1	1	1
Jim Rooker, R (1, 1) Ed Kirkpatrick, L (7, PH) OBP: 0.292, SLG: 0.350 Larry Demery, R (8, 1) Paul Popovich, S (9, PH) OBP: 0.250, SLG: 0.190			0-0 SH1 ①		0-3 K ③		0-0 F8 ①		4-0 FC1-5 BB BB	1	0	0	0	0	1	2
			0-0 1-2		0-0 1-2					1	0	0	0	0	0	1
										0	0	0	0	0	0	0
										0	0	0	0	1	0	0

Inning Stats	R: 0	H: 0	E: 0	K: 0	S: 3	R: 0	H: 1	E: 0	K: 1	S: 6	R: 2	H: 2	E: 0	K: 0	S: 5	R: 0	H: 2	E: 0	K: 3	S: 11	R: 0	H: 1	E: 0	K: 1	S: 6	R: 0	H: 1	E: 0	K: 1	S: 6	R: 1	H: 1	E: 0	K: 1	S: 6	R: 3	H: 2	E: 1	K: 0	S: 5	1B: 8	2B: 1	3B: 0	HR: 1	SF: 0	SAC: 1	DP: 0	HBP: 0	WP: 0	PB: 1	SB: 2	CS: 0	PA: 43
--------------	------	------	------	------	------	------	------	------	------	------	------	------	------	------	------	------	------	------	------	-------	------	------	------	------	------	------	------	------	------	------	------	------	------	------	------	------	------	------	------	------	-------	-------	-------	-------	-------	--------	-------	--------	-------	-------	-------	-------	--------

PITCHER	IP	WLS	BF	H	R	ER	SO	BB	IBB	HBP	BLK	WP	HR	S	P	ERA	WHIP
Larry Dierker, R (1, 1) ERA: 3.73	7.1		33	8	3	3	7	3	0	0	0	0	1	44	56	3.68	1.500
Joe Niekro, R (8, 1) ERA: 5.87	1.0	L	6	1	3	3	1	2	0	0	0	0	0	6	14	27.00	3.000
Jim Crawford, L (9, 1) ERA: 2.05	0.1		2	0	0	0	0	0	0	0	0	0	0	2	2	0.00	0.000
Ken Forsch, R (9, 1) ERA: 2.89	0.0		2	1	0	0	0	0	1	0	0	0	0	1	5	∞	∞

**BOTTOM**

**Houston Astros @ Pittsburgh Pirates**  
 Three Rivers Stadium, Pittsburgh, PA  
 Tue May 27 1975, 7:05 PM EDT  
 Att. 7,003 - Unknown

AB	36
R	6
H	10
RBI	6
BB	6
SO	8
LOB	19



PITCHER	IP	WLS	BF	H	R	ER	SO	BB	IBB	HBP	BLK	WP	HR	S	P	ERA	WHIP
---------	----	-----	----	---	---	----	----	----	-----	-----	-----	----	----	---	---	-----	------

Batter	1	2	3	4	5	6	7	8	9	AB R H RBI BB SO LOB	TOP	
<b>Greg Gross, L</b> (1, 7) <small>OBP: 0.346, SLG: 0.352</small>	0-0 		0-0 			0-0 		0-0 		4 0 3 0 0 0 1	<b>Houston Astros @ Pittsburgh Pirates</b> Three Rivers Stadium, Pittsburgh, PA Wed May 28 1975, 7:05 PM EDT Att. 7,601 - Unknown	
<b>Roger Metzger, S</b> (1, 6) <small>OBP: 0.356, SLG: 0.370</small>	0-0 		0-3 			0-0 		0-0 		4 0 0 0 0 1 4		
<b>Cesar Cedeno, R</b> (1, 8) <small>OBP: 0.336, SLG: 0.381</small>	1-0 			0-0 		0-0 		0-0 		3 0 1 0 0 0 1		
<b>Bob Watson, R</b> (1, 3) <small>OBP: 0.368, SLG: 0.540</small>	0-0 			0-0 		0-0 		0-0 		4 0 0 0 0 0 4		
<b>Doug Rader, R</b> (1, 5) <small>OBP: 0.351, SLG: 0.385</small>		0-0 		0-0 			0-0 		0-0 			4 0 1 0 0 0 0
<b>Enos Cabell, R</b> (1, 9) <small>OBP: 0.350, SLG: 0.396</small>		0-0 			0-0 		0-0 		0-0 			4 0 1 0 0 0 1
<b>Skip Jutze, R</b> (1, 2) <small>OBP: 0.167, SLG: 0.167</small>		0-0 			0-0 		0-0 		0-0 			4 0 2 0 0 0 1
<b>Rob Andrews, R</b> (1, 4) <small>OBP: 0.287, SLG: 0.256</small> <b>Tommy Helms, R</b> (7, PH) <small>OBP: 0.310, SLG: 0.250</small> (7, 4)			0-0 		0-0 		0-0 		0-0 			2 0 0 0 0 0 1 2 0 0 0 0 0 2
<b>Dave Roberts, L</b> (1, 1) <small>OBP: 0.056, SLG: 0.056</small> <b>Wilbur Howard, S</b> (8, PH) <small>OBP: 0.308, SLG: 0.320</small> <b>Wayne Granger, R</b> (8, 1)			0-0 		0-0 			0-0 		2 0 0 0 0 0 1 1 0 1 0 0 0 0 0 0 0 0 0 0 0		
<b>Inning Stats</b>	R: 0 H: 1 E: 0 LOB: 1 K: 0 BB: 0 S: 3 P: 4	R: 0 H: 0 E: 0 LOB: 0 K: 0 BB: 0 S: 3 P: 3	R: 0 H: 1 E: 0 LOB: 1 K: 1 BB: 0 S: 6 P: 6	R: 0 H: 0 E: 0 LOB: 0 K: 0 BB: 0 S: 3 P: 3	R: 0 H: 1 E: 0 LOB: 1 K: 0 BB: 0 S: 4 P: 4	R: 0 H: 1 E: 0 LOB: 1 K: 0 BB: 0 S: 4 P: 4	R: 0 H: 2 E: 0 LOB: 1 K: 0 BB: 0 S: 4 P: 4	R: 0 H: 2 E: 0 LOB: 2 K: 0 BB: 0 S: 5 P: 5	R: 0 H: 1 E: 0 LOB: 1 K: 0 BB: 0 S: 4 P: 4	1B: 8 SF: 0 2B: 1 SAC: 0 3B: 0 DP: 2 HR: 0 HBP: 1		WP: 0 PA: 35 PB: 0 SB: 1 CS: 0
<b>PITCHER</b> <b>Ken Brett, L</b> (1, 1) <small>ERA: 2.57</small>	IP 9.0 WLS W BF 35 H 9 R 0 ER 0 SO 1 BB 0 IBB 0 HBP 1 BLK 0 WP 0 HR 0 S 36 P 37 ERA 0.00 WHIP 1.000											

livebaseballscorecards.com

<b>AB</b>	34
<b>R</b>	0
<b>H</b>	9
<b>RBI</b>	0
<b>BB</b>	0
<b>SO</b>	1
<b>LOB</b>	16





Batter	1	2	3	4	5	6	7	8	9
Frank Taveras, R (1, 6) OBP: 0.210, SLG: 0.194	0-0 F7		0-0 4-3			0-0 B4-3		0-0 1-3	
Rennie Stennett, R (1, 4) OBP: 0.324, SLG: 0.368	0-0 F9		0-0 F9			0-0 1B WP SF9 1B		0-0 6-3	
Willie Stargell, L (1, 3) OBP: 0.325, SLG: 0.493	0-0 F8			0-0 FC6-4 1B		0-0 1-3 1B			
Bill Robinson, R (1, 7) OBP: 0.299, SLG: 0.438		0-3 K		0-0 F8		0-0 SF9			
Al Oliver, L (1, 8) OBP: 0.281, SLG: 0.451		0-0 4-3		0-0 F9		0-0 L8			
Manny Sanguillen, R (1, 2) OBP: 0.429, SLG: 0.452		4-0 HR BB		0-0 FC6-4 1-2f			0-0 F8		
Dave Parker, L (1, 9) OBP: 0.348, SLG: 0.511		0-0 1-H HR			0-3 K		0-0 G3		
Art Howe, R (1, 5) OBP: 0.280, SLG: 0.205		0-0 5-3			0-0 L4		0-0 5-3		
Ken Brett, L (1, 1) OBP: 0.316, SLG: 0.579			0-3 K			0-0 4-3		0-0 F7	

Inning Stats	R: 0	H: 0	E: 0	K: 0	S: 3	R: 2	H: 1	E: 0	K: 1	S: 6	R: 0	H: 0	E: 0	K: 1	S: 5	R: 0	H: 1	E: 0	K: 0	S: 4	R: 0	H: 0	E: 0	K: 1	S: 5	R: 1	H: 2	E: 0	K: 0	S: 5	R: 0	H: 0	E: 0	K: 0	S: 3	R: 0	H: 0	E: 0	K: 0	S: 3
	LOB: 0	BB: 0	P: 3	LOB: 0	BB: 1	LOB: 0	BB: 0	LOB: 1	BB: 0	P: 4	LOB: 0	BB: 0	LOB: 0	BB: 0	P: 5	LOB: 1	BB: 0	LOB: 0	BB: 0	P: 5	LOB: 0	BB: 0	LOB: 0	BB: 0	P: 3	LOB: 0	BB: 0	LOB: 0	BB: 0	P: 3	LOB: 0	BB: 0	LOB: 0	BB: 0	P: 3	LOB: 0	BB: 0	LOB: 0	BB: 0	P: 3

PITCHER	IP	WLS	BF	H	R	ER	SO	BB	IBB	HBP	BLK	WP	HR	S	P	ERA	WHIP
Dave Roberts, L (1, 1) ERA: 3.39	7.0	L	26	4	3	3	3	1	0	0	0	1	1	31	35	3.86	0.714
Wayne Granger, R (8, 1) ERA: 1.14	1.0		3	0	0	0	0	0	0	0	0	0	0	3	3	0.00	0.000

**BOTTOM**

**Houston Astros @ Pittsburgh Pirates**  
 Three Rivers Stadium, Pittsburgh, PA  
 Wed May 28 1975, 7:05 PM EDT  
 Att. 7,601 - Unknown

AB	R	H	RBI	BB	SO	LOB
4	0	0	0	0	0	0
4	1	1	0	0	0	0
3	0	2	0	0	0	0
2	0	0	1	0	1	1
3	0	0	0	0	0	2
2	1	0	0	1	0	1
3	1	1	2	0	1	0
3	0	0	0	0	0	0
3	0	0	0	0	1	0

<b>AB</b>	27
<b>R</b>	3
<b>H</b>	4
<b>RBI</b>	3
<b>BB</b>	1
<b>SO</b>	3
<b>LOB</b>	4



1B	2B	3B	HR	SF	SAC	DP	HBP	WP	HR	S	P	ERA	WHIP
3	0	0	1	1	0	0	0	1	1	3	3		
1	0	0	0	0	0	0	0	1	1	3	3		

Batter	1	2	3	4	5	6	7	8	9	AB R H RBI BB SO LOB	TOP									
Greg Gross, L (1, 7) OBP: 0.355, SLG: 0.357	0-0 SH1-3 2B 1B	4-0 BB		0-0 F7			0-0 2B 1B	0-0 E6 WP		4 2 2 0 1 0 0										
Roger Metzger, S (1, 6) OBP: 0.354, SLG: 0.364	0-0 SH1-3 1-2	0-0 4-3			0-0 4-3		4-0 2B BB	0-0 6-3		3 1 0 0 1 0 2										
Cesar Cedeno, R (1, 8) OBP: 0.342, SLG: 0.383	4-0 2B BB		0-0 CS 1B		0-0 G2		0-0 F3		0-0 G4-6-3 1B	4 0 2 0 1 0 2										
Milt May, L (1, 2) OBP: 0.293, SLG: 0.313	0-0 1-3 2-H 2B		0-0 F8 1-2		0-0 6-3		0-0 1B 2B		0-0 F9	5 1 2 3 0 0 2										
Enos Cabell, R (1, 3) OBP: 0.352, SLG: 0.406	0-3 K		0-0 1B 2B		0-0 4-3		0-0 1B 1B		0-0 G4-6-3 1-2f	5 1 2 1 0 1 3										
Jose Cruz, L (1, 9) OBP: 0.376, SLG: 0.370	4-0 IBB		0-0 2-H 1B		0-0 F8		0-0 FC6-4 1B			3 0 2 1 1 0 0										
Doug Rader, R (1, 5) OBP: 0.348, SLG: 0.381	0-3 K		0-3 K		0-0 FC6-4 1B		0-0 FC6-4 1-2f			4 0 1 0 0 2 6										
Rob Andrews, R (1, 4) OBP: 0.286, SLG: 0.250		0-0 P4		0-0 G3		0-0 FC6-4 1-2f		4-0 G2-4-3 BB		3 0 0 0 1 0 1										
Doug Konieczny, R (1, 1) OBP: 0.115, SLG: 0.154		0-3 K		0-0 5-3			0-0 F9	0-0 G2-4-3 1-2f		4 0 0 0 0 1 1										
<b>Inning Stats</b>	R: 1 E: 0 K: 2 S: 9	H: 2 LOB: 3 BB: 2 P: 17	R: 0 E: 0 K: 1 S: 5	H: 0 LOB: 1 BB: 1 P: 9	R: 1 E: 0 K: 1 S: 7	H: 3 LOB: 1 BB: 0 P: 7	R: 0 E: 0 K: 0 S: 3	H: 0 LOB: 0 BB: 0 P: 3	R: 0 E: 0 K: 0 S: 4	H: 1 LOB: 1 BB: 0 P: 4	R: 3 E: 0 K: 0 S: 7	H: 4 LOB: 2 BB: 1 P: 11	R: 0 E: 1 K: 0 S: 3	H: 0 LOB: 1 BB: 1 P: 7	R: 0 E: 0 K: 0 S: 3	H: 1 LOB: 0 BB: 0 P: 3	1B: 8 2B: 3 3B: 0 HR: 0	SF: 0 SAC: 1 DP: 2 HBP: 0	WP: 1 PB: 0 SB: 0 CS: 1	PA: 41
<b>PITCHER</b>	IP WLS BF H R ER SO BB IBB HBP BLK WP HR S P ERA WHIP																			
Jim Lonborg, R (1, 1) ERA: 2.23	7.0 L 34 10 5 5 4 3 1 0 0 0 0 0 38 54 6.43 1.857																			
Larry Christenson, R (8, 1) ERA: 7.5	2.0 7 1 0 0 0 1 0 0 0 1 0 6 10 0.00 1.000																			

Houston Astros @ Philadelphia Phillies  
Veterans Stadium, Philadelphia, PA  
Fri May 30 1975, 7:05 PM EDT  
Att. 12,566 - Unknown

livebaseballscorecards.com

AB	35
R	5
H	11
RBI	5
BB	5
SO	4
LOB	17







Batter	1	2	3	4	5	6	7	8	9	AB R H RBI BB SO LOB	TOP											
<b>Greg Gross, L</b> (1, 7) <sup>x</sup> OBP: 0.354, SLG: 0.352 <b>Cliff Johnson, R</b> (8, PH) OBP: 0.330, SLG: 0.400 <b>Wayne Granger, R</b> (8, 1)	0-0 F9		4-0 BB			0-0 6-3		0-0 E3 1B 2B 1-2 2-H 1-2 2-H HR		2 0 0 0 1 0 0 2 2 2 3 0 0 0 0 0 0 0 0 0 0												
<b>Roger Metzger, S</b> (1, 6) <sup>x</sup> OBP: 0.345, SLG: 0.354	0-0 G3		0-0 P5			0-0 4-3		5-3 3-1		5 0 0 0 0 0 4												
<b>Cesar Cedeno, R</b> (1, 8) <sup>x</sup> OBP: 0.348, SLG: 0.388	0-0 F9			4-0 CS BB			0-0 F9	4-0 1B 1B IBB	0-0 1B 2B	3 2 1 0 2 0 0												
<b>Milt May, L</b> (1, 2) OBP: 0.302, SLG: 0.322		0-0 9-3 1B		0-0 P4			0-0 4-3	0-0 BB 1B 1-2 2-H 1B	0-0 HR 1B	5 2 3 2 0 0 1												
<b>Enos Cabell, R</b> (1, 3) OBP: 0.355, SLG: 0.436		0-0 9-3 1-2f		0-0 F8 1-2			0-3 K	0-0 1B BB 1-2 2-H 1B	0-0 HR 1-H	5 2 2 3 0 1 2												
<b>Jose Cruz, L</b> (1, 9) OBP: 0.382, SLG: 0.374		0-0 1B		0-0 4-3			0-0 4-3	0-0 1B 1B	0-0 5-3	4 2 2 0 1 0 0												
<b>Doug Rader, R</b> (1, 5) OBP: 0.350, SLG: 0.382		0-3 K		0-0 4-3			0-0 4-3	0-0 1B 2B 1B	0-0 F8	5 2 2 1 0 1 1												
<b>Rob Andrews, R</b> (1, 4) OBP: 0.280, SLG: 0.244 <b>Ken Boswell, L</b> (8, PH) OBP: 0.397, SLG: 0.367 (8, 4)			0-3 K		0-0 F8		0-0 F8	0-3 K 1-2 2-H 1B WP 1B	0-0 3-1	3 0 0 0 0 2 2 2 1 1 2 0 0 0												
<b>J.R. Richard, R</b> (1, 1) OBP: 0.259, SLG: 0.407 <b>Bob Watson, R</b> (8, PH) OBP: 0.372, SLG: 0.543 <b>Wilbur Howard, S</b> (8, PR) OBP: 0.333, SLG: 0.346 (8, 7)			0-0 F8		0-3 K		0-3 K	0-0 2B E 1B 1-2 2-H 1-2 2-H HR 1B		2 0 0 0 0 1 0 1 0 1 1 0 0 0 1 2 1 2 0 0 0												
<b>Inning Stats</b>	R: 0 E: 0 K: 0 S: 3	H: 0 LOB: 0 BB: 0 P: 3	R: 0 E: 0 K: 1 S: 6	H: 2 LOB: 1 BB: 0 P: 6	R: 0 E: 0 K: 1 S: 5	H: 0 LOB: 0 BB: 1 P: 9	R: 0 E: 0 K: 0 S: 2	H: 0 LOB: 0 BB: 1 P: 6	R: 0 E: 0 K: 0 S: 3	H: 0 LOB: 0 BB: 0 P: 3	R: 0 E: 0 K: 1 S: 5	H: 0 LOB: 0 BB: 0 P: 5	R: 0 E: 0 K: 1 S: 5	H: 0 LOB: 0 BB: 0 P: 5	R: 0 E: 0 K: 1 S: 15	H: 10 LOB: 1 BB: 2 P: 23	R: 3 E: 0 K: 0 S: 6	H: 3 LOB: 0 BB: 0 P: 6	1B: 11 2B: 3 3B: 0 HR: 2	SF: 0 SAC: 0 DP: 1 HBP: 0	WP: 1 PB: 0 SB: 0 CS: 1	PA: 44
<b>PITCHER</b>	IP WLS BF H R ER SO BB IBB HBP BLK WP HR S P ERA WHIP																					
<b>Wayne Twitchell, R</b> (1, 1) ERA: 4.26 <b>Tug McGraw, L</b> (8, 1) ERA: 2.84 <b>Gene Garber, R</b> (8, 1) ERA: 3.62 <b>Tom Hilgendorf, L</b> (9, 1) ERA: 3.79	7.1 L 27 5 3 3 5 2 0 0 0 0 0 0 35 43 3.68 0.955																					
	0.1 6 3 2 2 0 1 1 0 0 0 0 4 12 54.00 12.000																					
	0.1 5 4 7 7 0 0 0 0 0 0 1 1 5 5 189.00 12.000																					
	1.0 6 3 3 3 0 0 0 0 0 0 0 1 6 6 27.00 3.000																					

Houston Astros @ Philadelphia Phillies  
 Veterans Stadium, Philadelphia, PA  
 Sat May 31 1975, 7:05 PM EDT  
 Att: 18,094 - Unknown

livebaseballscorecards.com

AB	40
R	15
H	15
RBI	14
BB	4
SO	5
LOB	10





Batter	1	2	3	4	5	6	7	8	9	AB	R	H	RBI	BB	SO	LOB
<b>Dave Cash, R</b> OBP: 0.392, SLG: 0.393 (1, 4) BBB	4-0 PB BB		0-0 6-3		0-0 FC6-4 WP WP 1-2f 2-3		0-0 6-3		0-3 K	4	0	0	0	1	1	4
<b>Mike Schmidt, R</b> OBP: 0.277, SLG: 0.356 (1, 5) X	0-0 P4			4-0 S 1B BB	0-3 K WP 1-2 3-H			0-0 P5		3	1	0	0	1	1	2
<b>Jay Johnstone, L</b> OBP: 0.381, SLG: 0.407 (1, 9) SSS	0-3 K 1-2			0-0 L5 1-2	0-3 K 1-2 2-3			0-0 1B 1B		4	1	1	0	0	2	4
<b>Greg Luzinski, R</b> OBP: 0.337, SLG: 0.480 (1, 7) X	0-0 F8			0-0 F3			0-0 F8	0-0 1B 1B 1-2		4	0	1	0	0	0	2
<b>Dick Allen, R</b> OBP: 0.306, SLG: 0.259 (1, 3) SSS		0-3 K2-3		0-0 S 1B 2-H			0-3 K	0-0 1B 1B G6-4-3 1-2 2-H		4	0	2	2	0	2	0
<b>Bob Boone, R</b> OBP: 0.378, SLG: 0.388 (1, 2) <b>Tom Hilgendorf, S</b> (9, 1)		0-0 F8		0-0 F8 1-2			0-0 P6	0-0 G6-4-3 1-2f		4	0	0	0	0	0	3
<b>Jerry Martin, R</b> OBP: 0.308, SLG: 0.500 (1, 8) X		0-0 P4			0-0 L6				0-0 G6-4-3 BB 1B	4	0	1	0	0	1	0
<b>Terry Harmon, R</b> OBP: 0.429, SLG: 0.200 (1, 6) SSS			0-3 K		4-0 FC6-4 1B WP BB			4-0 SH2-4 BB	4-0 G6-4-3 BB 1-2	1	1	0	0	3	1	0
<b>Wayne Twitchell, R</b> OBP: 0.095, SLG: 0.143 (1, 1) <b>Tug McGraw, R</b> OBP: 0.400, SLG: 0.400 (8, 1) <b>Gene Garber, R</b> (8, 1) <b>Johnny Oates, L</b> OBP: 0.306, SLG: 0.324 (9, 2)			0-3 K		0-0 FC6-4 1B			0-0 SH2-4	0-0 G6-4-3 1-2f 2-3	2	0	1	0	0	1	0

Inning Stats	R: 0	H: 0	E: 0	K: 1	S: 5	LOB: 1	BB: 1	P: 9	R: 0	H: 0	E: 0	K: 1	S: 5	LOB: 0	BB: 0	P: 5	R: 0	H: 0	E: 0	K: 2	S: 7	LOB: 0	BB: 0	P: 7	R: 1	H: 1	E: 0	K: 0	S: 4	LOB: 1	BB: 1	P: 8	R: 1	H: 1	E: 0	K: 2	S: 9	LOB: 2	BB: 1	P: 13	R: 0	H: 0	E: 0	K: 1	S: 5	LOB: 0	BB: 0	P: 5	R: 0	H: 0	E: 0	K: 1	S: 5	LOB: 1	BB: 1	P: 9	R: 1	H: 3	E: 0	K: 0	S: 5	LOB: 1	BB: 0	P: 5	R: 0	H: 1	E: 0	K: 1	S: 5	LOB: 1	BB: 1	P: 9	1B: 6	SF: 0	2B: 0	SAC: 1	3B: 0	DP: 2	HR: 0	HBP: 0	WP: 2	PA: 37
<b>J.R. Richard, R</b> ERA: 5.0 (1, 1)	IP	WLS	BF	H	R	ER	SO	BB	IBB	HBP	BLK	WP	HR	S	P	ERA	WHIP																																																																	
<b>Wayne Granger, R</b> ERA: 1.4 (8, 1)	2.0	9	4	1	1	1	1	0	0	0	0	0	0	10	14	4.50	2.500																																																																	

**BOTTOM**

**Houston Astros @ Philadelphia Phillies**  
Veterans Stadium, Philadelphia, PA  
Sat May 31 1975, 7:05 PM EDT  
Att. 18,094 - Unknown

livebaseballscorecards.com

<b>AB</b>	<b>31</b>
<b>R</b>	<b>3</b>
<b>H</b>	<b>6</b>
<b>RBI</b>	<b>2</b>
<b>BB</b>	<b>5</b>
<b>SO</b>	<b>9</b>
<b>LOB</b>	<b>17</b>



Batter	1	2	3	4	5	6	7	8	9	AB R H RBI BB SO LOB	TOP		
<b>Greg Gross, L</b> (1, 7) <small>OBP: 0.351, SLG: 0.344</small> <b>Cliff Johnson, R</b> (9, PH) <small>OBP: 0.326, SLG: 0.395</small>	0-0 6-3			0-0 6-3		4-0 BLK 1B SF8 BB	0-3 K		0-0 F8	3 1 0 0 1 1 0 1 0 0 0 0 0 0			
<b>Roger Metzger, S</b> (1, 6) <small>OBP: 0.346, SLG: 0.351</small>	0-3 K			4-0 L5-3 BB		0-0 SF8 BLK 1B 1B	0-0 L6		0-0 L6	4 1 1 0 1 1 0			
<b>Cesar Cedeno, R</b> (1, 8) <small>OBP: 0.346, SLG: 0.387</small>	0-0 5-3			0-0 L5-3 1-2		0-0 SF8 1-3 2-H		0-0 BB 1B 1B		3 0 1 1 0 0 1			
<b>Bob Watson, R</b> (1, 3) <small>OBP: 0.381, SLG: 0.548</small>		0-0 4-3			0-0 FC5 5-3 1B	0-0 1B WP 1B		0-0 BB 1B		4 1 3 1 0 0 0			
<b>Enos Cabell, R</b> (1, 9) <small>OBP: 0.360, SLG: 0.433</small>		0-0 1-3			0-0 5-3 1-2	0-0 BB 1B		4-0 BB 1-2 2-3		3 1 1 0 1 0 1			
<b>Doug Rader, R</b> (1, 5) <small>OBP: 0.347, SLG: 0.374</small>		0-0 F8			0-0 E6	4-0 1B BB		0-3 K		3 0 0 0 1 1 4			
<b>Tommy Helms, R</b> (1, 4) <small>OBP: 0.303, SLG: 0.250</small>			0-0 F7		0-0 F9	0-0 1B BB		0-0 F7		4 0 1 2 0 0 5			
<b>Skip Jutze, R</b> (1, 2) <small>OBP: 0.156, SLG: 0.156</small> <b>Milt May, L</b> (6, PH) <small>OBP: 0.299, SLG: 0.318</small> (6, 2)			0-0 F3		0-0 FC5 2-3f	0-0 L4		0-0 3-1		2 0 0 0 0 0 2 2 0 0 0 0 0 5			
<b>Larry Dierker, R</b> (1, 1) <small>OBP: 0.037, SLG: 0.037</small> <b>Wilbur Howard, S</b> (6, PH) <small>OBP: 0.321, SLG: 0.333</small> <b>Tom Griffin, R</b> (6, 1) <small>OBP: 0.390, SLG: 0.360</small> <b>Ken Boswell, L</b> (7, PH) <small>OBP: 0.667, SLG: 0.500</small> <b>Joe Niekro, R</b> (7, 1) <small>OBP: 0.667, SLG: 0.500</small> <b>Jose Cruz, L</b> (9, PH) <small>OBP: 0.360, SLG: 0.371</small>			0-3 K		0-3 K	0-3 K		0-0 5-3		0-0 L3	1 0 0 0 0 0 1 0 1 0 0 0 0 0 1 0 0 0 0 0 0 0 0 0 1 0 0 0 0 0 0 0 0 0 0 0 0 0 0 0 1 0 0 0 0 0 0 0		
<b>Inning Stats</b>	R: 0 H: 0 E: 0 LOB: 0 K: 1 BB: 0 S: 5 P: 5	R: 0 H: 0 E: 0 LOB: 0 K: 0 BB: 0 S: 3 P: 3	R: 0 H: 0 E: 0 LOB: 0 K: 1 BB: 0 S: 5 P: 5	R: 0 H: 0 E: 0 LOB: 0 K: 0 BB: 1 S: 2 P: 6	R: 0 H: 1 E: 1 LOB: 2 K: 0 BB: 0 S: 5 P: 5	R: 4 H: 4 E: 0 LOB: 2 K: 1 BB: 2 S: 9 P: 17	R: 0 H: 0 E: 0 LOB: 0 K: 1 BB: 0 S: 5 P: 5	R: 0 H: 2 E: 0 LOB: 3 K: 1 BB: 1 S: 7 P: 11	R: 0 H: 0 E: 0 LOB: 0 K: 0 BB: 0 S: 3 P: 3	1B: 7 SF: 1 2B: 1 SAC: 0 3B: 0 DP: 1 HR: 0 HBP: 0	WP: 1 PA: 38 PB: 0 SB: 0 CS: 0		
<b>PITCHER</b>	IP WLS BF H R ER SO BB IBB HBP BLK WP HR S P ERA WHIP											<b>PITCHER</b>	IP WLS BF H R ER SO BB IBB HBP BLK WP HR S P ERA WHIP
<b>Tom Underwood, L</b> (1, 1) <small>ERA: 2.45</small> <b>Larry Christenson, R</b> (6, 1) <small>ERA: 5.87</small>	5.2 W 25 5 4 4 3 3 0 0 1 1 0 28 40 6.35 1.412												

Houston Astros @ Philadelphia Phillies  
 Veterans Stadium, Philadelphia, PA  
 Sun Jun 01 1975, 3:33 AM EDT  
 Att. 22,278 - Unknown

livebaseballscorecards.com

AB	33
R	4
H	7
RBI	4
BB	4
SO	5
LOB	18







Batter	1	2	3	4	5	6	7	8	9	AB R H RBI BB SO LOB	TOP
Greg Gross, L (1, 7) OBP: 0.362, SLG: 0.346	4-0 BB G5-3 BB		4-0 BB			0-0 FC4 1B		0-0 G6-4-3 1-2f		2 0 1 0 2 0 1	<b>Houston Astros @ New York Mets</b> <b>Shea Stadium, Flushing, NY</b> Mon Jun 02 1975, 7:05 PM EDT Att. 13,003 - Unknown
Roger Metzger, S (1, 6) OBP: 0.340, SLG: 0.344	0-0 L8		0-0 6-3			0-0 FC4 1-2f		0-0 F9		4 0 0 0 0 0 3	
Cesar Cedeno, R (1, 8) OBP: 0.349, SLG: 0.386	4-0 BB 1-2				0-0 5-3 1B		0-0 P4		0-0 L7	3 0 1 0 1 0 1	
Bob Watson, R (1, 3) OBP: 0.378, SLG: 0.547	0-0 G5-3 2-3f				0-0 5-3 1-3		0-0 1-3		0-0 2B	4 0 1 0 0 0 4	
Enos Cabell, R (1, 9) OBP: 0.347, SLG: 0.417		0-3 K			0-3 K		0-0 L9		0-3 K	4 0 0 0 0 3 2	
Doug Rader, R (1, 5) OBP: 0.339, SLG: 0.364		0-0 L8			0-0 P6		0-0 F8		0-0 F8	4 0 0 0 0 0 2	
Tommy Helms, R (1, 4) OBP: 0.306, SLG: 0.233		0-0 6-3			0-0 6-3		4-0 WP BB			2 0 0 0 1 0 0	
Skip Jutze, R (1, 2) OBP: 0.147, SLG: 0.147 Cliff Johnson, R (7, PH) OBP: 0.322, SLG: 0.390			0-0 G3		0-0 F9		0-3 K 1-2			2 0 0 0 0 0 0 1 0 0 0 0 1 1	
Dave Roberts, L (1, 1) OBP: 0.050, SLG: 0.050 Wilbur Howard, S (8, PH) OBP: 0.345, SLG: 0.357 Wayne Granger, R (8, 1)		0-3 K			0-3 K			0-0 G6-4-3 1B		2 0 0 0 0 2 0 1 0 1 0 0 0 0 0 0 0 0 0 0 0	
<b>Inning Stats</b>	R: 0 H: 0 E: 0 LOB: 1 K: 0 BB: 2 S: 2 P: 10	R: 0 H: 0 E: 0 LOB: 0 K: 1 BB: 0 S: 5 P: 5	R: 0 H: 0 E: 0 LOB: 1 K: 1 BB: 1 S: 5 P: 9	R: 0 H: 1 E: 0 LOB: 1 K: 1 BB: 0 S: 6 P: 6	R: 0 H: 0 E: 0 LOB: 0 K: 1 BB: 0 S: 5 P: 5	R: 0 H: 1 E: 0 LOB: 1 K: 0 BB: 0 S: 4 P: 4	R: 0 H: 0 E: 0 LOB: 1 K: 1 BB: 1 S: 5 P: 9	R: 0 H: 1 E: 0 LOB: 0 K: 0 BB: 0 S: 3 P: 3	R: 0 H: 1 E: 0 LOB: 1 K: 1 BB: 0 S: 6 P: 6	1B: 3 SF: 0 2B: 1 SAC: 0 3B: 0 DP: 2 HR: 0 HBP: 0	
<b>PITCHER</b> Jon Matlack, L (1, 1) ERA: 3.38	IP WLS BF H R ER SO BB IBB HBP BLK WP HR S P ERA WHIP										
	9.0 W 33 4 0 0 6 4 0 0 0 1 0 41 57 0.00 0.889										

livebaseballscorecards.com

<b>AB</b>	29
<b>R</b>	0
<b>H</b>	4
<b>RBI</b>	0
<b>BB</b>	4
<b>SO</b>	6
<b>LOB</b>	14







Batter	1	2	3	4	5	6	7	8	9	AB R H RBI BB SO LOB	TOP											
<b>Greg Gross, L</b> (1, 7) <small>OBP: 0.359, SLG: 0.343</small> <b>Joe Niekro, R</b> (7, 1) <small>OBP: 0.667, SLG: 0.500</small>	0-0 1B		0-0 4-3		0-0 F5		0-0 6-3			4 0 1 0 0 0 0 0 0 0 0 0 0 0												
<b>Roger Metzger, S</b> (1, 6) <small>OBP: 0.347, SLG: 0.375</small>	0-3 K		0-0 HR			4-0 2B E BB		0-0 FC6-2 3B		3 2 2 1 1 1 1												
<b>Cesar Cedeno, R</b> (1, 8) <small>OBP: 0.347, SLG: 0.388</small>	0-0 F7		0-3 K			0-0 E5 1B G6-4-3 2B		0-0 FC6-2 FC6-4		4 1 1 0 0 1 2												
<b>Bob Watson, R</b> (1, 3) <small>OBP: 0.375, SLG: 0.538</small>	0-0 F8			0-0 G3		4-0 G6-4-3 1B BB		0-0 FC6-4		3 0 0 0 1 0 2												
<b>Enos Cabell, R</b> (1, 9) <small>OBP: 0.344, SLG: 0.411</small> (7, 7)		0-3 K		0-0 F3		0-0 G6-4-3 1B 1-2 2-3		0-0 P4		4 0 1 0 0 1 1												
<b>Doug Rader, R</b> (1, 5) <small>OBP: 0.343, SLG: 0.359</small>		4-0 BB		1-0 HBP		0-0 G6-4-3 1-2f 2-3 3-H		0-3 K		2 0 0 0 1 1 2												
<b>Milt May, L</b> (1, 2) <small>OBP: 0.292, SLG: 0.310</small>		0-0 P3		0-0 G3		0-3 K		0-0 G3		4 0 0 0 0 1 3												
<b>Tommy Helms, R</b> (1, 4) <small>OBP: 0.282, SLG: 0.212</small> <b>Cliff Johnson, R</b> (9, PH) <small>OBP: 0.319, SLG: 0.386</small>		0-0 5-3		0-0 5-3		0-0 5-3		0-0 6-3		3 0 0 0 0 0 1 1 0 0 0 0 0 0												
<b>Ken Forsch, R</b> (1, 1) <small>OBP: 0.250, SLG: 0.250</small> <b>Wayne Granger, R</b> (4, 1) <b>Rob Andrews, R</b> (5, PH) <small>OBP: 0.278, SLG: 0.242</small> <b>Jim Crawford, L</b> (5, 1) <small>OBP: 0.400, SLG: 0.600</small> <b>Jose Cruz, L</b> (7, PH) <small>OBP: 0.378, SLG: 0.369</small> (7, 9)			0-0 G3		0-3 K		0-0 4-3			1 0 0 0 0 0 0 0 0 0 0 0 0 0 1 0 0 0 0 1 0 0 0 0 0 0 0 0 1 0 0 0 0 0 0												
<b>Inning Stats</b>	R: 0 E: 0 K: 1 S: 6	H: 1 LOB: 1 BB: 0 P: 6	R: 0 E: 0 K: 1 S: 5	H: 0 LOB: 1 BB: 1 P: 9	R: 1 E: 0 K: 1 S: 6	H: 1 LOB: 0 BB: 0 P: 6	R: 0 E: 0 K: 0 S: 3	H: 0 LOB: 1 BB: 0 P: 4	R: 0 E: 0 K: 1 S: 5	H: 0 LOB: 0 BB: 0 P: 5	R: 2 E: 1 K: 1 S: 6	H: 2 LOB: 1 BB: 2 P: 14	R: 0 E: 0 K: 0 S: 3	H: 0 LOB: 0 BB: 0 P: 3	R: 0 E: 0 K: 0 S: 4	H: 1 LOB: 1 BB: 0 P: 4	R: 0 E: 0 K: 1 S: 5	H: 0 LOB: 0 BB: 0 P: 5	1B: 2 2B: 1 3B: 1 HR: 1	SF: 0 SAC: 0 DP: 1 HBP: 1	WP: 0 PB: 0 SB: 0 CS: 0	PA: 35
<b>PITCHER</b>	IP WLS BF H R ER SO BB IBB HBP BLK WP HR S P ERA WHIP																					
<b>Tom Hall, L</b> (1, 1) <small>ERA: 3.66</small> <b>Bob Apodaca, R</b> (6, 1) <small>ERA: 1.05</small>	5.0 W 23 4 3 3 4 3 0 1 0 0 1 27 40 5.40 1.400																					
	4.0 S 12 1 0 0 2 0 0 0 0 0 0 16 16 0.00 0.250																					

Houston Astros @ New York Mets  
Shea Stadium, Flushing, NY  
Tue Jun 03 1975, 7:05 PM EDT  
Att. 8,666 - Unknown

livebaseballscorecards.com

AB	31
R	3
H	5
RBI	1
BB	3
SO	6
LOB	12





Batter	1	2	3	4	5	6	7	8	9
<b>Del Unser, L</b> (1, 8) OBP: 0.367, SLG: 0.450	4-0 L4-3 BB		0-0 4-3	4-0 1-2 BB			0-3 K		
<b>Felix Millan, R</b> (1, 4) OBP: 0.303, SLG: 0.353	0-0 L4-3 1-2		0-0 2B 1B	0-0 6-3			0-0 5-3		
<b>Joe Torre, R</b> (1, 5) OBP: 0.318, SLG: 0.347	0-0 F9		0-0 1-H 2B		4-0 BB			0-0 F9	
<b>Rusty Staub, L</b> (1, 9) OBP: 0.409, SLG: 0.481		0-0 6-3		0-0 1B HR 1B	0-0 G4-6-3 1-2f		0-3 K		
<b>Ed Kranepool, L</b> (1, 3) OBP: 0.414, SLG: 0.531		0-0 1B		0-0 1-2 HR 1B	0-0 4-3		0-0 6-3		
<b>Dave Kingman, R</b> (1, 7) OBP: 0.269, SLG: 0.464 <b>Bob Gallagher, L</b> (9, 7) OBP: 0.200, SLG: 0.222		0-0 L8		0-0 1-H 2-H HR		0-0 P1-4 1B			
<b>Mike Phillips, L</b> (1, 6) OBP: 0.330, SLG: 0.304		0-0 F7		0-0 FC5-4 1B		0-0 P1-4 1-2f			
<b>Jerry Grote, R</b> (1, 2) OBP: 0.296, SLG: 0.325			0-0 4-3 SH5-4 1B 1B	0-0 FC5-4 BB 1-2f		0-0 F9			
<b>Tom Hall, L</b> (1, 1) <b>Bob Apodaca, R</b> (6, 1)			0-0 SH5-4 1-2	0-3 K			0-0 F9		


Inning Stats	R: 0 E: 0 K: 0 S: 2	H: 0 LOB: 0 BB: 1 P: 6	R: 0 E: 0 K: 0 S: 4	H: 1 LOB: 1 BB: 0 P: 4	R: 1 E: 0 K: 0 S: 5	H: 3 LOB: 2 BB: 0 P: 5	R: 3 E: 0 K: 1 S: 9	H: 4 LOB: 2 BB: 1 P: 13	R: 0 E: 0 K: 0 S: 2	H: 0 LOB: 0 BB: 1 P: 6	R: 0 E: 0 K: 0 S: 3	H: 1 LOB: 0 BB: 0 P: 3	R: 0 E: 0 K: 1 S: 5	H: 0 LOB: 0 BB: 0 P: 5	R: 0 E: 0 K: 1 S: 5	H: 0 LOB: 0 BB: 0 P: 5
--------------	------------------------------	---------------------------------	------------------------------	---------------------------------	------------------------------	---------------------------------	------------------------------	----------------------------------	------------------------------	---------------------------------	------------------------------	---------------------------------	------------------------------	---------------------------------	------------------------------	---------------------------------

PITCHER	IP	WLS	BF	H	R	ER	SO	BB	IBB	HBP	BLK	WP	HR	S	P	ERA	WHIP
<b>Ken Forsch, R</b> (1, 1) ERA: 3.77	3.0	L	16	8	4	4	0	1	0	0	0	0	1	15	19	12.00	3.000
<b>Wayne Granger, R</b> (4, 1) ERA: 1.3	1.0		4	0	0	0	1	1	0	0	0	0	0	5	9	0.00	1.000
<b>Jim Crawford, L</b> (5, 1) ERA: 1.91	2.0		6	1	0	0	0	1	0	0	0	0	0	5	9	0.00	1.000
<b>Joe Niekro, R</b> (7, 1) ERA: 4.66	2.0		6	0	0	0	2	0	0	0	0	0	0	10	10	0.00	0.000

**BOTTOM**

AB	R	H	RBI	BB	SO	LOB
2	0	0	0	2	1	1
4	0	1	1	0	0	3
3	0	1	0	1	0	0
4	1	1	0	0	1	1
4	1	2	0	0	0	0
3	1	2	3	0	0	1
0	0	0	0	0	0	0
3	0	1	0	0	0	2
3	1	1	0	0	0	1
1	0	0	0	0	1	1
1	0	0	0	0	0	0

**AB 28**  
**R 4**  
**H 9**  
**RBI 4**  
**BB 3**  
**SO 3**  
**LOB 10**



PITCHER	IP	WLS	BF	H	R	ER	SO	BB	IBB	HBP	BLK	WP	HR	S	P	ERA	WHIP
<b>Ken Forsch, R</b> (1, 1) ERA: 3.77	3.0	L	16	8	4	4	0	1	0	0	0	0	1	15	19	12.00	3.000
<b>Wayne Granger, R</b> (4, 1) ERA: 1.3	1.0		4	0	0	0	1	1	0	0	0	0	0	5	9	0.00	1.000
<b>Jim Crawford, L</b> (5, 1) ERA: 1.91	2.0		6	1	0	0	0	1	0	0	0	0	0	5	9	0.00	1.000
<b>Joe Niekro, R</b> (7, 1) ERA: 4.66	2.0		6	0	0	0	2	0	0	0	0	0	0	10	10	0.00	0.000

**Houston Astros @ New York Mets**  
Shea Stadium, Flushing, NY  
Tue Jun 03 1975, 7:05 PM EDT  
Att. 8,666 - Unknown

livebaseballscores.com

Batter	1	2	3	4	5	6	7	8	9	AB R H RBI BB SO LOB	TOP																													
Greg Gross, L (1, 7) OBP: 0.358, SLG: 0.343	0-0 4-3		0-0 2-H 1B			0-0 4-3		0-0 SH5-4 1-2		3 0 1 0 0 0 0	<b>Houston Astros @ New York Mets</b> Shea Stadium, Flushing, NY Wed Jun 04 1975, 7:05 PM EDT Att. 15,442 - Unknown  <a href="http://livebaseballscorecards.com">livebaseballscorecards.com</a>																													
Roger Metzger, S (1, 6) OBP: 0.341, SLG: 0.367	0-3 K			0-0 4-3		0-0 F8		0-0 5-3		4 0 0 0 0 1 2																														
Cesar Cedeno, R (1, 8) OBP: 0.346, SLG: 0.383	0-3 K			0-0 F9		4-0 BLK BB		0-0 P4		3 0 0 0 1 1 2																														
Bob Watson, R (1, 3) OBP: 0.378, SLG: 0.534		4-0 BB BB BB BB FC4-6 BB		0-0 1B		0-3 K 1-2		0-0 1-3		3 0 1 0 1 1 1																														
Enos Cabell, R (1, 9) OBP: 0.333, SLG: 0.397		0-0 FC4-6 K S 1-2f		0-0 6-3		0-0 F9		0-0 F9		4 0 0 0 0 0 2																														
Doug Rader, R (1, 5) OBP: 0.346, SLG: 0.365		0-3 K 1-3		0-0 FC1-6-5 2B		4-0 BB BB BB BB FC6-4 BB		0-0 F8		3 0 1 0 1 1 1																														
Milt May, L (1, 2) OBP: 0.287, SLG: 0.304		0-3 K		0-0 FC6-4 2-3		0-0 FC6-4 1-2f				3 0 0 0 0 1 2																														
Tommy Helms, R (1, 4) OBP: 0.286, SLG: 0.222		0-0 SH3-4 1B 1B		0-3 K 2-3		0-0 FC6-4 1-2f				3 0 1 0 0 1 2																														
Doug Konieczny, R (1, 1) OBP: 0.111, SLG: 0.148		0-0 SH3-4		0-0 6-3				0-0 SH5-4 1B		1 0 0 0 0 0 1																														
Cliff Johnson, R (8, PH) OBP: 0.326, SLG: 0.393										1 0 1 0 0 0 0																														
Wilbur Howard, S (8, PR) OBP: 0.345, SLG: 0.357										0 0 0 0 0 0 0																														
Jim Crawford, L (8, 1) OBP: 0.400, SLG: 0.600										0 0 0 0 0 0 0																														
<b>Inning Stats</b>	R: 0 E: 0 K: 2 S: 7	H: 0 LOB: 0 BB: 0 P: 7	R: 0 E: 0 K: 1 S: 4	H: 0 LOB: 0 BB: 1 P: 8	R: 0 E: 0 K: 1 S: 6	H: 2 LOB: 2 BB: 0 P: 6	R: 0 E: 0 K: 0 S: 4	H: 1 LOB: 1 BB: 0 P: 4	R: 0 E: 0 K: 1 S: 6	H: 1 LOB: 1 BB: 0 P: 6	R: 0 E: 0 K: 1 S: 5	H: 0 LOB: 1 BB: 1 P: 9	R: 0 E: 0 K: 0 S: 3	H: 0 LOB: 1 BB: 1 P: 7	R: 0 E: 0 K: 0 S: 4	H: 1 LOB: 2 BB: 0 P: 4	R: 0 E: 0 K: 0 S: 3	H: 0 LOB: 0 BB: 0 P: 3	1B: 4 2B: 1 3B: 0 HR: 0	SF: 0 SAC: 2 DP: 0 HBP: 0	WP: 0 PB: 0 SB: 1 CS: 0	PA: 33																		
<b>PITCHER</b> Jerry Koosman, L (1, 1) ERA: 4.13	IP 9.0	WLS W	BF 33	H 5	R 0	ER 0	SO 6	BB 3	IBB 0	HBP 0	BLK 1	WP 0	HR 0	S 42	P 54	ERA 0.00	WHIP 0.889						<b>PITCHER</b>	IP 9.0	WLS W	BF 33	H 5	R 0	ER 0	SO 6	BB 3	IBB 0	HBP 0	BLK 1	WP 0	HR 0	S 42	P 54	ERA 0.00	WHIP 0.889







Batter	1	2	3	4	5	6	7	8	9	AB R H RBI BB SO LOB	TOP																													
Greg Gross, L (1, 7) OBP: 0.356, SLG: 0.340	0-0 F8		0-3 K		0-0 2-H 1B			0-0 4-3		4 0 1 1 0 1 1																														
Roger Metzger, S (1, 6) OBP: 0.339, SLG: 0.365	0-0 FC5-4 1B		0-0 F7		0-0 F7			0-0 P6		4 0 1 0 0 0 2																														
Cesar Cedeno, R (1, 8) OBP: 0.344, SLG: 0.380	0-0 FC5-4 1-2f			0-0 5-3		0-0 1B		0-0 F7		4 0 1 0 0 0 1																														
Bob Watson, R (1, 3) Wilbur Howard, S (9, PR) OBP: 0.380, SLG: 0.531 OBP: 0.345, SLG: 0.357	0-3 K 1-2			4-0 S BB		0-3 K		0-0 FC4-6 1B		3 0 1 0 1 2 1 0 0 0 0 0 0 0																														
Milt May, L (1, 2) Larry Milbourne, S (9, PR) OBP: 0.280, SLG: 0.296 OBP: 0.148, SLG: 0.148		0-0 P6		0-3 K 1-2		0-0 4-3		0-0 FC4-6 1B 1-2f		4 0 0 0 0 1 2 0 0 0 0 0 0 0																														
Jose Cruz, L (1, 9) OBP: 0.375, SLG: 0.366		0-0 4-3		0-3 K		0-0 6-3		0-0 1B		4 0 1 0 0 1 1																														
Doug Rader, R (1, 5) OBP: 0.339, SLG: 0.356		0-0 F7			0-3 K		0-0 5-3	0-3 K		4 0 0 0 0 2 2																														
Tommy Helms, R (1, 4) OBP: 0.289, SLG: 0.211			0-0 5-3		4-0 SH1-4 1B BB		0-0 6-3			2 1 0 0 1 0 0																														
Tom Griffin, R (1, 1) OBP: 0.063, SLG: 0.063			0-0 1B		0-0 SH1-4			0-3 K		2 0 1 0 0 1 0																														
<b>Inning Stats</b>	R: 0 E: 0 K: 1 S: 6	H: 1 LOB: 1 BB: 0 P: 6	R: 0 E: 0 K: 0 S: 3	H: 0 LOB: 0 BB: 0 P: 3	R: 0 E: 0 K: 1 S: 6	H: 1 LOB: 1 BB: 0 P: 6	R: 0 E: 0 K: 2 S: 7	H: 0 LOB: 1 BB: 1 P: 11	R: 1 E: 0 K: 1 S: 6	H: 1 LOB: 1 BB: 1 P: 10	R: 0 E: 0 K: 0 S: 5	H: 1 LOB: 0 BB: 0 P: 5	R: 0 E: 0 K: 0 S: 3	H: 0 LOB: 0 BB: 0 P: 3	R: 0 E: 0 K: 1 S: 5	H: 0 LOB: 0 BB: 0 P: 5	R: 0 E: 0 K: 1 S: 7	H: 2 LOB: 2 BB: 0 P: 7	1B: 6 2B: 0 3B: 0 HR: 0	SF: 0 SAC: 1 DP: 0 HBP: 0	WP: 0 PB: 0 SB: 2 CS: 0	PA: 34																		
<b>PITCHER</b> Tom Seaver, R (1, 1) ERA: 2.16	IP 9.0	WLS W	BF 34	H 6	R 1	ER 1	SO 8	BB 2	IBB 0	HBP 0	BLK 0	WP 0	HR 0	S 48	P 56	ERA 1.00	WHIP 0.889						<b>PITCHER</b>	IP 9.0	WLS W	BF 34	H 6	R 1	ER 1	SO 8	BB 2	IBB 0	HBP 0	BLK 0	WP 0	HR 0	S 48	P 56	ERA 1.00	WHIP 0.889

Houston Astros @ New York Mets  
Shea Stadium, Flushing, NY  
Thu Jun 05 1975, 3:33 AM EDT  
Att. 12,477 - Unknown

livebaseballscorecards.com

AB	31
R	1
H	6
RBI	1
BB	2
SO	8
LOB	10





Batter	1	2	3	4	5	6	7	8	9	AB	R	H	RBI	BB	SO	LOB
<b>Del Unser, L</b> OBP: 0.366, SLG: 0.440 (1, 8) X	0-0 5-3		0-0 G3		4-0 G6-3 BB		0-0 F7			3	0	0	0	1	0	1
<b>Felix Millan, R</b> OBP: 0.314, SLG: 0.356 (1, 4) X	0-0 1B		0-0 5-3		0-0 G6-3 1-2			0-0 WP SH3 1B		4	1	2	0	0	0	1
<b>Joe Torre, R</b> OBP: 0.316, SLG: 0.344 (1, 5) S S	0-3 K			0-0 WP 1B 1B		0-3 K		0-0 SH3		3	0	1	0	0	2	1
<b>Rusty Staub, L</b> OBP: 0.407, SLG: 0.493 (1, 9) X	0-0 4-3			0-0 F8		0-0 HR		4-0 WP 1B IBB		3	1	1	1	1	0	2
<b>Ed Kranepool, L</b> OBP: 0.421, SLG: 0.534 (1, 3) S S		0-3 K		0-0 F7		0-0 P4		4-0 1B IBB		3	0	0	0	1	1	1
<b>Dave Kingman, R</b> OBP: 0.276, SLG: 0.466 (1, 7) X	0-0 5-3			0-0 WP 1B		0-0 P4		0-0 1B		4	0	2	1	0	0	0
<b>Bob Gallagher, L</b> OBP: 0.200, SLG: 0.222 (9, 7) X		0-0 1B		1-2 IBB				1-3 2-H 3-H 1B		0	0	0	0	0	0	0
<b>Mike Phillips, L</b> OBP: 0.336, SLG: 0.299 (1, 6) X		0-0 1B		4-0 1-2 2-3 IBB			0-0 P4	0-0 4-3		3	0	1	0	1	0	2
<b>John Stearns, R</b> OBP: 0.261, SLG: 0.308 (1, 2) S S		0-3 K		0-3 K			0-0 1B			3	0	1	0	0	2	4
<b>Tom Seaver, R</b> OBP: 0.206, SLG: 0.156 (1, 1) X			0-0 F7		0-3 K		0-0 F3			3	0	0	0	0	1	1


Inning Stats	R: 0	H: 1	E: 0	LOB: 1	K: 1	BB: 0	S: 6	P: 6	R: 0	H: 1	E: 0	LOB: 1	K: 2	BB: 0	S: 8	P: 8	R: 0	H: 0	E: 0	LOB: 0	K: 0	BB: 0	S: 3	P: 3	R: 0	H: 2	E: 0	LOB: 3	K: 1	BB: 1	S: 7	P: 11	R: 0	H: 0	E: 0	LOB: 0	K: 1	BB: 1	S: 4	P: 8	R: 1	H: 1	E: 0	LOB: 0	K: 1	BB: 0	S: 6	P: 6	R: 0	H: 1	E: 0	LOB: 1	K: 0	BB: 0	S: 4	P: 4	R: 1	H: 2	E: 0	LOB: 2	K: 0	BB: 2	S: 4	P: 12
--------------	------	------	------	--------	------	-------	------	------	------	------	------	--------	------	-------	------	------	------	------	------	--------	------	-------	------	------	------	------	------	--------	------	-------	------	-------	------	------	------	--------	------	-------	------	------	------	------	------	--------	------	-------	------	------	------	------	------	--------	------	-------	------	------	------	------	------	--------	------	-------	------	-------

PITCHER	IP	WLS	BF	H	R	ER	SO	BB	IBB	HBP	BLK	WP	HR	S	P	ERA	WHIP
<b>Tom Griffin, R</b> ERA: 5.63 (1, 1)	8.0	L	34	8	2	2	6	1	3	0	0	2	1	42	58	2.25	1.125

**BOTTOM**


**Houston Astros @ New York Mets**  
Shea Stadium, Flushing, NY  
Thu Jun 05 1975, 3:33 AM EDT  
Att. 12,477 - Unknown

AB	29
R	2
H	8
RBI	2
BB	4
SO	6
LOB	13



1B: 7	SF: 0	WP: 2	PA: 34
2B: 0	SAC: 1	PB: 0	
3B: 0	DP: 1	SB: 0	
HR: 1	HBP: 0	CS: 0	

PITCHER	IP	WLS	BF	H	R	ER	SO	BB	IBB	HBP	BLK	WP	HR	S	P	ERA	WHIP
---------	----	-----	----	---	---	----	----	----	-----	-----	-----	----	----	---	---	-----	------

Batter	1	2	3	4	5	6	7	8	9	AB R H RBI BB SO LOB	TOP											
Lou Brock, L (1, 7) OBP: 0.372, SLG: 0.459	0-0 4-3	0-3 K			0-0 4-3	0-0 1B 2B		0-0 F8		5 1 1 1 0 1 3												
Ted Sizemore, R (1, 4) OBP: 0.327, SLG: 0.321	0-3 K		0-0 F9		0-0 1B	0-0 8-3-5-2		0-0 L3		5 0 1 0 0 1 3												
Willie Davis, L (1, 9) OBP: 0.274, SLG: 0.414	0-0 2B		0-0 F4		0-0 F9	0-0 2B 1B		0-0 F8		5 1 2 1 0 0 1												
Reggie Smith, S (1, 3) OBP: 0.412, SLG: 0.655	4-0 BB		0-0 1B 1B		0-0 F5	0-0 2B		0-0 CS 1B		4 0 3 1 1 0 1												
Ted Simmons, S (1, 2) OBP: 0.356, SLG: 0.406	0-0 F4		0-0 1B		0-0 1B	0-0 HR BB		0-3 K		4 1 1 0 1 1 4												
Bake McBride, L (1, 8) Luis Melendez, R (6, 8) OBP: 0.330, SLG: 0.365 OBP: 0.286, SLG: 0.386		0-0 S 1B	0-0 1-3		0-0 HR 2B	0-0 4-3				3 1 2 0 0 0 2 1 0 0 0 0 0 0												
Ken Reitz, R (1, 5) OBP: 0.319, SLG: 0.367		4-0 BB		0-3 K	0-0 HR	0-0 4-3				3 1 1 3 1 1 0	AB 38 R 6 H 14 RBI 6 BB 3 SO 7 LOB 18											
Mario Guerrero, R (1, 6) OBP: 0.271, SLG: 0.261		0-3 K		0-0 F7	0-0 1B 2B 1B	0-0 6-3				4 1 1 0 0 1 2												
Bob Forsch, R (1, 1) OBP: 0.419, SLG: 0.552		0-3 K		0-3 K	0-0 2B 1B			0-0 L3 1B		4 0 2 0 0 2 2												
<b>Inning Stats</b>	R: 0 E: 0 K: 1 S: 6	H: 1 LOB: 2 BB: 1 P: 10	R: 0 E: 0 K: 3 S: 10	H: 1 LOB: 2 BB: 1 P: 14	R: 0 E: 0 K: 0 S: 5	H: 2 LOB: 2 BB: 0 P: 5	R: 0 E: 0 K: 2 S: 7	H: 0 LOB: 0 BB: 0 P: 7	R: 0 E: 0 K: 0 S: 4	H: 1 LOB: 1 BB: 0 P: 4	R: 6 E: 0 K: 0 S: 9	H: 7 LOB: 1 BB: 1 P: 13	R: 0 E: 0 K: 0 S: 3	H: 0 LOB: 0 BB: 0 P: 3	R: 0 E: 0 K: 0 S: 3	H: 1 LOB: 0 BB: 0 P: 3	R: 0 E: 0 K: 1 S: 5	H: 1 LOB: 1 BB: 0 P: 5	1B: 9 2B: 7 3B: 0 HR: 1	SF: 0 SAC: 0 DP: 3 HBP: 0	WP: 0 PB: 0 SB: 1 CS: 1	PA: 41
<b>PITCHER</b>	IP WLS BF H R ER SO BB IBB HBP BLK WP HR S P ERA WHIP																					
Larry Dierker, R (1, 1) ERA: 4.28	5.0 L 27 9 5 5 6 3 0 0 0 0 0 1 36 48 9.00 2.400																					
Jim Crawford, L (6, 1) ERA: 2.23	3.0 11 4 1 1 0 0 0 0 0 0 0 0 11 11 3.00 1.333																					
Fred Scherman, L (9, 1) ERA: 4.66	1.0 3 1 0 0 1 0 0 0 0 0 0 0 5 5 0.00 1.000																					

St. Louis Cardinals @ Houston Astros  
Astrodome, Houston, TX  
Fri Jun 06 1975, 8:05 PM EDT  
Att. 12,955 - Dome

[livebaseballscorecards.com](http://livebaseballscorecards.com)



Batter	1	2	3	4	5	6	7	8	9	AB	R	H	RBI	BB	SO	LOB
Greg Gross, L (1, 7) OBP: 0.347, SLG: 0.331	0-3 K		0-0 6-3			0-0 1-3		0-0 F8		4	0	0	0	0	1	1
Roger Metzger, S (1, 6) OBP: 0.333, SLG: 0.358	0-3 K		0-0 1-3			0-3 K			0-0 4-3	4	0	0	0	0	2	1
Cesar Cedeno, R (1, 8) OBP: 0.343, SLG: 0.378	0-0 WP S 1B		0-0 5-3			0-0 F8			0-0 5-3	4	0	1	0	0	0	1
Bob Watson, R (1, 3) OBP: 0.378, SLG: 0.522	4-0 1-3 BB			0-0 6-3			0-0 F8		0-0 F8	3	0	0	0	1	0	0
Milt May, L (1, 2) OBP: 0.275, SLG: 0.291	0-0 4-3			0-0 4-3			0-0 F7			3	0	0	0	0	0	2
Jose Cruz, L (1, 9) OBP: 0.374, SLG: 0.361		0-0 1-3		0-0 6-3			4-0 FC5-4 BB			2	0	0	0	1	0	0
Doug Rader, R (1, 5) OBP: 0.333, SLG: 0.350		0-0 6-3			0-0 F7		0-0 FC5-4			3	0	0	0	0	0	1
Tommy Helms, R (1, 4) OBP: 0.271, SLG: 0.195		0-0 5-3			0-0 5-3			0-0 F8		3	0	0	0	0	0	0
Larry Dierker, R (1, 1) OBP: 0.069, SLG: 0.069			0-0 E7			0-0 4-3		0-0 4-3		2	0	1	0	0	0	0
Jim Crawford, L (6, 1) OBP: 0.400, SLG: 0.600			6-3 1B							0	0	0	0	0	0	0
Ken Boswell, L (8, PH) OBP: 0.383, SLG: 0.353										1	0	0	0	0	0	0
Fred Scherman, L (9, 1)										0	0	0	0	0	0	0

Inning Stats	R: 0	H: 1	E: 0	LOB: 2	K: 2	BB: 1	S: 8	P: 12	R: 0	H: 0	E: 0	LOB: 0	K: 0	BB: 0	S: 3	P: 3	R: 0	H: 1	E: 1	LOB: 1	K: 0	BB: 0	S: 4	P: 4	R: 0	H: 0	E: 0	LOB: 0	K: 0	BB: 0	S: 3	P: 3	R: 0	H: 0	E: 0	LOB: 0	K: 1	BB: 0	S: 5	P: 5	R: 0	H: 0	E: 0	LOB: 1	K: 0	BB: 1	S: 3	P: 7	R: 0	H: 0	E: 0	LOB: 0	K: 0	BB: 0	S: 3	P: 3	R: 0	H: 0	E: 0	LOB: 0	K: 0	BB: 0	S: 3	P: 3
PITCHER Bob Forsch, R (1, 1) ERA: 2.69	IP	WLS	BF	H	R	ER	SO	BB	IBB	HBP	BLK	WP	HR	S	P	ERA	WHIP	IP	WLS	BF	H	R	ER	SO	BB	IBB	HBP	BLK	WP	HR	S	P	ERA	WHIP	IP	WLS	BF	H	R	ER	SO	BB	IBB	HBP	BLK	WP	HR	S	P	ERA	WHIP													


**BOTTOM**

**St. Louis Cardinals @ Houston Astros**  
Astrodome, Houston, TX

Fri Jun 06 1975, 8:05 PM EDT  
Att. 12,955 - Dome

livebaseballscorecards.com

AB	29
R	0
H	2
RBI	0
BB	2
SO	3
LOB	6



WP: 1	PA: 31
PB: 0	SB: 1
CS: 0	







Batter	1	2	3	4	5	6	7	8	9	AB R H RBI BB SO LOB	TOP											
Lou Brock, L (1, 7) OBP: 0.359, SLG: 0.440	0-0 6-3		0-0 5-3		0-0 2-H 1B		0-0 4-3		0-0 G3	5 0 1 0 0 0 3												
Ted Sizemore, R (1, 4) OBP: 0.323, SLG: 0.316	0-0 F7			0-0 1B FC3-2 1B	0-0 6-3			0-0 6-3		4 0 1 0 0 0 1												
Willie Davis, L (1, 9) OBP: 0.282, SLG: 0.418	0-0 6-3			0-0 FC3-2 1-3 2B 1B		4-0 BB HR BB		0-0 F8		3 2 1 0 1 0 0												
Reggie Smith, S (1, 3) OBP: 0.417, SLG: 0.672		0-0 F9		0-0 FC3-2 1-2 2B 3-H		0-0 1-H HR		0-3 K		4 2 1 2 0 1 2												
Ted Simmons, S (1, 2) OBP: 0.356, SLG: 0.412		0-3 K		0-0 1-H 2-H 1B 2B		0-0 G3		0-0 5-3		4 0 1 2 0 1 0												
Bake McBride, L (1, 8) OBP: 0.337, SLG: 0.364		0-0 6-3		0-0 2-H S 1B		0-0 4-3		4-0 S E BB		3 1 1 0 1 0 0												
Ken Reitz, R (1, 5) OBP: 0.316, SLG: 0.367			0-0 2B	0-0 5-3		0-0 4-3		0-0 E9		4 0 1 0 0 0 1												
Mario Guerrero, R (1, 6) OBP: 0.304, SLG: 0.308			0-0 L3		0-0 1B 2B		0-0 F8		0-0 1-3 2B	4 0 2 0 0 0 1												
Ron Reed, R (1, 1) OBP: 0.250, SLG: 0.290			0-3 K		0-0 2-3		0-3 K		0-0 5-3	3 0 0 0 0 2 2												
Al Hrabosky, R (8, 1) OBP: 0.400, SLG: 0.250										1 0 0 0 0 0 2												
<b>Inning Stats</b>	R: 0 E: 0 K: 0 S: 3	H: 0 LOB: 0 BB: 0 P: 3	R: 0 E: 0 K: 1 S: 5	H: 0 LOB: 0 BB: 0 P: 5	R: 0 E: 0 K: 1 S: 6	H: 1 LOB: 1 BB: 0 P: 6	R: 2 E: 0 K: 0 S: 6	H: 4 LOB: 1 BB: 0 P: 6	R: 0 E: 0 K: 0 S: 4	H: 2 LOB: 1 BB: 0 P: 4	R: 2 E: 0 K: 0 S: 4	H: 1 LOB: 0 BB: 1 P: 8	R: 0 E: 0 K: 1 S: 5	H: 0 LOB: 0 BB: 0 P: 5	R: 0 E: 0 K: 1 S: 5	H: 0 LOB: 0 BB: 0 P: 5	R: 1 E: 1 K: 0 S: 5	H: 1 LOB: 2 BB: 1 P: 9	1B: 4 2B: 4 3B: 0 HR: 1	SF: 0 SAC: 0 DP: 0 HBP: 0	WP: 0 PB: 0 SB: 2 CS: 0	PA: 37
<b>PITCHER</b>	IP WLS BF H R ER SO BB IBB HBP BLK WP HR S P ERA WHIP																				IP WLS BF H R ER SO BB IBB HBP BLK WP HR S P ERA WHIP	
Ken Forsch, R (1, 1) ERA: 4.03	7.0 L 28 8 4 4 3 1 0 0 0 0 1 33 37 5.14 1.286																					
Jim Crawford, L (8, 1) ERA: 2.36	2.0 9 1 1 1 1 1 1 0 0 0 0 0 10 14 4.50 1.000																					

St. Louis Cardinals @ Houston Astros  
Astrodome, Houston, TX  
Sun Jun 08 1975, 4:33 AM EDT  
Att. 12,288 - Dome

livebaseballscorecards.com

AB 35  
R 5  
H 9  
RBI 4  
BB 2  
SO 4  
LOB 12





Batter	1	2	3	4	5	6	7	8	9	AB	R	H	RBI	BB	SO	LOB
Greg Cross, L (1, 7) OBP: 0.349, SLG: 0.342	0-0 6-3 3B	0-0 F8			0-0 1-3			0-0 F7		4	1	1	0	0	0	1
Roger Metzger, S (1, 6) OBP: 0.330, SLG: 0.351	0-0 1-3		0-0 1-3		0-0 F8			4-0 1B BB		3	0	0	0	1	0	1
Cesar Cedeno, R (1, 8) OBP: 0.344, SLG: 0.379	0-0 6-3		0-3 K			0-0 G6-3 1B		0-0 F8		4	0	1	1	0	1	1
Bob Watson, R (1, 3) OBP: 0.382, SLG: 0.519	0-0 3-H 2B 1B		0-0 4-3			0-0 G6-3 1-2f		0-0 1-2 1B		4	0	2	0	0	0	1
Milt May, L (1, 2) OBP: 0.280, SLG: 0.301	0-0 1-3 2B			0-0 1B		0-0 G3		0-3 K		4	0	2	0	0	1	2
Ken Boswell, L (1, 5) Wilbur Howard, S (9, PH) OBP: 0.381, SLG: 0.370 OBP: 0.333, SLG: 0.345	0-0 3-1			0-0 F9			0-0 2B		0-0 1-4-3	3	0	1	0	0	0	3
Jose Cruz, L (1, 9) Enos Cabell, R (9, PH) OBP: 0.366, SLG: 0.351 OBP: 0.331, SLG: 0.393		0-0 4-3 6-3 1B		0-0 F9			0-3 K		0-0 6-3	3	0	1	0	0	1	2
Tommy Helms, R (1, 4) OBP: 0.232, SLG: 0.163		0-0 6-3 1-2		0-0 F8			0-0 L8		0-0 F5	4	0	0	0	0	0	3
Ken Forsch, R (1, 1) Cliff Johnson, R (7, PH) Jim Crawford, L (8, 1) OBP: 0.167, SLG: 0.167 OBP: 0.323, SLG: 0.388 OBP: 0.400, SLG: 0.600		0-0 4-3 2-3		0-3 K			0-3 K			2	0	0	0	0	1	1

Inning Stats	R: 1	H: 3	E: 0	K: 0	S: 6	H: 3	LOB: 2	BB: 0	P: 6	R: 0	H: 1	E: 0	K: 0	S: 4	H: 1	LOB: 1	BB: 0	P: 4	R: 0	H: 0	E: 0	K: 1	S: 5	H: 0	LOB: 0	BB: 0	P: 5	R: 0	H: 1	E: 0	K: 0	S: 4	H: 1	LOB: 1	BB: 0	P: 4	R: 0	H: 0	E: 0	K: 1	S: 5	H: 0	LOB: 0	BB: 0	P: 5	R: 0	H: 1	E: 0	K: 2	S: 8	H: 1	LOB: 1	BB: 0	P: 8	R: 0	H: 1	E: 0	K: 1	S: 6	H: 1	LOB: 2	BB: 1	P: 10	R: 0	H: 0	E: 0	K: 0	S: 3	H: 0	LOB: 0	BB: 0	P: 3	1B: 5	SF: 0	2B: 2	SAC: 0	3B: 1	DP: 1	HR: 0	HBP: 0	WP: 0	PA: 35
PITCHER	IP	WLS	BF	H	R	ER	SO	BB	IBB	HBP	BLK	WP	HR	S	P	ERA	WHIP																																																																	
Ron Reed, R (1, 1) ERA: 3.63	7.2	W	31	8	1	1	4	1	0	0	0	0	0	38	42	1.17	1.174																																																																	
Al Hrabosky, L (8, 1) ERA: 2.08	1.1	S	4	0	0	0	1	0	0	0	0	0	0	6	6	0.00	0.000																																																																	

BOTTOM

St. Louis Cardinals @ Houston Astros  
Astrodome, Houston, TX  
Sun Jun 08 1975, 4:33 AM EDT  
Att. 12,288 - Dome

livebaseballscorecards.com

AB	34
R	1
H	8
RBI	1
BB	1
SO	5
LOB	16



Batter	1	2	3	4	5	6	7	8	9	10	AB R H RBI BB SO LOB	TOP											
Don Kessinger, S (1, 6) OBP: 0.342, SLG: 0.369	0-0 4-3		0-0 1B		0-0 4-3			0-0 G3	0-0 F5		5 1 1 1 0 0 2	<b>Chicago Cubs @ Houston Astros</b> Astrodome, Houston, TX Mon Jun 09 1975, 8:05 PM EDT Att. 3,427 - Dome											
Jose Cardenal, R (1, 7) OBP: 0.390, SLG: 0.453	0-0 F8		0-0 HBP		0-0 1B			0-0 6-3		0-0 4-3	5 0 2 1 0 0 0												
Bill Madlock, R (1, 5) OBP: 0.385, SLG: 0.488	0-0 F8		1-0 HBP		0-0 F9			0-0 1B		0-0 1B	4 1 2 0 0 0 1												
Rick Monday, L (1, 8) OBP: 0.406, SLG: 0.497		0-0 6-3	0-3 K			0-0 1-3		0-0 F7		4-0 1B	4 0 0 0 1 1 3												
Jerry Morales, R (1, 9) OBP: 0.330, SLG: 0.354		0-0 6-3		0-0 5-3		0-0 6-3			0-0 6-3	0-0 1B	5 0 1 1 0 0 0												
Andre Thornton, R (1, 3) OBP: 0.456, SLG: 0.479		0-0 F7		4-0 BB		0-3 K			0-0 1B	0-0 F8	4 1 1 0 1 1 2												
Manny Trillo, R (1, 4) OBP: 0.303, SLG: 0.348			0-0 SH1-3		0-0 FC1-6		0-3 K		0-0 SF9	0-0 FC6-4	3 1 1 0 0 1 1												
Champ Summers, L (9, PH) OBP: 0.324, SLG: 0.333			2B		1-2f				1-3	1-2f	1 0 1 0 0 0 0												
Rob Sperring, R (9, 4) OBP: 0.278, SLG: 0.258			1B								1 0 0 0 0 0 2												
Steve Swisher, R (1, 2) OBP: 0.254, SLG: 0.264			0-0 F8		0-0 F9		0-0 G4-6-3		0-0 SF9		3 0 1 0 0 0 2												
Adrian Garrett, L (9, PH) OBP: 0.136, SLG: 0.250									1-2		0 0 0 1 0 0 0												
Oscar Zamora, R (9, 1) OBP: 0.200, SLG: 0.200									3-H		0 0 0 0 0 0 0												
Darold Knowles, L (10, 1) OBP: 0.250, SLG: 0.143									1-0		0 0 0 0 0 0 0												
Steve Stone, R (1, 1) OBP: 0.190, SLG: 0.238			0-0 SH1-3		0-3 K		0-0 G4-6-3				1 0 0 0 0 1 0												
Ralph LaCock, L (7, PH) OBP: 0.336, SLG: 0.306											1 0 0 0 0 0 1												
Bob Locker, S (7, 1) OBP: 0.469, SLG: 0.400			1-2								0 0 0 0 0 0 0												
Tim Hosley, R (9, PH) OBP: 0.469, SLG: 0.400											0 0 0 0 0 0 0												
<b>Inning Stats</b>	R: 0 E: 0 K: 0 S: 3	H: 0 LOB: 0 BB: 0 P: 3	R: 0 E: 0 K: 0 S: 3	H: 0 LOB: 0 BB: 0 P: 3	R: 2 E: 0 K: 1 S: 8	H: 3 LOB: 2 BB: 0 P: 9	R: 0 E: 1 K: 0 S: 3	H: 0 LOB: 1 BB: 1 P: 7	R: 0 E: 0 K: 1 S: 6	H: 1 LOB: 1 BB: 0 P: 6	R: 0 E: 0 K: 1 S: 5	H: 1 LOB: 0 BB: 0 P: 5	R: 0 E: 0 K: 0 S: 4	H: 1 LOB: 1 BB: 0 P: 4	R: 1 E: 0 K: 0 S: 5	H: 2 LOB: 2 BB: 0 P: 6	R: 1 E: 0 K: 0 S: 5	H: 2 LOB: 2 BB: 1 P: 9	1B: 8 2B: 2 3B: 0 HR: 0	SF: 1 SAC: 1 DP: 1 HBP: 2	WP: 0 PB: 0 SB: 0 CS: 0	PA: 43	
<b>PITCHER</b>	IP WLS BF H R ER SO BB IBB HBP BLK WP HR S P ERA WHIP																						
Tom Griffin, R (1, 1) ERA: 5.29	7.0																						
Wayne Granger, R (8, 1) ERA: 1.76	3.0	L	16	5	2	2	0	0	0	0	0	0	0	0	0	0	0	0	0	0	0	0	0

livebaseballscorecards.com

AB	37
R	4
H	10
RBI	4
BB	2
SO	4
LOB	14







Batter	1	2	3	4	5	6	7	8	9	AB R H RBI BB SO LOB	TOP
<b>Don Kessinger, S</b> (1, 6) <small>OBP: 0.345, SLG: 0.369</small>	4-0 	0-0 			0-0 			0-0 		3 1 1 0 1 0 0	
<b>Jose Cardenal, R</b> (1, 7) <small>OBP: 0.387, SLG: 0.449</small>	0-0 		0-0 		0-0 			0-0 		4 1 1 0 0 0 0	
<b>Bill Madlock, R</b> (1, 5) <small>OBP: 0.382, SLG: 0.484</small>	0-0 		0-0 			0-0 		0-0 		4 0 1 1 0 0 0	
<b>Rick Monday, L</b> (1, 8) <small>OBP: 0.408, SLG: 0.497</small>	0-3 		0-0 		0-0 			0-0 		4 1 2 0 0 1 2	
<b>Jerry Morales, R</b> (1, 9) <small>OBP: 0.329, SLG: 0.354</small>	0-0 			0-3 		0-0 		0-0 		3 0 1 1 0 1 1	
<b>Andre Thornton, R</b> (1, 3) <small>OBP: 0.457, SLG: 0.507</small>	0-0 		0-0 			0-0 		0-0 		4 0 2 0 0 0 2	
<b>Manny Trillo, R</b> (1, 4) <small>OBP: 0.299, SLG: 0.342</small> <b>Champ Summers, L</b> (9, PH) <small>OBP: 0.343, SLG: 0.333</small>	0-3 		0-0 		0-3 		0-3 	4-0 		3 0 0 0 0 2 3	
<b>Steve Swisher, R</b> (1, 2) <small>OBP: 0.256, SLG: 0.259</small> <b>Adrian Garrett, L</b> (9, PH) <small>OBP: 0.130, SLG: 0.238</small>		0-3 		0-3 		4-0 		0-0 		2 0 0 0 1 2 1	
<b>Bill Bonham, R</b> (1, 1) <small>OBP: 0.125, SLG: 0.125</small> <b>Eddie Watt, R</b> (7, 1) <b>Ken Frailing, L</b> (8, 1)		0-0 		0-0 		0-3 				3 0 0 0 0 1 1	
<b>Inning Stats</b>	R: 2 H: 3 E: 0 LOB: 2 K: 2 BB: 1 S: 10 P: 14	R: 0 H: 1 E: 0 LOB: 1 K: 1 BB: 0 S: 5 P: 5	R: 0 H: 0 E: 0 LOB: 0 K: 0 BB: 0 S: 3 P: 3	R: 0 H: 1 E: 0 LOB: 1 K: 2 BB: 0 S: 8 P: 8	R: 0 H: 0 E: 0 LOB: 0 K: 0 BB: 0 S: 3 P: 3	R: 0 H: 1 E: 0 LOB: 0 K: 0 BB: 0 S: 3 P: 3	R: 0 H: 0 E: 0 LOB: 1 K: 2 BB: 1 S: 7 P: 11	R: 0 H: 0 E: 0 LOB: 0 K: 0 BB: 0 S: 3 P: 3	R: 1 H: 2 E: 0 LOB: 1 K: 0 BB: 1 S: 4 P: 8	1B: 7 SF: 1 2B: 1 SAC: 0 3B: 1 DP: 2 HR: 0 HBP: 0	WP: 1 PA: 35 PB: 1 SB: 0 CS: 0
<b>PITCHER</b> <b>Doug Konieczny, R</b> (1, 1) <small>ERA: 3.43</small>	IP WLS BF H R ER SO BB IBB HBP BLK WP HR S P ERA WHIP 9.0 W 35 8 3 3 7 3 0 0 0 1 0 46 58 3.00 1.222										

**Chicago Cubs @ Houston Astros**  
 Astrodome, Houston, TX  
 Tue Jun 10 1975, 8:05 PM EDT  
 Att. 7,542 - Dome

[livebaseballscorecards.com](http://livebaseballscorecards.com)

<b>AB</b>	<b>31</b>
<b>R</b>	<b>3</b>
<b>H</b>	<b>8</b>
<b>RBI</b>	<b>2</b>
<b>BB</b>	<b>3</b>
<b>SO</b>	<b>7</b>
<b>LOB</b>	<b>11</b>





BOTTOM

Chicago Cubs @ Houston Astros  
Astrodome, Houston, TX  
Tue Jun 10 1975, 8:05 PM EDT  
Att. 7,542 - Dome

livebaseballscorecards.com

AB 31  
R 4  
H 9  
RBI 4  
BB 5  
SO 4  
LOB 18



WP: 0 PA: 37  
PB: 0  
SB: 2  
CS: 2

AB R H RBI BB SO LOB

5	0	1	1	0	1	5	
4	0	2	0	0	0	0	
3	0	0	0	1	0	3	
4	0	1	0	0	1	3	
2	2	0	0	2	1	2	
3	0	0	0	1	0	1	
0	1	0	0	0	0	0	
4	0	1	1	0	0	1	
3	1	2	0	1	0	2	
3	0	2	2	0	1	1	
1B: 7	SF: 0	2B: 1	SAC: 1	3B: 1	DP: 0	HR: 0	HBP: 0

Batter	1	2	3	4	5	6	7	8	9
Greg Cross, L (1, 7) OBP: 0.351, SLG: 0.341	0-3 K		0-0 6-3	0-0 4-3			0-0 1B	0-0 F5	
Roger Metzger, S (1, 6) OBP: 0.332, SLG: 0.361	0-0 G3		0-0 3B		0-0 F9		0-0 1B		
Ken Boswell, L (1, 5) OBP: 0.366, SLG: 0.339	4-0 1B BB		0-0 P6		0-0 F7		0-0 F8		
Bob Watson, R (1, 3) OBP: 0.373, SLG: 0.505	0-0 1-2 1B		0-0 6-3		0-3 K		0-0 F7		
Cesar Cedeno, R (1, 8) OBP: 0.345, SLG: 0.371	0-3 K			4-0 1B S 1B BB		0-0 F9		4-0 E S 1B BB	
Milt May, L (1, 2) OBP: 0.284, SLG: 0.296		0-0 P4		0-0 F8		0-0 F7		4-0 FC3-6 1B	
Skip Jutze, R (8, PR) OBP: 0.147, SLG: 0.147				1-2				1-3 2B IBB	
Enos Cabell, R (1, 9) OBP: 0.326, SLG: 0.384		0-0 L4		0-0 P6		0-0 F8		0-0 FC3-6 1B	
Larry Milbourne, S (1, 4) OBP: 0.229, SLG: 0.206		4-0 BB		0-0 1B		0-0 1B		0-0 FC3-6 2B CS	
Doug Konieczny, R (1, 1) OBP: 0.167, SLG: 0.233		0-3 K		0-0 1B		0-0 SH1-4 1B		0-0 CS 1-2 2-3 3-H 2B	

Inning Stats	R: 0	H: 1	E: 0	K: 2	S: 8	LOB: 2	BB: 1	P: 12
	R: 0	H: 0	E: 0	K: 1	S: 5	LOB: 1	BB: 1	P: 9
	R: 0	H: 1	E: 0	K: 0	S: 4	LOB: 1	BB: 0	P: 4
	R: 1	H: 2	E: 0	K: 0	S: 5	LOB: 2	BB: 1	P: 9
	R: 0	H: 0	E: 0	K: 1	S: 5	LOB: 0	BB: 0	P: 5
	R: 0	H: 0	E: 0	K: 0	S: 3	LOB: 0	BB: 0	P: 3
	R: 1	H: 3	E: 0	K: 0	S: 6	LOB: 2	BB: 0	P: 6
	R: 2	H: 2	E: 0	K: 0	S: 4	LOB: 2	BB: 2	P: 12

PITCHER	IP	WLS	BF	H	R	ER	SO	BB	IBB	HBP	BLK	WP	HR	S	P	ERA	WHIP
Bill Bonham, R (1, 1) ERA: 3.98	6.0		26	5	2	2	4	3	0	0	0	0	0	31	43	3.00	1.333
Eddie Watt, R (7, 1) ERA: 18.0	1.1	L	10	4	2	2	0	1	1	0	0	0	0	8	16	13.50	3.750
Ken Frailing, L (8, 1) ERA: 3.71	0.2		1	0	0	0	0	0	0	0	0	0	0	1	1	0.00	0.000

Batter	1	2	3	4	5	6	7	8	9	AB R H RBI BB SO LOB	TOP
Rennie Stennett, R (1, 4) OBP: 0.324, SLG: 0.383	0-0 F8	0-0 F9 1-2 2-3			0-0 2B			0-0 F9		4 0 1 0 0 0 2	
Richie Hebner, L (1, 5) OBP: 0.366, SLG: 0.467	0-0 F8		0-0 4-3		0-0 4-3			0-0 P5		4 0 0 0 0 0 1	
Al Oliver, L (1, 8) OBP: 0.297, SLG: 0.433	0-0 1B		0-3 K				0-0 P5	0-0 4-3		4 0 1 0 0 1 0	
Willie Stargell, L (1, 3) OBP: 0.333, SLG: 0.484	0-0 4-3		0-3 K				4-0 FC6 BB		4-0 G4-6-3 BB	2 0 0 0 2 1 1	
Dave Parker, L (1, 9) OBP: 0.372, SLG: 0.571		0-0 WP 1B 2B		0-0 FC1-5-2 3B		0-0 P5		0-0 G4-6-3 1-2f	0-0 G4-6-3 1-2f	4 1 2 0 0 0 2	
Richie Zisk, R (1, 7) OBP: 0.319, SLG: 0.329		0-0 5-3		0-0 FC1-5-2 G4-6-3		0-0 FC6 1-2f		0-0 F9		4 0 0 0 0 0 3	
Manny Sanguillen, R (1, 2) OBP: 0.407, SLG: 0.451		4-0 FC1-5 1B BB		0-0 G4-6-3 1-2f			0-0 G4-6-3 1B			2 0 1 0 1 0 1	
Frank Taveras, R (1, 6) OBP: 0.227, SLG: 0.212		0-0 PB FC1-5 1B			0-0 5-3		0-0 G4-6-3 1-2f			2 0 1 1 0 0 0	
Ed Kirkpatrick, L (7, PH) OBP: 0.300, SLG: 0.320		1-2 3-H								1 0 0 0 0 0 1	
Mario Mendoza, R (7, 6) OBP: 0.174, SLG: 0.174		0-0 FC1-5 PB 1B								0 0 0 0 0 0 0	
Bruce Kison, R (1, 1) OBP: 0.207, SLG: 0.148		0-0 FC1-5 PB			0-0 F4					2 0 0 0 0 0 2	
Bill Robinson, R (7, PH) OBP: 0.305, SLG: 0.481		1-2 2-3f								1 0 0 0 0 0 0	
Bob Moose, R (7, 1) OBP: 0.222, SLG: 0.222										0 0 0 0 0 0 0	
<b>Inning Stats</b>	R: 0 H: 1 E: 0 LOB: 1 K: 0 BB: 0 S: 4 P: 4	R: 1 H: 2 E: 0 LOB: 2 K: 0 BB: 1 S: 5 P: 9	R: 0 H: 0 E: 0 LOB: 0 K: 2 BB: 0 S: 7 P: 7	R: 0 H: 1 E: 0 LOB: 0 K: 0 BB: 0 S: 3 P: 3	R: 0 H: 1 E: 0 LOB: 1 K: 0 BB: 0 S: 4 P: 4	R: 0 H: 0 E: 0 LOB: 1 K: 0 BB: 1 S: 3 P: 7	R: 0 H: 1 E: 0 LOB: 0 K: 0 BB: 0 S: 3 P: 3	R: 0 H: 0 E: 0 LOB: 0 K: 0 BB: 0 S: 3 P: 3	R: 0 H: 0 E: 0 LOB: 0 K: 0 BB: 1 S: 2 P: 6	1B: 3 SF: 0 2B: 2 SAC: 0 3B: 1 DP: 3 HR: 0 HBP: 0	WP: 1 PA: 33 PB: 1 SB: 0 CS: 0
<b>PITCHER</b> Larry Dierker, R (1, 1) ERA: 3.94	IP WLS BF H R ER SO BB IBB HBP BLK WP HR S P ERA WHIP										

Pittsburgh Pirates @ Houston Astros  
Astrodome, Houston, TX  
Wed Jun 11 1975, 8:05 PM EDT  
Att. 10,125 - Unknown

livebaseballscorecards.com

AB	30
R	1
H	6
RBI	1
BB	3
SO	2
LOB	13







Batter	1	2	3	4	5	6	7	8	9	AB R H RBI BB SO LOB	TOP	
Rennie Stennett, R (1, 4) OBP: 0.326, SLG: 0.386	4-0 BB SF7 1B BB		x 0-0 F8		x 0-0 2-H 1B 2B		x 0-0 G3		x 0-0 F9	4 2 1 1 1 0 2		
Manny Sanguillen, R (1, 2) OBP: 0.414, SLG: 0.463	x 0-0 BB 1-2 1B		x 0-0 6-3		x 0-0 2-H 1B		x 0-0	x 0-0 1B FC6-2 2B		4 0 3 1 0 0 0		
Al Oliver, L (1, 8) OBP: 0.296, SLG: 0.430	S S S 0-3 K		x 0-0 P5		x 0-0 F7		x 0-0	x 0-0 L6-4 FC6-2 2-3 1B		4 0 1 0 0 1 3		
Bob Robertson, R (1, 3) OBP: 0.268, SLG: 0.263	B B B 4-0 1-2 2-3 BB		x 0-0 F7		x 0-0 F9		x 0-0 F9	x 0-0 FC6-2 1-2 3-H		3 0 0 0 1 0 2		
Richie Zisk, R (1, 7) OBP: 0.312, SLG: 0.323	x 0-0 SF7 3-H		x 0-0 F3		x 0-0 F8		x 0-0 F8	x 0-0 L6-4 2-3		3 0 0 1 0 0 2		
Dave Parker, L (1, 9) OBP: 0.369, SLG: 0.564	S S S 0-3 K		x 0-0 4-3		x 0-0 F9		x 0-0	x 0-0 S E 1B		4 1 1 0 0 1 2		
Richie Hebner, L (1, 5) OBP: 0.358, SLG: 0.455		S S S 0-3 K		x 0-0 P5		x 0-0 5-3		x 0-0 F7 1-2		4 0 0 0 0 1 1		
Frank Taveras, R (1, 6) OBP: 0.234, SLG: 0.221		x 0-0 6-3		x 0-0 SH1-4 2B 1B		x 0-0 SH2-4 1B		x 0-0 5-3 2-H		4 1 2 0 0 0 0		
Dock Ellis, S (1, 1) OBP: 0.133, SLG: 0.133		x 0-0 6-3		x 0-0 SH1-4 1-2		x 0-0 SH2-4 1-2		x 0-0 1B		1 0 0 0 0 0 0		
Larry Demery, R (6, 1) OBP: 0.250, SLG: 0.143										1 0 1 0 0 0 0		
<b>Inning Stats</b>	R: 1 H: 1 E: 0 LOB: 2 K: 2 BB: 2 S: 8 P: 16	R: 0 H: 0 E: 0 LOB: 0 K: 1 BB: 0 S: 5 P: 5	R: 0 H: 0 E: 0 LOB: 0 K: 0 BB: 0 S: 3 P: 3	R: 0 H: 0 E: 0 LOB: 0 K: 0 BB: 0 S: 3 P: 3	R: 2 H: 3 E: 0 LOB: 1 K: 0 BB: 0 S: 6 P: 6	R: 0 H: 0 E: 0 LOB: 0 K: 0 BB: 0 S: 3 P: 3	R: 0 H: 1 E: 0 LOB: 1 K: 0 BB: 0 S: 4 P: 4	R: 0 H: 2 E: 0 LOB: 1 K: 0 BB: 0 S: 4 P: 4	R: 1 H: 2 E: 1 LOB: 1 K: 0 BB: 0 S: 5 P: 5	1B: 7 SF: 1 2B: 3 SAC: 2 3B: 0 DP: 1 HR: 0 HBP: 0	WP: 0 PA: 37 PB: 0 SB: 1 CS: 0	
<b>PITCHER</b> Dave Roberts, L (1, 1) ERA: 3.53 Joe Niekro, R (8, 1) ERA: 4.64	IP WLS BF H R ER SO BB IBB HBP BLK WP HR S P ERA WHIP	7.0 L 28 5 3 3 3 2 0 0 0 0 0 0 32 40 3.86 1.000	2.0 9 4 1 1 0 0 0 0 0 0 0 0 9 9 4.50 2.000	<b>PITCHER</b> IP WLS BF H R ER SO BB IBB HBP BLK WP HR S P ERA WHIP								

Pittsburgh Pirates @ Houston Astros  
Astrodome, Houston, TX  
Thu Jun 12 1975, 8:05 PM EDT  
Att. 10,802 - Dome

livebaseballscorecards.com

AB	32
R	4
H	9
RBI	3
BB	2
SO	3
LOB	12





Batter	1	2	3	4	5	6	7	8	9	AB	R	H	RBI	BB	SO	LOB
Greg Gross, L (1, 7) OBP: 0.347, SLG: 0.337	0-0 6-3		0-0 1-3		0-0 4-3 SH3-4 1B		0-0 F8			4	0	1	0	0	0	1
Roger Metzger, S (1, 6) OBP: 0.331, SLG: 0.358	0-3 K		0-0 BB 1B		0-0 SH3-4		0-0 3-1			3	1	1	0	0	1	1
Cesar Cedeno, R (1, 8) OBP: 0.349, SLG: 0.377	0-0 5-3		4-0 1B BB		0-0 4-3		0-0 2-3		0-0 1B	3	0	1	0	1	0	1
Bob Watson, R (1, 3) OBP: 0.377, SLG: 0.515		0-0 HR	4-0 1B BB		0-3 K		0-0 P5		0-0 6-3	3	1	1	1	1	1	1
Milt May, L (1, 2) OBP: 0.287, SLG: 0.296		0-0 1B	0-0 1-2 2-3 3-H 1B		0-0 G3		0-0 L4		0-0 6-3	4	0	2	1	0	0	0
Enos Cabell, R (1, 9) OBP: 0.315, SLG: 0.383		0-0 F9	0-0 FC6-4		0-0 L4		0-0 6-3		0-0 6-3	4	0	0	0	0	0	4
Doug Rader, R (1, 5) OBP: 0.322, SLG: 0.331		0-0 L8		0-0 G3		0-0 6-3		0-0 1B	4	0	1	0	0	0	0	1
Larry Milbourne, S (1, 4) OBP: 0.244, SLG: 0.205		0-0 4-3		0-0 G1		0-3 K		0-0 F7	3	0	0	0	0	0	1	1
Ken Boswell, L (9, PH) OBP: 0.361, SLG: 0.333								0-0 L7	1	0	0	0	0	0	0	1
Dave Roberts, L (1, 1) OBP: 0.080, SLG: 0.120			0-3 K		0-0 1-3		0-0 F8 2B			2	0	0	0	0	1	0
Jose Cruz, L (7, PH) OBP: 0.367, SLG: 0.359										1	0	1	0	0	0	0
Joe Niekro, R (8, 1) OBP: 0.667, SLG: 0.500										0	0	0	0	0	0	0
Cliff Johnson, R (9, PH) OBP: 0.326, SLG: 0.384										1	0	0	0	0	0	1

Inning Stats	R: 0	H: 0	E: 0	K: 1	S: 5	R: 1	H: 2	E: 0	K: 0	S: 5	R: 1	H: 2	E: 0	K: 1	S: 7	R: 0	H: 0	E: 0	K: 0	S: 3	R: 0	H: 1	E: 0	K: 1	S: 6	R: 0	H: 0	E: 0	K: 0	S: 3	R: 0	H: 0	E: 0	K: 1	S: 6	R: 0	H: 1	E: 0	K: 1	S: 6	R: 0	H: 1	E: 0	K: 0	S: 3	R: 0	H: 1	E: 0	K: 0	S: 4	R: 0	H: 1	E: 0	K: 0	S: 4	1B: 6	SF: 0	2B: 1	3B: 0	HR: 1	SAC: 1	DP: 0	HBP: 0	WP: 0	PA: 36
--------------	------	------	------	------	------	------	------	------	------	------	------	------	------	------	------	------	------	------	------	------	------	------	------	------	------	------	------	------	------	------	------	------	------	------	------	------	------	------	------	------	------	------	------	------	------	------	------	------	------	------	------	------	------	------	------	-------	-------	-------	-------	-------	--------	-------	--------	-------	--------

PITCHER	IP	WLS	BF	H	R	ER	SO	BB	IBB	HBP	BLK	WP	HR	S	P	ERA	WHIP
Dock Ellis, R (1, 1) ERA: 4.75	5.0	W	22	5	2	2	3	2	0	0	0	0	1	26	34	3.60	1.400
Larry Demery, R (6, 1) ERA: 1.95	4.0	S	14	3	0	0	1	0	0	0	0	0	0	16	16	0.00	0.750

**BOTTOM**

**Pittsburgh Pirates @ Houston Astros**  
Astrodome, Houston, TX  
Thu Jun 12 1975, 8:05 PM EDT  
Att. 10,802 - Dome

[livebaseballscorecards.com](http://livebaseballscorecards.com)

<b>AB</b>	<b>33</b>
<b>R</b>	<b>2</b>
<b>H</b>	<b>8</b>
<b>RBI</b>	<b>2</b>
<b>BB</b>	<b>2</b>
<b>SO</b>	<b>4</b>
<b>LOB</b>	<b>12</b>



Batter	1	2	3	4	5	6	7	8	9	AB R H RBI BB SO LOB	TOP																					
Larry Milbourne, S OBP: 0.222, SLG: 0.186 (1, 4) X	0-0 G3		0-0 G3		0-0 F7		0-0 G6-3 1-2f			4 0 0 0 0 0 2																						
Greg Gross, L OBP: 0.350, SLG: 0.341 (1, 7) X	0-0 4-3		0-0 2B 1B		0-0 1-2 1B			0-0 F7		4 0 2 0 0 0 0																						
Cesar Cedeno, R OBP: 0.351, SLG: 0.383 (1, 8) X	0-0 2B		0-0 F4		0-0 1-2 2-3			0-0 1B E 1B		4 1 2 0 0 0 3																						
Bob Watson, R OBP: 0.379, SLG: 0.519 (1, 3) X	0-0 F3		0-0 1-3 2B		0-3 K			0-0 1-H E7 1B		4 0 2 0 0 1 3																						
Jose Cruz, L OBP: 0.359, SLG: 0.350 (1, 9) X		0-0 F6	0-0 F8		0-0 F8			0-0 F8		4 0 0 0 0 0 3																						
Doug Rader, R OBP: 0.320, SLG: 0.330 (1, 5) X		0-0 6-3 1B		0-0 F8		0-0 G3		0-3 K		4 1 1 0 0 1 1																						
Roger Metzger, S OBP: 0.325, SLG: 0.352 (1, 6) X		0-0 6-3 1-3		0-0 F7		0-0 F5			0-0 2-3	4 0 0 0 0 0 1																						
Skip Jutze, R OBP: 0.184, SLG: 0.184 (1, 2) X		0-0 3-H 1B		0-0 1-3			0-0 G6-3 1B		0-0 F7	4 0 2 1 0 0 0																						
Paul Siebert, L (1, 1) X		0-0 F7			0-0 5-3 1B		0-0 F4		0-3 K	1 0 0 0 0 0 1 1 0 1 0 0 0 0 0 0 0 0 0 0 0 1 0 0 0 0 0 1 0 0 0 0 0 0 0 1 0 0 0 0 1 0																						
Wilbur Howard, S OBP: 0.355, SLG: 0.367 (5, PH) X																																
Ken Forsch, R OBP: 0.167, SLG: 0.167 (5, 1) X																																
Ken Boswell, L OBP: 0.356, SLG: 0.328 (7, PH) X																																
Joe Niekro, R OBP: 0.667, SLG: 0.500 (7, 1) X																																
Milt May, L OBP: 0.286, SLG: 0.294 (9, PH) X																																
<b>Inning Stats</b>	R: 0 E: 0 K: 0 S: 4	H: 1 LOB: 1 BB: 0 P: 4	R: 1 E: 0 K: 0 S: 5	H: 2 LOB: 1 BB: 0 P: 5	R: 0 E: 0 K: 0 S: 5	H: 2 LOB: 2 BB: 0 P: 5	R: 0 E: 0 K: 0 S: 3	H: 0 LOB: 0 BB: 0 P: 3	R: 0 E: 0 K: 1 S: 7	H: 2 LOB: 2 BB: 0 P: 7	R: 0 E: 0 K: 0 S: 3	H: 1 LOB: 0 BB: 0 P: 3	R: 1 E: 1 K: 1 S: 7	H: 2 LOB: 1 BB: 0 P: 7	R: 0 E: 0 K: 1 S: 5	H: 0 LOB: 0 BB: 0 P: 5	1B: 8 2B: 2 3B: 0 HR: 0	SF: 0 SAC: 0 DP: 1 HBP: 0	WP: 0 PB: 0 SB: 1 CS: 0	PA: 36												
<b>PITCHER</b> Ron Reed, R ERA: 3.39 (1, 1)	IP 9.0	WLS W	BF 36	H 10	R 2	ER 1	SO 3	BB 0	IBB 0	HBP 0	BLK 0	WP 0	HR 0	S 42	P 42	ERA 1.00	WHIP 1.111															
											<b>PITCHER</b>	IP	WLS	BF	H	R	ER	SO	BB	IBB	HBP	BLK	WP	HR	S	P	ERA	WHIP				

Houston Astros @ St. Louis Cardinals  
 Busch Stadium, St. Louis, MO  
 Fri Jun 13 1975, 7:05 PM CDT  
 Att. 20,557 - Unknown

livebaseballscorecards.com

AB	36
R	2
H	10
RBI	1
BB	0
SO	3
LOB	15





Batter	1	2	3	4	5	6	7	8	9	AB	R	H	RBI	BB	SO	LOB
Lou Brock, L OBP: 0.356, SLG: 0.435 (1, 7)	0-0 S 2B 1B		0-0 4-3	0-0 E4 2-H			0-0 G3 1-2			4	1	1	0	0	0	1
Ted Sizemore, R OBP: 0.330, SLG: 0.320 (1, 4)	0-0 1-H 1B 2B		4-0 BB	0-0 F7 1-2			0-0 5-3 2-3			3	1	1	1	1	0	2
Willie Davis, L OBP: 0.279, SLG: 0.414 (1, 9)	0-0 F9		0-0 F8				0-0 G3			4	0	1	1	0	0	2
Reggie Smith, S OBP: 0.419, SLG: 0.642 (1, 3)	0-0 FC6-4 2-H 1B		0-0 1-3				0-0 F7			4	0	1	1	0	1	2
Ted Simmons, S OBP: 0.367, SLG: 0.450 (1, 2)	0-0 F8			0-0 1B 2B 1B			0-0 G3			3	1	1	0	1	0	1
Luis Melendez, R OBP: 0.273, SLG: 0.362 (1, 8)	0-0 FC6-4 1-2f			0-0 1B 2B 1B			0-0 F9			4	1	1	0	0	0	2
Ken Reitz, R OBP: 0.316, SLG: 0.363 (1, 5)		0-0 E3 CS		0-0 1-2 2-3 2B 1B			0-0 6-3			4	0	1	0	0	1	1
Mario Guerrero, R OBP: 0.300, SLG: 0.308 (1, 6)		0-0 F9 1-2		0-0 F7			0-0 6-3			4	0	0	0	0	0	5
Ron Reed, R OBP: 0.286, SLG: 0.353 (1, 1)		0-0 4-3		0-0 E 1-H 2-H 3-H 2B			0-0 WP G3 1B 1B			3	2	2	2	0	0	0


Inning Stats	R: 2	H: 3	E: 0	K: 0	S: 6	LOB: 1	BB: 0	P: 6	R: 0	H: 0	E: 1	K: 0	S: 3	LOB: 0	BB: 0	P: 3	R: 0	H: 0	E: 0	K: 0	S: 3	LOB: 0	BB: 0	P: 3	R: 0	H: 0	E: 0	K: 1	S: 7	LOB: 1	BB: 1	P: 9	R: 1	H: 2	E: 0	K: 1	S: 7	LOB: 1	BB: 0	P: 7	R: 0	H: 0	E: 0	K: 1	S: 5	LOB: 1	BB: 1	P: 9
--------------	------	------	------	------	------	--------	-------	------	------	------	------	------	------	--------	-------	------	------	------	------	------	------	--------	-------	------	------	------	------	------	------	--------	-------	------	------	------	------	------	------	--------	-------	------	------	------	------	------	------	--------	-------	------

PITCHER	IP	WLS	BF	H	R	ER	SO	BB	IBB	HBP	BLK	WP	HR	S	P	ERA	WHIP
Paul Siebert, L ERA: 9.0 (1, 1)	4.0	L	20	7	5	4	0	1	0	0	0	0	0	19	23	9.00	2.000
Ken Forsch, R ERA: 3.83 (5, 1)	2.0		6	0	0	0	0	0	0	0	0	0	0	6	6	0.00	0.000
Joe Niekro, R ERA: 4.63 (7, 1)	2.0		9	2	1	1	2	1	0	0	0	1	0	12	16	4.50	1.500

**BOTTOM**

**Houston Astros @ St. Louis Cardinals**  
 Busch Stadium, St. Louis, MO  
 Fri Jun 13 1975, 7:05 PM CDT  
 Att. 20,557 - Unknown

AB	33
R	6
H	9
RBI	5
BB	2
SO	2
LOB	16



WP	HR	S	P	ERA	WHIP							
1B: 7	SF: 0	2B: 2	SAC: 0	3B: 0	DP: 0	HR: 0	HBP: 0	WP: 1	PA: 35	PB: 0	SB: 2	CS: 1

Houston Astros @ St. Louis Cardinals  
 Busch Stadium, St. Louis, MO  
 Sat Jun 14 1975, 7:05 PM CDT  
 Att. 25,122 - Unknown

livebaseballscorecards.com

AB	39
R	9
H	13
RBI	9
BB	2
SO	1
LOB	13



WP:	0	PA:	43
PB:	0		
SB:	1		
CS:	0		

Batter	1	2	3	4	5	6	7	8	9	AB	R	H	RBI	BB	SO	LOB	TOP										
Greg Gross, L (1, 7) OBP: 0.351, SLG: 0.348	0-0 4-3	0-0 F6	0-0 FC4-6			0-0 FC5-4 1B		0-0 1-3 2B		5	0	2	0	0	0	2											
Roger Metzger, S (1, 6) OBP: 0.328, SLG: 0.355 Rob Andrews, R (8, PH) OBP: 0.276, SLG: 0.242 (8, 4)	0-0 1B 1B	0-0 SF9 BB HR 1B	0-0 G3			0-0 FC5-4 BB 1B		0-0 SF8		4	3	2	0	0	0	2											
Cesar Cedeno, R (1, 8) OBP: 0.382, SLG: 0.384 Jose Cruz, L (8, PH) OBP: 0.358, SLG: 0.348 (8, 9)	0-0 1B 1B	4-0 S HR BB		0-0 6-3		4-0 1B BB		0-0 F7		2	2	1	0	2	0	0											
Bob Watson, R (1, 3) OBP: 0.382, SLG: 0.522 Wilbur Howard, S (8, PH) OBP: 0.344, SLG: 0.355 (8, 8)	0-0 1B 1B	0-0 SF9		0-0 F3		0-0 1-3 2-H 1B		0-0 1-3		3	1	2	3	0	0	0											
Cliff Johnson, R (1, 2) OBP: 0.330, SLG: 0.418	0-0 1B 1B	0-0 HR		0-0 4-3		0-0 F6			0-0 6-3	5	1	2	4	0	0	2											
Enos Cabell, R (1, 9) OBP: 0.311, SLG: 0.391 (8, 3)	0-3 K	0-0 3B			0-0 5-3		0-0 5-3		0-0 5-3	5	0	1	0	0	1	2											
Doug Rader, R (1, 5) OBP: 0.317, SLG: 0.326	0-0 1-3 2-H 1B	0-0 F3			0-0 F7		0-0 F4		0-0 6-3	5	0	1	1	0	0	1											
Larry Milbourne, S (1, 4) OBP: 0.204, SLG: 0.170 (8, 6)	0-0 1-3		0-0 3-1		0-0 6-3		0-0 F8			4	0	0	0	0	0	2											
Tom Griffin, R (1, 1) OBP: 0.182, SLG: 0.143		0-0 BB 1B SF9 1B	0-0 FC4-6 1B			0-0 F7		0-0 E3 2B SF8		4	2	2	0	0	0	0											
Inning Stats	R: 3 E: 0 K: 1 S: 10	H: 5 LOB: 2 BB: 0 P: 10	R: 4 E: 0 K: 0 S: 7	H: 4 LOB: 1 BB: 1 P: 11	R: 0 E: 0 K: 0 S: 4	H: 1 LOB: 1 BB: 0 P: 4	R: 0 E: 0 K: 0 S: 3	H: 0 LOB: 0 BB: 0 P: 3	R: 0 E: 0 K: 0 S: 3	H: 0 LOB: 0 BB: 0 P: 3	R: 1 E: 0 K: 0 S: 5	H: 2 LOB: 2 BB: 1 P: 9	R: 0 E: 0 K: 0 S: 3	H: 0 LOB: 0 BB: 0 P: 3	R: 1 E: 1 K: 0 S: 5	H: 1 LOB: 1 BB: 0 P: 5	R: 0 E: 0 K: 0 S: 3	H: 0 LOB: 0 BB: 0 P: 3	1B: 10 2B: 1 3B: 1 HR: 1	SF: 2 SAC: 0 DP: 0 HBP: 0	WP: 0 PA: 43						
PITCHER	IP	WLS	BF	H	R	ER	SO	BB	IBB	HBP	BLK	WP	HR	S	P	ERA	WHIP										
John Curtis, L (1, 1) ERA: 4.1	1.1	L	11	7	5	5	1	0	0	0	0	0	0	13	13	33.75	5.250										
Ryan Kurosaki, R (2, 1) ERA: 6.35	3.2		15	3	2	2	0	1	0	0	0	0	1	14	18	4.91	1.091										
Greg Terlecky, R (6, 1) ERA: 1.59	3.0		14	3	2	1	0	1	0	0	0	0	0	13	17	3.00	1.333										
Al Hrabosky, L (9, 1) ERA: 1.93	1.0		3	0	0	0	0	0	0	0	0	0	0	3	3	0.00	0.000										





Batter	1	2	3	4	5	6	7	8	9	AB R H RBI BB SO LOB	TOP																
Greg Gross, L (1, 7) OBP: 0.348, SLG: 0.344	0-0 6-3		0-0 FC6 1B		0-0 F8		0-0 6-3		0-0 E6 HR	5 1 1 0 0 0 0																	
Roger Metzger, S (1, 6) OBP: 0.326, SLG: 0.351	0-0 FC6-4 1B		0-0 F7		0-0 4-3		0-0 F8		0-3 K	5 0 1 0 0 1 2																	
Cesar Cedeno, R (1, 8) OBP: 0.358, SLG: 0.389	0-0 FC6-4 2B		0-0 FC6			0-0 6-3	0-0 2B		0-0 HR 1B	5 2 2 0 0 0 2																	
Bob Watson, R (1, 3) OBP: 0.386, SLG: 0.526	0-0 1-H 2B			0-0 1B 1B		4-0 E 1B 6-3 BB	0-0 F7		0-0 E3 HR	4 2 2 1 1 0 3																	
Milt May, L (1, 2) OBP: 0.290, SLG: 0.298	0-0 G3			0-0 F9		0-0 6-3 E 1B 1B		0-0 F8 SH5-4 1B	0-0 HR	4 1 2 0 0 0 2																	
Skip Jutze, R (8, PR) OBP: 0.184, SLG: 0.184										0 0 0 0 0 0 0																	
Cliff Johnson, R (9, PH) OBP: 0.337, SLG: 0.457									1-H 2-H 3-H HR	1 1 1 4 0 0 0																	
Jose Cruz, L (1, 9) OBP: 0.350, SLG: 0.339		0-0 4-3		0-0 F6		0-0 E3 1B 6-3		0-0 SH5-4	0-0 4-3	4 1 0 0 0 0 3																	
Doug Rader, R (1, 5) OBP: 0.319, SLG: 0.333		0-3 K		0-0 1-2 1B		0-0 6-3		0-0 F8	0-0 2B	5 0 2 1 0 1 4																	
Larry Milbourne, S (1, 4) OBP: 0.200, SLG: 0.167		0-3 K		0-0 G1		0-0 1-2 2-3 3-H 1B		4-0 IBB	4-0 IBB	1 0 0 0 0 1 0																	
Ken Boswell, L (4, PH) OBP: 0.377, SLG: 0.333										2 0 1 2 2 0 2																	
Rob Andrews, R (9, PR) OBP: 0.276, SLG: 0.242										0 0 0 0 0 0 0																	
Doug Konieczny, R (1, 1) OBP: 0.161, SLG: 0.226			0-0 4-3		0-0 4-3		0-3 K		0-0 F9	0-0 4-3	1 0 0 0 0 0 0																
Wilbur Howard, S (5, PH) OBP: 0.333, SLG: 0.344										1 0 0 0 0 0 0																	
Ken Forsch, R (5, 1) OBP: 0.143, SLG: 0.143										1 0 0 0 0 1 1																	
Enos Cabell, R (8, PH) OBP: 0.388, SLG: 0.388										1 0 0 0 0 0 2																	
Wayne Granger, R (8, 1) OBP: 0.388, SLG: 0.388										0 0 0 0 0 0 0																	
Jim Crawford, L (8, 1) OBP: 0.400, SLG: 0.600										0 0 0 0 0 0 0																	
Joe Niekro, R (8, 1) OBP: 0.500, SLG: 0.333										1 0 0 0 0 0 2																	
<b>Inning Stats</b>	R: 1 E: 0 K: 0 S: 5	H: 2 LOB: 1 BB: 0 P: 5	R: 0 E: 0 K: 2 S: 7	H: 0 LOB: 0 BB: 0 P: 7	R: 0 E: 0 K: 0 S: 4	H: 1 LOB: 1 BB: 0 P: 4	R: 0 E: 0 K: 0 S: 5	H: 2 LOB: 2 BB: 0 P: 5	R: 0 E: 0 K: 0 S: 3	H: 0 LOB: 0 BB: 0 P: 3	R: 3 E: 1 K: 1 S: 8	H: 2 LOB: 1 BB: 1 P: 12	R: 0 E: 0 K: 0 S: 4	H: 1 LOB: 1 BB: 0 P: 4	R: 0 E: 0 K: 0 S: 4	H: 1 LOB: 2 BB: 1 P: 8	R: 4 E: 2 K: 1 S: 10	H: 3 LOB: 2 BB: 1 P: 14	1B: 8 2B: 3 3B: 0 HR: 1	SF: 0 SAC: 1 DP: 0 HBP: 0	WP: 0 PB: 0 SB: 0 CS: 0	PA: 45					
<b>PITCHER</b>	IP WLS BF H R ER SO BB IBB HBP BLK WP HR S P ERA WHIP																										
Bob Forsch, R (1, 1) ERA: 2.55	8.0		36	9	4	1	3	1	1	0	0	0	0	40	48	1.12	1.250										
Al Hrabosky, L (9, 1) ERA: 1.91	0.1		4	1	3	1	1	0	0	0	0	0	0	6	6	27.00	3.000										
Mike Garman, R (9, 1) ERA: 2.25	0.2	L	5	2	1	0	0	0	1	0	0	0	1	4	8	0.00	3.000										

Houston Astros @ St. Louis Cardinals  
 Busch Stadium, St. Louis, MO  
 Sun Jun 15 1975, 3:33 AM CDT  
 Att. 33,201 - Unknown

AB	41
R	8
H	12
RBI	8
BB	3
SO	4
LOB	23





BOTTOM

Houston Astros @ St. Louis Cardinals  
Busch Stadium, St. Louis, MO  
Sun Jun 15 1975, 3:33 AM CDT  
Att. 33,201 - Unknown

livebaseballscorecards.com

AB	41
R	7
H	15
RBI	7
BB	2
SO	3
LOB	22



WP:	1	PA:	44
PB:	0		
SB:	0		
CS:	0		

AB	4	R	0	H	0	RBI	0	BB	0	SO	3
	1	0	1	1	0	0	0	0	0		

4	1	1	0	0	0	3					
0	0	0	1	1	0	0					
0	0	0	0	0	0	0					
0	0	0	0	0	0	0					

4	1	2	3	0	0	0					
---	---	---	---	---	---	---	--	--	--	--	--

5	1	2	1	0	1	3					
---	---	---	---	---	---	---	--	--	--	--	--

4	0	1	0	1	1	3					
0	0	0	0	0	0	0					

4	1	2	0	0	1	1					
1	0	0	0	0	0	1					

5	1	3	1	0	0	2					
---	---	---	---	---	---	---	--	--	--	--	--

5	1	1	0	0	0	5					
---	---	---	---	---	---	---	--	--	--	--	--

3	0	1	0	0	0	1					
1	1	1	0	0	0	0					

1B:	10	SF:	1
2B:	3	SAC:	0
3B:	0	DP:	1
HR:	2	HBP:	0

Batter	1	2	3	4	5	6	7	8	9
Bake McBride, L OBP: 0.296, SLG: 0.314 Luis Melendez, R OBP: 0.278, SLG: 0.367 (1, 8) (8, PH) (9, 7)	0-0 4-3	0-0 FC3-2		0-0 F7			0-0 F7	0-0 SF8 BB 1B	
Ted Sizemore, R OBP: 0.329, SLG: 0.319 Lou Brock, L OBP: 0.358, SLG: 0.433 Al Hrabosky, R OBP: 0.400, SLG: 0.250 Mike Garman, R (1, 4) (8, PH) (9, 1) (9, 1)	0-0 2B 1B	0-0 G6-4-3		0-0 6-3			0-0 F4	4-0 BB BB 1-2 2-3 3-H BB	
Willie Davis, L OBP: 0.283, SLG: 0.431 (1, 9) (9, 8)	0-0 4-3 1-H 2B		0-0 HR		0-0 3-1		0-0 E3 1B	0-0 SF8 2-3 3-H	
Reggie Smith, S OBP: 0.414, SLG: 0.641 (1, 3) (9, 9)	0-0 4-3 2-3		0-0 HR		0-0 G3		0-0 1-2 1B	0-3 K	
Ted Simmons, S OBP: 0.363, SLG: 0.439 Don Hahn, R OBP: 0.143, SLG: 0.077 (1, 2) (9, PR)	0-0 F5		4-0 WP BB		0-0 F7		0-3 K		0-0 1B
Jim Dwyer, L OBP: 0.286, SLG: 0.226 Mike Tyson, R OBP: 0.300, SLG: 0.364 (1, 7) (9, 4)		0-0 1B 2B	0-3 K		0-0 4-3		0-0 FC1-5 1B 1B	0-0 F9	0-0 F9
Ken Reitz, R OBP: 0.318, SLG: 0.368 (1, 5)		0-0 1B 1B FC3-2 1B	0-0 F6		0-0 FC5 2B		0-0 1B FC1-5 1B	0-0 F9	0-0 F9
Mario Guerrero, R OBP: 0.282, SLG: 0.288 (1, 6)		0-0 FC3-2 1B 1B	0-0 F4		0-0 5-3		0-0 FC1-5 1B BB 1B	0-0 6-3	0-0 6-3
Bob Forsch, R OBP: 0.389, SLG: 0.500 Ron Fairly, L OBP: 0.421, SLG: 0.410 (1, 1) (8, PH) (9, 3)		0-0 FC3-2 1B		0-0 6-3		0-0 FC5 2-3	0-0 BB SF8 1B		

Inning Stats	R: 1	H: 2	E: 0	K: 0	S: 5	H: 2	LOB: 1	BB: 0	P: 5	R: 1	H: 4	E: 0	K: 0	S: 6	H: 4	LOB: 2	BB: 0	P: 6	R: 2	H: 2	E: 0	K: 1	S: 7	H: 0	LOB: 0	BB: 0	P: 3	R: 0	H: 0	E: 0	K: 0	S: 3	R: 0	H: 0	E: 0	K: 0	S: 3	R: 0	H: 1	E: 1	K: 1	S: 7	H: 1	LOB: 2	BB: 0	P: 7	R: 3	H: 4	E: 0	K: 1	S: 9	H: 4	LOB: 2	BB: 1	P: 13	R: 0	H: 1	E: 0	K: 0	S: 4	H: 1	LOB: 1	BB: 0	P: 4	R: 0	H: 1	E: 0	K: 0	S: 4	H: 1	LOB: 1	BB: 0	P: 4	1B: 10	2B: 3	3B: 0	HR: 2	SF: 1	SAC: 0	DP: 1	HBP: 0	WP: 1	PA: 44
--------------	------	------	------	------	------	------	--------	-------	------	------	------	------	------	------	------	--------	-------	------	------	------	------	------	------	------	--------	-------	------	------	------	------	------	------	------	------	------	------	------	------	------	------	------	------	------	--------	-------	------	------	------	------	------	------	------	--------	-------	-------	------	------	------	------	------	------	--------	-------	------	------	------	------	------	------	------	--------	-------	------	--------	-------	-------	-------	-------	--------	-------	--------	-------	--------

PITCHER	IP	WLS	BF	H	R	ER	SO	BB	IBB	HBP	BLK	WP	HR	S	P	ERA	WHIP
Doug Koniczny, R ERA: 3.66 (1, 1)	4.0		20	8	4	4	1	1	0	0	0	1	2	21	25	9.00	2.250
Ken Forsch, R ERA: 3.56 (5, 1)	3.0		12	2	0	0	1	0	0	0	0	0	0	14	14	0.00	0.667
Wayne Granger, R ERA: 2.32 (8, 1)	0.1		3	2	2	2	0	0	0	0	0	0	0	3	3	54.00	6.000
Jim Crawford, L ERA: 2.62 (8, 1)	0.0		2	2	0	0	0	0	0	0	0	0	0	2	2	∞	∞
Joe Niekro, R ERA: 4.32 (8, 1)	1.2	W	7	1	1	1	1	1	0	0	0	0	0	8	12	5.40	1.200

Batter	1	2	3	4	5	6	7	8	9	AB R H RBI BB SO LOB	TOP											
Greg Gross, L (1, 7) OBP: 0.355, SLG: 0.363	0-0 1B		0-0 F8		0-0 1B		0-0 3B			4 0 3 0 0 0 0	<b>Houston Astros @ Los Angeles Dodgers</b> <b>Dodger Stadium, Los Angeles, CA</b> Mon Jun 16 1975, 7:05 PM PDT Att. 24,460 - Unknown											
Roger Metzger, S (1, 6) OBP: 0.328, SLG: 0.354	0-0 P3		0-0 HR		0-0 1B		0-0 4-3			4 1 2 0 0 0 2												
Cesar Cedeno, R (1, 8) OBP: 0.356, SLG: 0.398	0-3 K		0-0 HR		0-3 K		0-3 K			4 1 1 2 0 3 3												
Bob Watson, R (1, 3) OBP: 0.384, SLG: 0.521	0-0 1B		0-0 F9		0-0 F8		0-0 5-3			4 0 1 0 0 0 2												
Milt May, L (1, 2) OBP: 0.284, SLG: 0.292	0-0 P6		0-3 K2-3		0-0 G3		0-0 G3			4 0 0 0 0 1 2												
Jose Cruz, L (1, 9)		0-0 F7		0-3 K		0-0 F8		0-0 E7		4 0 0 0 0 1 0												
Doug Rader, R (1, 5)		0-0 F8		0-0 F9		0-3 K		0-0 6-3		4 0 0 0 0 1 1												
Larry Milbourne, S (1, 4) Cliff Johnson, R (9, PH) OBP: 0.333, SLG: 0.452		0-0 1B		0-0 F6		0-0 4-3		0-0 F3		3 0 1 0 0 0 0 1 0 0 0 0 0 1												
Larry Dierker, R (1, 1) Ken Boswell, L (9, PH) OBP: 0.372, SLG: 0.328		0-0 F9		0-0 P3		0-0 P3		0-0 4-3		3 0 0 0 0 0 1 1 0 0 0 0 0 1												
<b>Inning Stats</b>	R: 0 E: 0 K: 1 S: 7	H: 2 LOB: 2 BB: 0 P: 7	R: 0 E: 0 K: 0 S: 4	H: 1 LOB: 1 BB: 0 P: 4	R: 2 E: 0 K: 1 S: 7	H: 2 LOB: 0 BB: 0 P: 7	R: 0 E: 0 K: 1 S: 5	H: 0 LOB: 0 BB: 0 P: 5	R: 0 E: 0 K: 1 S: 7	H: 2 LOB: 2 BB: 0 P: 7	R: 0 E: 0 K: 0 S: 4	H: 1 LOB: 1 BB: 0 P: 4	R: 0 E: 0 K: 1 S: 5	H: 0 LOB: 0 BB: 0 P: 5	R: 0 E: 1 K: 0 S: 4	H: 0 LOB: 1 BB: 0 P: 4	R: 0 E: 1 K: 0 S: 4	H: 0 LOB: 1 BB: 0 P: 4	1B: 6 2B: 0 3B: 1 HR: 1	SF: 0 SAC: 0 DP: 0 HBP: 0	WP: 0 PB: 0 SB: 0 CS: 0	PA: 36
<b>PITCHER</b> Don Sutton, R (1, 1) ERA: 1.99	IP: 9.0 WLS: W BF: 36 H: 8 R: 2 ER: 2 SO: 6 BB: 0 IBB: 0 HBP: 0 BLK: 0 WP: 0 HR: 1 S: 48 P: 48 ERA: 2.00 WHIP: 0.889											<b>PITCHER</b>	IP: 9.0 WLS: W BF: 36 H: 8 R: 2 ER: 2 SO: 6 BB: 0 IBB: 0 HBP: 0 BLK: 0 WP: 0 HR: 1 S: 48 P: 48 ERA: 2.00 WHIP: 0.889									

livebaseballscorecards.com

<b>AB</b>	36
<b>R</b>	2
<b>H</b>	8
<b>RBI</b>	2
<b>BB</b>	0
<b>SO</b>	6
<b>LOB</b>	13







Batter	1	2	3	4	5	6	7	8	9	AB R H RBI BB SO LOB	TOP											
Greg Gross, L (1, 7) OBP: 0.349, SLG: 0.356	0-0 F7		0-3 K			0-0 F6		0-0 4-3		4 0 0 0 0 1 2												
Roger Metzger, S (1, 6) OBP: 0.325, SLG: 0.348	0-0 4-3			0-0 G3		0-3 K2-3		0-0 F9		4 0 0 0 0 1 2												
Cesar Cedeno, R (1, 8) OBP: 0.352, SLG: 0.392	0-0 F6			0-0 P6			0-0 F2		0-0 F8	4 0 0 0 0 0 0												
Bob Watson, R (1, 3) OBP: 0.386, SLG: 0.525		0-0 5-3		0-0 2B		0-3 K		0-0 1B	0-0 1B	4 0 2 0 0 1 0												
Milt May, L (1, 2) OBP: 0.284, SLG: 0.291		0-0 2-3		0-3 K2-3		0-3 K		0-0 1B	0-0 1B	4 0 1 0 0 2 1												
Skip Jutze, R (9, PR) OBP: 0.184, SLG: 0.184								1-2 G6-4-3	1-2 1B	0 0 0 0 0 0 0												
Jose Cruz, L (1, 9) OBP: 0.346, SLG: 0.327		4-0 BB			0-0 F9		4-0 BB	4-0 BB	0-0 G6-4-3	2 0 0 0 2 0 2												
Doug Rader, R (1, 5) OBP: 0.309, SLG: 0.321		0-0 FC6-4			0-0 F8		0-0 FC5-4	0-0 BB		3 1 0 0 0 0 2												
Larry Milbourne, S (1, 4) OBP: 0.200, SLG: 0.170			0-0 P3		0-0 G3		4-0 BB	4-0 1B		2 0 0 0 0 0 0												
Ken Boswell, L (8, PH) OBP: 0.380, SLG: 0.328							1-2 1B	1-2 BB		0 0 0 0 1 0 0												
Dave Roberts, L (1, 1) OBP: 0.077, SLG: 0.115			0-0 F8		0-3 K		0-0 1B	0-0 1B		1 0 0 0 0 0 0												
Wilbur Howard, S (6, PH) OBP: 0.324, SLG: 0.333										1 0 0 0 0 1 0												
J.R. Richard, R (6, 1) OBP: 0.259, SLG: 0.407										0 0 0 0 0 0 0												
Enos Cabell, R (8, PH) OBP: 0.313, SLG: 0.393										1 0 1 1 0 0 0												
Joe Niekro, R (8, 1) OBP: 0.500, SLG: 0.333										0 0 0 0 0 0 0												
<b>Inning Stats</b>	R: 0 E: 0 K: 0 S: 3	H: 0 LOB: 0 BB: 0 P: 3	R: 0 E: 0 K: 0 S: 3	H: 0 LOB: 1 BB: 1 P: 7	R: 0 E: 0 K: 1 S: 5	H: 0 LOB: 0 BB: 0 P: 5	R: 0 E: 0 K: 1 S: 6	H: 1 LOB: 1 BB: 0 P: 6	R: 0 E: 0 K: 0 S: 3	H: 0 LOB: 0 BB: 0 P: 3	R: 0 E: 0 K: 2 S: 7	H: 0 LOB: 0 BB: 0 P: 7	R: 0 E: 0 K: 2 S: 7	H: 0 LOB: 0 BB: 0 P: 7	R: 1 E: 0 K: 0 S: 4	H: 1 LOB: 2 BB: 2 P: 12	R: 0 E: 0 K: 0 S: 4	H: 2 LOB: 2 BB: 0 P: 4	1B: 3 2B: 1 3B: 0 HR: 0	SF: 0 SAC: 0 DP: 1 HBP: 0	WP: 0 PB: 0 SB: 0 CS: 0	PA: 33
<b>PITCHER</b> Andy Messersmith, R (1, 1) ERA: 2.05	IP: 9.0 WLS: W BF: 33 H: 4 R: 1 ER: 1 SO: 6 BB: 3 IBB: 0 HBP: 0 BLK: 0 WP: 0 HR: 0 S: 42 P: 54 ERA: 1.00 WHIP: 0.778											<b>PITCHER</b>	IP: 9.0 WLS: W BF: 33 H: 4 R: 1 ER: 1 SO: 6 BB: 3 IBB: 0 HBP: 0 BLK: 0 WP: 0 HR: 0 S: 42 P: 54 ERA: 1.00 WHIP: 0.778									

Houston Astros @ Los Angeles Dodgers  
Dodger Stadium, Los Angeles, CA

Tue Jun 17 1975, 7:05 PM PDT  
Att: 25,586 - Unknown

livebaseballscorecards.com

AB 30  
R 1  
H 4  
RBI 1  
BB 3  
SO 6  
LOB 9





Batter	1	2	3	4	5	6	7	8	9
<b>Davey Lopes, R</b> (1, 4) OBP: 0.386, SLG: 0.323	0-0 6-3 1B HR 1B	0-0 1-3 1B		0-3 K		4-0 1B BB		4-0 PB S 2B BB	
<b>Tom Paciorek, R</b> (1, 7) OBP: 0.244, SLG: 0.272	0-3 K	0-0 F9 1B			0-0 6-3 BB 6-3 1B	0-0 FC4 1B		0-0 F8 1-3	
<b>Jimmy Wynn, R</b> (1, 8) OBP: 0.433, SLG: 0.519 <b>Henry Cruz, L</b> (9, 8) OBP: 0.256, SLG: 0.244	0-0 6-3 1-2 HR 1B		0-0 FC6-4 1B		4-0 6-3 1-2 BB	0-0 FC4 1-2f		4-0 2B BB	
<b>Steve Garvey, R</b> (1, 3) OBP: 0.344, SLG: 0.466	0-0 6-3 1-2 2-3		0-0 B1		0-0 6-3 1-2 2-3		0-0 F9 1B 1B	0-0 1-3 2B	
<b>Ron Cey, R</b> (1, 5) OBP: 0.343, SLG: 0.436	0-0 HR 2-H 3-H		0-0 L5		4-0 6-3 IBB		0-3 K S	0-3 K S	
<b>Joe Ferguson, R</b> (1, 9) OBP: 0.320, SLG: 0.284	0-0 1-3		0-0 FC6-4 1-2f		0-0 6-3 1-2 2-3 3-H		0-0 1-2 1B		
<b>Steve Yeager, R</b> (1, 2) OBP: 0.280, SLG: 0.305		0-0 6-3		0-0 HR	0-0 1-3		0-0 F9 2-3		
<b>Rick Auerbach, R</b> (1, 6) OBP: 0.281, SLG: 0.246 <b>Bill Buckner, L</b> (7, PH) OBP: 0.229, SLG: 0.302 <b>Ivan De Jesus, R</b> (8, 6) OBP: 0.302, SLG: 0.263		0-0 5-3		0-0 1-4-3		0-0 F7	0-3 K		
<b>Andy Messersmith, R</b> (1, 1) OBP: 0.304, SLG: 0.346		0-0 1B 1B		0-0 4-3		0-3 K		0-0 6-3	

Inning Stats	R: 3	H: 3	E: 0	K: 1	S: 8	LOB: 0	BB: 0	P: 8
	R: 0	H: 2	E: 0	K: 0	S: 5	LOB: 2	BB: 0	P: 5
	R: 0	H: 1	E: 0	K: 0	S: 4	LOB: 1	BB: 0	P: 4
	R: 1	H: 1	E: 0	K: 1	S: 6	LOB: 0	BB: 0	P: 6
	R: 1	H: 1	E: 0	K: 0	S: 4	LOB: 2	BB: 2	P: 12
	R: 0	H: 1	E: 0	K: 1	S: 6	LOB: 2	BB: 1	P: 10
	R: 0	H: 2	E: 0	K: 2	S: 9	LOB: 2	BB: 0	P: 9
	R: 1	H: 1	E: 0	K: 1	S: 6	LOB: 2	BB: 2	P: 14

PITCHER	IP	WLS	BF	H	R	ER	SO	BB	IBB	HBP	BLK	WP	HR	S	P	ERA	WHIP
<b>Dave Roberts, L</b> (1, 1) ERA: 3.83	5.0	L	25	8	5	5	2	1	1	0	0	0	2	27	35	9.00	1.800
<b>J.R. Richard, R</b> (6, 1) ERA: 4.85	2.0		10	3	0	0	3	1	0	0	0	0	0	15	19	0.00	2.000
<b>Joe Niekro, R</b> (8, 1) ERA: 4.5	1.0		6	1	1	1	1	2	0	0	0	0	0	6	14	9.00	3.000

**BOTTOM**

**Houston Astros @ Los Angeles Dodgers**  
Dodger Stadium, Los Angeles, CA

Tue Jun 17 1975, 7:05 PM PDT  
Att. 25,586 - Unknown

AB	R	H	RBI	BB	SO	LOB
3	2	2	0	2	1	0
5	1	2	0	0	1	4
3	1	2	0	2	0	2
0	0	0	0	0	0	0
5	0	2	1	0	0	5
4	1	1	3	1	2	4
4	0	1	1	0	0	3
4	1	1	1	0	0	4
3	0	0	0	0	0	0
1	0	0	0	0	1	2
0	0	0	0	0	0	0
4	0	1	0	0	1	0

AB	36
R	6
H	12
RBI	6
BB	5
SO	6
LOB	24

livebaseballscorecards.com



1B:	9	SF:	0	WP:	0	PA:	41
2B:	1	SAC:	0	PB:	1		
3B:	0	DP:	0	SB:	1		
HR:	2	HBP:	0	CS:	0		

Batter	1	2	3	4	5	6	7	8	9	AB R H RBI BB SO LOB	TOP									
<b>Greg Gross, L</b> (1, 7) OBP: 0.342, SLG: 0.348	0-3 <b>K</b>		0-0 <b>F7</b>			0-0 <b>4-3</b>			0-0 <b>F7</b>	4 0 0 0 0 1 2	<b>Houston Astros @ Los Angeles Dodgers</b> <b>Dodger Stadium, Los Angeles, CA</b> Wed Jun 18 1975, 7:05 PM PDT Att: 47,416 - Unknown <a href="http://livebaseballscorecards.com">livebaseballscorecards.com</a>									
<b>Roger Metzger, S</b> (1, 6) OBP: 0.319, SLG: 0.343	0-0 <b>P6</b>			0-0 <b>4-3</b>		0-0 <b>6-3</b>			0-3 <b>K</b>	4 0 0 0 0 1 1										
<b>Cesar Cedeno, R</b> (1, 8) OBP: 0.347, SLG: 0.386	0-0 <b>F7</b>			0-0 <b>F5</b>			0-0 <b>5-3</b>		0-0 <b>F8</b>	4 0 0 0 0 0 1										
<b>Bob Watson, R</b> (1, 3) OBP: 0.381, SLG: 0.518		0-0 <b>F9</b>		0-0 <b>F8</b>			0-3 <b>K</b>			3 0 0 0 0 1 0										
<b>Cliff Johnson, R</b> (1, 2) OBP: 0.324, SLG: 0.438		0-0 <b>5-3</b>			0-0 <b>6-3</b>		0-0 <b>1-3</b>			3 0 0 0 0 0 0										
<b>Enos Cabell, R</b> (1, 9) OBP: 0.307, SLG: 0.385		0-0 <b>F8</b>			0-0 <b>6-3</b>		0-0 <b>1-3</b>			3 0 0 0 0 0 0										
<b>Doug Rader, R</b> (1, 5) OBP: 0.314, SLG: 0.337			0-0 <b>2B</b>		0-0 <b>2B</b>		0-0 <b>6-3</b>			3 0 2 0 0 0 0										
<b>Larry Milbourne, S</b> (1, 4) OBP: 0.190, SLG: 0.161			0-0 <b>6-3</b>		0-0 <b>4-3</b>		0-3 <b>K</b>			3 0 0 0 0 1 2										
<b>Tom Griffin, R</b> (1, 1) OBP: 0.174, SLG: 0.136			0-3 <b>K</b>			0-0 <b>4-3</b>			0-0 <b>PB</b> <b>1B</b>	1 0 0 0 0 1 1										
<b>Wilbur Howard, S</b> (6, PH) OBP: 0.314, SLG: 0.324										1 0 0 0 0 0 0										
<b>Ken Forsch, R</b> (6, 1) OBP: 0.143, SLG: 0.143										0 0 0 0 0 0 0										
<b>Jose Cruz, L</b> (9, PH) OBP: 0.350, SLG: 0.331										1 0 1 0 0 0 0										
<b>Inning Stats</b>	R: 0 E: 0 K: 1 S: 5	H: 0 LOB: 0 BB: 0 P: 5	R: 0 E: 0 K: 0 S: 3	H: 0 LOB: 0 BB: 0 P: 3	R: 0 E: 0 K: 1 S: 6	H: 1 LOB: 1 BB: 0 P: 6	R: 0 E: 0 K: 0 S: 3	H: 0 LOB: 0 BB: 0 P: 3	R: 0 E: 0 K: 0 S: 4	H: 1 LOB: 1 BB: 0 P: 4	R: 0 E: 0 K: 1 S: 5	H: 0 LOB: 0 BB: 0 P: 5	R: 0 E: 0 K: 1 S: 5	H: 0 LOB: 0 BB: 0 P: 5	R: 0 E: 0 K: 1 S: 6	H: 1 LOB: 1 BB: 0 P: 6	1B: 1 2B: 2 3B: 0 HR: 0	SF: 0 SAC: 0 DP: 0 HBP: 0	WP: 0 PB: 1 SB: 0 CS: 0	PA: 30
<b>PITCHER</b> <b>Burt Hooton, R</b> (1, 1) ERA: 3.68	IP: 9.0 WLS: W BF: 30 H: 3 R: 0 ER: 0 SO: 5 BB: 0 IBB: 0 HBP: 0 BLK: 0 WP: 0 HR: 0 S: 40 P: 40 ERA: 0.00 WHIP: 0.333																			

Houston Astros @ Los Angeles Dodgers  
 Dodger Stadium, Los Angeles, CA  
 Wed Jun 18 1975, 7:05 PM PDT  
 Att: 47,416 - Unknown

AB	30
R	0
H	3
RBI	0
BB	0
SO	5
LOB	7





Batter	1	2	3	4	5	6	7	8	9
<b>Davey Lopes, R</b> OBP: 0.384, SLG: 0.322 (1, 4)	0-3 K	0-0 1B			0-0 5-3		0-0 5-3		
<b>Bill Buckner, L</b> OBP: 0.229, SLG: 0.300 (1, 7)	0-0 BB HR 1B	0-0 4-3			0-0 F9		0-0 G3		
<b>Jimmy Wynn, R</b> OBP: 0.434, SLG: 0.514 (1, 8)	4-0 1-2 HR BB		0-3 K		0-0 5-3			4-0 1B BB	
<b>Steve Garvey, R</b> OBP: 0.346, SLG: 0.466 (1, 3)	0-3 K		0-0 F5		0-0 FC4-6 1B			0-0 1-2 G6-4-3 1B	
<b>Willie Crawford, L</b> OBP: 0.345, SLG: 0.360 (1, 9)	4-0 1-2 HR 2-3 BB		0-0 F7		0-0 FC4-6 1B			0-0 P6	
<b>Ron Cey, R</b> OBP: 0.342, SLG: 0.445 (1, 5)	0-0 1-H 2-H 3-H HR			0-3 K		0-0 F3		0-0 1-2f G6-4-3	
<b>Steve Yeager, R</b> OBP: 0.288, SLG: 0.313 (1, 2)	0-0 F7			0-0 S 1B		0-0 1-3 1B			
<b>Rick Auerbach, R</b> OBP: 0.276, SLG: 0.241 (1, 6)				0-3 1-2 K		0-0 1-3			
<b>Burt Hooton, R</b> OBP: 0.179, SLG: 0.192 (1, 1)				0-3 K			0-3 K		

Inning Stats	R: 4	H: 2	E: 0	K: 2	S: 9	LOB: 0	BB: 2	P: 17
	R: 0	H: 1	E: 0	K: 1	S: 6	LOB: 1	BB: 0	P: 6
	R: 0	H: 0	E: 0	K: 1	S: 5	LOB: 0	BB: 0	P: 5
	R: 0	H: 1	E: 0	K: 3	S: 10	LOB: 1	BB: 0	P: 10
	R: 0	H: 0	E: 0	K: 0	S: 3	LOB: 0	BB: 0	P: 3
	R: 0	H: 2	E: 0	K: 0	S: 5	LOB: 2	BB: 0	P: 5
	R: 0	H: 0	E: 0	K: 1	S: 5	LOB: 0	BB: 0	P: 5
	R: 0	H: 1	E: 0	K: 0	S: 3	LOB: 1	BB: 1	P: 7

PITCHER	IP	WLS	BF	H	R	ER	SO	BB	IBB	HBP	BLK	WP	HR	S	P	ERA	WHIP
<b>Tom Griffin, R</b> ERA: 4.79 (1, 1)	5.0	L	21	4	4	4	7	2	0	0	0	0	1	33	41	7.20	1.200
<b>Ken Forsch, R</b> ERA: 3.33 (6, 1)	3.0		12	3	0	0	1	1	0	0	0	0	0	13	17	0.00	1.333

**BOTTOM**

**Houston Astros @ Los Angeles Dodgers**  
Dodger Stadium, Los Angeles, CA

Wed Jun 18 1975, 7:05 PM PDT  
Att. 47,416 - Unknown

AB	R	H	RBI	BB	SO	LOB
4	0	1	0	0	1	0
4	1	1	0	0	0	1
2	1	0	0	2	1	0
4	0	2	0	0	1	2
3	1	0	0	1	0	3
4	1	1	4	0	1	3
3	0	2	0	0	0	0
3	0	0	0	0	1	3
3	0	0	0	0	3	1

livebaseballscorecards.com

<b>AB</b>	<b>30</b>
<b>R</b>	<b>4</b>
<b>H</b>	<b>7</b>
<b>RBI</b>	<b>4</b>
<b>BB</b>	<b>3</b>
<b>SO</b>	<b>8</b>
<b>LOB</b>	<b>13</b>



1B: 6	SF: 0	WP: 0	PA: 33
2B: 0	SAC: 0	PB: 0	
3B: 0	DP: 1	SB: 1	
HR: 1	HBP: 0	CS: 0	

Batter	1	2	3	4	5	6	7	8	9	AB R H RBI BB SO LOB	TOP		
<b>Pete Rose, S</b> (1, 5) OBP: 0.406, SLG: 0.431	0-0 6-3		0-0 BB 1B		0-0 1B 3B	0-0 F9		0-0 6-3		5 1 2 0 0 0 0			
<b>Ken Griffey, L</b> (1, 9) OBP: 0.427, SLG: 0.440	0-0 6-3		0-0 F7		0-0 BB 1B	0-0 E4 FC6-4		0-0 F8		5 1 1 1 0 0 1			
<b>Joe Morgan, L</b> (1, 4) OBP: 0.500, SLG: 0.555	0-0 S 1B		4-0 BB 1-2 BB		4-0 BB 1B BB	0-0 FC6-4 1-2f			0-3 K	3 1 1 0 2 1 1			
<b>Johnny Bench, R</b> (1, 2) OBP: 0.369, SLG: 0.558	0-0 6-3 1-2		0-0 F9		4-0 BB 1B HR BB	0-3 K			0-0 2B	4 1 1 0 1 1 4			
<b>Tony Perez, R</b> (1, 3) OBP: 0.336, SLG: 0.430		4-0 BB BB BB 6-3 2B BB	0-0 F3		0-0 HR 1B		0-0 L5		0-0 5-3	4 2 1 2 1 0 3			
<b>Cesar Geronimo, L</b> (1, 8) OBP: 0.364, SLG: 0.427		0-0 6-3 1-2		0-0 F7		0-0 HR		0-0 5-3		5 1 1 3 0 0 2			
<b>Dave Concepcion, R</b> (1, 6) OBP: 0.316, SLG: 0.361		0-0 F9		0-0 6-3		0-0 2B		0-0 1B 2B		4 0 2 0 0 0 1			
<b>George Foster, R</b> (1, 7) OBP: 0.332, SLG: 0.506		0-0 2-H 2B		0-3 K		0-0 5-3		0-0 2-H 1B		4 0 2 1 0 1 1			
<b>Tom Carroll, L</b> (1, 1) <b>Will McEnaney, L</b> (7, 1)		0-0 F7							0-0 3-1	3 0 0 0 0 1 2 1 0 0 0 0 0 0			
<b>Inning Stats</b>	R: 0 E: 0 K: 0 S: 4 H: 1 LOB: 1 BB: 0 P: 4	R: 1 E: 0 K: 0 S: 4 H: 1 LOB: 1 BB: 1 P: 8	R: 0 E: 0 K: 0 S: 4 H: 1 LOB: 2 BB: 1 P: 8	R: 0 E: 0 K: 1 S: 5 H: 0 LOB: 0 BB: 0 P: 5	R: 6 E: 0 K: 1 S: 10 H: 5 LOB: 1 BB: 2 P: 18	R: 0 E: 1 K: 1 S: 6 H: 0 LOB: 1 BB: 0 P: 6	R: 0 E: 0 K: 0 S: 4 H: 2 LOB: 2 BB: 0 P: 4	R: 0 E: 0 K: 0 S: 3 H: 0 LOB: 0 BB: 0 P: 3	R: 0 E: 0 K: 1 S: 6 H: 1 LOB: 1 BB: 0 P: 6	1B: 5 2B: 4 3B: 1 HR: 1 SF: 0 SAC: 0 DP: 0 HBP: 0	WP: 0 PB: 0 SB: 1 CS: 0 PA: 42		
<b>PITCHER</b>	IP WLS BF H R ER SO BB IBB HBP BLK WP HR S P ERA WHIP											<b>PITCHER</b>	IP WLS BF H R ER SO BB IBB HBP BLK WP HR S P ERA WHIP
<b>Doug Koniczny, R</b> (1, 1) ERA: 4.05	4.1 L 23 6 6 6 2 4 0 0 0 0 0 0 23 39 12.46 2.308												
<b>Wayne Granger, R</b> (5, 1) ERA: 2.56	0.2 4 2 1 1 0 0 0 0 0 0 0 1 4 4 13.50 3.000												
<b>Jim Crawford, L</b> (6, 1) ERA: 2.48	2.0 8 2 0 0 1 0 0 0 0 0 0 0 10 10 0.00 1.000												
<b>Mike Cosgrove, L</b> (8, 1) ERA: 1.93	2.0 7 1 0 0 1 0 0 0 0 0 0 0 9 9 0.00 0.500												

Cincinnati Reds @ Houston Astros  
Astrodome, Houston, TX  
Fri Jun 20 1975, 8:05 PM EDT  
Att. 19,357 - Dome

livebaseballscorecards.com

AB	38
R	7
H	11
RBI	7
BB	4
SO	4
LOB	15





BOTTOM

Cincinnati Reds @ Houston Astros  
Astrodome, Houston, TX  
Fri Jun 20 1975, 8:05 PM EDT  
Att. 19,357 - Dome

livebaseballscorecards.com

AB	34
R	3
H	7
RBI	3
BB	3
SO	3
LOB	13



WP:	0	PA:	37
PB:	0	SB:	1
CS:	0		

AB	R	H	RBI	BB	SO	LOB
5	0	1	1	0	0	2
4	0	0	0	0	0	4
3	0	0	0	1	1	2
0	0	0	0	0	0	0
4	0	0	0	0	1	1
4	0	2	0	0	0	0
4	0	0	0	0	1	2
3	1	1	0	1	0	1
2	1	0	0	0	0	1
1	1	1	0	0	0	0
1	0	0	0	0	0	0
0	0	0	0	1	0	0
0	0	0	0	0	0	0
1	0	1	0	0	0	0
0	0	0	0	0	0	0
0	0	0	0	0	0	0
2	0	1	2	0	0	0

Batter	1	2	3	4	5	6	7	8	9
Greg Gross, L (1, 7) OBP: 0.339, SLG: 0.345	0-0 6-3		0-0 1-3		0-0 4-3		0-0 1-2 1B		0-0 4-3
Roger Metzger, S (1, 6) OBP: 0.314, SLG: 0.337	0-0 G3		0-0 4-3		0-0 6-3		0-0 F8		
Cesar Cedeno, R (1, 8) OBP: 0.346, SLG: 0.382 Mike Cosgrove, L (8, 1)	4-0 BB			0-0 F8		0-0 5-3	0-3 K		
Bob Watson, R (1, 3) OBP: 0.375, SLG: 0.509	0-3 K			0-0 6-3		0-0 F2		0-0 5-3	
Milt May, L (1, 2) OBP: 0.288, SLG: 0.300		0-0 F7		0-0 2B		0-0 F7		0-0 FC6-4 1B	
Jose Cruz, L (1, 9) OBP: 0.343, SLG: 0.324		0-0 F9		0-0 4-3			0-0 4-3	0-3 K	
Doug Rader, R (1, 5) OBP: 0.317, SLG: 0.337		0-0 5-3			0-0 FC4-6 1B		4-0 2B 1B BB	0-0 FC6-4 1-2f	
Larry Milbourne, S (1, 4) OBP: 0.183, SLG: 0.155 Ken Boswell, L (7, PH) OBP: 0.388, SLG: 0.354			0-0 6-3		0-0 FC4-6 2B 4-3		0-0 1-3 1B 2B		0-0 4-3
Tommy Helms, R (9, PH) OBP: 0.228, SLG: 0.160									0-0 F8
Doug Koniczny, R (1, 1) OBP: 0.186, SLG: 0.226 Wayne Granger, R (5, 1) Wilbur Howard, S (5, PH) OBP: 0.333, SLG: 0.371 Jim Crawford, L (6, 1) OBP: 0.400, SLG: 0.600 Enos Cabell, R (7, PH) OBP: 0.310, SLG: 0.386			4-0 1-3 BB		0-0 4-3 2B		0-0 2-H 3-H 1B		

Inning Stats	R: 0	H: 0	E: 0	LOB: 1	K: 1	S: 5	P: 9	R: 0	H: 0	E: 0	LOB: 0	K: 0	S: 3	P: 3	R: 0	H: 1	E: 0	LOB: 1	K: 0	S: 4	P: 4	R: 1	H: 2	E: 0	LOB: 1	K: 0	S: 5	P: 5	R: 0	H: 0	E: 0	LOB: 0	K: 0	S: 3	P: 3	R: 2	H: 3	E: 0	LOB: 2	K: 1	S: 8	P: 12	R: 0	H: 1	E: 0	LOB: 1	K: 1	S: 6	P: 6	R: 0	H: 0	E: 0	LOB: 0	K: 0	S: 3	P: 3	1B: 4	SF: 0	2B: 3	SAC: 0	3B: 0	DP: 0	HR: 0	HBP: 0	WP: 0	PA: 37
--------------	------	------	------	--------	------	------	------	------	------	------	--------	------	------	------	------	------	------	--------	------	------	------	------	------	------	--------	------	------	------	------	------	------	--------	------	------	------	------	------	------	--------	------	------	-------	------	------	------	--------	------	------	------	------	------	------	--------	------	------	------	-------	-------	-------	--------	-------	-------	-------	--------	-------	--------

PITCHER	IP	WLS	BF	H	R	ER	SO	BB	IBB	HBP	BLK	WP	HR	S	P	ERA	WHIP
Tom Carroll, R (1, 1) ERA: 4.26	6.1	W	27	5	3	3	1	3	0	0	0	0	0	26	38	4.26	1.263
Will McEnaney, L (7, 1) ERA: 1.88	2.2		10	2	0	0	2	0	0	0	0	0	0	14	14	0.00	0.750

PITCHER	IP	WLS	BF	H	R	ER	SO	BB	IBB	HBP	BLK	WP	HR	S	P	ERA	WHIP
---------	----	-----	----	---	---	----	----	----	-----	-----	-----	----	----	---	---	-----	------

Batter	1	2	3	4	5	6	7	8	9	10	11	12	13	14	AB R H RBI BB SO LOB	TOP														
Pete Rose, S OBP: 0.409, SLG: 0.438 (1, 5) X	0-0 FC4-6 1B		0-0 1B 2B	0-0 4-3			0-0 F7		4-0 1B BB		0-0 4-3	0-0 L8		0-0 1B 2B	7 1 3 1 1 0 2	<p>Cincinnati Reds @ Houston Astros Astrodome, Houston, TX Sat Jun 21 1975, 8:05 PM EDT Att: 24,317 - Dome</p> <p>livebaseballscorecards.com</p>														
Ken Griffey, L OBP: 0.430, SLG: 0.439 (1, 9) X	0-0 F8		4-0 1B PB BB	0-0 4-3			0-3 K		0-0 1B		0-0 1B		0-3 K	0-0 1B	7 1 3 1 1 2 1															
Joe Morgan, L OBP: 0.498, SLG: 0.548 (1, 4) X	0-0 FC4-6 CS		0-0 PB S 1B	4-0 FC5-4 BB			0-0 L4		0-0 F7		0-0 1B		0-0 L4		6 0 2 1 1 0 3															
Johnny Bench, R OBP: 0.374, SLG: 0.559 (1, 2) X	0-0 CS	0-0 F5	4-0 1-3 2-H BB	0-0 FC5-4 BB			0-0 1B 2B		0-3 K		4-0 FC4-6 IBB		0-0 1B	0-0 1B	5 0 2 0 2 1 1															
Tony Perez, R OBP: 0.335, SLG: 0.439 (1, 3) X		0-0 5-3	0-3 K	0-0 F2			0-0 6-3		0-0 HR		0-3 K		0-0 1B	1-2 1B	7 1 2 1 0 2 7															
Cesar Geronimo, L OBP: 0.365, SLG: 0.427 (1, 8) X		0-0 6-3		0-3 K			0-0 WP 1B		0-0 2B 1B		0-0 FC4-6		0-3 K		7 1 3 0 0 2 5															
Dave Concepcion, R OBP: 0.312, SLG: 0.355 (1, 6) X			0-0 6-3	0-0 2B 1B			0-3 K		0-0 F9		0-3 K		0-0 F9		7 1 1 0 0 2 4															
George Foster, R OBP: 0.340, SLG: 0.525 (1, 7) X			0-0 2B	0-0 1-H 2B			0-0 F7		0-0 F9		0-0 1-H 2B		0-0 1B	0-0 F9	7 1 4 2 0 0 0															
Clay Carroll, R (1, 1)			0-3 K	0-3 K			0-0 5-3		0-0 F7		0-0 P9		0-0 L8		2 0 0 0 0 0 2 2															
Terry Crowley, L (2, PH)															1 0 0 0 0 0 0 0															
Pedro Borbon, R (7, 1)															0 0 0 0 0 0 0 0															
Dan Driessens, L (8, PH)															1 0 0 0 0 0 0 0															
Rawly Eastwick, R (8, 1)															1 0 0 0 0 0 0 1															
Will McEnaney, L (10, 1)															0 0 0 0 0 0 0 0															
Merv Rettenmund, R (12, PH)															1 0 0 0 0 0 0 1															
Fred Norman, S (12, 1)															1 1 1 0 0 0 0 0															
<b>Inning Stats</b>	R: 0 E: 0 K: 0 S: 3	H: 1 LOB: 0 BB: 0 P: 3	R: 0 E: 0 K: 0 S: 3	H: 0 LOB: 0 BB: 0 P: 3	R: 3 E: 0 K: 2 S: 10	H: 3 LOB: 2 BB: 2 P: 18	R: 1 E: 0 K: 2 S: 9	H: 2 LOB: 1 BB: 0 P: 9	R: 0 E: 0 K: 1 S: 3	H: 0 LOB: 0 BB: 0 P: 5	R: 0 E: 0 K: 1 S: 5	H: 1 LOB: 0 BB: 0 P: 5	R: 0 E: 0 K: 0 S: 4	H: 1 LOB: 2 BB: 1 P: 8	R: 2 E: 0 K: 2 S: 10	H: 3 LOB: 1 BB: 0 P: 10	R: 0 E: 0 K: 1 S: 7	H: 2 LOB: 3 BB: 1 P: 11	R: 0 E: 0 K: 2 S: 9	H: 2 LOB: 2 BB: 0 P: 9	R: 1 E: 0 K: 0 S: 5	H: 3 LOB: 2 BB: 0 P: 5	1B: 14 2B: 7 3B: 0 HR: 1	SF: 0 SAC: 0 DP: 1 HBP: 0	WP: 1 PB: 1 SB: 1 CS: 1	PA: 66				
<b>PITCHER</b>	IP WLS BF H R ER SO BB IBB HBP BLK WP HR S P ERA WHIP																													
J.R. Richard, R (1, 1) ERA: 4.82	6.0	26	7	4	3	5	3	0	0	0	1	0	33	45	4.50	1.667														
Ken Forsch, R (7, 1) ERA: 3.35	5.0	25	8	2	2	4	1	1	0	0	0	1	31	39	3.60	1.800														
Joe Niekro, R (12, 1) ERA: 4.4	2.2	L	13	5	1	1	2	0	0	0	0	0	17	17	3.38	1.875														
Jim Crawford, L (14, 1) ERA: 2.45	0.1		1	1	0	0	0	0	0	0	0	0	1	1	0.00	3.000														

AB	60
R	7
H	21
RBI	6
BB	5
SO	11
LOB	27







Batter	1	2	3	4	5	6	7	8	9	AB R H RBI BB SO LOB	TOP													
<b>Pete Rose, S</b> OBP: 0.408, SLG: 0.441 (1, 5) X	0-0 1B 1B		0-0 1B 2B		0-3 K		0-0 F8		0-0 F7	5 2 2 0 0 1 0														
<b>Ken Griffey, L</b> OBP: 0.436, SLG: 0.446 (1, 9) X	0-0 1B 1B		0-0 2-H 1B		0-0 2B 1B		0-0 F8			4 1 3 1 0 0 0														
<b>Joe Morgan, L</b> OBP: 0.498, SLG: 0.552 (1, 4) X	0-0 G4-3 1B		0-0 F7		0-0 1-H 2B		0-3 K			4 0 2 2 0 1 1														
<b>Johnny Bench, R</b> OBP: 0.369, SLG: 0.551 (1, 2) X	0-0 L7		0-0 5-3		0-0 F7			0-0 P6		4 0 0 0 0 0 4														
<b>Tony Perez, R</b> OBP: 0.333, SLG: 0.450 (1, 3) X	0-0 G4-3 1-2f			0-3 K	0-3 K			0-0 HR		4 1 1 1 0 2 3														
<b>Cesar Geronimo, L</b> OBP: 0.372, SLG: 0.428 (1, 8)		4-0 BB BB	G6-4-3 BB	0-0 4-3 1B		4-0 BB BB	G6-3 BB	0-3 K		2 0 1 0 2 1 0														
<b>Dave Concepcion, R</b> OBP: 0.311, SLG: 0.354 (1, 6)		0-0 G6-4-3 1-2f	G6-4-3	0-0 4-3 1B		0-0 G6-3 1-2f	G6-3	0-0 F8		4 0 1 0 0 0 2														
<b>George Foster, R</b> OBP: 0.343, SLG: 0.522 (1, 7)		0-3 K	0-3 K	0-0 4-3		0-0 1-2 2-3	0-0 1B		4-0 BB BB	3 0 1 0 1 1 2														
<b>Gary Nolan, R</b> OBP: 0.270, SLG: 0.212 (1, 1)			0-3 K	0-0 4-3		0-0 L8			0-0 G4-6-3 1-2f	1 0 0 0 0 1 0														
<b>Pedro Borbon, R</b> OBP: 0.200, SLG: 0.200 (3, 1)										0 0 0 0 0 0 0														
<b>Terry Crowley, L</b> OBP: 0.407, SLG: 0.458 (4, PH)										1 0 0 0 0 0 2														
<b>Rawly Eastwick, R</b> (4, 1)										1 0 0 0 0 0 1														
<b>Dan Driessen, L</b> OBP: 0.364, SLG: 0.309 (9, PH)										1 0 0 0 0 0 1														
<b>Inning Stats</b>	R: 1 E: 0 K: 0 S: 5	H: 3 LOB: 1 BB: 0 P: 5	R: 0 E: 0 K: 1 S: 4	H: 0 LOB: 0 BB: 1 P: 8	R: 1 E: 0 K: 1 S: 7	H: 2 LOB: 1 BB: 0 P: 7	R: 0 E: 0 K: 1 S: 7	H: 2 LOB: 2 BB: 0 P: 7	R: 1 E: 0 K: 2 S: 9	H: 2 LOB: 1 BB: 0 P: 9	R: 0 E: 0 K: 0 S: 3	H: 1 LOB: 1 BB: 1 P: 7	R: 0 E: 0 K: 1 S: 5	H: 0 LOB: 0 BB: 0 P: 5	R: 1 E: 0 K: 1 S: 6	H: 1 LOB: 0 BB: 0 P: 6	R: 0 E: 0 K: 0 S: 2	H: 0 LOB: 0 BB: 1 P: 6	1B: 8 2B: 2 3B: 0 HR: 1	SF: 0 SAC: 0 DP: 4 HBP: 0	WP: 0 PB: 0 SB: 0 CS: 0	PA: 37		
<b>PITCHER</b> <b>Larry Dierker, R</b> ERA: 3.99 (1, 1)	IP 9.0	WLS W	BF 37	H 11	R 4	ER 4	SO 7	BB 3	IBB 0	HBP 0	BLK 0	WP 0	HR 1	S 48	P 60	ERA 4.00	WHIP 1.556							

**Cincinnati Reds @ Houston Astros**  
 Astrodome, Houston, TX  
 Sun Jun 22 1975, 4:33 AM EDT  
 Att. 18,871 - Dome

[livebaseballscorecards.com](http://livebaseballscorecards.com)

<b>AB</b>	<b>34</b>
<b>R</b>	<b>4</b>
<b>H</b>	<b>11</b>
<b>RBI</b>	<b>4</b>
<b>BB</b>	<b>3</b>
<b>SO</b>	<b>7</b>
<b>LOB</b>	<b>16</b>





Batter	1	2	3	4	5	6	7	8	9	AB	R	H	RBI	BB	SO	LOB
Greg Gross, L (1, 7) OBP: 0.347, SLG: 0.355	0-0 G3 4-3 1B	0-0 2-H 1B		4-0 G5-4-3 BB		0-0 1-2 2-H 1B	0-0 FC4			4	0	3	2	1	0	2
Roger Metzger, S (1, 6) OBP: 0.306, SLG: 0.325	0-0 4-3 1-2	0-0 4-3		0-0 G5-4-3 1-2f		0-0 4-3		0-0 F6		5	0	0	0	0	0	5
Cesar Cedeno, R (1, 8) OBP: 0.343, SLG: 0.384	0-0 G3 2-3		0-0 HR		0-0 P4		4-0 1B 1B BB	0-0 F8		4	2	1	1	1	0	1
Bob Watson, R (1, 3) OBP: 0.378, SLG: 0.510	0-0 F9		0-0 G6-4-3 1B		0-3 K		0-0 1B 1B FC3-2 1B	0-0 6-3		5	0	2	0	0	1	1
Cliff Johnson, R (1, 2) OBP: 0.339, SLG: 0.495		0-0 HR	0-0 G6-4-3 1-2f		0-3 K		0-0 FC3-2 1B 1-2 1B 3-H			4	2	2	2	0	1	1
Enos Cabell, R (1, 9) OBP: 0.325, SLG: 0.400		0-0 4-3 1B 2B	0-0 BB 1B		0-0 P4		0-0 1B 1B FC3-2 1B 1-2 2-3			4	2	3	0	0	0	0
Ken Boswell, L (1, 5) OBP: 0.375, SLG: 0.333		0-0 4-3 2-3	4-0 1-2 BB		0-0 1B 1B		0-0 1B 1B FC3-2 1B 1-2 2-3 3-H			3	1	1	0	1	0	4
Rob Andrews, R (1, 4) OBP: 0.277, SLG: 0.244		0-0 SH2-4 1B 3-H	0-0 P4		0-3 K		0-0 F6			3	1	1	1	0	1	3
Jose Cruz, L (7, PH) OBP: 0.340, SLG: 0.320										1	0	0	0	0	0	3
Larry Milbourne, S (8, 4) OBP: 0.183, SLG: 0.155										0	0	0	0	0	0	0
Larry Dierker, R (1, 1) OBP: 0.111, SLG: 0.111		0-0 SH2-4 1-2		0-0 P6		0-0 1B 1B	0-0 FC4 1B 1-2 2-H 3-H			3	0	2	2	0	0	0

Inning Stats	R: 0	H: 1	E: 0	K: 0	S: 4	R: 3	H: 4	E: 0	K: 0	S: 7	R: 1	H: 3	E: 0	K: 0	S: 5	R: 0	H: 0	E: 0	K: 2	S: 7	R: 1	H: 3	E: 0	K: 1	S: 8	R: 3	H: 4	E: 0	K: 0	S: 7	R: 0	H: 0	E: 0	K: 0	S: 3	
	LOB: 1	BB: 0	P: 4	LOB: 1	BB: 0	P: 7	LOB: 2	BB: 1	P: 9	LOB: 0	BB: 1	P: 6	LOB: 2	BB: 0	P: 8	LOB: 2	BB: 1	P: 11	LOB: 0	BB: 0	P: 3	LOB: 0	BB: 0	P: 3	LOB: 0	BB: 0	P: 3	LOB: 0	BB: 0	P: 3	LOB: 0	BB: 0	P: 3	LOB: 0	BB: 0	P: 3

PITCHER	IP	WLS	BF	H	R	ER	SO	BB	IBB	HBP	BLK	WP	HR	S	P	ERA	WHIP
Gary Nolan, R (1, 1) ERA: 2.91	2.0	L	13	7	4	4	0	0	0	0	0	0	2	13	13	18.00	3.500
Pedro Borbon, R (3, 1) ERA: 3.5	1.0		4	1	0	0	0	1	0	0	0	0	0	3	7	0.00	2.000
Rawly Eastwick, R (4, 1) ERA: 5.79	5.0		23	7	4	4	3	2	0	0	0	0	0	27	35	7.20	1.800

**BOTTOM**

**Cincinnati Reds @ Houston Astros**  
Astrodome, Houston, TX

Sun Jun 22 1975, 4:33 AM EDT  
Att. 18,871 - Dome

<b>AB</b>	<b>36</b>
<b>R</b>	<b>8</b>
<b>H</b>	<b>15</b>
<b>RBI</b>	<b>8</b>
<b>BB</b>	<b>3</b>
<b>SO</b>	<b>3</b>
<b>LOB</b>	<b>20</b>

[livebaseballscorecards.com](http://livebaseballscorecards.com)



WP	HR	S	P	ERA	WHIP
0	0	0	0	0	0

Batter	1	2	3	4	5	6	7	8	9	AB R H RBI BB SO LOB	TOP
Davey Lopes, R OBP: 0.372, SLG: 0.313 (1, 4) (8, 6)	0-3 K		4-0 FC5-4 BB	0-0 F8			4-0 1B 6-3 1B BB	0-0 FC1-6 1-2f		3 1 0 0 2 1 4	
Tom Paciorek, R OBP: 0.243, SLG: 0.296 Mike Marshall, R (8, 1)	0-3 K		0-0 FC5-4 CS 1-2f		0-0 1B G6-4-3 2B		0-0 6-3 1-2	0-0 6-3		5 1 1 0 0 1 3 0 0 0 0 0 0 0	
Jimmy Wynn, R OBP: 0.444, SLG: 0.514 (1, 8)	0-0 F3		4-0 1-2 BB		0-0 1B G6-4-3		4-0 1B 1B 1B BB		0-0 5-3	3 1 1 0 2 0 0	
Steve Garvey, R OBP: 0.344, SLG: 0.469 (1, 3)		0-0 6-3	0-0 F8		0-0 G6-4-3 1-2f 3-H		0-0 1B 1B		0-0 5-3	5 1 1 0 0 0 2	
Ron Cey, R OBP: 0.342, SLG: 0.438 (1, 5)		4-0 FC6-4 1B BB BB		0-0 F8		0-0 1B		0-0 1B 6-3 1B	0-0 6-3	4 1 2 1 1 0 0	
Joe Ferguson, R OBP: 0.326, SLG: 0.282 (1, 9)		4-0 FC6-4 1B BB		0-0 E 1B	0-3 K		0-0 1B			3 0 2 2 1 1 1	
Steve Yeager, R OBP: 0.279, SLG: 0.317 (1, 2)		0-0 FC6-4 WP 1B 1-2f 2-3		0-3 K		0-0 5-3		0-0 6-3 3-H		4 0 0 0 0 1 5	
Rick Auerbach, R OBP: 0.290, SLG: 0.259 Ivan De Jesus, R OBP: 0.295, SLG: 0.256 Bill Buckner, L OBP: 0.233, SLG: 0.305 Lee Lacy, R OBP: 0.376, SLG: 0.449 (8, 4)	0-0 WP 1B 1-2 3-H		0-0 E7 1B 1-3		0-0 6-3		0-0 6-3 3-H		4-0 FC1-6 BB	3 0 2 1 0 0 0 0 0 0 0 0 0 0 0 0 0 0 1 0 0 0 0 0 0 0 0 0	
Burt Hooton, R OBP: 0.172, SLG: 0.185 Ken McMullen, R OBP: 0.235, SLG: 0.533 Rick Rhoden, R (4, 1) Leron Lee, L OBP: 0.233, SLG: 0.185 (8, 7)	0-3 K 1-2 2-3		4-0 BB BB		0-0 5-3		0-0 5-3		0-0 FC1-6 1-2f	1 0 0 0 0 1 2 0 0 0 0 1 0 0 1 0 0 0 0 0 0 1 0 0 0 0 0 1	
<b>Inning Stats</b>	R: 0 E: 0 K: 2 S: 7 H: 0 LOB: 0 BB: 0 P: 7	R: 1 E: 0 K: 1 S: 6 H: 1 LOB: 2 BB: 2 P: 14	R: 0 E: 0 K: 0 S: 2 H: 0 LOB: 1 BB: 2 P: 10	R: 0 E: 1 K: 1 S: 7 H: 2 LOB: 3 BB: 1 P: 11	R: 1 E: 0 K: 1 S: 7 H: 3 LOB: 1 BB: 0 P: 7	R: 0 E: 0 K: 0 S: 3 H: 0 LOB: 0 BB: 0 P: 3	R: 3 E: 0 K: 0 S: 5 H: 3 LOB: 1 BB: 2 P: 13	R: 0 E: 0 K: 0 S: 3 H: 0 LOB: 1 BB: 1 P: 7	R: 0 E: 0 K: 0 S: 3 H: 0 LOB: 0 BB: 0 P: 3	1B: 8 2B: 1 3B: 0 HR: 0 SF: 0 SAC: 0 DP: 1 HBP: 0	WP: 1 PB: 0 SB: 0 CS: 1 PA: 41
<b>PITCHER</b>	IP WLS BF H R ER SO BB IBB HBP BLK WP HR S P ERA WHIP	IP WLS BF H R ER SO BB IBB HBP BLK WP HR S P ERA WHIP	IP WLS BF H R ER SO BB IBB HBP BLK WP HR S P ERA WHIP	IP WLS BF H R ER SO BB IBB HBP BLK WP HR S P ERA WHIP	IP WLS BF H R ER SO BB IBB HBP BLK WP HR S P ERA WHIP	IP WLS BF H R ER SO BB IBB HBP BLK WP HR S P ERA WHIP	IP WLS BF H R ER SO BB IBB HBP BLK WP HR S P ERA WHIP	IP WLS BF H R ER SO BB IBB HBP BLK WP HR S P ERA WHIP	IP WLS BF H R ER SO BB IBB HBP BLK WP HR S P ERA WHIP	IP WLS BF H R ER SO BB IBB HBP BLK WP HR S P ERA WHIP	IP WLS BF H R ER SO BB IBB HBP BLK WP HR S P ERA WHIP
Dave Roberts, L ERA: 4.04 (1, 1)	6.1 W 31 7 5 5 5 7 0 0 0 1 0 34 62 7.11 2.211										
Joe Niekro, R ERA: 4.4 (7, 1)	0.0 S 2 2 0 0 0 0 0 0 0 0 0 2 2 ∞ ∞										
Wayne Granger, R ERA: 2.36 (7, 1)	2.2 S 8 0 0 0 0 1 0 0 0 0 0 7 11 0.00 0.375										

**Los Angeles Dodgers @ Houston Astros**  
 Astrodome, Houston, TX  
 Mon Jun 23 1975, 8:05 PM EDT  
 Att. 12,472 - Unknown

AB	33
R	5
H	9
RBI	4
BB	8
SO	5
LOB	18







Batter	1	2	3	4	5	6	7	8	9	AB R H RBI BB SO LOB	TOP											
<b>Davey Lopes, R</b> (1, 4) OBP: 0.369, SLG: 0.308	4-0 S HR BB	0-0 FC6-4 3-1 1-2f	0-3 K			0-0 FC1-6 S E 1-2f		0-3 K 1-2		4 2 0 0 1 2 5												
<b>Bill Buckner, L</b> (1, 7) OBP: 0.235, SLG: 0.299	4-0 HR BB	0-0 3-1		0-3 K		0-3 K 1-H		4-0 BB		2 1 0 0 1 1 1 1 0 0 0 1 1 0												
<b>Steve Yeager, R</b> (4, 2) OBP: 0.282, SLG: 0.315																						
<b>Jimmy Wynn, R</b> (1, 8) OBP: 0.436, SLG: 0.502	0-3 K	0-0 F7		0-3 K		0-3 K		0-0 F7		5 0 0 0 0 3 5												
<b>Steve Garvey, R</b> (1, 3) OBP: 0.348, SLG: 0.479	0-0 HR 1-H 2-H		0-0 F6		0-3 K		0-0 S 1B		4-0 G6-4-3 BB	4 1 2 3 1 1 0												
<b>Ron Cey, R</b> (1, 5) OBP: 0.343, SLG: 0.446	0-0 HR		4-0 1B BB		0-0 1-3		0-0 F8 1-2		0-0 G6-4-3 1-2f	4 2 1 1 1 0 2												
<b>Joe Ferguson, R</b> (1, 2) OBP: 0.323, SLG: 0.280	0-0 5-3		0-0 1B 1B 1B		0-0 F8		0-3 K		0-0 4-3	5 1 1 0 0 1 1												
<b>Henry Cruz, L</b> (1, 9) OBP: 0.308, SLG: 0.300	0-0 S 1B		0-0 1B 1B		0-0 1B		0-0 6-3			4 1 3 1 0 0 1												
<b>Ivan De Jesus, R</b> (1, 6) OBP: 0.292, SLG: 0.256	0-3 K 1-2		0-0 CS 1B 1B		0-0 F9			0-0 F4		4 0 1 0 0 1 2												
<b>Doug Rau, L</b> (1, 1) OBP: 0.310, SLG: 0.237		0-0 FC6-4 1B	0-0 1B 1-2 2-H 3-H		0-0 FC1-6 1B			4-0 PB BB		3 0 3 2 1 0 0												
<b>Inning Stats</b>	R: 4 E: 0 K: 2 S: 10	H: 3 LOB: 1 BB: 2 P: 18	R: 0 E: 0 K: 0 S: 4	H: 1 LOB: 1 BB: 0 P: 4	R: 3 E: 0 K: 1 S: 8	H: 4 LOB: 2 BB: 1 P: 12	R: 0 E: 0 K: 3 S: 9	H: 0 LOB: 0 BB: 0 P: 9	R: 0 E: 0 K: 0 S: 4	H: 1 LOB: 1 BB: 0 P: 4	R: 1 E: 0 K: 2 S: 8	H: 1 LOB: 0 BB: 0 P: 8	R: 0 E: 0 K: 1 S: 6	H: 1 LOB: 1 BB: 0 P: 6	R: 0 E: 0 K: 1 S: 5	H: 0 LOB: 2 BB: 2 P: 13	R: 0 E: 0 K: 0 S: 2	H: 0 LOB: 0 BB: 1 P: 6	1B: 9 2B: 1 3B: 0 HR: 2	SF: 0 SAC: 0 DP: 2 HBP: 0	WP: 0 PB: 1 SB: 6 CS: 1	PA: 42
<b>PITCHER</b>	IP WLS BF H R ER SO BB IBB HBP BLK WP HR S P ERA WHIP																					
<b>Tom Griffin, R</b> (1, 1) ERA: 5.33	2.1 L 15 5 6 6 2 3 0 0 0 0 0 2 16 28 23.14 3.429																					
<b>Jim Crawford, L</b> (3, 1) ERA: 2.7	0.0 3 3 1 1 0 0 0 0 0 0 0 0 3 3 ∞ ∞																					
<b>Ken Forsch, R</b> (3, 1) ERA: 3.02	5.2 21 3 1 0 8 2 0 0 0 0 0 0 35 43 0.00 0.882																					
<b>Mike Cosgrove, L</b> (9, 1) ERA: 1.74	1.0 3 0 0 0 0 1 0 0 0 0 0 0 2 6 0.00 1.000																					

**Los Angeles Dodgers @ Houston Astros**  
 Astrodome, Houston, TX  
 Tue Jun 24 1975, 8:05 PM EDT  
 Att. 14,285 - Dome

AB	36
R	8
H	11
RBI	7
BB	6
SO	10
LOB	17



livebaseballscorecards.com



BOTTOM

Los Angeles Dodgers @ Houston Astros  
Astrodome, Houston, TX  
Tue Jun 24 1975, 8:05 PM EDT  
Att. 14,285 - Dome

livebaseballscorecards.com

AB	30
R	3
H	6
RBI	3
BB	1
SO	5
LOB	5




WP:	0	PA:	32
PB:	0	SB:	0
CS:	0		

AB	R	H	RBI	BB	SO	LOB
4	0	0	0	0	0	1
4	0	0	0	0	0	0
4	0	0	0	0	1	0
3	1	2	0	1	0	0
4	0	1	0	0	1	2
2	0	0	1	0	0	2
3	2	2	2	0	1	0
3	0	0	0	0	0	0
0	0	0	0	0	0	0
0	0	0	0	0	0	0
2	0	0	0	0	2	0
1	0	1	0	0	0	0
0	0	0	0	0	0	0

Batter	1	2	3	4	5	6	7	8	9
Greg Gross, L (1, 7) OBP: 0.340, SLG: 0.347	0-0 F8		0-0 6-3		0-0 4-3			0-0 G6-4-3	
Roger Metzger, S (1, 6) OBP: 0.301, SLG: 0.319	0-0 F7		0-0 6-3			0-0 4-3		0-0 6-3	
Cesar Cedeno, R (1, 8) OBP: 0.344, SLG: 0.379	0-0 F7			0-3 K		0-0 6-3		0-0 L7	
Bob Watson, R (1, 3) OBP: 0.386, SLG: 0.527		0-0 F9 SF9 2B		4-0 1B BB		0-0 1B		0-0 F8	
Cliff Johnson, R (1, 2) OBP: 0.333, SLG: 0.473		0-0 F9		0-0 G6-3 1B		0-3 K		0-0 6-3	
Enos Cabell, R (1, 9) OBP: 0.312, SLG: 0.385		0-0 SF9		0-0 G6-3			0-0 F6		
Doug Rader, R (1, 5) OBP: 0.321, SLG: 0.358		0-0 HR					0-3 K		
Rob Andrews, R (1, 4) OBP: 0.271, SLG: 0.239		0-0 F8					0-0 F9		
Tom Griffin, R (1, 1) OBP: 0.174, SLG: 0.136			0-3 K					0-0 G6-4-3 1B	
Jim Crawford, L (3, 1) OBP: 0.400, SLG: 0.600									
Ken Forsch, R (3, 1) OBP: 0.100, SLG: 0.100									
Tommy Helms, R (8, PH) OBP: 0.250, SLG: 0.173									
Mike Cosgrove, L (9, 1)									

Inning Stats	R: 0	H: 0	E: 0	K: 0	S: 3	R: 2	H: 2	E: 0	K: 0	S: 5	R: 0	H: 1	E: 0	K: 1	S: 5	R: 1	H: 1	E: 0	K: 1	S: 6	R: 0	H: 1	E: 0	K: 1	S: 6	R: 0	H: 0	E: 0	K: 1	S: 5	R: 0	H: 1	E: 0	K: 0	S: 3	R: 0	H: 0	E: 0	K: 0	S: 3
	LOB: 0	BB: 0	P: 3	LOB: 0	BB: 0	P: 5	LOB: 0	BB: 0	P: 5	LOB: 1	BB: 1	P: 9	LOB: 0	BB: 0	P: 6	LOB: 1	BB: 0	P: 6	LOB: 0	BB: 0	P: 5	LOB: 0	BB: 0	P: 3	LOB: 0	BB: 0	P: 3	LOB: 0	BB: 0	P: 3	LOB: 0	BB: 0	P: 3	LOB: 0	BB: 0	P: 3	LOB: 0	BB: 0	P: 3	

PITCHER	IP	WLS	BF	H	R	ER	SO	BB	IBB	HBP	BLK	WP	HR	S	P	ERA	WHIP
Doug Rau, L (1, 1) ERA: 3.36	9.0	W	32	6	3	3	5	1	0	0	0	0	2	41	45	3.00	0.778

Batter	1	2	3	4	5	6	7	8	9	AB R H RBI BB SO LOB	TOP												
<b>Davey Lopes, R</b> OBP: 0.370, SLG: 0.309 (1, 4) (8, 6)	0-0 4-3		0-0 HR 1B	0-0 FC5			0-0 SH1-4 1B		0-0 6-3	5 1 2 0 0 0 2													
<b>Bill Buckner, L</b> OBP: 0.244, SLG: 0.294 (1, 7) BB BB BB	4-0 1B BB		0-0 F5		0-0 F8		0-0 SH1-4		4-0 1B BB	2 0 0 0 2 0 2													
<b>Jimmy Wynn, R</b> OBP: 0.439, SLG: 0.515 (1, 8) X	0-0 1-3 1B		0-0 1-H 2-H HR		0-0 G1		4-0 BB		0-0 F4	4 1 2 3 1 0 1													
<b>Steve Garvey, R</b> OBP: 0.349, SLG: 0.476 (1, 3) X	0-0 G1-6-4-3 1-2f		4-0 CS BB		0-0 F8		0-0 F6		0-0 FC6-4 1B	4 0 1 0 1 0 4													
<b>Ron Cey, R</b> OBP: 0.341, SLG: 0.442 (1, 5) X		0-0 L9	0-3 K 1-2		0-0 3B 1B		0-3 K		0-0 FC6-4	5 1 1 0 0 2 5													
<b>Henry Cruz, L</b> OBP: 0.321, SLG: 0.340 (1, 9) BB BB BB BB		4-0 CS BB		0-0 6-3		0-0 1-H 3B		0-0 F8		3 0 1 1 1 0 0													
<b>Steve Yeager, R</b> OBP: 0.288, SLG: 0.313 (1, 2) <b>Leron Lee, L</b> OBP: 0.258, SLG: 0.214 (8, PH) <b>Lee Lacy, R</b> OBP: 0.376, SLG: 0.449 (8, 4) (8, 4)		4-0 BB		4-0 FC5 BB BB		0-0 F3		0-0 1B		1 0 0 0 2 0 1 1 0 1 0 0 0 0 0 0 0 0 0 0 0	<b>AB 30</b> <b>R 4</b> <b>H 8</b> <b>RBI 4</b> <b>BB 10</b> <b>SO 3</b> <b>LOB 22</b>												
<b>Ivan De Jesus, R</b> OBP: 0.314, SLG: 0.250 (1, 6) <b>Willie Crawford, L</b> OBP: 0.345, SLG: 0.365 (8, PH) <b>Mike Marshall, R</b> (8, 1)		0-0 F9		4-0 1-2 BB		4-0 G5-4-3 BB		0-3 K		1 0 0 0 2 0 1 1 0 0 0 0 1 1 0 0 0 0 0 0 0													
<b>Don Sutton, R</b> OBP: 0.196, SLG: 0.128 (1, 1) <b>Joe Ferguson, R</b> OBP: 0.321, SLG: 0.278 (8, PH) (8, 2)		4-0 1B HR BB		0-0 F1		0-0 G5-4-3 1-2f		0-0 1-3		2 1 0 0 1 0 4 1 0 0 0 0 0 1													
<b>Inning Stats</b>	R: 0 E: 0 K: 0 S: 3	H: 1 LOB: 1 BB: 1 P: 7	R: 0 E: 0 K: 0 S: 2	H: 0 LOB: 1 BB: 2 P: 10	R: 3 E: 0 K: 1 S: 6	H: 2 LOB: 1 BB: 2 P: 14	R: 0 E: 0 K: 0 S: 3	H: 0 LOB: 2 BB: 2 P: 11	R: 0 E: 0 K: 0 S: 3	H: 0 LOB: 0 BB: 0 P: 3	R: 1 E: 0 K: 0 S: 4	H: 2 LOB: 1 BB: 1 P: 8	R: 0 E: 0 K: 1 S: 6	H: 1 LOB: 2 BB: 1 P: 10	R: 0 E: 0 K: 1 S: 6	H: 1 LOB: 1 BB: 0 P: 6	R: 0 E: 0 K: 0 S: 4	H: 1 LOB: 2 BB: 1 P: 8	1B: 6 2B: 1 3B: 1 HR: 1	SF: 0 SAC: 1 DP: 3 HBP: 0	WP: 0 PB: 0 SB: 0 CS: 2	PA: 41	
<b>PITCHER</b> <b>Doug Konieczny, R</b> ERA: 4.19 (1, 1) <b>Wayne Granger, R</b> ERA: 2.13 (6, 1)	IP 5.1 3.2	WLS 26 W	BF 26 15	H 5 3	R 4 0	ER 4 0	SO 1 2	BB 8 2	IBB 0 0	HBP 0 0	BLK 0 0	WP 0 0	HR 1 0	S 20 17	P 52 25	ERA 6.75 0.00	WHIP 2.438 1.364						<b>PITCHER</b> IP WLS BF H R ER SO BB IBB HBP BLK WP HR S P ERA WHIP

**Los Angeles Dodgers @ Houston Astros**  
Astrodome, Houston, TX  
Wed Jun 25 1975, 8:05 PM EDT  
Att. 12,969 - Dome

[livebaseballscorecards.com](http://livebaseballscorecards.com)




Batter	1	2	3	4	5	6	7	8	9	AB	R	H	RBI	BB	SO	LOB
Greg Gross, L (1, 7) OBP: 0.337, SLG: 0.341	0-3 K	4-0 BB		0-0 5-3		0-0 F7		0-0 F7		4	0	0	0	1	1	2
Roger Metzger, S (1, 6) OBP: 0.300, SLG: 0.318	0-0 F8	0-0 F8				0-0 F6		0-0 3B		4	1	1	0	0	0	2
Cesar Cedeno, R (1, 8) OBP: 0.349, SLG: 0.400	0-0 HR		1-0 2B			0-0 3-1		0-0 FC6-2		3	1	2	2	0	0	0
Bob Watson, R (1, 3) OBP: 0.384, SLG: 0.526	0-0 F7		0-0 2B			0-0 5-3		0-0 6-3		4	0	1	0	0	0	1
Milt May, L (1, 2) OBP: 0.293, SLG: 0.311		0-0 3B	0-0 2B			0-0 1B		0-0 FC6-2		3	1	2	0	0	0	2
Skip Jutze, R (6, PR) OBP: 0.175, SLG: 0.175										1	1	0	0	0	0	1
Enos Cabell, R (1, 9) OBP: 0.322, SLG: 0.402		0-0 FC6-4	0-0 5-3			0-0 1B		0-0 FC5-4		3	1	2	2	1	0	2
Doug Rader, R (1, 5) OBP: 0.320, SLG: 0.356		0-0 FC6-4	0-0 F5			0-0 F8		0-0 FC5-4		4	0	1	0	0	0	5
Rob Andrews, R (1, 4) OBP: 0.270, SLG: 0.239		0-0 FC6-4		0-0 6-3		0-0 1B		0-0 4-3		4	0	1	1	0	0	1
Doug Konieczny, R (1, 1) OBP: 0.182, SLG: 0.219		0-0 SH3		0-3 K		4-0 BB		0-0 G3		1	0	0	0	0	1	0
Wayne Granger, R (6, 1)										1	0	0	0	1	0	0

Inning Stats	R: 1	H: 1	E: 0	K: 1	S: 6	LOB: 0	BB: 0	P: 6
R: 2	H: 3	E: 0	K: 0	S: 6	LOB: 2	BB: 1	P: 10	
R: 0	H: 1	E: 0	K: 0	S: 4	LOB: 2	BB: 0	P: 5	
R: 0	H: 0	E: 0	K: 1	S: 5	LOB: 0	BB: 0	P: 5	
R: 0	H: 0	E: 0	K: 0	S: 3	LOB: 0	BB: 0	P: 3	
R: 1	H: 3	E: 0	K: 0	S: 5	LOB: 2	BB: 1	P: 9	
R: 1	H: 2	E: 0	K: 0	S: 5	LOB: 2	BB: 1	P: 9	
R: 0	H: 0	E: 0	K: 0	S: 3	LOB: 0	BB: 0	P: 3	

**Los Angeles Dodgers @ Houston Astros**  
Astrodome, Houston, TX  
Wed Jun 25 1975, 8:05 PM EDT  
Att. 12,969 - Dome

AB	32
R	5
H	10
RBI	5
BB	3
SO	2
LOB	16

WP: 0 PA: 37  
PB: 0  
SB: 1  
CS: 0



PITCHER	IP	WLS	BF	H	R	ER	SO	BB	IBB	HBP	BLK	WP	HR	S	P	ERA	WHIP
Don Sutton, R (1, 1) ERA: 2.22	7.0	L	34	10	5	5	2	3	0	1	0	0	1	34	47	6.43	1.857
Mike Marshall, R (8, 1) ERA: 3.21	1.0		3	0	0	0	0	0	0	0	0	0	0	3	3	0.00	0.000

Batter	1	2	3	4	5	6	7	8	9	AB R H RBI BB SO LOB	TOP	
Ralph Garr, L (1, 7) X OBP: 0.319, SLG: 0.365	0-0 F7 H	1-0 HBP		0-0 L4 H		0-0 F8 H			0-0 4-3 H	4 0 0 0 0 0 1		
Marty Perez, R (1, 4) X OBP: 0.343, SLG: 0.342	0-0 G3 BB 1B	0-0 6-3		0-3 K			0-0 G3		0-0 WP WP 1B	5 1 2 0 0 1 2		
Dusty Baker Jr., R (1, 9) B B B OBP: 0.336, SLG: 0.423	4-0 G3 BB 1-2		4-0 S E BB		0-0 3-1		0-0 DI S 1B		0-0 F8 1-3	3 1 1 0 2 0 1		
Darrell Evans, L (1, 5) X OBP: 0.346, SLG: 0.407	0-0 G3 1-2 2-3		0-0 E2 6-3 2B 1B		4-0 BB		0-3 K 1-2		4-0 WP BB	3 1 1 0 2 1 3		
Mike Lum, L (1, 3) X OBP: 0.301, SLG: 0.321	0-0 3-1		0-3 K		0-3 K		0-0 4-3 2-3		0-0 4-3 1-2 3-H	5 0 0 0 0 2 6		
Vic Correll, R (1, 2) OBP: 0.338, SLG: 0.420		0-0 FC4-6 1B	0-0 6-3 1-2		0-3 K			0-0 F8		4 0 1 0 0 1 2		
Rowland Office, L (1, 8) OBP: 0.375, SLG: 0.380		0-0 FC4-6 E S 1-2 1B	0-0 2B			0-0 PB 1B		0-0 L8		4 1 2 1 0 0 1		
Larvell Blanks, R (1, 6) OBP: 0.325, SLG: 0.347		0-0 HBP 1B	0-0 6-3			0-0 L8 1-3		0-0 2B		4 0 2 1 0 0 2		
Mike Thompson, R (1, 1) Mike Beard, L (2, 1) Ed Goodson, L (6, PH) Max Leon, R (6, 1) Bob Beall, S (8, PH) Elias Coosa, R (8, 1) OBP: 0.111, SLG: 0.111		0-3 K	0-3 K			0-0 F2		0-0 5-3		1 0 0 0 0 0 1 1 1 0 0 0 0 0 1 0 1 0 0 0 0 0 0 1 0 0 0 0 0 0 0 0 1 0 0 0 0 0 0 1 0 0 0 0 0 0 0 0		
<b>Inning Stats</b>	R: 0 H: 1 E: 0 LOB: 2 K: 0 BB: 1 S: 4 P: 8	R: 1 H: 2 E: 0 LOB: 2 K: 1 BB: 0 S: 7 P: 8	R: 2 H: 2 E: 1 LOB: 1 K: 1 BB: 1 S: 7 P: 11	R: 0 H: 0 E: 0 LOB: 0 K: 2 BB: 0 S: 7 P: 7	R: 0 H: 0 E: 0 LOB: 1 K: 2 BB: 1 S: 7 P: 11	R: 0 H: 1 E: 0 LOB: 1 K: 0 BB: 0 S: 4 P: 4	R: 0 H: 1 E: 0 LOB: 1 K: 1 BB: 0 S: 6 P: 6	R: 0 H: 1 E: 0 LOB: 1 K: 0 BB: 0 S: 4 P: 4	R: 1 H: 1 E: 0 LOB: 1 K: 0 BB: 1 S: 4 P: 8	1B: 7 SF: 0 2B: 2 SAC: 0 3B: 0 DP: 0 HR: 0 HBP: 1	WP: 3 PA: 41 PB: 2 SB: 3 CS: 0	
<b>PITCHER</b> J.R. Richard, R (1, 1) ERA: 4.52	IP WLS BF H R ER SO BB IBB HBP BLK WP HR S P ERA WHIP											
	9.0 W 41 9 4 2 7 4 0 1 0 2 0 50 67 2.00 1.444											

Atlanta Braves @ Houston Astros  
Astrodome, Houston, TX  
Thu Jun 26 1975, 8:05 PM EDT  
Att. 7,017 - Dome

livebaseballscorecards.com

AB 36  
R 4  
H 9  
RBI 2  
BB 4  
SO 7  
LOB 21





Batter	1	2	3	4	5	6	7	8	9	AB	R	H	RBI	BB	SO	LOB
Greg Gross, L OBP: 0.340, SLG: 0.341 (1, 7)	4-0 1B WP BB	0-0 SH5-3		0-0 1B E 1B	0-0 L8		0-0 F8			3	2	1	1	1	0	4
Roger Metzger, S OBP: 0.305, SLG: 0.323 (1, 6)	0-0 1-3 1B WP	0-0 FC6-4 1B		0-0 1-3 1B E7		0-0 1-3		0-0 1-3		5	0	3	0	0	0	0
Cesar Cedeno, R OBP: 0.343, SLG: 0.393 (1, 8)	0-0 1-2 3-H F6	0-0 1-2f FC6-4		0-0 6-3		0-0 6-3		0-0 F9		5	0	0	0	0	0	3
Bob Watson, R OBP: 0.377, SLG: 0.516 (1, 3)	0-3 3-H K		0-0 E4 3B		0-0 F7		0-3 K		0-0 1-3	5	1	0	0	0	2	2
Milt May, L OBP: 0.292, SLG: 0.310 (1, 2)	0-0 4-3		0-0 F6		0-0 4-3		0-0 5-3 1B PB 1B			4	1	1	0	0	0	3
Enos Cabell, R OBP: 0.331, SLG: 0.419 (1, 9)		4-0 E S BB	0-0 1B 3B		0-0 1B		0-0 5-3 1B			3	2	2	1	1	0	1
Doug Rader, R OBP: 0.327, SLG: 0.368 (1, 5)		0-0 1B 2B	0-0 1B 1B		0-0 1B		0-3 K			4	1	3	1	0	1	1
Rob Andrews, R OBP: 0.282, SLG: 0.248 (1, 4)		0-0 SH1-4 SH5-3 1B	0-0 FC6-4 1B		0-0 6-3		4-0 1B IBB			3	1	2	1	1	0	2
J.R. Richard, R OBP: 0.258, SLG: 0.387 (1, 1)		0-0 SH1-4 2-3	0-0 FC6-4 1-2f		0-3 K		0-0 1-3 3-H 1B			3	0	1	1	0	1	3

Inning Stats	R: 1	H: 1	E: 0	K: 1	S: 6	LOB: 1	BB: 1	P: 10	R: 3	H: 3	E: 0	K: 0	S: 6	LOB: 1	BB: 1	P: 10	R: 2	H: 3	E: 1	K: 0	S: 6	LOB: 1	BB: 0	P: 6	R: 1	H: 2	E: 1	K: 0	S: 5	LOB: 1	BB: 0	P: 5	R: 0	H: 2	E: 0	K: 1	S: 7	LOB: 2	BB: 0	P: 7	R: 0	H: 0	E: 0	K: 1	S: 5	LOB: 0	BB: 0	P: 5	R: 1	H: 2	E: 0	K: 1	S: 7	LOB: 2	BB: 1	P: 11	R: 0	H: 0	E: 0	K: 0	S: 3	LOB: 0	BB: 0	P: 3
1B: 11	SF: 0	2B: 1	SAC: 2	3B: 1	DP: 0	HR: 0	HBP: 0	WP: 1	PA: 40	PB: 1	SB: 1	CS: 0																																																				

PITCHER	IP	WLS	BF	H	R	ER	SO	BB	IBB	HBP	BLK	WP	HR	S	P	ERA	WHIP
Mike Thompson, R ERA: 5.59 (1, 1)	1.2	L	11	4	4	4	1	2	0	0	0	1	0	11	19	21.60	3.600
Mike Beard, L ERA: 2.28 (2, 1)	3.1		17	7	3	1	1	0	0	0	0	0	0	19	19	2.70	2.100
Max Leon, R ERA: 4.41 (6, 1)	2.0		9	2	1	1	2	0	1	0	0	0	0	12	16	4.50	1.000
Elias Sosa, R ERA: 3.76 (8, 1)	1.0		3	0	0	0	0	0	0	0	0	0	0	3	3	0.00	0.000

**BOTTOM**

**Atlanta Braves @ Houston Astros**  
Astrodome, Houston, TX

Thu Jun 26 1975, 8:05 PM EDT  
Att: 7,017 - Dome

livebaseballscorecards.com

AB	35
R	8
H	13
RBI	5
BB	3
SO	4
LOB	19



Batter	1	2	3	4	5	6	7	8	9	AB R H RBI BB SO LOB	TOP											
Ralph Garr, L (1, 7) OBP: 0.320, SLG: 0.364	0-0 5-3		4-0 FC6-4 IBB		0-0 FC4-6 E 1B	0-0 S 1B		0-0 1-3		4 1 1 1 1 0 2	<b>Atlanta Braves @ Houston Astros</b> Astrodome, Houston, TX Fri Jun 27 1975, 8:05 PM EDT Att. 10,222 - Dome											
Marty Perez, R (1, 4) OBP: 0.340, SLG: 0.341	0-0 6-3		0-0 SF8		0-0 E7 1B	0-0 6-3		0-0 F8		4 1 1 1 0 0 2												
Dusty Baker Jr., R (1, 9) OBP: 0.333, SLG: 0.419	0-3 K		0-0 FC6-4		0-0 1B 1B		0-0 F2		0-0 5-3	5 1 1 2 0 1 2												
Darrell Evans, L (1, 5) OBP: 0.347, SLG: 0.404		0-0 3-1		0-0 L1	0-0 1B S 1B		4-0 5-3 BB		0-0 4-3	4 1 1 0 1 0 0												
Mike Lum, L (1, 3) OBP: 0.303, SLG: 0.323		0-0 5-3		0-0 1B	0-0 1-3 1B		0-0 5-3		0-0 F8	5 0 2 1 0 0 1												
Vic Correll, R (1, 2) OBP: 0.337, SLG: 0.417		0-0 6-3		0-3 K	0-0 3-H 1B		0-3 K			4 0 1 1 0 2 2												
Rowland Office, L (1, 8) OBP: 0.380, SLG: 0.398			0-0 SH2-4 SF8 1B	0-0 F7	0-0 1-3			0-0 1B PB 2B		4 2 2 0 0 0 2												
Larvell Blanks, R (1, 6) OBP: 0.331, SLG: 0.354			0-0 SH2-4 1B		0-0 SH FC4-6 1B	0-0 5-3		0-0 PB 1B		4 1 3 0 0 0 0												
Jamie Easterly, L (1, 1) Ed Goodson, L (8, PH) Max Leon, R (8, 1) OBP: 0.239, SLG: 0.271 OBP: 0.667, SLG: 0.667			0-0 SH2-4		0-0 SH FC4-6	0-0 G3		0-3 K		1 0 0 0 0 0 0 1 0 0 0 0 1 1 0 0 0 0 0 0 0												
<b>Inning Stats</b>	R: 0 E: 0 K: 1 S: 5	H: 0 LOB: 0 BB: 0 P: 5	R: 0 E: 0 K: 0 S: 3	H: 0 LOB: 0 BB: 0 P: 3	R: 1 E: 0 K: 0 S: 5	H: 2 LOB: 2 BB: 1 P: 9	R: 0 E: 0 K: 1 S: 6	H: 1 LOB: 1 BB: 0 P: 6	R: 5 E: 2 K: 0 S: 9	H: 6 LOB: 1 BB: 0 P: 9	R: 0 E: 0 K: 0 S: 4	H: 1 LOB: 1 BB: 0 P: 4	R: 0 E: 0 K: 1 S: 5	H: 0 LOB: 1 BB: 1 P: 9	R: 1 E: 0 K: 1 S: 7	H: 2 LOB: 1 BB: 0 P: 7	R: 0 E: 0 K: 0 S: 3	H: 0 LOB: 0 BB: 0 P: 3	1B: 11 2B: 1 3B: 0 HR: 0	SF: 1 SAC: 2 DP: 0 HBP: 0	WP: 0 PB: 1 SB: 2 CS: 0	PA: 41
<b>PITCHER</b>	IP WLS BF H R ER SO BB IBB HBP BLK WP HR S P ERA WHIP																					
Larry Dierker, R (1, 1) ERA: 4.32	4.1 L 22 7 6 6 2 0 1 0 0 0 0 0 25 29 12.46 1.615																					
Jim Crawford, L (5, 1) ERA: 2.58	1.2 7 3 0 0 0 0 0 0 0 0 0 0 7 7 0.00 1.800																					
Joe Niekro, R (7, 1) ERA: 3.98	3.0 12 2 1 0 2 1 0 0 0 0 0 0 15 19 0.00 1.000																					

livebaseballscorecards.com

AB	36
R	7
H	12
RBI	6
BB	2
SO	4
LOB	12





BOTTOM

Atlanta Braves @ Houston Astros  
Astrodome, Houston, TX  
Fri Jun 27 1975, 8:05 PM EDT  
Att. 10,222 - Dome

livebaseballscorecards.com

AB 30  
R 4  
H 6  
RBI 2  
BB 6  
SO 5  
LOB 15



WP: 0 PA: 38  
PB: 0  
SB: 3  
CS: 0

AB R H RBI BB SO LOB

5	0	2	0	0	1	1
5	0	0	0	0	1	3
2	1	0	0	2	0	1
4	0	0	0	0	0	2
3	1	1	0	1	0	0
3	2	2	0	1	1	0
3	0	1	0	1	1	2
1	0	0	2	0	0	2
1	0	0	0	0	0	0
2	0	0	0	0	1	3
0	0	0	0	0	0	0
1	0	0	0	0	0	1
0	0	0	0	0	0	0
0	0	0	0	1	0	0

Batter	1	2	3	4	5	6	7	8	9
Greg Cross, L (1, 7) OBP: 0.341, SLG: 0.342	0-0 5-3 1B		0-3 K		0-0 G5-4-3 1B		0-0 4-3		0-0 F8
Roger Metzger, S (1, 6) OBP: 0.300, SLG: 0.317	0-0 5-3 1-2		0-0 F7		0-0 G5-4-3 1-2f		0-0 F9		0-3 K
Cesar Cedeno, R (1, 8) OBP: 0.345, SLG: 0.390	0-0 5-3 2-3		0-0 1-4-3		4-0 FC6-4 BB		4-0 E S BLK BB		
Bob Watson, R (1, 3) OBP: 0.371, SLG: 0.508	0-0 6-3			0-0 6-3	0-0 FC6-4 1-2f		0-0 F8 1-H		
Cliff Johnson, R (1, 2) OBP: 0.339, SLG: 0.470		0-0 6-3 1B 1B		4-0 2B SF8 BB		0-0 F8		0-0 L6	
Enos Cabell, R (1, 9) OBP: 0.341, SLG: 0.429		0-0 6-3 1-2 1B		0-0 SF8 1-3 S 2B		4-0 2B SF8 BB		0-3 K	
Doug Rader, R (1, 5) OBP: 0.329, SLG: 0.372		0-0 F9		4-0 S IBB		0-0 1-3 2B		0-3 K	
Rob Andrews, R (1, 4) OBP: 0.277, SLG: 0.247		0-0 6-3		0-0 SF8		0-0 SF8		0-0 F9	
Ken Boswell, L (9, PH) OBP: 0.371, SLG: 0.329		1-2 2-3		2-3 3-H		3-H			
Larry Dierker, R (1, 1) OBP: 0.105, SLG: 0.105		0-0 G3		0-3 K		0-0 5-3		4-0 BB	
Jim Crawford, L (5, 1) OBP: 0.400, SLG: 0.600				1-2 3-H					
Tommy Helms, R (6, PH) OBP: 0.246, SLG: 0.170									
Joe Niekro, R (7, 1) OBP: 0.500, SLG: 0.333									
Jose Cruz, L (9, PH) OBP: 0.343, SLG: 0.320									

Inning Stats	R: 0	H: 1	E: 0	K: 0	S: 4	R: 0	H: 2	E: 0	K: 0	S: 5	R: 0	H: 0	E: 0	K: 1	S: 5	R: 2	H: 1	E: 0	K: 1	S: 6	R: 0	H: 1	E: 0	K: 0	S: 3	R: 1	H: 0	E: 0	K: 0	S: 3	R: 0	H: 0	E: 0	K: 2	S: 7	R: 0	H: 0	E: 0	K: 1	S: 5
	LOB: 1	BB: 0	P: 4	LOB: 2	BB: 0	P: 5	LOB: 0	BB: 0	P: 5	LOB: 1	BB: 2	P: 14	LOB: 1	BB: 1	P: 7	LOB: 0	BB: 0	P: 7	LOB: 1	BB: 1	P: 8	LOB: 0	BB: 1	P: 7	LOB: 0	BB: 0	P: 7	LOB: 1	BB: 1	P: 9	LOB: 0	BB: 0	P: 7	LOB: 1	BB: 1	P: 9	LOB: 0	BB: 0	P: 9	

PITCHER	IP	WLS	BF	H	R	ER	SO	BB	IBB	HBP	BLK	WP	HR	S	P	ERA	WHIP
Jamie Easterly, L (1, 1) ERA: 4.32	7.0	W	31	6	4	3	2	4	1	0	1	0	0	30	50	3.86	1.429
Max Leon, R (8, 1) ERA: 4.15	2.0	S	7	0	0	0	3	1	0	0	0	0	0	12	16	0.00	0.500





Batter	1	2	3	4	5	6	7	8	9	AB R H RBI BB SO LOB
Greg Cross, L (1, 7) OBP: 0.344, SLG: 0.342	4-0 G3 BB		0-0 4-3 2B 1B		0-0 FC4-6 1-2f			0-0 F9		3 1 1 0 1 0 1
Roger Metzger, S (1, 6) OBP: 0.299, SLG: 0.314	0-0 G3 1-2		0-0 4-3 1-2		0-3 K			4-0 E BB		3 0 0 0 1 1 3
Cesar Cedeno, R (1, 8) OBP: 0.350, SLG: 0.397 Wilbur Howard, S (9, 8) OBP: 0.324, SLG: 0.361	1-0 HBP		0-0 2B 2-H		0-0 SF7 1B			0-0 5-3 1-2		3 1 2 1 0 0 1 0 0 0 0 0 0 0
Bob Watson, R (1, 3) OBP: 0.366, SLG: 0.502	0-0 F9			0-0 F7		0-0 SF7 1-H		0-0 F4		3 0 0 1 0 0 3
Milt May, L (1, 2) OBP: 0.287, SLG: 0.304	0-0 F6			0-0 F7		0-0 G3			0-0 4-3	4 0 0 0 0 0 2
Enos Cabell, R (1, 9) OBP: 0.339, SLG: 0.443		0-3 K		0-0 HR		0-0 6-3			0-3 K	4 1 1 1 0 2 0
Doug Rader, R (1, 5) OBP: 0.328, SLG: 0.374		0-0 5-3		0-0 F8			0-0 L6		0-0 2B	4 0 1 0 0 0 0
Rob Andrews, R (1, 4) OBP: 0.272, SLG: 0.242 Cliff Johnson, R (9, PH) OBP: 0.336, SLG: 0.466		0-0 F4			0-0 5-3		0-0 F7		0-0 F7	3 0 0 0 0 0 0 1 0 0 0 0 0 1
Dave Roberts, L (1, 1) OBP: 0.125, SLG: 0.194 Wayne Granger, R (8, 1)			0-0 4-3		4-0 FC4-6 BB					2 0 0 0 1 0 0 0 0 0 0 0 0 0

Inning Stats	R: 0 E: 0 K: 0 S: 3	H: 0 LOB: 2 BB: 1 P: 8	R: 0 E: 0 K: 1 S: 5	H: 0 LOB: 0 BB: 0 P: 5	R: 1 E: 0 K: 0 S: 4	H: 2 LOB: 1 BB: 0 P: 4	R: 1 E: 0 K: 0 S: 4	H: 1 LOB: 0 BB: 0 P: 4	R: 0 E: 1 K: 1 S: 5	H: 0 LOB: 1 BB: 1 P: 9	R: 1 E: 0 K: 0 S: 4	H: 1 LOB: 0 BB: 0 P: 4	R: 0 E: 0 K: 0 S: 3	H: 0 LOB: 0 BB: 0 P: 3	R: 0 E: 1 K: 0 S: 3	H: 0 LOB: 1 BB: 1 P: 7	R: 0 E: 0 K: 1 S: 6	H: 1 LOB: 1 BB: 0 P: 6	1B: 2 2B: 2 3B: 0 HR: 1	SF: 1 SAC: 0 DP: 0 HBP: 1	WP: 0 PB: 0 SB: 1 CS: 0	PA: 35
--------------	------------------------------	---------------------------------	------------------------------	---------------------------------	------------------------------	---------------------------------	------------------------------	---------------------------------	------------------------------	---------------------------------	------------------------------	---------------------------------	------------------------------	---------------------------------	------------------------------	---------------------------------	------------------------------	---------------------------------	----------------------------------	------------------------------------	----------------------------------	--------

PITCHER	IP	WLS	BF	H	R	ER	SO	BB	IBB	HBP	BLK	WP	HR	S	P	ERA	WHIP
Phil Niekro, R (1, 1) ERA: 2.69	6.0		24	4	3	2	2	2	0	0	0	0	1	25	34	3.00	1.000
Mike Beard, L (7, 1) ERA: 2.2	1.0	W	3	0	0	0	0	0	0	0	0	0	0	3	3	0.00	0.000
Tom House, L (8, 1) ERA: 4.06	2.0	S	8	1	0	0	1	1	0	0	0	0	0	9	13	0.00	1.000

**BOTTOM**

**Atlanta Braves @ Houston Astros**  
Astrodome, Houston, TX

Sat Jun 28 1975, 4:33 AM EDT  
Att. 10,999 - Dome

livebaseballscorecards.com

AB	30
R	3
H	5
RBI	3
BB	3
SO	3
LOB	11



Batter	1	2	3	4	5	6	7	8	9	AB R H RBI BB SO LOB	TOP											
Ralph Garr, L (1, 7) OBP: 0.314, SLG: 0.354	0-0 6-3		0-0 F6 1-2		0-0 F9		0-0 F4		0-0 6-3	5 0 0 0 0 0 3	<b>Atlanta Braves @ Houston Astros</b> Astrodome, Houston, TX Sun Jun 29 1975, 4:33 AM EDT Att. 10,576 - Dome <a href="http://livebaseballscorecards.com">livebaseballscorecards.com</a>											
Marty Perez, R (1, 4) OBP: 0.343, SLG: 0.348	0-0 5-3			0-0 1B 2B 1B	0-0 F7		0-0 4-3		4 1 1 0 0 0 1													
Dusty Baker Jr., R (1, 9) OBP: 0.333, SLG: 0.414	0-0 5-3			0-3 K	0-0 6-3			0-0 CS 1B	4 0 1 0 0 1 1													
Darrell Evans, L (1, 5) OBP: 0.343, SLG: 0.396		0-0 F8		0-0 1-2 2B 1B		0-0 4-3		4-0 1-2 BB BB	3 1 1 0 1 0 0													
Mike Lum, L (1, 3) OBP: 0.309, SLG: 0.323		0-0 L4-3 1B		0-0 F7		4-0 1B CS BB		4-0 1-2 G6-4-3 BB	2 0 1 0 2 0 2													
Larvell Blanks, R (1, 6) OBP: 0.339, SLG: 0.361		0-0 L4-3 1-2		0-0 1B 2B 1-H 2-H		0-0 1-3 FC5-4 1B		0-0 1-2f G6-4-3	4 1 2 2 0 0 3													
Rowland Office, L (1, 8) OBP: 0.390, SLG: 0.393			0-0 F8	0-0 1B 1B 2-H		0-0 FC5-4 1-2f		4-0 F9 4-3 BB	3 0 1 1 1 0 2													
Biff Pocoroba, S (1, 2) OBP: 0.365, SLG: 0.333			0-0 3-1	0-0 1B 2-3		0-0 CS 3-H	0-0 F4	0-0 4-3	4 0 1 0 0 0 1													
Carl Morton, R (1, 1) OBP: 0.277, SLG: 0.250 Max Leon, R (8, 1) OBP: 0.500, SLG: 0.500			0-0 WP 1B	0-0 F6			4-0 BB	0-0 F9 2-3	2 0 1 0 1 0 2 1 0 0 0 0 0 1													
<b>Inning Stats</b>	R: 0 E: 0 K: 0 S: 3	H: 0 LOB: 0 BB: 0 P: 3	R: 0 E: 0 K: 0 S: 3	H: 1 LOB: 0 BB: 0 P: 3	R: 0 E: 0 K: 0 S: 4	H: 1 LOB: 1 BB: 0 P: 4	R: 3 E: 0 K: 1 S: 10	H: 5 LOB: 2 BB: 0 P: 10	R: 0 E: 0 K: 0 S: 3	H: 0 LOB: 0 BB: 0 P: 3	R: 0 E: 0 K: 0 S: 3	H: 1 LOB: 1 BB: 1 P: 7	R: 0 E: 0 K: 0 S: 3	H: 0 LOB: 1 BB: 1 P: 7	R: 0 E: 0 K: 0 S: 2	H: 1 LOB: 1 BB: 2 P: 10	R: 0 E: 0 K: 0 S: 3	H: 0 LOB: 1 BB: 1 P: 7	1B: 8 2B: 2 3B: 0 HR: 0	SF: 0 SAC: 0 DP: 2 HBP: 0	WP: 1 PB: 0 SB: 0 CS: 2	PA: 38
<b>PITCHER</b>	IP WLS BF H R ER SO BB IBB HBP BLK WP HR S P ERA WHIP																					
Ken Forsch, R (1, 1) ERA: 3.21	5.0 L 21 7 3 3 1 0 0 0 0 0 1 0 23 23 5.40 1.400																					
Mike Cosgrove, L (6, 1) ERA: 1.35	3.0 12 2 0 0 0 4 0 0 0 0 0 0 8 24 0.00 2.000																					
Joe Niekro, R (9, 1) ERA: 3.86	1.0 4 0 0 0 0 1 0 0 0 0 0 0 3 7 0.00 1.000																					





Batter	1	2	3	4	5	6	7	8	9	AB R H RBI BB SO LOB
Wilbur Howard, S OBP: 0.357, SLG: 0.390 (1, 8)	0-0 4-3 S 1B		0-0 1-3			0-0 1B 1B 1B		0-0 FC1-5 1B 1-2 1B	0-3 K	5 0 3 0 0 1 1
Greg Gross, L OBP: 0.346, SLG: 0.342 (1, 7)	4-0 4-3 1-2 BB		0-0 F5			0-0 F8		0-0 BB FC1-5 1-2 2-H 1B		3 0 1 1 1 0 1
Enos Cabell, R OBP: 0.337, SLG: 0.438 (1, 9)	0-0 F9				0-3 K	0-0 1B 1-2 1B		0-0 FC1-5 BB		4 0 1 0 0 1 4
Bob Watson, R OBP: 0.365, SLG: 0.498 (1, 3)	0-0 4-3 1-2 2-3				0-0 F8	0-0 G3-6-1 1-2 2-3 1B		0-0 F4		4 0 1 0 0 0 4
Milt May, L OBP: 0.286, SLG: 0.300 Skip Jutze, R OBP: 0.175, SLG: 0.175 (8, PR) (9, 2)	0-0 4-3				0-0 F5	0-0 G3-6-1 1-2f		4-0 BB BB BB BB 1-2 2-3 BB		3 0 0 0 1 0 5 0 0 0 0 0 0 0
Doug Rader, R OBP: 0.327, SLG: 0.372 (1, 5)		0-0 G6-3 1B			0-0 1-4-3		0-0 5-3	0-0 F8		4 0 1 0 0 0 3
Roger Metzger, S OBP: 0.299, SLG: 0.320 (1, 6)		0-0 F9			0-0 3B		0-0 G3		0-0 F8	4 0 1 0 0 0 1
Rob Andrews, R OBP: 0.267, SLG: 0.237 Tommy Helms, R OBP: 0.258, SLG: 0.170 (9, PH)		0-0 G6-3 1-2f			0-0 1-3		0-0 F4		1-0 HBP	3 0 0 0 0 0 2 0 0 0 0 0 0 0
Ken Forsch, R OBP: 0.091, SLG: 0.091 Jose Cruz, L OBP: 0.341, SLG: 0.318 Mike Cosgrove, L OBP: 0.378, SLG: 0.329 Ken Boswell, L OBP: 0.160, SLG: 0.333 Joe Niekro, R OBP: 0.333, SLG: 0.462 (5, PH) (6, 1) (8, PH) (9, 1) (9, PH)			0-0 1-3		0-3 K			4-0 BB BB BB 1B BB	0-3 K	1 0 0 0 0 0 0 1 0 0 0 0 1 1 0 0 0 0 0 0 0 0 0 0 0 0 0 0 0 1 0 0 1 0 0 0 0 0 0 0 0 0 1 0 0 0 0 1 1

**BOTTOM**

**Atlanta Braves @ Houston Astros**  
Astrodome, Houston, TX  
Sun Jun 29 1975, 4:33 AM EDT  
Att. 10,576 - Dome

livebaseballscorecards.com

<b>AB</b>	<b>33</b>
<b>R</b>	<b>1</b>
<b>H</b>	<b>8</b>
<b>RBI</b>	<b>1</b>
<b>BB</b>	<b>3</b>
<b>SO</b>	<b>4</b>
<b>LOB</b>	<b>23</b>



Inning Stats	R: 0	H: 1	E: 0	LOB: 2	K: 0	BB: 1	S: 4	P: 8	R: 0	H: 1	E: 0	LOB: 0	K: 0	BB: 0	S: 3	P: 3	R: 0	H: 0	E: 0	LOB: 0	K: 1	BB: 0	S: 5	P: 5	R: 0	H: 1	E: 0	LOB: 1	K: 1	BB: 0	S: 6	P: 6	R: 0	H: 3	E: 0	LOB: 2	K: 0	BB: 0	S: 5	P: 5	R: 0	H: 0	E: 0	LOB: 0	K: 0	BB: 0	S: 3	P: 3	R: 1	H: 2	E: 0	LOB: 3	K: 0	BB: 2	S: 5	P: 13	R: 0	H: 0	E: 0	LOB: 1	K: 2	BB: 0	S: 7	P: 8	1B: 7	2B: 0	3B: 1	HR: 0	SF: 0	SAC: 0	DP: 2	HBP: 1	WP: 0	PA: 37
--------------	------	------	------	--------	------	-------	------	------	------	------	------	--------	------	-------	------	------	------	------	------	--------	------	-------	------	------	------	------	------	--------	------	-------	------	------	------	------	------	--------	------	-------	------	------	------	------	------	--------	------	-------	------	------	------	------	------	--------	------	-------	------	-------	------	------	------	--------	------	-------	------	------	-------	-------	-------	-------	-------	--------	-------	--------	-------	--------

PITCHER	IP	WLS	BF	H	R	ER	SO	BB	IBB	HBP	BLK	WP	HR	S	P	ERA	WHIP
Carl Morton, R ERA: 3.67 (1, 1)	7.0	W	29	8	1	1	2	2	0	0	0	0	0	31	39	1.29	1.429
Max Leon, R ERA: 3.93 (8, 1)	2.0	S	8	0	0	0	2	1	0	1	0	0	0	10	15	0.00	0.500





Batter	1	2	3	4	5	6	7	8	9	10	11	12	AB	R	H	RBI	BB	SO	LOB
<b>Pete Rose, S</b> OBP: 0.405, SLG: 0.430 (1, 5) X	0-0 1-3	0-0 FC5-2		0-0 1B		0-0 6-3		0-0 3B	0-0 5-3			0-3 K	7	1	2	0	0	1	6
<b>Ken Griffey, L</b> OBP: 0.419, SLG: 0.440 (1, 9) X	0-0 F8	0-0 L5		0-0 1B			0-0 4-3	0-0 FC3-1		0-0 3-1		0-0 HR	7	1	3	3	0	0	3
<b>Joe Morgan, L</b> OBP: 0.395, SLG: 0.565 (1, 4) X	0-0 CS		4-0 E	0-0 4-3			4-0 4-3	0-0 FC3-1		0-0 3-1		4-0 HR	4	1	1	0	3	0	3
<b>Johnny Bench, R</b> OBP: 0.368, SLG: 0.545 (1, 2) X	0-0 CS	0-0 1B	0-0 6-3		0-0 F3		4-0 4-3	0-0 6-3		0-0 F5		0-0 HR	6	2	2	3	1	0	2
<b>Dan Driessen, L</b> OBP: 0.370, SLG: 0.337 (1, 7) (10, 3)		4-0 1B	4-0 BB		0-0 P6		0-0 4-3		0-0 2B		0-0 BB		4	2	2	0	2	0	2
<b>Tony Perez, R</b> OBP: 0.335, SLG: 0.440 (1, 3) X		0-0 BB	0-0 L4		0-0 F8		0-3 K		0-0 2B		4-0 BB		5	0	2	0	0	1	4
<b>Cesar Geronimo, L</b> OBP: 0.360, SLG: 0.403 (9, PR) (10, 8)		1-2 FC5-2									1-2 G6-4-3		0	0	0	0	1	0	0
<b>Dave Concepcion, R</b> OBP: 0.317, SLG: 0.349 (1, 6) X		0-0 SF8	0-0 5-3			0-0 B2-3		0-0 FC5-4	4-0 IBB		0-0 F3		4	0	1	1	1	0	4
<b>George Foster, R</b> OBP: 0.351, SLG: 0.552 (1, 8) (10, 7) X		0-0 FC5-2		0-3 K		4-0 SH1-4		0-0 FC5-4	0-0 F3		0-0 G6-4-3		5	1	1	0	1	1	6
<b>Tom Carroll, L</b> Rawly Eastwick, R Merv Rettenmund, R Steve Carlton, R Ed Arnette, L Will McNamee, L Terry Lutz, L Bill Phillips, S Clay Kirby, R Darrel Chaney, S		4-0 FC5-2		0-0 5-3		0-0 SH1-4		0-0 3B	0-0 SF9		0-0 F8		0	0	0	0	0	0	0

Inning Stats	R: 0	H: 1	E: 0	LOB: 0	K: 0	P: 3	R: 2	H: 3	E: 0	LOB: 3	K: 0	P: 6	R: 0	H: 0	E: 0	LOB: 2	K: 0	P: 3	R: 0	H: 2	E: 0	LOB: 2	K: 1	P: 7	R: 0	H: 0	E: 0	LOB: 0	K: 0	P: 3	R: 0	H: 0	E: 0	LOB: 2	K: 1	P: 5	R: 3	H: 4	E: 0	LOB: 1	K: 0	P: 7	R: 1	H: 2	E: 0	LOB: 2	K: 0	P: 5	R: 0	H: 0	E: 0	LOB: 0	K: 0	P: 3	R: 0	H: 1	E: 0	LOB: 1	K: 0	P: 7	R: 3	H: 2	E: 0	LOB: 0	K: 1	P: 6	R: 0	H: 2	E: 0	LOB: 0	K: 0	P: 10	R: 0	H: 0	E: 0	LOB: 0	K: 0	P: 10	1B: 10	SF: 2	2B: 3	SAC: 1	3B: 1	DP: 1	HR: 1	HBP: 0	WP: 0	PA: 59
--------------	------	------	------	--------	------	------	------	------	------	--------	------	------	------	------	------	--------	------	------	------	------	------	--------	------	------	------	------	------	--------	------	------	------	------	------	--------	------	------	------	------	------	--------	------	------	------	------	------	--------	------	------	------	------	------	--------	------	------	------	------	------	--------	------	------	------	------	------	--------	------	------	------	------	------	--------	------	-------	------	------	------	--------	------	-------	--------	-------	-------	--------	-------	-------	-------	--------	-------	--------

PITCHER	IP	WLS	BF	H	R	ER	SO	BB	IBB	HBP	BLK	WP	HR	S	P	ERA	WHIP
<b>Doug Koniczny, R</b> ERA: 4.31 (1, 1)	1.1		9	4	2	2	0	2	0	0	0	0	0	7	15	13.50	4.500
<b>Jim Crawford, L</b> ERA: 2.82 (2, 1)	6.1		30	6	3	3	2	5	0	0	0	0	0	29	49	4.26	1.737
<b>Wayne Granger, R</b> ERA: 2.45 (8, 1)	0.2		5	2	1	1	0	0	1	0	0	0	0	4	8	13.50	3.000
<b>Dave Roberts, L</b> ERA: 4.0 (9, 1)	2.2		9	1	0	0	0	1	0	0	0	0	0	8	12	0.00	0.750
<b>Joe Niekro, R</b> ERA: 4.59 (12, 1)	0.2	L	5	2	3	3	1	0	1	0	0	0	1	6	10	40.50	3.000


**BOTTOM**

**Houston Astros @ Cincinnati Reds**  
Riverfront Stadium, Cincinnati, OH

Mon Jun 30 1975, 7:05 PM EDT  
Att: 22,708 - Unknown

livebaseballscorecards.com

AB	45
R	9
H	15
RBI	9
BB	10
SO	3
LOB	30









Batter	1	2	3	4	5	6	7	8	9	10	11	12	13	14	15	AB	R	H	RBI	BB	SO	LOB	BOTTOM					
Pete Rose, S OBP: 0.407, SLG: 0.432 (1, 5)	0-0 BB 1B	0-0 4-3			0-0 6-3		0-0 2B		4-0 E BB BB		0-0 6-3		0-0 4-3		4-0 1B BB	6	2	2	1	2	0	1						
Ken Griffey, L OBP: 0.417, SLG: 0.437 (1, 9)	0-0 F8		4-0 G6-4-3 BB			0-0 1B E 1B	0-0 F7		0-0 SF8		0-0 E4 WP		0-0 F8		0-0 1B BB	6	1	2	1	1	0	2						
Joe Morgan, L OBP: 0.496, SLG: 0.573 (1, 4)	0-3 K		0-3 K			0-0 E9 G5-3 1-H 1B		0-0 HR	4-0 2-3 3-H BB		0-0 F8		0-0 F8		0-0 1B	7	1	3	2	1	2	3						
Johnny Bench, R OBP: 0.369, SLG: 0.540 (1, 2)	4-0 1B 1-2 BB		0-0 G6-4-3 1-2f			4-0 G5-3 BB		0-0 P4	0-0 SF9						0-0 6-3	3	0	0	1	3	0	1						
Dan Driessen, L OBP: 0.371, SLG: 0.340 Will McChamney, L OBP: 0.316, SLG: 0.348 Dave Concepcion, R OBP: 0.182, SLG: 0.182 Pedro Borbon, R OBP: 0.271, SLG: 0.310 Bill Flannery, R OBP: 0.271, SLG: 0.310 Pat Darcy, L OBP: 0.271, SLG: 0.310 (1, 7) (10, 1) (11, PH) (12, 1) (14, PH) (15, 1)	0-0 1-3 2-H 1B			0-0 CS 1B		0-0 G5-3 1-2 2-3f		0-0 F8	0-0 E3		0-0 6-3		0-0 6-3			5	0	2	1	0	0	4						
Tony Perez, R OBP: 0.330, SLG: 0.431 (1, 3)	0-3 K			0-0 P4 1-2		0-0 6-3		0-0 6-3	0-0 F8			0-3 K		0-0 BB 1B	7	0	1	0	0	2	7							
George Foster, R OBP: 0.353, SLG: 0.546 (1, 8) (10, 7)		0-0 FC5-6 1B		0-0 F9			0-0 6-3		0-0 WP 2B 1B	0-0 F8		0-0 5-3		4-0 FC4 BB	6	1	2	0	1	0	0							
Darrel Chaney, S OBP: 0.178, SLG: 0.100 Merv Rettenmund, R OBP: 0.348, SLG: 0.293 Doug Flynn, R OBP: 0.293, SLG: 0.333 (1, 6) (9, PH) (10, 6)		0-0 F8			0-3 K		0-0 4-3		4-0 2B 1-2 SF8 BB	0-3 K		0-0 S 1B		0-0 FC4 BB	3	0	0	0	0	1	1							
Fred Norman, S OBP: 0.170, SLG: 0.243 Rawly Eastwick, R OBP: 0.440, SLG: 0.480 Terry Crowley, L OBP: 0.440, SLG: 0.480 Clay Carroll, R OBP: 0.242, SLG: 0.226 Ed Armbuster, R OBP: 0.242, SLG: 0.226 Cesar Cerreto, L OBP: 0.358, SLG: 0.405 (5, 1) (5, 1) (7, PH) (8, 1) (9, PH) (9, PH) (10, 8)		0-0 FC5-6 1-2f			0-0 4-3		0-0 2B BB		0-0 SF8 1-3 2-H SF9 2B	0-0 1-3 3		0-3 K		0-0 F9	1	0	0	0	0	0	1							
<b>Inning Stats</b>	R: 1 E: 0 K: 2 S: 9	H: 2 LOB: 2 BB: 1 P: 13	R: 0 E: 0 K: 1 S: 4	H: 1 LOB: 1 BB: 0 P: 4	R: 0 E: 0 K: 1 S: 3	H: 1 LOB: 0 BB: 0 P: 3	R: 0 E: 0 K: 1 S: 5	H: 0 LOB: 0 BB: 0 P: 5	R: 1 E: 1 K: 0 S: 4	H: 2 LOB: 1 BB: 1 P: 8	R: 1 E: 0 K: 0 S: 4	H: 1 LOB: 1 BB: 1 P: 4	R: 3 E: 1 K: 1 S: 6	H: 2 LOB: 3 BB: 3 P: 18	R: 0 E: 0 K: 1 S: 5	H: 0 LOB: 0 BB: 0 P: 5	R: 0 E: 0 K: 0 S: 4	H: 1 LOB: 1 BB: 1 P: 8	R: 0 E: 0 K: 2 S: 8	H: 0 LOB: 0 BB: 0 P: 3	R: 0 E: 0 K: 0 S: 4	H: 1 LOB: 2 BB: 1 P: 8	R: 1 E: 0 K: 0 S: 3	H: 2 LOB: 2 BB: 1 P: 7	1B: 11 2B: 2 3B: 0 HR: 1	SF: 2 SAC: 0 DP: 2 HBP: 0	WP: 2 PB: 0 SB: 1 CS: 1	PA: 66

Houston Astros @ Cincinnati Reds  
Riverfront Stadium, Cincinnati, OH  
Tue Jul 01 1975, 7:05 PM EDT  
Att. 22,707 - Unknown

AB	54
R	8
H	14
RBI	7
BB	10
SO	7
LOB	25



PITCHER	IP	WLS	BF	H	R	ER	SO	BB	IBB	HBP	BLK	WP	HR	S	P	ERA	WHIP
J.R. Richard, R ERA: 4.48 (1, 1)	6.2		28	7	3	3	3	4	0	0	0	0	0	32	48	4.05	1.650
Mike Cosgrove, L ERA: 3.07 (7, 1)	1.1		7	2	3	3	0	1	0	0	0	1	1	6	10	20.25	2.250
Ken Forsch, R ERA: 3.34 (9, 1)	0.1		4	1	0	0	0	2	0	0	0	0	0	2	10	0.00	9.000
Wayne Granger, R ERA: 2.3 (9, 1)	2.2		11	0	1	1	1	0	1	0	0	1	0	12	16	3.38	0.000
Doug Konieczny, R ERA: 4.23 (12, 1)	2.0		7	1	0	0	2	0	0	0	0	0	0	11	11	0.00	0.500
<b>PITCHER</b>	<b>IP</b>	<b>WLS</b>	<b>BF</b>	<b>H</b>	<b>R</b>	<b>ER</b>	<b>SO</b>	<b>BB</b>	<b>IBB</b>	<b>HBP</b>	<b>BLK</b>	<b>WP</b>	<b>HR</b>	<b>S</b>	<b>P</b>	<b>ERA</b>	<b>WHIP</b>
Joe Niekro, R ERA: 4.67 (14, 1)	1.1		9	3	1	1	0	2	0	0	0	0	0	7	15	6.75	3.750

Batter	1	2	3	4	5	6	7	8	9	AB R H RBI BB SO LOB	TOP
Wilbur Howard, S OBP: 0.361, SLG: 0.431 (1, 7) X	0-0 F7 ① X	0-0 F7 ②			0-0 G3 ① X		0-3 K ③			4 0 0 0 0 1 0	
Greg Gross, L OBP: 0.350, SLG: 0.336 (1, 9) B B B	4-0 2B 1B BB X	0-0 F9 ③			0-0 4-3 ② X			0-0 5-3 ① X		3 1 0 0 1 0 0	
Cesar Cedeno, R OBP: 0.353, SLG: 0.403 (1, 8) X	0-0 F8 1-3 WP 2B X		0-0 BLK 1B X		0-0 F9 ③ X			0-0 F2 ② X		4 1 2 0 0 0 0	
Bob Watson, R OBP: 0.370, SLG: 0.520 (1, 3) X	0-0 WP 1B F8 1B X		0-0 F8 1-2 ① X		0-3 K ① S S S			0-0 6-3 ③ X		4 1 1 1 0 1 1	
Cliff Johnson, R OBP: 0.326, SLG: 0.473 (1, 2) X	0-0 F8 1-2 2-3 ② X		0-0 5-3 ② X		0-0 2B ② X			0-3 K ① S S S		4 0 1 0 0 1 3	
Doug Rader, R OBP: 0.328, SLG: 0.373 (1, 5) B B B	4-0 1B BB 2-3 3-H X		0-0 F7 ③ X		0-0 5-3 ② X			0-3 K ② S S S		3 0 0 0 1 1 2	
Rob Andrews, R OBP: 0.286, SLG: 0.258 (1, 4) X	0-0 1B 1-2 3-H X			0-0 B2-6-4 1B X		0-0 4-3 ③ X			0-0 F8 ③ X	3 0 2 1 0 0 1 1 0 0 0 0 0 0	AB 32 R 3 H 6 RBI 2 BB 2 SO 4 LOB 11
Jose Cruz, L OBP: 0.336, SLG: 0.313 (9, PH)											
Larry Milbourne, S OBP: 0.175, SLG: 0.148 (1, 6) X	0-0 F7 ③ X			0-0 F7 ① X			0-0 F9 ① X			3 0 0 0 0 0 3	
Larry Dierker, R OBP: 0.098, SLG: 0.098 (1, 1) X		0-0 5-3 ① X		0-0 B2-6-4 1-2f ② ③ X			0-0 P5 ② X			3 0 0 0 0 0 1	
<b>Inning Stats</b>	R: 3 H: 3 E: 0 LOB: 2 K: 0 BB: 2 S: 6 P: 14	R: 0 H: 0 E: 0 LOB: 0 K: 0 BB: 0 P: 3	R: 0 H: 1 E: 0 LOB: 1 K: 0 BB: 0 P: 4	R: 0 H: 1 E: 0 LOB: 0 K: 0 BB: 0 P: 3	R: 0 H: 0 E: 0 LOB: 0 K: 0 BB: 0 P: 3	R: 0 H: 1 E: 0 LOB: 1 K: 1 BB: 0 P: 6	R: 0 H: 0 E: 0 LOB: 0 K: 1 BB: 0 P: 5	R: 0 H: 0 E: 0 LOB: 0 K: 0 BB: 0 P: 3	R: 0 H: 0 E: 0 LOB: 0 K: 2 BB: 0 P: 7	1B: 4 SF: 0 2B: 2 SAC: 0 3B: 0 DP: 1 HR: 0 HBP: 0	WP: 1 PA: 34 PB: 0 SB: 0 CS: 0
<b>PITCHER</b> Tom Carroll, R ERA: 4.29 (1, 1)	IP 5.0 WLS 21 BF 5 R 3 ER 3 SO 0 BB 2 IBB 0 HBP 0 BLK 1 WP 1 HR 0 S 19 P 27 ERA 5.40 WHIP 1.400					<b>PITCHER</b> Rawly Eastwick, R ERA: 5.17 (6, 1)	IP 4.0 WLS 13 BF 1 R 0 ER 0 SO 4 BB 0 IBB 0 HBP 0 BLK 0 WP 0 HR 0 S 21 P 21 ERA 0.00 WHIP 0.250				

Houston Astros @ Cincinnati Reds  
Riverfront Stadium, Cincinnati, OH  
Wed Jul 02 1975, 7:05 PM EDT  
Att. 23,080 - Unknown

livebaseballscorecards.com





Batter	1	2	3	4	5	6	7	8	9	AB	R	H	RBI	BB	SO	LOB
<b>Pete Rose, S</b> OBP: 0.403, SLG: 0.426 (1, 5) X	0-0 4-3			X 0-0 F7		X 0-0 4-3		X 0-0 G3		4	0	0	0	0	0	0
<b>Ken Griffey, L</b> OBP: 0.415, SLG: 0.433 (1, 9) X	0-0 F9			X 0-0 F8		X 0-0 1B HR 1B		X 0-0 F9		4	1	1	0	0	0	0
<b>Joe Morgan, L</b> OBP: 0.490, SLG: 0.564 (1, 4) X	0-0 F7			X 0-0 F9		X 0-0 P4		S S 0-3 K		4	0	0	0	0	1	1
<b>Dan Driessen, L</b> OBP: 0.370, SLG: 0.340 (1, 3)		X 0-0 F7			X 0-0 4-3	X 0-0 1-2 HR 1B				3	1	1	0	0	0	0
<b>George Foster, R</b> OBP: 0.353, SLG: 0.557 (1, 7)		X 0-0 F5			X 0-0 E4 1B	X 0-0 1-1 HR				3	2	1	3	0	0	0
<b>Cesar Geronimo, L</b> OBP: 0.358, SLG: 0.404 (1, 8)		X 0-0 F8			X 0-0 1B 1-2 1B	X 0-0 F8				3	0	1	0	0	0	0
<b>Darrel Chaney, S</b> OBP: 0.188, SLG: 0.116 (1, 6)			X 0-0 F8		X 0-0 1-3 2-H 1B		0-0-3 K			3	0	1	1	0	1	0
<b>Bill Plummer, R</b> OBP: 0.255, SLG: 0.289 (1, 2)			X 0-0 P4		X 0-0 F8		X 0-0 6-3			3	0	0	0	0	0	2
<b>Tom Carroll, L</b> (1, 1)			X 0-0 G1		X 0-0 G3		0-0-3 K			1	0	0	0	0	0	0
<b>Terry Crowley, L</b> OBP: 0.433, SLG: 0.462 (5, PH)										1	0	0	0	0	0	2
<b>Rawly Eastwick, R</b> (6, 1)										1	0	0	0	0	1	0

Inning Stats	R: 0	H: 0	E: 0	LOB: 0	K: 0	BB: 0	S: 3	P: 3	R: 0	H: 0	E: 0	LOB: 0	K: 0	BB: 0	S: 3	P: 3	R: 0	H: 0	E: 0	LOB: 0	K: 0	BB: 0	S: 3	P: 3	R: 1	H: 2	E: 1	LOB: 2	K: 0	BB: 0	S: 6	P: 6	R: 3	H: 3	E: 0	LOB: 0	K: 0	BB: 0	S: 6	P: 6	R: 0	H: 0	E: 0	LOB: 0	K: 2	BB: 0	S: 7	P: 7	R: 0	H: 0	E: 0	LOB: 0	K: 1	BB: 0	S: 5	P: 5
<b>PITCHER</b> <b>Larry Dierker, R</b> ERA: 4.26 (1, 1)	IP	WLS	BF	H	R	ER	SO	BB	IBB	HBP	BLK	WP	HR	S	P	ERA	WHIP	IP	WLS	BF	H	R	ER	SO	BB	IBB	HBP	BLK	WP	HR	S	P	ERA	WHIP	IP	WLS	BF	H	R	ER	SO	BB	IBB	HBP	BLK	WP	HR	S	P	ERA	WHIP					
	8.0	L	30	5	4	3	3	0	0	0	0	0	1	36	36	3.38	0.625																																							


**BOTTOM**

**Houston Astros @ Cincinnati Reds**  
Riverfront Stadium, Cincinnati, OH

Wed Jul 02 1975, 7:05 PM EDT  
Att. 23,080 - Unknown

livebaseballscorecards.com

<b>AB</b>	<b>30</b>
<b>R</b>	<b>4</b>
<b>H</b>	<b>5</b>
<b>RBI</b>	<b>4</b>
<b>BB</b>	<b>0</b>
<b>SO</b>	<b>3</b>
<b>LOB</b>	<b>5</b>



1B: 4	SF: 0	WP: 0	PA: 30
2B: 0	SAC: 0	PB: 0	
3B: 0	DP: 0	SB: 0	
HR: 1	HBP: 0	CS: 0	

Batter	1	2	3	4	5	6	7	8	9	AB R H RBI BB SO LOB	TOP
<b>Wilbur Howard, S</b> (1, 7) <small>OBP: 0.379, SLG: 0.435</small> (3, 8)	0-0  1B	0-0  L8			4-0  4-3 1B BB		0-0  4-1 1B		0-0  4-3	4 3 2 0 1 0 1	
<b>Greg Gross, L</b> (1, 9) <small>OBP: 0.347, SLG: 0.333</small> (3, 7)	0-0  6-3 1-2		0-0  6-3		0-0  4-3 1-3		0-0  4-1 1B		0-0  4-3	5 1 1 0 0 0 2	
<b>Cesar Cedeno, R</b> (1, 8) <small>OBP: 0.354, SLG: 0.402</small> <b>Jose Cruz, L</b> (3, 7) <small>OBP: 0.338, SLG: 0.315</small>	4-0  1B BB		0-0  5-3		0-0  1B 3-H		0-0  4-1 1-2 2-3			1 0 0 0 1 0 0 2 0 1 1 0 0 2	
<b>Bob Watson, R</b> (1, 3) <small>OBP: 0.368, SLG: 0.516</small>	0-0  L9		0-0  F9		0-0  L9		0-0  1B 2-H 3-H			4 0 1 2 0 0 3	
<b>Cliff Johnson, R</b> (1, 2) <small>OBP: 0.331, SLG: 0.474</small>	0-0  1B 1-2 2-H		0-0  6-3		0-0  FC6-4 1B		0-0  6-3			4 0 2 1 0 0 1	
<b>Doug Rader, R</b> (1, 5) <small>OBP: 0.327, SLG: 0.376</small>	0-0  F9		0-0  6-3 2B		0-0  F9		0-0  5-3			4 0 1 0 0 0 3	
<b>Roger Metzger, S</b> (1, 6) <small>OBP: 0.299, SLG: 0.319</small>		0-0  SH1 2B		0-0  6-3 2-3		0-0  F8		0-0  L9		4 0 1 0 0 0 2	
<b>Rob Andrews, R</b> (1, 4) <small>OBP: 0.282, SLG: 0.253</small>		0-0  SH1 2-3		0-0  6-3		0-0  FC6-4 1-2f		0-0  4-3		3 0 0 0 0 0 2	
<b>Dave Roberts, L</b> (1, 1) <small>OBP: 0.114, SLG: 0.176</small> <b>Wayne Granger, R</b> (7, 1) <b>Ken Boswell, L</b> (9, PH) <small>OBP: 0.366, SLG: 0.316</small>		0-0  6-3		0-0  4-3		0-0  F7		0-0  G3		3 0 0 0 0 0 1 0 0 0 0 0 0 0 1 0 0 0 0 0 0	
<b>Inning Stats</b>	R: 1 H: 2 E: 0 LOB: 2 K: 0 BB: 1 S: 5 P: 9	R: 0 H: 1 E: 0 LOB: 1 K: 0 BB: 0 S: 4 P: 4	R: 0 H: 0 E: 0 LOB: 0 K: 0 BB: 0 S: 3 P: 3	R: 0 H: 1 E: 0 LOB: 1 K: 0 BB: 0 S: 4 P: 4	R: 1 H: 1 E: 0 LOB: 1 K: 0 BB: 1 S: 4 P: 8	R: 0 H: 1 E: 0 LOB: 1 K: 0 BB: 0 S: 4 P: 4	R: 2 H: 3 E: 0 LOB: 1 K: 0 BB: 0 S: 6 P: 6	R: 0 H: 0 E: 0 LOB: 0 K: 0 BB: 0 S: 3 P: 3	R: 0 H: 0 E: 0 LOB: 0 K: 0 BB: 0 S: 3 P: 3	1B: 7 SF: 0 2B: 2 SAC: 1 3B: 0 DP: 0 HR: 0 HBP: 0	WP: 0 PA: 38 PB: 0 SB: 1 CS: 0
<b>PITCHER</b> <b>Carl Morton, R</b> (1, 1) <small>ERA: 3.69</small>	IP WLS BF H R ER SO BB IBB HBP BLK WP HR S P ERA WHIP 9.0 W 38 9 4 4 0 2 0 0 0 0 0 0 36 44 4.00 1.222										

Houston Astros @ Atlanta Braves  
 Atlanta-Fulton County Stadium, Atlanta, GA

Fri Jul 04 1975, 7:05 PM EDT  
 Att: 29,487 - Unknown

livebaseballscorecards.com

**AB** 35  
**R** 4  
**H** 9  
**RBI** 4  
**BB** 2  
**SO** 0  
**LOB** 17







Batter	1	2	3	4	5	6	7	8	9	AB R H RBI BB SO LOB	TOP
<b>Wilbur Howard, S</b> (1, 8) OBP: 0.386, SLG: 0.485	2-3 		1-0 		1-2 			1-2 		4 1 2 0 0 1 0	<b>Houston Astros @ Atlanta Braves</b> Atlanta-Fulton County Stadium, Atlanta, GA Sat Jul 05 1975, 7:05 PM EDT Unknown
<b>Greg Gross, L</b> (1, 9) OBP: 0.349, SLG: 0.336	1-1 		0-0 		0-0 			0-1 		4 0 2 0 0 0 2	
<b>Enos Cabell, R</b> (1, 7) OBP: 0.327, SLG: 0.420	0-3 		0-0 		1-2 			0-1 		3 0 0 1 0 1 2	
<b>Bob Watson, R</b> (1, 3) OBP: 0.370, SLG: 0.514	4-1 		0-1 		0-0 			0-0 		3 1 1 0 1 0 0	
<b>Cliff Johnson, R</b> (1, 2) OBP: 0.329, SLG: 0.489	3-2 			0-1 	0-2 			0-0 		4 1 1 2 0 0 2	
<b>Doug Rader, R</b> (1, 5) OBP: 0.323, SLG: 0.369		1-0 		3-3 	3-2 			0-0 		4 0 0 0 0 1 0	
<b>Roger Metzger, S</b> (1, 6) OBP: 0.296, SLG: 0.322		2-1 		0-1 		0-0 		3-2 		4 0 1 0 0 0 0	
<b>Rob Andrews, R</b> (1, 4) <b>Jose Cruz, L</b> (9, PH) OBP: 0.336, SLG: 0.314		1-1 		4-1 		1-0 		1-3 		2 0 1 0 1 0 0 1 0 0 0 0 1 0	
<b>Ken Forsch, R</b> (1, 1) <b>Tommy Helms, R</b> (7, PH) <b>Jim Crawford, L</b> (7, 1) OBP: 0.077, SLG: 0.077 OBP: 0.254, SLG: 0.167 OBP: 0.250, SLG: 0.375		2-1 		0-1 		0-0 				2 0 0 0 0 0 3 1 0 0 0 0 0 0 0 0 0 0 0 0 0	
<b>Inning Stats</b>	R: 0 H: 1 E: 0 LOB: 2 K: 2 BB: 1 S: 14 P: 24	R: 0 H: 1 E: 0 LOB: 1 K: 0 BB: 0 S: 7 P: 13	R: 1 H: 1 E: 0 LOB: 0 K: 0 BB: 0 S: 5 P: 6	R: 0 H: 1 E: 0 LOB: 2 K: 1 BB: 1 S: 10 P: 17	R: 0 H: 1 E: 0 LOB: 0 K: 0 BB: 0 S: 7 P: 9	R: 0 H: 0 E: 0 LOB: 0 K: 0 BB: 0 S: 7 P: 10	R: 0 H: 0 E: 0 LOB: 0 K: 0 BB: 0 S: 3 P: 4	R: 0 H: 1 E: 0 LOB: 0 K: 0 BB: 0 S: 7 P: 8	R: 2 H: 2 E: 0 LOB: 0 K: 1 BB: 0 S: 9 P: 13	1B: 4 SF: 1 2B: 3 SAC: 0 3B: 1 DP: 2 HR: 1 HBP: 0	
<b>PITCHER</b> <b>Ray Sadecki, L</b> (1, 1) ERA: 4.04 <b>Elias Sosa, R</b> (9, 1) ERA: 3.67	IP WLS BF H R ER SO BB IBB HBP BLK WP HR S P ERA WHIP 8.0 W 32 8 3 3 3 2 0 0 0 2 1 62 93 3.38 1.250 1.0 S 3 0 0 0 1 0 0 0 0 0 0 7 11 0.00 0.000	<b>PITCHER</b> IP WLS BF H R ER SO BB IBB HBP BLK WP HR S P ERA WHIP									

livebaseballscorecards.com

AB	32
R	3
H	8
RBI	3
BB	2
SO	4
LOB	9





Batter	1	2	3	4	5	6	7	8	9	AB	R	H	RBI	BB	SO	LOB
Ralph Garr, L (1, 7) OBP: 0.313, SLG: 0.361	0-0 G4-6-3 1B		1-0 F8		1-2 6-3		1-1 F8			4	0	1	0	0	0	1
Marty Perez, R (1, 4) OBP: 0.346, SLG: 0.349	0-0 G4-6-3 1-2f		1-0 1B			1-1 5-3		4-1 1B SF8 BB		3	1	1	0	1	0	1
Dusty Baker Jr., R (1, 9) OBP: 0.333, SLG: 0.406	0-1 F8		2-2 5-3			1-0 6-3		3-2 1 SAFE 1 SAFE 1 SAFE 1-3 1B		4	0	1	0	0	0	1
Darrell Evans, L (1, 5) OBP: 0.344, SLG: 0.389		4-2 1B 6-3 BB		0-1 4-3 S 1B		3-2 E S 1B		1-0 SF8		2	2	2	1	1	0	0
Mike Lum, L (1, 3) OBP: 0.318, SLG: 0.326		1-1 6-3 1-3 1B		1-0 F7		1-1 1 SAFE 1-1 1-H 1B		1-0 G4-3 1-2f		4	1	2	1	0	0	2
Larvell Blanks, R (1, 6) OBP: 0.334, SLG: 0.347		3-2 6-3		3-1 4-3		0-0 6-3				3	0	0	1	0	0	3
Rowland Office, L (1, 8) OBP: 0.391, SLG: 0.394		0-1 6-3		3-2 F8			2-2 G3 SH5-3 1B			3	0	1	1	0	0	1
Biff Pocaroba, S (1, 2) OBP: 0.375, SLG: 0.377		2-2 F8		1-2 G1			0-0 SH5-3			2	0	0	0	0	0	0
Ray Sadecki, L (1, 1) OBP: 0.125, SLG: 0.250			0-0 L8		3-3 K		1-1 G3			3	0	0	0	0	1	1
Elias Sosa, R (9, 1) OBP: 0.111, SLG: 0.111										0	0	0	0	0	0	0

Inning Stats	R: 0	H: 1	E: 0	LOB: 0	K: 0	S: 4	P: 4	R: 2	H: 1	E: 0	LOB: 0	K: 0	S: 14	R: 0	H: 1	E: 0	LOB: 1	K: 0	S: 6	R: 0	H: 1	E: 0	LOB: 1	K: 0	S: 8	R: 0	H: 0	E: 0	LOB: 0	K: 1	S: 10	R: 1	H: 2	E: 0	LOB: 1	K: 0	S: 9	R: 0	H: 1	E: 0	LOB: 1	K: 0	S: 10	R: 1	H: 1	E: 0	LOB: 0	K: 0	S: 6	R: 0	H: 1	E: 0	LOB: 0	K: 0	S: 14
PITCHER	IP	WLS	BF	H	R	ER	SO	BB	IBB	HBP	BLK	WP	HR	S	P	ERA	WHIP																																						
Ken Forsch, R (1, 1) ERA: 3.44	6.0	L	24	6	3	3	1	1	0	0	0	0	0	51	83	4.50	1.167																																						
Jim Crawford, L (7, 1) ERA: 2.89	2.0		8	2	1	1	0	1	0	0	0	0	0	16	29	4.50	1.500																																						

**BOTTOM**

**Houston Astros @ Atlanta Braves**  
Atlanta-Fulton County Stadium, Atlanta, GA

Sat Jul 05 1975, 7:05 PM EDT  
Unknown

livebaseballscorecards.com

AB	28
R	4
H	8
RBI	4
BB	2
SO	1
LOB	10

**Braves**

WP: 0	PA: 32
PB: 0	
SB: 2	
CS: 0	

Batter	1	2	3	4	5	6	7	8	9	AB R H RBI BB SO LOB	TOP											
<b>Wilbur Howard, S</b> (1, 8) <small>OBP: 0.373, SLG: 0.465</small> <b>Mike Cosgrove, L</b> (8, 1)	0-0 F5	2-3 K			0-0 F9 1B	0-0 P5		0-0 L5		5 0 1 0 0 1 4 0 0 0 0 0 0 0												
<b>Greg Gross, L</b> (1, 9) <small>OBP: 0.350, SLG: 0.335</small>	4-1 1B BB		0-0 1-3		0-0 HBP 1B		0-0 5-3		0-0 F7	4 1 1 0 1 0 0												
<b>Jose Cruz, L</b> (1, 7) <small>OBP: 0.333, SLG: 0.311</small> <small>(8, 8)</small>	0-0 1B E 1B		2-1 F5		0-0 F9		0-0 5-3		0-0 1-3	5 1 1 0 0 0 2												
<b>Cliff Johnson, R</b> (1, 2) <small>OBP: 0.344, SLG: 0.496</small>	2-2 1 SAFE E 1B		0-3 K		1-0 FC5-4 HBP		0-0 FC6-4 1B		0-0 2B 1B	4 1 3 1 0 1 0												
<b>Enos Cabell, R</b> (1, 3) <small>OBP: 0.329, SLG: 0.424</small> <small>(8, 7)</small>	2-2 E5 SF9			0-0 FC6 1B	0-0 FC5-4		0-0 FC6-4		0-0 2B	5 1 2 1 0 0 4												
<b>Ken Boswell, L</b> (1, 5) <small>OBP: 0.367, SLG: 0.325</small>	0-0 SF9			0-0 F7		0-0 FC5-4 1B		0-0 1B 1B	0-0 4-3	4 0 2 1 0 0 3												
<b>Tommy Helms, R</b> (1, 4) <small>OBP: 0.239, SLG: 0.155</small>	0-0 F9			0-0 F9		0-0 FC5-4 1B		0-0 F8		4 0 0 0 0 0 3												
<b>Larry Milbourne, S</b> (1, 6) <small>OBP: 0.167, SLG: 0.141</small> <b>Bob Watson, R</b> (8, PH) <small>OBP: 0.369, SLG: 0.512</small> <small>(8, 3)</small>		0-2 G3		0-0 FC6		0-0 F8		0-0 F7		3 0 0 0 0 0 2 1 0 0 0 0 0 1												
<b>Doug Konieczny, R</b> (1, 1) <small>OBP: 0.216, SLG: 0.250</small> <b>Joe Niekro, R</b> (6, 1) <small>OBP: 0.500, SLG: 0.333</small> <b>Doug Rader, R</b> (8, PH) <small>OBP: 0.325, SLG: 0.372</small> <b>Roger Metzger, S</b> (8, PR) <small>OBP: 0.298, SLG: 0.322</small> <small>(8, 6)</small>		1-3 K		0-3 K		0-0 1B		0-0 1B		3 0 1 0 0 2 0 0 0 0 0 0 0 0 1 0 1 0 0 0 0 0 0 0 0 0 0 0												
<b>Inning Stats</b>	R: 4 E: 1 K: 0 S: 16	H: 2 LOB: 0 BB: 1 P: 24	R: 0 E: 0 K: 2 S: 9	H: 0 LOB: 0 BB: 0 P: 12	R: 0 E: 0 K: 1 S: 6	H: 0 LOB: 0 BB: 0 P: 8	R: 0 E: 0 K: 0 S: 4	H: 1 LOB: 1 BB: 0 P: 4	R: 0 E: 0 K: 0 S: 7	H: 2 LOB: 3 BB: 0 P: 8	R: 0 E: 0 K: 0 S: 5	H: 2 LOB: 2 BB: 0 P: 5	R: 0 E: 0 K: 0 S: 4	H: 1 LOB: 1 BB: 0 P: 4	R: 0 E: 0 K: 0 S: 5	H: 2 LOB: 2 BB: 0 P: 5	R: 0 E: 0 K: 0 S: 5	H: 2 LOB: 2 BB: 0 P: 5	1B: 11 2B: 1 3B: 0 HR: 0	SF: 1 SAC: 0 DP: 0 HBP: 1	WP: 0 PB: 0 SB: 0 CS: 0	PA: 42
<b>PITCHER</b>	IP WLS BF H R ER SO BB IBB HBP BLK WP HR S P ERA WHIP																					
<b>Max Leon, R</b> (1, 1) <small>ERA: 3.8</small> <b>Tom House, L</b> (7, 1) <small>ERA: 3.76</small>	6.0 W 28 7 4 2 4 1 0 1 0 0 0 0 47 61 3.00 1.333																					

Houston Astros @ Atlanta Braves  
 Atlanta-Fulton County Stadium, Atlanta, GA

Sat Jul 05 1975, 7:05 PM EDT  
 Att. 11,202 - Unknown

livebaseballscorecards.com

AB 39  
 R 4  
 H 12  
 RBI 3  
 BB 1  
 SO 4  
 LOB 19







Houston Astros @ Atlanta Braves  
 Atlanta-Fulton County Stadium, Atlanta, GA

Sun Jul 06 1975, 3:33 AM EDT  
 Att. 3,728 - Unknown

AB	32
R	6
H	11
RBI	6
BB	3
SO	3
LOB	9



WP	0	PA	39
PB	0		
SB	0		
CS	1		

AB R H RBI BB SO LOB

4 2 2 0 0 0 1

4 1 3 2 0 0 1

5 0 2 2 0 0 2

4 0 1 0 0 0 1

2 0 0 0 2 0 0

0 0 0 0 0 0 0

4 0 0 0 0 1 3

4 1 1 0 0 0 1

2 1 0 0 1 1 0

3 1 2 2 0 1 0

0 0 0 0 0 0 0

0 0 0 0 0 0 0

1B	8	SF	0
2B	2	SAC	4
3B	0	DP	0
HR	1	HBP	0

Batter	1	2	3	4	5	6	7	8	9															
Wilbur Howard, S OBP: 0.380, SLG: 0.467 (1, 8) X	0-0 4-3 1B		0-0 1B		0-0 1B 1B		0-0 FC6-4 1-2f 2B		0-0 SH5-3 1-2 2-3															
Greg Gross, L OBP: 0.355, SLG: 0.344 (1, 9) X	0-0 CS 1B		0-0 F2		0-0 1B 1B		0-0 1B 2B		0-0 SH5-3 2-3 3-H															
Enos Cabell, R OBP: 0.330, SLG: 0.424 (1, 7) X	0-0 1-3 1-2			0-0 F2	0-0 1B		0-0 1B		0-0 6-3															
Bob Watson, R OBP: 0.367, SLG: 0.509 (1, 3) X		0-0 6-3		0-0 BB 1B		0-0 F9	0-0 F3																	
Cliff Johnson, R OBP: 0.348, SLG: 0.490 (1, 2) X		4-0 FC5-4 BB		4-0 F7 BB		0-0 F9		0-0 F7																
Skip Jutze, R OBP: 0.195, SLG: 0.195 (8, 2) X				1-2 BB																				
Doug Rader, R OBP: 0.320, SLG: 0.366 (1, 5) X		0-0 FC5-4 1-2f		0-0 F7 1-2		0-0 6-3		0-3 K																
Roger Metzger, S OBP: 0.297, SLG: 0.324 (1, 6) X		0-0 F8			0-0 L8		0-0 SH2-3 1B 2B	0-0 1-6-3																
Rob Andrews, R OBP: 0.289, SLG: 0.253 (1, 4) X			0-0 P6		0-3 K		0-0 SH2-3 2-3	4-0 SH5-3 SH SH5-3 BB																
J.R. Richard, R OBP: 0.270, SLG: 0.459 (1, 1) X			0-3 K2-3		0-0 HR		0-0 FC6-4 3-H 1B	0-0 SH																
Mike Cosgrove, L (7, 1) X																								
Jim Crawford, L OBP: 0.250, SLG: 0.375 (9, 1) X																								
Inning Stats	R: 0 E: 0 K: 0 S: 3	H: 1 LOB: 0 BB: 0 P: 3	R: 0 E: 0 K: 0 S: 3	H: 0 LOB: 1 BB: 1 P: 7	R: 0 E: 0 K: 1 S: 6	H: 1 LOB: 1 BB: 0 P: 6	R: 0 E: 0 K: 0 S: 3	H: 1 LOB: 1 BB: 1 P: 7	R: 2 E: 0 K: 1 S: 8	H: 4 LOB: 2 BB: 0 P: 8	R: 0 E: 0 K: 0 S: 3	H: 0 LOB: 0 BB: 0 P: 3	R: 3 E: 0 K: 0 S: 7	H: 4 LOB: 1 BB: 0 P: 7	R: 0 E: 0 K: 1 S: 5	H: 0 LOB: 0 BB: 0 P: 5	R: 1 E: 0 K: 0 S: 4	H: 0 LOB: 1 BB: 1 P: 8	1B: 8 2B: 2 3B: 0 HR: 1	SF: 0 SAC: 4 DP: 0 HBP: 0	WP: 0 PB: 0 SB: 0 CS: 1	PA: 39		
PITCHER	IP	WLS	BF	H	R	ER	SO	BB	IBB	HBP	BLK	WP	HR	S	P	ERA	WHIP							
Phil Niekro, R ERA: 2.71 (1, 1)	6.2	L	29	10	5	5	2	2	0	0	0	0	1	31	39	6.75	1.800							
Elias Sosa, R ERA: 3.56 (7, 1)	1.1		5	1	0	0	1	0	0	0	0	0	0	7	7	0.00	0.750							
Mike Beard, L ERA: 2.35 (9, 1)	1.0		5	0	1	1	0	1	0	0	0	0	0	4	8	9.00	1.000							

livebaseballscores.com



Batter	1	2	3	4	5	6	7	8	9	AB R H RBI BB SO LOB
Ralph Garr, L (1, 7) OBP: 0.321, SLG: 0.378	0-3 K		0-0 G6-4-3 1B	0-0 F9			4-0 PB F8 BB		0-0 G3 BB 1B	4 0 2 0 1 1 3
Marty Perez, R (1, 4) OBP: 0.343, SLG: 0.343	0-3 K		0-0 G6-4-3 1-2f		0-0 1B		0-3 K		4-0 G3 BB 1-2	4 0 1 0 1 2 3
Dave May, L (1, 9) OBP: 0.342, SLG: 0.465	0-0 5-3			0-0 4-3	0-0 F7		0-0 F8 1-2		0-0 F5	5 0 0 0 0 0 4
Darrell Evans, L (1, 5) OBP: 0.346, SLG: 0.385		0-0 4-3 1B		4-0 BB S 1B BB	0-3 K		4-0 2-3 BB		0-0 G3 1-2 2-3	3 1 1 0 2 1 3
Mike Lum, L (1, 3) OBP: 0.315, SLG: 0.321		0-0 4-3 1-2		4-0 BB 1B BB	0-0 P4		0-0 F8		0-0 F9	4 1 0 0 1 0 6
Larvell Blanks, R (1, 6) OBP: 0.339, SLG: 0.344		0-0 F8		4-0 WP 1B 1-2 2-3 BB		0-3 K		0-0 WP 1B L1-5 1B		3 0 1 0 1 1 1
Rowland Office, L (1, 8) OBP: 0.393, SLG: 0.396		0-3 K		0-0 WP 1-2 2-H 3-H 1B		0-3 K		0-0 WP 1-2 1B		4 0 2 2 0 2 1
Biff Pocoroba, S (1, 2) OBP: 0.381, SLG: 0.366			4-0 1B BB	0-3 K		4-0 FC6 BB		0-0 F9 1-2 2-3		2 0 0 0 2 1 4
Phil Niekro, R (1, 1) OBP: 0.186, SLG: 0.211			0-0 B1	0-3 K		0-0 FC6 1-2f		0-0 L1-5 3-H		3 0 0 0 0 1 4
Elias Sosa, R (7, 1) OBP: 0.111, SLG: 0.111										0 0 0 0 0 0 0
Cito Gaston, R (8, PH) OBP: 0.295, SLG: 0.414										1 0 0 0 0 0 2
Mike Beard, L (9, 1)										0 0 0 0 0 0 0

Inning Stats	R: 0	H: 0	E: 0	K: 2	S: 7	H: 0	LOB: 0	BB: 0	P: 7	R: 0	H: 1	E: 0	K: 1	S: 6	R: 0	H: 1	E: 0	K: 0	S: 3	R: 2	H: 1	E: 0	K: 2	S: 9	R: 0	H: 1	E: 0	K: 1	S: 6	R: 0	H: 0	E: 0	K: 2	S: 7	R: 0	H: 0	E: 0	K: 1	S: 5	R: 0	H: 2	E: 0	K: 0	S: 4	R: 0	H: 1	E: 0	K: 0	S: 4	1B: 7	2B: 1	3B: 0	HR: 0	SF: 0	SAC: 0	DP: 2	HBP: 0	WP: 2	PB: 1	SB: 1	CS: 0	PA: 41
--------------	------	------	------	------	------	------	--------	-------	------	------	------	------	------	------	------	------	------	------	------	------	------	------	------	------	------	------	------	------	------	------	------	------	------	------	------	------	------	------	------	------	------	------	------	------	------	------	------	------	------	-------	-------	-------	-------	-------	--------	-------	--------	-------	-------	-------	-------	--------

PITCHER	IP	WLS	BF	H	R	ER	SO	BB	IBB	HBP	BLK	WP	HR	S	P	ERA	WHIP
J.R. Richard, R (1, 1) ERA: 4.36	6.2	W	30	4	2	2	9	6	0	0	0	1	0	42	66	2.70	1.500
Mike Cosgrove, L (7, 1) ERA: 2.65	1.1		8	3	0	0	0	2	0	0	0	1	0	6	14	0.00	3.750
Jim Crawford, L (9, 1) ERA: 2.83	1.0	S	3	0	0	0	0	0	0	0	0	0	0	3	3	0.00	0.000


BOTTOM

Houston Astros @ Atlanta Braves  
 Atlanta-Fulton County Stadium, Atlanta, GA  
 Sun Jul 06 1975, 3:33 AM EDT  
 Att. 3,728 - Unknown

livebaseballscorecards.com

AB	33
R	2
H	7
RBI	2
BB	8
SO	9
LOB	31



Batter	1	2	3	4	5	6	7	8	9	AB R H RBI BB SO LOB	TOP														
Pepe Mangual, R (1, 8) OBP: 0.337, SLG: 0.367	0-3 K		3-3 K		0-0 F8		1-0 FC1-5-6 2B		0-1 1-2 1B	5 0 2 0 0 2 0	<p><b>Montreal Expos @ Houston Astros</b> Astrodome, Houston, TX Mon Jul 07 1975, 8:05 PM EDT Att. 8,100 - Dome</p> <p>livebaseballscorecards.com</p> <table border="1"> <tr><td>AB</td><td>34</td></tr> <tr><td>R</td><td>1</td></tr> <tr><td>H</td><td>8</td></tr> <tr><td>RBI</td><td>0</td></tr> <tr><td>BB</td><td>4</td></tr> <tr><td>SO</td><td>6</td></tr> <tr><td>LOB</td><td>22</td></tr> </table> 	AB	34	R	1	H	8	RBI	0	BB	4	SO	6	LOB	22
AB	34																								
R	1																								
H	8																								
RBI	0																								
BB	4																								
SO	6																								
LOB	22																								
Tim Foli, R (1, 6) OBP: 0.280, SLG: 0.261	0-2 2B		0-0 L9		2-3 K		0-0 FC1-5-6 FC3-6 2-3		3-3 K	5 0 1 0 0 2 3															
Mike Jorgensen, L (1, 3) OBP: 0.357, SLG: 0.388	3-2 L7		0-0 L4		1-0 1B 1B		0-0 FC3-6 PB 1-2f		0-0 1-3	5 0 1 0 0 0 4															
Larry Bittner, L (1, 7) OBP: 0.428, SLG: 0.456	4-0 BB			0-1 4-3 WP 1B	0-0 1B 1B		3-2 4-3 1-2			3 1 2 0 1 0 1															
Gary Carter, R (1, 2) OBP: 0.364, SLG: 0.437	1-0 P6			0-0 F3	0-0 1B 1-2 2-3			2-1 5-3		4 0 1 0 0 0 3															
Tony Scott, S (1, 9)		4-2 4-3 HBP CS BB		4-1 WP 4-3 1-2 BB	2-1 4-3			1-0 L8		2 0 0 0 2 0 3															
Pete Mackanin, R (1, 4) OBP: 0.351, SLG: 0.442		1-0 CS 4-3 1-2 HBP		2-1 4-3		0-0 P2		2-3 K		3 0 0 0 0 1 2															
Larry Parrish, R (1, 5) OBP: 0.292, SLG: 0.395		0-1 4-3 1-2 2-3		4-1 S 2-3 3-H BB		0-1 F7		0-0 F4		3 0 0 0 1 0 2															
Steve Rogers, R (1, 1) OBP: 0.263, SLG: 0.206 Pat Scanlon, L (9, PH) OBP: 0.296, SLG: 0.341		1-1 4-3 2-3 3-H		2-3 K		1-0 1-3		1-2 1B 1B		3 0 0 0 0 1 4 1 0 1 0 0 0 0															
<b>Inning Stats</b>	R: 0 E: 0 K: 1 S: 11	H: 1 LOB: 2 BB: 1 P: 19	R: 0 E: 0 K: 0 S: 6	H: 0 LOB: 1 BB: 1 P: 12	R: 0 E: 0 K: 1 S: 5	H: 0 LOB: 0 BB: 0 P: 8	R: 1 E: 0 K: 1 S: 10	H: 1 LOB: 2 BB: 2 P: 22	R: 0 E: 0 K: 1 S: 9	H: 3 LOB: 3 BB: 0 P: 14	R: 0 E: 0 K: 0 S: 4	H: 0 LOB: 0 BB: 0 P: 5	R: 0 E: 0 K: 0 S: 8	H: 1 LOB: 1 BB: 0 P: 12	R: 0 E: 0 K: 1 S: 6	H: 0 LOB: 0 BB: 0 P: 11	R: 0 E: 0 K: 1 S: 10	H: 2 LOB: 2 BB: 0 P: 14	1B: 6 2B: 2 3B: 0 HR: 0	SF: 0 SAC: 0 DP: 0 HBP: 1	WP: 1 PB: 1 SB: 1 CS: 2	PA: 39			
<b>PITCHER</b> Larry Dierker, R (1, 1) ERA: 4.03	IP: 9.0 WLS: W BF: 39 H: 8 R: 1 ER: 1 SO: 6 BB: 4 IBB: 0 HBP: 1 BLK: 0 WP: 1 HR: 0 S: 69 P: 117 ERA: 1.00 WHIP: 1.333																								



Batter	1	2	3	4	5	6	7	8	9
<b>Wilbur Howard, S</b> <small>(1, 8) OBP: 0.373, SLG: 0.456</small>	0-1 L6		3-2 5-3	1-0 1B			0-1 6-3		
<b>Greg Gross, L</b> <small>(1, 9) OBP: 0.357, SLG: 0.344</small>	4-2 5-3 BB		3-2 L6	0-0 1-3 1B			1-0 4-3		
<b>Enos Cabell, R</b> <small>(1, 7) OBP: 0.324, SLG: 0.415</small>	0-0 5-3 1-2			F8 5-3			0-3 K		
<b>Bob Watson, R</b> <small>(1, 3) OBP: 0.366, SLG: 0.505</small>	0-0 6-3			0-0 WP 2B 1B	0-2 F7		0-1 F6		
<b>Cliff Johnson, R</b> <small>(1, 2) OBP: 0.352, SLG: 0.483</small>		4-1 G5-4-3 BB		4-1 2B PB BB	2-0 5-3		1-3 K		
<b>Doug Rader, R</b> <small>(1, 5) OBP: 0.323, SLG: 0.370</small>		1-0 G5-4-3 1-2f		2-2 PB SH5-3 2B	1-2 6-3		4-0 WP BB		
<b>Roger Metzger, S</b> <small>(1, 6) OBP: 0.300, SLG: 0.322</small>		4-1 BB		4-0 SH5-3 PB 1B IBB		0-0 G3	3-2 3-1 1-2		
<b>Rob Andrews, R</b> <small>(1, 4) OBP: 0.287, SLG: 0.251</small> <b>Ken Boswell, L</b> <small>(4, PH) OBP: 0.370, SLG: 0.321</small> <small>(5, 4)</small>		0-3 K		4-0 SH5-3 1B IBB		1-0 4-3			
<b>Larry Dierker, R</b> <small>(1, 1) OBP: 0.093, SLG: 0.093</small>			1-1 6-3	0-1 SH5-3		0-2 F8			

AB	R	H	RBI	BB	SO	LOB
4	0	1	2	0	0	0
3	0	1	0	1	0	0
4	0	0	0	0	1	3
4	1	1	0	0	0	1
2	1	0	0	2	1	0
3	1	1	1	1	0	1
2	1	0	0	2	0	1
1	0	0	0	0	1	1
1	1	0	0	1	0	0
2	0	0	1	0	0	0

WP	PA
2	34

Inning Stats	R	H	E	K	S	BB	IBB	HBP	BLK	WP	HR	S	P	ERA	WHIP
	0	0	0	0	6	0	0	0	0	2	0	59	108	5.62	1.125

1B	2B	3B	HR	SF	SAC	DP	HBP
3	1	0	0	0	1	1	0

**BOTTOM**

**Montreal Expos @ Houston Astros**  
Astrodome, Houston, TX  
Mon Jul 07 1975, 8:05 PM EDT  
Att: 8,100 - Dome

livebaseballscorecards.com

<b>AB</b>	<b>26</b>
<b>R</b>	<b>5</b>
<b>H</b>	<b>4</b>
<b>RBI</b>	<b>4</b>
<b>BB</b>	<b>7</b>
<b>SO</b>	<b>3</b>
<b>LOB</b>	<b>7</b>



Batter	1	2	3	4	5	6	7	8	9	AB R H RBI BB SO LOB	TOP									
Pepe Mangual, R (1, 8) OBP: 0.336, SLG: 0.363	0-0 5-3		0-0 G6-4-3 1-2f			0-0 4-3			4-0 BB 1B BB	3 0 0 0 1 0 1										
Tim Foli, R (1, 6) OBP: 0.277, SLG: 0.257	0-0 5-3			0-0 F3		0-0 L7			0-0 F8	4 0 0 0 0 0 1										
Gary Carter, R (1, 9) OBP: 0.366, SLG: 0.438	0-0 L7			0-0 G5-4-3 1B			0-3 K		0-0 1-2 1B	4 0 2 0 0 1 0										
Bob Bailey, R (1, 7) OBP: 0.389, SLG: 0.375		0-0 1B		0-0 G5-4-3 1-2f			0-0 6-3		0-0 F8	4 0 1 0 0 0 3										
Nate Colbert, R (1, 3) OBP: 0.214, SLG: 0.271		0-0 F7			0-3 K		0-3 K		0-3 K	4 0 0 0 0 3 3										
Pete Mackanin, R (1, 4) OBP: 0.345, SLG: 0.434		0-3 K			0-0 G1			0-3 K		3 0 0 0 0 2 1										
Larry Parrish, R (1, 5) OBP: 0.293, SLG: 0.407		0-0 L7			0-0 HR			0-0 6-3		3 1 1 1 0 0 1										
Barry Foote, R (1, 2) OBP: 0.237, SLG: 0.282			0-0 E5 G6-4-3		0-0 P4			0-0 E5		3 0 0 0 0 0 0										
Steve Renko, R (1, 1) OBP: 0.320, SLG: 0.333			0-3 K			0-0 6-3		0-0 L6		2 0 0 0 0 1 1										
Dan Warthen, S (6, 1) OBP: 0.200, SLG: 0.200										0 0 0 0 0 0 0										
Dale Murray, R (7, 1)										0 0 0 0 0 0 0										
Jose Morales, R (8, PH) OBP: 0.348, SLG: 0.476										1 0 0 0 0 0 1										
Chuck Taylor, R (8, 1)										0 0 0 0 0 0 0										
<b>Inning Stats</b>	R: 0 E: 0 K: 0 S: 3	H: 0 LOB: 0 BB: 0 P: 3	R: 0 E: 0 K: 1 S: 6	H: 1 LOB: 1 BB: 0 P: 6	R: 0 E: 1 K: 1 S: 5	H: 0 LOB: 0 BB: 0 P: 5	R: 0 E: 0 K: 0 S: 3	H: 1 LOB: 0 BB: 0 P: 3	R: 1 E: 0 K: 1 S: 6	H: 1 LOB: 0 BB: 0 P: 6	R: 0 E: 0 K: 2 S: 7	H: 0 LOB: 0 BB: 0 P: 7	R: 0 E: 1 K: 1 S: 6	H: 0 LOB: 1 BB: 0 P: 6	R: 0 E: 0 K: 1 S: 6	H: 1 LOB: 2 BB: 1 P: 10	1B: 3 2B: 0 3B: 0 HR: 1	SF: 0 SAC: 0 DP: 2 HBP: 0	WP: 0 PB: 0 SB: 0 CS: 0	PA: 32
<b>PITCHER</b> Dave Roberts, L (1, 1) ERA: 3.86	IP: 9.0 WLS: W BF: 32 H: 4 R: 1 ER: 1 SO: 7 BB: 1 IBB: 0 HBP: 0 BLK: 0 WP: 0 HR: 1 S: 45 P: 49 ERA: 1.00 WHIP: 0.556																			
<b>PITCHER</b>	IP	WLS	BF	H	R	ER	SO	BB	IBB	HBP	BLK	WP	HR	S	P	ERA	WHIP			

**Montreal Expos @ Houston Astros**  
 Astrodome, Houston, TX  
 Tue Jul 08 1975, 8:05 PM EDT  
 Att. 9,542 - Dome

[livebaseballscorecards.com](http://livebaseballscorecards.com)

<b>AB</b>	31
<b>R</b>	1
<b>H</b>	4
<b>RBI</b>	1
<b>BB</b>	1
<b>SO</b>	7
<b>LOB</b>	12





Batter	1	2	3	4	5	6	7	8	9
<b>Wilbur Howard, S</b> (1, 7) <small>OBP: 0.375, SLG: 0.452</small>	0-0 		0-0 4-3	0-0 L7		0-0 		0-0 F8	
<b>Greg Gross, L</b> (1, 9) <small>OBP: 0.359, SLG: 0.347</small>	0-0 		0-0 		0-3 K	0-0 6-3			
<b>Cesar Cedeno, R</b> (1, 8) <small>OBP: 0.356, SLG: 0.401</small>	0-3 K		4-0 		0-0 5-3		0-0 		
<b>Bob Watson, R</b> (1, 3) <small>OBP: 0.367, SLG: 0.505</small>	0-0 		0-3 K		0-0 		0-0 G1-6-3		
<b>Milt May, L</b> (1, 2) <small>OBP: 0.294, SLG: 0.310</small>	0-0 			4-0 	0-0 F9		0-0 		
<b>Doug Rader, R</b> (1, 5) <small>OBP: 0.322, SLG: 0.365</small>		4-0 		0-3 K		0-0 F7	0-3 K		
<b>Roger Metzger, S</b> (1, 6) <small>OBP: 0.299, SLG: 0.324</small>		0-0 F2		0-0 		0-0 4-3		0-0 1-6-3	
<b>Rob Andrews, R</b> (1, 4) <small>OBP: 0.281, SLG: 0.247</small>		0-3 K		0-0 		0-0 		0-0 	
<b>Dave Roberts, L</b> (1, 1) <small>OBP: 0.158, SLG: 0.216</small>			0-3 K2-3	0-0 		0-0 		0-0 SH1-3	

Inning Stats	R: 2	H: 3	E: 0	K: 1	S: 7	LOB: 0	BB: 0	P: 7	R: 0	H: 0	E: 0	K: 1	S: 4	LOB: 0	BB: 1	P: 8	R: 0	H: 1	E: 0	K: 2	S: 8	LOB: 2	BB: 1	P: 12	R: 2	H: 2	E: 0	K: 1	S: 7	LOB: 1	BB: 1	P: 11	R: 0	H: 1	E: 0	K: 1	S: 6	LOB: 1	BB: 0	P: 6	R: 1	H: 2	E: 1	K: 0	S: 6	LOB: 2	BB: 0	P: 6	R: 0	H: 2	E: 0	K: 1	S: 6	LOB: 1	BB: 0	P: 6	R: 0	H: 0	E: 1	K: 0	S: 4	LOB: 1	BB: 0	P: 4	R: 0	H: 0	E: 0	K: 0	S: 4	LOB: 0	BB: 0	P: 4
--------------	------	------	------	------	------	--------	-------	------	------	------	------	------	------	--------	-------	------	------	------	------	------	------	--------	-------	-------	------	------	------	------	------	--------	-------	-------	------	------	------	------	------	--------	-------	------	------	------	------	------	------	--------	-------	------	------	------	------	------	------	--------	-------	------	------	------	------	------	------	--------	-------	------	------	------	------	------	------	--------	-------	------

PITCHER	IP	WLS	BF	H	R	ER	SO	BB	IBB	HBP	BLK	WP	HR	S	P	ERA	WHIP
<b>Steve Renko, R</b> (1, 1) <small>ERA: 5.11</small>	5.2	L	27	8	5	4	6	3	0	0	0	1	0	36	48	6.35	1.941
<b>Dan Warthen, L</b> (6, 1) <small>ERA: 3.56</small>	0.1		2	1	0	0	0	0	0	0	0	0	0	2	2	0.00	3.000
<b>Dale Murray, R</b> (7, 1) <small>ERA: 4.88</small>	1.0		4	2	0	0	1	0	0	0	0	0	0	6	6	0.00	2.000
<b>Chuck Taylor, R</b> (8, 1) <small>ERA: 4.53</small>	1.0		4	0	0	0	0	0	0	0	0	0	0	4	4	0.00	0.000

**BOTTOM**

**Montreal Expos @ Houston Astros**  
 Astrodome, Houston, TX

Tue Jul 08 1975, 8:05 PM EDT  
 Att: 9,542 - Dome

AB	R	H	RBI	BB	SO	LOB
5	1	2	0	0	0	2
4	1	2	0	0	1	2
3	0	1	0	1	1	2
4	0	2	1	0	1	3
2	1	1	1	1	0	1
3	0	0	0	1	2	2
4	1	1	0	0	0	1
3	1	0	1	0	1	1
3	0	2	2	0	1	0

AB	31
R	5
H	11
RBI	5
BB	3
SO	7
LOB	14

WP: 1 PA: 37  
 PB: 0  
 SB: 1  
 CS: 1

PITCHER	IP	WLS	BF	H	R	ER	SO	BB	IBB	HBP	BLK	WP	HR	S	P	ERA	WHIP
---------	----	-----	----	---	---	----	----	----	-----	-----	-----	----	----	---	---	-----	------

Batter	1	2	3	4	5	6	7	8	9	10	AB R H RBI BB SO LOB	TOP												
Pepe Mangual, R OBP: 0.340, SLG: 0.370 (1, 8)	1-1 S 1B 1B	3-1 1-3 2-H 3-H 2B			0-1 HBP 1-2 1B		1-3 K		0-1 1-3		5 1 3 2 0 1 3													
Tony Scott, S OBP: 0.264, SLG: 0.260 (1, 9)	1-3 K 1-2	1-0 6-3			2-2 F5			2-2 F7		2-2 4-3	5 0 0 0 0 1 5													
Mike Jorgensen, L OBP: 0.362, SLG: 0.390 (1, 3)	1-0 G1-6-3 2-H 1B			2-0 4-3	1-1 1-2 2-3 HBP			1-0 F8		1-2 4-3 1B	4 0 2 1 0 0 0													
Larry Bittner, L OBP: 0.415, SLG: 0.442 (1, 7)	0-1 G1-6-3 1-2f			0-0 4-3	1-1 G5-2-3 3-Hf			1-1 F9		1-0 4-3 1-2	5 0 0 0 0 0 5													
Gary Carter, R OBP: 0.366, SLG: 0.435 (1, 2)		1-0 F8 2B 1B		1-0 F4			1-1 F4		4-1 FC4-6 BB BB	0-2 5-3	4 1 1 0 1 0 1													
Larry Parrish, R OBP: 0.296, SLG: 0.406 (1, 5)		0-0 F8 2B 1B		0-1 4-3			0-0 F8		4-0 FC4-6 BB		3 1 1 0 1 0 0													
Pete Mackanin, R OBP: 0.337, SLG: 0.423 (1, 4)		0-2 F8 1-2 2-3		0-0 F7			0-3 K		1-0 FC4-6 BB 1-2f 2-3		4 0 0 0 0 1 4													
Tim Foli, R OBP: 0.279, SLG: 0.256 (1, 6)		4-0 2B IBB		0-3 K			1-2 1-3		4-0 BB 1-2		2 0 0 0 2 1 0													
Dennis Blair, R OBP: 0.182, SLG: 0.156 (1, 1)		0-3 K			1-0 HBP G5-2-3 1B 1B		1-3 K		0-3 K		4 0 1 0 0 3 6 0 0 0 0 0 0 0													
<b>Inning Stats</b>	R: 1 E: 0 K: 1 S: 9	H: 2 LOB: 0 BB: 0 P: 12	R: 2 E: 0 K: 1 S: 11	H: 3 LOB: 2 BB: 1 P: 20	R: 0 E: 0 K: 0 S: 3	H: 0 LOB: 0 BB: 0 P: 6	R: 0 E: 0 K: 1 S: 6	H: 0 LOB: 0 BB: 0 P: 6	R: 0 E: 0 K: 1 S: 6	H: 0 LOB: 0 BB: 0 P: 7	R: 0 E: 0 K: 2 S: 10	H: 0 LOB: 0 BB: 0 P: 13	R: 0 E: 0 K: 0 S: 6	H: 0 LOB: 0 BB: 0 P: 10	R: 0 E: 0 K: 1 S: 8	H: 0 LOB: 3 BB: 3 P: 21	R: 0 E: 0 K: 0 S: 10	H: 1 LOB: 1 BB: 0 P: 14	1B: 7 2B: 1 3B: 0 HR: 0	SF: 0 SAC: 0 DP: 2 HBP: 1	WP: 0 PB: 0 SB: 1 CS: 0	PA: 41		
<b>PITCHER</b>	IP WLS BF H R ER SO BB IBB HBP BLK WP HR S P ERA WHIP																							
Ken Forsch, R ERA: 3.43 (1, 1)	8.0																							
Mike Stanton, R ERA: (9, 1)	0.1	4	0	0	0	0	3	0	0	0	0	0	0	2	15	0.00	9.000							
Wayne Granger, R ERA: 2.35 (9, 1)	1.2	W 6	1	0	0	1	0	0	0	0	0	0	0	16	20	0.00	0.600							

**Montreal Expos @ Houston Astros**  
Astrodome, Houston, TX  
Wed Jul 09 1975, 8:05 PM EDT  
Att: 9,304 - Dome

livebaseballscorecards.com

AB 36  
R 3  
H 8  
RBI 3  
BB 4  
SO 7  
LOB 24







Batter	1	2	3	4	5	6	7	8	9	AB R H RBI BB SO LOB	TOP	
<b>Dave Cash, R</b> OBP: 0.388, SLG: 0.422 (1, 4) X	0-0 P4	0-0 F9			0-0 CS BB 1B		0-0 F9		0-3 K	5 0 1 0 0 1 1		
<b>Larry Bowa, S</b> OBP: 0.341, SLG: 0.416 (1, 6) S S S	0-3 K		0-0 F3		4-0 BB BB BB		0-0 F3			3 0 0 0 1 1 0		
<b>Jay Johnstone, L</b> OBP: 0.440, SLG: 0.527 (1, 9) B B B	4-0 1B BB		0-0 F8		0-0 F2			0-0 F5		3 0 0 0 1 0 2		
<b>Greg Luzinski, R</b> OBP: 0.383, SLG: 0.591 (1, 7) X	0-0 FC6-4 1B		0-0		0-0 CS	0-0 HR		0-0 1B 2B		4 1 4 1 0 0 0		
<b>Dick Allen, R</b> OBP: 0.329, SLG: 0.366 (1, 3) X <b>Tom Hutton, L</b> OBP: 0.321, SLG: 0.289 (8, 3)	0-0 FC6-4 1-2f		0-0 P4		0-3 K S S S		0-0 1B	0-0 1B		4 0 1 0 0 1 3 0 0 0 0 0 0 0		
<b>Mike Schmidt, R</b> OBP: 0.325, SLG: 0.436 (1, 5) X		0-0 2B		0-0 5-3	4-0 FC5-4 BB		4-0 BB	4-0 BB		2 1 1 0 2 0 0		
<b>Garry Maddox, R</b> OBP: 0.304, SLG: 0.360 (1, 8) X		0-0 2B 2-H		0-3 K S S S	0-0 FC5-4 S 1-2f		0-0 5-3	0-0 5-3		4 0 1 1 0 1 3		
<b>Bob Boone, R</b> OBP: 0.336, SLG: 0.339 (1, 2) X		0-0 F9		0-0 1-3	0-0 F8 1-2		0-0 F8		0-0 F3	4 0 0 0 0 0 2		
<b>Larry Christenson, R</b> OBP: 0.150, SLG: 0.350 (1, 1) X		0-0 F5		0-3 K	0-3 K		0-3 K		0-0 1-3	4 0 0 0 0 2 1		
<b>Inning Stats</b>	R: 0 H: 1 E: 0 LOB: 2 K: 1 BB: 1 S: 6 P: 10	R: 1 H: 2 E: 0 LOB: 1 K: 0 BB: 0 S: 5 P: 5	R: 0 H: 1 E: 0 LOB: 1 K: 0 BB: 0 S: 4 P: 4	R: 0 H: 0 E: 0 LOB: 0 K: 1 BB: 0 S: 5 P: 5	R: 0 H: 1 E: 0 LOB: 1 K: 1 BB: 1 S: 5 P: 9	R: 1 H: 1 E: 0 LOB: 1 K: 1 BB: 1 S: 6 P: 10	R: 0 H: 0 E: 0 LOB: 0 K: 1 BB: 0 S: 5 P: 5	R: 0 H: 2 E: 0 LOB: 2 K: 0 BB: 1 S: 4 P: 8	R: 0 H: 0 E: 0 LOB: 0 K: 1 BB: 0 S: 5 P: 5	R: 0 H: 0 E: 0 LOB: 0 K: 1 BB: 0 S: 5 P: 5	1B: 4 SF: 0 2B: 3 SAC: 0 3B: 0 DP: 0 HR: 1 HBP: 0	WP: 0 PA: 38 PB: 0 SB: 1 CS: 1
<b>PITCHER</b> <b>Doug Konieczny, R</b> ERA: 4.29 (1, 1) <b>Wayne Granger, R</b> ERA: 2.28 (8, 1)	IP WLS BF H R ER SO BB IBB HBP BLK WP HR S P ERA WHIP	7.2 L 33 8 2 2 5 4 0 0 0 0 0 1 39 55 2.35 1.565	1.1 4 0 0 0 1 0 0 0 0 0 0 0 6 6 0.00 0.000	<b>PITCHER</b> IP WLS BF H R ER SO BB IBB HBP BLK WP HR S P ERA WHIP								

Philadelphia Phillies @ Houston Astros  
Astrodome, Houston, TX  
Fri Jul 11 1975, 8:05 PM EDT  
Att. 16,394 - Dome

livebaseballscorecards.com

AB 33  
R 2  
H 8  
RBI 2  
BB 4  
SO 6  
LOB 12





Batter	1	2	3	4	5	6	7	8	9	AB R H RBI BB SO LOB
--------	---	---	---	---	---	---	---	---	---	----------------------

<b>Wilbur Howard, S</b> (1, 7) <small>OBP: 0.392, SLG: 0.489</small>										4 1 2 0 0 1 1
<b>Greg Gross, L</b> (1, 9) <small>OBP: 0.363, SLG: 0.352</small>										4 0 2 1 0 0 1
<b>Cesar Cedeno, R</b> (1, 8) <small>OBP: 0.350, SLG: 0.393</small>										4 0 0 0 0 0 4
<b>Bob Watson, R</b> (1, 3) <small>OBP: 0.363, SLG: 0.497</small>										3 0 1 0 0 0 0
<b>Milt May, L</b> (1, 2) <small>OBP: 0.290, SLG: 0.306</small>										3 0 0 0 0 0 1
<b>Doug Rader, R</b> (1, 5) <small>OBP: 0.321, SLG: 0.375</small>										3 0 0 0 0 2 1
<b>Roger Metzger, S</b> (1, 6) <small>OBP: 0.299, SLG: 0.322</small>										3 0 0 0 0 0 0
<b>Rob Andrews, R</b> (1, 4) <small>OBP: 0.276, SLG: 0.242</small> <b>Jose Cruz, L</b> (9, PH) <small>OBP: 0.330, SLG: 0.307</small>										2 0 0 0 0 0 1 1 0 0 0 0 0 0
<b>Doug Konieczny, R</b> (1, 1) <small>OBP: 0.205, SLG: 0.237</small> <b>Wayne Granger, R</b> (8, 1) <b>Cliff Johnson, R</b> (9, PH) <small>OBP: 0.353, SLG: 0.473</small> <b>Larry Milbourne, S</b> (9, PR) <small>OBP: 0.167, SLG: 0.141</small>										2 0 0 0 0 2 0 0 0 0 0 0 0 0 0 0 0 0 1 0 0 0 0 0 0 0 0 0

Inning Stats	R: 0 E: 0 K: 0 S: 3	H: 1 LOB: 0 BB: 0 P: 3	R: 0 E: 0 K: 1 S: 5	H: 1 LOB: 1 BB: 0 P: 5	R: 0 E: 0 K: 1 S: 5	H: 0 LOB: 0 BB: 0 P: 5	R: 0 E: 0 K: 1 S: 5	H: 1 LOB: 0 BB: 0 P: 5	R: 0 E: 0 K: 1 S: 5	H: 0 LOB: 0 BB: 0 P: 5	R: 0 E: 1 K: 1 S: 5	H: 0 LOB: 0 BB: 0 P: 5	R: 1 E: 0 K: 0 S: 4	H: 1 LOB: 0 BB: 0 P: 4	R: 0 E: 0 K: 0 S: 3	H: 0 LOB: 0 BB: 0 P: 3	R: 0 E: 0 K: 0 S: 4	H: 1 LOB: 3 BB: 1 P: 8	1B: 3 2B: 2 3B: 1 HR: 0	SF: 0 SAC: 0 DP: 2 HBP: 0	WP: 0 PB: 0 SB: 0 CS: 3	PA: 31
--------------	------------------------------	---------------------------------	------------------------------	---------------------------------	------------------------------	---------------------------------	------------------------------	---------------------------------	------------------------------	---------------------------------	------------------------------	---------------------------------	------------------------------	---------------------------------	------------------------------	---------------------------------	------------------------------	---------------------------------	----------------------------------	------------------------------------	----------------------------------	--------

PITCHER	IP	WLS	BF	H	R	ER	SO	BB	IBB	HBP	BLK	WP	HR	S	P	ERA	WHIP	PITCHER	IP	WLS	BF	H	R	ER	SO	BB	IBB	HBP	BLK	WP	HR	S	P	ERA	WHIP		
<b>Larry Christenson, R</b> (1, 1) <small>ERA: 3.5</small>	9.0	W	30	5	1	1	5	1	0	0	0	0	0	39	43	1.00	0.667																				

**BOTTOM**

**Philadelphia Phillies @ Houston Astros**  
Astrodome, Houston, TX  
Fri Jul 11 1975, 8:05 PM EDT  
Att. 16,394 - Dome

[livebaseballscorecards.com](http://livebaseballscorecards.com)

<b>AB</b>	<b>29</b>
<b>R</b>	<b>1</b>
<b>H</b>	<b>5</b>
<b>RBI</b>	<b>1</b>
<b>BB</b>	<b>1</b>
<b>SO</b>	<b>5</b>
<b>LOB</b>	<b>9</b>







Batter	1	2	3	4	5	6	7	8	9	AB R H RBI BB SO LOB
Wilbur Howard, S (1, 7) OBP: 0.386, SLG: 0.479	0-0 SH1-3 BLK HR 1B		0-3 K		0-3 K			0-3 K		4 1 1 0 0 3 0
Greg Gross, L (1, 9) OBP: 0.363, SLG: 0.350	0-0 SH1-3 1-3		4-0 G1-6-3 BB			0-0 5-3			0-0 E6 FC6-4	2 0 0 0 1 0 0
Cesar Cedeno, R (1, 8) OBP: 0.346, SLG: 0.388	0-0 P4		0-0 G1-6-3 1-2f			0-0 5-3			0-0 FC6-4 1B 5-3 1-2f	4 0 0 0 0 0 3
Bob Watson, R (1, 3) OBP: 0.361, SLG: 0.503	0-0 HR			0-0 5-3		0-3 K			0-0 5-3 1-2	4 1 1 2 0 1 1
Cliff Johnson, R (1, 2) OBP: 0.357, SLG: 0.470	0-3 K			4-0 BB			0-0 F7		0-0 2-3 1B	3 0 1 0 1 1 0
Doug Rader, R (1, 5) OBP: 0.318, SLG: 0.370		0-0 F7		0-0 F9			0-3 K		0-0 L5	3 0 0 0 0 1 1
Larry Milbourne, S (8, 6) OBP: 0.164, SLG: 0.138										1 0 0 0 0 0 2
Roger Metzger, S (1, 6) OBP: 0.299, SLG: 0.322		0-0		0-0 F4			0-0 G3			3 0 1 0 0 0 1
Mike Cosgrove, L (8, 1)										0 0 0 0 0 0 0
Rob Andrews, R (1, 4) OBP: 0.272, SLG: 0.238		0-0 F8			0-0 5-3			0-0 F9		3 0 0 0 0 0 1
J.R. Richard, R (1, 1) OBP: 0.270, SLG: 0.459		0-0 P4			0-3 K			0-0 F3		0 0 0 0 0 0 0
Joe Niekro, R (2, 1) OBP: 0.400, SLG: 0.250										1 0 0 0 0 0 1
Mike Stanton, S (4, 1)										1 0 0 0 0 1 0
Enos Cabell, R (8, 5) OBP: 0.323, SLG: 0.413										1 0 0 0 0 0 0

Inning Stats	R: 2	H: 2	E: 0	K: 1	S: 7	H: 2	LOB: 0	BB: 0	P: 7	R: 0	H: 1	E: 0	K: 0	S: 4	R: 0	H: 0	E: 0	K: 1	S: 4	R: 0	H: 0	E: 0	K: 0	S: 3	R: 0	H: 0	E: 0	K: 2	S: 7	R: 0	H: 0	E: 0	K: 1	S: 5	R: 0	H: 0	E: 0	K: 1	S: 5	R: 0	H: 0	E: 1	K: 0	S: 5	R: 0	H: 1	E: 0	K: 0	S: 5	R: 0	H: 0	E: 0	K: 1	S: 5	R: 0	H: 1	E: 0	K: 0	S: 5	1B: 3	2B: 0	3B: 0	HR: 1	SF: 0	SAC: 1	DP: 1	HBP: 0	WP: 0	PB: 0	SB: 0	CS: 0	PA: 33
PITCHER Steve Carlton, L (1, 1) ERA: 3.55	IP	WLS	BF	H	R	ER	SO	BB	IBB	HBP	BLK	WP	HR	S	P	ERA	WHIP	IP	WLS	BF	H	R	ER	SO	BB	IBB	HBP	BLK	WP	HR	S	P	ERA	WHIP	IP	WLS	BF	H	R	ER	SO	BB	IBB	HBP	BLK	WP	HR	S	P	ERA	WHIP																					

**BOTTOM**

**Philadelphia Phillies @ Houston Astros**  
Astrodome, Houston, TX

Sat Jul 12 1975, 8:05 PM EDT  
Att. 14,520 - Dome

livebaseballscorecards.com

**AB 30**  
**R 2**  
**H 4**  
**RBI 2**  
**BB 2**  
**SO 7**  
**LOB 10**



Philadelphia Phillies @ Houston Astros  
Astrodome, Houston, TX

Sun Jul 13 1975, 4:33 AM EDT  
Att. 12,870 - Dome

livebaseballscorecards.com



AB	37
R	5
H	9
RBI	4
BB	7
SO	6
LOB	28

AB R H RBI BB SO LOB

5	1	2	0	0	0	0
5	1	3	0	0	0	0
4	2	1	1	1	0	3
5	0	1	1	0	1	5
3	0	0	0	2	1	2
4	1	2	1	1	0	4
3	0	0	1	2	2	4
2	0	0	0	1	0	2
0	0	0	0	0	0	0
1	0	0	0	0	1	3
1	0	0	0	0	0	1
2	0	0	0	0	1	4
0	0	0	0	0	0	0
1	0	0	0	0	0	0
0	0	0	0	0	0	0
1	0	0	0	0	0	0
0	0	0	0	0	0	0

1B:	7	SF:	0
2B:	1	SAC:	0
3B:	0	DP:	1
HR:	1	HBP:	0

WP:	1	PA:	44
PB:	0		
SB:	2		
CS:	0		

Batter	1	2	3	4	5	6	7	8	9
Dave Cash, R OBP: 0.386, SLG: 0.418 (1, 4) X	0-0 1B 1B		0-0 1B 1B	0-0 5-3		0-0 6-3		0-0 6-3	
Larry Bowa, S OBP: 0.344, SLG: 0.420 (1, 6) X	0-0 1-3 G5-4-3 1B		0-0 1-3 1B S 5-3 1B	0-0 6-3			0-0 4-3	0-0 E 2B	
Jay Johnstone, L OBP: 0.441, SLG: 0.520 (1, 9) X	0-0 F8		0-0 1-3 F9 WP 5-3 1B	0-0 F8			4-0 BB BB 1B BB	0-0 E3 2-3	
Greg Luzinski, R OBP: 0.388, SLG: 0.599 (1, 7) X	0-0 G5-4-3 1-2f		0-0 1-2 3-H 5-3		0-0 E5		0-0 1-2 BB BB 1B	0-3 K	
Dick Allen, R OBP: 0.336, SLG: 0.359 (1, 3) X		4-0 BB BB	0-0 F9 2-3		0-0 L9		4-0 1-2 2-3 BB BB	0-3 K	
Mike Schmidt, R OBP: 0.335, SLG: 0.455 (1, 5) X		4-0 1-2 FC4 BB	0-0 3-H HR		0-0 F7		0-0 F5	0-0 E8 1B	
Garry Maddox, R OBP: 0.325, SLG: 0.369 (1, 8) X		0-3 K	4-0 S BB		0-3 K		4-0 1-2 2-3 3-H BB	0-0 F9	
Bob Boone, R OBP: 0.336, SLG: 0.336 (1, 2) X		0-0 F8	4-0 1-2 BB			0-0 6-3		0-0 K	
Tim McCarver, L OBP: 0.484, SLG: 0.556 (7, PH)									
Ollie Brown, R OBP: 0.440, SLG: 0.657 (7, PH)									
Johnny Oates, L OBP: 0.341, SLG: 0.336 (7, 2) X								0-0 G3	
Tom Underwood, R OBP: 0.095, SLG: 0.095 (5, 1) X		0-0 FC4	0-3 K			0-0 4-3		0-0 1-3	
Gene Garber, R OBP: 0.167, SLG: 0.167 (6, PH)									
Tom Hutton, L OBP: 0.118, SLG: 0.296 (6, 1) X									
Ron Schueler, R OBP: 0.167, SLG: 0.167 (8, PH)									
Tony Taylor, R OBP: 0.310, SLG: 0.311 (8, 1) X									
Tug McGraw, R OBP: 0.250, SLG: 0.250 (8, 1) X									

Inning Stats	R: 0	H: 2	E: 0	LOB: 1	K: 0	BB: 0	S: 4	P: 4	R: 0	H: 0	E: 0	LOB: 2	K: 1	BB: 2	S: 5	P: 13	R: 4	H: 4	E: 0	LOB: 2	K: 1	BB: 2	S: 9	P: 17	R: 0	H: 0	E: 0	LOB: 0	K: 0	BB: 0	S: 3	P: 3	R: 0	H: 0	E: 1	LOB: 1	K: 1	BB: 0	S: 6	P: 6	R: 0	H: 0	E: 0	LOB: 0	K: 0	BB: 0	S: 3	P: 3	R: 1	H: 1	E: 0	LOB: 3	K: 1	BB: 3	S: 6	P: 18	R: 0	H: 1	E: 1	LOB: 2	K: 1	BB: 0	S: 7	P: 7	R: 0	H: 1	E: 1	LOB: 1	K: 1	BB: 0	S: 6	P: 6
--------------	------	------	------	--------	------	-------	------	------	------	------	------	--------	------	-------	------	-------	------	------	------	--------	------	-------	------	-------	------	------	------	--------	------	-------	------	------	------	------	------	--------	------	-------	------	------	------	------	------	--------	------	-------	------	------	------	------	------	--------	------	-------	------	-------	------	------	------	--------	------	-------	------	------	------	------	------	--------	------	-------	------	------

PITCHER	IP	WLS	BF	H	R	ER	SO	BB	IBB	HBP	BLK	WP	HR	S	P	ERA	WHIP
Larry Dierker, R ERA: 4.22 (1, 1)	2.2		16	6	4	4	1	3	0	0	0	1	1	15	27	13.50	3.375
Ken Forsch, R ERA: 3.38 (3, 1)	4.0	W	18	1	1	1	2	4	0	0	0	0	0	18	34	2.25	1.250
Dave Roberts, L ERA: 3.79 (7, 1)	2.1	S	10	2	0	0	3	0	0	0	0	0	0	16	16	0.00	0.857

PITCHER	IP	WLS	BF	H	R	ER	SO	BB	IBB	HBP	BLK	WP	HR	S	P	ERA	WHIP
---------	----	-----	----	---	---	----	----	----	-----	-----	-----	----	----	---	---	-----	------



Batter	1	2	3	4	5	6	7	8	9	AB	R	H	RBI	BB	SO	LOB
Wilbur Howard, S OBP: 0.396, SLG: 0.505 (1, 7)	0-0 CS 1B		0-0 5-3	0-0 2-H 1B 3B		0-0 CS 1B		0-0 F9		5	1	3	1	0	0	0
Greg Gross, L OBP: 0.366, SLG: 0.352 (1, 9)	0-3 K		4-0 FC6-4 1B BB	0-0 3-H 1B		0-0 4-3 1-2		0-0 WP 1B 1B		4	1	2	1	1	1	2
Cesar Cedeno, R OBP: 0.349, SLG: 0.396 (1, 8)	0-0 1-2 3B 3B		0-0 FC6-4 1B	0-0 1-2f FC5-4		4-0 S 1B BB		0-3 K 1-2		4	2	2	0	1	1	2
Bob Watson, R OBP: 0.368, SLG: 0.508 (1, 3)	4-0 3B BB		0-0 FC6-4 1-2f 2-3		0-0 1B 1B 2B	4-0 1B 1B BB		0-0 2-H 1B		3	2	2	1	2	0	2
Enos Cabell, R OBP: 0.323, SLG: 0.413 (9, 3)										0	0	0	0	0	0	0
Cliff Johnson, R OBP: 0.366, SLG: 0.490 (1, 2)	0-0 1-H 3-H 3B		0-0 F8		0-0 2-3 1B 4-3 1B	0-0 1-2 3-H 1B		0-0 1-2 1B		4	1	3	3	0	0	2
Doug Rader, R OBP: 0.317, SLG: 0.369 (1, 5)	0-0 6-3			0-0 4-3	0-0 1-3 3-H 1B	0-0 4-3 1B		0-0 L5		4	0	1	1	0	0	3
Roger Metzger, S OBP: 0.299, SLG: 0.321 (1, 6)		0-0 5-3		0-0 2B 1B	0-0 L1		0-0 1-3 1-3		0-0 1-3	4	1	1	0	0	0	2
Rob Andrews, R OBP: 0.271, SLG: 0.243 (1, 4)		0-0 5-3		0-0 1-H 3B 2B	0-0 4-3		0-0 1-2 3-H		0-0 F6	4	1	1	2	0	0	1
Larry Dierker, R OBP: 0.091, SLG: 0.091 (1, 1)		0-0 G3		0-0 6-3	0-0 6-3		0-0 3-H		0-0 F9	1	0	0	0	0	0	0
Ken Forsch, R OBP: 0.118, SLG: 0.063 (3, 1)										2	0	0	0	0	0	2
Dave Roberts, L OBP: 0.154, SLG: 0.211 (7, 1)										1	0	0	0	0	0	0

Inning Stats	R: 2	H: 3	E: 0	LOB: 1	K: 1	P: 11	R: 0	H: 0	E: 0	LOB: 0	K: 0	P: 3	R: 0	H: 1	E: 0	LOB: 2	K: 0	P: 8	R: 3	H: 4	E: 0	LOB: 1	K: 0	P: 7	R: 2	H: 3	E: 0	LOB: 1	K: 0	P: 6	R: 1	H: 2	E: 0	LOB: 2	K: 0	P: 12	R: 0	H: 0	E: 0	LOB: 0	K: 0	P: 3	R: 1	H: 2	E: 0	LOB: 1	K: 1	P: 6
	S: 7	BB: 11	S: 3	BB: 3	S: 4	BB: 8	S: 7	BB: 7	S: 6	BB: 6	S: 4	BB: 12	S: 3	BB: 6	S: 6	BB: 6	S: 6	BB: 6	S: 3	BB: 6	S: 6	BB: 6	S: 6	BB: 6	S: 6	BB: 6	S: 6	BB: 6	S: 6	BB: 6	S: 6	BB: 6	S: 6	BB: 6	S: 6	BB: 6	S: 6	BB: 6	S: 6	BB: 6	S: 6	BB: 6	S: 6	BB: 6	S: 6	BB: 6		


PITCHER	IP	WLS	BF	H	R	ER	SO	BB	IBB	HBP	BLK	WP	HR	S	P	ERA	WHIP
Tom Underwood, L ERA: 3.42 (1, 1)	4.0	L	23	10	7	7	1	2	0	0	0	0	0	23	31	15.75	3.000
Gene Garber, R ERA: 4.11 (5, 1)	1.0		4	1	0	0	0	0	0	0	0	0	0	4	4	0.00	1.000
Ron Schueler, R ERA: 5.59 (6, 1)	2.0		9	2	1	1	0	2	0	0	0	0	0	7	15	4.50	2.000
Tug McGraw, L ERA: 2.67 (8, 1)	1.0		4	2	1	1	1	0	0	0	0	1	0	6	6	9.00	2.000

**BOTTOM**

**Philadelphia Phillies @ Houston Astros**  
Astrodome, Houston, TX

Sun Jul 13 1975, 4:33 AM EDT  
Att. 12,870 - Dome

AB	36
R	9
H	15
RBI	9
BB	4
SO	2
LOB	16



PITCHER	IP	WLS	BF	H	R	ER	SO	BB	IBB	HBP	BLK	WP	HR	S	P	ERA	WHIP
Tom Underwood, L ERA: 3.42 (1, 1)	4.0	L	23	10	7	7	1	2	0	0	0	0	0	23	31	15.75	3.000
Gene Garber, R ERA: 4.11 (5, 1)	1.0		4	1	0	0	0	0	0	0	0	0	0	4	4	0.00	1.000
Ron Schueler, R ERA: 5.59 (6, 1)	2.0		9	2	1	1	0	2	0	0	0	0	0	7	15	4.50	2.000
Tug McGraw, L ERA: 2.67 (8, 1)	1.0		4	2	1	1	1	0	0	0	0	1	0	6	6	9.00	2.000

Batter	1	2	3	4	5	6	7	8	9	10	11	AB R H RBI BB SO LOB	TOP													
Wilbur Howard, S (1, 7) OBP: 0.396, SLG: 0.505	0-3 K		X 0-0 1B 2B	X 0-0 5-3			B 4-0 FC5-6 BB		X 0-0 P6			4 1 1 0 1 1 2														
Greg Gross, L (1, 9) OBP: 0.364, SLG: 0.349	0-3 K		0-3 K			X 0-0 G6-4-3 1B	X 0-0 FC5-6 G4-6-3 1-2f		X 0-0 5-3			5 0 1 0 0 2 4														
Cesar Cedeno, R (1, 8) OBP: 0.350, SLG: 0.394	0-0 BB 1B 1B		4-0 BB 1B 1B BB			X 0-0 P6	X 0-0 G4-6-3 1-2f		X 0-0 F3			4 1 1 0 1 0 2														
Bob Watson, R (1, 3) OBP: 0.368, SLG: 0.506	0-0 BB 1-2 1B		0-0 BB 1-2 2-H 1B 1B			X 0-0 G6-4-3 1-2f		X 0-0 F8		X 0-0 5-3		5 1 2 1 0 0 1														
Cliff Johnson, R (1, 2) OBP: 0.378, SLG: 0.490	4-0 1-2 2-3 BB		4-0 1B E BB			B 4-0 G3 1B BB		X 0-0 1-3		X 0-0 FC6-4 1B		2 2 1 0 3 0 0														
Doug Rader, R (1, 5) OBP: 0.318, SLG: 0.367	0-3 K		0-0 E6 CS 1B			X 0-0 F9		B 4-0 BB		X 0-0 FC6-4 1-2f		4 0 1 2 1 1 5														
Roger Metzger, S (1, 6) OBP: 0.297, SLG: 0.318		B 4-0 CS BB	0-3 K			X 0-0 G3 1-2		X 0-0 F9		X 0-0 F3		4 0 0 0 1 1 3														
Rob Andrews, R (1, 4) OBP: 0.269, SLG: 0.241		0-3 K		X 0-0 F8		X 0-0 1B		X 0-0 4-3 2B				2 0 0 0 0 1 1														
Tommy Helms, R (6, PH) OBP: 0.261, SLG: 0.200		0-3 K										2 0 2 1 0 0 0														
Larry Milbourne, S (9, PR) OBP: 0.162, SLG: 0.136		1-2 K										1 0 0 0 0 1 0														
Doug Konieczny, R (1, 1) OBP: 0.195, SLG: 0.225		0-3 K										2 0 0 0 0 2 0														
Joe Niekro, R (4, 1) OBP: 0.333, SLG: 0.200												1 0 0 0 0 0 1														
Ken Boswell, L (9, PH) OBP: 0.359, SLG: 0.310												1 0 0 0 0 0 1														
Wayne Granger, R (9, 1) OBP: 0.359, SLG: 0.310												0 0 0 0 0 0 0														
Enos Cabell, R (11, PH) OBP: 0.332, SLG: 0.411												1 0 0 0 0 0 0														
Ken Forsch, R (11, 1) OBP: 0.116, SLG: 0.063												0 0 0 0 0 0 0														
<b>Inning Stats</b>	R: 0 E: 0 K: 3 S: 11	H: 2 LOB: 3 BB: 1 P: 15	R: 0 E: 0 K: 2 S: 6	H: 0 LOB: 0 BB: 1 P: 10	R: 4 E: 1 K: 2 S: 9	H: 3 LOB: 0 BB: 2 P: 17	R: 0 E: 0 K: 1 S: 5	H: 0 LOB: 0 BB: 0 P: 5	R: 0 E: 0 K: 0 S: 3	H: 1 LOB: 0 BB: 0 P: 3	R: 1 E: 0 K: 0 S: 4	H: 1 LOB: 1 BB: 1 P: 8	R: 0 E: 0 K: 0 S: 2	H: 0 LOB: 0 BB: 1 P: 6	R: 0 E: 0 K: 0 S: 3	H: 0 LOB: 1 BB: 1 P: 7	R: 0 E: 0 K: 0 S: 4	H: 1 LOB: 2 BB: 0 P: 4	R: 0 E: 0 K: 0 S: 4	H: 1 LOB: 1 BB: 0 P: 4	R: 0 E: 0 K: 1 S: 5	H: 0 LOB: 0 BB: 0 P: 5	1B: 7 2B: 3 3B: 0 HR: 0	SF: 0 SAC: 0 DP: 3 HBP: 0	WP: 0 PB: 0 SB: 0 CS: 2	PA: 45
<b>PITCHER</b>	IP WLS BF H R ER SO BB IBB HBP BLK WP HR S P ERA WHIP																									
Steve Carlton, L (1, 1) ERA: 3.63	7.0																									
Ron Schueler, R (8, 1) ERA: 5.26	3.0	12	2	0	0	0	1	0	0	0	0	0	0	11	15	0.00	1.000									
Tug McGraw, L (11, 1) ERA: 2.62	1.0	W 3	0	0	0	0	1	0	0	0	0	0	0	5	5	0.00	0.000									

Houston Astros @ Philadelphia Phillies  
Veterans Stadium, Philadelphia, PA  
Thu Jul 17 1975, 7:05 PM EDT  
Att. 18,026 - Unknown

livebaseballscorecards.com

AB	38
R	5
H	9
RBI	4
BB	7
SO	9
LOB	20







Batter	1	2	3	4	5	6	7	8	9	AB R H RBI BB SO LOB	TOP																
Wilbur Howard, S (1, 7) X OBP: 0.397, SLG: 0.495	0-0 6-3		0-0 5-3		0-0 1B 1B		0-3 K		4-0 BB BB	4 1 1 0 1 1 0																	
Greg Gross, L (1, 9) X OBP: 0.370, SLG: 0.355	0-0 G5-4-3 1B		0-0 WP HR 1B		0-0 1B 1B		0-0 L6		4-0 FC6-4 BB	4 1 3 0 1 0 0																	
Cesar Cedeno, R (1, 8) X OBP: 0.346, SLG: 0.388	0-0 G5-4-3 1-2f		0-0 5-3		0-0 F9		0-0 P5		0-0 FC6-4 1-2f	5 0 0 0 0 0 6																	
Bob Watson, R (1, 3) OBP: 0.372, SLG: 0.519		0-0 1B 1B	0-0 2-H HR		0-0 1-2 2-H 1B		0-3 K			4 2 3 3 0 1 0																	
Milt May, L (1, 2) OBP: 0.294, SLG: 0.313		0-0 1-3 1B	0-0 4-3		0-0 F9		0-0 2B			4 0 2 0 0 0 2																	
Ken Boswell, L (1, 4) Cliff Johnson, R (8, PH) Larry Milbourne, S (8, 4) OBP: 0.358, SLG: 0.310 OBP: 0.376, SLG: 0.487 OBP: 0.162, SLG: 0.136		0-0 2B 1B 3-H		0-0 F7		0-0 G3		0-0 F8		3 0 1 1 0 0 0 1 0 0 0 0 0 1 0 0 0 0 0 0 0																	
Doug Rader, R (1, 5) OBP: 0.317, SLG: 0.369		0-0 1-3 2B		0-0 F3		0-0 F9		0-0 6-3		4 0 1 0 0 0 1																	
Roger Metzger, S (1, 6) OBP: 0.299, SLG: 0.318		4-0 G6-4-3 IBB		0-0 F8		0-0 FC5-4 1B			0-0 F7	3 0 1 0 1 0 0																	
J.R. Richard, R (1, 1) Wayne Granger, R (7, 1) Tommy Helms, R (9, PH) OBP: 0.250, SLG: 0.425 OBP: 0.257, SLG: 0.197		0-0 G6-4-3 1-2f		0-3 K		0-0 FC5-4 1-2f			0-0 F8	3 0 0 0 0 1 4 0 0 0 0 0 0 0 1 0 0 0 0 0 0																	
<b>Inning Stats</b>	R: 0 E: 0 K: 0 S: 3	H: 1 LOB: 0 BB: 0 P: 3	R: 1 E: 0 K: 0 S: 5	H: 4 LOB: 2 BB: 1 P: 9	R: 2 E: 0 K: 0 S: 5	H: 2 LOB: 0 BB: 0 P: 5	R: 0 E: 0 K: 0 S: 3	H: 0 LOB: 0 BB: 0 P: 3	R: 1 E: 0 K: 1 S: 8	H: 3 LOB: 2 BB: 0 P: 8	R: 0 E: 0 K: 0 S: 4	H: 1 LOB: 1 BB: 0 P: 4	R: 0 E: 0 K: 1 S: 5	H: 0 LOB: 0 BB: 0 P: 5	R: 0 E: 0 K: 1 S: 6	H: 1 LOB: 1 BB: 0 P: 6	R: 0 E: 0 K: 0 S: 3	H: 0 LOB: 2 BB: 2 P: 11	1B: 9 2B: 2 3B: 0 HR: 1	SF: 0 SAC: 0 DP: 2 HBP: 0	WP: 1 PB: 0 SB: 0 CS: 0	PA: 39					
<b>PITCHER</b>	IP WLS BF H R ER SO BB IBB HBP BLK WP HR S P ERA WHIP																										
Jim Lonborg, R (1, 1) ERA: 3.41	4.2		22	10	4	4	1	0	1	0	0	1	1	23	27	7.71	2.143										
Joe Hoerner, L (5, 1) ERA: 2.45	0.1		1	0	0	0	0	0	0	0	0	0	1	1	0.00	0.000											
Tom Hilgendorf, L (6, 1) ERA: 1.64	3.2	W	15	2	0	0	2	2	0	0	0	0	0	17	25	0.00	1.091										
Gene Garber, R (9, 1) ERA: 4.09	0.1	S	1	0	0	0	0	0	0	0	0	0	1	1	0.00	0.000											

Houston Astros @ Philadelphia Phillies  
Veterans Stadium, Philadelphia, PA

livebaseballscorecards.com

AB	36
R	4
H	12
RBI	4
BB	3
SO	3
LOB	14



Fri Jul 18 1975, 7:05 PM EDT  
Att. 24,072 - Unknown



Batter	1	2	3	4	5	6	7	8	9	AB	R	H	RBI	BB	SO	LOB
Dave Cash, R (1, 4) OBP: 0.384, SLG: 0.420	0-0 G3 BB F3 1B	0-0 3-H 2B			0-3 K		0-0 4-3 1-2			4	0	2	1	0	1	2
Larry Bowa, S (1, 6) OBP: 0.346, SLG: 0.418	4-0 G3 1-2 BB	0-3 K			0-0 P4		0-0 1B			3	0	1	1	1	1	1
Jay Johnstone, L (1, 9) OBP: 0.436, SLG: 0.514 Mike Anderson, R (8, 9) OBP: 0.318, SLG: 0.395	0-0 G3 1-2 2-3		0-0 G3			0-3 K	0-0 F9			4	0	0	0	0	1	3
Greg Luzinski, R (1, 7) OBP: 0.386, SLG: 0.591 Ollie Brown, R (9, 7) OBP: 0.434, SLG: 0.647	0-0 F3 3-H		0-0 5-3			0-0 F3		0-0 5-3		4	0	0	0	0	0	2
Dick Allen, R (1, 3) OBP: 0.336, SLG: 0.355 Tom Hutton, L (9, 3) OBP: 0.315, SLG: 0.283		4-0 BB 3B BB	0-3 K			0-3 K		0-0 L5		3	1	0	0	1	2	0
Mike Schmidt, R (1, 5) OBP: 0.343, SLG: 0.476		4-0 BB 1-2 3B BB		0-3 K			0-0 E1 1B 1B	0-0 HR		3	3	2	1	1	1	0
Garry Maddox, R (1, 8) OBP: 0.325, SLG: 0.375		0-0 1-H 2-H 2B 3B		0-3 K			0-0 1B 1B	0-0 1-3		4	2	2	2	0	1	0
Johnny Oates, L (1, 2) OBP: 0.341, SLG: 0.336		0-0 F8		0-0 F7			0-0 1B 1B			3	1	1	1	0	0	1
Jim Lonborg, R (1, 1) OBP: 0.152, SLG: 0.025 Joe Hoerner, R (5, 1) Tony Taylor, R (5, PH) OBP: 0.306, SLG: 0.306 Tom Hilgendorf, S (6, 1) OBP: 0.250, SLG: 0.250 Gene Garber, R (9, 1) OBP: 0.167, SLG: 0.167		0-3 K			0-3 K		0-0 1B 1B			1	0	0	0	0	1	1

Inning Stats	R: 0	H: 1	E: 0	K: 0	S: 3	L: 1	LOB: 1	BB: 1	P: 7	R: 3	H: 2	E: 0	K: 2	S: 9	L: 2	LOB: 1	BB: 2	P: 17	R: 0	H: 0	E: 0	K: 1	S: 5	R: 0	H: 0	E: 0	K: 2	S: 7	R: 0	H: 0	E: 0	K: 2	S: 7	R: 0	H: 0	E: 0	K: 2	S: 7	R: 3	H: 5	E: 1	K: 0	S: 7	L: 1	LOB: 1	BB: 0	P: 4	R: 1	H: 1	E: 0	K: 0	S: 4	L: 1	LOB: 0	BB: 0	P: 4
--------------	------	------	------	------	------	------	--------	-------	------	------	------	------	------	------	------	--------	-------	-------	------	------	------	------	------	------	------	------	------	------	------	------	------	------	------	------	------	------	------	------	------	------	------	------	------	------	--------	-------	------	------	------	------	------	------	------	--------	-------	------

PITCHER	IP	WLS	BF	H	R	ER	SO	BB	IBB	HBP	BLK	WP	HR	S	P	ERA	WHIP
J.R. Richard, R (1, 1) ERA: 5.16	6.0	L	27	7	6	6	9	3	0	0	0	0	0	42	54	9.00	1.667
Wayne Granger, R (7, 1) ERA: 2.28	2.0		7	2	1	1	0	0	0	0	0	0	1	7	7	4.50	1.000

**BOTTOM**

**Houston Astros @ Philadelphia Phillies**  
Veterans Stadium, Philadelphia, PA

Fri Jul 18 1975, 7:05 PM EDT  
Att. 24,072 - Unknown

AB	31
R	7
H	9
RBI	7
BB	3
SO	9
LOB	10

WP: 0 PA: 34  
PB: 0 SB: 0  
CS: 0



livebaseballscorecards.com

Batter	1	2	3	4	5	6	7	8	9	AB R H RBI BB SO LOB	TOP
<b>Wilbur Howard, S</b> (1, 7) <small>OBP: 0.392, SLG: 0.482</small>	0-3 		0-3 			4-0  <small>BB</small>		0-3 		3 0 0 0 1 3 1	
<b>Greg Gross, L</b> (1, 9) <small>OBP: 0.369, SLG: 0.353</small>	0-0 4-3			0-0  <small>1B</small>		0-0 4-3 <small>1-2</small>		0-0 4-3		4 0 1 0 0 0 1	
<b>Cesar Cedeno, R</b> (1, 8) <small>OBP: 0.347, SLG: 0.392</small>	0-0 4-3			0-0  <small>CS</small> <small>1-2f</small>			0-0  <small>2B</small>		0-0  <small>1B</small>	4 0 2 0 0 0 1	
<b>Bob Watson, R</b> (1, 3) <small>OBP: 0.371, SLG: 0.515</small>		0-0 		0-0 6-3 <small>1-2</small>			0-3 		0-0  <small>1B</small>	4 0 1 0 0 1 2	
<b>Milt May, L</b> (1, 2) <small>OBP: 0.289, SLG: 0.308</small>		0-0 			0-0 		0-0  <small>2-3</small>		0-0  <small>1-2f</small>	4 0 0 0 0 0 3	
<b>Ken Boswell, L</b> (1, 4) <small>OBP: 0.349, SLG: 0.300</small>		0-0 			0-0 		0-0 			3 0 0 0 0 0 1	
<b>Doug Rader, R</b> (1, 5) <small>OBP: 0.314, SLG: 0.365</small>		0-3 			0-3 			0-0 		3 0 0 0 0 2 1	
<b>Roger Metzger, S</b> (1, 6) <small>OBP: 0.297, SLG: 0.315</small>			0-0 			0-0 4-3		0-0 		3 0 0 0 0 0 0	
<b>Larry Dierker, R</b> (1, 1) <small>OBP: 0.087, SLG: 0.087</small> <b>Cliff Johnson, R</b> (8, PH) <small>OBP: 0.379, SLG: 0.487</small> <b>Larry Milbourne, S</b> (8, PR) <small>OBP: 0.162, SLG: 0.136</small> <b>Joe Niekro, R</b> (8, 1) <small>OBP: 0.333, SLG: 0.200</small>			0-3 			0-0 6-3		4-0 		2 0 0 0 0 1 0	
<b>Inning Stats</b>	R: 0 H: 0 E: 0 LOB: 0 K: 1 BB: 0 S: 5 P: 5	R: 0 H: 0 E: 1 LOB: 1 K: 1 BB: 0 S: 6 P: 6	R: 0 H: 0 E: 0 LOB: 0 K: 2 BB: 0 S: 7 P: 7	R: 0 H: 1 E: 0 LOB: 0 K: 0 BB: 0 S: 3 P: 3	R: 0 H: 0 E: 0 LOB: 0 K: 1 BB: 0 S: 5 P: 5	R: 0 H: 0 E: 0 LOB: 1 K: 0 BB: 1 S: 3 P: 7	R: 0 H: 1 E: 0 LOB: 1 K: 1 BB: 0 S: 6 P: 6	R: 0 H: 0 E: 0 LOB: 1 K: 1 BB: 1 S: 5 P: 9	R: 0 H: 2 E: 0 LOB: 1 K: 0 BB: 0 S: 4 P: 4	1B: 3 SF: 0 2B: 1 SAC: 0 3B: 0 DP: 1 HR: 0 HBP: 0	WP: 0 PA: 32 PB: 0 SB: 1 CS: 1
<b>PITCHER</b> <b>Larry Christenson, R</b> (1, 1) <small>ERA: 3.06</small>	IP WLS BF H R ER SO BB IBB HBP BLK WP HR S P ERA WHIP 9.0 W 32 4 0 0 7 2 0 0 0 0 0 0 44 52 0.00 0.667										

Houston Astros @ Philadelphia Phillies  
 Veterans Stadium, Philadelphia, PA  
 Sat Jul 19 1975, 7:05 PM EDT  
 Att: 30,983 - Unknown

livebaseballscorecards.com

AB	30
R	0
H	4
RBI	0
BB	2
SO	7
LOB	10











BOTTOM

Houston Astros @ New York Mets  
Shea Stadium, Flushing, NY  
Sun Jul 20 1975, 3:33 AM EDT  
Att. 20,242 - Unknown

livebaseballscores.com

AB	39
R	10
H	15
RBI	10
BB	3
SO	3
LOB	21



WP:	0	PA:	43
PB:	0	CS:	0
SB:	0		

AB R H RBI BB SO LOB

4	2	1	0	1	1	2	
5	1	2	1	0	0	2	
5	2	3	1	0	0	3	
5	2	3	6	0	0	1	
0	0	0	0	0	0	0	
4	1	1	0	0	1	3	
3	1	2	0	2	0	0	
5	0	1	2	0	1	6	
2	0	0	0	0	0	3	
0	0	0	0	0	0	0	
1	0	0	0	0	0	1	
0	0	0	0	0	0	0	
0	0	0	0	0	0	0	
1	0	0	0	0	0	0	
0	0	0	0	0	0	0	
1	0	0	0	0	0	0	
0	0	0	0	0	0	0	
1	0	0	0	0	0	0	
3	1	2	0	0	0	0	
1B:	10	SF:	0	WP:	0	PA:	43
2B:	2	SAC:	0	PB:	0		
3B:	1	DP:	0	SB:	0		
HR:	2	HBP:	1	CS:	0		

Batter	1	2	3	4	5	6	7	8	9					
Gene Clines, R OBP: 0.243, SLG: 0.194 (1, 7) (5, 8)	0-0 FC6-4 1B FC6-4 1B		0-0 L6-3		4-0 1B HR BB	0-3 K		0-0 L4						
Felix Millan, R OBP: 0.339, SLG: 0.369 (1, 4)	0-0 FC6-4 1B 1-2		0-0 5-3		0-0 F8	0-0 F8		0-0 1B 2B						
Joe Torre, R OBP: 0.342, SLG: 0.367 (1, 5) (9, 3)	0-0 FC6-4 FC6-4 1-2f 2-3			0-0 BB 1B 1B	0-0 1-2 HR 1B	0-0 F5		0-0 2-H HR 1B						
Dave Kingman, R OBP: 0.295, SLG: 0.504 Harry Parker, R (1, 3) (9, 1)	0-0 FC6-4 1-2f 3-H			0-0 1-2 BB 1B	0-0 1-H 2-H HR		0-0 1-3	0-0 1-H HR						
Rusty Staub, L OBP: 0.363, SLG: 0.457 (1, 9)	0-0 1-3			0-3 K 3B 1B	0-0 BB 3B 1B		0-0 4-3	1-0 1B HBP						
Jerry Grote, R OBP: 0.338, SLG: 0.372 (1, 2)		0-0 F7		4-0 FC6 BB 1-2 2-3	4-0 3B BB 1-2		0-0 1B	0-0 1-2 1B						
Jack Heidemann, R OBP: 0.289, SLG: 0.346 (1, 6)		0-0 P4		0-3 K 1-H 2-H 3B	0-0 3B BB 1-2		0-0 F5	0-0 L6						
Del Unser, L OBP: 0.337, SLG: 0.373 Ken Sanders, R (5, 1) John Milner, L OBP: 0.324, SLG: 0.382 Hank Webb, R OBP: 0.190, SLG: 0.100 Tom Hall, L (6, 1) John Stearns, R OBP: 0.270, SLG: 0.287 Wayne Garrett, L OBP: 0.358, SLG: 0.374 (8, PH) (9, 5)		0-0 4-3		0-0 FC6 1-2f	0-0 3-1		0-0 4-3	0-0 4-3						
Randy Tate, R (1, 1)			0-0 6-3		0-0 6-3	0-0 1B		0-0 2B 2B						
Jesus Alou, R OBP: 0.293, SLG: 0.316 (5, 7)														
Inning Stats	R: 1 E: 0 K: 0 S: 5	H: 2 LOB: 1 BB: 0 P: 5	R: 0 E: 0 K: 0 S: 3	H: 0 LOB: 0 BB: 0 P: 3	R: 0 E: 0 K: 2 S: 9	H: 2 LOB: 3 BB: 1 P: 13	R: 5 E: 0 K: 1 S: 6	H: 4 LOB: 1 BB: 2 P: 15	R: 0 E: 0 K: 1 S: 6	H: 1 LOB: 1 BB: 0 P: 6	R: 0 E: 0 K: 0 S: 4	H: 1 LOB: 1 BB: 0 P: 4	R: 4 E: 0 K: 0 S: 8	H: 5 LOB: 2 BB: 0 P: 9
PITCHER	IP WLS BF H R ER SO	WLS BF H R ER SO	WLS BF H R ER SO	WLS BF H R ER SO	WLS BF H R ER SO	WLS BF H R ER SO	WLS BF H R ER SO	WLS BF H R ER SO	WLS BF H R ER SO	WLS BF H R ER SO	WLS BF H R ER SO	WLS BF H R ER SO	WLS BF H R ER SO	WLS BF H R ER SO
Dave Roberts, L ERA: 4.11 (1, 1)	7.2	L	2	2	2	0	3							
Wayne Granger, R ERA: 2.63 (8, 1)	0.0		2	2	2	0	0							
Jim Crawford, L ERA: 2.81 (8, 1)	0.1		3	1	0	0	0							

Batter	1	2	3	4	5	6	7	8	9	AB R H RBI BB SO LOB	TOP											
Wilbur Howard, S OBP: 0.415, SLG: 0.500 (1, 8) X	0-0 E 4-3 1B	0-0 1-2 2-H 2B		0-0 1B FC6-4 1B		0-3 K			0-0 4-3	5 2 3 1 0 1 0												
Greg Gross, L OBP: 0.372, SLG: 0.358 (1, 9) X	0-0 E6 4-3 1-3 1-6-3 1B			0-0 FC6-4 1B		0-0 F7			0-0 E5 G6-4-3	5 1 2 0 0 0 1												
Enos Cabell, R OBP: 0.315, SLG: 0.402 (1, 7) X	0-0 4-3 2-3 3-H 1B		0-0 6-3	0-0 FC6-4 FC6-4 1B			0-0 F8		0-0 G6-4-3 1-2f	5 0 0 2 0 0 3												
Bob Watson, R OBP: 0.370, SLG: 0.510 (1, 3) X	0-0 1-6-3 3-H 1B		0-0 FC5-4 1B 3B 1B	0-0 FC6-4 1-2f 1B			0-0 5-3			4 1 1 1 0 0 1												
Cliff Johnson, R OBP: 0.380, SLG: 0.485 (1, 2) X	0-0 1B		0-0 FC5-4 1-2 1B		0-0 6-3		0-0 F5			4 0 2 0 0 0 0												
Doug Rader, R OBP: 0.321, SLG: 0.369 (1, 5) S S S	0-3 K		0-0 FC5-4 1-2f 2-3 3B		0-0 F8			0-0 FC4-6 CS 1B 1B	4 1 1 0 0 1 3													
Roger Metzger, S OBP: 0.301, SLG: 0.322 (1, 6)		0-0 6-3	0-0 1-H 3-H 3B		4-0 BB			0-0 FC4-6 1-2 1B	3 0 2 2 1 0 0													
Larry Milbourne, S OBP: 0.167, SLG: 0.143 (1, 4)		0-0 SH 2B 1B	0-0 F8		0-0 L5			0-0 FC4-6 CS 1-2f 2-3	4 1 1 0 0 0 4													
Ken Forsch, R OBP: 0.100, SLG: 0.053 (1, 1)		0-0 SH 1-2 2B		0-0 F7		0-3 K		0-3 K 1-2 3-H	3 0 0 0 0 2 2													
<b>Inning Stats</b>	R: 2 E: 1 K: 1 S: 8	H: 3 LOB: 1 BB: 0 P: 8	R: 1 E: 0 K: 0 S: 5	H: 2 LOB: 1 BB: 0 P: 5	R: 2 E: 0 K: 0 S: 6	H: 3 LOB: 1 BB: 0 P: 6	R: 1 E: 0 K: 0 S: 5	H: 2 LOB: 1 BB: 0 P: 5	R: 0 E: 0 K: 0 S: 3	H: 0 LOB: 1 BB: 1 P: 7	R: 0 E: 0 K: 2 S: 7	H: 0 LOB: 0 BB: 0 P: 7	R: 0 E: 0 K: 0 S: 3	H: 0 LOB: 0 BB: 0 P: 3	R: 0 E: 0 K: 1 S: 6	H: 2 LOB: 1 BB: 0 P: 6	R: 0 E: 1 K: 0 S: 3	H: 0 LOB: 0 BB: 0 P: 3	1B: 10 2B: 1 3B: 1 HR: 0	SF: 0 SAC: 1 DP: 1 HBP: 0	WP: 0 PB: 0 SB: 0 CS: 2	PA: 39
<b>PITCHER</b>	IP WLS BF H R ER SO BB IBB HBP BLK WP HR S P ERA WHIP																					
George Stone, L ERA: 3.03 (1, 1)	2.2 L 16 8 5 5 1 0 0 0 0 0 0 0 0 18 18 16.88 3.000																					
Ken Sanders, R ERA: 2.51 (3, 1)	2.1 10 2 1 1 0 1 0 0 0 0 0 0 0 9 13 3.86 1.286																					
Hank Webb, R ERA: 3.52 (6, 1)	2.0 6 0 0 0 2 0 0 0 0 0 0 0 0 10 10 0.00 0.000																					
Rick Baldwin, R ERA: 2.96 (8, 1)	2.0 7 2 0 0 1 0 0 0 0 0 0 0 0 9 9 0.00 1.000																					

Houston Astros @ New York Mets  
Shea Stadium, Flushing, NY  
Mon Jul 21 1975, 7:05 PM EDT  
Att. 13,414 - Unknown

livebaseballscorecards.com

AB	37
R	6
H	12
RBI	6
BB	1
SO	4
LOB	14





BOTTOM

Houston Astros @ New York Mets  
Shea Stadium, Flushing, NY  
Mon Jul 21 1975, 7:05 PM EDT  
Att. 13,414 - Unknown

livebaseballscores.com

AB	34
R	2
H	11
RBI	2
BB	1
SO	2
LOB	12



AB R H RBI BB SO LOB

4	0	2	0	0	0	0
4	0	4	0	0	0	0
4	0	0	0	0	0	6
3	1	1	1	1	0	0
4	1	1	1	0	0	2
4	0	1	0	0	0	0
4	0	2	0	0	0	1
4	0	0	0	0	2	2
0	0	0	0	0	0	0
1	0	0	0	0	0	0
1	0	0	0	0	0	0
0	0	0	0	0	0	0
1	0	0	0	0	0	1
0	0	0	0	0	0	0

WP:	0	PA:	35
PB:	0	SB:	0
CS:	0		

1B:	9	SF:	0
2B:	0	SAC:	0
3B:	0	DP:	4
HR:	2	HBP:	0

WP:	0	HR:	2	S:	38	P:	42	ERA:	2.00	WHIP:	1.333
-----	---	-----	---	----	----	----	----	------	------	-------	-------

IP:	9.0	WLS:	W	BF:	35	H:	11	R:	2	ER:	2	SO:	2	BB:	1	IBB:	0	HBP:	0	BLK:	0	WP:	0	HR:	2	S:	38	P:	42	ERA:	2.00	WHIP:	1.333
-----	-----	------	---	-----	----	----	----	----	---	-----	---	-----	---	-----	---	------	---	------	---	------	---	-----	---	-----	---	----	----	----	----	------	------	-------	-------

Batter	1	2	3	4	5	6	7	8	9
Del Unser, L OBP: 0.339, SLG: 0.375 (1, 8)	0-0 F7 1B		0-0 1B 1B		0-0 F8			0-0 G6-4-3 1B	
Felix Millan, R OBP: 0.346, SLG: 0.376 (1, 4)	0-0 G1-4-3 1B		0-0 G6-4-3 1B			0-0 G4-6-3 1B		0-0 G6-4-3 1B	
Joe Torre, R OBP: 0.337, SLG: 0.361 (1, 5)	0-0 G1-4-3 1-2f		0-0 G6-4-3 1-2f			0-0 G4-6-3 1-2f		0-0 G6-4-3 1-2f 2-3	
Rusty Staub, L OBP: 0.365, SLG: 0.465 (1, 9)		0-0 HR		0-0 F8		0-0 4-3		4-0 BB	
Dave Kingman, R OBP: 0.294, SLG: 0.512 (1, 7)		0-0 5-3		0-0 6-3			0-0 HR	0-0 F8	
Ed Kranepool, L OBP: 0.369, SLG: 0.428 (1, 3)		0-0 6-3		0-0 1B			0-0 F8	0-0 4-3	
Jerry Grote, R OBP: 0.340, SLG: 0.374 (1, 2)		0-0 1B		0-0 4-3			0-0 FC3-6 1B	0-0 6-3	
Mike Phillips, L OBP: 0.290, SLG: 0.311 (1, 6)		0-3 K		0-3 K			0-0 FC3-6 1-2f	0-0 P5	
George Stone, L OBP: 0.286, SLG: 0.231 Ken Sanders, R (3, 1)			0-0 6-3		0-0 F8		0-0 4-3		
Jack Heidemann, R OBP: 0.286, SLG: 0.341 Hank Webb, R OBP: 0.100, SLG: 0.100 John Milner, L OBP: 0.322, SLG: 0.390 Rick Baldwin, L OBP: 0.100, SLG: 0.100 (8, 1)									

Inning Stats	R: 0 E: 0 K: 0 S: 3	H: 1 LOB: 0 BB: 0 P: 3	R: 1 E: 0 K: 1 S: 7	H: 2 LOB: 1 BB: 0 P: 7	R: 0 E: 0 K: 0 S: 4	H: 2 LOB: 1 BB: 0 P: 4	R: 0 E: 0 K: 0 S: 4	H: 1 LOB: 1 BB: 0 P: 4	R: 0 E: 0 K: 1 S: 5	H: 0 LOB: 0 BB: 0 P: 5	R: 0 E: 0 K: 0 S: 3	H: 1 LOB: 0 BB: 0 P: 3	R: 1 E: 0 K: 0 S: 5	H: 2 LOB: 1 BB: 0 P: 5	R: 0 E: 0 K: 0 S: 4	H: 2 LOB: 2 BB: 1 P: 8	R: 0 E: 0 K: 0 S: 3	H: 0 LOB: 0 BB: 0 P: 3	1B: 9 2B: 0 3B: 0 HR: 2	SF: 0 SAC: 0 DP: 4 HBP: 0	WP: 0 PB: 0 SB: 0 CS: 0	PA: 35
--------------	------------------------------	---------------------------------	------------------------------	---------------------------------	------------------------------	---------------------------------	------------------------------	---------------------------------	------------------------------	---------------------------------	------------------------------	---------------------------------	------------------------------	---------------------------------	------------------------------	---------------------------------	------------------------------	---------------------------------	----------------------------------	------------------------------------	----------------------------------	--------

PITCHER	Ken Forsch, R ERA: 3.22 (1, 1)	IP: 9.0	WLS: W	BF: 35	H: 11	R: 2	ER: 2	SO: 2	BB: 1	IBB: 0	HBP: 0	BLK: 0	WP: 0	HR: 2	S: 38	P: 42	ERA: 2.00	WHIP: 1.333
---------	--------------------------------------	---------	--------	--------	-------	------	-------	-------	-------	--------	--------	--------	-------	-------	-------	-------	-----------	-------------

PITCHER		IP:	WLS:	BF:	H:	R:	ER:	SO:	BB:	IBB:	HBP:	BLK:	WP:	HR:	S:	P:	ERA:	WHIP:
---------	--	-----	------	-----	----	----	-----	-----	-----	------	------	------	-----	-----	----	----	------	-------

Batter	1	2	3	4	5	6	7	8	9	10	11	AB R H RBI BB SO LOB	TOP
<b>Wilbur Howard, S</b> (1, 8) OBP: 0.407, SLG: 0.496	0-3 		1-2 		0-1 6-3 			0-1 1-3 		2-3 		5 0 1 1 0 2 1	<b>Houston Astros @ Montreal Expos</b> Jarry Park, Montreal, QB Tue Jul 22 1975, 7:05 PM EDT Att. 12,148 - Unknown
<b>Greg Gross, L</b> (1, 9) OBP: 0.370, SLG: 0.353	1-0 1-4-3 		2-3 			3-2 1-3 		0-0 6-3 		4-1 		4 0 0 0 1 1 1	
<b>Enos Cabell, R</b> (1, 7) OBP: 0.308, SLG: 0.393	1-3 		1-0 F9 			1-2 5-3 		0-0 E3 		2-2 		5 0 0 0 0 1 2	
<b>Bob Watson, R</b> (1, 3) OBP: 0.371, SLG: 0.509		1-1 		2-3 		0-0 F3 		0-0 			2-0 	5 0 2 0 0 1 0	
<b>Milt May, L</b> (1, 2) OBP: 0.286, SLG: 0.304		1-1 		3-2 			0-1 4-3 	3-1 			0-0 	5 0 1 0 0 0 4	
<b>Doug Rader, R</b> (1, 5) OBP: 0.322, SLG: 0.369		0-1 		0-0 			1-3 		0-1 		0-0 	5 0 2 0 0 1 2	
<b>Roger Metzger, S</b> (1, 6) OBP: 0.303, SLG: 0.322		1-0 			0-1 3-1 		0-1 		1-1 		4-0 	3 0 1 0 1 0 1	
<b>Larry Milbourne, S</b> (1, 4) OBP: 0.197, SLG: 0.203 <b>Cliff Johnson, R</b> (11, PH) OBP: 0.378, SLG: 0.482 <b>Rob Andrews, R</b> (11, 4) OBP: 0.269, SLG: 0.241			2-2 		0-0 		1-0 		1-3 		2-3 	4 1 3 0 0 1 0 1 0 0 0 0 1 2 0 0 0 0 0 0 0	
<b>Doug Konieczny, R</b> (1, 1) OBP: 0.186, SLG: 0.214 <b>Ken Boswell, L</b> (10, PH) OBP: 0.345, SLG: 0.290 <b>Jose Sosa, R</b> (10, 1)			0-2 		2-2 		2-0 			0-0 		2 0 0 0 0 0 3 1 0 0 0 0 0 0 0 0 0 0 0 0 0	
<b>Inning Stats</b>	R: 0 H: 0 E: 0 LOB: 0 K: 2 BB: 0 S: 7 P: 9	R: 0 H: 1 E: 1 LOB: 1 K: 0 BB: 0 S: 7 P: 10	R: 1 H: 2 E: 1 LOB: 1 K: 1 BB: 0 S: 14 P: 20	R: 0 H: 1 E: 0 LOB: 0 K: 1 BB: 0 S: 8 P: 13	R: 0 H: 1 E: 0 LOB: 1 K: 0 BB: 0 S: 8 P: 10	R: 0 H: 0 E: 0 LOB: 0 K: 0 BB: 0 S: 7 P: 11	R: 0 H: 2 E: 0 LOB: 2 K: 1 BB: 0 S: 10 P: 14	R: 0 H: 1 E: 1 LOB: 2 K: 0 BB: 0 S: 7 P: 10	R: 0 H: 1 E: 0 LOB: 0 K: 1 BB: 1 S: 9 P: 17	R: 0 H: 0 E: 0 LOB: 1 K: 1 BB: 1 S: 6 P: 14	1B: 8 SF: 0 2B: 3 SAC: 2 3B: 1 DP: 3 HR: 0 HBP: 0	WP: 0 PA: 44 PB: 0 SB: 0 CS: 0	
<b>PITCHER</b> <b>Steve Rogers, R</b> (1, 1) ERA: 2.67 <b>Dale Murray, R</b> (11, 1) ERA: 3.71	IP WLS BF H R ER SO BB IBB HBP BLK WP HR S P ERA WHIP 10.0 0 39 9 1 1 7 1 0 0 0 0 0 84 123 0.90 1.000 1.0 W 5 1 0 0 1 0 1 0 0 0 0 0 6 14 0.00 1.000	<b>PITCHER</b> IP WLS BF H R ER SO BB IBB HBP BLK WP HR S P ERA WHIP											

AB	40
R	1
H	10
RBI	1
BB	2
SO	8
LOB	16



livebaseballscorecards.com

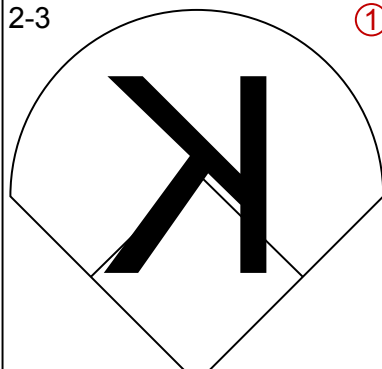
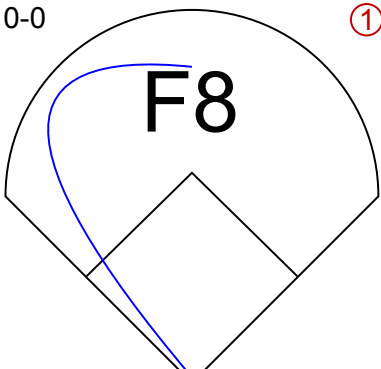
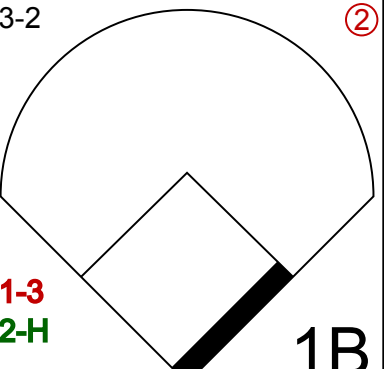
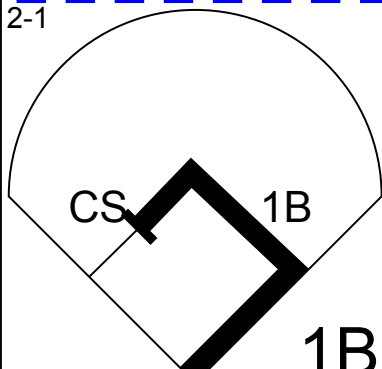
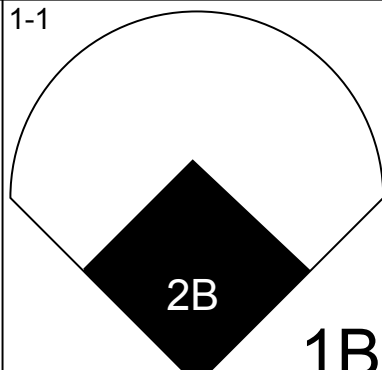
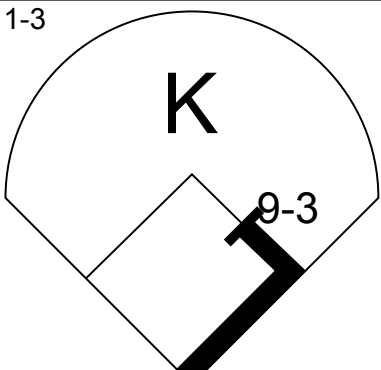
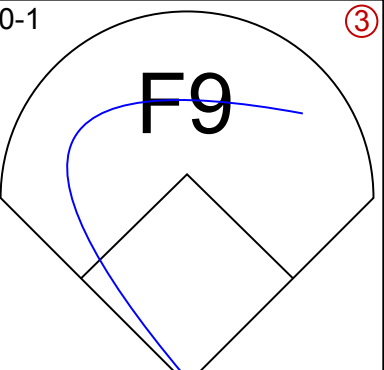
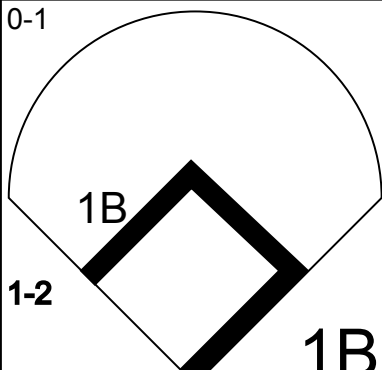
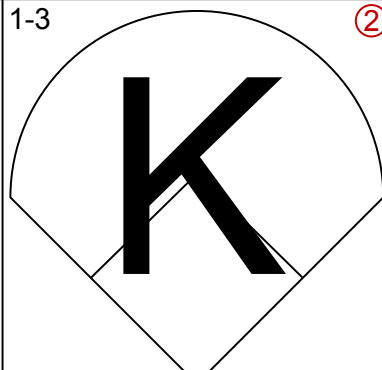
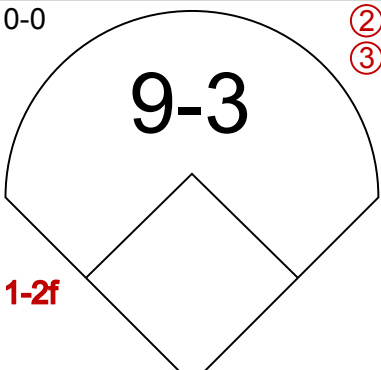
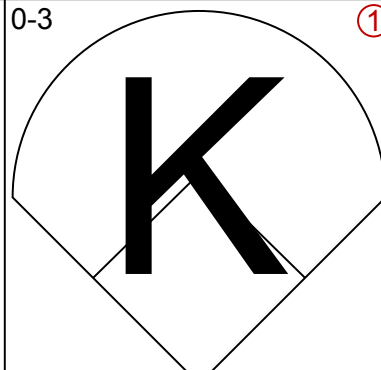
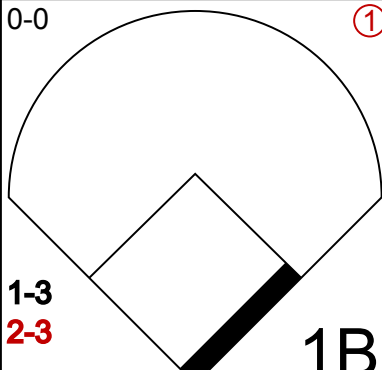
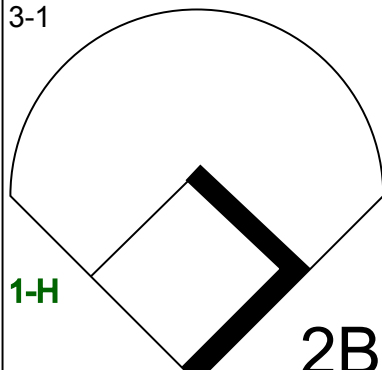
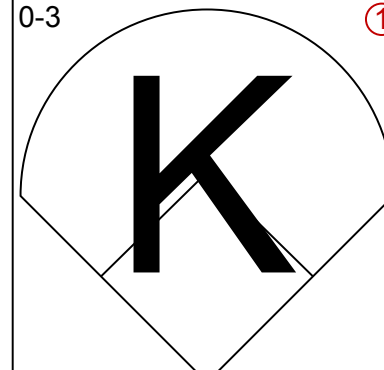
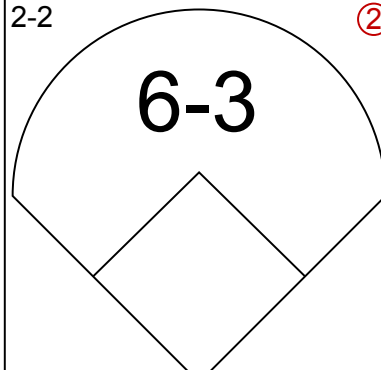
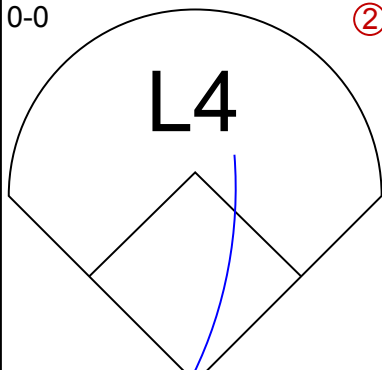
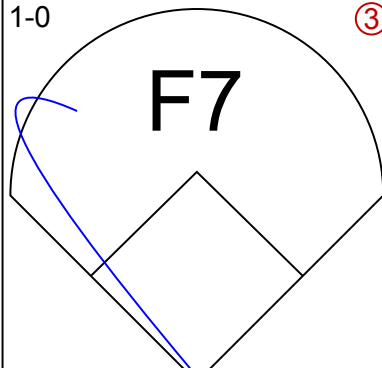
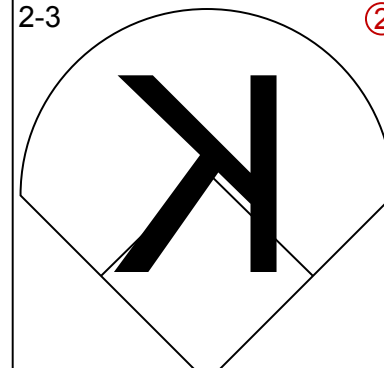
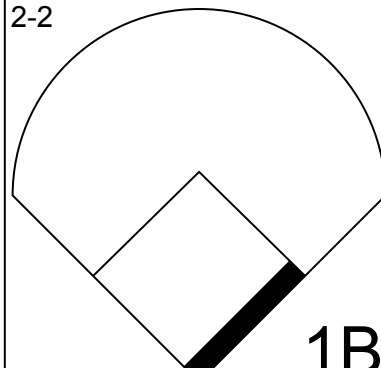
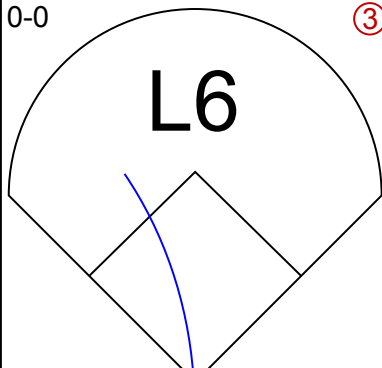
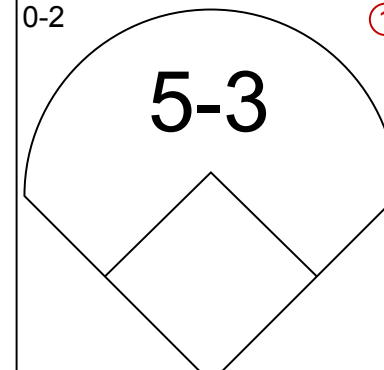
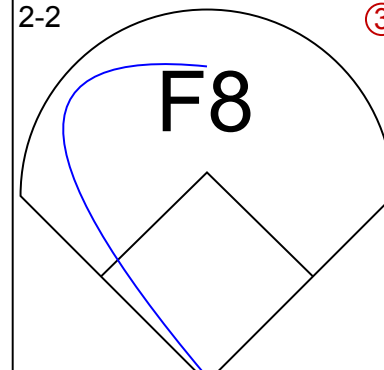
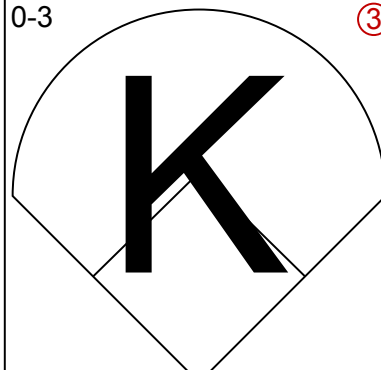
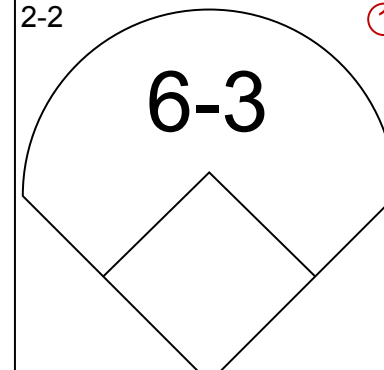
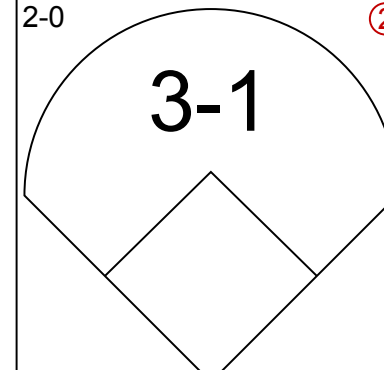
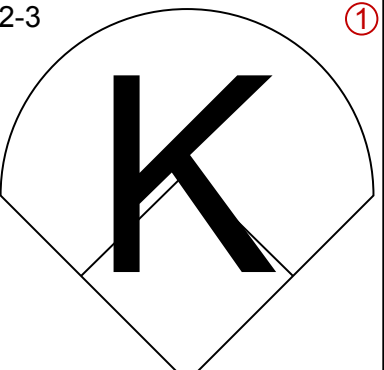
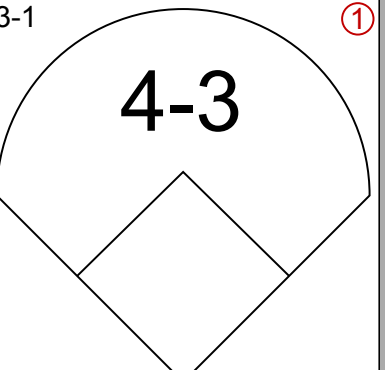
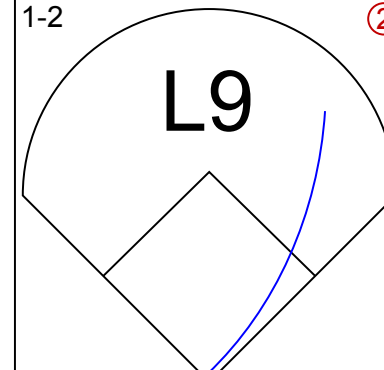
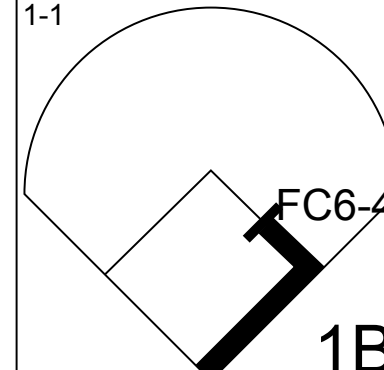
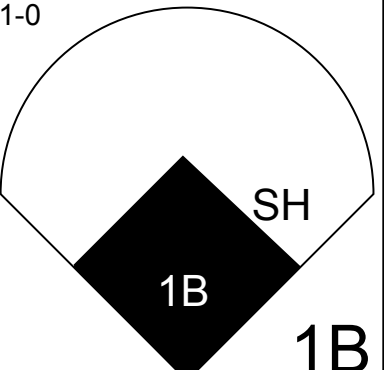
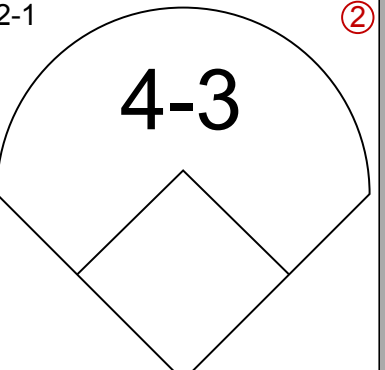
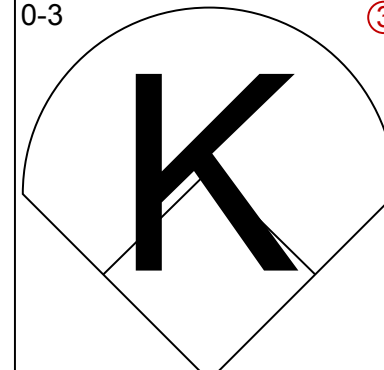
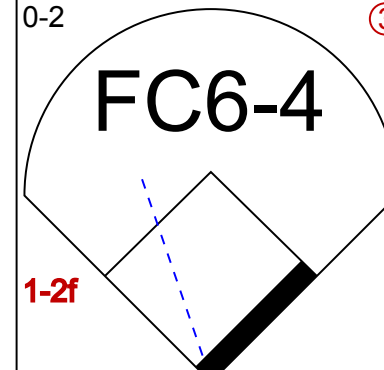
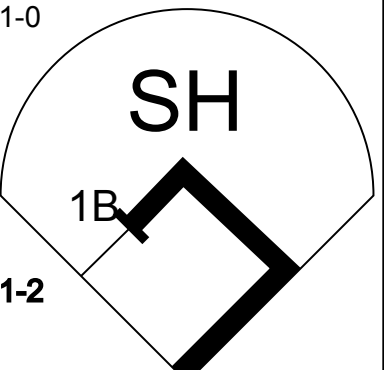
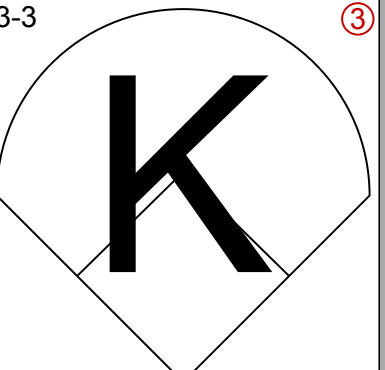


Batter	1	2	3	4	5	6	7	8	9	10	11	AB R H RBI BB SO LOB	BOTTOM				
<b>Pepe Mangual, R</b> OBP: 0.327, SLG: 0.355 (1, 8)	1-2 L9		1-1 F9			1-0 G5-4-3		3-3 K			4-1 SH1-4 1B BB	4 1 0 0 1 1 3	<b>Houston Astros @ Montreal Expos</b> Jarry Park, Montreal, QB Tue Jul 22 1975, 7:05 PM EDT Att. 12,148 - Unknown				
<b>Mike Jorgensen, L</b> OBP: 0.345, SLG: 0.366 (1, 3)	1-1 F7			2-3 K			0-0 F8	1-1 3-1			0-0 SH1-4 1-2	4 0 0 0 0 1 2					
<b>Larry Büttner, L</b> OBP: 0.399, SLG: 0.428 (1, 7)	1-1 F9			1-3 K			0-0 1B SF8 1B		1-2 F9		4-0 1B IBB	4 1 1 0 1 1 0					
<b>Gary Carter, R</b> OBP: 0.376, SLG: 0.461 (1, 9)		0-1 G5-4-3 1B		0-0 5-3			2-2 1B		1-1 F3		0-0 1B 1-2 2-H	5 0 3 1 0 0 0					
<b>Pete Mackanin, R</b> OBP: 0.326, SLG: 0.409 (1, 4)		1-1 G5-4-3 1-2f			0-3 K		0-0 SF8		0-3 K			3 0 0 1 0 2 1					
<b>Larry Parrish, R</b> OBP: 0.317, SLG: 0.424 (1, 5)		3-1 1B			0-0 F8		0-0 F4			0-3 K		4 0 1 0 0 1 1					
<b>Tim Foli, R</b> OBP: 0.288, SLG: 0.274 (1, 6)		1-3 K			1-1 F9			1-2 F7		2-2 FC5-4 1B		4 0 1 0 0 1 1					
<b>Barry Foote, R</b> OBP: 0.226, SLG: 0.259 (1, 2)			0-0 5-3			0-0 L7		1-1 1B 1B		0-0 F9		4 0 1 0 0 0 1					
<b>Steve Rogers, R</b> OBP: 0.289, SLG: 0.225 (1, 1)			1-3 K			4-1 G5-4-3 BB		2-2 1B		1-0 FC5-4 1-2f		2 0 1 0 1 1 0					
<b>Bob Bailey, R</b> OBP: 0.380, SLG: 0.356 (10, PH)												1 0 0 0 0 0 1					
<b>Dale Murray, R</b> OBP: 0.500, SLG: 0.250 (11, 1)												0 0 0 0 0 0 0					
<b>Inning Stats</b>	R: 0 H: 0 E: 0 LOB: 0 K: 0 BB: 0 S: 10 P: 13	R: 0 H: 2 E: 0 LOB: 1 K: 1 BB: 0 S: 11 P: 16	R: 0 H: 0 E: 0 LOB: 0 K: 1 BB: 0 S: 6 P: 8	R: 0 H: 0 E: 0 LOB: 0 K: 2 BB: 0 S: 7 P: 10	R: 0 H: 0 E: 0 LOB: 0 K: 1 BB: 0 S: 6 P: 7	R: 0 H: 0 E: 0 LOB: 0 K: 0 BB: 1 S: 3 P: 8	R: 1 H: 2 E: 0 LOB: 1 K: 0 BB: 0 S: 7 P: 9	R: 0 H: 2 E: 0 LOB: 2 K: 1 BB: 0 S: 15 P: 23	R: 0 H: 0 E: 0 LOB: 0 K: 1 BB: 0 S: 8 P: 10	R: 0 H: 1 E: 0 LOB: 1 K: 1 BB: 0 S: 8 P: 11	R: 1 H: 1 E: 0 LOB: 2 K: 0 BB: 2 S: 3 P: 11	1B: 8 SF: 1 2B: 0 SAC: 1 3B: 0 DP: 2 HR: 0 HBP: 0	WP: 0 PA: 40 PB: 0 SB: 0 CS: 0				
<b>PITCHER</b>	IP WLS BF H R ER SO BB IBB HBP BLK WP HR S P ERA WHIP																
<b>Doug Konieczny, R</b> ERA: 4.24 (1, 1)	9.0	32	6	1	1	7	1	0	0	0	0	0	0	73	104	1.00	0.778
<b>Jose Sosa, R</b> ERA: 6.75 (10, 1)	1.1	L 8	2	1	1	1	1	1	0	0	0	0	0	11	22	6.75	2.250

livebaseballscores.com

AB	35
R	2
H	8
RBI	2
BB	3
SO	8
LOB	10



Batter	1	2	3	4	5	6	7	8	9	AB R H RBI BB SO LOB	TOP	
<b>Wilbur Howard, S</b> (1, 8) OBP: 0.410, SLG: 0.496 S B B S C	2-3 		0-0 F8 		3-2 			2-1 		4 0 2 1 0 1 0	<b>Houston Astros @ Montreal Expos</b> Jarry Park, Montreal, QB Wed Jul 23 1975, 7:05 PM EDT Att. 16,804 - Unknown	
<b>Greg Gross, L</b> (1, 9) OBP: 0.372, SLG: 0.355 B S X	1-1 		1-3 K 		0-1 F9 			0-1 		4 1 2 0 0 1 1		
<b>Enos Cabell, R</b> (1, 7) OBP: 0.307, SLG: 0.390 B S S	1-3 		0-0 9-3 		0-3 			0-0 		4 0 1 0 0 2 2		
<b>Bob Watson, R</b> (1, 3) OBP: 0.369, SLG: 0.509 S B B B X	3-1 			0-3 		2-2 		0-0 		4 0 1 1 0 1 2		
<b>Milt May, L</b> (1, 2) OBP: 0.285, SLG: 0.303 B X	1-0 F7 			2-3 		2-2 		0-0 		4 0 1 0 0 1 3		
<b>Doug Rader, R</b> (1, 5) OBP: 0.318, SLG: 0.364 S S B X		0-2 		2-2 F8 		0-3 		2-2 		4 0 0 0 0 1 1		
<b>Roger Metzger, S</b> (1, 6) OBP: 0.299, SLG: 0.319 B B X		2-0 			2-3 		3-1 		1-2 	4 0 0 0 0 1 0		
<b>Larry Milbourne, S</b> (1, 4) OBP: 0.213, SLG: 0.218 B B X		1-1 			1-0 		2-1 		0-3 	4 1 2 0 0 1 0		
<b>J.R. Richard, R</b> (1, 1) OBP: 0.238, SLG: 0.405 B X		0-2 			1-0 		3-3 			2 0 0 0 0 1 1		
<b>Inning Stats</b>	R: 1 H: 2 E: 0 LOB: 1 K: 2 BB: 0 S: 11 P: 19	R: 0 H: 1 E: 0 LOB: 1 K: 0 BB: 0 S: 9 P: 12	R: 0 H: 0 E: 0 LOB: 0 K: 1 BB: 0 S: 5 P: 6	R: 0 H: 0 E: 0 LOB: 0 K: 2 BB: 0 S: 9 P: 13	R: 1 H: 2 E: 0 LOB: 1 K: 1 BB: 0 S: 10 P: 17	R: 0 H: 1 E: 0 LOB: 1 K: 2 BB: 0 S: 14 P: 18	R: 0 H: 0 E: 0 LOB: 0 K: 1 BB: 0 S: 7 P: 15	R: 0 H: 3 E: 0 LOB: 2 K: 0 BB: 0 S: 7 P: 9	R: 0 H: 0 E: 0 LOB: 0 K: 1 BB: 0 S: 10 P: 13	1B: 8 SF: 0 2B: 2 SAC: 1 3B: 0 DP: 1 HR: 0 HBP: 0	WP: 0 PA: 35 PB: 1 SB: 0 CS: 1	
<b>PITCHER</b> <b>Dennis Blair, R</b> (1, 1) ERA: 3.33 <b>Dale Murray, R</b> (8, 1) ERA: 3.55	IP WLS BF H R ER SO BB IBB HBP BLK WP HR S P ERA WHIP 7.0 L 27 6 2 2 9 0 0 0 0 0 0 0 65 100 2.57 0.857 2.0 8 3 0 0 1 0 0 0 0 0 0 0 17 22 0.00 1.500											<b>PITCHER</b> IP WLS BF H R ER SO BB IBB HBP BLK WP HR S P ERA WHIP

livebaseballscorecards.com

<b>AB</b>	34
<b>R</b>	2
<b>H</b>	9
<b>RBI</b>	2
<b>BB</b>	0
<b>SO</b>	10
<b>LOB</b>	10





Batter	1	2	3	4	5	6	7	8	9	AB	R	H	RBI	BB	SO	LOB
Pepe Mangual, R (1, 8) OBP: 0.327, SLG: 0.352	3-2 5-3		2-1 FC6-4 1B		4-1 G6-3 BB		0-0 L7			3	0	0	0	1	0	1
Mike Jorgensen, L (1, 3) OBP: 0.344, SLG: 0.365	2-3 K		1-2 G6-3 1B		0-0 G6-3		2-3 K WP			4	0	1	0	0	2	2
Larry Bittner, L (1, 7) Dale Murray, R (8, 1) OBP: 0.391, SLG: 0.418 OBP: 0.500, SLG: 0.250	0-0 3-1		0-0 G6-3				2-1 F8		0-3 K	4	0	0	0	0	1	3
										0	0	0	0	0	0	0
Gary Carter, R (1, 9) OBP: 0.380, SLG: 0.472		4-2 SH1-4 BB		2-1 HR		4-1 1B BB		0-1 2-3		2	1	1	1	2	0	0
Pete Mackanin, R (1, 4) OBP: 0.329, SLG: 0.408		4-2 SH1-4 BB		1-3 K		0-0 1B 1B		1-2 6-3		3	0	1	0	1	1	0
Larry Parrish, R (1, 5) OBP: 0.317, SLG: 0.423		0-1 SH1-4		0-1 5-3		1-2 1B		0-0 6-3		3	0	1	0	0	0	0
Tim Foli, R (1, 6) Bob Bailey, R (9, PH) OBP: 0.285, SLG: 0.272 OBP: 0.378, SLG: 0.353		0-3 K		0-0 6-3		0-0 F8			0-0 F8	3	0	0	0	0	1	5
										1	0	0	0	0	0	0
Barry Foote, R (1, 2) OBP: 0.222, SLG: 0.255		1-1 F4		1-3 K		2-0 6-3			1-1 F7	4	0	0	0	0	1	5
Dennis Blair, R (1, 1) Jim Lyttle, L (7, PH) (8, 7) OBP: 0.250, SLG: 0.206			1-2 FC6-4 1B		4-1 BB BB		0-2 4-3		1-1 F7	1	0	1	0	1	0	0
										2	0	0	0	0	0	0


<b>Inning Stats</b>	R: 0 E: 0 K: 1 S: 10	H: 0 LOB: 0 BB: 0 P: 15	R: 0 E: 0 K: 1 S: 12	H: 0 LOB: 2 BB: 2 P: 21	R: 0 E: 0 K: 0 S: 9	H: 2 LOB: 1 BB: 0 P: 13	R: 1 E: 0 K: 1 S: 8	H: 1 LOB: 0 BB: 0 P: 11	R: 0 E: 0 K: 1 S: 6	H: 0 LOB: 1 BB: 2 P: 15	R: 0 E: 0 K: 0 S: 9	H: 2 LOB: 3 BB: 1 P: 18	R: 0 E: 0 K: 2 S: 11	H: 0 LOB: 1 BB: 0 P: 13	R: 0 E: 0 K: 0 S: 6	H: 0 LOB: 0 BB: 0 P: 7	R: 0 E: 0 K: 0 S: 5	H: 0 LOB: 0 BB: 0 P: 7	1B: 4 2B: 0 3B: 0 HR: 1	SF: 0 SAC: 1 DP: 2 HBP: 0	WP: 2 PB: 0 SB: 0 CS: 0	PA: 36													
<b>PITCHER</b> J.R. Richard, R (1, 1) ERA: 4.83	IP 9.0	WLS W	BF 36	H 5	R 1	ER 1	SO 6	BB 5	IBB 0	HBP 0	BLK 0	WP 2	HR 1	S 76	P 120	ERA 1.00	WHIP 1.111																		
																		<b>PITCHER</b>	IP	WLS	BF	H	R	ER	SO	BB	IBB	HBP	BLK	WP	HR	S	P	ERA	WHIP

**BOTTOM**

**Houston Astros @ Montreal Expos**  
**Jarry Park, Montreal, QB**  
 Wed Jul 23 1975, 7:05 PM EDT  
 Att. 16,804 - Unknown

livebaseballscorecards.com

<b>AB</b>	<b>30</b>
<b>R</b>	<b>1</b>
<b>H</b>	<b>5</b>
<b>RBI</b>	<b>1</b>
<b>BB</b>	<b>5</b>
<b>SO</b>	<b>6</b>
<b>LOB</b>	<b>16</b>



Batter	1	2	3	4	5	6	7	8	9	AB R H RBI BB SO LOB	TOP	
<b>Wilbur Howard, S</b> (1, 8) <small>OBP: 0.410, SLG: 0.493</small>	1-3 	0-1 			0-2 	0-2 			1-1 	5 1 2 1 0 1 2	<b>Houston Astros @ Montreal Expos</b> Jarry Park, Montreal, QB Thu Jul 24 1975, 7:05 PM EDT Att: 7,185 - Unknown - 72 F	
<b>Greg Gross, L</b> (1, 9) <small>OBP: 0.375, SLG: 0.358</small>	4-2 		3-1 		1-1 	3-1 	3-2 	4-2 	3 1 1 1 2 0 0			
<b>Enos Cabell, R</b> (1, 7) <small>OBP: 0.301, SLG: 0.382</small>	2-1 		3-1 		0-1 		2-0 	0-0 	5 0 0 0 0 0 3			
<b>Bob Watson, R</b> (1, 3) <b>Jose Cruz, L</b> (9, 7) <small>OBP: 0.372, SLG: 0.513</small> <small>OBP: 0.332, SLG: 0.306</small>	0-2 		0-2 		1-2 	3-1 	3-1 	1-1 	5 1 3 1 0 0 1 0 0 0 0 0 0 0			
<b>Milt May, L</b> (1, 2) <small>OBP: 0.288, SLG: 0.306</small>	1-1 			2-2 	0-0 	0-0 	0-0 		4 1 2 1 0 0 1			
<b>Doug Rader, R</b> (1, 5) <small>OBP: 0.318, SLG: 0.363</small>		0-1 		0-0 	1-3 	2-2 			4 0 1 0 0 1 3			
<b>Roger Metzger, S</b> (1, 6) <b>Rob Andrews, R</b> (8, 4) <small>OBP: 0.302, SLG: 0.320</small> <small>OBP: 0.269, SLG: 0.241</small>		0-0 		1-0 	0-0 		4-0 		2 1 1 0 1 0 0 0 0 0 0 0 0 0			
<b>Larry Milbourne, S</b> (1, 4) <small>OBP: 0.217, SLG: 0.247</small>		0-3 		1-1 	0-0 		1-1 		3 1 1 2 0 1 2			
<b>Larry Dierker, R</b> (1, 1) <b>Wayne Granger, R</b> (9, 1) <b>Mike Cosgrove, L</b> (9, 1) <small>OBP: 0.082, SLG: 0.082</small>		0-0 		0-3 	0-0 		1-1 		3 0 0 0 0 1 2 0 0 0 0 0 0 0 0 0 0 0 0 0 0			
<b>Inning Stats</b>	R: 1 H: 1 E: 0 LOB: 1 K: 1 BB: 1 S: 12 P: 20	R: 0 H: 1 E: 1 LOB: 2 K: 1 BB: 0 S: 9 P: 9	R: 0 H: 0 E: 0 LOB: 0 K: 0 BB: 0 S: 7 P: 13	R: 0 H: 0 E: 0 LOB: 0 K: 0 BB: 0 S: 7 P: 10	R: 1 H: 2 E: 0 LOB: 1 K: 1 BB: 0 S: 12 P: 14	R: 4 H: 5 E: 0 LOB: 0 K: 1 BB: 0 S: 14 P: 19	R: 0 H: 2 E: 0 LOB: 2 K: 0 BB: 0 S: 14 P: 24	R: 0 H: 0 E: 0 LOB: 0 K: 0 BB: 1 S: 4 P: 10	R: 0 H: 0 E: 0 LOB: 1 K: 0 BB: 1 S: 7 P: 13	1B: 8 SF: 0 2B: 2 SAC: 3 3B: 1 DP: 0 HR: 0 HBP: 0		WP: 1 PA: 41 PB: 0 SB: 1 CS: 2
<b>PITCHER</b>	IP WLS BF H R ER SO BB IBB HBP BLK WP HR S P ERA WHIP											IP WLS BF H R ER SO BB IBB HBP BLK WP HR S P ERA WHIP
<b>Steve Renko, R</b> (1, 1) <small>ERA: 5.15</small>	6.0 L 28 9 6 6 4 1 0 0 0 1 0 61 85 9.00 1.667											
<b>Chuck Taylor, R</b> (7, 1) <small>ERA: 4.14</small>	1.0 5 2 0 0 0 0 0 0 0 0 0 14 24 0.00 2.000											
<b>Don Carrithers, R</b> (8, 1) <small>ERA:</small>	2.0 7 0 0 0 0 0 2 0 0 0 0 0 11 23 0.00 1.000											

livebaseballscorecards.com

AB	34
R	6
H	11
RBI	6
BB	3
SO	4
LOB	14





Batter	1	2	3	4	5	6	7	8	9	AB	R	H	RBI	BB	SO	LOB
Pepe Mangual, R OBP: 0.323, SLG: 0.347 (1, 8)	2-3 K		2-1 6-3		2-1 F2		0-0 FC5-4		0-3 K	5	0	0	0	0	2	3
Mike Jorgensen, L OBP: 0.346, SLG: 0.377 Bob Bailey, R OBP: 0.376, SLG: 0.350 (1, 3) (9, PH)	0-2 P6		2-1 BB 1B		3-2 F2			2-1 HR	0-0 6-3	4	1	2	2	0	0	0
Larry Biittner, L OBP: 0.388, SLG: 0.412 (1, 9)	1-1 F8		4-1 BB		1-2 BB		1-1 4-3	1-0 5-3		3	0	0	0	1	0	0
Gary Carter, R OBP: 0.379, SLG: 0.467 (1, 2)		1-1 F2	1-2 F7			4-2 BB		2-0 5-3		3	0	0	0	1	0	2
Jim Lyttle, L OBP: 0.111, SLG: 0.111 (1, 7)		2-1 G3		3-3 K		0-0 L1-6		2-2 1B		4	0	1	0	0	1	1
Larry Parrish, R OBP: 0.316, SLG: 0.424 (1, 5)		1-0 6-3		0-2 2B		1-0 F8		2-3 K		4	0	1	0	0	1	2
Pete Mackanin, R OBP: 0.332, SLG: 0.429 (1, 4)			2-2 1B 2B		2-0 F6		0-0 F8		1-1 HR	4	2	2	1	0	0	0
Tim Foli, R OBP: 0.290, SLG: 0.281 (1, 6)			1-2 SH1-4 1B		0-1 L9		0-1 FC5-4 1B		2-2 2B	4	1	3	1	0	0	0
Steve Renko, R OBP: 0.367, SLG: 0.464 Chuck Taylor, R (7, 1)			0-0 SH1-4		1-0 HR		2-3 K		1-0 6-3	1	1	1	1	0	0	0
Tony Scott, S OBP: 0.258, SLG: 0.248 Don Carrithers, R (8, 1)			1-2							0	0	0	0	0	0	0
Jose Morales, R OBP: 0.346, SLG: 0.447 (9, PH)										1	0	0	0	0	0	1

Inning Stats	R: 0	H: 0	E: 0	K: 1	S: 8	R: 0	H: 0	E: 0	K: 0	S: 5	R: 2	H: 3	E: 0	K: 0	S: 15	R: 0	H: 1	E: 0	K: 1	S: 7	R: 1	H: 1	E: 0	K: 0	S: 8	R: 0	H: 0	E: 0	K: 0	S: 6	R: 0	H: 1	E: 0	K: 1	S: 7	R: 1	H: 2	E: 0	K: 1	S: 10	R: 1	H: 2	E: 0	K: 1	S: 11	R: 1	H: 2	E: 0	K: 1	S: 11	1B: 4	2B: 3	3B: 0	HR: 3	SF: 0	SAC: 1	DP: 0	HBP: 0	WP: 0	PB: 0	SB: 0	CS: 0	PA: 38
--------------	------	------	------	------	------	------	------	------	------	------	------	------	------	------	-------	------	------	------	------	------	------	------	------	------	------	------	------	------	------	------	------	------	------	------	------	------	------	------	------	-------	------	------	------	------	-------	------	------	------	------	-------	-------	-------	-------	-------	-------	--------	-------	--------	-------	-------	-------	-------	--------

PITCHER	IP	WLS	BF	H	R	ER	SO	BB	IBB	HBP	BLK	WP	HR	S	P	ERA	WHIP
Larry Dierker, R ERA: 4.16 (1, 1)	8.0		34	9	5	5	4	2	0	0	0	0	3	68	116	5.62	1.375
Wayne Granger, R ERA: 2.6 (9, 1)	0.2		3	1	0	0	1	0	0	0	0	0	0	8	11	0.00	1.500
Mike Cosgrove, L ERA: 2.33 (9, 1)	0.1	S	1	0	0	0	0	0	0	0	0	0	0	1	1	0.00	0.000

BOTTOM

Houston Astros @ Montreal Expos  
 Jarry Park, Montreal, QB  
 Thu Jul 24 1975, 7:05 PM EDT  
 Att. 7,185 - Unknown - 72 F

AB	35
R	5
H	10
RBI	5
BB	2
SO	5
LOB	11



Batter	1	2	3	4	5	6	7	8	9	AB R H RBI BB SO LOB	TOP													
Von Joshua, L OBP: 0.362, SLG: 0.428 (1, 8) X	0-0 BB 1B	0-0 FC6-4 1B		0-0 S 1B		0-0 1-3			0-0 2B 1B	5 2 4 0 0 0 0														
Derrel Thomas, S OBP: 0.362, SLG: 0.389 Craig Robinson, R OBP: 0.042, SLG: 0.042 (1, 4) B B B (9, 4) B	4-0 1B 2B BB	0-0 FC6-4 FC3-6 1-2f		0-3 K			0-0 1B SF8 1B		0-0 E9 2B 1-H	4 2 2 1 1 1 2 0 0 0 0 0 0 0														
Bobby Murcer, L OBP: 0.405, SLG: 0.473 (1, 9) X	0-0 2B 1B	0-0 FC3-6 1-2f		0-0 F9			0-0 CS 1B		0-0 F9	5 1 2 1 0 0 2														
Gary Matthews, R OBP: 0.372, SLG: 0.448 (1, 7) B B B	4-0 2B BB	0-0 5-3		0-0 F6 1-2			0-0 F9		0-0 F9	4 1 0 0 1 0 4														
Willie Montanez, L OBP: 0.341, SLG: 0.394 (1, 3) X	0-0 2B 1-3 2-H 3-H			0-0 2B			0-0 5-3		0-0 SF8 3-H	3 1 2 3 0 0 0														
Chris Speier, R OBP: 0.358, SLG: 0.414 (1, 6) X	0-0 1B 2B 2-H 3-H			0-0 F8			0-0 6-3		0-0 CS HR 1-2	4 1 2 3 0 0 1														
Bruce Miller, R OBP: 0.265, SLG: 0.281 (1, 5) X	0-0 1B G6-4-3 2-3			0-0 F4			0-0 6-3		0-3 K	4 0 1 0 0 1 1														
Mike Sadek, R OBP: 0.293, SLG: 0.289 (1, 2) S S S	0-3 K			4-0 BB			0-0 5-3		0-3 K	3 0 0 0 1 2 2														
Jim Barr, R OBP: 0.106, SLG: 0.067 (1, 1) X	0-0 G6-4-3 1-2f			0-3 K			0-3 K		0-0 6-3	4 0 0 0 0 2 4														
<b>Inning Stats</b>	R: 5 E: 0 K: 1 S: 9	H: 5 LOB: 1 BB: 2 P: 17	R: 0 E: 0 K: 1 S: 4	H: 1 LOB: 1 BB: 0 P: 4	R: 0 E: 0 K: 1 S: 6	H: 1 LOB: 2 BB: 1 P: 10	R: 0 E: 0 K: 1 S: 6	H: 1 LOB: 1 BB: 0 P: 6	R: 0 E: 0 K: 0 S: 3	H: 0 LOB: 0 BB: 0 P: 3	R: 0 E: 0 K: 1 S: 5	H: 0 LOB: 0 BB: 0 P: 5	R: 1 E: 0 K: 0 S: 4	H: 2 LOB: 0 BB: 0 P: 4	R: 1 E: 0 K: 2 S: 8	H: 1 LOB: 0 BB: 0 P: 8	R: 1 E: 1 K: 0 S: 4	H: 2 LOB: 0 BB: 0 P: 4	1B: 8 2B: 4 3B: 0 HR: 1	SF: 1 SAC: 0 DP: 1 HBP: 0	WP: 0 PB: 0 SB: 1 CS: 1	PA: 41		
<b>PITCHER</b> Dave Roberts, L ERA: 4.44 Joe Niekro, R ERA: 4.11 Jose Sosa, R ERA: 8.1	IP WLS BF H R ER SO BB IBB HBP BLK WP HR S P ERA WHIP	0.0 L 5 3 5 5 0 2 0 0 0 0 0 3 11 ∞ ∞	7.0 27 7 1 1 4 1 0 0 0 0 0 0 34 38 1.29 1.143	2.0 8 3 2 2 2 2 0 0 0 0 0 1 12 12 9.00 1.500																				

**San Francisco Giants @ Houston Astros**  
 Astrodome, Houston, TX  
 Fri Jul 25 1975, 8:05 PM EDT  
 Att. 14,452 - Dome

AB	36
R	8
H	13
RBI	8
BB	3
SO	6
LOB	16



WP: 0	PA: 41
PB: 0	
SB: 1	
CS: 1	

ERA	WHIP



BOTTOM

San Francisco Giants @ Houston Astros  
Astrodome, Houston, TX  
Fri Jul 25 1975, 8:05 PM EDT  
Att. 14,452 - Dome

livebaseballscorecards.com

AB	35
R	1
H	8
RBI	1
BB	3
SO	1
LOB	18



WP:	1	PA:	38
PB:	0		
SB:	0		
CS:	0		

AB R H RBI BB SO LOB

4	1	0	0	1	0	3
5	0	2	0	0	0	2
4	0	1	1	0	0	2
0	0	0	0	0	0	0
4	0	1	0	0	0	2
3	0	1	0	1	0	2
4	0	0	0	0	1	4
4	0	1	0	0	0	1
4	0	1	0	0	0	1
0	0	0	0	0	0	0
2	0	1	0	0	0	0
1	0	0	0	1	0	1

Batter	1	2	3	4	5	6	7	8	9
Wilbur Howard, S OBP: 0.403, SLG: 0.478 (1, 8)	0-0 L6 ①		4-0 1B BB BBB	0-0 L6 ③			0-0 FC4-6 WP 1-2f		0-0 5-3 2-3
Greg Gross, L OBP: 0.375, SLG: 0.359 (1, 9)	0-0 FC4-6 1B		0-0 3-1 1B 1-2		0-0 4-3 ①		0-0 F5 ②		0-0 5-3 ③
Enos Cabell, R OBP: 0.300, SLG: 0.379 Jose Sosa, R (8, 1)	0-0 FC4-6 1B 1-2f		0-0 3-1 1B 1-2 2-H		0-0 F9 ②		0-0 5-3 1-2		
Bob Watson, R OBP: 0.371, SLG: 0.510 (1, 3)	0-0 1-3 1B		0-0 3-1 ②		0-0 6-3 ③			0-0 1-3 ①	
Milt May, L OBP: 0.291, SLG: 0.306 (1, 2)	0-0 F2 ③		4-0 BB BBB			0-0 L4 ①		0-0 FC4-6 1B ②	
Doug Rader, R OBP: 0.314, SLG: 0.358 (1, 5)		0-0 L5 ①	0-0 F8 ③			0-3 K ②		0-0 F4 ②	
Ken Boswell, L OBP: 0.342, SLG: 0.299 (1, 4)		0-0 G3 ②		0-0 F7 ①		0-0 2B ③		0-0 FC4-6 1-2f	
Larry Milbourne, S OBP: 0.218, SLG: 0.247 (1, 6)		0-0 F7 ③		0-0 1-4-3 ②		0-0 F7 ③			0-0 5-3 G3 1B ①
Dave Roberts, L OBP: 0.140, SLG: 0.190 Joe Niekro, R OBP: 0.375, SLG: 0.286 Jose Cruz, L OBP: 0.333, SLG: 0.304 (7, PH) (8, 7)			0-0 F3 ①	0-0 1B			4-0 FC4-6 BB BBB		0-0 G3 1-2

Inning Stats	R: 0 H: 2 E: 0 K: 0 S: 5	R: 0 H: 0 E: 0 K: 0 S: 3	R: 1 H: 2 E: 0 K: 0 S: 5	R: 0 H: 1 E: 0 K: 0 S: 4	R: 0 H: 0 E: 0 K: 0 S: 3	R: 0 H: 1 E: 0 K: 1 S: 6	R: 0 H: 0 E: 0 K: 0 S: 3	R: 0 H: 1 E: 0 K: 0 S: 4	R: 0 H: 1 E: 0 K: 0 S: 4	R: 0 H: 1 E: 0 K: 0 S: 4	R: 0 H: 1 E: 0 K: 0 S: 4	1B: 7 2B: 1 3B: 0 HR: 0	SF: 0 SAC: 0 DP: 0 HBP: 0	WP: 1 PB: 0 SB: 0 CS: 0
--------------	--------------------------	--------------------------	--------------------------	--------------------------	--------------------------	--------------------------	--------------------------	--------------------------	--------------------------	--------------------------	--------------------------	-------------------------	---------------------------	-------------------------

PITCHER	IP WLS BF H R ER SO BB IBB HBP BLK WP HR S P ERA WHIP
Jim Barr, R ERA: 2.38 (1, 1)	9.0 W 38 8 1 1 1 3 0 0 0 1 0 37 49 1.00 1.222

PITCHER	IP WLS BF H R ER SO BB IBB HBP BLK WP HR S P ERA WHIP
---------	---

Batter	1	2	3	4	5	6	7	8	9	AB R H RBI BB SO LOB	TOP											
Von Joshua, L (1, 8) OBP: 0.358, SLG: 0.422	0-0 F9		0-0 4-3			0-0 4-3		0-0 FC4-6 1B 2B		4 1 0 0 0 0 1	<b>San Francisco Giants @ Houston Astros</b> Astrodome, Houston, TX Sat Jul 26 1975, 8:05 PM EDT Unknown											
Dave Rader, L (1, 2) OBP: 0.380, SLG: 0.400	0-3 K			0-0 HR		4-0 FC5-4 BB		0-0 2B 1B		3 2 2 1 1 1 0												
Bobby Murcer, L (1, 9) OBP: 0.406, SLG: 0.476	0-0 CS 1B			0-0 F5		0-0 FC5-4 1-2f		0-0 2B		4 0 2 2 0 0 1												
Gary Matthews, R (1, 7) OBP: 0.374, SLG: 0.449	0-0 CS 1-2	0-0 L6-3 1B		0-0 G4-6-3 1B		0-0 4-3		0-3 K		4 0 2 0 0 1 2												
Willie Montanez, L (1, 3) OBP: 0.340, SLG: 0.392		0-0 L6-3 1-2		0-0 G4-6-3 1-2f		0-0 F5		0-0 G6-3 1B		4 0 1 0 0 0 2												
Chris Speier, R (1, 6) OBP: 0.356, SLG: 0.412		0-0 1B		0-0 6-3		0-0 6-3		0-0 G6-3 1-2f		4 0 1 0 0 0 1												
Steve Ontiveros, S (1, 5) OBP: 0.370, SLG: 0.325		0-0 4-3		0-0 F8		0-0 F8		0-0 6-3		4 0 0 0 0 0 1												
Bruce Miller, R (1, 4) OBP: 0.267, SLG: 0.284			0-0 4-3		0-0 1B		0-0 4-3			2 0 1 0 0 0 0												
Gary Thomasson, L (8, PH) OBP: 0.295, SLG: 0.297										1 0 0 0 0 0 0												
Craig Robinson, R (8, 4) OBP: 0.042, SLG: 0.042										0 0 0 0 0 0 0												
Pete Falcone, L (1, 1) OBP: 0.051, SLG: 0.051			0-0 F6		0-3 K		4-0 FC4-6 BB			2 0 0 0 0 1 1												
Randy Moffitt, R (6, 1) OBP: 0.273, SLG: 0.455										0 0 0 0 0 0 0												
Glenn Adams, L (8, PH) OBP: 0.375, SLG: 0.522										0 0 0 0 1 0 0												
Charlie Williams, R (8, 1) OBP: 0.200, SLG: 0.286										0 0 0 0 0 0 0												
Gary Lavelle, S (9, 1) OBP: 0.167, SLG: 0.167										0 0 0 0 0 0 0												
<b>Inning Stats</b>	R: 0 E: 0 K: 1 S: 5	H: 1 LOB: 0 BB: 0 P: 5	R: 0 E: 0 K: 0 S: 4	H: 2 LOB: 1 BB: 0 P: 4	R: 0 E: 0 K: 0 S: 3	H: 0 LOB: 0 BB: 0 P: 3	R: 1 E: 0 K: 0 S: 4	H: 2 LOB: 0 BB: 0 P: 4	R: 0 E: 0 K: 1 S: 6	H: 1 LOB: 1 BB: 0 P: 6	R: 0 E: 0 K: 0 S: 3	H: 0 LOB: 1 BB: 1 P: 7	R: 0 E: 0 K: 0 S: 3	H: 0 LOB: 0 BB: 0 P: 3	R: 2 E: 0 K: 1 S: 7	H: 2 LOB: 1 BB: 1 P: 11	R: 0 E: 0 K: 0 S: 3	H: 1 LOB: 0 BB: 0 P: 3	1B: 7 2B: 2 3B: 0 HR: 1	SF: 0 SAC: 0 DP: 3 HBP: 0	WP: 0 PB: 0 SB: 0 CS: 1	PA: 35
<b>PITCHER</b> Ken Forsch, R (1, 1) ERA: 3.2	IP 9.0 WLS L BF 34 H 9 R 3 ER 3 SO 3 BB 2 IBB 0 HBP 0 BLK 0 WP 0 HR 1 S 38 P 46 ERA 3.00 WHIP 1.222																					

livebaseballscorecards.com

<b>AB</b>	<b>32</b>
<b>R</b>	<b>3</b>
<b>H</b>	<b>9</b>
<b>RBI</b>	<b>3</b>
<b>BB</b>	<b>2</b>
<b>SO</b>	<b>3</b>
<b>LOB</b>	<b>9</b>





BOTTOM

San Francisco Giants @ Houston Astros  
Astrodome, Houston, TX  
Sat Jul 26 1975, 8:05 PM EDT  
Unknown

livebaseballscorecards.com

AB	34
R	2
H	8
RBI	2
BB	5
SO	5
LOB	22



WP:	0	PA:	39
PB:	0	SB:	1
CS:	0		

AB R H RBI BB SO LOB

5 1 1 0 0 1 2

5 0 1 0 0 1 3

5 0 2 1 0 0 3

2 1 0 0 2 0 1

4 0 0 0 0 3 4

4 0 2 1 0 0 0

4 0 1 0 0 0 3

0 0 0 0 0 0 0

2 0 0 0 2 0 1

2 0 0 0 1 0 5

1 0 1 0 0 0 0

5 1 1 0 0 1 2

5 0 1 0 0 1 3

5 0 2 1 0 0 3

2 1 0 0 2 0 1

4 0 0 0 0 3 4

4 0 2 1 0 0 0

4 0 1 0 0 0 3

0 0 0 0 0 0 0

2 0 0 0 2 0 1

2 0 0 0 1 0 5

1 0 1 0 0 0 0

0-0

0-3

0-0

0-0

0-3

0-0

0-0

0-0

0-0

0-0

0-0

0-0

0-0

0-0

0-0

0-0

0-0

0-0

0-0

0-0

0-0

0-0

0-0

0-0

0-0

0-0

0-0

0-0

0-0

0-0

0-0

0-0

0-0

0-3

0-0

0-0

0-0

0-0

0-0

0-0

0-0

0-0

0-0

0-0

0-3

0-0

0-0

0-0

0-3

0-0

0-0

0-0

0-0

0-0

0-0

0-0

0-0

0-0

0-0

0-3

0-0

0-0

0-0

0-0

0-0

0-0

0-0

0-0

0-0

0-0

0-3

0-0

0-0

0-0

0-0

0-0

0-0

0-0

0-0

0-0

0-0

0-3

0-0

0-0

0-0

0-0

0-0

0-0

0-0

0-0

0-0

0-0

0-3

0-0

0-0

0-0

0-0

0-0

0-0

0-0

0-0

0-0

0-0

0-3

0-0

0-0

0-0

0-0

0-0

0-0

0-0

0-0

0-0

0-0

0-3

0-0

0-0

0-0

0-0

0-0

0-0

0-0

0-0

0-0

0-0

0-3

0-0

0-0

0-0

0-0

0-0

0-0

0-0

0-0

0-0

0-0

0-3

0-0

0-0

0-0

0-0

0-0

0-0

0-0

0-0

0-0

0-0

0-3

0-0

0-0

0-0

0-0

0-0

0-0

0-0

0-0

0-0

0-0

0-3

0-0

0-0

0-0

0-0

0-0

0-0

0-0

0-0

0-0

0-0

0-3

0-0

0-0

0-0

0-0

0-0

0-0

0-0

0-0

0-0

0-0

0-3

0-0

0-0

0-0

0-0

0-0

0-0

0-0

0-0

0-0

0-0

0-3

0-0

0-0

0-0

0-0

0-0

0-0

0-0

0-0

0-0

0-0

0-3

0-0

0-0

0-0

0-0

0-0

0-0

0-0

0-0

0-0

0-0

0-3

0-0

0-0

0-0

0-0

0-0

0-0

0-0

0-0

0-0

0-0

0-3

0-0

0-0

0-0

0-0

0-0

0-0

0-0

0-0

0-0

0-0

0-3

0-0

0-0

0-0

0-0

0-0

0-0

0-0

0-0

0-0

0-0

0-3

0-0

0-0

0-0

0-0

0-0

0-0

0-0

0-0

0-0

0-0

0-3

0-0

0-0

0-0

0-0

0-0

0-0

0-0

0-0

0-0

0-0

0-3

0-0

0-0

0-0

0-0

0-0

0-0

0-0

0-0

0-0

0-0





BOTTOM

San Francisco Giants @ Houston Astros  
Astrodome, Houston, TX

Sat Jul 26 1975, 8:05 PM EDT  
Att. 24,736 - Dome

livebaseballscorecards.com

AB	38
R	3
H	10
RBI	2
BB	2
SO	3
LOB	20



AB	R	H	RBI	BB	SO	LOB
5	1	2	1	0	0	1
4	0	1	0	0	0	4
0	0	0	0	0	0	0
1	0	0	0	0	0	0
4	0	1	0	1	1	2
5	1	1	0	0	1	5
4	0	2	1	0	0	1
4	0	0	0	0	0	4
4	1	1	0	0	0	2
3	0	1	0	1	0	0
0	0	0	0	0	0	0
1	0	0	0	0	1	1
1	0	0	0	0	0	0
0	0	0	0	0	0	0
2	0	1	0	0	0	0

1B:	7	SF:	0
2B:	3	SAC:	0
3B:	0	DP:	1
HR:	0	HBP:	0

WP:	1	PA:	40
PB:	0		
SB:	0		
CS:	0		

WP	HR	S	P	ERA	WHIP
1	0	14	18	0.00	0.900

Batter	1	2	3	4	5	6	7	8	9
Wilbur Howard, S OBP: 0.396, SLG: 0.466 (1, 8)	0-0 L3 ①		0-0 5-3 ②		0-0 E 1B 1B	0-0 1B 1-2 2-3 3-H			0-0 F6 ①
Greg Gross, L OBP: 0.371, SLG: 0.355 Mike Cosgrove, L (7, 1)	0-0 F7 ②		0-0 F9 ③		0-0 E 1B 1-2	0-0 4-3 ③			0-0 E3 ③
Cliff Johnson, R OBP: 0.368, SLG: 0.467 (9, PH)									
Enos Cabell, R OBP: 0.304, SLG: 0.378 (1, 7)	0-3 K ③			0-0 FC5-4 1B 1B	0-0 E4 FC6-4 1-2 2-H		4-0 1B WP BB BB		0-0 F7 ②
Bob Watson, R OBP: 0.370, SLG: 0.506 (1, 3)				0-0 FC5-4 2B 1-2f	0-0 FC6-4 1-2f				0-3 K ③
Milt May, L OBP: 0.294, SLG: 0.313 (1, 2)		0-0 F8 ①		0-0 FC6-4 2B 1-H		0-0 4-3 ①	0-0 G6-3 1B 2-3		
Doug Rader, R OBP: 0.313, SLG: 0.358 (1, 5)		0-0 F3 ②		0-0 FC6-4-5 2-3		0-0 F8 ②	0-0 G6-3 ② ③		
Ken Boswell, L OBP: 0.339, SLG: 0.297 (1, 4)		0-0 F8 ③		0-0 6-3 ③		0-0 1B BB 1B 1B		0-0 F7 ①	
Larry Milbourne, S OBP: 0.242, SLG: 0.256 (1, 6)			0-0 E9 2B ①		0-0 F9 ①	4-0 1B 1B BB 1-2		0-0 1-3 ②	
Doug Koniczny, R OBP: 0.186, SLG: 0.214 Jim Crawford, L OBP: 0.222, SLG: 0.333 Skip Jutze, R OBP: 0.190, SLG: 0.190 Mike Stanton, S OBP: 0.336, SLG: 0.320 (1, 1) (3, 1) (5, PH) (6, 1) (7, 9)			0-3 K ①		0-0 F7 ②	0-0 1B 1B 1-2 2-3		0-0 3-1 ③	

Inning Stats	R: 0	H: 0	E: 0	K: 1	S: 5	LOB: 0	BB: 0	P: 5
	0	1	0	0	4	1	0	4

R: 1	H: 2	E: 0	K: 0	S: 5	LOB: 1	BB: 0	P: 5
1	2	0	0	5	1	0	5

R: 1	H: 2	E: 1	K: 0	S: 6	LOB: 2	BB: 0	P: 6
1	2	1	0	6	2	0	6

R: 0	H: 1	E: 0	K: 0	S: 3	LOB: 1	BB: 1	P: 7
0	1	0	0	7	1	1	7

R: 0	H: 0	E: 0	K: 0	S: 3	LOB: 0	BB: 0	P: 3
0	0	0	0	3	0	0	3

R: 0	H: 0	E: 1	K: 1	S: 6	LOB: 1	BB: 0	P: 6
0	0	1	1	6	1	0	6

IP	WLS	BF	H	R	ER	SO	BB	IBB	HBP	BLK	WP	HR	S	P	ERA	WHIP
5.2	W	27	8	3	2	2	1	0	0	0	0	0	30	34	3.18	1.588
3.1	S	13	2	0	0	1	1	0	0	0	1	0	14	18	0.00	0.900

Batter	1	2	3	4	5	6	7	8	9	AB R H RBI BB SO LOB	TOP											
Von Joshua, L (1, 8) OBP: 0.360, SLG: 0.426	0-3 K		0-0 E 1B	0-0 4-3			0-0 CS 1B			4 1 2 0 0 1 2	<b>San Francisco Giants @ Houston Astros</b> Astrodome, Houston, TX Sun Jul 27 1975, 4:33 AM EDT Att. 10,117 - Dome <a href="http://livebaseballscorecards.com">livebaseballscorecards.com</a>											
Mike Sadek, R (1, 2) OBP: 0.289, SLG: 0.286	0-0 5-3		0-0 E5 1B			0-0 L5	0-0 CS 1-2	0-0 4-3		4 0 1 0 0 0 0												
Bobby Murcer, L (1, 9) OBP: 0.398, SLG: 0.465	0-0 4-3		0-0 F8			0-0 F6		0-0 6-3		4 0 0 0 0 0 1												
Gary Matthews, R (1, 7) OBP: 0.369, SLG: 0.442		0-0 BLK SF7 2B	0-0 5-3			0-3 K		0-0 F9		4 1 1 0 0 1 1												
Willie Montanez, L (1, 3) OBP: 0.339, SLG: 0.391		0-0 SF7		0-0 F7		0-3 K		0-0 F7		3 0 0 1 0 1 0												
Chris Speier, R (1, 6) OBP: 0.358, SLG: 0.421		0-0 6-3		0-0 HR		0-0 L8		0-0 G3		4 1 1 1 0 0 0												
Steve Ontiveros, S (1, 5) OBP: 0.378, SLG: 0.337		0-0 1B		0-3 K		0-3 K		0-0 1B 1B		4 0 2 0 0 2 0												
Bruce Miller, R (1, 4) OBP: 0.272, SLG: 0.288		0-3 K		0-0 1B 1B			0-0 G3	0-0 1-2 1B		4 0 2 0 0 1 1												
John Montefusco, R (1, 1) OBP: 0.120, SLG: 0.128			0-3 K		0-0 1-2 1B		0-0 6-3		0-3 K	2 0 1 0 0 1 0												
Gary Lavelle, S (6, 1) OBP: 0.125, SLG: 0.125									0-3 K	2 0 0 0 0 1 2												
<b>Inning Stats</b>	R: 0 E: 0 K: 1 S: 5	H: 0 LOB: 0 BB: 0 P: 5	R: 1 E: 0 K: 1 S: 7	H: 2 LOB: 1 BB: 0 P: 7	R: 1 E: 1 K: 1 S: 7	H: 2 LOB: 1 BB: 0 P: 7	R: 1 E: 0 K: 1 S: 8	H: 3 LOB: 2 BB: 0 P: 8	R: 0 E: 0 K: 1 S: 5	H: 0 LOB: 0 BB: 0 P: 5	R: 0 E: 0 K: 2 S: 7	H: 0 LOB: 0 BB: 0 P: 7	R: 0 E: 0 K: 0 S: 3	H: 1 LOB: 0 BB: 0 P: 3	R: 0 E: 0 K: 0 S: 3	H: 0 LOB: 0 BB: 0 P: 3	R: 0 E: 0 K: 1 S: 7	H: 2 LOB: 2 BB: 0 P: 7	1B: 8 2B: 1 3B: 0 HR: 1	SF: 1 SAC: 0 DP: 0 HBP: 0	WP: 0 PB: 0 SB: 0 CS: 1	PA: 37
<b>PITCHER</b>	IP WLS BF H R ER SO BB IBB HBP BLK WP HR S P ERA WHIP												<b>PITCHER</b>	IP WLS BF H R ER SO BB IBB HBP BLK WP HR S P ERA WHIP								
J.R. Richard, R (1, 1) ERA: 4.7	7.0 L 28 8 3 2 7 0 0 0 0 1 0 1 42 42 2.57 1.143												Wayne Granger, R (8, 1) ERA: 2.5	2.0 8 2 0 0 1 0 0 0 0 0 0 0 10 10 0.00 1.000								





Batter	1	2	3	4	5	6	7	8	9	AB	R	H	RBI	BB	SO	LOB
Wilbur Howard, S OBP: 0.393, SLG: 0.461 (1, 8)	F6		1B			F7	4-3			4	0	1	0	0	0	3
Greg Gross, L OBP: 0.370, SLG: 0.354 (1, 9)	5-3			4-3		1B		F7		4	0	1	0	0	0	0
Enos Cabell, R OBP: 0.303, SLG: 0.376 (1, 7)	6-3			K		F8		1B		4	0	1	0	0	1	1
Bob Watson, R OBP: 0.366, SLG: 0.500 (1, 3)			K	5-3		K		F3		4	0	0	0	0	2	2
Milt May, L OBP: 0.290, SLG: 0.308 (1, 2)			K		4-3		P2	K		4	0	0	0	0	2	1
Doug Rader, R OBP: 0.315, SLG: 0.370 (1, 5)			K		HR		K		G4-6-3 1B	4	1	2	1	0	2	0
Ken Boswell, L OBP: 0.352, SLG: 0.327 (1, 4)			1B 1B		3B		BB HBP BB		G4-6-3 1-2f 1B	3	0	2	0	1	0	1
Larry Milbourne, S OBP: 0.237, SLG: 0.250 (1, 6)	F7				L4		BB HBP		3-1	2	0	0	0	0	0	2
Cliff Johnson, R OBP: 0.371, SLG: 0.467 (7, PH)							HBP			0	0	0	0	0	0	0
Rob Andrews, R OBP: 0.268, SLG: 0.239 (7, PR)							HBP			1	0	0	0	0	0	0
J.R. Richard, R OBP: 0.227, SLG: 0.386 (1, 1)			K		6-3		BB			2	0	0	0	0	1	2
Tommy Helms, R OBP: 0.260, SLG: 0.194 (7, PH)							BB			0	0	0	0	0	1	0
Wayne Granger, R (8, 1)							BB			0	0	0	0	0	0	0

Inning Stats	R: 0	H: 0	E: 0	K: 0	S: 3	R: 0	H: 0	E: 0	K: 3	S: 9	R: 0	H: 2	E: 0	K: 1	S: 6	R: 0	H: 0	E: 0	K: 1	S: 5	R: 1	H: 2	E: 0	K: 0	S: 5	R: 0	H: 1	E: 0	K: 1	S: 6	R: 0	H: 0	E: 0	K: 1	S: 5	R: 0	H: 1	E: 0	K: 1	S: 6	R: 0	H: 1	E: 0	K: 0	S: 3	R: 0	H: 1	E: 0	K: 0	S: 3	1B: 5	2B: 0	3B: 1	SF: 0	SAC: 0	DP: 1	HBP: 1	WP: 0	PA: 35
--------------	------	------	------	------	------	------	------	------	------	------	------	------	------	------	------	------	------	------	------	------	------	------	------	------	------	------	------	------	------	------	------	------	------	------	------	------	------	------	------	------	------	------	------	------	------	------	------	------	------	------	-------	-------	-------	-------	--------	-------	--------	-------	--------


PITCHER	IP	WLS	BF	H	R	ER	SO	BB	IBB	HBP	BLK	WP	HR	S	P	ERA	WHIP
John Montefusco, R ERA: 2.77 (1, 1)	5.0	W	18	4	1	1	5	0	0	0	0	0	1	28	28	1.80	0.800
Gary Lavelle, L ERA: 2.24 (6, 1)	4.0	S	17	3	0	0	3	2	0	1	0	0	0	20	29	0.00	1.250

**BOTTOM**

**San Francisco Giants @ Houston Astros**  
Astrodome, Houston, TX

Sun Jul 27 1975, 4:33 AM EDT  
Att. 10,117 - Dome

<b>AB</b>	<b>32</b>
<b>R</b>	<b>1</b>
<b>H</b>	<b>7</b>
<b>RBI</b>	<b>1</b>
<b>BB</b>	<b>2</b>
<b>SO</b>	<b>8</b>
<b>LOB</b>	<b>12</b>



PITCHER	IP	WLS	BF	H	R	ER	SO	BB	IBB	HBP	BLK	WP	HR	S	P	ERA	WHIP
---------	----	-----	----	---	---	----	----	----	-----	-----	-----	----	----	---	---	-----	------

Batter	1	2	3	4	5	6	7	8	9	AB R H RBI BB SO LOB	TOP
Johnny Grubb, L OBP: 0.368, SLG: 0.407 (1, 8) X	0-0 G3		0-3 K		0-0 1-3 1B			0-0 F7		4 0 1 0 0 1 0	
Tito Fuentes, S OBP: 0.292, SLG: 0.330 (1, 4) X	0-0 F7			0-0 F7	0-0 F7			0-0 4-3		4 0 0 0 0 0 2	
Mike Ivie, R OBP: 0.307, SLG: 0.385 (1, 5) (9, 3) X	0-0 1B			0-0 G3		0-3 K			0-0 F8	4 0 1 0 0 1 0	
Willie McCovey, L OBP: 0.328, SLG: 0.433 Enzo Hernandez, R OBP: 0.282, SLG: 0.264 (1, 3) (9, 6) X	0-0 L8			0-0 1B		0-0 G3			0-0 HR	4 1 2 1 0 0 1 0 0 0 0 0 0 0	
Dave Winfield, R OBP: 0.346, SLG: 0.406 (1, 9) X			0-0 F4		0-3 K		0-0 F4		0-3 K	4 0 0 0 0 2 1	
Bobby Tolan, L OBP: 0.286, SLG: 0.311 (1, 7) X			0-0 F8				0-0 F7		0-0 F8	4 0 1 0 0 0 0	
Hector Torres, R OBP: 0.302, SLG: 0.331 (1, 6) (9, 5) X			0-0 F7				0-0 1B FC4-6 2B		0-0 F5	4 1 1 0 0 1 1	
Bob Davis, R OBP: 0.179, SLG: 0.185 (1, 2) X			0-0 F9				0-0 FC4-6 2-3 1B		0-0 L6	3 0 1 0 0 0 0	
Dave Freisleben, R OBP: 0.128, SLG: 0.081 (1, 1) X			0-0 6-3				0-0 FC4-6 1-2f 3-H 1B		0-0 6-3	3 0 0 1 0 0 1	
<b>Inning Stats</b>	R: 0 E: 0 K: 0 S: 4 H: 1 LOB: 1 BB: 0 P: 4	R: 0 E: 0 K: 0 S: 3 H: 0 LOB: 0 BB: 0 P: 3	R: 0 E: 0 K: 1 S: 5 H: 0 LOB: 0 BB: 0 P: 5	R: 0 E: 0 K: 1 S: 6 H: 1 LOB: 1 BB: 0 P: 6	R: 1 E: 0 K: 0 S: 6 H: 3 LOB: 2 BB: 0 P: 6	R: 0 E: 0 K: 1 S: 5 H: 0 LOB: 0 BB: 0 P: 5	R: 0 E: 0 K: 0 S: 3 H: 0 LOB: 0 BB: 0 P: 3	R: 0 E: 0 K: 2 S: 9 H: 0 LOB: 0 BB: 0 P: 9	R: 1 E: 0 K: 2 S: 9 H: 2 LOB: 1 BB: 0 P: 9	1B: 4 2B: 2 3B: 0 HR: 1 SF: 0 SAC: 0 DP: 0 HBP: 0	WP: 0 PB: 0 SB: 0 CS: 0 PA: 34
<b>PITCHER</b> Larry Dierker, R ERA: 4.03 Wayne Granger, R ERA: 2.57	IP WLS BF H R ER SO BB IBB HBP BLK WP HR S P ERA WHIP	IP WLS BF H R ER SO BB IBB HBP BLK WP HR S P ERA WHIP	IP WLS BF H R ER SO BB IBB HBP BLK WP HR S P ERA WHIP	IP WLS BF H R ER SO BB IBB HBP BLK WP HR S P ERA WHIP	IP WLS BF H R ER SO BB IBB HBP BLK WP HR S P ERA WHIP	IP WLS BF H R ER SO BB IBB HBP BLK WP HR S P ERA WHIP	IP WLS BF H R ER SO BB IBB HBP BLK WP HR S P ERA WHIP	IP WLS BF H R ER SO BB IBB HBP BLK WP HR S P ERA WHIP	IP WLS BF H R ER SO BB IBB HBP BLK WP HR S P ERA WHIP	IP WLS BF H R ER SO BB IBB HBP BLK WP HR S P ERA WHIP	IP WLS BF H R ER SO BB IBB HBP BLK WP HR S P ERA WHIP

San Diego Padres @ Houston Astros  
Astrodome, Houston, TX  
Mon Jul 28 1975, 8:05 PM EDT  
Att. 6,826 - Dome

livebaseballscorecards.com

AB	34
R	2
H	7
RBI	2
BB	0
SO	5
LOB	6





Batter	1	2	3	4	5	6	7	8	9	AB R H RBI BB SO LOB
Wilbur Howard, S (1, 8) OBP: 0.389, SLG: 0.455	0-0 6-3 1B		0-0 3-1 2-3		0-0 4-3			0-0 F7		4 0 1 0 0 0 1
Greg Gross, L (1, 9) OBP: 0.369, SLG: 0.351	0-0 6-3 1-2		4-0 BB BB		0-0 4-3			0-0 3-1		3 0 0 0 1 0 1
Jose Cruz, L (1, 7) OBP: 0.345, SLG: 0.325	0-3 K		4-0 BB 1-2		0-0 CS 5-3 1B			0-0 1B 1B		3 0 2 0 1 1 1
Bob Watson, R (1, 3) OBP: 0.365, SLG: 0.497	0-0 F9		0-0 F4		0-0 5-3 1-2			0-0 1-3 1B		4 0 1 0 0 0 5
Milt May, L (1, 2) OBP: 0.286, SLG: 0.304		0-0 F9		0-0 F4		0-0 4-3 2-3		0-0 4-3		4 0 0 0 0 0 3
Doug Rader, R (1, 5) OBP: 0.314, SLG: 0.366		0-0 F4		4-0 FC3-6 BB		0-3 K		0-3 K		3 0 0 0 1 2 0
Ken Boswell, L (1, 4) OBP: 0.349, SLG: 0.318		0-0 3-1		0-0 FC3-6 1-2f		4-0 BB		0-0 4-3		3 0 0 0 1 0 1
Larry Milbourne, S (1, 6) OBP: 0.242, SLG: 0.255			0-0 3-1 SH1-4 1B		0-0 3-1		0-3 K		0-0 E6	2 0 1 0 0 0 1
Cliff Johnson, R (7, PH) OBP: 0.369, SLG: 0.465							0-3 K		0-0 E6	1 0 0 0 0 1 1
Wayne Granger, R (8, 1)										0 0 0 0 0 0 0
Enos Cabell, R (9, PH) OBP: 0.302, SLG: 0.374										1 0 0 0 0 0 0
Larry Dierker, R (1, 1) OBP: 0.080, SLG: 0.080			0-0 SH1-4 1-2		0-0 F9		0-0 G3		0-0 F8	1 0 0 0 0 0 0
Tommy Helms, R (7, PH) OBP: 0.253, SLG: 0.188										2 0 0 0 0 0 2

Inning Stats	R: 0 E: 0 K: 1 S: 6	H: 1 LOB: 1 BB: 0 P: 6	R: 0 E: 0 K: 0 S: 3	H: 0 LOB: 0 BB: 0 P: 3	R: 0 E: 0 K: 0 S: 4	H: 1 LOB: 3 BB: 2 P: 12	R: 0 E: 0 K: 0 S: 3	H: 0 LOB: 1 BB: 1 P: 7	R: 0 E: 0 K: 0 S: 3	H: 0 LOB: 0 BB: 0 P: 3	R: 0 E: 0 K: 2 S: 7	H: 0 LOB: 1 BB: 1 P: 11	R: 0 E: 0 K: 0 S: 5	H: 2 LOB: 2 BB: 0 P: 5	R: 0 E: 1 K: 1 S: 6	H: 0 LOB: 1 BB: 0 P: 6	1B: 5 2B: 0 3B: 0 HR: 0	SF: 0 SAC: 1 DP: 0 HBP: 0
--------------	------------------------------	---------------------------------	------------------------------	---------------------------------	------------------------------	----------------------------------	------------------------------	---------------------------------	------------------------------	---------------------------------	------------------------------	----------------------------------	------------------------------	---------------------------------	------------------------------	---------------------------------	----------------------------------	------------------------------------

PITCHER	IP	WLS	BF	H	R	ER	SO	BB	IBB	HBP	BLK	WP	HR	S	P	ERA	WHIP
Dave Freisleben, R (1, 1) ERA: 3.56	9.0	W	36	5	0	0	4	4	0	0	0	0	0	40	56	0.00	1.000

**BOTTOM**

**San Diego Padres @ Houston Astros**  
Astrodome, Houston, TX  
Mon Jul 28 1975, 8:05 PM EDT  
Att: 6,826 - Dome

AB	31
R	0
H	5
RBI	0
BB	4
SO	4
LOB	16



PITCHER	IP	WLS	BF	H	R	ER	SO	BB	IBB	HBP	BLK	WP	HR	S	P	ERA	WHIP
---------	----	-----	----	---	---	----	----	----	-----	-----	-----	----	----	---	---	-----	------

Batter	1	2	3	4	5	6	7	8	9	AB R H RBI BB SO LOB	TOP																								
Johnny Grubb, L (1, 8) OBP: 0.365, SLG: 0.402	0-3 K		0-0 F8		0-0 1-3			0-0 F9		4 0 0 0 0 1 2																									
Tito Fuentes, S (1, 4) OBP: 0.292, SLG: 0.332	0-0 2B		0-0 F7			0-0 F8		0-0 FC5-4		4 0 1 0 0 0 2																									
Mike Ivie, R (1, 5) OBP: 0.303, SLG: 0.380	0-3 K		0-3 K			0-0 F8		0-0 6-3		4 0 0 0 0 2 3																									
Willie McCovey, L (1, 3) OBP: 0.327, SLG: 0.443	0-0 F9			0-0 HR		0-3 K			0-0 4-3	4 1 1 1 0 1 1																									
Dave Winfield, R (1, 9) OBP: 0.347, SLG: 0.416		0-0 HR		0-0 1B		0-0 6-3			0-0 4-3	4 1 2 1 0 0 0																									
Dick Sharon, R (1, 7) OBP: 0.305, SLG: 0.303		4-0 BB		0-0 G4-6-3		0-3 K			0-0 E6	2 0 0 0 1 1 1																									
Rich Folkers, L (7, 1) OBP: 0.190, SLG: 0.150										0 0 0 0 0 0 0																									
Randy Hundley, R (9, PH) OBP: 0.258, SLG: 0.275										1 0 0 0 0 0 0																									
Ted Kubiak, S (9, PR) OBP: 0.279, SLG: 0.229										0 0 0 0 0 0 0																									
Hector Torres, R (1, 6) OBP: 0.295, SLG: 0.324		0-0 FC6-4		0-0 1-3		0-0 5-3			0-0 FC6-4	4 0 0 0 0 0 2																									
Bob Davis, R (1, 2) OBP: 0.194, SLG: 0.172		0-0 5-3			0-3 K			4-0 FC5-4 BB		2 0 0 0 1 1 1																									
Dan Spillner, R (1, 1) OBP: 0.324, SLG: 0.226										0 0 0 0 0 0 0																									
Danny Frisella, L (5, 1) OBP: 0.318, SLG: 0.176		0-0 6-3			0-3 K			4-0 FC5-4 BB		0 0 0 0 1 0 0																									
Don Hahn, R (7, 7) OBP: 0.318, SLG: 0.176										0 0 0 0 0 0 0																									
<b>Inning Stats</b>	R: 0 E: 0 K: 2 S: 8	H: 1 LOB: 1 BB: 0 P: 8	R: 1 E: 0 K: 0 S: 4	H: 1 LOB: 1 BB: 1 P: 8	R: 0 E: 0 K: 1 S: 5	H: 0 LOB: 0 BB: 0 P: 5	R: 1 E: 0 K: 0 S: 4	H: 2 LOB: 0 BB: 0 P: 4	R: 0 E: 0 K: 1 S: 5	H: 0 LOB: 0 BB: 0 P: 5	R: 0 E: 0 K: 1 S: 5	H: 0 LOB: 0 BB: 0 P: 5	R: 0 E: 0 K: 1 S: 3	H: 0 LOB: 2 BB: 2 P: 11	R: 0 E: 1 K: 0 S: 4	H: 0 LOB: 1 BB: 0 P: 4	1B: 1 2B: 1 3B: 0 HR: 2	SF: 0 SAC: 0 DP: 1 HBP: 0	WP: 0 PB: 0 SB: 1 CS: 0	PA: 34															
<b>PITCHER</b> Dave Roberts, L (1, 1) ERA: 4.29	IP: 9.0 WLS: W BF: 34 H: 4 R: 2 ER: 2 SO: 7 BB: 3 IBB: 0 HBP: 0 BLK: 0 WP: 0 HR: 2 S: 45 P: 57 ERA: 2.00 WHIP: 0.778																																		
<b>PITCHER</b>	IP	WLS	BF	H	R	ER	SO	BB	IBB	HBP	BLK	WP	HR	S	P	ERA	WHIP																		

San Diego Padres @ Houston Astros  
Astrodome, Houston, TX  
Tue Jul 29 1975, 8:05 PM EDT  
Att. 7,156 - Dome

livebaseballscorecards.com

AB	31
R	2
H	4
RBI	2
BB	3
SO	7
LOB	13





Batter	1	2	3	4	5	6	7	8	9	AB	R	H	RBI	BB	SO	LOB
Wilbur Howard, S OBP: 0.390, SLG: 0.453 (1, 8)	0-0 3-1		0-0 F8		0-0 1B 2B 1B	0-0 E 1B	0-3 K			5	1	2	0	0	1	3
Greg Gross, L OBP: 0.372, SLG: 0.354 (1, 9)	0-0 6-3		0-0 1B		0-0 2B 1B	0-0 E9 1B		0-0 L7		5	1	3	1	0	0	0
Jose Cruz, L OBP: 0.342, SLG: 0.327 (1, 7)	0-3 K		0-0 4-3		0-0 1B 2B	0-3 K		0-0 3-1		5	1	1	1	0	2	3
Cliff Johnson, R OBP: 0.375, SLG: 0.471 (1, 3)		0-0 1B 5-3 1B		0-0 1B 2B	0-0 F7	4-0 IBB		0-3 K		4	1	2	0	1	1	1
Doug Rader, R OBP: 0.310, SLG: 0.362 (1, 5)		0-0 5-3		0-0 F7	0-0 F3	0-3 K				4	0	0	0	0	1	6
Ken Boswell, L OBP: 0.368, SLG: 0.336 Rob Andrews, R OBP: 0.268, SLG: 0.239 (1, 4) (7, PR) (8, 4)		0-0 2-3 1B		0-0 2B G3 1B	0-0 2-H 1B		4-0 SH1-4 1B BB			3	1	3	2	1	0	0
Skip Jutze, R OBP: 0.217, SLG: 0.239 (1, 2)		0-0 F9		0-0 G3 2B	0-0 1-3					0	0	0	0	0	0	0
Larry Milbourne, S OBP: 0.243, SLG: 0.255 (1, 6)		0-0 G3		0-0 G3		0-0 1B SH1-4 1B		0-0 L5		4	1	1	1	0	0	5
Dave Roberts, L OBP: 0.133, SLG: 0.182 (1, 1)			0-3 K	0-3 K		0-0 SH1-4	0-0 SH1-4			2	0	0	0	0	2	1

Inning Stats	R: 0	H: 0	E: 0	K: 1	S: 5	R: 0	H: 2	E: 0	K: 0	S: 5	R: 0	H: 1	E: 0	K: 1	S: 6	R: 2	H: 3	E: 0	K: 1	S: 8	R: 3	H: 4	E: 1	K: 0	S: 7	R: 1	H: 3	E: 1	K: 2	S: 10	R: 0	H: 1	E: 0	K: 1	S: 6	R: 0	H: 0	E: 0	K: 1	S: 5
	0	0	0	1	5	0	2	0	0	5	0	1	0	0	6	2	3	0	1	8	3	4	1	0	7	1	3	0	3	10	0	1	0	6	0	0	0	5		

PITCHER	IP	WLS	BF	H	R	ER	SO	BB	IBB	HBP	BLK	WP	HR	S	P	ERA	WHIP
Dan Spillner, R ERA: 3.94 (1, 1)	4.2	L	24	10	5	5	3	0	0	0	0	0	0	30	30	9.64	2.143
Danny Frisella, R ERA: 2.84 (5, 1)	1.1		8	3	1	1	2	0	1	0	0	0	0	11	15	6.75	2.250
Rich Folkers, L ERA: 4.46 (7, 1)	2.0		8	1	0	0	2	1	0	0	0	0	0	11	15	0.00	1.000

**BOTTOM**

**San Diego Padres @ Houston Astros**  
Astrodome, Houston, TX

Tue Jul 29 1975, 8:05 PM EDT  
Att: 7,156 - Dome

livebaseballscorecards.com

<b>AB</b>	<b>36</b>
<b>R</b>	<b>6</b>
<b>H</b>	<b>14</b>
<b>RBI</b>	<b>5</b>
<b>BB</b>	<b>2</b>
<b>SO</b>	<b>7</b>
<b>LOB</b>	<b>22</b>



1B: 11	SF: 0	WP: 0	PA: 40
2B: 3	SAC: 2	PB: 0	
3B: 0	DP: 0	SB: 1	
HR: 0	HBP: 0	CS: 0	

Batter	1	2	3	4	5	6	7	8	9	AB R H RBI BB SO LOB	TOP	
<b>Johnny Grubb, L</b> (1, 8) <small>OBP: 0.363, SLG: 0.398</small>	4-0 		0-0 F5		0-0 4-3			0-0 3-1	0-0 F8	4 0 0 0 1 0 2		
<b>Tito Fuentes, S</b> (1, 4) <small>OBP: 0.294, SLG: 0.336</small>	0-0 6-3		0-0 F8		0-0 			0-0 		4 1 2 1 0 0 1		
<b>Mike Ivie, R</b> (1, 5) <small>OBP: 0.309, SLG: 0.385</small>	0-0 		0-0 F4		0-0 			0-0 		4 0 3 0 0 0 0		
<b>Willie McCovey, L</b> (1, 3) <b>Enzo Hernandez, R</b> (8, PR) <small>OBP: 0.326, SLG: 0.440</small> <small>OBP: 0.282, SLG: 0.264</small>	0-3 K		0-0 F6		0-0 F5			0-0 		4 0 1 1 0 1 2		
<b>Dave Winfield, R</b> (1, 9) <small>OBP: 0.346, SLG: 0.414</small>		0-0 		0-0 L9		0-0 F6		0-0 		4 1 1 0 0 0 2		
<b>Bobby Tolan, L</b> (1, 7) <small>OBP: 0.287, SLG: 0.320</small>		0-0 SH1-3		0-0 		0-0 F6		0-3 K		3 1 1 1 0 1 2		
<b>Hector Torres, R</b> (1, 6) <small>OBP: 0.294, SLG: 0.324</small>		0-0 SF7		0-0 F6		0-0 F4		0-0 		3 0 1 1 0 0 0		
<b>Randy Hundley, R</b> (1, 2) <small>OBP: 0.251, SLG: 0.268</small>		0-0 E5		0-0 F8		0-0 F3		0-3 K		4 0 0 0 0 1 1		
<b>Joe McIntosh, S</b> (1, 1) <small>OBP: 0.225, SLG: 0.257</small> <b>Bill Greif, R</b> (6, 1) <b>Fred Kendall, R</b> (7, PH) <small>OBP: 0.254, SLG: 0.235</small> <b>Dave Tomlin, L</b> (7, 1) <b>Danny Frisella, L</b> (8, 1) <b>Gene Locklear, L</b> (9, PH) <small>OBP: 0.388, SLG: 0.463</small>		0-0 1-3		0-0 		0-3 K		0-0 F7		2 1 1 0 0 0 1		
<b>Inning Stats</b>	R: 0 H: 1 E: 0 LOB: 2 K: 1 BB: 1 S: 5 P: 9	R: 1 H: 1 E: 1 LOB: 1 K: 0 BB: 0 S: 5 P: 5	R: 0 H: 0 E: 0 LOB: 0 K: 0 BB: 0 S: 3 P: 3	R: 1 H: 1 E: 0 LOB: 0 K: 0 BB: 0 S: 4 P: 4	R: 1 H: 3 E: 0 LOB: 2 K: 0 BB: 0 S: 5 P: 5	R: 0 H: 0 E: 0 LOB: 0 K: 0 BB: 0 S: 3 P: 3	R: 0 H: 0 E: 0 LOB: 0 K: 1 BB: 0 S: 5 P: 5	R: 1 H: 3 E: 0 LOB: 2 K: 1 BB: 0 S: 8 P: 8	R: 0 H: 1 E: 0 LOB: 1 K: 1 BB: 0 S: 6 P: 6	1B: 7 SF: 1 2B: 3 SAC: 1 3B: 0 DP: 1 HR: 1 HBP: 0	WP: 0 PA: 37 PB: 0 SB: 1 CS: 1	
<b>PITCHER</b> <b>Doug Konieczny, R</b> (1, 1) <small>ERA: 4.5</small> <b>Joe Niekro, R</b> (7, 1) <small>ERA: 4.18</small> <b>Mike Cosgrove, L</b> (8, 1) <small>ERA: 2.01</small> <b>Jose Sosa, R</b> (8, 1) <small>ERA: 5.4</small>	IP WLS BF H R ER SO BB IBB HBP BLK WP HR S P ERA WHIP											<b>PITCHER</b> IP WLS BF H R ER SO BB IBB HBP BLK WP HR S P ERA WHIP
6.0 W 24 6 3 3 1 1 0 0 0 0 0 1 25 29 4.50 1.167 1.1 6 2 1 1 1 0 0 0 0 0 0 8 8 6.75 1.500 0.0 1 1 0 0 0 0 0 0 0 0 0 1 1 ∞ ∞ 1.2 S 6 1 0 0 2 0 0 0 0 0 0 0 10 10 0.00 0.600												

**San Diego Padres @ Houston Astros**  
 Astrodome, Houston, TX  
 Wed Jul 30 1975, 8:05 PM EDT  
 Att. 7,547 - Dome

[livebaseballscorecards.com](http://livebaseballscorecards.com)

<b>AB</b>	34
<b>R</b>	4
<b>H</b>	10
<b>RBI</b>	4
<b>BB</b>	1
<b>SO</b>	4
<b>LOB</b>	12





Batter	1	2	3	4	5	6	7	8	9
Wilbur Howard, S OBP: 0.381, SLG: 0.442	0-0 L8		0-0 G4-6-3			0-0 L7	0-0 5-3		
Greg Gross, L OBP: 0.373, SLG: 0.352	0-0 4-3		0-0 6-3			4-0 HR BB		4-0 SH5-3 BB	
Jose Cruz, L OBP: 0.346, SLG: 0.351	0-0 2B			0-0 4-3		0-0 HR		0-0 SH5-3	
Cliff Johnson, R OBP: 0.377, SLG: 0.466	0-0 F8			0-0 F7		4-0 HR BB		4-0 HR IBB	
Doug Rader, R OBP: 0.310, SLG: 0.369		0-3 K		0-3 K		0-0 HR		0-0 F8	
Ken Boswell, L OBP: 0.368, SLG: 0.336		0-0 L7			0-0 L4	0-0		0-0	
Joe Niekro, R OBP: 0.375, SLG: 0.286						G6-4-3 1B		1-H 2-H HR	
Mike Cosgrove, L									
Jose Sosa, R OBP: 1.000, SLG: 4.000									
Skip Jutze, R OBP: 0.220, SLG: 0.240		0-0 1B			0-0 6-3	0-0 G6-4-3		0-0 L7	
Larry Milbourne, S OBP: 0.236, SLG: 0.248		0-0 3-1			0-0 F8			0-0 6-3	
Doug Konieczny, R OBP: 0.205, SLG: 0.233			0-0				0-0	0-0	
Tommy Helms, R OBP: 0.259, SLG: 0.197			G4-6-3 1B			HR BB 1B		F8	

AB	R	H	RBI	BB	SO	LOB
4	0	0	0	0	0	2
2	2	0	0	2	0	0
3	1	2	3	0	0	0
2	2	0	0	2	0	1
4	1	1	2	0	2	2
3	0	1	0	0	0	0
0	0	0	0	0	0	0
0	0	0	0	0	0	0
1	1	1	3	0	0	0
4	0	1	0	0	0	1
3	0	0	0	0	0	1
1	0	1	0	0	0	0
2	1	1	0	0	0	0

**San Diego Padres @ Houston Astros**  
Astrodome, Houston, TX  
Wed Jul 30 1975, 8:05 PM EDT  
Att: 7,547 - Dome

AB	29
R	8
H	8
RBI	8
BB	4
SO	2
LOB	7



1B:	4	SF:	0
2B:	1	SAC:	1
3B:	0	DP:	2
HR:	3	HBP:	0

WP:	0	PA:	34
PB:	0		
SB:	0		
CS:	0		

Inning Stats	R	H	E	K	S	P	BB	IBB	HBP	BLK	WP	HR	S	P	ERA	WHIP
Joe McIntosh, R ERA: 3.35	5.1	5	0	1	22	4	4	2	0	0	0	1	24	32	6.75	1.312
Bill Greif, R ERA: 3.31	0.2	2	0	3	1	1	0	0	0	0	0	1	3	3	13.50	3.000
Dave Tomlin, L ERA: 3.91	1.1	0	0	6	2	2	1	1	0	0	0	0	4	12	13.50	0.750
Danny Frisella, R ERA: 2.94	0.2	1	0	3	1	1	0	0	0	0	0	1	3	3	13.50	1.500

PITCHER	IP	WLS	BF	H	R	ER	SO	BB	IBB	HBP	BLK	WP	HR	S	P	ERA	WHIP
Joe McIntosh, R	5.1	L	22	5	4	4	2	4	2	0	0	0	1	24	32	6.75	1.312
Bill Greif, R	0.2		3	2	1	1	0	0	0	0	0	0	1	3	3	13.50	3.000
Dave Tomlin, L	1.1		6	0	2	2	0	1	1	0	0	0	0	4	12	13.50	0.750
Danny Frisella, R	0.2		3	1	1	1	0	0	0	0	0	0	1	3	3	13.50	1.500

Batter	1	2	3	4	5	6	7	8	9	AB R H RBI BB SO LOB	TOP											
<b>Johnny Grubb, L</b> (1, 8) <small>OBP: 0.361, SLG: 0.395</small> <b>Don Hahn, R</b> (9, PR) <small>OBP: 0.318, SLG: 0.176</small> (9, 8)	0-0 4-3		0-3 K		0-0 F8		0-0 4-3		0-0 E9 1B	5 0 1 0 0 1 0 0 0 0 0 0 0 0	<b>San Diego Padres @ Houston Astros</b> Astrodome, Houston, TX Thu Jul 31 1975, 8:05 PM EDT Att. 7,475 - Dome											
<b>Tito Fuentes, S</b> (1, 4) <small>OBP: 0.295, SLG: 0.337</small>	0-0 1B		0-0 L7		0-0 4-3		0-0 1B		0-0 4-3	5 0 2 0 0 0 1												
<b>Mike Ivie, R</b> (1, 5) <small>OBP: 0.307, SLG: 0.392</small> (8, 3)	0-0 F8		0-0 F9			0-0 HR		0-0 5-3		5 1 1 1 0 0 3												
<b>Willie McCovey, L</b> (1, 3) <small>OBP: 0.332, SLG: 0.444</small> <b>Enzo Hernandez, R</b> (8, PR) <small>OBP: 0.281, SLG: 0.263</small> (8, 6)	0-0 G3			4-0 2B BB		0-0 G3 1B 2B		1-0 FC5-4 HBP	0-0 F3	2 1 1 0 1 0 1 1 0 0 0 0 0 1												
<b>Dave Winfield, R</b> (1, 9) <small>OBP: 0.343, SLG: 0.409</small>		0-3 K		0-3 K		0-0 F8		0-0 FC5-4 FC6-4		4 0 0 0 0 2 3												
<b>Bobby Tolan, L</b> (1, 7) <small>OBP: 0.286, SLG: 0.319</small>		0-0 1B 5-3 1B		0-3 K		0-0 G3		0-0 FC6-4 E S		4 2 1 0 0 1 3												
<b>Hector Torres, R</b> (1, 6) <small>OBP: 0.304, SLG: 0.339</small> (8, 5)		0-0 1B 5-3 1B		0-0 1B 1-3 2B		0-0 1B 3-H		0-0 E6 1-H		4 0 3 1 0 0 0												
<b>Bob Davis, R</b> (1, 2) <small>OBP: 0.171, SLG: 0.152</small>		0-0 5-3		0-0 6-3		0-0 6-3		0-0 L5		4 0 0 1 0 0 5												
<b>Jerry Johnson, R</b> (1, 1) <small>OBP: 0.167, SLG: 0.333</small> <b>Dave Tomlin, L</b> (7, 1) <small>OBP: 0.500, SLG: 0.250</small> <b>Bill Greif, R</b> (9, 1)		0-0 6-3			0-0 4-3		0-0 4-3		0-0 1B E 1B	3 0 0 0 0 0 1 1 1 1 0 0 0 0 0 0 0 0 0 0 0												
<b>Inning Stats</b>	R: 0 E: 0 K: 0 S: 4	H: 1 LOB: 1 BB: 0 P: 4	R: 1 E: 0 K: 1 S: 7	H: 2 LOB: 1 BB: 0 P: 7	R: 0 E: 0 K: 1 S: 5	H: 0 LOB: 0 BB: 0 P: 5	R: 0 E: 0 K: 2 S: 8	H: 1 LOB: 2 BB: 1 P: 12	R: 0 E: 0 K: 0 S: 3	H: 0 LOB: 0 BB: 0 P: 3	R: 2 E: 0 K: 0 S: 6	H: 3 LOB: 1 BB: 0 P: 6	R: 0 E: 0 K: 0 S: 4	H: 1 LOB: 1 BB: 0 P: 4	R: 1 E: 1 K: 0 S: 4	H: 0 LOB: 1 BB: 0 P: 5	R: 1 E: 1 K: 0 S: 5	H: 2 LOB: 1 BB: 0 P: 5	1B: 7 2B: 2 3B: 0 HR: 1	SF: 0 SAC: 0 DP: 0 HBP: 1	WP: 0 PB: 0 SB: 1 CS: 0	PA: 40
<b>PITCHER</b>	IP WLS BF H R ER SO BB IBB HBP BLK WP HR S P ERA WHIP																					
<b>Ken Forsch, R</b> (1, 1) <small>ERA: 3.25</small>	7.0		30	8	3	3	4	1	0	0	0	0	0	1	37	41	3.86	1.286				
<b>Wayne Granger, R</b> (8, 1) <small>ERA: 2.53</small>	1.0	L	7	2	2	0	0	0	0	1	0	0	0	0	6	7	0.00	2.000				
<b>Jose Sosa, R</b> (9, 1) <small>ERA: 4.5</small>	1.0		3	0	0	0	0	0	0	0	0	0	0	0	3	3	0.00	0.000				

livebaseballscorecards.com

<b>AB</b>	<b>38</b>
<b>R</b>	<b>5</b>
<b>H</b>	<b>10</b>
<b>RBI</b>	<b>3</b>
<b>BB</b>	<b>1</b>
<b>SO</b>	<b>4</b>
<b>LOB</b>	<b>18</b>





BOTTOM

San Diego Padres @ Houston Astros  
Astrodome, Houston, TX  
Thu Jul 31 1975, 8:05 PM EDT  
Att. 7,475 - Dome

livebaseballscorecards.com

AB 32  
R 3  
H 6  
RBI 1  
BB 5  
SO 3  
LOB 17



WP: 0 PA: 38  
PB: 0  
SB: 2  
CS: 1

AB R H RBI BB SO LOB  
4 2 1 0 0 0 2  
1 0 0 0 0 1 2

4 1 1 0 1 0 3

3 0 1 1 0 0 2  
1 0 0 0 0 0 2

3 0 0 0 1 0 1

4 0 1 0 0 1 3

3 0 0 0 1 1 1

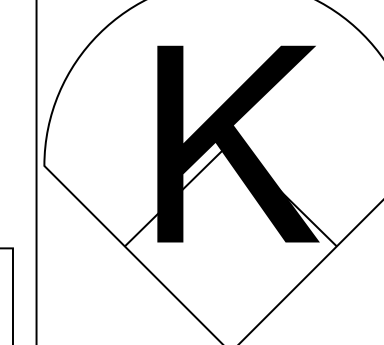
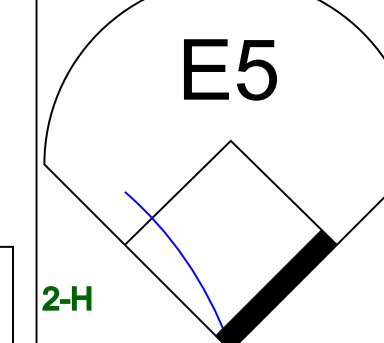
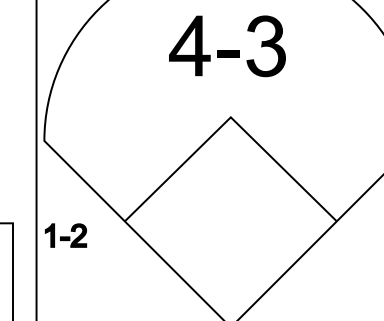
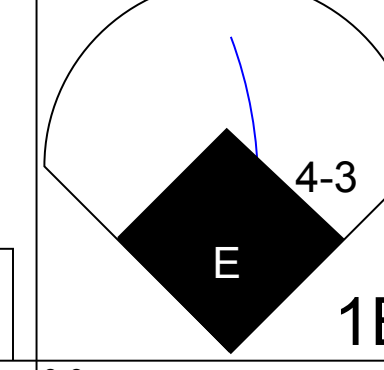
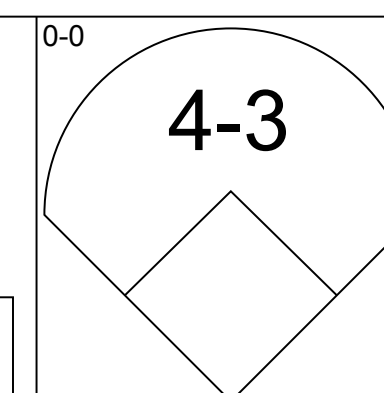
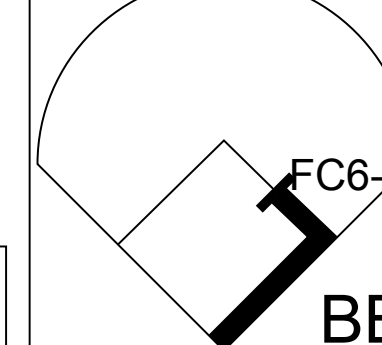
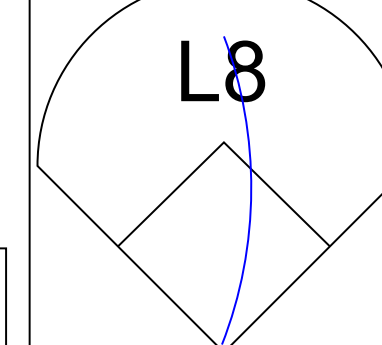
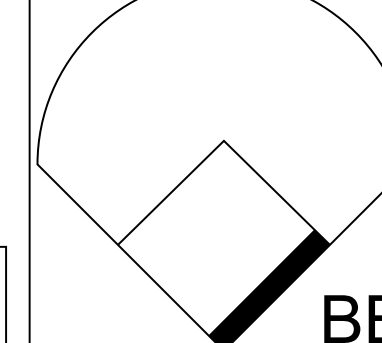
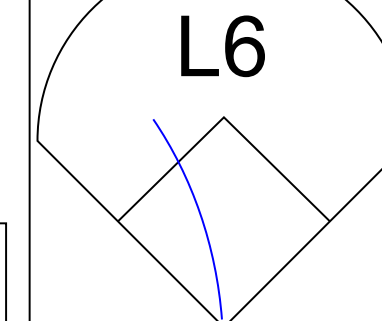
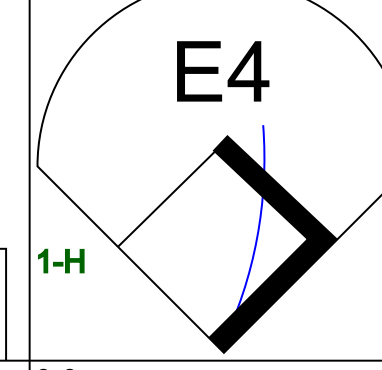
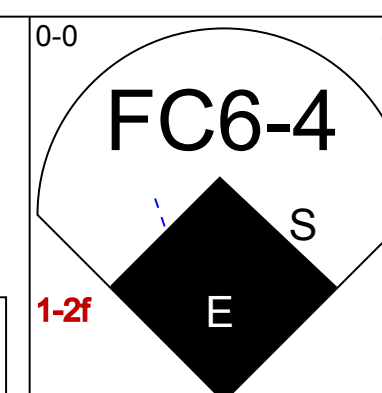
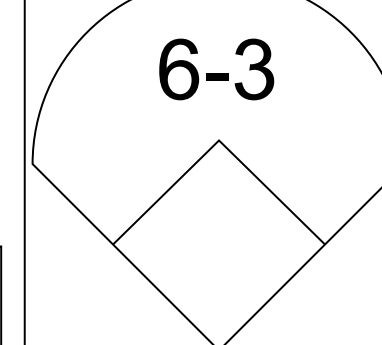

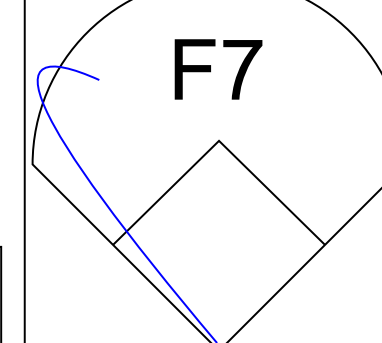
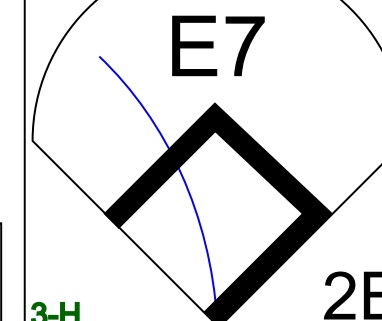
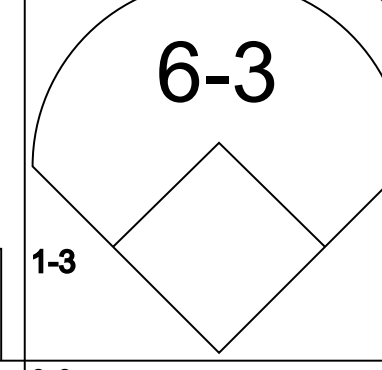
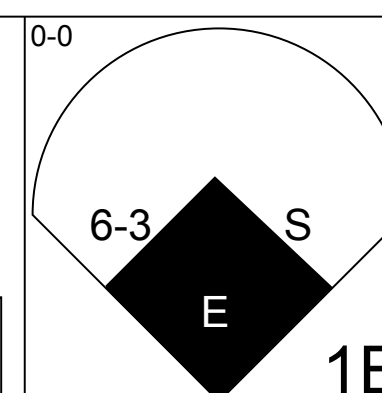
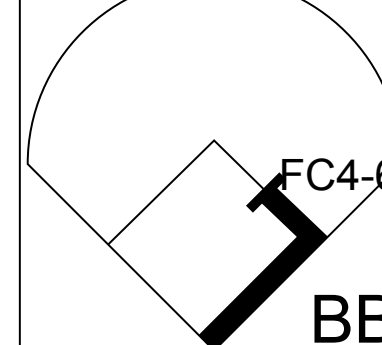
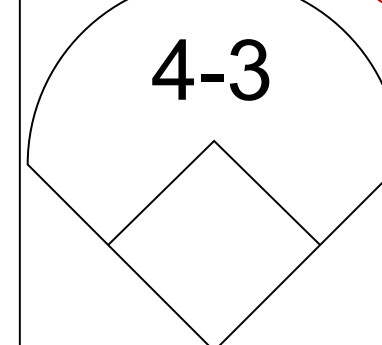
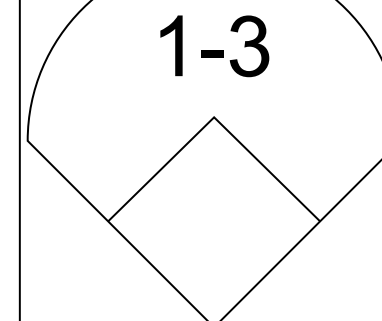
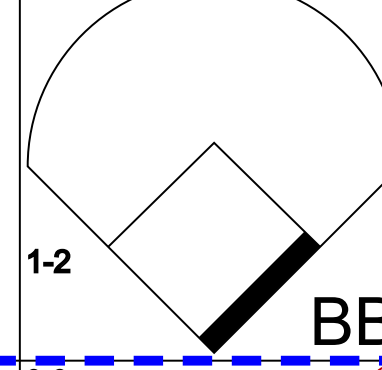
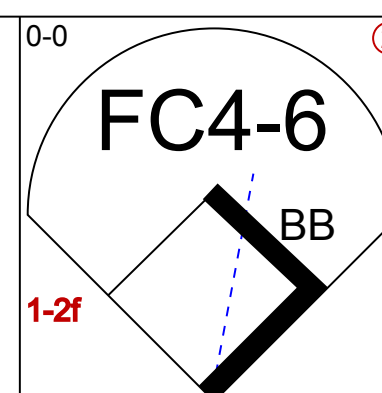
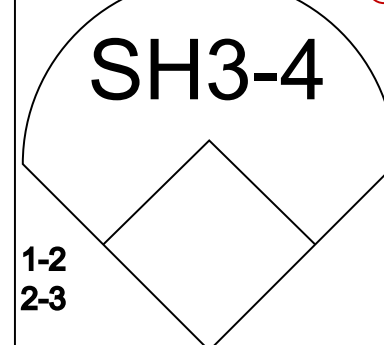
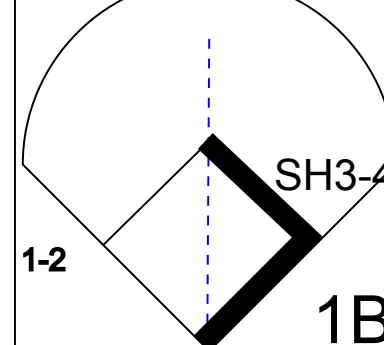
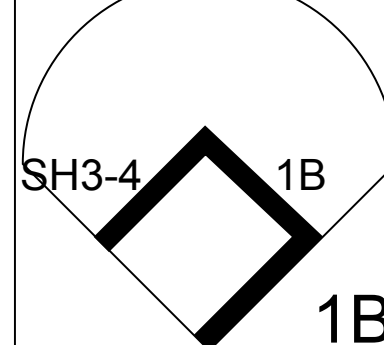
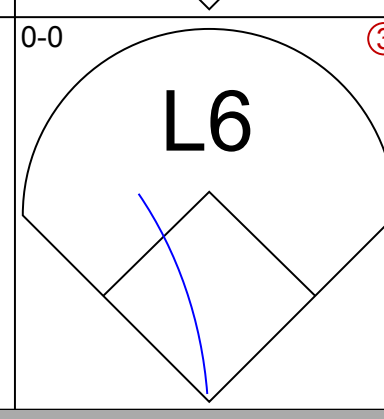
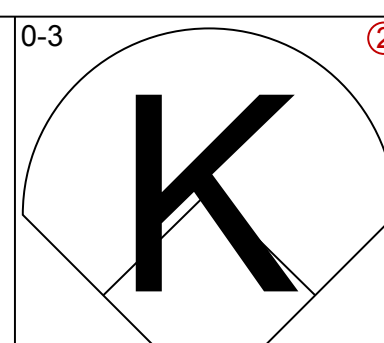
4 0 1 0 0 0 1

3 0 0 0 0 0 0  
1 0 1 0 0 0 0

1 0 0 0 2 0 0  
0 0 0 0 0 0 0  
0 0 0 0 0 0 0  
0 0 0 0 0 0 0

1B: 5 SF: 0  
2B: 1 SAC: 1  
3B: 0 DP: 1  
HR: 0 HBP: 0

WP HR S P ERA WHIP



Wilbur Howard, S (1, 8)  
OBP: 0.378, SLG: 0.438  
Bob Watson, R (9, PH)  
OBP: 0.364, SLG: 0.496

Greg Gross, L (1, 9)  
OBP: 0.373, SLG: 0.351

Jose Cruz, L (1, 7)  
OBP: 0.345, SLG: 0.355  
Enos Cabell, R (7, PH)  
OBP: 0.301, SLG: 0.372 (8, 7)

Cliff Johnson, R (1, 3)  
OBP: 0.375, SLG: 0.458

Doug Rader, R (1, 5)  
OBP: 0.309, SLG: 0.368

Ken Boswell, L (1, 4)  
OBP: 0.364, SLG: 0.328

Skip Jutze, R (1, 2)  
OBP: 0.222, SLG: 0.241

Larry Milbourne, S (1, 6)  
OBP: 0.229, SLG: 0.240  
Tommy Helms, R (9, PH)  
OBP: 0.268, SLG: 0.208

Ken Forsch, R (1, 1)  
OBP: 0.192, SLG: 0.045  
Wayne Granger, R (8, 1)

Jose Sosa, R (9, 1)  
OBP: 1.000, SLG: 4.000  
Rob Andrews, R (9, PH)  
OBP: 0.268, SLG: 0.239

Inning Stats

PITCHER  
Jerry Johnson, R (1, 1) ERA: 2.12  
Dave Tomlin, L (7, 1) ERA: 3.81  
Bill Greif, R (9, 1) ERA: 3.24

R: 1 H: 1 E: 1 K: 1 S: 7  
H: 1 LOB: 1 BB: 0 P: 7  
R: 0 H: 0 E: 0 K: 0 S: 3  
H: 0 LOB: 0 BB: 0 P: 3  
R: 1 H: 0 E: 1 K: 0 S: 4  
H: 0 LOB: 2 BB: 2 P: 12  
R: 0 H: 0 E: 0 K: 0 S: 2  
H: 0 LOB: 0 BB: 1 P: 6  
R: 1 H: 2 E: 1 K: 0 S: 5  
H: 1 LOB: 1 BB: 0 P: 5  
R: 0 H: 0 E: 0 K: 0 S: 3  
H: 0 LOB: 2 BB: 2 P: 11  
R: 0 H: 0 E: 0 K: 1 S: 5  
H: 0 LOB: 0 BB: 0 P: 5  
R: 0 H: 0 E: 0 K: 1 S: 5  
H: 0 LOB: 0 BB: 0 P: 5  
R: 0 H: 2 E: 0 K: 1 S: 7  
H: 2 LOB: 2 BB: 0 P: 7  
R: 1 H: 0 E: 0 K: 0 S: 4  
H: 0 LOB: 2 BB: 2 P: 12  
R: 0 H: 0 E: 0 K: 0 S: 2  
H: 0 LOB: 0 BB: 1 P: 6  
R: 1 H: 2 E: 1 K: 0 S: 5  
H: 1 LOB: 1 BB: 0 P: 5  
R: 0 H: 0 E: 0 K: 0 S: 3  
H: 0 LOB: 2 BB: 2 P: 11  
R: 0 H: 0 E: 0 K: 1 S: 5  
H: 0 LOB: 0 BB: 0 P: 5

BB IBB HBP BLK WP HR S P ERA WHIP  
5 0 0 0 0 0 8 8 0.00 1.500  
0 0 0 0 0 0 5 5 0.00 0.000

BB IBB HBP BLK WP HR S P ERA WHIP  
5 0 0 0 0 0 8 8 0.00 1.500  
0 0 0 0 0 0 5 5 0.00 0.000

BB IBB HBP BLK WP HR S P ERA WHIP  
5 0 0 0 0 0 8 8 0.00 1.500  
0 0 0 0 0 0 5 5 0.00 0.000

BB IBB HBP BLK WP HR S P ERA WHIP  
5 0 0 0 0 0 8 8 0.00 1.500  
0 0 0 0 0 0 5 5 0.00 0.000

BB IBB HBP BLK WP HR S P ERA WHIP  
5 0 0 0 0 0 8 8 0.00 1.500  
0 0 0 0 0 0 5 5 0.00 0.000

BB IBB HBP BLK WP HR S P ERA WHIP  
5 0 0 0 0 0 8 8 0.00 1.500  
0 0 0 0 0 0 5 5 0.00 0.000

BB IBB HBP BLK WP HR S P ERA WHIP  
5 0 0 0 0 0 8 8 0.00 1.500  
0 0 0 0 0 0 5 5 0.00 0.000

BB IBB HBP BLK WP HR S P ERA WHIP  
5 0 0 0 0 0 8 8 0.00 1.500  
0 0 0 0 0 0 5 5 0.00 0.000

BB IBB HBP BLK WP HR S P ERA WHIP  
5 0 0 0 0 0 8 8 0.00 1.500  
0 0 0 0 0 0 5 5 0.00 0.000

BB IBB HBP BLK WP HR S P ERA WHIP  
5 0 0 0 0 0 8 8 0.00 1.500  
0 0 0 0 0 0 5 5 0.00 0.000

Batter	1	2	3	4	5	6	7	8	9	AB R H RBI BB SO LOB	TOP
<b>Wilbur Howard, S</b> (1, 8) <small>OBP: 0.380, SLG: 0.439</small>	0-0 		0-0 		0-3 			0-0 		4 2 2 0 0 1 0	<b>Houston Astros @ San Francisco Giants</b> Candlestick Park, San Francisco, CA Fri Aug 01 1975, 10:05 PM EDT Att. 2,653 - Unknown <a href="http://livebaseballscorecards.com">livebaseballscorecards.com</a>
<b>Greg Gross, L</b> (1, 9) <small>OBP: 0.377, SLG: 0.356</small>	0-0 		0-0 			0-0 		0-0 		4 0 3 0 0 0 1	
<b>Jose Cruz, L</b> (1, 7) <small>OBP: 0.344, SLG: 0.355</small>	0-0 		0-0 			0-0 		0-0 		3 0 1 1 0 0 2	
<b>Bob Watson, R</b> (1, 3) <small>OBP: 0.366, SLG: 0.495</small>	4-0 		0-0 			0-0 		0-0 		3 0 1 0 1 0 1	
<b>Milt May, L</b> (1, 2) <small>OBP: 0.282, SLG: 0.299</small>	0-3 			0-0 		0-0 		0-3 		4 0 0 0 0 2 5	
<b>Doug Rader, R</b> (1, 5) <small>OBP: 0.306, SLG: 0.364</small>	0-0 			0-3 		0-3 		0-0 		4 0 0 0 0 2 5	
<b>Ken Boswell, L</b> (1, 4) <small>OBP: 0.361, SLG: 0.325</small> <b>Rob Andrews, R</b> (9, PR) <small>OBP: 0.268, SLG: 0.239</small>		0-0 		0-0 		0-0 		0-0 		4 0 1 0 0 0 0 0 0 0 0 0 0 0	
<b>Larry Milbourne, S</b> (1, 6) <small>OBP: 0.221, SLG: 0.231</small>		0-3 		0-0 		0-0 		0-0 		4 0 0 0 0 1 1	
<b>J.R. Richard, R</b> (1, 1) <small>OBP: 0.213, SLG: 0.362</small>		0-3 		0-3 		0-3 				3 0 0 0 0 3 0	
<b>Inning Stats</b>	R: 0 H: 2 E: 0 LOB: 3 K: 1 BB: 1 S: 7 P: 11	R: 0 H: 0 E: 0 LOB: 0 K: 2 BB: 0 S: 7 P: 7	R: 1 H: 1 E: 1 LOB: 0 K: 0 BB: 0 S: 4 P: 4	R: 0 H: 0 E: 0 LOB: 0 K: 1 BB: 0 S: 5 P: 5	R: 0 H: 0 E: 0 LOB: 0 K: 2 BB: 0 S: 7 P: 7	R: 0 H: 2 E: 0 LOB: 2 K: 1 BB: 0 S: 7 P: 7	R: 0 H: 0 E: 0 LOB: 0 K: 1 BB: 0 S: 5 P: 5	R: 1 H: 2 E: 0 LOB: 0 K: 0 BB: 0 S: 4 P: 4	R: 0 H: 1 E: 0 LOB: 1 K: 1 BB: 0 S: 6 P: 6	1B: 8 SF: 1 2B: 0 SAC: 0 3B: 0 DP: 2 HR: 0 HBP: 0	
<b>PITCHER</b> <b>Ed Halicki, R</b> (1, 1) <small>ERA: 4.03</small>	IP: 9.0 WLS: W BF: 35 H: 8 R: 2 ER: 1 SO: 9 BB: 1 IBB: 0 HBP: 0 BLK: 0 WP: 0 HR: 0 S: 52 P: 56 ERA: 1.00 WHIP: 1.000										









BOTTOM

Houston Astros @ San Francisco Giants  
Candlestick Park, San Francisco, CA

Sat Aug 02 1975, 6:33 AM EDT  
Att. 5,339 - Unknown

livebaseballscorecards.com



AB R H RBI BB SO LOB

4	2	3	3	1	0	0
6	0	2	1	0	0	2
6	0	2	0	0	1	2
5	1	2	0	0	1	2
5	1	2	0	0	0	4
3	0	1	0	2	0	3
3	1	0	0	0	0	3
0	0	0	0	0	0	0
0	0	1	0	0	0	0
0	0	0	0	0	0	0
0	0	0	0	0	0	0
0	0	0	0	0	0	0
0	0	0	0	0	0	0
0	0	0	0	0	0	0
5	1	2	2	0	0	3
1	0	0	0	0	0	0
1	1	1	1	0	0	0
0	0	0	0	0	0	0
0	0	0	0	0	0	0
3	0	1	0	0	0	2
0	1	0	0	0	0	0

AB	43
R	8
H	17
RBI	7
BB	3
SO	2
LOB	21

WP	1	PA	48
PB	0		
SB	0		
CS	0		

1B: 12 SF: 0  
 2B: 3 SAC: 1  
 3B: 1 DP: 1  
 HR: 2 HBP: 1

Batter	1	2	3	4	5	6	7	8	9	10
Von Joshua, L OBP: 0.368, SLG: 0.454 (1, 8)	0-0 HR		0-0 F7		0-0 1B 3B	0-0 2-H 3-H 1B		4-0 L3 BB		0-0 SH1-4 1-2
Derrel Thomas, S OBP: 0.355, SLG: 0.378 (1, 4)	0-0 F8		0-0 6-3		0-0 1B	0-0 5-3		0-0 L3 1-2		0-0 WP 1B 2-3
Bobby Murcer, L OBP: 0.396, SLG: 0.464 (1, 9)	0-0 1B		0-0 1-3		0-0 F5		0-3 K		0-0 1B	0-0 WP 1-2 3-H
Gary Matthews, R OBP: 0.360, SLG: 0.422 (1, 7)	0-0 6-3 1B			0-3 K	0-0 F3		0-0 1B 2B		0-0 F8	
Willie Montanez, L OBP: 0.347, SLG: 0.404 (1, 3)	0-0 6-3 1-2			0-0 2B		0-0 FC6-4 1B	0-0 F3		0-0 F6	
Chris Speier, R OBP: 0.363, SLG: 0.438 (1, 6)	0-0 5-3			0-0 5-3 2B		4-0 FC6-4 1B BB	4-0 1B IBB		0-0 HBP 1B 1-3	
Dave Rader, L OBP: 0.393, SLG: 0.396 (1, 2)		0-0 3-1		0-0 F9		0-0 FC6-4 1B	0-0 1B		1-0 1B	
Charlie Williams, R OBP: 0.188, SLG: 0.267 (7, PH)						5-3 1B	1-2 2-3 1B		1-2 HBP	
Jake Brown, R OBP: 0.324, SLG: 0.375 (8, 1)						1-2 2-3 1B	1-2 2-3 1B		1-2 HBP	
Gary Lavell, S OBP: 0.125, SLG: 0.125 (9, 1)										
Randy Moffitt, R OBP: 0.273, SLG: 0.455 (9, PH)										
Steve Ontiveros, S OBP: 0.363, SLG: 0.342 (10, 1)										
Dave Heaverlo, R (10, 1)										
Bruce Miller, R OBP: 0.289, SLG: 0.313 (1, 5)		0-0 6-3			0-0 F5	0-0 5-3 1B	0-0 1B	0-0 1-2 2-H 3-H 1B	0-0 F8	
Jim Barr, R OBP: 0.109, SLG: 0.063 (5, PH)										
Gary Thomasson, L OBP: 0.288, SLG: 0.316 (6, 1)										
Mike Caldwell, R OBP: 0.128, SLG: 0.179 (6, PH)										
Glenn Adams, L OBP: 0.373, SLG: 0.507 (6, PH)										
Marc Hill, R OBP: 0.311, SLG: 0.306 (7, 2)										
Mike Sadek, R OBP: 0.314, SLG: 0.283 (10, PR)										
HR										1B SH1-4 WP 1B

Inning Stats	R: 1	H: 3	E: 0	LOB: 2	K: 0	BB: 0	S: 6	P: 6
	R: 0	H: 0	E: 0	LOB: 0	K: 0	BB: 0	S: 3	P: 3
	R: 0	H: 0	E: 0	LOB: 0	K: 0	BB: 0	S: 3	P: 3
	R: 0	H: 1	E: 0	LOB: 1	K: 1	BB: 0	S: 6	P: 6
	R: 2	H: 3	E: 0	LOB: 3	K: 0	BB: 0	S: 6	P: 6
	R: 3	H: 3	E: 0	LOB: 1	K: 0	BB: 1	S: 6	P: 10
	R: 1	H: 3	E: 0	LOB: 2	K: 1	BB: 1	S: 7	P: 11
	R: 0	H: 0	E: 0	LOB: 0	K: 0	BB: 1	S: 2	P: 6
	R: 0	H: 2	E: 0	LOB: 3	K: 0	BB: 0	S: 5	P: 6
	R: 1	H: 2	E: 0	LOB: 2	K: 0	BB: 0	S: 3	P: 3

PITCHER	IP	WLS	BF	H	R	ER	SO	BB	IBB	HBP	BLK	WP	HR	S	P	ERA	WHIP
Larry Dierker, R ERA: 4.23 (1, 1)	5.1		26	9	6	6	1	1	0	0	0	0	2	27	31	10.12	1.875
Mike Cosgrove, L ERA: 2.28 (6, 1)	1.1		7	2	1	1	1	0	1	0	0	0	0	8	12	6.75	1.500
Wayne Granger, R ERA: 2.51 (7, 1)	0.1		2	2	0	0	0	0	0	0	0	0	0	2	2	0.00	6.000
Jose Sosa, R ERA: 3.38 (8, 1)	2.0		9	2	0	0	0	1	0	1	0	0	0	7	12	0.00	1.500
Jim Crawford, L ERA: 3.35 (10, 1)	0.1	L	4	2	1	1	0	0	0	0	0	1	0	3	3	27.00	6.000

Batter	1	2	3	4	5	6	7	8	9	AB R H RBI BB SO LOB	TOP											
<b>Wilbur Howard, S</b> (1, 8) <small>OBP: 0.379, SLG: 0.429</small>	0-3 K		4-0 1B BB		0-0 BB 1B 1B	0-0 F9			4-0 1B BB	3 1 1 0 2 1 1												
<b>Greg Gross, L</b> (1, 9) <small>OBP: 0.374, SLG: 0.353</small>	0-0 6-3		0-0 1B 1-2 2-H		0-0 F6		0-0 1-3	0-0 1B 1B 1-2 2-3	0-0 1B 1B	5 0 2 1 0 0 1												
<b>Enos Cabell, R</b> (1, 5) <small>OBP: 0.301, SLG: 0.373</small>	0-0 F9		0-0 L5		0-0 BB 1B 1-2		0-0 F6	0-0 SF9	0-0 SF9 3-H	4 0 1 1 0 0 2												
<b>Bob Watson, R</b> (1, 7) <small>OBP: 0.364, SLG: 0.493</small>		0-3 K	0-0 F9		0-3 K		0-0 F6	0-0 1B 1-2 2-H	0-0 1B	5 0 1 1 0 2 4												
<b>Cliff Johnson, R</b> (1, 3) <small>OBP: 0.381, SLG: 0.455</small>		0-0 1B		0-0 1B E	4-0 1B BB 1-2 2-3			0-0 F8	0-0 5-3	4 1 2 0 1 0 2												
<b>Doug Rader, R</b> (1, 6) <small>OBP: 0.304, SLG: 0.363</small>		0-0 F5		0-0 FC5-4 1B 1-2	0-0 F8			0-0 F8		4 0 1 0 0 0 4												
<b>Tommy Helms, R</b> (1, 4) <small>OBP: 0.261, SLG: 0.205</small>		0-0 F8		0-0 F7		0-3 K		0-0 F3		4 0 0 0 0 1 3												
<b>Skip Jutze, R</b> (1, 2) <small>OBP: 0.241, SLG: 0.246</small>			0-0 SH1-3 1B 1B	0-0 FC5-4 1-2 2-H		4-0 BB		0-3 K	0-3 K	3 1 1 0 1 1 1												
<b>Dave Roberts, L</b> (1, 1) <small>OBP: 0.128, SLG: 0.174</small> <b>Jose Sosa, R</b> (7, 1) <small>OBP: 1.000, SLG: 4.000</small> <b>Jesus de la Rosa, R</b> (9, PH) <small>OBP: 0.500, SLG: 1.000</small>		0-0 SH1-3	0-0 G3		0-0 F2			0-0 1B SF9 2B	0-0 1B 2B	2 0 0 0 0 0 2 0 0 0 0 0 0 0 1 1 1 0 0 0 0												
<b>Inning Stats</b>	R: 0 E: 0 K: 1 S: 5	H: 0 LOB: 0 BB: 0 P: 5	R: 0 E: 0 K: 1 S: 6	H: 1 LOB: 1 BB: 0 P: 6	R: 1 E: 0 K: 0 S: 5	H: 2 LOB: 2 BB: 1 P: 9	R: 1 E: 1 K: 0 S: 5	H: 2 LOB: 1 BB: 0 P: 5	R: 0 E: 0 K: 1 S: 7	H: 2 LOB: 3 BB: 1 P: 11	R: 0 E: 0 K: 1 S: 5	H: 0 LOB: 1 BB: 1 P: 9	R: 0 E: 0 K: 0 S: 3	H: 0 LOB: 0 BB: 0 P: 3	R: 0 E: 0 K: 0 S: 3	H: 0 LOB: 0 BB: 0 P: 3	R: 2 E: 0 K: 1 S: 8	H: 3 LOB: 2 BB: 1 P: 12	1B: 9 2B: 1 3B: 0 HR: 0	SF: 1 SAC: 1 DP: 0 HBP: 0	WP: 0 PB: 0 SB: 0 CS: 0	PA: 41
<b>PITCHER</b>	IP WLS BF H R ER SO BB IBB HBP BLK WP HR S P ERA WHIP																					
<b>Pete Falcone, L</b> (1, 1) <small>ERA: 3.8</small> <b>Randy Moffitt, R</b> (9, 1) <small>ERA: 3.86</small>	8.2 W 39 9 4 3 5 4 0 0 0 0 0 0 45 61 3.12 1.500																					

**Houston Astros @ San Francisco Giants**  
 Candlestick Park, San Francisco, CA  
 Sun Aug 03 1975, 6:33 AM EDT  
 Unknown

[livebaseballscorecards.com](http://livebaseballscorecards.com)

AB	35
R	4
H	10
RBI	3
BB	4
SO	5
LOB	20





Batter	1	2	3	4	5	6	7	8	9	AB	R	H	RBI	BB	SO	LOB
Von Joshua, L OBP: 0.370, SLG: 0.455 (1, 8)	0-3 K	0-0 E 1B		0-0 F7			0-0 6-3 1B			4	1	2	0	0	1	0
Derrel Thomas, S OBP: 0.358, SLG: 0.381 Craig Robinson, R OBP: 0.036, SLG: 0.036 (1, 4) (3, 4)	0-0 2B	0-0 E 1B		0-0 F4			0-0 6-3 1-2			2	2	2	0	0	0	0
Bobby Murcer, L OBP: 0.399, SLG: 0.468 (1, 9)	0-0 2B	0-0 E5 1B				0-0 G3	4-0 BB			3	1	2	1	1	0	0
Gary Matthews, R OBP: 0.362, SLG: 0.428 (1, 7)	0-0 2B	0-0				0-0 F8	0-3 K			4	1	2	3	0	1	2
Willie Montanez, L OBP: 0.346, SLG: 0.401 (1, 3)	0-0 2B	0-0 F3				4-0 BB	0-0 F8			3	0	0	0	1	0	5
Chris Speier, R OBP: 0.364, SLG: 0.440 (1, 6)	0-0 2B		0-0 5-3			0-3 K		4-0 BB		3	0	1	1	1	1	1
Bruce Miller, R OBP: 0.284, SLG: 0.306 (1, 5)	0-0 L1		0-0 F8			0-0 5-3		0-0 G4-6-3 BB		4	0	0	0	0	0	2
Marc Hill, R OBP: 0.310, SLG: 0.299 (1, 2)		0-3 K	0-0 F6			0-0 F7		4-0 BB		3	0	0	0	1	1	0
Pete Falcone, L OBP: 0.044, SLG: 0.044 Randy Moffitt, R OBP: 0.273, SLG: 0.455 (1, 1) (9, 1)		0-3 K		0-3 K		0-0 G3		0-0 4-3		4	0	0	0	0	2	1
										0	0	0	0	0	0	0
<b>Inning Stats</b>	R: 3 E: 0 K: 1 S: 9	H: 4 LOB: 1 BB: 0 P: 9	R: 2 E: 1 K: 2 S: 11	H: 4 LOB: 2 BB: 0 P: 11	R: 0 E: 0 K: 0 S: 3	H: 0 LOB: 0 BB: 0 P: 3	R: 0 E: 0 K: 1 S: 5	H: 0 LOB: 0 BB: 0 P: 5	R: 0 E: 0 K: 1 S: 5	H: 1 LOB: 2 BB: 1 P: 9	R: 0 E: 0 K: 1 S: 6	H: 0 LOB: 1 BB: 2 P: 10	R: 0 E: 0 K: 0 S: 2	H: 0 LOB: 1 BB: 2 P: 10	1B: 6 2B: 3 3B: 0 HR: 0	SF: 0 SAC: 0 DP: 1 HBP: 0

**BOTTOM**

**Houston Astros @ San Francisco Giants**  
Candlestick Park, San Francisco, CA  
Sun Aug 03 1975, 6:33 AM EDT  
Unknown

[livebaseballscorecards.com](http://livebaseballscorecards.com)

<b>AB</b>	<b>32</b>
<b>R</b>	<b>5</b>
<b>H</b>	<b>9</b>
<b>RBI</b>	<b>5</b>
<b>BB</b>	<b>4</b>
<b>SO</b>	<b>6</b>
<b>LOB</b>	<b>12</b>



PITCHER																
IP	WLS	BF	H	R	ER	SO	BB	IBB	HBP	BLK	WP	HR	S	P	ERA	WHIP
Dave Roberts, L ERA: 4.41 (1, 1)	6.1	L	30	9	5	5	5	2	0	0	0	0	38	46	7.11	1.737
Jose Sosa, R ERA: 2.79 (7, 1)	1.2		6	0	0	1	2	0	0	0	0	0	6	14	0.00	1.200

WP: 0	PA: 36
PB: 0	
SB: 0	
CS: 0	





Batter	1	2	3	4	5	6	7	8	9	AB	R	H	RBI	BB	SO	LOB
Gary Thomasson, L (1, 8) OBP: 0.297, SLG: 0.311				F8		K		SF8 1B 1B BB	F6	4	2	0	0	2	1	3
Derrel Thomas, S (1, 4) OBP: 0.362, SLG: 0.383	E9	4-0		5-3		F8		1B BB		1	1	1	1	1	0	0
Bruce Miller, R (3, 4) OBP: 0.281, SLG: 0.303	1B		G6-4-3					1B		2	0	0	0	0	0	0
Glenn Adams, L (8, PH) OBP: 0.381, SLG: 0.514	1B		BB					1B		1	0	1	0	0	0	0
Craig Robinson, R (8, PR) OBP: 0.036, SLG: 0.036	1B							1B		0	1	0	0	0	0	0
Bobby Murcer, L (1, 9) OBP: 0.399, SLG: 0.467	1B BB		F6	3-1			FC5-4 1B	SF8		3	1	1	1	1	0	1
Gary Matthews, R (1, 7) OBP: 0.363, SLG: 0.427	F9 1B 1-2 2-3 BB		G6-4-3		K		FC5-4 BB BB	1B		5	1	2	1	0	1	2
Willie Montanez, L (1, 3) OBP: 0.351, SLG: 0.404	BB BB 1-2 2-H 3-H		FC3-6 1B		6-3		BB BB 1-2	1B		4	0	3	3	1	0	0
Chris Speier, R (1, 6) OBP: 0.365, SLG: 0.436	K		FC3-6 1B		4-0	2B BB	BB BB 1-2 2-3	F6		3	1	0	0	2	1	5
Dave Rader, L (1, 2) OBP: 0.382, SLG: 0.403	F9				0-0	1B 2B				4	1	2	1	0	1	5
Marc Hill, R (8, PH) OBP: 0.308, SLG: 0.297	2-3		1B		0-0			F9		1	0	0	0	0	0	2
Randy Moffitt, R (9, 1) OBP: 0.273, SLG: 0.455					1-2					0	0	0	0	0	0	0
Steve Ontiveros, S (1, 5) OBP: 0.383, SLG: 0.341	BB BB 1-2		F7		0-0	1B			F6	4	0	1	1	1	1	5
Tom Bradley, R (1, 1) OBP: 0.125, SLG: 0.125	BB BB 1-2 2-3 3-H				0-3					1	0	0	1	1	1	2
Mike Caldwell, R (4, 1) OBP: 0.128, SLG: 0.179										0	0	0	0	0	0	0
Charlie Williams, R (6, 1) OBP: 0.188, SLG: 0.267										0	0	0	0	0	0	0
Jake Brown, R (6, PH) OBP: 0.314, SLG: 0.364										1	0	0	0	0	0	0
Dave Heaverlo, R (7, 1) OBP: 0.125, SLG: 0.125										0	0	0	0	0	0	0
Gary Lavelle, S (7, 1) OBP: 0.125, SLG: 0.125										0	0	0	0	0	0	0
Mike Sadek, R (8, PH) OBP: 0.321, SLG: 0.313								1B SF8 2B		2	1	1	0	0	0	0

Inning Stats	R: 4	H: 3	E: 1	LOB: 3	K: 1	S: 8	P: 24	R: 0	H: 0	E: 0	LOB: 0	K: 0	S: 2	R: 0	H: 2	E: 0	LOB: 2	K: 1	S: 7	R: 0	H: 0	E: 0	LOB: 0	K: 0	S: 3	R: 2	H: 2	E: 0	LOB: 1	K: 1	S: 6	R: 0	H: 0	E: 0	LOB: 0	K: 1	S: 5	R: 0	H: 1	E: 0	LOB: 3	K: 2	S: 8	R: 3	H: 4	E: 0	LOB: 2	K: 0	S: 7	R: 0	H: 0	E: 0	LOB: 0	K: 0	S: 3	1B: 10	SF: 1	2B: 2	SAC: 0	3B: 0	DP: 1	HR: 0	HBP: 0	WP: 0	PA: 46
--------------	------	------	------	--------	------	------	-------	------	------	------	--------	------	------	------	------	------	--------	------	------	------	------	------	--------	------	------	------	------	------	--------	------	------	------	------	------	--------	------	------	------	------	------	--------	------	------	------	------	------	--------	------	------	------	------	------	--------	------	------	--------	-------	-------	--------	-------	-------	-------	--------	-------	--------

PITCHER	IP	WLS	BF	H	R	ER	SO	BB	IBB	HBP	BLK	WP	HR	S	P	ERA	WHIP
Doug Konieczny, R (1, 1) ERA: 4.73	0.2		9	3	4	4	1	4	0	0	0	0	0	7	23	54.00	10.500
Jim Crawford, L (1, 1) ERA: 3.61	6.1	W	28	6	4	4	5	5	0	0	0	0	0	33	53	5.68	1.737
Jose Sosa, R (8, 1) ERA: 3.6	0.1		4	3	1	1	0	0	0	0	0	0	0	4	4	27.00	9.000
Wayne Granger, R (8, 1) ERA: 2.5	0.1		1	0	0	0	0	0	0	0	0	0	0	1	1	0.00	0.000
Mike Cosgrove, L (8, 1) ERA: 2.16	1.1	S	4	0	0	0	0	0	0	0	0	0	0	4	4	0.00	0.000

BOTTOM

Houston Astros @ San Francisco Giants  
Candlestick Park, San Francisco, CA

Sun Aug 03 1975, 6:38 AM EDT  
Att. 12,450 - Unknown

livebaseballscorecards.com

AB	36
R	9
H	12
RBI	9
BB	9
SO	6
LOB	25



Batter	1	2	3	4	5	6	7	8	9	AB R H RBI BB SO LOB	TOP
<b>Wilbur Howard, S</b> (1, 8) <small>OBP: 0.369, SLG: 0.414</small>	0-0 <b>5-3</b> 		0-0 <b>G6-4-3</b> <b>1B</b>		0-0 <b>FC6-4</b> <b>1-2f</b>		4-0 <b>1B</b> <b>IBB</b>		0-3 <b>K</b>	4 0 1 0 1 1 2	
<b>Greg Gross, L</b> (1, 9) <small>OBP: 0.376, SLG: 0.354</small>	0-0 <b>F7</b>		0-0 <b>G6-4-3</b> <b>1-2f</b>			0-0 <b>6-3</b>	0-0 <b>FC6</b> <b>1B</b>		4-0 <b>IBB</b>	4 0 1 2 1 0 1	
<b>Jose Cruz, L</b> (1, 7) <b>Mike Cosgrove, L</b> (7, 1) <small>OBP: 0.361, SLG: 0.381</small>	0-0 <b>1B</b> <b>2B</b> <b>1B</b>		0-0 <b>4-3</b>			0-0 <b>L5</b>	0-0 <b>FC6</b> <b>1-2f</b>		0-0 <b>F8</b>	4 1 1 0 0 0 2 1 0 0 0 0 0 2	
<b>Bob Watson, R</b> (1, 3) <small>OBP: 0.366, SLG: 0.497</small>	0-0 <b>1-2</b> <b>2B</b> <b>1B</b>			0-0 <b>F9</b>		0-0 <b>5-3</b>		0-0 <b>SH1-3</b> <b>2B</b>		4 1 2 0 0 0 0	
<b>Milt May, L</b> (1, 2) <small>OBP: 0.290, SLG: 0.326</small>	0-0 <b>1-H</b> <b>2-H</b> <b>2B</b>			0-0 <b>F6</b>			0-0 <b>1B</b> <b>1B</b>	0-0 <b>SH1-3</b>		3 1 2 2 0 0 0	
<b>Ken Boswell, L</b> (1, 5) <small>OBP: 0.348, SLG: 0.308</small>	0-0 <b>4-3</b>			0-0 <b>L9</b>			0-0 <b>F4</b>	0-0 <b>4-3</b>		4 0 0 0 0 0 3	
<b>Jerry Davanon, R</b> (1, 6) <small>OBP: 0.667, SLG: 0.625</small>		0-0 <b>G3-6-3</b> <b>1B</b>			0-0 <b>FC6-5</b> <b>6-3</b> <b>1B</b>		0-0 <b>E</b> <b>1B</b> <b>1B</b>	0-0 <b>5-3</b>		4 1 3 0 0 0 1	
<b>Rob Andrews, R</b> (1, 4) <b>Cliff Johnson, R</b> (7, PH) <small>OBP: 0.273, SLG: 0.242</small> <small>OBP: 0.377, SLG: 0.450</small>		0-0 <b>G3-6-3</b>			0-0 <b>6-3</b>		0-0 <b>L5</b>		0-0 <b>F6</b>	2 0 0 0 0 0 2 2 0 0 0 0 0 2	
<b>Joe Niekro, R</b> (1, 1) <b>Tommy Helms, R</b> (7, PH) <small>OBP: 0.300, SLG: 0.222</small> <small>OBP: 0.267, SLG: 0.213</small>		0-0 <b>F3</b>			0-0 <b>FC6-5</b> <b>FC6-4</b> <b>2-3</b>		0-0 <b>E7</b> <b>1-3</b> <b>2-H</b> <b>1B</b>	0-0 <b>E6</b>	2 0 0 0 0 0 1 2 1 1 1 0 0 0		
<b>Inning Stats</b>	R: 2 H: 3 E: 0 LOB: 1 K: 0 BB: 0 S: 6 P: 6	R: 0 H: 1 E: 0 LOB: 0 K: 0 BB: 0 S: 3 P: 3	R: 0 H: 1 E: 0 LOB: 0 K: 0 BB: 0 S: 3 P: 3	R: 0 H: 0 E: 0 LOB: 0 K: 0 BB: 0 S: 3 P: 3	R: 0 H: 1 E: 0 LOB: 1 K: 0 BB: 0 S: 4 P: 4	R: 0 H: 0 E: 0 LOB: 0 K: 0 BB: 0 S: 3 P: 3	R: 3 H: 4 E: 1 LOB: 2 K: 0 BB: 1 S: 7 P: 11	R: 0 H: 1 E: 0 LOB: 1 K: 0 BB: 0 S: 4 P: 4	R: 0 H: 0 E: 1 LOB: 2 K: 1 BB: 1 S: 6 P: 10	1B: 9 SF: 0 2B: 2 SAC: 1 3B: 0 DP: 2 HR: 0 HBP: 0	WP: 0 PA: 39 PB: 0 SB: 0 CS: 0
<b>PITCHER</b> <b>Dave Freisleben, R</b> (1, 1) <small>ERA: 3.92</small> <b>Dave Tomlin, L</b> (7, 1) <small>ERA: 3.62</small> <b>Bill Greif, R</b> (8, 1) <small>ERA: 3.04</small>	IP WLS BF H R ER SO BB IBB HBP BLK WP HR S P ERA WHIP 6.2 L 27 9 5 5 0 0 0 0 0 0 0 0 27 27 6.75 1.350 1.0 6 2 0 0 0 0 0 1 0 0 0 0 5 9 0.00 2.000 1.1 6 0 0 0 0 1 0 1 0 0 0 0 7 11 0.00 0.000	<b>PITCHER</b> IP WLS BF H R ER SO BB IBB HBP BLK WP HR S P ERA WHIP									

**Houston Astros @ San Diego Padres**  
 San Diego Stadium, San Diego, CA  
 Mon Aug 04 1975, 10:05 PM EDT  
 Att: 15,000 - Unknown

[livebaseballscorecards.com](http://livebaseballscorecards.com)

<b>AB</b>	36
<b>R</b>	5
<b>H</b>	11
<b>RBI</b>	5
<b>BB</b>	2
<b>SO</b>	1
<b>LOB</b>	16





Batter	1	2	3	4	5	6	7	8	9	AB	R	H	RBI	BB	SO	LOB
Johnny Grubb, L (1, 8) OBP: 0.364, SLG: 0.402	0-0 1B FC4-6 1B	0-0 2B		0-0 4-1			0-0 F7		0-0 F5	5	1	2	0	0	0	3
Tito Fuentes, S (1, 4) OBP: 0.292, SLG: 0.330	0-0 1B E 1B	0-0 G3				0-3 K	0-3 K		0-0 6-3	5	1	1	0	0	2	2
Mike Ivie, R (1, 5) OBP: 0.304, SLG: 0.377	0-0 1B FC4-6 1B		0-0 F4			0-0 F8	0-0 6-3			4	0	1	0	0	0	0
Willie McCovey, L (1, 3) OBP: 0.326, SLG: 0.427	0-0 FC4-6 E 5-3		0-3 K			4-0 FC6-4 BB		0-0 L6		3	1	0	1	1	1	1
Dave Winfield, R (1, 9) OBP: 0.341, SLG: 0.400	0-0 5-3		0-0 5-3			0-0 FC6-4		4-0 BB		3	0	0	0	1	0	2
Bobby Tolan, L (1, 7) OBP: 0.287, SLG: 0.316	0-0 E8 PB 1B		0-0 F9			0-0 F9		0-3 K		4	0	1	1	0	1	1
Hector Torres, R (1, 6) OBP: 0.319, SLG: 0.347	0-0 4-3		0-0 SH1-4 WP 1B			0-0 F9		0-0 4-3		4	0	1	0	0	0	2
Randy Hundley, R (1, 2) OBP: 0.269, SLG: 0.267		0-0 F8		4-0 SH1-4 BB		4-0 BB		0-3 K		1	0	0	0	2	0	0
Fred Kendall, R (9, PH) OBP: 0.244, SLG: 0.236				1-2 BB						1	0	0	0	0	1	0
Dave Freisleben, R (1, 1) OBP: 0.119, SLG: 0.075		0-3 K		0-0 SH1-4		0-3 K		0-0 2B		2	0	0	0	0	2	1
Dave Tomlin, L (7, 1) OBP: 0.500, SLG: 0.250				1-2 2-3						0	0	0	0	0	0	0
Bill Greif, R (8, 1)										0	0	0	0	0	0	0
Dick Sharon, R (9, PH) OBP: 0.324, SLG: 0.330										1	0	1	0	0	0	0

Inning Stats	R: 3	H: 4	E: 2	LOB: 1	K: 0	BB: 0	S: 7	P: 7	R: 0	H: 1	E: 0	LOB: 1	K: 1	BB: 0	S: 6	P: 6	R: 0	H: 0	E: 0	LOB: 0	K: 1	BB: 0	S: 5	P: 5	R: 0	H: 1	E: 0	LOB: 1	K: 0	BB: 1	S: 4	P: 8	R: 0	H: 0	E: 0	LOB: 1	K: 1	BB: 1	S: 5	P: 9	R: 0	H: 0	E: 0	LOB: 1	K: 1	BB: 1	S: 5	P: 9	R: 0	H: 0	E: 0	LOB: 0	K: 1	BB: 0	S: 5	P: 5	R: 0	H: 0	E: 0	LOB: 1	K: 1	BB: 1	S: 5	P: 9	R: 0	H: 1	E: 0	LOB: 1	K: 1	BB: 0	S: 6	P: 6	1B: 5	SF: 0	2B: 2	SAC: 1	3B: 0	DP: 0	HR: 0	HBP: 0	WP: 1	PA: 38
PITCHER	IP	WLS	BF	H	R	ER	SO	BB	IBB	HBP	BLK	WP	HR	S	P	ERA	WHIP																																																																	
Joe Niekro, R (1, 1) ERA: 4.21	6.0	W	27	6	3	3	4	3	0	0	0	1	0	32	44	4.50	1.500																																																																	
Mike Cosgrove, L (7, 1) ERA: 1.93	3.0	S	11	1	0	0	3	1	0	0	0	0	0	16	20	0.00	0.667																																																																	


**BOTTOM**

**Houston Astros @ San Diego Padres**  
San Diego Stadium, San Diego, CA

Mon Aug 04 1975, 10:05 PM EDT  
Att. 15,000 - Unknown

livebaseballscorecards.com

<b>AB</b>	<b>33</b>
<b>R</b>	<b>3</b>
<b>H</b>	<b>7</b>
<b>RBI</b>	<b>2</b>
<b>BB</b>	<b>4</b>
<b>SO</b>	<b>7</b>
<b>LOB</b>	<b>12</b>







Batter	1	2	3	4	5	6	7	8	9	10	AB	R	H	RBI	BB	SO	LOB
Johnny Grubb, L (1, 8) OBP: 0.362, SLG: 0.397	4-0 WP 1B BB BB BB	0-3 K		X 0-0 F5		X 0-0 FC3-2 1B			X 0-0 4-3		4	1	0	0	1	1	2
Tito Fuentes, S (1, 4) OBP: 0.295, SLG: 0.332	4-0 WP 1B BB 1-2	0-0 E 1B		X 0-0 F7		X 0-0 1-2 3-H 2-H 1B			X 0-0 4-3		4	1	2	1	1	0	0
Dave Winfield, R (1, 9) OBP: 0.339, SLG: 0.397	0-0 E 1B S 1-H 2-H	0-0 E6			0-3 K	0-3 K			0-3 K		5	1	1	2	0	3	3
Willie McCovey, L (1, 3) OBP: 0.329, SLG: 0.427	0-0 FC7-5 1B	0-0 F3			4-0 S BB		0-0 CS 1B			0-0 4-3	2	0	1	1	1	0	2
Gene Locklear, L (7, PH) OBP: 0.389, SLG: 0.455											1	0	1	0	0	0	0
Enzo Hernandez, R (7, PR) OBP: 0.280, SLG: 0.262											0	0	0	0	0	0	0
Ted Kubiak, S (8, 5) OBP: 0.277, SLG: 0.227	1-H 1B				0-0 S BB		0-0 CS 1B				1	0	0	0	0	0	0
Mike Ivie, R (1, 5) OBP: 0.302, SLG: 0.374	0-0 WP 1B FC7-5 1-2		0-0 E5 1B SF7		0-0 F7		0-3 K		0-0 F8		5	1	1	0	0	1	2
Bobby Toljan, L (1, 7) OBP: 0.291, SLG: 0.320	0-0 FC7-5 WP 1-2 2-3f		0-0 CS SF7 1B		0-0 4-3		0-0 CS 1B		0-0 BLK E 1B		5	1	3	0	0	0	3
Hector Torres, R (1, 6) OBP: 0.321, SLG: 0.351	0-0 F6		0-0 SF7			0-0 SH1-3 FC3-2 2B	0-0 CS	0-0 L4		4-0 E IBB	3	0	1	1	1	0	2
Bob Davis, R (1, 2) OBP: 0.175, SLG: 0.135	0-0 6-3		0-3 K			0-0 SH1-3		0-0 6-3		0-0 E6	3	0	0	0	0	1	3
Fred Kendall, R (10, PH) OBP: 0.243, SLG: 0.235			2-3			2-3				1-2 2-H	1	0	0	0	0	0	1
Jerry Johnson, R (1, 1) OBP: 0.125, SLG: 0.250											2	0	0	0	0	1	0
Joe McIntosh, S (5, 1) OBP: 0.256, SLG: 0.270		0-0 6-3				4-0 FC3-2 1B BB		0-0 F7			1	1	0	0	1	0	0
Bill Greif, R (10, 1)											0	0	0	0	0	0	0

Inning Stats	R: 3	H: 3	E: 0	K: 0	S: 6	H: 3	LOB: 2	BB: 2	P: 14	R: 0	H: 1	E: 1	K: 1	S: 7	H: 1	LOB: 1	BB: 0	P: 7	R: 1	H: 1	E: 1	K: 1	S: 6	H: 0	LOB: 0	BB: 0	P: 6	R: 0	H: 0	E: 0	K: 1	S: 5	H: 0	LOB: 0	BB: 0	P: 5	R: 0	H: 2	E: 0	K: 1	S: 5	H: 2	LOB: 1	BB: 0	P: 5	R: 0	H: 0	E: 0	K: 0	S: 3	H: 0	LOB: 0	BB: 0	P: 3	R: 0	H: 0	E: 0	K: 1	S: 5	H: 0	LOB: 0	BB: 0	P: 5	R: 1	H: 1	E: 1	K: 0	S: 4	H: 1	LOB: 2	BB: 1	P: 8	1B: 9	SF: 1	2B: 1	SAC: 1	3B: 0	DP: 0	HR: 0	HBP: 0	WP: 2	PA: 45
--------------	------	------	------	------	------	------	--------	-------	-------	------	------	------	------	------	------	--------	-------	------	------	------	------	------	------	------	--------	-------	------	------	------	------	------	------	------	--------	-------	------	------	------	------	------	------	------	--------	-------	------	------	------	------	------	------	------	--------	-------	------	------	------	------	------	------	------	--------	-------	------	------	------	------	------	------	------	--------	-------	------	-------	-------	-------	--------	-------	-------	-------	--------	-------	--------

PITCHER	IP	WLS	BF	H	R	ER	SO	BB	IBB	HBP	BLK	WP	HR	S	P	ERA	WHIP
J.R. Richard, R (1, 1) ERA: 4.63	5.1		27	6	5	4	4	4	0	0	0	2	0	31	47	6.75	1.875
Jose Sosa, R (6, 1) ERA: 3.09	1.2		6	3	0	0	2	0	0	0	0	0	0	10	10	0.00	1.800
Wayne Granger, R (8, 1) ERA: 2.39	2.2	L	11	1	1	0	1	0	1	0	1	0	0	12	16	0.00	0.375


**BOTTOM**

**Houston Astros @ San Diego Padres**  
San Diego Stadium, San Diego, CA

Tue Aug 05 1975, 10:05 PM EDT  
Att. 6,874 - Unknown

livebaseballscorecards.com

AB	37
R	6
H	10
RBI	5
BB	5
SO	7
LOB	18



Batter	1	2	3	4	5	6	7	8	9	AB R H RBI BB SO LOB	TOP
<b>Wilbur Howard, S</b> (1, 8) <small>OBP: 0.356, SLG: 0.395</small>	0-0 <b>6-3</b>		0-0 <b>6-3</b>			0-0 <b>F9</b>			0-3 <b>K</b>	4 0 0 0 0 1 0	<b>Houston Astros @ San Diego Padres</b> San Diego Stadium, San Diego, CA Wed Aug 06 1975, 10:05 PM EDT Att: 16,661 - Unknown
<b>Jerry Davanon, R</b> (1, 6) <small>OBP: 0.529, SLG: 0.429</small>	0-0 <b>6-3</b>			0-0 <b>6-3</b>			0-0 <b>5-3</b>		3 0 0 0 0 0 0		
<b>Greg Gross, L</b> (1, 9) <small>OBP: 0.376, SLG: 0.353</small>	0-0 <b>5-3</b>			0-0 <b>5-3</b>			0-0 <b>G4-6-3</b> <b>1B</b>		3 0 1 0 0 0 0		
<b>Bob Watson, R</b> (1, 7) <small>OBP: 0.368, SLG: 0.510</small>		0-0 <b>6-3</b> <b>3B</b>		0-0 <b>4-3</b>		0-0 <b>G4-6-3</b> <b>1-2f</b>			3 1 1 0 0 0 1		
<b>Cliff Johnson, R</b> (1, 3) <small>OBP: 0.371, SLG: 0.440</small>		0-0 <b>6-3</b> <b>3-H</b>			0-0 <b>F4</b>		0-3 <b>K</b>		3 0 0 1 0 1 0		
<b>Doug Rader, R</b> (1, 5) <small>OBP: 0.302, SLG: 0.360</small>		0-0 <b>5-3</b>			0-0 <b>G3</b>		0-0 <b>F7</b>		3 0 0 0 0 0 0		
<b>Skip Jutze, R</b> (1, 2) <small>OBP: 0.230, SLG: 0.233</small>		0-0 <b>5-3</b>			0-0 <b>5-3</b>		0-0 <b>F8</b>		3 0 0 0 0 0 0		
<b>Rob Andrews, R</b> (1, 4) <small>OBP: 0.267, SLG: 0.236</small>			0-0 <b>1-3</b>			0-0 <b>6-3</b>		0-0 <b>6-3</b>	3 0 0 0 0 0 0		
<b>Larry Dierker, R</b> (1, 1) <small>OBP: 0.073, SLG: 0.073</small> <b>Jesus de la Rosa, R</b> (9, PH) <small>OBP: 0.333, SLG: 0.667</small>			0-0 <b>1-3</b>			0-0 <b>F8</b>		0-0 <b>6-3</b>	2 0 0 0 0 0 0 1 0 0 0 0 0 0		
<b>Inning Stats</b>	R: 0 H: 0 E: 0 LOB: 0 K: 0 BB: 0 S: 3 P: 3	R: 1 H: 1 E: 0 LOB: 0 K: 0 BB: 0 S: 4 P: 4	R: 0 H: 0 E: 0 LOB: 0 K: 0 BB: 0 S: 3 P: 3	R: 0 H: 0 E: 0 LOB: 0 K: 0 BB: 0 S: 3 P: 3	R: 0 H: 0 E: 0 LOB: 0 K: 0 BB: 0 S: 3 P: 3	R: 0 H: 0 E: 0 LOB: 0 K: 0 BB: 0 S: 3 P: 3	R: 0 H: 1 E: 0 LOB: 0 K: 0 BB: 0 S: 3 P: 3	R: 0 H: 0 E: 0 LOB: 0 K: 1 BB: 0 S: 5 P: 5	R: 0 H: 0 E: 0 LOB: 0 K: 1 BB: 0 S: 5 P: 5	1B: 1 SF: 0 2B: 0 SAC: 0 3B: 1 DP: 1 HR: 0 HBP: 0	
<b>PITCHER</b> <b>Randy Jones, L</b> (1, 1) <small>ERA: 1.85</small>	IP WLS BF H R ER SO BB IBB HBP BLK WP HR S P ERA WHIP 9.0 W 28 2 1 1 2 0 0 0 0 0 0 0 32 32 1.00 0.222										

livebaseballscorecards.com

<b>AB</b>	<b>28</b>
<b>R</b>	<b>1</b>
<b>H</b>	<b>2</b>
<b>RBI</b>	<b>1</b>
<b>BB</b>	<b>0</b>
<b>SO</b>	<b>2</b>
<b>LOB</b>	<b>1</b>





Batter	1	2	3	4	5	6	7	8	9	AB	R	H	RBI	BB	SO	LOB
Johnny Grubb, L OBP: 0.363, SLG: 0.401 (1, 8)	0-0 1B 2B	0-0 4-3		0-0 1B			0-0 F9			4	1	2	0	0	0	0
Tito Fuentes, S OBP: 0.295, SLG: 0.331 (1, 4)	0-0 2B PB 1B	0-0 F9		0-0 L8			0-0 F9			4	1	1	0	0	0	1
Gene Locklear, L OBP: 0.385, SLG: 0.456 (1, 7)	0-0 PB 1B 2B	0-0 G3			0-0 G3		0-0 L8			4	1	1	1	0	0	0
Don Hahn, R OBP: 0.348, SLG: 0.176 (9, 7)	1-3 3-H 1B 2B									0	0	0	0	0	0	0
Mike Ivie, R OBP: 0.302, SLG: 0.371 (1, 3)	1-0 PB 1B HBP		0-3 K		0-0 5-3			0-0 F4		3	1	0	0	0	1	0
Bobby Tolan, L OBP: 0.290, SLG: 0.319 (1, 9)	0-0 F4		0-0 F6		0-0 6-3			0-0 1B 1B		4	1	1	0	0	0	2
Hector Torres, R OBP: 0.320, SLG: 0.364 (1, 6)	0-0 F8		0-0 HR		0-0 6-3			0-0 FC 1B		4	1	1	1	0	0	3
Ted Kubiak, S OBP: 0.283, SLG: 0.234 (1, 5)	0-0 BB 1B		0-0 3-1		0-0 4-3			0-0 1B		4	0	2	3	0	0	0
Fred Kendall, R OBP: 0.251, SLG: 0.241 (1, 2)	4-0 1-2 BB			0-0 F1		0-0 2B		4-0 G4-3 IBB		2	0	1	0	2	0	0
Randy Jones, R OBP: 0.138, SLG: 0.125 (1, 1)	0-0 L8			0-0 5-3		0-0 F8		0-0 G4-3		4	0	0	0	0	0	6

Inning Stats	R: 4	H: 4	E: 0	LOB: 2	K: 0	BB: 1	S: 7	P: 12	R: 0	H: 0	E: 0	LOB: 0	K: 0	BB: 0	S: 3	P: 3	R: 1	H: 1	E: 0	LOB: 0	K: 1	BB: 0	S: 6	P: 6	R: 0	H: 0	E: 0	LOB: 0	K: 0	BB: 0	S: 3	P: 3	R: 0	H: 1	E: 0	LOB: 1	K: 0	BB: 0	S: 4	P: 4	R: 0	H: 1	E: 0	LOB: 1	K: 0	BB: 0	S: 4	P: 4	R: 0	H: 0	E: 0	LOB: 0	K: 0	BB: 0	S: 3	P: 3	R: 1	H: 2	E: 1	LOB: 2	K: 0	BB: 1	S: 5	P: 9
PITCHER Larry Dierker, R ERA: 4.25 (1, 1)	IP	WLS	BF	H	R	ER	SO	BB	IBB	HBP	BLK	WP	HR	S	P	ERA	WHIP	IP	WLS	BF	H	R	ER	SO	BB	IBB	HBP	BLK	WP	HR	S	P	ERA	WHIP	IP	WLS	BF	H	R	ER	SO	BB	IBB	HBP	BLK	WP	HR	S	P	ERA	WHIP													


**BOTTOM**

**Houston Astros @ San Diego Padres**  
San Diego Stadium, San Diego, CA

Wed Aug 06 1975, 10:05 PM EDT  
Att. 16,661 - Unknown

livebaseballscorecards.com

AB	33
R	6
H	9
RBI	5
BB	2
SO	1
LOB	12



WP: 0	PA: 36
PB: 1	CS: 0
SB: 0	
1B: 5	SF: 0
2B: 3	SAC: 0
3B: 0	DP: 1
HR: 1	HBP: 1

Batter	1	2	3	4	5	6	7	8	9	AB R H RBI BB SO LOB	TOP											
Rennie Stennett, R (1, 4) OBP: 0.289, SLG: 0.354	0-0 F8		0-0 F8			0-0 F8		0-0 6-3		4 0 0 0 0 0 1	<b>Pittsburgh Pirates @ Houston Astros</b> Astrodome, Houston, TX Thu Aug 07 1975, 8:05 PM EDT Att. 15,255 - Dome											
Manny Sanguillen, R (1, 2) OBP: 0.388, SLG: 0.447	0-0 F9			0-0 6-3		0-0 1B		0-0 6-3	4 0 1 0 0 0 0													
Al Oliver, L (1, 8) OBP: 0.301, SLG: 0.451	0-3 K			0-0 F7		0-0 G3		0-0 3-1	4 0 0 0 0 1 1													
Bob Robertson, R (1, 3) OBP: 0.371, SLG: 0.457		0-0 6-3		0-0 HR		4-0 BB		0-0 5-3	3 1 1 1 1 0 0													
Richie Zisk, R (1, 7) OBP: 0.367, SLG: 0.437		0-0 6-3		0-3 K		0-0 F9			3 0 0 0 0 1 1													
Bill Robinson, R (1, 9) OBP: 0.311, SLG: 0.446		0-0 5-3			0-3 K		0-3 K		3 0 0 0 0 2 1													
Richie Hebner, L (1, 5) OBP: 0.332, SLG: 0.426			0-0 F3		0-0 G3		0-0 F8		3 0 0 0 0 0 1													
Frank Taveras, R (1, 6) OBP: 0.260, SLG: 0.243			0-0		0-0 F7			0-0 2-3	2 0 1 0 0 0 0													
Art Howe, R (8, PH) OBP: 0.281, SLG: 0.265									1 0 0 0 0 0 0													
Craig Reynolds, L (8, 6) OBP: 0.235, SLG: 0.188									0 0 0 0 0 0 0													
Bruce Kison, R (1, 1) OBP: 0.149, SLG: 0.111			0-3 K			0-0 6-3		0-0 6-3	2 0 0 0 0 1 1													
Ramon Hernandez, S (6, 1)									0 0 0 0 0 0 0													
Willie Randolph, R (8, PH) OBP: 0.217, SLG: 0.150									1 0 0 0 0 0 0													
Larry Demery, R (8, 1) OBP: 0.313, SLG: 0.357									0 0 0 0 0 0 0													
<b>Inning Stats</b>	R: 0 E: 0 K: 1 S: 5	H: 0 LOB: 0 BB: 0 P: 5	R: 0 E: 0 K: 0 S: 3	H: 0 LOB: 0 BB: 0 P: 3	R: 0 E: 0 K: 1 S: 6	H: 1 LOB: 1 BB: 0 P: 6	R: 1 E: 0 K: 1 S: 6	H: 1 LOB: 0 BB: 0 P: 6	R: 0 E: 0 K: 1 S: 5	H: 0 LOB: 0 BB: 0 P: 5	R: 0 E: 0 K: 0 S: 4	H: 1 LOB: 1 BB: 0 P: 4	R: 0 E: 0 K: 1 S: 5	H: 0 LOB: 1 BB: 1 P: 9	R: 0 E: 0 K: 0 S: 3	H: 0 LOB: 0 BB: 0 P: 3	R: 0 E: 0 K: 0 S: 3	H: 0 LOB: 0 BB: 0 P: 3	1B: 1 2B: 1 3B: 0 HR: 1	SF: 0 SAC: 0 DP: 0 HBP: 0	WP: 0 PB: 0 SB: 0 CS: 0	PA: 31
<b>PITCHER</b> Dave Roberts, L (1, 1) ERA: 4.22	IP 9.0 WLS W BF 31 H 3 R 1 ER 1 SO 5 BB 1 IBB 0 HBP 0 BLK 0 WP 0 HR 1 S 40 P 44 ERA 1.00 WHIP 0.444																				<b>PITCHER</b>	IP WLS BF H R ER SO BB IBB HBP BLK WP HR S P ERA WHIP

livebaseballscorecards.com

<b>AB</b>	<b>30</b>
<b>R</b>	<b>1</b>
<b>H</b>	<b>3</b>
<b>RBI</b>	<b>1</b>
<b>BB</b>	<b>1</b>
<b>SO</b>	<b>5</b>
<b>LOB</b>	<b>6</b>





Batter	1	2	3	4	5	6	7	8	9	AB	R	H	RBI	BB	SO	LOB
Wilbur Howard, S (1, 8) OBP: 0.364, SLG: 0.402	0-0 2B 4-3 1B		0-0 G4-3 1B	0-0 4-3		0-0 1-2 2B 1B				4	2	3	0	0	0	2
Greg Gross, L (1, 9) OBP: 0.377, SLG: 0.360	0-0 4-3 1-3 5-3 2B		0-0 G4-3 1-2f	0-0 F8		0-0 1-H 2-H 2B				4	1	2	2	0	0	3
Jose Cruz, L (1, 7) OBP: 0.356, SLG: 0.369	0-0 4-3 2-3 3-H		4-0 HBP BB		0-0 5-3		0-3 K			3	0	0	1	1	1	1
Bob Watson, R (1, 3) OBP: 0.369, SLG: 0.509	0-0 5-3		1-0 HBP		0-0 6-3		0-0 F8			1	0	0	1	0	0	0
Cliff Johnson, R (4, 3) OBP: 0.367, SLG: 0.436	0-0 3-H		1-2 HBP		0-0 F6		0-3 K			2	0	0	0	0	0	0
Milt May, L (1, 2) OBP: 0.292, SLG: 0.324	0-0 4-3		0-0 F8		0-0 F6		0-3 K			4	0	0	0	0	1	2
Doug Rader, R (1, 5) OBP: 0.304, SLG: 0.370		0-0 5-3		0-0 1B 2B		0-0 4-3 3B		0-3 K		4	2	2	0	0	1	0
Ken Boswell, L (1, 4) OBP: 0.365, SLG: 0.331		0-0 6-3 2B		0-0 F2		0-0 4-3		0-0 G5-4-3 1B		4	0	2	1	0	0	1
Jerry Davanon, R (1, 6) OBP: 0.524, SLG: 0.375		0-0 6-3 2-3		4-0 E 1B BB		4-0 1B 2B HBP		0-0 G5-4-3 1-2f		2	1	0	0	1	0	2
Dave Roberts, L (1, 1) OBP: 0.140, SLG: 0.184		0-0 4-3		0-0 E8 1-3 2-H 1B		0-3 K				3	0	1	1	0	1	2

Inning Stats	R: 2	H: 2	E: 0	K: 5	S: 5	LOB: 0	BB: 0	P: 5	R: 0	H: 1	E: 0	K: 4	S: 4	LOB: 1	BB: 1	P: 4	R: 0	H: 1	E: 0	K: 3	S: 3	LOB: 2	BB: 1	P: 8	R: 1	H: 2	E: 1	K: 0	S: 5	LOB: 2	BB: 1	P: 9	R: 0	H: 0	E: 0	K: 3	S: 3	LOB: 0	BB: 0	P: 3	R: 3	H: 3	E: 0	K: 1	S: 7	LOB: 1	BB: 0	P: 8	R: 0	H: 0	E: 0	K: 2	S: 7	LOB: 0	BB: 0	P: 7	R: 0	H: 1	E: 0	K: 1	S: 5	LOB: 0	BB: 0	P: 5
--------------	------	------	------	------	------	--------	-------	------	------	------	------	------	------	--------	-------	------	------	------	------	------	------	--------	-------	------	------	------	------	------	------	--------	-------	------	------	------	------	------	------	--------	-------	------	------	------	------	------	------	--------	-------	------	------	------	------	------	------	--------	-------	------	------	------	------	------	------	--------	-------	------

PITCHER	IP	WLS	BF	H	R	ER	SO	BB	IBB	HBP	BLK	WP	HR	S	P	ERA	WHIP
Bruce Kison, R (1, 1) ERA: 3.53	5.1	L	26	7	5	5	0	2	0	2	0	0	0	22	32	8.44	1.688
Ramon Hernandez, L (6, 1) ERA: 3.5	1.2		6	2	1	1	3	0	0	0	0	0	0	12	12	5.40	1.200
Larry Demery, R (8, 1) ERA: 2.77	1.0		3	1	0	0	1	0	0	0	0	0	0	5	5	0.00	1.000


**BOTTOM**

**Pittsburgh Pirates @ Houston Astros**  
Astrodome, Houston, TX

Thu Aug 07 1975, 8:05 PM EDT  
Att. 15,255 - Dome

livebaseballscorecards.com

<b>AB</b>	<b>31</b>
<b>R</b>	<b>6</b>
<b>H</b>	<b>10</b>
<b>RBI</b>	<b>6</b>
<b>BB</b>	<b>2</b>
<b>SO</b>	<b>4</b>
<b>LOB</b>	<b>13</b>



WP	HR	S	P	ERA	WHIP
0	0	0	0	0	0

Batter	1	2	3	4	5	6	7	8	9	AB R H RBI BB SO LOB	TOP										
<b>Craig Reynolds, L</b> (1, 6) OBP: 0.286, SLG: 0.300	0-0 HR 2B	0-0 CS 1B			0-0 B5-3		0-0 4-3			4 1 2 0 0 0 0	<b>Pittsburgh Pirates @ Houston Astros</b> Astrodome, Houston, TX Fri Aug 08 1975, 8:05 PM EDT Att. 14,889 - Dome										
<b>Richie Hebner, L</b> (1, 5) OBP: 0.329, SLG: 0.421	0-0 L4	0-0 CS 1-2	0-0 G3		0-0 F5			0-0 4-3		4 0 0 0 0 0 1											
<b>Willie Stargell, L</b> (1, 3) OBP: 0.371, SLG: 0.551	4-0 HR BB		0-0 F8 2B		0-0 4-3			0-0 6-3		3 1 1 0 1 0 0											
<b>Dave Parker, L</b> (1, 9) OBP: 0.371, SLG: 0.570	0-0 HR 1-H 2-H		0-0 F8 2-3		0-0 4-3			4-0 BB		3 1 1 3 1 0 1											
<b>Al Oliver, L</b> (1, 8) OBP: 0.301, SLG: 0.448	0-0 6-3		1-0 HBP		0-3 K			0-3 K		3 0 0 0 0 2 1											
<b>Manny Sanguillen, R</b> (1, 2) OBP: 0.387, SLG: 0.447	0-0 FC5-4 1B		0-0 2-3		0-0 1B			0-0 L8		4 0 2 0 0 0 2											
<b>Richie Zisk, R</b> (1, 7) OBP: 0.363, SLG: 0.432	0-0 FC5-4 1-2f			0-0 5-3		0-0 F9		0-0 F8		4 0 0 0 0 0 2											
<b>Rennie Stennett, R</b> (1, 4) OBP: 0.289, SLG: 0.353		0-0 4-3		0-0 F8		0-0 1-3		0-0 WP 1B		4 0 1 0 0 0 0											
<b>Dock Ellis, S</b> (1, 1) OBP: 0.222, SLG: 0.156 <b>Kent Tekulve, R</b> (1, 1) OBP: 0.226, SLG: 0.143 <b>Willie Randolph, R</b> (4, PH) OBP: 0.313, SLG: 0.357 <b>Larry Demery, R</b> (4, 1) OBP: 0.309, SLG: 0.444 <b>Bill Robinson, R</b> (7, PH) OBP: 0.375, SLG: 0.286 <b>Dave Giusti, R</b> (7, 1) OBP: 0.367, SLG: 0.451 <b>Bob Robertson, R</b> (9, PH)		0-3 K		0-0 5-3		0-0 F7		0-0 F7 1-2		0 0 0 0 0 0 0 1 0 0 0 0 1 0 1 0 0 0 0 0 0 0 0 0 0 0 0 0 1 0 0 0 0 0 0 0 0 0 0 0 0 0 1 0 0 0 0 0 1											
<b>Inning Stats</b>	R: 3 E: 0 K: 0 S: 6	H: 3 LOB: 1 BB: 1 P: 10	R: 0 E: 0 K: 1 S: 5	H: 1 LOB: 0 BB: 0 P: 5	R: 0 E: 0 K: 0 S: 4	H: 1 LOB: 2 BB: 0 P: 5	R: 0 E: 0 K: 0 S: 3	H: 0 LOB: 0 BB: 0 P: 3	R: 0 E: 0 K: 1 S: 6	H: 1 LOB: 1 BB: 0 P: 6	R: 0 E: 0 K: 0 S: 3	H: 0 LOB: 0 BB: 0 P: 3	R: 0 E: 0 K: 0 S: 5	H: 0 LOB: 1 BB: 1 P: 9	R: 0 E: 0 K: 0 S: 4	H: 1 LOB: 1 BB: 0 P: 4	1B: 4 2B: 2 3B: 0 HR: 1	SF: 0 SAC: 0 DP: 0 HBP: 1	WP: 1 PB: 0 SB: 0 CS: 1	PA: 37	
<b>PITCHER</b> <b>Doug Koniczny, R</b> (1, 1) ERA: 4.9 <b>Jim Crawford, L</b> (1, 1) ERA: 3.15	IP 0.2	WLS 6	BF 3	H 3	R 3	ER 3	SO 0	BB 1	IBB 0	HBP 0	BLK 0	WP 0	HR 1	S 5	P 9	ERA 40.50	WHIP 6.000				
	IP 8.1	WLS W	BF 30	H 4	R 0	ER 0	SO 3	BB 1	IBB 0	HBP 1	BLK 0	WP 1	HR 0	S 34	P 39	ERA 0.00	WHIP 0.600				

livebaseballscorecards.com

<b>AB</b>	33
<b>R</b>	3
<b>H</b>	7
<b>RBI</b>	3
<b>BB</b>	2
<b>SO</b>	3
<b>LOB</b>	8





BOTTOM

Pittsburgh Pirates @ Houston Astros  
Astrodome, Houston, TX  
Fri Aug 08 1975, 8:05 PM EDT  
Att. 14,889 - Dome

livebaseballscorecards.com

AB	28
R	5
H	7
RBI	5
BB	6
SO	1
LOB	12



WP:	0	PA:	35
PB:	0	SB:	1
CS:	1		

Batter	1	2	3	4	5	6	7	8	9	AB	R	H	RBI	BB	SO	LOB
Wilbur Howard, S OBP: 0.357, SLG: 0.394 (1, 7)	0-0 G3	0-0 FC3-6		0-0 F8			0-0 G3			4	0	0	1	0	0	2
Greg Gross, L OBP: 0.380, SLG: 0.365 (1, 9)	0-0 1B	0-0 CS	0-0 4-3	0-0 FC6-4			4-0 FC6-4			3	2	2	0	1	0	1
Cesar Cedeno, R OBP: 0.349, SLG: 0.396 (1, 8)	0-0 1B		0-0 4-3		0-0 G3		0-0 FC6-4			4	1	1	0	0	0	2
Cliff Johnson, R OBP: 0.374, SLG: 0.444 (1, 3)	0-0 1B		0-0 G3		4-0 BB		0-0 F9			3	1	2	2	1	0	1
Milt May, L OBP: 0.291, SLG: 0.323 (1, 2)	0-0 1B		0-0 G3		0-0 G4-6-3			0-0 L9		4	0	1	1	0	0	2
Doug Rader, R OBP: 0.303, SLG: 0.368 (1, 5)	0-0 G6-4-3		0-0 1B		0-3 K		0-0 F8			4	0	1	1	0	1	2
Ken Boswell, L OBP: 0.357, SLG: 0.322 (1, 4)		0-0 G3	0-0 4-3		0-0 F3		0-0 4-3			4	0	0	0	0	0	1
Jerry Davanon, R OBP: 0.542, SLG: 0.353 (1, 6)		4-0 FC3-6		0-0 L8		4-0 BB				1	1	0	0	2	0	0
Doug Konieczny, R OBP: 0.205, SLG: 0.233 (1, 1)		4-0 FC3-6		4-0 FC6-4		0-0 F9				0	0	0	0	0	0	0
Jim Crawford, L OBP: 0.400, SLG: 0.385 (1, 1)										1	0	0	0	2	0	1

Inning	R	H	E	K	S	P	BB	SO	LOB
1	2	4	0	0	6	6	0	0	1
2	1	0	0	0	2	10	0	0	0
3	2	3	0	0	6	6	0	0	1
4	0	0	0	0	3	7	0	0	0
5	0	0	0	0	2	6	0	0	0
6	0	0	0	1	9	9	0	0	1
7	0	0	0	0	7	7	0	0	0
8	0	0	0	0	3	3	0	0	0
9	0	0	0	0	0	0	0	0	0

PITCHER	IP	WLS	BF	H	R	ER	SO	BB	IBB	HBP	BLK	WP	HR	S	P	ERA	WHIP
Dock Ellis, R ERA: 3.73 (1, 1)	0.1		5	4	2	2	0	0	0	0	0	0	0	5	5	54.00	12.000
Kent Tekulve, R ERA: 1.93 (1, 1)	2.2	L	11	3	3	2	0	2	0	0	0	0	0	9	17	6.75	1.875
Larry Demery, R ERA: 2.67 (4, 1)	3.0		11	0	0	0	1	3	0	0	0	0	0	10	22	0.00	1.000
Dave Giusti, R ERA: 2.0 (7, 1)	2.0		7	0	0	0	0	1	0	0	0	0	0	6	10	0.00	0.500

Batter	1	2	3	4	5	6	7	8	9	AB R H RBI BB SO LOB	TOP	
Rennie Stennett, R (1, 4) OBP: 0.287, SLG: 0.350	0-0 F3		0-0 F9		0-3 K		0-0 F9			4 0 0 0 0 1 2		
Richie Hebner, L (1, 5) OBP: 0.328, SLG: 0.422	0-0 BB 2B		0-0 F9			0-0 F8		0-0 F8		4 0 1 0 0 0 0		
Al Oliver, L (1, 8) OBP: 0.300, SLG: 0.447	0-0 1-3		0-0 P4			0-0 FC3-5 1B		0-0 4-3		4 0 1 0 0 0 1		
Willie Stargell, L (1, 3) OBP: 0.372, SLG: 0.552	4-0 BB BB			0-0 PB 2B		0-0 FC3-5 1-2		0-3 K		3 0 1 0 1 1 1		
Dave Parker, L (1, 9) OBP: 0.370, SLG: 0.566	4-0 1-2 2-3 BB			0-0 F7		0-0 F8		0-0 F8		3 0 0 0 1 0 2		
Richie Zisk, R (1, 7) OBP: 0.359, SLG: 0.427	0-0 3-1			0-0 5-3			0-0 F4		0-3 K	4 0 0 0 0 1 4		
Manny Sanguillen, R (1, 2) OBP: 0.388, SLG: 0.445		0-0 F6		0-0 L1 2-3			0-0 F8 1B 1B		0-0 L8	4 0 1 0 0 0 1		
Craig Reynolds, L (1, 6) OBP: 0.292, SLG: 0.304		0-0 F8			0-0 B2		0-0 1-2 1B			3 0 1 0 0 0 0		
Jerry Reuss, L (1, 1) OBP: 0.255, SLG: 0.212		0-3 K			0-0 F7		0-0 F8 2-3			2 0 0 0 0 1 0		
Ed Kirkpatrick, L (7, PH) OBP: 0.327, SLG: 0.359										1 0 0 0 0 0 2		
Dave Giusti, R (7, 1) OBP: 0.375, SLG: 0.286										0 0 0 0 0 0 0		
Kent Tekulve, R (8, 1)										0 0 0 0 0 0 0		
<b>Inning Stats</b>	R: 0 H: 1 E: 0 LOB: 3 K: 0 BB: 2 S: 4 P: 12	R: 0 H: 0 E: 0 LOB: 0 K: 1 BB: 0 S: 5 P: 5	R: 0 H: 0 E: 0 LOB: 0 K: 0 BB: 0 S: 3 P: 3	R: 0 H: 1 E: 0 LOB: 1 K: 0 BB: 0 S: 4 P: 4	R: 0 H: 0 E: 0 LOB: 0 K: 1 BB: 0 S: 5 P: 5	R: 0 H: 1 E: 0 LOB: 1 K: 0 BB: 0 S: 4 P: 4	R: 0 H: 2 E: 0 LOB: 2 K: 0 BB: 0 S: 5 P: 5	R: 0 H: 0 E: 0 LOB: 0 K: 1 BB: 0 S: 5 P: 5	R: 0 H: 0 E: 0 LOB: 0 K: 1 BB: 0 S: 5 P: 5	1B: 3 SF: 0 2B: 2 SAC: 0 3B: 0 DP: 0 HR: 0 HBP: 0	WP: 0 PA: 34 PB: 1 SB: 0 CS: 0	
<b>PITCHER</b> Joe Niekro, R (1, 1) ERA: 3.65	IP WLS BF H R ER SO BB IBB HBP BLK WP HR S P ERA WHIP	9.0 W 34 5 0 0 4 2 0 0 0 0 0 0 40 48 0.00 0.778										

Pittsburgh Pirates @ Houston Astros  
Astrodome, Houston, TX  
Sat Aug 09 1975, 8:05 PM EDT  
Att. 13,531 - Dome

livebaseballscorecards.com

AB 32  
R 0  
H 5  
RBI 0  
BB 2  
SO 4  
LOB 13





Batter	1	2	3	4	5	6	7	8	9	AB	R	H	RBI	BB	SO	LOB
Wilbur Howard, S OBP: 0.351, SLG: 0.387 (1, 7)	0-3 K		0-0 4-3		0-0 F9			0-0 FC1-6 3B		4	1	0	0	0	1	3
Greg Gross, L OBP: 0.381, SLG: 0.372 (1, 9)	0-0 F7		0-0 1B			0-0 F7		0-0 1B 3B		4	1	2	1	0	0	0
Cesar Cedeno, R OBP: 0.350, SLG: 0.397 (1, 8)	0-0 1-3		0-0 1B			0-3 K		0-0 HR 1B		4	1	2	2	0	1	0
Cliff Johnson, R OBP: 0.376, SLG: 0.465 (1, 3)		0-0 2B		0-0 F8		0-0 P4		0-0 HR		4	1	2	2	0	0	0
Doug Rader, R OBP: 0.300, SLG: 0.364 (1, 5)		0-0 5-3		0-0 L7			0-0 F9	0-0 1-3		4	0	0	0	0	0	1
Tommy Helms, R OBP: 0.258, SLG: 0.207 (1, 4)		0-0 6-3		0-0 1-3			0-0 P3	0-0 5-3		4	0	0	0	0	0	1
Skip Jutze, R OBP: 0.234, SLG: 0.238 (1, 2)		0-0 4-3			0-0 1-3		0-0 1B			3	0	1	0	0	0	1
Jerry Davanon, R OBP: 0.519, SLG: 0.316 (1, 6)			0-0 6-3		4-0 BB		0-0 F9			2	0	0	0	1	0	1
Joe Niekro, R OBP: 0.385, SLG: 0.273 (1, 1)			0-0 1B		0-0 F2			4-0 FC1-6 BB		2	1	1	0	1	0	1

Inning Stats	R: 0	H: 0	E: 0	K: 1	S: 5	LOB: 0	BB: 0	P: 5	R: 0	H: 1	E: 0	K: 0	S: 4	LOB: 1	BB: 0	P: 4	R: 1	H: 3	E: 0	K: 0	S: 5	LOB: 2	BB: 0	P: 5	R: 0	H: 0	E: 0	K: 0	S: 3	LOB: 0	BB: 0	P: 3	R: 0	H: 0	E: 0	K: 1	S: 5	LOB: 0	BB: 0	P: 5	R: 0	H: 1	E: 0	K: 0	S: 4	LOB: 1	BB: 0	P: 4	R: 4	H: 3	E: 0	K: 0	S: 6	LOB: 0	BB: 1	P: 10
--------------	------	------	------	------	------	--------	-------	------	------	------	------	------	------	--------	-------	------	------	------	------	------	------	--------	-------	------	------	------	------	------	------	--------	-------	------	------	------	------	------	------	--------	-------	------	------	------	------	------	------	--------	-------	------	------	------	------	------	------	--------	-------	-------


PITCHER	IP	WLS	BF	H	R	ER	SO	BB	IBB	HBP	BLK	WP	HR	S	P	ERA	WHIP
Jerry Reuss, L ERA: 2.3 (1, 1)	6.0	L	22	4	1	1	2	1	0	0	0	0	0	25	29	1.50	0.833
Dave Giusti, R ERA: 2.49 (7, 1)	1.1		9	4	4	4	0	1	0	0	0	0	1	8	12	27.00	3.750
Kent Tekulve, R ERA: 1.88 (8, 1)	0.2		2	0	0	0	0	0	0	0	0	0	0	2	2	0.00	0.000

**BOTTOM**

**Pittsburgh Pirates @ Houston Astros**  
Astrodome, Houston, TX

Sat Aug 09 1975, 8:05 PM EDT  
Att. 13,531 - Dome

AB	31
R	5
H	8
RBI	5
BB	2
SO	2
LOB	8



1B: 5	SF: 0	WP: 0	PA: 33
2B: 1	SAC: 0	PB: 0	
3B: 1	DP: 0	SB: 2	
HR: 1	HBP: 0	CS: 0	

PITCHER	IP	WLS	BF	H	R	ER	SO	BB	IBB	HBP	BLK	WP	HR	S	P	ERA	WHIP
---------	----	-----	----	---	---	----	----	----	-----	-----	-----	----	----	---	---	-----	------

Batter	1	2	3	4	5	6	7	8	9	AB R H RBI BB SO LOB	TOP
<b>Frank Taveras, R</b> (1, 6) <small>OBP: 0.263, SLG: 0.241</small> <b>Bill Robinson, R</b> (9, PH) <small>OBP: 0.307, SLG: 0.441</small>	4-0 		4-0 		0-3 		0-0 		0-0 	2 0 0 0 2 1 2 1 0 0 0 0 0 0	
<b>Richie Hebner, L</b> (1, 5) <small>OBP: 0.334, SLG: 0.427</small>	4-0 		0-0 		4-0 		0-0 		0-0 	3 1 2 1 2 0 2	
<b>Al Oliver, L</b> (1, 8) <small>OBP: 0.301, SLG: 0.447</small>	0-0 		0-0 		0-0 		4-0 		0-0 	4 0 1 0 1 0 6	
<b>Willie Stargell, L</b> (1, 3) <small>OBP: 0.370, SLG: 0.545</small>	4-0 			0-0 		0-0 		0-0 	0-0 	4 0 0 1 1 0 3	
<b>Dave Parker, L</b> (1, 9) <small>OBP: 0.370, SLG: 0.561</small>	0-0 			4-0 		4-0 		0-0 	0-3 	3 1 0 0 2 1 4	
<b>Richie Zisk, R</b> (1, 7) <small>OBP: 0.358, SLG: 0.425</small>		0-0 		0-0 		0-0 		0-0 		4 0 1 0 0 0 2	
<b>Manny Sanguillen, R</b> (1, 2) <small>OBP: 0.384, SLG: 0.446</small>			0-3 		0-0 		0-0 		0-0 	4 0 1 1 0 1 2	
<b>Rennie Stennett, R</b> (1, 4) <small>OBP: 0.288, SLG: 0.349</small>		0-0 			4-0 		0-0 		0-0 	3 0 1 0 1 0 1	
<b>Jim Rooker, R</b> (1, 1) <small>OBP: 0.154, SLG: 0.102</small> <b>Ed Kirkpatrick, L</b> (7, PH) <small>OBP: 0.333, SLG: 0.359</small> <b>Kent Tekulve, R</b> (7, 1) <b>Bob Robertson, R</b> (8, PH) <small>OBP: 0.364, SLG: 0.446</small> <b>Larry Demery, R</b> (8, 1) <small>OBP: 0.313, SLG: 0.357</small>			4-0 		0-3 		4-0 		0-0 	1 0 0 0 1 1 1 0 1 0 0 1 0 0 0 0 0 0 0 0 0 1 0 0 0 0 0 2 0 0 0 0 0 0 0	
<b>Inning Stats</b>	R: 0 H: 0 E: 0 LOB: 2 K: 0 BB: 3 S: 2 P: 14	R: 0 H: 0 E: 0 LOB: 0 K: 1 BB: 0 S: 5 P: 5	R: 0 H: 0 E: 0 LOB: 1 K: 0 BB: 2 S: 2 P: 10	R: 0 H: 0 E: 0 LOB: 1 K: 0 BB: 1 S: 3 P: 7	R: 0 H: 0 E: 0 LOB: 2 K: 2 BB: 2 S: 7 P: 15	R: 1 H: 1 E: 0 LOB: 1 K: 0 BB: 1 S: 4 P: 8	R: 1 H: 1 E: 0 LOB: 1 K: 0 BB: 2 S: 3 P: 11	R: 0 H: 2 E: 0 LOB: 2 K: 0 BB: 0 S: 5 P: 5	R: 1 H: 2 E: 0 LOB: 1 K: 1 BB: 0 S: 7 P: 7	1B: 3 SF: 0 2B: 3 SAC: 0 3B: 0 DP: 3 HR: 0 HBP: 0	WP: 1 PA: 41 PB: 0 SB: 0 CS: 0
<b>PITCHER</b> <b>J.R. Richard, R</b> (1, 1) <small>ERA: 4.56</small> <b>Mike Cosgrove, L</b> (7, 1) <small>ERA: 2.03</small>	IP WLS BF H R ER SO BB IBB HBP BLK WP HR S P ERA WHIP 6.0 W 27 1 2 2 3 10 0 0 0 1 0 23 63 3.00 1.833					<b>PITCHER</b> IP WLS BF H R ER SO BB IBB HBP BLK WP HR S P ERA WHIP 3.0 S 14 5 1 1 1 1 1 0 0 0 0 0 15 19 3.00 2.000					

**Pittsburgh Pirates @ Houston Astros**  
 Astrodome, Houston, TX  
 Sun Aug 10 1975, 4:33 AM EDT  
 Att. 12,243 - Dome

[livebaseballscorecards.com](http://livebaseballscorecards.com)

<b>AB</b>	<b>30</b>
<b>R</b>	<b>3</b>
<b>H</b>	<b>6</b>
<b>RBI</b>	<b>3</b>
<b>BB</b>	<b>11</b>
<b>SO</b>	<b>4</b>
<b>LOB</b>	<b>25</b>





Batter	1	2	3	4	5	6	7	8	9	AB	R	H	RBI	BB	SO	LOB
Wilbur Howard, S OBP: 0.345, SLG: 0.380 (1, 7)	0-0 F9	0-0 F6		0-0 F8		0-0 FC6-4				4	0	0	0	0	0	1
Greg Gross, L OBP: 0.382, SLG: 0.371 (1, 9)	0-0 F8 1B BB 1B	0-0 F6			0-0 4-3		4-0 CS BB			3	1	1	0	1	0	0
Cesar Cedeno, R OBP: 0.352, SLG: 0.401 (1, 8)	0-0 BB F8 1B 1-2	0-0 F4			0-0 S 1B 2B		0-3 K 1-2			4	2	2	0	0	1	1
Cliff Johnson, R OBP: 0.378, SLG: 0.463 (1, 3)	0-0 F8 1-2 2-3		0-0 E7 1B		4-0 1B BB 2-3		0-0 E6			3	0	1	0	1	0	2
Doug Rader, R OBP: 0.300, SLG: 0.361 (1, 5)	4-0 BB 1B IBB		0-0 5-3		0-0 F3		0-3 K			3	1	0	0	1	1	4
Tommy Helms, R OBP: 0.267, SLG: 0.211 (1, 4)	4-0 1B E BB 1-2 2-3 3-H		0-0 F8		0-0 1B		0-0 F7			3	1	1	2	1	0	1
Skip Jutze, R OBP: 0.235, SLG: 0.239 (1, 2)	0-0 E2 1B 1-H 2-H 3-H		0-0 F9		0-0 F4		0-0 5-3			4	0	1	2	0	0	1
Jerry Davanon, R OBP: 0.484, SLG: 0.273 (1, 6)	4-0 BB			0-0 F8		0-0 F2		0-0 5-3		3	0	0	0	1	0	0
J.R. Richard, R OBP: 0.212, SLG: 0.346 Mike Cosgrove, L (7, 1)	0-3 K			0-3 K		0-0 FC6-4 1B				3	0	1	0	0	2	2
										0	0	0	0	0	0	0

Inning Stats	R: 4	H: 3	E: 1	K: 1	S: 8	LOB: 2	BB: 3	P: 20	R: 0	H: 0	E: 0	K: 0	S: 3	LOB: 0	BB: 0	P: 3	R: 0	H: 1	E: 1	K: 0	S: 4	LOB: 1	BB: 0	P: 4	R: 0	H: 0	E: 0	K: 1	S: 5	LOB: 0	BB: 0	P: 5	R: 1	H: 2	E: 0	K: 0	S: 4	LOB: 2	BB: 1	P: 8	R: 0	H: 1	E: 0	K: 0	S: 4	LOB: 1	BB: 0	P: 4	R: 0	H: 0	E: 1	K: 2	S: 7	LOB: 1	BB: 1	P: 11	R: 0	H: 0	E: 0	K: 0	S: 3	LOB: 0	BB: 0	P: 3
PITCHER	IP	WLS	BF	H	R	ER	SO	BB	IBB	HBP	BLK	WP	HR	S	P	ERA	WHIP																																															
Jim Rooker, L ERA: 3.21 (1, 1)	6.0	L	28	7	5	4	2	3	1	0	0	0	0	28	44	6.00	1.667																																															
Kent Tekulve, R ERA: 1.8 (7, 1)	1.0		4	0	0	0	2	1	0	0	0	0	0	7	11	0.00	1.000																																															
Larry Demery, R ERA: 2.63 (8, 1)	1.0		3	0	0	0	0	0	0	0	0	0	0	3	3	0.00	0.000																																															


**BOTTOM**

**Pittsburgh Pirates @ Houston Astros**  
Astrodome, Houston, TX

Sun Aug 10 1975, 4:33 AM EDT  
Att. 12,243 - Dome

livebaseballscores.com

AB	30
R	5
H	7
RBI	4
BB	5
SO	4
LOB	12



WP: 0	PA: 35
PB: 0	
SB: 1	
CS: 1	

Batter	1	2	3	4	5	6	7	8	9	AB R H RBI BB SO LOB	TOP
Lou Brock, L (1, 7) X OBP: 0.377, SLG: 0.437	0-0 L8			X 0-0 F7		B B B B 4-0 FC1-5-2 BB	X 0-0 4-3			3 0 0 0 1 0 2	
Bake McBride, L (1, 8) X OBP: 0.331, SLG: 0.359	0-0 4-3			X 0-0 F8		X 0-0 FC1-5-2		X 0-0 G6-4-3 1B		4 0 1 0 0 0 2	
Ron Fairly, L (1, 3) X OBP: 0.412, SLG: 0.473	0-0 4-3			X 0-0 5-3		X 0-0 F9		X 0-0 G6-4-3 1-2f		4 0 0 0 0 0 3	
Ted Simmons, S (1, 2) X OBP: 0.416, SLG: 0.524		X 0-0 G4-6-3 1B		X 0-0 4-3 2B		X 0-0 B2-3 1B		X 0-0 1B		4 1 4 0 0 0 0	
Reggie Smith, S (1, 9) X OBP: 0.372, SLG: 0.511		X 0-0 G4-6-3 1-2f		X 0-0 4-3 2-3		X 0-0 B2-3 1B		X 0-0 1B		4 1 2 0 0 0 2	
Ted Sizemore, R (1, 4) X OBP: 0.305, SLG: 0.313		X 0-0 6-3		X 0-0 F3		X 0-0 B2-3 1-2 2-3		X 0-0 F3		4 0 0 0 0 0 5	
Ken Reitz, R (1, 5) X OBP: 0.302, SLG: 0.350			X 0-0 1-3	X 0-0 F7		X 0-0 F2		X 0-0 G1-6-3 1B		4 0 1 0 0 0 3	
Mike Tyson, R (1, 6) X OBP: 0.314, SLG: 0.358			0-3 K	0-3 K		X 0-0 WP FC1-5-2 1B	X 0-0 WP BB 2-H 3-H 1B	X 0-0 G1-6-3 1-2f		4 0 2 2 0 1 1	
John Curtis, L (1, 1) X OBP: 0.302, SLG: 0.211			0-3 K	0-3 K		0-3 K	4-0 WP BB	0-0 F7		1 0 0 0 0 0 1 0	
Buddy Bradford, R (6, PH) X OBP: 0.316, SLG: 0.409										1 0 0 0 0 0 1 1	
Harry Parker, R (6, 1) X OBP: 0.299, SLG: 0.358										0 0 0 0 0 0 0 0	
Luis Melendez, R (7, PH) X OBP: 0.100, SLG: 0.100										0 0 0 0 0 1 0 0	
Eric Rasmussen, R (7, 1) X OBP: 0.100, SLG: 0.100										0 0 0 0 0 0 0 0	
Ken Reynolds, L (8, 1) X OBP: 0.250, SLG: 0.283										0 0 0 0 0 0 0 0	
Ken Rudolph, R (9, PH) X OBP: 0.250, SLG: 0.283										1 0 0 0 0 0 0 0	
<b>Inning Stats</b>	R: 0 H: 0 E: 0 LOB: 0 K: 0 BB: 0 S: 3 P: 3	R: 0 H: 1 E: 0 LOB: 0 K: 0 BB: 0 S: 3 P: 3	R: 0 H: 0 E: 0 LOB: 0 K: 2 BB: 0 S: 7 P: 7	R: 0 H: 0 E: 0 LOB: 0 K: 0 BB: 0 S: 3 P: 3	R: 0 H: 1 E: 0 LOB: 1 K: 0 BB: 0 S: 4 P: 4	R: 0 H: 1 E: 0 LOB: 2 K: 1 BB: 1 S: 6 P: 10	R: 2 H: 3 E: 0 LOB: 2 K: 0 BB: 1 S: 6 P: 10	R: 0 H: 3 E: 0 LOB: 2 K: 0 BB: 0 S: 5 P: 5	R: 0 H: 1 E: 0 LOB: 0 K: 0 BB: 0 S: 3 P: 3	1B: 9 SF: 0 2B: 1 SAC: 0 3B: 0 DP: 3 HR: 0 HBP: 0	WP: 3 PA: 36 PB: 0 SB: 1 CS: 0
<b>PITCHER</b> Larry Dierker, R (1, 1) X ERA: 4.13	IP WLS BF H R ER SO BB IBB HBP BLK WP HR S P ERA WHIP										
	9.0 W 36 10 2 2 3 2 0 0 0 2 0 40 48 2.00 1.333										

St. Louis Cardinals @ Houston Astros  
Astrodome, Houston, TX  
Mon Aug 11 1975, 8:05 PM EDT  
Att. 10,550 - Dome

livebaseballscorecards.com

AB	34
R	2
H	10
RBI	2
BB	2
SO	3
LOB	19





BOTTOM

St. Louis Cardinals @ Houston Astros  
Astrodome, Houston, TX  
Mon Aug 11 1975, 8:05 PM EDT  
Att. 10,550 - Dome

livebaseballscorecards.com

AB 34  
R 7  
H 12  
RBI 6  
BB 3  
SO 4  
LOB 13



WP: 0 PA: 38  
PB: 0  
SB: 2  
CS: 1

AB R H RBI BB SO LOB

5 1 0 0 0 1 3

4 1 0 0 1 1 2

4 2 3 1 0 0 0

4 1 4 2 0 0 0

2 0 0 0 2 1 2

4 0 0 0 0 0 5

4 1 2 0 0 0 0

4 1 3 3 0 0 0

3 0 0 0 0 1 1

1B: 8 SF: 0  
2B: 3 SAC: 1  
3B: 0 DP: 1  
HR: 1 HBP: 0

WP: 0 PA: 38  
PB: 0  
SB: 2  
CS: 1

1B: 8 SF: 0  
2B: 3 SAC: 1  
3B: 0 DP: 1  
HR: 1 HBP: 0

WP: 0 PA: 38  
PB: 0  
SB: 2  
CS: 1

Batter	1	2	3	4	5	6	7	8	9
Wilbur Howard, S OBP: 0.338, SLG: 0.371 (1, 7)	0-0 E4 1B BB	0-0 F9			0-0 F8		0-3 K	0-0 L5	
Greg Gross, L OBP: 0.380, SLG: 0.368 (1, 9)	4-0 1B E BB 1-2		0-0 F6		0-0 4-3		0-3 K	0-0 F5	
Cesar Cedeno, R OBP: 0.356, SLG: 0.408 (1, 8)	0-0 S 1B 1-3 2-H		0-0 CS 1B		0-0 F7		0-0 2B		
Cliff Johnson, R OBP: 0.388, SLG: 0.478 (1, 3)	0-0 G5-4-3 1B 1-H 3-H		0-0 BB 1B 1-2		0-0 1B HR 1B		0-0 2B		
Doug Rader, R OBP: 0.301, SLG: 0.359 (1, 5)	0-0 G5-4-3 1-2f		4-0 FC6-4 BB 1-2		0-3 K		4-0 BB		
Tommy Helms, R OBP: 0.257, SLG: 0.202 (1, 4)	0-0 6-3		0-0 FC6-4 1-2f		0-0 F9		0-0 F8		
Skip Jutze, R OBP: 0.250, SLG: 0.268 (1, 2)		0-0 5-3		0-0 6-3		0-0 1B HR 1B 1-2		0-0 2B	
Jerry Davanon, R OBP: 0.514, SLG: 0.462 (1, 6)		0-0 S 1B		0-0 F2		0-0 HR 1-H 2-H		0-0 SH1-4 1B 2-3	
Larry Dierker, R OBP: 0.069, SLG: 0.069 (1, 1)		0-3 K 1-2		0-0 5-3		0-0 F7		0-0 SH1-4 1-2	

Inning Stats	R: 3	H: 2	E: 1	K: 0	S: 5	LOB: 0	BB: 1	P: 9	R: 0	H: 1	E: 0	K: 1	S: 6	LOB: 1	BB: 0	P: 6	R: 0	H: 2	E: 0	K: 0	S: 4	LOB: 2	BB: 1	P: 8	R: 0	H: 0	E: 0	K: 0	S: 3	LOB: 0	BB: 0	P: 3	R: 3	H: 3	E: 0	K: 1	S: 8	LOB: 0	BB: 0	P: 8	R: 1	H: 2	E: 0	K: 2	S: 9	LOB: 2	BB: 1	P: 13	R: 0	H: 2	E: 0	K: 0	S: 5	LOB: 2	BB: 0	P: 5
--------------	------	------	------	------	------	--------	-------	------	------	------	------	------	------	--------	-------	------	------	------	------	------	------	--------	-------	------	------	------	------	------	------	--------	-------	------	------	------	------	------	------	--------	-------	------	------	------	------	------	------	--------	-------	-------	------	------	------	------	------	--------	-------	------

PITCHER	IP	WLS	BF	H	R	ER	SO	BB	IBB	HBP	BLK	WP	HR	S	P	ERA	WHIP
John Curtis, L ERA: 3.69 (1, 1)	5.0	L	21	5	3	2	1	2	0	0	0	0	0	21	29	3.60	1.400
Harry Parker, R ERA: 5.05 (6, 1)	1.0		6	3	3	3	1	0	0	0	0	0	1	8	8	27.00	3.000
Eric Rasmussen, R ERA: 3.18 (7, 1)	1.0		6	2	1	1	2	1	0	0	0	0	0	9	13	9.00	3.000
Ken Reynolds, L ERA: 4.76 (8, 1)	1.0		5	2	0	0	0	0	0	0	0	0	0	5	5	0.00	2.000

PITCHER	IP	WLS	BF	H	R	ER	SO	BB	IBB	HBP	BLK	WP	HR	S	P	ERA	WHIP
---------	----	-----	----	---	---	----	----	----	-----	-----	-----	----	----	---	---	-----	------

**St. Louis Cardinals @ Houston Astros**  
 Astrodome, Houston, TX  
 Tue Aug 12 1975, 8:05 PM EDT  
 Att. 10,676 - Dome

[livebaseballscorecards.com](http://livebaseballscorecards.com)

AB	34
R	5
H	11
RBI	5
BB	3
SO	2
LOB	13



WP:	0	PA:	38
PB:	0		
SB:	0		
CS:	2		

AB	R	H	RBI	BB	SO	LOB
4	0	1	2	1	1	1
3	0	0	0	0	1	0
1	0	0	0	0	0	2
2	1	1	0	1	0	0
1	0	0	0	0	0	2
4	1	2	2	0	0	1
4	0	1	0	0	0	2
4	0	2	0	0	0	1
4	1	1	0	0	0	3
4	1	1	0	0	0	1
3	1	2	1	0	0	0
0	0	0	0	1	0	0

1B:	9	SF:	0
2B:	1	SAC:	0
3B:	0	DP:	1
HR:	1	HBP:	0

Batter	1	2	3	4	5	6	7	8	9
<b>Lou Brock, L</b> (1, 7) OBP: 0.378, SLG: 0.435	0-0 6-3		0-0 G3		0-0 CS 1B		4-0 F9 BB		0-3 K
<b>Luis Melendez, R</b> (1, 8) OBP: 0.295, SLG: 0.353	0-0 F9			0-3 K	0-0 CS	0-0 F8	0-0 F9		
<b>Willie Davis, L</b> (7, PH) OBP: 0.305, SLG: 0.447							1-2 2-3		
<b>Buddy Bradford, R</b> (1, 9) OBP: 0.324, SLG: 0.410	0-0 F2			4-0 BB		0-0 HR 1B		0-0 L8	
<b>Bake McBride, L</b> (7, PH) OBP: 0.330, SLG: 0.358									
<b>Ted Simmons, S</b> (1, 2) OBP: 0.416, SLG: 0.531		0-0 1B 1B		0-0 F5		0-0 HR		0-0 5-3	
<b>Reggie Smith, S</b> (1, 3) OBP: 0.371, SLG: 0.507		0-0 F7		0-0 F7		0-0 CS 1B		0-0 F3	
<b>Ted Sizemore, R</b> (1, 4) OBP: 0.306, SLG: 0.315		0-0 G4-6-3 1B		0-0 G4-6-3 1B	0-0 1B 1B	0-0 6-3		0-0 4-3	
<b>Ken Reitz, R</b> (1, 5) OBP: 0.301, SLG: 0.351		0-0 G4-6-3		0-0 L9		0-0 4-3 1B 2B		0-0 F9	
<b>Mike Tyson, R</b> (1, 6) OBP: 0.313, SLG: 0.356			0-0 6-3		0-0 1B 1B		0-0 4-3	0-0 5-3	
<b>John Denny, R</b> (1, 1) OBP: 0.207, SLG: 0.207			0-0 5-3		0-0 1B		0-0 F9 BB	4-0 BB	
<b>Al Hrabosky, R</b> (8, 1) OBP: 0.333, SLG: 0.143					1-3 2-H				

Inning Stats	R: 0	H: 0	E: 0	K: 0	S: 3	P: 3	R: 0	H: 2	E: 0	K: 0	S: 4	P: 4	R: 0	H: 0	E: 0	K: 0	S: 3	P: 3	R: 0	H: 0	E: 0	K: 1	S: 5	P: 9	R: 2	H: 4	E: 0	K: 0	S: 5	P: 5	R: 2	H: 3	E: 0	K: 0	S: 5	P: 5	R: 1	H: 2	E: 0	K: 0	S: 5	P: 9	R: 0	H: 0	E: 0	K: 0	S: 3	P: 3	R: 0	H: 0	E: 0	K: 1	S: 5	P: 9
--------------	------	------	------	------	------	------	------	------	------	------	------	------	------	------	------	------	------	------	------	------	------	------	------	------	------	------	------	------	------	------	------	------	------	------	------	------	------	------	------	------	------	------	------	------	------	------	------	------	------	------	------	------	------	------

PITCHER	IP	WLS	BF	H	R	ER	SO	BB	IBB	HBP	BLK	WP	HR	S	P	ERA	WHIP
<b>Dave Roberts, L</b> (1, 1) ERA: 4.33	6.1	L	28	11	5	5	1	2	0	0	0	0	1	28	36	7.11	2.053
<b>Jose Sosa, R</b> (7, 1) ERA: 2.92	0.2		2	0	0	0	0	0	0	0	0	0	0	2	2	0.00	0.000
<b>Mike Cosgrove, L</b> (8, 1) ERA: 1.91	2.0		7	0	0	0	1	1	0	0	0	0	0	8	12	0.00	0.500

PITCHER	IP	WLS	BF	H	R	ER	SO	BB	IBB	HBP	BLK	WP	HR	S	P	ERA	WHIP
---------	----	-----	----	---	---	----	----	----	-----	-----	-----	----	----	---	---	-----	------



Batter	1	2	3	4	5	6	7	8	9	AB	R	H	RBI	BB	SO	LOB
Wilbur Howard, S OBP: 0.335, SLG: 0.367 (1, 7)	0-0 1-3 1B		0-0 FC6-4 1-2f		0-0 FC6-4 1-2f		0-0 F7		0-3 K	5	0	1	0	0	1	3
Greg Gross, L OBP: 0.379, SLG: 0.369 (1, 9)	0-0 1-3 1-2		0-0 FC6-4 1-2f			0-0 6-3		0-0 HR 2B		4	1	1	0	0	0	2
Cesar Cedeno, R OBP: 0.357, SLG: 0.407 (1, 8)	0-0 F6			0-0 F6		0-0 F9 S 1B		4-0 HR BB		3	1	1	0	1	0	0
Cliff Johnson, R OBP: 0.386, SLG: 0.472 (1, 3) (9, 2)		0-3 K		0-3 K		4-0 FC5-4 BB		0-3 K		3	0	0	0	1	3	2
Milt May, L OBP: 0.292, SLG: 0.323 Bob Watson, R OBP: 0.368, SLG: 0.508 (1, 2) (8, PH) (9, 3)		0-0 F7		0-0 1B		0-0 F9		0-3 K		3	0	1	0	0	0	2
Doug Rader, R OBP: 0.301, SLG: 0.366 (1, 5)		0-0 6-3		0-3 K		0-0 FC5-4 1-2f		0-0 HR 1-H 2-H		1	0	0	0	0	1	2
Ken Boswell, L OBP: 0.356, SLG: 0.322 Tommy Helms, R OBP: 0.255, SLG: 0.200 (1, 4) (8, PH) (9, 4)			0-3 K2-3		0-0 CS 1B		0-0 G3		0-0 F8	3	0	1	0	0	1	0
Jerry Davanon, R OBP: 0.538, SLG: 0.500 (1, 6)			0-0 1B 2B		4-0 FC6-4 BB		4-0 4-3 BB		0-3 K	2	1	1	0	2	1	0
Dave Roberts, L OBP: 0.154, SLG: 0.196 Jose Sosa, R OBP: 1.000, SLG: 4.000 Jose Cruz, L OBP: 0.355, SLG: 0.368 Mike Cosgrove, L (1, 1) (7, 1) (7, PH) (8, 1) Enos Cabell, R OBP: 0.299, SLG: 0.368 (9, PH)			0-0 FC6-4 2-H 1B		0-0 F7		0-0 4-3		0-3 K	2	0	1	1	0	0	1

Inning Stats	R: 0	H: 1	E: 0	LOB: 0	K: 0	S: 3	R: 0	H: 0	E: 0	LOB: 0	K: 1	S: 5	R: 0	H: 2	E: 0	LOB: 1	K: 1	S: 7	R: 0	H: 1	E: 0	LOB: 1	K: 2	S: 8	R: 0	H: 1	E: 0	LOB: 2	K: 0	S: 4	R: 0	H: 0	E: 0	LOB: 1	K: 0	S: 3	R: 3	H: 2	E: 0	LOB: 0	K: 2	S: 9	R: 0	H: 0	E: 0	LOB: 0	K: 3	S: 9	R: 0	H: 0	E: 0	LOB: 0	K: 3	S: 9	1B: 5	SF: 0	2B: 2	SAC: 0	3B: 0	DP: 0	HR: 1	HBP: 0	WP: 0	PA: 37
--------------	------	------	------	--------	------	------	------	------	------	--------	------	------	------	------	------	--------	------	------	------	------	------	--------	------	------	------	------	------	--------	------	------	------	------	------	--------	------	------	------	------	------	--------	------	------	------	------	------	--------	------	------	------	------	------	--------	------	------	-------	-------	-------	--------	-------	-------	-------	--------	-------	--------

PITCHER	IP	WLS	BF	H	R	ER	SO	BB	IBB	HBP	BLK	WP	HR	S	P	ERA	WHIP
John Denny, R ERA: 3.76 (1, 1)	7.1	W	31	7	3	1	5	4	0	0	0	0	0	37	53	1.23	1.500
Al Hrabosky, L ERA: 1.7 (8, 1)	1.2	S	6	1	1	0	4	0	0	0	0	0	1	14	14	0.00	0.600

BOTTOM

St. Louis Cardinals @ Houston Astros  
Astrodome, Houston, TX  
Tue Aug 12 1975, 8:05 PM EDT  
Att. 10,676 - Dome

livebaseballscorecards.com

AB	33
R	4
H	8
RBI	4
BB	4
SO	9
LOB	16



Batter	1	2	3	4	5	6	7	8	9	10	11	AB R H RBI BB SO LOB	TOP												
Lou Brock, L OBP: 0.372, SLG: 0.428 (1, 7)	0-0 4-3	0-3 K			0-0 3-1		0-0 4-3			0-0 4-3	0-3 K	6 0 0 0 0 2 6													
Bake McBride, L OBP: 0.331, SLG: 0.356 (1, 8)	4-0 F6 BB	0-3 K			0-3 K		0-0 4-3			0-0 FC1-6-4 1B		4 0 1 0 1 2 2													
Willie Davis, L OBP: 0.304, SLG: 0.444 (1, 9)	0-0 F6 1-2				0-0 F4		0-3 K		0-0 G4-3 1B	0-0 FC1-6-4 1-2f		5 0 1 0 0 1 2													
Ted Simmons, S OBP: 0.414, SLG: 0.526 (1, 2)		4-0 E FC5-2-5-1 1B BB			0-0 L8		0-0 F6		0-0 G4-3 1-2f		0-0 F5	4 0 0 0 1 0 1													
Reggie Smith, S OBP: 0.372, SLG: 0.506 (1, 3)		0-0 E9 FC5-2-5-1 1B 1B			0-3 K		0-0 1B			0-0 F9	0-0 6-3	5 1 2 0 0 1 0													
Ted Sizemore, R OBP: 0.307, SLG: 0.316 (1, 4)		0-0 FC5-2-5-1 1B 1-3 3-H			0-0 6-3		0-0 F9		0-0 FC5-4 1B		0-0 WP 1B 1B	5 2 2 0 0 0 3													
Ken Reitz, R OBP: 0.302, SLG: 0.352 (1, 5)		0-0 2B 1B 2-H 3-H			0-0 5-3		0-0 4-3		0-0 FC5-4 1-2f		0-0 1B WP 1B	5 1 2 2 0 0 1													
Mike Tyson, R OBP: 0.314, SLG: 0.358 (1, 6)		0-0 1B 2B 1-H			0-0 1-3		0-0 F9		0-0 1-3		0-0 1B BB 1-2 2-3	4 0 1 1 1 0 1													
Bob Forsch, R OBP: 0.375, SLG: 0.517 (1, 1)		0-0 1B			0-0 F7		0-0 1B			0-0 F8	0-0 1B 1-2 2-3 3-H	3 0 2 0 0 0 0													
Al Hrabosky, R OBP: 0.335, SLG: 0.143 (10, PH)												0 0 0 0 0 0 0													
Buddy Bradford, R OBP: 0.321, SLG: 0.407 (10, PH)												1 0 0 0 0 0 0													
Mike Garman, R (10, PH)												0 0 0 0 0 0 0													
Luis Melendez, R OBP: 0.295, SLG: 0.356 (11, PH)												1 0 1 1 0 0 0													
Bob Gibson, R OBP: 0.242, SLG: 0.179 (11, PH)												0 0 0 0 0 0 0													
<b>Inning Stats</b>	R: 0 E: 0 K: 0 S: 2	H: 0 LOB: 0 BB: 1 P: 6	R: 3 E: 1 K: 2 S: 11	H: 4 LOB: 2 BB: 1 P: 15	R: 0 E: 0 K: 1 S: 5	H: 0 LOB: 0 BB: 0 P: 5	R: 0 E: 0 K: 0 S: 3	H: 0 LOB: 0 BB: 0 P: 3	R: 0 E: 0 K: 1 S: 5	H: 0 LOB: 0 BB: 0 P: 5	R: 0 E: 0 K: 1 S: 6	H: 1 LOB: 1 BB: 0 P: 6	R: 0 E: 0 K: 0 S: 4	H: 1 LOB: 1 BB: 0 P: 4	R: 0 E: 0 K: 0 S: 3	H: 1 LOB: 0 BB: 0 P: 3	R: 0 E: 0 K: 0 S: 4	H: 1 LOB: 1 BB: 0 P: 4	R: 0 E: 0 K: 0 S: 4	H: 1 LOB: 1 BB: 0 P: 4	R: 1 E: 0 K: 1 S: 8	H: 3 LOB: 3 BB: 1 P: 12	1B: 11 2B: 1 3B: 0 HR: 0	SF: 0 SAC: 0 DP: 1 HBP: 0	WP: 1 PA: 46
<b>PITCHER</b>	IP	WLS	BF	H	R	ER	SO	BB	IBB	HBP	BLK	WP	HR	S	P	ERA	WHIP								
Joe Niekro, R ERA: 3.59 (1, 1)	1.0		3	0	0	0	0	1	0	0	0	0	0	2	6	0.00	1.000								
Jim Crawford, L ERA: 3.36 (2, 1)	4.0		17	4	3	3	4	1	0	0	0	0	0	24	28	6.75	1.250								
Wayne Granger, R ERA: 2.31 (6, 1)	2.0		8	2	0	0	1	0	0	0	0	0	0	10	10	0.00	1.000								
Mike Cosgrove, L ERA: 1.95 (8, 1)	4.0	L	18	6	1	1	1	1	0	0	0	1	0	19	23	2.25	1.750								

St. Louis Cardinals @ Houston Astros  
Astrodome, Houston, TX  
Wed Aug 13 1975, 8:05 PM EDT  
Att. 11,170 - Dome

AB	43
R	4
H	12
RBI	4
BB	3
SO	6
LOB	16





Batter	1	2	3	4	5	6	7	8	9	10	11	AB	R	H	RBI	BB	SO	LOB	BOTTOM							
<b>Wilbur Howard, S</b> (1, 7) OBP: 0.332, SLG: 0.364	0-0 4-3		0-0 4-3			0-0 F8		0-0 G3-6-1 1B		0-0 F9		5	0	1	0	0	0	1								
<b>Greg Gross, L</b> (1, 9) OBP: 0.379, SLG: 0.368	0-0 L7			0-0 6-3		4-0 FC6-4 BB		0-0 G3-6-1 1-2f		0-0 E 1B		4	0	1	0	1	0	1								
<b>Cesar Cedeno, R</b> (1, 8) OBP: 0.357, SLG: 0.406	0-3 K			0-3 K		0-0 FC6-4 1-2f BB		0-0 1B		4-0 1-2 IBB		4	0	1	0	1	2	1								
<b>Cliff Johnson, R</b> (1, 3) OBP: 0.382, SLG: 0.463		0-0 1-3		0-3 K		4-0 1-2 BB		0-0 F8		0-0 F7		4	0	0	0	1	1	3								
<b>Milt May, L</b> (1, 2) OBP: 0.291, SLG: 0.322		0-0 5-3				0-0 F8		0-0 F4				4	0	1	0	0	0	2								
<b>Skip Jutze, R</b> (9, PR) OBP: 0.247, SLG: 0.264												1	1	0	0	0	0	2								
<b>Doug Rader, R</b> (1, 5) OBP: 0.302, SLG: 0.375		0-0 F9				0-0 4-3 PB 1B		0-0 5-3		0-0 HR 1B		5	2	2	2	0	1	0								
<b>Ken Boswell, L</b> (1, 4) OBP: 0.356, SLG: 0.329			0-0 6-3 2B			0-0 4-3		0-0 3-1		0-0 F7		3	0	1	0	0	0	1								
<b>Tommy Helms, R</b> (9, PH) OBP: 0.250, SLG: 0.196				1-3		0-0 1-3		0-0 F7				2	0	0	0	0	1	1								
<b>Jerry Davanon, R</b> (1, 6) OBP: 0.523, SLG: 0.485			0-0 6-3			0-0 FC6-4 1B		0-0 FC6-4 1B		0-0 F9		5	0	2	1	0	1	2								
<b>Joe Niekro, R</b> (1, 1) OBP: 0.346, SLG: 0.273			0-0 6-3			0-0 F8		0-0 FC6-4		0-0 F8		0	0	0	0	0	0	0								
<b>Jim Crawford, L</b> (2, 1) OBP: 0.379, SLG: 0.357												1	0	0	0	0	0	1								
<b>Jose Cruz, L</b> (5, PH) OBP: 0.354, SLG: 0.366												1	0	0	0	0	0	1								
<b>Wayne Granger, R</b> (6, 1) OBP: 0.387, SLG: 0.506												0	0	0	0	0	0	0								
<b>Bob Watson, R</b> (7, PH) OBP: 0.387, SLG: 0.506												1	0	0	0	0	0	1								
<b>Mike Cosgrove, L</b> (8, 1)			2-3									1	0	0	0	0	0	1								
<b>Inning Stats</b>	R: 0 E: 0 K: 1 S: 5	H: 0 LOB: 0 BB: 0 P: 5	R: 0 E: 0 K: 0 S: 3	H: 0 LOB: 0 BB: 0 P: 3	R: 0 E: 0 K: 0 S: 4	H: 1 LOB: 1 BB: 0 P: 4	R: 0 E: 0 K: 2 S: 7	H: 0 LOB: 0 BB: 0 P: 7	R: 1 E: 0 K: 0 S: 5	H: 2 LOB: 1 BB: 0 P: 5	R: 0 E: 0 K: 0 S: 3	H: 0 LOB: 2 BB: 2 P: 11	R: 0 E: 0 K: 0 S: 4	H: 1 LOB: 1 BB: 0 P: 4	R: 0 E: 0 K: 0 S: 4	H: 2 LOB: 1 BB: 0 P: 4	R: 2 E: 0 K: 0 S: 5	H: 2 LOB: 1 BB: 0 P: 5	R: 0 E: 1 K: 0 S: 4	H: 1 LOB: 2 BB: 1 P: 8	R: 0 E: 0 K: 3 S: 9	H: 0 LOB: 0 BB: 0 P: 9	1B: 7 2B: 1 3B: 0 HR: 1	SF: 0 SAC: 0 DP: 1 HBP: 0	WP: 0 PB: 1 SB: 0 CS: 0	PA: 44
<b>PITCHER</b>	IP	WLS	BF	H	R	ER	SO	BB	IBB	HBP	BLK	WP	HR	S	P	ERA	WHIP									
<b>Bob Forsch, R</b> (1, 1) ERA: 2.85	8.0		33	8	3	2	3	2	0	0	0	0	1	37	45	2.25	1.250									
<b>Al Hrabosky, L</b> (9, 1) ERA: 1.67	1.0		3	0	0	0	0	0	0	0	0	0	0	3	3	0.00	0.000									
<b>Mike Garman, R</b> (10, 1) ERA: 2.06	1.0	W	5	1	0	0	0	0	1	0	0	0	0	4	8	0.00	1.000									
<b>Bob Gibson, R</b> (11, 1) ERA: 4.7	1.0	S	3	0	0	0	3	0	0	0	0	0	0	9	9	0.00	0.000									

**St. Louis Cardinals @ Houston Astros**  
Astrodome, Houston, TX  
Wed Aug 13 1975, 8:05 PM EDT  
Att. 11,170 - Dome

livebaseballscores.com

AB	41
R	3
H	9
RBI	3
BB	3
SO	6
LOB	18



Batter	1	2	3	4	5	6	7	8	9	AB R H RBI BB SO LOB	TOP											
Don Kessinger, S (1, 6) OBP: 0.305, SLG: 0.310	0-3 K		0-3 K	0-0 F7			0-0 3-1		0-0 F7	5 0 0 0 0 2 2												
Rick Monday, L (1, 8) OBP: 0.385, SLG: 0.474	4-0 BB 6-4-3 BB		0-3 K		0-0 F5		0-0 F2		0-0 F8	4 1 0 0 1 1 0												
Bill Madlock, R (1, 5) OBP: 0.397, SLG: 0.481	4-0 BB 6-4-3 1-2 BB		0-0 CS 1B		0-0 G4-6-3 1B			0-0 F7 1B SF8 1B		3 1 3 0 1 0 0												
Jose Cardenal, R (1, 7) OBP: 0.382, SLG: 0.406	0-0 6-4-3 1-3 2-H		0-0 CS 1B	0-0 1B SH 1B	0-0 G4-6-3 1B			0-0 1B 1-2 1B		4 1 2 0 0 0 2												
Jerry Morales, R (1, 9) OBP: 0.329, SLG: 0.363	0-0 L9			0-3 K		0-0 F7		0-0 F7		4 0 0 0 0 1 4												
Ralph LaCock, L (1, 3) OBP: 0.332, SLG: 0.338		4-0 BB 1B G6-4-3 BB		0-0 SH 1-3 1B		0-3 K		0-0 SF8		2 2 1 1 1 1 0												
Rob Sperring, R (1, 4) OBP: 0.315, SLG: 0.296		0-0 G6-4-3 1-3 1B		0-0 SH 1B		0-0 1B		0-0 1-3 1B		3 0 3 1 0 0 0												
Steve Swisher, R (1, 2) OBP: 0.300, SLG: 0.293		0-0 G6-4-3 1-2 3-H		0-0 1-2 3-H 1B		0-0 F7		0-3 K		4 0 1 1 0 1 4												
Steve Stone, R (1, 1) OBP: 0.179, SLG: 0.185		0-0 F3		0-3 K		0-3 K		0-0 5-3		4 0 0 0 0 2 2												
<b>Inning Stats</b>	R: 1 E: 0 K: 1 S: 5	H: 0 LOB: 1 BB: 2 P: 13	R: 1 E: 0 K: 0 S: 3	H: 1 LOB: 0 BB: 1 P: 7	R: 0 E: 0 K: 2 S: 7	H: 1 LOB: 0 BB: 0 P: 7	R: 2 E: 0 K: 2 S: 11	H: 3 LOB: 2 BB: 0 P: 11	R: 0 E: 0 K: 0 S: 3	H: 1 LOB: 0 BB: 0 P: 3	R: 0 E: 0 K: 1 S: 6	H: 1 LOB: 1 BB: 0 P: 6	R: 0 E: 0 K: 1 S: 5	H: 0 LOB: 0 BB: 0 P: 5	R: 1 E: 0 K: 1 S: 8	H: 3 LOB: 2 BB: 0 P: 8	R: 0 E: 0 K: 0 S: 3	H: 0 LOB: 0 BB: 0 P: 3	1B: 10 2B: 0 3B: 0 HR: 0	SF: 1 SAC: 1 DP: 2 HBP: 0	WP: 0 PB: 0 SB: 0 CS: 1	PA: 39
<b>PITCHER</b>	IP WLS BF H R ER SO BB IBB HBP BLK WP HR S P ERA WHIP												<b>PITCHER</b>	IP WLS BF H R ER SO BB IBB HBP BLK WP HR S P ERA WHIP								
J.R. Richard, R (1, 1) ERA: 4.59	7.0 L 29 7 4 4 7 3 0 0 0 0 0 0 40 52 5.14 1.429												Wayne Granger, R (8, 1) ERA: 2.38	2.0 9 3 1 1 1 0 0 0 0 0 0 11 11 4.50 1.500								

Chicago Cubs @ Houston Astros  
Astrodome, Houston, TX  
Thu Aug 14 1975, 8:05 PM EDT  
Att. 7,555 - Dome

livebaseballscorecards.com

AB	33
R	5
H	10
RBI	3
BB	3
SO	8
LOB	14





**BOTTOM**

**Chicago Cubs @ Houston Astros**  
 Astrodome, Houston, TX  
 Thu Aug 14 1975, 8:05 PM EDT  
 Att. 7,555 - Dome

[livebaseballscorecards.com](http://livebaseballscorecards.com)

<b>AB</b>	<b>36</b>
<b>R</b>	<b>3</b>
<b>H</b>	<b>10</b>
<b>RBI</b>	<b>3</b>
<b>BB</b>	<b>2</b>
<b>SO</b>	<b>6</b>
<b>LOB</b>	<b>14</b>



WP: 0	PA: 39
PB: 0	SB: 0
CS: 1	

AB R H RBI BB SO LOB

5	1	3	1	0	0	0
4	0	1	0	1	1	2
1	0	1	1	1	0	0
2	0	1	0	0	0	2
4	1	1	1	0	2	3
4	0	0	0	0	0	0
4	0	1	0	0	0	1
4	0	1	0	0	0	1
4	0	0	0	0	1	3
2	0	0	0	0	2	2
1	0	0	0	0	0	0
0	0	0	0	0	0	0
1	1	1	0	0	0	0

Batter	1	2	3	4	5	6	7	8	9
<b>Wilbur Howard, S</b> OBP: 0.337, SLG: 0.373 (1, 7) (4, 8)	0-0 4-3 ①		0-0 1B 2B		0-0 6-3 ②		0-0 BB 1B		0-0 2-H 1B
<b>Greg Gross, L</b> OBP: 0.380, SLG: 0.367 (1, 9) S S S	0-3 K ②		0-0 L8 ①		0-0 1B 1B		4-0 1-2 BB		0-0 F8 ③
<b>Cesar Cedeno, R</b> OBP: 0.361, SLG: 0.407 (1, 8) <b>Jose Cruz, L</b> OBP: 0.355, SLG: 0.367 (4, 7) B B B B	4-0 PO BB		0-0 2-H CS 1B		0-0 1-3 1B		0-0 4-3 ③		
<b>Cliff Johnson, R</b> OBP: 0.380, SLG: 0.473 (1, 3)	0-0 PO 1-2 ③	0-0 HR	0-3 K 1-2 ② ③		0-0 6-3 ③			0-3 K ①	
<b>Milt May, L</b> OBP: 0.287, SLG: 0.318 (1, 2)		0-0 E5 1B		0-0 L3		0-0 F9 ①		0-0 6-3 ②	
<b>Doug Rader, R</b> OBP: 0.302, SLG: 0.376 (1, 5)		0-0 F9 ①		0-0 E8 2B		0-0 6-3 ②		0-0 F7 ③	
<b>Ken Boswell, L</b> OBP: 0.354, SLG: 0.327 (1, 4)		0-0 1-2 1B		0-0 P6 ②		0-0 G3 ③		0-0 3-1 ①	
<b>Jerry Davanon, R</b> OBP: 0.479, SLG: 0.432 (1, 6)		0-0 F7 ②		0-0 5-3 ③			0-3 K ①	0-0 F7 ②	
<b>J.R. Richard, R</b> OBP: 0.204, SLG: 0.333 (1, 1) <b>Tommy Helms, R</b> OBP: 0.248, SLG: 0.194 (7, PH) <b>Wayne Granger, R</b> (8, 1) <b>Enos Cabell, R</b> OBP: 0.301, SLG: 0.375 (9, PH)		0-3 K ③			0-3 K ①		0-0 5-3 ②	0-0 1B 2B	

<b>Inning Stats</b>	R: 0 E: 0 K: 1 S: 4	H: 0 LOB: 0 BB: 1 P: 8	R: 1 E: 1 K: 1 S: 8	H: 2 LOB: 2 BB: 0 P: 8	R: 1 E: 0 K: 1 S: 6	H: 2 LOB: 0 BB: 0 P: 6	R: 0 E: 1 K: 0 S: 4	H: 1 LOB: 1 BB: 0 P: 4	R: 0 E: 0 K: 1 S: 7	H: 2 LOB: 2 BB: 0 P: 7	R: 0 E: 0 K: 0 S: 3	H: 0 LOB: 0 BB: 0 P: 3	R: 0 E: 0 K: 1 S: 6	H: 1 LOB: 2 BB: 1 P: 10	R: 0 E: 0 K: 1 S: 5	H: 0 LOB: 0 BB: 0 P: 5	R: 1 E: 0 K: 0 S: 5	H: 2 LOB: 1 BB: 0 P: 5	1B: 6 2B: 3 3B: 0 HR: 1	SF: 0 SAC: 0 DP: 0 HBP: 0	WP: 0 PB: 0 SB: 0 CS: 1	PA: 39
---------------------	------------------------------	---------------------------------	------------------------------	---------------------------------	------------------------------	---------------------------------	------------------------------	---------------------------------	------------------------------	---------------------------------	------------------------------	---------------------------------	------------------------------	----------------------------------	------------------------------	---------------------------------	------------------------------	---------------------------------	----------------------------------	------------------------------------	----------------------------------	--------

<b>PITCHER</b> <b>Steve Stone, R</b> ERA: 3.25 (1, 1)	IP 9.0	WLS W	BF 38	H 10	R 3	ER 3	SO 6	BB 2	IBB 0	HBP 0	BLK 0	WP 0	HR 1	S 48	P 56	ERA 3.00	WHIP 1.333	<b>PITCHER</b>	IP	WLS	BF	H	R	ER	SO	BB	IBB	HBP	BLK	WP	HR	S	P	ERA	WHIP
--	-----------	----------	----------	---------	--------	---------	---------	---------	----------	----------	----------	---------	---------	---------	---------	-------------	---------------	----------------	----	-----	----	---	---	----	----	----	-----	-----	-----	----	----	---	---	-----	------

Batter	1	2	3	4	5	6	7	8	9	AB R H RBI BB SO LOB	TOP											
Don Kessinger, S (1, 6) OBP: 0.304, SLG: 0.312	0-0 F7		0-0 F8		0-0 1-H 2B			0-0 F8		4 0 1 0 0 0 0												
Rick Monday, L (1, 8) OBP: 0.384, SLG: 0.471	0-3 K		0-0 P6		0-0 G3			0-0 1B 1B		4 0 1 0 0 1 1												
Bill Madlock, R (1, 5) OBP: 0.400, SLG: 0.487	0-0 BB 2B		0-0 2B E 1B				0-0 5-3	0-0 1-2 FC4-6 1B		4 1 3 0 0 0 0												
Jose Cardenal, R (1, 7) OBP: 0.383, SLG: 0.408	4-0 BB BB		0-0 E8 1-H 2B				0-0 L8	0-3 K		3 0 1 0 1 1 2												
Jerry Morales, R (1, 9) OBP: 0.329, SLG: 0.360	4-0 1-2 2-3 BB			0-0 5-3			0-3 K	0-0 FC4-6 1-2f		3 0 0 0 1 1 2												
Ralph LaCock, L (1, 3) OBP: 0.331, SLG: 0.341	0-0 F5			0-0 4-3			0-0 FC6-5 2B		0-0 F2	4 0 1 0 0 0 3												
Rob Sperring, R (1, 4) OBP: 0.307, SLG: 0.288		0-0 5-3		0-3 K			0-0 6-3		4-0 BB	3 0 0 0 0 1 1												
Gene Hiser, L (9, PH) OBP: 0.333, SLG: 0.324										0 0 0 0 1 0 0												
Tim Hosley, R (1, 2) OBP: 0.378, SLG: 0.440		0-3 K					0-0 F8		0-0 P3	3 0 0 0 0 1 1												
Vic Harris, S (9, PH) OBP: 0.264, SLG: 0.208							0-0 FC6-5 2-3			1 0 0 0 0 0 1												
Bill Bonham, R (1, 1) OBP: 0.200, SLG: 0.234							0-0 F9		0-0 L9	3 0 1 0 0 0 1												
Darold Knowles, L (7, 1) OBP: 0.167, SLG: 0.091										0 0 0 0 0 0 0												
Champ Summers, L (9, PH) OBP: 0.329, SLG: 0.328										1 0 0 0 0 0 1												
<b>Inning Stats</b>	R: 0 E: 0 K: 1 S: 6	H: 1 LOB: 3 BB: 2 P: 14	R: 0 E: 0 K: 1 S: 5	H: 0 LOB: 0 BB: 0 P: 5	R: 1 E: 1 K: 0 S: 4	H: 2 LOB: 1 BB: 0 P: 4	R: 0 E: 0 K: 1 S: 5	H: 0 LOB: 0 BB: 0 P: 5	R: 0 E: 0 K: 0 S: 4	H: 2 LOB: 1 BB: 0 P: 4	R: 0 E: 0 K: 1 S: 5	H: 0 LOB: 0 BB: 0 P: 5	R: 0 E: 0 K: 0 S: 4	H: 1 LOB: 1 BB: 0 P: 4	R: 0 E: 0 K: 1 S: 7	H: 2 LOB: 2 BB: 0 P: 7	R: 0 E: 0 K: 0 S: 3	H: 0 LOB: 1 BB: 1 P: 7	1B: 4 2B: 4 3B: 0 HR: 0	SF: 0 SAC: 0 DP: 0 HBP: 0	WP: 0 PB: 0 SB: 0 CS: 0	PA: 36
<b>PITCHER</b> Larry Dierker, R (1, 1) ERA: 3.93	IP: 9.0 WLS: W BF: 36 H: 8 R: 1 ER: 0 SO: 5 BB: 3 IBB: 0 HBP: 0 BLK: 0 WP: 0 HR: 0 S: 43 P: 55 ERA: 0.00 WHIP: 1.222																					

Chicago Cubs @ Houston Astros  
Astrodome, Houston, TX  
Fri Aug 15 1975, 8:05 PM EDT  
Att. 10,496 - Dome

livebaseballscorecards.com

AB	33
R	1
H	8
RBI	0
BB	3
SO	5
LOB	13







Batter	1	2	3	4	5	6	7	8	9	AB R H RBI BB SO LOB	TOP											
<b>Rob Sperring, R</b> (1, 6) <small>OBP: 0.305, SLG: 0.287</small> (1, 5)	0-0  SH1-3 1B	0-3  K			0-3  K		0-0  6-3			4 1 1 0 0 2 2												
<b>Rick Monday, L</b> (1, 8) <small>OBP: 0.384, SLG: 0.470</small> (1, 8)	0-0  SH1-3 1-2		0-0  5-3		0-0  FC6-4 1B			0-3  K		3 0 1 0 0 1 0												
<b>Bill Madlock, R</b> (1, 5) <small>OBP: 0.399, SLG: 0.485</small> <b>Don Kessinger, S</b> (1, 6) <small>OBP: 0.305, SLG: 0.311</small> (1, 6)	0-0  6-3		0-0  L8		0-0  FC6-4 1-2f			4-0  L4-3 BB		1 0 0 0 0 0 1 2 0 0 0 1 0 1												
<b>Jose Cardenal, R</b> (1, 7) <small>OBP: 0.384, SLG: 0.416</small> (1, 7)	0-0  2-H 1B		0-0  HR		0-0  F9			0-0  L4-3 1-2		4 1 2 2 0 0 1												
<b>Jerry Morales, R</b> (1, 9) <small>OBP: 0.328, SLG: 0.359</small> (1, 9)	0-0  F9		0-0  F8		0-0  F7			0-0  FC4-6 1B		4 0 1 0 0 0 1												
<b>Andre Thornton, R</b> (1, 3) <small>OBP: 0.399, SLG: 0.433</small> (1, 3)		0-0  1B SF7 1B		0-0  L5		0-0  6-3		0-0  FC4-6 CS 1-2f		4 1 1 0 0 0 1												
<b>Manny Trillo, R</b> (1, 4) <small>OBP: 0.297, SLG: 0.312</small> (1, 4)		0-0  FC1-6 1-3 1B		0-0  1-3			0-0  CS 1B	4-0  1-2 BB		3 0 2 0 1 0 0												
<b>Steve Swisher, R</b> (1, 2) <small>OBP: 0.299, SLG: 0.290</small> (1, 2)		0-0  SF7 3-H		0-0  6-3			4-0  1-3 BB 1-2	0-3  K		2 0 0 1 1 1 1												
<b>Rick Reuschel, R</b> (1, 1) <small>OBP: 0.234, SLG: 0.262</small> (1, 1)		0-0  FC1-6 1-2f		0-0  6-3		0-0  6-3		0-0  1-3 1-2		3 0 0 0 0 0 2												
<b>Inning Stats</b>	R: 1 E: 0 K: 0 S: 5	H: 2 LOB: 1 BB: 0 P: 5	R: 1 E: 0 K: 1 S: 7	H: 2 LOB: 1 BB: 0 P: 7	R: 1 E: 0 K: 0 S: 4	H: 1 LOB: 0 BB: 0 P: 4	R: 0 E: 0 K: 0 S: 3	H: 0 LOB: 0 BB: 0 P: 3	R: 0 E: 0 K: 1 S: 6	H: 1 LOB: 1 BB: 0 P: 6	R: 0 E: 0 K: 0 S: 3	H: 0 LOB: 0 BB: 0 P: 3	R: 0 E: 0 K: 0 S: 3	H: 1 LOB: 1 BB: 1 P: 7	R: 0 E: 0 K: 1 S: 4	H: 0 LOB: 0 BB: 1 P: 8	R: 0 E: 0 K: 1 S: 5	H: 1 LOB: 1 BB: 1 P: 9	1B: 7 2B: 1 3B: 0 HR: 1	SF: 1 SAC: 1 DP: 1 HBP: 0	WP: 0 PB: 0 SB: 0 CS: 2	PA: 35
<b>PITCHER</b> <b>Dave Roberts, L</b> (1, 1) <small>ERA: 4.31</small> <b>Jose Sosa, R</b> (8, 1) <small>ERA: 2.51</small>	IP	WLS	BF	H	R	ER	SO	BB	IBB	HBP	BLK	WP	HR	S	P	ERA	WHIP					
	7.0	L	28	7	3	3	2	1	0	0	0	0	1	31	35	3.86	1.143					
	2.0		7	1	0	0	2	2	0	0	0	0	0	9	17	0.00	1.500					

Chicago Cubs @ Houston Astros  
 Astrodome, Houston, TX  
 Sat Aug 16 1975, 4:33 AM EDT  
 Att. 7,039 - Dome

livebaseballscorecards.com

AB	30
R	3
H	8
RBI	3
BB	3
SO	4
LOB	10







Chicago Cubs @ Houston Astros  
Astrodome, Houston, TX  
Sun Aug 17 1975, 4:33 AM EDT  
Att. 8,769 - Dome

[livebaseballscorecards.com](http://livebaseballscorecards.com)



AB 41  
R 11  
H 18  
RBI 10  
BB 4  
SO 7  
LOB 22

WP: 1 PA: 48  
PB: 0  
SB: 0  
CS: 2

Batter	1	2	3	4	5	6	7	8	9	AB R H RBI BB SO LOB	TOP		
Rob Sperring, R OBP: 0.307, SLG: 0.292 (1, 6)	0-0 CS 1B		0-0 P4		0-0 F9 WP 1B		5-3		0-3 K	5 1 2 1 0 1 1			
Rick Monday, L OBP: 0.383, SLG: 0.467 (1, 8)	0-3 K 1-2		0-0 E4		0-0 WP 2B 1B		SF9 BB		0-3 K	5 2 1 0 1 3 4			
Bill Madlock, R OBP: 0.400, SLG: 0.486 (1, 5)	0-0 1B 1B		0-0 F9		0-0 F9 2-3		0-0 1B 1B	0-0 BB FC6-4 1B	0-0 6-3	6 2 3 0 0 0 4			
Jose Cardenal, R OBP: 0.389, SLG: 0.423 (1, 7) Gene Hiser, L OBP: 0.349, SLG: 0.324 (7, 7)	0-0 FC6-4 1-2 1B			0-0 1B 2B 1B	0-0 1-2 3-H 2B		0-0 1-2 3-H 1B 1B	4-0 FC6-4 BB 1-2 BB		4 2 4 2 0 0 0 0 0 0 0 1 0 0			
Jerry Morales, R OBP: 0.329, SLG: 0.360 (1, 9)	0-0 FC6-4 1-2f			0-0 2B 1B	0-0 F7		0-0 1-2 2-H 1B 1B	0-3 K		5 2 2 1 0 1 5			
Andre Thornton, R OBP: 0.402, SLG: 0.438 (1, 3)		0-0 5-3		0-0 SH1-3 1-H 2-H 2B	0-0 P4		0-0 1-2 2-H 1B 1B	4-0 FC6-4 BB 1-2 2-3		4 1 2 3 1 0 1			
Manny Trillo, R OBP: 0.299, SLG: 0.316 (1, 4)		0-0 F7		0-0 SH1-3 2-3		0-0 SH1-3 CS 2B	0-0 BB 1-3 2-H SF9 1B	0-0 FC6-4 1-2f 2-3 3-H		4 1 2 2 0 0 2			
Steve Swisher, R OBP: 0.298, SLG: 0.289 (1, 2)		0-0 F9		0-0 6-3		0-0 SH1-3 2-3	0-0 SF9 BB 1-2 3-H 1B	0-0 4-3		4 0 1 1 0 0 3			
Ray Burris, R OBP: 0.246, SLG: 0.186 (1, 1)			0-0 6-3	0-3 K		0-3 K 3-H	4-0 BB 1-2 2-3	0-0 2B		4 0 1 0 1 2 2			
<b>Inning Stats</b>	R: 0 E: 0 K: 1 S: 7 H: 3 LOB: 2 BB: 0 P: 7	R: 0 E: 0 K: 0 S: 3 H: 0 LOB: 0 BB: 0 P: 3	R: 0 E: 1 K: 0 S: 4 H: 0 LOB: 1 BB: 0 P: 4	R: 2 E: 0 K: 1 S: 8 H: 3 LOB: 1 BB: 0 P: 8	R: 2 E: 0 K: 0 S: 6 H: 3 LOB: 1 BB: 0 P: 6	R: 0 E: 0 K: 1 S: 5 H: 1 LOB: 0 BB: 0 P: 5	R: 6 E: 0 K: 1 S: 11 H: 6 LOB: 2 BB: 2 P: 19	R: 1 E: 0 K: 1 S: 6 H: 1 LOB: 2 BB: 2 P: 14	R: 0 E: 0 K: 2 S: 8 H: 1 LOB: 1 BB: 0 P: 8	1B: 14 2B: 4 3B: 0 HR: 0 SF: 1 SAC: 2 DP: 0 HBP: 0	WP: 1 PA: 48 PB: 0 SB: 0 CS: 2		
<b>PITCHER</b>	IP WLS BF H R ER SO BB IBB HBP BLK WP HR S P ERA WHIP											<b>PITCHER</b>	IP WLS BF H R ER SO BB IBB HBP BLK WP HR S P ERA WHIP
Jim Crawford, L ERA: 3.65 (1, 1)	4.1 L 22 9 4 4 2 0 0 0 0 0 1 0 26 26 8.31 2.077												
Wayne Granger, R ERA: 2.85 (5, 1)	2.0 10 4 4 4 1 1 0 0 0 0 0 0 11 15 18.00 2.500												
Jose Sosa, R ERA: 3.6 (7, 1)	0.2 6 3 2 2 1 1 0 0 0 0 0 0 7 11 27.00 6.000												
Jim York, R ERA: 6.35 (8, 1)	2.0 10 2 1 1 3 2 0 0 0 0 0 0 14 22 4.50 2.000												



BOTTOM

Chicago Cubs @ Houston Astros  
Astrodome, Houston, TX  
Sun Aug 17 1975, 4:33 AM EDT  
Att. 8,769 - Dome

livebaseballscorecards.com

AB	34
R	7
H	10
RBI	7
BB	4
SO	1
LOB	11



WP	2	PA	40
PB	0		
SB	1		
CS	0		


AB R H RBI BB SO LOB

5	0	1	1	0	0	2
5	1	2	0	0	0	1
3	1	2	2	1	0	0
4	1	1	0	1	0	5
4	1	2	3	0	0	1
3	1	0	0	1	0	1
4	0	1	0	0	0	0
2	1	0	1	1	0	0
2	0	0	0	0	0	1
0	0	0	0	0	0	0
0	0	0	0	0	0	0
1	0	0	0	0	0	0
0	0	0	0	0	0	0
1	1	1	0	0	0	0

Batter	1	2	3	4	5	6	7	8	9
Wilbur Howard, S OBP: 0.331, SLG: 0.368 (1, 8)	0-0 G3	0-0 5-3			0-0 1B S 1B		0-0 4-3		0-0 SF8 1B E6
Greg Gross, L OBP: 0.384, SLG: 0.381 (1, 9)	0-0 1B 2B		0-0 F8		0-0 F7 1-2			0-0 6-3	0-0 1-2 2-3 1B
Jose Cruz, L OBP: 0.354, SLG: 0.365 (1, 7)	0-0 2-H 2B 1B		4-0 WP E BB		0-0 G6-4-3 1B 2-3			0-0 F9	0-0 SF8 2-3 3-H
Cliff Johnson, R OBP: 0.381, SLG: 0.472 (1, 3)	0-0 1-H 2B		0-0 F8 1-2		0-0 G6-4-3 1-2f			4-0 HR BB	0-0 F7
Milt May, L OBP: 0.292, SLG: 0.331 (1, 2)	0-0 F7		0-0 E8 2-H 1B			0-0 F2		0-0 1-H HR	
Ken Boswell, L OBP: 0.349, SLG: 0.318 (1, 5)		4-0 WP SF7 1B BB	0-0 F7			0-0 4-1		0-0 6-3	
Tommy Helms, R OBP: 0.240, SLG: 0.191 (1, 4)		0-0 WP 1-2 1B		0-0 1-3		0-0 F8			0-0 P6
Roger Metzger, S OBP: 0.306, SLG: 0.325 (1, 6)		0-0 SF7 1-2 2-H		0-0 L6			0-0 4-3		4-0 2B E BB
Jim Crawford, L OBP: 0.233, SLG: 0.313 Wayne Granger, R Jose Sosa, R OBP: 1.000, SLG: 4.000 Jery Davanoh, R OBP: 0.459, SLG: 0.421 Jim York, R Enos Cabell, R OBP: 0.302, SLG: 0.379		0-3 K		0-0 F8			0-0 6-3		0-0 1B SF8 2B 1-3

<b>Inning Stats</b>	R: 1 E: 0 K: 5	H: 3 LOB: 1 BB: 0 P: 5	R: 1 E: 0 K: 1 S: 6	H: 1 LOB: 1 BB: 1 P: 10	R: 1 E: 1 K: 0 S: 4	H: 1 LOB: 1 BB: 1 P: 8	R: 0 E: 0 K: 0 S: 3	H: 0 LOB: 0 BB: 0 P: 3	R: 0 E: 0 K: 0 S: 4	H: 2 LOB: 1 BB: 0 P: 4	R: 0 E: 0 K: 0 S: 3	H: 0 LOB: 0 BB: 0 P: 3	R: 0 E: 0 K: 0 S: 3	H: 0 LOB: 0 BB: 0 P: 3	R: 2 E: 0 K: 0 S: 4	H: 1 LOB: 0 BB: 1 P: 8	R: 2 E: 1 K: 0 S: 6	H: 2 LOB: 2 BB: 1 P: 10	1B: 6 2B: 3 3B: 0 HR: 1	SF: 2 SAC: 0 DP: 1 HBP: 0	WP: 2 PB: 0 SB: 1 CS: 0	PA: 40
---------------------	----------------------	---------------------------------	------------------------------	----------------------------------	------------------------------	---------------------------------	------------------------------	---------------------------------	------------------------------	---------------------------------	------------------------------	---------------------------------	------------------------------	---------------------------------	------------------------------	---------------------------------	------------------------------	----------------------------------	----------------------------------	------------------------------------	----------------------------------	--------

<b>PITCHER</b> Ray Burris, R ERA: 4.41 (1, 1)	IP 9.0	WLS W	BF 40	H 10	R 7	ER 6	SO 1	BB 4	IBB 0	HBP 0	BLK 0	WP 2	HR 1	S 38	P 54	ERA 6.00	WHIP 1.556	<b>PITCHER</b>	IP	WLS	BF	H	R	ER	SO	BB	IBB	HBP	BLK	WP	HR	S	P	ERA	WHIP
--	-----------	----------	----------	---------	--------	---------	---------	---------	----------	----------	----------	---------	---------	---------	---------	-------------	---------------	----------------	----	-----	----	---	---	----	----	----	-----	-----	-----	----	----	---	---	-----	------

Batter	1	2	3	4	5	6	7	8	9	AB R H RBI BB SO LOB	TOP	
Del Unser, L (1, 8) X OBP: 0.329, SLG: 0.360	0-0 1B		4-0 FC4-6 BB		0-3 K		0-0 F9		0-0 L1	4 0 1 0 1 1 4		
Felix Millan, R (1, 4) X OBP: 0.343, SLG: 0.366	0-0 F8		0-0 FC4-6 FC4-6 1-2f			0-0 F8	0-0 F7			4 0 0 0 0 0 4		
Ed Kranepool, L (1, 7) X OBP: 0.381, SLG: 0.438	0-0 G4-3 1B		0-0 FC4-6 1-2f			4-0 WP BB		0-0 2B		3 0 2 0 1 0 1		
Rusty Staub, L (1, 9) X OBP: 0.371, SLG: 0.438	0-0 G4-3 1-2f			0-3 K	0-3 K	0-3 K	0-0 P4			4 0 0 0 0 2 4		
Joe Torre, R (1, 3) OBP: 0.335, SLG: 0.368		0-3 K		0-0 1-3	4-0 BB	4-0 BB	0-0 6-3			3 0 0 0 1 1 1		
Wayne Garrett, L (1, 5) OBP: 0.372, SLG: 0.377		0-0 2B		0-3 K	0-3 K	0-3 K	0-0 G3			4 0 1 0 0 2 3		
Jerry Grote, R (1, 2) OBP: 0.350, SLG: 0.362		0-0 5-3			0-0 P3		0-0 BB 1B		0-0 4-3	4 0 1 0 0 0 1	AB 32 R 0 H 6 RBI 0 BB 4 SO 9 LOB 20	
Mike Phillips, L (1, 6) OBP: 0.304, SLG: 0.326		0-0 4-3			0-3 K		0-3 K		0-0 F5	4 0 0 0 0 2 2		
Randy Tate, R (1, 1) Mike Vail, R (5, PH) Skip Lockwood, R (5, 1) John Milner, L (7, PH) Bob Apodaca, R (7, 1) Jesus Alou, R (8, PH) OBP: 0.295, SLG: 0.297			0-3 K		0-0 1B		4-0 BB		1-0 HBP	1 0 0 0 0 0 1 0 1 0 1 0 0 0 0 0 0 0 0 0 0 0 0 0 0 0 0 0 0 1 0 0 0 0 0 0 0 0 0 0 0 0 0 0 0 0 0 0		
<b>Inning Stats</b>	R: 0 H: 2 E: 0 LOB: 1 K: 0 BB: 0 S: 4 P: 4	R: 0 H: 1 E: 0 LOB: 1 K: 1 BB: 0 S: 6 P: 6	R: 0 H: 0 E: 0 LOB: 1 K: 1 BB: 1 S: 5 P: 9	R: 0 H: 0 E: 0 LOB: 0 K: 2 BB: 0 S: 7 P: 7	R: 0 H: 1 E: 0 LOB: 1 K: 2 BB: 0 S: 8 P: 8	R: 0 H: 0 E: 0 LOB: 2 K: 2 BB: 2 S: 7 P: 15	R: 0 H: 1 E: 0 LOB: 2 K: 1 BB: 1 S: 6 P: 10	R: 0 H: 1 E: 0 LOB: 1 K: 0 BB: 0 S: 4 P: 4	R: 0 H: 0 E: 0 LOB: 1 K: 0 BB: 0 S: 3 P: 4	1B: 4 SF: 0 2B: 2 SAC: 0 3B: 0 DP: 1 HR: 0 HBP: 1	WP: 1 PA: 37 PB: 0 SB: 0 CS: 0	
<b>PITCHER</b> J.R. Richard, R (1, 1) ERA: 4.33	IP WLS BF H R ER SO BB IBB HBP BLK WP HR S P ERA WHIP	9.0 W 37 6 0 0 9 4 0 1 0 1 0 50 67 0.00 1.111										

**New York Mets @ Houston Astros**  
Astrodome, Houston, TX  
Mon Aug 18 1975, 8:05 PM EDT  
Att. 7,351 - Unknown

[livebaseballscorecards.com](http://livebaseballscorecards.com)



Batter	1	2	3	4	5	6	7	8	9	AB	R	H	RBI	BB	SO	LOB
Wilbur Howard, S OBP: 0.331, SLG: 0.365 (1, 8)	4-0 BB BB FC6-4 BB		0-0 F7	0-0 L8			0-0 SH 1-6-3 1-3			2	1	0	0	1	0	1
Greg Gross, L OBP: 0.383, SLG: 0.379 (1, 9)	4-0 FC6-4 BB 1-2 BB		0-0 F8	0-0 F7			0-0 SF8 1-2 3-H			2	0	0	1	1	0	1
Jose Cruz, L OBP: 0.356, SLG: 0.362 (1, 7)	4-0 FC6-4 1-2 2-3 BB		4-0 HBP BB		0-3 K		0-0 1-6-3 2-3			2	0	0	0	2	1	1
Cliff Johnson, R OBP: 0.379, SLG: 0.466 (1, 3)	0-0 FC6-4 1-2 2-3 3-H		1-0 HBP		0-3 K		0-3 K			3	0	0	1	0	2	3
Milt May, L OBP: 0.289, SLG: 0.327 (1, 2)	0-0 P4		0-0 F9		0-0 F2			0-0 4-3		4	0	0	0	0	0	4
Enos Cabell, R OBP: 0.298, SLG: 0.374 (1, 5)	0-3 K			0-0 E3 2B		0-3 K		0-0 1-3		4	1	0	0	0	2	2
Tommy Helms, R OBP: 0.232, SLG: 0.184 (1, 4)		0-0 L5		0-3 K 1-2		0-0 F9		0-0 4-3		4	0	0	0	0	1	1
Jerry Davanon, R OBP: 0.462, SLG: 0.439 (1, 6)		0-0 6-3		0-0 1B 2B		0-3 K				3	1	1	1	0	1	0
J.R. Richard, R OBP: 0.211, SLG: 0.333 (1, 1)		0-0 6-3		0-0 1B			0-0 E6 SH SF8			3	1	1	1	0	0	0

Inning Stats	R: 1	H: 0	E: 0	K: 1	S: 5	LOB: 2	BB: 3	P: 17	R: 0	H: 0	E: 0	K: 0	S: 3	LOB: 0	BB: 0	P: 3	R: 0	H: 0	E: 0	K: 0	S: 3	LOB: 2	BB: 1	P: 8	R: 2	H: 2	E: 1	K: 1	S: 8	LOB: 1	BB: 0	P: 8	R: 0	H: 0	E: 0	K: 2	S: 7	LOB: 0	BB: 0	P: 7	R: 0	H: 0	E: 0	K: 2	S: 7	LOB: 0	BB: 0	P: 7	R: 1	H: 0	E: 2	K: 1	S: 7	LOB: 1	BB: 0	P: 7	R: 0	H: 0	E: 0	K: 0	S: 3	LOB: 0	BB: 0	P: 3
PITCHER	IP	WLS	BF	H	R	ER	SO	BB	IBB	HBP	BLK	WP	HR	S	P	ERA	WHIP																																															
Randy Tate, R ERA: 4.64 (1, 1)	4.0	L	20	2	3	2	2	4	0	1	0	0	0	19	36	4.50	1.500																																															
Skip Lockwood, R ERA: 0.59 (5, 1)	2.0		6	0	0	0	4	0	0	0	0	0	0	14	14	0.00	0.000																																															
Bob Apodaca, R ERA: 1.6 (7, 1)	2.0		8	0	1	0	1	0	0	0	0	0	0	10	10	0.00	0.000																																															


**BOTTOM**

**New York Mets @ Houston Astros**  
Astrodome, Houston, TX

Mon Aug 18 1975, 8:05 PM EDT  
Att. 7,351 - Unknown

livebaseballscorecards.com

<b>AB</b>	<b>27</b>
<b>R</b>	<b>4</b>
<b>H</b>	<b>2</b>
<b>RBI</b>	<b>4</b>
<b>BB</b>	<b>4</b>
<b>SO</b>	<b>7</b>
<b>LOB</b>	<b>13</b>



WP	PA	ERA	WHIP
0	34		

**New York Mets @ Houston Astros**  
 Astrodome, Houston, TX  
 Tue Aug 19 1975, 8:05 PM EDT  
 Att. 7,843 - Unknown

[livebaseballscorecards.com](http://livebaseballscorecards.com)

<b>AB</b>	<b>37</b>
<b>R</b>	<b>6</b>
<b>H</b>	<b>11</b>
<b>RBI</b>	<b>6</b>
<b>BB</b>	<b>3</b>
<b>SO</b>	<b>2</b>
<b>LOB</b>	<b>13</b>



WP:	1	PA:	40
PB:	0		
SB:	0		
CS:	0		

AB R H RBI BB SO LOB

5	1	2	1	0	1	0
4	0	3	0	1	0	0
4	1	1	1	1	0	4
5	1	1	0	0	0	5
4	2	2	2	0	0	0
4	0	0	0	0	0	2
3	0	1	2	1	0	0
4	0	0	0	0	0	2
4	1	1	0	0	1	0
0	0	0	0	0	0	0
0	0	0	0	0	0	0

1B:	8	SF:	0
2B:	1	SAC:	0
3B:	0	DP:	1
HR:	2	HBP:	0

Batter	1	2	3	4	5	6	7	8	9
<b>Del Unser, L</b> (1, 8) OBP: 0.330, SLG: 0.367	0-0 4-3		0-0 HR		0-0 3-1 1B 1-2 1B		0-3 K		0-0 6-3
<b>Felix Millan, R</b> (1, 4) OBP: 0.347, SLG: 0.369	0-0 5-3		4-0 G4-6-3 BB		0-0 3-1 1B 1-2 2-3			0-0 FC1-6 1B	0-0 1B
<b>Ed Kranepool, L</b> (1, 3) OBP: 0.382, SLG: 0.436	4-0 FC6 BB		0-0 G4-6-3 1-2f		0-0 3-1 1-2 2-3 3-H			0-0 FC1-6 1B 1-2f	0-0 1B
<b>Rusty Staub, L</b> (1, 9) OBP: 0.370, SLG: 0.435	0-0 FC6 1-2f			0-0 F8	0-0 4-3			0-0 WP E 1B	0-0 F7
<b>Wayne Garrett, L</b> (1, 5) OBP: 0.374, SLG: 0.393		0-0 F5		0-0 HR		0-0 F8		0-0 WP E 1B 1-2 3-H	
<b>John Milner, L</b> (1, 7) OBP: 0.316, SLG: 0.355		0-0 4-3		0-0 4-3		0-0 F8		0-0 F5	
<b>Jerry Grote, R</b> (1, 2) OBP: 0.351, SLG: 0.365		4-0 BB		0-0 F8		0-0 6-3		0-0 E9 1-H 2-H 2B	
<b>Mike Phillips, L</b> (1, 6) OBP: 0.301, SLG: 0.322		0-0 F8			0-0 F8		0-0 F8	0-0 G3	
<b>Jon Matlack, L</b> (1, 1) OBP: 0.246, SLG: 0.061			0-0 F7		0-0		0-3 K		0-0 6-3
<b>Skip Lockwood, R</b> (9, 1)					1B 3-1 1B				
<b>Jerry Koosman, R</b> (9, 1) OBP: 0.203, SLG: 0.210									

Inning Stats	R: 0	H: 0	E: 0	K: 0	S: 3	P: 7	R: 0	H: 0	E: 0	K: 0	S: 3	P: 7	R: 1	H: 1	E: 0	K: 0	S: 3	P: 7	R: 1	H: 1	E: 0	K: 0	S: 4	P: 4	R: 1	H: 3	E: 0	K: 0	S: 6	P: 6	R: 0	H: 0	E: 0	K: 0	S: 3	P: 3	R: 0	H: 0	E: 0	K: 2	S: 7	P: 7	R: 3	H: 4	E: 1	K: 0	S: 7	P: 7	R: 0	H: 2	E: 0	K: 0	S: 5	P: 5
--------------	------	------	------	------	------	------	------	------	------	------	------	------	------	------	------	------	------	------	------	------	------	------	------	------	------	------	------	------	------	------	------	------	------	------	------	------	------	------	------	------	------	------	------	------	------	------	------	------	------	------	------	------	------	------

PITCHER	IP	WLS	BF	H	R	ER	SO	BB	IBB	HBP	BLK	WP	HR	S	P	ERA	WHIP
<b>Larry Dierker, R</b> (1, 1) ERA: 3.95	6.0	L	25	5	3	3	0	3	0	0	0	0	2	22	34	4.50	1.333
<b>Mike Cosgrove, L</b> (7, 1) ERA: 2.56	1.2		8	3	3	3	2	0	0	0	0	0	0	12	12	16.20	1.800
<b>Jose Sosa, R</b> (8, 1) ERA: 3.52	0.1		2	1	0	0	0	0	0	0	0	1	0	2	2	0.00	3.000
<b>Wayne Granger, R</b> (9, 1) ERA: 2.81	1.0		5	2	0	0	0	0	0	0	0	0	0	5	5	0.00	2.000

PITCHER	IP	WLS	BF	H	R	ER	SO	BB	IBB	HBP	BLK	WP	HR	S	P	ERA	WHIP
---------	----	-----	----	---	---	----	----	----	-----	-----	-----	----	----	---	---	-----	------



BOTTOM

New York Mets @ Houston Astros  
Astrodome, Houston, TX  
Tue Aug 19 1975, 8:05 PM EDT  
Att. 7,843 - Unknown

livebaseballscorecards.com

AB 33  
R 3  
H 9  
RBI 3  
BB 1  
SO 7  
LOB 11



WP: 0 PA: 34  
PB: 0  
SB: 1  
CS: 0

AB R H RBI BB SO LOB

4	0	2	0	0	2	1
4	0	0	0	0	1	3
4	1	1	2	0	0	1
4	1	2	1	0	1	1
3	0	0	0	1	1	1
3	0	1	0	0	0	0
1	0	1	0	0	0	0
3	0	1	0	0	0	1
1	0	0	0	0	0	2
2	0	0	0	0	0	0
0	0	0	0	0	0	0
0	0	0	0	0	0	0
1	0	0	0	0	0	1
2	1	1	0	0	1	0

Batter	1	2	3	4	5	6	7	8	9
Wilbur Howard, S OBP: 0.333, SLG: 0.367 (1, 7)	0-0 1B S		0-3 K			0-0 1B G4-6-3			0-3 K
Greg Gross, L OBP: 0.380, SLG: 0.375 (1, 9)	0-3 1-2 K			0-0 F8		0-0 1-2f G4-6-3			0-0 6-3
Cesar Cedeno, R OBP: 0.361, SLG: 0.411 (1, 8)	0-0 F7			0-0 6-3			0-0 F8		0-0 2-H HR
Cliff Johnson, R OBP: 0.380, SLG: 0.479 (1, 3) (7, 2)	0-3 K			0-0 FC5-4 1B			0-0 6-3		0-0 HR
Doug Rader, R OBP: 0.298, SLG: 0.368 (1, 5)		0-0 L8		0-0 FC5-4 1-2f			0-3 K		4-0 BB 1B BB
Tommy Helms, R OBP: 0.234, SLG: 0.188 Ken Boswell, L OBP: 0.353, SLG: 0.323 (9, PH)		0-0 G6-4-3 1B			0-0 F9			0-0 6-3	0-0 1-2 1B
Jerry Davanon, R OBP: 0.455, SLG: 0.432 Jose Cruz, L OBP: 0.355, SLG: 0.360 (9, PH)		0-0 G6-4-3 1-2f			0-0 4-3			0-0 G6-4-3 1B	0-0 4-3
Skip Jutze, R OBP: 0.240, SLG: 0.257 Mike Cosgrove, L (7, 1)			0-0 F8		0-0 6-3			0-0 G6-4-3 1-2f	
Jose Sosa, R OBP: 1.000, SLG: 4.000 Bob Watson, R OBP: 0.366, SLG: 0.505 Wayne Granger, R (9, 1)									
Larry Dierker, R OBP: 0.079, SLG: 0.079 Enos Cabell, R OBP: 0.300, SLG: 0.378 (6, PH) (7, 3)			0-3 K			0-3 K			0-0 HR 2B

Inning Stats	R: 0	H: 1	E: 0	K: 2	S: 8	LOB: 1	BB: 0	P: 8
	R: 0	H: 1	E: 0	K: 0	S: 3	LOB: 0	BB: 0	P: 3
	R: 0	H: 0	E: 0	K: 2	S: 7	LOB: 0	BB: 0	P: 7
	R: 0	H: 1	E: 0	K: 0	S: 4	LOB: 1	BB: 0	P: 4
	R: 0	H: 0	E: 0	K: 0	S: 3	LOB: 0	BB: 0	P: 3
	R: 0	H: 1	E: 0	K: 1	S: 5	LOB: 0	BB: 0	P: 5
	R: 0	H: 0	E: 0	K: 1	S: 5	LOB: 0	BB: 0	P: 5
	R: 0	H: 1	E: 0	K: 0	S: 3	LOB: 0	BB: 0	P: 3
	R: 3	H: 4	E: 0	K: 1	S: 9	LOB: 2	BB: 1	P: 13

PITCHER	IP	WLS	BF	H	R	ER	SO	BB	IBB	HBP	BLK	WP	HR	S	P	ERA	WHIP
Jon Matlack, L ERA: 3.27 (1, 1)	8.2	W	31	8	3	3	7	0	0	0	0	0	2	45	45	3.12	0.923
Skip Lockwood, R ERA: 0.59 (9, 1)	0.0		2	1	0	0	0	1	0	0	0	0	0	1	5	∞	∞
Jerry Koosman, L ERA: 3.71 (9, 1)	0.1	S	1	0	0	0	0	0	0	0	0	0	0	1	1	0.00	0.000

WP	HR	S	P	ERA	WHIP
0	2	7	13	3.12	0.923

Batter	1	2	3	4	5	6	7	8	9	10	AB R H RBI BB SO LOB	TOP										
Gene Clines, R OBP: 0.268, SLG: 0.268 (1, 8) X	0-0 FC6-4 1B		0-0 L6-3			0-3 K	0-0 1B		0-0 FC6-4 1B		5 0 3 1 0 1 0	<b>New York Mets @ Houston Astros</b> Astrodome, Houston, TX Wed Aug 20 1975, 8:05 PM EDT Att: 9,667 - Unknown										
Felix Millan, R OBP: 0.344, SLG: 0.366 (1, 4) X	0-0 F7			0-0 6-3		0-0 4-3	0-0 4-3		0-0 FC6-4 1B		5 0 0 0 0 0 6											
Mike Vail, R OBP: 0.167, SLG: 0.167 (1, 7) X	0-0 FC6-4 1-2f			0-0 6-3			0-0 E6 BB HR	0-0 G3		0-0 4-3	5 1 0 0 0 0 1											
Rusty Staub, L OBP: 0.368, SLG: 0.431 (1, 9) X	0-0 4-3			0-0 F9			4-0 BB 1-2 HR BB	0-0 6-3		0-0 L4	4 1 0 0 1 0 1											
Dave Kingman, R OBP: 0.298, SLG: 0.509 (1, 3)		0-3 K			0-0 1-3		0-0 1-H 2-H HR	0-0 5-3		0-0 F8	5 1 1 3 0 1 0											
Joe Torre, R OBP: 0.331, SLG: 0.363 (1, 5)		0-0 4-3			0-0 5-3		0-0 F9		0-3 K		4 0 0 0 0 1 0											
Jerry Grote, R OBP: 0.356, SLG: 0.370 John Stearns, R OBP: 0.269, SLG: 0.297 (9, PR) (9, 2)		0-0 6-3			0-0 FC6-4 1B		0-0 1B WP 1B		0-0 1B 1B		4 0 3 0 0 0 0 0 1 0 0 0 0 0											
Jack Heidemann, R OBP: 0.286, SLG: 0.303 Mike Phillips, L OBP: 0.300, SLG: 0.321 (9, PH) (9, 6)			0-0 3-1		0-0 FC6-4 1-2f		0-0 F7 1-2		0-0 P5		3 0 0 0 0 0 2 1 0 0 0 0 0 1											
Hank Webb, R OBP: 0.250, SLG: 0.217 Jesus Alou, R OBP: 0.302, SLG: 0.297 Skip Lockwood, R OBP: 0.300, SLG: 0.429 Wayne Garrett, L OBP: 0.375, SLG: 0.396 Rick Baldwin, L OBP: 0.167, SLG: 0.167 (7, PH) (7, 1) (8, 1) (9, PH) (9, 1)			0-3 K			0-0 F7	4-0 BB BB BB 1B BB		0-0 1B 1B		2 0 0 0 0 1 0 0 0 0 0 1 0 0 0 0 0 0 0 0 0 0 0 0 0 0 0 0 1 0 1 0 0 0 0 0 0 0 0 0 0 0											
<b>Inning Stats</b>	R: 0 E: 0 K: 0 S: 4	H: 1 LOB: 1 BB: 0 P: 4	R: 0 E: 0 K: 1 S: 5	H: 0 LOB: 0 BB: 0 P: 5	R: 0 E: 0 K: 1 S: 5	H: 0 LOB: 0 BB: 0 P: 5	R: 0 E: 0 K: 0 S: 3	H: 1 LOB: 1 BB: 0 P: 4	R: 0 E: 0 K: 1 S: 5	H: 0 LOB: 0 BB: 0 P: 5	R: 3 E: 1 K: 0 S: 7		H: 3 LOB: 3 BB: 2 P: 15	R: 0 E: 0 K: 0 S: 3	H: 0 LOB: 0 BB: 0 P: 3	R: 1 E: 0 K: 1 S: 8	H: 3 LOB: 2 BB: 0 P: 8	R: 0 E: 0 K: 0 S: 3	H: 0 LOB: 0 BB: 0 P: 3	1B: 7 2B: 0 3B: 0 HR: 1	SF: 0 SAC: 0 DP: 0 HBP: 0	WP: 1 PB: 0 SB: 0 CS: 0
<b>PITCHER</b>	IP WLS BF H R ER SO BB IBB HBP BLK WP HR S P ERA WHIP																					
Dave Roberts, L ERA: 4.25 (1, 1)	6.2		5	3	2	3	2	0	0	0	0	1	1	32	40	2.70	1.050					
Jose Sosa, R ERA: 3.71 (7, 1)	1.2		1	1	1	1	0	0	0	0	0	0	0	8	8	5.40	0.600					
Mike Cosgrove, L ERA: 2.54 (9, 1)	0.1		2	0	0	0	0	0	0	0	0	0	0	3	3	0.00	6.000					
Wayne Granger, R ERA: 2.79 (9, 1)	0.1		0	0	0	0	0	0	0	0	0	0	0	1	1	0.00	0.000					
Jim Crawford, L ERA: 3.6 (10, 1)	1.0	W	3	0	0	0	0	0	0	0	0	0	0	3	3	0.00	0.000					

livebaseballscorecards.com

AB	39
R	4
H	8
RBI	4
BB	2
SO	4
LOB	11







Batter	1	2	3	4	5	6	7	8	9	10	11	AB R H RBI BB SO LOB	TOP					
Wilbur Howard, S OBP: 0.331, SLG: 0.371 (1, 7)			6-3 		3-1 			E4 1B 	F8 		FC1-6 1B 	6 2 2 0 0 0 3	<b>Houston Astros @ Chicago Cubs</b> Wrigley Field, Chicago, IL Fri Aug 22 1975, 3:33 AM CDT Att. 9,602 - Cloudy - 80 F					
Greg Gross, L OBP: 0.381, SLG: 0.373 (1, 9)	P6 		4-3 			K 		FC5-4 1B 	BB 1B 		BB 1B 	5 0 2 1 1 1 1						
Cesar Cedeno, R OBP: 0.359, SLG: 0.406 (1, 8)	F8 			L8 		F8 		FC5-4 HR 	BB 1B 		CS 1B 	5 1 1 1 1 0 2						
Cliff Johnson, R OBP: 0.388, SLG: 0.508 (1, 2)	P3 			BB 		E BB 		HR 	BB P4 		CS 	3 2 1 2 2 0 4						
Bob Watson, R OBP: 0.369, SLG: 0.507 (1, 3)		P6 		L8 		E8 2B 		FC6-4 BB 		SH1-4 1B 		4 0 2 1 1 0 1						
Doug Rader, R OBP: 0.298, SLG: 0.365 (1, 5)		E7 1B 		K 		K 		FC6-4 		SH1-4 		4 0 1 0 0 2 3						
Jerry Davanon, R OBP: 0.406, SLG: 0.365 (1, 6)		L8 				E6 SH3-4 		F2 		F9 		5 0 0 0 0 0 3						
Rob Andrews, R OBP: 0.270, SLG: 0.236 (1, 4)		3-1 				SH3-4 		5-3 		4-3 		2 0 0 0 0 0 1						
Ken Boswell, L OBP: 0.353, SLG: 0.319 (9, PH) (9, 4)						1-2 			1B BB 		4-3 	1 0 0 0 1 0 1						
J.R. Richard, R OBP: 0.200, SLG: 0.317 (7, 1) Mike Cossgrove, L OBP: 0.300, SLG: 2.000 (7, 1) Jose Sosa, R OBP: 0.365, SLG: 0.381 (9, PH) Wayne Granger, R OBP: 0.388, SLG: 0.508 (8, 1) Jose Cruz, L OBP: 0.365, SLG: 0.381 (9, PH) Jim Crawford, L OBP: 0.388, SLG: 0.508 (9, 1)			K 			3-1 		F9 		F9 		3 0 0 0 0 0 1 1 0 1 0 0 0 0 0 0 1 1 0 1 0 0 0 0 0						
<b>Inning Stats</b>	R: 0 H: 1 E: 0 LOB: 1 K: 0 BB: 0 S: 4 P: 4	R: 0 H: 1 E: 1 LOB: 1 K: 0 BB: 0 S: 4 P: 4	R: 0 H: 0 E: 0 LOB: 0 K: 1 BB: 0 S: 5 P: 5	R: 0 H: 0 E: 0 LOB: 1 K: 1 BB: 1 S: 5 P: 9	R: 0 H: 0 E: 1 LOB: 1 K: 0 BB: 0 S: 4 P: 4	R: 1 H: 1 E: 1 LOB: 1 K: 2 BB: 1 S: 8 P: 12	R: 0 H: 0 E: 0 LOB: 0 K: 0 BB: 0 S: 3 P: 3	R: 3 H: 3 E: 1 LOB: 1 K: 0 BB: 1 S: 6 P: 10	R: 0 H: 1 E: 0 LOB: 3 K: 0 BB: 2 S: 4 P: 12	R: 0 H: 1 E: 0 LOB: 1 K: 0 BB: 0 S: 4 P: 4	R: 1 H: 2 E: 0 LOB: 0 K: 0 BB: 1 S: 3 P: 7	1B: 8 SF: 0 2B: 1 SAC: 2 3B: 0 DP: 0 HR: 1 HBP: 0		WP: 0 PA: 49 PB: 0 SB: 3 CS: 1				
<b>PITCHER</b>	IP WLS BF H R ER SO BB IBB HBP BLK WP HR S P ERA WHIP																	
Steve Stone, R ERA: 3.33 (1, 1)	7.1	32	6	4	4	4	3	0	0	0	0	0	0	1	37	49	4.91	1.227
Tom Dettore, R ERA: 4.18 (8, 1)	1.1	6	1	0	0	0	1	0	0	0	0	0	0	0	5	9	0.00	1.500
Paul Reuschel, R ERA: 2.29 (9, 1)	0.1	2	0	0	0	0	1	0	0	0	0	0	0	1	5	0.00	3.000	
Darold Knowles, L ERA: 6.12 (10, 1)	2.0	W 8	3	1	1	0	1	0	0	0	0	0	0	0	7	11	4.50	2.000

livebaseballscorecards.com

AB	40
R	5
H	10
RBI	5
BB	6
SO	4
LOB	21





Batter	1	2	3	4	5	6	7	8	9	10	11	AB R H RBI BB SO LOB
Don Kessinger, S (1, 6) OBP: 0.306, SLG: 0.309	0-0 F7		0-3 K			0-0 SH1-4 1B	0-0 SH1-3		0-0 SH1-4		0-0 FC9-4 BB	4 2 1 1 0 1 1
Rick Monday, L (1, 8) OBP: 0.382, SLG: 0.466	4-0 F9 WP BB		0-0 5-3			0-0 SH1-4 1B	0-0 FC6-4 1B		0-0 4-3		4-0 E BB	3 2 1 1 2 0 2
Bill Madlock, R (1, 5) OBP: 0.400, SLG: 0.484	0-0 F9 1-3		0-0 5-3			0-0 4-3 2-3	0-0 FC6-4 1-2f		4-0 IBB		0-0 E4 1B	5 0 0 0 1 0 5
Jose Cardenal, R (1, 7) OBP: 0.387, SLG: 0.420	4-0 S 3-H BB			0-0 6-3		0-0 FC6-4 1B		4-0 1B FC6-2 BB	0-0 4-3		0-0 1B 1-2 3-H	4 0 2 2 2 0 2
Jerry Morales, R (1, 9) OBP: 0.328, SLG: 0.356	0-0 F5 1-2			0-0 CS 1B		0-0 FC6-4 1-2f		0-0 FC6-2 1B		0-0 1B		5 0 3 0 0 0 2
Andre Thornton, R (1, 3) OBP: 0.403, SLG: 0.427		0-3 K		0-3 K 1-2			4-0 SH3-4 SH1-3 BB		4-0 FC6-2 BB		0-3 K	2 0 0 0 1 2 1
Vic Harris, S (7, PR) OBP: 0.264, SLG: 0.208												0 1 0 0 0 0 0
Ralph LaCock, L (8, 3) OBP: 0.331, SLG: 0.338												1 0 0 0 1 1 1
Manny Trillo, R (1, 4) OBP: 0.295, SLG: 0.310		0-0 P6			0-0 5-3		4-0 SH1-3 SH3-4 1B BB		0-0 FC6-2 G4-6-3		0-3 K	4 1 0 0 1 1 4
Steve Swisher, R (1, 2) OBP: 0.294, SLG: 0.281		4-0 BB			0-0 P6		0-0 SH3-4 1-2 2-3		0-0 G4-6-3 1-2f		0-0 F9	1 0 0 0 1 0 0
Champ Summers, L (8, PH) OBP: 0.319, SLG: 0.317												1 0 0 0 0 0 3
George Mitterwald, R (9, 2) OBP: 0.317, SLG: 0.338												1 0 0 0 0 0 1
Steve Stone, R (1, 1) OBP: 0.180, SLG: 0.172		0-3 K			0-3 K		4-0 1B SH1-3 BB		4-0 4-3 SH1-4 BB		4-0 FC9-4 BB	2 0 0 0 1 2 1
Tom Dettore, L (8, 1) OBP: 0.350, SLG: 0.316												0 0 0 0 0 0 0
Paul Reuschel, R (9, 1) OBP: 0.388, SLG: 0.437												0 0 0 0 0 0 0
Tim Hosley, R (9, PH) OBP: 0.346, SLG: 0.325												0 0 0 0 1 0 0
Gene Higer, L (9, PR) OBP: 0.167, SLG: 0.091												0 0 0 0 0 0 0
Darold Knowles, L (10, 1) OBP: 0.167, SLG: 0.091												0 0 0 0 0 0 0
Rob Sperring, R (11, PH) OBP: 0.312, SLG: 0.292												0 0 0 0 1 0 0

Inning Stats	R: 1	H: 0	E: 0	K: 0	S: 3	R: 0	H: 0	E: 0	K: 2	S: 7	R: 0	H: 0	E: 0	K: 1	S: 5	R: 0	H: 1	E: 0	K: 1	S: 5	R: 0	H: 0	E: 0	K: 1	S: 5	R: 1	H: 2	E: 0	K: 0	S: 5	R: 2	H: 1	E: 0	K: 0	S: 4	R: 0	H: 1	E: 0	K: 0	S: 3	R: 0	H: 0	E: 0	K: 0	S: 3	R: 0	H: 1	E: 0	K: 2	S: 8	R: 2	H: 1	E: 1	K: 0	S: 3	1B: 7	SF: 0	2B: 1	SAC: 4	3B: 0	DP: 2	HR: 0	HBP: 0	WP: 1	PA: 49
--------------	------	------	------	------	------	------	------	------	------	------	------	------	------	------	------	------	------	------	------	------	------	------	------	------	------	------	------	------	------	------	------	------	------	------	------	------	------	------	------	------	------	------	------	------	------	------	------	------	------	------	------	------	------	------	------	-------	-------	-------	--------	-------	-------	-------	--------	-------	--------

PITCHER	IP	WLS	BF	H	R	ER	SO	BB	IBB	HBP	BLK	WP	HR	S	P	ERA	WHIP
J.R. Richard, R (1, 1) ERA: 4.38	6.1		27	3	4	4	5	6	0	0	0	1	0	31	55	5.68	1.421
Mike Cosgrove, L (7, 1) ERA: 2.52	0.1		2	1	0	0	0	0	0	0	0	0	0	2	2	0.00	3.000
Jose Sosa, R (7, 1) ERA: 3.63	0.1		4	1	0	0	0	2	0	0	0	0	0	2	10	0.00	9.000
Wayne Granger, R (8, 1) ERA: 2.75	1.0		2	0	0	0	0	0	0	0	0	0	0	2	2	0.00	0.000
Jim Crawford, L (9, 1) ERA: 3.61	2.1	L	14	2	2	1	2	3	1	0	0	0	0	14	30	3.86	2.143

BOTTOM

Houston Astros @ Chicago Cubs  
Wrigley Field, Chicago, IL  
Fri Aug 22 1975, 3:33 AM CDT  
Att. 9,602 - Cloudy - 80 F

livebaseballscores.com

AB	33
R	6
H	7
RBI	4
BB	12
SO	7
LOB	23



Batter	1	2	3	4	5	6	7	8	9	AB R H RBI BB SO LOB	TOP																
<b>Rob Andrews, R</b> (1, 6) OBP: 0.275, SLG: 0.249	0-0 B1		0-0 1B	0-0 1B	0-0 1B		0-0 F8		0-3 K	6 2 3 0 0 1 0																	
<b>Wilbur Howard, S</b> (1, 9) OBP: 0.338, SLG: 0.385	0-0 1B		0-3 K	0-0 G3	0-0 1B			0-0 1B	0-0 CS	6 1 4 1 0 1 2																	
<b>Cesar Cedeno, R</b> (1, 8) OBP: 0.363, SLG: 0.410	0-0 CS		0-0 P5	0-0 1B	0-0 G6-4-3			0-0 2B	0-0 E	6 2 4 1 0 0 3																	
<b>Cliff Johnson, R</b> (1, 2) <b>Skip Jutze, R</b> (8, PR) OBP: 0.237, SLG: 0.253	4-0 1-2		4-0 1B	0-0 2B				0-0 WP	0-0 6-3	3 2 3 2 2 0 0 1 1 0 0 0 0 1																	
<b>Bob Watson, R</b> (1, 3) <b>Enos Cabell, R</b> (7, 3) OBP: 0.368, SLG: 0.505 OBP: 0.302, SLG: 0.378	0-0 4-3		0-0 1B	0-3 K			0-0 F8	4-0 2-3		4 1 1 1 0 1 4 0 1 0 0 1 0 0																	
<b>Jose Cruz, L</b> (1, 7) OBP: 0.363, SLG: 0.383		4-0 L8	0-0 3B	0-0 2B			0-0 F9	0-0 HR		4 2 3 5 1 0 0																	
<b>Doug Rader, R</b> (1, 5) OBP: 0.297, SLG: 0.368		0-0 E4	0-0 1B	0-0 F9			0-0 F9	0-0 6-3		5 1 1 2 0 0 4																	
<b>Jerry Davanon, R</b> (1, 4) OBP: 0.406, SLG: 0.368		0-0 L8	0-0 1B		0-0 1B		0-0 F9	0-0 E5		5 1 2 1 0 0 3																	
<b>Jim York, R</b> (1, 1) <b>Wayne Granger, R</b> (7, 1) <b>Jose Sosa, R</b> (8, 1) <b>Mike Cosgrove, L</b> (9, 1)		0-0 FC6-4	0-0 FC6-4		0-3 K		0-0 F8	0-0 G6-4-3		4 0 0 0 0 1 3 1 0 0 0 0 0 2 0 0 0 0 0 0 0 0 0 0 0 0 0 0																	
<b>Inning Stats</b>	R: 0 E: 0 K: 0 S: 4	H: 2 LOB: 2 BB: 1 P: 8	R: 0 E: 1 K: 0 S: 3	H: 0 LOB: 1 BB: 1 P: 7	R: 5 E: 0 K: 1 S: 10	H: 5 LOB: 1 BB: 1 P: 14	R: 2 E: 0 K: 1 S: 9	H: 4 LOB: 2 BB: 0 P: 9	R: 1 E: 0 K: 1 S: 7	H: 3 LOB: 1 BB: 0 P: 7	R: 1 E: 0 K: 0 S: 4	H: 1 LOB: 0 BB: 0 P: 4	R: 0 E: 0 K: 0 S: 3	H: 0 LOB: 0 BB: 0 P: 3	R: 5 E: 1 K: 0 S: 7	H: 4 LOB: 1 BB: 1 P: 11	R: 0 E: 1 K: 1 S: 6	H: 2 LOB: 1 BB: 0 P: 6	1B: 13 2B: 5 3B: 1 HR: 2	SF: 0 SAC: 0 DP: 2 HBP: 0	WP: 1 PB: 0 SB: 3 CS: 2	PA: 49					
<b>PITCHER</b>	IP	WLS	BF	H	R	ER	SO	BB	IBB	HBP	BLK	WP	HR	S	P	ERA	WHIP										
<b>Bill Bonham, R</b> (1, 1) ERA: 4.46	3.0	L	19	8	6	6	1	3	0	0	0	0	0	18	30	18.00	3.667										
<b>Milt Wilcox, R</b> (4, 1) ERA: 6.09	2.0		11	6	2	2	2	0	0	0	0	0	0	15	15	9.00	3.000										
<b>Oscar Zamora, R</b> (6, 1) ERA: 4.6	2.0		7	1	1	1	0	0	0	0	0	0	1	7	7	4.50	0.500										
<b>Tom Dettore, R</b> (8, 1) ERA: 4.8	1.0		8	4	5	5	0	1	0	0	0	1	1	7	11	45.00	5.000										
<b>Paul Reuschel, R</b> (9, 1) ERA: 2.18	1.0		4	2	0	0	1	0	0	0	0	0	0	6	6	0.00	2.000										

Houston Astros @ Chicago Cubs  
Wrigley Field, Chicago, IL  
Sat Aug 23 1975, 3:33 AM CDT  
Att. 17,391 - Cloudy - 85 F

livebaseballscorecards.com

AB 45  
R 14  
H 21  
RBI 13  
BB 4  
SO 4  
LOB 22





BOTTOM

Houston Astros @ Chicago Cubs  
Wrigley Field, Chicago, IL  
Sat Aug 23 1975, 3:33 AM CDT  
Att. 17,391 - Cloudy - 85 F

livebaseballscorecards.com

AB	39
R	12
H	12
RBI	10
BB	6
SO	0
LOB	19



WP	0	PA	46
PB	0		
SB	1		
CS	0		

AB R H RBI BB SO LOB

4	1	1	2	2	0	2
4	2	1	0	1	0	2
5	1	2	2	0	0	3
4	1	1	1	1	0	3
5	0	2	0	0	0	2
4	1	2	0	0	0	3
0	0	0	0	0	0	0
1	1	1	1	0	0	0
0	0	0	0	0	0	0
2	0	0	0	0	0	0
0	1	0	0	0	0	0
1	0	0	0	0	0	2
1	0	0	0	0	0	0
3	2	1	0	2	0	0
1	0	0	0	0	0	0
0	0	0	0	0	0	0
1	0	0	0	0	0	0
0	0	0	0	0	0	0
0	0	0	0	0	0	0
3	2	1	4	0	0	2

1B	7	SF	0
2B	2	SAC	0
3B	1	DP	2
HR	2	HBP	1

WP	0	PA	46
PB	0		
SB	1		
CS	0		

Batter	1	2	3	4	5	6	7	8	9
Don Kessinger, S OBP: 0.308, SLG: 0.311	4-0 FC6-4 BB		4-3			4-0 1B BB	0-0 F8	0-0 3B 2B	0-0 G6-4-3
Gene Hiser, L OBP: 0.353, SLG: 0.341	0-0 F4			0-0 F8		0-0 P5	0-0 1B E 2B	4-0 3B BB	
Bill Madlock, R OBP: 0.400, SLG: 0.487	0-0 FC6-4 1-2f			0-0 F9		0-0 FC6-4 1B	0-0 6-3	0-0 6-3 3B	
Jose Cardenal, R OBP: 0.387, SLG: 0.419	0-0 F7			4-0 1B BB		0-0 F7	0-0 S E 1B	0-0 6-3	
Jerry Morales, R OBP: 0.328, SLG: 0.356		0-0 G6-4-3 1B		0-0 1-2 1B		0-0 FC6-4 1-2f	0-0 E6 1B	0-0 5-3	
Andre Thornton, R OBP: 0.404, SLG: 0.428		0-0 G6-4-3		0-0 F8					
Tom Dettore, L OBP: 0.350, SLG: 0.316									
Rick Monday, L OBP: 0.383, SLG: 0.474									
Paul Reuschel, R OBP: 0.315, SLG: 0.336									
Vic Harris, S OBP: 0.259, SLG: 0.204									
Manny Trillo, R OBP: 0.295, SLG: 0.309		0-0 F8							
Rob Sperring, R OBP: 0.312, SLG: 0.292									
George Mittenwald, R OBP: 0.315, SLG: 0.336									
Tim Hosley, R OBP: 0.395, SLG: 0.434			0-0 F8		0-0 F2		4-0 HR BB	0-0 E 2B 1B	4-0 FC4-6 BB
Bill Bonham, R OBP: 0.191, SLG: 0.224			0-0 F8		0-0 F8		0-0 HR	0-0 E4 2B	0-0 FC4-6 G6-4-3

Inning Stats	R: 0	H: 0	E: 0	K: 0	S: 3	R: 0	H: 1	E: 0	K: 0	S: 3	R: 0	H: 0	E: 0	K: 0	S: 3	R: 0	H: 1	E: 0	K: 0	S: 4	R: 0	H: 0	E: 0	K: 0	S: 3	R: 0	H: 1	E: 0	K: 0	S: 4	R: 6	H: 5	E: 1	K: 0	S: 9	R: 6	H: 4	E: 1	K: 0	S: 8	R: 0	H: 0	E: 0	K: 0	S: 2	1B: 7	2B: 2	3B: 1	HR: 2	SF: 0	SAC: 0	DP: 2	HBP: 1	WP: 0	PA: 46
--------------	------	------	------	------	------	------	------	------	------	------	------	------	------	------	------	------	------	------	------	------	------	------	------	------	------	------	------	------	------	------	------	------	------	------	------	------	------	------	------	------	------	------	------	------	------	-------	-------	-------	-------	-------	--------	-------	--------	-------	--------

PITCHER	IP	WLS	BF	H	R	ER	SO	BB	IBB	HBP	BLK	WP	HR	S	P	ERA	WHIP
Jim York, R ERA: 6.23	(1, 1)	6.0	27	5	5	4	0	4	0	1	0	0	1	22	39	6.00	1.500
Wayne Granger, R ERA: 2.97	(7, 1)	1.0	10	5	4	2	0	0	0	0	0	0	0	10	10	18.00	5.000
Jose Sosa, R ERA: 4.91	(8, 1)	1.0	7	2	3	3	0	2	0	0	0	0	1	5	13	27.00	4.000
Mike Cosgrove, L ERA: 2.45	(9, 1)	1.0	S	2	0	0	0	0	0	0	0	0	0	2	2	0.00	0.000

Batter	1	2	3	4	5	6	7	8	9	AB R H RBI BB SO LOB	TOP											
<b>Rob Andrews, R</b> (1, 6) <small>OBP: 0.273, SLG: 0.246</small> <b>Tommy Helms, R</b> (3, 4) <small>OBP: 0.244, SLG: 0.200</small>	0-0 4-3		0-0 F9	0-0 1B		0-3 K	0-0 1B			2 0 0 0 0 0 0												
<b>Wilbur Howard, S</b> (1, 9) <small>OBP: 0.346, SLG: 0.396</small>	0-0 1B		0-0 1B	0-0 1B		0-0 1B	0-0 F9			5 0 4 2 0 0 1												
<b>Cesar Cedeno, R</b> (1, 8) <small>OBP: 0.363, SLG: 0.407</small>	4-0 1B		0-0 F2		0-0 B1-3	4-0 1B		0-3 K		3 0 0 0 2 1 1												
<b>Cliff Johnson, R</b> (1, 2) <small>OBP: 0.395, SLG: 0.535</small> <b>Doug Rader, R</b> (8, 5) <small>OBP: 0.297, SLG: 0.368</small>	0-3 K		0-0 6-3		0-0 HR	0-3 K		0-0 F8		5 1 1 1 0 2 5												
<b>Bob Watson, R</b> (1, 3) <small>OBP: 0.371, SLG: 0.512</small> <b>Skip Jutze, R</b> (8, 2) <small>OBP: 0.237, SLG: 0.253</small>	0-0 1B			4-0 HR	0-0 5-3		0-0 HR	0-0 F8		4 2 2 1 1 0 0												
<b>Jose Cruz, L</b> (1, 7) <small>OBP: 0.367, SLG: 0.415</small>	0-0 4-3			0-0 HR	0-0 2B		0-0 HR		0-3 K	5 2 3 3 0 1 3												
<b>Enos Cabell, R</b> (1, 5) <small>OBP: 0.297, SLG: 0.371</small>		0-0 B3		0-0 P5	0-0 4-3		0-0 F3		0-0 1-3	5 0 0 0 0 0 1												
<b>Jerry Davanon, R</b> (1, 4) <small>OBP: 0.419, SLG: 0.393</small>		0-0 F7		0-0 1B		0-0 SH3-4	4-0 SH2-4		0-0 F9	4 3 2 0 1 0 0												
<b>Larry Dierker, R</b> (1, 1) <small>OBP: 0.077, SLG: 0.077</small>		0-0 6-3		0-3 K		0-0 SH3-4	0-0 SH2-4			2 0 0 0 0 1 1												
<b>Inning Stats</b>	R: 0 E: 0 K: 1 S: 7	H: 2 LOB: 3 BB: 1 P: 11	R: 0 E: 0 K: 0 S: 3	H: 0 LOB: 0 BB: 0 P: 3	R: 0 E: 0 K: 0 S: 4	H: 1 LOB: 1 BB: 0 P: 4	R: 3 E: 0 K: 1 S: 8	H: 4 LOB: 2 BB: 1 P: 12	R: 1 E: 0 K: 0 S: 5	H: 2 LOB: 1 BB: 0 P: 5	R: 1 E: 0 K: 2 S: 9	H: 2 LOB: 2 BB: 1 P: 13	R: 3 E: 0 K: 0 S: 6	H: 3 LOB: 1 BB: 1 P: 10	R: 0 E: 0 K: 1 S: 5	H: 0 LOB: 0 BB: 0 P: 5	R: 0 E: 0 K: 1 S: 5	H: 0 LOB: 0 BB: 0 P: 5	1B: 7 2B: 3 3B: 0 HR: 4	SF: 0 SAC: 2 DP: 0 HBP: 0	WP: 0 PB: 0 SB: 2 CS: 0	PA: 44
<b>PITCHER</b>	IP WLS BF H R ER SO BB IBB HBP BLK WP HR S P ERA WHIP																					
<b>Ray Burris, R</b> (1, 1) <small>ERA: 4.52</small> <b>Milt Wilcox, R</b> (6, 1) <small>ERA: 6.03</small> <b>Oscar Zamora, R</b> (7, 1) <small>ERA: 5.0</small> <b>Ken Frailing, L</b> (7, 1) <small>ERA: 5.43</small>	5.2 L 29 11 5 5 3 2 0 0 0 0 2 33 41 7.94 2.294																					

Houston Astros @ Chicago Cubs  
Wrigley Field, Chicago, IL  
Sun Aug 24 1975, 3:33 AM CDT  
Att. 19,795 - Sunny - 90 F

livebaseballscorecards.com

AB 38  
R 8  
H 14  
RBI 8  
BB 4  
SO 6  
LOB 13





Batter	1	2	3	4	5	6	7	8	9	AB	R	H	RBI	BB	SO	LOB
Don Kessinger, S OBP: 0.306, SLG: 0.308 (1, 6)	0-0 F8	0-0 4-3		0-0 4-3			0-0 1-3			4	0	0	0	0	0	1
Rick Monday, L OBP: 0.380, SLG: 0.470 (1, 8)	0-0 F7		0-0 F7		0-0 P5		0-0 G3			4	0	0	0	0	0	0
Bill Madlock, R OBP: 0.403, SLG: 0.487 (1, 5)	4-0 E S 1B BB		0-0 1B SF9 1B		4-0 1B S BB		0-0 F3			2	2	1	0	2	0	0
Jose Cardenal, R OBP: 0.390, SLG: 0.423 Gene Hiser, L OBP: 0.346, SLG: 0.333 (1, 7) (8, 7)	0-0 S 1B		0-0 SF9 1B		0-0 CS 1B		0-0 G3			3	1	3	1	0	0	0
Jerry Morales, R OBP: 0.328, SLG: 0.356 (1, 9)	0-0 1-H 1B		0-0 SF9		0-0 6-3		0-0 F9			3	0	1	2	0	0	2
Andre Thornton, R OBP: 0.405, SLG: 0.438 (1, 3)	0-0 F9		0-0 IBB		0-0 HR		0-0 P4			3	1	1	1	1	0	1
Rob Sperring, R OBP: 0.303, SLG: 0.282 (1, 4)		0-0 6-3	0-3 K		0-0 6-3		0-0 K		0-3 K	4	0	0	0	0	2	2
Steve Swisher, R OBP: 0.291, SLG: 0.278 Ralph LaCock, L OBP: 0.328, SLG: 0.335 Oscar Zamora, R OBP: 0.167, SLG: 0.167 Ken Frailing, L OBP: 0.250, SLG: 0.143 Champ Summers, L OBP: 0.316, SLG: 0.358 (1, 2) (6, PH) (7, 1) (7, 1) (9, PH)		0-0 E6		0-0 4-3		0-0 4-3		0-0 3-1		2	0	0	0	0	0	0
Ray Burris, R OBP: 0.239, SLG: 0.180 Milt Wilcox, R OBP: 0.333, SLG: 0.333 Tim Hosley, R OBP: 0.390, SLG: 0.427 (1, 1) (6, 1) (7, 2)		0-3 K		0-0 L7		0-0 4-3		0-3 K		2	0	0	0	0	1	1


Inning Stats	R: 2	H: 2	R: 0	H: 0	R: 1	H: 2	R: 0	H: 0	R: 0	H: 1	R: 1	H: 1	R: 0	H: 0	R: 0	H: 0	R: 0	H: 0	R: 0	H: 0	1B: 5	SF: 1	WP: 0	PA: 36
	E: 0	LOB: 1	E: 1	LOB: 1	E: 0	LOB: 2	E: 0	LOB: 0	E: 0	LOB: 1	E: 0	LOB: 0	E: 0	LOB: 0	E: 0	LOB: 0	E: 0	LOB: 0	E: 0	LOB: 0	2B: 0 <td>SAC: 0 <td>PB: 0 <td></td> </td></td>	SAC: 0 <td>PB: 0 <td></td> </td>	PB: 0 <td></td>	
	K: 0	BB: 1	K: 1	BB: 0	K: 1	BB: 1	K: 0	BB: 0	K: 0	BB: 1	K: 0	BB: 0	K: 0	BB: 0	K: 0	BB: 0	K: 2	BB: 0	K: 0	BB: 0	3B: 0 <td>DP: 0 <td>SB: 3 <td></td> </td></td>	DP: 0 <td>SB: 3 <td></td> </td>	SB: 3 <td></td>	
	S: 5	P: 9	S: 6	P: 6	S: 7	P: 11	S: 3	P: 3	S: 3	P: 7	S: 4	P: 4	S: 3	P: 3	S: 3	P: 3	S: 7	P: 7	S: 7	P: 7	HR: 1 <td>HBP: 0 <td>CS: 1 <td></td> </td></td>	HBP: 0 <td>CS: 1 <td></td> </td>	CS: 1 <td></td>	

PITCHER	IP	WLS	BF	H	R	ER	SO	BB	IBB	HBP	BLK	WP	HR	S	P	ERA	WHIP
Larry Dierker, R ERA: 3.95 (1, 1)	9.0	W	36	6	4	4	4	2	1	0	0	0	1	41	53	4.00	0.889

**BOTTOM**

**Houston Astros @ Chicago Cubs**  
Wrigley Field, Chicago, IL  
Sun Aug 24 1975, 3:33 AM CDT  
Att: 19,795 - Sunny - 90 F

AB	32
R	4
H	6
RBI	4
BB	3
SO	4
LOB	7



livebaseballscores.com

Batter	1	2	3	4	5	6	7	8	9	10	AB	R	H	RBI	BB	SO	LOB	TOP				
Wilbur Howard, S OBP: 0.346, SLG: 0.392	0-3 K		0-0 1-3	1-0 HBP			0-0 B1-3		0-0 BB 1B	0-3 K	5	0	1	1	0	2	2					
Jerry Davanon, R OBP: 0.418, SLG: 0.385	0-0 B3-1		0-0 BB 1B	0-0 F9			0-0 1-3		4-0 BB 1B		4	0	1	0	1	0	3					
Cesar Cedeno, R OBP: 0.364, SLG: 0.407	0-3 K		0-0 F5		0-0 CS 1B		0-0 CS 1B		0-0 F8		5	0	2	0	0	1	4					
Cliff Johnson, R OBP: 0.399, SLG: 0.537		0-0 4-3 1B 2B	4-0 1-2 BB		4-0 1-2 BB		0-0 CS	0-0 L7	0-0 F9		3	1	1	0	2	0	3					
Bob Watson, R OBP: 0.369, SLG: 0.508		0-0 4-3 2-3	0-0 L7		0-0 G6-4-3			0-0 6-3		0-0 1B WP SF9 1B	5	1	1	0	0	0	4					
Jose Cruz, L OBP: 0.368, SLG: 0.416	0-0 F6			0-3 K		0-0 PB FC1-2 2B		4-0 CS BB		0-0 L3	4	0	1	0	1	1	2					
Doug Rader, R OBP: 0.300, SLG: 0.366	4-0 1B BB		4-0 2B BB		4-0 K		0-3 K	0-0 CS	0-3 K	4-0 SF9 1B BB	2	0	0	0	3	2	1					
Tommy Helms, R OBP: 0.246, SLG: 0.203	0-0 1-2 1B		0-0 F9		0-0 FC1-2		0-0 FC1-2		4-0 1B BB	0-0 SF9	3	0	1	1	0	0	2					
Greg Gross, L OBP: 0.383, SLG: 0.373	1-2 1B		0-0 F9		0-0 FC1-2		0-0 FC1-2		0-0 1B BB	1-2 2-3 1B	0	0	0	0	1	0	0					
Roger Metzger, S OBP: 0.307, SLG: 0.326	0-0 3-H 1B		0-0 F6		0-0 B5-3		0-0 B5-3		0-0 BB 1B	1-2 2-3 3-H 1B	1	1	1	0	0	0	0					
Dave Roberts, L OBP: 0.153, SLG: 0.207											3	0	1	0	0	0	3					
Mitt May, L OBP: 0.288, SLG: 0.329											0	0	0	0	0	0	0					
Enos Cabell, R OBP: 0.290, SLG: 0.374											1	0	1	0	0	0	0					
Wayne Granger, R OBP: 0.290, SLG: 0.374											0	0	0	0	0	0	0					
Mike Cosgrove, L OBP: 0.351, SLG: 0.319											0	0	0	0	0	0	0					
Ken Boswell, L OBP: 0.351, SLG: 0.319											0	0	0	0	1	0	0					
Jim Crawford, L OBP: 0.368, SLG: 0.353											0	0	0	0	0	0	0					
<b>Inning Stats</b>	R: 0 E: 0 K: 2 S: 7	H: 0 LOB: 0 BB: 0 P: 7	R: 1 E: 0 K: 0 S: 5	H: 2 LOB: 2 BB: 1 P: 9	R: 0 E: 0 K: 0 S: 4	H: 1 LOB: 2 BB: 1 P: 8	R: 0 E: 0 K: 1 S: 6	H: 1 LOB: 3 BB: 1 P: 11	R: 0 E: 0 K: 1 S: 2	H: 1 LOB: 0 BB: 1 P: 6	R: 0 E: 0 K: 0 S: 3	H: 1 LOB: 0 BB: 0 P: 3	R: 0 E: 0 K: 0 S: 2	H: 0 LOB: 0 BB: 1 P: 6	R: 1 E: 0 K: 1 S: 7	H: 2 LOB: 3 BB: 2 P: 15	R: 1 E: 0 K: 1 S: 7	H: 2 LOB: 2 BB: 1 P: 11	1B: 8 2B: 3 3B: 0 HR: 0	SF: 1 SAC: 0 DP: 1 HBP: 1	WP: 1 PB: 1 SB: 0 CS: 3	PA: 48
<b>PITCHER</b>	IP WLS BF H R ER SO BB IBB HBP BLK WP HR S P ERA WHIP																					
Lynn McGlothen, R ERA: 3.7	8.1																					
Al Hrabosky, L ERA: 1.52	0.0																					
Mike Garman, R ERA: 2.18	1.0																					
John Curtis, L ERA: 3.62	0.2																					

Houston Astros @ St. Louis Cardinals  
 Busch Stadium, St. Louis, MO  
 Mon Aug 25 1975, 7:05 PM CDT  
 Att. 11,267 - Unknown

livebaseballscorecards.com

AB 36  
 R 3  
 H 11  
 RBI 3  
 BB 8  
 SO 6  
 LOB 24





**BOTTOM**

**Houston Astros @ St. Louis Cardinals**  
 Busch Stadium, St. Louis, MO  
 Mon Aug 25 1975, 7:05 PM CDT  
 Att: 11,267 - Unknown

[livebaseballscorecards.com](http://livebaseballscorecards.com)

<b>AB</b>	<b>33</b>
<b>R</b>	<b>3</b>
<b>H</b>	<b>6</b>
<b>RBI</b>	<b>3</b>
<b>BB</b>	<b>2</b>
<b>SO</b>	<b>0</b>
<b>LOB</b>	<b>13</b>



<b>WP:</b>	0	<b>PA:</b>	39
<b>PB:</b>	0		
<b>SB:</b>	1		
<b>CS:</b>	0		

Batter	1	2	3	4	5	6	7	8	9	10	AB	R	H	RBI	BB	SO	LOB
<b>Lou Brock, L</b> (1, 7) OBP: 0.369, SLG: 0.414	0-0 4-3 1B		0-0 2-H SF9 1B		0-0 4-3			0-1 CI G3 1-2		0-0 S 2B 1B	4	2	2	1	0	0	0
<b>Bake McBride, L</b> (1, 8) OBP: 0.341, SLG: 0.385	0-0 4-3		0-0 1-3 1B					0-0 F8		0-0 G3 1-2 2-3	5	0	2	1	0	0	2
<b>Willie Davis, L</b> (1, 9) OBP: 0.314, SLG: 0.463	0-0 FC5-4 1B		0-0 SF9 3-H					0-0 F5		0-0 4-3	4	0	1	1	0	0	2
<b>Reggie Smith, S</b> (1, 3) OBP: 0.373, SLG: 0.506	0-0 FC5-4 1-2f		0-0 1-3					0-0 F8		0-0 E3 SH1-4	4	0	0	0	0	0	2
<b>Ted Sizemore, R</b> (1, 4) OBP: 0.307, SLG: 0.311		4-0 BB G5-4-3		0-0 5-3				0-0 6-3		0-0 SH1-4 1-2	2	0	0	0	1	0	0
<b>Ken Reitz, R</b> (1, 5) OBP: 0.306, SLG: 0.347		0-0 F8		0-0 F3				0-0 5-3		4-0 IBB	3	0	0	0	0	0	1
<b>Ron Fairly, L</b> (9, PH) OBP: 0.415, SLG: 0.475											0	0	0	0	1	0	0
<b>Hector Cruz, R</b> (9, PR) OBP: 1.000, SLG: 1.000											0	0	0	0	0	0	0
<b>Ken Rudolph, R</b> (1, 2) OBP: 0.227, SLG: 0.274		0-0 G5-4-3 1-2f		0-0 6-3				0-0 F8		0-0 F8	3	0	0	0	0	0	1
<b>Ted Simmons, S</b> (9, PH) OBP: 0.405, SLG: 0.509											1	0	0	0	0	0	2
<b>Mike Tyson, R</b> (1, 6) OBP: 0.320, SLG: 0.352			0-0 SH1-3-4 1B					0-0 F7		0-0 E4 FC1-6	4	1	1	0	0	0	2
<b>Lynn McGlothen, L</b> (1, 1) OBP: 0.076, SLG: 0.076			0-0 SH1-3-4					0-0 F7		0-0 F9	2	0	0	0	0	0	1
<b>Al Hrabosky, R</b> (9, 1) OBP: 0.273, SLG: 0.111											0	0	0	0	0	0	0
<b>Mike Garman, R</b> (9, 1)											0	0	0	0	0	0	0
<b>John Curtis, L</b> (10, 1) OBP: 0.302, SLG: 0.211			1-2								0	0	0	0	0	0	0
<b>Buddy Bradford, R</b> (10, PH) OBP: 0.325, SLG: 0.422											1	0	0	0	0	0	0

Inning Stats	R: 0	H: 1	E: 0	K: 0	S: 4	P: 4	R: 0	H: 0	E: 0	K: 0	S: 2	P: 6	R: 2	H: 3	E: 0	K: 0	S: 6	R: 0	H: 0	E: 0	K: 0	S: 3	P: 3	R: 0	H: 0	E: 0	K: 0	S: 3	P: 3	R: 0	H: 0	E: 0	K: 0	S: 3	P: 3	R: 0	H: 0	E: 2	K: 0	S: 5	P: 5	R: 0	H: 0	E: 1	K: 0	S: 4	P: 8	R: 1	H: 2	E: 0	K: 0	S: 4	P: 4	1B: 5	SF: 1	2B: 1	SAC: 2	3B: 0	DP: 1	HR: 0	HBP: 0	WP: 0	PA: 39
--------------	------	------	------	------	------	------	------	------	------	------	------	------	------	------	------	------	------	------	------	------	------	------	------	------	------	------	------	------	------	------	------	------	------	------	------	------	------	------	------	------	------	------	------	------	------	------	------	------	------	------	------	------	------	-------	-------	-------	--------	-------	-------	-------	--------	-------	--------

PITCHER	IP	WLS	BF	H	R	ER	SO	BB	IBB	HBP	BLK	WP	HR	S	P	ERA	WHIP
<b>Dave Roberts, L</b> (1, 1) ERA: 4.16	8.0		30	4	2	2	0	1	0	0	0	0	0	29	33	2.25	0.625
<b>Wayne Granger, R</b> (9, 1) ERA: 2.96	0.1		3	0	0	0	0	0	1	0	0	0	0	2	6	0.00	0.000
<b>Mike Cosgrove, L</b> (9, 1) ERA: 2.41	0.2		2	0	0	0	0	0	0	0	0	0	0	2	2	0.00	0.000
<b>Jim Crawford, L</b> (10, 1) ERA: 3.68	1.0		4	2	1	1	0	0	0	0	0	0	0	4	4	9.00	2.000

Batter	1	2	3	4	5	6	7	8	9	10	11	12	AB	R	H	RBI	BB	SO	LOB	TOP								
Wilbur Howard, S OBP: 0.344, SLG: 0.390 (1, 9)	E6 3B	F4		F6		F9	5-3							7	1	2	0	0	0	5								
Jerry Davanon, R OBP: 0.435, SLG: 0.457 Jose Sosa, R OBP: 0.333, SLG: 1.333 (1, 4) (9, 1)	1B 3B	3B		F9									5	2	3	2	1	0	3									
Cesar Cedeno, R OBP: 0.367, SLG: 0.408 (1, 8)	1B	5-3											6	0	3	1	1	1	5									
Cliff Johnson, R OBP: 0.396, SLG: 0.534 (1, 2)	F9 1B 2B			5-3									7	1	2	0	0	0	5									
Bob Watson, R OBP: 0.374, SLG: 0.520 (1, 3)	F9			PB SF7 2B									6	2	4	1	1	0	3									
Greg Gross, L OBP: 0.380, SLG: 0.372 (1, 7)	1B			SF7									4	0	1	3	0	2	1									
Doug Rader, R OBP: 0.302, SLG: 0.364 (1, 5)	4-3			K									5	2	1	0	2	1	3									
Roger Metzger, S OBP: 0.306, SLG: 0.325 (1, 6)		4-3											7	0	2	0	0	1	4									
J.R. Richard, R OBP: 0.238, SLG: 0.371 Wayne Granger, R Mike Cosgrove, L Jose Cruz, L Tommy Helms, R OBP: 0.370, SLG: 0.416 OBP: 0.244, SLG: 0.202 (1, 1) (7, 1) (7, 1) (9, PH) (9, 4)				SH1-4 1B									2	1	2	1	1	0	0									
													0	0	0	0	0	0	0									
													0	0	0	0	0	0	0									
													1	0	0	0	0	0	3									
<b>Inning Stats</b>	R: 3 E: 1 K: 0 S: 7	H: 4 LOB: 1 BB: 0 P: 7	R: 1 E: 0 K: 0 S: 5	H: 2 LOB: 1 BB: 0 P: 5	R: 1 E: 0 K: 1 S: 6	H: 1 LOB: 0 BB: 0 P: 6	R: 0 E: 0 K: 0 S: 4	H: 1 LOB: 1 BB: 0 P: 4	R: 0 E: 0 K: 1 S: 6	H: 2 LOB: 1 BB: 0 P: 6	R: 1 E: 0 K: 1 S: 7	H: 2 LOB: 2 BB: 1 P: 11	R: 2 E: 0 K: 0 S: 5	H: 2 LOB: 2 BB: 2 P: 13	R: 1 E: 0 K: 0 S: 5	H: 2 LOB: 2 BB: 1 P: 9	R: 0 E: 0 K: 0 S: 4	H: 1 LOB: 2 BB: 1 P: 8	R: 0 E: 0 K: 1 S: 7	H: 2 LOB: 3 BB: 1 P: 11	R: 0 E: 0 K: 1 S: 6	H: 1 LOB: 2 BB: 1 P: 10	R: 0 E: 0 K: 1 S: 5	H: 0 LOB: 0 BB: 0 P: 5	1B: 13 2B: 4 3B: 2 HR: 1	SF: 2 SAC: 2 DP: 1 HBP: 0	WP: 1 PB: 2 SB: 1 CS: 0	PA: 62
<b>PITCHER</b>	IP	WLS	BF	H	R	ER	SO	BB	IBB	HBP	BLK	WP	HR	S	P	ERA	WHIP											
Ron Reed, R ERA: 3.19 (1, 1)	5.1		27	12	6	3	2	0	0	0	0	0	0	31	31	5.06	2.250											
Harry Parker, R ERA: 5.83 (6, 1)	1.2		10	2	2	2	1	3	0	0	0	1	1	9	21	10.80	3.000											
Mike Garman, R ERA: 2.27 (8, 1)	1.1		9	3	1	1	0	1	1	0	0	0	0	7	15	6.75	3.000											
Al Hrabosky, L ERA: 1.45 (9, 1)	3.2	W	16	3	0	0	3	0	2	0	0	0	0	20	28	0.00	0.818											

Houston Astros @ St. Louis Cardinals  
 Busch Stadium, St. Louis, MO  
 Tue Aug 26 1975, 7:05 PM CDT  
 Unknown


AB	51
R	9
H	20
RBI	8
BB	7
SO	6
LOB	33



livebaseballscorecards.com





Batter	1	2	3	4	5	6	7	8	9	AB R H RBI BB SO LOB	TOP									
Roger Metzger, S (1, 6) OBP: 0.306, SLG: 0.325	0-0 G3		0-0 4-3		0-0 G4-3 1B			0-0 E6		4 0 1 0 0 0 0										
Greg Gross, L (1, 9) OBP: 0.377, SLG: 0.369	0-0 E5		0-0 4-3		0-0 G4-3			0-0 F7		4 0 0 0 0 0 3										
Cesar Cedeno, R (1, 8) OBP: 0.366, SLG: 0.406	0-3 K			0-0 1B 1B			0-0 F8	0-0 E3		4 0 1 0 0 1 2										
Bob Watson, R (1, 3) OBP: 0.371, SLG: 0.515	0-0 1-3			0-0 F8			0-0 5-3	0-0 F7		4 0 0 0 0 0 4										
Jose Cruz, L (1, 7) OBP: 0.371, SLG: 0.419		0-0 F9 2B 2B		0-0 F8		4-0 BB BB		0-0 F4		3 1 1 0 1 0 3										
Milt May, L (1, 2) OBP: 0.288, SLG: 0.328		0-0 F9		0-0 F7		0-0 F7		0-0 4-3		4 0 1 0 0 0 2										
Enos Cabell, R (1, 5) OBP: 0.300, SLG: 0.377		0-0 2-3		0-0 1B			0-0 F3	0-0 6-3		3 0 1 1 0 0 2										
Wilbur Howard, S (9, PH) OBP: 0.343, SLG: 0.388		0-0 3-H 2B		0-0 5-3					0-0 K	1 0 0 0 0 0 0	AB 33 R 1 H 5 RBI 1 BB 2 SO 3 LOB 17									
Jerry Davanon, R (1, 4) OBP: 0.432, SLG: 0.444		0-0 F4			4-0 BB BB		0-0 F7		0-3 K	2 0 0 0 1 0 0										
Cliff Johnson, R (9, PH) OBP: 0.395, SLG: 0.532										1 0 0 0 0 1 0										
Doug Konieczny, R (1, 1) OBP: 0.191, SLG: 0.217			0-0 F9		0-0 FC3-6 1B		0-3 K			3 0 0 0 0 1 1										
<b>Inning Stats</b>	R: 0 E: 1 K: 1 S: 6	H: 0 LOB: 1 BB: 0 P: 6	R: 1 E: 0 K: 0 S: 4	H: 2 LOB: 0 BB: 0 P: 4	R: 0 E: 0 K: 0 S: 3	H: 0 LOB: 0 BB: 0 P: 3	R: 0 E: 0 K: 0 S: 5	H: 2 LOB: 2 BB: 0 P: 5	R: 0 E: 0 K: 0 S: 3	H: 0 LOB: 1 BB: 1 P: 7	R: 0 E: 0 K: 1 S: 5	H: 0 LOB: 0 BB: 0 P: 5	R: 0 E: 2 K: 0 S: 5	H: 0 LOB: 2 BB: 0 P: 5	R: 0 E: 0 K: 1 S: 5	H: 0 LOB: 0 BB: 0 P: 5	1B: 3 2B: 2 3B: 0 HR: 0	SF: 0 SAC: 0 DP: 1 HBP: 0	WP: 0 PB: 0 SB: 0 CS: 0	PA: 35
<b>PITCHER</b> Eric Rasmussen, R (1, 1) ERA: 2.76	IP 9.0 WLS W BF 35 H 5 R 1 ER 1 SO 3 BB 2 IBB 0 HBP 0 BLK 0 WP 0 HR 0 S 39 P 47 ERA 1.00 WHIP 0.778											<b>PITCHER</b>	IP WLS BF H R ER SO BB IBB HBP BLK WP HR S P ERA WHIP							

Houston Astros @ St. Louis Cardinals  
 Busch Stadium, St. Louis, MO  
 Tue Aug 26 1975, 7:05 PM CDT  
 Att: 19,185 - Unknown

livebaseballscorecards.com





Batter	1	2	3	4	5	6	7	8	9	AB R H RBI BB SO LOB	TOP
<b>Wilbur Howard, S</b> (1, 7) <small>OBP: 0.345, SLG: 0.397</small>	0-0 <b>F8</b>		0-0 <b>L6</b>		0-0 <b>E</b> 3B		0-0 <b>E</b> 1B			4 1 2 0 0 0 0	
<b>Jerry Davanon, R</b> (1, 4) <small>OBP: 0.413, SLG: 0.421</small>	0-3 <b>K</b>		0-0 <b>6-3</b>		0-0 <b>L6</b>		0-0 <b>F3</b>			4 0 0 0 0 1 3	
<b>Cesar Cedeno, R</b> (1, 8) <small>OBP: 0.365, SLG: 0.405</small>	0-0 <b>L7</b>			0-0 <b>F8</b> 1B	0-0 <b>E5</b>		0-0 <b>F7</b>			4 1 1 0 0 0 1	
<b>Cliff Johnson, R</b> (1, 2) <small>OBP: 0.390, SLG: 0.524</small>		0-0 <b>E5</b> BB <b>FC3-6</b> FC		0-0 <b>F8</b>	0-0 <b>F7</b>			0-3 <b>K</b>		4 1 0 0 0 1 2	
<b>Bob Watson, R</b> (1, 3) <small>OBP: 0.373, SLG: 0.515</small> <b>Enos Cabell, R</b> (5, 3) <small>OBP: 0.299, SLG: 0.375</small>		4-0 <b>FC3-6</b> BB		0-0 <b>1B</b> 1B	0-0 <b>F9</b>			0-3 <b>K</b>		2 1 1 1 1 0 1 1 0 0 0 0 1 0	
<b>Jose Cruz, L</b> (1, 9) <small>OBP: 0.370, SLG: 0.416</small>		0-0 <b>FC3-6</b> FC		0-0 <b>E</b> 1B <b>FC5-2</b>		0-0 <b>F7</b>		0-3 <b>K</b>		4 1 1 1 0 1 2	
<b>Doug Rader, R</b> (1, 5) <small>OBP: 0.299, SLG: 0.361</small>		0-0 <b>FC</b>		0-0 <b>FC5-2</b> PB		0-0 <b>F8</b>		0-0 <b>6-3</b>		4 0 0 1 0 0 1	
<b>Roger Metzger, S</b> (1, 6) <small>OBP: 0.305, SLG: 0.322</small>		0-0 <b>G3</b>		4-0 <b>FC6-4</b> IBB		0-3 <b>K</b>		0-0 <b>6-3</b>		3 0 0 0 1 1 0	
<b>Jim York, R</b> (1, 1) <b>Jose Sosa, R</b> (8, 1) <small>OBP: 0.250, SLG: 1.000</small>			0-3 <b>K</b>	0-0 <b>FC6-4</b>		4-0 <b>F3</b> 1B BB		0-0 <b>F3</b>		2 0 0 0 1 1 2 1 0 0 0 0 0 0	
<b>Inning Stats</b>	R: 0 H: 0 E: 0 LOB: 0 K: 1 BB: 0 S: 5 P: 5	R: 2 H: 0 E: 2 LOB: 0 K: 0 BB: 1 S: 4 P: 8	R: 0 H: 0 E: 0 LOB: 0 K: 1 BB: 0 S: 5 P: 5	R: 2 H: 3 E: 1 LOB: 2 K: 0 BB: 1 S: 6 P: 10	R: 1 H: 1 E: 1 LOB: 1 K: 0 BB: 0 S: 5 P: 5	R: 0 H: 0 E: 0 LOB: 0 K: 1 BB: 0 S: 5 P: 5	R: 0 H: 1 E: 0 LOB: 1 K: 0 BB: 1 S: 3 P: 7	R: 0 H: 0 E: 0 LOB: 0 K: 3 BB: 0 S: 9 P: 9	R: 0 H: 0 E: 0 LOB: 0 K: 0 BB: 0 S: 3 P: 3	1B: 4 SF: 1 2B: 0 SAC: 0 3B: 1 DP: 0 HR: 0 HBP: 0	WP: 0 PA: 36 PB: 1 SB: 0 CS: 0
<b>PITCHER</b> <b>John Denny, R</b> (1, 1) <small>ERA: 3.49</small> <b>Harry Parker, R</b> (6, 1) <small>ERA: 5.56</small> <b>John Curtis, L</b> (8, 1) <small>ERA: 3.57</small>	IP WLS BF H R ER SO BB IBB HBP BLK WP HR S P ERA WHIP 5.0 L 23 4 5 2 2 1 1 0 0 0 0 0 25 33 3.60 1.000 2.0 7 1 0 0 1 1 0 0 0 0 0 0 8 12 0.00 1.000 2.0 6 0 0 0 3 0 0 0 0 0 0 0 12 12 0.00 0.000	<b>PITCHER</b> IP WLS BF H R ER SO BB IBB HBP BLK WP HR S P ERA WHIP									

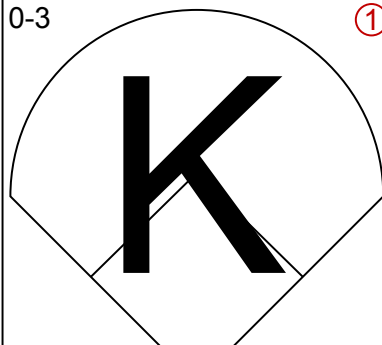
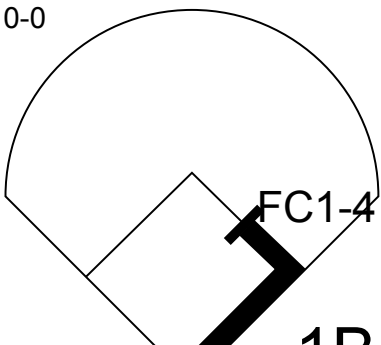
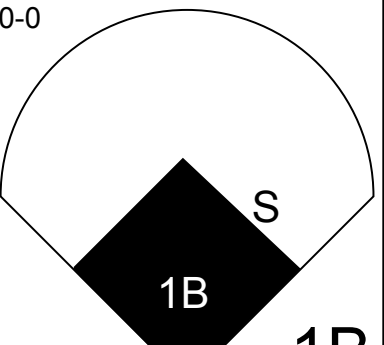
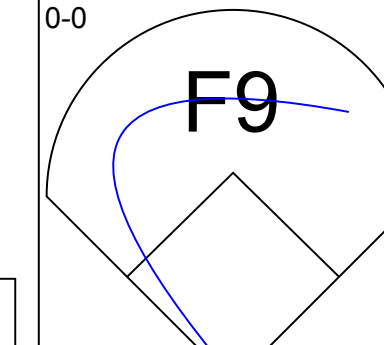
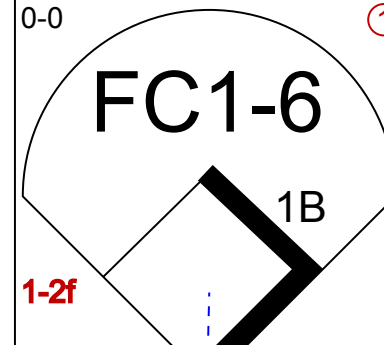
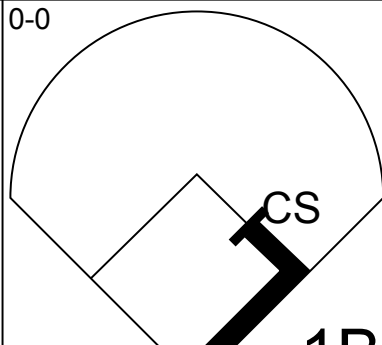
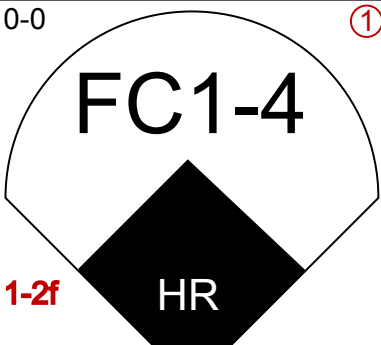
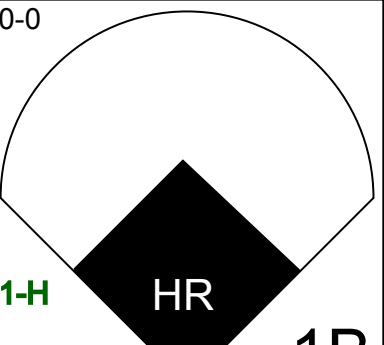
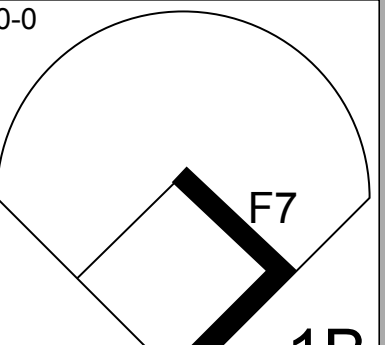
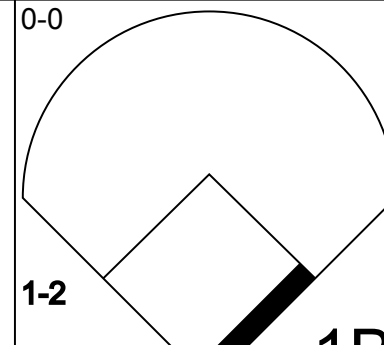
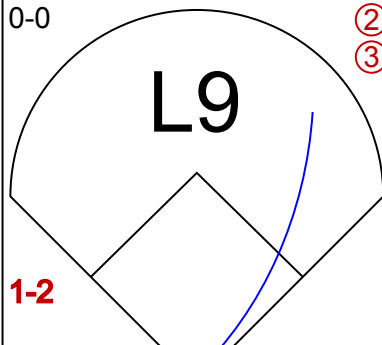
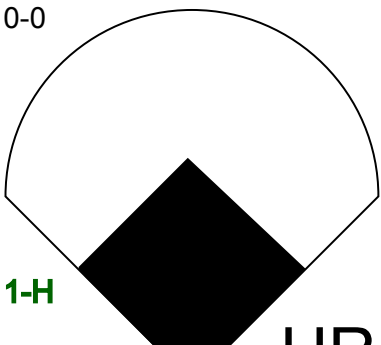
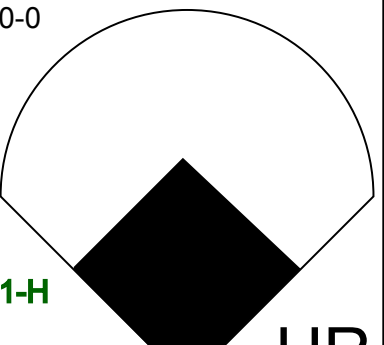
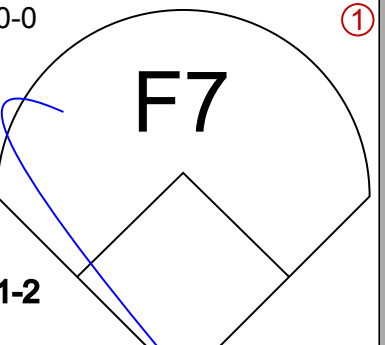
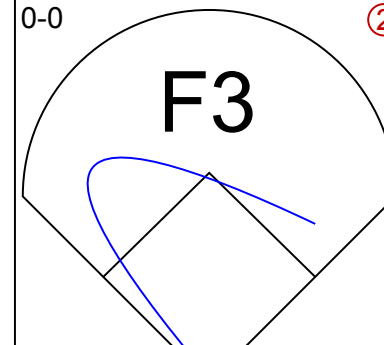
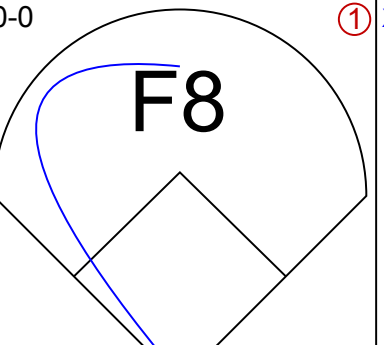
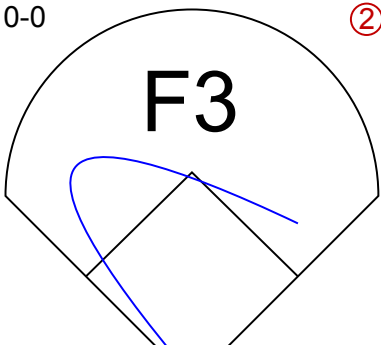
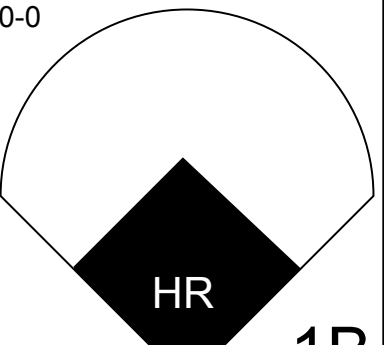
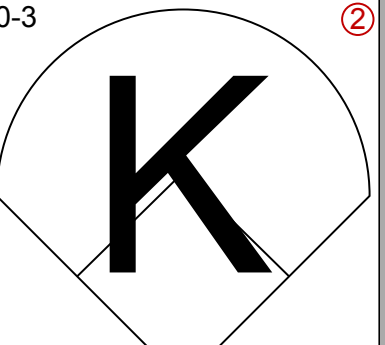
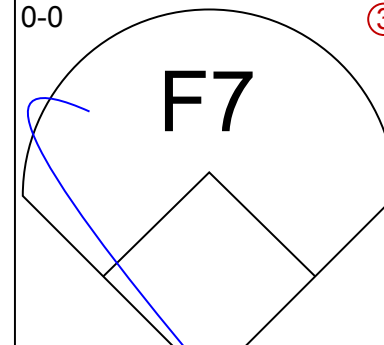
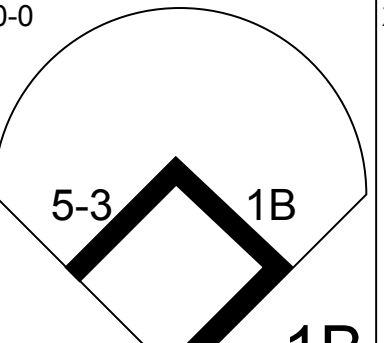
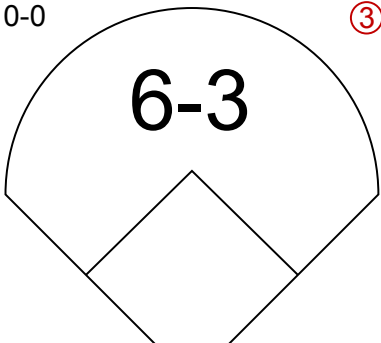
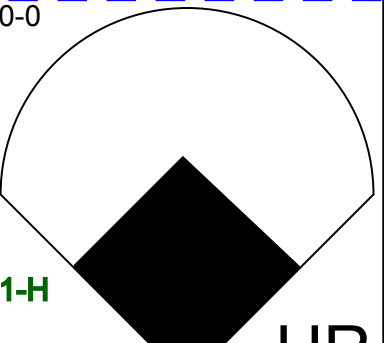
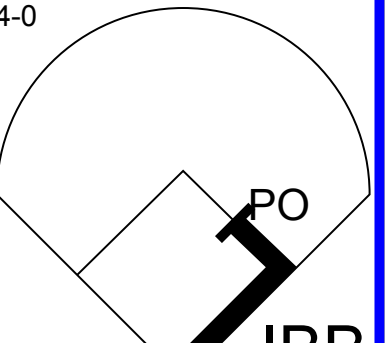
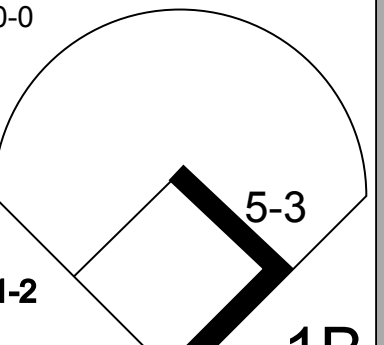
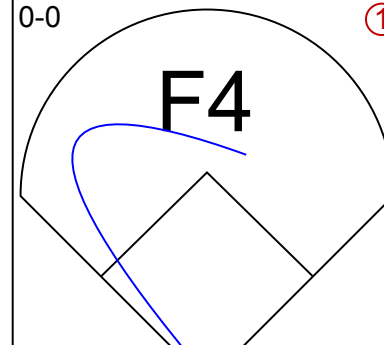
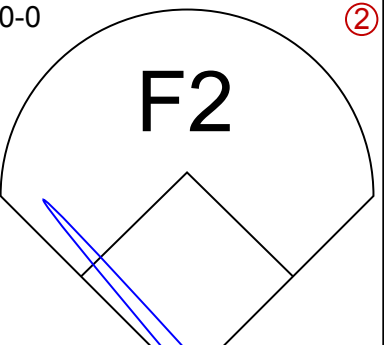
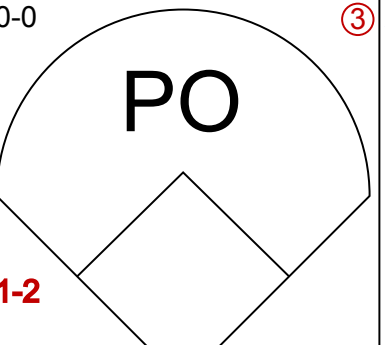
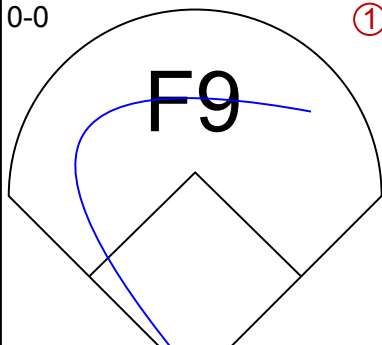
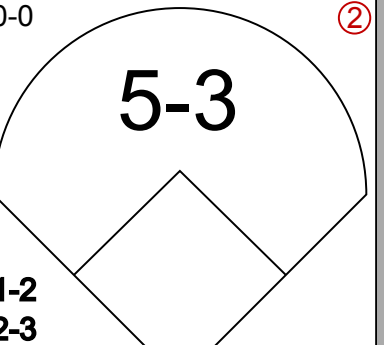
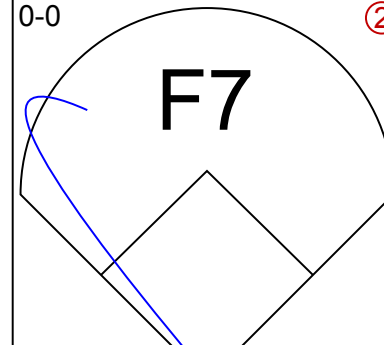
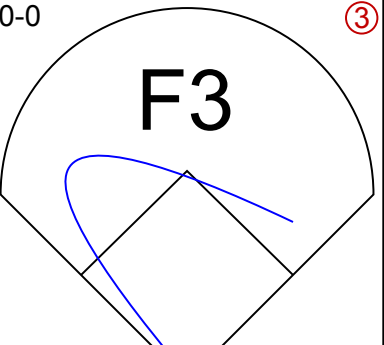
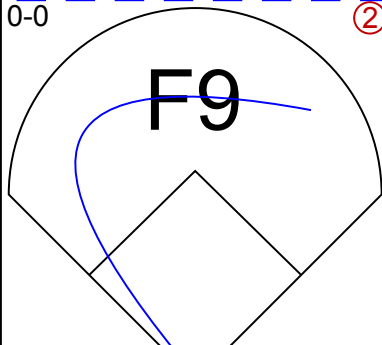
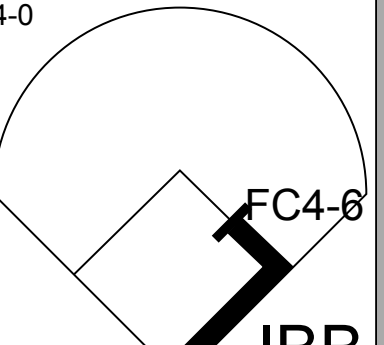
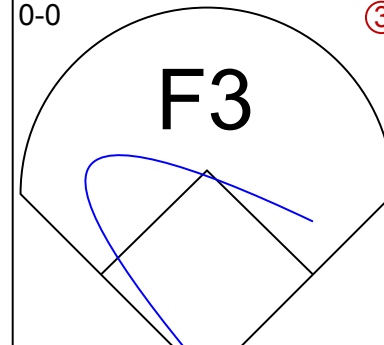
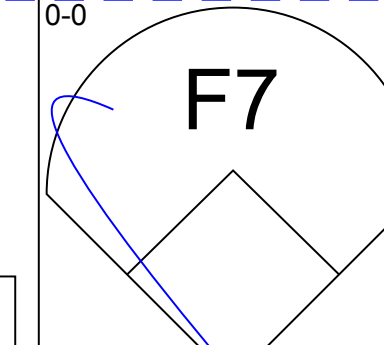
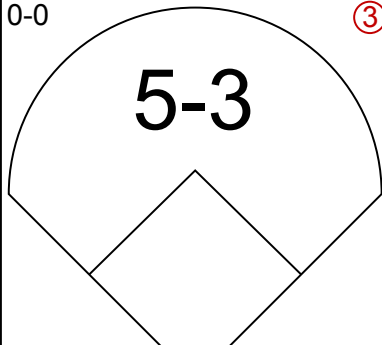
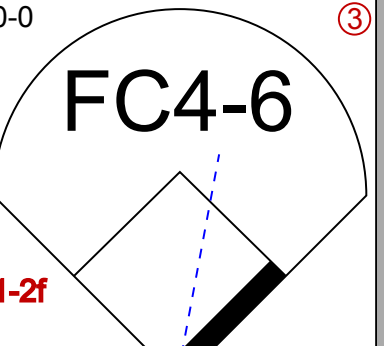
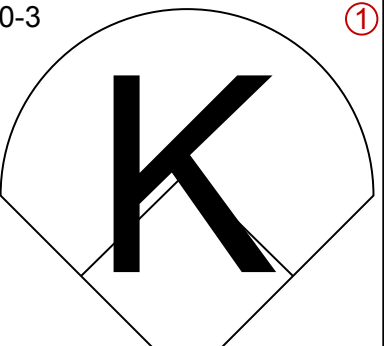
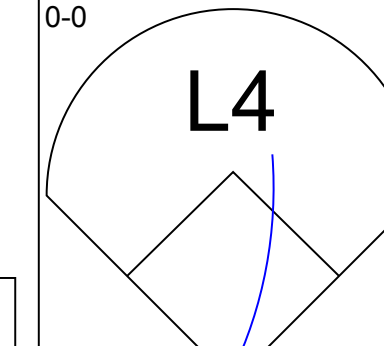
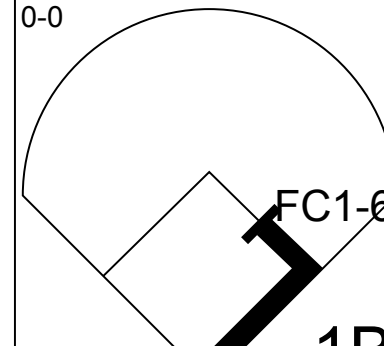
**Houston Astros @ St. Louis Cardinals**  
 Busch Stadium, St. Louis, MO  
 Wed Aug 27 1975, 7:05 PM CDT  
 Att: 13,778 - Unknown

livebaseballscorecards.com







Batter	1	2	3	4	5	6	7	8	9	AB R H RBI BB SO LOB	TOP													
<b>Wilbur Howard, S</b> <small>(1, 9) OBP: 0.346, SLG: 0.397</small> <small>(7, 7)</small>										5 1 2 0 0 1 1														
<b>Enos Cabell, R</b> <small>(1, 7) OBP: 0.307, SLG: 0.383</small> <small>(7, 3)</small>										5 2 4 1 0 0 1														
<b>Cesar Cedeno, R</b> <small>(1, 8) OBP: 0.365, SLG: 0.420</small> <small>(7, 8)</small>										5 2 2 4 0 0 4														
<b>Cliff Johnson, R</b> <small>(1, 2) OBP: 0.387, SLG: 0.518</small> <small>(7, 9)</small>										5 1 1 0 0 1 3														
<b>Bob Watson, R</b> <small>(1, 3) OBP: 0.376, SLG: 0.523</small> <b>Jose Cruz, L</b> <small>(7, PR) OBP: 0.370, SLG: 0.416</small> <small>(7, 9)</small>										3 1 2 2 1 0 0 0 0 0 0 0 0 0														
<b>Doug Rader, R</b> <small>(1, 5) OBP: 0.299, SLG: 0.360</small> <small>(7, 9)</small>										4 0 1 0 0 0 0														
<b>Jerry Davanon, R</b> <small>(1, 4) OBP: 0.396, SLG: 0.400</small> <small>(7, 9)</small>										4 0 0 0 0 0 2														
<b>Roger Metzger, S</b> <small>(1, 6) OBP: 0.305, SLG: 0.320</small> <small>(7, 9)</small>										3 0 0 0 1 0 0														
<b>Larry Dierker, R</b> <small>(1, 1) OBP: 0.087, SLG: 0.087</small> <small>(7, 9)</small>										4 0 1 0 0 1 3														
<b>Inning Stats</b>	R: 0 E: 0 K: 1 S: 5	H: 1 LOB: 0 BB: 0 P: 5	R: 0 E: 0 K: 0 S: 5	H: 2 LOB: 3 BB: 1 P: 9	R: 2 E: 0 K: 0 S: 5	H: 2 LOB: 0 BB: 0 P: 5	R: 0 E: 0 K: 0 S: 3	H: 0 LOB: 0 BB: 0 P: 3	R: 5 E: 0 K: 1 S: 10	H: 5 LOB: 0 BB: 0 P: 10	R: 0 E: 0 K: 0 S: 3	H: 0 LOB: 0 BB: 0 P: 3	R: 0 E: 0 K: 1 S: 5	H: 1 LOB: 2 BB: 1 P: 9	R: 0 E: 0 K: 0 S: 3	H: 0 LOB: 0 BB: 0 P: 3	R: 0 E: 0 K: 0 S: 5	H: 2 LOB: 2 BB: 0 P: 5	R: 0 E: 0 K: 0 S: 5	H: 2 LOB: 2 BB: 0 P: 5	1B: 10 2B: 0 3B: 0 HR: 3	SF: 0 SAC: 0 DP: 0 HBP: 0	WP: 0 PB: 0 SB: 1 CS: 1	PA: 41
<b>PITCHER</b>	IP WLS BF H R ER SO BB IBB HBP BLK WP HR S P ERA WHIP																				<b>PITCHER</b>	IP WLS BF H R ER SO BB IBB HBP BLK WP HR S P ERA WHIP		
<b>Jerry Reuss, L</b> <small>(1, 1) ERA: 2.52</small>	4.1 L 22 9 6 6 2 0 0 0 0 0 0 2 25 29 12.46 2.077																							
<b>Kent Tekulve, R</b> <small>(5, 1) ERA: 2.73</small>	0.2 3 1 1 1 0 0 0 0 0 0 0 1 3 3 13.50 1.500																							
<b>Bruce Kison, R</b> <small>(6, 1) ERA: 3.43</small>	2.0 7 1 0 0 1 0 0 1 0 0 0 0 8 12 0.00 0.500																							
<b>Ken Brett, L</b> <small>(8, 1) ERA: 3.01</small>	2.0 8 2 0 0 0 0 0 0 0 0 0 0 8 8 0.00 1.000																							

**Houston Astros @ Pittsburgh Pirates**  
 Three Rivers Stadium, Pittsburgh, PA  
 Sat Aug 30 1975, 7:05 PM EDT  
 Att: 13,473 - Unknown

[livebaseballscorecards.com](http://livebaseballscorecards.com)

<b>AB</b>	<b>38</b>
<b>R</b>	<b>7</b>
<b>H</b>	<b>13</b>
<b>RBI</b>	<b>7</b>
<b>BB</b>	<b>2</b>
<b>SO</b>	<b>3</b>
<b>LOB</b>	<b>14</b>







Batter	1	2	3	4	5	6	7	8	9	AB R H RBI BB SO LOB	TOP		
<b>Wilbur Howard, S</b> (1, 7) <small>OBP: 0.347, SLG: 0.397</small>	0-0 	0-0 		0-0 FC6-5-4-1 		0-0 E6 		0-0 4-3 		5 3 2 0 0 0 1			
<b>Jerry Davanon, R</b> (1, 4) <small>OBP: 0.396, SLG: 0.393</small> (7, 6)	0-0 	0-0 G6-4-3 		4-0 		0-0 F8 		0-0 E1 		4 1 1 0 1 0 3			
<b>Cesar Cedeno, R</b> (1, 8) <small>OBP: 0.368, SLG: 0.420</small>	4-0 		0-0 F9 	0-0 		0-0 		0-3 K 		4 1 2 2 1 1 1			
<b>Bob Watson, R</b> (1, 3) <small>OBP: 0.374, SLG: 0.519</small>	0-0 F4 		0-0 F9 	0-0 		0-0 E3 		0-0 FC5-4 		5 0 1 0 0 0 5			
<b>Jose Cruz, L</b> (1, 9) <small>OBP: 0.370, SLG: 0.426</small>	0-0 SF8 		0-0 		4-0 		0-0 3-1 		0-0 F8 		3 1 1 2 1 0 2		
<b>Milt May, L</b> (1, 2) <small>OBP: 0.289, SLG: 0.332</small>	0-0 		0-0 		0-0 G1-6-3 		0-0 4-3 		0-0 3-1 		5 0 2 2 0 0 1		
<b>Doug Rader, R</b> (1, 5) <small>OBP: 0.300, SLG: 0.358</small>	0-0 F9 		0-0 4-3 		4-0 		4-0 		0-0 6-3 		3 0 0 0 2 0 2		
<b>Roger Metzger, S</b> (1, 6) <small>OBP: 0.303, SLG: 0.317</small> <b>Cliff Johnson, R</b> (7, PH) <small>OBP: 0.386, SLG: 0.516</small> <b>Rob Andrews, R</b> (7, PR) <small>OBP: 0.273, SLG: 0.246</small> (7, 4)		0-0 4-3 		0-0 F2 		0-0 4-3 		0-0 FC5-4 		0-0 3-1 		3 0 0 0 0 0 1 1 0 0 0 0 0 1 0 0 0 0 0 0 0	
<b>Dave Roberts, L</b> (1, 1) <small>OBP: 0.167, SLG: 0.220</small> <b>Jose Sosa, R</b> (2, 1) <small>OBP: 0.400, SLG: 1.200</small> <b>Ken Boswell, L</b> (6, PH) <small>OBP: 0.340, SLG: 0.317</small> <b>Joe Niekro, R</b> (6, 1) <small>OBP: 0.386, SLG: 0.273</small> <b>Greg Gross, L</b> (7, PH) <small>OBP: 0.376, SLG: 0.368</small> <b>Wayne Granger, R</b> (7, 1) <small>OBP: 0.368, SLG: 0.353</small> <b>Jim Crawford, L</b> (7, 1)		0-0 		0-0 		0-0 4-3 		0-3 K 		0-0 1-3 		1 0 1 0 0 0 0 1 0 1 0 0 0 0 1 0 0 0 0 0 0 0 0 0 0 0 0 0 1 0 0 0 0 1 1 0 0 0 0 0 0 0 0 0 0 0 0 0 0	
<b>Inning Stats</b>	R: 3 H: 3 E: 0 LOB: 1 K: 0 BB: 1 S: 6 P: 10	R: 0 H: 2 E: 0 LOB: 1 K: 0 BB: 0 S: 4 P: 4	R: 1 H: 2 E: 0 LOB: 1 K: 0 BB: 0 S: 5 P: 5	R: 1 H: 3 E: 0 LOB: 2 K: 0 BB: 1 S: 5 P: 9	R: 0 H: 0 E: 0 LOB: 1 K: 0 BB: 2 S: 2 P: 10	R: 1 H: 1 E: 2 LOB: 2 K: 0 BB: 0 S: 6 P: 6	R: 0 H: 0 E: 0 LOB: 2 K: 1 BB: 1 S: 5 P: 9	R: 0 H: 0 E: 1 LOB: 1 K: 1 BB: 0 S: 6 P: 6	R: 0 H: 0 E: 0 LOB: 0 K: 0 BB: 0 S: 3 P: 3	1B: 8 SF: 1 2B: 2 SAC: 0 3B: 0 DP: 2 HR: 1 HBP: 0	WP: 0 PA: 43 PB: 0 SB: 1 CS: 0		
<b>PITCHER</b> <b>Larry Demery, R</b> (1, 1) <small>ERA: 2.81</small> <b>Bruce Kison, R</b> (3, 1) <small>ERA: 3.44</small> <b>Dock Ellis, R</b> (6, 1) <small>ERA: 3.77</small> <b>Dave Giusti, R</b> (7, 1) <small>ERA: 2.44</small>	IP WLS BF H R ER SO BB IBB HBP BLK WP HR S P ERA WHIP											<b>PITCHER</b> IP WLS BF H R ER SO BB IBB HBP BLK WP HR S P ERA WHIP	

Houston Astros @ Pittsburgh Pirates  
 Three Rivers Stadium, Pittsburgh, PA  
 Sun Aug 31 1975, 3:33 AM EDT  
 Att: 14,507 - Unknown

livebaseballscorecards.com

AB	37
R	6
H	11
RBI	6
BB	5
SO	2
LOB	18





BOTTOM

Houston Astros @ Pittsburgh Pirates  
Three Rivers Stadium, Pittsburgh, PA

Sun Aug 31 1975, 3:33 AM EDT  
Att. 14,507 - Unknown

livebaseballscorecards.com

AB	33
R	9
H	14
RBI	8
BB	3
SO	6
LOB	10



WP:	1	PA:	38
PB:	0		
SB:	0		
CS:	0		

AB	R	H	RBI	BB	SO	LOB
5	1	3	0	0	1	2
4	2	1	0	1	1	2
4	0	1	1	0	0	3
4	2	2	2	0	1	1
3	1	1	1	0	1	0
1	1	1	0	0	0	0
4	1	3	3	0	0	0
2	0	0	1	1	0	1
4	1	2	0	0	0	1
0	0	0	0	1	0	0
0	0	0	0	0	0	0
0	0	0	0	0	0	0
1	0	0	0	0	1	0
1	0	0	0	0	1	0
1B:	8	SF:	1			
2B:	4	SAC:	1			
3B:	1	DP:	1			
HR:	1	HBP:	0			

IP	WLS	BF	H	R	ER	SO	BB	IBB	HBP	BLK	WP	HR	S	P	ERA	WHIP
1.2		12	6	5	5	1	2	0	0	0	0	0	12	20	27.00	4.800
3.1	L	14	4	2	2	1	0	1	0	0	1	1	15	19	5.40	1.200
1.0		4	1	0	0	2	0	0	0	0	0	0	8	8	0.00	1.000
0.1		3	2	2	2	1	0	0	0	0	0	0	5	5	54.00	6.000
1.2		5	1	0	0	1	0	0	0	0	0	0	7	7	0.00	0.600

IP	WLS	BF	H	R	ER	SO	BB	IBB	HBP	BLK	WP	HR	S	P	ERA	WHIP
1.2		12	6	5	5	1	2	0	0	0	0	0	12	20	27.00	4.800
3.1	L	14	4	2	2	1	0	1	0	0	1	1	15	19	5.40	1.200
1.0		4	1	0	0	2	0	0	0	0	0	0	8	8	0.00	1.000
0.1		3	2	2	2	1	0	0	0	0	0	0	5	5	54.00	6.000
1.2		5	1	0	0	1	0	0	0	0	0	0	7	7	0.00	0.600

IP	WLS	BF	H	R	ER	SO	BB	IBB	HBP	BLK	WP	HR	S	P	ERA	WHIP
1.2		12	6	5	5	1	2	0	0	0	0	0	12	20	27.00	4.800
3.1	L	14	4	2	2	1	0	1	0	0	1	1	15	19	5.40	1.200
1.0		4	1	0	0	2	0	0	0	0	0	0	8	8	0.00	1.000
0.1		3	2	2	2	1	0	0	0	0	0	0	5	5	54.00	6.000
1.2		5	1	0	0	1	0	0	0	0	0	0	7	7	0.00	0.600

IP	WLS	BF	H	R	ER	SO	BB	IBB	HBP	BLK	WP	HR	S	P	ERA	WHIP
1.2		12	6	5	5	1	2	0	0	0	0	0	12	20	27.00	4.800
3.1	L	14	4	2	2	1	0	1	0	0	1	1	15	19	5.40	1.200
1.0		4	1	0	0	2	0	0	0	0	0	0	8	8	0.00	1.000
0.1		3	2	2	2	1	0	0	0	0	0	0	5	5	54.00	6.000
1.2		5	1	0	0	1	0	0	0	0	0	0	7	7	0.00	0.600

IP	WLS	BF	H	R	ER	SO	BB	IBB	HBP	BLK	WP	HR	S	P	ERA	WHIP
1.2		12	6	5	5	1	2	0	0	0	0	0	12	20	27.00	4.800
3.1	L	14	4	2	2	1	0	1	0	0	1	1	15	19	5.40	1.200
1.0		4	1	0	0	2	0	0	0	0	0	0	8	8	0.00	1.000
0.1		3	2	2	2	1	0	0	0	0	0	0	5	5	54.00	6.000
1.2		5	1	0	0	1	0	0	0	0	0	0	7	7	0.00	0.600

IP	WLS	BF	H	R	ER	SO	BB	IBB	HBP	BLK	WP	HR	S	P	ERA	WHIP
1.2		12	6	5	5	1	2	0	0	0	0	0	12	20	27.00	4.800
3.1	L	14	4	2	2	1	0	1	0	0	1	1	15	19	5.40	1.200
1.0		4	1	0	0	2	0	0	0	0	0	0	8	8	0.00	1.000
0.1		3	2	2	2	1	0	0	0	0	0	0	5	5	54.00	6.000
1.2		5	1	0	0	1	0	0	0	0	0	0	7	7	0.00	0.600

IP	WLS	BF	H	R	ER	SO	BB	IBB	HBP	BLK	WP	HR	S	P	ERA	WHIP
1.2		12	6	5	5	1	2	0	0	0	0	0	12	20	27.00	4.800
3.1	L	14	4	2	2	1	0	1	0	0	1	1	15	19	5.40	1.200
1.0		4	1	0	0	2	0	0	0	0	0	0	8	8	0.00	1.000
0.1		3	2	2	2	1	0	0	0	0	0	0	5	5	54.00	6.000
1.2		5	1	0	0	1	0	0	0	0	0	0	7	7	0.00	0.600

IP	WLS	BF	H	R	ER	SO	BB	IBB	HBP	BLK	WP	HR	S	P	ERA	WHIP
1.2		12	6	5	5	1	2	0	0	0	0	0	12	20	27.00	4.800
3.1	L	14	4	2	2	1	0	1	0	0	1	1	15	19	5.40	1.200
1.0		4	1	0	0	2	0	0	0	0	0	0	8	8	0.00	1.000
0.1		3	2	2	2	1	0	0	0	0	0	0	5	5	54.00	6.000
1.2		5	1	0	0	1	0	0	0	0	0	0	7	7	0.00	0.600

IP	WLS	BF	H	R	ER	SO	BB	IBB	HBP	BLK	WP	HR	S	P	ERA	WHIP
1.2		12	6	5	5	1	2	0	0	0	0	0	12	20	27.00	4.800
3.1	L	14	4	2	2	1	0	1	0	0	1	1	15	19	5.40	1.200
1.0		4	1	0	0	2	0	0	0	0	0	0	8	8	0.00	1.000
0.1		3	2	2	2	1	0	0	0	0	0	0	5	5	54.00	6.000
1.2		5	1	0	0	1	0	0	0	0	0	0	7	7	0.00	0.600

IP	WLS	BF	H	R	ER	SO	BB	IBB	HBP	BLK	WP	HR	S	P	ERA	WHIP
1.2		12	6	5	5	1	2	0	0	0	0	0	12	20	27.00	4.800
3.1	L	14	4	2	2	1	0	1	0	0	1	1	15	19	5.40	1.200
1.0		4	1	0	0	2	0	0	0	0	0	0	8	8	0.00	1.000
0.1		3	2	2	2	1	0	0	0	0	0	0	5	5	54.00	6.000
1.2		5	1	0	0	1	0	0	0	0	0	0	7	7	0.00	0.600

IP	WLS	BF	H	R	ER	SO	BB	IBB	HBP	BLK	WP	HR	S	P	ERA	WHIP
1.2		12	6	5	5	1	2	0	0	0	0	0	12	20	27.00	4.800
3.1	L	14	4	2	2	1	0	1	0	0	1	1	15	19	5.40	1.200
1.0		4	1	0	0	2	0	0	0	0	0	0	8	8	0.00	1.000
0.1		3	2	2	2	1	0	0	0	0	0	0	5	5	54.00	6.000
1.2		5	1	0	0	1	0	0	0	0	0	0	7	7	0.00	0.600

Batter	1	2	3	4	5	6	7	8	9								
Rennie Stennett, R OBP: 0.314, SLG: 0.372	0-0 BB 1B	0-3 K		0-0 4-3		0-0 1B		0-0 G6-4-3 1B									
Manny Sanguillen, R OBP: 0.380, SLG: 0.448	4-0 1B 2B BB	0-0 2B 2B		0-0 6-3		0-3 K		0-0 G6-4-3 1-2f									
Al Oliver, L OBP: 0.304, SLG: 0.460	0-0 F9	0-0 2B			0-0 F9	0-0 F8											
Bob Robertson, R OBP: 0.372, SLG: 0.462	0-0 2B 1B	0-0 F8			0-0 HR		0-3 K										
Richie Zisk, R OBP: 0.360, SLG: 0.457	0-0 1B 2B		0-3 K		0-0 6-3		0-0 3B 1B										
Bill Robinson, R OBP: 0.309, SLG: 0.435																	
Dave Parker, L OBP: 0.363, SLG: 0.543	0-0 1B		0-0 L9		0-0 1B 2B		0-0 SF9 3B										
Richie Hebner, L OBP: 0.326, SLG: 0.418	0-0 F8		0-0 L9		4-0 1B IBB		0-0 SF9										
Frank Taveras, R OBP: 0.272, SLG: 0.251	0-0 F3			0-0 4-3 SH3 WP 1B	0-0 1B		0-0 F8										
Larry Demery, R OBP: 0.250, SLG: 0.238		4-0 2B 2B BB		0-0 SH3		0-3 K2-3		0-3 K									
Bruce Kison, R OBP: 0.151, SLG: 0.118																	
Dock Ellis, S OBP: 0.222, SLG: 0.156																	
Ed Kirkpatrick, L OBP: 0.317, SLG: 0.355																	
Dave Giusti, R OBP: 0.333, SLG: 0.250																	
Inning Stats	R: 4 E: 0 K: 0 S: 7	H: 4 LOB: 1 BB: 1 P: 11	R: 1 E: 0 K: 1 S: 6	H: 2 LOB: 1 BB: 1 P: 10	R: 0 E: 0 K: 1 S: 5	H: 0 LOB: 0 BB: 0 P: 5	R: 1 E: 0 K: 0 S: 4	H: 1 LOB: 0 BB: 0 P: 4	R: 1 E: 0 K: 0 S: 5	H: 3 LOB: 2 BB: 1 P: 9	R: 0 E: 0 K: 2 S: 8	H: 1 LOB: 1 BB: 0 P: 8	R: 2 E: 0 K: 1 S: 7	H: 2 LOB: 0 BB: 0 P: 7	R: 0 E: 0 K: 1 S: 5	H: 1 LOB: 0 BB: 0 P: 5	
PITCHER	IP	WLS	BF	H	R	ER	SO	BB	IBB	HBP	BLK	WP	HR	S	P	ERA	WHIP
Dave Roberts, L ERA: 4.36	(1, 1)	1.2		12	6	5	1	2	0	0	0	0	0	12	20	27.00	4.800
Jose Sosa, R ERA: 4.33	(3, 1)	3.1	L	14	4	2	1	0	1	0	0	1	1	15	19	5.40	

Batter	1	2	3	4	5	6	7	8	9	AB R H RBI BB SO LOB	TOP		
Ralph Garr, L (1, 7) OBP: 0.327, SLG: 0.381	4-0 BB SH2-4 BB		x 0-0 4-3		x 0-0 FC7-5 E 1B		x 0-0 SF9 3B		0-3 K	4 1 2 1 1 1 1	<b>Atlanta Braves @ Houston Astros</b> Astrodome, Houston, TX Mon Sep 01 1975, 8:05 PM EDT Att. 6,329 - Dome		
Rod Gilbreath, R (1, 4) OBP: 0.335, SLG: 0.325	x 0-0 SH2-4 1-2		x 0-0 1B		x 0-0 E6 FC7-5 1-2		x 0-0 SF9 3-H	x 0-0 FC6-4 1B 1-2f	3 0 1 1 0 0 2				
Darrell Evans, L (1, 5) OBP: 0.356, SLG: 0.408	4-0 BB BB		x 0-0 F7		x 0-0 FC7-5 1-2 2-3f		x 0-0 4-3	x 0-0 1B 1-3	4 0 1 0 1 0 3				
Ed Goodson, L (1, 3) Earl Williams, R (9, PH) OBP: 0.235, SLG: 0.260 OBP: 0.316, SLG: 0.378	x 0-0 F5		x 0-0 L6		x 0-0 4-3		x 0-0 F8	x 0-3 K	4 0 0 0 0 0 5 1 0 0 0 0 1 2				
Dusty Baker Jr., R (1, 9) OBP: 0.345, SLG: 0.403	4-0 1-2 2-3 BB			x 0-0 6-3		S S S 0-3 K	x 0-0 WP E 5-3 1B		3 1 1 0 1 1 0				
Rowland Office, L (1, 8) OBP: 0.323, SLG: 0.332	x 0-0 F9			x 0-0 1B		x 0-0 F5	B B B B 4-0 WP 1-2 BB		3 0 1 0 1 0 3				
Biff Pocoroba, S (1, 2) OBP: 0.324, SLG: 0.318		x 0-0 G6-4-3 1B		x 0-0 F7		x 0-0 G3	x 0-0 5-3 1-2 2-H		4 0 1 1 0 0 2				
Rob Belloir, R (1, 6) Larvell Blanks, R (8, PH) OBP: 0.280, SLG: 0.291 OBP: 0.299, SLG: 0.300		0-0 K		x 0-0 L7		0-3 K	x 0-0 5-3		3 0 0 0 0 0 2 1 0 0 0 0 0 1				
Jamie Easterly, L (1, 1) Elias Sosa, R (4, 1) Mike Lum, L (5, PH) Blue Moon Odom, R (5, 1) Vic Correll, R (7, PH) Bruce Dal Canton, R (7, 1) Cito Gaston, R (9, PH) OBP: 0.083, SLG: 0.083 OBP: 0.309, SLG: 0.327 OBP: 0.083, SLG: 0.167 OBP: 0.310, SLG: 0.393 OBP: 0.059, SLG: 0.059 OBP: 0.304, SLG: 0.405		x 0-0 G6-4-3		x 0-0 4-3		x 0-0 3B 1B	B B B B 4-0 FC6-4 BB	1 0 0 0 0 0 0 1 0 0 0 0 0 0 0 0 1 0 0 0 0 0 0 0 0 0 0 0 0 0 0 0 1 1 1 0 0 0 0 0 0 0 0 0 0 0 0 0 0 0 0 0 0 1 0 0					
<b>Inning Stats</b>	R: 0 H: 0 E: 0 LOB: 3 K: 0 BB: 3 S: 3 P: 15	R: 0 H: 1 E: 0 LOB: 0 K: 1 BB: 0 S: 5 P: 5	R: 0 H: 1 E: 0 LOB: 1 K: 0 BB: 0 S: 4 P: 4	R: 0 H: 1 E: 0 LOB: 1 K: 0 BB: 0 S: 4 P: 4	R: 0 H: 1 E: 1 LOB: 2 K: 0 BB: 0 S: 5 P: 5	R: 0 H: 0 E: 0 LOB: 0 K: 1 BB: 0 S: 5 P: 5	R: 2 H: 2 E: 0 LOB: 0 K: 1 BB: 0 S: 7 P: 7	R: 1 H: 1 E: 1 LOB: 1 K: 0 BB: 1 S: 4 P: 8	R: 0 H: 1 E: 0 LOB: 2 K: 2 BB: 1 S: 8 P: 12	1B: 7 SF: 1 2B: 0 SAC: 1 3B: 1 DP: 1 HR: 0 HBP: 0		WP: 1 PA: 40 PB: 0 SB: 0 CS: 0	
<b>PITCHER</b>	IP WLS BF H R ER SO BB IBB HBP BLK WP HR S P ERA WHIP											<b>PITCHER</b>	IP WLS BF H R ER SO BB IBB HBP BLK WP HR S P ERA WHIP
Doug Konieczny, R (1, 1) ERA: 4.71	7.1 W 33 7 3 3 3 4 0 0 0 0 0 0 35 51 3.68 1.500												
Dave Roberts, L (8, 1) ERA: 4.33	1.1 6 1 0 0 1 1 0 0 0 1 0 7 11 0.00 1.500												
Joe Niekro, R (9, 1) ERA: 3.52	0.1 S 1 0 0 0 1 0 0 0 0 0 0 3 3 0.00 0.000												

livebaseballscorecards.com

AB	33
R	3
H	8
RBI	3
BB	5
SO	5
LOB	22







Batter	1	2	3	4	5	6	7	8	9	AB R H RBI BB SO LOB	TOP									
Ralph Garr, L (1, 7) x OBP: 0.328, SLG: 0.382	0-0 F5		0-0 4-3 2B 1B		0-0 4-3		0-0 SF8		0-0 S 1B	4 1 2 1 0 0 0	<b>Atlanta Braves @ Houston Astros</b> Astrodome, Houston, TX Tue Sep 02 1975, 8:05 PM EDT Att. 4,019 - Dome									
Rowland Office, L (1, 8) x OBP: 0.321, SLG: 0.328	0-0 4-3		0-0 4-3 1-2		0-0 4-3		4-0 3-H 1-2 BB BB		0-0 6-3 1-2	4 0 0 0 1 0 2										
Dave May, L (1, 9) x OBP: 0.360, SLG: 0.511	0-0 4-3		0-0 2B 2-H			0-0 1B FC6-4 1B	4-0 1-2 2-3 BB			3 1 2 1 1 0 0										
Darrell Evans, L (1, 5) x OBP: 0.357, SLG: 0.408		0-0 F8	4-0 BB			0-0 1B FC6-4 1B	0-3 K			3 0 1 0 1 1 3										
Mike Lum, L (1, 3) x OBP: 0.308, SLG: 0.324		4-0 BB 1B BB	0-0 G3			0-0 FC6-4 CS 1-2f 3-H		0-0 4-3		3 1 0 1 1 0 3										
Biff Pocoroba, S (1, 2) x OBP: 0.322, SLG: 0.317		0-0 1B 1-2 1B		0-0 4-3		0-0 6-3 1-2		0-3 K		4 0 1 0 0 1 1										
Rod Gilbreath, R (1, 4) x OBP: 0.333, SLG: 0.323		0-0 G6-4-3 1-2 2-H 1B		0-0 6-3			0-3 K	0-0 G3		4 0 1 1 0 1 0										
Rob Belloir, R (1, 6) x OBP: 0.279, SLG: 0.301		0-0 G6-4-3 1-2f		0-0 F9			0-0 1B SF8 2B		0-3 K	4 1 1 0 0 1 2										
Carl Morton, R (1, 1) x OBP: 0.207, SLG: 0.203 Bruce Dal Canton, R (8, 1) x OBP: 0.056, SLG: 0.056			0-3 K		0-3 K		0-0 BB BB 2-3 1B		0-3 K	3 0 1 0 0 2 0 1 0 0 0 0 1 0										
<b>Inning Stats</b>	R: 0 H: 0 E: 0 K: 0 S: 3	H: 0 LOB: 0 BB: 0 P: 3	R: 1 H: 2 E: 0 K: 1 S: 4	H: 2 LOB: 1 BB: 1 P: 8	R: 1 H: 2 E: 0 K: 1 S: 7	H: 2 LOB: 2 BB: 1 P: 11	R: 0 H: 0 E: 0 K: 0 S: 3	H: 0 LOB: 0 BB: 0 P: 3	R: 0 H: 0 E: 0 K: 1 S: 5	H: 0 LOB: 0 BB: 0 P: 5	R: 1 H: 2 E: 0 K: 2 S: 4	H: 2 LOB: 3 BB: 2 P: 4	R: 1 H: 2 E: 0 K: 2 S: 9	H: 2 LOB: 3 BB: 2 P: 17	R: 0 H: 0 E: 0 K: 1 S: 5	H: 0 LOB: 0 BB: 0 P: 5	R: 0 H: 1 E: 0 K: 2 S: 8	H: 1 LOB: 1 BB: 0 P: 8	1B: 7 SF: 1 2B: 2 SAC: 0 3B: 0 DP: 1 HR: 0 HBP: 0	WP: 0 PA: 38 PB: 0 SB: 1 CS: 1
<b>PITCHER</b>	IP WLS BF H R ER SO BB IBB HBP BLK WP HR S P ERA WHIP																			
Jim York, R (1, 1) ERA: 4.94	6.2 L 29 8 4 4 3 3 0 0 0 0 0 0 32 44 5.40 1.650																			
Jim Crawford, L (7, 1) ERA: 3.59	0.1 2 0 0 0 1 1 0 0 0 0 0 0 3 7 0.00 3.000																			
Mike Cosgrove, L (8, 1) ERA: 2.68	1.0 3 0 0 0 1 0 0 0 0 0 0 0 5 5 0.00 0.000																			
Jose Sosa, R (9, 1) ERA: 4.18	1.0 4 1 0 0 2 0 0 0 0 0 0 0 8 8 0.00 1.000																			

livebaseballscorecards.com

<b>AB</b>	<b>33</b>
<b>R</b>	<b>4</b>
<b>H</b>	<b>9</b>
<b>RBI</b>	<b>4</b>
<b>BB</b>	<b>4</b>
<b>SO</b>	<b>7</b>
<b>LOB</b>	<b>11</b>





Batter	1	2	3	4	5	6	7	8	9	AB	R	H	RBI	BB	SO	LOB
Wilbur Howard, S OBP: 0.350, SLG: 0.407 (1, 9)	0-0 6-3 3B	0-0 1-2 5-3			0-0 1B			4-0 1-2 FC5 1B BB		3	1	2	0	1	0	1
Rob Andrews, R OBP: 0.278, SLG: 0.249 (1, 4) (8, 6)	0-0 6-3	0-0 5-3			0-0 6-3			0-0 1-2 2-3 1B		3	0	0	1	0	0	1
Milt May, L OBP: 0.291, SLG: 0.334 (8, PH) Jerry Davanon, R OBP: 0.396, SLG: 0.393 (9, 6)	3-H 6-3									1	0	1	0	0	0	0
Cesar Cedeno, R OBP: 0.372, SLG: 0.426 (1, 8)	0-0 BB 2B		0-0 6-3			0-0 F3		0-0 F3		4	0	1	0	0	0	3
Cliff Johnson, R OBP: 0.379, SLG: 0.504 (1, 2)	1-0 BB HBP		0-0 F8			0-0 L5		0-0 F4		3	0	0	0	0	0	3
Bob Watson, R OBP: 0.370, SLG: 0.512 (1, 3)	0-0 F7		0-0 F8			0-0 6-3		0-0 FC5		4	0	0	0	0	0	5
Jose Cruz, L OBP: 0.369, SLG: 0.422 (1, 7)	4-0 1-2 2-3 BB			0-0 F9			0-0 1-3		0-0 F8	3	0	0	0	1	0	0
Doug Rader, R OBP: 0.297, SLG: 0.356 (1, 5)	0-0 6-3			0-0 L6			0-0 4-3		0-0 6-3	4	0	0	0	0	0	3
Roger Metzger, S OBP: 0.301, SLG: 0.313 (1, 6) Art Gardner, L (7, PH) Mike Cosgrove, L (8, 1) Jose Sosa, R OBP: 0.400, SLG: 1.200 Enos Cabell, R OBP: 0.302, SLG: 0.376 (9, PH)		4-0 5-3 BB		0-0 F8			0-0 1-3		0-0 4-3	1	0	0	0	1	0	0
Jim York, R (1, 1) Jim Crawford, L OBP: 0.368, SLG: 0.353 (7, 1) Ken Boswell, L OBP: 0.352, SLG: 0.321 (8, 4)		0-3 K			0-3 K				0-0 1B BB 1B	2	0	0	0	0	2	1

Inning Stats	R: 1	H: 2	E: 0	K: 0	S: 5	LOB: 3	BB: 1	P: 10	R: 0	H: 0	E: 0	K: 1	S: 5	LOB: 1	BB: 1	P: 9	R: 0	H: 0	E: 0	K: 0	S: 3	LOB: 0	BB: 0	P: 3	R: 0	H: 0	E: 0	K: 0	S: 3	LOB: 0	BB: 0	P: 3	R: 0	H: 1	E: 0	K: 1	S: 5	LOB: 0	BB: 0	P: 5	R: 0	H: 0	E: 0	K: 0	S: 3	LOB: 0	BB: 0	P: 3	R: 0	H: 0	E: 0	K: 0	S: 3	LOB: 0	BB: 0	P: 3	R: 0	H: 2	E: 0	K: 0	S: 5	LOB: 3	BB: 1	P: 9	R: 0	H: 0	E: 0	K: 0	S: 3	LOB: 0	BB: 0	P: 3	R: 0	H: 0	E: 0	K: 0	S: 3	LOB: 0	BB: 0	P: 3	1B: 3	2B: 1	3B: 1	HR: 0	SF: 0	SAC: 0	DP: 0	HBP: 1	WP: 0	PB: 0	SB: 0	CS: 0	PA: 35
--------------	------	------	------	------	------	--------	-------	-------	------	------	------	------	------	--------	-------	------	------	------	------	------	------	--------	-------	------	------	------	------	------	------	--------	-------	------	------	------	------	------	------	--------	-------	------	------	------	------	------	------	--------	-------	------	------	------	------	------	------	--------	-------	------	------	------	------	------	------	--------	-------	------	------	------	------	------	------	--------	-------	------	------	------	------	------	------	--------	-------	------	-------	-------	-------	-------	-------	--------	-------	--------	-------	-------	-------	-------	--------

PITCHER	IP	WLS	BF	H	R	ER	SO	BB	IBB	HBP	BLK	WP	HR	S	P	ERA	WHIP
Carl Morton, R ERA: 3.53 (1, 1)	7.0	W	29	5	1	1	2	3	0	1	0	0	0	29	42	1.29	1.143
Bruce Dal Canton, R ERA: 5.18 (8, 1)	2.0	S	6	0	0	0	0	0	0	0	0	0	0	6	6	0.00	0.000

BOTTOM

Atlanta Braves @ Houston Astros  
Astrodome, Houston, TX  
Tue Sep 02 1975, 8:05 PM EDT  
Att: 4,019 - Dome

livebaseballscorecards.com

AB	31
R	1
H	5
RBI	1
BB	3
SO	2
LOB	17







Batter	1	2	3	4	5	6	7	8	9	AB	R	H	RBI	BB	SO	LOB
Wilbur Howard, S OBP: 0.349, SLG: 0.405 (1, 9)	0-0 F7		0-0 L4		0-0 F7			0-0 WP BB SF9-2-6-5 1B		4	1	1	0	0	0	0
Rob Andrews, R OBP: 0.281, SLG: 0.259 (1, 4)	0-0 5-3 3B		0-0 F8			0-0 6-3		4-0 WP BB SF9-2-6-5 1-2 BB		3	1	1	0	1	0	0
Cesar Cedeno, R OBP: 0.373, SLG: 0.429 (1, 8)	4-0 5-3 S BB			0-0 2B		0-0 F7		0-0 SF9-2-6-5 1-3 2-H		2	0	1	1	1	0	0
Cliff Johnson, R OBP: 0.378, SLG: 0.500 (1, 2)	0-0 5-3			0-3 K		0-0 F3		0-0 1B		4	0	1	1	0	1	1
Bob Watson, R OBP: 0.371, SLG: 0.512 (1, 3)	0-0 1-3			0-0 BB 1B			0-0 HR 1B	0-0 F9		4	1	2	0	0	0	2
Enos Cabell, R OBP: 0.301, SLG: 0.372 (1, 7)		0-0 F3		4-0 1-2 BB		0-0 L5			0-0 3-1	3	0	0	0	1	0	1
Doug Rader, R OBP: 0.297, SLG: 0.362 (1, 5)		0-0 F8		0-3 K		0-0 1-H HR			0-0 5-3	4	1	1	2	0	1	2
Roger Metzger, S OBP: 0.299, SLG: 0.311 Jose Cruz, L OBP: 0.368, SLG: 0.420 (9, PH)		0-0 5-3			0-3 K		0-0 F8		0-3 K	3	0	0	0	0	1	0
J.R. Richard, R OBP: 0.238, SLG: 0.371 Joe Niekro, R OBP: 0.385, SLG: 0.273 Larry Milbourne, S OBP: 0.224, SLG: 0.234 Jim Crawford, L OBP: 0.368, SLG: 0.353 Tommy Helms, R OBP: 0.450, SLG: 1.200 Jose Sosa, R OBP: 0.392, SLG: 0.388 Jerry Davanon, R OBP: 0.392, SLG: 0.388 Paul Siebert, L			0-0 5-3		0-3 K		0-0 5-3			0	0	0	0	0	0	0
<b>Inning Stats</b>	R: 1 E: 0 K: 0 S: 4	H: 1 LOB: 1 BB: 1 P: 8	R: 0 E: 0 K: 0 S: 3	H: 0 LOB: 0 BB: 0 P: 3	R: 0 E: 0 K: 2 S: 8	H: 2 LOB: 2 BB: 1 P: 12	R: 0 E: 0 K: 2 S: 7	H: 0 LOB: 0 BB: 0 P: 7	R: 2 E: 0 K: 0 S: 5	H: 2 LOB: 0 BB: 0 P: 5	R: 1 E: 0 K: 0 S: 4	H: 2 LOB: 1 BB: 1 P: 8	R: 0 E: 0 K: 1 S: 5	H: 0 LOB: 0 BB: 0 P: 5	1B: 4 2B: 2 3B: 1 HR: 1	SF: 1 SAC: 0 DP: 1 HBP: 0
<b>PITCHER</b>	IP WLS BF H R ER SO BB IBB HBP BLK WP HR S P ERA WHIP	IP WLS BF H R ER SO BB IBB HBP BLK WP HR S P ERA WHIP														
Pete Falcone, L ERA: 3.85 Charlie Williams, R ERA: 3.16	(1, 1) (8, 1)	7.0 W 29 6 4 4 4 3 0 0 0 0 1 34 46 5.14 1.286														

**BOTTOM**

**San Francisco Giants @ Houston Astros**  
Astrodome, Houston, TX  
Wed Sep 03 1975, 8:05 PM EDT  
Att. 4,437 - Unknown

livebaseballscorecards.com

AB	31
R	4
H	7
RBI	4
BB	3
SO	5
LOB	6



WP: 1	PA: 35
PB: 0	
SB: 1	
CS: 0	

Batter	1	2	3	4	5	6	7	8	9	AB R H RBI BB SO LOB	TOP													
Von Joshua, L (1, 8) OBP: 0.362, SLG: 0.441	0-0 4-3			0-0 6-3		0-0 F6		0-3 K		4 0 0 0 0 1 0	<b>San Francisco Giants @ Houston Astros</b> Astrodome, Houston, TX Thu Sep 04 1975, 8:05 PM EDT Att. 4,323 - Dome													
Derrel Thomas, S (1, 4) OBP: 0.348, SLG: 0.369	0-3 K			0-0 WP S 1B		0-0 4-3		0-0 1B 3B		4 1 2 0 0 1 0														
Bobby Murcer, L (1, 9) OBP: 0.408, SLG: 0.456	0-0 4-3			0-0 F8		0-0 F8		0-0 WP 1B		4 0 1 1 0 0 1														
Gary Matthews, R (1, 7) OBP: 0.365, SLG: 0.407		4-0 BB BB BB BB		4-0 BB 1-3		0-0 FC4-6 1B SF7 1B		4-0 BB 1-2		1 1 1 0 3 0 0														
Willie Montanez, L (1, 3) OBP: 0.345, SLG: 0.405		0-0 G3-6 1-2f		0-0 F7		0-0 FC4-6 1B		0-0 4-3		4 0 1 0 0 0 5														
Dave Rader, L (1, 2) OBP: 0.388, SLG: 0.424		0-0 F4			0-0 2B		0-0 FC4-6 FC5-4 1-2f 2-3		0-0 3-1			4 0 1 0 0 0 2												
Steve Ontiveros, S (1, 5) OBP: 0.395, SLG: 0.351			0-0 L6		0-0 F7		0-0 SF7		0-0 6-3			3 0 0 1 0 0 1												
Johnnie LeMaster, R (1, 6) OBP: 0.167, SLG: 0.364			0-0 F7		0-3 K		0-0 FC5-4 1-2f		0-0 6-3			4 0 0 0 0 1 2												
John Montefusco, R (1, 1) OBP: 0.127, SLG: 0.149			0-3 K		0-3 K			0-3 K		3 0 0 0 0 3 1														
Randy Moffitt, R (9, 1) OBP: 0.231, SLG: 0.385										0 0 0 0 0 0 0														
<b>Inning Stats</b>	R: 0 E: 0 K: 1 S: 5	H: 0 LOB: 0 BB: 0 P: 5	R: 0 E: 0 K: 0 S: 2	H: 0 LOB: 0 BB: 1 P: 6	R: 0 E: 0 K: 1 S: 5	H: 0 LOB: 0 BB: 0 P: 5	R: 0 E: 0 K: 0 S: 4	H: 1 LOB: 2 BB: 1 P: 8	R: 0 E: 0 K: 2 S: 8	H: 1 LOB: 1 BB: 0 P: 8	R: 0 E: 0 K: 0 S: 3	H: 0 LOB: 0 BB: 0 P: 3	R: 1 E: 0 K: 0 S: 5	H: 2 LOB: 1 BB: 0 P: 5	R: 1 E: 0 K: 2 S: 9	H: 2 LOB: 2 BB: 1 P: 13	R: 0 E: 0 K: 0 S: 3	H: 0 LOB: 0 BB: 0 P: 3	1B: 4 2B: 1 3B: 1 HR: 0	SF: 1 SAC: 0 DP: 1 HBP: 0	WP: 2 PB: 0 SB: 1 CS: 0	PA: 35		
<b>PITCHER</b> Larry Dierker, R (1, 1) ERA: 3.86	IP: 7.0 WLS: L BF: 26 H: 4 R: 1 ER: 1 SO: 4 BB: 2 IBB: 0 HBP: 0 BLK: 0 WP: 1 HR: 0 S: 32 P: 40 ERA: 1.29 WHIP: 0.857																							
<b>PITCHER</b> Jim Crawford, L (8, 1) ERA: 3.52	IP: 2.0 WLS: L BF: 9 H: 2 R: 1 ER: 1 SO: 2 BB: 1 IBB: 0 HBP: 0 BLK: 0 WP: 1 HR: 0 S: 12 P: 16 ERA: 4.50 WHIP: 1.500																							

livebaseballscorecards.com

<b>AB</b>	31
<b>R</b>	2
<b>H</b>	6
<b>RBI</b>	2
<b>BB</b>	3
<b>SO</b>	6
<b>LOB</b>	12







Batter	1	2	3	4	5	6	7	8	9	AB R H RBI BB SO LOB	TOP																								
Don Hahn, R (1, 7) OBP: 0.349, SLG: 0.182	0-0 6-3		0-0 L6			0-0 E6 SH3-4	4-0 FC6-4 BB			3 0 0 0 1 0 0	<b>San Diego Padres @ Houston Astros</b> Astrodome, Houston, TX Fri Sep 05 1975, 8:05 PM EDT Att. 7,088 - Dome																								
Hector Torres, R (1, 6) OBP: 0.306, SLG: 0.354	0-0 G3 1B			0-0 F8		0-0 SH3-4	0-0 FC6-4			3 0 1 0 0 0 3																									
Johnny Grubb, L (1, 8) OBP: 0.350, SLG: 0.376	0-0 G3			4-0 FC4-6 BB		0-0 L6		0-0 FC6-4 1B		3 0 1 0 1 0 2																									
Willie McCovey, L (1, 3) OBP: 0.340, SLG: 0.443	0-0 6-3			4-0 FC4-6 BB		0-3 K		0-0 F4		3 0 0 0 1 1 3																									
Dave Winfield, R (1, 9) OBP: 0.356, SLG: 0.414		0-0 CS 1B		0-0 FC4-6			0-0 SH1-4 1B WP	0-0 FC6-4		4 1 2 0 0 0 3																									
Mike Ivie, R (1, 5) OBP: 0.292, SLG: 0.368		0-0 G3		0-3 K			0-0 WP SH1-4 1B	0-0 G3		4 0 1 0 0 1 4																									
Dave Roberts, R (1, 4) OBP: 0.367, SLG: 0.464		0-0 F8			0-3 K		0-0 SH1-4		0-0 5-3	3 0 0 0 0 1 0																									
Fred Kendall, R (1, 2) OBP: 0.274, SLG: 0.262 Gene Locklear, L (9, PH) OBP: 0.369, SLG: 0.429			0-0 F7		0-0 4-3		0-0 L5		0-3 K	3 0 0 0 0 0 2 1 0 0 0 0 1 0																									
Randy Jones, R (1, 1) OBP: 0.158, SLG: 0.151 Bobby Tolan, L (9, PH) OBP: 0.298, SLG: 0.329			0-3 K		0-3 K		4-0 WP BB		0-0 4-3	2 0 0 0 1 2 0 1 0 0 0 0 0 0																									
<b>Inning Stats</b>	R: 0 E: 0 K: 0 S: 4	H: 1 LOB: 1 BB: 0 P: 4	R: 0 E: 0 K: 0 S: 3	H: 1 LOB: 0 BB: 0 P: 3	R: 0 E: 0 K: 1 S: 5	H: 0 LOB: 0 BB: 0 P: 5	R: 0 E: 0 K: 1 S: 5	H: 0 LOB: 2 BB: 2 P: 13	R: 0 E: 0 K: 2 S: 7	H: 0 LOB: 0 BB: 0 P: 7		R: 0 E: 1 K: 1 S: 6	H: 0 LOB: 1 BB: 0 P: 6	R: 1 E: 0 K: 0 S: 5	H: 2 LOB: 3 BB: 2 P: 13	R: 0 E: 0 K: 0 S: 4	H: 1 LOB: 1 BB: 0 P: 4	R: 0 E: 0 K: 1 S: 5	H: 0 LOB: 0 BB: 0 P: 5	1B: 5 2B: 0 3B: 0 HR: 0	SF: 0 SAC: 2 DP: 0 HBP: 0	WP: 1 PB: 0 SB: 1 CS: 1	PA: 36												
<b>PITCHER</b>	IP WLS BF H R ER SO BB IBB HBP BLK WP HR S P ERA WHIP																																		
Mike Cosgrove, L (1, 1) ERA: 2.49	7.0	29	4	1	1	5	4	0	0	0	1	0	35	51	1.29	1.143																			
J.R. Richard, R (8, 1) ERA: 4.71	2.0	W	7	1	0	0	1	0	0	0	0	0	9	9	0.00	0.500																			

livebaseballscorecards.com

<b>AB</b>	30
<b>R</b>	1
<b>H</b>	5
<b>RBI</b>	0
<b>BB</b>	4
<b>SO</b>	6
<b>LOB</b>	17













Batter	1	2	3	4	5	6	7	8	9	AB R H RBI BB SO LOB	TOP															
Enzo Hernandez, R (1, 6) OBP: 0.274, SLG: 0.265	0-3 K		0-0 SF9 3B	0-0 5-3			0-3 K		0-0 L9	5 1 1 0 0 2 2	<b>San Diego Padres @ Houston Astros</b> Astrodome, Houston, TX Sun Sep 07 1975, 4:33 AM EDT Att. 5,830 - Dome															
Johnny Grubb, L (1, 8) OBP: 0.354, SLG: 0.380	0-0 4-3		0-0 6-3			0-0 SH2-4 1B	0-0 1B		0-0 4-3	5 0 2 0 0 0 1																
Hector Torres, R (1, 4) OBP: 0.307, SLG: 0.353	4-0 PB BB BB		0-0 SF9			0-0 SH2-4 1-2	0-0 1B			1 0 1 1 1 0 0																
Willie McCovey, L (1, 3) OBP: 0.346, SLG: 0.443	4-0 1-2 BB		0-0 3-H FC6-4 1B			0-3 K	0-0 5-3			3 0 1 0 0 1 3																
Dave Winfield, R (1, 9) OBP: 0.352, SLG: 0.409	0-3 K 2-3		0-0 FC6-4 1-2f			0-0 F9		0-0 F3		4 0 0 0 0 1 4																
Dave Roberts, R (1, 5) OBP: 0.338, SLG: 0.422		0-0 F7		0-0 1-3		0-0 6-3		0-0 1B 1B		4 0 1 0 0 0 0																
Dick Sharon, R (1, 7) OBP: 0.342, SLG: 0.372		0-0 HR		0-0 WP 1B		0-0 F7		0-0 1-3 G4-6-3 1B		4 1 3 1 0 0 0																
Danny Frisella, L (8, 1) OBP: 0.200, SLG: 0.200										0 0 0 0 0 0 0																
Randy Hundley, R (1, 2) OBP: 0.281, SLG: 0.282		0-0 6-3		4-0 BB BB BB 1-2 BB		0-0 6-3		0-0 G4-6-3 1-2f		2 0 0 0 1 0 0																
Gene Locklear, L (8, PH) OBP: 0.368, SLG: 0.427										1 0 0 0 0 0 2																
Bob Davis, R (8, 2) OBP: 0.297, SLG: 0.272										0 0 0 0 0 0 0																
Dan Spillner, R (1, 1) OBP: 0.260, SLG: 0.163		0-0 F9		0-3 K		0-0 F4		0-0 L9		3 0 0 0 0 1 2																
Dave Tomlin, L (8, 1) OBP: 0.429, SLG: 0.200										0 0 0 0 0 0 0																
Bobby Tolan, L (8, 7) OBP: 0.299, SLG: 0.327										1 0 0 0 0 0 0																
<b>Inning Stats</b>	R: 0 E: 0 K: 2 S: 7	H: 0 LOB: 2 BB: 2 P: 15	R: 1 E: 0 K: 0 S: 4	H: 1 LOB: 0 BB: 0 P: 4	R: 1 E: 0 K: 1 S: 5	H: 2 LOB: 1 BB: 0 P: 5	R: 0 E: 0 K: 1 S: 6	H: 1 LOB: 2 BB: 1 P: 10	R: 0 E: 0 K: 1 S: 6	H: 1 LOB: 1 BB: 0 P: 6	R: 0 E: 0 K: 0 S: 3	H: 0 LOB: 0 BB: 0 P: 3	R: 0 E: 0 K: 1 S: 7	H: 2 LOB: 2 BB: 0 P: 7	R: 0 E: 0 K: 0 S: 4	H: 2 LOB: 1 BB: 0 P: 4	R: 0 E: 0 K: 0 S: 3	H: 0 LOB: 0 BB: 0 P: 3	1B: 7 2B: 0 3B: 1 HR: 1	SF: 1 SAC: 1 DP: 1 HBP: 0	WP: 1 PB: 1 SB: 0 CS: 0	PA: 38				
<b>PITCHER</b> Dave Roberts, L (1, 1) ERA: 4.26	IP: 7.1	WLS: 34	H: 9	R: 2	ER: 2	SO: 5	BB: 3	IBB: 0	HBP: 0	BLK: 0	WP: 1	HR: 1	S: 41	P: 53	ERA: 2.46	WHIP: 1.636										
Jim York, R (8, 1) ERA: 4.68	IP: 1.2	WLS: 4	H: 0	R: 0	ER: 0	SO: 0	BB: 0	IBB: 0	HBP: 0	BLK: 0	WP: 0	HR: 0	S: 4	P: 4	ERA: 0.00	WHIP: 0.000										

livebaseballscorecards.com

<b>AB</b>	<b>33</b>
<b>R</b>	<b>2</b>
<b>H</b>	<b>9</b>
<b>RBI</b>	<b>2</b>
<b>BB</b>	<b>3</b>
<b>SO</b>	<b>5</b>
<b>LOB</b>	<b>14</b>





**BOTTOM**

**San Diego Padres @ Houston Astros**  
 Astrodome, Houston, TX  
 Sun Sep 07 1975, 4:33 AM EDT  
 Att. 5,830 - Dome

livebaseballscorecards.com

<b>AB</b>	<b>31</b>
<b>R</b>	<b>3</b>
<b>H</b>	<b>6</b>
<b>RBI</b>	<b>2</b>
<b>BB</b>	<b>6</b>
<b>SO</b>	<b>6</b>
<b>LOB</b>	<b>21</b>



WP:	1	PA:	39
PB:	0		
SB:	1		
CS:	1		

AB R H RBI BB SO LOB

2	0	1	0	3	1	0
3	0	1	0	0	0	1
2	0	0	0	0	1	4
5	0	0	0	0	0	5
3	0	1	0	0	1	2
0	0	0	0	0	0	0
2	1	0	0	2	0	2
3	0	0	0	0	1	1
1	0	0	0	0	0	2
0	0	0	0	0	0	0
3	1	2	2	1	0	2
3	0	0	0	0	1	1
3	0	0	0	0	0	0
1	1	1	0	0	0	0

Batter	1	2	3	4	5	6	7	8	9
Wilbur Howard, S (1, 7) OBP: 0.348, SLG: 0.400 	4-0 		0-0 		0-3 		4-0 		4-0 
Rob Andrews, R (1, 4) OBP: 0.295, SLG: 0.267 Ken Boswell, L (7, PH) OBP: 0.352, SLG: 0.321 (8, 4)	0-0 		0-0 		0-0 		0-3 		0-0 
Cesar Cedeno, R (1, 8) OBP: 0.367, SLG: 0.419	0-0 		0-0 		0-0 			0-0 	0-0 
Bob Watson, R (1, 3) OBP: 0.371, SLG: 0.504 Enos Cabell, R (8, PR) OBP: 0.303, SLG: 0.370 (9, 3)	1-0 		0-3 			0-0 		0-0 	
Jose Cruz, L (1, 9) OBP: 0.374, SLG: 0.416	0-0 			4-0 		0-0 		4-0 	
Milt May, L (1, 2) OBP: 0.288, SLG: 0.330 Cliff Johnson, R (8, PH) OBP: 0.381, SLG: 0.498 Skip Jutze, R (9, 2) OBP: 0.237, SLG: 0.253		0-0 		0-3 		0-0 		0-0 	
Doug Rader, R (1, 5) OBP: 0.296, SLG: 0.364		0-0 		0-0 		4-0 		0-0 	
Roger Metzger, S (1, 6) OBP: 0.296, SLG: 0.307		0-0 		0-3 		0-0 		0-0 	
Dave Roberts, L (1, 1) OBP: 0.156, SLG: 0.206 Jim York, R (8, 1) Greg Gross, L (9, PH) OBP: 0.377, SLG: 0.371			0-0 	0-0 		0-3 		0-0 	

Inning Stats	R: 0	H: 1	E: 0	LOB: 2	K: 0	P: 8	R: 0	H: 1	E: 0	LOB: 0	K: 0	P: 3	R: 0	H: 1	E: 0	LOB: 0	K: 1	P: 7	R: 2	H: 1	E: 0	LOB: 0	K: 2	P: 12	R: 0	H: 0	E: 0	LOB: 0	K: 1	P: 5	R: 0	H: 0	E: 0	LOB: 0	K: 0	P: 3	R: 0	H: 0	E: 0	LOB: 2	K: 2	P: 15	R: 0	H: 1	E: 0	LOB: 2	K: 0	P: 8	R: 1	H: 1	E: 1	LOB: 2	K: 0	P: 7	1B: 4	SF: 0	2B: 1	SAC: 1	3B: 0	DP: 1	HR: 1	HBP: 1	WP: 1	PA: 39
--------------	------	------	------	--------	------	------	------	------	------	--------	------	------	------	------	------	--------	------	------	------	------	------	--------	------	-------	------	------	------	--------	------	------	------	------	------	--------	------	------	------	------	------	--------	------	-------	------	------	------	--------	------	------	------	------	------	--------	------	------	-------	-------	-------	--------	-------	-------	-------	--------	-------	--------

PITCHER	IP	WLS	BF	H	R	ER	SO	BB	IBB	HBP	BLK	WP	HR	S	P	ERA	WHIP
Dan Spillner, R (1, 1) ERA: 4.38	7.1		32	5	2	2	6	4	1	1	0	0	1	38	59	2.46	1.227
Dave Tomlin, L (8, 1) ERA: 3.62	0.1		1	0	0	0	0	0	0	0	0	0	0	1	1	0.00	0.000
Danny Frisella, R (8, 1) ERA: 3.25	0.2	L	6	1	1	1	0	0	1	0	0	1	0	4	8	13.50	1.500





Batter	1	2	3	4	5	6	7	8	9	AB	R	H	RBI	BB	SO	LOB
Ralph Garr, L (1, 7) OBP: 0.327, SLG: 0.383	0-0 1B		0-0 F3		0-0 1B 3B	0-0 F8		0-0 F8		5	1	2	0	0	0	2
Marty Perez, R (1, 4) OBP: 0.334, SLG: 0.331	0-3 K		0-0 1B		4-0 1B BB		4-0 HR BB		0-0 WP 4-3 2B	3	3	2	0	2	1	1
Darrell Evans, L (1, 5) OBP: 0.362, SLG: 0.416	0-3 K		0-0 F5		0-0 1-3 1B 1-2 3-H 1B		0-0 1-H HR		4-0 4-3 BB	4	1	2	3	1	1	3
Dave May, L (1, 9) OBP: 0.358, SLG: 0.506	0-0 3-1			0-0 WP BB G3 1B	0-0 F9	0-0 F9	0-0 F8	0-0 4-3	0-0 1-2 3-H F9	5	1	1	1	0	0	4
Mike Lum, L (1, 3) OBP: 0.306, SLG: 0.314		0-0 G6-4-3 1B		0-0 F9	0-0 1-2 2-H 1B	0-0 F3		0-0 F9	0-0 3-H F9	5	0	2	1	0	0	2
Rowland Office, L (1, 8) OBP: 0.318, SLG: 0.339		0-0 F7		4-0 G3 WP BB	0-0 1-3	0-0 1-4-3		0-3 K	0-3 K	4	0	0	0	1	1	4
Vic Correll, R (1, 2) OBP: 0.309, SLG: 0.358		0-0 G6-4-3		4-0 G3 BB	0-0 F7			0-3 K		1	0	0	0	1	0	1
Larvell Blanks, R (4, PR) OBP: 0.298, SLG: 0.299		1-2 G6-4-3		1-2 2-3 BB						2	0	0	0	0	1	2
Rob Belloir, R (1, 6) OBP: 0.276, SLG: 0.287			0-0 1-3	0-0 G3		0-0 F7		0-0 G3		1	0	0	0	0	0	0
Biff Pocaroba, S (4, PH) OBP: 0.321, SLG: 0.311				1-2 2-3 3-H G3						3	0	0	1	0	0	2
Phil Niekro, R (1, 1) OBP: 0.179, SLG: 0.216			4-0 1B		0-0 1-3					0	0	0	0	0	0	0
Joe Nolan, L (3, PH)										0	0	0	0	1	0	0
Frank LaCorte, R (4, 1)										2	0	0	0	0	0	3
Bruce Dal Canton, R (8, 1)										0	0	0	0	0	0	0
Rod Gilbreath, R (8, PH) OBP: 0.340, SLG: 0.327										0	0	0	0	1	0	0
Tom House, L (9, 1) OBP: 0.200, SLG: 0.111										0	0	0	0	0	0	0

Inning Stats	R: 0	H: 1	E: 0	K: 2	S: 8	R: 0	H: 1	E: 0	K: 0	S: 3	R: 0	H: 1	E: 0	K: 0	S: 4	R: 1	H: 1	E: 0	K: 0	S: 4	R: 2	H: 3	E: 0	K: 0	S: 6	R: 0	H: 0	E: 0	K: 0	S: 3	R: 2	H: 1	E: 0	K: 0	S: 4	R: 0	H: 0	E: 0	K: 1	S: 5	R: 0	H: 0	E: 0	K: 1	S: 6	R: 1	H: 1	E: 0	K: 1	S: 6	1B: 6	SF: 0	2B: 1	SAC: 0	3B: 1	DP: 1	HR: 1	HBP: 0	WP: 2	PA: 42
--------------	------	------	------	------	------	------	------	------	------	------	------	------	------	------	------	------	------	------	------	------	------	------	------	------	------	------	------	------	------	------	------	------	------	------	------	------	------	------	------	------	------	------	------	------	------	------	------	------	------	------	-------	-------	-------	--------	-------	-------	-------	--------	-------	--------

PITCHER	IP	WLS	BF	H	R	ER	SO	BB	IBB	HBP	BLK	WP	HR	S	P	ERA	WHIP
J.R. Richard, R (1, 1) ERA: 4.73	5.0		25	7	3	3	2	4	0	0	0	1	0	25	41	5.40	2.200
Jose Sosa, R (6, 1) ERA: 4.22	2.0	W	8	1	2	2	0	1	0	0	0	0	1	7	11	9.00	1.000
Mike Stanton, R (8, 1) ERA: 6.14	2.0	S	9	1	1	1	2	2	0	0	0	1	0	11	19	4.50	1.500

BOTTOM

Houston Astros @ Atlanta Braves  
 Atlanta-Fulton County Stadium, Atlanta, GA  
 Mon Sep 08 1975, 7:05 PM EDT  
 Att. 737 - Unknown

livebaseballscores.com

AB	35
R	6
H	9
RBI	6
BB	7
SO	4
LOB	24



Batter	1	2	3	4	5	6	7	8	9	AB R H RBI BB SO LOB	TOP											
Roger Metzger, S (1, 6) OBP: 0.292, SLG: 0.304	0-0 F8		0-0 5-3		0-0 6-3		0-0 6-3		0-3 K	5 0 0 0 0 1 0												
Larry Milbourne, S (1, 4) Cliff Johnson, R (9, PH) Jose Sosa, R (9, PR) OBP: 0.236, SLG: 0.240 OBP: 0.382, SLG: 0.498 OBP: 0.400, SLG: 1.200	4-0 CS BB		0-0 FC6-4 1B		0-0 5-3		0-0 1B 1B		4-0 E 1B BB BB	3 0 2 0 1 0 0 0 0 0 0 1 0 0 0 1 0 0 0 0 0												
Cesar Cedeno, R (1, 8) OBP: 0.372, SLG: 0.438	0-0 F9		0-0 FC6-4 1-2f		0-0 FC6-4 1B		0-0 FC6-4 1B		0-0 BB E 1B	5 0 3 0 0 0 2												
Bob Watson, R (1, 3) OBP: 0.368, SLG: 0.497	0-0 CS 1-2	4-0 2B BB		0-3 K	0-0 FC6-4 1-2f		0-0 FC6-4 1-2f		0-0 E6 BB	4 0 0 0 1 1 5												
Jose Cruz, L (1, 7) Tommy Helms, R (8, PH) OBP: 0.371, SLG: 0.412 OBP: 0.255, SLG: 0.209		0-0 P6		0-0 FC4-6 E 1B		0-3 K		0-0 1-3 1B	4-0 BB	3 0 1 0 0 1 1 1 0 1 1 1 0 0												
Art Gardner, L (1, 9) Greg Gross, L (8, PH) OBP: 0.083, SLG: 0.083 OBP: 0.376, SLG: 0.369		0-0 F7		0-0 E6 FC4-6 1-2		0-3 K FC4-6		0-0 L7	0-3 BB	3 0 0 0 0 1 2 2 0 0 0 0 1 4												
Enos Cabell, R (1, 5) OBP: 0.305, SLG: 0.374		0-0 FC4-6 1-3 2B		0-0 FC4-6 S 1-2f 2-3		0-0 FC4-6 1-2f		0-0 1-3 1-2		4 0 1 0 0 0 4												
Milt May, L (1, 2) OBP: 0.288, SLG: 0.327		0-0 L7		4-0 BB BB	4-0 BB BB	0-0 F7		0-0 3-1		3 0 0 0 1 0 4												
Larry Dierker, R (1, 1) Ken Boswell, L (4, PH) Wayne Granger, R (4, 1) Wilbur Howard, S (7, PH) Joe Niekro, R (7, 1) Rob Andrews, R (8, PH) OBP: 0.083, SLG: 0.083 OBP: 0.350, SLG: 0.319 OBP: 0.385, SLG: 0.399 OBP: 0.385, SLG: 0.273 OBP: 0.295, SLG: 0.287			0-0 F9	0-3 K			0-0 5-3		0-0 F9	1 0 0 0 0 0 0 1 0 0 0 0 1 3 0 0 0 0 0 0 0 1 0 0 0 0 0 0 0 0 0 0 0 0 0 1 0 0 0 0 0 0												
<b>Inning Stats</b>	R: 0 E: 0 K: 0 S: 2	H: 0 LOB: 0 BB: 1 P: 6	R: 0 E: 0 K: 0 S: 4	H: 1 LOB: 2 BB: 1 P: 8	R: 0 E: 0 K: 0 S: 4	H: 1 LOB: 1 BB: 0 P: 4	R: 0 E: 1 K: 2 S: 9	H: 1 LOB: 3 BB: 1 P: 13	R: 0 E: 0 K: 0 S: 4	H: 1 LOB: 1 BB: 0 P: 4	R: 0 E: 0 K: 2 S: 8	H: 0 LOB: 1 BB: 0 P: 8	R: 0 E: 0 K: 0 S: 5	H: 2 LOB: 2 BB: 0 P: 5	R: 0 E: 0 K: 0 S: 4	H: 1 LOB: 1 BB: 0 P: 4	R: 1 E: 1 K: 2 S: 9	H: 1 LOB: 3 BB: 2 P: 17	1B: 7 2B: 1 3B: 0 HR: 0	SF: 0 SAC: 0 DP: 0 HBP: 0	WP: 0 PB: 1 SB: 1 CS: 1	PA: 43
<b>PITCHER</b>	IP WLS BF H R ER SO BB IBB HBP BLK WP HR S P ERA WHIP																				IP WLS BF H R ER SO BB IBB HBP BLK WP HR S P ERA WHIP	
Adrian Devine, R (1, 1) ERA: 4.35	6.0 W 26 4 0 0 4 3 0 0 0 0 0 31 43 0.00 1.167																					
Pablo Torrealba, L (7, 1) ERA:	2.2 S 15 4 1 0 1 2 0 0 0 0 0 15 23 0.00 2.250																					
Bruce Dal Canton, R (9, 1) ERA: 5.06	0.1 S 1 0 0 0 1 0 0 0 0 0 0 3 3 0.00 0.000																					

Houston Astros @ Atlanta Braves  
Atlanta-Fulton County Stadium, Atlanta, GA

Tue Sep 09 1975, 7:05 PM EDT  
Att. 2,074 - Unknown

livebaseballscorecards.com

AB	37
R	1
H	8
RBI	1
BB	5
SO	6
LOB	25





Batter	1	2	3	4	5	6	7	8	9
Ralph Garr, L (1, 7) OBP: 0.329, SLG: 0.386	0-0 1B	0-0 P6			0-0 G4-6-3 SH 1B		0-0 1-2 1B		
Marty Perez, R (1, 4) OBP: 0.334, SLG: 0.338	0-0 HR		0-0 F9		0-0 SH G4-6-3		0-0 F9		
Dave May, L (1, 9) OBP: 0.362, SLG: 0.522	4-0 HR BB		0-0 HR		0-0 G4-6-3 1-2f 2-3		0-0 1-3		
Mike Lum, L (1, 3) OBP: 0.308, SLG: 0.325	0-0 HR		0-0 BB 1B		0-0 G3			0-0 6-3	
Dusty Baker Jr., R (1, 8) OBP: 0.348, SLG: 0.402	0-0 1B		4-0 BB		0-3 K			0-3 K	
Earl Williams, R (1, 2) OBP: 0.311, SLG: 0.365	0-0 G5-4-3		0-0 G6-4-3		0-0 F8			0-0 1B	
Joe Nolan, L (6, PH) OBP: 0.400, SLG: 0.250	1-2f		1-2f		0-3 K			0-0 F8	
Rod Gilbreath, R (1, 5) OBP: 0.338, SLG: 0.326		0-0 WP SH1-4 1B		0-0 5-3		0-3 K		0-0 F8	
Rob Belloir, R (1, 6) OBP: 0.270, SLG: 0.281		0-0 SH1-4		0-0 4-3			0-0 P6		
Adrian Devine, R (1, 1) Pablo Torrealba, L (7, 1) Bruce Dal Canton, R (9, 1) OBP: 0.105, SLG: 0.105		0-3 K		0-3 K			0-0 1B 1B		

AB	R	H	RBI	BB	SO	LOB
4	0	3	0	0	0	1
3	1	1	1	0	0	2
3	2	1	1	1	0	4
4	1	2	2	0	0	1
3	0	1	0	1	2	0
2	0	0	0	0	0	3
2	0	1	0	0	0	0
4	0	1	0	0	1	1
2	0	0	0	0	0	0
2	0	0	0	0	2	1
1	0	1	0	0	0	0
0	0	0	0	0	0	0

BOTTOM	
<b>AB</b>	<b>30</b>
<b>R</b>	<b>4</b>
<b>H</b>	<b>11</b>
<b>RBI</b>	<b>4</b>
<b>BB</b>	<b>2</b>
<b>SO</b>	<b>5</b>
<b>LOB</b>	<b>13</b>
<b>WP</b>	<b>1</b>
<b>PA</b>	<b>34</b>

Houston Astros @ Atlanta Braves  
Atlanta-Fulton County Stadium, Atlanta, GA  
Tue Sep 09 1975, 7:05 PM EDT  
Att. 2,074 - Unknown

livebaseballscores.com



Inning Stats		R: 3	H: 4	E: 0	K: 5	L: 0	BB: 1	P: 9										
R: 0 H: 1 E: 0 K: 1 S: 6		R: 1 H: 2 E: 0 K: 0 S: 4		R: 0 H: 0 E: 0 K: 1 S: 5		R: 0 H: 1 E: 1 K: 0 S: 4		R: 0 H: 0 E: 0 K: 2 S: 7		R: 0 H: 2 E: 0 K: 0 S: 5		R: 0 H: 1 E: 0 K: 1 S: 6						
PITCHER		IP	WLS	BF	H	R	ER	SO	BB	IBB	HBP	BLK	WP	HR	S	P	ERA	WHIP
Larry Dierker, R (1, 1) ERA: 3.98		3.0	L	15	7	4	4	1	2	0	0	0	1	3	15	23	12.00	3.000
Wayne Granger, R (4, 1) ERA: 3.3		3.0		10	1	0	0	3	0	0	0	0	0	0	16	16	0.00	0.333
Joe Niekro, R (7, 1) ERA: 3.51		2.0		9	3	0	0	1	0	0	0	0	0	0	11	11	0.00	1.500

Batter	1	2	3	4	5	6	7	8	9	AB R H RBI BB SO LOB	TOP	
<b>Wilbur Howard, S</b> (1, 7) <small>OBP: 0.349, SLG: 0.400</small>	0-0 <b>F7</b>		0-0 <b>6-3</b>		0-0 <b>E9</b> <small>1-H</small> <b>2B</b>		0-0 <b>F7</b>		4-0 <b>1B</b> <b>SH2</b> <b>BB</b>	4 1 1 1 1 0 1	<b>Houston Astros @ San Francisco Giants</b> Candlestick Park, San Francisco, CA Wed Sep 10 1975, 10:05 PM EDT Att. 1,016 - Unknown  <b>livebaseballscorecards.com</b>	
<b>Rob Andrews, R</b> (1, 4) <small>OBP: 0.290, SLG: 0.263</small>	0-0 <b>5-3</b>			0-0 <b>F3</b>	0-0 <b>1-3</b>		0-0 <b>F4</b>	0-0 <b>SH2</b>	4 0 0 0 0 0 0			
<b>Cesar Cedeno, R</b> (1, 8) <small>OBP: 0.372, SLG: 0.437</small>	0-0 <b>4-3</b>			0-0 <b>F9</b>		0-0 <b>FC6-4</b> <b>S</b> <b>E</b> <b>1B</b>	0-0 <b>6-3</b>	4-0 <b>1B</b> <b>IBB</b>	4 1 1 0 1 0 0			
<b>Cliff Johnson, R</b> (1, 3) <b>Jerry Davanon, R</b> (8, 5) <small>OBP: 0.381, SLG: 0.493</small> <small>OBP: 0.398, SLG: 0.395</small>		0-0 <b>6-3</b>		0-0 <b>F5</b>		4-0 <b>FC6-4</b> <b>S</b> <b>E</b> <b>1B</b> <b>BB</b>	0-0 <b>F8</b>	0-0 <b>1B</b>	3 0 0 0 1 0 0 1 0 1 0 0 0 0			
<b>Jose Cruz, L</b> (1, 9) <small>OBP: 0.372, SLG: 0.412</small>		0-0 <b>F7</b>			0-0 <b>2B</b> <b>1B</b>	0-0 <b>FC6-4</b> <b>E</b> <b>WP</b>	0-0 <b>1-3</b> <b>BB</b> <b>1B</b>	0-0 <b>F2</b>	5 2 2 0 0 0 5			
<b>Milt May, L</b> (1, 2) <small>OBP: 0.289, SLG: 0.329</small>		0-0 <b>F8</b>			0-0 <b>1B</b> <small>1-H</small> <b>SF8</b> <b>2B</b>	0-0 <b>E5</b> <b>BB</b> <b>WP</b>	4-0 <b>1-3</b> <b>BB</b>	0-0 <b>F5</b>	4 1 1 2 1 0 4			
<b>Enos Cabell, R</b> (1, 5) <small>OBP: 0.307, SLG: 0.374</small>			0-0 <b>4-3</b>		0-0 <b>E</b> <b>1B</b>	4-0 <b>BB</b> <b>IBB</b>	0-0 <b>1-3</b>		3 1 1 0 1 0 2			
<b>Roger Metzger, S</b> (1, 6) <small>OBP: 0.294, SLG: 0.303</small>			0-0 <b>3-1-3</b>		0-0 <b>SF8</b>	4-0 <b>G4-3</b> <b>BB</b>	4-0 <b>FC6-4</b> <b>IBB</b>		1 0 0 1 2 0 0			
<b>Mike Cosgrove, L</b> (1, 1) <small>OBP: 0.100, SLG: 0.200</small>				0-0 <b>2B</b>	0-0 <b>F5</b>	0-0 <b>G4-3</b>	0-0 <b>FC6-4</b>		4 0 1 0 0 0 7			
<b>Inning Stats</b>	R: 0 E: 0 K: 0 S: 3 H: 0 LOB: 0 BB: 0 P: 3	R: 0 E: 0 K: 0 S: 3 H: 0 LOB: 0 BB: 0 P: 3	R: 0 E: 0 K: 0 S: 4 H: 1 LOB: 1 BB: 0 P: 4	R: 0 E: 0 K: 0 S: 3 H: 0 LOB: 0 BB: 0 P: 3	R: 4 E: 1 K: 0 S: 7 H: 4 LOB: 0 BB: 0 P: 7	R: 2 E: 1 K: 0 S: 4 H: 1 LOB: 2 BB: 3 P: 16	R: 0 E: 0 K: 0 S: 3 H: 0 LOB: 0 BB: 0 P: 3	R: 0 E: 0 K: 0 S: 4 H: 1 LOB: 3 BB: 2 P: 12	R: 0 E: 0 K: 0 S: 4 H: 1 LOB: 3 BB: 2 P: 12	1B: 5 2B: 3 3B: 0 HR: 0 SF: 1 SAC: 1 DP: 1 HBP: 0	WP: 1 PB: 0 SB: 1 CS: 0 PA: 42	
<b>PITCHER</b>	IP WLS BF H R ER SO BB IBB HBP BLK WP HR S P ERA WHIP											IP WLS BF H R ER SO BB IBB HBP BLK WP HR S P ERA WHIP
<b>Ed Halicki, R</b> (1, 1) <small>ERA: 3.49</small>	4.2 L 19 5 4 3 0 0 0 0 0 0 0 0 19 19 5.79 1.071											
<b>Greg Minton, R</b> (5, 1) <small>ERA: 8.1</small>	0.1 3 1 2 1 0 1 0 0 0 0 0 0 2 6 27.00 6.000											
<b>Mike Caldwell, L</b> (6, 1) <small>ERA: 5.13</small>	2.0 8 0 0 0 0 1 1 0 0 1 0 6 14 0.00 0.500											
<b>Gary Lavelle, L</b> (8, 1) <small>ERA: 2.91</small>	2.0 12 2 0 0 0 2 2 0 0 0 0 8 24 0.00 2.000											







Batter	1	2	3	4	5	6	7	8	9	10	11	12	AB R H RBI BB SO LOB	TOP	
<b>Wilbur Howard, S</b> <small>(1, 9) OBP: 0.350, SLG: 0.401</small> 													7 1 3 0 0 2 2		
<b>Rob Andrews, R</b> <small>(1, 6) OBP: 0.287, SLG: 0.259</small> 													7 0 1 1 0 0 4		
<b>Cesar Cedeno, R</b> <small>(1, 8) OBP: 0.375, SLG: 0.435</small> 													4 1 1 0 3 0 3		
<b>Cliff Johnson, R</b> <small>(1, 7) OBP: 0.384, SLG: 0.492</small> <b>Art Gardner, L</b> <small>(9, 9) OBP: 0.077, SLG: 0.077</small> 													3 0 1 0 2 0 4 1 0 0 0 0 0 1		
<b>Bob Watson, R</b> <small>(1, 3) OBP: 0.372, SLG: 0.499</small> 													4 1 2 0 2 1 4		
<b>Enos Cabell, R</b> <small>(1, 5) OBP: 0.307, SLG: 0.373</small> 													6 0 2 2 0 1 6		
<b>Larry Milbourne, S</b> <small>(1, 4) OBP: 0.238, SLG: 0.238</small> <b>Greg Gross, L</b> <small>(7, PH) OBP: 0.376, SLG: 0.368</small> <b>Jim York, R</b> <small>(7, 1)</small> <b>Jose Cruz, L</b> <small>(9, PH) OBP: 0.372, SLG: 0.412</small> <b>Tommy Helms, R</b> <small>(9, PH) OBP: 0.254, SLG: 0.208</small> <b>Joe Niekro, F</b> <small>(9, 1)</small> <b>Roger Metzger, S</b> <small>(12, PH) OBP: 0.286, SLG: 0.305</small> 												1 0 0 0 1 1 0 2 1 0 0 0 0 0 0 1 0 0 0 0 0 0 0 0 0 0 0 0 0 0 0 0 1 0 0 0 0 0 0 2 0 0 0 0 0 0 0 0 1 1 1 0 0 0 0 0			
<b>Skip Jutze, R</b> <small>(1, 2) OBP: 0.235, SLG: 0.241</small> 													4 0 0 0 1 0 3		
<b>Jose Sosa, R</b> <small>(1, 1) OBP: 0.375, SLG: 0.875</small> <b>Ken Boswell, L</b> <small>(7, 4) OBP: 0.350, SLG: 0.315</small> <b>Jim Crawford, L</b> <small>(12, 1) OBP: 0.368, SLG: 0.353</small> 													3 0 1 0 0 0 3 2 0 0 0 1 0 0 0 0 0 0 0 0 0		
<b>Inning Stats</b> R: 2 H: 2 E: 1 LOB: 3 K: 1 BB: 3 S: 7 P: 19	R: 0 H: 0 E: 1 LOB: 1 K: 1 BB: 0 S: 6 P: 6	R: 0 H: 1 E: 0 LOB: 3 K: 0 BB: 2 S: 4 P: 12	R: 0 H: 0 E: 0 LOB: 1 K: 0 BB: 1 S: 3 P: 7	R: 1 H: 1 E: 0 LOB: 0 K: 0 BB: 0 S: 4 P: 4	R: 0 H: 2 E: 0 LOB: 2 K: 1 BB: 1 S: 4 P: 8	R: 0 H: 1 E: 0 LOB: 0 K: 1 BB: 0 S: 5 P: 5	R: 0 H: 1 E: 0 LOB: 1 K: 0 BB: 0 S: 4 P: 4	R: 0 H: 0 E: 0 LOB: 0 K: 0 BB: 1 S: 4 P: 8	R: 0 H: 0 E: 0 LOB: 0 K: 0 BB: 0 S: 3 P: 3	R: 0 H: 1 E: 0 LOB: 2 K: 0 BB: 1 S: 4 P: 8	R: 0 H: 0 E: 0 LOB: 0 K: 0 BB: 0 S: 3 P: 3	R: 0 H: 1 E: 0 LOB: 2 K: 0 BB: 1 S: 4 P: 8	R: 1 H: 2 E: 0 LOB: 2 K: 1 BB: 1 S: 7 P: 11	1B: 11 SF: 1 2B: 1 SAC: 1 3B: 0 DP: 2 HR: 0 HBP: 0	WP: 0 PA: 57 PB: 0 SB: 3 CS: 0
<b>PITCHER</b> <b>Pete Falcone, L</b> <small>(1, 1) ERA: 3.99</small> <b>Dave Heaverlo, R</b> <small>(6, 1) ERA: 2.21</small> <b>Gary Lavelle, L</b> <small>(9, 1) ERA: 2.9</small> <b>Randy Moffitt, R</b> <small>(10, 1) ERA: 4.06</small>	IP WLS BF H R ER SO BB IBB HBP BLK WP HR S P ERA WHIP 5.1 29 6 3 3 2 6 0 0 0 0 0 1 51 5.06 2.250 3.1 13 3 0 0 1 1 0 0 0 0 0 13 21 0.00 1.200 0.1 1 0 0 0 0 0 0 0 0 0 0 1 1 0.00 0.000 3.0 L 14 3 1 1 1 1 1 0 0 0 0 14 22 3.00 1.333	<b>PITCHER</b> IP WLS BF H R ER SO BB IBB HBP BLK WP HR S P ERA WHIP													

**Houston Astros @ San Francisco Giants**  
 Candlestick Park, San Francisco, CA  
 Thu Sep 11 1975, 10:05 PM EDT  
 Att: 1,149 - Unknown

livebaseballscorecards.com

AB	45
R	4
H	12
RBI	4
BB	10
SO	4
LOB	35





Batter	1	2	3	4	5	6	7	8	9	10	11	12	AB R H RBI BB SO LOB
Von Joshua, L OBP: 0.365, SLG: 0.446 (1, 8) BB	4-0 BB		0-0 G3		0-3 K		0-0 F7			0-0 G3		0-3 K	5 0 0 0 1 2 3
Derrel Thomas, S OBP: 0.344, SLG: 0.369 (1, 4) F8	0-0 F8			0-0 E3	0-0 F4		0-0 FC7-4 E			0-0 F9			5 0 0 0 0 0 3
Bobby Murcer, L OBP: 0.394, SLG: 0.440 (1, 9) F4	0-0 F4			0-0 F8		0-0 F5	0-0 F8			0-0 4-3			5 0 0 0 0 0 3
Gary Matthews, R OBP: 0.369, SLG: 0.414 (1, 7) F9	0-0 F9			0-0 F8		0-0 2B 2B		0-0 6-3			0-0 5-3		5 1 1 0 0 0 2
Willie Montanez, L OBP: 0.338, SLG: 0.397 (1, 3) G3		0-0 G3		0-3 K		0-0 2B 2B		0-0 F7			0-0 F7		5 0 1 1 0 1 1
Dave Rader, L OBP: 0.380, SLG: 0.410 (1, 2) F8		0-0 F8			0-0 1B 2B 1B	0-3 K		0-0 F9			0-0 4-3		5 1 1 0 0 1 1
Steve Ontiveros, S OBP: 0.333, SLG: 0.346 (1, 5) F9		0-0 F9			0-0 1B 2B 1B	4-0 IBB			0-0 4-3			0-3 K	4 1 1 0 1 1 0
Johnnie LeMaster, R OBP: 0.211, SLG: 0.361 (1, 6) K			0-3 K		0-0 SH2-4 1-H 3-H 2B	0-3 K			0-0 5-3			0-0 1B	5 0 2 2 0 2 2
Pete Falcone, L OBP: 0.079, SLG: 0.065 (1, 1) Dave Hejrovič, R OBP: 0.333, SLG: 0.333 (6, 1) Gary Lavellie, S OBP: 0.111, SLG: 0.111 (9, PH) Glenn Adams, L OBP: 0.381, SLG: 0.488 (10, 1) Randy Moffitt, R OBP: 0.231, SLG: 0.385 (12, PH) Chris Spieker, R OBP: 0.364, SLG: 0.419			0-0 4-3		0-0 SH2-4 2-3		0-0 FC7-4 1B		0-0 F6			0-0 F8	1 0 0 0 0 0 0 0 1 0 1 0 0 0 0 0 0 0 0 0 0 0 0 0 1 0 0 0 0 0 0 0 0 0 0 0 0 0 0 0 1 0 0 0 0 0 0 1

Inning Stats	R: 0	H: 0	E: 0	K: 3	LOB: 1	BB: 1	P: 7	R: 0	H: 0	E: 0	K: 3	LOB: 0	BB: 0	P: 3	R: 0	H: 0	E: 1	K: 1	LOB: 1	BB: 0	P: 5	R: 0	H: 0	E: 0	K: 5	LOB: 0	BB: 0	P: 6	R: 2	H: 3	E: 0	K: 1	LOB: 1	BB: 1	P: 8	R: 1	H: 2	E: 0	K: 2	LOB: 2	BB: 1	P: 13	R: 0	H: 1	E: 1	K: 0	LOB: 1	BB: 0	P: 4	R: 0	H: 0	E: 0	K: 3	LOB: 0	BB: 0	P: 3	R: 0	H: 0	E: 0	K: 3	LOB: 0	BB: 0	P: 3	R: 0	H: 0	E: 0	K: 3	LOB: 0	BB: 0	P: 3	R: 0	H: 0	E: 0	K: 2	LOB: 1	BB: 0	P: 8	R: 0	H: 1	E: 0	K: 2	LOB: 0	BB: 0	P: 8	1B: 4	2B: 3	3B: 0	HR: 0	SF: 0	DP: 0	HBP: 0	WP: 0	PA: 46
--------------	------	------	------	------	--------	-------	------	------	------	------	------	--------	-------	------	------	------	------	------	--------	-------	------	------	------	------	------	--------	-------	------	------	------	------	------	--------	-------	------	------	------	------	------	--------	-------	-------	------	------	------	------	--------	-------	------	------	------	------	------	--------	-------	------	------	------	------	------	--------	-------	------	------	------	------	------	--------	-------	------	------	------	------	------	--------	-------	------	------	------	------	------	--------	-------	------	-------	-------	-------	-------	-------	-------	--------	-------	--------

PITCHER	IP	WLS	BF	H	R	ER	SO	BB	IBB	HBP	BLK	WP	HR	S	P	ERA	WHIP
Jose Sosa, R ERA: 4.26 (1, 1)	6.0		26	5	3	3	5	1	1	0	0	0	0	34	42	4.50	1.000
Jim York, R ERA: 4.41 (7, 1)	2.0		7	1	0	0	0	0	0	0	0	0	0	7	7	0.00	0.500
Joe Niekro, R ERA: 3.38 (9, 1)	3.0	W	9	0	0	0	0	0	0	0	0	0	0	9	9	0.00	0.000
Jim Crawford, L ERA: 3.48 (12, 1)	1.0	S	4	1	0	0	2	0	0	0	0	0	0	8	8	0.00	1.000


**BOTTOM**

**Houston Astros @ San Francisco Giants**  
Candlestick Park, San Francisco, CA

Thu Sep 11 1975, 10:05 PM EDT  
Att. 1,149 - Unknown

livebaseballscorecards.com

AB	43
R	3
H	7
RBI	3
BB	2
SO	7
LOB	16



Batter	1	2	3	4	5	6	7	8	9	AB R H RBI BB SO LOB	TOP	
<b>Wilbur Howard, S</b> (1, 7) <small>OBP: 0.349, SLG: 0.399</small>	0-0 		0-0 			0-0 		0-0 		4 0 1 0 0 0 0		
<b>Larry Milbourne, S</b> (1, 4) <small>OBP: 0.239, SLG: 0.238</small>	0-3 			0-0 		0-0 		0-0 		4 0 1 0 0 1 1		
<b>Cesar Cedeno, R</b> (1, 8) <small>OBP: 0.374, SLG: 0.434</small>	0-0 			0-0 		0-0 		0-0 		4 0 1 0 0 0 2		
<b>Jose Cruz, L</b> (1, 9) <small>OBP: 0.370, SLG: 0.410</small>		0-0 		0-0 		0-0 		0-0 		4 0 1 0 0 0 4		
<b>Bob Watson, R</b> (1, 3) <small>OBP: 0.371, SLG: 0.496</small>		0-0 		4-0 		0-0 		0-0 		3 0 0 0 1 0 1		
<b>Enos Cabell, R</b> (1, 5) <small>OBP: 0.310, SLG: 0.381</small>		0-0 		0-0 	0-0 		0-3 	0-0 		4 0 2 0 0 1 0		
<b>Skip Jutze, R</b> (1, 2) <small>OBP: 0.236, SLG: 0.244</small> <b>Milt May, L</b> (9, PH) <small>OBP: 0.291, SLG: 0.329</small>	0-3 				0-0 		0-0 	4-0 		3 0 1 0 0 1 1 0 0 0 0 1 0 0		
<b>Roger Metzger, S</b> (1, 6) <small>OBP: 0.294, SLG: 0.302</small> <b>Greg Gross, L</b> (9, PH) <small>OBP: 0.376, SLG: 0.368</small> <b>Cliff Johnson, R</b> (9, PH) <small>OBP: 0.383, SLG: 0.490</small> <b>Rob Andrews, R</b> (9, 4) <small>OBP: 0.287, SLG: 0.259</small>			0-0 		0-0 		0-0 	0-0 		3 0 0 0 0 0 1 0 0 0 0 0 0 0 1 0 0 0 0 0 3 0 0 0 0 0 0 0		
<b>Paul Siebert, L</b> (1, 1) <b>Ken Boswell, L</b> (6, PH) <small>OBP: 0.348, SLG: 0.314</small> <b>Mike Stanton, S</b> (6, 1) <b>Art Gardner, L</b> (8, PH) <small>OBP: 0.071, SLG: 0.071</small> <b>Jim York, R</b> (8, 1)	0-3 				0-0 		0-3 			1 0 0 0 0 1 0 1 0 0 0 0 0 0 0 0 0 0 0 0 0 1 0 0 0 0 1 0 0 0 0 0 0 0 0		
<b>Inning Stats</b>	R: 0 H: 0 E: 0 LOB: 0 K: 1 BB: 0 S: 5 P: 5	R: 0 H: 1 E: 0 LOB: 1 K: 1 BB: 0 S: 6 P: 6	R: 0 H: 0 E: 0 LOB: 0 K: 1 BB: 0 S: 5 P: 5	R: 0 H: 2 E: 0 LOB: 1 K: 0 BB: 1 S: 3 P: 7	R: 0 H: 0 E: 0 LOB: 0 K: 0 BB: 0 S: 3 P: 3	R: 0 H: 1 E: 2 LOB: 2 K: 0 BB: 0 S: 5 P: 5	R: 0 H: 1 E: 0 LOB: 1 K: 1 BB: 0 S: 6 P: 6	R: 0 H: 0 E: 0 LOB: 0 K: 1 BB: 0 S: 5 P: 5	R: 0 H: 2 E: 0 LOB: 3 K: 0 BB: 1 S: 5 P: 9	1B: 6 SF: 0 2B: 0 SAC: 0 3B: 1 DP: 1 HR: 0 HBP: 0	WP: 0 PA: 36 PB: 0 SB: 1 CS: 1	
<b>PITCHER</b> <b>Dan Spillner, R</b> (1, 1) <small>ERA: 4.15</small> <b>Dave Tomlin, L</b> (9, 1) <small>ERA: 3.58</small>	IP WLS BF H R ER SO BB IBB HBP BLK WP HR S P ERA WHIP 8.2 0 34 7 0 0 5 2 0 0 0 0 0 0 42 50 0.00 1.038											<b>PITCHER</b> IP WLS BF H R ER SO BB IBB HBP BLK WP HR S P ERA WHIP

Houston Astros @ San Diego Padres  
 San Diego Stadium, San Diego, CA

livebaseballscorecards.com

AB	33
R	0
H	7
RBI	0
BB	2
SO	5
LOB	13



Fri Sep 12 1975, 10:05 PM EDT  
 Att. 8,184 - Unknown



Batter	1	2	3	4	5	6	7	8	9	AB	R	H	RBI	BB	SO	LOB
Enzo Hernandez, R (1, 6) OBP: 0.275, SLG: 0.266 Gene Locklear, L (8, PH) OBP: 0.371, SLG: 0.430 Bill Almon, R (8, PR) Ted Kubiak, S (9, 4) OBP: 0.306, SLG: 0.249	0-3 K		0-0 G5-3		0-0 F8			0-0 SH1-4 1B		3	0	0	0	0	1	4
Johnny Grubb, L (1, 8) OBP: 0.351, SLG: 0.374	0-0 3-1			0-0 3-1 5-3 1B	0-0 3-1			0-0 SH1-4 1-2		3	0	1	0	0	0	2
Hector Torres, R (1, 4) OBP: 0.304, SLG: 0.348 (9, 6)	0-0 F8			0-0 5-3 1-2		0-0 F7		0-3 K		4	0	0	0	0	1	3
Willie McCovey, L (1, 3) OBP: 0.344, SLG: 0.450		0-0 F5		0-0 3-1 2-3		0-0 3-1		4-0 IBB		3	0	0	0	1	0	1
Dave Winfield, R (1, 9) OBP: 0.352, SLG: 0.402		0-0 F9		4-0 BB		0-0 F3		0-0 F5		3	0	0	0	1	0	2
Dick Sharon, R (1, 7) OBP: 0.331, SLG: 0.358 Bobby Tolan, L (9, PH) OBP: 0.303, SLG: 0.331		0-0 6-3		0-0 F7			0-0 F3		0-0 SH5-4 BLK SF9 1B	3	0	0	0	0	0	2
Dave Roberts, R (1, 5) OBP: 0.360, SLG: 0.397			4-0 FC1-5 1B BB		4-0 SH1-4 1B BB		4-0 S BB		0-0 SH5-4 1-3	0	0	0	0	3	0	0
Bob Davis, R (1, 2) OBP: 0.313, SLG: 0.286 Jerry Turner, L (9, PH)			0-0 G5-3 FC1-5 1B		0-0 SH1-4 1B		0-3 K		4-0 IBB	3	0	2	0	0	1	1
Dan Spillner, R (1, 1) OBP: 0.250, SLG: 0.156 Dave Tomlin, L (9, 1) OBP: 0.429, SLG: 0.200 Tito Fuentes, S (9, PH) OBP: 0.307, SLG: 0.348			0-0 FC1-5 1-2 2-3f		0-0 SH1-4 1-2 2-3		0-3 K		0-0 SF9 3-H	2	0	0	0	0	1	3

Inning Stats	R: 0	H: 0	E: 0	K: 1	S: 5	LOB: 0	BB: 0	P: 5	R: 0	H: 0	E: 0	K: 0	S: 3	LOB: 0	BB: 0	P: 3	R: 0	H: 1	E: 0	K: 0	S: 3	LOB: 1	BB: 1	P: 7	R: 0	H: 1	E: 0	K: 0	S: 4	LOB: 2	BB: 1	P: 8	R: 0	H: 0	E: 0	K: 0	S: 4	LOB: 0	BB: 0	P: 3	R: 0	H: 0	E: 0	K: 2	S: 7	LOB: 1	BB: 1	P: 11	R: 0	H: 1	E: 0	K: 1	S: 6	LOB: 2	BB: 1	P: 10	R: 1	H: 1	E: 0	K: 0	S: 3	LOB: 1	BB: 1	P: 7	1B: 5	SF: 1	2B: 0	3B: 0	HR: 0	SAC: 3	DP: 1	HBP: 0	WP: 0	PB: 0	SB: 1	CS: 0	PA: 36
--------------	------	------	------	------	------	--------	-------	------	------	------	------	------	------	--------	-------	------	------	------	------	------	------	--------	-------	------	------	------	------	------	------	--------	-------	------	------	------	------	------	------	--------	-------	------	------	------	------	------	------	--------	-------	-------	------	------	------	------	------	--------	-------	-------	------	------	------	------	------	--------	-------	------	-------	-------	-------	-------	-------	--------	-------	--------	-------	-------	-------	-------	--------


PITCHER	IP	WLS	BF	H	R	ER	SO	BB	IBB	HBP	BLK	WP	HR	S	P	ERA	WHIP
Paul Siebert, L (1, 1) ERA: 4.09	5.0		20	3	0	0	1	3	0	0	0	0	0	19	31	0.00	1.200
Mike Stanton, R (6, 1) ERA: 4.82	2.0		7	0	0	0	2	1	0	0	0	0	0	10	14	0.00	0.500
Jim York, R (8, 1) ERA: 4.46	1.2	L	9	2	1	1	1	0	2	0	1	0	0	9	17	5.40	1.200

**BOTTOM**

**Houston Astros @ San Diego Padres**  
**San Diego Stadium, San Diego, CA**  
 Fri Sep 12 1975, 10:05 PM EDT  
 Att. 8,184 - Unknown

livebaseballscorecards.com

**AB 26**  
**R 1**  
**H 5**  
**RBI 1**  
**BB 6**  
**SO 4**  
**LOB 18**



Batter	1	2	3	4	5	6	7	8	9	AB R H RBI BB SO LOB	TOP		
Wilbur Howard, S OBP: 0.347, SLG: 0.394 (1, 7) X	0-0 4-3 ① X	0-0 6-3 ③			4-0 2B BB		0-0 F2 ③		0-0 L5 ①	4 1 0 0 1 0 1			
Rob Andrews, R OBP: 0.296, SLG: 0.271 (1, 4) X	0-0 1B CS		0-0 6-3 ①		0-0 2B 1-H			0-0 1B SH2-4	4-0 1B BB G5-4-3	4 1 3 1 1 0 0			
Cesar Cedeno, R OBP: 0.373, SLG: 0.432 (1, 8) X	0-0 1B 1-2 E6		0-0 G3 ②				0-0 1B 5-3 S	0-0 1B SH2-4	0-0 1B G5-4-3 ② ③	4 1 1 0 0 0 2			
Bob Watson, R OBP: 0.372, SLG: 0.495 (1, 3) X	0-0 1B 1-3		0-0 L6 ③				0-0 1B 5-3	4-0 1B IBB		3 1 1 0 1 0 1			
Enos Cabell, R OBP: 0.315, SLG: 0.386 (1, 5) X	0-0 1B 1-2 3-H			0-0 1B G1-6-3			0-0 1B 4-3	0-0 1B 1-2 2-H		4 0 3 2 0 0 1			
Greg Gross, L OBP: 0.375, SLG: 0.366 (1, 9) X	0-0 G3 ③		0-0 1B G1-6-3 ① ②				4-0 1B FC5-4 BB	0-3 1B K		3 0 0 0 1 1 5			
Skip Jutze, R OBP: 0.239, SLG: 0.244 (1, 2) X		0-0 L7 ①		0-0 1B 6-3 ③			0-0 1B FC5-4 ③	0-0 1B 1-3 2-H		4 0 1 1 0 0 2			
Roger Metzger, S OBP: 0.296, SLG: 0.303 (1, 6) X		0-0 1B 1-3			0-0 1B 5-3			4-0 1B 6-3		3 0 1 0 1 0 0			
J.R. Richard, R OBP: 0.217, SLG: 0.338 (1, 1)		0-0 1B 1-3 ②			0-0 1B 6-3 ②		0-3 1B K ②	0-0 1B 4-3 ③		4 0 0 0 0 1 4			
Joe Niekro, R OBP: 0.385, SLG: 0.273 (9, 1)										0 0 0 0 0 0 0			
<b>Inning Stats</b>	R: 1 H: 3 E: 1 LOB: 2 K: 0 BB: 0 S: 6 P: 6	R: 0 H: 1 E: 0 LOB: 1 K: 0 BB: 0 S: 4 P: 4	R: 0 H: 0 E: 0 LOB: 0 K: 0 BB: 0 S: 3 P: 3	R: 0 H: 1 E: 0 LOB: 0 K: 0 BB: 0 S: 3 P: 3	R: 1 H: 1 E: 0 LOB: 1 K: 0 BB: 1 S: 3 P: 7	R: 0 H: 1 E: 0 LOB: 2 K: 0 BB: 1 S: 4 P: 8	R: 0 H: 0 E: 0 LOB: 0 K: 1 BB: 0 S: 5 P: 5	R: 2 H: 3 E: 0 LOB: 3 K: 1 BB: 2 S: 8 P: 16	R: 0 H: 0 E: 0 LOB: 0 K: 0 BB: 1 S: 2 P: 6	1B: 9 SF: 0 2B: 1 SAC: 1 3B: 0 DP: 2 HR: 0 HBP: 0	WP: 0 PA: 39 PB: 0 SB: 2 CS: 1		
<b>PITCHER</b>	IP WLS BF H R ER SO BB IBB HBP BLK WP HR S P ERA WHIP											<b>PITCHER</b>	IP WLS BF H R ER SO BB IBB HBP BLK WP HR S P ERA WHIP
Randy Jones, L ERA: 2.22 (1, 1)	7.2 L 34 10 4 3 2 2 2 1 0 0 0 0 35 47 3.52 1.565												
Danny Frisella, R ERA: 3.16 (8, 1)	1.1 5 0 0 0 0 1 1 0 0 0 0 3 11 0.00 0.750												

Houston Astros @ San Diego Padres  
San Diego Stadium, San Diego, CA  
Sun Sep 14 1975, 6:33 AM EDT  
Att: 19,442 - Unknown

livebaseballscorecards.com

AB 33  
R 4  
H 10  
RBI 4  
BB 5  
SO 2  
LOB 16





Batter	1	2	3	4	5	6	7	8	9	AB	R	H	RBI	BB	SO	LOB						
<b>Johnny Grubb, L</b> (1, 8) <small>OBP: 0.351, SLG: 0.376</small>	0-3 <b>K</b>		0-0 <b>1B</b>		0-0 <b>F8</b>			0-3 <b>K</b>	0-0 <b>2B</b>	5	0	2	2	0	2	1						
<b>Tito Fuentes, S</b> (1, 4) <small>OBP: 0.307, SLG: 0.347</small> <b>Enzo Hernandez, R</b> (8, PR) <small>OBP: 0.275, SLG: 0.266</small> <b>Ted Kubiak, S</b> (9, PH) <small>OBP: 0.305, SLG: 0.247</small>	0-3 <b>K</b>		0-0 <b>6-3</b>		0-0 <b>G4-6-3</b>			0-0 <b>1B</b>	0-0 <b>G3</b>	4	0	1	0	0	1	2						
<b>Bobby Tolan, L</b> (1, 7) <small>OBP: 0.304, SLG: 0.334</small>	0-0 <b>WP 1B</b>			0-0 <b>6-3</b>				0-0 <b>F9</b>		4	0	2	0	0	0	1						
<b>Willie McCovey, L</b> (1, 3) <small>OBP: 0.343, SLG: 0.448</small>	0-0 <b>4-3</b>			0-0 <b>BB 1B</b>				0-0 <b>F8</b>		4	0	1	0	0	0	3						
<b>Dave Winfield, R</b> (1, 9) <small>OBP: 0.351, SLG: 0.400</small>		0-0 <b>F8</b>		4-0 <b>BB 1-2 BB</b>				0-3 <b>K</b>		3	0	0	0	1	1	1						
<b>Hector Torres, R</b> (1, 6) <small>OBP: 0.306, SLG: 0.348</small>		0-3 <b>K</b>		4-0 <b>1-2 2-3 BB</b>				0-0 <b>F8</b>		3	1	1	0	1	1	1						
<b>Dave Roberts, R</b> (1, 5) <small>OBP: 0.344, SLG: 0.378</small>		0-3 <b>K</b>		0-3 <b>K</b>				0-0 <b>6-3</b>		4	0	0	0	0	2	4						
<b>Fred Kendall, R</b> (1, 2) <small>OBP: 0.268, SLG: 0.256</small> <b>Gene Locklear, L</b> (9, PH) <small>OBP: 0.374, SLG: 0.433</small>			0-0 <b>5-3</b>		0-0 <b>F3</b>			0-0 <b>F6</b>		3	0	0	0	0	0	3						
<b>Randy Jones, R</b> (1, 1) <small>OBP: 0.183, SLG: 0.167</small> <b>Danny Frisella, L</b> (8, 1) <small>OBP: 0.200, SLG: 0.200</small> <b>Jerry Turner, L</b> (9, PH) <small>OBP: 1.000, SLG: 1.000</small>			0-3 <b>K</b>		4-0 <b>G4-6-3 BB</b>			0-0 <b>1-3</b>		2	0	0	0	1	1	0						
<b>Inning Stats</b>	R: 0 E: 0 K: 2 S: 8	H: 1 LOB: 1 BB: 0 P: 8	R: 0 E: 0 K: 2 S: 7	H: 0 LOB: 0 BB: 0 P: 7	R: 0 E: 0 K: 1 S: 6	H: 1 LOB: 1 BB: 0 P: 6	R: 0 E: 0 K: 1 S: 6	H: 1 LOB: 3 BB: 2 P: 14	R: 0 E: 0 K: 0 S: 2	H: 0 LOB: 0 BB: 1 P: 6	R: 0 E: 0 K: 1 S: 6	H: 1 LOB: 1 BB: 0 P: 6	R: 0 E: 0 K: 0 S: 3	H: 0 LOB: 0 BB: 0 P: 3	R: 0 E: 0 K: 1 S: 6	H: 1 LOB: 1 BB: 0 P: 6	R: 2 E: 0 K: 0 S: 7	H: 4 LOB: 2 BB: 0 P: 7	1B: 7 2B: 2 3B: 0 HR: 0	SF: 0 SAC: 0 DP: 1 HBP: 0	WP: 1 PB: 0 SB: 0 CS: 0	PA: 38
<b>PITCHER</b>	IP WLS BF H R ER SO BB IBB HBP BLK WP HR S P ERA WHIP	IP WLS BF H R ER SO BB IBB HBP BLK WP HR S P ERA WHIP																				
<b>J.R. Richard, R</b> (1, 1) <small>ERA: 4.61</small> <b>Joe Niekro, R</b> (9, 1) <small>ERA: 3.36</small>	8.2 W 37 9 2 2 8 3 0 0 0 1 0 50 62 2.08 1.385	0.1 S 1 0 0 0 0 0 0 0 0 0 0 1 1 0.00 0.000																				

**BOTTOM**

**Houston Astros @ San Diego Padres**  
**San Diego Stadium, San Diego, CA**  
 Sun Sep 14 1975, 6:33 AM EDT  
 Att. 19,442 - Unknown

[livebaseballscorecards.com](http://livebaseballscorecards.com)

<b>AB</b>	<b>35</b>
<b>R</b>	<b>2</b>
<b>H</b>	<b>9</b>
<b>RBI</b>	<b>2</b>
<b>BB</b>	<b>3</b>
<b>SO</b>	<b>8</b>
<b>LOB</b>	<b>18</b>



Batter	1	2	3	4	5	6	7	8	9	AB R H RBI BB SO LOB	TOP											
Wilbur Howard, S OBP: 0.345, SLG: 0.392 (1, 7) X	0-0 4-3	0-0 4-3		0-0 1B		0-0 FC3-6 WP 1-2f			0-3 K	5 0 1 1 0 1 1												
Larry Milbourne, S OBP: 0.245, SLG: 0.244 (1, 4) X	0-0 1B FC4-6 1B	0-0 1B		0-0 3-1		0-0 F8			0-3 K	5 1 2 0 0 1 2												
Cesar Cedeno, R OBP: 0.377, SLG: 0.436 (1, 8) X	0-0 FC4-6 1B	0-0 4-3							0-0 1B	5 3 4 0 0 0 1												
Bob Watson, R OBP: 0.374, SLG: 0.494 (1, 3) X	0-0 1B								0-0 P4	3 0 1 0 2 0 2												
Tommy Helms, R OBP: 0.254, SLG: 0.208 (9, 5)	0-0 FC4-6 1B								0-0 1B	0 0 0 0 0 0 0												
Milt May, L OBP: 0.293, SLG: 0.331 (1, 2) X	0-0 FC4-6 1B									4 0 2 3 0 0 3												
Greg Gross, L OBP: 0.376, SLG: 0.371 (1, 9) X	0-0 1B									4 0 2 1 0 0 2												
Enos Cabell, R OBP: 0.311, SLG: 0.381 (1, 5) X	0-0 2-3									4 0 0 0 0 1 4												
Roger Metzger, S OBP: 0.295, SLG: 0.304 (1, 6) X										4 1 1 0 0 0 0												
Larry Dierker, R OBP: 0.093, SLG: 0.093 (1, 1) X										3 0 1 0 0 1 0												
<b>Inning Stats</b>	R: 2 E: 0 K: 0 S: 7	H: 4 LOB: 2 BB: 0 P: 7	R: 1 E: 0 K: 0 S: 5	H: 2 LOB: 1 BB: 0 P: 5	R: 0 E: 0 K: 1 S: 5	H: 1 LOB: 1 BB: 1 P: 9	R: 0 E: 0 K: 1 S: 6	H: 1 LOB: 1 BB: 0 P: 6	R: 1 E: 0 K: 0 S: 4	H: 2 LOB: 1 BB: 1 P: 8	R: 0 E: 0 K: 0 S: 4	H: 1 LOB: 1 BB: 0 P: 4	R: 1 E: 0 K: 0 S: 4	H: 2 LOB: 0 BB: 0 P: 4	R: 0 E: 0 K: 0 S: 3	H: 0 LOB: 0 BB: 0 P: 3	R: 0 E: 0 K: 2 S: 8	H: 1 LOB: 1 BB: 0 P: 8	1B: 12 2B: 1 3B: 1 HR: 0	SF: 0 SAC: 1 DP: 2 HBP: 0	WP: 1 PB: 0 SB: 4 CS: 0	PA: 40
<b>PITCHER</b>	IP WLS BF H R ER SO BB IBB HBP BLK WP HR S P ERA WHIP																					
Jack Billingham, R ERA: 4.14 (1, 1)	5.0 L 25 10 4 4 2 2 0 0 0 0 0 0 27 35 7.20 2.400																					
Pedro Borbon, R ERA: 3.12 (6, 1)	2.0 8 3 1 1 0 0 0 0 0 0 1 0 8 8 4.50 1.500																					
Clay Carroll, R ERA: 2.54 (8, 1)	2.0 7 1 0 0 2 0 0 0 0 0 0 0 11 11 0.00 0.500																					

Houston Astros @ Cincinnati Reds  
Riverfront Stadium, Cincinnati, OH  
Tue Sep 16 1975, 7:05 PM EDT  
Att. 16,025 - Unknown

livebaseballscorecards.com

AB	37
R	5
H	14
RBI	5
BB	2
SO	4
LOB	15





Batter	1	2	3	4	5	6	7	8	9	AB	R	H	RBI	BB	SO	LOB
Pete Rose, S (1, 5) OBP: 0.401, SLG: 0.427 Doug Flynn, R (9, 5) OBP: 0.325, SLG: 0.342	0-0 6-3		0-0 F8		0-0 1B			0-0 F7		4	0	1	1	0	0	0
Dave Concepcion, R (1, 6) OBP: 0.318, SLG: 0.344	0-0 F2			0-0 1B	0-0 F9			0-0 F9		4	0	1	0	0	0	2
Joe Morgan, L (1, 4) OBP: 0.457, SLG: 0.496	0-0 6-3			0-0 1B				0-0 2B		4	0	1	0	0	0	1
Tony Perez, R (1, 3) OBP: 0.350, SLG: 0.460		0-3 K		4-0 BB				0-0 4-3		3	0	0	0	1	2	1
Dan Driessen, L (1, 7) OBP: 0.371, SLG: 0.398		0-0 F8		0-0 F9				0-0 4-3		4	0	0	0	0	0	1
Ken Griffey, L (1, 9) OBP: 0.393, SLG: 0.401		4-0 BB		4-0 BB				0-0 L8		2	1	1	0	2	0	0
Cesar Geronimo, L (1, 8) OBP: 0.324, SLG: 0.362		0-3 K		0-3 K				0-0 2B		4	0	1	0	0	2	3
Don Werner, R (1, 2) OBP: 0.250, SLG: 0.143 Merv Rettenmund, R (9, PH) OBP: 0.360, SLG: 0.320			0-0 1-3		0-0 5-3			0-0 4-3		3	0	0	0	0	0	2
Jack Billingham, R (1, 1) OBP: 0.197, SLG: 0.109 Ed Ambrister, R (5, PH) OBP: 0.264, SLG: 0.224 Pedro Borbon, R (6, 1) OBP: 0.261, SLG: 0.304 Terry Crowley, L (7, PH) OBP: 0.354, SLG: 0.424 Clay Carroll, R (8, 1)			0-0 L3		4-0 BB			0-0 6-3		1	0	0	0	0	0	0

Inning Stats	R: 0	H: 0	R: 0	H: 0	R: 0	H: 1	R: 1	H: 1	R: 0	H: 0	R: 0	H: 1	R: 0	H: 1	R: 0	H: 1	1B: 3	SF: 0	WP: 0	PA: 35	
E: 0	LOB: 0	E: 0	LOB: 1	E: 0	LOB: 0	E: 0	LOB: 1	E: 0	LOB: 0	E: 0	LOB: 0	E: 0	LOB: 1	E: 0	LOB: 1	E: 0	LOB: 1	2B: 2	SAC: 0	PB: 0	
K: 0	BB: 0	K: 2	BB: 1	K: 0	BB: 0	K: 0	BB: 1	K: 1	BB: 0	K: 0	BB: 0	K: 0	BB: 0	K: 0	BB: 0	K: 0	BB: 0	3B: 0	DP: 0	SB: 1	
S: 3	P: 3	S: 7	P: 11	S: 3	P: 3	S: 3	P: 7	S: 6	P: 5	S: 4	P: 4	S: 4	P: 4	S: 4	P: 4	S: 4	P: 4	HR: 0	HBP: 0	CS: 1	

PITCHER	IP	WLS	BF	H	R	ER	SO	BB	IBB	HBP	BLK	WP	HR	S	P	ERA	WHIP	PITCHER	IP	WLS	BF	H	R	ER	SO	BB	IBB	HBP	BLK	WP	HR	S	P	ERA	WHIP	
Larry Dierker, R (1, 1) ERA: 3.86	9.0	W	35	5	1	1	4	4	0	0	0	0	0	39	55	1.00	1.000																			

BOTTOM

Houston Astros @ Cincinnati Reds  
Riverfront Stadium, Cincinnati, OH  
Tue Sep 16 1975, 7:05 PM EDT  
Att. 16,025 - Unknown

livebaseballscorecards.com

AB	31
R	1
H	5
RBI	1
BB	4
SO	4
LOB	12



Batter	1	2	3	4	5	6	7	8	9	AB R H RBI BB SO LOB	TOP									
Wilbur Howard, S OBP: 0.341, SLG: 0.386 (1, 7)	0-0 P6		0-0 F9		0-0 P4		0-3 K		0-3 K	5 0 0 0 0 2 3										
Rob Andrews, R OBP: 0.301, SLG: 0.275 (1, 4) (7, 6)	0-0 6-3		4-0 FC5-4 BB		0-0 1B		0-0 FC6-4 1B		0-0 6-3	4 0 2 1 1 0 0										
Cesar Cedeno, R OBP: 0.376, SLG: 0.434 (1, 8)	0-0 1B		0-0 FC5-4 1-2f		0-3 K		0-0 FC6-4 1-2f			4 0 1 0 0 1 5										
Cliff Johnson, R OBP: 0.381, SLG: 0.490 (1, 3)	0-0 L5			0-3 K		0-0 F7		0-0 1B 2B		4 0 1 0 0 1 1										
Enos Cabell, R OBP: 0.311, SLG: 0.379 (1, 5)		0-0 F9		0-0 4-3		0-0 5-3		0-0 BB 1B		4 0 1 0 0 0 0										
Greg Gross, L OBP: 0.379, SLG: 0.372 (1, 9)		4-0 BB		0-0 1B		0-0 G3		4-0 BB 1B		2 0 1 0 2 0 0										
Milt May, L OBP: 0.290, SLG: 0.327 (1, 2)		0-0 F7		0-3 K		0-0 3-1		0-0 F2		4 0 0 0 0 1 5										
Larry Milbourne, S OBP: 0.241, SLG: 0.241 (1, 6) Tommy Helms, R OBP: 0.257, SLG: 0.212 (7, PH) (7, 4)		0-0 F3			0-0 F7		0-0 1B 1B		0-0 G6-4-3	2 0 0 0 0 0 1 2 1 1 0 0 0 3										
Mike Stanton, S OBP: 0.333, SLG: 0.333 Wayne Granger, R OBP: 0.375, SLG: 0.495 Bob Watson, R OBP: 0.375, SLG: 0.875 Jose Sosa, R OBP: 0.368, SLG: 0.353 Jim Crawford, L OBP: 0.394, SLG: 0.391 (1, 1) (6, 1) (7, PH) (7, 1) (8, 1) (9, PH)			0-0 F7		0-0 1B 1B			0-0 F2		2 0 1 0 0 0 0 0 0 0 0 0 0 0 1 0 1 0 0 0 0 0 0 0 0 0 0 0 0 0 0 0 0 0 0 1 0 0 0 0 0 0										
<b>Inning Stats</b>	R: 0 E: 0 K: 0 S: 4	H: 1 LOB: 1 BB: 0 P: 4	R: 0 E: 0 K: 0 S: 3	H: 0 LOB: 1 BB: 1 P: 7	R: 0 E: 0 K: 2 S: 8	H: 1 LOB: 1 BB: 0 P: 8	R: 0 E: 0 K: 1 S: 7	H: 2 LOB: 2 BB: 0 P: 7	R: 0 E: 0 K: 0 S: 3	H: 0 LOB: 0 BB: 0 P: 3	R: 1 E: 0 K: 1 S: 8	H: 3 LOB: 2 BB: 0 P: 8	R: 0 E: 0 K: 0 S: 4	H: 2 LOB: 2 BB: 1 P: 8	R: 0 E: 0 K: 1 S: 5	H: 0 LOB: 0 BB: 0 P: 5	1B: 8 2B: 1 3B: 0 HR: 0	SF: 0 SAC: 0 DP: 1 HBP: 0	WP: 0 PB: 0 SB: 0 CS: 0	PA: 38
<b>PITCHER</b>	IP WLS BF H R ER SO BB IBB HBP BLK WP HR S P ERA WHIP																			
Fred Norman, L ERA: 3.62 (1, 1)	6.2 W 28 6 1 1 4 2 0 0 0 0 0 0 34 42 1.35 1.200																			
Rawly Eastwick, R ERA: 2.67 (7, 1)	1.1 7 3 0 0 0 1 0 0 0 0 0 0 6 10 0.00 3.000																			
Will McEnaney, L ERA: 1.71 (9, 1)	1.0 3 0 0 0 0 1 0 0 0 0 0 0 5 5 0.00 0.000																			

Houston Astros @ Cincinnati Reds  
Riverfront Stadium, Cincinnati, OH  
Wed Sep 17 1975, 7:05 PM EDT  
Att. 13,508 - Unknown

livebaseballscorecards.com

AB	35
R	1
H	9
RBI	1
BB	3
SO	5
LOB	18





Batter	1	2	3	4	5	6	7	8	9
Pete Rose, S (1, 5) OBP: 0.403, SLG: 0.429 Doug Flynn, R (7, 5) OBP: 0.331, SLG: 0.348	0-0 1-3	0-0 2B			0-0 1B	4-0 1B		0-0 1B	
Dave Concepcion, R (1, 6) OBP: 0.323, SLG: 0.348	0-3 K		0-0 1B		0-0 1B	4-0 2B		0-0 1B	
Joe Morgan, L (1, 4) OBP: 0.460, SLG: 0.500 Darrel Chaney, S (7, 4) OBP: 0.280, SLG: 0.305	4-0 HR		0-0 1B		4-0 BB	0-0 2B		0-0 E	
Tony Perez, R (1, 3) OBP: 0.351, SLG: 0.467 Dan Driessen, L (7, 3) OBP: 0.369, SLG: 0.396	0-0 HR		0-3 K		0-3 K	0-0 1B		0-0 E1	
George Foster, R (1, 7) OBP: 0.365, SLG: 0.531	0-0 1B		0-3 K		0-0 1B	0-0 1B		0-0 G5-3	
Cesar Geronimo, L (1, 8) OBP: 0.321, SLG: 0.359	0-0 6-3		0-3 K		0-0 F7	0-3 K		0-0 P3	
Merv Rettenmund, R (1, 9) OBP: 0.353, SLG: 0.312		0-0 P6		0-0 F9	0-0 P3	0-3 K		0-0 K	
Bill Plummer, R (1, 2) OBP: 0.302, SLG: 0.256		4-0 2B		0-0 F3	0-0 2B	0-3 K		0-3 K	
Fred Norman, S (1, 1) OBP: 0.153, SLG: 0.140 Rawly Eastwick, R (7, 1) OBP: 0.067, SLG: 0.067 Ed Armbrister, R (8, PH) OBP: 0.278, SLG: 0.224 Will McEnaney, L (9, 1)		0-3 K		0-0 F7	0-0 BB	0-0 2B		4-0 1B	

Inning Stats	R: 2	H: 2	E: 0	K: 1	S: 7	LOB: 1	BB: 1	P: 11
	R: 0	H: 1	E: 0	K: 1	S: 5	LOB: 2	BB: 1	P: 9
	R: 0	H: 2	E: 0	K: 3	S: 11	LOB: 2	BB: 0	P: 11
	R: 0	H: 0	E: 0	K: 0	S: 3	LOB: 0	BB: 0	P: 3
	R: 0	H: 2	E: 0	K: 1	S: 5	LOB: 1	BB: 1	P: 9
	R: 6	H: 5	E: 0	K: 0	S: 8	LOB: 1	BB: 2	P: 16
	R: 0	H: 0	E: 0	K: 3	S: 9	LOB: 0	BB: 0	P: 9
	R: 2	H: 2	E: 1	K: 0	S: 5	LOB: 1	BB: 1	P: 9

PITCHER	IP	WLS	BF	H	R	ER	SO	BB	IBB	HBP	BLK	WP	HR	S	P	ERA	WHIP
Mike Stanton, R (1, 1) ERA: 6.0	5.2	L	27	10	5	5	6	3	0	0	0	1	1	36	48	7.94	2.294
Wayne Granger, R (6, 1) ERA: 3.65	0.1		5	2	3	3	0	1	1	0	0	0	0	3	11	81.00	9.000
Jose Sosa, R (7, 1) ERA: 4.15	1.0		3	0	0	0	3	0	0	0	0	0	0	9	9	0.00	0.000
Jim Crawford, L (8, 1) ERA: 3.65	1.0		6	2	2	2	0	1	0	0	0	0	0	5	9	18.00	3.000

AB	R	H	RBI	BB	SO	LOB
3	1	2	0	1	0	0
1	1	1	0	0	0	0
4	1	3	1	1	1	0
2	2	2	3	2	0	0
1	0	0	0	0	0	2
4	1	2	3	0	2	3
1	0	0	1	0	0	1
5	1	2	0	0	1	5
4	0	0	0	0	2	4
4	0	0	0	0	1	1
3	1	1	1	1	1	0
3	1	1	1	0	1	1
0	0	0	0	0	0	0
0	1	0	0	1	0	0
0	0	0	0	0	0	0

AB	R	H	RBI	BB	SO	LOB
35	10	14	10	6	9	17



WP	PA
1	41

**Houston Astros @ Cincinnati Reds**  
Riverfront Stadium, Cincinnati, OH  
Wed Sep 17 1975, 7:05 PM EDT  
Att. 13,508 - Unknown

livebaseballscorecards.com

Batter	1	2	3	4	5	6	7	8	9	10	11	12	AB	R	H	RBI	BB	SO	LOB	TOP					
Davey Lopes, R OBP: 0.356, SLG: 0.361 (1, 4)	0-0 E 2B		0-0 SF7 3B		0-0 F3		0-3 K		4-0 S BB		0-0 F8		5	2	2	0	1	1	2						
Lee Lacy, R OBP: 0.354, SLG: 0.456 (1, 8) (11, 9)	0-0 E3 9-5 2-H		0-0 5-3			0-0 WP SF7 2B		0-0 BB SH3-4 WP 1B	0-0 F9 1-2		4-0 WP 1B BB		5	3	2	0	1	0	2						
Willie Crawford, L OBP: 0.349, SLG: 0.393 Dave Sells, R OBP: 1.000, SLG: 1.000 (1, 9) (9, 1)	4-0 BB BB		0-0 SF7			0-0 P4 2-3		0-0 SH3-4 1-2	0-0 G3		0-0 FC6-4 1B 1-H		2	0	0	1	1	0	2						
Steve Garvey, R OBP: 0.345, SLG: 0.464 (1, 3)	0-0 9-5 2-3f		0-3 K			0-0 SF7		0-0 6-3		0-0 F7	0-0 FC6-4 1B 1-2f		5	0	0	1	0	1	4						
Ron Cey, R OBP: 0.365, SLG: 0.470 (1, 5)	4-0 1-2 BB			0-0 F7		0-0 L7		4-0 WP BB IBB		0-0 1B 1B		4	0	1	0	2	0	0							
Leron Lee, L OBP: 0.292, SLG: 0.228 Jerry Royster, R OBP: 0.235, SLG: 0.375 Henry Cruz, L OBP: 0.287, SLG: 0.293 Tom Paciorek, R OBP: 0.258, SLG: 0.279 (1, 7) (7, 7) (8, 7) (12, 7)	0-3 K			0-0 6-3			0-0 P3	4-0 WP BB		0-0 1-2 2-3 1B		2	0	0	0	0	1	2							
Steve Yeager, R OBP: 0.307, SLG: 0.356 (1, 2)		4-0 CS BB		0-3 K			0-0 BB 1B	4-0 1-2 2-3 3-H BB		0-3 K		4	0	1	0	2	3	2							
Ivan De Jesus, R OBP: 0.292, SLG: 0.218 Manny Mota, R OBP: 0.352, SLG: 0.277 Bill Russell, R OBP: 0.279, SLG: 0.264 (1, 6) (8, PH) (8, 6)		0-0 L8			0-0 2-4 1B		0-0 P3	0-0 5-3		0-0 F8		3	0	1	0	0	0	2							
Doug Rau, L OBP: 0.230, SLG: 0.183 Ken McMullen, R OBP: 0.333, SLG: 0.452 Joe Simpson, L Charlie Hough, R John Hale, L Jimmy Wynn, R OBP: 0.304, SLG: 0.414 (1, 1) (7, PH) (7, PH) (7, 1) (9, PH) (9, 9) (11, PH) (11, 8)		0-3 K 1-2			0-0 2-4		0-0 2-4 BB	4-0 1-2 BB		0-0 4-3		0-0 5-3		2	0	0	0	0	1	2					
<b>Inning Stats</b>	R: 1 E: 1 K: 1 S: 6	H: 1 LOB: 2 BB: 2 P: 14	R: 0 E: 0 K: 1 S: 4	H: 0 LOB: 0 BB: 1 P: 8	R: 1 E: 0 K: 1 S: 6	H: 1 LOB: 0 BB: 0 P: 6	R: 0 E: 0 K: 1 S: 3	H: 0 LOB: 0 BB: 0 P: 3	R: 1 E: 0 K: 0 S: 4	H: 1 LOB: 2 BB: 1 P: 10	R: 1 E: 0 K: 0 S: 4	H: 1 LOB: 3 BB: 3 P: 16	R: 0 E: 0 K: 0 S: 3	H: 0 LOB: 1 BB: 1 P: 7	R: 0 E: 0 K: 1 S: 7	H: 2 LOB: 2 BB: 0 P: 7	R: 1 E: 0 K: 0 S: 4	H: 1 LOB: 1 BB: 1 P: 8	R: 0 E: 0 K: 2 S: 7	H: 0 LOB: 0 BB: 0 P: 7	1B: 6 2B: 4 3B: 1 HR: 0	SF: 2 SAC: 1 DP: 2 HBP: 0	WP: 3 PB: 0 SB: 1 CS: 1	PA: 52	
<b>PITCHER</b>	IP	WLS	BF	H	R	ER	SO	BB	IBB	HBP	BLK	WP	HR	S	P	ERA	WHIP								
Doug Konieczny, R ERA: 4.54 (1, 1)	5.0		19	3	2	1	4	3	0	0	0	0	0	24	36	1.80	1.200								
Mike Cosgrove, L ERA: 2.63 (6, 1)	2.0		9	2	1	1	1	0	0	0	0	1	0	10	14	4.50	1.500								
Jim York, R ERA: 4.62 (8, 1)	0.2		6	1	1	1	0	2	1	0	0	1	0	3	15	13.50	4.500								
Joe Niekro, R ERA: 3.26 (8, 1)	2.1		10	2	0	0	1	1	0	0	0	0	0	11	15	0.00	1.286								
Dave Roberts, L ERA: 4.27 (11, 1)	2.0	W	8	1	1	1	2	1	0	0	0	1	0	11	15	4.50	1.000								

Los Angeles Dodgers @ Houston Astros  
Astrodome, Houston, TX  
Fri Sep 19 1975, 8:05 PM EDT  
Att: 11,160 - Dome

AB	40
R	5
H	9
RBI	3
BB	9
SO	8
LOB	23



1B	6
2B	4
3B	1
HR	0
SF	2
SAC	1
DP	2
HBP	0

WP	3
PB	0
SB	1
CS	1

livebaseballscorecards.com



Batter	1	2	3	4	5	6	7	8	9	10	11	12	AB	R	H	RBI	BB	SO	LOB	
Wilbur Howard, S OBP: 0.338, SLG: 0.383 (1, 7)	0-3 K		0-3 K		0-0 FC6-4		0-0 6-3			0-0 6-3		0-0 1B	6	0	1	0	0	2	2	
Rob Andrews, R OBP: 0.299, SLG: 0.277 Ken Boswell, L (12, PH) OBP: 0.351, SLG: 0.318	0-0 6-3 2B			0-3 K	0-0 F9			0-0 F9		0-0 5-3		0-0 1B	5	0	1	0	0	1	2	
Cesar Cedeno, R OBP: 0.374, SLG: 0.438 (1, 8)	0-0 6-3 2-3			0-0 F8		0-3 K		0-0 1-3			0-0 HR		5	1	1	1	0	1	1	
Cliff Johnson, R OBP: 0.382, SLG: 0.498 (1, 3)	0-0 P4			0-0 P4		0-0 2B 1B 1B		0-0 HR			0-0 6-3		5	2	2	1	0	0	1	
Enos Cabell, R OBP: 0.306, SLG: 0.373 (1, 5)		0-0 F9			0-0 F7		0-3 K		0-0 6-3		0-0 6-3		5	0	0	0	0	1	1	
Greg Gross, L OBP: 0.379, SLG: 0.374 (1, 9)		0-0 P6			0-0 BB 1B 1B		0-0 1-3 1B 2B		0-0 6-3		0-0 6-3		5	1	2	0	0	0	0	
Skip Jutze, R OBP: 0.250, SLG: 0.256 Art Gardner, L (12, PH) OBP: 0.067, SLG: 0.067		0-0 6-3			0-0 BB 1B 1B		0-0 1-2 1B 1B		0-0 4-3			0-0 1-3	4	1	2	1	0	0	0	
Roger Metzger, S OBP: 0.294, SLG: 0.302 (1, 6)			0-0 P4		4-0 FC6-4 1B 1-2 2-3 BB		0-0 2-H 3-H 1B		0-0 F9		0-0 F5		0-0 4-3	4	0	0	0	1	0	0
Doug Konecny, R Tanmy Helms, R Mike Callahan, L Larry McDonald, S Jim York, R Joe Nieto, R Jose Cruz, L Dave Roberts, L Milt May, L			0-3 K		0-0 FC6-4 1B		0-0 6-3		0-0 6-3		0-3 K		4-0 BB 1B BB	1	0	0	0	0	1	0


Inning Stats	R: 0	H: 1	E: 0	LOB: 1	K: 1	S: 6	R: 0	H: 0	E: 0	LOB: 0	K: 0	S: 3	R: 0	H: 0	E: 0	LOB: 0	K: 2	S: 7	R: 0	H: 0	E: 0	LOB: 0	K: 1	S: 5	R: 2	H: 3	E: 0	LOB: 2	K: 0	S: 6	R: 1	H: 3	E: 0	LOB: 2	K: 2	S: 9	R: 0	H: 0	E: 0	LOB: 0	K: 0	S: 3	R: 1	H: 1	E: 0	LOB: 0	K: 0	S: 4	R: 0	H: 0	E: 0	LOB: 0	K: 0	S: 3	R: 0	H: 0	E: 0	LOB: 0	K: 1	S: 5	R: 1	H: 1	E: 0	LOB: 0	K: 0	S: 4	R: 0	H: 0	E: 0	LOB: 0	K: 0	S: 3	R: 1	H: 1	E: 0	LOB: 0	K: 0	S: 4	R: 1	H: 2	E: 0	LOB: 2	K: 0	S: 4	1B: 7	2B: 2	3B: 0	HR: 2	SF: 0	SAC: 0	DP: 0	HBP: 0	WP: 0	PA: 47
--------------	------	------	------	--------	------	------	------	------	------	--------	------	------	------	------	------	--------	------	------	------	------	------	--------	------	------	------	------	------	--------	------	------	------	------	------	--------	------	------	------	------	------	--------	------	------	------	------	------	--------	------	------	------	------	------	--------	------	------	------	------	------	--------	------	------	------	------	------	--------	------	------	------	------	------	--------	------	------	------	------	------	--------	------	------	------	------	------	--------	------	------	-------	-------	-------	-------	-------	--------	-------	--------	-------	--------

PITCHER	IP	WLS	BF	H	R	ER	SO	BB	IBB	HBP	BLK	WP	HR	S	P	ERA	WHIP
Doug Rau, L ERA: 3.22 (1, 1)	6.0		25	7	3	3	6	1	0	0	0	0	0	36	40	4.50	1.333
Charlie Hough, R ERA: 2.68 (7, 1)	2.0		7	1	1	1	0	0	0	0	0	0	1	7	7	4.50	0.500
Dave Sells, R ERA: 6.28 (9, 1)	3.2	L	15	3	2	2	1	1	0	0	0	0	1	16	20	4.91	1.091

**Los Angeles Dodgers @ Houston Astros**  
Astrodome, Houston, TX  
Fri Sep 19 1975, 8:05 PM EDT  
Att. 11,160 - Dome

livebaseballscorecards.com

AB	45
R	6
H	11
RBI	6
BB	2
SO	7
LOB	7



Batter	1	2	3	4	5	6	7	8	9	10	11	12	13	AB R H RBI BB SO LOB	TOP													
Davey Lopes, R OBP: 0.357, SLG: 0.361 (1, 4)	F8		6-3		L4		1B	BB		G6-4-3		4-3		6 1 2 0 1 0 1														
Lee Lacy, R OBP: 0.362, SLG: 0.460 (1, 7)	FC6-4 1B		L6		1B		1B	BB		G6-4-3		2B 1B		6 1 4 1 1 0 2														
Willie Crawford, L OBP: 0.346, SLG: 0.388 Ken McMullen, R OBP: 0.327, SLG: 0.442 Joe Simpson, L (8, 8) Jerry Royster, R OBP: 0.211, SLG: 0.333 (11, 9)	FC6-4 1B		K		F8		F7	K				F3		4 0 0 0 0 0 1 3 1 0 0 0 0 0 1 3 0 0 0 0 0 0 0 0 2 0 0 0 0 0 0 1														
Steve Garvey, R OBP: 0.347, SLG: 0.464 (1, 3)	BB 1B				WP 1B BB		WP 2B 1B	K				F7		6 1 3 0 1 1 1														
Ron Cey, R OBP: 0.369, SLG: 0.472 (1, 5)	1-2 BB				1B SF8 BB		FC6-4 1-H 2B	K				1B		4 1 2 1 3 2 2														
John Hale, L OBP: 0.304, SLG: 0.338 (8, 9) Jimmy Wynn, R OBP: 0.405, SLG: 0.417 (9, PH) Henry Cruz, L OBP: 0.287, SLG: 0.293 (13, PR) (13, 8)	K				CS 1B		F2	F7				L5		4 0 1 0 0 1 6 2 0 1 1 1 0 1 0 0 0 0 0 0 0														
Steve Yeager, R OBP: 0.307, SLG: 0.357 (1, 2)			F8		SF8			F7		6-3		WP 2B		5 0 1 1 1 1 3														
Bill Russell, R OBP: 0.280, SLG: 0.263 (1, 6)	L1				CS		F7	FC6-4 BB				L5		5 0 1 0 1 0 3														
Burt Hooton, R OBP: 0.162, SLG: 0.211 Manny Mota, R OBP: 0.345, SLG: 0.271 Charlie Hough, R (12, 1)	6-3						F7	FC6-4 BB				6-3		3 1 1 1 0 0 2 1 0 0 0 0 0 1 0 0 0 0 0 0 0														
<b>Inning Stats</b>	R: 0 E: 0 K: 1 S: 7	H: 2 LOB: 3 BB: 1 P: 11	R: 0 E: 0 K: 0 S: 3	H: 0 LOB: 0 BB: 0 P: 3	R: 0 E: 0 K: 1 S: 5	H: 0 LOB: 0 BB: 0 P: 5	R: 1 E: 0 K: 0 S: 2	H: 1 LOB: 0 BB: 2 P: 10	R: 1 E: 0 K: 0 S: 5	H: 2 LOB: 1 BB: 0 P: 5	R: 1 E: 0 K: 1 S: 8	H: 3 LOB: 2 BB: 0 P: 8	R: 0 E: 0 K: 1 S: 5	H: 0 LOB: 3 BB: 3 P: 17	R: 0 E: 0 K: 2 S: 7	H: 0 LOB: 1 BB: 1 P: 11	R: 0 E: 0 K: 0 S: 4	H: 2 LOB: 1 BB: 0 P: 4	R: 0 E: 0 K: 0 S: 4	H: 1 LOB: 1 BB: 0 P: 4	R: 0 E: 0 K: 1 S: 7	H: 1 LOB: 2 BB: 1 P: 11	1B: 12 2B: 3 3B: 0 HR: 1	SF: 1 SAC: 2 DP: 1 HBP: 0	WP: 4 PB: 0 SB: 3 CS: 1	PA: 62		
<b>PITCHER</b>	IP WLS BF H R ER SO BB IBB HBP BLK WP HR S P ERA WHIP														IP WLS BF H R ER SO BB IBB HBP BLK WP HR S P ERA WHIP													
Jose Sosa, R ERA: 4.2 (1, 1)	6.0																											
Jim York, R ERA: 4.66 (7, 1)	1.2		11	3	1	1	1	3	0	0	0	0	0	0	10	22	5.40	3.600										
Jim Crawford, L ERA: 3.63 (8, 1)	0.1		1	0	0	0	1	0	0	0	0	0	0	0	3	3	0.00	0.000										
Paul Siebert, L ERA: 3.38 (9, 1)	5.0	L	22	6	1	1	3	1	1	0	0	2	0	26	34	1.80	1.400											

Los Angeles Dodgers @ Houston Astros  
Astrodome, Houston, TX  
Sat Sep 20 1975, 8:05 PM EDT  
Att. 12,703 - Dome

livebaseballscorecards.com

AB	49
R	5
H	16
RBI	5
BB	9
SO	7
LOB	29





Batter	1	2	3	4	5	6	7	8	9	10	11	12	13
<b>Art Gardner, L</b> (1, 7) <small>OBP: 0.105, SLG: 0.105</small> <b>Paul Siebert, L</b> (9, 1) <b>Greg Gross, L</b> (13, PH) <small>OBP: 0.378, SLG: 0.373</small>	F2			K		G4-3		FC4 1B		K			4-3
<b>Enos Cabell, R</b> (1, 5) <small>OBP: 0.305, SLG: 0.371</small>	6-3			1B			5-3	FC4 2B			K		
<b>Cesar Cedeno, R</b> (1, 8) <small>OBP: 0.374, SLG: 0.440</small>	6-3			F3			HR 1B	2B		F2			
<b>Cliff Johnson, R</b> (1, 3) <small>OBP: 0.376, SLG: 0.490</small>		6-3		L6			K	F3		6-3			
<b>Jose Cruz, L</b> (1, 9) <small>OBP: 0.367, SLG: 0.415</small>		K			K		HR		L3			F9	
<b>Milt May, L</b> (1, 2) <small>OBP: 0.291, SLG: 0.325</small>			4-3		F7		1B		F8			6-3	
<b>Larry Milbourne, S</b> (1, 4) <small>OBP: 0.231, SLG: 0.230</small>					6-3			F8		F7			6-3
<b>Roger Metzger, S</b> (1, 6) <small>OBP: 0.293, SLG: 0.300</small>						G1		S 1B		F8			F7
<b>Jose Sosa, R</b> (1, 1) <small>OBP: 0.333, SLG: 0.778</small> <b>Ken Boswell, L</b> (6, PH) <small>OBP: 0.361, SLG: 0.322</small> <b>Jim York, R</b> (7, 1) <b>Jim Crawford, L</b> (8, 1) <small>OBP: 0.368, SLG: 0.353</small> <b>Wilbur Howard, S</b> (8, PH) <small>OBP: 0.358, SLG: 0.380</small>				K				6-3		K			F7

AB	R	H	RBI	BB	SO	LOB
4	0	1	1	0	1	1
1	0	0	0	0	1	0
1	0	0	0	0	0	0

5	1	1	0	0	1	1
---	---	---	---	---	---	---

5	1	2	1	0	0	1
---	---	---	---	---	---	---

5	0	0	0	0	1	3
---	---	---	---	---	---	---

5	1	1	2	0	2	0
---	---	---	---	---	---	---

5	0	1	0	0	0	0
---	---	---	---	---	---	---

5	0	0	0	0	0	1
---	---	---	---	---	---	---

5	1	1	0	0	1	0
---	---	---	---	---	---	---

1	0	0	0	0	1	0
1	0	1	0	0	0	0
0	0	0	0	0	0	0
0	0	0	0	0	0	0
3	0	0	0	0	1	1

Inning Stats	R:	H:	E:	K:	S:	LOB:	BB:	P:
1	0	0	0	0	3	0	0	3
2	0	0	0	1	5	0	0	5
3	0	0	0	2	7	0	0	7
4	0	1	0	1	6	1	0	6
5	0	0	0	1	5	0	0	5
6	0	1	0	0	3	0	0	3
7	2	3	0	1	8	1	0	8
8	2	3	0	0	6	1	0	6
9	0	0	0	0	3	0	0	3
10	0	0	0	2	7	0	0	7
11	0	0	0	1	5	0	0	5
12	0	0	0	0	3	0	0	3
13	0	0	0	0	3	0	0	3

PITCHER	IP	WLS	BF	H	R	ER	SO	BB	IBB	HBP	BLK	WP	HR	S	P	ERA	WHIP
<b>Burt Hooton, R</b> (1, 1) <small>ERA: 3.11</small>	11.0		40	8	4	4	9	0	0	0	0	0	1	58	58	3.27	0.727
<b>Charlie Hough, R</b> (12, 1) <small>ERA: 2.59</small>	2.0	W	6	0	0	0	0	0	0	0	0	0	0	6	6	0.00	0.000

**BOTTOM**

**Los Angeles Dodgers @ Houston Astros**  
Astrodome, Houston, TX  
Sat Sep 20 1975, 8:05 PM EDT  
Att: 12,703 - Dome

[livebaseballscorecards.com](http://livebaseballscorecards.com)

AB	46
R	4
H	8
RBI	4
BB	0
SO	9
LOB	8



WP:	0	PA:	46
PB:	0	SB:	2
CS:	0		

Batter	1	2	3	4	5	6	7	8	9	AB R H RBI BB SO LOB	TOP	
Jerry Royster, R (1, 4) OBP: 0.261, SLG: 0.364 (7, 6)	0-0 6-3 WP S 1B		0-0 1-2 1B		0-0 5-3		0-0 5-3			4 1 2 0 0 0 1		
Lee Lacy, R (1, 7) OBP: 0.357, SLG: 0.454 (7, 4)	0-0 6-3 1-3		0-0 F9		0-3 K			0-0 F9		4 0 0 0 0 1 3		
Willie Crawford, L (1, 9) OBP: 0.345, SLG: 0.387	0-0 6-3 3-H		0-0 4-3			0-0 F7		0-0 1B		4 0 1 0 0 0 2		
Steve Garvey, R (1, 3) OBP: 0.347, SLG: 0.465	0-0 5-3			0-3 K		0-0 2B		0-0 F9		4 0 1 0 0 1 1		
Ron Cey, R (1, 5) OBP: 0.368, SLG: 0.471		0-0 F9		0-0 1B 1B		0-3 K		0-0 4-3		4 0 1 0 0 1 2		
John Hale, L (1, 8) OBP: 0.303, SLG: 0.337		0-3 K		0-0 1-2 1B		0-0 G3			0-3 K	4 0 1 0 0 2 1		
Steve Yeager, R (1, 2) OBP: 0.304, SLG: 0.353		0-0 1-3		0-3 K			0-0 F9		0-0 5-3	4 0 0 0 0 1 2		
Ivan De Jesus, R (1, 6) OBP: 0.286, SLG: 0.213 Stan Wall, L (4, 1)			0-0 F9	0-0 F7			0-0 2B		0-0 2B	2 0 0 0 0 0 2 0 0 0 0 0 0 0		
Leron Lee, L (7, PH) OBP: 0.271, SLG: 0.281 (7, 7)										2 0 2 0 0 0 0		
Rick Rhoden, R (1, 1) OBP: 0.111, SLG: 0.077 Rick Auerbach, R (4, 6) OBP: 0.298, SLG: 0.276 Henry Cruz, L (7, PH) OBP: 0.284, SLG: 0.289 Dennis Lewallyn, R (7, 1) Charlie Manuel, L (9, PH) OBP: 0.133, SLG: 0.133		4-0 1B BB		0-0 F7			0-0 F7		0-3 K	0 0 0 0 1 0 0 1 0 0 0 0 0 0 1 0 0 0 0 1 1 0 0 0 0 0 0 0 1 0 0 0 0 1 1		
<b>Inning Stats</b>	R: 1 H: 1 E: 0 LOB: 0 K: 0 BB: 0 S: 4 P: 4	R: 0 H: 0 E: 0 LOB: 0 K: 1 BB: 0 S: 5 P: 5	R: 0 H: 1 E: 0 LOB: 2 K: 0 BB: 1 S: 4 P: 8	R: 0 H: 2 E: 0 LOB: 2 K: 2 BB: 0 S: 9 P: 9	R: 0 H: 0 E: 0 LOB: 0 K: 1 BB: 0 S: 5 P: 5	R: 0 H: 1 E: 0 LOB: 1 K: 1 BB: 0 S: 6 P: 6	R: 0 H: 1 E: 0 LOB: 1 K: 1 BB: 0 S: 6 P: 6	R: 0 H: 1 E: 0 LOB: 1 K: 0 BB: 0 S: 4 P: 4	R: 0 H: 1 E: 0 LOB: 1 K: 2 BB: 0 S: 8 P: 8	1B: 5 SF: 0 2B: 3 SAC: 0 3B: 0 DP: 0 HR: 0 HBP: 0	WP: 1 PA: 36 PB: 0 SB: 1 CS: 0	
<b>PITCHER</b> J.R. Richard, R (1, 1) ERA: 4.44	IP WLS BF H R ER SO BB IBB HBP BLK WP HR S P ERA WHIP	9.0 W 36 8 1 1 8 1 0 0 0 1 0 51 55 1.00 1.000										

**Los Angeles Dodgers @ Houston Astros**  
 Astrodome, Houston, TX  
 Sun Sep 21 1975, 4:33 AM EDT  
 Att. 8,909 - Dome

[livebaseballscorecards.com](http://livebaseballscorecards.com)

<b>AB</b>	<b>35</b>
<b>R</b>	<b>1</b>
<b>H</b>	<b>8</b>
<b>RBI</b>	<b>0</b>
<b>BB</b>	<b>1</b>
<b>SO</b>	<b>8</b>
<b>LOB</b>	<b>16</b>







Batter	1	2	3	4	5	6	7	8	9	AB R H RBI BB SO LOB	TOP											
<b>Pete Rose, S</b> (1, 5) <small>OBP: 0.402, SLG: 0.429</small> <b>Doug Flynn, R</b> (6, 5) <small>OBP: 0.328, SLG: 0.344</small>	0-3 K			x 0-0 1B 1B		x 0-0 FC5-4 1-2f			x 0-0 HBP BB 1B	3 0 1 0 0 1 1 1 1 1 0 0 0 0	<b>Cincinnati Reds @ Houston Astros</b> Astrodome, Houston, TX Mon Sep 22 1975, 8:05 PM EDT Att. 6,422 - Dome											
<b>Dave Concepcion, R</b> (1, 6) <small>OBP: 0.323, SLG: 0.353</small>	0-0 F7			x 0-0 F7		x 0-3 K		x 0-0 BB HBP 1B	4 0 1 0 0 1 2													
<b>Ken Griffey, L</b> (1, 9) <small>OBP: 0.391, SLG: 0.404</small>	0-3 K			x 0-0 F9		x 0-0 4-3		H 1-0 8-4 BB HBP	3 0 0 0 0 1 2													
<b>Joe Morgan, L</b> (1, 4) <small>OBP: 0.457, SLG: 0.493</small> <b>Darrel Chaney, S</b> (8, 4) <small>OBP: 0.277, SLG: 0.296</small>		x 0-0 G3		x 0-0 1-2 1B		x 0-0 G3		B 4-0 BB BB BB BB	3 0 1 0 0 0 0 0 0 0 1 1 0 0													
<b>Dan Driessen, L</b> (1, 3) <small>OBP: 0.374, SLG: 0.426</small> <b>Tony Perez, R</b> (9, PH) <small>OBP: 0.354, SLG: 0.470</small>		B 4-0 BB BB BB BB		x 0-0 G3 BB		x 0-0 4-1		S 0-3 SS SS	2 0 0 0 1 0 2 1 0 0 0 0 1 3													
<b>Terry Crowley, L</b> (1, 7) <small>OBP: 0.347, SLG: 0.412</small> <b>Will McEnaney, L</b> (7, 1) <b>George Foster, R</b> (9, PH) <small>OBP: 0.359, SLG: 0.525</small>		x 0-0 G3-6-3 BB		x 0-0 G3-6-3		x 0-0 K		x 0-0 8-4	3 0 0 0 0 1 1 0 0 0 0 0 0 0 1 0 0 0 0 0 3													
<b>Ed Armbuster, R</b> (1, 8) <small>OBP: 0.254, SLG: 0.210</small>		x 0-0 F3		x 0-0 K		x 0-0 5-3			3 0 0 0 0 1 0													
<b>Bill Plummer, R</b> (1, 2) <small>OBP: 0.298, SLG: 0.242</small>		x 0-0 6-3		x 0-0 F8		B 4-0 BB BB BB			2 0 0 0 1 0 0													
<b>Jack Billingham, R</b> (1, 1) <small>OBP: 0.205, SLG: 0.108</small> <b>Merv Rettenmund, R</b> (7, 7) <small>OBP: 0.350, SLG: 0.313</small>		x 0-0 6-3		B 4-0 BB BB BB		x 0-0 G5-4-3 BB		x 0-0 G5-4-3 1-2f	1 0 0 0 1 0 0 1 0 0 0 0 0 1													
<b>Inning Stats</b>	R: 0 E: 0 K: 2 S: 7	H: 0 LOB: 0 BB: 0 P: 7	R: 0 E: 0 K: 0 S: 2	H: 0 LOB: 0 BB: 1 P: 6	R: 0 E: 0 K: 0 S: 3	H: 0 LOB: 0 BB: 0 P: 3	R: 0 E: 0 K: 0 S: 5	H: 2 LOB: 2 BB: 0 P: 5	R: 0 E: 0 K: 2 S: 7	H: 0 LOB: 0 BB: 0 P: 7	R: 0 E: 0 K: 1 S: 5	H: 0 LOB: 1 BB: 1 P: 9	R: 0 E: 0 K: 0 S: 3	H: 0 LOB: 0 BB: 0 P: 3	R: 0 E: 0 K: 0 S: 2	H: 0 LOB: 0 BB: 1 P: 6	R: 1 E: 0 K: 1 S: 6	H: 2 LOB: 2 BB: 1 P: 11	1B: 4 2B: 1 3B: 0 HR: 0	SF: 0 SAC: 0 DP: 3 HBP: 1	WP: 0 PB: 0 SB: 0 CS: 0	PA: 33
<b>PITCHER</b>	IP WLS BF H R ER SO BB IBB HBP BLK WP HR S P ERA WHIP																					
<b>Joe Niekro, R</b> (1, 1) <small>ERA: 3.07</small> <b>Paul Siebert, L</b> (9, 1) <small>ERA: 3.18</small>	8.0 W 31 4 1 1 5 4 0 1 0 0 0 0 36 53 1.12 1.000																					

<b>AB</b>	28
<b>R</b>	1
<b>H</b>	4
<b>RBI</b>	1
<b>BB</b>	4
<b>SO</b>	6
<b>LOB</b>	15






Batter	1	2	3	4	5	6	7	8	9	AB	R	H	RBI	BB	SO	LOB	BOTTOM				
Art Gardner, L (1, 7) OBP: 0.250, SLG: 0.192	0-0 1B HR	0-0 4-3		0-0 G6-4-3 1B		4-0 IBB		1-0 1B HBP		3	1	2	0	1	0	0	<b>Cincinnati Reds @ Houston Astros</b> Astrodome, Houston, TX Mon Sep 22 1975, 8:05 PM EDT Att: 6,422 - Dome				
Rob Andrews, R (1, 4) OBP: 0.307, SLG: 0.286	0-0 1-3 HR	0-0 HBP S 1B		0-0 G6-4-3 1-2f		0-0 G1-2-3 3-Hf		0-0 1-2 1B		5	1	3	0	0	0	4					
Cesar Cedeno, R (1, 8) OBP: 0.374, SLG: 0.443	0-0 1-H 3-H HR	4-0 1-2 HBP IBB		0-0 4-3			4-0 S PB HR BB	0-0 P3		3	2	1	3	2	0	2					
Cliff Johnson, R (1, 3) OBP: 0.376, SLG: 0.495	0-3 K	1-0 1-2 2-3 HBP			0-0 F9		0-0 1-H HR			3	1	1	2	0	1	0					
Milt May, L (1, 2) OBP: 0.293, SLG: 0.328	0-0 2B	0-0 F9			0-0 P6		0-0 F7			4	0	1	0	0	0	3					
Greg Gross, L (1, 9) OBP: 0.379, SLG: 0.372	0-0 F9		4-0 BB FC3-6		0-0 F7		4-0 G6-4-3 BB			2	0	0	0	2	0	1					
Ken Boswell, L (1, 5) OBP: 0.357, SLG: 0.318	4-0 BB		0-0 1-2f FC3-6 FC4-6		4-0 SH1-4 G1-2-3 BB		0-0 G6-4-3 1-2f			2	0	0	0	2	0	2					
Roger Metzger, S (1, 6) OBP: 0.293, SLG: 0.300	0-0 4-3		0-0 1-2f FC4-6		0-0 SH1-4 1B			0-0 6-3		4	0	1	0	0	0	3					
Joe Niekro, R (1, 1) OBP: 0.313, SLG: 0.214		0-0 6-3	0-3 K		0-0 SH1-4			0-0 4-3		3	0	0	0	0	1	1					
Paul Siebert, L (9, 1)										0	0	0	0	0	0	0					
<b>Inning Stats</b>	R: 3 E: 0 K: 1 S: 9	H: 4 LOB: 2 BB: 1 P: 13	R: 0 E: 0 K: 0 S: 4	H: 1 LOB: 3 BB: 1 P: 9	R: 0 E: 0 K: 1 S: 5	H: 0 LOB: 1 BB: 1 P: 9	R: 0 E: 0 K: 0 S: 3	H: 1 LOB: 0 BB: 0 P: 3	R: 0 E: 0 K: 0 S: 3	H: 0 LOB: 0 BB: 0 P: 3	R: 0 E: 0 K: 0 S: 3	H: 1 LOB: 2 BB: 2 P: 11	R: 2 E: 0 K: 0 S: 3	H: 1 LOB: 0 BB: 2 P: 11	R: 0 E: 0 K: 0 S: 4	H: 1 LOB: 2 BB: 0 P: 5	1B: 6 2B: 1 3B: 0 HR: 2	SF: 0 SAC: 1 DP: 3 HBP: 2	WP: 0 PB: 1 SB: 3 CS: 0	PA: 39	
<b>PITCHER</b> Jack Billingham, R (1, 1) ERA: 4.15 Will McEnaney, L (7, 1) ERA: 1.91	IP 6.0 2.0	WLS L	BF 29 10	H 7 2	R 3 2	ER 3 2	SO 2 0	BB 3 2	IBB 2 0	HBP 1 1	BLK 0 0	WP 0 0	HR 1 1	S 27 7	P 48 16	ERA 4.50 9.00	WHIP 1.667 2.000				

livebaseballscorecards.com

AB	29
R	5
H	9
RBI	5
BB	7
SO	2
LOB	16



Batter	1	2	3	4	5	6	7	8	9	AB R H RBI BB SO LOB	TOP	
<b>Pete Rose, S</b> (1, 5) OBP: 0.402, SLG: 0.429 <b>Doug Flynn, R</b> (6, 5) OBP: 0.326, SLG: 0.341	0-0 4-3	0-0 1B		0-3 K		4-0 BB			0-0 F9	3 0 1 2 1 1 1 1 0 0 0 0 0 0		
<b>Dave Concepcion, R</b> (1, 6) OBP: 0.322, SLG: 0.351	0-0 F7	0-0 F9		0-0 1B		0-0 L7			0-0 5-3	5 0 1 0 0 0 3		
<b>Joe Morgan, L</b> (1, 4) OBP: 0.458, SLG: 0.493 <b>Darrel Chaney, S</b> (9, 4) OBP: 0.277, SLG: 0.296	4-0 BB		0-0 2B 1B	4-3			0-0 P3		0-0 1B	4 1 2 0 1 0 2 0 0 0 0 0 0 0		
<b>Tony Perez, R</b> (1, 3) OBP: 0.353, SLG: 0.470	0-0 F8		0-0 2B		0-3 K		0-0 F8		0-0 F8	5 0 1 1 0 1 2		
<b>George Foster, R</b> (1, 7) OBP: 0.356, SLG: 0.521		0-0 F9	0-0 F8		0-0 P6		0-0 5-3			4 0 0 0 0 0 1		
<b>Bill Plummer, R</b> (1, 2) OBP: 0.297, SLG: 0.242 <b>Don Werner, R</b> (9, 2) OBP: 0.250, SLG: 0.143		0-0 1B 1B	0-0 F7		0-0 F7			0-0 5-3		4 1 1 0 0 0 1 0 0 0 0 0 0 0		
<b>Ken Griffey, L</b> (1, 9) OBP: 0.394, SLG: 0.409		0-0 1B 1B	0-0 1-3			0-0 SH1-3 1B		0-0 S 4-3 2B		4 2 3 0 0 0 1	<b>AB 35</b> <b>R 5</b> <b>H 10</b> <b>RBI 5</b> <b>BB 3</b> <b>SO 3</b> <b>LOB 12</b>	
<b>Cesar Geronimo, L</b> (1, 8) OBP: 0.323, SLG: 0.362		0-0 1B 1B		0-0 P5		0-0 F5		0-0 4-3		4 1 1 2 0 0 1		
<b>Fred Norman, S</b> (1, 1) OBP: 0.164, SLG: 0.138 <b>Rawly Eastwick, R</b> (9, 1) OBP: 0.067, SLG: 0.067		0-0 SH3-4		4-0 1B BB		0-0 SH1-3		0-3 K		1 0 0 0 1 1 0 0 0 0 0 0 0 0		
<b>Inning Stats</b>	R: 0 H: 0 E: 0 LOB: 1 K: 0 BB: 1 S: 3 P: 7	R: 3 H: 4 E: 0 LOB: 1 K: 0 BB: 0 S: 7 P: 7	R: 1 H: 2 E: 0 LOB: 1 K: 0 BB: 0 S: 5 P: 5	R: 0 H: 1 E: 0 LOB: 2 K: 1 BB: 1 S: 6 P: 10	R: 0 H: 0 E: 0 LOB: 0 K: 1 BB: 0 S: 5 P: 5	R: 0 H: 1 E: 0 LOB: 2 K: 0 BB: 1 S: 4 P: 8	R: 0 H: 0 E: 0 LOB: 0 K: 0 BB: 0 S: 3 P: 3	R: 1 H: 1 E: 0 LOB: 0 K: 1 BB: 0 S: 6 P: 6	R: 0 H: 1 E: 0 LOB: 1 K: 0 BB: 0 S: 4 P: 4	1B: 8 SF: 0 2B: 2 SAC: 2 3B: 0 DP: 0 HR: 0 HBP: 0	WP: 0 PA: 40 PB: 0 SB: 1 CS: 0	
<b>PITCHER</b> <b>Mike Cosgrove, L</b> (1, 1) ERA: 2.97 <b>Ken Forsch, R</b> (9, 1) ERA: 3.22	IP WLS BF H R ER SO BB IBB HBP BLK WP HR S P ERA WHIP											

**Cincinnati Reds @ Houston Astros**  
Astrodome, Houston, TX  
Tue Sep 23 1975, 8:05 PM EDT  
Att. 7,712 - Dome

[livebaseballscorecards.com](http://livebaseballscorecards.com)



Batter	1	2	3	4	5	6	7	8	9	AB	R	H	RBI	BB	SO	LOB	BOTTOM
--------	---	---	---	---	---	---	---	---	---	----	---	---	-----	----	----	-----	--------

<b>Wilbur Howard, S</b> (1, 7) <small>OBP: 0.333, SLG: 0.376</small> 										4	0	0	0	0	3	1	<b>Cincinnati Reds @ Houston Astros</b> Astrodome, Houston, TX Tue Sep 23 1975, 8:05 PM EDT Att: 7,712 - Dome  <a href="http://livebaseballscorecards.com">livebaseballscorecards.com</a>  <table border="0"> <tr><td><b>AB</b></td><td><b>31</b></td></tr> <tr><td><b>R</b></td><td><b>3</b></td></tr> <tr><td><b>H</b></td><td><b>4</b></td></tr> <tr><td><b>RBI</b></td><td><b>3</b></td></tr> <tr><td><b>BB</b></td><td><b>0</b></td></tr> <tr><td><b>SO</b></td><td><b>4</b></td></tr> <tr><td><b>LOB</b></td><td><b>3</b></td></tr> </table> 	<b>AB</b>	<b>31</b>	<b>R</b>	<b>3</b>	<b>H</b>	<b>4</b>	<b>RBI</b>	<b>3</b>	<b>BB</b>	<b>0</b>	<b>SO</b>	<b>4</b>	<b>LOB</b>	<b>3</b>
<b>AB</b>	<b>31</b>																														
<b>R</b>	<b>3</b>																														
<b>H</b>	<b>4</b>																														
<b>RBI</b>	<b>3</b>																														
<b>BB</b>	<b>0</b>																														
<b>SO</b>	<b>4</b>																														
<b>LOB</b>	<b>3</b>																														
<b>Larry Milbourne, S</b> (1, 4) <small>OBP: 0.234, SLG: 0.253</small> 										4	1	1	2	0	0	0															
<b>Cesar Cedeno, R</b> (1, 8) <small>OBP: 0.373, SLG: 0.441</small> 										4	0	1	0	0	0	0															
<b>Cliff Johnson, R</b> (1, 3) <small>OBP: 0.375, SLG: 0.502</small> 										4	1	1	1	0	0	1															
<b>Enos Cabell, R</b> (1, 5) <small>OBP: 0.305, SLG: 0.370</small> 										3	0	0	0	0	0	0															
<b>Greg Gross, L</b> (1, 9) <small>OBP: 0.377, SLG: 0.369</small> 										3	0	0	0	0	1	0															
<b>Skip Jutze, R</b> (1, 2) <small>OBP: 0.242, SLG: 0.247</small> 										3	0	0	0	0	0	0															
<b>Roger Metzger, S</b> (1, 6) <small>OBP: 0.293, SLG: 0.300</small> 										3	1	1	0	0	0	0															
<b>Mike Cosgrove, L</b> (1, 1) <small>OBP: 0.083, SLG: 0.167</small> <b>Tommy Helms, R</b> (8, PH) <small>OBP: 0.260, SLG: 0.216</small> <b>Ken Forsch, R</b> (9, 1) <small>OBP: 0.192, SLG: 0.045</small> 										2	0	0	0	0	0	1															

Inning Stats	R: 0 E: 0 K: 1 S: 5	H: 0 LOB: 0 BB: 0 P: 5	R: 1 E: 0 K: 0 S: 4	H: 1 LOB: 0 BB: 0 P: 4	R: 2 E: 0 K: 0 S: 5	H: 2 LOB: 0 BB: 0 P: 5	R: 0 E: 0 K: 1 S: 5	H: 0 LOB: 0 BB: 0 P: 5	R: 0 E: 0 K: 0 S: 3	H: 0 LOB: 0 BB: 0 P: 3	R: 0 E: 0 K: 1 S: 6	H: 1 LOB: 1 BB: 0 P: 6	R: 0 E: 0 K: 0 S: 3	H: 0 LOB: 0 BB: 0 P: 3	R: 0 E: 0 K: 1 S: 5	H: 0 LOB: 0 BB: 0 P: 5	R: 0 E: 0 K: 0 S: 3	H: 0 LOB: 0 BB: 0 P: 3	1B: 2 2B: 0 3B: 0 HR: 2	SF: 0 SAC: 0 DP: 0 HBP: 0	WP: 0 PB: 0 SB: 0 CS: 0	PA: 31 ERA WHIP
--------------	------------------------------	---------------------------------	------------------------------	---------------------------------	------------------------------	---------------------------------	------------------------------	---------------------------------	------------------------------	---------------------------------	------------------------------	---------------------------------	------------------------------	---------------------------------	------------------------------	---------------------------------	------------------------------	---------------------------------	----------------------------------	------------------------------------	----------------------------------	-----------------------

PITCHER	<b>Fred Norman, L</b> (1, 1) <small>ERA: 3.61</small>	<b>Rawly Eastwick, R</b> (9, 1) <small>ERA: 2.66</small>	IP	WLS	BF	H	R	ER	SO	BB	IBB	HBP	BLK	WP	HR	S	P	ERA	WHIP
	8.0	1.0	W	28	4	3	3	3	4	0	0	0	0	0	2	36	36	3.38	0.500
			S	3	0	0	0	0	0	0	0	0	0	0	0	3	3	0.00	0.000

**Cincinnati Reds @ Houston Astros**  
Astrodome, Houston, TX  
Wed Sep 24 1975, 8:05 PM EDT  
Att. 10,237 - Dome

[livebaseballscorecards.com](http://livebaseballscorecards.com)

<b>AB</b>	<b>35</b>
<b>R</b>	<b>6</b>
<b>H</b>	<b>10</b>
<b>RBI</b>	<b>6</b>
<b>BB</b>	<b>5</b>
<b>SO</b>	<b>4</b>
<b>LOB</b>	<b>14</b>



Batter	1	2	3	4	5	6	7	8	9	AB	R	H	RBI	BB	SO	LOB	TOP
<b>Pete Rose, S</b> (1, 5) OBP: 0.402, SLG: 0.430	0-0 F7		0-0 L7		0-0 5-3	0-0 BB 1B 1-2 2-H 3-H 1B		0-0 2B		5	0	2	2	0	0	0	
<b>Dave Concepcion, R</b> (1, 6) OBP: 0.322, SLG: 0.350	0-0 6-3		0-0 6-3		0-0 F7	0-0 BB 1B		0-3 K2-3		4	0	1	1	0	0	0	
<b>Darrel Chaney, S</b> (7, 6) OBP: 0.276, SLG: 0.294										1	0	0	0	0	1	1	
<b>Joe Morgan, L</b> (1, 4) OBP: 0.462, SLG: 0.501	4-0 S BB			0-0 F9 1B	0-0 HR	4-0 1-2 2-3 BB		0-0 5-3		2	2	2	1	2	0	0	
<b>Don Werner, R</b> (6, 2) OBP: 0.222, SLG: 0.125										1	0	0	0	0	0	1	
<b>Tony Perez, R</b> (1, 3) OBP: 0.350, SLG: 0.466	0-0 F3			0-0 F9	0-3 K	0-0 6-3				4	0	0	0	0	1	5	
<b>Pat Darcy, L</b> (6, 1) OBP: 0.085, SLG: 0.106										0	0	0	0	0	0	0	
<b>Ed Armbuster, R</b> (9, PH) OBP: 0.250, SLG: 0.206										1	0	0	0	0	1	0	
<b>Rawly Eastwick, R</b> (9, 1) OBP: 0.067, SLG: 0.067	1-2									0	0	0	0	0	0	0	
<b>Dan Driessen, L</b> (1, 7) OBP: 0.379, SLG: 0.427		0-0 P6		0-0 1B SF8 1B		0-0 FC6-4 1B	4-0 1B BB		0-0 G3	4	1	2	1	1	0	0	
<b>Ken Griffey, L</b> (1, 9) OBP: 0.392, SLG: 0.405		0-0 4-3		4-0 1B BB		0-0 FC6-4 2B 1B	0-0 F8		0-0 1-3	4	1	0	0	1	0	2	
<b>Cesar Geronimo, L</b> (1, 8) OBP: 0.326, SLG: 0.364		1-0 S HBP		0-0 1-2 2-3 1B		0-0 P6	0-0 1-3 1B			3	0	2	0	0	0	1	
<b>Bill Plummer, R</b> (1, 2) OBP: 0.297, SLG: 0.252		0-0 5-3		0-0 SF8		0-0 1B 2B	0-0 F9			2	1	1	1	0	0	1	
<b>Doug Flynn, R</b> (6, 4) OBP: 0.324, SLG: 0.339										1	0	0	0	0	0	1	
<b>Clay Kirby, R</b> (1, 1) OBP: 0.235, SLG: 0.219			0-0 5-3		0-3 K	4-0 1B BB		0-0 5-3		2	0	0	0	0	1	2	
<b>Merv Rettenmund, R</b> (6, PH) OBP: 0.352, SLG: 0.311										1	1	0	0	1	0	0	
<b>Paul Siebert, L</b> (6, 7) OBP: 0.352, SLG: 0.311																	

Inning Stats	R: 0	H: 0	E: 0	K: 0	S: 3	P: 7	R: 0	H: 0	E: 0	K: 0	S: 3	P: 4	R: 0	H: 0	E: 0	K: 0	S: 3	P: 3	R: 2	H: 3	E: 0	K: 1	S: 8	P: 12	R: 1	H: 1	E: 0	K: 1	S: 6	P: 6	R: 3	H: 4	E: 0	K: 0	S: 7	P: 15	R: 0	H: 1	E: 0	K: 0	S: 3	P: 7	R: 0	H: 1	E: 0	K: 1	S: 6	P: 6	R: 0	H: 0	E: 0	K: 1	S: 5	P: 5	1B: 7	SF: 1	2B: 2	SAC: 0	3B: 0	DP: 0	HR: 1	HBP: 1	WP: 0	PA: 42
--------------	------	------	------	------	------	------	------	------	------	------	------	------	------	------	------	------	------	------	------	------	------	------	------	-------	------	------	------	------	------	------	------	------	------	------	------	-------	------	------	------	------	------	------	------	------	------	------	------	------	------	------	------	------	------	------	-------	-------	-------	--------	-------	-------	-------	--------	-------	--------

PITCHER	IP	WLS	BF	H	R	ER	SO	BB	IBB	HBP	BLK	WP	HR	S	P	ERA	WHIP
<b>Larry Dierker, R</b> (1, 1) ERA: 4.0	5.2	L	28	7	6	6	2	3	0	1	0	0	1	28	41	9.53	1.765
<b>Doug Konieczny, R</b> (6, 1) ERA: 4.5	1.1		7	2	0	0	0	2	0	0	0	0	0	5	13	0.00	3.000
<b>Jim York, R</b> (8, 1) ERA: 4.54	1.0		4	1	0	0	1	0	0	0	0	0	0	6	6	0.00	1.000
<b>Paul Siebert, L</b> (9, 1) ERA: 3.0	1.0		3	0	0	0	1	0	0	0	0	0	0	5	5	0.00	0.000



BOTTOM

Cincinnati Reds @ Houston Astros  
Astrodome, Houston, TX  
Wed Sep 24 1975, 8:05 PM EDT  
Att. 10,237 - Dome

livebaseballscorecards.com

AB 33  
R 4  
H 7  
RBI 2  
BB 2  
SO 2  
LOB 12



WP: 2 PA: 36  
PB: 0  
SB: 2  
CS: 0

AB R H RBI BB SO LOB

4 1 1 0 0 0 3  
2 0 0 0 1 0 1  
1 0 0 0 0 0 2  
0 0 0 0 0 0 0

4 1 1 0 0 1 2

4 0 0 0 0 0 1

4 0 0 1 0 0 0

3 1 0 0 1 0 0

4 0 2 1 0 0 0

4 1 2 0 0 0 2

1 0 0 0 0 1 0  
0 0 0 0 0 0 0  
1 0 1 0 0 0 0  
0 0 0 0 0 0 0  
0 0 0 0 0 0 0  
1 0 0 0 0 0 1

1B: 5 SF: 0  
2B: 2 SAC: 1  
3B: 0 DP: 0  
HR: 0 HBP: 0

Batter	1	2	3	4	5	6	7	8	9
Wilbur Howard, S (1, 7) OBP: 0.332, SLG: 0.374	0-0 G3 S WP 1B		0-0 4-3 2-3		0-0 4-3		0-0 P6		
Rob Andrews, R (1, 4) OBP: 0.307, SLG: 0.284 Art Gardner, L (7, PH) OBP: 0.241, SLG: 0.185 Tommy Helms, R (8, 4) OBP: 0.260, SLG: 0.216	0-0 G3 1-3		4-0 3-H BB		0-0 5-3		0-0 F4-3		
Cesar Cedeno, R (1, 8) OBP: 0.372, SLG: 0.440	0-0 5-3		0-3 K			0-0 E S 3-1 1B		0-0 F4	
Cliff Johnson, R (1, 3) OBP: 0.371, SLG: 0.495	0-0 P6 3-H			0-0 5-3		0-0 6-3 1-3		0-0 F7	
Milt May, L (1, 2) OBP: 0.290, SLG: 0.324		0-0 F9		0-0 5-3		0-0 3-1		0-0 F4-3	
Greg Gross, L (1, 9) OBP: 0.376, SLG: 0.367		0-0 4-3		4-0 2B BB		0-0 F4-3 3-H		0-0 1-3	
Jerry Davanon, R (1, 5) OBP: 0.398, SLG: 0.407		0-0 F8		0-0 1-H 2B			0-0 F8		0-0 1B
Larry Milbourne, S (1, 6) OBP: 0.241, SLG: 0.260			0-0 4-3 SH1-4 WP 1B		0-0 L4		0-0 2B 1B		0-0 F8
Larry Dierker, R (1, 1) OBP: 0.082, SLG: 0.092 Doug Kotarski, R (6, 1) OBP: 0.208, SLG: 0.200 Jose Cruz, L (7, PH) OBP: 0.367, SLG: 0.418 Jim York, R (8, 1) OBP: 0.367, SLG: 0.418 Paul Siebert, L (9, 1) OBP: 0.356, SLG: 0.316			0-0 SH1-4 1-2		0-3 K		0-0 1-3 2B		0-0 F9

Inning Stats	R: 1	H: 1	E: 0	K: 0	S: 4	LOB: 0	BB: 0	P: 4	R: 0	H: 0	E: 0	K: 0	S: 3	LOB: 0	BB: 0	P: 3	R: 1	H: 1	E: 0	K: 1	S: 6	LOB: 1	BB: 1	P: 10	R: 1	H: 1	E: 0	K: 0	S: 4	LOB: 1	BB: 1	P: 8	R: 0	H: 0	E: 0	K: 1	S: 5	LOB: 0	BB: 0	P: 5	R: 1	H: 1	E: 0	K: 0	S: 4	LOB: 0	BB: 0	P: 4	R: 0	H: 2	E: 0	K: 0	S: 5	LOB: 2	BB: 0	P: 5	R: 0	H: 0	E: 0	K: 0	S: 3	LOB: 0	BB: 0	P: 3	R: 0	H: 1	E: 0	K: 0	S: 4	LOB: 1	BB: 0	P: 4
--------------	------	------	------	------	------	--------	-------	------	------	------	------	------	------	--------	-------	------	------	------	------	------	------	--------	-------	-------	------	------	------	------	------	--------	-------	------	------	------	------	------	------	--------	-------	------	------	------	------	------	------	--------	-------	------	------	------	------	------	------	--------	-------	------	------	------	------	------	------	--------	-------	------	------	------	------	------	------	--------	-------	------

PITCHER	IP	WLS	BF	H	R	ER	SO	BB	IBB	HBP	BLK	WP	HR	S	P	ERA	WHIP
Clay Kirby, R (1, 1) ERA: 4.72	5.0	W	20	3	3	3	2	2	0	0	0	2	0	22	30	5.40	1.000
Pat Darcy, R (6, 1) ERA: 3.6	3.0		12	3	1	0	0	0	0	0	0	0	0	12	12	0.00	1.000
Rawly Eastwick, R (9, 1) ERA: 2.63	1.0	S	4	1	0	0	0	0	0	0	0	0	0	4	4	0.00	1.000

Batter	1	2	3	4	5	6	7	8	9	AB R H RBI BB SO LOB	TOP
Greg Gross, L (1, 9) OBP: 0.375, SLG: 0.366	0-0 1B		0-0 F5			0-0 6-3			0-0 6-3	4 0 1 0 0 0 0	
Enos Cabell, R (1, 5) OBP: 0.303, SLG: 0.367 Wilbur Howard, S (9, PH) OBP: 0.331, SLG: 0.373 Rob Andrews, R (9, 4) OBP: 0.307, SLG: 0.284	0-0 F4			0-3 K		0-0 F9			0-0 F8	3 0 0 0 0 1 1 1 0 0 0 0 0 0 0 0 0 0 0 0 0	
Cesar Cedeno, R (1, 8) OBP: 0.371, SLG: 0.440	0-3 K			0-0 F3			0-3 K		0-0 HR	4 1 1 0 0 2 1	
Cliff Johnson, R (1, 3) OBP: 0.372, SLG: 0.505	0-0 P4			0-0 1B			0-0 F9		0-0 HR	4 1 2 2 0 0 1	
Milt May, L (1, 2) OBP: 0.290, SLG: 0.322		0-0 4-3		0-0 4-3			0-0 F8		4-0 BB	3 0 0 0 1 0 1	
Jose Cruz, L (1, 7) OBP: 0.363, SLG: 0.412		0-0 F8			0-0 4-3			0-0 F9	0-0 P6	4 0 0 0 0 0 1	
Jerry Davanon, R (1, 4) OBP: 0.396, SLG: 0.404		0-0 F7			0-0 P4			0-0 FC6-4 1B		3 0 1 0 0 0 0	
Roger Metzger, S (1, 6) OBP: 0.291, SLG: 0.298			0-0 1-3		0-3 K			0-0 P6		3 0 0 0 0 1 1	
J.R. Richard, R (1, 1) OBP: 0.213, SLG: 0.324			0-3 K			0-0 P3		0-0 FC6-4		3 0 0 0 0 1 1	
<b>Inning Stats</b>	R: 0 E: 0 K: 1 S: 6 H: 1 LOB: 1 BB: 0 P: 6	R: 0 E: 0 K: 0 S: 3 H: 0 LOB: 0 BB: 0 P: 3	R: 0 E: 0 K: 1 S: 5 H: 0 LOB: 0 BB: 0 P: 5	R: 0 E: 0 K: 1 S: 6 H: 1 LOB: 1 BB: 0 P: 6	R: 0 E: 0 K: 1 S: 5 H: 0 LOB: 0 BB: 0 P: 5	R: 0 E: 0 K: 0 S: 3 H: 0 LOB: 0 BB: 0 P: 3	R: 0 E: 0 K: 1 S: 5 H: 0 LOB: 0 BB: 0 P: 5	R: 0 E: 0 K: 0 S: 4 H: 1 LOB: 1 BB: 0 P: 4	R: 2 E: 0 K: 0 S: 5 H: 2 LOB: 1 BB: 1 P: 9	1B: 3 2B: 1 3B: 0 HR: 1 SF: 0 SAC: 0 DP: 0 HBP: 0	WP: 0 PB: 0 SB: 0 CS: 0 PA: 33
<b>PITCHER</b> Burt Hooton, R (1, 1) ERA: 3.07	IP: 9.0 WLS: W BF: 33 H: 5 R: 2 ER: 2 SO: 5 BB: 1 IBB: 0 HBP: 0 BLK: 0 WP: 0 HR: 1 S: 42 P: 46 ERA: 2.00 WHIP: 0.667										

Houston Astros @ Los Angeles Dodgers  
Dodger Stadium, Los Angeles, CA

Fri Sep 26 1975, 7:05 PM PDT  
Att. 17,455 - Unknown

livebaseballscorecards.com

AB 32  
R 2  
H 5  
RBI 2  
BB 1  
SO 5  
LOB 7





Batter	1	2	3	4	5	6	7	8	9	AB	R	H	RBI	BB	SO	LOB
Davey Lopes, R OBP: 0.358, SLG: 0.361 (1, 4)	0-0 P6		0-0 F9			0-3 K		0-0 F8		4	0	0	0	0	1	2
Lee Lacy, R OBP: 0.360, SLG: 0.460 (1, 7)	0-0 F8			0-0 5-3			0-0 6-3		0-0 4-3	4	0	0	0	0	0	0
Willie Crawford, L OBP: 0.346, SLG: 0.388 (1, 9)	0-0 6-3			0-0 F7			0-0 4-3		4-0 HR BB	3	1	0	0	1	0	0
Steve Garvey, R OBP: 0.351, SLG: 0.479 (1, 3)		0-0 FC5-4 1B		0-0 F8			0-0 6-3		0-0 HR	4	1	2	2	0	0	0
Ron Cey, R OBP: 0.368, SLG: 0.470 (1, 5)		0-0 FC5-4			0-0 F9			4-0 SH5-4 BB SF7 BB		2	1	0	0	1	0	1
Henry Cruz, L OBP: 0.299, SLG: 0.308 (1, 8)		0-3 K			0-0 F2			4-0 SH5-4 BB		2	0	0	0	1	1	1
Steve Yeager, R OBP: 0.301, SLG: 0.344 (1, 2)		0-0 6-3			0-3 K			0-0 SH5-4		2	0	0	0	0	1	1
Bill Russell, R OBP: 0.277, SLG: 0.261 (1, 6)			0-3 K					0-0 SF7		2	0	0	0	0	1	0
Leron Lee, L OBP: 0.264, SLG: 0.277 (8, PH)								0-0 L7		0	0	0	1	0	0	0
Rick Auerbach, R OBP: 0.298, SLG: 0.276 (9, 6)								0-3 K		0	0	0	0	0	0	0
Burt Hooton, R OBP: 0.169, SLG: 0.205 (1, 1)			0-0 P3					0-3 K		2	0	0	0	1	1	0

<b>Inning Stats</b>	R: 0 H: 0 E: 0 K: 3 S: 3	H: 0 LOB: 0 BB: 0 P: 3	R: 0 H: 1 E: 0 K: 1 S: 6	H: 1 LOB: 1 BB: 0 P: 6	R: 0 H: 0 E: 0 K: 1 S: 5	H: 0 LOB: 0 BB: 0 P: 5	R: 0 H: 0 E: 0 K: 1 S: 5	H: 0 LOB: 0 BB: 0 P: 5	R: 0 H: 0 E: 0 K: 2 S: 7	H: 0 LOB: 0 BB: 0 P: 7	R: 0 H: 0 E: 0 K: 0 S: 3	H: 0 LOB: 0 BB: 0 P: 3	R: 1 H: 0 E: 0 K: 0 S: 3	H: 0 LOB: 2 BB: 3 P: 15	R: 2 H: 1 E: 0 K: 0 S: 2	H: 1 LOB: 0 BB: 1 P: 6	1B: 1 2B: 0 3B: 0 HR: 1	SF: 1 SAC: 1 DP: 0 HBP: 0	WP: 0 PB: 0 SB: 1 CS: 0	PA: 31
---------------------	--------------------------	------------------------	--------------------------	------------------------	--------------------------	------------------------	--------------------------	------------------------	--------------------------	------------------------	--------------------------	------------------------	--------------------------	-------------------------	--------------------------	------------------------	-------------------------	---------------------------	-------------------------	--------

<b>PITCHER</b> J.R. Richard, R ERA: 4.39 (1, 1)	IP: 8.1 WLS: L BF: 31 H: 2 R: 3 ER: 3 SO: 5 BB: 4 IBB: 0 HBP: 0 BLK: 0 WP: 0 HR: 1 S: 37 P: 53 ERA: 3.24 WHIP: 0.720	<b>PITCHER</b>	IP: WLS: BF: H: R: ER: SO: BB: IBB: HBP: BLK: WP: HR: S: P: ERA: WHIP:
---	--	----------------	--

**BOTTOM**

**Houston Astros @ Los Angeles Dodgers**  
Dodger Stadium, Los Angeles, CA

Fri Sep 26 1975, 7:05 PM PDT  
Att. 17,455 - Unknown

livebaseballscorecards.com

<b>AB</b>	<b>25</b>
<b>R</b>	<b>3</b>
<b>H</b>	<b>2</b>
<b>RBI</b>	<b>3</b>
<b>BB</b>	<b>4</b>
<b>SO</b>	<b>5</b>
<b>LOB</b>	<b>5</b>



Batter	1	2	3	4	5	6	7	8	9	AB R H RBI BB SO LOB	TOP											
<b>Wilbur Howard, S</b> (1, 8) <small>OBP: 0.328, SLG: 0.370</small>	0-0 <b>F3</b>		0-0 <b>4-3</b>			0-0 <b>F7</b>		0-0 <b>F9</b>		4 0 0 0 0 0 3	<b>Houston Astros @ Los Angeles Dodgers</b> <b>Dodger Stadium, Los Angeles, CA</b> Sat Sep 27 1975, 3:33 AM PDT Att: 13,529 - Unknown <a href="http://livebaseballscorecards.com">livebaseballscorecards.com</a>											
<b>Greg Gross, L</b> (1, 9) <small>OBP: 0.374, SLG: 0.365</small>	0-0 <b>6-3</b>			0-0 <b>L7</b>		0-0 <b>1B</b>		0-0 <b>G3</b>		4 0 1 0 0 0 0												
<b>Jose Cruz, L</b> (1, 7) <small>OBP: 0.359, SLG: 0.407</small>	0-3 <b>K</b>			0-0 <b>4-3</b>		0-0 <b>4-3</b>		0-3 <b>K</b>		4 0 0 0 0 2 2												
<b>Cliff Johnson, R</b> (1, 3) <small>OBP: 0.369, SLG: 0.499</small>		0-0 <b>F3</b>		0-3 <b>K</b>			0-0 <b>F7</b>		0-0 <b>1-3</b>			4 0 0 0 0 1 0										
<b>Milt May, L</b> (1, 2) <small>OBP: 0.287, SLG: 0.319</small>		0-0 <b>F5</b>			0-3 <b>K</b>		0-3 <b>K</b>		0-0 <b>F7</b>			4 0 0 0 0 2 0										
<b>Enos Cabell, R</b> (1, 5) <small>OBP: 0.303, SLG: 0.365</small>		0-3 <b>K</b>			0-0 <b>F8</b>		4-0 <b>S</b> <b>E</b> <b>BB</b>					2 1 0 0 1 1 0										
<b>Jerry Davanon, R</b> (1, 6) <small>OBP: 0.386, SLG: 0.392</small>			0-0 <b>5-3</b>		0-0 <b>F9</b>		0-0 <b>E7</b>					3 0 0 0 0 0 0										
<b>Rob Andrews, R</b> (1, 4) <small>OBP: 0.311, SLG: 0.286</small>				0-0 <b>1B</b>		4-0 <b>1B</b> <b>BB</b>	0-0 <b>F7</b>					2 0 1 0 1 0 1										
<b>Mike Stanton, S</b> (1, 1) <small>OBP: 0.250, SLG: 0.250</small> <b>Ken Forsch, R</b> (3, 1) <small>OBP: 0.192, SLG: 0.045</small> <b>Larry Milbourne, S</b> (6, PH) <small>OBP: 0.245, SLG: 0.295</small> <b>Jose Sosa, R</b> (6, 1) <small>OBP: 0.333, SLG: 0.778</small> <b>Ken Boswell, L</b> (8, PH) <small>OBP: 0.384, SLG: 0.314</small> <b>Doug Kotlarczyk, R</b> (8, 1) <small>OBP: 0.208, SLG: 0.200</small>			0-0 <b>P1</b>		0-0 <b>1B</b>		0-0 <b>L4</b>					1 0 0 0 0 0 0 1 0 0 0 0 0 0 0 0 1 0 0 1 0 0 0 0 0 0 0 0 0 0 0 0 1 0 0 0 0 0 0 0 0 0 0 0 0 0 0 0										
<b>Inning Stats</b>	R: 0 E: 0 K: 1 S: 5	H: 0 LOB: 0 BB: 0 P: 5	R: 0 E: 0 K: 1 S: 5	H: 0 LOB: 0 BB: 0 P: 5	R: 0 E: 0 K: 0 S: 4	H: 1 LOB: 1 BB: 0 P: 4	R: 0 E: 0 K: 1 S: 5	H: 0 LOB: 0 BB: 0 P: 5	R: 0 E: 0 K: 1 S: 5	H: 0 LOB: 0 BB: 0 P: 5	R: 0 E: 0 K: 0 S: 4	H: 2 LOB: 2 BB: 1 P: 8	R: 1 E: 1 K: 1 S: 6	H: 0 LOB: 1 BB: 1 P: 10	R: 0 E: 0 K: 0 S: 3	H: 0 LOB: 0 BB: 0 P: 3	R: 0 E: 0 K: 1 S: 5	H: 0 LOB: 0 BB: 0 P: 5	1B: 3 2B: 0 3B: 0 HR: 0	SF: 0 SAC: 0 DP: 0 HBP: 0	WP: 0 PB: 0 SB: 1 CS: 0	PA: 32
<b>PITCHER</b> <b>Andy Messersmith, R</b> (1, 1) <small>ERA: 2.29</small>	IP: 9.0 WLS: W BF: 32 H: 3 R: 1 ER: 0 SO: 6 BB: 2 IBB: 0 HBP: 0 BLK: 0 WP: 0 HR: 0 S: 42 P: 50 ERA: 0.00 WHIP: 0.556						<b>PITCHER</b> IP: 0 WLS: 0 BF: 0 H: 0 R: 0 ER: 0 SO: 0 BB: 0 IBB: 0 HBP: 0 BLK: 0 WP: 0 HR: 0 S: 0 P: 0 ERA: 0.00 WHIP: 0.000															





Batter	1	2	3	4	5	6	7	8	9
Davey Lopes, R (1, 4) OBP: 0.358, SLG: 0.359 Jerry Royster, R (7, 4) OBP: 0.281, SLG: 0.387	0-0 E6 9-2	0-3 K		4-0 1-3 BB		0-3 K			
Lee Lacy, R (1, 7) OBP: 0.359, SLG: 0.455	4-0 9-2 2-3 BB		0-0 1-3	0-0 1-3		0-3 K			
Willie Crawford, L (1, 9) OBP: 0.345, SLG: 0.386	0-0 9-2 1-2 3-H		0-0 1B BB 1B	0-0 F9		0-0 G3			
Steve Garvey, R (1, 3) OBP: 0.352, SLG: 0.478	4-0 BB		4-0 BB 1B HR BB	0-0 F8		0-0 F3			
Ron Cey, R (1, 5) OBP: 0.370, SLG: 0.471	0-3 K		0-0 1-2 2-3 HR 1B		0-0 1B 1B	4-0 WP BB			
Henry Cruz, L (1, 8) OBP: 0.317, SLG: 0.319		0-0 5-3 WP 1B	4-0 1-2 2-3 3-H HR BB		0-0 1-3 1B	0-0 F8			
Steve Yeager, R (1, 2) OBP: 0.301, SLG: 0.350		0-0 6-3	0-0 1-H 2-H 3-H HR		0-0 L7		0-0 6-3		
Bill Russell, R (1, 6) OBP: 0.277, SLG: 0.258		4-0 5-3 BB	0-3 K		0-0 1-3		0-0 F9		
Andy Messersmith, R (1, 1) OBP: 0.212, SLG: 0.194		0-0 5-3	0-0 4-3			0-3 K		0-0 F9	

Inning Stats	R: 0 E: 1 K: 1 S: 5	H: 0 LOB: 2 BB: 2 P: 13	R: 0 E: 0 K: 1 S: 6	H: 1 LOB: 2 BB: 1 P: 10	R: 5 E: 0 K: 1 S: 8	H: 3 LOB: 0 BB: 2 P: 16	R: 0 E: 0 K: 0 S: 3	H: 0 LOB: 1 BB: 1 P: 7	R: 0 E: 0 K: 0 S: 4	H: 2 LOB: 1 BB: 0 P: 4	R: 0 E: 0 K: 3 S: 9	H: 0 LOB: 0 BB: 0 P: 9	R: 0 E: 0 K: 0 S: 3	H: 0 LOB: 1 BB: 1 P: 7	R: 0 E: 0 K: 0 S: 3	H: 0 LOB: 0 BB: 0 P: 3
--------------	------------------------------	----------------------------------	------------------------------	----------------------------------	------------------------------	----------------------------------	------------------------------	---------------------------------	------------------------------	---------------------------------	------------------------------	---------------------------------	------------------------------	---------------------------------	------------------------------	---------------------------------

PITCHER	IP	WLS	BF	H	R	ER	SO	BB	IBB	HBP	BLK	WP	HR	S	P	ERA	WHIP
Mike Stanton, R (1, 1) ERA: 7.27	2.1	L	15	3	4	4	2	5	0	0	0	1	0	14	34	15.43	3.429
Ken Forsch, R (3, 1) ERA: 3.22	2.2		11	3	1	1	1	1	0	0	0	0	1	12	16	3.38	1.500
Jose Sosa, R (6, 1) ERA: 4.02	2.0		7	0	0	0	3	1	0	0	0	1	0	12	16	0.00	0.500
Doug Konieczny, R (8, 1) ERA: 4.47	1.0		3	0	0	0	0	0	0	0	0	0	0	3	3	0.00	0.000

AB R H RBI BB SO LOB

3	0	0	0	1	2	2
0	0	0	0	0	0	0
3	0	0	0	1	1	1
4	1	1	0	0	0	3
2	1	0	0	2	0	1
3	1	2	0	1	1	2
3	1	2	1	1	0	1
4	1	1	4	0	0	2
3	0	0	0	1	1	1
4	0	0	0	0	1	2

AB	29
R	5
H	6
RBI	5
BB	7
SO	6
LOB	15



1B: 5	SF: 0	WP: 2	PA: 36
2B: 1	SAC: 0	PB: 0	
3B: 0	DP: 1	SB: 1	
HR: 1	HBP: 0	CS: 0	

PITCHER	IP	WLS	BF	H	R	ER	SO	BB	IBB	HBP	BLK	WP	HR	S	P	ERA	WHIP
---------	----	-----	----	---	---	----	----	----	-----	-----	-----	----	----	---	---	-----	------

**Houston Astros @ Los Angeles Dodgers**  
**Dodger Stadium, Los Angeles, CA**  
 Sat Sep 27 1975, 3:33 AM PDT  
 Att. 13,529 - Unknown

livebaseballscorecards.com





BOTTOM

Houston Astros @ Los Angeles Dodgers  
Dodger Stadium, Los Angeles, CA  
Sun Sep 28 1975, 3:33 AM PDT  
Att. 36,507 - Unknown

livebaseballscorecards.com

AB 35  
R 2  
H 8  
RBI 2  
BB 2  
SO 1  
LOB 13



WP: 0 PA: 39  
PB: 1  
SB: 0  
CS: 0

AB R H RBI BB SO LOB

5 0 1 0 0 0 1

5 0 1 1 0 0 0

2 1 0 0 1 0 0  
2 0 0 0 0 0 2

4 0 1 0 0 0 1

1 0 1 0 0 0 0  
1 0 1 0 1 0 0  
0 0 0 0 0 0 0

3 0 0 1 0 0 4

3 0 1 0 0 1 1  
1 0 0 0 0 0 0

3 0 0 0 0 0 3  
1 0 1 0 0 0 0  
0 1 0 0 0 0 0

2 0 0 0 0 0 0  
1 0 1 0 0 0 0  
0 0 0 0 0 0 0  
0 0 0 0 0 0 0  
1 0 0 0 0 0 1

1B: 7 SF: 1  
2B: 1 SAC: 0  
3B: 0 DP: 0  
HR: 0 HBP: 1

Batter	1	2	3	4	5	6	7	8	9
Jerry Royster, R OBP: 0.270, SLG: 0.361 (1, 4)	0-0 4-3 ①		0-0 6-3 ③		0-0 3-1 ②		0-0 F2 ③		0-0 1B 1B 1-3
Lee Lacy, R OBP: 0.356, SLG: 0.451 (1, 7)	0-0 F9 ②			0-0 G3 ①	0-0 5-3 ③			0-0 F8 ①	0-0 1B 1B 1-2 3-H
John Hale, L OBP: 0.303, SLG: 0.333 Tom Paciorek, R OBP: 0.250, SLG: 0.269 (8, PH) (9, 9)	0-0 4-3 ③			4-0 HBP E SF7 BB		0-0 F7 ①		0-0 F9 ②	0-0 L7 ③
Steve Garvey, R OBP: 0.351, SLG: 0.476 (1, 3)		0-0 F8 ①		0-0 E5 1B HBP 1-2		0-0 4-3 ②		0-0 1B BB 1B	
Ron Cey, R OBP: 0.372, SLG: 0.473 Ken McMullen, R OBP: 0.340, SLG: 0.435 Rick Auerbach, R OBP: 0.298, SLG: 0.276 (8, PR) (9, 5)		0-0 G3 2B		1-0 1B HBP 1-2 2-3		0-0 PB 1B		4-0 FC6-4 BB 1-2	
Steve Yeager, R OBP: 0.298, SLG: 0.347 (1, 2)		0-0 G3 2-3		0-0 SF7 3-H		0-0 6-3 ③ 1-2		0-0 FC6-4 ③ 1-2f	
Joe Simpson, L OBP: 0.333, SLG: 0.333 Orlando Alvarez, R (9, PH)		0-0 4-3 ③		0-0 1B 1-2 2-3		0-3 K ①			0-0 5-3 ①
Ivan De Jesus, R OBP: 0.276, SLG: 0.230 Manny Mota, R OBP: 0.357, SLG: 0.286 Bill Russell, R OBP: 0.277, SLG: 0.258 (9, PR)			0-0 F3 ①	0-0 F8 ③		0-0 6-3 ②			0-0 1B 1B 1B 1-2
Rick Rhoden, R OBP: 0.103, SLG: 0.071 Leron Lee, L OBP: 0.274, SLG: 0.288 Charlie Hough, R OBP: 0.333, SLG: 0.333 Dennis Lewallyn, R (9, 1) Jimmy Wynn, R OBP: 0.403, SLG: 0.417 (9, PH)			0-0 3-1 ②		0-0 F9 ①		0-0 1B		0-0 F2 ②

Inning Stats	R: 0 E: 0 K: 0 S: 3	H: 0 LOB: 0 BB: 0 P: 3	R: 0 E: 0 K: 0 S: 4	H: 1 LOB: 1 BB: 0 P: 4	R: 0 E: 0 K: 0 S: 3	H: 0 LOB: 0 BB: 0 P: 3	R: 1 E: 1 K: 0 S: 5	H: 1 LOB: 3 BB: 1 P: 10	R: 0 E: 0 K: 0 S: 3	H: 0 LOB: 0 BB: 0 P: 3	R: 0 E: 0 K: 0 S: 4	H: 1 LOB: 1 BB: 0 P: 4	R: 0 E: 0 K: 1 S: 6	H: 1 LOB: 1 BB: 0 P: 6	R: 0 E: 0 K: 0 S: 4	H: 1 LOB: 2 BB: 1 P: 8	R: 1 E: 0 K: 0 S: 6	H: 3 LOB: 2 BB: 0 P: 6	1B: 7 2B: 1 3B: 0 HR: 0	SF: 1 SAC: 0 DP: 0 HBP: 1
--------------	------------------------------	---------------------------------	------------------------------	---------------------------------	------------------------------	---------------------------------	------------------------------	----------------------------------	------------------------------	---------------------------------	------------------------------	---------------------------------	------------------------------	---------------------------------	------------------------------	---------------------------------	------------------------------	---------------------------------	----------------------------------	------------------------------------

PITCHER	IP	WLS	BF	H	R	ER	SO	BB	IBB	HBP	BLK	WP	HR	S	P	ERA	WHIP
Jim York, R ERA: 3.86 (1, 1)	7.0	W	28	4	1	0	1	1	1	0	0	0	0	28	33	0.00	0.714
Mike Cosgrove, L ERA: 3.03 (8, 1)	1.2		10	4	1	1	0	1	0	0	0	0	0	9	13	5.40	3.000
Paul Siebert, L ERA: 2.95 (9, 1)	0.1	S	1	0	0	0	0	0	0	0	0	0	0	1	1	0.00	0.000