

Houston Astros - 1975

Batter	1	2	3	4	5	6	7	8	9	AB	R	H	RBI	BB	SO	LOB	TOP			
Ralph Garr, L (1,7)	L9			1B HBP	1-3			F8		3	1	0	0	0	0	0				
Marty Perez, R (1,4) OBP: 0.250, SLG: 0.250	K			F4				F8		4	0	1	0	0	1	1				
Darrell Evans, L (1,5) OBP: 0.250, SLG: 0.250	4-3			1B 1-2	F9			F8		4	1	1	0	0	0	1				
Mike Lum, L (1,3) OBP: 0.250, SLG: 0.250		1-3		FC5-4 1-2 2H				F9		4	0	1	1	0	0	0				
Dusty Baker Jr., R (1,9) OBP: 0.250, SLG: 0.250	1-3			FC5-4 1-2 2H				F9		4	0	1	1	0	1	0				
Rowland Office, L (1,8)	4-3			FC5-4 BB 1-2 2-3				F6		4	0	0	0	0	1	2				
Vic Correll, R (1,2)			K	1-2 BB				K		2	0	0	0	1	2	0				
Larvell Blanks, R (1,6)			4-3	F7				K		3	0	0	0	0	1	3				
Phil Niekro, R (1,1)			F7							2	0	0	0	0	1	0				
Roric Harrison, R (5,1)					K					0	0	0	0	0	0	0				
Frank Tepedino, L (7,PH)										1	0	0	0	0	0	0				
Gary Gentry, R (7,1)								1-3		0	0	0	0	0	0	0				
Inning Stats	R: 0 E: 0 K: 1 S: 5	H: 0 LOB: 0 BB: 0 P: 5	R: 0 E: 0 K: 0 S: 3	H: 0 LOB: 0 BB: 0 P: 3	R: 0 E: 0 K: 1 S: 5	H: 0 LOB: 0 BB: 0 P: 5	R: 2 E: 0 K: 0 S: 6	H: 3 LOB: 3 BB: 1 P: 11	R: 0 E: 0 K: 2 S: 7	H: 0 LOB: 0 BB: 0 P: 7	R: 0 E: 0 K: 2 S: 7	H: 0 LOB: 0 BB: 0 P: 7	R: 0 E: 0 K: 0 S: 3	H: 0 LOB: 0 BB: 0 P: 3	R: 0 E: 0 K: 0 S: 3	H: 0 LOB: 0 BB: 0 P: 3	1B: 4 2B: 0 3B: 0 HR: 0	SF: 0 SAC: 0 DP: 0 HBP: 1	WP: 0 PB: 0 SB: 0 CS: 0	PA: 33
PITCHER Larry Dierker, R (1,1) ERA: 2.0	IP: 9.0 WLS: W BF: 33	H: 4 R: 2 ER: 2 SO: 7	BB: 1 IBB: 0 HBP: 1 BLK: 0	WP: 0 HR: 0 S: 45 P: 50	ERA: 2.00 WHIP: 0.556															

Atlanta Braves @ Houston Astros
Astrodome, Houston, TX
Mon Apr 07 1975, 8:05 PM EDT
Att: 14,959 - Dome

AB 31
R 2
H 4
RBI 2
BB 1
SO 7
LOB 7



Batter	1	2	3	4	5	6	7	8	9	AB	R	H	RBI	BB	SO	LOB	BOTTOM		
Enos Cabell, R (1,7) OBP: 0.400, SLG: 0.400	K		K		1B	S		K		5	0	2	0	0	3	0			
Rob Andrews, R (1,4) OBP: 0.400, SLG: 0.400	K		E	1B	PB	1-3	1B	F8		5	1	2	0	0	2	1			
Cesar Cedeno, R (1,8) OBP: 0.600, SLG: 0.750	F7		E5	1-3	2B	CI	1B	1B	BB	4	2	2	1	1	0	1			
Milt May, L (1,2) OBP: 0.500, SLG: 0.500		K	4-3	1-2	CI	2B	HR	1B	1B	4	1	2	0	0	1	2			
Cliff Johnson, R (1,3) OBP: 0.200, SLG: 0.500	6-3			L5	1-3	2H	HR	2B		4	1	1	2	0	0	2			
Jose Cruz, L (1,9) OBP: 0.750, SLG: 1.500	1B	1B		G3	2H	3H	HR	S	1B	4	1	3	3	0	0	0			
Doug Rader, R (1,5) OBP: 0.500, SLG: 0.500		1B			L9			K		4	0	2	0	0	1	2			
Roger Metzger, S (1,6)	F9			4-3				F7	IBB	3	0	0	0	1	0	3			
Larry Dierker, R (1,1)			6-3		5-3			K	K	4	0	0	0	0	2	3			
Inning Stats	R: 0 E: 0 K: 2 S: 7	H: 2 LOB: 2 BB: 0 P: 7	R: 0 E: 1 K: 1 S: 7	H: 1 LOB: 2 BB: 0 P: 7	R: 0 E: 0 K: 0 S: 4	H: 1 LOB: 1 BB: 0 P: 4	R: 5 E: 1 K: 0 S: 8	H: 5 LOB: 0 BB: 0 P: 8	R: 0 E: 0 K: 2 S: 8	H: 1 LOB: 1 BB: 0 P: 8	R: 1 E: 0 K: 2 S: 10	H: 3 LOB: 3 BB: 1 P: 14	R: 0 E: 0 K: 1 S: 6	H: 1 LOB: 2 BB: 1 P: 10	1B: 11 2B: 2 3B: 0 HR: 1	SF: 1 SAC: 0 DP: 0 HBP: 0	WP: 0 PB: 1 SB: 3 CS: 0	PA: 41	
PITCHER Phil Niekro, R (1,1) ERA: 4.2	IP: 4.2 WLS: L BF: 24	H: 9 R: 5 ER: 0 SO: 4	BB: 0 IBB: 0 HBP: 0 BLK: 0	WP: 0 HR: 1 S: 32 P: 32	ERA: 0.00 WHIP: 1.929														
PITCHER Roric Harrison, R (5,1) ERA: 0.00	IP: 1.1 WLS: L BF: 5	H: 1 R: 0 ER: 0 SO: 2	BB: 0 IBB: 0 HBP: 0 BLK: 0	WP: 0 HR: 0 S: 9 P: 9	ERA: 0.00 WHIP: 0.750														
PITCHER Gary Gentry, R (7,1) ERA: 4.5	IP: 2.0 WLS: L BF: 12	H: 4 R: 1 ER: 1 SO: 3	BB: 1 IBB: 1 HBP: 0 BLK: 0	WP: 0 HR: 0 S: 16 P: 24	ERA: 4.50 WHIP: 2.500														

Atlanta Braves @ Houston Astros
Astrodome, Houston, TX
Mon Apr 07 1975, 8:05 PM EDT
Att: 14,959 - Dome

AB 37
R 6
H 14
RBI 6
BB 2
SO 9
LOB 14



Batter	1	2	3	4	5	6	7	8	9	AB	R	H	RBI	BB	SO	LOB	TOP					
Ralph Garr, L (1,7) OBP: 0.333, SLG: 0.250	6-3		6-3														5 1 2 0 0 0 0					
Marty Perez, R (1,4) OBP: 0.222, SLG: 0.222	K																5 1 1 0 0 1 2					
Darrell Evans, L (1,5) OBP: 0.375, SLG: 0.375	F7		4-3														4 0 2 1 0 0 1					
Mike Lum, L (1,3) OBP: 0.375, SLG: 0.286																	3 0 1 1 1 0 1					
Dusty Baker Jr., R (1,9) OBP: 0.125, SLG: 0.125	F9																4 0 0 0 0 1 4					
Rowland Office, L (1,8) OBP: 0.250, SLG: 0.250																	4 0 2 0 0 1 2					
Vic Correll, R (1,2) OBP: 0.286, SLG: 0.167	K																4 0 1 0 0 2 4					
Larvell Blanks, R (1,6)																	4 0 0 0 0 1 4					
Carl Morton, R (1,1)			K														4 0 0 0 0 2 0					
Inning Stats	R: 0 E: 0 K: 1 S: 5	H: 0 LOB: 0 BB: 0 P: 5	R: 0 E: 0 K: 1 S: 7	H: 2 LOB: 2 BB: 0 P: 7	R: 0 E: 0 K: 1 S: 6	H: 1 LOB: 1 BB: 0 P: 6	R: 0 E: 0 K: 1 S: 7	H: 2 LOB: 2 BB: 0 P: 7	R: 2 E: 1 K: 1 S: 8	H: 2 LOB: 1 BB: 0 P: 8	R: 0 E: 0 K: 0 S: 3	H: 0 LOB: 0 BB: 0 P: 3	R: 0 E: 0 K: 0 S: 3	H: 0 LOB: 0 BB: 0 P: 3	R: 0 E: 0 K: 2 S: 8	H: 1 LOB: 2 BB: 1 P: 12	R: 0 E: 0 K: 1 S: 6	H: 1 LOB: 1 BB: 0 P: 6	1B: 9 2B: 0 3B: 0 HR: 0	SF: 0 SAC: 0 DP: 0 HBP: 0	WP: 0 PB: 0 SB: 0 CS: 0	PA: 38
PITCHER	IP	WLS	BF	H	R	ER	SO	BB	IBB	HBP	BLK	WP	HR	S	P	ERA	WHIP					
Doug Konieczny, R (1,1) ERA: 1.5	6.0	L	26	7	2	1	5	0	0	0	0	0	0	36	36	1.50	1.167					
Mike Cosgrove, L (7,1) ERA:	1.2		7	1	0	0	1	1	0	0	1	0	0	8	12	0.00	1.200					
Wayne Granger, R (8,1) ERA:	1.1		5	1	0	0	2	0	0	0	0	0	0	9	9	0.00	0.750					

Atlanta Braves @ Houston Astros
Astrodome, Houston, TX
Tue Apr 08 1975, 8:05 PM EDT
Att: 7,937 - Dome

AB 37
R 2
H 9
RBI 2
BB 1
SO 8
LOB 18



Batter	1	2	3	4	5	6	7	8	9	AB	R	H	RBI	BB	SO	LOB	BOTTOM					
Enos Cabell, R (1,7) OBP: 0.222, SLG: 0.222	2-3		1-3														4 0 0 0 0 0 0					
Rob Andrews, R (1,4) OBP: 0.375, SLG: 0.375																	3 0 1 0 0 0 0					
Rafael Batista, L (9,PH) OBP: 1.000, SLG: 2.000																	1 0 1 0 0 0 0					
Cesar Cedeno, R (1,8) OBP: 0.444, SLG: 0.500																	4 0 1 0 0 0 2					
Milt May, L (1,2) OBP: 0.286, SLG: 0.286	F8																3 0 0 0 0 1 1					
Cliff Johnson, R (1,3) OBP: 0.250, SLG: 0.429																	3 0 1 0 0 0 0					
Jose Cruz, L (1,9) OBP: 0.429, SLG: 0.857																	3 0 0 0 0 1 1					
Doug Rader, R (1,5) OBP: 0.429, SLG: 0.429																	3 0 1 0 0 1 0					
Roger Metzger, S (1,6)																	2 0 0 0 0 0 0					
Bob Watson, R (8,PH)																	1 0 0 0 0 0 1					
Larry Milbourne, S (9,6)																	0 0 0 0 0 0 0					
Doug Konieczny, R (1,1)																	1 0 0 0 0 0 0					
Wilbur Howard, S (6,PH)																	1 0 0 0 0 1 0					
Mike Cosgrove, L (7,1)																	0 0 0 0 0 0 0					
Wayne Granger, R (8,1)																	0 0 0 0 0 0 0					
Ken Boswell, L (9,PH)																	1 0 0 0 0 0 0					
Inning Stats	R: 0 E: 0 K: 0 S: 4	H: 2 LOB: 1 BB: 0 P: 4	R: 0 E: 0 K: 1 S: 5	H: 0 LOB: 0 BB: 0 P: 5	R: 0 E: 0 K: 1 S: 5	H: 0 LOB: 0 BB: 0 P: 5	R: 0 E: 0 K: 1 S: 5	H: 0 LOB: 0 BB: 0 P: 5	R: 0 E: 1 K: 0 S: 3	H: 0 LOB: 0 BB: 0 P: 3	R: 0 E: 0 K: 0 S: 4	H: 2 LOB: 1 BB: 0 P: 4	R: 0 E: 0 K: 0 S: 4	H: 1 LOB: 1 BB: 0 P: 4	1B: 4 2B: 2 3B: 0 HR: 0	SF: 0 SAC: 0 DP: 2 HBP: 0	WP: 1 PB: 0 SB: 1 CS: 1	PA: 30				
PITCHER	IP	WLS	BF	H	R	ER	SO	BB	IBB	HBP	BLK	WP	HR	S	P	ERA	WHIP					
Carl Morton, R (1,1) ERA:	9.0	W	30	5	0	0	4	0	0	0	0	1	0	38	38	0.00	0.556					

Atlanta Braves @ Houston Astros
Astrodome, Houston, TX
Tue Apr 08 1975, 8:05 PM EDT
Att: 7,937 - Dome

AB 30
R 0
H 5
RBI 0
BB 0
SO 4
LOB 5



Batter	1	2	3	4	5	6	7	8	9	AB	R	H	RBI	BB	SO	LOB	TOP				
Ralph Garr, L OBP: 0.385, SLG: 0.333 (1, 7)										4	0	2	0	0	0	4					
Marty Perez, R OBP: 0.154, SLG: 0.154 Roric Harrison, R (7, 1)										4	0	0	0	0	0	7					
Darrell Evans, L OBP: 0.333, SLG: 0.417 (1, 5)										4	0	1	0	0	0	0					
Mike Lum, L OBP: 0.250, SLG: 0.182 (1, 3)										4	0	0	0	0	0	1					
Dusty Baker Jr., R OBP: 0.083, SLG: 0.083 (1, 9)										4	0	0	0	0	1	0					
Rowland Office, L OBP: 0.250, SLG: 0.250 (1, 8)										4	1	1	0	0	1	0					
Vic Correll, R OBP: 0.273, SLG: 0.200 (1, 2)										4	1	1	0	0	1	1					
Larry Blanks, R OBP: 0.182, SLG: 0.182 (1, 6)										4	0	2	0	0	0	0					
Ron Reed, R Pablo Torrealba, L Frank Tepedino, L Jamie Easterly, L Davey Johnson, R Tom House, L Rod Gilbreath, R (1, 1) (4, 1) (5, PR) (5, 1) (7, PR) (7, 1) (7, 4)										1	0	0	0	0	1	0					
Inning Stats	R: 0 E: 0 K: 0 S: 3	H: 1 LOB: 0 BB: 0 P: 3	R: 0 E: 0 K: 1 S: 5	H: 0 LOB: 0 BB: 0 P: 5	R: 0 E: 0 K: 1 S: 5	H: 0 LOB: 0 BB: 0 P: 5	R: 0 E: 0 K: 0 S: 4	H: 2 LOB: 1 BB: 0 P: 4	R: 1 E: 0 K: 0 S: 6	H: 2 LOB: 3 BB: 1 P: 10	R: 0 E: 0 K: 0 S: 5	H: 0 LOB: 0 BB: 0 P: 5	R: 1 E: 0 K: 1 S: 8	H: 3 LOB: 2 BB: 0 P: 8	R: 0 E: 0 K: 0 S: 3	H: 0 LOB: 0 BB: 0 P: 3	R: 0 E: 0 K: 0 S: 3	H: 0 LOB: 0 BB: 0 P: 3	1B: 6 2B: 2 3B: 0 HR: 0	SF: 0 SAC: 0 DP: 2 HBP: 0	WP: 0 PA: 35 CS: 0
PITCHER	IP WLS BF H R ER SO BB IBB HBP BLK WP HR S P ERA WHIP	4.2 L 19 5 1 0 2 1 0 0 0 0 0 22 26 0.00 1.286	5.1 W 16 3 1 1 2 0 0 0 0 0 0 20 20 2.08 0.692																		

Atlanta Braves @ Houston Astros
Astrodome, Houston, TX
Wed Apr 09 1975, 8:05 PM EDT
Att: 13,257 - Dome

AB 34
R 2
H 8
RBI 1
BB 1
SO 4
LOB 13



Batter	1	2	3	4	5	6	7	8	9	AB	R	H	RBI	BB	SO	LOB	BOTTOM
Enos Cabell, R OBP: 0.357, SLG: 0.429 (1, 7) (8, 3)										5	1	3	1	0	0	1	
Rob Andrews, R OBP: 0.385, SLG: 0.333 (1, 4)										4	2	1	0	1	0	3	
Cesar Cedeno, R OBP: 0.500, SLG: 0.500 (1, 8)										4	2	2	2	1	0	1	
Milt May, L OBP: 0.364, SLG: 0.300 (1, 2)										3	1	1	1	1	0	1	
Cliff Johnson, R OBP: 0.417, SLG: 0.444 Wilbur Howard, S (7, PR) (8, 7)										2	1	1	2	2	0	0	
Jose Cruz, L OBP: 0.417, SLG: 0.600 (1, 9)										3	1	0	1	2	1	3	
Doug Rader, R OBP: 0.500, SLG: 0.583 (1, 5)										5	2	3	2	0	0	1	
Roger Metzger, S OBP: 0.364, SLG: 0.300 (1, 6)										5	2	3	2	0	0	1	
J.R. Richard, R OBP: 0.500, SLG: 1.000 Dave Roberts, L (1, 1) (5, 1)										2	0	1	2	0	1	1	
Inning Stats	R: 0 E: 0 K: 0 S: 3	H: 0 LOB: 0 BB: 0 P: 3	R: 0 E: 0 K: 1 S: 5	H: 1 LOB: 1 BB: 0 P: 5	R: 6 E: 0 K: 1 S: 11	H: 6 LOB: 1 BB: 1 P: 15	R: 0 E: 0 K: 0 S: 4	H: 2 LOB: 2 BB: 0 P: 4	R: 8 E: 1 K: 0 S: 10	H: 6 LOB: 3 BB: 3 P: 22	R: 0 E: 0 K: 0 S: 2	H: 0 LOB: 0 BB: 1 P: 6	1B: 12 2B: 3 3B: 0 HR: 0	SF: 0 SAC: 2 DP: 1 HBP: 0	WP: 1 PA: 44 CS: 0		
PITCHER	IP WLS BF H R ER SO BB IBB HBP BLK WP HR S P ERA WHIP	3.2 L 18 7 6 6 2 1 0 0 0 0 0 1 1 0.00 0.000	2.0 9 2 0 0 0 2 0 0 0 0 1 0 7 15 0.00 2.000	0.1 9 4 8 6 0 2 1 0 0 0 0 0 6 18 162.00 18.000	1.2 7 2 0 0 0 1 0 0 0 0 0 0 6 10 0.00 1.800												

Atlanta Braves @ Houston Astros
Astrodome, Houston, TX
Wed Apr 09 1975, 8:05 PM EDT
Att: 13,257 - Dome

AB 35
R 14
H 15
RBI 14
BB 7
SO 2
LOB 16



Batter	1	2	3	4	5	6	7	8	9	AB R H RBI BB SO LOB	TOP										
Davey Lopes, R OBP: 0.391, SLG: 0.250 (1,4)			5-3		FC6-4 2B		4-3		F9 2B HBP	3 2 0 0 1 0 1	Los Angeles Dodgers @ Houston Astros Astrodome, Houston, TX Fri Apr 11 1975, 8:05 PM EDT Att: 17,851 - Dome										
Bill Buckner, L OBP: 0.316, SLG: 0.842 (1,7)	L8				2B		F5		F9	5 2 2 2 0 0 2											
Jimmy Wynn, R OBP: 0.524, SLG: 0.625 (1,8)	K				2B		6-3		1B 2B	4 1 2 2 1 1 1											
Steve Garvey, R OBP: 0.474, SLG: 0.529 (1,3)	CS	1B BB			2B				F8 1B 1B	3 2 2 0 2 1 1											
Willie Crawford, L OBP: 0.385, SLG: 0.111 Joe Ferguson, R OBP: 0.353, SLG: 0.214 (9, PH) (9,9)		F9			BB				F8 1B	2 0 0 0 2 0 2 1 0 1 1 0 0 0											
Ron Cey, R OBP: 0.283, SLG: 0.278 (1,5)		1B			BB		G5-2-3		F8	5 0 1 0 0 0 7											
Steve Yeager, R OBP: 0.182, SLG: 0.100 (1,2)		K							F9 2B 1B	4 0 1 1 1 2 3											
Bill Russell, R OBP: 0.158, SLG: 0.125 (1,6)		F8			5-3				F9	5 0 1 1 0 1 5											
Don Sutton, R (1,1)			4-3		FC6-4 BB		4-3		K	3 0 0 0 1 1 2											
Inning Stats	R: 0 E: 0 K: 1 S: 4	H: 0 LOB: 0 BB: 1 P: 8	R: 0 E: 0 K: 1 S: 6	H: 1 LOB: 2 BB: 1 P: 10	R: 1 E: 0 K: 1 S: 6	H: 1 LOB: 1 BB: 1 P: 10	R: 0 E: 0 K: 1 S: 5	H: 0 LOB: 1 BB: 1 P: 9	R: 2 E: 0 K: 0 S: 5	H: 3 LOB: 2 BB: 2 P: 13	R: 0 E: 0 K: 1 S: 5	H: 0 LOB: 0 BB: 0 P: 5	R: 0 E: 0 K: 0 S: 3	H: 0 LOB: 0 BB: 0 P: 3	R: 1 E: 0 K: 1 S: 6	H: 1 LOB: 2 BB: 2 P: 14	R: 3 E: 0 K: 0 S: 7	H: 4 LOB: 2 BB: 0 P: 8	1B: 5 2B: 4 3B: 0 HR: 1	SF: 0 SAC: 0 DP: 1 HBP: 1	WP: 0 PA: 45 PB: 0 SB: 4 CS: 1
PITCHER	IP WLS BF H R ER SO BB IBB HBP BLK WP HR S P ERA WHIP											IP WLS BF H R ER SO BB IBB HBP BLK WP HR S P ERA WHIP									
Tom Griffin, R ERA: 6.23 (1,1)	4.1 L 21 4 3 3 4 5 0 0 0 0 0 1 24 44 6.23 2.077																				
Wayne Granger, R ERA: (5,1)	0.2 3 1 0 0 0 1 0 0 0 0 0 0 2 6 0.00 3.000																				
Ken Forsch, R ERA: 3.0 (6,1)	3.0 12 1 1 1 2 2 0 0 0 0 0 0 14 22 3.00 1.000																				
Jim York, R ERA: 81.0 (9,1)	0.1 4 2 3 3 0 0 0 1 0 0 0 0 3 4 81.00 6.000																				
Fred Scherman, L ERA: (9,1)	0.2 4 2 0 0 0 0 0 0 0 0 0 0 4 4 0.00 3.000																				

Batter	1	2	3	4	5	6	7	8	9	AB R H RBI BB SO LOB	BOTTOM										
Enos Cabell, R OBP: 0.278, SLG: 0.333 (1,7)	6-3		F8		FC6-4 2B			F7		4 0 0 0 0 0 1	Los Angeles Dodgers @ Houston Astros Astrodome, Houston, TX Fri Apr 11 1975, 8:05 PM EDT Att: 17,851 - Dome										
Rob Andrews, R OBP: 0.353, SLG: 0.438 (1,4)			K				K		K	4 0 1 0 0 3 0											
Cesar Cedeno, R OBP: 0.500, SLG: 0.533 (1,8)	5-3				E S BB		G3 2B		4-3	3 0 1 0 1 0 1											
Milt May, L OBP: 0.267, SLG: 0.214 (1,2)	G3				K		G3		F7	4 0 0 0 0 1 3											
Cliff Johnson, R OBP: 0.313, SLG: 0.308 (1,3)			K		F5		F2		K	4 0 0 0 0 2 2											
Jose Cruz, L OBP: 0.333, SLG: 0.462 (1,9)		F9			F7		G3			3 0 0 0 0 0 1											
Doug Rader, R OBP: 0.467, SLG: 0.533 (1,5)					1-3		K			3 0 1 0 0 1 0											
Roger Metzger, S OBP: 0.357, SLG: 0.308 (1,6)			K		FC6-4 1B		F6			3 0 1 0 0 1 1											
Tom Griffin, R Wayne Granger, R Mike Easter, L Ken Forsch, R Ken Boswell, L Jim York, R Fred Scherman, L (1,1) (5,1) (5, PH) (6,1) (8, PH) (9,1) (9,1)			K				F5		4-3	1 0 0 0 0 1 0 0 0 0 0 0 0 0 1 0 0 0 0 0 0 1 0 0 0 0 0 0 0 0 1 0											
Inning Stats	R: 0 E: 0 K: 0 S: 4	H: 1 LOB: 0 BB: 0 P: 4	R: 0 E: 0 K: 2 S: 8	H: 1 LOB: 0 BB: 0 P: 8	R: 0 E: 0 K: 2 S: 7	H: 0 LOB: 0 BB: 0 P: 7	R: 0 E: 0 K: 1 S: 5	H: 0 LOB: 1 BB: 1 P: 9	R: 0 E: 0 K: 0 S: 4	H: 1 LOB: 1 BB: 0 P: 4	R: 0 E: 0 K: 1 S: 6	H: 1 LOB: 1 BB: 0 P: 6	R: 0 E: 0 K: 1 S: 5	H: 0 LOB: 0 BB: 0 P: 5	R: 0 E: 0 K: 1 S: 5	H: 0 LOB: 0 BB: 0 P: 5	R: 0 E: 0 K: 1 S: 5	H: 0 LOB: 0 BB: 0 P: 5	1B: 2 2B: 1 3B: 1 HR: 0	SF: 0 SAC: 0 DP: 0 HBP: 0	WP: 0 PA: 32 PB: 0 SB: 1 CS: 0
PITCHER	IP WLS BF H R ER SO BB IBB HBP BLK WP HR S P ERA WHIP											IP WLS BF H R ER SO BB IBB HBP BLK WP HR S P ERA WHIP									
Don Sutton, R ERA: 0.56 (1,1)	9.0 W 32 4 0 0 9 1 0 0 0 0 0 0 49 53 0.00 0.556																				



Batter	1	2	3	4	5	6	7	8	9	AB	R	H	RBI	BB	SO	LOB	TOP					
Davey Lopes, R OBP: 0.423, SLG: 0.222 (1, 4)	4-0 PB SF8 BB		4-0 S BB		4-0 G6-4-3 BB		0-3 K		0-0 5-3	2	1	0	0	3	1	0						
Bill Buckner, L OBP: 0.333, SLG: 0.739 (1, 7)	4-0 1B SF8 BB		0-0 F7		0-0 G6-4-3		0-0 F8		0-0 FC6-4 1B	4	1	1	0	1	0	3						
Jimmy Wynn, R OBP: 0.500, SLG: 0.579 (1, 8)	0-0 SF8		0-0 F8				0-0 3B 1B		0-0 FC6-4 1B	3	1	1	1	1	0	2						
Steve Garvey, R OBP: 0.522, SLG: 0.667 (1, 3)	0-0 BLK 1B		0-0 4-3				0-0 1B 3B			4	1	3	1	0	0	1						
Willie Crawford, L OBP: 0.353, SLG: 0.167 (1, 9)	0-0 SF8			0-3 K		0-0 6-3 BB 1B		0-0 G3		3	1	1	2	0	1	2						
Joe Ferguson, R OBP: 0.333, SLG: 0.176 (1, 2)	0-0 F9			0-0 F7		0-0 6-3 BB		0-0 5-3		3	0	0	0	1	0	1						
Ron Cey, R OBP: 0.217, SLG: 0.227 (1, 5)		0-3 K		0-0 F3		0-0 6-3		0-3 K		4	0	0	0	0	2	2						
Bill Russell, R OBP: 0.150, SLG: 0.118 Rick Auerbach, R OBP: 0.333, SLG: 0.667 Mike Marshall, R (8, 1)		0-0 6-3				0-0 6-3		0-0 6-3		1	0	0	0	0	0	0						
Juan Marichal, R Jim Brewer, L Tom Paciorek, R Al Downing, R Manny Mota, R Charlie Hough, R Lee Lacy, R (1, 1) (4, 1) (5, PR) (5, 1) (6, PR) (6, 1) (8, 6)		0-3 K				0-0 6-3		0-0 F9		1	0	0	0	0	1	0						
Inning Stats	R: 2 E: 0 K: 0 S: 4	H: 1 LOB: 1 BB: 2 P: 12	R: 0 E: 0 K: 2 S: 7	H: 0 LOB: 0 BB: 0 P: 7	R: 0 E: 0 K: 0 S: 3	H: 0 LOB: 1 BB: 1 P: 7	R: 0 E: 0 K: 1 S: 5	H: 0 LOB: 0 BB: 0 P: 5	R: 0 E: 0 K: 0 S: 3	H: 1 LOB: 1 BB: 1 P: 7	R: 3 E: 0 K: 0 S: 6	H: 3 LOB: 1 BB: 1 P: 10	R: 0 E: 0 K: 1 S: 6	H: 1 LOB: 2 BB: 1 P: 10	R: 0 E: 0 K: 1 S: 5	H: 0 LOB: 0 BB: 0 P: 5	R: 0 E: 0 K: 0 S: 4	H: 1 LOB: 1 BB: 0 P: 4	1B: 5 2B: 1 3B: 1 HR: 0	SF: 2 SAC: 0 DP: 1 HBP: 0	WP: 0 PB: 1 SB: 2 CS: 0	PA: 39
PITCHER	IP WLS BF H R ER SO BB IBB HBP BLK WP HR S P ERA WHIP	IP WLS BF H R ER SO BB IBB HBP BLK WP HR S P ERA WHIP															IP WLS BF H R ER SO BB IBB HBP BLK WP HR S P ERA WHIP					
Larry Dierker, R ERA: 4.5 Wayne Granger, R ERA:	(1, 1) 5.0 W 24 5 5 5 3 5 0 0 0 1 0 0 25 45 9.00 2.000	(6, 1) 4.0 S 15 2 0 0 2 1 0 0 0 0 0 0 18 22 0.00 0.750																				

Los Angeles Dodgers @ Houston Astros
Astrodome, Houston, TX
Sat Apr 12 1975, 8:05 PM EDT
Att: 25,024 - Dome

AB	31
R	5
H	7
RBI	5
BB	6
SO	5
LOB	14



Batter	1	2	3	4	5	6	7	8	9	AB	R	H	RBI	BB	SO	LOB	BOTTOM			
Enos Cabell, R OBP: 0.318, SLG: 0.409 (1, 7)	0-0 6-3		0-0 S 1B		0-0 2B		0-3 K			4	0	2	2	0	1	0				
Rob Andrews, R OBP: 0.333, SLG: 0.400 (1, 4)	0-0 F7		0-3 K		0-0 1-3				0-0 4-3 2B 1B	4	1	1	0	0	1	2				
Cesar Cedeno, R OBP: 0.500, SLG: 0.471 (1, 8)	4-0 S BB			0-0 F8		4-0 SH1-3 2B BB		0-0 4-3		2	1	0	0	2	0	1				
Milt May, L OBP: 0.333, SLG: 0.313 Skip Jutze, R (7, PR) (8, 2)	0-0 4-3			4-0 HR BB		0-0 SH1-3		0-0 2B		2	1	1	1	1	0	1				
Cliff Johnson, R OBP: 0.350, SLG: 0.588 (1, 3)		0-0 4-3		0-0 HR BB		0-0 2B		0-3 K		4	1	2	3	0	1	1				
Jose Cruz, L OBP: 0.316, SLG: 0.375 (1, 9)		0-0 F9		4-0 BLK 1B BB		0-0 5-3		0-0 4-3		3	1	0	0	1	0	2				
Doug Rader, R OBP: 0.421, SLG: 0.474 (1, 5)		0-0 6-3		0-0 SH5-3 1B 2B 1B		0-0 6-3		0-0 5-3		4	1	1	1	0	0	1				
Roger Metzger, S OBP: 0.389, SLG: 0.313 (1, 6)			0-0 F8		0-0 SH5-3 2B 1B		0-0 F8		4-0 CS BB	3	1	1	0	1	0	0				
Larry Dierker, R Wayne Granger, R (1, 1) (6, 1)			0-0 6-3		0-0 SH5-3		0-0 F7		0-3 K	1	0	0	0	0	0	0				
Inning Stats	R: 0 E: 0 K: 0 S: 3	H: 0 LOB: 1 BB: 1 P: 7	R: 0 E: 0 K: 0 S: 3	H: 0 LOB: 0 BB: 0 P: 3	R: 0 E: 0 K: 1 S: 6	H: 1 LOB: 1 BB: 0 P: 6	R: 5 E: 0 K: 0 S: 7	H: 4 LOB: 1 BB: 2 P: 15	R: 1 E: 0 K: 0 S: 4	H: 1 LOB: 1 BB: 1 P: 8	R: 0 E: 0 K: 1 S: 5	H: 0 LOB: 0 BB: 0 P: 5	R: 1 E: 0 K: 1 S: 7	H: 2 LOB: 1 BB: 0 P: 7	R: 0 E: 0 K: 1 S: 4	H: 0 LOB: 0 BB: 1 P: 8	1B: 4 2B: 3 3B: 0 HR: 1	SF: 0 SAC: 2 DP: 0 HBP: 0	WP: 0 PB: 0 SB: 3 CS: 1	PA: 36
PITCHER	IP WLS BF H R ER SO BB IBB HBP BLK WP HR S P ERA WHIP	IP WLS BF H R ER SO BB IBB HBP BLK WP HR S P ERA WHIP															IP WLS BF H R ER SO BB IBB HBP BLK WP HR S P ERA WHIP			
Juan Marichal, R ERA: 12.27 Jim Brewer, L ERA: Al Downing, L ERA: 9.0 Charlie Hough, R ERA: 5.4 Mike Marshall, R ERA: 2.25	(1, 1) 3.2 L 19 5 5 5 1 3 0 0 0 0 0 0 1 18 30 12.27 2.182	(4, 1) 0.1 1 0 0 0 0 0 0 0 0 0 0 0 1 1 0.00 0.000	(5, 1) 1.0 5 1 1 1 0 1 0 0 0 0 0 0 4 8 9.00 2.000	(6, 1) 2.1 10 2 1 1 2 1 0 0 0 0 0 0 13 17 3.86 1.286	(8, 1) 0.2 1 0 0 0 1 0 0 0 0 0 0 0 3 3 0.00 0.000															

Los Angeles Dodgers @ Houston Astros
Astrodome, Houston, TX
Sat Apr 12 1975, 8:05 PM EDT
Att: 25,024 - Dome

AB	29
R	7
H	8
RBI	7
BB	5
SO	4
LOB	9



Batter	1	2	3	4	5	6	7	8	9	AB	R	H	RBI	BB	SO	LOB	TOP
Rob Andrews, R OBP: 0.360, SLG: 0.364 (1, 4)	0-0 1-3		0-0 F9		4-0 G4-6-3 BB			4-0 FC6-4 BB		2	0	0	0	2	0	0	Houston Astros @ Atlanta Braves Atlanta-Fulton County Stadium, Atlanta, GA Tue Apr 15 1975, 7:05 PM EDT Att: 12,774 - Unknown
Jose Cruz, L OBP: 0.255, SLG: 0.417 (1, 9)	0-0 HR		0-0 F6		0-0 G4-6-3 1-2			0-0 FC6-4 1-2		4	1	1	1	0	0	2	
Cesar Cedeno, R OBP: 0.467, SLG: 0.560 (1, 8)	0-0 F9 2B		0-0 1B					0-0 F8		4	0	2	0	0	0	1	
Mitt May, L OBP: 0.269, SLG: 0.217 (1, 2)	0-0 F9 2-3		0-0 4-1					0-0 G3		3	0	0	0	1	0	3	
Bob Watson, R OBP: 0.111, SLG: 0.222 (1, 7)	0-0 6-3			0-3 K				0-0 L7		4	0	0	0	0	1	2	
Cliff Johnson, R OBP: 0.321, SLG: 0.480 (1, 3)		0-0 1B SH2-3 1B		0-0 F8				0-0 F8		4	0	2	0	0	0	1	
Doug Rader, R OBP: 0.409, SLG: 0.455 (1, 5)		0-0 SH2-3 1-2		0-0 E5				0-0 G4-6-3 1B		3	0	1	0	0	1	0	
Roger Metzger, S OBP: 0.375, SLG: 0.318 (1, 6)		0-0 G5-4-3 2-3 1B		0-0 2-3				0-0 P6		3	0	1	0	0	0	2	
J.R. Richard, R OBP: 0.333, SLG: 0.667 (1, 1)			0-0 G5-4-3 2-3 1B		0-0 4-3			0-0 G4-6-3 1-2		1	0	0	0	0	0	2	
Mike Easter, L (5, PH)										1	0	0	0	0	0	0	
Mike Cosgrove, L (5, PH)										0	0	0	0	0	0	0	
Rafael Batista, L OBP: 0.667, SLG: 1.000 (7, PH)										1	0	0	0	0	0	1	
Fred Scherman, L (7, 1)										0	0	0	0	0	0	0	
Inning Stats	R: 1 E: 0 K: 0 S: 5	H: 2 LOB: 1 BB: 0 P: 5	R: 0 E: 0 K: 0 S: 4	H: 2 LOB: 1 BB: 0 P: 4	R: 0 E: 1 K: 1 S: 6	H: 0 LOB: 1 BB: 0 P: 6	R: 0 E: 0 K: 0 S: 2	H: 0 LOB: 0 BB: 1 P: 7	R: 0 E: 0 K: 0 S: 3	H: 1 LOB: 0 BB: 0 P: 3	R: 0 E: 0 K: 0 S: 3	H: 0 LOB: 1 BB: 1 P: 7	R: 0 E: 0 K: 1 S: 5	H: 1 LOB: 0 BB: 0 P: 5	1B: 5 2B: 1 3B: 0 HR: 1	SF: 0 SAC: 1 DP: 3 HBP: 0	WP: 0 PA: 34 PB: 0 SB: 0 CS: 0
PITCHER Phil Niekro, R ERA: 0.66 (1, 1)	IP: 9.0 WLS: W BF: 34 H: 7 R: 1 ER: 1 SO: 2 BB: 3 IBB: 0 HBP: 0 BLK: 0 WP: 0 HR: 1 S: 35 P: 47 ERA: 1.00 WHIP: 1.111																

Batter	1	2	3	4	5	6	7	8	9	AB	R	H	RBI	BB	SO	LOB	BOTTOM												
Ralph Garr, L OBP: 0.441, SLG: 0.484 (1, 7)	4-0 HR BB		0-0 HBP 1B BB	0-3 K		0-0 1-3				3	2	1	0	1	1	1	Houston Astros @ Atlanta Braves Atlanta-Fulton County Stadium, Atlanta, GA Tue Apr 15 1975, 7:05 PM EDT Att: 12,774 - Unknown												
Marty Perez, R OBP: 0.242, SLG: 0.167 (1, 4)	0-3 K		4-0 HBP 1B BB	0-0 P3		0-3 K				3	1	0	0	1	2	2													
Darrell Evans, L OBP: 0.394, SLG: 0.655 (1, 5)	0-0 1-H HR		1-0 1-2 2-3 3-H HBP		4-0 1B SF9 BB		0-0 F8			2	2	1	3	1	0	0													
Mike Lum, L OBP: 0.212, SLG: 0.161 (1, 3)	0-0 CS 1B		0-3 K		0-0 E SF9 1B		0-0 6-3			4	0	2	0	0	1	3													
Dusty Baker Jr., R OBP: 0.250, SLG: 0.296 (1, 9)	0-3 K		0-0 1-2 2-H 3-H 1B		0-0 SF9 1-2 3-H 1B		0-0 F9			3	0	1	3	0	1	1													
Rowland Office, L OBP: 0.250, SLG: 0.207 (1, 8)		0-0 4-3	0-3 K		0-3 K		0-3 K			4	0	0	0	0	3	3													
Vic Correll, R OBP: 0.185, SLG: 0.269 (1, 2)		0-0 F8	0-3 K		0-0 6-3		0-3 K			4	0	0	0	0	2	3													
Laryell Blanks, R OBP: 0.160, SLG: 0.125 (1, 6)		0-3 K		0-0 6-3		0-0 F3				3	0	0	0	0	1	0													
Phil Niekro, R OBP: 0.400, SLG: 0.400 (1, 1)			0-0 BB 1B HBP 1B		0-0 1B		0-0 6-3			3	1	2	0	0	0	0													
Inning Stats	R: 2 E: 0 K: 2 S: 8	H: 2 LOB: 1 BB: 1 P: 12	R: 0 E: 0 K: 1 S: 5	H: 0 LOB: 0 BB: 0 P: 5	R: 3 E: 0 K: 3 S: 12	H: 3 LOB: 2 BB: 1 P: 17	R: 0 E: 0 K: 1 S: 6	H: 1 LOB: 1 BB: 0 P: 6	R: 1 E: 1 K: 1 S: 6	H: 1 LOB: 1 BB: 1 P: 10	R: 0 E: 0 K: 0 S: 3	H: 0 LOB: 0 BB: 0 P: 3	R: 0 E: 0 K: 1 S: 5	H: 0 LOB: 0 BB: 0 P: 5	R: 0 E: 0 K: 2 S: 7	H: 0 LOB: 0 BB: 0 P: 7		1B: 6 2B: 1 3B: 0 HR: 1	SF: 1 SAC: 0 DP: 1 HBP: 1	WP: 0 PA: 34 PB: 0 SB: 0 CS: 1									
PITCHER J.R. Richard, R ERA: 5.19 (1, 1)	IP: 4.0 WLS: L BF: 20 H: 6 R: 5 ER: 5 SO: 7 BB: 2 IBB: 0 HBP: 1 BLK: 0 WP: 0 HR: 1 S: 31 P: 40 ERA: 11.25 WHIP: 2.000																												
Mike Cosgrove, L ERA: 2.54 (5, 1)	2.0	8	1	1	1	1	1	0	0	9	13	4.50	1.000																
Fred Scherman, L ERA: (7, 1)	2.0	6	0	0	0	3	0	0	0	0	12	12	0.00	0.000															

Batter	1	2	3	4	5	6	7	8	9	AB	R	H	RBI	BB	SO	LOB	TOP			
Rob Andrews, R (1,4) OBP: 0.310, SLG: 0.308	5-3		1-3		G4-6-3			F9		4	0	0	0	0	0	2	Houston Astros @ Atlanta Braves Atlanta-Fulton County Stadium, Atlanta, GA Wed Apr 16 1975, 7:05 PM EDT Att: 3,401 - Unknown			
Jose Cruz, L (1,9) OBP: 0.256, SLG: 0.393	1B		L8					F9		4	0	1	0	0	1	0				
Cesar Cedeno, R (1,8) OBP: 0.441, SLG: 0.517	P3		L7						P5	4	0	1	0	0	0	1				
Mitt May, L (1,2) OBP: 0.233, SLG: 0.185 Larry Milbourne, S (9, PR) OBP: 0.333, SLG: 0.333	G3				6-3				E3	4	0	0	0	0	0	2				
Bob Watson, R (1,7) OBP: 0.308, SLG: 0.583									HR	0	1	0	0	0	0	0				
Cliff Johnson, R (1,3) OBP: 0.281, SLG: 0.414									HR	3	1	2	2	1	1	0				
Doug Rader, R (1,5) OBP: 0.423, SLG: 0.462										4	0	0	0	0	1	3				
Roger Metzger, S (1,6) OBP: 0.370, SLG: 0.292										4	0	2	0	0	0	2				
Larry Dierker, R (1,1) (5, PH)										2	0	0	0	1	0	3				
Rafael Batista, L (5, PH) OBP: 0.500, SLG: 0.750 Ken Forsch, R (5, 1) Mike Easter, L (8, PH) Fred Scherman, L (8, 1)										1	0	0	0	0	0	2				
Inning Stats	R: 0 E: 0 K: 0 S: 4	H: 1 LOB: 1 BB: 0 P: 4	R: 0 E: 0 K: 1 S: 6	H: 1 LOB: 2 BB: 1 P: 10	R: 0 E: 0 K: 0 S: 3	H: 0 LOB: 0 BB: 0 P: 3	R: 0 E: 0 K: 1 S: 5	H: 0 LOB: 0 BB: 0 P: 5	R: 0 E: 0 K: 1 S: 5	H: 1 LOB: 1 BB: 1 P: 9	R: 0 E: 0 K: 0 S: 4	H: 1 LOB: 0 BB: 0 P: 4	R: 0 E: 0 K: 0 S: 3	H: 0 LOB: 0 BB: 0 P: 3	R: 2 E: 1 K: 0 S: 5	H: 1 LOB: 1 BB: 0 P: 5	1B: 5 2B: 0 3B: 0 HR: 1	SF: 0 SAC: 0 DP: 2 HBP: 0	WP: 0 PB: 0 SB: 0 CS: 0	PA: 34
PITCHER Buzz Capra, R (1,1) ERA: 1.5	IP: 9.0 WLS: W BF: 34 H: 6 R: 2 ER: 1 SO: 4 BB: 2 IBB: 0 HBP: 0 BLK: 0 WP: 0 HR: 1 S: 40 P: 48 ERA: 1.00 WHIP: 0.889															PITCHER Buzz Capra, R (1,1) ERA: 1.5	IP: 9.0 WLS: W BF: 34 H: 6 R: 2 ER: 1 SO: 4 BB: 2 IBB: 0 HBP: 0 BLK: 0 WP: 0 HR: 1 S: 40 P: 48 ERA: 1.00 WHIP: 0.889			

AB	32
R	2
H	6
RBI	2
BB	2
SO	4
LOB	17



Batter	1	2	3	4	5	6	7	8	9	AB	R	H	RBI	BB	SO	LOB	BOTTOM	
Ralph Garr, L (1,7) OBP: 0.421, SLG: 0.441	1-3		F7					E1		3	0	0	0	1	0	0	Houston Astros @ Atlanta Braves Atlanta-Fulton County Stadium, Atlanta, GA Wed Apr 16 1975, 7:05 PM EDT Att: 3,401 - Unknown	
Marty Perez, R (1,4) OBP: 0.243, SLG: 0.176	F9		F8					K		4	0	1	1	0	1	1		
Darrell Evans, L (1,5) OBP: 0.378, SLG: 0.636			F8					K		4	0	1	0	0	1	0		
Mike Lum, L (1,3) OBP: 0.216, SLG: 0.147	F8							F9		3	1	0	0	1	0	1		
Dusty Baker Jr., R (1,9) OBP: 0.250, SLG: 0.387								F7		4	1	1	1	0	1	1		
Rowland Office, L (1,8) OBP: 0.278, SLG: 0.242										4	1	2	0	0	0	0		
Vic Correll, R (1,2) OBP: 0.194, SLG: 0.241								K		3	1	0	0	1	2	1		
Laryell Blanks, R (1,6) OBP: 0.250, SLG: 0.222										3	1	3	2	0	0	0		
Buzz Capra, R (1,1)										2	0	0	0	0	2	2		
Inning Stats	R: 0 E: 0 K: 0 S: 4	H: 1 LOB: 1 BB: 0 P: 4	R: 1 E: 0 K: 1 S: 7	H: 2 LOB: 1 BB: 0 P: 7	R: 0 E: 0 K: 0 S: 3	H: 0 LOB: 0 BB: 0 P: 3	R: 4 E: 1 K: 1 S: 7	H: 3 LOB: 2 BB: 3 P: 19	R: 0 E: 0 K: 2 S: 8	H: 1 LOB: 0 BB: 0 P: 8	R: 0 E: 1 K: 2 S: 7	H: 0 LOB: 0 BB: 0 P: 7	R: 0 E: 0 K: 1 S: 6	H: 1 LOB: 1 BB: 0 P: 6	1B: 6 2B: 1 3B: 0 HR: 1	SF: 0 SAC: 1 DP: 0 HBP: 0		WP: 0 PB: 0 SB: 0 CS: 1
PITCHER Larry Dierker, R (1,1) ERA: 5.5 Ken Forsch, R (5, 1) ERA: 1.42 Fred Scherman, L (8, 1) ERA:	IP: 4.0 WLS: L BF: 20 H: 5 R: 5 ER: 4 SO: 2 BB: 2 IBB: 1 HBP: 0 BLK: 0 WP: 0 HR: 1 S: 21 P: 33 ERA: 9.00 WHIP: 2.000															PITCHER Larry Dierker, R (1,1) ERA: 5.5 Ken Forsch, R (5, 1) ERA: 1.42 Fred Scherman, L (8, 1) ERA:	IP: 4.0 WLS: L BF: 20 H: 5 R: 5 ER: 4 SO: 2 BB: 2 IBB: 1 HBP: 0 BLK: 0 WP: 0 HR: 1 S: 21 P: 33 ERA: 9.00 WHIP: 2.000	



Batter	1	2	3	4	5	6	7	8	9	10	AB	R	H	RBI	BB	SO	LOB	TOP			
Rob Andrews, R OBP: 0.273, SLG: 0.267 Ken Boswell, L OBP: 0.429, SLG: 0.429 (10, PH)	F9		5-3		4-3		6-3		5-3		4	0	0	0	0	0	1	Houston Astros @ Atlanta Braves Atlanta-Fulton County Stadium, Atlanta, GA Thu Apr 17 1975, 7:05 PM EDT Att: 3,123 - Unknown AB 37 R 1 H 9 RBI 1 BB 1 SO 1 LOB 14			
Jose Cruz, L OBP: 0.278, SLG: 0.455 (1, 9)	1B 2B		4-3		6-3		6-3		F9		5	1	2	0	0	0	1				
Cesar Cedeno, R OBP: 0.410, SLG: 0.471 (1, 8)	S 1B		6-3		F7				F7		5	0	1	1	0	0	1				
Cliff Johnson, R OBP: 0.306, SLG: 0.424 (1, 3)	5-3				5-3 1B				F5		4	0	2	0	0	0	1				
Bob Watson, R OBP: 0.294, SLG: 0.500 Wilbur Howard, S OBP: 0.333, SLG: 0.333 (8, PR)	G3		5-3		5-3 1B				1B CS 1B		4	0	1	0	0	1	3				
Milt May, L OBP: 0.235, SLG: 0.194 (1, 2)			6-3		5-3				L9		4	0	1	0	0	0	2				
Doug Rader, R OBP: 0.433, SLG: 0.448 (1, 5)									6-3		3	0	1	0	1	0	1				
Roger Metzger, S OBP: 0.355, SLG: 0.286 (1, 6)									CS		4	0	1	0	0	0	3				
Dave Roberts, L (1, 1)									SH2-4 1B		3	0	0	0	0	0	1				
Inning Stats	R: 1 E: 0 K: 0 S: 5	H: 2 LOB: 1 BB: 0 P: 5	R: 0 E: 0 K: 0 S: 4	H: 1 LOB: 1 BB: 0 P: 4	R: 0 E: 0 K: 0 S: 3	H: 0 LOB: 0 BB: 0 P: 3	R: 0 E: 0 K: 1 S: 6	H: 1 LOB: 1 BB: 0 P: 6	R: 0 E: 0 K: 0 S: 4	H: 1 LOB: 1 BB: 0 P: 4	R: 0 E: 0 K: 0 S: 3	H: 0 LOB: 0 BB: 0 P: 3	R: 0 E: 0 K: 0 S: 3	H: 0 LOB: 0 BB: 0 P: 3	1B: 7 2B: 2 3B: 0 HR: 0	SF: 0 SAC: 1 DP: 0 HBP: 0	WP: 0 PB: 0 SB: 1 CS: 1	PA: 40			
PITCHER Carl Morton, R ERA: 1.61 (1, 1)	IP: 10.0 W: 10 L: 0 BF: 39 H: 9 R: 1 ER: 1 SO: 1 BB: 1 IBB: 0 HBP: 0 BLK: 0 WP: 0 HR: 0 S: 40 P: 44 ERA: 0.90 WHIP: 1.000																				

Batter	1	2	3	4	5	6	7	8	9	10	AB	R	H	RBI	BB	SO	LOB	BOTTOM			
Ralph Garr, L OBP: 0.395, SLG: 0.395 (1, 7)	1-3		1-3		P6					K	4	0	0	0	1	1	1	Houston Astros @ Atlanta Braves Atlanta-Fulton County Stadium, Atlanta, GA Thu Apr 17 1975, 7:05 PM EDT Att: 3,123 - Unknown AB 34 R 2 H 8 RBI 2 BB 4 SO 3 LOB 12			
Marty Perez, R OBP: 0.237, SLG: 0.171 Rod Gilbreath, R (3, PH) (4, 4)	F9		K						L9		1	0	0	0	0	0	0				
Darrell Evans, L OBP: 0.361, SLG: 0.595 (1, 5)	F9				G4-6-3 1B				F9		4	0	1	0	1	0					
Mike Lum, L OBP: 0.238, SLG: 0.179 (1, 3)					F3				K		5	0	2	1	0	0	1				
Dusty Baker Jr., R OBP: 0.300, SLG: 0.394 (1, 9)					G4-6-3 1B				1B		2	1	1	0	2	0	0				
Rowland Office, L OBP: 0.275, SLG: 0.243 (1, 8)					FC5-2 BB				1B		4	0	1	0	0	0	3				
Vic Correll, R OBP: 0.229, SLG: 0.273 (1, 2)					E3 FC5-2 1-3				1B		4	0	2	1	0	0	2				
Larvell Blanks, R OBP: 0.228, SLG: 0.200 (1, 6)					FC5-2 2-3 3-H				1B		3	0	0	0	0	0	2				
Carl Morton, R OBP: 0.167, SLG: 0.091 (1, 1)					P5				SH1-4 1B		4	1	1	0	0	0	1				
					F8																
Inning Stats	R: 0 E: 0 K: 0 S: 3	H: 0 LOB: 0 BB: 0 P: 3	R: 0 E: 1 K: 0 S: 4	H: 0 LOB: 2 BB: 1 P: 8	R: 0 E: 0 K: 1 S: 5	H: 0 LOB: 0 BB: 0 P: 5	R: 1 E: 0 K: 0 S: 4	H: 3 LOB: 2 BB: 1 P: 8	R: 0 E: 0 K: 0 S: 3	H: 2 LOB: 2 BB: 0 P: 7	R: 0 E: 0 K: 0 S: 7	H: 1 LOB: 1 BB: 1 P: 8	R: 0 E: 0 K: 0 S: 3	H: 0 LOB: 0 BB: 0 P: 3	R: 0 E: 0 K: 1 S: 6	H: 2 LOB: 2 BB: 1 P: 10	1B: 8 2B: 0 3B: 0 HR: 0	SF: 0 SAC: 2 DP: 1 HBP: 0	WP: 0 PB: 0 SB: 0 CS: 0	PA: 40	
PITCHER Dave Roberts, L ERA: 1.93 (1, 1)	IP: 9.2 W: 9 L: 0 BF: 40 H: 8 R: 2 ER: 2 SO: 3 BB: 2 IBB: 2 HBP: 0 BLK: 0 WP: 0 HR: 0 S: 42 P: 58 ERA: 1.86 WHIP: 1.034																				

Batter	1	2	3	4	5	6	7	8	9	AB	R	H	RBI	BB	SO	LOB	TOP			
Roger Metzger, S OBP: 0.314, SLG: 0.250 (1, 6)	5-3		F9			P4		F7		4	0	0	0	0	0	0				
Rob Andrews, R OBP: 0.324, SLG: 0.382 (1, 4)	2B 3B		FC4-6 1B			L6		WP 1B		4	1	3	0	0	0	0				
Cesar Cedeno, R OBP: 0.395, SLG: 0.474 (1, 8)	2B 2B		FC4-6 1-2 PO			F9		F7		4	1	1	1	0	0	2				
Cliff Johnson, R OBP: 0.275, SLG: 0.378 (1, 3)	K		PO 1-2	K		F2		F2		4	0	0	0	0	2	2				
Bob Watson, R OBP: 0.300, SLG: 0.526 Wilbur Howard, S OBP: 0.333, SLG: 0.333 (1, 7) (7, 7)	2B			4-3		F9				3	0	1	1	0	0	0				
Doug Radler, R OBP: 0.394, SLG: 0.406 (1, 5)	6-3			5-3		F9				0	0	0	0	0	0	0				
Enos Cabell, R OBP: 0.280, SLG: 0.360 (1, 9)			F9			1-3		F7		3	0	0	0	0	0	0				
Skip Jutze, R (1, 2)	4-3					K		F8		3	0	0	0	0	1	0				
Tom Griffin, R Fred Scherman, L Wayne Granger, R Ken Boswell, L Mike Cosgrove, L (1, 1) (7, 1) (7, 1) (8, PH) (8, 1)	K			6-3				4-3		2	0	0	0	0	1	0				
Inning Stats	R: 2 E: 0 K: 1 S: 8	H: 3 LOB: 1 BB: 0 P: 8	R: 0 E: 0 K: 1 S: 5	H: 0 LOB: 0 BB: 0 P: 5	R: 0 E: 0 K: 1 S: 3	H: 1 LOB: 0 BB: 0 P: 3	R: 0 E: 0 K: 1 S: 5	H: 0 LOB: 0 BB: 0 P: 5	R: 0 E: 0 K: 0 S: 3	H: 0 LOB: 0 BB: 0 P: 3	R: 0 E: 0 K: 0 S: 3	H: 0 LOB: 0 BB: 0 P: 3	R: 0 E: 0 K: 0 S: 3	H: 0 LOB: 0 BB: 0 P: 3	R: 0 E: 0 K: 0 S: 4	H: 1 LOB: 1 BB: 0 P: 4	1B: 2 2B: 2 3B: 1 HR: 0	SF: 0 SAC: 0 DP: 0 HBP: 0	WP: 1 PB: 0 SB: 0 CS: 0	PA: 32
PITCHER Don Gullett, L ERA: 0.98 (1, 1)	IP: 9.0 WLS: W BF: 31 H: 5 R: 2 ER: 2 SO: 4 BB: 0 IBB: 0 HBP: 0 BLK: 0 WP: 1 HR: 0 S: 39 P: 39 ERA: 2.00 WHIP: 0.556															PITCHER				

Houston Astros @ Cincinnati Reds
Riverfront Stadium, Cincinnati, OH
Fri Apr 18 1975, 7:05 PM EDT
Att: 36,485 - Unknown

AB	31
R	2
H	5
RBI	2
BB	0
SO	4
LOB	5



Batter	1	2	3	4	5	6	7	8	9	AB	R	H	RBI	BB	SO	LOB	BOTTOM			
Pete Rose, S OBP: 0.407, SLG: 0.370 (1, 7)	L3 BB		1B		1-3		E1 1B SF7	G4-6-3		4	1	1	0	1	0	4				
Dave Concepcion, R OBP: 0.285, SLG: 0.353 (1, 6)	K		1B			K	HR			4	1	2	1	0	2	2				
Joe Morgan, L OBP: 0.529, SLG: 0.487 (1, 4)	L3		P7				SF7			2	0	0	1	1	0	3				
Johnny Bench, R OBP: 0.294, SLG: 0.391 (1, 2)		L7		F8 1B 2B		K	P4			4	1	1	0	0	1	3				
Tony Perez, R OBP: 0.200, SLG: 0.304 (1, 3)		K		F8						4	1	2	2	0	1	1				
Cesar Geronimo, L OBP: 0.385, SLG: 0.486 (1, 8)				WP 1B		G6-3	HR			4	0	3	1	0	0	1				
Ken Griffey, L OBP: 0.368, SLG: 0.424 (1, 9)	F7			K						3	0	1	0	1	1	2				
Darrel Chaney, S OBP: 0.188, SLG: 0.077 John Vukovich, R OBP: 0.391, SLG: 0.421 (1, 5) (9, 5)			6-3	4-3		K				3	0	0	0	1	1	2				
Don Gullett, R OBP: 0.417, SLG: 0.364 (1, 1)			6-3							4	1	2	0	0	0	2				
Inning Stats	R: 0 E: 0 K: 1 S: 4	H: 0 LOB: 0 BB: 1 P: 8	R: 0 E: 0 K: 1 S: 6	H: 1 LOB: 1 BB: 0 P: 6	R: 0 E: 0 K: 0 S: 5	H: 2 LOB: 2 BB: 0 P: 5	R: 1 E: 0 K: 1 S: 7	H: 2 LOB: 1 BB: 0 P: 7	R: 0 E: 0 K: 2 S: 8	H: 1 LOB: 2 BB: 1 P: 12	R: 0 E: 0 K: 1 S: 6	H: 2 LOB: 1 BB: 0 P: 6	R: 4 E: 1 K: 0 S: 7	H: 4 LOB: 1 BB: 0 P: 7	R: 0 E: 0 K: 0 S: 2	H: 0 LOB: 1 BB: 2 P: 10	1B: 9 2B: 3 3B: 0 HR: 1	SF: 1 SAC: 0 DP: 3 HBP: 0	WP: 1 PB: 0 SB: 0 CS: 0	PA: 37
PITCHER Tom Griffin, R ERA: 3.48 Fred Scherman, L Wayne Granger, R Mike Cosgrove, L (1, 1) (7, 1) (7, 1) (8, 1)	IP: 6.0 WLS: L BF: 29 H: 10 R: 4 ER: 2 SO: 6 BB: 0 IBB: 0 HBP: 0 BLK: 0 WP: 1 HR: 0 S: 39 P: 47 ERA: 3.00 WHIP: 2.000															PITCHER				

Houston Astros @ Cincinnati Reds
Riverfront Stadium, Cincinnati, OH
Fri Apr 18 1975, 7:05 PM EDT
Att: 36,485 - Unknown

AB	32
R	5
H	12
RBI	5
BB	4
SO	6
LOB	20



Batter	1	2	3	4	5	6	7	8	9	AB	R	H	RBI	BB	SO	LOB	TOP								
Enos Cabell, R OBP: 0.300, SLG: 0.400 (1, 7)	0-0 CS 1B		0-0 1B 2B	0-0 F8	0-0 4-3			0-3 K		5	1	2	0	0	1	0									
Rob Andrews, R OBP: 0.357, SLG: 0.378 (1, 4)	0-0 6-3		4-0 1B WP BB	4-0 1B BB			0-0 L9	0-0 1B		3	2	1	0	2	0	1									
Cesar Cedeno, R OBP: 0.417, SLG: 0.476 (1, 8)	4-0 CS BB		0-0 WP BB 1-3 2-H	0-0 1B 2B 1B			0-0 F7	0-0 F7		4	2	2	1	1	0	1									
Mitt May, L OBP: 0.333, SLG: 0.371 Skip Jutze, R (9, PR) (9, 2)	0-0 CS	0-0 HBP BB 1B	4-0 BB WP BB	0-0 2B SF7 1B			0-0 HR		0-0 G4-6-3 1B	4	3	4	2	1	0	0									
Bob Watson, R OBP: 0.280, SLG: 0.500 Wilbur Howard, S OBP: 0.333, SLG: 0.333 (1, 3) (9, 7)		0-0 F7	0-0 1-3	0-0 1-3 2-H			0-0 6-3		0-0 P4	5	0	1	1	0	0	4									
Jose Cruz, L OBP: 0.293, SLG: 0.429 (1, 9)		4-0 1B HBP BB	4-0 BB IBB	0-0 SF7			0-0 F8		0-0 G4-6-3	2	0	0	1	2	0	1									
Doug Rader, R OBP: 0.376, SLG: 0.371 (1, 5)		1-0 1B HBP	0-3 K	0-3 K			0-3 K			3	0	0	0	0	3	4									
Roger Metzger, S OBP: 0.333, SLG: 0.257 (1, 6)		0-0 G6-4-3 1B	4-0 1-2 2-3 3-H	0-0 F8			0-3 K			3	0	1	2	1	1	0									
Doug Konieczny, R (1, 1)		0-0 G6-4-3	0-0 K	0-3 K			0-0 6-3			3	0	0	0	0	2	6									
Rafael Batista, L OBP: 0.400, SLG: 0.600 Ken Forsch, R (8, PH) (8, 1)										1	0	0	0	0	0	0									
										0	0	0	0	0	0	0									
Inning Stats	R: 0 E: 0 K: 0 S: 2	H: 1 LOB: 0 BB: 1 P: 6	R: 1 E: 0 K: 0 S: 4	H: 2 LOB: 2 BB: 1 P: 9	R: 3 E: 0 K: 2 S: 9	H: 2 LOB: 3 BB: 4 P: 25	R: 3 E: 0 K: 1 S: 8	H: 3 LOB: 1 BB: 1 P: 12	R: 0 E: 0 K: 1 S: 5	H: 0 LOB: 0 BB: 0 P: 5	R: 1 E: 0 K: 0 S: 4	H: 1 LOB: 0 BB: 0 P: 4	R: 0 E: 0 K: 2 S: 7	H: 0 LOB: 0 BB: 0 P: 7	R: 0 E: 0 K: 1 S: 6	H: 1 LOB: 1 BB: 0 P: 6	R: 0 E: 0 K: 0 S: 3	H: 1 LOB: 1 BB: 0 P: 3	1B: 8 2B: 2 3B: 0 HR: 1	SF: 1 SAC: 0 DP: 2 HBP: 1	WP: 1 PB: 0 SB: 0 CS: 2	PA: 43			
PITCHER	IP	WLS	BF	H	R	ER	SO	BB	IBB	HBP	BLK	WP	HR	S	P	ERA	WHIP								
Jack Billingham, R ERA: 6.91 Will McEnaney, L ERA: 10.13 Pedro Borbon, R ERA: 3.46 Clay Carroll, R ERA: 0.79	2.2		17	5	4	4	1	5	1	1	0	1	0	12	37	13.50	3.750								

Houston Astros @ Cincinnati Reds
Riverfront Stadium, Cincinnati, OH
Sat Apr 19 1975, 3:33 AM EDT
Att: 17,178 - Unknown

AB	33
R	8
H	11
RBI	7
BB	7
SO	7
LOB	17



Batter	1	2	3	4	5	6	7	8	9	AB	R	H	RBI	BB	SO	LOB	BOTTOM								
Pete Rose, S OBP: 0.433, SLG: 0.412 (1, 7)	0-0 6-3		0-0 1B 2B	0-0 FC6				0-0 E1	0-0 1B	5	1	3	1	1	0	2									
Dave Concepcion, R OBP: 0.317, SLG: 0.375 (1, 6)	0-0 6-3		0-0 2B 1B		0-0 BB SF9 1B		0-0 L6	0-0 G6-4-3 1B	0-0 1B	6	1	3	1	0	0	2									
Joe Morgan, L OBP: 0.518, SLG: 0.488 (1, 4)	0-0 F7		0-0 P4		4-0 SF9 FC4-6 BB		0-0 F7			4	1	1	0	1	0	2									
Johnny Bench, R OBP: 0.339, SLG: 0.460 (1, 2)		0-0 3-1 2B	0-0 1-3 3-H 2B		4-0 FC4-6 BB		0-0 3B 1B			4	1	3	1	1	1	1									
Tony Perez, R OBP: 0.218, SLG: 0.420 (1, 3)		0-0 P4	0-0 G3		0-0 SF9		0-0 2B 3B			4	2	2	3	0	0	3									
Cesar Geronimo, L OBP: 0.364, SLG: 0.476 (1, 8)		0-0 3-1		0-3 K	0-0 FC4-6		0-0 2B		0-3 K	5	0	1	2	0	2	2									
Ken Griffey, L OBP: 0.395, SLG: 0.417 (1, 9)		4-0 BB		4-0 1B BB	4-0 4-3		0-0 L4			3	1	1	0	2	0	2									
Darrel Chaney, S OBP: 0.150, SLG: 0.059 Dan Driessen, L OBP: 0.067, SLG: 0.500 (9, PH) (9, 1)		0-0 G3		0-0 P8			0-0 G3	0-0 4-3		4	0	0	0	0	0	4									
Jack Billingham, R Will McEnaney, L Ed Armbrister, R Pedro Borbon, R Terry Crowley, L Clay Carroll, R George Foster, R (1, 1) (3, 1) (4, PH) (8, PH) (8, PH) (9, PH) (9, PH)			0-3 K	0-0 FC6 1B			0-0 6-3	0-0 E G6-4-3 1B	0-3 K	0	0	0	0	0	0	0									
										1	0	0	0	0	1	0									
										1	0	0	0	0	0	0									
										1	0	0	0	0	0	0									
										1	1	1	0	0	0	0									
										0	0	0	0	0	0	0									
										1	0	0	0	0	1	2									
Inning Stats	R: 0 E: 0 K: 0 S: 3	H: 0 LOB: 0 BB: 0 P: 3	R: 0 E: 0 K: 0 S: 4	H: 1 LOB: 2 BB: 1 P: 8	R: 1 E: 0 K: 1 S: 8	H: 3 LOB: 0 BB: 0 P: 8	R: 0 E: 0 K: 1 S: 6	H: 1 LOB: 2 BB: 1 P: 10	R: 2 E: 0 K: 0 S: 4	H: 1 LOB: 1 BB: 2 P: 12	R: 0 E: 0 K: 0 S: 3	H: 0 LOB: 1 BB: 1 P: 7	R: 2 E: 1 K: 1 S: 7	H: 3 LOB: 1 BB: 0 P: 6	R: 1 E: 1 K: 1 S: 7	H: 3 LOB: 1 BB: 0 P: 7	R: 3 E: 0 K: 2 S: 10	H: 4 LOB: 2 BB: 1 P: 14	1B: 9 2B: 5 3B: 1 HR: 1	SF: 1 SAC: 0 DP: 1 HBP: 0	WP: 0 PB: 0 SB: 1 CS: 0	PA: 47			
PITCHER	IP	WLS	BF	H	R	ER	SO	BB	IBB	HBP	BLK	WP	HR	S	P	ERA	WHIP								
Doug Konieczny, R ERA: 5.5 Ken Forsch, R ERA: 5.63	7.0		35	9	5	5	2	5	0	0	0	0	1	34	54	6.43	2.000								

Houston Astros @ Cincinnati Reds
Riverfront Stadium, Cincinnati, OH
Sat Apr 19 1975, 3:33 AM EDT
Att: 17,178 - Unknown

AB	40
R	9
H	16
RBI	8
BB	6
SO	5
LOB	20



Batter	1	2	3	4	5	6	7	8	9	AB	R	H	RBI	BB	SO	LOB	TOP										
Enos Cabell, R OBP: 0.333, SLG: 0.410 (1, 7)										5	1	3	0	0	0	1											
Rob Andrews, R OBP: 0.340, SLG: 0.341 (1, 4)										3	0	0	0	1	1	1											
Cesar Cedeno, R OBP: 0.414, SLG: 0.490 (1, 8)										4	1	0	0	0	0	4											
Mitt May, L OBP: 0.354, SLG: 0.372 (1, 2)										4	1	1	2	1	0	1											
Cliff Johnson, R OBP: 0.289, SLG: 0.405 (7, PR)										4	1	1	0	0	0	5											
Wilbur Howard, S OBP: 0.500, SLG: 0.333 (7, 7)										0	1	0	0	0	0	0											
Jose Cruz, L OBP: 0.320, SLG: 0.439 (1, 9)										4	0	1	3	1	0	2											
Ken Boswell, L OBP: 0.308, SLG: 0.385 (1, 5)										5	1	1	0	0	1	5											
Roger Metzger, S OBP: 0.362, SLG: 0.268 (1, 6)										2	1	0	0	2	0	1											
J.R. Richard, R OBP: 0.167, SLG: 0.333 (9, 1)										3	0	0	0	0	3	3											
Fred Scherman, L (9, 1)										0	0	0	0	0	0	0											
Wayne Granger, R (9, 1)										0	0	0	0	0	0	0											
Inning Stats	R: 0 E: 0 K: 1 S: 6	H: 1 LOB: 1 BB: 0 P: 6	R: 0 E: 0 K: 1 S: 5	H: 0 LOB: 2 BB: 2 P: 13	R: 3 E: 1 K: 0 S: 5	H: 2 LOB: 1 BB: 1 P: 10	R: 2 E: 1 K: 0 S: 6	H: 2 LOB: 2 BB: 1 P: 10	R: 1 E: 0 K: 1 S: 7	H: 1 LOB: 0 BB: 0 P: 7	R: 0 E: 0 K: 0 S: 3	H: 0 LOB: 0 BB: 0 P: 3	R: 1 E: 0 K: 2 S: 8	H: 1 LOB: 2 BB: 1 P: 12	R: 0 E: 0 K: 0 S: 3	H: 0 LOB: 0 BB: 0 P: 4	R: 0 E: 0 K: 0 S: 3	H: 0 LOB: 1 BB: 0 P: 4	1B: 5 2B: 1 3B: 1 HR: 0	SF: 0 SAC: 2 DP: 0 HBP: 2	WP: 2 PB: 0 SB: 4 CS: 0	PA: 43					
PITCHER	IP	WLS	BF	H	R	ER	SO	BB	IBB	HBP	BLK	WP	HR	S	P	ERA	WHIP										
Clay Kirby, R ERA: 6.0	3.2	L	22	5	5	3	2	3	1	1	0	1	0	21	38	7.36	2.182										
Pedro Borbon, R ERA: 4.5	1.1	6	1	1	1	1	1	0	0	0	0	1	0	8	8	6.75	0.750										
Will McEnaney, L ERA: 5.79	2.0	8	1	1	0	2	1	0	0	0	1	0	0	11	15	0.00	1.000										
Clay Carroll, R ERA: 0.64	2.0	7	0	0	0	0	2	0	0	1	0	0	0	6	7	0.00	0.000										

Houston Astros @ Cincinnati Reds
Riverfront Stadium, Cincinnati, OH
Sun Apr 20 1975, 3:38 AM EDT
Att: 35,150 - Unknown

AB 34
R 7
H 7
RBI 5
BB 5
SO 5
LOB 23



Batter	1	2	3	4	5	6	7	8	9	AB	R	H	RBI	BB	SO	LOB	BOTTOM											
Pete Rose, S OBP: 0.443, SLG: 0.467 (1, 7)										4	1	0	0	1	1	2												
Dave Concepcion, R OBP: 0.300, SLG: 0.333 (1, 6)										4	2	1	0	1	1	0												
Joe Morgan, L OBP: 0.554, SLG: 0.563 (1, 4)										4	1	3	5	1	0	0												
Dan Driessen, L OBP: 0.600, SLG: 0.429 (9, PH)										3	1	1	0	0	0	1												
Johnny Bench, R OBP: 0.311, SLG: 0.418 (9, PH)										1	0	0	0	0	1	0												
George Foster, R OBP: 0.250, SLG: 0.688 (1, 9)										4	0	0	0	0	3	3												
Cesar Geronimo, L OBP: 0.365, SLG: 0.469 (1, 8)										3	0	1	1	1	1	0												
Doug Flynn, R OBP: 0.235, SLG: 0.250 (1, 5)										3	0	0	0	1	1	4												
Bill Plummer, R OBP: 0.400, SLG: 0.250 (1, 2)										3	0	0	0	1	1	1												
Clay Kirby, R ERA: 5.19	8.2	W	38	5	5	5	9	8	0	1	0	0	0	47	80	5.19	1.500											
Fred Scherman, L ERA: 1.93	0.0	S	1	1	1	1	0	0	0	0	0	0	0	1	1	1	∞	∞										
Wayne Granger, R ERA: 2.08	0.1	S	1	0	0	0	1	0	0	0	0	0	0	3	3	0.00	0.000											
Inning Stats	R: 0 E: 0 K: 0 S: 3	H: 1 LOB: 0 BB: 0 P: 3	R: 0 E: 0 K: 2 S: 7	H: 0 LOB: 0 BB: 0 P: 7	R: 0 E: 0 K: 0 S: 3	H: 0 LOB: 1 BB: 1 P: 7	R: 0 E: 0 K: 1 S: 6	H: 1 LOB: 3 BB: 2 P: 14	R: 2 E: 1 K: 0 S: 4	H: 2 LOB: 1 BB: 2 P: 12	R: 0 E: 0 K: 1 S: 5	H: 0 LOB: 1 BB: 1 P: 9	R: 0 E: 0 K: 2 S: 7	H: 0 LOB: 0 BB: 0 P: 7	R: 1 E: 0 K: 2 S: 8	H: 1 LOB: 1 BB: 0 P: 9	R: 3 E: 0 K: 2 S: 8	H: 1 LOB: 0 BB: 2 P: 16	1B: 4 2B: 1 3B: 0 HR: 1	SF: 0 SAC: 0 DP: 1 HBP: 1	WP: 0 PB: 1 SB: 1 CS: 1	PA: 41						
PITCHER	IP	WLS	BF	H	R	ER	SO	BB	IBB	HBP	BLK	WP	HR	S	P	ERA	WHIP											

Houston Astros @ Cincinnati Reds
Riverfront Stadium, Cincinnati, OH
Sun Apr 20 1975, 3:38 AM EDT
Att: 35,150 - Unknown

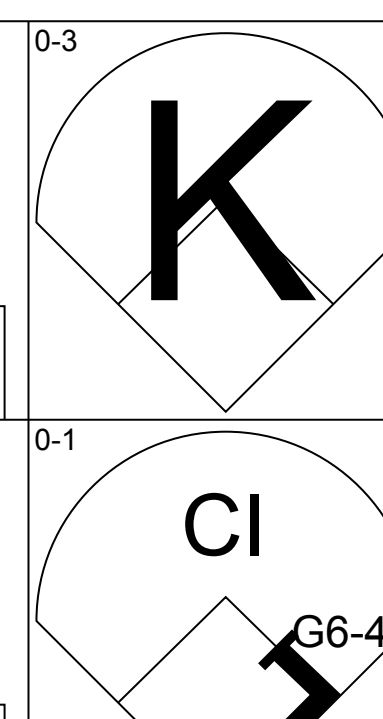
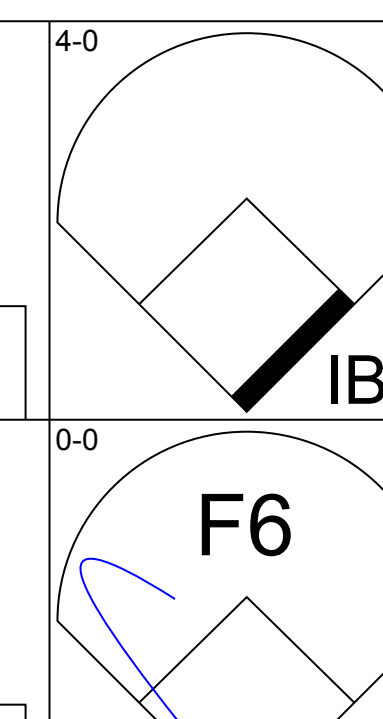
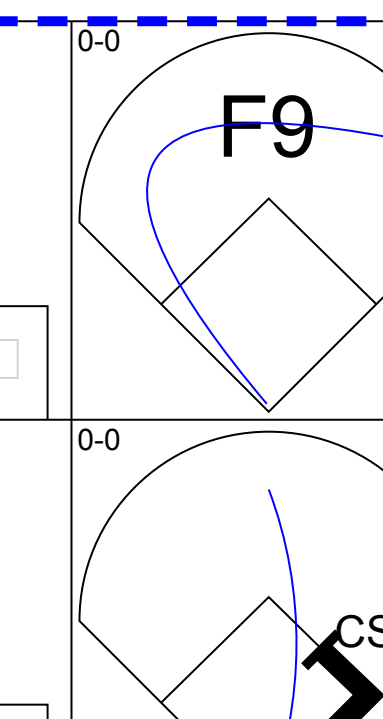
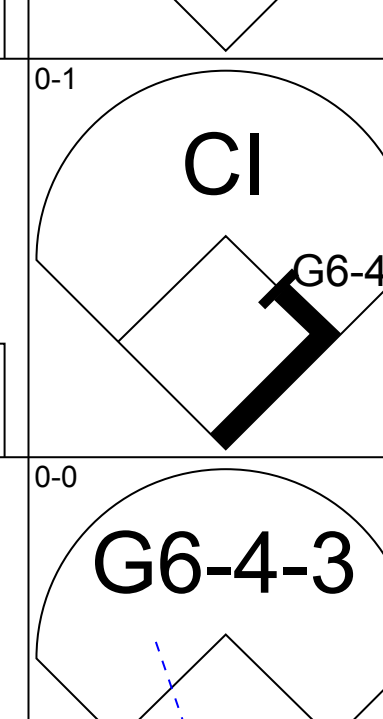
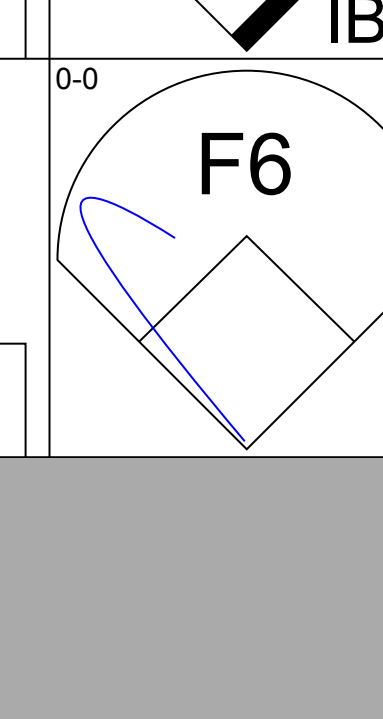
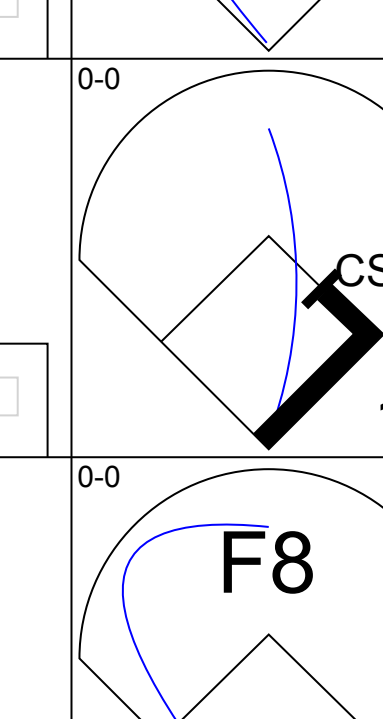
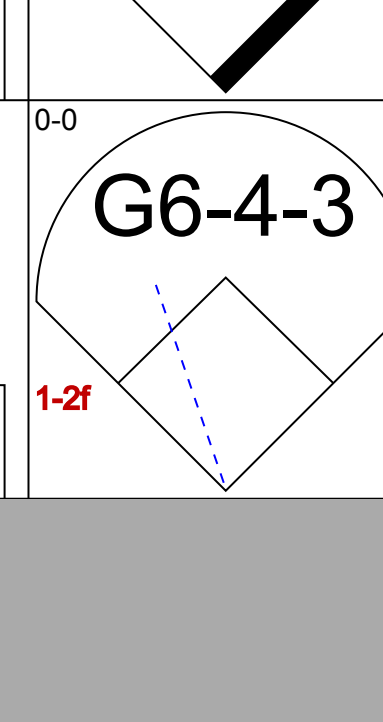
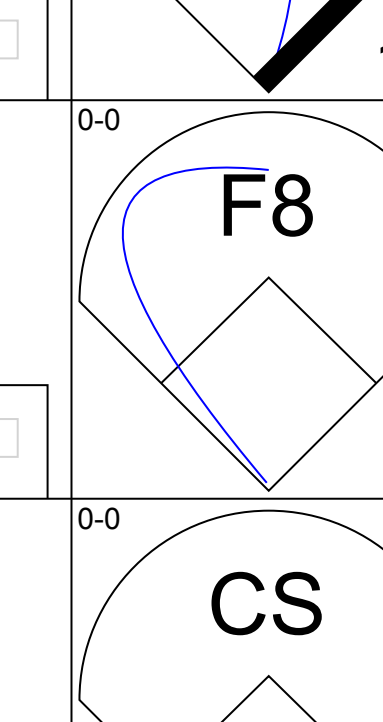
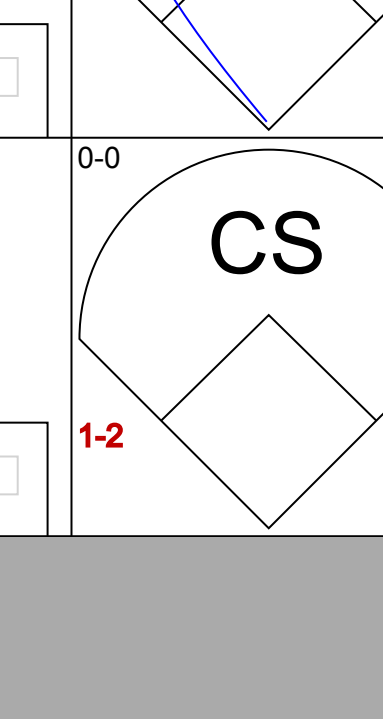

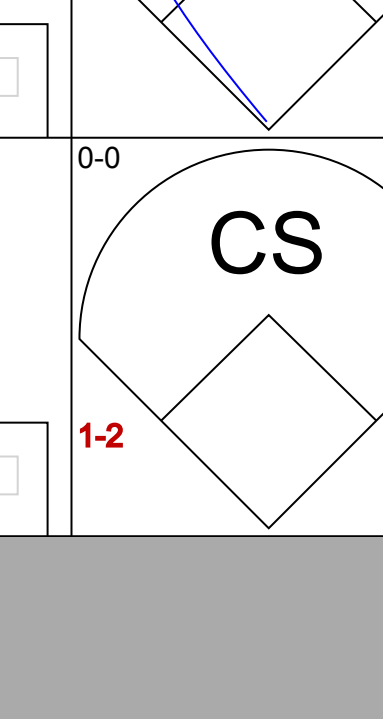
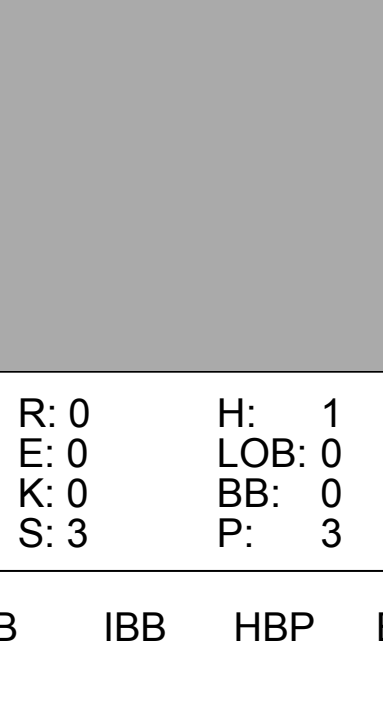
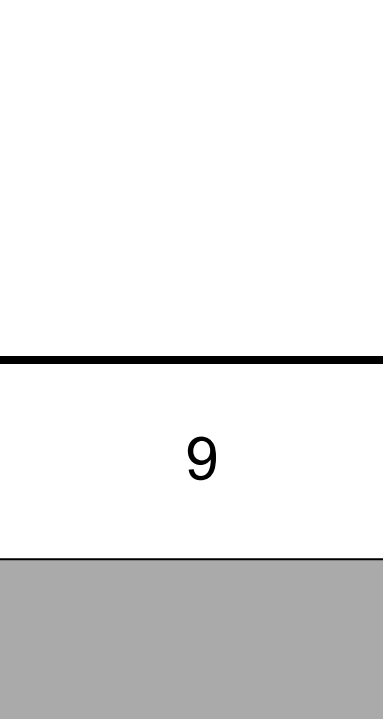

AB 31
R 6
H 6
RBI 6
BB 8
SO 10
LOB 12

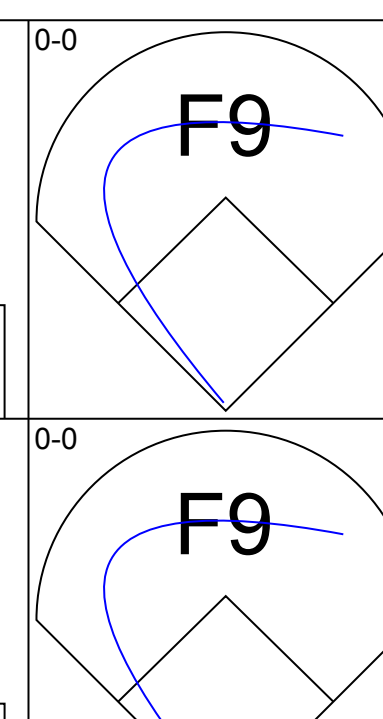

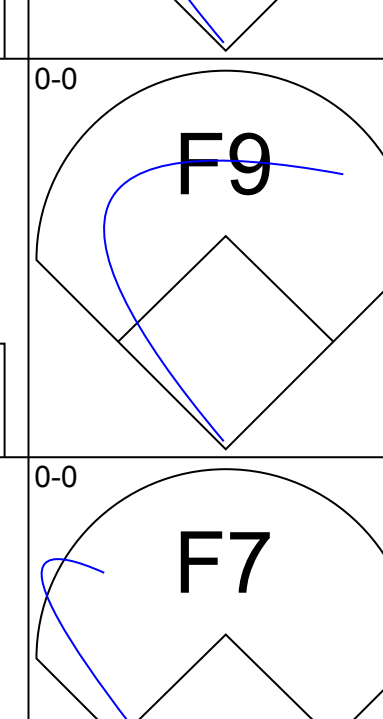
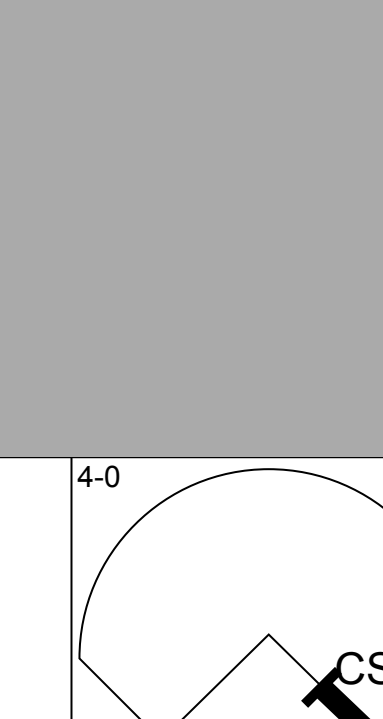
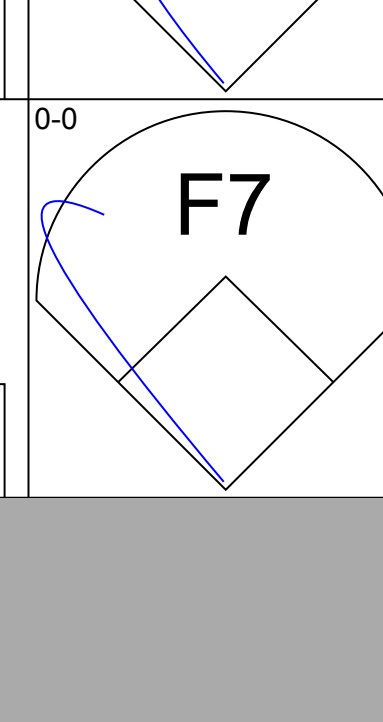
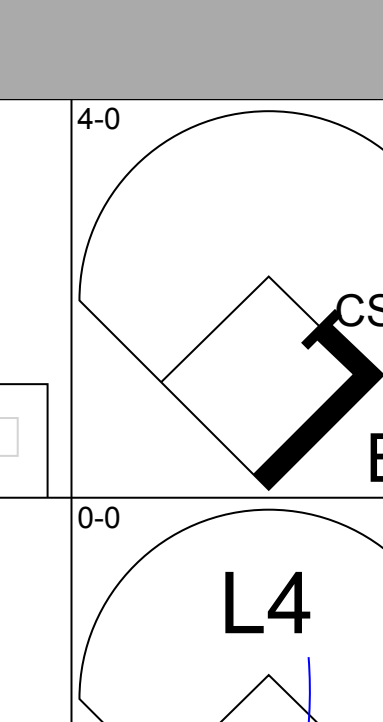
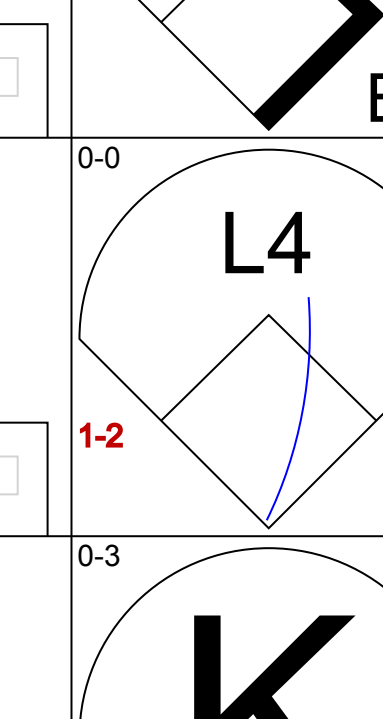
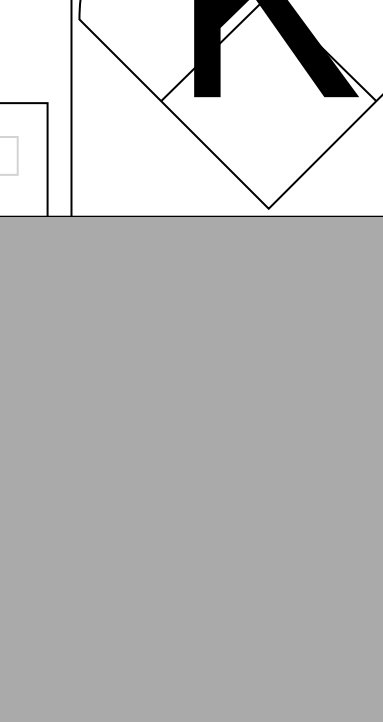

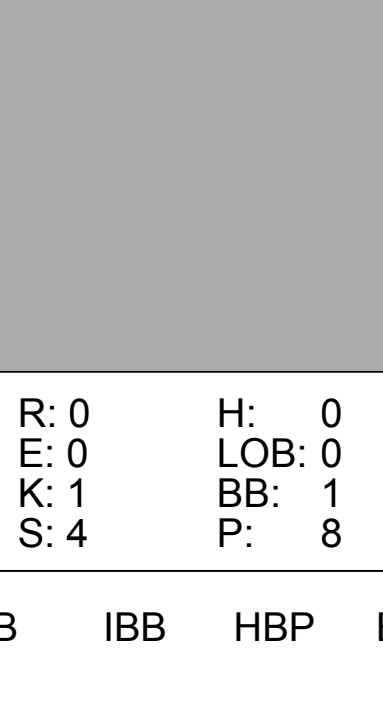



Batter	1	2	3	4	5	6	7	8	9	AB	R	H	RBI	BB	SO	LOB	TOP											
Enzo Hernandez, R OBP: 0.348, SLG: 0.341	6-3		F7		SH3-4		HBP		4-3	3	0	0	0	0	0	1	San Diego Padres @ Houston Astros Astrodome, Houston, TX Mon Apr 21 1975, 8:05 PM EDT Att: 6,523 - Dome											
Glenn Beckert, R OBP: 0.500, SLG: 0.538 Hector Torres, R OBP: 0.500, SLG: 0.500	F4		6-3		WP 2B		K			3	0	1	0	0	0	0												
Johnny Grubb, L OBP: 0.244, SLG: 0.244	6-3		4-3		G3		4-3			4	0	0	0	0	0	3												
Dave Winfield, R OBP: 0.419, SLG: 0.611		F8 4-3 E 1B		4-3 PB 2B 1B	WP IBB			5-3		3	2	2	0	1	0	0												
Mike Ivie, R OBP: 0.286, SLG: 0.457	4-3		1-3		K			6-3		4	0	0	0	0	1	4												
Dick Sharon, R OBP: 0.286, SLG: 0.457	F8		4-3				L7			4	0	0	0	0	0	2												
Tito Fuentes, S OBP: 0.349, SLG: 0.400	E6 3B						F7		G3	4	1	1	1	0	0	0												
Randy Hundley, R OBP: 0.318, SLG: 0.429		3H 1B		3H 2B			F5		F7	4	0	1	1	0	0	1												
Randy Jones, R OBP: 0.333, SLG: 0.250	L8				2B SH3-4 WP 1B		K		BB	3	1	1	0	1	1	1												
Inning Stats	R: 0 E: 0 K: 0 S: 3	H: 0 LOB: 0 BB: 0 P: 3	R: 2 E: 1 K: 0 S: 6	H: 2 LOB: 1 BB: 0 P: 6	R: 0 E: 0 K: 0 S: 3	H: 0 LOB: 0 BB: 0 P: 3	R: 1 E: 0 K: 0 S: 5	H: 2 LOB: 1 BB: 0 P: 5	R: 1 E: 0 K: 1 S: 7	H: 2 LOB: 2 BB: 1 P: 11	R: 0 E: 0 K: 0 S: 3	H: 0 LOB: 0 BB: 0 P: 3	R: 0 E: 0 K: 0 S: 3	H: 0 LOB: 0 BB: 0 P: 3	R: 0 E: 0 K: 0 S: 3	H: 0 LOB: 0 BB: 0 P: 7	1B: 3 2B: 2 3B: 1 HR: 0	SF: 0 SAC: 1 DP: 0 HBP: 1	WP: 1 PB: 1 SB: 1 CS: 0	PA: 37								
PITCHER	IP	WLS	BF	H	R	ER	SO	BB	IBB	HBP	BLK	WP	HR	S	P	ERA	WHIP											
Jim Crawford, L ERA: 3.86	(1, 1)	4.2	L	22	6	4	2	0	0	1	0	0	0	21	25	3.86	1.286											
Wayne Granger, R ERA: 2.0	(5, 1)	0.1		1	0	0	0	1	0	0	0	0	1	0	3	0.00	0.000											
Jim York, R ERA: 6.23	(6, 1)	3.0		10	0	0	0	2	0	0	1	0	0	0	13	14	0.00	0.000										
Ken Forsch, R ERA: 5.0	(9, 1)	1.0		4	0	0	0	0	1	0	0	0	0	0	3	7	0.00	1.000										

Batter	1	2	3	4	5	6	7	8	9	AB	R	H	RBI	BB	SO	LOB	BOTTOM										
Enos Cabell, R OBP: 0.326, SLG: 0.419	6-3		6-3					L8		4	0	1	0	0	0	1	San Diego Padres @ Houston Astros Astrodome, Houston, TX Mon Apr 21 1975, 8:05 PM EDT Att: 6,523 - Dome										
Rob Andrews, R OBP: 0.315, SLG: 0.313	K		K				2B	6-3	FC6-4 FC5-4	4	0	0	0	0	2	2											
Cesar Cedeno, R OBP: 0.403, SLG: 0.472						F8		F7	FC5-4	4	0	1	0	0	0	2											
Cliff Johnson, R OBP: 0.265, SLG: 0.370	F3					5-3		K		4	0	0	0	0	1	2											
Bob Watson, R OBP: 0.303, SLG: 0.469						1-3		1B		4	0	2	0	0	0	0											
Doug Rader, R OBP: 0.333, SLG: 0.326	1-3					F7		L7		4	0	0	0	0	0	2											
Skip Jutze, R OBP: 0.143, SLG: 0.143	5-3					L7				3	0	1	0	0	0	1											
Roger Metzger, S OBP: 0.340, SLG: 0.250	1-3					6-3		5-3		3	0	0	0	0	0	2											
Jim Crawford, L Wayne Granger, R Mike Easter, L Jim York, R Wilbur Howard, S Ken Forsch, R	(1, 1) (5, 1) (5, PH) (6, 1) (8, PH) (9, 1)					F7			FC6-4 1B	1	0	0	0	0	0	0	0										
Inning Stats	R: 0 E: 0 K: 1 S: 6	H: 1 LOB: 1 BB: 0 P: 6	R: 0 E: 0 K: 0 S: 4	H: 1 LOB: 1 BB: 0 P: 4	R: 0 E: 0 K: 1 S: 5	H: 0 LOB: 0 BB: 0 P: 5	R: 0 E: 0 K: 0 S: 4	H: 1 LOB: 1 BB: 0 P: 4	R: 0 E: 0 K: 1 S: 5	H: 0 LOB: 0 BB: 0 P: 5	R: 0 E: 0 K: 1 S: 6	H: 1 LOB: 1 BB: 0 P: 6	R: 0 E: 0 K: 0 S: 4	H: 1 LOB: 1 BB: 0 P: 4	R: 0 E: 0 K: 0 S: 4	H: 1 LOB: 1 BB: 0 P: 4	R: 0 E: 0 K: 0 S: 3	H: 0 LOB: 0 BB: 0 P: 3	1B: 5 2B: 1 3B: 0 HR: 0	SF: 0 SAC: 0 DP: 0 HBP: 0	WP: 0 PB: 0 SB: 1 CS: 0	PA: 33					
PITCHER	IP	WLS	BF	H	R	ER	SO	BB	IBB	HBP	BLK	WP	HR	S	P	ERA	WHIP										
Randy Jones, L ERA:	(1, 1)	9.0	W	33	6	0	0	4	0	0	0	0	0	41	41	0.00	0.667										



Batter	1	2	3	4	5	6	7	8	9	AB	R	H	RBI	BB	SO	LOB	TOP			
Bobby Tolan, L OBP: 0.239, SLG: 0.256 (1, 7)										3	0	0	0	1	1	0	San Diego Padres @ Houston Astros Astrodome, Houston, TX Tue Apr 22 1975, 8:05 PM EDT Att.: 5,300 - Dome			
Hector Torres, R OBP: 0.500, SLG: 0.500 (1, 6)										4	0	2	0	0	0	3				
Mike Ivie, R OBP: 0.275, SLG: 0.425 (1, 5)										5	0	1	0	0	0	6				
Willie McCovey, L OBP: 0.394, SLG: 0.533 John Scott, R (7, 8)										4	1	1	1	0	0	4				
Dave Winfield, R OBP: 0.447, SLG: 0.595 (1, 9)										1	1	0	0	3	0	0				
Dick Sharon, R OBP: 0.111, SLG: 0.111 (1, 8) (7, 7)										3	0	1	0	0	2	2				
Tito Fuentes, S OBP: 0.340, SLG: 0.386 (1, 4)										4	0	1	1	0	0	3				
Fred Kendall, R OBP: 0.280, SLG: 0.333 (1, 2)										3	0	2	0	1	0	1				
Dan Spillner, R (1, 1)										3	0	0	0	0	2	4				
Inning Stats	R: 0 E: 1 K: 1 S: 5	H: 0 LOB: 0 BB: 0 P: 5	R: 2 E: 0 K: 0 S: 6	H: 4 LOB: 3 BB: 2 P: 14	R: 0 E: 0 K: 0 S: 3	H: 1 LOB: 0 BB: 0 P: 3	R: 0 E: 1 K: 2 S: 8	H: 0 LOB: 1 BB: 0 P: 8	R: 0 E: 0 K: 0 S: 3	H: 0 LOB: 0 BB: 0 P: 3	R: 0 E: 0 K: 0 S: 5	H: 2 LOB: 3 BB: 0 P: 6	R: 0 E: 0 K: 1 S: 5	H: 0 LOB: 2 BB: 2 P: 13	R: 0 E: 0 K: 0 S: 3	H: 1 LOB: 0 BB: 0 P: 3	1B: 6 2B: 1 3B: 0 HR: 1	SF: 0 SAC: 2 DP: 4 HBP: 1	WP: 0 PB: 0 SB: 1 CS: 1	PA: 40
PITCHER	IP	WLS	BF	H	R	ER	SO	BB	IBB	HBP	BLK	WP	HR	S	P	ERA	WHIP			
Tom Griffin, R ERA: 2.95 (1, 1)	8.0	L	36	7	2	2	5	3	2	1	0	0	1	40	61	2.25	1.250			
Wayne Granger, R ERA: 1.6 (9, 1)	1.0		3	1	0	0	0	0	0	0	0	0	0	3	3	0.00	1.000			

Batter	1	2	3	4	5	6	7	8	9	AB	R	H	RBI	BB	SO	LOB	BOTTOM			
Enos Cabell, R OBP: 0.319, SLG: 0.391 (1, 7)										3	0	0	0	0	0	0	San Diego Padres @ Houston Astros Astrodome, Houston, TX Tue Apr 22 1975, 8:05 PM EDT Att.: 5,300 - Dome			
Rob Andrews, R OBP: 0.298, SLG: 0.300 Cliff Johnson, R OBP: 0.260, SLG: 0.362 Wayne Granger, R (8, PH) (9, 1)										2	0	0	1	0	0	0				
Cesar Cedeno, R OBP: 0.394, SLG: 0.446 (1, 8)										3	0	0	0	1	1	1				
Milt May, L OBP: 0.327, SLG: 0.340 (1, 2)										4	0	0	0	0	0	1				
Bob Watson, R OBP: 0.324, SLG: 0.472 (1, 3)										4	0	2	0	0	1	0				
Jose Cruz, L OBP: 0.302, SLG: 0.409 (1, 9)										3	0	0	0	0	0	2				
Doug Rader, R OBP: 0.333, SLG: 0.326 (1, 5)										3	0	1	0	0	1	1				
Roger Metzger, S OBP: 0.340, SLG: 0.277 (1, 6)										3	1	1	0	0	2	2				
Tom Griffin, R (1, 1) Rafael Batista, L OBP: 0.429, SLG: 0.571 Larry Milbourne, S OBP: 0.333, SLG: 0.333 (8, PH) (9, 4)										1	0	0	0	0	0	0				
Inning Stats	R: 0 E: 0 K: 0 S: 3	H: 0 LOB: 0 BB: 0 P: 3	R: 0 E: 0 K: 1 S: 6	H: 1 LOB: 1 BB: 0 P: 6	R: 1 E: 0 K: 1 S: 6	H: 1 LOB: 1 BB: 0 P: 7	R: 0 E: 0 K: 1 S: 7	H: 2 LOB: 2 BB: 0 P: 7	R: 0 E: 0 K: 0 S: 3	H: 0 LOB: 0 BB: 0 P: 3	R: 0 E: 0 K: 0 S: 5	H: 0 LOB: 0 BB: 0 P: 5	R: 0 E: 0 K: 1 S: 5	H: 0 LOB: 0 BB: 0 P: 5	R: 0 E: 0 K: 1 S: 4	H: 0 LOB: 0 BB: 1 P: 8	1B: 3 2B: 1 3B: 0 HR: 0	SF: 1 SAC: 1 DP: 0 HBP: 1	WP: 0 PB: 0 SB: 0 CS: 1	PA: 32
PITCHER	IP	WLS	BF	H	R	ER	SO	BB	IBB	HBP	BLK	WP	HR	S	P	ERA	WHIP			
Dan Spillner, R ERA: 2.78 (1, 1)	9.0	W	32	4	1	1	6	1	0	1	0	0	0	42	47	1.00	0.556			

Batter	1	2	3	4	5	6	7	8	9	AB	R	H	RBI	BB	SO	LOB	TOP					
Von Joshua, L (1,8) OBP: 0.364, SLG: 0.476	G3		1B		2B			SF8 1B		4	1	3	1	0	0	0	San Francisco Giants @ Houston Astros Astrodome, Houston, TX Wed Apr 23 1975, 8:05 PM EDT Dome					
Mike Phillips, L (1,4) OBP: 0.381, SLG: 0.235	2B		1B		F7			1B		4	0	3	0	0	0	1						
Bobby Murcer, L (1,9) OBP: 0.393, SLG: 0.547	1-3		F4		6-3			SF8		3	0	1	1	0	0	3						
Gary Matthews, R (1,7) OBP: 0.393, SLG: 0.577	5-3		L8			F8		K		4	0	0	0	0	1	5						
Ed Goodson, L (1,3) OBP: 0.279, SLG: 0.316	4-3			1-3		K		5-3		4	0	0	0	0	1	3						
Chris Speier, R (1,6) OBP: 0.263, SLG: 0.273		F2		K		6-3			6-3	4	0	0	0	0	1	0						
Steve Ontiveros, S (1,5) OBP: 0.356, SLG: 0.289		4-3		1-3			F9			4	0	1	0	0	0	0						
Derrel Thomas, S (9, PR) OBP: 0.189, SLG: 0.220								CS 1B		0	0	0	0	0	0	0						
Marc Hill, R (1,2) OBP: 0.421, SLG: 0.484		6-3			SH3 2B BB		L6			3	1	0	0	1	1	1						
John Montefusco, R (1,1) OBP: 0.317, SLG: 0.450				K		SH3		F8		1	0	0	0	0	1	0						
Gary Thomasson, L (7, PH) OBP: 0.319, SLG: 0.391									CS	1	0	0	0	0	0	0						
Charlie Williams, R (7, 1) OBP: 0.319, SLG: 0.391										1	0	0	0	0	0	0						
Dave Rader, L (9, PH) OBP: 0.235, SLG: 0.235									1-2	0	0	0	0	0	0	0						
Inning Stats	R: 0 E: 0 K: 0 S: 5	H: 2 LOB: 2 BB: 0 P: 5	R: 0 E: 0 K: 0 S: 3	H: 0 LOB: 0 BB: 0 P: 3	R: 0 E: 0 K: 1 S: 7	H: 2 LOB: 2 BB: 0 P: 7	R: 0 E: 0 K: 1 S: 5	H: 0 LOB: 0 BB: 0 P: 5	R: 1 E: 0 K: 0 S: 4	H: 1 LOB: 1 BB: 1 P: 8	R: 0 E: 0 K: 0 S: 5	H: 0 LOB: 0 BB: 0 P: 5	R: 0 E: 0 K: 1 S: 3	H: 0 LOB: 0 BB: 0 P: 3	R: 1 E: 0 K: 1 S: 7	H: 2 LOB: 1 BB: 0 P: 7	R: 0 E: 0 K: 1 S: 5	H: 1 LOB: 1 BB: 0 P: 5	1B: 6 2B: 2 3B: 0 HR: 0	SF: 1 SAC: 1 DP: 0 HBP: 0	WP: 0 PB: 0 SB: 0 CS: 1	PA: 36
PITCHER	IP WLS BF H R ER SO BB IBB HBP BLK WP HR S P ERA WHIP																					
Doug Koniczny, R (1,1) ERA: 4.68	7.0 W 29 7 2 2 3 1 0 0 0 0 0 0 34 38 2.57 1.143																					
Ken Forsch, R (8,1) ERA: 4.09	2.0 S 6 1 0 0 2 0 0 0 0 0 0 0 10 10 0.00 0.500																					

Batter	1	2	3	4	5	6	7	8	9	AB	R	H	RBI	BB	SO	LOB	BOTTOM			
Wilbur Howard, S (1,7) OBP: 0.556, SLG: 0.500	K	K			S 1B		WP 4-3 1B			4	0	2	0	0	2	1	San Francisco Giants @ Houston Astros Astrodome, Houston, TX Wed Apr 23 1975, 8:05 PM EDT Dome			
Larry Milbourne, S (1,4) OBP: 0.286, SLG: 0.286			4-3		F8		4-3			4	0	1	0	0	0	2				
Cesar Cedeno, R (1,8) OBP: 0.386, SLG: 0.424	F7		F7		F6		S BB			3	0	0	0	1	0	2				
Mitt May, L (1,2) OBP: 0.321, SLG: 0.320	K				F7		4-3			3	0	0	0	1	1	4				
Bob Watson, R (1,3) OBP: 0.317, SLG: 0.450		1-3	CS		F9			F9		4	0	1	0	0	0	0				
Enos Cabell, R (9,3) OBP: 0.319, SLG: 0.391									CS 1B	0	0	0	0	0	0	0				
Jose Cruz, L (1,9) OBP: 0.333, SLG: 0.438		3B 1B			1B SF9 1B		1-2 1B			4	2	3	0	0	0	0				
Ken Boswell, L (1,5) OBP: 0.353, SLG: 0.529										4	1	2	1	0	0	1				
Doug Rader, R (9,5) OBP: 0.333, SLG: 0.326		SH1-3 3B			1-3 1B			G3		0	0	0	0	0	0	0				
Roger Metzger, S (1,6) OBP: 0.327, SLG: 0.271		SH1-3			SF9			F8		1	0	0	2	0	0	1				
Doug Koniczny, R (1,1) OBP: 0.125, SLG: 0.250		3-H			3-H					3	0	1	0	0	2	1				
Ken Forsch, R (8,1) ERA: 4.09					K					0	0	0	0	0	0	0				
Inning Stats	R: 0 E: 0 K: 2 S: 8	H: 1 LOB: 1 BB: 0 P: 8	R: 2 E: 0 K: 1 S: 8	H: 3 LOB: 1 BB: 0 P: 8	R: 0 E: 0 K: 0 S: 2	H: 0 LOB: 0 BB: 1 P: 6	R: 1 E: 0 K: 1 S: 7	H: 2 LOB: 1 BB: 0 P: 7	R: 0 E: 0 K: 0 S: 4	H: 1 LOB: 1 BB: 0 P: 4	R: 0 E: 0 K: 0 S: 4	H: 2 LOB: 1 BB: 0 P: 4	R: 0 E: 0 K: 1 S: 6	H: 1 LOB: 2 BB: 1 P: 10	R: 0 E: 0 K: 0 S: 3	H: 0 LOB: 0 BB: 0 P: 3	1B: 8 2B: 1 3B: 1 HR: 0	SF: 1 SAC: 1 DP: 0 HBP: 0	WP: 1 PB: 0 SB: 2 CS: 2	PA: 35
PITCHER	IP WLS BF H R ER SO BB IBB HBP BLK WP HR S P ERA WHIP																			
John Montefusco, R (1,1) ERA: 1.9	6.0 L 26 9 3 3 4 1 0 0 0 0 1 0 33 37 4.50 1.667																			
Charlie Williams, R (7,1) ERA: 0.82	2.0 8 1 0 0 1 1 0 0 0 0 1 0 9 13 0.00 1.000																			



Batter	1	2	3	4	5	6	7	8	9	AB	R	H	RBI	BB	SO	LOB	TOP																					
Gary Maddox, R OBP: 0.191, SLG: 0.209 (1, 8)	F6		SH3		6-3		4-1			3	0	0	0	0	0	0	San Francisco Giants @ Houston Astros Astrodome, Houston, TX Wed Apr 23 1975, 8:05 PM EDT Att: 9,413 - Dome																					
Derrel Thomas, S OBP: 0.193, SLG: 0.222 (1, 4)	6-3		F8		6-3			G5-4-3 1B		4	0	1	0	0	0	0																						
Bobby Murcer, L OBP: 0.385, SLG: 0.518 (1, 9)	F7		BB		F7			F5		3	0	0	0	1	0	1																						
Gary Matthews, R OBP: 0.400, SLG: 0.564 Horace Speed, R (8, 7)		5-3	BB		BB			G5-4-3 1-2		3	0	1	0	1	0	1																						
Chris Speier, R OBP: 0.262, SLG: 0.288 (1, 6)		4-3 1B	F8		F9			F6		4	1	1	0	0	0	3																						
Gary Thomasson, L OBP: 0.120, SLG: 0.174 (1, 3)		4-3 2B			F8			6-3		4	1	1	1	0	0	2																						
Bruce Miller, R OBP: 0.250, SLG: 0.250 (1, 5)		2-3 1B		HR	FC6			4-3		4	0	1	1	0	1	1																						
Dave Rader, L OBP: 0.200, SLG: 0.200 (1, 2)		3-H 1-3			F2					3	0	0	0	0	1	1																						
Pete Falcone, L OBP: 0.143, SLG: 0.143 (1, 1)			S SH3 E 1B		K			K		3	1	1	0	0	2	0																						
Inning Stats	R: 0 E: 0 K: 0 S: 3	H: 0 LOB: 0 BB: 0 P: 3	R: 1 E: 0 K: 0 S: 5	H: 2 LOB: 1 BB: 0 P: 5	R: 1 E: 0 K: 0 S: 4	H: 1 LOB: 2 BB: 2 P: 12	R: 1 E: 0 K: 3 S: 10	H: 1 LOB: 0 BB: 0 P: 10	R: 0 E: 0 K: 0 S: 3	H: 0 LOB: 0 BB: 0 P: 3	R: 0 E: 0 K: 1 S: 5	H: 0 LOB: 0 BB: 0 P: 5	R: 0 E: 0 K: 0 S: 3	H: 1 LOB: 0 BB: 0 P: 3	R: 0 E: 0 K: 0 S: 3	H: 0 LOB: 0 BB: 0 P: 3	1B: 4 2B: 1 3B: 0 HR: 1	SF: 0 SAC: 1 DP: 1 HBP: 0	WP: 0 PB: 0 SB: 2 CS: 0	PA: 34																		
PITCHER	IP	WLS	BF	H	R	ER	SO	BB	IBB	HBP	BLK	WP	HR	S	P	ERA	WHIP	PITCHER				IP	WLS	BF	H	R	ER	SO	BB	IBB	HBP	BLK	WP	HR	S	P	ERA	WHIP
Dave Roberts, L ERA: 2.05 (1, 1)	8.0	L	31	6	3	2	4	2	0	0	0	0	1	37	45	2.25	1.000																					
Jim York, R ERA: 5.06 (9, 1)	1.0		3	0	0	0	0	0	0	0	0	0	0	3	3	0.00	0.000																					

AB	31
R	3
H	6
RBI	2
BB	2
SO	4
LOB	9



Batter	1	2	3	4	5	6	7	8	9	AB	R	H	RBI	BB	SO	LOB	BOTTOM																					
Wilbur Howard, S OBP: 0.385, SLG: 0.333 (1, 7)	F8		F7			K		6-3		4	0	0	0	0	1	1	San Francisco Giants @ Houston Astros Astrodome, Houston, TX Wed Apr 23 1975, 8:05 PM EDT Att: 9,413 - Dome																					
Larry Milbourne, S OBP: 0.182, SLG: 0.182 (1, 4)	K				F7	6-3		6-3		4	0	0	0	0	1	0																						
Cesar Cedeno, R OBP: 0.365, SLG: 0.397 (1, 8)	K				K	F8			F7	4	0	0	0	0	2	0																						
Cliff Johnson, R OBP: 0.278, SLG: 0.373 (1, 3)		F8				FC5 BB 1B			F8	4	0	2	0	0	0	0																						
Doug Rader, R OBP: 0.327, SLG: 0.340 (1, 5)		K			1-3	F6				4	0	1	0	0	1	2																						
Enos Cabell, R OBP: 0.333, SLG: 0.388 (1, 9)		K				FC5 1-2 BB			K	3	0	1	0	1	2	1																						
Skip Jutze, R OBP: 0.200, SLG: 0.200 (1, 2)						F8				3	0	1	0	0	0	3																						
Roger Metzger, S OBP: 0.310, SLG: 0.255 (1, 6)			L7			F8				3	0	0	0	0	1	4																						
Dave Roberts, L (1, 1)			SH2-4							1	0	0	0	0	0	1																						
Rob Andrews, R OBP: 0.290, SLG: 0.294 (8, PH)			SH2-4							1	0	0	0	0	1	0																						
Jim York, R (9, 1)			1-2						K	0	0	0	0	0	0	0																						
Inning Stats	R: 0 E: 0 K: 2 S: 7	H: 0 LOB: 0 BB: 0 P: 7	R: 0 E: 0 K: 2 S: 7	H: 0 LOB: 0 BB: 0 P: 7	R: 0 E: 0 K: 0 S: 4	H: 1 LOB: 1 BB: 0 P: 4	R: 0 E: 0 K: 1 S: 6	H: 1 LOB: 1 BB: 0 P: 6	R: 0 E: 0 K: 1 S: 5	H: 0 LOB: 0 BB: 0 P: 5	R: 0 E: 0 K: 0 S: 4	H: 1 LOB: 2 BB: 1 P: 8	R: 0 E: 0 K: 1 S: 5	H: 0 LOB: 0 BB: 0 P: 5	R: 0 E: 0 K: 1 S: 6	H: 1 LOB: 1 BB: 0 P: 6	1B: 4 2B: 1 3B: 0 HR: 0	SF: 0 SAC: 1 DP: 0 HBP: 0	WP: 0 PB: 0 SB: 0 CS: 0	PA: 33																		
PITCHER	IP	WLS	BF	H	R	ER	SO	BB	IBB	HBP	BLK	WP	HR	S	P	ERA	WHIP	PITCHER				IP	WLS	BF	H	R	ER	SO	BB	IBB	HBP	BLK	WP	HR	S	P	ERA	WHIP
Pete Falcone, L ERA: 1.96 (1, 1)	9.0	W	33	5	0	0	9	1	0	0	0	0	0	50	54	0.00	0.667																					



Batter	1	2	3	4	5	6	7	8	9	AB	R	H	RBI	BB	SO	LOB	TOP					
Von Joshua, L OBP: 0.444, SLG: 0.500	1-3	BB 2B 1B	SH3-4	FC4 1B BB		FC4 1B BB	BB		2H 1B	3	2	2	2	2	0	0	San Francisco Giants @ Houston Astros Astrodome, Houston, TX Thu Apr 24 1975, 8:05 PM EDT Att: 5,960 - Dome					
Mike Phillips, L OBP: 0.370, SLG: 0.190	L6	BB 2B BB	4-3	FC4 BB		G1-2-3	BB		4-3	4	1	0	0	2	0	6						
Bobby Murcer, L OBP: 0.414, SLG: 0.550	BB 2B 1B	E 1H 2H 2B	BB BB	FC4 1B BB					S 1B	4	1	3	2	1	0	2						
Gary Matthews, R Horace Speed, R	BB 1H 2B	E6	BB BB	BB BB		BB 1B			F8	4	0	2	2	1	0	2						
Gary Thomasson, L	BB BB	F7	BB BB	1-3		1-3			1-3	4	0	0	0	1	0	8						
Chris Speier, R	BB 1-2 2-3 BB		F8			F3			HBP SH BB 1B	4	1	1	0	1	0	1						
Steve Ontiveros, S										3	0	1	0	1	1	3						
Derrel Thomas, S	K		4-3	G4-6-3 BB		SH BB HBP			1B 2B	0	1	0	0	0	0	0						
Dave Rader, L		6-3	F8	G4-6-3		BB HBP			B3	4	0	0	0	0	0	2						
Dave Heaverlo, R				1-2 2-3 HBP						0	0	0	0	0	0	0						
Jim Barr, R		L4		E6 4-3 SH3-4		4-3			F9	2	0	0	0	0	0	0						
Ed Goodson, R									5-3	1	0	0	0	0	0	0						
Charlie Williams, R										0	0	0	0	0	0	0						
Gary Maddox, R										0	0	0	0	0	0	0						
Randy Moffitt, R										0	0	0	0	0	0	0						
Gary Lavelle, S										0	0	0	0	0	0	0						
Marc Hill, R										1	0	0	0	0	0	1						
Inning Stats	R: 1 E: 0 K: 1 S: 7	H: 2 LOB: 3 BB: 2 P: 15	R: 2 E: 1 K: 0 S: 6	H: 2 LOB: 2 BB: 1 P: 10	R: 0 E: 0 K: 0 S: 3	H: 0 LOB: 0 BB: 0 P: 3	R: 0 E: 0 K: 0 S: 4	H: 0 LOB: 3 BB: 2 P: 12	R: 0 E: 0 K: 0 S: 2	H: 0 LOB: 0 BB: 1 P: 6	R: 1 E: 0 K: 0 S: 4	H: 1 LOB: 2 BB: 2 P: 12	R: 1 E: 1 K: 0 S: 4	H: 1 LOB: 2 BB: 1 P: 9	R: 0 E: 0 K: 0 S: 4	H: 1 LOB: 1 BB: 0 P: 4	R: 1 E: 0 K: 0 S: 5	H: 2 LOB: 2 BB: 0 P: 5	1B: 6 2B: 3 3B: 0 HR: 0	SF: 0 SAC: 2 DP: 2 HBP: 1	WP: 0 PB: 0 SB: 1 CS: 0	PA: 47
PITCHER	IP WLS BF H R ER SO BB IBB HBP BLK WP HR S P ERA WHIP	5.1 29 4 4 4 1 8 0 0 0 0 0 0 23 55 6.75 2.250	1.0 L 5 2 1 1 0 0 0 0 0 0 0 3 8 0.00 6.000	1.1 L 4 1 0 0 0 0 0 0 0 0 0 4 4 0.00 0.750	0.1 R 1 0 0 0 0 0 0 0 0 0 0 1 1 0.00 0.000	9.1 L 5 2 1 1 0 0 0 0 0 0 0 3 3 0.00 1.500	Ken Forsch, R ERA: 4.5	IP WLS BF H R ER SO BB IBB HBP BLK WP HR S P ERA WHIP	1.0 L 5 2 1 1 0 0 0 0 0 0 0 3 3 9.00 2.000													
Greg Gross, L	4-3		1-3	4-3		CS	5-3	F6		5	0	0	0	0	0	4	San Francisco Giants @ Houston Astros Astrodome, Houston, TX Thu Apr 24 1975, 8:05 PM EDT Att: 5,960 - Dome					
Ken Forsch, R				1-2						0	0	0	0	0	0							
Larry Milbourne, S	F6		E5 6-3	4-3			1-3		F7	5	0	0	0	0	0	1						
Cesar Cedeno, R	CS 2B		6-3			E S SF8 1B	6-3		G3 2B	5	1	3	0	0	0	1						
Mitt May, L	CS 2-3	6-3	1-3			SF8			F9 1H	4	0	0	1	0	0	2						
Bob Watson, R		HBP BB FC1-2 1B		1B 2B		6-3			HBP BB 2B	5	2	3	0	0	0	1						
Jose Cruz, L		FC1-2 HBP BB		HR 1B		F8			BB HBP BB	2	1	1	1	1	0	0						
Enos Cabell, R		FC1-2 HBP BB		HR 1B		F8			BB HBP BB	0	0	0	0	1	0	0						
Doug Rader, R		FC1-2 HBP		HR 1B		FC3-6 1B			BB HBP	2	1	2	2	0	0	0						
Rob Andrews, R		FC1-2 HBP		HR 1B		FC3-6 1B			BB HBP	0	0	0	0	0	0	0						
Roger Metzger, S		FC1-2		K		FC3-6 CS			BB	3	0	0	0	0	1	4						
Cliff Johnson, R		FC1-2		K		FC3-6			BB	0	0	0	1	1	0	0						
Ken Boswell, L		1-2 2-3 3-H		K		FC3-6			BB	0	0	0	0	0	0	0						
J.R. Richard, R		F9		4-3 1B		F5			K	2	0	1	0	0	0	3						
Freddie Scherrman, L										0	0	0	0	0	0	0						
Rafael Batista, L										0	0	0	0	0	0	1						
Wayne Granger, R										0	0	0	0	0	0	0						
Jim Crawford, L										0	0	0	0	0	0	0						
Jim York, R										0	0	0	0	0	0	0						
Wilbur Howard, S										1	0	0	0	0	1	3						
Inning Stats	R: 0 E: 0 K: 0 S: 3	H: 1 LOB: 0 BB: 0 P: 3	R: 0 E: 0 K: 0 S: 4	H: 1 LOB: 3 BB: 1 P: 9	R: 0 E: 1 K: 0 S: 4	H: 0 LOB: 1 BB: 0 P: 4	R: 3 E: 0 K: 1 S: 9	H: 4 LOB: 1 BB: 0 P: 9	R: 1 E: 0 K: 0 S: 4	H: 1 LOB: 0 BB: 0 P: 4	R: 0 E: 0 K: 0 S: 3	H: 1 LOB: 0 BB: 0 P: 3	R: 0 E: 0 K: 0 S: 3	H: 0 LOB: 0 BB: 0 P: 3	R: 1 E: 0 K: 1 S: 6	H: 1 LOB: 3 BB: 2 P: 15	R: 0 E: 0 K: 0 S: 4	H: 1 LOB: 1 BB: 0 P: 4	1B: 5 2B: 4 3B: 0 HR: 1	SF: 1 SAC: 0 DP: 0 HBP: 2	WP: 0 PB: 0 SB: 1 CS: 2	PA: 43
PITCHER	IP WLS BF H R ER SO BB IBB HBP BLK WP HR S P ERA WHIP	5.0 24 3 1 0 0 0 1 0 0 0 0 0 3 24 5.40 1.600	1.0 L 5 2 1 1 0 0 0 0 0 0 0 3 3 0.00 1.000	1.0 L 4 1 0 0 0 0 0 0 0 0 0 0 3 3 0.00 0.000	1.0 W 7 1 1 1 1 2 0 0 0 0 0 0 6 15 9.00 3.000	1.0 S 4 1 0 0 0 0 0 0 0 0 0 4 4 0.00 1.000	9.1 L 5 2 1 1 0 0 0 0 0 0 0 3 3 0.00 1.000	Ken Forsch, R ERA: 4.5	IP WLS BF H R ER SO BB IBB HBP BLK WP HR S P ERA WHIP	1.0 L 5 2 1 1 0 0 0 0 0 0 0 3 3 9.00 2.000												

Batter	1	2	3	4	5	6	7	8	9	AB	R	H	RBI	BB	SO	LOB	TOP										
Pete Rose, S OBP: 0.415, SLG: 0.434 (1, 7)	G3		2B 1B		4-3		2B 1B	4-3		5	1	2	0	0	0	1	Cincinnati Reds @ Houston Astros Astrodome, Houston, TX Fri Apr 25 1975, 8:05 PM EDT Att: 11,162 - Dome										
Dave Concepcion, R OBP: 0.351, SLG: 0.368 (1, 6)	F7		K		E BB		1B 2B	1B		4	1	2	1	1	1	1											
Joe Morgan, L OBP: 0.528, SLG: 0.522 (1, 4)	4-3		1-3 2B		1-2 BB		F9 S 1B	F8		4	0	2	2	1	0	1											
Johnny Bench, R OBP: 0.318, SLG: 0.474 (1, 2)		K	K		F2		F9 BB	1B 1B		4	1	1	0	1	2	4											
Tony Perez, R OBP: 0.231, SLG: 0.357 (1, 3)		K			6-3		P4 F9	F8		5	0	0	0	0	1	3											
Cesar Geronimo, L OBP: 0.338, SLG: 0.394 (7, PH)	S 1B				4-1		F8	1B 1B		3	0	1	0	0	0	0											
Merv Rettenmund, R OBP: 0.278, SLG: 0.200 (7, PH)							G4-6-3 IBB	1B 1B		1	0	1	0	1	0	0											
Ken Griffey, L OBP: 0.435, SLG: 0.415 (7, PH)							FC5 1B	1B		2	0	2	0	1	0	0											
George Foster, R OBP: 0.250, SLG: 0.750 (7, PH)								G4-6-3 IBB		0	0	0	0	0	0	0											
Dan Driessen, L OBP: 0.450, SLG: 0.313 (7, PH)	1-2 BB				E 1B			1B		2	0	1	1	0	0	3											
Doug Flynn, R OBP: 0.250, SLG: 0.261 (9, PH)					F5-3			F9		4	0	1	0	0	1	3											
Darrel Chaney, S OBP: 0.107, SLG: 0.095 (9, PH)					1-2			1B		1	0	1	0	0	0	0											
Pat Darcy, L Clay Carroll, R Will McEnaney, L Terry Crowley, R Pedro Borbon, R Ed Armbrister, R			K				FC5	1B 2B		3	0	0	0	0	2	2											
Inning Stats	R: 0 E: 0 K: 0 S: 3	H: 0 LOB: 0 BB: 0 P: 3	R: 0 E: 0 K: 3 S: 10	H: 1 LOB: 2 BB: 1 P: 14	R: 0 E: 0 K: 3 S: 11	H: 2 LOB: 2 BB: 0 P: 11	R: 0 E: 1 K: 0 S: 4	H: 1 LOB: 1 BB: 0 P: 4	R: 0 E: 1 K: 1 S: 5	H: 2 LOB: 2 BB: 2 P: 5	R: 2 E: 0 K: 0 S: 5	H: 3 LOB: 2 BB: 2 P: 13	R: 1 E: 0 K: 0 S: 5	H: 2 LOB: 1 BB: 0 P: 5	R: 1 E: 0 K: 0 S: 6	H: 4 LOB: 2 BB: 0 P: 6		1B: 12 2B: 3 3B: 0 HR: 0	SF: 0 SAC: 0 DP: 2 HBP: 0	WP: 0 PB: 0 SB: 2 CS: 0	PA: 45						
PITCHER	IP	WLS	BF	H	R	ER	SO	BB	IBB	HBP	BLK	WP	HR	S	P	ERA		WHIP									
Larry Dierker, R ERA: 4.15	6.0	W	31	9	2	2	7	4	0	0	0	0	0	41	57	3.00	2.167										
Wayne Granger, R ERA: 1.59	0.1		1	0	0	0	0	0	0	0	0	0	0	1	1	0.00	0.000										
Jim Crawford, L ERA: 3.0	0.0		1	0	0	0	0	0	1	0	0	0	0	0	4	∞	∞										
Jim York, R ERA: 5.87	2.0		10	5	2	2	0	0	0	0	0	0	0	10	10	9.00	2.500										
Ken Forsch, R ERA: 4.29	0.2	S	2	1	0	0	0	0	0	0	0	0	0	2	2	0.00	1.500										

AB	40
R	4
H	15
RBI	4
BB	5
SO	7
LOB	21



Batter	1	2	3	4	5	6	7	8	9	AB	R	H	RBI	BB	SO	LOB	BOTTOM											
Greg Gross, L OBP: 0.100, SLG: 0.100 (1, 7)	4-3		1B		F7		K	6-3		5	0	1	0	0	1	2	Cincinnati Reds @ Houston Astros Astrodome, Houston, TX Fri Apr 25 1975, 8:05 PM EDT Att: 11,162 - Dome											
Rob Andrews, R OBP: 0.270, SLG: 0.268 (1, 4)	6-3		4-3		F5-3		F3	K		5	0	0	0	0	1	1												
Cesar Cedeno, R OBP: 0.393, SLG: 0.458 (1, 8)	6-3				FC6-4 1B		4-3 BLK 2B	1B 2B BB		4	2	2	0	1	0	0												
Milt May, L OBP: 0.308, SLG: 0.310 (7, PR)					FC6-4 2B		4-3	2B 1B		4	0	2	0	0	0	2												
Skip Jutzke, R OBP: 0.200, SLG: 0.200 (8, 2)			4-3 F5-3 1B		1-2		2-3	1-3 1B 1B		0	1	0	0	0	0	0												
Bob Watson, R OBP: 0.380, SLG: 0.571 (7, PR)			F5-3					1B SH 2B		4	1	3	1	0	0	1												
Enos Cabell, R OBP: 0.346, SLG: 0.388 (8, 3)			1-2		1-3		3-H 1B 1B	1-3 3-H 2B		0	1	0	0	0	0	0												
Jose Cruz, L OBP: 0.359, SLG: 0.423 (1, 9)			4-3		4-0		FC3 1B FC4-6	SH F5 IBB		2	1	0	0	2	0	2												
Doug Rader, R OBP: 0.383, SLG: 0.429 (1, 5)			F5-3		0-3		FC4-6 1B	1-2 2-3 3-H 1B		4	0	2	2	0	1	4												
Roger Metzger, S OBP: 0.297, SLG: 0.232 (1, 6)			4-3		G3		FC4-6 IBB	SH		2	0	0	1	1	0	3												
Larry Dierker, R Wayne Granger, R Jim Crawford, L Jim York, R Ken Forsch, R			K		F9		FC4-6	F5		3	0	0	1	0	1	2												
Inning Stats	R: 0 E: 0 K: 0 S: 3	H: 0 LOB: 0 BB: 0 P: 3	R: 0 E: 0 K: 0 S: 4	H: 1 LOB: 1 BB: 0 P: 4	R: 0 E: 0 K: 1 S: 6	H: 1 LOB: 0 BB: 0 P: 6	R: 0 E: 0 K: 1 S: 7	H: 2 LOB: 3 BB: 1 P: 11	R: 0 E: 0 K: 0 S: 3	H: 0 LOB: 0 BB: 0 P: 3	R: 3 E: 1 K: 1 S: 9	H: 3 LOB: 2 BB: 1 P: 13	R: 3 E: 0 K: 0 S: 6	H: 3 LOB: 2 BB: 2 P: 14	R: 0 E: 0 K: 1 S: 5	H: 0 LOB: 0 BB: 0 P: 5		1B: 7 2B: 4 3B: 0 HR: 0	SF: 0 SAC: 1 DP: 1 HBP: 0	WP: 0 PB: 0 SB: 0 CS: 0	PA: 39							
PITCHER	IP	WLS	BF	H	R	ER	SO	BB	IBB	HBP	BLK	WP	HR	S	P	ERA		WHIP										
Pat Darcy, R ERA: 3.45	6.1	L	31	8	5	4	3	1	2	0	0	0	0	2	6	∞		∞										
Clay Carroll, R ERA: 1.23	0.0		3	2	0	0	0	0	1	0	0	0	0	2	6	∞		∞										
Will McEnaney, L ERA: 4.26	0.2		2	0	1	1	0	0	0	0	0	0	0	2	2	13.50	0.000											
Pedro Borbon, R ERA: 4.34	1.0		3	0	0	0	1	0	0	0	0	0	0	5	5	0.00	0.000											



Batter	1	2	3	4	5	6	7	8	9	AB	R	H	RBI	BB	SO	LOB	TOP			
Pete Rose, S OBP: 0.414, SLG: 0.455 Ed Armbrister, R OBP: 0.300, SLG: 0.400	L8	1B 2B		4-3	G4-6-3		2B			5	0	2	2	0	0	1	Cincinnati Reds @ Houston Astros Astrodome, Houston, TX Sat Apr 26 1975, 8:05 PM EDT Att: 14,889 - Dome			
Dave Concepcion, R OBP: 0.380, SLG: 0.380	BLK 1B	1B		F S E BB			G3			3	2	2	0	2	0	1				
Joe Morgan, L OBP: 0.543, SLG: 0.536 John Yukovich, R OBP: 0.314, SLG: 0.323	CS 1B			1B BB	S 1B BB			K		2	1	2	1	1	0	0				
Johnny Bench, R OBP: 0.326, SLG: 0.506 Bill Plummer, R OBP: 0.296, SLG: 0.167	HR			F8	E 1B BB		4-3	K		3	2	1	1	1	0	1				
Tony Perez, R OBP: 0.228, SLG: 0.347	F9			K	E 2B 1B		G3	K		5	1	1	1	0	2	1				
Cesar Geronimo, L OBP: 0.347, SLG: 0.382 George Foster, R OBP: 0.286, SLG: 0.762		K		1B BB	E1 2B			F6-4-3 1B		2	1	0	0	2	1	2				
Ken Griffey, L OBP: 0.465, SLG: 0.448		BB 1B		1-2 2-3 1B	1-2 2-3 2B		6-3			5	1	3	3	0	0	2				
Doug Flynn, R OBP: 0.241, SLG: 0.222		2B BB		F7	F6-3		F9	F6-4-3		4	1	0	0	1	0	5				
Fred Norman, S		K		K	G4-6-3 BB		3-1			3	0	0	0	1	2	2				
Inning Stats	R: 2 E: 0 K: 0 S: 5	H: 3 LOB: 0 BB: 0 P: 5	R: 2 E: 0 K: 2 S: 9	H: 3 LOB: 2 BB: 1 P: 13	R: 0 E: 0 K: 1 S: 7	H: 2 LOB: 3 BB: 1 P: 11	R: 5 E: 1 K: 1 S: 8	H: 2 LOB: 1 BB: 3 P: 20	R: 0 E: 0 K: 0 S: 2	H: 0 LOB: 1 BB: 2 P: 10	R: 0 E: 0 K: 0 S: 3	H: 0 LOB: 1 BB: 0 P: 7	R: 0 E: 0 K: 3 S: 9	H: 0 LOB: 0 BB: 0 P: 9	R: 0 E: 0 K: 0 S: 3	H: 1 LOB: 0 BB: 0 P: 3		1B: 8 2B: 3 3B: 0 HR: 1	SF: 0 SAC: 0 DP: 2 HBP: 0	WP: 0 PB: 0 SB: 3 CS: 1
PITCHER	IP WLS BF H R ER SO BB IBB HBP BLK WP HR S P ERA WHIP																			
Tom Griffin, R ERA: 4.91	(1, 1)	3.2 L 23 9 8 6 4 5 0 0 0 1 0 1 26 46 14.73 3.818																		
Jim Crawford, L ERA: 1.53	(4, 1)	3.1 15 2 1 0 0 3 0 0 0 0 0 0 12 24 0.00 1.500																		
Fred Scherman, L ERA: 1.23	(8, 1)	2.0 6 1 0 0 0 3 0 0 0 0 0 0 12 12 0.00 0.500																		

Batter	1	2	3	4	5	6	7	8	9	AB	R	H	RBI	BB	SO	LOB	BOTTOM					
Wilbur Howard, S OBP: 0.368, SLG: 0.389	FC5-4 1B		L8		1B 2B		K		F9	5	1	2	0	0	1	0	Cincinnati Reds @ Houston Astros Astrodome, Houston, TX Sat Apr 26 1975, 8:05 PM EDT Att: 14,889 - Dome					
Rob Andrews, R OBP: 0.278, SLG: 0.279	K		FC6-4 1B		2H 1B			F7	1-3	5	0	2	1	0	1	1						
Cesar Cedeno, R OBP: 0.386, SLG: 0.447	FC5-4		FC6-4		K			1B FC6-4 1B		4	1	1	0	0	1	3						
Cliff Johnson, R OBP: 0.305, SLG: 0.370	K		F3		BB			FC6-4 BB 1B		3	1	1	0	1	1	1						
Bob Watson, R OBP: 0.389, SLG: 0.558		G4-6-3 1B		5-3	F9			FC6-4 BB		3	0	1	0	1	0	1						
Enos Cabell, R OBP: 0.339, SLG: 0.377	G4-6-3				K			FC6-4		4	0	1	1	0	1	4						
Ken Boswell, L OBP: 0.333, SLG: 0.450					K			E7		3	0	0	0	1	2	3						
Roger Metzger, S OBP: 0.279, SLG: 0.217					F7			P5	6-3	4	0	0	0	0	1	3						
Tom Griffin, R			F8		F8			K		1	0	0	0	0	0	0						
Jim Crawford, L									G3	1	0	0	0	0	0	0						
Rafael Batista, L OBP: 0.333, SLG: 0.444 Fred Scherman, L OBP: 0.318, SLG: 0.118										1	0	0	0	0	0	0						
Inning Stats	R: 0 E: 0 K: 2 S: 8	H: 1 LOB: 1 BB: 0 P: 8	R: 0 E: 0 K: 1 S: 5	H: 1 LOB: 1 BB: 1 P: 9	R: 0 E: 0 K: 0 S: 4	H: 1 LOB: 1 BB: 0 P: 4	R: 0 E: 0 K: 1 S: 6	H: 1 LOB: 1 BB: 0 P: 6	R: 1 E: 0 K: 1 S: 7	H: 2 LOB: 1 BB: 0 P: 7	R: 0 E: 0 K: 2 S: 7	H: 0 LOB: 1 BB: 1 P: 11	R: 0 E: 0 K: 0 S: 7	H: 0 LOB: 0 BB: 0 P: 7	R: 2 E: 1 K: 0 S: 6	H: 2 LOB: 2 BB: 1 P: 10	R: 0 E: 0 K: 0 S: 3	H: 0 LOB: 0 BB: 0 P: 3	1B: 7 2B: 1 3B: 0 HR: 0	SF: 0 SAC: 0 DP: 1 HBP: 0	WP: 0 PB: 0 SB: 0 CS: 0	PA: 38
PITCHER	IP WLS BF H R ER SO BB IBB HBP BLK WP HR S P ERA WHIP																					
Fred Norman, L ERA: 4.34	(1, 1)	9.0 W 38 8 3 2 9 3 0 0 0 0 0 0 53 65 2.00 1.222																				

AB	36
R	9
H	12
RBI	8
BB	8
SO	7
LOB	16



Batter	1	2	3	4	5	6	7	8	9	AB	R	H	RBI	BB	SO	LOB	TOP					
Greg Gross, L OBP: 0.200, SLG: 0.158 (1, 7)	5-3		5-3		4-3		G3			5	0	1	1	0	0	2						
Larry Milbourne, S OBP: 0.136, SLG: 0.136 (1, 4)	4-3		K				L8		4-3	5	1	1	0	0	1	2						
Cesar Cedeno, R OBP: 0.375, SLG: 0.429 (1, 8)	F9			6-3						4	1	1	0	0	1	0						
Mitt May, L OBP: 0.292, SLG: 0.292 (1, 2)		F8								3	0	1	0	0	0	0						
Bob Watson, R OBP: 0.387, SLG: 0.583 Enos Cabell, R OBP: 0.333, SLG: 0.370 (8, PR) (8, 3)										4	1	2	2	0	0	1						
Jose Cruz, L OBP: 0.347, SLG: 0.400 (1, 9)										4	0	1	0	0	0	3						
Doug Rader, R OBP: 0.375, SLG: 0.414 (1, 5)										2	1	0	1	1	1	1						
Roger Metzger, S OBP: 0.280, SLG: 0.224 (1, 6)										3	0	1	0	0	0	1						
Dave Roberts, L OBP: 0.125, SLG: 0.125 (1, 1)										3	0	1	0	0	0	1						
Inning Stats	R: 0 E: 0 K: 0 S: 3	H: 0 LOB: 0 BB: 0 P: 3	R: 1 E: 1 K: 0 S: 5	H: 2 LOB: 1 BB: 0 P: 5	R: 0 E: 0 K: 1 S: 5	H: 0 LOB: 0 BB: 0 P: 5	R: 0 E: 0 K: 0 S: 4	H: 1 LOB: 1 BB: 0 P: 4	R: 0 E: 0 K: 1 S: 6	H: 1 LOB: 1 BB: 0 P: 6	R: 2 E: 0 K: 0 S: 6	H: 3 LOB: 1 BB: 0 P: 6	R: 0 E: 0 K: 0 S: 4	H: 1 LOB: 1 BB: 0 P: 4	R: 0 E: 1 K: 1 S: 6	H: 0 LOB: 1 BB: 0 P: 6	R: 1 E: 0 K: 0 S: 4	H: 1 LOB: 1 BB: 1 P: 8	1B: 9 2B: 0 3B: 0 HR: 0	SF: 1 SAC: 3 DP: 0 HBP: 0	WP: 0 PB: 0 SB: 0 CS: 0	PA: 38
PITCHER	IP	WLS	BF	H	R	ER	SO	BB	IBB	HBP	BLK	WP	HR	S	P	ERA	WHIP					
Joe McIntosh, R ERA: 1.42 Danny Frisella, R ERA: 5.14	(1, 1)	7.0	L	29	8	3	2	2	0	0	0	0	0	33	33	2.57	1.143					
(8, 1)	2.0	9	1	1	1	1	1	1	0	0	0	0	0	10	14	4.50	1.000					

Houston Astros @ San Diego Padres
San Diego Stadium, San Diego, CA
Mon Apr 28 1975, 10:05 PM EDT
Att: 19,080 - Unknown

AB	33
R	4
H	9
RBI	4
BB	1
SO	3
LOB	11



Batter	1	2	3	4	5	6	7	8	9	AB	R	H	RBI	BB	SO	LOB	BOTTOM					
Enzo Hernandez, R OBP: 0.382, SLG: 0.373 (1, 6)	K		K		6-3					4	0	0	0	0	2	0						
Tito Fuentes, S OBP: 0.273, SLG: 0.292 (1, 4)	5-3		6-3							4	0	0	0	0	0	0						
Johnny Grubb, L OBP: 0.355, SLG: 0.391 (1, 8)				1-3						4	0	1	0	0	0	0						
Dave Winfield, R OBP: 0.442, SLG: 0.662 (1, 9)										3	1	1	1	1	1	1						
Mike Ivie, R OBP: 0.288, SLG: 0.369 (1, 3)										4	0	2	0	0	0	0						
Dick Sharon, R OBP: 0.214, SLG: 0.214 (1, 7)										4	0	2	0	0	0	2						
Fred Kendall, R OBP: 0.304, SLG: 0.386 (1, 2)										4	0	1	0	0	0	3						
Hector Torres, R OBP: 0.308, SLG: 0.308 Randy Hundley, R OBP: 0.333, SLG: 0.483 (9, PH)										3	0	0	0	0	0	1						
Joe McIntosh, S Bobby Tolan, L OBP: 0.253, SLG: 0.282 Danny Frisella, L (8, 1)										1	0	0	0	0	0	0						
Inning Stats	R: 0 E: 0 K: 2 S: 8	H: 1 LOB: 1 BB: 0 P: 8	R: 0 E: 0 K: 0 S: 4	H: 1 LOB: 1 BB: 0 P: 4	R: 0 E: 0 K: 1 S: 5	H: 0 LOB: 0 BB: 0 P: 5	R: 1 E: 0 K: 0 S: 5	H: 2 LOB: 1 BB: 0 P: 5	R: 0 E: 0 K: 0 S: 3	H: 0 LOB: 0 BB: 0 P: 3	R: 0 E: 0 K: 0 S: 4	H: 1 LOB: 2 BB: 1 P: 8	R: 0 E: 0 K: 0 S: 3	H: 0 LOB: 0 BB: 0 P: 3	R: 0 E: 0 K: 1 S: 7	H: 2 LOB: 2 BB: 0 P: 7	1B: 6 2B: 0 3B: 0 HR: 1	SF: 0 SAC: 0 DP: 0 HBP: 0	WP: 1 PB: 0 SB: 0 CS: 0	PA: 35		
PITCHER	IP	WLS	BF	H	R	ER	SO	BB	IBB	HBP	BLK	WP	HR	S	P	ERA	WHIP					
Dave Roberts, L ERA: 1.74	(1, 1)	9.0	W	35	7	1	1	4	1	0	0	1	1	42	46	1.00	0.889					

Houston Astros @ San Diego Padres
San Diego Stadium, San Diego, CA
Mon Apr 28 1975, 10:05 PM EDT
Att: 19,080 - Unknown

AB	34
R	1
H	7
RBI	1
BB	1
SO	4
LOB	9



Batter	1	2	3	4	5	6	7	8	9	AB	R	H	RBI	BB	SO	LOB	TOP								
Greg Gross, L OBP: 0.208, SLG: 0.174 (1, 7)	6-3		1B		4-3		SH	1-3		4	1	1	1	0	0	0	Houston Astros @ San Diego Padres San Diego Stadium, San Diego, CA Tue Apr 29 1975, 10:05 PM EDT Att: 7,840 - Unknown								
Larry Milbourne, S OBP: 0.194, SLG: 0.154 (1, 4)	6-3		1B		K		SH	F8		4	1	1	0	0	1	0									
Cesar Cedeno, R OBP: 0.399, SLG: 0.437 Wilbur Howard, S OBP: 0.350, SLG: 0.368 (7, 8)	1B		1B		K		1B	F8		3	1	2	0	0	1	0									
Mitt May, L OBP: 0.286, SLG: 0.286 (1, 2)	K				L7		F5	G3		5	0	1	0	0	1	3									
Bob Watson, R OBP: 0.379, SLG: 0.556 Enos Cabell, R OBP: 0.328, SLG: 0.364 (7, PR)		5-3			F3		4-3	1B		3	0	0	0	1	0	0									
Jose Cruz, L OBP: 0.384, SLG: 0.415 (1, 9)		G3			E					5	1	3	1	0	1	1									
Doug Rader, R OBP: 0.391, SLG: 0.419 (1, 5)										4	1	2	0	1	1	4									
Roger Metzger, S OBP: 0.282, SLG: 0.229 (1, 6)					F7					3	1	1	2	0	0	2									
J.R. Richard, R OBP: 0.250, SLG: 0.333 (1, 1)					L9					4	1	1	2	0	2	2									
Inning Stats	R: 0 E: 0 K: 1 S: 6	H: 1 LOB: 1 BB: 0 P: 6	R: 0 E: 0 K: 0 S: 3	H: 1 LOB: 1 BB: 0 P: 3	R: 0 E: 0 K: 0 S: 5	H: 3 LOB: 2 BB: 0 P: 5	R: 0 E: 0 K: 0 S: 4	H: 1 LOB: 2 BB: 1 P: 8	R: 0 E: 0 K: 2 S: 7	H: 0 LOB: 0 BB: 0 P: 7	R: 0 E: 0 K: 1 S: 5	H: 0 LOB: 0 BB: 0 P: 5	R: 8 E: 2 K: 15	H: 5 LOB: 2 BB: 1 P: 20	R: 0 E: 0 K: 0 S: 3	H: 0 LOB: 0 BB: 0 P: 3		R: 0 E: 0 K: 1 S: 6	H: 1 LOB: 1 BB: 0 P: 6	1B: 12 2B: 0 3B: 0 HR: 0	SF: 0 SAC: 3 DP: 0 HBP: 1	WP: 0 PB: 0 SB: 3 CS: 0	PA: 43		
PITCHER	IP	WLS	BF	H	R	ER	SO	BB	IBB	HBP	BLK	WP	HR	S	P	ERA	WHIP								
Dave Freisleben, R ERA: 3.33 (1, 1)	6.0	L	27	9	4	4	4	1	0	0	0	0	0	34	38	6.00	1.667								
Dave Tomlin, L ERA: 3.52 (7, 1)	0.0		2	0	1	0	0	0	0	0	0	0	0	2	2	∞	∞								
Bill Greif, R ERA: 5.0 (7, 1)	1.0		7	2	3	1	2	0	1	1	0	0	0	9	14	9.00	2.000								
Rich Folkers, L ERA: 8.38 (8, 1)	2.0		7	1	0	0	1	0	0	0	0	0	0	9	9	0.00	0.500								

Batter	1	2	3	4	5	6	7	8	9	AB	R	H	RBI	BB	SO	LOB	BOTTOM								
Enzo Hernandez, R OBP: 0.361, SLG: 0.349 Fred Kendall, R OBP: 0.298, SLG: 0.378 (9, PH)	K		6-3		K		F7		G5-4-3	4	0	0	0	0	2	1	Houston Astros @ San Diego Padres San Diego Stadium, San Diego, CA Tue Apr 29 1975, 10:05 PM EDT Att: 7,840 - Unknown								
Bobby Tolan, L OBP: 0.241, SLG: 0.267 (1, 7)	4-3		4-3		4-3		F8			4	0	0	0	0	0	1									
Johnny Grubb, L OBP: 0.388, SLG: 0.437 (1, 8)			2B		2B					2	1	2	0	2	0	0									
Willie McCovey, L OBP: 0.305, SLG: 0.426 (1, 3)	K		6-3				G3			4	1	1	2	0	1	3									
Dave Winfield, R OBP: 0.420, SLG: 0.623 (1, 9)			4-3		G3		K			4	0	0	0	0	1	1									
Mike Ivie, R OBP: 0.286, SLG: 0.362 (1, 5)			E8		K		E6			4	0	1	0	0	1	1									
Tito Fuentes, S OBP: 0.272, SLG: 0.280 (1, 4)			E4				F7			3	0	0	0	1	1	3									
Randy Hundley, R OBP: 0.324, SLG: 0.438 (1, 2)			F3		5-3					3	0	0	0	1	0	3									
Dave Freisleben, R OBP: 0.208, SLG: 0.174 (1, 7)					4-3		F3			2	0	0	0	0	1	2									
Dave Tomlin, L OBP: 0.399, SLG: 0.437 Enos Cabell, R OBP: 0.328, SLG: 0.364 John Scott, R OBP: 0.350, SLG: 0.368 Rich Folkers, L OBP: 0.286, SLG: 0.286 Gene Locklear, L OBP: 0.250, SLG: 0.333 (9, PH)			K							0	0	0	0	0	0	0									
Inning Stats	R: 0 E: 0 K: 2 S: 8	H: 1 LOB: 1 BB: 0 P: 8	R: 0 E: 1 K: 1 S: 7	H: 1 LOB: 2 BB: 0 P: 7	R: 0 E: 0 K: 0 S: 4	H: 1 LOB: 1 BB: 0 P: 4	R: 0 E: 0 K: 1 S: 5	H: 0 LOB: 1 BB: 1 P: 9	R: 0 E: 1 K: 1 S: 6	H: 0 LOB: 2 BB: 1 P: 10	R: 0 E: 0 K: 0 S: 3	H: 0 LOB: 1 BB: 1 P: 7	R: 2 E: 0 K: 1 S: 6	H: 1 LOB: 0 BB: 1 P: 10	R: 0 E: 0 K: 0 S: 3	H: 1 LOB: 0 BB: 0 P: 3	1B: 2 2B: 2 3B: 0 HR: 1	SF: 0 SAC: 0 DP: 1 HBP: 0	WP: 0 PB: 0 SB: 1 CS: 0	PA: 37					
PITCHER	IP	WLS	BF	H	R	ER	SO	BB	IBB	HBP	BLK	WP	HR	S	P	ERA	WHIP								
J.R. Richard, R ERA: 4.55 (1, 1)	9.0	W	37	5	2	2	7	4	0	0	0	0	1	47	63	2.00	1.000								

Batter	1	2	3	4	5	6	7	8	9	AB	R	H	RBI	BB	SO	LOB	TOP										
Roger Metzger, S OBP: 0.278, SLG: 0.231 (1, 6)	K	E 1B		F9		F7		CS 1B		5	0	2	0	0	1	1											
Enos Cabell, R OBP: 0.359, SLG: 0.400 (1, 7) (9, 3)	1B	E5 2B			FC5-4 1B			K 1-2		5	1	3	1	0	1	2											
Cesar Cedeno, R OBP: 0.385, SLG: 0.421 (1, 8)	E 1B	1-4-3			FC5-4 1B		F9		K	4	1	1	1	1	1	3											
Bob Watson, R OBP: 0.400, SLG: 0.639 Wilbur Howard, S OBP: 0.333, SLG: 0.350 (1, 3) (9, 7)	1B			HR	FC5-4 1B			SH1-3 1B	6-3	5	2	3	2	0	0	2											
Cliff Johnson, R OBP: 0.323, SLG: 0.383 (1, 2)	1-2 1B		5-3		2B		SH1-3		F4	4	1	2	0	0	0	0											
Doug Rader, R OBP: 0.377, SLG: 0.406 (1, 5)	F8		6-3		2B		K			4	0	1	2	0	1	3											
Jose Cruz, L OBP: 0.376, SLG: 0.417 (1, 9)	G3		4-3		1-3		IBB			3	0	0	0	1	0	3											
Tommy Helms, R OBP: 0.429, SLG: 0.500 Larry Milbourne, S OBP: 0.154, SLG: 0.154 (1, 4) (7, 4)		F8		F4		SH1-3 1B		6-3		4	1	1	0	0	0	2											
Ken Forsch, R OBP: 0.207, SLG: 0.179 Greg Gross, L OBP: 0.207, SLG: 0.179 Jim Crawford, L OBP: 0.207, SLG: 0.179 (1, 1) (8, PH) (8, 1)		5-3		4-3		SH1-3		1-3		2	0	0	0	0	0	0											
Inning Stats	R: 2 E: 0 K: 1 S: 9	H: 4 LOB: 2 BB: 0 P: 9	R: 0 E: 1 K: 0 S: 5	H: 1 LOB: 2 BB: 0 P: 5	R: 1 E: 0 K: 0 S: 4	H: 1 LOB: 0 BB: 0 P: 4	R: 0 E: 0 K: 0 S: 3	H: 0 LOB: 0 BB: 0 P: 3	R: 2 E: 0 K: 0 S: 5	H: 3 LOB: 1 BB: 1 P: 9	R: 1 E: 0 K: 0 S: 6	H: 2 LOB: 1 BB: 0 P: 5	R: 0 E: 0 K: 1 S: 6	H: 1 LOB: 2 BB: 1 P: 10	R: 0 E: 0 K: 1 S: 5	H: 1 LOB: 0 BB: 0 P: 5	R: 0 E: 0 K: 1 S: 5	H: 0 LOB: 0 BB: 0 P: 5	1B: 10 2B: 2 3B: 0 HR: 1	SF: 0 SAC: 2 DP: 1 HBP: 0	WP: 0 PB: 0 SB: 1 CS: 1	PA: 41					
PITCHER	IP	WLS	BF	H	R	ER	SO	BB	IBB	HBP	BLK	WP	HR	S	P	ERA	WHIP										
Randy Jones, L ERA: 1.95 (1, 1)	5.0	L	25	9	5	5	1	1	0	0	0	0	1	26	30	9.00	2.000										
Alan Foster, R ERA: 2.94 (6, 1)	2.0		10	3	1	1	1	0	1	0	0	0	0	11	15	4.50	1.500										
Danny Frisella, R ERA: 4.0 (8, 1)	2.0		6	1	0	0	2	0	0	0	0	0	0	10	10	0.00	0.500										

Houston Astros @ San Diego Padres
San Diego Stadium, San Diego, CA
Thu May 01 1975, 6:33 AM EDT
Att: 11,885 - Unknown

AB	37
R	6
H	13
RBI	6
BB	2
SO	4
LOB	16



Batter	1	2	3	4	5	6	7	8	9	AB	R	H	RBI	BB	SO	LOB	BOTTOM										
Enzo Hernandez, R OBP: 0.350, SLG: 0.338 Dick Sharon, R OBP: 0.250, SLG: 0.200 (1, 6) (9, PH)	5-3		4-3		4-3		S 1B		4-0 BB	4	0	1	0	0	0	0											
Bobby Tolan, L OBP: 0.230, SLG: 0.253 (1, 7)	E6 1B		G3			F5	1-6-3		F9	5	1	0	0	0	0	4											
Johnny Grubb, L OBP: 0.409, SLG: 0.462 (1, 8)	E9 1B		K			1B	SF9 1B		G4-6-3 BB	3	1	2	0	1	1	0											
Willie McCovey, L OBP: 0.328, SLG: 0.407 (1, 3)	1-2 BB			F8		1B		F6		3	0	1	0	1	0	1											
Dave Winfield, R OBP: 0.393, SLG: 0.600 (1, 9)	SF9		1-3			SF9		G4-6-3		2	0	0	2	0	0	1											
Tito Fuentes, S OBP: 0.270, SLG: 0.277 (1, 4)	1-3		4-3			1B		6-3		4	0	1	0	0	0	2											
Steve Huntz, S OBP: 0.250, SLG: 0.500 (1, 5)		4-3			4-3 SF8 2B	F9		5-3		4	1	1	0	0	0	2											
Randy Hundley, R OBP: 0.316, SLG: 0.417 John Scott, R OBP: 0.316, SLG: 0.417 (1, 2) (9, PR)		L6			4-3		F7		BB E 1B	4	0	1	0	0	0	1											
Randy Jones, R OBP: 0.260, SLG: 0.182 Gene Locklear, L OBP: 0.333, SLG: 0.400 Alan Foster, R OBP: 0.333, SLG: 0.400 Fred Kendall, R OBP: 0.288, SLG: 0.340 Danny Frisella, L OBP: 0.288, SLG: 0.340 Mike Ivie, R OBP: 0.288, SLG: 0.340 (1, 1) (5, PH) (5, 1) (7, PH) (8, 1) (9, PH)		K			SF8		L5		E5 BB	1	0	0	0	0	1	0											
Inning Stats	R: 1 E: 2 K: 0 S: 5	H: 1 LOB: 2 BB: 1 P: 9	R: 0 E: 0 K: 1 S: 5	H: 0 LOB: 0 BB: 0 P: 5	R: 0 E: 0 K: 0 S: 3	H: 0 LOB: 0 BB: 0 P: 3	R: 0 E: 0 K: 0 S: 4	H: 0 LOB: 0 BB: 0 P: 4	R: 1 E: 0 K: 0 S: 6	H: 3 LOB: 2 BB: 0 P: 6	R: 0 E: 0 K: 0 S: 4	H: 1 LOB: 1 BB: 0 P: 4	R: 0 E: 0 K: 0 S: 2	H: 0 LOB: 0 BB: 1 P: 6	R: 0 E: 1 K: 0 S: 5	H: 1 LOB: 3 BB: 1 P: 9	1B: 6 2B: 1 3B: 0 HR: 0	SF: 3 SAC: 0 DP: 1 HBP: 0	WP: 0 PB: 0 SB: 1 CS: 0	PA: 38							
PITCHER	IP	WLS	BF	H	R	ER	SO	BB	IBB	HBP	BLK	WP	HR	S	P	ERA	WHIP										
Ken Forsch, R ERA: 3.48 (1, 1)	7.0		29	6	3	2	2	1	0	0	0	0	0	32	36	2.57	1.000										
Jim Crawford, L ERA: 1.35 (8, 1)	2.0	S	9	1	0	0	0	2	0	0	0	0	0	7	15	0.00	1.500										

Houston Astros @ San Diego Padres
San Diego Stadium, San Diego, CA
Thu May 01 1975, 6:33 AM EDT
Att: 11,885 - Unknown

AB	32
R	3
H	7
RBI	3
BB	3
SO	2
LOB	12



Batter	1	2	3	4	5	6	7	8	9	AB	R	H	RBI	BB	SO	LOB	TOP																	
Greg Gross, L (1.7) OBP: 0.200, SLG: 0.152	F2	1B BB		K		1-3		1-3		4	1	0	0	1	1	2	Houston Astros @ San Francisco Giants Candlestick Park, San Francisco, CA Sun May 04 1975, 6:33 AM EDT Unknown																	
Roger Metzger, S (1.6) OBP: 0.305, SLG: 0.247	F8	1B BB		6-3		6-3				4	0	1	0	1	0	2																		
Cesar Cedeno, R (1.8) OBP: 0.381, SLG: 0.423	K	1B								5	0	2	2	0	1	1																		
Bob Watson, R (1.3) OBP: 0.405, SLG: 0.608		1B								3	2	0	0	1	3	4																		
Jose Cruz, L (1.9) OBP: 0.372, SLG: 0.438		HR		6-3						4	1	1	0	1	1	1																		
Milt May, L (1.2) OBP: 0.267, SLG: 0.308		HR		F6						4	1	1	4	0	1	1																		
Doug Rader, R (1.5) OBP: 0.384, SLG: 0.387		5-3				BLK				2	0	0	0	3	1	0																		
Tommy Helms, R (1.4) OBP: 0.545, SLG: 0.556		1B SH1-4		F2						3	1	2	0	1	0	1																		
Dave Roberts, L (1.1) Wayne Granger, R (5.1) Ken Boswell, L (6.1) Jim Crawford, L (6.1) Cliff Johnson, R (7.1) Jim York, R (7.1) Fred Scherman, L (8.1) Tom Griffin, R (8.1)		SH1-4		F8						1	0	0	0	0	0	0																		
Inning Stats	R: 0 E: 0 K: 1 S: 5	H: 0 LOB: 0 BB: 0 P: 5	R: 5 E: 0 K: 1 S: 9	H: 4 LOB: 2 BB: 3 P: 21	R: 0 E: 0 K: 0 S: 3	H: 0 LOB: 1 BB: 1 P: 7	R: 0 E: 0 K: 1 S: 5	H: 0 LOB: 0 BB: 0 P: 5	R: 0 E: 0 K: 3 S: 10	H: 1 LOB: 2 BB: 0 P: 10	R: 0 E: 0 K: 0 S: 4	H: 1 LOB: 3 BB: 1 P: 8	R: 1 E: 1 K: 1 S: 6	H: 1 LOB: 2 BB: 2 P: 15	R: 0 E: 0 K: 1 S: 5	H: 0 LOB: 1 BB: 1 P: 9		R: 0 E: 0 K: 1 S: 5	H: 0 LOB: 0 BB: 0 P: 5	1B: 5 2B: 1 3B: 0 HR: 1	SF: 1 SAC: 1 DP: 0 HBP: 1	WP: 0 PB: 0 SB: 2 CS: 0	PA: 43											
PITCHER	IP WLS BF H R ER SO BB IBB HBP BLK WP HR S P ERA WHIP	IP WLS BF H R ER SO BB IBB HBP BLK WP HR S P ERA WHIP																																
John Montefusco, R (1.1) ERA: 3.73	1.2	10	2	5	5	1	3	0	0	0	0	0	0	0	23	27.00	3.000																	
Gary Lavelle, L (2.1) ERA: 2.13	3.1	14	3	0	0	5	1	0	0	0	0	0	0	23	0.00	1.200																		
Dave Heaverlo, R (6.1) ERA: 0.93	1.0	5	1	0	0	0	1	0	0	1	0	0	0	4	8	0.00	2.000																	
Randy Moffitt, R (7.1) ERA: 1.5	0.2	6	1	1	1	0	2	0	1	0	0	0	0	3	12	13.50	4.500																	
Jim Barr, R (7.1) ERA: 2.75	2.1	W 8	0	0	0	3	1	0	0	0	0	0	0	13	17	0.00	0.429																	
Batter	1	2	3	4	5	6	7	8	9	AB	R	H	RBI	BB	SO	LOB	BOTTOM																	
Garry Maddox, R (1.8) OBP: 0.237, SLG: 0.212	4-3					F9		WP		2	1	1	0	3	0	0	Houston Astros @ San Francisco Giants Candlestick Park, San Francisco, CA Sun May 04 1975, 6:33 AM EDT Unknown																	
Derrel Thomas, S (1.4) OBP: 0.250, SLG: 0.297	4-3		FC6-4			1B				4	2	1	2	1	1	3																		
Bobby Murcer, L (1.9) OBP: 0.400, SLG: 0.494			FC6-4			2B				4	2	1	0	1	0	3																		
Gary Matthews, R (1.7) OBP: 0.422, SLG: 0.554			2B			1B				3	0	2	4	2	0	0																		
Chris Speier, R (1.6) OBP: 0.371, SLG: 0.379	6-3		2B			3B				3	1	0	0	1	0	5																		
Marc Hill, R (1.2) OBP: 0.350, SLG: 0.347			2B			3B				4	0	0	0	0	0	3																		
Steve Ontiveros, S (1.5) OBP: 0.373, SLG: 0.338			5-3			F6				4	1	1	0	0	1	0																		
Gary Thomasson, L (1.3) OBP: 0.182, SLG: 0.250			F9			F8				4	0	2	2	0	0	0																		
John Montefusco, R (1.1) Gary Lavelle, S (2.1) Horace Speed, R (5.1) Dave Heaverlo, R (6.1) Chris Arnold, R (6.1) Randy Moffitt, R (7.1) Jim Barr, R (7.1) Fred Scherman, L (8.1)						F9				0	0	0	0	0	0	0																		
Inning Stats	R: 0 E: 0 K: 0 S: 3	H: 0 LOB: 2 BB: 2 P: 11	R: 0 E: 0 K: 0 S: 3	H: 0 LOB: 0 BB: 0 P: 3	R: 2 E: 0 K: 1 S: 7	H: 2 LOB: 1 BB: 1 P: 11	R: 0 E: 0 K: 0 S: 3	H: 0 LOB: 0 BB: 0 P: 3	R: 2 E: 0 K: 1 S: 7	H: 2 LOB: 2 BB: 2 P: 15	R: 2 E: 0 K: 1 S: 7	H: 2 LOB: 1 BB: 1 P: 11	R: 2 E: 0 K: 0 S: 5	H: 2 LOB: 1 BB: 0 P: 6	R: 0 E: 0 K: 1 S: 5	H: 0 LOB: 2 BB: 2 P: 13		1B: 4 2B: 2 3B: 2 HR: 0	SF: 0 SAC: 0 DP: 0 HBP: 1	WP: 1 PB: 0 SB: 3 CS: 0	PA: 41													
PITCHER	IP WLS BF H R ER SO BB IBB HBP BLK WP HR S P ERA WHIP	IP WLS BF H R ER SO BB IBB HBP BLK WP HR S P ERA WHIP																																
Dave Roberts, L (1.1) ERA: 2.52	4.2	23	4	4	4	2	5	0	0	0	0	0	0	1	1	0.00	0.000																	
Wayne Granger, R (5.1) ERA: 1.49	0.1	1	0	0	0	0	0	0	0	0	0	1	1	0.00	0.000																			
Jim Crawford, L (6.1) ERA: 2.51	1.0	6	2	2	2	1	1	0	0	1	0	0	7	11	18.00	3.000																		
Jim York, R (7.1) ERA: 6.75	1.1	L 8	2	2	2	1	1	0	1	0	0	0	8	13	13.50	2.250																		
Fred Scherman, L (8.1) ERA: 1.13	0.1	2	0	0	0	0	1	0	0	0	1	0	1	5	0.00	3.000																		
PITCHER	IP WLS BF H R ER SO BB IBB HBP BLK WP HR S P ERA WHIP	IP WLS BF H R ER SO BB IBB HBP BLK WP HR S P ERA WHIP																																
Tom Griffin, R (8.1) ERA: 5.19	0.1	1	0	0	0	0	0	0	0	0	0	0	1	1	0.00	0.000																		

Batter	1	2	3	4	5	6	7	8	9	AB	R	H	RBI	BB	SO	LOB	TOP					
Greg Gross, L (1, 7) OBP: 0.208, SLG: 0.136 Cliff Johnson, R (8, PH) OBP: 0.325, SLG: 0.357 Joe Niekro, R (8, 1)	1-3		F7			1-4-3		F9		3	0	0	0	0	0	0						
Roger Metzger, S (1, 6) OBP: 0.294, SLG: 0.235	G3			4-3		4-3			5-3	4	0	0	0	0	0	0						
Cesar Cedeno, R (1, 8) OBP: 0.364, SLG: 0.397	5-3			K				K	K	4	0	0	0	0	3	0						
Bob Watson, R (1, 3) OBP: 0.396, SLG: 0.616		F9		WP 1B				F6		4	1	2	1	0	0	0						
Jose Cruz, L (1, 9) OBP: 0.365, SLG: 0.402	K		F8					F9	K	4	0	0	0	0	2	1						
Milt May, L (1, 2) OBP: 0.287, SLG: 0.310						F8			1B 1B	2	0	1	0	1	0	0						
Doug Rader, R (1, 5) OBP: 0.380, SLG: 0.383	K					K			1B 1B	3	0	1	0	0	2	1						
Tommy Helms, R (1, 4) OBP: 0.353, SLG: 0.333			F8			F8		F7		3	0	0	0	0	0	2						
Doug Koniczny, R (1, 1) Wayne Granger, R (5, 1) Wilbur Howard, S (6, PH) Jim Crawford, L (6, 1) Ken Boswell, L (8, PH) Enos Cabell, R (8, 7) OBP: 0.320, SLG: 0.323 OBP: 0.302, SLG: 0.309			K			F8		P5		1	0	0	0	0	1	0						
Inning Stats	R: 0 E: 0 K: 0 S: 3	H: 0 LOB: 0 BB: 0 P: 3	R: 0 E: 0 K: 2 S: 7	H: 0 LOB: 1 BB: 1 P: 11	R: 0 E: 0 K: 1 S: 5	H: 0 LOB: 0 BB: 0 P: 5	R: 0 E: 0 K: 1 S: 6	H: 1 LOB: 1 BB: 0 P: 6	R: 0 E: 0 K: 1 S: 5	H: 0 LOB: 0 BB: 0 P: 5	R: 0 E: 0 K: 0 S: 3	H: 0 LOB: 0 BB: 0 P: 3	R: 0 E: 0 K: 1 S: 5	H: 0 LOB: 0 BB: 0 P: 5	R: 0 E: 0 K: 0 S: 5	H: 2 LOB: 2 BB: 0 P: 5	R: 1 E: 0 K: 2 S: 8	H: 1 LOB: 0 BB: 0 P: 8	1B: 3 2B: 0 3B: 0 HR: 1	SF: 0 SAC: 0 DP: 0 HBP: 0	WP: 1 PB: 0 SB: 0 CS: 0	PA: 32
PITCHER Don Sutton, R (1, 1) ERA: 1.55	IP: 9.0 WLS: W BF: 32 H: 4 R: 1 ER: 1 SO: 8 BB: 1 IBB: 0 HBP: 0 BLK: 0 WP: 1 HR: 1 S: 47 P: 51 ERA: 1.00 WHIP: 0.556															PITCHER						

Houston Astros @ Los Angeles Dodgers
Dodger Stadium, Los Angeles, CA
Tue May 06 1975, 7:05 PM PDT
Att: 23,788 - Unknown

AB	31
R	1
H	4
RBI	1
BB	1
SO	8
LOB	8

1	0	0	0	0	1	0
0	0	0	0	0	0	0
1	0	0	0	0	0	0
0	0	0	0	0	0	0
1	0	0	0	0	0	2
0	0	0	0	0	0	0

Batter	1	2	3	4	5	6	7	8	9	AB	R	H	RBI	BB	SO	LOB	BOTTOM					
Davey Lopes, R (1, 4) OBP: 0.391, SLG: 0.308	5-3		K		SH3-4	6-3				3	0	0	0	0	1	1						
Willie Crawford, L (1, 7) OBP: 0.378, SLG: 0.388	BLK 1B		4-3		BB 1B BB			F9		3	1	1	0	1	0	0						
Jimmy Wynn, R (1, 8) OBP: 0.427, SLG: 0.524	K		K		BB 1B FC5 BB			G6-4-3 1B		3	0	1	0	1	2	1						
Steve Garvey, R (1, 3) OBP: 0.385, SLG: 0.500	F9			P6	FC5 BB 1B			G6-4-3		4	0	1	2	0	0	2						
Ron Cey, R (1, 5) OBP: 0.366, SLG: 0.557		HR		1-3 BB 1B	1-2 2-3 BB			P3		3	1	2	1	1	0	0						
Joe Ferguson, R (1, 9) OBP: 0.322, SLG: 0.205	F9			1-3 BB	FC5			P3		3	0	0	0	1	0	3						
Steve Yeager, R (1, 2) OBP: 0.292, SLG: 0.344				1-3 2B						4	0	2	0	0	1	2						
Rick Auerbach, R (1, 6) OBP: 0.256, SLG: 0.224	4-3			F7						3	0	1	0	1	0	3						
Don Sutton, R (1, 1) OBP: 0.240, SLG: 0.174	K				BB SH3-4 1B 1B			F8		4	1	1	0	0	1	4						
Inning Stats	R: 0 E: 0 K: 1 S: 6	H: 1 LOB: 1 BB: 0 P: 6	R: 1 E: 0 K: 1 S: 7	H: 2 LOB: 1 BB: 0 P: 7	R: 0 E: 0 K: 2 S: 7	H: 0 LOB: 0 BB: 0 P: 7	R: 0 E: 0 K: 0 S: 4	H: 1 LOB: 2 BB: 1 P: 8	R: 2 E: 0 K: 0 S: 4	H: 2 LOB: 2 BB: 3 P: 16	R: 0 E: 0 K: 1 S: 6	H: 1 LOB: 1 BB: 0 P: 6	R: 0 E: 0 K: 0 S: 3	H: 1 LOB: 0 BB: 0 P: 3	R: 0 E: 0 K: 0 S: 4	H: 1 LOB: 2 BB: 1 P: 8	R: 0 E: 0 K: 0 S: 4	H: 1 LOB: 1 BB: 1 P: 8	1B: 5 2B: 3 3B: 0 HR: 1	SF: 0 SAC: 1 DP: 1 HBP: 0	WP: 0 PB: 0 SB: 0 CS: 0	PA: 36
PITCHER Doug Koniczny, R (1, 1) ERA: 4.68 Wayne Granger, R (5, 1) ERA: 1.13 Jim Crawford, L (6, 1) ERA: 2.2 Joe Niekro, R (8, 1) ERA:	IP: 4.1 WLS: L BF: 22 H: 6 R: 3 ER: 3 SO: 4 BB: 3 IBB: 0 HBP: 0 BLK: 0 WP: 0 HR: 1 S: 27 P: 39 ERA: 6.23 WHIP: 2.077															PITCHER						

Houston Astros @ Los Angeles Dodgers
Dodger Stadium, Los Angeles, CA
Tue May 06 1975, 7:05 PM PDT
Att: 23,788 - Unknown

AB	30
R	3
H	9
RBI	3
BB	5
SO	5
LOB	16

1	0	0	0	0	0	0
0	0	0	0	0	0	0
0	0	0	0	0	0	0
0	0	0	0	0	0	0
0	0	0	0	0	0	0
0	0	0	0	0	0	0



Batter	1	2	3	4	5	6	7	8	9	AB	R	H	RBI	BB	SO	LOB	TOP			
Greg Gross, L OBP: 0.212, SLG: 0.146 (1, 7)	4-3		SH3-4 1B		4-3			6-3		4	0	1	0	0	0	0	Houston Astros @ Los Angeles Dodgers Dodger Stadium, Los Angeles, CA Wed May 07 1975, 7:05 PM PDT Att: 31,222 - Unknown livebaseballscorecards.com			
Roger Metzger, S OBP: 0.296, SLG: 0.228 (1, 6)	P4		SH3-4 1-2		3-1			K		3	0	0	0	0	1	0				
Cesar Cedeño, R OBP: 0.353, SLG: 0.383 (1, 8)	F3		F3					F2		4	0	0	0	0	0	1				
Bob Watson, R OBP: 0.389, SLG: 0.600 (1, 3)		BB SF8 1B	F8					F9		4	1	1	0	0	0	1				
Jose Cruz, L OBP: 0.361, SLG: 0.396 (1, 9)		K			G3			K		4	0	1	0	0	2	1				
Milt May, L OBP: 0.296, SLG: 0.318 (1, 2)		BB 1B			1B			L3		4	0	2	0	0	0	1				
Doug Rader, R OBP: 0.379, SLG: 0.373 (1, 5)		BB 1B			P6			K		2	0	0	0	1	1	1				
Tommy Helms, R OBP: 0.350, SLG: 0.353 (7, PR)		SF8			P6			G6-4-3 1B		2	0	1	1	0	0	1				
Larry Milbourne, S OBP: 0.154, SLG: 0.154 (7, 4)		3-H								0	0	0	0	0	0	0				
Tom Griffin, R (1, 1)		K			5-3			G6-4-3 1-2		3	0	0	0	0	1	3				
Inning Stats	R: 0 E: 0 K: 0 S: 3	H: 0 LOB: 0 BB: 0 P: 3	R: 1 E: 0 K: 2 S: 9	H: 2 LOB: 2 BB: 1 P: 13	R: 0 E: 0 K: 0 S: 4	H: 1 LOB: 1 BB: 0 P: 4	R: 0 E: 0 K: 0 S: 4	H: 0 LOB: 0 BB: 0 P: 3	R: 0 E: 0 K: 1 S: 5	H: 1 LOB: 1 BB: 0 P: 5	R: 0 E: 0 K: 1 S: 5	H: 0 LOB: 0 BB: 0 P: 5	R: 0 E: 0 K: 1 S: 5	H: 0 LOB: 0 BB: 0 P: 5	R: 0 E: 0 K: 1 S: 5	H: 0 LOB: 0 BB: 0 P: 5	1B: 6 2B: 0 3B: 0 HR: 0	SF: 1 SAC: 1 DP: 1 HBP: 0	WP: 0 PB: 0 SB: 0 CS: 0	PA: 33
PITCHER Andy Messersmith, R ERA: 2.28 (1, 1)	IP: 9.0 WLS: W BF: 33 H: 6 R: 1 ER: 1 SO: 5 BB: 1 IBB: 0 HBP: 0 BLK: 0 WP: 0 HR: 0 S: 42 P: 46 ERA: 1.00 WHIP: 0.778																			

Batter	1	2	3	4	5	6	7	8	9	AB	R	H	RBI	BB	SO	LOB	BOTTOM			
Davey Lopes, R OBP: 0.382, SLG: 0.300 (1, 4)	K		1-3			SH3		P4		3	0	0	0	0	1	2	Houston Astros @ Los Angeles Dodgers Dodger Stadium, Los Angeles, CA Wed May 07 1975, 7:05 PM PDT Att: 31,222 - Unknown livebaseballscorecards.com			
Willie Crawford, L OBP: 0.374, SLG: 0.373 (1, 7)	F8		4-3			G3		HR BB		3	1	0	0	1	0	2				
Jimmy Wynn, R OBP: 0.430, SLG: 0.557 (1, 8)	F7				6-3	1B		HR		4	1	2	4	0	0	0				
Steve Garvey, R OBP: 0.381, SLG: 0.492 (1, 3)		F8			F8			F8		4	0	1	0	0	0	0				
Ron Cey, R OBP: 0.354, SLG: 0.536 (1, 5)		K			1-3	F3		F7		4	0	0	0	0	1	2				
Joe Ferguson, R OBP: 0.333, SLG: 0.253 (1, 9)		HR			G4-6-3 BB			5-3		2	1	1	1	1	0	0				
Steve Yeager, R OBP: 0.280, SLG: 0.328 (1, 2)		K			G4-6-3 1-2			K		3	0	0	0	0	2	1				
Rick Auerbach, R OBP: 0.247, SLG: 0.215 (1, 6)					F8			F7		3	0	0	0	0	0	0				
Andy Messersmith, R OBP: 0.385, SLG: 0.480 (1, 1)					E6 1-3			G3 SH3 1B		3	2	2	0	0	0	0				
Inning Stats	R: 0 E: 0 K: 1 S: 5	H: 0 LOB: 0 BB: 0 P: 5	R: 1 E: 0 K: 2 S: 8	H: 1 LOB: 0 BB: 0 P: 8	R: 0 E: 1 K: 0 S: 4	H: 0 LOB: 1 BB: 0 P: 4	R: 0 E: 0 K: 0 S: 3	H: 0 LOB: 0 BB: 0 P: 3	R: 0 E: 0 K: 0 S: 2	H: 0 LOB: 0 BB: 1 P: 6	R: 1 E: 0 K: 0 S: 6	H: 3 LOB: 2 BB: 0 P: 6	R: 0 E: 0 K: 1 S: 5	H: 0 LOB: 0 BB: 0 P: 5	R: 3 E: 0 K: 0 S: 5	H: 2 LOB: 0 BB: 1 P: 9	1B: 4 2B: 0 3B: 0 HR: 2	SF: 0 SAC: 1 DP: 1 HBP: 0	WP: 0 PB: 0 SB: 0 CS: 0	PA: 32
PITCHER Tom Griffin, R ERA: 5.29 (1, 1)	IP: 8.0 WLS: L BF: 32 H: 6 R: 5 ER: 5 SO: 4 BB: 2 IBB: 0 HBP: 0 BLK: 0 WP: 0 HR: 2 S: 38 P: 46 ERA: 5.62 WHIP: 1.000																			

Batter	1	2	3	4	5	6	7	8	9	AB	R	H	RBI	BB	SO	LOB	TOP					
Greg Gross, L (1, 7) OBP: 0.211, SLG: 0.189										5	0	1	0	0	0	2						
Roger Metzger, S (1, 6) Cliff Johnson, R (9, PH) OBP: 0.285, SLG: 0.238 OBP: 0.321, SLG: 0.352										4	1	2	0	0	0	2						
Cesar Cedeno, R (1, 8) OBP: 0.364, SLG: 0.390										3	1	2	0	1	0	1						
Bob Watson, R (1, 3) OBP: 0.384, SLG: 0.585										4	1	1	1	0	1	5						
Doug Rader, R (1, 5) OBP: 0.364, SLG: 0.356										4	0	0	0	0	3	4						
Enos Cabell, R (1, 9) OBP: 0.350, SLG: 0.397										3	1	1	2	1	1	0						
Tommy Helms, R (1, 4) OBP: 0.333, SLG: 0.300										3	0	0	0	1	1	1						
Skip Jutze, R (1, 2) Milt May, L (9, PH) Larry Milbourne, S (9, PR) OBP: 0.125, SLG: 0.125 OBP: 0.303, SLG: 0.326 OBP: 0.154, SLG: 0.154										2	0	0	1	0	1	0						
Dave Roberts, L (1, 1) Joe Niekro, R (6, 1) Ken Boswell, L (7, PH) Fred Scherman, L (7, 1) Jose Cruz, L (9, PH) OBP: 0.091, SLG: 0.091 OBP: 0.314, SLG: 0.344 OBP: 0.358, SLG: 0.391										2	0	0	0	0	1	1						
Inning Stats	R: 0 E: 0 K: 0 S: 4	H: 1 LOB: 1 BB: 0 P: 4	R: 0 E: 0 K: 1 S: 4	H: 0 LOB: 0 BB: 1 P: 8	R: 0 E: 0 K: 1 S: 5	H: 0 LOB: 0 BB: 0 P: 5	R: 4 E: 0 K: 1 S: 9	H: 4 LOB: 1 BB: 1 P: 13	R: 0 E: 1 K: 2 S: 8	H: 1 LOB: 2 BB: 0 P: 12	R: 0 E: 0 K: 0 S: 5	H: 2 LOB: 2 BB: 0 P: 5	R: 0 E: 0 K: 1 S: 5	H: 0 LOB: 0 BB: 0 P: 5	R: 0 E: 0 K: 0 S: 4	H: 1 LOB: 1 BB: 0 P: 4	1B: 7 2B: 0 3B: 2 HR: 0	SF: 0 SAC: 1 DP: 1 HBP: 0	WP: 0 PB: 0 SB: 0 CS: 0	PA: 38		
PITCHER	IP WLS BF H R ER SO BB IBB HBP BLK WP HR S P ERA WHIP	4.0 18 5 4 4 3 1 1 0 0 0 0 0 22 30 9.00 1.500	1.0 5 1 0 0 2 1 0 0 0 0 0 0 8 12 0.00 2.000	1.0 W 3 0 0 0 2 0 0 0 0 0 0 0 7 7 0.00 0.000	3.0 S 12 3 0 0 1 0 0 0 0 0 0 0 14 14 0.00 1.000																	

Houston Astros @ Montreal Expos
 Jarry Park, Montreal, QB
 Fri May 09 1975, 7:05 PM EDT
 Att: 10,630 - Unknown - 66 F

AB 34
 R 4
 H 9
 RBI 4
 BB 3
 SO 8
 LOB 18



Batter	1	2	3	4	5	6	7	8	9	AB	R	H	RBI	BB	SO	LOB	BOTTOM				
Pepe Mangual, R (1, 8) OBP: 0.374, SLG: 0.358										3	0	1	2	1	1	1					
Tim Foli, R (1, 6) OBP: 0.330, SLG: 0.302										4	0	0	0	1	1	3					
Gary Carter, R (1, 9) OBP: 0.288, SLG: 0.354										4	1	1	0	0	0	4					
Bob Bailey, R (1, 7) Mike Jorgensen, L (8, 3) OBP: 0.211, SLG: 0.063 OBP: 0.279, SLG: 0.297										4	0	0	0	0	0	2					
Larry Parrish, R (1, 5) OBP: 0.378, SLG: 0.556										4	1	3	1	0	1	0					
Pete Mackanin, R (1, 4) OBP: 0.340, SLG: 0.420										4	1	1	0	0	1	2					
Hal Breeden, R (1, 3) Tony Scott, S (7, PR) OBP: 0.500, SLG: 0.500 OBP: 0.246, SLG: 0.211										3	1	1	0	1	1	2					
Barry Foote, R (1, 2) OBP: 0.159, SLG: 0.169										4	1	2	1	0	0	3					
Woodie Fryman, R (1, 1) John Montague, R (5, PH) Jose Morales, R (5, PH) Donald DeMola, R (8, 1) Jerry White, S (5, PH) Larry Bittner, L (5, PH) Dale Murray, R (7, 1) OBP: 0.154, SLG: 0.231 OBP: 0.300, SLG: 0.300 OBP: 0.246, SLG: 0.211 OBP: 0.246, SLG: 0.211 OBP: 0.246, SLG: 0.211 OBP: 0.246, SLG: 0.211 OBP: 0.246, SLG: 0.211										0	0	0	0	0	0	0					
Inning Stats	R: 0 E: 0 K: 0 S: 3	H: 0 LOB: 0 BB: 1 P: 7	R: 0 E: 0 K: 2 S: 7	H: 0 LOB: 0 BB: 0 P: 7	R: 0 E: 0 K: 1 S: 6	H: 1 LOB: 1 BB: 0 P: 6	R: 0 E: 0 K: 1 S: 6	H: 1 LOB: 1 BB: 0 P: 6	R: 1 E: 0 K: 1 S: 7	H: 2 LOB: 1 BB: 0 P: 7	R: 4 E: 1 K: 0 S: 8	H: 5 LOB: 3 BB: 2 P: 16	R: 0 E: 0 K: 0 S: 4	H: 1 LOB: 2 BB: 1 P: 8	R: 0 E: 0 K: 1 S: 5	H: 0 LOB: 0 BB: 0 P: 5	1B: 6 2B: 4 3B: 0 HR: 0	SF: 1 SAC: 1 DP: 0 HBP: 0	WP: 0 PB: 0 SB: 0 CS: 0	PA: 38	
PITCHER	IP WLS BF H R ER SO BB IBB HBP BLK WP HR S P ERA WHIP	5.2 L 26 8 5 5 5 1 0 0 0 0 0 0 2 10 0.00 6.000	0.1 4 1 0 0 0 1 1 0 0 0 0 0 2 10 0.00 6.000	2.0 8 1 0 0 1 0 0 1 0 0 0 0 9 13 0.00 0.500																	

Houston Astros @ Montreal Expos
 Jarry Park, Montreal, QB
 Fri May 09 1975, 7:05 PM EDT
 Att: 10,630 - Unknown - 66 F

AB 32
 R 5
 H 10
 RBI 4
 BB 4
 SO 6
 LOB 17



Batter	1	2	3	4	5	6	7	8	9	AB	R	H	RBI	BB	SO	LOB	TOP																	
Greg Gross, L (1,7) OBP: 0.206, SLG: 0.172										5	1	0	0	1	1	7																		
Roger Metzger, S (1,6) OBP: 0.306, SLG: 0.255										5	3	3	1	0	0	1																		
Cesar Cedeno, R (1,8) OBP: 0.379, SLG: 0.422										5	1	4	1	0	0	1																		
Bob Watson, R (1,3) OBP: 0.385, SLG: 0.571										4	0	1	2	1	0	4																		
Jose Cruz, L (1,9) OBP: 0.342, SLG: 0.371										5	0	0	1	0	1	6																		
Jim Crawford, L (8,1)										0	0	0	0	0	0	0																		
Tom Griffin, R (8,1)										0	0	0	0	0	0	0																		
Fred Scherman, L (8,1)										0	0	0	0	0	0	0																		
Milt May, L (1,2) OBP: 0.308, SLG: 0.330										5	0	2	0	0	0	2																		
Skip Jutze, R (9, PR) OBP: 0.125, SLG: 0.125										0	0	0	0	0	0	0																		
Ken Boswell, L (1,5) OBP: 0.325, SLG: 0.333										4	1	1	0	0	0	1																		
Rob Andrews, R (1,4) OBP: 0.301, SLG: 0.282										1	1	0	0	2	1	1																		
Enos Cabell, R (8, PH) OBP: 0.394, SLG: 0.400										2	0	1	0	0	1	2																		
J.R. Richard, R (1,1) OBP: 0.333, SLG: 0.500										2	0	2	1	0	0	0																		
Joe Niekro, R (5,1)										0	0	0	0	1	0	0																		
Cliff Johnson, R (8, PH) OBP: 0.316, SLG: 0.347										0	0	0	0	0	1	2																		
Larry Milbourne, S (8,4)										0	0	0	0	0	0	0																		
Doug Rader, R (9, PH) OBP: 0.362, SLG: 0.352										0	0	0	0	0	0	2																		
Wilbur Howard, S (9, PR) OBP: 0.304, SLG: 0.318										0	0	0	0	0	0	0																		
Inning Stats	R: 0 E: 0 K: 1 S: 5	H: 0 LOB: 2 BB: 2 P: 13	R: 0 E: 0 K: 0 S: 4	H: 1 LOB: 2 BB: 1 P: 8	R: 1 E: 0 K: 0 S: 5	H: 2 LOB: 1 BB: 0 P: 5	R: 1 E: 0 K: 1 S: 5	H: 1 LOB: 0 BB: 1 P: 9	R: 0 E: 0 K: 1 S: 6	H: 1 LOB: 2 BB: 1 P: 10	R: 1 E: 0 K: 0 S: 5	H: 2 LOB: 1 BB: 0 P: 5	R: 4 E: 2 K: 1 S: 10	H: 5 LOB: 1 BB: 0 P: 10	R: 0 E: 0 K: 1 S: 6	H: 1 LOB: 2 BB: 0 P: 7	1B: 11 2B: 3 3B: 0 HR: 0	SF: 0 SAC: 0 DP: 0 HBP: 1	WP: 1 PB: 0 SB: 1 CS: 0	PA: 46														
PITCHER	IP WLS BF H R ER SO BB IBB HBP BLK WP HR S P ERA WHIP																																	
Steve Renko, R (1,1) ERA: 4.7	6.0	28	6	2	2	3	5	0	0	0	0	0	0	0	29	49	3.00	1.833																
Chuck Taylor, R (7,1) ERA: 3.14	1.2	10	5	4	4	1	0	0	0	0	0	0	0	0	12	12	21.60	3.000																
Dale Murray, R (8,1) ERA: 3.46	0.1	W	3	2	1	1	0	0	0	0	0	1	0	3	3	27.00	6.000																	
John Montague, R (9,1) ERA:	1.0	S	5	1	0	0	1	0	0	1	0	0	0	6	7	0.00	1.000																	

Houston Astros @ Montreal Expos
 Jarry Park, Montreal, QB
 Sat May 10 1975, 3:33 AM EDT
 Att: 16,040 - Unknown - 68 F

AB 40
 R 7
 H 14
 RBI 6
 BB 5
 SO 5
 LOB 29



Batter	1	2	3	4	5	6	7	8	9	AB	R	H	RBI	BB	SO	LOB	BOTTOM																	
Larry Lintz, S (1,4) OBP: 0.324, SLG: 0.179										1	2	0	0	3	0	0																		
Jose Morales, R (8, PH) OBP: 0.444, SLG: 0.500										0	0	0	0	1	0	0																		
John Montague, R (9,1) ERA:										0	0	0	0	0	0	0																		
Tim Foli, R (1,6) OBP: 0.343, SLG: 0.311										4	1	2	2	1	0	2																		
Pepe Mangual, R (1,8) OBP: 0.385, SLG: 0.365										4	1	2	1	1	0	1																		
Mike Jorgensen, L (1,3) OBP: 0.286, SLG: 0.295										4	1	1	1	1	2	4																		
Larry Parrish, R (1,5) OBP: 0.360, SLG: 0.529										4	0	0	0	0	1	4																		
Larry Bittner, L (1,7) OBP: 0.471, SLG: 0.571										4	1	2	3	0	1	2																		
Tony Scott, S (1,9) OBP: 0.262, SLG: 0.233										3	0	1	0	1	1	0																		
Barry Foote, R (1,2) OBP: 0.163, SLG: 0.185										4	1	1	0	0	0	3																		
Jerry White, S (8, PR) OBP: 0.288, SLG: 0.354										0	1	0	0	0	0	0																		
Gary Carter, R (9,2) OBP: 0.288, SLG: 0.354										0	0	0	0	0	0	0																		
Steve Renko, R (1,1) ERA: 5.57	4.1	22	5	3	3	3	5	0	0	1	1	0	0	0	0	0	6.23	2.308																
Joe Niekro, R (5,1) ERA: 7.2	2.2	12	3	4	4	2	2	0	0	0	1	14	22	13.50	1.875																			
Jim Crawford, L (8,1) ERA: 2.16	0.1	L	3	0	1	0	0	1	0	0	0	0	2	6	0.00	0.000																		
Tom Griffin, R (8,1) ERA: 5.24	0.1	2	1	0	0	0	0	0	0	0	0	2	2	0.00	3.000																			
Fred Scherman, L (8,1) ERA: 0.87	0.1	1	0	0	0	1	0	0	0	0	0	3	3	0.00	0.000																			
Inning Stats	R: 0 E: 0 K: 0 S: 3	H: 0 LOB: 0 BB: 0 P: 3	R: 0 E: 0 K: 0 S: 4	H: 1 LOB: 2 BB: 1 P: 8	R: 0 E: 0 K: 2 S: 6	H: 0 LOB: 3 BB: 3 P: 18	R: 0 E: 0 K: 1 S: 5	H: 0 LOB: 0 BB: 0 P: 5	R: 3 E: 0 K: 2 S: 11	H: 4 LOB: 2 BB: 1 P: 15	R: 0 E: 0 K: 0 S: 3	H: 1 LOB: 0 BB: 0 P: 3	R: 4 E: 1 K: 0 S: 5	H: 2 LOB: 2 BB: 2 P: 13	R: 1 E: 1 K: 1 S: 7	H: 1 LOB: 2 BB: 1 P: 11	1B: 6 2B: 2 3B: 0 HR: 1	SF: 0 SAC: 2 DP: 0 HBP: 0	WP: 0 PB: 0 SB: 1 CS: 2	PA: 41														
PITCHER	IP WLS BF H R ER SO BB IBB HBP BLK WP HR S P ERA WHIP																																	
J.R. Richard, R (1,1) ERA: 5.57	4.1	22	5	3	3	3	5	0	0	1	1	0	0	0	0	0	6.23	2.308																
Joe Niekro, R (5,1) ERA: 7.2	2.2	12	3	4	4	2	2	0	0	0	1	14	22	13.50	1.875																			
Jim Crawford, L (8,1) ERA: 2.16	0.1	L	3	0	1	0	0	1	0	0	0	0	2	6	0.00	0.000																		
Tom Griffin, R (8,1) ERA: 5.24	0.1	2	1	0	0	0	0	0	0	0	0	2	2	0.00	3.000																			
Fred Scherman, L (8,1) ERA: 0.87	0.1	1	0	0	0	1	0	0	0	0	0	3	3	0.00	0.000																			

Houston Astros @ Montreal Expos
 Jarry Park, Montreal, QB
 Sat May 10 1975, 3:33 AM EDT
 Att: 16,040 - Unknown - 68 F

AB 30
 R 8
 H 9
 RBI 7
 BB 8
 SO 6
 LOB 17



Batter	1	2	3	4	5	6	7	8	9	AB R H RBI BB SO LOB	TOP									
Greg Gross, L (1,7) OBP: 0.235, SLG: 0.226	4-0 SH3-4 BB		0-0 1-3		0-0 1B 3B		0-3 K		0-0 HR 1B	4 2 2 2 1 1 0	Houston Astros @ Montreal Expos Jarry Park, Montreal, QB Sun May 11 1975, 3:33 AM EDT Att: 10,416 - Unknown - 73 F									
Roger Metzger, S (1,6) OBP: 0.320, SLG: 0.298	0-0 SH3-4			0-0 FC6-4 1B BB	0-0 BB		0-3 K		0-0 HR 1B	4 2 3 3 0 1 0										
Cesar Cedeno, R (1,8) OBP: 0.373, SLG: 0.409	0-0 F7			4-0 FC6-4 BB	0-0 P5			0-3 K	0-0 G3	4 0 0 0 1 1 2										
Bob Watson, R (1,3) OBP: 0.380, SLG: 0.559	0-0 6-3			0-0 FC6-4 1B		0-3 K		0-0 CS 1B		4 0 1 0 0 1 3										
Enos Cabell, R (8, PR) OBP: 0.394, SLG: 0.400				1-2 2-3						0 0 0 0 0 0 0										
Jose Cruz, L (1,9) OBP: 0.356, SLG: 0.374		0-0 5-3		0-0 E9 G3-6-3 1B		4-0 G3 BB		4-0 BB		2 0 1 1 2 0 0										
Milt May, L (1,2) OBP: 0.306, SLG: 0.320		4-0 G3-6-3 BB		1-3 3-H G3-6-3 1-2		0-0 G3		0-0 BB		3 0 0 0 1 0 4										
Ken Boswell, L (1,5) OBP: 0.364, SLG: 0.342		0-0 G3-6-3 1-2			0-0 4-3 3B 1B				4-0 SH1-4 1B BB	2 2 1 0 2 0 1										
Rob Andrews, R (1,4) OBP: 0.291, SLG: 0.270			0-3 K		0-0 4-3 1-2		0-0 5-3		0-0 SH1-4 1-2	3 0 0 0 0 1 3										
Larry Dierker, R (1,1) OBP: 0.053, SLG: 0.053			0-0 L7		0-0 F9		0-0 5-3		0-0 6-3	4 0 0 0 0 0 2										
Inning Stats	R: 0 E: 0 K: 0 S: 3	H: 0 LOB: 1 BB: 1 P: 7	R: 0 E: 0 K: 0 S: 2	H: 0 LOB: 0 BB: 1 P: 6	R: 0 E: 0 K: 1 S: 5	H: 0 LOB: 0 BB: 0 P: 5	R: 1 E: 1 K: 0 S: 4	H: 2 LOB: 1 BB: 1 P: 8	R: 2 E: 0 K: 0 S: 6	H: 3 LOB: 1 BB: 0 P: 6	R: 0 E: 0 K: 2 S: 5	H: 0 LOB: 0 BB: 0 P: 7	R: 0 E: 0 K: 1 S: 5	H: 1 LOB: 1 BB: 1 P: 9	R: 3 E: 0 K: 0 S: 5	H: 2 LOB: 0 BB: 1 P: 9	1B: 6 2B: 0 3B: 1 HR: 1	SF: 0 SAC: 2 DP: 2 HBP: 0	WP: 0 PB: 0 SB: 0 CS: 1	PA: 39
PITCHER	IP WLS BF H R ER SO BB IBB HBP BLK WP HR S P ERA WHIP											IP WLS BF H R ER SO BB IBB HBP BLK WP HR S P ERA WHIP								
Dennis Blair, R (1,1) ERA: 3.58	8.0 L 33 6 3 3 5 5 1 0 0 0 0 0 1 5 9 3.38 1.375																			
Donald DeMola, R (9,1) ERA: 5.19	1.0 6 2 3 3 0 1 0 0 0 0 0 1 5 9 27.00 3.000																			

AB 30
R 6
H 8
RBI 6
BB 7
SO 5
LOB 15



Batter	1	2	3	4	5	6	7	8	9	AB R H RBI BB SO LOB	BOTTOM											
Larry Lintz, S (1,4) OBP: 0.289, SLG: 0.156	0-0 4-3		0-0 F7			0-0 4-3		0-0 L6-3 1-2		4 0 0 0 0 0 1	Houston Astros @ Montreal Expos Jarry Park, Montreal, QB Sun May 11 1975, 3:33 AM EDT Att: 10,416 - Unknown - 73 F											
Tim Foli, R (1,6) OBP: 0.340, SLG: 0.301	4-0 2B BB		0-0 6-3			0-0 6-3			0-0 5-3	3 0 0 0 1 0 0												
Pepe Mangual, R (1,8) OBP: 0.390, SLG: 0.375	0-0 1-3 2B			0-0 P4		0-0 1-3			4-0 G4-6-3 BB	3 0 1 0 1 0 0												
Mike Jorgensen, L (1,3) OBP: 0.305, SLG: 0.309	4-0 G6-4-3 BB			0-0 CS 1B			0-0 BB 1B		0-0 G4-6-3 1-2	3 0 2 0 1 0 1												
Larry Bittner, L (1,7) OBP: 0.500, SLG: 0.563	0-0 G6-4-3 1-2			0-0 1-2 1B		4-0 G6-4-3 BB		4-0 BB 1B		2 0 1 0 1 0 3												
Tony Scott, S (1,9) OBP: 0.250, SLG: 0.222		0-0 5-3		0-0 L7			0-3 K			3 0 0 0 0 1 3												
Larry Parrish, R (1,5) OBP: 0.348, SLG: 0.511		0-0 4-3			0-0 P1		0-0 G6-4-3 1-2			3 0 0 0 0 0 2												
Barry Foote, R (1,2) OBP: 0.157, SLG: 0.179		0-0 5-3			0-0 5-3			0-0 5-3		3 0 0 0 0 0 0												
Dennis Blair, R (1,1) Pat Scanlon, L (8, PH) OBP: 0.556, SLG: 0.333 Donald DeMola, R (9,1)			0-0 F8			0-3 K		0-0 L6-3 1B		2 0 0 0 0 1 0 1 0 1 0 0 0 0 0 0 0 0 0 0 0												
Inning Stats	R: 0 E: 0 K: 0 S: 3	H: 1 LOB: 2 BB: 2 P: 11	R: 0 E: 0 K: 0 S: 3	H: 0 LOB: 0 BB: 0 P: 3	R: 0 E: 0 K: 0 S: 3	H: 0 LOB: 0 BB: 0 P: 3	R: 0 E: 0 K: 0 S: 4	H: 2 LOB: 1 BB: 0 P: 4	R: 0 E: 0 K: 1 S: 5	H: 0 LOB: 0 BB: 0 P: 5	R: 0 E: 0 K: 0 S: 3	H: 0 LOB: 0 BB: 0 P: 3	R: 0 E: 0 K: 1 S: 5	H: 1 LOB: 1 BB: 1 P: 9	R: 0 E: 0 K: 0 S: 3	H: 1 LOB: 0 BB: 0 P: 3	R: 0 E: 0 K: 0 S: 2	H: 0 LOB: 0 BB: 1 P: 6	1B: 4 2B: 2 3B: 0 HR: 0	SF: 0 SAC: 0 DP: 4 HBP: 0	WP: 0 PB: 0 SB: 0 CS: 1	PA: 31
PITCHER	IP WLS BF H R ER SO BB IBB HBP BLK WP HR S P ERA WHIP											IP WLS BF H R ER SO BB IBB HBP BLK WP HR S P ERA WHIP										
Larry Dierker, R (1,1) ERA: 3.53	9.0 W 31 5 0 0 2 4 0 0 0 0 0 0 0 31 47 0.00 1.000																					

AB 27
R 0
H 5
RBI 0
BB 4
SO 2
LOB 10




Batter	1	2	3	4	5	6	7	8	9	AB	R	H	RBI	BB	SO	LOB	TOP					
Greg Gross, L (1,7) OBP: 0.250, SLG: 0.242	3-1		L5-3					6-3 1B		4	0	2	1	0	0	1	Houston Astros @ Chicago Cubs Wrigley Field, Chicago, IL Tue May 13 1975, 3:33 AM CDT Att: 9,164 - Sunny - 58 F					
Roger Metzger, S (1,6) OBP: 0.316, SLG: 0.297	1B		F9					6-3		4	0	1	0	0	0	2						
Cesar Cedeno, R (1,8) OBP: 0.364, SLG: 0.397	F3							F7		4	0	0	0	0	0	2						
Bob Watson, R (1,3) OBP: 0.375, SLG: 0.547	F9									4	0	1	0	0	0	1						
Jose Cruz, L (1,9) OBP: 0.361, SLG: 0.373										3	0	1	0	1	0	1						
Milt May, L (1,2) OBP: 0.304, SLG: 0.317										4	0	1	0	0	1	2						
Wilbur Howard, S (9, PR) OBP: 0.304, SLG: 0.318										0	0	0	0	0	0	0						
Doug Rader, R (1,5) OBP: 0.346, SLG: 0.337										4	1	0	0	0	2	3						
Rob Andrews, R (1,4) OBP: 0.281, SLG: 0.260										3	0	0	0	0	0	2						
Ken Boswell, L (9, PH) OBP: 0.356, SLG: 0.333										1	0	0	0	0	0	2						
Doug Konieczny, R (1,1) OBP: 0.176, SLG: 0.235										3	0	1	0	0	1	1						
Inning Stats	R: 0 E: 0 K: 0 S: 4	H: 1 LOB: 1 BB: 0 P: 4	R: 0 E: 0 K: 1 S: 5	H: 0 LOB: 1 BB: 1 P: 9	R: 0 E: 0 K: 0 S: 3	H: 1 LOB: 0 BB: 0 P: 3	R: 0 E: 0 K: 1 S: 6	H: 1 LOB: 1 BB: 0 P: 6	R: 1 E: 1 K: 1 S: 7	H: 1 LOB: 1 BB: 0 P: 7	R: 0 E: 0 K: 0 S: 3	H: 0 LOB: 0 BB: 0 P: 3	R: 0 E: 0 K: 0 S: 3	H: 0 LOB: 0 BB: 0 P: 3	R: 0 E: 0 K: 0 S: 4	H: 1 LOB: 1 BB: 0 P: 4	R: 0 E: 0 K: 1 S: 7	H: 2 LOB: 2 BB: 0 P: 7	1B: 7 2B: 1 3B: 0 HR: 0	SF: 0 SAC: 0 DP: 1 HBP: 0	WP: 0 PB: 0 SB: 0 CS: 0	PA: 35
PITCHER	IP WLS BF H R ER SO BB IBB HBP BLK WP HR S P ERA WHIP																					
Steve Stone, R (1,1) ERA: 1.15	8.1 W 33 7 1 0 3 1 0 0 0 0 0 0 0 0 0.00 0.960																					
Oscar Zamora, R (9,1) ERA: 2.41	0.2 S 2 0 0 0 1 0 0 0 0 0 0 0 4 4 0.00 0.000																					

AB	34
R	1
H	7
RBI	1
BB	1
SO	4
LOB	17



Batter	1	2	3	4	5	6	7	8	9	AB	R	H	RBI	BB	SO	LOB	BOTTOM			
Don Kessinger, S (1,6) OBP: 0.349, SLG: 0.358	L7									4	1	1	0	0	0	0	Houston Astros @ Chicago Cubs Wrigley Field, Chicago, IL Tue May 13 1975, 3:33 AM CDT Att: 9,164 - Sunny - 58 F			
Jose Cardenal, R (1,7) OBP: 0.433, SLG: 0.477	F9									4	0	0	0	0	2	2				
Bill Madlock, R (1,5) OBP: 0.386, SLG: 0.442	1B									4	1	2	0	0	0	1				
Rick Monday, L (1,8) OBP: 0.442, SLG: 0.591	1B									1	0	0	0	3	0	0				
Jerry Morales, R (1,9) OBP: 0.350, SLG: 0.370										3	0	1	0	1	1	1				
Ralph LaCock, L (1,3) OBP: 0.371, SLG: 0.347	5-3									4	0	1	0	0	0	6				
Manny Trillo, R (1,4) OBP: 0.378, SLG: 0.420										3	0	1	0	0	0	1				
Steve Swisher, R (1,2) OBP: 0.241, SLG: 0.256										2	0	0	0	0	2	1				
Adrian Garrett, L (7, PH)										1	0	0	0	0	1	0				
Tim Hosley, R (8,2) OBP: 0.500, SLG: 0.500										0	0	0	0	0	0	0				
Steve Stone, R (1,1) OBP: 0.200, SLG: 0.200										3	0	0	0	0	1	0				
Oscar Zamora, R (9,1) OBP: 0.333, SLG: 0.333										0	0	0	0	0	0	0				
Inning Stats	R: 0 E: 0 K: 0 S: 5	H: 2 LOB: 3 BB: 1 P: 9	R: 0 E: 0 K: 1 S: 5	H: 1 LOB: 0 BB: 0 P: 5	R: 1 E: 0 K: 0 S: 4	H: 1 LOB: 2 BB: 2 P: 12	R: 0 E: 0 K: 2 S: 7	H: 0 LOB: 0 BB: 0 P: 7	R: 0 E: 0 K: 1 S: 5	H: 0 LOB: 0 BB: 0 P: 5	R: 0 E: 0 K: 0 S: 4	H: 1 LOB: 1 BB: 0 P: 4	R: 0 E: 0 K: 1 S: 5	H: 0 LOB: 0 BB: 0 P: 5	R: 1 E: 0 K: 2 S: 8	H: 1 LOB: 1 BB: 1 P: 12	1B: 6 2B: 1 3B: 0 HR: 0	SF: 0 SAC: 0 DP: 1 HBP: 0	WP: 1 PB: 1 SB: 1 CS: 2	PA: 33
PITCHER	IP WLS BF H R ER SO BB IBB HBP BLK WP HR S P ERA WHIP																			
Doug Konieczny, R (1,1) ERA: 4.11	8.0 L 33 6 2 1 7 4 0 0 0 1 0 0 43 59 1.12 1.250																			



Batter	1	2	3	4	5	6	7	8	9	AB	R	H	RBI	BB	SO	LOB	TOP			
Greg Gross, L (1,7) OBP: 0.256, SLG: 0.230	4-0 G3 E BB		0-0 4-3			0-0 4-3		0-3 K		3	1	0	0	1	1	0	Houston Astros @ Chicago Cubs Wrigley Field, Chicago, IL Thu May 15 1975, 3:33 AM CDT Att: 6,406 - Sunny - 55 F			
Roger Metzger, S (1,6) OBP: 0.326, SLG: 0.323	0-0 G3		0-0 4-3			0-0 2-3		0-0 1-3		4	0	0	0	0	0	1				
Cesar Cedeno, R (1,8) OBP: 0.356, SLG: 0.386	0-0 E5 4-3 2H		0-3 K			0-0 E7 1B		0-0 P5		4	1	1	0	0	1	0				
Bob Watson, R (1,3) OBP: 0.388, SLG: 0.579	0-0 4-3			0-3 K		0-0 1B		0-0 1-3 1B		4	0	2	1	0	1	1				
Jose Cruz, L (1,9) OBP: 0.362, SLG: 0.361	4-0 BB		0-0 F7			0-0 6-3		0-0 1-3		3	0	0	0	1	0	2				
Milt May, L (1,2) OBP: 0.289, SLG: 0.294	0-0 F8		0-0 4-3				0-0 P3		0-0 4-3		4	0	0	0	0	3				
Doug Rader, R (1,5) OBP: 0.348, SLG: 0.394		0-0 5-3			0-3 K		0-0 5-3			3	0	0	0	0	1	0				
Rob Andrews, R (1,4) OBP: 0.268, SLG: 0.247		0-0 F9			0-0 2-3		0-3 K			3	0	0	0	0	1	0				
J.R. Richard, R (1,1) OBP: 0.286, SLG: 0.429 Ken Forsch, R (8,1)		0-0 6-3			0-0 4-3			0-0 6-3		3	0	0	0	0	0	0				
Inning Stats	R: 1 E: 1 K: 0 S: 4	H: 0 LOB: 2 BB: 2 P: 12	R: 0 E: 0 K: 1 S: 3	H: 0 LOB: 0 BB: 0 P: 3	R: 0 E: 0 K: 1 S: 5	H: 0 LOB: 0 BB: 0 P: 5	R: 0 E: 0 K: 1 S: 5	H: 0 LOB: 0 BB: 0 P: 5	R: 1 E: 1 K: 0 S: 5	H: 2 LOB: 1 BB: 0 P: 5	R: 0 E: 0 K: 1 S: 5	H: 0 LOB: 0 BB: 0 P: 5	R: 0 E: 0 K: 1 S: 5	H: 0 LOB: 0 BB: 0 P: 5	R: 0 E: 0 K: 0 S: 4	H: 1 LOB: 1 BB: 0 P: 4	1B: 3 2B: 0 3B: 0 HR: 0	SF: 0 SAC: 0 DP: 0 HBP: 0	WP: 0 PB: 0 SB: 0 CS: 0	PA: 33
PITCHER Rick Reuschel, R (1,1) ERA: 5.65	IP: 9.0 WLS: W BF: 33 H: 3 R: 2 ER: 0 SO: 5 BB: 2 IBB: 0 HBP: 0 BLK: 0 WP: 0 HR: 0 S: 41 P: 49 ERA: 0.00 WHIP: 0.556															PITCHER				

Batter	1	2	3	4	5	6	7	8	9	AB	R	H	RBI	BB	SO	LOB	BOTTOM			
Don Kessinger, S (1,6) OBP: 0.360, SLG: 0.363	0-0 F7		4-0 BB			4-0 E BB		0-3 K	0-0 4-3	3	0	0	0	2	1	1	Houston Astros @ Chicago Cubs Wrigley Field, Chicago, IL Thu May 15 1975, 3:33 AM CDT Att: 6,406 - Sunny - 55 F			
Jose Cardenal, R (1,7) OBP: 0.426, SLG: 0.462	0-0 S 1B		0-0 F7			0-0 5-3 1-2 2H		0-0 5-3		4	0	1	0	0	0	2				
Bill Madlock, R (1,5) OBP: 0.383, SLG: 0.445	0-3 K			0-3 K		0-3 K		0-0 1B		4	0	1	0	0	3	2				
Rick Monday, L (1,8) OBP: 0.459, SLG: 0.630	0-3 K			4-0 S BB		0-0 HR		0-3 K		3	1	1	1	1	2	2				
Jerry Morales, R (1,9) OBP: 0.341, SLG: 0.353		0-0 6-3		0-0 F9 1-2		0-3 K		4-0 1B 2B BB		3	1	0	0	1	1	1				
Ralph LaCock, L (1,3) OBP: 0.388, SLG: 0.359		0-0 L5		4-0 BB		4-0 BB BB		0-0 2B 1B		2	1	1	0	2	0	0				
Manny Trillo, R (1,4) OBP: 0.364, SLG: 0.396		0-0 F9		0-3 K		0-3 K		0-0 F7		4	0	0	0	0	2	5				
Tim Hosley, R (1,2) OBP: 0.485, SLG: 0.478			0-0 B5-3			4-0 SH3-4 E BB		4-0 1-2 BB	0-0 1-2 2H 2B	2	1	1	2	2	0	0				
Rick Reuschel, R (1,1) OBP: 0.083, SLG: 0.083			0-0 5-3			0-0 SH3-4		0-0 P4		3	0	0	0	0	0	3				
Inning Stats	R: 0 E: 0 K: 2 S: 8	H: 1 LOB: 1 BB: 0 P: 8	R: 0 E: 0 K: 0 S: 3	H: 0 LOB: 0 BB: 0 P: 3	R: 0 E: 0 K: 0 S: 3	H: 0 LOB: 1 BB: 1 P: 7	R: 0 E: 0 K: 2 S: 7	H: 0 LOB: 2 BB: 2 P: 15	R: 1 E: 1 K: 1 S: 5	H: 0 LOB: 1 BB: 2 P: 13	R: 1 E: 0 K: 2 S: 8	H: 1 LOB: 2 BB: 2 P: 16	R: 0 E: 0 K: 2 S: 8	H: 1 LOB: 1 BB: 0 P: 8	R: 2 E: 0 K: 0 S: 5	H: 2 LOB: 1 BB: 1 P: 9	1B: 3 2B: 1 3B: 0 HR: 1	SF: 0 SAC: 1 DP: 0 HBP: 0	WP: 0 PB: 0 SB: 2 CS: 0	PA: 37
PITCHER J.R. Richard, R (1,1) ERA: 5.29 Ken Forsch, R (8,1) ERA: 3.32	IP: 7.1 WLS: L BF: 35 H: 5 R: 4 ER: 3 SO: 9 BB: 8 IBB: 0 HBP: 0 BLK: 0 WP: 0 HR: 1 S: 45 P: 77 ERA: 3.68 WHIP: 1.773															PITCHER				

AB	31
R	2
H	3
RBI	1
BB	2
SO	5
LOB	7

AB	28
R	4
H	5
RBI	3
BB	8
SO	9
LOB	16

1B	3
2B	1
3B	0
HR	1
SF	0
SAC	1
DP	0
HBP	0
WP	0
PB	0
SB	2
CS	0

Batter	1	2	3	4	5	6	7	8	9	AB	R	H	RBI	BB	SO	LOB	TOP					
Mike Phillips, L (1,6) OBP: 0.379, SLG: 0.280	0-0 1B SF8	4-0 1-2 FC6-4 BB	0-0 F7			0-0 2B 3-4-3 1B	0-0 F6		0-0 F7	5	2	2	0	1	0	6						
Felix Milan, R (1,4) OBP: 0.294, SLG: 0.352	0-0 2B BB	0-0 FC6-4		0-0 6-3		0-0 F8		0-0 4-3		5	1	1	0	0	0	3						
Del Unser, L (1,8) OBP: 0.375, SLG: 0.461	0-0 SF8	0-0 4-3		4-0 G4-6-3 BB		0-0 3-4-3 1-3 2B		0-0 5-3		3	0	1	1	1	0	2						
Rusty Staub, L (1,9) OBP: 0.417, SLG: 0.563	4-0 2B BB		0-0 HR	0-0 G4-6-3 1-2		0-0 3-4-3 2B		0-0 6-3		4	2	1	2	1	0	2						
Ed Kranepool, L (1,3) OBP: 0.348, SLG: 0.386	0-0 SF8 1-1H 2-2H 2B		0-0 F7		0-0 SH5-3 HR 1B	0-0 F6		0-0 F6		5	2	2	2	0	0	1						
Wayne Garrett, L (1,5) OBP: 0.396, SLG: 0.419	0-0 SF8		0-0 F8		0-0 SH5-3 1-2		0-0 4-3		0-0 1B 2B 1B	3	1	1	1	0	0	0						
Dave Kingman, R (1,7) OBP: 0.263, SLG: 0.457	0-3 K		1-0 S 2B HBP		0-0 2H HR		0-0 1B 1B		0-0 2B 1B	4	2	3	2	0	1	0						
Jerry Grote, R (1,2) OBP: 0.305, SLG: 0.372		0-3 K	0-0 1B 2B		0-0 L1		0-0 1B		0-0 1-3 2H 2B	5	0	3	2	0	1	0						
Tom Seaver, R (1,1) OBP: 0.182, SLG: 0.100		4-0 FC6-4 BB		0-0 1B		0-0 1-3		0-0 F9		3	0	1	0	1	0	2						
Bob Apodaca, R (8,1)				2-3 1B					0-0 K	1	0	0	0	0	1	2						
Inning Stats	R: 4 E: 0 K: 1 S: 8	H: 3 LOB: 0 BB: 1 P: 12	R: 0 E: 0 K: 1 S: 5	H: 0 LOB: 2 BB: 2 P: 13	R: 2 E: 0 K: 0 S: 6	H: 3 LOB: 2 BB: 0 P: 7	R: 0 E: 0 K: 0 S: 2	H: 0 LOB: 0 BB: 1 P: 6	R: 2 E: 0 K: 0 S: 5	H: 2 LOB: 1 BB: 0 P: 5	R: 1 E: 0 K: 0 S: 5	H: 2 LOB: 1 BB: 0 P: 5	R: 0 E: 0 K: 0 S: 3	H: 0 LOB: 0 BB: 0 P: 3	R: 1 E: 0 K: 1 S: 8	H: 3 LOB: 2 BB: 0 P: 8	1B: 9 2B: 4 3B: 0 HR: 2	SF: 2 SAC: 1 DP: 1 HBP: 1	WP: 0 PB: 0 SB: 1 CS: 0	PA: 46		
PITCHER	IP WLS BF H R ER SO BB IBB HBP BLK WP HR S P ERA WHIP	IP WLS BF H R ER SO BB IBB HBP BLK WP HR S P ERA WHIP	IP WLS BF H R ER SO BB IBB HBP BLK WP HR S P ERA WHIP	IP WLS BF H R ER SO BB IBB HBP BLK WP HR S P ERA WHIP	IP WLS BF H R ER SO BB IBB HBP BLK WP HR S P ERA WHIP	IP WLS BF H R ER SO BB IBB HBP BLK WP HR S P ERA WHIP	IP WLS BF H R ER SO BB IBB HBP BLK WP HR S P ERA WHIP	IP WLS BF H R ER SO BB IBB HBP BLK WP HR S P ERA WHIP	IP WLS BF H R ER SO BB IBB HBP BLK WP HR S P ERA WHIP	IP WLS BF H R ER SO BB IBB HBP BLK WP HR S P ERA WHIP	IP WLS BF H R ER SO BB IBB HBP BLK WP HR S P ERA WHIP	IP WLS BF H R ER SO BB IBB HBP BLK WP HR S P ERA WHIP	IP WLS BF H R ER SO BB IBB HBP BLK WP HR S P ERA WHIP	IP WLS BF H R ER SO BB IBB HBP BLK WP HR S P ERA WHIP	IP WLS BF H R ER SO BB IBB HBP BLK WP HR S P ERA WHIP	IP WLS BF H R ER SO BB IBB HBP BLK WP HR S P ERA WHIP	IP WLS BF H R ER SO BB IBB HBP BLK WP HR S P ERA WHIP	IP WLS BF H R ER SO BB IBB HBP BLK WP HR S P ERA WHIP	IP WLS BF H R ER SO BB IBB HBP BLK WP HR S P ERA WHIP	IP WLS BF H R ER SO BB IBB HBP BLK WP HR S P ERA WHIP	IP WLS BF H R ER SO BB IBB HBP BLK WP HR S P ERA WHIP	IP WLS BF H R ER SO BB IBB HBP BLK WP HR S P ERA WHIP

New York Mets @ Houston Astros
Astrodome, Houston, TX
Fri May 16 1975, 8:05 PM EDT
Att. 10,672 - Dome

AB	38
R	10
H	15
RBI	10
BB	4
SO	3
LOB	18



Batter	1	2	3	4	5	6	7	8	9	AB	R	H	RBI	BB	SO	LOB	BOTTOM					
Greg Gross, L (1,7) OBP: 0.287, SLG: 0.256	0-0 WP 1B 1B	4-0 2-3 BB			0-0 2B 1B		0-0 FC1-6 1B		0-0 F8	4	1	3	0	1	0	1						
Roger Metzger, S (1,6) OBP: 0.325, SLG: 0.333	0-0 WP 1B 1B	0-0 G3			0-0 1-3 2B		0-0 FC1-6 FC5-4 1-2		0-3 K	5	1	2	0	0	1	3						
Cesar Cedeno, R (1,8) OBP: 0.347, SLG: 0.376	0-0 F6 1-2 2-3		0-3 K		0-0 F2		0-0 F7			4	0	0	0	0	1	5						
Bob Watson, R (1,3) OBP: 0.384, SLG: 0.568	0-0 1B		0-0 F8		0-0 F4		0-0 FC5-4 1-2			4	0	1	2	0	0	3						
Jose Cruz, L (1,9) OBP: 0.373, SLG: 0.378	0-0 1B 1B		0-0 2B		4-0 BB			0-0 F8		3	0	2	0	1	0	0						
Milt May, L (1,2) OBP: 0.296, SLG: 0.301	0-0 1-2 1B		0-0 F4		0-0 F3			0-0 G1-4-3 1B		4	0	2	0	0	0	4						
Doug Rader, R (1,5) OBP: 0.336, SLG: 0.379	0-3 K			0-0 1-3		0-0 5-3		0-0 G1-4-3 1-2		4	0	0	0	0	1	3						
Rob Andrews, R (1,4) OBP: 0.277, SLG: 0.258		0-0 BB S 1B		0-0 G1-6-3 1B		0-0 F8		0-0 F4		4	0	2	0	0	0	0						
Larry Dierker, R (1,1) OBP: 0.050, SLG: 0.050		0-3 K		0-0 G1-6-3		0-3 K		4-0 BB		1	0	0	0	0	1	1						
Jim Crawford, L (3,1) OBP: 0.333, SLG: 0.333										0	0	0	0	0	0	0						
Wilbur Howard, S (4,PH) OBP: 0.292, SLG: 0.304										1	0	0	0	0	0	1						
Fred Scherman, L (5,1) OBP: 0.370, SLG: 0.333		1-2 K		1-2 K						0	0	0	0	1	0	0						
Ken Boswell, L (8,PH) OBP: 0.370, SLG: 0.333				1-2 K						0	0	0	0	1	0	0						
Inning Stats	R: 2 E: 0 K: 1 S: 9	H: 5 LOB: 2 BB: 0 P: 9	R: 0 E: 0 K: 1 S: 5	H: 1 LOB: 1 BB: 1 P: 9	R: 0 E: 0 K: 1 S: 6	H: 1 LOB: 1 BB: 0 P: 6	R: 0 E: 0 K: 0 S: 3	H: 1 LOB: 0 BB: 0 P: 3	R: 0 E: 0 K: 1 S: 5	H: 0 LOB: 0 BB: 0 P: 5	R: 0 E: 0 K: 0 S: 4	H: 1 LOB: 1 BB: 0 P: 4	R: 0 E: 0 K: 0 S: 3	H: 1 LOB: 0 BB: 0 P: 3	R: 0 E: 0 K: 1 S: 5	H: 0 LOB: 1 BB: 1 P: 9	1B: 10 2B: 2 3B: 0 HR: 0	SF: 0 SAC: 0 DP: 2 HBP: 0	WP: 1 PB: 0 SB: 1 CS: 0	PA: 38		
PITCHER	IP WLS BF H R ER SO BB IBB HBP BLK WP HR S P ERA WHIP	IP WLS BF H R ER SO BB IBB HBP BLK WP HR S P ERA WHIP	IP WLS BF H R ER SO BB IBB HBP BLK WP HR S P ERA WHIP	IP WLS BF H R ER SO BB IBB HBP BLK WP HR S P ERA WHIP	IP WLS BF H R ER SO BB IBB HBP BLK WP HR S P ERA WHIP	IP WLS BF H R ER SO BB IBB HBP BLK WP HR S P ERA WHIP	IP WLS BF H R ER SO BB IBB HBP BLK WP HR S P ERA WHIP	IP WLS BF H R ER SO BB IBB HBP BLK WP HR S P ERA WHIP	IP WLS BF H R ER SO BB IBB HBP BLK WP HR S P ERA WHIP	IP WLS BF H R ER SO BB IBB HBP BLK WP HR S P ERA WHIP	IP WLS BF H R ER SO BB IBB HBP BLK WP HR S P ERA WHIP	IP WLS BF H R ER SO BB IBB HBP BLK WP HR S P ERA WHIP	IP WLS BF H R ER SO BB IBB HBP BLK WP HR S P ERA WHIP	IP WLS BF H R ER SO BB IBB HBP BLK WP HR S P ERA WHIP	IP WLS BF H R ER SO BB IBB HBP BLK WP HR S P ERA WHIP	IP WLS BF H R ER SO BB IBB HBP BLK WP HR S P ERA WHIP	IP WLS BF H R ER SO BB IBB HBP BLK WP HR S P ERA WHIP	IP WLS BF H R ER SO BB IBB HBP BLK WP HR S P ERA WHIP	IP WLS BF H R ER SO BB IBB HBP BLK WP HR S P ERA WHIP	IP WLS BF H R ER SO BB IBB HBP BLK WP HR S P ERA WHIP	IP WLS BF H R ER SO BB IBB HBP BLK WP HR S P ERA WHIP	IP WLS BF H R ER SO BB IBB HBP BLK WP HR S P ERA WHIP

New York Mets @ Houston Astros
Astrodome, Houston, TX
Fri May 16 1975, 8:05 PM EDT
Att. 10,672 - Dome

AB	35
R	2
H	12
RBI	2
BB	3
SO	5
LOB	21



Batter	1	2	3	4	5	6	7	8	9	AB	R	H	RBI	BB	SO	LOB	TOP			
Mike Phillips, L OBP: 0.391, SLG: 0.309 (1, 6)	0-0 4-3 2B 2B		0-0 G3			4-0 BB	0-0 1-2 2-H 1B	0-0 F7		4	1	2	1	1	0	0				
Felix Milan, R OBP: 0.295, SLG: 0.336 (1, 4)	0-0 4-3		4-0 BB			0-0 6-3	0-0 6-3		0-0 3-1 BB 1B	4	1	1	0	1	0	4				
Del Unser, L OBP: 0.370, SLG: 0.454 (1, 8)	0-0 1B 2B		0-0 F8			0-0 F9	0-0 1-3		4-0 BB 3-1 FC5-4 BB	4	1	1	1	1	0	1				
Rusty Staub, L OBP: 0.425, SLG: 0.545 (1, 9)	0-0 F8		0-0 G3			4-0 BB BB	0-0 1B		0-0 3-1	4	1	1	0	1	0	4				
Ed Kranepool, L OBP: 0.392, SLG: 0.417 (1, 3)	0-0 2-3 1B			0-0 G6-3 1B		0-0 F8	0-0 1-2 1B		4-0 FC5-4 BB	4	0	3	0	1	0	1				
John Milner, L OBP: 0.321, SLG: 0.389 (1, 7)	0-0 F8			0-0 F8		4-0 BB BB	0-0 F3		4-0 FC5-4 BB	3	1	0	1	2	0	5				
Wayne Garrett, L OBP: 0.397, SLG: 0.412 (1, 5)			0-0 F7			4-0 1-2 2-3 1B BB	0-0 3-1		0-0 FC5-4	4	1	0	1	1	0	5				
John Stearns, R OBP: 0.313, SLG: 0.370 (1, 2)			0-0 G3			0-0 4-3	4-0 1-2 3-H 1B BB	0-3 K	0-3 K	4	1	0	1	1	2	2				
Randy Tate, R Hank Webb, R Gene Clines, R Jerry Cram, R Jesus Alou, R Rick Baldwin, L Jack Heidemann, R Tom Hall, L (1, 1) (2, 1) (5, PH) (5, 1) (6, PH) (6, 1) (8, PH) (8, 1)			0-0 G3			0-0 L9	0-0 1-2 2-H 3-H 1B	0-0 F9		1	0	0	0	0	0	0				
Inning Stats	R: 1 E: 0 K: 0 S: 6	H: 3 LOB: 2 BB: 0 P: 6	R: 0 E: 0 K: 0 S: 3	H: 0 LOB: 0 BB: 0 P: 3	R: 0 E: 0 K: 0 S: 3	H: 0 LOB: 1 BB: 1 P: 7	R: 0 E: 0 K: 0 S: 3	H: 1 LOB: 0 BB: 0 P: 3	R: 0 E: 0 K: 0 S: 3	H: 0 LOB: 1 BB: 1 P: 7	R: 0 E: 0 K: 0 S: 5	H: 2 LOB: 2 BB: 4 P: 21	R: 0 E: 0 K: 1 S: 5	H: 2 LOB: 2 BB: 0 P: 5	R: 0 E: 0 K: 1 S: 5	H: 0 LOB: 0 BB: 3 P: 18	1B: 7 2B: 2 3B: 0 HR: 0	SF: 0 SAC: 0 DP: 1 HBP: 0	WP: 0 PB: 0 SB: 0 CS: 0	PA: 44
PITCHER	IP WLS BF H R ER SO BB IBB HBP BLK WP HR S P ERA WHIP	IP WLS BF H R ER SO BB IBB HBP BLK WP HR S P ERA WHIP																		
Doug Koniczny, R ERA: 4.5 (1, 1)	5.2 W 27 5 5 5 0	3.1 S 17 4 2 2 2																		
Jim Crawford, L ERA: 2.49 (6, 1)																				

New York Mets @ Houston Astros
Astrodome, Houston, TX
Sun May 18 1975, 4:33 AM EDT
Att. 10,252 - Dome

AB 35
R 7
H 9
RBI 7
BB 9
SO 2
LOB 22



Batter	1	2	3	4	5	6	7	8	9	AB	R	H	RBI	BB	SO	LOB	BOTTOM			
Greg Gross, L OBP: 0.323, SLG: 0.306 (1, 7)	4-0 BB 1B 6-3	0-0 1B 2B 1B	0-0 1B 3B			0-0 1-3		0-0 F8		4	3	2	2	1	0	1				
Roger Metzger, S OBP: 0.342, SLG: 0.343 (1, 6)	0-0 6-3 1B	0-0 2B 1B	0-0 1B			0-0 E6 G5-4-3		0-0 E4 WP 6-3 1B		5	3	3	1	0	0	0				
Cesar Cedeño, R OBP: 0.352, SLG: 0.372 (1, 8)	4-0 1-2 2-3 1B BB	4-0 2B IBB	0-0 F7			0-0 G5-4-3		0-0 6-3		3	2	0	0	2	0	3				
Bob Watson, R OBP: 0.381, SLG: 0.579 (1, 3)	0-0 6-3	0-0 3-1 2B		0-0 F2		0-0 HR		4-0 WP 1B IBB		4	2	2	5	1	0	2				
Jose Cruz, L OBP: 0.369, SLG: 0.373 (1, 9)	0-0 2-H 3-H 1B	0-0 3-1		0-0 F9		0-0 E 1B		0-0 F3		5	0	2	2	0	0	3				
Milt May, L OBP: 0.305, SLG: 0.311 (1, 2)	0-0 F4	0-0 F8		0-0 F9		0-0 E1 1B		0-0 PB 1B		5	0	2	2	0	0	2				
Doug Rader, R OBP: 0.326, SLG: 0.355 (1, 5)	0-0 4-3		4-0 G1-5-4 BB			4-0 CS 1B BB		0-3 K		3	0	0	0	2	2	4				
Rob Andrews, R OBP: 0.290, SLG: 0.258 (1, 4)		4-0 SH3-4 1B BB	4-0 G1-5-4 3B BB			0-0 CS 1B		0-3 K		2	2	1	0	2	1	0				
Doug Koniczny, R OBP: 0.158, SLG: 0.211 Jim Crawford, L OBP: 0.250, SLG: 0.250 (1, 1) (6, 1)		0-0 SH3-4	0-0 G1-5-4			0-3 K		0-0 6-3		2	0	0	0	0	1	4				
Inning Stats	R: 3 E: 0 K: 0 S: 5	H: 2 LOB: 1 BB: 2 P: 13	R: 4 E: 0 K: 0 S: 6	H: 3 LOB: 2 BB: 2 P: 14	R: 2 E: 0 K: 0 S: 4	H: 2 LOB: 1 BB: 2 P: 12	R: 0 E: 0 K: 0 S: 3	H: 0 LOB: 0 BB: 0 P: 3	R: 0 E: 0 K: 1 S: 5	H: 1 LOB: 1 BB: 1 P: 9	R: 1 E: 2 K: 1 S: 8	H: 3 LOB: 2 BB: 0 P: 8	R: 0 E: 0 K: 1 S: 5	H: 0 LOB: 0 BB: 0 P: 5	R: 2 E: 1 K: 1 S: 7	H: 1 LOB: 1 BB: 1 P: 11	1B: 9 2B: 1 3B: 1 HR: 1	SF: 0 SAC: 1 DP: 2 HBP: 0	WP: 1 PB: 1 SB: 0 CS: 2	PA: 43
PITCHER	IP WLS BF H R ER SO BB IBB HBP BLK WP HR S P ERA WHIP	IP WLS BF H R ER SO BB IBB HBP BLK WP HR S P ERA WHIP																		
Randy Tate, R ERA: 5.26 (1, 1)	1.1 L 10 4 4 4 0																			
Hank Webb, R ERA: 5.65 (2, 1)	2.2 14 4 4 4 0																			
Jerry Cram, R ERA: 5.4 (5, 1)	1.0 4 1 0 0 1																			
Rick Baldwin, R ERA: 4.12 (6, 1)	2.0 9 3 1 1 2																			
Tom Hall, L ERA: 0.77 (8, 1)	1.0 6 1 2 0 1																			

New York Mets @ Houston Astros
Astrodome, Houston, TX
Sun May 18 1975, 4:33 AM EDT
Att. 10,252 - Dome

AB 34
R 12
H 12
RBI 12
BB 8
SO 4
LOB 19



Batter	1	2	3	4	5	6	7	8	9	AB	R	H	RBI	BB	SO	LOB	TOP										
Dave Cash, R OBP: 0.409, SLG: 0.422 (1, 4)										4	0	1	1	1	1	0	3										
Larry Bowa, S OBP: 0.375, SLG: 0.458 (1, 6)										5	0	2	0	0	0	1	1										
Garry Maddox, R OBP: 0.260, SLG: 0.333 (1, 8)										4	0	0	0	1	0	3											
Greg Luzinski, R OBP: 0.359, SLG: 0.540 (1, 7)										3	0	1	0	1	1	2											
Tom Hutton, L OBP: 0.286, SLG: 0.185 (1, 3)										4	1	2	0	1	0	4											
Mike Schmidt, R OBP: 0.291, SLG: 0.398 (1, 5)										4	1	2	0	0	2	3											
Bob Boone, R Terry Harmon, R Larry Cox, R OBP: 0.500, SLG: 0.500 (8, PR) (8, 2) (8, 2)										4	0	0	0	0	1	6	AB 33										
Mike Anderson, R Jay Johnstone, L OBP: 0.333, SLG: 0.414 OBP: 0.444, SLG: 0.514 (8, PH) (8, 9)										3	0	1	1	0	2	3	R 2										
Jim Lonborg, R Dick Allen, R Tug McGraw, R OBP: 0.333, SLG: 0.333 (8, PH) (8, 1) (8, 1)										1	0	0	0	2	0	1	H 9										
Inning Stats	R: 0 E: 0 K: 0 S: 3	H: 1 LOB: 2 BB: 2 P: 11	R: 0 E: 0 K: 2 S: 8	H: 1 LOB: 1 BB: 0 P: 8	R: 0 E: 0 K: 0 S: 3	H: 0 LOB: 0 BB: 0 P: 3	R: 0 E: 0 K: 2 S: 9	H: 2 LOB: 2 BB: 0 P: 9	R: 0 E: 0 K: 0 S: 3	H: 0 LOB: 0 BB: 2 P: 11	R: 1 E: 0 K: 1 S: 6	H: 1 LOB: 2 BB: 2 P: 14	R: 0 E: 0 K: 1 S: 5	H: 1 LOB: 0 BB: 0 P: 5	R: 1 E: 0 K: 0 S: 5	H: 3 LOB: 3 BB: 0 P: 6	R: 0 E: 0 K: 1 S: 5	H: 0 LOB: 1 BB: 0 P: 6	1B: 9 2B: 0 3B: 0 HR: 0	SF: 0 SAC: 0 DP: 1 HBP: 2	WP: 1 PB: 2 SB: 2 CS: 1	PA: 41					
PITCHER	IP	WLS	BF	H	R	ER	SO	BB	IBB	HBP	BLK	WP	HR	S	P	ERA	WHIP										
J.R. Richard, R ERA: 4.91 Ken Forsch, R ERA: 3.12 Joe Niekro, R ERA: 5.59	(1, 1) (6, 1) (9, 1)	5.2 2.1 1.0	27 W 10 S 4	5 4 0	1 1 0	1 1 0	5 1 1	6 0 0	0 0 0	0 1 1	0 0 0	1 0 0	0 0 0	31 11 5	55 12 6	1.59 3.86 0.00	1.941 1.714 0.000										

Philadelphia Phillies @ Houston Astros
Astrodome, Houston, TX
Tue May 20 1975, 8:05 PM EDT
Att: 7,211 - Dome

livebaseballscores.com

AB 33
R 2
H 9
RBI 2
BB 6
SO 7
LOB 28

Batter	1	2	3	4	5	6	7	8	9	AB	R	H	RBI	BB	SO	LOB	BOTTOM										
Greg Gross, L OBP: 0.314, SLG: 0.298 (1, 7)										5	0	1	0	0	0	5											
Roger Metzger, S OBP: 0.336, SLG: 0.338 (1, 6)										4	1	1	0	0	0	3											
Cesar Cedeno, R OBP: 0.353, SLG: 0.368 (1, 8)										3	2	2	0	1	0	0											
Bob Watson, R Enos Cabell, R OBP: 0.390, SLG: 0.609 OBP: 0.345, SLG: 0.377 (8, PR) (9, 3)										4	0	2	2	0	0	1	RBI 4										
Jose Cruz, L OBP: 0.359, SLG: 0.364 (1, 9)										3	0	0	1	0	2	3	BB 2										
Milt May, L Cliff Johnson, R Skip Jutze, R OBP: 0.299, SLG: 0.303 OBP: 0.321, SLG: 0.342 OBP: 0.105, SLG: 0.105 (1, 2) (8, PH) (8, PR) (9, 2)										3	0	0	0	0	0	2	SO 4										
Doug Rader, R OBP: 0.326, SLG: 0.345 (1, 5)										4	0	1	1	0	1	0	LOB 17										
Rob Andrews, R OBP: 0.281, SLG: 0.250 (1, 4)										4	0	1	0	0	0	0											
J.R. Richard, R Ken Forsch, R Tommy Helms, R Joe Niekro, R OBP: 0.304, SLG: 0.478 OBP: 0.333, SLG: 0.333 OBP: 0.320, SLG: 0.286 OBP: 1.000, SLG: 1.000 (1, 1) (6, 1) (8, PH) (9, 1)										2	0	1	0	0	0	0	AB 34										
Inning Stats	R: 1 E: 0 K: 1 S: 8	H: 3 LOB: 0 BB: 0 P: 8	R: 0 E: 1 K: 0 S: 5	H: 1 LOB: 2 BB: 0 P: 5	R: 1 E: 0 K: 0 S: 4	H: 1 LOB: 0 BB: 0 P: 4	R: 0 E: 0 K: 0 S: 4	H: 1 LOB: 1 BB: 0 P: 4	R: 0 E: 0 K: 1 S: 5	H: 0 LOB: 0 BB: 0 P: 3	R: 0 E: 0 K: 1 S: 5	H: 0 LOB: 0 BB: 0 P: 5	R: 0 E: 0 K: 0 S: 4	H: 1 LOB: 1 BB: 0 P: 4	R: 2 E: 0 K: 2 S: 10	H: 3 LOB: 3 BB: 2 P: 18	R: 0 E: 0 K: 2 S: 8	H: 0 LOB: 0 BB: 0 P: 6	1B: 9 2B: 1 3B: 0 HR: 0	SF: 1 SAC: 0 DP: 0 HBP: 0	WP: 0 PB: 1 SB: 1 CS: 0	PA: 37					
PITCHER	IP	WLS	BF	H	R	ER	SO	BB	IBB	HBP	BLK	WP	HR	S	P	ERA	WHIP										
Jim Lonborg, R ERA: 1.89 Tug McGraw, L ERA: 1.53	(1, 1) (8, 1)	7.0 L 8	29 8	7 3	2 2	2 2	2 2	0 1	0 1	0 0	0 0	0 0	0 0	33 10	33 18	2.57 18.00	1.000 4.000										

Philadelphia Phillies @ Houston Astros
Astrodome, Houston, TX
Tue May 20 1975, 8:05 PM EDT
Att: 7,211 - Dome

livebaseballscores.com

AB 34
R 4
H 10
RBI 4
BB 2
SO 4
LOB 17

Batter	1	2	3	4	5	6	7	8	9	AB	R	H	RBI	BB	SO	LOB	TOP					
Dave Cash, R OBP: 0.417, SLG: 0.433 (1.4)	4-3 FC5 2B		G6-4-3 1-2			1B 1B		1B BB		3	0	2	0	1	0	1	Philadelphia Phillies @ Houston Astros Astrodome, Houston, TX Wed May 21 1975, 8:05 PM EDT Att: 8,135 - Dome					
Larry Bowa, S OBP: 0.378, SLG: 0.459 (1.6)	4-3 2-3			F9		1B 1B		G6-4-3 1B		4	0	2	0	0	0	1						
Dick Allen, R OBP: 0.296, SLG: 0.217 (1.3)	FC5 FC6-4			L7		K		G6-4-3 1-2		4	0	0	0	0	1	5						
Greg Luzinski, R OBP: 0.350, SLG: 0.525 (1.7)	FC6-4 1-2			P4		K			F9	4	0	0	0	0	1	3						
Mike Schmidt, R OBP: 0.284, SLG: 0.387 (1.5)					K				1-3	4	0	0	0	0	3	0						
Gary Maddox, R OBP: 0.288, SLG: 0.348 (1.8)		CS 1B				2B			K	4	0	2	0	0	1	0						
Bob Boone, R OBP: 0.404, SLG: 0.378 (1.2)		P4 1-2			F7			BB		2	0	0	0	1	0	2						
Mike Anderson, R OBP: 0.333, SLG: 0.407 (1.9)		CS 2-3		G6-4-3 BB		K		F8		2	0	0	0	1	1	2						
Wayne Twitchell, R OBP: 0.059, SLG: 0.118 (1.1)										1	0	0	0	0	0	1						
Tony Taylor, R OBP: 0.375, SLG: 0.308 (6. PH)										1	0	0	0	0	0	0						
Larry Christenson, R OBP: 1.000, SLG: 4.000 (6.1)										0	0	0	0	0	0	0						
Tom Hutton, L OBP: 0.281, SLG: 0.182 (8. PH)										1	0	0	0	0	1	0						
Tom Hilgendorf, S OBP: 0.281, SLG: 0.182 (8.1)										0	0	0	0	0	0	0						
Inning Stats	R: 0 E: 0 K: 0 S: 4	H: 1 LOB: 1 BB: 0 P: 4	R: 0 E: 0 K: 1 S: 5	H: 1 LOB: 0 BB: 0 P: 5	R: 0 E: 0 K: 0 S: 2	H: 0 LOB: 0 BB: 1 P: 6	R: 0 E: 0 K: 0 S: 3	H: 0 LOB: 0 BB: 0 P: 3	R: 0 E: 0 K: 2 S: 8	H: 1 LOB: 1 BB: 0 P: 8	R: 0 E: 0 K: 2 S: 9	H: 2 LOB: 2 BB: 0 P: 9	R: 0 E: 0 K: 1 S: 5	H: 0 LOB: 1 BB: 1 P: 9	R: 0 E: 0 K: 1 S: 5	H: 1 LOB: 1 BB: 0 P: 5	R: 0 E: 0 K: 1 S: 5	H: 0 LOB: 0 BB: 0 P: 5	1B: 4 2B: 2 3B: 0 HR: 0	SF: 0 SAC: 0 DP: 2 HBP: 0	WP: 0 PB: 0 SB: 1 CS: 1	PA: 34
PITCHER Larry Dierker, R ERA: 3.73 (1.1)	IP: 9.0 WLS: W BF: 33 H: 6 R: 0 ER: 0 SO: 8 BB: 3 IBB: 0 HBP: 0 BLK: 0 WP: 0 HR: 0 S: 46 P: 58 ERA: 0.00 WHIP: 1.000															PITCHER						

Batter	1	2	3	4	5	6	7	8	9	AB	R	H	RBI	BB	SO	LOB	BOTTOM												
Greg Gross, L OBP: 0.321, SLG: 0.292 (1.7)	L6		1B SF7 BB		SH1-4 FC3-2 BB	K				2	1	0	0	2	1	0	Philadelphia Phillies @ Houston Astros Astrodome, Houston, TX Wed May 21 1975, 8:05 PM EDT Att: 8,135 - Dome												
Roger Metzger, S OBP: 0.348, SLG: 0.358 (1.6)			S 1B		FC3-2 SH1-4 2B BB		F7			3	1	2	0	1	0	0													
Cesar Cedeno, R OBP: 0.348, SLG: 0.364 (1.8)	K		SF7		SH1-4		5-3			2	0	0	1	0	1	1													
Bob Watson, R OBP: 0.386, SLG: 0.596 (1.3)	P3						6-3			3	1	0	0	1	1	2													
Enos Cabell, R OBP: 0.345, SLG: 0.377 (8.3)			K		FC3-2 2B IBB					0	0	0	0	0	0	0													
Jose Cruz, L OBP: 0.362, SLG: 0.371 (1.9)		P6			FC3-2 2B					3	1	1	0	1	0	3													
Milt May, L OBP: 0.297, SLG: 0.310 (1.2)	K		4-3		1-2 2-3 3-H					4	0	1	3	0	2	2													
Doug Rader, R OBP: 0.324, SLG: 0.336 (1.5)		1B BB			1-2 2-3 3-H					3	0	0	0	1	1	1													
Rob Andrews, R OBP: 0.291, SLG: 0.262 (1.4)		FC6-4 1B			CS 1B		4-3			3	0	2	0	0	0	0													
Larry Dierker, R OBP: 0.043, SLG: 0.043 (1.1)		FC6-4 1-2			K		6-3			3	0	0	0	0	1	3													
Inning Stats	R: 0 E: 0 K: 1 S: 6	H: 1 LOB: 1 BB: 0 P: 6	R: 0 E: 0 K: 1 S: 6	H: 1 LOB: 2 BB: 1 P: 10	R: 1 E: 0 K: 1 S: 6	H: 1 LOB: 2 BB: 2 P: 14	R: 0 E: 0 K: 2 S: 7	H: 1 LOB: 0 BB: 0 P: 7	R: 3 E: 0 K: 0 S: 4	H: 1 LOB: 1 BB: 3 P: 16	R: 0 E: 0 K: 1 S: 5	H: 0 LOB: 0 BB: 0 P: 5	R: 0 E: 0 K: 0 S: 3	H: 0 LOB: 0 BB: 0 P: 3	R: 0 E: 0 K: 1 S: 5	H: 1 LOB: 0 BB: 0 P: 5	R: 0 E: 0 K: 1 S: 5	H: 0 LOB: 0 BB: 0 P: 5	1B: 3 2B: 2 3B: 1 HR: 0	SF: 1 SAC: 1 DP: 0 HBP: 0	WP: 0 PB: 0 SB: 1 CS: 1	PA: 34							
PITCHER Wayne Twitchell, R ERA: 5.03 (1.1)	IP: 5.0 WLS: L BF: 25 H: 5 R: 4 ER: 4 SO: 5 BB: 5 IBB: 0 HBP: 0 BLK: 0 WP: 0 HR: 0 S: 29 P: 53 ERA: 7.20 WHIP: 2.000															PITCHER													
Larry Christenson, R ERA: 7.5 (6.1)	2.0	6	0	0	0	1	0	0	0	0	0	8	8	0.00	0.000														
Tom Hilgendorf, L ERA: 2.66 (8.1)	1.0	3	1	0	0	1	0	0	0	0	0	5	5	0.00	1.000														

Batter	1	2	3	4	5	6	7	8	9	AB	R	H	RBI	BB	SO	LOB	TOP			
Pepe Mangual, R OBP: 0.373, SLG: 0.375 (1, 8)										4	1	1	1	0	1	3	Montreal Expos @ Houston Astros Astrodome, Houston, TX Fri May 23 1975, 8:05 PM EDT Att: 9,143 - Unknown			
Tim Foli, R OBP: 0.315, SLG: 0.285 (1, 6)										4	0	1	0	0	1	3				
Gary Carter, R OBP: 0.342, SLG: 0.490 (1, 2)										4	0	1	0	0	1	1				
Bob Bailey, R OBP: 0.317, SLG: 0.250 (1, 7)										3	0	0	0	1	1	2				
Larry Parrish, R OBP: 0.294, SLG: 0.419 (1, 5)										4	0	0	0	0	0	2				
Pete Mackanin, R OBP: 0.364, SLG: 0.475 (1, 4)										4	0	0	0	0	2	1				
Hal Breeden, R OBP: 0.333, SLG: 0.294 (1, 3)										4	1	1	0	0	0	0				
Tony Scott, S OBP: 0.250, SLG: 0.224 (1, 9)										4	0	0	0	0	1	1				
Dennis Blair, R OBP: 0.214, SLG: 0.154 Dan Warthen, S (5, 1)										2	0	2	0	0	0	0				
Jose Morales, R OBP: 0.500, SLG: 0.857 Donald DeMola, R (7, 1)										0	0	0	0	0	0	0				
Inning Stats	R: 1 E: 0 K: 0 S: 4	H: 2 LOB: 0 BB: 0 P: 4	R: 0 E: 0 K: 1 S: 5	H: 0 LOB: 0 BB: 0 P: 5	R: 0 E: 0 K: 0 S: 4	H: 1 LOB: 1 BB: 0 P: 4	R: 0 E: 0 K: 1 S: 6	H: 1 LOB: 1 BB: 0 P: 6	R: 0 E: 0 K: 0 S: 3	H: 0 LOB: 1 BB: 1 P: 7	R: 1 E: 2 K: 1 S: 8	H: 1 LOB: 2 BB: 0 P: 8	R: 0 E: 0 K: 1 S: 5	H: 0 LOB: 0 BB: 0 P: 5	R: 0 E: 0 K: 1 S: 5	H: 0 LOB: 0 BB: 0 P: 5	1B: 4 2B: 1 3B: 0 HR: 1	SF: 0 SAC: 0 DP: 1 HBP: 0	WP: 0 PB: 0 SB: 1 CS: 0	PA: 35
PITCHER Dave Roberts, L ERA: 3.34 (1, 1)	IP: 9.0 WLS: W BF: 35 H: 6 R: 2 ER: 1 SO: 7 BB: 1 IBB: 0 HBP: 0 BLK: 0 WP: 0 HR: 1 S: 48 P: 52 ERA: 1.00 WHIP: 0.778															PITCHER				

AB	34
R	2
H	6
RBI	1
BB	1
SO	7
LOB	15



Batter	1	2	3	4	5	6	7	8	9	AB	R	H	RBI	BB	SO	LOB	BOTTOM			
Greg Gross, L OBP: 0.327, SLG: 0.320 (1, 7)										4	2	2	0	0	0	3	Montreal Expos @ Houston Astros Astrodome, Houston, TX Fri May 23 1975, 8:05 PM EDT Att: 9,143 - Unknown			
Roger Metzger, S OBP: 0.357, SLG: 0.381 (1, 6)										4	1	3	1	0	0	1				
Cesar Cedeno, R OBP: 0.346, SLG: 0.359 (1, 8)										2	1	0	1	1	1	2				
Bob Watson, R OBP: 0.383, SLG: 0.586 (1, 3)										4	0	1	1	0	0	1				
Jose Cruz, L OBP: 0.364, SLG: 0.373 Enos Cabell, R OBP: 0.337, SLG: 0.372 (5, PH) (6, 9)										2	0	1	0	0	0	0				
Milt May, L OBP: 0.289, SLG: 0.300 (1, 2)										4	0	0	0	0	0	2				
Ken Boswell, L OBP: 0.423, SLG: 0.395 (1, 5)										3	0	3	0	1	0	0				
Rob Andrews, R OBP: 0.298, SLG: 0.271 (1, 4)										4	0	2	0	0	0	3				
Dave Roberts, L OBP: 0.063, SLG: 0.063 (1, 1)										3	0	0	0	0	1	5				
Inning Stats	R: 2 E: 0 K: 0 S: 6	H: 3 LOB: 1 BB: 0 P: 6	R: 0 E: 0 K: 0 S: 4	H: 1 LOB: 1 BB: 0 P: 4	R: 0 E: 0 K: 1 S: 6	H: 0 LOB: 2 BB: 1 P: 10	R: 2 E: 0 K: 0 S: 5	H: 2 LOB: 1 BB: 1 P: 9	R: 0 E: 0 K: 0 S: 4	H: 2 LOB: 1 BB: 0 P: 4	R: 0 E: 0 K: 1 S: 5	H: 1 LOB: 0 BB: 0 P: 5	R: 0 E: 0 K: 0 S: 5	H: 2 LOB: 2 BB: 0 P: 5	R: 0 E: 0 K: 0 S: 5	H: 2 LOB: 2 BB: 0 P: 5		1B: 9 2B: 2 3B: 2 HR: 0	SF: 2 SAC: 1 DP: 2 HBP: 0	WP: 0 PB: 0 SB: 0 CS: 2
PITCHER Dennis Blair, R ERA: 3.23 Dan Warthen, L ERA Donald DeMola, R ERA: 3.45 (1, 1) (5, 1) (7, 1)	IP: 4.1 WLS: L BF: 22 H: 7 R: 4 ER: 4 SO: 4 BB: 2 IBB: 0 HBP: 0 BLK: 0 WP: 0 HR: 0 S: 22 P: 30 ERA: 8.31 WHIP: 2.077															PITCHER				

AB	31
R	4
H	12
RBI	4
BB	2
SO	2
LOB	17



Batter	1	2	3	4	5	6	7	8	9	AB	R	H	RBI	BB	SO	LOB	TOP								
Larry Lintz, S OBP: 0.306, SLG: 0.206 (1, 4)	0-0 4-3		0-0 CS 1B			0-0 CS 1B		0-0 F4		4	0	2	0	0	0	1									
Rich Coggins, L OBP: 0.250, SLG: 0.250 (1, 7)	0-0 F8		0-3 K			0-0 F7			0-0 FC6-4 1B	4	0	1	0	0	1	2									
Pepe Mangual, R OBP: 0.377, SLG: 0.397 (1, 8)	0-0 HR			4-0 CS BB					0-0 FC6-4 1B BB SF8	3	2	1	1	1	0	1									
Mike Jorgensen, L OBP: 0.338, SLG: 0.357 (1, 3)	0-3 K			0-0 F9					4-0 1B BB	3	0	0	0	1	1	1									
Larry Bittner, L OBP: 0.431, SLG: 0.532 (1, 9)		0-0 4-3		0-3 K					0-0 1B BB	4	0	2	0	0	1	1									
Gary Carter, R OBP: 0.331, SLG: 0.476 (1, 2)		0-0 E5 6-3			0-0 6-3				0-0 SF8	3	0	0	1	0	0	1									
Tim Foli, R OBP: 0.295, SLG: 0.276 (1, 6)		0-0 6-3			0-0 6-3				0-0 FC6-4	4	0	0	0	0	0	3									
Larry Parrish, R OBP: 0.295, SLG: 0.417 (1, 5)		0-0 F7			0-0 6-3				0-0 1B	3	0	1	0	0	0	1									
Steve Rogers, R OBP: 0.263, SLG: 0.176 (1, 1)			0-0 G3			0-0 F9			0-3 K	3	0	0	0	0	1	1									
Inning Stats	R: 1 E: 0 K: 1 S: 6	H: 1 LOB: 0 BB: 0 P: 6	R: 0 E: 1 K: 0 S: 4	H: 0 LOB: 1 BB: 0 P: 4	R: 0 E: 0 K: 1 S: 5	H: 1 LOB: 0 BB: 1 P: 5	R: 0 E: 0 K: 1 S: 4	H: 0 LOB: 0 BB: 1 P: 8	R: 0 E: 0 K: 0 S: 3	H: 0 LOB: 0 BB: 0 P: 3	R: 0 E: 0 K: 0 S: 3	H: 1 LOB: 1 BB: 0 P: 4	R: 0 E: 0 K: 0 S: 4	H: 1 LOB: 1 BB: 0 P: 4	R: 0 E: 0 K: 1 S: 6	H: 1 LOB: 1 BB: 0 P: 6	R: 1 E: 0 K: 0 S: 5	H: 2 LOB: 2 BB: 1 P: 9	1B: 6 2B: 0 3B: 0 HR: 1	SF: 1 SAC: 0 DP: 0 HBP: 0	WP: 0 PB: 0 SB: 0 CS: 3	PA: 34			
PITCHER	IP WLS BF H R ER SO BB IBB HBP BLK WP HR S P ERA WHIP	8.1 L 32 7 2 2 4 2 0 0 0 0 1 38 46 2.16 1.080	(9, 1) 0.2 2 0 0 0 0 0 0 0 0 0 0 0 2 2 0.00 0.000																						

Montreal Expos @ Houston Astros
Astrodome, Houston, TX
Sat May 24 1975, 8:05 PM EDT
Att. 15,208 - Dome

AB 31
R 2
H 7
RBI 2
BB 2
SO 4
LOB 12



Batter	1	2	3	4	5	6	7	8	9	AB	R	H	RBI	BB	SO	LOB	BOTTOM								
Greg Gross, L OBP: 0.333, SLG: 0.346 (1, 7)	0-0 6-3		0-0 4-3			0-0 3B		0-0 1B		4	0	2	0	0	0	0									
Roger Metzger, S OBP: 0.355, SLG: 0.377 (1, 6)	0-0 5-3 1B		0-0 F9			0-0 4-3		0-0 F4		4	1	1	0	0	0	2									
Cesar Cedeno, R OBP: 0.338, SLG: 0.351 (1, 8)	0-0 5-3 1-2			0-3 K		0-0 F7			0-0 F7	4	0	0	0	0	1	2									
Bob Watson, R OBP: 0.379, SLG: 0.576 (1, 3)	0-0 1B			0-0 L7			0-0 4-3		0-0 6-3	4	0	1	1	0	0	0									
Jose Cruz, L OBP: 0.361, SLG: 0.364 (1, 9)	0-0 4-3			0-0 4-3			4-0 BB		0-0 6-3	3	0	0	0	1	0	1									
Milt May, L OBP: 0.283, SLG: 0.293 (1, 2)		0-0 4-3			0-0 G3			0-0 F9		3	0	0	0	0	0	1									
Ken Boswell, L OBP: 0.400, SLG: 0.370 (1, 5)		0-0 4-3			0-0 6-3			0-0 6-3		3	0	0	0	0	0	1									
Rob Andrews, R OBP: 0.293, SLG: 0.266 (8, PH)					0-3 K			0-3 K		2	0	0	0	0	1	0									
Cliff Johnson, R OBP: 0.318, SLG: 0.338 Larry Milbourne, S OBP: 0.154, SLG: 0.154 (9, 4)					0-0 K				0-3 K	1	0	0	0	0	1	0									
Doug Konieczny, R OBP: 0.136, SLG: 0.182 Joe Niekro, R OBP: 1.000, SLG: 1.000 (9, 1)					0-0 6-3			0-0 F3		3	0	0	0	0	1	0									
Inning Stats	R: 1 E: 0 K: 0 S: 5	H: 2 LOB: 1 BB: 0 P: 5	R: 0 E: 0 K: 0 S: 3	H: 0 LOB: 0 BB: 0 P: 3	R: 0 E: 0 K: 0 S: 3	H: 0 LOB: 0 BB: 0 P: 3	R: 0 E: 0 K: 1 S: 5	H: 0 LOB: 0 BB: 0 P: 5	R: 0 E: 0 K: 0 S: 4	H: 1 LOB: 1 BB: 0 P: 4	R: 0 E: 0 K: 0 S: 3	H: 0 LOB: 1 BB: 1 P: 7	R: 0 E: 0 K: 2 S: 8	H: 1 LOB: 1 BB: 0 P: 8	R: 0 E: 0 K: 0 S: 3	H: 0 LOB: 0 BB: 0 P: 3	1B: 3 2B: 0 3B: 1 HR: 0	SF: 0 SAC: 0 DP: 0 HBP: 0	WP: 0 PB: 0 SB: 0 CS: 0	PA: 32					
PITCHER	IP WLS BF H R ER SO BB IBB HBP BLK WP HR S P ERA WHIP	9.0 W 32 4 1 1 4 1 0 0 0 0 0 39 43 1.00 0.556																							

Montreal Expos @ Houston Astros
Astrodome, Houston, TX
Sat May 24 1975, 8:05 PM EDT
Att. 15,208 - Dome

AB 31
R 1
H 4
RBI 1
BB 1
SO 4
LOB 7



Batter	1	2	3	4	5	6	7	8	9	10	11	12	AB	R	H	RBI	BB	SO	LOB								
Larry Lintz, S OBP: 0.321, SLG: 0.209	G3	2B		6-3					F9			E7	4	2	1	0	2	0	0								
Rich Coggins, L OBP: 0.444, SLG: 0.778 Chuck Taylor, R OBP: 0.471, SLG: 0.800 Jose Morales, R OBP: 0.471, SLG: 0.800 Donald DeMola, R OBP: 0.471, SLG: 0.800 Dan Warthen, S OBP: 0.471, SLG: 0.800		BB		K					BB			1B	5	1	3	2	0	1	3								
Pepe Mangual, R OBP: 0.375, SLG: 0.412	K	HR			6-3		6-3		F9			BB	5	1	1	2	1	1	2								
Mike Jorgensen, L OBP: 0.331, SLG: 0.347	F7	4-3			4-3		6-3		F9			BB	6	0	1	1	0	0	1								
Larry Bittner, L OBP: 0.404, SLG: 0.491		1B			F7		4-3		F8			G4-6-3	6	1	1	0	0	0	2								
Gay Carter, R OBP: 0.326, SLG: 0.467		SH1-4			FC5-4		F4		5-3				4	0	1	0	0	1	0								
Tim Foli, R OBP: 0.296, SLG: 0.286		F7			FC5-4		5-3		K				5	0	0	0	0	1	2								
Larry Parrish, R OBP: 0.299, SLG: 0.416		1B			F8		6-3		BB			F3	5	1	2	1	0	0	1								
Dave McNally, R OBP: 0.403, SLG: 0.167 John Montague, R OBP: 0.407, SLG: 0.455 Pat Scanlon, L OBP: 0.407, SLG: 0.455 Barry Foote, R OBP: 0.205, SLG: 0.219		2B			K				F7			K	2	1	1	1	1	1	0								
Inning Stats	R: 0 E: 0 K: 1 S: 6	H: 1 LOB: 1 BB: 0 P: 6	R: 6 E: 0 K: 0 S: 8	H: 5 LOB: 1 BB: 12	R: 0 E: 0 K: 0 S: 4	H: 1 LOB: 1 BB: 4	R: 0 E: 0 K: 2 S: 7	H: 0 LOB: 0 BB: 0 P: 7	R: 0 E: 0 K: 0 S: 3	H: 0 LOB: 0 BB: 0 P: 3	R: 0 E: 0 K: 1 S: 5	H: 0 LOB: 0 BB: 0 P: 5	R: 0 E: 0 K: 1 S: 5	H: 0 LOB: 0 BB: 0 P: 5	R: 0 E: 0 K: 1 S: 5	H: 0 LOB: 0 BB: 0 P: 5	R: 1 E: 1 K: 0 S: 4	H: 2 LOB: 1 BB: 1 P: 8	1B: 8 2B: 1 3B: 1 HR: 1	SF: 0 SAC: 1 DP: 1 HBP: 0	WP: 0 PA: 50 PB: 1 SB: 0 CS: 0						
PITCHER	IP	WLS	BF	H	R	ER	SO	BB	IBB	HBP	BLK	WP	HR	S	P	ERA	WHIP										
Tom Griffin, R ERA: 5.32	1.1	1.2	12	6	6	6	1	0	0	0	0	0	0	12	12	0.00	4.200										
Jim Crawford, L ERA: 2.25	2.1	8	1	0	0	2	0	0	0	0	0	0	0	7	15	0.00	1.500										
Ken Forsch, R ERA: 2.89	5.1	2.0	9	1	0	0	0	2	0	0	0	0	0	8	8	0.00	0.000										
Wayne Granger, R ERA: 0.84	7.1	2.0	6	0	0	1	0	0	0	0	0	0	0	8	8	0.00	0.000										
Joe Niekro, R ERA: 4.4	9.1	4.0	W	15	3	1	1	2	1	0	0	0	0	18	22	2.25	1.000										

TOP

Montreal Expos @ Houston Astros
Astrodome, Houston, TX
Sun May 25 1975, 4:33 AM EDT
Att. 10,459 - Dome

AB 45
R 7
H 11
RBI 7
BB 4
SO 6
LOB 12




Batter	1	2	3	4	5	6	7	8	9	10	11	12	AB	R	H	RBI	BB	SO	LOB								
Greg Gross, L OBP: 0.336, SLG: 0.349 Joe Niekro, R OBP: 0.667, SLG: 0.500	6-3	K		F9			1-3		1B			K	5	0	2	1	0	1	2								
Roger Metzger, S OBP: 0.360, SLG: 0.374	6-3			FC6-4			F9		3-1			G4-3	4	0	1	0	2	0	3								
Cesar Cedeno, R OBP: 0.338, SLG: 0.373	CS	5-2		F6			F5		F9			G4-3	6	1	2	1	0	0	3								
Bob Watson, R OBP: 0.377, SLG: 0.564	BB			FC6-4			F9		F9			K	5	1	1	0	1	1	2								
Doug Rader, R OBP: 0.345, SLG: 0.384	5-2	1B		2B			1B		BB			K	6	3	5	1	0	1	0								
Enos Cabell, R OBP: 0.348, SLG: 0.386		2B		K			1B		BB			K	5	2	2	2	1	3	3								
Skip Jutze, R OBP: 0.136, SLG: 0.136 Milt May, L OBP: 0.291, SLG: 0.296		1B		K			1B		BB			2B	3	0	1	0	0	0	1								
Rob Andrews, R OBP: 0.294, SLG: 0.268 Jose Cruz, L OBP: 0.363, SLG: 0.369		1B		F8			F7		SF9			G5-4-3	3	1	1	0	0	0	1								
Tom Griffin, R ERA: 5.16 Jim Crawford, L ERA: 2.25 Tommy Holmes, R ERA: 2.25 Ken Forsch, R ERA: 2.89 Wilbur Howard, S ERA: 4.5 Wayne Granger, R ERA: 0.84 Cliff Johnson, R ERA: 3.14 Larry Williams, S ERA: 0.148		2B		FC6-4			4-3		1B			G5-4-3	1	0	0	0	0	0	1								
Inning Stats	R: 0 E: 0 K: 0 S: 3	H: 2 LOB: 2 BB: 1 P: 7	R: 2 E: 0 K: 1 S: 8	H: 4 LOB: 1 BB: 0 P: 8	R: 1 E: 0 K: 1 S: 10	H: 1 LOB: 1 BB: 1 P: 10	R: 0 E: 0 K: 0 S: 4	H: 1 LOB: 1 BB: 0 P: 4	R: 0 E: 0 K: 1 S: 7	H: 0 LOB: 0 BB: 0 P: 7	R: 0 E: 0 K: 0 S: 3	H: 0 LOB: 1 BB: 1 P: 15	R: 2 E: 0 K: 1 S: 7	H: 2 LOB: 2 BB: 2 P: 15	R: 1 E: 0 K: 0 S: 10	H: 1 LOB: 0 BB: 0 P: 10	R: 0 E: 0 K: 0 S: 3	H: 1 LOB: 0 BB: 0 P: 3	R: 0 E: 0 K: 0 S: 5	H: 1 LOB: 0 BB: 0 P: 5	R: 2 E: 0 K: 0 S: 4	H: 3 LOB: 1 BB: 0 P: 4	1B: 11 2B: 6 3B: 0 HR: 1	SF: 1 SAC: 0 DP: 2 HBP: 0	WP: 0 PA: 52 PB: 0 SB: 0 CS: 1		
PITCHER	IP	WLS	BF	H	R	ER	SO	BB	IBB	HBP	BLK	WP	HR	S	P	ERA	WHIP										
Dave McNally, L ERA: 5.16	7.0	34	11	5	5	3	4	0	0	0	0	0	0	35	51	6.43	2.143										
John Montague, R ERA: 3.78	1.0	5	1	0	0	1	1	0	0	0	0	0	0	6	10	0.00	2.000										
Chuck Taylor, R ERA: 3.63	3.0	10	3	1	1	4	0	0	0	0	0	0	1	18	18	3.00	1.000										
Donald DeMola, R ERA: 4.5	0.1	L	3	2	2	0	0	0	0	0	0	0	0	3	3	54.00	6.000										
Dan Warthen, L ERA:	0.0	1	1	0	0	0	0	0	0	0	0	0	0	1	1	∞	∞										

BOTTOM

Montreal Expos @ Houston Astros
Astrodome, Houston, TX
Sun May 25 1975, 4:33 AM EDT
Att. 10,459 - Dome

AB 46
R 8
H 18
RBI 8
BB 5
SO 8
LOB 19



Batter	1	2	3	4	5	6	7	8	9	AB	R	H	RBI	BB	SO	LOB	TOP		
Greg Gross, L (1.7) OBP: 0.339, SLG: 0.345	4-0 SH3-4 BB		0-0 BB 1B		0-0 4-3		0-3 K		0-0 L8	4	1	1	0	1	1	1			
Roger Metzger, S (1.6) OBP: 0.363, SLG: 0.370	0-0 SH3-4		4-0 1B BB		0-0 1-3		4-0 1B BB		0-0 4-3	2	1	0	0	2	0	1			
Cesar Cedeno, R (1.8) OBP: 0.337, SLG: 0.370	0-0 5-3		0-0 F9		0-0 F9				0-0 1B 1B	4	0	1	0	0	0	3			
Bob Watson, R (1.3) OBP: 0.374, SLG: 0.556	0-3 K		0-0 1-3 2H 1B		0-3 K				0-0 F8	4	0	1	1	0	2	3			
Jose Cruz, L (1.9) OBP: 0.366, SLG: 0.364		4-0 1-4-3 BB	0-0 4-3		4-0 BB				0-0 F7	2	0	0	0	2	0	4			
Milt May, L (1.2) OBP: 0.289, SLG: 0.295		0-0 F8		0-0 1-3		0-0 F8			0-0 1-2 2H 1B	4	0	1	1	0	0	2			
Doug Rader, R (1.5) OBP: 0.342, SLG: 0.380		0-0 1-4-3		0-0 1B		0-0 F7			0-3 K	4	0	1	0	0	1	4			
Rob Andrews, R (1.4) OBP: 0.285, SLG: 0.259		0-0 F8		0-0 F9			0-0 5-3		0-0 F9	4	0	0	0	0	0	2			
J.R. Richard, R (1.1) Wayne Cranger, R (5.1) Ken Boswell, L (7.1) Fred Scherman, L (7.1) Jim Crawford, L (7.1) Tommy Helms, R (6.1)			0-0 F9		0-0 F9		0-0 F7		4-0 BB	2	0	0	0	0	0	1			
Inning Stats	R: 0 E: 0 K: 1 S: 5	H: 0 LOB: 1 BB: 1 P: 9	R: 0 E: 0 K: 0 S: 3	H: 0 LOB: 1 BB: 1 P: 7	R: 1 E: 0 K: 0 S: 5	H: 2 LOB: 2 BB: 1 P: 9	R: 0 E: 0 K: 0 S: 4	H: 1 LOB: 1 BB: 0 P: 4	R: 0 E: 0 K: 1 S: 5	H: 0 LOB: 0 BB: 1 P: 9	R: 0 E: 0 K: 1 S: 5	H: 0 LOB: 0 BB: 0 P: 5	R: 1 E: 0 K: 1 S: 7	H: 2 LOB: 2 BB: 1 P: 11	R: 0 E: 0 K: 0 S: 3	H: 0 LOB: 1 BB: 1 P: 7	1B: 5 2B: 0 3B: 0 HR: 0	SF: 0 SAC: 1 DP: 0 HBP: 0	WP: 0 PA: 38 PB: 0 SB: 0 CS: 0
PITCHER Bruce Kison, R (1.1) ERA: 2.58	IP: 9.0 WLS: W BF: 38 H: 5 R: 2 ER: 2 SO: 4 BB: 6 IBB: 0 HBP: 0 BLK: 0 WP: 0 HR: 0 S: 40 P: 64 ERA: 2.00 WHIP: 1.222																		

Houston Astros @ Pittsburgh Pirates
Three Rivers Stadium, Pittsburgh, PA
Mon May 26 1975, 7:05 PM EDT
Att: 11,126 - Unknown

AB 31
R 2
H 5
RBI 2
BB 6
SO 4
LOB 21



Batter	1	2	3	4	5	6	7	8	9	AB	R	H	RBI	BB	SO	LOB	BOTTOM		
Frank Taveras, R (1.6) OBP: 0.226, SLG: 0.209	0-3 K		4-0 S 1B BB		4-0 BB 3B BB	0-0 F9	0-0 G3			3	2	0	0	2	1	3			
Rennie Stennett, R (1.4) OBP: 0.323, SLG: 0.367	0-0 6-3		0-0 F8		4-0 1-2 3B BB	0-0 F9	0-0 F7			4	1	0	0	1	0	4			
Willie Stargell, L (1.3) OBP: 0.315, SLG: 0.493	0-3 K		0-3 K		0-0 1-H 2-H 2B 3B		0-0 HR	0-0 FC6 1B 1B		5	2	3	3	0	2	1			
Dave Parker, L (1.9) OBP: 0.361, SLG: 0.512		0-3 K	0-0 BLK 1B		0-0 F7		4-0 BB 1B BB	0-0 FC6 1B		4	1	2	1	1	1	1			
Al Oliver, L (1.8) OBP: 0.283, SLG: 0.442		0-0 WP 1B 1B	0-3 K		0-0 2B		4-0 1B 1B BB	0-0 FC6 1-2 2-3		4	2	2	1	1	1	3			
Manny Sanguillen, R (1.2) OBP: 0.419, SLG: 0.454		0-0 F3		0-0 G5-4-3 1B	0-0 2-3		0-0 1B 1B	0-0 F7		5	1	2	1	0	0	4			
Bill Robinson, R (1.7) OBP: 0.322, SLG: 0.474		0-0 S 1B		0-0 G5-4-3 1-2		0-0 SH 3B	0-0 G3 1B 1B	0-0 F8		5	1	3	2	0	0	3			
Art Howe, R (1.5) OBP: 0.256, SLG: 0.184		4-0 1-2 BB		0-0 6-3		0-0 5-3	0-0 G3 1B 1B			3	0	1	1	1	0	1			
Bruce Kison, R (1.1) OBP: 0.182, SLG: 0.100		0-3 K		0-0 6-3		0-0 SH	0-3 K			3	0	0	1	0	2	4			
Inning Stats	R: 0 E: 0 K: 2 S: 7	H: 0 LOB: 0 BB: 0 P: 7	R: 1 E: 0 K: 2 S: 9	H: 2 LOB: 2 BB: 1 P: 13	R: 1 E: 0 K: 2 S: 8	H: 1 LOB: 1 BB: 1 P: 12	R: 0 E: 0 K: 0 S: 3	H: 1 LOB: 0 BB: 0 P: 3	R: 3 E: 0 K: 0 S: 5	H: 2 LOB: 1 BB: 2 P: 13	R: 1 E: 1 K: 0 S: 5	H: 1 LOB: 1 BB: 0 P: 5	R: 4 E: 0 K: 1 S: 9	H: 4 LOB: 2 BB: 2 P: 17	R: 0 E: 0 K: 0 S: 5	H: 2 LOB: 2 BB: 0 P: 5	1B: 9 2B: 1 3B: 2 HR: 1	SF: 0 SAC: 1 DP: 1 HBP: 0	WP: 1 PA: 43 PB: 0 SB: 2 CS: 0
PITCHER J.R. Richard, R (1.1) Wayne Cranger, R (5.1) Fred Scherman, L (7.1) Jim Crawford, L (7.1)	IP: 4.2 WLS: L BF: 23 H: 6 R: 1 ER: 1 SO: 6 BB: 4 IBB: 0 HBP: 0 BLK: 0 WP: 0 HR: 0 S: 31 P: 47 ERA: 9.64 WHIP: 2.143																		
PITCHER Bruce Kison, R (1.1) ERA: 2.58	IP: 9.0 WLS: W BF: 38 H: 5 R: 2 ER: 2 SO: 4 BB: 6 IBB: 0 HBP: 0 BLK: 0 WP: 0 HR: 0 S: 40 P: 64 ERA: 2.00 WHIP: 1.222																		

Houston Astros @ Pittsburgh Pirates
Three Rivers Stadium, Pittsburgh, PA
Mon May 26 1975, 7:05 PM EDT
Att: 11,126 - Unknown

AB 36
R 10
H 13
RBI 10
BB 6
SO 7
LOB 24



Batter	1	2	3	4	5	6	7	8	9	AB	R	H	RBI	BB	SO	LOB	TOP			
Greg Gross, L (1, 7) OBP: 0.346, SLG: 0.352										4	0	3	0	0	0	1				
Roger Metzger, S (1, 6) OBP: 0.356, SLG: 0.370										4	0	0	0	0	1	4				
Cesar Cedeno, R (1, 8) OBP: 0.336, SLG: 0.381										3	0	1	0	0	0	1				
Bob Watson, R (1, 3) OBP: 0.368, SLG: 0.540										4	0	0	0	0	0	4				
Doug Rader, R (1, 5) OBP: 0.351, SLG: 0.385											4	0	1	0	0	0				
Enos Cabell, R (1, 9) OBP: 0.350, SLG: 0.396											4	0	1	0	0	1				
Skip Jutze, R (1, 2) OBP: 0.167, SLG: 0.167											4	0	2	0	0	1				
Rob Andrews, R (1, 4) OBP: 0.287, SLG: 0.256											2	0	0	0	0	1				
Tommy Helms, R (7, PH) OBP: 0.310, SLG: 0.250											2	0	0	0	0	2				
Dave Roberts, L (1, 1) OBP: 0.056, SLG: 0.056											2	0	0	0	0	1				
Wilbur Howard, S (8, PH) OBP: 0.308, SLG: 0.320										1	0	1	0	0	0	0				
Wayne Granger, R (8, 1)										0	0	0	0	0	0	0				
Inning Stats	R: 0 E: 0 K: 0 S: 3	H: 1 LOB: 1 BB: 0 P: 4	R: 0 E: 0 K: 0 S: 3	H: 0 LOB: 0 BB: 0 P: 3	R: 0 E: 0 K: 1 S: 6	H: 1 LOB: 0 BB: 0 P: 6	R: 0 E: 0 K: 0 S: 3	H: 0 LOB: 0 BB: 0 P: 3	R: 0 E: 0 K: 0 S: 4	H: 1 LOB: 1 BB: 0 P: 4	R: 0 E: 0 K: 0 S: 4	H: 2 LOB: 1 BB: 0 P: 4	R: 0 E: 0 K: 0 S: 5	H: 2 LOB: 2 BB: 0 P: 5	R: 0 E: 0 K: 0 S: 4	H: 1 LOB: 1 BB: 0 P: 4	1B: 8 2B: 1 3B: 0 HR: 0	SF: 0 SAC: 0 DP: 2 HBP: 1	WP: 0 PB: 0 SB: 1 CS: 0	PA: 35
PITCHER Ken Brett, L (1, 1) ERA: 2.57	IP: 9.0 WLS: W BF: 35 H: 9 R: 0 ER: 0 SO: 1 BB: 0 IBB: 0 HBP: 1 BLK: 0 WP: 0 HR: 0 S: 36 P: 37 ERA: 0.00 WHIP: 1.000																			

Houston Astros @ Pittsburgh Pirates
Three Rivers Stadium, Pittsburgh, PA
Wed May 28, 1975, 7:05 PM EDT
Att: 7,601 - Unknown

AB	34
R	0
H	9
RBI	0
BB	0
SO	1
LOB	16



Batter	1	2	3	4	5	6	7	8	9	AB	R	H	RBI	BB	SO	LOB	BOTTOM			
Frank Taveras, R (1, 6) OBP: 0.210, SLG: 0.194										4	0	0	0	0	0	0				
Rennie Stennett, R (1, 4) OBP: 0.324, SLG: 0.368										4	1	1	0	0	0	0				
Willie Stargell, L (1, 3) OBP: 0.325, SLG: 0.493										3	0	2	0	0	0	0				
Bill Robinson, R (1, 7) OBP: 0.299, SLG: 0.438										2	0	0	1	0	1	1				
Al Oliver, L (1, 8) OBP: 0.281, SLG: 0.451										3	0	0	0	0	0	2				
Manny Sanguillen, R (1, 2) OBP: 0.429, SLG: 0.452										2	1	0	0	1	0	1				
Dave Parker, L (1, 9) OBP: 0.348, SLG: 0.511										3	1	1	2	0	1	0				
Art Howe, R (1, 5) OBP: 0.280, SLG: 0.205										3	0	0	0	0	0	0				
Ken Brett, L (1, 1) OBP: 0.316, SLG: 0.579										3	0	0	0	0	1	0				
Inning Stats	R: 0 E: 0 K: 0 S: 3	H: 0 LOB: 0 BB: 0 P: 3	R: 2 E: 0 K: 1 S: 6	H: 1 LOB: 0 BB: 1 P: 10	R: 0 E: 0 K: 1 S: 5	H: 0 LOB: 0 BB: 0 P: 5	R: 0 E: 0 K: 0 S: 4	H: 1 LOB: 1 BB: 0 P: 4	R: 0 E: 0 K: 1 S: 5	H: 0 LOB: 0 BB: 0 P: 5	R: 1 E: 0 K: 0 S: 5	H: 2 LOB: 1 BB: 0 P: 5	R: 0 E: 0 K: 0 S: 3	H: 0 LOB: 0 BB: 0 P: 3	R: 0 E: 0 K: 0 S: 3	H: 0 LOB: 0 BB: 0 P: 3	1B: 3 2B: 0 3B: 0 HR: 1	SF: 1 SAC: 0 DP: 0 HBP: 0	WP: 1 PB: 0 SB: 0 CS: 0	PA: 29
PITCHER Dave Roberts, L (1, 1) ERA: 3.39 Wayne Granger, R (8, 1) ERA: 1.14	IP: 7.0 WLS: L BF: 26 H: 4 R: 3 ER: 3 SO: 3 BB: 1 IBB: 0 HBP: 0 BLK: 0 WP: 1 HR: 1 S: 31 P: 35 ERA: 3.86 WHIP: 0.714																			

Houston Astros @ Pittsburgh Pirates
Three Rivers Stadium, Pittsburgh, PA
Wed May 28, 1975, 7:05 PM EDT
Att: 7,601 - Unknown

AB	27
R	3
H	4
RBI	3
BB	1
SO	3
LOB	4



Batter	1	2	3	4	5	6	7	8	9	AB	R	H	RBI	BB	SO	LOB	TOP		
Greg Gross, L (1, 7) OBP: 0.355, SLG: 0.357	0-0 SH1-3 2B 1B	4-0 BB		0-0 F7			0-0 BB 2B 1B	0-0 E6 WP		4	2	2	0	1	0	0	Houston Astros @ Philadelphia Phillies Veterans Stadium, Philadelphia, PA Fri May 30 1975, 7:05 PM EDT Att: 12,566 - Unknown		
Roger Metzger, S (1, 6) OBP: 0.354, SLG: 0.364	0-0 SH1-3 1-2	0-0 4-3			0-0 4-3		4-0 BB 2B 1B	0-0 6-3		3	1	0	0	1	0	2			
Cesar Cedeno, R (1, 8) OBP: 0.342, SLG: 0.383	4-0 BB 2B			0-0 CS 1B			0-0 F3		0-0 G4-6-3 1B	4	0	2	0	1	0	2			
Mitt May, L (1, 2) OBP: 0.293, SLG: 0.313	0-0 1-3 2H 2B			0-0 F8 1-2			0-0 6-3		0-0 F9	5	1	2	3	0	0	2			
Enos Cabell, R (1, 3) OBP: 0.352, SLG: 0.406	0-3 K			0-0 1B 2B			0-0 4-3		0-0 G4-6-3 1B	5	1	2	1	0	1	3			
Jose Cruz, L (1, 9) OBP: 0.376, SLG: 0.370	4-0 IBB			0-0 2H 1B			0-0 F8 FC6-4 1B			3	0	2	1	1	0	0			
Doug Rader, R (1, 5) OBP: 0.348, SLG: 0.381	0-3 K			0-3 K			0-0 FC6-4 1B		0-0 FC6-4 1-2	4	0	1	0	0	2	6			
Rob Andrews, R (1, 4) OBP: 0.286, SLG: 0.250				0-0 P4			0-0 FC6-4 1-2		4-0 G2-4-3 BB	3	0	0	0	1	0	1			
Doug Koniczny, R (1, 1) OBP: 0.115, SLG: 0.154	0-3 K			0-0 5-3					0-0 F9 1-2	4	0	0	0	0	1	1	Houston Astros		
Inning Stats	R: 1 E: 0 K: 2 S: 9	H: 2 LOB: 3 BB: 2 P: 17	R: 0 E: 0 K: 1 S: 5	H: 0 LOB: 1 BB: 1 P: 9	R: 1 E: 0 K: 1 S: 7	H: 3 LOB: 1 BB: 0 P: 7	R: 0 E: 0 K: 0 S: 3	H: 0 LOB: 0 BB: 0 P: 3	R: 0 E: 0 K: 0 S: 4	H: 1 LOB: 2 BB: 0 P: 4	R: 3 E: 0 K: 0 S: 7	H: 4 LOB: 2 BB: 1 P: 11	R: 0 E: 1 K: 0 S: 3	H: 0 LOB: 1 BB: 0 P: 7	R: 0 E: 0 K: 0 S: 3	H: 1 LOB: 0 BB: 0 P: 3		1B: 8 2B: 3 3B: 0 HR: 0	SF: 0 SAC: 1 DP: 2 HBP: 0
PITCHER	IP WLS BF H R ER SO BB IBB HBP BLK WP HR S P ERA WHIP																		
Jim Lonborg, R (1, 1) ERA: 2.27	7.0 L 34 10 5 5 4 3 1 0 0 0 0 0 38 54 6.43 1.857																		
Larry Christenson, R (8, 1) ERA: 7.5	2.0 7 1 0 0 0 1 0 0 0 0 1 0 6 10 0.00 1.000																		

Batter	1	2	3	4	5	6	7	8	9	AB	R	H	RBI	BB	SO	LOB	BOTTOM				
Dave Cash, R (1, 4) OBP: 0.396, SLG: 0.401	0-0 6-3			0-0 E 1B			0-0 F9		0-0 G4-3 1-2	4	0	1	0	0	0	3	Houston Astros @ Philadelphia Phillies Veterans Stadium, Philadelphia, PA Fri May 30 1975, 7:05 PM EDT Att: 12,566 - Unknown				
Bob Boone, R (1, 2) OBP: 0.388, SLG: 0.399	0-0 G4-6-3 1B			0-0 E3 G5-4-3			0-0 F9		0-0 BB 1B	4	0	2	0	0	0	3					
Dick Allen, R (1, 3) OBP: 0.293, SLG: 0.240	0-0 G4-6-3 1-2			0-3 K			0-3 K		4-0 BB 1-2 BB	3	0	0	0	1	2	5					
Greg Luzinski, R (1, 7) OBP: 0.339, SLG: 0.485				0-0 4-3			0-0 G5-4-3 1-2		0-0 6-3	4	0	0	0	0	0	4					
Mike Schmidt, R (1, 5) (8, 6) OBP: 0.278, SLG: 0.363	0-3 K						0-3 K		0-0 5-3	4	0	0	0	0	2	0					
Jerry Martin, R (1, 8) OBP: 0.333, SLG: 0.625	0-0 5-3						0-3 K		0-0 5-3 E 1B	4	0	1	0	0	1	0					
Mike Anderson, R (1, 9) OBP: 0.320, SLG: 0.391				0-3 K			0-3 K		0-0 E6 1-2 1B	4	0	1	0	0	2	1					
Terry Harmon, R (1, 6) OBP: 0.300, SLG: 0.222				0-3 K			0-0 BB 1B		0-0 5-3	2	0	1	0	0	1	0	Houston Astros @ Philadelphia Phillies Veterans Stadium, Philadelphia, PA Fri May 30 1975, 7:05 PM EDT Att: 12,566 - Unknown				
Jay Johnstone, L (7, PH) OBP: 0.390, SLG: 0.420									0-0 F7	1	0	0	0	0	0	2					
Larry Christenson, R (8, 1) OBP: 0.590, SLG: 2.000										0	0	0	0	0	0	0					
Larry Fritz, L (9, PH)										1	0	0	0	0	0	1					
Jim Lonborg, R (1, 1)										1	0	0	0	1	0	0					
Tony Taylor, R (8, 5) OBP: 0.409, SLG: 0.368									0-0 G4-3 1B	1	0	1	0	0	0	0					
Inning Stats	R: 0 E: 0 K: 0 S: 3	H: 1 LOB: 0 BB: 0 P: 3	R: 0 E: 0 K: 1 S: 5	H: 0 LOB: 0 BB: 0 P: 5	R: 0 E: 0 K: 2 S: 7	H: 0 LOB: 0 BB: 0 P: 7	R: 0 E: 1 K: 1 S: 6	H: 1 LOB: 1 BB: 0 P: 6	R: 0 E: 0 K: 3 S: 9	H: 0 LOB: 0 BB: 0 P: 9	R: 0 E: 0 K: 1 S: 6	H: 1 LOB: 2 BB: 1 P: 10	R: 0 E: 1 K: 0 S: 5	H: 1 LOB: 2 BB: 0 P: 5	R: 0 E: 0 K: 0 S: 4	H: 2 LOB: 1 BB: 1 P: 8		R: 0 E: 0 K: 0 S: 4	H: 1 LOB: 1 BB: 0 P: 4	1B: 7 2B: 0 3B: 0 HR: 0	SF: 0 SAC: 0 DP: 3 HBP: 0
PITCHER	IP WLS BF H R ER SO BB IBB HBP BLK WP HR S P ERA WHIP																				
Doug Koniczny, R (1, 1) ERA: 3.88	9.0 W 35 7 0 0 8 2 0 0 0 0 0 0 49 57 0.00 1.000																				

Batter	1	2	3	4	5	6	7	8	9	AB	R	H	RBI	BB	SO	LOB	TOP										
Greg Gross, L (1,7) Cliff Johnson, R (8,PH) Wayne Granger, R (8,1)	F9		BB	BB		6-3		E3		2	0	0	0	1	0	0	Houston Astros @ Philadelphia Phillies Veterans Stadium, Philadelphia, PA Sat May 31 1975, 7:05 PM EDT Att: 18,094 - Unknown										
Roger Metzger, S (1,6)	G3		P5			4-3		5-3		5	0	0	0	0	0	4											
Cesar Cedeno, R (1,8)	F9			CS	BB				1B	3	2	1	0	2	0	0											
Mitt May, L (1,2)					P4				1B	5	2	3	2	0	0	1											
Enos Cabell, R (1,3)	9-3				F8				1B	5	2	3	0	1	2												
Jose Cruz, L (1,9)						4-3				4	2	2	0	1	0	0											
Doug Rader, R (1,5)						4-3				5	2	2	1	0	1	1											
Rob Andrews, R (1,4) Ken Boswell, L (8,PH)						F8				3	0	0	0	0	2	2											
J.R. Richard, R (1,1) Bob Watson, R (8,PH) Wilbur Howard, S (8,7)										2	0	0	0	0	1	0											
										1	0	1	1	0	0	0											
										1	2	1	2	0	0	0											
Inning Stats	R: 0 E: 0 K: 0 S: 3	H: 0 LOB: 0 BB: 0 P: 3	R: 0 E: 0 K: 1 S: 6	H: 2 LOB: 1 BB: 0 P: 6	R: 0 E: 0 K: 1 S: 5	H: 0 LOB: 1 BB: 1 P: 9	R: 0 E: 0 K: 0 S: 2	H: 0 LOB: 0 BB: 0 P: 6	R: 0 E: 0 K: 0 S: 3	H: 0 LOB: 0 BB: 0 P: 3	R: 0 E: 0 K: 1 S: 5	H: 0 LOB: 0 BB: 0 P: 5	R: 0 E: 0 K: 1 S: 15	H: 10 LOB: 1 BB: 2 P: 23	R: 3 E: 0 K: 0 S: 6	H: 3 LOB: 0 BB: 0 P: 6	1B: 11 2B: 3 3B: 0 HR: 2	SF: 0 SAC: 0 DP: 1 HBP: 0	WP: 1 PB: 0 SB: 0 CS: 1	PA: 44							
PITCHER	IP	WLS	BF	H	R	ER	SO	BB	IBB	HBP	BLK	WP	HR	S	P	ERA	WHIP										
Wayne Twitchell, R (1,1) Tug McGraw, L (8,1) Gene Garber, R (8,1) Tom Hilgendorf, L (9,1)	7.1	L	27	5	3	3	5	2	0	0	0	0	0	35	43	3.68	0.955										

Batter	1	2	3	4	5	6	7	8	9	AB	R	H	RBI	BB	SO	LOB	BOTTOM										
Dave Cash, R (1,4)	PB		6-3		FC6-4		6-3		K	4	0	0	0	1	1	4	Houston Astros @ Philadelphia Phillies Veterans Stadium, Philadelphia, PA Sat May 31 1975, 7:05 PM EDT Att: 18,094 - Unknown										
Mike Schmidt, R (1,5)	P4			S	K			P5		3	1	0	0	1	1	2											
Jay Johnstone, L (1,9)	K			L5	K			1B		4	1	1	0	0	2	4											
Greg Luzinski, R (1,7)	F8			F3			F8	1B		4	0	1	0	0	0	2											
Dick Allen, R (1,3)		K2-3		S	K			1B		4	0	2	2	0	2	0											
Bob Boone, R (1,2) Tom Hilgendorf, S (9,1)		F8		F8			P6	G6-4-3		4	0	0	0	0	0	3											
Jerry Martin, R (1,8)		P4			L6			1B		4	0	1	0	0	1	0											
Terry Harmon, R (1,6)				K	FC6-4		SH2-4	G6-4-3		1	1	0	0	3	1	0											
Wayne Twitchell, R (1,1) Tug McGraw, R (8,1) Gene Garber, R (8,1) Johnny Oates, L (9,2)				K	K		SH2-4	G6-4-3		2	0	1	0	0	1	0											
										0	0	0	0	0	0	0											
										1	0	0	0	0	0	2											
Inning Stats	R: 0 E: 0 K: 1 S: 5	H: 0 LOB: 1 BB: 1 P: 9	R: 0 E: 0 K: 1 S: 5	H: 0 LOB: 0 BB: 0 P: 5	R: 0 E: 0 K: 2 S: 7	H: 0 LOB: 0 BB: 0 P: 7	R: 1 E: 0 K: 0 S: 4	H: 1 LOB: 1 BB: 1 P: 8	R: 1 E: 0 K: 2 S: 9	H: 1 LOB: 2 BB: 1 P: 13	R: 0 E: 0 K: 1 S: 5	H: 0 LOB: 0 BB: 0 P: 5	R: 0 E: 0 K: 0 S: 5	H: 0 LOB: 1 BB: 1 P: 9	R: 1 E: 0 K: 0 S: 5	H: 3 LOB: 1 BB: 0 P: 5	R: 0 E: 0 K: 1 S: 5	H: 1 LOB: 1 BB: 1 P: 9	1B: 6 2B: 0 3B: 0 HR: 0	SF: 0 SAC: 1 DP: 2 HBP: 0	WP: 2 PB: 1 SB: 2 CS: 0	PA: 37					
PITCHER	IP	WLS	BF	H	R	ER	SO	BB	IBB	HBP	BLK	WP	HR	S	P	ERA	WHIP										
J.R. Richard, R (1,1) Wayne Granger, R (8,1)	7.0	W	28	4	2	2	8	4	0	0	0	0	0	10	14	4.50	2.500										

AB 40
R 15
H 15
RBI 14
BB 4
SO 5
LOB 10



AB 31
R 3
H 6
RBI 2
BB 5
SO 9
LOB 17



Batter	1	2	3	4	5	6	7	8	9	AB	R	H	RBI	BB	SO	LOB	TOP					
Greg Gross, L (1, 7) OBP: 0.391, SLG: 0.344 Cliff Johnson, R (9, PH) OBP: 0.326, SLG: 0.395	0-0 6-3			0-0 6-3		4-0 BLK 1B SF8 BB	0-3 K		0-0 F8	3	1	0	0	1	1	0	Houston Astros @ Philadelphia Phillies Veterans Stadium, Philadelphia, PA Sun Jun 01 1975, 3:33 AM EDT Att: 22,278 - Unknown					
Roger Metzger, S (1, 6) OBP: 0.346, SLG: 0.351	0-3 K			4-0 L5-3 BB		0-0 SF8 BLK 1B	0-0 L6		0-0 L6	4	1	1	0	1	1	0						
Cesar Cedeno, R (1, 8) OBP: 0.346, SLG: 0.387	0-0 5-3			0-0 L5-3		0-0 SF8			0-0 BB 1B 1B	3	0	1	1	0	0	1						
Bob Watson, R (1, 3) OBP: 0.381, SLG: 0.548		0-0 4-3			0-0 FC5 5-3 1B	0-0 1B WP 1B			0-0 BB 1B	4	1	3	1	0	0	0						
Enos Cabell, R (1, 9) OBP: 0.360, SLG: 0.433		0-0 1-3			0-0 5-3	0-0 BB 1B			4-0 BB 1B	3	1	1	0	1	0	1						
Doug Rader, R (1, 5) OBP: 0.347, SLG: 0.374		0-0 F8			0-0 E6	4-0 1B BB			0-3 K	3	0	0	0	1	1	4						
Tommy Helms, R (1, 4) OBP: 0.303, SLG: 0.250				0-0 F7		0-0 F9			0-0 F7	4	0	1	2	0	0	5						
Skip Jutze, R (1, 2) OBP: 0.156, SLG: 0.156 Milt May, L (6, PH) OBP: 0.299, SLG: 0.318				0-0 F3		0-0 FC5			0-0 L4	2	0	0	0	0	0	2						
Larry Dierker, R (1, 1) OBP: 0.037, SLG: 0.037 Wilbur Howard, S (6, PH) OBP: 0.277, SLG: 0.333 Tom Griffin, R (6, 1) OBP: 0.333, SLG: 0.500 Ken Boswell, L (7, PH) OBP: 0.362, SLG: 0.360 Joe Niekro, R (7, 1) OBP: 0.362, SLG: 0.500 Jose Cruz, L (9, PH) OBP: 0.300, SLG: 0.371				0-3 K		0-3 K			0-0 L3	1	0	0	0	0	1	0						
Inning Stats	R: 0 E: 0 K: 1 S: 5	H: 0 LOB: 0 BB: 0 P: 5	R: 0 E: 0 K: 0 S: 3	H: 0 LOB: 0 BB: 0 P: 3	R: 0 E: 0 K: 1 S: 5	H: 0 LOB: 0 BB: 0 P: 6	R: 0 E: 0 K: 0 S: 2	H: 1 LOB: 0 BB: 1 P: 6	R: 0 E: 0 K: 1 S: 5	H: 0 LOB: 0 BB: 0 P: 5	R: 4 E: 0 K: 1 S: 9	H: 4 LOB: 2 BB: 2 P: 17	R: 0 E: 0 K: 1 S: 5	H: 0 LOB: 0 BB: 0 P: 5	R: 0 E: 0 K: 1 S: 7	H: 2 LOB: 3 BB: 1 P: 11		R: 0 E: 0 K: 0 S: 3	H: 0 LOB: 0 BB: 0 P: 3	1B: 7 2B: 1 3B: 0 HR: 0	SF: 1 SAC: 0 DP: 1 HBP: 0	WP: 1 PB: 0 SB: 0 CS: 0
PITCHER	IP WLS BF H R ER SO BB IBB HBP BLK WP HR S P ERA WHIP																					
Tom Underwood, L (1, 1) ERA: 2.45 Larry Christenson, R (6, 1) ERA: 5.87	5.2 W 25 5 4 4 3 3 0 0 1 1 0 28 40 6.35 1.412																					

Batter	1	2	3	4	5	6	7	8	9	AB	R	H	RBI	BB	SO	LOB	BOTTOM			
Dave Cash, R (1, 4) OBP: 0.389, SLG: 0.387	0-0 6-3	0-0 5-3			0-0 5-3					3	0	0	0	1	0	0	Houston Astros @ Philadelphia Phillies Veterans Stadium, Philadelphia, PA Sun Jun 01 1975, 3:33 AM EDT Att: 22,278 - Unknown			
Mike Schmidt, R (1, 5) OBP: 0.277, SLG: 0.349	4-0 1B S 2B BB	0-3 K			0-0 P4		0-3 K			3	1	0	0	1	2	2				
Jay Johnstone, L (1, 9) OBP: 0.388, SLG: 0.466 Ollie Brown, R (8, 9) OBP: 0.333, SLG: 0.500	0-0 2B E 1-3 1B			0-3 K		0-0 HR			0-0 G3	4	2	2	1	0	1	2				
Greg Luzinski, R (1, 7) OBP: 0.340, SLG: 0.483	0-0 E5 WP 1B 1-H 3-H 2B			1-0 G3 HBP		0-3 K			0-0 F9	3	1	1	1	0	1	0				
Dick Allen, R (1, 3) OBP: 0.308, SLG: 0.250 Tom Hutton, L (6, PR) OBP: 0.261, SLG: 0.167	0-0 F8			0-0 G3		4-0 G6-4-3 BB			0-0 4-3	2	0	0	0	1	0	2				
Bob Boone, R (1, 2) OBP: 0.375, SLG: 0.384	0-0 2B 3-H 1B			0-0 F9		0-0 G6-4-3			0-0 G3	4	1	1	1	0	0	2				
Mike Anderson, R (1, 8) OBP: 0.327, SLG: 0.400	0-0 WP 1-H 2B			4-0 CS BB		0-3 K				2	0	1	1	1	1	1				
Terry Harmon, R (1, 6) OBP: 0.353, SLG: 0.154	0-0 F8			0-3 K					0-0 P6	3	0	0	0	0	1	2				
Tom Underwood, R (1, 1) OBP: 0.136, SLG: 0.136 Larry Christenson, R (6, 1) OBP: 0.333, SLG: 1.333				0-0 G3		0-0 P4			0-0 E6 BB	2	0	0	0	0	0	0				
Inning Stats	R: 4 E: 1 K: 0 S: 7	H: 4 LOB: 1 BB: 1 P: 11	R: 0 E: 0 K: 1 S: 5	H: 0 LOB: 0 BB: 0 P: 5	R: 0 E: 0 K: 1 S: 5	H: 0 LOB: 1 BB: 1 P: 6	R: 0 E: 0 K: 1 S: 4	H: 0 LOB: 0 BB: 1 P: 8	R: 1 E: 0 K: 1 S: 6	H: 1 LOB: 0 BB: 0 P: 6	R: 0 E: 0 K: 1 S: 4	H: 0 LOB: 1 BB: 1 P: 8	R: 0 E: 1 K: 1 S: 6	H: 0 LOB: 2 BB: 1 P: 10	R: 0 E: 0 K: 0 S: 3	H: 0 LOB: 0 BB: 0 P: 3		1B: 2 2B: 2 3B: 0 HR: 1	SF: 0 SAC: 0 DP: 1 HBP: 1	WP: 2 PB: 0 SB: 1 CS: 1
PITCHER	IP WLS BF H R ER SO BB IBB HBP BLK WP HR S P ERA WHIP																			
Larry Dierker, R (1, 1) ERA: 4.08 Tom Griffin, R (6, 1) ERA: 8.19 Joe Niekro, R (7, 1) ERA: 5.19	5.0 L 22 5 5 5 4 2 0 0 1 0 0 27 36 9.00 1.400																			

Batter	1	2	3	4	5	6	7	8	9	AB	R	H	RBI	BB	SO	LOB	TOP					
Greg Gross, L (1,7) OBP: 0.362, SLG: 0.346	4-0 G5-3 BB BB		4-0 BB			0-0 FC4 1B		0-0 G6-4-3 1-2		2	0	1	0	2	0	1	Houston Astros @ New York Mets Shea Stadium, Flushing, NY Mon Jun 02 1975, 7:05 PM EDT Att: 13,003 - Unknown					
Roger Metzger, S (1,6) OBP: 0.340, SLG: 0.344	0-0 L8		0-0 6-3			0-0 FC4 1-2		0-0 F9		4	0	0	0	0	0	3						
Cesar Cedeno, R (1,8) OBP: 0.349, SLG: 0.386	4-0 1-2 BB BB			0-0 5-3 S 1B		0-0 P4		0-0 L7		3	0	1	0	1	0	1						
Bob Watson, R (1,3) OBP: 0.378, SLG: 0.547	0-0 G5-3 2-3			0-0 5-3 1-3		0-0 1-3		0-0 2B		4	0	1	0	0	0	4						
Enos Cabell, R (1,9) OBP: 0.347, SLG: 0.417		0-3 K		0-3 K		0-0 L9		0-3 K		4	0	0	0	0	3	2						
Doug Rader, R (1,5) OBP: 0.339, SLG: 0.364		0-0 L8		0-0 P6		0-0 F8		0-0 F8		4	0	0	0	0	0	2						
Tommy Helms, R (1,4) OBP: 0.306, SLG: 0.233		0-0 6-3			0-0 6-3		4-0 WP BB			2	0	0	0	1	0	0						
Skip Jutze, R (1,2) OBP: 0.147, SLG: 0.147			0-0 G3		0-0 F9		0-3 K			2	0	0	0	0	0	0						
Cliff Johnson, R (7,PH) OBP: 0.322, SLG: 0.390							1-2 K			1	0	0	0	0	1	1						
Dave Roberts, L (1,1) OBP: 0.050, SLG: 0.050			0-3 K		0-3 K			0-0 G6-4-3 1B		2	0	0	0	0	2	0						
Wilbur Howard, S (8,PH) OBP: 0.345, SLG: 0.357										1	0	1	0	0	0	0						
Wayne Granger, R (8,1) OBP: 0.345, SLG: 0.357										0	0	0	0	0	0	0						
Inning Stats	R: 0 E: 0 K: 0 S: 2	H: 0 LOB: 1 BB: 2 P: 10	R: 0 E: 0 K: 1 S: 5	H: 0 LOB: 0 BB: 0 P: 5	R: 0 E: 0 K: 1 S: 5	H: 0 LOB: 1 BB: 1 P: 9	R: 0 E: 0 K: 1 S: 6	H: 1 LOB: 1 BB: 0 P: 6	R: 0 E: 0 K: 1 S: 5	H: 0 LOB: 0 BB: 0 P: 5	R: 0 E: 0 K: 0 S: 4	H: 1 LOB: 1 BB: 0 P: 4	R: 0 E: 0 K: 1 S: 5	H: 0 LOB: 1 BB: 1 P: 9	R: 0 E: 0 K: 0 S: 3	H: 1 LOB: 0 BB: 0 P: 3	R: 0 E: 0 K: 1 S: 6	H: 1 LOB: 1 BB: 0 P: 6	1B: 3 2B: 1 3B: 0 HR: 0	SF: 0 SAC: 0 DP: 2 HBP: 0	WP: 1 PB: 0 SB: 1 CS: 0	PA: 33
PITCHER Jon Matlack, L (1,1) ERA: 3.38	IP: 9.0 WLS: W BF: 33 H: 4 R: 0 ER: 0 SO: 6 BB: 4 IBB: 0 HBP: 0 BLK: 0 WP: 1 HR: 0 S: 41 P: 57 ERA: 0.00 WHIP: 0.889															PITCHER						

Batter	1	2	3	4	5	6	7	8	9	AB	R	H	RBI	BB	SO	LOB	BOTTOM			
Gene Clines, R (1,8) OBP: 0.245, SLG: 0.200	0-0 L5-3		0-0 G5-4-3 1B			0-3 K		0-0 1B		4	0	2	0	0	1	1	Houston Astros @ New York Mets Shea Stadium, Flushing, NY Mon Jun 02 1975, 7:05 PM EDT Att: 13,003 - Unknown			
Felix Milten, R (1,4) OBP: 0.304, SLG: 0.355	0-0 P4		0-0 G5-4-3 1-2			0-0 F5		0-0 6-3		4	0	0	0	0	0	3				
Cleon Jones, R (1,7) OBP: 0.667, SLG: 0.750	0-0 1-3			0-0 6-3		0-0 1B		0-0 1B		3	0	1	0	0	0	0				
Del Unser, L (6,PR) OBP: 0.364, SLG: 0.456					0-0 6-3		1-2 1B			0	0	0	0	0	0	0				
Joe Torre, R (1,5) OBP: 0.312, SLG: 0.339		0-0 F9		0-0 F7		0-0 1B		0-0 1B		3	0	1	0	0	0	0				
Rusty Staub, L (1,9) OBP: 0.413, SLG: 0.489		0-0 3B 1B		0-0 4-3			0-0 3-1			3	1	1	0	0	0	0				
Dave Kingman, R (1,3) OBP: 0.259, SLG: 0.431		0-0 1H SF7 3B			0-0 6-3		0-0 5-3			3	1	1	1	0	0	0				
Jerry Grote, R (1,2) OBP: 0.295, SLG: 0.325		0-0 3H SF7			0-0 1-3		0-0 4-3			2	0	0	1	0	0	0				
Mike Phillips, L (1,6) OBP: 0.330, SLG: 0.303		0-0 3H F2			0-0 4-3			0-0 G3		3	0	0	0	0	0	0				
Jon Matlack, L (1,1) OBP: 0.240, SLG: 0.095			0-3 K			4-0 1B 1B BB		0-0 1-3		2	0	0	0	1	1	0				
Inning Stats	R: 0 E: 0 K: 0 S: 3	H: 0 LOB: 0 BB: 0 P: 3	R: 2 E: 0 K: 0 S: 5	H: 2 LOB: 0 BB: 0 P: 5	R: 0 E: 0 K: 1 S: 5	H: 1 LOB: 0 BB: 0 P: 5	R: 0 E: 0 K: 0 S: 3	H: 0 LOB: 0 BB: 0 P: 3	R: 0 E: 0 K: 1 S: 6	H: 2 LOB: 2 BB: 1 P: 10	R: 0 E: 0 K: 0 S: 3	H: 0 LOB: 0 BB: 0 P: 3	R: 0 E: 0 K: 0 S: 4	H: 1 LOB: 1 BB: 0 P: 4	R: 0 E: 0 K: 0 S: 4	H: 1 LOB: 1 BB: 0 P: 4	1B: 5 2B: 0 3B: 1 HR: 0	SF: 1 SAC: 0 DP: 1 HBP: 0	WP: 0 PB: 0 SB: 0 CS: 0	PA: 29
PITCHER Dave Roberts, L (1,1) ERA: 3.31	IP: 7.0 WLS: L BF: 25 H: 5 R: 2 ER: 2 SO: 2 BB: 1 IBB: 0 HBP: 0 BLK: 0 WP: 0 HR: 0 S: 28 P: 32 ERA: 2.57 WHIP: 0.857															PITCHER				
Wayne Granger, R (8,1) ERA: 1.35	IP: 1.0 WLS: L BF: 4 H: 1 R: 0 ER: 0 SO: 0 BB: 0 IBB: 0 HBP: 0 BLK: 0 WP: 0 HR: 0 S: 4 P: 4 ERA: 0.00 WHIP: 1.000															PITCHER				

AB	29
R	0
H	4
RBI	0
BB	4
SO	6
LOB	14



Batter	1	2	3	4	5	6	7	8	9	AB	R	H	RBI	BB	SO	LOB	TOP					
Greg Gross, L (1,7) OBP: 0.359, SLG: 0.343 Joe Niekro, R (7,1) OBP: 0.667, SLG: 0.500										4	0	1	0	0	0	0						
Roger Metzger, S (1,6) OBP: 0.347, SLG: 0.375										3	2	2	1	1	1	1						
Cesar Cedeno, R (1,8) OBP: 0.347, SLG: 0.388										4	1	1	0	0	1	2						
Bob Watson, R (1,3) OBP: 0.375, SLG: 0.538										3	0	0	0	1	0	2						
Enos Cabell, R (1,9) OBP: 0.344, SLG: 0.411										4	0	1	0	0	1	1						
Doug Radler, R (1,5) OBP: 0.343, SLG: 0.359										2	0	0	0	1	1	2						
Milt May, L (1,2) OBP: 0.292, SLG: 0.310										4	0	0	0	0	1	3						
Tommy Helms, R (1,4) OBP: 0.282, SLG: 0.212 Cliff Johnson, R (9, PH) OBP: 0.319, SLG: 0.386										3	0	0	0	0	0	1						
Ken Forsch, R (1,1) Wayne Cranger, R (4,1) Rob Andrews, R (5, PH) Jim Crawford, L (5,1) Jose Cruz, L (7, PH)										1	0	0	0	0	0	0						
Inning Stats	R: 0 E: 0 K: 1 S: 6	H: 1 LOB: 1 BB: 0 P: 6	R: 0 E: 0 K: 1 S: 5	H: 0 LOB: 1 BB: 1 P: 9	R: 1 E: 0 K: 1 S: 6	H: 1 LOB: 0 BB: 0 P: 6	R: 0 E: 0 K: 0 S: 3	H: 0 LOB: 1 BB: 0 P: 4	R: 0 E: 0 K: 1 S: 5	H: 0 LOB: 0 BB: 0 P: 5	R: 2 E: 1 K: 1 S: 6	H: 2 LOB: 1 BB: 2 P: 14	R: 0 E: 0 K: 0 S: 3	H: 0 LOB: 0 BB: 0 P: 3	R: 0 E: 0 K: 0 S: 4	H: 1 LOB: 1 BB: 0 P: 4	R: 0 E: 0 K: 1 S: 5	H: 0 LOB: 0 BB: 0 P: 5	1B: 2 2B: 1 3B: 1 HR: 1	SF: 0 SAC: 0 DP: 1 HBP: 1	WP: 0 PB: 0 SB: 0 CS: 0	PA: 35
PITCHER	IP WLS BF H R ER SO BB IBB HBP BLK WP HR S P ERA WHIP																					
Tom Hall, L (1,1) ERA: 3.66 Bob Apodaca, R (6,1) ERA: 1.05	5.0 W 23 4 3 3 4 3 0 1 0 0 1 27 40 5.40 1.400																					

Houston Astros @ New York Mets
Shea Stadium, Flushing, NY
Tue Jun 03 1975, 7:05 PM EDT
Att: 8,666 - Unknown

AB	31
R	3
H	5
RBI	1
BB	3
SO	6
LOB	12



Batter	1	2	3	4	5	6	7	8	9	AB	R	H	RBI	BB	SO	LOB	BOTTOM			
Del Unser, L (1,8) OBP: 0.367, SLG: 0.450										2	0	0	0	2	1	1				
Felix Milten, R (1,4) OBP: 0.303, SLG: 0.353										4	0	1	1	0	0	3				
Joe Torre, R (1,5) OBP: 0.318, SLG: 0.347										3	0	1	0	1	0	0				
Rusty Staub, L (1,9) OBP: 0.409, SLG: 0.481										4	1	1	0	0	1	1				
Ed Kranepool, L (1,3) OBP: 0.414, SLG: 0.531										4	1	2	0	0	0	0				
Dave Kingman, R (1,7) OBP: 0.269, SLG: 0.464 Bob Gallagher, L (9,7) OBP: 0.200, SLG: 0.222										3	1	2	3	0	0	1				
Mike Phillips, L (1,6) OBP: 0.330, SLG: 0.304										3	0	1	0	0	0	2				
Jerry Grote, R (1,2) OBP: 0.296, SLG: 0.325										3	1	1	0	0	0	1				
Tom Hall, L (1,1) Bob Apodaca, R (6,1)										1	0	0	0	0	1	1				
Inning Stats	R: 0 E: 0 K: 0 S: 2	H: 0 LOB: 1 BB: 0 P: 6	R: 0 E: 0 K: 0 S: 4	H: 1 LOB: 1 BB: 0 P: 4	R: 1 E: 0 K: 0 S: 5	H: 3 LOB: 2 BB: 0 P: 5	R: 3 E: 0 K: 1 S: 9	H: 4 LOB: 2 BB: 1 P: 13	R: 0 E: 0 K: 0 S: 2	H: 0 LOB: 0 BB: 1 P: 6	R: 0 E: 0 K: 0 S: 3	H: 1 LOB: 0 BB: 0 P: 3	R: 0 E: 0 K: 1 S: 5	H: 0 LOB: 0 BB: 0 P: 5	R: 0 E: 0 K: 1 S: 5	H: 0 LOB: 0 BB: 0 P: 5	1B: 7 2B: 3 3B: 0 HR: 1	SF: 0 SAC: 1 DP: 3 HBP: 0	WP: 0 PB: 0 SB: 0 CS: 0	PA: 32
PITCHER	IP WLS BF H R ER SO BB IBB HBP BLK WP HR S P ERA WHIP																			
Ken Forsch, R (1,1) ERA: 3.77 Wayne Cranger, R (4,1) ERA: 1.3 Jim Crawford, L (5,1) ERA: 1.91 Joe Niekro, R (7,1) ERA: 4.66	3.0 L 16 8 4 4 0 1 1 0 0 0 0 0 5 9 12.00 3.000																			

Houston Astros @ New York Mets
Shea Stadium, Flushing, NY
Tue Jun 03 1975, 7:05 PM EDT
Att: 8,666 - Unknown

AB	28
R	4
H	9
RBI	4
BB	3
SO	3
LOB	10



Batter	1	2	3	4	5	6	7	8	9	AB	R	H	RBI	BB	SO	LOB	TOP					
Greg Gross, L (1,7) OBP: 0.358, SLG: 0.343	0-0 4-3		0-0 2H 1B			0-0 4-3		0-0 SH5-4		3	0	1	0	0	0	0	Houston Astros @ New York Mets Shea Stadium, Flushing, NY Wed Jun 04 1975, 7:05 PM EDT Att: 15,442 - Unknown					
Roger Metzger, S (1,6) OBP: 0.347, SLG: 0.367	0-3 K			0-0 4-3		0-0 F8		0-0 5-3		4	0	0	0	0	1	2						
Cesar Cedeno, R (1,8) OBP: 0.346, SLG: 0.383	0-3 K			0-0 F9		4-0 BLK BB		0-0 P4		3	0	0	0	1	1	2						
Bob Watson, R (1,3) OBP: 0.378, SLG: 0.534		4-0 FC4-6 BB		0-0 1B		0-3 K		0-0 1-2		3	0	1	0	1	1	1						
Enos Cabell, R (1,9) OBP: 0.333, SLG: 0.397		0-0 FC4-6 K S 1-2		0-0 6-3			0-0 F9		0-0 F9		4	0	0	0	0	2						
Doug Radler, R (1,5) OBP: 0.346, SLG: 0.365		0-3 K 1-3			0-0 FC1-6 2B		4-0 FC6-4 BB		0-0 F8		3	0	1	0	1	1						
Milt May, L (1,2) OBP: 0.287, SLG: 0.304			0-3 K		0-0 FC1-6-5 2-3		0-0 FC6-4 FC6-4				3	0	0	0	0	1						
Tommy Helms, R (1,4) OBP: 0.286, SLG: 0.222			0-0 SH3-4 1B 1B		0-3 K		0-0 FC6-4 1-2				3	0	1	0	0	1						
Doug Koniczny, R (1,1) OBP: 0.111, SLG: 0.148			0-0 SH3-4		0-0 6-3			0-0 SH5-4 1B		1	0	0	0	0	0	1						
Cliff Johnson, R (8, PH) OBP: 0.326, SLG: 0.393										1	0	1	0	0	0	0						
Wilbur Howard, S (6, PR) OBP: 0.345, SLG: 0.357										0	0	0	0	0	0	0						
Jim Crawford, L (8,1) OBP: 0.400, SLG: 0.600										0	0	0	0	0	0	0						
Inning Stats	R: 0 E: 0 K: 2 S: 7	H: 0 LOB: 0 BB: 0 P: 7	R: 0 E: 0 K: 1 S: 4	H: 0 LOB: 0 BB: 1 P: 8	R: 0 E: 0 K: 1 S: 6	H: 2 LOB: 2 BB: 0 P: 6	R: 0 E: 0 K: 0 S: 4	H: 1 LOB: 1 BB: 0 P: 4	R: 0 E: 0 K: 1 S: 6	H: 1 LOB: 1 BB: 0 P: 6	R: 0 E: 0 K: 1 S: 5	H: 0 LOB: 1 BB: 1 P: 9	R: 0 E: 0 K: 0 S: 3	H: 0 LOB: 1 BB: 1 P: 7	R: 0 E: 0 K: 0 S: 4	H: 1 LOB: 2 BB: 0 P: 4	R: 0 E: 0 K: 0 S: 3	H: 0 LOB: 0 BB: 0 P: 3	1B: 4 2B: 1 3B: 0 HR: 0	SF: 0 SAC: 2 DP: 0 HBP: 0	WP: 0 PB: 0 SB: 1 CS: 0	PA: 33
PITCHER Jerry Kosman, L (1,1) ERA: 4.13	IP: 9.0 WLS: W BF: 33 H: 5 R: 0 ER: 0 SO: 6 BB: 3 IBB: 0 HBP: 0 BLK: 1 WP: 0 HR: 0 S: 42 P: 54 ERA: 0.00 WHIP: 0.889															PITCHER						

AB	28
R	0
H	5
RBI	0
BB	3
SO	6
LOB	13



Batter	1	2	3	4	5	6	7	8	9	AB	R	H	RBI	BB	SO	LOB	BOTTOM			
Del Unser, L (1,8) OBP: 0.368, SLG: 0.449	0-3 K	0-0 1-2 1B		0-0 4-3		0-0 4-3		0-0 G6-4-3 1B		5	0	2	0	0	1	0	Houston Astros @ New York Mets Shea Stadium, Flushing, NY Wed Jun 04 1975, 7:05 PM EDT Att: 15,442 - Unknown			
Felix Milan, R (1,4) OBP: 0.311, SLG: 0.353	4-0 1B BB	0-0 F8		4-0 BB		0-0 E S 1B		0-0 G6-4-3 1-2		3	1	1	0	2	0	3				
Cleon Jones, R (1,7) OBP: 0.538, SLG: 0.583	0-0 1B		0-0 6-3		0-0 F9		0-0 4-3			4	0	1	0	0	0	2				
Bob Gallagher, L (7,7) OBP: 0.200, SLG: 0.222	1-3 1B					1-3 1B				0	0	0	0	0	0	0				
Rusty Staub, L (1,9) OBP: 0.405, SLG: 0.475	0-3 K		0-0 1B 1B 1B		0-0 E3 2B		0-0 5-3			4	0	1	0	0	1	3				
Ed Kranepool, L (1,3) OBP: 0.429, SLG: 0.553	0-0 1-2 3H 1B		0-0 1B		0-0 1-3 2B		0-0 F8			4	0	3	1	0	0	0				
Joe Torre, R (1,5) OBP: 0.316, SLG: 0.344	0-0 F8		0-0 1-2 2-3 1B		0-0 5-3		0-0 F9			4	0	1	0	0	0	4				
Mike Phillips, L (1,6) OBP: 0.330, SLG: 0.298		0-0 4-3	0-3 K		4-0 IBB		0-1 CI			2	0	0	0	1	1	3				
Jerry Grote, R (1,2) OBP: 0.287, SLG: 0.314		0-0 5-3	0-0 L7		0-0 F9		0-0 5-3			4	0	0	0	0	0	7				
Jerry Kosman, R (1,1) OBP: 0.267, SLG: 0.214		4-0 1B BB		0-0 F8		0-3 K		0-0 6-3		3	0	0	0	1	1	3				
Inning Stats	R: 1 E: 0 K: 2 S: 9	H: 2 LOB: 2 BB: 1 P: 13	R: 0 E: 0 K: 0 S: 4	H: 1 LOB: 2 BB: 1 P: 8	R: 0 E: 0 K: 1 S: 8	H: 3 LOB: 3 BB: 0 P: 8	R: 0 E: 0 K: 0 S: 3	H: 0 LOB: 1 BB: 1 P: 7	R: 0 E: 0 K: 0 S: 4	H: 1 LOB: 3 BB: 1 P: 11	R: 0 E: 0 K: 0 S: 4	H: 1 LOB: 1 BB: 0 P: 4	R: 0 E: 1 K: 0 S: 4	H: 0 LOB: 1 BB: 0 P: 4	R: 0 E: 0 K: 0 S: 3	H: 1 LOB: 0 BB: 0 P: 3	1B: 8 2B: 1 3B: 0 HR: 0	SF: 0 SAC: 0 DP: 1 HBP: 0	WP: 0 PB: 0 SB: 1 CS: 0	PA: 38
PITCHER Doug Koniczny, R (1,1) ERA: 3.47	IP: 7.0 WLS: L BF: 35 H: 8 R: 1 ER: 1 SO: 4 BB: 3 IBB: 0 HBP: 0 BLK: 0 WP: 0 HR: 0 S: 39 P: 55 ERA: 1.29 WHIP: 1.571															PITCHER				
Jim Crawford, L (8,1) ERA: 1.84	IP: 1.0 WLS: L BF: 3 H: 1 R: 0 ER: 0 SO: 0 BB: 0 IBB: 0 HBP: 0 BLK: 0 WP: 0 HR: 0 S: 3 P: 3 ERA: 0.00 WHIP: 1.000															PITCHER				

AB	33
R	1
H	9
RBI	1
BB	4
SO	4
LOB	25



Batter	1	2	3	4	5	6	7	8	9	AB	R	H	RBI	BB	SO	LOB	TOP			
Greg Gross, L OBP: 0.356, SLG: 0.340 (1,7)										4	0	1	1	0	1	1	Houston Astros @ New York Mets Shea Stadium, Flushing, NY Thu Jun 05 1975, 3:33 AM EDT Att: 12,477 - Unknown			
Roger Metzger, S OBP: 0.339, SLG: 0.365 (1,6)										4	0	1	0	0	2					
Cesar Cedeno, R OBP: 0.344, SLG: 0.380 (1,8)										4	0	1	0	0	1					
Bob Watson, R OBP: 0.380, SLG: 0.531 (9, PR)										3	0	1	0	1	2					
Wilbur Howard, S OBP: 0.345, SLG: 0.357 (9, PR)										0	0	0	0	0	0					
Milt May, L OBP: 0.280, SLG: 0.296 (1,2)										4	0	0	0	0	1					
Larry Milbourne, S OBP: 0.148, SLG: 0.148 (9, PR)										0	0	0	0	0	0					
Jose Cruz, L OBP: 0.375, SLG: 0.366 (1,9)										4	0	1	0	0	1					
Doug Rader, R OBP: 0.339, SLG: 0.356 (1,5)										4	0	0	0	2	2					
Tommy Helms, R OBP: 0.289, SLG: 0.211 (1,4)										2	1	0	0	1	0					
Tom Griffin, R OBP: 0.063, SLG: 0.063 (1,1)										2	0	1	0	0	1					
Inning Stats	R: 0 E: 0 K: 1 S: 6	H: 1 LOB: 1 BB: 0 P: 6	R: 0 E: 0 K: 0 S: 3	H: 0 LOB: 0 BB: 0 P: 3	R: 0 E: 0 K: 1 S: 6	H: 1 LOB: 1 BB: 0 P: 6	R: 0 E: 0 K: 2 S: 7	H: 0 LOB: 1 BB: 1 P: 11	R: 1 E: 0 K: 1 S: 6	H: 1 LOB: 1 BB: 1 P: 10	R: 0 E: 0 K: 0 S: 5	H: 1 LOB: 0 BB: 0 P: 5	R: 0 E: 0 K: 0 S: 3	H: 0 LOB: 0 BB: 0 P: 3	R: 0 E: 0 K: 1 S: 5	H: 2 LOB: 2 BB: 0 P: 7	1B: 6 2B: 0 3B: 0 HR: 0	SF: 0 SAC: 1 DP: 0 HBP: 0	WP: 0 PB: 0 SB: 2 CS: 0	PA: 34
PITCHER Tom Seaver, R ERA: 2.16 (1,1)	IP: 9.0 WLS: W BF: 34 H: 6 R: 1 ER: 1 SO: 8 BB: 2 IBB: 0 HBP: 0 BLK: 0 WP: 0 HR: 0 S: 48 P: 56 ERA: 1.00 WHIP: 0.889															PITCHER				

Batter	1	2	3	4	5	6	7	8	9	AB	R	H	RBI	BB	SO	LOB	BOTTOM			
Del Unser, L OBP: 0.366, SLG: 0.440 (1,8)										3	0	0	0	1	0	1	Houston Astros @ New York Mets Shea Stadium, Flushing, NY Thu Jun 05 1975, 3:33 AM EDT Att: 12,477 - Unknown			
Felix Milan, R OBP: 0.314, SLG: 0.356 (1,4)										4	1	2	0	0	0	1				
Joe Torre, R OBP: 0.316, SLG: 0.344 (1,5)										3	0	1	0	0	2	1				
Rusty Staub, L OBP: 0.407, SLG: 0.493 (1,9)										3	1	1	1	1	0	2				
Ed Kranepool, L OBP: 0.421, SLG: 0.534 (1,3)										3	0	0	0	1	1	1				
Dave Kingman, R OBP: 0.276, SLG: 0.466 (1,7)										4	0	2	1	0	0	0				
Bob Gallagher, L OBP: 0.200, SLG: 0.222 (9,7)										0	0	0	0	0	0	0				
Mike Phillips, L OBP: 0.336, SLG: 0.299 (1,6)										3	0	1	0	1	0	2				
John Stearns, R OBP: 0.261, SLG: 0.308 (1,2)										3	0	1	0	0	2	4				
Tom Seaver, R OBP: 0.206, SLG: 0.156 (1,1)										3	0	0	0	0	1	1				
Inning Stats	R: 0 E: 0 K: 1 S: 6	H: 1 LOB: 1 BB: 0 P: 6	R: 0 E: 0 K: 2 S: 8	H: 1 LOB: 1 BB: 0 P: 8	R: 0 E: 0 K: 0 S: 3	H: 0 LOB: 0 BB: 0 P: 3	R: 0 E: 0 K: 1 S: 7	H: 2 LOB: 3 BB: 1 P: 11	R: 0 E: 0 K: 1 S: 4	H: 0 LOB: 0 BB: 1 P: 8	R: 1 E: 0 K: 1 S: 6	H: 1 LOB: 0 BB: 0 P: 6	R: 0 E: 0 K: 0 S: 4	H: 1 LOB: 1 BB: 0 P: 4	R: 1 E: 0 K: 0 S: 4	H: 2 LOB: 2 BB: 2 P: 12	1B: 7 2B: 0 3B: 0 HR: 1	SF: 0 SAC: 1 DP: 1 HBP: 0	WP: 2 PB: 0 SB: 0 CS: 0	PA: 34
PITCHER Tom Griffin, R ERA: 5.63 (1,1)	IP: 8.0 WLS: L BF: 34 H: 8 R: 2 ER: 2 SO: 6 BB: 1 IBB: 3 HBP: 0 BLK: 0 WP: 2 HR: 1 S: 42 P: 58 ERA: 2.25 WHIP: 1.125															PITCHER				

AB	31
R	1
H	6
RBI	1
BB	2
SO	8
LOB	10



AB	29
R	2
H	8
RBI	2
BB	4
SO	6
LOB	13



WP	2
PB	0
SB	0
CS	0

Batter	1	2	3	4	5	6	7	8	9	AB	R	H	RBI	BB	SO	LOB	TOP										
Lou Brock, L (1.7) OBP: 0.372, SLG: 0.459	4-3	K			4-3	1B 2B		F8		5	1	1	1	0	1	3	St. Louis Cardinals @ Houston Astros Astrodome, Houston, TX Fri Jun 06 1975, 8:05 PM EDT Att: 12,955 - Dome										
Ted Sizemore, R (1.4) OBP: 0.327, SLG: 0.321	K		F9		1B	8-3-5-2		L3		5	0	1	0	0	1	3											
Willie Davis, L (1.9) OBP: 0.274, SLG: 0.414	2B		F4		F9	2B 1B		F8		5	1	2	1	0	0	1											
Reggie Smith, S (1.3) OBP: 0.412, SLG: 0.655	BB		1B		F5	1B 2B		CS 1B		4	0	3	1	1	0	1											
Ted Simmons, S (1.2) OBP: 0.356, SLG: 0.406	F4		1B		BB	6-3		K		4	1	1	0	1	1	4											
Bake McBride, L (1.8) OBP: 0.330, SLG: 0.365		S 1B	1-3			HR 2B		4-3		3	1	2	0	0	0	2											
Luis Melendez, R (6.8) OBP: 0.286, SLG: 0.386										1	0	0	0	0	0	0											
Ken Reitz, R (1.5) OBP: 0.319, SLG: 0.367		BB			K	HR		4-3		3	1	1	3	1	1	0											
Mario Guerrero, R (1.6) OBP: 0.271, SLG: 0.261		K			F7	1B 2B		6-3		4	1	1	0	0	1	2											
Bob Forsch, R (1.1) OBP: 0.419, SLG: 0.552	K		K		K	2B 1B		L3 1B		4	0	2	0	0	2	2											
Inning Stats	R: 0 E: 0 K: 1 S: 6	H: 1 LOB: 2 BB: 1 P: 10	R: 0 E: 0 K: 3 S: 10	H: 1 LOB: 2 BB: 1 P: 14	R: 0 E: 0 K: 0 S: 5	H: 2 LOB: 2 BB: 0 P: 5	R: 0 E: 0 K: 2 S: 7	H: 0 LOB: 0 BB: 0 P: 7	R: 0 E: 0 K: 0 S: 4	H: 1 LOB: 1 BB: 0 P: 4	R: 6 E: 0 K: 0 S: 9	H: 7 LOB: 1 BB: 1 P: 13	R: 0 E: 0 K: 0 S: 3	H: 0 LOB: 0 BB: 0 P: 3	R: 0 E: 0 K: 0 S: 3	H: 1 LOB: 0 BB: 0 P: 3	R: 0 E: 0 K: 1 S: 5	H: 1 LOB: 1 BB: 0 P: 5	1B: 9 2B: 7 3B: 0 HR: 1	SF: 0 SAC: 0 DP: 3 HBP: 0	WP: 0 PB: 0 SB: 1 CS: 1	PA: 41					
PITCHER	IP	WLS	BF	H	R	ER	SO	BB	IBB	HBP	BLK	WP	HR	S	P	ERA	WHIP										
Larry Dierker, R (1.1) ERA: 4.28	5.0	L	27	9	5	5	6	3	0	0	0	0	1	36	48	9.00	2.400										
Jim Crawford, L (6.1) ERA: 2.23	3.0		11	4	1	1	0	0	0	0	0	0	0	11	11	3.00	1.333										
Fred Scherman, L (9.1) ERA: 4.66	1.0		3	1	0	0	1	0	0	0	0	0	0	5	5	0.00	1.000										

Batter	1	2	3	4	5	6	7	8	9	AB	R	H	RBI	BB	SO	LOB	BOTTOM										
Greg Gross, L (1.7) OBP: 0.347, SLG: 0.331	K		6-3			1-3		F8		4	0	0	0	0	1	1	St. Louis Cardinals @ Houston Astros Astrodome, Houston, TX Fri Jun 06 1975, 8:05 PM EDT Att: 12,955 - Dome										
Roger Metzger, S (1.6) OBP: 0.333, SLG: 0.358	K		1-3			K		4-3		4	0	0	0	0	2	1											
Cesar Cedeno, R (1.8) OBP: 0.343, SLG: 0.378	WP S 1B		5-3			F8		5-3		4	0	1	0	0	0	1											
Bob Watson, R (1.3) OBP: 0.378, SLG: 0.522	1-3 BB				6-3			F8		3	0	0	0	1	0	0											
Mitt May, L (1.2) OBP: 0.275, SLG: 0.291	4-3				4-3			F7		3	0	0	0	0	0	2											
Jose Cruz, L (1.9) OBP: 0.374, SLG: 0.361			1-3		6-3			FC5-4 BB		2	0	0	0	1	0	0											
Doug Rader, R (1.5) OBP: 0.333, SLG: 0.350			6-3			F7		FC5-4		3	0	0	0	0	0	1											
Tommy Helms, R (1.4) OBP: 0.271, SLG: 0.195			5-3			5-3		F8		3	0	0	0	0	0	0											
Larry Dierker, R (1.1) OBP: 0.069, SLG: 0.069						4-3		4-3		2	0	1	0	0	0	0											
Jim Crawford, L (6.1) OBP: 0.400, SLG: 0.600			E7							0	0	0	0	0	0	0											
Ken Boswell, L (6. PH) OBP: 0.383, SLG: 0.353			6-3							1	0	0	0	0	0	0											
Fred Scherman, L (9.1) ERA: 2.69			1B							0	0	0	0	0	0	0											
Inning Stats	R: 0 E: 0 K: 2 S: 8	H: 1 LOB: 2 BB: 1 P: 12	R: 0 E: 0 K: 0 S: 3	H: 0 LOB: 0 BB: 0 P: 3	R: 0 E: 1 K: 0 S: 4	H: 1 LOB: 1 BB: 0 P: 4	R: 0 E: 0 K: 0 S: 3	H: 0 LOB: 0 BB: 0 P: 3	R: 0 E: 0 K: 1 S: 5	H: 0 LOB: 0 BB: 0 P: 5	R: 0 E: 0 K: 0 S: 3	H: 0 LOB: 1 BB: 1 P: 7	R: 0 E: 0 K: 0 S: 3	H: 0 LOB: 0 BB: 0 P: 3	R: 0 E: 0 K: 0 S: 3	H: 0 LOB: 0 BB: 0 P: 3	1B: 2 2B: 0 3B: 0 HR: 0	SF: 0 SAC: 0 DP: 0 HBP: 0	WP: 1 PB: 0 SB: 1 CS: 0	PA: 31							
PITCHER	IP	WLS	BF	H	R	ER	SO	BB	IBB	HBP	BLK	WP	HR	S	P	ERA	WHIP										
Bob Forsch, R (1.1) ERA: 2.69	9.0	W	31	2	0	0	3	2	0	0	0	1	0	35	43	0.00	0.444										

Batter	1	2	3	4	5	6	7	8	9	AB	R	H	RBI	BB	SO	LOB	TOP					
Lou Brock, L OBP: 0.363, SLG: 0.446 (1, 7)	0-0 4-3		0-0 1-3		0-0 G3			0-3 K	0-0 F9	5	0	0	0	0	1	2						
Ted Sizemore, R OBP: 0.324, SLG: 0.317 (1, 4)	0-0 F8		0-0 1-3			0-0 4-3		0-0 1-3	0-0 E	5	0	1	1	0	0	0						
Willie Davis, L OBP: 0.277, SLG: 0.419 (1, 9)	0-0 3-1			0-0 5-3 1B		0-0 F9		0-0 2B	0-0 E6	5	1	2	0	0	0	1						
Reggie Smith, S OBP: 0.421, SLG: 0.661 (1, 3)		4-0 3-1 PB 1B BB		0-0 5-3		0-0 2B		4-0 2B	0-0 G3	2	2	1	0	2	0	1						
Ron Fairly, L OBP: 0.324, SLG: 0.413 (8, 3)				1-2						1	0	0	0	0	0	2						
Ted Simmons, S OBP: 0.359, SLG: 0.410 (1, 2)		0-0 3-1		0-0 6-3		4-0 2B		0-0 1B		3	1	1	2	1	0	2						
Luis Melendez, R OBP: 0.285, SLG: 0.381 (1, 8)		0-0 F4		0-0 6-3		0-0 IBB		0-0 1B		4	0	1	1	0	0	4						
Ken Reitz, R OBP: 0.318, SLG: 0.364 (1, 5)		0-0 1B			0-0 F9		0-0 F9	0-0 FC5-4		4	0	1	1	0	0	1						
Mario Guerrero, R OBP: 0.288, SLG: 0.250 (1, 6)		0-3 K			4-0 BB		0-0 6-3		4-0 F9 SH2-4 1B BB	2	1	0	0	2	1	1						
Lynn McGlothen, L (1, 1)			0-0 4-3		0-3 K		0-0 1-3		0-0 SH2-4	3	0	0	0	0	1	1						
Inning Stats	R: 0 E: 0 K: 0 S: 3	H: 0 LOB: 0 BB: 0 P: 3	R: 1 E: 0 K: 1 S: 6	H: 1 LOB: 1 BB: 1 P: 10	R: 0 E: 0 K: 0 S: 3	H: 0 LOB: 0 BB: 0 P: 3	R: 0 E: 0 K: 0 S: 4	H: 1 LOB: 1 BB: 0 P: 4	R: 0 E: 0 K: 1 S: 5	H: 0 LOB: 1 BB: 1 P: 9	R: 0 E: 0 K: 0 S: 4	H: 0 LOB: 0 BB: 0 P: 8	R: 0 E: 0 K: 0 S: 3	H: 0 LOB: 0 BB: 0 P: 3	R: 3 E: 0 K: 1 S: 8	H: 3 LOB: 1 BB: 1 P: 12	R: 1 E: 1 K: 0 S: 5	H: 1 LOB: 2 BB: 1 P: 9	1B: 4 2B: 3 HR: 0	SF: 0 SAC: 1 DP: 0 HBP: 0	WP: 0 PB: 1 SB: 0 CS: 0	PA: 40
PITCHER Dave Roberts, L ERA: 3.5 (1, 1)	IP: 9.0 WLS: L BF: 40 H: 7 R: 5 ER: 5 SO: 3 BB: 4 IBB: 1 HBP: 0 BLK: 0 WP: 0 HR: 0 S: 41 P: 61 ERA: 5.00 WHIP: 1.222															PITCHER						

St. Louis Cardinals @ Houston Astros
Astrodome, Houston, TX
Sat Jun 07 1975, 8:05 PM EDT
Att: 13,990 - Dome

AB	34
R	5
H	7
RBI	5
BB	5
SO	3
LOB	15



Batter	1	2	3	4	5	6	7	8	9	AB	R	H	RBI	BB	SO	LOB	BOTTOM			
Greg Gross, L OBP: 0.351, SLG: 0.331 (1, 7)	0-0 6-3		0-0 1-4-3			4-0 1B 2B BB		0-0 FC4-6 1B		3	1	1	0	1	0	1				
Roger Metzger, S OBP: 0.332, SLG: 0.356 (1, 6)	0-0 4-3		0-0 4-3			0-0 2B FC3-2 1B		0-0 FC4-6 1B		4	0	1	0	0	0	2				
Cesar Cedeno, R OBP: 0.345, SLG: 0.382 (1, 8)	4-0 BB			0-0 F9		0-0 FC3-2 1-3 2-H 2B		0-0 F2		3	0	1	1	1	0	1				
Bob Watson, R OBP: 0.380, SLG: 0.519 (1, 3)	0-0 F8			0-3 K		4-0 FC3-2 IBB		0-0 1-2 1B		3	0	1	0	1	1	1				
Jose Cruz, L OBP: 0.366, SLG: 0.351 (1, 9)		0-0 6-3		0-0 5-3		0-0 FC3-2		0-3 K		4	0	0	0	0	1	5				
Milt May, L OBP: 0.275, SLG: 0.290 (1, 2)		0-0 G6-3 1B			0-0 4-3	0-0 F9		0-0 3-1		4	0	1	0	0	0	3				
Doug Rader, R OBP: 0.326, SLG: 0.341 (1, 5)		0-0 G6-3		0-3 K		0-0 1-3 2-3 3-H 1B		0-0 F4		4	0	0	0	0	1	1				
Tommy Helms, R OBP: 0.250, SLG: 0.178 (1, 4)			0-0 F6		0-0 F7		0-0 F7		0-0 F9	4	0	0	0	0	0	0				
Dave Roberts, L OBP: 0.087, SLG: 0.130 (1, 1)			0-0 1-4-3 2B			0-0 6-3		0-0 6-3		3	0	1	0	0	0	0				
Inning Stats	R: 0 E: 0 K: 0 S: 3	H: 0 LOB: 1 BB: 1 P: 7	R: 0 E: 0 K: 0 S: 3	H: 1 LOB: 0 BB: 0 P: 3	R: 0 E: 0 K: 0 S: 4	H: 1 LOB: 1 BB: 0 P: 4	R: 0 E: 0 K: 1 S: 5	H: 0 LOB: 0 BB: 0 P: 5	R: 0 E: 0 K: 0 S: 3	H: 0 LOB: 0 BB: 0 P: 3	R: 1 E: 0 K: 0 S: 5	H: 2 LOB: 3 BB: 2 P: 13	R: 0 E: 0 K: 0 S: 7	H: 2 LOB: 2 BB: 0 P: 7	R: 0 E: 0 K: 0 S: 3	H: 0 LOB: 0 BB: 0 P: 3	1B: 4 2B: 2 HR: 0	SF: 0 SAC: 0 DP: 1 HBP: 0	WP: 0 PB: 0 SB: 0 CS: 0	PA: 35
PITCHER Lynn McGlothen, R ERA: 3.86 (1, 1)	IP: 9.0 WLS: W BF: 35 H: 6 R: 1 ER: 1 SO: 3 BB: 2 IBB: 1 HBP: 0 BLK: 0 WP: 0 HR: 0 S: 38 P: 50 ERA: 1.00 WHIP: 0.889															PITCHER				

St. Louis Cardinals @ Houston Astros
Astrodome, Houston, TX
Sat Jun 07 1975, 8:05 PM EDT
Att: 13,990 - Dome

AB	32
R	1
H	6
RBI	1
BB	3
SO	3
LOB	14



Batter	1	2	3	4	5	6	7	8	9	AB	R	H	RBI	BB	SO	LOB	TOP				
Lou Brock, L OBP: 0.359, SLG: 0.440 (1, 7)	6-3		5-3		2H 1B		4-3		G3	5	0	1	0	0	0	3					
Ted Sizemore, R OBP: 0.323, SLG: 0.316 (1, 4)	F7			1B FC3-2	6-3			6-3		4	0	1	0	0	0	1					
Willie Davis, L OBP: 0.282, SLG: 0.418 (1, 9)	6-3			FC3-2 2B		HR		F8		3	2	1	0	1	0	0					
Reggie Smith, S OBP: 0.417, SLG: 0.672 (1, 3)		F9		FC3-2 2B		HR		K		4	2	1	2	0	1	2					
Ted Simmons, S OBP: 0.356, SLG: 0.412 (1, 2)	K			1B 2B		G3		5-3		4	0	1	2	0	1	0					
Bake McBride, L OBP: 0.337, SLG: 0.364 (1, 8)	6-3			1B 2B		4-3		E		3	1	1	0	1	0	0					
Ken Reitz, R OBP: 0.316, SLG: 0.367 (1, 5)				2B	5-3		4-3		E9	4	0	1	0	0	0	1					
Mario Guerrero, R OBP: 0.304, SLG: 0.308 (1, 6)			L3				F8			4	0	2	0	0	0	1					
Ron Reed, R OBP: 0.250, SLG: 0.290 (1, 1)				1B 2B																	
Al Hrabosky, R OBP: 0.400, SLG: 0.250 (8, 1)	K				2-3		K		5-3	3	0	0	0	0	2	2					
Inning Stats	R: 0 E: 0 K: 0 S: 3	H: 0 LOB: 0 BB: 0 P: 3	R: 0 E: 0 K: 1 S: 5	H: 0 LOB: 0 BB: 0 P: 5	R: 0 E: 0 K: 1 S: 6	H: 1 LOB: 1 BB: 0 P: 6	R: 2 E: 0 K: 0 S: 6	H: 4 LOB: 1 BB: 0 P: 6	R: 0 E: 0 K: 0 S: 4	H: 2 LOB: 1 BB: 1 P: 4	R: 0 E: 0 K: 1 S: 5	H: 0 LOB: 0 BB: 0 P: 5	R: 0 E: 0 K: 1 S: 5	H: 0 LOB: 0 BB: 0 P: 5	R: 1 E: 1 K: 0 S: 5	H: 1 LOB: 2 BB: 1 P: 9	1B: 4 2B: 4 3B: 0 HR: 1	SF: 0 SAC: 0 DP: 0 HBP: 0	WP: 0 PB: 0 SB: 2 CS: 0	PA: 37	
PITCHER	IP	WLS	BF	H	R	ER	SO	BB	IBB	HBP	BLK	WP	HR	S	P	ERA	WHIP				
Ken Forsch, R ERA: 4.03 (1, 1)	7.0	L	28	8	4	4	3	1	0	0	0	0	1	33	37	5.14	1.286				
Jim Crawford, L ERA: 2.36 (8, 1)	2.0		9	1	1	1	1	1	0	0	0	0	0	10	14	4.50	1.000				

St. Louis Cardinals @ Houston Astros
Astrodome, Houston, TX
Sun Jun 08 1975, 4:33 AM EDT
Att: 12,288 - Dome

AB 35
R 5
H 9
RBI 4
BB 2
SO 4
LOB 12



Batter	1	2	3	4	5	6	7	8	9	AB	R	H	RBI	BB	SO	LOB	BOTTOM				
Greg Gross, L OBP: 0.349, SLG: 0.342 (1, 7)	6-3	F8			1-3			F7		4	1	1	0	0	0	1					
Roger Metzger, S OBP: 0.330, SLG: 0.351 (1, 6)	1-3		1-3		F8			1B		3	0	0	0	1	0	1					
Cesar Cedeno, R OBP: 0.344, SLG: 0.379 (1, 8)	6-3		K			G6-3		F8		4	0	1	1	0	1	1					
Bob Watson, R OBP: 0.382, SLG: 0.519 (1, 3)	2B		4-3			G6-3				4	0	2	0	0	0	1					
Mitt May, L OBP: 0.280, SLG: 0.301 (1, 2)					1B		G3		K	4	0	2	0	0	1	2					
Ken Boswell, L OBP: 0.381, SLG: 0.370 (1, 5)					F9					3	0	1	0	0	0	3					
Wilbur Howard, S OBP: 0.333, SLG: 0.345 (8, PH)	3-1								1-4-3	1	0	0	0	0	0	0					
Jose Cruz, L OBP: 0.366, SLG: 0.351 (1, 9)			4-3		F9				6-3	3	0	1	0	0	1	2					
Enos Cabell, R OBP: 0.331, SLG: 0.393 (8, PH)			1B							1	0	0	0	0	0	0					
Tommy Helms, R OBP: 0.232, SLG: 0.163 (1, 4)	6-3				F8					4	0	0	0	0	0	3					
Ken Forsch, R OBP: 0.167, SLG: 0.167 (1, 1)										2	0	0	0	0	1	1					
Cliff Johnson, R OBP: 0.323, SLG: 0.388 (7, PH)	4-3									1	0	0	0	0	1	1					
Jim Crawford, L OBP: 0.400, SLG: 0.600 (8, 1)					K					0	0	0	0	0	0	0					
Inning Stats	R: 1 E: 0 K: 0 S: 6	H: 3 LOB: 2 BB: 0 P: 6	R: 0 E: 0 K: 0 S: 4	H: 1 LOB: 1 BB: 0 P: 4	R: 0 E: 0 K: 1 S: 5	H: 0 LOB: 0 BB: 0 P: 5	R: 0 E: 0 K: 0 S: 4	H: 1 LOB: 1 BB: 0 P: 4	R: 0 E: 0 K: 2 S: 8	H: 1 LOB: 1 BB: 0 P: 8	R: 0 E: 0 K: 1 S: 6	H: 1 LOB: 2 BB: 1 P: 10	R: 0 E: 0 K: 0 S: 3	H: 0 LOB: 0 BB: 0 P: 3	R: 0 E: 0 K: 0 S: 3	H: 0 LOB: 0 BB: 0 P: 3	1B: 5 2B: 2 3B: 1 HR: 0	SF: 0 SAC: 0 DP: 1 HBP: 0	WP: 0 PB: 0 SB: 0 CS: 0	PA: 35	
PITCHER	IP	WLS	BF	H	R	ER	SO	BB	IBB	HBP	BLK	WP	HR	S	P	ERA	WHIP				
Ron Reed, R ERA: 3.63 (1, 1)	7.2	W	31	8	1	1	4	1	0	0	0	0	0	38	42	1.17	1.174				
Al Hrabosky, L ERA: 2.06 (8, 1)	1.1	S	4	0	0	0	1	0	0	0	0	0	0	6	6	0.00	0.000				

St. Louis Cardinals @ Houston Astros
Astrodome, Houston, TX
Sun Jun 08 1975, 4:33 AM EDT
Att: 12,288 - Dome


AB 34
R 1
H 8
RBI 1
BB 1
SO 5
LOB 16



Batter	1	2	3	4	5	6	7	8	9	10	AB	R	H	RBI	BB	SO	LOB	TOP										
Don Kessinger, S OBP: 0.342, SLG: 0.369	4-3		1B 2B		4-3			G3	F5		5	1	1	1	0	0	2											
Jose Cardenal, R OBP: 0.390, SLG: 0.453	F8		HBP 1B					6-3		4-3	5	0	2	1	0	0	0											
Bill Madlock, R OBP: 0.385, SLG: 0.488	F8		HBP								4	1	2	0	0	0	1											
Rick Monday, L OBP: 0.406, SLG: 0.497		6-3	K					F7			4	0	0	0	1	1	3											
Jerry Morales, R OBP: 0.330, SLG: 0.354		6-3			5-3						5	0	1	1	0	0	0											
Andre Thornton, R OBP: 0.456, SLG: 0.479	F7										4	1	1	0	1	1	2											
Manny Trillo, R OBP: 0.303, SLG: 0.348											3	1	1	0	0	1	1											
Champ Summers, L OBP: 0.324, SLG: 0.333					FC1-6						1	0	1	0	0	0	0											
Rob Sperring, R OBP: 0.278, SLG: 0.258			SH1-3 2B								1	0	0	0	0	0	2											
Steve Swisher, R OBP: 0.254, SLG: 0.264											3	0	1	0	0	0	2											
Adrian Garrett, L OBP: 0.136, SLG: 0.250			F8		F9						0	0	0	1	0	0	0											
Oscar Zamora, R OBP: 0.200, SLG: 0.200											0	0	0	0	0	0	0											
Darold Knowles, L OBP: 0.250, SLG: 0.143											0	0	0	0	0	0	0											
Steve Stone, R OBP: 0.190, SLG: 0.238											1	0	0	0	0	1	0											
Ralph LaCock, L OBP: 0.336, SLG: 0.306			SH1-3								1	0	0	0	0	1												
Bob Locker, S OBP: 0.469, SLG: 0.400											0	0	0	0	0	0	0											
Tim Hosley, R OBP: 0.469, SLG: 0.400											0	0	0	0	0	0	0											
Inning Stats	R: 0 E: 0 K: 0 S: 3	H: 0 LOB: 0 BB: 0 P: 3	R: 0 E: 0 K: 0 S: 3	H: 0 LOB: 0 BB: 0 P: 3	R: 2 E: 0 K: 1 S: 8	H: 3 LOB: 2 BB: 1 P: 9	R: 0 E: 1 K: 0 S: 3	H: 0 LOB: 1 BB: 1 P: 7	R: 0 E: 0 K: 1 S: 6	H: 1 LOB: 1 BB: 0 P: 6	R: 0 E: 0 K: 1 S: 5	H: 0 LOB: 0 BB: 0 P: 5	R: 0 E: 0 K: 1 S: 5	H: 1 LOB: 0 BB: 0 P: 5	R: 0 E: 0 K: 0 S: 4	H: 1 LOB: 1 BB: 1 P: 4	R: 1 E: 0 K: 0 S: 5	H: 2 LOB: 2 BB: 0 P: 6	R: 1 E: 0 K: 0 S: 5	H: 2 LOB: 2 BB: 1 P: 9	1B: 8 2B: 2 3B: 0 HR: 0	SF: 1 SAC: 1 DP: 1 HBP: 2	WP: 0 PB: 0 SB: 0 CS: 0	PA: 43				
PITCHER	IP 7.0	WLS 27	H 5	R 2	ER 2	SO 4	BB 1	IBB 0	HBP 1	BLK 0	WP 0	HR 0	S 33	P 38	ERA 2.57	WHIP 0.857												
Tom Griffin, R ERA: 5.29	(1, 1)																											
Wayne Granger, R ERA: 1.76	(8, 1)	3.0	L	16	5	2	2	0	0	1	1	0	0	0	14	19	6.00	1.667										

Chicago Cubs @ Houston Astros
Astrodome, Houston, TX
Mon Jun 09 1975, 8:05 PM EDT
Att. 3,427 - Dome

AB	37
R	4
H	10
RBI	4
BB	2
SO	4
LOB	14



Batter	1	2	3	4	5	6	7	8	9	10	AB	R	H	RBI	BB	SO	LOB	BOTTOM									
Greg Gross, L OBP: 0.356, SLG: 0.346	1B SF8		L6-3		F8			1-3 SH1-4 BB			4	1	2	0	1	0	3										
Roger Metzger, S OBP: 0.329, SLG: 0.349	1B SF8		G3		4-3			SH1-4			4	1	1	0	0	1	4										
Ken Boswell, L OBP: 0.373, SLG: 0.357	SF8				6-3			1-3			2	0	0	1	1	0	1										
Doug Rader, R OBP: 0.325, SLG: 0.339	3H SF8							2-3			1	0	0	0	0	0	3										
Bob Watson, R OBP: 0.375, SLG: 0.510	3H SF8				6-3			F8			3	0	0	1	0	0	2										
Cesar Cedeno, R OBP: 0.342, SLG: 0.374	PO HBP				L7			4-3			3	0	0	0	0	0	1										
Milt May, L OBP: 0.284, SLG: 0.301	PO							L6			3	1	1	0	1	1	1										
Enos Cabell, R OBP: 0.328, SLG: 0.388								1-3			4	0	1	0	0	1	1										
Larry Milbourne, S OBP: 0.161, SLG: 0.161								5-3			4	0	1	0	0	1	1										
Tom Griffin, R OBP: 0.111, SLG: 0.059											1	0	0	0	1	0	2										
Jose Cruz, L OBP: 0.394, SLG: 0.348											1	0	0	0	0	0	0										
Wayne Granger, R ERA: 4.84											0	0	0	0	0	0	0										
Cliff Johnson, R OBP: 0.330, SLG: 0.388											0	0	0	0	1	0	0										
Wilbur Howard, S OBP: 0.333, SLG: 0.345											0	0	0	0	0	0	0										
Inning Stats	R: 2 E: 1 K: 0 S: 4	H: 2 LOB: 0 BB: 0 P: 5	R: 0 E: 0 K: 0 S: 3	H: 1 LOB: 0 BB: 0 P: 3	R: 0 E: 0 K: 0 S: 2	H: 0 LOB: 0 BB: 1 P: 6	R: 0 E: 0 K: 0 S: 3	H: 0 LOB: 0 BB: 0 P: 3	R: 1 E: 0 K: 0 S: 5	H: 2 LOB: 2 BB: 1 P: 9	R: 0 E: 0 K: 0 S: 3	H: 0 LOB: 0 BB: 0 P: 3	R: 0 E: 0 K: 0 S: 3	H: 0 LOB: 1 BB: 1 P: 7	R: 0 E: 0 K: 0 S: 3	H: 0 LOB: 1 BB: 1 P: 7	R: 0 E: 0 K: 2 S: 7	H: 0 LOB: 0 BB: 0 P: 7	R: 0 E: 0 K: 1 S: 6	H: 1 LOB: 3 BB: 1 P: 10	1B: 6 2B: 1 3B: 0 HR: 0	SF: 2 SAC: 1 DP: 2 HBP: 1	WP: 0 PB: 0 SB: 1 CS: 0	PA: 40			
PITCHER	IP 6.0	WLS 24	H 5	R 3	ER 2	SO 0	BB 3	IBB 0	HBP 0	BLK 0	WP 0	HR 0	S 20	P 33	ERA 3.00	WHIP 1.333											
Steve Stone, R ERA: 1.75	(1, 1)																										
Bob Locker, R ERA: 4.84	(7, 1)	2.0	7	0	0	0	0	1	0	0	0	0	0	6	10	0.00	0.500										
Oscar Zamora, R ERA: 2.84	(9, 1)	1.1	W	6	1	0	0	2	1	0	0	0	0	9	13	0.00	1.500										
Darold Knowles, L ERA: 3.94	(10, 1)	0.2	S	2	0	0	0	1	0	0	0	0	0	4	4	0.00	0.000										

Chicago Cubs @ Houston Astros
Astrodome, Houston, TX
Mon Jun 09 1975, 8:05 PM EDT
Att. 3,427 - Dome

AB	30
R	3
H	6
RBI	3
BB	5
SO	3
LOB	18



Batter	1	2	3	4	5	6	7	8	9	AB	R	H	RBI	BB	SO	LOB	TOP			
Don Kessinger, S (1, 6) OBP: 0.345, SLG: 0.369										3	1	1	0	1	0	0	Chicago Cubs @ Houston Astros Astrodome, Houston, TX Tue Jun 10 1975, 8:05 PM EDT Att: 7,542 - Dome			
Jose Cardenal, R (1, 7) OBP: 0.397, SLG: 0.449										4	1	1	0	0	0	0				
Bill Madlock, R (1, 5) OBP: 0.382, SLG: 0.484										4	0	1	1	0	0	0				
Rick Monday, L (1, 8) OBP: 0.408, SLG: 0.497										4	1	2	0	0	1	2				
Jerry Morales, R (1, 9) OBP: 0.329, SLG: 0.354										3	0	1	1	0	1	1				
Andre Thornton, R (1, 3) OBP: 0.457, SLG: 0.507										4	0	2	0	0	0	2				
Manny Trillo, R (1, 4) OBP: 0.299, SLG: 0.342										3	0	0	0	0	2	3				
Champ Summers, L (9, PH) OBP: 0.343, SLG: 0.333										1	0	0	0	0	0	1				
Steve Swisher, R (1, 2) OBP: 0.256, SLG: 0.259										2	0	0	0	1	2	1				
Adrian Garrett, L (9, PH) OBP: 0.150, SLG: 0.238										1	0	0	0	0	0	1				
Bill Bonham, R (1, 1) OBP: 0.125, SLG: 0.125										3	0	0	0	0	1	1				
Eddie Watt, R (7, 1)										0	0	0	0	0	0	0				
Ken Frailing, L (8, 1)										0	0	0	0	0	0	0				
Inning Stats	R: 2 E: 0 K: 2 S: 10	H: 3 LOB: 2 BB: 1 P: 14	R: 0 E: 0 K: 1 S: 5	H: 1 LOB: 1 BB: 0 P: 5	R: 0 E: 0 K: 0 S: 3	H: 0 LOB: 0 BB: 0 P: 3	R: 0 E: 0 K: 2 S: 8	H: 1 LOB: 1 BB: 0 P: 8	R: 0 E: 0 K: 0 S: 3	H: 0 LOB: 0 BB: 0 P: 3	R: 0 E: 0 K: 2 S: 7	H: 0 LOB: 1 BB: 1 P: 11	R: 0 E: 0 K: 0 S: 3	H: 0 LOB: 0 BB: 0 P: 3	R: 1 E: 0 K: 0 S: 4	H: 2 LOB: 1 BB: 1 P: 8	1B: 7 2B: 1 3B: 1 HR: 0	SF: 1 SAC: 0 DP: 2 HBP: 0	WP: 1 PB: 1 SB: 0 CS: 0	PA: 35
PITCHER Doug Koniczny, R (1, 1) ERA: 3.43	IP: 9.0 WLS: W BF: 35 H: 8 R: 3 ER: 3 SO: 7 BB: 3 IBB: 0 HBP: 0 BLK: 0 WP: 1 HR: 0 S: 46 P: 58 ERA: 3.00 WHIP: 1.222															PITCHER				

AB	31
R	3
H	8
RBI	2
BB	3
SO	7
LOB	11



Batter	1	2	3	4	5	6	7	8	9	AB	R	H	RBI	BB	SO	LOB	BOTTOM			
Greg Gross, L (1, 7) OBP: 0.351, SLG: 0.341										5	0	1	1	0	1	5	Chicago Cubs @ Houston Astros Astrodome, Houston, TX Tue Jun 10 1975, 8:05 PM EDT Att: 7,542 - Dome			
Roger Metzger, S (1, 6) OBP: 0.332, SLG: 0.361										4	0	2	0	0	0	0				
Ken Boswell, L (1, 5) OBP: 0.366, SLG: 0.339										3	0	0	0	1	0	3				
Bob Watson, R (1, 3) OBP: 0.373, SLG: 0.505										4	0	1	0	0	1	3				
Cesar Cedeno, R (1, 8) OBP: 0.345, SLG: 0.371										2	2	0	0	2	1	2				
Milt May, L (1, 2) OBP: 0.284, SLG: 0.296										3	0	0	0	1	0	1				
Skip Jutze, R (8, FR) OBP: 0.147, SLG: 0.147										0	1	0	0	0	0	0				
Enos Cabell, R (1, 9) OBP: 0.326, SLG: 0.384										4	0	1	1	0	0	1				
Larry Milbourne, S (1, 4) OBP: 0.229, SLG: 0.206										3	1	2	0	1	0	2				
Doug Koniczny, R (1, 1) OBP: 0.167, SLG: 0.233										3	0	2	2	0	1	1				
Inning Stats	R: 0 E: 0 K: 2 S: 8	H: 1 LOB: 2 BB: 1 P: 12	R: 0 E: 0 K: 1 S: 5	H: 0 LOB: 1 BB: 1 P: 9	R: 0 E: 0 K: 0 S: 4	H: 1 LOB: 1 BB: 0 P: 4	R: 0 E: 0 K: 0 S: 5	H: 2 LOB: 2 BB: 1 P: 9	R: 0 E: 0 K: 1 S: 5	H: 0 LOB: 0 BB: 0 P: 5	R: 0 E: 0 K: 0 S: 3	H: 0 LOB: 0 BB: 0 P: 3	R: 1 E: 0 K: 0 S: 6	H: 3 LOB: 2 BB: 0 P: 6	R: 2 E: 0 K: 0 S: 4	H: 2 LOB: 2 BB: 2 P: 12	1B: 7 2B: 1 3B: 1 HR: 0	SF: 0 SAC: 1 DP: 0 HBP: 0	WP: 0 PB: 0 SB: 2 CS: 2	PA: 37
PITCHER Bill Bonham, R (1, 1) ERA: 3.98	IP: 6.0 WLS: L BF: 26 H: 5 R: 2 ER: 2 SO: 4 BB: 3 IBB: 0 HBP: 0 BLK: 0 WP: 0 HR: 0 S: 31 P: 43 ERA: 3.00 WHIP: 1.333															PITCHER				
Eddie Watt, R (7, 1) ERA: 18.0	1.1 WLS: L BF: 10 H: 4 R: 2 ER: 2 SO: 0 BB: 1 IBB: 1 HBP: 0 BLK: 0 WP: 0 HR: 0 S: 8 P: 16 ERA: 13.50 WHIP: 3.750															PITCHER				
Ken Frailing, L (8, 1) ERA: 3.71	0.2 WLS: 1 BF: 0 H: 0 R: 0 ER: 0 SO: 0 BB: 0 IBB: 0 HBP: 0 BLK: 0 WP: 0 HR: 0 S: 1 P: 1 ERA: 0.00 WHIP: 0.000															PITCHER				

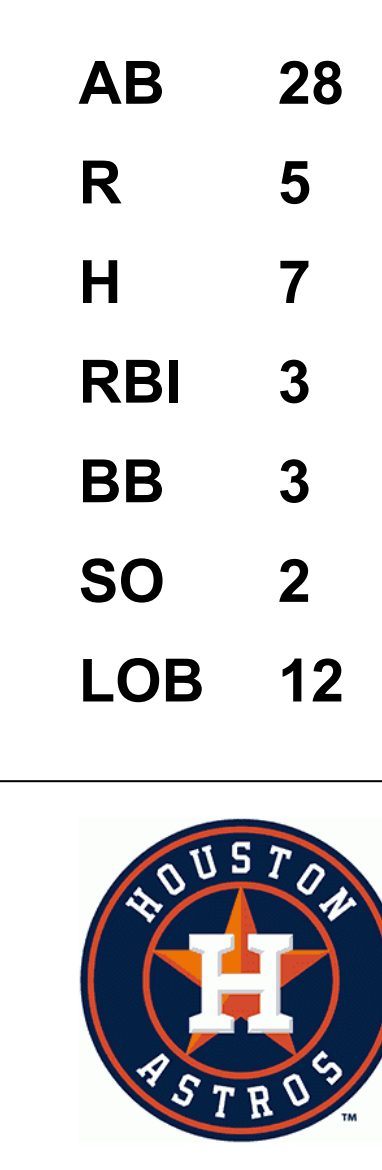
AB	31
R	4
H	9
RBI	4
BB	5
SO	4
LOB	18



Batter	1	2	3	4	5	6	7	8	9	AB	R	H	RBI	BB	SO	LOB	TOP			
Rennie Stennett, R (1, 4) OBP: 0.324, SLG: 0.383										4	0	1	0	0	0	2	Pittsburgh Pirates @ Houston Astros Astrodome, Houston, TX Wed Jun 11 1975, 8:05 PM EDT Att: 10,125 - Unknown			
Richie Hebner, L (1, 5) OBP: 0.366, SLG: 0.467										4	0	0	0	0	0	1				
Al Oliver, L (1, 8) OBP: 0.297, SLG: 0.433										4	0	1	0	0	1	0				
Willie Stargell, L (1, 3) OBP: 0.333, SLG: 0.484										2	0	0	0	2	1	1				
Dave Parker, L (1, 9) OBP: 0.372, SLG: 0.571										4	1	2	0	0	0	2				
Richie Zisk, R (1, 7) OBP: 0.319, SLG: 0.329										4	0	0	0	0	0	3				
Manny Sanguillen, R (1, 2) OBP: 0.407, SLG: 0.451										2	0	1	0	1	0	1				
Frank Taveras, R (1, 6) OBP: 0.227, SLG: 0.212										2	0	1	1	0	0	0				
Ed Kirkpatrick, L (7, PH) OBP: 0.300, SLG: 0.320										1	0	0	0	0	0	1				
Mario Mendoza, R (7, 6) OBP: 0.174, SLG: 0.174										0	0	0	0	0	0	0				
Bruce Kison, R (1, 1) OBP: 0.207, SLG: 0.148										2	0	0	0	0	0	2				
Bill Robinson, R (7, PH) OBP: 0.305, SLG: 0.481										1	0	0	0	0	0	0				
Bob Moose, R (7, 1) OBP: 0.222, SLG: 0.222										0	0	0	0	0	0	0				
Inning Stats	R: 0 E: 0 K: 0 S: 4	H: 1 LOB: 1 BB: 0 P: 4	R: 1 E: 0 K: 0 S: 5	H: 2 LOB: 2 BB: 1 P: 9	R: 0 E: 0 K: 2 S: 7	H: 0 LOB: 0 BB: 0 P: 7	R: 0 E: 0 K: 0 S: 3	H: 1 LOB: 0 BB: 0 P: 3	R: 0 E: 0 K: 0 S: 4	H: 0 LOB: 1 BB: 1 P: 7	R: 0 E: 0 K: 0 S: 3	H: 1 LOB: 0 BB: 0 P: 3	R: 0 E: 0 K: 0 S: 3	H: 0 LOB: 0 BB: 1 P: 6	R: 0 E: 0 K: 0 S: 2	H: 0 LOB: 0 BB: 1 P: 6	1B: 3 2B: 2 3B: 1 HR: 0	SF: 0 SAC: 0 DP: 3 HBP: 0	WP: 1 PB: 1 SB: 0 CS: 0	PA: 33
PITCHER Larry Dierker, R (1, 1) ERA: 3.94	IP: 9.0 WLS: W BF: 33 H: 6 R: 1 ER: 1 SO: 2 BB: 3 IBB: 0 HBP: 0 BLK: 0 WP: 1 HR: 0 S: 34 P: 46 ERA: 1.00 WHIP: 1.000															PITCHER				

Batter	1	2	3	4	5	6	7	8	9	AB	R	H	RBI	BB	SO	LOB	BOTTOM			
Greg Gross, L (1, 7) OBP: 0.349, SLG: 0.339										4	0	1	1	0	0	1	Pittsburgh Pirates @ Houston Astros Astrodome, Houston, TX Wed Jun 11 1975, 8:05 PM EDT Att: 10,125 - Unknown			
Roger Metzger, S (1, 6) OBP: 0.331, SLG: 0.359										4	0	1	0	0	1	2				
Cesar Cedeno, R (1, 8) OBP: 0.347, SLG: 0.378										4	1	2	0	0	0	1				
Bob Watson, R (1, 3) OBP: 0.375, SLG: 0.503										3	0	1	0	1	0	0				
Mitt May, L (1, 2) OBP: 0.283, SLG: 0.291										3	1	0	0	1	0	3				
Enos Cabell, R (1, 9) OBP: 0.324, SLG: 0.395										4	1	1	1	0	0	3				
Doug Rader, R (1, 5) OBP: 0.323, SLG: 0.333										3	1	0	1	1	1	2				
Larry Milbourne, S (1, 4) OBP: 0.263, SLG: 0.222										2	1	1	0	0	0	0				
Larry Dierker, R (1, 1) OBP: 0.067, SLG: 0.067										1	0	0	0	0	0	0				
Inning Stats	R: 0 E: 0 K: 1 S: 5	H: 0 LOB: 0 BB: 0 P: 5	R: 2 E: 0 K: 0 S: 4	H: 1 LOB: 0 BB: 1 P: 8	R: 0 E: 0 K: 0 S: 4	H: 1 LOB: 0 BB: 0 P: 4	R: 0 E: 0 K: 0 S: 3	H: 0 LOB: 0 BB: 0 P: 3	R: 1 E: 0 K: 0 S: 5	H: 2 LOB: 1 BB: 0 P: 5	R: 1 E: 0 K: 0 S: 3	H: 1 LOB: 0 BB: 1 P: 7	R: 1 E: 0 K: 0 S: 3	H: 0 LOB: 1 BB: 1 P: 8	R: 0 E: 0 K: 1 S: 7	H: 2 LOB: 2 BB: 0 P: 7		1B: 5 2B: 1 3B: 1 HR: 0	SF: 0 SAC: 2 DP: 0 HBP: 1	WP: 1 PB: 0 SB: 0 CS: 1
PITCHER Bruce Kison, R (1, 1) ERA: 2.81	IP: 6.0 WLS: L BF: 24 H: 5 R: 4 ER: 3 SO: 1 BB: 2 IBB: 0 HBP: 0 BLK: 0 WP: 0 HR: 0 S: 24 P: 32 ERA: 4.50 WHIP: 1.167															PITCHER				
Bob Moose, R (7, 1) ERA: 5.67	IP: 2.0 WLS: L BF: 10 H: 2 R: 1 ER: 1 SO: 1 BB: 1 IBB: 0 HBP: 1 BLK: 0 WP: 1 HR: 0 S: 10 P: 15 ERA: 4.50 WHIP: 1.500															PITCHER				


AB	30
R	1
H	6
RBI	1
BB	3
SO	2
LOB	13



Batter	1	2	3	4	5	6	7	8	9	AB	R	H	RBI	BB	SO	LOB	TOP								
Rennie Stennett, R OBP: 0.326, SLG: 0.386 (1, 4)										4	2	1	1	1	0	2									
Manny Sanguillen, R OBP: 0.414, SLG: 0.653 (1, 2)										4	0	3	1	0	0	0									
Al Oliver, L OBP: 0.296, SLG: 0.430 (1, 8)										4	0	1	0	0	1	3									
Bob Robertson, R OBP: 0.268, SLG: 0.263 (1, 3)										3	0	0	0	1	0	2									
Richie Zisk, R OBP: 0.312, SLG: 0.323 (1, 7)										3	0	0	1	0	0	2									
Dave Parker, L OBP: 0.369, SLG: 0.564 (1, 9)										4	1	1	0	0	1	2									
Richie Hebner, L OBP: 0.358, SLG: 0.455 (1, 5)										4	0	0	0	0	1	1									
Frank Taveras, R OBP: 0.234, SLG: 0.221 (1, 6)										4	1	2	0	0	0	0									
Dock Ellis, S OBP: 0.133, SLG: 0.133 (1, 1)										1	0	0	0	0	0	0									
Larry Demery, R OBP: 0.250, SLG: 0.143 (6, 1)										1	0	1	0	0	0	0									
Inning Stats	R: 1 E: 0 K: 2 S: 8	H: 1 LOB: 2 BB: 2 P: 16	R: 0 E: 0 K: 1 S: 5	H: 0 LOB: 0 BB: 0 P: 5	R: 0 E: 0 K: 0 S: 3	H: 0 LOB: 0 BB: 0 P: 3	R: 0 E: 0 K: 0 S: 3	H: 0 LOB: 0 BB: 0 P: 3	R: 2 E: 0 K: 0 S: 6	H: 3 LOB: 1 BB: 0 P: 6	R: 0 E: 0 K: 0 S: 3	H: 0 LOB: 0 BB: 0 P: 3	R: 0 E: 0 K: 0 S: 4	H: 1 LOB: 1 BB: 0 P: 4	R: 0 E: 0 K: 0 S: 4	H: 2 LOB: 1 BB: 0 P: 4	R: 1 E: 1 K: 0 S: 5	H: 2 LOB: 1 BB: 0 P: 5	1B: 7 2B: 3 3B: 0 HR: 0	SF: 1 SAC: 2 DP: 1 HBP: 0	WP: 0 PB: 0 SB: 1 CS: 0	PA: 37			
PITCHER	IP	WLS	BF	H	R	ER	SO	BB	IBB	HBP	BLK	WP	HR	S	P	ERA	WHIP								
Dave Roberts, L ERA: 3.53 (1, 1)	7.0	L	28	5	3	3	3	2	0	0	0	0	0	32	40	3.86	1.000								
Joe Niekro, R ERA: 4.64 (8, 1)	2.0		9	4	1	1	0	0	0	0	0	0	0	9	9	4.50	2.000								

Pittsburgh Pirates @ Houston Astros
Astrodome, Houston, TX
Thu Jun 12 1975, 8:05 PM EDT
Att: 10,802 - Dome


AB 32
R 4
H 9
RBI 3
BB 2
SO 3
LOB 12



Batter	1	2	3	4	5	6	7	8	9	AB	R	H	RBI	BB	SO	LOB	BOTTOM								
Greg Gross, L OBP: 0.347, SLG: 0.337 (1, 7)										4	0	1	0	0	0	1									
Roger Metzger, S OBP: 0.331, SLG: 0.358 (1, 6)										3	1	1	0	0	1	1									
Cesar Cedeno, R OBP: 0.349, SLG: 0.377 (1, 8)										3	0	1	0	1	0	1									
Bob Watson, R OBP: 0.377, SLG: 0.515 (1, 3)										3	1	1	1	1	1	1									
Mitt May, L OBP: 0.287, SLG: 0.296 (1, 2)										4	0	2	1	0	0	0									
Enos Cabell, R OBP: 0.315, SLG: 0.383 (1, 9)										4	0	0	0	0	0	4									
Doug Rader, R OBP: 0.322, SLG: 0.331 (1, 5)										4	0	1	0	0	0	1									
Larry Milbourne, S OBP: 0.244, SLG: 0.205 (1, 4)										3	0	0	0	0	1	1									
Ken Boswell, L OBP: 0.361, SLG: 0.333 (9, PH)										1	0	0	0	0	0	1									
Dave Roberts, L OBP: 0.080, SLG: 0.120 (1, 1)										2	0	0	0	0	1	0									
Jose Cruz, L OBP: 0.367, SLG: 0.359 (7, PH)										1	0	1	0	0	0	0									
Joe Niekro, R OBP: 0.697, SLG: 0.500 (8, 1)										0	0	0	0	0	0	0									
Cliff Johnson, R OBP: 0.326, SLG: 0.384 (9, PH)										1	0	0	0	0	0	1									
Inning Stats	R: 0 E: 0 K: 1 S: 5	H: 0 LOB: 0 BB: 0 P: 5	R: 1 E: 0 K: 0 S: 5	H: 2 LOB: 1 BB: 0 P: 5	R: 1 E: 0 K: 1 S: 7	H: 2 LOB: 3 BB: 2 P: 15	R: 0 E: 0 K: 0 S: 3	H: 0 LOB: 0 BB: 0 P: 3	R: 0 E: 0 K: 0 S: 3	H: 0 LOB: 0 BB: 0 P: 3	R: 0 E: 0 K: 1 S: 6	H: 1 LOB: 1 BB: 0 P: 6	R: 0 E: 0 K: 0 S: 3	H: 1 LOB: 0 BB: 0 P: 3	R: 0 E: 0 K: 0 S: 4	H: 1 LOB: 1 BB: 0 P: 4	R: 0 E: 0 K: 0 S: 4	H: 1 LOB: 1 BB: 0 P: 4	1B: 6 2B: 1 3B: 0 HR: 1	SF: 0 SAC: 1 DP: 0 HBP: 0	WP: 0 PB: 0 SB: 0 CS: 0	PA: 36			
PITCHER	IP	WLS	BF	H	R	ER	SO	BB	IBB	HBP	BLK	WP	HR	S	P	ERA	WHIP								
Dock Ellis, R ERA: 4.75 (1, 1)	5.0	W	22	5	2	2	3	2	0	0	0	0	0	26	34	3.60	1.400								
Larry Demery, R ERA: 1.95 (6, 1)	4.0	S	14	3	0	0	1	0	0	0	0	0	0	16	16	0.00	0.750								

Pittsburgh Pirates @ Houston Astros
Astrodome, Houston, TX
Thu Jun 12 1975, 8:05 PM EDT
Att: 10,802 - Dome

AB 33
R 2
H 8
RBI 2
BB 2
SO 4
LOB 12



Batter	1	2	3	4	5	6	7	8	9	AB	R	H	RBI	BB	SO	LOB	TOP			
Larry Milbourne, S OBP: 0.222, SLG: 0.186 (1, 4)	G3		G3		F7		G6-3			4	0	0	0	0	0	2				
Greg Gross, L OBP: 0.350, SLG: 0.341 (1, 7)	4-3		2B 1B		5-3 1B		F7			4	0	2	0	0	0	0				
Cesar Cedeno, R OBP: 0.351, SLG: 0.383 (1, 8)	2B		F4		5-3		1B E 1B			4	1	2	0	0	0	3				
Bob Watson, R OBP: 0.379, SLG: 0.519 (1, 3)	F3		1-3 2B		K		E7 1B			4	0	2	0	0	1	3				
Jose Cruz, L OBP: 0.359, SLG: 0.350 (1, 9)		F6	F8		F8		F8			4	0	0	0	0	0	3				
Doug Rader, R OBP: 0.320, SLG: 0.330 (1, 5)		6-3 1B		F8		G3		K		4	1	1	0	0	1	1				
Roger Metzger, S OBP: 0.325, SLG: 0.352 (1, 6)		6-3 1-3		F7		F5		2-3		4	0	0	0	0	0	1				
Skip Jutze, R OBP: 0.184, SLG: 0.184 (1, 2)				1-3			S6-3 1B	F7		4	0	2	1	0	0	0				
Paul Siebert, L Wilbur Howard, S Ken Forsch, R Ken Boswell, L Joe Niekro, R Milt May, L (1, 1) (5, PH) (5, 1) (7, PH) (7, 1) (9, PH)	F7				5-3 1B		F4	K		1	0	0	0	0	0	1				
Inning Stats	R: 0 E: 0 K: 0 S: 4	H: 1 LOB: 1 BB: 0 P: 4	R: 1 E: 0 K: 0 S: 5	H: 2 LOB: 1 BB: 0 P: 5	R: 0 E: 0 K: 0 S: 5	H: 2 LOB: 2 BB: 0 P: 5	R: 0 E: 0 K: 1 S: 7	H: 2 LOB: 2 BB: 0 P: 7	R: 0 E: 0 K: 0 S: 3	H: 0 LOB: 0 BB: 0 P: 3	R: 0 E: 0 K: 1 S: 7	H: 1 LOB: 0 BB: 0 P: 3	R: 1 E: 1 K: 1 S: 7	H: 2 LOB: 1 BB: 0 P: 7	R: 0 E: 0 K: 1 S: 5	H: 0 LOB: 0 BB: 0 P: 5	1B: 8 2B: 2 3B: 0 HR: 0	SF: 0 SAC: 0 DP: 1 HBP: 0	WP: 0 PB: 0 SB: 1 CS: 0	PA: 36
PITCHER Ron Reed, R ERA: 3.39 (1, 1)	IP: 9.0 WLS: W BF: 36 H: 10 R: 2 ER: 1 SO: 3 BB: 0 IBB: 0 HBP: 0 BLK: 0 WP: 0 HR: 0 S: 42 P: 42 ERA: 1.00 WHIP: 1.111																			

Houston Astros @ St. Louis Cardinals
 Busch Stadium, St. Louis, MO
 Fri Jun 13 1975, 7:05 PM CDT
 Att: 20,557 - Unknown

AB 36
 R 2
 H 10
 RBI 1
 BB 0
 SO 3
 LOB 15



Batter	1	2	3	4	5	6	7	8	9	AB	R	H	RBI	BB	SO	LOB	BOTTOM			
Lou Brock, L OBP: 0.356, SLG: 0.435 (1, 7)	S 2B 1B		4-3	E4 S			G3			4	1	1	0	0	0	1				
Ted Sizemore, R OBP: 0.330, SLG: 0.320 (1, 4)	1B 2B			F7			5-3			3	1	1	1	1	0	2				
Willie Davis, L OBP: 0.279, SLG: 0.414 (1, 9)	F9		F8		G3		1B			4	0	1	1	0	0	2				
Reggie Smith, S OBP: 0.419, SLG: 0.642 (1, 3)	FC6-4 1B		1-3		F7		K			4	0	1	1	0	1	2				
Ted Simmons, S OBP: 0.367, SLG: 0.450 (1, 2)	F8			1B 2B 1B	G3		G3 BB			3	1	1	0	1	0	1				
Luis Melendez, R OBP: 0.273, SLG: 0.362 (1, 8)	FC6-4			1B 2B 1B			F9			4	1	1	0	0	0	2				
Ken Reitz, R OBP: 0.316, SLG: 0.363 (1, 5)			E3 CS	2B 1B	6-3		K			4	0	1	0	0	1	1				
Mario Guerrero, R OBP: 0.300, SLG: 0.308 (1, 6)	F9		F7		6-3		F7			4	0	0	0	0	0	5				
Ron Reed, R OBP: 0.286, SLG: 0.353 (1, 1)	4-3			1-3 E 2B			WP G3 1B 1B			3	2	2	2	0	0	0				
Inning Stats	R: 2 E: 0 K: 0 S: 6	H: 3 LOB: 1 BB: 0 P: 6	R: 0 E: 1 K: 0 S: 3	H: 0 LOB: 0 BB: 0 P: 3	R: 0 E: 0 K: 0 S: 3	H: 0 LOB: 1 BB: 1 P: 7	R: 3 E: 1 K: 0 S: 7	H: 4 LOB: 1 BB: 0 P: 7	R: 0 E: 0 K: 0 S: 3	H: 0 LOB: 0 BB: 0 P: 3	R: 0 E: 0 K: 0 S: 3	H: 0 LOB: 0 BB: 0 P: 3	R: 1 E: 0 K: 1 S: 7	H: 2 LOB: 1 BB: 0 P: 7	R: 0 E: 0 K: 1 S: 5	H: 0 LOB: 1 BB: 1 P: 9	1B: 7 2B: 2 3B: 0 HR: 0	SF: 0 SAC: 0 DP: 0 HBP: 0	WP: 1 PB: 0 SB: 2 CS: 1	PA: 35
PITCHER Paul Siebert, L ERA: 9.0 Ken Forsch, R ERA: 3.63 Joe Niekro, R ERA: 4.63	IP: 4.0 WLS: L BF: 20 H: 7 R: 5 ER: 4 SO: 4 BB: 0 IBB: 0 HBP: 0 BLK: 0 WP: 0 HR: 0 S: 19 P: 23 ERA: 9.00 WHIP: 2.000																			

Houston Astros @ St. Louis Cardinals
 Busch Stadium, St. Louis, MO
 Fri Jun 13 1975, 7:05 PM CDT
 Att: 20,557 - Unknown

AB 33
 R 6
 H 9
 RBI 5
 BB 2
 SO 2
 LOB 16



Batter	1	2	3	4	5	6	7	8	9	AB	R	H	RBI	BB	SO	LOB	TOP			
Greg Gross, L OBP: 0.391, SLG: 0.348 (1, 7)	0-0 4-3	0-0 F6	0-0 FC4-6			0-0 FC5-4 1B		0-0 1-3 2B		5	0	2	0	0	0	2				
Roger Metzger, S OBP: 0.328, SLG: 0.355 Rob Andrews, R OBP: 0.276, SLG: 0.242 (8, PH) (8, 4)	0-0 1B	0-0 SF9 BB 1-2 HR 1B	0-0 G3			0-0 FC5-4 BB 1-2 1B		0-0 SF8 3-H 0-0 F7		4	3	2	0	0	0	2				
Cesar Cedeno, R OBP: 0.357, SLG: 0.384 Jose Cruz, L OBP: 0.358, SLG: 0.348 (8, PH) (8, 9)	0-0 1B	4-0 S HR BB 1-2 2-3		0-0 6-3		4-0 1B 1-2 BB		0-0 F7		2	2	1	0	2	0	0				
Bob Watson, R OBP: 0.382, SLG: 0.522 Wilbur Howard, S OBP: 0.344, SLG: 0.355 (8, PH) (8, 8)	0-0 1B	0-0 SF9		0-0 F3		0-0 1B		0-0 1-3		3	1	2	3	0	0	0				
Cliff Johnson, R OBP: 0.330, SLG: 0.418 (1, 2)	0-0 1B	0-0 HR		0-0 4-3		0-0 F6		0-0 6-3		5	1	2	4	0	0	2				
Enos Cabell, R OBP: 0.311, SLG: 0.391 (8, 3)	0-3 K	0-0 3B		0-0 5-3		0-0 5-3		0-0 5-3		5	0	1	0	0	1	2				
Doug Rader, R OBP: 0.317, SLG: 0.326 (1, 5)	0-0 1B	0-0 F3		0-0 F7		0-0 F4		0-0 6-3		5	0	1	1	0	0	1				
Larry Milbourne, S OBP: 0.204, SLG: 0.170 (8, 6)	0-0 1-3		0-0 3-1		0-0 6-3		0-0 F8			4	0	0	0	0	0	2				
Tom Griffin, R OBP: 0.182, SLG: 0.143 (1, 1)		0-0 BB SF9 1B		0-0 FC4-6 1B		0-0 F7		0-0 E3 2B SF8		4	2	2	0	0	0	0				
Inning Stats	R: 3 E: 0 K: 1 S: 10	H: 5 LOB: 2 BB: 0 P: 10	R: 4 E: 0 K: 0 S: 7	H: 4 LOB: 1 BB: 1 P: 11	R: 0 E: 0 K: 0 S: 4	H: 1 LOB: 1 BB: 0 P: 4	R: 0 E: 0 K: 0 S: 3	H: 0 LOB: 0 BB: 0 P: 3	R: 0 E: 0 K: 0 S: 3	H: 0 LOB: 0 BB: 0 P: 3	R: 1 E: 0 K: 0 S: 5	H: 1 LOB: 1 BB: 0 P: 5	R: 0 E: 0 K: 0 S: 3	H: 0 LOB: 0 BB: 0 P: 3	1B: 10 2B: 1 3B: 1 HR: 1	SF: 2 SAC: 0 DP: 0 HBP: 0	WP: 0 PA: 43 PB: 0 SB: 1 CS: 0			
PITCHER	IP WLS BF H R ER SO BB IBB HBP BLK WP HR S P ERA WHIP	IP WLS BF H R ER SO BB IBB HBP BLK WP HR S P ERA WHIP																		
John Curtis, L ERA: 4.1 (1, 1)	1.1 L 11 7 5 5 1 0 0 0 0 0 0 13 13 33.75 5.250	3.2 15 3 2 2 0 1 0 0 0 0 0 1 14 18 4.91 1.091	3.0 14 3 2 1 0 1 0 0 0 0 0 0 13 17 3.00 1.333	1.0 3 0 0 0 0 0 0 0 0 0 0 0 3 3 0.00 0.000																
Ryan Kurosaki, R ERA: 6.35 (2, 1)																				
Greg Terlecky, R ERA: 1.59 (6, 1)																				
Al Hrabosky, L ERA: 1.93 (9, 1)																				

Houston Astros @ St. Louis Cardinals
Busch Stadium, St. Louis, MO
Sat Jun 14 1975, 7:05 PM CDT
Att: 25,122 - Unknown

AB 39
R 9
H 13
RBI 9
BB 2
SO 1
LOB 13



Batter	1	2	3	4	5	6	7	8	9	AB	R	H	RBI	BB	SO	LOB	BOTTOM		
Lou Brock, L OBP: 0.356, SLG: 0.433 Greg Terlecky, R (6, 1)	0-0 WP S 1B		0-0 5-3		0-0 F6 1-2			0-0 F5		3	0	1	0	0	0	1			
Ron Fairly, L OBP: 0.415, SLG: 0.403 Al Hrabosky, R OBP: 0.400, SLG: 0.250 (8, PH) (9, 1)	0-0 1B			0-0 BB 1B		0-0 F9		4-0 1-2 BB		3	0	1	0	0	0	1			
Ted Sizemore, R OBP: 0.331, SLG: 0.321 Mike Tyson, R OBP: 0.306, SLG: 0.372 (1, 4) (7, 4)	0-0 5-3			4-0 BB 1B		0-0 G3		0-0 L5-4 2-3		2	0	0	0	1	1	1			
Willie Davis, L OBP: 0.260, SLG: 0.410 Don Hahn, R OBP: 0.143, SLG: 0.077 (1, 9) (8, 9)	0-3 K			0-0 BB		0-0 F4		4-0 BB		3	0	0	0	1	1	3			
Reggie Smith, S OBP: 0.415, SLG: 0.629 (1, 3)	0-3 K			0-0 F8		0-0 F4		0-0 G1-6-3 1B		3	0	0	0	0	0	3			
Ted Simmons, S OBP: 0.362, SLG: 0.443 Ken Rudolph, R OBP: 0.158, SLG: 0.158 (1, 2) (7, 2)	0-0 4-3			0-0 F7		0-0 4-3		0-0 G1-6-3 1-2		4	0	0	0	0	0	3			
Bake McBride, L OBP: 0.306, SLG: 0.327 (1, 8)	0-0 1-3			0-0 F7		0-0 4-3		0-0 G1-6-3 1-2		4	0	0	0	0	0	3			
Ken Reitz, R OBP: 0.312, SLG: 0.357 (1, 5)	0-3 K			0-0 F7		0-3 K				3	0	0	0	0	2	0			
Mario Guerrero, R OBP: 0.288, SLG: 0.294 (1, 6)			0-0 6-3		0-0 F9		0-0 6-3			3	0	0	0	0	0	0			
John Curtis, L OBP: 0.300, SLG: 0.222 Ryan Kurosaki, R (2, 1) Jim Dwyer, L OBP: 0.258, SLG: 0.148 (5, PH) (6, 7)	0-0 F5			4-0 WP BB		0-0 E3 L5-4 BB				0	0	0	0	0	0	0			
Inning Stats	R: 0 E: 0 K: 2 S: 8	H: 1 LOB: 0 BB: 0 P: 8	R: 0 E: 0 K: 1 S: 5	H: 0 LOB: 0 BB: 0 P: 5	R: 0 E: 0 K: 0 S: 3	H: 0 LOB: 0 BB: 0 P: 3	R: 0 E: 0 K: 0 S: 4	H: 1 LOB: 2 BB: 1 P: 8	R: 0 E: 0 K: 0 S: 3	H: 0 LOB: 1 BB: 1 P: 7	R: 0 E: 0 K: 0 S: 3	H: 0 LOB: 0 BB: 0 P: 5	R: 0 E: 1 K: 0 S: 3	H: 0 LOB: 1 BB: 1 P: 7	R: 0 E: 0 K: 0 S: 3	H: 1 LOB: 0 BB: 0 P: 3	1B: 3 2B: 1 3B: 0 HR: 0	SF: 0 SAC: 0 DP: 2 HBP: 0	WP: 2 PA: 33 PB: 0 SB: 1 CS: 0
PITCHER	IP WLS BF H R ER SO BB IBB HBP BLK WP HR S P ERA WHIP	IP WLS BF H R ER SO BB IBB HBP BLK WP HR S P ERA WHIP																	
Tom Griffin, R ERA: 4.63 (1, 1)	9.0 W 33 3 0 0 4 4 0 0 0 2 0 37 53 0.00 0.778																		

Houston Astros @ St. Louis Cardinals
Busch Stadium, St. Louis, MO
Sat Jun 14 1975, 7:05 PM CDT
Att: 25,122 - Unknown

AB 29
R 0
H 3
RBI 0
BB 4
SO 4
LOB 15



Batter	1	2	3	4	5	6	7	8	9	AB	R	H	RBI	BB	SO	LOB	TOP			
Greg Gross, L (1,7) OBP: 0.395, SLG: 0.363										4	0	3	0	0	0	0	Houston Astros @ Los Angeles Dodgers Dodger Stadium, Los Angeles, CA Mon Jun 16 1975, 7:05 PM PDT Att: 24,460 - Unknown			
Roger Metzger, S (1,6) OBP: 0.326, SLG: 0.354										4	1	2	0	0	0	2				
Cesar Cedeno, R (1,8) OBP: 0.356, SLG: 0.398										4	1	1	2	0	3	3				
Bob Watson, R (1,3) OBP: 0.384, SLG: 0.521										4	0	1	0	0	0	2				
Milt May, L (1,2) OBP: 0.284, SLG: 0.292										4	0	0	0	0	1	2				
Jose Cruz, L (1,9) OBP: 0.343, SLG: 0.331										4	0	0	0	0	1	0				
Doug Rader, R (1,5) OBP: 0.313, SLG: 0.326										4	0	0	0	0	1	1				
Larry Milbourne, S (1,4) OBP: 0.208, SLG: 0.176										3	0	1	0	0	0	0				
Cliff Johnson, R (9, PH) OBP: 0.333, SLG: 0.452										1	0	0	0	0	0	1				
Larry Dierker, R (1,1) OBP: 0.061, SLG: 0.061										3	0	0	0	0	0	1				
Ken Boswell, L (9, PH) OBP: 0.372, SLG: 0.328										1	0	0	0	0	0	1				
Inning Stats	R: 0 E: 0 K: 1 S: 7	H: 2 LOB: 2 BB: 0 P: 7	R: 0 E: 0 K: 0 S: 4	H: 1 LOB: 1 BB: 0 P: 4	R: 2 E: 0 K: 1 S: 7	H: 2 LOB: 0 BB: 0 P: 7	R: 0 E: 0 K: 1 S: 5	H: 0 LOB: 0 BB: 0 P: 5	R: 0 E: 0 K: 0 S: 4	H: 1 LOB: 1 BB: 0 P: 4	R: 0 E: 0 K: 1 S: 5	H: 0 LOB: 0 BB: 0 P: 5	R: 0 E: 1 K: 0 S: 4	H: 0 LOB: 1 BB: 0 P: 4	R: 0 E: 0 K: 0 S: 4	H: 0 LOB: 0 BB: 0 P: 4	1B: 6 2B: 0 3B: 1 HR: 1	SF: 0 SAC: 0 DP: 0 HBP: 0	WP: 0 PB: 0 SB: 0 CS: 0	PA: 36
PITCHER Don Sutton, R (1,1) ERA: 1.99	IP: 9.0 WLS: W BF: 36 H: 8 R: 2 ER: 2 SO: 6 BB: 0 IBB: 0 HBP: 0 BLK: 0 WP: 0 HR: 1 S: 48 P: 48 ERA: 2.00 WHIP: 0.889															PITCHER				

Batter	1	2	3	4	5	6	7	8	9	AB	R	H	RBI	BB	SO	LOB	BOTTOM			
Davey Lopes, R (1,4) OBP: 0.379, SLG: 0.319										4	0	1	0	0	2	2	Houston Astros @ Los Angeles Dodgers Dodger Stadium, Los Angeles, CA Mon Jun 16 1975, 7:05 PM PDT Att: 24,460 - Unknown			
Bill Buckner, L (1,7) OBP: 0.231, SLG: 0.305										4	0	1	1	0	0	2				
Henry Cruz, L (8, FR) OBP: 0.256, SLG: 0.244										0	0	0	0	0	0	0				
Jimmy Wynn, R (1,8) OBP: 0.426, SLG: 0.517										1	1	0	0	3	0	1				
Steve Garvey, R (1,3) OBP: 0.343, SLG: 0.463										3	1	1	2	0	0	2				
Willie Crawford, L (1,9) OBP: 0.347, SLG: 0.367										3	1	1	1	0	1	0				
Ron Cey, R (1,5) OBP: 0.342, SLG: 0.427										3	0	1	0	0	0	0				
Steve Yeager, R (1,2) OBP: 0.281, SLG: 0.285										3	0	0	0	0	2	1				
Rick Auerbach, R (1,6) OBP: 0.287, SLG: 0.252										3	1	1	0	0	0	1				
Don Sutton, R (1,1) OBP: 0.191, SLG: 0.136										3	0	1	0	0	1	1				
Inning Stats	R: 0 E: 0 K: 0 S: 3	H: 1 LOB: 1 BB: 1 P: 7	R: 1 E: 0 K: 0 S: 4	H: 1 LOB: 0 BB: 0 P: 4	R: 0 E: 0 K: 0 S: 3	H: 0 LOB: 0 BB: 0 P: 3	R: 0 E: 0 K: 0 S: 2	H: 0 LOB: 0 BB: 1 P: 6	R: 0 E: 0 K: 1 S: 5	H: 1 LOB: 0 BB: 0 P: 5	R: 2 E: 0 K: 2 S: 8	H: 1 LOB: 0 BB: 1 P: 12	R: 1 E: 0 K: 2 S: 9	H: 2 LOB: 1 BB: 0 P: 9	R: 1 E: 0 K: 2 S: 9	H: 2 LOB: 1 BB: 0 P: 9	1B: 5 2B: 0 3B: 0 HR: 2	SF: 0 SAC: 0 DP: 3 HBP: 0	WP: 0 PB: 0 SB: 1 CS: 1	PA: 30
PITCHER Larry Dierker, R (1,1) ERA: 3.99	IP: 8.0 WLS: L BF: 30 H: 7 R: 4 ER: 4 SO: 6 BB: 3 IBB: 0 HBP: 0 BLK: 0 WP: 0 HR: 2 S: 39 P: 51 ERA: 4.50 WHIP: 1.250															PITCHER				

Batter	1	2	3	4	5	6	7	8	9	AB	R	H	RBI	BB	SO	LOB	TOP					
Greg Gross, L (1, 7) OBP: 0.349, SLG: 0.356	F7		K			F6		4-3		4	0	0	0	0	1	2	Houston Astros @ Los Angeles Dodgers Dodger Stadium, Los Angeles, CA Tue Jun 17 1975, 7:05 PM PDT Att: 25,586 - Unknown livebaseballscorecards.com					
Roger Metzger, S (1, 6) OBP: 0.323, SLG: 0.348	4-3			G3		K2-3		F9		4	0	0	0	0	1	2						
Cesar Cedeno, R (1, 8) OBP: 0.352, SLG: 0.392	F6			P6			F2		F8	4	0	0	0	0	0	0						
Bob Watson, R (1, 3) OBP: 0.386, SLG: 0.525		5-3					K			4	0	2	0	0	1	0						
Milt May, L (1, 2) Skip Jutze, R (9, PR) OBP: 0.284, SLG: 0.291 OBP: 0.184, SLG: 0.184		2-3					K			4	0	1	0	0	2	1						
Jose Cruz, L (1, 9) OBP: 0.346, SLG: 0.327				K2-3						0	0	0	0	0	0	0						
Doug Rader, R (1, 5) OBP: 0.309, SLG: 0.321										2	0	0	0	2	0	2						
Larry Milbourne, S (1, 4) Ken Boswell, L (8, PH) OBP: 0.200, SLG: 0.170 OBP: 0.380, SLG: 0.328										3	1	0	0	0	0	2						
Dave Roberts, L (1, 1) Wilbur Howard, S (6, PH) J.R. Richard, R (6, 1) Enos Cabell, R (8, PH) Joe Niekro, R (8, 1) OBP: 0.077, SLG: 0.115 OBP: 0.324, SLG: 0.333 OBP: 0.259, SLG: 0.407 OBP: 0.313, SLG: 0.393 OBP: 0.500, SLG: 0.333										2	0	0	0	0	0	0						
Inning Stats	R: 0 E: 0 K: 0 S: 3	H: 0 LOB: 0 BB: 0 P: 3	R: 0 E: 0 K: 0 S: 3	H: 0 LOB: 1 BB: 1 P: 7	R: 0 E: 0 K: 1 S: 5	H: 0 LOB: 0 BB: 0 P: 5	R: 0 E: 0 K: 1 S: 6	H: 1 LOB: 1 BB: 0 P: 6	R: 0 E: 0 K: 0 S: 3	H: 0 LOB: 0 BB: 0 P: 3	R: 0 E: 0 K: 2 S: 7	H: 0 LOB: 0 BB: 0 P: 7	R: 0 E: 0 K: 2 S: 7	H: 0 LOB: 0 BB: 0 P: 7	R: 1 E: 0 K: 0 S: 4	H: 1 LOB: 2 BB: 2 P: 12		R: 0 E: 0 K: 0 S: 4	H: 2 LOB: 2 BB: 0 P: 4	1B: 3 2B: 1 3B: 0 HR: 0	SF: 0 SAC: 0 DP: 1 HBP: 0	WP: 0 PB: 0 SB: 0 CS: 0
PITCHER Andy Messersmith, R (1, 1) ERA: 2.05	IP: 9.0 WLS: W BF: 33 H: 4 R: 1 ER: 1 SO: 6 BB: 3 IBB: 0 HBP: 0 BLK: 0 WP: 0 HR: 0 S: 42 P: 54 ERA: 1.00 WHIP: 0.778											PITCHER	IP: 9.0 WLS: W BF: 33 H: 4 R: 1 ER: 1 SO: 6 BB: 3 IBB: 0 HBP: 0 BLK: 0 WP: 0 HR: 0 S: 42 P: 54 ERA: 1.00 WHIP: 0.778									

Batter	1	2	3	4	5	6	7	8	9	AB	R	H	RBI	BB	SO	LOB	BOTTOM			
Davey Lopes, R (1, 4) OBP: 0.386, SLG: 0.323	6-3 HR			K						3	2	2	0	2	1	0	Houston Astros @ Los Angeles Dodgers Dodger Stadium, Los Angeles, CA Tue Jun 17 1975, 7:05 PM PDT Att: 25,586 - Unknown livebaseballscorecards.com			
Tom Paciorek, R (1, 7) OBP: 0.244, SLG: 0.272	K									5	1	2	0	0	1	4				
Jimmy Wynn, R (1, 8) Henry Cruz, L (9, 8) OBP: 0.433, SLG: 0.519 OBP: 0.256, SLG: 0.244										3	1	2	0	2	0	2				
Steve Garvey, R (1, 3) OBP: 0.344, SLG: 0.466										0	0	0	0	0	0	0				
Ron Cey, R (1, 5) OBP: 0.343, SLG: 0.436										5	0	2	1	0	0	5				
Joe Ferguson, R (1, 9) OBP: 0.320, SLG: 0.284										4	1	1	3	1	2	4				
Steve Yeager, R (1, 2) OBP: 0.280, SLG: 0.305										4	0	1	1	0	0	3				
Rick Auerbach, R (1, 6) Bill Buckner, L (7, PH) Ivan De Jesus, R (8, 6) OBP: 0.281, SLG: 0.246 OBP: 0.229, SLG: 0.302 OBP: 0.302, SLG: 0.263										4	1	1	1	0	0	4				
Andy Messersmith, R (1, 1) OBP: 0.304, SLG: 0.346										4	1	1	1	0	0	4				
Inning Stats	R: 3 E: 0 K: 1 S: 8	H: 3 LOB: 0 BB: 0 P: 8	R: 0 E: 0 K: 0 S: 5	H: 2 LOB: 2 BB: 0 P: 5	R: 0 E: 0 K: 0 S: 4	H: 1 LOB: 1 BB: 0 P: 4	R: 1 E: 0 K: 1 S: 6	H: 1 LOB: 0 BB: 0 P: 6	R: 1 E: 0 K: 0 S: 4	H: 1 LOB: 2 BB: 2 P: 12	R: 0 E: 0 K: 1 S: 6	H: 1 LOB: 2 BB: 1 P: 10	R: 0 E: 0 K: 2 S: 9	H: 2 LOB: 2 BB: 0 P: 9	R: 1 E: 0 K: 1 S: 6	H: 1 LOB: 2 BB: 2 P: 14		1B: 9 2B: 1 3B: 0 HR: 2	SF: 0 SAC: 0 DP: 0 HBP: 0	WP: 0 PB: 1 SB: 1 CS: 0
PITCHER Dave Roberts, L (1, 1) J.R. Richard, R (6, 1) Joe Niekro, R (8, 1) ERA: 3.83 ERA: 4.85 ERA: 4.5	IP: 5.0 WLS: L BF: 25 H: 8 R: 5 ER: 5 SO: 2 BB: 1 IBB: 1 HBP: 0 BLK: 0 WP: 0 HR: 2 S: 27 P: 35 ERA: 9.00 WHIP: 1.800											PITCHER	IP: 5.0 WLS: L BF: 25 H: 8 R: 5 ER: 5 SO: 2 BB: 1 IBB: 1 HBP: 0 BLK: 0 WP: 0 HR: 2 S: 27 P: 35 ERA: 9.00 WHIP: 1.800							

Batter	1	2	3	4	5	6	7	8	9	AB	R	H	RBI	BB	SO	LOB	TOP		
Greg Gross, L (1,7) OBP: 0.342, SLG: 0.348										4	0	0	0	0	1	2			
Roger Metzger, S (1,6) OBP: 0.319, SLG: 0.343										4	0	0	0	0	1	1			
Cesar Cedeno, R (1,8) OBP: 0.347, SLG: 0.386										4	0	0	0	0	0	1			
Bob Watson, R (1,3) OBP: 0.381, SLG: 0.518										3	0	0	0	0	1	0			
Cliff Johnson, R (1,2) OBP: 0.324, SLG: 0.438										3	0	0	0	0	0	0			
Enos Cabell, R (1,9) OBP: 0.307, SLG: 0.385										3	0	0	0	0	0	0			
Doug Rader, R (1,5) OBP: 0.314, SLG: 0.337										3	0	2	0	0	0	0			
Larry Milbourne, S (1,4) OBP: 0.190, SLG: 0.161										3	0	0	0	0	1	2			
Tom Griffin, R (1,1) OBP: 0.174, SLG: 0.136										1	0	0	0	0	1	1			
Wilbur Howard, S (6,PH) OBP: 0.314, SLG: 0.324										1	0	0	0	0	0	0			
Ken Forsch, R (6,1) OBP: 0.143, SLG: 0.143										0	0	0	0	0	0	0			
Jose Cruz, L (9,PH) OBP: 0.350, SLG: 0.331										1	0	1	0	0	0	0			
Inning Stats	R: 0 E: 0 K: 1 S: 5	H: 0 LOB: 0 BB: 0 P: 5	R: 0 E: 0 K: 0 S: 3	H: 0 LOB: 0 BB: 0 P: 3	R: 0 E: 0 K: 1 S: 6	H: 1 LOB: 1 BB: 0 P: 6	R: 0 E: 0 K: 0 S: 3	H: 0 LOB: 0 BB: 0 P: 3	R: 0 E: 0 K: 0 S: 4	H: 1 LOB: 1 BB: 0 P: 4	R: 0 E: 0 K: 0 S: 3	H: 0 LOB: 0 BB: 0 P: 5	R: 0 E: 0 K: 1 S: 5	H: 0 LOB: 0 BB: 0 P: 5	R: 0 E: 0 K: 1 S: 6	H: 1 LOB: 1 BB: 0 P: 6	1B: 1 2B: 2 HR: 0	SF: 0 SAC: 0 DP: 0 HBP: 0	WP: 0 PA: 30 PB: 1 SB: 0 CS: 0
PITCHER Burt Hooton, R (1,1) ERA: 3.88	IP: 9.0 WLS: W BF: 30 H: 3 R: 0 ER: 0 SO: 5 BB: 0 IBB: 0 HBP: 0 BLK: 0 WP: 0 HR: 0 S: 40 P: 40 ERA: 0.00 WHIP: 0.333																		

Houston Astros @ Los Angeles Dodgers
Dodger Stadium, Los Angeles, CA
Wed Jun 18 1975, 7:05 PM PDT
Att: 47,416 - Unknown

AB	30
R	0
H	3
RBI	0
BB	0
SO	5
LOB	7



Batter	1	2	3	4	5	6	7	8	9	AB	R	H	RBI	BB	SO	LOB	BOTTOM		
Davey Lopes, R (1,4) OBP: 0.384, SLG: 0.322										4	0	1	0	0	1	0			
Bill Buckner, L (1,7) OBP: 0.229, SLG: 0.300										4	1	1	0	0	0	1			
Jimmy Wynn, R (1,8) OBP: 0.434, SLG: 0.514										2	1	0	0	2	1	0			
Steve Garvey, R (1,3) OBP: 0.346, SLG: 0.466										4	0	2	0	0	1	2			
Willie Crawford, L (1,9) OBP: 0.345, SLG: 0.360										3	1	0	0	1	0	3			
Ron Cey, R (1,5) OBP: 0.342, SLG: 0.445										4	1	1	4	0	1	3			
Steve Yeager, R (1,2) OBP: 0.286, SLG: 0.313										3	0	2	0	0	0	0			
Rick Auerbach, R (1,6) OBP: 0.276, SLG: 0.241										3	0	0	0	0	1	3			
Burt Hooton, R (1,1) OBP: 0.179, SLG: 0.192										3	0	0	0	0	3	1			
Inning Stats	R: 4 E: 0 K: 2 S: 9	H: 2 LOB: 0 BB: 2 P: 17	R: 0 E: 0 K: 1 S: 6	H: 1 LOB: 1 BB: 0 P: 6	R: 0 E: 0 K: 1 S: 5	H: 0 LOB: 0 BB: 0 P: 5	R: 0 E: 0 K: 3 S: 10	H: 1 LOB: 1 BB: 0 P: 10	R: 0 E: 0 K: 0 S: 3	H: 0 LOB: 0 BB: 0 P: 3	R: 0 E: 0 K: 0 S: 5	H: 2 LOB: 2 BB: 0 P: 5	R: 0 E: 0 K: 1 S: 5	H: 0 LOB: 0 BB: 0 P: 5	R: 0 E: 0 K: 0 S: 3	H: 1 LOB: 1 BB: 1 P: 7	1B: 6 2B: 0 3B: 0 HR: 1	SF: 0 SAC: 0 DP: 1 HBP: 0	WP: 0 PA: 33 PB: 0 SB: 1 CS: 0
PITCHER Tom Griffin, R (1,1) ERA: 4.79 Ken Forsch, R (6,1) ERA: 3.33	IP: 5.0 WLS: L BF: 21 H: 4 R: 4 ER: 4 SO: 7 BB: 2 IBB: 0 HBP: 0 BLK: 0 WP: 0 HR: 1 S: 33 P: 41 ERA: 7.20 WHIP: 1.200																		

Houston Astros @ Los Angeles Dodgers
Dodger Stadium, Los Angeles, CA
Wed Jun 18 1975, 7:05 PM PDT
Att: 47,416 - Unknown

AB	30
R	4
H	7
RBI	4
BB	3
SO	8
LOB	13



Batter	1	2	3	4	5	6	7	8	9	AB	R	H	RBI	BB	SO	LOB	TOP					
Pete Rose, S OBP: 0.406, SLG: 0.431 (1,5)	6-3		BB 1B		1B 3B	F9		6-3		5	1	2	0	0	0	0	Cincinnati Reds @ Houston Astros Astrodome, Houston, TX Fri Jun 20 1975, 8:05 PM EDT Att: 19,357 - Dome					
Ken Griffey, L OBP: 0.427, SLG: 0.440 (1,9)	6-3		F7		BB 1B 1B	E4 FC6-4		F8		5	1	1	1	0	0	1						
Joe Morgan, L OBP: 0.500, SLG: 0.555 (1,4)	S 1B		1-2 BB		BB 1B BB	FC6-4			K	3	1	1	0	2	1	1						
Johnny Bench, R OBP: 0.369, SLG: 0.558 (1,2)	6-3		F9		BB 1B HR BB	K			2B	4	1	1	0	1	1	4						
Tony Perez, R OBP: 0.336, SLG: 0.430 (1,3)		BB BB BB BB	F3		HR 1B		L5		5-3	4	2	1	2	1	0	3						
Cesar Geronimo, L OBP: 0.364, SLG: 0.427 (1,8)	6-3			F7	HR		5-3		6-3	5	1	1	3	0	0	2						
Dave Concepcion, R OBP: 0.316, SLG: 0.361 (1,6)			F9		2B					4	0	2	0	0	0	1						
George Foster, R OBP: 0.332, SLG: 0.506 (1,7)			2B		5-3					4	0	2	1	0	1	1						
Tom Carroll, L Will McEnaney, L (7,1)	F7				K			3-1		3	0	0	0	0	1	2						
Inning Stats	R: 0 E: 0 K: 0 S: 4	H: 1 LOB: 1 BB: 0 P: 4	R: 1 E: 0 K: 0 S: 4	H: 1 LOB: 1 BB: 1 P: 8	R: 0 E: 0 K: 0 S: 4	H: 1 LOB: 2 BB: 1 P: 8	R: 0 E: 0 K: 1 S: 5	H: 0 LOB: 0 BB: 0 P: 5	R: 6 E: 0 K: 1 S: 10	H: 5 LOB: 1 BB: 2 P: 18	R: 0 E: 1 K: 1 S: 6	H: 0 LOB: 1 BB: 0 P: 6	R: 0 E: 0 K: 0 S: 4	H: 2 LOB: 2 BB: 0 P: 4	R: 0 E: 0 K: 0 S: 3	H: 0 LOB: 0 BB: 0 P: 3		R: 0 E: 0 K: 1 S: 6	H: 1 LOB: 1 BB: 0 P: 6	1B: 5 2B: 4 3B: 1 HR: 1	SF: 0 SAC: 0 DP: 0 HBP: 0	WP: 0 PB: 0 SB: 1 CS: 0
PITCHER	IP	WLS	BF	H	R	ER	SO	BB	IBB	HBP	BLK	WP	HR	S	P	ERA	WHIP					
Doug Koniczny, R ERA: 4.05 (1,1)	4.1	L	23	6	6	6	2	4	0	0	0	0	0	23	39	12.46	2.308					
Wayne Granger, R ERA: 2.59 (5,1)	0.2		4	2	1	1	0	0	0	0	0	0	1	4	4	13.50	3.000					
Jim Crawford, L ERA: 2.48 (6,1)	2.0		8	2	0	0	1	0	0	0	0	0	0	10	10	0.00	1.000					
Mike Cosgrove, L ERA: 1.93 (8,1)	2.0		7	1	0	0	1	0	0	0	0	0	0	9	9	0.00	0.500					

AB	38
R	7
H	11
RBI	7
BB	4
SO	4
LOB	15



Batter	1	2	3	4	5	6	7	8	9	AB	R	H	RBI	BB	SO	LOB	BOTTOM					
Greg Gross, L OBP: 0.339, SLG: 0.345 (1,7)	6-3		1-3		4-3				4-3	5	0	1	1	0	0	2	Cincinnati Reds @ Houston Astros Astrodome, Houston, TX Fri Jun 20 1975, 8:05 PM EDT Att: 19,357 - Dome					
Roger Metzger, S OBP: 0.314, SLG: 0.337 (1,6)	G3		4-3		6-3		1B			4	0	0	0	0	0	4						
Cesar Cedeno, R OBP: 0.346, SLG: 0.382 (1,8)										3	0	0	0	1	1	2						
Mike Cosgrove, L OBP: 0.375, SLG: 0.509 (8,1)	S BB									0	0	0	0	0	0	0						
Bob Watson, R OBP: 0.375, SLG: 0.509 (1,3)	K									4	0	0	0	0	1	1						
Mitt May, L OBP: 0.288, SLG: 0.300 (1,2)			F7							4	0	2	0	0	0	0						
Jose Cruz, L OBP: 0.343, SLG: 0.324 (8,8)			F9		4-3					4	0	0	0	0	1	2						
Doug Rader, R OBP: 0.317, SLG: 0.337 (1,5)			5-3							3	1	1	0	1	0	1						
Larry Milbourne, S OBP: 0.183, SLG: 0.155 (1,4)			6-3							2	1	0	0	0	0	1						
Ken Boswell, L OBP: 0.358, SLG: 0.354 (7, PH) (8,4)					FC4-6 2B					1	1	1	0	0	0	0						
Tommy Helms, R OBP: 0.228, SLG: 0.160 (9, PH) (8,1)					1-2 4-3					1	0	0	0	0	0	0						
Doug Koniczny, R ERA: 4.05 (1,1)	6.1	W	27	5	3	3	1	3	0	0	0	0	0	26	38	4.26	1.263					
Tom Carroll, R ERA: 4.26 (7, PH) (8,4)	2.2		10	2	0	0	2	0	0	0	0	0	0	14	14	0.00	0.750					
Willbur Howard, S OBP: 0.333, SLG: 0.371 (5, PH) (8,1)										0	0	0	0	0	0	0						
Jim Crawford, L OBP: 0.343, SLG: 0.324 (8,1)										0	0	0	0	0	0	0						
Enos Cabell, R OBP: 0.310, SLG: 0.386 (8,9)										2	0	1	2	0	0	0						
Inning Stats	R: 0 E: 0 K: 1 S: 5	H: 0 LOB: 1 BB: 1 P: 9	R: 0 E: 0 K: 0 S: 3	H: 0 LOB: 0 BB: 0 P: 3	R: 0 E: 0 K: 0 S: 3	H: 0 LOB: 1 BB: 1 P: 7	R: 0 E: 0 K: 0 S: 4	H: 1 LOB: 1 BB: 0 P: 4	R: 1 E: 0 K: 0 S: 5	H: 2 LOB: 1 BB: 0 P: 5	R: 0 E: 0 K: 0 S: 3	H: 0 LOB: 0 BB: 0 P: 3	R: 2 E: 0 K: 1 S: 8	H: 3 LOB: 2 BB: 1 P: 12	R: 0 E: 0 K: 1 S: 6	H: 1 LOB: 1 BB: 0 P: 6	R: 0 E: 0 K: 0 S: 3	H: 0 LOB: 0 BB: 0 P: 3	1B: 4 2B: 3 3B: 0 HR: 0	SF: 0 SAC: 0 DP: 0 HBP: 0	WP: 0 PB: 0 SB: 1 CS: 0	PA: 37
PITCHER	IP	WLS	BF	H	R	ER	SO	BB	IBB	HBP	BLK	WP	HR	S	P	ERA	WHIP					



Batter	1	2	3	4	5	6	7	8	9	AB	R	H	RBI	BB	SO	LOB	TOP						
Davey Lopes, R OBP: 0.369, SLG: 0.308 (1, 4)										4	2	0	0	1	2	5	Los Angeles Dodgers @ Houston Astros Astrodome, Houston, TX Tue Jun 24 1975, 8:05 PM EDT Att: 14,285 - Dome						
Bill Buckner, L OBP: 0.235, SLG: 0.299 Steve Yeager, R OBP: 0.282, SLG: 0.315 (1, 7) (4, 2)										2	1	0	0	1	1	1							
Jimmy Wynn, R OBP: 0.436, SLG: 0.502 (1, 8) (4, 7)										5	0	0	0	0	3	5							
Steve Garvey, R OBP: 0.348, SLG: 0.479 (1, 3)										4	1	2	3	1	1	0							
Ron Cey, R OBP: 0.343, SLG: 0.446 (1, 5)										4	2	1	1	1	0	2							
Joe Ferguson, R OBP: 0.323, SLG: 0.280 (1, 2) (4, 9)										5	1	1	0	0	1	1							
Henry Cruz, L OBP: 0.308, SLG: 0.300 (1, 9) (4, 8)										4	1	3	1	0	0	1							
Ivan De Jesus, R OBP: 0.292, SLG: 0.256 (1, 6)										4	0	1	0	0	1	2							
Doug Rau, L OBP: 0.310, SLG: 0.237 (1, 1)										3	0	3	2	1	0	0							
Inning Stats	R: 4 E: 0 K: 2 S: 10	H: 3 LOB: 1 BB: 2 P: 18	R: 0 E: 0 K: 0 S: 4	H: 1 LOB: 1 BB: 0 P: 4	R: 3 E: 0 K: 1 S: 8	H: 4 LOB: 2 BB: 1 P: 12	R: 0 E: 0 K: 3 S: 9	H: 0 LOB: 0 BB: 0 P: 9	R: 0 E: 0 K: 0 S: 4	H: 1 LOB: 1 BB: 0 P: 4	R: 1 E: 0 K: 2 S: 8	H: 1 LOB: 0 BB: 0 P: 8	R: 0 E: 0 K: 1 S: 6	H: 1 LOB: 1 BB: 0 P: 6	R: 0 E: 0 K: 1 S: 5	H: 0 LOB: 2 BB: 2 P: 13		R: 0 E: 0 K: 0 S: 2	H: 0 LOB: 0 BB: 1 P: 6	1B: 9 2B: 1 3B: 0 HR: 2	SF: 0 SAC: 0 DP: 2 HBP: 0	WP: 0 PB: 1 SB: 6 CS: 1	PA: 42
PITCHER	IP WLS BF H R ER SO BB IBB HBP BLK WP HR S P ERA WHIP	IP WLS BF H R ER SO BB IBB HBP BLK WP HR S P ERA WHIP																	IP WLS BF H R ER SO BB IBB HBP BLK WP HR S P ERA WHIP				
Tom Griffin, R ERA: 5.33 Jim Crawford, L ERA: 2.7 Ken Forsch, R ERA: 3.02 Mike Cosgrove, L ERA: 1.74 (1, 1) (3, 1) (3, 1) (9, 1)	2.1 L 15 5 6 6 2 3 0 0 0 0 0 2 16 28 23.14 3.429	0.0 3 3 1 1 0 0 0 0 0 0 0 0 3 3 ∞ ∞	5.2 21 3 1 0 8 2 0 0 0 0 0 0 35 43 0.00 0.882	1.0 3 0 0 0 0 1 0 0 0 0 0 0 2 6 0.00 1.000																	IP WLS BF H R ER SO BB IBB HBP BLK WP HR S P ERA WHIP		
Batter	1	2	3	4	5	6	7	8	9	AB	R	H	RBI	BB	SO	LOB	BOTTOM						
Greg Gross, L OBP: 0.340, SLG: 0.347 (1, 7)										4	0	0	0	0	0	1	Los Angeles Dodgers @ Houston Astros Astrodome, Houston, TX Tue Jun 24 1975, 8:05 PM EDT Att: 14,285 - Dome						
Roger Metzger, S OBP: 0.301, SLG: 0.319 (1, 6)										4	0	0	0	0	0	0							
Cesar Cedeno, R OBP: 0.344, SLG: 0.379 (1, 8)										4	0	0	0	0	1	0							
Bob Watson, R OBP: 0.386, SLG: 0.527 (1, 3)										3	1	2	0	1	0	0							
Cliff Johnson, R OBP: 0.333, SLG: 0.473 (1, 2)										4	0	1	0	0	1	2							
Enos Cabell, R OBP: 0.312, SLG: 0.385 (1, 9)										2	0	0	1	0	0	2							
Doug Rader, R OBP: 0.321, SLG: 0.358 (1, 5)										3	2	2	2	0	1	0							
Rob Andrews, R OBP: 0.271, SLG: 0.239 (1, 4)										3	0	0	0	0	0	0							
Tom Griffin, R OBP: 0.174, SLG: 0.136 Jim Crawford, L OBP: 0.400, SLG: 0.600 Ken Forsch, R OBP: 0.100, SLG: 0.100 Tommy Helms, R (8, PH) Mike Cosgrove, L (9, 1)	R: 0 E: 0 K: 0 S: 3	H: 0 LOB: 0 BB: 0 P: 3	R: 2 E: 0 K: 0 S: 5	H: 2 LOB: 0 BB: 0 P: 5	R: 0 E: 0 K: 1 S: 5	H: 0 LOB: 0 BB: 0 P: 5	R: 0 E: 0 K: 1 S: 5	H: 1 LOB: 1 BB: 1 P: 9	R: 1 E: 0 K: 1 S: 6	H: 1 LOB: 0 BB: 0 P: 6	R: 0 E: 0 K: 1 S: 6	H: 1 LOB: 1 BB: 0 P: 6	R: 0 E: 0 K: 1 S: 5	H: 0 LOB: 0 BB: 0 P: 5	R: 0 E: 0 K: 0 S: 3	H: 1 LOB: 0 BB: 0 P: 3		R: 0 E: 0 K: 0 S: 3	H: 0 LOB: 0 BB: 0 P: 3	1B: 3 2B: 1 3B: 0 HR: 2	SF: 1 SAC: 0 DP: 2 HBP: 0	WP: 0 PB: 0 SB: 0 CS: 0	PA: 32
PITCHER	IP WLS BF H R ER SO BB IBB HBP BLK WP HR S P ERA WHIP	IP WLS BF H R ER SO BB IBB HBP BLK WP HR S P ERA WHIP																	IP WLS BF H R ER SO BB IBB HBP BLK WP HR S P ERA WHIP				
Doug Rau, L ERA: 3.36 (1, 1)	9.0 W 32 6 3 3 5 1 0 0 0 0 0 2 41 45 3.00 0.778																	IP WLS BF H R ER SO BB IBB HBP BLK WP HR S P ERA WHIP					

Batter	1	2	3	4	5	6	7	8	9	AB	R	H	RBI	BB	SO	LOB	TOP		
Ralph Garr, L OBP: 0.319, SLG: 0.365 (1, 7)	F7	HBP		L4		F8			4-3	4	0	0	0	0	0	1			
Marty Perez, R OBP: 0.343, SLG: 0.342 (1, 4)	G3 BB	6-3		K			G3		WP	5	1	2	0	0	1	2			
Dusty Baker Jr., R OBP: 0.336, SLG: 0.423 (1, 9)	G3 BB			S	3-1		DI S		F8	3	1	1	0	2	0	1			
Darrell Evans, L OBP: 0.346, SLG: 0.407 (1, 5)	G3			E2			K		WP	3	1	1	0	2	1	3			
Mike Lum, L OBP: 0.301, SLG: 0.321 (1, 3)	3-1			K			4-3		4-3	5	0	0	0	0	2	6			
Vic Correll, R OBP: 0.336, SLG: 0.420 (1, 2)				K					F8	4	0	1	0	0	1	2			
Rowland Office, L OBP: 0.375, SLG: 0.380 (1, 8)		FC4-6							L8	4	1	2	1	0	0	1			
Larvell Blanks, R OBP: 0.325, SLG: 0.347 (1, 6)										4	0	2	1	0	0	2			
Mike Thompson, R Mike Beard, L Ed Goodson, L Max Leon, R Bob Beall, S Elias Sosa, R (1, 1) (2, 1) (6, PH) (6, 1) (8, PH) (8, 1)				K					5-3	1	0	0	0	0	1	1			
Inning Stats	R: 0 E: 0 K: 0 S: 4	H: 1 LOB: 2 BB: 1 P: 8	R: 1 E: 0 K: 1 S: 7	H: 2 LOB: 2 BB: 0 P: 8	R: 2 E: 1 K: 1 S: 7	H: 2 LOB: 1 BB: 1 P: 11	R: 0 E: 0 K: 2 S: 7	H: 0 LOB: 0 BB: 0 P: 7	R: 0 E: 0 K: 0 S: 4	H: 1 LOB: 1 BB: 0 P: 4	R: 0 E: 0 K: 1 S: 6	H: 1 LOB: 1 BB: 0 P: 6	R: 0 E: 0 K: 0 S: 4	H: 1 LOB: 1 BB: 0 P: 4	R: 1 E: 0 K: 0 S: 4	H: 1 LOB: 1 BB: 0 P: 8	1B: 7 2B: 2 3B: 0 HR: 0	SF: 0 SAC: 0 DP: 0 HBP: 1	WP: 3 PA: 41
PITCHER J.R. Richard, R ERA: 4.52 (1, 1)	IP: 9.0 WLS: W BF: 41	H: 9 R: 4 ER: 2 SO: 7	BB: 4 IBB: 0 HBP: 1 BLK: 0	WP: 2 HR: 0 S: 50 P: 67	ERA: 2.00 WHIP: 1.444	PITCHER IP: WLS: BF: H: R: ER: SO: BB: IBB: HBP: BLK: WP: HR: S: P: ERA: WHIP													

Atlanta Braves @ Houston Astros
Astrodome, Houston, TX
Thu Jun 26 1975, 8:05 PM EDT
Att: 7,017 - Dome

AB 36
R 4
H 9
RBI 2
BB 4
SO 7
LOB 21



Batter	1	2	3	4	5	6	7	8	9	AB	R	H	RBI	BB	SO	LOB	BOTTOM		
Greg Gross, L OBP: 0.340, SLG: 0.341 (1, 7)	1B WP	SH5-3		1B	L8		F8			3	2	1	1	1	0	4			
Roger Metzger, S OBP: 0.305, SLG: 0.323 (1, 6)	WP	FC6-4		E7		1-3			1-3	5	0	3	0	0	0	0			
Cesar Cedeno, R OBP: 0.343, SLG: 0.393 (1, 8)	F6	FC6-4		6-3		6-3			F9	5	0	0	0	0	0	3			
Bob Watson, R OBP: 0.377, SLG: 0.516 (1, 3)	K			E4	F7		K		1-3	5	1	0	0	0	2	2			
Mitt May, L OBP: 0.292, SLG: 0.310 (1, 2)	4-3			F6	4-3					4	1	1	0	0	0	3			
Enos Cabell, R OBP: 0.331, SLG: 0.419 (1, 9)				S	1B		5-3		5-3	3	2	2	1	1	0	1			
Doug Rader, R OBP: 0.327, SLG: 0.368 (1, 5)				1B			K			4	1	3	1	0	1	1			
Rob Andrews, R OBP: 0.282, SLG: 0.248 (1, 4)				1B					1B	3	1	2	1	1	0	2			
J.R. Richard, R OBP: 0.258, SLG: 0.387 (1, 1)		SH1-4		FC6-4					1B	3	0	1	1	0	1	3			
Inning Stats	R: 1 E: 0 K: 1 S: 6	H: 1 LOB: 1 BB: 1 P: 10	R: 3 E: 0 K: 0 S: 6	H: 3 LOB: 1 BB: 1 P: 10	R: 2 E: 1 K: 0 S: 5	H: 3 LOB: 1 BB: 0 P: 6	R: 1 E: 1 K: 0 S: 5	H: 2 LOB: 1 BB: 0 P: 5	R: 0 E: 0 K: 1 S: 7	H: 2 LOB: 2 BB: 0 P: 7	R: 0 E: 0 K: 1 S: 5	H: 0 LOB: 0 BB: 0 P: 5	R: 1 E: 0 K: 1 S: 7	H: 2 LOB: 2 BB: 1 P: 11	R: 0 E: 0 K: 0 S: 3	H: 0 LOB: 0 BB: 0 P: 3	1B: 11 2B: 1 3B: 1 HR: 0	SF: 0 SAC: 2 DP: 0 HBP: 0	WP: 1 PA: 40
PITCHER Mike Thompson, R ERA: 5.59 Mike Beard, L ERA: 2.28 Max Leon, R ERA: 4.41 Elias Sosa, R ERA: 3.76 (1, 1) (2, 1) (6, 1) (8, 1)	IP: 1.2 WLS: L BF: 17	H: 4 R: 4 ER: 4 SO: 4	BB: 2 IBB: 0 HBP: 0 BLK: 0	WP: 0 HR: 0 S: 19 P: 19	ERA: 21.60 WHIP: 3.600	PITCHER IP: WLS: BF: H: R: ER: SO: BB: IBB: HBP: BLK: WP: HR: S: P: ERA: WHIP													

Atlanta Braves @ Houston Astros
Astrodome, Houston, TX
Thu Jun 26 1975, 8:05 PM EDT
Att: 7,017 - Dome

AB 35
R 8
H 13
RBI 5
BB 3
SO 4
LOB 19



Batter	1	2	3	4	5	6	7	8	9	10	11	12	13	14	15	AB	R	H	RBI	BB	SO	LOB	TOP															
Wilbur Howard, S OBP: 0.386, SLG: 0.463 (1, 7)																7	2	2	0	1	2	0																
Greg Gross, L OBP: 0.351, SLG: 0.340 (1, 9)																5	1	1	0	3	1	0																
Enos Cabell, R OBP: 0.333, SLG: 0.426 (1, 5)																7	1	0	1	1	2	4																
Bob Watson, R OBP: 0.371, SLG: 0.524 (8, 2)																5	1	3	3	0	0	1																
Skip Jutze, R OBP: 0.195, SLG: 0.195 (13, PH)																1	0	1	0	0	0	0																
MIT May, L OBP: 0.290, SLG: 0.304 (13, 2)																1	0	0	0	0	0	1																
Cesar Cedeno, R OBP: 0.352, SLG: 0.399 (1, 8)																6	1	2	0	1	0	2																
Cliff Johnson, R OBP: 0.328, SLG: 0.472 (8, 3)																7	1	2	3	0	0	3																
Roger Metzger, S OBP: 0.299, SLG: 0.317 (1, 6)																7	0	2	0	0	0	5																
Rob Andrews, R OBP: 0.280, SLG: 0.290 (12, PH)																5	0	1	0	0	0	4																
Jose Cruz, L OBP: 0.338, SLG: 0.315 (12, 1)																1	0	0	0	0	0	0																
Doug Konieczny, R OBP: 0.206, SLG: 0.242 (14, PH)																1	0	0	0	0	0	0																
Doug Rader, R OBP: 0.330, SLG: 0.378 (14, PH)																1	0	1	0	0	0	0																
Joe Niekro, R OBP: 0.500, SLG: 0.333 (11, 1)																3	0	0	0	0	0	2																
J.R. Richard, R OBP: 0.375, SLG: 0.583 (7, 1)																2	0	0	0	0	0	2																
Max Casper, R OBP: 0.285, SLG: 0.285 (8, 1)																2	0	0	0	0	0	2																
Ken Forsch, R OBP: 0.370, SLG: 0.389 (12, 2)																2	0	0	0	0	0	2																
Wayne Granger, R OBP: 0.370, SLG: 0.389 (12, 2)																2	0	0	0	0	0	2																
Inning Stats	R: 0 E: 0 K: 3 S: 9	H: 0 LOB: 0 BB: 0 P: 9	R: 0 E: 0 K: 0 S: 4	H: 1 LOB: 1 BB: 0 P: 4	R: 0 E: 0 K: 1 S: 6	H: 1 LOB: 2 BB: 1 P: 10	R: 1 E: 0 K: 0 S: 3	H: 2 LOB: 1 BB: 0 P: 5	R: 3 E: 1 K: 0 S: 5	H: 2 LOB: 3 BB: 4 P: 21	R: 0 E: 0 K: 1 S: 5	H: 0 LOB: 1 BB: 1 P: 9	R: 2 E: 0 K: 0 S: 5	H: 2 LOB: 0 BB: 0 P: 5	R: 1 E: 0 K: 0 S: 5	H: 2 LOB: 1 BB: 1 P: 5	R: 0 E: 0 K: 2 S: 7	H: 0 LOB: 0 BB: 0 P: 7	R: 0 E: 0 K: 0 S: 3	H: 1 LOB: 0 BB: 0 P: 3	R: 0 E: 0 K: 0 S: 3	H: 0 LOB: 0 BB: 0 P: 3	R: 0 E: 1 K: 0 S: 4	H: 0 LOB: 1 BB: 0 P: 4	R: 0 E: 0 K: 0 S: 5	H: 2 LOB: 2 BB: 0 P: 5	R: 0 E: 0 K: 0 S: 3	H: 0 LOB: 0 BB: 0 P: 3	R: 0 E: 0 K: 0 S: 3	H: 0 LOB: 0 BB: 0 P: 3	R: 0 E: 0 K: 0 S: 3	H: 0 LOB: 0 BB: 0 P: 3	1B: 10 2B: 3 3B: 0 HR: 2	SF: 0 SAC: 0 DP: 1 HBP: 0	WP: 0 PB: 0 SB: 1 CS: 0	PA: 66		
PITCHER	IP 4.1	WLS 22	BF 4	H 4	R 4	ER 4	SO 4	BB 4	IBB 0	HBP 0	BLK 0	WP 0	HR 1	S 26	P 42	ERA 4.87	WHIP 2.077																					
Fred Norman, L ERA: 4.87 (1, 1)											Pat Darcy, R ERA: 3.33 (15, 1)	IP 1.0	WLS 3	BF 3	H 0	R 0	ER 0	SO 0	BB 0	IBB 0	HBP 0	BLK 0	WP 0	HR 0	S 3	P 3	ERA 0.00	WHIP 0.000										
Rawly Eastwick, R ERA: 5.93 (8, 1)	2.2	13	3	2	2	1	1	1	0	0	0	0	1	13	21	6.75	1.500																					
Clay Carroll, R ERA: 2.86 (10, 1)	2.0	6	1	0	0	2	0	0	0	0	0	0	0	10	10	0.00	0.500																					
Will McCreaney, L ERA: 1.43 (12, 1)	3.0	12	2	0	0	0	0	0	0	0	0	0	0	12	12	0.00	0.667																					
Pete Rose, S OBP: 0.497, SLG: 0.432 (1, 5)																6	2	2	1	2	0	1																
Ken Griffey, L OBP: 0.417, SLG: 0.437 (1, 9)																6	1	2	1	1	0	2																
Joe Morgan, L OBP: 0.495, SLG: 0.573 (1, 4)																7	1	3	2	1	2	3																
Johnny Bench, R OBP: 0.369, SLG: 0.540 (1, 2)																3	0	0	1	3	0	1																
Dan Driessen, L OBP: 0.270, SLG: 0.340 (10, 1)																5	0	2	1	0	0	4																
Will McCreaney, L OBP: 0.348, SLG: 0.502 (14, PH)																1	0	0	0	0	0	2																
Dave Concepcion, R OBP: 0.270, SLG: 0.340 (10, 1)																1	0	0	0	0	0	2																
Perjo Brantley, R OBP: 0.270, SLG: 0.340 (10, 1)																1	0	0	0	0	0	2																
Fay, R OBP: 0.270, SLG: 0.340 (10, 1)																1	0	0	0	0	0	2																
Tony Perez, R OBP: 0.330, SLG: 0.431 (1, 3)																7	0	1	0	0	2	7																
George Foster, R OBP: 0.353, SLG: 0.546 (10, 7)																6	1	2	0	1	0	0																
Darrel Chaney, S OBP: 0.178, SLG: 0.100 (8, PH)																3	0	0	0	0	1	1																
Mary Rettenmund, R OBP: 0.248, SLG: 0.293 (10, 6)																0	1	0	0	1	0	0																
Doug Flynn, R OBP: 0.293, SLG: 0.333 (10, 6)																3	0	1	0	0	1	2																
Fred Norman, S OBP: 0.375, SLG: 0.583 (7, 1)																1	0	0	0	0	0	1																
Terry Crowley, L OBP: 0.285, SLG: 0.285 (8, 1)																1	0	0	0	0	0	1																
Ed Armstrong, R OBP: 0.285, SLG: 0.285 (8, 1)																1	0	0	0	0	0	1																
Cesar Cedeno, R OBP: 0.352, SLG: 0.399 (1, 8)																1	0	0	0	0	0	1																
Inning Stats	R: 1 E: 0 K: 2 S: 9	H: 2 LOB: 2 BB: 1 P: 13	R: 0 E: 0 K: 0 S: 4	H: 1 LOB: 1 BB: 0 P: 4	R: 0 E: 0 K: 1 S: 4	H: 0 LOB: 0 BB: 1 P: 8	R: 0 E: 0 K: 0 S: 3	H: 1 LOB: 0 BB: 0 P: 3	R: 0 E: 0 K: 1 S: 5	H: 0 LOB: 0 BB: 0 P: 5	R: 0 E: 0 K: 0 S: 4	H: 0 LOB: 0 BB: 0 P: 4	R: 1 E: 0 K: 0 S: 4	H: 1 LOB: 1 BB: 1 P: 8	R: 3 E: 1 K: 0 S: 6	H: 2 LOB: 3 BB: 3 P: 18	R: 0 E: 0 K: 1 S: 5	H: 0 LOB: 0 BB: 0 P: 5	R: 0 E: 1 K: 0 S: 4	H: 0 LOB: 2 BB: 1 P: 8	R: 0 E: 0 K: 0 S: 8	H: 1 LOB: 1 BB: 0 P: 8	R: 0 E: 0 K: 0 S: 3	H: 0 LOB: 0 BB: 0 P: 3	R: 0 E: 0 K: 0 S: 4	H: 1 LOB: 2 BB: 1 P: 8	R: 0 E: 0 K: 0 S: 3	H: 0 LOB: 0 BB: 0 P: 3	R: 0 E: 0 K: 0 S: 3	H: 0 LOB: 0 BB: 0 P: 3	1B: 11 2B: 2 3B: 0 HR: 1	SF: 2 SAC: 0 DP: 1 HBP: 0	WP: 2 PB: 0 SB: 1 CS: 1	PA: 66				
PITCHER	IP 6.2	WLS 28	BF 7	H 7	R 3	ER 3	SO 4	BB 4	IBB 0	HBP 0	BLK 0	WP 0	HR 0	S 32	P 48	ERA 4.05	WHIP 1.650																					
J.R. Richard, R ERA: 4.48 (7, 1)											Joe Niekro, R ERA: 4.67 (14, 1)	IP 1.1	WLS 1	BF 9	H 3	R 1	ER 1	SO 0	BB 2	IBB 0	HBP 0	BLK 0	WP 0	HR 0	S 7	P 15	ERA 6.75	WHIP 3.750										
Mike Cosgrove, L ERA: 3.07 (8, 1)	1.1	7	2	3	3	0	1	0	0	0	0	0	1	6	10	20.25	2.250																					
Ken Forsch, R ERA: 3.34 (9, 1)	0.1	4	1	0	0	0	1	0	0	0	0	0	1	2	10	0.00	9.000																					

Batter	1	2	3	4	5	6	7	8	9	AB	R	H	RBI	BB	SO	LOB	TOP																
Wilbur Howard, S OBP: 0.361, SLG: 0.431	F7	F7			G3		K			4	0	0	0	0	1	0																	
Greg Gross, L OBP: 0.350, SLG: 0.336	2B 1B BB	F9			4-3			5-3		3	1	0	0	1	0	0																	
Cesar Cedeno, R OBP: 0.353, SLG: 0.403	F8 1-3 WP 2B			BLK 1B	F9			F2		4	1	2	0	0	0	0																	
Bob Watson, R OBP: 0.370, SLG: 0.520	WP 1B 1B			F8 1-2		K		6-3		4	1	1	1	0	1	1																	
Cliff Johnson, R OBP: 0.326, SLG: 0.473	F8 1-2 2-3			5-3		2B			K	4	0	1	0	0	1	3																	
Doug Rader, R OBP: 0.328, SLG: 0.373	1B BB			F7		5-3			K	3	0	0	0	1	1	2																	
Rob Andrews, R OBP: 0.286, SLG: 0.258																																	
Jose Cruz, L OBP: 0.336, SLG: 0.313	1-2 3-H 1B			B2-6-4 1B				F8		3	0	2	1	0	0	1																	
Larry Milbourne, S OBP: 0.175, SLG: 0.148	F7									3	0	0	0	0	0	3																	
Larry Dierker, R OBP: 0.098, SLG: 0.098		5-3		B2-6-4 1-2				P5		3	0	0	0	0	0	1																	
Inning Stats	R: 3 E: 0 K: 0 S: 6	H: 3 LOB: 2 BB: 2 P: 14	R: 0 E: 0 K: 0 S: 3	H: 0 LOB: 0 BB: 0 P: 3	R: 0 E: 0 K: 0 S: 4	H: 1 LOB: 1 BB: 0 P: 4	R: 0 E: 0 K: 0 S: 3	H: 1 LOB: 0 BB: 0 P: 3	R: 0 E: 0 K: 1 S: 6	H: 1 LOB: 1 BB: 0 P: 6	R: 0 E: 0 K: 1 S: 5	H: 0 LOB: 0 BB: 0 P: 5	R: 0 E: 0 K: 0 S: 3	H: 0 LOB: 0 BB: 0 P: 7	R: 0 E: 0 K: 2 S: 7	H: 0 LOB: 0 BB: 0 P: 7	1B: 4 2B: 2 3B: 0 HR: 0	SF: 0 SAC: 0 DP: 1 HBP: 0	WP: 1 PB: 0 SB: 0 CS: 0	PA: 34													
PITCHER	IP WLS BF H R ER SO BB IBB HBP BLK WP HR S P ERA WHIP	IP WLS BF H R ER SO BB IBB HBP BLK WP HR S P ERA WHIP																															
Tom Carroll, R ERA: 4.29	(1, 1)	5.0	21	5	3	3	0	2	0	0	1	1	0	19	27	5.40	1.400																
Rawly Eastwick, R ERA: 5.17	(6, 1)	4.0	W	13	1	0	0	4	0	0	0	0	0	21	21	0.00	0.250																

Houston Astros @ Cincinnati Reds
Riverfront Stadium, Cincinnati, OH
Wed Jul 02 1975, 7:05 PM EDT
Att: 23,080 - Unknown

AB	32
R	3
H	6
RBI	2
BB	2
SO	4
LOB	11



Batter	1	2	3	4	5	6	7	8	9	AB	R	H	RBI	BB	SO	LOB	BOTTOM																
Pete Rose, S OBP: 0.403, SLG: 0.426	4-3			F7		4-3		G3		4	0	0	0	0	0	0																	
Ken Griffey, L OBP: 0.415, SLG: 0.433	F9			F8		1B HR 1B		F9		4	1	1	0	0	0	0																	
Joe Morgan, L OBP: 0.490, SLG: 0.564	F7			F9		P4		K		4	0	0	0	0	1	1																	
Dan Driessen, L OBP: 0.370, SLG: 0.340		F7			4-3	HR 1B				3	1	1	0	0	0	0																	
George Foster, R OBP: 0.353, SLG: 0.557		F5		E4 1B		1-H 2-H HR				3	2	1	3	0	0	0																	
Cesar Geronimo, L OBP: 0.358, SLG: 0.404		F8		1B 1-2 1B		F8				3	0	1	0	0	0	0																	
Darrel Chaney, S OBP: 0.188, SLG: 0.116				F8				K		3	0	1	1	0	1	0																	
Bill Plummer, R OBP: 0.255, SLG: 0.289				P4		F8		6-3		3	0	0	0	0	0	2																	
Tom Carroll, L										1	0	0	0	0	0	0																	
Terry Crowley, L OBP: 0.433, SLG: 0.462				G1						1	0	0	0	0	0	2																	
Rawly Eastwick, R										1	0	0	0	0	1	0																	
Inning Stats	R: 0 E: 0 K: 0 S: 3	H: 0 LOB: 0 BB: 0 P: 3	R: 0 E: 0 K: 0 S: 3	H: 0 LOB: 0 BB: 0 P: 3	R: 0 E: 0 K: 0 S: 3	H: 0 LOB: 0 BB: 0 P: 3	R: 1 E: 1 K: 0 S: 6	H: 2 LOB: 2 BB: 0 P: 6	R: 3 E: 0 K: 2 S: 7	H: 3 LOB: 0 BB: 0 P: 6	R: 0 E: 0 K: 2 S: 5	H: 0 LOB: 0 BB: 0 P: 7	R: 0 E: 0 K: 1 S: 5	H: 0 LOB: 0 BB: 0 P: 5	R: 0 E: 0 K: 1 S: 5	H: 0 LOB: 0 BB: 0 P: 5	1B: 4 2B: 0 3B: 0 HR: 1	SF: 0 SAC: 0 DP: 0 HBP: 0	WP: 0 PB: 0 SB: 0 CS: 0	PA: 30													
PITCHER	IP WLS BF H R ER SO BB IBB HBP BLK WP HR S P ERA WHIP	IP WLS BF H R ER SO BB IBB HBP BLK WP HR S P ERA WHIP																															
Larry Dierker, R ERA: 4.26	(1, 1)	8.0	L	30	5	4	3	3	0	0	0	0	1	36	36	3.38	0.625																

Houston Astros @ Cincinnati Reds
Riverfront Stadium, Cincinnati, OH
Wed Jul 02 1975, 7:05 PM EDT
Att: 23,080 - Unknown

AB	30
R	4
H	5
RBI	4
BB	0
SO	3
LOB	5



Batter	1	2	3	4	5	6	7	8	9	AB	R	H	RBI	BB	SO	LOB	TOP					
Wilbur Howard, S OBP: 0.379, SLG: 0.435 (1, 7)										4	3	2	0	1	0	1	Houston Astros @ Atlanta Braves Atlanta-Fulton County Stadium, Atlanta, GA Fri Jul 04, 1975, 7:05 PM EDT Att: 29,487 - Unknown					
Greg Gross, L OBP: 0.347, SLG: 0.333 (1, 9)										5	1	1	0	0	0	2						
Cesar Cedeno, R OBP: 0.354, SLG: 0.402 Jose Cruz, L OBP: 0.338, SLG: 0.315 (1, 8) (3, 7)										1	0	0	0	1	0	0						
Bob Watson, R OBP: 0.368, SLG: 0.516 (1, 3)										4	0	1	2	0	0	3						
Cliff Johnson, R OBP: 0.331, SLG: 0.474 (1, 2)										4	0	2	1	0	0	1						
Doug Rader, R OBP: 0.327, SLG: 0.376 (1, 5)										4	0	1	0	0	0	3						
Roger Metzger, S OBP: 0.299, SLG: 0.319 (1, 6)										4	0	1	0	0	0	2						
Rob Andrews, R OBP: 0.282, SLG: 0.253 (1, 4)										3	0	0	0	0	0	2						
Dave Roberts, L OBP: 0.114, SLG: 0.176 Wayne Granger, R (7, 1) Ken Boswell, L OBP: 0.366, SLG: 0.316 (9, PH)										3	0	0	0	0	0	1						
										0	0	0	0	0	0	0						
										1	0	0	0	0	0	0						
Inning Stats	R: 1 E: 0 K: 0 S: 5	H: 2 LOB: 2 BB: 1 P: 9	R: 0 E: 0 K: 0 S: 4	H: 1 LOB: 1 BB: 0 P: 4	R: 0 E: 0 K: 0 S: 3	H: 0 LOB: 0 BB: 0 P: 3	R: 0 E: 0 K: 0 S: 4	H: 1 LOB: 1 BB: 0 P: 4	R: 1 E: 0 K: 0 S: 4	H: 1 LOB: 1 BB: 1 P: 8	R: 0 E: 0 K: 0 S: 4	H: 1 LOB: 1 BB: 0 P: 4	R: 2 E: 0 K: 0 S: 6	H: 3 LOB: 1 BB: 0 P: 6	R: 0 E: 0 K: 0 S: 3	H: 0 LOB: 0 BB: 0 P: 3	R: 0 E: 0 K: 0 S: 3	H: 0 LOB: 0 BB: 0 P: 3	1B: 7 2B: 2 3B: 0 HR: 0	SF: 0 SAC: 1 DP: 0 HBP: 0	WP: 0 PB: 0 SB: 1 CS: 0	PA: 38
PITCHER Carl Morton, R ERA: 3.69 (1, 1)	IP: 9.0 WLS: W BF: 38 H: 9 R: 4 ER: 4 SO: 0 BB: 2 IBB: 0 HBP: 0 BLK: 0 WP: 0 HR: 0 S: 36 P: 44 ERA: 4.00 WHIP: 1.222																	PITCHER				

AB	35
R	4
H	9
RBI	4
BB	2
SO	0
LOB	17



Batter	1	2	3	4	5	6	7	8	9	AB	R	H	RBI	BB	SO	LOB	BOTTOM	
Ralph Garr, L OBP: 0.313, SLG: 0.362 (1, 7)										5	1	2	1	0	0	1	Houston Astros @ Atlanta Braves Atlanta-Fulton County Stadium, Atlanta, GA Fri Jul 04, 1975, 7:05 PM EDT Att: 29,487 - Unknown	
Marty Perez, R OBP: 0.344, SLG: 0.349 (1, 4)										5	1	2	1	0	0	1		
Dusty Baker Jr., R OBP: 0.334, SLG: 0.408 (1, 9)										4	1	1	0	1	0	3		
Darrell Evans, L OBP: 0.339, SLG: 0.385 (1, 5)										3	0	0	1	1	1	2		
Earl Williams, R OBP: 0.277, SLG: 0.339 (1, 3)										3	1	2	1	1	0	0		
Vic Correll, R OBP: 0.330, SLG: 0.399 Biff Pocoroba, S OBP: 0.385, SLG: 0.388 (7, FR) (8, 2)										3	0	0	0	0	0	1		
Larvell Blanks, R OBP: 0.338, SLG: 0.351 (1, 6)										3	0	0	0	1	0	2		
Rowland Office, L OBP: 0.393, SLG: 0.396 (1, 8)										4	1	3	1	0	0	0		
Carl Morton, R OBP: 0.260, SLG: 0.234 (1, 1)										3	0	0	0	0	1	3		
Inning Stats	R: 0 E: 0 K: 0 S: 4	H: 2 LOB: 2 BB: 1 P: 8	R: 0 E: 0 K: 0 S: 4	H: 1 LOB: 1 BB: 0 P: 4	R: 0 E: 0 K: 0 S: 3	H: 0 LOB: 0 BB: 0 P: 3	R: 1 E: 0 K: 2 S: 8	H: 1 LOB: 2 BB: 2 P: 16	R: 2 E: 0 K: 0 S: 6	H: 3 LOB: 2 BB: 0 P: 7	R: 1 E: 1 K: 0 S: 5	H: 1 LOB: 1 BB: 0 P: 5	1B: 8 2B: 1 3B: 0 HR: 1	SF: 0 SAC: 1 DP: 0 HBP: 1	WP: 0 PB: 0 SB: 0 CS: 0	PA: 39		
PITCHER Dave Roberts, L ERA: 4.08 Wayne Granger, R ERA: 2.44 (1, 1) (7, 1)	IP: 6.2 WLS: L BF: 7 H: 1 R: 1 ER: 1 SO: 0 BB: 0 IBB: 0 HBP: 1 BLK: 0 WP: 0 HR: 1 S: 6 P: 7 ERA: 5.40 WHIP: 0.750																	PITCHER



Batter	1	2	3	4	5	6	7	8	9	AB	R	H	RBI	BB	SO	LOB	TOP			
Wilbur Howard, S (1, 8) OBP: 0.386, SLG: 0.485										4	1	2	0	0	1	0	Houston Astros @ Atlanta Braves Atlanta-Fulton County Stadium, Atlanta, GA Sat Jul 05 1975, 7:05 PM EDT Unknown			
Greg Gross, L (1, 9) OBP: 0.349, SLG: 0.336										4	0	2	0	0	0	2				
Enos Cabell, R (1, 7) OBP: 0.327, SLG: 0.420										3	0	0	1	0	1	2				
Bob Watson, R (1, 3) OBP: 0.370, SLG: 0.514										3	1	1	0	1	0	0				
Cliff Johnson, R (1, 2) OBP: 0.329, SLG: 0.489										4	1	1	2	0	0	2				
Doug Ratler, R (1, 5)										4	0	0	0	0	1	0				
Roger Metzger, S (1, 6) OBP: 0.298, SLG: 0.322										4	0	1	0	0	0	0				
Rob Andrews, R (1, 4) OBP: 0.288, SLG: 0.256 (9, PH)										2	0	1	0	1	0	0				
Jose Cruz, L (9, PH) OBP: 0.336, SLG: 0.314										1	0	0	0	0	1	0				
Ken Forsch, R (1, 1) OBP: 0.077, SLG: 0.077 (7, PH)										2	0	0	0	0	0	3				
Tommy Helms, R (7, PH) OBP: 0.254, SLG: 0.167										1	0	0	0	0	0	0				
Jim Crawford, L (7, 1) OBP: 0.250, SLG: 0.375										0	0	0	0	0	0	0				
Inning Stats	R: 0 E: 0 K: 2 S: 14	H: 1 LOB: 2 BB: 1 P: 24	R: 0 E: 0 K: 0 S: 7	H: 1 LOB: 1 BB: 0 P: 13	R: 1 E: 0 K: 0 S: 5	H: 1 LOB: 0 BB: 0 P: 6	R: 0 E: 0 K: 1 S: 10	H: 1 LOB: 2 BB: 1 P: 17	R: 0 E: 0 K: 0 S: 7	H: 0 LOB: 0 BB: 0 P: 10	R: 0 E: 0 K: 0 S: 3	H: 0 LOB: 0 BB: 0 P: 4	R: 0 E: 0 K: 0 S: 7	H: 1 LOB: 0 BB: 0 P: 8	R: 2 E: 0 K: 1 S: 9	H: 2 LOB: 0 BB: 0 P: 13	1B: 4 2B: 3 3B: 1 HR: 1	SF: 1 SAC: 0 DP: 2 HBP: 0	WP: 2 PB: 0 SB: 0 CS: 0	PA: 35
PITCHER	IP WLS BF H R ER SO BB IBB HBP BLK WP HR S P ERA WHIP	IP WLS BF H R ER SO BB IBB HBP BLK WP HR S P ERA WHIP																		
Ray Sadecki, L (1, 1) ERA: 4.04	8.0 W 32 8 3 3 3 2 0 0 0 0 2 1 62 93 3.38 1.250																			
Elias Sosa, R (9, 1) ERA: 3.67	1.0 S 3 0 0 0 1 0 0 0 0 0 0 0 7 11 0.00 0.000																			

Batter	1	2	3	4	5	6	7	8	9	AB	R	H	RBI	BB	SO	LOB	BOTTOM			
Ralph Garr, L (1, 7) OBP: 0.313, SLG: 0.361										4	0	1	0	0	0	1	Houston Astros @ Atlanta Braves Atlanta-Fulton County Stadium, Atlanta, GA Sat Jul 05 1975, 7:05 PM EDT Unknown			
Marty Perez, R (1, 4) OBP: 0.346, SLG: 0.349										3	1	1	0	1	0	1				
Dusty Baker Jr., R (1, 9) OBP: 0.333, SLG: 0.406										4	0	1	0	0	0	1				
Darrell Evans, L (1, 5) OBP: 0.344, SLG: 0.389										2	2	2	1	1	0	0				
Mike Lum, L (1, 3) OBP: 0.318, SLG: 0.326										4	1	2	1	0	0	2				
Larvell Blanks, R (1, 6) OBP: 0.334, SLG: 0.347										3	0	0	1	0	0	3				
Rowland Office, L (1, 8) OBP: 0.391, SLG: 0.394										3	0	1	1	0	0	1				
Biff Pocoroba, S (1, 2) OBP: 0.375, SLG: 0.377										2	0	0	0	0	0	0				
Ray Sadecki, L (1, 1) OBP: 0.125, SLG: 0.250										3	0	0	0	0	1	1				
Elias Sosa, R (9, 1) OBP: 0.111, SLG: 0.111										0	0	0	0	0	0	0				
Inning Stats	R: 0 E: 0 K: 0 S: 4	H: 1 LOB: 0 BB: 0 P: 4	R: 2 E: 0 K: 0 S: 14	H: 1 LOB: 0 BB: 1 P: 24	R: 0 E: 0 K: 0 S: 6	H: 1 LOB: 1 BB: 0 P: 10	R: 0 E: 0 K: 0 S: 8	H: 1 LOB: 1 BB: 0 P: 15	R: 0 E: 0 K: 0 S: 10	H: 0 LOB: 0 BB: 0 P: 15	R: 1 E: 0 K: 0 S: 9	H: 2 LOB: 1 BB: 0 P: 15	R: 0 E: 0 K: 0 S: 10	H: 1 LOB: 1 BB: 0 P: 14	R: 1 E: 0 K: 0 S: 6	H: 1 LOB: 0 BB: 1 P: 15	1B: 8 2B: 0 3B: 0 HR: 0	SF: 1 SAC: 1 DP: 2 HBP: 0	WP: 0 PB: 0 SB: 2 CS: 0	PA: 32
PITCHER	IP WLS BF H R ER SO BB IBB HBP BLK WP HR S P ERA WHIP	IP WLS BF H R ER SO BB IBB HBP BLK WP HR S P ERA WHIP																		
Ken Forsch, R (1, 1) ERA: 3.44	6.0 L 24 4 3 3 1 1 0 0 0 0 0 0 51 83 4.50 1.167																			
Jim Crawford, L (7, 1) ERA: 2.89	2.0 8 2 1 1 0 1 0 0 0 0 0 0 16 29 4.50 1.500																			



Batter	1	2	3	4	5	6	7	8	9	AB	R	H	RBI	BB	SO	LOB	TOP				
Wilbur Howard, S OBP: 0.373, SLG: 0.465 Mike Cosgrove, L (8, 1)	F5	K				F9 1B	P5	L5		5	0	1	0	0	1	4					
Greg Gross, L OBP: 0.350, SLG: 0.335	1B		1-3			HBP	5-3	F7		4	1	1	0	1	0	0					
Jose Cruz, L OBP: 0.333, SLG: 0.311	1B		F5			F9	5-3	1-3		5	1	1	0	0	0	2					
Cliff Johnson, R OBP: 0.344, SLG: 0.496	E		K			FC5-4	FC6-4	2B		4	1	3	1	0	1	0					
Enos Cabell, R OBP: 0.329, SLG: 0.424	E5					FC5-4	FC6-4	2B		5	1	2	1	0	0	4					
Ken Boswell, L OBP: 0.367, SLG: 0.325	SF9					F7	FC5-4	1B		4	0	2	1	0	0	3					
Tommy Helms, R OBP: 0.239, SLG: 0.155	F9					F9	FC5-4	F8		4	0	0	0	0	0	3					
Larry Milbourne, S OBP: 0.167, SLG: 0.141 Bob Watson, R OBP: 0.369, SLG: 0.512	G3					FC6	F8	F7		3	0	0	0	0	0	2					
Doug Konieczny, R OBP: 0.216, SLG: 0.250 Joe Niekro, R OBP: 0.500, SLG: 0.333 Doug Rader, R OBP: 0.325, SLG: 0.372 Roger Metzger, S OBP: 0.298, SLG: 0.322	K					K		1B		3	0	1	0	0	2	0					
Inning Stats	R: 4 E: 1 K: 0 S: 16	H: 2 LOB: 0 BB: 1 P: 24	R: 0 E: 0 K: 2 S: 9	H: 0 LOB: 0 BB: 0 P: 12	R: 0 E: 0 K: 1 S: 6	H: 0 LOB: 0 BB: 0 P: 8	R: 0 E: 0 K: 0 S: 4	H: 1 LOB: 1 BB: 0 P: 4	R: 0 E: 0 K: 1 S: 7	H: 2 LOB: 3 BB: 0 P: 8	R: 0 E: 0 K: 0 S: 5	H: 1 LOB: 1 BB: 0 P: 4	R: 0 E: 0 K: 0 S: 5	H: 2 LOB: 2 BB: 0 P: 5	R: 0 E: 0 K: 0 S: 5	H: 2 LOB: 2 BB: 0 P: 5	1B: 11 2B: 1 3B: 0 HR: 0	SF: 1 SAC: 0 DP: 0 HBP: 1	WP: 0 PB: 0 SB: 0 CS: 0	PA: 42	
PITCHER	IP	WLS	BF	H	R	ER	SO	BB	IBB	HBP	BLK	WP	HR	S	P	ERA	WHIP				
Max Leon, R ERA: 3.8	6.0	W	28	7	4	2	4	1	0	1	0	0	0	47	61	3.00	1.333				
Tom House, L ERA: 3.76	3.0	S	14	5	0	0	0	0	0	0	0	0	0	14	14	0.00	1.667				

Houston Astros @ Atlanta Braves
Atlanta-Fulton County Stadium, Atlanta, GA
Sat Jul 05 1975, 7:05 PM EDT
Att: 11,202 - Unknown

AB 39
R 4
H 12
RBI 3
BB 1
SO 4
LOB 19



Batter	1	2	3	4	5	6	7	8	9	AB	R	H	RBI	BB	SO	LOB	BOTTOM				
Ralph Garr, L OBP: 0.317, SLG: 0.377	2B		F5			HR				4	1	3	3	0	0	1					
Marty Perez, R OBP: 0.342, SLG: 0.344	F9		F3			K				4	0	0	0	0	1	3					
Dusty Baker Jr., R OBP: 0.332, SLG: 0.404	K					F9				4	1	1	0	0	1	1					
Darrell Evans, L OBP: 0.343, SLG: 0.385	F5					FC3				3	1	0	0	1	0	1					
Earl Williams, R OBP: 0.271, SLG: 0.331	K					F9				4	0	0	0	0	2	2					
Larvell Blanks, R OBP: 0.337, SLG: 0.345	K					FC3				2	2	0	1	2	1	1					
Rowland Office, L OBP: 0.390, SLG: 0.393	F5					HR				3	1	1	1	0	0	1					
Vic Correll, R OBP: 0.329, SLG: 0.411			F9			HR				4	2	1	3	0	1	2					
Max Leon, R OBP: 0.500, SLG: 0.500 Ed Goodson, L OBP: 0.236, SLG: 0.267 Tom House, L (7, 1)						G3				2	0	1	0	0	0	0					
Inning Stats	R: 0 E: 0 K: 1 S: 10	H: 1 LOB: 1 BB: 0 P: 15	R: 0 E: 0 K: 2 S: 7	H: 0 LOB: 0 BB: 0 P: 11	R: 0 E: 0 K: 0 S: 4	H: 1 LOB: 1 BB: 0 P: 4	R: 5 E: 0 K: 0 S: 8	H: 4 LOB: 1 BB: 1 P: 12	R: 0 E: 0 K: 0 S: 3	H: 0 LOB: 0 BB: 0 P: 3	R: 3 E: 1 K: 1 S: 7	H: 1 LOB: 0 BB: 1 P: 11	R: 0 E: 0 K: 1 S: 5	H: 0 LOB: 0 BB: 0 P: 5	R: 0 E: 0 K: 1 S: 5	H: 0 LOB: 1 BB: 1 P: 9	1B: 4 2B: 1 3B: 0 HR: 2	SF: 0 SAC: 1 DP: 0 HBP: 0	WP: 0 PB: 0 SB: 0 CS: 0	PA: 36	
PITCHER	IP	WLS	BF	H	R	ER	SO	BB	IBB	HBP	BLK	WP	HR	S	P	ERA	WHIP				
Doug Konieczny, R ERA: 4.42	5.2	L	28	7	8	5	3	2	0	0	0	0	0	8	8	0.00	0.000				
Joe Niekro, R ERA: 4.5	1.1		4	0	0	0	2	0	0	0	0	0	0	8	8	0.00	1.000				
Mike Cosgrove, L ERA: 2.87	1.0		4	0	0	0	1	1	0	0	0	0	0	5	9	0.00	1.000				

Houston Astros @ Atlanta Braves
Atlanta-Fulton County Stadium, Atlanta, GA
Sat Jul 05 1975, 7:05 PM EDT
Att: 11,202 - Unknown

AB 32
R 8
H 7
RBI 8
BB 3
SO 6
LOB 15



Batter	1	2	3	4	5	6	7	8	9	10	AB	R	H	RBI	BB	SO	LOB		
Pepe Mangual, R OBP: 0.340, SLG: 0.370 (1, 8)	1-1 1B	3-1 2B							0-1 1-3		5	1	3	2	0	1	3		
Tony Scott, S OBP: 0.264, SLG: 0.260 (1, 9)	1-3 K	1-0 6-3							2-2 F7		5	0	0	0	0	1	5		
Mike Jorgensen, L OBP: 0.362, SLG: 0.390 (1, 3)	1-0 G1-6-3 1B								1-0 F8		4	0	2	1	0	0	0		
Larry Blittner, L OBP: 0.415, SLG: 0.442 (1, 7)	0-1 G1-6-3								1-1 F9		5	0	0	0	0	0	5		
Gary Carter, R OBP: 0.366, SLG: 0.435 (1, 2)		1-0 F8 1B							0-1 FC4-6 BB		4	1	1	0	1	0	1		
Larry Parrish, R OBP: 0.236, SLG: 0.406 (1, 5)		0-0 F8 2B							4-0 FC4-6 BB		3	1	1	0	1	0	0		
Pete Mackanin, R OBP: 0.337, SLG: 0.423 (1, 4)		0-2 F8							1-0 FC4-6 BB		4	0	0	0	0	1	4		
Tim Foli, R OBP: 0.279, SLG: 0.256 (1, 6)		4-0 2B IBB							4-0 1-2 BB		2	0	0	0	2	1	0		
Dennis Blair, R OBP: 0.182, SLG: 0.156 Donald DeMola, R (9, 1)		0-3 K							0-3 K		4	0	1	0	0	3	6		
Inning Stats	R: 1 E: 0 K: 1 S: 9	H: 2 LOB: 0 BB: 0 P: 12	R: 2 E: 0 K: 1 S: 11	H: 3 LOB: 2 BB: 1 P: 20	R: 0 E: 0 K: 0 S: 3	H: 0 LOB: 0 BB: 0 P: 6	R: 0 E: 0 K: 1 S: 6	H: 0 LOB: 0 BB: 0 P: 6	R: 0 E: 0 K: 2 S: 10	H: 0 LOB: 0 BB: 0 P: 7	R: 0 E: 0 K: 0 S: 6	H: 0 LOB: 0 BB: 0 P: 10	R: 0 E: 0 K: 1 S: 8	H: 0 LOB: 3 BB: 3 P: 21	R: 0 E: 0 K: 0 S: 10	H: 1 LOB: 1 BB: 0 P: 14	1B: 7 2B: 1 3B: 0 HR: 0	SF: 0 SAC: 0 DP: 2 HBP: 1	
PITCHER	IP WLS BF H R ER SO BB IBB HBP BLK WP HR S P ERA WHIP	IP WLS BF H R ER SO BB IBB HBP BLK WP HR S P ERA WHIP	IP WLS BF H R ER SO BB IBB HBP BLK WP HR S P ERA WHIP	IP WLS BF H R ER SO BB IBB HBP BLK WP HR S P ERA WHIP	IP WLS BF H R ER SO BB IBB HBP BLK WP HR S P ERA WHIP	IP WLS BF H R ER SO BB IBB HBP BLK WP HR S P ERA WHIP	IP WLS BF H R ER SO BB IBB HBP BLK WP HR S P ERA WHIP	IP WLS BF H R ER SO BB IBB HBP BLK WP HR S P ERA WHIP	IP WLS BF H R ER SO BB IBB HBP BLK WP HR S P ERA WHIP	IP WLS BF H R ER SO BB IBB HBP BLK WP HR S P ERA WHIP	IP WLS BF H R ER SO BB IBB HBP BLK WP HR S P ERA WHIP	IP WLS BF H R ER SO BB IBB HBP BLK WP HR S P ERA WHIP	IP WLS BF H R ER SO BB IBB HBP BLK WP HR S P ERA WHIP	IP WLS BF H R ER SO BB IBB HBP BLK WP HR S P ERA WHIP	IP WLS BF H R ER SO BB IBB HBP BLK WP HR S P ERA WHIP	IP WLS BF H R ER SO BB IBB HBP BLK WP HR S P ERA WHIP	IP WLS BF H R ER SO BB IBB HBP BLK WP HR S P ERA WHIP	IP WLS BF H R ER SO BB IBB HBP BLK WP HR S P ERA WHIP	
Ken Forsch, R ERA: 3.43	8.0	0.1	1.2	0.1	0.1	0.1	0.1	0.1	0.1	0.1	0.1	0.1	0.1	0.1	0.1	0.1	0.1	0.1	0.1
Mike Stanton, R ERA:	0.1	4	0	0	0	0	3	0	0	0	0	0	2	15	0.00	9.000			
Wayne Granger, L ERA: 2.35	1.2	W	6	1	0	0	1	0	0	0	0	0	16	20	0.00	0.600			

TOP

Montreal Expos @ Houston Astros
Astrodome, Houston, TX
Wed Jul 09 1975, 8:05 PM EDT
Att. 9,304 - Dome

AB	36
R	3
H	8
RBI	3
BB	4
SO	7
LOB	24

WP: 0 PA: 41
PB: 0 SB: 1 CS: 0



Batter	1	2	3	4	5	6	7	8	9	10	AB	R	H	RBI	BB	SO	LOB			
Wilbur Howard, S OBP: 0.387, SLG: 0.466 (1, 7)	0-0 F6		2-2 FC6-4 2B							2-1 SH5-4 1B HBP	4	1	2	0	0	0	0			
Greg Gross, L OBP: 0.361, SLG: 0.346 (1, 9)	3-2 3-1		4-1 FC6-4 BB							0-1 SH5-4	3	0	1	0	1	0	0			
Cesar Cedeno, R OBP: 0.354, SLG: 0.398 (1, 8)	1-1 F9		0-0 FC6-4 S							2-0 1B	5	0	1	2	0	0	4			
Bob Watson, R OBP: 0.363, SLG: 0.498 (1, 3)		1-1 6-3	1-1 F4							1-0 F7	4	0	0	0	0	0	4			
Cliff Johnson, R OBP: 0.349, SLG: 0.473 (1, 2)		4-0 1B SF8 BB	0-2 L7							0-0 F8	3	1	0	0	1	0	2			
Doug Rader, R OBP: 0.324, SLG: 0.379 (1, 5)		1-0 SF8 1B								0-1 F6	4	1	2	1	0	0	0			
Roger Metzger, S OBP: 0.301, SLG: 0.325 (1, 6)		3-2 SF8								4-2 HR	2	0	1	1	1	0	0			
Rob Andrews, R OBP: 0.279, SLG: 0.244 Ken Boswell, L OBP: 0.363, SLG: 0.313 (7, PH) (8, 4)		0-0 4-3								2-2 F8	2	0	0	0	0	0	1			
Ken Forsch, R OBP: 0.133, SLG: 0.071 Jose Cruz, L OBP: 0.332, SLG: 0.309 Mike Stanton, S Wayne Granger, R (9, 1)			4-2 2B FC6-4 BB							0-3 K	1	1	0	0	1	0	0			
Inning Stats	R: 0 E: 0 K: 0 S: 8	H: 0 LOB: 0 BB: 0 P: 12	R: 1 E: 0 K: 0 S: 9	H: 1 LOB: 1 BB: 1 P: 18	R: 1 E: 0 K: 0 S: 12	H: 1 LOB: 2 BB: 2 P: 23	R: 0 E: 0 K: 0 S: 7	H: 0 LOB: 0 BB: 0 P: 8	R: 0 E: 0 K: 0 S: 7	H: 1 LOB: 0 BB: 0 P: 7	R: 0 E: 0 K: 0 S: 4	H: 1 LOB: 0 BB: 0 P: 11	R: 0 E: 0 K: 1 S: 13	H: 2 LOB: 2 BB: 0 P: 20	R: 1 E: 0 K: 1 S: 12	H: 1 LOB: 1 BB: 1 P: 19	R: 1 E: 0 K: 0 S: 4	H: 1 LOB: 1 BB: 0 P: 8	1B: 5 2B: 1 3B: 0 HR: 1	SF: 1 SAC: 1 DP: 1 HBP: 1
PITCHER	IP WLS BF H R ER SO BB IBB HBP BLK WP HR S P ERA WHIP	IP WLS BF H R ER SO BB IBB HBP BLK WP HR S P ERA WHIP	IP WLS BF H R ER SO BB IBB HBP BLK WP HR S P ERA WHIP	IP WLS BF H R ER SO BB IBB HBP BLK WP HR S P ERA WHIP	IP WLS BF H R ER SO BB IBB HBP BLK WP HR S P ERA WHIP	IP WLS BF H R ER SO BB IBB HBP BLK WP HR S P ERA WHIP	IP WLS BF H R ER SO BB IBB HBP BLK WP HR S P ERA WHIP	IP WLS BF H R ER SO BB IBB HBP BLK WP HR S P ERA WHIP	IP WLS BF H R ER SO BB IBB HBP BLK WP HR S P ERA WHIP	IP WLS BF H R ER SO BB IBB HBP BLK WP HR S P ERA WHIP	IP WLS BF H R ER SO BB IBB HBP BLK WP HR S P ERA WHIP	IP WLS BF H R ER SO BB IBB HBP BLK WP HR S P ERA WHIP	IP WLS BF H R ER SO BB IBB HBP BLK WP HR S P ERA WHIP	IP WLS BF H R ER SO BB IBB HBP BLK WP HR S P ERA WHIP	IP WLS BF H R ER SO BB IBB HBP BLK WP HR S P ERA WHIP	IP WLS BF H R ER SO BB IBB HBP BLK WP HR S P ERA WHIP	IP WLS BF H R ER SO BB IBB HBP BLK WP HR S P ERA WHIP	IP WLS BF H R ER SO BB IBB HBP BLK WP HR S P ERA WHIP		
Dennis Blair, R ERA: 2.95	8.1	5	1	1	1	1	0	0	0	0	0	0	11	17	9.00	1.000				
Donald DeMola, R ERA: 2.29	1.0	L	5	1	1	1	0	0	0	0	0	0	11	17	9.00	1.000				

BOTTOM

Montreal Expos @ Houston Astros
Astrodome, Houston, TX
Wed Jul 09 1975, 8:05 PM EDT
Att. 9,304 - Dome

AB	32
R	4
H	7
RBI	4
BB	4
SO	2
LOB	14

WP: 0 PA: 39
PB: 0 SB: 1 CS: 0



Batter	1	2	3	4	5	6	7	8	9	AB	R	H	RBI	BB	SO	LOB	TOP										
Dave Cash, R OBP: 0.388, SLG: 0.422 (1,4)										5	0	1	0	0	1	1	Philadelphia Phillies @ Houston Astros Astrodome, Houston, TX Fri Jul 11 1975, 8:05 PM EDT Att. 16,394 - Dome										
Larry Bowa, S OBP: 0.341, SLG: 0.416 (1,6)										3	0	0	0	1	1	0											
Jay Johnstone, L OBP: 0.440, SLG: 0.527 (1,9)										3	0	0	0	1	0	2											
Greg Luzinski, R OBP: 0.383, SLG: 0.591 (1,7)										4	1	4	1	0	0	0											
Dick Allen, R OBP: 0.329, SLG: 0.366 (1,3)										4	0	1	0	0	1	3											
Tom Hutton, L OBP: 0.321, SLG: 0.289 (8,3)										0	0	0	0	0	0	0											
Mike Schmidt, R OBP: 0.325, SLG: 0.436 (1,5)										2	1	1	0	2	0	0											
Garry Maddox, R OBP: 0.304, SLG: 0.360 (1,8)										4	0	1	1	0	1	3											
Bob Boone, R OBP: 0.336, SLG: 0.339 (1,2)										4	0	0	0	0	2	2											
Larry Christenson, R OBP: 0.150, SLG: 0.350 (1,1)										4	0	0	0	0	2	1											
Inning Stats	R: 0 E: 0 K: 1 S: 6	H: 1 LOB: 2 BB: 1 P: 10	R: 1 E: 0 K: 0 S: 5	H: 2 LOB: 1 BB: 0 P: 5	R: 0 E: 0 K: 1 S: 4	H: 1 LOB: 1 BB: 0 P: 4	R: 0 E: 0 K: 1 S: 5	H: 0 LOB: 0 BB: 0 P: 5	R: 0 E: 0 K: 1 S: 5	H: 1 LOB: 1 BB: 1 P: 9	R: 1 E: 0 K: 1 S: 6	H: 1 LOB: 1 BB: 1 P: 10	R: 0 E: 0 K: 1 S: 5	H: 0 LOB: 0 BB: 0 P: 5	R: 0 E: 0 K: 0 S: 4	H: 2 LOB: 2 BB: 1 P: 8	R: 0 E: 0 K: 1 S: 5	H: 0 LOB: 0 BB: 0 P: 5	1B: 4 2B: 3 3B: 0 HR: 1	SF: 0 SAC: 0 DP: 0 HBP: 0	WP: 0 PB: 0 SB: 1 CS: 1	PA: 38					
PITCHER	IP	WLS	BF	H	R	ER	SO	BB	IBB	HBP	BLK	WP	HR	S	P	ERA	WHIP										
Doug Koniczny, R ERA: 4.29 (1,1)	7.2	L	33	8	2	2	5	4	0	0	0	0	1	39	55	2.35	1.565										
Wayne Granger, R ERA: 2.28 (8,1)	1.1		4	0	0	0	1	0	0	0	0	0	0	6	6	0.00	0.000										

livebaseballscores.com

AB 33
R 2
H 8
RBI 2
BB 4
SO 6
LOB 12



Batter	1	2	3	4	5	6	7	8	9	AB	R	H	RBI	BB	SO	LOB	BOTTOM										
Wilbur Howard, S OBP: 0.392, SLG: 0.489 (1,7)										4	1	2	0	0	1	1	Philadelphia Phillies @ Houston Astros Astrodome, Houston, TX Fri Jul 11 1975, 8:05 PM EDT Att. 16,394 - Dome										
Greg Gross, L OBP: 0.363, SLG: 0.352 (1,9)										4	0	2	1	0	0	1											
Cesar Cedeño, R OBP: 0.350, SLG: 0.393 (1,8)										4	0	0	0	0	4	4											
Bob Watson, R OBP: 0.363, SLG: 0.497 (1,3)										3	0	1	0	0	0	0											
Mitt May, L OBP: 0.290, SLG: 0.306 (1,2)										3	0	0	0	0	0	1											
Doug Rader, R OBP: 0.321, SLG: 0.375 (1,5)										3	0	0	0	0	2	1											
Roger Metzger, S OBP: 0.299, SLG: 0.322 (1,6)										3	0	0	0	0	0	0											
Rob Andrews, R OBP: 0.276, SLG: 0.242 (1,4)										2	0	0	0	0	0	1											
Jose Cruz, L OBP: 0.330, SLG: 0.307 (9, PH)										1	0	0	0	0	0	0											
Doug Koniczny, R OBP: 0.205, SLG: 0.237 (1,1)										2	0	0	0	0	2	0											
Wayne Granger, R (8,1)										0	0	0	0	0	0	0											
Cliff Johnson, R OBP: 0.353, SLG: 0.473 (9, PH)										0	0	0	0	1	0	0											
Larry Milbourne, S OBP: 0.167, SLG: 0.141 (9, PR)										0	0	0	0	0	0	0											
Inning Stats	R: 0 E: 0 K: 0 S: 3	H: 1 LOB: 0 BB: 0 P: 3	R: 0 E: 0 K: 1 S: 5	H: 1 LOB: 1 BB: 0 P: 5	R: 0 E: 0 K: 1 S: 5	H: 0 LOB: 0 BB: 0 P: 5	R: 0 E: 0 K: 1 S: 5	H: 1 LOB: 0 BB: 0 P: 5	R: 0 E: 0 K: 1 S: 5	H: 0 LOB: 0 BB: 0 P: 5	R: 1 E: 0 K: 0 S: 4	H: 1 LOB: 0 BB: 0 P: 4	R: 0 E: 0 K: 0 S: 3	H: 0 LOB: 0 BB: 0 P: 3	R: 0 E: 0 K: 0 S: 4	H: 1 LOB: 3 BB: 1 P: 8	R: 0 E: 0 K: 0 S: 4	H: 1 LOB: 1 BB: 1 P: 8	1B: 3 2B: 2 3B: 1 HR: 0	SF: 0 SAC: 0 DP: 2 HBP: 0	WP: 0 PB: 0 SB: 0 CS: 3	PA: 31					
PITCHER	IP	WLS	BF	H	R	ER	SO	BB	IBB	HBP	BLK	WP	HR	S	P	ERA	WHIP										
Larry Christenson, R ERA: 3.5 (1,1)	9.0	W	30	5	1	1	5	1	0	0	0	0	0	39	43	1.00	0.667										

livebaseballscores.com

AB 29
R 1
H 5
RBI 1
BB 1
SO 5
LOB 9



Batter	1	2	3	4	5	6	7	8	9	AB	R	H	RBI	BB	SO	LOB	TOP				
Dave Cash, R OBP: 0.386, SLG: 0.418 Terry Harmon, R OBP: 0.307, SLG: 0.277	(1,4) X 0-0 F9	(2,4) X 0-0 F9	(1,4) X 0-0 5-3	(2,4) X 0-0 1-3		(2,4) X 4-0 WP BLK 4-3 BB	(2,4) X 0-3 K		(2,4) X 0-0 G6-4-3	4	1	0	0	1	0	5	Philadelphia Phillies @ Houston Astros Astrodome, Houston, TX Sat Jul 12 1975, 8:05 PM EDT Att: 14,520 - Dome				
Larry Bowa, S OBP: 0.339, SLG: 0.413	(1,6) X 0-0 G3	(2,6) X 0-0 1B	(2,6) X 0-0 F6	(3,6) X 0-0 6-3		(1,6) X 0-0 F2	(1,6) X 0-0 1B		(3,6) X 0-0 5-3	7	1	2	2	0	0	3					
Jay Johnstone, L OBP: 0.442, SLG: 0.526	(1,9) X 0-0 BB	(2,9) X 0-0 1B	(3,9) X 0-0 P6		(1,9) X 0-0 F8	(2,9) X 0-0 4-3				6	1	3	3	0	0	0					
Greg Luzinski, R OBP: 0.323, SLG: 0.605 Tom Hutton, L OBP: 0.321, SLG: 0.289	(1,7) X 4-0 1-2 BB	(2,7) X 0-0 BB 1B		(2,7) X 0-0 HR	(2,7) X 0-0 BB 1B	(2,7) X 4-0 BB	(2,7) X 0-3 K			4	3	3	2	2	1	3					
Dick Allen, R OBP: 0.335, SLG: 0.365 Ollie Brown, R OBP: 0.446, SLG: 0.667	(1,3) X 0-3 K	(2,3) X 0-0 1B		(2,3) X 4-0 2B 1B	(2,3) X 0-3 K	(2,3) X 4-0 BB			(1,3) X 0-0 F8	3	2	1	1	2	2	3					
Mike Schmidt, R OBP: 0.331, SLG: 0.444 Tony Taylor, R OBP: 0.314, SLG: 0.317	(1,5) X 0-0 1B	(2,5) X 0-0 1B		(2,5) X 0-0 1B	(2,5) X 4-0 BB	(2,5) X 0-0 F9			(2,5) X 0-0 5-3	3	3	2	0	2	0	2					
Garry Maddox, R OBP: 0.376, SLG: 0.376 Mike Anderson, R OBP: 0.318, SLG: 0.395	(1,8) X 0-0 1B			(2,8) X 0-0 1B	(2,8) X 4-0 1B				(1,8) X 0-0 FC6	4	1	4	3	1	0	0					
Tim McCarver, L OBP: 0.484, SLG: 0.556	(1,2) X 0-0 K			(2,2) X 0-0 P6	(2,2) X 0-0 FC6-4				(1,2) X 0-0 FC6	3	2	1	2	3	0	3					
Steve Carlton, L OBP: 0.180, SLG: 0.146	(1,1) X 0-0 K			(2,1) X 0-0 1-3	(2,1) X 0-0 FC6-4				(1,1) X 4-0 G6-4-3	5	0	1	1	1	1	10					
Inning Stats	R: 0 E: 0 K: 1 S: 6	H: 1 LOB: 2 P: 10	R: 7 E: 0 K: 1 S: 12	H: 7 LOB: 3 BB: 3 P: 24	R: 0 E: 0 K: 0 S: 3	H: 0 LOB: 0 BB: 0 P: 3	R: 3 E: 0 K: 0 S: 7	H: 4 LOB: 2 BB: 1 P: 11	R: 2 E: 0 K: 1 S: 7	H: 2 LOB: 2 BB: 2 P: 15	R: 1 E: 0 K: 0 S: 3	H: 0 LOB: 3 BB: 3 P: 15	R: 1 E: 0 K: 2 S: 10	H: 3 LOB: 3 BB: 1 P: 14	R: 0 E: 0 K: 0 S: 4	H: 1 LOB: 1 BB: 0 P: 4		R: 0 E: 0 K: 0 S: 2	H: 0 LOB: 0 BB: 1 P: 6	1B: 14 2B: 3 3B: 0 HR: 1	SF: 0 SAC: 0 DP: 1 HBP: 0
PITCHER	IP WLS BF H R ER SO BB IBB HBP BLK WP HR S P ERA WHIP	IP WLS BF H R ER SO BB IBB HBP BLK WP HR S P ERA WHIP	IP WLS BF H R ER SO BB IBB HBP BLK WP HR S P ERA WHIP	IP WLS BF H R ER SO BB IBB HBP BLK WP HR S P ERA WHIP	IP WLS BF H R ER SO BB IBB HBP BLK WP HR S P ERA WHIP	IP WLS BF H R ER SO BB IBB HBP BLK WP HR S P ERA WHIP	IP WLS BF H R ER SO BB IBB HBP BLK WP HR S P ERA WHIP	IP WLS BF H R ER SO BB IBB HBP BLK WP HR S P ERA WHIP	IP WLS BF H R ER SO BB IBB HBP BLK WP HR S P ERA WHIP	IP WLS BF H R ER SO BB IBB HBP BLK WP HR S P ERA WHIP	IP WLS BF H R ER SO BB IBB HBP BLK WP HR S P ERA WHIP	IP WLS BF H R ER SO BB IBB HBP BLK WP HR S P ERA WHIP	IP WLS BF H R ER SO BB IBB HBP BLK WP HR S P ERA WHIP	IP WLS BF H R ER SO BB IBB HBP BLK WP HR S P ERA WHIP	IP WLS BF H R ER SO BB IBB HBP BLK WP HR S P ERA WHIP	IP WLS BF H R ER SO BB IBB HBP BLK WP HR S P ERA WHIP					
J.R. Richard, R ERA: 4.93 Joe Niekro, R ERA: 5.09 Mike Stanton, R ERA: 8.31 Mike Cosgrove, L ERA: 2.37	(1,1) 1.2 L 14 7 7 7 2 2 0 0 0 0 0 0 16 24 37.80 5.400	(2,1) 1.1 4 3 3 0 3 0 0 0 0 1 8 20 20.25 5.250	(4,1) 4.0 24 6 4 4 3 6 0 0 1 1 0 24 48 9.00 3.000	(8,1) 2.0 7 1 0 0 0 1 0 0 0 0 0 6 10 0.00 1.000																	

AB 44
R 14
H 18
RBI 14
BB 12
SO 5
LOB 32



Batter	1	2	3	4	5	6	7	8	9	AB	R	H	RBI	BB	SO	LOB	BOTTOM		
Wilbur Howard, S OBP: 0.386, SLG: 0.479	(1,7) X 0-0 SH1-3 BLK HR 1B		(1,7) X 0-3 K		(1,7) X 0-3 K			(1,7) X 0-3 K		4	1	1	0	0	3	0	Philadelphia Phillies @ Houston Astros Astrodome, Houston, TX Sat Jul 12 1975, 8:05 PM EDT Att: 14,520 - Dome		
Greg Gross, L OBP: 0.363, SLG: 0.350	(1,9) X 0-0 SH1-3		(1,9) X 4-0 G1-6-3 BB		(1,9) X 0-0 5-3			(1,9) X 0-0 E6 FC6-4	2	0	0	0	1	0	0				
Cesar Cedeno, R OBP: 0.346, SLG: 0.388	(1,8) X 0-0 P4		(1,8) X 0-0 G1-6-3 1-2		(1,8) X 0-0 5-3			(1,8) X 0-0 FC6-4 1B 5-3 1-2	4	0	0	0	0	0	3				
Bob Watson, R OBP: 0.361, SLG: 0.503	(1,3) X 0-0 HR		(1,3) X 0-0 5-3		(1,3) X 0-3 K			(1,3) X 0-0 5-3 1-2	4	1	1	2	0	1	1				
Cliff Johnson, R OBP: 0.357, SLG: 0.470	(1,2) X 0-3 K		(1,2) X 4-0 BB		(1,2) X 0-0 F7			(1,2) X 0-0 1B 2-3	3	0	1	0	1	1	0				
Doug Rader, R OBP: 0.318, SLG: 0.370 Larry Milbourne, S OBP: 0.164, SLG: 0.138	(1,5) X 0-0 F7		(1,5) X 0-0 F9		(1,5) X 0-3 K			(1,5) X 0-0 L5	3	0	0	0	0	1	1				
Roger Metzger, S OBP: 0.299, SLG: 0.322 Mike Cosgrove, L OBP: 0.323, SLG: 0.413	(1,6) X 0-0 1B		(1,6) X 0-0 F4		(1,6) X 0-0 G3				3	0	1	0	0	0	1				
Rob Andrews, R OBP: 0.272, SLG: 0.238	(1,4) X 0-0 F8		(1,4) X 0-0 5-3		(1,4) X 0-0 F9				3	0	0	0	0	0	1				
J.R. Richard, R OBP: 0.270, SLG: 0.459 Joe Niekro, R OBP: 0.400, SLG: 0.250 Mike Stanton, S OBP: 0.323, SLG: 0.413	(1,1) X 0-0 P4		(1,1) X 0-3 K		(1,1) X 0-0 F3				0	0	0	0	0	0	0				
Inning Stats	R: 2 E: 0 K: 1 S: 7	H: 2 LOB: 0 BB: 0 P: 7	R: 0 E: 0 K: 0 S: 4	H: 1 LOB: 1 BB: 0 P: 4	R: 0 E: 0 K: 1 S: 4	H: 0 LOB: 0 BB: 1 P: 8	R: 0 E: 0 K: 0 S: 3	H: 0 LOB: 1 BB: 1 P: 7	R: 0 E: 0 K: 2 S: 7	H: 0 LOB: 0 BB: 0 P: 7	R: 0 E: 0 K: 1 S: 5	H: 0 LOB: 0 BB: 0 P: 5	R: 0 E: 0 K: 1 S: 5	H: 0 LOB: 0 BB: 0 P: 5	R: 0 E: 1 K: 0 S: 5	H: 1 LOB: 2 BB: 0 P: 5		1B: 3 2B: 0 3B: 0 HR: 1	SF: 0 SAC: 1 DP: 1 HBP: 0
PITCHER	IP WLS BF H R ER SO BB IBB HBP BLK WP HR S P ERA WHIP	IP WLS BF H R ER SO BB IBB HBP BLK WP HR S P ERA WHIP	IP WLS BF H R ER SO BB IBB HBP BLK WP HR S P ERA WHIP	IP WLS BF H R ER SO BB IBB HBP BLK WP HR S P ERA WHIP	IP WLS BF H R ER SO BB IBB HBP BLK WP HR S P ERA WHIP	IP WLS BF H R ER SO BB IBB HBP BLK WP HR S P ERA WHIP	IP WLS BF H R ER SO BB IBB HBP BLK WP HR S P ERA WHIP	IP WLS BF H R ER SO BB IBB HBP BLK WP HR S P ERA WHIP	IP WLS BF H R ER SO BB IBB HBP BLK WP HR S P ERA WHIP	IP WLS BF H R ER SO BB IBB HBP BLK WP HR S P ERA WHIP	IP WLS BF H R ER SO BB IBB HBP BLK WP HR S P ERA WHIP	IP WLS BF H R ER SO BB IBB HBP BLK WP HR S P ERA WHIP	IP WLS BF H R ER SO BB IBB HBP BLK WP HR S P ERA WHIP	IP WLS BF H R ER SO BB IBB HBP BLK WP HR S P ERA WHIP	IP WLS BF H R ER SO BB IBB HBP BLK WP HR S P ERA WHIP				
Steve Carlton, L ERA: 3.55	(1,1) 9.0 W 33 4 2 2 7 2 0 0 0 0 1 45 2.00 0.667																		

AB 30
R 2
H 4
RBI 2
BB 2
SO 7
LOB 10



Batter	1	2	3	4	5	6	7	8	9	AB	R	H	RBI	BB	SO	LOB	TOP			
Dave Cash, R OBP: 0.386, SLG: 0.418 (1, 4)										5	1	2	0	0	0	0	Philadelphia Phillies @ Houston Astros Astrodome, Houston, TX Sun Jul 13 1975, 4:33 AM EDT Att: 12,870 - Dome			
Larry Bowa, S OBP: 0.344, SLG: 0.420 (1, 6)										5	1	3	0	0	0					
Jay Johnstone, L OBP: 0.441, SLG: 0.520 (1, 9)										4	2	1	1	1	0	3				
Greg Luzinski, R OBP: 0.388, SLG: 0.599 (1, 7)										5	0	1	1	0	1	5				
Dick Allen, R OBP: 0.336, SLG: 0.359 (1, 3)										3	0	0	0	2	1	2				
Mike Schmidt, R OBP: 0.335, SLG: 0.455 (1, 5)										4	1	2	1	1	0	4				
Garry Maddox, R OBP: 0.325, SLG: 0.369 (1, 8)										3	0	0	1	2	2	4				
Bob Boone, R OBP: 0.336, SLG: 0.336 (1, 2)										2	0	0	0	1	0	2				
Tim McCarver, L OBP: 0.494, SLG: 0.556 (7, PH)										0	0	0	0	0	0	0				
Ollie Brown, R OBP: 0.440, SLG: 0.657 (7, PH)										1	0	0	0	0	1	3				
Johnny Oates, L OBP: 0.341, SLG: 0.336 (7, 2)										1	0	0	0	0	0	1				
Tom Underwood, R OBP: 0.296, SLG: 0.296 (5, 1)										2	0	0	0	0	1	4				
Gene Garber, R OBP: 0.167, SLG: 0.167 (5, 1)										0	0	0	0	0	0	0				
Tom Hutton, L OBP: 0.198, SLG: 0.298 (6, PH)										1	0	0	0	0	0	0				
Ron Schueler, R OBP: 0.195, SLG: 0.195 (6, 1)										0	0	0	0	0	0	0				
Tony Taylor, R OBP: 0.330, SLG: 0.331 (8, PH)										1	0	0	0	0	0	0				
Tug McGraw, R OBP: 0.250, SLG: 0.250 (8, 1)										0	0	0	0	0	0	0				
Inning Stats	R: 0 E: 0 K: 0 S: 4	H: 2 LOB: 1 BB: 0 P: 4	R: 0 E: 0 K: 1 S: 5	H: 0 LOB: 2 BB: 2 P: 13	R: 4 E: 0 K: 1 S: 9	H: 4 LOB: 2 BB: 2 P: 17	R: 0 E: 0 K: 0 S: 3	H: 0 LOB: 0 BB: 0 P: 3	R: 0 E: 1 K: 1 S: 6	H: 1 LOB: 3 BB: 3 P: 6	R: 1 E: 0 K: 1 S: 6	H: 1 LOB: 3 BB: 3 P: 18	R: 0 E: 1 K: 1 S: 7	H: 1 LOB: 2 BB: 0 P: 7	R: 0 E: 1 K: 1 S: 6	H: 1 LOB: 1 BB: 0 P: 6	1B: 7 2B: 1 3B: 0 HR: 1	SF: 0 SAC: 0 DP: 1 HBP: 0	WP: 1 PB: 0 SB: 2 CS: 0	PA: 44
PITCHER	IP WLS BF H R ER SO BB IBB HBP BLK WP HR S P ERA WHIP																			
Larry Dierker, R ERA: 4.22 (1, 1)	2.2	16	6	4	4	1	3	0	0	0	1	1	15	27	13.50	3.375				
Ken Forsch, R ERA: 3.39 (3, 1)	4.0	W	18	1	1	1	2	4	0	0	0	0	18	34	2.25	1.250				
Dave Roberts, L ERA: 3.79 (7, 1)	2.1	S	10	2	0	0	3	0	0	0	0	0	16	16	0.00	0.857				

Batter	1	2	3	4	5	6	7	8	9	AB	R	H	RBI	BB	SO	LOB	BOTTOM				
Wilbur Howard, S OBP: 0.396, SLG: 0.505 (1, 7)										5	1	3	1	0	0	0	Philadelphia Phillies @ Houston Astros Astrodome, Houston, TX Sun Jul 13 1975, 4:33 AM EDT Att: 12,870 - Dome				
Greg Gross, L OBP: 0.366, SLG: 0.352 (1, 9)										4	1	2	1	1	1	2					
Cesar Cedeno, R OBP: 0.349, SLG: 0.396 (1, 8)										4	2	2	0	1	1	2					
Bob Watson, R OBP: 0.368, SLG: 0.508 (1, 3)										3	2	2	1	2	0	2					
Enos Cabell, R OBP: 0.323, SLG: 0.413 (9, 3)										0	0	0	0	0	0	0					
Cliff Johnson, R OBP: 0.366, SLG: 0.490 (1, 2)										4	1	3	3	0	0	2					
Doug Rader, R OBP: 0.317, SLG: 0.369 (1, 5)										4	0	1	1	0	0	3					
Roger Metzger, S OBP: 0.299, SLG: 0.321 (1, 6)										4	1	1	0	0	0	2					
Rob Andrews, R OBP: 0.271, SLG: 0.243 (1, 4)										4	1	1	2	0	0	1					
Larry Dierker, R OBP: 0.091, SLG: 0.091 (1, 1)										1	0	0	0	0	0	0					
Ken Forsch, R OBP: 0.118, SLG: 0.063 (3, 1)										2	0	0	0	0	0	2					
Dave Roberts, L OBP: 0.154, SLG: 0.211 (7, 1)										1	0	0	0	0	0	0					
Inning Stats	R: 2 E: 0 K: 1 S: 7	H: 3 LOB: 1 BB: 1 P: 11	R: 0 E: 0 K: 0 S: 3	H: 0 LOB: 0 BB: 0 P: 3	R: 0 E: 0 K: 0 S: 4	H: 1 LOB: 1 BB: 1 P: 8	R: 3 E: 0 K: 0 S: 7	H: 4 LOB: 1 BB: 0 P: 7	R: 2 E: 0 K: 0 S: 6	H: 3 LOB: 1 BB: 0 P: 6	R: 1 E: 0 K: 0 S: 4	H: 2 LOB: 2 BB: 2 P: 12	R: 0 E: 0 K: 1 S: 6	H: 0 LOB: 0 BB: 0 P: 3	R: 1 E: 0 K: 1 S: 6	H: 2 LOB: 1 BB: 0 P: 6	1B: 10 2B: 2 3B: 3 HR: 0	SF: 0 SAC: 0 DP: 0 HBP: 0	WP: 1 PB: 0 SB: 2 CS: 2	PA: 40	
PITCHER	IP WLS BF H R ER SO BB IBB HBP BLK WP HR S P ERA WHIP																				
Tom Underwood, L ERA: 3.42 (1, 1)	4.0	L	23	10	7	1	7	0	0	0	0	0	4	4	0.00	1.000					
Gene Garber, R ERA: 4.11 (5, 1)	1.0		4	1	0	0	0	0	0	0	0	0	4	4	0.00	1.000					
Ron Schueler, R ERA: 5.59 (6, 1)	2.0		9	2	1	1	0	2	0	0	0	0	7	15	4.50	2.000					
Tug McGraw, L ERA: 2.67 (8, 1)	1.0		4	2	1	1	1	0	0	0	0	1	0	6	6	9.00	2.000				

Batter	1	2	3	4	5	6	7	8	9	10	11	AB	R	H	RBI	BB	SO	LOB	TOP							
Wilbur Howard, S OBP: 0.396, SLG: 0.505	K		1B	5-3			FC5-6 BB		P6			4	1	1	0	1	1	2								
Greg Gross, L OBP: 0.364, SLG: 0.349	K		K				FC5-6 G4-6-3		5-3			5	0	1	0	0	2	4								
Cesar Cedeno, R OBP: 0.350, SLG: 0.394	BB 1B		BB 1B				P6		G4-6-3			4	1	1	0	1	0	2								
Bob Watson, R OBP: 0.368, SLG: 0.506	BB 1B		BB 1B				G6-4-3		F8			5	1	2	1	0	0	1								
Cliff Johnson, R OBP: 0.378, SLG: 0.490	BB 1B		BB 1B				G6-4-3		1-3			2	2	1	0	3	0	0								
Doug Rader, R OBP: 0.318, SLG: 0.367	K		E6 CS 1B				F9		BB			4	0	1	2	1	1	5								
Roger Metzger, S OBP: 0.297, SLG: 0.318			CS BB				G3		F9			4	0	0	0	1	1	3								
Rob Andrews, R OBP: 0.269, SLG: 0.241			K				F8					2	0	0	0	0	1	1								
Tommy Helms, R OBP: 0.281, SLG: 0.200			K				F8					2	0	2	1	0	0	0								
Larry Milbourne, S OBP: 0.162, SLG: 0.136			K				F8					1	0	0	0	0	1	0								
Doug Konecny, R OBP: 0.300, SLG: 0.226			K				F8					2	0	0	0	0	2	0								
Joe Niekro, R OBP: 0.310, SLG: 0.200			K				F8					1	0	0	0	0	0	1								
Ken Forsch, R OBP: 0.289, SLG: 0.210			K				F8					0	0	0	0	0	0	0								
Wayne Granger, R OBP: 0.152, SLG: 0.141			K				F8					1	0	0	0	0	0	0								
Enos Cabell, R OBP: 0.176, SLG: 0.083			K				F8					0	0	0	0	0	0	0								
Inning Stats	R: 0 E: 0 K: 3 S: 11	H: 2 LOB: 3 BB: 1 P: 15	R: 0 E: 0 K: 2 S: 6	H: 0 LOB: 0 BB: 1 P: 10	R: 4 E: 1 K: 2 S: 9	H: 3 LOB: 0 BB: 2 P: 17	R: 0 E: 0 K: 1 S: 5	H: 0 LOB: 0 BB: 0 P: 5	R: 0 E: 0 K: 0 S: 3	H: 1 LOB: 0 BB: 1 P: 8	R: 0 E: 0 K: 0 S: 2	H: 0 LOB: 0 BB: 1 P: 6	R: 0 E: 0 K: 0 S: 3	H: 0 LOB: 1 BB: 1 P: 7	R: 0 E: 0 K: 0 S: 4	H: 1 LOB: 0 BB: 0 P: 4	R: 0 E: 0 K: 0 S: 4	H: 1 LOB: 1 BB: 0 P: 4	R: 0 E: 0 K: 1 S: 5	H: 0 LOB: 0 BB: 0 P: 5	1B: 7 2B: 3 3B: 0 HR: 0	SF: 0 SAC: 0 DP: 3 HBP: 0	WP: 0 PB: 0 SB: 0 CS: 2	PA: 45		
PITCHER	IP 7.0	WLS 3	BF 30	H 7	R 5	ER 4	SO 8	BB 6	IBB 0	HBP 0	BLK 0	WP 0	HR 0	S 40	P 64	ERA 5.14	WHIP 1.857									
Steve Carlton, L ERA: 3.63																										
Ron Schueler, R ERA: 5.26																										
Tug McGraw, L ERA: 2.62																										

Houston Astros @ Philadelphia Phillies
Veterans Stadium, Philadelphia, PA
Thu Jul 17 1975, 7:05 PM EDT
Att: 18,026 - Unknown

AB 38
R 5
H 9
RBI 4
BB 7
SO 9
LOB 20



Batter	1	2	3	4	5	6	7	8	9	10	11	AB	R	H	RBI	BB	SO	LOB	BOTTOM							
Dave Cash, R OBP: 0.383, SLG: 0.416	P6		G3 2B	FC6-4 SF8		P4		1-3		5-3		6	2	1	0	0	0	1								
Larry Bowa, S OBP: 0.344, SLG: 0.419	F7 1B		G3	SF8		6-3		F5				5	1	2	1	0	0	1								
Jay Johnstone, L OBP: 0.444, SLG: 0.525	F7		1B 2B			1B BB		4-3				4	1	2	1	1	0	1								
Greg Luzinski, R OBP: 0.390, SLG: 0.598			G6-4-3 BB 1B	F8		1B		K				4	0	2	1	1	1	1								
Dick Allen, R OBP: 0.338, SLG: 0.360			G6-4-3	BB 1B		P3		F7				5	0	2	0	0	0	3								
Mike Schmidt, R OBP: 0.339, SLG: 0.465			HR	BB 1B		P3		4-3				4	1	2	1	1	0	1								
Garry Maddox, R OBP: 0.321, SLG: 0.360			L1	BB		F8		K				4	0	0	0	1	1	5								
Tim McCarver, L OBP: 0.514, SLG: 0.655			G3			4-3						2	1	1	1	2	0	1								
Bob Boone, R OBP: 0.335, SLG: 0.335				HR		IBB		BB		5-3		1	0	0	0	0	0	0								
Steve Carlton, L OBP: 0.189, SLG: 0.157			6-3			F9		4-3				3	0	1	0	0	1	2								
Ollie Brown, R OBP: 0.434, SLG: 0.647				FC6-4		K						1	0	0	0	0	0	1								
Ron Schueler, R OBP: 0.167, SLG: 0.167												0	0	0	0	0	0	0								
Tom Hutton, L OBP: 0.315, SLG: 0.283												1	0	0	0	0	0	0								
Tug McGraw, R OBP: 0.250, SLG: 0.250												0	0	0	0	0	0	0								
Inning Stats	R: 0 E: 0 K: 0 S: 3	H: 1 LOB: 0 BB: 0 P: 3	R: 1 E: 0 K: 0 S: 3	H: 1 LOB: 1 BB: 2 P: 11	R: 2 E: 0 K: 0 S: 7	H: 4 LOB: 3 BB: 1 P: 11	R: 2 E: 0 K: 0 S: 6	H: 3 LOB: 1 BB: 0 P: 6	R: 0 E: 1 K: 1 S: 6	H: 1 LOB: 2 BB: 1 P: 8	R: 0 E: 0 K: 0 S: 4	H: 0 LOB: 0 BB: 1 P: 9	R: 0 E: 0 K: 0 S: 3	H: 0 LOB: 0 BB: 0 P: 3	R: 0 E: 0 K: 1 S: 6	H: 1 LOB: 1 BB: 0 P: 6	R: 0 E: 0 K: 0 S: 3	H: 0 LOB: 0 BB: 0 P: 3	R: 1 E: 1 K: 0 S: 2	H: 1 LOB: 0 BB: 0 P: 2	1B: 9 2B: 2 3B: 0 HR: 2	SF: 1 SAC: 1 DP: 1 HBP: 0	WP: 0 PB: 0 SB: 2 CS: 0	PA: 48		
PITCHER	IP 3.0	WLS 17	BF 7	H 4	R 1	ER 4	SO 2	BB 3	IBB 0	HBP 0	BLK 0	WP 0	HR 2	S 14	P 26	ERA 12.00	WHIP 3.333									
Doug Konecny, R ERA: 4.46																										
Joe Niekro, R ERA: 4.68																										
Wayne Granger, R ERA: 2.19																										
Ken Forsch, R ERA: 3.36																										

Houston Astros @ Philadelphia Phillies
Veterans Stadium, Philadelphia, PA
Thu Jul 17 1975, 7:05 PM EDT
Att: 18,026 - Unknown

AB 40
R 6
H 13
RBI 5
BB 6
SO 3
LOB 17



Batter	1	2	3	4	5	6	7	8	9	AB	R	H	RBI	BB	SO	LOB	TOP					
Wilbur Howard, S OBP: 0.392, SLG: 0.482 (1, 7)										3	0	0	0	1	3	1	Houston Astros @ Philadelphia Phillies Veterans Stadium, Philadelphia, PA Sat Jul 19 1975, 7:05 PM EDT Att: 30,983 - Unknown					
Greg Gross, L OBP: 0.369, SLG: 0.353 (1, 9)										4	0	1	0	0	0	1						
Cesar Cedeno, R OBP: 0.347, SLG: 0.392 (1, 8)										4	0	2	0	0	0	1						
Bob Watson, R OBP: 0.371, SLG: 0.515 (1, 3)										4	0	1	0	0	1	2						
Milt May, L OBP: 0.289, SLG: 0.308 (1, 2)										4	0	0	0	0	0	3						
Ken Boswell, L OBP: 0.349, SLG: 0.300 (1, 4)										3	0	0	0	0	0	1						
Doug Rader, R OBP: 0.314, SLG: 0.365 (1, 5)										3	0	0	0	0	2	1						
Roger Metzger, S OBP: 0.297, SLG: 0.315 (1, 6)										3	0	0	0	0	0	0						
Larry Dierker, R OBP: 0.087, SLG: 0.087 (8, PH)										2	0	0	0	0	1	0						
Cliff Johnson, R OBP: 0.379, SLG: 0.487 (8, PR)										0	0	0	0	1	0	0						
Larry Milbourne, S OBP: 0.162, SLG: 0.136 (8, PR)										0	0	0	0	0	0	0						
Joe Niekro, R OBP: 0.333, SLG: 0.200 (8, 1)										0	0	0	0	0	0	0						
Inning Stats	R: 0 E: 0 K: 1 S: 5	H: 0 LOB: 0 BB: 0 P: 5	R: 0 E: 1 K: 1 S: 6	H: 0 LOB: 1 BB: 0 P: 6	R: 0 E: 0 K: 2 S: 7	H: 0 LOB: 0 BB: 0 P: 7	R: 0 E: 0 K: 0 S: 3	H: 1 LOB: 0 BB: 1 P: 3	R: 0 E: 0 K: 1 S: 5	H: 0 LOB: 0 BB: 0 P: 5	R: 0 E: 0 K: 0 S: 3	H: 0 LOB: 1 BB: 1 P: 7	R: 0 E: 0 K: 1 S: 6	H: 1 LOB: 1 BB: 0 P: 6	R: 0 E: 0 K: 1 S: 5	H: 0 LOB: 1 BB: 1 P: 9	R: 0 E: 0 K: 0 S: 4	H: 2 LOB: 1 BB: 0 P: 4	1B: 3 2B: 1 3B: 0 HR: 0	SF: 0 SAC: 0 DP: 1 HBP: 0	WP: 0 PB: 0 SB: 1 CS: 1	PA: 32
PITCHER Larry Christenson, R ERA: 3.06 (1, 1)	IP: 9.0 WLS: W BF: 32 H: 4 R: 0 ER: 0 SO: 7 BB: 2 IBB: 0 HBP: 0 BLK: 0 WP: 0 HR: 0 S: 44 P: 52 ERA: 0.00 WHIP: 0.667															PITCHER						

Batter	1	2	3	4	5	6	7	8	9	AB	R	H	RBI	BB	SO	LOB	BOTTOM			
Dave Cash, R OBP: 0.380, SLG: 0.415 (1, 4)										4	0	0	0	0	0	2	Houston Astros @ Philadelphia Phillies Veterans Stadium, Philadelphia, PA Sat Jul 19 1975, 7:05 PM EDT Att: 30,983 - Unknown			
Larry Bowa, S OBP: 0.348, SLG: 0.418 (1, 6)										3	0	1	0	1	0	1				
Jay Johnstone, L OBP: 0.437, SLG: 0.511 (1, 9)										3	0	1	0	1	0	1				
Ollie Brown, R OBP: 0.434, SLG: 0.647 (9, 7)										0	0	0	0	0	0	0				
Greg Luzinski, R OBP: 0.385, SLG: 0.587 (1, 7)										4	0	1	0	0	2	3				
Mike Anderson, R OBP: 0.318, SLG: 0.395 (9, 9)										0	0	0	0	0	0	0				
Dick Allen, R OBP: 0.335, SLG: 0.353 (1, 3)										4	0	1	0	0	2	4				
Tom Hutton, L OBP: 0.315, SLG: 0.283 (9, 3)										0	0	0	0	0	0	0				
Mike Schmidt, R OBP: 0.342, SLG: 0.472 (1, 5)										3	1	0	0	1	3	1				
Garry Maddox, R OBP: 0.325, SLG: 0.374 (1, 8)										3	0	1	0	0	1	0				
Johnny Oates, L OBP: 0.348, SLG: 0.347 (1, 2)										2	0	2	1	0	0	0				
Larry Christenson, R OBP: 0.130, SLG: 0.304 (1, 1)										3	0	0	0	0	1	3				
Inning Stats	R: 0 E: 0 K: 1 S: 7	H: 2 LOB: 2 BB: 0 P: 7	R: 0 E: 0 K: 1 S: 6	H: 1 LOB: 1 BB: 0 P: 6	R: 0 E: 0 K: 2 S: 7	H: 0 LOB: 2 BB: 2 P: 15	R: 1 E: 0 K: 0 S: 4	H: 1 LOB: 1 BB: 1 P: 8	R: 0 E: 0 K: 0 S: 3	H: 1 LOB: 0 BB: 0 P: 3	R: 0 E: 0 K: 2 S: 7	H: 0 LOB: 0 BB: 0 P: 7	R: 0 E: 0 K: 1 S: 6	H: 1 LOB: 1 BB: 0 P: 6	R: 0 E: 0 K: 2 S: 8	H: 1 LOB: 1 BB: 0 P: 8	1B: 7 2B: 0 3B: 0 HR: 0	SF: 1 SAC: 0 DP: 0 HBP: 0	WP: 1 PB: 0 SB: 0 CS: 1	PA: 33
PITCHER Larry Dierker, R ERA: 4.07 Joe Niekro, R ERA: 4.57 (8, 1)	IP: 7.0 WLS: L BF: 29 H: 6 R: 1 ER: 1 SO: 7 BB: 3 IBB: 0 HBP: 0 BLK: 0 WP: 1 HR: 0 S: 40 P: 52 ERA: 1.29 WHIP: 1.286															PITCHER				

Batter	1	2	3	4	5	6	7	8	9	AB	R	H	RBI	BB	SO	LOB	TOP					
Wilbur Howard, S <small>(1, 7) (5, 8)</small> <small>OBP: 0.408, SLG: 0.487</small>										3	3	2	0	2	0	0	Houston Astros @ New York Mets Shea Stadium, Flushing, NY Sun Jul 20 1975, 3:33 AM EDT Att: 20,242 - Unknown					
Greg Gross, L <small>(1, 9)</small> <small>OBP: 0.372, SLG: 0.357</small>										5	2	3	1	0	0	0						
Cesar Cedeno, R <small>(1, 8)</small> <small>OBP: 0.350, SLG: 0.398</small>										3	2	2	0	0	0	1						
Jose Cruz, L <small>(5, 7)</small> <small>OBP: 0.332, SLG: 0.306</small>										1	0	0	0	1	1	0						
Bob Watson, R <small>(1, 3)</small> <small>OBP: 0.372, SLG: 0.514</small>										5	1	2	4	0	1	2						
Milt May, L <small>(1, 2)</small> <small>OBP: 0.287, SLG: 0.306</small>										5	0	1	1	0	3	4						
Ken Boswell, L <small>(1, 4)</small> <small>OBP: 0.348, SLG: 0.293</small>										2	1	0	0	1	0	1						
Tommy Helms, R <small>(6, PH) (6, 4)</small> <small>OBP: 0.250, SLG: 0.190</small>										2	0	0	0	0	0	2						
Doug Rader, R <small>(1, 5)</small> <small>OBP: 0.322, SLG: 0.370</small>										4	0	3	2	0	0	0						
Larry Milbourne, S <small>(9, PR)</small> <small>OBP: 0.162, SLG: 0.136</small>										0	0	0	0	0	0	0						
Roger Metzger, S <small>(1, 6)</small> <small>OBP: 0.296, SLG: 0.313</small>										5	0	1	1	0	0	3						
Dave Roberts, L <small>(1, 1)</small> <small>OBP: 0.140, SLG: 0.190</small>										4	0	0	0	0	1	1						
Wayne Granger, R <small>(8, 1)</small> <small>OBP: 0.250, SLG: 0.375</small>										0	0	0	0	0	0	0						
Jim Crawford, L <small>(8, 1)</small> <small>OBP: 0.250, SLG: 0.375</small>										0	0	0	0	0	0	0						
Cliff Johnson, R <small>(9, PH)</small> <small>OBP: 0.377, SLG: 0.484</small>										1	0	0	0	0	1	1						
Inning Stats	R: 2 H: 2 E: 0 K: 0 S: 5	H: 2 R: 1 ER: 1 LOB: 1 BB: 1 P: 9	R: 0 H: 0 E: 0 K: 0 S: 3	H: 0 R: 0 ER: 0 LOB: 0 BB: 0 P: 3	R: 0 H: 0 E: 1 K: 0 S: 4	H: 0 R: 0 ER: 0 LOB: 1 BB: 0 P: 4	R: 0 H: 1 E: 0 K: 1 S: 6	H: 1 R: 0 ER: 0 LOB: 1 BB: 0 P: 6	R: 5 H: 6 E: 0 K: 0 S: 8	H: 6 R: 0 ER: 0 LOB: 2 BB: 1 P: 12	R: 2 H: 3 E: 0 K: 1 S: 8	H: 3 R: 0 ER: 0 LOB: 2 BB: 1 P: 12	R: 0 H: 1 E: 0 K: 1 S: 5	H: 1 R: 0 ER: 0 LOB: 2 BB: 1 P: 10	R: 0 H: 0 E: 0 K: 3 S: 9	H: 0 R: 0 ER: 0 LOB: 0 BB: 0 P: 9	R: 0 H: 1 E: 0 K: 1 S: 6	H: 1 R: 0 ER: 0 LOB: 1 BB: 0 P: 6	1B: 13 2B: 1 3B: 0 HR: 0	SF: 0 SAC: 0 DP: 0 HBP: 1	WP: 0 PA: 45 PB: 0 SB: 1 CS: 0	
PITCHER	IP: 4.2 WLS: 1 BF: 25 H: 8 R: 7 ER: 7 SO: 1	IP: 0 WLS: 0 BF: 0 H: 0 R: 0 ER: 0 SO: 0	IP: 0 WLS: 0 BF: 0 H: 0 R: 0 ER: 0 SO: 0	IP: 0 WLS: 0 BF: 0 H: 0 R: 0 ER: 0 SO: 0	IP: 0 WLS: 0 BF: 0 H: 0 R: 0 ER: 0 SO: 0	IP: 0 WLS: 0 BF: 0 H: 0 R: 0 ER: 0 SO: 0	IP: 0 WLS: 0 BF: 0 H: 0 R: 0 ER: 0 SO: 0	IP: 0 WLS: 0 BF: 0 H: 0 R: 0 ER: 0 SO: 0	IP: 0 WLS: 0 BF: 0 H: 0 R: 0 ER: 0 SO: 0	IP: 0 WLS: 0 BF: 0 H: 0 R: 0 ER: 0 SO: 0	IP: 0 WLS: 0 BF: 0 H: 0 R: 0 ER: 0 SO: 0	IP: 0 WLS: 0 BF: 0 H: 0 R: 0 ER: 0 SO: 0	IP: 0 WLS: 0 BF: 0 H: 0 R: 0 ER: 0 SO: 0	IP: 0 WLS: 0 BF: 0 H: 0 R: 0 ER: 0 SO: 0	IP: 0 WLS: 0 BF: 0 H: 0 R: 0 ER: 0 SO: 0	IP: 0 WLS: 0 BF: 0 H: 0 R: 0 ER: 0 SO: 0	IP: 0 WLS: 0 BF: 0 H: 0 R: 0 ER: 0 SO: 0	IP: 0 WLS: 0 BF: 0 H: 0 R: 0 ER: 0 SO: 0	IP: 0 WLS: 0 BF: 0 H: 0 R: 0 ER: 0 SO: 0	ERA: 13.50 WHIP: 1.929	ERA: 0.00 WHIP: 0.750	ERA: 0.00 WHIP: 1.000
Randy Tate, R <small>(1, 1)</small> <small>ERA: 4.27</small>	Ken Sanders, R <small>(5, 1)</small> <small>ERA: 2.25</small>	Hank Webb, R <small>(6, 1)</small> <small>ERA: 3.66</small>	Tom Hall, L <small>(6, 1)</small> <small>ERA: 4.89</small>	Harry Parker, R <small>(9, 1)</small> <small>ERA: 4.2</small>																		
Gene Clines, R <small>(1, 7) (5, 8)</small> <small>OBP: 0.243, SLG: 0.194</small>										4	2	1	0	1	1	2	Houston Astros @ New York Mets Shea Stadium, Flushing, NY Sun Jul 20 1975, 3:33 AM EDT Att: 20,242 - Unknown					
Felix Milan, R <small>(1, 4)</small> <small>OBP: 0.335, SLG: 0.369</small>										5	1	2	1	0	0	2						
Joe Torre, R <small>(1, 5) (9, 3)</small> <small>OBP: 0.342, SLG: 0.367</small>										5	2	3	1	0	0	3						
Dave Kingman, R <small>(1, 3)</small> <small>OBP: 0.295, SLG: 0.504</small>										5	2	3	6	0	0	1						
Harry Parker, R <small>(9, 1)</small> <small>OBP: 0.295, SLG: 0.504</small>										0	0	0	0	0	0	0						
Rusty Staub, L <small>(1, 9)</small> <small>OBP: 0.363, SLG: 0.457</small>										4	1	1	0	0	1	3						
Jerry Grote, R <small>(1, 2)</small> <small>OBP: 0.338, SLG: 0.372</small>										3	1	2	0	2	0	0						
Jack Heidemann, R <small>(1, 6)</small> <small>OBP: 0.289, SLG: 0.346</small>										5	0	1	2	0	1	6						
Del Unser, L <small>(1, 8)</small> <small>OBP: 0.324, SLG: 0.373</small>										2	0	0	0	0	0	3						
Ken Sanders, R <small>(5, 1)</small> <small>OBP: 0.335, SLG: 0.369</small>										0	0	0	0	0	0	0						
John Milner, R <small>(5, PH)</small> <small>OBP: 0.324, SLG: 0.373</small>										0	0	0	0	0	0	0						
Hank Webb, R <small>(6, 1)</small> <small>OBP: 0.335, SLG: 0.369</small>										0	0	0	0	0	0	0						
Tom Hall, L <small>(6, 1)</small> <small>OBP: 0.335, SLG: 0.369</small>										0	0	0	0	0	0	0						
John Stearns, R <small>(6, PH)</small> <small>OBP: 0.324, SLG: 0.373</small>																						

Batter	1	2	3	4	5	6	7	8	9	AB	R	H	RBI	BB	SO	LOB	TOP										
Wilbur Howard, S OBP: 0.415, SLG: 0.500 (1, 8)										5	2	3	1	0	1	0											
Greg Gross, L OBP: 0.372, SLG: 0.358 (1, 9)										5	1	2	0	0	0	1											
Enos Cabell, R OBP: 0.315, SLG: 0.402 (1, 7)										5	0	0	2	0	0	3											
Bob Watson, R OBP: 0.370, SLG: 0.510 (1, 3)										4	1	1	1	0	0	1											
Cliff Johnson, R OBP: 0.380, SLG: 0.485 (1, 2)										4	0	2	0	0	0	0											
Doug Rader, R OBP: 0.321, SLG: 0.369 (1, 5)										4	1	1	0	0	1	3											
Roger Metzger, S OBP: 0.301, SLG: 0.322 (1, 6)										3	0	2	2	1	0	0											
Larry Milbourne, S OBP: 0.167, SLG: 0.143 (1, 4)										4	1	1	0	0	0	4											
Ken Forsch, R OBP: 0.100, SLG: 0.053 (1, 1)										3	0	0	0	0	2	2											
Inning Stats	R: 2 E: 1 K: 1 S: 8	H: 3 LOB: 1 BB: 0 P: 8	R: 1 E: 0 K: 0 S: 5	H: 2 LOB: 1 BB: 0 P: 5	R: 2 E: 0 K: 0 S: 6	H: 3 LOB: 1 BB: 0 P: 6	R: 1 E: 0 K: 0 S: 5	H: 2 LOB: 1 BB: 0 P: 5	R: 0 E: 0 K: 2 S: 3	H: 0 LOB: 0 BB: 0 P: 7	R: 0 E: 0 K: 0 S: 3	H: 0 LOB: 0 BB: 0 P: 3	R: 0 E: 0 K: 1 S: 6	H: 2 LOB: 1 BB: 0 P: 6	R: 0 E: 1 K: 0 S: 3	H: 0 LOB: 0 BB: 0 P: 3	1B: 10 2B: 1 3B: 1 HR: 0	SF: 0 SAC: 1 DP: 1 HBP: 0	WP: 0 PB: 0 SB: 0 CS: 2	PA: 39							
PITCHER	IP	WLS	BF	H	R	ER	SO	BB	IBB	HBP	BLK	WP	HR	S	P	ERA	WHIP										
George Stone, L ERA: 3.03 (1, 1)	2.2	L	16	8	5	5	1	0	0	0	0	0	0	18	18	16.88	3.000										
Ken Sanders, R ERA: 2.51 (3, 1)	2.1		10	2	1	1	0	1	0	0	0	0	0	9	13	3.86	1.286										
Hank Webb, R ERA: 3.52 (6, 1)	2.0		6	0	0	0	2	0	0	0	0	0	0	10	10	0.00	0.000										
Rick Baldwin, R ERA: 2.96 (8, 1)	2.0		7	2	0	0	1	0	0	0	0	0	0	9	9	0.00	1.000										

Houston Astros @ New York Mets
Shea Stadium, Flushing, NY
Mon Jul 21 1975, 7:05 PM EDT
Att: 13,414 - Unknown

AB 37
R 6
H 12
RBI 6
BB 1
SO 4
LOB 14

Batter	1	2	3	4	5	6	7	8	9	AB	R	H	RBI	BB	SO	LOB	BOTTOM										
Del Unser, L OBP: 0.339, SLG: 0.375 (1, 8)										4	0	2	0	0	0	0											
Felix Milan, R OBP: 0.346, SLG: 0.376 (1, 4)										4	0	4	0	0	0	0											
Joe Torre, R OBP: 0.337, SLG: 0.361 (1, 5)										4	0	0	0	0	0	6											
Rusty Staub, L OBP: 0.365, SLG: 0.465 (1, 9)										3	1	1	1	1	0	0											
Dave Kingman, R OBP: 0.294, SLG: 0.512 (1, 7)										4	1	1	1	0	0	2											
Ed Kranepool, L OBP: 0.369, SLG: 0.428 (1, 3)										4	0	1	0	0	0	0											
Jerry Grote, R OBP: 0.340, SLG: 0.374 (1, 2)										4	0	2	0	0	0	1											
Mike Phillips, L OBP: 0.290, SLG: 0.311 (1, 6)										4	0	0	0	0	2	2											
George Stone, L OBP: 0.286, SLG: 0.231 (3, 1)										0	0	0	0	0	0	0											
Jack Heidemann, R OBP: 0.286, SLG: 0.341 (5, PH)										1	0	0	0	0	0	0											
Hank Webb, R OBP: 0.192, SLG: 0.100 (8, 1)										1	0	0	0	0	0	0											
John Milner, R OBP: 0.352, SLG: 0.380 (7, PH)										1	0	0	0	0	1	1											
Rick Baldwin, L OBP: 0.100, SLG: 0.100 (8, 1)										0	0	0	0	0	0	0											
Inning Stats	R: 0 E: 0 K: 0 S: 3	H: 1 LOB: 0 BB: 0 P: 3	R: 1 E: 0 K: 1 S: 7	H: 2 LOB: 1 BB: 0 P: 7	R: 0 E: 0 K: 0 S: 4	H: 2 LOB: 1 BB: 0 P: 4	R: 0 E: 0 K: 0 S: 4	H: 1 LOB: 0 BB: 0 P: 4	R: 0 E: 0 K: 1 S: 5	H: 0 LOB: 0 BB: 0 P: 5	R: 0 E: 0 K: 0 S: 3	H: 1 LOB: 1 BB: 0 P: 3	R: 1 E: 0 K: 0 S: 5	H: 2 LOB: 1 BB: 0 P: 5	R: 0 E: 0 K: 0 S: 4	H: 2 LOB: 2 BB: 1 P: 8	R: 0 E: 0 K: 0 S: 3	H: 0 LOB: 0 BB: 0 P: 3	1B: 9 2B: 0 3B: 0 HR: 2	SF: 0 SAC: 0 DP: 4 HBP: 0	WP: 0 PB: 0 SB: 0 CS: 0	PA: 35					
PITCHER	IP	WLS	BF	H	R	ER	SO	BB	IBB	HBP	BLK	WP	HR	S	P	ERA	WHIP										
Ken Forsch, R ERA: 3.22 (1, 1)	9.0	W	35	11	2	2	2	1	0	0	0	0	2	38	42	2.00	1.333										

Houston Astros @ New York Mets
Shea Stadium, Flushing, NY
Mon Jul 21 1975, 7:05 PM EDT
Att: 13,414 - Unknown

AB 34
R 2
H 11
RBI 2
BB 1
SO 2
LOB 12

Batter	1	2	3	4	5	6	7	8	9	10	11	AB	R	H	RBI	BB	SO	LOB	TOP			
Wilbur Howard, S OBP: 0.407, SLG: 0.496	(1, 8) 0-3 K		(1, 2) 1-2 E 2B		(1, 1) 0-1 6-3			(1, 1) 0-1 1-3		(1, 2) 2-3 K		5	0	1	1	0	2	1				
Greg Gross, L OBP: 0.370, SLG: 0.353	(1, 9) 1-0 1-4-3		(1, 2) 2-3 K			(1, 1) 3-2 1-3		(1, 2) 0-0 6-3		(1, 1) 4-1 FC5-4 BB		4	0	0	0	1	1	1				
Enos Cabell, R OBP: 0.308, SLG: 0.393	(1, 7) 1-3 K		(1, 1) 1-0 F9			(1, 2) 1-2 5-3		(1, 1) 0-0 E3		(1, 3) 2-2 FC5-4		5	0	0	0	0	1	2				
Bob Watson, R OBP: 0.371, SLG: 0.509	(1, 3) 1-1 E5			(1, 1) 2-3 K			(1, 3) 0-0 F3		(1, 1) 0-0 FC4-6 1B		(1, 2) 2-0 4-3 1B	5	0	2	0	0	1	0				
Milt May, L OBP: 0.286, SLG: 0.304	(1, 2) 1-1 L4-3			(1, 2) 3-2 G6-3 1B				(1, 1) 0-1 4-3	(1, 3) 3-1 FC4-6		(1, 1) 0-0 4-3	5	0	1	0	0	0	4				
Doug Rader, R OBP: 0.322, SLG: 0.369	(1, 5) 0-1 1B			(1, 2) 0-0 G6-3				(1, 3) 1-3 K		(1, 1) 0-1 1B		5	0	2	0	0	1	2				
Roger Metzger, S OBP: 0.303, SLG: 0.322	(1, 6) 1-0 1-3				(1, 1) 0-1 3-1			(1, 1) 0-1 1B		(1, 3) 1-1 SH6-3-6		3	0	1	0	1	0	1				
Larry Milbourne, S OBP: 0.197, SLG: 0.203	(1, 4) 2-2 SH1-4 2B				(1, 0) 0-0 3B			(1, 1) 1-0 FC6-4 1B		(1, 3) 1-3 K		4	1	3	0	0	1	0				
Cliff Johnson, R OBP: 0.378, SLG: 0.482	(11, PH) 0-2 SH1-4 1B				(1, 2) 0-2 L1			(1, 2) 2-0 FC6-4 1B				1	0	0	0	0	0	0				
Rob Andrews, R OBP: 0.289, SLG: 0.241	(11, 4) 0-2 SH1-4 1B				(10, PH) 1-2 F5							2	0	0	0	0	0	3				
Doug Koniczny, R OBP: 0.190, SLG: 0.214	(1, 1) 1-2 F5											1	0	0	0	0	0	0				
Ken Boswell, L OBP: 0.345, SLG: 0.290	(10, PH) 1-2 F5											0	0	0	0	0	0	0				
Jose Sosa, R OBP: 0.500, SLG: 0.250	(10, 1) 1-2 F5											0	0	0	0	0	0	0				
Inning Stats	R: 0 E: 0 K: 2 S: 7	H: 0 LOB: 0 BB: 0 P: 9	R: 0 E: 1 K: 0 S: 7	H: 1 LOB: 1 BB: 0 P: 10	R: 1 E: 1 K: 1 S: 14	H: 2 LOB: 1 BB: 0 P: 20	R: 0 E: 0 K: 1 S: 8	H: 1 LOB: 0 BB: 0 P: 13	R: 0 E: 0 K: 0 S: 8	H: 1 LOB: 1 BB: 0 P: 10	R: 0 E: 0 K: 1 S: 10	H: 2 LOB: 2 BB: 0 P: 14	R: 0 E: 1 K: 0 S: 7	H: 1 LOB: 2 BB: 0 P: 10	R: 0 E: 0 K: 1 S: 9	H: 0 LOB: 1 BB: 1 P: 17	R: 0 E: 0 K: 1 S: 6	H: 1 LOB: 2 BB: 1 P: 14	1B: 8 2B: 3 3B: 1 HR: 0	SF: 0 SAC: 2 DP: 3 HBP: 0	WP: 0 PB: 0 SB: 0 CS: 0	PA: 44
PITCHER	IP 10.0	WLS 10	BF 39	H 9	R 1	ER 1	SO 7	BB 1	IBB 0	HBP 0	BLK 0	WP 0	HR 0	S 84	P 123	ERA 0.90	WHIP 1.000					
Steve Rogers, R ERA: 2.67	(1, 1)																					
Dale Murray, R ERA: 3.71	(11, 1)	1.0	W	5	1	0	0	1	0	1	0	0	0	6	14	0.00	1.000					

Houston Astros @ Montreal Expos
 Jarry Park, Montreal, QB
 Tue Jul 22 1975, 7:05 PM EDT
 Att: 12,148 - Unknown

AB 40
 R 1
 H 10
 RBI 1
 BB 2
 SO 8
 LOB 16



Batter	1	2	3	4	5	6	7	8	9	10	11	AB	R	H	RBI	BB	SO	LOB	BOTTOM					
Pepe Mangual, R OBP: 0.327, SLG: 0.355	(1, 8) 1-2 L9		(1, 1) 1-1 F9			(1, 2) 1-0 G5-4-3		(1, 2) 3-3 K			(1, 1) 4-1 SH1-4 1B BB	4	1	0	0	1	1	3						
Mike Jorgensen, L OBP: 0.345, SLG: 0.366	(1, 3) 1-1 F7			(1, 1) 2-3 K			(1, 1) 0-0 F8	(1, 1) 3-1			(1, 1) 0-0 SH1-4	4	0	0	0	0	1	2						
Larry Blittner, L OBP: 0.399, SLG: 0.428	(1, 7) 1-1 F9			(1, 3) 1-3 K			(1, 1) 0-0 1B SF8 1B			(1, 2) 1-2 F9	(1, 1) 4-0 1B IBB	4	1	1	0	1	1	0						
Gary Carter, R OBP: 0.376, SLG: 0.461	(1, 9) 0-1 G5-4-3 1B			(1, 1) 0-0 5-3			(1, 2) 2-2 1B		(1, 1) 1-1 F3		(1, 1) 0-0 1B	5	0	3	1	0	0	0						
Pete Mackanin, R OBP: 0.326, SLG: 0.409	(1, 4) 1-1 G5-4-3				(1, 1) 0-3 K		(1, 1) 0-0 SF8		(1, 3) 0-3 K			3	0	0	1	0	2	1						
Larry Parrish, R OBP: 0.317, SLG: 0.424	(1, 5) 3-1 1B				(1, 0) 0-0 F8		(1, 3) 3-H F4			(1, 1) 0-3 K		4	0	1	0	0	1	1						
Tim Foli, R OBP: 0.288, SLG: 0.274	(1, 6) 1-3 K				(1, 1) 1-1 F9			(1, 2) 1-2 F7		(1, 2) 2-2 FC5-4 1B		4	0	1	0	0	1	1						
Barry Foote, R OBP: 0.226, SLG: 0.259	(1, 2) 0-0 5-3				(1, 0) 0-0 L7			(1, 1) 1-1 1B		(1, 1) 0-0 F9		4	0	1	0	0	0	1						
Steve Rogers, R ERA: 4.24	(1, 1) 1-3 K				(1, 1) 4-1 G5-4-3 BB			(1, 2) 2-2 1B		(1, 1) 0-0 FC5-4		2	0	1	0	1	1	0						
Bob Bailey, R OBP: 0.380, SLG: 0.356	(10, PH) 1-3 K											1	0	0	0	0	0	1						
Dale Murray, R ERA: 3.71	(11, 1) 1-2 F5											0	0	0	0	0	0	0						
Inning Stats	R: 0 E: 0 K: 0 S: 10	H: 0 LOB: 0 BB: 0 P: 13	R: 0 E: 0 K: 1 S: 11	H: 2 LOB: 1 BB: 0 P: 16	R: 0 E: 0 K: 1 S: 6	H: 0 LOB: 0 BB: 0 P: 8	R: 0 E: 0 K: 2 S: 7	H: 0 LOB: 0 BB: 0 P: 10	R: 0 E: 0 K: 1 S: 6	H: 0 LOB: 0 BB: 1 P: 7	R: 1 E: 0 K: 0 S: 7	H: 2 LOB: 1 BB: 0 P: 9	R: 0 E: 0 K: 1 S: 15	H: 2 LOB: 2 BB: 0 P: 23	R: 0 E: 0 K: 1 S: 8	H: 0 LOB: 0 BB: 2 P: 10	R: 0 E: 0 K: 1 S: 8	H: 1 LOB: 1 BB: 0 P: 11	R: 1 E: 0 K: 0 S: 3	H: 1 LOB: 2 BB: 2 P: 11	1B: 8 2B: 0 3B: 0 HR: 0	SF: 1 SAC: 1 DP: 2 HBP: 0	WP: 0 PB: 0 SB: 0 CS: 0	PA: 40
PITCHER	IP 9.0	WLS 1	BF 32	H 6	R 1	ER 1	SO 7	BB 1	IBB 0	HBP 0	BLK 0	WP 0	HR 0	S 73	P 104	ERA 1.00	WHIP 0.778							
Doug Koniczny, R ERA: 4.24	(1, 1)																							
Jose Sosa, R ERA: 6.75	(10, 1)	1.1	L	8	2	1	1	1	0	0	0	0	0	11	22	6.75	2.250							

Houston Astros @ Montreal Expos
 Jarry Park, Montreal, QB
 Tue Jul 22 1975, 7:05 PM EDT
 Att: 12,148 - Unknown

AB 35
 R 2
 H 8
 RBI 2
 BB 3
 SO 8
 LOB 10



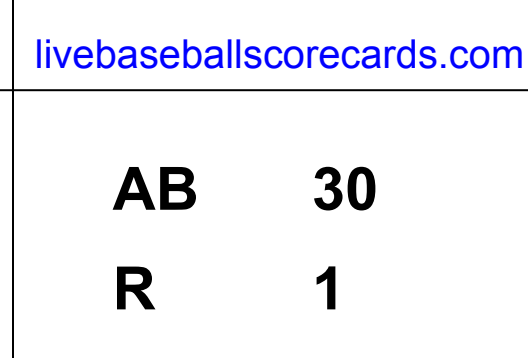
Batter	1	2	3	4	5	6	7	8	9	AB	R	H	RBI	BB	SO	LOB	TOP										
Wilbur Howard, S OBP: 0.410, SLG: 0.496 (1, 8)										4	0	2	1	0	1	0	Houston Astros @ Montreal Expos Jarry Park, Montreal, QB Wed Jul 23 1975, 7:05 PM EDT Att: 16,804 - Unknown										
Greg Gross, L OBP: 0.372, SLG: 0.355 (1, 9)										4	1	2	0	0	1	1											
Enos Cabell, R OBP: 0.307, SLG: 0.390 (1, 7)										4	0	1	0	0	2	2											
Bob Watson, R OBP: 0.369, SLG: 0.509 (1, 3)										4	0	1	1	0	1	2											
Milt May, L OBP: 0.285, SLG: 0.303 (1, 2)										4	0	1	0	0	1	3											
Doug Radler, R OBP: 0.318, SLG: 0.364 (1, 5)										4	0	0	0	0	1	1											
Roger Metzger, S OBP: 0.299, SLG: 0.319 (1, 6)										4	0	0	0	0	1	0											
Larry Milbourne, S OBP: 0.213, SLG: 0.218 (1, 4)										4	1	2	0	0	1	0											
J.R. Richard, R OBP: 0.238, SLG: 0.405 (1, 1)										2	0	0	0	0	1	1											
Inning Stats	R: 1 E: 0 K: 2 S: 11	H: 2 LOB: 1 BB: 0 P: 19	R: 0 E: 0 K: 0 S: 9	H: 1 LOB: 1 BB: 0 P: 12	R: 0 E: 0 K: 1 S: 5	H: 0 LOB: 0 BB: 0 P: 6	R: 0 E: 0 K: 2 S: 9	H: 0 LOB: 0 BB: 0 P: 13	R: 1 E: 0 K: 1 S: 10	H: 2 LOB: 1 BB: 0 P: 17	R: 0 E: 0 K: 2 S: 14	H: 1 LOB: 1 BB: 0 P: 18	R: 0 E: 0 K: 1 S: 7	H: 0 LOB: 0 BB: 0 P: 15	R: 0 E: 0 K: 0 S: 7	H: 3 LOB: 2 BB: 0 P: 9	R: 0 E: 0 K: 1 S: 10	H: 0 LOB: 0 BB: 0 P: 13	1B: 8 2B: 2 3B: 0 HR: 0	SF: 0 SAC: 1 DP: 1 HBP: 0	WP: 0 PB: 1 SB: 0 CS: 1	PA: 35					
PITCHER	IP	WLS	BF	H	R	ER	SO	BB	IBB	HBP	BLK	WP	HR	S	P	ERA	WHIP										
Dennis Blair, R ERA: 3.33 (1, 1)	7.0	L	27	6	2	2	9	0	0	0	0	0	0	65	100	2.57	0.857										
Dale Murray, R ERA: 3.55 (8, 1)	2.0		8	3	0	0	1	0	0	0	0	0	0	17	22	0.00	1.500										

livebaseballscores.com

AB	34
R	2
H	9
RBI	2
BB	0
SO	10
LOB	10




Batter	1	2	3	4	5	6	7	8	9	AB	R	H	RBI	BB	SO	LOB	BOTTOM										
Pepe Manguat, R OBP: 0.327, SLG: 0.352 (1, 8)										3	0	0	0	1	0	1	Houston Astros @ Montreal Expos Jarry Park, Montreal, QB Wed Jul 23 1975, 7:05 PM EDT Att: 16,804 - Unknown										
Mike Jorgensen, L OBP: 0.344, SLG: 0.365 (1, 3)										4	0	1	0	0	2	2											
Larry Bittner, L OBP: 0.391, SLG: 0.418 (1, 7)										4	0	0	0	0	1	3											
Dale Murray, R OBP: 0.500, SLG: 0.250 (8, 1)										0	0	0	0	0	0	0											
Gary Carter, R OBP: 0.380, SLG: 0.472 (1, 9)										2	1	1	1	2	0	0											
Pete Mackanin, R OBP: 0.329, SLG: 0.408 (1, 4)										3	0	1	0	1	1	0											
Larry Parrish, R OBP: 0.317, SLG: 0.423 (1, 5)										3	0	1	0	0	0	0											
Tim Foli, R OBP: 0.285, SLG: 0.272 (1, 6)										3	0	0	0	0	1	5											
Bob Bailey, R OBP: 0.378, SLG: 0.353 (9, PH)										1	0	0	0	0	0	0											
Barry Foote, R OBP: 0.222, SLG: 0.255 (1, 2)										4	0	0	0	0	1	5											
Dennis Blair, R OBP: 0.250, SLG: 0.206 (1, 1)										1	0	1	0	1	0	0											
Jim Lytle, L (7, PH)										2	0	0	0	0	0	0											
Inning Stats	R: 0 E: 0 K: 1 S: 10	H: 0 LOB: 0 BB: 0 P: 15	R: 0 E: 0 K: 1 S: 12	H: 0 LOB: 2 BB: 2 P: 21	R: 0 E: 0 K: 0 S: 9	H: 2 LOB: 1 BB: 0 P: 13	R: 1 E: 0 K: 1 S: 8	H: 1 LOB: 0 BB: 0 P: 11	R: 0 E: 0 K: 1 S: 6	H: 0 LOB: 1 BB: 2 P: 15	R: 0 E: 0 K: 0 S: 9	H: 2 LOB: 3 BB: 1 P: 18	R: 0 E: 0 K: 2 S: 11	H: 0 LOB: 1 BB: 0 P: 13	R: 0 E: 0 K: 0 S: 6	H: 0 LOB: 0 BB: 0 P: 7	R: 0 E: 0 K: 0 S: 5	H: 0 LOB: 0 BB: 0 P: 7	1B: 4 2B: 0 3B: 0 HR: 1	SF: 0 SAC: 1 DP: 2 HBP: 0	WP: 2 PB: 0 SB: 0 CS: 0	PA: 36					
PITCHER	IP	WLS	BF	H	R	ER	SO	BB	IBB	HBP	BLK	WP	HR	S	P	ERA	WHIP										
J.R. Richard, R ERA: 4.83 (1, 1)	9.0	W	36	5	1	1	6	5	0	0	0	2	1	76	120	1.00	1.111										



Batter	1	2	3	4	5	6	7	8	9	AB	R	H	RBI	BB	SO	LOB	TOP								
Wilbur Howard, S OBP: 0.410, SLG: 0.493 (1, 8)	1-3 K	0-1 F7							1-1 6-3	5	1	2	1	0	1	2									
Greg Gross, L OBP: 0.375, SLG: 0.358 (1, 9)	4-2 WP 2B BB		3-1 6-3			1-1 2B	3-1 CS 1B	3-2 F7	4-2 FC4-6 BB	3	1	1	1	2	0	0									
Enos Cabell, R OBP: 0.301, SLG: 0.382 (1, 7) (9, 3)	2-1 1-3		3-1 F3			0-1 5-3		2-0 5-3	0-0 FC4-6	5	0	0	0	0	0	3									
Bob Watson, R OBP: 0.372, SLG: 0.513 Jose Cruz, L OBP: 0.332, SLG: 0.306 (1, 3) (9, 7)	0-2 2B		0-2 4-3			1-2 BLK 1B	3-1 1B		1-1 FC4-6	5	1	3	1	0	0	1									
Milt May, L OBP: 0.288, SLG: 0.306 (1, 2)	1-1 F4			2-2 L8		0-0 1B	0-0 1B		1-1 FC4-6	4	1	2	1	0	0	1									
Doug Radler, R OBP: 0.318, SLG: 0.363 (1, 5)		0-1 SH2-4 SH 1B		0-0 5-3		1-3 K	2-2 F9			4	0	1	0	0	1	3									
Roger Metzger, S OBP: 0.302, SLG: 0.320 Rob Andrews, R OBP: 0.269, SLG: 0.241 (1, 6) (8, 4)		0-0 SH SH2-4		1-0 G3		0-0 3B 1B		4-0 SH1-3 S CS BB		2	1	1	0	1	0	0									
Larry Milbourne, S OBP: 0.217, SLG: 0.247 (1, 4) (8, 6)		0-3 K			1-1 F7	0-0 1B 3B		1-1 SH1-3		3	1	1	2	0	1	2									
Larry Dierker, R OBP: 0.082, SLG: 0.082 Wayne Granger, R Mike Cosgrove, L (1, 1) (9, 1) (9, 1)		0-0 SH2-4			0-3 K	0-0 1-3		1-1 4-3		3	0	0	0	0	1	2									
Inning Stats	R: 1 E: 0 K: 1 S: 12	H: 1 LOB: 1 BB: 1 P: 20	R: 0 E: 1 K: 1 S: 9	H: 1 LOB: 2 BB: 0 P: 9	R: 0 E: 0 K: 0 S: 7	H: 0 LOB: 0 BB: 0 P: 13	R: 0 E: 0 K: 0 S: 7	H: 0 LOB: 0 BB: 0 P: 10	R: 1 E: 0 K: 1 S: 12	H: 2 LOB: 1 BB: 0 P: 14	R: 4 E: 0 K: 1 S: 14	H: 5 LOB: 0 BB: 0 P: 19	R: 0 E: 0 K: 0 S: 14	H: 2 LOB: 2 BB: 0 P: 24	R: 0 E: 0 K: 0 S: 4	H: 0 LOB: 1 BB: 1 P: 10	R: 0 E: 0 K: 0 S: 7	H: 0 LOB: 1 BB: 1 P: 13	1B: 8 2B: 2 3B: 1 HR: 0	SF: 0 SAC: 3 DP: 0 HBP: 0	WP: 1 PB: 0 SB: 1 CS: 2	PA: 41			
PITCHER	IP WLS BF H R ER SO BB IBB HBP BLK WP HR S P ERA WHIP	IP WLS BF H R ER SO BB IBB HBP BLK WP HR S P ERA WHIP	IP WLS BF H R ER SO BB IBB HBP BLK WP HR S P ERA WHIP	IP WLS BF H R ER SO BB IBB HBP BLK WP HR S P ERA WHIP	IP WLS BF H R ER SO BB IBB HBP BLK WP HR S P ERA WHIP	IP WLS BF H R ER SO BB IBB HBP BLK WP HR S P ERA WHIP	IP WLS BF H R ER SO BB IBB HBP BLK WP HR S P ERA WHIP	IP WLS BF H R ER SO BB IBB HBP BLK WP HR S P ERA WHIP	IP WLS BF H R ER SO BB IBB HBP BLK WP HR S P ERA WHIP	IP WLS BF H R ER SO BB IBB HBP BLK WP HR S P ERA WHIP	IP WLS BF H R ER SO BB IBB HBP BLK WP HR S P ERA WHIP	IP WLS BF H R ER SO BB IBB HBP BLK WP HR S P ERA WHIP	IP WLS BF H R ER SO BB IBB HBP BLK WP HR S P ERA WHIP	IP WLS BF H R ER SO BB IBB HBP BLK WP HR S P ERA WHIP	IP WLS BF H R ER SO BB IBB HBP BLK WP HR S P ERA WHIP	IP WLS BF H R ER SO BB IBB HBP BLK WP HR S P ERA WHIP	IP WLS BF H R ER SO BB IBB HBP BLK WP HR S P ERA WHIP	IP WLS BF H R ER SO BB IBB HBP BLK WP HR S P ERA WHIP	IP WLS BF H R ER SO BB IBB HBP BLK WP HR S P ERA WHIP	IP WLS BF H R ER SO BB IBB HBP BLK WP HR S P ERA WHIP	IP WLS BF H R ER SO BB IBB HBP BLK WP HR S P ERA WHIP	IP WLS BF H R ER SO BB IBB HBP BLK WP HR S P ERA WHIP	IP WLS BF H R ER SO BB IBB HBP BLK WP HR S P ERA WHIP	IP WLS BF H R ER SO BB IBB HBP BLK WP HR S P ERA WHIP	IP WLS BF H R ER SO BB IBB HBP BLK WP HR S P ERA WHIP

Houston Astros @ Montreal Expos
 Jarry Park, Montreal, QB
 Thu Jul 24 1975, 7:05 PM EDT
 Att. 7,185 - Unknown - 72 F


AB 34
 R 6
 H 11
 RBI 6
 BB 3
 SO 4
 LOB 14



Batter	1	2	3	4	5	6	7	8	9	AB	R	H	RBI	BB	SO	LOB	BOTTOM									
Pepe Manguat, R OBP: 0.323, SLG: 0.347 (1, 8)	2-3 K		2-1 6-3				0-0 FC5-4		0-3 K	5	0	0	0	0	2	3										
Mike Jorgensen, L OBP: 0.346, SLG: 0.377 Bob Bailey, R OBP: 0.376, SLG: 0.350 (1, 3) (9, PH)	0-2 P6		2-1 BB 1B			3-2 F2		2-1 HR	0-0 6-3	4	1	2	2	0	0	0										
Larry Bittner, L OBP: 0.388, SLG: 0.412 (1, 9)	1-1 F8		4-1 BB			1-1 4-3		1-0 5-3		3	0	0	0	1	0	0										
Gary Carter, R OBP: 0.379, SLG: 0.467 (1, 2)		1-1 F2	1-2 F7			4-2 BB		2-0 5-3		3	0	0	0	1	0	2										
Jim Lyttle, L OBP: 0.111, SLG: 0.111 (1, 7)		2-1 G3		3-3 K		0-0 L1-6		2-2 1B		4	0	1	0	0	1	1										
Larry Parrish, R OBP: 0.316, SLG: 0.424 (1, 5)		1-0 6-3		0-2 2B		1-0 F8		2-3 K		4	0	1	0	0	1	2										
Pete Mackanin, R OBP: 0.332, SLG: 0.429 (1, 4)			2-2 1B 2B		2-0 F6		0-0 F8		1-1 HR	4	2	2	1	0	0	0										
Tim Foli, R OBP: 0.290, SLG: 0.281 (1, 6)			1-2 SH1-4 1B 1B		0-1 L9		0-1 FC5-4 1B		2-2 2B	4	1	3	1	0	0	0										
Steve Renko, R OBP: 0.367, SLG: 0.464 Chuck Taylor, R Tony Scott, S OBP: 0.258, SLG: 0.248 Don Carrithers, R Jose Morales, R OBP: 0.346, SLG: 0.447 (1, 1) (7, 1) (7, PH) (8, 1) (9, PH)			0-0 SH1-4		1-0 HR		2-3 K		1-0 6-3	1	1	1	1	0	0	0										
Inning Stats	R: 0 E: 0 K: 1 S: 8	H: 0 LOB: 0 BB: 0 P: 11	R: 0 E: 0 K: 0 S: 5	H: 0 LOB: 0 BB: 0 P: 9	R: 2 E: 0 K: 0 S: 15	H: 3 LOB: 2 BB: 1 P: 27	R: 0 E: 0 K: 1 S: 7	H: 1 LOB: 0 BB: 0 P: 12	R: 1 E: 0 K: 0 S: 8	H: 1 LOB: 0 BB: 0 P: 14	R: 0 E: 0 K: 0 S: 6	H: 0 LOB: 1 BB: 1 P: 12	R: 0 E: 0 K: 1 S: 7	H: 1 LOB: 1 BB: 0 P: 9	R: 1 E: 0 K: 1 S: 10	H: 2 LOB: 0 BB: 0 P: 19	R: 1 E: 0 K: 1 S: 11	H: 2 LOB: 1 BB: 0 P: 15	1B: 4 2B: 3 3B: 0 HR: 3	SF: 0 SAC: 1 DP: 0 HBP: 0	WP: 0 PB: 0 SB: 0 CS: 0	PA: 38				
PITCHER	IP WLS BF H R ER SO BB IBB HBP BLK WP HR S P ERA WHIP	IP WLS BF H R ER SO BB IBB HBP BLK WP HR S P ERA WHIP	IP WLS BF H R ER SO BB IBB HBP BLK WP HR S P ERA WHIP	IP WLS BF H R ER SO BB IBB HBP BLK WP HR S P ERA WHIP	IP WLS BF H R ER SO BB IBB HBP BLK WP HR S P ERA WHIP	IP WLS BF H R ER SO BB IBB HBP BLK WP HR S P ERA WHIP	IP WLS BF H R ER SO BB IBB HBP BLK WP HR S P ERA WHIP	IP WLS BF H R ER SO BB IBB HBP BLK WP HR S P ERA WHIP	IP WLS BF H R ER SO BB IBB HBP BLK WP HR S P ERA WHIP	IP WLS BF H R ER SO BB IBB HBP BLK WP HR S P ERA WHIP	IP WLS BF H R ER SO BB IBB HBP BLK WP HR S P ERA WHIP	IP WLS BF H R ER SO BB IBB HBP BLK WP HR S P ERA WHIP	IP WLS BF H R ER SO BB IBB HBP BLK WP HR S P ERA WHIP	IP WLS BF H R ER SO BB IBB HBP BLK WP HR S P ERA WHIP	IP WLS BF H R ER SO BB IBB HBP BLK WP HR S P ERA WHIP	IP WLS BF H R ER SO BB IBB HBP BLK WP HR S P ERA WHIP	IP WLS BF H R ER SO BB IBB HBP BLK WP HR S P ERA WHIP	IP WLS BF H R ER SO BB IBB HBP BLK WP HR S P ERA WHIP	IP WLS BF H R ER SO BB IBB HBP BLK WP HR S P ERA WHIP	IP WLS BF H R ER SO BB IBB HBP BLK WP HR S P ERA WHIP	IP WLS BF H R ER SO BB IBB HBP BLK WP HR S P ERA WHIP	IP WLS BF H R ER SO BB IBB HBP BLK WP HR S P ERA WHIP	IP WLS BF H R ER SO BB IBB HBP BLK WP HR S P ERA WHIP	IP WLS BF H R ER SO BB IBB HBP BLK WP HR S P ERA WHIP	IP WLS BF H R ER SO BB IBB HBP BLK WP HR S P ERA WHIP	IP WLS BF H R ER SO BB IBB HBP BLK WP HR S P ERA WHIP

Houston Astros @ Montreal Expos
 Jarry Park, Montreal, QB
 Thu Jul 24 1975, 7:05 PM EDT
 Att. 7,185 - Unknown - 72 F

AB 35
 R 5
 H 10
 RBI 5
 BB 2
 SO 5
 LOB 11



Batter	1	2	3	4	5	6	7	8	9	AB R H RBI BB SO LOB	TOP										
Von Joshua, L OBP: 0.362, SLG: 0.428 (1, 8)	0-0 BB 1B	0-0 FC6-4 1B		0-0 S 1B		0-0 1-3			0-0 2B 1B	5 2 4 0 0 0 0	San Francisco Giants @ Houston Astros Astrodome, Houston, TX Fri Jul 25 1975, 8:05 PM EDT Att: 14,452 - Dome										
Derrel Thomas, S OBP: 0.382, SLG: 0.389 Craig Robinson, R OBP: 0.042, SLG: 0.042 (1, 4) (9, 4)	4-0 1B 2B	0-0 FC6-4 FC3-6		0-3 K			0-0 1B SF8		0-0 E9 2B	4 2 2 1 1 1 2 0 0 0 0 0 0 0											
Bobby Murcer, L OBP: 0.405, SLG: 0.473 (1, 9)	0-0 2B	0-0 FC3-6		0-0 F9			0-0 1-3 CS 1B		0-0 F9	5 1 2 1 0 0 2											
Gary Matthews, R OBP: 0.372, SLG: 0.448 (1, 7)	4-0 2B BB	0-0 5-3		0-0 F6			0-0 F9		0-0 F9	4 1 0 0 1 0 4											
Willie Montanez, L OBP: 0.341, SLG: 0.394 (1, 3)	0-0 2B			0-0 2B			0-0 SF8			3 1 2 3 0 0 0											
Chris Speier, R OBP: 0.358, SLG: 0.414 (1, 6)	0-0 1B 2B			0-0 F8			0-0 CS			4 1 2 3 0 0 1											
Bruce Miller, R OBP: 0.265, SLG: 0.281 (1, 5)	0-0 G6-4-3 1B			0-0 F4					0-3 K	4 0 1 0 0 1 1											
Mike Sadek, R OBP: 0.293, SLG: 0.289 (1, 2)	0-3 K			4-0 BB			0-0 5-3		0-3 K	3 0 0 0 1 2 2											
Jim Barr, R OBP: 0.106, SLG: 0.067 (1, 1)	0-0 G6-4-3			0-3 K			0-3 K		0-0 6-3	4 0 0 0 0 2 4											
Inning Stats	R: 5 E: 0 K: 1 S: 9	H: 5 LOB: 1 BB: 2 P: 17	R: 0 E: 0 K: 0 S: 4	H: 1 LOB: 1 BB: 0 P: 4	R: 0 E: 0 K: 1 S: 6	H: 1 LOB: 2 BB: 1 P: 10	R: 0 E: 0 K: 1 S: 6	H: 1 LOB: 1 BB: 0 P: 6	R: 0 E: 0 K: 0 S: 3	H: 0 LOB: 0 BB: 0 P: 3	R: 0 E: 0 K: 1 S: 5	H: 0 LOB: 0 BB: 0 P: 5	R: 1 E: 0 K: 0 S: 4	H: 2 LOB: 0 BB: 0 P: 4	R: 1 E: 0 K: 2 S: 8	H: 1 LOB: 0 BB: 0 P: 8	R: 1 E: 1 K: 0 S: 4	H: 2 LOB: 0 BB: 0 P: 4	1B: 8 2B: 4 3B: 0 HR: 1	SF: 1 SAC: 0 DP: 1 HBP: 0	WP: 0 PA: 41 PB: 0 CS: 1 SB: 1
PITCHER	IP WLS BF H R ER SO BB IBB HBP BLK WP HR S P ERA WHIP																				
Dave Roberts, L ERA: 4.44 (1, 1)	0.0 L 5 3 5 5 0 2 0 0 0 0 0 0 3 11 ∞ ∞																				
Joe Niekro, R ERA: 4.11 (1, 1)	7.0 27 7 1 1 4 1 0 0 0 0 0 34 38 1.29 1.143																				
Jose Sosa, R ERA: 8.1 (8, 1)	2.0 8 3 2 2 2 0 0 0 0 0 0 1 12 12 9.00 1.500																				

AB	36
R	8
H	13
RBI	8
BB	3
SO	6
LOB	16



Batter	1	2	3	4	5	6	7	8	9	AB R H RBI BB SO LOB	BOTTOM												
Wilbur Howard, S OBP: 0.403, SLG: 0.478 (1, 8)	0-0 L6		4-0 1B BB	0-0 L6			0-0 FC4-6 WP		0-0 5-3	4 1 0 0 1 0 3	San Francisco Giants @ Houston Astros Astrodome, Houston, TX Fri Jul 25 1975, 8:05 PM EDT Att: 14,452 - Dome												
Greg Gross, L OBP: 0.375, SLG: 0.359 (1, 9)	0-0 FC4-6 1B		0-0 3-1 1B			0-0 4-3	0-0 F5		0-0 5-3	5 0 2 0 0 0 2													
Enos Cabell, R OBP: 0.300, SLG: 0.379 Jose Sosa, R OBP: 0.375, SLG: 0.379 (1, 7) (8, 1)	0-0 FC4-6 1B		0-0 3-1 1B			0-0 F9	0-0 5-3			4 0 1 1 0 0 2 0 0 0 0 0 0 0													
Bob Watson, R OBP: 0.371, SLG: 0.510 (1, 3)	0-0 1-3 1B		0-0 3-1			0-0 6-3			0-0 1-3	4 0 1 0 0 0 2													
Mitt May, L OBP: 0.291, SLG: 0.306 (1, 2)	0-0 F2		4-0 BB			0-0 L4			0-0 FC4-6 1B	3 0 1 0 1 0 2													
Doug Rader, R OBP: 0.314, SLG: 0.358 (1, 5)			0-0 L5 F8			0-3 K			0-0 F4	4 0 0 0 0 1 4													
Ken Boswell, L OBP: 0.342, SLG: 0.299 (1, 4)			0-0 G3			0-0 F7			0-0 FC4-6	4 0 1 0 0 0 1													
Larry Milbourne, S OBP: 0.218, SLG: 0.247 (1, 6)			0-0 F7			0-0 1-4-3			0-0 5-3 G3 1B	4 0 1 0 0 0 1													
Dave Roberts, L OBP: 0.140, SLG: 0.190 Joe Niekro, R OBP: 0.375, SLG: 0.286 Jose Cruz, L OBP: 0.333, SLG: 0.304 (1, 1) (1, 1) (7, PH) (8, 7)			0-0 F3			0-0 1B			0-0 G3	0 0 0 0 0 0 0 2 0 1 0 0 0 0 1 0 0 0 1 0 1													
Inning Stats	R: 0 E: 0 K: 0 S: 5	H: 2 LOB: 2 BB: 0 P: 5	R: 0 E: 0 K: 0 S: 3	H: 0 LOB: 0 BB: 0 P: 3	R: 1 E: 0 K: 0 S: 5	H: 2 LOB: 3 BB: 2 P: 13	R: 0 E: 0 K: 0 S: 4	H: 1 LOB: 1 BB: 0 P: 4	R: 0 E: 0 K: 0 S: 3	H: 0 LOB: 0 BB: 0 P: 3	R: 0 E: 0 K: 1 S: 6	H: 1 LOB: 1 BB: 0 P: 6	R: 0 E: 0 K: 0 S: 3	H: 0 LOB: 1 BB: 1 P: 7	R: 0 E: 0 K: 0 S: 4	H: 1 LOB: 1 BB: 0 P: 4	R: 0 E: 0 K: 0 S: 4	H: 1 LOB: 1 BB: 0 P: 4	R: 0 E: 0 K: 0 S: 4	H: 1 LOB: 1 BB: 0 P: 4	1B: 7 2B: 1 3B: 0 HR: 0	SF: 0 SAC: 0 DP: 0 HBP: 0	WP: 1 PA: 38 PB: 0 CS: 0 SB: 0
PITCHER	IP WLS BF H R ER SO BB IBB HBP BLK WP HR S P ERA WHIP																						
Jim Barr, R ERA: 2.38 (1, 1)	9.0 W 38 8 1 1 1 3 0 0 0 0 1 0 37 49 1.00 1.222																						

AB	35
R	1
H	8
RBI	1
BB	3
SO	1
LOB	18



Batter	1	2	3	4	5	6	7	8	9	AB	R	H	RBI	BB	SO	LOB	TOP				
Von Joshua, L (1, 8) OBP: 0.358, SLG: 0.422	F9		4-3			4-3		FC4-6 1B		4	1	0	0	0	0	1	San Francisco Giants @ Houston Astros Astrodome, Houston, TX Sat Jul 26 1975, 8:05 PM EDT Unknown				
Dave Rader, L (1, 2) OBP: 0.380, SLG: 0.400	K			HR		FC5-4 BB		2B		3	2	2	1	1	1	0					
Bobby Murcer, L (1, 9) OBP: 0.406, SLG: 0.476	CS 1B			F5		FC5-4 1-2		2B		4	0	2	2	0	0	1					
Gary Matthews, R (1, 7) OBP: 0.374, SLG: 0.449	CS 1-2	L6-3 1B		G4-6-3 1B		4-3		K		4	0	2	0	0	1	2					
Willie Montanez, L (1, 3) OBP: 0.340, SLG: 0.392		L6-3 1-2		G4-6-3 1-2		F5		G6-3 1B		4	0	1	0	0	0	2					
Chris Speier, R (1, 6) OBP: 0.356, SLG: 0.412					6-3			G6-3 1-2		4	0	1	0	0	0	1					
Steve Ontiveros, S (1, 5) OBP: 0.370, SLG: 0.325					F8			F8		4	0	0	0	0	0	1					
Bruce Miller, R (1, 4) OBP: 0.267, SLG: 0.284				4-3				4-3		2	0	1	0	0	0	0					
Gary Thomasson, L (8, PH) OBP: 0.295, SLG: 0.297										1	0	0	0	0	0	0					
Craig Robinson, R (8, 4) OBP: 0.042, SLG: 0.042										0	0	0	0	0	0	0					
Pete Falcone, L (1, 1) OBP: 0.051, SLG: 0.051										2	0	0	0	0	1	1					
Randy Moffitt, R (6, 1) OBP: 0.273, SLG: 0.455										0	0	0	0	0	0	0					
Glenn Adams, L (8, PH) OBP: 0.373, SLG: 0.522										0	0	0	0	1	0	0					
Charlie Williams, R (8, 1) OBP: 0.200, SLG: 0.286										0	0	0	0	0	0	0					
Gary Lavelle, S (9, 1) OBP: 0.167, SLG: 0.167										0	0	0	0	0	0	0					
Inning Stats	R: 0 E: 0 K: 1 S: 5	H: 1 LOB: 0 BB: 0 P: 5	R: 0 E: 0 K: 0 S: 4	H: 2 LOB: 1 BB: 0 P: 4	R: 0 E: 0 K: 0 S: 3	H: 0 LOB: 0 BB: 0 P: 3	R: 1 E: 0 K: 0 S: 4	H: 2 LOB: 0 BB: 0 P: 4	R: 0 E: 0 K: 1 S: 6	H: 1 LOB: 1 BB: 0 P: 6	R: 0 E: 0 K: 0 S: 3	H: 0 LOB: 0 BB: 0 P: 3	R: 0 E: 0 K: 0 S: 3	H: 0 LOB: 1 BB: 1 P: 7	R: 0 E: 0 K: 1 S: 7	H: 2 LOB: 1 BB: 1 P: 11	R: 0 E: 0 K: 0 S: 3	H: 1 LOB: 0 BB: 0 P: 3	1B: 7 2B: 2 3B: 0 HR: 1	SF: 0 SAC: 0 DP: 3 HBP: 0	WP: 0 PA: 35 PB: 0 SB: 1 CS: 0
PITCHER Ken Forsch, R (1, 1) ERA: 3.2	IP: 9.0 WLS: L BF: 34 H: 9 R: 3 ER: 3 SO: 3 BB: 2 IBB: 0 HBP: 0 BLK: 0 WP: 0 HR: 1 S: 38 P: 46 ERA: 3.00 WHIP: 1.222															PITCHER IP: 9.0 WLS: L BF: 34 H: 9 R: 3 ER: 3 SO: 3 BB: 2 IBB: 0 HBP: 0 BLK: 0 WP: 0 HR: 1 S: 38 P: 46 ERA: 3.00 WHIP: 1.222					

Batter	1	2	3	4	5	6	7	8	9	AB	R	H	RBI	BB	SO	LOB	BOTTOM		
Wilbur Howard, S (1, 8) OBP: 0.396, SLG: 0.469	F9		F3		K		6-3 S 1B		4-3	5	1	1	0	0	1	2	San Francisco Giants @ Houston Astros Astrodome, Houston, TX Sat Jul 26 1975, 8:05 PM EDT Unknown		
Greg Gross, L (1, 9) OBP: 0.373, SLG: 0.356	FC4-6 1B		FC6-4 1-2		1-3		6-3 1-3		K	5	0	1	0	0	1	3			
Enos Cabell, R (1, 7) OBP: 0.302, SLG: 0.380	FC4-6 1-2		F8				G6-4-3 3-H 1B		F9	5	0	2	1	0	0	3			
Bob Watson, R (1, 3) OBP: 0.372, SLG: 0.507	BB 1-2			2B BB		E5 BB 1B	G6-4-3 1-2			2	1	0	0	2	0	1			
Cliff Johnson, R (1, 2) OBP: 0.370, SLG: 0.470	K			K		F3		K		4	0	0	0	0	3	4			
Doug Rader, R (1, 5) OBP: 0.316, SLG: 0.363		6-3					BB 1-2	5-3		4	0	2	1	0	0	0			
Tommy Helms, R (1, 4) OBP: 0.250, SLG: 0.194										4	0	1	0	0	0	3			
Rob Andrews, R (6, PR) OBP: 0.269, SLG: 0.241		F7		F9		F7		FC6-4 1B		0	0	0	0	0	0	0			
Larry Milbourne, S (1, 6) OBP: 0.231, SLG: 0.241		F8						FC6-4 1-2		2	0	0	0	2	0	1			
Ken Forsch, R (1, 1) OBP: 0.130, SLG: 0.048										2	0	0	0	1	0	5			
Jose Cruz, L (9, PH) OBP: 0.336, SLG: 0.318				FC6-4 BB	6-3		F8		3B	1	0	1	0	0	0	0			
Inning Stats	R: 0 E: 0 K: 1 S: 6	H: 1 LOB: 2 BB: 1 P: 10	R: 0 E: 0 K: 0 S: 3	H: 0 LOB: 0 BB: 0 P: 3	R: 0 E: 0 K: 0 S: 3	H: 0 LOB: 1 BB: 1 P: 7	R: 1 E: 0 K: 1 S: 6	H: 1 LOB: 2 BB: 2 P: 14	R: 0 E: 0 K: 0 S: 5	H: 1 LOB: 3 BB: 1 P: 9	R: 1 E: 0 K: 0 S: 4	H: 2 LOB: 0 BB: 0 P: 4	R: 0 E: 0 K: 1 S: 6	H: 1 LOB: 1 BB: 0 P: 6	R: 0 E: 0 K: 1 S: 6	H: 1 LOB: 0 BB: 0 P: 6	1B: 6 2B: 1 3B: 1 HR: 0	SF: 0 SAC: 0 DP: 1 HBP: 0	WP: 0 PA: 39 PB: 0 SB: 1 CS: 0
PITCHER Pete Falcone, L (1, 1) ERA: 3.75	IP: 5.2 WLS: W BF: 26 H: 4 R: 1 ER: 1 SO: 1 BB: 4 IBB: 0 HBP: 0 BLK: 0 WP: 0 HR: 0 S: 27 P: 47 ERA: 6.75 WHIP: 1.500															PITCHER IP: 5.2 WLS: W BF: 26 H: 4 R: 1 ER: 1 SO: 1 BB: 4 IBB: 0 HBP: 0 BLK: 0 WP: 0 HR: 0 S: 27 P: 47 ERA: 6.75 WHIP: 1.500			
Randy Moffitt, R (6, 1) ERA: 3.96	IP: 1.1 WLS: W BF: 5 H: 2 R: 1 ER: 1 SO: 1 BB: 0 IBB: 0 HBP: 0 BLK: 0 WP: 0 HR: 0 S: 5 P: 5 ERA: 6.75 WHIP: 1.500															PITCHER IP: 1.1 WLS: W BF: 5 H: 2 R: 1 ER: 1 SO: 1 BB: 0 IBB: 0 HBP: 0 BLK: 0 WP: 0 HR: 0 S: 5 P: 5 ERA: 6.75 WHIP: 1.500			
Charlie Williams, R (8, 1) ERA: 3.47	IP: 1.1 WLS: W BF: 6 H: 2 R: 0 ER: 0 SO: 1 BB: 0 IBB: 0 HBP: 0 BLK: 0 WP: 0 HR: 0 S: 8 P: 8 ERA: 0.00 WHIP: 1.500															PITCHER IP: 1.1 WLS: W BF: 6 H: 2 R: 0 ER: 0 SO: 1 BB: 0 IBB: 0 HBP: 0 BLK: 0 WP: 0 HR: 0 S: 8 P: 8 ERA: 0.00 WHIP: 1.500			
Gary Lavelle, L (9, 1) ERA: 2.4	IP: 0.2 WLS: S BF: 2 H: 0 R: 0 ER: 0 SO: 1 BB: 0 IBB: 0 HBP: 0 BLK: 0 WP: 0 HR: 0 S: 4 P: 4 ERA: 0.00 WHIP: 0.000															PITCHER IP: 0.2 WLS: S BF: 2 H: 0 R: 0 ER: 0 SO: 1 BB: 0 IBB: 0 HBP: 0 BLK: 0 WP: 0 HR: 0 S: 4 P: 4 ERA: 0.00 WHIP: 0.000			

Batter	1	2	3	4	5	6	7	8	9	AB	R	H	RBI	BB	SO	LOB	TOP										
Von Joshua, L OBP: 0.358, SLG: 0.425										5	2	2	0	0	0	2											
Dave Rader, L OBP: 0.381, SLG: 0.400										5	0	2	1	0	0	0											
Bobby Murcer, L OBP: 0.402, SLG: 0.471 Glenn Adams, R OBP: 0.383, SLG: 0.522										4	2	0	1	0	1	2											
Gary Matthews, R OBP: 0.371, SLG: 0.441										4	1	0	0	1	0	2											
Willie Montanez, L OBP: 0.342, SLG: 0.394 Gary Thomasson, L OBP: 0.297, SLG: 0.303										1	2	1	1	1	0	0											
Chris Speier, R OBP: 0.359, SLG: 0.415 Craig Robinson, R OBP: 0.038, SLG: 0.038										2	2	1	2	1	0	1											
Steve Ontiveros, S OBP: 0.376, SLG: 0.533										4	0	3	2	0	1	1											
Bruce Miller, R OBP: 0.267, SLG: 0.283										4	0	1	2	0	0	3											
Tom Bradley, R Charlie Williams, R OBP: 0.158, SLG: 0.257										3	0	0	0	0	2	3											
Inning Stats	R: 2 E: 1 K: 0 S: 6	H: 2 LOB: 1 BB: 0 P: 6	R: 0 E: 0 K: 1 S: 5	H: 1 LOB: 0 BB: 0 P: 5	R: 5 E: 0 K: 1 S: 9	H: 4 LOB: 1 BB: 2 P: 17	R: 0 E: 0 K: 0 S: 3	H: 0 LOB: 0 BB: 0 P: 3	R: 2 E: 0 K: 0 S: 6	H: 3 LOB: 2 BB: 1 P: 10	R: 0 E: 0 K: 1 S: 5	H: 0 LOB: 0 BB: 0 P: 5	R: 0 E: 1 K: 1 S: 6	H: 1 LOB: 1 BB: 0 P: 6	R: 0 E: 0 K: 1 S: 5	H: 0 LOB: 0 BB: 1 P: 9	1B: 8 2B: 3 3B: 0 HR: 0	SF: 1 SAC: 0 DP: 1 HBP: 0	WP: 1 PB: 0 SB: 1 CS: 0	PA: 42							
PITCHER	IP	WLS	BF	H	R	ER	SO	BB	IBB	HBP	BLK	WP	HR	S	P	ERA	WHIP										
Doug Koniczny, R ERA: 4.5	2.1	L	13	5	5	4	1	1	0	0	0	0	0	14	18	15.43	2.571										
Jim Crawford, L ERA: 3.2	2.2		15	5	4	4	1	2	0	0	0	1	0	15	23	13.50	2.625										
Mike Stanton, R ERA: 6.75	1.0		3	0	0	0	1	0	0	0	0	0	0	5	5	0.00	0.000										
Mike Cosgrove, L ERA: 2.01	3.0		11	1	0	0	3	1	0	0	0	0	0	16	20	0.00	0.667										

San Francisco Giants @ Houston Astros
Astrodome, Houston, TX
Sat Jul 26 1975, 8:05 PM EDT
Att: 24,736 - Dome

AB 37
R 9
H 11
RBI 9
BB 4
SO 6
LOB 17

Batter	1	2	3	4	5	6	7	8	9	AB	R	H	RBI	BB	SO	LOB	BOTTOM										
Wilbur Howard, S OBP: 0.396, SLG: 0.466										5	1	2	1	0	0	1											
Greg Gross, L OBP: 0.371, SLG: 0.355 Mike Cosgrove, L OBP: 0.368, SLG: 0.467										4	0	1	0	0	0	4											
Cliff Johnson, R OBP: 0.368, SLG: 0.467										1	0	0	0	0	0	0											
Enos Cabell, R OBP: 0.304, SLG: 0.378										4	0	1	0	1	1	2											
Bob Watson, R OBP: 0.370, SLG: 0.506										5	1	1	0	0	1	5											
Mitt May, L OBP: 0.294, SLG: 0.313										4	0	2	1	0	0	1											
Doug Rader, R OBP: 0.313, SLG: 0.358										4	0	0	0	0	0	4											
Ken Boswell, L OBP: 0.339, SLG: 0.297										4	1	1	0	0	0	2											
Larry Milbourne, S OBP: 0.242, SLG: 0.256										3	0	1	0	1	0	0											
Doug Koniczny, R ERA: 4.5 Jim Crawford, L ERA: 3.2 Skip Givins, R OBP: 0.366, SLG: 0.190 Mike Stanton, S OBP: 0.338, SLG: 0.320										0	0	0	0	0	0	0											
Inning Stats	R: 0 E: 0 K: 1 S: 5	H: 0 LOB: 0 BB: 0 P: 5	R: 0 E: 0 K: 0 S: 4	H: 1 LOB: 1 BB: 0 P: 4	R: 0 E: 1 K: 1 S: 6	H: 1 LOB: 1 BB: 0 P: 6	R: 1 E: 0 K: 0 S: 5	H: 2 LOB: 1 BB: 0 P: 5	R: 1 E: 1 K: 0 S: 6	H: 2 LOB: 2 BB: 0 P: 6	R: 1 E: 0 K: 0 S: 6	H: 3 LOB: 3 BB: 1 P: 10	R: 0 E: 0 K: 0 S: 3	H: 1 LOB: 1 BB: 1 P: 7	R: 0 E: 0 K: 0 S: 3	H: 0 LOB: 0 BB: 0 P: 3	R: 0 E: 1 K: 1 S: 6	H: 0 LOB: 1 BB: 0 P: 6	1B: 7 2B: 3 3B: 0 HR: 0	SF: 0 SAC: 0 DP: 1 HBP: 0	WP: 1 PB: 0 SB: 0 CS: 0	PA: 40					
PITCHER	IP	WLS	BF	H	R	ER	SO	BB	IBB	HBP	BLK	WP	HR	S	P	ERA	WHIP										
Tom Bradley, R ERA: 3.31	5.2	W	27	8	3	2	2	1	0	0	0	0	0	30	34	3.18	1.588										
Charlie Williams, R ERA: 3.31	3.1	S	13	2	0	0	1	1	0	0	0	1	0	14	18	0.00	0.900										

San Francisco Giants @ Houston Astros
Astrodome, Houston, TX
Sat Jul 26 1975, 8:05 PM EDT
Att: 24,736 - Dome

AB 38
R 3
H 10
RBI 2
BB 2
SO 3
LOB 20

Batter	1	2	3	4	5	6	7	8	9	AB	R	H	RBI	BB	SO	LOB	TOP										
Von Joshua, L (1, 8) OBP: 0.360, SLG: 0.426	0-3 K		0-0 E 1B	0-0 4-3			0-0 CS 1B			4	1	2	0	0	1	2											
Mike Sadek, R (1, 2) OBP: 0.289, SLG: 0.286	0-0 5-3		0-0 E5 1B		0-0 L5		0-0 CS 1-2	0-0 4-3		4	0	1	0	0	0	0											
Bobby Murcer, L (1, 9) OBP: 0.398, SLG: 0.465	0-0 4-3		0-0 F8		0-0 F6			0-0 6-3		4	0	0	0	0	0	1											
Gary Matthews, R (1, 7) OBP: 0.369, SLG: 0.442		0-0 BLK SF7 2B	0-0 5-3		0-3 K			0-0 F9		4	1	1	0	0	1	1											
Willie Montanez, L (1, 3) OBP: 0.339, SLG: 0.391		0-0 SF7 2H		0-0 F7		0-3 K			0-0 F7	3	0	0	1	0	1	0											
Chris Speier, R (1, 6) OBP: 0.358, SLG: 0.421		0-0 6-3		0-0 HR		0-0 L8			0-0 G3	4	1	1	1	0	0	0											
Steve Ontiveros, S (1, 5) OBP: 0.378, SLG: 0.337				0-3 K		0-3 K			0-0 1B 1B	4	0	2	0	0	2	0											
Bruce Miller, R (1, 4) OBP: 0.272, SLG: 0.288		0-3 K			0-0 1B 1B				0-0 G3 1-2 1B	4	0	2	0	0	1	1											
John Montefusco, R (1, 1) OBP: 0.120, SLG: 0.128			0-3 K		0-0 1-2 1B				0-3 K	2	0	1	0	0	1	0											
Gary Lavelle, S (6, 1) OBP: 0.125, SLG: 0.125									0-0 6-3	2	0	0	0	0	1	2											
Inning Stats	R: 0 E: 0 K: 1 S: 5	H: 0 LOB: 0 BB: 0 P: 5	R: 1 E: 0 K: 1 S: 7	H: 2 LOB: 1 BB: 0 P: 7	R: 1 E: 1 K: 1 S: 7	H: 2 LOB: 1 BB: 0 P: 7	R: 1 E: 0 K: 1 S: 8	H: 3 LOB: 2 BB: 0 P: 8	R: 0 E: 0 K: 1 S: 5	H: 0 LOB: 0 BB: 0 P: 5	R: 0 E: 0 K: 0 S: 3	H: 1 LOB: 0 BB: 0 P: 3	R: 0 E: 0 K: 0 S: 3	H: 0 LOB: 0 BB: 0 P: 3	R: 0 E: 0 K: 1 S: 7	H: 2 LOB: 2 BB: 0 P: 7	1B: 8 2B: 1 3B: 0 HR: 1	SF: 1 SAC: 0 DP: 0 HBP: 0	WP: 0 PB: 0 SB: 0 CS: 1	PA: 37							
PITCHER	IP	WLS	BF	H	R	ER	SO	BB	IBB	HBP	BLK	WP	HR	S	P	ERA	WHIP										
J.R. Richard, R (1, 1) ERA: 4.7	7.0	L	28	8	3	2	7	0	0	0	1	0	1	42	42	2.57	1.143										
Wayne Granger, R (8, 1) ERA: 2.5	2.0		8	2	0	0	1	0	0	0	0	0	0	10	10	0.00	1.000										

San Francisco Giants @ Houston Astros
Astrodome, Houston, TX
Sun Jul 27 1975, 4:33 AM EDT
Att: 10,117 - Dome

AB	35
R	3
H	10
RBI	2
BB	0
SO	8
LOB	7



Batter	1	2	3	4	5	6	7	8	9	AB	R	H	RBI	BB	SO	LOB	BOTTOM										
Wilbur Howard, S (1, 8) OBP: 0.393, SLG: 0.461	0-0 F6		0-0 1-3 1B			0-0 F7	0-0 4-3			4	0	1	0	0	0	3											
Greg Gross, L (1, 9) OBP: 0.370, SLG: 0.354	0-0 5-3			0-0 4-3		0-0 1B		0-0 F7		4	0	1	0	0	0	0											
Enos Cabell, R (1, 7) OBP: 0.303, SLG: 0.376	0-0 6-3			0-3 K		0-0 F8		0-0 1B		4	0	1	0	0	1	1											
Bob Watson, R (1, 3) OBP: 0.366, SLG: 0.500		0-3 K		0-0 5-3		0-3 K		0-0 F3		4	0	0	0	0	2	2											
Mitt May, L (1, 2) OBP: 0.290, SLG: 0.308		0-3 K			0-0 4-3		0-0 P2	0-3 K		4	0	0	0	0	2	1											
Doug Ratler, R (1, 5) OBP: 0.315, SLG: 0.370		0-3 K			0-0 HR			0-3 K		4	1	2	1	0	2	0											
Ken Boswell, L (1, 4) OBP: 0.352, SLG: 0.327					0-0 1B 1B			4-0 BB HBP BB		3	0	2	0	1	0	1											
Larry Milbourne, S (1, 6) OBP: 0.237, SLG: 0.250					0-0 F7			1-0 BB HBP		2	0	0	0	0	0	2											
Cliff Johnson, R (7, PH) OBP: 0.371, SLG: 0.467					0-0 L4			0-0 3-1		0	0	0	0	0	0	0											
Rob Andrews, R (7, FR) OBP: 0.268, SLG: 0.239								1-2 BB HBP		1	0	0	0	0	0	0											
J.R. Richard, R (1, 1) OBP: 0.227, SLG: 0.386					0-3 K			4-0 BB		2	0	0	0	0	1	2											
Tommy Helms, R (7, PH) OBP: 0.280, SLG: 0.194								1-2 2-3 BB		0	0	0	0	1	0	0											
Wayne Granger, R (8, 1) ERA: 2.5										0	0	0	0	0	0	0											
Inning Stats	R: 0 E: 0 K: 0 S: 3	H: 0 LOB: 0 BB: 0 P: 3	R: 0 E: 0 K: 3 S: 9	H: 0 LOB: 0 BB: 0 P: 9	R: 0 E: 0 K: 1 S: 6	H: 2 LOB: 2 BB: 0 P: 6	R: 0 E: 0 K: 1 S: 5	H: 0 LOB: 0 BB: 0 P: 5	R: 1 E: 0 K: 0 S: 5	H: 2 LOB: 1 BB: 0 P: 5	R: 0 E: 0 K: 1 S: 6	H: 1 LOB: 1 BB: 0 P: 6	R: 0 E: 0 K: 1 S: 5	H: 0 LOB: 3 BB: 2 P: 14	R: 0 E: 0 K: 1 S: 6	H: 1 LOB: 1 BB: 0 P: 6	R: 0 E: 0 K: 0 S: 3	H: 1 LOB: 0 BB: 0 P: 3	1B: 5 2B: 0 3B: 1 HR: 1	SF: 0 SAC: 0 DP: 1 HBP: 1	WP: 0 PB: 0 SB: 0 CS: 0	PA: 35					
PITCHER	IP	WLS	BF	H	R	ER	SO	BB	IBB	HBP	BLK	WP	HR	S	P	ERA	WHIP										
John Montefusco, R (1, 1) ERA: 2.77	5.0	W	18	4	1	1	5	0	0	0	0	0	1	28	28	1.80	0.800										
Gary Lavelle, L (6, 1) ERA: 2.24	4.0	S	17	3	0	0	3	2	0	1	0	0	0	20	29	0.00	1.250										

San Francisco Giants @ Houston Astros
Astrodome, Houston, TX
Sun Jul 27 1975, 4:33 AM EDT
Att: 10,117 - Dome

AB	32
R	1
H	7
RBI	1
BB	2
SO	8
LOB	12

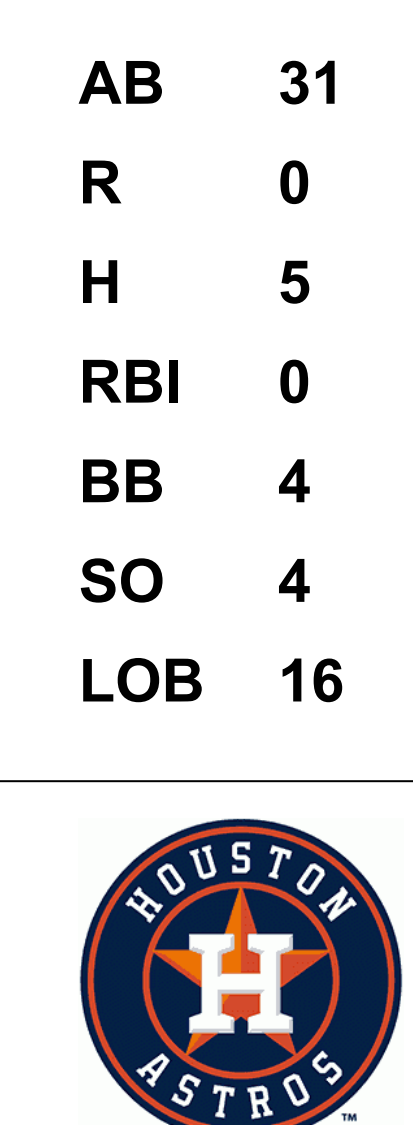


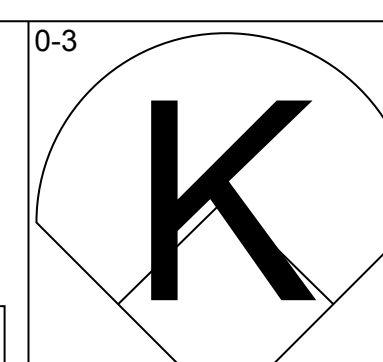
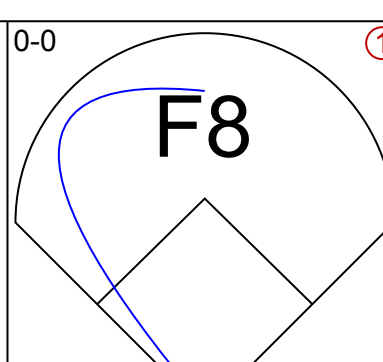
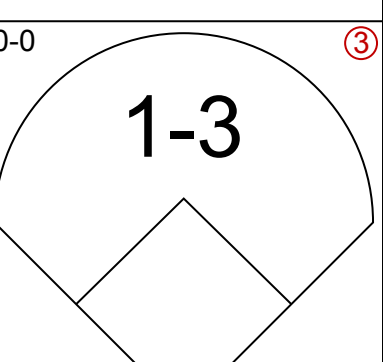
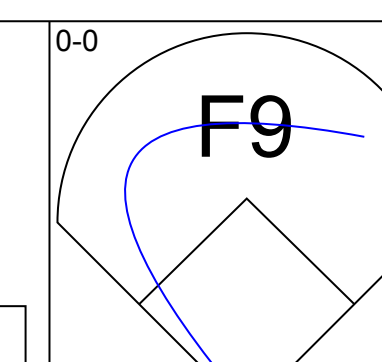
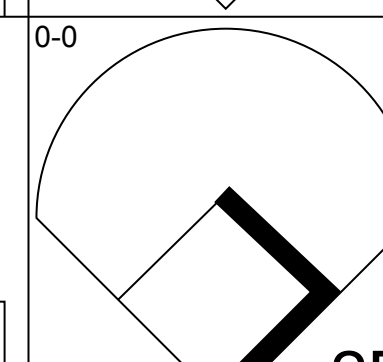
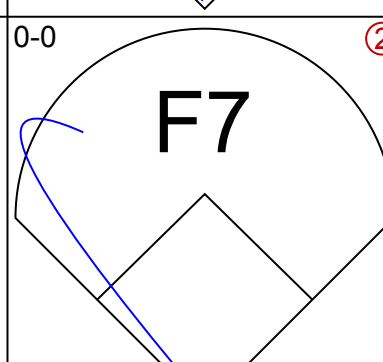
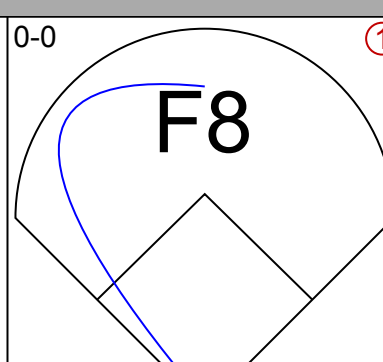
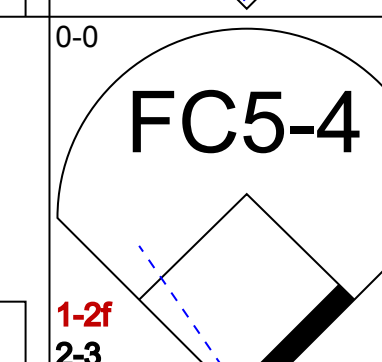
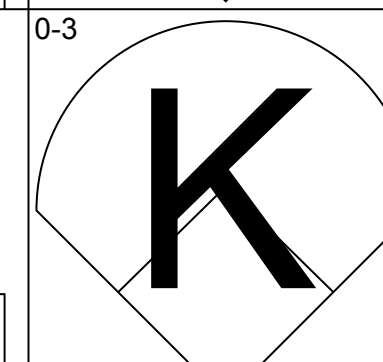
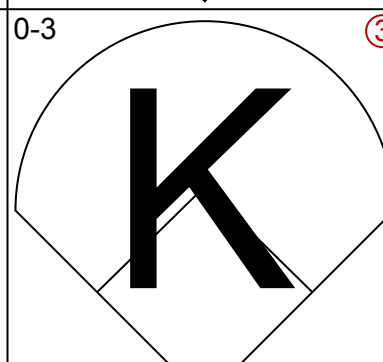
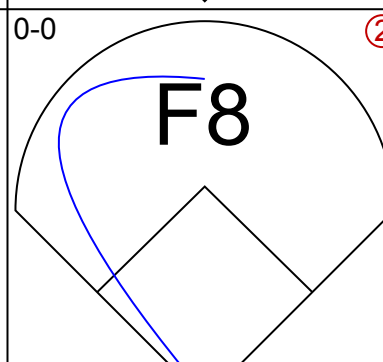
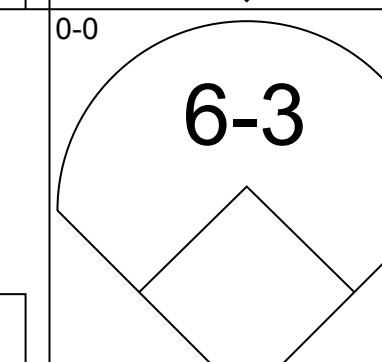
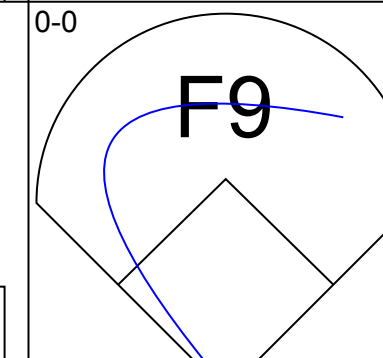
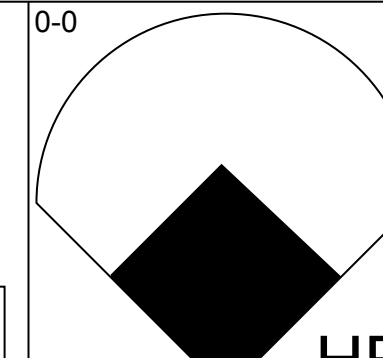
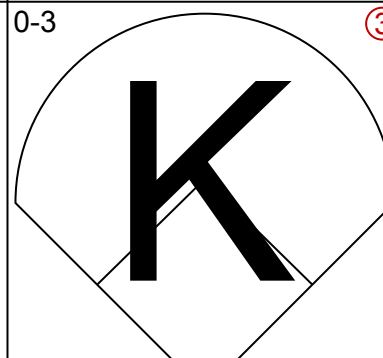
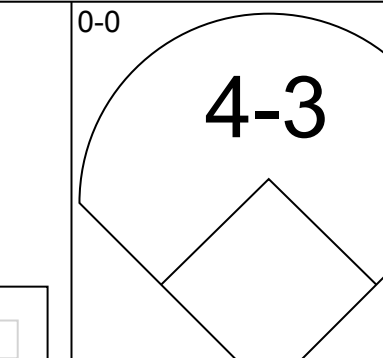
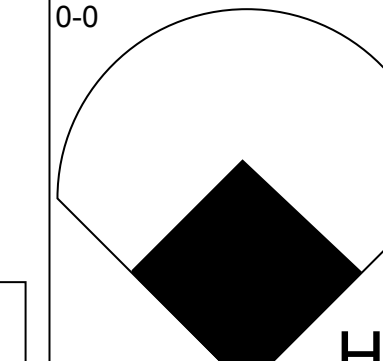
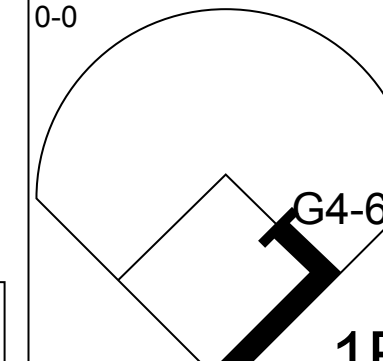
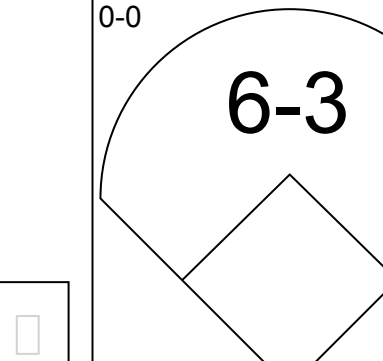
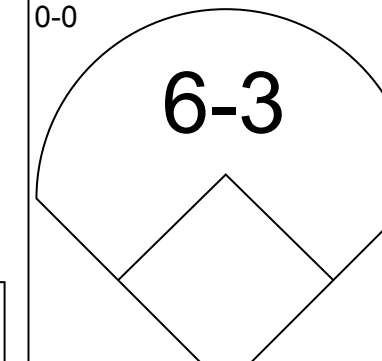
Batter	1	2	3	4	5	6	7	8	9	AB	R	H	RBI	BB	SO	LOB	TOP								
Johnny Grubb, L OBP: 0.368, SLG: 0.407 (1, 8)	G3		K					F7		4	0	1	0	0	1	0	San Diego Padres @ Houston Astros Astrodome, Houston, TX Mon Jul 28 1975, 8:05 PM EDT Att: 6,826 - Dome								
Tito Fuentes, S OBP: 0.292, SLG: 0.330 (1, 4)	F7			F7	F7			4-3		4	0	0	0	0	0	2									
Mike Ivie, R OBP: 0.307, SLG: 0.385 (1, 5) (9, 3)				G3		K			F8	4	0	1	0	0	1	0									
Willie McCovey, L OBP: 0.328, SLG: 0.433 Enzo Hernandez, R OBP: 0.292, SLG: 0.294 (1, 3) (9, 6)	L8					G3				4	1	2	1	0	0	1									
Dave Winfield, R OBP: 0.346, SLG: 0.406 (1, 9)										4	0	0	0	0	2	1									
Bobby Tolan, L OBP: 0.286, SLG: 0.311 (1, 7)										4	0	1	0	0	0	0									
Hector Torres, R OBP: 0.302, SLG: 0.331 (1, 6) (9, 5)										4	1	1	0	0	1	1									
Bob Davis, R OBP: 0.179, SLG: 0.185 (1, 2)										3	0	1	0	0	0	0									
Dave Freisleben, R OBP: 0.128, SLG: 0.081 (1, 1)										3	0	0	1	0	0	1									
Inning Stats	R: 0 E: 0 K: 0 S: 4	H: 1 LOB: 1 BB: 0 P: 4	R: 0 E: 0 K: 0 S: 3	H: 0 LOB: 0 BB: 0 P: 3	R: 0 E: 0 K: 1 S: 5	H: 0 LOB: 0 BB: 0 P: 5	R: 0 E: 0 K: 1 S: 6	H: 1 LOB: 1 BB: 0 P: 6	R: 1 E: 0 K: 0 S: 6	H: 3 LOB: 2 BB: 0 P: 6	R: 0 E: 0 K: 0 S: 5	H: 0 LOB: 0 BB: 0 P: 5	R: 0 E: 0 K: 0 S: 3	H: 0 LOB: 0 BB: 0 P: 3	R: 0 E: 0 K: 0 S: 3	H: 0 LOB: 0 BB: 0 P: 3	R: 1 E: 0 K: 2 S: 9	H: 2 LOB: 1 BB: 0 P: 9	1B: 4 2B: 2 3B: 0 HR: 1	SF: 0 SAC: 0 DP: 0 HBP: 0	WP: 0 PB: 0 SB: 0 CS: 0	PA: 34			
PITCHER	IP	WLS	BF	H	R	ER	SO	BB	IBB	HBP	BLK	WP	HR	S	P	ERA	WHIP								
Larry Dierker, R ERA: 4.03 Wayne Granger, R ERA: 2.57 (1, 1) (8, 1)	7.0	L	26	5	1	1	3	0	0	0	0	0	0	32	32	1.29	0.714								

AB 34
R 2
H 7
RBI 2
BB 0
SO 5
LOB 6



Batter	1	2	3	4	5	6	7	8	9	AB	R	H	RBI	BB	SO	LOB	BOTTOM								
Wilbur Howard, S OBP: 0.389, SLG: 0.455 (1, 8)										4	0	1	0	0	0	1	San Diego Padres @ Houston Astros Astrodome, Houston, TX Mon Jul 28 1975, 8:05 PM EDT Att: 6,826 - Dome								
Greg Gross, L OBP: 0.369, SLG: 0.351 (1, 9)										3	0	0	0	1	0	1									
Jose Cruz, L OBP: 0.345, SLG: 0.325 (1, 7)										3	0	2	0	1	1	1									
Bob Watson, R OBP: 0.365, SLG: 0.497 (1, 3)										4	0	1	0	0	0	5									
Mitt May, L OBP: 0.286, SLG: 0.304 (1, 2)										4	0	0	0	0	0	3									
Doug Rader, R OBP: 0.314, SLG: 0.366 (1, 5)										3	0	0	0	1	2	0									
Ken Boswell, L OBP: 0.349, SLG: 0.318 (1, 4)										3	0	0	0	1	0	1									
Larry Milbourne, S OBP: 0.242, SLG: 0.255 Cliff Johnson, R OBP: 0.369, SLG: 0.465 Wayne Granger, R (7, PH) (8, 1) Enos Cabell, R OBP: 0.302, SLG: 0.374 (9, PH) (1, 1) Tommy Helms, R OBP: 0.253, SLG: 0.168 (7, PH) (8, 6)										2	0	1	0	0	0	1									
Inning Stats	R: 0 E: 0 K: 1 S: 6	H: 1 LOB: 1 BB: 0 P: 6	R: 0 E: 0 K: 0 S: 3	H: 0 LOB: 0 BB: 0 P: 3	R: 0 E: 0 K: 0 S: 4	H: 1 LOB: 3 BB: 2 P: 12	R: 0 E: 0 K: 0 S: 3	H: 0 LOB: 1 BB: 1 P: 7	R: 0 E: 0 K: 0 S: 3	H: 0 LOB: 0 BB: 0 P: 3	R: 0 E: 0 K: 2 S: 7	H: 0 LOB: 1 BB: 1 P: 11	R: 0 E: 0 K: 0 S: 5	H: 2 LOB: 2 BB: 0 P: 5	R: 0 E: 1 K: 1 S: 6	H: 0 LOB: 1 BB: 0 P: 6	1B: 5 2B: 0 3B: 0 HR: 0	SF: 0 SAC: 1 DP: 0 HBP: 0	WP: 0 PB: 0 SB: 0 CS: 1	PA: 36					
PITCHER	IP	WLS	BF	H	R	ER	SO	BB	IBB	HBP	BLK	WP	HR	S	P	ERA	WHIP								
Dave Freisleben, R ERA: 3.56 (1, 1)	9.0	W	36	5	0	0	4	4	0	0	0	0	0	40	56	0.00	1.000								

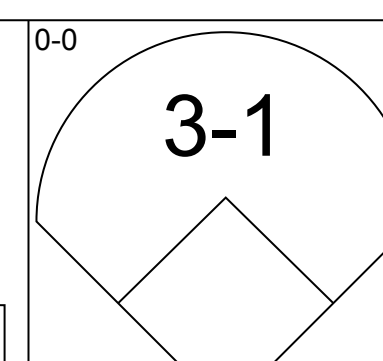
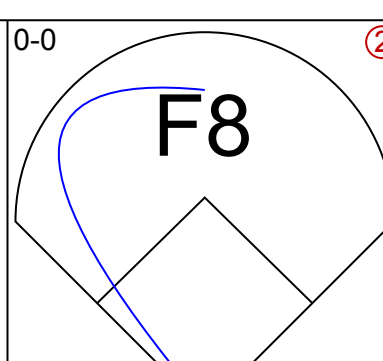
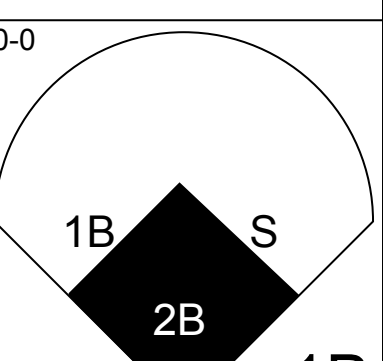
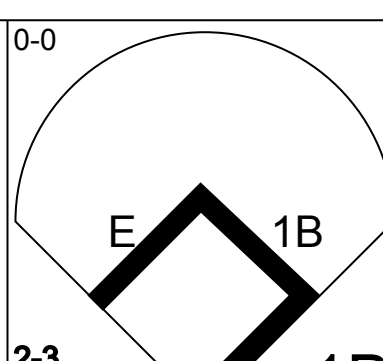
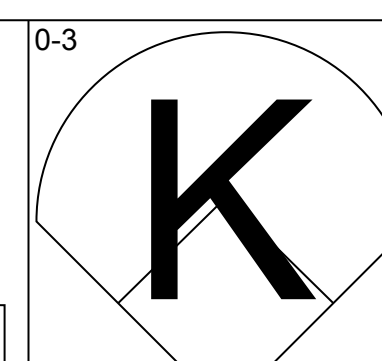
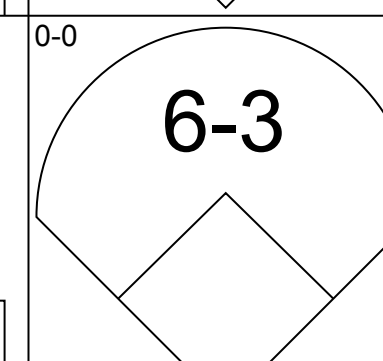
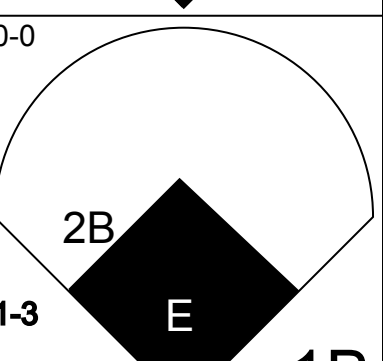
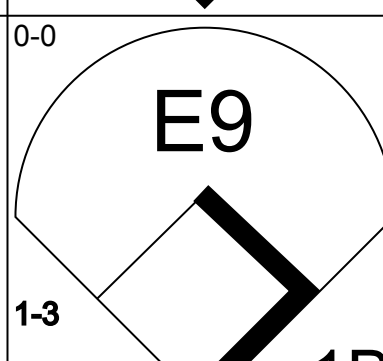
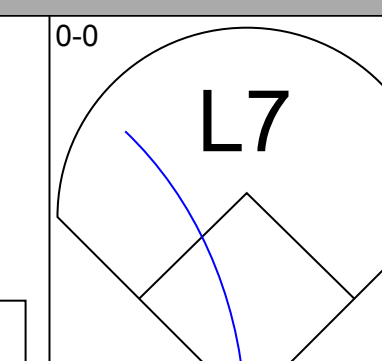
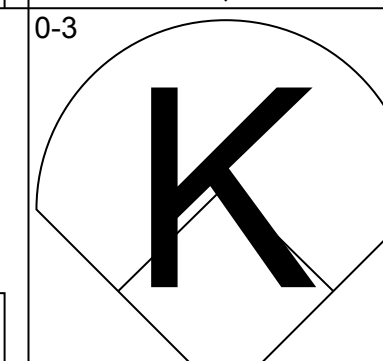
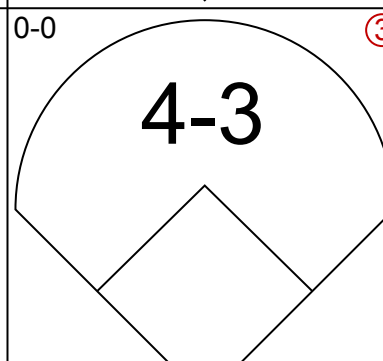
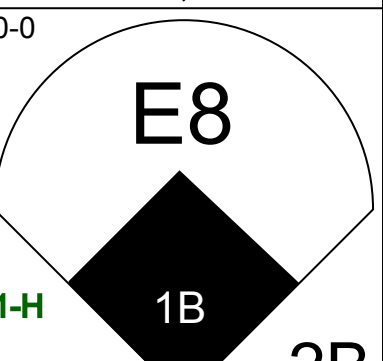
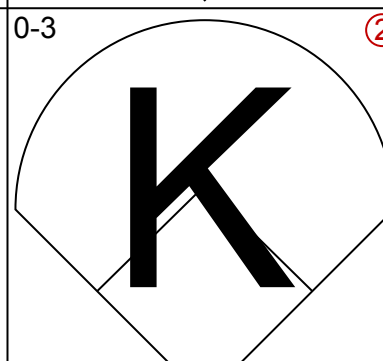
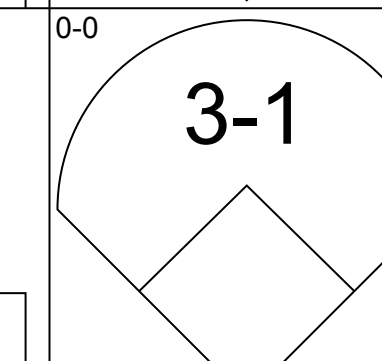
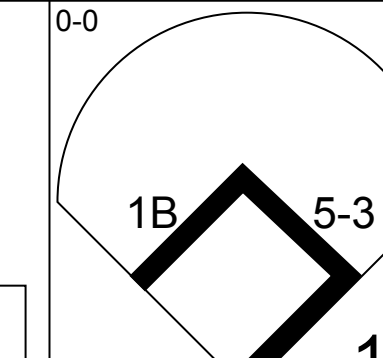
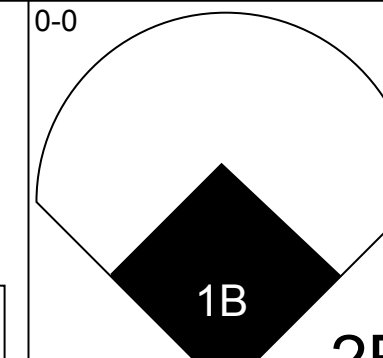
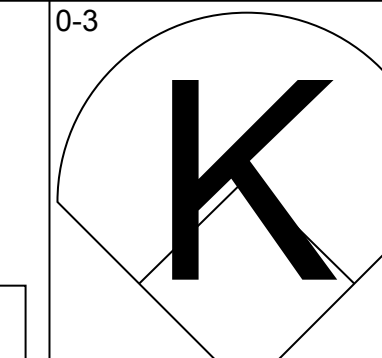
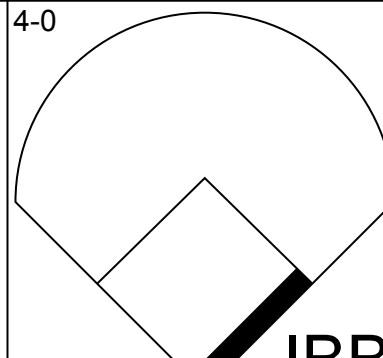
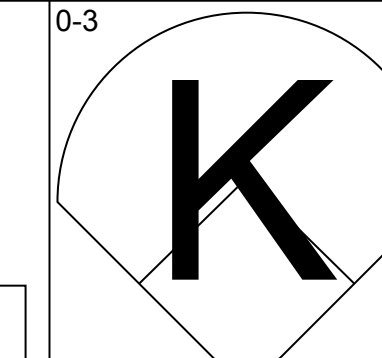
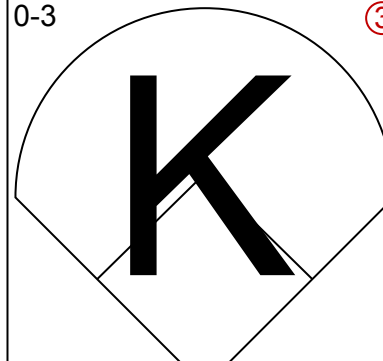
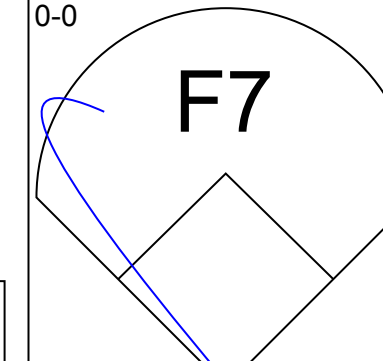
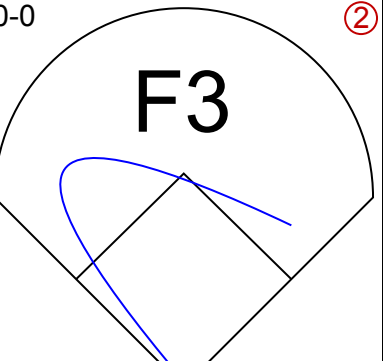
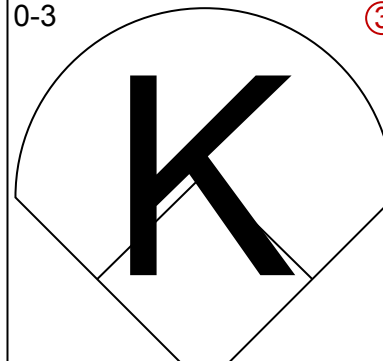


Batter	1	2	3	4	5	6	7	8	9	AB	R	H	RBI	BB	SO	LOB	TOP								
Johnny Grubb, L (1, 8) OBP: 0.365, SLG: 0.402										4	0	0	0	0	1	2									
Tito Fuentes, S (1, 4) OBP: 0.292, SLG: 0.332										4	0	1	0	0	0	2									
Mike Ivie, R (1, 5) OBP: 0.303, SLG: 0.380										4	0	0	0	0	2	3									
Willie McCovey, L (1, 3) OBP: 0.327, SLG: 0.443										4	1	1	1	0	1	1									
Dave Winfield, R (1, 9) OBP: 0.347, SLG: 0.416										4	1	2	1	0	0	0									
Dick Sharon, R (1, 7) OBP: 0.305, SLG: 0.303																									
Rich Folkers, L (7, 1) OBP: 0.190, SLG: 0.150																									
Randy Hundley, R (9, PH) OBP: 0.256, SLG: 0.275																									
Ted Kubiak, S (9, PR) OBP: 0.279, SLG: 0.229																									
Hector Torres, R (1, 6) OBP: 0.295, SLG: 0.324																									
Bob Davis, R (1, 2) OBP: 0.194, SLG: 0.172																									
Dan Spillner, R (1, 1) OBP: 0.324, SLG: 0.226																									
Danny Frisella, L (5, 1)																									
Don Hahn, R (7, 7) OBP: 0.318, SLG: 0.176																									
Inning Stats	R: 0 E: 0 K: 2 S: 8	H: 1 LOB: 1 BB: 0 P: 8	R: 1 E: 0 K: 0 S: 4	H: 1 LOB: 1 BB: 1 P: 8	R: 0 E: 0 K: 1 S: 5	H: 0 LOB: 0 BB: 0 P: 5	R: 1 E: 0 K: 0 S: 4	H: 2 LOB: 0 BB: 0 P: 4	R: 0 E: 0 K: 2 S: 7	H: 0 LOB: 0 BB: 0 P: 7	R: 0 E: 0 K: 1 S: 5	H: 0 LOB: 0 BB: 0 P: 5	R: 0 E: 0 K: 1 S: 5	H: 0 LOB: 0 BB: 0 P: 5	R: 0 E: 1 K: 0 S: 3	H: 0 LOB: 2 BB: 2 P: 11	R: 0 E: 1 K: 0 S: 4	H: 0 LOB: 1 BB: 0 P: 4	1B: 1 2B: 1 3B: 0 HR: 2	SF: 0 SAC: 0 DP: 1 HBP: 0	WP: 0 PB: 0 SB: 1 CS: 0	PA: 34			
PITCHER Dave Roberts, L (1, 1) ERA: 4.29	IP: 9.0 WLS: W BF: 34	H: 4 R: 2 ER: 2 SO: 7	BB: 3 IBB: 0 HBP: 0 BLK: 0	WP: 0 HR: 2 S: 45 P: 57	ERA: 2.00 WHIP: 0.778																				

San Diego Padres @ Houston Astros
Astrodome, Houston, TX
Tue Jul 29 1975, 8:05 PM EDT
Att: 7,156 - Dome

AB	31
R	2
H	4
RBI	2
BB	3
SO	7
LOB	13



Batter	1	2	3	4	5	6	7	8	9	AB	R	H	RBI	BB	SO	LOB	BOTTOM								
Wilbur Howard, S (1, 8) OBP: 0.390, SLG: 0.453										5	1	2	0	0	1	3									
Greg Gross, L (1, 9) OBP: 0.372, SLG: 0.354										5	1	3	1	0	0	0									
Jose Cruz, L (1, 7) OBP: 0.342, SLG: 0.327										5	1	1	1	0	2	3									
Cliff Johnson, R (1, 3) OBP: 0.375, SLG: 0.471										4	1	2	0	1	1	1									
Doug Rader, R (1, 5) OBP: 0.310, SLG: 0.362										4	0	0	0	0	1	6									
Ken Boswell, L (1, 4) OBP: 0.288, SLG: 0.336																									
Rob Andrews, R (7, PR) OBP: 0.268, SLG: 0.239																									
Skip Jutze, R (1, 2) OBP: 0.217, SLG: 0.239																									
Larry Milbourne, S (1, 6) OBP: 0.243, SLG: 0.255																									
Dave Roberts, L (1, 1) OBP: 0.133, SLG: 0.182																									
Inning Stats	R: 0 E: 0 K: 1 S: 5	H: 0 LOB: 0 BB: 0 P: 5	R: 0 E: 0 K: 0 S: 5	H: 2 LOB: 2 BB: 0 P: 5	R: 0 E: 0 K: 1 S: 6	H: 1 LOB: 1 BB: 0 P: 6	R: 2 E: 0 K: 1 S: 8	H: 3 LOB: 1 BB: 0 P: 8	R: 3 E: 1 K: 0 S: 7	H: 4 LOB: 1 BB: 0 P: 7	R: 1 E: 1 K: 2 S: 10	H: 3 LOB: 3 BB: 1 P: 14	R: 0 E: 0 K: 1 S: 6	H: 1 LOB: 3 BB: 1 P: 10	R: 0 E: 0 K: 1 S: 5	H: 0 LOB: 0 BB: 0 P: 5	1B: 11 2B: 3 3B: 0 HR: 0	SF: 0 SAC: 2 DP: 0 HBP: 0	WP: 0 PB: 0 SB: 1 CS: 0	PA: 40					
PITCHER Dan Spillner, R (1, 1) ERA: 3.94	IP: 4.2 WLS: L BF: 24	H: 10 R: 5 ER: 5 SO: 3	BB: 0 IBB: 0 HBP: 0 BLK: 0	WP: 0 HR: 0 S: 30 P: 30	ERA: 9.64 WHIP: 2.143																				
Danny Frisella, R (5, 1) ERA: 2.84	IP: 1.1 WLS: L BF: 8	H: 3 R: 1 ER: 1 SO: 2	BB: 0 IBB: 1 HBP: 0 BLK: 0	WP: 0 HR: 0 S: 11 P: 15	ERA: 6.75 WHIP: 2.250																				
Rich Folkers, L (7, 1) ERA: 4.46	IP: 2.0 WLS: L BF: 8	H: 1 R: 0 ER: 0 SO: 2	BB: 1 IBB: 0 HBP: 0 BLK: 0	WP: 0 HR: 0 S: 11 P: 15	ERA: 0.00 WHIP: 1.000																				

San Diego Padres @ Houston Astros
Astrodome, Houston, TX
Tue Jul 29 1975, 8:05 PM EDT
Att: 7,156 - Dome

AB	36
R	6
H	14
RBI	5
BB	2
SO	7
LOB	22



Batter	1	2	3	4	5	6	7	8	9	AB	R	H	RBI	BB	SO	LOB	TOP										
Johnny Grubb, L (1, 8) OBP: 0.363, SLG: 0.398	4-0 CS 6-3 BB		0-0 F5		0-0 4-3			0-0 3-1	0-0 F8	4	0	0	0	1	0	2											
Tito Fuentes, S (1, 4) OBP: 0.294, SLG: 0.336	0-0 6-3		0-0 F8		0-0 1B 2B			0-0 1B 1B		4	1	2	1	0	0	1											
Mike Ivie, R (1, 5) OBP: 0.309, SLG: 0.385	0-0 1B		0-0 F4		0-0 1B			0-0 1B 1B		4	0	3	0	0	0	0											
Willie McCovey, L (1, 3) OBP: 0.326, SLG: 0.440 Enzo Hernandez, R (8, PR) OBP: 0.292, SLG: 0.294	0-3 K			0-0 F6		0-0 F5		0-0 1B 1B		4	0	1	1	0	1	2											
Dave Winfield, R (1, 9) OBP: 0.346, SLG: 0.414		0-0 SH1-3 SF7 1B		0-0 L9		0-0 F6		0-0 F9		4	1	1	0	0	0	2											
Bobby Tolan, L (1, 7) OBP: 0.287, SLG: 0.320		0-0 SH1-3		0-0 HR		0-0 F6		0-3 K		3	1	1	1	0	1	2											
Hector Torres, R (1, 6) OBP: 0.294, SLG: 0.324		0-0 SF7		0-0 F6			0-0 F4			3	0	1	1	0	0	0											
Randy Hundley, R (1, 2) OBP: 0.251, SLG: 0.268		0-0 E5			0-0 F8		0-0 F3		0-3 K	4	0	0	0	0	1	1											
Joe McIntosh, S (1, 1) OBP: 0.225, SLG: 0.257 Bill Greif, R (6, PH) OBP: 0.344, SLG: 0.235 Fred Kendall, R (7, PH) OBP: 0.294, SLG: 0.235 Dave Tomlin, L (7, 1) OBP: 0.309, SLG: 0.403 Danny Frisella, L (8, PH) OBP: 0.298, SLG: 0.403 Gene Locklear, L (8, PH) OBP: 0.298, SLG: 0.403		0-0 1-3			0-0 4-3 2B 2B		0-3 K		0-0 F7	2	1	1	0	0	0	1											
Inning Stats	R: 0 E: 0 K: 1 S: 5	H: 1 LOB: 2 BB: 1 P: 9	R: 1 E: 1 K: 0 S: 5	H: 1 LOB: 1 BB: 0 P: 5	R: 0 E: 0 K: 0 S: 3	H: 0 LOB: 0 BB: 0 P: 3	R: 1 E: 0 K: 0 S: 4	H: 1 LOB: 0 BB: 0 P: 4	R: 1 E: 0 K: 0 S: 5	H: 3 LOB: 2 BB: 0 P: 5	R: 0 E: 0 K: 0 S: 3	H: 0 LOB: 0 BB: 0 P: 3	R: 0 E: 0 K: 1 S: 5	H: 0 LOB: 0 BB: 0 P: 5	R: 1 E: 0 K: 1 S: 8	H: 3 LOB: 2 BB: 0 P: 8	R: 0 E: 0 K: 1 S: 6	H: 1 LOB: 1 BB: 0 P: 6	1B: 7 2B: 3 3B: 0 HR: 1	SF: 1 SAC: 1 DP: 1 HBP: 0	WP: 0 PA: 37 PB: 0 SB: 1 CS: 1						
PITCHER	IP	WLS	BF	H	R	ER	SO	BB	IBB	HBP	BLK	WP	HR	S	P	ERA	WHIP										
Doug Koniczny, R (1, 1) ERA: 4.5	6.0	W	24	6	3	3	1	1	0	0	0	0	1	25	29	4.50	1.167										
Joe Niekro, R (7, 1) ERA: 4.18	1.1		6	2	1	1	1	0	0	0	0	0	0	8	8	6.75	1.500										
Mike Cosgrove, L (8, 1) ERA: 2.01	0.0		1	1	0	0	0	0	0	0	0	0	0	1	1	∞	∞										
Jose Sosa, R (8, 1) ERA: 5.4	1.2	S	6	1	0	0	2	0	0	0	0	0	0	10	10	0.00	0.600										

San Diego Padres @ Houston Astros
Astrodome, Houston, TX
Wed Jul 30 1975, 8:05 PM EDT
Att: 7,547 - Dome

AB 34
R 4
H 10
RBI 4
BB 1
SO 4
LOB 12



Batter	1	2	3	4	5	6	7	8	9	AB	R	H	RBI	BB	SO	LOB	BOTTOM										
Wilbur Howard, S (1, 8) OBP: 0.381, SLG: 0.442	0-0 L8		0-0 G4-6-3			0-0 L7	0-0 5-3			4	0	0	0	0	0	2											
Greg Gross, L (1, 9) OBP: 0.373, SLG: 0.352	0-0 4-3		0-0 6-3			4-0 HR BB		4-0 SH5-3 HR BB		2	2	0	0	2	0	0											
Jose Cruz, L (1, 7) OBP: 0.346, SLG: 0.351	0-0 2B			0-0 4-3		0-0 HR HR		0-0 SH5-3		3	1	2	3	0	0	0											
Cliff Johnson, R (1, 3) OBP: 0.377, SLG: 0.466	0-0 F8			0-0 F7		4-0 HR BB		4-0 HR IBB		2	2	0	0	2	0	1											
Doug Rader, R (1, 5) OBP: 0.310, SLG: 0.369		0-3 K		0-3 K		0-0 HR		0-0 F8		4	1	1	2	0	2	2											
Ken Boswell, L (1, 4) OBP: 0.288, SLG: 0.336 Joe Niekro, R (7, 1) OBP: 0.375, SLG: 0.286 Mike Cosgrove, L (8, 1) Jose Sosa, R (8, 1) OBP: 1.000, SLG: 4.000		0-0 L7			0-0 L4	0-0 G6-4-3 1B		0-0 HR		3	0	1	0	0	0	0											
Skip Jutze, R (1, 2) OBP: 0.220, SLG: 0.240		0-0 1B			0-0 6-3	0-0 G6-4-3		0-0 L7		4	0	1	0	0	0	1											
Larry Milbourne, S (1, 6) OBP: 0.236, SLG: 0.248		0-0 3-1			0-0 F8		0-0 6-3			3	0	0	0	0	0	1											
Doug Koniczny, R (1, 1) OBP: 0.205, SLG: 0.233 Tommy Helms, R (6, PH) OBP: 0.259, SLG: 0.197			0-0 G4-6-3 1B			0-0 HR 1B		0-0 F8		1	0	1	0	0	0	0											
Inning Stats	R: 0 E: 0 K: 0 S: 4	H: 1 LOB: 1 BB: 0 P: 4	R: 0 E: 0 K: 1 S: 6	H: 1 LOB: 0 BB: 0 P: 6	R: 0 E: 0 K: 0 S: 3	H: 0 LOB: 0 BB: 0 P: 3	R: 0 E: 0 K: 1 S: 5	H: 0 LOB: 0 BB: 0 P: 5	R: 0 E: 0 K: 0 S: 3	H: 0 LOB: 0 BB: 0 P: 3	R: 5 E: 0 K: 0 S: 6	H: 4 LOB: 0 BB: 2 P: 14	R: 0 E: 0 K: 0 S: 3	H: 0 LOB: 0 BB: 0 P: 3	R: 3 E: 0 K: 0 S: 4	H: 1 LOB: 2 BB: 0 P: 12	R: 0 E: 0 K: 0 S: 4	H: 1 LOB: 0 BB: 0 P: 6	1B: 4 2B: 1 3B: 0 HR: 3	SF: 0 SAC: 1 DP: 2 HBP: 0	WP: 0 PA: 34 PB: 0 SB: 0 CS: 0						
PITCHER	IP	WLS	BF	H	R	ER	SO	BB	IBB	HBP	BLK	WP	HR	S	P	ERA	WHIP										
Joe McIntosh, R (1, 1) ERA: 3.35	5.1	L	22	5	4	4	2	2	0	0	0	0	1	24	32	6.75	1.312										
Bill Greif, R (6, 1) ERA: 3.51	0.2		3	2	1	1	0	0	0	0	0	0	0	3	3	13.50	3.000										
Dave Tomlin, L (7, 1) ERA: 3.91	1.1		6	0	2	2	0	1	1	0	0	0	0	4	12	13.50	0.750										
Danny Frisella, R (8, 1) ERA: 2.94	0.2		3	1	1	1	0	0	0	0	0	0	0	3	3	13.50	1.500										

San Diego Padres @ Houston Astros
Astrodome, Houston, TX
Wed Jul 30 1975, 8:05 PM EDT
Att: 7,547 - Dome


AB 29
R 8
H 8
RBI 8
BB 4
SO 2
LOB 7



Batter	1	2	3	4	5	6	7	8	9	AB	R	H	RBI	BB	SO	LOB	TOP		
Johnny Grubb, L (1, 8) OBP: 0.361, SLG: 0.395 Don Hahn, R (9, PR) OBP: 0.318, SLG: 0.176 (9, 8)	0-0 4-3		0-3 K		0-0 F8		0-0 4-3		0-0 E9 1B	5	0	1	0	0	1	0			
Tito Fuentes, S (1, 4) OBP: 0.295, SLG: 0.337	0-0 1B		0-0 L7		0-0 4-3		0-0 1B		0-0 4-3	5	0	2	0	0	0	1			
Mike Ivie, R (1, 5) OBP: 0.307, SLG: 0.392 (8, 3)	0-0 F8		0-0 F9			0-0 HR		0-0 5-3		5	1	1	1	1	0	3			
Willie McCovey, L (1, 3) OBP: 0.332, SLG: 0.444 (8, PR) Enzo Hernandez, R (8, PR) OBP: 0.291, SLG: 0.263 (8, 6)	0-0 G3			4-0 2B BB		0-0 G3 1B 2B		1-0 FC5-4 HBP		2	1	1	0	1	0	1			
Dave Winfield, R (1, 9) OBP: 0.343, SLG: 0.409		0-3 K		0-3 K		0-0 F8		0-0 FC5-4 FC6-4		4	0	0	0	0	2	3			
Bobby Tolan, L (1, 7) OBP: 0.286, SLG: 0.319		0-0 1B 5-3 1B		0-3 K		0-0 G3		0-0 FC6-4 E S		4	2	1	0	0	1	3			
Hector Torres, R (1, 6) OBP: 0.304, SLG: 0.339 (8, 5)		0-0 5-3 1B		0-0 5-3 2B		0-0 1B 3-H		0-0 E6 1-H		4	0	3	1	0	0	0			
Bob Davis, R (1, 2) OBP: 0.171, SLG: 0.152		0-0 5-3		0-0 6-3		0-0 6-3		0-0 L5		4	0	0	1	0	0	5			
Jerry Johnson, R (1, 1) OBP: 0.167, SLG: 0.333 Dave Tomlin, L (7, 1) OBP: 0.500, SLG: 0.250 Bill Greif, R (9, 1)		0-0 6-3			0-0 4-3		0-0 4-3		0-0 1B E 1B	3	0	0	0	0	0	1			
		R: 0 H: 1 E: 0 LOB: 1 K: 0 BB: 0 S: 4 P: 4	R: 1 H: 2 E: 0 LOB: 1 K: 1 BB: 0 S: 7 P: 7	R: 0 H: 0 E: 0 LOB: 0 K: 1 BB: 0 S: 5 P: 5	R: 0 H: 1 E: 0 LOB: 2 K: 2 BB: 1 S: 8 P: 12	R: 0 H: 0 E: 0 LOB: 0 K: 0 BB: 0 S: 3 P: 3	R: 2 H: 3 E: 0 LOB: 1 K: 0 BB: 0 S: 6 P: 6	R: 0 H: 1 E: 0 LOB: 1 K: 0 BB: 0 S: 4 P: 4	R: 1 H: 0 E: 1 LOB: 1 K: 0 BB: 0 S: 5 P: 5	1B: 7 SF: 0 2B: 2 SAC: 0 3B: 0 DP: 0 HR: 1 HBP: 1	WP: 0 PA: 40 PB: 0 SB: 1 CS: 0								
		PITCHER IP WLS BF H R ER SO BB IBB HBP BLK WP HR S P ERA WHIP																	
Ken Forsch, R (1, 1) ERA: 3.25	7.0	30	8	3	3	4	1	0	0	0	0	0	0	1	37	41	3.86	1.286	
Wayne Granger, R (8, 1) ERA: 2.53	1.0	L	7	2	2	0	0	0	1	0	0	0	0	0	6	7	0.00	2.000	
Jose Sosa, R (9, 1) ERA: 4.5	1.0	S	3	0	0	0	0	0	0	0	0	0	0	0	3	3	0.00	0.000	

San Diego Padres @ Houston Astros
Astrodome, Houston, TX
Thu Jul 31 1975, 8:05 PM EDT
Att: 7,475 - Dome


AB 38
R 5
H 10
RBI 3
BB 1
SO 4
LOB 18



Batter	1	2	3	4	5	6	7	8	9	AB	R	H	RBI	BB	SO	LOB	BOTTOM	
Wilbur Howard, S (1, 8) OBP: 0.378, SLG: 0.438 Bob Watson, R (9, PH) OBP: 0.364, SLG: 0.496	0-0 4-3		0-0 FC6-4 E S		0-0 6-3 E 1B		0-0 FC4-6 BB		0-3 K	4	2	1	0	0	0	2		
Greg Gross, L (1, 9) OBP: 0.373, SLG: 0.351	0-0 E 1B		0-0 E4 1-H		0-0 6-3		0-0 1-3 BB		0-0 L6	4	1	1	0	1	0	3		
Jose Cruz, L (1, 7) OBP: 0.345, SLG: 0.355 Enos Cabell, R (7, PH) OBP: 0.301, SLG: 0.372 (8, 7)	0-0 4-3		0-0 L6		0-0 E7 2B 3-H		0-0 1-3			3	0	1	1	0	0	2		
Cliff Johnson, R (1, 3) OBP: 0.375, SLG: 0.458	0-0 E5 2-H		0-0 BB		0-0 F7			0-0 6-3		3	0	0	0	1	0	1		
Doug Rader, R (1, 5) OBP: 0.309, SLG: 0.368	0-3 K		0-0 L8			0-0 G4-6-3 1B		0-0 6-3		4	0	1	0	0	1	3		
Ken Boswell, L (1, 4) OBP: 0.364, SLG: 0.328		0-0 6-3		4-0 CS BB		0-0 G4-6-3 1B		0-3 K		3	0	0	0	1	1	1		
Skip Jutze, R (1, 2) OBP: 0.222, SLG: 0.241		0-0 6-3		0-0 5-3		0-0 5-3			0-0 SH3-4 1B	4	0	1	0	0	0	1		
Larry Milbourne, S (1, 6) OBP: 0.229, SLG: 0.240 Tommy Helms, R (9, PH) OBP: 0.268, SLG: 0.208		0-0 3-1		0-0 6-3			0-0 4-3		0-0 SH3-4 1B	3	0	0	0	0	0	0		
Ken Forsch, R (1, 1) OBP: 0.192, SLG: 0.045 Wayne Granger, R (8, 1) Jose Sosa, R (9, 1) OBP: 1.000, SLG: 4.000 Rob Andrews, R (9, PH) OBP: 0.268, SLG: 0.239		0-0 6-3		4-0 FC6-4 BB		0-0 6-3		0-0 FC4-6 BB		1	0	0	0	2	0	0		
		R: 1 H: 1 E: 1 LOB: 1 K: 1 BB: 0 S: 7 P: 7	R: 0 H: 0 E: 0 LOB: 0 K: 0 BB: 0 S: 3 P: 3	R: 1 H: 0 E: 1 LOB: 2 K: 0 BB: 2 S: 4 P: 12	R: 0 H: 0 E: 0 LOB: 0 K: 0 BB: 1 S: 2 P: 6	R: 1 H: 2 E: 1 LOB: 1 K: 0 BB: 0 S: 5 P: 5	R: 0 H: 1 E: 0 LOB: 0 K: 0 BB: 0 S: 3 P: 3	R: 0 H: 0 E: 0 LOB: 2 K: 0 BB: 2 S: 3 P: 11	R: 0 H: 0 E: 0 LOB: 0 K: 1 BB: 0 S: 5 P: 5	R: 0 H: 2 E: 0 LOB: 2 2B: 1 SAC: 1 3B: 0 DP: 1 HR: 0 HBP: 0	WP: 0 PA: 38 PB: 0 SB: 2 CS: 1							
		PITCHER IP WLS BF H R ER SO BB IBB HBP BLK WP HR S P ERA WHIP																
Jerry Johnson, R (1, 1) ERA: 2.12	6.2	29	4	3	1	1	5	0	0	0	0	0	0	0	26	46	1.35	1.350
Dave Tomlin, L (7, 1) ERA: 3.51	1.1	W	6	2	0	0	0	0	0	0	0	0	0	8	8	0.00	1.500	
Bill Greif, R (9, 1) ERA: 3.24	1.0	S	3	0	0	0	0	0	0	0	0	0	0	5	5	0.00	0.000	

San Diego Padres @ Houston Astros
Astrodome, Houston, TX
Thu Jul 31 1975, 8:05 PM EDT
Att: 7,475 - Dome

AB 32
R 3
H 6
RBI 1
BB 5
SO 3
LOB 17



Batter	1	2	3	4	5	6	7	8	9	10	AB	R	H	RBI	BB	SO	LOB	TOP																		
Wilbur Howard, S OBP: 0.374, SLG: 0.430	F7		G1	E6		G4-6-3 1B		K		4-3	6	0	1	0	0	1	1	Houston Astros @ San Francisco Giants Candlestick Park, San Francisco, CA Sat Aug 02 1975, 6:33 AM EDT Att: 5,339 - Unknown																		
Greg Gross, L OBP: 0.374, SLG: 0.352	4-3		1B SF9	4-3		G4-6-3 1-2f		F4		6-3	6	1	1	0	0	0	3																			
Jose Cruz, L OBP: 0.354, SLG: 0.364	BLK		E		2B					1B	3	3	3	0	1	0	0																			
Enos Cabell, R OBP: 0.303, SLG: 0.375	1B		1B		BB					1B	1	1	1	0	0	0	0																			
Bob Watson, R OBP: 0.366, SLG: 0.497	E4 BLK		SF9		F8 1B					1B	4	1	2	2	0	0	2																			
Cliff Johnson, R OBP: 0.376, SLG: 0.454	F7				F8					F6	4	0	1	0	1	0	4																			
Ken Boswell, L OBP: 0.369, SLG: 0.331			G3		1B IBB			G4-6-3		F4-6 1B	4	0	2	1	1	0	2																			
Doug Rader, R OBP: 0.304, SLG: 0.364	F6			SH1-4 E	K			4-3		K	5	1	1	0	0	2	5																			
Larry Milbourne, S OBP: 0.226, SLG: 0.236	F8				SH1-4 E					FC4-6	2	0	1	1	0	0	1																			
Tommy Helms, R OBP: 0.274, SLG: 0.216					1B					1-2f	2	0	1	0	0	0	2																			
Larry Dierker, R OBP: 0.276, SLG: 0.275											3	0	0	0	0	2	4																			
Mike Cosgrove, L ERA: 3.19											0	0	0	0	0	0	0																			
Wayne Granger, R ERA: 3.49											0	0	0	0	0	0	0																			
Jesus de la Rosa, R OBP: 1.000, SLG: 4.000											1	0	0	0	0	0	1																			
Jose Sosa, R OBP: 0.281, SLG: 0.298											1	0	0	0	0	0	0																			
Mill Mby, L OBP: 0.222, SLG: 0.333											1	0	0	0	0	0	0																			
Jim Crawford, L ERA: 3.35											0	0	0	0	0	0	0																			
Inning Stats	R: 1 E: 1 K: 0 S: 5	H: 1 LOB: 1 BB: 0 P: 5	R: 0 E: 0 K: 1 S: 6	H: 1 LOB: 1 BB: 0 P: 6	R: 2 E: 1 K: 0 S: 6	H: 3 LOB: 1 BB: 0 P: 6	R: 1 E: 1 K: 0 S: 5	H: 1 LOB: 1 BB: 0 P: 5	R: 2 E: 0 K: 2 S: 9	H: 2 LOB: 2 BB: 2 P: 17	R: 0 E: 0 K: 0 S: 4	H: 2 LOB: 1 BB: 0 P: 4	R: 0 E: 0 K: 0 S: 2	H: 0 LOB: 0 BB: 1 P: 6	R: 0 E: 0 K: 1 S: 6	H: 1 LOB: 1 BB: 0 P: 6	R: 1 E: 0 K: 1 S: 8	H: 3 LOB: 2 BB: 0 P: 8	R: 0 E: 0 K: 0 S: 3	H: 0 LOB: 0 BB: 0 P: 3	P	1B: 12 2B: 2 3B: 0 HR: 0	SF: 1 SAC: 1 DP: 2 HBP: 0	WP: 0 PA: 47												
PITCHER	IP	WLS	BF	H	R	ER	SO	BB	IBB	HBP	BLK	WP	HR	S	P	ERA	WHIP	PITCHER		IP	WLS	BF	H	R	ER	SO	BB	IBB	HBP	BLK	WP	HR	S	P	ERA	WHIP
Jim Barr, R ERA: 2.51	5.0		27	8	6	4	3	1	1	0	1	0	0	31	39	7.20	1.800	Dave Heaverlo, R ERA: 2.09		10.1	1.0	3	0	0	0	0	0	0	0	0	3	3	0.00	0.000		
Mike Caldwell, L ERA: 3.19	1.0		4	2	0	0	0	0	0	0	0	0	0	4	4	0.00	2.000																			
Charlie Williams, R ERA: 3.49	1.0		3	0	0	0	0	1	0	0	0	0	0	2	6	0.00	1.000																			
Gary Lavelle, L ERA: 2.61	1.0		6	3	1	1	1	0	0	0	0	0	0	8	8	9.00	3.000																			
Randy Moffitt, R ERA: 3.88	1.0		4	1	0	0	1	0	0	0	0	0	0	6	6	0.00	1.000																			

Batter	1	2	3	4	5	6	7	8	9	10	AB	R	H	RBI	BB	SO	LOB	BOTTOM																		
Von Joshua, L OBP: 0.368, SLG: 0.454	HR		F7		1B			L3		SH1-4	4	2	3	3	1	0	0	Houston Astros @ San Francisco Giants Candlestick Park, San Francisco, CA Sat Aug 02 1975, 6:33 AM EDT Att: 5,339 - Unknown																		
Derrel Thomas, S OBP: 0.355, SLG: 0.378	F8		6-3		3B			L3		WP	6	0	2	1	0	0	2																			
Bobby Murcer, L OBP: 0.396, SLG: 0.464	1B		1-3		F5			K		WP	6	0	2	0	0	1	2																			
Gary Matthews, R OBP: 0.360, SLG: 0.422	6-3 1B				F3			1B		F8	5	1	2	0	0	1	2																			
Willie Montanez, L OBP: 0.347, SLG: 0.404	6-3				F3			1B		F6	5	1	2	0	0	0	4																			
Chris Speier, R OBP: 0.363, SLG: 0.438	5-3				5-3			1B		HBP	3	0	1	0	2	0	3																			
Dave Rader, L OBP: 0.300, SLG: 0.396					F9			FC6-4 1B		F8	3	1	0	0	0	0	3																			
Charlie Williams, R OBP: 0.318, SLG: 0.287								1B		HBP	0	0	0	0	0	0	0																			
Mike Cosgrove, L OBP: 0.304, SLG: 0.375								1B		HBP	1	0	1	0	0	0	0																			
Gary Lavelle, L OBP: 0.286, SLG: 0.295								1B		HBP	0	0	0	0	0	0	0																			
Randy Moffitt, R OBP: 0.311, SLG: 0.425								1B		HBP	0	0	0	0	0	0	0																			
Steve Ontiveros, S OBP: 0.280, SLG: 0.282								1B		HBP	0	0	0	0	0	0	0																			
Dave Heaverlo, R ERA: 2.09								1B		HBP	0	0	0	0	0	0	0																			
Bruce Miller, R OBP: 0.289, SLG: 0.313					F5			5-3 1B		F8	5	1	2	2	0	0	3																			
Jim Barr, R OBP: 0.100, SLG: 0.063								1B			1	0	0	0	0	0	0																			
Gary Thompson, R OBP: 0.100, SLG: 0.063								1B			1	1	1	1	0	0	0																			
Mike Caldwell, R OBP: 0.100, SLG: 0.063								1B			0	0	0	0	0	0	0																			
Glenn Adams, L OBP: 0.100, SLG: 0.063								1B			0	0	0	0	0	0	0																			
Marc Hill, R OBP: 0.100, SLG: 0.063								1B			0	0	0	0	0	0	0																			
Mike Sadek, R OBP: 0.314, SLG: 0.283					HR			1B		SH1-4 WP	0	1	0	0	0	0	0																			
Inning Stats	R: 1 E: 0 K: 0 S: 6	H: 3 LOB: 2 BB: 0 P: 6	R: 0 E: 0 K: 0 S: 3	H: 0 LOB: 0 BB: 0 P: 3	R: 0 E: 0 K: 0 S: 3	H: 0 LOB: 0 BB: 0 P: 3	R: 0 E: 0 K: 1 S: 6	H: 1 LOB: 1 BB: 0 P: 6	R: 2 E: 0 K: 0 S: 6	H: 3 LOB: 1 BB: 0 P: 6	R: 3 E: 0 K: 0 S: 6	H: 3 LOB: 2 BB: 1 P: 10	R: 0 E: 0 K: 0 S: 2	H: 0 LOB: 0 BB: 1 P: 6	R: 0 E: 0 K: 0 S: 5	H: 2 LOB: 3 BB: 0 P: 6	R: 1 E: 0 K: 0 S: 3	H: 2 LOB: 2 BB: 0 P: 3	P	1B: 12 2B: 3 3B: 1 HR: 2	SF: 0 SAC: 1 DP: 1 HBP: 1	WP: 1 PA: 48														
PITCHER	IP	WLS	BF	H	R	ER	SO	BB	IBB	HBP	BLK	WP	HR	S	P	ERA	WHIP	PITCHER		IP	WLS	BF	H	R	ER	SO	BB	IBB	HBP	BLK	WP	HR	S	P	ERA	WHIP
Larry Dierker, R ERA: 4.23	5.1		26	9	6	6	1	1	0	0	0	0	0	27	31	10.12	1.875	Dave Heaverlo, R ERA: 2.09		10.1	1.0	3	0	0	0	0	0	0	0	3	3	0.00	0.000			
Mike Cosgrove, L ERA: 2.26	1.1		7	2	1	1	1	0	1	0	0	0	0	8	12	6.75	1.500																			
Wayne Granger, R ERA: 2.51	0.1		2	2	0	0	0	0	0	0	0	0	0	2	2	0.00	6.000																			
Jose Sosa, R ERA: 3.38	2.0		9	2	0	0	0	1	0	1	0	0	0	7	12	0.00	1.500																			
Jim Crawford, L ERA: 3.35	0.1		4	2	1	1	0	0	0	0	0	1	0	3	3	27.00	6.000																			

AB	42
R	7
H	14
RBI	4
BB	3
SO	5
LOB	25



WP: 0	PA: 47
PB: 0	
SB: 0	
CS: 0	

AB	43
R	8
H	17
RBI	7
BB	3
SO	2
LOB	21



WP: 1	PA: 48
PB: 0	
SB: 0	
CS: 0	

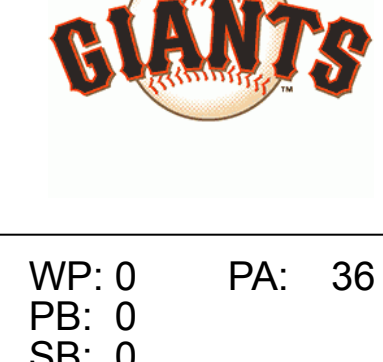
Batter	1	2	3	4	5	6	7	8	9	AB	R	H	RBI	BB	SO	LOB	TOP					
Wilbur Howard, S OBP: 0.379, SLG: 0.429 (1, 8)										3	1	1	0	2	1	1	Houston Astros @ San Francisco Giants Candlestick Park, San Francisco, CA Sun Aug 03 1975, 6:33 AM EDT Unknown					
Greg Gross, L OBP: 0.374, SLG: 0.353 (1, 9)										5	0	2	1	0	0	1						
Enos Cabell, R OBP: 0.301, SLG: 0.373 (1, 5)										4	0	1	1	0	0	2						
Bob Watson, R OBP: 0.364, SLG: 0.493 (1, 7)										5	0	1	1	0	2	4						
Cliff Johnson, R OBP: 0.381, SLG: 0.455 (1, 3)										4	1	2	0	1	0	2						
Doug Rader, R OBP: 0.304, SLG: 0.363 (1, 6)										4	0	1	0	0	0	4						
Tommy Helms, R OBP: 0.261, SLG: 0.205 (1, 4)										4	0	0	0	0	1	3						
Skip Jutze, R OBP: 0.241, SLG: 0.246 (1, 2)										3	1	1	0	1	1	1						
Dave Roberts, L OBP: 0.128, SLG: 0.174 (1, 1)										2	0	0	0	0	0	2						
Jose Sosa, R OBP: 1.000, SLG: 4.000 (7, 1)										0	0	0	0	0	0	0						
Jesus de la Rosa, R OBP: 0.500, SLG: 1.000 (9, PH)										1	1	1	0	0	0	0						
Inning Stats	R: 0 E: 0 K: 1 S: 5	H: 0 LOB: 0 BB: 0 P: 5	R: 0 E: 0 K: 1 S: 6	H: 1 LOB: 1 BB: 0 P: 6	R: 1 E: 0 K: 0 S: 5	H: 2 LOB: 2 BB: 1 P: 9	R: 1 E: 1 K: 0 S: 5	H: 2 LOB: 1 BB: 0 P: 5	R: 0 E: 0 K: 1 S: 7	H: 2 LOB: 3 BB: 1 P: 11	R: 0 E: 0 K: 1 S: 5	H: 0 LOB: 1 BB: 1 P: 9	R: 0 E: 0 K: 0 S: 3	H: 0 LOB: 0 BB: 0 P: 3	R: 0 E: 0 K: 0 S: 3	H: 0 LOB: 0 BB: 0 P: 3	R: 2 E: 0 K: 1 S: 8	H: 3 LOB: 2 BB: 1 P: 12	1B: 9 2B: 1 3B: 0 HR: 0	SF: 1 SAC: 1 DP: 0 HBP: 0	WP: 0 PB: 0 SB: 0 CS: 0	PA: 41
PITCHER	IP WLS BF H R ER SO BB IBB HBP BLK WP HR S P ERA WHIP																					
Pete Falcone, L ERA: 3.8	(1, 1)	8.2 W 39 9 4 3 5 4 0 0 0 0 0 0 0 0 0 0 3.12 1.500																				
Randy Moffitt, R ERA: 3.86	(9, 1)	0.1 S 2 1 0 0 0 0 0 0 0 0 0 0 0 0 2 2 0.00 3.000																				

AB 35
R 4
H 10
RBI 3
BB 4
SO 5
LOB 20



Batter	1	2	3	4	5	6	7	8	9	AB	R	H	RBI	BB	SO	LOB	BOTTOM			
Von Joshua, L OBP: 0.370, SLG: 0.455 (1, 8)										4	1	2	0	0	1	0	Houston Astros @ San Francisco Giants Candlestick Park, San Francisco, CA Sun Aug 03 1975, 6:33 AM EDT Unknown			
Derrel Thomas, S OBP: 0.358, SLG: 0.381 (1, 4)										2	2	2	0	0	0	0				
Craig Robinson, R OBP: 0.036, SLG: 0.036 (3, 4)										2	0	0	0	0	0	1				
Bobby Murcer, L OBP: 0.399, SLG: 0.468 (1, 9)										3	1	2	1	1	0	0				
Gary Matthews, R OBP: 0.362, SLG: 0.428 (1, 7)										4	1	2	3	0	1	2				
Willie Montanez, L OBP: 0.346, SLG: 0.401 (1, 3)										3	0	0	0	1	0	5				
Chris Speier, R OBP: 0.364, SLG: 0.440 (1, 6)										3	0	1	1	1	1	1				
Bruce Miller, R OBP: 0.284, SLG: 0.306 (1, 5)										4	0	0	0	0	0	2				
Marc Hill, R OBP: 0.310, SLG: 0.299 (1, 2)										3	0	0	0	1	1	0				
Pete Falcone, L OBP: 0.044, SLG: 0.044 (1, 1)										4	0	0	0	0	2	1				
Randy Moffitt, R OBP: 0.273, SLG: 0.455 (9, 1)										0	0	0	0	0	0	0				
Inning Stats	R: 3 E: 0 K: 1 S: 9	H: 4 LOB: 1 BB: 0 P: 9	R: 2 E: 1 K: 2 S: 11	H: 4 LOB: 2 BB: 0 P: 11	R: 0 E: 0 K: 0 S: 3	H: 0 LOB: 0 BB: 0 P: 3	R: 0 E: 0 K: 1 S: 5	H: 0 LOB: 0 BB: 0 P: 5	R: 0 E: 0 K: 1 S: 5	H: 0 LOB: 1 BB: 1 P: 9	R: 0 E: 0 K: 0 S: 3	H: 0 LOB: 0 BB: 0 P: 3	R: 0 E: 0 K: 1 S: 6	H: 1 LOB: 2 BB: 1 P: 10	R: 0 E: 0 K: 0 S: 2	H: 0 LOB: 1 BB: 2 P: 10	1B: 6 2B: 3 3B: 0 HR: 0	SF: 0 SAC: 0 DP: 1 HBP: 0	WP: 0 PB: 0 SB: 0 CS: 0	PA: 36
PITCHER	IP WLS BF H R ER SO BB IBB HBP BLK WP HR S P ERA WHIP																			
Dave Roberts, L ERA: 4.41	(1, 1)	6.1 L 30 5 5 0 1 2 0 0 0 0 0 0 0 6 14 0.00 1.200																		
Jose Sosa, R ERA: 2.79	(7, 1)	1.2 6 0 0 0 0 1 2 0 0 0 0 0 0 6 14 0.00 1.200																		

AB 32
R 5
H 9
RBI 5
BB 4
SO 6
LOB 12



Batter	1	2	3	4	5	6	7	8	9	AB	R	H	RBI	BB	SO	LOB	TOP			
Wilbur Howard, S OBP: 0.369, SLG: 0.414	5-3		G6-4-3 1B		FC6-4 1-2		1B IBB		K	4	0	1	0	1	1	2				
Greg Gross, L OBP: 0.376, SLG: 0.354	F7		G6-4-3 1-2			6-3	FC6 1-2 2-H 3-H 1B		IBB	4	0	1	2	1	0	1				
Jose Cruz, L OBP: 0.361, SLG: 0.381 Mike Cosgrove, L (7, 1)	1B 2B 1B		4-3			L5	FC6 1-2		F8	4	1	1	0	0	0	2				
Bob Watson, R OBP: 0.366, SLG: 0.497	2B 1B			F9		5-3		SH1-3 2B		4	1	2	0	0	0	0				
Milt May, L OBP: 0.290, SLG: 0.326	2B			F6			1B 1B	SH1-3		3	1	2	2	0	0	0				
Ken Boswell, L OBP: 0.348, SLG: 0.308	4-3			L9			F4	4-3		4	0	0	0	0	0	3				
Jerry Davanon, R OBP: 0.667, SLG: 0.625			G3-6-3 1B		FC6-5 6-3 1B		E 1-2 1B 1B	5-3		4	1	3	0	0	0	1				
Rob Andrews, R OBP: 0.273, SLG: 0.242 Cliff Johnson, R OBP: 0.377, SLG: 0.450	G3-6-3 1-2			6-3		L5		F6		2	0	0	0	0	0	2				
Joe Niekro, R OBP: 0.300, SLG: 0.222 Tommy Helms, R OBP: 0.267, SLG: 0.213	F3			FC6-5 FC6-4 2-3		E7 1-3 2-H 1B 1B		E6		2	0	0	0	0	0	1				
Inning Stats	R: 2 E: 0 K: 0 S: 6	H: 3 LOB: 1 BB: 0 P: 6	R: 0 E: 0 K: 0 S: 3	H: 1 LOB: 0 BB: 0 P: 3	R: 0 E: 0 K: 0 S: 3	H: 1 LOB: 0 BB: 0 P: 3	R: 0 E: 0 K: 0 S: 4	H: 1 LOB: 1 BB: 0 P: 4	R: 0 E: 0 K: 0 S: 3	H: 0 LOB: 0 BB: 0 P: 3	R: 3 E: 1 K: 0 S: 7	H: 4 LOB: 2 BB: 1 P: 11	R: 0 E: 0 K: 0 S: 4	H: 1 LOB: 1 BB: 0 P: 4	R: 0 E: 1 K: 1 S: 6	H: 0 LOB: 2 BB: 1 P: 10	1B: 9 2B: 2 3B: 0 HR: 0	SF: 0 SAC: 1 DP: 2 HBP: 0	WP: 0 PB: 0 SB: 0 CS: 0	PA: 39
PITCHER	IP WLS BF H R ER SO BB IBB HBP BLK WP HR S P ERA WHIP	IP WLS BF H R ER SO BB IBB HBP BLK WP HR S P ERA WHIP																		
Dave Freisleben, R ERA: 3.92	6.2	L	27	9	5	5	0	0	0	0	0	0	0	0	27	27	6.75	1.350		
Dave Tomlin, L ERA: 3.92	7.1		6	2	0	0	0	0	1	0	0	0	0	0	5	9	0.00	2.000		
Bill Greif, R ERA: 3.04	8.1		6	0	0	0	1	0	1	0	0	0	0	0	7	11	0.00	0.000		

Houston Astros @ San Diego Padres
San Diego Stadium, San Diego, CA
Mon Aug 04 1975, 10:05 PM EDT
Att: 15,000 - Unknown

AB 36
R 5
H 11
RBI 5
BB 2
SO 1
LOB 16



Batter	1	2	3	4	5	6	7	8	9	AB	R	H	RBI	BB	SO	LOB	BOTTOM			
Johnny Grubb, L OBP: 0.364, SLG: 0.402	1B FC4-6 1B	2B		4-1			F7		F5	5	1	2	0	0	0	3				
Tito Fuentes, S OBP: 0.292, SLG: 0.330	E 1-2 1B	G3			K		K		6-3	5	1	1	0	0	2	2				
Mike Ivie, R OBP: 0.304, SLG: 0.377	FC4-6 1-2 2-3 1B		F4		F8		6-3			4	0	1	0	0	0	0				
Willie McCovey, L OBP: 0.326, SLG: 0.427	FC4-6 E 1-2 2-H 3-H 1B		K		FC6-4 BB		L6			3	1	0	1	1	1	1				
Dave Winfield, R OBP: 0.341, SLG: 0.400	5-3		5-3		FC6-4 1-2		BB		BB	3	0	0	0	1	0	2				
Bobby Tolan, L OBP: 0.287, SLG: 0.316	E8 PB 2-H 1B			F9		F9		K		4	0	1	1	0	1	1				
Hector Torres, R OBP: 0.319, SLG: 0.347	4-3			SH1-4 WP 1B		F9		4-3		4	0	1	0	0	0	2				
Randy Hundley, R OBP: 0.269, SLG: 0.267 Fred Kendall, R OBP: 0.500, SLG: 0.236	F8			SH1-4 BB				K		1	0	0	0	2	0	0				
Dave Freisleben, R OBP: 0.119, SLG: 0.075 Dave Tomlin, L OBP: 0.500, SLG: 0.250 Bill Greif, R (8, 1) Dick Sharon, R OBP: 0.324, SLG: 0.330	K			SH1-4		K		2B		2	0	0	0	0	2	1				
Inning Stats	R: 3 E: 2 K: 0 S: 7	H: 4 LOB: 1 BB: 0 P: 7	R: 0 E: 0 K: 1 S: 6	H: 1 LOB: 0 BB: 0 P: 6	R: 0 E: 0 K: 1 S: 5	H: 0 LOB: 0 BB: 0 P: 5	R: 0 E: 0 K: 0 S: 4	H: 1 LOB: 2 BB: 1 P: 8	R: 0 E: 0 K: 1 S: 5	H: 0 LOB: 1 BB: 1 P: 9	R: 0 E: 0 K: 1 S: 5	H: 0 LOB: 0 BB: 0 P: 5	R: 0 E: 0 K: 1 S: 5	H: 0 LOB: 1 BB: 1 P: 9	R: 0 E: 0 K: 1 S: 6	H: 1 LOB: 1 BB: 0 P: 6	1B: 5 2B: 2 3B: 0 HR: 0	SF: 0 SAC: 1 DP: 0 HBP: 0	WP: 1 PB: 1 SB: 0 CS: 0	PA: 38
PITCHER	IP WLS BF H R ER SO BB IBB HBP BLK WP HR S P ERA WHIP	IP WLS BF H R ER SO BB IBB HBP BLK WP HR S P ERA WHIP																		
Joe Niekro, R ERA: 4.21	6.0	W	27	6	3	3	4	3	0	0	0	0	0	0	32	44	4.50	1.500		
Mike Cosgrove, L ERA: 1.93	7.1	S	11	1	0	0	3	1	0	0	0	0	0	16	20	0.00	0.667			

Houston Astros @ San Diego Padres
San Diego Stadium, San Diego, CA
Mon Aug 04 1975, 10:05 PM EDT
Att: 15,000 - Unknown

AB 33
R 3
H 7
RBI 2
BB 4
SO 7
LOB 12



Batter	1	2	3	4	5	6	7	8	9	AB	R	H	RBI	BB	SO	LOB	TOP		
Wilbur Howard, S OBP: 0.356, SLG: 0.395	0-0 6-3		0-0 6-3			0-0 F9			0-3 K	4	0	0	0	0	1	0			
Jery Davanon, R OBP: 0.529, SLG: 0.429	0-0 6-3			0-0 6-3			0-0 5-3			3	0	0	0	0	0	0			
Greg Gross, L OBP: 0.376, SLG: 0.353	0-0 5-3			0-0 5-3			0-0 G4-6-3 1B			3	0	1	0	0	0	0			
Bob Watson, R OBP: 0.368, SLG: 0.510		0-0 6-3 3B		0-0 4-3			0-0 G4-6-3 1-2			3	1	1	0	0	0	1			
Cliff Johnson, R OBP: 0.371, SLG: 0.440		0-0 6-3			0-0 F4			0-3 K		3	0	0	1	0	1	0			
Doug Ratler, R OBP: 0.302, SLG: 0.360		0-0 5-3 3H			0-0 G3			0-0 F7		3	0	0	0	0	0	0			
Skip Jutze, R OBP: 0.230, SLG: 0.233		0-0 5-3			0-0 5-3			0-0 F8		3	0	0	0	0	0	0			
Rob Andrews, R OBP: 0.267, SLG: 0.236			0-0 1-3			0-0 6-3			0-0 6-3	3	0	0	0	0	0	0			
Larry Dierker, R OBP: 0.073, SLG: 0.073			0-0 1-3			0-0 F8			0-0 6-3	2	0	0	0	0	0	0			
Jesus de la Rosa, R OBP: 0.333, SLG: 0.967									0-0 6-3	1	0	0	0	0	0	0			
Inning Stats	R: 0 E: 0 K: 0 S: 3	H: 0 LOB: 0 BB: 0 P: 3	R: 1 E: 0 K: 0 S: 4	H: 1 LOB: 0 BB: 0 P: 4	R: 0 E: 0 K: 0 S: 3	H: 0 LOB: 0 BB: 0 P: 3	R: 0 E: 0 K: 0 S: 3	H: 0 LOB: 0 BB: 0 P: 3	R: 0 E: 0 K: 0 S: 3	H: 1 LOB: 0 BB: 0 P: 3	R: 0 E: 0 K: 1 S: 5	H: 0 LOB: 0 BB: 0 P: 5	R: 0 E: 0 K: 1 S: 5	H: 0 LOB: 0 BB: 0 P: 5	R: 0 E: 0 K: 1 S: 5	H: 0 LOB: 0 BB: 0 P: 5	1B: 1 2B: 0 3B: 1 HR: 0	SF: 0 SAC: 0 DP: 1 HBP: 0	WP: 0 PA: 28 PB: 0 SB: 0 CS: 0
PITCHER Randy Jones, L ERA: 1.85	IP: 9.0 WLS: W BF: 28 H: 2 R: 1 ER: 1 SO: 2 BB: 0 IBB: 0 HBP: 0 BLK: 0 WP: 0 HR: 0 S: 32 P: 32 ERA: 1.00 WHIP: 0.222															PITCHER			

Houston Astros @ San Diego Padres
San Diego Stadium, San Diego, CA
Wed Aug 06 1975, 10:05 PM EDT
Att: 16,661 - Unknown

AB 28
R 1
H 2
RBI 1
BB 0
SO 2
LOB 1



Batter	1	2	3	4	5	6	7	8	9	AB	R	H	RBI	BB	SO	LOB	BOTTOM		
Johnny Grubb, L OBP: 0.363, SLG: 0.401	0-0 1B 2B 2B	0-0 4-3		0-0 1B			0-0 F9			4	1	2	0	0	0	0			
Tito Fuentes, S OBP: 0.295, SLG: 0.331	0-0 2B PB 2-3	0-0 F9		0-0 L8			0-0 F9			4	1	1	0	0	0	1			
Gene Locklear, L OBP: 0.365, SLG: 0.456	0-0 PB 1-3 3H	0-0 G3			0-0 G3		0-0 L8			4	1	1	1	0	0	0			
Don Hahn, R OBP: 0.348, SLG: 0.176	0-0 PB 1-3 3H									0	0	0	0	0	0	0			
Mike Ivie, R OBP: 0.302, SLG: 0.371	1-0 PB 1B HBP		0-3 K		0-0 5-3			0-0 F4		3	1	0	0	0	1	0			
Bobby Tolan, L OBP: 0.290, SLG: 0.319	0-0 F4 1-2 2-3 3H		0-0 F6		0-0 6-3			0-0 E 1B		4	1	1	0	0	0	2			
Hector Torres, R OBP: 0.320, SLG: 0.364	0-0 F8 1-2 2-3 3H		0-0 HR			0-0 6-3		0-0 FC 1B 1-2		4	1	1	1	0	0	3			
Ted Kubiak, S OBP: 0.283, SLG: 0.234	0-0 BB 2H 3H		0-0 3-1			0-0 4-3		0-0 1B 1-3 2H		4	0	2	3	0	0	0			
Fred Kendall, R OBP: 0.251, SLG: 0.241	4-0 BB 1-2			0-0 F1		0-0 2B		4-0 G4-3 IBB		2	0	1	0	2	0	0			
Randy Jones, R OBP: 0.138, SLG: 0.125	0-0 L8			0-0 5-3		0-0 F8		0-0 G4-3		4	0	0	0	0	0	6			
Inning Stats	R: 4 E: 0 K: 0 S: 7	H: 4 LOB: 2 BB: 1 P: 12	R: 0 E: 0 K: 0 S: 3	H: 0 LOB: 0 BB: 0 P: 3	R: 1 E: 0 K: 1 S: 6	H: 1 LOB: 0 BB: 0 P: 6	R: 0 E: 0 K: 0 S: 4	H: 1 LOB: 1 BB: 0 P: 4	R: 0 E: 0 K: 0 S: 3	H: 0 LOB: 0 BB: 0 P: 3	R: 0 E: 0 K: 0 S: 3	H: 2 LOB: 2 BB: 1 P: 9	R: 1 E: 1 K: 0 S: 5	H: 2 LOB: 2 BB: 1 P: 9	R: 0 E: 0 K: 0 S: 5	H: 0 LOB: 0 BB: 0 P: 5	1B: 5 2B: 3 3B: 0 HR: 1	SF: 0 SAC: 0 DP: 1 HBP: 1	WP: 0 PA: 36 PB: 1 SB: 0 CS: 0
PITCHER Larry Dierker, R ERA: 4.25	IP: 8.0 WLS: L BF: 36 H: 9 R: 6 ER: 4 SO: 1 BB: 1 IBB: 1 HBP: 1 BLK: 0 WP: 0 HR: 1 S: 35 P: 44 ERA: 4.50 WHIP: 1.250															PITCHER			

Houston Astros @ San Diego Padres
San Diego Stadium, San Diego, CA
Wed Aug 06 1975, 10:05 PM EDT
Att: 16,661 - Unknown


AB 33
R 6
H 9
RBI 5
BB 2
SO 1
LOB 12



Batter	1	2	3	4	5	6	7	8	9	AB	R	H	RBI	BB	SO	LOB	TOP					
Rennie Stennett, R OBP: 0.289, SLG: 0.354 (1, 4)										4	0	0	0	0	0	1						
Manny Sanguillen, R OBP: 0.366, SLG: 0.447 (1, 2)										4	0	1	0	0	0	0						
Al Oliver, L OBP: 0.301, SLG: 0.451 (1, 8)										4	0	0	0	0	1	1						
Bob Robertson, R OBP: 0.371, SLG: 0.457 (1, 3)										3	1	1	1	1	0	0						
Richie Zisk, R OBP: 0.367, SLG: 0.437 (1, 7)										3	0	0	0	0	1	1						
Bill Robinson, R OBP: 0.311, SLG: 0.446 (1, 9)										3	0	0	0	0	2	1						
Richie Hebner, L OBP: 0.332, SLG: 0.426 (1, 5)										3	0	0	0	0	0	1						
Frank Taveras, R OBP: 0.260, SLG: 0.243 (8, PH)										2	0	1	0	0	0	0						
Art Howe, R OBP: 0.291, SLG: 0.265 (8, PH)										1	0	0	0	0	0	0						
Craig Reynolds, L OBP: 0.235, SLG: 0.188 (8, 6)										0	0	0	0	0	0	0						
Bruce Kison, R OBP: 0.149, SLG: 0.111 (6, 1)										2	0	0	0	0	1	1						
Ramon Hernandez, S OBP: 0.217, SLG: 0.150 (8, PH)										0	0	0	0	0	0	0						
Willie Randolph, R OBP: 0.313, SLG: 0.357 (8, 1)										1	0	0	0	0	0	0						
Larry Demery, R OBP: 0.313, SLG: 0.357 (8, 1)										0	0	0	0	0	0	0						
Inning Stats	R: 0 E: 0 K: 1 S: 5	H: 0 LOB: 0 BB: 0 P: 5	R: 0 E: 0 K: 0 S: 3	H: 0 LOB: 0 BB: 0 P: 3	R: 0 E: 0 K: 1 S: 6	H: 1 LOB: 1 BB: 0 P: 6	R: 1 E: 0 K: 1 S: 6	H: 1 LOB: 0 BB: 0 P: 6	R: 0 E: 0 K: 1 S: 5	H: 0 LOB: 0 BB: 0 P: 5	R: 0 E: 0 K: 1 S: 4	H: 1 LOB: 1 BB: 0 P: 4	R: 0 E: 0 K: 1 S: 5	H: 0 LOB: 1 BB: 1 P: 9	R: 0 E: 0 K: 0 S: 3	H: 0 LOB: 0 BB: 0 P: 3	R: 0 E: 0 K: 0 S: 3	H: 0 LOB: 0 BB: 0 P: 3	1B: 1 2B: 1 3B: 0 HR: 1	SF: 0 SAC: 0 DP: 0 HBP: 0	WP: 0 PB: 0 SB: 0 CS: 0	PA: 31
PITCHER Dave Roberts, L ERA: 4.22 (1, 1)	IP: 9.0 WLS: W BF: 31 H: 3 R: 1 ER: 1 SO: 5 BB: 1 IBB: 0 HBP: 0 BLK: 0 WP: 0 HR: 1 S: 40 P: 44 ERA: 1.00 WHIP: 0.444															PITCHER	IP: 9.0 WLS: W BF: 31 H: 3 R: 1 ER: 1 SO: 5 BB: 1 IBB: 0 HBP: 0 BLK: 0 WP: 0 HR: 1 S: 40 P: 44 ERA: 1.00 WHIP: 0.444					

Pittsburgh Pirates @ Houston Astros
Astrodome, Houston, TX
Thu Aug 07 1975, 8:05 PM EDT
Att: 15,255 - Dome


AB 30
R 1
H 3
RBI 1
BB 1
SO 5
LOB 6



Batter	1	2	3	4	5	6	7	8	9	AB	R	H	RBI	BB	SO	LOB	BOTTOM			
Wilbur Howard, S OBP: 0.364, SLG: 0.402 (1, 8)										4	2	3	0	0	0	2				
Greg Gross, L OBP: 0.377, SLG: 0.360 (1, 9)										4	1	2	2	0	0	3				
Jose Cruz, L OBP: 0.356, SLG: 0.369 (1, 7)										3	0	0	1	1	1	1				
Bob Watson, R OBP: 0.369, SLG: 0.509 (1, 3)										1	0	0	1	0	0	0				
Cliff Johnson, R OBP: 0.367, SLG: 0.436 (4, 3)										2	0	0	0	0	0	0				
Mitt May, L OBP: 0.292, SLG: 0.324 (1, 2)										4	0	0	0	0	1	2				
Doug Radler, R OBP: 0.304, SLG: 0.370 (1, 5)										4	2	2	0	0	1	0				
Ken Boswell, L OBP: 0.365, SLG: 0.331 (1, 4)										4	0	2	1	0	0	1				
Jerry Davanon, R OBP: 0.524, SLG: 0.375 (1, 6)										2	1	0	0	1	0	2				
Dave Roberts, L OBP: 0.140, SLG: 0.184 (1, 1)										3	0	1	1	0	1	2				
Inning Stats	R: 2 E: 0 K: 0 S: 5	H: 2 LOB: 0 BB: 0 P: 5	R: 0 E: 0 K: 0 S: 4	H: 1 LOB: 0 BB: 0 P: 4	R: 0 E: 0 K: 0 S: 3	H: 1 LOB: 2 BB: 1 P: 8	R: 1 E: 1 K: 0 S: 5	H: 2 LOB: 2 BB: 1 P: 9	R: 0 E: 0 K: 1 S: 3	H: 0 LOB: 0 BB: 0 P: 3	R: 3 E: 0 K: 1 S: 7	H: 3 LOB: 1 BB: 0 P: 8	R: 0 E: 0 K: 2 S: 7	H: 0 LOB: 0 BB: 0 P: 7	R: 0 E: 0 K: 1 S: 5	H: 1 LOB: 0 BB: 0 P: 5	1B: 5 2B: 4 3B: 1 HR: 0	SF: 0 SAC: 0 DP: 2 HBP: 2	WP: 0 PB: 0 SB: 0 CS: 0	PA: 35
PITCHER Bruce Kison, R ERA: 3.53 (1, 1)	IP: 5.1 WLS: L BF: 26 H: 7 R: 5 ER: 5 SO: 0 BB: 2 IBB: 0 HBP: 2 BLK: 0 WP: 0 HR: 0 S: 22 P: 32 ERA: 8.44 WHIP: 1.688															PITCHER	IP: 5.1 WLS: L BF: 26 H: 7 R: 5 ER: 5 SO: 0 BB: 2 IBB: 0 HBP: 2 BLK: 0 WP: 0 HR: 0 S: 22 P: 32 ERA: 8.44 WHIP: 1.688			
Ramon Hernandez, L ERA: 3.5 (6, 1)	IP: 1.2 WLS: 6 BF: 2 H: 1 R: 1 ER: 1 SO: 3 BB: 0 IBB: 0 HBP: 0 BLK: 0 WP: 0 HR: 0 S: 12 P: 12 ERA: 5.40 WHIP: 1.200															PITCHER	IP: 1.2 WLS: 6 BF: 2 H: 1 R: 1 ER: 1 SO: 3 BB: 0 IBB: 0 HBP: 0 BLK: 0 WP: 0 HR: 0 S: 12 P: 12 ERA: 5.40 WHIP: 1.200			
Larry Demery, R ERA: 2.77 (8, 1)	IP: 1.0 WLS: 3 BF: 1 H: 0 R: 0 ER: 0 SO: 1 BB: 0 IBB: 0 HBP: 0 BLK: 0 WP: 0 HR: 0 S: 5 P: 5 ERA: 0.00 WHIP: 1.000															PITCHER	IP: 1.0 WLS: 3 BF: 1 H: 0 R: 0 ER: 0 SO: 1 BB: 0 IBB: 0 HBP: 0 BLK: 0 WP: 0 HR: 0 S: 5 P: 5 ERA: 0.00 WHIP: 1.000			

Pittsburgh Pirates @ Houston Astros
Astrodome, Houston, TX
Thu Aug 07 1975, 8:05 PM EDT
Att: 15,255 - Dome

AB 31
R 6
H 10
RBI 6
BB 2
SO 4
LOB 13



Batter	1	2	3	4	5	6	7	8	9	AB	R	H	RBI	BB	SO	LOB	TOP			
Craig Reynolds, L OBP: 0.286, SLG: 0.300										4	1	2	0	0	0	0				
Richie Hebner, L OBP: 0.329, SLG: 0.421										4	0	0	0	0	0	1				
Willie Stargell, L OBP: 0.371, SLG: 0.551										3	1	1	0	1	0	0				
Dave Parker, L OBP: 0.371, SLG: 0.570										3	1	1	3	1	0	1				
Al Oliver, L OBP: 0.301, SLG: 0.448										3	0	0	0	0	2	1				
Manny Sanguillen, R OBP: 0.397, SLG: 0.447										4	0	2	0	0	0	2				
Richie Zisk, R OBP: 0.363, SLG: 0.432										4	0	0	0	0	0	2				
Rennie Stennett, R OBP: 0.289, SLG: 0.353										4	0	1	0	0	0	0				
Dock Ellis, S OBP: 0.232, SLG: 0.156										0	0	0	0	0	0	0				
Ken Tekulve, R OBP: 0.246, SLG: 0.143										1	0	0	0	0	1	0				
Willie Randolph, R OBP: 0.266, SLG: 0.357										1	0	0	0	0	0	0				
Larry Demery, R OBP: 0.275, SLG: 0.357										0	0	0	0	0	0	0				
Bill Robinson, R OBP: 0.329, SLG: 0.444										1	0	0	0	0	0	0				
Dave Giusti, R OBP: 0.370, SLG: 0.296										0	0	0	0	0	0	0				
Bob Robertson, R OBP: 0.367, SLG: 0.451										1	0	0	0	0	0	1				
Inning Stats	R: 3 E: 0 K: 0 S: 6	H: 3 LOB: 1 BB: 1 P: 10	R: 0 E: 0 K: 1 S: 5	H: 1 LOB: 0 BB: 0 P: 5	R: 0 E: 0 K: 0 S: 4	H: 1 LOB: 2 BB: 0 P: 5	R: 0 E: 0 K: 0 S: 3	H: 0 LOB: 0 BB: 0 P: 3	R: 0 E: 0 K: 1 S: 6	H: 1 LOB: 1 BB: 0 P: 6	R: 0 E: 0 K: 0 S: 3	H: 0 LOB: 0 BB: 0 P: 3	R: 0 E: 0 K: 1 S: 5	H: 0 LOB: 1 BB: 1 P: 9	R: 0 E: 0 K: 0 S: 4	H: 1 LOB: 1 BB: 0 P: 4	1B: 4 2B: 2 3B: 0 HR: 1	SF: 0 SAC: 0 DP: 0 HBP: 1	WP: 1 PB: 0 SB: 0 CS: 1	PA: 37
PITCHER	IP	WLS	BF	H	R	ER	SO	BB	IBB	HBP	BLK	WP	HR	S	P	ERA	WHIP			
Doug Koniczny, R ERA: 4.9	0.2		6	3	3	3	0	1	0	0	0	0	1	5	9	40.50	6.000			
Jim Crawford, L ERA: 3.15	8.1	W	30	4	0	0	3	1	0	1	0	1	0	34	39	0.00	0.600			

Pittsburgh Pirates @ Houston Astros
Astrodome, Houston, TX
Fri Aug 08 1975, 8:05 PM EDT
Att. 14,889 - Dome

AB 33
R 3
H 7
RBI 3
BB 2
SO 3
LOB 8



Batter	1	2	3	4	5	6	7	8	9	AB	R	H	RBI	BB	SO	LOB	BOTTOM			
Wilbur Howard, S OBP: 0.357, SLG: 0.394										4	0	0	1	0	0	2				
Greg Gross, L OBP: 0.380, SLG: 0.365										3	2	2	0	1	0	1				
Cesar Cedeno, R OBP: 0.349, SLG: 0.396										4	1	1	0	0	0	2				
Cliff Johnson, R OBP: 0.374, SLG: 0.444										3	1	2	2	1	0	1				
Mitt May, L OBP: 0.291, SLG: 0.323										4	0	1	1	0	0	2				
Doug Rader, R OBP: 0.303, SLG: 0.368										4	0	1	1	0	1	2				
Ken Boswell, L OBP: 0.357, SLG: 0.322										4	0	0	0	0	0	1				
Jerry Davanon, R OBP: 0.542, SLG: 0.353										1	1	0	0	2	0	0				
Doug Koniczny, R OBP: 0.205, SLG: 0.233										0	0	0	0	0	0	0				
Jim Crawford, L OBP: 0.400, SLG: 0.385										1	0	0	0	2	0	1				
Inning Stats	R: 2 E: 0 K: 0 S: 6	H: 4 LOB: 1 BB: 0 P: 6	R: 1 E: 0 K: 0 S: 2	H: 0 LOB: 2 BB: 2 P: 10	R: 2 E: 0 K: 0 S: 6	H: 3 LOB: 1 BB: 0 P: 6	R: 0 E: 0 K: 0 S: 3	H: 0 LOB: 1 BB: 1 P: 7	R: 0 E: 0 K: 1 S: 5	H: 0 LOB: 1 BB: 1 P: 9	R: 0 E: 0 K: 0 S: 3	H: 0 LOB: 1 BB: 1 P: 7	R: 0 E: 0 K: 0 S: 3	H: 0 LOB: 0 BB: 0 P: 3	1B: 5 2B: 2 3B: 0 HR: 0	SF: 0 SAC: 0 DP: 2 HBP: 0	WP: 0 PB: 0 SB: 1 CS: 1	PA: 35		
PITCHER	IP	WLS	BF	H	R	ER	SO	BB	IBB	HBP	BLK	WP	HR	S	P	ERA	WHIP			
Dock Ellis, R ERA: 3.73	0.1		5	4	2	2	0	0	0	0	0	0	0	9	17	6.75	1.875			
Ken Tekulve, R ERA: 1.93	2.2	L	11	3	3	2	0	2	0	0	0	0	0	10	22	0.00	1.000			
Larry Demery, R ERA: 2.67	3.0		11	0	0	0	1	3	0	0	0	0	0	6	10	0.00	0.500			
Dave Giusti, R ERA: 2.0	2.0		7	0	0	0	0	1	0	0	0	0	0	6	10	0.00	0.500			

Pittsburgh Pirates @ Houston Astros
Astrodome, Houston, TX
Fri Aug 08 1975, 8:05 PM EDT
Att. 14,889 - Dome

AB 28
R 5
H 7
RBI 5
BB 6
SO 1
LOB 12



Batter	1	2	3	4	5	6	7	8	9	AB	R	H	RBI	BB	SO	LOB	TOP			
Rennie Stennett, R OBP: 0.287, SLG: 0.350	F3		F9		K		F9			4	0	0	0	0	1	2				
Richie Hebner, L OBP: 0.328, SLG: 0.422	BB 2B		F9			F8		F8		4	0	1	0	0	0	0				
Al Oliver, L OBP: 0.300, SLG: 0.447	1-3		P4			FC3-5 1B		4-3		4	0	1	0	0	0	1				
Willie Stargell, L OBP: 0.372, SLG: 0.552	BB BB			PB 2B		FC3-5 1-2		K		3	0	1	0	1	1	1				
Dave Parker, L OBP: 0.370, SLG: 0.566	1-2 2-3 BB			F7		F8		F8		3	0	0	0	1	0	2				
Richie Zisk, R OBP: 0.359, SLG: 0.427	3-1			5-3			F4	K		4	0	0	0	0	1	4				
Manny Sanguillen, R OBP: 0.380, SLG: 0.445		F6		L1			F6 1B	L8		4	0	1	0	0	0	1				
Craig Reynolds, L OBP: 0.292, SLG: 0.304		F8			B2					3	0	1	0	0	0	0				
Jerry Reuss, L OBP: 0.255, SLG: 0.212							F7			2	0	0	0	0	1	0				
Ed Kirkpatrick, L OBP: 0.327, SLG: 0.359										1	0	0	0	0	0	2				
Dave Giusti, R OBP: 0.375, SLG: 0.286										0	0	0	0	0	0	0				
Kent Tekulve, R OBP: 0.375, SLG: 0.286										0	0	0	0	0	0	0				
Inning Stats	R: 0 E: 0 K: 0 S: 4	H: 1 LOB: 3 BB: 2 P: 12	R: 0 E: 0 K: 0 S: 5	H: 0 LOB: 0 BB: 0 P: 5	R: 0 E: 0 K: 0 S: 3	H: 0 LOB: 0 BB: 0 P: 3	R: 0 E: 0 K: 0 S: 4	H: 1 LOB: 1 BB: 0 P: 4	R: 0 E: 0 K: 0 S: 5	H: 0 LOB: 0 BB: 0 P: 5	R: 0 E: 0 K: 0 S: 4	H: 2 LOB: 2 BB: 0 P: 5	R: 0 E: 0 K: 1 S: 5	H: 0 LOB: 0 BB: 0 P: 5	R: 0 E: 0 K: 1 S: 5	H: 0 LOB: 0 BB: 0 P: 5	1B: 3 2B: 2 3B: 0 HR: 0	SF: 0 SAC: 0 DP: 0 HBP: 0	WP: 0 PB: 1 SB: 0 CS: 0	PA: 34
PITCHER Joe Niekro, R ERA: 3.65	IP: 9.0 WLS: W BF: 34 H: 5 R: 0 ER: 0 SO: 4 BB: 2 IBB: 0 HBP: 0 BLK: 0 WP: 0 HR: 0 S: 40 P: 48 ERA: 0.00 WHIP: 0.778															PITCHER				

Pittsburgh Pirates @ Houston Astros
Astrodome, Houston, TX
Sat Aug 09 1975, 8:05 PM EDT
Att: 13,531 - Dome


AB 32
R 0
H 5
RBI 0
BB 2
SO 4
LOB 13



Batter	1	2	3	4	5	6	7	8	9	AB	R	H	RBI	BB	SO	LOB	BOTTOM			
Wilbur Howard, S OBP: 0.391, SLG: 0.387	K		4-3			F9		FC1-6 3B		4	1	0	0	0	1	3				
Greg Gross, L OBP: 0.381, SLG: 0.372	F7		1B			F7		1B 3B		4	1	2	1	0	0	0				
Cesar Cedeno, R OBP: 0.350, SLG: 0.397	1-3		1B			K		HR 1B		4	1	2	2	0	1	0				
Cliff Johnson, R OBP: 0.376, SLG: 0.465		2B			F8		P4	HR		4	1	2	2	0	0	0				
Doug Rader, R OBP: 0.300, SLG: 0.364		5-3			L7			1-3		4	0	0	0	0	0	1				
Tommy Helms, R OBP: 0.298, SLG: 0.207		6-3			1-3		P3	5-3		4	0	0	0	0	0	1				
Skip Jutze, R OBP: 0.234, SLG: 0.238		4-3			1-3			1B		3	0	1	0	0	0	1				
Jerry Davanon, R OBP: 0.519, SLG: 0.316			6-3					F9		2	0	0	0	1	0	1				
Joe Niekro, R OBP: 0.385, SLG: 0.273			1B 4-3 1B			F2		FC1-6 BB		2	1	1	0	1	0	1				
Inning Stats	R: 0 E: 0 K: 1 S: 5	H: 0 LOB: 0 BB: 0 P: 5	R: 0 E: 0 K: 0 S: 4	H: 1 LOB: 1 BB: 0 P: 4	R: 1 E: 0 K: 0 S: 5	H: 3 LOB: 2 BB: 0 P: 5	R: 0 E: 0 K: 0 S: 3	H: 0 LOB: 0 BB: 0 P: 3	R: 0 E: 0 K: 0 S: 5	H: 0 LOB: 1 BB: 1 P: 7	R: 0 E: 0 K: 1 S: 5	H: 0 LOB: 0 BB: 0 P: 5	R: 0 E: 0 K: 0 S: 4	H: 1 LOB: 1 BB: 0 P: 4	R: 4 E: 0 K: 0 S: 6	H: 3 LOB: 0 BB: 1 P: 10	1B: 5 2B: 1 3B: 1 HR: 1	SF: 0 SAC: 0 DP: 0 HBP: 0	WP: 0 PB: 0 SB: 2 CS: 0	PA: 33
PITCHER Jerry Reuss, L ERA: 2.3	IP: 6.0 WLS: L BF: 22 H: 4 R: 1 ER: 1 SO: 2 BB: 1 IBB: 0 HBP: 0 BLK: 0 WP: 0 HR: 0 S: 25 P: 29 ERA: 1.50 WHIP: 0.833															PITCHER				
Dave Giusti, R ERA: 2.49	IP: 1.1 WLS: 9 BF: 4 H: 4 R: 4 ER: 4 SO: 0 BB: 1 IBB: 0 HBP: 0 BLK: 0 WP: 0 HR: 1 S: 8 P: 12 ERA: 27.00 WHIP: 3.750															PITCHER				
Kent Tekulve, R ERA: 1.88	IP: 0.2 WLS: 2 BF: 0 H: 0 R: 0 ER: 0 SO: 0 BB: 0 IBB: 0 HBP: 0 BLK: 0 WP: 0 HR: 0 S: 2 P: 2 ERA: 0.00 WHIP: 0.000															PITCHER				

Pittsburgh Pirates @ Houston Astros
Astrodome, Houston, TX
Sat Aug 09 1975, 8:05 PM EDT
Att: 13,531 - Dome

AB 31
R 5
H 8
RBI 5
BB 2
SO 2
LOB 8



Batter	1	2	3	4	5	6	7	8	9	AB	R	H	RBI	BB	SO	LOB	TOP				
Frank Taveras, R (1, 6) OBP: 0.263, SLG: 0.241 Bill Robinson, R (9, PH) OBP: 0.307, SLG: 0.441	4-0 FC4-6 BB BB		4-0 FC4-6 BB		0-3 K		0-0 B1-3		0-0 F7	2	0	0	0	2	1	2					
Richie Hebner, L (1, 5) OBP: 0.334, SLG: 0.427	4-0 FC4-6 BB BB		0-0 FC4-6		4-0 BB		0-0 2B		0-0 2B 4-3 1B	3	1	2	1	2	0	2					
Al Oliver, L (1, 8) OBP: 0.301, SLG: 0.447	0-0 FC4-6 BB		0-0 G6-4-3		0-0 F8		4-0 BB		0-0 2B	4	0	1	0	1	0	6					
Willie Stargell, L (1, 3) OBP: 0.370, SLG: 0.545	4-0 G6-3 BB				0-0 F7		0-0 6-3		0-0 4-3	4	0	0	1	1	0	3					
Dave Parker, L (1, 9) OBP: 0.370, SLG: 0.561	0-0 G6-3				4-0 BB		4-0 2B BB		0-0 F6	3	1	0	0	2	1	4					
Richie Zisk, R (1, 7) OBP: 0.358, SLG: 0.425					0-0 F7		0-0 F8		0-0 FC1-6 1B	4	0	1	0	0	0	2					
Manny Sanguillen, R (1, 2) OBP: 0.364, SLG: 0.446					0-0 4-3		0-0 2B		0-0 FC1-6 1B	4	0	1	1	0	1	2					
Rennie Stennett, R (1, 4) OBP: 0.288, SLG: 0.349					0-0 L9		4-0 WP BB		0-0 1B	3	0	1	0	1	0	1					
Jim Rooker, R (1, 1) OBP: 0.154, SLG: 0.102 Ed Kirkpatrick, L (7, PH) OBP: 0.333, SLG: 0.359 Kent Tekulve, R (7, 1) Bob Robertson, R (8, PH) OBP: 0.364, SLG: 0.446 Larry Demery, R (8, 1) OBP: 0.313, SLG: 0.357					4-0 FC4-6 BB BB		0-3 K		4-0 B1-3 2B BB	1	0	0	0	1	1	1					
Inning Stats	R: 0 E: 0 K: 0 S: 2	H: 0 LOB: 2 BB: 3 P: 14	R: 0 E: 0 K: 1 S: 5	H: 0 LOB: 0 BB: 0 P: 5	R: 0 E: 0 K: 0 S: 2	H: 0 LOB: 1 BB: 2 P: 10	R: 0 E: 0 K: 0 S: 3	H: 0 LOB: 1 BB: 1 P: 7	R: 0 E: 0 K: 2 S: 7	H: 2 LOB: 2 BB: 2 P: 15	R: 1 E: 0 K: 0 S: 4	H: 1 LOB: 1 BB: 1 P: 8	R: 1 E: 0 K: 0 S: 3	H: 1 LOB: 2 BB: 2 P: 11	R: 0 E: 0 K: 0 S: 5	H: 2 LOB: 2 BB: 0 P: 5	R: 1 E: 0 K: 1 S: 7	H: 2 LOB: 1 BB: 0 P: 7	1B: 3 2B: 3 3B: 0 HR: 0	SF: 0 SAC: 0 DP: 3 HBP: 0	WP: 1 PA: 41
PITCHER	IP WLS BF H R ER SO BB IBB HBP BLK WP HR S P ERA WHIP																				
J.R. Richard, R (1, 1) ERA: 4.56 Mike Cosgrove, L (7, 1) ERA: 2.03	6.0 W 27 1 2 2 3 10 0 0 0 1 0 23 63 3.00 1.833																				
	3.0 S 14 5 1 1 1 1 0 0 0 0 0 0 15 19 3.00 2.000																				

Pittsburgh Pirates @ Houston Astros
Astrodome, Houston, TX
Sun Aug 10 1975, 4:33 AM EDT
Att: 12,243 - Dome

AB 30
R 3
H 6
RBI 3
BB 11
SO 4
LOB 25



Batter	1	2	3	4	5	6	7	8	9	AB	R	H	RBI	BB	SO	LOB	BOTTOM		
Wilbur Howard, S (1, 7) OBP: 0.345, SLG: 0.380	0-0 F9				0-0 F8		0-0 FC6-4			4	0	0	0	0	0	1			
Greg Gross, L (1, 9) OBP: 0.382, SLG: 0.371	0-0 F8 1B BB				0-0 F6		4-0 CS BB			3	1	1	0	1	0	0			
Cesar Cedeño, R (1, 8) OBP: 0.352, SLG: 0.401	0-0 BB F8 1B				0-0 F4		0-0 S 1B 2B		0-3 K	4	2	2	0	0	1	1			
Cliff Johnson, R (1, 3) OBP: 0.378, SLG: 0.463	0-0 F8				0-0 E7		4-0 1B BB		0-0 E6	3	0	1	0	1	0	2			
Doug Rader, R (1, 5) OBP: 0.300, SLG: 0.361	4-0 BB 1B IBB				0-0 5-3		0-0 F3		0-3 K	3	1	0	0	1	1	4			
Tommy Helms, R (1, 4) OBP: 0.267, SLG: 0.211	4-0 1B E BB				0-0 F8		0-0 1B		0-0 F7	3	1	1	2	1	0	1			
Skip Jutze, R (1, 2) OBP: 0.235, SLG: 0.239	0-0 E2				0-0 F9		0-0 F4		0-0 5-3	4	0	1	2	0	0	1			
Jerry Davanon, R (1, 6) OBP: 0.484, SLG: 0.273	4-0 BB				0-0 F8		0-0 F2		0-0 5-3	3	0	0	0	1	0	0			
J.R. Richard, R (1, 1) OBP: 0.212, SLG: 0.346 Mike Cosgrove, L (7, 1) ERA: 2.63	0-3 K				0-3 K		0-0 FC6-4 1B			3	0	1	0	0	2	2			
Inning Stats	R: 4 E: 1 K: 1 S: 8	H: 3 LOB: 3 BB: 3 P: 20	R: 0 E: 0 K: 0 S: 3	H: 0 LOB: 0 BB: 0 P: 3	R: 0 E: 1 K: 0 S: 4	H: 1 LOB: 1 BB: 0 P: 4	R: 0 E: 0 K: 1 S: 5	H: 0 LOB: 0 BB: 0 P: 5	R: 1 E: 0 K: 0 S: 4	H: 2 LOB: 2 BB: 1 P: 8	R: 0 E: 0 K: 0 S: 4	H: 1 LOB: 1 BB: 0 P: 4	R: 0 E: 1 K: 2 S: 7	H: 0 LOB: 1 BB: 1 P: 11	R: 0 E: 0 K: 0 S: 3	H: 0 LOB: 0 BB: 0 P: 3	1B: 6 2B: 2 3B: 0 HR: 0	SF: 0 SAC: 0 DP: 1 HBP: 0	WP: 0 PA: 35
PITCHER	IP WLS BF H R ER SO BB IBB HBP BLK WP HR S P ERA WHIP																		
Jim Rooker, L (1, 1) ERA: 3.21 Kent Tekulve, R (7, 1) ERA: 1.5 Larry Demery, R (8, 1) ERA: 2.63	6.0 L 28 7 5 4 2 3 1 0 0 0 0 0 7 11 0.00 1.000																		
	1.0 4 0 0 0 2 1 0 0 0 0 0 0 3 3 0.00 0.000																		

Pittsburgh Pirates @ Houston Astros
Astrodome, Houston, TX
Sun Aug 10 1975, 4:33 AM EDT
Att: 12,243 - Dome

AB 30
R 5
H 7
RBI 4
BB 5
SO 4
LOB 12



Batter	1	2	3	4	5	6	7	8	9	AB	R	H	RBI	BB	SO	LOB	TOP								
Lou Brock, L OBP: 0.378, SLG: 0.435 (1, 7)	0-0 6-3		0-0 G3		0-0 CS		0-0 F9		0-3 K	4	0	1	2	1	1	1	St. Louis Cardinals @ Houston Astros Astrodome, Houston, TX Tue Aug 12 1975, 8:05 PM EDT Att: 10,676 - Dome								
Luis Melendez, R OBP: 0.295, SLG: 0.353 Willie Davis, L OBP: 0.305, SLG: 0.447 (7, PH) (7, 9)	0-0 F9			0-3 K	0-0 CS	0-0 F8	0-0 F9			3	0	0	0	0	1	0									
Buddy Bradford, R OBP: 0.324, SLG: 0.410 Bake McBride, L OBP: 0.330, SLG: 0.358 (7, PH) (7, 8)	0-0 F2			4-0 BB		0-0 HR	0-0 L8			2	1	1	0	1	0	0									
Ted Simmons, S OBP: 0.416, SLG: 0.531 (1, 2)		0-0 1B		0-0 F5		0-0 HR		0-0 5-3		4	1	2	2	0	0	1									
Reggie Smith, S OBP: 0.371, SLG: 0.507 (1, 3)		0-0 F7		0-0 F7		0-0 CS		0-0 F3		4	0	1	0	0	0	2									
Ted Sizemore, R OBP: 0.306, SLG: 0.315 (1, 4)		0-0 G4-6-3		0-0 1B		0-0 6-3		0-0 4-3		4	0	2	0	0	0	1									
Ken Reitz, R OBP: 0.301, SLG: 0.351 (1, 5)		0-0 G4-6-3		0-0 L9		0-0 4-3		0-0 F9		4	1	1	0	0	0	3									
Mike Tyson, R OBP: 0.313, SLG: 0.356 (1, 6)			0-0 6-3		0-0 1B		0-0 4-3		0-0 5-3	4	1	1	0	0	0	1									
John Denny, R OBP: 0.207, SLG: 0.207 Al Hrabosky, R OBP: 0.333, SLG: 0.143 (8, 1)			0-0 5-3		0-0 1B		0-0 F9		4-0 BB	3	1	2	1	0	0	0									
Inning Stats	R: 0 E: 0 K: 0 S: 3	H: 0 LOB: 0 BB: 0 P: 3	R: 0 E: 0 K: 0 S: 4	H: 2 LOB: 1 BB: 0 P: 4	R: 0 E: 0 K: 0 S: 3	H: 0 LOB: 0 BB: 0 P: 3	R: 0 E: 0 K: 1 S: 5	H: 0 LOB: 1 BB: 1 P: 9	R: 2 E: 0 K: 0 S: 5	H: 4 LOB: 0 BB: 0 P: 5	R: 2 E: 0 K: 0 S: 5	H: 3 LOB: 0 BB: 0 P: 5	R: 1 E: 0 K: 0 S: 5	H: 2 LOB: 2 BB: 1 P: 9	R: 0 E: 0 K: 0 S: 3	H: 0 LOB: 0 BB: 0 P: 3		R: 0 E: 0 K: 1 S: 5	H: 0 LOB: 1 BB: 1 P: 9	1B: 9 2B: 1 3B: 0 HR: 1	SF: 0 SAC: 0 DP: 1 HBP: 0	WP: 0 PB: 0 SB: 0 CS: 2	PA: 38		
PITCHER	IP	WLS	BF	H	R	ER	SO	BB	IBB	HBP	BLK	WP	HR	S	P	ERA	WHIP								
Dave Roberts, L ERA: 4.33 Jose Sosa, R ERA: 2.92 Mike Cosgrove, L ERA: 1.91	(1, 1) (7, 1) (8, 1)	6.1 0.2 2.0	L 2 7	28 0 0	11 0 0	5 0 0	5 0 1	2 0 1	0 0 0	0 0 0	0 0 0	0 0 0	1 2 8	28 2 12	36	7.11 0.00 0.00	2.053 0.000 0.500								

AB	34
R	5
H	11
RBI	5
BB	3
SO	2
LOB	13



Batter	1	2	3	4	5	6	7	8	9	AB	R	H	RBI	BB	SO	LOB	BOTTOM								
Wilbur Howard, S OBP: 0.335, SLG: 0.367 (1, 7)	0-0 1-3		0-0 FC6-4		0-0 FC6-4		0-0 F7		0-3 K	5	0	1	0	0	1	3	St. Louis Cardinals @ Houston Astros Astrodome, Houston, TX Tue Aug 12 1975, 8:05 PM EDT Att: 10,676 - Dome								
Greg Gross, L OBP: 0.379, SLG: 0.369 (1, 9)	0-0 1-3		0-0 FC6-4			0-0 6-3		0-0 HR		4	1	1	0	0	0	2									
Cesar Cedeno, R OBP: 0.357, SLG: 0.407 (1, 8)	0-0 F6			0-0 F6		0-0 F9		4-0 HR		3	1	1	0	1	0	0									
Cliff Johnson, R OBP: 0.386, SLG: 0.472 (9, 2)		0-3 K		0-3 K		4-0 FC5-4		0-3 K		3	0	0	0	1	3	2									
Mitt May, L OBP: 0.292, SLG: 0.323 Bob Watson, R OBP: 0.368, SLG: 0.508 (8, PH) (9, 3)		0-0 F7		0-0 1B		0-0 F9		0-3 K		3	0	1	0	0	0	2									
Doug Rader, R OBP: 0.301, SLG: 0.366 (1, 5)		0-0 6-3		0-3 K		0-0 FC5-4		0-0 HR		4	1	1	3	0	1	3									
Ken Boswell, L OBP: 0.322, SLG: 0.322 Tommy Helms, R OBP: 0.255, SLG: 0.200 (8, PH) (9, 4)			0-3 K2-3		0-0 CS		0-0 G3		0-0 F8	3	0	1	0	0	1	0									
Jerry Davanon, R OBP: 0.538, SLG: 0.500 (1, 6)			0-0 1B		4-0 FC6-4		4-0 4-3		0-3 K	2	1	1	0	2	1	0									
Dave Roberts, L OBP: 0.154, SLG: 0.196 Jose Sosa, R OBP: 1.000, SLG: 4.000 Jose Cruz, L OBP: 0.355, SLG: 0.368 Mike Cosgrove, L OBP: 0.299, SLG: 0.368 (8, PH) (9, PH)			0-0 FC6-4		0-0 F7		0-0 4-3		0-3 K	2	0	1	1	0	0	1									
Inning Stats	R: 0 E: 0 K: 0 S: 3	H: 1 LOB: 0 BB: 0 P: 3	R: 0 E: 0 K: 1 S: 5	H: 0 LOB: 0 BB: 0 P: 5	R: 1 E: 0 K: 1 S: 7	H: 2 LOB: 1 BB: 0 P: 7	R: 0 E: 0 K: 2 S: 8	H: 1 LOB: 1 BB: 0 P: 8	R: 0 E: 0 K: 0 S: 4	H: 1 LOB: 2 BB: 1 P: 8	R: 0 E: 0 K: 0 S: 3	H: 0 LOB: 1 BB: 1 P: 7	R: 0 E: 0 K: 2 S: 9	H: 2 LOB: 0 BB: 1 P: 13	R: 0 E: 0 K: 3 S: 9	H: 0 LOB: 0 BB: 0 P: 9		1B: 5 2B: 2 3B: 0 HR: 1	SF: 0 SAC: 0 DP: 0 HBP: 0	WP: 0 PB: 0 SB: 1 CS: 1	PA: 37				
PITCHER	IP	WLS	BF	H	R	ER	SO	BB	IBB	HBP	BLK	WP	HR	S	P	ERA	WHIP								
John Denny, R ERA: 3.76 Al Hrabosky, L ERA: 1.7	(1, 1) (8, 1)	7.1 1.2	W S	31 6	7 1	3 1	5 4	4 0	0 0	0 0	0 0	0 0	1 14	37 14	53	0.00 0.600	1.500								



Batter	1	2	3	4	5	6	7	8	9	AB	R	H	RBI	BB	SO	LOB	TOP
Don Kessinger, S (1, 6) OBP: 0.304, SLG: 0.312	F7		F8					F8		4	0	1	0	0	0	0	Chicago Cubs @ Houston Astros Astrodome, Houston, TX Fri Aug 15 1975, 8:05 PM EDT Att: 10,496 - Dome
Rick Monday, L (1, 8) OBP: 0.394, SLG: 0.471	K		P6		G3			1B		4	0	1	0	0	1	1	
Bill Madlock, R (1, 5) OBP: 0.400, SLG: 0.487	BB		2B		E	1B		FC4-6		4	1	3	0	0	0	0	
Jose Cardenal, R (1, 7) OBP: 0.383, SLG: 0.408	BB		E8		L8			K		3	0	1	0	1	1	2	
Jerry Morales, R (1, 9) OBP: 0.329, SLG: 0.360					5-3			FC4-6		3	0	0	0	1	1	2	
Ralph LaCock, L (1, 3) OBP: 0.331, SLG: 0.341	F5				4-3			F2		4	0	1	0	0	0	3	
Rob Sperring, R (1, 4) Gene Hiser, L (9, PH) OBP: 0.307, SLG: 0.288 OBP: 0.333, SLG: 0.324			5-3		K			6-3		3	0	0	0	0	1	1	
Tim Hosley, R (1, 2) Vic Harris, S (9, PH) OBP: 0.378, SLG: 0.440 OBP: 0.294, SLG: 0.208			K					F8		3	0	0	0	0	1	1	
Bill Bonham, R (1, 1) Darold Knowles, L (7, 1) Champ Summers, L (9, PH) OBP: 0.200, SLG: 0.234 OBP: 0.167, SLG: 0.091 OBP: 0.328, SLG: 0.328			4-3					FC6-5		1	0	0	0	0	0	1	
					2B	1B		F9		3	0	1	0	0	0	1	
Inning Stats	R: 0 E: 0 K: 1 S: 6	H: 1 LOB: 3 BB: 2 P: 14	R: 0 E: 0 K: 1 S: 5	H: 0 LOB: 0 BB: 0 P: 5	R: 1 E: 1 K: 0 S: 4	H: 2 LOB: 1 BB: 0 P: 4	R: 0 E: 0 K: 1 S: 5	H: 0 LOB: 0 BB: 0 P: 5	R: 0 E: 0 K: 1 S: 4	H: 1 LOB: 1 BB: 0 P: 4	R: 0 E: 0 K: 1 S: 7	H: 2 LOB: 2 BB: 0 P: 7	R: 0 E: 0 K: 0 S: 3	H: 0 LOB: 1 BB: 1 P: 7	1B: 4 2B: 4 3B: 0 HR: 0	SF: 0 SAC: 0 DP: 0 HBP: 0	WP: 0 PA: 36 PB: 0 SB: 0 CS: 0
PITCHER Larry Dierker, R (1, 1) ERA: 3.93	IP: 9.0 WLS: W BF: 36 H: 8 R: 1 ER: 0 SO: 5 BB: 3 IBB: 0 HBP: 0 BLK: 0 WP: 0 HR: 0 S: 43 P: 55 ERA: 0.00 WHIP: 1.222																

Batter	1	2	3	4	5	6	7	8	9	AB	R	H	RBI	BB	SO	LOB	BOTTOM		
Wilbur Howard, S (1, 7) OBP: 0.331, SLG: 0.365	F7		K		F5			F9		5	0	0	0	0	1	1	Chicago Cubs @ Houston Astros Astrodome, Houston, TX Fri Aug 15 1975, 8:05 PM EDT Att: 10,496 - Dome		
Greg Gross, L (1, 9) OBP: 0.383, SLG: 0.370	K		HBP		BB			2B		2	1	1	0	2	1	0			
Cesar Cedeno, R (1, 8) OBP: 0.362, SLG: 0.405	F9		HBP		F7			2B		2	1	0	0	1	0	2			
Cliff Johnson, R (1, 3) OBP: 0.382, SLG: 0.478			1B		F7			E7		4	1	2	1	0	1	4			
Mitt May, L (1, 2) OBP: 0.290, SLG: 0.320			1B		4-3			K		4	0	2	1	0	1	0			
Doug Radler, R (1, 5) OBP: 0.301, SLG: 0.375			1B		F7			F9		4	0	1	0	0	1	3			
Tommy Helms, R (1, 4) OBP: 0.239, SLG: 0.186			L8		5-3			F8		4	0	0	0	0	0	4			
Roger Metzger, S (1, 6) OBP: 0.304, SLG: 0.325			G3		1B			K		3	1	1	0	1	1	2			
Larry Dierker, R (1, 1) OBP: 0.081, SLG: 0.081			6-3		3B			P3		4	0	1	1	0	0	2			
Inning Stats	R: 0 E: 0 K: 1 S: 5	H: 0 LOB: 0 BB: 0 P: 5	R: 0 E: 0 K: 1 S: 7	H: 2 LOB: 2 BB: 0 P: 7	R: 0 E: 0 K: 2 S: 7	H: 0 LOB: 1 BB: 1 P: 12	R: 0 E: 0 K: 0 S: 3	H: 0 LOB: 0 BB: 0 P: 3	R: 1 E: 0 K: 0 S: 5	H: 2 LOB: 2 BB: 1 P: 9	R: 0 E: 0 K: 1 S: 6	H: 1 LOB: 1 BB: 1 P: 10	R: 3 E: 1 K: 0 S: 6	H: 3 LOB: 1 BB: 1 P: 10	R: 0 E: 0 K: 1 S: 5	H: 0 LOB: 0 BB: 0 P: 5		1B: 5 2B: 2 3B: 1 HR: 0	SF: 0 SAC: 0 DP: 0 HBP: 1
PITCHER Bill Bonham, R (1, 1) ERA: 4.38 Darold Knowles, L (7, 1) ERA: 6.29	IP: 6.1 WLS: L BF: 31 H: 7 R: 4 ER: 4 SO: 4 BB: 4 IBB: 0 HBP: 1 BLK: 0 WP: 0 HR: 0 S: 36 P: 53 ERA: 5.68 WHIP: 1.737																		

AB	33
R	1
H	8
RBI	0
BB	3
SO	5
LOB	13



AB	32
R	4
H	8
RBI	3
BB	4
SO	6
LOB	18



Batter	1	2	3	4	5	6	7	8	9	AB	R	H	RBI	BB	SO	LOB	TOP											
Rob Sperring, R OBP: 0.305, SLG: 0.287 (1, 6)										4	1	1	0	0	2	2	Chicago Cubs @ Houston Astros Astrodome, Houston, TX Sat Aug 16 1975, 4:33 AM EDT Att: 7,039 - Dome											
Rick Monday, L OBP: 0.394, SLG: 0.470 (1, 8)										3	0	1	0	0	1	0												
Bill Madlock, R OBP: 0.399, SLG: 0.485 Don Kessinger, S OBP: 0.305, SLG: 0.311 (1, 5)										1	0	0	0	0	1	1												
Jose Cardenal, R OBP: 0.384, SLG: 0.416 (1, 7)										4	1	2	2	0	0	1												
Jerry Morales, R OBP: 0.328, SLG: 0.359 (1, 9)										4	0	1	0	0	0	1												
Andre Thornton, R OBP: 0.399, SLG: 0.433 (1, 3)										4	1	1	0	0	0	1												
Manny Trillo, R OBP: 0.297, SLG: 0.312 (1, 4)										3	0	2	0	1	0	0												
Steve Swisher, R OBP: 0.299, SLG: 0.290 (1, 2)										2	0	0	1	1	1	1												
Rick Reuschel, R OBP: 0.234, SLG: 0.262 (1, 1)										3	0	0	0	0	0	2												
Inning Stats	R: 1 E: 0 K: 0 S: 5	H: 2 LOB: 1 BB: 0 P: 5	R: 1 E: 0 K: 1 S: 7	H: 2 LOB: 1 BB: 0 P: 7	R: 1 E: 0 K: 0 S: 4	H: 1 LOB: 0 BB: 0 P: 4	R: 0 E: 0 K: 0 S: 3	H: 0 LOB: 0 BB: 0 P: 3	R: 0 E: 0 K: 1 S: 6	H: 1 LOB: 1 BB: 0 P: 6	R: 0 E: 0 K: 0 S: 3	H: 0 LOB: 0 BB: 0 P: 3	R: 0 E: 0 K: 0 S: 3	H: 1 LOB: 1 BB: 1 P: 7	R: 0 E: 0 K: 1 S: 4	H: 0 LOB: 0 BB: 0 P: 8	R: 0 E: 0 K: 1 S: 5	H: 1 LOB: 1 BB: 1 P: 9	1B: 7 2B: 1 3B: 0 HR: 1	SF: 1 SAC: 1 DP: 1 HBP: 0	WP: 0 PB: 0 SB: 0 CS: 2	PA: 35						
PITCHER	IP	WLS	BF	H	R	ER	SO	BB	IBB	HBP	BLK	WP	HR	S	P	ERA	WHIP											
Dave Roberts, L ERA: 4.31 Jose Sosa, R ERA: 2.51	(1, 1)	7.0	L	28	7	3	3	2	1	0	0	0	0	1	31	35	3.86	1.143										
PITCHER	IP	WLS	BF	H	R	ER	SO	BB	IBB	HBP	BLK	WP	HR	S	P	ERA	WHIP											
	(8, 1)	2.0		7	1	0	0	2	2	0	0	0	0	0	9	17	0.00	1.500										

AB	30
R	3
H	8
RBI	3
BB	3
SO	4
LOB	10



Batter	1	2	3	4	5	6	7	8	9	AB	R	H	RBI	BB	SO	LOB	BOTTOM											
Wilbur Howard, S OBP: 0.333, SLG: 0.371 (1, 8)										4	1	2	0	0	1	1	Chicago Cubs @ Houston Astros Astrodome, Houston, TX Sat Aug 16 1975, 4:33 AM EDT Att: 7,039 - Dome											
Greg Gross, L OBP: 0.394, SLG: 0.378 (1, 9)										4	0	2	2	0	0	3												
Jose Cruz, L OBP: 0.350, SLG: 0.361 (1, 7)										4	0	0	0	0	1	3												
Cliff Johnson, R OBP: 0.380, SLG: 0.471 (1, 3)										3	0	0	0	1	2	1												
Mitt May, L OBP: 0.290, SLG: 0.319 (1, 2)										4	0	1	0	0	0	1												
Doug Rader, R OBP: 0.298, SLG: 0.371 (1, 5)										4	0	0	0	0	0	2												
Tommy Helms, R OBP: 0.239, SLG: 0.189 (1, 4)										4	0	1	0	0	0	0												
Roger Metzger, S OBP: 0.306, SLG: 0.327 (1, 6)										4	1	2	0	0	0	2												
Dave Roberts, L OBP: 0.148, SLG: 0.189 Ken Boswell, L OBP: 0.352, SLG: 0.325 Jose Sosa, R OBP: 1.000, SLG: 4.000 Enos Cabell, R OBP: 0.300, SLG: 0.373 (1, 1)										2	0	0	0	0	0	1												
Inning Stats	R: 0 E: 0 K: 1 S: 6	H: 1 LOB: 1 BB: 0 P: 6	R: 0 E: 1 K: 0 S: 4	H: 0 LOB: 1 BB: 0 P: 4	R: 0 E: 0 K: 1 S: 6	H: 1 LOB: 0 BB: 0 P: 6	R: 0 E: 0 K: 1 S: 5	H: 1 LOB: 2 BB: 0 P: 5	R: 0 E: 0 K: 1 S: 5	H: 0 LOB: 1 BB: 1 P: 9	R: 2 E: 1 K: 0 S: 6	H: 2 LOB: 1 BB: 0 P: 6	R: 0 E: 0 K: 0 S: 3	H: 0 LOB: 0 BB: 0 P: 3	R: 0 E: 0 K: 0 S: 3	H: 1 LOB: 0 BB: 0 P: 3	1B: 5 2B: 2 3B: 1 HR: 0	SF: 0 SAC: 0 DP: 2 HBP: 0	WP: 0 PB: 0 SB: 0 CS: 0	PA: 36								
PITCHER	IP	WLS	BF	H	R	ER	SO	BB	IBB	HBP	BLK	WP	HR	S	P	ERA	WHIP											
Rick Reuschel, R ERA: 3.33	(1, 1)	9.0	W	36	8	2	0	4	1	0	0	0	0	0	43	47	0.00	1.000										
PITCHER	IP	WLS	BF	H	R	ER	SO	BB	IBB	HBP	BLK	WP	HR	S	P	ERA	WHIP											
	(8, 1)	2.0		7	1	0	0	2	2	0	0	0	0	0	9	17	0.00	1.500										

AB	35
R	2
H	8
RBI	2
BB	1
SO	4
LOB	16



Batter	1	2	3	4	5	6	7	8	9	AB R H RBI BB SO LOB	TOP												
Rob Sperring, R OBP: 0.307, SLG: 0.292 (1, 6)										5 1 2 1 0 1 1	Chicago Cubs @ Houston Astros Astrodome, Houston, TX Sun Aug 17 1975, 4:33 AM EDT Att: 8,769 - Dome												
Rick Monday, L OBP: 0.385, SLG: 0.467 (1, 8)										5 2 1 0 1 3 4													
Bill Madlock, R OBP: 0.400, SLG: 0.486 (1, 5)										6 2 3 0 0 0 4													
Jose Cardenal, R OBP: 0.389, SLG: 0.423 Gene Hiser, L OBP: 0.349, SLG: 0.324 (7, 7)										4 2 4 2 0 0 0 0 0 0 0 1 0 0													
Jerry Morales, R OBP: 0.329, SLG: 0.360 (1, 9)										5 2 2 1 0 1 5													
Andre Thornton, R OBP: 0.402, SLG: 0.438 (1, 3)										4 1 2 3 1 0 1													
Manny Trillo, R OBP: 0.299, SLG: 0.316 (1, 4)										4 1 2 2 0 0 2													
Steve Swisher, R OBP: 0.296, SLG: 0.289 (1, 2)										4 0 1 1 0 0 3													
Ray Burris, R OBP: 0.246, SLG: 0.186 (1, 1)										4 0 1 0 1 2 2													
Inning Stats	R: 0 E: 0 K: 1 S: 7	H: 3 LOB: 2 BB: 0 P: 7	R: 0 E: 0 K: 0 S: 3	H: 0 LOB: 0 BB: 0 P: 3	R: 0 E: 1 K: 0 S: 4	H: 0 LOB: 1 BB: 0 P: 4	R: 2 E: 0 K: 1 S: 8	H: 3 LOB: 1 BB: 0 P: 8	R: 2 E: 0 K: 0 S: 6	H: 3 LOB: 1 BB: 0 P: 6		R: 0 E: 0 K: 1 S: 5	H: 1 LOB: 0 BB: 0 P: 5	R: 6 E: 0 K: 1 S: 11	H: 6 LOB: 2 BB: 2 P: 19	R: 1 E: 0 K: 1 S: 6	H: 1 LOB: 2 BB: 2 P: 14	R: 0 E: 0 K: 2 S: 8	H: 1 LOB: 0 BB: 0 P: 8	1B: 14 2B: 4 3B: 0 HR: 0	SF: 1 SAC: 2 DP: 0 HBP: 0	WP: 1 PB: 0 SB: 0 CS: 2	PA: 48
PITCHER	IP WLS BF H R ER SO BB IBB HBP BLK WP HR S P ERA WHIP											PITCHER	IP WLS BF H R ER SO BB IBB HBP BLK WP HR S P ERA WHIP										
Jim Crawford, L ERA: 3.65 (1, 1)	4.1 L 22 9 4 4 2 0 0 0 0 0 1 0 26 26 8.31 2.077																						
Wayne Granger, R ERA: 2.95 (5, 1)	2.0 10 4 4 4 1 1 0 0 0 0 0 0 11 15 18.00 2.500																						
Jose Sosa, R ERA: 3.6 (7, 1)	0.2 6 3 2 2 1 1 0 0 0 0 0 0 7 11 27.00 6.000																						
Jim York, R ERA: 6.35 (8, 1)	2.0 10 2 1 1 3 2 0 0 0 0 0 0 14 22 4.50 2.000																						

Batter	1	2	3	4	5	6	7	8	9	AB R H RBI BB SO LOB	BOTTOM												
Wilbur Howard, S OBP: 0.331, SLG: 0.368 (1, 8)										5 0 1 1 0 0 2	Chicago Cubs @ Houston Astros Astrodome, Houston, TX Sun Aug 17 1975, 4:33 AM EDT Att: 8,769 - Dome												
Greg Gross, L OBP: 0.384, SLG: 0.381 (1, 9)										5 1 2 0 0 0 1													
Jose Cruz, L OBP: 0.354, SLG: 0.365 (1, 7)										3 1 2 2 1 0 0													
Cliff Johnson, R OBP: 0.381, SLG: 0.472 (1, 3)										4 1 1 0 1 0 5													
Mitt May, L OBP: 0.292, SLG: 0.331 (1, 2)										4 1 2 3 0 0 1													
Ken Boswell, L OBP: 0.349, SLG: 0.318 (1, 5)										3 1 0 0 1 0 1													
Tommy Helms, R OBP: 0.240, SLG: 0.191 (1, 4)										4 0 1 0 0 0 0													
Roger Metzger, S OBP: 0.306, SLG: 0.325 (1, 6)										2 1 0 1 1 0 0													
Jim Crawford, L OBP: 0.330, SLG: 0.310 (5, 1)										2 0 0 0 0 0 1													
Wayne Granger, R OBP: 0.384, SLG: 0.381 (5, 1)										0 0 0 0 0 0 0													
Jose Sosa, R OBP: 0.385, SLG: 0.467 (7, 1)										0 0 0 0 0 0 0													
Jerry Davannoni, R OBP: 0.299, SLG: 0.429 (7, 1)										1 0 0 0 0 0 0													
Jim York, R OBP: 0.246, SLG: 0.186 (8, 1)										0 0 0 0 0 0 0													
Enos Cabell, R OBP: 0.302, SLG: 0.379 (8, 1)										1 1 1 0 0 0 0													
Inning Stats	R: 1 E: 0 K: 0 S: 5	H: 3 LOB: 1 BB: 0 P: 5	R: 1 E: 0 K: 1 S: 6	H: 1 LOB: 1 BB: 1 P: 10	R: 1 E: 1 K: 0 S: 4	H: 1 LOB: 1 BB: 1 P: 8	R: 0 E: 0 K: 0 S: 3	H: 0 LOB: 0 BB: 0 P: 3	R: 0 E: 0 K: 0 S: 3	H: 0 LOB: 0 BB: 0 P: 3	R: 0 E: 0 K: 0 S: 3	H: 0 LOB: 0 BB: 0 P: 3	R: 2 E: 0 K: 0 S: 4	H: 1 LOB: 0 BB: 1 P: 8	R: 2 E: 1 K: 0 S: 6	H: 2 LOB: 2 BB: 1 P: 10	1B: 6 2B: 3 3B: 0 HR: 1	SF: 2 SAC: 0 DP: 1 HBP: 0	WP: 2 PB: 0 SB: 1 CS: 0	PA: 40			
PITCHER	IP WLS BF H R ER SO BB IBB HBP BLK WP HR S P ERA WHIP											PITCHER	IP WLS BF H R ER SO BB IBB HBP BLK WP HR S P ERA WHIP										
Ray Burris, R ERA: 4.41 (1, 1)	9.0 W 40 10 7 6 1 4 0 0 0 0 2 1 38 54 6.00 1.556																						

Batter	1	2	3	4	5	6	7	8	9	AB	R	H	RBI	BB	SO	LOB	TOP		
Del Unser, L OBP: 0.329, SLG: 0.360 (1, 8)										4	0	1	0	1	1	4			
Felix Millan, R OBP: 0.343, SLG: 0.366 (1, 4)										4	0	0	0	0	0	4			
Ed Kranepool, L OBP: 0.361, SLG: 0.438 (1, 7)										3	0	2	0	1	0	1			
Rusty Staub, L OBP: 0.371, SLG: 0.438 (1, 9)										4	0	0	0	0	2	4			
Joe Torre, R OBP: 0.335, SLG: 0.368 (1, 3)										3	0	0	0	1	1	1			
Wayne Garrett, L OBP: 0.372, SLG: 0.377 (1, 5)										4	0	1	0	0	2	3			
Jerry Grote, R OBP: 0.350, SLG: 0.362 (1, 2)										4	0	1	0	0	0	1	AB 32		
Mike Phillips, L OBP: 0.304, SLG: 0.326 (1, 6)										4	0	0	0	0	2	2	R 0		
Randy Tate, R Mike Vail, R Skip Lockwood, R John Milner, L Bob Apodaca, R Jesus Alou, R (1, 1) (5, PH) (5, 1) (7, PH) (7, 1) (9, PH)											1	0	0	0	0	1	0	H 6	
Inning Stats	R: 0 E: 0 K: 0 S: 4	H: 2 LOB: 1 BB: 0 P: 4	R: 0 E: 0 K: 1 S: 6	H: 1 LOB: 1 BB: 0 P: 6	R: 0 E: 0 K: 1 S: 5	H: 0 LOB: 1 BB: 1 P: 9	R: 0 E: 0 K: 2 S: 7	H: 0 LOB: 0 BB: 0 P: 7	R: 0 E: 0 K: 2 S: 8	H: 1 LOB: 1 BB: 2 P: 8	R: 0 E: 0 K: 1 S: 6	H: 1 LOB: 2 BB: 1 P: 10	R: 0 E: 0 K: 0 S: 4	H: 1 LOB: 1 BB: 0 P: 4	R: 0 E: 0 K: 0 S: 3	H: 0 LOB: 1 BB: 0 P: 4	1B: 4 2B: 2 3B: 0 HR: 0	SF: 0 SAC: 0 DP: 1 HBP: 1	WP: 1 PA: 37 PB: 0 SB: 0 CS: 0
PITCHER J.R. Richard, R ERA: 4.33 (1, 1)	IP: 9.0 WLS: W BF: 37 H: 6 R: 0 ER: 0 SO: 9 BB: 4 IBB: 0 HBP: 1 BLK: 0 WP: 1 HR: 0 S: 50 P: 67 ERA: 0.00 WHIP: 1.111															PITCHER			

New York Mets @ Houston Astros
Astrodome, Houston, TX
Mon Aug 18 1975, 8:05 PM EDT
Att: 7,351 - Unknown

AB 32
R 0
H 6
RBI 0
BB 4
SO 9
LOB 20



Batter	1	2	3	4	5	6	7	8	9	AB	R	H	RBI	BB	SO	LOB	BOTTOM
Wilbur Howard, S OBP: 0.331, SLG: 0.365 (1, 8)										2	1	0	0	1	0	1	
Greg Gross, L OBP: 0.383, SLG: 0.379 (1, 9)										2	0	0	1	1	0	1	
Jose Cruz, L OBP: 0.356, SLG: 0.362 (1, 7)										2	0	0	0	2	1	1	
Cliff Johnson, R OBP: 0.379, SLG: 0.466 (1, 3)										3	0	0	1	0	2	3	
Mitt May, L OBP: 0.289, SLG: 0.327 (1, 2)										4	0	0	0	0	0	4	
Enos Cabell, R OBP: 0.298, SLG: 0.374 (1, 5)										4	1	0	0	0	2	2	
Tommy Helms, R OBP: 0.232, SLG: 0.184 (1, 4)										4	0	0	0	0	1	1	AB 27
Jerry Davanon, R OBP: 0.462, SLG: 0.439 (1, 6)										3	1	1	1	0	1	0	R 4
J.R. Richard, R OBP: 0.211, SLG: 0.333 (1, 1)										3	1	1	1	0	0	0	H 2
Inning Stats	R: 1 E: 0 K: 1 S: 5	H: 0 LOB: 2 BB: 3 P: 17	R: 0 E: 0 K: 0 S: 3	H: 0 LOB: 0 BB: 0 P: 3	R: 0 E: 0 K: 0 S: 3	H: 0 LOB: 1 BB: 1 P: 8	R: 2 E: 1 K: 1 S: 8	H: 2 LOB: 1 BB: 0 P: 8	R: 0 E: 0 K: 2 S: 7	H: 0 LOB: 0 BB: 0 P: 7	R: 1 E: 2 K: 1 S: 7	H: 0 LOB: 1 BB: 0 P: 7	R: 0 E: 0 K: 0 S: 3	H: 0 LOB: 0 BB: 0 P: 3	1B: 1 2B: 1 3B: 0 HR: 0	SF: 1 SAC: 1 DP: 0 HBP: 1	WP: 0 PA: 34 PB: 0 SB: 2 CS: 0
PITCHER Randy Tate, R ERA: 4.64 Skip Lockwood, R ERA: 0.59 Bob Apodaca, R ERA: 1.6 (1, 1) (5, 1) (7, 1)	IP: 4.0 WLS: L BF: 20 H: 4 R: 3 ER: 2 SO: 2 BB: 4 IBB: 0 HBP: 0 BLK: 0 WP: 0 HR: 0 S: 19 P: 36 ERA: 4.50 WHIP: 1.500															PITCHER	

New York Mets @ Houston Astros
Astrodome, Houston, TX
Mon Aug 18 1975, 8:05 PM EDT
Att: 7,351 - Unknown

AB 27
R 4
H 2
RBI 4
BB 4
SO 7
LOB 13



Batter	1	2	3	4	5	6	7	8	9	AB	R	H	RBI	BB	SO	LOB	TOP										
Del Unser, L OBP: 0.330, SLG: 0.367 (1, 8)	0-0 4-3		0-0 HR		0-0 3-1 1B		0-3 K		0-0 6-3	5	1	2	1	0	1	0											
Felix Milan, R OBP: 0.347, SLG: 0.369 (1, 4)	0-0 5-3		4-0 G4-6-3 BB		0-0 3-1 1B			0-0 FC1-6 1B	0-0 1B	4	0	3	0	1	0	0											
Ed Kranepool, L OBP: 0.382, SLG: 0.436 (1, 3)	4-0 FC6 BB		0-0 G4-6-3 1-2		0-0 3-1			0-0 FC1-6 1B	0-0 1B	4	1	1	1	1	0	4											
Rusty Staub, L OBP: 0.370, SLG: 0.435 (1, 9)	0-0 FC6 1-2			0-0 F8	0-0 4-3			0-0 WP 1B E	0-0 F7	5	1	1	0	0	0	5											
Wayne Garrett, L OBP: 0.374, SLG: 0.393 (1, 5)		0-0 F5		0-0 HR		0-0 F8		0-0 WP 1B E		4	2	2	2	0	0	0											
John Milner, L OBP: 0.316, SLG: 0.355 (1, 7)		0-0 4-3		0-0 4-3		0-0 F8		0-0 F5		4	0	0	0	0	0	2											
Jerry Grote, R OBP: 0.351, SLG: 0.365 (1, 2)		4-0 BB		0-0 F8		0-0 6-3		0-0 E9 1H 2H		3	0	1	2	1	0	0											
Mike Phillips, L OBP: 0.301, SLG: 0.322 (1, 6)		0-0 F8			0-0 F8		0-0 F8	0-0 G3		4	0	0	0	0	0	2											
Jon Matlack, L OBP: 0.246, SLG: 0.061 Skip Lockwood, R OBP: 0.316, SLG: 0.355 Jerry Kosman, R OBP: 0.203, SLG: 0.210 (1, 1) (9, 1) (9, 1)			0-0 F7		0-0 1B 3-1 1B		0-3 K		0-0 6-3	4	1	1	0	0	1	0											
Inning Stats	R: 0 E: 0 K: 0 S: 3	H: 0 LOB: 1 BB: 1 P: 7	R: 0 E: 0 K: 0 S: 3	H: 0 LOB: 1 BB: 1 P: 7	R: 1 E: 0 K: 0 S: 3	H: 1 LOB: 0 BB: 1 P: 7	R: 1 E: 0 K: 0 S: 4	H: 1 LOB: 0 BB: 0 P: 4	R: 1 E: 0 K: 0 S: 6	H: 3 LOB: 2 BB: 0 P: 6	R: 0 E: 0 K: 0 S: 3	H: 0 LOB: 0 BB: 0 P: 3	R: 0 E: 0 K: 2 S: 7	H: 0 LOB: 0 BB: 0 P: 7	R: 3 E: 1 K: 0 S: 7	H: 4 LOB: 1 BB: 0 P: 7	R: 0 E: 0 K: 0 S: 5	H: 2 LOB: 2 BB: 0 P: 5	1B: 8 2B: 1 3B: 0 HR: 2	SF: 0 SAC: 0 DP: 1 HBP: 0	WP: 1 PB: 0 SB: 0 CS: 0	PA: 40					
PITCHER	IP	WLS	BF	H	R	ER	SO	BB	IBB	HBP	BLK	WP	HR	S	P	ERA	WHIP										
Larry Dierker, R ERA: 3.95 Mike Cosgrove, L ERA: 2.56 Jose Sosa, R ERA: 3.52 Wayne Granger, R ERA: 2.81 (1, 1) (7, 1) (8, 1) (9, 1)	6.0	L	25	5	3	3	0	3	0	0	0	0	2	22	34	4.50	1.333										

New York Mets @ Houston Astros
Astrodome, Houston, TX
Tue Aug 19 1975, 8:05 PM EDT
Att: 7,843 - Unknown

AB	37
R	6
H	11
RBI	6
BB	3
SO	2
LOB	13



Batter	1	2	3	4	5	6	7	8	9	AB	R	H	RBI	BB	SO	LOB	BOTTOM										
Wilbur Howard, S OBP: 0.333, SLG: 0.367 (1, 7)	0-0 S 1B		0-3 K			0-0 G4-6-3 1B			0-3 K	4	0	2	0	0	2	1											
Greg Gross, L OBP: 0.380, SLG: 0.375 (1, 9)	0-3 K			0-0 F8		0-0 G4-6-3 1-2			0-0 6-3	4	0	0	0	0	1	3											
Cesar Cedeño, R OBP: 0.361, SLG: 0.411 (1, 8)	0-0 F7			0-0 6-3			0-0 F8		0-0 HR	4	1	1	2	0	0	1											
Cliff Johnson, R OBP: 0.380, SLG: 0.479 (1, 3) (7, 2)	0-3 K			0-0 FC5-4 1B			0-0 6-3		0-0 HR	4	1	2	1	0	1	1											
Doug Rader, R OBP: 0.298, SLG: 0.368 (1, 5)		0-0 L8		0-0 FC5-4 1-2			0-3 K		4-0 1B BB	3	0	0	0	1	1	1											
Tommy Helms, R OBP: 0.234, SLG: 0.188 Ken Boswell, L OBP: 0.353, SLG: 0.323 (1, 4) (9, PH)		0-0 G6-4-3 1B			0-0 F9			0-0 6-3	0-0 1B	3	0	1	0	0	0	0											
Jerry Davanon, R OBP: 0.455, SLG: 0.432 Jose Cruz, L OBP: 0.355, SLG: 0.360 (1, 6) (9, PH)		0-0 G6-4-3 1-2			0-0 4-3			0-0 G6-4-3 1B	0-0 4-3	3	0	1	0	0	0	1											
Skip Jutze, R OBP: 0.240, SLG: 0.257 Mike Cosgrove, L OBP: 1.000, SLG: 4.000 Bob Watson, R OBP: 0.366, SLG: 0.505 Wayne Granger, R OBP: 0.079, SLG: 0.079 Enos Cabell, R OBP: 0.300, SLG: 0.378 (1, 2) (7, 1) (8, 1) (9, PH) (9, 1) (1, 1) (6, PH) (7, 3)			0-0 F8		0-0 6-3			0-0 G6-4-3 1-2		2	0	0	0	0	0	0											
Inning Stats	R: 0 E: 0 K: 2 S: 8	H: 1 LOB: 0 BB: 0 P: 8	R: 0 E: 0 K: 0 S: 3	H: 1 LOB: 0 BB: 0 P: 3	R: 0 E: 0 K: 2 S: 7	H: 0 LOB: 0 BB: 0 P: 7	R: 0 E: 0 K: 0 S: 4	H: 1 LOB: 1 BB: 0 P: 4	R: 0 E: 0 K: 1 S: 5	H: 0 LOB: 0 BB: 0 P: 5	R: 0 E: 0 K: 1 S: 5	H: 0 LOB: 0 BB: 0 P: 5	R: 0 E: 0 K: 0 S: 3	H: 1 LOB: 0 BB: 0 P: 3	R: 3 E: 0 K: 1 S: 9	H: 4 LOB: 2 BB: 1 P: 13	1B: 6 2B: 1 3B: 0 HR: 2	SF: 0 SAC: 0 DP: 3 HBP: 0	WP: 0 PB: 0 SB: 1 CS: 0	PA: 34							
PITCHER	IP	WLS	BF	H	R	ER	SO	BB	IBB	HBP	BLK	WP	HR	S	P	ERA	WHIP										
Jon Matlack, L ERA: 3.27 Skip Lockwood, R ERA: 0.59 Jerry Kosman, L ERA: 3.71 (1, 1) (9, 1) (9, 1)	8.2	W	31	8	3	3	7	1	0	0	0	0	2	45	45	3.12	0.923										

New York Mets @ Houston Astros
Astrodome, Houston, TX
Tue Aug 19 1975, 8:05 PM EDT
Att: 7,843 - Unknown

AB	33
R	3
H	9
RBI	3
BB	1
SO	7
LOB	11




Batter	1	2	3	4	5	6	7	8	9	10	AB	R	H	RBI	BB	SO	LOB						
Gene Clines, R OBP: 0.268, SLG: 0.268 (1, 8)											5	0	3	1	0	1	0						
Felix Millan, R OBP: 0.344, SLG: 0.366 (1, 4)											5	0	0	0	0	0	6						
Mike Vail, R OBP: 0.167, SLG: 0.167 (1, 7)											5	1	0	0	0	0	1						
Rusty Staub, L OBP: 0.368, SLG: 0.431 (1, 9)											4	1	0	0	1	0	1						
Dave Kingman, R OBP: 0.286, SLG: 0.509 (1, 3)											5	1	1	3	0	1	0						
Joe Torre, R OBP: 0.331, SLG: 0.363 (1, 5)											4	0	0	0	0	1	0						
Jerry Grote, R OBP: 0.356, SLG: 0.370 (9, PR)											4	0	3	0	0	0	0						
John Stearns, R OBP: 0.269, SLG: 0.297 (9, 2)											0	1	0	0	0	0	0						
Jack Heidemann, R OBP: 0.286, SLG: 0.303 (9, PH)											3	0	0	0	0	0	2						
Mike Phillips, L OBP: 0.300, SLG: 0.321 (9, 6)											1	0	0	0	0	0	1						
Hank Webb, R OBP: 0.259, SLG: 0.217 (7, PH)											2	0	0	0	0	0	1						
Jesus Alou, R OBP: 0.302, SLG: 0.297 (7, 1)											0	0	0	0	0	0	0						
Skip Lockwood, R OBP: 0.299, SLG: 0.425 (8, 1)											0	0	0	0	0	0	0						
Bob Apodaca, R OBP: 0.276, SLG: 0.336 (9, PH)											1	0	1	0	0	0	0						
Wayne Granger, L OBP: 0.197, SLG: 0.167 (9, 1)											0	0	0	0	0	0	0						
Rick Baldwin, L OBP: 0.197, SLG: 0.167 (9, 1)											0	0	0	0	0	0	0						
Inning Stats	R: 0 E: 0 K: 0 S: 4	H: 1 LOB: 1 BB: 0 P: 4	R: 0 E: 0 K: 1 S: 5	H: 0 LOB: 0 BB: 0 P: 5	R: 0 E: 0 K: 1 S: 5	H: 0 LOB: 0 BB: 0 P: 3	R: 0 E: 0 K: 0 S: 3	H: 0 LOB: 0 BB: 0 P: 3	R: 0 E: 0 K: 1 S: 4	H: 1 LOB: 1 BB: 0 P: 4	R: 0 E: 0 K: 1 S: 5	H: 0 LOB: 0 BB: 0 P: 5	R: 3 E: 1 K: 0 S: 7	H: 3 LOB: 3 BB: 2 P: 15	R: 0 E: 0 K: 0 S: 3	H: 0 LOB: 0 BB: 0 P: 3	R: 1 E: 0 K: 1 S: 8	H: 3 LOB: 2 BB: 0 P: 8	R: 0 E: 0 K: 0 S: 3	H: 0 LOB: 0 BB: 0 P: 3	1B: 7 2B: 0 3B: 0 HR: 1	SF: 0 SAC: 0 DP: 0 HBP: 0	WP: 1 PA: 41

PITCHER	IP	WLS	BF	H	R	ER	SO	BB	IBB	HBP	BLK	WP	HR	S	P	ERA	WHIP
Dave Roberts, L ERA: 4.25 (1, 1)	6.2		28	5	3	2	3	2	0	0	0	1	1	32	40	2.70	1.050
Jose Sosa, R ERA: 3.71 (7, 1)	1.2		6	1	1	1	1	0	0	0	0	0	0	8	8	5.40	0.600
Mike Cosgrove, L ERA: 2.54 (9, 1)	0.1		3	2	0	0	0	0	0	0	0	0	0	3	3	0.00	6.000
Wayne Granger, R ERA: 2.79 (9, 1)	0.1		1	0	0	0	0	0	0	0	0	0	0	1	1	0.00	0.000
Jim Crawford, L ERA: 3.6 (10, 1)	1.0	W	3	0	0	0	0	0	0	0	0	0	0	3	3	0.00	0.000

New York Mets @ Houston Astros
Astrodome, Houston, TX
Wed Aug 20 1975, 8:05 PM EDT
Att: 9,667 - Unknown


AB	39
R	4
H	8
RBI	4
BB	2
SO	4
LOB	11



Batter	1	2	3	4	5	6	7	8	9	10	AB	R	H	RBI	BB	SO	LOB				
Wilbur Howard, S OBP: 0.331, SLG: 0.372 (1, 7)											5	0	1	1	0	1	0				
Greg Gross, L OBP: 0.380, SLG: 0.373 (1, 9)											3	1	0	0	2	0	0				
Cesar Cedeño, R OBP: 0.359, SLG: 0.409 (1, 8)											5	1	1	0	0	0	3				
Cliff Johnson, R OBP: 0.384, SLG: 0.488 (1, 3)											5	1	3	2	0	1	0				
Milt May, L OBP: 0.288, SLG: 0.329 (1, 2)											4	1	1	0	0	1	2				
Doug Rader, R OBP: 0.298, SLG: 0.366 (1, 5)											2	0	0	0	1	0	0				
Jose Cruz, L OBP: 0.357, SLG: 0.363 (8, PH)											1	0	1	1	0	0	0				
Enos Cabell, R OBP: 0.300, SLG: 0.378 (9, 5)											0	0	0	0	0	0	0				
Jerry Davanon, R OBP: 0.441, SLG: 0.404 (1, 6)											3	0	0	0	1	1	2				
Rob Andrews, R OBP: 0.272, SLG: 0.239 (1, 4)											2	1	1	1	1	1	0				
Ken Boswell, L OBP: 0.351, SLG: 0.321 (9, 4)											1	0	0	0	0	1	3				
Dave Roberts, L OBP: 0.143, SLG: 0.182 (7, 1)											2	0	0	0	0	0	3				
Jose Sosa, R OBP: 0.300, SLG: 0.200 (9, 1)											1	0	0	0	0	0	1				
Mike Cosgrove, L ERA: 1.00 (9, 1)											0	0	0	0	0	0	0				
Wayne Granger, R ERA: 1.59 (9, PH)											1	0	0	0	0	0	0				
Roger Metzger, S OBP: 0.265, SLG: 0.324 (10, 1)											0	0	0	0	0	0	0				
Jim Crawford, L OBP: 0.333, SLG: 0.313 (10, 1)											1	0	0	0	0	0	0				
Inning Stats	R: 0 E: 0 K: 0 S: 3	H: 0 LOB: 0 BB: 0 P: 3	R: 1 E: 0 K: 2 S: 9	H: 2 LOB: 2 BB: 1 P: 13	R: 0 E: 0 K: 1 S: 5	H: 0 LOB: 0 BB: 0 P: 5	R: 0 E: 0 K: 0 S: 3	H: 0 LOB: 0 BB: 0 P: 3	R: 1 E: 0 K: 0 S: 4	H: 1 LOB: 1 BB: 0 P: 4	R: 0 E: 0 K: 2 S: 7	H: 0 LOB: 0 BB: 0 P: 7	R: 1 E: 0 K: 2 S: 9	H: 2 LOB: 3 BB: 2 P: 17	R: 0 E: 0 K: 0 S: 3	H: 0 LOB: 0 BB: 0 P: 3	R: 1 E: 0 K: 0 S: 2	H: 2 LOB: 1 BB: 0 P: 2	1B: 4 2B: 2 3B: 1 HR: 1	SF: 0 SAC: 0 DP: 0 HBP: 0	WP: 0 PA: 40

New York Mets @ Houston Astros
Astrodome, Houston, TX
Wed Aug 20 1975, 8:05 PM EDT
Att: 9,667 - Unknown

AB	35
R	5
H	8
RBI	5
BB	5
SO	7
LOB	13



PITCHER	IP	WLS	BF	H	R	ER	SO	BB	IBB	HBP	BLK	WP	HR	S	P	ERA	WHIP
Hank Webb, R ERA: 3.44 (1, 1)	6.0		25	4	3	3	3	3	0	0	0	1	28	40	4.50	1.167	
Skip Lockwood, R ERA: 1.00 (7, 1)	1.2		9	2	1	1	3	1	1	0	0	0	0	13	21	5.40	1.800
Bob Apodaca, R ERA: 1.59 (8, 1)	0.1		1	0	0	0	1	0	0	0	0	0	0	3	3	0.00	0.000
Rick Baldwin, R ERA: 3.42 (9, 1)	1.0	L	5	2	1	1	0	0	0	0	0	0	0	5	5	9.00	2.000

Batter	1	2	3	4	5	6	7	8	9	10	11	AB	R	H	RBI	BB	SO	LOB	TOP						
Wilbur Howard, S OBP: 0.331, SLG: 0.371 (1, 7)			6-3		3-1			E4 1B	F8		FC1-6 1B	6	2	2	0	0	0	3							
Greg Gross, L OBP: 0.381, SLG: 0.373 (1, 9)	P6		4-3				K	FC5-4 1B	BB		1B BB	5	0	2	1	1	1	1							
Cesar Cedeno, R OBP: 0.359, SLG: 0.406 (1, 8)	F8				L8		F8	FC5-4 HR	BB		CS 1B	5	1	1	1	1	0	2							
Cliff Johnson, R OBP: 0.388, SLG: 0.508 (1, 2)	P3				BB		E BB	HR	P4		CS	3	2	1	2	2	0	4							
Bob Watson, R OBP: 0.369, SLG: 0.507 (1, 3)		P6			L8		E8 2B	FC6-4 BB			SH1-4 1B	4	0	2	1	1	0	1							
Doug Rader, R OBP: 0.398, SLG: 0.365 (1, 5)	E7 1B				K		K	FC6-4			SH1-4	4	0	1	0	0	2	3							
Jerry Davanon, R OBP: 0.406, SLG: 0.365 (1, 6)	L8				E6 SH3-4		5-3	F2			F9	5	0	0	0	0	0	3							
Rob Andrews, R OBP: 0.270, SLG: 0.236 (9, PH)	3-1				SH3-4		5-3				4-3	2	0	0	0	0	0	1							
Ken Boswell, L OBP: 0.353, SLG: 0.319 (9, 4)										1B BB		1	0	0	0	1	0	1							
J.R. Richard, R OBP: 0.300, SLG: 0.317 (7, 1)			K		3-1		F9				F9	3	0	0	0	0	0	1							
Mike Cosgrove, L OBP: 0.284, SLG: 0.281 (7, 1)											FC1-6 1B	1	0	0	0	0	0	0							
Jose Sosa, R OBP: 0.319, SLG: 0.317 (8, PH)												1	0	0	0	0	0	0							
Wayne Granger, R OBP: 0.317, SLG: 0.338 (8, PH)												1	0	0	0	0	0	1							
Jose Cruz, L OBP: 0.308, SLG: 0.361 (8, PH)												1	0	1	0	0	0	0							
Jim Crawford, L OBP: 0.368, SLG: 0.353 (8, 1)												1	0	1	0	0	0	0							
Inning Stats	R: 0 E: 0 K: 0 S: 4	H: 1 LOB: 1 BB: 0 P: 4	R: 0 E: 1 K: 0 S: 4	H: 1 LOB: 1 BB: 0 P: 4	R: 0 E: 1 K: 1 S: 5	H: 0 LOB: 0 BB: 0 P: 5	R: 0 E: 0 K: 1 S: 5	H: 0 LOB: 1 BB: 1 P: 9	R: 0 E: 1 K: 0 S: 8	H: 1 LOB: 1 BB: 1 P: 12	R: 0 E: 0 K: 0 S: 3	H: 0 LOB: 0 BB: 0 P: 3	R: 3 E: 1 K: 0 S: 6	H: 3 LOB: 1 BB: 2 P: 10	R: 0 E: 0 K: 0 S: 4	H: 1 LOB: 3 BB: 2 P: 12	R: 0 E: 0 K: 0 S: 4	H: 1 LOB: 1 BB: 0 P: 4	R: 1 E: 1 K: 0 S: 3	H: 2 LOB: 0 BB: 1 P: 7	1B: 8 2B: 1 3B: 0 HR: 1	SF: 0 SAC: 2 DP: 0 HBP: 0	WP: 0 PB: 0 SB: 3 CS: 1	PA: 49	
PITCHER	IP 7.1	WLS 1.1	BF 6	H 1	R 0	ER 0	SO 0	BB 1	IBB 0	HBP 0	BLK 0	WP 0	HR 0	S 5	P 37	ERA 4.91	WHIP 1.227								
Steve Stone, R ERA: 3.33 (8, 1)	1.1	6	1	0	0	0	0	1	0	0	0	0	0	5	9	0.00	1.500								
Tom Detmore, R ERA: 4.18 (9, 1)	0.1	2	0	0	0	0	0	1	0	0	0	0	0	1	5	0.00	3.000								
Paul Reuschel, R ERA: 2.29 (10, 1)	2.0	W 8	3	1	1	0	0	1	0	0	0	0	0	7	11	4.50	2.000								

Houston Astros @ Chicago Cubs
Wrigley Field, Chicago, IL
Fri Aug 22 1975, 3:33 AM CDT
Att. 9,602 - Cloudy - 80 F

AB 40
R 5
H 10
RBI 5
BB 6
SO 4
LOB 21



Batter	1	2	3	4	5	6	7	8	9	10	11	AB	R	H	RBI	BB	SO	LOB	BOTTOM					
Don Kessinger, S OBP: 0.306, SLG: 0.309 (1, 6)	F7		K			4-3 SH1-4 1B	SH1-3		SH1-4		FC9-4 BB	4	2	1	1	0	1	1						
Rick Monday, L OBP: 0.362, SLG: 0.466 (1, 8)	F9 WP BB		5-3			SH1-4	FC6-4 1B		4-3		E BB	3	2	1	1	2	0	2						
Bill Madlock, R OBP: 0.400, SLG: 0.484 (1, 5)	F9		5-3			4-3	FC6-4				E4 1B	5	0	0	0	1	0	5						
Jose Cardenal, R OBP: 0.387, SLG: 0.420 (1, 7)	S BB				6-3	FC6-4 1B		1B FC6-2 BB	4-3			4	0	2	2	2	0	2						
Jerry Morales, R OBP: 0.328, SLG: 0.356 (1, 9)	F5					FC6-4		FC6-2 BB			1B	5	0	3	0	0	0	2						
Andre Thornton, R OBP: 0.403, SLG: 0.427 (7, PR)			K			SH3-4 SH1-3 BB		FC6-2 BB			K	2	0	0	0	0	0	0						
Vic Harris, S OBP: 0.264, SLG: 0.208 (8, 3)					K							1	0	0	0	1	1	1						
Ralph LaCock, L OBP: 0.331, SLG: 0.338 (1, 4)												4	1	0	0	1	1	4						
Manny Trillo, R OBP: 0.295, SLG: 0.310 (1, 2)	P6				5-3		SH1-3 SH3-4 1B BB	FC6-2 G4-6-3			K	1	0	0	0	1	0	0						
Steve Swisher, R OBP: 0.319, SLG: 0.317 (8, PH)												1	0	0	0	1	0	0						
Champ Summers, L OBP: 0.319, SLG: 0.317 (9, 2)												1	0	0	0	0	0	3						
George Mittenwald, R OBP: 0.317, SLG: 0.338 (1, 1)												1	0	0	0	0	0	1						
Steve Stone, R OBP: 0.300, SLG: 0.172 (8, 1)												2	0	0	0	1	2	1						
Tom DeCruz, S OBP: 0.269, SLG: 0.216 (8, 1)												0	0	0	0	0	0	0						
Paul Reuschel, R OBP: 0.319, SLG: 0.317 (8, PH)												0	0	0	0	0	0	0						
Tim Hostley, R OBP: 0.288, SLG: 0.437 (8, PH)												0	0	0	0	1	0	0						
Gene Hight, L OBP: 0.288, SLG: 0.288 (10, 1)												0	0	0	0	0	0	0						
Darold Knowles, L OBP: 0.308, SLG: 0.361 (11, PH)												0	0	0	0	0	0	0						
Rob Sperring, R OBP: 0.308, SLG: 0.282 (11, PH)												0	0	0	0	1	0	0						
Inning Stats	R: 1 E: 0 K: 0 S: 3	H: 0 LOB: 1 BB: 2 P: 11	R: 0 E: 0 K: 2 S: 7	H: 0 LOB: 1 BB: 1 P: 11	R: 0 E: 0 K: 1 S: 5	H: 0 LOB: 0 BB: 0 P: 5	R: 0 E: 0 K: 1 S: 5	H: 1 LOB: 1 BB: 0 P: 5	R: 0 E: 0 K: 0 S: 5	H: 2 LOB: 2 BB: 2 P: 5	R: 2 E: 0 K: 0 S: 4	H: 1 LOB: 1 BB: 3 P: 16	R: 0 E: 0 K: 0 S: 3	H: 1 LOB: 2 BB: 2 P: 11	R: 0 E: 0 K: 0 S: 3	H: 1 LOB: 2 BB: 2 P: 11	R: 0 E: 1 K: 0 S: 3	H: 1 LOB: 2 BB: 2 P: 11	1B: 7 2B: 1 3B: 0 HR: 0	SF: 0 SAC: 4 DP: 2 HBP: 0	WP: 1 PB: 0 SB: 2 CS: 1	PA: 49		
PITCHER	IP 6.1	WLS 0.1	BF 27	H 3	R 4	ER 4	SO 0	BB 6	IBB 0	HBP 0	BLK 0	WP 1	HR 0	S 31	P 55	ERA 5.68	WHIP 1.421							
J.R. Richard, R ERA: 4.38 (7, 1)	0.1	2	1	0	0	0	0	0	0	0	0	0	0	2	2	0.00	3.000							
Mike Cosgrove, L ERA: 2.52 (7, 1)	0.1	4	1	0	0	0	2	0	0	0	0	0	0	2	10	0.00	9.000							
Jose Sosa, R ERA: 3.63 (8, 1)	1.0	2	0	0	0	0	0	0	0	0	0	0	0	2	2	0.00	0.000							
Wayne Granger, R ERA: 2.75 (9, 1)	2.1	L 14	2	2	1	2	3	1	0	0	0	0	0	14	30	3.86	2.143							

Houston Astros @ Chicago Cubs
Wrigley Field, Chicago, IL
Fri Aug 22 1975, 3:33 AM CDT
Att. 9,602 - Cloudy - 80 F

AB 33
R 6
H 7
RBI 4
BB 12
SO 7
LOB 23



Batter	1	2	3	4	5	6	7	8	9	AB	R	H	RBI	BB	SO	LOB	TOP								
Rob Andrews, R OBP: 0.275, SLG: 0.249 (1, 6)	B1		1B	G3	1B	2B	1B	F8	K	6	2	3	0	0	1	0									
Wilbur Howard, S OBP: 0.338, SLG: 0.385 (1, 9)	1B		K	G3	G6-4-3			1B	CS	6	1	4	1	0	1	2									
Cesar Cedeno, R OBP: 0.363, SLG: 0.410 (1, 8)	CS		P5	1B	2B	1B		2B	S	6	2	4	1	0	0	3									
Cliff Johnson, R OBP: 0.399, SLG: 0.530 (8, PR)	1-2		1B	2B	1B			WP	6-3	3	2	3	2	2	0	0									
Skip Jutze, R OBP: 0.237, SLG: 0.253 (8, 2)	1-2		1B	BB	1B			1-H	HR	1	1	0	0	0	0	1									
Bob Watson, R OBP: 0.368, SLG: 0.505 (1, 3)	4-3		1B	K				3-H	HR	4	1	1	1	0	1	4									
Enos Cabell, R OBP: 0.302, SLG: 0.378 (7, 3)			1-2	3B	1B			2-3	HR	0	1	0	0	1	0	0									
Jose Cruz, L OBP: 0.363, SLG: 0.383 (1, 7)		L8	E	BB	1B	2B		1-H	HR	4	2	3	5	1	0	0									
Doug Rader, R OBP: 0.297, SLG: 0.368 (1, 5)		E4	FC6-4		F9			3-H	HR	5	1	1	2	0	0	4									
Jerry Davanon, R OBP: 0.406, SLG: 0.368 (1, 4)		L8		FC6-4	1B			1-H	E5	5	1	2	1	0	0	3									
Jim York, R (1, 1)		FC6-4		FC6-4				3-H	F9	4	0	0	0	0	1	3									
Wayne Granger, R (7, 1)		FC6-4		FC6-4				1-2	F8	1	0	0	0	0	0	2									
Jose Sosa, R OBP: 0.500, SLG: 2.000 (9, 1)		1-2		1-2				1-2	G6-4-3	0	0	0	0	0	0	0									
Mike Cosgrove, L (9, 1)		1-2		1-2				1-2	G6-4-3	0	0	0	0	0	0	0									
Inning Stats	R: 0 E: 0 K: 0 S: 4	H: 2 LOB: 2 BB: 1 P: 8	R: 0 E: 1 K: 0 S: 3	H: 0 LOB: 1 BB: 1 P: 7	R: 5 E: 0 K: 1 S: 10	H: 5 LOB: 1 BB: 1 P: 14	R: 2 E: 0 K: 1 S: 9	H: 4 LOB: 2 BB: 0 P: 9	R: 1 E: 0 K: 1 S: 7	H: 3 LOB: 1 BB: 0 P: 7	R: 1 E: 0 K: 0 S: 4	H: 1 LOB: 0 BB: 0 P: 4	R: 0 E: 0 K: 0 S: 3	H: 0 LOB: 0 BB: 0 P: 3	R: 5 E: 1 K: 0 S: 7	H: 4 LOB: 1 BB: 1 P: 11	R: 0 E: 1 K: 1 S: 6	H: 2 LOB: 1 BB: 0 P: 6	1B: 13 2B: 5 3B: 1 HR: 2	SF: 0 SAC: 0 DP: 2 HBP: 0	WP: 1 PB: 0 SB: 3 CS: 2	PA: 49			
PITCHER	IP	WLS	BF	H	R	ER	SO	BB	IBB	HBP	BLK	WP	HR	S	P	ERA	WHIP								
Bill Bonham, R ERA: 4.46 (1, 1)	3.0	L	19	8	6	6	1	3	0	0	0	0	0	18	30	18.00	3.667								
Mitt Wilcox, R ERA: 6.09 (4, 1)	2.0		11	6	2	2	2	0	0	0	0	0	0	15	15	9.00	3.000								
Oscar Zamora, R ERA: 4.6 (6, 1)	2.0		7	1	1	1	0	0	0	0	0	0	1	7	7	4.50	5.000								
Tom Detore, R ERA: 4.8 (8, 1)	1.0		8	4	5	5	0	1	0	0	0	1	1	7	11	45.00	5.000								
Paul Reuschel, R ERA: 2.18 (9, 1)	1.0		4	2	0	0	1	0	0	0	0	0	0	6	6	0.00	2.000								

Houston Astros @ Chicago Cubs
Wrigley Field, Chicago, IL
Sat Aug 23 1975, 3:33 AM CDT
Att: 17,391 - Cloudy - 85 F

AB 45
R 14
H 21
RBI 13
BB 4
SO 4
LOB 22



Batter	1	2	3	4	5	6	7	8	9	AB	R	H	RBI	BB	SO	LOB	BOTTOM								
Don Kessinger, S OBP: 0.308, SLG: 0.311 (1, 6)	FC6-4		4-3			1B	F8	3B	G6-4-3	4	1	1	2	2	0	2									
Gene Hiser, L OBP: 0.353, SLG: 0.341 (1, 8)	F4					BB	P5	1B	3B	4	2	1	0	1	0	2									
Bill Madlock, R OBP: 0.400, SLG: 0.487 (1, 5)	FC6-4					F9	6-3	FC6-4	6-3	5	1	2	2	0	0	3									
Jose Cardenal, R OBP: 0.387, SLG: 0.419 (1, 7)	F7					F7	1B	6-3	6-3	4	1	1	1	1	0	3									
Jerry Morales, R OBP: 0.328, SLG: 0.356 (1, 9)		G6-4-3				FC6-4	E6	5-3	5-3	5	0	2	0	0	0	2									
Andre Thornton, R OBP: 0.404, SLG: 0.428 (1, 3)		G6-4-3				F8				4	1	2	0	0	0	3									
Tom Detore, L OBP: 0.350, SLG: 0.316 (8, 1)		G6-4-3				F8				0	0	0	0	0	0	0									
Rick Monday, L OBP: 0.393, SLG: 0.474 (8, PH)		1-2								1	1	1	1	0	0	0									
Paul Reuschel, R (9, 1)		1-2								0	0	0	0	0	0	0									
Manny Trillo, R OBP: 0.295, SLG: 0.309 (1, 4)										2	0	0	0	0	0	0									
Rob Sperring, R OBP: 0.312, SLG: 0.292 (7, PR)										0	1	0	0	0	0	0									
George Mitterwald, R OBP: 0.315, SLG: 0.336 (7, PH)										1	0	0	0	0	0	2									
Vic Harris, S OBP: 0.289, SLG: 0.204 (8, 4)										1	0	0	0	0	0	0									
Tim Hosley, R OBP: 0.395, SLG: 0.434 (1, 2)			F8			F2				3	2	1	0	2	0	0									
Bill Bonham, R OBP: 0.191, SLG: 0.224 (1, 1)										1	0	0	0	0	0	0									
Mitt Wilcox, R OBP: 0.335, SLG: 0.333 (4, 1)										0	0	0	0	0	0	0									
Ralph Lankford, L OBP: 0.335, SLG: 0.336 (5, PH)										1	0	0	0	0	0	0									
Oscar Zamora, R OBP: 0.335, SLG: 0.336 (8, 1)										0	0	0	0	0	0	0									
Champ Summers, L OBP: 0.320, SLG: 0.364 (7, PH)										3	2	1	4	0	0	2									
Champ Summers, L OBP: 0.320, SLG: 0.364 (8, 7)										1	0	0	0	0	0	0									
Inning Stats	R: 0 E: 0 K: 0 S: 3	H: 0 LOB: 1 BB: 1 P: 7	R: 0 E: 0 K: 0 S: 3	H: 1 LOB: 0 BB: 0 P: 3	R: 0 E: 0 K: 0 S: 3	H: 0 LOB: 0 BB: 0 P: 3	R: 0 E: 0 K: 0 S: 4	H: 1 LOB: 2 BB: 1 P: 8	R: 0 E: 0 K: 0 S: 3	H: 0 LOB: 0 BB: 0 P: 3	R: 0 E: 0 K: 0 S: 4	H: 1 LOB: 2 BB: 1 P: 8	R: 6 E: 1 K: 0 S: 9	H: 5 LOB: 2 BB: 1 P: 14	R: 6 E: 1 K: 0 S: 8	H: 4 LOB: 0 BB: 1 P: 12	R: 0 E: 0 K: 0 S: 2	H: 0 LOB: 0 BB: 1 P: 6	1B: 7 2B: 2 3B: 1 HR: 2	SF: 0 SAC: 0 DP: 2 HBP: 1	WP: 0 PB: 0 SB: 1 CS: 0	PA: 46			
PITCHER	IP	WLS	BF	H	R	ER	SO	BB	IBB	HBP	BLK	WP	HR	S	P	ERA	WHIP								
Jim York, R ERA: 6.23 (1, 1)	6.0	W	27	5	4	4	0	4	0	0	0	0	0	10	10	6.00	1.500								
Wayne Granger, R ERA: 2.97 (7, 1)	1.0		10	5	4	2	0	0	0	0	0	0	0	10	10	18.00	5.000								
Jose Sosa, R ERA: 4.91 (8, 1)	1.0		7	2	3	3	0	2	0	0	0	0	1	5	13	27.00	4.000								
Mike Cosgrove, L ERA: 2.45 (9, 1)	1.0	S	2	0	0	0	0	0	0	0	0	0	0	2	2	0.00	0.000								

Houston Astros @ Chicago Cubs
Wrigley Field, Chicago, IL
Sat Aug 23 1975, 3:33 AM CDT
Att: 17,391 - Cloudy - 85 F

AB 39
R 12
H 12
RBI 10
BB 6
SO 0
LOB 19



Batter	1	2	3	4	5	6	7	8	9	AB	R	H	RBI	BB	SO	LOB	TOP					
Rob Andrews, R OBP: 0.273, SLG: 0.246 Tommy Helms, R OBP: 0.244, SLG: 0.200	4-3		F9	1B		K	1B			2	0	0	0	0	0	0						
Wilbur Howard, S OBP: 0.246, SLG: 0.396	1B		1B	1B		1B	F9			5	0	4	2	0	0	1						
Cesar Cedeno, R OBP: 0.363, SLG: 0.407	1B		F2		B1-3			K		3	0	0	0	2	1	1						
Cliff Johnson, R OBP: 0.395, SLG: 0.535 Doug Rader, R OBP: 0.297, SLG: 0.368	K		6-3			K		F8		5	1	1	1	0	2	5						
Bob Watson, R OBP: 0.371, SLG: 0.512 Skip Jutze, R OBP: 0.237, SLG: 0.253	1B			HR	5-3			F8		4	2	2	1	1	0	0						
Jose Cruz, L OBP: 0.367, SLG: 0.415	4-3			HR					K	5	2	3	3	0	1	3						
Enos Cabell, R OBP: 0.297, SLG: 0.371		B3		P5	4-3			F3		5	0	0	0	0	0	1						
Jerry Davanon, R OBP: 0.419, SLG: 0.393		F7		1B		SH3-4			F9	4	3	2	0	1	0	0						
Larry Dierker, R OBP: 0.077, SLG: 0.077		6-3		K		SH3-4				2	0	0	0	0	1	1						
Inning Stats	R: 0 E: 0 K: 1 S: 7	H: 2 LOB: 3 BB: 1 P: 11	R: 0 E: 0 K: 0 S: 3	H: 0 LOB: 0 BB: 0 P: 3	R: 0 E: 0 K: 0 S: 4	H: 1 LOB: 1 BB: 0 P: 4	R: 3 E: 0 K: 1 S: 8	H: 4 LOB: 2 BB: 1 P: 12	R: 1 E: 0 K: 0 S: 5	H: 2 LOB: 1 BB: 0 P: 5	R: 1 E: 0 K: 2 S: 9	H: 2 LOB: 2 BB: 1 P: 13	R: 3 E: 0 K: 0 S: 6	H: 3 LOB: 1 BB: 1 P: 10	R: 0 E: 0 K: 1 S: 5	H: 0 LOB: 0 BB: 0 P: 5	R: 0 E: 0 K: 1 S: 5	H: 0 LOB: 0 BB: 0 P: 5	1B: 7 2B: 3 3B: 0 HR: 4	SF: 0 SAC: 2 DP: 0 HBP: 0	WP: 0 PB: 0 SB: 2 CS: 0	PA: 44
PITCHER	IP	WLS	BF	H	R	ER	SO	BB	IBB	HBP	BLK	WP	HR	S	P	ERA	WHIP					
Ray Burris, R ERA: 4.52	(1, 1)	5.2	L	29	11	5	5	3	2	0	0	0	0	2	33	41	7.94	2.294				
Milt Wilcox, R ERA: 5.03	(6, 1)	0.1		2	0	0	0	1	1	0	0	0	0	0	3	7	0.00	3.000				
Oscar Zamora, R ERA: 5.0	(7, 1)	0.1		4	2	3	3	0	1	0	0	0	0	2	3	7	81.00	9.000				
Ken Frailing, L ERA: 5.43	(7, 1)	2.2		9	1	0	0	2	0	0	0	0	0	0	13	13	0.00	0.375				

Houston Astros @ Chicago Cubs
Wrigley Field, Chicago, IL
Sun Aug 24 1975, 3:33 AM CDT
Att: 19,795 - Sunny - 90 F

AB 38
R 8
H 14
RBI 8
BB 4
SO 6
LOB 13



Batter	1	2	3	4	5	6	7	8	9	AB	R	H	RBI	BB	SO	LOB	BOTTOM				
Don Kessinger, S OBP: 0.306, SLG: 0.308	F8	4-3		4-3			1-3			4	0	0	0	0	0	1					
Rick Monday, L OBP: 0.380, SLG: 0.470	F7		F7		P5		G3			4	0	0	0	0	0	0					
Bill Madlock, R OBP: 0.403, SLG: 0.487	E		1B		1B		F3			2	2	1	0	2	0	0					
Jose Cardenal, R OBP: 0.390, SLG: 0.423 Gene Hiser, L OBP: 0.346, SLG: 0.333	1B		SF9		CS		G3			3	1	3	1	0	0	0					
Jerry Morales, R OBP: 0.328, SLG: 0.356	1B		SF9		6-3		F9			3	0	1	2	0	0	2					
Andre Thornton, R OBP: 0.405, SLG: 0.438	F9						P4			3	1	1	1	1	0	1					
Rob Sperring, R OBP: 0.303, SLG: 0.282		6-3	K		6-3				K	4	0	0	0	0	2	2					
Steve Swisher, R OBP: 0.291, SLG: 0.278 Ralph LaCook, L OBP: 0.328, SLG: 0.335 Oscar Zamora, R OBP: 0.167, SLG: 0.167 Ken Frailing, L OBP: 0.250, SLG: 0.143 Champ Summers, L OBP: 0.316, SLG: 0.358	E6			4-3		4-3			3-1	2	0	0	0	0	0	0					
Ray Burris, R OBP: 0.239, SLG: 0.180 Milt Wilcox, R OBP: 0.333, SLG: 0.333 Tim Hosley, R OBP: 0.380, SLG: 0.427	K			L7		4-3			K	2	0	0	0	0	0	0					
Inning Stats	R: 2 E: 0 K: 0 S: 5	H: 2 LOB: 1 BB: 1 P: 9	R: 0 E: 1 K: 1 S: 6	H: 0 LOB: 1 BB: 0 P: 6	R: 1 E: 0 K: 1 S: 7	H: 2 LOB: 1 BB: 1 P: 11	R: 0 E: 0 K: 0 S: 3	H: 0 LOB: 0 BB: 0 P: 3	R: 0 E: 0 K: 0 S: 3	H: 1 LOB: 1 BB: 1 P: 7	R: 1 E: 0 K: 0 S: 4	H: 1 LOB: 0 BB: 0 P: 4	R: 0 E: 0 K: 0 S: 3	H: 0 LOB: 0 BB: 0 P: 3	R: 0 E: 0 K: 2 S: 7	H: 0 LOB: 0 BB: 0 P: 7	1B: 5 2B: 0 3B: 0 HR: 1	SF: 1 SAC: 0 DP: 0 HBP: 0	WP: 0 PB: 0 SB: 3 CS: 1	PA: 36	
PITCHER	IP	WLS	BF	H	R	ER	SO	BB	IBB	HBP	BLK	WP	HR	S	P	ERA	WHIP				
Larry Dierker, R ERA: 3.95	(1, 1)	9.0	W	36	6	4	4	4	2	1	0	0	1	41	53	4.00	0.889				

Houston Astros @ Chicago Cubs
Wrigley Field, Chicago, IL
Sun Aug 24 1975, 3:33 AM CDT
Att: 19,795 - Sunny - 90 F

AB 32
R 4
H 6
RBI 4
BB 3
SO 4
LOB 7



Batter	1	2	3	4	5	6	7	8	9	10	AB	R	H	RBI	BB	SO	LOB	TOP
Wilbur Howard, S OBP: 0.346, SLG: 0.392 (1, 9)	K		1-3	HBP			B1-3		BB 1-2 2-H 1B	K	5	0	1	1	0	2	2	Houston Astros @ St. Louis Cardinals Busch Stadium, St. Louis, MO Mon Aug 25 1975, 7:05 PM CDT Att. 11,267 - Unknown
Jerry Davanon, R OBP: 0.418, SLG: 0.385 (1, 6) (9, 4)	B3-1		BB 1B	F9			1-3				4	0	1	0	1	0	3	
Cesar Cedenro, R OBP: 0.364, SLG: 0.407 (1, 8)	K		F5				CS 1B		F8		5	0	2	0	0	1	4	
Cliff Johnson, R OBP: 0.399, SLG: 0.537 (1, 2)		4-3 1B 2B	BB	G6-4-3 BB			CS 1-2	L7	F9		3	1	1	0	2	0	3	
Bob Watson, R OBP: 0.369, SLG: 0.508 (1, 3)		4-3 2-3	L7	G6-4-3 1-2			6-3			1B WP SF9 1B	5	1	1	0	0	0	4	
Jose Cruz, L OBP: 0.388, SLG: 0.416 (1, 7)	F6		K				PB FC1-2 2B			L3	4	0	1	0	1	1	2	
Doug Rader, R OBP: 0.300, SLG: 0.366 (1, 5)		1B BB	2B BB	K			2-3	CS 1-2		SF9 1B BB	2	0	0	0	3	2	1	
Tommy Helms, R OBP: 0.246, SLG: 0.203 (1, 4) Greg Gross, L OBP: 0.353, SLG: 0.373 (9, PH) Roger Metzger, S OBP: 0.307, SLG: 0.326 (9, 6)			F9	F9			FC1-2			1B BB	3	0	1	1	0	0	2	
Dave Roberts, L OBP: 0.153, SLG: 0.207 (9, PH) Milt May, L OBP: 0.338, SLG: 0.329 (9, PH) Enos Sabell, L OBP: 0.299, SLG: 0.294 (9, 1) Wayne Granger, R (9, 1) Mike Cosgrove, L (9, 1) Ken Boswell, L (10, PH) Jim Crawford, L OBP: 0.319, SLG: 0.319 (10, 1) Jim Crawford, L OBP: 0.308, SLG: 0.353 (10, 1)			F6				B5-3			BB 1B 1-2 1B	3	0	1	0	0	0	3	
										1-2 2-3 3-H	1	1	1	0	0	0	0	
Inning Stats	R: 0 E: 0 K: 2 S: 7	H: 0 LOB: 0 BB: 0 P: 7	R: 1 E: 0 K: 0 S: 5	H: 2 LOB: 2 BB: 1 P: 9	R: 0 E: 0 K: 1 S: 4	H: 1 LOB: 3 BB: 1 P: 11	R: 0 E: 0 K: 0 S: 2	H: 1 LOB: 1 BB: 0 P: 6	R: 0 E: 0 K: 0 S: 3	H: 1 LOB: 0 BB: 0 P: 3	R: 0 E: 0 K: 1 S: 7	H: 2 LOB: 3 BB: 2 P: 15	R: 1 E: 0 K: 1 S: 7	H: 2 LOB: 2 BB: 1 P: 11	1B: 8 2B: 3 3B: 0 HR: 0	SF: 1 SAC: 0 DP: 1 HBP: 1	WP: 1 PB: 1 SB: 0 CS: 3	PA: 48
PITCHER	IP WLS BF H R ER SO BB IBB HBP BLK WP HR S P ERA WHIP	PITCHER																
Lynn McGlothen, R ERA: 3.7 (1, 1)	8.1	3	35	7	2	2	5	6	0	0	0	0	0	0	0	0	2.16	1.560
Al Hrabosky, L ERA: 1.52 (9, 1)	0.0	3	2	0	0	0	0	1	0	0	0	0	0	0	0	2	∞	∞
Mike Garman, R ERA: 2.18 (9, 1)	1.0	6	2	1	1	0	1	0	0	0	1	0	5	9	9.00	3.000		
John Curtis, L ERA: 3.62 (10, 1)	0.2	2	0	0	0	0	1	0	0	0	0	0	4	4	0.00	0.000		

Batter	1	2	3	4	5	6	7	8	9	10	AB	R	H	RBI	BB	SO	LOB	BOTTOM
Lou Brock, L OBP: 0.369, SLG: 0.414 (1, 7)	4-3		1B SF9 1B					CI G3		S 2B 1B	4	2	2	1	0	0	0	Houston Astros @ St. Louis Cardinals Busch Stadium, St. Louis, MO Mon Aug 25 1975, 7:05 PM CDT Att. 11,267 - Unknown
Bake McBride, L OBP: 0.341, SLG: 0.385 (1, 8)	4-3		1B				F8	G3		1-2 2B	5	0	2	1	0	0	2	
Willie Davis, L OBP: 0.314, SLG: 0.463 (1, 9)			SF9				F5	4-3		G3	4	0	1	1	0	0	2	
Reggie Smith, S OBP: 0.373, SLG: 0.506 (1, 3)	FC5-4		1-3				F8			E3 SH1-4	4	0	0	0	0	0	2	
Ted Sizemore, R OBP: 0.307, SLG: 0.311 (1, 4)		4-0	G5-4-3 BB				5-3	6-3		SH1-4	2	0	0	0	1	0	0	
Ken Reitz, R OBP: 0.306, SLG: 0.347 (1, 5) Ron Fairly, L OBP: 0.415, SLG: 0.475 (9, PH) Hector Cruz, R OBP: 1.000, SLG: 1.000 (10, 5)			F8				F3	5-3			3	0	0	0	0	0	1	
Ken Rudolph, R OBP: 0.227, SLG: 0.274 (1, 2) Ted Simmons, S OBP: 0.405, SLG: 0.509 (10, 2)			G5-4-3				6-3	F8		F8	1	0	0	0	0	0	2	
Mike Tyson, R OBP: 0.320, SLG: 0.352 (1, 6)							F7			E4 FC1-6	4	1	1	0	0	0	2	
Lynn McGlothen, L OBP: 0.076, SLG: 0.076 (1, 1) Al Hrabosky, R OBP: 0.273, SLG: 0.111 (9, 1) Mike Garman, R (9, 1) John Curtis, L OBP: 0.302, SLG: 0.211 (10, 1) Buddy Bradford, R OBP: 0.325, SLG: 0.422 (10, PH)			SH1-3-4 1B				F7	FC1-6 G3 CI		F3	2	0	0	0	0	0	1	
										1-2	1	0	0	0	0	0	0	
Inning Stats	R: 0 E: 0 K: 0 S: 4	H: 1 LOB: 1 BB: 0 P: 4	R: 0 E: 0 K: 0 S: 2	H: 0 LOB: 0 BB: 1 P: 6	R: 2 E: 0 K: 0 S: 6	H: 3 LOB: 1 BB: 0 P: 6	R: 0 E: 0 K: 0 S: 3	H: 0 LOB: 0 BB: 0 P: 3	R: 0 E: 0 K: 0 S: 3	H: 0 LOB: 0 BB: 0 P: 3	R: 0 E: 1 K: 0 S: 4	H: 0 LOB: 2 BB: 1 P: 8	R: 1 E: 0 K: 0 S: 4	H: 2 LOB: 0 BB: 0 P: 4	1B: 5 2B: 1 3B: 0 HR: 0	SF: 1 SAC: 2 DP: 1 HBP: 0	WP: 0 PB: 0 SB: 1 CS: 0	PA: 39
PITCHER	IP WLS BF H R ER SO BB IBB HBP BLK WP HR S P ERA WHIP	PITCHER																
Dave Roberts, L ERA: 4.16 (9, 1)	8.0	3	30	4	2	2	0	1	0	0	0	0	0	2	6	0.00	0.000	
Wayne Granger, R ERA: 2.99 (9, 1)	0.1	3	0	0	0	0	0	0	0	0	0	0	2	2	0.00	0.000		
Mike Cosgrove, L ERA: 2.41 (9, 1)	0.2	2	0	0	0	0	0	0	0	0	0	0	2	2	0.00	0.000		
Jim Crawford, L ERA: 3.68 (10, 1)	1.0	4	2	1	1	0	0	0	0	0	0	0	4	4	9.00	2.000		

AB	36
R	3
H	11
RBI	3
BB	8
SO	6
LOB	24



AB	33
R	3
H	6
RBI	3
BB	2
SO	0
LOB	13



Batter	1	2	3	4	5	6	7	8	9	AB	R	H	RBI	BB	SO	LOB	TOP					
Roger Metzger, S OBP: 0.306, SLG: 0.325	G3		4-3		G4-3			E6		4	0	1	0	0	0	0	Houston Astros @ St. Louis Cardinals Busch Stadium, St. Louis, MO Tue Aug 26 1975, 7:05 PM CDT Att: 19,185 - Unknown					
Greg Gross, L OBP: 0.377, SLG: 0.369	E5		4-3		G4-3			F7		4	0	0	0	0	0	3						
Cesar Cedeno, R OBP: 0.366, SLG: 0.406	K				1B			E3		4	0	1	0	0	1	2						
Bob Watson, R OBP: 0.371, SLG: 0.515	1-3				F8			F7		4	0	0	0	0	0	4						
Jose Cruz, L OBP: 0.371, SLG: 0.419			F9		F8			F4		3	1	1	0	1	0	3						
Milt May, L OBP: 0.288, SLG: 0.328	F9							F7		4	0	1	0	0	0	2						
Enos Cabell, R OBP: 0.300, SLG: 0.377										3	0	1	1	0	0	2						
Wilbur Howard, S OBP: 0.343, SLG: 0.388					5-3			6-3		1	0	0	0	0	0	0						
Jerry Davanon, R OBP: 0.432, SLG: 0.444								F7		2	0	0	0	1	0	0						
Cliff Johnson, R OBP: 0.395, SLG: 0.532								K		1	0	0	0	0	1	0						
Doug Koniczny, R OBP: 0.191, SLG: 0.217			F9		FC3-6			K		3	0	0	0	0	1	1						
Inning Stats	R: 0 E: 1 K: 1 S: 6	H: 0 LOB: 1 BB: 0 P: 6	R: 1 E: 0 K: 0 S: 4	H: 2 LOB: 0 BB: 0 P: 4	R: 0 E: 0 K: 0 S: 3	H: 0 LOB: 0 BB: 0 P: 3	R: 0 E: 0 K: 0 S: 5	H: 2 LOB: 2 BB: 0 P: 5	R: 0 E: 0 K: 0 S: 3	H: 1 LOB: 1 BB: 1 P: 7	R: 0 E: 0 K: 0 S: 3	H: 0 LOB: 1 BB: 1 P: 7	R: 0 E: 0 K: 1 S: 5	H: 0 LOB: 0 BB: 0 P: 5	R: 0 E: 0 K: 1 S: 5	H: 0 LOB: 0 BB: 0 P: 5	R: 0 E: 0 K: 1 S: 5	H: 0 LOB: 0 BB: 0 P: 5	1B: 3 2B: 2 HR: 0	SF: 0 SAC: 0 DP: 1 HBP: 0	WP: 0 PB: 0 SB: 0 CS: 0	PA: 35
PITCHER Eric Rasmussen, R ERA: 2.76	IP: 9.0 WLS: W BF: 35	H: 5 R: 1 ER: 1 SO: 3	BB: 2 IBB: 0 HBP: 0 BLK: 0	WP: 0 HR: 0 S: 39 P: 47	ERA: 1.00 WHIP: 0.778																	

Batter	1	2	3	4	5	6	7	8	9	AB	R	H	RBI	BB	SO	LOB	BOTTOM			
Lou Brock, L OBP: 0.365, SLG: 0.408	5-3	4-3			6-3			G3		4	0	0	0	0	0	1	Houston Astros @ St. Louis Cardinals Busch Stadium, St. Louis, MO Tue Aug 26 1975, 7:05 PM CDT Att: 19,185 - Unknown			
Bake McBride, L OBP: 0.348, SLG: 0.394			F9		4-3			1B		3	0	1	0	1	0	0				
Willie Davis, L OBP: 0.311, SLG: 0.457	F2		F6		G3			WP		4	0	1	0	0	0	1				
Ted Simmons, S OBP: 0.403, SLG: 0.503	F2		L3					F9		4	0	0	0	0	0	2				
Ron Fairly, L OBP: 0.428, SLG: 0.498								WP		1	1	1	1	3	0	0				
Ted Sizemore, R OBP: 0.308, SLG: 0.310		6-3			1B			1-3		4	0	1	0	0	0	3				
Ken Reitz, R OBP: 0.305, SLG: 0.346		5-3						F9		3	0	1	0	0	0	1				
Mike Tyson, R OBP: 0.325, SLG: 0.361					F3			4-3		3	1	1	0	0	0	2				
Eric Rasmussen, R OBP: 0.188, SLG: 0.188					5-3			K		3	0	1	1	0	1	2				
Inning Stats	R: 0 E: 0 K: 0 S: 3	H: 0 LOB: 1 BB: 1 P: 7	R: 2 E: 0 K: 0 S: 6	H: 3 LOB: 1 BB: 0 P: 6	R: 0 E: 0 K: 0 S: 3	H: 0 LOB: 0 BB: 0 P: 3	R: 0 E: 0 K: 0 S: 4	H: 2 LOB: 2 BB: 1 P: 8	R: 0 E: 0 K: 0 S: 3	H: 0 LOB: 0 BB: 0 P: 3	R: 0 E: 0 K: 0 S: 3	H: 0 LOB: 1 BB: 1 P: 7	R: 0 E: 0 K: 1 S: 5	H: 0 LOB: 0 BB: 0 P: 5	R: 0 E: 0 K: 0 S: 4	H: 2 LOB: 2 BB: 1 P: 8		1B: 5 2B: 0 3B: 1 HR: 1	SF: 0 SAC: 0 DP: 0 HBP: 0	WP: 1 PB: 0 SB: 0 CS: 1
PITCHER Doug Koniczny, R ERA: 4.76	IP: 8.0 WLS: L BF: 33	H: 7 R: 2 ER: 2 SO: 1	BB: 4 IBB: 0 HBP: 0 BLK: 0	WP: 1 HR: 1 S: 31 P: 47	ERA: 2.25 WHIP: 1.375															

AB	33
R	1
H	5
RBI	1
BB	2
SO	3
LOB	17



AB	29
R	2
H	7
RBI	2
BB	4
SO	1
LOB	12



Batter	1	2	3	4	5	6	7	8	9	AB	R	H	RBI	BB	SO	LOB	TOP											
Wilbur Howard, S OBP: 0.345, SLG: 0.397 (1, 7)										4	1	2	0	0	0	0												
Jerry Davanon, R OBP: 0.413, SLG: 0.421 (1, 4)										4	0	0	0	0	1	3												
Cesar Cedeno, R OBP: 0.365, SLG: 0.405 (1, 8)										4	1	1	0	0	0	1												
Cliff Johnson, R OBP: 0.390, SLG: 0.524 (1, 2)										4	1	0	0	0	1	2												
Bob Watson, R OBP: 0.373, SLG: 0.515 Enos Cabell, R OBP: 0.299, SLG: 0.375 (1, 3) (5, 3)										2	1	1	1	1	0	1												
Jose Cruz, L OBP: 0.370, SLG: 0.416 (1, 9)										4	1	1	1	0	1	2												
Doug Rader, R OBP: 0.299, SLG: 0.361 (1, 5)										4	0	0	1	0	0	1												
Roger Metzger, S OBP: 0.305, SLG: 0.322 (1, 6)										3	0	0	0	1	1	0												
Jim York, R OBP: 0.250, SLG: 1.000 (1, 1) (8, 1)										2	0	0	0	1	1	2												
Inning Stats	R: 0 E: 0 K: 1 S: 5	H: 0 LOB: 0 BB: 0 P: 5	R: 2 E: 2 K: 0 S: 4	H: 0 LOB: 0 BB: 1 P: 8	R: 0 E: 0 K: 1 S: 5	H: 0 LOB: 0 BB: 0 P: 5	R: 2 E: 1 K: 0 S: 6	H: 3 LOB: 2 BB: 1 P: 10	R: 1 E: 0 K: 0 S: 5	H: 1 LOB: 1 BB: 0 P: 5	R: 0 E: 0 K: 1 S: 5	H: 0 LOB: 0 BB: 0 P: 5	R: 0 E: 0 K: 3 S: 9	H: 1 LOB: 1 BB: 1 P: 7	R: 0 E: 0 K: 3 S: 9	H: 0 LOB: 0 BB: 0 P: 9	R: 0 E: 0 K: 0 S: 3	H: 0 LOB: 0 BB: 0 P: 3	1B: 4 2B: 0 3B: 1 HR: 0	SF: 1 SAC: 0 DP: 0 HBP: 0	WP: 0 PB: 1 SB: 0 CS: 0	PA: 36						
PITCHER	IP	WLS	BF	H	R	ER	SO	BB	IBB	HBP	BLK	WP	HR	S	P	ERA	WHIP											
John Denny, R ERA: 3.49 Harry Parker, R ERA: 5.59 John Curtis, L ERA: 3.57	(1, 1) (6, 1) (8, 1)	5.0 2.0 2.0	L 7 6	23 1 0	4 0 0	5 0 0	2 1 0	2 0 3	2 1 0	0 0 0	0 0 0	0 0 0	0 0 0	0 8 12	25 12 12	33 12 12	3.60 0.00 0.00	1.000 1.000 0.000										

Houston Astros @ St. Louis Cardinals
 Busch Stadium, St. Louis, MO
 Wed Aug 27 1975, 7:05 PM CDT
 Att: 13,778 - Unknown

AB	33
R	5
H	5
RBI	3
BB	3
SO	6
LOB	12



Batter	1	2	3	4	5	6	7	8	9	AB	R	H	RBI	BB	SO	LOB	BOTTOM										
Lou Brock, L OBP: 0.368, SLG: 0.409 (1, 7)										4	0	2	0	1	0	0											
Bake McBride, L OBP: 0.345, SLG: 0.392 (1, 8)										4	0	1	0	1	0	3											
Willie Davis, L OBP: 0.314, SLG: 0.461 (1, 9)										5	0	3	0	0	0	2											
Ted Simmons, S OBP: 0.399, SLG: 0.498 (1, 2)										5	0	0	0	0	0	5											
Reggie Smith, S OBP: 0.378, SLG: 0.509 (1, 3)										3	0	1	0	1	0	0											
Hector Cruz, R OBP: 0.333, SLG: 0.556 (1, 5)										4	0	1	0	0	0	2											
Ted Sizemore, R OBP: 0.309, SLG: 0.309 (1, 4)										2	0	0	0	2	0	2											
Mike Tyson, R OBP: 0.322, SLG: 0.357 Ron Fairly, L OBP: 0.426, SLG: 0.495 Larry Lintz, S OBP: 0.321, SLG: 0.203 (1, 6) (8, PH) (9, 6)										3	0	0	0	0	0	4											
John Denny, R OBP: 0.215, SLG: 0.211 Luis Nieto, R OBP: 0.291, SLG: 0.350 Harry Parker, R OBP: 0.291, SLG: 0.415 Buddy Bradford, R OBP: 0.320, SLG: 0.211 John Curtis, L OBP: 0.320, SLG: 0.345 Ken Reitz, R OBP: 0.320, SLG: 0.345 (1, 1) (5, PH) (8, 1) (7, PH) (8, 1) (9, PH)										1	0	0	0	0	0	0											
Inning Stats	R: 0 E: 0 K: 0 S: 3	H: 0 LOB: 1 BB: 1 P: 7	R: 0 E: 0 K: 0 S: 3	H: 0 LOB: 0 BB: 0 P: 3	R: 0 E: 0 K: 0 S: 3	H: 0 LOB: 1 BB: 1 P: 7	R: 0 E: 0 K: 0 S: 4	H: 1 LOB: 3 BB: 2 P: 12	R: 1 E: 0 K: 0 S: 5	H: 3 LOB: 1 BB: 0 P: 5	R: 0 E: 0 K: 0 S: 3	H: 0 LOB: 1 BB: 1 P: 7	R: 0 E: 0 K: 1 S: 6	H: 1 LOB: 1 BB: 0 P: 6	R: 0 E: 0 K: 0 S: 5	H: 2 LOB: 2 BB: 0 P: 5	R: 0 E: 0 K: 0 S: 5	H: 2 LOB: 2 BB: 0 P: 5	1B: 7 2B: 2 3B: 0 HR: 0	SF: 0 SAC: 0 DP: 0 HBP: 0	WP: 0 PB: 0 SB: 0 CS: 2	PA: 40					
PITCHER	IP	WLS	BF	H	R	ER	SO	BB	IBB	HBP	BLK	WP	HR	S	P	ERA	WHIP										
Jim York, R ERA: 4.81 Jose Sosa, R ERA: 4.18	(1, 1) (8, 1)	7.0 2.0	W 10	30 4	5 0	1 0	1 0	0 0	0 0	0 0	0 0	0 0	0 0	10 10	27 10	1.29 0.00	1.429 2.000										

Houston Astros @ St. Louis Cardinals
 Busch Stadium, St. Louis, MO
 Wed Aug 27 1975, 7:05 PM CDT
 Att: 13,778 - Unknown

AB	35
R	1
H	9
RBI	0
BB	5
SO	1
LOB	20



Batter	1	2	3	4	5	6	7	8	9	AB	R	H	RBI	BB	SO	LOB	TOP										
Wilbur Howard, S (1, 9) OBP: 0.346, SLG: 0.397 (7, 7)										5	1	2	0	0	1	1	Houston Astros @ Pittsburgh Pirates Three Rivers Stadium, Pittsburgh, PA Sat Aug 30 1975, 7:05 PM EDT Att: 13,473 - Unknown										
Enos Cabell, R (1, 7) OBP: 0.307, SLG: 0.383 (7, 3)										5	2	4	1	0	0	1											
Cesar Cedeno, R (1, 8) OBP: 0.365, SLG: 0.420										5	2	2	4	0	0	4											
Cliff Johnson, R (1, 2) OBP: 0.387, SLG: 0.518										5	1	1	0	0	1	3											
Bob Watson, R (1, 3) OBP: 0.376, SLG: 0.523 Jose Cruz, L (7, PR) OBP: 0.370, SLG: 0.416 (7, 9)										3	1	2	2	1	0	0											
Doug Rader, R (1, 5) OBP: 0.299, SLG: 0.360										4	0	1	0	0	0	0											
Jerry Davanon, R (1, 4) OBP: 0.396, SLG: 0.400										4	0	0	0	0	0	2											
Roger Metzger, S (1, 6) OBP: 0.305, SLG: 0.320										3	0	0	0	1	0	0											
Larry Dierker, R (1, 1) OBP: 0.087, SLG: 0.087										4	0	1	0	0	1	3											
Inning Stats	R: 0 E: 0 K: 1 S: 5	H: 1 LOB: 0 BB: 0 P: 5	R: 0 E: 0 K: 0 S: 5	H: 2 LOB: 3 BB: 1 P: 9	R: 2 E: 0 K: 0 S: 5	H: 2 LOB: 0 BB: 0 P: 5	R: 0 E: 0 K: 0 S: 3	H: 0 LOB: 0 BB: 0 P: 3	R: 5 E: 0 K: 1 S: 10	H: 5 LOB: 0 BB: 0 P: 10	R: 0 E: 0 K: 0 S: 3	H: 0 LOB: 0 BB: 0 P: 3	R: 0 E: 0 K: 1 S: 5	H: 1 LOB: 2 BB: 1 P: 9	R: 0 E: 0 K: 0 S: 3	H: 0 LOB: 0 BB: 0 P: 3	R: 0 E: 0 K: 0 S: 5	H: 2 LOB: 2 BB: 0 P: 5	1B: 10 2B: 0 3B: 0 HR: 3	SF: 0 SAC: 0 DP: 0 HBP: 0	WP: 0 PB: 0 SB: 1 CS: 1	PA: 41					
PITCHER	IP	WLS	BF	H	R	ER	SO	BB	IBB	HBP	BLK	WP	HR	S	P	ERA	WHIP	PITCHER									
Jerry Reuss, L ERA: 2.52	4.1	L	22	9	6	6	2	0	1	0	0	0	2	25	29	12.46	2.077										
Kent Tekulve, R ERA: 2.73	0.2		3	1	1	1	0	0	0	0	0	0	1	3	3	13.50	1.500										
Bruce Kison, R ERA: 3.43	2.0		7	1	0	0	1	0	1	0	0	0	0	8	12	0.00	0.500										
Ken Brett, L ERA: 3.01	2.0		8	2	0	0	0	0	0	0	0	0	0	8	8	0.00	1.000										

Batter	1	2	3	4	5	6	7	8	9	AB	R	H	RBI	BB	SO	LOB	BOTTOM										
Rennie Stennett, R (1, 4) OBP: 0.312, SLG: 0.369										4	1	1	0	0	1	0	Houston Astros @ Pittsburgh Pirates Three Rivers Stadium, Pittsburgh, PA Sat Aug 30 1975, 7:05 PM EDT Att: 13,473 - Unknown										
Richie Hebner, L (1, 5) OBP: 0.327, SLG: 0.420										4	2	2	1	0	1	0											
Al Oliver, L (1, 8) OBP: 0.305, SLG: 0.459										3	1	1	0	1	2	0											
Willie Stargell, L (1, 3) OBP: 0.370, SLG: 0.538										3	0	1	3	0	0	1											
Dave Parker, L (1, 9) OBP: 0.360, SLG: 0.535										4	0	0	0	0	0	2											
Richie Ziek, R (1, 7) OBP: 0.360, SLG: 0.456										4	0	1	0	0	1	1											
Manny Sanguillen, R (1, 2) OBP: 0.360, SLG: 0.447										4	0	1	0	0	0	1											
Craig Reynolds, L (1, 6) OBP: 0.235, SLG: 0.258 Bob Robertson, R (9, PH) OBP: 0.368, SLG: 0.431										3	0	0	0	0	0	0											
Jerry Reuss, L OBP: 0.236, SLG: 0.186 Kent Tekulve, R OBP: 0.276, SLG: 0.111 Willie Randolph, R OBP: 0.102, SLG: 0.118 Bruce Kison, R OBP: 0.310, SLG: 0.358 Ed Kirkpatrick, L OBP: 0.244, SLG: 0.341										1	0	0	0	0	1	0											
Inning Stats	R: 0 E: 0 K: 0 S: 4	H: 1 LOB: 1 BB: 0 P: 4	R: 0 E: 0 K: 0 S: 3	H: 0 LOB: 0 BB: 0 P: 3	R: 3 E: 0 K: 1 S: 8	H: 3 LOB: 1 BB: 1 P: 12	R: 0 E: 0 K: 1 S: 5	H: 0 LOB: 0 BB: 0 P: 5	R: 1 E: 0 K: 1 S: 6	H: 1 LOB: 0 BB: 0 P: 6	R: 0 E: 0 K: 0 S: 3	H: 0 LOB: 1 BB: 0 P: 4	R: 0 E: 0 K: 2 S: 7	H: 0 LOB: 0 BB: 0 P: 7	R: 0 E: 0 K: 2 S: 7	H: 0 LOB: 0 BB: 0 P: 7	R: 0 E: 0 K: 0 S: 5	H: 2 LOB: 2 BB: 0 P: 5	1B: 3 2B: 3 3B: 0 HR: 1	SF: 0 SAC: 0 DP: 0 HBP: 1	WP: 0 PB: 1 SB: 0 CS: 0	PA: 36					
PITCHER	IP	WLS	BF	H	R	ER	SO	BB	IBB	HBP	BLK	WP	HR	S	P	ERA	WHIP	PITCHER									
Larry Dierker, R ERA: 3.95	9.0	W	36	7	4	4	7	1	0	1	0	0	1	48	53	4.00	0.889										

Batter	1	2	3	4	5	6	7	8	9	AB	R	H	RBI	BB	SO	LOB	TOP									
Ralph Garr, L OBP: 0.328, SLG: 0.382	F5		4-3 2B		4-3		SF8			4	1	2	1	0	0	0	Atlanta Braves @ Houston Astros Astrodome, Houston, TX Tue Sep 02 1975, 8:05 PM EDT Att: 4,019 - Dome									
Rowland Office, L OBP: 0.321, SLG: 0.328	4-3		4-3		4-3		3-H 4-0		6-3	4	0	0	0	1	0	2										
Dave May, L OBP: 0.360, SLG: 0.511	4-3						1-2			3	1	2	1	1	0	0										
Darrell Evans, L OBP: 0.357, SLG: 0.408		F8					1-3		K	3	0	1	0	1	1	3										
Mike Lum, L OBP: 0.308, SLG: 0.324		1B					FC6-4		4-3	3	1	0	1	1	0	3										
Biff Pocoroba, S OBP: 0.322, SLG: 0.317		1B					1-2 3-H		K	4	0	1	0	0	1	1										
Rod Gilbreath, R OBP: 0.333, SLG: 0.323		1B					1-2		G3	4	0	1	1	0	1	0										
Rob Belloir, R OBP: 0.279, SLG: 0.301		G6-4-3					1-2 2-H		K	4	1	1	0	0	1	2										
Carl Morton, R OBP: 0.207, SLG: 0.203							1-2		K	3	0	1	0	0	2	0										
Bruce Dal Canton, R OBP: 0.056, SLG: 0.056									K	1	0	0	0	0	1	0										
Inning Stats	R: 0 E: 0 K: 0 S: 3	H: 0 LOB: 0 BB: 0 P: 3	R: 1 E: 0 K: 0 S: 4	H: 2 LOB: 1 BB: 1 P: 8	R: 1 E: 0 K: 1 S: 7	H: 2 LOB: 2 BB: 1 P: 11	R: 0 E: 0 K: 0 S: 3	H: 0 LOB: 0 BB: 0 P: 3	R: 0 E: 0 K: 1 S: 5	H: 0 LOB: 0 BB: 0 P: 5	R: 1 E: 0 K: 0 S: 4	H: 2 LOB: 0 BB: 0 P: 4	R: 1 E: 0 K: 2 S: 9	H: 2 LOB: 3 BB: 2 P: 17	R: 0 E: 0 K: 1 S: 5	H: 0 LOB: 0 BB: 0 P: 5	R: 0 E: 0 K: 2 S: 8	H: 1 LOB: 1 BB: 0 P: 8	1B: 7 2B: 2 3B: 0 HR: 0	SF: 1 SAC: 0 DP: 1 HBP: 0	WP: 0 PB: 0 SB: 1 CS: 1	PA: 38				
PITCHER	IP	WLS	BF	H	R	ER	SO	BB	IBB	HBP	BLK	WP	HR	S	P	ERA	WHIP									
Jim York, R ERA: 4.94	(1, 1)	6.2	L	29	8	4	4	3	3	0	0	0	0	0	32	44	5.40	1.650								
Jim Crawford, L ERA: 3.59	(7, 1)	0.1		2	0	0	0	1	1	0	0	0	0	0	3	7	0.00	3.000								
Mike Cosgrove, L ERA: 2.68	(8, 1)	1.0		3	0	0	0	1	0	0	0	0	0	5	5	0.00	0.000									
Jose Sosa, R ERA: 4.18	(9, 1)	1.0		4	1	0	0	2	0	0	0	0	0	8	8	0.00	1.000									



Batter	1	2	3	4	5	6	7	8	9	AB	R	H	RBI	BB	SO	LOB	BOTTOM								
Wilbur Howard, S OBP: 0.350, SLG: 0.407	6-3	5-3						FC5		3	1	2	0	1	0	1	Atlanta Braves @ Houston Astros Astrodome, Houston, TX Tue Sep 02 1975, 8:05 PM EDT Att: 4,019 - Dome								
Rob Andrews, R OBP: 0.276, SLG: 0.249	6-3	5-3						1B		3	0	0	1	0	0	1									
Milt May, L OBP: 0.291, SLG: 0.334										1	0	1	0	0	0	0									
Jerry Davanon, R OBP: 0.396, SLG: 0.393								1B		0	0	0	0	0	0	0									
Cesar Cedeno, R OBP: 0.372, SLG: 0.426	BB		6-3					F3		4	0	1	0	0	0	3									
Cliff Johnson, R OBP: 0.379, SLG: 0.504	BB		F8					L5		3	0	0	0	0	0	3									
Bob Watson, R OBP: 0.370, SLG: 0.512	F7		F8					6-3		4	0	0	0	0	0	5									
Jose Cruz, L OBP: 0.369, SLG: 0.422					F9			1-3		3	0	0	0	1	0	0									
Doug Rader, R OBP: 0.297, SLG: 0.356	6-3				L6			4-3		4	0	0	0	0	0	3									
Roger Metzger, S OBP: 0.301, SLG: 0.313										1	0	0	0	1	0	0									
Art Gardner, L OBP: 0.302, SLG: 0.376										1	0	0	0	0	0	0									
Mike Cosgrove, L OBP: 0.302, SLG: 0.376										0	0	0	0	0	0	0									
Jose Sosa, R OBP: 0.302, SLG: 0.376										0	0	0	0	0	0	0									
Enos Cabell, R OBP: 0.302, SLG: 0.376										1	0	0	0	0	0	0									
Jim York, R ERA: 4.18										2	0	0	0	0	2	1									
Jim Crawford, L ERA: 3.59										0	0	0	0	0	0	0									
Ken Boswell, L OBP: 0.352, SLG: 0.321										1	0	1	0	0	0	0									
Inning Stats	R: 1 E: 0 K: 0 S: 5	H: 2 LOB: 3 BB: 1 P: 10	R: 0 E: 0 K: 1 S: 5	H: 0 LOB: 1 BB: 1 P: 9	R: 0 E: 0 K: 0 S: 3	H: 0 LOB: 0 BB: 0 P: 3	R: 0 E: 0 K: 0 S: 3	H: 0 LOB: 0 BB: 0 P: 3	R: 0 E: 0 K: 1 S: 5	H: 1 LOB: 0 BB: 0 P: 5	R: 0 E: 0 K: 0 S: 3	H: 0 LOB: 0 BB: 0 P: 3	R: 0 E: 0 K: 0 S: 3	H: 0 LOB: 3 BB: 1 P: 9	R: 0 E: 0 K: 0 S: 5	H: 2 LOB: 3 BB: 1 P: 9	R: 0 E: 0 K: 0 S: 3	H: 0 LOB: 0 BB: 0 P: 3	1B: 3 2B: 1 3B: 1 HR: 0	SF: 0 SAC: 0 DP: 0 HBP: 1	WP: 0 PB: 0 SB: 0 CS: 0	PA: 35			
PITCHER	IP	WLS	BF	H	R	ER	SO	BB	IBB	HBP	BLK	WP	HR	S	P	ERA	WHIP								
Carl Morton, R ERA: 3.59	(1, 1)	7.0	W	29	5	1	1	2	3	0	0	0	0	29	42	1.29	1.143								
Bruce Dal Canton, R ERA: 5.18	(8, 1)	2.0	S	6	0	0	0	0	0	0	0	0	0	6	6	0.00	0.000								



Batter	1	2	3	4	5	6	7	8	9	AB	R	H	RBI	BB	SO	LOB	TOP			
Von Joshua, L OBP: 0.366, SLG: 0.445										6	2	3	0	0	0	1	San Francisco Giants @ Houston Astros Astrodome, Houston, TX Wed Sep 03 1975, 8:05 PM EDT Att: 4,437 - Unknown			
Derrel Thomas, S OBP: 0.347, SLG: 0.363										4	2	1	1	2	2					
Bobby Murcer, L OBP: 0.409, SLG: 0.458 Gary Thomsson, L OBP: 0.297, SLG: 0.326										4	1	1	0	1	1	3				
Gary Matthews, R OBP: 0.359, SLG: 0.405										4	3	3	2	1	0	0				
Willie Montanez, L OBP: 0.345, SLG: 0.406 Bruce Miller, R OBP: 0.275, SLG: 0.295										4	0	2	2	0	0	4				
Dave Rader, L OBP: 0.389, SLG: 0.422										4	0	1	0	1	0	3				
Steve Ontiveros, S OBP: 0.400, SLG: 0.354										5	0	4	1	0	0	2				
Johnnie LeMaster, R OBP: 0.250, SLG: 0.571										4	0	0	1	0	2	5				
Pete Falcone, L OBP: 0.081, SLG: 0.096 Charlie Williams, R OBP: 0.176, SLG: 0.250										5	1	1	0	0	0	4				
Inning Stats	R: 3 E: 0 K: 2 S: 11	H: 4 LOB: 2 BB: 1 P: 15	R: 3 E: 0 K: 0 S: 6	H: 3 LOB: 2 BB: 2 P: 14	R: 2 E: 0 K: 0 S: 6	H: 3 LOB: 2 BB: 1 P: 10	R: 0 E: 0 K: 1 S: 6	H: 1 LOB: 1 BB: 0 P: 6	R: 0 E: 0 K: 0 S: 5	H: 2 LOB: 2 BB: 0 P: 5	R: 0 E: 0 K: 1 S: 5	H: 0 LOB: 1 BB: 1 P: 9	R: 1 E: 0 K: 0 S: 5	H: 3 LOB: 2 BB: 0 P: 6	R: 0 E: 0 K: 0 S: 3	H: 1 LOB: 0 BB: 0 P: 3		1B: 16 2B: 2 3B: 0 HR: 0	SF: 0 SAC: 0 DP: 2 HBP: 1	WP: 1 PB: 1 SB: 3 CS: 0
PITCHER	IP WLS BF H R ER SO BB IBB HBP BLK WP HR S P ERA WHIP	IP WLS BF H R ER SO BB IBB HBP BLK WP HR S P ERA WHIP																		
J.R. Richard, R ERA: 4.76	(1, 1)	1.2	L	14	6	6	6	2	3	0	0	0	1	1	0	15	27	32.40	5.400	
Joe Niekro, R ERA: 3.71	(2, 1)	1.1	9	4	2	2	0	1	0	0	0	0	0	0	0	8	12	13.50	3.750	
Jim Crawford, L ERA: 3.5	(4, 1)	2.0	7	1	0	0	2	0	0	0	0	0	0	0	0	11	11	0.00	0.500	
Jose Sosa, R ERA: 3.9	(6, 1)	2.0	9	2	0	0	1	1	0	0	0	0	0	0	0	10	14	0.00	1.500	
Paul Siebert, L ERA: 7.5	(8, 1)	2.0	9	4	1	1	0	0	0	0	1	0	0	0	0	8	9	4.50	2.000	

Batter	1	2	3	4	5	6	7	8	9	AB	R	H	RBI	BB	SO	LOB	BOTTOM			
Wilbur Howard, S OBP: 0.349, SLG: 0.405										4	1	1	0	0	0	0	San Francisco Giants @ Houston Astros Astrodome, Houston, TX Wed Sep 03 1975, 8:05 PM EDT Att: 4,437 - Unknown			
Rob Andrews, R OBP: 0.281, SLG: 0.259										3	1	1	0	1	0	0				
Cesar Cedeno, R OBP: 0.373, SLG: 0.429										2	0	1	1	1	0	0				
Cliff Johnson, R OBP: 0.378, SLG: 0.500										4	0	1	1	0	1	1				
Bob Watson, R OBP: 0.371, SLG: 0.512										4	1	2	0	0	0	2				
Enos Cabell, R OBP: 0.301, SLG: 0.372										3	0	0	0	1	0	1				
Doug Rader, R OBP: 0.297, SLG: 0.362										4	1	1	2	0	1	2				
Roger Metzger, S OBP: 0.299, SLG: 0.311 Jose Cruz, L OBP: 0.368, SLG: 0.420										3	0	0	0	0	1	0				
J.R. Richard, R ERA: 4.76 Joe Niekro, R ERA: 3.71 Larry Milbourne, S OBP: 0.224, SLG: 0.254 Jim Crawford, L OBP: 0.297, SLG: 0.350 Tommy Helms, R OBP: 0.402, SLG: 1.200 Jose Sosa, R OBP: 0.350, SLG: 0.388 Jerry Davanon, R OBP: 0.350, SLG: 0.388 Paul Siebert, L ERA: 7.5	(1, 1)									0	0	0	0	0	0	0				
Inning Stats	R: 1 E: 0 K: 0 S: 4	H: 1 LOB: 1 BB: 1 P: 8	R: 0 E: 0 K: 0 S: 3	H: 0 LOB: 0 BB: 0 P: 3	R: 0 E: 0 K: 0 S: 3	H: 0 LOB: 0 BB: 0 P: 3	R: 0 E: 0 K: 2 S: 8	H: 2 LOB: 2 BB: 1 P: 12	R: 0 E: 0 K: 2 S: 7	H: 0 LOB: 0 BB: 0 P: 7	R: 0 E: 0 K: 0 S: 3	H: 0 LOB: 0 BB: 0 P: 3	R: 2 E: 0 K: 0 S: 4	H: 2 LOB: 1 BB: 1 P: 8	R: 0 E: 0 K: 1 S: 5	H: 0 LOB: 0 BB: 0 P: 5		1B: 4 2B: 2 3B: 1 HR: 1	SF: 1 SAC: 0 DP: 1 HBP: 0	WP: 1 PB: 0 SB: 1 CS: 0
PITCHER	IP WLS BF H R ER SO BB IBB HBP BLK WP HR S P ERA WHIP	IP WLS BF H R ER SO BB IBB HBP BLK WP HR S P ERA WHIP																		
Pete Falcone, L ERA: 3.16	(1, 1)	7.0	W	29	6	4	4	4	3	0	0	0	0	0	0	34	46	5.14	1.286	
Charlie Williams, R ERA: 3.16	(8, 1)	2.0	6	1	0	0	1	0	0	0	0	0	0	0	0	8	8	0.00	0.500	

Batter	1	2	3	4	5	6	7	8	9	AB	R	H	RBI	BB	SO	LOB	TOP								
Von Joshua, L (1, 8) OBP: 0.362, SLG: 0.441	0-0 4-3			0-0 6-3		0-0 F6		0-3 K		4	0	0	0	0	1	0	San Francisco Giants @ Houston Astros Astrodome, Houston, TX Thu Sep 04 1975, 8:05 PM EDT Att: 4,323 - Dome								
Derrel Thomas, S (1, 4) OBP: 0.348, SLG: 0.369	0-3 K			0-0 WP S 1B		0-0 4-3		0-0 1B 3B		4	1	2	0	0	1	0									
Bobby Murcer, L (1, 9) OBP: 0.408, SLG: 0.456	0-0 4-3			0-0 F8		0-0 F8		0-0 WP 1B		4	0	1	1	0	0	1									
Gary Matthews, R (1, 7) OBP: 0.365, SLG: 0.407		4-0 G3-6 BB		4-0 1-3 BB			0-0 FC4-6 1B SF7	4-0 1-2 BB		1	1	1	0	3	0	0									
Willie Montanez, L (1, 3) OBP: 0.345, SLG: 0.405	0-0 G3-6 1-2			0-0 F7			0-0 FC4-6 1B	0-0 4-3		4	0	1	0	0	0	5									
Dave Rader, L (1, 2) OBP: 0.388, SLG: 0.424	0-0 F4				0-0 2B		0-0 FC4-6 FC5-4	0-0 3-1		4	0	1	0	0	0	2									
Steve Ontiveros, S (1, 5) OBP: 0.395, SLG: 0.351			0-0 L6		0-0 F7		0-0 SF7	0-0 6-3		3	0	0	1	0	0	1									
Johnnie LeMaster, R (1, 6) OBP: 0.167, SLG: 0.364			0-0 F7		0-3 K		0-0 FC5-4	0-0 6-3		4	0	0	0	0	1	2									
John Montefusco, R (1, 1) OBP: 0.127, SLG: 0.149			0-3 K		0-3 K			0-3 K		3	0	0	0	0	3	1									
Randy Moffitt, R (9, 1) OBP: 0.231, SLG: 0.385										0	0	0	0	0	0	0									
Inning Stats	R: 0 E: 0 K: 1 S: 5	H: 0 LOB: 0 BB: 0 P: 5	R: 0 E: 0 K: 0 S: 2	H: 0 LOB: 0 BB: 1 P: 6	R: 0 E: 0 K: 1 S: 5	H: 0 LOB: 0 BB: 0 P: 5	R: 0 E: 0 K: 0 S: 4	H: 1 LOB: 2 BB: 1 P: 8	R: 0 E: 0 K: 2 S: 8	H: 1 LOB: 1 BB: 0 P: 8	R: 0 E: 0 K: 0 S: 3	H: 0 LOB: 0 BB: 0 P: 3	R: 1 E: 0 K: 0 S: 5	H: 2 LOB: 1 BB: 0 P: 5	R: 1 E: 0 K: 2 S: 9	H: 2 LOB: 2 BB: 1 P: 13	R: 0 E: 0 K: 0 S: 3	H: 0 LOB: 0 BB: 0 P: 3	1B: 4 2B: 1 3B: 1 HR: 0	SF: 1 SAC: 0 DP: 1 HBP: 0	WP: 2 PB: 0 SB: 1 CS: 0	PA: 35			
PITCHER	IP	WLS	BF	H	R	ER	SO	BB	IBB	HBP	BLK	WP	HR	S	P	ERA	WHIP								
Larry Dierker, R (1, 1) ERA: 3.86	7.0	L	26	4	1	1	4	2	0	0	0	1	0	32	40	1.29	0.857								
Jim Crawford, L (8, 1) ERA: 3.52	2.0		9	2	1	1	2	1	0	0	0	1	0	12	16	4.50	1.500								

Batter	1	2	3	4	5	6	7	8	9	AB	R	H	RBI	BB	SO	LOB	BOTTOM								
Wilbur Howard, S (1, 7) OBP: 0.347, SLG: 0.408	0-0 G3		0-0 G3		0-0 3B			0-3 K	0-0 F8	5	0	1	0	0	1	3	San Francisco Giants @ Houston Astros Astrodome, Houston, TX Thu Sep 04 1975, 8:05 PM EDT Att: 4,323 - Dome								
Rob Andrews, R (1, 4) OBP: 0.285, SLG: 0.257	4-0 G6-4-3 BB			4-0 1B BB	0-0 F9			0-0 F7		2	0	0	0	2	0	1									
Cesar Cedeno, R (1, 8) OBP: 0.370, SLG: 0.425	0-0 G6-4-3 1-2			0-3 K		0-3 K		0-0 F7		4	0	0	0	0	2	2									
Cliff Johnson, R (1, 2) OBP: 0.379, SLG: 0.498		4-0 BB		0-0 BB 1B		0-3 K		0-0 6-3		3	0	1	0	1	1	0									
Bob Watson, R (1, 3) OBP: 0.370, SLG: 0.510		0-0 F4		0-0 F4		0-0 F5		0-0 BB 1B		4	1	1	0	0	0	3									
Jose Cruz, L (1, 9) OBP: 0.372, SLG: 0.419		0-0 F9		4-0 1-2 BB		4-0 BB		4-0 1B BB		1	0	0	0	3	0	1									
Doug Rader, R (1, 5) OBP: 0.295, SLG: 0.359		0-0 1-3		0-3 K			0-0 F2		0-3 K	3	0	0	0	0	1	5									
Greg Gross, L (9, PH) OBP: 0.375, SLG: 0.367										1	0	0	0	0	1	2									
Roger Metzger, S (1, 6) OBP: 0.297, SLG: 0.309			0-0 F5		0-0 F8		0-3 K		0-0 HBP 1B	2	0	0	0	0	0	0									
Art Gardner, L (7, PH)										1	0	0	0	0	1	1									
Larry Milbourne, S (8, 6) OBP: 0.224, SLG: 0.234										0	0	0	0	0	0	0									
Ken Boswell, L (9, PH) OBP: 0.356, SLG: 0.325										1	0	1	1	0	0	0									
Larry Dierker, R (1, 1) OBP: 0.085, SLG: 0.085			0-0 4-3		0-0 G3		0-3 K		1-0 HBP	2	0	0	0	0	0	0									
Milt May, L (7, PH) OBP: 0.291, SLG: 0.333										1	0	0	0	0	1	1									
Jim Crawford, L (8, 1) OBP: 0.368, SLG: 0.353										0	0	0	0	0	0	0									
Enos Cabell, R (9, PH) OBP: 0.304, SLG: 0.372										0	0	0	0	0	0	0									
Inning Stats	R: 0 E: 0 K: 0 S: 2	H: 0 LOB: 1 BB: 1 P: 6	R: 0 E: 0 K: 0 S: 3	H: 0 LOB: 1 BB: 1 P: 7	R: 0 E: 0 K: 0 S: 3	H: 0 LOB: 0 BB: 0 P: 3	R: 0 E: 0 K: 2 S: 8	H: 1 LOB: 3 BB: 2 P: 16	R: 0 E: 0 K: 0 S: 4	H: 1 LOB: 1 BB: 0 P: 4	R: 0 E: 0 K: 2 S: 7	H: 0 LOB: 0 BB: 0 P: 7	R: 0 E: 0 K: 2 S: 7	H: 0 LOB: 1 BB: 1 P: 11	R: 0 E: 0 K: 1 S: 5	H: 0 LOB: 0 BB: 0 P: 5	R: 1 E: 0 K: 1 S: 7	H: 2 LOB: 3 BB: 1 P: 12	1B: 3 2B: 0 3B: 1 HR: 0	SF: 0 SAC: 0 DP: 1 HBP: 1	WP: 0 PB: 0 SB: 0 CS: 0	PA: 37			
PITCHER	IP	WLS	BF	H	R	ER	SO	BB	IBB	HBP	BLK	WP	HR	S	P	ERA	WHIP								
John Montefusco, R (1, 1) ERA: 2.97	8.2	W	36	4	1	1	8	6	0	1	0	0	0	45	70	1.04	1.154								
Randy Moffitt, R (9, 1) ERA: 3.74	0.1	S	1	0	0	0	0	0	0	0	0	0	0	1	1	0.00	0.000								



Batter	1	2	3	4	5	6	7	8	9	AB	R	H	RBI	BB	SO	LOB	TOP																				
Johnny Grubb, L OBP: 0.354, SLG: 0.379 (1, 8)			4-3 							4	0	3	0	1	0	0																					
Hector Torres, R OBP: 0.304, SLG: 0.351 (1, 6) (9, 4)										5	1	1	0	0	0	5																					
Bobby Tolan, L OBP: 0.300, SLG: 0.328 (1, 7)										2	0	0	0	1	0	2																					
Willie McCovey, L OBP: 0.344, SLG: 0.444 Mike Ivie, R OBP: 0.394, SLG: 0.368 (8, 3)										2	0	1	1	2	0	0																					
Dave Winfield, R OBP: 0.355, SLG: 0.412 (1, 9)										4	1	1	0	0	0	4																					
Dave Roberts, R OBP: 0.344, SLG: 0.433 (1, 5)										4	0	0	0	0	0	4																					
Ted Kubiak, S OBP: 0.302, SLG: 0.249 Enzo Hernandez, R OBP: 0.275, SLG: 0.259 (9, PR) (9, 6)										3	0	0	0	1	2	2	AB 31																				
Bob Davis, R OBP: 0.297, SLG: 0.272 (1, 2)										4	0	1	1	0	1	1	R 2																				
Brent Strom, R OBP: 0.125, SLG: 0.130 (1, 1)										3	0	0	0	0	2	2	H 7																				
Inning Stats	R: 0 E: 0 K: 0 S: 3	H: 1 LOB: 0 BB: 0 P: 3	R: 1 E: 0 K: 2 S: 9	H: 2 LOB: 2 BB: 1 P: 13	R: 1 E: 0 K: 0 S: 5	H: 2 LOB: 0 BB: 1 P: 9	R: 0 E: 0 K: 1 S: 5	H: 0 LOB: 0 BB: 0 P: 5	R: 0 E: 0 K: 0 S: 3	H: 1 LOB: 1 BB: 0 P: 6	R: 0 E: 0 K: 1 S: 6	H: 0 LOB: 0 BB: 0 P: 5	R: 0 E: 0 K: 0 S: 3	H: 0 LOB: 0 BB: 0 P: 3	R: 0 E: 0 K: 0 S: 3	H: 0 LOB: 2 BB: 2 P: 11	1B: 7 2B: 1 3B: 0 HR: 0	SF: 0 SAC: 1 DP: 2 HBP: 1	WP: 0 PB: 0 SB: 0 CS: 0	PA: 38																	
PITCHER	IP	WLS	BF	H	R	ER	SO	BB	IBB	HBP	BLK	WP	HR	S	P	ERA	WHIP	PITCHER			IP	WLS	BF	H	R	ER	SO	BB	IBB	HBP	BLK	WP	HR	S	P	ERA	WHIP
Doug Koniczny, R ERA: 4.62 Joe Niekro, R ERA: 3.61 (1, 1) (8, 1)	7.0	L	30	7	2	2	5	3	0	1	0	0	0	36	49	2.57	1.429																				

San Diego Padres @ Houston Astros
Astrodome, Houston, TX
Sat Sep 06 1975, 8:05 PM EDT
Att: 5,838 - Dome

AB 31
R 2
H 7
RBI 2
BB 5
SO 5
LOB 20



Batter	1	2	3	4	5	6	7	8	9	AB	R	H	RBI	BB	SO	LOB	BOTTOM																				
Wilbur Howard, S OBP: 0.342, SLG: 0.399 (1, 9)										4	0	0	0	0	2	0																					
Rob Andrews, R OBP: 0.295, SLG: 0.266 (1, 4)										4	0	2	0	0	0	0																					
Cesar Cedeno, R OBP: 0.370, SLG: 0.423 (1, 8)										3	0	0	0	1	0	2																					
Bob Watson, R OBP: 0.370, SLG: 0.505 Larry Milbourne, S OBP: 0.225, SLG: 0.235 (1, 3) (9, PR)										4	0	0	0	0	0	1																					
Enos Cabell, R OBP: 0.303, SLG: 0.370 (1, 7)										3	1	2	0	0	0	0																					
Doug Rader, R OBP: 0.282, SLG: 0.355 (1, 5)										4	0	0	0	0	1	4																					
Milt May, L OBP: 0.291, SLG: 0.333 Skip Jutze, R OBP: 0.237, SLG: 0.253 (7, PR) (8, 2)										3	0	1	0	0	0	1	AB 31																				
Roger Metzger, S OBP: 0.298, SLG: 0.310 (1, 6)										3	0	1	1	0	0	1	R 1																				
Doug Koniczny, R OBP: 0.212, SLG: 0.204 Tommy Helms, R OBP: 0.239, SLG: 0.197 Joe Niekro, R OBP: 0.395, SLG: 0.273 (1, 1) (7, PH) (8, 1)										2	0	0	0	0	1	0	H 6																				
Inning Stats	R: 0 E: 0 K: 1 S: 5	H: 0 LOB: 1 BB: 1 P: 9	R: 0 E: 0 K: 0 S: 4	H: 1 LOB: 0 BB: 0 P: 4	R: 0 E: 0 K: 1 S: 6	H: 1 LOB: 0 BB: 0 P: 6	R: 0 E: 0 K: 0 S: 3	H: 0 LOB: 0 BB: 0 P: 3	R: 0 E: 0 K: 0 S: 3	H: 1 LOB: 0 BB: 0 P: 3	R: 1 E: 0 K: 1 S: 8	H: 3 LOB: 2 BB: 0 P: 8	R: 0 E: 0 K: 0 S: 3	H: 0 LOB: 0 BB: 0 P: 3	R: 0 E: 1 K: 0 S: 3	H: 0 LOB: 1 BB: 0 P: 3	1B: 6 2B: 1 3B: 0 HR: 0	SF: 0 SAC: 1 DP: 2 HBP: 0	WP: 0 PB: 0 SB: 1 CS: 0	PA: 33																	
PITCHER	IP	WLS	BF	H	R	ER	SO	BB	IBB	HBP	BLK	WP	HR	S	P	ERA	WHIP	PITCHER			IP	WLS	BF	H	R	ER	SO	BB	IBB	HBP	BLK	WP	HR	S	P	ERA	WHIP
Brent Strom, L ERA: 2.24 (1, 1)	9.0	W	33	6	1	1	4	1	0	0	0	0	0	40	44	1.00	0.778																				

San Diego Padres @ Houston Astros
Astrodome, Houston, TX
Sat Sep 06 1975, 8:05 PM EDT
Att: 5,838 - Dome

AB 31
R 1
H 6
RBI 1
BB 1
SO 4
LOB 11



Batter	1	2	3	4	5	6	7	8	9	AB	R	H	RBI	BB	SO	LOB	TOP										
Wilbur Howard, S OBP: 0.349, SLG: 0.400 (1, 7)										5	2	2	0	0	0	2											
Rob Andrews, R OBP: 0.296, SLG: 0.268 Greg Gross, L OBP: 0.378, SLG: 0.371 Tommy Helms, R OBP: 0.245, SLG: 0.203 (1, 4) (8, PH) (8, 4)										3	1	1	0	0	1	0											
Cesar Cedeno, R OBP: 0.369, SLG: 0.437 (1, 8)										5	3	3	6	0	2	1											
Bob Watson, R OBP: 0.370, SLG: 0.501 (1, 3)										3	0	0	0	1	0	1											
Mitt May, L OBP: 0.288, SLG: 0.329 (1, 2)										4	0	1	1	0	0	1											
Art Gardner, L OBP: 0.311, SLG: 0.111 Mike Stanton, S (8, 1) (8, 1)										4	0	0	0	0	2	1											
Doug Rader, R OBP: 0.296, SLG: 0.364 Enos Cabell, R OBP: 0.305, SLG: 0.372 (1, 5) (7, 5)										3	0	1	0	0	1	0											
Larry Milbourne, S OBP: 0.220, SLG: 0.229 (1, 6)										3	1	0	0	0	1	1											
J.R. Richard, R OBP: 0.231, SLG: 0.359 Jose Sosa, R OBP: 0.400, SLG: 1.200 Jose Cruz, L OBP: 0.372, SLG: 0.413 (1, 1) (6, 1) (8, PH) (8, 9)										2	0	0	0	0	0	0											
Inning Stats	R: 3 E: 0 K: 0 S: 6	H: 3 LOB: 0 BB: 0 P: 6	R: 0 E: 0 K: 0 S: 3	H: 1 LOB: 0 BB: 0 P: 3	R: 1 E: 0 K: 1 S: 6	H: 1 LOB: 1 BB: 1 P: 10	R: 0 E: 0 K: 2 S: 7	H: 0 LOB: 0 BB: 0 P: 7	R: 0 E: 0 K: 0 S: 3	H: 0 LOB: 0 BB: 0 P: 3	R: 0 E: 0 K: 1 S: 5	H: 0 LOB: 0 BB: 0 P: 5	R: 0 E: 0 K: 1 S: 5	H: 0 LOB: 0 BB: 0 P: 5	R: 3 E: 0 K: 2 S: 10	H: 3 LOB: 1 BB: 1 P: 14	R: 2 E: 1 K: 2 S: 10	H: 2 LOB: 1 BB: 0 P: 10	1B: 7 2B: 1 3B: 0 HR: 2	SF: 0 SAC: 1 DP: 1 HBP: 0	WP: 0 PB: 1 SB: 1 CS: 0	PA: 39					
PITCHER	IP	WLS	BF	H	R	ER	SO	BB	IBB	HBP	BLK	WP	HR	S	P	ERA	WHIP										
Phil Niekro, R ERA: 3.17 Frank LaCorte, R ERA: 4.15 Bruce Dal Canton, R ERA: 5.09 Tom House, L ERA: 3.12 (1, 1) (4, 1) (8, 1) (9, 1)	3.0		14	5	4	4	1	1	0	0	0	0	1	15	19	12.00	2.000										

Houston Astros @ Atlanta Braves
Atlanta-Fulton County Stadium, Atlanta, GA
Mon Sep 08 1975, 7:05 PM EDT
Att: 737 - Unknown

AB 36
R 9
H 10
RBI 8
BB 2
SO 9
LOB 9



Batter	1	2	3	4	5	6	7	8	9	AB	R	H	RBI	BB	SO	LOB	BOTTOM										
Ralph Garr, L OBP: 0.327, SLG: 0.383 (1, 7)										5	1	2	0	0	0	2											
Marty Perez, R OBP: 0.334, SLG: 0.331 (1, 4)										3	3	2	0	2	1	1											
Darrell Evans, L OBP: 0.362, SLG: 0.416 (1, 5)										4	1	2	3	1	1	3											
Dave May, L OBP: 0.358, SLG: 0.506 (1, 9)										5	1	1	1	0	0	4											
Mike Lum, L OBP: 0.306, SLG: 0.314 (1, 3)										5	0	2	1	0	0	2											
Rowland Office, L OBP: 0.318, SLG: 0.339 (1, 8)										4	0	0	0	1	1	4											
Vic Correll, R OBP: 0.309, SLG: 0.358 Larvell Blanks, R OBP: 0.298, SLG: 0.299 (1, 2) (4, PH) (5, 6)										1	0	0	0	1	0	1											
Rob Belloir, R OBP: 0.276, SLG: 0.287 Biff Pocoroba, S OBP: 0.321, SLG: 0.311 (1, 6) (4, PH) (5, 2)										1	0	0	0	0	0	0											
Phil Niekro, R OBP: 0.176, SLG: 0.216 Joe Niekro, L OBP: 0.300, SLG: 0.327 Frank LaCorte, R OBP: 0.340, SLG: 0.327 Bruce Dal Canton, R OBP: 0.340, SLG: 0.327 Rod Gilbreath, R OBP: 0.200, SLG: 0.111 (1, 1) (3, PH) (4, 1) (8, PH) (9, 1)										0	0	0	0	0	0	0											
Inning Stats	R: 0 E: 0 K: 2 S: 8	H: 1 LOB: 0 BB: 0 P: 8	R: 0 E: 0 K: 0 S: 3	H: 1 LOB: 0 BB: 0 P: 3	R: 0 E: 0 K: 0 S: 4	H: 1 LOB: 2 BB: 1 P: 8	R: 1 E: 0 K: 0 S: 4	H: 1 LOB: 3 BB: 2 P: 12	R: 2 E: 0 K: 0 S: 6	H: 3 LOB: 2 BB: 1 P: 10	R: 0 E: 0 K: 0 S: 3	H: 0 LOB: 0 BB: 0 P: 3	R: 2 E: 0 K: 0 S: 4	H: 1 LOB: 0 BB: 1 P: 8	R: 0 E: 0 K: 1 S: 5	H: 0 LOB: 1 BB: 1 P: 9	R: 1 E: 0 K: 1 S: 6	H: 1 LOB: 1 BB: 1 P: 10	1B: 6 2B: 1 3B: 1 HR: 1	SF: 0 SAC: 0 DP: 1 HBP: 0	WP: 2 PB: 0 SB: 0 CS: 0	PA: 42					
PITCHER	IP	WLS	BF	H	R	ER	SO	BB	IBB	HBP	BLK	WP	HR	S	P	ERA	WHIP										
J.R. Richard, R ERA: 4.73 Jose Sosa, R ERA: 4.22 Mike Stanton, R ERA: 6.14 (1, 1) (6, 1) (8, 1)	5.0		25	7	3	3	2	4	0	0	0	0	1	7	11	9.00	1.000										

Houston Astros @ Atlanta Braves
Atlanta-Fulton County Stadium, Atlanta, GA
Mon Sep 08 1975, 7:05 PM EDT
Att: 737 - Unknown

AB 35
R 6
H 9
RBI 6
BB 7
SO 4
LOB 24



Batter	1	2	3	4	5	6	7	8	9	AB	R	H	RBI	BB	SO	LOB	TOP										
Wilbur Howard, S OBP: 0.349, SLG: 0.400 (1, 7)	F7		6-3		E9		F7		1B SH2 BB	4	1	1	1	1	0	1	Houston Astros @ San Francisco Giants Candlestick Park, San Francisco, CA Wed Sep 10 1975, 10:05 PM EDT Att: 1,016 - Unknown										
Rob Andrews, R OBP: 0.290, SLG: 0.263 (1, 4)	5-3			F3	1-3		F4		SH2	4	0	0	0	0	0	0											
Cesar Cedeno, R OBP: 0.372, SLG: 0.437 (1, 8)	4-3			F9		FC6-4 E	6-3		1B IBB	4	1	1	0	1	0	0											
Cliff Johnson, R OBP: 0.381, SLG: 0.493 Jerry Davanon, R OBP: 0.396, SLG: 0.395 (1, 3) (8, 5)		6-3		F5		FC6-4 BB		F8	1B	3	0	0	0	1	0	0											
Jose Cruz, L OBP: 0.372, SLG: 0.412 (1, 9)	F7					FC6-4 E WP			F2	5	2	2	0	0	0	5											
Milt May, L OBP: 0.289, SLG: 0.329 (1, 2)	F8				1B SF8	E5 BB WP			F5	4	1	1	2	1	0	4											
Enos Cabell, R OBP: 0.307, SLG: 0.374 (1, 5) (8, 3)			4-3		E	BB IBB		1-3		3	1	1	0	1	0	2											
Roger Metzger, S OBP: 0.294, SLG: 0.303 (1, 6)			3-1-3		SF8	G4-3 BB			IBB	1	0	0	1	2	0	0											
Mike Cosgrove, L OBP: 0.100, SLG: 0.200 (1, 1)					F5	G4-3		FC6-4		4	0	1	0	0	0	7											
Inning Stats	R: 0 E: 0 K: 0 S: 3	H: 0 LOB: 0 BB: 0 P: 3	R: 0 E: 0 K: 0 S: 3	H: 0 LOB: 0 BB: 0 P: 3	R: 0 E: 0 K: 0 S: 4	H: 1 LOB: 1 BB: 0 P: 4	R: 0 E: 0 K: 0 S: 3	H: 0 LOB: 0 BB: 0 P: 3	R: 4 E: 1 K: 0 S: 7	H: 4 LOB: 0 BB: 0 P: 7	R: 2 E: 0 K: 0 S: 4	H: 1 LOB: 0 BB: 0 P: 16	R: 0 E: 0 K: 0 S: 3	H: 0 LOB: 0 BB: 0 P: 3	R: 0 E: 0 K: 0 S: 4	H: 1 LOB: 3 BB: 2 P: 12	R: 0 E: 0 K: 0 S: 4	H: 1 LOB: 3 BB: 2 P: 12	1B: 5 2B: 3 3B: 0 HR: 0	SF: 1 SAC: 1 DP: 1 HBP: 0	WP: 1 PB: 0 SB: 1 CS: 0	PA: 42					
PITCHER	IP	WLS	BF	H	R	ER	SO	BB	IBB	HBP	BLK	WP	HR	S	P	ERA	WHIP										
Ed Halicki, R ERA: 3.49 (1, 1)	4.2	L	19	5	4	3	0	0	0	0	0	0	0	19	19	5.79	1.071										
Greg Minton, R ERA: 8.1 (5, 1)	0.1		3	1	2	1	0	1	0	0	0	0	0	2	6	27.00	6.000										
Mike Caldwell, L ERA: 5.13 (6, 1)	2.0		8	0	0	0	0	1	1	0	0	1	0	6	14	0.00	0.500										
Gary Lavelle, L ERA: 2.91 (8, 1)	2.0		12	2	0	0	0	2	2	0	0	0	0	8	24	0.00	2.000										

Batter	1	2	3	4	5	6	7	8	9	AB	R	H	RBI	BB	SO	LOB	BOTTOM										
Von Joshua, L OBP: 0.367, SLG: 0.450 (1, 8)	WP SF9 1-3 1B		F5					K		4	1	2	1	0	1	0	Houston Astros @ San Francisco Giants Candlestick Park, San Francisco, CA Wed Sep 10 1975, 10:05 PM EDT Att: 1,016 - Unknown										
Derrel Thomas, S OBP: 0.347, SLG: 0.373 (1, 4)	1-3		CS BB			F8		PB 2B		3	0	1	0	1	0	1											
Bobby Murcer, L OBP: 0.398, SLG: 0.445 (1, 9)	SF9		F7			F4		4-3		3	0	0	1	0	0	2											
Gary Matthews, R OBP: 0.371, SLG: 0.414 (1, 7)			CS	4-3		F9			BB	3	1	1	1	1	0	0											
Willie Montanez, L OBP: 0.339, SLG: 0.397 (1, 3)	6-3			6-3				5-3		4	0	0	0	0	0	1											
Bruce Miller, R OBP: 0.277, SLG: 0.296 (1, 5)		F9		4-3		FC6-4 1B		F6		4	0	1	0	0	0	1											
Johnnie LetMaster, R OBP: 0.182, SLG: 0.323 (1, 6)		F9			F9		K	6-3		4	0	0	0	0	1	2											
Mike Sadek, R OBP: 0.344, SLG: 0.333 Chris Spierer, R OBP: 0.365, SLG: 0.420 Gary Lavelle, S OBP: 0.111, SLG: 0.111 (1, 2) (7, PH) (8, 1)			FC6-4 1B			FC6-4 SH1-4 2B BB				1	1	1	0	1	0	0											
Ed Halicki, R OBP: 0.161, SLG: 0.132 Greg Minton, S (5, 1)		FC6-4			SH1-4			K		1	0	0	0	0	0	0											
Mike Caldwell, R OBP: 0.128, SLG: 0.179 Marc Hill, R OBP: 0.308, SLG: 0.322 (6, 1) (8, 2)										0	0	0	0	0	0	0											
Inning Stats	R: 2 E: 0 K: 0 S: 5	H: 2 LOB: 0 BB: 0 P: 5	R: 0 E: 0 K: 0 S: 4	H: 1 LOB: 1 BB: 0 P: 4	R: 0 E: 0 K: 0 S: 2	H: 0 LOB: 0 BB: 1 P: 6	R: 0 E: 0 K: 0 S: 3	H: 0 LOB: 0 BB: 0 P: 3	R: 1 E: 0 K: 0 S: 3	H: 1 LOB: 1 BB: 1 P: 7	R: 0 E: 0 K: 0 S: 3	H: 0 LOB: 0 BB: 0 P: 3	R: 0 E: 0 K: 1 S: 6	H: 1 LOB: 1 BB: 0 P: 6	R: 0 E: 0 K: 2 S: 8	H: 1 LOB: 1 BB: 0 P: 8	R: 0 E: 0 K: 0 S: 3	H: 0 LOB: 1 BB: 1 P: 7	1B: 3 2B: 2 3B: 0 HR: 1	SF: 1 SAC: 1 DP: 0 HBP: 0	WP: 1 PB: 1 SB: 0 CS: 1	PA: 35					
PITCHER	IP	WLS	BF	H	R	ER	SO	BB	IBB	HBP	BLK	WP	HR	S	P	ERA	WHIP										
Mike Cosgrove, L ERA: 2.56 (1, 1)	9.0	W	34	6	3	3	3	3	0	0	0	1	1	37	49	3.00	1.000										

AB	33
R	6
H	8
RBI	4
BB	7
SO	0
LOB	19



Batter	1	2	3	4	5	6	7	8	9	AB	R	H	RBI	BB	SO	LOB	TOP								
Wilbur Howard, S OBP: 0.347, SLG: 0.394 (1, 7)	4-3	6-3						F2	L5	4	1	0	0	1	0	1									
Rob Andrews, R OBP: 0.296, SLG: 0.271 (1, 4)	CS 1B		6-3					SH2-4 1B	G5-4-3 BB	4	1	3	1	1	0	0									
Cesar Cedeno, R OBP: 0.373, SLG: 0.432 (1, 8)	E6 1B		G3					SH2-4 1B	G5-4-3 BB	4	1	1	0	0	0	2									
Bob Watson, R OBP: 0.372, SLG: 0.495 (1, 3)	1B		L6					5-3 1B	1B	3	1	1	0	1	0	1									
Enos Cabell, R OBP: 0.315, SLG: 0.386 (1, 5)	1B							4-3	1B	4	0	3	2	0	0	1									
Greg Gross, L OBP: 0.375, SLG: 0.366 (1, 9)	G3		G1-6-3					4-3 BB	K	3	0	0	0	1	1	5									
Skip Jutze, R OBP: 0.239, SLG: 0.244 (1, 2)			L7					FC5-4 1B		4	0	1	1	0	0	2									
Roger Metzger, S OBP: 0.296, SLG: 0.303 (1, 6)	1-3 1B							5-3	6-3	3	0	1	0	1	0	0									
J.R. Richard, R OBP: 0.217, SLG: 0.338 (1, 1)	1-3							6-3	6-3	4	0	0	0	0	1	4									
Joe Niekro, R OBP: 0.385, SLG: 0.273 (9, 1)	1-2							K	4-3	0	0	0	0	0	0	0									
Inning Stats	R: 1 E: 1 K: 0 S: 6	H: 3 LOB: 2 BB: 0 P: 6	R: 0 E: 0 K: 0 S: 4	H: 1 LOB: 1 BB: 0 P: 4	R: 0 E: 0 K: 0 S: 3	H: 0 LOB: 0 BB: 0 P: 3	R: 0 E: 0 K: 0 S: 3	H: 1 LOB: 0 BB: 0 P: 3	R: 1 E: 0 K: 0 S: 3	H: 1 LOB: 1 BB: 1 P: 7	R: 0 E: 0 K: 0 S: 4	H: 1 LOB: 2 BB: 1 P: 8	R: 0 E: 0 K: 1 S: 5	H: 0 LOB: 0 BB: 0 P: 5	R: 2 E: 0 K: 1 S: 8	H: 3 LOB: 3 BB: 2 P: 16	R: 0 E: 0 K: 0 S: 2	H: 0 LOB: 0 BB: 1 P: 6	1B: 9 2B: 1 3B: 0 HR: 0	SF: 0 SAC: 1 DP: 2 HBP: 0	WP: 0 PB: 0 SB: 2 CS: 1	PA: 39			
PITCHER	IP	WLS	BF	H	R	ER	SO	BB	IBB	HBP	BLK	WP	HR	S	P	ERA	WHIP								
Randy Jones, L ERA: 2.22 (1, 1)	7.2	L	34	10	4	3	2	2	1	0	0	0	0	35	47	3.52	1.565								
Danny Frisella, R ERA: 3.16 (8, 1)	1.1	S	5	0	0	0	0	1	1	0	0	0	0	3	11	0.00	0.750								

Houston Astros @ San Diego Padres
San Diego Stadium, San Diego, CA
Sun Sep 14 1975, 6:33 AM EDT
Att: 19,442 - Unknown

AB 33
R 4
H 10
RBI 4
BB 5
SO 2
LOB 16



Batter	1	2	3	4	5	6	7	8	9	AB	R	H	RBI	BB	SO	LOB	BOTTOM								
Johnny Grubb, L OBP: 0.351, SLG: 0.376 (1, 8)	K							K		5	0	2	2	0	2	1									
Tito Fuentes, S OBP: 0.307, SLG: 0.347 (1, 4)	K									4	0	1	0	0	1	2									
Enzo Hernandez, R OBP: 0.275, SLG: 0.266 (8, FR)	K		6-3						G3	0	0	0	0	0	0	0									
Ted Kubiak, S OBP: 0.305, SLG: 0.247 (9, PH)								1B		1	0	0	0	0	0	2									
Bobby Tolan, L OBP: 0.304, SLG: 0.334 (1, 7)	WP 1B							F9		4	0	2	0	0	0	1									
Willie McCovey, L OBP: 0.343, SLG: 0.448 (1, 3)	4-3							F8		4	0	1	0	0	0	3									
Dave Winfield, R OBP: 0.351, SLG: 0.400 (1, 9)	F8							4-3		3	0	0	0	1	1	1									
Hector Torres, R OBP: 0.306, SLG: 0.348 (9, 4)	K							1B	1B	3	1	1	0	1	1	1									
Dave Roberts, R OBP: 0.344, SLG: 0.378 (1, 5)	K							2B	1B	4	0	0	0	0	2	4									
Fred Kendall, R OBP: 0.268, SLG: 0.256 (1, 2)								F5		3	0	0	0	0	0	3									
Gene Locklear, L OBP: 0.374, SLG: 0.433 (9, PH)								1B	1B	1	1	1	0	0	0	0									
Randy Jones, R OBP: 0.183, SLG: 0.167 (1, 1)								2B	1B	2	0	0	0	1	1	0									
Danny Frisella, L OBP: 0.200, SLG: 0.200 (8, 1)								1B	1B	0	0	0	0	0	0	0									
Jerry Turner, L OBP: 1.000, SLG: 1.000 (9, PH)								1-2 2B	1B	1	0	1	0	0	0	0									
Inning Stats	R: 0 E: 0 K: 2 S: 8	H: 1 LOB: 1 BB: 0 P: 8	R: 0 E: 0 K: 2 S: 7	H: 0 LOB: 0 BB: 0 P: 7	R: 0 E: 0 K: 1 S: 6	H: 1 LOB: 1 BB: 0 P: 6	R: 0 E: 0 K: 1 S: 6	H: 1 LOB: 3 BB: 2 P: 14	R: 0 E: 0 K: 0 S: 2	H: 0 LOB: 0 BB: 1 P: 6	R: 0 E: 0 K: 1 S: 6	H: 1 LOB: 1 BB: 0 P: 6	R: 0 E: 0 K: 0 S: 3	H: 0 LOB: 0 BB: 0 P: 3	R: 0 E: 0 K: 1 S: 6	H: 1 LOB: 1 BB: 0 P: 6	R: 2 E: 0 K: 0 S: 7	H: 4 LOB: 2 BB: 0 P: 7	1B: 7 2B: 2 3B: 0 HR: 0	SF: 0 SAC: 0 DP: 1 HBP: 0	WP: 1 PB: 0 SB: 0 CS: 0	PA: 38			
PITCHER	IP	WLS	BF	H	R	ER	SO	BB	IBB	HBP	BLK	WP	HR	S	P	ERA	WHIP								
J.R. Richard, R ERA: 4.61 (1, 1)	8.2	W	37	9	2	2	8	3	0	0	0	0	0	50	62	2.08	1.385								
Joe Niekro, R ERA: 3.36 (9, 1)	0.1	S	1	0	0	0	0	0	0	0	0	0	0	1	1	0.00	0.000								

Houston Astros @ San Diego Padres
San Diego Stadium, San Diego, CA
Sun Sep 14 1975, 6:33 AM EDT
Att: 19,442 - Unknown

AB 35
R 2
H 9
RBI 2
BB 3
SO 8
LOB 18



Batter	1	2	3	4	5	6	7	8	9	AB	R	H	RBI	BB	SO	LOB	TOP			
Wilbur Howard, S OBP: 0.345, SLG: 0.392 (1, 7)	0-0 4-3	0-0 4-3		0-0 S 1B		0-0 FC3-6 WP S 1-2		0-0 K	0-3 K	5	0	1	1	0	1	1	Houston Astros @ Cincinnati Reds Riverfront Stadium, Cincinnati, OH Tue Sep 16 1975, 7:05 PM EDT Att: 16,025 - Unknown			
Larry Milbourne, S OBP: 0.245, SLG: 0.244 (1, 4)	0-0 1B FC4-6 1B	0-0 S 1B		0-0 3-1		0-0 F8		0-0 K	0-3 K	5	1	2	0	0	1	2				
Cesar Cedeno, R OBP: 0.377, SLG: 0.436 (1, 8)	0-0 FC4-6 1B 1B	0-0 4-3			0-0 S 1B 1B		0-0 6-3 1B 1B		0-0 1B	5	3	4	0	0	0	1				
Bob Watson, R OBP: 0.374, SLG: 0.494 Tommy Helms, R OBP: 0.254, SLG: 0.208 (1, 3) (9, 5)	0-0 FC4-6 1B		4-0 G3-6-3 BB		4-0 1B BB		0-0 6-3		0-0 P4	3	0	1	0	2	0	2				
Milt May, L OBP: 0.293, SLG: 0.331 (1, 2)	0-0 FC4-6 1B		0-0 G3-6-3		0-0 FC3-6 1B		0-0 G6-4-3 1B			4	0	2	3	0	0	3				
Greg Gross, L OBP: 0.376, SLG: 0.371 (1, 9)	0-0 1-2 2-3 3-H 1B		0-0 3B		0-0 FC3-6 1B		0-0 G6-4-3			4	0	2	1	0	0	2				
Enos Cabell, R OBP: 0.311, SLG: 0.381 (1, 5) (9, 3)	0-0 2-3		0-3 K		0-0 F7			0-0 6-3		4	0	0	0	0	1	4				
Roger Metzger, S OBP: 0.295, SLG: 0.304 (1, 6)		0-0 SH2-4 4-3 2B		0-0 G3		0-0 G3		0-0 F8		4	1	1	0	0	0	0				
Larry Dierker, R OBP: 0.093, SLG: 0.093 (1, 1)		0-0 SH2-4		0-3 K		0-0 FC3-6 1B		0-0 6-3		3	0	1	0	0	1	0				
Inning Stats	R: 2 E: 0 K: 0 S: 7	H: 4 LOB: 2 BB: 0 P: 7	R: 1 E: 0 K: 0 S: 5	H: 2 LOB: 1 BB: 0 P: 5	R: 0 E: 0 K: 1 S: 5	H: 1 LOB: 1 BB: 1 P: 9	R: 0 E: 0 K: 1 S: 6	H: 1 LOB: 1 BB: 0 P: 6	R: 1 E: 0 K: 0 S: 4	H: 2 LOB: 1 BB: 1 P: 8	R: 0 E: 0 K: 0 S: 4	H: 0 LOB: 0 BB: 0 P: 4	R: 0 E: 0 K: 0 S: 3	H: 0 LOB: 0 BB: 0 P: 3	R: 0 E: 0 K: 2 S: 8	H: 1 LOB: 1 BB: 0 P: 8		1B: 12 2B: 1 3B: 1 HR: 0	SF: 0 SAC: 1 DP: 2 HBP: 0	WP: 1 PB: 0 SB: 4 CS: 0
PITCHER	IP WLS BF H R ER SO BB IBB HBP BLK WP HR S P ERA WHIP	IP WLS BF H R ER SO BB IBB HBP BLK WP HR S P ERA WHIP																		
Jack Billingham, R ERA: 4.14 (1, 1)	5.0 L 25 10 4 4 2 2 0 0 0 0 0 0 27 35 7.20 2.400																			
Pedro Borbon, R ERA: 3.12 (6, 1)	2.0 8 3 1 1 0 0 0 0 0 0 1 0 8 8 4.50 1.500																			
Clay Carroll, R ERA: 2.54 (8, 1)	2.0 7 1 0 0 2 0 0 0 0 0 0 0 11 11 0.00 0.500																			

AB	37
R	5
H	14
RBI	5
BB	2
SO	4
LOB	15



Batter	1	2	3	4	5	6	7	8	9	AB	R	H	RBI	BB	SO	LOB	BOTTOM					
Pete Rose, S OBP: 0.401, SLG: 0.427 Doug Flynn, R OBP: 0.325, SLG: 0.342 (1, 5) (9, 5)	0-0 6-3		0-0 F8		0-0 1-3 2-H 1B			0-0 F7		4	0	1	1	0	0	0	Houston Astros @ Cincinnati Reds Riverfront Stadium, Cincinnati, OH Tue Sep 16 1975, 7:05 PM EDT Att: 16,025 - Unknown					
Dave Concepcion, R OBP: 0.318, SLG: 0.344 (1, 6)	0-0 F2			0-0 CS 1B	0-0 F9		0-0 F9		4	0	1	0	0	0	2							
Joe Morgan, L OBP: 0.457, SLG: 0.496 (1, 4)	0-0 6-3			0-0 P5		0-0 4-3		0-0 2B		4	0	1	0	0	1							
Tony Perez, R OBP: 0.350, SLG: 0.460 (1, 3)		0-3 K		4-0 BB		0-3 K		0-0 4-3		3	0	0	0	1	2							
Dan Driessen, L OBP: 0.371, SLG: 0.398 (1, 7)		0-0 F8		0-0 F9		0-0 1-3		0-0 4-3		4	0	0	0	0	1							
Ken Griffey, L OBP: 0.393, SLG: 0.401 (1, 9)		4-0 E S BB		4-0 5-3 1B BB		0-0 FC4-6 1B		0-0 L8		2	1	1	0	2	0							
Cesar Geronimo, L OBP: 0.324, SLG: 0.362 (1, 8)		0-3 K		0-3 K		0-0 FC4-6 FC6-4 1B		0-0 2B		4	0	1	0	0	3							
Don Werner, R OBP: 0.250, SLG: 0.143 Merv Rettenmund, R OBP: 0.350, SLG: 0.320 (1, 2) (9, PH)			0-0 1-3		0-0 5-3		0-0 FC6-4		0-0 4-3	3	0	0	0	0	2							
Jack Billingham, R OBP: 0.197, SLG: 0.109 Ed Ambrister, R OBP: 0.294, SLG: 0.224 Pedro Borbon, R OBP: 0.261, SLG: 0.304 Terry Crowley, L OBP: 0.354, SLG: 0.424 Clay Carroll, R (1, 1) (5, PH) (6, 1) (7, PH) (8, 1)			0-0 L3		4-0 1B BB		0-0 6-3			1	0	0	0	0	0							
Inning Stats	R: 0 E: 0 K: 0 S: 3	H: 0 LOB: 0 BB: 0 P: 3	R: 0 E: 0 K: 2 S: 7	H: 0 LOB: 1 BB: 1 P: 11	R: 0 E: 0 K: 0 S: 3	H: 0 LOB: 0 BB: 0 P: 3	R: 0 E: 0 K: 0 S: 3	H: 1 LOB: 1 BB: 1 P: 7	R: 1 E: 0 K: 1 S: 6	H: 1 LOB: 2 BB: 2 P: 14	R: 0 E: 0 K: 1 S: 5	H: 0 LOB: 0 BB: 0 P: 5	R: 0 E: 0 K: 0 S: 4	H: 1 LOB: 1 BB: 0 P: 4	R: 0 E: 0 K: 0 S: 4	H: 1 LOB: 1 BB: 0 P: 4		R: 0 E: 0 K: 0 S: 4	H: 1 LOB: 1 BB: 0 P: 4	1B: 3 2B: 2 3B: 0 HR: 0	SF: 0 SAC: 0 DP: 0 HBP: 0	WP: 0 PB: 0 SB: 1 CS: 1
PITCHER	IP WLS BF H R ER SO BB IBB HBP BLK WP HR S P ERA WHIP	IP WLS BF H R ER SO BB IBB HBP BLK WP HR S P ERA WHIP																				
Larry Dierker, R ERA: 3.86 (1, 1)	9.0 W 35 5 1 1 4 4 0 0 0 0 0 0 39 55 1.00 1.000																					

AB	31
R	1
H	5
RBI	1
BB	4
SO	4
LOB	12



Batter	1	2	3	4	5	6	7	8	9	AB	R	H	RBI	BB	SO	LOB	TOP		
Wilbur Howard, S OBP: 0.341, SLG: 0.386 (1, 7)										5	0	0	0	0	2	3	Houston Astros @ Cincinnati Reds Riverfront Stadium, Cincinnati, OH Wed Sep 17 1975, 7:05 PM EDT Att: 13,508 - Unknown		
Rob Andrews, R OBP: 0.241, SLG: 0.275 (1, 4) (7, 6)										4	0	2	1	1	0	0			
Cesar Cedeno, R OBP: 0.376, SLG: 0.434 (1, 8)										4	0	1	0	0	1	5			
Cliff Johnson, R OBP: 0.381, SLG: 0.490 (1, 3)										4	0	1	0	0	1	1			
Enos Cabell, R OBP: 0.311, SLG: 0.379 (1, 5)										4	0	1	0	0	0	0			
Greg Gross, L OBP: 0.379, SLG: 0.372 (1, 9)										2	0	1	0	2	0	0			
Milt May, L OBP: 0.290, SLG: 0.327 (1, 2)										4	0	0	0	0	1	5			
Larry Milbourne, S OBP: 0.241, SLG: 0.241 (7, PH) Tommy Helms, R OBP: 0.237, SLG: 0.212 (7, 4)										2	0	0	0	0	0	1			
Mike Stanton, S OBP: 0.333, SLG: 0.333 Wayne Granger, R OBP: 0.295, SLG: 0.495 Bob Watson, R OBP: 0.275, SLG: 0.495 Jose Sosa, R OBP: 0.350, SLG: 0.495 Jim Crawford, L OBP: 0.350, SLG: 0.350 Jerry Davanon, R OBP: 0.350, SLG: 0.350 (1, 1) (6, 1) (7, PH) (7, 1) (8, 1) (8, PH)										2	0	1	0	0	0	0			
Inning Stats	R: 0 E: 0 K: 0 S: 4	H: 1 LOB: 1 BB: 4 P: 4	R: 0 E: 0 K: 0 S: 3	H: 0 LOB: 1 BB: 7 P: 7	R: 0 E: 0 K: 2 S: 8	H: 1 LOB: 1 BB: 0 P: 8	R: 0 E: 0 K: 1 S: 7	H: 2 LOB: 2 BB: 0 P: 7	R: 0 E: 0 K: 0 S: 3	H: 0 LOB: 0 BB: 3 P: 3	R: 1 E: 0 K: 1 S: 8	H: 3 LOB: 2 BB: 0 P: 8	R: 0 E: 0 K: 0 S: 4	H: 2 LOB: 2 BB: 1 P: 8	R: 0 E: 0 K: 1 S: 5	H: 0 LOB: 0 BB: 5 P: 5		1B: 8 2B: 1 3B: 0 HR: 0	SF: 0 SAC: 0 DP: 1 HBP: 0
PITCHER	IP WLS BF H R ER SO BB IBB HBP BLK WP HR S P ERA WHIP																		
Fred Norman, L ERA: 3.62 Rawly Eastwick, R ERA: 2.87 Willi McEnaney, L ERA: 1.71 (1, 1) (7, 1) (9, 1)	6.2 W 28 6 1 1 4 2 0 0 0 0 0 0 34 42 1.35 1.200																		

AB	35
R	1
H	9
RBI	1
BB	3
SO	5
LOB	18




Batter	1	2	3	4	5	6	7	8	9	AB	R	H	RBI	BB	SO	LOB	BOTTOM		
Pete Rose, S OBP: 0.403, SLG: 0.429 Doug Flynn, R OBP: 0.331, SLG: 0.348 (1, 5) (7, 5)										3	1	2	0	1	0	0	Houston Astros @ Cincinnati Reds Riverfront Stadium, Cincinnati, OH Wed Sep 17 1975, 7:05 PM EDT Att: 13,508 - Unknown		
Dave Concepcion, R OBP: 0.323, SLG: 0.348 (1, 6)										4	1	3	1	1	1	0			
Joe Morgan, L OBP: 0.460, SLG: 0.500 Darrel Chaney, S OBP: 0.280, SLG: 0.305 (1, 4) (7, 4)										2	2	2	3	2	0	0			
Tony Perez, R OBP: 0.351, SLG: 0.467 Dan Driessen, R OBP: 0.369, SLG: 0.396 (1, 3) (7, 3)										4	1	2	3	0	2	3			
George Foster, R OBP: 0.365, SLG: 0.531 (1, 7)										5	1	2	0	0	1	5			
Cesar Geronimo, L OBP: 0.321, SLG: 0.359 (1, 8)										4	0	0	0	0	2	4			
Merv Rettenmund, R OBP: 0.353, SLG: 0.312 (1, 9)										4	0	0	0	0	1	1			
Bill Plummer, R OBP: 0.302, SLG: 0.256 (1, 2)										3	1	1	1	1	1	0			
Fred Norman, S OBP: 0.153, SLG: 0.140 Rawly Eastwick, R OBP: 0.067, SLG: 0.067 Ed Ambrister, R OBP: 0.278, SLG: 0.224 Willi McEnaney, L (1, 1) (7, 1) (6, PH) (9, 1)										3	1	1	1	0	1	1			
Inning Stats	R: 2 E: 0 K: 1 S: 7	H: 2 LOB: 1 BB: 1 P: 11	R: 0 E: 0 K: 1 S: 5	H: 1 LOB: 2 BB: 1 P: 9	R: 0 E: 0 K: 3 S: 11	H: 2 LOB: 0 BB: 0 P: 11	R: 0 E: 0 K: 0 S: 3	H: 0 LOB: 0 BB: 0 P: 3	R: 0 E: 0 K: 1 S: 5	H: 2 LOB: 1 BB: 1 P: 9	R: 6 E: 0 K: 0 S: 8	H: 5 LOB: 1 BB: 2 P: 16	R: 0 E: 0 K: 3 S: 9	H: 0 LOB: 0 BB: 0 P: 9	R: 2 E: 1 K: 0 S: 5	H: 2 LOB: 1 BB: 1 P: 9		1B: 10 2B: 3 3B: 0 HR: 1	SF: 0 SAC: 0 DP: 1 HBP: 0
PITCHER	IP WLS BF H R ER SO BB IBB HBP BLK WP HR S P ERA WHIP																		
Mike Stanton, R ERA: 6.0 Wayne Granger, R ERA: 3.65 Jose Sosa, R ERA: 4.15 Jim Crawford, L ERA: 3.65 (1, 1) (6, 1) (7, 1) (8, 1)	5.2 L 27 10 5 5 6 3 0 0 0 0 0 0 3 11 7.94 2.294																		



Batter	1	2	3	4	5	6	7	8	9	10	11	12	AB	R	H	RBI	BB	SO	LOB	TOP
Davey Lopes, R OBP: 0.356, SLG: 0.361 (1.4)													5	2	2	0	1	1	2	
Lee Lacy, R OBP: 0.354, SLG: 0.456 (1.8)													5	3	2	0	1	0	2	
Willie Crawford, L OBP: 0.349, SLG: 0.393 Dave Sells, R OBP: 1.000, SLG: 1.000 (9.1)													2	0	0	1	1	0	2	
Steve Garvey, R OBP: 0.345, SLG: 0.464 (1.3)													5	0	0	1	0	1	4	
Ron Cey, R OBP: 0.365, SLG: 0.470 (1.5)													4	0	1	0	2	0	0	
Leron Lee, L OBP: 0.228, SLG: 0.228 Henry Cruz, L OBP: 0.281, SLG: 0.281 Tom Paciorek, R OBP: 0.228, SLG: 0.275 (12.7)												2	0	0	0	0	1	2		
Steve Yeager, R OBP: 0.307, SLG: 0.356 (1.2)												4	0	1	0	2	3	2		
Ivan De Jesus, R OBP: 0.292, SLG: 0.218 Manny Mota, R OBP: 0.352, SLG: 0.277 Bill Russell, R OBP: 0.279, SLG: 0.264 (8.0)												3	0	1	0	0	0	2		
Doug Rau, L OBP: 0.333, SLG: 0.482 Ken Wicks, R OBP: 0.333, SLG: 0.482 Charlie Hough, R OBP: 0.333, SLG: 0.340 John Hale, L OBP: 0.333, SLG: 0.340 Jimmy Wynn, R OBP: 0.333, SLG: 0.414 (11.9)													2	0	0	0	0	1	2	
Inning Stats	R: 1 E: 1 K: 1 S: 6	H: 1 LOB: 2 BB: 2	R: 0 E: 0 K: 1 S: 4	H: 0 LOB: 0 BB: 1 P: 3	R: 1 E: 0 K: 1 S: 6	H: 1 LOB: 0 BB: 0 P: 6	R: 0 E: 0 K: 1 S: 3	H: 1 LOB: 2 BB: 1 P: 10	R: 1 E: 0 K: 0 S: 4	H: 1 LOB: 3 BB: 3 P: 16	R: 0 E: 0 K: 1 S: 7	H: 2 LOB: 2 BB: 0 P: 7	R: 1 E: 0 K: 0 S: 4	H: 1 LOB: 1 BB: 1 P: 8	R: 0 E: 0 K: 2 S: 7	H: 0 LOB: 0 BB: 0 P: 7	1B: 6 2B: 4 3B: 1 HR: 0	SF: 2 SAC: 1 DP: 2 HBP: 0	WP: 3 PB: 0 SB: 1 CS: 1	PA: 52
PITCHER	IP WLS BF H R ER SO BB IBB HBP BLK WP HR S P ERA WHIP	PITCHER																		
Doug Konecny, R ERA: 4.54	1.1 5.0 19 3 2 1 1 4 1 0 0 0 1 0 10 14 4.50 1.500																			
Mike Cosgrove, L ERA: 2.63	6.1 2.0 9 2 1 1 1 1 0 0 0 0 1 0 10 14 4.50 1.500																			
Jim York, R ERA: 4.52	8.1 0.2 6 1 1 1 0 2 1 0 0 0 1 0 3 15 13.50 4.500																			
Joe Niekro, R ERA: 3.28	8.1 2.1 10 2 0 0 1 1 0 0 0 0 0 0 11 15 0.00 1.286																			
Dave Roberts, L ERA: 4.27	11.1 2.0 W 8 1 1 1 2 1 0 0 0 1 0 11 15 4.50 1.000																			

Los Angeles Dodgers @ Houston Astros
Astrodome, Houston, TX
Fri Sep 19 1975, 8:05 PM EDT
Att. 11,160 - Dome


AB	40
R	5
H	9
RBI	3
BB	9
SO	8
LOB	23



Batter	1	2	3	4	5	6	7	8	9	10	11	12	AB	R	H	RBI	BB	SO	LOB	BOTTOM				
Wilbur Howard, S OBP: 0.338, SLG: 0.383 (1.7)														6	0	1	0	0	2	2				
Rob Andrews, R OBP: 0.289, SLG: 0.277 Ken Boswell, L OBP: 0.351, SLG: 0.318 (12. PH)														5	0	1	0	0	1	2				
Cesar Cedeno, R OBP: 0.374, SLG: 0.438 (1.8)													5	1	1	1	0	1	1					
Cliff Johnson, R OBP: 0.382, SLG: 0.498 (1.3)													5	2	2	1	0	0	1					
Enos Cabell, R OBP: 0.306, SLG: 0.373 (1.5)														5	0	0	0	0	1	1				
Greg Gross, L OBP: 0.379, SLG: 0.374 (1.9)													5	1	2	0	0	0	0					
Skip Jutze, R OBP: 0.250, SLG: 0.256 Art Gardner, L OBP: 0.067, SLG: 0.067 (12. PH)														4	1	2	1	0	0	0				
Roger Metzger, S OBP: 0.254, SLG: 0.302 (1.6)														4	0	0	0	1	0	0				
Dave Roberts, L OBP: 0.333, SLG: 0.414 Ken Wicks, R OBP: 0.333, SLG: 0.482 Charlie Hough, R OBP: 0.333, SLG: 0.340 John Hale, L OBP: 0.333, SLG: 0.340 Jimmy Wynn, R OBP: 0.333, SLG: 0.414 (11.9)														1	0	0	0	0	0	0				
Inning Stats	R: 0 E: 0 K: 1 S: 6	H: 1 LOB: 1 BB: 0	R: 0 E: 0 K: 0 S: 3	H: 0 LOB: 0 BB: 0 P: 3	R: 0 E: 0 K: 2 S: 6	H: 0 LOB: 0 BB: 0 P: 7	R: 0 E: 0 K: 1 S: 5	H: 3 LOB: 2 BB: 1 P: 10	R: 1 E: 0 K: 0 S: 9	H: 3 LOB: 2 BB: 0 P: 9	R: 0 E: 0 K: 0 S: 3	H: 0 LOB: 0 BB: 0 P: 3	R: 1 E: 0 K: 1 S: 4	H: 1 LOB: 0 BB: 0 P: 4	R: 0 E: 0 K: 0 S: 5	H: 0 LOB: 0 BB: 0 P: 5	R: 1 E: 0 K: 0 S: 4	H: 1 LOB: 0 BB: 0 P: 4	R: 1 E: 0 K: 0 S: 4	H: 2 LOB: 2 BB: 1 P: 8	1B: 7 2B: 2 3B: 0 HR: 2	SF: 0 SAC: 0 DP: 0 HBP: 0	WP: 0 PB: 0 SB: 0 CS: 0	PA: 47
PITCHER	IP WLS BF H R ER SO BB IBB HBP BLK WP HR S P ERA WHIP	PITCHER																						
Doug Rau, L ERA: 3.22	6.0 2.0 7 7 3 3 3 6 1 0 0 0 0 0 0 36 4.50 1.333																							
Charlie Hough, R ERA: 2.68	7.1 2.0 7 1 1 1 0 0 0 0 0 0 0 1 7 7 4.50 0.500																							
Dave Sells, R ERA: 6.28	9.1 3.2 L 15 3 2 2 1 1 0 0 0 0 0 1 16 20 4.91 1.091																							

Los Angeles Dodgers @ Houston Astros
Astrodome, Houston, TX
Fri Sep 19 1975, 8:05 PM EDT
Att. 11,160 - Dome

AB	45
R	6
H	11
RBI	6
BB	2
SO	7
LOB	7



Batter	1	2	3	4	5	6	7	8	9	10	11	12	13	AB	R	H	RBI	BB	SO	LOB	TOP																
Davey Lopes, R OBP: 0.357, SLG: 0.361 (1, 4)	F8		6-3		L4		1B	BB		G6-4-3 1B		4-3		6	1	2	0	1	0	1																	
Lee Lacy, R OBP: 0.362, SLG: 0.460 (1, 7)	FC6-4 1B		L6				1B	BB		G6-4-3 1-2			WP 2B 1B	6	1	4	1	1	0	2																	
Willie Crawford, L OBP: 0.334, SLG: 0.344 Ken McMullen, R OBP: 0.342, SLG: 0.342 Joe Simpson, L OBP: 0.342, SLG: 0.342 (1, 9)	FC6-4 1B		K		F8		F7	K			F3		F8	4	0	0	0	0	1	3																	
Jerry Royster, R OBP: 0.211, SLG: 0.333 (1, 9)														2	0	0	0	0	0	1																	
Steve Garvey, R OBP: 0.347, SLG: 0.464 (1, 3)	BB 1B				WP 1B BB		WP 2B 1B					F7		F7	6	1	3	0	1	1	1																
Ron Cey, R OBP: 0.369, SLG: 0.472 (1, 5)	1-2 BB				1B SF8 BB		FC6-4 1H 2B	K						2B 1BB	4	1	2	1	3	2	2																
John Hale, L OBP: 0.304, SLG: 0.338 (1, 8)							F2	F7							4	0	1	0	0	1	6																
Jimmy Wynn, R OBP: 0.313, SLG: 0.417 (1, 8)															2	0	1	1	1	0	1																
Henry Cruz, L OBP: 0.287, SLG: 0.293 (13, 8)					1-3 2H 1B									1-3 2H 2B	0	0	0	0	0	0	0																
Steve Yeager, R OBP: 0.307, SLG: 0.357 (1, 2)		F8			SF8		FC6-4 BB							WP 2B	5	0	1	1	1	1	3																
Bill Russell, R OBP: 0.280, SLG: 0.263 (1, 6)		L1			CS		FC6-4							L5	5	0	1	0	1	0	3																
Burt Hooton, R OBP: 0.162, SLG: 0.211 (1, 1)							1-2 2-3																														
Manny Mota, R OBP: 0.243, SLG: 0.271 (12, PH)		6-3					P5							6-3	3	1	1	1	0	0	2																
Charlie Hough, R (12, 1)								SH5-4						6-3	1	0	0	0	0	0	1																
															0	0	0	0	0	0	0																
Inning Stats	R: 0 E: 0 K: 1	H: 2 LOB: 3 BB: 1	P: 11	R: 0 E: 0 K: 0	H: 0 LOB: 0 BB: 0	S: 3	R: 0 E: 0 K: 1	H: 0 LOB: 0 BB: 0	S: 5	R: 1 E: 0 K: 0	H: 1 LOB: 0 BB: 2	S: 2	R: 1 E: 0 K: 0	H: 2 LOB: 1 BB: 0	S: 5	R: 1 E: 0 K: 1	H: 3 LOB: 2 BB: 0	S: 8	R: 0 E: 0 K: 2	H: 0 LOB: 1 BB: 1	S: 7	R: 0 E: 0 K: 0	H: 1 LOB: 1 BB: 0	S: 4	R: 0 E: 0 K: 0	H: 1 LOB: 1 BB: 0	S: 4	R: 0 E: 0 K: 0	H: 1 LOB: 1 BB: 0	S: 4	R: 1 E: 0 K: 1	H: 2 LOB: 2 BB: 1	S: 7	1B: 12 2B: 3 3B: 0 HR: 1	SF: 1 SAC: 2 DP: 1 HBP: 0	WP: 4 PB: 0 SB: 3 CS: 1	PA: 62
PITCHER	IP	WLS	BF	H	R	ER	SO	P	ERA	WHIP																											
Jose Sosa, R ERA: 4.2 (1, 1)	6.0		27	7	3	3	2	43	4.50	1.833																											
Jim York, R ERA: 4.66 (7, 1)	1.2		11	3	1	1	1	3	0	0	0	0	10	22	5.40	3.600																					
Jim Crawford, L ERA: 3.63 (8, 1)	0.1		1	0	0	0	1	0	0	0	0	0	3	2	0.00	0.000																					
Paul Siebert, L ERA: 3.38 (9, 1)	5.0	L	22	6	1	1	3	34	1.80	1.400																											

Los Angeles Dodgers @ Houston Astros
Astrodome, Houston, TX
Sat Sep 20 1975, 8:05 PM EDT
Att. 12,703 - Dome

AB	49
R	5
H	16
RBI	5
BB	9
SO	7
LOB	29



Batter	1	2	3	4	5	6	7	8	9	10	11	12	13	AB	R	H	RBI	BB	SO	LOB	BOTTOM													
Art Gardner, L OBP: 0.105, SLG: 0.105 (1, 7)	F2													4	0	1	0	1	0	1														
Paul Siebert, L (9, 1)														1	0	0	0	0	1	0														
Greg Gross, L OBP: 0.378, SLG: 0.373 (13, PH)														1	0	0	0	0	0	0														
Enos Cabell, R OBP: 0.336, SLG: 0.371 (1, 5)	6-3													5	1	1	0	0	1	1														
Cesar Cedeno, R OBP: 0.374, SLG: 0.440 (1, 8)	6-3													5	1	2	1	0	0	1														
Cliff Johnson, R OBP: 0.376, SLG: 0.490 (1, 3)														5	0	0	0	0	1	3														
Jose Cruz, L OBP: 0.367, SLG: 0.415 (1, 9)														5	1	1	2	0	2	0														
Milt May, L OBP: 0.291, SLG: 0.325 (1, 2)														5	0	1	0	0	0	0														
Larry Milbourne, S OBP: 0.231, SLG: 0.230 (1, 4)														5	0	0	0	0	0	1														
Roger Metzger, S OBP: 0.293, SLG: 0.300 (1, 6)														5	1	1	0	0	1	0														
Jose Sosa, R OBP: 0.353, SLG: 0.379 Ken McMullen, L OBP: 0.328, SLG: 0.332 Jim York, R (7, 1)														1	0	0	0	0	1	0														
Jim Crawford, L OBP: 0.333, SLG: 0.333 Willie Crawford, S OBP: 0.298, SLG: 0.390 (1, 7)														0	0	0	0	0	0	0														
														3	0	0	0	0	1	1														
Inning Stats	R: 0 E: 0 K: 0	H: 0 LOB: 0 BB: 0	P: 3	R: 0 E: 0 K: 1	H: 0 LOB: 0 BB: 0	S: 5	R: 0 E: 0 K: 2	H: 0 LOB: 0 BB: 0	S: 7	R: 0 E: 0 K: 1	H: 0 LOB: 0 BB: 0	S: 5	R: 0 E: 0 K: 0	H: 0 LOB: 0 BB: 0	S: 3	R: 2 E: 0 K: 1	H: 3 LOB: 1 BB: 0	S: 8	R: 0 E: 0 K: 2	H: 0 LOB: 0 BB: 0	S: 7	R: 0 E: 0 K: 1	H: 0 LOB: 0 BB: 0	S: 5	R: 0 E: 0 K: 0	H: 0 LOB: 0 BB: 0	S: 3	R: 0 E: 0 K: 0	H: 0 LOB: 0 BB: 0	S: 3	1B: 6 2B: 1 3B: 0 HR: 1	SF: 0 SAC: 0 DP: 1 HBP: 0	WP: 0 PB: 0 SB: 2 CS: 0	PA: 46
PITCHER	IP	WLS	BF	H	R	ER	SO	P	ERA	WHIP																								
Burt Hooton, R ERA: 3.11 (1, 1)	11.0		40	8	4	4	9	58	3.27	0.727																								
Charlie Hough, R ERA: 2.59 (12, 1)	2.0	W	6	0	0	0	0	6	0.00	0.000																								

Los Angeles Dodgers @ Houston Astros
Astrodome, Houston, TX
Sat Sep 20 1975, 8:05 PM EDT
Att. 12,703 - Dome

AB	46
R	4
H	8
RBI	4
BB	0
SO	9
LOB	8




Batter	1	2	3	4	5	6	7	8	9	AB	R	H	RBI	BB	SO	LOB	TOP					
Jerry Royster, R OBP: 0.291, SLG: 0.364 (1,4)	0-0 6-3 WP 1B		0-0 1-2 1B		0-0 5-3		0-0 5-3			4	1	2	0	0	0	1						
Lee Lacy, R OBP: 0.357, SLG: 0.454 (1,7)	0-0 6-3 1-3		0-0 F9		0-3 K		0-0 F9			4	0	0	0	0	1	3						
Willie Crawford, L OBP: 0.345, SLG: 0.387 (1,9)	0-0 6-3		0-0 4-3		0-0 F7		0-0 1B			4	0	1	0	0	0	2						
Steve Garvey, R OBP: 0.347, SLG: 0.465 (1,3)	0-0 5-3			0-3 K		0-0 2B		0-0 F9		4	0	1	0	0	1	1						
Ron Cey, R OBP: 0.368, SLG: 0.471 (1,5)		0-0 F9		0-0 1B		0-3 K		0-0 4-3		4	0	1	0	0	1	2						
John Hays, L OBP: 0.303, SLG: 0.337 (1,8)		0-3 K		0-0 1B		0-0 G3		0-3 K		4	0	1	0	0	2	1						
Steve Yeager, R OBP: 0.304, SLG: 0.353 (1,2)		0-0 1-3		0-3 K			0-0 F9		0-0 5-3	4	0	0	0	0	1	2						
Ivan De Jesus, R OBP: 0.286, SLG: 0.213 Stan Wall, L OBP: 0.271, SLG: 0.281 (4,1)			0-0 F9		0-0 F7					2	0	0	0	0	0	2						
Leron Lee, L OBP: 0.271, SLG: 0.281 (7,7)										0	0	0	0	0	0	0						
Rick Rhoden, R OBP: 0.111, SLG: 0.077 Rick Auerbach, R OBP: 0.298, SLG: 0.276 Henry Cruz, L OBP: 0.284, SLG: 0.289 Dennis Lewallyn, R OBP: 0.133, SLG: 0.133 (7,1)			4-0 1B		0-0 F7		0-3 K		0-3 K	0	0	0	0	1	0	0						
Charlie Manuel, L OBP: 0.133, SLG: 0.133 (9,PH)										1	0	0	0	0	1	1						
Inning Stats	R: 1 E: 0 K: 0 S: 4	H: 1 LOB: 0 BB: 0 P: 4	R: 0 E: 0 K: 1 S: 5	H: 0 LOB: 0 BB: 0 P: 5	R: 0 E: 0 K: 0 S: 4	H: 1 LOB: 2 BB: 1 P: 8	R: 0 E: 0 K: 2 S: 9	H: 2 LOB: 2 BB: 0 P: 9	R: 0 E: 0 K: 1 S: 5	H: 0 LOB: 0 BB: 0 P: 5	R: 0 E: 0 K: 1 S: 6	H: 1 LOB: 1 BB: 0 P: 6	R: 0 E: 0 K: 1 S: 6	H: 1 LOB: 1 BB: 0 P: 6	R: 0 E: 0 K: 0 S: 4	H: 1 LOB: 1 BB: 0 P: 4	R: 0 E: 0 K: 2 S: 8	H: 1 LOB: 1 BB: 0 P: 8	1B: 5 2B: 3 3B: 0 HR: 0	SF: 0 SAC: 0 DP: 0 HBP: 0	WP: 1 PB: 0 SB: 1 CS: 0	PA: 36
PITCHER J.R. Richard, R ERA: 4.44 (1,1)	IP: 9.0 WLS: W BF: 36 H: 8 R: 1 ER: 1 SO: 8 BB: 1 IBB: 0 HBP: 0 BLK: 0 WP: 1 HR: 0 S: 51 P: 55 ERA: 1.00 WHIP: 1.000															PITCHER	IP: 9.0 WLS: W BF: 36 H: 8 R: 1 ER: 1 SO: 8 BB: 1 IBB: 0 HBP: 0 BLK: 0 WP: 1 HR: 0 S: 51 P: 55 ERA: 1.00 WHIP: 1.000					

Los Angeles Dodgers @ Houston Astros
Astrodome, Houston, TX
Sun Sep 21 1975, 4:33 AM EDT
Att: 8,909 - Dome

livebaseballscores.com

AB 35
R 1
H 8
RBI 0
BB 1
SO 8
LOB 16



Batter	1	2	3	4	5	6	7	8	9	AB	R	H	RBI	BB	SO	LOB	BOTTOM			
Art Gardner, L OBP: 0.130, SLG: 0.130 (1,7)	0-0 4-3 SF9 1B		0-0 F3		0-0 G4-6-3 1-2		0-0 F7			4	1	1	0	0	0	4				
Rob Andrews, R OBP: 0.302, SLG: 0.280 (1,6)	0-0 4-3 1-3		0-0 L4-3 1B		0-0 G6-4-3 1B		0-0 F9			4	0	2	0	0	0	1				
Cesar Cedeno, R OBP: 0.372, SLG: 0.437 (1,8)	0-0 SF9 3-H		0-0 L4-3 1-2		0-0 G6-4-3 1-2			0-0 5-3		3	0	0	1	0	0	2				
Cliff Johnson, R OBP: 0.375, SLG: 0.487 (1,3)	0-0 F3		0-0 5-3		0-0 1B			0-0 5-3		4	0	1	0	0	0	0				
Jose Cruz, L OBP: 0.366, SLG: 0.413 (1,9)		0-0 1B S 1B		0-0 F9		0-0 P6		0-0 F4		4	1	1	0	0	0	1				
Milt May, L OBP: 0.294, SLG: 0.326 (1,2)		0-0 F8 1-3 1B		4-0 1B 1B BB		0-3 K				2	1	1	0	1	1	0				
Enos Cabell, R OBP: 0.308, SLG: 0.374 (1,5)		0-0 S 1B		0-0 1B 1-2 1B		0-0 1-3				3	1	2	1	0	0	0				
Larry Milbourne, S OBP: 0.233, SLG: 0.232 (1,4)		0-0 F2 3-H		0-0 1B 1-2 2-3 1B		0-0 5-3				3	0	1	0	0	0	2				
J.R. Richard, R OBP: 0.222, SLG: 0.338 (1,1)		0-0 F8 2-3		0-0 G4-6-3 1B			0-0 L4			3	0	1	2	0	0	2				
Inning Stats	R: 1 E: 1 K: 0 S: 4	H: 3 LOB: 2 BB: 0 P: 6	R: 0 E: 0 K: 0 S: 3	H: 1 LOB: 0 BB: 0 P: 3	R: 2 E: 0 K: 0 S: 5	H: 3 LOB: 1 BB: 1 P: 9	R: 0 E: 0 K: 0 S: 4	H: 2 LOB: 1 BB: 0 P: 4	R: 0 E: 0 K: 1 S: 5	H: 0 LOB: 0 BB: 0 P: 5	R: 0 E: 0 K: 0 S: 3	H: 0 LOB: 0 BB: 0 P: 3	R: 0 E: 0 K: 0 S: 3	H: 0 LOB: 0 BB: 0 P: 3	R: 0 E: 0 K: 0 S: 3	H: 0 LOB: 0 BB: 0 P: 3	1B: 10 2B: 1 3B: 0 HR: 0	SF: 1 SAC: 0 DP: 3 HBP: 0	WP: 0 PB: 0 SB: 2 CS: 0	PA: 32
PITCHER Rick Rhoden, R ERA: 3.31 Stan Wall, L ERA: 1.29 Dennis Lewallyn, R ERA: (1,1)	IP: 3.1 WLS: L BF: 18 H: 8 R: 4 ER: 3 SO: 0 BB: 1 IBB: 0 HBP: 0 BLK: 0 WP: 0 HR: 0 S: 17 P: 21 ERA: 8.10 WHIP: 2.700															PITCHER	IP: 3.1 WLS: L BF: 18 H: 8 R: 4 ER: 3 SO: 0 BB: 1 IBB: 0 HBP: 0 BLK: 0 WP: 0 HR: 0 S: 17 P: 21 ERA: 8.10 WHIP: 2.700			

Los Angeles Dodgers @ Houston Astros
Astrodome, Houston, TX
Sun Sep 21 1975, 4:33 AM EDT
Att: 8,909 - Dome

livebaseballscores.com

AB 30
R 4
H 10
RBI 4
BB 1
SO 1
LOB 12



Batter	1	2	3	4	5	6	7	8	9	AB	R	H	RBI	BB	SO	LOB	TOP								
Pete Rose, S OBP: 0.402, SLG: 0.429 Doug Flynn, R OBP: 0.328, SLG: 0.344	0-3 K					0-0 1B			0-0 HBP 1B BB	3	0	1	0	0	1	1	Cincinnati Reds @ Houston Astros Astrodome, Houston, TX Mon Sep 22 1975, 8:05 PM EDT Att: 6,422 - Dome								
Dave Concepcion, R OBP: 0.323, SLG: 0.353	0-0 F7			0-0 F7		0-3 K			0-0 BB HBP 1B	4	0	1	0	0	1	2									
Ken Griffey, L OBP: 0.391, SLG: 0.404	0-3 K			0-0 F9		0-0 4-3			1-0 8-4 BB HBP	3	0	0	0	0	1	2									
Joe Morgan, L OBP: 0.457, SLG: 0.493 Darrel Chaney, S OBP: 0.277, SLG: 0.296		0-0 G3		0-0 1B					4-0 1-2 2-3 3-1 BB	3	0	1	0	0	0	0									
Dan Driessen, L OBP: 0.374, SLG: 0.426 Tony Perez, R OBP: 0.354, SLG: 0.470		4-0 BB G3-6-3		0-0 G3		0-0 4-1			0-3 K	2	0	0	0	1	0	2									
Terry Crowley, L OBP: 0.347, SLG: 0.412 Will McEnaney, L George Foster, R OBP: 0.359, SLG: 0.525		0-0 BB G3-6-3		0-3 K		0-0 G3			0-0 8-4	3	0	0	0	0	1	1									
Ed Armbrister, R OBP: 0.254, SLG: 0.210			0-0 F3		0-3 K				4-0 5-3	3	0	0	0	0	1	0									
Bill Plummer, R OBP: 0.298, SLG: 0.242			0-0 6-3		0-0 F8				4-0 G5-4-3 BB	2	0	0	0	1	0	0									
Jack Billingham, R OBP: 0.205, SLG: 0.108 Merv Rettenmund, R OBP: 0.350, SLG: 0.513			0-0 6-3			4-0 FC5-4 BB			0-0 G5-4-3 1-2	1	0	0	0	1	0	0									
Inning Stats	R: 0 E: 0 K: 2 S: 7	H: 0 LOB: 0 BB: 0 P: 7	R: 0 E: 0 K: 0 S: 2	H: 0 LOB: 0 BB: 1 P: 6	R: 0 E: 0 K: 0 S: 3	H: 0 LOB: 0 BB: 0 P: 3	R: 0 E: 0 K: 0 S: 5	H: 2 LOB: 2 BB: 0 P: 5	R: 0 E: 0 K: 2 S: 7	H: 0 LOB: 0 BB: 0 P: 7	R: 0 E: 0 K: 1 S: 5	H: 0 LOB: 1 BB: 1 P: 9	R: 0 E: 0 K: 0 S: 3	H: 0 LOB: 0 BB: 0 P: 3	R: 0 E: 0 K: 0 S: 2	H: 0 LOB: 0 BB: 1 P: 6		R: 1 E: 0 K: 1 S: 6	H: 2 LOB: 2 BB: 1 P: 11	1B: 4 2B: 1 3B: 0 HR: 0	SF: 0 SAC: 0 DP: 3 HBP: 1	WP: 0 PB: 0 SB: 0 CS: 0	PA: 33		
PITCHER	IP	WLS	BF	H	R	ER	SO	BB	IBB	HBP	BLK	WP	HR	S	P	ERA	WHIP								
Joe Niekro, R ERA: 3.07 Paul Siebert, L ERA: 3.18	(1, 1) (9, 1)	8.0 S	31 2	4 0	1 0	1 0	5 1	4 0	0 0	1 0	0 0	0 0	0 0	36 4	53 4	1.12 0.00	1.000 0.000								

Batter	1	2	3	4	5	6	7	8	9	AB	R	H	RBI	BB	SO	LOB	BOTTOM								
Art Gardner, L OBP: 0.250, SLG: 0.192	0-0 1B HR					4-0 IBB			1-0 1B HBP	3	1	2	0	1	0	0	Cincinnati Reds @ Houston Astros Astrodome, Houston, TX Mon Sep 22 1975, 8:05 PM EDT Att: 6,422 - Dome								
Rob Andrews, R OBP: 0.307, SLG: 0.286	0-0 HR	0-0 HBP S 1B		0-0 G6-4-3 1-2		0-0 G1-2-3 3-H			0-0 1B	5	1	3	0	0	4										
Cesar Cedeno, R OBP: 0.374, SLG: 0.443	0-0 1-H 3-H HR	4-0 HBP IBB 1B		0-0 4-3		4-0 S PB HR BB			0-0 P3	3	2	1	3	2	0	2									
Cliff Johnson, R OBP: 0.376, SLG: 0.495	0-3 K	1-0 HBP 1B		0-0 F9		0-0 HR			0-0 F9	3	1	1	2	0	1	0									
Mitt May, L OBP: 0.293, SLG: 0.328	0-0 2B	0-0 F9		0-0 P6		0-0 F7			0-0 F7	4	0	1	0	0	3										
Greg Gross, L OBP: 0.379, SLG: 0.372	0-0 F9		4-0 FC3-6 BB		0-0 F7				4-0 G6-4-3 BB	2	0	0	0	2	1										
Ken Boswell, L OBP: 0.357, SLG: 0.318	4-0 BB		0-0 FC3-6 FC4-6 1-2		4-0 SH1-4 G1-2-3 BB				0-0 G6-4-3 1-2	2	0	0	0	2	2										
Roger Metzger, S OBP: 0.293, SLG: 0.300	0-0 4-3		0-0 FC4-6 1-2		0-0 SH1-4 1B				0-0 6-3	4	0	1	0	0	3										
Joe Niekro, R OBP: 0.313, SLG: 0.214 Paul Siebert, L		0-0 6-3		0-0 K		0-0 SH1-4 1B			0-0 4-3	3	0	0	0	0	1	1									
Inning Stats	R: 3 E: 0 K: 1 S: 9	H: 4 LOB: 2 BB: 1 P: 13	R: 0 E: 0 K: 0 S: 4	H: 1 LOB: 3 BB: 1 P: 9	R: 0 E: 0 K: 1 S: 5	H: 0 LOB: 1 BB: 1 P: 9	R: 0 E: 0 K: 0 S: 3	H: 1 LOB: 0 BB: 0 P: 3	R: 0 E: 0 K: 0 S: 3	H: 0 LOB: 0 BB: 0 P: 3	R: 0 E: 0 K: 0 S: 3	H: 1 LOB: 2 BB: 2 P: 11	R: 2 E: 0 K: 0 S: 3	H: 1 LOB: 0 BB: 2 P: 11	R: 0 E: 0 K: 0 S: 4	H: 1 LOB: 2 BB: 0 P: 5		1B: 6 2B: 1 3B: 0 HR: 2	SF: 0 SAC: 1 DP: 3 HBP: 2	WP: 0 PB: 1 SB: 3 CS: 0	PA: 39				
PITCHER	IP	WLS	BF	H	R	ER	SO	BB	IBB	HBP	BLK	WP	HR	S	P	ERA	WHIP								
Jack Billingham, R ERA: 4.15 Will McEnaney, L ERA: 1.91	(1, 1) (7, 1)	6.0 L	29 10	7 2	3 2	3 2	3 0	3 2	3 0	1 1	0 0	0 0	1 1	27 7	48 16	4.50 9.00	1.667 2.000								

AB	28
R	1
H	4
RBI	1
BB	4
SO	6
LOB	15



Batter	1	2	3	4	5	6	7	8	9	AB	R	H	RBI	BB	SO	LOB	TOP								
Pete Rose, S OBP: 0.402, SLG: 0.429 (1, 5)	0-0 4-3	0-0 1B		0-3 K		4-0 BB			0-0 F9	3	0	1	2	1	1	1	Cincinnati Reds @ Houston Astros Astrodome, Houston, TX Tue Sep 23 1975, 8:05 PM EDT Att: 7,712 - Dome								
Doug Flynn, R OBP: 0.326, SLG: 0.341 (6, 5)		2-H 3-H 1B								1	0	0	0	0	0	0									
Dave Concepcion, R OBP: 0.322, SLG: 0.351 (1, 6)	0-0 F7	0-0 F9		0-0 1B		0-0 L7			0-0 5-3	5	0	1	0	0	0	3									
Joe Morgan, L OBP: 0.459, SLG: 0.493 Darrel Chaney, S OBP: 0.277, SLG: 0.296 (1, 4) (9, 4)	4-0 BB		0-0 2B	0-0 1B					0-0 1B	4	1	2	0	1	0	2									
Tony Perez, R OBP: 0.353, SLG: 0.470 (1, 3)	0-0 F8		0-0 1-H 2B		0-3 K				0-0 F8	5	0	1	1	0	1	2									
George Foster, R OBP: 0.356, SLG: 0.521 (1, 7)		0-0 F9	0-0 F8		0-0 P6				0-0 5-3	4	0	0	0	0	0	1									
Bill Plummer, R OBP: 0.297, SLG: 0.242 Don Werner, R OBP: 0.250, SLG: 0.143 (1, 2) (9, 2)		0-0 1B	0-0 F7		0-0 F7				0-0 5-3	4	1	1	0	0	0	1									
Ken Griffey, L OBP: 0.394, SLG: 0.409 (1, 9)		0-0 1B	0-0 1-3 1B	0-0 1-3		0-0 SH1-3 1B			0-0 S 4-3 2B	4	2	3	0	0	0	1									
Cesar Geronimo, L OBP: 0.323, SLG: 0.362 (1, 8)		0-0 1B	0-0 SH3-4 1B		0-0 P5	0-0 F5			0-0 4-3	4	1	1	2	0	0	1									
Fred Norman, S OBP: 0.164, SLG: 0.138 Rawly Eastwick, R OBP: 0.067, SLG: 0.067 (1, 1) (9, 1)		0-0 SH3-4	0-0 1-3 3-H 1B		0-0 1B	0-0 SH1-3			0-3 K	1	0	0	0	1	1	0									
Inning Stats	R: 0 E: 0 K: 0 S: 3	H: 0 LOB: 1 BB: 1 P: 7	R: 3 E: 0 K: 0 S: 7	H: 4 LOB: 1 BB: 0 P: 7	R: 1 E: 0 K: 0 S: 5	H: 2 LOB: 1 BB: 0 P: 5	R: 0 E: 0 K: 1 S: 6	H: 1 LOB: 2 BB: 1 P: 10	R: 0 E: 0 K: 0 S: 5	H: 0 LOB: 0 BB: 0 P: 5	R: 0 E: 0 K: 0 S: 4	H: 1 LOB: 2 BB: 1 P: 8	R: 0 E: 0 K: 0 S: 3	H: 0 LOB: 0 BB: 0 P: 3	R: 1 E: 0 K: 1 S: 6	H: 1 LOB: 0 BB: 0 P: 6	R: 0 E: 0 K: 0 S: 4	H: 1 LOB: 1 BB: 0 P: 4	1B: 8 2B: 2 3B: 0 HR: 0	SF: 0 SAC: 2 DP: 0 HBP: 0	WP: 0 PB: 0 SB: 1 CS: 0	PA: 40			
PITCHER	IP	WLS	BF	H	R	ER	SO	BB	IBB	HBP	BLK	WP	HR	S	P	ERA	WHIP								
Mike Cosgrove, L ERA: 2.97 (1, 1)	8.0	L	36	9	5	5	3	3	0	0	0	0	0	39	51	5.62	1.500								
Ken Forsch, R ERA: 3.22 (9, 1)	1.0		4	1	0	0	0	0	0	0	0	0	0	4	4	0.00	1.000								

Batter	1	2	3	4	5	6	7	8	9	AB	R	H	RBI	BB	SO	LOB	BOTTOM								
Wilbur Howard, S OBP: 0.333, SLG: 0.376 (1, 7)	0-3 K		0-0 F8			0-3 K		0-3 K		4	0	0	0	0	3	1	Cincinnati Reds @ Houston Astros Astrodome, Houston, TX Tue Sep 23 1975, 8:05 PM EDT Att: 7,712 - Dome								
Larry Milbourne, S OBP: 0.234, SLG: 0.253 (1, 4)	0-0 F2		0-0 HR			0-0 F7			0-0 6-3	4	1	1	2	0	0	0									
Cesar Cedeno, R OBP: 0.373, SLG: 0.441 (1, 8)	0-0 G3		0-0 F8			0-0 FC5-4 1B			0-0 F7	4	0	1	0	0	0	0									
Cliff Johnson, R OBP: 0.375, SLG: 0.502 (1, 3)		0-0 HR		0-0 F8		0-0 FC5-4			0-0 P3	4	1	1	1	0	0	1									
Enos Cabell, R OBP: 0.305, SLG: 0.370 (1, 5)		0-0 F9		0-0 F9					0-0 F7	3	0	0	0	0	0	0									
Greg Gross, L OBP: 0.377, SLG: 0.369 (1, 9)		0-0 6-3		0-3 K					0-0 1-3	3	0	0	0	0	1	0									
Skip Jutze, R OBP: 0.242, SLG: 0.247 (1, 2)		0-0 P6			0-0 3-1				0-0 F7	3	0	0	0	0	0	0									
Roger Metzger, S OBP: 0.293, SLG: 0.300 (1, 6)			0-0 4-3 HR		0-0 F8				0-0 F8	3	1	1	0	0	0	0									
Mike Cosgrove, L OBP: 0.083, SLG: 0.167 Tommy Helms, R OBP: 0.269, SLG: 0.216 Ken Forsch, R OBP: 0.192, SLG: 0.045 (1, 1) (8, PH) (9, 1)			0-0 4-3 1B		0-0 4-3				0-0 F3	2	0	0	0	0	0	1									
Inning Stats	R: 0 E: 0 K: 1 S: 5	H: 0 LOB: 0 BB: 0 P: 5	R: 1 E: 0 K: 0 S: 4	H: 1 LOB: 0 BB: 0 P: 4	R: 2 E: 0 K: 0 S: 5	H: 2 LOB: 0 BB: 0 P: 5	R: 0 E: 0 K: 1 S: 5	H: 0 LOB: 0 BB: 0 P: 5	R: 0 E: 0 K: 0 S: 3	H: 0 LOB: 0 BB: 0 P: 3	R: 0 E: 0 K: 1 S: 6	H: 1 LOB: 1 BB: 0 P: 6	R: 0 E: 0 K: 0 S: 3	H: 0 LOB: 0 BB: 0 P: 3	R: 0 E: 0 K: 1 S: 5	H: 0 LOB: 0 BB: 0 P: 5		R: 0 E: 0 K: 0 S: 3	H: 0 LOB: 0 BB: 0 P: 3	1B: 2 2B: 0 3B: 0 HR: 2	SF: 0 SAC: 0 DP: 0 HBP: 0	WP: 0 PB: 0 SB: 0 CS: 0	PA: 31		
PITCHER	IP	WLS	BF	H	R	ER	SO	BB	IBB	HBP	BLK	WP	HR	S	P	ERA	WHIP								
Fred Norman, L ERA: 3.61 (1, 1)	8.0	W	28	4	3	3	4	0	0	0	0	0	2	36	36	3.38	0.500								
Rawly Eastwick, R ERA: 2.66 (9, 1)	1.0	S	3	0	0	0	0	0	0	0	0	0	0	3	3	0.00	0.000								

AB	35
R	5
H	10
RBI	5
BB	3
SO	3
LOB	12



Batter	1	2	3	4	5	6	7	8	9	AB	R	H	RBI	BB	SO	LOB	TOP					
Pete Rose, S OBP: 0.402, SLG: 0.430 (1, 5)	F7		L7		5-3	BB 1B 1-2 2-H 3-H 1B		2B		5	0	2	2	0	0	0	Cincinnati Reds @ Houston Astros Astrodome, Houston, TX Wed Sep 24 1975, 8:05 PM EDT Att: 10,237 - Dome					
Dave Concepcion, R OBP: 0.322, SLG: 0.350 Darrel Chaney, S OBP: 0.276, SLG: 0.294 (7, 6)	6-3		6-3		F7	BB 1-2 2-H 1B		K2-3		4	0	1	1	0	0	0						
Joe Morgan, L OBP: 0.462, SLG: 0.501 Don Werner, R OBP: 0.222, SLG: 0.125 (1, 4) (6, 2)	4-0 BB				F9 S 1B	HR		5-3		2	2	2	1	2	0	0						
Tony Perez, R OBP: 0.350, SLG: 0.466 Pat Darcy, L OBP: 0.095, SLG: 0.106 Ed Armbriester, R OBP: 0.250, SLG: 0.206 Rawly Eastwick, R OBP: 0.067, SLG: 0.067 (1, 3) (6, 1) (9, PH) (9, 1)	F3				F9 1-3	K		6-3		4	0	0	0	0	1	5						
Dan Driessen, L OBP: 0.379, SLG: 0.427 (1, 7) (6, 3)		P6			1B S SF8 1B	FC6-4 1B		1B BB		4	1	2	1	1	0	0						
Ken Griffey, L OBP: 0.392, SLG: 0.405 (1, 9)	4-3				3-H 4-0 1B 1-2 BB	FC6-4 2B 1B 1-2		F8		4	1	0	0	1	0	2						
Cesar Geronimo, L OBP: 0.326, SLG: 0.364 (1, 8)		S HBP			1-2 2-3 1B	P6		1-3 1B		3	0	2	0	0	0	1						
Bill Plummer, R OBP: 0.297, SLG: 0.252 Doug Flynn, R OBP: 0.324, SLG: 0.339 (1, 2) (6, 4)	5-3				SF8	1-3 1B 2B		F9		2	1	1	1	0	0	1						
Clay Kirby, R OBP: 0.235, SLG: 0.219 Merv Rettenmund, R OBP: 0.352, SLG: 0.311 (1, 1) (6, PH) (6, 7)			5-3		3-H 0-3 K	1B BB		5-3		2	0	0	0	0	1	2						
Inning Stats	R: 0 E: 0 K: 0 S: 3	H: 0 LOB: 1 BB: 1 P: 7	R: 0 E: 0 K: 0 S: 3	H: 0 LOB: 1 BB: 0 P: 4	R: 0 E: 0 K: 0 S: 3	H: 0 LOB: 0 BB: 0 P: 3	R: 2 E: 0 K: 1 S: 8	H: 3 LOB: 2 BB: 1 P: 12	R: 1 E: 0 K: 1 S: 6	H: 1 LOB: 0 BB: 0 P: 6	R: 3 E: 0 K: 0 S: 7	H: 4 LOB: 3 BB: 2 P: 15	R: 0 E: 0 K: 0 S: 3	H: 1 LOB: 1 BB: 1 P: 7	R: 0 E: 0 K: 1 S: 6	H: 1 LOB: 1 BB: 0 P: 6		R: 0 E: 0 K: 1 S: 5	H: 0 LOB: 0 BB: 0 P: 5	1B: 7 2B: 2 3B: 0 HR: 1	SF: 1 SAC: 0 DP: 0 HBP: 1	WP: 0 PB: 0 SB: 4 CS: 0
PITCHER	IP WLS BF H R ER SO BB IBB HBP BLK WP HR S P ERA WHIP																					
Larry Dierker, R ERA: 4.0 (1, 1)	5.2 L 28 7 6 6 2 3 0 1 0 0 1 28 41 9.53 1.765																					
Doug Koniczny, R ERA: 4.5 (6, 1)	1.1 7 2 0 0 0 2 0 0 0 0 0 5 13 0.00 3.000																					
Jim York, R ERA: 4.54 (8, 1)	1.0 4 1 0 0 1 0 0 0 0 0 0 6 6 0.00 1.000																					
Paul Siebert, L ERA: 3.0 (9, 1)	1.0 3 0 0 0 1 0 0 0 0 0 0 5 5 0.00 0.000																					

Batter	1	2	3	4	5	6	7	8	9	AB	R	H	RBI	BB	SO	LOB	BOTTOM					
Wilbur Howard, S OBP: 0.332, SLG: 0.374 (1, 7)	G3 S WP 1B		4-3		4-3		P6			4	1	1	0	0	0	3	Cincinnati Reds @ Houston Astros Astrodome, Houston, TX Wed Sep 24 1975, 8:05 PM EDT Att: 10,237 - Dome					
Rob Andrews, R OBP: 0.307, SLG: 0.284 Art Gardner, L OBP: 0.241, SLG: 0.185 Tommy Helms, R OBP: 0.260, SLG: 0.216 (1, 4) (7, PH) (8, 4)	G3		2-3		5-3		F4-3			2	0	0	0	1	0	1						
Cesar Cedeno, R OBP: 0.372, SLG: 0.440 (1, 8)	5-3		3-H 0-3 K			E S 3-1 1B		F4		4	1	1	0	0	1	2						
Cliff Johnson, R OBP: 0.371, SLG: 0.495 (1, 3)	P6				5-3		6-3			4	0	0	0	0	0	1						
Mitt May, L OBP: 0.290, SLG: 0.324 (1, 2)			F9		5-3		3-1			4	0	0	1	0	0	0						
Greg Gross, L OBP: 0.376, SLG: 0.367 (1, 9)			4-3		2B BB		F4-3			3	1	0	0	1	0	0						
Jerry Davanon, R OBP: 0.398, SLG: 0.407 (1, 5)			F8		1-H 2B		F8			4	0	2	1	0	0	0						
Larry Milbourne, S OBP: 0.241, SLG: 0.260 (1, 6)			4-3 WP SH1-4 1B		L4		2B 1B			4	1	2	0	0	0	2						
Larry Dierker, R ERA: 4.72 Doug Koniczny, R ERA: 3.6 Jose Cruz, L OBP: 0.209, SLG: 0.200 Jim York, R ERA: 4.54 Paul Siebert, L ERA: 3.0 Ken Boswell, L OBP: 0.356, SLG: 0.316 (1, 1) (6, 1) (7, PH) (8, 1) (9, 1) (9, PH)			SH1-4		K		1-3 2B			1	0	0	0	0	1	0						
Inning Stats	R: 1 E: 0 K: 0 S: 4	H: 1 LOB: 0 BB: 0 P: 4	R: 0 E: 0 K: 0 S: 3	H: 0 LOB: 0 BB: 0 P: 3	R: 1 E: 0 K: 1 S: 6	H: 1 LOB: 1 BB: 1 P: 10	R: 1 E: 0 K: 0 S: 4	H: 1 LOB: 1 BB: 1 P: 8	R: 0 E: 0 K: 0 S: 5	H: 0 LOB: 0 BB: 0 P: 5	R: 1 E: 0 K: 0 S: 4	H: 1 LOB: 0 BB: 0 P: 4	R: 0 E: 0 K: 0 S: 5	H: 2 LOB: 2 BB: 0 P: 5	R: 0 E: 0 K: 0 S: 3	H: 0 LOB: 0 BB: 0 P: 3		R: 0 E: 0 K: 0 S: 4	H: 1 LOB: 1 BB: 0 P: 4	1B: 5 2B: 2 3B: 0 HR: 0	SF: 0 SAC: 1 DP: 0 HBP: 0	WP: 2 PB: 0 SB: 2 CS: 0
PITCHER	IP WLS BF H R ER SO BB IBB HBP BLK WP HR S P ERA WHIP																					
Clay Kirby, R ERA: 4.72 (1, 1)	5.0 W 20 3 3 3 2 2 0 0 0 0 0 22 30 5.40 1.000																					
Pat Darcy, R ERA: 3.6 (6, 1)	3.0 12 3 1 0 0 0 0 0 0 0 0 12 12 0.00 1.000																					
Rawly Eastwick, R ERA: 2.63 (9, 1)	1.0 S 4 1 0 0 0 0 0 0 0 0 0 4 4 0.00 1.000																					

AB	35
R	6
H	10
RBI	6
BB	5
SO	4
LOB	14



Batter	1	2	3	4	5	6	7	8	9	AB	R	H	RBI	BB	SO	LOB	TOP			
Greg Gross, L (1,9) OBP: 0.375, SLG: 0.366										4	0	1	0	0	0	0	Houston Astros @ Los Angeles Dodgers Dodger Stadium, Los Angeles, CA Fri Sep 26 1975, 7:05 PM PDT Att: 17,455 - Unknown			
Enos Cabell, R (1,5) OBP: 0.393, SLG: 0.367										3	0	0	0	0	1	1				
Wilbur Howard, S (9, PH) OBP: 0.331, SLG: 0.373										1	0	0	0	0	0	0				
Rob Andrews, R (9,4) OBP: 0.307, SLG: 0.284										0	0	0	0	0	0	0				
Cesar Cedeno, R (1,8) OBP: 0.371, SLG: 0.440										4	1	1	0	0	2	1				
Cliff Johnson, R (1,3) OBP: 0.372, SLG: 0.505										4	1	2	2	0	0	1				
Milt May, L (1,2) OBP: 0.290, SLG: 0.322										3	0	0	0	1	0	1				
Jose Cruz, L (1,7) OBP: 0.363, SLG: 0.412										4	0	0	0	0	0	1				
Jerry Davanon, R (1,4) OBP: 0.396, SLG: 0.404										3	0	1	0	0	0	0				
Roger Metzger, S (1,6) OBP: 0.291, SLG: 0.298										3	0	0	0	0	1	1				
J.R. Richard, R (1,1) OBP: 0.213, SLG: 0.324										3	0	0	0	0	1	1				
Inning Stats	R: 0 E: 0 K: 1 S: 6	H: 1 LOB: 1 BB: 0 P: 6	R: 0 E: 0 K: 0 S: 3	H: 0 LOB: 0 BB: 0 P: 3	R: 0 E: 0 K: 1 S: 5	H: 0 LOB: 0 BB: 0 P: 5	R: 0 E: 0 K: 1 S: 6	H: 1 LOB: 1 BB: 0 P: 6	R: 0 E: 0 K: 1 S: 5	H: 0 LOB: 0 BB: 0 P: 5	R: 0 E: 0 K: 1 S: 5	H: 0 LOB: 0 BB: 0 P: 5	R: 0 E: 0 K: 1 S: 4	H: 1 LOB: 1 BB: 0 P: 4	R: 2 E: 0 K: 0 S: 5	H: 2 LOB: 1 BB: 1 P: 9	1B: 3 2B: 1 3B: 0 HR: 1	SF: 0 SAC: 0 DP: 0 HBP: 0	WP: 0 PB: 0 SB: 0 CS: 0	PA: 33
PITCHER Burt Hooton, R (1,1) ERA: 3.07	IP: 9.0 WLS: W BF: 33 H: 5 R: 2 ER: 2 SO: 5 BB: 1 IBB: 0 HBP: 0 BLK: 0 WP: 0 HR: 1 S: 42 P: 46 ERA: 2.00 WHIP: 0.667																			

Batter	1	2	3	4	5	6	7	8	9	AB	R	H	RBI	BB	SO	LOB	BOTTOM	
Davey Lopes, R (1,4) OBP: 0.358, SLG: 0.361										4	0	0	0	0	1	2	Houston Astros @ Los Angeles Dodgers Dodger Stadium, Los Angeles, CA Fri Sep 26 1975, 7:05 PM PDT Att: 17,455 - Unknown	
Lee Lacy, R (1,7) OBP: 0.360, SLG: 0.460										4	0	0	0	0	0	0		
Willie Crawford, L (1,9) OBP: 0.346, SLG: 0.388										3	1	0	0	1	0	0		
Steve Garvey, R (1,3) OBP: 0.351, SLG: 0.479										4	1	2	2	0	0	0		
Ron Cey, R (1,5) OBP: 0.368, SLG: 0.470										2	1	0	0	1	0	1		
Henry Cruz, L (1,8) OBP: 0.299, SLG: 0.308										2	0	0	0	1	1	1		
Steve Yeager, R (1,2) OBP: 0.301, SLG: 0.344										2	0	0	0	0	1	1		
Bill Russell, R (1,6) OBP: 0.277, SLG: 0.261										2	0	0	0	0	1	0		
Leron Lee, L (8, PH) OBP: 0.264, SLG: 0.277										0	0	0	1	0	0	0		
Rick Auerbach, R (9,6) OBP: 0.298, SLG: 0.276										0	0	0	0	0	0	0		
Burt Hooton, R (1,1) OBP: 0.169, SLG: 0.205										2	0	0	0	1	1	0		
Inning Stats	R: 0 E: 0 K: 0 S: 3	H: 0 LOB: 0 BB: 0 P: 3	R: 0 E: 0 K: 1 S: 6	H: 1 LOB: 1 BB: 0 P: 6	R: 0 E: 0 K: 1 S: 5	H: 0 LOB: 0 BB: 0 P: 5	R: 0 E: 0 K: 0 S: 3	H: 0 LOB: 0 BB: 0 P: 3	R: 0 E: 0 K: 1 S: 5	H: 0 LOB: 0 BB: 0 P: 5	R: 1 E: 0 K: 0 S: 3	H: 0 LOB: 2 BB: 3 P: 15	R: 2 E: 0 K: 0 S: 2	H: 1 LOB: 0 BB: 1 P: 6	1B: 1 2B: 0 3B: 0 HR: 1	SF: 1 SAC: 1 DP: 0 HBP: 0	WP: 0 PB: 0 SB: 1 CS: 0	PA: 31
PITCHER J.R. Richard, R (1,1) ERA: 4.39	IP: 8.1 WLS: L BF: 31 H: 2 R: 3 ER: 3 SO: 5 BB: 4 IBB: 0 HBP: 0 BLK: 0 WP: 0 HR: 1 S: 37 P: 53 ERA: 3.24 WHIP: 0.720																	

Batter	1	2	3	4	5	6	7	8	9	AB	R	H	RBI	BB	SO	LOB	TOP										
Wilbur Howard, S OBP: 0.328, SLG: 0.370 (1, 8)	F3		4-3			F7		F9		4	0	0	0	0	0	3											
Greg Gross, L OBP: 0.374, SLG: 0.365 (1, 9)	6-3			L7				G3		4	0	1	0	0	0	0											
Jose Cruz, L OBP: 0.359, SLG: 0.407 (1, 7)	K			4-3		4-3			K	4	0	0	0	0	2	2											
Cliff Johnson, R OBP: 0.369, SLG: 0.499 (1, 3)		F3		K			F7		1-3	4	0	0	0	0	1	0											
Milt May, L OBP: 0.287, SLG: 0.319 (1, 2)		F5			K		K		F7	4	0	0	0	0	2	0											
Enos Cabell, R OBP: 0.303, SLG: 0.365 (1, 5)		K			F8		S E BB			2	1	0	0	1	1	0											
Jerry Davanon, R OBP: 0.386, SLG: 0.392 (1, 6)			5-3		F9		E7			3	0	0	0	0	0	0											
Rob Andrews, R OBP: 0.311, SLG: 0.286 (1, 4)						1B BB	F7			2	0	1	0	1	0	1											
Mike Stanton, S OBP: 0.280, SLG: 0.250 (1, 1)										1	0	0	0	0	0	1											
Ken Forsch, R OBP: 0.192, SLG: 0.245 (3, 1)										0	0	0	0	0	0	0											
Larry Milbourne, S OBP: 0.242, SLG: 0.295 (6, PH)										1	0	1	0	0	0	0											
Jose Sosa, R OBP: 0.340, SLG: 0.378 (6, PH)										0	0	0	0	0	0	0											
Ken Boswell, L OBP: 0.250, SLG: 0.274 (8, PH)										1	0	0	0	0	0	0											
Doug Koniczny, R OBP: 0.208, SLG: 0.226 (8, PH)										0	0	0	0	0	0	0											
Inning Stats	R: 0 E: 0 K: 1 S: 5	H: 0 LOB: 0 BB: 0 P: 5	R: 0 E: 0 K: 1 S: 5	H: 0 LOB: 0 BB: 0 P: 5	R: 0 E: 0 K: 0 S: 4	H: 1 LOB: 1 BB: 0 P: 4	R: 0 E: 0 K: 1 S: 5	H: 0 LOB: 0 BB: 0 P: 5	R: 0 E: 0 K: 0 S: 4	H: 2 LOB: 2 BB: 1 P: 8	R: 1 E: 1 K: 0 S: 6	H: 0 LOB: 1 BB: 1 P: 10	R: 0 E: 0 K: 0 S: 3	H: 0 LOB: 0 BB: 0 P: 3	R: 0 E: 0 K: 1 S: 5	H: 0 LOB: 0 BB: 0 P: 5	1B: 3 2B: 0 3B: 0 HR: 0	SF: 0 SAC: 0 DP: 0 HBP: 0	WP: 0 PB: 0 SB: 1 CS: 0	PA: 32							
PITCHER	IP	WLS	BF	H	R	ER	SO	BB	IBB	HBP	BLK	WP	HR	S	P	ERA	WHIP										
Andy Messersmith, R ERA: 2.29 (1, 1)	9.0	W	32	3	1	0	6	2	0	0	0	0	0	42	50	0.00	0.556										

Houston Astros @ Los Angeles Dodgers
Dodger Stadium, Los Angeles, CA
Sat Sep 27 1975, 3:33 AM PDT
Att: 13,529 - Unknown

AB	30
R	1
H	3
RBI	0
BB	2
SO	6
LOB	7



Batter	1	2	3	4	5	6	7	8	9	AB	R	H	RBI	BB	SO	LOB	BOTTOM										
Davey Lopes, R OBP: 0.358, SLG: 0.359 (1, 4)	E6 9-2			1-3 BB		K				3	0	0	0	1	2	2											
Jerry Royster, R OBP: 0.281, SLG: 0.387 (7, 4)		K								0	0	0	0	0	0	0											
Lee Lacy, R OBP: 0.359, SLG: 0.455 (1, 7)	9-2 BB		1-3	1-3		K				3	0	0	0	1	1	1											
Willie Crawford, L OBP: 0.345, SLG: 0.386 (1, 9)	9-2 1-2 3HF		1B BB	F9		G3				4	1	1	0	0	0	3											
Steve Garvey, R OBP: 0.352, SLG: 0.478 (1, 3)			BB HR	F8		F3				2	1	0	0	2	0	1											
Ron Cey, R OBP: 0.370, SLG: 0.471 (1, 5)	K		BB HR	1B		1B BB				3	1	2	0	1	1	2											
Henry Cruz, L OBP: 0.317, SLG: 0.319 (1, 8)		5-3 WP	HR BB	1B		1B		F8		3	1	2	1	1	0	1											
Steve Yeager, R OBP: 0.301, SLG: 0.350 (1, 2)		6-3	HR			L7		6-3		4	1	1	4	0	0	2											
Bill Russell, R OBP: 0.277, SLG: 0.258 (1, 6)			HR	K		1-3		F9		3	0	0	0	1	1	1											
Andy Messersmith, R OBP: 0.212, SLG: 0.194 (1, 1)		5-3	4-3			K		F9		4	0	0	0	0	1	2											
Inning Stats	R: 0 E: 1 K: 1 S: 5	H: 0 LOB: 2 BB: 2 P: 13	R: 0 E: 0 K: 1 S: 6	H: 1 LOB: 2 BB: 1 P: 10	R: 5 E: 0 K: 1 S: 8	H: 3 LOB: 0 BB: 2 P: 16	R: 0 E: 0 K: 0 S: 3	H: 0 LOB: 1 BB: 1 P: 7	R: 0 E: 0 K: 3 S: 9	H: 0 LOB: 0 BB: 0 P: 9	R: 0 E: 0 K: 0 S: 3	H: 0 LOB: 1 BB: 1 P: 7	R: 0 E: 0 K: 0 S: 3	H: 0 LOB: 0 BB: 0 P: 3	R: 0 E: 0 K: 1 S: 5	H: 0 LOB: 0 BB: 0 P: 5	1B: 5 2B: 1 3B: 0 HR: 1	SF: 0 SAC: 0 DP: 1 HBP: 0	WP: 2 PB: 0 SB: 1 CS: 0	PA: 36							
PITCHER	IP	WLS	BF	H	R	ER	SO	BB	IBB	HBP	BLK	WP	HR	S	P	ERA	WHIP										
Mike Stanton, R ERA: 7.27 (1, 1)	2.1	L	15	3	4	4	2	5	0	0	0	0	0	14	34	15.43	3.429										
Ken Forsch, R ERA: 3.22 (3, 1)	2.2		11	3	1	1	1	1	0	0	0	0	1	12	16	3.38	1.500										
Jose Sosa, R ERA: 4.02 (6, 1)	2.0		7	0	0	0	3	1	0	0	0	1	0	12	16	0.00	0.500										
Doug Koniczny, R ERA: 4.47 (8, 1)	1.0		3	0	0	0	0	0	0	0	0	0	0	3	3	0.00	0.000										

Houston Astros @ Los Angeles Dodgers
Dodger Stadium, Los Angeles, CA
Sat Sep 27 1975, 3:33 AM PDT
Att: 13,529 - Unknown

AB	29
R	5
H	6
RBI	5
BB	7
SO	6
LOB	15



Batter	1	2	3	4	5	6	7	8	9	AB	R	H	RBI	BB	SO	LOB	TOP										
Wilbur Howard, S OBP: 0.324, SLG: 0.365	F7		F8			F7		2-3	4-3	5	0	0	0	0	0	3											
Art Gardner, L OBP: 0.242, SLG: 0.194	4-3		F7			F7		HR		4	1	1	1	0	0	1											
Jose Cruz, L OBP: 0.358, SLG: 0.403	3-1			4-3		FC6-4		HR		3	1	0	0	0	0	1											
Cliff Johnson, R OBP: 0.370, SLG: 0.506		1B BB		5-3			5-3	HR		3	1	1	3	1	0	0											
Milt May, L OBP: 0.287, SLG: 0.316		1B BB		F9			4-3	P6		3	0	0	0	1	0	0											
Tommy Helms, R OBP: 0.285, SLG: 0.222					G4		E6	K2-3		1	0	1	0	0	0	0											
Ken Boswell, L OBP: 0.349, SLG: 0.309										3	0	0	0	0	1	0											
Rob Andrews, R OBP: 0.310, SLG: 0.285					4-3		1B			4	0	1	0	0	1	3											
Roger Metzger, S OBP: 0.289, SLG: 0.296	L3				F5		F8			4	0	0	0	0	0	5											
Jim York, R OBP: 0.167, SLG: 0.091										2	0	1	0	0	1	0											
Greg Gross, L OBP: 0.373, SLG: 0.364										1	1	0	0	0	0	0											
Mike Cosgrove, L OBP: 0.164, SLG: 0.231										1	0	1	0	0	0	0											
Paul Siebert, L OBP: 0.154, SLG: 0.231										0	0	0	0	0	0	0											
Inning Stats	R: 0 E: 0 K: 0 S: 3	H: 0 LOB: 0 BB: 0 P: 3	R: 0 E: 0 K: 1 S: 5	H: 1 LOB: 2 BB: 2 P: 13	R: 0 E: 0 K: 1 S: 5	H: 0 LOB: 0 BB: 0 P: 5	R: 0 E: 0 K: 0 S: 3	H: 0 LOB: 0 BB: 0 P: 3	R: 0 E: 0 K: 0 S: 4	H: 1 LOB: 1 BB: 0 P: 4	R: 0 E: 1 K: 0 S: 5	H: 1 LOB: 2 BB: 0 P: 5	R: 4 E: 1 K: 1 S: 8	H: 2 LOB: 0 BB: 0 P: 9	R: 0 E: 0 K: 0 S: 4	H: 1 LOB: 1 BB: 0 P: 4	1B: 5 2B: 1 3B: 0 HR: 1	SF: 0 SAC: 0 DP: 1 HBP: 1	WP: 0 PB: 0 SB: 1 CS: 0	PA: 37							
PITCHER	IP	WLS	BF	H	R	ER	SO	BB	IBB	HBP	BLK	WP	HR	S	P	ERA	WHIP										
Rick Rhoden, R ERA: 3.08	(1, 1)	7.0	26	3	0	0	2	2	0	0	0	0	0	28	36	0.00	0.714										
Charlie Hough, R ERA: 2.95	(8, 1)	1.0	L 7	2	4	3	1	0	0	1	0	0	1	8	9	27.00	2.000										
Dennis Lewallyn, R ERA:	(9, 1)	1.0	4	1	0	0	0	0	0	0	0	0	0	4	4	0.00	1.000										

Houston Astros @ Los Angeles Dodgers
Dodger Stadium, Los Angeles, CA
Sun Sep 28 1975, 3:33 AM PDT
Att: 36,507 - Unknown

AB	34
R	4
H	6
RBI	4
BB	2
SO	3
LOB	13



Batter	1	2	3	4	5	6	7	8	9	AB	R	H	RBI	BB	SO	LOB	BOTTOM										
Jerry Royster, R OBP: 0.270, SLG: 0.361	4-3		6-3		3-1		F2		1B	5	0	1	0	0	0	1											
Lee Lacy, R OBP: 0.356, SLG: 0.451	F9			G3	5-3			F8	1B	5	0	1	1	0	0	0											
John Hale, L OBP: 0.333, SLG: 0.333										2	1	0	0	1	0	0											
Tom Paciorek, R OBP: 0.250, SLG: 0.269	4-3			HBP E	SF7	BB		F9	L7	2	0	0	0	0	0	2											
Steve Garvey, R OBP: 0.351, SLG: 0.476		F8		E5	1B HBP		4-3			4	0	1	0	0	0	1											
Ron Cey, R OBP: 0.372, SLG: 0.473										1	0	1	0	0	0	0											
Ken McMullen, R OBP: 0.340, SLG: 0.435										1	0	1	0	1	0	0											
Rick Auerbach, R OBP: 0.298, SLG: 0.276		G3		1B	HBP		PB	1B	FC6-4	0	0	0	0	0	0	0											
Steve Yeager, R OBP: 0.286, SLG: 0.347		G3		SF7			6-3		FC6-4	3	0	0	1	0	0	4											
Joe Simpson, L OBP: 0.333, SLG: 0.333										3	0	1	0	0	1	1											
Orlando Alvarez, R OBP: 0.277, SLG: 0.258	4-3									1	0	0	0	0	0	0											
Ivan De Jesus, R OBP: 0.276, SLG: 0.230										3	0	0	0	0	0	3											
Manny Mota, R OBP: 0.337, SLG: 0.286										1	0	1	0	0	0	0											
Bill Russell, R OBP: 0.277, SLG: 0.258										0	1	0	0	0	0	0											
Rick Rhoden, R OBP: 0.103, SLG: 0.071										2	0	0	0	0	0	0											
Leron Lee, L OBP: 0.274, SLG: 0.288										1	0	1	0	0	0	0											
Charlie Hough, R OBP: 0.333, SLG: 0.333										0	0	0	0	0	0	0											
Dennis Lewallyn, R OBP: 0.277, SLG: 0.258										0	0	0	0	0	0	0											
Jimmy Wynn, R OBP: 0.403, SLG: 0.417										1	0	0	0	0	0	1											
Inning Stats	R: 0 E: 0 K: 0 S: 3	H: 0 LOB: 0 BB: 0 P: 3	R: 0 E: 0 K: 0 S: 4	H: 1 LOB: 1 BB: 0 P: 4	R: 0 E: 0 K: 0 S: 3	H: 0 LOB: 0 BB: 0 P: 3	R: 1 E: 1 K: 0 S: 5	H: 1 LOB: 3 BB: 1 P: 10	R: 0 E: 0 K: 0 S: 3	H: 0 LOB: 0 BB: 0 P: 3	R: 0 E: 0 K: 0 S: 4	H: 1 LOB: 1 BB: 0 P: 4	R: 0 E: 0 K: 1 S: 6	H: 1 LOB: 1 BB: 0 P: 6	R: 0 E: 0 K: 0 S: 4	H: 3 LOB: 2 BB: 1 P: 6	1B: 7 2B: 1 3B: 0 HR: 0	SF: 1 SAC: 0 DP: 0 HBP: 1	WP: 0 PB: 1 SB: 0 CS: 0	PA: 39							
PITCHER	IP	WLS	BF	H	R	ER	SO	BB	IBB	HBP	BLK	WP	HR	S	P	ERA	WHIP										
Jim York, R ERA: 3.86	(1, 1)	7.0	W 28	4	1	0	1	1	0	0	0	0	0	28	33	0.00	0.714										
Mike Cosgrove, L ERA: 3.03	(8, 1)	1.2	10	4	1	1	0	1	0	0	0	0	0	9	13	5.40	3.000										
Paul Siebert, L ERA: 2.95	(9, 1)	0.1	S 1	0	0	0	0	0	0	0	0	0	0	1	1	0.00	0.000										

Houston Astros @ Los Angeles Dodgers
Dodger Stadium, Los Angeles, CA
Sun Sep 28 1975, 3:33 AM PDT
Att: 36,507 - Unknown

AB	35
R	2
H	8
RBI	2
BB	2
SO	1
LOB	13

