

Houston Astros - 1976

Batter	1	2	3	4	5	6	7	8	9	AB R H RBI BB SO LOB	TOP		
Wilbur Howard, S (1, 7) X	0-0 F8		0-0 L3			0-0 4-3	0-0 P5		0-0 FC4-6 1-2f	5 0 0 0 0 0 4	Houston Astros @ Cincinnati Reds Riverfront Stadium, Cincinnati, OH Thu Apr 08 1976, 3:33 AM EST Att: 52,949 - Unknown livebaseballscorecards.com		
Enos Cabell, R (1, 5) X OBP: 0.400, SLG: 0.400	0-0 6-3			0-3 K		0-0 HR 1B	0-0 1B 1-2 3-H		0-0 FC1-6 1-2f	5 1 2 1 0 1 1			
Cesar Cedeno, R (1, 8) X OBP: 0.200, SLG: 0.800	0-0 F9			0-0 F9		0-0 HR 1-H	0-0 F9 2-3		0-0 P5	5 1 1 2 0 0 3			
Bob Watson, R (1, 3) X OBP: 0.250, SLG: 1.000		0-3 K		0-0 5-3		0-0 HR	0-0 F9			4 1 1 1 0 1 2			
Cliff Johnson, R (1, 2) X OBP: 0.750, SLG: 0.500		0-3 K			4-0 1B FC4-6 BB	4-0 BB		0-0 G4-6-3 1B		2 1 1 0 2 1 0			
Greg Gross, L (1, 9) X OBP: 0.500, SLG: 0.500		0-0 4-3			0-0 FC4-6 1B	0-0 L7		0-0 G4-6-3 1B 1-2		4 0 2 0 0 0 1			
Larry Milbourne, S (1, 4) X OBP: 0.250, SLG: 0.500			0-0 2B		0-0 FC4-6 1B 1-2f 3-H	0-0 3-1		0-0 G4-6-3 1B 1-2f 2-3		4 0 1 1 0 0 4			
Roger Metzger, S (1, 6) X OBP: 0.500, SLG: 0.500		0-0 P6			0-0 G4-6-3 1B 1-3		0-0 1B 1B	0-0 F7		4 1 2 0 0 0 2			
J.R. Richard, R Ken Boswell, L Jose Sosa, R Mike Cosgrove, L Joaquin Andujar, S Jose Cruz, L Mike Barlow, L Ken Forsch, R Leon Roberts, R		0-0 P3			0-0 G4-6-3 1B 1-2f		0-0 F9 1B 1-3		4-0 FC4-6 BB	1 0 0 0 0 0 0 1 1 0 0 0 0 0 0 2 0 1 0 1 0 1 0 0			
Inning Stats	R: 0 H: 0 E: 0 LOB: 0 K: 0 BB: 0 S: 3 P: 3	R: 0 H: 0 E: 0 LOB: 0 K: 2 BB: 0 S: 7 P: 7	R: 0 H: 1 E: 0 LOB: 1 K: 0 BB: 0 S: 4 P: 4	R: 0 H: 0 E: 0 LOB: 0 K: 1 BB: 0 S: 5 P: 5	R: 1 H: 2 E: 0 LOB: 1 K: 0 BB: 1 S: 4 P: 8	R: 3 H: 3 E: 0 LOB: 1 K: 0 BB: 1 S: 6 P: 10	R: 1 H: 3 E: 0 LOB: 2 K: 0 BB: 0 S: 6 P: 6	R: 0 H: 2 E: 0 LOB: 1 K: 0 BB: 0 S: 4 P: 4	R: 0 H: 0 E: 0 LOB: 1 K: 0 BB: 1 S: 3 P: 7	1B: 8 SF: 0 2B: 1 SAC: 0 3B: 0 DP: 2 HR: 2 HBP: 0		WP: 0 PA: 39 PB: 0 SB: 0 CS: 0	
PITCHER	IP WLS BF H R ER SO BB IBB HBP BLK WP HR S P ERA WHIP											PITCHER	IP WLS BF H R ER SO BB IBB HBP BLK WP HR S P ERA WHIP
Gary Nolan, R (1, 1) ERA: 6.75	5.1 W 22 6 4 4 3 1 0 0 0 0 2 27 31 6.75 1.312												
Pedro Borbon, R (6, 1) ERA: 2.45	3.2 S 17 5 1 1 0 2 0 0 0 0 0 0 15 23 2.46 1.909												



BOTTOM

Houston Astros @ Cincinnati Reds

Riverfront Stadium, Cincinnati, OH

Thu Apr 08 1976, 3:33 AM EST
Att. 52,949 - Unknown

livebaseballscorecards.com

AB	39
R	11
H	15
RBI	11
BB	4
SO	5
LOB	25



WP	2	PA	43
PB	0		
SB	4		
CS	0		

AB R H RBI BB SO LOB

5 0 3 2 0 2 1

5 2 1 0 0 0 5

4 3 3 1 1 0 1

4 1 0 0 1 2 5

3 1 2 4 2 0 0

5 0 1 2 0 0 5

5 1 1 1 0 0 6

4 1 2 0 0 0 1

2 1 1 1 0 1 0

2 1 1 0 0 0 1

1B	12	SF	0
2B	3	SAC	0
3B	1	DP	1
HR	0	HBP	0

Batter	1	2	3	4	5	6	7	8	9
Pete Rose, S OBP: 0.600, SLG: 1.000 (1, 5)	0-0 FC4-6 1B	0-0 2-H 3B		0-3 K		0-0 1-2 3-H 1B	0-3 K		
Ken Griffey, L OBP: 0.200, SLG: 0.200 (1, 9)	0-0 FC4-6 1-2f FC5	0-0 F7			0-0 1B 2B 1B	0-0 1-2f 2-3 BB	0-0 4-3		
Joe Morgan, L OBP: 0.800, SLG: 0.750 (1, 4)	0-0 FC5 1-H		0-0 E S FC 1B		0-0 1-3 2B 1B	0-0 1-3 3-H BB 1B		4-0 1B BB	
Johnny Bench, R (1, 2)	0-0 F8		0-0 G3 1-3		0-3 K 1-2	4-0 BB 1B BB		0-3 K	
Tony Perez, R OBP: 0.800, SLG: 1.000 (1, 3)		4-0 WP 1B BB	0-0 FC FC6-4		0-0 WP 2B	4-0 1-2 2-3 3-H 1B BB		0-0 FC1-6 1B	
George Foster, R OBP: 0.200, SLG: 0.200 (1, 7)		0-0 F8 1-2	0-0 F2		0-0 F8 2-3	0-0 1-3 2-H 3-H 1B		0-0 P3	
Dave Concepcion, R OBP: 0.200, SLG: 0.200 (1, 6)		0-0 4-3 2-H E 1B	0-0 FC6-4 1-2f		0-0 P2	0-0 9-2		0-0 FC1-6 1-2f	
Cesar Geronimo, L OBP: 0.500, SLG: 0.750 (1, 8)		0-0 4-3		0-0 F8		0-0 1B 2B	0-0 FC1-6 1B		
Gary Nolan, R OBP: 0.500, SLG: 0.500 (1, 1)		0-0 E9 3B 1B		0-3 K		0-0 FC4-6 2-3 E 1B	0-0 FC1-6		
Pedro Borbon, R OBP: 0.500, SLG: 0.500 (6, 1)									

Inning Stats	R: 0	H: 1	E: 0	LOB: 1	K: 0	S: 4	P: 4
	R: 3	H: 3	E: 1	LOB: 1	K: 0	S: 6	P: 10
	R: 1	H: 1	E: 0	LOB: 1	K: 0	S: 5	P: 5
	R: 0	H: 0	E: 0	LOB: 0	K: 2	S: 7	P: 7
	R: 2	H: 3	E: 0	LOB: 1	K: 1	S: 8	P: 8
	R: 5	H: 5	E: 1	LOB: 1	K: 0	S: 7	P: 15
	R: 0	H: 1	E: 0	LOB: 1	K: 1	S: 6	P: 6
	R: 0	H: 1	E: 0	LOB: 2	K: 1	S: 6	P: 10

PITCHER	IP	WLS	BF	H	R	ER	SO	BB	IBB	HBP	BLK	WP	HR	S	P	ERA	WHIP
J.R. Richard, R ERA: 9.0 (1, 1)	4.0	L	19	5	4	4	2	1	0	0	0	1	0	22	26	9.00	1.500
Jose Sosa, R ERA: 45.0 (5, 1)	1.0		9	6	5	5	1	0	0	0	0	1	0	11	11	45.00	6.000
Mike Cosgrove, L ERA: 27.0 (6, 1)	0.1		2	1	0	0	0	0	0	0	0	0	0	2	2	0.00	3.000
Joaquin Andujar, R ERA: 13.5 (6, 1)	0.2		4	1	2	2	0	2	0	0	0	0	0	2	10	27.00	4.500
Mike Barlow, R ERA: (7, 1)	1.0		4	1	0	0	1	0	0	0	0	0	0	6	6	0.00	1.000

PITCHER	IP	WLS	BF	H	R	ER	SO	BB	IBB	HBP	BLK	WP	HR	S	P	ERA	WHIP
Ken Forsch, R ERA: (8, 1)	1.0		5	1	0	0	1	1	0	0	0	0	0	6	10	0.00	2.000

Batter	1	2	3	4	5	6	7	8	9	AB R H RBI BB SO LOB	TOP		
Wilbur Howard, S (1, 7) X	0-0 6-3 ① X	0-0 F8 ③		0-0 L8 ③ X		0-0 4-3 ③ X		0-0 P6 ② X		5 0 0 0 0 0 2	Houston Astros @ Cincinnati Reds Riverfront Stadium, Cincinnati, OH Sat Apr 10 1976, 3:33 AM EST Att: 16,728 - Unknown livebaseballscorecards.com		
Enos Cabell, R (1, 5) X OBP: 0.500, SLG: 0.500	0-0 G3 ② X		0-0 1B X		0-0 G3 1B X		0-0 2B 1B X	0-3 K ③ X		5 1 3 0 0 1 0			
Cesar Cedeno, R (1, 8) X OBP: 0.300, SLG: 0.800	0-0 1B 2B X		0-0 L5 ① X		0-0 G3 ① X		0-0 1B 2B X		0-0 F5 ① X	5 2 2 0 0 0 2			
Bob Watson, R (1, 3) X OBP: 0.333, SLG: 0.667	0-0 WP 1B 2-H X		0-0 F5 ② X		0-0 F4 ② X		0-0 2B SF7 1B 2-3 3-H X		0-0 F8 ② X	5 1 2 2 0 0 2			
Cliff Johnson, R (1, 2) B B B OBP: 0.556, SLG: 0.500	4-0 FC4-6 1B 1-2 X		0-0 F3 ③ X		0-0 6-3 ③ X		0-0 1B 2B 1-3 3-H X		0-0 1-3 ③ X	4 0 1 1 1 0 2			
Greg Gross, L (1, 9) X OBP: 0.375, SLG: 0.571	0-0 FC4-6 ③ X			0-0 B1-3 4-3 2B X		0-0 1-3 ① X		0-0 SF7 ① X		3 1 1 1 0 0 2			
Larry Milbourne, S (1, 4) X OBP: 0.250, SLG: 0.375		0-0 FC4-6 1B X		0-0 B1-3 ① X		0-0 F7 ② X		0-0 F8 ② X		4 0 1 0 0 0 2			
Roger Metzger, S (1, 6) X OBP: 0.375, SLG: 0.375		0-0 FC4-6 ① X		0-0 4-3 ② X		0-0 HR 1B X		0-0 F7 ③ X		4 1 1 1 0 0 2			
Larry Dierker, R Gilberto Rondon, R Ken Boswell, L Tom Griffin, R Laron Roberts, R Larry Hardy, R Mike Barlow, L Jose Cruz, L Ken Forsch, R		0-3 K ② X		0-0 2B 3-H X		0-0 HR 1-H X		0-0 1-3 ① X		0 0 0 0 0 0 0 1 0 0 0 0 0 1 1 1 0 0 1 0 0 0 0 0 0 0 0 0 0 0 0 1 0 1 1 2 0 0 0 0 0 0 0 0 0 0 0 0 0 0 0 0 0 0 0 1 0 0 0 0 0 0 0 0 0 0 0 0 0 0 0			
Inning Stats	R: 1 H: 2 E: 0 LOB: 2 K: 0 BB: 1 S: 5 P: 9	R: 0 H: 1 E: 0 LOB: 1 K: 1 BB: 0 S: 6 P: 6	R: 0 H: 1 E: 0 LOB: 1 K: 0 BB: 0 S: 4 P: 4	R: 1 H: 2 E: 0 LOB: 1 K: 0 BB: 0 S: 5 P: 5	R: 0 H: 1 E: 0 LOB: 1 K: 0 BB: 0 S: 4 P: 4	R: 2 H: 2 E: 0 LOB: 0 K: 0 BB: 0 S: 5 P: 5	R: 3 H: 4 E: 0 LOB: 1 K: 0 BB: 0 S: 7 P: 7	R: 0 H: 0 E: 0 LOB: 0 K: 1 BB: 0 S: 5 P: 5	R: 0 H: 0 E: 0 LOB: 0 K: 0 BB: 0 S: 3 P: 3	1B: 7 SF: 1 2B: 5 SAC: 0 3B: 0 DP: 0 HR: 1 HBP: 0		WP: 1 PA: 41 PB: 0 SB: 0 CS: 0	
PITCHER	IP WLS BF H R ER SO BB IBB HBP BLK WP HR S P ERA WHIP											PITCHER	IP WLS BF H R ER SO BB IBB HBP BLK WP HR S P ERA WHIP
Jack Billingham, R (1, 1) ERA: 6.0	6.0 W 28 9 4 4 1 1 0 0 0 1 1 29 33 6.00 1.667												
Santo Alcala, R (7, 1) ERA:	0.0 4 4 3 3 0 0 0 0 0 0 0 4 4 ∞ ∞												
Rawly Eastwick, R (7, 1) ERA:	3.0 S 9 0 0 0 1 0 0 0 0 0 0 11 11 0.00 0.000												

BOTTOM

Houston Astros @ Cincinnati Reds
Riverfront Stadium, Cincinnati, OH

Sat Apr 10 1976, 3:33 AM EST
Att. 16,728 - Unknown


livebaseballscorecards.com

AB	37
R	13
H	15
RBI	12
BB	7
SO	2
LOB	17



WP	1	PA	45
PB	0		
SB	5		
CS	0		

Batter	1	2	3	4	5	6	7	8	9	AB	R	H	RBI	BB	SO	LOB					
Pete Rose, S OBP: 0.500, SLG: 0.700	(1, 5)		(2)		(2)					5	1	2	1	0	0	4					
Ken Griffey, L OBP: 0.300, SLG: 0.300	(1, 9)									5	3	2	1	0	0	3					
Mike Lum, L	(8, 9)									0	0	0	0	0	0	0					
Joe Morgan, L OBP: 0.600, SLG: 1.286	(1, 4)									3	3	2	2	2	0	0					
Johnny Bench, R OBP: 0.400, SLG: 0.750	(1, 2)									4	2	2	3	1	0	1					
Tony Perez, R OBP: 0.600, SLG: 0.714	(1, 3)									4	1	1	0	1	0	1					
George Foster, R OBP: 0.300, SLG: 0.222	(1, 7)									4	0	1	2	1	0	1					
Dave Concepcion, R OBP: 0.300, SLG: 0.222	(1, 6)									4	2	1	0	1	1	4					
Cesar Geronimo, L OBP: 0.556, SLG: 1.250	(1, 8)									4	1	3	3	0	0	0					
Jack Billingham, R OBP: 0.667, SLG: 0.500	(1, 1)									2	0	1	0	1	0	1					
Santo Alcala, R	(7, 1)									0	0	0	0	0	0	0					
Rawly Eastwick, R	(7, 1)									2	0	0	0	0	1	2					
Inning Stats	R: 5 E: 0 K: 1 S: 9	H: 4 LOB: 2 BB: 3 P: 21	R: 3 E: 0 K: 0 S: 5	H: 2 LOB: 0 BB: 1 P: 9	R: 0 E: 0 K: 0 S: 4	H: 1 LOB: 1 BB: 0 P: 4	R: 0 E: 0 K: 0 S: 4	H: 2 LOB: 2 BB: 1 P: 8	R: 0 E: 0 K: 0 S: 4	H: 1 LOB: 1 BB: 0 P: 4	R: 0 E: 0 K: 0 S: 3	H: 0 LOB: 1 BB: 1 P: 7	R: 4 E: 0 K: 0 S: 7	H: 4 LOB: 0 BB: 0 P: 7	R: 1 E: 0 K: 1 S: 6	H: 1 LOB: 1 BB: 1 P: 10	1B: 8 2B: 3 3B: 2 HR: 2	SF: 1 SAC: 0 DP: 0 HBP: 0	WP: 1 PB: 0 SB: 5 CS: 0	PA: 45	
PITCHER	IP	WLS	BF	H	R	ER	SO	BB	IBB	HBP	BLK	WP	HR	S	P	ERA	WHIP				
Larry Dierker, R ERA: 9.0	(1, 1)	0.0	L	6	4	5	5	2	0	0	0	1	0	4	12	∞	∞				
Gilberto Rondon, R ERA: 9.0	(1, 1)	3.0		14	3	3	1	2	0	0	0	0	1	14	22	9.00	1.667				
Tom Griffin, R ERA: 21.6	(4, 1)	2.0		9	3	0	0	1	0	0	0	0	0	8	12	0.00	2.000				
Larry Hardy, R ERA: 21.6	(6, 1)	1.2		10	4	4	0	1	0	0	0	0	1	9	13	21.60	3.000				
Mike Barlow, R ERA: 21.6	(7, 1)	0.1		1	0	0	0	0	0	0	0	0	0	1	1	0.00	0.000				
PITCHER	IP	WLS	BF	H	R	ER	SO	BB	IBB	HBP	BLK	WP	HR	S	P	ERA	WHIP				
Ken Forsch, R ERA: 4.5	(8, 1)	1.0		5	1	1	1	1	0	0	0	0	0	6	10	9.00	2.000				

Batter	1	2	3	4	5	6	7	8	9	AB R H RBI BB SO LOB	TOP	
Wilbur Howard, S (1, 7) X	0-0 4-3 ①			0-3 K ①		0-3 K ① X	0-0 FC5-4 ③			4 0 0 0 0 2 4		
Enos Cabell, R (1, 5) X OBP: 0.500, SLG: 0.500	0-0 5-3 ②			0-0 5-3 ②		0-0 1B 1B ②		0-0 1B 1B		4 0 2 1 0 0 0		
Cesar Cedeno, R (1, 8) X OBP: 0.286, SLG: 0.643	0-0 P3 ③			0-0 5-3 ③		0-0 FC4 1B ③		0-3 K ①		4 0 1 0 0 1 1		
Bob Watson, R (1, 3) X OBP: 0.308, SLG: 0.538		0-0 4-3 ①			0-3 K ① X	0-0 F7 ②		0-0 1B 1B		4 0 1 0 0 1 2		
Cliff Johnson, R (1, 2) X Skip Jutze, R (5, 2)		0-0 F3 ②			0-0 L6 ② X	0-0 FC4 ③		0-3 K ②		2 0 0 0 0 0 0 2 0 0 0 0 1 4		
Greg Gross, L (1, 9) X OBP: 0.333, SLG: 0.400		0-0 F7 ③			0-0 G3 ③		4-0 BB BB	0-3 K ③		3 0 0 0 1 1 2		
Larry Milbourne, S (1, 4) X OBP: 0.333, SLG: 0.300			0-0 F9 ①			4-0 1B BB WP BB	0-3 K ①		1-0 G6-4-3 HBP	2 1 0 0 1 1 1	AB 31 R 3 H 5 RBI 1 BB 4 SO 9 LOB 16	
Roger Metzger, S (1, 6) X OBP: 0.333, SLG: 0.273			0-0 F8 ②			4-0 WP 1B BB ②	0-0 F9 ②		0-0 G6-4-3 ① ②	3 1 0 0 1 0 2		
Joe Niekro, R (1, 1) Joaquin Andujar, S (4, 1) Ken Boswell, L (6, PH) Jose Sosa, R (6, 1) Jose Cruz, L (7, PH) Mike Saffow, L (7, 1) Larry Hardy, R (8, 1) Leon Roberts, R (9, PH)			0-3 K ③			0-0 WP 1B ③	4-0 FC5-4 BB		0-3 K ③	1 0 0 0 0 0 1 0 0 0 0 0 0 0 0 0 1 1 1 0 0 0 0 0 0 0 0 0 0 0 0 0 0 0 0 0 1 0 0 0 0 0 0 0 0 0 0 0 0 0 0 0 0 0 0 0 1 0 0 0 0 0 1 0		
Inning Stats	R: 0 H: 0 E: 0 LOB: 0 K: 0 BB: 0 S: 3 P: 3	R: 0 H: 0 E: 0 LOB: 0 K: 0 BB: 0 S: 3 P: 3	R: 0 H: 0 E: 0 LOB: 0 K: 1 BB: 0 S: 5 P: 5	R: 0 H: 0 E: 0 LOB: 0 K: 1 BB: 0 S: 5 P: 5	R: 0 H: 0 E: 0 LOB: 0 K: 1 BB: 0 S: 5 P: 5	R: 3 H: 3 E: 0 LOB: 2 K: 1 BB: 2 S: 8 P: 16	R: 0 H: 0 E: 0 LOB: 2 K: 1 BB: 2 S: 5 P: 13	R: 0 H: 2 E: 0 LOB: 2 K: 3 BB: 0 S: 11 P: 11	R: 0 H: 0 E: 0 LOB: 0 K: 1 BB: 0 S: 4 P: 5	1B: 5 SF: 0 2B: 0 SAC: 0 3B: 0 DP: 1 HR: 0 HBP: 1	WP: 1 PA: 36 PB: 0 SB: 0 CS: 0	
PITCHER	IP WLS BF H R ER SO BB IBB HBP BLK WP HR S P ERA WHIP											
Pat Darcy, R (1, 1) ERA: 5.06	5.1 W 20 2 3 3 4 2 0 0 0 1 0 26 34 5.06 0.750											
Pat Zachry, R (6, 1) ERA:	2.2 13 3 0 0 4 2 0 0 0 0 0 19 27 0.00 1.875											
Will McEnaney, L (9, 1) ERA:	1.0 3 0 0 0 1 0 0 0 1 0 0 0 4 5 0.00 0.000											

Houston Astros @ Cincinnati Reds
Riverfront Stadium, Cincinnati, OH
Sun Apr 11 1976, 3:33 AM EST
Att: 53,390 - Unknown

livebaseballscorecards.com

Batter	1	2	3	4	5	6	7	8	9
Pete Rose, S (1, 5) OBP: 0.563, SLG: 0.750	0-0 BB 2B 1B	0-0 6-3		0-0 E 1B 1B	0-0 BB 1B		0-0 1-H 2B	0-0 F7	
Ken Griffey, L (1, 9) OBP: 0.400, SLG: 0.308	4-0 2B 4-3 BB	0-0 6-3		0-0 1B 6-3 1B	4-0 BB		0-0 1-3		
Joe Morgan, L (1, 4) OBP: 0.733, SLG: 1.091	0-0 4-3 1-3 2-H 2B		4-0 S BB	0-0 1-3 2-H 2B 1B	0-0 4-3		0-0 F9		
Johnny Bench, R (1, 2) OBP: 0.333, SLG: 0.500 Bill Plummer, R (9, 2)	0-0 F8		0-3 K	0-0 6-3		4-0 FC6-4 BB		0-0 E4 1B	
Tony Perez, R (1, 3) OBP: 0.467, SLG: 0.583	0-0 4-3		0-0 5-3	0-0 2B		0-3 K		0-0 F9	
George Foster, R (1, 7) OBP: 0.400, SLG: 0.250	0-0 S BB		4-0 FC6-4 BB	0-3 K		0-0 F2		0-0 2B 1B	
Dave Concepcion, R (1, 6) OBP: 0.333, SLG: 0.167	4-0 1-2 BB		0-0 FC6-4		0-3 K	0-0 FC6-4		4-0 2B BB	
Cesar Geronimo, L (1, 8) OBP: 0.429, SLG: 0.923	0-0 P6			0-0 G3	0-0 3-1		0-0 F7	0-0 1-3 2-H 2B	
Pat Darcy, L (1, 1) OBP: 0.667, SLG: 0.667 Pat Zachry, R (6, 1) OBP: 1.000, SLG: 1.000 Mike Lum, L (8, PH) Will McEnaney, L (9, 1)		0-3 K		0-0 1B 1B	0-0 BB 1B		0-0 WP 2B 1B	0-0 F8	

Inning Stats	R: 2	H: 2	E: 0	K: 0	S: 5	LOB: 3	PB: 3	BB: 17
	R: 0	H: 0	E: 0	K: 1	S: 5	LOB: 0	BB: 0	P: 5
	R: 0	H: 0	E: 0	K: 1	S: 5	LOB: 2	BB: 2	P: 13
	R: 4	H: 5	E: 1	K: 1	S: 10	LOB: 1	BB: 0	P: 10
	R: 0	H: 2	E: 0	K: 1	S: 7	LOB: 3	BB: 1	P: 11
	R: 0	H: 0	E: 0	K: 1	S: 5	LOB: 1	BB: 1	P: 9
	R: 1	H: 2	E: 0	K: 0	S: 5	LOB: 1	BB: 0	P: 5
	R: 2	H: 2	E: 1	K: 0	S: 6	LOB: 2	BB: 1	P: 10

PITCHER	IP	WLS	BF	H	R	ER	SO	BB	IBB	HBP	BLK	WP	HR	S	P	ERA	WHIP
Joe Niekro, R (1, 1) ERA: 16.2	3.1	L	21	6	6	6	2	5	0	0	0	0	0	20	40	16.20	3.300
Joaquin Andujar, R (4, 1) ERA: 3.86	1.2		9	3	0	0	2	1	0	0	0	0	0	12	16	0.00	2.400
Jose Sosa, R (6, 1) ERA: 22.5	1.0		4	0	0	0	1	1	0	0	0	0	0	5	9	0.00	1.000
Mike Barlow, R (7, 1) ERA: 6.75	1.1		10	4	3	2	0	1	0	0	0	1	0	9	13	13.50	3.750
Larry Hardy, R (8, 1) ERA: 15.43	0.2		2	0	0	0	0	0	0	0	0	0	0	2	2	0.00	0.000

AB R H RBI BB SO LOB

6	2	4	1	0	0	2
3	2	1	1	2	0	1
4	1	2	2	1	0	4
4	1	0	1	1	1	4
0	0	0	0	0	0	0
5	0	1	2	0	1	4
3	1	1	1	2	1	2
3	0	0	0	2	1	3
5	0	1	1	0	0	3
3	1	2	0	0	1	0
1	1	1	0	0	0	0
1	0	0	0	0	0	2
0	0	0	0	0	0	0

1B: 9	SF: 0	WP: 1	PA: 46
2B: 4	SAC: 0	PB: 0	
3B: 0	DP: 0	SB: 2	
HR: 0	HBP: 0	CS: 0	
WP: 1		ERA	WHIP

Houston Astros @ Cincinnati Reds
Riverfront Stadium, Cincinnati, OH
Sun Apr 11 1976, 3:33 AM EST
Att. 53,390 - Unknown

livebaseballscorecards.com

AB	38
R	9
H	13
RBI	9
BB	8
SO	5
LOB	25



Batter	1	2	3	4	5	6	7	8	9	AB R H RBI BB SO LOB	TOP																									
Derrel Thomas, S OBP: 0.333, SLG: 0.143 (1, 4) X	0-0 E5 CS		0-0 5-3	0-0 FC5 2-3f		0-0 5-3			4-0 G6-3 BB	4 0 0 0 1 0 3																										
Von Joshua, L OBP: 0.222, SLG: 0.222 (1, 8) X	0-0 L9 1-2		0-0 1B		0-0 4-3		0-3 K		0-0 G6-3 1-2f	5 0 1 0 0 1 2																										
Bobby Murcer, L OBP: 0.647, SLG: 0.727 (1, 9) B B B	4-0 1B BB		0-0 F4		0-0 FC6-4 1B		0-0 4-3		0-0 F5	4 0 1 0 1 0 1																										
Gary Matthews, R OBP: 0.333, SLG: 0.583 (1, 7) X	0-0 1-2 1B		0-0 G3		0-0 FC6-4 BB 1B 1-2f		0-0 4-3			4 0 1 0 0 0 2																										
Willie Montanez, L OBP: 0.333, SLG: 0.286 (1, 3) X	0-0 F9			0-0 F9		0-0 BB 1-2 1B		0-0 E3 G6-4-3 E		4 1 1 0 0 0 2																										
Chris Speier, R OBP: 0.400, SLG: 0.250 (1, 6) X		0-0 5-3		0-0 5-3		4-0 1-2 2-3 BB		0-0 E4 G6-4-3		3 0 0 0 1 0 1																										
Ken Reitz, R OBP: 0.200, SLG: 0.200 (1, 5) X		0-0 F9		0-0 BB BB 1B		0-0 F9		0-0 G6-4-3 1-2f 2-3		4 0 1 0 0 0 5																										
Mike Sadek, R OBP: 0.750, SLG: 1.000 (1, 2)		0-0		4-0 FC5 BB 1-2 BB		0-3 K		0-0 E7 3-H		2 0 1 0 1 1 0 1 0	AB 34 R 1 H 6 RBI 0 BB 5 SO 4 LOB 18																									
Glenn Adams, L (8, PH)																																				
Craig Robinson, R (8, PR)																																				
Dave Rader, L OBP: 0.250, SLG: 0.375 (8, 2)		0-0 2B		4-0 BB BB		0-3 K		0-0 4-3		2 0 0 0 1 2 1 1 0 0 0 0 0 1 0 0 0 0 0 0 0																										
John Montefusco, R (1, 1)		0-3 K		4-0 BB BB		0-3 K																														
Steve Ontiveros, S (8, PH)				1-2 2-3 BB																																
Randy Moffitt, R (8, 1)																																				
Inning Stats	R: 0 E: 1 K: 0 S: 4	H: 1 LOB: 2 BB: 1 P: 8	R: 0 E: 0 K: 1 S: 6	H: 1 LOB: 1 BB: 0 P: 6	R: 0 E: 0 K: 0 S: 4	H: 1 LOB: 3 BB: 2 P: 12	R: 0 E: 0 K: 0 S: 5	H: 2 LOB: 3 BB: 1 P: 9	R: 0 E: 0 K: 2 S: 7	H: 0 LOB: 0 BB: 0 P: 7	R: 0 E: 0 K: 1 S: 5	H: 0 LOB: 0 BB: 0 P: 5	R: 1 E: 3 K: 0 S: 5	H: 0 LOB: 1 BB: 0 P: 5	R: 0 E: 0 K: 0 S: 2	H: 0 LOB: 0 BB: 1 P: 6	1B: 5 2B: 1 3B: 0 HR: 0	SF: 0 SAC: 0 DP: 2 HBP: 0	WP: 0 PB: 0 SB: 0 CS: 1	PA: 39																
PITCHER	IP WLS BF H R ER SO BB IBB HBP BLK WP HR S P ERA WHIP																																			
Mike Cosgrove, L (1, 1) ERA: 1.8	4.2	W	24	6	0	0	1	4	0	0	0	0	0	22	38	0.00	2.143																			
Mike Barlow, R (5, 1) ERA: 3.6	2.1	W	7	0	0	0	3	0	0	0	0	0	0	13	13	0.00	0.000																			
Ken Forsch, R (8, 1) ERA: 1.5	2.0	S	8	0	1	0	0	1	0	0	0	0	0	7	11	0.00	0.500																			

San Francisco Giants @ Houston Astros
 Astrodome, Houston, TX
 Tue Apr 13 1976, 7:05 PM EST
 Att. 7,591 - Dome

livebaseballscorecards.com



Batter	1	2	3	4	5	6	7	8	9	AB	R	H	RBI	BB	SO	LOB
Larry Milbourne, S OBP: 0.300, SLG: 0.235 (1, 4)	0-0 4-3		0-0 G3			0-0 F9	0-0 F9			4	0	0	0	0	0	3
Enos Cabell, R OBP: 0.455, SLG: 0.429 (1, 5)	0-0 5-3		0-0 1-3			0-0 5-3		0-0 4-3		4	0	0	0	0	0	1
Cesar Cedeno, R OBP: 0.273, SLG: 0.476 (1, 8)	4-0 CS			0-0 L4-6		0-3 K		0-0 F1		3	0	1	0	1	1	0
Bob Watson, R OBP: 0.429, SLG: 0.600 (1, 3)	4-0 1-2			0-0 1-2			0-0 PB	0-0 F9		3	1	2	0	1	0	0
Jose Cruz, L OBP: 0.300, SLG: 0.125 (1, 7)	0-0 CS	0-0 6-3		0-0 L4-6			0-0 F9			3	0	0	0	0	0	3
Greg Gross, L OBP: 0.333, SLG: 0.333 (1, 9)		0-0 F7		0-0 F7			4-0 1B			2	1	0	0	1	0	1
Skip Jutze, R OBP: 0.125, SLG: 0.125 (1, 2)		0-0 4-3			0-3 K		0-0 1B			3	0	1	1	0	1	0
Roger Metzger, S OBP: 0.333, SLG: 0.250 (1, 6)			4-0 G3		0-0 4-3		0-0 1B			2	0	1	1	1	0	0
Mike Cosgrove, L (1, 1)			0-0 B3		0-3 K		0-0 F3			1	0	0	0	0	0	1
Mike Barlow, L (5, 1)										1	0	0	0	0	1	0
Ken Boswell, L OBP: 0.500, SLG: 0.750 (7, PH)										1	0	0	0	0	0	2
Ken Forsch, R (8, 1)										0	0	0	0	0	0	0

Inning Stats	R: 0	H: 0	E: 0	K: 0	S: 2	R: 0	H: 0	E: 0	K: 0	S: 3	R: 0	H: 0	E: 0	K: 0	S: 3	R: 0	H: 2	E: 0	K: 0	S: 4	R: 0	H: 0	E: 0	K: 2	S: 7	R: 0	H: 0	E: 0	K: 1	S: 5	R: 2	H: 3	E: 0	K: 0	S: 6	R: 0	H: 0	E: 0	K: 0	S: 3
	LOB: 1	BB: 2	P: 10	LOB: 0	BB: 0	P: 3	LOB: 1	BB: 1	P: 7	LOB: 1	BB: 0	P: 4	LOB: 0	BB: 0	P: 7	LOB: 0	LOB: 0	BB: 0	P: 5	LOB: 2	BB: 1	P: 10	LOB: 0	BB: 0	P: 3	LOB: 0	BB: 0	P: 3	LOB: 0	SAC: 0	DP: 1	HBP: 0	WP: 0	HR: 0	S: 3	P: 3	ERA: 0.00	WHIP: 0.000	ERA: 2.51	WHIP: 1.143


BOTTOM

San Francisco Giants @ Houston Astros
Astrodome, Houston, TX

Tue Apr 13 1976, 7:05 PM EST
Att. 7,591 - Dome

livebaseballscorecards.com

AB	27
R	2
H	5
RBI	2
BB	4
SO	3
LOB	11



WP: 0	PA: 32
PB: 1	
SB: 1	
CS: 1	

Batter	1	2	3	4	5	6	7	8	9	AB R H RBI BB SO LOB	TOP											
Von Joshua, L (1, 8) OBP: 0.273, SLG: 0.273	0-0 4-3		0-0 1B			0-3 K		0-0 1B FC3-6		4 1 2 0 0 1 1	San Francisco Giants @ Houston Astros Astrodome, Houston, TX Wed Apr 14 1976, 7:05 PM EST Att. 7,784 - Dome											
Derrel Thomas, S (1, 4) OBP: 0.409, SLG: 0.278	0-0 F8 1B		0-0 4-3			0-0 1B E5		0-0 1B FC3-6		4 1 3 0 0 0 1												
Bobby Murcer, L (1, 9) OBP: 0.524, SLG: 0.533	0-0 F8 1-2					0-0 G3		0-0 FC3-6 CS		4 0 0 1 0 0 3												
Gary Matthews, R (1, 7) OBP: 0.313, SLG: 0.500	0-0 4-3					0-0 F9		0-3 K 1-2		4 0 1 1 0 1 3												
Willie Montanez, L (1, 3) OBP: 0.316, SLG: 0.278						0-0 G4-6-3 1-2f		0-0 F7		4 0 1 0 0 0 2												
Chris Speier, R (1, 6) OBP: 0.368, SLG: 0.200						0-0 6-3		0-0 L9		3 0 0 0 1 0 1												
Ken Reitz, R (1, 5) OBP: 0.263, SLG: 0.263						0-0 CS 1B		0-0 5-3 1-2		4 0 2 0 0 0 1												
Dave Rader, L (1, 2) OBP: 0.167, SLG: 0.250						0-3 K 1-2		0-3 K		4 0 0 0 0 3 3												
Mike Caldwell, R (1, 1)						4-0 E BB		0-0 F8		1 0 0 0 0 0 0												
Gary Thomasson, L (6, PH)										0 1 0 0 1 0 0												
Dave Heaverlo, R (6, 1)										0 0 0 0 0 0 0												
Steve Ontiveros, S (7, PH)										1 0 0 0 0 0 1												
Greg Minton, S (7, 1)										0 0 0 0 0 0 0												
Inning Stats	R: 0 E: 0 K: 0 S: 4	H: 1 LOB: 1 BB: 0 P: 4	R: 0 E: 0 K: 0 S: 3	H: 1 LOB: 0 BB: 0 P: 3	R: 0 E: 0 K: 0 S: 4	H: 1 LOB: 1 BB: 0 P: 4	R: 0 E: 1 K: 0 S: 3	H: 0 LOB: 0 BB: 0 P: 3	R: 0 E: 0 K: 1 S: 5	H: 1 LOB: 1 BB: 0 P: 5	R: 2 E: 1 K: 1 S: 7	H: 2 LOB: 1 BB: 1 P: 11	R: 0 E: 0 K: 1 S: 6	H: 1 LOB: 1 BB: 0 P: 6	R: 1 E: 0 K: 1 S: 6	H: 2 LOB: 1 BB: 0 P: 6	R: 0 E: 0 K: 1 S: 5	H: 0 LOB: 1 BB: 1 P: 9	1B: 9 2B: 2 3B: 0 HR: 0	SF: 0 SAC: 0 DP: 4 HBP: 0	WP: 0 PB: 0 SB: 0 CS: 2	PA: 35
PITCHER	IP WLS BF H R ER SO BB IBB HBP BLK WP HR S P ERA WHIP																					
Larry Dierker, R (1, 1) ERA: 10.5	6.0 W 23 6 2 2 2 1 0 0 0 0 0 0 26 30 3.00 1.167																					
Jose Sosa, R (7, 1) ERA: 18.0	1.0 5 2 1 1 1 0 0 0 0 0 0 0 7 7 9.00 2.000																					
Larry Hardy, R (8, 1) ERA: 6.35	2.0 S 7 1 0 0 2 1 0 0 0 0 0 0 10 14 0.00 1.000																					

livebaseballscorecards.com

AB	33
R	3
H	9
RBI	2
BB	2
SO	5
LOB	16



BOTTOM

San Francisco Giants @ Houston Astros
Astrodome, Houston, TX
Wed Apr 14 1976, 7:05 PM EST
Att. 7,784 - Dome

livebaseballscorecards.com

AB 34
R 5
H 9
RBI 4
BB 0
SO 3
LOB 9



WP: 0 PA: 34
PB: 0
SB: 1
CS: 0

AB	R	H	RBI	BB	SO	LOB
4	1	2	1	0	0	0
4	1	1	1	0	0	1
4	1	1	0	0	0	1
4	0	2	1	0	0	1
4	0	0	0	0	0	3
4	1	1	0	0	1	0
4	0	0	0	0	1	1
3	1	2	1	0	1	0
2	0	0	0	0	0	1
1	0	0	0	0	0	1
0	0	0	0	0	0	0
0	0	0	0	0	0	0

1B: 6	SF: 0
2B: 1	SAC: 0
3B: 2	DP: 0
HR: 0	HBP: 0

Batter	1	2	3	4	5	6	7	8	9
Larry Milbourne, S OBP: 0.333, SLG: 0.286 (1, 4)	0-0 5-3 E 1B	0-0 E 1B			0-0 5-3		0-0 6-3 BLK FC6-2 1B		
Enos Cabell, R OBP: 0.423, SLG: 0.480 (1, 5)	0-0 5-3	0-0 E4 1-H 3B			0-0 5-3		0-0 6-3 1-3		
Wilbur Howard, S OBP: 0.056, SLG: 0.056 (1, 8)	0-0 1B 1B	0-0 F8			0-0 E6 1B		0-0 FC6-2 3-H		
Bob Watson, R OBP: 0.440, SLG: 0.583 (1, 3)	0-0 1-3 1B		0-0 6-3		0-0 1-H 1B		0-0 L6		
Leon Roberts, R OBP: 0.286, SLG: 0.667 (1, 7)	0-0 6-3		0-0 L5		0-0 F7		0-0 F8		
Greg Gross, L OBP: 0.318, SLG: 0.316 (1, 9)		0-0 5-3 2B 1B	0-3 K		0-0 6-3		0-0 6-3		
Skip Jutze, R OBP: 0.083, SLG: 0.083 (1, 2)		0-0 5-3 1-2		0-0 F9		0-0 4-3		0-3 K	
Roger Metzger, S OBP: 0.381, SLG: 0.474 (1, 6)		0-0 2-H 1B 2B	0-3 K		0-0 3B				
Larry Dierker, R Ken Boswell, L Jose Sosa, R Larry Hardy, R (6, PH) (7, 1) (8, 1)		0-0 5-3		0-0 F8		0-0 F9			

R: 0 H: 2 E: 0 K: 5 S: 5	H: 2 LOB: 2 BB: 0 P: 5	R: 4 H: 4 E: 1 K: 0 S: 7	H: 4 LOB: 0 BB: 0 P: 7	R: 0 H: 0 E: 0 K: 1 S: 5	H: 0 LOB: 0 BB: 0 P: 5	R: 0 H: 0 E: 0 K: 1 S: 5	H: 0 LOB: 0 BB: 0 P: 5	R: 1 H: 1 E: 1 K: 0 S: 5	H: 1 LOB: 1 BB: 0 P: 5	R: 0 H: 1 E: 0 K: 0 S: 4	H: 1 LOB: 1 BB: 0 P: 4	R: 0 H: 1 E: 0 K: 0 S: 4	H: 1 LOB: 1 BB: 0 P: 4	R: 0 H: 0 E: 0 K: 1 S: 5	H: 0 LOB: 0 BB: 0 P: 5
--------------------------	------------------------	--------------------------	------------------------	--------------------------	------------------------	--------------------------	------------------------	--------------------------	------------------------	--------------------------	------------------------	--------------------------	------------------------	--------------------------	------------------------

PITCHER	IP	WLS	BF	H	R	ER	SO	BB	IBB	HBP	BLK	WP	HR	S	P	ERA	WHIP
Mike Caldwell, L ERA: 5.4 (1, 1)	5.0	L	23	7	5	3	2	0	0	0	0	0	0	27	27	5.40	1.400
Dave Heaverlo, R ERA: (6, 1)	1.0		4	1	0	0	0	0	0	0	0	0	0	4	4	0.00	1.000
Greg Minton, R ERA: (7, 1)	2.0		7	1	0	0	1	0	0	0	1	0	0	9	9	0.00	0.500

Batter	1	2	3	4	5	6	7	8	9	AB R H RBI BB SO LOB	TOP		
Johnny Grubb, L (1, 7) OBP: 0.519, SLG: 0.619	0-0 4-3		0-0 HR		0-0 3B		0-3 K			4 1 2 1 0 1 1	San Diego Padres @ Houston Astros Astrodome, Houston, TX Fri Apr 16 1976, 7:05 PM EST Att. 13,496 - Dome		
Tito Fuentes, S (1, 4) OBP: 0.292, SLG: 0.261	0-0 1B 1B		0-0 G3		0-0 F6		0-0 F4			4 0 1 0 0 0 1			
Willie Davis, L (1, 8) OBP: 0.346, SLG: 0.400	0-0 1-2 1B		0-0 F6		0-0 3-1		0-3 K			4 0 1 0 0 1 0			
Willie McCovey, L (1, 3) OBP: 0.200, SLG: 0.111	0-3 K		0-0 F8		4-0 FC4-6 BB		0-0 5-3			3 0 0 0 1 1 2			
Dave Winfield, R (1, 9) OBP: 0.296, SLG: 0.583	0-3 K		0-3 K		0-3 K		0-0 FC6-4 1B			4 0 1 0 0 3 3			
Hector Torres, R (1, 6) OBP: 0.375, SLG: 0.545		4-0 FC6 BB	0-0 5-3		0-0 FC4-6 1-2f		0-0 FC6-4 1-2f			3 0 0 0 1 0 2			
Fred Kendall, R (1, 2) OBP: 0.273, SLG: 0.200		0-0 FC6 FC3-6 1-2f	0-0 E5 1B		0-0 F9		0-0 5-3			4 0 0 0 0 0 2			
Ted Kubiak, S (1, 5) OBP: 0.500, SLG: 0.500		0-0 FC3-6 1-2f	0-0 K 1B		0-0 1-2 1B		0-0 K 1B			4 0 2 0 0 1 1			
Dave Wehrmeister, R (1, 1) Dave Tomlin, L (6, 1) Alan Foster, R (6, 1) Jerry Turner, L (7, PH) Mike Dupree, R (7, 1) Gene Locklear, L (9, PH)		0-0 F4	0-3 K		0-0 F4		0-3 K			2 0 0 0 0 1 3 0 0 0 0 0 0 0 0 0 0 0 0 0 0 1 0 0 0 0 0 1 0 0 0 0 0 0 0 1 0 0 0 0 1 0			
Inning Stats	R: 0 H: 2 E: 0 LOB: 2 K: 2 BB: 0 S: 9 P: 9	R: 0 H: 0 E: 0 LOB: 1 K: 0 BB: 1 S: 3 P: 7	R: 1 H: 1 E: 0 LOB: 0 K: 0 BB: 0 S: 4 P: 4	R: 0 H: 1 E: 1 LOB: 2 K: 2 BB: 0 S: 9 P: 9	R: 0 H: 1 E: 0 LOB: 0 K: 0 BB: 0 S: 3 P: 3	R: 0 H: 0 E: 0 LOB: 1 K: 1 BB: 1 S: 5 P: 9	R: 0 H: 1 E: 0 LOB: 1 K: 1 BB: 0 S: 6 P: 6	R: 0 H: 1 E: 0 LOB: 1 K: 1 BB: 0 S: 6 P: 6	R: 0 H: 0 E: 0 LOB: 0 K: 2 BB: 0 S: 7 P: 7	1B: 5 SF: 0 2B: 0 SAC: 0 3B: 1 DP: 0 HR: 1 HBP: 0	WP: 0 PA: 36 PB: 0 SB: 0 CS: 0		
PITCHER	IP WLS BF H R ER SO BB IBB HBP BLK WP HR S P ERA WHIP											PITCHER	IP WLS BF H R ER SO BB IBB HBP BLK WP HR S P ERA WHIP
Joe Niekro, R (1, 1) ERA: 5.56	8.0 W 33 7 1 1 7 2 0 0 0 0 0 1 45 53 1.12 1.125												
Ken Forsch, R (9, 1) ERA: 1.29	1.0 S 3 0 0 0 2 0 0 0 0 0 0 0 7 7 0.00 0.000												

livebaseballscorecards.com

AB	34
R	1
H	7
RBI	1
BB	2
SO	9
LOB	16



Batter	1	2	3	4	5	6	7	8	9	AB R H RBI BB SO LOB	TOP											
Johnny Grubb, L (1, 7) OBP: 0.452, SLG: 0.520	0-0 6-3		0-0 4-3		0-0 4-3			0-0 F9		4 0 0 0 0 0 1												
Tito Fuentes, S (1, 4) OBP: 0.286, SLG: 0.296	0-0 F7			0-3 K		0-0 2B		0-0 1-3		4 1 1 0 0 1 0												
Willie Davis, L (1, 8) OBP: 0.300, SLG: 0.345	0-0 6-3			0-0 L8		0-0 F7		0-0 F9		4 0 0 0 0 0 1												
Willie McCovey, L (1, 3) Mike Ivie, R (9, PR) OBP: 0.214, SLG: 0.231 OBP: 0.158, SLG: 0.059		0-3 K		0-0 4-1		0-0 F7		0-0 1B		4 0 1 0 0 1 1 0 1 0 0 0 0 0												
Dave Winfield, R (1, 9) OBP: 0.355, SLG: 0.615		4-0 S BB			4-0 SH1-4 SF9 BB	0-0 2B		0-3 K		2 1 1 1 2 1 1												
Hector Torres, R (1, 6) OBP: 0.357, SLG: 0.480		0-3 K			4-0 SF9 SH1-4 1B BB	0-3 K		0-0 F8		3 1 0 0 1 2 3												
Fred Kendall, R (1, 2) Enzo Hernandez, R (9, PR) OBP: 0.357, SLG: 0.250 OBP: 0.250, SLG: 0.250		0-0 6-3			0-0 SH1-4		4-0 G3-6-3 BB		0-0 CI	2 0 1 1 1 0 1 0 0 0 0 0 0 0												
Ted Kubiak, S (1, 5) OBP: 0.364, SLG: 0.400			0-0 1-3		0-0 SF9		0-0 G3-6-3		0-1 CI	2 0 0 1 0 0 1												
Dan Spillner, R (1, 1) Gene Locklear, L (5, PH) Alan Foster, R (5, 1) Jerry Turner, L (7, PH) Butch Metzger, R (7, 1) Merv Rettenmund, R (9, PH)			0-3 K		0-0 1B		0-0 6-3		0-0 F9	1 0 0 0 0 1 0 1 0 1 1 0 0 0 0 0 0 0 0 0 0 1 0 0 0 0 0 0 0 0 0 0 0 0 0 1 0 0 0 0 0 2												
Inning Stats	R: 0 E: 0 K: 0 S: 3	H: 0 LOB: 0 BB: 0 P: 3	R: 0 E: 0 K: 2 S: 7	H: 0 LOB: 1 BB: 1 P: 11	R: 0 E: 0 K: 1 S: 5	H: 0 LOB: 0 BB: 0 P: 5	R: 0 E: 0 K: 1 S: 5	H: 0 LOB: 0 BB: 0 P: 5	R: 2 E: 0 K: 0 S: 4	H: 1 LOB: 1 BB: 2 P: 12	R: 1 E: 0 K: 1 S: 7	H: 2 LOB: 1 BB: 0 P: 7	R: 0 E: 0 K: 0 S: 2	H: 0 LOB: 0 BB: 1 P: 6	R: 0 E: 0 K: 0 S: 3	H: 0 LOB: 0 BB: 0 P: 3	R: 1 E: 1 K: 1 S: 8	H: 2 LOB: 2 BB: 0 P: 8	1B: 2 2B: 3 3B: 0 HR: 0	SF: 1 SAC: 1 DP: 1 HBP: 0	WP: 0 PB: 0 SB: 1 CS: 0	PA: 36
PITCHER	IP WLS BF H R ER SO BB IBB HBP BLK WP HR S P ERA WHIP																					
J.R. Richard, R (1, 1) ERA: 4.08	8.0 W 31 4 4 4 5 4 0 0 0 0 0 0 37 53 4.50 1.000																					
Ken Forsch, R (9, 1) ERA: 1.13	1.0 S 5 1 0 0 1 0 0 0 0 0 0 0 7 7 0.00 1.000																					

San Diego Padres @ Houston Astros
Astrodome, Houston, TX
Sat Apr 17 1976, 7:05 PM EST
Att. 11,702 - Dome

livebaseballscorecards.com

AB	29
R	4
H	5
RBI	4
BB	4
SO	6
LOB	11



Batter	1	2	3	4	5	6	7	8	9	AB	R	H	RBI	BB	SO	LOB
Wilbur Howard, S OBP: 0.154, SLG: 0.125 (1, 7)	4-0 1B BB		0-0 6-3		0-0 4-3 HR 2B	0-0 3-1				3	2	1	0	1	0	0
Enos Cabell, R OBP: 0.441, SLG: 0.515 (1, 5)	0-0 1B 1-2 1B		0-0 1B 1B		0-0 4-3		0-0 4-3			4	1	2	0	0	0	1
Cesar Cedeno, R OBP: 0.267, SLG: 0.517 (1, 8)	0-0 F9		0-0 1B 6-3 1B		0-0 HR		0-3 K			4	2	2	3	0	1	2
Bob Watson, R OBP: 0.485, SLG: 0.552 (1, 3)	0-0 1B G5-4-3 1-2 2-H		0-0 6-3		0-0 FC4-6 BB 1B		0-0 F9			4	0	2	1	0	0	1
Cliff Johnson, R OBP: 0.474, SLG: 0.429 (1, 2)	0-0 G5-4-3		0-0 1B 2-H		4-0 BB BB BB 1-2 BB		0-0 4-3			3	0	1	1	1	0	2
Greg Gross, L OBP: 0.300, SLG: 0.333 (1, 9)		0-0 4-3	0-0 G3		0-0 FC4-6		0-3 K			4	0	0	0	0	1	3
Larry Milbourne, S OBP: 0.313, SLG: 0.276 (1, 4)		0-0 6-3		0-0 1-3	0-0 F7		0-0 CS 1B			4	0	1	0	0	0	2
Roger Metzger, S OBP: 0.333, SLG: 0.480 (1, 6)		0-0 3B		0-0 1-3	0-0 F7		0-0 CS			3	0	1	0	0	0	0
J.R. Richard, R Ken Forsch, R (1, 1) (9, 1)		0-3 K		0-0 5-3	0-3 K					3	0	0	0	0	2	1
										0	0	0	0	0	0	0

Inning Stats	R: 1	H: 2	E: 0	K: 0	S: 4	H: 2	LOB: 1	BB: 1	P: 8	R: 0	H: 1	E: 0	K: 1	S: 6	H: 3	LOB: 1	BB: 0	P: 6	R: 2	H: 3	E: 0	K: 0	S: 6	H: 0	LOB: 0	BB: 0	P: 3	R: 2	H: 3	E: 0	K: 0	S: 6	H: 0	LOB: 0	BB: 0	P: 10	R: 0	H: 0	E: 0	K: 1	S: 5	H: 0	LOB: 0	BB: 0	P: 5	R: 0	H: 0	E: 0	K: 1	S: 5	H: 1	LOB: 0	BB: 0	P: 5	R: 0	H: 1	E: 0	K: 1	S: 5	H: 0	LOB: 0	BB: 0	P: 5
--------------	------	------	------	------	------	------	--------	-------	------	------	------	------	------	------	------	--------	-------	------	------	------	------	------	------	------	--------	-------	------	------	------	------	------	------	------	--------	-------	-------	------	------	------	------	------	------	--------	-------	------	------	------	------	------	------	------	--------	-------	------	------	------	------	------	------	------	--------	-------	------

PITCHER	IP	WLS	BF	H	R	ER	SO	BB	IBB	HBP	BLK	WP	HR	S	P	ERA	WHIP
Dan Spillner, R ERA: 2.25 (1, 1)	4.0	L	18	6	3	3	1	1	0	0	0	0	0	19	23	6.75	1.750
Alan Foster, R ERA: 3.0 (5, 1)	2.0		10	3	2	2	1	1	0	0	0	0	1	11	15	9.00	2.000
Butch Metzger, R ERA: (7, 1)	2.0		6	1	0	0	2	0	0	0	0	0	0	10	10	0.00	0.500

BOTTOM

San Diego Padres @ Houston Astros
Astrodome, Houston, TX

Sat Apr 17 1976, 7:05 PM EST
Att. 11,702 - Dome

livebaseballscorecards.com

AB	32
R	5
H	10
RBI	5
BB	2
SO	4
LOB	12



WP	PA	3B	HR	SF	SAC	DP	HBP
0	35	1	1	0	0	1	0

BOTTOM

San Diego Padres @ Houston Astros
Astrodome, Houston, TX
Sun Apr 18 1976, 4:33 AM EST
Dome

livebaseballscorecards.com

AB	29
R	4
H	8
RBI	4
BB	3
SO	3
LOB	9



WP:	1	PA:	32
PB:	0		
SB:	0		
CS:	1		

AB R H RBI BB SO LOB

3	1	0	0	1	2	1
4	1	2	0	0	1	1
4	1	1	3	0	0	2
3	1	1	0	1	0	0
4	0	2	1	0	0	0
3	0	1	0	0	0	2
3	0	0	0	0	0	2
2	0	0	0	1	0	0
1	0	1	0	0	0	0
1	0	0	0	0	0	1
0	0	0	0	0	0	0
1	0	0	0	0	0	0
0	0	0	0	0	0	0

1B:	6	SF:	0
2B:	2	SAC:	0
3B:	0	DP:	2
HR:	1	HBP:	0

Batter	1	2	3	4	5	6	7	8	9
Wilbur Howard, S OBP: 0.167, SLG: 0.111 (1, 7) X	0-0 G3		0-3 K			4-0 K CS BB		0-3 K 1B HR	
Enos Cabell, R OBP: 0.447, SLG: 0.514 (1, 5) X	0-0 F9		0-0 FC6-4 1B			0-3 K 1-2		0-0 HR 1B	
Cesar Cedeno, R OBP: 0.265, SLG: 0.576 (1, 8) X	0-0 6-3		0-0 FC6-4 1-2f			0-0 5-3		0-0 HR 1-H 2-H	
Bob Watson, R OBP: 0.486, SLG: 0.531 (1, 3) X		0-0 F9		0-0 F8			0-0 E 1B 7-2 1B	4-0 2B BB	
Cliff Johnson, R OBP: 0.478, SLG: 0.500 (1, 2) X		0-0 F8		0-0 F9			0-0 E 1B	0-0 1-H 2B	
Greg Gross, L OBP: 0.303, SLG: 0.333 (1, 9) X		0-0 1B		0-0 F7			0-0 7-2 1-2 2-H		
Larry Milbourne, S OBP: 0.286, SLG: 0.250 (1, 4) X		0-0 F4			0-0 4-1		0-0 6-3		
Roger Metzger, S OBP: 0.333, SLG: 0.444 (1, 6) X			0-0 F7		4-0 G5-4-3 BB			0-0 L7	
Mike Cosgrove, L OBP: 0.500, SLG: 0.500 Art Howe, R (5, PH) Tom Griffin, R (6, 1) Leon Roberts, R (8, PH) Ken Forsch, R (9, 1)			0-0 1B		0-0 G5-4-3 1-2f			0-0 L5	

Inning Stats	R: 0	H: 0	E: 0	K: 0	S: 3	R: 0	H: 1	E: 0	K: 0	S: 4	R: 0	H: 2	E: 0	K: 1	S: 7	R: 0	H: 0	E: 0	K: 0	S: 3	R: 0	H: 0	E: 0	K: 0	S: 2	R: 0	H: 2	E: 1	K: 0	S: 4	R: 4	H: 3	E: 0	K: 1	S: 8
	LOB: 0	BB: 0	LOB: 1	BB: 0		LOB: 2	BB: 0	LOB: 0	BB: 0		LOB: 0	BB: 1	LOB: 0	BB: 1		LOB: 0	BB: 0	LOB: 1	BB: 1		LOB: 1	BB: 1	LOB: 1	BB: 1		LOB: 1	BB: 0	LOB: 1	BB: 0	LOB: 1	BB: 1	LOB: 1	BB: 1	LOB: 1	BB: 1

PITCHER	IP	WLS	BF	H	R	ER	SO	BB	IBB	HBP	BLK	WP	HR	S	P	ERA	WHIP
Brent Strom, L ERA: 3.29 (1, 1)	7.2	L	31	7	4	4	3	3	0	0	0	1	1	34	46	4.70	1.304
Butch Metzger, R ERA: (8, 1)	0.1		1	1	0	0	0	0	0	0	0	0	0	1	1	0.00	3.000

WP	HR	S	P	ERA	WHIP
1	1	34	46	4.70	1.304

Batter	1	2	3	4	5	6	7	8	9	AB R H RBI BB SO LOB	TOP											
Johnny Grubb, L (1, 7) OBP: 0.476, SLG: 0.469	0-0 F8	0-0 1B		0-0 1-3	4-0 BB 1B IBB		0-0 G6-3		4-0 2B IBB	4 1 1 1 2 0 2												
Enzo Hernandez, R (1, 6) OBP: 0.500, SLG: 0.556	4-0 FC4-6 BB	0-0 F9		0-0 2B 1B	0-0 BB 1B		0-0 F3		0-0 2B	5 1 3 3 1 0 2												
Willie Davis, L (1, 8) OBP: 0.324, SLG: 0.389	0-0 FC4-6 1B			0-0 1B 2B	0-3 K			0-0 2B 1B	0-0 L8	6 3 3 0 0 1 5												
Willie McCovey, L (1, 3) Mike Ivie, R (5, PR) OBP: 0.208, SLG: 0.182	0-0 1B			0-0 1B	4-0 BB			0-0 2B		3 0 2 4 1 0 1 1 0 1 1 0 0 0												
Dave Winfield, R (1, 9) OBP: 0.325, SLG: 0.485	0-0 4-3			4-0 BB	0-3 K		0-0 F5		0-0 5-3	4 0 0 0 1 1 5												
Hector Torres, R (1, 4) OBP: 0.361, SLG: 0.531		4-0 BB 1B BB		0-0 F8	0-0 HR		0-0 1-3		0-0 6-3	4 2 1 1 1 0 2												
Fred Kendall, R (1, 2) OBP: 0.368, SLG: 0.313		4-0 1B BB		0-3 K	0-0 1B 2B		0-0 F8		0-0 6-3	4 1 1 0 1 1 2												
Ted Kubiak, S (1, 5) OBP: 0.500, SLG: 0.500		4-0 1B BB		0-0 1B 1B	0-0 1B BB 1B		0-0 4-1		0-0 2B 1B	4 3 3 1 1 0 0												
Randy Jones, R (1, 1) Butch Metzger, R (8, 1)		0-3 K		0-0 SH1-4	0-0 SH1-4		4-0 G6-3 BB		0-0 SH2-4	1 0 0 0 1 1 3 0 0 0 0 0 0 0												
Inning Stats	R: 1 E: 0 K: 0 S: 4	H: 1 LOB: 1 BB: 1 P: 8	R: 1 E: 0 K: 1 S: 5	H: 1 LOB: 2 BB: 3 P: 17	R: 0 E: 0 K: 1 S: 6	H: 1 LOB: 2 BB: 1 P: 10	R: 3 E: 0 K: 1 S: 9	H: 4 LOB: 1 BB: 0 P: 9	R: 3 E: 0 K: 1 S: 9	H: 4 LOB: 3 BB: 2 P: 17	R: 0 E: 0 K: 0 S: 3	H: 0 LOB: 0 BB: 0 P: 3	R: 0 E: 0 K: 0 S: 2	H: 0 LOB: 0 BB: 1 P: 6	R: 1 E: 0 K: 0 S: 4	H: 2 LOB: 0 BB: 0 P: 4	R: 2 E: 0 K: 0 S: 5	H: 2 LOB: 1 BB: 1 P: 9	1B: 10 2B: 4 3B: 0 HR: 1	SF: 0 SAC: 3 DP: 1 HBP: 0	WP: 0 PB: 0 SB: 1 CS: 0	PA: 48
PITCHER	IP WLS BF H R ER SO BB IBB HBP BLK WP HR S P ERA WHIP																					
Joaquin Andujar, R (1, 1) ERA: 8.53	4.0 L 23 7 5 5 3 5 0 0 0 1 0 0 24 44 11.25 3.000																					
Gilberto Rondon, R (5, 1) ERA: 18.0	0.0 3 3 3 3 0 0 0 0 0 0 0 1 3 3 ∞ ∞																					
Jose Sosa, R (5, 1) ERA: 10.8	2.0 9 1 0 0 1 1 1 0 0 0 0 0 9 17 0.00 1.000																					
Mike Barlow, R (7, 1) ERA: 3.86	2.0 7 2 1 1 0 1 0 0 0 0 0 0 6 10 4.50 1.500																					
Larry Hardy, R (9, 1) ERA: 8.1	1.0 6 2 2 2 0 0 0 1 0 0 0 0 5 9 18.00 2.000																					

San Diego Padres @ Houston Astros
 Astrodome, Houston, TX
 Sun Apr 18 1976, 4:38 AM EST
 Att. 13,771 - Dome

livebaseballscorecards.com

AB	36
R	11
H	15
RBI	11
BB	9
SO	4
LOB	22



Batter	1	2	3	4	5	6	7	8	9	AB R H RBI BB SO LOB	TOP											
Bill Buckner, L (1, 7) OBP: 0.250, SLG: 0.389	0-0 1-3		0-0 F2		0-0 G3		0-0 2-3		0-0 G3	5 0 0 0 0 0 4	Los Angeles Dodgers @ Houston Astros Astrodome, Houston, TX Mon Apr 19 1976, 7:05 PM EST Att. 9,122 - Dome livebaseballscorecards.com											
Ted Sizemore, R (1, 4) OBP: 0.222, SLG: 0.206	0-3 K		0-0 WP 1B		0-0 F8		0-0 5-3	0-0 5-3	0-0 6-3	5 0 1 0 0 1 1												
Dusty Baker Jr., R (1, 8) OBP: 0.371, SLG: 0.484	0-3 K		0-0 3-1		0-0 5-3		0-0 5-3	4-0 2B 1B BB	0-0 BB BB 1B	4 1 1 1 1 1 1												
Steve Garvey, R (1, 3) OBP: 0.286, SLG: 0.281		0-0 5-3		0-0 5-3		0-0 E5 FC6		0-0 1B 1-3 WP 2B	4-0 BB BB 1B	4 1 1 0 1 0 0												
Ron Cey, R (1, 5) OBP: 0.441, SLG: 0.429		4-0 FC5-4 BB		0-0 F6		0-0 FC6		0-0 WP 1B	4-0 1-2 2-3 BB	3 0 1 1 2 0 1												
Steve Yeager, R (1, 2) OBP: 0.250, SLG: 0.462		0-0 FC5-4		0-3 K		0-3 K		4-0 1-2 3-H BB	0-0 G3	2 0 0 0 0 0 1 1 0 0 0 0 0 0 0 0 1 0 0 0 0 0 1 0 0 0 0 0 0 0 0 0 0 0 0 0 0 1 0 0 0 0 0 0 0 0 0 0 1 0 0 0 0 0 0 3												
Al Downing, R (4, 1)		WP HBP																				
Henry Cruz, L (7, PH)		1-2f																				
Charlie Hough, R (7, 1)																						
Ed Goodson, L (8, PH)																						
Stan Wall, L (8, 1)																						
Manny Mota, R (9, PH) OBP: 0.400, SLG: 0.250																						
John Hale, L (1, 9) OBP: 0.250, SLG: 0.182		1-0 WP HBP			0-0 6-3 5-3 1B		0-0 1B 1B		0-0 L9		3 0 2 0 0 0 2											
Ivan De Jesus, R (1, 6) OBP: 0.333, SLG: 0.364		0-0 6-3			0-0 5-3		0-0 1B		0-3 K		4 0 1 0 0 1 5											
Don Sutton, R (1, 1)																						
Joe Ferguson, R (4, 2) OBP: 0.280, SLG: 0.227			0-0 L8		0-0 6-3		0-0 F7		4-0 E G3 1B BB	1 0 0 0 0 0 0 2 1 0 0 1 0 3												
Inning Stats	R: 0 E: 0 K: 2 S: 7	H: 0 LOB: 0 BB: 0 P: 7	R: 0 E: 0 K: 0 S: 3	H: 0 LOB: 2 BB: 1 P: 8	R: 0 E: 0 K: 0 S: 4	H: 1 LOB: 1 BB: 0 P: 4	R: 0 E: 0 K: 1 S: 5	H: 0 LOB: 0 BB: 0 P: 5	R: 0 E: 0 K: 0 S: 4	H: 1 LOB: 1 BB: 0 P: 4	R: 0 E: 1 K: 0 S: 4	H: 0 LOB: 1 BB: 0 P: 4	R: 0 E: 0 K: 1 S: 7	H: 2 LOB: 2 BB: 0 P: 7	R: 2 E: 0 K: 1 S: 7	H: 2 LOB: 2 BB: 2 P: 15	R: 1 E: 1 K: 0 S: 4	H: 1 LOB: 3 BB: 3 P: 16	1B: 6 2B: 1 3B: 0 HR: 0	SF: 0 SAC: 0 DP: 0 HBP: 1	WP: 3 PB: 0 SB: 0 CS: 0	PA: 42
PITCHER	IP WLS BF H R ER SO BB IBB HBP BLK WP HR S P ERA WHIP																					
Larry Dierker, R (1, 1) ERA: 4.85	7.0 W 28 4 0 0 4 1 0 1 0 2 0 34 39 0.00 0.714																					
Larry Hardy, R (8, 1) ERA: 10.29	0.1 5 2 2 2 0 2 0 0 0 1 0 3 11 54.00 12.000																					
Mike Barlow, R (8, 1) ERA: 4.15	1.2 9 1 1 1 1 3 0 0 0 0 0 8 20 5.40 2.400																					

Los Angeles Dodgers @ Houston Astros
Astrodome, Houston, TX
Mon Apr 19 1976, 7:05 PM EST
Att. 9,122 - Dome

AB 35
R 3
H 7
RBI 2
BB 6
SO 5
LOB 21



BOTTOM

Los Angeles Dodgers @ Houston Astros
Astrodome, Houston, TX
Mon Apr 19 1976, 7:05 PM EST
Att: 9,122 - Dome

livebaseballscorecards.com

AB 31
R 8
H 9
RBI 8
BB 4
SO 4
LOB 13



WP: 0 PA: 36
PB: 0
SB: 5
CS: 0

AB	R	H	RBI	BB	SO	LOB
4	1	1	1	0	1	0
4	2	1	1	0	0	1
3	1	2	0	1	0	2
2	1	1	2	2	0	1
4	1	1	1	0	0	4
4	0	1	3	0	0	2
4	1	1	0	0	0	1
3	1	1	0	1	2	1
2	0	0	0	0	1	0
0	0	0	0	0	0	0
1	0	0	0	0	0	1
1B: 7	SF: 0	2B: 2	SAC: 1	3B: 1	DP: 2	HR: 0

Batter	1	2	3	4	5	6	7	8	9
Larry Milbourne, S OBP: 0.318, SLG: 0.293 (1, 4)	0-0 L6 1B	0-3 K 1B		0-0 FC 1B		0-0 L7 1B			
Enos Cabell, R OBP: 0.426, SLG: 0.478 (1, 5)	0-0 S 1B	0-0 6-3 1B		0-0 FC 1B		0-0 L9 1B			
Cesar Cedeno, R OBP: 0.349, SLG: 0.675 (1, 8)	4-0 1B 3B 1-2 BB		0-0 L5-6-4 1B	0-0 F7 1-2		0-0 2B			
Bob Watson, R OBP: 0.522, SLG: 0.514 (1, 3)	4-0 1B 3B 1-2 BB		4-0 1B BB	0-0 FC5-4 1B		0-0 6-3			
Cliff Johnson, R OBP: 0.375, SLG: 0.370 (1, 2)	0-0 3B 1B		0-0 L5-6-4 1B	0-0 FC5-4 1B		0-0 F7			
Jose Cruz, L OBP: 0.286, SLG: 0.333 (1, 7)	0-0 3B		0-0 4-3		0-0 6-3		0-0 F5		
Greg Gross, L OBP: 0.317, SLG: 0.342 (1, 9)	0-0 F7			0-0 SH1-4 1B	0-0 F7		0-0 4-3		
Roger Metzger, S OBP: 0.324, SLG: 0.394 (1, 6)	0-3 K			0-0 1B SH1-4 FC 1B	0-3 K		4-0 G5-4-3 BB		
Larry Dierker, R Larry Hardy, R Mike Barlow, L (1, 1) (8, 1) (8, 1)		0-0 6-3		0-0 SH1-4		0-3 K		0-0 G5-4-3	
Inning Stats	R: 4 H: 3 E: 0 LOB: 1 K: 1 BB: 2 S: 8 P: 16	R: 0 H: 0 E: 0 LOB: 0 K: 1 BB: 0 S: 5 P: 5	R: 0 H: 1 E: 0 LOB: 1 K: 0 BB: 1 S: 3 P: 7	R: 4 H: 4 E: 0 LOB: 1 K: 0 BB: 0 S: 8 P: 8	R: 0 H: 0 E: 0 LOB: 0 K: 1 BB: 0 S: 5 P: 5	R: 0 H: 0 E: 0 LOB: 0 K: 1 BB: 0 S: 5 P: 5	R: 0 H: 1 E: 0 LOB: 1 K: 0 BB: 0 S: 4 P: 4	R: 0 H: 0 E: 0 LOB: 0 K: 0 BB: 1 S: 2 P: 6	

PITCHER	IP	WLS	BF	H	R	ER	SO	BB	IBB	HBP	BLK	WP	HR	S	P	ERA	WHIP
Don Sutton, R ERA: 7.56 (1, 1)	3.2	L	22	8	8	8	2	3	0	0	0	0	0	23	35	19.64	3.000
Al Downing, L ERA: (4, 1)	2.1		7	0	0	0	2	0	0	0	0	0	0	11	11	0.00	0.000
Charlie Hough, R ERA: 7.36 (7, 1)	1.0		4	1	0	0	0	0	0	0	0	0	0	4	4	0.00	1.000
Stan Wall, L ERA: 4.91 (8, 1)	1.0		3	0	0	0	0	1	0	0	0	0	0	2	6	0.00	1.000

Batter	1	2	3	4	5	6	7	8	9	AB	R	H	RBI	BB	SO	LOB	TOP										
Bill Buckner, L (1, 7) OBP: 0.268, SLG: 0.390	0-0 F9		0-0 S 2B 1B	0-0 G3		0-0 F8			0-0 S 1B 1B	5	2	2	0	0	0	3	Los Angeles Dodgers @ Houston Astros Astrodome, Houston, TX Tue Apr 20 1976, 7:05 PM EST Att. 10,885 - Dome										
Ted Sizemore, R (1, 4) OBP: 0.195, SLG: 0.179	0-0 6-3		0-0 L9		0-0 5-3		0-3 K	0-3 K	5	0	0	0	0	0	2	2											
Dusty Baker Jr., R (1, 8) OBP: 0.375, SLG: 0.500	0-0 F9		0-0 PB 2-H 2B		0-0 F9		0-0 5-3	0-0 2B 1B	5	1	2	2	0	0	0	0											
Steve Garvey, R (1, 3) OBP: 0.325, SLG: 0.351		0-0 PB 1B 3B 1B	0-3 K		0-3 K		0-0 1B	0-0 2B	5	1	3	1	0	2	1												
Ron Cey, R (1, 5) OBP: 0.462, SLG: 0.400		0-0 F4	4-0 BB		4-0 2-3 1B BB		0-0 5-3	4-0 FC4 IBB	2	1	0	0	3	0	2												
Joe Ferguson, R (1, 2) OBP: 0.310, SLG: 0.269		0-0 3B 1B	0-0 L7		0-0 1B 2-3 1B		0-0 6-3	0-0 FC4	4	1	2	0	0	0	2	2											
Ellie Rodriguez, R (8, 2) OBP: 0.667, SLG: 0.500		1-2 3B 1B						1-2 FC4	1	0	0	0	0	0	2	2											
John Hale, L (1, 9) OBP: 0.313, SLG: 0.400		0-0 1-H 2-H 3B		0-0 5-3 S 1B		0-0 2-3		0-0 F8	4	0	2	2	0	0	2												
Ivan De Jesus, R (1, 6) OBP: 0.250, SLG: 0.267		0-3 K	0-0 5-3		0-0 K		0-0 F9		4	0	0	0	0	0	2	4											
Rick Rhoden, R (1, 1) Ed Goodson, L (6, PH) Mike Marshall, R (6, 1)		0-3 K	0-0 3-1		0-0 2-3 3-H 1B		0-0 4-3		2	0	0	0	0	0	1	2											
Inning Stats	R: 0 E: 0 K: 0 S: 3	H: 0 LOB: 0 BB: 0 P: 3	R: 2 E: 0 K: 2 S: 10	H: 3 LOB: 1 BB: 0 P: 10	R: 1 E: 0 K: 1 S: 7	H: 2 LOB: 2 BB: 1 P: 11	R: 0 E: 0 K: 0 S: 4	H: 1 LOB: 1 BB: 0 P: 4	R: 0 E: 0 K: 1 S: 5	H: 0 LOB: 0 BB: 0 P: 5	R: 1 E: 0 K: 1 S: 7	H: 2 LOB: 2 BB: 1 P: 11	R: 0 E: 0 K: 1 S: 6	H: 1 LOB: 1 BB: 0 P: 6	R: 0 E: 0 K: 0 S: 3	H: 0 LOB: 0 BB: 0 P: 3	R: 2 E: 0 K: 1 S: 8	H: 3 LOB: 2 BB: 1 P: 12	1B: 9 2B: 2 3B: 1 HR: 0	SF: 0 SAC: 0 DP: 0 HBP: 0	WP: 0 PB: 2 SB: 3 CS: 0	PA: 42					
PITCHER	IP	WLS	BF	H	R	ER	SO	BB	IBB	HBP	BLK	WP	HR	S	P	ERA	WHIP										
Joe Niekro, R (1, 1) ERA: 5.51	5.0	L	22	6	3	3	4	1	0	0	0	0	0	29	33	5.40	1.400										
Tom Griffin, R (6, 1) ERA: 1.5	1.0		6	2	1	1	1	1	0	0	0	0	0	7	11	9.00	3.000										
Larry Hardy, R (7, 1) ERA: 9.0	3.0		14	4	2	2	2	0	1	0	0	0	0	17	21	6.00	1.333										

livebaseballscorecards.com

AB	39
R	6
H	12
RBI	6
BB	3
SO	7
LOB	20



BOTTOM

Los Angeles Dodgers @ Houston Astros
Astrodome, Houston, TX
Tue Apr 20 1976, 7:05 PM EST
Att. 10,885 - Dome

livebaseballscorecards.com

AB	35
R	3
H	10
RBI	2
BB	3
SO	3
LOB	19



WP:	0	PA:	38
PB:	1		
SB:	1		
CS:	0		

AB R H RBI BB SO LOB

4	0	1	0	1	0	2
5	0	1	0	0	0	3
4	1	1	0	0	0	2
3	1	1	0	1	0	0
3	0	1	0	1	0	1
4	0	0	1	0	0	4
4	1	2	1	0	1	1
4	0	2	0	0	1	2
1	0	0	0	0	0	1
1	0	1	0	0	0	0
0	0	0	0	0	0	0
1	0	0	0	0	0	2
0	0	0	0	0	0	0
1	0	0	0	0	0	2

Batter	1	2	3	4	5	6	7	8	9
Larry Milbourne, S (1, 4) OBP: 0.327, SLG: 0.289	0-0 1-3 ①		0-0 2B 1B		0-0 G3 ②		0-0 4-3 ①		4-0 FC6-4 BB ③
Enos Cabell, R (1, 5) OBP: 0.404, SLG: 0.471	0-0 4-3 ②		0-0 1-3 2B ③		0-0 1-3 ③		0-0 1-3 ②		0-0 FC6-4 ③
Cesar Cedeno, R (1, 8) OBP: 0.340, SLG: 0.636	0-0 5-3 ③		0-0 F9 ③			0-0 BB S G3 1B			
Bob Watson, R (1, 3) OBP: 0.520, SLG: 0.500		0-0 1B		0-0 6-3 ①		4-0 G3 BB 1B BB		0-0 F9 ①	
Cliff Johnson, R (1, 2) OBP: 0.389, SLG: 0.367		0-0 F4 ①		0-0 F8 ②		4-0 1B G3 BB		0-0 G4-6-3 1B	
Jose Cruz, L (1, 7) OBP: 0.222, SLG: 0.250		0-0 F8 ②		0-0 6-3 ③		0-0 G3 ①		0-0 G4-6-3 ② ⑤	
Greg Gross, L (1, 9) OBP: 0.333, SLG: 0.357		0-3 K ③			0-0 L6 ①	0-0 2-3 3-H 1B			0-0 G4-6-3 1B PB 1B
Roger Metzger, S (1, 6) OBP: 0.341, SLG: 0.405			0-0 G3 ①		0-0 G3 1B 1B	0-3 K ②			0-0 G4-6-3 1B
Joe Niekro, R (1, 1) Wilbur Howard, S (5, PH) Tom Griffin, R (6, 1) Ken Boswell, L (6, PH) Larry Hardy, R (7, 1) Leon Roberts, R (9, PH)			0-3 K ②		0-0 1-2 G3 1B	0-0 F7 ③			0-0 G4-6-3 ① ②

Inning Stats	R: 0	H: 0	E: 0	K: 0	S: 3	R: 0	H: 1	E: 0	K: 1	S: 6	R: 0	H: 2	E: 0	K: 1	S: 7	R: 0	H: 0	E: 0	K: 0	S: 3	R: 0	H: 2	E: 0	K: 0	S: 5	R: 2	H: 2	E: 0	K: 1	S: 7	R: 0	H: 0	E: 0	K: 0	S: 3	R: 0	H: 1	E: 0	K: 0	S: 3	R: 1	H: 2	E: 0	K: 0	S: 4
--------------	------	------	------	------	------	------	------	------	------	------	------	------	------	------	------	------	------	------	------	------	------	------	------	------	------	------	------	------	------	------	------	------	------	------	------	------	------	------	------	------	------	------	------	------	------

PITCHER	IP	WLS	BF	H	R	ER	SO	BB	IBB	HBP	BLK	WP	HR	S	P	ERA	WHIP
Rick Rhoden, R (1, 1) ERA: 4.2	5.0	W	20	5	0	0	2	0	0	0	0	0	0	24	24	0.00	1.000
Mike Marshall, R (6, 1) ERA: 4.2	4.0	S	18	5	3	2	1	3	0	0	0	0	0	17	29	4.50	2.000

Batter	1	2	3	4	5	6	7	8	9	10	11	12	13	14	15	16	AB R H RBI BB SO LOB	TOP												
Bill Buckner, L OBP: 0.277, SLG: 0.404 (1, 7)	0-0 S 1B		0-0 F3			0-0 F2		0-0 SH2-4 1-2 2-3			0-0 6-3		0-0 SH3-4 2B		0-0 4-3		6 0 2 0 0 0 1													
Ted Sizemore, R OBP: 0.213, SLG: 0.182 (1, 4)	0-3 K 1-2		0-0 F9			0-0 G6-4-3 1B		0-3 K			0-0 6-3		0-0 SH3-4 2-3		4-0 BB		5 0 1 0 1 2 5													
Dusty Baker Jr., R OBP: 0.340, SLG: 0.442 (1, 8)	0-3 K				0-0 6-3		0-0 G6-4-3 1-2				0-0 1B 1B		0-0 F6		0-0 L8		7 0 1 0 0 1 7													
Steve Garvey, R OBP: 0.340, SLG: 0.349 (1, 3)	0-0 5-3				0-3 K				0-0 5-3		0-0 1B 1B		4-0 IBB				6 0 2 0 1 1 1													
Ron Cey, R OBP: 0.413, SLG: 0.351 (1, 5)		0-0 F6			0-0 F8				0-0 6-3 1-2		0-0 F8		0-0 F9		0-0 F6		7 0 1 0 0 0 5													
Joe Ferguson, R OBP: 0.278, SLG: 0.219 (1, 2)		0-3 K				4-0 FC4-6 BB		0-0 F8		0-0 6-3		0-0 F4			0-3 K		6 0 0 0 1 3 2													
John Hale, L OBP: 0.261, SLG: 0.286 (1, 9)		0-0 4-3				0-0 FC4-6 1-2		0-3 K			0-0 F5		0-0 1-3		0-0 F9		6 0 0 0 1 1 2													
Ivan De Jesus, R OBP: 0.222, SLG: 0.235 (1, 6)			0-0 F8			0-0 F2		4-0 SH2-4 S BB		0-3 K		0-0 S 1B		0-0 6-3			2 0 0 0 0 0 1													
Ed Goodson, L OBP: 0.571, SLG: 0.250 (8, PH)						0-0 F6		4-0 SH2-4 1-2 BB		0-0 F6							0 0 0 0 1 0 0													
Bill Russell, R OBP: 0.250, SLG: 0.211 (8, PR)																	4 0 1 0 0 1 2													
Tommy John, R OBP: 0.250, SLG: 0.250 (1, 1)			0-0 F8			0-0 F2											2 0 1 0 0 0 1													
Henry Cruz, L OBP: 0.250, SLG: 0.250 (8, PH)						0-0 F6											0 0 0 0 1 0 0													
Charlie Hough, R OBP: 0.250, SLG: 0.211 (8, 1)																	1 0 0 0 0 0 0													
Manny Mota, R OBP: 0.333, SLG: 0.200 (12, PH)																	1 0 0 0 0 1 1													
Stan Wall, L OBP: 0.333, SLG: 0.200 (12, 1)																	1 0 0 0 0 0 0													
Inning Stats	R: 0 E: 0 K: 2 S: 8	H: 1 LOB: 1 BB: 0 P: 8	R: 0 E: 0 K: 1 S: 5	H: 0 LOB: 0 BB: 0 P: 5	R: 0 E: 0 K: 0 S: 4	H: 1 LOB: 1 BB: 0 P: 4	R: 0 E: 0 K: 1 S: 5	H: 0 LOB: 0 BB: 0 P: 5	R: 0 E: 0 K: 0 S: 3	H: 0 LOB: 1 BB: 1 P: 7	R: 0 E: 0 K: 0 S: 3	H: 0 LOB: 0 BB: 0 P: 3	R: 0 E: 0 K: 1 S: 5	H: 0 LOB: 0 BB: 0 P: 13	R: 0 E: 0 K: 0 S: 3	H: 0 LOB: 0 BB: 0 P: 3	R: 0 E: 0 K: 1 S: 5	H: 2 LOB: 2 BB: 0 P: 5	R: 0 E: 0 K: 1 S: 4	H: 1 LOB: 1 BB: 0 P: 8	R: 0 E: 0 K: 0 S: 5	H: 0 LOB: 2 BB: 1 P: 5	R: 0 E: 0 K: 1 S: 3	H: 0 LOB: 1 BB: 1 P: 7	R: 0 E: 0 K: 0 S: 6	H: 1 LOB: 2 BB: 1 P: 10	1B: 8 2B: 1 3B: 0 HR: 0	SF: 0 SAC: 2 DP: 1 HBP: 0	WP: 0 PB: 0 SB: 3 CS: 0	PA: 62
PITCHER	IP WLS BF H R ER SO BB IBB HBP BLK WP HR S P ERA WHIP																	AB R H RBI BB SO LOB												
J.R. Richard, R ERA: 2.6 (1, 1)	10.0	36	4	0	0	7	3	0	0	0	0	0	0	0	0	0	0.00	0.700												
Ken Forsch, R ERA: 0.64 (11, 1)	5.0	21	4	0	0	2	1	1	0	0	0	0	0	0	0	0	0.00	1.000												
Mike Barlow, R ERA: 3.72 (16, 1)	1.0	5	1	0	0	1	1	0	0	0	0	0	0	0	0	0	0.00	2.000												

Los Angeles Dodgers @ Houston Astros
Astrodome, Houston, TX
Wed Apr 21 1976, 7:05 PM EST
Att. 10,106 - Dome

AB 54
R 0
H 9
RBI 0
BB 6
SO 10
LOB 28



TOP

Los Angeles Dodgers @ Houston Astros
Astrodome, Houston, TX

Thu Apr 22 1976, 7:05 PM EST
Att. 8,529 - Dome

livebaseballscorecards.com

AB	33
R	7
H	8
RBI	6
BB	7
SO	2
LOB	19



AB	R	H	RBI	BB	SO	LOB
4	1	2	1	1	0	3
5	1	1	0	0	0	4
4	0	1	2	0	0	1
1	0	0	0	0	0	0
4	0	0	0	1	0	1
1	1	1	0	1	0	0
2	0	0	0	0	1	1
4	2	1	2	0	0	4
3	1	2	1	1	0	0
3	0	0	0	1	1	2
1	1	0	0	2	0	2
1	0	0	0	0	0	1

Batter	1	2	3	4	5	6	7	8	9
Bill Buckner, L (1, 7) OBP: 0.308, SLG: 0.431	0-0 CS 1B		0-0 G6-3 1-2f		4-0 1B BB	0-0 F8		0-0 2-H 2B	
Ted Sizemore, R (1, 4) OBP: 0.212, SLG: 0.184	0-0 F9		0-0 4-3		0-0 1B E 1B	0-0 1-3		0-0 F8	
Dusty Baker Jr., R (1, 8) OBP: 0.333, SLG: 0.426 Henry Cruz, L (7, 8)	0-0 6-3 1-2			0-0 F2	0-0 E5 HBP 1B		0-0 5-3		0-0 F8
Steve Garvey, R (1, 3) OBP: 0.327, SLG: 0.319		0-0 6-3		0-0 F8	0-0 F6		4-0 S BB		0-0 5-3
Ron Cey, R (1, 5) OBP: 0.449, SLG: 0.368 Ed Goodson, L (5, 5)		4-0 FC5-4 BB		0-0 HR 1B	1-0 1-2 HBP		0-3 K 1-2		0-0 4-3
Joe Ferguson, R (1, 2) OBP: 0.275, SLG: 0.306		0-0 FC5-4 S 1B		0-0 HR 1B	0-0 L6		0-0 6-3		
John Hale, L (1, 9) OBP: 0.333, SLG: 0.375		0-0 S 1B		0-0 F2		4-0 FC1-5 S BB		0-0 2B 2B	
Ivan De Jesus, R (1, 6) OBP: 0.227, SLG: 0.200		0-0 F9			0-0 F9	4-0 FC1-5 BB		0-3 K	
Doug Rau, L (1, 1) OBP: 0.429, SLG: 0.250 Mike Marshall, R (7, 1)			4-0 G6-3 BB		4-0 1B BB 1B	0-0 FC1-5 1-2 2-3f		0-0 5-6-3	

Inning Stats	R: 0	H: 1	E: 0	LOB: 0	K: 0	S: 3	P: 3	R: 1	H: 1	E: 0	LOB: 1	K: 0	BB: 1	S: 4	P: 8	R: 0	H: 0	E: 0	LOB: 0	K: 0	BB: 1	S: 2	P: 6	R: 2	H: 2	E: 0	LOB: 0	K: 0	BB: 0	S: 5	P: 5	R: 3	H: 2	E: 1	LOB: 2	K: 0	BB: 2	S: 5	P: 14	R: 0	H: 0	E: 0	LOB: 2	K: 1	BB: 2	S: 3	P: 11	R: 0	H: 0	E: 0	LOB: 1	K: 1	BB: 1	S: 5	P: 9	R: 1	H: 2	E: 0	LOB: 1	K: 1	BB: 0	S: 7	P: 7	R: 0	H: 0	E: 0	LOB: 0	K: 0	BB: 0	S: 3	P: 3	1B: 5	SF: 0	2B: 2	SAC: 0	3B: 0	DP: 1	HR: 1	HBP: 1	WP: 0	PA: 41
--------------	------	------	------	--------	------	------	------	------	------	------	--------	------	-------	------	------	------	------	------	--------	------	-------	------	------	------	------	------	--------	------	-------	------	------	------	------	------	--------	------	-------	------	-------	------	------	------	--------	------	-------	------	-------	------	------	------	--------	------	-------	------	------	------	------	------	--------	------	-------	------	------	------	------	------	--------	------	-------	------	------	-------	-------	-------	--------	-------	-------	-------	--------	-------	--------

PITCHER	IP	WLS	BF	H	R	ER	SO	BB	IBB	HBP	BLK	WP	HR	S	P	ERA	WHIP
Joaquin Andujar, R (1, 1) ERA: 9.28	4.1	L	20	5	6	5	0	4	0	0	0	0	1	16	32	10.38	2.077
Jose Sosa, R (5, 1) ERA: 9.53	0.2		4	1	0	0	0	0	0	1	0	0	0	3	4	0.00	1.500
Gilberto Rondon, R (6, 1) ERA: 10.8	2.0		9	0	0	0	1	3	0	0	0	0	0	8	20	0.00	1.500
Larry Hardy, R (8, 1) ERA: 8.25	2.0		8	2	1	1	1	0	0	0	0	0	0	10	10	4.50	1.000

Batter	1	2	3	4	5	6	7	8	9
Wilbur Howard, S <small>(1, 9) OBP: 0.182, SLG: 0.146 (8, 7)</small>	0-0 1-3			0-3 K		0-0 F3		0-0 FC5-4	
Enos Cabell, R <small>(1, 5) OBP: 0.379, SLG: 0.453</small>	0-3 K			0-0 4-3 3B			4-0 HR BB		
Cesar Cedeno, R <small>(1, 8) OBP: 0.377, SLG: 0.679</small>	0-0 CS 1B			0-0 4-3			0-0 1-H HR		
Bob Watson, R <small>(1, 3) OBP: 0.453, SLG: 0.404</small>	0-0 CS 1-2	0-0 6-3		0-0 6-3			0-0 L8		
Cliff Johnson, R <small>(1, 2) OBP: 0.354, SLG: 0.390</small>		0-0 G3			0-0 5-3		0-3 K		
Leon Roberts, R <small>(1, 7) OBP: 0.333, SLG: 0.455</small> Greg Gross, L <small>(8, 9) OBP: 0.314, SLG: 0.319</small>		0-0 F5			0-0 L7		0-0 1B		
Larry Milbourne, S <small>(1, 4) OBP: 0.349, SLG: 0.328</small>			0-0 5-3		0-0 6-3			0-0 1-3	
Roger Metzger, S <small>(1, 6) OBP: 0.327, SLG: 0.333</small>			0-0 F8			0-0 F8		0-0 4-3	
Mike Cosgrove, L <small>(1, 1) OBP: 0.250, SLG: 0.250</small> Ken Boswell, L <small>(8, PH) OBP: 0.300, SLG: 0.400</small> Ken Forsch, R <small>(9, 1)</small>			0-0 5-3			0-0 F4		0-0 FC5-4 1B	

Inning Stats	R: 0	H: 1	E: 0	LOB: 0	K: 1	P: 5	R: 0	H: 0	E: 0	LOB: 0	K: 0	P: 3	R: 0	H: 0	E: 0	LOB: 0	K: 0	P: 3	R: 1	H: 1	E: 0	LOB: 0	K: 1	P: 6	R: 0	H: 0	E: 0	LOB: 0	K: 0	P: 3	R: 2	H: 2	E: 0	LOB: 1	K: 1	P: 10	R: 0	H: 1	E: 0	LOB: 1	K: 0	P: 4	
	0	1	0	0	1	5	0	0	0	0	0	3	0	0	0	0	0	0	0	1	1	0	0	1	6	0	0	0	0	0	0	0	2	2	0	1	1	0	4	0	1	0	4

PITCHER	IP	WLS	BF	H	R	ER	SO	BB	IBB	HBP	BLK	WP	HR	S	P	ERA	WHIP
Jerry Koosman, L <small>ERA: 2.3</small>	(1, 1)	6.0	21	3	3	3	2	1	0	0	0	0	1	24	28	4.50	0.667
Bob Apodaca, R <small>ERA: 1.93</small>	(7, 1)	2.0	7	2	0	0	1	0	0	0	0	0	0	9	9	0.00	1.000

BOTTOM


New York Mets @ Houston Astros
Astrodome, Houston, TX

Fri Apr 23 1976, 7:05 PM EST
Att. 10,380 - Dome

AB	R	H	RBI	BB	SO	LOB
4	0	0	0	0	1	1
2	2	1	0	1	1	0
3	1	2	3	0	0	0
3	0	0	0	0	0	0
3	0	0	0	0	1	0
3	0	1	0	0	0	0
0	0	0	0	0	0	0
3	0	0	0	0	0	0
3	0	0	0	0	0	0
2	0	0	0	0	0	0
1	0	1	0	0	0	0
0	0	0	0	0	0	0

livebaseballscorecards.com

AB	27
R	3
H	5
RBI	3
BB	1
SO	3
LOB	1



WP	PA	2B	SF	SAC	DP	HBP	CS
0	29	0	0	0	0	0	1

Batter	1	2	3	4	5	6	7	8	9	AB	R	H	RBI	BB	SO	LOB
Larry Milbourne, S OBP: 0.358, SLG: 0.317 (1, 4)	4-0 S 1B BB		4-3 BB			4-0 4-3 4-3 BB		0-0 E2 FC6-4		2	1	0	0	2	0	0
Enos Cabell, R OBP: 0.371, SLG: 0.433 (1, 5)	0-0 1-3 1-2			0-0 5-3		0-0 4-3 1-2		4-0 FC6-4 BB		3	0	0	0	1	0	2
Cesar Cedeno, R OBP: 0.369, SLG: 0.650 (1, 8)	0-0 2-H 1B			0-0 F8		0-0 4-3 2-3		0-0 FC6-4 FC6-4 1-2f 2-3		4	0	1	1	0	0	3
Bob Watson, R OBP: 0.426, SLG: 0.375 (1, 3)	0-3 K			0-0 5-3		0-0 6-3		0-0 FC6-4 1-2f		4	0	0	0	0	1	3
Cliff Johnson, R OBP: 0.327, SLG: 0.356 (1, 2)		0-3 K			0-3 K		0-3 K		0-0 F9	4	0	0	0	0	3	0
Jose Cruz, L OBP: 0.231, SLG: 0.217 (1, 7)		0-0 G3			0-0 6-3		0-3 K		4-0 FC4-6 1B BB	3	0	0	0	1	1	0
Greg Gross, L OBP: 0.345, SLG: 0.340 (1, 9)		0-0 1-3			4-0 E BB		0-0 1B		0-0 FC4-6 1-2 1B	3	0	2	0	1	0	0
Roger Metzger, S OBP: 0.304, SLG: 0.306 (1, 6)			0-0 F6		0-0 E6		0-0 4-3		0-0 FC4-6 1-2f 2-3	4	0	0	0	0	0	4
Larry Dierker, R (1, 1)			0-0 F2		0-0 F2			0-0 F9	0-0 F8	2	0	0	0	0	0	2
Larry Hardy, R (8, 1)										0	0	0	0	0	0	0
Ken Boswell, L OBP: 0.273, SLG: 0.364 (8, PH)										1	0	0	0	0	0	0
Mike Barlow, L (9, 1)										0	0	0	0	0	0	0
Leon Roberts, R OBP: 0.320, SLG: 0.435 (9, PH)										1	0	0	0	0	0	2

Inning Stats	R: 1	H: 1	E: 0	K: 1	S: 5	LOB: 0	BB: 1	P: 9	R: 0	H: 0	E: 0	K: 1	S: 5	LOB: 0	BB: 0	P: 5	R: 0	H: 0	E: 0	K: 0	S: 3	LOB: 0	BB: 0	P: 3	R: 0	H: 0	E: 0	K: 0	S: 3	LOB: 0	BB: 0	P: 3	R: 0	H: 0	E: 1	K: 1	S: 6	LOB: 2	BB: 1	P: 10	R: 0	H: 0	E: 0	K: 0	S: 3	LOB: 1	BB: 1	P: 7	R: 0	H: 1	E: 0	K: 2	S: 8	LOB: 1	BB: 0	P: 8	R: 0	H: 0	E: 1	K: 0	S: 4	LOB: 2	BB: 1	P: 8	R: 0	H: 1	E: 0	K: 0	S: 4	LOB: 2	BB: 1	P: 8	1B: 3	SF: 0	2B: 0	SAC: 0	3B: 0	DP: 0	HR: 0	HBP: 0	WP: 0	PA: 36
PITCHER Tom Seaver, R ERA: 2.48 (1, 1)	IP	WLS	BF	H	R	ER	SO	BB	IBB	HBP	BLK	WP	HR	S	P	ERA	WHIP	IP	WLS	BF	H	R	ER	SO	BB	IBB	HBP	BLK	WP	HR	S	P	ERA	WHIP	IP	WLS	BF	H	R	ER	SO	BB	IBB	HBP	BLK	WP	HR	S	P	ERA	WHIP																															

BOTTOM

New York Mets @ Houston Astros
Astrodome, Houston, TX

Sat Apr 24 1976, 7:05 PM EST
Att. 17,299 - Unknown

AB	31
R	1
H	3
RBI	1
BB	5
SO	5
LOB	16



New York Mets @ Houston Astros
 Astrodome, Houston, TX
 Sun Apr 25 1976, 4:33 AM EDT
 Att. 10,246 - Unknown

livebaseballscorecards.com

AB	33
R	4
H	9
RBI	3
BB	3
SO	0
LOB	17



WP: 2	PA: 39
PB: 1	
SB: 0	
CS: 1	

AB R H RBI BB SO LOB

5	0	1	1	0	0	2
5	0	2	1	0	0	1
3	0	1	0	1	0	1
0	0	0	0	0	0	0
4	1	1	0	0	0	3
4	1	1	0	0	0	3
4	0	1	0	0	0	4
4	1	2	1	0	0	0
1	1	0	0	2	0	1
1	0	0	0	0	0	1
1	0	0	0	0	0	0

1B: 9	SF: 0
2B: 0	SAC: 2
3B: 0	DP: 1
HR: 0	HBP: 0

WP	HR	S	P	ERA	WHIP
----	----	---	---	-----	------

Batter	1	2	3	4	5	6	7	8	9													
Del Unser, L (1, 8) OBP: 0.339, SLG: 0.455	0-0 4-3		0-0 F6		0-0 F8		0-0 1B		0-0 1-3													
Felix Millan, R (1, 4) OBP: 0.417, SLG: 0.476	0-0 F3		0-0 1B		0-0 FC5-2		0-0 G3		0-0 5-3													
John Milner, L (1, 7) OBP: 0.574, SLG: 0.762 Bruce Boisclair, L (8, 7) OBP: 0.444, SLG: 0.471	4-0 FC4-6 BB		0-0 G3		0-0 FC5-2		0-0 FC5-2		0-0 F6													
Ed Kranepool, L (1, 3) OBP: 0.273, SLG: 0.308	0-0 FC4-6				0-0 4-3		0-0 E3		0-0 4-3													
Dave Kingman, R (1, 9) OBP: 0.290, SLG: 0.594			0-0 5-3		0-0 6-3		0-0 FC5-2		0-0 WP													
Wayne Garrett, L (1, 5) OBP: 0.295, SLG: 0.268			0-0 F6		0-0 CS		0-0 F8		0-0 4-3													
Ron Hodges, L (1, 2) OBP: 0.643, SLG: 0.545			0-0 4-3		0-0 CS		0-0 F8		0-0 4-3													
Bud Harrelson, S (1, 6) OBP: 0.421, SLG: 0.341			4-0 SH1-4 1B BB		4-0 FC2-6 BB		0-0 SH5-4 1B		0-0 F7													
Jon Matlack, L (1, 1) Joe Torre, R (7, PH) OBP: 0.346, SLG: 0.417 Ken Sanders, R (7, 1)			0-0 SH1-4		0-0 FC2-6		0-0 F9		0-0 4-3													
Inning Stats	R: 0 E: 0 K: 0 S: 3	H: 0 LOB: 1 BB: 1 P: 7	R: 0 E: 0 K: 0 S: 3	H: 0 LOB: 0 BB: 0 P: 3	R: 1 E: 0 K: 0 S: 4	H: 1 LOB: 1 BB: 1 P: 8	R: 0 E: 0 K: 0 S: 3	H: 1 LOB: 0 BB: 0 P: 3	R: 0 E: 0 K: 0 S: 3	H: 0 LOB: 1 BB: 1 P: 7	R: 0 E: 1 K: 0 S: 5	H: 2 LOB: 2 BB: 0 P: 5	R: 1 E: 0 K: 0 S: 5	H: 2 LOB: 1 BB: 0 P: 5	R: 2 E: 0 K: 0 S: 6	H: 3 LOB: 1 BB: 0 P: 6	R: 0 E: 0 K: 0 S: 3	H: 0 LOB: 0 BB: 0 P: 3	1B: 9 2B: 0 3B: 0 HR: 0	SF: 0 SAC: 2 DP: 1 HBP: 0	WP: 2 PB: 1 SB: 0 CS: 1	PA: 39
PITCHER	IP	WLS	BF	H	R	ER	SO	BB	IBB	HBP	BLK	WP	HR	S	P	ERA	WHIP					
Joe Niekro, R (1, 1) ERA: 4.88 Ken Forsch, R (8, 1) ERA: 0.55	7.2	L	34	9	4	3	0	3	0	0	0	2	0	31	43	3.52	1.565					

Batter	1	2	3	4	5	6	7	8	9	AB	R	H	RBI	BB	SO	LOB
Larry Milbourne, S OBP: 0.352, SLG: 0.313 (1, 4)	0-3 K			0-0 BLK HR 1B	0-0 L5		0-3 K			4	1	1	0	0	2	2
Enos Cabell, R OBP: 0.351, SLG: 0.408 (1, 5)	0-0 6-3			0-0 5-3 1-2		0-0 F4		0-0 6-3		4	0	0	0	0	0	1
Cesar Cedeno, R OBP: 0.362, SLG: 0.672 (1, 8)	0-0 5-3			0-0 2-H HR		0-0 F8		0-0 F9		4	1	1	2	0	0	0
Bob Watson, R OBP: 0.431, SLG: 0.373 (1, 3)		0-0 1-3		0-0 FC4-6 1B		4-0 WP BB		0-3 K		3	0	1	0	1	1	0
Leon Roberts, R OBP: 0.321, SLG: 0.400 Greg Gross, L OBP: 0.339, SLG: 0.333 (1, 7) (9, PH)		0-3 K		0-0 FC4-6 1-2f		4-0 1-2 BB		0-0 G3		2	0	0	0	1	1	1
Skip Jutze, R OBP: 0.059, SLG: 0.059 Ken Boswell, L OBP: 0.250, SLG: 0.333 (1, 2) (9, PH)		0-3 K		0-0 F4		0-3 K		0-0 4-3		3	0	0	0	0	2	3
Wilbur Howard, S OBP: 0.167, SLG: 0.133 (1, 9)			0-0 6-3		0-0 F7		0-0 3-1		0-0 6-3	4	0	0	0	0	0	0
Roger Metzger, S OBP: 0.286, SLG: 0.288 (1, 6)			0-0 6-3		0-0 1-3		0-0 F8			3	0	0	0	0	0	0
Joe Niekro, R OBP: 0.250, SLG: 0.286 Ken Forsch, R (8, 1)			0-3 K		4-0 BB		0-0 2B			2	0	1	0	1	1	0
										0	0	0	0	0	0	0

BOTTOM

New York Mets @ Houston Astros
Astrodome, Houston, TX
Sun Apr 25 1976, 4:33 AM EDT
Att. 10,246 - Unknown

AB	31
R	2
H	4
RBI	2
BB	3
SO	7
LOB	7



Inning Stats	R: 0	H: 0	E: 0	K: 1	S: 5	LOB: 0	BB: 0	P: 5	R: 0	H: 0	E: 0	K: 2	S: 7	LOB: 0	BB: 0	P: 7	R: 0	H: 0	E: 0	K: 1	S: 5	LOB: 0	BB: 0	P: 5	R: 2	H: 3	E: 0	K: 0	S: 6	LOB: 1	BB: 0	P: 6	R: 0	H: 0	E: 0	K: 0	S: 3	LOB: 1	BB: 1	P: 7	R: 0	H: 0	E: 0	K: 1	S: 5	LOB: 2	BB: 2	P: 13	R: 0	H: 1	E: 0	K: 1	S: 6	LOB: 1	BB: 0	P: 6	R: 0	H: 0	E: 0	K: 1	S: 5	LOB: 0	BB: 0	P: 5	R: 0	H: 0	E: 0	K: 0	S: 3	LOB: 0	BB: 0	P: 3	1B: 2	SF: 0	2B: 1	SAC: 0	3B: 0	DP: 0	HR: 1	HBP: 0	WP: 1	PA: 34	PB: 0	SB: 0	CS: 0
PITCHER	IP	WLS	BF	H	R	ER	SO	BB	IBB	HBP	BLK	WP	HR	S	P	ERA	WHIP																																																																				
Jon Mattack, L ERA: 2.67 Ken Sanders, R ERA:	(1, 1) (7, 1)	6.0 3.0	WLS W	24 10	3 1	2 0	5 2	3 0	0 0	0 0	1 0	1 0	1 0	31 14	43 14	3.00 0.00	1.000 0.333																																																																				
PITCHER	IP	WLS	BF	H	R	ER	SO	BB	IBB	HBP	BLK	WP	HR	S	P	ERA	WHIP																																																																				

Batter	1	2	3	4	5	6	7	8	9	AB R H RBI BB SO LOB	TOP												
Larry Milbourne, S (1, 4) OBP: 0.355, SLG: 0.309	0-0 F3	4-0 E S 1B BB			0-0 F8		0-0 G4-6-3 HBP 1B		0-3 K	4 1 1 0 1 1 0	Houston Astros @ Montreal Expos Jarry Park, Montreal, QB Wed Apr 28 1976, 3:33 AM EDT Unknown - 54 F												
Enos Cabell, R (1, 5) OBP: 0.372, SLG: 0.432 Art Howe, R (7, PR) OBP: 0.400, SLG: 0.500 (7, 5)	0-0 1B	0-0 1B			0-0 6-3		1-0 G4-6-3 HBP 1-2		0-0 2B	3 1 2 1 0 0 0 1 0 1 0 0 0 0													
Cesar Cedeno, R (1, 8) OBP: 0.351, SLG: 0.638	0-0 F7	0-0 F9			0-0 1B		0-0 G4-6-3 1-2f 2-3		0-0 F7	5 0 1 0 0 0 5													
Bob Watson, R (1, 3) OBP: 0.421, SLG: 0.365	0-0 2-H HR 1B				0-0 F9		0-3 K			4 1 1 1 0 1 3													
Cliff Johnson, R (1, 2) OBP: 0.339, SLG: 0.354	1-0 1-2 HR HBP				0-0 F9		0-0 G1-6-3 1B 1B		0-0 6-3	3 2 1 0 0 0 0													
Leon Roberts, R (1, 7) OBP: 0.344, SLG: 0.517	0-0 1-H 2-H HR				0-0 F8		0-0 1-2 G1-6-3 1B		0-0 4-3	4 1 2 3 0 0 0													
Wilbur Howard, S (1, 9) OBP: 0.173, SLG: 0.143	0-3 K				0-0 F8		0-0 G1-6-3 1-2f 2-3		0-0 1B	4 0 1 0 0 1 2													
Roger Metzger, S (1, 6) OBP: 0.286, SLG: 0.286		0-0 5-3			0-3 K		0-0 3-H 1B		0-0 F5	4 0 1 1 0 1 1													
J.R. Richard, R (1, 1) Ken Forsch, R (9, 1)		0-0 F9			0-3 K		0-0 F9		0-0 5-3	4 0 0 0 0 1 1 0 0 0 0 0 0 0													
Inning Stats	R: 4 E: 0 K: 1 S: 8	H: 3 LOB: 0 BB: 0 P: 9	R: 1 E: 0 K: 0 S: 4	H: 1 LOB: 1 BB: 1 P: 8	R: 0 E: 0 K: 0 S: 3	H: 0 LOB: 0 BB: 0 P: 3	R: 0 E: 0 K: 2 S: 7	H: 0 LOB: 0 BB: 0 P: 7	R: 0 E: 0 K: 0 S: 4	H: 1 LOB: 1 BB: 0 P: 4		R: 1 E: 0 K: 0 S: 5	H: 3 LOB: 1 BB: 0 P: 5	R: 0 E: 0 K: 1 S: 5	H: 1 LOB: 2 BB: 0 P: 6	R: 0 E: 0 K: 0 S: 4	H: 1 LOB: 1 BB: 0 P: 4	R: 0 E: 0 K: 1 S: 6	H: 1 LOB: 1 BB: 0 P: 6	1B: 8 2B: 2 3B: 0 HR: 1	SF: 0 SAC: 0 DP: 2 HBP: 2	WP: 0 PB: 0 SB: 1 CS: 0	PA: 39
PITCHER	IP WLS BF H R ER SO BB IBB HBP BLK WP HR S P ERA WHIP												IP WLS BF H R ER SO BB IBB HBP BLK WP HR S P ERA WHIP										
Woodie Fryman, L (1, 1) ERA: 4.37	5.0 L 22 5 5 4 3 1 0 1 0 0 0 1 26 31 7.20 1.200																						
Don Stanhouse, R (6, 1) ERA: 3.0	3.0 13 5 1 1 1 0 0 1 0 0 0 0 14 15 3.00 1.667																						
Wayne Granger, R (9, 1) ERA: 1.54	1.0 4 1 0 0 0 1 0 0 0 0 0 0 6 6 0.00 1.000																						

livebaseballscorecards.com

AB	36
R	6
H	11
RBI	6
BB	1
SO	5
LOB	12




Batter	1	2	3	4	5	6	7	8	9	AB	R	H	RBI	BB	SO	LOB
Jerry White, S OBP: 0.375, SLG: 0.419 (1, 8)	0-0 F4		0-0 F9			0-0 F5		0-0 F9	0-0 F9	5	0	0	0	0	0	2
Jim Dwyer, L OBP: 0.296, SLG: 0.385 (1, 7)	4-0 BB		0-0 F9			0-0 BB 1B		0-0 F8	0-0 E 1B	4	0	2	1	1	0	1
Mike Jorgensen, L OBP: 0.310, SLG: 0.472 (1, 3)	0-0 F8			0-0 4-3		0-0 F9		0-0 WP 1B	0-0 E5	5	0	1	0	0	0	3
Gary Carter, R OBP: 0.339, SLG: 0.340 (1, 2)	0-3 K			4-0 L6-4 1B BB		4-0 1-2 BB		0-0 F8	0-0 F8	3	0	0	0	2	1	5
Larry Parrish, R OBP: 0.271, SLG: 0.281 (1, 5)		0-0 1-3 1B		0-0 1-2 1B		0-0 F7			4-0 1-3 1B BB	3	1	2	0	1	0	2
Pete Mackanin, R OBP: 0.255, SLG: 0.353 (1, 4)		0-0 1-3		0-0 L6-4			0-0 F2		0-0 1-2 1B 1B	4	1	1	0	0	0	3
Tim Foli, R OBP: 0.283, SLG: 0.533 (1, 6)		0-3 K			0-0 1-4-3		0-0 6-3		0-0 1-3	4	0	0	0	0	1	3
Ellis Valentine, R OBP: 0.238, SLG: 0.381 (1, 9)		0-0 L3			0-0 4-3		0-0 5-3		0-0 2B 1B	4	1	1	2	0	0	1
Woodie Fryman, R OBP: 0.143, SLG: 0.143 (1, 1)			0-3 K			0-0 6-3		4-0 WP 1B BB	0-0 1B 2B	1	0	0	0	0	1	0
Larry Bittner, L OBP: 0.143, SLG: 0.143 (5, PH)										1	0	0	0	0	0	0
Don Starnhouse, R OBP: 0.389, SLG: 0.533 (6, 1)										0	0	0	0	0	0	0
Nate Colbert, R OBP: 0.389, SLG: 0.533 (8, PH)										0	0	0	0	1	0	0
Wayne Granger, R OBP: 0.167, SLG: 0.333 (9, 1)										0	0	0	0	0	0	0
Jose Morales, R OBP: 0.167, SLG: 0.333 (9, PH)										1	1	1	1	0	0	0

Inning Stats	R: 0	H: 0	E: 0	K: 1	S: 5	LOB: 1	BB: 1	P: 9	R: 0	H: 1	E: 0	K: 1	S: 6	LOB: 1	BB: 0	P: 6	R: 0	H: 0	E: 0	K: 1	S: 5	LOB: 0	BB: 0	P: 5	R: 0	H: 1	E: 0	K: 0	S: 3	LOB: 1	BB: 1	P: 7	R: 0	H: 0	E: 0	K: 0	S: 3	LOB: 0	BB: 0	P: 3	R: 0	H: 1	E: 0	K: 0	S: 4	LOB: 2	BB: 1	P: 8	R: 0	H: 0	E: 0	K: 0	S: 3	LOB: 0	BB: 0	P: 3	R: 0	H: 1	E: 0	K: 0	S: 4	LOB: 2	BB: 1	P: 8	R: 0	H: 1	E: 1	K: 0	S: 8	LOB: 2	BB: 1	P: 12	1B: 7	2B: 2	3B: 0	HR: 0	SF: 0	SAC: 0	DP: 1	HBP: 0	WP: 1	PA: 40
PITCHER	IP	WLS	BF	H	R	ER	SO	BB	IBB	HBP	BLK	WP	HR	S	P	ERA	WHIP																																																																	
J.R. Richard, R ERA: 2.75 (1, 1)	8.1	W	35	6	3	3	3	5	0	0	0	1	0	36	56	3.24	1.320																																																																	
Ken Forsch, R ERA: 1.06 (9, 1)	0.2		5	2	1	1	0	0	0	0	0	0	0	5	5	13.50	3.000																																																																	

Houston Astros @ Montreal Expos
Jarry Park, Montreal, QB
 Wed Apr 28 1976, 3:33 AM EDT
 Unknown - 54 F

AB	35
R	4
H	8
RBI	4
BB	5
SO	3
LOB	20



PITCHER	IP	WLS	BF	H	R	ER	SO	BB	IBB	HBP	BLK	WP	HR	S	P	ERA	WHIP
J.R. Richard, R ERA: 2.75 (1, 1)	8.1	W	35	6	3	3	3	5	0	0	0	1	0	36	56	3.24	1.320
Ken Forsch, R ERA: 1.06 (9, 1)	0.2		5	2	1	1	0	0	0	0	0	0	0	5	5	13.50	3.000

Batter	1	2	3	4	5	6	7	8	9	AB R H RBI BB SO LOB	TOP																									
Larry Milbourne, S (1, 4) OBP: 0.363, SLG: 0.300	0-0 F9		4-0 BB		0-0 SH1-3	0-0 FC3-2 1B S		4-0 FC5-4 BB		2 1 0 0 2 0 3	Houston Astros @ Montreal Expos Jarry Park, Montreal, QB Wed Apr 28 1976, 3:38 AM EDT Att. 5,330 - Unknown																									
Enos Cabell, R (1, 5) OBP: 0.361, SLG: 0.418	0-0 F9		0-0 5-3		0-0 6-3	0-0 WP S 1B		0-0 FC5-4 S		5 0 1 2 0 0 5																										
Cesar Cedeno, R (1, 8) OBP: 0.354, SLG: 0.616	0-3 K				0-0 F8	4-0 WP BB		0-0 6-3		4 1 1 0 1 1 3																										
Bob Watson, R (1, 3) OBP: 0.407, SLG: 0.353		0-0 F7		0-0 F9		0-0 FC5-4 1B		0-3 K		5 1 1 0 0 1 3																										
Cliff Johnson, R (1, 2) OBP: 0.350, SLG: 0.353		0-0 F3		4-0 SF8 BB 1B BB		0-0 FC5-4 1B	0-3 K	4-0 4-3 BB		3 1 1 0 1 1 0 0 0 0 0 1 0 0																										
Skip Jutze, R (7, 2) OBP: 0.111, SLG: 0.059																																				
Jose Cruz, L (1, 7) OBP: 0.250, SLG: 0.208		0-0 G3		4-0 1B BB		0-0 FC5-4 1B	0-0 6-3	0-0 4-3		1 0 0 0 1 0 0 1 1 0 0 0 0 2 1 0 0 0 0 0 0 0 0 0 0 0 0 0 1 0 0 0 0 0 1																										
Leon Roberts, R (6, PH) OBP: 0.333, SLG: 0.500				1-2 2-3 BB		1-2 2-3 BB		1-2																												
Tom Griffin, R (6, 1)																																				
Ken Forsch, R (7, 1)																																				
Mike Barlow, L (8, 1)																																				
Greg Gross, L (1, 9) OBP: 0.328, SLG: 0.327			0-0 F7	0-0 SF8		0-0 1B BB FC3-2 1B	0-3 K	0-0 4-3		4 0 1 2 0 1 1																										
Roger Metzger, S (1, 6) OBP: 0.313, SLG: 0.322			0-0 WP	0-0	0-0	4-0 FC3-2 1B		0-0 F8		3 1 2 1 1 0 0																										
Mike Cosgrove, L (1, 1) OBP: 0.333, SLG: 0.200			0-3 K2-3		4-0 SH1-3 BB	0-0 FC3-2 1B		0-0 FC5-4 BB 1B		1 0 0 0 1 1 1 2 1 2 1 0 0 0																										
Wilbur Howard, S (6, PH) OBP: 0.204, SLG: 0.176																																				
Inning Stats	R: 0 E: 0 K: 1 S: 5	H: 0 LOB: 0 BB: 0 P: 5	R: 0 E: 0 K: 0 S: 3	H: 0 LOB: 0 BB: 0 P: 3	R: 0 E: 0 K: 1 S: 6	H: 1 LOB: 2 BB: 1 P: 10	R: 2 E: 0 K: 0 S: 4	H: 2 LOB: 2 BB: 2 P: 12	R: 0 E: 0 K: 0 S: 3	H: 0 LOB: 1 BB: 1 P: 7	R: 5 E: 0 K: 0 S: 8	H: 5 LOB: 2 BB: 2 P: 16	R: 0 E: 0 K: 2 S: 7	H: 0 LOB: 0 BB: 0 P: 7	R: 0 E: 0 K: 0 S: 4	H: 1 LOB: 2 BB: 1 P: 8	R: 0 E: 0 K: 1 S: 5	H: 0 LOB: 1 BB: 1 P: 9	1B: 8 2B: 1 3B: 0 HR: 0	SF: 1 SAC: 1 DP: 0 HBP: 0	WP: 2 PB: 0 SB: 4 CS: 0	PA: 43														
PITCHER	IP WLS BF H R ER SO BB IBB HBP BLK WP HR S P ERA WHIP																																			
Clay Kirby, R (1, 1) ERA: 5.4	5.0		23	5	4	4	2	4	0	0	0	1	0	23	39	7.20	1.800																			
Fred Scherman, L (6, 1) ERA: 4.5	0.1		4	2	0	0	0	1	0	0	0	0	0	3	7	0.00	9.000																			
Wayne Granger, R (6, 1) ERA: 1.46	0.2		4	1	3	3	0	1	0	0	0	1	0	3	7	40.50	3.000																			
Dale Murray, R (7, 1) ERA: 1.8	1.0		3	0	0	0	2	0	0	0	0	0	0	7	7	0.00	0.000																			
Don Carrithers, R (8, 1) ERA: 2.79	2.0	W	9	1	0	0	1	2	0	0	0	0	0	9	17	0.00	1.500																			

livebaseballscorecards.com



Batter	1	2	3	4	5	6	7	8	9	AB R H RBI BB SO LOB
Pepe Mangual, R (1, 8) OBP: 0.333, SLG: 0.269 (7, 7)	0-0 F7	0-0 1B		0-0 1-3		0-3 K		0-0 F4		5 0 1 2 0 1 3
Ellis Valentine, R (1, 9) OBP: 0.231, SLG: 0.346	0-0 6-3	0-0 E8			0-0 1-3	0-0 G6-4-3		0-0 F2		5 0 1 1 0 0 3
Larry Parrish, R (1, 5) OBP: 0.266, SLG: 0.262	0-0 E4	0-0 4-3			0-0 F7		4-0 HR		0-0 F8	4 1 0 0 1 0 2
Gary Carter, R (1, 7) OBP: 0.359, SLG: 0.351 (7, 2)	0-0 5-3		0-0 F8		0-0 E		4-0 HR		0-0 BB	4 1 2 0 1 0 1
Jim Dwyer, L (9, PR) OBP: 0.296, SLG: 0.385					0-0 1B		1-2 HR		BB 1B	0 1 0 0 0 0 0
Nate Colbert, R (1, 3) OBP: 0.435, SLG: 0.684		0-0 5-3	0-0 S		0-0 E3		0-0 HR		4-0 BB	4 2 2 3 1 0 1
Pete Mackanin, R (1, 4) OBP: 0.267, SLG: 0.357		0-0 BB	0-0 F7		0-0 1-3		0-0 6-3		0-0 1B	5 1 2 1 0 0 3
Tim Foli, R (1, 6) OBP: 0.314, SLG: 0.531		0-0 BB	0-0 4-3			0-0 BB		0-0 F5	4-0 BB	4 1 2 0 1 0 1
Barry Foote, R (1, 2) OBP: 0.167, SLG: 0.200 Dale Murray, R (7, 1)		0-0 F7		0-0 F7		0-0 BB		0-0 F7	0-0 BB	3 0 1 0 0 0 2
Mike Jorgensen, L (7, PH) OBP: 0.305, SLG: 0.463 Don Carrithers, R (8, 1)						1-2 1B			1-2 BB	0 0 0 0 0 0 0
Jose Morales, R (9, PH) OBP: 0.286, SLG: 0.429									1-2 1B	0 0 0 0 0 0 0
Clay Kirby, R (1, 1) OBP: 0.500, SLG: 0.667 Fred Scherman, L (6, 1) Wayne Granger, R (6, 1)		4-0 1B		0-0 L3		4-0 BB			0-0 G3	1 0 1 1 0 0 0
Jerry White, S (6, PH) (7, 8)		1-2 BB				1-2 BB				0 0 0 0 0 0 0

Inning Stats	R: 0	H: 0	E: 1	K: 0	S: 4	H: 0	LOB: 1	BB: 0	P: 4	R: 3	H: 4	E: 1	K: 0	S: 7	R: 0	H: 1	E: 0	K: 0	S: 4	R: 0	H: 0	E: 0	K: 0	S: 3	R: 0	H: 1	E: 1	K: 0	S: 5	R: 0	H: 2	E: 0	K: 1	S: 6	R: 3	H: 1	E: 0	K: 0	S: 4	R: 0	H: 0	E: 0	K: 0	S: 3	R: 2	H: 3	E: 0	K: 0	S: 4	1B: 11	SF: 0	2B: 0	SAC: 0	3B: 0	DP: 1	HR: 1	HBP: 0	WP: 0	PA: 44
--------------	------	------	------	------	------	------	--------	-------	------	------	------	------	------	------	------	------	------	------	------	------	------	------	------	------	------	------	------	------	------	------	------	------	------	------	------	------	------	------	------	------	------	------	------	------	------	------	------	------	------	--------	-------	-------	--------	-------	-------	-------	--------	-------	--------

PITCHER	IP	WLS	BF	H	R	ER	SO	BB	IBB	HBP	BLK	WP	HR	S	P	ERA	WHIP
Mike Cosgrove, L ERA: 2.74	(1, 1)		5.0	6	3	3	0	1	0	0	0	0	0	23	27	5.40	1.400
Tom Griffin, R ERA: 5.14	(6, 1)		1.0	8	3	3	1	3	0	0	0	0	1	7	19	27.00	6.000
Ken Forsch, R ERA: 1.0	(7, 1)		1.0	3	0	0	0	0	0	0	0	0	0	3	3	0.00	0.000
Mike Barlow, R ERA: 4.5	(8, 1)	L	1.1	9	3	2	0	2	0	0	0	0	0	7	15	13.50	3.750

BOTTOM

Houston Astros @ Montreal Expos
 Jarry Park, Montreal, QB
 Wed Apr 28 1976, 3:38 AM EDT
 Att. 5,330 - Unknown

livebaseballscorecards.com

AB	38
R	8
H	12
RBI	8
BB	6
SO	1
LOB	16



Batter	1	2	3	4	5	6	7	8	9	AB R H RBI BB SO LOB	TOP																									
Larry Milbourne, S (1, 4) OBP: 0.365, SLG: 0.307	0-0 1-3		0-0 1B		0-0 FC6-2 1-2f 3-H			0-0 1B 1B	0-0 F7	5 1 2 0 0 0 3	Houston Astros @ Montreal Expos Jarry Park, Montreal, QB Thu Apr 29 1976, 3:33 AM EDT Att: 5,873 - Unknown - 61 F																									
Enos Cabell, R (1, 5) OBP: 0.345, SLG: 0.398	0-0 1-3		0-3 K			0-0 F9		0-0 4-3 1-2		4 0 0 0 0 1 2																										
Cesar Cedeno, R (1, 8) OBP: 0.361, SLG: 0.610	0-0 1-3			0-0 S 1B		0-0 F8		0-0 2B 1B		4 1 2 1 0 0 0																										
Bob Watson, R (1, 3) OBP: 0.400, SLG: 0.361		0-0 6-3		0-0 F8 1-2		0-3 K		0-0 2B		4 0 1 1 0 1 1																										
Cliff Johnson, R (1, 2) OBP: 0.328, SLG: 0.327		0-0 5-3		0-0 F3			0-0 F4	0-3 K		4 0 0 0 0 1 3																										
Jose Cruz, L (1, 7) OBP: 0.281, SLG: 0.222		0-0 1B		0-3 K			0-0 4-3	4-0 2B WP BB		3 1 1 0 1 1 1																										
Greg Gross, L (1, 9) OBP: 0.338, SLG: 0.356		0-3 K			0-0 4-3 FC6-2 2B		0-0 1B		0-0 4-3	4 0 2 0 0 1 2																										
Roger Metzger, S (1, 6) OBP: 0.310, SLG: 0.333			0-0 5-3		0-0 4-3		0-0 4-3		0-0 2B	4 0 1 1 0 0 2																										
Larry Dierker, R (1, 1)			0-0 4-3		0-0 FC			0-0 CS 1B	0-0 F2	2 0 0 0 0 0 1																										
Ken Boswell, L (8, PH) OBP: 0.308, SLG: 0.385										1 0 1 0 0 0 0																										
Wilbur Howard, S (8, PR) OBP: 0.204, SLG: 0.176										0 0 0 0 0 0 0																										
Larry Hardy, R (8, 1)										1 0 0 0 0 0 1																										
Inning Stats	R: 0 E: 0 K: 0 S: 3	H: 0 LOB: 0 BB: 0 P: 3	R: 0 E: 0 K: 1 S: 6	H: 1 LOB: 1 BB: 0 P: 6	R: 0 E: 0 K: 1 S: 6	H: 1 LOB: 1 BB: 0 P: 6	R: 0 E: 0 K: 0 S: 4	H: 1 LOB: 2 BB: 0 P: 4	R: 0 E: 0 K: 1 S: 5	H: 0 LOB: 0 BB: 0 P: 5	R: 0 E: 0 K: 0 S: 4	H: 1 LOB: 1 BB: 0 P: 4	R: 2 E: 0 K: 1 S: 8	H: 4 LOB: 2 BB: 0 P: 8	R: 1 E: 0 K: 0 S: 4	H: 1 LOB: 1 BB: 1 P: 8	1B: 7 2B: 3 3B: 0 HR: 0	SF: 0 SAC: 0 DP: 0 HBP: 0	WP: 1 PB: 0 SB: 1 CS: 1	PA: 37																
PITCHER	IP WLS BF H R ER SO BB IBB HBP BLK WP HR S P ERA WHIP																																			
Steve Rogers, R (1, 1) ERA: 3.74	7.1		28	7	1	1	4	0	0	0	0	0	0	36	36	1.23	0.955																			
Dale Murray, R (8, 1) ERA: 2.61	0.1	L	3	2	1	1	0	0	0	0	0	0	0	3	3	27.00	6.000																			
Wayne Granger, R (8, 1) ERA: 1.42	0.1		1	0	0	0	1	0	0	0	0	0	0	3	3	0.00	0.000																			
Fred Scherman, L (9, 1) ERA: 4.8	1.0		5	1	1	1	0	1	0	0	0	1	0	4	8	9.00	2.000																			

livebaseballscores.com

AB	36
R	3
H	10
RBI	3
BB	1
SO	5
LOB	16



Batter	1	2	3	4	5	6	7	8	9	AB R H RBI BB SO LOB	TOP									
Larry Milbourne, S (1, 4) OBP: 0.382, SLG: 0.321	0-0 2B 1B		0-0 F6		0-0 1B			4-0 BB BB		3 0 2 0 1 0 0										
Enos Cabell, R (1, 5) OBP: 0.341, SLG: 0.402	0-0 1-3 2B		0-0 F7		0-0 F6			0-0 G4-6-3 1-2f		4 0 1 0 0 0 2										
Cesar Cedeno, R (1, 8) OBP: 0.356, SLG: 0.593	0-0 F2			0-0 G5-4-3 1B WP 1B		0-0 L5		0-0 F9		4 1 1 0 0 0 2										
Bob Watson, R (1, 3) OBP: 0.393, SLG: 0.355	0-3 K			0-0 G5-4-3 1-2 1B		0-0 F7			0-0 6-3	4 0 1 0 0 1 2										
Cliff Johnson, R (1, 2) OBP: 0.309, SLG: 0.305	0-3 K			0-0 G5-4-3 1-2f 2-3		0-3 K			0-0 F8	4 0 0 0 0 2 4										
Leon Roberts, R (1, 7) OBP: 0.351, SLG: 0.485		0-0 G4-6-3 1B		4-0 BB 3-H		0-0 6-3			0-3 K	3 0 1 0 1 1 0										
Greg Gross, L (1, 9) OBP: 0.324, SLG: 0.339		0-0 G4-6-3 1-2f		0-0 1-3		0-0 4-3				3 0 0 0 0 0 2										
Roger Metzger, S (1, 6) OBP: 0.311, SLG: 0.333		0-0 F8			0-0 6-3		0-0 E 1B			3 0 1 0 0 0 0										
Joe Niekro, R (1, 1) OBP: 0.200, SLG: 0.222			0-0 F6		0-0 F8		0-0 F8			2 0 0 0 0 0 0										
Wilbur Howard, S (7, PH) OBP: 0.200, SLG: 0.173										1 0 0 0 0 0 1										
Mike Barlow, L (7, 1)										0 0 0 0 0 0 0										
Inning Stats	R: 0 E: 0 K: 2 S: 9	H: 2 LOB: 2 BB: 0 P: 9	R: 0 E: 0 K: 0 S: 3	H: 1 LOB: 0 BB: 0 P: 3	R: 0 E: 0 K: 0 S: 3	H: 0 LOB: 0 BB: 0 P: 3	R: 1 E: 0 K: 0 S: 4	H: 2 LOB: 1 BB: 1 P: 8	R: 0 E: 0 K: 1 S: 5	H: 0 LOB: 0 BB: 0 P: 5	R: 0 E: 1 K: 0 S: 4	H: 1 LOB: 1 BB: 0 P: 4	R: 0 E: 0 K: 1 S: 2	H: 0 LOB: 0 BB: 1 P: 6	R: 0 E: 0 K: 1 S: 5	H: 0 LOB: 0 BB: 0 P: 5	1B: 6 2B: 1 3B: 0 HR: 0	SF: 0 SAC: 0 DP: 3 HBP: 0	WP: 1 PB: 0 SB: 0 CS: 0	PA: 33
PITCHER Jon Matlack, L (1, 1) ERA: 2.25	IP: 9.0 WLS: W BF: 33 H: 7 R: 1 ER: 1 SO: 4 BB: 2 IBB: 0 HBP: 0 BLK: 0 WP: 1 HR: 0 S: 39 P: 47 ERA: 1.00 WHIP: 1.000																			PITCHER

Houston Astros @ New York Mets
Shea Stadium, Flushing, NY
Fri Apr 30 1976, 7:05 PM EDT
Att. 17,868 - Unknown

livebaseballscorecards.com

AB 31
R 1
H 7
RBI 0
BB 2
SO 4
LOB 13



Batter	1	2	3	4	5	6	7	8	9	AB	R	H	RBI	BB	SO	LOB
Bruce Boisclair, L (1, 9) OBP: 0.368, SLG: 0.389	0-0 1B E 1B	0-0 1-2 2-3 1B		0-0 G3			0-0 SH3-4 1-2			3	1	2	0	0	0	1
Felix Millan, R (1, 4) OBP: 0.413, SLG: 0.469	0-0 E WP 1B	0-0 F3			0-0 1-3		0-0 4-3 2-3			4	1	1	0	0	0	4
Del Unser, L (1, 8) OBP: 0.316, SLG: 0.384	0-0 E4 S 2-3 3-H	0-0 G3			0-0 F8		0-0 S 1B 3-H			4	0	1	2	0	0	4
Ed Kranepool, L (1, 7) OBP: 0.284, SLG: 0.314	0-3 K 1-2		0-0 4-3		0-0 E3 FC6-4		0-0 4-3 1-2			4	0	0	0	0	1	3
Dave Kingman, R (1, 3) OBP: 0.281, SLG: 0.583	0-0 F2 3-H		0-0 F8		0-0 FC6-4 1-2f			0-3 K		4	0	0	0	0	1	2
Wayne Garrett, L (1, 5) OBP: 0.291, SLG: 0.264	0-0 F7		0-0 F8			0-0 F8		4-0 1B BB		3	0	0	0	1	0	1
Jerry Grote, R (1, 2) OBP: 0.468, SLG: 0.389		0-0 1B BB 1B		0-0 SH5-4 1B		0-0 6-3		0-0 1-3 1B		4	0	3	0	0	0	0
Bud Harrelson, S (1, 6) OBP: 0.432, SLG: 0.309		4-0 1B BB 1-2		0-0 F6		0-3 K		0-0 F7		3	0	0	0	1	1	3
Jon Mattack, L (1, 1) OBP: 0.291, SLG: 0.264		0-3 K		0-0 SH5-4 1-2			4-0 4-3 SH3-4 1B BB		0-3 K	2	1	0	0	1	2	4

Inning Stats	R: 2	H: 2	E: 1	LOB: 1	K: 1	BB: 0	S: 8	P: 8	R: 0	H: 2	E: 0	LOB: 3	K: 1	BB: 1	S: 7	P: 11	R: 0	H: 0	E: 0	LOB: 0	K: 0	BB: 0	S: 3	P: 3	R: 0	H: 1	E: 0	LOB: 1	K: 0	BB: 0	S: 4	P: 4	R: 0	H: 0	E: 1	LOB: 1	K: 0	BB: 0	S: 4	P: 4	R: 0	H: 0	E: 0	LOB: 0	K: 1	BB: 0	S: 5	P: 5	R: 1	H: 1	E: 0	LOB: 1	K: 0	BB: 1	S: 4	P: 8	R: 0	H: 1	E: 0	LOB: 2	K: 2	BB: 1	S: 8	P: 12
--------------	------	------	------	--------	------	-------	------	------	------	------	------	--------	------	-------	------	-------	------	------	------	--------	------	-------	------	------	------	------	------	--------	------	-------	------	------	------	------	------	--------	------	-------	------	------	------	------	------	--------	------	-------	------	------	------	------	------	--------	------	-------	------	------	------	------	------	--------	------	-------	------	-------

PITCHER	IP	WLS	BF	H	R	ER	SO	BB	IBB	HBP	BLK	WP	HR	S	P	ERA	WHIP
Joe Niekro, R (1, 1) ERA: 4.2	6.0	L	26	5	2	1	3	1	0	0	0	1	0	31	35	1.50	1.000
Mike Barlow, R (7, 1) ERA: 4.5	2.0		10	2	1	1	2	2	0	0	0	0	0	12	20	4.50	2.000


BOTTOM

Houston Astros @ New York Mets
Shea Stadium, Flushing, NY

Fri Apr 30 1976, 7:05 PM EDT
Att. 17,868 - Unknown

AB	31
R	3
H	7
RBI	2
BB	3
SO	5
LOB	22

livebaseballscorecards.com



WP	PA	ERA	WHIP
1	36		

BOTTOM

Houston Astros @ New York Mets
 Shea Stadium, Flushing, NY
 Sun May 02 1976, 3:38 AM EDT
 Att. 29,846 - Unknown

livebaseballscorecards.com

AB	30
R	7
H	10
RBI	7
BB	6
SO	3
LOB	10



WP: 0	PA: 39
PB: 0	
SB: 0	
CS: 0	

AB	R	H	RBI	BB	SO	LOB
5	1	2	3	0	1	1
3	0	1	0	2	0	1
3	1	1	0	2	0	4
3	0	0	0	0	0	3
3	2	1	1	1	0	0
4	1	2	1	0	0	0
4	1	1	1	0	1	1
3	0	1	1	0	0	0
2	0	1	0	0	1	0
0	1	0	0	1	0	0
1B: 6	SF: 0					
2B: 2	SAC: 3					
3B: 1	DP: 1					
HR: 2	HBP: 0					

Batter	1	2	3	4	5	6	7	8	9							
Del Unser, L (1, 8) OBP: 0.330, SLG: 0.413	0-0 F7		0-3 K		0-0 F5	0-0 BB 1B		0-0 1-H HR								
Felix Millan, R (1, 4) OBP: 0.416, SLG: 0.466	0-0 5-3		0-0 2B		0-0 F9	4-0 BB BB		4-0 BB								
Ed Kranepool, L (1, 7) OBP: 0.325, SLG: 0.377	4-0 BB		4-0 FC5-4 BB			SH3 1B L9		0-0 4-3								
Joe Torre, R (1, 3) OBP: 0.323, SLG: 0.357	0-0 F8		0-0 FC5-4			0-0 SH3 1-2	0-0 5-3									
Wayne Garrett, L (1, 5) OBP: 0.310, SLG: 0.308		0-0 HR		0-0 F5		4-0 1B BB	0-0 4-3									
Dave Kingman, R (1, 9) OBP: 0.278, SLG: 0.576		0-0 9-2 3B		0-0 F5		0-0 1B SH1-3 1B	0-0 F5									
Jerry Grote, R (1, 2) OBP: 0.455, SLG: 0.379		0-0 9-2		0-0 F6		0-0 1B SH1-3 1B		0-3 K2-3								
Bud Harrelson, S (1, 6) OBP: 0.432, SLG: 0.323		0-0 6-3			0-0 SH1 1B	0-0 SH1-3		0-0 1-3								
Jerry Koosman, R (1, 1) OBP: 0.500, SLG: 0.625			0-3 K		0-0 SH1	0-0 BB 1B		4-0 HR								
Skip Lockwood, R (8, 1) OBP: 0.500, SLG: 0.333					1-2	2-3		BB								
Inning Stats	R: 0 E: 0 K: 3	H: 0 LOB: 1 BB: 1 P: 7	R: 1 E: 0 K: 0 S: 4	H: 2 LOB: 0 BB: 0 P: 4	R: 0 E: 0 K: 2 S: 8	H: 1 LOB: 2 BB: 1 P: 12	R: 0 E: 0 K: 0 S: 3	H: 0 LOB: 0 BB: 0 P: 3	R: 0 E: 0 K: 0 S: 4	H: 1 LOB: 1 BB: 0 P: 4	R: 4 E: 0 K: 0 S: 8	H: 5 LOB: 3 BB: 2 P: 16	R: 0 E: 0 K: 0 S: 3	H: 0 LOB: 0 BB: 0 P: 3	R: 2 E: 0 K: 1 S: 6	H: 1 LOB: 1 BB: 2 P: 14

PITCHER	IP	WLS	BF	H	R	ER	SO	BB	IBB	HBP	BLK	WP	HR	S	P	ERA	WHIP
Gilberto Rondon, R (1, 1) ERA: 8.71	5.1	L	24	6	4	4	2	3	0	0	0	0	1	25	37	6.75	1.688
Mike Barlow, R (6, 1) ERA: 4.91	0.2		6	3	1	1	0	1	0	0	0	0	0	5	9	13.50	6.000
Tom Griffin, R (7, 1) ERA: 6.0	2.0		9	1	2	2	1	2	0	0	0	0	1	9	17	9.00	1.500

Batter	1	2	3	4	5	6	7	8	9	AB R H RBI BB SO LOB	TOP
Larry Milbourne, S OBP: 0.359, SLG: 0.315 (1, 4) X	0-0 3-1		0-0 2B		0-0 4-3			0-0 P6		4 0 1 0 0 0 0	
Enos Cabell, R OBP: 0.324, SLG: 0.386 (1, 5) S S S	0-3 K		0-3 K			0-0 5-3		0-0 G5-4-3 1B		4 0 1 0 0 2 1	
Cesar Cedeno, R OBP: 0.354, SLG: 0.581 (1, 8) X	0-0 3B		0-0 F3			0-0 5-3		0-0 G5-4-3 1-2f		4 0 1 0 0 0 2	
Bob Watson, R OBP: 0.416, SLG: 0.391 (1, 3) X	0-0 5-3		0-0 F9			0-0 1B		0-0 F8		4 0 1 0 0 0 2	
Cliff Johnson, R OBP: 0.299, SLG: 0.328 (1, 2) H		1-0 1B HBP		0-0 P5		0-0 P4		0-3 K		3 0 0 0 0 1 1	
Jose Cruz, L OBP: 0.297, SLG: 0.250 (1, 7) X		0-0 F8		0-0 F5			0-0 1-3 1B	0-0 FC6-4 1B		4 0 2 0 0 0 1	
Greg Gross, L OBP: 0.316, SLG: 0.329 (1, 9) X		0-0 L7		0-0 4-3			0-0 1-3 1-2	0-0 FC6-4 1-2f		4 0 0 0 0 0 3	
Roger Metzger, S OBP: 0.321, SLG: 0.342 (1, 6) X		0-0 1-2 1B			0-0 G3		0-0 4-3			3 0 1 0 0 0 1	
Larry Dierker, R Larry Hardy, R (8, 1) X		0-0 F3			0-0 F8		0-0 6-3			3 0 0 0 0 0 3 0 0 0 0 0 0 0	
Inning Stats	R: 0 E: 0 K: 1 S: 6 H: 1 LOB: 1 BB: 0 P: 6	R: 0 E: 0 K: 0 S: 4 H: 1 LOB: 2 BB: 0 P: 5	R: 0 E: 0 K: 1 S: 6 H: 1 LOB: 1 BB: 0 P: 6	R: 0 E: 0 K: 0 S: 3 H: 0 LOB: 0 BB: 0 P: 3	R: 0 E: 0 K: 0 S: 3 H: 0 LOB: 0 BB: 0 P: 3	R: 0 E: 0 K: 0 S: 4 H: 1 LOB: 1 BB: 0 P: 4	R: 0 E: 0 K: 0 S: 4 H: 1 LOB: 1 BB: 0 P: 4	R: 0 E: 0 K: 0 S: 3 H: 1 LOB: 0 BB: 0 P: 3	R: 0 E: 0 K: 1 S: 6 H: 1 LOB: 1 BB: 0 P: 6	1B: 5 2B: 1 3B: 1 HR: 0 SF: 0 SAC: 0 DP: 1 HBP: 1	WP: 0 PB: 0 SB: 0 CS: 0 PA: 34
PITCHER Jim Lonborg, R (1, 1) ERA: 1.8	IP: 9.0 WLS: W BF: 34 H: 7 R: 0 ER: 0 SO: 3 BB: 0 IBB: 0 HBP: 1 BLK: 0 WP: 0 HR: 0 S: 39 P: 40 ERA: 0.00 WHIP: 0.778										
PITCHER											IP: WLS: BF: H: R: ER: SO: BB: IBB: HBP: BLK: WP: HR: S: P: ERA: WHIP:

Houston Astros @ Philadelphia Phillies
Veterans Stadium, Philadelphia, PA
Tue May 04 1976, 7:05 PM EDT
Att: 10,655 - Unknown

livebaseballscorecards.com

AB	33
R	0
H	7
RBI	0
BB	0
SO	3
LOB	14



Batter	1	2	3	4	5	6	7	8	9
Dave Cash, R OBP: 0.322, SLG: 0.393 (1, 4)	0-0 4-3 1B		0-0 G3			0-0 6-3		0-0 1-H 2B 3B	
Larry Bowa, S OBP: 0.358, SLG: 0.417 (1, 6)	0-0 4-3 1-2		0-0 3-1			0-0 6-3		0-0 2B 1B	
Mike Schmidt, R OBP: 0.405, SLG: 0.849 (1, 5)	0-3 K			0-0 L6		4-0 BB		4-0 1-2 2B IBB	
Greg Luzinski, R OBP: 0.377, SLG: 0.483 (1, 7)	0-0 F3			0-3 K		0-3 K		0-0 1B 2B	
Jerry Martin, R OBP: 0.400, SLG: 0.375 (8, PR) (9, 8)								1-H 2-H 3-H	
Jay Johnstone, L OBP: 0.391, SLG: 0.567 (1, 9)		0-0 P6		0-0 L3			0-0 F9	0-0 F8	
Bobby Tolan, L OBP: 0.314, SLG: 0.455 (1, 8) (9, 7)		0-0 HR			0-0 F8		0-0 1-3	0-0 2-3 1B	
Tom Hutton, L OBP: 0.400, SLG: 0.143 (1, 3)		0-0 F5			4-0 BB		0-0 G3	0-0 F5	
Bob Boone, R OBP: 0.355, SLG: 0.442 (1, 2)		0-0 F9			0-0 F8			0-3 K	
Jim Lonborg, R OBP: 0.333, SLG: 0.364 (1, 1)			0-3 K		0-3 K			4-0 3B BB	

Inning Stats	R: 0	H: 1	E: 0	K: 1	S: 6	LOB: 1	BB: 0	P: 6
	R: 1	H: 1	E: 0	K: 0	S: 4	LOB: 0	BB: 0	P: 4
	R: 0	H: 0	E: 0	K: 1	S: 5	LOB: 0	BB: 0	P: 5
	R: 0	H: 0	E: 0	K: 1	S: 5	LOB: 0	BB: 0	P: 5
	R: 0	H: 0	E: 0	K: 1	S: 5	LOB: 1	BB: 1	P: 9
	R: 0	H: 0	E: 0	K: 1	S: 5	LOB: 1	BB: 1	P: 9
	R: 0	H: 0	E: 0	K: 0	S: 3	LOB: 0	BB: 0	P: 3
	R: 4	H: 4	E: 0	K: 1	S: 9	LOB: 3	BB: 2	P: 17

PITCHER	IP	WLS	BF	H	R	ER	SO	BB	IBB	HBP	BLK	WP	HR	S	P	ERA	WHIP
Larry Dierker, R ERA: 4.67 (1, 1)	7.1	L	31	5	5	5	6	3	1	0	0	0	1	39	55	6.14	1.091
Larry Hardy, R ERA: 6.06 (8, 1)	0.2		3	1	0	0	0	0	0	0	0	0	0	3	3	0.00	1.500

AB	R	H	RBI	BB	SO	LOB
4	1	2	1	0	0	0
4	1	1	0	0	0	1
2	1	0	0	2	1	1
4	0	1	3	0	2	2
0	0	0	0	0	0	0
4	0	0	0	0	0	1
4	1	2	1	0	0	0
3	0	0	0	1	0	3
3	0	0	0	0	1	1
2	1	0	0	1	2	1

BOTTOM

Houston Astros @ Philadelphia Phillies
Veterans Stadium, Philadelphia, PA

Tue May 04 1976, 7:05 PM EDT
Att. 10,655 - Unknown

livebaseballscorecards.com

AB	30
R	5
H	6
RBI	5
BB	4
SO	6
LOB	10



WP: 0	PA: 34
PB: 0	CS: 0
1B: 3	SF: 0
2B: 1	SAC: 0
3B: 1	DP: 0
HR: 1	HBP: 0

Batter	1	2	3	4	5	6	7	8	9
Dave Cash, R OBP: 0.316, SLG: 0.375 (1, 4)	4-0 BB BB		0-0 4-3		0-0 F8	0-0 4-3		0-0 F9	
Larry Bowa, S OBP: 0.352, SLG: 0.397 (1, 6)	4-0 1-2 BB		0-3 K		0-0 4-3	0-0 6-3			
Mike Schmidt, R OBP: 0.409, SLG: 0.829 (1, 5)	0-3 K			0-0 8-6 1B		4-0 1B HBP HR BB		0-0 P6	
Greg Luzinski, R OBP: 0.384, SLG: 0.475 (1, 7)	0-0 P4			0-0 1-2 1B		1-0 1B HR HBP		0-3 K	
Jerry Martin, R OBP: 0.400, SLG: 0.375 (8, 8)									
Jay Johnstone, L OBP: 0.397, SLG: 0.556 (1, 9)	0-0 P6			0-0 F8		0-0 HR 1B		4-0 BB BB BB	
Bobby Tolan, L OBP: 0.308, SLG: 0.514 (1, 8) (8, 7)		0-0 F9		0-0 8-6		0-0 HR		0-0 L4	
Tom Hutton, L OBP: 0.375, SLG: 0.167 (1, 3)		0-0 3-1			0-0 FC4-6 1B	0-0 E3 SH3 HR		0-0 P5	
Bob Boone, R OBP: 0.354, SLG: 0.426 (1, 2)		0-0 F9			0-0 FC4-6 BB	0-0 SH3		4-0 SH3-4 BB	
Steve Carlton, L OBP: 0.143, SLG: 0.143 (1, 1)			0-3 K2-3		4-0 BB	0-0 HR		0-0 SH3-4	
Tim McCarver, L OBP: 0.500, SLG: 0.625 (5, PH)					1-2 BB			1-2 BB	
Ron Reed, R (6, 1)									
Ollie Brown, R OBP: 0.500, SLG: 0.682 (6, PH)									
Gene Garber, R OBP: 1.000, SLG: 1.000 (7, 1)									

Inning Stats	R: 0 E: 0 K: 5 S: 5	H: 0 LOB: 2 BB: 2 P: 13	R: 0 E: 0 K: 3 S: 3	H: 0 LOB: 0 BB: 0 P: 3	R: 0 E: 0 K: 2 S: 7	H: 0 LOB: 0 BB: 0 P: 7	R: 0 E: 0 K: 0 S: 4	H: 2 LOB: 1 BB: 0 P: 4	R: 0 E: 0 K: 0 S: 4	H: 1 LOB: 2 BB: 1 P: 8	R: 6 E: 1 K: 0 S: 7	H: 3 LOB: 0 BB: 1 P: 12	R: 0 E: 0 K: 1 S: 5	H: 0 LOB: 1 BB: 1 P: 9	R: 0 E: 0 K: 0 S: 3	H: 0 LOB: 1 BB: 1 P: 7
1B: 4 2B: 1 3B: 0 HR: 2	SF: 0 SAC: 2 DP: 1 HBP: 1	WP: 0 PA: 37														

PITCHER	IP	WLS	BF	H	R	ER	SO	BB	IBB	HBP	BLK	WP	HR	S	P	ERA	WHIP
Joe Niekro, R ERA: 4.63 (1, 1)	5.0	L	24	5	4	4	3	4	0	1	0	0	1	25	42	7.20	1.800
Mike Cosgrove, L ERA: 3.0 (6, 1)	1.0		5	1	2	1	0	0	0	0	0	0	1	5	5	9.00	1.000
Mike Barlow, R ERA: 4.32 (7, 1)	2.0		8	0	0	0	1	2	0	0	0	0	0	8	16	0.00	1.000

BOTTOM

Houston Astros @ Philadelphia Phillies
Veterans Stadium, Philadelphia, PA

Wed May 05 1976, 7:05 PM EDT
Att. 17,944 - Unknown

AB	28
R	6
H	6
RBI	6
BB	6
SO	4
LOB	17

Batter	1	2	3	4	5	6	7	8	9	AB R H RBI BB SO LOB	TOP
Larry Milbourne, S (1, 4) OBP: 0.366, SLG: 0.330	4-0 WP 1B BB		x 0-0 SH2-3 1B	x 0-0 1-3			x 0-0 1-3		x 0-0 P6	4 2 1 0 1 0 3	
Enos Cabell, R (1, 5) OBP: 0.304, SLG: 0.361	x 0-0 G3		x 0-0 SH2-3		0-3 K		0-3 K			3 0 0 0 0 2 1	
Jose Cruz, L (1, 8) OBP: 0.317, SLG: 0.278	x 0-0 S 1B		x 0-0 CS 1B		0-3 K		x 0-0 F8			4 0 2 2 0 1 0	
Bob Watson, R (1, 3) OBP: 0.385, SLG: 0.358	x 0-0 6-3		x 0-0 F9		x 0-0 6-3			x 0-0 F8		4 0 0 0 0 0 2	
Cliff Johnson, R (1, 2) OBP: 0.329, SLG: 0.375	4-0 FC3-6 BB			0-3 K		0-3 K		4-0 G4-6-3 BB		2 0 0 0 2 2 0	
Greg Gross, L (1, 9) OBP: 0.306, SLG: 0.316	x 0-0 FC3-6		x 0-0 2B SF8 1B		x 0-0 F7		x 0-0 G4-6-3			4 1 1 0 0 0 3	
Wilbur Howard, S (1, 7) OBP: 0.206, SLG: 0.217		x 0-0 1-3	x 0-0 SF8 1-3 2B		x 0-0 2B			x 0-0 3-1		4 0 2 0 0 0 0	
Roger Metzger, S (1, 6) OBP: 0.352, SLG: 0.350		x 0-0 2-4 1B		4-0 IBB		4-0 IBB		x 0-0 1B		2 0 2 0 2 0 0	
J.R. Richard, R (1, 1) OBP: 0.352, SLG: 0.350		x 0-0 2-4	x 0-0 SF8		x 0-3 K			x 0-0 P1		3 0 0 1 0 1 4	
Inning Stats	R: 1 H: 1 E: 0 LOB: 2 K: 0 BB: 2 S: 4 P: 12	R: 0 H: 1 E: 0 LOB: 0 K: 0 BB: 0 S: 3 P: 3	R: 1 H: 2 E: 0 LOB: 0 K: 0 BB: 0 S: 4 P: 4	R: 1 H: 2 E: 0 LOB: 2 K: 1 BB: 1 S: 7 P: 11	R: 0 H: 0 E: 0 LOB: 0 K: 2 BB: 0 S: 7 P: 7	R: 0 H: 1 E: 0 LOB: 2 K: 2 BB: 1 S: 8 P: 12	R: 0 H: 0 E: 0 LOB: 0 K: 1 BB: 0 S: 5 P: 5	R: 0 H: 0 E: 0 LOB: 0 K: 0 BB: 1 S: 2 P: 6	R: 0 H: 1 E: 0 LOB: 1 K: 0 BB: 0 S: 4 P: 4	1B: 6 SF: 1 2B: 3 SAC: 1 3B: 0 DP: 2 HR: 0 HBP: 0	WP: 1 PA: 37 PB: 0 SB: 1 CS: 1
PITCHER	IP WLS BF H R ER SO BB IBB HBP BLK WP HR S P ERA WHIP										
Bob Forsch, R (1, 1) ERA: 5.65	7.0 L 30 7 3 3 6 2 2 0 0 1 0 38 54 3.86 1.286										
Danny Frisella, R (8, 1) ERA: 0.64	2.0 7 1 0 0 0 1 0 0 0 0 0 6 10 0.00 1.000										

Houston Astros @ St. Louis Cardinals
 Busch Stadium, St. Louis, MO
 Fri May 07 1976, 7:05 PM CDT
 Att. 15,141 - Unknown

livebaseballscorecards.com

AB 30
 R 3
 H 8
 RBI 3
 BB 5
 SO 6
 LOB 13



Batter	1	2	3	4	5	6	7	8	9	AB R H RBI BB SO LOB	TOP											
Larry Milbourne, S (1, 4) OBP: 0.368, SLG: 0.327	4-0 FC5-4 BB		0-0 FC4 1B		0-0 F8		0-0 4-3		0-0 1-3	4 0 1 0 1 0 1												
Enos Cabell, R (1, 5) OBP: 0.308, SLG: 0.351	0-0 FC5-4 1-2f		0-0 FC4 1-2f		0-0 4-3		4-0 BB	4-0 BB	3 0 0 0 2 0 3													
Jose Cruz, L (1, 8) OBP: 0.283, SLG: 0.244	0-0 F9		0-0 F7		0-0 6-3		0-0 G3	0-0 F8	5 0 0 0 0 0 4													
Bob Watson, R (1, 3) OBP: 0.381, SLG: 0.364	0-0 F9			0-0 F8		0-0 1B FC6-4 2B		0-0 F8	4 1 1 0 0 0 1													
Cliff Johnson, R (1, 2) OBP: 0.337, SLG: 0.373		0-0 5-3		4-0 BB		0-0 FC6-4 1B		0-0 F8	3 0 1 0 1 0 0													
Greg Gross, L (1, 9) OBP: 0.326, SLG: 0.337		0-0 1B		0-0 F8		0-0 FC6-4 1B		0-0 1B	4 0 3 0 0 0 1													
Wilbur Howard, S (1, 7) OBP: 0.224, SLG: 0.250		0-0 2B		0-0 4-3		0-0 FC6-4		0-0 1B	4 0 2 1 0 0 3													
Roger Metzger, S (1, 6) OBP: 0.347, SLG: 0.345		0-3 K			0-0 SH3-4 1B		0-0 F9	0-0 F7	4 0 1 0 0 1 5													
Mike Cosgrove, L (1, 1) OBP: 0.286, SLG: 0.167			0-0 6-3		0-0 SH3-4		0-0 4-3		0-0 F9	1 0 0 0 0 0 0												
Jose Sosa, R (5, 1)									0 0 0 0 0 0 0													
Ken Boswell, L (7, PH) OBP: 0.250, SLG: 0.313									1 0 0 0 0 0 0													
Mike Barlow, L (7, 1)									0 0 0 0 0 0 0													
Jerry Davanon, R (9, PH) OBP: 0.750, SLG: 0.500									1 0 0 0 0 0 0													
Inning Stats	R: 0 E: 0 K: 0 S: 3	H: 0 LOB: 1 BB: 1 P: 7	R: 0 E: 0 K: 1 S: 6	H: 2 LOB: 1 BB: 0 P: 6	R: 0 E: 0 K: 0 S: 4	H: 1 LOB: 1 BB: 0 P: 4	R: 0 E: 0 K: 0 S: 3	H: 0 LOB: 1 BB: 1 P: 7	R: 0 E: 0 K: 0 S: 4	H: 1 LOB: 1 BB: 0 P: 4	R: 1 E: 0 K: 0 S: 6	H: 3 LOB: 2 BB: 0 P: 6	R: 0 E: 0 K: 0 S: 3	H: 0 LOB: 1 BB: 1 P: 7	R: 0 E: 0 K: 0 S: 5	H: 2 LOB: 2 BB: 0 P: 5	R: 0 E: 0 K: 0 S: 3	H: 0 LOB: 1 BB: 1 P: 7	1B: 7 2B: 2 3B: 0 HR: 0	SF: 0 SAC: 1 DP: 0 HBP: 0	WP: 0 PB: 0 SB: 1 CS: 0	PA: 39
PITCHER Lynn McGlothen, R (1, 1) ERA: 2.59	IP: 9.0 WLS: W BF: 39 H: 9 R: 1 ER: 1 SO: 1 BB: 4 IBB: 0 HBP: 0 BLK: 0 WP: 0 HR: 0 S: 37 P: 53 ERA: 1.00 WHIP: 1.444											PITCHER	IP: 9.0 WLS: W BF: 39 H: 9 R: 1 ER: 1 SO: 1 BB: 4 IBB: 0 HBP: 0 BLK: 0 WP: 0 HR: 0 S: 37 P: 53 ERA: 1.00 WHIP: 1.444									

Houston Astros @ St. Louis Cardinals
 Busch Stadium, St. Louis, MO
 Sat May 08 1976, 7:05 PM CDT
 Att: 17,366 - Unknown

livebaseballscorecards.com

AB	34
R	1
H	9
RBI	1
BB	4
SO	1
LOB	18



Batter	1	2	3	4	5	6	7	8	9
Bake McBride, L (1, 8) OBP: 0.421, SLG: 0.438 Luis Melendez, R (6, PH) OBP: 0.136, SLG: 0.136 (7, 8)	0-0 L8		0-0 2B		4-0 2B WP BB	0-0 F7			
Vic Harris, S (1, 4) OBP: 0.354, SLG: 0.370	0-0 1B 1B		0-0 L7		0-0 WP 3B 2B		0-0 F8		
Willie Crawford, L (1, 9) OBP: 0.358, SLG: 0.426	0-0 G4-6-3 1B		0-0 L6		0-0 2-H 3-H 1B 3B		0-0 4-3		
Ted Simmons, S (1, 2) OBP: 0.343, SLG: 0.375	0-0 G4-6-3 1-2f			0-0 G1-6-3 1B	0-0 FC1-6 1B		0-0 F7		
Mike Anderson, R (1, 7) OBP: 0.417, SLG: 0.500		0-0 FC5-4 1B		0-0 G1-6-3 1-2f	0-0 FC1-6 1-2f		0-0 S 1B		
Hector Cruz, R (1, 5) OBP: 0.193, SLG: 0.266		0-0 FC5-4 1-2f 1B		0-0 6-3	0-3 K		0-3 K 1-2		
Keith Hernandez, L (1, 3) OBP: 0.299, SLG: 0.276		0-0 G5-4-3 1-2 1B			4-0 BB 1B 2B BB	0-0 5-3	0-0 F8		
Don Kessinger, S (1, 6) OBP: 0.316, SLG: 0.333		0-0 G5-4-3 1-2f			0-0 BB 2B 1B	0-0 SH3 1B	4-0 IBB		
Lynn McGlothen, L (1, 1) OBP: 0.188, SLG: 0.133			0-0 4-3		0-3 K	0-0 SH3 1-2	0-0 G3		

Inning Stats	R: 0 E: 0 K: 0 S: 4	H: 2 LOB: 1 BB: 0 P: 4	R: 0 E: 0 K: 0 S: 4	H: 2 LOB: 1 BB: 0 P: 4	R: 0 E: 0 K: 0 S: 4	H: 1 LOB: 1 BB: 0 P: 4	R: 0 E: 0 K: 0 S: 3	H: 1 LOB: 0 BB: 0 P: 3	R: 5 E: 0 K: 2 S: 11	H: 4 LOB: 1 BB: 2 P: 19	R: 0 E: 0 K: 0 S: 4	H: 1 LOB: 1 BB: 0 P: 4	R: 0 E: 0 K: 0 S: 3	H: 0 LOB: 0 BB: 0 P: 3	R: 0 E: 0 K: 1 S: 6	H: 1 LOB: 2 BB: 1 P: 10
1B: 9 2B: 2 3B: 1 HR: 0	SF: 0 SAC: 1 DP: 3 HBP: 0	WP: 1 PB: 0 SB: 1 CS: 0	PA: 36													

PITCHER	IP	WLS	BF	H	R	ER	SO	BB	IBB	HBP	BLK	WP	HR	S	P	ERA	WHIP
Mike Cosgrove, L (1, 1) ERA: 4.13	4.1	L	21	9	5	5	1	2	0	0	0	1	0	21	29	10.38	2.538
Jose Sosa, R (5, 1) ERA: 7.36	1.2		7	2	0	0	1	0	0	0	0	0	0	9	9	0.00	1.200
Mike Barlow, R (7, 1) ERA: 3.86	2.0		8	1	0	0	1	0	1	0	0	0	0	9	13	0.00	0.500

BOTTOM

Houston Astros @ St. Louis Cardinals
 Busch Stadium, St. Louis, MO
 Sat May 08 1976, 7:05 PM CDT
 Att. 17,366 - Unknown

livebaseballscores.com

AB	32
R	5
H	12
RBI	4
BB	3
SO	3
LOB	17



Batter	1	2	3	4	5	6	7	8	9	AB R H RBI BB SO LOB	TOP	
Larry Milbourne, S OBP: 0.361, SLG: 0.321 (1, 4) X	0-0 F8		0-0 FC4 1B FC5-4	0-0 WP S 1B		0-0 1-3		0-0 G3		5 1 1 0 0 0 1		
Enos Cabell, R OBP: 0.320, SLG: 0.379 (1, 5) X	0-0 1-3		0-0 FC5-4 BB 1-3 2B 1B	0-3 K 1-3		0-0 SF9 3B		0-0 1B		5 2 3 0 0 1 1		
Jose Cruz, L OBP: 0.294, SLG: 0.273 (1, 8) X	0-0 3-1		4-0 FC5-4 1-2 BB		0-0 1B 2B	0-0 SF9		0-0 F8		3 1 1 1 1 0 1		
Bob Watson, R OBP: 0.373, SLG: 0.350 (1, 3) X		0-0 1-3	0-0 FC5-4 2B 1-2f 2-3 3-H		0-0 1-3	0-0 4-3		4-0 3B BB		4 1 0 1 1 0 3		
Cliff Johnson, R OBP: 0.366, SLG: 0.456 (1, 2)		0-0 HR	0-0 1-3 3-H 2B		0-0 WP BB 1B 2-H		0-0 BB 1B	0-0 SF7 3B 1-H		4 3 4 3 0 0 0 1 1 1 1 0 0 0		
Skip Jutze, R OBP: 0.130, SLG: 0.182 (7, 2)										0 1 0 1 4 0 0		
Greg Gross, L OBP: 0.351, SLG: 0.337 (1, 9) X		4-0 1-3 BB	4-0 IBB		4-0 WP 1-2 E BB		4-0 1B 1-2 BB	0-0 SF7 3-H				
Wilbur Howard, S OBP: 0.236, SLG: 0.261 (1, 7) X	0-0 1-3		0-0 P4		0-0 E4 4-3 1-H 2-H 1B		0-0 G6-3 1-3 2-H 1B	0-0 F8		5 0 2 2 0 0 4		
Roger Metzger, S OBP: 0.330, SLG: 0.326 (1, 6) X	0-0 F7			0-0 1-3	0-0 4-3		0-0 G6-3 1-2f	0-0 4-3		5 0 0 0 0 0 3		
Larry Dierker, R OBP: 0.067, SLG: 0.067 (1, 1)			0-0 FC4 1B	0-0 1-3	0-0 L4			0-0 F9		4 0 1 0 0 0 1 0 0 0 0 0 0 0		
Ken Forsch, R (9, 1)												
Inning Stats	R: 0 H: 0 E: 0 LOB: 0 K: 0 BB: 0 S: 3 P: 3	R: 1 H: 1 E: 0 LOB: 1 K: 0 BB: 1 S: 4 P: 8	R: 2 H: 3 E: 0 LOB: 3 K: 0 BB: 2 S: 6 P: 14	R: 0 H: 1 E: 0 LOB: 1 K: 1 BB: 0 S: 6 P: 6	R: 3 H: 3 E: 1 LOB: 1 K: 0 BB: 1 S: 6 P: 10	R: 1 H: 1 E: 0 LOB: 0 K: 0 BB: 0 S: 4 P: 4	R: 1 H: 2 E: 0 LOB: 0 K: 0 BB: 1 S: 3 P: 7	R: 0 H: 1 E: 0 LOB: 1 K: 0 BB: 0 S: 4 P: 4	R: 2 H: 1 E: 0 LOB: 0 K: 0 BB: 1 S: 4 P: 8	1B: 8 SF: 2 2B: 2 SAC: 0 3B: 2 DP: 1 HR: 1 HBP: 0	WP: 2 PA: 44 PB: 0 SB: 1 CS: 0	
PITCHER	IP WLS BF H R ER SO BB IBB HBP BLK WP HR S P ERA WHIP											
John Denny, R (1, 1) ERA: 5.74	4.1 L 23 7 5 5 1 2 1 0 0 0 1 1 22 34 10.38 2.077											
Mike Wallace, L (5, 1) ERA: 1.96	0.2 4 1 1 1 0 1 0 0 0 0 1 0 3 7 13.50 3.000											
Mike Proly, R (6, 1) ERA: 3.38	2.0 8 3 2 2 0 1 0 0 0 0 0 0 7 11 9.00 2.000											
Danny Frisella, R (8, 1) ERA: 1.69	2.0 9 2 2 2 0 1 0 0 0 0 0 0 8 12 9.00 1.500											

Houston Astros @ St. Louis Cardinals
 Busch Stadium, St. Louis, MO
 Sun May 09 1976, 3:33 AM CDT
 Att: 12,051 - Unknown

livebaseballscorecards.com

AB	36
R	10
H	13
RBI	9
BB	6
SO	1
LOB	14



Batter	1	2	3	4	5	6	7	8	9	AB R H RBI BB SO LOB	TOP																									
Pepe Mangual, R (1, 7) OBP: 0.382, SLG: 0.383	0-0 G1 1B	0-0 5-3 1-2 2-3			4-0 BB		0-0 HR		0-0 F8	4 1 2 1 1 0 3																										
Jerry White, S (1, 8) OBP: 0.347, SLG: 0.388	0-0 G1 1-3		0-0 3B 2B		0-0 F5		0-0 L6			4 1 1 0 0 0 2																										
Mike Jorgensen, L (1, 3) OBP: 0.278, SLG: 0.378	4-0 G6-4-3 BB		0-3 K		0-0 F9			0-0 F8		3 0 0 0 1 1 2																										
Gary Carter, R (1, 9) OBP: 0.356, SLG: 0.394	0-0 G6-4-3 1-2f		0-0 F9		0-0 6-3			0-0 1B		4 0 1 0 0 0 4																										
Larry Parrish, R (1, 5) OBP: 0.286, SLG: 0.323		4-0 1B BB	0-0 3B 2-H		0-3 K			0-0 F7		3 1 1 1 1 1 1																										
Tim Foli, R (1, 6) OBP: 0.286, SLG: 0.447		0-0 L8	0-0 F7		0-0 5-3			0-0 L6		4 0 0 0 0 0 3																										
Pete Mackanin, R (1, 4) OBP: 0.255, SLG: 0.359		0-0 FC1-5 1-2 1B		0-3 K		0-0 1-4-3		0-3 K		4 0 1 0 0 2 0																										
Barry Foote, R (1, 2) OBP: 0.277, SLG: 0.304		0-0 WP FC1-5 1-2 2-H 1B		0-0 F6		0-0 6-3		0-0 5-3		4 0 1 1 0 0 0																										
Clay Kirby, R (1, 1) OBP: 0.500, SLG: 0.667 Don Carrithers, R (1, 1) OBP: 0.333, SLG: 0.333 Fred Scherman, L (6, 1) OBP: 0.350, SLG: 0.432 Nate Colbert, R (7, PH) OBP: 1.000, SLG: 2.000 Don Stanhouse, R (7, 1) OBP: 0.231, SLG: 0.308 Jose Morantes, R (8, PH) OBP: 0.256, SLG: 0.381 Ellis Valentin, R (9, PR)		0-0 FC1-5 1-2 2-3f		0-3 K		0-3 K		0-0 1B		0 0 0 0 0 0 0 2 0 0 0 0 0 1 2 0 0 0 0 0 0 0 0 1 0 0 0 0 0 1 0 0 0 0 0 0 0 0 0 1 0 0 0 0 0 0 0 0 0 0 0 0 0 0 0																										
Inning Stats	R: 0 E: 0 K: 0 S: 3	H: 1 LOB: 1 BB: 1 P: 7	R: 1 E: 0 K: 0 S: 5	H: 2 LOB: 2 BB: 1 P: 9	R: 1 E: 0 K: 1 S: 7	H: 2 LOB: 1 BB: 0 P: 7	R: 0 E: 0 K: 2 S: 7	H: 0 LOB: 0 BB: 0 P: 7	R: 0 E: 0 K: 1 S: 5	H: 0 LOB: 1 BB: 1 P: 5	R: 1 E: 0 K: 1 S: 6	H: 1 LOB: 0 BB: 0 P: 6	R: 0 E: 0 K: 0 S: 4	H: 1 LOB: 1 BB: 0 P: 4	R: 0 E: 0 K: 1 S: 6	H: 1 LOB: 1 BB: 0 P: 6	1B: 5 2B: 1 3B: 1 HR: 1	SF: 0 SAC: 0 DP: 1 HBP: 0	WP: 1 PB: 0 SB: 1 CS: 0	PA: 37																
PITCHER	IP WLS BF H R ER SO BB IBB HBP BLK WP HR S P ERA WHIP																																			
Joe Niekro, R (1, 1) ERA: 4.78	2.2		14	5	2	2	1	2	0	0	0	1	0	14	22	6.75	2.625																			
Tom Griffin, R (3, 1) ERA: 4.73	4.1	W	15	1	1	1	4	1	0	0	0	0	1	22	26	2.08	0.462																			
Ken Forsch, R (8, 1) ERA: 2.14	2.0	S	8	2	0	0	1	0	0	0	0	0	0	10	10	0.00	1.000																			

Montreal Expos @ Houston Astros
Astrodome, Houston, TX
Tue May 11 1976, 8:05 PM EDT
Att. 8,706 - Unknown

livebaseballscorecards.com

AB	34
R	3
H	8
RBI	3
BB	3
SO	6
LOB	17



Batter	1	2	3	4	5	6	7	8	9	AB	R	H	RBI	BB	SO	LOB
Larry Milbourne, S OBP: 0.354, SLG: 0.310 (1, 4)	4-0 BB HR BB	0-0 4-3			0-3 K		0-0 F6		0-0 G4-6-3 1-2f							4 1 0 0 1 1 5
Enos Cabell, R OBP: 0.323, SLG: 0.375 (1, 5)	4-0 1-2 HR BB	0-0 4-3			0-0 BB 1B				0-0 6-3							4 1 1 0 1 0 0
Jose Cruz, L OBP: 0.321, SLG: 0.340 (1, 8)	0-0 1-H 2-H HR	0-0 1-3			4-0 1-2 G4-3 BB				4-0 1B BB							3 1 1 3 2 0 0
Bob Watson, R OBP: 0.390, SLG: 0.352 (1, 3)	4-0 HR BB		H	1-0 SH1-4 FC3-2 HBP	0-0 G4-3 1-2f				0-0 WP BB							2 1 1 0 2 0 2
Cliff Johnson, R OBP: 0.388, SLG: 0.500 (1, 2)	0-0 1-H HR		B	4-0 FC3-2 SH1-4 BB			0-0 2B FC5-2 1B		4-0 1-3 BB							3 1 2 2 2 1 2
Greg Gross, L OBP: 0.367, SLG: 0.360 (1, 9)	0-0 4-3 WP 1B		X	0-0 SH1-4			0-0 FC5-2 1-3 2B		0-0 F7							3 0 2 0 1 0 2
Wilbur Howard, S OBP: 0.234, SLG: 0.247 (1, 7)	0-3 K			4-0 FC3-2 IBB			0-0 FC5-2 FC		0-0 6-3							4 0 0 0 1 1 6
Roger Metzger, S OBP: 0.327, SLG: 0.344 (1, 6)	0-0 4-3		X	0-0 FC3-2 FC5-4			0-0 F7		0-0 3B							4 0 1 0 0 0 6
Joe Niekro, R OBP: 0.167, SLG: 0.182 Tom Griffin, R (3, 1)	0-3 K		X	0-0 FC5-4			0-0 FC		4-0 G4-6-3 IBB							1 0 0 0 0 1 1 2 0 0 0 0 0 5 0 0 0 0 1 0 0 0 0 0 0 0 0 0
Ken Boswell, L OBP: 0.294, SLG: 0.313 Ken Forsch, R (8, 1)																


Inning Stats	R: 5	H: 3	E: 0	K: 2	S: 10	L: 3	LOB: 1	BB: 3	P: 22	R: 0	H: 0	E: 0	K: 0	S: 3	R: 0	H: 0	E: 0	K: 0	S: 3	R: 0	H: 1	E: 0	K: 1	S: 5	R: 0	H: 2	E: 0	K: 0	S: 6	R: 0	H: 0	E: 0	K: 0	S: 3	R: 0	H: 1	E: 0	K: 1	S: 6	R: 0	H: 1	E: 0	K: 1	S: 6	R: 0	H: 1	E: 0	K: 1	S: 6
--------------	------	------	------	------	-------	------	--------	-------	-------	------	------	------	------	------	------	------	------	------	------	------	------	------	------	------	------	------	------	------	------	------	------	------	------	------	------	------	------	------	------	------	------	------	------	------	------	------	------	------	------

PITCHER	IP	WLS	BF	H	R	ER	SO	BB	IBB	HBP	BLK	WP	HR	S	P	ERA	WHIP
Clay Kirby, R ERA: 7.88 (1, 1)	0.0	L	5	2	5	5	0	3	0	0	0	0	2	2	14	∞	∞
Don Carrithers, R ERA: 3.68 (1, 1)	5.2		27	4	0	0	3	4	1	1	0	2	0	27	48	0.00	1.412
Fred Scherman, L ERA: 4.0 (6, 1)	0.1		1	0	0	0	0	0	0	0	0	0	0	1	1	0.00	0.000
Don Stanhouse, R ERA: 1.59 (7, 1)	2.0		10	2	0	0	1	2	1	0	0	0	0	9	21	0.00	2.000

BOTTOM

Montreal Expos @ Houston Astros
Astrodome, Houston, TX
Tue May 11 1976, 8:05 PM EDT
Att. 8,706 - Unknown

AB	30
R	5
H	8
RBI	5
BB	11
SO	4
LOB	29



1B	2B	3B	HR	SF	SAC	DP	HBP	WP	HR	S	P	ERA	WHIP
4	1	1	2	0	1	2	1	3	0	1	14	0.00	1.412
3	0	2	0	0	0	0	0	0	0	0	0	0.00	0.000
2	1	1	0	0	0	0	0	0	0	0	0	0.00	2.000

Batter	1	2	3	4	5	6	7	8	9	AB R H RBI BB SO LOB	TOP											
Pepe Mangual, R (1, 7) OBP: 0.397, SLG: 0.400	0-0 3-1		4-0 BB		4-0 BB			0-0 F8 BB 1B	0-0 S E 1B	3 2 2 1 2 0 0	Montreal Expos @ Houston Astros Astrodome, Houston, TX Wed May 12 1976, 8:05 PM EDT Att. 8,665 - Dome											
Jerry White, S (1, 8) OBP: 0.360, SLG: 0.404	0-0 4-3		0-0 F7		0-0 CS	0-0 1B 2B		4-0 1B S BB	0-0 1B	4 1 2 1 1 0 2												
Mike Jorgensen, L (1, 3) OBP: 0.274, SLG: 0.368	0-0 4-1			0-0 F7		0-0 G6-4-3 1B		0-0 F8	0-0 F5	5 0 1 0 0 0 3												
Gary Carter, R (1, 9) OBP: 0.361, SLG: 0.392		0-0 F6		4-0 PB 1B BB		0-0 F2		0-0 1B HR		3 2 1 2 1 0 2												
Larry Parrish, R (1, 5) OBP: 0.294, SLG: 0.353		0-0 F8		4-0 1B 1-2 BB		0-0 G6-4-3 1-2f		0-0 1B HR		3 1 1 2 1 0 2												
Tim Foli, R (1, 6) OBP: 0.284, SLG: 0.438		0-0 5-3		0-0 1B 1-3 2-H			0-0 6-3	0-0 6-3		4 0 1 1 0 0 0												
Pete Mackanin, R (1, 4) OBP: 0.248, SLG: 0.347			0-3 K FC6-4		0-0 1-3		0-3 K		0-0 6-3	3 0 0 0 0 2 1												
Pepe Frias, R (8, 4) OBP: 0.364, SLG: 0.400										1 0 0 0 0 0 0												
Barry Foote, R (1, 2) OBP: 0.275, SLG: 0.300			0-0 FC6-4 BB 1-2f		0-0 6-3		0-0 4-3		0-0 SH1-4 1B	4 1 1 0 0 0 1												
Woodie Fryman, R (1, 1) OBP: 0.071, SLG: 0.071			0-0 F3		0-3 K			0-0 F8	0-0 SH1-4	2 0 0 0 0 1 1												
Jim Dwyer, L (8, PH) OBP: 0.333, SLG: 0.324										1 0 0 0 0 0 0												
Dale Murray, R (8, 1)										0 0 0 0 0 0 0												
Inning Stats	R: 0 E: 0 K: 0 S: 3	H: 0 LOB: 0 BB: 0 P: 3	R: 0 E: 0 K: 0 S: 3	H: 0 LOB: 0 BB: 0 P: 3	R: 0 E: 0 K: 1 S: 6	H: 0 LOB: 2 BB: 1 P: 10	R: 1 E: 0 K: 0 S: 3	H: 1 LOB: 1 BB: 2 P: 11	R: 0 E: 0 K: 1 S: 4	H: 0 LOB: 0 BB: 1 P: 8	R: 0 E: 0 K: 1 S: 4	H: 2 LOB: 1 BB: 0 P: 4	R: 0 E: 0 K: 1 S: 5	H: 0 LOB: 0 BB: 0 P: 5	R: 4 E: 0 K: 0 S: 6	H: 3 LOB: 0 BB: 1 P: 10	R: 2 E: 1 K: 0 S: 6	H: 3 LOB: 1 BB: 0 P: 6	1B: 7 2B: 1 3B: 0 HR: 1	SF: 0 SAC: 1 DP: 1 HBP: 0	WP: 0 PB: 2 SB: 2 CS: 1	PA: 40
PITCHER	IP WLS BF H R ER SO BB IBB HBP BLK WP HR S P ERA WHIP												PITCHER	IP WLS BF H R ER SO BB IBB HBP BLK WP HR S P ERA WHIP								
J.R. Richard, R (1, 1) ERA: 2.82	7.2 L 31 5 4 4 3 5 0 0 0 0 0 0 32 52 4.70 1.304																					
Larry Hardy, R (8, 1) ERA: 6.62	1.1 8 4 3 2 0 0 0 0 0 0 0 0 1 8 8 13.50 3.000																					

livebaseballscorecards.com

AB	33
R	7
H	9
RBI	7
BB	5
SO	3
LOB	12



Batter	1	2	3	4	5	6	7	8	9	AB R H RBI BB SO LOB
Larry Milbourne, S OBP: 0.341, SLG: 0.297 (1, 4) X	0-0 6-3 ①		0-0 F8 ③			0-0 5-3 ① X	0-0 F7 ③		0-0 FC6-4 ③ 1-2f	5 0 0 0 0 0 2
Enos Cabell, R OBP: 0.328, SLG: 0.374 (1, 5) X	0-0 6-3 ②			0-0 1-3 ①		0-0 FC6-4 1B		4-0 FC4-6 BB		3 1 1 0 1 0 0
Bob Watson, R OBP: 0.394, SLG: 0.367 (1, 3) X	0-0 E6			0-0 2B		0-0 FC6-4 1B		0-0 FC4-6 2B ① 1-2f		4 1 2 0 0 0 1
Cliff Johnson, R OBP: 0.382, SLG: 0.482 (1, 2) S S S	0-3 K ③			0-0 F3 ②		4-0 FC6-4 IBB		0-0 4-3 ② 1-2		3 0 0 0 1 1 3
Leon Roberts, R OBP: 0.358, SLG: 0.489 (1, 7) X		0-0 F7 ①		4-0 FC6 BB		0-0 FC6-4 ② 1-2f 2-3 3-H		0-0 2B ② 2-H		3 0 1 2 1 0 2
Wilbur Howard, S OBP: 0.222, SLG: 0.234 (1, 8) X		0-0 F3 ②		0-0 FC6 ③ 1-2f		0-0 5-3 ③		0-3 K ③		4 0 0 0 0 1 5
Greg Gross, L OBP: 0.353, SLG: 0.344 (1, 9) X		0-0 6-3 ③			0-3 K ①		0-0 6-3 ①		0-0 E4 ① G4-6-3	4 0 0 0 0 1 0
Roger Metzger, S OBP: 0.315, SLG: 0.330 (1, 6) X			0-0 F2 ①		0-0 2-3 ②		0-3 K ②		0-0 G4-6-3 ② ① 1-2f	4 0 0 0 0 1 1
J.R. Richard, R OBP: 0.043, SLG: 0.045 Larry Hardy, R Ken Boswell, L OBP: 0.333, SLG: 0.313 (8, 1) (9, PH) X			0-0 6-3 ②		0-3 K ③		0-0 1B		4-0 FC6-4 BB	3 0 1 0 0 1 0 0 0 0 0 0 0 0 0 0 0 0 1 0 0

BOTTOM

Montreal Expos @ Houston Astros
Astrodome, Houston, TX
Wed May 12 1976, 8:05 PM EDT
Att. 8,665 - Dome

livebaseballscorecards.com

AB	33
R	2
H	5
RBI	2
BB	4
SO	5
LOB	14



Inning Stats		R: 0	H: 0	R: 0	H: 0	R: 0	H: 0	R: 0	H: 0	R: 1	H: 2	R: 0	H: 1	R: 1	H: 1	R: 0	H: 0	1B: 3	SF: 0	WP: 0	PA: 37		
		E: 1	LOB: 1	E: 0	LOB: 0	E: 0	LOB: 2	E: 0	LOB: 0	E: 1	LOB: 2	E: 0	LOB: 1	E: 0	LOB: 1	E: 1	LOB: 1	2B: 2	SAC: 0	PB: 0			
		K: 1	BB: 0	K: 0	BB: 0	K: 0	BB: 1	K: 2	BB: 0	K: 1	BB: 1	K: 1	BB: 0	K: 1	BB: 1	K: 0	BB: 1	3B: 0	DP: 1	SB: 0			
		S: 6	P: 6	S: 3	P: 3	S: 3	P: 8	S: 7	P: 7	S: 5	P: 9	S: 6	P: 6	S: 6	P: 10	S: 3	P: 7	HR: 0	HBP: 0	CS: 0			
PITCHER	IP	WLS	BF	H	R	ER	SO	BB	IBB	HBP	BLK	WP	HR	S	P	ERA	WHIP					ERA	WHIP
Woodie Fryman, L ERA: 4.14 (1, 1)	7.0	W	28	4	1	1	4	1	1	0	0	0	0	34	42	1.29	0.714						
Dale Murray, R ERA: 1.69 (8, 1)	2.0		9	1	1	1	1	2	0	0	0	0	0	9	17	4.50	1.500						

Batter	1	2	3	4	5	6	7	8	9	AB R H RBI BB SO LOB	TOP		
Dave Cash, R OBP: 0.341, SLG: 0.411 (1, 4) X	0-0 F4		0-0 F7		1-0 5-3 HBP	4-0 BB BB BB			0-0 E8 1B	3 1 0 1 1 0 1			
Larry Bowa, S OBP: 0.357, SLG: 0.382 (1, 6) X	0-0 F8		0-0 F6		0-0 5-3	0-0 1-3			0-0 S 1B	5 0 1 0 0 0 5			
Mike Schmidt, R OBP: 0.397, SLG: 0.722 (1, 5) X	0-0 1B			4-0 BB BB BB	0-3 K				0-0 S 1B	4 2 3 1 1 1 1			
Greg Luzinski, R OBP: 0.367, SLG: 0.506 (1, 7) X	0-0 F7			0-0 L8	0-0 F8				0-0 SH3-4 PB 1B	4 0 1 0 0 0 3			
Jerry Martin, R OBP: 0.286, SLG: 0.250 (7, 7) X				1-2					1-2 K 1B	1 0 0 0 0 1 2			
Ollie Brown, R OBP: 0.522, SLG: 0.629 (1, 9) S S S		0-3 K		4-0 BB BB BB		4-0 BB BB BB			4-0 SH3-4	1 1 0 0 3 1 0			
Garry Maddox, R OBP: 0.374, SLG: 0.465 (1, 8) X		0-0 4-3		0-0 F9		0-0 G6-4-3			0-0 G6-4-3	5 0 0 0 0 1 7			
Bobby Tolan, L OBP: 0.344, SLG: 0.567 (1, 3) X		0-0 P3		0-0 1B 2B		0-0 S BB 1B			0-0 4-3	4 1 2 1 0 0 0			
Bob Boone, R OBP: 0.388, SLG: 0.444 (1, 2) X			0-0 FC3-6 1B		0-0 2B 1B				0-0 6-3	3 0 2 1 1 0 0			
Larry Christenson, R OBP: 0.154, SLG: 0.167 (1, 1) X			0-0 FC3-6		0-3 K				0-3 K	3 0 0 0 1 2 3			
Inning Stats	R: 0 H: 1 E: 0 LOB: 1 K: 0 BB: 0 S: 4 P: 4	R: 0 H: 0 E: 0 LOB: 0 K: 1 BB: 0 S: 5 P: 5	R: 0 H: 1 E: 0 LOB: 1 K: 0 BB: 0 S: 4 P: 4	R: 2 H: 2 E: 1 LOB: 2 K: 1 BB: 2 S: 7 P: 15	R: 0 H: 0 E: 0 LOB: 1 K: 1 BB: 0 S: 5 P: 6	R: 1 H: 1 E: 0 LOB: 3 K: 0 BB: 4 S: 3 P: 19	R: 1 H: 2 E: 0 LOB: 0 K: 1 BB: 0 S: 6 P: 6	R: 0 H: 0 E: 0 LOB: 0 K: 1 BB: 0 S: 5 P: 5	R: 1 H: 2 E: 1 LOB: 2 K: 1 BB: 1 S: 7 P: 11	1B: 8 SF: 0 2B: 1 SAC: 1 3B: 0 DP: 2 HR: 0 HBP: 1	WP: 0 PA: 42 PB: 1 SB: 3 CS: 0		
PITCHER	IP WLS BF H R ER SO BB IBB HBP BLK WP HR S P ERA WHIP											PITCHER	IP WLS BF H R ER SO BB IBB HBP BLK WP HR S P ERA WHIP
Mike Cosgrove, L ERA: 3.44 (1, 1)	5.2 L 28 5 3 0 3 5 1 1 0 0 0 0 27 52 0.00 1.765												
Mike Barlow, R ERA: 3.6 (6, 1)	1.1 5 2 1 0 1 0 0 0 0 0 0 0 7 7 0.00 1.500												
Larry Hardy, R ERA: 5.95 (8, 1)	2.0 9 2 1 0 2 1 0 0 0 0 0 0 12 16 0.00 1.500												

Philadelphia Phillies @ Houston Astros
Astrodome, Houston, TX
Fri May 14 1976, 8:05 PM EDT
Att. 14,264 - Dome

livebaseballscorecards.com

AB	33
R	5
H	9
RBI	4
BB	7
SO	6
LOB	22



Batter	1	2	3	4	5	6	7	8	9	AB	R	H	RBI	BB	SO	LOB
Larry Milbourne, S OBP: 0.331, SLG: 0.287 (1, 4)	0-0 F8		0-0 F9		0-0 FC3-6			0-0 F8		4	0	0	0	0	0	1
Greg Gross, L OBP: 0.358, SLG: 0.372 (1, 9)	0-0 6-3 3B		0-0 5-3		0-0 4-3			0-0 1B		4	1	2	0	0	0	1
Cesar Cedeno, R OBP: 0.371, SLG: 0.596 (1, 8)	0-0 6-3		0-0 1B				0-0 G4-6-3 1B	0-3 K		4	0	2	1	0	1	1
Cliff Johnson, R OBP: 0.368, SLG: 0.461 (1, 2)	0-3 K		0-0 F8				0-3 K	0-0 F8		4	0	0	0	0	2	3
Bob Watson, R OBP: 0.382, SLG: 0.354 (1, 3)		0-0 L8		0-0 5-3			0-0 G4-6-3		0-0 F9	4	0	0	0	0	0	1
Jose Cruz, L OBP: 0.333, SLG: 0.353 (1, 7)		0-0 4-3		0-0 G1-6-3 1B			0-0 4-3 1B		0-0 F9	4	0	2	0	0	0	0
Ken Boswell, L OBP: 0.318, SLG: 0.300 (1, 5)		0-0 BB 1B		0-0 G1-6-3			0-0 4-3		0-0 F3	4	0	1	0	0	0	2
Roger Metzger, S OBP: 0.324, SLG: 0.333 (1, 6)		4-0 FC6-4 BB		0-0 FC3-6 1B			0-0 L5			2	0	1	0	1	0	1
Mike Cosgrove, L OBP: 0.222, SLG: 0.125 Mike Barlow, L (6, 1)		0-0 FC6-4		0-3 K			0-0 F7			2	0	0	0	0	1	3
Wilbur Howard, S OBP: 0.220, SLG: 0.231 Larry Hardy, R (8, 1)		1-2								0	0	0	0	0	0	0
										1	0	0	0	0	0	1
										0	0	0	0	0	0	0

Inning Stats	R: 1	H: 1	E: 0	LOB: 0	K: 1	P: 6	R: 0	H: 1	E: 0	LOB: 2	K: 0	P: 8	R: 0	H: 1	E: 0	LOB: 1	K: 0	P: 4	R: 0	H: 1	E: 0	LOB: 0	K: 0	P: 3	R: 0	H: 1	E: 0	LOB: 1	K: 1	P: 6	R: 0	H: 1	E: 0	LOB: 0	K: 0	P: 3	R: 0	H: 0	E: 0	LOB: 0	K: 0	P: 3	R: 0	H: 0	E: 0	LOB: 0	K: 0	P: 3
	1	1	0	0	1	6	0	1	0	2	0	8	0	1	0	1	0	4	0	1	0	0	0	3	0	1	0	1	0	1	0	6	0	1	0	0	0	3	0	0	0	0	3	0	0	0	3	

PITCHER	IP	WLS	BF	H	R	ER	SO	BB	IBB	HBP	BLK	WP	HR	S	P	ERA	WHIP	PITCHER	IP	WLS	BF	H	R	ER	SO	BB	IBB	HBP	BLK	WP	HR	S	P	ERA	WHIP												
Larry Christenson, R ERA: 3.67 (1, 1)	9.0	W	34	8	1	1	4	1	0	0	0	0	0	41	45	1.00	1.000																														


BOTTOM

Philadelphia Phillies @ Houston Astros
Astrodome, Houston, TX

Fri May 14 1976, 8:05 PM EDT
Att. 14,264 - Dome

livebaseballscorecards.com

AB	33
R	1
H	8
RBI	1
BB	1
SO	4
LOB	14



WP	PA
0	34
0	
0	
0	
0	

Batter	1	2	3	4	5	6	7	8	9	AB R H RBI BB SO LOB	TOP											
Dave Cash, R (1, 4) OBP: 0.331, SLG: 0.397	0-0 F8		0-0 F9		0-0 F9			0-0 F9		4 0 0 0 0 0 1												
Larry Bowa, S (1, 6) OBP: 0.353, SLG: 0.376	0-0 G5-4-3 1B		0-0 F4			0-0 4-3		0-0 F7		4 0 1 0 0 0 0												
Mike Schmidt, R (1, 5) OBP: 0.400, SLG: 0.743	0-0 G5-4-3 1-2f			0-0 HR		0-0 F8		0-0 1B		4 1 2 1 0 0 1												
Greg Luzinski, R (1, 7) OBP: 0.363, SLG: 0.494		0-3 K		0-3 K		0-0 1B		0-0 F4		4 0 1 0 0 2 1												
Jerry Martin, R (8, 7) OBP: 0.286, SLG: 0.250										0 0 0 0 0 0 0												
Jay Johnstone, L (1, 9) OBP: 0.383, SLG: 0.493		H 1-0 E HBP		B 4-0 CS BB		X 0-0 F6			0-0 6-3	2 1 0 0 1 0 1												
Garry Maddox, R (1, 8) OBP: 0.379, SLG: 0.467		X 0-0 F8 1-2		X 0-0 F8 1-2			X 0-0 G3 1B		X 0-0 G3-6 1B	4 0 2 0 0 0 2												
Bobby Tolan, L (1, 3) OBP: 0.324, SLG: 0.531		X 0-0 E1 2-H			X 0-0 F8		X 0-0 G3		X 0-0 G3-6 1-2f	4 0 0 0 0 0 2												
Bob Boone, R (1, 2) OBP: 0.375, SLG: 0.427		X 0-0 F9 1-2			X 0-0 F4		X 0-0 F7			3 0 0 0 0 0 2												
Jim Lonborg, R (1, 1) OBP: 0.368, SLG: 0.313			0-3 K		B 4-0 BB		0-3 K			2 0 0 0 1 2 1												
Inning Stats	R: 0 E: 0 K: 0 S: 3	H: 1 LOB: 0 BB: 0 P: 3	R: 1 E: 1 K: 1 S: 6	H: 0 LOB: 1 BB: 0 P: 7	R: 0 E: 0 K: 1 S: 5	H: 0 LOB: 0 BB: 0 P: 5	R: 1 E: 0 K: 1 S: 5	H: 1 LOB: 0 BB: 1 P: 9	R: 0 E: 0 K: 0 S: 3	H: 0 LOB: 1 BB: 1 P: 7	R: 0 E: 0 K: 1 S: 4	H: 1 LOB: 1 BB: 0 P: 4	R: 0 E: 0 K: 1 S: 6	H: 1 LOB: 1 BB: 0 P: 6	R: 0 E: 0 K: 0 S: 4	H: 1 LOB: 0 BB: 0 P: 4	R: 0 E: 0 K: 0 S: 3	H: 1 LOB: 0 BB: 0 P: 3	1B: 5 2B: 0 3B: 0 HR: 1	SF: 0 SAC: 0 DP: 2 HBP: 1	WP: 0 PB: 0 SB: 2 CS: 1	PA: 34
PITCHER	IP WLS BF H R ER SO BB IBB HBP BLK WP HR S P ERA WHIP																					
Larry Dierker, R (1, 1) ERA: 3.73	8.0 L 31 5 2 1 4 2 0 1 0 0 1 36 45 1.12 0.875																					
Ken Forsch, R (9, 1) ERA: 2.05	1.0 3 1 0 0 0 0 0 0 0 0 0 3 3 0.00 1.000																					

Philadelphia Phillies @ Houston Astros
Astrodome, Houston, TX
Sat May 15 1976, 8:05 PM EDT
Att. 20,749 - Dome

livebaseballscorecards.com

AB 31
R 2
H 6
RBI 1
BB 2
SO 4
LOB 11



Philadelphia Phillies @ Houston Astros
 Astrodome, Houston, TX
 Sun May 16 1976, 4:33 AM EDT
 Att. 11,553 - Dome

livebaseballscorecards.com

AB	38
R	12
H	15
RBI	12
BB	7
SO	1
LOB	20



Batter	1	2	3	4	5	6	7	8	9	AB	R	H	RBI	BB	SO	LOB
Dave Cash, R (1, 4) OBP: 0.333, SLG: 0.397 Terry Harmon, R (8, 4) OBP: 0.333, SLG: 0.200	0-0 6-3	0-0 1B 1-2 2-H 1B	0-0 F9			0-0 4-3		0-0 1B 1B	0-0 5-3	5	2	2	1	0	0	2
Larry Bowa, S (1, 6) OBP: 0.361, SLG: 0.378	0-0 4-3	0-0 1B 1-3 2-H 1B		0-0 4-3		0-0 4-3		0-0 1B 1B	4-0 BB BB	5	2	2	1	1	0	1
Mike Schmidt, R (1, 5) OBP: 0.429, SLG: 0.748	4-0 1B BB	4-0 1B SF8 IBB		0-0 G5-4-3 1B			4-0 1B BB	0-0 G3 1B 1-2 2-H 1B	4-0 BB BB	2	3	2	1	4	0	0
Greg Luzinski, R (1, 7) OBP: 0.377, SLG: 0.505 Jerry Martin, R (7, PR) OBP: 0.313, SLG: 0.286	0-0 1-3 1B	0-0 1-3 2-H 3-H 1B		0-0 G5-4-3 1-2f			0-0 FC4-6 1B 1B	0-0 G3 1B 1-2 2-H 1B	0-0 4-3	4	0	3	2	0	0	1
Jay Johnstone, L (1, 9) OBP: 0.360, SLG: 0.468	0-0 F8	0-0 SF8 3-H			0-0 1-6-3		0-0 L3	0-0 G3 1-2 2-3		4	0	0	1	0	0	6
Garry Maddox, R (1, 8) OBP: 0.389, SLG: 0.495		SF8 3B K			0-0 F9		0-0 FC4-6 1-2 2-H 1B	0-0 2-H 3-H 1B		5	1	3	3	0	1	1
Bobby Tolan, L (1, 3) OBP: 0.306, SLG: 0.507 Tom Hutton, L (7, PR) OBP: 0.346, SLG: 0.150		SF8 3-H	0-0 F8		0-0 F9		0-0 FC4-6 1-2f 2-3 1B	0-0 F9		3	0	0	1	0	0	2
Tim McCarver, L (1, 2) OBP: 0.476, SLG: 0.529		SH 1B 3-H	4-0 FC5-6 BB			4-0 SH1-4 PB BB	0-0 1-2 3-H 1B	0-0 L3		3	1	2	1	2	0	1
Steve Carlton, L (1, 1) OBP: 0.071, SLG: 0.071		SH 1B 1-2	0-0 FC5-6 1-2f			0-0 SH1-4 1-3	0-0 F8		0-0 4-3	3	1	0	0	0	0	3

Inning Stats	R: 0	H: 1	E: 0	LOB: 2	K: 0	BB: 1	S: 4	P: 8	R: 6	H: 5	E: 0	LOB: 1	K: 1	BB: 1	S: 11	P: 15	R: 0	H: 0	E: 0	LOB: 1	K: 0	BB: 1	S: 3	P: 7	R: 0	H: 1	E: 0	LOB: 0	K: 0	BB: 0	S: 3	P: 3	R: 0	H: 0	E: 0	LOB: 0	K: 0	BB: 0	S: 3	P: 3	R: 2	H: 3	E: 0	LOB: 2	K: 0	BB: 1	S: 6	P: 10	R: 4	H: 5	E: 0	LOB: 1	K: 0	BB: 0	S: 8	P: 8	R: 0	H: 0	E: 0	LOB: 2	K: 0	BB: 2	S: 3	P: 11	1B: 14	SF: 2	2B: 0	SAC: 2	3B: 1	DP: 1	HR: 0	HBP: 0	WP: 0	PA: 49
--------------	------	------	------	--------	------	-------	------	------	------	------	------	--------	------	-------	-------	-------	------	------	------	--------	------	-------	------	------	------	------	------	--------	------	-------	------	------	------	------	------	--------	------	-------	------	------	------	------	------	--------	------	-------	------	-------	------	------	------	--------	------	-------	------	------	------	------	------	--------	------	-------	------	-------	--------	-------	-------	--------	-------	-------	-------	--------	-------	--------

PITCHER	IP	WLS	BF	H	R	ER	SO	BB	IBB	HBP	BLK	WP	HR	S	P	ERA	WHIP
Tom Griffin, R (1, 1) ERA: 7.98	1.1	L	13	6	6	6	0	1	1	0	0	0	0	11	19	40.50	5.250
Joe Niekro, R (2, 1) ERA: 4.35	3.2		12	1	0	0	1	1	0	0	0	0	0	13	17	0.00	0.545
Mike Barlow, R (6, 1) ERA: 4.09	2.0		11	3	2	2	0	2	0	0	0	0	0	9	17	9.00	2.500
Larry Hardy, R (8, 1) ERA: 7.06	2.0		13	5	4	4	0	2	0	0	0	0	0	11	19	18.00	3.500

Batter	1	2	3	4	5	6	7	8	9	AB	R	H	RBI	BB	SO	LOB
Greg Cross, L (1, 9) OBP: 0.354, SLG: 0.360	0-0 4-3		0-0 F6		0-0 4-3		0-3 K			4	0	0	0	0	1	2
Rob Andrews, R (1, 4) OBP: 0.333, SLG: 0.333	0-0 1B		0-0 6-3		0-0 E3			0-0 F4		4	0	1	0	0	0	1
Cesar Cedeno, R (1, 8) OBP: 0.342, SLG: 0.546	0-0 F2			0-0 1-3	0-0 F4			0-0 F8		4	0	0	0	0	0	3
Cliff Johnson, R (1, 2) OBP: 0.356, SLG: 0.418	0-0 L7			4-0 FC1-4 BB		0-0 5-3		0-0 F8		3	0	0	0	1	0	1
Jose Cruz, L (1, 7) OBP: 0.309, SLG: 0.322		0-3 K		0-0 FC1-4 1-2f		0-0 4-3			0-0 5-3 1B 1B	4	1	1	0	0	1	1
Bob Watson, R (1, 3) OBP: 0.364, SLG: 0.352		0-0 FC1-2 3B		0-0 1-3		0-0 1B			0-0 5-3 1-2	4	0	2	0	0	0	2
Ken Boswell, L (1, 5) OBP: 0.300, SLG: 0.286 Wilbur Howard, S (9, PR) OBP: 0.233, SLG: 0.256		0-0 FC1-2			0-0 4-3 1B E 1B	0-0 G3			0-0 CS 1B 2-H	4	1	2	1	0	0	2
Roger Metzger, S (1, 6) OBP: 0.326, SLG: 0.336 Leon Roberts, R (9, PH) OBP: 0.362, SLG: 0.577		0-3 K			0-0 E 4-3 1B 1-2		0-0 2-3		0-3 K 1-2	3	0	1	0	0	1	1
J.R. Richard, R (1, 1) OBP: 0.040, SLG: 0.042 Larry Milbourne, S (7, PH) OBP: 0.326, SLG: 0.282 Ken Forsch, R (8, 1)			0-0 F2		0-0 F1		0-0 3-1			2	0	0	0	0	0	2

Inning Stats	R: 0	H: 1	R: 0	H: 1	R: 0	H: 0	R: 0	H: 0	R: 1	H: 2	R: 0	H: 1	R: 0	H: 0	R: 0	H: 0	R: 1	H: 2	R: 0	H: 0	R: 0	H: 0	R: 1	H: 2	1B: 6	SF: 0	WP: 0	PA: 35
E: 0	LOB: 1	E: 0	LOB: 1	E: 0	LOB: 0	E: 0	LOB: 1	E: 1	LOB: 2	E: 0	LOB: 1	E: 0	LOB: 0	E: 0	LOB: 0	E: 0	LOB: 1	E: 0	LOB: 1	E: 0	LOB: 0	E: 0	LOB: 0	E: 0	LOB: 1	2B: 1	SAC: 0	PB: 0
K: 0	BB: 0	K: 2	BB: 0	K: 0	BB: 0	K: 0	BB: 1	K: 0	BB: 0	K: 1	BB: 0	K: 0	BB: 0	K: 1	BB: 0	K: 0	BB: 0	K: 1	BB: 0	K: 0	BB: 0	K: 0	BB: 0	K: 1	BB: 0	3B: 1	DP: 1	SB: 0
S: 4	P: 4	S: 8	P: 8	S: 3	P: 3	S: 3	P: 7	S: 6	P: 6	S: 4	P: 4	S: 5	P: 5	S: 3	P: 3	S: 6	P: 6	S: 6	P: 6	S: 6	P: 6	S: 6	P: 6	S: 6	P: 6	HR: 0	HBP: 0	CS: 1

PITCHER	IP	WLS	BF	H	R	ER	SO	BB	IBB	HBP	BLK	WP	HR	S	P	ERA	WHIP	PITCHER	IP	WLS	BF	H	R	ER	SO	BB	IBB	HBP	BLK	WP	HR	S	P	ERA	WHIP
Andy Messersmith, R (1, 1) ERA: 4.3	9.0	W	35	7	2	1	4	1	0	0	0	0	0	42	46	1.00	0.889																		

BOTTOM

Atlanta Braves @ Houston Astros
Astrodome, Houston, TX
Mon May 17 1976, 4:33 AM EDT
Unknown

livebaseballscorecards.com

AB	34
R	2
H	7
RBI	1
BB	1
SO	4
LOB	16



Batter	1	2	3	4	5	6	7	8	9	AB R H RBI BB SO LOB	TOP													
Rowland Office, L (1, 8) OBP: 0.310, SLG: 0.280	4-0 BB 6-3		0-0 2B		0-0 L7		0-0 F7		0-0 FC4-6 1-2f	4 0 1 0 1 0 2	Atlanta Braves @ Houston Astros Astrodome, Houston, TX Mon May 17 1976, 4:38 AM EDT Att. 10,126 - Unknown livebaseballscorecards.com													
Jerry Royster, R (1, 5) OBP: 0.267, SLG: 0.222	0-0 6-3 1-2		0-0 F9		0-0 F8		0-3 K		0-0 6-3	5 0 0 0 0 1 4														
Jimmy Wynn, R (1, 7) OBP: 0.372, SLG: 0.352	0-0 F8		0-3 K		0-0 F2		0-0 F5		0-0 F5	4 0 0 0 0 1 2														
Darrell Evans, L (1, 3) OBP: 0.342, SLG: 0.213	4-0 BB		0-0 F9		4-0 1B 1B BB		0-0 F5		0-0 F5	2 1 0 0 2 0 1														
Ken Henderson, S (1, 9) OBP: 0.380, SLG: 0.474	0-0 L7			0-0 HR	0-0 F8		4-0 FC6 BB		4-0 FC6 1-2f	3 1 1 1 1 0 3														
Lee Lacy, R (1, 4) OBP: 0.259, SLG: 0.342		0-0 6-3		0-0 F7	0-0 1B 1B		0-0 FC6 BB		0-0 FC6 1-2f	4 0 1 0 0 0 1														
Vic Correll, R (1, 2) OBP: 0.340, SLG: 0.419 Bruce Dal Canton, R (9, 1)		0-0 F7		0-0 F7	0-0 1B 1B		0-0 G3		0-0 G3	4 0 1 1 0 0 0 0 0 0 0 0 0 0														
Darrel Chaney, S (1, 6) OBP: 0.330, SLG: 0.282		4-0 BB		0-0 4-3	0-0 4-3		0-0 1B BB		4-0 1B BB	2 0 0 0 2 0 2														
Roger Moret, S (1, 1) Dave May, L (7, PH) OBP: 0.129, SLG: 0.200 Max Leon, R (7, 1) Biff Pocoroba, S (9, PH) OBP: 0.329, SLG: 0.329		0-0 4-3		0-3 K	0-0 F5		0-0 FC4-6 1B		0-0 FC4-6 1B	2 0 0 0 0 1 1 1 0 0 0 0 0 0 0 0 0 0 0 0 0 1 0 1 0 0 0 0														
Inning Stats	R: 0 E: 0 K: 0 S: 3	H: 0 LOB: 2 BB: 2 P: 11	R: 0 E: 0 K: 0 S: 3	H: 0 LOB: 1 BB: 1 P: 7	R: 0 E: 0 K: 1 S: 6	H: 1 LOB: 1 BB: 0 P: 6	R: 1 E: 0 K: 0 S: 4	H: 1 LOB: 0 BB: 0 P: 4	R: 0 E: 0 K: 1 S: 5	H: 0 LOB: 0 BB: 0 P: 5		R: 1 E: 0 K: 0 S: 5	H: 2 LOB: 2 BB: 1 P: 9	R: 0 E: 0 K: 1 S: 5	H: 0 LOB: 0 BB: 0 P: 5	R: 0 E: 0 K: 0 S: 3	H: 0 LOB: 1 BB: 1 P: 7	R: 0 E: 0 K: 0 S: 4	H: 1 LOB: 2 BB: 1 P: 8	1B: 3 2B: 1 3B: 0 HR: 1	SF: 0 SAC: 0 DP: 0 HBP: 0	WP: 0 PB: 0 SB: 0 CS: 0	PA: 38	
PITCHER	IP WLS BF H R ER SO BB IBB HBP BLK WP HR S P ERA WHIP	IP WLS BF H R ER SO BB IBB HBP BLK WP HR S P ERA WHIP	IP WLS BF H R ER SO BB IBB HBP BLK WP HR S P ERA WHIP	IP WLS BF H R ER SO BB IBB HBP BLK WP HR S P ERA WHIP	IP WLS BF H R ER SO BB IBB HBP BLK WP HR S P ERA WHIP	IP WLS BF H R ER SO BB IBB HBP BLK WP HR S P ERA WHIP	IP WLS BF H R ER SO BB IBB HBP BLK WP HR S P ERA WHIP	IP WLS BF H R ER SO BB IBB HBP BLK WP HR S P ERA WHIP	IP WLS BF H R ER SO BB IBB HBP BLK WP HR S P ERA WHIP	IP WLS BF H R ER SO BB IBB HBP BLK WP HR S P ERA WHIP	IP WLS BF H R ER SO BB IBB HBP BLK WP HR S P ERA WHIP	IP WLS BF H R ER SO BB IBB HBP BLK WP HR S P ERA WHIP	IP WLS BF H R ER SO BB IBB HBP BLK WP HR S P ERA WHIP	IP WLS BF H R ER SO BB IBB HBP BLK WP HR S P ERA WHIP	IP WLS BF H R ER SO BB IBB HBP BLK WP HR S P ERA WHIP	IP WLS BF H R ER SO BB IBB HBP BLK WP HR S P ERA WHIP	IP WLS BF H R ER SO BB IBB HBP BLK WP HR S P ERA WHIP	IP WLS BF H R ER SO BB IBB HBP BLK WP HR S P ERA WHIP	IP WLS BF H R ER SO BB IBB HBP BLK WP HR S P ERA WHIP	IP WLS BF H R ER SO BB IBB HBP BLK WP HR S P ERA WHIP	IP WLS BF H R ER SO BB IBB HBP BLK WP HR S P ERA WHIP	IP WLS BF H R ER SO BB IBB HBP BLK WP HR S P ERA WHIP	IP WLS BF H R ER SO BB IBB HBP BLK WP HR S P ERA WHIP	IP WLS BF H R ER SO BB IBB HBP BLK WP HR S P ERA WHIP



Batter	1	2	3	4	5	6	7	8	9	AB	R	H	RBI	BB	SO	LOB
Wilbur Howard, S OBP: 0.223, SLG: 0.244 (1, 9)	0-0 F3		0-0 5-3		0-0 G5-4-3			0-0 L5		4	0	0	0	0	0	1
Rob Andrews, R OBP: 0.313, SLG: 0.313 (1, 4)	0-0 1B		0-0 5-3			0-0 L3		0-0 6-3		4	0	1	0	0	0	0
Cesar Cedeno, R OBP: 0.347, SLG: 0.541 (1, 8)	0-0 F7			0-0 F9 WP 1B		0-0 F2		4-0 F7 SH1-4 E BB		3	2	1	0	1	0	1
Bob Watson, R OBP: 0.363, SLG: 0.352 (1, 3)	0-0 F7			0-0 F9		0-0 1B		0-0 SH1-4		3	0	1	0	0	0	2
Leon Roberts, R OBP: 0.355, SLG: 0.554 (1, 7)		0-0 1-3 1B		0-0 L4		0-0 F2		0-0 F7		4	0	1	0	0	0	2
Art Howe, R OBP: 0.154, SLG: 0.167 Ken Boswell, L OBP: 0.290, SLG: 0.276 (9, PH)		0-3 K		0-0 F2			0-0 5-3		0-0 E6	3	0	0	0	0	1	1
Skip Jutze, R OBP: 0.115, SLG: 0.160 (1, 2)		0-0 1-3 1-2		0-0 K		0-3 K		0-0 5-3		3	0	0	0	0	1	1
Roger Metzger, S OBP: 0.326, SLG: 0.345 (1, 6)		0-0 L8		0-0 WP 1B 2B		0-0 4-3				3	1	1	0	0	0	1
Gilberto Rondon, R OBP: 0.200, SLG: 0.200 Joe Niekro, R OBP: 0.154, SLG: 0.167 Larry Milbourne, S OBP: 0.324, SLG: 0.280 Ken Forsch, R (9, 1)			0-0 5-3		0-0 G5-4-3 1B			0-0 F8		2	0	1	1	0	0	0

Inning Stats	R: 0	H: 1	E: 0	LOB: 1	K: 0	BB: 0	S: 4	R: 0	H: 1	E: 0	LOB: 1	K: 1	BB: 0	S: 6	R: 0	H: 0	E: 0	LOB: 0	K: 0	BB: 0	S: 3	R: 1	H: 1	E: 0	LOB: 0	K: 0	BB: 0	S: 4	R: 1	H: 2	E: 0	LOB: 0	K: 1	BB: 0	S: 6	R: 0	H: 1	E: 0	LOB: 1	K: 0	BB: 0	S: 4	R: 0	H: 0	E: 0	LOB: 0	K: 0	BB: 0	S: 3	R: 0	H: 0	E: 0	LOB: 0	K: 0	BB: 0	S: 3	R: 1	H: 0	E: 1	LOB: 1	K: 0	BB: 1	S: 3	P: 7	1B: 5	SF: 0	2B: 1	SAC: 1	3B: 0	DP: 1	HR: 0	HBP: 0	WP: 2	PA: 33
--------------	------	------	------	--------	------	-------	------	------	------	------	--------	------	-------	------	------	------	------	--------	------	-------	------	------	------	------	--------	------	-------	------	------	------	------	--------	------	-------	------	------	------	------	--------	------	-------	------	------	------	------	--------	------	-------	------	------	------	------	--------	------	-------	------	------	------	------	--------	------	-------	------	------	-------	-------	-------	--------	-------	-------	-------	--------	-------	--------

PITCHER	IP	WLS	BF	H	R	ER	SO	BB	IBB	HBP	BLK	WP	HR	S	P	ERA	WHIP
Roger Moret, L ERA: 4.23 (1, 1)	6.0		23	6	2	2	2	0	0	0	0	2	0	27	27	3.00	1.000
Max Leon, R ERA: (7, 1)	2.0		6	0	0	0	0	0	0	0	0	0	0	6	6	0.00	0.000
Bruce Dal Canton, R ERA: 1.04 (9, 1)	0.2	L	4	0	1	0	0	1	0	0	0	0	0	3	7	0.00	1.500

BOTTOM


Atlanta Braves @ Houston Astros
Astrodome, Houston, TX

Mon May 17 1976, 4:38 AM EDT
Att. 10,126 - Unknown

livebaseballscorecards.com

AB	31
R	3
H	6
RBI	1
BB	1
SO	2
LOB	9



Batter	1	2	3	4	5	6	7	8	9	10	AB R H RBI BB SO LOB	TOP								
Rowland Office, L (1, 8) OBP: 0.322, SLG: 0.280 Dave May, L (2, 9) OBP: 0.176, SLG: 0.333	4-0 3-1 BB 1B BB	1-0 HBP			0-0 9-2 3B		0-0 F8			0-0 1B 1B 2B	0 1 0 0 1 0 0 3 1 2 0 0 0 0	<p>Atlanta Braves @ Houston Astros Astrodome, Houston, TX</p> <p>Tue May 18 1976, 4:33 AM EDT Att: 7,689 - Unknown</p> <p>livebaseballscorecards.com</p> <p>AB 34 R 3 H 7 RBI 3 BB 6 SO 2 LOB 19</p> 								
Jerry Royster, R (1, 5) OBP: 0.264, SLG: 0.221	0-3 K	0-0 F8			0-0 G3			0-3 K		0-0 G1-6-3 1B 2-3 1B	5 0 1 0 0 2 3									
Jimmy Wynn, R (1, 7) OBP: 0.373, SLG: 0.349	4-0 3-1 1B BB	0-0 F7			0-0 9-2 3-H			0-0 F8		0-0 G1-6-3 1B 1-2 3-H 1B	4 1 1 1 1 0 2									
Darrell Evans, L (1, 3) OBP: 0.336, SLG: 0.204	0-0 3-1 1-2 2-3				0-0 F7			4-0 4-3		0-0 G1-6-3 1-2 2-3 1B	4 0 0 0 1 0 4									
Ken Henderson, S (1, 9) OBP: 0.389, SLG: 0.469 (2, 8)	4-0 PB 1B BB				0-0 F8			0-0 4-3 S 1B		4-0 BB	3 0 1 0 2 0 1									
Biff Pocoroba, S (1, 2) OBP: 0.333, SLG: 0.333	0-0 PB 1B				0-0 4-3			0-0 G3 1-2		0-0 SH1-4 1B	5 0 2 2 0 0 3									
Marty Perez, R (1, 4) OBP: 0.348, SLG: 0.407 (9, 6)	4-0 1-2 2-3 BB				0-0 5-3			0-0 F8		0-0 SH1-4 1-2	2 0 0 0 1 0 1									
Darrel Chaney, S (1, 6) OBP: 0.319, SLG: 0.272 Lee Lacy, R (9, PH) OBP: 0.256, SLG: 0.339 (9, 4)	0-0 F5				0-0 F8			0-0 F9		0-0 6-3	3 0 0 0 0 0 3 1 0 0 0 0 0 1									
Phil Niekro, R (1, 1) OBP: 0.091, SLG: 0.091 Max Leon, R (7, 1) Earl Williams, R (9, PH) OBP: 0.255, SLG: 0.314 Elias Sosa, R (9, 1)		0-0 F4			0-0 1-3			0-0 F8		0-0 F8	3 0 0 0 0 0 0 0 0 0 0 0 0 0 1 0 0 0 0 0 1 0 0 0 0 0 0 0									
Inning Stats	R: 2 E: 0 K: 1 S: 6	H: 1 LOB: 3 BB: 4 P: 22	R: 0 E: 0 K: 0 S: 3	H: 0 LOB: 1 BB: 0 P: 4	R: 0 E: 0 K: 0 S: 3	H: 0 LOB: 0 BB: 0 P: 3	R: 0 E: 0 K: 0 S: 3	H: 1 LOB: 0 BB: 0 P: 3	R: 0 E: 0 K: 0 S: 4	H: 1 LOB: 1 BB: 0 P: 4	R: 0 E: 0 K: 1 S: 5		H: 0 LOB: 1 BB: 1 P: 9	R: 0 E: 0 K: 0 S: 4	H: 1 LOB: 1 BB: 0 P: 4	R: 1 E: 0 K: 0 S: 5	H: 3 LOB: 2 BB: 1 P: 9	1B: 5 2B: 2 3B: 1 HR: 0	SF: 0 SAC: 1 DP: 2 HBP: 1	WP: 0 PB: 1 SB: 1 CS: 0
PITCHER	IP WLS BF H R ER SO BB IBB HBP BLK WP HR S P ERA WHIP																			
Joaquin Andujar, R (1, 1) ERA: 6.62	7.0																			
Ken Forsch, R (8, 1) ERA: 1.67	2.0	8	1	0	0	1	1	0	0	0	0	0	0	9	13	0.00	1.000			
Mike Barlow, R (10, 1) ERA: 4.5	0.0	L	3	3	1	1	0	0	0	0	0	0	0	3	3	∞	∞			
Tom Griffin, R (10, 1) ERA: 7.47	1.0	3	0	0	0	0	1	0	0	0	0	0	0	2	6	0.00	1.000			

Batter	1	2	3	4	5	6	7	8	9	AB R H RBI BB SO LOB	TOP											
Greg Gross, L (1, 9) <small>OBP: 0.369, SLG: 0.358</small> Leon Roberts, R (8, PH) <small>OBP: 0.385, SLG: 0.554</small> <small>(8, 7)</small>	0-0 BB 1B	0-0 L7		0-0 6-3		4-0 IBB		4-0 FC6-4 1B HR BB	4-0 BB	3 1 1 0 1 0 1 0 1 0 0 2 0 0												
Rob Andrews, R (1, 4) <small>OBP: 0.333, SLG: 0.250</small> <small>(8, 7)</small>	4-0 1B BB		4-0 BB 1B BB	0-0 4-3		0-0 F9		0-0 FC6-4 1B	0-0 F9	4 1 1 2 2 0 5												
Cesar Cedeno, R (1, 8) <small>OBP: 0.333, SLG: 0.538</small> Wibur Howard, S (4, 8) <small>OBP: 0.216, SLG: 0.237</small> <small>(8, 7)</small>	0-0 F8		0-0 E4 1B BB E	0-0 5-3			0-0 F7	0-0 FC6-4 HR		3 1 0 0 0 0 3 2 1 0 0 0 0 2												
Bob Watson, R (1, 3) <small>OBP: 0.359, SLG: 0.365</small> <small>(8, 7)</small>	0-0 F2		0-0 F5		0-0 6-3		0-0 1B	0-0 HR		5 1 2 3 0 0 4												
Jose Cruz, L (1, 7) <small>OBP: 0.338, SLG: 0.333</small> <small>(8, 9)</small>	0-0 1-2 2-H 1B		4-0 1B E BB		0-0 CS 1B		0-0 F7	0-0 1-3		4 1 2 1 1 0 2												
Cliff Johnson, R (1, 2) <small>OBP: 0.336, SLG: 0.383</small> <small>(8, 7)</small>	0-0 F2		0-0 F2		0-0 F8 1-2		0-0 6-3		0-0 F7	5 0 0 0 0 0 7												
Ken Boswell, L (1, 5) <small>OBP: 0.282, SLG: 0.270</small> Jerry Davanon, R (8, PR) <small>OBP: 0.667, SLG: 0.500</small> <small>(8, 5)</small>		0-3 K	0-0 E 1B		0-0 L8			0-0 1B SH2-3 1B	0-0 E 1B	4 0 2 1 0 1 0 1 1 1 0 0 0 0												
Roger Metzger, S (1, 6) <small>OBP: 0.323, SLG: 0.339</small> <small>(8, 7)</small>		0-0 SH3 1B	0-0 E4 1-3 2-H 3-H 1B		0-0 SH1-4 1B			0-0 SH2-3 1B	0-3 K	4 0 2 0 0 1 2												
Mike Cosgrove, L (1, 1) <small>OBP: 0.200, SLG: 0.111</small> Tom Griffin, R (4, 1) Larry Milbourne, S (8, PH) <small>OBP: 0.329, SLG: 0.286</small> Paul Siebert, L (8, 1) <small>(8, 1)</small>		0-0 SH3	0-3 K		0-0 SH1-4			0-0 BB 1B	0-0 E4 BB	1 0 0 0 0 1 2 0 0 0 0 0 0 0 1 1 1 0 0 0 0 1 0 0 0 0 0 1												
Inning Stats	R: 1 E: 0 K: 0 S: 5	H: 2 LOB: 2 BB: 1 P: 9	R: 0 E: 0 K: 1 S: 6	H: 1 LOB: 1 BB: 0 P: 6	R: 3 E: 2 K: 1 S: 8	H: 1 LOB: 2 BB: 2 P: 16	R: 0 E: 0 K: 0 S: 3	H: 0 LOB: 0 BB: 0 P: 3	R: 0 E: 0 K: 0 S: 3	H: 1 LOB: 0 BB: 0 P: 3	R: 0 E: 0 K: 0 S: 4	H: 1 LOB: 2 BB: 1 P: 8	R: 0 E: 0 K: 0 S: 4	H: 1 LOB: 1 BB: 0 P: 4	R: 5 E: 0 K: 0 S: 7	H: 4 LOB: 1 BB: 1 P: 11	R: 0 E: 1 K: 1 S: 7	H: 1 LOB: 3 BB: 1 P: 11	1B: 11 2B: 0 3B: 0 HR: 1	SF: 0 SAC: 3 DP: 0 HBP: 0	WP: 0 PB: 0 SB: 0 CS: 1	PA: 47
PITCHER	IP WLS BF H R ER SO BB IBB HBP BLK WP HR S P ERA WHIP																					
Dan Spillner, R (1, 1) ERA: 3.07	7.1 L 36 9 6 3 2 3 1 0 0 0 0 0 36 52 3.68 1.636																					
Dave Tomlin, L (8, 1) ERA: 3.77	0.0 1 0 0 0 0 1 0 0 0 0 0 0 0 4 ∞ ∞																					
Mike Dupree, R (8, 1) ERA: 9.19	0.2 4 2 3 3 0 0 0 0 0 0 0 1 4 4 40.50 3.000																					
Rich Folkers, L (9, 1) ERA: 4.61	1.0 6 1 0 0 0 1 1 0 0 0 0 0 7 11 0.00 2.000																					

Houston Astros @ San Diego Padres
San Diego Stadium, San Diego, CA
Wed May 19 1976, 10:05 PM EDT
Att. 14,336 - Unknown

AB	38
R	9
H	12
RBI	7
BB	6
SO	3
LOB	29



WP	0	PA	47
PB	0		
SB	0		
CS	1		

ERA	3.68	WHIP	1.636
ERA	∞	WHIP	∞
ERA	40.50	WHIP	3.000
ERA	0.00	WHIP	2.000

Batter	1	2	3	4	5	6	7	8	9	AB	R	H	RBI	BB	SO	LOB
Enzo Hernandez, R (1, 6) Hector Torres, R (6, 6) OBP: 0.400, SLG: 0.400 OBP: 0.347, SLG: 0.435	0-0 F9 2B		0-0 G6-4-3 1-2f	0-0 SF9 3-H		0-0 1-2 1B		0-0 1B		2	0	1	1	0	0	1
Tito Fuentes, S (1, 4) OBP: 0.321, SLG: 0.358	0-0 5-3		0-0 L7	0-0 F4		0-0 4-3		0-0 5-3		5	0	0	0	0	0	6
Willie Davis, L (1, 8) OBP: 0.309, SLG: 0.448	0-0 F9 2-3			0-0 G3		0-0 F2 2B		0-0 F8		5	0	1	0	0	0	1
Dave Winfield, R (1, 9) OBP: 0.371, SLG: 0.467	0-0 L9			4-0 1B E BB		0-0 F2 2-3		0-0 6-3		4	1	0	0	1	1	2
Doug Rader, R (1, 5) OBP: 0.419, SLG: 0.574		0-0 1-3		0-0 1B E 1B		0-3 K		4-0 BB BB		3	1	1	0	2	1	1
Merv Rettenmund, R (1, 7) OBP: 0.500, SLG: 0.556		4-0 BB		0-0 E5 1B 1-3 2-H		0-0 F7		4-0 BB 1-2		2	1	0	0	3	0	2
Mike Ivie, R (1, 3) OBP: 0.282, SLG: 0.346		0-0 F7		0-0 1B 1B SF9 2-H 3-H		0-3 K		0-0 6-3		5	1	1	2	0	1	5
Fred Kendall, R (1, 2) OBP: 0.276, SLG: 0.223		0-0 F8		0-0 1B 1B		0-0 F2		0-0 F7		4	0	1	0	0	0	1
Dan Spillner, R (1, 1) OBP: 0.308, SLG: 0.100 Dave Tomlin, L (8, 1) Mike Dupree, R (8, 1) OBP: 1.000, SLG: 1.000 Ted Kubiak, S (8, PH) OBP: 0.381, SLG: 0.400 Rich Folkers, L (9, 1)			4-0 G6-4-3 BB	0-0 1B 1-2 2-3		4-0 BB		0-0 4-1		1	0	1	0	2	0	0

Inning Stats	R: 0	H: 1	E: 0	LOB: 1	K: 0	BB: 0	S: 4	P: 4	R: 0	H: 0	E: 0	LOB: 1	K: 0	BB: 1	S: 3	P: 7	R: 0	H: 0	E: 0	LOB: 0	K: 0	BB: 1	S: 2	P: 6	R: 4	H: 4	E: 1	LOB: 2	K: 0	BB: 1	S: 8	R: 0	H: 1	E: 0	LOB: 1	K: 1	BB: 0	S: 6	P: 6	R: 0	H: 1	E: 0	LOB: 2	K: 1	BB: 1	S: 6	P: 10	R: 0	H: 0	E: 0	LOB: 2	K: 0	BB: 2	S: 3	P: 11	R: 0	H: 1	E: 0	LOB: 1	K: 0	BB: 0	S: 4	P: 4	R: 0	H: 0	E: 0	LOB: 2	K: 1	BB: 2	S: 5	P: 13	1B: 6	SF: 1	2B: 2	SAC: 0	3B: 0	DP: 1	HR: 0	HBP: 0	WP: 0	PA: 43
--------------	------	------	------	--------	------	-------	------	------	------	------	------	--------	------	-------	------	------	------	------	------	--------	------	-------	------	------	------	------	------	--------	------	-------	------	------	------	------	--------	------	-------	------	------	------	------	------	--------	------	-------	------	-------	------	------	------	--------	------	-------	------	-------	------	------	------	--------	------	-------	------	------	------	------	------	--------	------	-------	------	-------	-------	-------	-------	--------	-------	-------	-------	--------	-------	--------

PITCHER	IP	WLS	BF	H	R	ER	SO	BB	IBB	HBP	BLK	WP	HR	S	P	ERA	WHIP
Mike Cosgrove, L (1, 1) ERA: 3.62	3.1		17	4	4	2	0	3	0	0	0	0	0	14	26	5.40	2.100
Tom Griffin, R (4, 1) ERA: 6.05	3.2	W	17	3	0	0	2	3	0	0	0	0	0	18	30	0.00	1.636
Paul Siebert, L (8, 1) ERA:	2.0		9	1	0	0	1	2	0	0	0	0	0	9	17	0.00	1.500

BOTTOM

Houston Astros @ San Diego Padres
San Diego Stadium, San Diego, CA
Wed May 19 1976, 10:05 PM EDT
Att. 14,336 - Unknown

livebaseballscorecards.com

AB	34
R	4
H	8
RBI	3
BB	8
SO	3
LOB	19



Batter	1	2	3	4	5	6	7	8	9	AB R H RBI BB SO LOB	TOP											
Greg Gross, L (1, 9) OBP: 0.378, SLG: 0.364	0-0 1B 1B	4-0 FC5-2 BB		0-0 G6-4-3 1B		0-0 4-3		0-0 G4-3 1-2f		4 1 2 0 1 0 2												
Rob Andrews, R (1, 4) OBP: 0.281, SLG: 0.207	0-0 F3	0-0 FC5-2		0-0 G6-4-3 1-2f		0-0 L9		0-0 4-3		5 0 0 0 0 0 5												
Jose Cruz, L (1, 8) OBP: 0.317, SLG: 0.310	0-0 F5	0-0 F8		0-3 K			0-0 6-3		0-3 K	5 0 0 0 0 2 4												
Bob Watson, R (1, 3) OBP: 0.373, SLG: 0.397	0-0 1B 1-3 1B		4-0 1B 3-1 BB		0-0 HR		0-0 F4		0-0 1B	4 2 3 1 1 0 0												
Leon Roberts, R (1, 7) OBP: 0.400, SLG: 0.557	0-0 1-2 3-H 1B		0-0 3-1 SF7 1B		0-0 SH1-4 1B		0-3 K		0-3 K	5 1 3 1 0 2 1												
Ken Boswell, L (1, 5) OBP: 0.286, SLG: 0.275	0-0 4-3		0-0 3-1		0-0 SH1-4			0-0 FC4-6 1B 1B		3 0 1 1 0 0 3												
Jerry Davanon, R (8, PR) OBP: 0.667, SLG: 0.500			2-3 3-H		1-2			0-0 1B		0 1 0 0 0 0 0												
Skip Jutze, R (1, 2) OBP: 0.133, SLG: 0.179		0-3 K	0-0 SF7		0-0 6-3			0-0 FC4-6 1B		3 0 1 1 0 1 1												
Roger Metzger, S (1, 6) OBP: 0.321, SLG: 0.331		0-0 E4 BB FC5-2 1B	4-0 BB BB BB	0-0 BB BB	0-0 G3			0-0 FC4-6 1B		3 0 0 0 1 0 3												
Joe Niekro, R (1, 1) OBP: 0.188, SLG: 0.200		0-0 FC5-2 BB 1B	0-3 K				0-0 F9		0-0 G4-3 1B	3 0 1 0 0 1 1												
Ken Forsch, R (7, 1) OBP: 0.500, SLG: 0.500										1 0 1 1 0 0 0												
Inning Stats	R: 1 E: 0 K: 0 S: 6	H: 3 LOB: 2 BB: 0 P: 6	R: 0 E: 1 K: 1 S: 7	H: 1 LOB: 3 BB: 1 P: 11	R: 2 E: 0 K: 1 S: 6	H: 1 LOB: 1 BB: 2 P: 14	R: 0 E: 0 K: 1 S: 5	H: 1 LOB: 0 BB: 0 P: 5	R: 1 E: 0 K: 0 S: 5	H: 2 LOB: 1 BB: 0 P: 5	R: 0 E: 0 K: 0 S: 3	H: 0 LOB: 0 BB: 0 P: 3	R: 0 E: 0 K: 1 S: 5	H: 0 LOB: 0 BB: 0 P: 5	R: 1 E: 0 K: 0 S: 5	H: 3 LOB: 2 BB: 0 P: 5	R: 0 E: 0 K: 2 S: 8	H: 1 LOB: 1 BB: 0 P: 8	1B: 11 2B: 0 3B: 0 HR: 1	SF: 1 SAC: 1 DP: 2 HBP: 0	WP: 0 PB: 0 SB: 0 CS: 0	PA: 41
PITCHER	IP WLS BF H R ER SO BB IBB HBP BLK WP HR S P ERA WHIP																					
Dave Wehrmeister, R (1, 1) ERA: 7.45	2.2 L 17 5 3 3 1 3 0 0 0 0 0 0 16 28 10.12 3.000																					
Dave Tomlin, L (3, 1) ERA: 3.78	2.1 9 3 1 1 2 0 0 0 0 0 0 1 13 13 3.86 1.286																					
Brent Strom, L (6, 1) ERA: 3.44	2.0 6 0 0 0 1 0 0 0 0 0 0 0 8 8 0.00 0.000																					
Butch Metzger, R (8, 1) ERA: 1.0	2.0 9 4 1 1 2 0 0 0 0 0 0 0 13 13 4.50 2.000																					

Houston Astros @ San Diego Padres
San Diego Stadium, San Diego, CA
Thu May 20 1976 6:33 AM EDT
Att: 11,742 - Unknown

livebaseballscorecards.com

AB	36
R	5
H	12
RBI	5
BB	3
SO	6
LOB	20



Batter	1	2	3	4	5	6	7	8	9	AB R H RBI BB SO LOB	TOP
Greg Gross, L (1, 9) OBP: 0.382, SLG: 0.363	0-0 1B		0-0 F8			4-0 1B BB		0-0 4-3		3 1 1 0 1 0 0	
Rob Andrews, R (1, 4) OBP: 0.278, SLG: 0.212	0-0 F4			0-0 F9		0-0 1B 1-2 1B		0-0 6-3		4 0 1 0 0 0 1	
Jose Cruz, L (1, 8) OBP: 0.326, SLG: 0.320	0-3 K			0-3 K		0-0 1-3 2-H 1B		0-0 FC6-4 1B		4 0 2 1 0 2 1	
Bob Watson, R (1, 3) OBP: 0.364, SLG: 0.386	0-0 F8			0-0 4-3		0-3 K		0-0 FC6-4		4 0 0 0 0 1 4	
Leon Roberts, R (1, 7) OBP: 0.378, SLG: 0.523		0-3 K			0-0 1-3		0-0 F3		0-0 F8	4 0 0 0 0 1 0	
Ken Boswell, L (1, 5) OBP: 0.261, SLG: 0.250		0-0 4-3			0-0 F9		0-0 F9		0-3 K	4 0 0 0 0 1 0	
Skip Jutze, R (1, 2) OBP: 0.152, SLG: 0.194 Cesar Cedeno, R (9, PH) OBP: 0.331, SLG: 0.533		0-0 F5			0-0 4-3		0-0 1B 1B		0-0 6-3	3 0 1 0 0 0 0 1 0 0 0 0 0 0	
Roger Metzger, S (1, 6) OBP: 0.321, SLG: 0.331			0-0 1-3			0-0 4-3		0-0 1-2 1B		3 0 1 0 0 0 0	
J.R. Richard, R (1, 1) OBP: 0.036, SLG: 0.037			0-0 2-3			0-0 6-3		0-0 5-3		3 0 0 0 0 0 2	
Inning Stats	R: 0 E: 0 K: 1 S: 6 H: 1 LOB: 1 BB: 0 P: 6	R: 0 E: 0 K: 1 S: 5 H: 0 LOB: 0 BB: 0 P: 5	R: 0 E: 0 K: 0 S: 3 H: 0 LOB: 0 BB: 0 P: 3	R: 0 E: 0 K: 1 S: 5 H: 0 LOB: 0 BB: 0 P: 5	R: 0 E: 0 K: 0 S: 3 H: 0 LOB: 0 BB: 0 P: 3	R: 1 E: 0 K: 1 S: 7 H: 2 LOB: 2 BB: 1 P: 11	R: 0 E: 0 K: 0 S: 5 H: 2 LOB: 2 BB: 0 P: 5	R: 0 E: 0 K: 1 S: 5 H: 1 LOB: 1 BB: 0 P: 4	R: 0 E: 0 K: 1 S: 5 H: 0 LOB: 0 BB: 0 P: 5	1B: 6 2B: 0 3B: 0 HR: 0 SF: 0 SAC: 0 DP: 0 HBP: 0	WP: 0 PB: 0 SB: 0 CS: 0 PA: 34
PITCHER Burt Hooton, R (1, 1) ERA: 3.54	IP: 9.0 WLS: W BF: 34 H: 6 R: 1 ER: 1 SO: 5 BB: 1 IBB: 0 HBP: 0 BLK: 0 WP: 0 HR: 0 S: 43 P: 47 ERA: 1.00 WHIP: 0.778										

Houston Astros @ Los Angeles Dodgers
Dodger Stadium, Los Angeles, CA
Fri May 21 1976, 7:05 PM PDT
Att: 53,568 - Unknown

livebaseballscorecards.com

AB	33
R	1
H	6
RBI	1
BB	1
SO	5
LOB	8



Batter	1	2	3	4	5	6	7	8	9	10	11	12	13	AB R H RBI BB SO LOB
Davey Lopes, R OBP: 0.271, SLG: 0.321 (1, 4)	0-3 K		0-0 E6 1B		0-0 6-3 1B		0-0 6-3		0-0 CS 1B		0-0 5-3			6 2 2 0 0 1 1
Bill Buckner, L OBP: 0.316, SLG: 0.426 (1, 7)	0-0 4-3		0-0 G6-4-3 1B		0-0 L8 1-2		0-0 1B 2B 1B		0-0 F1 1-2		0-0 4-3			6 1 2 1 0 0 2
Dusty Baker Jr., R OBP: 0.323, SLG: 0.340 (1, 8)	0-0 3B 1B		0-0 G6-4-3 1-2		0-0 6-3 2-3		0-0 2B 1B		0-3 K		4-0 FC6-4 BB			5 1 2 0 1 1 2
Steve Garvey, R OBP: 0.353, SLG: 0.419 (1, 3)	0-0 1-H 3B			0-0 WP 1B	0-0 3-H 1B		0-0 1-H 3-H 2B		0-0 F5		0-0 FC6-4 1-2f			6 1 4 3 0 0 1
Ed Goodson, L OBP: 0.313, SLG: 0.423 (1, 5)	0-0 F9			4-0 1B BB	0-0 F8		4-0 FC6-4 IBB		0-0 4-3		0-0 F4			4 0 0 0 2 0 3
Joe Ferguson, R OBP: 0.300, SLG: 0.377 (1, 9)		0-0 F9		0-0 F7		0-3 K	0-0 FC6-4 1-2f		0-3 K				0-0 SH SF9 1B	6 1 1 0 0 2 4
Steve Yeager, R OBP: 0.350, SLG: 0.495 (1, 2)		0-0 F7		0-0 1-3 2-H 1B		0-0 FC5-4 1B		0-0 F4			0-0 6-3		0-0 SH	5 0 2 1 0 0 0
Bill Russell, R OBP: 0.337, SLG: 0.412 (1, 6)		0-0 1-3		0-0 F9		0-0 FC5-4 1-2f		0-3 K			0-0 G1 1B		4-0 IBB	5 0 1 0 1 1 3
Don Sutton, R OBP: 0.182, SLG: 0.105 (1, 1)			0-0 F8		0-0 F3		0-0 F9		0-3 K		0-0 G1		0-0 SF9	2 0 0 0 0 0 0 2
Henry Cruz, L OBP: 0.264, SLG: 0.500 (6, PH)														1 0 0 0 0 0 0 1
Mike Marshall, R (7, 1)														1 0 0 0 0 0 0 1
Danny Walton, R (11, PH)														1 0 0 0 0 0 0 1
Charlie Hough, R (12, 1)														0 0 0 0 0 0 0 0
Manny Mota, R OBP: 0.307, SLG: 0.333 (13, PH)														0 0 0 0 1 0 0 0

Inning Stats	R: 1	H: 2	R: 0	H: 0	R: 1	H: 1	R: 1	H: 2	R: 0	H: 1	R: 0	H: 0	R: 0	H: 1	R: 0	H: 0	R: 0	H: 1	R: 1	H: 1	1B: 12	SF: 1	WP: 1	PA: 54
	E: 0	LOB: 1	E: 0	LOB: 0	E: 1	LOB: 0	E: 0	LOB: 2	E: 0	LOB: 1	E: 0	LOB: 0	E: 0	LOB: 1	E: 0	LOB: 0	E: 0	LOB: 1	E: 1	LOB: 2	2B: 1	SAC: 1	PB: 0	
	K: 1	BB: 0	K: 0	BB: 0	K: 0	BB: 0	K: 1	BB: 0	K: 2	BB: 0	K: 1	BB: 0	K: 1	BB: 0	K: 1	BB: 0	K: 0	BB: 1	K: 0	BB: 1	3B: 1	DP: 1	SB: 2	
	S: 7	P: 7	S: 3	P: 3	S: 4	P: 4	S: 5	P: 9	S: 5	P: 6	S: 5	P: 9	S: 5	P: 5	S: 5	P: 5	S: 4	P: 4	S: 3	P: 7	HR: 0	HBP: 0	CS: 1	


PITCHER	IP	WLS	BF	H	R	ER	SO	BB	IBB	HBP	BLK	WP	HR	S	P	ERA	WHIP
Gilberto Rondon, R ERA: 6.45 (1, 1)	6.1		29	9	5	4	2	1	0	0	0	1	0	32	36	5.68	1.579
Ken Forsch, R ERA: 1.56 (7, 1)	4.2		17	4	0	0	4	0	1	0	0	0	0	24	28	0.00	0.857
Paul Siebert, L ERA: (12, 1)	1.1	L	8	1	1	0	0	1	1	0	0	0	0	6	14	0.00	1.500

BOTTOM

Houston Astros @ Los Angeles Dodgers
 Dodger Stadium, Los Angeles, CA
 Sat May 22 1976, 7:05 PM PDT
 Att: 43,055 - Unknown

livebaseballscorecards.com

AB	48
R	6
H	14
RBI	6
BB	4
SO	6
LOB	20



Batter	1	2	3	4	5	6	7	8	9	10	AB	R	H	RBI	BB	SO	LOB	TOP				
Greg Gross, L (1, 9) OBP: 0.359, SLG: 0.333	F8			F7		F7		4-3	K		5	0	0	0	0	1	3	Houston Astros @ Los Angeles Dodgers Dodger Stadium, Los Angeles, CA Sun May 23 1976, 3:33 AM PDT Att. 33,975 - Unknown				
Rob Andrews, R (1, 4) OBP: 0.298, SLG: 0.273	F9			5-3		F8		WP 1B 2B	FC6-4		5	1	1	0	0	0	3					
Cesar Cedeño, R (1, 8) OBP: 0.348, SLG: 0.527	F9			F3				E S 1B		SH HBP SF7 1B	4	3	2	0	1	0	0					
Bob Watson, R (1, 3) OBP: 0.375, SLG: 0.429			K			F9					4	1	1	1	0	2	2					
Jose Cruz, L (1, 7) OBP: 0.333, SLG: 0.329			F7							SH HBP	4	0	3	2	0	0	0					
Cliff Johnson, R (1, 2) OBP: 0.328, SLG: 0.373						F6					3	0	0	0	0	1	3					
Skip Jutze, R (7, 2) OBP: 0.146, SLG: 0.179			K					G6-4-3 1B	6-3	F2	2	0	0	0	0	0	4					
Enos Cabell, R (1, 5) OBP: 0.323, SLG: 0.368						K					2	0	0	0	0	1	1					
Ken Boswell, L (7, PH) OBP: 0.269, SLG: 0.245										SF7	1	0	1	0	1	0	0					
Jerry Davanon, R (9, PR) OBP: 0.444, SLG: 0.333											0	0	0	1	0	0	0					
Roger Metzger, S (1, 6) OBP: 0.327, SLG: 0.343											5	0	2	1	0	0	3					
Joaquin Andujar, S (1, 1) OBP: 0.200, SLG: 0.200											1	0	0	0	0	0	0					
Wilbur Howard, S (6, PH) OBP: 0.219, SLG: 0.234											1	0	0	0	0	1	1					
Gene Pentz, R (6, 1)											0	0	0	0	0	0	0					
Leon Roberts, R (7, PH) OBP: 0.375, SLG: 0.515											1	0	0	0	0	0	2					
Joe Niekro, R (7, 1) OBP: 0.186, SLG: 0.200											0	0	0	0	0	0	0					
Larry Milbourne, S (9, PH) OBP: 0.331, SLG: 0.283											0	0	0	0	1	0	0					
Paul Siebert, L (9, 1)											0	0	0	0	0	0	0					
Ken Forsch, R (10, 1) OBP: 0.333, SLG: 0.333											0	0	0	0	0	0	0					
Inning Stats	R: 0 E: 0 K: 0 S: 3	H: 0 LOB: 0 BB: 0 P: 3	R: 0 E: 0 K: 2 S: 7	H: 0 LOB: 0 BB: 0 P: 7	R: 0 E: 0 K: 0 S: 3	H: 0 LOB: 0 BB: 0 P: 3	R: 0 E: 0 K: 0 S: 3	H: 0 LOB: 0 BB: 0 P: 3	R: 0 E: 0 K: 1 S: 6	H: 1 LOB: 1 BB: 0 P: 6	R: 2 E: 0 K: 1 S: 6	H: 4 LOB: 2 BB: 1 P: 10	R: 2 E: 0 K: 1 S: 7	H: 2 LOB: 1 BB: 1 P: 11	R: 0 E: 1 K: 1 S: 6	H: 1 LOB: 2 BB: 1 P: 10	R: 1 E: 0 K: 0 S: 5	H: 1 LOB: 2 BB: 0 P: 6	1B: 9 2B: 1 3B: 0 HR: 0	SF: 1 SAC: 1 DP: 1 HBP: 1	WP: 1 PB: 0 SB: 2 CS: 0	PA: 44
PITCHER	IP	WLS	BF	H	R	ER	SO	BB	IBB	HBP	BLK	WP	HR	S	P	ERA	WHIP					
Rick Rhoden, R (1, 1) ERA: 2.64	6.2		26	6	2	2	4	1	0	0	0	0	0	33	37	2.70	1.050					
Charlie Hough, R (7, 1) ERA: 2.86	1.2		10	3	2	2	1	2	0	0	0	1	0	10	18	10.80	3.000					
Stan Wall, L (9, 1) ERA: 3.09	1.2	W	8	1	1	1	1	0	0	1	0	0	0	9	10	5.40	0.600					

livebaseballscores.com



BOTTOM

Houston Astros @ Los Angeles Dodgers
Dodger Stadium, Los Angeles, CA
Sun May 23 1976, 3:33 AM PDT
Att: 33,975 - Unknown

livebaseballscorecards.com

AB 40
R 6
H 13
RBI 6
BB 4
SO 4
LOB 22



WP: 0 PA: 46
PB: 0
SB: 1
CS: 1

AB R H RBI BB SO LOB

4 1 1 0 1 0 2

5 1 3 0 0 1 1

5 1 1 1 0 0 5

5 1 4 3 0 0 2

4 0 2 0 1 0 3

3 0 0 0 0 0 1

4 0 0 0 0 1 1

3 1 1 0 0 0 1

1 0 0 0 0 1 0

0 0 0 0 0 0 0

1 0 1 1 0 0 0

1B: 12 SF: 0
2B: 1 SAC: 1
3B: 0 DP: 1
HR: 0 HBP: 0

Batter	1	2	3	4	5	6	7	8	9	10
Davey Lopes, R OBP: 0.281, SLG: 0.317 (1, 4)	F9		FC4-6 1B	F8			5-3 1B BB		F9	
Bill Buckner, L OBP: 0.325, SLG: 0.438 (1, 7)	E 2B		FC4-6 1B		G6-4-3 1B		K		F8	
Dusty Baker Jr., R OBP: 0.319, SLG: 0.336 (1, 8)	E8 1B		P3		G6-4-3		5-3		6-3	
Steve Garvey, R OBP: 0.366, SLG: 0.430 (1, 3)	CS 1B		FC4-6		BB 1B		1B 1B		SH1-4 1B	
Ron Cey, R OBP: 0.429, SLG: 0.548 (1, 5)	F8		F8		BB 1B		1-3 1B		E SH1-4 1B	
Rick Auerbach, R OBP: 0.200, SLG: 0.111 (10, PR)										
Joe Ferguson, R OBP: 0.298, SLG: 0.367 (1, 9)	CS	F5		E BB	6-3		K		SH1-4	
Steve Yeager, R OBP: 0.342, SLG: 0.482 (1, 2)		F7		F7		F9		F7		1B E IBB
Henry Cruz, L OBP: 0.273, SLG: 0.490 (8, 9)										
Bill Russell, R OBP: 0.324, SLG: 0.396 (1, 6)		F7		F9		K		F9		E4 1B
Ed Goodson, L OBP: 0.303, SLG: 0.407 (10, PH)										
Rick Rhoden, R OBP: 0.278, SLG: 0.333 (1, 1)				E4		F6		K		
Charlie Hough, R (7, 1)			1B FC4-6 1B							
Stan Wall, L (9, 1)										
Manny Mota, R OBP: 0.400, SLG: 0.385 (10, PH)										1-2 2-3 3-H 1B

Inning Stats	R: 2	H: 3	R: 0	H: 0	R: 1	H: 3	R: 0	H: 0	R: 0	H: 0	R: 1	H: 2	R: 0	H: 0	R: 0	H: 0	R: 0	H: 0	R: 2	H: 3
	E: 1	LOB: 0	E: 0	LOB: 0	E: 0	LOB: 2	E: 1	LOB: 2	E: 0	LOB: 2	E: 0	LOB: 2	E: 0	LOB: 0	E: 0	LOB: 0	E: 0	LOB: 0	E: 1	LOB: 3
	K: 0	BB: 0	K: 0	BB: 0	K: 0	BB: 0	K: 0	BB: 1	K: 1	BB: 0	K: 2	BB: 1	K: 0	BB: 0	K: 0	BB: 0	K: 0	BB: 0	K: 0	BB: 1
	S: 5	P: 5	S: 3	P: 3	S: 6	P: 6	S: 4	P: 8	S: 5	P: 5	S: 9	P: 13	S: 5	P: 5	S: 3	P: 3	S: 5	P: 9	S: 5	P: 9

PITCHER	IP	WLS	BF	H	R	ER	SO	BB	IBB	HBP	BLK	WP	HR	S	P	ERA	WHIP
Joaquin Andujar, R ERA: 5.96 (1, 1)	5.0		24	8	3	2	0	2	0	0	0	0	0	22	30	3.60	2.000
Gene Pentz, R ERA: (6, 1)	1.0		3	0	0	0	1	0	0	0	0	0	0	5	5	0.00	0.000
Joe Niekro, R ERA: 3.83 (7, 1)	2.0		9	2	1	1	3	1	0	0	0	0	0	14	18	4.50	1.500
Paul Siebert, L ERA: 4.15 (9, 1)	1.0	L	5	2	2	2	0	0	0	0	0	0	0	5	5	18.00	2.000
Ken Forsch, R ERA: 1.54 (10, 1)	0.1		4	1	0	0	0	0	1	0	0	0	0	3	7	0.00	3.000

Batter	1	2	3	4	5	6	7	8	9	AB	R	H	RBI	BB	SO	LOB
--------	---	---	---	---	---	---	---	---	---	----	---	---	-----	----	----	-----

Larry Herndon, R <small>OBP: 0.550, SLG: 0.647</small> (1, 8)	4-0 1B SH5-3 1B BB	0-0 HR		0-0 4-3 1B		0-0 S 1B				3	2	3	1	1	0	0
Derrel Thomas, S <small>OBP: 0.308, SLG: 0.314</small> (1, 4)	0-0 SH5-3 1-2	0-0 F8		0-0 4-3 1-2		0-0 5-3 1-2				3	0	0	0	0	0	2
Chris Speier, R <small>OBP: 0.347, SLG: 0.315</small> (1, 6)	0-0 2B 1B 2-3	0-3 K		4-0 BB		0-3 K				3	1	1	0	1	2	1
Bobby Murcer, L <small>OBP: 0.374, SLG: 0.353</small> (1, 9)	0-0 2B SF7 1B 1-2 3-H		0-0 4-3	0-0 3-1		4-0 CS BB				3	1	1	1	1	0	2
Gary Matthews, R <small>OBP: 0.327, SLG: 0.396</small> (1, 7)	0-0 1-3 2-H 2B		4-0 1B BB		4-0 E BB	0-0 F9 1-2				2	1	1	1	2	0	1
Willie Montanez, L <small>OBP: 0.348, SLG: 0.415</small> (1, 3)	4-0 BB		0-0 F8		0-0 E9 F7 2B 1-H	0-0 F6				3	0	1	1	1	0	1
Ken Reitz, R <small>OBP: 0.291, SLG: 0.312</small> (1, 5)	0-0 SF7 3-H		0-0 1B 1-2		0-0 4-3					3	0	2	1	0	0	1
Marc Hill, R <small>OBP: 0.240, SLG: 0.333</small> (1, 2)	0-0 F8 3-H		0-0 F4		0-0 F7 3-H	0-0 F3				4	0	0	0	0	0	6
Rob Dressler, R (1, 1)		0-0 4-3		0-0 F3		0-3 K				3	0	0	0	0	1	0
Chris Arnold, R <small>OBP: 0.207, SLG: 0.250</small> (8, PH)						0-0 G4-6-3				1	0	0	0	0	0	1
Gary Lavelle, S <small>OBP: 0.200, SLG: 0.200</small> (9, 1)						0-0 1-2f G4-6-3				0	0	0	0	0	0	0

Inning Stats	R: 3	H: 3	E: 0	LOB: 2	K: 0	BB: 2	S: 6	P: 14	R: 1	H: 1	E: 0	LOB: 0	K: 1	BB: 0	S: 6	P: 6	R: 0	H: 1	E: 0	LOB: 2	K: 0	BB: 1	S: 4	P: 8	R: 0	H: 1	E: 0	LOB: 2	K: 0	BB: 1	S: 4	P: 8	R: 1	H: 1	E: 1	LOB: 1	K: 0	BB: 1	S: 3	P: 7	R: 0	H: 1	E: 0	LOB: 1	K: 2	BB: 0	S: 8	P: 8	R: 0	H: 0	E: 0	LOB: 0	K: 0	BB: 1	S: 2	P: 6	R: 0	H: 1	E: 0	LOB: 0	K: 0	BB: 0	S: 3	P: 3	1B: 6	SF: 1	3B: 0	DP: 1	HR: 1	HBP: 0	WP: 0	PA: 36
--------------	------	------	------	--------	------	-------	------	-------	------	------	------	--------	------	-------	------	------	------	------	------	--------	------	-------	------	------	------	------	------	--------	------	-------	------	------	------	------	------	--------	------	-------	------	------	------	------	------	--------	------	-------	------	------	------	------	------	--------	------	-------	------	------	------	------	------	--------	------	-------	------	------	-------	-------	-------	-------	-------	--------	-------	--------

PITCHER	IP	WLS	BF	H	R	ER	SO	BB	IBB	HBP	BLK	WP	HR	S	P	ERA	WHIP
Mike Cosgrove, L <small>ERA: 4.35</small> (1, 1)	2.0	L	12	4	4	4	1	2	0	0	0	0	1	12	20	18.00	3.000
Gene Pentz, R (3, 1)	2.0		10	2	0	0	0	2	0	0	0	0	0	8	16	0.00	2.000
Tom Griffin, R <small>ERA: 5.91</small> (5, 1)	2.0		8	2	1	1	2	1	0	0	0	0	0	11	15	4.50	1.500
Paul Siebert, L <small>ERA: 2.84</small> (7, 1)	2.0		6	1	0	0	0	1	0	0	0	0	0	5	9	0.00	1.000

BOTTOM

Houston Astros @ San Francisco Giants
 Candlestick Park, San Francisco, CA
 Mon May 24 1976, 6:33 AM EDT
 Unknown

AB	28
R	5
H	9
RBI	5
BB	6
SO	3
LOB	15



WP	HR	S	P	ERA	WHIP
0	0	0	0	0	0

Batter	1	2	3	4	5	6	7	8	9	AB R H RBI BB SO LOB	TOP																									
Wilbur Howard, S OBP: 0.231, SLG: 0.280 (1, 9) X	0-0 SH1-3 E 1B	0-0 1-2 2-3 3-H 1B		0-3 K			0-0 E4 1B SF7	0-0 2-H HR		5 3 3 3 0 1 0																										
Rob Andrews, R OBP: 0.321, SLG: 0.288 (1, 4) X	0-0 SH1-3 1-2 1B	0-0 F9			0-0 5-3		0-0 1-3 SF7 1B	4-0 1B BB		3 0 1 0 1 0 3																										
Cesar Cedeno, R OBP: 0.340, SLG: 0.518 (1, 8) X	0-0 E6 2-H CS	0-0 F8			0-0 3-1 3B 2B		0-0 1-2 3-H SF7	0-0 1-2 1B		4 1 2 1 0 0 3																										
Bob Watson, R OBP: 0.378, SLG: 0.422 (1, 3) B B B	4-0 1-2 BB		0-0 1B 1B		0-0 3-1 2-3		4-0 BB	0-0 F9		3 0 1 0 2 0 3																										
Leon Roberts, R OBP: 0.380, SLG: 0.543 Jose Cruz, L OBP: 0.343, SLG: 0.326 (1, 7) X (7, PH) (7, 7)	0-0 2-3		0-0 F8		0-0 3B		0-0 F7		0-0 4-3	3 0 1 1 0 0 2 2 0 0 0 0 0 2																										
Enos Cabell, R OBP: 0.338, SLG: 0.381 (1, 5)		0-0 BB FC1-2 1B 1B	0-0 1-3 1B		0-0 6-3		0-3 K		0-0 F9	5 0 2 0 0 1 3																										
Skip Jutze, R OBP: 0.160, SLG: 0.170 (1, 2) X		0-0 FC1-2 1-2 1B 1B	0-0 6-3			0-0 F8		4-0 SH3-4 HR BB	0-0 4-3	4 2 1 0 1 0 1																										
Roger Metzger, S OBP: 0.318, SLG: 0.329 (1, 6) B B B		4-0 1B 1-2 2-3 BB FC1-2		0-0 F9		0-0 F7		0-0 SH3-4		2 0 0 0 1 0 0																										
J.R. Richard, R OBP: 0.033, SLG: 0.034 Paul Siebert, L OBP: 0.329, SLG: 0.279 Larry Milbourne, S OBP: 0.186, SLG: 0.200 Joe Niekro, R OBP: 0.400, SLG: 0.286 Jerry Davanon, R OBP: 0.333, SLG: 0.333 Ken Forsch, R OBP: 0.333, SLG: 0.333 (1, 1) (5, 1) (6, PH) (6, 1) (8, PH) (8, 1)		0-0 FC1-2		0-0 5-3		0-0 5-3		0-0 6-3		2 0 0 0 0 0 3 0 0 0 0 0 0 0 1 0 0 0 0 0 0 0 0 0 0 0 0 0 1 0 0 0 0 0 1 0 0 0 0 0 0 0																										
Inning Stats	R: 1 E: 1 K: 0 S: 4	H: 1 LOB: 1 BB: 1 P: 8	R: 1 E: 0 K: 0 S: 6	H: 3 LOB: 3 BB: 1 P: 10	R: 0 E: 0 K: 0 S: 4	H: 2 LOB: 1 BB: 0 P: 4	R: 0 E: 0 K: 1 S: 5	H: 0 LOB: 0 BB: 0 P: 5	R: 1 E: 0 K: 0 S: 5	H: 2 LOB: 1 BB: 0 P: 5	R: 0 E: 0 K: 0 S: 3	H: 0 LOB: 0 BB: 0 P: 3	R: 1 E: 1 K: 1 S: 7	H: 1 LOB: 2 BB: 1 P: 11	R: 2 E: 0 K: 0 S: 5	H: 2 LOB: 2 BB: 2 P: 13	R: 0 E: 0 K: 0 S: 3	H: 0 LOB: 0 BB: 0 P: 3	1B: 8 2B: 1 3B: 1 HR: 1	SF: 1 SAC: 2 DP: 0 HBP: 0	WP: 0 PB: 0 SB: 0 CS: 1	PA: 43														
PITCHER	IP WLS BF H R ER SO BB IBB HBP BLK WP HR S P ERA WHIP																																			
Mike Caldwell, L ERA: 4.79 (1, 1)	5.0	24	8	3	2	1	2	0	0	0	0	0	0	24	32	3.60	2.000																			
Charlie Williams, R ERA: 1.54 (6, 1)	1.1	7	1	1	0	0	1	0	0	0	0	0	0	6	10	0.00	1.500																			
Randy Moffitt, R ERA: 2.86 (7, 1)	0.2	2	0	0	0	1	0	0	0	0	0	0	0	4	4	0.00	0.000																			
Gary Lavelle, L ERA: 1.36 (8, 1)	0.2	6	2	2	2	0	2	0	0	0	0	1	4	12	27.00	6.000																				
Dave Heaverly, R ERA: 3.94 (8, 1)	1.1	W	4	0	0	0	0	0	0	0	0	0	0	4	4	0.00	0.000																			

Houston Astros @ San Francisco Giants
Candlestick Park, San Francisco, CA
Tue May 25 1976, 10:05 PM EDT
Att. 2,903 - Unknown

livebaseballscorecards.com

AB	35
R	6
H	11
RBI	5
BB	5
SO	2
LOB	21



Batter	1	2	3	4	5	6	7	8	9	AB R H RBI BB SO LOB	TOP		
Greg Gross, L (1, 9) OBP: 0.355, SLG: 0.338	0-0 1B 1B 2B		0-0 1B 1B 1B		0-0 F7	0-0 1-2 1B		0-0 FC4-6 BLK		5 1 3 1 0 0 1			
Rob Andrews, R (1, 4) OBP: 0.344, SLG: 0.316	0-0 G6-4-3 1B 2-3 1B		0-0 1B 1B		0-0 E 2B 1B	0-0 F8		0-0 F9		5 1 3 0 0 0 3			
Cesar Cedeno, R (1, 8) OBP: 0.336, SLG: 0.507	0-0 G6-4-3 1-2 3-H 1B		0-0 F8		0-0 E5 2B	0-0 F7		0-0 F9		5 1 1 1 0 0 6			
Bob Watson, R (1, 3) OBP: 0.374, SLG: 0.422	0-0 G6-4-3 1-2f 2-3		0-0 F8		0-0 1-H 2-H 2B		0-0 5-3		0-0 F7	5 0 1 2 0 0 4			
Jose Cruz, L (1, 7) OBP: 0.346, SLG: 0.323	4-0 BB BB BB		0-0 1-2 2-H 1B		0-3 K		0-3 K		0-0 4-3	4 0 1 0 1 2 1			
Enos Cabell, R (1, 5) OBP: 0.340, SLG: 0.377	0-0 5-3				0-0 5-3	4-0 IBB		0-0 1B	0-0 5-3	4 0 1 0 1 0 2			
Skip Jutze, R (1, 2) OBP: 0.167, SLG: 0.176		0-0 6-3		0-0 1B	0-0 5-3		0-0 F9			4 0 1 0 0 0 3			
Roger Metzger, S (1, 6) OBP: 0.323, SLG: 0.324		0-0 3-1		0-0 F5		4-0 1B BB		4-0 1B FC4-6 BB		2 1 0 0 2 0 1			
Larry Dierker, R (1, 1) OBP: 0.053, SLG: 0.053 Paul Siebert, L (5, 1) Gene Pentz, R (5, 1) Wilbur Howard, S (6, PH) Tom Griffin, R (6, 1) Ken Boswell, L (8, PH) Mike Cosgrove, L (8, 1) Joaquin Andujar, S (8, 1) OBP: 0.260, SLG: 0.260 OBP: 0.200, SLG: 0.111 OBP: 0.200, SLG: 0.200		0-3 K		0-3 K		0-3 K		0-0 FC4-6 1B		2 0 0 0 0 0 2 1 0 0 0 0 0 0 0 0 0 0 0 0 0 0 0 0 1 0 0 0 0 0 1 1 0 0 0 0 0 0 0 0 1 0 0 1 0			
Inning Stats	R: 1 H: 3 E: 0 LOB: 2 K: 0 BB: 1 S: 5 P: 9	R: 0 H: 0 E: 0 LOB: 0 K: 1 BB: 0 S: 5 P: 5	R: 0 H: 3 E: 0 LOB: 2 K: 0 BB: 0 S: 5 P: 5	R: 0 H: 1 E: 0 LOB: 1 K: 1 BB: 0 S: 6 P: 6	R: 2 H: 2 E: 1 LOB: 2 K: 1 BB: 1 S: 8 P: 12	R: 0 H: 1 E: 0 LOB: 2 K: 1 BB: 1 S: 6 P: 10	R: 0 H: 1 E: 0 LOB: 1 K: 1 BB: 0 S: 6 P: 6	R: 1 H: 1 E: 0 LOB: 1 K: 0 BB: 1 S: 4 P: 8	R: 0 H: 0 E: 0 LOB: 0 K: 0 BB: 0 S: 3 P: 3	1B: 10 SF: 0 2B: 2 SAC: 0 3B: 0 DP: 1 HR: 0 HBP: 0	WP: 0 PA: 42 PB: 0 SB: 0 CS: 0		
PITCHER	IP WLS BF H R ER SO BB IBB HBP BLK WP HR S P ERA WHIP											PITCHER	IP WLS BF H R ER SO BB IBB HBP BLK WP HR S P ERA WHIP
Jim Barr, R (1, 1) ERA: 3.86	5.0 W 25 9 3 2 3 1 1 0 0 0 0 0 29 37 3.60 2.000												
Randy Moffitt, R (6, 1) ERA: 2.78	4.0 S 17 3 1 1 2 2 0 0 0 1 0 0 19 27 2.25 1.250												

Houston Astros @ San Francisco Giants
Candlestick Park, San Francisco, CA
Wed May 26 1976, 6:33 AM EDT
Att. 3,115 - Unknown

livebaseballscorecards.com

AB 38
R 4
H 12
RBI 4
BB 4
SO 5
LOB 23



Batter	1	2	3	4	5	6	7	8	9
Larry Herndon, R OBP: 0.510, SLG: 0.581 (1, 8)	0-0 FC6-4 2B 4-3 1B	0-0 F6			P1 FC5			0-0 SH3-4 1-2 2-3	
Derrel Thomas, S OBP: 0.313, SLG: 0.306 (1, 4)	0-0 4-3 1-2		0-0 F5		0-0 HBP 1B 1B	0-0 4-3		4-0 1B HR BB	
Bobby Murcer, L OBP: 0.391, SLG: 0.381 (1, 9)	4-0 FC6-4 BB		4-0 1B BB		0-0 F9	0-0 4-1		0-0 HR 1B 1-2 2-H 3-H	
Gary Matthews, R OBP: 0.326, SLG: 0.401 (1, 7)	0-0 FC6-4 2B 1-2 2-3		0-0 F4		1-0 1B 2B HBP 1-2	0-3 K		0-0 HR 1-H 2-H	
Willie Montanez, L OBP: 0.372, SLG: 0.466 (1, 3)	0-0 1-3 3-H 2B		0-0 1B		0-0 2B 1B 1-2 2-H		0-0 F2	0-0 1B	
Chris Speier, R OBP: 0.346, SLG: 0.318 (1, 6)	0-3 K		0-0 F3		0-0 BB BB 2B 1-H 2-H		0-3 K	0-3 K	
Ken Reitz, R OBP: 0.293, SLG: 0.323 (1, 5)		0-0 HR		0-0 F6	4-0 BB BB IBB		0-0 G3	0-0 F9	
Dave Rader, L OBP: 0.287, SLG: 0.300 (1, 2)		0-0 1-3		0-0 F9	4-0 FC5 BB BB 1-2 2-3			0-0 SH3-4 HBP 1B 1B	
Chris Arnold, R OBP: 0.226, SLG: 0.241 (5, PH)									
Randy Moffitt, R OBP: 0.500, SLG: 0.500 (6, 1)									
Jim Barr, R OBP: 0.316, SLG: 0.133 (1, 1)		0-0 F4		0-3 K	4-0 BB 1-2 2-3 3-H			1-0 SH3-4 1B HBP	
Mike Sadek, R OBP: 0.400, SLG: 0.385 (5, PH)									

Inning Stats	R: 1	H: 2	E: 0	LOB: 2	K: 1	P: 11	R: 1	H: 1	E: 0	LOB: 0	K: 0	P: 4	R: 0	H: 1	E: 0	LOB: 2	K: 0	P: 8	R: 0	H: 0	E: 0	LOB: 0	K: 1	P: 5	R: 4	H: 3	E: 0	LOB: 3	K: 0	P: 19	R: 0	H: 0	E: 0	LOB: 0	K: 1	P: 5	R: 0	H: 0	E: 0	LOB: 0	K: 1	P: 5	R: 5	H: 4	E: 0	LOB: 1	K: 1	P: 14		

PITCHER	IP	WLS	BF	H	R	ER	SO	BB	IBB	HBP	BLK	WP	HR	S	P	ERA	WHIP
Larry Dierker, R ERA: 4.39 (1, 1)	4.2	L	24	7	6	6	2	2	2	1	0	0	0	25	34	11.57	1.929
Paul Siebert, L ERA: 2.57 (5, 1)	0.0		3	0	0	0	0	2	1	0	0	0	0	0	12	∞	∞
Gene Pentz, R ERA: (5, 1)	0.1		1	0	0	0	0	0	0	0	0	0	0	1	1	0.00	0.000
Tom Griffin, R ERA: 5.4 (6, 1)	2.0		6	0	0	0	2	0	0	0	0	0	0	10	10	0.00	0.000
Mike Cosgrove, L ERA: 5.22 (8, 1)	0.1		5	2	4	4	0	1	0	1	0	0	0	3	8	108.00	9.000

AB	R	H	RBI	BB	SO	LOB
4	1	1	0	0	0	3
4	2	1	0	1	0	1
3	1	1	2	2	0	1
4	2	1	3	0	1	3
5	1	4	2	0	0	0
5	1	1	2	0	3	5
4	1	1	1	1	0	1
2	0	0	0	0	0	0
0	0	0	0	1	0	0
1	1	1	0	0	0	0
2	0	0	0	0	1	0
0	1	0	1	1	0	0

WP	HR	S	P	ERA	WHIP
0	1	6	6	13.50	3.000

BOTTOM

Houston Astros @ San Francisco Giants
 Candlestick Park, San Francisco, CA
 Wed May 26 1976, 6:33 AM EDT
 Att. 3,115 - Unknown

AB	34
R	11
H	11
RBI	11
BB	6
SO	5
LOB	14



1B	2B	3B	HR	SF	SAC	DP	HBP	WP	HR	S	P	ERA	WHIP
7	2	0	2	0	1	0	2	0	1	6	6	13.50	3.000

Batter	1	2	3	4	5	6	7	8	9	AB R H RBI BB SO LOB	TOP	
Greg Gross, L (1, 9) OBP: 0.357, SLG: 0.336	4-0 BB		0-0 E4 1B		0-0 FC5-4 5-3 1B		0-0 F6		0-0 4-3	4 0 1 0 1 0 0		
Rob Andrews, R (1, 4) OBP: 0.338, SLG: 0.311	0-0 4-3 1-2f		0-0 1B 1-3 1B		0-0 5-3 1-2		0-3 K			4 0 1 0 0 1 2		
Cesar Cedeno, R (1, 8) OBP: 0.340, SLG: 0.503	0-0 F5		0-0 1B 1-3 1B		0-0 FC5-4 2-3			4-0 2B BB		3 1 1 0 1 0 1		
Bob Watson, R (1, 3) OBP: 0.366, SLG: 0.412		0-0 F3	0-3 K 1-2			0-0 F8		0-0 F4		4 0 0 0 0 1 3		
Jose Cruz, L (1, 7) OBP: 0.360, SLG: 0.344		4-0 FC5-4 E BB		0-0 1B S		0-0 6-3		0-0 1B 2B		3 2 2 1 1 0 0		
Ken Boswell, L (1, 5) OBP: 0.316, SLG: 0.296		0-0 FC5-4 1B		0-0 6-3		0-0 1B		0-0 1B		4 0 3 1 0 0 1		
Jerry Davanon, R (8, PR) OBP: 0.400, SLG: 0.286		1-2 1B		1-2				G4-6-3 1B		0 0 0 0 0 0 0		
Skip Jutze, R (1, 2) OBP: 0.155, SLG: 0.164		0-0 FC5-4 1-2f 2-3		0-0 F4		0-0 F7		0-0 G4-6-3 1-2f		4 0 0 0 0 0 5		
Roger Metzger, S (1, 6) OBP: 0.315, SLG: 0.315		0-0 F7 1-1 3-H		0-0 6-3			0-0 4-3		0-0 F7	4 0 0 0 0 0 2		
Joe Niekro, R (1, 1) OBP: 0.211, SLG: 0.389			0-0 F8		0-0 F8		0-0 HR		0-0 5-3	3 1 1 1 0 0 0		
Wilbur Howard, S (9, PH) OBP: 0.226, SLG: 0.275										1 0 0 0 0 0 0		
Ken Forsch, R (9, 1) OBP: 0.333, SLG: 0.333										0 0 0 0 0 0 0		
Inning Stats	R: 0 E: 0 K: 0 S: 2 H: 0 LOB: 0 BB: 1 P: 6	R: 1 E: 1 K: 0 S: 4 H: 1 LOB: 1 BB: 1 P: 8	R: 0 E: 1 K: 1 S: 7 H: 2 LOB: 2 BB: 0 P: 7	R: 0 E: 0 K: 0 S: 4 H: 1 LOB: 1 BB: 0 P: 4	R: 0 E: 0 K: 0 S: 4 H: 1 LOB: 1 BB: 0 P: 4	R: 0 E: 0 K: 0 S: 4 H: 1 LOB: 1 BB: 0 P: 4	R: 1 E: 0 K: 1 S: 6 H: 1 LOB: 0 BB: 0 P: 6	R: 2 E: 0 K: 0 S: 4 H: 2 LOB: 1 BB: 1 P: 8	R: 0 E: 0 K: 0 S: 3 H: 0 LOB: 0 BB: 0 P: 3	1B: 7 2B: 2 3B: 0 HR: 1 SF: 0 SAC: 0 DP: 2 HBP: 0	WP: 0 PB: 0 SB: 2 CS: 0	PA: 37
PITCHER	IP WLS BF H R ER SO BB IBB HBP BLK WP HR S P ERA WHIP	IP WLS BF H R ER SO BB IBB HBP BLK WP HR S P ERA WHIP	IP WLS BF H R ER SO BB IBB HBP BLK WP HR S P ERA WHIP	IP WLS BF H R ER SO BB IBB HBP BLK WP HR S P ERA WHIP	IP WLS BF H R ER SO BB IBB HBP BLK WP HR S P ERA WHIP	IP WLS BF H R ER SO BB IBB HBP BLK WP HR S P ERA WHIP	IP WLS BF H R ER SO BB IBB HBP BLK WP HR S P ERA WHIP	IP WLS BF H R ER SO BB IBB HBP BLK WP HR S P ERA WHIP	IP WLS BF H R ER SO BB IBB HBP BLK WP HR S P ERA WHIP	IP WLS BF H R ER SO BB IBB HBP BLK WP HR S P ERA WHIP	IP WLS BF H R ER SO BB IBB HBP BLK WP HR S P ERA WHIP	IP WLS BF H R ER SO BB IBB HBP BLK WP HR S P ERA WHIP
Phil Niekro, R (1, 1) ERA: 3.66	7.1 L 33 9 4 3 2 3 0 0 0 0 1 34 46 3.68 1.636											
Max Leon, R (8, 1) ERA: 0.75	1.2 4 0 0 0 0 0 0 0 0 0 0 0 4 4 0.00 0.000											

Houston Astros @ Atlanta Braves
Atlanta-Fulton County Stadium, Atlanta, GA

Sat May 29 1976, 7:05 PM EDT
Att: 11,238 - Unknown

livebaseballscorecards.com

AB	34
R	4
H	9
RBI	3
BB	3
SO	2
LOB	14



Batter	1	2	3	4	5	6	7	8	9	AB R H RBI BB SO LOB	TOP														
Greg Gross, L (1, 9) OBP: 0.354, SLG: 0.333	0-0 1B 1B	0-3 K			0-3 K			0-0 4-3		4 1 1 0 0 2 2															
Rob Andrews, R (1, 4) OBP: 0.348, SLG: 0.323	0-0 1B 1-2 SF9 1B		0-3 K		0-0 1B 2-H			0-0 E4 1B E		4 2 2 1 0 1 0															
Cesar Cedeno, R (1, 8) OBP: 0.344, SLG: 0.503	0-0 SF9 1-3 2-H 4-3 1B		0-0 F7		0-0 F9			0-0 FC4-8 1-2 1B		4 1 2 1 0 0 1															
Bob Watson, R (1, 3) OBP: 0.359, SLG: 0.405	0-0 SF9 1-3 3-H		0-0 6-3		0-0 1-3			0-0 FC4-6 1-2f 2-H		3 0 0 1 0 0 1															
Jose Cruz, L (1, 7) OBP: 0.357, SLG: 0.340	0-0 4-3 3-H		0-3 K		0-0 CS 1B			0-0 F5		4 0 1 1 0 1 1															
Cliff Johnson, R (1, 2) OBP: 0.319, SLG: 0.360	0-0 P4		0-0 F3		0-3 K			0-0 P4		4 0 0 0 0 1 1															
Ken Boswell, L (1, 5) OBP: 0.317, SLG: 0.316		0-0 F5		0-3 K		0-0 CS	0-0 L4-6 2B		0-0 6-3	3 0 1 0 0 1 0 1 0 0 0 0 0 0	AB 33 R 5 H 8 RBI 4 BB 1 SO 9 LOB 9														
Jerry Davanon, R (7, PR) OBP: 0.364, SLG: 0.250																									
Roger Metzger, S (1, 6) OBP: 0.313, SLG: 0.313		0-0 G3			0-0 E5 1B 1B		0-0 L4-6		0-3 K	4 1 1 0 0 1 1															
Mike Cosgrove, L (1, 1) OBP: 0.250, SLG: 0.100					0-3 K		0-3 K			1 0 0 0 1 1 1															
Tom Griffin, R (5, 1)										1 0 0 0 0 1 1															
Ken Forsch, R (8, 1) OBP: 0.333, SLG: 0.333										0 0 0 0 0 0 0															
Inning Stats	R: 3 E: 0 K: 0 S: 6	H: 3 LOB: 0 BB: 0 P: 6	R: 0 E: 0 K: 1 S: 5	H: 0 LOB: 1 BB: 1 P: 9	R: 0 E: 0 K: 1 S: 5	H: 0 LOB: 0 BB: 0 P: 5	R: 0 E: 0 K: 2 S: 7	H: 0 LOB: 0 BB: 0 P: 7	R: 1 E: 1 K: 2 S: 9	H: 2 LOB: 1 BB: 0 P: 9	R: 0 E: 0 K: 1 S: 5	H: 1 LOB: 0 BB: 0 P: 5	R: 0 E: 0 K: 1 S: 5	H: 1 LOB: 1 BB: 0 P: 5	R: 1 E: 2 K: 0 S: 5	H: 1 LOB: 1 BB: 0 P: 5	R: 0 E: 0 K: 1 S: 5	H: 0 LOB: 0 BB: 0 P: 5	1B: 7 2B: 2 3B: 0 HR: 0	SF: 1 SAC: 0 DP: 1 HBP: 0	WP: 0 PB: 0 SB: 1 CS: 1	PA: 36			
PITCHER	IP WLS BF H R ER SO BB IBB HBP BLK WP HR S P ERA WHIP												PITCHER	IP WLS BF H R ER SO BB IBB HBP BLK WP HR S P ERA WHIP											
Andy Messersmith, R (1, 1) ERA: 3.34	8.0 L 32 8 5 3 8 1 0 0 0 0 0 0 47 51 3.38 1.125																								
Adrian Devine, R (9, 1) ERA: 3.44	1.0 3 0 0 0 1 0 0 0 0 0 0 0 5 5 0.00 0.000																								

Houston Astros @ Atlanta Braves
Atlanta-Fulton County Stadium, Atlanta, GA
Sun May 30 1976, 3:33 AM EDT
Unknown

livebaseballscorecards.com



Batter	1	2	3	4	5	6	7	8	9	AB	R	H	RBI	BB	SO	LOB
Rowland Office, L OBP: 0.343, SLG: 0.317	0-0 1B	0-0 4-3		0-0 F9			4-0 BB 1B	0-0 4-3		4	0	1	0	1	0	4
Rod Gilbreath, R OBP: 0.450, SLG: 0.412	0-0 FC6-4 1B		0-0 2B	0-0 F8			0-0 BB 1B	0-0 3-1		5	1	3	0	0	0	2
Jimmy Wynn, R OBP: 0.379, SLG: 0.386	0-0 F3		0-0 1-H 2B		4-0 L4-6 BB		4-0 FC4-6 BB		0-3 K	3	0	1	1	2	1	2
Ken Henderson, S OBP: 0.353, SLG: 0.417	0-3 K		0-3 K		0-0 F7		0-0 F8		0-0 4-3	5	0	0	0	0	2	7
Earl Williams, R OBP: 0.281, SLG: 0.322	0-0 FC6-4 1-2f		4-0 BB		0-0 1B		0-3 K		0-0 5-3	4	0	1	0	1	1	5
Biff Pocoroba, S OBP: 0.296, SLG: 0.268		4-0 FC4-6 BB	0-0 P5		0-0 L4-6 2-3		0-0 FC4-6 1-2f			3	0	0	0	1	0	7
Darrel Chaney, S OBP: 0.359, SLG: 0.321		4-0 FC4-6 BB	0-0 F8			4-0 G5-4-3 BB		4-0 4-3 BB		1	0	0	0	3	0	2
Jerry Royster, R OBP: 0.266, SLG: 0.242		0-3 K		0-0 HR		0-0 G5-4-3 1-2f		4-0 4-3 BB		3	1	1	1	1	1	3
Andy Messersmith, R OBP: 0.125, SLG: 0.087 Dave May, L OBP: 0.233, SLG: 0.296 Adrian Devine, R	0-0 FC4-6 1-2f 2-3	0-0 FC4-6	0-0 F7		0-0 F8		0-3 K			3	0	0	0	0	0	2
										1	0	0	0	0	1	2
										0	0	0	0	0	0	0

Inning Stats	R: 0	H: 2	E: 0	K: 1	S: 7	R: 0	H: 0	E: 0	K: 1	S: 5	R: 1	H: 2	E: 0	K: 1	S: 7	R: 1	H: 1	E: 0	K: 0	S: 4	R: 0	H: 1	E: 0	K: 0	S: 3	R: 0	H: 0	E: 0	K: 1	S: 2	R: 0	H: 1	E: 0	K: 1	S: 6	R: 0	H: 0	E: 0	K: 1	S: 5	R: 0	H: 0	E: 0	K: 1	S: 5	1B: 5	SF: 0	2B: 2	SAC: 0	3B: 0	DP: 2	HR: 1	HBP: 0	WP: 0	PA: 41
PITCHER	IP	WLS	BF	H	R	ER	SO	BB	IBB	HBP	BLK	WP	HR	S	P	ERA	WHIP																																						
Mike Cosgrove, L ERA: 5.11	(1, 1)	4.1	23	6	2	2	3	4	0	0	0	0	1	25	41	4.15	2.308																																						
Tom Griffin, R ERA: 4.85	(5, 1)	2.2	W	12	1	0	1	5	0	0	0	0	0	9	29	0.00	2.250																																						
Ken Forsch, R ERA: 1.85	(8, 1)	2.0	S	6	0	0	2	0	0	0	0	0	0	10	10	0.00	0.000																																						

BOTTOM

Houston Astros @ Atlanta Braves
Atlanta-Fulton County Stadium, Atlanta, GA

Sun May 30 1976, 3:33 AM EDT
Unknown

livebaseballscorecards.com

AB	32
R	2
H	7
RBI	2
BB	9
SO	6
LOB	36



Batter	1	2	3	4	5	6	7	8	9	AB R H RBI BB SO LOB	TOP											
Wilbur Howard, S OBP: 0.241, SLG: 0.287 (1, 9) X	0-0 SH1-3 1B 1B	0-0 F8 1B	0-0 1B 1B		0-0 5-3 1B	0-0 FC5 1B		0-0 F6 1B		6 2 3 2 0 0 0												
Rob Andrews, R OBP: 0.365, SLG: 0.343 (1, 4) X	0-0 SH1-3 1-2 1B	0-0 FC5 1B 1B	0-0 1B 1B		0-0 F8 1B	0-0 1-2 2-H 1B		0-0 4-3 1B		5 0 3 0 0 0 0												
Cesar Cedeno, R OBP: 0.349, SLG: 0.500 Jose Cruz, L OBP: 0.357, SLG: 0.340 (1, 8) X (9, 8)	0-0 1B 1B	0-0 F7 1B	0-0 1-3 2-H 3-H 1B		4-0 BB	0-3 K		0-0 F4 1B	1 1	5 1 2 3 1 1 3 0 0 0 0 0 0 0												
Bob Watson, R OBP: 0.361, SLG: 0.407 Skip Jutze, R OBP: 0.167, SLG: 0.175 (1, 3) X (6, PH) (6, 2)	0-0 1B 2B 1B	0-0 1-2 1B	0-3 K		0-3 K	0-0 FC5 2-3f		0-0 1B 1B 3B 1B	1 1	4 1 2 0 0 2 3 2 1 1 0 0 0 2												
Leon Roberts, R OBP: 0.400, SLG: 0.541 (1, 7) X	0-0 2B SF8 1B	0-0 FC5 2-3f		H 1-0 1B HBP		0-3 K	4-0 G5-4-3 1B BB	0-0 1B 1B 3B 1B	1 1	4 3 2 1 1 1 2												
Cliff Johnson, R OBP: 0.333, SLG: 0.383 (1, 2) X (6, 3)	0-0 1B 2B		0-0 F8 1B		0-0 1B 1B	0-0 E 1B 1B	0-0 G5-4-3 1B	0-0 F9 1B	2	6 2 4 1 0 0 2												
Enos Cabell, R OBP: 0.346, SLG: 0.385 (1, 5) X	0-0 SF8 3-H		0-0 1B 1B		0-0 F7 1B	0-0 E 1B 1B	0-0 G5-4-3 1-2f 2-3	0-0 3B 1B	2	5 3 3 1 0 0 4												
Jerry Davanon, R OBP: 0.412, SLG: 0.500 (1, 6) X	0-0 1B		0-0 F7 1B		0-0 G5-4-3 1-3 2-H 1B	0-0 E1 1B 1B	0-0 6-3	0-0 3B	3	6 1 3 5 0 0 4												
Gilberto Rondón, R OBP: 0.222, SLG: 0.222 Ken Boswell, L OBP: 0.328, SLG: 0.328 Gene Pentz, R (1, 1) X (6, PH) (6, 1)	0-3 K		0-0 1B 1B		0-0 G5-4-3 1-2f	0-0 1B 1B		0-0 4-3 1B	1 1	3 1 1 0 0 1 3 1 1 1 2 0 0 0 2 0 0 0 0 0 1												
Inning Stats	R: 5 E: 0 K: 1 S: 11	H: 6 LOB: 1 BB: 0 P: 11	R: 0 E: 0 K: 0 S: 5	H: 2 LOB: 2 BB: 0 P: 5	R: 3 E: 0 K: 1 S: 10	H: 5 LOB: 2 BB: 0 P: 10	R: 1 E: 0 K: 0 S: 4	H: 2 LOB: 1 BB: 0 P: 5	R: 0 E: 0 K: 1 S: 5	H: 0 LOB: 1 BB: 1 P: 9	R: 4 E: 1 K: 2 S: 13	H: 5 LOB: 2 BB: 0 P: 13	R: 0 E: 0 K: 0 S: 3	H: 1 LOB: 1 BB: 1 P: 7	R: 0 E: 0 K: 0 S: 3	H: 0 LOB: 0 BB: 0 P: 3	R: 3 E: 0 K: 0 S: 7	H: 4 LOB: 1 BB: 0 P: 7	1B: 23 2B: 1 3B: 1 HR: 0	SF: 1 SAC: 1 DP: 2 HBP: 1	WP: 0 PB: 0 SB: 0 CS: 0	PA: 54
PITCHER	IP WLS BF H R ER SO BB IBB HBP BLK WP HR S P ERA WHIP																					
Roger Moret, L ERA: 5.03 (1, 1)	0.2 L 8 6 5 5 0 0 0 0 0 0 0 0 8 8 67.50 9.000																					
Adrian Devine, R ERA: 3.2 (1, 1)	1.1 6 2 0 0 1 0 0 0 0 0 0 0 8 8 0.00 1.500																					
Pablo Torrealba, L ERA: 6.5 (3, 1)	0.2 7 5 3 3 0 0 0 0 0 0 0 0 7 7 40.50 7.500																					
Elias Sosa, R ERA: 6.75 (3, 1)	2.2 16 6 5 4 3 1 0 1 0 0 0 0 20 25 13.50 2.625																					
Bruce Dal Canton, R ERA: 2.31 (6, 1)	3.2 17 6 3 3 1 1 0 0 0 0 0 0 18 22 7.36 1.909																					

Houston Astros @ Atlanta Braves
Atlanta-Fulton County Stadium, Atlanta, GA

Sun May 30 1976, 3:38 AM EDT
Att: 12,261 - Unknown

AB	49
R	16
H	25
RBI	15
BB	2
SO	5
LOB	24



Batter	1	2	3	4	5	6	7	8	9	AB R H RBI BB SO LOB	TOP											
Pete Rose, S (1, 5) OBP: 0.442, SLG: 0.456	0-0 FC4-6 1B	0-0 F7			4-0 3B BB	0-0 1-2 2-H 1B			0-0 5-3	4 1 2 0 1 0 3												
Ken Griffey, L (1, 9) OBP: 0.411, SLG: 0.475 Ed Arbrister, R (9, 9) OBP: 0.467, SLG: 0.467	0-0 FC4-6 1-2f		0-0 F8		0-0 F7		0-0 G1		4-0 1B WP BB	4 1 0 0 1 0 2 0 0 0 0 0 0 0												
Joe Morgan, L (1, 4) OBP: 0.447, SLG: 0.582 Dave Concepcion, R (8, 6) OBP: 0.340, SLG: 0.383	0-0 FC4-6 1-2f		0-0 4-3		0-0 1-H HR 3B		0-0 2B		0-0 WP 1-3 1B	4 1 2 1 0 0 1 1 0 1 0 0 0 0												
George Foster, R (1, 8) OBP: 0.391, SLG: 0.572 (6, 7)	0-3 K		0-0 1B		0-0 HR		4-0 G4-6-3 BB		4-0 1-2 3-H BB	3 1 2 2 2 1 1												
Dan Driessen, L (1, 3) OBP: 0.329, SLG: 0.345		4-0 1B BB	0-0 4-3		0-3 K		0-0 G4-6-3 1-2f		0-0 F7	4 0 0 0 1 1 5												
Johnny Bench, R (1, 2) OBP: 0.350, SLG: 0.474		0-0 F7		0-0 F7		4-0 BB 1B BB		0-0 FC4-6 1B	0-3 K	4 0 1 0 1 1 3												
Mike Lum, L (1, 7) OBP: 0.345, SLG: 0.341 Cesar Geronimo, L (6, 8) OBP: 0.391, SLG: 0.462		0-0 BB 1-3 1B		0-3 K		0-0 L4		0-0 FC4-6 SH1-4 1-2f		3 0 1 0 0 1 1 1 0 0 0 0 0 1												
Doug Flynn, R (1, 6) OBP: 0.250, SLG: 0.235 (8, 4)		0-0 F4		0-0 F8		0-0 F9		0-0 SH1-4 1-2		3 0 0 0 0 0 3												
Pat Darcy, L (1, 1) OBP: 0.333, SLG: 0.200 Pedro Borbon, R (6, 1) OBP: 0.333, SLG: 0.333 Fred Norman, S (6, 1) OBP: 0.143, SLG: 0.143 Bob Bailey, R (8, PH) OBP: 0.314, SLG: 0.500 Rawly Eastwick, R (8, 1)		4-0 1-2 BB		0-3 K		4-0 1B BB		0-0 F3		1 0 0 0 2 1 0 0 0 0 0 0 0 0 0 0 0 0 0 0 0 1 0 0 0 0 0 1 0 0 0 0 0 0 0												
Inning Stats	R: 0 E: 0 K: 1 S: 6	H: 1 LOB: 1 BB: 0 P: 6	R: 0 E: 0 K: 0 S: 4	H: 1 LOB: 3 BB: 2 P: 12	R: 0 E: 0 K: 0 S: 4	H: 1 LOB: 1 BB: 0 P: 4	R: 0 E: 0 K: 1 S: 5	H: 0 LOB: 0 BB: 0 P: 5	R: 3 E: 0 K: 2 S: 9	H: 2 LOB: 0 BB: 1 P: 13	R: 0 E: 0 K: 0 S: 3	H: 1 LOB: 2 BB: 2 P: 11	R: 0 E: 0 K: 0 S: 3	H: 1 LOB: 1 BB: 1 P: 7	R: 0 E: 0 K: 0 S: 4	H: 1 LOB: 1 BB: 0 P: 4	R: 1 E: 0 K: 1 S: 6	H: 1 LOB: 2 BB: 2 P: 14	1B: 6 2B: 1 3B: 1 HR: 1	SF: 0 SAC: 1 DP: 1 HBP: 0	WP: 1 PB: 0 SB: 0 CS: 0	PA: 42
PITCHER	IP WLS BF H R ER SO BB IBB HBP BLK WP HR S P ERA WHIP																					
J.R. Richard, R (1, 1) ERA: 3.21	7.0 L 32 7 3 3 4 6 0 0 0 0 1 34 58 3.86 1.857																					
Paul Siebert, L (8, 1) ERA: 3.24	1.1 7 2 1 1 0 1 0 0 0 0 0 6 10 6.75 2.250																					
Ken Forsch, R (9, 1) ERA: 1.82	0.2 3 0 0 0 1 1 0 0 0 1 0 4 8 0.00 1.500																					

Cincinnati Reds @ Houston Astros
Astrodome, Houston, TX
Mon May 31 1976, 8:05 PM EDT
Att. 21,338 - Dome

livebaseballscorecards.com

AB	33
R	4
H	9
RBI	3
BB	8
SO	5
LOB	21



BOTTOM

Cincinnati Reds @ Houston Astros
Astrodome, Houston, TX
Mon May 31 1976, 8:05 PM EDT
Att. 21,338 - Dome

livebaseballscorecards.com

AB 31
R 2
H 8
RBI 2
BB 5
SO 3
LOB 16



WP: 0 PA: 37
PB: 0
SB: 1
CS: 1

AB R H RBI BB SO LOB

2 0 2 0 2 0 0

4 0 1 0 0 0 3

3 1 1 0 1 0 1

3 0 0 0 1 1 2

3 1 1 0 1 0 2

4 0 2 1 0 1 3

0 0 0 0 0 0 0

4 0 1 1 0 0 2

2 0 0 0 0 0 1

0 0 0 0 0 0 0

1B: 5 SF: 0
2B: 3 SAC: 0
3B: 1 DP: 1
HR: 0 HBP: 0

Batter	1	2	3	4	5	6	7	8	9
Greg Cross, L (1, 9) OBP: 0.370, SLG: 0.343	4-0 BB 4-3 1-3		X 0-0 1B 1B		4-0 BB 1B		X 0-0 1B L3		
Rob Andrews, R (1, 4) OBP: 0.359, SLG: 0.338	X 0-0 1-3 1-2		X 0-0 1B CS		X 0-0 F8		X 0-0 L3 1-2		
Cesar Cedeno, R (1, 8) OBP: 0.353, SLG: 0.497	X 0-0 4-3 2-3		X 0-0 CS 1-2	4-0 BB F6-3		X 0-0 1B S		X 0-0 F7	
Bob Watson, R (1, 3) OBP: 0.359, SLG: 0.400	X 0-0 4-3		X 0-0 F6-3 1-H		4-0 BB 1B		S 0-3 K		
Jose Cruz, L (1, 7) OBP: 0.361, SLG: 0.359		X 0-0 F7		X 0-0 2B 3B		X 0-0 F2		B 4-0 BB	
Cliff Johnson, R (1, 2) OBP: 0.338, SLG: 0.403		X 0-0 2B		X 0-0 2B 3-H		S 0-3 K		X 0-0 F8	
Ken Forsch, R (9, 1) OBP: 0.333, SLG: 0.333									
Enos Cabell, R (1, 5) OBP: 0.344, SLG: 0.381		X 0-0 F6-3		X 0-0 F8		X 0-0 1B 1-2 2-H		X 0-0 F8	
Roger Metzger, S (1, 6) OBP: 0.310, SLG: 0.309		X 0-0 G1						X 0-0 F4-3	
Ken Boswell, L (6, PH) OBP: 0.328, SLG: 0.328									
Leon Roberts, R (6, PH) OBP: 0.395, SLG: 0.533									
Jerry Davanon, R (7, 6) OBP: 0.389, SLG: 0.467									
J.R. Richard, R (1, 1) OBP: 0.031, SLG: 0.032			X 0-0 4-3		X 0-0 F9		X 0-0 F7		X 0-0 F8
Wilbur Howard, S (7, PH) OBP: 0.239, SLG: 0.284									
Paul Siebert, L (8, 1) OBP: 0.164, SLG: 0.172									
Skip Jutze, R (9, 2)									

Inning Stats	R: 0	H: 0	E: 0	K: 0	S: 3	H: 1	LOB: 1	BB: 1	P: 7	R: 0	H: 1	E: 0	K: 0	S: 4	H: 2	LOB: 0	BB: 0	P: 4	R: 0	H: 2	E: 0	K: 0	S: 3	H: 2	LOB: 1	BB: 1	P: 8	R: 0	H: 0	E: 0	K: 0	S: 3	H: 2	LOB: 2	BB: 1	P: 13	R: 0	H: 1	E: 0	K: 0	S: 3	H: 0	LOB: 0	BB: 0	P: 3	R: 0	H: 0	E: 0	K: 1	S: 5	H: 0	LOB: 1	BB: 1	P: 9	R: 0	H: 0	E: 0	K: 0	S: 3	H: 0	LOB: 0	BB: 0	P: 3
--------------	------	------	------	------	------	------	--------	-------	------	------	------	------	------	------	------	--------	-------	------	------	------	------	------	------	------	--------	-------	------	------	------	------	------	------	------	--------	-------	-------	------	------	------	------	------	------	--------	-------	------	------	------	------	------	------	------	--------	-------	------	------	------	------	------	------	------	--------	-------	------

PITCHER	IP	WLS	BF	H	R	ER	SO	BB	IBB	HBP	BLK	WP	HR	S	P	ERA	WHIP
Pat Darcy, R (1, 1) ERA: 5.4	5.0		22	6	2	2	0	4	0	0	0	0	0	18	34	3.60	2.000
Pedro Borbon, R (6, 1) ERA: 4.18	0.2		3	1	0	0	1	0	0	0	0	0	0	5	5	0.00	1.500
Fred Norman, L (6, 1) ERA: 4.15	1.1		4	1	0	0	1	0	0	0	0	0	0	6	6	0.00	0.750
Rawly Eastwick, R (8, 1) ERA: 3.12	2.0	S	7	0	0	0	1	1	0	0	0	0	0	8	12	0.00	0.500

Batter	1	2	3	4	5	6	7	8	9	AB R H RBI BB SO LOB	TOP							
Pete Rose, S (1, 5) OBP: 0.438, SLG: 0.449	4-0 BB SF7 BB		0-0 6-3		0-0 1-3			0-0 G4-6-3 1-2f		3 1 0 0 1 0 2								
Cesar Geronimo, L (1, 8) OBP: 0.379, SLG: 0.445	0-0 4-3 1-2		0-0 P6			0-0 L4			0-0 F8	4 0 0 0 0 0 1								
Joe Morgan, L (1, 4) OBP: 0.443, SLG: 0.569	4-0 BB BB		0-0 4-3			0-0 F2			0-0 L9	3 0 0 0 1 0 0								
Tony Perez, R (1, 3) OBP: 0.341, SLG: 0.441 Ken Griffey, L (9, PR) OBP: 0.411, SLG: 0.475	4-0 1-2 2-3 BB			0-0 F2		0-0 F7			0-0 1B	3 0 1 0 1 0 0 0 0 0 0 0 0 0								
George Foster, R (1, 7) OBP: 0.382, SLG: 0.562	0-0 SF7 3-H			0-0 P4			0-3 K2-3		0-0 5-3	3 0 0 1 0 1 1								
Johnny Bench, R (1, 2) OBP: 0.344, SLG: 0.464	0-0 F8			0-0 5-3			0-0 5-3			3 0 0 0 0 0 2								
Mike Lum, L (1, 9) OBP: 0.345, SLG: 0.326		4-0 BB BB BB			0-0 5-3		0-0 6-3			2 0 0 0 1 0 0								
Doug Flynn, R (1, 6) OBP: 0.259, SLG: 0.245 Dave Concepcion, R (8, PH) OBP: 0.339, SLG: 0.381 (8, 6)			0-0 F6-4-3 1-2		0-0 WP SH3-4 1B			0-0 F9		2 0 1 0 0 0 1 1 0 0 0 0 0 0								
Pat Zachry, R (1, 1) OBP: 0.263, SLG: 0.222 Dan Driessen, L (8, PH) OBP: 0.338, SLG: 0.345 Pedro Borbon, R (8, 1) OBP: 0.333, SLG: 0.333			0-0 F8		0-0 SH3-4 1-2			4-0 G4-6-3 BB		1 0 0 0 0 0 0 0 0 0 0 1 0 0 0 0 0 0 0 0 0								
Inning Stats	R: 1 E: 0 K: 0 S: 3	H: 0 LOB: 2 BB: 3 P: 15	R: 0 E: 0 K: 0 S: 2	H: 0 LOB: 0 BB: 1 P: 6	R: 0 E: 0 K: 0 S: 3	H: 0 LOB: 0 BB: 0 P: 3	R: 0 E: 0 K: 0 S: 3	H: 0 LOB: 0 BB: 0 P: 3	R: 0 E: 0 K: 1 S: 5	H: 1 LOB: 1 BB: 0 P: 5	R: 0 E: 0 K: 0 S: 2	H: 0 LOB: 0 BB: 1 P: 6	R: 0 E: 0 K: 0 S: 4	H: 1 LOB: 1 BB: 0 P: 4	1B: 2 2B: 0 3B: 0 HR: 0	SF: 1 SAC: 1 DP: 2 HBP: 0	WP: 1 PB: 0 SB: 0 CS: 0	PA: 32
PITCHER Joaquin Andujar, R (1, 1) ERA: 4.73	IP: 9.0 WLS: W BF: 32 H: 2 R: 1 ER: 1 SO: 1 BB: 5 IBB: 0 HBP: 0 BLK: 0 WP: 1 HR: 0 S: 29 P: 49 ERA: 1.00 WHIP: 0.778											PITCHER IP: WLS: BF: H: R: ER: SO: BB: IBB: HBP: BLK: WP: HR: S: P: ERA: WHIP:						

Cincinnati Reds @ Houston Astros
Astrodome, Houston, TX
Tue Jun 01 1976, 8:05 PM EDT
Att. 13,435 - Dome

livebaseballscorecards.com

AB 25
R 1
H 2
RBI 1
BB 5
SO 1
LOB 7



Batter	1	2	3	4	5	6	7	8	9
Greg Cross, L (1, 9) OBP: 0.361, SLG: 0.333	0-0 F6-3		0-3 K			0-0 5-3	0-0 4-3		
Rob Andrews, R (1, 4) OBP: 0.354, SLG: 0.359	0-0 F6-3		0-0 G3			0-0 1B 3B		0-0 F8	
Cesar Cedeno, R (1, 8) OBP: 0.356, SLG: 0.497	0-3 K			0-0 5-3		0-0 WP BB FC1-2 1B		0-0 S 1B	
Bob Watson, R (1, 3) OBP: 0.357, SLG: 0.393		0-3 K		0-0 F8		4-0 WP BB 1-2		0-0 F8	
Jose Cruz, L (1, 7) OBP: 0.358, SLG: 0.349		4-0 CS BB		0-0 P4		0-0 P8		0-0 3-1	
Cliff Johnson, R (1, 2) OBP: 0.345, SLG: 0.405		0-0 1B		0-0 F6-3		4-0 IBB			
Enos Cabell, R (1, 5) OBP: 0.344, SLG: 0.376		0-3 K		0-0 BB		4-0 FC1-2			
Roger Metzger, S (1, 6) OBP: 0.310, SLG: 0.323			0-0 WP 3B		0-3 K		0-0 G3		
Joaquin Andujar, S (1, 1) OBP: 0.125, SLG: 0.125			0-3 K		0-3 K		0-0 F8		

Inning Stats	R: 0	H: 0	E: 0	K: 1	S: 5	R: 0	H: 1	E: 0	K: 2	S: 7	R: 1	H: 1	E: 0	K: 2	S: 8	R: 0	H: 0	E: 0	K: 0	S: 3	R: 0	H: 0	E: 0	K: 2	S: 7	R: 1	H: 2	E: 0	K: 0	S: 5	R: 0	H: 0	E: 0	K: 0	S: 3	R: 0	H: 1	E: 0	K: 0	S: 4
	LOB: 0	BB: 0	P: 5	LOB: 1	BB: 1	LOB: 0	BB: 0	LOB: 1	BB: 1	P: 11	LOB: 0	BB: 0	LOB: 1	BB: 1	P: 11	LOB: 3	BB: 2	LOB: 0	BB: 0	P: 3	LOB: 0	BB: 0	LOB: 1	BB: 0	P: 4	LOB: 1	BB: 0	LOB: 3	BB: 2	LOB: 0	BB: 0	P: 3	LOB: 1	BB: 0	LOB: 1	BB: 0	P: 4			

PITCHER	IP	WLS	BF	H	R	ER	SO	BB	IBB	HBP	BLK	WP	HR	S	P	ERA	WHIP
Pat Zachry, R (1, 1) ERA: 1.34	7.0	L	28	4	2	2	7	3	1	0	0	2	0	38	54	2.57	1.000
Pedro Borbon, R (8, 1) ERA: 4.03	1.0		4	1	0	0	0	0	0	0	0	0	0	4	4	0.00	1.000

BOTTOM

AB	R	H	RBI	BB	SO	LOB
4	0	0	0	0	1	0
4	1	1	0	0	0	0
4	0	2	1	0	1	0
3	0	0	0	1	1	1
3	0	0	0	1	0	3
2	0	1	0	1	0	0
2	0	0	0	1	1	4
3	1	1	0	0	1	1
3	0	0	0	0	2	1

AB	28
R	2
H	5
RBI	1
BB	4
SO	7
LOB	10



WP	HR	S	P	ERA	WHIP
2	0	3	32		

Cincinnati Reds @ Houston Astros
Astrodome, Houston, TX
 Tue Jun 01 1976, 8:05 PM EDT
 Att. 13,435 - Dome

livebaseballscorecards.com

Batter	1	2	3	4	5	6	7	8	9	AB R H RBI BB SO LOB	TOP																
Pete Rose, S (1, 5) OBP: 0.440, SLG: 0.461	0-3 K		0-0 E 1B 2B	0-0 6-3		0-0 F9 1B 1B	0-0 1B SF9 2B		0-0 F7	6 3 3 0 0 1 0																	
Dan Driessen, L (1, 7) OBP: 0.368, SLG: 0.379 Will McEnaney, L (7, 1)	4-0 BB		0-0 F2	0-0 S 2B		4-0 1B 1B BB	0-0 1B 2-3 3-H 1B		4-0 BB	3 0 2 1 2 0 2 0 0 0 0 1 0 0																	
Joe Morgan, L (1, 4) OBP: 0.433, SLG: 0.553	0-3 K		0-0 E4 1B S	4-0 S 2-3 BB		0-0 F9	0-0 SF9		0-0 F9	4 1 0 2 1 1 5																	
Tony Perez, R (1, 3) OBP: 0.348, SLG: 0.446	0-0 4-3		0-0 S 1B 1B	0-3 K		0-0 BB 1B 1B	0-0 FC6-4 1B			5 1 3 3 0 1 3																	
George Foster, R (1, 9) OBP: 0.383, SLG: 0.557		0-3 K	0-0 S 1B 1B	0-0 F8		0-0 BB 1B	0-0 FC6-4			5 1 2 0 0 1 4																	
Johnny Bench, R (1, 2) OBP: 0.351, SLG: 0.461		0-0 1B	4-0 1B BB		0-3 K	4-0 1B BB		0-0 F8		3 0 1 0 2 1 0																	
Cesar Geronimo, L (1, 8) OBP: 0.365, SLG: 0.426		0-3 K	0-3 K		0-0 F9	0-0 F7		0-3 K		5 0 0 0 0 3 7																	
Dave Concepcion, R (1, 6) OBP: 0.340, SLG: 0.382		0-0 F8	0-0 1B		0-0 1B		0-0 F9		0-0 5-3	5 0 2 2 0 0 1																	
Jack Billingham, R (1, 1) OBP: 0.346, SLG: 0.333 Pedro Borbon, R (3, 1) OBP: 0.333, SLG: 0.333 Fred Norman, S (3, 1) OBP: 0.126, SLG: 0.125 Rawly Eastwick, R (6, 1) Mike Lum, L (7, PH) OBP: 0.356, SLG: 0.340 Ken Griffey, L (7, PR) OBP: 0.409, SLG: 0.472			0-0 E 1B	0-0 6-3		0-0 6-3		0-0 6-3		2 1 1 0 0 1 2 0 0 0 0 0 0 0 1 0 0 0 0 0 1 0 0 0 0 0 0 0 1 0 1 0 0 0 0 1 1 0 0 0 0 0																	
Inning Stats	R: 0 E: 0 K: 2 S: 7	H: 0 LOB: 1 BB: 1 P: 11	R: 0 E: 0 K: 2 S: 8	H: 1 LOB: 1 BB: 0 P: 8	R: 5 E: 1 K: 2 S: 13	H: 5 LOB: 2 BB: 1 P: 17	R: 0 E: 0 K: 1 S: 6	H: 1 LOB: 2 BB: 1 P: 10	R: 0 E: 0 K: 1 S: 6	H: 1 LOB: 1 BB: 0 P: 6	R: 1 E: 0 K: 0 S: 5	H: 3 LOB: 3 BB: 2 P: 13	R: 2 E: 0 K: 0 S: 7	H: 4 LOB: 2 BB: 0 P: 7	R: 0 E: 0 K: 1 S: 5	H: 0 LOB: 0 BB: 0 P: 5	R: 0 E: 0 K: 0 S: 3	H: 0 LOB: 1 BB: 1 P: 7	1B: 12 2B: 3 3B: 0 HR: 0	SF: 1 SAC: 0 DP: 0 HBP: 0	WP: 0 PB: 0 SB: 5 CS: 0	PA: 48					
PITCHER	IP	WLS	BF	H	R	ER	SO	BB	IBB	HBP	BLK	WP	HR	S	P	ERA	WHIP										
Joe Niekro, R (1, 1) ERA: 3.52	2.1		15	5	5	2	4	2	0	0	0	0	0	21	29	7.71	3.000										
Gene Pentz, R (3, 1) ERA: 3.38	0.2		3	1	0	0	2	0	0	0	0	0	0	7	7	0.00	1.500										
Tom Griffin, R (4, 1) ERA: 4.71	2.2		15	5	1	1	2	3	0	0	0	0	0	16	28	3.38	3.000										
Paul Siebert, L (6, 1) ERA: 3.12	0.1		1	0	0	0	0	0	0	0	0	0	0	1	1	0.00	0.000										
Ken Forsch, R (7, 1) ERA: 2.11	3.0	L	14	4	2	2	1	1	0	0	0	0	0	15	19	6.00	1.667										

Cincinnati Reds @ Houston Astros
Astrodome, Houston, TX
Wed Jun 02 1976, 8:05 PM EDT
Att. 13,476 - Dome

livebaseballscorecards.com

AB	41
R	8
H	15
RBI	8
BB	6
SO	9
LOB	25



Batter	1	2	3	4	5	6	7	8	9	AB R H RBI BB SO LOB
Greg Cross, L (1, 9) OBP: 0.366, SLG: 0.336 Tom Griffin, R (4, 1) Leon Roberts, R (6, 7) OBP: 0.393, SLG: 0.526	0-0 1B 1B	4-0 1B BB	0-0 4-3 2-3 3-H			0-0 BB BB 1B	0-0 5-3		0-0 P6	2 1 1 1 1 0 1 0 0 0 0 0 0 0 3 1 1 0 0 0 0
Rob Andrews, R (1, 4) OBP: 0.364, SLG: 0.361	0-0 1B 1B	0-0 FC6-4 1B	0-3 K			4-0 BB BB 1B	0-0 F8		0-0 6-3	5 1 2 0 1 1 1
Cesar Cedeno, R (1, 8) OBP: 0.363, SLG: 0.497	0-0 1B 1B	0-0 P6			4-0 9-5 S BB	0-0 P3	0-0 S 1B			4 0 2 1 1 0 5
Bob Watson, R (1, 3) OBP: 0.358, SLG: 0.390	0-0 1B	0-0 FC6-4			0-0 9-5 1-3f	0-0 P4	4-0 1-2 IBB			4 0 1 0 1 0 6
Jose Cruz, L (1, 7) OBP: 0.367, SLG: 0.349 (6, 9)	0-0 G3				4-0 1B BB 1B	4-0 1B BB BB	0-0 4-3			3 2 1 0 2 0 4
Cliff Johnson, R (1, 2) OBP: 0.353, SLG: 0.403	4-0 FC4-6 IBB				0-0 BB BB SF8 1B	0-3 K			0-0 5-3	3 1 1 1 2 1 1
Enos Cabell, R (1, 5) OBP: 0.345, SLG: 0.373	0-0 FC4-6				4-0 SF8 BB 4-3 BB	0-0 F8	0-0 1-2 2-H 3-H 1B		0-0 1-3	4 1 1 2 1 0 3
Roger Metzger, S (1, 6) OBP: 0.313, SLG: 0.316					4-0 4-3 SF8 BB	0-3 K	4-0 1-2 2-3 BB		0-0 4-3	3 0 0 1 2 1 0
Joe Niekro, R (1, 1) Gene Fentz, R (3, 1) Wilbur Howard, S (3, PH) Paul Siebert, L (4, 9) Ken Boswell, L (6, PH) Ken Forsch, R (7, 1) Larry Milbourne, S (9, PH) OBP: 0.250, SLG: 0.421 OBP: 0.235, SLG: 0.282 OBP: 0.323, SLG: 0.322 OBP: 0.333, SLG: 0.333 OBP: 0.324, SLG: 0.277		0-0 1B WP 1B	0-0 SF8		0-0 P6	0-3 K			0-0 6-3	1 0 1 0 0 0 0 0 0 0 0 0 0 0 1 0 0 1 0 0 0 0 0 0 0 0 0 0 1 0 0 0 0 1 3 0 0 0 0 0 0 0 1 0 0 0 0 0 0

Inning Stats	R: 1 E: 0 K: 0 S: 6	H: 4 LOB: 3 BB: 1 P: 10	R: 0 E: 0 K: 0 S: 5	H: 2 LOB: 3 BB: 1 P: 9	R: 3 E: 0 K: 1 S: 7	H: 2 LOB: 1 BB: 2 P: 15	R: 0 E: 0 K: 1 S: 4	H: 0 LOB: 1 BB: 2 P: 12	R: 0 E: 0 K: 1 S: 5	H: 0 LOB: 0 BB: 0 P: 5	R: 3 E: 0 K: 1 S: 7	H: 2 LOB: 3 BB: 4 P: 23	R: 0 E: 0 K: 0 S: 4	H: 1 LOB: 2 BB: 1 P: 8	R: 0 E: 0 K: 0 S: 3	H: 0 LOB: 0 BB: 0 P: 3	R: 0 E: 0 K: 0 S: 3	H: 0 LOB: 0 BB: 0 P: 3	1B: 11 3B: 0 HR: 0	SF: 1 SAC: 0 DP: 1 HBP: 0	WP: 1 PB: 0 SB: 2 CS: 0	PA: 47
--------------	------------------------------	----------------------------------	------------------------------	---------------------------------	------------------------------	----------------------------------	------------------------------	----------------------------------	------------------------------	---------------------------------	------------------------------	----------------------------------	------------------------------	---------------------------------	------------------------------	---------------------------------	------------------------------	---------------------------------	--------------------------	------------------------------------	----------------------------------	--------

PITCHER	IP	WLS	BF	H	R	ER	SO	BB	IBB	HBP	BLK	WP	HR	S	P	ERA	WHIP
Jack Billingham, R (1, 1) ERA: 4.66	2.0		16	8	4	4	0	2	1	0	0	1	0	13	25	18.00	5.000
Pedro Borbon, R (3, 1) ERA: 4.03	0.0		1	0	0	0	1	0	0	0	0	0	0	4		∞	∞
Fred Norman, L (3, 1) ERA: 4.5	3.2		15	1	3	3	3	4	0	0	0	0	0	17	33	7.36	1.364
Rawly Eastwick, R (6, 1) ERA: 3.09	0.1		4	1	0	0	1	2	0	0	0	0	0	4	12	0.00	9.000
Will McEnaney, L (7, 1) ERA: 4.43	3.0	W	11	1	0	0	0	0	1	0	0	0	0	10	14	0.00	0.333


BOTTOM

Cincinnati Reds @ Houston Astros
Astrodome, Houston, TX

Wed Jun 02 1976, 8:05 PM EDT
Att. 13,476 - Dome

livebaseballscorecards.com

AB	35
R	7
H	11
RBI	7
BB	11
SO	4
LOB	24



Batter	1	2	3	4	5	6	7	8	9
Greg Cross, L OBP: 0.362, SLG: 0.331 (1, 9)	0-0 1-3	0-0 FC6-4 1B		0-3 K			0-0 FC2-6 BB 1B 1-2f	0-0 4-3	
Rob Andrews, R OBP: 0.366, SLG: 0.375 (1, 4)	0-0 S 1B	0-0 FC6-4 1-2f			0-0 F9 6-3 2B		0-3 K	0-0 5-3	
Cesar Cedeno, R OBP: 0.361, SLG: 0.491 (1, 8)	0-0 P5 1-2		0-0 P3		0-0 F9 2-3		0-0 BB BB 1-2 1B		
Bob Watson, R OBP: 0.361, SLG: 0.386 (1, 3)	4-0 BB		0-0 6-3		0-0 6-3		4-0 BB BB 1-2 2-3 BB		
Jose Cruz, L OBP: 0.364, SLG: 0.339 (1, 7)	0-0 P3		0-0 G3		0-0 F8		4-0 BB 1-2 2-3 3-H BB		
Cliff Johnson, R OBP: 0.357, SLG: 0.397 (1, 2)		4-0 2B 1B BB		0-0 P4		0-0 P3	4-0 FC4-6 BB 1-2 2-3 3-H		
Enos Cabell, R OBP: 0.337, SLG: 0.363 (1, 5)		0-3 K		0-0 5-3		0-0 F2	0-0 FC4-6 1-2f		
Roger Metzger, S OBP: 0.317, SLG: 0.323 (1, 6)		0-0 1B 1-3 2B		4-0 1B BB		0-0 F8		0-0 F9	
Larry Dierker, R OBP: 0.136, SLG: 0.136 (1, 1)		0-3 K		0-0 1B			0-0 FC2-6 1B	0-0 2B	
Ken Boswell, L OBP: 0.333, SLG: 0.350 (8, PH)									
Larry Milbourne, S OBP: 0.324, SLG: 0.277 (8, PR)									
Ken Forsch, R OBP: 0.333, SLG: 0.333 (9, 1)									

Inning Stats	R: 0	H: 1	E: 0	LOB: 2	K: 0	BB: 1	S: 4	P: 8
	R: 2	H: 2	E: 0	LOB: 1	K: 2	BB: 1	S: 9	P: 13
	R: 0	H: 0	E: 0	LOB: 0	K: 0	BB: 0	S: 3	P: 3
	R: 0	H: 1	E: 0	LOB: 2	K: 1	BB: 1	S: 6	P: 10
	R: 1	H: 1	E: 0	LOB: 0	K: 0	BB: 0	S: 4	P: 4
	R: 0	H: 0	E: 0	LOB: 0	K: 0	BB: 0	S: 3	P: 3
	R: 2	H: 2	E: 0	LOB: 3	K: 1	BB: 3	S: 7	P: 19
	R: 0	H: 1	E: 0	LOB: 1	K: 0	BB: 0	S: 4	P: 4

PITCHER	IP	WLS	BF	H	R	ER	SO	BB	IBB	HBP	BLK	WP	HR	S	P	ERA	WHIP
Santo Alcala, R ERA: 4.3 (1, 1)	6.2	L	32	7	5	5	4	5	0	0	0	0	0	35	55	6.75	1.800
Rawly Eastwick, R ERA: 3.06 (7, 1)	0.1		2	0	0	0	0	1	0	0	0	0	0	1	5	0.00	3.000
Pedro Borbon, R ERA: 3.9 (8, 1)	1.0		4	1	0	0	0	0	0	0	0	0	0	4	4	0.00	1.000

BOTTOM

Cincinnati Reds @ Houston Astros
Astrodome, Houston, TX

Thu Jun 03 1976, 8:05 PM EDT
Att. 11,786 - Dome

AB	R	H	RBI	BB	SO	LOB
5	1	1	2	0	1	4
5	1	2	0	0	1	3
4	1	1	0	0	0	2
2	0	0	1	2	0	0
3	0	0	1	1	0	2
2	1	0	1	2	0	0
4	0	0	0	0	1	4
3	1	1	0	1	0	0
3	0	2	0	0	1	2
1	0	1	0	0	0	0
0	0	0	0	0	0	0
0	0	0	0	0	0	0

AB	32
R	5
H	8
RBI	5
BB	6
SO	4
LOB	17

livebaseballscorecards.com



WP: 0	PA: 38
PB: 0	CS: 0
SB: 1	
CS: 0	

Batter	1	2	3	4	5	6	7	8	9	AB R H RBI BB SO LOB	TOP											
Rick Monday, L (1, 8) OBP: 0.388, SLG: 0.537	0-0 5-3 2B		0-0 F8		4-0 BB			0-0 4-3		3 0 1 0 1 0 0												
Jose Cardenal, R (1, 7) OBP: 0.363, SLG: 0.450	0-0 5-3 2-3		0-0 6-3		0-0 G4			0-0 L7		4 0 0 0 0 0 4												
Bill Madlock, R (1, 5) OBP: 0.391, SLG: 0.477	4-0 BB			0-0 F9		0-0 F6		0-0 F8		3 0 0 0 1 0 0												
Jerry Morales, R (1, 9) OBP: 0.332, SLG: 0.384	0-0 P8			0-0 F3		0-0 L9			0-0 G1-6-3 1B	4 0 1 0 0 0 2												
Manny Trillo, R (1, 4) OBP: 0.337, SLG: 0.337	0-0 F7			0-0 6-3		0-0 1B			0-0 G1-6-3 1-2f	4 0 1 0 0 0 3												
George Mittenwald, R (1, 2) OBP: 0.250, SLG: 0.311		0-0 G4-6-3 1B			0-0 FC4-6 1B	0-0 6-3			0-0 P4	4 0 2 0 0 0 1												
Larry Bittner, L (1, 3) OBP: 0.234, SLG: 0.253		0-0 P4			0-0 FC4-6 SH2-4 1-2f 1B		0-0 4-3			3 0 0 0 0 0 2	AB 30											
Mick Kelleher, R (1, 6) OBP: 0.274, SLG: 0.328		0-0 G4-6-3 1-2f			0-0 SH2-4 1-2 1B		0-0 L7			3 0 1 0 0 0 1	R 0											
Rick Reuschel, R (1, 1) OBP: 0.367, SLG: 0.240			0-3 K		0-0 SH2-4 1-2 2-3		0-0 L7			2 0 0 0 0 1 0	H 6											
Inning Stats	R: 0 E: 0 K: 0 S: 4	H: 1 LOB: 2 BB: 1 P: 8	R: 0 E: 0 K: 0 S: 3	H: 1 LOB: 0 BB: 0 P: 3	R: 0 E: 0 K: 1 S: 5	H: 0 LOB: 0 BB: 0 P: 5	R: 0 E: 0 K: 0 S: 3	H: 0 LOB: 0 BB: 0 P: 3	R: 0 E: 0 K: 0 S: 5	H: 2 LOB: 3 BB: 1 P: 9	R: 0 E: 0 K: 0 S: 4	H: 1 LOB: 1 BB: 0 P: 4	R: 0 E: 0 K: 0 S: 3	H: 0 LOB: 0 BB: 0 P: 3	R: 0 E: 0 K: 0 S: 3	H: 0 LOB: 0 BB: 0 P: 3	R: 0 E: 0 K: 0 S: 3	H: 1 LOB: 0 BB: 0 P: 3	1B: 5 2B: 1 3B: 0 HR: 0	SF: 0 SAC: 1 DP: 2 HBP: 0	WP: 0 PB: 0 SB: 0 CS: 0	PA: 33
PITCHER Mike Cosgrove, L (1, 1) ERA: 4.25	IP 9.0 WLS W BF 33 H 6 R 0 ER 0 SO 1 BB 2 IBB 0 HBP 0 BLK 0 WP 0 HR 0 S 33 P 41 ERA 0.00 WHIP 0.889											PITCHER	IP WLS BF H R ER SO BB IBB HBP BLK WP HR S P ERA WHIP									

Chicago Cubs @ Houston Astros
Astrodome, Houston, TX
Fri Jun 04 1976, 8:05 PM EDT
Att. 9,101 - Dome - 72 F

livebaseballscorecards.com



Batter	1	2	3	4	5	6	7	8	9	AB	R	H	RBI	BB	SO	LOB
Greg Cross, L (1, 9) OBP: 0.354, SLG: 0.323	0-0 L6		0-0 L7			0-0 L7		0-0 F7		4	0	0	0	0	0	0
Rob Andrews, R (1, 4) OBP: 0.354, SLG: 0.363	0-0 F3		0-0 1-3			0-0 4-3				3	0	0	0	0	0	0
Cesar Cedeno, R (1, 8) OBP: 0.360, SLG: 0.488	0-0 1B				0-0 L8			0-3 K		3	0	1	0	0	1	0
Bob Watson, R (1, 3) OBP: 0.356, SLG: 0.380	0-0 6-3				0-0 6-3			0-0 P4		3	0	0	0	0	0	1
Jose Cruz, L (1, 7) OBP: 0.370, SLG: 0.342		0-0 E1			0-0 5-3			4-0 BB		2	1	1	0	1	0	0
Cliff Johnson, R (1, 2) OBP: 0.356, SLG: 0.391		0-0 F8			0-0 5-3			4-0 BB		2	0	0	0	1	0	1
Enos Cabell, R (1, 5) OBP: 0.331, SLG: 0.356		0-0 6-3			0-3 K			0-0 FC6-4		3	0	0	1	0	1	2
Roger Metzger, S (1, 6) OBP: 0.311, SLG: 0.317		0-0 6-3			0-0 3-1			0-0 4-3		3	0	0	0	0	0	0
Mike Cosgrove, L (1, 1) OBP: 0.200, SLG: 0.077			0-0 3-1			0-0 F7		0-0 1-3		3	0	0	0	0	0	0

BOTTOM

Chicago Cubs @ Houston Astros
Astrodome, Houston, TX
Fri Jun 04 1976, 8:05 PM EDT
Att. 9,101 - Dome - 72 F

livebaseballscorecards.com

AB	26
R	1
H	2
RBI	1
BB	2
SO	2
LOB	4



Inning Stats	R: 0	H: 1	E: 0	LOB: 1	K: 0	BB: 0	S: 4	P: 4	R: 1	H: 1	E: 1	LOB: 0	K: 0	BB: 0	S: 4	P: 4	R: 0	H: 0	E: 0	LOB: 0	K: 0	BB: 0	S: 3	P: 3	R: 0	H: 0	E: 0	LOB: 0	K: 1	BB: 0	S: 5	P: 5	R: 0	H: 0	E: 0	LOB: 2	K: 1	BB: 2	S: 5	P: 13	R: 0	H: 0	E: 0	LOB: 0	K: 0	BB: 0	S: 3	P: 3	R: 0	H: 0	E: 0	LOB: 0	K: 0	BB: 0	S: 3	P: 3
PITCHER Rick Reuschel, R (1, 1) ERA: 4.34	IP	WLS	BF	H	R	ER	SO	BB	IBB	HBP	BLK	WP	HR	S	P	ERA	WHIP	IP	WLS	BF	H	R	ER	SO	BB	IBB	HBP	BLK	WP	HR	S	P	ERA	WHIP	IP	WLS	BF	H	R	ER	SO	BB	IBB	HBP	BLK	WP	HR	S	P	ERA	WHIP					

1B: 2	SF: 0	WP: 0	PA: 28
2B: 0	SAC: 0	PB: 0	
3B: 0	DP: 0	SB: 2	
HR: 0	HBP: 0	CS: 0	

Batter	1	2	3	4	5	6	7	8	9	AB R H RBI BB SO LOB	TOP											
Rick Monday, L (1, 8) OBP: 0.388, SLG: 0.529	0-0 6-3		0-3 K		0-0 1-3		4-0 E6 BB		4-0 BB	3 0 0 0 2 1 0												
Jose Cardenal, R (1, 7) OBP: 0.355, SLG: 0.439	0-0 F3		0-3 K			0-0 P4	0-0 F8		0-0 4-3	5 0 0 0 0 1 4												
Bill Madlock, R (1, 5) OBP: 0.383, SLG: 0.466	0-0 L7			0-0 L8		0-0 5-3	0-0 E6			4 0 0 0 0 0 2												
Jerry Morales, R (1, 9) OBP: 0.335, SLG: 0.393		0-0 F3		0-0 1B 2B		0-0 PB 1B		0-0 F8		4 2 2 0 0 0 0												
Larry Bittner, L (1, 3) OBP: 0.235, SLG: 0.253		0-0 1-3		0-0 1-3		0-0 1B		0-0 6-3		4 0 1 1 0 0 1												
Manny Trillo, R (1, 4) OBP: 0.345, SLG: 0.339		4-0 1B BB		0-0 S 1B		0-0 6-3		4-0 BB		2 0 1 1 2 0 1												
Steve Swisher, R (1, 2) OBP: 0.284, SLG: 0.353		0-0 1-2 1B		0-3 K		0-0 F9		0-0 P6		4 0 1 0 0 1 2												
Mick Kelleher, R (1, 6) OBP: 0.266, SLG: 0.317		0-0 6-3		0-3 K		4-0 BB E BB		4-0 BB		2 0 0 0 0 1 2												
Joe Wallis, S (7, PH) OBP: 0.293, SLG: 0.351				0-3 K		0-0 BB E6 1B		0-0 G1-6-3		0 1 0 0 1 0 0												
Dave Rosello, R (7, 6) OBP: 0.358, SLG: 0.291				0-0 6-3				0-0 G1-6-3		0 0 0 0 1 0 0												
Steve Renko, R (1, 1) OBP: 0.100, SLG: 0.100				0-0 6-3				0-0 1-2		2 0 0 0 0 1 0												
Champ Summers, L (7, PH) OBP: 0.333, SLG: 0.326										1 0 1 0 0 0 0												
Oscar Zamora, R (7, 1) OBP: 0.353, SLG: 0.326										0 0 0 0 0 0 0												
Paul Reuschel, R (8, 1) OBP: 0.267, SLG: 0.333										0 0 0 0 0 0 0												
Darold Knowles, L (8, 1) OBP: 0.267, SLG: 0.333										0 0 0 0 0 0 0												
Ralph Locke, L (8, PH) OBP: 0.277, SLG: 0.231										1 0 0 0 0 0 1												
Inning Stats	R: 0 E: 0 K: 0 S: 3	H: 0 LOB: 0 BB: 0 P: 3	R: 0 E: 0 K: 0 S: 4	H: 1 LOB: 2 BB: 1 P: 8	R: 0 E: 0 K: 2 S: 7	H: 0 LOB: 0 BB: 0 P: 7	R: 1 E: 0 K: 1 S: 7	H: 2 LOB: 1 BB: 0 P: 7	R: 0 E: 0 K: 2 S: 7	H: 0 LOB: 0 BB: 0 P: 7	R: 1 E: 0 K: 0 S: 5	H: 2 LOB: 1 BB: 0 P: 5	R: 1 E: 1 K: 0 S: 4	H: 1 LOB: 2 BB: 2 P: 12	R: 0 E: 0 K: 0 S: 3	H: 0 LOB: 1 BB: 1 P: 7	R: 0 E: 0 K: 0 S: 2	H: 0 LOB: 1 BB: 2 P: 10	1B: 5 2B: 1 3B: 0 HR: 0	SF: 0 SAC: 0 DP: 1 HBP: 0	WP: 0 PB: 1 SB: 1 CS: 0	PA: 38
PITCHER	IP WLS BF H R ER SO BB IBB HBP BLK WP HR S P ERA WHIP																					
J.R. Richard, R (1, 1) ERA: 3.04	7.2 W 33 6 3 1 5 4 0 0 0 0 0 0 39 55 1.17 1.304																					
Ken Forsch, R (8, 1) ERA: 2.0	1.1 S 5 0 0 0 0 2 0 0 0 0 0 0 3 11 0.00 1.500																					

Chicago Cubs @ Houston Astros
Astrodome, Houston, TX
Sat Jun 05 1976, 8:05 PM EDT
Att: 10,329 - Dome - 72 F

livebaseballscorecards.com

AB	32
R	3
H	6
RBI	2
BB	6
SO	5
LOB	13



Batter	1	2	3	4	5	6	7	8	9	AB R H RBI BB SO LOB	TOP							
Rick Monday, L (1, 8) OBP: 0.381, SLG: 0.518	0-3 K			0-0 L8		0-0 P7			0-0 6-3	4 0 0 0 0 1 0	Chicago Cubs @ Houston Astros Astrodome, Houston, TX Sun Jun 06 1976, 4:33 AM EDT Dome - 72 F livebaseballscorecards.com							
Jose Cardenal, R (1, 7) OBP: 0.353, SLG: 0.435	0-0 5-3			0-0 L6		0-0 4-3			0-0 1B	4 0 1 0 0 0 0								
Bill Madlock, R (1, 5) OBP: 0.380, SLG: 0.462	0-0 F8			0-0 BB 1B			0-0 L7		0-0 4-3	4 0 1 0 0 0 1								
Jerry Morales, R (1, 9) OBP: 0.335, SLG: 0.388		0-0 1-3		4-0 BB 1-2 BB			0-0 F8			2 0 0 0 1 0 0								
Larry Bittner, L (1, 3) OBP: 0.226, SLG: 0.244		0-0 4-3		0-0 4-3			0-0 4-3			3 0 0 0 0 0 2								
Manny Trillo, R (1, 4) OBP: 0.340, SLG: 0.333		0-0 6-3			0-3 K			0-0 4-3		3 0 0 0 0 1 0								
Steve Swisher, R (1, 2) OBP: 0.279, SLG: 0.346			0-0 1-3		0-0 5-3			0-0 L4		3 0 0 0 0 0 0								
Mick Kelleher, R (1, 6) OBP: 0.258, SLG: 0.308			0-0 F8		0-0 5-3			0-0 P5		2 0 0 0 0 0 0								
Joe Wallis, S (8, PH) OBP: 0.286, SLG: 0.342										1 0 0 0 0 0 0								
Dave Rosello, R (8, 6) OBP: 0.358, SLG: 0.291										0 0 0 0 0 0 0								
Bill Bonham, R (1, 1) OBP: 0.174, SLG: 0.227			0-0 5-3			0-0 P4			0-0 4-3	2 0 0 0 0 0 0								
Buddy Schultz, R (7, 1)										0 0 0 0 0 0 0								
Mike Garman, R (8, 1)										0 0 0 0 0 0 0								
Champ Summers, L (9, PH) OBP: 0.327, SLG: 0.319										1 0 0 0 0 0 0								
Inning Stats	R: 0 E: 0 K: 1 S: 5	H: 0 LOB: 0 BB: 0 P: 5	R: 0 E: 0 K: 0 S: 3	H: 0 LOB: 0 BB: 0 P: 3	R: 0 E: 0 K: 0 S: 3	H: 1 LOB: 2 BB: 1 P: 8	R: 0 E: 0 K: 1 S: 5	H: 0 LOB: 0 BB: 0 P: 5	R: 0 E: 0 K: 0 S: 3	H: 0 LOB: 0 BB: 0 P: 3	R: 0 E: 0 K: 0 S: 3	H: 0 LOB: 0 BB: 0 P: 3	R: 0 E: 0 K: 0 S: 4	H: 1 LOB: 1 BB: 0 P: 4	1B: 2 2B: 0 3B: 0 HR: 0	SF: 0 SAC: 0 DP: 0 HBP: 0	WP: 0 PB: 0 SB: 0 CS: 0	PA: 30
PITCHER Joaquin Andujar, R (1, 1) ERA: 3.7	IP 9.0 WLS W BF 30 H 2 R 0 ER 0 SO 2 BB 1 IBB 0 HBP 0 BLK 0 WP 0 HR 0 S 33 P 37 ERA 0.00 WHIP 0.333																	PITCHER IP WLS BF H R ER SO BB IBB HBP BLK WP HR S P ERA WHIP



Batter	1	2	3	4	5	6	7	8	9	AB	R	H	RBI	BB	SO	LOB
Greg Cross, L (1, 9) OBP: 0.358, SLG: 0.325	0-0 6-3 1B	0-0 P4			4-0 1B BB		0-0 SH1-4			2	1	1	0	1	0	1
Rob Andrews, R (1, 4) OBP: 0.340, SLG: 0.347	0-0 6-3 1-2		0-0 6-3		0-0 1-2 2-3 1B		0-0 6-3			4	0	1	0	0	0	2
Cesar Cedeno, R (1, 8) OBP: 0.361, SLG: 0.503	0-0 5-3		0-0 6-3		0-0 4-3		4-0 S BB			3	0	0	0	1	0	3
Bob Watson, R (1, 3) OBP: 0.365, SLG: 0.387	0-0 2-H 1B		0-0 5-3			0-0 BB 1B	4-0 1-2 BB			3	0	2	1	1	0	0
Jose Cruz, L (1, 7) OBP: 0.362, SLG: 0.350	0-0 3-1			0-3 K		0-0 F5	0-3 K			3	0	0	0	0	1	2
Wilbur Howard, S (7, PH) OBP: 0.239, SLG: 0.286 (8, 7)										1	0	0	0	0	1	3
Cliff Johnson, R (1, 2) OBP: 0.351, SLG: 0.374		4-0 1B SF9 BB		0-0 5-3		4-0 1-2 BB		0-0 F7		2	1	0	0	2	0	0
Enos Cabell, R (1, 5) OBP: 0.335, SLG: 0.371		0-0 S 1B		0-0 3B		0-3 K		0-0 5-3		4	0	2	0	0	1	2
Roger Metzger, S (1, 6) OBP: 0.307, SLG: 0.310		0-0 SF9			4-0 1B SH1-4 BB		0-0 P3		0-0 4-3	2	0	0	1	1	0	2
Joaquin Andujar, S (1, 1) OBP: 0.200, SLG: 0.200		0-3 K			0-0 SH1-4		0-0 6-3 SH1-4 1B			2	0	1	0	0	1	1

Inning Stats	R: 1	H: 2	E: 0	K: 5	S: 5	LOB: 1	BB: 0	P: 5	R: 1	H: 1	E: 0	K: 1	S: 6	LOB: 1	BB: 1	P: 10	R: 0	H: 0	E: 0	K: 3	S: 3	LOB: 0	BB: 0	P: 3	R: 0	H: 1	E: 0	K: 1	S: 5	LOB: 1	BB: 0	P: 5	R: 0	H: 1	E: 0	K: 0	S: 3	LOB: 2	BB: 2	P: 11	R: 0	H: 1	E: 0	K: 1	S: 6	LOB: 2	BB: 1	P: 10	R: 0	H: 1	E: 0	K: 1	S: 6	LOB: 3	BB: 2	P: 14	R: 0	H: 0	E: 0	K: 3	S: 3	LOB: 0	BB: 0	P: 3
--------------	------	------	------	------	------	--------	-------	------	------	------	------	------	------	--------	-------	-------	------	------	------	------	------	--------	-------	------	------	------	------	------	------	--------	-------	------	------	------	------	------	------	--------	-------	-------	------	------	------	------	------	--------	-------	-------	------	------	------	------	------	--------	-------	-------	------	------	------	------	------	--------	-------	------

PITCHER	IP	WLS	BF	H	R	ER	SO	BB	IBB	HBP	BLK	WP	HR	S	P	ERA	WHIP
Bill Bonham, R (1, 1) ERA: 3.09	6.2	L	31	7	2	2	3	6	0	0	0	0	0	31	55	2.70	1.950
Buddy Schultz, L (7, 1) ERA: 3.71	0.1		1	0	0	0	1	0	0	0	0	0	0	3	3	0.00	0.000
Mike Garman, R (8, 1) ERA: 6.75	1.0		3	0	0	0	0	0	0	0	0	0	0	3	3	0.00	0.000


BOTTOM

Chicago Cubs @ Houston Astros
Astrodome, Houston, TX

Sun Jun 06 1976, 4:33 AM EDT
Dome - 72 F

livebaseballscorecards.com

AB	26
R	2
H	7
RBI	2
BB	6
SO	4
LOB	16



WP: 0	PA: 35
PB: 0	SB: 2
CS: 0	

Batter	1	2	3	4	5	6	7	8	9	AB R H RBI BB SO LOB	TOP									
Rick Monday, L (1, 8) OBP: 0.374, SLG: 0.508	0-0 F8		0-0 4-3		0-0 L5-4			0-0 4-3		4 0 0 0 0 0 2	Chicago Cubs @ Houston Astros Astrodome, Houston, TX Sun Jun 06 1976, 8:05 PM EDT Att. 19,438 - Dome - 72 F									
Joe Wallis, S (1, 7) OBP: 0.283, SLG: 0.333	0-0 1B		0-0 F3			0-0 F7		0-0 P5		4 0 1 0 0 0 0										
Bill Madlock, R (1, 5) OBP: 0.373, SLG: 0.452	0-0 F7			0-0 F8		0-0 6-3		0-0 4-3		4 0 0 0 0 0 1										
Jerry Morales, R (1, 9) OBP: 0.333, SLG: 0.385	0-0 L8			0-0 FC6-4 1B		0-0 6-3			0-0 6-3	4 0 1 0 0 0 1										
Champ Summers, L (1, 3) OBP: 0.339, SLG: 0.392		0-0 6-3		0-0 FC6-4 1-2f			0-0 HR		0-0 G6-4-3 1B	4 1 2 1 0 0 1										
George Mittenwald, R (1, 2) OBP: 0.231, SLG: 0.286		0-0 F8		0-0 5-3			0-0 F8		0-0 G6-4-3 1-2f	4 0 0 0 0 0 2										
Manny Trillo, R (1, 4) OBP: 0.344, SLG: 0.344					0-0 F8		0-0 L3-6 BB 1B			3 0 2 0 0 0 0										
Dave Rosello, R (1, 6) OBP: 0.364, SLG: 0.295		0-0 L8			0-0 L5-4 BB 1B		4-0 BB BB BB 1-2 BB			2 0 1 0 1 0 1										
Ken Frailing, L (1, 1)			0-0 L9			4-0 BB BB BB 1-2 BB		0-0 L3-6 2-3		1 0 0 0 0 0 0										
Ralph LaCock, L (5, PH) OBP: 0.292, SLG: 0.231										0 0 0 0 1 0 0										
Paul Reuschel, R (5, 1)										0 0 0 0 0 0 0										
Jose Cardenal, R (7, PH) OBP: 0.351, SLG: 0.433										1 0 0 0 0 0 2										
Bruce Sutter, R (7, 1)										0 0 0 0 0 0 0										
Inning Stats	R: 0 E: 0 K: 0 S: 4	H: 1 LOB: 1 BB: 0 P: 4	R: 0 E: 0 K: 0 S: 4	H: 1 LOB: 1 BB: 0 P: 4	R: 0 E: 0 K: 0 S: 3	H: 0 LOB: 0 BB: 0 P: 3	R: 0 E: 0 K: 0 S: 4	H: 1 LOB: 1 BB: 0 P: 4	R: 0 E: 0 K: 0 S: 3	H: 0 LOB: 0 BB: 0 P: 3	R: 1 E: 0 K: 0 S: 4	H: 2 LOB: 1 BB: 1 P: 8	R: 0 E: 0 K: 0 S: 3	H: 0 LOB: 0 BB: 0 P: 3	R: 0 E: 0 K: 0 S: 3	H: 1 LOB: 0 BB: 0 P: 3	1B: 5 2B: 3 3B: 0 HR: 1	SF: 0 SAC: 0 DP: 3 HBP: 0	WP: 0 PB: 0 SB: 0 CS: 0	PA: 33
PITCHER	IP WLS BF H R ER SO BB IBB HBP BLK WP HR S P ERA WHIP																			
Gilberto Rondon, R (1, 1) ERA: 5.08	6.1 W 26 6 1 1 0 2 0 0 0 0 0 1 24 32 1.42 1.263																			
Gene Pentz, R (7, 1) ERA: 2.53	2.2 S 7 1 0 0 0 0 0 0 0 0 0 0 7 7 0.00 0.375																			

livebaseballscorecards.com

AB	31
R	1
H	7
RBI	1
BB	2
SO	0
LOB	10



Batter	1	2	3	4	5	6	7	8	9	AB R H RBI BB SO LOB	TOP											
Jerry Mumphrey, S (1, 8) OBP: 0.344, SLG: 0.400	0-0 E6 1B	0-0 1B		4-0 SF8 SH1-4 1-2 BB		0-0 F8		0-0 WP 2-3 1B		4 1 2 0 1 0 0												
Don Kessinger, S (1, 6) OBP: 0.318, SLG: 0.328	0-0 L4	0-0 F8		0-0 SH1-4 1-2 2-3		0-0 P3		4-0 1-3 3-H BB		3 0 0 0 1 0 2												
Lou Brock, L (1, 7) OBP: 0.294, SLG: 0.317	0-0 1B	0-0 F8		0-0 SF8 2-3 3-H			0-0 6-3	0-0 4-3		4 1 1 2 0 0 3												
Ted Simmons, S (1, 2) OBP: 0.333, SLG: 0.354	0-0 F2	0-0 1-3		0-0 5-3			0-0 1B		0-0 F9	5 0 1 0 0 0 3												
Reggie Smith, S (1, 3) OBP: 0.280, SLG: 0.423 Keith Hernandez, L (7, 3) OBP: 0.273, SLG: 0.241	4-0 1B 2B BB			0-0 P4		0-0 3B		0-0 P3	0-0 F2	3 1 1 0 1 0 1 1 0 0 0 0 0 0												
Willie Crawford, L (1, 9) OBP: 0.361, SLG: 0.462	0-0 2B E 1B			0-0 L6		0-0 4-3		0-0 3-4-3	4-0 CS BB	4 1 1 1 1 0 2												
Hector Cruz, R (1, 5) OBP: 0.228, SLG: 0.346	0-0 1B E 2B			0-0 1B 1B		0-3 K			0-0 F7	4 1 2 1 0 1 1												
Mike Tyson, R (1, 4) OBP: 0.308, SLG: 0.405 Lee Richard, R (8, 4) OBP: 0.094, SLG: 0.065	0-0 1B			0-0 1B		0-0 3-1			0-0 1B WP SH3-4 1B	4 1 3 1 0 0 1 0 0 0 0 0 0 0												
John Curtis, L (1, 1) OBP: 0.217, SLG: 0.227 Al Hrabosky, R (7, 1)	0-3 K			4-0 SH1-4 SF8 BB BB		0-3 K			0-0 SH3-4	2 1 0 0 1 2 2 0 0 0 0 0 0 0												
Inning Stats	R: 5 E: 2 K: 1 S: 10	H: 4 LOB: 2 BB: 1 P: 14	R: 0 E: 0 K: 0 S: 4	H: 1 LOB: 1 BB: 0 P: 4	R: 0 E: 0 K: 0 S: 4	H: 2 LOB: 1 BB: 0 P: 4	R: 1 E: 0 K: 0 S: 3	H: 0 LOB: 1 BB: 2 P: 11	R: 0 E: 0 K: 1 S: 6	H: 1 LOB: 1 BB: 0 P: 6	R: 0 E: 0 K: 1 S: 5	H: 0 LOB: 0 BB: 0 P: 5	R: 0 E: 0 K: 0 S: 4	H: 1 LOB: 1 BB: 0 P: 4	R: 1 E: 0 K: 0 S: 5	H: 2 LOB: 2 BB: 1 P: 9	R: 0 E: 0 K: 0 S: 2	H: 0 LOB: 0 BB: 1 P: 6	1B: 9 2B: 1 3B: 1 HR: 0	SF: 1 SAC: 2 DP: 0 HBP: 0	WP: 2 PB: 0 SB: 2 CS: 1	PA: 43
PITCHER	IP WLS BF H R ER SO BB IBB HBP BLK WP HR S P ERA WHIP																					
Joe Niekro, R (1, 1) ERA: 3.36	3.0 L 17 7 5 0 1 1 0 0 0 0 0 0 18 22 0.00 2.667																					
Tom Griffin, R (4, 1) ERA: 4.7	2.0 9 1 1 1 1 2 0 0 0 0 0 0 9 17 4.50 1.500																					
Paul Siebert, L (6, 1) ERA: 2.53	2.0 7 1 0 0 1 0 0 0 0 0 0 0 9 9 0.00 0.500																					
Gene Pentz, R (8, 1) ERA: 2.84	2.0 9 2 1 1 0 2 0 0 0 0 1 0 7 15 4.50 2.000																					

St. Louis Cardinals @ Houston Astros
Astrodome, Houston, TX
Mon Jun 07 1976, 8:05 PM EDT
Att. 8,596 - Dome

livebaseballscorecards.com

AB	34
R	7
H	11
RBI	5
BB	5
SO	3
LOB	15



Batter	1	2	3	4	5	6	7	8	9	AB R H RBI BB SO LOB	TOP																								
Jerry Mumphrey, S (1, 8) OBP: 0.333, SLG: 0.364	0-0 1-3		4-0 5-3 BB		0-0 F8		0-0 L6-4			3 0 0 0 1 0 3																									
Don Kessinger, S (1, 6) OBP: 0.312, SLG: 0.320	0-0 4-3		0-0 5-3		0-0 F7			0-3 K		4 0 0 0 0 1 1																									
Lou Brock, L (1, 7) OBP: 0.293, SLG: 0.316	0-0 L1		0-0 4-3		0-0 S 1B			0-0 5-3		4 0 1 0 0 0 1																									
Ted Simmons, S (1, 2) OBP: 0.332, SLG: 0.352		0-0 1B 1B		0-0 6-3		0-0 F8		0-0 4-3		4 0 1 0 0 0 1																									
Reggie Smith, S (1, 3) OBP: 0.280, SLG: 0.418		0-0 1-2 1B		0-3 K		0-3 K		0-0 4-3		4 0 1 0 0 2 1																									
Willie Crawford, L (1, 9) OBP: 0.358, SLG: 0.456		0-3 K		0-0 BLK 1B			0-0 G3		0-0 P5	4 0 1 0 0 1 2																									
Hector Cruz, R (1, 5) OBP: 0.229, SLG: 0.350		0-3 K		0-3 K			0-0 BB 2B		0-0 F8	4 0 1 0 0 2 3																									
Mike Tyson, R (1, 4) OBP: 0.301, SLG: 0.395		0-0 P5		0-3 K		0-3 K	4-0 L6-4 BB BB			2 0 0 0 0 1 2																									
Ron Fairly, L (7, PH) OBP: 0.434, SLG: 0.364										0 0 0 0 1 0 0																									
Lee Richard, R (7, PR) OBP: 0.094, SLG: 0.065										0 0 0 0 0 0 0																									
Bob Forsch, R (1, 1) OBP: 0.200, SLG: 0.211			0-3 K		0-3 K					2 0 0 0 0 2 0																									
Bake McBride, L (7, PH) OBP: 0.424, SLG: 0.445										0 0 0 0 1 0 0																									
Bill Greif, R (7, 1)										0 0 0 0 0 0 0																									
Al Hrabosky, R (8, 1)							1-2 2-3 BB			0 0 0 0 0 0 0																									
Inning Stats	R: 0 E: 0 K: 0 S: 3	H: 0 LOB: 0 BB: 0 P: 3	R: 0 E: 0 K: 2 S: 9	H: 2 LOB: 2 BB: 0 P: 9	R: 0 E: 0 K: 1 S: 5	H: 0 LOB: 1 BB: 1 P: 9	R: 0 E: 0 K: 2 S: 8	H: 1 LOB: 1 BB: 0 P: 8	R: 0 E: 0 K: 2 S: 7	H: 0 LOB: 0 BB: 0 P: 7	R: 0 E: 0 K: 1 S: 6	H: 1 LOB: 1 BB: 0 P: 6	R: 0 E: 0 K: 0 S: 3	H: 1 LOB: 2 BB: 2 P: 11	R: 0 E: 0 K: 1 S: 5	H: 0 LOB: 0 BB: 0 P: 5	R: 0 E: 0 K: 0 S: 3	H: 0 LOB: 0 BB: 0 P: 3	1B: 4 2B: 2 3B: 0 HR: 0	SF: 0 SAC: 0 DP: 1 HBP: 0	WP: 0 PB: 0 SB: 1 CS: 0	PA: 34													
PITCHER Larry Dierker, R (1, 1) ERA: 3.73	IP 9.0	WLS W	BF 34	H 5	R 0	ER 0	SO 9	BB 3	IBB 0	HBP 0	BLK 1	WP 0	HR 0	S 49	P 61	ERA 0.00	WHIP 0.889	PITCHER	IP	WLS	BF	H	R	ER	SO	BB	IBB	HBP	BLK	WP	HR	S	P	ERA	WHIP

St. Louis Cardinals @ Houston Astros
Astrodome, Houston, TX
Tue Jun 08 1976, 8:05 PM EDT
Att. 9,827 - Dome

livebaseballscorecards.com

AB 31
R 0
H 5
RBI 0
BB 3
SO 9
LOB 14



Batter	1	2	3	4	5	6	7	8	9	AB	R	H	RBI	BB	SO	LOB
Greg Cross, L (1, 9) OBP: 0.376, SLG: 0.359	0-0 CS 1B	0-0 BB G6-4-3 1B		0-0 3B	0-0 1-2 BB 1B		0-0 G3			5	1	4	0	0	0	1
Rob Andrews, R (1, 4) OBP: 0.355, SLG: 0.351	0-0 S 1-2 2B 1B	0-0 G6-4-3 BB 1-2 1B		0-0 4-3	4-0 1-2 2-3 BB			0-0 G6-4-3 S WP 1B		4	2	3	0	1	0	1
Cesar Cedeno, R (1, 8) OBP: 0.368, SLG: 0.482	4-0 2B 1-2 1B BB	4-0 G6-4-3 BB 1-2 2-3 BB		4-0 S BB	0-0 F7			4-0 G6-4-3 BB 1-2 BB		1	1	0	0	4	0	3
Bob Watson, R (1, 3) OBP: 0.351, SLG: 0.370	0-0 F8	0-0 G6-4-3 1-2f 2-3 3-H		0-3 K 1-2		0-0 F7		0-0 G6-4-3 1-2f 2-3		5	0	0	0	0	1	8
Jose Cruz, L (1, 7) OBP: 0.367, SLG: 0.349	0-0 1-3 2-H 1B 2B	0-0 F8		4-0 IBB		4-0 G4-6-3 BB		4-0 E BB		2	1	1	1	3	0	1
Ed Herrmann, L (1, 2) OBP: 0.271, SLG: 0.340	4-0 1B BB		0-0 6-3	0-0 3-1		0-0 G4-6-3 1-2f		0-0 4-3 1-2 3-H		4	0	0	0	1	0	5
Enos Cabell, R (1, 5) OBP: 0.320, SLG: 0.352	0-0 1-3 2-H 3-H 1B		0-0 4-3		0-0 6-3		0-0 5-3			4	0	1	2	0	0	0
Roger Metzger, S (1, 6) OBP: 0.310, SLG: 0.305	4-0 BB		0-0 FC5-4 1B		0-0 4-3		0-0 6-3			3	0	1	0	1	0	0
J.R. Richard, R (1, 1) OBP: 0.103, SLG: 0.132	0-3 K		0-0 FC5-4 1-2f		0-0 BB 1B 1B		0-0 1B			4	0	2	0	0	1	4

Inning Stats	R: 3	H: 4	E: 0	LOB: 3	K: 1	P: 20	R: 1	H: 2	E: 0	LOB: 1	K: 0	P: 8	R: 0	H: 1	E: 0	LOB: 1	K: 0	P: 4	R: 0	H: 1	E: 0	LOB: 3	K: 1	P: 14	R: 0	H: 2	E: 0	LOB: 3	K: 0	P: 9	R: 0	H: 0	E: 0	LOB: 0	K: 0	P: 6	R: 0	H: 1	E: 0	LOB: 1	K: 0	P: 11	R: 1	H: 1	E: 0	LOB: 1	K: 0	P: 2
--------------	------	------	------	--------	------	-------	------	------	------	--------	------	------	------	------	------	--------	------	------	------	------	------	--------	------	-------	------	------	------	--------	------	------	------	------	------	--------	------	------	------	------	------	--------	------	-------	------	------	------	--------	------	------


PITCHER	IP	WLS	BF	H	R	ER	SO	BB	IBB	HBP	BLK	WP	HR	S	P	ERA	WHIP
Lynn McGlothen, R (1, 1) ERA: 3.58	1.0	L	11	6	4	4	1	3	0	0	0	0	0	10	22	36.00	9.000
Eric Rasmussen, R (2, 1) ERA: 4.19	3.0		13	2	0	0	1	2	1	0	0	0	0	12	24	0.00	1.333
Eddie Solomon, R (5, 1) ERA:	3.0		13	3	0	0	0	2	0	0	0	0	0	11	19	0.00	1.667
Mike Wallace, L (8, 1) ERA: 1.82	1.0		5	1	1	1	0	2	0	0	0	1	0	3	11	9.00	3.000

BOTTOM

St. Louis Cardinals @ Houston Astros
Astrodome, Houston, TX

Wed Jun 09 1976, 8:05 PM EDT
Att. 11,267 - Dome

AB	32
R	5
H	12
RBI	3
BB	10
SO	2
LOB	23



1B	2B	3B	HR	SF	SAC	DP	HBP	WP	HR	S	P	ERA	WHIP
10	1	1	0	0	0	3	0	1	0	0	0	1	1

Batter	1	2	3	4	5	6	7	8	9	AB R H RBI BB SO LOB	TOP	
Greg Gross, L (1, 9) OBP: 0.377, SLG: 0.360	0-0 F8			0-0 FC5-2 2B 1B	0-0 1-3		0-0 FC6-4 1B		0-0 L7	5 0 2 0 0 0 0		
Rob Andrews, R (1, 4) OBP: 0.365, SLG: 0.364	4-0 L5-3 BB			0-0 1B 2B		0-0 1B 1B	0-0 FC6-4 1-2f		0-0 L8	4 1 2 0 1 0 1		
Cesar Cedeno, R (1, 8) OBP: 0.361, SLG: 0.472	0-0 L5-3 1-2			0-0 FC5-2 BB 1B		0-3 K	0-3 K			4 0 0 0 0 2 5		
Bob Watson, R (1, 3) Cliff Johnson, R (5, 3) OBP: 0.348, SLG: 0.367 OBP: 0.362, SLG: 0.394		0-0 L9		0-0 F7		0-3 K		4-0 FC7-4 BB		2 0 0 0 0 0 2 1 0 0 0 1 1 1		
Jose Cruz, L (1, 7) OBP: 0.370, SLG: 0.354		0-3 K		0-0 BB 1B		0-0 BB 1B		0-0 FC7-4 1B FC6-4		4 1 2 1 0 1 1		
Ed Herrmann, L (1, 2) OBP: 0.302, SLG: 0.346		0-0 1-6-3		4-0 BB 1B		4-0 BB		0-0 FC6-4 1B		2 0 1 0 2 0 0		
Enos Cabell, R (1, 5) OBP: 0.313, SLG: 0.344			0-0 F7	0-0 4-3		0-3 K		0-0 FC6-4 1-2f		4 0 0 1 0 1 7		
Jerry Davanon, R (1, 6) OBP: 0.423, SLG: 0.652			0-3 K		0-0 F9		0-0 WP 3B	0-0 1-3		4 1 1 0 0 1 1		
Mike Cosgrove, L (1, 1) Gilberto Rondon, R (6, 1) Larry Milbourne, S (7, PH) Gene Pentz, R (7, 1) Paul Siebert, L (8, 1) Ken Boswell, L (9, PH) OBP: 0.176, SLG: 0.067 OBP: 0.273, SLG: 0.273 OBP: 0.327, SLG: 0.290 OBP: 0.333, SLG: 0.333 OBP: 0.338, SLG: 0.371			0-0 F9		0-0 P6		0-0 L6 3-H		0-0 4-3	2 0 0 0 0 0 0 0 0 0 0 0 0 0 1 0 1 0 0 0 0 0 0		
Inning Stats	R: 0 H: 0 E: 0 LOB: 0 K: 0 BB: 1 S: 2 P: 6	R: 0 H: 0 E: 0 LOB: 0 K: 1 BB: 0 S: 5 P: 5	R: 0 H: 0 E: 0 LOB: 0 K: 1 BB: 0 S: 5 P: 5	R: 1 H: 3 E: 0 LOB: 3 K: 0 BB: 1 S: 6 P: 10	R: 0 H: 0 E: 0 LOB: 0 K: 0 BB: 0 S: 3 P: 3	R: 0 H: 2 E: 0 LOB: 3 K: 3 BB: 1 S: 11 P: 15	R: 1 H: 2 E: 0 LOB: 1 K: 1 BB: 0 S: 7 P: 7	R: 1 H: 1 E: 0 LOB: 1 K: 0 BB: 1 S: 4 P: 8	R: 0 H: 0 E: 0 LOB: 0 K: 0 BB: 0 S: 3 P: 3	1B: 6 SF: 0 2B: 2 SAC: 0 3B: 1 DP: 1 HR: 0 HBP: 0	WP: 1 PA: 38 PB: 0 SB: 0 CS: 0	
PITCHER	IP WLS BF H R ER SO BB IBB HBP BLK WP HR S P ERA WHIP											
Bill Bonham, R (1, 1) ERA: 3.07	6.1 W 28 7 2 2 5 3 0 0 0 1 0 35 47 2.84 1.579											
Paul Reuschel, R (7, 1) ERA: 5.44	2.2 S 10 1 1 1 1 1 0 0 0 0 0 11 15 3.38 0.750											

Houston Astros @ Chicago Cubs
Wrigley Field, Chicago, IL
Fri Jun 11 1976, 3:33 AM CDT
Att: 9,315 - Sunny - 84 F

livebaseballscorecards.com

AB 34
R 3
H 8
RBI 2
BB 4
SO 6
LOB 18



Batter	1	2	3	4	5	6	7	8	9
Rick Monday, L OBP: 0.380, SLG: 0.521 (1, 8)	0-0 3B	0-0 L9			4-0 1B 1B E BB	0-0 4-3		0-3 K	
Jose Cardenal, R OBP: 0.343, SLG: 0.442 (1, 7)	0-0 P3		0-0 6-3		0-0 F5	0-0 P9		0-0 6-3	
Bill Madlock, R OBP: 0.367, SLG: 0.450 (1, 5)	0-0 5-3		0-0 CS 1B		0-0 E 1B 1B		4-0 BB 1B BB	0-0 P3	
Jerry Morales, R OBP: 0.327, SLG: 0.370 (1, 9)	0-0 P3		0-0 F8		0-0 E 1B 1B		4-0 E 1B BB		
George Mitterwald, R OBP: 0.286, SLG: 0.340 (1, 3)		0-0 WP S SH 1B		0-0 CS 1B	0-0 E 1B 1B		0-0 E 1B BB		
Joe Wallis, S OBP: 0.292, SLG: 0.341 (7, PR)					1-3 2-H 3-H		1-3 2-H		
Larry Bittner, L OBP: 0.221, SLG: 0.238 (8, 3)									
Manny Trillo, R OBP: 0.335, SLG: 0.332 (1, 4)		0-0 5-3		0-0 F7	0-0 F7		0-0 SF7		
Steve Swisher, R OBP: 0.289, SLG: 0.349 (1, 2)		4-0 SH5-4 SH BB		0-0 F7		0-0 6-3	0-3 K		
Mick Kelleher, R OBP: 0.282, SLG: 0.319 (1, 6)		0-0 SH			0-0 1B SH1-4 1B	4-0 2B BB	0-0 2-H 1B		
Bill Bonham, R OBP: 0.208, SLG: 0.304 (1, 1)		0-0 SH5-4			0-0 SH1-4	0-0 2B	0-0 5-3		
Paul Reuschel, R (7, 1)									

AB	R	H	RBI	BB	SO	LOB
4	1	1	0	1	1	4
5	0	0	0	0	0	5
4	2	2	0	1	0	1
3	2	1	1	1	0	2
4	1	4	2	0	0	0
0	1	0	0	0	0	0
0	0	0	0	0	0	0
3	0	0	1	0	0	3
3	0	0	0	1	1	2
2	1	2	2	1	0	0
1	0	1	0	0	0	0
1	0	0	0	0	0	2


BOTTOM

Houston Astros @ Chicago Cubs
Wrigley Field, Chicago, IL

Fri Jun 11 1976, 3:33 AM CDT
Att. 9,315 - Sunny - 84 F

AB	30
R	8
H	11
RBI	6
BB	5
SO	2
LOB	19

livebaseballscorecards.com



Inning Stats	R: 0	H: 1	E: 0	LOB: 1	K: 0	P: 4	R: 1	H: 1	E: 0	LOB: 2	K: 0	P: 9	R: 0	H: 1	E: 0	LOB: 0	K: 0	P: 3	R: 0	H: 1	E: 0	LOB: 0	K: 0	P: 3	R: 4	H: 4	E: 2	LOB: 1	K: 0	P: 11	R: 0	H: 1	E: 0	LOB: 2	K: 0	P: 8	R: 3	H: 2	E: 1	LOB: 2	K: 1	P: 15	R: 0	H: 0	E: 0	LOB: 0	K: 1	P: 5
PITCHER	IP	WLS	BF	H	R	ER	SO	BB	IBB	HBP	BLK	WP	HR	S	P	ERA	WHIP																															
Mike Cosgrove, L ERA: 4.6 (1, 1)	5.2	L	28	9	5	5	0	3	0	0	0	2	0	25	37	7.94	2.118																															
Gilberto Rondon, R ERA: 5.03 (6, 1)	0.1		1	0	0	0	0	0	0	0	0	0	0	1	1	0.00	0.000																															
Gene Pentz, R ERA: 3.95 (7, 1)	1.0		7	2	3	2	1	2	0	0	0	0	0	7	15	18.00	4.000																															
Paul Siebert, L ERA: 2.31 (8, 1)	1.0		3	0	0	0	1	0	0	0	0	0	0	5	5	0.00	0.000																															

WP	HR	S	P	ERA	WHIP
2	0	3	39		
0	0	0	1		
1	0	0	2		

Batter	1	2	3	4	5	6	7	8	9	AB R H RBI BB SO LOB	TOP																	
Greg Gross, L (1, 9) OBP: 0.379, SLG: 0.363	0-0 BB 1B		0-0 F8		0-0 4-3			0-0 G5-4-3 1B		4 1 2 0 0 0 0																		
Rob Andrews, R (1, 4) OBP: 0.362, SLG: 0.355	4-0 BB 1B		0-0 F8		0-0 6-3			0-0 G5-4-3 1-2f		3 0 0 0 1 0 1																		
Cesar Cedeno, R (1, 8) OBP: 0.355, SLG: 0.462	0-0 L7		0-0 F9				0-0 P4	0-0 6-3		4 0 0 0 0 0 2																		
Jose Cruz, L (1, 7) OBP: 0.373, SLG: 0.358	0-0 1-3 2-H 1B			0-0 2B 1B			0-0 6-3		0-3 K	4 1 2 1 0 1 0																		
Cliff Johnson, R (1, 3) OBP: 0.365, SLG: 0.393	0-0 P6 1-2			0-0 F8		4-0 BB		0-0 1B 1B		3 0 1 0 1 0 3																		
Enos Cabell, R (1, 5) OBP: 0.312, SLG: 0.342	0-0 F9			0-3 K		0-3 K		0-0 1-2 K 1B		4 0 1 0 0 2 4																		
Ed Herrmann, L (1, 2) OBP: 0.318, SLG: 0.382 Wilbur Howard, S (9, PH) OBP: 0.230, SLG: 0.273		0-0 F9		0-0 1-H 2B			0-0 G5-4-3 1B	0-3 K 1-2		3 0 2 1 0 0 0 1 0 0 0 0 1 2																		
Roger Metzger, S (1, 6) OBP: 0.305, SLG: 0.300		0-0 G3		0-0 4-3			0-0 G5-4-3 1-2f			3 0 0 0 0 0 2																		
Joaquin Andujar, S (1, 1) OBP: 0.167, SLG: 0.167 Larry Milbourne, S (7, PH) OBP: 0.324, SLG: 0.278 Ken Forsch, R (7, 1) OBP: 0.333, SLG: 0.333		0-3 K			0-0 F8		0-0 P3			2 0 0 0 0 1 0 1 0 0 0 0 0 0 0 0 0 0 0 0 0																		
Inning Stats	R: 1 E: 0 K: 0 S: 5	H: 2 LOB: 2 BB: 1 P: 9	R: 0 E: 0 K: 1 S: 5	H: 0 LOB: 0 BB: 0 P: 5	R: 0 E: 0 K: 0 S: 3	H: 0 LOB: 0 BB: 0 P: 3	R: 1 E: 0 K: 1 S: 7	H: 2 LOB: 1 BB: 0 P: 7	R: 0 E: 0 K: 0 S: 3	H: 0 LOB: 0 BB: 0 P: 3	R: 0 E: 0 K: 1 S: 5	H: 0 LOB: 1 BB: 1 P: 9	R: 0 E: 0 K: 0 S: 3	H: 1 LOB: 0 BB: 0 P: 3	R: 0 E: 0 K: 0 S: 3	H: 1 LOB: 0 BB: 0 P: 3	R: 0 E: 0 K: 2 S: 8	H: 2 LOB: 1 BB: 0 P: 8	1B: 7 2B: 1 3B: 0 HR: 0	SF: 0 SAC: 0 DP: 2 HBP: 0	WP: 0 PB: 0 SB: 1 CS: 0	PA: 34						
PITCHER Rick Reuschel, R (1, 1) ERA: 4.25 Darold Knowles, L (7, 1) ERA: 2.9	IP: 6.0 WLS: W BF: 24 H: 4 R: 2 ER: 2 SO: 3 BB: 2 IBB: 0 HBP: 0 BLK: 0 WP: 0 HR: 0 S: 28 P: 36 ERA: 3.00 WHIP: 1.000	IP: 3.0 WLS: S BF: 10 H: 4 R: 0 ER: 0 SO: 2 BB: 0 IBB: 0 HBP: 0 BLK: 0 WP: 0 HR: 0 S: 14 P: 14 ERA: 0.00 WHIP: 1.333											PITCHER	IP: 6.0 WLS: W BF: 24 H: 4 R: 2 ER: 2 SO: 3 BB: 2 IBB: 0 HBP: 0 BLK: 0 WP: 0 HR: 0 S: 28 P: 36 ERA: 3.00 WHIP: 1.000	IP: 3.0 WLS: S BF: 10 H: 4 R: 0 ER: 0 SO: 2 BB: 0 IBB: 0 HBP: 0 BLK: 0 WP: 0 HR: 0 S: 14 P: 14 ERA: 0.00 WHIP: 1.333											PITCHER	IP: 6.0 WLS: W BF: 24 H: 4 R: 2 ER: 2 SO: 3 BB: 2 IBB: 0 HBP: 0 BLK: 0 WP: 0 HR: 0 S: 28 P: 36 ERA: 3.00 WHIP: 1.000	IP: 3.0 WLS: S BF: 10 H: 4 R: 0 ER: 0 SO: 2 BB: 0 IBB: 0 HBP: 0 BLK: 0 WP: 0 HR: 0 S: 14 P: 14 ERA: 0.00 WHIP: 1.333

Houston Astros @ Chicago Cubs
Wrigley Field, Chicago, IL
Sat Jun 12 1976, 3:33 AM CDT
Att. 14,773 - Sunny - 88 F

AB	32
R	2
H	8
RBI	2
BB	2
SO	5
LOB	14



WP: 0	PA: 34
PB: 0	
SB: 1	
CS: 0	

1B: 7	SF: 0
2B: 1	SAC: 0
3B: 0	DP: 2
HR: 0	HBP: 0

Batter	1	2	3	4	5	6	7	8	9
Rick Monday, L OBP: 0.378, SLG: 0.516 (1, 8) X	0-0 1B BLK BLK 1B		0-0 L7		0-0 P5		0-3 K		
Jose Cardenal, R OBP: 0.354, SLG: 0.457 (1, 7) X	0-0 1-3 HR 1B		0-0 CS 1B		0-0 2-H 2B			0-0 BLK 1B 1B	
Bill Madlock, R OBP: 0.365, SLG: 0.444 (1, 5) X	0-0 5-3 1-2 3-H		4-0 S BB		0-0 P2			0-0 P4	
Jerry Morales, R OBP: 0.330, SLG: 0.389 (1, 9) X	0-0 2-H HR		0-0 5-3		0-0 6-3			0-0 1-H 1B 1B	
Ralph LaCock, L OBP: 0.350, SLG: 0.292 (1, 3) B B B B	4-0 G5-4-3 BB		0-0 4-3		0-0 1B			0-0 G6-3 1-3 1B	
Manny Trillo, R OBP: 0.329, SLG: 0.325 (1, 4) X	0-0 G5-4-3 1-2f		0-0 P4		0-0 F8			0-0 G6-3 1-2f	
George Mitterwald, R OBP: 0.288, SLG: 0.327 (1, 2) B B B B		4-0 G6-4-3 BB	0-0 1-3		0-0 P6				
Dave Rosello, R OBP: 0.354, SLG: 0.277 (1, 6) X		0-0 F9	0-0 F9		0-0 F9		0-0 P5		
Rick Reuschel, R OBP: 0.375, SLG: 0.296 (1, 1)		0-0 G6-4-3			0-0 2B		0-0 F9		
Darold Knowles, L OBP: 0.571, SLG: 0.250 (7, 1) X		1-2f							

Inning Stats	R: 3 E: 0 K: 0 S: 5	H: 3 LOB: 0 BB: 1 P: 9	R: 0 E: 0 K: 0 S: 2	H: 0 LOB: 0 BB: 1 P: 6	R: 0 E: 0 K: 0 S: 3	H: 1 LOB: 1 BB: 1 P: 7	R: 0 E: 0 K: 0 S: 3	H: 0 LOB: 0 BB: 0 P: 3	R: 1 E: 0 K: 0 S: 5	H: 2 LOB: 1 BB: 0 P: 5	R: 0 E: 0 K: 0 S: 4	H: 1 LOB: 1 BB: 0 P: 4	R: 0 E: 0 K: 1 S: 5	H: 0 LOB: 0 BB: 0 P: 5	R: 1 E: 0 K: 0 S: 5	H: 3 LOB: 1 BB: 0 P: 5
--------------	------------------------------	---------------------------------	------------------------------	---------------------------------	------------------------------	---------------------------------	------------------------------	---------------------------------	------------------------------	---------------------------------	------------------------------	---------------------------------	------------------------------	---------------------------------	------------------------------	---------------------------------

PITCHER	IP	WLS	BF	H	R	ER	SO	BB	IBB	HBP	BLK	WP	HR	S	P	ERA	WHIP
Joaquin Andujar, R ERA: 3.99 (1, 1)	6.0	L	25	7	4	4	0	3	0	0	2	0	1	22	34	6.00	1.667
Ken Forsch, R ERA: 2.11 (7, 1)	2.0		8	3	1	1	1	0	0	0	1	0	0	10	10	4.50	1.500

BOTTOM

AB	R	H	RBI	BB	SO	LOB
4	1	1	0	0	1	1
4	2	4	1	0	0	0
3	0	0	0	1	0	3
4	1	2	3	0	0	1
3	0	2	0	1	0	0
4	0	0	0	0	0	4
2	0	0	0	1	0	1
3	0	0	0	0	0	1
2	1	1	0	0	0	1
1	0	0	0	0	0	0

AB 30
R 5
H 10
RBI 4
BB 3
SO 1
LOB 12

WP: 0 PA: 33
PB: 0
SB: 1
CS: 1

livebaseballscorecards.com



Houston Astros @ Chicago Cubs
Wrigley Field, Chicago, IL
Sat Jun 12 1976, 3:33 AM CDT
Att. 14,773 - Sunny - 88 F

Batter	1	2	3	4	5	6	7	8	9	AB R H RBI BB SO LOB	TOP											
Greg Gross, L (1, 9) OBP: 0.380, SLG: 0.361	0-0 L6	0-0 F7		4-0 BB		0-3 K			0-0 G4-6-3 1B	4 0 1 0 1 1 3												
Rob Andrews, R (1, 4) OBP: 0.356, SLG: 0.344	4-0 1B BB		0-0 6-3	0-0 F9		0-0 FC4-6			0-0 G4-6-3 1-2f	4 1 0 1 1 0 6												
Cesar Cedeno, R (1, 8) OBP: 0.356, SLG: 0.466	0-0 1B 1-2 1B		0-0 2B		0-0 L7	0-0 F9			0-0 L8	5 1 2 0 0 0 2												
Jose Cruz, L (1, 7) OBP: 0.370, SLG: 0.362	0-0 F8		0-3 K		0-0 2B		0-0 F7			4 0 1 0 0 1 3												
Cliff Johnson, R (1, 3) OBP: 0.368, SLG: 0.392	0-0 1B 1-3 2-H 1B		0-0 L6		1-0 HBP		0-0 F7			3 0 1 1 0 0 1												
Ed Herrmann, L (1, 2) OBP: 0.314, SLG: 0.373	0-0 1-3 3-H 1B			0-0 F8	0-0 9-4		0-0 4-3			4 0 1 1 0 0 2												
Enos Cabell, R (1, 5) OBP: 0.316, SLG: 0.345	0-0 5-3			0-0 1B 1B		0-0 1B FC4-6 1B		0-0 F9		4 1 2 0 0 0 2												
Roger Metzger, S (1, 6) OBP: 0.314, SLG: 0.306		0-0 1-3		0-0 BB 1B		0-0 FC4-6 1B 1B		4-0 G4-6-3 BB		3 0 2 0 1 0 0												
Larry Dierker, R (1, 1) OBP: 0.148, SLG: 0.148		0-0 F9		0-3 K		0-0 FC4-6 1B		0-0 G4-6-3 1-2f		2 0 0 0 0 1 2												
Leon Roberts, R (6, PH) OBP: 0.394, SLG: 0.517										1 0 1 0 0 0 0												
Joe Niekro, R (6, 1) OBP: 0.250, SLG: 0.421										0 0 0 0 0 0 0												
Ken Boswell, L (8, PH) OBP: 0.333, SLG: 0.365										1 0 0 0 0 0 1												
Gene Pentz, R (8, 1) OBP: 0.333, SLG: 0.333										0 0 0 0 0 0 0												
Inning Stats	R: 2 E: 0 K: 0 S: 6	H: 3 LOB: 2 BB: 1 P: 10	R: 0 E: 0 K: 0 S: 3	H: 0 LOB: 0 BB: 0 P: 3	R: 0 E: 0 K: 1 S: 6	H: 1 LOB: 1 BB: 0 P: 6	R: 0 E: 0 K: 1 S: 7	H: 2 LOB: 3 BB: 1 P: 11	R: 0 E: 0 K: 0 S: 3	H: 1 LOB: 1 BB: 0 P: 4	R: 1 E: 0 K: 1 S: 8	H: 3 LOB: 2 BB: 0 P: 8	R: 0 E: 0 K: 0 S: 3	H: 0 LOB: 0 BB: 0 P: 3	R: 0 E: 0 K: 0 S: 2	H: 0 LOB: 0 BB: 1 P: 6	R: 0 E: 0 K: 0 S: 3	H: 1 LOB: 0 BB: 0 P: 3	1B: 9 2B: 3 3B: 0 HR: 0	SF: 0 SAC: 0 DP: 3 HBP: 1	WP: 0 PB: 0 SB: 0 CS: 0	PA: 39
PITCHER	IP WLS BF H R ER SO BB IBB HBP BLK WP HR S P ERA WHIP																					
Ray Burris, R (1, 1) ERA: 4.31	5.0 W 26 9 3 3 2 2 0 1 0 0 0 0 27 36 5.40 2.200																					
Paul Reuschel, R (6, 1) ERA: 5.03	4.0 S 13 2 0 0 1 1 0 0 0 0 0 0 14 18 0.00 0.750																					

Houston Astros @ Chicago Cubs
Wrigley Field, Chicago, IL
Sun Jun 13 1976, 3:33 AM CDT
Att. 18,107 - Sunny - 82 F

livebaseballscorecards.com

AB	35
R	3
H	11
RBI	3
BB	3
SO	3
LOB	22



Batter	1	2	3	4	5	6	7	8	9
Joe Wallis, S OBP: 0.302, SLG: 0.333 (1, 8)	0-0 F7		4-0 1B BB		0-0 1B SF7 1B	0-0 F7		0-3 K	
Jose Cardenal, R OBP: 0.352, SLG: 0.453 (1, 7)	0-0 4-3		0-0 P3		0-0 1-3 SF7 2B 1B		0-0 F8		
Bill Madlock, R OBP: 0.372, SLG: 0.447 (1, 5)	0-0 6-3		0-0 1-2 1B		4-0 SF7 2B IBB		0-0 CS 1B		
Jerry Morales, R OBP: 0.329, SLG: 0.388 (1, 9)		0-0 2B 1B	0-0 F9		0-0 SF7		0-0 1-2 2-3 3-H 4-3		
Ralph LaCock, L OBP: 0.375, SLG: 0.392 (1, 3)		0-0 1-H 4-3 SF9 2B		0-0 L9	4-0 2B IBB		0-0 HR		
Manny Trillo, R OBP: 0.332, SLG: 0.338 (1, 4)		0-0 2-3 4-3		0-0 F8	1-H 2-H 3-H 2B		0-0 1B SF9 2B		
Steve Swisher, R OBP: 0.288, SLG: 0.349 (1, 2)		0-0 3-H SF9		0-0 1B	0-3 K		0-0 6-3		
Dave Rosello, R OBP: 0.351, SLG: 0.277 (1, 6)		0-0 P4		0-0 L5		0-0 F9		0-0 2-3 1B	
Ray Burris, R OBP: 0.179, SLG: 0.148 (1, 1)			0-3 K		0-0 P5	0-0 5-3		0-0 SF9	
Paul Reuschel, R (6, 1)								3-H	

AB	R	H	RBI	BB	SO	LOB
4	1	1	0	1	1	1
4	1	1	0	0	0	1
3	1	2	0	1	0	0
3	1	1	1	0	0	3
3	3	2	2	1	0	0
4	1	2	3	0	0	1
3	0	1	1	0	1	2
4	0	1	0	0	0	1
2	0	0	0	0	1	0
1	0	0	1	0	0	0

BOTTOM

Houston Astros @ Chicago Cubs
Wrigley Field, Chicago, IL
Sun Jun 13 1976, 3:33 AM CDT
Att. 18,107 - Sunny - 82 F

livebaseballscorecards.com

AB	31
R	8
H	11
RBI	8
BB	3
SO	3
LOB	9



1B: 7	SF: 3
2B: 3	SAC: 0
3B: 0	DP: 0
HR: 1	HBP: 0

WP: 0	PA: 37
PB: 0	
SB: 0	
CS: 1	

Inning Stats		R: 0	H: 0	E: 0	K: 0	S: 3	R: 2	H: 2	E: 0	K: 0	S: 5	R: 0	H: 1	E: 0	K: 1	S: 6	R: 0	H: 1	E: 0	K: 0	S: 4	R: 4	H: 3	E: 0	K: 1	S: 8	R: 0	H: 0	E: 0	K: 0	S: 3	R: 0	H: 1	E: 0	K: 0	S: 3	R: 2	H: 3	E: 0	K: 1	S: 8														
PITCHER		IP	WLS	BF	H	R	ER	SO	BB	IBB	HBP	BLK	WP	HR	S	P	ERA	WHIP	PITCHER		IP	WLS	BF	H	R	ER	SO	BB	IBB	HBP	BLK	WP	HR	S	P	ERA	WHIP																		
Larry Dierker, R (1, 1)	ERA: 4.19	5.0	L	25	7	6	6	2	1	2	0	0	0	0	26	38	10.80	1.600	Joe Niekro, R (6, 1)		2.0		6	1	0	0	0	0	0	0	0	0	0	6	6	0.00	0.500	Gene Pentz, R (8, 1)		1.0		6	3	2	2	1	0	0	0	0	1	8	8	18.00	3.000

Batter	1	2	3	4	5	6	7	8	9	AB R H RBI BB SO LOB	TOP											
Frank Taveras, R (1, 6) OBP: 0.267, SLG: 0.245	0-0 F3		0-3 K			0-0 F8		0-3 K		4 0 0 0 0 2 2												
Richie Hebner, L (1, 5) OBP: 0.284, SLG: 0.262	4-0 FC4-6 BB			0-0 F6		0-0 F8		0-0 1B		2 0 0 0 1 0 0												
Tommy Helms, R (6, 5) OBP: 0.344, SLG: 0.533								1-H 2-3		1 0 1 1 0 0 0												
Al Oliver, L (1, 8) OBP: 0.371, SLG: 0.550	0-0 FC4-6 1-2f			0-0 HR		0-0 1B		4-0 IBB		3 1 2 1 1 0 1												
Willie Stargell, L (1, 3) OBP: 0.380, SLG: 0.485	0-3 K			0-0 BLK F3 1B		0-0 F5		0-0 4-3		4 0 1 0 0 1 4												
Dave Parker, L (1, 9) OBP: 0.315, SLG: 0.513		0-3 K2-3		0-0 F3 1-2		0-0 F7		0-3 K		4 0 0 0 0 2 1												
Richie Zisk, R (1, 7) OBP: 0.331, SLG: 0.457		0-3 K		0-3 K2-3 2-3		0-0 F8		0-0 F9		4 0 0 0 0 2 1												
Manny Sanguillen, R (1, 2) OBP: 0.282, SLG: 0.322			0-0 6-3		0-0 4-3		0-0 F9		0-0 F8	4 0 0 0 0 0 0												
Rennie Stennett, R (1, 4) OBP: 0.271, SLG: 0.336			0-0 6-3		0-0 6-3			0-0 CS 2B		3 0 1 0 0 0 0												
Jerry Reuss, L (1, 1) OBP: 0.353, SLG: 0.367			0-0 F3		0-0 4-3			4-0 WP 1B BB		2 1 0 0 1 0 0												
Inning Stats	R: 0 E: 0 K: 1 S: 5	H: 0 LOB: 1 BB: 1 P: 9	R: 0 E: 0 K: 2 S: 7	H: 0 LOB: 0 BB: 0 P: 7	R: 0 E: 0 K: 1 S: 5	H: 0 LOB: 0 BB: 0 P: 5	R: 1 E: 0 K: 1 S: 7	H: 2 LOB: 1 BB: 0 P: 7	R: 0 E: 0 K: 0 S: 3	H: 0 LOB: 0 BB: 0 P: 3	R: 0 E: 0 K: 0 S: 4	H: 1 LOB: 1 BB: 0 P: 4	R: 0 E: 0 K: 0 S: 3	H: 0 LOB: 0 BB: 0 P: 3	R: 1 E: 0 K: 1 S: 6	H: 2 LOB: 2 BB: 2 P: 14	R: 0 E: 0 K: 1 S: 5	H: 0 LOB: 0 BB: 0 P: 5	1B: 3 2B: 1 3B: 0 HR: 1	SF: 0 SAC: 0 DP: 0 HBP: 0	WP: 1 PB: 0 SB: 0 CS: 1	PA: 34
PITCHER	IP WLS BF H R ER SO BB IBB HBP BLK WP HR S P ERA WHIP																					
J.R. Richard, R (1, 1) ERA: 2.91	7.2 L 29 5 2 2 6 2 0 0 0 1 1 39 47 2.35 0.913																					
Paul Siebert, L (8, 1) ERA: 2.25	0.1 2 0 0 0 0 0 0 1 0 0 0 0 1 5 0.00 0.000																					
Ken Forsch, R (9, 1) ERA: 2.06	1.0 3 0 0 0 0 1 0 0 0 0 0 0 5 5 0.00 0.000																					

Pittsburgh Pirates @ Houston Astros
Astrodome, Houston, TX
Mon Jun 14 1976, 8:05 PM EDT
Att. 9,884 - Dome

livebaseballscorecards.com

AB	31
R	2
H	5
RBI	2
BB	3
SO	7
LOB	9



Batter	1	2	3	4	5	6	7	8	9	AB R H RBI BB SO LOB	TOP											
Frank Taveras, R (1, 6) OBP: 0.276, SLG: 0.252	0-0 6-3 S 1B		0-0 FC4-6 1B		4-0 S 2B	0-0 F8			0-3 K	4 2 2 0 1 1 1												
Richie Hebner, L (1, 5) OBP: 0.284, SLG: 0.267	0-0 F6		0-0 FC4-6 HR		0-0 1B 2B			0-3 K	4 2 1 1 0 1 3													
Al Oliver, L (1, 8) OBP: 0.373, SLG: 0.561	0-0 6-3		0-0 HR		4-0 1B 1B IBB			0-0 F5	3 1 1 3 1 0 1													
Willie Stargell, L (1, 3) OBP: 0.383, SLG: 0.485	0-0 1B		0-0 G3		0-0 1B 1B			0-3 K	4 0 2 1 0 1 0													
Dave Parker, L (1, 9) OBP: 0.313, SLG: 0.506	0-0 1-3		0-0 F7		0-0 G6-4-3 1B			0-3 K	4 0 1 1 0 1 1													
Bill Robinson, R (1, 7) OBP: 0.366, SLG: 0.616		0-0 F7		0-0 5-3	0-0 G6-4-3			0-3 K	4 0 0 0 0 1 3													
Manny Sanguillen, R (1, 2) OBP: 0.288, SLG: 0.316		0-0 6-3		0-0 F9		0-0 F8		0-0 F8	4 0 0 0 0 0 0													
Rennie Stennett, R (1, 4) OBP: 0.267, SLG: 0.331		0-0 F4		0-0 6-3		0-0 F9		0-3 K	4 0 0 0 0 1 0													
Doc Medich, R (1, 1) OBP: 0.185, SLG: 0.083			4-0 HR		0-3 K	0-0 1B		0-3 K	1 1 0 0 1 1 0													
Tommy Helms, R (6, PH) OBP: 0.364, SLG: 0.548									1 0 1 0 0 0 0													
Larry Demery, R (6, 1) OBP: 0.375, SLG: 0.167									1 0 0 0 0 1 0													
Inning Stats	R: 1 E: 0 K: 0 S: 5	H: 2 LOB: 1 BB: 0 P: 5	R: 0 E: 0 K: 0 S: 3	H: 0 LOB: 0 BB: 0 P: 3	R: 3 E: 0 K: 0 S: 5	H: 2 LOB: 0 BB: 1 P: 9	R: 0 E: 0 K: 0 S: 3	H: 0 LOB: 0 BB: 0 P: 3	R: 2 E: 0 K: 1 S: 7	H: 3 LOB: 2 BB: 2 P: 15	R: 0 E: 0 K: 0 S: 4	H: 1 LOB: 1 BB: 0 P: 4	R: 0 E: 0 K: 2 S: 7	H: 0 LOB: 0 BB: 0 P: 7	R: 0 E: 0 K: 2 S: 7	H: 0 LOB: 0 BB: 0 P: 7	R: 0 E: 0 K: 3 S: 9	H: 0 LOB: 0 BB: 0 P: 9	1B: 6 2B: 1 3B: 0 HR: 1	SF: 0 SAC: 0 DP: 1 HBP: 0	WP: 0 PB: 0 SB: 2 CS: 0	PA: 37
PITCHER	IP WLS BF H R ER SO BB IBB HBP BLK WP HR S P ERA WHIP																					
Joaquin Andujar, R (1, 1) ERA: 4.7	4.1 L 21 5 6 6 1 2 1 0 0 0 1 20 32 12.46 1.615																					
Paul Siebert, L (5, 1) ERA: 1.98	1.2 7 3 0 0 0 0 0 0 0 0 0 7 7 0.00 1.800																					
Gene Pentz, R (7, 1) ERA: 4.08	3.0 9 0 0 0 0 7 0 0 0 0 0 0 23 23 0.00 0.000																					

Pittsburgh Pirates @ Houston Astros
Astrodome, Houston, TX
Wed Jun 16 1976, 8:05 PM EDT
Att. 12,249 - Dome - 72 F

livebaseballscorecards.com

AB	34
R	6
H	8
RBI	6
BB	3
SO	8
LOB	9



Batter	1	2	3	4	5	6	7	8	9	AB	R	H	RBI	BB	SO	LOB
Greg Cross, L (1, 9) OBP: 0.369, SLG: 0.349	0-0 F7	0-0 F7		0-0 F8			0-0 F7		0-0 6-3	5	0	0	0	0	0	2
Rob Andrews, R (1, 4) OBP: 0.368, SLG: 0.373	0-0 PB 3-6-3 1B		0-0 1B	0-0 PO 1B			0-0 6-3		0-0 3B	5	0	4	0	0	0	0
Cesar Cedeno, R (1, 8) OBP: 0.355, SLG: 0.474	0-0 3-6-3 1-2		0-0 HR	0-0 PO 1-2			0-0 F7 1B		0-0 F8 1B	5	1	2	1	0	0	2
Jose Cruz, L (1, 7) OBP: 0.373, SLG: 0.362	0-3 K 2-3		0-0 F1				0-0 1B		4-0 1-2 BB	3	0	1	0	1	1	1
Bob Watson, R (1, 3) OBP: 0.346, SLG: 0.365		0-0 E2 4-3 1B	0-0 1B 1B				0-3 K		0-0 6-3 1-2 2-3	4	2	1	0	0	1	3
Ed Herrmann, L (1, 2) OBP: 0.303, SLG: 0.354		0-0 4-3 2-3	0-0 1B 1-2 1B				0-0 F9		0-0 G3	4	0	1	0	0	0	2
Enos Cabell, R (1, 5) OBP: 0.327, SLG: 0.356		0-0 CS 1B 3-H	0-0 1-3 2-H 1B				0-0 1B 3-1-6		0-0 4-3	4	0	3	2	0	0	0
Roger Metzger, S (1, 6) OBP: 0.310, SLG: 0.302		0-0 1B 2	0-0 F7 3				0-0 6-3-1-6 1-2f		0-0 4-3	3	0	1	0	0	0	3
Ken Boswell, L (8, PH) OBP: 0.328, SLG: 0.359										1	0	0	0	0	0	0
Jerry Davanon, R (9, 6) OBP: 0.444, SLG: 0.652		0-0 1B 1-2								0	0	0	0	0	0	0
Joaquin Andujar, S (1, 1) OBP: 0.214, SLG: 0.214		0-0 1B					0-3 K		0-0 F8	2	0	1	0	0	1	0
Paul Siebert, L (5, 1)										0	0	0	0	0	0	0
Wilbur Howard, S (6, PH) OBP: 0.228, SLG: 0.270										1	0	0	0	0	1	0
Gene Pentz, R (7, 1) OBP: 0.333, SLG: 0.333										0	0	0	0	0	0	0
Larry Milbourne, S (9, PH) OBP: 0.322, SLG: 0.276		0-0 1B 1-2								1	0	0	0	0	0	0

Inning Stats	R: 0	H: 1	E: 0	K: 1	S: 6	H: 1	LOB: 1	BB: 0	P: 6	R: 1	H: 3	E: 1	K: 0	S: 6	H: 5	LOB: 2	BB: 0	P: 7	R: 2	H: 5	E: 0	K: 0	S: 7	R: 0	H: 1	E: 0	K: 1	S: 5	H: 1	LOB: 0	BB: 0	P: 5	R: 0	H: 1	E: 0	K: 1	S: 5	H: 1	LOB: 0	BB: 0	P: 5	R: 0	H: 1	E: 0	K: 0	S: 4	H: 0	LOB: 0	BB: 0	P: 3	R: 0	H: 1	E: 0	K: 0	S: 4	H: 1	LOB: 1	BB: 0	P: 4
--------------	------	------	------	------	------	------	--------	-------	------	------	------	------	------	------	------	--------	-------	------	------	------	------	------	------	------	------	------	------	------	------	--------	-------	------	------	------	------	------	------	------	--------	-------	------	------	------	------	------	------	------	--------	-------	------	------	------	------	------	------	------	--------	-------	------


PITCHER	IP	WLS	BF	H	R	ER	SO	BB	IBB	HBP	BLK	WP	HR	S	P	ERA	WHIP
Doc Medich, R (1, 1) ERA: 3.96	5.0	W	24	11	3	2	3	0	0	0	0	0	1	30	30	3.60	2.200
Larry Demery, R (6, 1) ERA: 3.76	4.0	S	15	3	0	0	1	1	0	0	0	0	0	16	20	0.00	1.000

BOTTOM

Pittsburgh Pirates @ Houston Astros
Astrodome, Houston, TX

Wed Jun 16 1976, 8:05 PM EDT
Att: 12,249 - Dome - 72 F

AB	38
R	3
H	14
RBI	3
BB	1
SO	4
LOB	13



WP	PA	ERA	WHIP
0	40		

Batter	1	2	3	4	5	6	7	8	9
Frank Taveras, R OBP: 0.276, SLG: 0.247 (1, 6)	0-3 K		0-0 SH WP 2B	0-0 1-3		4-0 BB 1-3 BB		0-0 F4	
Rennie Stennett, R OBP: 0.263, SLG: 0.325 (1, 4)	0-0 L6		0-3 K		0-0 F8	0-0 1-3			
Al Oliver, L OBP: 0.371, SLG: 0.560 (1, 8)	0-0 F7		0-0 2B		0-0 4-3	0-0 F3			
Willie Stargell, L OBP: 0.380, SLG: 0.497 (1, 3)		0-0 F7	0-0 F4		0-0 HR		0-0 L8		
Dave Parker, L OBP: 0.306, SLG: 0.494 (1, 9)		0-3 K	0-0 4-3		0-0 4-3		0-0 F9		
Richie Zisk, R OBP: 0.338, SLG: 0.459 (1, 7)		4-0 BB		0-0 S E 1B		0-0 E 1B 1B	0-0 F7		
Bill Robinson, R OBP: 0.359, SLG: 0.604 Richie Hebner, L OBP: 0.282, SLG: 0.266 (1, 5) (7, 5)	0-3 K		0-0 L9		0-0 E1 1B PB		0-0 4-3		
Manny Sanguillen, R OBP: 0.300, SLG: 0.330 (1, 2)			0-0 SH WP 1B	0-0 E9 FC6-5-4 1B		0-0 PB SH1-3 1B	0-0 1B		
John Candelaria, L OBP: 0.241, SLG: 0.083 Bob Moose, R OBP: 0.600, SLG: 1.600 (1, 1) (9, 1)			4-0 WP SH 2B BB	0-0 FC6-5-4		0-0 SH1-3	0-3 K		

Inning Stats	R: 0 E: 0 K: 1 S: 5	H: 0 LOB: 0 BB: 0 P: 5	R: 0 E: 0 K: 2 S: 7	H: 0 LOB: 1 BB: 1 P: 11	R: 3 E: 1 K: 1 S: 8	H: 2 LOB: 1 BB: 1 P: 12	R: 1 E: 1 K: 0 S: 5	H: 2 LOB: 1 BB: 0 P: 5	R: 1 E: 0 K: 0 S: 4	H: 1 LOB: 0 BB: 0 P: 4	R: 2 E: 1 K: 0 S: 6	H: 2 LOB: 2 BB: 1 P: 10	R: 0 E: 0 K: 0 S: 3	H: 0 LOB: 0 BB: 0 P: 3	R: 0 E: 0 K: 1 S: 6	H: 1 LOB: 1 BB: 0 P: 6
--------------	------------------------------	---------------------------------	------------------------------	----------------------------------	------------------------------	----------------------------------	------------------------------	---------------------------------	------------------------------	---------------------------------	------------------------------	----------------------------------	------------------------------	---------------------------------	------------------------------	---------------------------------

PITCHER															PITCHER																		
IP	WLS	BF	H	R	ER	SO	BB	IBB	HBP	BLK	WP	HR	S	P	ERA	WHIP	IP	WLS	BF	H	R	ER	SO	BB	IBB	HBP	BLK	WP	HR	S	P	ERA	WHIP
J.R. Richard, R ERA: 3.09 (1, 1)	5.1	L	28	7	7	4	4	3	0	0	0	1	33	45	6.75	1.875																	
Gene Pentz, R ERA: 3.72 (6, 1)	1.2		5	0	0	0	0	0	0	0	0	0	5	5	0.00	0.000																	
Ken Forsch, R ERA: 2.02 (8, 1)	1.0		4	1	0	0	1	0	0	0	0	0	6	6	0.00	1.000																	

BOTTOM

Houston Astros @ Pittsburgh Pirates
Three Rivers Stadium, Pittsburgh, PA
Fri Jun 18 1976, 7:05 PM EDT
Att. 19,141 - Unknown

livebaseballscorecards.com

AB	32
R	7
H	8
RBI	5
BB	3
SO	5
LOB	15



1B: 6	SF: 0	WP: 1	PA: 37
2B: 1	SAC: 2	PB: 1	
3B: 0	DP: 0	SB: 1	
HR: 1	HBP: 0	CS: 0	

Batter	1	2	3	4	5	6	7	8	9	AB R H RBI BB SO LOB	TOP																									
Greg Gross, L (1, 9) OBP: 0.366, SLG: 0.340	0-0 4-3		0-0 6-3	0-0 4-3			4-0 3-1 FC1-5 BB	4-0 1B E BB	0-0 1B	4 1 1 1 2 0 2																										
Rob Andrews, R (1, 4) OBP: 0.351, SLG: 0.354	0-0 F7		0-0 F9	0-0 L5			0-0 FC1-5 3-1	0-0 E BB	0-0 F9	6 1 1 2 0 0 6																										
Cesar Cedeno, R (1, 8) OBP: 0.358, SLG: 0.486	0-0 F1		0-3 K		0-3 K		0-0 3-1	4-0 BB E IBB		4 0 0 0 1 2 2																										
Bob Watson, R (1, 3) OBP: 0.346, SLG: 0.370		0-0 PB 3B		0-0 F7	4-0 G4-6-3 BB		0-0 6-3	0-0 E5 BB		4 1 1 0 1 0 4																										
Jose Cruz, L (1, 7) OBP: 0.374, SLG: 0.359		0-0 F6		0-0 1B 1B	0-0 G4-6-3			0-0 F5		4 1 1 1 1 0 1																										
Ed Herrmann, L (1, 2) OBP: 0.325, SLG: 0.377		0-0 3-H		0-0 1B 1B		0-3 K		0-0 FC1-4 1B		4 1 3 0 0 1 0																										
Larry Milbourne, S (8, PR) OBP: 0.320, SLG: 0.274				1-3 1B 1B						1 0 0 0 0 0 3																										
Ken Forsch, R (8, 1) OBP: 0.333, SLG: 0.333										0 0 0 0 0 0 0																										
Enos Cabell, R (1, 5) OBP: 0.332, SLG: 0.357		4-0 1-2 BB		0-0 1B 4-3 1B	0-0 1-2 3-H 1B	0-0 6-3		0-0 FC1-4 1B	0-0 F8	4 2 1 1 1 0 1	AB 38 R 9 H 11 RBI 7 BB 9 SO 4 LOB 24																									
Roger Metzger, S (1, 6) OBP: 0.312, SLG: 0.297		0-0 F6		0-0 4-3 1B	0-0 1-2 2-3 1B	0-0 4-3		4-0 BB 1B IBB	4-0 1B BB	3 1 1 0 2 0 2																										
Larry Dierker, R (1, 1) OBP: 0.143, SLG: 0.143		0-3 K		0-0 4-3 1B	0-0 1-2 2-3 3-H 1B		4-0 FC1-5 BB	0-0 1B BB	0-0 F9	1 0 0 0 0 1 2																										
Ken Boswell, L (4, PH) OBP: 0.338, SLG: 0.369										1 0 1 1 0 0 0																										
Tom Griffin, R (4, 1) OBP: 0.333, SLG: 0.333										0 0 0 0 1 0 0																										
Wilbur Howard, S (8, PH) OBP: 0.234, SLG: 0.276										1 1 1 1 0 0 0																										
Skip Jutze, R (8, 2) OBP: 0.143, SLG: 0.149										1 0 0 0 0 0 1																										
Inning Stats	R: 0 E: 0 K: 0 S: 3	H: 0 LOB: 0 BB: 0 P: 3	R: 1 E: 0 K: 1 S: 7	H: 2 LOB: 2 BB: 1 P: 11	R: 0 E: 0 K: 1 S: 5	H: 0 LOB: 0 BB: 0 P: 5	R: 3 E: 0 K: 0 S: 8	H: 5 LOB: 2 BB: 0 P: 8	R: 0 E: 0 K: 1 S: 4	H: 0 LOB: 0 BB: 1 P: 8	R: 0 E: 0 K: 1 S: 5	H: 0 LOB: 0 BB: 0 P: 5	R: 0 E: 0 K: 0 S: 3	H: 0 LOB: 2 BB: 2 P: 11	R: 5 E: 1 K: 0 S: 7	H: 3 LOB: 3 BB: 4 P: 23	R: 0 E: 0 K: 0 S: 4	H: 1 LOB: 2 BB: 1 P: 8	1B: 10 2B: 0 3B: 1 HR: 0	SF: 0 SAC: 0 DP: 1 HBP: 0	WP: 0 PB: 1 SB: 1 CS: 0	PA: 47														
PITCHER	IP WLS BF H R ER SO BB IBB HBP BLK WP HR S P ERA WHIP																																			
Bruce Kison, R (1, 1) ERA: 3.17	1.1		6	2	1	1	0	0	0	0	0	0	0	6	6	6.75	1.500																			
Rick Langford, R (2, 1) ERA: 4.28	4.2		22	5	3	3	4	4	0	0	0	0	0	26	42	5.79	1.929																			
Kent Tekulve, R (7, 1) ERA: 3.58	1.0		3	0	0	0	0	0	0	0	0	0	0	3	3	0.00	0.000																			
Bob Moose, R (8, 1) ERA: 1.87	0.2	L	9	3	5	3	0	1	2	0	0	0	0	6	18	40.50	6.000																			
Ramon Hernandez, L (8, 1) ERA: 4.39	1.1		7	1	0	0	0	2	0	0	0	0	0	5	13	0.00	2.250																			

Houston Astros @ Pittsburgh Pirates
 Three Rivers Stadium, Pittsburgh, PA
 Sun Jun 20 1976, 3:33 AM EDT
 Att. 18,670 - Unknown

livebaseballscorecards.com



Batter	1	2	3	4	5	6	7	8	9	AB R H RBI BB SO LOB
Frank Taveras, R (1, 6) OBP: 0.287, SLG: 0.271	0-0 4-3 3B		0-0 4-3-6-4 WP 1B		0-3 K			0-0 1B		4 2 3 0 0 1 0
Rennie Stennett, R (1, 4) OBP: 0.263, SLG: 0.324	0-0 4-3		0-0 1-2 3-H 1B		0-3 K			0-0 F8		4 0 1 2 0 1 1
Al Oliver, L (1, 8) OBP: 0.364, SLG: 0.549	0-0 3-1		0-0 4-3-6-4		0-0 F5			0-0 L7		4 0 0 0 0 0 3
Willie Stargell, L (1, 3) OBP: 0.382, SLG: 0.491	0-0 F9		4-0 1-2f 2-3 BB		4-0 S BB			0-0 F7		2 0 0 0 2 0 1
Dave Parker, L (1, 9) OBP: 0.310, SLG: 0.512		0-0 HR	0-0 F4		0-3 K			0-0 1B		4 1 2 1 0 1 2
Richie Zisk, R (1, 7) OBP: 0.332, SLG: 0.451		0-0 3-1		0-3 K		0-0 F8		0-0 F8		4 0 0 0 0 1 2
Richie Hebner, L (1, 5) OBP: 0.277, SLG: 0.260		0-0 4-3		0-0 5-3			0-0 F7		0-0 F7	4 0 0 0 0 0 1
Manny Sanguillen, R (1, 2) Duffy Dyer, R (2, 2) OBP: 0.300, SLG: 0.330 OBP: 0.262, SLG: 0.327		0-3 K		0-0 F4			0-0 1-4-3		0-3 K	0 0 0 0 0 0 0 4 0 0 0 0 2 1
Bruce Kison, R (1, 1) Rick Langford, R (2, 1) Kent Tekulve, R (7, 1) Tommy Helms, R (7, PH) Bob Moose, R (8, 1) Ramon Hernandez, S (8, 1) OBP: 0.238, SLG: 0.250 OBP: 0.500, SLG: 1.000 OBP: 0.353, SLG: 0.531 OBP: 0.600, SLG: 1.600			0-0 1B 1B 2B		0-3 K		0-0 F7			0 0 0 0 0 0 0 2 1 1 0 0 1 0 0 0 0 0 0 0 0 1 0

Inning Stats	R: 1	H: 1	E: 0	K: 0	S: 4	LOB: 0	BB: 0	P: 4	R: 1	H: 1	E: 0	K: 1	S: 6	LOB: 0	BB: 0	P: 6	R: 2	H: 3	E: 0	K: 0	S: 5	LOB: 1	BB: 1	P: 9	R: 0	H: 0	E: 0	K: 1	S: 5	LOB: 0	BB: 0	P: 5	R: 0	H: 0	E: 0	K: 3	S: 9	LOB: 0	BB: 0	P: 9	R: 0	H: 0	E: 0	K: 1	S: 5	LOB: 1	BB: 1	P: 9	R: 0	H: 0	E: 0	K: 0	S: 3	LOB: 0	BB: 0	P: 3	R: 0	H: 1	E: 0	K: 0	S: 4	LOB: 1	BB: 0	P: 4	R: 0	H: 1	E: 0	K: 1	S: 6	LOB: 1	BB: 0	P: 6
	1B: 4	2B: 2	3B: 1	SF: 0	SAC: 0	DP: 1	HBP: 0	WP: 1	HR: 1	S: 4	P: 19	ERA: 12.00	WHIP: 2.000	1B: 4	2B: 2	3B: 1	SF: 0	SAC: 0	DP: 1	HBP: 0	WP: 1	HR: 1	S: 15	P: 19	ERA: 0.00	WHIP: 0.250	1B: 4	2B: 2	3B: 1	SF: 0	SAC: 0	DP: 1	HBP: 0	WP: 1	HR: 1	S: 10	P: 10	ERA: 0.00	WHIP: 1.000	1B: 4	2B: 2	3B: 1	SF: 0	SAC: 0	DP: 1	HBP: 0	WP: 1	HR: 1	S: 15	P: 19	ERA: 0.00	WHIP: 2.000																				

PITCHER	IP	WLS	BF	H	R	ER	SO	BB	IBB	HBP	BLK	WP	HR	S	P	ERA	WHIP
Larry Dierker, R (1, 1) ERA: 4.48	3.0		14	5	4	4	1	1	0	0	0	1	1	15	19	12.00	2.000
Tom Griffin, R (4, 1) ERA: 4.15	4.0	W	13	0	0	0	5	1	0	0	0	0	0	22	26	0.00	0.250
Ken Forsch, R (8, 1) ERA: 1.94	2.0		8	2	0	0	1	0	0	0	0	0	0	10	10	0.00	1.000

BOTTOM

Houston Astros @ Pittsburgh Pirates
Three Rivers Stadium, Pittsburgh, PA

Sun Jun 20 1976, 3:33 AM EDT
Att. 18,670 - Unknown

livebaseballscorecards.com

AB	33
R	4
H	7
RBI	3
BB	2
SO	7
LOB	11



WP: 1	PA: 35
PB: 0	
SB: 1	
CS: 0	

Batter	1	2	3	4	5	6	7	8	9	AB R H RBI BB SO LOB	TOP															
Enos Cabell, R OBP: 0.341, SLG: 0.366 (1, 5) X	0-0 PB HR 1B	0-3 K		0-0 E 1B		0-0 BB E 1B	0-0 F9		0-0 6-3 1B	6 2 4 0 0 1 1																
Rob Andrews, R OBP: 0.363, SLG: 0.358 (1, 4) X	0-0 HR 1B	0-0 6-3		0-0 E7 1B		4-0 HR BB	4-0 BB		0-0 6-3	4 2 2 1 2 0 3																
Cesar Cedeno, R OBP: 0.353, SLG: 0.491 (1, 8) X	0-0 HR		0-0 F7	0-0 F6		0-3 K	0-3 K		0-0 6-3	6 1 1 3 0 2 7																
Bob Watson, R OBP: 0.347, SLG: 0.370 (1, 3) X	0-0 1B 1B		0-0 2B 1B	0-3 K		0-0 E6 HR	0-0 F3			5 1 2 0 0 1 4																
Leon Roberts, R OBP: 0.396, SLG: 0.566 (1, 9) X	0-0 7-5-4 1B		0-0 F7		0-0 1B	0-0 HR		0-0 G3		4 1 3 3 0 0 1																
Gene Pentz, R OBP: 0.333, SLG: 0.333 (6, 1)										0 0 0 0 0 0 0																
Ken Boswell, L OBP: 0.333, SLG: 0.364 (8, PH)										1 0 0 0 0 0 0																
Ken Forsch, R OBP: 0.333, SLG: 0.333 (8, 1)										0 0 0 0 0 0 0																
Cliff Johnson, R OBP: 0.359, SLG: 0.381 (1, 7) X	0-0 7-5-4 1-2f		0-0 2B	0-0 F7		4-0 E 1B BB	4-0 F6		0-0 F6	4 1 1 0 1 0 3																
Ed Herrmann, L OBP: 0.306, SLG: 0.351 (1, 2) X	0-0 F8		0-3 K	0-0 F9		0-0 E4 1B	0-3 K		0-3 K	5 0 0 0 0 2 5																
Roger Metzger, S OBP: 0.316, SLG: 0.302 (1, 6)		0-0 FC1-6 1B		0-0 4-3		0-0 F8	0-0 E4 1B		0-0 F7	4 0 2 1 0 0 1																
Greg Gross, L OBP: 0.364, SLG: 0.338 (9, PH)										1 0 0 0 0 0 0																
Joaquin Andujar, S OBP: 0.250, SLG: 0.250 (1, 1)										2 1 1 0 0 0 1																
Joe Niekro, R OBP: 0.250, SLG: 0.421 (4, 1)										0 0 0 0 0 0 0																
Paul Siebert, L (4, 1)										0 0 0 0 0 0 0																
Larry Milbourne, S OBP: 0.318, SLG: 0.272 (6, PH)										1 0 0 0 0 0 0																
Jose Cruz, L OBP: 0.376, SLG: 0.356 (6, PH)										1 0 0 0 1 1 2																
Jose Cruz, L (6, 9)																										
Inning Stats	R: 3 E: 0 K: 0 S: 7	H: 5 LOB: 1 BB: 0 P: 7	R: 0 E: 0 K: 1 S: 6	H: 1 LOB: 1 BB: 0 P: 6	R: 0 E: 0 K: 1 S: 7	H: 2 LOB: 2 BB: 0 P: 7	R: 1 E: 1 K: 1 S: 8	H: 3 LOB: 2 BB: 0 P: 8	R: 0 E: 0 K: 0 S: 4	H: 1 LOB: 1 BB: 0 P: 4	R: 5 E: 2 K: 2 S: 12	H: 3 LOB: 2 BB: 2 P: 20	R: 0 E: 0 K: 1 S: 5	H: 0 LOB: 1 BB: 1 P: 9	R: 0 E: 0 K: 1 S: 5	H: 0 LOB: 0 BB: 0 P: 5	R: 0 E: 0 K: 0 S: 4	H: 1 LOB: 2 BB: 1 P: 8	1B: 13 2B: 2 3B: 0 HR: 2	SF: 0 SAC: 0 DP: 1 HBP: 0	WP: 0 PB: 1 SB: 0 CS: 0	PA: 48				
PITCHER	IP WLS BF H R ER SO BB IBB HBP BLK WP HR S P ERA WHIP																									
Roger Moret, L ERA: 5.31 (1, 1)	0.0		5	5	3	3	0	0	0	0	0	1	5	5	∞	∞										
Bruce Dal Canton, R ERA: 2.4 (1, 1)	5.2		27	9	5	1	4	1	0	0	0	1	34	38	1.59	1.765										
Elias Sosa, R ERA: 5.61 (6, 1)	3.1	W	16	2	1	0	3	3	0	0	0	0	19	31	0.00	1.500										

Houston Astros @ Atlanta Braves
Atlanta-Fulton County Stadium, Atlanta, GA

Mon Jun 21 1976, 7:05 PM EDT
Att. 4,821 - Unknown

livebaseballscorecards.com

AB	44
R	9
H	16
RBI	8
BB	4
SO	7
LOB	28



Batter	1	2	3	4	5	6	7	8	9
Rowland Office, L OBP: 0.388, SLG: 0.417	4-0 1B BB		0-0 1B 2B	0-0 HBP 2B	0-0 1B		0-0 HR 1B	0-3 K	
Lee Lacy, R OBP: 0.306, SLG: 0.370	0-0 1B		0-0 5-3	4-0 HBP 1B BB	0-3 K		0-0 F8		
Jimmy Wynn, R OBP: 0.406, SLG: 0.429	0-0 4-3-5-4		0-0 F8	4-0 HBP 1B BB	0-0 F8		0-0 HR		
Willie Montanez, L OBP: 0.368, SLG: 0.448	0-0 6-3		0-0 1B 1B	0-0 F7		0-0 1B 1B	0-0 BB 2B		
Dave May, L OBP: 0.307, SLG: 0.320		0-3 K	0-0 1B	1-0 1B HBP		0-0 SH3-4 1B	4-0 BB IBB		
Darrel Chaney, S OBP: 0.347, SLG: 0.367		0-3 K	0-0 1-3	0-0 1B		0-0 SH3-4	4-0 BB		
Jerry Royster, R OBP: 0.321, SLG: 0.325		0-0 F9		0-0 BB 1B		0-0 4-3	0-0 F5		
Rod Gilbreath, R OBP: 0.377, SLG: 0.467									
Vic Correll, R OBP: 0.400, SLG: 0.389			4-0 1B 2B BB	4-0 BB BB	4-0 SH3-4 1B BB	0-0 F5		0-3 K	
Roger Moret, S OBP: 0.059, SLG: 0.063			0-0 1B 1B	0-0 F7	0-0 SH3-4		0-0 F4	0-0 6-3	
Bruce Dal Canton, R OBP: 0.333, SLG: 0.333									
Elias Sosa, R OBP: 0.143, SLG: 0.143									

Inning Stats	R: 0	H: 1	E: 0	K: 3	S: 3	R: 0	H: 0	E: 0	K: 2	S: 7	R: 3	H: 4	E: 0	K: 0	S: 7	R: 5	H: 3	E: 0	K: 0	S: 6	R: 1	H: 1	E: 0	K: 1	S: 6	R: 0	H: 2	E: 0	K: 0	S: 5	R: 2	H: 3	E: 0	K: 0	S: 6	R: 0	H: 0	E: 0	K: 2	S: 7
	LOB: 1	BB: 1	P: 7			LOB: 0	BB: 0	P: 7			LOB: 2	BB: 1	P: 11			LOB: 2	BB: 3	P: 19			LOB: 1	BB: 1	P: 10			LOB: 2	BB: 0	P: 5		LOB: 3	BB: 2	P: 14			LOB: 0	BB: 0	P: 7			

PITCHER															PITCHER																											
IP	WLS	BF	H	R	ER	SO	BB	IBB	HBP	BLK	WP	HR	S	P	ERA	WHIP	IP	WLS	BF	H	R	ER	SO	BB	IBB	HBP	BLK	WP	HR	S	P	ERA	WHIP									
Joaquin Andujar, R ERA: 5.27	(1, 1)	3.0		17	6	5	5	2	3	0	0	0	0	18	30	15.00	3.000																									
Joe Niekro, R ERA: 3.63	(4, 1)	0.1		4	1	0	0	0	2	0	0	0	0	2	10	0.00	9.000																									
Paul Siebert, L ERA: 2.35	(4, 1)	1.2		9	2	4	4	1	1	0	1	0	0	9	14	21.60	1.800																									
Gene Pentz, R ERA: 4.22	(6, 1)	2.0	L	13	5	2	2	0	1	1	0	0	0	11	19	9.00	3.000																									
Ken Forsch, R ERA: 1.9	(8, 1)	1.0		3	0	0	0	2	0	0	0	0	0	7	7	0.00	0.000																									

BOTTOM

AB R H RBI BB SO LOB

5 3 4 3 1 1 0

4 1 1 0 1 1 4

4 2 1 3 1 0 5

5 0 3 2 0 0 4

3 0 2 1 1 1 0

3 0 1 2 1 1 2

3 1 1 0 0 0 2

2 0 0 0 0 0 5

2 3 0 0 3 1 2

0 0 0 0 0 0 0

2 1 1 0 0 0 2

2 0 0 0 0 0 0

1B: 10 SF: 0
2B: 4 SAC: 2
3B: 0 DP: 1
HR: 1 HBP: 1


WP: 0 PA: 46
PB: 0
SB: 0
CS: 0

Houston Astros @ Atlanta Braves
Atlanta-Fulton County Stadium, Atlanta, GA

Mon Jun 21 1976, 7:05 PM EDT
Att. 4,821 - Unknown

livebaseballscorecards.com

AB 35
R 11
H 14
RBI 11
BB 8
SO 5
LOB 26



Houston Astros @ Atlanta Braves

Atlanta-Fulton County Stadium, Atlanta, GA

Tue Jun 22 1976, 7:05 PM EDT
Att. 5,563 - Unknown

AB	41
R	9
H	15
RBI	9
BB	4
SO	6
LOB	21



Batter	1	2	3	4	5	6	7	8	9	AB	R	H	RBI	BB	SO	LOB											
Greg Gross, L (1, 9) OBP: 0.363, SLG: 0.335	0-0 6-3	0-0 E4		0-0 1B	0-0 G3			4-0 1B 2B BB	0-0 6-3	5	2	1	0	1	0	1											
Rob Andrews, R (1, 4) OBP: 0.361, SLG: 0.357	0-0 E6	0-0		0-0 1B BB		0-3 K		0-0 P1	0-0 F9	6	2	2	0	0	1	2											
Cesar Cedeno, R (1, 8) OBP: 0.354, SLG: 0.489	0-0 CS	0-0 4-3		0-0 F5		0-3 K		0-0 2B		5	1	2	1	0	1	4											
Bob Watson, R (1, 3) OBP: 0.355, SLG: 0.385	0-0 1B 2B		0-0 1B	4-0 1B BB		0-0 F8		0-0 FC4-6	0-0 1B 2B	4	3	3	3	1	0	0											
Ed Herrmann, L (1, 2) OBP: 0.322, SLG: 0.359	0-0 2B		0-0 4-3	0-0 1B			0-3 K	4-0 FC4-6	4-0 IBB	4	0	2	2	1	1	1											
Cliff Johnson, R (1, 7) Wilbur Howard, S (8, PR) OBP: 0.234, SLG: 0.276	0-0 2B		0-0 1B	0-3 K			1-0 FC6-4	0-0 FC4-6	0-0 1B	4	0	2	2	0	1	4											
Enos Cabell, R (1, 5) OBP: 0.346, SLG: 0.371	0-0 4-3		0-0 1B		0-0 SH1-3		0-0 FC6-4	0-0 1B		5	0	3	1	0	0	3											
Roger Metzger, S (1, 6) OBP: 0.309, SLG: 0.294		0-0 F8	0-0 4-3-6-4		0-0 F9		0-0 F7	0-3 K		5	0	0	0	0	1	6											
Mike Cosgrove, L (1, 1) Larry Milbourne, S (4, PH) Joe Niekro, R (4, 1) Gene Pentz, R (6, 1) Ken Boswell, L (8, PH) Ken Forsch, R (8, 1)		0-0 4-3		0-0 G3	0-0 SH1-3			4-0 1B BB	0-3 K	1	0	0	0	0	0	0											
Inning Stats	R: 2 E: 1 K: 0 S: 7	H: 4 LOB: 2 BB: 0 P: 7	R: 0 E: 1 K: 0 S: 5	H: 1 LOB: 2 BB: 0 P: 5	R: 1 E: 0 K: 1 S: 8	H: 3 LOB: 1 BB: 0 P: 12	R: 2 E: 0 K: 1 S: 8	H: 3 LOB: 2 BB: 1 P: 12	R: 0 E: 0 K: 2 S: 7	H: 0 LOB: 0 BB: 0 P: 7	R: 0 E: 0 K: 1 S: 5	H: 0 LOB: 1 BB: 0 P: 6	R: 4 E: 0 K: 1 S: 8	H: 3 LOB: 2 BB: 3 P: 20	R: 0 E: 0 K: 1 S: 5	H: 0 LOB: 0 BB: 0 P: 5	1B: 12 2B: 4 3B: 0 HR: 0	SF: 0 SAC: 1 DP: 1 HBP: 1	WP: 0 PB: 0 SB: 0 CS: 1	PA: 47							
PITCHER	IP	WLS	BF	H	R	ER	SO	BB	IBB	HBP	BLK	WP	HR	S	P	ERA	WHIP										
Carl Morton, R (1, 1) ERA: 5.14	3.2		22	10	5	3	0	1	0	0	0	0	0	21	25	7.36	3.000										
Mike Beard, L (4, 1) ERA: 2.35	0.0		1	1	0	0	0	0	0	0	0	0	0	1	1	∞	∞										
Frank LaCorte, R (4, 1) ERA: 9.82	3.2	L	17	3	4	4	4	2	0	1	0	0	0	22	31	9.82	1.364										
Elias Sosa, R (8, 1) ERA: 5.35	1.2		7	1	0	0	2	0	1	0	0	0	0	10	14	0.00	0.600										

livebaseballscorecards.com

Batter	1	2	3	4	5	6	7	8	9	AB R H RBI BB SO LOB	TOP	
Bill Buckner, L (1, 7) <small>OBP: 0.316, SLG: 0.397</small>	0-0 L3			0-0 F8		0-0 2B		4-0 IBB		3 0 1 0 1 0 0	Los Angeles Dodgers @ Houston Astros Astrodome, Houston, TX Wed Jun 23 1976, 8:05 PM EDT Att. 13,871 - Dome	
Ted Sizemore, R (1, 4) <small>OBP: 0.265, SLG: 0.266</small>	0-3 K			0-0 F7		0-0 SF8		0-0 6-3		3 0 0 1 0 1 2		
Steve Garvey, R (1, 3) <small>OBP: 0.348, SLG: 0.444</small>	0-0 F2			4-0 BB		0-3 K		0-0 4-3		3 0 0 0 1 1 3		
Reggie Smith, S (1, 9) <small>OBP: 0.272, SLG: 0.391</small>		0-0 4-3		0-3 K		4-0 E BB		0-3 K		3 0 0 0 1 2 1		
Ed Goodson, L (1, 5) Rick Auerbach, R (9, 5) <small>OBP: 0.250, SLG: 0.306</small> <small>OBP: 0.182, SLG: 0.100</small>		0-0 F7			0-0 F3		0-0 E4		0-0 4-3			4 0 0 0 0 0 1 0 0 0 0 0 0 0
Bill Russell, R (1, 6) <small>OBP: 0.324, SLG: 0.397</small>		0-0 F7			0-0 5-3		0-0 G5-4-3		0-0 1-3			4 0 0 0 0 0 2
Dusty Baker Jr., R (1, 8) <small>OBP: 0.302, SLG: 0.293</small>			0-0 1-3		0-0 F8		0-3 K					3 0 0 0 0 1 1
Steve Yeager, R (1, 2) <small>OBP: 0.282, SLG: 0.370</small>			4-0 BB			0-0 F5		4-0 WP BB		1 0 0 0 2 0 0		
Rick Rhoden, R (1, 1) <small>OBP: 0.333, SLG: 0.485</small>			0-0 G5-4-3			0-0 SF8 1B		0-3 K2-3		3 1 1 0 0 1 2		
Inning Stats	R: 0 H: 0 E: 0 LOB: 0 K: 1 BB: 0 S: 5 P: 5	R: 0 H: 0 E: 0 LOB: 0 K: 0 BB: 0 S: 3 P: 3	R: 0 H: 0 E: 0 LOB: 0 K: 0 BB: 1 S: 2 P: 6	R: 0 H: 0 E: 0 LOB: 1 K: 1 BB: 1 S: 5 P: 9	R: 0 H: 0 E: 0 LOB: 0 K: 0 BB: 0 S: 3 P: 3	R: 1 H: 2 E: 0 LOB: 1 K: 1 BB: 0 S: 7 P: 7	R: 0 H: 0 E: 1 LOB: 1 K: 1 BB: 1 S: 5 P: 9	R: 0 H: 0 E: 0 LOB: 2 K: 1 BB: 2 S: 5 P: 13	R: 0 H: 0 E: 0 LOB: 0 K: 1 BB: 0 S: 5 P: 5	1B: 1 SF: 1 2B: 1 SAC: 0 3B: 0 DP: 2 HR: 0 HBP: 0	WP: 1 PA: 33 PB: 0 SB: 0 CS: 0	
PITCHER J.R. Richard, R (1, 1) <small>ERA: 2.96</small> Ken Forsch, R (9, 1) <small>ERA: 1.8</small>	IP WLS BF H R ER SO BB IBB HBP BLK WP HR S P ERA WHIP 8.0 L 30 2 1 1 5 4 1 0 0 1 0 35 55 1.12 0.750											

livebaseballscorecards.com

AB	27
R	1
H	2
RBI	1
BB	5
SO	6
LOB	12



BOTTOM

Los Angeles Dodgers @ Houston Astros
Astrodome, Houston, TX
Wed Jun 23 1976, 8:05 PM EDT
Att. 13,871 - Dome

livebaseballscorecards.com

AB	31
R	0
H	3
RBI	0
BB	3
SO	2
LOB	10



WP:	0	PA:	34
PB:	0	SB:	0
CS:	0		

AB R H RBI BB SO LOB

4 0 0 0 0 0 1

4 0 1 0 0 0 1

4 0 0 0 0 0 1

3 0 0 0 1 0 0

3 0 0 0 1 0 2

3 0 1 0 0 0 1

4 0 0 0 0 0 4

2 0 0 0 0 1 0

1 0 0 0 0 0 0

1 0 1 0 0 0 0

0 0 0 0 0 0 0

1B:	1	SF:	0
2B:	2	SAC:	0
3B:	0	DP:	0
HR:	0	HBP:	0

R:	0	H:	0
E:	0	LOB:	2
K:	0	BB:	1
S:	4	P:	8

R:	0	H:	0
E:	0	LOB:	1
K:	0	BB:	0
S:	4	P:	4

R:	0	H:	1
E:	0	LOB:	1
K:	0	BB:	0
S:	4	P:	4

R:	0	H:	1
E:	0	LOB:	1
K:	0	BB:	0
S:	6	P:	6

R:	0	H:	0
E:	0	LOB:	0
K:	1	BB:	0
S:	5	P:	5

R:	0	H:	0
E:	0	LOB:	0
K:	0	BB:	0
S:	3	P:	3

R:	0	H:	0
E:	0	LOB:	1
K:	0	BB:	1
S:	3	P:	7

R:	0	H:	0
E:	0	LOB:	0
K:	0	BB:	0
S:	3	P:	3

R:	0	H:	0
E:	0	LOB:	0
K:	0	BB:	0
S:	3	P:	3

R:	0	H:	0
E:	0	LOB:	0
K:	0	BB:	0
S:	3	P:	3

R:	0	H:	0
E:	0	LOB:	0
K:	0	BB:	0
S:	3	P:	3

R:	0	H:	0
E:	0	LOB:	0
K:	0	BB:	0
S:	3	P:	3

R:	0	H:	0
E:	0	LOB:	0
K:	0	BB:	0
S:	3	P:	3

R:	0	H:	0
E:	0	LOB:	0
K:	0	BB:	0
S:	3	P:	3

R:	0	H:	0
E:	0	LOB:	0
K:	0	BB:	0
S:	3	P:	3

R:	0	H:	0
E:	0	LOB:	0
K:	0	BB:	0
S:	3	P:	3

R:	0	H:	0
E:	0	LOB:	0
K:	0	BB:	0
S:	3	P:	3

R:	0	H:	0
E:	0	LOB:	0
K:	0	BB:	0
S:	3	P:	3

R:	0	H:	0
E:	0	LOB:	0
K:	0	BB:	0
S:	3	P:	3

R:	0	H:	0
E:	0	LOB:	0
K:	0	BB:	0
S:	3	P:	3

R:	0	H:	0
E:	0	LOB:	0
K:	0	BB:	0
S:	3	P:	3

R:	0	H:	0
E:	0	LOB:	0
K:	0	BB:	0
S:	3	P:	3

R:	0	H:	0
E:	0	LOB:	0
K:	0	BB:	0
S:	3	P:	3

R:	0	H:	0
E:	0	LOB:	0
K:	0	BB:	0
S:	3	P:	3

R:	0	H:	0
E:	0	LOB:	0
K:	0	BB:	0
S:	3	P:	3

R:	0	H:	0
E:	0	LOB:	0
K:	0	BB:	0
S:	3	P:	3

R:	0	H:	0
E:	0	LOB:	0
K:	0	BB:	0
S:	3	P:	3

R:	0	H:	0
E:	0	LOB:	0
K:	0	BB:	0
S:	3	P:	3

R:	0	H:	0
E:	0	LOB:	0
K:	0	BB:	0
S:	3	P:	3

R:	0	H:	0
E:	0	LOB:	0
K:	0	BB:	0
S:	3	P:	3

R:	0	H:	0
E:	0	LOB:	0
K:	0	BB:	0
S:	3	P:	3

R:	0	H:	0
E:	0	LOB:	0
K:	0	BB:	0
S:	3	P:	3

R:	0	H:	0
E:	0	LOB:	0
K:	0	BB:	0
S:	3	P:	3

R:	0	H:	0
E:	0	LOB:	0
K:	0	BB:	0
S:	3	P:	3

R:	0	H:	0
E:	0	LOB:	0
K:	0	BB:	0
S:	3	P:	3

R:	0	H:	0
E:	0	LOB:	0
K:	0	BB:	0
S:	3	P:	3

R:	0	H:	0
E:	0	LOB:	0
K:	0	BB:	0
S:	3	P:	3

R:	0	H:	0
E:	0	LOB:	0
K:	0	BB:	0
S:	3	P:	3

R:	0	H:	0
E:	0	LOB:	0
K:	0	BB:	0
S:	3	P:	3

R:	0	H:	0
E:	0	LOB:	0
K:	0	BB:	0
S:	3	P:	3

R:	0	H:	0
E:	0	LOB:	0
K:	0	BB:	0
S:	3	P:	3

R:	0	H:	0
E:	0	LOB:	0
K:	0	BB:	0
S:	3	P:	3

R:	0	H:	0
E:	0	LOB:	0
K:	0	BB:	0
S:	3	P:	3

R:	0	H:	0
E:	0	LOB:	0
K:	0	BB:	0
S:	3	P:	3

R:	0	H:	0
E:	0	LOB:	0
K:	0	BB:	0
S:	3	P:	3

R:	0	H:	0
E:	0	LOB:	0
K:	0	BB:	0
S:	3	P:	3

R:	0	H:	0
E:	0	LOB:	0
K:	0	BB:	0
S:	3	P:	3

R:	0	H:	0
E:	0	LOB:	0
K:	0	BB:	0
S:	3	P:	3

R:	0	H:	0
E:	0	LOB:	0
K:	0	BB:	0
S:	3	P:	3

R:	0	H:	0
E:	0	LOB:	0
K:	0	BB:	0
S:	3	P:	3

R:	0	H:	0
E:	0	LOB:	0
K:	0	BB:	0
S:	3	P:	3

R:	0	H:	0
E:	0	LOB:	0
K:	0	BB:	0
S:	3	P:	3

R:	0	H:	0
E:	0	LOB:	0
K:	0	BB:	0
S:	3	P:	3

R:	0	H:	0
E:	0	LOB:	0
K:	0	BB:	0
S:	3	P:	3

R:	0	H:	0
E:	0	LOB:	0
K:	0	BB:	0
S:	3	P:	3

R:	0	H:	0
E:	0	LOB:	0
K:	0	BB:	0
S:	3	P:	3

R:	0	H:	0
E:	0	LOB:	0
K:	0	BB:	0
S:	3	P:	3

R:	0	H:	0
E:	0	LOB:	0
K:	0	BB:	0
S:	3	P:	3

R:	0	H:	0
E:	0	LOB:	0
K:	0	BB:	0
S:	3	P:	3

R:	0	H:	0
E:	0	LOB:	0
K:	0	BB:	0
S:	3	P:	3

R:	0	H:	0
E:	0	LOB:	0
K:	0	BB:	0
S:	3	P:	3

R:	0	H:	0
E:	0	LOB:	0
K:	0	BB:	0
S:	3	P:	3

R:	0	H:	0
E:	0	LOB:	0
K:	0	BB:	0
S:	3	P:	3

R:	0	H:	0
E:	0	LOB:	0
K:	0	BB:	0
S:	3	P:	3

R:	0	H:	0
E:	0	LOB:	0
K:	0	BB:	0
S:	3	P:	3

R:	0	H:	0
E:	0	LOB:	0
K:	0	BB:	0
S:	3	P:	3

R:	0	H:	0
E:	0	LOB:	0
K:	0	BB:	0
S:	3	P:	3

R:	0	H:	0
E:	0	LOB:	0
K:	0	BB:	0
S:	3	P:	3

R:	0	H:	0
E:	0	LOB:	0
K:	0	BB:	0
S:	3	P:	3

R:	0	H:	0
E:	0	LOB:	0
K:	0	BB:	0
S:	3	P:	3

R:	0	H:	0
E:	0	LOB:	0
K:	0	BB:	0
S:	3	P:	3

R:	0	H:	0
E:	0	LOB:	0
K:	0	BB:	0
S:	3	P:	3

R:	0	H:	0
E:	0	LOB:	0
K:	0	BB:	0
S:	3	P:	3

R:	0	H:	0
E:	0	LOB:	0
K:	0	BB:	0
S:	3	P:	3

Batter	1	2	3	4	5	6	7	8	9	AB R H RBI BB SO LOB
Enos Cabell, R OBP: 0.337, SLG: 0.361 (1, 5)	0-0 E 1B		0-0 5-3		0-0 6-3		0-0 G3		0-0 6-3	5 0 1 0 0 0 4
Rob Andrews, R OBP: 0.362, SLG: 0.364 (1, 4)	0-0 E5 G5-4-3 1-2		0-0 2-H 1B		0-0 5-3		0-0 5-3	0-0 2B 1B		4 0 2 1 0 0 1
Cesar Cedeno, R OBP: 0.344, SLG: 0.473 (1, 8)	0-0 F4		0-0 F9		0-0 6-3		0-0 6-3	0-0 F8		4 0 0 0 0 0 4
Bob Watson, R OBP: 0.356, SLG: 0.384 (1, 3)	0-0 G5-4-3 1-2f			4-0 1B S BB		0-0 F4		0-0 1-3 2B		3 0 1 0 1 0 2
Leon Roberts, R OBP: 0.400, SLG: 0.563 (1, 9)		0-0 6-3		0-3 K		0-0 E BB 1B		0-0 1B		4 0 2 0 0 1 1
Cliff Johnson, R OBP: 0.367, SLG: 0.388 (1, 7) (9, 2)		0-3 K		0-0 FC4-6 1-3 1B		4-0 E BB 1-2		0-0 L5		3 0 1 0 1 1 3
Skip Jutze, R OBP: 0.137, SLG: 0.143 (1, 2) Ken Boswell, L OBP: 0.333, SLG: 0.353 (8, PH) (9, 7)		0-0 6-3		0-0 FC4-6 1-2f		0-0 F9		0-0 F4		3 0 0 0 0 0 3 1 0 0 0 0 0 3
Roger Metzger, S OBP: 0.306, SLG: 0.292 (1, 6) Greg Gross, L OBP: 0.356, SLG: 0.327 (9, PH)			0-0 SH2-6-3 1B 1B		0-0 5-3		0-0 E6 1-2 2-3		0-0 1-3	3 1 1 0 0 0 2 1 0 0 0 0 0 0
Larry Dierker, R OBP: 0.138, SLG: 0.138 (1, 1) Gene Pentz, R OBP: 0.333, SLG: 0.333 (7, 1) Jerry Davanon, R OBP: 0.414, SLG: 0.600 (7, PH) Paul Siebert, L (8, 1) Rich Chiles, L (9, PH)			0-0 SH2-6-3 1-2		0-3 K		0-0 F9		0-0 5-3	1 0 0 0 0 1 0 0 0 0 0 0 0 0 1 0 0 0 0 0 3 0 0 0 0 0 0 0 1 0 0 0 0 0 0

Inning Stats	R: 0 E: 1 K: 0 S: 4	H: 1 LOB: 1 BB: 0 P: 4	R: 0 E: 0 K: 1 S: 5	H: 0 LOB: 0 BB: 0 P: 5	R: 1 E: 0 K: 0 S: 5	H: 2 LOB: 1 BB: 0 P: 5	R: 0 E: 0 K: 1 S: 5	H: 1 LOB: 1 BB: 1 P: 9	R: 0 E: 0 K: 1 S: 5	H: 0 LOB: 0 BB: 0 P: 5	R: 0 E: 0 K: 0 S: 3	H: 0 LOB: 0 BB: 0 P: 3	R: 0 E: 1 K: 0 S: 5	H: 1 LOB: 3 BB: 1 P: 9	R: 0 E: 0 K: 0 S: 6	H: 3 LOB: 3 BB: 0 P: 6	R: 0 E: 0 K: 0 S: 3	H: 0 LOB: 0 BB: 0 P: 3	1B: 7 2B: 1 3B: 0 HR: 0	SF: 0 SAC: 1 DP: 1 HBP: 0
PITCHER	IP	WLS	BF	H	R	ER	SO	BB	IBB	HBP	BLK	WP	HR	S	P	ERA	WHIP	WP: 0	PA: 37	
Tommy John, L ERA: 3.01 (1, 1)	7.1	W	31	7	1	1	3	2	0	0	0	0	0	35	43	1.23	1.227	PB: 0		
Charlie Hough, R ERA: 2.41 (8, 1)	1.2	S	6	1	0	0	0	0	0	0	0	0	0	6	6	0.00	0.600	SB: 1		

BOTTOM

Los Angeles Dodgers @ Houston Astros
Astrodome, Houston, TX
Thu Jun 24 1976, 8:05 PM EDT
Att. 11,076 - Dome

livebaseballscorecards.com

AB	34
R	1
H	8
RBI	1
BB	2
SO	3
LOB	26



Batter	1	2	3	4	5	6	7	8	9	AB R H RBI BB SO LOB	TOP														
Pete Rose, S OBP: 0.426, SLG: 0.459 (1, 5) X	0-0 1B 1B	0-0 E4 BB BB		0-3 K		0-0 2B 1B	0-0 G4-6-3 1-2f 2-3		4-0 BB BB BB BB BB	5 2 2 0 1 1 4															
Ken Griffey, L OBP: 0.397, SLG: 0.474 (1, 9) X	0-0 1B 1B	0-0 F2		0-0 F7		0-0 2B 1B	0-0 F7		0-3 K	6 2 2 0 0 1 6															
Joe Morgan, L OBP: 0.466, SLG: 0.635 (1, 4) X	0-0 P5	4-0 BB BB BB		4-0 1B 1B BB		0-0 P6			0-0 F9 2B	2 1 0 0 2 0 4															
Doug Flynn, R OBP: 0.336, SLG: 0.361 (6, 4) X	0-0 1B 1B	1-2 BB BB		1-2 1B BB		0-0 P6			0-0 F9	2 0 1 0 0 0 2															
Dan Driessen, L OBP: 0.377, SLG: 0.366 (1, 3) X	0-0 S 1B	4-0 BB BB BB		0-0 1B 1B		0-0 1B 2B			0-0 F9	3 1 3 5 1 0 0															
Tony Perez, R OBP: 0.338, SLG: 0.456 (8, PH) X	1-3 3-H 1B	1-2 2-3 3-H BB		1-3 2-H 1B		1-H 2-H 1B 2B			2-3 F9	1 0 0 0 0 0 1															
Johnny Bench, R OBP: 0.367, SLG: 0.455 (1, 2) S S S	0-3 K 1-3 3-H	0-0 F7		0-0 1B		0-3 K			4-0 IBB	4 0 1 1 1 2 5															
Mike Lum, L OBP: 0.349, SLG: 0.299 (1, 7) B B B	4-0 BB BB BB			0-0 1-3		0-0 K			0-3 K	3 0 1 1 1 1 2															
Ed Arbrister, R OBP: 0.400, SLG: 0.433 (8, PH) X	0-0 BB			0-3 K		2-H 1B			0-3 K	1 0 0 0 0 1 2															
Dave Concepcion, R OBP: 0.357, SLG: 0.408 (1, 6) S S S	0-3 K			0-0 6-3		0-0 G3			0-0 5-3	5 0 0 0 0 1 5															
Cesar Geronimo, L OBP: 0.366, SLG: 0.420 (1, 8) X		0-0 E S BB 1B		0-0 F8		0-0 4-3			0-0 G4-6-3 1B 1B	5 1 3 0 0 0 0															
Rich Hinton, L OBP: 0.375, SLG: 0.375 (3, 1) X		0-0 F7		0-0 BB 1B		0-3 K			0-0 SH3-4 1B	1 0 0 0 0 0 1															
Will McEnaney, L OBP: 0.375, SLG: 0.375 (8, 1) X		1-2 F7		0-0 BB 1B		0-3 K			0-0 SH3-4	3 1 2 0 0 1 0															
Inning Stats	R: 2 E: 0 K: 2 S: 10	H: 3 LOB: 2 BB: 1 P: 14	R: 1 E: 1 K: 0 S: 5	H: 1 LOB: 3 BB: 2 P: 13	R: 0 E: 0 K: 0 S: 3	H: 0 LOB: 0 BB: 0 P: 3	R: 2 E: 0 K: 2 S: 10	H: 3 LOB: 2 BB: 1 P: 14	R: 0 E: 0 K: 1 S: 5	H: 0 LOB: 0 BB: 0 P: 5	R: 3 E: 0 K: 1 S: 9	H: 4 LOB: 1 BB: 0 P: 9	R: 0 E: 0 K: 0 S: 4	H: 2 LOB: 1 BB: 0 P: 4	R: 0 E: 0 K: 1 S: 6	H: 1 LOB: 2 BB: 1 P: 10	R: 0 E: 0 K: 1 S: 6	H: 1 LOB: 2 BB: 1 P: 10	1B: 13 2B: 2 3B: 0 HR: 0	SF: 0 SAC: 1 DP: 1 HBP: 0	WP: 0 PB: 0 SB: 3 CS: 0	PA: 48			
PITCHER	IP	WLS	BF	H	R	ER	SO	BB	IBB	HBP	BLK	WP	HR	S	P	ERA	WHIP								
Gilberto Rondon, R ERA: 5.26 (1, 1)	3.2		22	6	5	3	3	4	0	0	0	0	0	24	40	7.36	2.727								
Tom Griffin, R ERA: 4.66 (4, 1)	2.0	L	11	5	3	3	3	0	0	0	0	0	0	17	17	13.50	2.500								
Gene Pentz, R ERA: 3.6 (6, 1)	1.1		5	2	0	0	0	0	0	0	0	0	0	5	5	0.00	1.500								
Paul Siebert, L ERA: 1.86 (8, 1)	2.0		10	2	0	0	2	1	1	0	0	0	0	12	20	0.00	1.500								

Cincinnati Reds @ Houston Astros
Astrodome, Houston, TX
Fri Jun 25 1976, 8:05 PM EDT
Att. 44,988 - Dome

livebaseballscorecards.com

AB	41
R	8
H	15
RBI	7
BB	6
SO	8
LOB	32



Batter	1	2	3	4	5	6	7	8	9	AB R H RBI BB SO LOB
Enos Cabell, R OBP: 0.339, SLG: 0.374 (1, 5)	0-0 F9 ①		0-0 HR		0-0 F9 ①		0-0 1B		0-0 F9 ③	5 1 2 1 0 0 0
Rob Andrews, R OBP: 0.365, SLG: 0.380 (1, 4) (8, 6)	0-0 1B 3B		0-0 6-3 ①		0-0 1B G5-4-3		0-0 F8 1-2 ③			4 1 2 0 0 0 1
Cesar Cedeno, R OBP: 0.342, SLG: 0.469 (1, 8)	0-0 HR 4-6-3 1B 3-H		0-3 K ②		0-0 G5-4-3 1-2f ② ③			0-3 K ①		4 1 1 1 0 2 1
Bob Watson, R OBP: 0.358, SLG: 0.410 (1, 3)	0-0 4-6-3 1-2 ②		0-0 HR		0-0 F3 ①			0-0 HR ②		4 2 2 2 0 0 1
Leon Roberts, R OBP: 0.412, SLG: 0.594 (1, 9)	0-0 HR 2-H		0-0 1B		1-0 HBP			0-0 6-3 ②		3 1 2 2 0 0 0
Cliff Johnson, R OBP: 0.365, SLG: 0.385 (1, 7)	0-0 F9 ③		0-0 1-3 ③		0-0 P6 ②			0-0 1B ③		4 0 1 0 0 0 2
Ed Herrmann, L OBP: 0.306, SLG: 0.329 (1, 2)		0-0 6-3 ①		0-0 F8 ①		0-0 F2 ③		0-3 K ③		4 0 0 0 0 1 2
Roger Metzger, S OBP: 0.304, SLG: 0.289 (1, 6)		0-0 5-3 ②		0-0 5-3 ②			0-0 1-3 ①		0-0 6-3 ①	2 0 0 0 0 0 0
Greg Gross, L OBP: 0.354, SLG: 0.325 (7, PH)										1 0 0 0 0 0 0
Paul Siebert, L (8, 1)										0 0 0 0 0 0 0
Jerry Davanon, R OBP: 0.400, SLG: 0.577 (9, PH)										1 0 0 0 0 0 0
Gilberto Rondon, R OBP: 0.250, SLG: 0.250 (1, 1)		0-0 4-3 ③		0-3 K ③			0-0 F7 ②		0-0 3-1 ②	1 0 0 0 0 0 0
Tom Griffin, R (4, 1)										1 0 0 0 0 1 0
Gene Pentz, R OBP: 0.333, SLG: 0.333 (6, 1)										0 0 0 0 0 0 0
Ken Boswell, L OBP: 0.324, SLG: 0.343 (7, PH) (8, 4)										2 0 0 0 0 0 0

Inning Stats	R: 3 E: 0 K: 0 S: 6	H: 3 LOB: 0 BB: 0 P: 6	R: 0 E: 0 K: 0 S: 3	H: 0 LOB: 0 BB: 0 P: 3	R: 2 E: 0 K: 1 S: 8	H: 3 LOB: 1 BB: 0 P: 8	R: 0 E: 0 K: 1 S: 5	H: 0 LOB: 0 BB: 0 P: 5	R: 0 E: 0 K: 0 S: 3	H: 1 LOB: 0 BB: 0 P: 3	R: 0 E: 0 K: 0 S: 3	H: 0 LOB: 1 BB: 0 P: 4	R: 0 E: 0 K: 0 S: 4	H: 1 LOB: 1 BB: 0 P: 4	R: 1 E: 0 K: 2 S: 9	H: 2 LOB: 1 BB: 0 P: 9	R: 0 E: 0 K: 0 S: 3	H: 0 LOB: 0 BB: 0 P: 3	1B: 5 2B: 0 3B: 1 HR: 4	SF: 0 SAC: 0 DP: 1 HBP: 1	WP: 0 PB: 0 SB: 1 CS: 0	PA: 37
--------------	------------------------------	---------------------------------	------------------------------	---------------------------------	------------------------------	---------------------------------	------------------------------	---------------------------------	------------------------------	---------------------------------	------------------------------	---------------------------------	------------------------------	---------------------------------	------------------------------	---------------------------------	------------------------------	---------------------------------	----------------------------------	------------------------------------	----------------------------------	--------

PITCHER	IP	WLS	BF	H	R	ER	SO	BB	IBB	HBP	BLK	WP	HR	S	P	ERA	WHIP
Rich Hinton, L ERA: 10.8 (1, 1)	2.2		14	6	5	5	1	0	0	0	0	0	3	16	16	16.88	2.250
Pedro Borbon, R ERA: 2.72 (3, 1)	5.0	W	19	4	1	1	2	0	0	1	0	0	1	22	23	1.80	0.800
Will McEnaney, L ERA: 3.23 (8, 1)	1.1	S	4	0	0	0	1	0	0	0	0	0	0	6	6	0.00	0.000

BOTTOM

Cincinnati Reds @ Houston Astros
Astrodome, Houston, TX

Fri Jun 25 1976, 8:05 PM EDT
Att. 44,988 - Dome

livebaseballscorecards.com

AB	36
R	6
H	10
RBI	6
BB	0
SO	4
LOB	7



Batter	1	2	3	4	5	6	7	8	9	AB R H RBI BB SO LOB	TOP																						
Pete Rose, S (1, 5) OBP: 0.423, SLG: 0.456	0-0 F7		0-0 F7		0-0 1B		0-0 F7			4 0 1 0 0 0 2	Cincinnati Reds @ Houston Astros Astrodome, Houston, TX Sat Jun 26 1976, 8:05 PM EDT Att. 31,039 - Dome																						
Ken Griffey, L (1, 9) OBP: 0.395, SLG: 0.471	0-0 4-3		0-0 6-3		0-0 1B		0-0 FC6			4 0 1 0 0 0 2																							
Dan Driessen, L (1, 3) OBP: 0.373, SLG: 0.372	0-0 2B			0-0 4-3	0-0 4-3			0-0 6-3		4 0 1 0 0 0 2																							
Johnny Bench, R (1, 2) OBP: 0.365, SLG: 0.450	0-0 F8			0-0 1B		0-0 P6		0-0 5-3		4 0 1 0 0 0 1																							
Mike Lum, L (1, 7) OBP: 0.345, SLG: 0.310		0-3 K		0-0 2B		0-0 F5		0-0 4-3		4 0 1 0 0 1 0																							
Cesar Geronimo, L (1, 8) OBP: 0.368, SLG: 0.427		0-0 2B		0-0 F8		0-0 6-3		0-0 P4-3		4 0 2 0 0 0 2																							
Dave Concepcion, R (1, 6) OBP: 0.355, SLG: 0.405		0-0 2-3		0-0 F8			0-0 FC6	0-0 P4-3		4 0 1 0 0 0 4																							
Doug Flynn, R (1, 4) OBP: 0.333, SLG: 0.357		0-3 K			0-0 1B		0-0 FC6	0-0 F1-3		4 0 1 0 0 1 2																							
Pat Zachry, R (1, 1) OBP: 0.250, SLG: 0.222 Joel Youngblood, R (7, PH) OBP: 0.333, SLG: 0.361 Jack Billingham, R (7, 1) OBP: 0.333, SLG: 0.296			0-0 4-3		0-3 K		0-0 FC6			2 0 0 0 0 1 1 1 0 1 0 0 0 0 0 0 0 0 0 0 0																							
Inning Stats	R: 0 E: 0 K: 0 S: 4	H: 1 LOB: 1 BB: 0 P: 4	R: 0 E: 0 K: 2 S: 8	H: 1 LOB: 1 BB: 0 P: 8	R: 0 E: 0 K: 0 S: 3	H: 0 LOB: 0 BB: 0 P: 3	R: 0 E: 0 K: 0 S: 5	H: 2 LOB: 2 BB: 0 P: 5	R: 0 E: 0 K: 1 S: 7	H: 3 LOB: 2 BB: 0 P: 7	R: 0 E: 0 K: 0 S: 3	H: 0 LOB: 0 BB: 0 P: 3	R: 0 E: 0 K: 0 S: 5	H: 2 LOB: 2 BB: 0 P: 5	R: 0 E: 0 K: 0 S: 3	H: 0 LOB: 0 BB: 0 P: 3	R: 0 E: 0 K: 0 S: 3	H: 1 LOB: 0 BB: 0 P: 3	1B: 7 2B: 4 3B: 0 HR: 0	SF: 0 SAC: 0 DP: 1 HBP: 0	WP: 0 PB: 0 SB: 0 CS: 0	PA: 35											
PITCHER Joaquin Andujar, R (1, 1) ERA: 4.52	IP 9.0	WLS W	BF 35	H 10	R 0	ER 0	SO 3	BB 0	IBB 0	HBP 0	BLK 0	WP 0	HR 0	S 41	P 41	ERA 0.00	WHIP 1.111																
											PITCHER	IP	WLS	BF	H	R	ER	SO	BB	IBB	HBP	BLK	WP	HR	S	P	ERA	WHIP					

livebaseballscorecards.com

AB	35
R	0
H	10
RBI	0
BB	0
SO	3
LOB	16



Batter	1	2	3	4	5	6	7	8	9	AB R H RBI BB SO LOB	TOP											
Pete Rose, S (1, 5) OBP: 0.423, SLG: 0.453	0-0 5-3	0-0 1B		4-0 FC4-6 BB		0-0 F9			0-0 F9	4 0 1 2 1 0 0												
Ken Griffey, L (1, 9) OBP: 0.387, SLG: 0.461	0-3 K	0-0 FC5		0-0 FC4-6 FC6		0-0 F7			0-0 4-3	5 0 0 1 0 1 4												
Joe Morgan, L (1, 4) OBP: 0.461, SLG: 0.623	0-0 1B		0-0 4-3	0-0 FC6				0-0 F9	0-0 6-3	5 0 1 0 0 0 2												
Dan Driessen, L (1, 3) OBP: 0.360, SLG: 0.356	0-0 4-3		0-3 K		0-0 F7			0-0 6-3		4 0 0 0 0 1 1												
Johnny Bench, R (1, 2) OBP: 0.367, SLG: 0.446		0-0 5-3	0-3 K		4-0 WP 1B BB			4-0 FC6-4 BB		2 0 0 0 2 1 0												
Cesar Geronimo, L (1, 8) OBP: 0.375, SLG: 0.434		0-0 1B BB 1B		0-0 FC1 BB E 1B		0-0 WP 1B		0-0 FC6-4		4 2 3 0 0 0 1												
Mike Lum, L (1, 7) OBP: 0.341, SLG: 0.297		0-0 F8		4-0 E 1-2 FC4-6 BB		0-0 F9		0-3 K		3 1 0 0 1 1 3												
Doug Flynn, R (1, 6) OBP: 0.331, SLG: 0.348		4-0 1B 1-2 1B BB		0-3 K		0-0 F9		0-0 F4-3		3 1 0 0 1 1 4												
Fred Norman, S (1, 1) OBP: 0.176, SLG: 0.188 Joel Youngblood, R (8, PH) OBP: 0.325, SLG: 0.351 Rawly Eastwick, R (8, 1)		0-0 FC5 1B		0-0 FC1 FC4-6		0-0 5-3		0-3 K		3 0 1 0 0 0 1 1 0 0 0 0 1 0 0 0 0 0 0 0 0												
Inning Stats	R: 0 E: 0 K: 1 S: 6	H: 1 LOB: 1 BB: 0 P: 6	R: 2 E: 0 K: 0 S: 6	H: 3 LOB: 2 BB: 1 P: 10	R: 0 E: 0 K: 2 S: 7	H: 0 LOB: 0 BB: 0 P: 7	R: 2 E: 1 K: 1 S: 7	H: 1 LOB: 2 BB: 2 P: 15	R: 0 E: 0 K: 0 S: 4	H: 1 LOB: 2 BB: 1 P: 8	R: 0 E: 0 K: 0 S: 3	H: 0 LOB: 0 BB: 0 P: 3	R: 0 E: 0 K: 0 S: 3	H: 0 LOB: 1 BB: 1 P: 7	R: 0 E: 0 K: 2 S: 7	H: 0 LOB: 0 BB: 0 P: 7	R: 0 E: 0 K: 0 S: 3	H: 0 LOB: 0 BB: 0 P: 3	1B: 6 2B: 0 3B: 0 HR: 0	SF: 0 SAC: 0 DP: 0 HBP: 0	WP: 1 PB: 0 SB: 0 CS: 0	PA: 39
PITCHER	IP WLS BF H R ER SO BB IBB HBP BLK WP HR S P ERA WHIP																					
J.R. Richard, R (1, 1) ERA: 2.98	5.0 L 26 6 4 2 4 4 0 0 0 1 0 30 46 3.60 2.000																					
Paul Siebert, L (6, 1) ERA: 1.69	2.0 7 0 0 0 0 1 0 0 0 0 0 6 10 0.00 0.500																					
Gene Pentz, R (8, 1) ERA: 3.33	2.0 6 0 0 0 0 2 0 0 0 0 0 0 10 10 0.00 0.000																					

Cincinnati Reds @ Houston Astros
Astrodome, Houston, TX
Sun Jun 27 1976, 4:33 AM EDT
Att. 24,234 - Dome

livebaseballscorecards.com

AB	34
R	4
H	6
RBI	3
BB	5
SO	6
LOB	16



BOTTOM

Cincinnati Reds @ Houston Astros
Astrodome, Houston, TX
Sun Jun 27 1976, 4:33 AM EDT
Att. 24,234 - Dome

livebaseballscorecards.com

AB 30
R 2
H 4
RBI 2
BB 3
SO 6
LOB 7



WP: 0 PA: 33
PB: 0
SB: 0
CS: 1

AB	R	H	RBI	BB	SO	LOB
4	0	0	0	0	0	0
3	0	0	0	1	1	0
4	0	0	0	0	0	1
4	1	1	1	0	2	0
3	1	1	0	1	2	0
3	0	0	0	0	0	2
1	0	0	0	0	0	0
2	0	0	0	1	0	1
3	0	2	1	0	0	0
1	0	0	0	0	0	2
1	0	0	0	0	1	0
0	0	0	0	0	0	0
1	0	0	0	0	0	1
0	0	0	0	0	0	0

Batter	1	2	3	4	5	6	7	8	9
Enos Cabell, R OBP: 0.336, SLG: 0.368 (1, 5)	0-0 F9		0-0 F6		0-0 F9			0-0 P3	
Rob Andrews, R OBP: 0.366, SLG: 0.368 (1, 4)	0-0 P4		4-0 CS BB			0-0 5-3		0-3 K	
Cesar Cedeno, R OBP: 0.336, SLG: 0.456 (1, 8)	0-0 P4		0-0 F8 1-2			0-0 1-3		0-0 F6-3	
Bob Watson, R OBP: 0.358, SLG: 0.416 (1, 3)		0-3 K		0-0 1-3		0-0 HR		0-3 K	
Leon Roberts, R OBP: 0.415, SLG: 0.587 (1, 9)		4-0 BB 1B BB		0-0 FC5-4 1B		0-3 K		0-3 K	
Cliff Johnson, R OBP: 0.364, SLG: 0.376 Greg Gross, L (9, PH) OBP: 0.353, SLG: 0.324		0-0 F6		0-0 FC5-4 1-2f		0-0 5-3		0-0 F7	
Ed Herrmann, L OBP: 0.298, SLG: 0.311 (1, 2)		4-0 1B 1-2 BB		0-0 G2		0-0 G3			
Roger Metzger, S OBP: 0.309, SLG: 0.295 (1, 6)		0-0 1-2 2-H 1B			0-0 F7		0-0 1B		
J.R. Richard, R OBP: 0.087, SLG: 0.111 Wilbur Howard, S (5, PH) OBP: 0.238, SLG: 0.274 Paul Siebert, L (6, 1) Ken Boswell, L (7, PH) OBP: 0.320, SLG: 0.338 Gene Pentz, R (8, 1) OBP: 0.333, SLG: 0.333		0-0 F8			0-0 K		0-0 F6		

Inning	R	H	E	K	S	P	WLS	BF	H	R	ER	SO	BB	IBB	HBP	BLK	WP	HR	S	P	ERA	WHIP
1	0	0	0	0	3	4		27	4	2	2	3	3	0	0	0	0	1	30	42	2.57	1.000
2	1	1	0	1	6	2		3	2	0	0	3	3	0	0	0	0	0	12	12	0.00	0.000

PITCHER	IP	WLS	BF	H	R	ER	SO	BB	IBB	HBP	BLK	WP	HR	S	P	ERA	WHIP
Fred Norman, L ERA: 3.15 (1, 1)	7.0	W	27	4	2	2	3	3	0	0	0	0	1	30	42	2.57	1.000
Rawly Eastwick, R ERA: 2.59 (8, 1)	2.0	S	6	0	0	0	3	0	0	0	0	0	0	12	12	0.00	0.000

Batter	1	2	3	4	5	6	7	8	9	AB R H RBI BB SO LOB	TOP											
Enos Cabell, R OBP: 0.333, SLG: 0.364 (1, 5)	0-3 K		0-0 F9	0-0 6-3			0-0 SF9	0-0 4-3		5 1 1 0 0 1 4												
Rob Andrews, R OBP: 0.377, SLG: 0.381 (1, 4)	0-0 CS 1B		0-0 2B 1B	0-0 5-3			0-0 1-3 1B		0-0 1B 2B 1B	5 2 4 0 0 0 1												
Cesar Cedeno, R OBP: 0.337, SLG: 0.461 (1, 8)	0-0 6-3		0-0 1B 2B		0-3 K		0-0 SF9		0-0 1-2 2B 1B	4 2 2 1 0 1 1												
Bob Watson, R OBP: 0.359, SLG: 0.419 (1, 3)		0-0 2B 1B	0-0 F9		0-0 5-3		0-3 K		0-0 1B 2B	5 1 2 2 0 1 3												
Jose Cruz, L OBP: 0.388, SLG: 0.387 (1, 9)		0-0 2B 2B	0-0 2B 1B		0-0 3-1			0-3 K2-3	0-0 L6-3 1B	5 2 3 2 0 1 0												
Cliff Johnson, R OBP: 0.368, SLG: 0.392 (1, 7)		0-0 4-3 2B	0-0 1-H 2B			0-0 F8		0-0 1-3	0-0 L6-3	3 0 2 3 0 0 0 2 0 0 0 0 0 2												
Wilbur Howard, S OBP: 0.235, SLG: 0.270 (6, 7)		2-H 3-H 2B	1-H 2B						1-2 1B													
Ed Herrmann, L OBP: 0.294, SLG: 0.316 (1, 2)		0-0 4-3	0-0 F5			0-0 6-3		0-0 BB 2B	0-0 3-1	5 0 1 0 0 0 3												
Roger Metzger, S OBP: 0.312, SLG: 0.295 (1, 6)		0-0 4-3		0-0 SH1-4 1B		0-0 F6		4-0 BB IBB		3 0 1 0 1 0 1												
Mike Cosgrove, L OBP: 0.150, SLG: 0.056 (1, 1)		0-0 F6		0-0 SH1-4 1B			0-3 K	4-0 1-2 2-3 BB		2 0 0 0 0 1 1 0 0 0 0 1 0 0												
Ken Forsch, R OBP: 0.400, SLG: 0.250 (7, 1)																						
Inning Stats	R: 0 E: 0 K: 1 S: 5	H: 1 LOB: 0 BB: 0 P: 5	R: 2 E: 0 K: 0 S: 6	H: 3 LOB: 1 BB: 0 P: 6	R: 3 E: 0 K: 0 S: 7	H: 4 LOB: 1 BB: 0 P: 7	R: 0 E: 0 K: 0 S: 4	H: 1 LOB: 1 BB: 0 P: 4	R: 0 E: 0 K: 1 S: 5	H: 0 LOB: 0 BB: 0 P: 5	R: 0 E: 0 K: 0 S: 3	H: 0 LOB: 0 BB: 0 P: 3	R: 1 E: 0 K: 2 S: 9	H: 2 LOB: 1 BB: 0 P: 9	R: 0 E: 0 K: 1 S: 6	H: 1 LOB: 3 BB: 2 P: 14	R: 2 E: 0 K: 0 S: 6	H: 4 LOB: 1 BB: 0 P: 6	1B: 10 2B: 7 3B: 0 HR: 0	SF: 1 SAC: 1 DP: 1 HBP: 0	WP: 0 PB: 0 SB: 1 CS: 1	PA: 43
PITCHER	IP WLS BF H R ER SO BB IBB HBP BLK WP HR S P ERA WHIP																					
Rob Dressler, R ERA: 4.98 (1, 1)	2.2 L 15 8 5 5 1 0 0 0 0 0 0 0 17 17 16.88 3.000																					
Dave Heaverlo, R ERA: 4.03 (3, 1)	2.1 8 1 0 0 1 0 0 0 0 0 0 0 10 10 0.00 0.429																					
Charlie Williams, R ERA: 2.14 (6, 1)	2.0 8 2 1 1 2 0 0 0 0 0 0 0 12 12 4.50 1.000																					
Mike Caldwell, L ERA: 4.76 (8, 1)	2.0 12 5 2 2 1 1 1 0 0 0 0 0 12 20 9.00 3.000																					

Houston Astros @ San Francisco Giants
Candlestick Park, San Francisco, CA
Mon Jun 28 1976, 10:05 PM EDT
Att. 2,604 - Unknown

livebaseballscorecards.com

AB	39
R	8
H	16
RBI	8
BB	2
SO	5
LOB	16



Batter	1	2	3	4	5	6	7	8	9	AB R H RBI BB SO LOB	TOP
Enos Cabell, R OBP: 0.335, SLG: 0.365 (1, 5) X	0-0 E E 4-3 1B	0-0 F9			0-0 6-3			0-0 F7 1B	0-0 E9 1B	5 1 2 0 0 0 0	
Rob Andrews, R OBP: 0.372, SLG: 0.376 (1, 4) X	0-0 E E 4-3 1-2		0-0 F8		0-3 K			0-0 E 1B	0-0 F8	5 1 1 0 0 1 2	
Cesar Cedeno, R OBP: 0.332, SLG: 0.453 (1, 8) X	0-0 E E 1-2 2-3		0-3 K			0-0 F8		0-0 F8		4 0 0 0 0 1 3	
Bob Watson, R OBP: 0.358, SLG: 0.417 (1, 3) S S	0-3 K		0-0 F8			0-0 1B		0-0 E5 1B 3B		4 1 1 0 0 1 4	
Jose Cruz, L OBP: 0.390, SLG: 0.386 (1, 9) X	0-0 4-3 1-2 2-3 3-H			4-0 BB 1-3 BB		0-3 K		0-0 3B 1B		3 1 1 2 1 1 3	
Cliff Johnson, R OBP: 0.371, SLG: 0.402 (1, 7) B B B B	4-0 BB		0-0 1-3		0-0 1-3		0-0 F9	0-0 1-H 3-H 3B		3 0 1 2 1 0 2 0 0 0 0 0 0 0	
Wilbur Howard, S OBP: 0.235, SLG: 0.270 (8, 7) B			1-2								
Ed Herrmann, L OBP: 0.292, SLG: 0.306 (1, 2) X	0-0 F9		4-0 2-3 BB		4-0 2-3 BB		0-0 3-1	0-0 F5		3 0 0 0 1 0 4	
Roger Metzger, S OBP: 0.307, SLG: 0.290 (1, 6) X		0-0 4-3		0-0 4-3			0-0 F8		0-0 6-3	4 0 0 0 0 0 1	
Larry Dierker, R OBP: 0.121, SLG: 0.121 (1, 1) X		0-0 4-3			0-0 6-3		0-0 F9		0-0 F5	4 0 0 0 0 0 0	
Inning Stats	R: 1 E: 2 K: 1 S: 8 H: 1 LOB: 3 BB: 1 P: 12	R: 0 E: 0 K: 0 S: 3 H: 0 LOB: 0 BB: 0 P: 3	R: 0 E: 0 K: 1 S: 5 H: 0 LOB: 0 BB: 0 P: 5	R: 0 E: 0 K: 0 S: 2 H: 0 LOB: 1 BB: 2 P: 10	R: 0 E: 0 K: 1 S: 5 H: 0 LOB: 0 BB: 0 P: 5	R: 0 E: 0 K: 1 S: 6 H: 1 LOB: 1 BB: 0 P: 6	R: 0 E: 0 K: 0 S: 3 H: 0 LOB: 0 BB: 0 P: 3	R: 3 E: 1 K: 0 S: 7 H: 3 LOB: 1 BB: 0 P: 7	R: 0 E: 1 K: 0 S: 4 H: 1 LOB: 1 BB: 0 P: 4	1B: 5 2B: 0 3B: 1 HR: 0 SF: 0 SAC: 0 DP: 0 HBP: 0	WP: 0 PB: 0 SB: 0 CS: 0 PA: 38
PITCHER Jim Barr, R ERA: 2.59 (1, 1)	IP: 9.0 WLS: L BF: 38 H: 6 R: 4 ER: 0 SO: 4 BB: 3 IBB: 0 HBP: 0 BLK: 0 WP: 0 HR: 0 S: 43 P: 55 ERA: 0.00 WHIP: 1.000										

Houston Astros @ San Francisco Giants
Candlestick Park, San Francisco, CA
Tue Jun 29 1976, 10:05 PM EDT
Att. 4,133 - Unknown

livebaseballscorecards.com

AB	35
R	4
H	6
RBI	4
BB	3
SO	4
LOB	19



Batter	1	2	3	4	5	6	7	8	9	AB	R	H	RBI	BB	SO	LOB
Gary Thomasson, L (1, 8) Larry Herndon, R (8, 8) OBP: 0.303, SLG: 0.443 OBP: 0.376, SLG: 0.405	0-0 4-3	0-0 F9			0-0 SH3-4 1B		0-3 K			4	1	1	0	0	1	2
Marty Perez, R (1, 4) OBP: 0.316, SLG: 0.347	0-0 1B		4-0 CS BB		0-0 SH3-4 1-2			0-0 5-3		2	0	1	0	1	0	0
Gary Matthews, R (1, 7) OBP: 0.353, SLG: 0.423	0-3 K		0-3 K		0-0 F3			4-0 1B BB		3	0	0	0	1	2	3
Bobby Murcer, L (1, 9) OBP: 0.354, SLG: 0.384	0-0 F4		0-0 F9		0-0 1B			0-0 1B		4	0	2	1	0	0	1
Darrell Evans, L (1, 3) OBP: 0.328, SLG: 0.280		4-0 1B HBP BB		0-0 1B SF7 1B		0-0 F8		0-0 F8		3	2	1	0	1	0	2
Chris Speier, R (1, 6) OBP: 0.317, SLG: 0.295		1-0 1B HBP		0-0 G3 1-3 1B		0-0 F8		0-0 F7		3	0	1	0	0	0	2
Ken Reitz, R (1, 5) OBP: 0.310, SLG: 0.357		0-0 F9		0-0 SF7 3-H		0-0 5-3			0-3 K	3	0	0	1	0	1	2
Dave Rader, L (1, 2) OBP: 0.299, SLG: 0.323		0-0 1B		0-0 G3 1-3			0-3 K		0-3 K	4	0	1	1	0	2	1
Jim Barr, R (1, 1) Glenn Adams, L (9, PH) OBP: 0.216, SLG: 0.094 OBP: 0.286, SLG: 0.371		0-3 K		0-3 K			0-0 F9		0-0 G3	3	0	0	0	0	2	3
										1	0	0	0	0	0	0

Inning Stats	R: 0 E: 0 K: 1 S: 6	H: 1 LOB: 1 BB: 0 P: 6	R: 1 E: 0 K: 1 S: 6	H: 1 LOB: 2 BB: 1 P: 11	R: 0 E: 0 K: 1 S: 4	H: 0 LOB: 0 BB: 1 P: 8	R: 1 E: 0 K: 1 S: 7	H: 2 LOB: 1 BB: 0 P: 7	R: 1 E: 0 K: 0 S: 4	H: 2 LOB: 1 BB: 0 P: 4	R: 0 E: 0 K: 0 S: 3	H: 0 LOB: 0 BB: 0 P: 3	R: 0 E: 0 K: 2 S: 7	H: 0 LOB: 0 BB: 0 P: 7	R: 0 E: 0 K: 0 S: 4	H: 1 LOB: 2 BB: 1 P: 8	R: 0 E: 0 K: 2 S: 7	H: 0 LOB: 0 BB: 0 P: 7	1B: 7 2B: 1 3B: 0 HR: 0	SF: 1 SAC: 1 DP: 1 HBP: 1	WP: 0 PB: 0 SB: 1 CS: 1	PA: 36											
PITCHER Larry Dierker, R (1, 1) ERA: 4.33	IP 9.0	WLS W	BF 36	H 7	R 3	ER 3	SO 8	BB 3	IBB 0	HBP 1	BLK 0	WP 0	HR 0	S 48	P 61	ERA 3.00	WHIP 1.111																
PITCHER																	IP	WLS	BF	H	R	ER	SO	BB	IBB	HBP	BLK	WP	HR	S	P	ERA	WHIP

BOTTOM

Houston Astros @ San Francisco Giants
Candlestick Park, San Francisco, CA
Tue Jun 29 1976, 10:05 PM EDT
Att. 4,133 - Unknown

livebaseballscorecards.com

AB	30
R	3
H	7
RBI	3
BB	3
SO	8
LOB	16



Batter	1	2	3	4	5	6	7	8	9	AB R H RBI BB SO LOB	TOP									
Enos Cabell, R (1, 5) OBP: 0.333, SLG: 0.363	0-0 2-3 3-1 1B		0-0 E6		0-0 5-3			0-0 5-3		4 1 1 0 0 0 1										
Rob Andrews, R (1, 4) OBP: 0.370, SLG: 0.373	0-0 3-1 1-2 1B		0-3 K		0-0 F7			0-0 F8		4 0 1 0 0 1 2										
Cesar Cedeno, R (1, 8) OBP: 0.331, SLG: 0.462	0-0 2-3 1-2 2-3		0-3 K		0-0 F2			0-0 HR		4 1 1 1 0 1 4										
Bob Watson, R (1, 3) OBP: 0.353, SLG: 0.410	0-0 3-1 2-3 3-H		0-0 F7		0-3 K			0-3 K		4 0 0 1 0 2 3										
Jose Cruz, L (1, 9) OBP: 0.387, SLG: 0.383	0-0 F8			0-0 S 1B		0-0 G3			0-0 F7	4 0 1 0 0 0 1										
Cliff Johnson, R (1, 7) OBP: 0.368, SLG: 0.396		4-0 BB BB BB BB		0-0 F6		0-0 5-3			0-0 F4	3 0 0 0 1 0 1										
Ed Herrmann, L (1, 2) OBP: 0.287, SLG: 0.300			0-0 F9		0-3 K		0-0 3B		0-0 2B	2 0 0 0 0 1 2										
Skip Jutze, R (7, PH) OBP: 0.160, SLG: 0.208				1-2 K						2 0 2 0 0 0 0										
Roger Metzger, S (1, 6) OBP: 0.306, SLG: 0.286			0-0 G6-4-3		0-3 K		0-3 K		4-0 BB	3 0 0 0 1 2 3										
Gilberto Rondon, R (1, 1) OBP: 0.308, SLG: 0.308			0-0 E		0-0 4-3		0-3 K		0-0 5-3	1 0 1 0 0 0 0										
Gene Pentz, R (4, 1) OBP: 0.333, SLG: 0.333										0 0 0 0 0 0 0										
Rich Chiles, L (5, PH)										1 0 0 0 0 0 0										
Tom Griffin, R (5, 1)										0 0 0 0 0 0 0										
Ken Boswell, L (7, PH) OBP: 0.316, SLG: 0.333										1 0 0 0 0 1 1										
Paul Siebert, L (7, 1)										0 0 0 0 0 0 0										
Joe Niekro, R (8, 1) OBP: 0.250, SLG: 0.421										0 0 0 0 0 0 0										
Greg Gross, L (9, PH) OBP: 0.351, SLG: 0.322										1 0 0 0 0 0 2										
Inning Stats	R: 1 E: 0 K: 0 S: 5	H: 2 LOB: 1 BB: 0 P: 5	R: 0 E: 0 K: 0 S: 2	H: 0 LOB: 0 BB: 1 P: 6	R: 0 E: 1 K: 2 S: 9	H: 1 LOB: 2 BB: 0 P: 9	R: 0 E: 0 K: 2 S: 8	H: 1 LOB: 1 BB: 0 P: 8	R: 0 E: 0 K: 1 S: 5	H: 0 LOB: 0 BB: 0 P: 5	R: 0 E: 0 K: 2 S: 8	H: 1 LOB: 1 BB: 0 P: 8	R: 1 E: 0 K: 1 S: 6	H: 1 LOB: 0 BB: 0 P: 6	R: 0 E: 0 K: 0 S: 4	H: 1 LOB: 2 BB: 1 P: 8	1B: 4 2B: 1 3B: 1 HR: 1	SF: 0 SAC: 0 DP: 1 HBP: 0	WP: 0 PB: 0 SB: 1 CS: 0	PA: 36
PITCHER Ed Halicki, R (1, 1) ERA: 4.47	IP: 9.0 WLS: W BF: 36 H: 7 R: 2 ER: 2 SO: 8 BB: 2 IBB: 0 HBP: 0 BLK: 0 WP: 0 HR: 1 S: 50 P: 58 ERA: 2.00 WHIP: 1.000																			

Houston Astros @ San Francisco Giants
 Candlestick Park, San Francisco, CA
 Wed Jun 30 1976, 6:33 AM EDT
 Att. 3,125 - Unknown

livebaseballscorecards.com

AB 34
R 2
H 7
RBI 2
BB 2
SO 8
LOB 20



Batter	1	2	3	4	5	6	7	8	9	AB R H RBI BB SO LOB	TOP												
Enos Cabell, R (1, 5) OBP: 0.344, SLG: 0.366	4-0 1B BB		x 0-0 F8			x 0-0 F9		BB 4-0 1-2 FC1-2 BB		2 1 0 0 2 0 0	Houston Astros @ Cincinnati Reds Riverfront Stadium, Cincinnati, OH Fri Jul 02 1976, 7:05 PM EDT Att. 38,357 - Dome												
Rob Andrews, R (1, 4) OBP: 0.363, SLG: 0.362	x 0-0 F4		x 0-0 5-3			x 0-0 F8		x 0-0 FC1-2 BB		4 0 0 0 0 0 4													
Cesar Cedeno, R (1, 8) OBP: 0.344, SLG: 0.487	x 0-0 1-3 1B			x 0-0 F4-3 SF7 2B		x 0-0 5-3		x 0-0 1-3 2-3 3-H 2B		4 1 3 2 0 0 0													
Bob Watson, R (1, 3) OBP: 0.350, SLG: 0.405	x 0-0 1-3			x 0-0 F4-3 2-3			x 0-0 E5 FC4-6	x 0-0 F4		4 0 0 0 0 0 5													
Leon Roberts, R (1, 9) OBP: 0.402, SLG: 0.571	S S 0-3 K			x 0-0 SF7 3-H		x 0-0 FC4-6 F6-4-3 1-2f		x 0-0 6-3		3 0 0 1 0 1 3													
Jose Cruz, L (9, 7) OBP: 0.392, SLG: 0.391										0 0 0 0 0 0 0													
Cliff Johnson, R (1, 7) OBP: 0.362, SLG: 0.387		x 0-0 L5		x 0-0 5-3		x 0-0 F6-4-3 1-2		x 0-0 F8		4 0 0 0 0 0 1													
Wilbur Howard, S (9, 9) OBP: 0.235, SLG: 0.270										0 0 0 0 0 0 0													
Jerry Davanon, R (1, 6) OBP: 0.405, SLG: 0.594		SS 0-3 K			SS 0-3 K2-3			x 0-0 6-3	SS 0-3 K	4 0 0 0 0 3 0													
Ed Herrmann, L (1, 2) OBP: 0.274, SLG: 0.294		x 0-0 F8			x 0-0 P6			x 0-0 1B FC1-2 2B		3 0 1 0 0 0 0													
Skip Jutze, R (8, PR) OBP: 0.169, SLG: 0.205										0 0 0 0 0 0 0													
Joaquin Andujar, S (1, 1) OBP: 0.227, SLG: 0.227		SS 0-3 K		SS 0-3 K				x 0-0 FC1-2 BB 2B 1B		3 1 1 0 0 2 0													
Inning Stats	R: 0 E: 0 K: 1 S: 6	H: 1 LOB: 2 BB: 1 P: 10	R: 0 E: 0 K: 1 S: 5	H: 0 LOB: 0 BB: 0 P: 5	R: 0 E: 0 K: 1 S: 5	H: 0 LOB: 0 BB: 0 P: 5	R: 1 E: 0 K: 0 S: 4	H: 1 LOB: 0 BB: 0 P: 4	R: 0 E: 0 K: 2 S: 7	H: 0 LOB: 0 BB: 0 P: 7	R: 0 E: 0 K: 0 S: 3	H: 0 LOB: 0 BB: 0 P: 3	R: 0 E: 1 K: 0 S: 3	H: 0 LOB: 0 BB: 0 P: 3	R: 2 E: 0 K: 0 S: 6	H: 3 LOB: 2 BB: 1 P: 10	R: 0 E: 0 K: 1 S: 5	H: 0 LOB: 0 BB: 0 P: 5	1B: 2 2B: 3 3B: 0 HR: 0	SF: 1 SAC: 0 DP: 1 HBP: 0	WP: 0 PB: 0 SB: 0 CS: 0	PA: 34	
PITCHER Fred Norman, L (1, 1) ERA: 3.09	IP 9.0	WLS L	BF 34	H 5	R 3	ER 3	SO 6	BB 2	IBB 0	HBP 0	BLK 0	WP 0	HR 0	S 44	P 52	ERA 3.00	WHIP 0.778						PITCHER IP WLS BF H R ER SO BB IBB HBP BLK WP HR S P ERA WHIP

AB	31
R	3
H	5
RBI	3
BB	2
SO	6
LOB	13



livebaseballscorecards.com

Batter	1	2	3	4	5	6	7	8	9	AB R H RBI BB SO LOB
Pete Rose, S OBP: 0.429, SLG: 0.459 (1, 5) BBB	4-0 1-3 1B BB		0-0 G6-4-3 1-2f		0-0 E8 FC4-6 1B		0-0 4-3		0-0 2-H 1B	4 1 2 1 1 0 1
Ken Griffey, L OBP: 0.397, SLG: 0.459 (1, 9) X	0-0 1-3 1-2 1B		0-0 1B 1B		4-0 FC4-6 BB		0-0 S 1B			3 0 3 0 1 0 0
Dan Driessen, L OBP: 0.358, SLG: 0.347 (1, 3) X	0-0 F7		0-0 S 1B		0-0 FC4-6 1B 1-2f 2-3		0-0 4-3			4 0 1 0 0 0 5
Mike Lum, L OBP: 0.340, SLG: 0.338 (1, 7) X	0-0 1-3 1-2 2-3		0-3 K		0-0 1B			0-0 F9		4 0 1 1 0 1 4
Cesar Geronimo, L OBP: 0.385, SLG: 0.452 (1, 8) X	0-0 4-3			0-0 P6	0-0 F7			0-0 G3		4 0 0 0 0 0 4
Dave Concepcion, R OBP: 0.346, SLG: 0.418 (1, 6) X		0-0 G6-3 1B		0-0 L9		0-0 5-3		0-0 6-3		4 0 1 0 0 0 0
Bill Plummer, R OBP: 0.368, SLG: 0.571 (1, 2) Joe Morgan, L OBP: 0.467, SLG: 0.633 (9, PH)		0-0 G6-3 1-2f		4-0 BB		0-0 5-3			0-0 4-3	2 0 0 0 1 0 1 1 0 0 0 0 0 0
Doug Flynn, R OBP: 0.310, SLG: 0.325 (1, 4) Johnny Bench, R OBP: 0.356, SLG: 0.418 (9, PH)		0-0 F4		0-3 K		0-0 F1-3			0-0 P6	3 0 0 0 0 1 1 1 0 0 0 0 0 0
Fred Norman, S OBP: 0.200, SLG: 0.211 (1, 1) Tony Perez, R OBP: 0.333, SLG: 0.454 (9, PH)			0-0 G6-4-3 1B		0-3 K		0-0 F8		0-0 1B 2B	3 0 1 0 0 1 0 1 1 1 0 0 0 0

Inning Stats	R: 0 E: 0 K: 0 S: 4	H: 1 LOB: 2 BB: 1 P: 8	R: 0 E: 0 K: 0 S: 3	H: 1 LOB: 0 BB: 0 P: 3	R: 0 E: 0 K: 1 S: 7	H: 3 LOB: 2 BB: 0 P: 7	R: 0 E: 0 K: 1 S: 5	H: 0 LOB: 1 BB: 1 P: 9	R: 1 E: 1 K: 1 S: 7	H: 2 LOB: 2 BB: 1 P: 11	R: 0 E: 0 K: 0 S: 3	H: 0 LOB: 0 BB: 0 P: 3	R: 0 E: 0 K: 0 S: 3	H: 0 LOB: 0 BB: 0 P: 3	R: 1 E: 0 K: 0 S: 4	H: 2 LOB: 1 BB: 0 P: 4	R: 0 E: 0 K: 0 S: 3	H: 0 LOB: 0 BB: 0 P: 3	R: 1 E: 0 K: 0 S: 4	H: 2 LOB: 1 BB: 0 P: 4	1B: 9 2B: 1 3B: 0 HR: 0	SF: 0 SAC: 0 DP: 2 HBP: 0	WP: 0 PB: 0 SB: 2 CS: 0	PA: 37									
PITCHER Joaquin Andujar, R ERA: 4.21 (1, 1)	IP 9.0	WLS W	BF 37	H 10	R 2	ER 2	SO 3	BB 3	IBB 0	HBP 0	BLK 0	WP 0	HR 0	S 40	P 52	ERA 2.00	WHIP 1.444																
PITCHER																	IP	WLS	BF	H	R	ER	SO	BB	IBB	HBP	BLK	WP	HR	S	P	ERA	WHIP

BOTTOM

Houston Astros @ Cincinnati Reds
Riverfront Stadium, Cincinnati, OH

Fri Jul 02 1976, 7:05 PM EDT
Att. 38,357 - Dome

livebaseballscorecards.com

AB	34
R	2
H	10
RBI	2
BB	3
SO	3
LOB	16



Batter	1	2	3	4	5	6	7	8	9	AB R H RBI BB SO LOB	TOP																				
Greg Gross, L (1, 9) <small>OBP: 0.357, SLG: 0.332</small> Wilbur Howard, S (3, 7) <small>OBP: 0.244, SLG: 0.279</small>	0-0 6-3	0-0 1-3		0-0 F8		0-0 1B	0-0 1B			2 0 0 0 0 0 2																					
Rob Andrews, R (1, 4) <small>OBP: 0.369, SLG: 0.375</small>	4-0 2B	0-0 3B		0-0 F7		0-0 F8	0-3 K			4 1 2 2 1 1 1																					
Cesar Cedeno, R (1, 8) <small>OBP: 0.345, SLG: 0.489</small>	0-0 SF9	0-0 6-3		0-0 F8		0-0 CS		0-0 P4		5 0 2 1 0 0 1																					
Bob Watson, R (1, 3) <small>OBP: 0.348, SLG: 0.406</small>	0-0 SF9		0-0 1B		0-0 6-3	0-0 F8		0-0 F8		4 1 1 1 0 0 2																					
Jose Cruz, L (1, 7) <small>OBP: 0.392, SLG: 0.387</small> Gene Pentz, R (8, 1) <small>OBP: 0.250, SLG: 0.250</small>	0-0 4-3		0-3 K		0-0 FC4-6	4-0 1B	0-0 BB	0-0 P6		4 0 1 0 1 1 2																					
Enos Cabell, R (1, 5) <small>OBP: 0.341, SLG: 0.363</small>		0-0 F9	0-0 FC3-6		0-0 FC4-6	0-0 F5		0-0 3-1		5 1 1 0 0 0 3																					
Ed Herrmann, L (1, 2) <small>OBP: 0.279, SLG: 0.301</small>		4-0 1B	0-0 FC3-6		0-0 1B		0-0 E3	0-0 F9		4 2 1 2 1 0 1																					
Roger Metzger, S (1, 6) <small>OBP: 0.316, SLG: 0.292</small> Ken Boswell, L (9, PH) <small>OBP: 0.308, SLG: 0.324</small>		0-0 1B	0-0 K		4-0 FC4		0-0 F7	0-0 4-3		3 1 2 0 1 0 1																					
Mike Cosgrove, L (1, 1) <small>OBP: 0.174, SLG: 0.095</small> Tom Griffin, R (5, 1) Joe Niekro, R (6, 1) <small>OBP: 0.250, SLG: 0.421</small> Rich Chiles, L (8, 7) <small>OBP: 0.333, SLG: 0.667</small>		0-0 3B	0-3 K		0-0 FC4		0-0 SH1-4			3 1 1 1 0 1 4																					
Inning Stats	R: 1 E: 0 K: 0 S: 4	H: 1 LOB: 1 BB: 1 P: 8	R: 3 E: 0 K: 0 S: 6	H: 3 LOB: 1 BB: 1 P: 10	R: 1 E: 0 K: 2 S: 10	H: 3 LOB: 2 BB: 0 P: 10	R: 0 E: 0 K: 0 S: 3	H: 0 LOB: 0 BB: 0 P: 3	R: 1 E: 0 K: 0 S: 5	H: 2 LOB: 2 BB: 1 P: 9	R: 1 E: 0 K: 0 S: 5	H: 3 LOB: 2 BB: 1 P: 9	R: 1 E: 1 K: 1 S: 7	H: 1 LOB: 1 BB: 0 P: 7	R: 0 E: 0 K: 0 S: 3	H: 0 LOB: 0 BB: 0 P: 3	R: 0 E: 0 K: 0 S: 3	H: 0 LOB: 0 BB: 0 P: 3	1B: 9 2B: 3 3B: 1 HR: 0	SF: 1 SAC: 1 DP: 0 HBP: 0	WP: 0 PB: 0 SB: 1 CS: 1	PA: 44									
PITCHER	IP WLS BF H R ER SO BB IBB HBP BLK WP HR S P ERA WHIP																														
Santo Alcala, R (1, 1) ERA: 5.06	2.1		15	6	5	5	1	2	0	0	0	0	0	15	23	19.29	3.429														
Will McEnaney, L (3, 1) ERA: 3.96	2.2		14	5	2	2	1	0	1	0	0	0	0	15	19	6.75	1.875														
Rawly Eastwick, R (6, 1) ERA: 2.5	2.0		9	2	1	0	1	1	0	0	0	0	0	10	14	0.00	1.500														
Pedro Borbon, R (8, 1) ERA: 2.37	2.0	W	6	0	0	0	0	0	0	0	0	0	0	6	6	0.00	0.000														

Houston Astros @ Cincinnati Reds
Riverfront Stadium, Cincinnati, OH

Sat Jul 03 1976, 7:05 PM EDT
Att: 45,277 - Unknown

livebaseballscorecards.com

AB	38
R	8
H	13
RBI	8
BB	4
SO	3
LOB	17



Batter	1	2	3	4	5	6	7	8	9	AB R H RBI BB SO LOB	TOP
Enos Cabell, R OBP: 0.337, SLG: 0.358 (1, 5) X	0-0 E4 G3 S HR	0-0 4-3			0-0 5-3		0-0 G6-4-3 1-2f			4 1 0 0 0 0 2	Houston Astros @ Cincinnati Reds Riverfront Stadium, Cincinnati, OH Sun Jul 04 1976, 3:33 AM EDT Att: 28,090 - Unknown livebaseballscorecards.com
Rob Andrews, R OBP: 0.362, SLG: 0.368 (1, 4) X	0-0 G3 1-3		0-0 P6		0-0 6-3			0-0 F7		4 0 0 0 0 0 1	
Cesar Cedeno, R OBP: 0.344, SLG: 0.496 (1, 8) X	0-0 HR		0-0 F7		0-0 F2			0-0 F7		4 1 1 2 0 0 0	
Bob Watson, R OBP: 0.347, SLG: 0.404 (1, 3) X	0-0 F5 3-H		0-0 1B		0-0 5-3			0-0 F8		4 0 1 0 0 0 0	
Jose Cruz, L OBP: 0.389, SLG: 0.384 (1, 9) X	0-0 1B		0-0 F8		0-0 F5			0-0 3-1		4 0 1 0 0 0 1	
Cliff Johnson, R OBP: 0.364, SLG: 0.387 (1, 7) X	0-0 6-3 1-2			0-0 1B	4-0 BB			0-0 F5-3		3 0 1 0 1 0 1	
Ed Herrmann, L OBP: 0.271, SLG: 0.291 (1, 2) X		0-0 4-3		0-3 K	0-0 F8			0-3 K		4 0 0 0 0 2 2	
Roger Metzger, S OBP: 0.316, SLG: 0.297 (1, 6) X		0-0 4-3 2B		0-0 F8			0-0 4-3			3 0 1 0 0 0 1	
Larry Dierker, R OBP: 0.114, SLG: 0.114 (1, 1) X Rich Chiles, L OBP: 0.500, SLG: 0.750 (7, PH) Gene Pentz, R OBP: 0.250, SLG: 0.250 (7, 1) X		0-0 4-3 2-3		0-0 F7			0-0 G6-4-3 1B			2 0 0 0 0 0 2 1 0 1 0 0 0 0 0 0 0 0 0 0 0	
Inning Stats	R: 2 H: 2 E: 1 LOB: 1 K: 0 BB: 0 S: 6 P: 6	R: 0 H: 1 E: 0 LOB: 1 K: 0 BB: 0 S: 4 P: 4	R: 0 H: 1 E: 0 LOB: 1 K: 0 BB: 0 S: 4 P: 4	R: 0 H: 1 E: 0 LOB: 1 K: 1 BB: 0 S: 6 P: 6	R: 0 H: 0 E: 0 LOB: 0 K: 0 BB: 0 S: 3 P: 3	R: 0 H: 0 E: 0 LOB: 1 K: 0 BB: 1 S: 3 P: 7	R: 0 H: 1 E: 0 LOB: 0 K: 0 BB: 0 S: 3 P: 3	R: 0 H: 0 E: 0 LOB: 0 K: 0 BB: 0 S: 3 P: 3	R: 0 H: 0 E: 0 LOB: 0 K: 1 BB: 0 S: 5 P: 5	1B: 4 SF: 0 2B: 1 SAC: 0 3B: 0 DP: 1 HR: 1 HBP: 0	WP: 0 PA: 34 PB: 0 SB: 2 CS: 0
PITCHER Gary Nolan, R ERA: 2.88 (1, 1)	IP WLS BF H R ER SO BB IBB HBP BLK WP HR S P ERA WHIP										
	9.0 W 34 6 2 1 2 1 0 0 0 0 0 1 37 41 1.00 0.778										



Batter	1	2	3	4	5	6	7	8	9
Pete Rose, S (1, 5) OBP: 0.432, SLG: 0.464 Doug Flynn, R (7, 5) OBP: 0.315, SLG: 0.325	0-0 4-3	0-0 1B		0-0 5-3		0-0 E S 1B		4-0 1B HR BB	
Ken Griffey, L (1, 9) OBP: 0.400, SLG: 0.458	4-0 1B BB	0-0 1-3 1B		0-0 F7		0-0 4-3 1-3		0-0 F8	
Joe Morgan, L (1, 4) OBP: 0.472, SLG: 0.624	0-0 F9	0-0 F9			0-0 2B 1B	0-0 BB		0-0 1-3 HR 1B	
George Foster, R (1, 7) OBP: 0.397, SLG: 0.596	0-0 1-3 S 1B		0-0 E S 2B 1B		0-0 1-3 1B 2B	0-3 K		0-0 1-H HR	
Tony Perez, R (1, 3) OBP: 0.332, SLG: 0.442	4-0 1-2 FC6-4 BB		0-3 K		0-0 P6		0-0 F2	4-0 BB	
Johnny Bench, R (1, 2) OBP: 0.357, SLG: 0.429	0-0 FC6-4 1-2f		0-3 K		0-0 1B 1B		4-0 BB	0-0 F7	
Cesar Geronimo, L (1, 8) OBP: 0.391, SLG: 0.456		4-0 6-3 S 1B BB	0-0 BB 2B		0-0 1-3 G4-6-3 1B		0-0 F7		
Dave Concepcion, R (1, 6) OBP: 0.339, SLG: 0.407		0-0 F7 1-2	0-0 6-3		0-0 G4-6-3 1-2f		0-0 F9		
Gary Nolan, R (1, 1) OBP: 0.156, SLG: 0.116		0-0 6-3 2-3		0-0 F3		0-0 F9		0-3 K	

Inning Stats	R: 0	H: 1	E: 0	K: 0	S: 4	LOB: 3	BB: 2	P: 12
	R: 1	H: 2	E: 0	K: 0	S: 5 <td>LOB: 2</td> <td>BB: 1</td> <td>P: 9 </td>	LOB: 2	BB: 1	P: 9
	R: 1	H: 2	E: 0	K: 2	S: 9 <td>LOB: 1</td> <td>BB: 0</td> <td>P: 9 </td>	LOB: 1	BB: 0	P: 9
	R: 0	H: 0	E: 0	K: 0	S: 3 <td>LOB: 0</td> <td>BB: 0</td> <td>P: 3 </td>	LOB: 0	BB: 0	P: 3
	R: 2	H: 4	E: 0	K: 0	S: 6 <td>LOB: 1</td> <td>BB: 0</td> <td>P: 6 </td>	LOB: 1	BB: 0	P: 6
	R: 0	H: 1	E: 0	K: 1	S: 6 <td>LOB: 2</td> <td>BB: 1</td> <td>P: 10 </td>	LOB: 2	BB: 1	P: 10
	R: 0	H: 0	E: 0	K: 0	S: 3 <td>LOB: 1</td> <td>BB: 1</td> <td>P: 7 </td>	LOB: 1	BB: 1	P: 7
	R: 3	H: 2	E: 0	K: 1	S: 7 <td>LOB: 1</td> <td>BB: 2</td> <td>P: 15 </td>	LOB: 1	BB: 2	P: 15

PITCHER	IP	WLS	BF	H	R	ER	SO	BB	IBB	HBP	BLK	WP	HR	S	P	ERA	WHIP
Larry Dierker, R (1, 1) ERA: 4.43	6.0	L	31	10	4	4	3	4	0	0	0	0	0	33	49	6.00	2.333
Gene Pentz, R (7, 1) ERA: 3.9	2.0		11	2	3	3	1	3	0	0	0	0	1	10	22	13.50	2.500

AB R H RBI BB SO LOB

4	0	2	1	0	0	0
0	1	0	0	1	0	0
4	0	1	0	1	0	2
4	2	2	0	1	0	3
5	3	4	3	0	1	2
3	0	0	0	2	1	3
4	0	1	2	1	1	5
3	1	2	1	1	0	1
4	0	0	0	0	0	5
4	0	0	0	0	1	1

1B: 9	SF: 0	WP: 0	PA: 42
2B: 2	SAC: 0	PB: 0	
3B: 0	DP: 1	SB: 4	
HR: 1	HBP: 0	CS: 0	

Houston Astros @ Cincinnati Reds
 Riverfront Stadium, Cincinnati, OH
 Sun Jul 04 1976, 3:33 AM EDT
 Att. 28,090 - Unknown

livebaseballscorecards.com

AB	35
R	7
H	12
RBI	7
BB	7
SO	4
LOB	22



New York Mets @ Houston Astros
Astrodome, Houston, TX
 Mon Jul 05 1976, 8:05 PM EDT
 Att. 14,037 - Dome

livebaseballscorecards.com

AB	36
R	3
H	10
RBI	3
BB	4
SO	4
LOB	24



AB R H RBI BB SO LOB

4	1	1	0	1	1	0
5	2	2	0	0	0	2
4	0	1	0	1	1	4
4	0	2	2	0	1	3
4	0	1	1	1	0	3
3	0	1	0	1	0	2
4	0	1	0	0	0	2
4	0	1	0	0	0	4
2	0	0	0	0	1	2
0	0	0	0	0	0	0
1	0	0	0	0	0	1
0	0	0	0	0	0	0
1	0	0	0	0	0	1
0	0	0	0	0	0	0

1B: 8	SF: 1
2B: 2	SAC: 0
3B: 0	DP: 1
HR: 0	HBP: 0

WP: 0	PA: 41
PB: 1	
SB: 0	
CS: 0	

Batter	1	2	3	4	5	6	7	8	9
Bruce Boisclair, L (1, 8) OBP: 0.357, SLG: 0.374	0-3 K		0-0 2B		0-0 1-3		4-0 SF8 BB		0-0 1-3
Felix Millan, R (1, 4) OBP: 0.315, SLG: 0.333	0-0 F3		0-0 F4		0-0 1B 4-1		0-0 1B E5		0-0 1B
John Milner, L (1, 7) OBP: 0.365, SLG: 0.502	0-0 PB 1B		4-0 BB		0-0 4-1		0-3 K		0-0 F8
Dave Kingman, R (1, 9) OBP: 0.283, SLG: 0.522	0-3 K 1-2		0-0 F7		0-0 1B 2-H		0-0 SF8 3-H		0-0 1B 1-2
Ed Kranepool, L (1, 3) OBP: 0.344, SLG: 0.405		0-0 F8		4-0 FC1-6 BB		0-0 F8		0-0 1B 1-H	0-0 F6
Jerry Grote, R (1, 2) OBP: 0.332, SLG: 0.320		4-0 BB		0-0 FC1-6 2B 1-2f		0-0 1B		0-0 F5	
Roy Staiger, R (1, 5) OBP: 0.237, SLG: 0.239		0-0 F7		0-0 2B 1-3		0-0 F4		0-0 1-3	
Bud Harrelson, S (1, 6) OBP: 0.351, SLG: 0.284		0-0 F7		0-0 F2		0-0 F7		0-0 1B G4-6-3	
Bob Apodaca, R (1, 1) OBP: 0.273, SLG: 0.300			0-0 F3		0-3 K		0-0 5-3		0-0 G4-6-3 1-2f
Bob Myrick, R (4, 1) OBP: 0.286, SLG: 0.296									
Mike Vail, R (6, PH)									
Ken Sanders, R (6, 1)									
Joe Torre, R (8, PH)									
Skip Lockwood, R (8, 1) OBP: 0.500, SLG: 0.556									

Inning Stats	R: 0	H: 1	E: 0	LOB: 1	K: 2	BB: 0	S: 8	P: 8
	R: 0	H: 0	E: 0	LOB: 1	K: 0	BB: 1	S: 3	P: 7
	R: 0	H: 1	E: 0	LOB: 2	K: 0	BB: 1	S: 4	P: 8
	R: 0	H: 1	E: 0	LOB: 2	K: 1	BB: 1	S: 6	P: 10
	R: 1	H: 2	E: 0	LOB: 1	K: 0	BB: 0	S: 5	P: 5
	R: 0	H: 1	E: 0	LOB: 1	K: 0	BB: 0	S: 4	P: 4
	R: 2	H: 1	E: 1	LOB: 1	K: 1	BB: 1	S: 7	P: 11
	R: 0	H: 1	E: 0	LOB: 0	K: 0	BB: 0	S: 3	P: 3
	R: 0	H: 2	E: 0	LOB: 2	K: 0	BB: 0	S: 5	P: 5

PITCHER	IP	WLS	BF	H	R	ER	SO	BB	IBB	HBP	BLK	WP	HR	S	P	ERA	WHIP
Joe Niekro, R (1, 1) ERA: 3.65	6.2	W	32	7	3	1	4	4	0	0	0	0	0	36	52	1.35	1.650
Ken Forsch, R (7, 1) ERA: 1.93	2.1		9	3	0	0	0	0	0	0	0	0	0	9	9	0.00	1.286

BOTTOM

New York Mets @ Houston Astros
 Astrodome, Houston, TX
 Mon Jul 05 1976, 8:05 PM EDT
 Att. 14,037 - Dome

livebaseballscorecards.com

AB	32
R	7
H	9
RBI	7
BB	1
SO	3
LOB	9



WP: 0	PA: 34
PB: 0	SB: 1
CS: 0	

AB	R	H	RBI	BB	SO	LOB
3	0	1	1	0	1	0
4	0	0	0	0	0	1
3	2	2	0	1	0	0
4	1	2	2	0	0	2
4	1	1	1	0	0	3
3	1	1	0	0	0	1
1	0	0	0	0	1	0
4	1	1	1	0	1	1
3	1	1	2	0	0	0
3	0	0	0	0	0	1
0	0	0	0	0	0	0

Batter	1	2	3	4	5	6	7	8	9
Enos Cabell, R OBP: 0.336, SLG: 0.357 (1, 5)	0-0 1-4-3 4-3 1B		0-0 6-3	0-0 SF7		0-3 K			
Rob Andrews, R OBP: 0.356, SLG: 0.361 (1, 4)	0-0 4-3 1-2		0-0 F8	0-0 F4			0-0 4-3		
Cesar Cedeno, R OBP: 0.349, SLG: 0.498 (1, 8)	4-0 1-4-3 IBB			0-0 HR 1B	0-0 FC4-6 1B		0-0 F7		
Bob Watson, R OBP: 0.348, SLG: 0.416 (1, 3)	0-0 1-4-3 1-2 2-3			0-0 HR 1B	0-0 FC4-6 1B		0-0 6-3		
Jose Cruz, L OBP: 0.387, SLG: 0.381 (1, 9)	0-0 3-1			0-0 1B 2B 1B	0-0 FC4-6 4-3 S 1-2 3-H		0-0 6-3		
Cliff Johnson, R OBP: 0.364, SLG: 0.386 (1, 7)		0-0 F9		0-0 2B 3B 1B	0-0 4-3		0-3 K		
Wilbur Howard, S OBP: 0.243, SLG: 0.277 (8, 7)									
Ed Herrmann, L OBP: 0.270, SLG: 0.298 (1, 2)		0-0 F7		0-0 3B 2B	0-3 K		0-0 F8		
Roger Metzger, S OBP: 0.316, SLG: 0.305 (1, 6)									
Joe Niekro, R OBP: 0.217, SLG: 0.364 (1, 1)			0-0 F9				0-0 1-3		
Ken Forsch, R OBP: 0.286, SLG: 0.167 (7, 1)				0-0 1-3 SF7 3B			0-0 5-3		

Inning Stats	R: 0	H: 1	E: 0	K: 0	S: 4	LOB: 2	BB: 1	P: 8	R: 0	H: 0	E: 0	K: 0	S: 3	LOB: 0	BB: 0	P: 3	R: 0	H: 0	E: 0	K: 0	S: 3	LOB: 0	BB: 0	P: 3	R: 6	H: 6	E: 0	K: 0	S: 9	LOB: 0	BB: 0	P: 9	R: 1	H: 2	E: 0	K: 1	S: 7	LOB: 1	BB: 0	P: 7	R: 0	H: 0	E: 0	K: 1	S: 5	LOB: 0	BB: 0	P: 5	R: 0	H: 0	E: 0	K: 0	S: 3	LOB: 0	BB: 0	P: 3	R: 0	H: 0	E: 0	K: 1	S: 5	LOB: 0	BB: 0	P: 5
--------------	------	------	------	------	------	--------	-------	------	------	------	------	------	------	--------	-------	------	------	------	------	------	------	--------	-------	------	------	------	------	------	------	--------	-------	------	------	------	------	------	------	--------	-------	------	------	------	------	------	------	--------	-------	------	------	------	------	------	------	--------	-------	------	------	------	------	------	------	--------	-------	------

PITCHER	IP	WLS	BF	H	R	ER	SO	BB	IBB	HBP	BLK	WP	HR	S	P	ERA	WHIP
Bob Apodaca, R ERA: 2.7 (1, 1)	3.0	L	17	7	6	6	0	0	0	0	0	0	0	16	20	18.00	2.333
Bob Myrick, L ERA: 2.89 (4, 1)	2.0		8	2	1	1	1	0	0	0	0	0	0	10	10	4.50	1.000
Ken Sanders, R ERA: 1.8 (6, 1)	2.0		6	0	0	0	1	0	0	0	0	0	0	8	8	0.00	0.000
Skip Lockwood, R ERA: 2.27 (8, 1)	1.0		3	0	0	0	1	0	0	0	0	0	0	5	5	0.00	0.000

BOTTOM

New York Mets @ Houston Astros
Astrodome, Houston, TX
Tue Jul 06 1976, 8:05 PM EDT
Att. 10,671 - Dome

livebaseballscorecards.com



AB R H RBI BB SO LOB

4 0 2 0 0 1 0

4 0 0 0 0 1 2

4 0 0 0 0 0 1

3 0 2 0 1 0 1

4 0 0 0 0 0 3

2 0 0 0 1 0 0
1 0 0 0 0 0 2

2 0 0 0 0 0 0
2 1 1 0 0 1 2

2 0 1 0 0 1 0
2 0 1 1 0 0 2

3 0 0 0 0 1 1

AB 33
R 1
H 7
RBI 1
BB 2
SO 5
LOB 14

WP: 1 PA: 35
PB: 0
SB: 0
CS: 0

1B: 5 SF: 0
2B: 3 SAC: 0
3B: 0 DP: 2
HR: 0 HBP: 0

Batter	1	2	3	4	5	6	7	8	9	10
Enos Cabell, R OBP: 0.338, SLG: 0.367 (1, 5)	0-0 2B		0-3 K			0-0 F5		0-0 6-3-2 2B		
Rob Andrews, R OBP: 0.349, SLG: 0.354 (1, 4)	0-3 K			0-0 6-3		0-0 F6		0-0 6-3-2 2-Hr		
Cesar Cedeno, R OBP: 0.345, SLG: 0.491 (1, 8)	0-0 6-3			0-0 6-3		0-0 6-3			0-0 F3	
Bob Watson, R OBP: 0.353, SLG: 0.418 (1, 3)	0-0 5-3			0-0 FC6-4 1B			0-0 FC5-4 1B		4-0 E BB	
Leon Roberts, R OBP: 0.389, SLG: 0.552 (1, 9)		0-0 5-3		0-0 FC6-4 1-2f			0-0 FC5-4 WP 1-2f		0-0 E5 G6-3 1-3	
Cliff Johnson, R OBP: 0.364, SLG: 0.382 (1, 7) Ed Hermann, L OBP: 0.268, SLG: 0.295 (8, 2)		0-0 F8			0-0 6-3		4-0 BB 1-2		0-0 G6-3 1-2f	
Skip Jutze, R OBP: 0.165, SLG: 0.200 (1, 2) Wilbur Howard, S OBP: 0.246, SLG: 0.280 (7, PH) (8, 7)		0-0 6-3			0-0 4-3		0-3 K			0-0 E1 1B 1B
Roger Metzger, S OBP: 0.317, SLG: 0.307 (1, 6) Jerry Davanon, R OBP: 0.410, SLG: 0.588 (7, PH) (8, 6)			0-3 K		0-0 1B		0-0 6-3			0-0 1B
J.R. Richard, R OBP: 0.098, SLG: 0.120 (1, 1)			0-0 F7		0-3 K			0-0 1-3		

Inning Stats	R: 0	H: 1	E: 0	K: 1	S: 6	P: 6	R: 0	H: 0	E: 0	K: 0	S: 3	P: 3	R: 0	H: 0	E: 0	K: 2	S: 7	R: 0	H: 1	E: 0	K: 0	S: 4	P: 4	R: 0	H: 1	E: 0	K: 1	S: 6	P: 6	R: 0	H: 0	E: 0	K: 0	S: 3	R: 0	H: 1	E: 0	K: 1	S: 6	P: 10	R: 0	H: 1	E: 0	K: 0	S: 3	R: 0	H: 0	E: 1	K: 0	S: 3	R: 1	H: 2	E: 1	K: 0	S: 2	1B: 5	2B: 3	3B: 0	HR: 0	SF: 0	SAC: 0	DP: 2	HBP: 0	WP: 1	PA: 35
--------------	------	------	------	------	------	------	------	------	------	------	------	------	------	------	------	------	------	------	------	------	------	------	------	------	------	------	------	------	------	------	------	------	------	------	------	------	------	------	------	-------	------	------	------	------	------	------	------	------	------	------	------	------	------	------	------	-------	-------	-------	-------	-------	--------	-------	--------	-------	--------

PITCHER	IP	WLS	BF	H	R	ER	SO	BB	IBB	HBP	BLK	WP	HR	S	P	ERA	WHIP
Jon Matlack, L ERA: 2.45 (1, 1)	9.0		33	5	0	0	5	2	0	0	0	1	0	41	49	0.00	0.778
Skip Lockwood, R ERA: 2.27 (10, 1)	0.0	L	2	2	1	0	0	0	0	0	0	0	0	2	2	∞	∞

New York Mets @ Houston Astros
Astrodome, Houston, TX
 Wed Jul 07 1976, 8:05 PM EDT
 Att. 12,608 - Dome

livebaseballscorecards.com

AB	46
R	12
H	20
RBI	10
BB	4
SO	4
LOB	28



WP:	2	PA:	52
PB:	1		
SB:	1		
CS:	0		

AB R H RBI BB SO LOB

4	2	3	2	1	0	2
6	1	2	0	0	0	6
5	1	2	3	0	1	3
1	1	1	0	0	0	0
3	2	1	1	2	0	0
1	0	0	0	0	0	0
5	1	2	2	0	1	3
6	1	2	0	0	1	6
4	0	3	0	1	0	0
1	0	0	0	0	0	1
5	2	2	2	0	0	4
5	1	2	0	0	1	3
0	0	0	0	0	0	0

1B:	15	SF:	2
2B:	5	SAC:	0
3B:	0	DP:	0
HR:	0	HBP:	0

WP:	2	PA:	52
PB:	1		
SB:	1		
CS:	0		

Batter	1	2	3	4	5	6	7	8	9
Mike Phillips, L (1, 5) OBP: 0.342, SLG: 0.387	0-0 E 2B	0-0 1-2 2-H 2B 1B	0-0 SF8 3-H 1B		4-0 WP 6-3 BB	0-0 E1 1-2 2-3			0-0 FC4-6 1B
Felix Millan, R (1, 4) OBP: 0.317, SLG: 0.330	0-0 F1	0-0 2B 1-2 2-3 1B	0-0 1-2 1B		0-0 6-3	0-0 FC5 3-Hf			0-0 FC4-6 BB 1B
John Milner, L (1, 7) Leon Brown, R (8, 7) OBP: 0.362, SLG: 0.502 OBP: 0.243, SLG: 0.250	0-0 E1 SF8 2-H 1B	0-0 1-3 2-H 3-H 2B	0-3 K		0-0 4-3 2-3				0-0 BB 1-2 1B
Dave Kingman, R (1, 9) OBP: 0.288, SLG: 0.524	0-0 SF8 3-H	4-0 1B IBB		0-0 F7		0-0 E PB 2B			4-0 1B 1-2 2-3 WP BB
Ed Kranepool, L (1, 3) Joe Torre, R (2, PH) OBP: 0.337, SLG: 0.395 OBP: 0.347, SLG: 0.424	0-0 4-3	0-0 F4		0-3 K		0-0 E2 PB 1B			0-0 WP 1-3 2-H 3-H 1B
Bruce Boisclair, L (1, 8) OBP: 0.361, SLG: 0.376				0-0 1B 1B		0-0 F8			0-0 4-3 1-2 3-H K
Jerry Grote, R (1, 2) Ron Hodges, L (8, 2) OBP: 0.343, SLG: 0.329 OBP: 0.396, SLG: 0.416		0-0 FC6-4 1-3 1B	0-0 F9	0-0 1-2 1B		4-0 E 1B FC5 2-3 3-H BB			0-0 G3
Bud Harrelson, S (1, 6) OBP: 0.367, SLG: 0.301		0-0 FC6-4 1-2f 3-H 1B	0-0 1B SF8 2B	0-0 F5		0-0 E 1-2 3-H 1B			0-0 F8
Jerry Koosman, R (1, 1) Ken Sanders, R (9, 1) OBP: 0.333, SLG: 0.344		0-0 1B 1-2 2B 1B	0-0 1B		0-0 F3	0-3 K			0-0 5-3

Inning Stats	R: 2	H: 2	E: 1	K: 0	S: 5	P: 5	R: 4	H: 6	E: 0	K: 0	S: 9	P: 13	R: 1	H: 3	E: 0	K: 1	S: 8	P: 8	R: 0	H: 2	E: 0	K: 1	S: 7	P: 7	R: 0	H: 0	E: 0	K: 0	S: 3	P: 7	R: 2	H: 3	E: 2	K: 1	S: 9	P: 13	R: 0	H: 0	E: 0	K: 0	S: 3	P: 3	R: 0	H: 1	E: 0	K: 0	S: 4	P: 4	R: 3	H: 3	E: 0	K: 1	S: 8	P: 12
--------------	------	------	------	------	------	------	------	------	------	------	------	-------	------	------	------	------	------	------	------	------	------	------	------	------	------	------	------	------	------	------	------	------	------	------	------	-------	------	------	------	------	------	------	------	------	------	------	------	------	------	------	------	------	------	-------

PITCHER	IP	WLS	BF	H	R	ER	SO	BB	IBB	HBP	BLK	WP	HR	S	P	ERA	WHIP
Joaquin Andujar, R (1, 1) ERA: 4.74	1.1	L	11	7	6	5	0	0	0	0	0	0	0	11	11	33.75	5.250
Paul Siebert, L (2, 1) ERA: 3.16	2.2		15	6	1	1	2	0	1	0	0	0	0	18	22	3.38	2.250
Tom Griffin, R (5, 1) ERA: 5.01	2.0		12	3	2	1	1	2	0	0	0	1	0	12	20	4.50	2.500
Gilberto Rondon, R (7, 1) ERA: 5.93	3.0		14	4	3	3	1	1	0	0	0	1	0	15	19	9.00	1.667

WP:	2	PA:	52
PB:	1		
SB:	1		
CS:	0		

BOTTOM

New York Mets @ Houston Astros
Astrodome, Houston, TX
Wed Jul 07 1976, 8:05 PM EDT
Att. 12,608 - Dome

livebaseballscorecards.com

AB	36
R	4
H	11
RBI	4
BB	4
SO	7
LOB	20



WP:	0	PA:	41
PB:	0	SB:	0
CS:	0		

AB R H RBI BB SO LOB

5 0 1 0 0 2 3

3 0 2 0 0 0 0

1 0 0 0 0 0 0

1 0 1 0 0 0 0

5 1 2 0 0 2 3

4 1 2 0 1 1 3

3 0 0 0 1 1 4

3 1 1 1 1 0 2

4 1 2 2 0 1 2

0	0	0	0	0	0	0	0
1	0	0	0	0	0	0	0
0	0	0	0	1	0	0	0
0	0	0	0	0	0	0	0
1	0	0	1	0	0	0	2

1B:	8	SF:	1
2B:	2	SAC:	0
3B:	1	DP:	1
HR:	0	HBP:	0

Batter	1	2	3	4	5	6	7	8	9
Enos Cabell, R OBP: 0.336, SLG: 0.364 (1, 5)	0-0 1B 1B 1B		0-0 F8	0-0 G6-4-3 1-2f			0-3 K	0-3 K	
Rob Andrews, R OBP: 0.342, SLG: 0.346 (1, 4)	0-0 F4		0-0 F8		0-0 1-6-3		0-0 F8		0-0 6-3
Cesar Cedeno, R OBP: 0.348, SLG: 0.493 Gilberto Rondon, R OBP: 0.286, SLG: 0.286 Ken Boswell, L OBP: 0.316, SLG: 0.347 (1, 8) (7, 1) (9, PH)	0-0 1B 1-2 1B		0-0 1B		0-0 5-3		0-0 E3 1B		0-0 2B
Bob Watson, R OBP: 0.354, SLG: 0.418 (1, 3)	0-3 K			0-0 BB 5-3 1B	0-0 F9		0-0 2-3 1B		0-3 K
Leon Roberts, R OBP: 0.397, SLG: 0.558 (1, 9)	0-0 1-2 2-3 1B			4-0 5-3 1B BB		0-0 2B	0-0 F4		0-3 K
Cliff Johnson, R OBP: 0.362, SLG: 0.376 (1, 7)	0-3 K			4-0 1B 5-3 BB		0-0 5-3		0-0 5-3	
Skip Jutze, R OBP: 0.181, SLG: 0.205 (1, 2)		0-0 5-3		0-0 5-3 1-2 2-3 3-H		4-0 FC6-4 BB		0-0 3B 1B	
Roger Metzger, S OBP: 0.320, SLG: 0.318 (1, 6)		0-3 K		0-0 BB 1B		0-0 F4		0-0 1-H SF7 3B	
Joaquin Andujar, S OBP: 0.227, SLG: 0.227 Paul Siebert, L OBP: 0.425, SLG: 0.588 Tom Griffin, R OBP: 0.243, SLG: 0.278 (1, 1) (2, 1) (4, PH) (5, 1) (6, PH) (7, 8)		0-0 6-3		4-0 BB BB BB BB 1-2 BB		0-0 FC6-4 1-2f		0-0 SF7 3-H	

Inning Stats	R:	H:	E:	K:	S:	LOB:	BB:	P:	SO:	IP:	WLS:	BF:	H:	R:	ER:	SO:	BB:	IBB:	HBP:	BLK:	WP:	HR:	S:	P:	ERA:	WHIP:
	0	3	0	2	10	3	0	3	5	8.0	37	10	4	4	4	5	4	0	0	0	0	0	43	59	4.50	1.750
	0	0	0	0	0	0	0	0	0	1.0	4	1	0	0	0	2	0	0	0	0	0	0	8	8	0.00	1.000

PITCHER	IP	WLS	BF	H	R	ER	SO	BB	IBB	HBP	BLK	WP	HR	S	P	ERA	WHIP
Jerry Koosman, L ERA: 3.92 (1, 1)	8.0	3	37	10	4	4	5	4	0	0	0	0	0	43	59	4.50	1.750
Ken Sanders, R ERA: 1.73 (9, 1)	1.0	0	4	1	0	0	2	0	0	0	0	0	0	8	8	0.00	1.000

Batter	1	2	3	4	5	6	7	8	9	AB R H RBI BB SO LOB	TOP																									
Pepe Mangual, R (1, 8) OBP: 0.407, SLG: 0.369	4-0 WP BB	0-0 F8		4-0 BB		4-2 BB		4-1 BB		1 1 0 0 4 0 1																										
Tim Foli, R (1, 6) OBP: 0.273, SLG: 0.387	1-1 WP FC5-2 2B		0-0 F5	0-0 4-3		0-0 6-3		0-0 SF8		4 0 1 1 0 0 3																										
Pete Mackanin, R (1, 4) OBP: 0.274, SLG: 0.372	4-2 FC5-2 BB		0-1 BB 1B		3-1 F9		0-0 1-3	2-2 4-3		3 0 1 0 1 0 0																										
Jim Lyttle, L (8, PH) OBP: 0.329, SLG: 0.424										1 0 0 0 0 0 2																										
Pepe Frias, R (8, 4) OBP: 0.333, SLG: 0.342										0 0 0 0 0 0 0																										
Andre Thornton, R (1, 3) OBP: 0.332, SLG: 0.406	2-2 FC5-2 1-3 3-H		4-2 G6-4-3 BB		0-1 5-3		2-3 K		1-0 HR	4 1 1 1 1 1 2																										
Barry Foote, R (1, 2) OBP: 0.268, SLG: 0.364	2-1 F6		1-2 G6-4-3		0-0 F7		0-0 1B		0-0 1-3	5 0 1 0 0 0 4																										
Larry Parrish, R (1, 5) OBP: 0.277, SLG: 0.325	2-2 F8			0-1 4-3		4-1 HR BB		2-2 F8		4 1 0 0 1 0 3																										
Mike Jorgensen, L (1, 9) OBP: 0.336, SLG: 0.361		1-1 F7		4-0 2B BB		1-3 K		4-2 BB 1B SF8 BB		3 2 0 0 2 1 1																										
Bombo Rivera, R (1, 7) OBP: 0.329, SLG: 0.431		2-3 K		1-2 1-H 2B		0-2 HR		0-0 BB 1B		4 1 3 3 0 1 0																										
Woodie Fryman, R (1, 1) OBP: 0.088, SLG: 0.088		0-1 1B		1-3 K		1-2 1-3		1-1 F6		3 0 1 0 0 1 1																										
Dale Murray, R (7, 1)										0 0 0 0 0 0 0																										
Jose Morales, R (8, PH) OBP: 0.303, SLG: 0.443										1 0 0 0 0 0 2																										
Steve Dunning, R (8, 1)										0 0 0 0 0 0 0																										
Inning Stats	R: 1 E: 0 K: 0 S: 13	H: 1 LOB: 2 BB: 2 P: 28	R: 0 E: 0 K: 1 S: 10	H: 1 LOB: 1 BB: 0 P: 13	R: 0 E: 0 K: 0 S: 8	H: 1 LOB: 1 BB: 1 P: 13	R: 1 E: 0 K: 1 S: 9	H: 1 LOB: 2 BB: 2 P: 19	R: 0 E: 0 K: 0 S: 5	H: 0 LOB: 0 BB: 0 P: 8	R: 2 E: 0 K: 1 S: 15	H: 1 LOB: 1 BB: 2 P: 25	R: 0 E: 0 K: 1 S: 10	H: 1 LOB: 1 BB: 0 P: 14	R: 1 E: 0 K: 0 S: 12	H: 1 LOB: 2 BB: 2 P: 23	R: 1 E: 0 K: 0 S: 7	H: 1 LOB: 0 BB: 0 P: 8	1B: 4 2B: 2 3B: 0 HR: 2	SF: 1 SAC: 0 DP: 1 HBP: 0	WP: 1 PB: 0 SB: 0 CS: 0	PA: 43														
PITCHER	IP WLS BF H R ER SO BB IBB HBP BLK WP HR S P ERA WHIP																																			
Mike Cosgrove, L (1, 1) ERA: 5.15	6.0		29	5	4	4	3	7	0	0	0	1	1	60	106	6.00	2.000																			
Gene Pentz, R (7, 1) ERA: 4.01	1.1		8	2	1	1	1	2	0	0	0	0	0	16	29	6.75	3.000																			
Ken Forsch, R (8, 1) ERA: 2.01	1.2	W	6	1	1	1	0	0	0	0	0	0	1	13	16	5.40	0.600																			

Montreal Expos @ Houston Astros
Astrodome, Houston, TX
 Thu Jul 08 1976, 8:05 PM EDT
 Att. 6,598 - Dome

livebaseballscorecards.com

AB	33
R	6
H	8
RBI	5
BB	9
SO	4
LOB	19



Batter	1	2	3	4	5	6	7	8	9	AB R H RBI BB SO LOB	TOP											
Pepe Mangual, R (1, 8) OBP: 0.400, SLG: 0.362	0-0 F9			0-0 5-3		0-3 K			0-3 K	4 0 0 0 0 2 0	Montreal Expos @ Houston Astros Astrodome, Houston, TX Fri Jul 09 1976, 8:05 PM EDT Att. 12,511 - Unknown livebaseballscorecards.com											
Jim Lyttle, L (1, 9) OBP: 0.311, SLG: 0.400	0-0 F7			0-0 4-3		0-0 6-3			0-3 K	4 0 0 0 0 1 0												
Mike Jorgensen, L (1, 7) OBP: 0.330, SLG: 0.354	0-0 3-1			0-0 F7			0-0 F8		0-0 G3	4 0 0 0 0 0 0												
Andre Thornton, R (1, 3) OBP: 0.336, SLG: 0.403		4-0 L1-4 S BB			0-3 K		4-0 FC5-4 BB			1 0 0 0 2 1 0												
Larry Parrish, R (1, 5) OBP: 0.278, SLG: 0.322		0-3 K 1-2			4-0 F9 BB BB		0-0 FC5-4 1-2f			2 0 0 0 1 1 2												
Pete Mackanin, R (1, 4) OBP: 0.274, SLG: 0.369		0-0 L1-4 2-3			4-0 1-2 BB		0-3 K			2 0 0 0 1 1 2												
Larry Johnson, R (1, 2) Barry Foote, R (8, PH) Joe Kerrigan, R (8, 1)			0-0 6-3		0-0 F9 2-3			0-0 5-3		2 0 0 0 0 0 2 1 0 0 0 0 0 0 0 0 0 0 0 0 0												
Pepe Frias, R (1, 6) Tim Foli, R (8, PH) (8, 6)			0-0 P6		0-3 K			0-0 6-3		2 0 0 0 0 1 2 1 0 0 0 0 0 0												
Don Stanhouse, R (1, 1) Don Carithers, R (4, 1) Jim Dwyer, L (6, PH) Dan Warthen, S (6, 1) Jose Morales, R (8, PH) (8, 2)			0-3 K			0-0 F8		0-0 F8		1 0 0 0 0 1 0 0 0 0 0 0 0 0 1 0 0 0 0 0 0 0 0 0 0 0 0 0 1 0 0 0 0 0 0												
Inning Stats	R: 0 E: 0 K: 0 S: 3	H: 0 LOB: 0 BB: 0 P: 3	R: 0 E: 0 K: 1 S: 4	H: 0 LOB: 0 BB: 1 P: 8	R: 0 E: 0 K: 1 S: 5	H: 0 LOB: 0 BB: 0 P: 5	R: 0 E: 0 K: 0 S: 3	H: 0 LOB: 0 BB: 0 P: 3	R: 0 E: 0 K: 0 S: 7	H: 0 LOB: 2 BB: 2 P: 15	R: 0 E: 0 K: 1 S: 5	H: 0 LOB: 0 BB: 0 P: 5	R: 0 E: 0 K: 1 S: 5	H: 0 LOB: 1 BB: 1 P: 9	R: 0 E: 0 K: 0 S: 3	H: 0 LOB: 0 BB: 0 P: 3	R: 0 E: 0 K: 2 S: 7	H: 0 LOB: 0 BB: 0 P: 7	1B: 0 2B: 1 3B: 0 HR: 0	SF: 0 SAC: 0 DP: 1 HBP: 0	WP: 0 PB: 0 SB: 1 CS: 0	PA: 30
PITCHER Larry Dierker, R (1, 1) ERA: 4.07	IP 9.0	WLS W	BF 30	H 0	R 0	ER 0	SO 8	BB 4	IBB 0	HBP 0	BLK 0	WP 0	HR 0	S 42	P 58	ERA 0.00	WHIP 0.444					



Batter	1	2	3	4	5	6	7	8	9	AB R H RBI BB SO LOB	TOP											
Pepe Mangual, R (1, 7) OBP: 0.400, SLG: 0.365	1-0 F3		0-1 6-3			4-1 BB		2-2 6-3 2B	3-2 F6	4 1 1 0 1 0 1												
Jerry White, S (1, 8) OBP: 0.298, SLG: 0.316	1-2 F9			4-2 FC6-4 BB		1-2 4-1		4-1 6-3 3-1 BB		2 1 0 0 2 0 1												
Mike Jorgensen, L (1, 9) OBP: 0.325, SLG: 0.347	2-0 F8			2-2 F2		2-2 F8		1-2 3-1		4 0 0 0 0 0 4												
Andre Thornton, R (1, 3) OBP: 0.330, SLG: 0.394		1-3 K		1-0 F7		0-0 F7		3-2 6-3		4 0 0 1 0 1 3												
Larry Parrish, R (1, 5) OBP: 0.278, SLG: 0.318		1-1 6-3		0-0 FC6-4 1-2f			0-1 F7	1-1 1B HBP		3 0 0 0 0 0 1												
Pete Mackanin, R (1, 4) OBP: 0.281, SLG: 0.375		0-0 6-3			0-0 SH2-3 1B		0-0 2B 1B	2-0 1B 3-H		4 0 3 1 0 0 0												
Larry Johnson, R (1, 2) OBP: 0.200, SLG: 0.400			0-1 F5		0-0 SH2-3		2-1 2B	1-3 K		3 0 1 0 0 1 2												
Pepe Frias, R (1, 6) OBP: 0.326, SLG: 0.333			1-0 SH1-3 1B		1-2 F8		0-3 K		0-1 G6-3 1B	2 0 1 0 0 0 1												
Jose Morales, R (7, PH) OBP: 0.297, SLG: 0.433										1 0 0 0 0 1 2												
Tim Foli, R (7, 6) OBP: 0.274, SLG: 0.388										1 0 1 0 0 0 0												
Clay Kirby, R (1, 1) OBP: 0.143, SLG: 0.154			2-1 SH1-3		1-3 K		1-2 F7		0-0 G6-3	1 0 0 0 0 1 1												
Jim Lyttle, L (7, PH) OBP: 0.307, SLG: 0.394										1 0 0 0 0 0 2												
Dale Murray, R (7, 1)										0 0 0 0 0 0 0												
Jim Dwyer, L (9, PH) OBP: 0.277, SLG: 0.247			1-2						1-2f	1 0 0 0 0 0 1												
Inning Stats	R: 0 E: 0 K: 0 S: 5	H: 0 LOB: 0 BB: 0 P: 9	R: 0 E: 0 K: 1 S: 6	H: 0 LOB: 0 BB: 0 P: 8	R: 0 E: 0 K: 0 S: 7	H: 1 LOB: 1 BB: 0 P: 10	R: 0 E: 0 K: 0 S: 7	H: 0 LOB: 1 BB: 1 P: 14	R: 0 E: 0 K: 1 S: 8	H: 1 LOB: 1 BB: 0 P: 10	R: 0 E: 0 K: 0 S: 8	H: 0 LOB: 1 BB: 1 P: 15	R: 0 E: 0 K: 1 S: 12	H: 2 LOB: 2 BB: 0 P: 15	R: 2 E: 0 K: 1 S: 18	H: 2 LOB: 2 BB: 1 P: 32	R: 0 E: 0 K: 0 S: 8	H: 1 LOB: 0 BB: 0 P: 11	1B: 5 2B: 2 3B: 0 HR: 0	SF: 0 SAC: 2 DP: 1 HBP: 1	WP: 0 PB: 0 SB: 0 CS: 0	PA: 37
PITCHER	IP WLS BF H R ER SO BB IBB HBP BLK WP HR S P ERA WHIP																					
J.R. Richard, R (1, 1) ERA: 2.88	7.2 W 32 5 2 2 3 3 0 1 0 0 0 0 67 106 2.35 1.043																					
Ken Forsch, R (8, 1) ERA: 1.98	1.1 S 5 2 0 0 1 0 0 0 0 0 0 0 12 18 0.00 1.500																					

Montreal Expos @ Houston Astros
 Astrodome, Houston, TX
 Sat Jul 10 1976, 8:05 PM EDT
 Att. 14,035 - Dome

livebaseballscorecards.com

AB	31
R	2
H	7
RBI	2
BB	3
SO	4
LOB	19



Batter	1	2	3	4	5	6	7	8	9	AB	R	H	RBI	BB	SO	LOB
Greg Cross, L OBP: 0.359, SLG: 0.332 (1, 9)	1-0 E7 BB G1-6-3	2-1 1-2 1B			1-1 F5		0-1 CS 1B			4	1	2	0	0	0	0
Rob Andrews, R OBP: 0.340, SLG: 0.341 (1, 4)	4-1 G1-6-3 BB	1-1 1-3			0-0 F3		1-2 6-3			3	0	0	0	1	0	3
Enos Cabell, R OBP: 0.338, SLG: 0.368 (1, 5)	0-2 G1-6-3 1-2f 2-H		3-3 K		1-0 S 1B		1-1 6-3 1B			4	2	2	0	0	1	1
Bob Watson, R OBP: 0.364, SLG: 0.422 (1, 3)	4-1 BB		0-0 5-3		1-1 1-H 1B		2-0 6-3			3	0	1	1	1	0	1
Jose Cruz, L OBP: 0.385, SLG: 0.384 (1, 8)	1-0 G3		0-0 F6		2-0 4-3		1-1 4-3			4	0	0	0	0	0	3
Leon Roberts, R OBP: 0.400, SLG: 0.555 (1, 7)		2-1 1B 2B		2-3 K		2-0 F8		1-1 2-H 1B		4	1	2	1	0	1	0
Wilbur Howard, S OBP: 0.234, SLG: 0.268 (9, 7)										0	0	0	0	0	0	0
Ed Herrmann, L OBP: 0.275, SLG: 0.313 (1, 2)		1-3 K		4-2 BB		1-0 6-3				2	0	0	0	1	1	1
Roger Metzger, S OBP: 0.325, SLG: 0.319 (1, 6)		2-3 K		2-2 F8		0-0 G3				3	0	0	0	0	1	2
J.R. Richard, R OBP: 0.111, SLG: 0.132 (1, 1)		0-0 1B 2-H 1B		0-3 K			0-0 3-1			3	0	1	1	0	1	1
Ken Forsch, R OBP: 0.250, SLG: 0.143 (8, 1)										0	0	0	0	0	0	0


Inning Stats	R: 1	H: 0	E: 1	LOB: 1	K: 0	P: 17	R: 1	H: 3	E: 0	LOB: 2	K: 2	P: 22	R: 0	H: 0	E: 0	LOB: 0	K: 1	P: 8	R: 0	H: 0	E: 0	LOB: 1	K: 2	P: 21	R: 1	H: 2	E: 0	LOB: 1	K: 0	P: 12	R: 0	H: 0	E: 0	LOB: 0	K: 0	P: 6	R: 0	H: 1	E: 0	LOB: 0	K: 0	P: 7	R: 1	H: 2	E: 0	LOB: 1	K: 0	P: 12					
Clay Kirby, R ERA: 4.71 (1, 1)	6.0	WLS: L	BF: 26	H: 5	R: 3	ER: 2	SO: 5	BB: 3	IBB: 0	HBP: 0	BLK: 0	WP: 0	HR: 0	S: 49	P: 86	ERA: 3.00	WHIP: 1.333																																				
Dale Murray, R ERA: 2.91 (7, 1)	2.0		BF: 7	H: 3	R: 1	ER: 1	SO: 0	BB: 0	IBB: 0	HBP: 0	BLK: 0	WP: 0	HR: 0	S: 13	P: 19	ERA: 4.50	WHIP: 1.500																																				

BOTTOM

Montreal Expos @ Houston Astros
Astrodome, Houston, TX
Sat Jul 10 1976, 8:05 PM EDT
Att. 14,035 - Dome

livebaseballscorecards.com

AB	30
R	4
H	8
RBI	3
BB	3
SO	5
LOB	12



WP: 0	PA: 33
PB: 0	
SB: 1	
CS: 1	

Batter	1	2	3	4	5	6	7	8	9
Enos Cabell, R OBP: 0.336, SLG: 0.366 (1, 5) X	0-0 F4 ①			1-1 4-3 ①		2-2 SH1 1B		1-3 K ①	
Rob Andrews, R OBP: 0.336, SLG: 0.336 (1, 4) C X	0-1 F4 ②			1-0 6-3 ②		1-0 SH1 ①		0-1 F8 ②	
Cesar Cedeno, R OBP: 0.350, SLG: 0.493 (1, 8) C S X	0-2 1-4-3 ③			0-0 E9 1B		0-0 4-3 ②		0-0 S 1B	
Bob Watson, R OBP: 0.360, SLG: 0.417 (1, 3)			0-3 K ①	2-0 1-3 ③		0-3 K ③		2-2 F4 ③	
Jose Cruz, L OBP: 0.388, SLG: 0.394 (1, 9)			2-2 6-3 ②		1-1 S 1B		1-2 2B		
Leon Roberts, R OBP: 0.399, SLG: 0.550 (1, 7)			3-2 6-3 ③		3-2 4-3 1B		3-3 K ②		
Wilbur Howard, S OBP: 0.234, SLG: 0.268 (9, 7)					1-H				
Ed Herrmann, L OBP: 0.276, SLG: 0.313 (1, 2)			1-3 K ①		1-2 4-3 ①		1-0 WP BB 1B		
Roger Metzger, S OBP: 0.325, SLG: 0.316 (1, 6)			0-1 4-3 ②		0-2 F5 ②		4-2 WP BB 1B		
Joaquin Andujar, S OBP: 0.200, SLG: 0.200 (1, 1)			3-3 K ③		0-1 6-3 ③		2-0 F8 ③		

AB	R	H	RBI	BB	SO	LOB
4	0	1	0	0	1	0
3	0	0	0	0	0	0
4	0	2	0	0	0	1
4	0	0	0	0	2	3
3	1	2	0	0	0	0
3	0	1	1	0	1	0
0	0	0	0	0	0	0
3	0	1	0	0	1	1
2	0	0	0	1	0	1
3	0	0	0	0	1	3

Inning	R	H	E	K	S
1	0	0	0	0	6
2	0	0	0	1	9
3	0	0	0	2	13
4	0	1	1	0	9
5	1	2	0	0	18
6	0	1	0	1	13
7	0	2	0	1	25
8	0	1	0	1	12

PITCHER	IP	WLS	BF	H	R	ER	SO	BB	IBB	HBP	BLK	WP	HR	S	P	ERA	WHIP
Steve Rogers, R ERA: 3.86 (1, 1)	8.0	L	31	7	1	1	6	1	0	0	0	1	0	75	110	1.12	1.000

BOTTOM

Montreal Expos @ Houston Astros
Astrodome, Houston, TX
Sun Jul 11 1976, 8:05 PM EDT
Att. 11,722 - Dome

livebaseballscorecards.com

AB	29
R	1
H	7
RBI	1
BB	1
SO	6
LOB	9



1B: 6	SF: 0	WP: 1	PA: 31
2B: 1	SAC: 1	PB: 0	
3B: 0	DP: 0	SB: 2	
HR: 0	HBP: 0	CS: 0	

Batter	1	2	3	4	5	6	7	8	9	AB R H RBI BB SO LOB	TOP						
Enos Cabell, R OBP: 0.332, SLG: 0.362 (1, 5)	0-3 K		0-3 K			0-0 6-3		0-0 6-3		4 0 0 0 0 2 0							
Rob Andrews, R OBP: 0.331, SLG: 0.331 (1, 4)	0-0 4-3			0-0 F6		0-0 F9		0-0 5-3		4 0 0 0 0 0 0							
Cesar Cedeno, R OBP: 0.352, SLG: 0.500 (1, 8)	0-0 1B			0-0 F3		0-0 PB 3B		0-0 F8		4 1 2 0 0 0 0							
Bob Watson, R OBP: 0.361, SLG: 0.416 (1, 3)	0-0 F5			0-0 1B 1B		4-0 BB		0-0 6-3		3 0 1 0 1 0 1							
Leon Roberts, R OBP: 0.395, SLG: 0.541 (1, 9)		0-3 K		0-0 1B		0-0 6-3		0-0 1-3		4 0 1 0 0 1 1							
Cliff Johnson, R OBP: 0.360, SLG: 0.385 (1, 7)		0-3 K		0-0 F6			0-3 K		0-0 F3	4 0 0 0 0 2 2							
Ed Herrmann, L OBP: 0.271, SLG: 0.307 (1, 2)			0-0 L9		0-0 F9		0-3 K			3 0 0 0 0 1 0							
Roger Metzger, S OBP: 0.325, SLG: 0.317 (1, 6)			0-0 F4		0-3 K		0-0 1B			3 0 1 0 0 1 0							
J.R. Richard, R OBP: 0.105, SLG: 0.125 (1, 1)			0-3 K		0-3 K		0-0 6-3			3 0 0 0 0 2 1							
Inning Stats	R: 0 E: 0 K: 1 S: 6 H: 1 LOB: 1 BB: 0 P: 6	R: 0 E: 0 K: 2 S: 7 H: 0 LOB: 0 BB: 0 P: 7	R: 0 E: 0 K: 2 S: 7 H: 0 LOB: 0 BB: 0 P: 7	R: 0 E: 0 K: 0 S: 5 H: 2 LOB: 2 BB: 0 P: 5	R: 0 E: 0 K: 2 S: 7 H: 0 LOB: 0 BB: 0 P: 7	R: 1 E: 0 K: 0 S: 4 H: 1 LOB: 1 BB: 1 P: 8	R: 0 E: 0 K: 2 S: 8 H: 1 LOB: 1 BB: 0 P: 8	R: 0 E: 0 K: 0 S: 3 H: 0 LOB: 0 BB: 0 P: 3	R: 0 E: 0 K: 0 S: 3 H: 0 LOB: 0 BB: 0 P: 3	1B: 4 2B: 0 3B: 1 HR: 0 SF: 0 SAC: 0 DP: 0 HBP: 0	WP: 0 PB: 1 SB: 0 CS: 0 PA: 33						
PITCHER Jerry Koosman, L ERA: 3.7 (1, 1)	IP: 9.0 WLS: W BF: 33 H: 5 R: 1 ER: 0 SO: 9 BB: 1 IBB: 0 HBP: 0 BLK: 0 WP: 0 HR: 0 S: 50 P: 54 ERA: 0.00 WHIP: 0.667																
PITCHER	IP	WLS	BF	H	R	ER	SO	BB	IBB	HBP	BLK	WP	HR	S	P	ERA	WHIP

Houston Astros @ New York Mets
Shea Stadium, Flushing, NY
Thu Jul 15 1976, 7:05 PM EDT
Att. 20,295 - Unknown

livebaseballscorecards.com

AB	32
R	1
H	5
RBI	0
BB	1
SO	9
LOB	5



Houston Astros @ New York Mets
 Shea Stadium, Flushing, NY
 Fri Jul 16 1976, 7:05 PM EDT
 Att. 13,323 - Unknown

livebaseballscorecards.com

AB	33
R	4
H	8
RBI	3
BB	2
SO	3
LOB	16



WP	2	PA	36
PB	0		
SB	2		
CS	1		

AB	R	H	RBI	BB	SO	LOB
4	1	1	0	0	1	3
4	1	1	0	0	0	4
3	0	0	0	1	0	2
4	1	2	3	0	0	1
4	1	1	0	0	0	2
3	0	0	0	0	1	3
1	0	0	0	0	0	0
4	0	2	0	0	0	0
4	0	1	0	0	0	1
2	0	0	0	0	1	0
0	0	0	0	1	0	0

Batter	1	2	3	4	5	6	7	8	9
Rob Andrews, R (1, 4) OBP: 0.329, SLG: 0.329	0-0 F8			0-0 E HR 1B	0-0 6-3		0-3 K		
Enos Cabell, R (1, 5) OBP: 0.331, SLG: 0.360	0-0 5-3			0-0 E3 HR 1-3	0-0 CS 1B		0-0 G1-4-3 1-2f		
Cesar Cedeno, R (1, 8) OBP: 0.350, SLG: 0.495	0-0 5-3			0-0 L5	0-0 CS 1-2	0-0 6-3		4-0 S 5-3-2 BB	
Bob Watson, R (1, 3) OBP: 0.366, SLG: 0.426		0-0 G6-4-3 1B		0-0 1-H 3-H HR		0-0 F4		0-0 F6 1-3	
Leon Roberts, R (1, 9) OBP: 0.391, SLG: 0.532 (6, 7)		0-0 F7		0-0 E5 1B WP		0-0 FC4-6 1B		0-0 5-3-2 3-Hf	
Cliff Johnson, R (1, 7) OBP: 0.356, SLG: 0.380 Wilbur Howard, S (6, 9) OBP: 0.233, SLG: 0.266		0-0 G6-4-3 1-2f		0-3 K		0-0 FC4-6 1-2f		0-0 6-3	
Ed Herrmann, L (1, 2) OBP: 0.277, SLG: 0.312			0-0 F8	0-0 WP 1-3 1B		0-0 1B WP 1B		0-0 4-1	
Roger Metzger, S (1, 6) OBP: 0.324, SLG: 0.316			0-0 F8	0-0 F5 1-2 3-H		0-0 BB 1-3 1B		0-0 6-3	
Larry Dierker, R (1, 1) OBP: 0.098, SLG: 0.100 Gene Pentz, R (6, 1) OBP: 0.400, SLG: 0.250			0-0 F9		0-3 K		4-0 BB 1-2 G1-4-3 BB		

Inning Stats	R: 0	H: 0	R: 0	H: 1	R: 0	H: 0	R: 4	H: 3	R: 0	H: 1	R: 0	H: 2	R: 0	H: 0	R: 0	H: 0	R: 0	H: 0	R: 0	H: 0	1B: 7	SF: 0	WP: 2	PA: 36
	E: 0	LOB: 0	E: 0	LOB: 0	E: 0	LOB: 0	E: 2	LOB: 1	E: 0	LOB: 0	E: 0	LOB: 2	E: 0	LOB: 0	E: 0	LOB: 0	E: 0	LOB: 0	E: 0	LOB: 0	2B: 1	SAC: 0	PB: 0	
	K: 0	BB: 0	K: 0	BB: 0	K: 1	BB: 0	K: 1	BB: 0	K: 1	BB: 0	K: 1	BB: 1	K: 0	BB: 1	K: 0	BB: 0	K: 0	BB: 0	K: 0	BB: 0	3B: 0	DP: 3	SB: 2	
	S: 3	P: 3	S: 3	P: 3	S: 3	P: 3	S: 10	P: 10	S: 5	P: 5	S: 4	P: 4	S: 2	P: 6	S: 3	P: 3	S: 3	P: 3	S: 3	P: 3	HR: 1	HBP: 0	CS: 1	

PITCHER	IP	WLS	BF	H	R	ER	SO	BB	IBB	HBP	BLK	WP	HR	S	P	ERA	WHIP
Jon Matlack, L (1, 1) ERA: 2.66	6.0	L	26	8	4	2	2	0	0	0	0	2	1	30	30	3.00	1.333
Skip Lockwood, R (7, 1) ERA: 2.1	1.0		3	0	0	0	1	1	0	0	0	0	0	4	8	0.00	1.000
Bob Apodaca, R (8, 1) ERA: 2.54	2.0		6	0	0	0	0	1	0	0	0	0	0	5	9	0.00	0.500

BOTTOM

Houston Astros @ New York Mets
Shea Stadium, Flushing, NY
Fri Jul 16 1976, 7:05 PM EDT
Att. 13,323 - Unknown

livebaseballscorecards.com

AB	35
R	3
H	9
RBI	2
BB	2
SO	6
LOB	18



WP	1	PA	37
PB	0		
SB	1		
CS	0		

AB	R	H	RBI	BB	SO	LOB
2	0	0	0	1	0	1
2	0	1	0	0	0	0

4	1	1	0	0	0	2
---	---	---	---	---	---	---

4	2	2	0	0	0	1
---	---	---	---	---	---	---

4	0	1	0	0	1	4
---	---	---	---	---	---	---

4	0	2	2	0	0	2
---	---	---	---	---	---	---

3	0	1	0	1	0	3
---	---	---	---	---	---	---

4	0	0	0	0	0	4
---	---	---	---	---	---	---

4	0	1	0	0	2	0
---	---	---	---	---	---	---

2	0	0	0	0	2	1
0	0	0	0	0	0	0
1	0	0	0	0	1	0
0	0	0	0	0	0	0
1	0	0	0	0	0	0

1B	9	SF	0
2B	0	SAC	0
3B	0	DP	2
HR	0	HBP	0

IP	WLS	BF	H	R	ER	SO	BB	IBB	HBP	BLK	WP	HR	S	P	ERA	WHIP
5.2	W	24	7	2	2	3	2	0	0	0	1	0	28	36	3.18	1.588
3.1	S	13	2	1	0	3	2	0	0	0	0	0	19	19	0.00	0.600

Batter	1	2	3	4	5	6	7	8	9	AB	R	H	RBI	BB	SO	LOB
Wayne Garrett, L (1, 5) OBP: 0.361, SLG: 0.313 Roy Staiger, R (7, PH) OBP: 0.242, SLG: 0.245 (8, 5)	0-0 F8 ①		4-0 6-3 S BB		0-0 G4-6-3 ② ③		0-0 1B		0-0 F7 ③	2	0	0	0	1	0	1
Felix Millan, R (1, 4) OBP: 0.313, SLG: 0.322	0-0 1B 1B		0-0 6-3 ①			0-0 5-3 ①	0-0 F9 ③			4	1	1	0	0	0	2
Bruce Boisclair, L (1, 7) OBP: 0.354, SLG: 0.356	0-0 1B 1-2 1B		0-0 F7 ②			0-0 FC4-6 1B WP 1B		0-0 E4 5-3 1B		4	2	2	0	0	0	1
Dave Kingman, R (1, 9) OBP: 0.282, SLG: 0.534	0-3 K ②		0-0 6-3 ③			0-0 1-2 FC4-6 1B		0-0 5-3 ①		4	0	1	0	0	1	4
Ed Kranepool, L (1, 3) OBP: 0.336, SLG: 0.385	0-0 1-3 2-H 1B			0-0 F8 ①		0-0 1-2 FC4-6 WP 1B ②		0-0 2-H FC4-6 1B		4	0	2	2	0	0	2
Del Unser, L (1, 8) OBP: 0.279, SLG: 0.355	0-0 1-3 ③			0-0 G6-4-3 1B		0-0 1-2 3-H BB ③		0-0 1-2 FC4-6 ②		3	0	1	0	1	0	3
Jerry Grote, R (1, 2) OBP: 0.340, SLG: 0.323		0-0 4-3 ①		0-0 G6-4-3 1-2 ② ③		0-0 F7 ③		0-0 F8 ③		4	0	0	0	0	0	4
Bud Harrelson, S (1, 6) OBP: 0.359, SLG: 0.304		0-0 F7 ②			0-0 G4-6-3 1B		0-3 K ①		0-3 K ①	4	0	1	0	0	2	0
Jon Mattack, L (1, 1) OBP: 0.246, SLG: 0.176 Skip Lockwood, R (7, 1) OBP: 0.455, SLG: 0.500 Mike Vail, R (7, PH) OBP: 0.250, SLG: 0.250 Bob Apodaca, R (8, 1) OBP: 0.273, SLG: 0.300 Joe Torre, R (9, PH) OBP: 0.341, SLG: 0.417		0-3 K ③			0-3 K ①		0-3 K ②		0-0 F9 ②	2	0	0	0	0	2	1

Inning Stats	R	H	E	K	S	R	H	E	K	S	R	H	E	K	S	R	H	E	K	S	R	H	E	K	S	R	H	E	K	S	1B	2B	3B	HR	SF	SAC	DP	HBP	WP	PB	SB	CS	PA		
	1	3	0	1	8	0	0	0	1	5	0	0	0	0	3	0	0	0	0	3	0	0	0	0	0	0	0	0	0	9	0	0	0	0	0	0	0	0	0	0	0	0	0	0	37

PITCHER	IP	WLS	BF	H	R	ER	SO	BB	IBB	HBP	BLK	WP	HR	S	P	ERA	WHIP
Larry Dierker, R (1, 1) ERA: 4.02	5.2	W	24	7	2	2	3	2	0	0	0	1	0	28	36	3.18	1.588
Gene Pentz, R (6, 1) ERA: 3.65	3.1	S	13	2	1	0	3	2	0	0	0	0	0	19	19	0.00	0.600

Batter	1	2	3	4	5	6	7	8	9	AB R H RBI BB SO LOB	TOP
Greg Gross, L (1, 9) <small>OBP: 0.357, SLG: 0.331</small> Wilbur Howard, S (9, PR) <small>OBP: 0.233, SLG: 0.266</small> (9, 7)	0-3 		0-0 F7 			0-0 F7 			0-0 G6-3 PB 	4 0 1 0 0 1 0 0 0 0 0 0 0 0	
Rob Andrews, R (1, 4) <small>OBP: 0.332, SLG: 0.329</small>	0-0 2-3 		0-3 			0-0 			4-0 G6-3 	3 0 1 0 1 1 0	
Cesar Cedeno, R (1, 8) <small>OBP: 0.349, SLG: 0.502</small>	0-0 			0-0 4-3 		0-3 			0-0 G6-3 	4 1 1 1 0 1 3	
Bob Watson, R (1, 3) <small>OBP: 0.359, SLG: 0.421</small>	0-3 			0-0 F8 			0-0 E6 CS 		0-0 5-3 	4 0 0 0 0 1 2	
Jose Cruz, L (1, 7) <small>OBP: 0.388, SLG: 0.393</small> (9, 9)		0-0 4-3 S 		0-0 6-3 		0-3 			0-0 5-3 	3 0 1 0 0 1 1	
Enos Cabell, R (1, 5) <small>OBP: 0.328, SLG: 0.357</small>		0-3 			0-0 4-3 			0-0 5-3 		3 0 0 0 0 1 1	
Ed Herrmann, L (1, 2) <small>OBP: 0.272, SLG: 0.306</small>		0-0 4-3 			0-0 5-3 			0-3 		3 0 0 0 0 1 1	
Roger Metzger, S (1, 6) <small>OBP: 0.321, SLG: 0.312</small>		0-3 			0-3 			0-0 F7 		3 0 0 0 0 2 1	
Joaquin Andujar, S (1, 1) <small>OBP: 0.179, SLG: 0.179</small>			0-3 			0-3 		0-0 F8 		3 0 0 0 0 2 0	
Inning Stats	R: 1 H: 1 E: 0 LOB: 0 K: 2 BB: 0 S: 8 P: 8	R: 0 H: 1 E: 0 LOB: 1 K: 2 BB: 0 S: 8 P: 8	R: 0 H: 0 E: 0 LOB: 0 K: 2 BB: 0 S: 7 P: 7	R: 0 H: 0 E: 0 LOB: 0 K: 0 BB: 0 S: 3 P: 3	R: 0 H: 0 E: 0 LOB: 0 K: 1 BB: 0 S: 5 P: 5	R: 0 H: 1 E: 0 LOB: 1 K: 2 BB: 0 S: 8 P: 8	R: 0 H: 0 E: 1 LOB: 0 K: 1 BB: 0 S: 5 P: 5	R: 0 H: 0 E: 0 LOB: 0 K: 1 BB: 0 S: 5 P: 5	R: 0 H: 1 E: 0 LOB: 2 K: 0 BB: 1 S: 3 P: 7	1B: 3 SF: 0 2B: 0 SAC: 0 3B: 0 DP: 1 HR: 1 HBP: 0	WP: 0 PA: 31 PB: 1 SB: 1 CS: 1
PITCHER Tom Seaver, R (1, 1) <small>ERA: 2.72</small> Skip Lockwood, R (9, 1) <small>ERA: 2.06</small>	IP WLS BF H R ER SO BB IBB HBP BLK WP HR S P ERA WHIP 8.0 L 27 3 1 1 11 0 0 0 0 0 0 1 49 49 1.12 0.375 1.0 4 1 0 0 0 1 0 0 0 0 0 0 3 7 0.00 2.000	PITCHER IP WLS BF H R ER SO BB IBB HBP BLK WP HR S P ERA WHIP									

Houston Astros @ New York Mets
 Shea Stadium, Flushing, NY
 Sat Jul 17 1976, 7:05 PM EDT
 Att. 32,911 - Unknown

livebaseballscorecards.com

AB	30
R	1
H	4
RBI	1
BB	1
SO	11
LOB	9



Batter	1	2	3	4	5	6	7	8	9	10	AB R H RBI BB SO LOB	TOP									
Greg Gross, L (1, 9) OBP: 0.358, SLG: 0.332	0-0 F8		0-0 G5-4-3 1B		0-0 G3		0-0 FC3-6 1B		0-0 1B		5 0 2 0 0 0 1	Houston Astros @ Montreal Expos Jarry Park, Montreal, QB Sun Jul 18 1976, 7:05 PM EDT Unknown - 68 F									
Rob Andrews, R (1, 4) OBP: 0.333, SLG: 0.328	4-0 2B BB		0-0 G5-4-3			0-0 F9	0-0 FC6-4 1B		0-0 F9		4 0 1 0 1 0 2										
Cesar Cedeno, R (1, 8) OBP: 0.347, SLG: 0.500	0-0 1-3 2B		0-0 F7			0-0 F5	0-0 FC6-4		0-0 F9		5 0 1 0 0 0 3										
Bob Watson, R (1, 3) OBP: 0.357, SLG: 0.418	0-0 P3			0-0 4-3		0-0 4-3		0-0 1B WP 1B	0-0 F8		5 1 1 0 0 0 3										
Jose Cruz, L (1, 7) OBP: 0.388, SLG: 0.398	0-0 F8			0-0 G3			0-0 WP 1B 2B	0-3 K		0-0 1B 1B	5 2 2 0 0 1 3										
Enos Cabell, R (1, 5) OBP: 0.335, SLG: 0.362		0-0 1B G3-6-3 1B		0-0 CS 1B			4-0 WP 1B BB	0-0 F9		0-0 1B 1-3 1B	4 2 3 0 1 0 1										
Ed Hermann, L (1, 2) OBP: 0.293, SLG: 0.349		0-0 1-3 1B		0-0 CS 1-2	0-0 HR		0-0 1-H 2-H 1B 1B	0-0 1B WP 1B		0-0 1-3 3-H 1B	5 2 5 4 0 0 0										
Roger Metzger, S (1, 6) OBP: 0.322, SLG: 0.311		0-0 G3-6-3		0-0 1-2f	0-3 K		0-0 G3	0-0 1-3 1B		4-0 G4-6-3 BB	4 0 1 0 1 1 2										
Joe Niekro, R (1, 1) OBP: 0.200, SLG: 0.333		0-3 K			0-0 F7		0-0 2-H FC3-6 1B	0-0 3-H F9		0-0 G4-6-3	2 0 0 0 0 1 0										
Ken Boswell, L (7, PH) OBP: 0.325, SLG: 0.355										1-2f	1 0 1 1 0 0 0										
Ken Forsch, R (7, 1) OBP: 0.200, SLG: 0.111											2 0 0 0 0 0 4										
Inning Stats	R: 0 E: 0 K: 0 S: 4	H: 1 LOB: 2 BB: 1 P: 8	R: 1 E: 0 K: 1 S: 6	H: 2 LOB: 0 BB: 0 P: 6	R: 0 E: 0 K: 0 S: 3	H: 1 LOB: 0 BB: 0 P: 3	R: 0 E: 0 K: 0 S: 3	H: 0 LOB: 0 BB: 0 P: 3	R: 3 E: 0 K: 0 S: 7	H: 4 LOB: 2 BB: 1 P: 11	R: 1 E: 0 K: 1 S: 8	H: 3 LOB: 2 BB: 0 P: 8	R: 0 E: 0 K: 0 S: 4	H: 1 LOB: 1 BB: 0 P: 4	R: 1 E: 0 K: 0 S: 4	H: 3 LOB: 1 BB: 1 P: 8	1B: 14 2B: 2 3B: 0 HR: 1	SF: 0 SAC: 0 DP: 3 HBP: 0	WP: 2 PB: 0 SB: 0 CS: 1	PA: 46	
PITCHER	IP WLS BF H R ER SO BB IBB HBP BLK WP HR S P ERA WHIP																				
Clay Kirby, R (1, 1) ERA: 4.97	6.0	25	8	5	5	2	2	0	0	0	1	1	27	35	7.50	1.667					
Joe Kerrigan, R ERA:	7.1	5	2	0	0	0	0	0	0	0	0	0	5	5	0.00	2.000					
Chip Lang, R ERA: 4.03	8.1	10	4	1	1	1	0	0	0	0	1	0	12	12	4.50	2.000					
Dale Murray, R ERA: 3.25	10.1	L 5	3	1	1	0	1	0	0	0	0	0	4	8	9.00	4.000					

livebaseballscores.com

AB 42
R 7
H 17
RBI 5
BB 3
SO 3
LOB 19



Batter	1	2	3	4	5	6	7	8	9	AB R H RBI BB SO LOB	TOP											
Greg Gross, L (1, 9) OBP: 0.365, SLG: 0.340	0-0 F8	0-0 1B		0-0 G3 1B	0-0 F7	0-0 2B		0-0 3B 1B		6 3 4 1 0 0 0												
Rob Andrews, R (1, 4) OBP: 0.341, SLG: 0.337	0-0 1B	0-0 1B		0-3 K	4-0 1B	0-0 2B		0-0 5-3		5 3 3 1 1 1 2												
Cesar Cedeno, R (1, 8) OBP: 0.348, SLG: 0.502	0-0 1B	0-3 K		0-0 G3	0-0 F4	0-0 2B		0-0 1B 3B		5 1 2 1 0 1 4												
Wilbur Howard, S (7, 8) OBP: 0.236, SLG: 0.286	1-3 1B			2-3		2-H		2-H		1 1 1 1 0 0 0												
Bob Watson, R (1, 3) OBP: 0.360, SLG: 0.419	0-0 1B	0-0 F8		0-0 1B	4-0 1B	0-0 5-3		0-0 1B		4 2 2 2 1 0 3												
Cliff Johnson, R (7, 3) OBP: 0.359, SLG: 0.382	1-3 4-3			3-H	1-2			3-H		1 0 1 1 0 0 0												
Jose Cruz, L (1, 7) OBP: 0.391, SLG: 0.401	0-0 4-3			0-3 K	0-0 E 1B	0-0 1B		0-0 F9		6 1 3 2 0 1 1												
Enos Cabell, R (1, 5) OBP: 0.341, SLG: 0.365	4-0 4-3			0-0 E5	0-0 E5	0-0 F8		0-0 1B		5 2 3 1 1 0 2												
Ed Herrmann, L (1, 2) OBP: 0.297, SLG: 0.351	0-0 4-3			0-0 4-3	0-0 WP 1B	0-0 1B		0-0 1B		5 0 2 3 0 1 3												
Skip Jutze, R (7, 2) OBP: 0.179, SLG: 0.203	1-2 2-3			2-3	2-H 3-H			1-3 G1-6-3		1 0 0 0 0 0 0												
Roger Metzger, S (1, 6) OBP: 0.328, SLG: 0.313	0-3 K			4-0	0-0 WP	0-0 1B		0-0 G1-6-3		2 1 1 0 2 1 2												
Jerry Davanon, R (7, PH) OBP: 0.429, SLG: 0.571				0-3	1-2	1B		1-2f		1 0 0 0 1 0 2												
Dan Larson, R (1, 1)		0-0 4-3		0-0 4-3	0-3 K	0-0 SH2-4		0-0 4-3		5 0 0 0 0 1 4												
				1-2 2-3																		
Inning Stats	R: 3 E: 0 K: 1 S: 9	H: 4 LOB: 2 BB: 1 P: 13	R: 0 E: 0 K: 1 S: 7	H: 2 LOB: 2 BB: 0 P: 7	R: 1 E: 1 K: 1 S: 6	H: 1 LOB: 1 BB: 1 P: 10	R: 4 E: 2 K: 2 S: 13	H: 6 LOB: 2 BB: 0 P: 13	R: 1 E: 0 K: 0 S: 4	H: 1 LOB: 2 BB: 2 P: 12	R: 3 E: 0 K: 1 S: 8	H: 3 LOB: 1 BB: 1 P: 12	R: 0 E: 0 K: 0 S: 4	H: 2 LOB: 1 BB: 0 P: 4	R: 2 E: 0 K: 0 S: 6	H: 3 LOB: 1 BB: 0 P: 6	R: 0 E: 0 K: 0 S: 3	H: 0 LOB: 1 BB: 1 P: 7	1B: 19 2B: 2 3B: 1 HR: 0	SF: 0 SAC: 1 DP: 1 HBP: 0	WP: 2 PB: 0 SB: 0 CS: 0	PA: 54
PITCHER	IP WLS BF H R ER SO BB IBB HBP BLK WP HR S P ERA WHIP																					
Steve Dunning, R (1, 1) ERA: 5.88	3.2 L 23 10 7 6 4 2 0 0 0 1 0 29 37 14.73 3.273																					
Dan Warthen, L (4, 1) ERA: 6.31	2.0 16 7 5 5 2 3 0 0 0 1 0 17 29 22.50 5.000																					
Joe Kerrigan, R (6, 1) ERA: 4.15	2.1 11 5 2 2 0 0 0 0 0 0 0 11 11 7.71 2.143																					
Dale Murray, R (9, 1) ERA: 3.19	1.0 4 0 0 0 0 1 0 0 0 0 0 3 7 0.00 1.000																					

Houston Astros @ Montreal Expos
 Jarry Park, Montreal, QB
 Sun Jul 18 1976, 7:05 PM EDT
 Att: 11,641 - Unknown

AB	47
R	14
H	22
RBI	13
BB	6
SO	6
LOB	23



livebaseballscorecards.com

Batter	1	2	3	4	5	6	7	8	9	AB R H RBI BB SO LOB	TOP		
Greg Gross, L (1, 9) OBP: 0.369, SLG: 0.345	0-0 G6-3 1B		0-0 1-3		0-0 4-3		0-0 SF9 SH1-4 1-2 3-H 1B		0-0 F9 1B	5 0 3 1 0 0 1			
Rob Andrews, R (1, 4) OBP: 0.347, SLG: 0.341	0-0 G6-3 1-2f		0-0 1B		4-0 1B BB		0-0 SH1-4		0-0 FC6-4 1B	3 0 2 0 1 0 1			
Cesar Cedeno, R (1, 8) OBP: 0.351, SLG: 0.500	4-0 BB		0-0 1-3		0-0 1-2 3-H 1B		4-0 IBB		0-0 F9	3 0 1 1 2 0 3			
Bob Watson, R (1, 3) OBP: 0.358, SLG: 0.417	0-0 5-3			0-0 CS BB 1B	0-3 K		0-0 SF9		0-0 FC6-4 1-2f	4 0 1 1 0 1 5			
Jose Cruz, L (1, 7) OBP: 0.393, SLG: 0.400		0-0 G5-4-3 1B		4-0 1-2 BB		0-0 F8		0-0 6-3		3 0 1 0 1 0 2			
Enos Cabell, R (1, 5) OBP: 0.337, SLG: 0.361		0-0 G5-4-3 1-2f		0-3 K		0-0 1-3		0-0 1-3		4 0 0 0 0 1 3			
Ed Herrmann, L (1, 2) OBP: 0.295, SLG: 0.348		0-0 1B		0-3 K 2-3		0-0 G3		0-0 F7		4 0 1 0 0 1 2			
Roger Metzger, S (1, 6) OBP: 0.330, SLG: 0.315		0-0 F7			0-0 4-3 SH3-4 1B 1B		0-0 1B 1B		0-0 4-3	4 2 2 0 0 0 1			
J.R. Richard, R (1, 1) OBP: 0.117, SLG: 0.136			0-3 K		0-0 SH3-4		0-0 SH1-4 1B SF9 1B		0-0 1-3	3 1 1 0 0 1 0			
Inning Stats	R: 0 E: 0 K: 0 S: 3 H: 1 LOB: 1 BB: 1 P: 7	R: 0 E: 0 K: 0 S: 4 H: 2 LOB: 1 BB: 0 P: 4	R: 0 E: 0 K: 1 S: 6 H: 1 LOB: 1 BB: 0 P: 6	R: 0 E: 0 K: 2 S: 7 H: 1 LOB: 2 BB: 1 P: 11	R: 1 E: 0 K: 1 S: 7 H: 2 LOB: 2 BB: 1 P: 11	R: 0 E: 0 K: 0 S: 3 H: 0 LOB: 0 BB: 0 P: 3	R: 2 E: 0 K: 0 S: 6 H: 3 LOB: 2 BB: 1 P: 10	R: 0 E: 0 K: 0 S: 3 H: 0 LOB: 0 BB: 0 P: 3	R: 0 E: 0 K: 0 S: 5 H: 2 LOB: 2 BB: 0 P: 5	1B: 12 2B: 1 3B: 0 HR: 0 SF: 1 SAC: 2 DP: 3 HBP: 0	WP: 0 PB: 0 SB: 0 CS: 1 PA: 40		
PITCHER	IP WLS BF H R ER SO BB IBB HBP BLK WP HR S P ERA WHIP											PITCHER	IP WLS BF H R ER SO BB IBB HBP BLK WP HR S P ERA WHIP
Steve Rogers, R (1, 1) ERA: 3.81	7.0 L 32 10 3 3 4 3 1 0 0 0 0 0 36 52 3.86 1.857												
Dale Murray, R (8, 1) ERA: 3.09	2.0 8 2 0 0 0 0 0 0 0 0 0 0 8 8 0.00 1.000												

Houston Astros @ Montreal Expos
 Jarry Park, Montreal, QB
 Mon Jul 19 1976, 7:05 PM EDT
 Att: 7,563 - Unknown - 82 F

livebaseballscorecards.com

AB	33
R	3
H	12
RBI	3
BB	4
SO	4
LOB	18



Batter	1	2	3	4	5	6	7	8	9	AB R H RBI BB SO LOB
Pepe Mangual, R (1, 7) <small>OBP: 0.403, SLG: 0.353</small> Dale Murray, R (8, 1) Jerry White, S (9, PH) <small>OBP: 0.303, SLG: 0.313</small>	0-3 K		4-0 FC6-4 1-2 BB		0-0 6-3		4-0 BB BB		0-0 5-3	2 0 0 0 2 1 0 0 0 0 0 0 0 0 1 0 0 0 0 0 2
Ellis Valentine, R (1, 8) <small>OBP: 0.295, SLG: 0.351</small>	0-0 F8		0-0 FC6-4 L4-3 1-2f 2-3		0-0 S 1B		0-0 P3			4 0 1 0 0 0 4
Mike Jorgensen, L (1, 9) <small>OBP: 0.337, SLG: 0.358</small>	4-0 BB BB		0-0 L4-3 1-2		0-0 F7 1-2			0-3 K		3 0 0 0 1 1 3
Andre Thornton, R (1, 3) <small>OBP: 0.332, SLG: 0.395</small>	4-0 1-2 BB			1-0 FC4 HBP		0-0 6-3		0-0 F8		2 0 0 0 1 0 0
Larry Parrish, R (1, 5) <small>OBP: 0.279, SLG: 0.315</small>	0-3 K			0-0 FC4 1B 1-2f WP		0-0 6-3		0-0 6-3		4 1 0 0 0 1 3
Tim Foli, R (1, 6) <small>OBP: 0.276, SLG: 0.391</small>		0-0 5-3		0-0 WP 2-3 1B		0-0 P3			0-0 6-3	4 0 1 0 0 0 0
Pete Mackanin, R (1, 4) <small>OBP: 0.269, SLG: 0.350</small> Jose Morales, R (9, PH) <small>OBP: 0.316, SLG: 0.479</small> Larry Johnson, R (9, PR) <small>OBP: 0.154, SLG: 0.231</small>		0-3 K		0-3 K 1-2 3-H		0-3 K		0-0 BB 1B		3 0 0 0 0 3 1 1 0 1 0 0 0 0 0 0 0 0 0 0 0
Barry Foote, R (1, 2) <small>OBP: 0.261, SLG: 0.359</small>		0-0 F5		0-0 F8		0-0 2B		0-0 F8		4 0 1 0 0 0 2
Steve Rogers, R (1, 1) <small>OBP: 0.128, SLG: 0.128</small> Jim Lyttle, L (7, PH) <small>OBP: 0.319, SLG: 0.376</small> (8, 7)			0-0 FC6-4 BB 1B		0-3 K		0-0 F7		4-0 BB 1-2 BB	2 0 1 0 0 1 0 1 0 0 0 1 0 1

Inning Stats	R: 0 H: 0 E: 0 LOB: 2 K: 2 BB: 2 S: 7 P: 15	R: 0 H: 0 E: 0 LOB: 0 K: 1 BB: 0 S: 5 P: 5	R: 0 H: 1 E: 0 LOB: 1 K: 0 BB: 1 S: 3 P: 7	R: 1 H: 1 E: 1 LOB: 1 K: 1 BB: 0 S: 6 P: 7	R: 0 H: 1 E: 0 LOB: 1 K: 1 BB: 0 S: 6 P: 6	R: 0 H: 0 E: 0 LOB: 0 K: 0 BB: 0 S: 3 P: 3	R: 0 H: 1 E: 0 LOB: 2 K: 1 BB: 1 S: 6 P: 10	R: 0 H: 0 E: 0 LOB: 0 K: 1 BB: 0 S: 5 P: 5	R: 0 H: 1 E: 0 LOB: 2 K: 0 BB: 1 S: 4 P: 8	1B: 4 SF: 0 2B: 2 SAC: 0 3B: 0 DP: 1 HR: 0 HBP: 1
---------------------	--	---	---	---	---	---	--	---	---	--


PITCHER J.R. Richard, R (1, 1) <small>ERA: 2.75</small>	IP 9.0 WLS W BF 37 H 5 R 1 ER 0 SO 7 BB 5 IBB 0 HBP 1 BLK 0 WP 1 HR 0 S 45 P 66 ERA 0.00 WHIP 1.111	PITCHER IP WLS BF H R ER SO BB IBB HBP BLK WP HR S P ERA WHIP
---	---	---

BOTTOM

Houston Astros @ Montreal Expos
Jarry Park, Montreal, QB
Mon Jul 19 1976, 7:05 PM EDT
Att. 7,563 - Unknown - 82 F

livebaseballscorecards.com

AB	31
R	1
H	5
RBI	0
BB	5
SO	7
LOB	16



Batter	1	2	3	4	5	6	7	8	9	AB R H RBI BB SO LOB	TOP											
Rob Andrews, R (1, 4) OBP: 0.340, SLG: 0.335	0-0 F8		0-0 F2	0-0 6-3		0-0 L4			0-0 FC6-4	5 0 0 0 0 0 2												
Enos Cabell, R (1, 5) OBP: 0.335, SLG: 0.361	0-0 6-3		0-0 F7		0-0 2B		0-3 K		0-0 1-3	5 0 1 0 0 1 1												
Cesar Cedeno, R (1, 8) OBP: 0.353, SLG: 0.503	0-0 2B		0-0 1B		0-0 F8		0-3 K			4 0 2 0 0 1 1												
Bob Watson, R (1, 3) OBP: 0.354, SLG: 0.412	0-0 F9		0-3 K		0-0 F2		0-3 K			4 0 0 0 0 2 3												
Leon Roberts, R (1, 9) OBP: 0.388, SLG: 0.524		0-3 K		0-0 1B HR 1B		0-0 6-3		0-0 5-3		4 1 1 0 0 1 1												
Cliff Johnson, R (1, 7) OBP: 0.361, SLG: 0.382		4-0 3B BB		0-0 1-2 HR 1B		0-0 F6		0-0 5-3		3 2 1 0 1 0 0												
Jerry Davanon, R (1, 6) OBP: 0.435, SLG: 0.641		0-0 L7		0-0 1-H 2-H HR		0-0 2B SF8 1B		0-0 5-3		4 2 2 3 0 0 1												
Skip Jutze, R (1, 2) OBP: 0.195, SLG: 0.256		0-0 1-H 3B		0-0 F5		0-0 E 1-3 2B		0-0 L4		3 0 2 1 0 0 0												
Greg Gross, L (9, PH) OBP: 0.367, SLG: 0.344									0-0 L4	1 0 0 0 0 0 0												
Tom Griffin, R (1, 1)		0-3 K		0-3 K		0-0 2-3 3-H SF8		0-0 FC6-4 1B		0 0 0 0 0 0 0												
Joe Sambito, L (1, 1)										2 0 0 0 0 2 1												
Ken Boswell, L (6, PH) OBP: 0.321, SLG: 0.355										0 0 0 1 0 0 0												
Gene Pentz, R (6, 1) OBP: 0.400, SLG: 0.250										0 0 0 0 0 0 0												
Jose Cruz, L (9, PH) OBP: 0.395, SLG: 0.403										1 0 1 0 0 0 0												
Inning Stats	R: 0 E: 0 K: 0 S: 4	H: 1 LOB: 1 BB: 0 P: 4	R: 1 E: 0 K: 2 S: 8	H: 1 LOB: 1 BB: 1 P: 12	R: 0 E: 0 K: 1 S: 6	H: 1 LOB: 1 BB: 0 P: 6	R: 3 E: 0 K: 1 S: 8	H: 3 LOB: 0 BB: 0 P: 8	R: 0 E: 0 K: 0 S: 4	H: 1 LOB: 1 BB: 0 P: 4	R: 1 E: 1 K: 0 S: 5	H: 2 LOB: 1 BB: 0 P: 5	R: 0 E: 0 K: 3 S: 9	H: 0 LOB: 0 BB: 0 P: 9	R: 0 E: 0 K: 0 S: 3	H: 0 LOB: 0 BB: 0 P: 3	R: 0 E: 0 K: 0 S: 4	H: 1 LOB: 1 BB: 0 P: 4	1B: 5 2B: 3 3B: 1 HR: 1	SF: 1 SAC: 0 DP: 0 HBP: 0	WP: 0 PB: 0 SB: 0 CS: 0	PA: 38
PITCHER	IP WLS BF H R ER SO BB IBB HBP BLK WP HR S P ERA WHIP																					
John Candelaria, L (1, 1) ERA: 3.02	5.1 W 26 9 5 5 4 1 0 0 0 0 0 1 33 37 8.44 1.875																					
Kent Tekulve, R (6, 1) ERA: 3.2	3.2 S 12 1 0 0 3 0 0 0 0 0 0 0 18 18 0.00 0.273																					

Houston Astros @ Pittsburgh Pirates
 Three Rivers Stadium, Pittsburgh, PA
 Tue Jul 20 1976, 7:05 PM EDT
 Unknown

livebaseballscorecards.com

AB	36
R	5
H	10
RBI	5
BB	1
SO	7
LOB	10



Batter	1	2	3	4	5	6	7	8	9	AB	R	H	RBI	BB	SO	LOB
Frank Taveras, R (1, 6) OBP: 0.317, SLG: 0.292										3	2	1	0	1	1	1
Rennie Stennett, R (1, 4) OBP: 0.281, SLG: 0.345										5	1	2	0	0	0	2
Al Oliver, L (1, 8) OBP: 0.384, SLG: 0.553										5	1	1	1	0	0	2
Willie Stargell, L (1, 3) OBP: 0.343, SLG: 0.456										4	1	2	1	0	0	2
Richie Zisk, R (1, 7) OBP: 0.344, SLG: 0.466										5	1	2	2	0	1	3
Bill Robinson, R (1, 9) OBP: 0.364, SLG: 0.639										3	2	1	0	1	1	1
Richie Hebner, L (1, 5) OBP: 0.300, SLG: 0.313										3	1	1	1	1	1	1
Manny Sanguillen, R (1, 2) OBP: 0.337, SLG: 0.377										3	0	2	4	0	0	1
John Candelaria, L (1, 1) OBP: 0.245, SLG: 0.186										2	0	0	0	1	0	1
Kent Tekulve, R (6, 1)										1	0	0	0	0	1	1

Inning Stats	R: 6	H: 4	E: 0	K: 1	S: 9	L: 4	LOB: 1	BB: 2	P: 18	R: 1	H: 2	E: 0	K: 0	S: 5	R: 0	H: 1	E: 0	K: 0	S: 3	R: 0	H: 1	E: 1	K: 0	S: 5	R: 0	H: 2	E: 0	K: 1	S: 7	R: 0	H: 0	E: 0	K: 1	S: 5	R: 0	H: 1	E: 0	K: 2	S: 8	R: 1	H: 1	E: 0	K: 0	S: 4	1B: 9	SF: 2	2B: 2	SAC: 0	3B: 1	DP: 1	HR: 0	HBP: 1	WP: 1	PA: 41
--------------	------	------	------	------	------	------	--------	-------	-------	------	------	------	------	------	------	------	------	------	------	------	------	------	------	------	------	------	------	------	------	------	------	------	------	------	------	------	------	------	------	------	------	------	------	------	-------	-------	-------	--------	-------	-------	-------	--------	-------	--------

PITCHER	IP	WLS	BF	H	R	ER	SO	BB	IBB	HBP	BLK	WP	HR	S	P	ERA	WHIP
Tom Griffin, R (1, 1) ERA: 6.05	0.1	L	6	3	5	5	0	1	0	1	0	0	0	4	9	135.00	12.000
Joe Sambito, L (1, 1) ERA: 5.79	4.2		23	7	3	3	2	2	0	0	0	1	0	25	33	5.79	1.929
Gene Pentz, R (6, 1) ERA: 3.6	3.0		12	2	1	1	3	1	0	0	0	0	0	17	21	3.00	1.000

BOTTOM

Houston Astros @ Pittsburgh Pirates
 Three Rivers Stadium, Pittsburgh, PA
 Tue Jul 20 1976, 7:05 PM EDT
 Unknown

livebaseballscorecards.com

AB	34
R	9
H	12
RBI	9
BB	4
SO	5
LOB	15



Houston Astros @ Pittsburgh Pirates
 Three Rivers Stadium, Pittsburgh, PA

Tue Jul 20 1976, 7:05 PM EDT
 Att. 11,922 - Unknown

livebaseballscorecards.com

AB	30
R	4
H	6
RBI	4
BB	4
SO	4
LOB	7



WP:	0	PA:	36
PB:	0		
SB:	2		
CS:	1		

AB R H RBI BB SO LOB

3	1	0	1	0	1	0
4	0	1	0	0	1	2
4	0	1	1	0	0	0
3	1	1	0	1	0	0
4	0	1	1	0	0	2
4	2	2	0	0	0	1
2	0	0	1	1	0	1
3	0	0	0	1	0	1
2	0	0	0	0	2	0
0	0	0	0	1	0	0
1	0	0	0	0	0	0

Batter	1	2	3	4	5	6	7	8	9
Greg Gross, L (1, 9) OBP: 0.362, SLG: 0.340	0-0 E4 2B 6-3		0-0 6-3			0-3 K	0-0 SF8		
Rob Andrews, R (1, 4) OBP: 0.339, SLG: 0.337	0-0 1-3 2B		0-3 K			0-0 6-3	0-0 L8		
Cesar Cedeno, R (1, 8) OBP: 0.352, SLG: 0.500	0-0 6-3			0-0 F9		0-0 1B		0-0 F8	
Bob Watson, R (1, 3) OBP: 0.355, SLG: 0.414	0-0 6-3			0-0 1B 2B		4-0 BB		0-0 F2	
Jose Cruz, L (1, 7) OBP: 0.393, SLG: 0.400		0-0 F7		0-0 1B		0-0 F8		0-0 F8	
Enos Cabell, R (1, 5) OBP: 0.337, SLG: 0.369		0-0 6-3		0-0 5-3			0-0 SF8 1B		0-0 SF9 3B
Ed Herrmann, L (1, 2) OBP: 0.294, SLG: 0.344		4-0 BB			0-0 F8		0-0 F7		0-0 SF9
Roger Metzger, S (1, 6) OBP: 0.329, SLG: 0.312		0-0 F4			0-0 F7		4-0 BB BB		0-0 4-3
Bo McLaughlin, R (1, 1) Ken Boswell, L (7, PH) Ken Forsch, R (7, 1)			0-3 K		0-3 K		4-0 BB BB		0-0 F9

Inning Stats	R: 1	H: 1	R: 0	H: 0	R: 0	H: 0	R: 1	H: 2	R: 0	H: 0	R: 0	H: 1	R: 1	H: 1	R: 0	H: 0	R: 1	H: 1	R: 0	H: 0	R: 1	H: 1	1B: 3	SF: 2	WP: 0	PA: 36
	E: 1	LOB: 0	E: 0	LOB: 1	E: 0	LOB: 0	E: 0	LOB: 0	E: 0	LOB: 0	E: 0	LOB: 2	E: 0	LOB: 2	E: 0	LOB: 0	E: 0	LOB: 0	E: 0	LOB: 0	E: 0	LOB: 0	2B: 2	SAC: 0	PB: 0	
	K: 0	BB: 0	K: 0	BB: 1	K: 2	BB: 0	K: 0	BB: 0	K: 1	BB: 0	K: 1	BB: 1	K: 0	BB: 2	K: 0	BB: 0	K: 0	BB: 0	K: 0	BB: 0	K: 0	BB: 0	3B: 1	DP: 0	SB: 2	
	S: 4	P: 4	S: 3	P: 7	S: 7	P: 7	S: 4	P: 4	S: 5	P: 5	S: 6	P: 10	S: 4	P: 12	S: 3	P: 3	S: 4	P: 4	S: 4	P: 4	S: 4	P: 4	HR: 0	HBP: 0	CS: 1	

PITCHER	IP	WLS	BF	H	R	ER	SO	BB	IBB	HBP	BLK	WP	HR	S	P	ERA	WHIP
Rick Langford, R (1, 1) ERA: 5.09	6.1		26	5	3	2	4	3	0	0	0	0	0	31	43	2.84	1.263
Ramon Hernandez, L (7, 1) ERA: 4.5	0.1		2	0	0	0	0	1	0	0	0	0	0	1	5	0.00	3.000
Bob Moose, R (7, 1) ERA: 2.38	0.1		1	0	0	0	0	0	0	0	0	0	0	1	1	0.00	0.000
Dave Giusti, R (8, 1) ERA: 3.54	2.0	L	7	1	1	1	0	0	0	0	0	0	0	7	7	4.50	0.500


Batter	1	2	3	4	5	6	7	8	9	AB	R	H	RBI	BB	SO	LOB
Frank Taveras, R (1, 6) OBP: 0.316, SLG: 0.292	0-0 L3 ①		0-0 4-3 ②			0-3 K ①	0-0 CS 1B ①			4	0	1	0	0	1	1
Rennie Stennett, R (1, 4) OBP: 0.280, SLG: 0.344	0-0 F9 ②		0-0 6-3 ③			0-0 E 1B ②	0-0 CS ③	0-0 F8 ①		4	1	1	0	0	0	1
Al Oliver, L (1, 8) OBP: 0.385, SLG: 0.552	0-0 6-3 ③			0-0 WP S 1B ②		0-0 L9 ②		0-0 2B 1B ②		4	0	2	0	0	0	1
Willie Stargell, L (1, 3) OBP: 0.345, SLG: 0.461		0-0 3-1 ①		0-3 K ①		0-0 E8 1B ②		0-0 2B ②		4	1	2	0	0	1	1
Richie Zisk, R (1, 7) OBP: 0.343, SLG: 0.464		0-0 4-3 ②		0-3 K ②		0-0 1B ②		0-3 K ②		4	0	1	2	0	2	3
Bill Robinson, R (1, 9) OBP: 0.358, SLG: 0.628		0-0 P1 ③		0-0 5-3 ③		0-0 F8 ③		0-0 F8 ③		4	0	0	0	0	0	4
Richie Hebner, L (1, 5) OBP: 0.299, SLG: 0.312			0-0 2B E 1B ①			0-0 F7 ①		0-0 F4 ①		4	1	1	0	0	0	0
Duffy Dyer, R (1, 2) OBP: 0.293, SLG: 0.353			0-0 E7 ②			0-0 5-3 ②		0-0 FC3-6 1B ②		3	0	2	0	0	0	0
Manny Sanguillen, R (7, PR) OBP: 0.336, SLG: 0.375 (8, 2)			0-0 1-H 2B ②			0-0 F3 ③		0-0 FC3-6 ②		1	0	0	0	0	0	0
Rick Langford, R (1, 1) OBP: 0.200, SLG: 0.400			0-3 K ①			0-0 F3 ③		0-0 FC3-6 ②		2	0	0	0	0	1	1
Ramon Hernandez, S (7, 1)										0	0	0	0	0	0	0
Bob Moose, R (7, 1) OBP: 0.600, SLG: 1.600										0	0	0	0	0	0	0
Ed Kirkpatrick, L (7, PH) OBP: 0.850, SLG: 0.323										1	0	0	0	0	0	1
Dave Giusti, R (8, 1)										0	0	0	0	0	0	0
Ed Ott, L (9, PH) OBP: 0.350, SLG: 0.294										1	0	0	0	0	0	0

Inning Stats	R: 0	H: 0	E: 0	LOB: 0	K: 0	BB: 0	S: 3	P: 3									
R: 0 H: 0 E: 0 LOB: 0 K: 0 BB: 0 S: 3 P: 3	R: 0 H: 0 E: 0 LOB: 0 K: 0 BB: 0 S: 3 P: 3	R: 1 H: 2 E: 1 LOB: 1 K: 1 BB: 0 S: 7 P: 7	R: 0 H: 1 E: 0 LOB: 1 K: 2 BB: 0 S: 8 P: 8	R: 0 H: 0 E: 0 LOB: 0 K: 0 BB: 0 S: 3 P: 3	R: 2 H: 3 E: 1 LOB: 1 K: 1 BB: 0 S: 8 P: 8	R: 0 H: 2 E: 0 LOB: 2 K: 0 BB: 0 S: 4 P: 4	R: 0 H: 2 E: 0 LOB: 2 K: 1 BB: 0 S: 7 P: 7	R: 0 H: 0 E: 0 LOB: 0 K: 0 BB: 0 S: 3 P: 3									
PITCHER	IP	WLS	BF	H	R	ER	SO	BB	IBB	HBP	BLK	WP	HR	S	P	ERA	WHIP
Bo McLaughlin, R (1, 1) ERA: 1.5	6.0		24	6	3	1	4	0	0	0	0	1	0	32	32	1.50	1.000
Ken Forsch, R (7, 1) ERA: 2.27	3.0	W	12	4	0	0	1	0	0	0	0	0	0	14	14	0.00	1.333

BOTTOM

Houston Astros @ Pittsburgh Pirates
 Three Rivers Stadium, Pittsburgh, PA
 Tue Jul 20 1976, 7:05 PM EDT
 Att. 11,922 - Unknown

AB	36
R	3
H	10
RBI	2
BB	0
SO	5
LOB	13



WP: 1	PA: 37
PB: 0	
SB: 1	
CS: 1	

livebaseballscorecards.com

Batter	1	2	3	4	5	6	7	8	9	AB R H RBI BB SO LOB	TOP													
Greg Gross, L (1, 9) OBP: 0.357, SLG: 0.335	0-0 4-3		0-3 K		0-0 6-3			0-0 L6		4 0 0 0 0 1 3														
Rob Andrews, R (1, 4) OBP: 0.334, SLG: 0.332	0-0 F9		0-0 FC6			0-0 F8		0-0 6-3		4 0 0 0 0 0 2														
Cesar Cedeno, R (1, 8) OBP: 0.351, SLG: 0.497	0-3 K		0-0 F7			0-0 1B		0-0 L4		4 0 1 0 0 1 2														
Joe Niekro, R (8, 1) OBP: 0.200, SLG: 0.333										0 0 0 0 0 0 0														
Bob Watson, R (1, 3) OBP: 0.362, SLG: 0.424		0-0 4-3 1B 2B		0-0 G6-4-3 1B		0-0 1-3 1B		0-0 FC6-4 1B		4 1 4 0 0 0 0														
Leon Roberts, R (1, 7) OBP: 0.378, SLG: 0.510		0-3 K		0-0 F8		0-0 6-3		0-0 FC6-4 FC6-4		4 0 0 0 0 1 4														
Enos Cabell, R (1, 5) OBP: 0.333, SLG: 0.365		0-0 4-3		0-0 G6-4-3			0-0 F7		0-0 FC6-4	4 0 0 0 0 0 3														
Jerry Davanon, R (1, 6) OBP: 0.420, SLG: 0.605		0-0 3-H 1B		0-3 K		0-0 6-3		0-0 F9		4 0 1 1 0 1 1														
Skip Jutze, R (1, 2) OBP: 0.200, SLG: 0.259		0-3 K		0-0 SH1-4 1B		0-0 6-3				3 0 1 0 0 1 1														
Larry Dierker, R (1, 1) OBP: 0.119, SLG: 0.122			0-0 FC6 1B		0-0 SH1-4			0-0 2B		1 0 1 0 0 0 0														
Joe Sambito, L (7, 1)										0 0 0 0 0 0 0														
Wilbur Howard, S (8, PH) OBP: 0.243, SLG: 0.298										1 0 1 0 0 0 0														
Inning Stats	R: 0 E: 0 K: 1 S: 5	H: 0 LOB: 0 BB: 0 P: 5	R: 1 E: 0 K: 2 S: 9	H: 2 LOB: 1 BB: 0 P: 9	R: 0 E: 0 K: 1 S: 6	H: 1 LOB: 1 BB: 0 P: 6	R: 0 E: 0 K: 0 S: 3	H: 1 LOB: 0 BB: 0 P: 3	R: 0 E: 0 K: 1 S: 6	H: 1 LOB: 1 BB: 0 P: 6	R: 0 E: 0 K: 0 S: 4	H: 2 LOB: 1 BB: 0 P: 4	R: 0 E: 0 K: 0 S: 3	H: 0 LOB: 0 BB: 0 P: 3	R: 0 E: 0 K: 0 S: 4	H: 1 LOB: 1 BB: 0 P: 4	R: 0 E: 0 K: 0 S: 4	H: 1 LOB: 1 BB: 0 P: 4	1B: 7 2B: 2 3B: 0 HR: 0	SF: 0 SAC: 1 DP: 1 HBP: 0	WP: 0 PB: 0 SB: 0 CS: 0	PA: 34		
PITCHER Jerry Reuss, L (1, 1) ERA: 4.19	IP 9.0	WLS W	BF 34	H 9	R 1	ER 1	SO 5	BB 0	IBB 0	HBP 0	BLK 0	WP 0	HR 0	S 44	P 44	ERA 1.00	WHIP 1.000							

Houston Astros @ Pittsburgh Pirates
 Three Rivers Stadium, Pittsburgh, PA
 Wed Jul 21 1976, 7:05 PM EDT
 Unknown

livebaseballscorecards.com

AB 33
 R 1
 H 9
 RBI 1
 BB 0
 SO 5
 LOB 16



Batter	1	2	3	4	5	6	7	8	9	AB	R	H	RBI	BB	SO	LOB
Frank Taveras, R OBP: 0.315, SLG: 0.291 (1, 6)	0-0 P3		0-0 4-3		0-0 F9		0-0 S 1B			4	1	1	0	0	0	0
Rennie Stennett, R OBP: 0.285, SLG: 0.349 (1, 4)	4-0 F8 PB BB		0-0 F7		0-0 E8 2B		0-0 S 2B 1B			3	1	2	1	1	0	0
Al Oliver, L OBP: 0.386, SLG: 0.553 (1, 8)	4-0 1-2 BB			0-0 4-3	0-0 F7		0-0 1-H 2B			3	0	1	1	1	0	1
Willie Stargell, L OBP: 0.343, SLG: 0.458 (1, 3)	0-0 F8			0-0 F9		0-0 G5-3 1B	0-3 K			4	0	1	0	0	1	3
Richie Zisk, R OBP: 0.344, SLG: 0.464 (1, 7)	0-0 F8			0-0 HR 1B		0-0 G5-3 1B	0-0 6-3			4	2	2	0	0	0	3
Bill Robinson, R OBP: 0.356, SLG: 0.634 (1, 9)		0-3 K		0-0 1-H HR		0-0 G5-3		0-0 F6		4	1	1	2	0	1	2
Richie Hebner, L OBP: 0.298, SLG: 0.311 (1, 5)		0-0 4-3		0-3 K		0-0 2-H 1B		0-0 4-1		4	0	1	1	0	1	0
Manny Sanguillen, R OBP: 0.331, SLG: 0.370 (1, 2)		0-0 4-3		0-0 F8		0-0 4-3		0-3 K		4	0	0	0	0	1	2
Jerry Reuss, L OBP: 0.367, SLG: 0.349 (1, 1)			0-3 K		0-0 1-3		0-3 K			3	0	0	0	0	2	0

Inning Stats	R: 0	H: 0	E: 0	K: 0	S: 3	R: 0	H: 0	E: 0	K: 1	S: 5	R: 0	H: 0	E: 0	K: 1	S: 5	R: 2	H: 2	E: 0	K: 1	S: 8	R: 0	H: 1	E: 1	K: 0	S: 4	R: 1	H: 3	E: 0	K: 0	S: 5	R: 2	H: 3	E: 0	K: 2	S: 10	R: 0	H: 0	E: 0	K: 1	S: 5		
	LOB: 2	BB: 2	P: 11	LOB: 0	BB: 0	P: 5	LOB: 0	BB: 0	P: 5	LOB: 1	BB: 0	P: 8	LOB: 1	BB: 0	P: 4	LOB: 1	BB: 0	P: 5	LOB: 1	BB: 0	P: 10	LOB: 0	BB: 0	P: 5	LOB: 0	BB: 0	P: 5	LOB: 0	BB: 0	P: 5	SF: 0	SAC: 0	DP: 1	HBP: 0	1B: 6	SF: 0	SAC: 0	DP: 1	HBP: 0	2B: 2	3B: 0	HR: 1

BOTTOM

Houston Astros @ Pittsburgh Pirates
 Three Rivers Stadium, Pittsburgh, PA
 Wed Jul 21 1976, 7:05 PM EDT
 Unknown

livebaseballscorecards.com

AB	33
R	5
H	9
RBI	5
BB	2
SO	6
LOB	11



WP: 0	PA: 35
PB: 2	
SB: 3	
CS: 0	

PITCHER	IP	WLS	BF	H	R	ER	SO	BB	IBB	HBP	BLK	WP	HR	S	P	ERA	WHIP
Larry Dierker, R ERA: 4.18 (1, 1)	6.1	L	30	9	5	5	4	2	0	0	0	0	1	36	44	7.11	1.737
Joe Sambito, L ERA: 5.06 (7, 1)	0.2		2	0	0	0	1	0	0	0	0	0	0	4	4	0.00	0.000
Joe Niekro, R ERA: 3.57 (8, 1)	1.0		3	0	0	0	1	0	0	0	0	0	0	5	5	0.00	0.000

Batter 1 2 3 4 5 6 7 8 9 AB R H RBI BB SO LOB TOP

Wilbur Howard, S OBP: 0.237, SLG: 0.290 (1, 8) X	0-0 G3 ①			X 0-0 F7 ①		X 0-0 4-3 ①		X 0-0 5-3 ②	4 0 0 0 0 0 0
Greg Gross, L OBP: 0.353, SLG: 0.330 (1, 9) X	0-0 1-3 ②			X 0-0 F7 ②		X 0-0 G3 ②		X 0-0 E1 BB 1B	4 1 0 0 0 0 0
Jose Cruz, L OBP: 0.394, SLG: 0.399 (1, 7) X	0-0 F6 ③			S S S S 0-3 K ③		X 0-0 1B ③		B B B B 4-0 BB 1B 1-2 BB	3 0 1 0 1 1 0
Bob Watson, R OBP: 0.361, SLG: 0.422 (1, 3)		X 0-0 6-3 ①		X 0-0 F8 ①		X 0-0 4-3 ③		X 0-0 4-3 ③	4 0 1 1 0 0 1
Ed Herrmann, L OBP: 0.290, SLG: 0.337 (1, 2)		X 0-0 F7 ②		X 0-0 4-3 ②				X 0-0 3-4-1 ①	4-0 BB BB BB
Cesar Cedeno, R OBP: 0.353, SLG: 0.497 (9, PH)									1-2 BB 2-3 BB
Rob Andrews, R OBP: 0.334, SLG: 0.332 (9, PR)									0 0 0 0 1 0 0 0 0 0 0 0 0 0
Ken Boswell, L OBP: 0.314, SLG: 0.338 (1, 5)		X 0-0 6-3 ③		X 0-0 L6 ③				X 0-0 G3 ②	S S S S 0-3 K ③
Jerry Davanon, R OBP: 0.434, SLG: 0.591 (1, 4)				S S S S 0-3 K ①		B B B B 4-0 BB G4-3 BB		B B B B 4-0 BB	1 0 0 0 2 1 0
Roger Metzger, S OBP: 0.326, SLG: 0.309 (1, 6)				X 0-0 F9 ②		X 0-0 G4-3 ① ②		X 0-0 L4 ③	3 0 0 0 0 0 2
Joaquin Andujar, S OBP: 0.172, SLG: 0.172 (1, 1)				S S S S 0-3 K ③		X 0-0 1-3 ③		X 0-0 6-3 ①	1 0 0 0 0 1 0 1 0 0 0 0 0 0 1 0 0 0 0 0 0
Joe Niekro, R OBP: 0.192, SLG: 0.320 (4, 1)									
Enos Cabell, R OBP: 0.332, SLG: 0.364 (9, PH)									

Houston Astros @ Pittsburgh Pirates
Three Rivers Stadium, Pittsburgh, PA
Wed Jul 21 1976, 7:05 PM EDT
Att: 12,209 - Unknown

AB	29
R	1
H	2
RBI	1
BB	4
SO	4
LOB	6



Inning Stats															Inning Stats																																																															
R: 0	H: 0	R: 0	H: 0	R: 0	H: 0	R: 0	H: 0	R: 0	H: 0	R: 0	H: 0	R: 0	H: 1	R: 0	H: 0	R: 1	H: 1	1B: 2	SF: 0	WP: 0	PA: 33	E: 0	LOB: 0	E: 0	LOB: 0	E: 0	LOB: 0	E: 0	LOB: 0	E: 0	LOB: 1	E: 0	LOB: 1	E: 1	LOB: 3	2B: 0	SAC: 0	PB: 0	K: 0	BB: 0	K: 0	BB: 0	K: 1	BB: 0	K: 0	BB: 0	K: 0	BB: 1	K: 0	BB: 0	K: 0	BB: 0	K: 1	BB: 2	3B: 0	DP: 1	SB: 0	S: 3	P: 3	S: 3	P: 3	S: 7	P: 7	S: 5	P: 5	S: 3	P: 3	S: 2	P: 6	S: 4	P: 4	S: 3	P: 7	S: 7	P: 15	HR: 0	HBP: 0	CS: 0

PITCHER															PITCHER																	
Larry Demery, R ERA: 3.68 (1, 1)	IP: 8.2	WLS: W	BF: 31	H: 2	R: 1	ER: 0	SO: 3	BB: 3	IBB: 0	HBP: 0	BLK: 0	WP: 0	HR: 0	S: 34	P: 46	ERA: 0.00	WHIP: 0.577															
Dave Giusti, R ERA: 3.49 (9, 1)	IP: 0.1	WLS: S	BF: 2	H: 0	R: 0	ER: 0	SO: 1	BB: 1	IBB: 0	HBP: 0	BLK: 0	WP: 0	HR: 0	S: 3	P: 7	ERA: 0.00	WHIP: 3.000															

Batter	1	2	3	4	5	6	7	8	9	AB	R	H	RBI	BB	SO	LOB
Frank Taveras, R (1, 6) OBP: 0.317, SLG: 0.292	4-0 S 1B BB		0-0 5-3	0-3 K			0-0 1B			3	1	1	0	1	1	1
Rennie Stennett, R (1, 4) OBP: 0.285, SLG: 0.348	0-0 6-3 1-2		0-0 1B 1B	0-0 4-3			0-3 K			4	1	1	0	0	1	3
Al Oliver, L (1, 8) OBP: 0.388, SLG: 0.553	0-0 5-3 2-H 1B		0-0 1B 1B				0-0 F9			4	0	2	1	0	0	1
Bill Robinson, R (1, 9) OBP: 0.354, SLG: 0.628	0-0 5-3 1-3		0-0 1B 1B				0-3 K		0-0 F4	4	0	1	1	0	1	1
Richie Zisk, R (1, 7) OBP: 0.346, SLG: 0.472	4-0 BB		0-0 F7				0-0 F4		0-0 HR	3	1	1	1	1	0	2
Ed Kirkpatrick, L (1, 3) OBP: 0.321, SLG: 0.303	0-0 6-3		0-0 L9				0-0 F3		0-0 F2	4	0	0	0	0	0	4
Richie Hebner, L (1, 5) OBP: 0.301, SLG: 0.311		0-0 G3		4-0 SH3-4 1B WP BB			0-0 F9		0-0 1B	3	1	1	0	1	0	0
Duffy Dyer, R (1, 2) OBP: 0.304, SLG: 0.375		0-0 F7		0-0 WP SH3-4 1B			0-0 2B		0-3 K	4	0	2	0	0	1	1
Larry Demery, R (1, 1) OBP: 0.200, SLG: 0.077		0-3 K		0-0 SH3-4			0-3 K			2	0	0	0	0	2	0
Dave Giusti, R (9, 1)				1-2 2-3						0	0	0	0	0	0	0

Inning Stats	R: 1	H: 1	E: 0	K: 0	S: 4	R: 0	H: 0	E: 0	K: 1	S: 5	R: 1	H: 3	E: 0	K: 0	S: 6	R: 1	H: 1	E: 0	K: 1	S: 6	R: 0	H: 0	E: 0	K: 1	S: 5	R: 0	H: 1	E: 0	K: 0	S: 3	R: 0	H: 1	E: 0	K: 2	S: 8	R: 1	H: 2	E: 0	K: 1	S: 7
	LOB: 2	BB: 2	P: 12	LOB: 0	BB: 0	P: 5	LOB: 2	BB: 0	P: 6	LOB: 1	BB: 1	LOB: 0	BB: 0	P: 5	LOB: 1	BB: 0	LOB: 1	BB: 0	P: 3	LOB: 1	BB: 0	LOB: 1	BB: 0	P: 7	LOB: 1	BB: 0	P: 7	LOB: 1	BB: 0	P: 7	LOB: 1	BB: 0	P: 7	LOB: 1	BB: 0	P: 7	LOB: 1	BB: 0	P: 7	

PITCHER	IP	WLS	BF	H	R	ER	SO	BB	IBB	HBP	BLK	WP	HR	S	P	ERA	WHIP
Joaquin Andujar, R (1, 1) ERA: 3.88	3.0	L	15	4	2	2	1	2	0	0	0	0	0	15	23	6.00	2.000
Joe Niekro, R (4, 1) ERA: 3.57	5.0		20	5	2	2	5	1	0	0	0	1	1	29	33	3.60	1.200

BOTTOM

Houston Astros @ Pittsburgh Pirates
 Three Rivers Stadium, Pittsburgh, PA

Wed Jul 21 1976, 7:05 PM EDT
 Att. 12,209 - Unknown

livebaseballscorecards.com

AB	31
R	4
H	9
RBI	3
BB	3
SO	6
LOB	13



WP	HR	S	P	ERA	WHIP
1	0	0	35		

Batter	1	2	3	4	5	6	7	8	9	AB R H RBI BB SO LOB	TOP											
Larry Herndon, R (1, 8) OBP: 0.349, SLG: 0.369	0-0 F8		0-0 F4		H 1-0 1B HBP		BB BB BB 4-0 BB		X 0-0 6-3	3 1 0 0 1 0 1												
Marty Perez, R (1, 6) OBP: 0.345, SLG: 0.346	0-3 K		4-0 BB BB		BB BB BB 4-0 1B BB		BB BB BB 0-3 K			2 0 0 0 2 2 1												
Gary Matthews, R (1, 7) OBP: 0.358, SLG: 0.427	4-0 BB		4-0 G4-6-3 BB		X 0-0 G4-6-3 1B		X 0-0 5-3			2 0 1 2 2 0 1												
Bobby Murcer, L (1, 9) OBP: 0.352, SLG: 0.409	0-0 G3		0-0 G4-6-3		X 0-0 G4-6-3		X 0-0 F5			4 0 0 0 0 0 5												
Darrell Evans, L (1, 3) OBP: 0.341, SLG: 0.319		X 0-0 E 1B		X 0-0 4-3		X 0-0 F2		X 0-0 4-3		4 1 1 0 0 0 0												
Ken Reitz, R (1, 5) OBP: 0.308, SLG: 0.350		0-3 K		0-3 K		X 0-0 4-3		0-3 K		4 0 0 0 0 3 1												
Dave Rader, L (1, 2) OBP: 0.308, SLG: 0.321		X 0-0 E1		X 0-0 4-3		X 0-0 1B		X 0-0 6-3		4 0 1 0 0 0 0												
Bruce Miller, R (1, 4) OBP: 0.250, SLG: 0.250		0-3 K		X 0-0 F8		X 0-0 F7		X 0-0 SH1-4 1B		4 0 1 0 0 1 2												
Jim Barr, R (1, 1) OBP: 0.227, SLG: 0.154		0-3 K		X 0-0 BB 1B 2B		0-3 K		X 0-0 SH1-4		3 1 1 0 0 2 1												
Inning Stats	R: 0 E: 0 K: 1 S: 5	H: 0 LOB: 1 BB: 1 P: 9	R: 1 E: 1 K: 3 S: 11	H: 1 LOB: 1 BB: 0 P: 11	R: 0 E: 0 K: 0 S: 2	H: 0 LOB: 1 BB: 2 P: 10	R: 0 E: 0 K: 1 S: 5	H: 0 LOB: 0 BB: 0 P: 5	R: 2 E: 0 K: 0 S: 4	H: 2 LOB: 1 BB: 1 P: 9	R: 0 E: 0 K: 0 S: 4	H: 1 LOB: 1 BB: 0 P: 4	R: 0 E: 0 K: 2 S: 7	H: 0 LOB: 1 BB: 1 P: 11	R: 0 E: 0 K: 1 S: 5	H: 0 LOB: 0 BB: 0 P: 5	R: 0 E: 0 K: 0 S: 4	H: 1 LOB: 1 BB: 0 P: 4	1B: 4 2B: 1 3B: 0 HR: 0	SF: 0 SAC: 1 DP: 2 HBP: 1	WP: 0 PB: 0 SB: 1 CS: 0	PA: 37
PITCHER	IP WLS BF H R ER SO BB IBB HBP BLK WP HR S P ERA WHIP																					
J.R. Richard, R (1, 1) ERA: 2.73	8.0 L 33 4 3 2 8 5 0 1 0 0 0 43 64 2.25 1.125																					
Gene Pentz, R (9, 1) ERA: 3.51	1.0 4 1 0 0 0 0 0 0 0 0 0 4 4 0.00 1.000																					

San Francisco Giants @ Houston Astros
 Astrodome, Houston, TX
 Fri Jul 23 1976 8:05 PM EDT
 Att. 25,782 - Dome - 72 F

livebaseballscorecards.com

AB	30
R	3
H	5
RBI	2
BB	5
SO	8
LOB	12



Batter	1	2	3	4	5	6	7	8	9	10	11	12	13	AB R H RBI BB SO LOB	TOP													
Larry Herndon, R (1, 8) OBP: 0.347, SLG: 0.367 Gary Thomasson, L (10, PH) OBP: 0.283, SLG: 0.388 (10, 8)	0-0 4-3		0-0 1B 1-3		0-0 4-3		0-0 F3			0-0 HR		0-0 SH1-4 1B		4 0 1 0 0 0 0 2 1 2 1 0 0 0	San Francisco Giants @ Houston Astros Astrodome, Houston, TX Sat Jul 24 1976, 8:05 PM EDT Dome - 72 F													
Marty Perez, R (1, 6) OBP: 0.342, SLG: 0.343 (8, 4)	0-0 6-3		0-0 1B 1-2		0-0 4-3		0-0 F9			0-0 6-3		0-0 SH1-4 1-2		5 0 1 0 0 0 0														
Gary Matthews, R (1, 7) OBP: 0.355, SLG: 0.422	0-0 6-3		0-0 F8							0-0 1B		0-0 F9		6 0 1 0 0 0 3														
Bobby Murcer, L (1, 9) OBP: 0.354, SLG: 0.407		0-3 K		0-0 1B 4-3		4-0 1-3 2B BB		0-3 K		0-0 F8		4-0 FC4-6 IBB		4 2 1 0 2 2 1														
Ken Reitz, R (1, 5) OBP: 0.306, SLG: 0.347		0-0 6-3		0-0 1B 4-3		0-0 1-3		0-0 F7		0-0 5-3		0-0 FC4-6 1-2f		6 0 1 0 0 0 4														
Darrell Evans, L (1, 3) OBP: 0.341, SLG: 0.321		0-0 2B		0-0 4-3		4-0 2B BB		0-0 F7		0-0 F9		0-0 4-3		5 1 1 1 1 0 1														
Bruce Miller, R (1, 4) OBP: 0.286, SLG: 0.429 Chris Speier, R (8, 6) OBP: 0.307, SLG: 0.281		0-0 F4		0-0 F4		0-0 2B		0-0 6-3		0-0 FC6-4 BB		4-0 FC6-4 BB		3 0 1 2 0 0 2 1 0 0 0 2 0 0														
Marc Hill, R (1, 2) OBP: 0.246, SLG: 0.303 (9, PR) Jim Bari, R (9, PR) Randy Moffitt, R (9, 1) Mike Caldwell, R (10, 1) Charlie Williams, R (10, 1) Glenn Adams, L (11, PH) John Montefusco, R (11, PR) Dave Heaverlo, R (11, 1) OBP: 0.273, SLG: 0.364 OBP: 0.173, SLG: 0.145 OBP: 0.333, SLG: 0.333			0-0 5-3		0-0 F9		0-3 K		0-0 1B		0-0 FC6-4 1-2f		0-0 G1-6-3 1B	4 0 1 0 0 0 1 2 0 1 0 0 0 0 0 0 1 0 0 0 0 0 0 0 0 1 0 0 1 0 0 0 0														
Rob Dressler, R (1, 1) OBP: 0.174, SLG: 0.174 (7, 1) Gary Lavelle, R (7, 1) Chris Arnold, R (8, PH) Mike Sadek, R (8, 2) Dave Flader, L (11, PH) OBP: 0.345, SLG: 0.306 OBP: 0.305, SLG: 0.316 (11, 2)			0-0 1B		0-0 F6		0-0 P3		0-0 F8		0-0 F7		0-0 G1-6-3 1-2f	3 0 1 0 0 0 0 0 0 0 0 0 0 0 0 1 0 0 0 0 0 0 1 0 0 0 0 0 0 0 0 2 0 0 0 0 0 0 3														
Inning Stats	R: 0 E: 0 K: 3 S: 3	H: 0 LOB: 0 BB: 0 P: 3	R: 0 E: 0 K: 1 S: 6	H: 1 LOB: 1 BB: 0 P: 6	R: 0 E: 0 K: 0 S: 5	H: 3 LOB: 2 BB: 0 P: 5	R: 1 E: 0 K: 0 S: 5	H: 2 LOB: 1 BB: 0 P: 5	R: 0 E: 0 K: 0 S: 3	H: 0 LOB: 0 BB: 0 P: 3	R: 2 E: 0 K: 1 S: 6	H: 1 LOB: 1 BB: 2 P: 14	R: 0 E: 0 K: 1 S: 5	H: 0 LOB: 0 BB: 0 P: 5		R: 0 E: 0 K: 0 S: 4	H: 1 LOB: 1 BB: 0 P: 4	R: 1 E: 0 K: 0 S: 5	H: 2 LOB: 1 BB: 0 P: 5	R: 0 E: 0 K: 0 S: 3	H: 0 LOB: 2 BB: 1 P: 7	R: 0 E: 0 K: 0 S: 4	H: 1 LOB: 2 BB: 1 P: 8	R: 0 E: 0 K: 0 S: 3	H: 1 LOB: 1 BB: 1 P: 7	1B: 9 2B: 2 3B: 0 HR: 1	SF: 0 SAC: 1 DP: 1 HBP: 0	WP: 0 PA: 54 PB: 0 SB: 0 CS: 0
PITCHER	IP WLS BF H R ER SO BB IBB HBP BLK WP HR S P ERA WHIP															IP WLS BF H R ER SO BB IBB HBP BLK WP HR S P ERA WHIP												
Mike Cosgrove, L (1, 1) ERA: 5.04	7.0																											
Joe Sambito, L (8, 1) ERA: 3.68	2.0	7	1	0	0	1	0	0	0	0	0	0	0	9		9	0.00	0.500										
Ken Forsch, R (10, 1) ERA: 2.33	2.0	9	2	1	1	0	1	0	0	0	0	1	8	12	4.50	1.500												
Gene Pentz, R (12, 1) ERA: 3.35	2.0	W	9	2	0	0	0	1	1	0	0	0	0	7	15	0.00	1.500											

livebaseballscorecards.com

AB	48
R	4
H	12
RBI	4
BB	5
SO	3
LOB	18




Batter	1	2	3	4	5	6	7	8	9	10	11	12	13	AB R H RBI BB SO LOB
Greg Gross, L (1, 9) OBP: 0.356, SLG: 0.336	4-0 BB G1-6-3	0-0 1-3		0-0 F7			0-0 BB SF9 1B		0-3 K	0-0 1B			0-0 1B SF7 2B	6 2 3 0 1 1 2
Rob Andrews, R (1, 4) OBP: 0.329, SLG: 0.326	0-0 G1-6-3		0-0 FC5 4-3 1B		0-0 3-1		0-0 SF9 BB 1-2 3-H		0-0 4-3	0-0 P3			0-0 IBB 1B	7 0 2 1 0 0 4
Cesar Cedeno, R (1, 8) OBP: 0.356, SLG: 0.493	0-0 BB S 1B		0-0 4-3 1-2		0-0 5-3		0-0 BB 1-2 2-3		0-0 E9 1B		0-3 K		4-0 1-2 IBB	5 0 2 0 2 1 1
Bob Watson, R (1, 3) OBP: 0.359, SLG: 0.417	4-0 BB 1-2 BB		0-0 5-3		0-0 F8		0-0 SF9 2-3 3-H		4-0 IBB		0-3 K		0-0 SF7 3-H	3 0 0 2 2 1 1
Jose Cruz, L (7, PH) Cliff Johnson, R (7, PH) Joe Sambito, L (8, PH) Ken Boswell, L (8, PH) Ken Forsch, R (10, 1) Wilbur Howard, S (11, PH) Gene Fentz, R (12, 1)	4-0 BB 1-2 2-3 BB		4-0 BB		0-0 4-3		0-3 K		0-0 F4		0-0 1-3			1 0 0 0 2 0 0 1 0 0 0 0 1 2 0 0 0 0 0 0 0 1 0 0 0 0 0 2 0 0 0 0 0 0 0 1 0 0 0 0 0 0 0 0 0 0 0 0 0
Enos Cabell, R (1, 5) OBP: 0.330, SLG: 0.360	0-0 4-3		0-0 FC5 2-3f		0-0 1-3		0-0 6-3		0-0 6-3	0-0 6-3 SH3-4 1B		0-0 1-3		6 1 1 0 0 0 5
Ed Herrmann, L (1, 2) Skip Jutze, R (12, PR) OBP: 0.293, SLG: 0.349 OBP: 0.200, SLG: 0.259		1-0 FC4-6 HBP		0-0 F7		0-0 6-3		0-0 HR		0-0 SH3-4		1-0 BB HBP		3 1 1 1 0 0 0 0 0 0 0 0 0 0
Roger Metzger, S (1, 6) OBP: 0.320, SLG: 0.300		0-0 FC4-6 SH3-4 1-2f		0-0 G3		0-0 5-3		0-0 6-3		0-0 6-3		4-0 G5-4-3 BB		5 0 0 0 1 0 2
Mike Cosgrove, L (1, 1) OBP: 0.160, SLG: 0.087 Leon Roberts, R (7, PH) OBP: 0.381, SLG: 0.517 (8, 7)		0-0 SH3-4 1-2		0-0 E3		0-0 1B FC4 2B		0-3 K		0-0 1B 3-H		0-0 G5-4-3 1-2f		1 0 0 0 0 0 0 4 1 2 1 0 1 2

Inning Stats	R: 0	H: 1	E: 0	LOB: 3	K: 0	BB: 3	S: 3	P: 15	R: 0	H: 0	E: 0	LOB: 1	K: 0	BB: 0	S: 3	P: 4	R: 0	H: 1	E: 0	LOB: 2	K: 0	BB: 1	S: 4	P: 8	R: 0	H: 0	E: 0	LOB: 0	K: 0	BB: 0	S: 3	P: 3	R: 0	H: 0	E: 0	LOB: 0	K: 0	BB: 0	S: 3	P: 3	R: 2	H: 2	E: 1	LOB: 2	K: 1	BB: 1	S: 8	P: 12	R: 1	H: 1	E: 0	LOB: 0	K: 1	BB: 0	S: 6	P: 6	R: 0	H: 1	E: 1	LOB: 2	K: 1	BB: 1	S: 6	P: 10	R: 1	H: 3	E: 0	LOB: 2	K: 0	BB: 0	S: 6	P: 6	R: 0	H: 0	E: 0	LOB: 0	K: 2	BB: 0	S: 7	P: 7	R: 0	H: 0	E: 0	LOB: 2	K: 0	BB: 1	S: 2	P: 7	R: 1	H: 2	E: 0	LOB: 2	K: 0	BB: 1	S: 3	P: 7	R: 1	H: 2	E: 0	LOB: 2	K: 0	BB: 1	S: 3	P: 7	1B: 8	SF: 2	2B: 2	SAC: 2	3B: 0	DP: 2	HR: 1	HBP: 2	WP: 0	PA: 58
--------------	------	------	------	--------	------	-------	------	-------	------	------	------	--------	------	-------	------	------	------	------	------	--------	------	-------	------	------	------	------	------	--------	------	-------	------	------	------	------	------	--------	------	-------	------	------	------	------	------	--------	------	-------	------	-------	------	------	------	--------	------	-------	------	------	------	------	------	--------	------	-------	------	-------	------	------	------	--------	------	-------	------	------	------	------	------	--------	------	-------	------	------	------	------	------	--------	------	-------	------	------	------	------	------	--------	------	-------	------	------	------	------	------	--------	------	-------	------	------	-------	-------	-------	--------	-------	-------	-------	--------	-------	--------

PITCHER	IP	WLS	BF	H	R	ER	SO	BB	IBB	HBP	BLK	WP	HR	S	P	ERA	WHIP
Rob Dressler, R ERA: 4.37	(1, 1)	6.1	30	4	2	1	0	5	0	1	0	0	0	24	45	1.42	1.421
Gary Lavelle, L ERA: 2.63	(7, 1)	1.2	6	1	1	1	2	0	0	0	0	0	1	10	10	5.40	0.600
Randy Moffitt, R ERA: 3.1	(9, 1)	1.0	6	2	1	1	1	0	1	0	0	0	0	7	11	9.00	2.000
Mike Caldwell, L ERA: 4.46	(10, 1)	0.2	2	0	0	0	0	0	0	0	0	0	0	2	2	0.00	0.000
Charlie Williams, R ERA: 1.76	(10, 1)	0.1	3	2	0	0	0	0	0	0	0	0	0	3	3	0.00	6.000

San Francisco Giants @ Houston Astros
Astrodome, Houston, TX
Sat Jul 24 1976, 8:05 PM EDT
Dome - 72 F

AB	44
R	5
H	11
RBI	5
BB	8
SO	5
LOB	21



PITCHER	IP	WLS	BF	H	R	ER	SO	BB	IBB	HBP	BLK	WP	HR	S	P	ERA	WHIP
Dave Heaverlo, R ERA: 4.37	(11, 1)	2.1	11	2	1	1	2	1	1	1	0	0	0	12	21	3.86	1.286

Batter	1	2	3	4	5	6	7	8	9	AB R H RBI BB SO LOB	TOP	
Gary Thomasson, L (1, 8) <small>OBP: 0.282, SLG: 0.377</small> Larry Herndon, R (8, 8) <small>OBP: 0.346, SLG: 0.365</small>	4-0 BB	0-0 4-3			0-0 1-3		0-3 K		0-0 1-3	3 1 0 0 1 1 1 1 0 0 0 0 0 0	San Francisco Giants @ Houston Astros Astrodome, Houston, TX Sat Jul 24 1976, 8:05 PM EDT Att. 22,621 - Dome - 72 F	
Marty Perez, R (1, 6) <small>OBP: 0.343, SLG: 0.341</small> (7, 4)	0-0 1-2 1B		0-0 5-3		4-0 BB		0-0 6-3		0-0 4-3	4 1 1 0 1 0 1		
Gary Matthews, R (1, 7) <small>OBP: 0.352, SLG: 0.418</small>	0-3 K		0-3 K		0-3 K		0-0 5-3			4 0 0 0 0 3 4		
Bobby Murcer, L (1, 9) <small>OBP: 0.353, SLG: 0.405</small>	0-0 1-2 3-H 1B		0-0 G3		0-3 K			0-0 F7		4 0 1 1 0 1 1		
Darrell Evans, L (1, 3) <small>OBP: 0.340, SLG: 0.320</small>	0-0 F8			0-0 1B		0-0 F9		0-0 5-3		4 1 1 0 0 0 2		
Ken Reitz, R (1, 5) <small>OBP: 0.310, SLG: 0.350</small>	0-0 1-3 3-H 1B		0-0 1-2 1B		0-0 F7		4-0 BB			3 0 2 1 1 0 0		
Dave Rader, L (1, 2) <small>OBP: 0.303, SLG: 0.311</small>	0-0 FC6		0-0 G1-6-3		4-0 BB		0-0 4-3			3 0 0 0 1 0 5		
Bruce Miller, R (1, 4) <small>OBP: 0.300, SLG: 0.400</small> Chris Speier, R (7, 6) <small>OBP: 0.309, SLG: 0.292</small>		0-0 1B		0-0 E5		0-0 6-3			0-0 HR	3 0 1 0 0 0 1 1 1 1 1 0 0 0		
John D'Acquisto, R (1, 1) <small>OBP: 0.333, SLG: 0.400</small> Glenn Adams, L (7, PH) <small>OBP: 0.289, SLG: 0.378</small> Mike Caldwell, R (7, 1) <small>OBP: 0.133, SLG: 0.133</small>		0-0 G6-3		0-3 K		0-0 1B		0-0 5-3		2 0 0 0 0 1 2 1 0 1 0 0 0 0 1 0 0 0 0 0 0		
Inning Stats	R: 2 H: 3 E: 0 LOB: 2 K: 1 BB: 1 S: 8 P: 12	R: 0 H: 1 E: 0 LOB: 0 K: 0 BB: 0 S: 3 P: 3	R: 0 H: 0 E: 0 LOB: 0 K: 1 BB: 0 S: 5 P: 5	R: 1 H: 2 E: 1 LOB: 1 K: 1 BB: 0 S: 7 P: 7	R: 0 H: 0 E: 0 LOB: 1 K: 2 BB: 1 S: 7 P: 11	R: 0 H: 0 E: 0 LOB: 1 K: 0 BB: 1 S: 3 P: 7	R: 0 H: 1 E: 0 LOB: 1 K: 1 BB: 0 S: 6 P: 6	R: 0 H: 0 E: 0 LOB: 1 K: 0 BB: 1 S: 3 P: 7	R: 1 H: 1 E: 0 LOB: 0 K: 0 BB: 0 S: 4 P: 4	1B: 7 SF: 0 2B: 0 SAC: 0 3B: 0 DP: 2 HR: 1 HBP: 0	WP: 0 PA: 38 PB: 0 SB: 1 CS: 0	
PITCHER Dan Larson, R (1, 1) <small>ERA: 1.69</small> Joe Sambito, L (8, 1) <small>ERA: 3.86</small>	IP WLS BF H R ER SO BB IBB HBP BLK WP HR S P ERA WHIP 7.0 L 30 7 3 2 6 3 0 0 0 0 0 0 39 51 2.57 1.429											PITCHER IP WLS BF H R ER SO BB IBB HBP BLK WP HR S P ERA WHIP

livebaseballscorecards.com

AB	34
R	4
H	8
RBI	3
BB	4
SO	6
LOB	17



Batter	1	2	3	4	5	6	7	8	9	AB	R	H	RBI	BB	SO	LOB
Greg Cross, L (1, 9) OBP: 0.358, SLG: 0.336	0-0 4-3		0-0 1B			4-0 BB BB		0-0 6-3		3	0	1	0	1	0	0
Rob Andrews, R (1, 4) OBP: 0.328, SLG: 0.325	0-0 1B		0-0 G3			0-3 K		0-0 6-3		4	0	1	0	0	1	2
Jose Cruz, L (1, 8) OBP: 0.391, SLG: 0.387	0-0 F8				4-0 BB	0-0 F8		0-0 G3		3	0	0	0	1	0	2
Leon Roberts, R (1, 7) OBP: 0.378, SLG: 0.506	0-0 F9				0-3 K	4-0 1-2 BB			0-3 K	3	0	0	0	1	2	2
Enos Cabell, R (1, 5) OBP: 0.332, SLG: 0.358		0-3 K			0-3 K	4-0 1-2 2-3 BB			4-0 S BB	2	0	0	0	2	2	1
Cliff Johnson, R (1, 3) OBP: 0.354, SLG: 0.373		0-0 F6			0-0 F6	0-0 6-3			0-0 F4	4	0	0	0	0	0	5
Ed Herrmann, L (1, 2) Skip Jutze, R (7, PR) OBP: 0.198, SLG: 0.256		0-0 F8							0-0 5-3	3	0	1	0	0	0	0
Roger Metzger, S (1, 6) OBP: 0.317, SLG: 0.297			0-3 K			0-0 F8			0-0 F8	3	0	0	0	0	1	1
Dan Larson, R (1, 1) Cesar Cedeno, R (7, PH) Joe Sambito, L (8, 1) OBP: 0.355, SLG: 0.491			0-0 1-3			0-0 3-1			0-0 G4-6-3	2	0	0	0	0	0	0

BOTTOM

San Francisco Giants @ Houston Astros
Astrodome, Houston, TX
Sat Jul 24 1976, 8:05 PM EDT
Att. 22,621 - Dome - 72 F

livebaseballscorecards.com

AB	29
R	0
H	3
RBI	0
BB	5
SO	6
LOB	15



Inning Stats	R: 0	H: 1	E: 0	K: 0	S: 4	R: 0	H: 0	E: 0	K: 1	S: 5	R: 0	H: 1	E: 0	K: 1	S: 6	R: 0	H: 0	E: 0	K: 2	S: 7	R: 0	H: 0	E: 0	K: 0	S: 3	R: 0	H: 0	E: 0	K: 1	S: 5	R: 0	H: 1	E: 0	K: 0	S: 3	R: 0	H: 0	E: 0	K: 0	S: 3	R: 0	H: 0	E: 0	K: 1	S: 5	R: 0	H: 0	E: 0	K: 1	S: 5	R: 0	H: 0	E: 0	K: 1	S: 9	1B: 3	2B: 0	3B: 0	HR: 0	SF: 0	SAC: 0	DP: 1	HBP: 0	WP: 0	PB: 0	SB: 1	CS: 0	PA: 34
--------------	------	------	------	------	------	------	------	------	------	------	------	------	------	------	------	------	------	------	------	------	------	------	------	------	------	------	------	------	------	------	------	------	------	------	------	------	------	------	------	------	------	------	------	------	------	------	------	------	------	------	------	------	------	------	------	-------	-------	-------	-------	-------	--------	-------	--------	-------	-------	-------	-------	--------

PITCHER	IP	WLS	BF	H	R	ER	SO	BB	IBB	HBP	BLK	WP	HR	S	P	ERA	WHIP
John D'Acquisto, R (1, 1) ERA: 5.31	6.0	W	24	2	0	0	5	4	0	0	0	0	0	30	46	0.00	1.000
Mike Caldwell, L (7, 1) ERA: 4.29	3.0	S	10	1	0	0	1	1	0	0	0	0	0	11	15	0.00	0.667

Batter	1	2	3	4	5	6	7	8	9	10	AB R H RBI BB SO LOB	TOP										
Gary Thomasson, L (1, 8) OBP: 0.281, SLG: 0.373 (10, 7)	0-0 L4-3 1B			0-0 F7		0-0 4-3			0-0 FC1-6 1-2f		4 0 1 0 0 0 1	San Francisco Giants @ Houston Astros Astrodome, Houston, TX Sun Jul 25 1976, 4:33 AM EDT Att. 11,035 - Dome - 72 F										
Marty Perez, R (1, 4) OBP: 0.337, SLG: 0.335	0-0 L4-3 1-2			0-0 F9			0-0 L1		0-0 FC1-6 1-2f CS		4 0 0 0 0 0 2											
Bobby Murcer, L (1, 9) OBP: 0.354, SLG: 0.406	0-0 G3			0-0 G3			0-0 F8 1B		0-0 CS 1-2	0-0 FC3-6 1B	4 0 2 0 0 0 0											
Darrell Evans, L (1, 3) OBP: 0.339, SLG: 0.319		0-0 G3-6-1 1B			0-0 F5		0-0 F8 1-2			0-0 B1	4 0 1 0 0 0 2											
Glenn Adams, L (1, 7) OBP: 0.286, SLG: 0.367 Larry Herndon, R (10, PR) OBP: 0.346, SLG: 0.365 (10, 8)		0-0 G3-6-1 1-2f			0-0 L4-6 S 1B		0-0 F4		0-0 FC3-6 1-2f CS	0-0 FC3-6 CS	4 0 1 0 0 0 3 0 0 0 0 0 0 0											
Chris Speier, R (1, 6) OBP: 0.309, SLG: 0.290		0-0 F8			4-0 BB 1-2 BB			0-0 6-3		0-0 CS 1-2	2 0 0 0 1 0 0											
Bruce Miller, R (1, 5) OBP: 0.231, SLG: 0.308			0-0 F4		0-0 L4-6 2-3			0-0 F9			3 0 0 0 0 0 2											
Marc Hill, R (1, 2) OBP: 0.241, SLG: 0.296			0-0 5-3			0-0 6-3		0-3 K			3 0 0 0 0 1 0											
Ed Halicki, R (1, 1) OBP: 0.289, SLG: 0.200			0-3 K			0-0 F8			0-0 FC1-6 1B		3 0 1 0 0 1 0											
Inning Stats	R: 0 E: 0 K: 0 S: 3	H: 1 LOB: 0 BB: 0 P: 3	R: 0 E: 0 K: 0 S: 3	H: 1 LOB: 0 BB: 0 P: 3	R: 0 E: 0 K: 1 S: 5	H: 0 LOB: 0 BB: 0 P: 5	R: 0 E: 0 K: 0 S: 3	H: 1 LOB: 1 BB: 1 P: 7	R: 0 E: 0 K: 0 S: 3	H: 0 LOB: 0 BB: 0 P: 3	R: 0 E: 0 K: 0 S: 4		H: 1 LOB: 1 BB: 0 P: 4	R: 0 E: 0 K: 1 S: 5	H: 0 LOB: 0 BB: 0 P: 5	R: 0 E: 0 K: 0 S: 3	H: 1 LOB: 0 BB: 0 P: 3	R: 0 E: 0 K: 0 S: 3	H: 1 LOB: 1 BB: 0 P: 3	1B: 6 2B: 2 3B: 0 HR: 0	SF: 0 SAC: 0 DP: 3 HBP: 0	WP: 0 PB: 0 SB: 1 CS: 2
PITCHER Bo McLaughlin, R (1, 1) ERA: 0.56	IP 10.0	WLS W	BF 32	H 6	R 0	ER 0	SO 2	BB 1	IBB 0	HBP 0	BLK 0	WP 0	HR 0	S 35	P 39	ERA 0.00	WHIP 0.700					

livebaseballscorecards.com

AB	31
R	0
H	6
RBI	0
BB	1
SO	2
LOB	10



Batter	1	2	3	4	5	6	7	8	9	10	AB	R	H	RBI	BB	SO	LOB
Greg Gross, L (1, 9) OBP: 0.359, SLG: 0.336	0-0 1B BB 1B		0-0 G3			4-0 1B BB		0-0 F5		0-0 SF7 3-H	3	0	1	1	1	0	0
Enos Cabell, R (1, 5) OBP: 0.328, SLG: 0.354	0-0 F8		0-3 K			0-3 K		0-0 5-3			4	0	0	0	0	2	2
Cesar Cedeno, R (1, 8) OBP: 0.356, SLG: 0.490	4-0 1B 1-2 BB			0-3 K		0-0 FC4-6 1-2 1B		0-3 K			3	0	1	0	1	2	0
Bob Watson, R (1, 3) OBP: 0.361, SLG: 0.417	0-0 1-2 2-3 1B			4-0 FC4-6 BB		0-0 F9		0-3 K			3	0	1	0	1	1	2
Jose Cruz, L (1, 7) OBP: 0.385, SLG: 0.380	0-0 4-3			0-0 FC4-6 1-2f S		0-0 FC4-6 1-2f		0-0 1-3			4	0	0	0	0	0	5
Ed Hermann, L (1, 2) OBP: 0.293, SLG: 0.347 Wilbur Howard, S (10, PR) OBP: 0.235, SLG: 0.288		0-3 K		0-3 K 1-2				0-0 F8		0-0 BB S SF7 1B	4	0	1	0	0	2	1
Rob Andrews, R (1, 4) OBP: 0.327, SLG: 0.322		0-0 F4			0-0 F8			0-0 F8		4-0 BB 1-2 IBB	3	0	0	0	1	0	0
Roger Metzger, S (1, 6) OBP: 0.313, SLG: 0.293		0-0 F8			0-3 K			0-0 F8		0-0 P2	4	0	0	0	0	1	2
Bo McLaughlin, R (1, 1) Ken Boswell, L (10, PH) OBP: 0.315, SLG: 0.329			0-0 F7			0-0 1-3		0-3 K		4-0 BB 1-2 2-3	3	0	0	0	0	1	0

Inning Stats	R: 0	H: 2	R: 0	H: 0	R: 0	H: 0	R: 0	H: 0	R: 0	H: 1	R: 0	H: 0	R: 0	H: 0	R: 0	H: 0	R: 0	H: 1	R: 1	H: 2	R: 0	H: 1	1B: 4	SF: 1	WP: 0	PA: 37
E: 0	LOB: 2	E: 0	LOB: 0	E: 0	LOB: 0	E: 0	LOB: 0	E: 0	LOB: 0	E: 0	LOB: 2	E: 0	LOB: 0	E: 0	LOB: 0	E: 0	LOB: 0	E: 0	LOB: 0	K: 0	BB: 1	K: 1	BB: 0	2B: 0	SAC: 0	FB: 0
S: 4	P: 8	S: 5	P: 5	S: 5	P: 5	S: 7	P: 11	S: 5	P: 5	S: 6	P: 10	S: 3	P: 3	S: 5	P: 5	S: 7	P: 7	S: 3	P: 11	HR: 0	DP: 0	HR: 0	HBP: 0	SB: 2	CS: 0	

PITCHER	IP	WLS	BF	H	R	ER	SO	BB	IBB	HBP	BLK	WP	HR	S	P	ERA	WHIP
Ed Halicki, R (1, 1) ERA: 4.03	9.2	L	37	4	1	1	9	4	1	0	0	0	0	50	70	0.93	0.828


BOTTOM


San Francisco Giants @ Houston Astros
Astrodome, Houston, TX

Sun Jul 25 1976, 4:33 AM EDT
Att: 11,035 - Dome - 72 F

livebaseballscorecards.com

AB	31
R	1
H	4
RBI	1
BB	5
SO	9
LOB	12



Batter	1	2	3	4	5	6	7	8	9	AB R H RBI BB SO LOB	TOP	
Enzo Hernandez, R (1, 6) OBP: 0.314, SLG: 0.300	0-3 K			0-0 G3 1B		0-0 P3			0-0 P3	4 0 1 0 0 1 0	San Diego Padres @ Houston Astros Astrodome, Houston, TX Mon Jul 26 1976, 8:05 PM EDT Att. 8,915 - Dome - 72 F AB 29 R 0 H 2 RBI 0 BB 1 SO 3 LOB 7 	
Tito Fuentes, S (1, 4) OBP: 0.293, SLG: 0.321	0-0 6-3			0-0 F8		4-0 BB			0-0 F9	3 0 0 0 1 0 1		
Willie Davis, L (1, 8) OBP: 0.296, SLG: 0.391	0-0 F7			0-0 G3 1-2		0-0 4-3			0-0 4-3	4 0 0 0 0 0 2		
Dave Winfield, R (1, 9) OBP: 0.362, SLG: 0.460				0-0 F9					0-0 F9	3 0 0 0 0 0 1		
Johnny Grubb, L (1, 7) OBP: 0.401, SLG: 0.411				0-3 K		0-0 2B			0-0 3-1	3 0 1 0 0 1 0		
Mike Ivie, R (1, 3) OBP: 0.329, SLG: 0.421				0-0 F8		0-0 F9			0-0 F8	3 0 0 0 0 0 1		
Doug Rader, R (1, 5) OBP: 0.320, SLG: 0.368				0-0 P3		0-0 F9			0-0 6-3	3 0 0 0 0 0 1		
Fred Kendall, R (1, 2) OBP: 0.287, SLG: 0.279				0-0 F5		0-0 6-3			0-0 F6	3 0 0 0 0 0 1		
Dan Spillner, R (1, 1) OBP: 0.148, SLG: 0.042 Jery Turner, L (8, PH) OBP: 0.312, SLG: 0.370 Rich Folkers, L (6, 1) Ted Kubiak, S (8, PH) OBP: 0.370, SLG: 0.353 Ken Reynolds, L (8, 1) Dave Tomlin, L (8, 1)				0-0 G3		0-0 4-3			0-3 K	1 0 0 0 0 0 0 1 0 0 0 0 0 0 0 0 0 0 0 0 0 1 0 0 0 0 0 1 0 0 0 0 0 0 0 0 0 0 0 0 0 0 0 0 0		
Inning Stats	R: 0 H: 0 E: 0 LOB: 0 K: 1 BB: 0 S: 5 P: 5	R: 0 H: 0 E: 0 LOB: 0 K: 1 BB: 0 S: 5 P: 5	R: 0 H: 0 E: 0 LOB: 0 K: 0 BB: 0 S: 3 P: 3	R: 0 H: 1 E: 0 LOB: 1 K: 0 BB: 0 S: 4 P: 4	R: 0 H: 1 E: 0 LOB: 1 K: 0 BB: 0 S: 4 P: 4	R: 0 H: 0 E: 0 LOB: 1 K: 0 BB: 1 S: 3 P: 7	R: 0 H: 0 E: 0 LOB: 0 K: 0 BB: 0 S: 3 P: 3	R: 0 H: 0 E: 0 LOB: 0 K: 1 BB: 0 S: 5 P: 5	R: 0 H: 0 E: 0 LOB: 0 K: 0 BB: 0 S: 3 P: 3	1B: 1 SF: 0 2B: 1 SAC: 0 3B: 0 DP: 0 HR: 0 HBP: 0	WP: 0 PA: 30 PB: 0 SB: 0 CS: 0	
PITCHER Larry Dierker, R (1, 1) ERA: 3.9	IP WLS BF H R ER SO BB IBB HBP BLK WP HR S P ERA WHIP											PITCHER IP WLS BF H R ER SO BB IBB HBP BLK WP HR S P ERA WHIP

Batter	1	2	3	4	5	6	7	8	9	AB R H RBI BB SO LOB	TOP																					
Enzo Hernandez, R (1, 6) OBP: 0.313, SLG: 0.299	0-0 4-3		0-0 6-3		0-0 6-3			0-0 G6-4-3 1B		4 0 1 0 0 0 2	San Diego Padres @ Houston Astros Astrodome, Houston, TX Tue Jul 27 1976, 8:05 PM EDT Att. 8,208 - Dome - 72 F livebaseballscorecards.com																					
Tito Fuentes, S (1, 4) OBP: 0.290, SLG: 0.318	0-0 6-3		0-0 G1			0-0 4-3		0-0 G6-4-3 1-2f		4 0 0 0 0 0 1																						
Willie Davis, L (1, 8) OBP: 0.293, SLG: 0.386	0-0 F8			0-0 G3		0-0 F8			0-0 4-3	4 0 0 0 0 0 0																						
Dave Winfield, R (1, 9) OBP: 0.361, SLG: 0.458		0-0 E4 WP G3 1B		0-0 F4		0-0 6-3			0-0 F3	4 1 1 0 0 0 0																						
Johnny Grubb, L (1, 7) OBP: 0.398, SLG: 0.407		0-0 G3 2-H		0-0 L7			0-3 K		0-0 FC6-4 1B	4 0 1 1 0 1 0																						
Mike Ivie, R (1, 3) OBP: 0.322, SLG: 0.412		0-0 6-3			0-0 E1 FC3-6		0-3 K		0-0 FC6-4 1B	4 0 0 0 0 1 1																						
Doug Rader, R (1, 5) OBP: 0.320, SLG: 0.365		4-0 BB BB BB			0-0 FC3-6 FC6 1B 1-2f		0-0 E5 FC6-4			2 0 0 0 1 0 1																						
Fred Kendall, R (1, 2) OBP: 0.287, SLG: 0.279		0-0 F5			0-0 FC6 1B 1-2		0-0 FC6-4 1-2f			3 0 1 0 0 0 2																						
Jerry Johnson, R (1, 1) Dave Tomlin, L (2, 1) Jerry Turner, L (5, PH) Rich Folkers, L (5, 1) Ted Kubiak, S (8, PH) Alan Foster, R (8, 1)			0-0 5-3		0-0 FC6 1-2f 2-3		0-3 K			0 0 0 0 0 0 0 1 0 0 0 0 0 0 1 0 0 0 0 0 2 0 0 0 0 0 0 0 1 0 0 0 0 1 0 0 0 0 0 0 0 0																						
Inning Stats	R: 0 E: 0 K: 0 S: 3	H: 0 LOB: 0 BB: 0 P: 3	R: 1 E: 1 K: 0 S: 4	H: 1 LOB: 1 BB: 1 P: 8	R: 0 E: 0 K: 0 S: 3	H: 0 LOB: 0 BB: 0 P: 3	R: 0 E: 1 K: 0 S: 5	H: 1 LOB: 2 BB: 0 P: 5	R: 0 E: 0 K: 0 S: 3	H: 0 LOB: 0 BB: 0 P: 3	R: 0 E: 1 K: 2 S: 8	H: 0 LOB: 1 BB: 0 P: 8	R: 0 E: 0 K: 1 S: 5	H: 1 LOB: 0 BB: 0 P: 5	R: 0 E: 0 K: 0 S: 4	H: 1 LOB: 1 BB: 0 P: 4	1B: 4 2B: 0 3B: 0 HR: 0	SF: 0 SAC: 0 DP: 1 HBP: 0	WP: 1 PB: 0 SB: 0 CS: 0	PA: 33												
PITCHER J.R. Richard, R (1, 1) ERA: 2.59	IP 9.0	WLS W	BF 33	H 4	R 1	ER 0	SO 3	BB 1	IBB 0	HBP 0	BLK 0	WP 1	HR 0	S 38	P 42	ERA 0.00	WHIP 0.556															
											PITCHER	IP	WLS	BF	H	R	ER	SO	BB	IBB	HBP	BLK	WP	HR	S	P	ERA	WHIP				



BOTTOM

San Diego Padres @ Houston Astros
Astrodome, Houston, TX
Tue Jul 27 1976, 8:05 PM EDT
Att. 8,208 - Dome - 72 F

livebaseballscorecards.com

AB	30
R	4
H	10
RBI	4
BB	4
SO	4
LOB	9



WP:	0	PA:	37
PB:	0	SB:	0
CS:	1		

AB R H RBI BB SO LOB

3 1 2 0 1 0 0

3 1 0 0 1 1 2

3 1 1 0 1 0 0

3 1 3 4 0 0 0

4 0 2 0 0 0 1

3 0 1 0 1 0 1

4 0 1 0 0 0 4

4 0 0 0 0 1 1

1B:	9	SF:	0
2B:	0	SAC:	0
3B:	0	DP:	1
HR:	1	HBP:	1


Batter	1	2	3	4	5	6	7	8	9
Greg Cross, L OBP: 0.364, SLG: 0.341 (1, 9)	4-0 FC6-4 BB 1B	0-0 BB BLK 1B		0-0 L9		0-0 E8 1B			
Enos Cabell, R OBP: 0.326, SLG: 0.347 (1, 5)	0-0 FC6-4 BLK 1B 1-2f	4-0 BB 1B BB		0-3 K		0-0 F8			
Cesar Cedeno, R OBP: 0.359, SLG: 0.489 (1, 8)	0-0 1B 1B 1-H	4-0 1B BB 1-2 2-3				0-0 F8		0-0 6-3	
Bob Watson, R OBP: 0.371, SLG: 0.444 (1, 3)	0-0 BB 1B 1B 2-H	0-0 PO 1B 1-3 2-H 3-H			0-0 HR		1-0 FC4-6 HBP		
Jose Cruz, L OBP: 0.385, SLG: 0.380 (1, 7)	0-0 BB 1B 1-2	0-0 PO 1B 1-2	0-0 G4-6-3 1B		0-0 3-1		0-0 FC4-6 CS 1-2f		
Ed Herrmann, L OBP: 0.296, SLG: 0.341 (1, 2)	4-0 BB 1-2 2-3		0-0 G4-6-3 1-2f		0-0 1B		0-0 CS 1-2	0-0 6-3	
Rob Andrews, R OBP: 0.331, SLG: 0.330 (1, 4)	0-0 F8		0-0 1B		0-0 F8			0-0 3-1	
Roger Metzger, S OBP: 0.309, SLG: 0.286 (1, 6)		0-3 K	0-0 F8			0-0 F8		0-0 F6	
J.R. Richard, R OBP: 0.108, SLG: 0.125 (1, 1)		0-3 K		0-0 1-3		0-3 K			

Inning Stats	R: 1	H: 3	E: 0	K: 0	S: 5	LOB: 3	BB: 2	P: 13	R: 2	H: 2	E: 0	K: 2	S: 8	LOB: 1	BB: 2	P: 16	R: 0	H: 2	E: 0	K: 0	S: 4	LOB: 1	BB: 0	P: 4	R: 0	H: 0	E: 0	K: 1	S: 5	LOB: 0	BB: 0	P: 5	R: 1	H: 2	E: 0	K: 0	S: 5	LOB: 1	BB: 0	P: 5	R: 0	H: 1	E: 1	K: 1	S: 6	LOB: 1	BB: 0	P: 6	R: 0	H: 0	E: 0	K: 0	S: 2	LOB: 0	BB: 0	P: 3	R: 0	H: 0	E: 0	K: 0	S: 3	LOB: 0	BB: 0	P: 3
--------------	------	------	------	------	------	--------	-------	-------	------	------	------	------	------	--------	-------	-------	------	------	------	------	------	--------	-------	------	------	------	------	------	------	--------	-------	------	------	------	------	------	------	--------	-------	------	------	------	------	------	------	--------	-------	------	------	------	------	------	------	--------	-------	------	------	------	------	------	------	--------	-------	------

PITCHER	IP	WLS	BF	H	R	ER	SO	BB	IBB	HBP	BLK	WP	HR	S	P	ERA	WHIP
Jerry Johnson, R ERA: 5.63 (1, 1)	1.2	L	13	5	3	3	2	4	0	0	2	0	0	13	29	16.20	5.400
Dave Tomlin, L ERA: 4.17 (2, 1)	2.1		7	2	0	0	1	0	0	0	0	0	0	9	9	0.00	0.857
Rich Folkers, L ERA: 4.36 (5, 1)	3.0		12	3	1	1	1	0	0	1	0	0	1	13	14	3.00	1.000
Alan Foster, R ERA: 3.12 (8, 1)	1.0		3	0	0	0	0	0	0	0	0	0	0	3	3	0.00	0.000

IP WLS BF H R ER SO BB IBB HBP BLK WP HR S P ERA WHIP

WP: 0 PA: 37
PB: 0 SB: 0
CS: 1

Batter	1	2	3	4	5	6	7	8	9	10	AB R H RBI BB SO LOB	TOP
Jerry Turner, L (1, 7) OBP: 0.313, SLG: 0.360 Luis Melendez, R (10, 7) OBP: 0.237, SLG: 0.256	4-0 FC4-6 BB		0-3 K		4-0 S BB		0-0 4-3		0-0 F5		3 0 0 0 2 1 2 0 0 0 0 0 0 0	
Tito Fuentes, S (1, 4) OBP: 0.291, SLG: 0.319	0-0 FC4-6 S 1-2f		0-0 S 1B		0-0 F7			0-0 E1 FC5-2 1B		0-0 F6	5 0 2 0 0 0 2	
Johnny Grubb, L (1, 9) OBP: 0.398, SLG: 0.404 Willie Davis, L (10, PR) OBP: 0.293, SLG: 0.386	0-0 L8		4-0 S BB		0-3 K			0-0 FC5-2 FC		0-0 2B 1B 1B	4 0 1 0 1 1 3 0 1 0 0 0 0 0	
Dave Winfield, R (1, 8) OBP: 0.356, SLG: 0.451	0-3 K		0-0 F3			0-3 K		0-0 FC		0-0 P3	5 0 0 0 0 2 5	
Mike Ivie, R (1, 3) OBP: 0.324, SLG: 0.417		0-0 CS 1B			0-0 6-3		0-3 K		0-0 L9		5 1 2 0 0 1 2	
Doug Rader, R (1, 5) OBP: 0.324, SLG: 0.367		0-0 1-3 1B		4-0 FC4-6 CS BB		0-0 5-3		0-3 K		0-0 1B	4 0 2 2 1 1 2	
Fred Kendall, R (1, 2) OBP: 0.289, SLG: 0.281		0-0 1-3		0-0 FC4-6 1B			0-0 SH2-4 1B		0-0 6-3		5 0 2 0 0 0 2	AB 37 R 2 H 9 RBI 2 BB 5 SO 7 LOB 23
Enzo Hernandez, R (1, 6) OBP: 0.311, SLG: 0.295		0-0 6-3		0-0 FC4-6			0-0 F6		0-0 S BB		3 0 0 0 1 0 4	
Randy Jones, R (1, 1) OBP: 0.108, SLG: 0.057			0-0 L9		0-0 CS		0-0 SH2-4		0-3 K		3 0 0 0 0 1 1	
Inning Stats	R: 0 H: 0 E: 0 LOB: 1 K: 1 BB: 1 S: 5 P: 9	R: 0 H: 2 E: 0 LOB: 1 K: 0 BB: 0 S: 4 P: 4	R: 0 H: 1 E: 0 LOB: 2 K: 1 BB: 1 S: 6 P: 10	R: 0 H: 1 E: 0 LOB: 1 K: 0 BB: 1 S: 3 P: 7	R: 0 H: 0 E: 0 LOB: 1 K: 1 BB: 1 S: 5 P: 9	R: 0 H: 0 E: 0 LOB: 0 K: 2 BB: 0 S: 7 P: 7	R: 0 H: 1 E: 0 LOB: 1 K: 0 BB: 0 S: 4 P: 4	R: 0 H: 1 E: 1 LOB: 2 K: 1 BB: 0 S: 7 P: 7	R: 0 H: 0 E: 0 LOB: 1 K: 1 BB: 1 S: 5 P: 9	R: 2 H: 3 E: 0 LOB: 1 K: 0 BB: 0 S: 6 P: 6	1B: 8 SF: 0 2B: 1 SAC: 1 3B: 0 DP: 0 HR: 0 HBP: 0	WP: 0 PA: 44 PB: 0 SB: 4 CS: 2
PITCHER Joaquin Andujar, R (1, 1) ERA: 3.69	IP WLS BF H R ER SO BB IBB HBP BLK WP HR S P ERA WHIP											
	10.0 L 43 9 2 2 7 5 0 0 0 0 0 0 52 72 1.80 1.400											

San Diego Padres @ Houston Astros
Astrodome, Houston, TX
Wed Jul 28 1976, 8:05 PM EDT
Att. 14,260 - Dome - 72 F

livebaseballscorecards.com

Batter	1	2	3	4	5	6	7	8	9	10	AB	R	H	RBI	BB	SO	LOB
Greg Gross, L (1, 9) OBP: 0.363, SLG: 0.344	0-0 4-3		0-0 3-1			0-0 2B		0-0 4-3			4	0	1	0	0	0	1
Enos Cabell, R (1, 5) OBP: 0.322, SLG: 0.343	0-0 L1			0-0 5-3		0-0 5-3		0-0 5-3			4	0	0	0	0	0	1
Cesar Cedeno, R (1, 8) OBP: 0.358, SLG: 0.489	0-0 2B			0-3 K		0-0 6-3		0-0 6-3			4	0	1	0	0	1	1
Bob Watson, R (1, 3) OBP: 0.369, SLG: 0.442	0-0 G1			0-0 1B			0-0 F8		0-0 L3		4	0	1	0	0	0	1
Leon Roberts, R (1, 7) OBP: 0.375, SLG: 0.506		0-0 5-3		0-0 F8			0-0 L6			0-0 6-3 2B	4	1	1	0	0	0	1
Ed Hermann, L (1, 2) OBP: 0.295, SLG: 0.339		0-3 K			0-0 G1-6-3 1B		0-0 G3			0-0 6-3	4	0	1	0	0	1	1
Rob Andrews, R (1, 4) OBP: 0.327, SLG: 0.326		0-0 4-3			0-0 G1-6-3 1-2f			0-0 6-3		0-0 L6	4	0	0	0	0	0	2
Roger Metzger, S (1, 6) OBP: 0.309, SLG: 0.290			0-0 6-3		0-0 5-3			0-0 2B		0-0 2B	3	0	1	0	0	0	0
Cliff Johnson, R (10, PH) OBP: 0.357, SLG: 0.381										0-0 3-H 2B	1	0	1	1	0	0	0
Wilbur Howard, S (10, PR) OBP: 0.235, SLG: 0.288										0-0 2B	0	0	0	0	0	0	0
Joaquin Andujar, S (1, 1) OBP: 0.156, SLG: 0.156			0-3 K				0-0 6-3		0-0 F7		3	0	0	0	0	1	1
Jerry Davanon, R (10, PH) OBP: 0.426, SLG: 0.578										0-0 5-3	1	0	0	0	0	0	1

Inning Stats	R: 0	H: 1	R: 0	H: 0	R: 0	H: 0	R: 0	H: 1	R: 0	H: 1	R: 0	H: 0	R: 0	H: 1	R: 0	H: 1	R: 0	H: 0	R: 0	H: 1	R: 0	H: 2	1B: 2	SF: 0	WP: 0	PA: 36
E: 0	LOB: 1	E: 0	LOB: 0	E: 0	LOB: 0	E: 0	LOB: 0	E: 0	LOB: 0	E: 0	LOB: 0	E: 0	LOB: 0	E: 0	LOB: 0	E: 0	LOB: 0	E: 0	LOB: 0	E: 0	LOB: 1	2B: 5	SAC: 0	PB: 0		
K: 0	BB: 0	K: 1	BB: 0	K: 1	BB: 0	K: 1	BB: 0	K: 0	BB: 0	K: 0	BB: 0	K: 0	BB: 0	K: 0	BB: 0	K: 0	BB: 0	K: 0	BB: 0	K: 0	BB: 0	3B: 0	DP: 1	SB: 0		
S: 4	P: 4	S: 5	P: 5	S: 5	P: 5	S: 6	P: 6	S: 3	P: 3	S: 4	P: 4	S: 3	P: 3	S: 4	P: 4	S: 3	P: 3	S: 4	P: 4	S: 3	P: 3	HR: 0	HBP: 0	CS: 0		

PITCHER	IP	WLS	BF	H	R	ER	SO	BB	IBB	HBP	BLK	WP	HR	S	P	ERA	WHIP
Randy Jones, L (1, 1) ERA: 2.54	10.0	W	36	7	1	1	3	0	0	0	0	0	0	42	42	0.90	0.700

PITCHER	IP	WLS	BF	H	R	ER	SO	BB	IBB	HBP	BLK	WP	HR	S	P	ERA	WHIP

BOTTOM

San Diego Padres @ Houston Astros
Astrodome, Houston, TX
Wed Jul 28 1976, 8:05 PM EDT
Att: 14,260 - Dome - 72 F

livebaseballscorecards.com

AB	36
R	1
H	7
RBI	1
BB	0
SO	3
LOB	10



Batter	1	2	3	4	5	6	7	8	9	AB R H RBI BB SO LOB	TOP											
Jerry Royster, R (1, 5) OBP: 0.330, SLG: 0.331	0-0 F4		4-0 BB		0-0 6-3		0-0 4-3			3 0 0 0 1 0 1												
Rod Gilbreath, R (1, 4) OBP: 0.337, SLG: 0.407	0-0 4-3		0-0 6-3		4-0 PB 1B BB			0-0 HR		3 1 1 1 1 0 1												
Jimmy Wynn, R (1, 7) OBP: 0.386, SLG: 0.397	0-0 F7			0-0 FC6-4 1B 1B	0-0 PB 1B			0-3 K		4 0 2 1 0 1 0												
Willie Montanez, L (1, 3) OBP: 0.352, SLG: 0.422		0-0 5-3		0-0 FC6-4 1B	0-0 5-3			0-0 5-3		4 0 1 0 0 0 2												
Ken Henderson, S (1, 9) OBP: 0.373, SLG: 0.425		0-0 G3 1B		0-0 FC6-4 1-2f 2-3		0-0 F5		0-0 6-3		4 0 1 0 0 0 2												
Rowland Office, L (1, 8) OBP: 0.361, SLG: 0.381		0-0 G3		0-0 L6-3 1-2		0-3 K			0-0 4-3	4 0 0 0 0 1 3												
Darrel Chaney, S (1, 6) OBP: 0.344, SLG: 0.340		0-0 F7			0-0 4-3	0-3 K			4-0 CS BB	3 0 0 0 1 1 1	AB 32 R 3 H 7 RBI 3 BB 3 SO 5 LOB 11											
Vic Correll, R (1, 2) OBP: 0.368, SLG: 0.378			0-0 F8		0-0 2B 2B		0-3 K		0-3 K	4 1 1 0 0 2 1												
Andy Messersmith, R (1, 1) OBP: 0.267, SLG: 0.232			0-0 4-3		0-0 1B 2B		0-0 3-1			3 1 1 1 0 0 0												
Inning Stats	R: 0 E: 0 K: 0 S: 3	H: 0 LOB: 0 BB: 0 P: 3	R: 0 E: 0 K: 0 S: 4	H: 1 LOB: 1 BB: 0 P: 4	R: 0 E: 0 K: 0 S: 3	H: 0 LOB: 1 BB: 1 P: 7	R: 0 E: 0 K: 0 S: 4	H: 2 LOB: 1 BB: 0 P: 4	R: 2 E: 0 K: 0 S: 6	H: 3 LOB: 2 BB: 1 P: 10	R: 0 E: 0 K: 2 S: 7	H: 0 LOB: 0 BB: 0 P: 7	R: 0 E: 0 K: 1 S: 5	H: 0 LOB: 0 BB: 0 P: 5	R: 1 E: 0 K: 1 S: 6	H: 1 LOB: 0 BB: 0 P: 6	R: 0 E: 0 K: 1 S: 4	H: 0 LOB: 0 BB: 1 P: 8	1B: 4 2B: 3 3B: 0 HR: 1	SF: 0 SAC: 0 DP: 1 HBP: 0	WP: 0 PB: 1 SB: 0 CS: 1	PA: 35
PITCHER	IP WLS BF H R ER SO BB IBB HBP BLK WP HR S P ERA WHIP																					
Dan Larson, R (1, 1) ERA: 2.18	4.2 L 21 6 2 2 0 2 2 0 0 0 0 0 0 19 27 3.86 1.714																					
Joe Sambito, L (5, 1) ERA: 3.55	3.1 11 1 1 1 4 0 0 0 0 0 0 1 19 19 2.70 0.300																					
Ken Forsch, R (9, 1) ERA: 2.3	1.0 3 0 0 0 1 1 0 0 0 0 0 0 4 8 0.00 1.000																					

Atlanta Braves @ Houston Astros
Astrodome, Houston, TX
Fri Jul 30 1976 8:05 PM EDT
Att. 10,869 - Dome - 72 F

livebaseballscorecards.com



Batter	1	2	3	4	5	6	7	8	9	AB R H RBI BB SO LOB	TOP											
Jerry Royster, R (1, 5) OBP: 0.331, SLG: 0.331	4-0 6-3 S PB BB		x 0-0 1B			x 0-0 F4		x 0-0 B2-4 1-2f		3 1 1 0 1 0 1												
Rod Gilbreath, R (1, 4) OBP: 0.330, SLG: 0.398	0-0 6-3 1-3		x 0-0 F9			0-3 K		x 0-0 F8		4 0 0 0 0 1 3												
Jimmy Wynn, R (1, 8) OBP: 0.389, SLG: 0.395	4-0 G6-3 3-H BB		x 0-0 F8			4-0 BB		4-0 G4-6-3 BB		1 0 0 0 3 0 1												
Willie Montanez, L (1, 3) OBP: 0.349, SLG: 0.418	0-0 G6-3 1-2f			x 0-0 4-3		x 0-0 6-3		x 0-0 G4-6-3 1-2f		4 0 0 0 0 0 3												
Ken Henderson, S (1, 9) OBP: 0.372, SLG: 0.421		x 0-0 G3		x 0-0 4-3			4-0 FC4-6 BB	0-3 K		3 0 0 0 1 1 0												
Dave May, L (1, 7) OBP: 0.302, SLG: 0.287		4-0 2B BB		x 0-0 4-3			x 0-0 FC4-6 1B 1-2f			2 0 0 0 1 0 1												
Darrel Chaney, S (1, 6) OBP: 0.350, SLG: 0.348		x 0-0 1-H 2B			4-0 G6-4-3 BB		x 0-0 1B			2 0 2 0 1 0 0												
Biff Pocaroba, S (1, 2) OBP: 0.299, SLG: 0.270		x 0-0 F9			x 0-0 G6-4-3 1-2f		x 0-0 4-3			3 0 0 0 0 0 3												
Dick Ruthven, R (1, 1) OBP: 0.218, SLG: 0.157			0-3 K					x 0-0 B2-4 1B		2 0 0 0 0 2 0												
Rowland Office, L (8, PH) OBP: 0.363, SLG: 0.383										1 0 1 0 0 0 0												
Craig Robinson, R (8, PR) OBP: 0.361, SLG: 0.250										0 0 0 0 0 0 0												
Mike Marshall, R (8, 1) OBP: 0.357, SLG: 0.111										0 0 0 0 0 0 0												
Inning Stats	R: 1 E: 0 K: 0 S: 2	H: 0 LOB: 0 BB: 2 P: 10	R: 0 E: 0 K: 0 S: 3	H: 1 LOB: 1 BB: 1 P: 7	R: 0 E: 0 K: 1 S: 6	H: 1 LOB: 1 BB: 0 P: 6	R: 0 E: 0 K: 0 S: 3	H: 0 LOB: 0 BB: 0 P: 3	R: 0 E: 0 K: 1 S: 4	H: 0 LOB: 0 BB: 1 P: 8	R: 0 E: 0 K: 1 S: 5	H: 0 LOB: 1 BB: 1 P: 9	R: 0 E: 0 K: 0 S: 3	H: 1 LOB: 1 BB: 1 P: 7	R: 0 E: 0 K: 0 S: 3	H: 1 LOB: 1 BB: 0 P: 3	R: 0 E: 0 K: 1 S: 4	H: 0 LOB: 0 BB: 1 P: 8	1B: 3 2B: 2 3B: 0 HR: 0	SF: 0 SAC: 0 DP: 4 HBP: 0	WP: 0 PB: 1 SB: 1 CS: 0	PA: 32
PITCHER J.R. Richard, R (1, 1) ERA: 2.48	IP: 9.0 WLS: W BF: 32 H: 4 R: 1 ER: 0 SO: 4 BB: 7 IBB: 0 HBP: 0 BLK: 0 WP: 0 HR: 0 S: 33 P: 61 ERA: 0.00 WHIP: 1.222											PITCHER	IP: 9.0 WLS: W BF: 32 H: 4 R: 1 ER: 0 SO: 4 BB: 7 IBB: 0 HBP: 0 BLK: 0 WP: 0 HR: 0 S: 33 P: 61 ERA: 0.00 WHIP: 1.222									

Atlanta Braves @ Houston Astros
Astrodome, Houston, TX
Sat Jul 31 1976, 8:05 PM EDT
Dome

livebaseballscorecards.com

AB	25
R	1
H	4
RBI	0
BB	7
SO	4
LOB	12



Batter	1	2	3	4	5	6	7	8	9	AB R H RBI BB SO LOB	TOP																		
Jerry Royster, R (1, 5) <small>OBP: 0.329, SLG: 0.328</small> Craig Robinson, R (5, PR) <small>OBP: 0.378, SLG: 0.250</small> Dave May, L (8, PH) <small>OBP: 0.299, SLG: 0.284</small> Rob Belloir, R (8, 5) <small>OBP: 0.344, SLG: 0.321</small>	0-0 F9	0-0 F3			0-0 E6 BB 1B 2B	4-0 1B BB BB		0-0 F7	0-0 FC6 1B	3 0 0 0 0 0 1 0 1 0 0 1 0 0 1 0 0 0 0 0 0 1 0 1 1 0 0 0																			
Rod Gilbreath, R (1, 4) <small>OBP: 0.325, SLG: 0.390</small>	0-0 E6 BB 1B		0-0 F9		0-0 2B 1B	0-3 K		0-0 F8	0-0 FC6 1B	6 1 1 0 0 1 3																			
Jimmy Wynn, R (1, 8) <small>OBP: 0.394, SLG: 0.396</small>	0-0 BB 1-2 1B		0-0 F9		4-0 2B 1-2 2-3 BB	4-0 1B 1-2 BB		4-0 1B BB		2 1 1 0 3 0 0																			
Willie Montanez, L (1, 3) <small>OBP: 0.354, SLG: 0.423</small>	0-0 F7		4-0 BB		0-0 6-3 1-3 2-H 3-H 2B	0-0 FC6-4 1B		0-0 1B		4 1 3 2 1 0 2																			
Ken Henderson, S (1, 9) <small>OBP: 0.369, SLG: 0.416</small>	4-0 FC4 1-2 2-3 BB		0-0 F7		0-0 SF7 3-H	0-0 FC6-4 1-2f		0-0 G3		3 0 0 1 1 0 6																			
Tom Paciorek, R (1, 7) Carl Morton, R (9, PR) <small>OBP: 0.200, SLG: 0.161</small>	0-0 FC4 1-2f			0-0 5-3	0-0 6-3 2-3		0-0 SF8 3B	1-0 1B 1B HBP		4 1 1 0 0 0 5 0 1 0 0 0 0 0																			
Darrel Chaney, S (1, 6) <small>OBP: 0.354, SLG: 0.356</small>		0-0 1B		0-0 1B	0-0 2B 3-H		0-0 SF8	0-0 F8		4 0 3 2 0 0 1																			
Vic Correll, R (1, 2) <small>OBP: 0.348, SLG: 0.354</small>		0-0 F6		0-0 F4	0-3 K		0-0 F3	0-0 F9		5 0 0 0 0 1 5																			
Adrian Devine, R (1, 1) Bruce Dal Canton, R (1, 1) <small>OBP: 0.222, SLG: 0.222</small> Mike Marshall, R (5, 1) <small>OBP: 0.313, SLG: 0.091</small> Cito Gaston, R (9, PH) <small>OBP: 0.436, SLG: 0.486</small>		0-3 K		0-0 5-3		0-3 K	0-0 F3	0-0 1B 1-3 1B		0 0 0 0 0 0 0 2 0 0 0 0 1 2 2 0 0 0 0 1 0 1 0 1 0 0 0 0																			
Inning Stats	R: 0 E: 1 K: 0 S: 5	H: 1 LOB: 3 BB: 1 P: 9	R: 0 E: 0 K: 1 S: 6	H: 1 LOB: 1 BB: 0 P: 6	R: 0 E: 0 K: 0 S: 3	H: 0 LOB: 1 BB: 1 P: 7	R: 0 E: 0 K: 0 S: 4	H: 1 LOB: 1 BB: 0 P: 4	R: 4 E: 1 K: 1 S: 9	H: 3 LOB: 2 BB: 1 P: 13	R: 0 E: 0 K: 2 S: 8	H: 1 LOB: 3 BB: 2 P: 16	R: 1 E: 0 K: 0 S: 4	H: 1 LOB: 0 BB: 0 P: 4	R: 0 E: 0 K: 0 S: 4	H: 1 LOB: 2 BB: 1 P: 8	R: 1 E: 0 K: 0 S: 5	H: 2 LOB: 2 BB: 0 P: 6	1B: 8 2B: 2 3B: 1 HR: 0	SF: 2 SAC: 0 DP: 0 HBP: 1	WP: 0 PB: 0 SB: 0 CS: 0	PA: 47							
PITCHER	IP WLS BF H R ER SO BB IBB HBP BLK WP HR S P ERA WHIP																												
Bo McLaughlin, R (1, 1) <small>ERA: 1.31</small> Joe Niekro, R (5, 1) <small>ERA: 3.53</small> Joe Sambito, L (6, 1) <small>ERA: 3.86</small> Ken Forsch, R (8, 1) <small>ERA: 2.35</small>	4.2		25	6	4	2	1	3	0	0	0	0	0	0	24	36	3.86	1.929											
	1.0		6	1	0	0	3	2	0	0	0	0	0	0	10	18	0.00	3.000											
	1.1	W	5	1	1	1	0	0	0	0	0	0	0	0	5	5	6.75	0.750											
	2.0	S	11	3	1	1	0	1	0	1	0	0	0	9	14	4.50	2.000												

Atlanta Braves @ Houston Astros
Astrodome, Houston, TX
Sat Jul 31 1976, 8:05 PM EDT
Att. 15,927 - Dome

livebaseballscorecards.com

AB 38
R 6
H 11
RBI 6
BB 6
SO 4
LOB 25



BOTTOM

Atlanta Braves @ Houston Astros
Astrodome, Houston, TX
Sat Jul 31 1976, 8:05 PM EDT
Att. 15,927 - Dome

livebaseballscorecards.com

AB	36
R	9
H	16
RBI	6
BB	6
SO	3
LOB	22



WP:	4	PA:	44
PB:	0	SB:	1
CS:	0		

AB	R	H	RBI	BB	SO	LOB
4	2	3	0	1	0	2
4	1	2	0	0	1	0
4	1	2	1	1	0	1
4	2	1	0	1	0	5
4	3	2	1	1	0	3
5	0	3	1	0	0	1
4	0	2	2	0	0	3
0	0	0	0	1	0	0
2	0	0	0	0	0	2
1	0	1	1	0	0	0
1	0	0	0	1	1	2
2	0	0	0	0	0	1
0	0	0	0	0	0	0
0	0	0	0	0	0	0
1	0	0	0	0	1	2
0	0	0	0	0	0	0

1B:	13	SF:	0
2B:	2	SAC:	2
3B:	1	DP:	1
HR:	0	HBP:	0

WP	HR	S	P	ERA	WHIP
1	0	7	7	54.00	7.500
1	0	16	28	5.40	2.100
2	0	21	33	6.75	2.250

Batter	1	2	3	4	5	6	7	8	9
Greg Cross, L OBP: 0.361, SLG: 0.343 (1, 9)	0-0 1B 2B	4-0 2B BB		0-0 1B	0-0 5-3			0-0 4-3 SH2-3 WP 1B	
Enos Cabell, R OBP: 0.320, SLG: 0.343 (1, 5)	0-0 1B 2-3 WP 1B	0-0 1-3 2B		0-3 K		0-0 5-3		0-0 SH2-3 1-2	
Cesar Cedeno, R OBP: 0.359, SLG: 0.484 (1, 8)	0-0 WP 1-3 3-H 1B	4-0 1B IBB		0-0 6-3		0-0 G4-3 1B		0-0 4-3 2-3	
Bob Watson, R OBP: 0.372, SLG: 0.445 (1, 3)	0-0 5-3 1-3 3-H	0-0 F9			0-0 1B WP FC6 1B	0-0 G4-3 1-2f		4-0 1B 1B BB	
Jose Cruz, L OBP: 0.392, SLG: 0.394 (1, 7)	0-0 5-3 1B 3-H	0-0 F8			4-0 FC6 1B 1B BB		0-0 F6	0-0 1B WP 1B	
Rob Andrews, R OBP: 0.331, SLG: 0.334 (1, 4)	0-0 5-3 1-3		0-0 F8		0-0 FC6 1-2 2-3 1B		0-0 3B	0-0 WP 1-3 2-H 1B	
Jerry Davanon, R OBP: 0.431, SLG: 0.571 Roger Metzger, S OBP: 0.309, SLG: 0.285 (1, 6) (8, 6)	0-0 1B 3-H		0-0 1B		0-0 FC6 SH1-4 1-2f 2-3 3-H 1B		0-0 F3	4-0 1-2 3-H BB	
Skip Jutze, R OBP: 0.194, SLG: 0.250 Ken Boswell, L OBP: 0.319, SLG: 0.333 Ed Herrmann, L OBP: 0.288, SLG: 0.325 (1, 2) (5, PH) (6, 2)	0-0 5-3		0-0 F2		0-0 SH1-4 1-2 3-H 1B		4-0 BB	0-3 K	
Bo McLaughlin, R Joe Niekro, R OBP: 0.192, SLG: 0.320 Joe Sambito, L Leon Roberts, R OBP: 0.371, SLG: 0.500 Ken Forsch, R OBP: 0.182, SLG: 0.100 (1, 1) (5, 1) (6, 1) (7, PH) (8, 1)		0-0 4-3	0-0 6-3		0-0 SH1-4 1-2 2-3		0-3 K		

Inning	R	H	E	K	S	H	LOB	BB	P	R	H	E	K	S	H	LOB	BB	P
1	4	5	0	8	8	1	1	0	8	0	0	0	0	4	0	0	0	8
2	0	0	0	0	4	1	3	0	4	0	0	0	0	2	0	2	0	12
3	0	0	0	0	4	1	1	0	4	0	0	0	0	4	0	0	0	4
4	0	0	0	0	5	1	0	0	5	0	0	0	1	5	0	0	0	5
5	0	0	0	0	6	2	2	0	6	2	3	0	0	10	0	1	0	10
6	0	0	0	0	3	1	0	0	3	0	0	0	0	3	0	0	0	3
7	0	0	0	0	6	1	2	0	6	0	0	0	0	10	0	0	0	10
8	3	3	0	8	8	3	2	0	8	3	3	0	1	16	0	2	0	16
9	0	0	0	0	0	0	0	0	0	0	0	0	0	0	0	0	0	0

PITCHER	IP	WLS	BF	H	R	ER	SO	BB	IBB	HBP	BLK	WP	HR	S	P	ERA	WHIP
Adrian Devine, R ERA: 4.09 (1, 1)	0.2		7	5	4	4	0	0	0	0	0	1	0	7	7	54.00	7.500
Bruce Dal Canton, R ERA: 2.45 (1, 1)	3.1	L	17	5	2	2	1	2	1	0	0	1	0	16	28	5.40	2.100
Mike Marshall, R ERA: 4.12 (5, 1)	4.0		20	6	3	3	2	3	0	0	0	2	0	21	33	6.75	2.250

Batter	1	2	3	4	5	6	7	8	9	AB R H RBI BB SO LOB	TOP																												
Darrel Chaney, S (1, 6) OBP: 0.352, SLG: 0.355	0-3 K		0-0 4-1		0-0 3-1			0-0 BB 1B		4 0 1 0 0 1 0	Atlanta Braves @ Houston Astros Astrodome, Houston, TX Sun Aug 01 1976, 4:33 AM EDT Att. 10,136 - Dome																												
Rod Gilbreath, R (1, 4) OBP: 0.328, SLG: 0.385	0-0 F8		4-0 6-3 BB		0-0 F8			4-0 1-2 BB		2 0 0 0 2 0 0																													
Jimmy Wynn, R (1, 8) OBP: 0.393, SLG: 0.392	4-0 BB		0-0 6-3 1-2		0-3 K			0-3 K		3 0 0 0 1 2 3																													
Willie Montanez, L (1, 3) OBP: 0.351, SLG: 0.419	0-0 F4		0-0 F8		0-0 F9			0-0 F8		4 0 0 0 0 0 4																													
Ken Henderson, S (1, 9) OBP: 0.368, SLG: 0.414		0-0 G3		0-3 K		0-3 K		0-0 G5-4-3 1B		4 0 1 0 0 2 0																													
Tom Paciorek, R (1, 7) OBP: 0.357, SLG: 0.418		0-0 1-6-3 1B		0-0 F7		0-0 5-3		0-0 G5-4-3		4 0 1 0 0 0 1																													
Biff Pocoroba, S (1, 2) OBP: 0.304, SLG: 0.276		0-0 1-6-3 1B		0-0 1B		0-0 G3		0-0 F7		4 0 2 0 0 0 0																													
Rob Belloir, R (1, 5) OBP: 0.314, SLG: 0.290		0-0 1-6-3		0-0 F7		0-0 5-3				3 0 0 0 0 0 3																													
Phil Niekro, R (1, 1) OBP: 0.210, SLG: 0.290		0-0 6-3			0-0 4-3			0-0 F5		2 0 0 0 0 0 2																													
Max Leon, R (6, 1)										0 0 0 0 0 0 0																													
Mike Beard, L (7, 1)										0 0 0 0 0 0 0																													
Dave May, L (8, PH) OBP: 0.297, SLG: 0.282										1 0 0 0 0 0 0																													
Pablo Torrealba, L (8, 1)										0 0 0 0 0 0 0																													
Inning Stats	R: 0 E: 0 K: 1 S: 5	H: 0 LOB: 1 BB: 1 P: 9	R: 0 E: 0 K: 0 S: 5	H: 2 LOB: 2 BB: 0 P: 5	R: 0 E: 0 K: 0 S: 3	H: 0 LOB: 1 BB: 1 P: 7	R: 0 E: 0 K: 1 S: 6	H: 1 LOB: 1 BB: 0 P: 6	R: 0 E: 0 K: 0 S: 3	H: 0 LOB: 0 BB: 0 P: 3	R: 0 E: 0 K: 2 S: 7	H: 0 LOB: 0 BB: 0 P: 7	R: 0 E: 0 K: 0 S: 3	H: 0 LOB: 0 BB: 0 P: 3	R: 0 E: 0 K: 1 S: 6	H: 1 LOB: 2 BB: 1 P: 10	R: 0 E: 0 K: 0 S: 3	H: 1 LOB: 0 BB: 0 P: 3	1B: 5 2B: 0 3B: 0 HR: 0	SF: 0 SAC: 0 DP: 1 HBP: 0	WP: 0 PB: 0 SB: 0 CS: 0	PA: 34																	
PITCHER Larry Dierker, R (1, 1) ERA: 3.65	IP 9.0	WLS W	BF 34	H 5	R 0	ER 0	SO 5	BB 3	IBB 0	HBP 0	BLK 0	WP 0	HR 0	S 41	P 53	ERA 0.00	WHIP 0.889					PITCHER	IP 9.0	WLS W	BF 34	H 5	R 0	ER 0	SO 5	BB 3	IBB 0	HBP 0	BLK 0	WP 0	HR 0	S 41	P 53	ERA 0.00	WHIP 0.889

livebaseballscorecards.com

AB	31
R	0
H	5
RBI	0
BB	3
SO	5
LOB	13



Batter	1	2	3	4	5	6	7	8	9	10	11	AB R H RBI BB SO LOB	TOP														
Greg Gross, L OBP: 0.366, SLG: 0.345 (1, 9)	4-3	4-3			G3 1B 2B	G6-4-3 1-2 1B		BB 4-0 BB		S S S 0-3 K		5 1 2 0 1 1 1	Houston Astros @ Los Angeles Dodgers Dodger Stadium, Los Angeles, CA Mon Aug 02 1976, 7:05 PM PDT Att. 30,621 - Unknown														
Enos Cabell, R OBP: 0.320, SLG: 0.342 (1, 5)	6-3		5-3		G3	G6-4-3 1-2f		S S S 0-3 K		0-0 4-3	6 0 0 0 0 1 4																
Cesar Cedeno, R OBP: 0.357, SLG: 0.479 (1, 8)	2B		F8		5-3 1B 1B		B B B 4-0 E S 1B BB	5-3		0-0 F8	5 2 2 1 1 0 1																
Bob Watson, R OBP: 0.374, SLG: 0.452 (1, 3)	BB		5-3		5-3	1-2	B B B 4-0 FC4-6 1-H 1B		0-0 SH5-4 1B	0-0 6-3	5 0 2 1 1 0 1																
Leon Roberts, R OBP: 0.368, SLG: 0.494 Joe Sambito, L Gene Pentz, R OBP: 0.400, SLG: 0.250 (1, 7) (9, 1) (9, 1)	6-3		L5		1B 1B		B B B 4-0 F7		0-0 SH5-4 1-2		4 0 1 1 0 0 3 0 0 0 0 0 0 0 0 0 0 0 0 0 0																
Rob Andrews, R OBP: 0.331, SLG: 0.332 (1, 4)		BLK 2B 1B	6-3		1-2 1B		B B B 4-0 FC4-6 1-2f S	5-3		0-0 5-3	5 1 2 0 0 0 2																
Ed Herrmann, L OBP: 0.291, SLG: 0.323 (1, 2)		F8	1B 1B		4-3		B B B 4-0 FC6 1-2 BB	4-3		0-0 4-3	4 0 1 0 1 0 4																
Roger Metzger, S OBP: 0.312, SLG: 0.296 (1, 6)		K	1B		1-2 1B		B B B 4-0 FC1-5 2B	FC6		0-0 F8	5 0 2 0 0 1 3																
Joaquin Andujar, S OBP: 0.167, SLG: 0.194 Jose Cruz, L OBP: 0.385, SLG: 0.402 (1, 1) (9, 7)		2B	K		FC1-5 1B		B B B 4-0 5-3		0-0 K	0-3 K	4 0 1 1 0 1 3 1 0 0 0 0 1 0																
Inning Stats	R: 0 E: 0 K: 0 S: 4	H: 1 LOB: 2 BB: 1 P: 8	R: 1 E: 0 K: 1 S: 7	H: 2 LOB: 1 BB: 0 P: 7	R: 0 E: 0 K: 0 S: 3	H: 0 LOB: 0 BB: 0 P: 3	R: 0 E: 0 K: 1 S: 7	H: 2 LOB: 2 BB: 0 P: 7	R: 2 E: 0 K: 0 S: 7	H: 4 LOB: 2 BB: 0 P: 7	R: 0 E: 0 K: 0 S: 4	H: 2 LOB: 1 BB: 0 P: 4		R: 1 E: 0 K: 0 S: 4	H: 1 LOB: 2 BB: 2 P: 12	R: 0 E: 0 K: 1 S: 5	H: 0 LOB: 1 BB: 1 P: 9	R: 0 E: 0 K: 0 S: 4	H: 1 LOB: 0 BB: 0 P: 4	R: 0 E: 0 K: 2 S: 7	H: 0 LOB: 0 BB: 0 P: 7	R: 0 E: 0 K: 0 S: 3	H: 0 LOB: 0 BB: 0 P: 3	1B: 9 2B: 4 3B: 0 HR: 0	SF: 0 SAC: 1 DP: 1 HBP: 0	WP: 0 PB: 0 SB: 2 CS: 0	PA: 49
PITCHER	IP	WLS	BF	H	R	ER	SO	BB	IBB	HBP	BLK	WP		HR	S	P	ERA	WHIP									
Tommy John, L ERA: 3.2 (1, 1)	4.2		24	9	3	3	2	1	0	0	1	0	0	27	31	5.79	2.143										
Stan Wall, L ERA: 4.38 (5, 1)	0.1		1	0	0	0	0	0	0	0	0	0	0	1	1	0.00	0.000										
Charlie Hough, R ERA: 2.42 (6, 1)	2.0		10	3	1	1	0	2	0	0	0	0	0	8	16	4.50	2.500										
Al Downing, L ERA: 6.41 (8, 1)	2.0		8	1	0	0	1	1	0	0	0	0	0	9	13	0.00	1.000										
Elias Sosa, R ERA: 4.41 (10, 1)	2.0	W	6	0	0	0	2	0	0	0	0	0	0	10	10	0.00	0.000										

AB	44
R	4
H	13
RBI	4
BB	4
SO	5
LOB	22



1B	9	SF	0
2B	4	SAC	1
3B	0	DP	1
HR	0	HBP	0

WP	0	PA	49
PB	0		
SB	2		
CS	0		

livebaseballscores.com

Batter	1	2	3	4	5	6	7	8	9	AB R H RBI BB SO LOB	TOP									
Greg Gross, L (1, 9) OBP: 0.365, SLG: 0.344	0-0 CS 1B 1B		0-0 F8			0-0 F5		0-0 6-3		4 0 1 0 0 0 3										
Enos Cabell, R (1, 5) OBP: 0.319, SLG: 0.339	0-3 K			0-0 F4		0-0 F9			4-0 BB BB	3 0 0 0 1 1 2										
Cesar Cedeno, R (1, 8) OBP: 0.356, SLG: 0.476	0-0 1-2 1B			0-0 6-3			0-0 F2		0-3 K	4 0 1 0 0 1 1										
Bob Watson, R (1, 3) OBP: 0.371, SLG: 0.447	0-3 K			0-0 F9			0-0 F9		0-0 F9	4 0 0 0 0 1 3										
Jose Cruz, L (1, 7) OBP: 0.393, SLG: 0.397		0-0 6-3			0-3 K		0-0 4-3		4-0 1-2 BB	3 0 0 0 1 1 0										
Ed Herrmann, L (1, 2) OBP: 0.291, SLG: 0.320		0-0 5-3			0-0 F8			4-0 BB BB	0-3 K	2 0 0 0 1 0 0										
Jerry Davanon, R (8, PR) OBP: 0.431, SLG: 0.571										0 0 0 0 0 0 0										
Skip Jutze, R (8, 2) OBP: 0.194, SLG: 0.250										0 0 0 0 0 0 0										
Cliff Johnson, R (9, PH) OBP: 0.355, SLG: 0.379										1 0 0 0 0 1 2										
Rob Andrews, R (1, 4) OBP: 0.331, SLG: 0.330		0-0 4-3			0-0 F3			4-0 1-2 BB		2 0 0 0 1 0 0										
Roger Metzger, S (1, 6) OBP: 0.310, SLG: 0.293			0-0 L7			0-0 F7		0-3 K		3 0 0 0 0 1 2										
Dan Larson, R (1, 1) OBP: 0.315, SLG: 0.329			0-0 F3			4-0 BB		0-0 F8		1 0 0 0 1 0 0										
Ken Boswell, L (8, PH) OBP: 0.315, SLG: 0.329										1 0 0 0 0 0 2										
Gene Pentz, R (8, 1) OBP: 0.400, SLG: 0.250										0 0 0 0 0 0 0										
Inning Stats	R: 0 E: 0 K: 2 S: 8	H: 2 LOB: 2 BB: 0 P: 8	R: 0 E: 0 K: 0 S: 3	H: 0 LOB: 0 BB: 0 P: 3	R: 0 E: 0 K: 0 S: 3	H: 0 LOB: 0 BB: 0 P: 3	R: 0 E: 0 K: 1 S: 5	H: 0 LOB: 0 BB: 0 P: 5	R: 0 E: 0 K: 0 S: 3	H: 0 LOB: 1 BB: 1 P: 7	R: 0 E: 0 K: 0 S: 3	H: 0 LOB: 0 BB: 0 P: 3	R: 0 E: 0 K: 1 S: 5	H: 0 LOB: 2 BB: 2 P: 13	R: 0 E: 0 K: 2 S: 7	H: 0 LOB: 2 BB: 2 P: 15	1B: 2 2B: 1 3B: 0 HR: 0	SF: 0 SAC: 0 DP: 1 HBP: 0	WP: 0 PB: 0 SB: 0 CS: 1	PA: 33
PITCHER Burt Hooton, R (1, 1) ERA: 3.91	IP: 9.0 WLS: W BF: 33 H: 2 R: 0 ER: 0 SO: 6 BB: 5 IBB: 0 HBP: 0 BLK: 0 WP: 0 HR: 0 S: 40 P: 60 ERA: 0.00 WHIP: 0.778																			
PITCHER	IP	WLS	BF	H	R	ER	SO	BB	IBB	HBP	BLK	WP	HR	S	P	ERA	WHIP			

Houston Astros @ Los Angeles Dodgers
Dodger Stadium, Los Angeles, CA
Tue Aug 03 1976, 7:05 PM PDT
Att: 18,684 - Unknown

AB	28
R	0
H	2
RBI	0
BB	5
SO	6
LOB	15



Batter	1	2	3	4	5	6	7	8	9	AB R H RBI BB SO LOB	TOP							
Greg Gross, L (1, 9) OBP: 0.364, SLG: 0.349	0-3 K			0-0 4-3		0-0 1B 3B		0-0 F7		4 1 1 0 0 1 0								
Enos Cabell, R (1, 5) OBP: 0.318, SLG: 0.338	0-0 6-3			0-0 4-3		0-0 1B		0-0 6-3		4 0 1 1 0 0 0								
Cesar Cedeno, R (1, 8) OBP: 0.355, SLG: 0.473	0-0 G3			0-0 F8		4-0 1B BB			0-0 4-3	3 0 0 0 1 0 0								
Bob Watson, R (1, 3) OBP: 0.374, SLG: 0.450		0-0 F9			0-0 1B BB	0-0 1B			0-0 1B 1B	4 0 3 0 0 0 0								
Leon Roberts, R (1, 7) OBP: 0.366, SLG: 0.488		0-0 5-3			0-0 F6	0-0 F7			0-0 1B	4 0 1 0 0 0 3								
Jose Cruz, L (9, 7) OBP: 0.393, SLG: 0.397									1-2 1B	0 0 0 0 0 0 0								
Rob Andrews, R (1, 4) OBP: 0.328, SLG: 0.326		0-0 P4			0-0 F7		0-0 F8		0-0 F8	4 0 0 0 0 0 3								
Ed Herrmann, L (1, 2) OBP: 0.291, SLG: 0.316			0-0 G3		4-0 FC6-4 BB		0-0 4-3		0-3 K	3 0 0 0 1 1 2								
Roger Metzger, S (1, 6) OBP: 0.307, SLG: 0.291			0-0 P4		0-0 FC6-4		0-0 6-3			3 0 0 0 0 0 2								
J.R. Richard, R (1, 1) OBP: 0.113, SLG: 0.116			0-3 K			0-0 F8		0-0 L6		3 0 0 0 0 1 0								
Inning Stats	R: 0 E: 0 K: 1 S: 5	H: 0 LOB: 0 BB: 0 P: 5	R: 0 E: 0 K: 0 S: 3	H: 0 LOB: 0 BB: 0 P: 3	R: 0 E: 0 K: 1 S: 5	H: 0 LOB: 0 BB: 0 P: 5	R: 0 E: 0 K: 0 S: 4	H: 1 LOB: 2 BB: 1 P: 8	R: 1 E: 0 K: 0 S: 5	H: 3 LOB: 2 BB: 1 P: 9	R: 0 E: 0 K: 0 S: 3	H: 0 LOB: 0 BB: 0 P: 3	R: 0 E: 0 K: 1 S: 7	H: 2 LOB: 2 BB: 0 P: 7	1B: 5 2B: 0 3B: 1 HR: 0	SF: 0 SAC: 0 DP: 0 HBP: 0	WP: 0 PB: 0 SB: 0 CS: 0	PA: 34
PITCHER	IP WLS BF H R ER SO BB IBB HBP BLK WP HR S P ERA WHIP																	
Doug Rau, L (1, 1) ERA: 2.96	8.0 L 29 4 1 1 2 2 0 0 0 0 0 0 31 39 1.12 0.750																	
Charlie Hough, R (9, 1) ERA: 2.39	1.0 5 2 0 0 1 0 0 0 0 0 0 0 7 7 0.00 2.000																	

Houston Astros @ Los Angeles Dodgers
Dodger Stadium, Los Angeles, CA
Wed Aug 04 1976, 7:05 PM PDT
Att: 18,433 - Unknown

livebaseballscorecards.com

AB	32
R	1
H	6
RBI	1
BB	2
SO	3
LOB	10



Batter	1	2	3	4	5	6	7	8	9	AB R H RBI BB SO LOB	TOP
Greg Gross, L (1, 9) <small>OBP: 0.364, SLG: 0.346</small> Wilbur Howard, S (9, PR) <small>OBP: 0.235, SLG: 0.288</small>	0-0 F7 		0-3 K 		4-0 FC6-4 BB 		0-0 L7 		4-0 1B BB 	3 0 0 0 2 1 1 0 0 0 0 0 0 0	
Enos Cabell, R (1, 5) <small>OBP: 0.319, SLG: 0.339</small>	0-0 4-3 			0-0 FC4-6 1B 	0-0 FC6-4 1-2f 			0-0 5-3 	0-0 1B 	5 0 2 2 0 0 2	
Cesar Cedeno, R (1, 8) <small>OBP: 0.353, SLG: 0.468</small>	4-0 FC6-4 BB 			0-0 FC4-6 FC3-6 1B 1-2f 		0-3 K 		0-0 G3 	0-0 F6 	4 0 0 0 1 1 3	
Bob Watson, R (1, 3) <small>OBP: 0.375, SLG: 0.450</small>	0-0 FC6-4 1-2f 			0-0 FC3-6 1B 		0-0 1B 		0-0 F5 		4 0 2 0 0 0 1	
Jose Cruz, L (1, 7) <small>OBP: 0.395, SLG: 0.398</small>		0-0 G6-3 1B 		0-0 FC3-6 1-2f 2-3 		0-3 K 			0-0 FC6-4 BB 1B 1B 	4 1 2 0 0 1 3	
Ed Herrmann, L (1, 2) <small>OBP: 0.286, SLG: 0.310</small>		0-0 F7 		0-0 F8 		0-0 F7 			0-3 K 	4 0 0 0 0 1 5	
Rob Andrews, R (1, 4) <small>OBP: 0.330, SLG: 0.324</small>		0-0 G6-3 1-2f 			4-0 4-3 BB 		0-0 F3 		4-0 FC6-4 BB 	2 0 0 0 2 0 1	
Roger Metzger, S (1, 6) <small>OBP: 0.307, SLG: 0.291</small> Ken Boswell, L (9, PH) <small>OBP: 0.312, SLG: 0.326</small>			0-0 F6 		0-0 4-3 1-2 		0-0 1B 		0-0 FC6-4 1B 1-2f 2-3 	3 0 1 0 0 0 1 1 1 0 0 0 0 2	
Bo McLaughlin, R (1, 1) Jerry Davanon, R (7, PH) <small>OBP: 0.424, SLG: 0.560</small> Joe Sambito, L (7, 1) Leon Roberts, R (9, PH) <small>OBP: 0.369, SLG: 0.491</small>			0-3 K 		0-3 K 		0-0 F4 		0-0 BB 1B 1-3 3-H 	2 0 0 0 0 2 1 1 0 0 0 0 0 1 0 0 0 0 0 0 0 1 1 1 1 0 0 0	
Inning Stats	R: 0 H: 0 E: 0 LOB: 1 K: 0 BB: 1 S: 3 P: 7	R: 0 H: 1 E: 0 LOB: 0 K: 0 BB: 0 S: 3 P: 3	R: 0 H: 0 E: 0 LOB: 0 K: 2 BB: 0 S: 7 P: 7	R: 0 H: 2 E: 0 LOB: 2 K: 0 BB: 0 S: 5 P: 5	R: 0 H: 0 E: 0 LOB: 2 K: 1 BB: 2 S: 5 P: 13	R: 0 H: 1 E: 0 LOB: 1 K: 2 BB: 0 S: 8 P: 8	R: 0 H: 1 E: 0 LOB: 1 K: 0 BB: 0 S: 4 P: 4	R: 0 H: 0 E: 0 LOB: 0 K: 0 BB: 0 S: 3 P: 3	R: 3 H: 3 E: 0 LOB: 2 K: 1 BB: 2 S: 8 P: 16	1B: 8 SF: 0 2B: 0 SAC: 0 3B: 0 DP: 1 HR: 0 HBP: 0	WP: 0 PA: 39 PB: 0 SB: 0 CS: 0
PITCHER Dave Freisleben, R (1, 1) <small>ERA: 3.48</small> Butch Metzger, R (9, 1) <small>ERA: 1.9</small>	IP WLS BF H R ER SO BB IBB HBP BLK WP HR S P ERA WHIP 8.1 W 34 6 2 2 6 4 0 0 0 0 0 0 42 58 2.16 1.200										

Houston Astros @ San Diego Padres
 San Diego Stadium, San Diego, CA
 Thu Aug 05 1976, 10:05 PM EDT
 Att. 9,798 - Unknown

livebaseballscorecards.com

AB	34
R	3
H	8
RBI	3
BB	5
SO	6
LOB	21



Batter	1	2	3	4	5	6	7	8	9	AB R H RBI BB SO LOB
Johnny Grubb, L (1, 7) OBP: 0.390, SLG: 0.415	0-0 F7		0-0 SH1-3 2B		0-0 G3	4-0 IBB				3 0 1 0 1 0 0
Enzo Hernandez, R (1, 6) OBP: 0.310, SLG: 0.326	0-0 5-3		0-0 SH1-3 2-3		0-0 F6	0-0 F7				3 0 0 0 0 0 2
Willie Davis, L (1, 8) OBP: 0.295, SLG: 0.396	0-0 1B		0-0 F7		0-0 F8		0-0 F2			4 0 1 0 0 0 1
Dave Winfield, R (1, 9) OBP: 0.337, SLG: 0.448	0-3 K 1-2		0-0 5-3			0-0 1B	0-0 G3			4 1 1 0 0 1 2
Mike Ivie, R (1, 3) OBP: 0.311, SLG: 0.393		0-0 5-3		0-0 6-3		1-0 1B	0-0 F2			3 1 0 0 0 0 0
Tito Fuentes, S (1, 4) OBP: 0.303, SLG: 0.329		0-0 4-3		0-0 L8		0-0 1B	4-0 BB			3 1 1 1 1 0 0
Doug Rader, R (1, 5) OBP: 0.333, SLG: 0.376		4-0 BB		0-0 HR		0-0 SF7	0-0 L8-3			2 1 1 2 1 0 1
Fred Kendall, R (1, 2) OBP: 0.287, SLG: 0.292		4-0 BB		0-0 2B		0-0 SH1-4 1B	0-3 K			3 0 2 0 1 1 0
Dave Freisleben, R (1, 1) Butch Metzger, R (9, 1) OBP: 0.207, SLG: 0.276		0-0 6-3		0-0 F9		0-0 SH1-4				2 0 0 1 0 0 3 0 0 0 0 0 0 0

Inning Stats	R: 0	H: 1	E: 0	LOB: 1	K: 1	BB: 0	S: 6	P: 6	R: 0	H: 0	E: 0	LOB: 2	K: 0	BB: 2	S: 3	R: 0	H: 1	E: 0	LOB: 1	K: 0	BB: 0	S: 4	R: 1	H: 2	E: 0	LOB: 1	K: 0	BB: 0	S: 5	R: 0	H: 0	E: 0	LOB: 0	K: 0	BB: 0	S: 3	R: 3	H: 3	E: 0	LOB: 2	K: 0	BB: 1	S: 6	R: 0	H: 0	E: 0	LOB: 0	K: 0	BB: 0	S: 3	R: 0	H: 0	E: 0	LOB: 0	K: 1	BB: 1	S: 4	R: 0	H: 0	E: 0	LOB: 0	K: 1	BB: 1	S: 8
--------------	------	------	------	--------	------	-------	------	------	------	------	------	--------	------	-------	------	------	------	------	--------	------	-------	------	------	------	------	--------	------	-------	------	------	------	------	--------	------	-------	------	------	------	------	--------	------	-------	------	------	------	------	--------	------	-------	------	------	------	------	--------	------	-------	------	------	------	------	--------	------	-------	------

PITCHER	IP	WLS	BF	H	R	ER	SO	BB	IBB	HBP	BLK	WP	HR	S	P	ERA	WHIP
Bo McLaughlin, R (1, 1) ERA: 2.36	6.0	L	29	7	4	4	1	2	1	1	0	0	1	27	40	6.00	1.500
Joe Sambito, L (7, 1) ERA: 3.38	2.0		6	0	0	0	1	1	0	0	0	0	0	7	11	0.00	0.500

BOTTOM

Houston Astros @ San Diego Padres
San Diego Stadium, San Diego, CA
 Thu Aug 05 1976, 10:05 PM EDT
 Att. 9,798 - Unknown

livebaseballscores.com

AB	27
R	4
H	7
RBI	4
BB	4
SO	2
LOB	9



WP	PA	ERA	WHIP
0	35		

Batter	1	2	3	4	5	6	7	8	9	AB R H RBI BB SO LOB	TOP											
Rob Andrews, R OBP: 0.328, SLG: 0.322 (1, 4) (7, 6)	0-0 1B SF9 1B		0-0 6-3		0-0 FC6-4 1-2f		0-3 K		0-0 F7	5 1 1 0 0 1 6												
Enos Cabell, R OBP: 0.320, SLG: 0.338 (1, 5)	0-0 1-3 G6-4-3 1B		0-0 F9			4-0 BB G5-4-3	0-0 F8		0-0 1-3	4 0 1 0 1 0 4												
Cesar Cedeno, R OBP: 0.352, SLG: 0.467 (1, 8)	0-0 SF9			0-0 L4		0-0 G5-4-3 1-2f		0-0 BB 1B G6-4-3 1B		3 1 1 1 0 0 1												
Bob Watson, R OBP: 0.374, SLG: 0.449 (1, 3)	0-0 3-H G6-4-3 1-2f			0-0 4-3		0-0 6-3		0-0 G6-4-3 1-2 1B		4 0 1 0 0 0 1												
Jose Cruz, L OBP: 0.399, SLG: 0.405 (1, 7)		0-0 2B		0-0 F8			0-0 BB 1B 1B	4-0 G6-4-3 1-2 2-3 BB		3 1 2 0 1 0 0												
Greg Gross, L OBP: 0.366, SLG: 0.346 (1, 9)		0-0 1B		0-0 L4			4-0 BB 1B 1B BB	0-0 G6-4-3 1-2f 2-3 3-H		3 0 1 0 1 0 2												
Ed Herrmann, L OBP: 0.289, SLG: 0.313 (1, 2)		0-3 K		0-0 FC6-4 1B			0-0 1B 1B	0-0 F5		4 0 2 1 0 1 2												
Roger Metzger, S OBP: 0.306, SLG: 0.289 (1, 6)		0-0 4-3		0-0 FC6-4 1B 1-2f			0-0 1-2 2-3 1B		0-0 F5	2 0 0 0 0 0 2 2 0 1 0 0 0 0												
Ken Boswell, L OBP: 0.316, SLG: 0.330 (7, PH) (7, 4)					0-0 FC6-4 1B 1-2		0-3 K		0-0 1B	1 0 0 0 0 0 1 0 1 0 1 0 0 0 0 0 0 0 0 0 0 0 0 0 1 0 0 0 0 0 1 3 0 0 0 0 0 0 0 0 0 0 0 0 0 0 0 0 1 0 1 0 0 0 0 0												
Larry Dierker, R OBP: 0.098, SLG: 0.102 (1, 1)			0-3 K																			
Leon Roberts, R OBP: 0.372, SLG: 0.494 (5, PH)																						
Joe Niekro, R OBP: 0.150, SLG: 0.320 (5, 1)																						
Cliff Johnson, R OBP: 0.394, SLG: 0.377 (7, PH)																						
Gilberto Rondon, R OBP: 0.286, SLG: 0.286 (7, 1)																						
Mike Costello, L OBP: 0.160, SLG: 0.087 (7, 1)																						
Wilbur Howard, S OBP: 0.240, SLG: 0.293 (9, PH)																						
Inning Stats	R: 1 E: 0 K: 0 S: 4	H: 2 LOB: 0 BB: 0 P: 4	R: 0 E: 0 K: 1 S: 6	H: 2 LOB: 1 BB: 0 P: 6	R: 0 E: 0 K: 1 S: 5	H: 0 LOB: 0 BB: 0 P: 5	R: 0 E: 0 K: 0 S: 3	H: 0 LOB: 0 BB: 0 P: 3	R: 0 E: 0 K: 0 S: 5	H: 2 LOB: 2 BB: 0 P: 5	R: 0 E: 0 K: 0 S: 2	H: 0 LOB: 0 BB: 1 P: 6	R: 1 E: 0 K: 2 S: 10	H: 3 LOB: 3 BB: 1 P: 14	R: 1 E: 0 K: 0 S: 4	H: 2 LOB: 1 BB: 1 P: 8	R: 0 E: 0 K: 0 S: 4	H: 1 LOB: 1 BB: 0 P: 4	1B: 11 2B: 1 3B: 0 HR: 0	SF: 1 SAC: 0 DP: 3 HBP: 0	WP: 0 PB: 0 SB: 0 CS: 0	PA: 38
PITCHER	IP WLS BF H R ER SO BB IBB HBP BLK WP HR S P ERA WHIP																					
Tom Griffin, R ERA: 5.66 (1, 1)	0.0 W 0 0 0 0 0 0 0 0 0 0 0 0 0 0 ∞ ∞																					
Butch Metzger, R ERA: 1.94 (7, 1)	3.0 S 13 4 1 1 2 1 0 0 0 0 0 0 16 20 3.00 1.667																					

Houston Astros @ San Diego Padres
San Diego Stadium, San Diego, CA
Fri Aug 06 1976, 10:05 PM EDT
Att: 12,911 - Unknown

livebaseballscorecards.com

AB	34
R	3
H	12
RBI	2
BB	3
SO	4
LOB	21



Batter	1	2	3	4	5	6	7	8	9	AB	R	H	RBI	BB	SO	LOB
Jerry Turner, L (1, 7) OBP: 0.335, SLG: 0.400	0-0 CS 1B	0-0 1-2 2-H 1B		0-0 HR		0-0 1B	0-0 SF8			4	1	4	3	0	0	0
Enzo Hernandez, R (1, 6) OBP: 0.304, SLG: 0.320	0-0 E5 1-2	0-0 F7		0-0 F2		0-0 E4 1-2	0-0 F7			5	0	0	0	0	0	6
Willie Davis, L (1, 8) OBP: 0.291, SLG: 0.390	0-0 F3 1-2		0-0 F8	4-0 4-3		0-0 F6		0-0 F5		5	0	0	0	0	0	3
Dave Winfield, R (1, 9) Luis Melendez, R (6, 9) OBP: 0.359, SLG: 0.447 OBP: 0.238, SLG: 0.255	0-0 F7		0-0 1B BB	0-0 CS 1B BB		0-0 F7		0-0 BB 1B BB		1	1	0	0	2	0	1
Mike Ivie, R (1, 3) OBP: 0.321, SLG: 0.412		0-0 HR	0-0 1B 1B	0-0 1-2 1B			4-0 1B 1B BB	0-0 F7		4	3	3	1	1	0	1
Tito Fuentes, S (1, 4) OBP: 0.306, SLG: 0.331		0-0 F6	0-0 1B 1B	0-0 CS	0-0 6-3		0-0 1B FC6-2 1B	4-0 1B BB		4	1	2	1	1	0	0
Doug Rader, R (1, 5) OBP: 0.334, SLG: 0.374		0-0 F8	0-0 F8		0-0 3-1		0-0 FC6-2 1B SF8 1B	4-0 1B BB		4	1	1	0	1	0	2
Fred Kendall, R (1, 2) OBP: 0.295, SLG: 0.301		0-0 1B 1B	0-0 1-3 2-H 1B		0-0 F8		0-0 SF8 FC6-2 1B	0-0 1-2 2-3 3-H 1B		5	1	4	4	0	0	0
Tom Griffin, R (1, 1) Butch Metzger, R (7, 1) OBP: 0.222, SLG: 0.125		0-0 1B	0-3 K			0-3 K	0-0 FC6-2	0-0 F9		3	0	1	0	0	2	2
										2	0	0	0	0	0	5

Inning Stats	R: 0	H: 1	E: 1	K: 0	S: 4	LOB: 1	BB: 0	P: 4	R: 2	H: 4	E: 0	K: 0	S: 7	LOB: 2	BB: 0	P: 7	R: 2	H: 3	E: 0	K: 1	S: 8	LOB: 2	BB: 1	P: 12	R: 1	H: 2	E: 0	K: 0	S: 4	LOB: 1	BB: 1	P: 8	R: 0	H: 0	E: 0	K: 0	S: 3	LOB: 0	BB: 0	P: 3	R: 0	H: 1	E: 1	K: 1	S: 7	LOB: 2	BB: 0	P: 7	R: 2	H: 3	E: 0	K: 0	S: 6	LOB: 2	BB: 1	P: 10	R: 2	H: 2	E: 0	K: 0	S: 5	LOB: 2	BB: 2	P: 13
--------------	------	------	------	------	------	--------	-------	------	------	------	------	------	------	--------	-------	------	------	------	------	------	------	--------	-------	-------	------	------	------	------	------	--------	-------	------	------	------	------	------	------	--------	-------	------	------	------	------	------	------	--------	-------	------	------	------	------	------	------	--------	-------	-------	------	------	------	------	------	--------	-------	-------

PITCHER	IP	WLS	BF	H	R	ER	SO	BB	IBB	HBP	BLK	WP	HR	S	P	ERA	WHIP
Larry Dierker, R (1, 1) ERA: 3.86	4.0	L	23	10	5	5	1	2	0	0	0	0	2	23	31	11.25	3.000
Joe Niekro, R (5, 1) ERA: 3.46	2.0		8	1	0	0	1	0	0	0	0	0	0	10	10	0.00	0.500
Gilberto Rondon, R (7, 1) ERA: 6.34	0.0		4	3	2	2	0	1	0	0	0	0	0	3	7	∞	∞
Mike Cosgrove, L (7, 1) ERA: 5.13	2.0		10	2	2	2	0	2	0	0	0	0	0	8	16	9.00	2.000


BOTTOM

Houston Astros @ San Diego Padres
San Diego Stadium, San Diego, CA

Fri Aug 06 1976, 10:05 PM EDT
Att. 12,911 - Unknown

AB	39
R	9
H	16
RBI	9
BB	5
SO	2
LOB	22

WP: 0 PA: 46
PB: 0
SB: 1
CS: 2



PITCHER	IP	WLS	BF	H	R	ER	SO	BB	IBB	HBP	BLK	WP	HR	S	P	ERA	WHIP
---------	----	-----	----	---	---	----	----	----	-----	-----	-----	----	----	---	---	-----	------

Batter	1	2	3	4	5	6	7	8	9	AB R H RBI BB SO LOB	TOP		
Greg Gross, L (1, 9) OBP: 0.369, SLG: 0.350 Wilbur Howard, S (9, PR) OBP: 0.240, SLG: 0.293	0-0 FC6-4 1B		0-0 4-3		0-0 4-3		0-0 1-3 1B		0-0 S 1B	5 0 3 0 0 0 0 0 0 0 0 0 0 0			
Enos Cabell, R (1, 5) OBP: 0.317, SLG: 0.334	0-0 FC6-4 1-2f		0-0 F7		0-0 5-3		0-0 1-3 1-2		0-0 F4 1-2	5 0 0 0 0 0 3			
Cesar Cedeno, R (1, 8) OBP: 0.348, SLG: 0.461	0-0 L7		0-0 5-3		0-0 F4		0-0 6-3		0-0 F5	5 0 0 0 0 0 4			
Bob Watson, R (1, 3) OBP: 0.374, SLG: 0.447	4-0 FC6-4 BB			0-0 BB SF8 1B 1B		0-0 F4		0-0 F8	0-3 K	4 1 1 0 1 1 2			
Jose Cruz, L (1, 7) OBP: 0.401, SLG: 0.407	0-0 FC6-4 1-2f		0-0 F7		0-0 1B G3 1B		0-0 1B SF8 1B			4 1 2 0 0 0 3			
Ed Herrmann, L (1, 2) OBP: 0.297, SLG: 0.321 Skip Jutze, R (8, PR) OBP: 0.194, SLG: 0.250 (8, 2)		0-0 4-3 6-3 1B		0-0 BB 1-2 1B		0-0 G3 1-2		0-0 BB 1-3 1B		4 0 3 0 0 0 1 0 0 0 0 0 0 0			
Rob Andrews, R (1, 4) OBP: 0.331, SLG: 0.323 Ken Boswell, L (8, PH) OBP: 0.313, SLG: 0.330 (8, 4)		0-0 6-3 1-2		4-0 BB 1-2 2-3 BB		0-0 FC6-4 2-3 1B		0-0 SF8 3-H		2 0 1 0 1 0 1 0 0 0 0 1 0 0 0			
Roger Metzger, S (1, 6) OBP: 0.303, SLG: 0.287 Leon Roberts, R (8, PH) OBP: 0.376, SLG: 0.494 Joe Sambito, L (8, 1)		0-0 4-3 2-3		0-0 SF8 3-H		0-0 FC6-4 1-2f		0-0 BB 4-0 1-2 BB		2 0 0 1 0 0 3 0 0 0 0 1 0 0 0 0 0 0 0 0 0 0 0			
Joaquin Andujar, S (1, 1) OBP: 0.158, SLG: 0.184 Cliff Johnson, R (7, PH) OBP: 0.353, SLG: 0.376 Joe Niekro, R (7, 1) OBP: 0.192, SLG: 0.320 Jerry Davanon, R (8, PH) OBP: 0.417, SLG: 0.549 (8, 6)		0-3 K		0-0 F8			0-0 F2		0-0 5-3	2 0 0 0 0 1 3 1 0 0 0 0 0 0 0 0 0 0 0 0 0 0 0 1 0 0 0 0 0 0 2			
Inning Stats	R: 0 H: 1 E: 1 LOB: 2 K: 0 BB: 1 S: 4 P: 8	R: 0 H: 1 E: 0 LOB: 1 K: 1 BB: 0 S: 6 P: 6	R: 0 H: 0 E: 0 LOB: 0 K: 0 BB: 0 S: 3 P: 3	R: 1 H: 2 E: 0 LOB: 2 K: 0 BB: 1 S: 5 P: 9	R: 0 H: 0 E: 0 LOB: 0 K: 0 BB: 0 S: 3 P: 3	R: 0 H: 2 E: 0 LOB: 2 K: 0 BB: 0 S: 5 P: 5	R: 0 H: 1 E: 0 LOB: 1 K: 0 BB: 0 S: 4 P: 4	R: 1 H: 2 E: 0 LOB: 2 K: 1 BB: 1 S: 6 P: 9	R: 0 H: 1 E: 0 LOB: 2 K: 1 BB: 0 S: 6 P: 6	1B: 10 SF: 2 2B: 0 SAC: 0 3B: 0 DP: 0 HR: 0 HBP: 0	WP: 0 PA: 40 PB: 0 SB: 1 CS: 0		
PITCHER	IP WLS BF H R ER SO BB IBB HBP BLK WP HR S P ERA WHIP											PITCHER	IP WLS BF H R ER SO BB IBB HBP BLK WP HR S P ERA WHIP
Rick Sawyer, R (1, 1) ERA: 1.08 Butch Metzger, R (8, 1) ERA: 1.91	7.2 W 35 9 2 2 1 3 0 0 0 0 0 0 34 46 2.35 1.565												

Houston Astros @ San Diego Padres
San Diego Stadium, San Diego, CA
Sat Aug 07 1976, 10:05 PM EDT
Att: 16,403 - Unknown

livebaseballscorecards.com

AB	35
R	2
H	10
RBI	2
BB	3
SO	2
LOB	22



Batter	1	2	3	4	5	6	7	8	9
Jerry Turner, L (1, 7) OBP: 0.338, SLG: 0.408 Luis Melendez, R (9, 7) OBP: 0.238, SLG: 0.255	0-0 F9		0-0 1B 2B		0-0 F8		0-0 1B		
Enzo Hernandez, R (1, 6) OBP: 0.304, SLG: 0.316	4-0 4-3 BB		0-0 F7		0-0 6-3		0-0 5-3		
Willie Davis, L (1, 8) OBP: 0.293, SLG: 0.390	0-0 4-3 1-2		0-0 2-H 3-H 1B		4-0 S BB		0-0 F7		
Dave Winfield, R (1, 9) OBP: 0.359, SLG: 0.443		0-0 5-3	0-0 5-3		0-0 F2		4-0 F9 PB BB		
Mike Ivie, R (1, 3) OBP: 0.316, SLG: 0.405		0-0 F3		0-0 6-3		0-0 F8		0-0 F9	
Tito Fuentes, S (1, 4) OBP: 0.303, SLG: 0.327		0-0 5-3		0-0 4-3		0-0 F7		0-0 F9	
Doug Rader, R (1, 5) OBP: 0.334, SLG: 0.372			0-3 K		0-0 F7		4-0 1B BB		
Fred Kendall, R (1, 2) OBP: 0.299, SLG: 0.302			4-0 1B 2B BB		0-0 SH3 1B		0-3 K		
Rick Sawyer, R (1, 1) OBP: 0.500, SLG: 0.500 Butch Metzger, R (8, 1)			0-0 2B 1B 1B		0-0 SH3		0-0 F2		

Inning Stats	R: 0	H: 0	E: 0	LOB: 0	K: 0	BB: 1	S: 2	P: 6
	R: 0	H: 0	E: 0	LOB: 0	K: 0	BB: 0	S: 3	P: 3
	R: 3	H: 3	E: 0	LOB: 1	K: 1	BB: 1	S: 8	P: 12
	R: 0	H: 0	E: 0	LOB: 0	K: 0	BB: 0	S: 3	P: 3
	R: 0	H: 1	E: 0	LOB: 1	K: 0	BB: 0	S: 4	P: 4
	R: 0	H: 0	E: 0	LOB: 1	K: 0	BB: 1	S: 3	P: 7
	R: 0	H: 1	E: 0	LOB: 2	K: 1	BB: 1	S: 6	P: 10
	R: 0	H: 0	E: 0	LOB: 1	K: 0	BB: 1	S: 3	P: 7

PITCHER															PITCHER																				
IP	WLS	BF	H	R	ER	SO	BB	IBB	HBP	BLK	WP	HR	S	P	ERA	WHIP	IP	WLS	BF	H	R	ER	SO	BB	IBB	HBP	BLK	WP	HR	S	P	ERA	WHIP		
Joaquin Andujar, R (1, 1) ERA: 3.77	6.0	L	24	4	3	3	1	3	0	0	0	0	23	35	4.50	1.167																			
Joe Niekro, R (7, 1) ERA: 3.42	1.0		5	1	0	0	1	0	0	0	0	0	6	10	0.00	2.000																			
Joe Sambito, L (8, 1) ERA: 3.18	1.0		4	0	0	0	0	1	0	0	0	0	3	7	0.00	1.000																			

AB R H RBI BB SO LOB

4	1	2	1	0	0	1
0	0	0	0	0	0	0

3	0	0	0	1	0	5
---	---	---	---	---	---	---

3	0	1	2	1	0	1
---	---	---	---	---	---	---

3	0	0	0	1	0	2
---	---	---	---	---	---	---

4	0	0	0	0	0	2
---	---	---	---	---	---	---

4	0	0	0	0	0	2
---	---	---	---	---	---	---

2	0	0	0	1	1	0
---	---	---	---	---	---	---

2	1	1	0	1	1	1
---	---	---	---	---	---	---

2	1	1	0	0	0	1
0	0	0	0	0	0	0

1B: 4	SF: 0	WP: 0	PA: 33
2B: 1	SAC: 1	PB: 1	
3B: 0	DP: 0	SB: 1	
HR: 0	HBP: 0	CS: 0	

Houston Astros @ San Diego Padres
San Diego Stadium, San Diego, CA
Sat Aug 07 1976, 10:05 PM EDT
Att. 16,403 - Unknown

livebaseballscorecards.com

AB	27
R	3
H	5
RBI	3
BB	5
SO	2
LOB	15



Batter	1	2	3	4	5	6	7	8	9	AB R H RBI BB SO LOB	TOP	
Greg Gross, L (1, 9) <small>OBP: 0.368, SLG: 0.348</small>	0-0 		0-0 			0-0 		0-0 		4 1 1 1 0 0 0	Houston Astros @ San Diego Padres San Diego Stadium, San Diego, CA Sun Aug 08 1976, 6:33 AM EDT Att: 11,205 - Unknown	
Enos Cabell, R (1, 5) <small>OBP: 0.316, SLG: 0.333</small>	0-0 			0-0 		0-0 		0-0 		4 0 1 0 0 0 0		
Cesar Cedeno, R (1, 8) <small>OBP: 0.345, SLG: 0.456</small>	0-0 			0-0 		0-0 		0-0 		4 0 0 0 0 0 1		
Bob Watson, R (1, 3) <small>OBP: 0.373, SLG: 0.447</small>		0-0 		0-0 		0-0 		0-0 		4 1 1 0 0 0 1		
Jose Cruz, L (1, 7) <small>OBP: 0.402, SLG: 0.408</small>		0-0 			0-0 		0-0 		0-0 			4 0 2 0 0 0 1
Ed Herrmann, L (1, 2) <small>OBP: 0.292, SLG: 0.317</small>		0-0 		0-0 		0-0 		0-0 		3 0 0 1 0 0 2		
Rob Andrews, R (1, 4) <small>OBP: 0.330, SLG: 0.320</small>		0-0 		0-0 		0-0 		4-0 		3 0 0 0 1 0 2		
Roger Metzger, S (1, 6) <small>OBP: 0.305, SLG: 0.294</small>			0-0 		4-0 		0-0 	0-3 		3 1 1 0 1 1 1		
J.R. Richard, R (1, 1) <small>OBP: 0.108, SLG: 0.111</small>			0-3 		0-3 		0-0 		0-3 			3 0 0 0 0 2 3
Inning Stats	R: 0 H: 0 E: 0 LOB: 0 K: 0 BB: 0 S: 3 P: 3	R: 1 H: 1 E: 0 LOB: 0 K: 0 BB: 0 S: 4 P: 4	R: 0 H: 0 E: 0 LOB: 0 K: 1 BB: 0 S: 5 P: 5	R: 0 H: 0 E: 0 LOB: 0 K: 0 BB: 0 S: 3 P: 3	R: 0 H: 1 E: 0 LOB: 2 K: 1 BB: 1 S: 6 P: 10	R: 0 H: 0 E: 0 LOB: 0 K: 0 BB: 0 S: 3 P: 3	R: 0 H: 1 E: 0 LOB: 1 K: 0 BB: 0 S: 4 P: 4	R: 2 H: 3 E: 1 LOB: 1 K: 0 BB: 0 S: 6 P: 6	R: 0 H: 0 E: 0 LOB: 1 K: 1 BB: 1 S: 5 P: 9	1B: 4 SF: 1 2B: 1 SAC: 0 3B: 1 DP: 0 HR: 0 HBP: 0	WP: 1 PA: 35 PB: 0 SB: 1 CS: 0	
PITCHER Dave Freisleben, R (1, 1) <small>ERA: 3.49</small> Butch Metzger, R (8, 1) <small>ERA: 1.87</small>	IP WLS BF H R ER SO BB IBB HBP BLK WP HR S P ERA WHIP 7.1 0 29 6 3 3 2 0 1 0 0 1 0 32 36 3.68 0.818											PITCHER IP WLS BF H R ER SO BB IBB HBP BLK WP HR S P ERA WHIP 1.2 1 6 0 0 0 1 1 0 0 0 0 0 7 11 0.00 0.600

livebaseballscorecards.com

AB	32
R	3
H	6
RBI	2
BB	2
SO	3
LOB	11



Batter	1	2	3	4	5	6	7	8	9	AB	R	H	RBI	BB	SO	LOB
Johnny Grubb, L (1, 9) OBP: 0.394, SLG: 0.416	0-0 SH1 1B		0-0 4-3 1-2		0-3 K			0-0 HR 1B	4-0 1B IBB	4	1	2	0	1	1	1
Enzo Hernandez, R (1, 6) OBP: 0.305, SLG: 0.315 Willie McCovey, L (8, PH) OBP: 0.289, SLG: 0.368 Hector Torres, R (9, 6) OBP: 0.274, SLG: 0.319	0-0 SH1 1-2		4-0 BB		0-0 6-3			0-0 HR 1B	0-0 1B	1	0	0	0	1	0	0
Jerry Turner, L (1, 7) OBP: 0.332, SLG: 0.399	0-3 K		0-3 K				0-0 F8	0-3 K		4	0	0	0	0	3	3
Dave Winfield, R (1, 8) OBP: 0.358, SLG: 0.440	0-0 5-3			4-0 BB S BB			0-0 F3	0-0 F7		3	0	0	0	1	0	1
Mike Ivie, R (1, 3) OBP: 0.311, SLG: 0.398		0-0 F9		0-3 K 1-2			0-0 6-3	0-0 5-3		4	0	0	0	0	1	1
Tito Fuentes, S (1, 4) OBP: 0.305, SLG: 0.327		0-3 K		4-0 BB BB			0-0 B5		0-0 E5 1B 1B	3	1	1	0	1	1	0
Doug Rader, R (1, 5) OBP: 0.336, SLG: 0.370		0-0 F7		4-0 BB G6-4-3 1-2 2-3 BB			4-0 BB G6-3		0-3 K 1B	2	0	0	0	2	1	1
Fred Kendall, R (1, 2) OBP: 0.296, SLG: 0.299 Butch Metzger, R (8, 1) Willie Davis, L (9, PH) OBP: 0.295, SLG: 0.390			0-3 K		0-0 G6-4-3 1-2f		0-0 G6-3		4-0 1B S IBB	3	0	0	0	0	1	4
Dave Freisleben, R (1, 1) OBP: 0.226, SLG: 0.267 Bob Davis, R (8, 2) OBP: 0.222, SLG: 0.224 Ted Kubiak, S (9, PH) OBP: 0.349, SLG: 0.325			4-0 BB		0-0 F9			4-0 HR BB	0-0 L1	1	0	0	0	1	0	0

Inning Stats	R: 0	H: 1	E: 0	K: 1	S: 6	LOB: 1	BB: 0	P: 6	R: 0	H: 0	E: 0	K: 1	S: 5	LOB: 0	BB: 0	P: 5	R: 0	H: 0	E: 0	K: 2	S: 7	LOB: 2	BB: 2	P: 15	R: 0	H: 0	E: 0	K: 1	S: 4	LOB: 0	BB: 3	P: 16	R: 0	H: 0	E: 0	K: 1	S: 5	LOB: 0	BB: 0	P: 5	R: 0	H: 0	E: 0	K: 0	S: 3	LOB: 0	BB: 0	P: 3	R: 0	H: 0	E: 0	K: 0	S: 2	LOB: 0	BB: 1	P: 6	R: 3	H: 2	E: 0	K: 1	S: 7	LOB: 0	BB: 1	P: 11	R: 1	H: 2	E: 1	K: 1	S: 6	LOB: 3	BB: 2	P: 14	1B: 4	2B: 0	3B: 0	HR: 1	SF: 0	SAC: 1	DP: 2	HBP: 0	WP: 0	PA: 38
PITCHER J.R. Richard, R (1, 1) ERA: 2.44	IP	WLS	BF	H	R	ER	SO	BB	IBB	HBP	BLK	WP	HR	S	P	ERA	WHIP	IP	WLS	BF	H	R	ER	SO	BB	IBB	HBP	BLK	WP	HR	S	P	ERA	WHIP																																																


BOTTOM

Houston Astros @ San Diego Padres
San Diego Stadium, San Diego, CA

Sun Aug 08 1976, 6:33 AM EDT
Att. 11,205 - Unknown

livebaseballscorecards.com

AB	28
R	4
H	5
RBI	4
BB	9
SO	8
LOB	13



Batter	1	2	3	4	5	6	7	8	9	AB R H RBI BB SO LOB	TOP											
Greg Gross, L (1, 9) OBP: 0.368, SLG: 0.349	0-0 4-3		0-0 F3 BB 1B		0-3 K		0-0 F7	0-0 1B 1B		5 1 2 2 0 1 3												
Jerry Davanon, R (1, 4) OBP: 0.431, SLG: 0.545 Rob Andrews, R (8, 4) OBP: 0.330, SLG: 0.320	0-3 K		4-0 1-2 BB		0-0 FC6		0-0 2B 1B	0-0 1B E 1B		4 2 2 1 1 1 1 0 0 0 0 0 0 0												
Cesar Cedeno, R (1, 8) OBP: 0.350, SLG: 0.475	0-0 E1 3B		0-0 F3			0-0 HR	0-0 WP 1B 2B	0-0 E9 4-3 1B		5 4 4 5 0 0 2												
Bob Watson, R (1, 3) OBP: 0.374, SLG: 0.445	4-0 BB			0-3 K		0-0 P3	0-0 1B	0-0 F3		4 0 1 1 1 1 1												
Jose Cruz, L (1, 7) OBP: 0.399, SLG: 0.402	0-0 L5			4-0 3-1 S BB		0-0 3-1	0-0 4-3	0-0 4-3		4 0 0 1 1 0 2												
Ken Boswell, L (1, 5) OBP: 0.307, SLG: 0.323		0-0 4-3		0-0 3-1		0-0 4-3		0-0 E 1B		5 1 1 0 0 0 1												
Ed Herrmann, L (1, 2) OBP: 0.294, SLG: 0.319		0-0 F8		0-3 K			0-0 1B E 2B 1B	0-0 E3 1B BB 1B	0-0 G6-3 1B	5 2 2 0 0 1 2	AB 41 R 13 H 14 RBI 11 BB 4 SO 4 LOB 15											
Roger Metzger, S (1, 6) OBP: 0.304, SLG: 0.290		0-0 4-3			0-0 6-3		0-0 F8	4-0 1B 1B BB	0-0 G6-3	4 1 0 0 1 0 2												
Dan Larson, R (1, 1) OBP: 0.200, SLG: 0.143			0-0 1-3		0-0 FC6 1B		0-0 E6 2B 1B	0-0 1B 1B 1B	0-0 4-3	5 2 2 1 0 0 1												
Inning Stats	R: 1 E: 1 K: 1 S: 6	H: 1 LOB: 1 BB: 1 P: 10	R: 0 E: 0 K: 0 S: 3	H: 0 LOB: 0 BB: 0 P: 3	R: 0 E: 0 K: 0 S: 3	H: 1 LOB: 1 BB: 1 P: 7	R: 0 E: 0 K: 2 S: 7	H: 0 LOB: 1 BB: 1 P: 11	R: 0 E: 0 K: 1 S: 6	H: 1 LOB: 1 BB: 0 P: 6	R: 1 E: 0 K: 0 S: 4	H: 1 LOB: 0 BB: 0 P: 4	R: 4 E: 1 K: 0 S: 8	H: 4 LOB: 1 BB: 0 P: 8	R: 7 E: 2 K: 0 S: 9	H: 5 LOB: 0 BB: 1 P: 13	R: 0 E: 0 K: 0 S: 3	H: 1 LOB: 0 BB: 0 P: 3	1B: 11 2B: 1 3B: 1 HR: 1	SF: 0 SAC: 0 DP: 1 HBP: 0	WP: 1 PB: 0 SB: 1 CS: 0	PA: 45
PITCHER	IP WLS BF H R ER SO BB IBB HBP BLK WP HR S P ERA WHIP																					
Bob Forsch, R (1, 1) ERA: 3.78	7.0 L 33 9 7 2 4 3 0 0 0 0 1 1 38 50 2.57 1.714																					
Mike Wallace, L (8, 1) ERA: 3.47	0.0 4 2 2 1 0 1 0 0 0 0 0 0 3 7 ∞ ∞																					
Eddie Solomon, R (8, 1) ERA: 3.77	1.0 5 2 4 3 0 0 0 0 0 0 0 0 5 5 27.00 2.000																					
John Curtis, L (9, 1) ERA: 4.3	1.0 3 1 0 0 0 0 0 0 0 0 0 0 3 3 0.00 1.000																					

Houston Astros @ St. Louis Cardinals
 Busch Stadium, St. Louis, MO
 Mon Aug 09 1976, 7:05 PM CDT
 Att: 12,395 - Unknown

livebaseballscorecards.com



Batter	1	2	3	4	5	6	7	8	9	AB R H RBI BB SO LOB	TOP	
Greg Gross, L (1, 9) OBP: 0.372, SLG: 0.350	4-0 1B 6-3-5 BB		0-0 FC1-6 1B		0-0 P6			4-0 BB		2 1 1 0 2 0 0		
Wilbur Howard, S (1, 4) OBP: 0.234, SLG: 0.285	0-0 F5		0-0 FC1-6 1B			0-0 5-3		0-0 F8		4 0 0 0 0 0 3		
Cesar Cedeno, R (1, 8) OBP: 0.351, SLG: 0.476	0-0 1-3 1B		0-0 1-2 G6-3 1B			0-0 F8			0-0 5-3	4 0 2 0 0 0 0		
Bob Watson, R (1, 3) OBP: 0.371, SLG: 0.441	0-0 6-3-5 1-2f 3-H		0-0 1-2f G6-3			0-0 P5			0-0 F7	4 0 0 1 0 0 3		
Jose Cruz, L (1, 7) OBP: 0.400, SLG: 0.407		0-0 6-3		0-0 G3-6-3 1B			0-0 5-3		0-0 2B	4 0 2 0 0 0 0		
Ken Boswell, L (1, 5) OBP: 0.295, SLG: 0.309		0-0 6-3		0-0 1-2f G3-6-3			0-0 4-3		0-0 3-1	4 0 0 0 0 0 2		
Ed Herrmann, L (1, 2) OBP: 0.295, SLG: 0.319		0-0 1B 1B		0-0 P6			0-0 F7			3 0 1 0 0 0 0		
Roger Metzger, S (1, 6) OBP: 0.304, SLG: 0.291		0-0 1-2 1B			0-0 G3			0-0 G3		3 0 1 0 0 0 0		
Bo McLaughlin, R (1, 1) Cliff Johnson, R (2, PH) Joe Niekro, R (2, 1) Jerry Davanon, R (5, PH) Mike Cosgrove, L (5, 1) Gilberto Rondon, R (5, 1) Leon Roberts, R (8, PH) Gene Fentz, R (8, 1)		0-0 F7			0-0 F8			0-0 F5		0 0 0 0 0 0 0 1 0 0 0 0 0 0 2 0 0 0 0 0 0 0 0 1 0 1 0 0 0 0 0 0 0 0 0 0 0 0 0 0 0		
Inning Stats	R: 1 H: 1 E: 0 LOB: 0 K: 0 BB: 1 S: 3 P: 7	R: 0 H: 2 E: 0 LOB: 2 K: 0 BB: 0 S: 5 P: 5	R: 0 H: 2 E: 0 LOB: 1 K: 0 BB: 0 S: 4 P: 4	R: 0 H: 1 E: 0 LOB: 0 K: 0 BB: 0 S: 3 P: 3	R: 0 H: 0 E: 0 LOB: 0 K: 0 BB: 0 S: 3 P: 3	R: 0 H: 0 E: 0 LOB: 0 K: 0 BB: 0 S: 3 P: 3	R: 0 H: 0 E: 0 LOB: 0 K: 0 BB: 0 S: 3 P: 3	R: 0 H: 0 E: 0 LOB: 1 K: 0 BB: 1 S: 3 P: 7	R: 0 H: 1 E: 0 LOB: 1 K: 0 BB: 0 S: 4 P: 4	1B: 6 SF: 0 2B: 2 SAC: 0 3B: 0 DP: 3 HR: 0 HBP: 0	WP: 0 PA: 33 PB: 0 SB: 0 CS: 0	
PITCHER Lynn McGlothen, R (1, 1) ERA: 3.84	IP WLS BF H R ER SO BB IBB HBP BLK WP HR S P ERA WHIP											

Houston Astros @ St. Louis Cardinals
 Busch Stadium, St. Louis, MO
 Tue Aug 10 1976, 7:05 PM CDT
 Att: 10,938 - Unknown

livebaseballscorecards.com



Batter	1	2	3	4	5	6	7	8	9
Jerry Mumphy, S OBP: 0.333, SLG: 0.315 (1, 8) (8, 9)	0-0 4-3	0-0 G3		0-3 K		4-0 FC4-6 BB		0-0 FC5-2 E 1-2 1B	
Garry Templeton, S OBP: 0.222, SLG: 0.222 (1, 6)	0-0 F8	0-3 K			0-0 1B 2B 1B	0-0 F7		0-0 E4 FC5-2 1-2 2-3	
Lou Brock, L OBP: 0.320, SLG: 0.357 (1, 7)	0-0 3B 2B	0-0 6-3			0-0 2B 1-2 1B	0-0 FC4-6 S 1-2f		0-0 FC5-2 1-2 2-3 3-H	
Ted Simmons, S OBP: 0.358, SLG: 0.376 Charlie Chant, R (1, 2) (8, 8)	4-0 3B BB		0-0 G3		0-0 1B 1-3 2-H G6-4-3 2B	0-0 P6 1-2		0-0 5-3	
Keith Hernandez, L OBP: 0.347, SLG: 0.355 (1, 3)	0-0 1B 3B 1-H 2-H		0-0 F8		0-0 G6-4-3 2-3 3-H 1B		0-3 K		
Joe Ferguson, R OBP: 0.333, SLG: 0.383 (1, 9) (8, 2)	0-0 1B 1B 3-H		0-0 6-3		0-0 G6-4-3 1-2f 3-H		0-0 5-3		
Don Kessinger, S OBP: 0.330, SLG: 0.321 (1, 4)	0-0 1B 1B 1-2			4-0 4-3 S SF7 BB	4-0 1B BB BB	4-0 BB BB BB	4-0 BB BB BB		
Hector Cruz, R OBP: 0.257, SLG: 0.322 (1, 5)	0-0 1B 1B 1-2 2-H		0-0 4-3	0-0 4-3 1-3	0-0 1-2 1B	0-0 1-2 1B	0-0 5-3		
Lynn McGlothen, L OBP: 0.185, SLG: 0.196 (1, 1)	0-0 1B 1-2 2-H		0-0 SF7	0-0 SF7 3-H	0-3 K		0-0 E FC5-2 1B 1B		

Inning Stats	R: 4 E: 0 K: 0 S: 8	H: 6 LOB: 2 BB: 1 P: 12	R: 0 E: 0 K: 1 S: 5	H: 0 LOB: 0 BB: 0 P: 5	R: 0 E: 0 K: 0 S: 3	H: 0 LOB: 0 BB: 0 P: 3	R: 1 E: 0 K: 1 S: 5	H: 0 LOB: 0 BB: 1 P: 9	R: 3 E: 0 K: 1 S: 9	H: 5 LOB: 2 BB: 1 P: 13	R: 0 E: 0 K: 0 S: 3	H: 0 LOB: 1 BB: 1 P: 7	R: 0 E: 0 K: 1 S: 5	H: 0 LOB: 1 BB: 1 P: 9	R: 0 E: 1 K: 0 S: 5	H: 2 LOB: 2 BB: 0 P: 5
1B: 10 2B: 2 3B: 1 HR: 0	SF: 1 SAC: 0 DP: 2 HBP: 0	WP: 0 PB: 0 SB: 2 CS: 0														


PITCHER	IP	WLS	BF	H	R	ER	SO	BB	IBB	HBP	BLK	WP	HR	S	P	ERA	WHIP
Bo McLaughlin, R ERA: 3.58 (1, 1)	1.0	L	9	6	4	4	0	1	0	0	0	0	0	8	12	36.00	7.000
Joe Niekro, R ERA: 3.41 (2, 1)	3.0		10	0	1	1	2	1	0	0	0	0	0	13	17	3.00	0.333
Mike Cosgrove, L ERA: 5.44 (5, 1)	0.0		4	4	3	3	0	0	0	0	0	0	0	4	4	∞	∞
Gilberto Rondon, R ERA: 5.94 (5, 1)	3.0		12	1	0	0	2	3	0	0	0	0	0	13	25	0.00	1.333
Gene Pentz, R ERA: 3.23 (8, 1)	1.0		5	2	0	0	0	0	0	0	0	0	0	5	5	0.00	2.000

BOTTOM

Houston Astros @ St. Louis Cardinals
 Busch Stadium, St. Louis, MO
 Tue Aug 10 1976, 7:05 PM CDT
 Att. 10,938 - Unknown

AB	R	H	RBI	BB	SO	LOB
4	0	1	0	1	1	0
5	1	1	0	0	1	3
5	2	2	0	0	0	4
3	2	1	1	1	0	1
1	0	0	0	0	0	2
4	1	2	3	0	1	0
4	1	1	1	0	0	1
1	1	1	0	3	0	0
4	0	2	1	0	0	2
3	0	2	1	0	1	2

AB	34
R	8
H	13
RBI	7
BB	5
SO	4
LOB	15



WP	HR	S	P	ERA	WHIP
0	0	2	2	0.00	1.333

Batter	1	2	3	4	5	6	7	8	9	AB R H RBI BB SO LOB	TOP		
Greg Gross, L (1, 9) OBP: 0.375, SLG: 0.350	0-0 E4 1B		0-0 3B 1B	0-0 CS 1-2	4-0 5-3 BB		4-0 1B BB	0-0 F7		3 3 1 0 2 0 0			
Wilbur Howard, S (1, 4) OBP: 0.235, SLG: 0.297 Enos Cabell, R (7, 5) OBP: 0.315, SLG: 0.333	0-0 4-3 1-2		0-0 1B 3B		0-0 5-3 1-2		0-3 K	0-0 F9		4 1 1 1 0 1 3 1 0 0 0 0 0 0			
Cesar Cedeno, R (1, 8) OBP: 0.354, SLG: 0.475	0-0 F7		0-0 1B SF9 1B		0-0 F5 1-2		4-0 1B 2B BB		4-0 G4-6-3 BB	3 2 1 1 2 0 2			
Bob Watson, R (1, 3) OBP: 0.373, SLG: 0.443	0-0 1B		0-0 G4-6-3 1B		0-0 4-3		0-0 2B 1B		0-0 G4-6-3 1-2f	5 1 3 2 0 0 2			
Jose Cruz, L (1, 7) OBP: 0.400, SLG: 0.408	0-0 F7		0-0 SF9			0-0 FC1-6 1B	0-0 F8		0-0 1B 1B	4 0 2 1 0 0 3			
Ken Boswell, L (1, 5) OBP: 0.294, SLG: 0.317 Rob Andrews, R (7, 4) OBP: 0.332, SLG: 0.322		0-0 F7	0-0 G4-6-3 1-2f			0-0 FC1-6 1B 1-2f	0-0 1B 2B 1-H 2-H		0-0 1B 1B 1-2	4 1 1 2 0 0 2 1 0 1 0 0 0 0			
Ed Herrmann, L (1, 2) OBP: 0.297, SLG: 0.325		0-0 2B		0-0 4-3		0-3 K	0-0 1B		0-0 F9	5 0 2 1 0 1 3			
Roger Metzger, S (1, 6) OBP: 0.306, SLG: 0.293		0-0 6-3		0-0 CS 1B		0-0 1B	0-0 F8			4 0 2 0 0 0 2			
Larry Dierker, R (1, 1) OBP: 0.091, SLG: 0.094		0-0 1-3		0-3 K		0-0 G3		0-3 K		4 0 0 0 0 2 4			
Inning Stats	R: 1 H: 1 E: 1 LOB: 1 K: 0 BB: 0 S: 5 P: 5	R: 0 H: 1 E: 0 LOB: 1 K: 0 BB: 0 S: 4 P: 4	R: 3 H: 4 E: 0 LOB: 0 K: 0 BB: 0 S: 6 P: 6	R: 0 H: 1 E: 0 LOB: 0 K: 1 BB: 0 S: 5 P: 5	R: 0 H: 0 E: 0 LOB: 1 K: 0 BB: 1 S: 3 P: 7	R: 0 H: 2 E: 0 LOB: 2 K: 1 BB: 0 S: 7 P: 7	R: 4 H: 3 E: 0 LOB: 1 K: 1 BB: 2 S: 8 P: 16	R: 0 H: 0 E: 0 LOB: 0 K: 1 BB: 0 S: 5 P: 5	R: 0 H: 2 E: 0 LOB: 2 K: 0 BB: 1 S: 4 P: 8	1B: 11 SF: 1 2B: 2 SAC: 0 3B: 1 DP: 2 HR: 0 HBP: 0	WP: 0 PA: 44 PB: 0 SB: 0 CS: 1		
PITCHER	IP WLS BF H R ER SO BB IBB HBP BLK WP HR S P ERA WHIP											PITCHER	IP WLS BF H R ER SO BB IBB HBP BLK WP HR S P ERA WHIP
John Denny, R (1, 1) ERA: 3.1	5.0 L 22 7 4 3 1 1 0 0 0 0 0 0 23 27 5.40 1.600												
John Curtis, L (6, 1) ERA: 4.5	1.1 9 3 3 3 2 2 0 0 0 0 0 0 11 19 20.25 3.750												
Al Hrabosky, L (7, 1) ERA: 2.76	0.2 4 2 1 1 0 0 0 0 0 0 0 0 4 4 13.50 3.000												
Mike Wallace, L (8, 1) ERA: 3.33	2.0 8 2 0 0 1 1 0 0 0 0 0 0 9 13 0.00 1.500												

Houston Astros @ St. Louis Cardinals
 Busch Stadium, St. Louis, MO
 Wed Aug 11 1976, 7:05 PM CDT
 Att: 12,695 - Unknown

livebaseballscorecards.com

AB	38
R	8
H	14
RBI	8
BB	4
SO	4
LOB	21




Batter	1	2	3	4	5	6	7	8	9	AB R H RBI BB SO LOB
Jerry Mumphy, S (1, 8) OBP: 0.330, SLG: 0.312	0-3 K ①		0-0 1-2 1B		0-0 F7 ③		0-3 K ②		0-0 4-3 ③	5 0 1 0 0 2 2
Garry Templeton, S (1, 6) OBP: 0.154, SLG: 0.154	0-0 F8 ②		0-0 F8 ②			0-3 K ①	0-0 1-4-3 ③			4 0 0 0 0 1 3
Lou Brock, L (1, 7) OBP: 0.321, SLG: 0.359	0-0 4-3 ③		0-0 F6 ③			0-0 1B 2B 1B		0-0 G5-3 BB 1B		4 1 2 0 0 0 2
Ted Simmons, S (1, 2) OBP: 0.359, SLG: 0.377		0-0 G3 ①		0-0 1B		0-0 2B 1B 1-3		0-0 F9 ①		4 0 2 0 0 0 1
Keith Hernandez, L (1, 3) OBP: 0.350, SLG: 0.354		0-0 1B		0-0 P4 ①		0-3 K ②		4-0 BB 1-2 BB		3 0 1 0 1 1 3
Joe Ferguson, R (1, 9) OBP: 0.332, SLG: 0.384		0-0 F9 ②		0-0 F7 ②		0-0 1-3 2B 3-H		0-0 G5-3 ② ⑤ 2-3f		4 0 1 1 0 0 4
Don Kessinger, S (1, 4) OBP: 0.329, SLG: 0.319		0-0 F7 ③		0-0 4-3 ③		0-0 G3				3 0 0 0 1 0 4
Hector Cruz, R (1, 5) OBP: 0.255, SLG: 0.318			0-0 F8 ①		0-3 K ①		0-3 K ①		0-0 F8 ①	4 0 0 0 0 2 1
John Denny, R (1, 1) OBP: 0.222, SLG: 0.250 Willie Crawford, L (5, PH) OBP: 0.372, SLG: 0.476 John Curtis, L (6, 1) OBP: 0.258, SLG: 0.241 Al Hrabosky, R (7, 1) Vic Harris, S (7, PH) OBP: 0.261, SLG: 0.316 Mike Wallace, L (8, 1) OBP: 0.333, SLG: 0.333 Ron Fairly, L (9, PH) OBP: 0.393, SLG: 0.306			0-0 1B 1B		0-0 P6 ②		0-0 2B		0-0 F8 ②	1 0 1 0 0 0 0 1 0 1 0 1 0 0 0 0 0 0 0 0 0 0 0 1 0 0 0 0 0 0 1

Inning Stats	R: 0	H: 0	E: 0	K: 1	S: 5	R: 0	H: 1	E: 0	K: 0	S: 4	R: 0	H: 2	E: 0	K: 0	S: 5	R: 0	H: 1	E: 0	K: 0	S: 4	R: 0	H: 0	E: 0	K: 1	S: 5	R: 1	H: 3	E: 0	K: 2	S: 10	R: 0	H: 1	E: 0	K: 2	S: 8	R: 0	H: 1	E: 0	K: 0	S: 3	R: 0	H: 0	E: 0	K: 0	S: 3	1B: 7	2B: 2	3B: 0	HR: 0	SF: 0	SAC: 0	DP: 1	HBP: 0	WP: 0	PA: 37
PITCHER Larry Dierker, R (1, 1) ERA: 3.69	IP: 9.0	WLS: W	BF: 37	H: 9	R: 1	ER: 1	SO: 6	BB: 2	IBB: 0	HBP: 0	BLK: 0	WP: 0	HR: 0	S: 47	P: 55	ERA: 1.00	WHIP: 1.222																																						

BOTTOM

Houston Astros @ St. Louis Cardinals
 Busch Stadium, St. Louis, MO
 Wed Aug 11 1976, 7:05 PM CDT
 Att. 12,695 - Unknown

AB 35
 R 1
 H 9
 RBI 1
 BB 2
 SO 6
 LOB 21



livebaseballscores.com

Batter	1	2	3	4	5	6	7	8	9	AB R H RBI BB SO LOB	TOP																									
Frank Taveras, R (1, 6) OBP: 0.312, SLG: 0.285	0-0 1B 2B 1B	0-0 L1		0-0 F7		0-3 K		0-3 K		5 1 1 0 0 2 2																										
Richie Hebner, L (1, 5) OBP: 0.304, SLG: 0.325 Bill Robinson, R (1, 5) OBP: 0.340, SLG: 0.571 Tommy Helms, R (9, 5) OBP: 0.337, SLG: 0.397	0-0 1-3 1B	0-3 K		0-0 F4			0-0 6-3		0-3 K	1 0 1 0 0 0 0 4 0 0 0 0 2 2 0 0 0 0 0 0 0																										
Al Oliver, L (1, 8) OBP: 0.362, SLG: 0.489 Omar Moreno, L (2, 8) OBP: 0.625, SLG: 1.286	0-0 1-3		4-0 FC6-4 BB		0-0 L8		0-0 8-3 1B		0-0 HR	1 0 0 0 0 0 1 3 1 2 1 1 0 0																										
Dave Parker, L (1, 9) OBP: 0.329, SLG: 0.453	0-0 3-H 2B		0-0 FC6-4 1B 1-2f		0-0 4-1		0-0 8-3 1-2f		0-3 K	5 1 1 1 0 1 2																										
Richie Zisk, R (1, 7) OBP: 0.339, SLG: 0.464	0-3 K		0-0 1B 1-2 1B		4-0 BB			0-0 3B 1B	0-0 F3	4 1 2 0 1 1 1																										
Ed Kirkpatrick, L (1, 3) OBP: 0.298, SLG: 0.286		0-0 1B E 1B	0-0 1B S 1-3 2-H 1B		0-3 K			0-0 L9		4 1 2 1 0 1 2																										
Rennie Stennett, R (1, 4) OBP: 0.292, SLG: 0.358		0-0 L9	0-0 1-3 1B			0-0 1B S G6-4-3 1B		0-0 HR 3B		4 2 3 1 0 0 1																										
Manny Sanguillen, R (1, 2) OBP: 0.335, SLG: 0.372		0-0 E 1-2 1B	0-0 4-3			0-0 1-3 G6-4-3 1B		0-0 HR		4 1 3 2 0 0 2																										
Bruce Kison, R (1, 1) OBP: 0.261, SLG: 0.262 Bob Robertson, R (6, PH) OBP: 0.299, SLG: 0.323 Kent Tekulve, R (6, 1) OBP: 0.337, SLG: 0.397		0-0 SH 1-3 2-H		0-0 5-3		0-0 G6-4-3 1-2f 3-H		0-3 K		1 0 0 0 0 0 0 1 0 0 0 0 0 1 1 0 0 0 0 1 0																										
Inning Stats	R: 1 E: 0 K: 1 S: 7	H: 3 LOB: 1 BB: 0 P: 7	R: 1 E: 1 K: 1 S: 8	H: 2 LOB: 2 BB: 0 P: 8	R: 1 E: 0 K: 0 S: 5	H: 3 LOB: 2 BB: 1 P: 9	R: 0 E: 0 K: 0 S: 3	H: 0 LOB: 0 BB: 0 P: 3	R: 0 E: 0 K: 1 S: 5	H: 0 LOB: 1 BB: 1 P: 9	R: 1 E: 0 K: 1 S: 6	H: 2 LOB: 0 BB: 0 P: 6	R: 0 E: 0 K: 0 S: 3	H: 1 LOB: 0 BB: 0 P: 3	R: 3 E: 0 K: 2 S: 10	H: 3 LOB: 0 BB: 0 P: 10	R: 1 E: 0 K: 2 S: 8	H: 1 LOB: 0 BB: 0 P: 8	1B: 11 2B: 2 3B: 1 HR: 2	SF: 0 SAC: 1 DP: 2 HBP: 0	WP: 0 PA: 41 PB: 0 SB: 2 CS: 0															
PITCHER	IP WLS BF H R ER SO BB IBB HBP BLK WP HR S P ERA WHIP																																			
J.R. Richard, R (1, 1) ERA: 2.51	5.0		26	10	4	3	3	2	0	0	0	0	0	30	38	5.40	2.400																			
Joe Niekro, R (6, 1) ERA: 3.62	4.0	L	15	5	4	4	5	0	0	0	0	0	2	25	25	9.00	1.250																			

Pittsburgh Pirates @ Houston Astros
Astrodome, Houston, TX
Fri Aug 13 1976, 8:05 PM EDT
Att. 17,876 - Dome

livebaseballscorecards.com

AB	38
R	8
H	15
RBI	6
BB	2
SO	8
LOB	14



Batter	1	2	3	4	5	6	7	8	9	AB	R	H	RBI	BB	SO	LOB
Greg Cross, L (1, 9) OBP: 0.375, SLG: 0.351	0-0 4-3		0-0 WP 5-3 1B	0-0 FC6-4 1B			0-3 K		0-3 K	5	0	2	2	0	2	1
Enos Cabell, R (1, 5) OBP: 0.315, SLG: 0.332	0-0 S E 1B		0-0 5-3 1-2	0-0 FC6-4 1-2f			0-3 K			4	1	1	0	0	1	2
Cesar Cedeno, R (1, 8) OBP: 0.353, SLG: 0.472	0-0 E6 S 1B		0-0 F8 2-3		0-0 CS 1B		0-0 F8			4	1	1	0	0	0	1
Bob Watson, R (1, 3) OBP: 0.370, SLG: 0.439	0-0 6-3 1-2		0-3 K		0-3 K 1-2			0-0 4-3		4	0	0	0	0	2	3
Jose Cruz, L (1, 7) OBP: 0.401, SLG: 0.410	0-0 2-H 1B			0-0 3-1		0-0 6-3		0-0 CS 1B		4	0	2	1	0	0	0
Ed Herrmann, L (1, 2) OBP: 0.296, SLG: 0.321	0-0 F7			1-0 BB 1B SF8 HBP		0-0 L3		0-0 G3 1-2		3	1	0	0	0	0	2
Rob Andrews, R (1, 4) OBP: 0.331, SLG: 0.322		0-3 K		0-0 SF8 BB 1B		0-0 6-3		0-0 6-3		4	1	1	0	0	1	0
Roger Metzger, S (1, 6) OBP: 0.308, SLG: 0.291		0-3 K		4-0 SF8 1B BB		4-0 BB		0-0 E4 2B		2	1	0	0	2	1	0
J.R. Richard, R (1, 1) OBP: 0.105, SLG: 0.110		0-0 L6		0-0 SF8		0-0 1-3		0-0 2B		1	0	0	1	0	0	0
Joe Niekro, R (6, 1) OBP: 0.185, SLG: 0.308				1-2 2-3 3-H				1-H		1	0	0	0	0	0	1
Ken Boswell, L (9, PH) OBP: 0.300, SLG: 0.333										1	0	1	0	0	0	0

Inning Stats	R: 2	H: 2	E: 1	K: 0	S: 6	LOB: 1	BB: 0	P: 6	R: 0	H: 0	E: 0	K: 2	S: 7	LOB: 0	BB: 0	P: 7	R: 0	H: 1	E: 0	K: 1	S: 6	LOB: 1	BB: 0	P: 6	R: 3	H: 2	E: 0	K: 0	S: 5	LOB: 1	BB: 1	P: 10	R: 0	H: 1	E: 0	K: 1	S: 5	LOB: 0	BB: 0	P: 5	R: 0	H: 0	E: 0	K: 2	S: 7	LOB: 0	BB: 0	P: 7	R: 0	H: 1	E: 0	K: 0	S: 3	LOB: 1	BB: 1	P: 7	R: 0	H: 0	E: 0	K: 2	S: 7	LOB: 0	BB: 0	P: 7	R: 0	H: 1	E: 1	K: 1	S: 6	LOB: 1	BB: 0	P: 6	1B: 7	SF: 1	2B: 1	3B: 0	HR: 0	SAC: 0	DP: 0	HBP: 1
--------------	------	------	------	------	------	--------	-------	------	------	------	------	------	------	--------	-------	------	------	------	------	------	------	--------	-------	------	------	------	------	------	------	--------	-------	-------	------	------	------	------	------	--------	-------	------	------	------	------	------	------	--------	-------	------	------	------	------	------	------	--------	-------	------	------	------	------	------	------	--------	-------	------	------	------	------	------	------	--------	-------	------	-------	-------	-------	-------	-------	--------	-------	--------

PITCHER	IP	WLS	BF	H	R	ER	SO	BB	IBB	HBP	BLK	WP	HR	S	P	ERA	WHIP
Bruce Kison, R (1, 1) ERA: 3.3	5.0		23	6	5	3	4	1	0	1	0	1	0	29	34	5.40	1.400
Kent Tekulve, R (6, 1) ERA: 2.75	4.0	W	14	2	0	0	3	1	0	0	0	0	0	19	23	0.00	0.750


BOTTOM

Pittsburgh Pirates @ Houston Astros
Astrodome, Houston, TX

Fri Aug 13 1976, 8:05 PM EDT
Att. 17,876 - Dome

livebaseballscorecards.com

AB	33
R	5
H	8
RBI	4
BB	2
SO	7
LOB	10



WP	PA	ERA	WHIP
1	37		

Batter	1	2	3	4	5	6	7	8	9	AB	R	H	RBI	BB	SO	LOB	TOP
Frank Taveras, R (1, 6) <small>OBP: 0.316, SLG: 0.285</small> Manny Sanguillen, R (8, PH) <small>OBP: 0.334, SLG: 0.371</small> <small>(8, 2)</small>	4-0 	0-0 6-3 			4-0 G6-3 1B BB 		4-0 FC5-4 BB 	0-0 F6 		1	1	0	0	3	0	1	
Omar Moreno, L (1, 8) <small>OBP: 0.462, SLG: 0.833</small>	0-0 F3 1-2 		0-0 F3 		0-0 G6-3 1B 		0-0 FC5-4 1-2f 	0-0 FC6 1-2f 		5	0	1	0	0	0	5	
Richie Zisk, R (1, 7) <small>OBP: 0.339, SLG: 0.466</small>	0-0 		0-0 		0-0 G6-3 1-2f 2-3 		0-0 F7 		0-0 6-3 	5	0	2	0	0	0	3	
Dave Parker, L (1, 9) <small>OBP: 0.325, SLG: 0.448</small>	0-0 SF8 3-H 		0-3 K 		0-0 4-3 		0-0 4-3 		0-0 E4 2B 	4	1	0	1	0	1	3	
Richie Hebner, L (1, 5) <small>OBP: 0.306, SLG: 0.330</small>	0-0 P2 		0-0 F7 		0-0 F4 			0-0 1B 1B 	0-0 G3 1-H 2B 	5	2	2	1	0	0	2	
Ed Kirkpatrick, L (1, 3) <small>OBP: 0.303, SLG: 0.302</small>		0-0 F9 		0-0 4-3 		0-0 G3 2B 		0-0 1B 1B 	0-0 G3 2-3 	5	0	2	0	0	0	1	
Rennie Stennett, R (1, 4) <small>OBP: 0.299, SLG: 0.362</small>		0-0 5-3 1B 1B 		0-0 1B 1B 		4-0 G3 BB 		0-0 1B CS 1B 1-3 2-H 	4-0 2B IBB 	3	1	3	1	2	0	0	
Duffy Dyer, R (1, 2) <small>OBP: 0.325, SLG: 0.382</small> Mario Mendoza, R (8, PR) <small>OBP: 0.233, SLG: 0.246</small> <small>(8, 6)</small>		0-0 5-3 		0-0 G4-6-3 1B 		0-0 G3 1-2 2-3 		4-0 BB BB 1-2 	0-0 	3	0	1	0	1	0	3	
John Candelaria, L (1, 1) <small>OBP: 0.262, SLG: 0.236</small> Bob Moose, R (6, 1) <small>OBP: 0.333, SLG: 0.889</small> Bob Robertson, R (8, PH) <small>OBP: 0.306, SLG: 0.323</small> Larry Demery, R (8, PR) <small>OBP: 0.158, SLG: 0.059</small> Dave Giusti, R (8, 1)		0-0 2-H 1B 		0-0 G4-6-3 1-2f 		0-0 F7 		4-0 FC6 BB 1-2 	0-0 4-3 	3	0	1	1	0	0	4	
Inning Stats	R: 1 H: 1 E: 0 LOB: 1 K: 0 BB: 1 S: 4 P: 8	R: 1 H: 2 E: 0 LOB: 1 K: 0 BB: 0 S: 5 P: 5	R: 0 H: 1 E: 0 LOB: 1 K: 1 BB: 0 S: 6 P: 6	R: 0 H: 2 E: 0 LOB: 1 K: 0 BB: 0 S: 4 P: 4	R: 0 H: 1 E: 0 LOB: 1 K: 0 BB: 1 S: 3 P: 7	R: 0 H: 1 E: 0 LOB: 2 K: 0 BB: 1 S: 4 P: 8	R: 0 H: 0 E: 0 LOB: 1 K: 0 BB: 1 S: 3 P: 7	R: 1 H: 3 E: 0 LOB: 3 K: 0 BB: 2 S: 5 P: 13	R: 2 H: 2 E: 1 LOB: 2 K: 0 BB: 1 S: 6 P: 10	1B: 9 SF: 1 2B: 4 SAC: 0 3B: 0 DP: 2 HR: 0 HBP: 0	WP: 0 PA: 45 PB: 0 SB: 1 CS: 1						
PITCHER Joaquin Andujar, R (1, 1) <small>ERA: 3.78</small> Gene Pentz, R (8, 1) <small>ERA: 3.1</small>	IP WLS BF H R ER SO BB IBB HBP BLK WP HR S P ERA WHIP 7.0 0 33 10 3 3 1 4 0 0 0 0 0 0 31 47 3.86 2.000 2.0 L 12 3 2 0 0 0 2 1 0 0 0 0 0 9 21 0.00 2.500	PITCHER IP WLS BF H R ER SO BB IBB HBP BLK WP HR S P ERA WHIP															

Pittsburgh Pirates @ Houston Astros
 Astrodome, Houston, TX
 Sat Aug 14 1976, 4:33 AM EDT
 Att. 9,721 - Dome

AB	37
R	5
H	13
RBI	5
BB	7
SO	1
LOB	27



WP: 0	PA: 45
PB: 0	
SB: 1	
CS: 1	

ERA	WHIP
-----	------

livebaseballscorecards.com

Batter	1	2	3	4	5	6	7	8	9	AB	R	H	RBI	BB	SO	LOB
Greg Cross, L (1, 9) OBP: 0.381, SLG: 0.352	4-0 1-3 S BB	0-3 K		0-0 1-2 1B		0-0 5-3			0-0 FC1-6 2-3 1B	4	0	2	0	1	1	2
Enos Cabell, R (1, 5) OBP: 0.310, SLG: 0.326	0-0 1-3		0-0 E6 S 1B	0-0 F9			0-0 1B 1B		0-0 FC1-6 1B 3B	5	2	1	1	0	0	4
Cesar Cedeno, R (1, 8) OBP: 0.357, SLG: 0.472	0-3 K		4-0 1B 1B BB	0-0 F9			0-0 1B 1B		0-0 3B 1B	4	1	2	0	1	1	3
Bob Watson, R (1, 3) OBP: 0.373, SLG: 0.451	4-0 BB		0-0 1B 1B	0-0 F9			0-0 F3		0-0 2B 3B	4	1	2	3	1	0	3
Jose Cruz, L (1, 7) OBP: 0.397, SLG: 0.408	0-0 1-3		0-0 F7		0-0 6-3		0-0 6-3		0-0 2B	5	0	1	1	0	0	5
Rob Andrews, R (1, 4) OBP: 0.329, SLG: 0.320		0-0 SH1-4 1B	0-0	0-0 1B		0-0 4-3		0-0 F8	0-0 L5	4	0	2	0	0	0	0
Leon Roberts, R (9, PH) OBP: 0.371, SLG: 0.483		1-2 2-H	0-0 1B		0-0					1	0	0	0	0	0	1
Skip Jutze, R (1, 2) OBP: 0.188, SLG: 0.242		0-0 F9	0-3 K		0-3 K			0-0 F9	0-0 1-3	3	0	0	0	0	2	3
Cliff Johnson, R (8, PH) OBP: 0.344, SLG: 0.364										2	0	0	0	0	0	1
Roger Metzger, S (1, 6) OBP: 0.310, SLG: 0.292		0-0 SH1-4 1B		0-0 E9 1B		0-0 1-3		0-0 F9		4	1	1	0	0	0	0
Dan Larson, R (1, 1) OBP: 0.235, SLG: 0.188		0-0 SH1-4		0-0		0-0 6-3			0-0	2	0	1	1	0	0	0
Bo McLaughlin, R (9, 1)										0	0	0	0	0	0	0
Ken Boswell, L (9, PH) OBP: 0.304, SLG: 0.346		1-2 2-3		0-0 1B					0-0 FC1-6 2B	1	1	1	0	0	0	0


Inning Stats	R: 0	H: 0	E: 0	K: 1	S: 5	H: 0	LOB: 2	BB: 2	P: 13	R: 0	H: 2	E: 0	K: 1	S: 7	H: 2	LOB: 2	BB: 0	P: 7	R: 1	H: 2	E: 1	K: 1	S: 7	H: 2	LOB: 2	BB: 1	P: 11	R: 1	H: 2	E: 1	K: 0	S: 6	H: 2	LOB: 2	BB: 0	P: 6	R: 0	H: 0	E: 0	K: 1	S: 5	H: 0	LOB: 0	BB: 0	P: 5	R: 0	H: 2	E: 0	K: 0	S: 3	H: 0	LOB: 0	BB: 0	P: 3	R: 0	H: 2	E: 0	K: 0	S: 4	H: 0	LOB: 1	BB: 0	P: 4	R: 0	H: 0	E: 0	K: 0	S: 3	H: 0	LOB: 0	BB: 0	P: 3	R: 4	H: 5	E: 0	K: 0	S: 8	H: 1	LOB: 1	BB: 0	P: 8	1B: 10	SF: 0	2B: 2	SAC: 1	3B: 1	DP: 0	HR: 0	HBP: 0	WP: 0	PA: 43
--------------	------	------	------	------	------	------	--------	-------	-------	------	------	------	------	------	------	--------	-------	------	------	------	------	------	------	------	--------	-------	-------	------	------	------	------	------	------	--------	-------	------	------	------	------	------	------	------	--------	-------	------	------	------	------	------	------	------	--------	-------	------	------	------	------	------	------	------	--------	-------	------	------	------	------	------	------	------	--------	-------	------	------	------	------	------	------	------	--------	-------	------	--------	-------	-------	--------	-------	-------	-------	--------	-------	--------

PITCHER	IP	WLS	BF	H	R	ER	SO	BB	IBB	HBP	BLK	WP	HR	S	P	ERA	WHIP
Doc Medich, R (1, 1) ERA: 3.87	8.1	W	40	12	6	4	4	3	0	0	0	0	0	45	57	4.32	1.800
Kent Tekulve, R (9, 1) ERA: 2.72	0.2	S	3	1	0	0	0	0	0	0	0	0	0	3	3	0.00	1.500

BOTTOM

Pittsburgh Pirates @ Houston Astros
Astrodome, Houston, TX
Sun Aug 15 1976, 4:33 AM EDT
Dome

AB	39
R	6
H	13
RBI	6
BB	3
SO	4
LOB	22



PITCHER	IP	WLS	BF	H	R	ER	SO	BB	IBB	HBP	BLK	WP	HR	S	P	ERA	WHIP
---------	----	-----	----	---	---	----	----	----	-----	-----	-----	----	----	---	---	-----	------

Batter	1	2	3	4	5	6	7	8	9	AB R H RBI BB SO LOB	TOP											
Frank Taveras, R (1, 6) OBP: 0.318, SLG: 0.285	0-0 E S 1B	0-0 4-3 1B		0-3 K		0-0 6-3			0-0 2-3	5 1 2 0 0 1 1												
Omar Moreno, L (1, 8) OBP: 0.435, SLG: 0.619	0-3 K	0-0 4-3 1B		0-0 CS 1B			0-3 K		0-0 F8	5 0 1 0 0 2 3												
Richie Zisk, R (1, 7) OBP: 0.339, SLG: 0.460	0-0 1B	4-0 1B		0-0 CS 1B		0-0 F9		0-0 5-3	4-0 BB	3 1 1 1 1 0 0 0 0 0 0 1 0 0												
Richie Hebner, L (7, 5) OBP: 0.307, SLG: 0.325	0-0 1B	0-0 IBB		1-2 1B		0-0 F4		0-0 F8	0-0 F8	5 1 2 0 0 1 4												
Bob Robertson, R (1, 3) OBP: 0.310, SLG: 0.327	0-0 1B	0-3 K		0-0 1B		0-0 1B		0-0 F4	0-0 F8	5 1 2 0 0 1 4												
Bill Robinson, R (1, 5) OBP: 0.342, SLG: 0.571	0-3 K	0-0 F9		0-0 G6-3 1B		0-0 1B		0-0 S 1B		4 0 2 0 0 1 5												
Dave Parker, L (1, 9) OBP: 0.327, SLG: 0.447	0-0 1B		0-0 4-3	0-0 4-3		0-0 G6-3 1B		0-3 K		4 0 1 1 0 1 3												
Rennie Stennett, R (1, 4) OBP: 0.300, SLG: 0.361	0-0 1B		0-0 6-3	0-0 6-3		0-0 F8		0-0 F8		4 0 1 1 0 0 1												
Manny Sanguillen, R (1, 2) OBP: 0.336, SLG: 0.370	0-0 4-3		0-0 4-3	0-0 4-3		0-0 S 1B		4-0 BB		3 0 1 0 1 0 2												
Jerry Reuss, L (1, 1) OBP: 0.356, SLG: 0.327		0-0 4-3 1B		0-0 4-3		0-0 F7		0-0 1-3		4 0 1 0 0 0 3												
Inning Stats	R: 3 E: 0 K: 2 S: 12	H: 5 LOB: 2 BB: 0 P: 12	R: 0 E: 0 K: 1 S: 7	H: 2 LOB: 3 BB: 1 P: 11	R: 0 E: 0 K: 0 S: 3	H: 0 LOB: 0 BB: 0 P: 3	R: 0 E: 0 K: 1 S: 5	H: 1 LOB: 0 BB: 0 P: 5	R: 0 E: 0 K: 0 S: 4	H: 2 LOB: 1 BB: 0 P: 4	R: 0 E: 0 K: 0 S: 4	H: 1 LOB: 1 BB: 0 P: 4	R: 0 E: 0 K: 1 S: 5	H: 0 LOB: 0 BB: 0 P: 5	R: 0 E: 0 K: 1 S: 6	H: 1 LOB: 2 BB: 1 P: 10	R: 0 E: 0 K: 0 S: 3	H: 0 LOB: 1 BB: 1 P: 7	1B: 12 2B: 0 3B: 0 HR: 0	SF: 0 SAC: 0 DP: 1 HBP: 0	WP: 0 PB: 0 SB: 3 CS: 1	PA: 41
PITCHER	IP WLS BF H R ER SO BB IBB HBP BLK WP HR S P ERA WHIP																					
Joe Sambito, L (1, 1) ERA: 3.86	4.0 L 20 8 3 3 4 0 1 0 0 0 0 27 31 6.75 2.000																					
Bo McLaughlin, R (5, 1) ERA: 3.19	3.0 11 3 0 0 1 0 0 0 0 0 0 13 13 0.00 1.000																					
Gene Pentz, R (8, 1) ERA: 2.98	2.0 9 1 0 0 1 2 0 0 0 0 0 9 17 0.00 1.500																					

Pittsburgh Pirates @ Houston Astros
Astrodome, Houston, TX
Sun Aug 15 1976, 4:38 AM EDT
Att. 16,326 - Dome

livebaseballscorecards.com

AB	37
R	3
H	12
RBI	3
BB	3
SO	6
LOB	22



Batter	1	2	3	4	5	6	7	8	9	AB R H RBI BB SO LOB
Rob Andrews, R OBP: 0.325, SLG: 0.316 (1, 4) S	0-1 CI 1B		0-0 FC6-4 5-3 1-2f E		0-0 3-1		0-0 5-3		0-3 K	4 0 0 0 0 1 1
Enos Cabell, R OBP: 0.311, SLG: 0.327 (1, 5) X	0-0 L4-3 1-2 1B		0-0 E5 5-3 1-2		0-0 1B		0-0 1-3		0-0 6-3	5 0 2 0 0 0 1
Cesar Cedeno, R OBP: 0.354, SLG: 0.467 (1, 8) X	0-0 L4-3 1-2		0-0 5-3 1-2 2-3		0-3 K			0-0 F3		4 0 0 0 0 1 5
Bob Watson, R OBP: 0.370, SLG: 0.447 (1, 3) X	0-0 5-3		0-0 6-3		0-0 F4			0-0 F8		4 0 0 0 0 0 4
Leon Roberts, R OBP: 0.369, SLG: 0.478 (1, 7)		0-0 6-3		0-0 6-3		0-0 E5 FC6-4		0-0 1B BB 1B		4 0 1 0 0 0 0
Cliff Johnson, R OBP: 0.346, SLG: 0.361 (1, 2)		0-3 K		4-0 1B BB		0-0 F6		4-0 1B 1-2 BB		2 0 0 0 2 1 1
Jose Cruz, L OBP: 0.398, SLG: 0.409 (1, 9) X		0-0 1B		0-0 F7		0-0 FC6-4 1-2f		0-0 1-2 2-3 1B		4 0 2 0 0 0 2
Roger Metzger, S OBP: 0.310, SLG: 0.292 (1, 6)		0-3 K		0-0 1-2 1B		0-0 F7		0-0 4-3		4 0 1 0 0 1 5
Joe Sambito, L (1, 1)			4-0 FC6-4 BB		0-0 F8		0-0 F8		0-0 F8	0 0 0 0 1 0 0
Ken Boswell, L OBP: 0.301, SLG: 0.343 (4, PH)										1 0 0 0 0 0 2
Bo McLaughlin, R (5, 1)										0 0 0 0 0 0 0
Jerry Davanon, R OBP: 0.418, SLG: 0.526 (7, PH)										1 0 0 0 0 0 0
Gene Pentz, R OBP: 0.450, SLG: 0.250 (8, 1)										0 0 0 0 0 0 0
Wilbur Howard, S OBP: 0.232, SLG: 0.293 (9, PH)										1 0 0 0 0 0 0

BOTTOM

Pittsburgh Pirates @ Houston Astros
Astrodome, Houston, TX
Sun Aug 15 1976, 4:38 AM EDT
Att. 16,326 - Dome

livebaseballscorecards.com

AB	34
R	0
H	6
RBI	0
BB	3
SO	4
LOB	21



Inning Stats	R: 0 H: 1 E: 1 K: 0 S: 4	H: 1 LOB: 1 BB: 0 P: 4	R: 0 H: 1 E: 0 K: 2 S: 8	H: 1 LOB: 1 BB: 0 P: 8	R: 0 H: 0 E: 1 K: 0 S: 4	H: 0 LOB: 2 BB: 1 P: 8	R: 0 H: 1 E: 0 K: 0 S: 4	H: 1 LOB: 2 BB: 1 P: 8	R: 0 H: 0 E: 0 K: 1 S: 6	H: 1 LOB: 1 BB: 0 P: 6	R: 0 H: 0 E: 1 K: 0 S: 4	H: 0 LOB: 1 BB: 0 P: 4	R: 0 H: 0 E: 0 K: 0 S: 3	H: 0 LOB: 0 BB: 0 P: 3	R: 0 H: 2 E: 0 K: 0 S: 5	H: 2 LOB: 3 BB: 1 P: 9	R: 0 H: 0 E: 0 K: 1 S: 5	H: 0 LOB: 0 BB: 0 P: 5	1B: 6 SF: 0 2B: 1 SAC: 0 3B: 0 DP: 1 HR: 0 HBP: 0	WP: 0 PA: 38 PB: 0 SB: 0 CS: 0
--------------	--------------------------	------------------------	--------------------------	------------------------	--------------------------	------------------------	--------------------------	------------------------	--------------------------	------------------------	--------------------------	------------------------	--------------------------	------------------------	--------------------------	------------------------	--------------------------	------------------------	--	---

PITCHER	Jerry Reuss, L ERA: 4.24 (1, 1)	IP 9.0 WLS W BF 38 H 6 R 0 ER 0 SO 4 BB 3 IBB 0 HBP 0 BLK 0 WP 0 HR 0 S 43 P 55 ERA 0.00 WHIP 1.000	PITCHER		IP WLS BF H R ER SO BB IBB HBP BLK WP HR S P ERA WHIP
---------	---------------------------------------	---	---------	--	---

Batter	1	2	3	4	5	6	7	8	9	AB R H RBI BB SO LOB	TOP									
Rick Monday, L (1, 8) OBP: 0.345, SLG: 0.493	0-0 F9			0-3 K		0-0 SF8-3-5		0-3 K		3 0 0 1 0 2 0										
Jose Cardenal, R (1, 7) OBP: 0.343, SLG: 0.415	0-0 4-3			0-0 CS 1B			0-0 L9	0-0 6-3		4 0 1 0 0 0 0										
Bill Madlock, R (1, 5) OBP: 0.409, SLG: 0.504	0-0 6-3			0-0 P4			0-0 FC4-6 1B		0-0 L8	4 0 1 0 0 0 1										
Ralph LaCock, L (1, 3) OBP: 0.339, SLG: 0.386		0-0 3-1			0-0 L9		0-0 FC4-6 PB BB 1B		0-0 E 1B 1B	4 2 1 0 0 0 1										
Joe Wallis, S (1, 9) OBP: 0.291, SLG: 0.352		0-0 L6			0-0 F6		4-0 1B 1B BB		0-0 F8	3 1 0 0 1 0 1										
Manny Trillo, R (1, 4) OBP: 0.309, SLG: 0.329		0-3 K			0-3 K		0-0 1B 1B		0-0 BB 1B	4 1 2 1 0 2 0										
Steve Swisher, R (1, 2) OBP: 0.280, SLG: 0.337			0-3 K			0-0 SH1-4 SF8-3-5 1B	0-0 1-2 2-H 1B		4-0 1B 1B BB	3 1 2 1 1 1 0										
Mick Kelleher, R (1, 6) OBP: 0.275, SLG: 0.287			0-0 L8			0-0 SF8-3-5 SH1-4 1B	0-0 6-3		0-0 1-3 2-H 3-H 1B	2 0 1 0 0 0 0										
Champ Summers, L (7, PH) OBP: 0.277, SLG: 0.271										1 0 0 0 0 0 2										
Rob Sperring, R (7, 6) OBP: 0.423, SLG: 0.391										1 0 1 2 0 0 0										
Rick Reuschel, R (1, 1) OBP: 0.302, SLG: 0.263			0-0 1-3			0-0 SH1-4		0-0 4-3	0-3 K	1 0 0 0 0 0 0										
Larry Bittner, L (8, PH) OBP: 0.252, SLG: 0.262										1 0 0 0 0 0 0										
Bruce Sutter, R (8, 1)										1 0 0 0 0 1 2										
Inning Stats	R: 0 E: 0 K: 0 S: 3	H: 0 LOB: 0 BB: 0 P: 3	R: 0 E: 0 K: 1 S: 5	H: 0 LOB: 0 BB: 0 P: 5	R: 0 E: 0 K: 1 S: 5	H: 0 LOB: 0 BB: 0 P: 5	R: 0 E: 0 K: 1 S: 5	H: 0 LOB: 0 BB: 0 P: 5	R: 1 E: 0 K: 0 S: 4	H: 2 LOB: 0 BB: 0 P: 4	R: 2 E: 0 K: 0 S: 6	H: 3 LOB: 2 BB: 1 P: 10	R: 0 E: 0 K: 1 S: 5	H: 0 LOB: 0 BB: 0 P: 5	R: 2 E: 1 K: 1 S: 8	H: 3 LOB: 2 BB: 1 P: 12	1B: 9 2B: 1 3B: 0 HR: 0	SF: 1 SAC: 1 DP: 1 HBP: 0	WP: 0 PB: 1 SB: 0 CS: 1	PA: 36
PITCHER	IP WLS BF H R ER SO BB IBB HBP BLK WP HR S P ERA WHIP																			
Larry Dierker, R (1, 1) ERA: 3.66	8.2 L 35 9 5 3 5 2 0 0 0 0 0 0 43 51 3.12 1.269																			
Bo McLaughlin, R (9, 1) ERA: 3.16	0.1 1 0 0 0 1 0 0 0 0 0 0 0 3 3 0.00 0.000																			

Chicago Cubs @ Houston Astros
Astrodome, Houston, TX
Mon Aug 16 1976, 8:05 PM EDT
Att. 7,371 - Dome - 72 F

AB	32
R	5
H	9
RBI	5
BB	2
SO	6
LOB	7



WP: 0	PA: 36
PB: 1	
SB: 0	
CS: 1	

ERA	WHIP
3.12	1.269
0.00	0.000

Batter	1	2	3	4	5	6	7	8	9	AB	R	H	RBI	BB	SO	LOB
Rob Andrews, R (1, 4) OBP: 0.325, SLG: 0.315 Greg Cross, L (9, PH) OBP: 0.380, SLG: 0.351	0-0 6-3		0-0 F9		0-0 2B 1B	0-3 K			0-0 G3	4	1	1	0	0	1	2
Enos Cabell, R (1, 5) OBP: 0.312, SLG: 0.328	0-0 6-3		0-0 1-2 1B		0-3 K		0-0 P6		0-0 FC6-4 1B	5	0	2	0	0	1	1
Cesar Cedeno, R (1, 8) OBP: 0.354, SLG: 0.469	0-0 6-3		0-0 4-3		0-0 S E 2B		0-0 CS 1B		0-0 FC6-4 1-2f	5	1	2	1	0	0	3
Bob Watson, R (1, 3) OBP: 0.371, SLG: 0.450		0-0 FC4-6 1B		0-0 6-3	0-0 FC1 2B		0-0 L7			4	0	2	0	0	0	1
Jose Cruz, L (1, 9) OBP: 0.397, SLG: 0.407		0-0 FC4-6 S 1-2f		0-0 S 1B	0-0 FC1			0-0 P4		4	1	1	0	0	0	2
Leon Roberts, R (1, 7) OBP: 0.366, SLG: 0.473		0-3 K		0-0 FC1-6 WP 1B	0-3 K			0-3 K		4	0	1	1	0	3	2
Cliff Johnson, R (1, 2) OBP: 0.352, SLG: 0.378		0-3 K		4-0 FC1-6 BB		0-0 G3 2B		0-0 K		3	0	2	0	1	1	1
Roger Metzger, S (1, 6) OBP: 0.307, SLG: 0.288			0-0 L8		0-0 FC1-6 1-2f 2-3		0-0 G3		0-3 K	4	0	0	0	0	1	4
Larry Dierker, R (1, 1) OBP: 0.103, SLG: 0.107 Bo McLaughlin, R (9, 1) Ken Boswell, L (9, PH) OBP: 0.298, SLG: 0.340			0-0 1B 1B		0-0 F8		0-3 K		0-0 P4	3	0	1	0	0	1	3
										0	0	0	0	0	0	0
										1	0	0	0	0	0	0

Inning Stats	R: 0	H: 0	E: 0	K: 0	S: 3	R: 0	H: 1	E: 0	K: 2	S: 8	R: 0	H: 2	E: 0	K: 0	S: 5	R: 1	H: 2	E: 0	K: 0	S: 5	R: 2	H: 3	E: 0	K: 2	S: 10	R: 0	H: 1	E: 0	K: 2	S: 8	R: 0	H: 1	E: 0	K: 0	S: 3	R: 0	H: 1	E: 0	K: 2	S: 8	R: 0	H: 1	E: 0	K: 0	S: 4	1B: 8	2B: 3	3B: 1	HR: 0	SF: 0	SAC: 0	DP: 0	HBP: 0	WP: 1	PB: 0	SB: 3	CS: 1	PA: 39
PITCHER	IP	WLS	BF	H	R	ER	SO	BB	IBB	HBP	BLK	WP	HR	S	P	ERA	WHIP																																									
Rick Reuschel, R (1, 1) ERA: 3.59	7.0		31	10	3	3	6	1	0	0	0	1	0	42	46	3.86	1.571																																									
Bruce Sutter, R (8, 1) ERA: 2.17	2.0	W	8	2	0	0	2	0	0	0	0	0	0	12	12	0.00	1.000																																									

BOTTOM

Chicago Cubs @ Houston Astros
Astrodome, Houston, TX
Mon Aug 16 1976, 8:05 PM EDT
Att. 7,371 - Dome - 72 F

livebaseballscorecards.com

AB	38
R	3
H	12
RBI	2
BB	1
SO	8
LOB	19



Batter	1	2	3	4	5	6	7	8	9	AB R H RBI BB SO LOB	TOP												
Rick Monday, L (1, 8) OBP: 0.346, SLG: 0.501	0-3 K			0-0 G3		0-0 G4-6-3 1B			0-0 HR	4 1 2 1 0 1 0	Chicago Cubs @ Houston Astros Astrodome, Houston, TX Tue Aug 17 1976, 8:05 PM EDT Att. 8,786 - Dome - 72 F												
Jose Cardenal, R (1, 7) OBP: 0.340, SLG: 0.411	0-3 K			0-0 F2		0-0 G4-6-3			0-0 6-3	4 0 0 0 0 1 2													
Bill Madlock, R (1, 5) OBP: 0.409, SLG: 0.502	0-0 4-3			0-0 1B					0-0 L7	3 0 1 0 1 0 0													
Ralph LaCock, L (1, 3) OBP: 0.337, SLG: 0.381			0-0 6-3	0-0 1-3					0-0 L8	3 0 0 0 1 0 2													
Joe Wallis, S (1, 9) OBP: 0.291, SLG: 0.350			0-3 K		0-0 L3				0-0 P6	4 0 1 0 0 1 1													
Manny Trillo, R (1, 4) OBP: 0.306, SLG: 0.326			0-0 6-3		0-0 L7				0-0 F8	4 0 0 0 0 0 3													
Steve Swisher, R (1, 2) OBP: 0.277, SLG: 0.334			0-3 K		0-3 K				0-0 4-3	3 0 0 0 0 2 0													
Rob Sperring, R (1, 6) OBP: 0.414, SLG: 0.385			0-3 K			0-0 1B G3 1B			0-3 K	3 0 1 0 0 2 0													
Steve Stone, R (1, 1) OBP: 0.150, SLG: 0.150 Larry Bittner, L (8, PH) OBP: 0.250, SLG: 0.261 Steve Renko, R (6, 1) OBP: 0.079, SLG: 0.079 Paul Reuschel, R (6, 1) OBP: 0.200, SLG: 0.154 Champ Summers, L (8, PH) OBP: 0.275, SLG: 0.269 Mike Garman, R (8, 1)			0-3 K			0-0 G3			0-3 K	1 0 0 0 0 1 0 1 0 0 0 0 0 1 0 0 0 0 0 0 0 0 0 0 0 0 0 0 1 0 0 0 0 1 0 0 0 0 0 0 0 0													
Inning Stats	R: 0 E: 0 K: 2 S: 7	H: 0 LOB: 0 BB: 0 P: 7	R: 0 E: 0 K: 1 S: 5	H: 0 LOB: 0 BB: 0 P: 5	R: 0 E: 0 K: 3 S: 9	H: 0 LOB: 0 BB: 0 P: 9	R: 0 E: 0 K: 0 S: 4	H: 1 LOB: 1 BB: 0 P: 4	R: 0 E: 0 K: 1 S: 5	H: 0 LOB: 0 BB: 0 P: 5	R: 0 E: 0 K: 0 S: 4	H: 2 LOB: 1 BB: 0 P: 4	R: 0 E: 0 K: 0 S: 3	H: 0 LOB: 1 BB: 1 P: 7	R: 0 E: 0 K: 2 S: 7	H: 0 LOB: 0 BB: 0 P: 7	R: 1 E: 0 K: 0 S: 5	H: 2 LOB: 2 BB: 1 P: 9	1B: 4 2B: 0 3B: 0 HR: 1	SF: 0 SAC: 0 DP: 1 HBP: 0	WP: 0 PB: 0 SB: 0 CS: 0	PA: 33	
PITCHER J.R. Richard, R (1, 1) ERA: 2.45	IP 9.0	WLS W	BF 33	H 5	R 1	ER 1	SO 9	BB 2	IBB 0	HBP 0	BLK 0	WP 0	HR 1	S 49	P 57	ERA 1.00	WHIP 0.778						PITCHER IP WLS BF H R ER SO BB IBB HBP BLK WP HR S P ERA WHIP

AB	31
R	1
H	5
RBI	1
BB	2
SO	9
LOB	9



livebaseballscorecards.com

Batter	1	2	3	4	5	6	7	8	9
Rob Andrews, R OBP: 0.323, SLG: 0.312 (1, 4)	0-0 6-3		0-0 P4	4-0 BB		0-3 K		0-0 G6-4-3	
Enos Cabell, R OBP: 0.313, SLG: 0.336 (1, 5) (9, 3)	0-0 4-3		0-0 5-3	0-3 K		0-0 1B		0-0 2B	
Cesar Cedeno, R OBP: 0.359, SLG: 0.469 (1, 8) BB	4-0 BB		0-0 F8		4-0 1B	0-0 1B		4-0 2B	
Bob Watson, R OBP: 0.374, SLG: 0.453 (1, 3) Jerry Davanon, R OBP: 0.418, SLG: 0.526 (8, PR) (9, 5)	0-0 L9			4-0 1B	0-0 4-3	0-0 1B		0-0 2B	
Jose Cruz, L OBP: 0.397, SLG: 0.410 (1, 9)		0-0 G3		0-0 1B	0-0 1B	0-0 G3		0-0 P5	
Leon Roberts, R OBP: 0.369, SLG: 0.470 (1, 7) HBP		1-0 HBP		0-0 P6	0-0 F7		0-0 1B		
Cliff Johnson, R OBP: 0.354, SLG: 0.374 (1, 2) BB		0-3 K		4-0 1B		4-0 1B		0-0 P6	
Roger Metzger, S OBP: 0.306, SLG: 0.291 (1, 6)		0-0 E8		0-0 1B		0-0 G3		0-0 G1-6-3	
J.R. Richard, R OBP: 0.114, SLG: 0.118 (1, 1)		0-0 5-3		0-0 FC2-5		0-0 3B		0-1 CI	

Inning Stats	R: 0	H: 0	E: 0	K: 0	S: 3	R: 0	H: 1	E: 1	K: 1	S: 6	R: 0	H: 0	E: 0	K: 0	S: 3	R: 2	H: 2	E: 0	K: 1	S: 7	R: 1	H: 1	E: 0	K: 0	S: 3	R: 3	H: 4	E: 0	K: 1	S: 9	R: 0	H: 1	E: 0	K: 0	S: 3	R: 2	H: 2	E: 1	K: 0	S: 5			
	0	0	0	0	3	0	1	1	1	6	0	0	0	0	3	2	2	3	1	7	1	1	0	0	0	3	0	1	4	2	0	0	3	0	1	0	0	3	2	2	0	0	5

PITCHER	IP	WLS	BF	H	R	ER	SO	BB	IBB	HBP	BLK	WP	HR	S	P	ERA	WHIP
Steve Stone, R ERA: 3.93 (1, 1)	5.0	L	24	4	3	3	2	4	1	1	0	0	0	22	43	5.40	1.600
Steve Renko, R ERA: 4.45 (6, 1)	0.2		6	3	3	3	1	1	0	0	0	0	0	7	11	40.50	6.000
Paul Reuschel, R ERA: 4.66 (6, 1)	1.1		5	2	0	0	0	0	0	0	0	0	0	5	5	0.00	1.500
Mike Garman, R ERA: 5.51 (8, 1)	1.0		6	2	2	2	0	1	0	0	0	0	0	5	9	18.00	3.000

BOTTOM

Chicago Cubs @ Houston Astros
Astrodome, Houston, TX


Tue Aug 17 1976, 8:05 PM EDT
Att. 8,786 - Dome - 72 F

AB	R	H	RBI	BB	SO	LOB
4	0	0	0	1	1	3
5	2	2	2	0	1	3
2	2	1	1	3	0	0
4	1	2	2	1	0	2
0	0	0	0	0	0	0
5	1	2	1	0	0	3
3	0	1	0	0	0	3
2	1	0	0	2	1	2
4	0	2	2	0	0	2
3	1	1	0	0	0	4

AB	32
R	8
H	11
RBI	8
BB	7
SO	3
LOB	22

livebaseballscorecards.com

AB 32
R 8
H 11
RBI 8
BB 7
SO 3
LOB 22



WP	PA
0	41

Batter	1	2	3	4	5	6	7	8	9	AB R H RBI BB SO LOB	TOP
Jose Cruz, L (1, 9) OBP: 0.392, SLG: 0.405	0-0 4-3		0-3 K			0-0 6-3		0-0 4-3		4 0 0 0 0 1 1	Houston Astros @ Philadelphia Phillies Veterans Stadium, Philadelphia, PA Thu Aug 19 1976, 7:05 PM EDT Att: 35,605 - Unknown
Enos Cabell, R (1, 5) OBP: 0.312, SLG: 0.337	0-0 2B		0-0 4-3			0-0 6-3		0-0 F9		4 0 1 0 0 0 1	
Cesar Cedeno, R (1, 8) OBP: 0.360, SLG: 0.469	0-0 F9				0-3 K	0-0 2B 1B		0-0 1B		4 0 2 1 0 1 1	
Bob Watson, R (1, 3) OBP: 0.373, SLG: 0.453	0-0 F9				0-0 4-3	0-0 1-3 2B		0-3 K		4 0 1 0 0 1 2	
Leon Roberts, R (1, 7) OBP: 0.367, SLG: 0.466		0-0 L6			0-0 1B	0-0 F8		0-0 6-3		4 0 1 0 0 0 2	
Cliff Johnson, R (1, 2) OBP: 0.349, SLG: 0.368		0-0 F2			0-0 P4		0-0 F8		0-0 F8	4 0 0 0 0 0 1	
Rob Andrews, R (1, 4) OBP: 0.322, SLG: 0.309		4-0 BB				0-0 F8		0-0 5-3		3 0 0 0 1 0 0	
Roger Metzger, S (1, 6) OBP: 0.306, SLG: 0.288		0-0 F9				0-0 F9		0-3 K		3 0 0 0 0 1 1	
Joaquin Andujar, S (1, 1) OBP: 0.143, SLG: 0.167 Bo McLaughlin, R (6, 1) Jerry Davanon, R (8, PH) Joe Sambito, L (8, 1)			0-3 K			0-3 K		4-0 1B BB		2 0 0 0 0 2 0 0 0 0 0 0 0 0 0 1 0 0 1 0 0 0 0 0 0 0 0 0	
Inning Stats	R: 0 E: 0 K: 0 S: 4 H: 1 LOB: 1 BB: 0 P: 4	R: 0 E: 0 K: 0 S: 3 H: 0 LOB: 1 BB: 1 P: 7	R: 0 E: 0 K: 2 S: 7 H: 0 LOB: 0 BB: 0 P: 7	R: 0 E: 0 K: 1 S: 6 H: 1 LOB: 1 BB: 0 P: 6	R: 0 E: 0 K: 1 S: 5 H: 0 LOB: 0 BB: 0 P: 5	R: 0 E: 0 K: 0 S: 5 H: 2 LOB: 2 BB: 0 P: 5	R: 0 E: 0 K: 1 S: 5 H: 0 LOB: 0 BB: 0 P: 5	R: 1 E: 0 K: 1 S: 6 H: 1 LOB: 1 BB: 1 P: 10	R: 0 E: 0 K: 0 S: 3 H: 0 LOB: 0 BB: 0 P: 3	1B: 3 2B: 2 3B: 0 HR: 0 SF: 0 SAC: 0 DP: 0 HBP: 0	WP: 0 PB: 0 SB: 0 CS: 0 PA: 34
PITCHER Steve Carlton, L (1, 1) ERA: 3.08	IP: 9.0 WLS: W BF: 34 H: 5 R: 1 ER: 1 SO: 6 BB: 2 IBB: 0 HBP: 0 BLK: 0 WP: 0 HR: 0 S: 44 P: 52 ERA: 1.00 WHIP: 0.778										

livebaseballscorecards.com

AB	32
R	1
H	5
RBI	1
BB	2
SO	6
LOB	9



Batter	1	2	3	4	5	6	7	8	9	AB	R	H	RBI	BB	SO	LOB
Dave Cash, R OBP: 0.338, SLG: 0.354 (1, 4)	0-0 F9	0-0 FC4-6		0-0 FC3-6 1B		0-0 1B G3 1B		0-0 1B		5	0	3	0	0	0	2
Larry Bowa, S OBP: 0.302, SLG: 0.309 (1, 6)	0-0 F9	0-0 F8		0-0 FC3-6 K		0-0 G3		0-0 1B G6-4-3		5	0	1	1	0	0	6
Mike Schmidt, R OBP: 0.392, SLG: 0.570 (1, 5)	0-0 HR		0-0 5-3	0-3 K		0-0 FC6-4 1B		0-0 G6-4-3		5	1	2	2	0	1	4
Greg Luzinski, R OBP: 0.366, SLG: 0.501 (1, 7)	0-0 HR 1B		0-0 1B 1B		0-0 6-3	0-0 FC6-4				4	2	2	0	0	0	2
Jay Johnstone, L OBP: 0.395, SLG: 0.494 (1, 9)	0-0 HR		0-0 1B 1B		0-0 F9 2B		0-0 G6-4-3 1B			4	2	4	2	0	0	0
Garry Maddox, R OBP: 0.376, SLG: 0.458 (1, 8)	0-0 F8		0-0 F8		0-0 F9		0-0 G6-4-3			4	0	0	0	0	0	4
Bob Boone, R OBP: 0.377, SLG: 0.424 (1, 3)		0-0 6-3		0-0 1B						4	0	2	2	0	1	0
Tom Hutton, L OBP: 0.350, SLG: 0.295 (8, 3)			0-0 1B	1-2 2-H		0-0 2B		0-3 K		0	0	0	0	0	0	0
Tim McCarver, L OBP: 0.420, SLG: 0.418 (1, 2)		4-0 FC4-6 CI BB		0-0 F7		0-0 4-3		0-0 1B 1B		3	1	1	0	1	0	2
Steve Carlton, L OBP: 0.206, SLG: 0.182 (1, 1)		0-1 CI FC4-6			0-0 FC3-6 1B		0-0 G3 1B 1B		0-3 K	3	1	2	0	0	1	1

Inning Stats		R: 3	H: 3	E: 0	K: 0	S: 6	R: 0	H: 0	E: 1	K: 0	S: 4	R: 1	H: 3	E: 0	K: 0	S: 6	R: 0	H: 2	E: 0	K: 1	S: 6	R: 1	H: 2	E: 0	K: 0	S: 4	R: 1	H: 3	E: 0	K: 1	S: 7	R: 1	H: 3	E: 0	K: 1	S: 7			
IP		5.0	2.0	1.0	5.0	5.0	5.0	5.0	5.0	5.0	5.0	5.0	5.0	5.0	5.0	5.0	5.0	5.0	5.0	5.0	5.0	5.0	5.0	5.0	5.0	5.0	5.0	5.0	5.0	5.0	5.0	5.0	5.0	5.0	5.0	5.0	5.0	5.0	
WLS		L																																					
BF		25	9	5	25	25	25	25	25	25	25	25	25	25	25	25	25	25	25	25	25	25	25	25	25	25	25	25	25	25	25	25	25	25	25	25	25	25	
H		10	4	3	10	10	10	10	10	10	10	10	10	10	10	10	10	10	10	10	10	10	10	10	10	10	10	10	10	10	10	10	10	10	10	10	10	10	
R		5	1	1	5	5	5	5	5	5	5	5	5	5	5	5	5	5	5	5	5	5	5	5	5	5	5	5	5	5	5	5	5	5	5	5	5		
ER		5	1	1	5	5	5	5	5	5	5	5	5	5	5	5	5	5	5	5	5	5	5	5	5	5	5	5	5	5	5	5	5	5	5	5	5		
SO		1	1	1	1	1	1	1	1	1	1	1	1	1	1	1	1	1	1	1	1	1	1	1	1	1	1	1	1	1	1	1	1	1	1	1	1		
BB		1	0	0	1	1	1	1	1	1	1	1	1	1	1	1	1	1	1	1	1	1	1	1	1	1	1	1	1	1	1	1	1	1	1	1	1		
IBB		0	0	0	0	0	0	0	0	0	0	0	0	0	0	0	0	0	0	0	0	0	0	0	0	0	0	0	0	0	0	0	0	0	0	0	0		
HBP		0	0	0	0	0	0	0	0	0	0	0	0	0	0	0	0	0	0	0	0	0	0	0	0	0	0	0	0	0	0	0	0	0	0	0	0		
BLK		0	0	0	0	0	0	0	0	0	0	0	0	0	0	0	0	0	0	0	0	0	0	0	0	0	0	0	0	0	0	0	0	0	0	0	0	0	
WP		0	0	0	0	0	0	0	0	0	0	0	0	0	0	0	0	0	0	0	0	0	0	0	0	0	0	0	0	0	0	0	0	0	0	0	0	0	
HR		2	0	0	2	2	2	2	2	2	2	2	2	2	2	2	2	2	2	2	2	2	2	2	2	2	2	2	2	2	2	2	2	2	2	2	2	2	
S		26	11	7	26	26	26	26	26	26	26	26	26	26	26	26	26	26	26	26	26	26	26	26	26	26	26	26	26	26	26	26	26	26	26	26	26	26	26
P		30	11	7	30	30	30	30	30	30	30	30	30	30	30	30	30	30	30	30	30	30	30	30	30	30	30	30	30	30	30	30	30	30	30	30	30	30	
ERA		9.00	4.50	9.00	9.00	9.00	9.00	9.00	9.00	9.00	9.00	9.00	9.00	9.00	9.00	9.00	9.00	9.00	9.00	9.00	9.00	9.00	9.00	9.00	9.00	9.00	9.00	9.00	9.00	9.00	9.00	9.00	9.00	9.00	9.00	9.00	9.00	9.00	
WHIP		2.200	2.000	3.000	2.200	2.200	2.200	2.200	2.200	2.200	2.200	2.200	2.200	2.200	2.200	2.200	2.200	2.200	2.200	2.200	2.200	2.200	2.200	2.200	2.200	2.200	2.200	2.200	2.200	2.200	2.200	2.200	2.200	2.200	2.200	2.200	2.200	2.200	

BOTTOM


Houston Astros @ Philadelphia Phillies
Veterans Stadium, Philadelphia, PA

Thu Aug 19 1976, 7:05 PM EDT
Att. 35,605 - Unknown

AB	37
R	7
H	17
RBI	7
BB	1
SO	3
LOB	21

livebaseballscorecards.com

WP	0	PA	39
PB	0	CS	0
1B	13	SF	0
2B	2	SAC	0
3B	0	DP	2
HR	2	HBP	0



Batter	1	2	3	4	5	6	7	8	9	AB R H RBI BB SO LOB	TOP		
Wilbur Howard, S (1, 7) <small>OBP: 0.249, SLG: 0.304</small>	0-0 		4-0 	0-0 E6 		0-0 F7 		0-0 		4 1 3 1 1 0 1			
Enos Cabell, R (1, 5) <small>OBP: 0.311, SLG: 0.336</small>	0-3 K 		0-0 4-3 	0-0 5-3 			0-3 K 	0-0 		5 0 1 1 0 2 3			
Cesar Cedeno, R (1, 8) <small>OBP: 0.358, SLG: 0.468</small>	0-0 		0-3 K 		0-0 6-3 		0-0 F7 	0-0 F8 		5 0 1 1 0 1 3			
Bob Watson, R (1, 3) <small>OBP: 0.371, SLG: 0.450</small>	0-0 G3 			0-0 E3 	0-0 		0-0 5-3 		0-0 6-3 		5 1 1 0 0 0 1		
Jose Cruz, L (1, 9) <small>OBP: 0.389, SLG: 0.402</small>	0-3 K 			0-0 P6 	0-0 			0-0 6-3 	0-0 F7 		5 0 1 0 0 1 2		
Cliff Johnson, R (1, 2) <small>OBP: 0.353, SLG: 0.371</small>		0-3 K 		4-0 	0-0 5-3 			0-0 	0-0 		4 2 2 0 1 1 1		
Jerry Davanon, R (1, 4) <small>OBP: 0.411, SLG: 0.500</small>			0-0 4-3 	0-0 F8 		0-0 6-3 		0-0 	0-0 F9 		5 0 1 0 0 0 3		
Roger Metzger, S (1, 6) <small>OBP: 0.308, SLG: 0.289</small>		0-3 K 		4-0 		0-0 F8 		0-0 		3 2 1 1 1 1 0			
Dan Larson, R (1, 1) <small>OBP: 0.333, SLG: 0.400</small>			0-3 K 	0-0 		0-0 		0-0 		4 2 3 4 0 1 0			
Inning Stats	R: 1 H: 2 E: 0 LOB: 1 K: 2 BB: 0 S: 9 P: 9	R: 0 H: 0 E: 0 LOB: 0 K: 2 BB: 0 S: 7 P: 7	R: 0 H: 0 E: 0 LOB: 1 K: 2 BB: 1 S: 7 P: 11	R: 4 H: 2 E: 2 LOB: 1 K: 0 BB: 2 S: 6 P: 14	R: 0 H: 2 E: 0 LOB: 1 K: 0 BB: 0 S: 4 P: 4	R: 0 H: 1 E: 0 LOB: 1 K: 0 BB: 0 S: 4 P: 4	R: 0 H: 0 E: 0 LOB: 0 K: 1 BB: 0 S: 5 P: 5	R: 3 H: 6 E: 0 LOB: 2 K: 0 BB: 0 S: 8 P: 8	R: 0 H: 1 E: 0 LOB: 1 K: 0 BB: 0 S: 4 P: 4	1B: 12 SF: 0 2B: 1 SAC: 0 3B: 1 DP: 0 HR: 0 HBP: 0	WP: 1 PA: 43 PB: 0 SB: 2 CS: 0		
PITCHER	IP WLS BF H R ER SO BB IBB HBP BLK WP HR S P ERA WHIP											PITCHER	IP WLS BF H R ER SO BB IBB HBP BLK WP HR S P ERA WHIP
Wayne Twitchell, R (1, 1) <small>ERA: 1.82</small>	5.0 L 24 6 5 1 6 3 0 0 0 0 1 0 33 45 1.80 1.800												
Ron Schueler, R (6, 1) <small>ERA: 3.34</small>	2.2 13 6 3 3 1 0 0 0 0 0 0 0 15 15 10.12 2.250												
Gene Garber, R (8, 1) <small>ERA: 2.75</small>	0.1 2 1 0 0 0 0 0 0 0 0 0 0 2 2 0.00 3.000												
Larry Christenson, R (9, 1) <small>ERA: 4.14</small>	1.0 4 1 0 0 0 0 0 0 0 0 0 0 4 4 0.00 1.000												

Houston Astros @ Philadelphia Phillies
 Veterans Stadium, Philadelphia, PA
 Fri Aug 20 1976, 7:05 PM EDT
 Att: 36,049 - Unknown

AB	40
R	8
H	14
RBI	8
BB	3
SO	7
LOB	14



Batter	1	2	3	4	5	6	7	8	9	AB	R	H	RBI	BB	SO	LOB
Dave Cash, R OBP: 0.335, SLG: 0.351 (1, 4)	0-0 5-3		0-0 L4		0-0 5-3			0-0 L3		4	0	0	0	0	0	0
Larry Bowa, S OBP: 0.299, SLG: 0.306 (1, 6)	0-0 F9		0-0 4-3			0-0 F7		0-0 F8		4	0	0	0	0	0	0
Mike Schmidt, R OBP: 0.389, SLG: 0.565 (1, 5)	0-3 K		0-0 5-3			0-0 F9		0-3 K		4	0	0	0	0	2	0
Greg Luzinski, R OBP: 0.369, SLG: 0.510 (1, 7)		4-0 1B SF8 BB		0-0 6-3		0-0 1B		0-0 HR		3	2	2	1	1	0	0
Jay Johnstone, L OBP: 0.394, SLG: 0.490 (1, 9)		0-0 SF8 1B 1-2 1B		0-3 K		0-0 P6		0-0 3-1		4	0	1	0	0	1	1
Garry Maddox, R OBP: 0.374, SLG: 0.456 (1, 8)		0-0 FC6 1B 1-2 2-3		0-0 G3			0-0 6-3		0-0 F8		4	0	1	0	0	0
Bob Boone, R OBP: 0.376, SLG: 0.428 (1, 3)		0-0 SF8 2-3 3-H			0-0 G3 SF7 2B		0-0 5-3			2	1	1	1	0	0	0
Johnny Oates, L OBP: 0.279, SLG: 0.228 (1, 2)		0-0 P6			0-0 G3		0-0 P6			3	0	0	0	0	0	3
Wayne Twitchell, R OBP: 0.262, SLG: 0.337 (5, PH) Bobby Tolan, L OBP: 0.262, SLG: 0.337 (6, 1) Ron Schueler, R OBP: 0.500, SLG: 0.333 (8, 1) Gene Garber, R OBP: 0.376, SLG: 0.433 (8, PH) Ollie Brown, R OBP: 0.200, SLG: 0.237 (9, 1)		0-0 FC6 1-2f			0-0 SF7 3-H			0-0 4-3		1	0	0	0	0	0	2

Inning Stats	R: 0	H: 0	E: 0	K: 1	S: 5	LOB: 0	BB: 0	P: 5	R: 1	H: 2	E: 0	K: 0	S: 5	LOB: 2	BB: 1	P: 9	R: 0	H: 0	E: 0	K: 0	S: 3	LOB: 0	BB: 0	P: 3	R: 0	H: 0	E: 0	K: 1	S: 5	LOB: 0	BB: 0	P: 5	R: 1	H: 1	E: 0	K: 0	S: 4	LOB: 1	BB: 0	P: 4	R: 0	H: 0	E: 0	K: 0	S: 3	LOB: 0	BB: 0	P: 3	R: 0	H: 0	E: 0	K: 1	S: 6	LOB: 0	BB: 0	P: 6	R: 1	H: 1	E: 0	K: 1	S: 6	LOB: 0	BB: 0	P: 6
1B: 3	SF: 2	2B: 1	SAC: 0	3B: 0	DP: 0	HR: 1	HBP: 0	WP: 0	PA: 33	ERA: 3.00	WHIP: 0.667	ERA: 2.82	IP: 9.0	WLS: 1	BF: 33	H: 5	R: 3	ER: 3	SO: 3	BB: 1	IBB: 0	HBP: 0	BLK: 0	WP: 0	HR: 1	S: 38	P: 42																																					

BOTTOM

Houston Astros @ Philadelphia Phillies
Veterans Stadium, Philadelphia, PA

Fri Aug 20 1976, 7:05 PM EDT
Att. 36,049 - Unknown

livebaseballscorecards.com

AB	30
R	3
H	5
RBI	3
BB	1
SO	3
LOB	6



Batter	1	2	3	4	5	6	7	8	9	AB R H RBI BB SO LOB	TOP											
Wilbur Howard, S OBP: 0.243, SLG: 0.297 (1, 9) X	0-0 4-3		0-0 6-3		0-0 L4			0-0 5-3		4 0 0 0 0 0 1												
Enos Cabell, R OBP: 0.311, SLG: 0.336 Rob Andrews, R OBP: 0.322, SLG: 0.309 (1, 5) X (6, 4)	0-0 F9			0-0 F9		0-0 4-3 S FC5-2 1B		0-3 K		3 0 1 0 0 0 0 1 0 0 0 0 1 0												
Cesar Cedeno, R OBP: 0.356, SLG: 0.464 (1, 8) X	0-0 F9			0-0 4-3		0-0 4-3		0-3 K		4 0 0 0 0 1 1												
Bob Watson, R OBP: 0.368, SLG: 0.446 (1, 3) X		0-0 L8		0-0 5-3		0-0 FC5-2		0-0 F9		4 0 0 0 0 0 1												
Leon Roberts, R OBP: 0.364, SLG: 0.458 (1, 7) X		0-0 F6			4-0 2B	0-3 K		0-0 F7		3 1 0 0 1 1 1												
Cliff Johnson, R OBP: 0.352, SLG: 0.380 (1, 2) X		0-0 HR			0-3 K		0-0 F8		0-0 F9	4 1 1 1 0 1 1												
Jerry Davanon, R OBP: 0.421, SLG: 0.523 (1, 4) (6, 5) X		0-0 G3			0-0 2B		0-0 1B			3 1 2 1 0 0 0												
Roger Metzger, S OBP: 0.308, SLG: 0.292 (1, 6) X			0-0 5-3		0-0 1B		0-0 F7			3 1 1 1 0 0 1												
J.R. Richard, R OBP: 0.123, SLG: 0.128 Jose Cruz, L OBP: 0.388, SLG: 0.401 Gene Pentz, R OBP: 0.400, SLG: 0.250 Joe Sambito, L (7, 1)			0-3 K		0-0 L4 1B		0-0 4-3			2 0 1 1 0 1 0 1 0 0 0 0 0 1 0 0 0 0 0 0 0 0 0 0 0 0 0 0												
Inning Stats	R: 0 E: 0 K: 0 S: 3	H: 0 LOB: 0 BB: 0 P: 3	R: 1 E: 0 K: 0 S: 4	H: 1 LOB: 0 BB: 0 P: 4	R: 0 E: 0 K: 1 S: 5	H: 0 LOB: 0 BB: 0 P: 5	R: 0 E: 0 K: 0 S: 3	H: 0 LOB: 0 BB: 0 P: 3	R: 3 E: 0 K: 1 S: 7	H: 3 LOB: 0 BB: 1 P: 11	R: 0 E: 0 K: 1 S: 6	H: 1 LOB: 1 BB: 0 P: 6	R: 0 E: 0 K: 0 S: 4	H: 1 LOB: 1 BB: 0 P: 4	R: 0 E: 0 K: 2 S: 7	H: 0 LOB: 0 BB: 0 P: 7	R: 0 E: 0 K: 0 S: 3	H: 0 LOB: 0 BB: 0 P: 3	1B: 3 2B: 3 3B: 0 HR: 1	SF: 0 SAC: 0 DP: 1 HBP: 0	WP: 0 PB: 0 SB: 1 CS: 0	PA: 33
PITCHER	IP WLS BF H R ER SO BB IBB HBP BLK WP HR S P ERA WHIP																					
Jim Kaat, L ERA: 3.28 (1, 1)	5.0 W 19 4 4 4 2 1 0 0 0 0 1 22 26 7.20 1.000																					
Larry Christenson, R ERA: 4.1 (6, 1)	1.0 4 1 0 0 1 0 0 0 0 0 0 6 6 0.00 1.000																					
Ron Reed, R ERA: 2.55 (7, 1)	3.0 S 10 1 0 0 2 0 0 0 0 0 0 14 14 0.00 0.333																					

Houston Astros @ Philadelphia Phillies
Veterans Stadium, Philadelphia, PA
Sat Aug 21 1976, 7:05 PM EDT
Att: 37,756 - Unknown

livebaseballscorecards.com

AB	32
R	4
H	6
RBI	4
BB	1
SO	5
LOB	7



Batter	1	2	3	4	5	6	7	8	9	AB R H RBI BB SO LOB	TOP											
Rob Andrews, R (1, 4) OBP: 0.321, SLG: 0.308	0-0 G4-3 1B		0-0 1-3		0-0 G4-6-3 1-2f			0-0 F8		4 0 1 0 0 0 1												
Jose Cruz, L (1, 9) OBP: 0.387, SLG: 0.408	0-3 K			0-0 HR		0-0 6-3		0-3 K		4 1 1 1 0 2 1												
Cesar Cedeno, R (1, 8) OBP: 0.353, SLG: 0.460	0-0 G4-3 1-2f			0-0 6-3		0-0 6-3			0-0 F8	4 0 0 0 0 0 1												
Bob Watson, R (1, 3) OBP: 0.365, SLG: 0.443		0-0 P4		0-0 F9		0-0 5-3			0-0 F9	4 0 0 0 0 0 0												
Leon Roberts, R (1, 7) OBP: 0.367, SLG: 0.459		0-0 4-3		0-0 1B 1B			0-0 1B		0-0 5-3	4 0 2 0 0 0 0												
Jerry Davanon, R (1, 5) OBP: 0.430, SLG: 0.522		4-0 BB		0-0 1-2 1B			0-0 F8			2 0 1 0 1 0 1												
Ed Herrmann, L (1, 2) OBP: 0.293, SLG: 0.317		0-3 K		0-3 K			0-0 F6			3 0 0 0 0 2 4												
Roger Metzger, S (1, 6) OBP: 0.306, SLG: 0.289			0-0 4-3		0-3 K		0-3 K			3 0 0 0 0 2 1												
Larry Dierker, R (1, 1) OBP: 0.102, SLG: 0.105			0-3 K		4-0 BB			0-0 6-3		1 0 0 0 0 1 0												
Bo McLaughlin, R (3, 1) OBP: 0.351, SLG: 0.351										0 0 0 0 0 0 0												
Greg Gross, L (5, PH) OBP: 0.353, SLG: 0.400										0 0 0 0 1 0 0												
Dan Larson, R (5, PR) OBP: 0.185, SLG: 0.308										0 0 0 0 0 0 0												
Joe Niekro, R (5, 1) OBP: 0.296, SLG: 0.336										0 0 0 0 0 0 0												
Ken Boswell, L (8, PH) OBP: 0.296, SLG: 0.286										1 0 0 0 0 0 0												
Gilberto Rondon, R (8, 1) OBP: 0.286, SLG: 0.286										0 0 0 0 0 0 0												
Inning Stats	R: 0 E: 0 K: 1 S: 5	H: 1 LOB: 0 BB: 0 P: 5	R: 0 E: 0 K: 1 S: 5	H: 0 LOB: 1 BB: 1 P: 9	R: 0 E: 0 K: 1 S: 5	H: 0 LOB: 0 BB: 0 P: 5	R: 1 E: 0 K: 1 S: 8	H: 3 LOB: 2 BB: 0 P: 8	R: 0 E: 0 K: 1 S: 4	H: 0 LOB: 1 BB: 1 P: 8	R: 0 E: 0 K: 0 S: 3	H: 0 LOB: 0 BB: 0 P: 3	R: 0 E: 0 K: 1 S: 6	H: 1 LOB: 1 BB: 0 P: 6	R: 0 E: 0 K: 1 S: 5	H: 0 LOB: 0 BB: 0 P: 5	R: 0 E: 0 K: 0 S: 3	H: 0 LOB: 0 BB: 0 P: 3	1B: 4 2B: 0 3B: 0 HR: 1	SF: 0 SAC: 0 DP: 2 HBP: 0	WP: 0 PB: 0 SB: 0 CS: 0	PA: 32
PITCHER Tom Underwood, L (1, 1) ERA: 3.28	IP: 9.0 WLS: W BF: 32 H: 5 R: 1 ER: 1 SO: 7 BB: 2 IBB: 0 HBP: 0 BLK: 0 WP: 0 HR: 1 S: 44 P: 52 ERA: 1.00 WHIP: 0.778																					
PITCHER	IP	WLS	BF	H	R	ER	SO	BB	IBB	HBP	BLK	WP	HR	S	P	ERA	WHIP					

Houston Astros @ Philadelphia Phillies
Veterans Stadium, Philadelphia, PA
Sun Aug 22 1976, 3:33 AM EDT
Att: 43,513 - Unknown

livebaseballscorecards.com

AB	30
R	1
H	5
RBI	1
BB	2
SO	7
LOB	9



Batter	1	2	3	4	5	6	7	8	9	AB	R	H	RBI	BB	SO	LOB
Dave Cash, R OBP: 0.335, SLG: 0.350 (1, 4)	4-0 L5-3 BB	0-0 4-3		0-0 F9			0-3 K			3	0	0	0	1	1	2
Larry Bowa, S OBP: 0.298, SLG: 0.304 (1, 6)	0-0 L5-3 1-2		0-0 BB BLK SF8 1B	0-0 F2			0-0 F9			4	1	1	0	0	0	2
Garry Maddox, R OBP: 0.379, SLG: 0.459 (1, 8)	0-0 P4		0-0 F8				0-0 S E 1B			4	1	2	0	0	0	1
Greg Luzinski, R OBP: 0.369, SLG: 0.505 (1, 7)		0-0 F9	4-0 BB BB	0-0 F9			0-0 F9			3	0	0	0	1	0	1
Jerry Martin, R OBP: 0.319, SLG: 0.343 (8, 7)			1-2 BB BB	1-2 1-H			0-0 F8			0	0	0	0	0	0	0
Jay Johnstone, L OBP: 0.399, SLG: 0.502 (1, 9)		0-0 WP 3B	4-0 1-2 2-3 BB				0-0 4-3			3	1	1	0	1	0	0
Bob Boone, R OBP: 0.376, SLG: 0.430 (1, 2)		0-0 1B 2B 2B	0-0 SF8				0-0 2-3			3	1	2	1	0	0	0
Bobby Tolan, L OBP: 0.267, SLG: 0.339 (1, 3)		0-0 2B E 1B	0-0 F9				0-0 4-3			4	1	2	0	0	0	2
Terry Harmon, R OBP: 0.356, SLG: 0.429 (1, 5)		0-0 E7 1-H 3-H 2B		0-3 K			0-0 6-3			4	0	1	1	0	2	2
Tom Underwood, R OBP: 0.167, SLG: 0.118 (1, 1)		0-3 K		0-0 1B			0-0 L4			4	0	1	0	0	1	3

Inning Stats	R: 0	H: 0	E: 0	K: 0	S: 2	LOB: 0	BB: 1	P: 6	R: 3	H: 4	E: 1	K: 1	S: 9	LOB: 1	BB: 0	P: 9	R: 1	H: 1	E: 0	K: 0	S: 4	LOB: 2	BB: 2	P: 12	R: 0	H: 1	E: 0	K: 0	S: 6	LOB: 1	BB: 0	P: 6	R: 1	H: 1	E: 1	K: 0	S: 4	LOB: 0	BB: 0	P: 4	R: 0	H: 0	E: 0	K: 0	S: 3	LOB: 0	BB: 0	P: 3	R: 0	H: 1	E: 0	K: 1	S: 6	LOB: 1	BB: 0	P: 6	R: 0	H: 2	E: 0	K: 1	S: 7	LOB: 2	BB: 0	P: 7
--------------	------	------	------	------	------	--------	-------	------	------	------	------	------	------	--------	-------	------	------	------	------	------	------	--------	-------	-------	------	------	------	------	------	--------	-------	------	------	------	------	------	------	--------	-------	------	------	------	------	------	------	--------	-------	------	------	------	------	------	------	--------	-------	------	------	------	------	------	------	--------	-------	------

PITCHER	IP	WLS	BF	H	R	ER	SO	BB	IBB	HBP	BLK	WP	HR	S	P	ERA	WHIP
Larry Dierker, R ERA: 3.77 (1, 1)	2.1	L	14	5	4	3	1	3	0	0	1	1	0	13	25	11.57	3.429
Bo McLaughlin, R ERA: 3.09 (3, 1)	1.2		6	1	0	0	1	0	0	0	0	0	0	8	8	0.00	0.600
Joe Niekro, R ERA: 3.61 (5, 1)	3.0		11	2	1	1	1	0	0	0	0	0	0	13	13	3.00	0.667
Gilberto Rondon, R ERA: 5.81 (8, 1)	1.0		5	2	0	0	1	0	0	0	0	0	0	7	7	0.00	2.000

BOTTOM

Houston Astros @ Philadelphia Phillies
Veterans Stadium, Philadelphia, PA

Sun Aug 22 1976, 3:33 AM EDT
Att. 43,513 - Unknown

livebaseballscorecards.com

AB	32
R	5
H	10
RBI	2
BB	3
SO	4
LOB	13

WP: 1 PA: 36
PB: 0
SB: 2
CS: 0



Batter	1	2	3	4	5	6	7	8	9	AB	R	H	RBI	BB	SO	LOB
Rick Monday, L OBP: 0.344, SLG: 0.493 (1, 8)	0-0 F8		0-0 P7			0-0 L8			0-0 HBP 1B 1-2 5-3 1B	4	1	1	0	0	0	0
Jose Cardenal, R OBP: 0.337, SLG: 0.408 (1, 7)	0-0 F7			0-0 P6		0-0 4-3			0-0 5-3 HBP 1-2 2-3 1B	4	0	1	0	0	0	0
Bill Madlock, R OBP: 0.408, SLG: 0.499 (1, 5)	0-0 4-3			0-0 G3-6-1 1B				0-0 L7	1-0 5-3 HBP 1-2 2-3 3-H	3	0	1	1	0	0	0
Ralph LaCock, L OBP: 0.327, SLG: 0.363 (1, 3)		0-0 L5		0-0 G3-6-1 1-2f		0-0 4-3		0-0 4-3	0-0 F3	4	0	0	0	0	0	4
Manny Trillo, R OBP: 0.308, SLG: 0.328 (1, 4)		0-0 6-3			0-0 1B G6-4-3 1B		0-0 4-3		0-0 5-3 1-2 2-3 3-H	4	1	1	1	0	0	2
Joe Wallis, S OBP: 0.299, SLG: 0.351 (1, 9)		0-0 1B			0-0 1B G6-4-3			4-0 BB BB BB	0-3 K 0-3	3	0	2	0	1	1	2
George Mitterwald, R OBP: 0.250, SLG: 0.310 (1, 2)		0-0 6-3 1-2			0-0 G6-4-3 1-2f 3-H			0-0 G6-4-3 1-2f		3	0	0	0	0	0	3
Rob Sperring, R OBP: 0.372, SLG: 0.375 (1, 6)			0-3 K		0-3 K			0-0 F9		3	0	0	0	0	2	0
Steve Renko, R OBP: 0.075, SLG: 0.075 (1, 1)			0-3 K			0-0 6-3			0-0 1B HBP 1B 1B	1	0	0	0	0	1	0
Paul Reuschel, R OBP: 0.200, SLG: 0.154 (5, 1)										0	0	0	0	0	0	0
Jerry Morales, R OBP: 0.319, SLG: 0.405 (6, PH)										1	0	0	0	0	0	0
Joe Coleman, R OBP: 0.182, SLG: 0.182 (7, 1)										0	0	0	0	0	0	0
Mick Kelleher, R OBP: 0.269, SLG: 0.280 (9, PH)										1	1	1	0	0	0	0

Inning Stats	R: 0	H: 0	E: 0	K: 0	S: 3	H: 0	LOB: 0	BB: 0	P: 3	R: 0	H: 1	E: 0	K: 2	S: 7	H: 0	LOB: 0	BB: 0	P: 7	R: 0	H: 1	E: 0	K: 0	S: 3	H: 2	LOB: 0	BB: 0	P: 6	R: 0	H: 0	E: 0	K: 0	S: 3	H: 0	LOB: 0	BB: 0	P: 3	R: 0	H: 0	E: 0	K: 0	S: 2	H: 0	LOB: 0	BB: 1	P: 6	R: 2	H: 3	E: 0	K: 1	S: 8	H: 3	LOB: 2	BB: 0	P: 9	1B: 7	SF: 0	2B: 0	SAC: 0	3B: 0	DP: 3	HR: 0	HBP: 1	WP: 0	PA: 33
--------------	------	------	------	------	------	------	--------	-------	------	------	------	------	------	------	------	--------	-------	------	------	------	------	------	------	------	--------	-------	------	------	------	------	------	------	------	--------	-------	------	------	------	------	------	------	------	--------	-------	------	------	------	------	------	------	------	--------	-------	------	-------	-------	-------	--------	-------	-------	-------	--------	-------	--------

PITCHER	IP	WLS	BF	H	R	ER	SO	BB	IBB	HBP	BLK	WP	HR	S	P	ERA	WHIP
Joaquin Andujar, R ERA: 3.84 (1, 1)	7.0	W	23	4	1	1	3	0	0	0	0	0	0	29	29	1.29	0.571
Joe Sambito, L ERA: 4.38 (8, 1)	1.0		5	2	2	2	0	1	0	0	0	0	0	4	8	18.00	3.000
Gene Pentz, R ERA: 2.96 (9, 1)	0.0		2	1	0	0	0	0	0	1	0	0	0	1	2	∞	∞
Bo McLaughlin, R ERA: 3.0 (9, 1)	1.0	S	3	0	0	0	1	0	0	0	0	0	0	5	5	0.00	0.000

BOTTOM

Houston Astros @ Chicago Cubs
Wrigley Field, Chicago, IL
Tue Aug 24 1976, 3:33 AM CDT
Att. 10,700 - Sunny - 75 F

livebaseballscores.com

AB	31
R	3
H	7
RBI	2
BB	1
SO	4
LOB	11



Batter	1	2	3	4	5	6	7	8	9	AB R H RBI BB SO LOB	TOP
Jerry Davanon, R (1, 4) OBP: 0.409, SLG: 0.487	0-0 6-3		0-0 4-3		0-0 5-3			0-0 1-2 1B		4 0 1 0 0 0 1	
Enos Cabell, R (1, 5) OBP: 0.308, SLG: 0.331	0-0 L8		0-0 5-3			0-0 5-3		0-0 F8		4 0 0 0 0 0 2	
Cesar Cedeno, R (1, 8) OBP: 0.354, SLG: 0.465	0-0 6-3			0-0 F9 S 1B		0-0 HR		0-0 F8 2-3		4 1 2 1 0 0 2	
Bob Watson, R (1, 3) OBP: 0.365, SLG: 0.443		0-0 1B 1B		0-3 K 1-2		0-3 K		0-0 F7		4 0 1 0 0 2 3	
Jose Cruz, L (1, 9) OBP: 0.388, SLG: 0.407		0-0 WP 1-3 1B		0-0 F9 2-3		0-0 F7			0-0 L9	4 0 1 0 0 0 1	
Leon Roberts, R (1, 7) OBP: 0.363, SLG: 0.448		0-0 6-3		0-0 4-3			0-0 6-3		0-0 5-3	4 0 0 0 0 0 2	
Ed Herrmann, L (1, 2) OBP: 0.295, SLG: 0.313		4-0 BB 2-3 BB			0-0 G3		0-0 F7		0-0 1-3	3 0 0 0 1 0 0	
Roger Metzger, S (1, 6) OBP: 0.303, SLG: 0.285		0-0 4-3			0-0 F7		0-3 K			3 0 0 0 0 1 2	
Dan Larson, R (1, 1) OBP: 0.333, SLG: 0.400			0-3 K		0-0 2B			0-0 F8 1B		0 0 0 0 0 0 0	
Greg Gross, L (3, PH) OBP: 0.380, SLG: 0.350										1 0 0 0 0 1 0	
Joe Niekro, R (3, 1) OBP: 0.214, SLG: 0.370										1 0 1 0 0 0 0	
Wilbur Howard, S (8, PH) OBP: 0.247, SLG: 0.301										1 0 1 0 0 0 0	
Gilberto Rondon, R (8, 1) OBP: 0.286, SLG: 0.286										0 0 0 0 0 0 0	
Inning Stats	R: 0 E: 0 K: 0 S: 3 H: 0 LOB: 0 BB: 0 P: 3	R: 0 E: 0 K: 0 S: 4 H: 2 LOB: 2 BB: 1 P: 8	R: 0 E: 0 K: 1 S: 5 H: 0 LOB: 0 BB: 0 P: 5	R: 0 E: 0 K: 1 S: 6 H: 1 LOB: 1 BB: 0 P: 6	R: 0 E: 0 K: 0 S: 4 H: 1 LOB: 1 BB: 0 P: 4	R: 1 E: 0 K: 1 S: 6 H: 1 LOB: 0 BB: 0 P: 6	R: 0 E: 0 K: 1 S: 5 H: 0 LOB: 0 BB: 0 P: 5	R: 0 E: 0 K: 0 S: 5 H: 2 LOB: 2 BB: 0 P: 5	R: 0 E: 0 K: 0 S: 3 H: 0 LOB: 0 BB: 0 P: 3	1B: 5 2B: 1 3B: 0 HR: 1 SF: 0 SAC: 0 DP: 0 HBP: 0	WP: 1 PB: 0 SB: 1 CS: 0 PA: 34
PITCHER Ray Burris, R (1, 1) ERA: 3.35	IP 9.0 WLS W BF 34 H 7 R 1 ER 1 SO 4 BB 1 IBB 0 HBP 0 BLK 0 WP 1 HR 1 S 41 P 45 ERA 1.00 WHIP 0.889										

Houston Astros @ Chicago Cubs
Wrigley Field, Chicago, IL
Wed Aug 25 1976, 3:33 AM CDT
Att. 8,770 - Overcast - 76 F

livebaseballscorecards.com

AB	33
R	1
H	7
RBI	1
BB	1
SO	4
LOB	13



Batter	1	2	3	4	5	6	7	8	9	AB	R	H	RBI	BB	SO	LOB
Rick Monday, L OBP: 0.347, SLG: 0.493 (1, 3) X	0-0 E3 HR	4-0 1B 2B BB		0-0 F7		0-0 1B		0-0 1B		4	2	2	0	1	0	0
Jose Cardenal, R OBP: 0.336, SLG: 0.406 (1, 7) X	0-0 F9	0-0 1-2 2-H 2B 1B			0-0 F7	0-0 P5		0-0 F8		5	1	1	1	0	0	3
Bill Madlock, R OBP: 0.409, SLG: 0.508 (1, 5) X	0-0 2-H HR	0-0 1-H 2-H 2B			0-0 5-3			0-0 L7		4	1	2	4	0	0	0
Joe Wallis, S OBP: 0.302, SLG: 0.354 (1, 8) X	0-0 F5	0-0 4-3			0-0 BB BB 1B			0-0 1B 1B		4	0	2	0	0	0	1
Ralph LaCock, L OBP: 0.333, SLG: 0.376 (1, 9) X	0-0 3B		0-0 P6		4-0 BB BB	1-2 BB BB		0-0 1-2 1B		3	0	2	0	1	0	0
Manny Trillo, R OBP: 0.308, SLG: 0.326 (1, 4) X	0-0 F5		0-0 1-3		4-0 1-2 2-3 BB			0-0 L8		3	0	0	0	1	0	3
George Mitterwald, R OBP: 0.245, SLG: 0.304 (1, 2)		0-3 K	0-3 K		0-3 K			0-0 6-3		4	0	0	0	0	3	5
Mick Kelleher, R OBP: 0.269, SLG: 0.279 (1, 6)		0-0 SH1 1B		0-0 4-3		0-0 L7		0-0 F4		4	1	1	0	0	0	0
Ray Burris, R OBP: 0.129, SLG: 0.115 (1, 1)		0-0 SH1		0-0 F9		0-0 5-3		0-3 K		3	0	0	0	0	1	0

Inning Stats	R: 2	H: 2	E: 1	K: 0	S: 6	LOB: 1	BB: 0	P: 6	R: 3	H: 3	E: 0	K: 1	S: 8	LOB: 1	BB: 1	P: 12	R: 0	H: 0	E: 0	K: 1	S: 5	LOB: 0	BB: 0	P: 5	R: 0	H: 1	E: 0	K: 1	S: 6	LOB: 3	BB: 2	P: 14	R: 0	H: 1	E: 0	K: 0	S: 4	LOB: 1	BB: 0	P: 4	R: 0	H: 2	E: 0	K: 0	S: 5	LOB: 2	BB: 0	P: 5	R: 0	H: 1	E: 0	K: 1	S: 6	LOB: 1	BB: 0	P: 6
1B: 7	SF: 0	2B: 1	SAC: 1	3B: 1	DP: 0	HR: 1	HBP: 0	WP: 0	PA: 38	PB: 0	SB: 0	CS: 0																																												

PITCHER	IP	WLS	BF	H	R	ER	SO	BB	IBB	HBP	BLK	WP	HR	S	P	ERA	WHIP
Dan Larson, R ERA: 3.36 (1, 1)	2.0	L	13	5	5	4	1	1	0	0	0	0	1	14	18	18.00	3.000
Joe Niekro, R ERA: 3.45 (3, 1)	5.0		21	4	0	0	2	2	0	0	0	0	0	23	31	0.00	1.200
Gilberto Rondon, R ERA: 5.69 (8, 1)	1.0		4	1	0	0	1	0	0	0	0	0	0	6	6	0.00	1.000

BOTTOM

Houston Astros @ Chicago Cubs
Wrigley Field, Chicago, IL
 Wed Aug 25 1976, 3:33 AM CDT
 Att. 8,770 - Overcast - 76 F

AB	34
R	5
H	10
RBI	5
BB	3
SO	4
LOB	12



WP	PA	ERA	WHIP
0	38		

livebaseballscorecards.com

Batter	1	2	3	4	5	6	7	8	9	AB	R	H	RBI	BB	SO	LOB
Rick Monday, L (1, 3) OBP: 0.349, SLG: 0.502	0-0 L5		0-3 K			0-0 HR		0-0 2B		4	1	2	1	0	1	1
Jose Cardenal, R (1, 7) OBP: 0.333, SLG: 0.402 Darold Knowles, L (9, 1) OBP: 0.444, SLG: 0.167	0-0 F7			0-0 F2		0-0 5-3		0-0 F2		4	0	0	0	0	0	1
Bill Madlock, R (1, 5) OBP: 0.411, SLG: 0.515 Dave Rosello, R (7, 6) OBP: 0.358, SLG: 0.288 Champ Summers, L (9, PH) OBP: 0.290, SLG: 0.295	0-0 F9			0-0 HR		1-0 HBP			0-0 4-3 1B 2B	2	1	1	1	0	0	0
Joe Wallis, S (1, 8) OBP: 0.298, SLG: 0.348		0-0 G1		0-3 K		0-0 G3			0-0 4-3 2-3	4	0	0	0	0	1	2
Jerry Morales, R (1, 9) OBP: 0.318, SLG: 0.403		0-0 P3		0-3 K			0-0 P9		0-0 FC6-4 1B	4	0	1	1	0	1	0
Manny Trillo, R (1, 4) OBP: 0.305, SLG: 0.323		0-0 L8			0-0 F9		0-0 F7		0-0 F8	4	0	0	0	0	0	1
George Mitterwald, R (1, 2) OBP: 0.241, SLG: 0.288			0-0 L7		0-3 K		0-3 K		0-0 FC6-4 1-2f	4	0	0	0	0	2	1
Mick Kelleher, R (1, 6) OBP: 0.265, SLG: 0.276			0-0 1-3		0-3 K			0-0 4-3		3	0	0	0	0	1	0
Rick Reuschel, R (1, 1) OBP: 0.299, SLG: 0.262 Larry Bittner, L (6, PH) OBP: 0.255, SLG: 0.272 Paul Reuschel, R (7, 1) OBP: 0.200, SLG: 0.154 Ralph LaCock, L (8, PH) OBP: 0.332, SLG: 0.374			0-0 1B			0-0 4-3		0-0 4-3		1	0	1	0	0	0	0

Inning Stats	R: 0	H: 0	E: 0	K: 0	S: 3	LOB: 0	BB: 0	P: 3	R: 0	H: 0	E: 0	K: 0	S: 3	LOB: 0	BB: 0	P: 3	R: 0	H: 0	E: 0	K: 2	S: 8	LOB: 0	BB: 0	P: 7	R: 1	H: 1	E: 0	K: 0	S: 4	LOB: 1	BB: 0	P: 5	R: 0	H: 0	E: 0	K: 1	S: 5	LOB: 0	BB: 0	P: 5	R: 0	H: 1	E: 0	K: 0	S: 4	LOB: 1	BB: 0	P: 4	R: 1	H: 2	E: 0	K: 0	S: 5	LOB: 1	BB: 0	P: 5
	0	0	0	0	3	0	0	3	0	0	0	2	8	0	0	3	0	0	0	0	0	8	0	0	7	1	1	0	0	4	1	0	5	0	0	5	0	0	5	0	0	4	1	2	0	0	5									

PITCHER	IP	WLS	BF	H	R	ER	SO	BB	IBB	HBP	BLK	WP	HR	S	P	ERA	WHIP
J.R. Richard, R (1, 1) ERA: 2.6	8.1	W	31	5	3	3	6	0	0	1	0	0	2	42	43	3.24	0.600
Ken Forsch, R (9, 1) ERA: 2.33	0.2	S	3	1	0	0	0	0	0	0	0	0	0	3	3	0.00	1.500

BOTTOM

Houston Astros @ Chicago Cubs
Wrigley Field, Chicago, IL
 Thu Aug 26 1976, 3:33 AM CDT
 Att. 6,653 - Sunny - 83 F

livebaseballscorecards.com

AB	33
R	3
H	6
RBI	3
BB	0
SO	6
LOB	6



WP	PA	ERA	WHIP
0	34		

Batter	1	2	3	4	5	6	7	8	9	AB R H RBI BB SO LOB	TOP											
Jerry Mumphrey, S (1, 8) OBP: 0.341, SLG: 0.341	0-0 3-1 2B		4-0 CS BB			0-0 F7		0-0 4-3		3 0 1 0 1 0 0												
Garry Templeton, S (1, 6) OBP: 0.319, SLG: 0.317	0-3 K		0-0 CS 1-2	0-0 F8		0-0 PB 1B		0-0 4-3		4 1 1 0 0 1 1												
Lou Brock, L (1, 7) OBP: 0.337, SLG: 0.369	0-0 3-1 2-3			0-3 K		0-0 S 1B		0-0 S 1B		4 0 2 1 0 1 1												
Ted Simmons, S (1, 2) OBP: 0.370, SLG: 0.393	0-0 P6			0-0 BB 1B		4-0 BB 1-2		0-0 4-3 1-2		3 0 1 0 1 0 2												
Willie Crawford, L (1, 9) OBP: 0.368, SLG: 0.474		0-0 F8		4-0 BB 1-2		0-3 K		0-0 3-1		3 0 0 0 1 1 2												
Keith Hernandez, L (1, 3) OBP: 0.358, SLG: 0.378		0-0 4-3		0-0 F7		0-0 4-3		0-0 F7		4 0 0 0 0 0 4												
Don Kessinger, S (1, 4) OBP: 0.323, SLG: 0.316		0-0 G3			0-0 F8		0-0 F9		0-0 L4	4 0 0 0 0 0 0												
Hector Cruz, R (1, 5) OBP: 0.261, SLG: 0.319			0-0 5-3		0-0 5-3		0-0 5-3			3 0 0 0 0 0 0												
Eric Rasmussen, R (1, 1) OBP: 0.207, SLG: 0.185			0-0 4-3		0-0 5-3		0-3 K			2 0 0 0 0 0 0												
Vic Harris, S (7, PH) OBP: 0.278, SLG: 0.311										1 0 0 0 0 1 0												
Bill Greif, R (7, 1)										0 0 0 0 0 0 0												
Al Hrabosky, R (8, 1)										0 0 0 0 0 0 0												
Inning Stats	R: 0 E: 0 K: 1 S: 6	H: 1 LOB: 1 BB: 0 P: 6	R: 0 E: 0 K: 0 S: 3	H: 0 LOB: 0 BB: 0 P: 3	R: 0 E: 0 K: 0 S: 2	H: 0 LOB: 0 BB: 1 P: 6	R: 0 E: 0 K: 1 S: 6	H: 1 LOB: 2 BB: 1 P: 10	R: 0 E: 0 K: 0 S: 3	H: 0 LOB: 0 BB: 0 P: 3	R: 1 E: 0 K: 1 S: 7	H: 2 LOB: 2 BB: 1 P: 11	R: 0 E: 0 K: 1 S: 5	H: 0 LOB: 0 BB: 0 P: 5	R: 0 E: 0 K: 0 S: 4	H: 1 LOB: 1 BB: 0 P: 4	R: 0 E: 0 K: 0 S: 3	H: 0 LOB: 0 BB: 0 P: 3	1B: 4 2B: 1 3B: 0 HR: 0	SF: 0 SAC: 0 DP: 0 HBP: 0	WP: 0 PB: 1 SB: 2 CS: 1	PA: 35
PITCHER Bo McLaughlin, R (1, 1) ERA: 2.4	IP: 9.0 WLS: W BF: 34 H: 5 R: 1 ER: 0 SO: 4 BB: 3 IBB: 0 HBP: 0 BLK: 0 WP: 0 HR: 0 S: 39 P: 51 ERA: 0.00 WHIP: 0.889											PITCHER	IP: 9.0 WLS: W BF: 34 H: 5 R: 1 ER: 0 SO: 4 BB: 3 IBB: 0 HBP: 0 BLK: 0 WP: 0 HR: 0 S: 39 P: 51 ERA: 0.00 WHIP: 0.889									

St. Louis Cardinals @ Houston Astros
Astrodome, Houston, TX
Fri Aug 27 1976, 8:05 PM EDT
Att. 10,229 - Dome

livebaseballscorecards.com

AB 31
R 1
H 5
RBI 1
BB 3
SO 4
LOB 10



Batter	1	2	3	4	5	6	7	8	9	AB	R	H	RBI	BB	SO	LOB
Greg Cross, L OBP: 0.378, SLG: 0.347 (1, 9)	0-3 K		0-0 6-3		0-0 F7			0-0 SH5-4		3	0	0	0	0	1	0
Enos Cabell, R OBP: 0.310, SLG: 0.332 (1, 5)	0-0 CS 1B			0-0 S 1B 2B 1B	0-0 F3			4-0 S BB		3	1	2	0	1	0	0
Cesar Cedeno, R OBP: 0.355, SLG: 0.468 (1, 8)	0-3 K 1-2			0-0 S 2B 1B		0-0 F8		0-0 F3		4	1	1	0	0	1	3
Bob Watson, R OBP: 0.365, SLG: 0.444 (1, 3)		0-0 F9		0-0 2B		0-0 F9		4-0 1-2 IBB		3	0	1	2	1	0	0
Jose Cruz, L OBP: 0.388, SLG: 0.414 (1, 7)		0-0 F8 S 1B		4-0 FC5-4 BB		0-0 F9		0-0 4-3		3	0	1	0	1	0	3
Ed Herrmann, L OBP: 0.288, SLG: 0.304 (1, 2)		0-0 F8 1-3		0-0 F3		0-0 F9				3	0	0	0	0	0	3
Jerry Davanon, R OBP: 0.417, SLG: 0.476 (1, 4)		0-0 3-1		0-0 F8		4-0 G4-6-3 BB				2	0	0	0	1	0	3
Roger Metzger, S OBP: 0.299, SLG: 0.280 (1, 6)			0-0 F8	0-0 FC5-4 1-2f		0-0 G4-6-3 1-2f				3	0	0	0	0	0	3
Bo McLaughlin, R (1, 1)			0-0 G3		0-3 K			4-0 WP SH5-4 BB		2	0	0	0	1	1	0

Inning Stats	R: 0	H: 1	R: 0	H: 1	R: 0	H: 0	R: 2	H: 3	R: 0	H: 0	R: 0	H: 0	R: 0	H: 0	R: 0	H: 0
	E: 0	LOB: 0	E: 0	LOB: 1	E: 0	LOB: 0	E: 0	LOB: 2	E: 0	LOB: 0	E: 0	LOB: 0	E: 0	LOB: 0	E: 0	LOB: 3
	K: 2	BB: 0	K: 0	BB: 0	K: 0	BB: 0	K: 0	BB: 1	K: 1	BB: 0	K: 0	BB: 1	K: 0	BB: 0	K: 0	BB: 3
	S: 7	P: 7	S: 4	P: 4	S: 3	P: 3	S: 6	P: 10	S: 5	P: 5	S: 3	P: 3	S: 2	P: 6	S: 3	P: 15

PITCHER	IP	WLS	BF	H	R	ER	SO	BB	IBB	HBP	BLK	WP	HR	S	P	ERA	WHIP
Eric Rasmussen, R ERA: 3.56 (1, 1)	6.0	L	23	5	2	2	3	1	0	0	0	0	0	28	32	3.00	1.000
Bill Greif, R ERA: 4.78 (7, 1)	1.1		6	0	0	0	0	3	0	0	0	1	0	3	15	0.00	2.250
Al Hrabosky, L ERA: 2.86 (8, 1)	0.2		3	0	0	0	0	0	1	0	0	0	0	2	6	0.00	0.000


BOTTOM

St. Louis Cardinals @ Houston Astros
Astrodome, Houston, TX

Fri Aug 27 1976, 8:05 PM EDT
Att. 10,229 - Dome

livebaseballscorecards.com

AB	26
R	2
H	5
RBI	2
BB	5
SO	3
LOB	15



WP: 1	PA: 32
PB: 0	
SB: 4	
CS: 1	

Batter	1	2	3	4	5	6	7	8	9	AB R H RBI BB SO LOB	TOP	
Jerry Mumphrey, S (1, 8) OBP: 0.344, SLG: 0.341	4-0 2B BB		0-0 6-3		0-0 1B 1B			0-0 4-3		3 1 1 1 1 0 0		
Garry Templeton, S (1, 6) OBP: 0.329, SLG: 0.343	0-0 4-3 2B		0-0 F7		0-0 FC4 1B			0-0 6-3		4 1 2 1 0 0 0		
Lou Brock, L (1, 7) OBP: 0.334, SLG: 0.366	0-0 4-3		0-0 6-3		0-0 FC4			0-0 F7		4 0 0 1 0 0 2		
Ted Simmons, S (1, 2) OBP: 0.369, SLG: 0.394	0-3 K			0-0 7-5 2B				0-0 4-3		4 0 1 0 0 1 0		
Willie Crawford, L (1, 9) OBP: 0.364, SLG: 0.468	0-0 E1		0-0 7-5		0-0 F7			0-3 K		4 0 0 0 0 1 1		
Keith Hernandez, L (1, 3) OBP: 0.353, SLG: 0.371	0-0 6-3		0-0 L4		0-0 F8			0-0 4-3		4 0 0 0 0 0 1		
Don Kessinger, S (1, 4) OBP: 0.325, SLG: 0.322		0-0 4-3			4-0 FC4 BB			0-0 5-3 3B		2 0 1 0 1 0 0		
Hector Cruz, R (1, 5) OBP: 0.259, SLG: 0.316		0-3 K			0-0 FC4 4-3 1B			0-0 5-3		3 1 0 0 0 1 2		
Bob Forsch, R (1, 1) OBP: 0.157, SLG: 0.220		0-0 F8			0-0 4-3			0-3 K		1 0 0 0 0 0 0		
Ron Fairly, L (5, PH) OBP: 0.389, SLG: 0.304										1 0 0 0 0 0 1		
Eddie Solomon, R (5, 1)										0 0 0 0 0 0 0		
Joe Ferguson, R (7, PH) OBP: 0.338, SLG: 0.385										1 0 0 0 0 1 0		
Mike Wallace, L (7, 1) OBP: 0.333, SLG: 0.333										0 0 0 0 0 0 0		
Inning Stats	R: 2 H: 1 E: 1 LOB: 1 K: 1 BB: 1 S: 7 P: 11	R: 0 H: 0 E: 0 LOB: 0 K: 1 BB: 0 S: 5 P: 5	R: 0 H: 0 E: 0 LOB: 0 K: 0 BB: 0 S: 3 P: 3	R: 0 H: 1 E: 0 LOB: 0 K: 0 BB: 0 S: 3 P: 3	R: 1 H: 2 E: 0 LOB: 2 K: 0 BB: 1 S: 5 P: 9	R: 0 H: 0 E: 0 LOB: 0 K: 0 BB: 0 S: 3 P: 3	R: 0 H: 1 E: 0 LOB: 0 K: 1 BB: 0 S: 5 P: 5	R: 0 H: 0 E: 0 LOB: 0 K: 0 BB: 0 S: 3 P: 3	R: 0 H: 0 E: 0 LOB: 0 K: 1 BB: 0 S: 5 P: 5	1B: 2 SF: 0 2B: 4 SAC: 0 3B: 1 DP: 2 HR: 0 HBP: 0	WP: 0 PA: 33 PB: 0 SB: 0 CS: 0	
PITCHER Larry Dierker, R (1, 1) ERA: 3.73	IP WLS BF H R ER SO BB IBB HBP BLK WP HR S P ERA WHIP	9.0 W 33 5 3 3 4 2 0 0 0 0 0 0 39 47 3.00 0.778										

St. Louis Cardinals @ Houston Astros
Astrodome, Houston, TX
Sat Aug 28 1976, 4:33 AM EDT
Att. 5,663 - Dome

livebaseballscorecards.com

AB 31
R 3
H 5
RBI 3
BB 2
SO 4
LOB 7



BOTTOM

St. Louis Cardinals @ Houston Astros
Astrodome, Houston, TX
Sat Aug 28 1976, 4:33 AM EDT
Att. 5,663 - Dome

AB 31
R 4
H 11
RBI 4
BB 2
SO 1
LOB 11



WP: 1 PA: 34
PB: 0
SB: 1
CS: 1

AB R H RBI BB SO LOB

2 1 0 0 2 0 1

4 0 0 0 0 0 2

4 1 3 1 0 0 0

4 0 2 0 0 0 1

4 1 2 1 0 0 2

4 0 1 1 0 0 4

3 0 1 0 0 0 0

3 0 0 0 0 0 1

3 1 2 1 0 1 0

1B: 10 SF: 0
2B: 1 SAC: 0
3B: 0 DP: 1
HR: 1 HBP: 0

Batter	1	2	3	4	5	6	7	8	9
Greg Cross, L (1, 9) OBP: 0.379, SLG: 0.345	4-0 WP 5-3 6-3 BB	0-0 F9		4-0 BB			0-0 6-3		
Enos Cabell, R (1, 5) OBP: 0.308, SLG: 0.329	0-0 5-3 1-2		0-0 5-3	0-0 F9			0-0 5-3		
Cesar Cedeno, R (1, 8) OBP: 0.358, SLG: 0.470	0-0 6-3 2-H		0-0 1B E 1B				0-0 F9 S 1B CS 1B		
Bob Watson, R (1, 3) OBP: 0.366, SLG: 0.445	0-0 1B 1B		0-0 1B 1B				0-0 F9 1-3 CS 1-2	0-0 F8	
Jose Cruz, L (1, 7) OBP: 0.389, SLG: 0.415	0-0 1B 1-2		0-0 E4 1B 1B 3-H				0-0 F8 P3-4 1B		
Ed Herrmann, L (1, 2) OBP: 0.287, SLG: 0.304	0-0 4-3		0-0 1B 1-H 3-H				0-0 F8 P3-4 1-2f		
Jerry Davanon, R (1, 4) OBP: 0.414, SLG: 0.471		0-0 1B E 1B		0-0 6-3			0-0 6-3		
Roger Metzger, S (1, 6) OBP: 0.297, SLG: 0.278		0-0 6-4-3 1-2		0-0 F7			0-0 P6		
Larry Dierker, R (1, 1) OBP: 0.129, SLG: 0.183		0-0 1B 2-H		HR			0-3 K		

Inning Stats	R: 1	H: 2	E: 0	K: 0	S: 5	H: 2	LOB: 2	BB: 1	P: 9	R: 0	H: 2	E: 1	K: 0	S: 4	H: 3	LOB: 1	BB: 0	P: 4	R: 2	H: 3	E: 1	K: 0	S: 5	H: 1	LOB: 1	BB: 1	P: 5	R: 1	H: 1	E: 0	K: 0	S: 4	H: 0	LOB: 0	BB: 0	P: 5	R: 0	H: 1	E: 0	K: 0	S: 3	H: 1	LOB: 0	BB: 0	P: 3	R: 0	H: 1	E: 0	K: 0	S: 3	H: 1	LOB: 0	BB: 0	P: 3
--------------	------	------	------	------	------	------	--------	-------	------	------	------	------	------	------	------	--------	-------	------	------	------	------	------	------	------	--------	-------	------	------	------	------	------	------	------	--------	-------	------	------	------	------	------	------	------	--------	-------	------	------	------	------	------	------	------	--------	-------	------

PITCHER	IP	WLS	BF	H	R	ER	SO	BB	IBB	HBP	BLK	WP	HR	S	P	ERA	WHIP
Bob Forsch, R (1, 1) ERA: 3.92	4.0	L	20	8	4	3	0	2	0	0	0	1	1	18	26	6.75	2.500
Eddie Solomon, R (5, 1) ERA: 3.0	2.0		7	1	0	0	1	0	0	0	0	0	0	9	9	0.00	0.500
Mike Wallace, L (7, 1) ERA: 3.88	2.0		6	2	0	0	0	0	0	0	0	0	0	6	6	0.00	1.000

PITCHER	IP	WLS	BF	H	R	ER	SO	BB	IBB	HBP	BLK	WP	HR	S	P	ERA	WHIP
---------	----	-----	----	---	---	----	----	----	-----	-----	-----	----	----	---	---	-----	------

Batter	1	2	3	4	5	6	7	8	9	AB R H RBI BB SO LOB	TOP									
Jerry Mumphrey, S (1, 8) OBP: 0.346, SLG: 0.343	0-0 4-3		0-0 1B			0-0 1B			0-0 G3	4 0 2 0 0 0 0										
Garry Templeton, S (1, 6) OBP: 0.325, SLG: 0.338	0-0 CS 1B		0-0 3	0-0 5-3		0-0 P4			0-0 4-3	4 0 1 0 0 0 1										
Charlie Chant, R (1, 9) SS	0-3 K			0-0 5-3					0-0 P4	4 0 0 0 0 1 1										
Ted Simmons, S (1, 7) OBP: 0.367, SLG: 0.391		0-0 F8		0-0 P5					0-0 F9	3 0 0 0 0 0 0										
Joe Ferguson, R (1, 2) OBP: 0.338, SLG: 0.383		0-0 F7			0-0 6-3			4-0 FC6-4 BB		2 0 0 0 1 0 0										
Hector Cruz, R (1, 5) OBP: 0.259, SLG: 0.317		0-0 1B			0-0 6-3			0-0 FC6-4		3 0 1 0 0 0 1										
Keith Hernandez, L (1, 3) OBP: 0.349, SLG: 0.367		0-0 1-3			0-0 P5				0-0 F9	3 0 0 0 0 0 1										
Lee Richard, R (1, 4) OBP: 0.215, SLG: 0.270			0-0 5-3			0-0 F8			0-0 4-3	3 0 0 0 0 0 0										
Lynn McGlothen, L (1, 1) OBP: 0.180, SLG: 0.207			0-3 K			0-0 F9			0-0 F7	1 0 0 0 0 1 0										
Ken Rudolph, R (6, PH) OBP: 0.194, SLG: 0.257										1 0 0 0 0 0 0										
Eddie Solomon, R (6, 1)										0 0 0 0 0 0 0										
Vic Harris, S (8, PH) OBP: 0.276, SLG: 0.310										1 0 0 0 0 0 0										
John Curtis, L (8, 1) OBP: 0.258, SLG: 0.241										0 0 0 0 0 0 0										
Inning Stats	R: 0 E: 0 K: 1 S: 5	H: 1 LOB: 0 BB: 0 P: 5	R: 0 E: 0 K: 0 S: 4	H: 1 LOB: 1 BB: 0 P: 4	R: 0 E: 0 K: 1 S: 5	H: 1 LOB: 1 BB: 0 P: 5	R: 0 E: 0 K: 0 S: 3	H: 0 LOB: 0 BB: 0 P: 3	R: 0 E: 0 K: 0 S: 3	H: 0 LOB: 0 BB: 0 P: 3	R: 0 E: 0 K: 0 S: 3	H: 0 LOB: 0 BB: 0 P: 3	R: 0 E: 0 K: 0 S: 3	H: 0 LOB: 0 BB: 0 P: 3	R: 0 E: 0 K: 0 S: 3	H: 0 LOB: 0 BB: 0 P: 3	1B: 4 2B: 0 3B: 0 HR: 0	SF: 0 SAC: 0 DP: 0 HBP: 0	WP: 0 PB: 0 SB: 1 CS: 1	PA: 30
PITCHER Joe Sambito, L (1, 1) ERA: 3.21	IP: 9.0 WLS: W BF: 31 H: 4 R: 0 ER: 0 SO: 2 BB: 1 IBB: 0 HBP: 0 BLK: 0 WP: 0 HR: 0 S: 33 P: 37 ERA: 0.00 WHIP: 0.556																			

St. Louis Cardinals @ Houston Astros
Astrodome, Houston, TX
Sun Aug 29 1976, 4:33 AM EDT
Att. 7,098 - Dome

livebaseballscorecards.com

AB 29
R 0
H 4
RBI 0
BB 1
SO 2
LOB 4



Batter	1	2	3	4	5	6	7	8	9	AB	R	H	RBI	BB	SO	LOB
Greg Cross, L (1, 9) OBP: 0.377, SLG: 0.342	0-0 P6		0-0 4-3	4-0 1B BB		0-0 SF7		0-0 G1		3	0	0	1	1	0	1
Enos Cabell, R (1, 5) OBP: 0.307, SLG: 0.328	0-0 5-3		0-3 K	0-0 1B		0-0 FC5				4	0	1	2	0	1	2
Cesar Cedeno, R (1, 8) OBP: 0.357, SLG: 0.467	0-0 4-3		4-0 BB			0-0 P4		0-0 6-3		3	0	0	0	1	0	0
Bob Watson, R (1, 3) OBP: 0.367, SLG: 0.445		0-0 3B 1B	0-0 L6			0-3 K		0-0 BB 1B		4	1	2	0	0	1	1
Jose Cruz, L (1, 7) OBP: 0.390, SLG: 0.420		0-0 1B 3B		0-0 F7		0-0 G3		4-0 G3-6-1 BB		3	1	1	1	1	0	0
Ed Herrmann, L (1, 2) OBP: 0.287, SLG: 0.307		0-0 P3		0-0 F9		0-0 SH FC1-2 2B		0-0 G3-6-1		4	0	1	0	0	0	3
Jerry Davanon, R (1, 4) OBP: 0.417, SLG: 0.460		0-3 K		4-0 E 1B BB		4-0 FC1-2 SH BB		0-0 6-3		2	2	0	0	2	1	1
Roger Metzger, S (1, 6) OBP: 0.299, SLG: 0.281		0-0 1B		0-0 E8 1B 1B		0-0 SH FC5 FC1-2		0-0 4-3		3	1	2	1	0	0	0
Joe Sambito, L (1, 1) OBP: 0.375, SLG: 0.167		0-0 F7		0-0 1B 1B		0-0 FC1-2		4-0 BB		3	1	1	1	1	0	4

Inning Stats	R: 0	H: 0	E: 0	K: 0	S: 3	R: 2	H: 3	E: 0	K: 1	S: 8	R: 0	H: 0	E: 0	K: 1	S: 5	R: 3	H: 3	E: 1	K: 0	S: 5	R: 0	H: 0	E: 0	K: 1	S: 5	R: 1	H: 1	E: 1	K: 0	S: 5	R: 0	H: 1	E: 0	K: 0	S: 3	R: 0	H: 0	E: 0	K: 0	S: 3	1B: 6	SF: 1	2B: 1	SAC: 1	3B: 1	DP: 1	HR: 0	HBP: 0	WP: 0	PA: 37
--------------	------	------	------	------	------	------	------	------	------	------	------	------	------	------	------	------	------	------	------	------	------	------	------	------	------	------	------	------	------	------	------	------	------	------	------	------	------	------	------	------	-------	-------	-------	--------	-------	-------	-------	--------	-------	--------

PITCHER	IP	WLS	BF	H	R	ER	SO	BB	IBB	HBP	BLK	WP	HR	S	P	ERA	WHIP
Lynn McGlothen, R (1, 1) ERA: 3.78	5.0	L	23	6	5	5	3	3	0	0	0	0	0	26	38	9.00	1.800
Eddie Solomon, R (6, 1) ERA: 2.7	2.0		10	2	1	0	0	2	0	0	0	0	0	8	16	0.00	2.000
John Curtis, L (8, 1) ERA: 4.53	1.0		4	0	0	0	0	1	0	0	0	0	0	3	7	0.00	1.000

BOTTOM

St. Louis Cardinals @ Houston Astros
Astrodome, Houston, TX
Sun Aug 29 1976, 4:33 AM EDT
Att: 7,098 - Dome

livebaseballscorecards.com

AB	29
R	6
H	8
RBI	6
BB	6
SO	3
LOB	12



Batter	1	2	3	4	5	6	7	8	9	AB R H RBI BB SO LOB	TOP
Dave Cash, R OBP: 0.333, SLG: 0.349 (1, 4) X	0-0 G3 1B		0-0 5-3			0-0 F9			0-0 4-3	4 0 1 0 0 0 2	Philadelphia Phillies @ Houston Astros Astrodome, Houston, TX Mon Aug 30 1976, 8:05 PM EDT Att. 5,437 - Dome
Larry Bowa, S OBP: 0.292, SLG: 0.303 (1, 6) X	0-0 G3 1-2		0-0 4-3			0-0 1-3			0-0 1B	4 0 1 0 0 0 2	
Garry Maddox, R OBP: 0.376, SLG: 0.462 (1, 8) X	0-0 F7			0-0 CS BLK 1B			0-0 5-3		0-0 SF7	3 0 1 1 0 0 1	
Mike Schmidt, R OBP: 0.382, SLG: 0.541 (1, 5) X	0-0 F8			0-0 P4 1-3			0-3 K		0-0 F9	4 0 0 0 0 1 3	
Jay Johnstone, L OBP: 0.395, SLG: 0.496 (1, 9) X		0-0 6-3		0-0 F7			0-0 3-1			3 0 0 0 0 0 0	
Bob Boone, R OBP: 0.374, SLG: 0.412 (1, 2) X		0-0 5-3			0-0 FC6-4 1B			0-0 F7		3 0 1 0 0 0 0	
Bobby Tolan, L OBP: 0.274, SLG: 0.350 (1, 3) X		0-0 4-3			0-0 FC6-4 G6-4-3 1-2f			0-0 4-3		3 0 0 0 0 0 1	
Jerry Martin, R OBP: 0.270, SLG: 0.286 (1, 7) X			0-0 L9		0-0 G6-4-3 1-2f			0-0 F8		3 0 0 0 0 0 1	
Larry Christenson, R OBP: 0.209, SLG: 0.225 (1, 1) X Gene Garber, R OBP: 0.500, SLG: 0.333 (8, 1) X Tim McCarver, L OBP: 0.421, SLG: 0.417 (9, PH) X			4-0 5-3 BB		0-3 K			0-0 4-3 SF7 2B	1 0 0 0 1 1 0 0 0 0 0 0 0 0 1 1 1 0 0 0 0		
Inning Stats	R: 0 H: 1 E: 0 LOB: 1 K: 0 BB: 0 S: 4 P: 4	R: 0 H: 0 E: 0 LOB: 0 K: 0 BB: 0 S: 3 P: 3	R: 0 H: 0 E: 0 LOB: 1 K: 0 BB: 1 S: 3 P: 7	R: 0 H: 1 E: 0 LOB: 0 K: 0 BB: 0 S: 3 P: 3	R: 0 H: 1 E: 0 LOB: 0 K: 0 BB: 0 S: 3 P: 3	R: 0 H: 0 E: 0 LOB: 0 K: 1 BB: 0 S: 5 P: 5	R: 0 H: 0 E: 0 LOB: 0 K: 1 BB: 0 S: 5 P: 5	R: 0 H: 0 E: 0 LOB: 0 K: 0 BB: 0 S: 3 P: 3	R: 1 H: 2 E: 0 LOB: 1 K: 0 BB: 0 S: 5 P: 5	1B: 4 SF: 1 2B: 1 SAC: 0 3B: 0 DP: 1 HR: 0 HBP: 0	WP: 0 PA: 31 PB: 0 SB: 0 CS: 1
PITCHER Dan Larson, R ERA: 3.03 (1, 1)	IP WLS BF H R ER SO BB IBB HBP BLK WP HR S P ERA WHIP										
	9.0 W 31 5 1 1 2 1 0 0 0 1 0 0 34 38 1.00 0.667										

livebaseballscorecards.com

AB	29
R	1
H	5
RBI	1
BB	1
SO	2
LOB	10



Batter	1	2	3	4	5	6	7	8	9	AB R H RBI BB SO LOB	TOP
Dave Cash, R OBP: 0.331, SLG: 0.347 (1, 4) X	0-0 1-3 ①		0-0 4-3 ③		0-0 5-3 ②		0-0 F8 ③			4 0 0 0 0 0 1	
Larry Bowa, S OBP: 0.290, SLG: 0.300 (1, 6) X	0-0 4-3 ②			0-0 4-3 ① X	0-0 E4 S 1B 2-H			0-0 L9 ①		4 0 0 0 0 0 0	
Garry Maddox, R OBP: 0.377, SLG: 0.464 (1, 8) X	0-0 6-3 ③			0-0 SF9 E 2B	0-0 1-2 1B			0-0 F9 ②		4 1 2 0 0 0 0	
Mike Schmidt, R OBP: 0.383, SLG: 0.541 (1, 5)		0-3 K ①		0-0 E8 SF9 1B 2-3	0-3 K ③			0-0 1B		4 0 2 0 0 2 2	
Jay Johnstone, L OBP: 0.391, SLG: 0.492 (1, 9)		0-3 K ②		0-0 SF9 2-3 3-H		0-0 4-3 ①		0-0 F8 ③		3 0 0 1 0 1 1	
Bob Boone, R OBP: 0.379, SLG: 0.414 (1, 2)		0-0 1B		0-0 BB		0-0 FC4-6 1B			0-0 6-3 ①	3 0 2 0 1 0 0	
Bobby Tolan, L OBP: 0.274, SLG: 0.349 (1, 7)		0-0 4-3 ③		0-0 P6		0-0 FC4-6 CS 1-2f			0-0 G3 1B	4 0 1 0 0 0 4	
Tom Hutton, L OBP: 0.341, SLG: 0.276 (1, 3)			0-0 4-3 ①		4-0 SH1-4 E BB	0-0 CS 1-2	0-0 F8 ①		0-0 G3 1-2	3 1 0 0 1 0 1	
Tom Underwood, R OBP: 0.179, SLG: 0.111 Ron Schueler, R (6, 1)		0-3 K ②		0-0 SH1-4			0-3 K ②		0-0 4-3 ③	1 0 0 0 0 1 0	
Tony Taylor, R OBP: 0.333, SLG: 0.313 (7, PH)										0 0 0 0 0 0 0	
Tug McGraw, R OBP: 0.167, SLG: 0.333 (7, 1)										1 0 0 0 0 1 0	
Tim McCarver, L OBP: 0.418, SLG: 0.413 (9, PH)										0 0 0 0 0 0 0	
										1 0 0 0 0 0 1	
Inning Stats	R: 0 H: 0 E: 0 LOB: 0 K: 0 BB: 0 S: 3 P: 3	R: 0 H: 1 E: 0 LOB: 1 K: 2 BB: 0 S: 8 P: 8	R: 0 H: 0 E: 0 LOB: 0 K: 1 BB: 0 S: 5 P: 5	R: 1 H: 2 E: 1 LOB: 2 K: 0 BB: 1 S: 5 P: 9	R: 1 H: 1 E: 1 LOB: 2 K: 1 BB: 1 S: 7 P: 11	R: 0 H: 1 E: 0 LOB: 0 K: 0 BB: 0 S: 3 P: 3	R: 0 H: 0 E: 0 LOB: 0 K: 1 BB: 0 S: 5 P: 5	R: 0 H: 1 E: 0 LOB: 1 K: 0 BB: 0 S: 4 P: 4	R: 0 H: 1 E: 0 LOB: 1 K: 0 BB: 0 S: 4 P: 4	1B: 6 SF: 1 2B: 1 SAC: 1 3B: 0 DP: 0 HR: 0 HBP: 0	WP: 0 PA: 37 PB: 0 SB: 1 CS: 1
PITCHER J.R. Richard, R ERA: 2.54 (1, 1)	IP WLS BF H R ER SO BB IBB HBP BLK WP HR S P ERA WHIP										
	9.0 W 36 7 2 1 5 2 0 0 0 0 0 0 44 52 1.00 1.000										

Philadelphia Phillies @ Houston Astros
Astrodome, Houston, TX
Tue Aug 31 1976, 8:05 PM EDT
Att. 6,881 - Unknown

livebaseballscorecards.com

AB	32
R	2
H	7
RBI	1
BB	2
SO	5
LOB	10



Batter	1	2	3	4	5	6	7	8	9	AB R H RBI BB SO LOB
Jerry Davanon, R OBP: 0.400, SLG: 0.436 (1, 4)	0-0 F9 ①		0-0 F8 ②		0-3 K ①		0-3 K ③			4 0 0 0 0 2 0
Enos Cabell, R OBP: 0.312, SLG: 0.333 (1, 5)	0-0 S 1B 1B		0-0 BB BB 1B		0-0 S 1B			0-0 E 1B 1B		4 2 4 0 0 0 0
Cesar Cedeno, R OBP: 0.359, SLG: 0.468 (1, 8)	0-0 6-3 ② 1-2		4-0 BB BB 1B		4-0 CS BB 1B			0-0 E4 WP FC6-4 1B 1-2		2 1 0 0 2 0 2
Bob Watson, R OBP: 0.369, SLG: 0.444 (1, 3)	0-0 1B 2-H		4-0 FC5-4 BB 1-2 2-3		0-3 K ② ③ 1-2			0-0 FC6-4 WP 1B 1-2 2-H		3 0 2 2 1 1 2
Leon Roberts, R OBP: 0.355, SLG: 0.436 (1, 7)	0-0 4-3 ③		0-0 FC5-4 ③ 1-2f		0-3 K ①			0-0 1-3 ① 1-2 2-3		4 0 0 0 0 1 6
Cliff Johnson, R OBP: 0.354, SLG: 0.384 (1, 2)		0-0 L7 ①		0-0 2B		0-3 K ②		4-0 FC6-4 IBB		3 0 1 0 1 1 0
Jose Cruz, L OBP: 0.385, SLG: 0.411 (1, 9)		0-0 F7 ②		0-0 1-3 ①		4-0 CS BB		0-0 FC6-4 ② 1-2f 2-3 3-H		3 0 0 1 1 0 3
Roger Metzger, S OBP: 0.295, SLG: 0.277 (1, 6)		0-3 K ③		0-0 F8 ②		0-0 CS ③ 1-2	0-0 F8 ① ②	0-3 K ③		4 0 0 0 0 2 3
J.R. Richard, R OBP: 0.136, SLG: 0.176 (1, 1)			0-3 K ① ②	0-3 K ③			0-3 K ②			3 0 0 0 0 3 1

Inning Stats	R: 1 E: 0 K: 0 S: 5	H: 2 LOB: 1 BB: 0 P: 5	R: 0 E: 0 K: 1 S: 5	H: 0 LOB: 0 BB: 0 P: 5	R: 0 E: 0 K: 1 S: 6	H: 1 LOB: 3 BB: 2 P: 14	R: 0 E: 0 K: 1 S: 6	H: 1 LOB: 1 BB: 0 P: 6	R: 0 E: 0 K: 2 S: 7	H: 1 LOB: 1 BB: 1 P: 11	R: 0 E: 0 K: 2 S: 6	H: 0 LOB: 0 BB: 1 P: 10	R: 0 E: 0 K: 2 S: 7	H: 0 LOB: 0 BB: 0 P: 7	R: 2 E: 1 K: 1 S: 8	H: 2 LOB: 2 BB: 1 P: 12
--------------	------------------------------	---------------------------------	------------------------------	---------------------------------	------------------------------	----------------------------------	------------------------------	---------------------------------	------------------------------	----------------------------------	------------------------------	----------------------------------	------------------------------	---------------------------------	------------------------------	----------------------------------


PITCHER	IP	WLS	BF	H	R	ER	SO	BB	IBB	HBP	BLK	WP	HR	S	P	ERA	WHIP
Tom Underwood, L ERA: 3.27 (1, 1)	5.0		22	5	1	1	5	3	0	0	0	0	0	29	41	1.80	1.600
Ron Schueler, R ERA: 3.15 (6, 1)	1.0		3	0	0	0	2	1	0	0	0	0	0	6	10	0.00	1.000
Tug McGraw, L ERA: 2.64 (7, 1)	2.0	L	10	2	2	1	3	0	1	0	0	1	0	15	19	4.50	1.000

BOTTOM

Philadelphia Phillies @ Houston Astros
Astrodome, Houston, TX

Tue Aug 31 1976, 8:05 PM EDT
Att. 6,881 - Unknown

AB	30
R	3
H	7
RBI	3
BB	5
SO	10
LOB	17



1B: 6	SF: 0	WP: 1	PA: 36
2B: 1	SAC: 0	PB: 0	
3B: 0	DP: 0	SB: 2	
HR: 0	HBP: 0	CS: 2	

PITCHER	IP	WLS	BF	H	R	ER	SO	BB	IBB	HBP	BLK	WP	HR	S	P	ERA	WHIP
---------	----	-----	----	---	---	----	----	----	-----	-----	-----	----	----	---	---	-----	------

Batter	1	2	3	4	5	6	7	8	9	AB R H RBI BB SO LOB	TOP																													
Garry Maddox, R (1, 8) OBP: 0.376, SLG: 0.462	0-3 K		0-0 L9-3			0-0 FC4-6 1B		0-0 FC6-4		4 0 1 0 0 1 2	Philadelphia Phillies @ Houston Astros Astrodome, Houston, TX Wed Sep 01 1976, 8:05 PM EDT Att. 6,395 - Dome																													
Larry Bowa, S (1, 6) OBP: 0.288, SLG: 0.298	0-0 F9			0-0 4-3		0-0 FC4-6 BB		0-0 5-3		4 0 0 0 0 0 2																														
Jay Johnstone, L (1, 9) OBP: 0.393, SLG: 0.490	0-0 E4 FC6-4			0-0 CS 1B		4-0 BB		0-0 4-3		3 0 1 0 1 0 1																														
Mike Schmidt, R (1, 5) OBP: 0.381, SLG: 0.536	0-0 FC6-4			0-0 F8		0-3 K		0-3 K		4 0 0 0 0 2 4																														
Tim McCarver, L (1, 3) OBP: 0.408, SLG: 0.400		0-0 P5			0-3 K	0-0 P6		0-0 F9		4 0 0 0 0 1 2																														
Bob Boone, R (1, 2) OBP: 0.374, SLG: 0.409		0-3 K			0-0 5-3		0-0 F8		0-0 F7	4 0 0 0 0 1 0																														
Bobby Tolan, L (1, 7) OBP: 0.279, SLG: 0.353		0-0 1-3			0-0 1B 1B		0-0 G5-4-3 1B			3 0 2 0 0 0 0																														
Terry Harmon, R (1, 4) OBP: 0.367, SLG: 0.435			0-0 F8		0-0 1B 1-2 1B		0-0 G5-4-3			3 0 1 0 0 0 1																														
Jim Kaat, L (1, 1) OBP: 0.192, SLG: 0.257			0-0 L9-3 1B		0-0 F8			4-0 FC6-4 BB		2 0 1 0 0 0 2																														
Dave Cash, R (8, PH) OBP: 0.332, SLG: 0.347										0 0 0 0 1 0 0																														
Ron Reed, R (8, 1) OBP: 0.174, SLG: 0.217										0 0 0 0 0 0 0																														
Inning Stats	R: 0 E: 1 K: 1 S: 6	H: 0 LOB: 1 BB: 0 P: 6	R: 0 E: 0 K: 1 S: 5	H: 0 LOB: 0 BB: 0 P: 5	R: 0 E: 0 K: 0 S: 3	H: 1 LOB: 0 BB: 0 P: 3	R: 0 E: 0 K: 0 S: 3	H: 1 LOB: 0 BB: 0 P: 3	R: 0 E: 0 K: 1 S: 7	H: 2 LOB: 2 BB: 0 P: 7	R: 0 E: 0 K: 0 S: 6	H: 1 LOB: 2 BB: 1 P: 10	R: 0 E: 0 K: 0 S: 3	H: 1 LOB: 0 BB: 0 P: 3	R: 0 E: 0 K: 0 S: 3	H: 0 LOB: 1 BB: 1 P: 7	R: 0 E: 0 K: 1 S: 5	H: 0 LOB: 0 BB: 0 P: 5	1B: 6 2B: 1 3B: 0 HR: 0	SF: 0 SAC: 0 DP: 2 HBP: 0	WP: 0 PB: 0 SB: 0 CS: 1	PA: 33																		
PITCHER Bo McLaughlin, R (1, 1) ERA: 2.0	IP 9.0	WLS W	BF 33	H 6	R 0	ER 0	SO 5	BB 2	IBB 0	HBP 0	BLK 0	WP 0	HR 0	S 41	P 49	ERA 0.00	WHIP 0.889						PITCHER	IP 9.0	WLS W	BF 33	H 6	R 0	ER 0	SO 5	BB 2	IBB 0	HBP 0	BLK 0	WP 0	HR 0	S 41	P 49	ERA 0.00	WHIP 0.889

livebaseballscorecards.com

AB	31
R	0
H	6
RBI	0
BB	2
SO	5
LOB	14



Batter	1	2	3	4	5	6	7	8	9	AB R H RBI BB SO LOB	TOP											
Bill Buckner, L (1, 7) OBP: 0.333, SLG: 0.391	0-0 5-3		0-0 L7		0-0 6-3			0-0 1B	0-0 F7	5 1 1 0 0 0 0												
Ted Sizemore, R (1, 4) OBP: 0.280, SLG: 0.278	0-3 K		0-0 6-3		0-0 F8			0-3 K		4 0 0 0 0 2 1												
Reggie Smith, S (1, 9) OBP: 0.306, SLG: 0.439	0-0 FC6-4 1B			0-3 K		0-0 G3		0-0 F7		4 0 1 0 0 1 1												
Steve Garvey, R (1, 3) OBP: 0.343, SLG: 0.429	0-0 FC6-4 1-2f			0-0 HR 2B		0-0 F4		4-0 1B BB		3 1 1 0 1 0 1												
Ron Cey, R (1, 5) OBP: 0.389, SLG: 0.490		0-0 G1 2B		0-0 HR		0-0 4-3		0-0 1B 1-3 2-H		4 1 3 3 0 0 0												
Jim Lyttle, L (1, 8) OBP: 0.357, SLG: 0.380		0-0 G1 2-3		0-0 G3			0-0 PB 1B	4-0 FC6-4 1B IBB		3 0 1 0 1 0 1												
Bill Russell, R (1, 6) OBP: 0.320, SLG: 0.373		0-0 5-3		0-0 5-3			0-3 K 1-2	0-0 FC6-4		4 0 0 0 0 1 5												
Steve Yeager, R (1, 2) OBP: 0.281, SLG: 0.367		0-0 F7			0-0 1B 3B		0-0 F8		0-0 5-3	4 1 1 0 0 0 2												
Burt Hooton, R (1, 1) OBP: 0.175, SLG: 0.135			0-0 F7		0-0 1B		0-3 K		0-3 K	3 0 1 1 0 1 1												
Charlie Hough, R (7, 1) OBP: 0.263, SLG: 0.368					3-H 1B					1 0 0 0 0 1 0												
Inning Stats	R: 0 E: 0 K: 1 S: 6	H: 1 LOB: 1 BB: 0 P: 6	R: 0 E: 0 K: 0 S: 4	H: 1 LOB: 1 BB: 0 P: 4	R: 0 E: 0 K: 0 S: 3	H: 0 LOB: 0 BB: 0 P: 3	R: 2 E: 0 K: 1 S: 7	H: 2 LOB: 0 BB: 0 P: 7	R: 1 E: 0 K: 0 S: 4	H: 2 LOB: 0 BB: 0 P: 4	R: 0 E: 0 K: 0 S: 3	H: 0 LOB: 0 BB: 0 P: 3	R: 0 E: 0 K: 2 S: 8	H: 1 LOB: 1 BB: 0 P: 8	R: 1 E: 0 K: 1 S: 7	H: 2 LOB: 3 BB: 2 P: 15	R: 0 E: 0 K: 1 S: 5	H: 0 LOB: 0 BB: 0 P: 5	1B: 5 2B: 2 3B: 1 HR: 1	SF: 0 SAC: 0 DP: 0 HBP: 0	WP: 0 PB: 1 SB: 1 CS: 0	PA: 37
PITCHER	IP WLS BF H R ER SO BB IBB HBP BLK WP HR S P ERA WHIP																					
Larry Dierker, R (1, 1) ERA: 3.74	7.0 L 27 7 3 3 4 0 0 0 0 0 1 35 35 3.86 1.000																					
Gene Pentz, R (8, 1) ERA: 3.1	0.2 5 2 1 1 1 1 0 0 0 0 0 6 10 13.50 4.500																					
Ken Forsch, R (8, 1) ERA: 2.3	1.1 5 0 0 0 0 1 0 1 0 0 0 0 6 10 0.00 0.000																					

Los Angeles Dodgers @ Houston Astros
 Astrodome, Houston, TX
 Fri Sep 03 1976, 8:05 PM EDT
 Att. 9,028 - Unknown

livebaseballscorecards.com

AB	35
R	4
H	9
RBI	4
BB	2
SO	6
LOB	12



BOTTOM

Los Angeles Dodgers @ Houston Astros
Astrodome, Houston, TX
Fri Sep 03 1976, 8:05 PM EDT
Att. 9,028 - Unknown

livebaseballscorecards.com

AB	34
R	3
H	9
RBI	3
BB	2
SO	2
LOB	12



WP:	0	PA:	37
PB:	0		
SB:	2		
CS:	0		

AB R H RBI BB SO LOB

5	1	1	0	0	0	3
4	1	1	0	0	1	1
4	0	1	0	0	0	1
3	1	2	2	0	0	0
3	0	1	1	1	0	1
4	0	0	0	0	0	3
4	0	1	0	0	0	0
3	0	1	0	0	0	0
0	0	0	0	0	0	0
0	0	0	0	0	0	0
0	0	0	0	0	0	0
1	0	0	0	0	0	1
1	0	0	0	0	0	2
0	0	0	0	0	0	0
0	0	0	0	0	0	0
1	0	0	0	0	0	1
1B:	8	SF:	1			
2B:	1	SAC:	0			
3B:	0	DP:	1			
HR:	0	HBP:	0			

Batter	1	2	3	4	5	6	7	8	9
Greg Gross, L (1, 9) OBP: 0.378, SLG: 0.341	F7		F7			F8		5-3 2B	F7
Enos Cabell, R (1, 5) OBP: 0.311, SLG: 0.331	1-3			F3		1B SF7		K	
Cesar Cedeno, R (1, 8) OBP: 0.356, SLG: 0.462	F9			F3		1B S		5-3	
Bob Watson, R (1, 3) OBP: 0.370, SLG: 0.447		6-3		1B BB		SF7		1B 2B	
Jose Cruz, L (1, 7) OBP: 0.386, SLG: 0.410		3-1		1B BB		F3		1B	
Ed Herrmann, L (1, 2) OBP: 0.280, SLG: 0.299		G3		L8		G3		6-3	
Rob Andrews, R (1, 4) OBP: 0.319, SLG: 0.307			L6		F9	1B		F9	
Roger Metzger, S (1, 6) OBP: 0.296, SLG: 0.280			G3		4-3			4-0	
Cliff Johnson, R (9, PH) OBP: 0.356, SLG: 0.395						G4-6-3		5-3	
Wilbur Howard, S (9, PR) OBP: 0.247, SLG: 0.301						1B		BB	
Larry Dierker, R (1, 1) OBP: 0.141, SLG: 0.194						G4-6-3		5-3	
Ken Boswell, L (7, PH) OBP: 0.291, SLG: 0.330						K			
Gene Pentz, R (8, 1) OBP: 0.400, SLG: 0.250									
Ken Forsch, R (8, 1) OBP: 0.182, SLG: 0.100									
Leon Roberts, R (9, PH) OBP: 0.349, SLG: 0.428				1B					

Inning Stats	R: 0 E: 0 K: 0 S: 3	H: 0 LOB: 0 BB: 0 P: 3	R: 0 E: 0 K: 0 S: 3	H: 0 LOB: 0 BB: 0 P: 3	R: 0 E: 0 K: 0 S: 4	H: 1 LOB: 1 BB: 0 P: 4	R: 0 E: 0 K: 0 S: 4	H: 1 LOB: 2 BB: 1 P: 8	R: 0 E: 0 K: 1 S: 5	H: 0 LOB: 0 BB: 0 P: 5	R: 1 E: 0 K: 0 S: 5	H: 2 LOB: 1 BB: 0 P: 5	R: 0 E: 0 K: 0 S: 4	H: 2 LOB: 1 BB: 0 P: 4	R: 2 E: 0 K: 1 S: 8	H: 3 LOB: 1 BB: 0 P: 8	R: 0 E: 0 K: 0 S: 3	H: 0 LOB: 2 BB: 1 P: 7	1B: 8 2B: 1 3B: 0 HR: 0	SF: 1 SAC: 0 DP: 1 HBP: 0
--------------	------------------------------	---------------------------------	------------------------------	---------------------------------	------------------------------	---------------------------------	------------------------------	---------------------------------	------------------------------	---------------------------------	------------------------------	---------------------------------	------------------------------	---------------------------------	------------------------------	---------------------------------	------------------------------	---------------------------------	----------------------------------	------------------------------------

PITCHER	IP	WLS	BF	H	R	ER	SO	BB	IBB	HBP	BLK	WP	HR	S	P	ERA	WHIP
Burt Hooton, R (1, 1) ERA: 3.66	6.1	W	26	6	1	1	1	1	0	0	0	0	0	27	31	1.42	1.105
Charlie Hough, R (7, 1) ERA: 2.31	2.2	S	11	3	2	2	1	1	0	0	0	0	0	12	16	6.75	1.500

Batter	1	2	3	4	5	6	7	8	9	AB R H RBI BB SO LOB	TOP											
Davey Lopes, R (1, 4) OBP: 0.308, SLG: 0.310	0-0 4-3 S SF9 1B	0-3 K			0-0 F4		0-0 F9			4 1 1 0 0 1 3												
Bill Buckner, L (1, 7) OBP: 0.331, SLG: 0.388	0-0 4-3 1-3		0-3 K		0-0 F8			0-0 L5		4 0 0 0 0 1 1												
Reggie Smith, S (1, 9) OBP: 0.305, SLG: 0.438	0-0 SF9		0-0 4-1			0-0 1B		0-0 F7		3 0 1 1 0 0 0												
Steve Garvey, R (1, 3) OBP: 0.344, SLG: 0.427	4-0 3-H S BB		0-0 6-3		0-0 F9			4-0 FC6-4 BB		2 0 0 0 2 0 1												
Ron Cey, R (1, 5) OBP: 0.388, SLG: 0.486	0-0 5-3 1-2			4-0 BB BB BB BB E G3 BB		0-0 F9		0-0 FC6-4 1-2f		3 1 0 0 1 0 3												
Jim Lyttle, L (1, 8) OBP: 0.347, SLG: 0.368		0-0 G3		0-0 G3 1-H		0-0 F8		0-0 4-3		4 0 0 1 0 0 1												
Bill Russell, R (1, 6) OBP: 0.319, SLG: 0.371				0-0 4-3			0-0 E6		0-0 F9	3 0 0 0 1 0 0												
Steve Yeager, R (1, 2) OBP: 0.291, SLG: 0.364				4-0 SH3-4 BB BB			0-0 5-3		4-0 BB BB BB BB	2 0 0 0 1 0 1												
Manny Mota, R (9, PH) OBP: 0.383, SLG: 0.390				0-0 5-3 1-2 BB						0 0 0 0 1 0 0												
Tommy John, R (1, 1) OBP: 0.125, SLG: 0.111				0-0 SH3-4						1 0 0 0 0 1 0												
Leron Lee, L (7, PH) OBP: 0.179, SLG: 0.189					0-3 K					1 0 0 0 0 0 1												
Dennis Lewallyn, R (7, 1)										0 0 0 0 0 0 0												
John Hale, L (9, PH) OBP: 0.304, SLG: 0.217										1 0 0 0 0 0 1												
Inning Stats	R: 1 E: 0 K: 0 S: 4	H: 1 LOB: 1 BB: 1 P: 8	R: 0 E: 0 K: 1 S: 5	H: 0 LOB: 2 BB: 2 P: 13	R: 0 E: 0 K: 1 S: 5	H: 0 LOB: 0 BB: 0 P: 5	R: 1 E: 1 K: 0 S: 3	H: 0 LOB: 0 BB: 1 P: 7	R: 0 E: 0 K: 1 S: 5	H: 0 LOB: 0 BB: 0 P: 5	R: 0 E: 0 K: 0 S: 4	H: 1 LOB: 1 BB: 0 P: 4	R: 0 E: 1 K: 0 S: 4	H: 0 LOB: 1 BB: 0 P: 4	R: 0 E: 0 K: 0 S: 3	H: 0 LOB: 1 BB: 1 P: 7	R: 0 E: 0 K: 0 S: 3	H: 0 LOB: 1 BB: 1 P: 7	1B: 2 2B: 0 3B: 0 HR: 0	SF: 1 SAC: 1 DP: 0 HBP: 0	WP: 0 PB: 0 SB: 2 CS: 0	PA: 36
PITCHER Joaquin Andujar, R (1, 1) ERA: 3.67	IP: 9.0 WLS: W BF: 36 H: 2 R: 2 ER: 1 SO: 3 BB: 6 IBB: 0 HBP: 0 BLK: 0 WP: 0 HR: 0 S: 36 P: 60 ERA: 1.00 WHIP: 0.889											PITCHER IP: WLS: BF: H: R: ER: SO: BB: IBB: HBP: BLK: WP: HR: S: P: ERA: WHIP:										

Los Angeles Dodgers @ Houston Astros
 Astrodome, Houston, TX
 Sat Sep 04 1976, 4:33 AM EDT
 Att. 6,875 - Dome

livebaseballscorecards.com

AB	28
R	2
H	2
RBI	2
BB	6
SO	3
LOB	12



Batter	1	2	3	4	5	6	7	8	9	AB	R	H	RBI	BB	SO	LOB
Wilbur Howard, S (1, 7) OBP: 0.247, SLG: 0.300	0-0 5-3 		0-0 1B 1B 	0-0 5-3 			0-0 5-3 			4	1	1	0	0	0	0
Enos Cabell, R (1, 5) OBP: 0.311, SLG: 0.330	0-0 6-3 		0-0 1B HR 1B 	0-0 6-3 			0-0 F6 			4	1	1	0	0	0	0
Cesar Cedeno, R (1, 8) OBP: 0.357, SLG: 0.461	4-0 S BB 		0-0 1-2 3-H HR 1B 			0-0 F7 		0-0 F8 		3	1	1	1	1	0	0
Bob Watson, R (1, 3) OBP: 0.369, SLG: 0.451	0-0 1-2 5-3 		0-0 1-H 2-H HR 			0-0 4-3 		0-3 K 		4	1	1	3	0	1	1
Cliff Johnson, R (1, 2) OBP: 0.361, SLG: 0.395		0-0 1B 	4-0 6-3 1B BB 			0-0 F8 		4-0 BB 		2	1	1	0	2	0	0
Jose Cruz, L (1, 9) OBP: 0.384, SLG: 0.407		0-0 F7 	4-0 1-2 1B BB 			0-3 K 		0-0 1-3 		3	0	0	0	1	1	2
Rob Andrews, R (1, 4) OBP: 0.317, SLG: 0.304		0-0 F8 	0-0 1-2 2-3 6-3 			0-0 6-3 		0-0 5-3 		3	0	0	0	0	0	3
Roger Metzger, S (1, 6) OBP: 0.296, SLG: 0.280		0-0 1-3 	0-0 2-H 3-H 1B 			0-0 K 		0-0 K 		3	0	1	1	0	0	1
Joaquin Andujar, S (1, 1) OBP: 0.167, SLG: 0.170			0-3 K 	0-3 K 			0-0 F9 			3	0	0	0	0	2	0

Inning Stats	R: 0	H: 0	E: 0	K: 0	S: 3	LOB: 1	BB: 1	P: 7	R: 0	H: 1	E: 0	K: 0	S: 4	LOB: 1	BB: 0	P: 4	R: 5	H: 5	E: 0	K: 1	S: 9	LOB: 2	BB: 2	P: 17	R: 0	H: 0	E: 0	K: 1	S: 5	LOB: 0	BB: 0	P: 3	R: 0	H: 0	E: 0	K: 1	S: 5	LOB: 0	BB: 0	P: 5	R: 0	H: 0	E: 0	K: 1	S: 5	LOB: 0	BB: 0	P: 3	R: 0	H: 0	E: 0	K: 0	S: 3	LOB: 1	BB: 1	P: 9
PITCHER	IP	WLS	BF	H	R	ER	SO	BB	IBB	HBP	BLK	WP	HR	S	P	ERA	WHIP																																							
Tommy John, L (1, 1) ERA: 3.22	6.0	L	26	6	5	5	3	3	0	0	0	0	0	1	29	41	7.50	1.500																																						
Dennis Lewallyn, R (7, 1) ERA:	2.0		7	0	0	0	1	1	0	0	0	0	0	0	8	12	0.00	0.500																																						


BOTTOM

Los Angeles Dodgers @ Houston Astros
Astrodome, Houston, TX

Sat Sep 04 1976, 4:33 AM EDT
Att. 6,875 - Dome

livebaseballscorecards.com

AB	29
R	5
H	6
RBI	5
BB	4
SO	4
LOB	7



WP: 0	PA: 33
PB: 0	SB: 1
CS: 0	

Batter	1	2	3	4	5	6	7	8	9	AB R H RBI BB SO LOB	TOP		
Davey Lopes, R (1, 4) OBP: 0.311, SLG: 0.311 Ted Sizemore, R (5, 4) OBP: 0.278, SLG: 0.277	0-0 6-3 BLK 3B 1B		0-3 K		1-0 1B S HBP			0-0 4-3		2 1 1 0 0 1 0 1 0 0 0 0 0 0			
Bill Buckner, L (1, 7) OBP: 0.330, SLG: 0.387	0-0 6-3 1-3		0-0 6-3		0-0 1-3 1B			0-0 3-1		4 0 1 0 0 0 1			
Reggie Smith, S (1, 9) OBP: 0.307, SLG: 0.453	0-0 SF7 3B			0-0 HR	0-0 F5			0-0 F6		4 2 2 2 0 0 2			
Steve Garvey, R (1, 3) OBP: 0.344, SLG: 0.427	0-0 SF7 3-H			0-0 F8		0-0 G6-4-3 1B		0-0 F8		3 0 1 1 0 0 0			
Ron Cey, R (1, 5) OBP: 0.391, SLG: 0.486	4-0 CS BB			0-0 FC4-6 1B		0-0 G6-4-3 1-2f		4-0 WP 4-3 1B BB		2 1 1 0 2 0 1			
Jim Lyttle, L (1, 8) OBP: 0.338, SLG: 0.358	0-0 CS 1-2	0-3 K		0-0 FC4-6 FC1-6-4 1-2f		0-0 4-3		0-0 4-3 1-2		4 0 0 0 0 1 2			
Bill Russell, R (1, 6) OBP: 0.319, SLG: 0.370				0-0 FC1-6-4 1-2f		0-3 K		0-0 1B 2-H		4 0 1 1 0 1 1			
Steve Yeager, R (1, 2) OBP: 0.288, SLG: 0.360					0-0 6-3		0-0 5-3	0-0 F8		4 0 0 0 0 0 1			
Doug Rau, L (1, 1) OBP: 0.242, SLG: 0.148			0-0 4-3		0-0 4-3		0-0 6-3			3 0 0 0 0 0 0			
Inning Stats	R: 2 H: 2 E: 0 LOB: 0 K: 0 BB: 1 S: 4 P: 8	R: 0 H: 0 E: 0 LOB: 0 K: 1 BB: 0 S: 5 P: 5	R: 0 H: 0 E: 0 LOB: 0 K: 1 BB: 0 S: 5 P: 5	R: 1 H: 2 E: 0 LOB: 1 K: 0 BB: 0 S: 5 P: 5	R: 0 H: 1 E: 0 LOB: 2 K: 0 BB: 0 S: 4 P: 5	R: 0 H: 1 E: 0 LOB: 0 K: 0 BB: 0 S: 3 P: 3	R: 0 H: 0 E: 0 LOB: 0 K: 1 BB: 0 S: 5 P: 5	R: 0 H: 0 E: 0 LOB: 0 K: 0 BB: 0 S: 3 P: 3	R: 1 H: 1 E: 0 LOB: 1 K: 0 BB: 1 S: 4 P: 8	1B: 5 SF: 1 2B: 0 SAC: 0 3B: 1 DP: 1 HR: 1 HBP: 1	WP: 1 PA: 36 PB: 0 SB: 1 CS: 1		
PITCHER	IP WLS BF H R ER SO BB IBB HBP BLK WP HR S P ERA WHIP											PITCHER	IP WLS BF H R ER SO BB IBB HBP BLK WP HR S P ERA WHIP
Dan Larson, R (1, 1) ERA: 3.07 Joe Niekro, R (9, 1) ERA: 3.49	8.0 L 30 6 3 3 3 1 0 1 1 1 0 1 34 39 3.38 0.875												

Los Angeles Dodgers @ Houston Astros
 Astrodome, Houston, TX
 Sun Sep 05 1976, 4:33 AM EDT
 Att. 12,483 - Dome

livebaseballscorecards.com

AB 31
R 4
H 7
RBI 4
BB 2
SO 3
LOB 8



BOTTOM

Los Angeles Dodgers @ Houston Astros
Astrodome, Houston, TX
Sun Sep 05 1976, 4:33 AM EDT
Att. 12,483 - Dome

livebaseballscorecards.com

AB	30
R	0
H	3
RBI	0
BB	3
SO	3
LOB	13



WP:	0	PA:	33
PB:	0	SB:	1
CS:	0		

AB	R	H	RBI	BB	SO	LOB
4	0	0	0	0	1	1
3	0	0	0	1	0	1
3	0	0	0	1	0	2
3	0	0	0	1	0	1
4	0	1	0	0	0	1
4	0	1	0	0	0	1
3	0	0	0	0	1	2
2	0	0	0	0	0	1
1	0	0	0	0	1	2
0	0	0	0	0	0	0
2	0	0	0	0	0	1
1	0	1	0	0	0	0
0	0	0	0	0	0	0

Batter	1	2	3	4	5	6	7	8	9
Wilbur Howard, S (1, 7) OBP: 0.242, SLG: 0.293	0-0 F8		0-3 K			0-0 F9		0-0 5-3	
Enos Cabell, R (1, 5) OBP: 0.310, SLG: 0.328	0-0 5-3			0-0 5-3		4-0 G6-4-3 BB		0-0 F8	
Cesar Cedeno, R (1, 8) OBP: 0.356, SLG: 0.459	4-0 S BB			0-0 F8		0-0 G6-4-3 1-2f		0-0 F7	
Bob Watson, R (1, 3) OBP: 0.368, SLG: 0.448	0-0 5-3 1-2			4-0 FC5-4 BB		0-0 L7		0-0 6-3	
Cliff Johnson, R (1, 2) OBP: 0.359, SLG: 0.393		0-0 F7		0-0 FC5-4 1-2f		0-0 E 1B		0-0 F7	
Jose Cruz, L (1, 9) OBP: 0.383, SLG: 0.408		0-0 F4			0-0 2B	0-0 F4		0-0 F9	
Rob Andrews, R (1, 4) OBP: 0.315, SLG: 0.302		0-3 K			0-0 4-3	0-0 E6 1-2			
Roger Metzger, S (1, 6) OBP: 0.295, SLG: 0.279			0-0 F8			0-3 K			
Leon Roberts, R (7, PH) OBP: 0.347, SLG: 0.426									
Jerry Davanon, R (8, 6) OBP: 0.400, SLG: 0.436									
Dan Larson, R (1, 1) OBP: 0.346, SLG: 0.440			0-0 F9			0-0 L3		0-0 F8 5-3 1B	
Ken Boswell, L (8, PH) OBP: 0.297, SLG: 0.336									
Joe Niekro, R (9, 1) OBP: 0.214, SLG: 0.370									

Inning Stats	R: 0	H: 0	E: 0	K: 0	S: 3	R: 0	H: 0	E: 0	K: 1	S: 5	R: 0	H: 0	E: 0	K: 1	S: 5	R: 0	H: 0	E: 0	K: 0	S: 3	R: 0	H: 1	E: 0	K: 0	S: 4	R: 0	H: 0	E: 1	K: 1	S: 7	R: 0	H: 1	E: 0	K: 0	S: 4	R: 0	H: 0	E: 0	K: 0	S: 3
	LOB: 1	BB: 1	P: 7	LOB: 0	BB: 0	P: 5	LOB: 0	BB: 0	P: 5	LOB: 1	BB: 1	P: 7	LOB: 1	BB: 0	P: 4	LOB: 2	BB: 0	P: 7	LOB: 1	BB: 1	P: 3	LOB: 0	BB: 0	P: 3	LOB: 0	BB: 0	P: 3	LOB: 0	BB: 0	P: 4	LOB: 0	BB: 0	P: 4	LOB: 0	BB: 0	P: 3	LOB: 0	BB: 0	P: 3	

PITCHER	IP	WLS	BF	H	R	ER	SO	BB	IBB	HBP	BLK	WP	HR	S	P	ERA	WHIP
Doug Rau, L (1, 1) ERA: 2.54	9.0	W	33	3	0	0	3	3	0	0	0	0	0	36	48	0.00	0.667

Batter	1	2	3	4	5	6	7	8	9	AB	R	H	RBI	BB	SO	LOB
Pete Rose, S OBP: 0.414, SLG: 0.447 Rawly Eastwick, R (8, 1)	4-0 FC5-4 BB	4-0 1-2 2-3 BB	0-0 1-2 2-3 HR 1B		0-0 F7		0-0 1B			3	1	2	0	2	0	0
Ken Griffey, L OBP: 0.400, SLG: 0.453 (1, 9)	0-0 FC5-4 1-2f S	0-0 4-3	0-0 1-2 2-3 3-H HR 1B		0-0 BB 1B		0-0 P6			5	1	2	1	0	0	5
Joe Morgan, L OBP: 0.463, SLG: 0.637 (1, 4)	4-0 1-2 BB		0-0 F8 1-4 2-H 3-H HR		4-0 1-2 BB		0-0 1-3 CS 1B			3	1	2	4	2	0	0
Johnny Bench, R OBP: 0.349, SLG: 0.400 (1, 2)	0-0 F7		0-0 1B S F9		0-0 P4		0-0 1-2 P4			5	1	1	0	0	0	6
George Foster, R OBP: 0.374, SLG: 0.545 Mike Lum, L OBP: 0.326, SLG: 0.347 (1, 7) (7, 7)	0-3 K		0-0 1-3 2B 1B		0-0 F9		4-0 2B BB		0-3 K	3	2	1	0	1	1	2
Tony Perez, R OBP: 0.324, SLG: 0.431 (1, 3)		0-0 4-3	0-0 1-H 3-H 1B 2B		0-0 6-3		0-3 K		0-0 6-3	5	1	1	1	0	1	1
Cesar Geronimo, L OBP: 0.382, SLG: 0.415 (1, 8)		0-3 K	4-0 1B 1B BB		0-0 1B		0-0 F7		0-3 K	4	1	1	0	1	2	1
Dave Concepcion, R OBP: 0.339, SLG: 0.416 (1, 6)		0-0 E5 BB E	0-0 1-2 2-H 1B HR 1B		0-3 K		0-0 1-H 2B			4	1	2	2	0	1	1
Santo Alcala, R OBP: 0.163, SLG: 0.167 Manny Sarmiento, R (4, 1) Doug Flynn, R OBP: 0.316, SLG: 0.350 (8, 5)	0-0 E6 1-2 BB	0-0 K	0-3 K		0-0 F8		0-0 1-3			2	0	0	0	0	1	3
										2	0	0	0	0	0	1
										0	0	0	0	0	0	0

Inning Stats	R: 0	H: 0	E: 0	K: 1	S: 5	LOB: 2	BB: 2	P: 13	R: 0	H: 0	E: 2	K: 1	S: 7	LOB: 3	BB: 1	P: 11	R: 8	H: 7	E: 0	K: 1	S: 12	LOB: 0	BB: 1	P: 16	R: 0	H: 1	E: 0	K: 1	S: 6	LOB: 1	BB: 0	P: 6	R: 0	H: 1	E: 0	K: 0	S: 4	LOB: 2	BB: 1	P: 8	R: 1	H: 1	E: 0	K: 1	S: 6	LOB: 1	BB: 1	P: 10	R: 0	H: 2	E: 0	K: 0	S: 4	LOB: 1	BB: 0	P: 4	R: 0	H: 0	E: 0	K: 2	S: 7	LOB: 0	BB: 0	P: 7
PITCHER	IP	WLS	BF	H	R	ER	SO	BB	IBB	HBP	BLK	WP	HR	S	P	ERA	WHIP																																															
J.R. Richard, R ERA: 2.8 (1, 1)	2.2	L	21	7	8	8	3	4	0	0	0	0	0	23	39	27.00	4.125																																															
Joe Niekro, R ERA: 3.48 (3, 1)	0.1		1	0	0	0	0	0	0	0	0	0	0	1	1	0.00	0.000																																															
Gilberto Rondon, R ERA: 5.47 (4, 1)	2.0		9	2	0	0	1	1	0	0	0	0	0	10	14	0.00	1.500																																															
Gene Pentz, R ERA: 3.09 (6, 1)	3.0		12	3	1	1	3	1	0	0	0	0	0	17	21	3.00	1.333																																															

BOTTOM


Houston Astros @ Cincinnati Reds
Riverfront Stadium, Cincinnati, OH

Mon Sep 06 1976, 7:05 PM EDT
Att. 22,912 - Unknown

livebaseballscorecards.com

AB	37
R	9
H	12
RBI	8
BB	6
SO	7
LOB	20

WP: 0 PA: 43
PB: 0
SB: 3
CS: 1



Batter	1	2	3	4	5	6	7	8	9	AB R H RBI BB SO LOB	TOP			
Greg Gross, L (1, 9) OBP: 0.379, SLG: 0.336	0-0 F7		0-0 G6-4-3		0-0 1-3		4-0 1B 2B BB	0-0 6-3		4 1 0 0 1 0 1				
Enos Cabell, R (1, 5) OBP: 0.314, SLG: 0.337	0-0 SF8 3B			0-0 F9		0-0 5-3	0-0 1B 2B 1B	0-0 6-3		5 2 2 1 0 0 0				
Cesar Cedeno, R (1, 8) OBP: 0.358, SLG: 0.457	0-0 SF8			0-0 F3		0-0 F7	0-0 2B 3B 1B	4-0 FC5 1B BB		3 1 1 2 1 0 0				
Bob Watson, R (1, 3) OBP: 0.370, SLG: 0.451	0-0 F8			0-0 WP 1B BB		0-0 1B 1B	0-0 F4	0-0 1-2 1B		5 1 3 0 0 0 3				
Clif Johnson, R (1, 2) OBP: 0.363, SLG: 0.399		0-3 K		4-0 1B WP BB		0-0 1-2 1B	0-0 1-3 2-H 3-H 3B 2B	0-0 FC5		4 1 2 2 1 1 2				
Jose Cruz, L (1, 7) OBP: 0.386, SLG: 0.410		0-0 F7		0-0 FC6-4 1B		0-0 G3	4-0 3B IBB	0-0 CS 1B		4 1 2 1 1 0 2				
Jerry Davanon, R (1, 4) OBP: 0.398, SLG: 0.427		0-0 5-3		0-0 FC6-4				0-0 F9		2 1 0 0 1 0 2				
Ken Boswell, L (7, PH) OBP: 0.300, SLG: 0.357				0-0 1-2f				1-2		1 1 1 3 0 0 0				
Rob Andrews, R (7, 4) OBP: 0.311, SLG: 0.298										1 0 0 0 0 0 1				
Roger Metzger, S (1, 6) OBP: 0.295, SLG: 0.285			0-0 5-3		0-0 5-3			0-0 6-3		4 1 1 1 1 0 0				
Joe Sambito, L (1, 1) OBP: 0.400, SLG: 0.250			0-0		0-0 G3					2 0 1 0 0 0 0				
Leon Roberts, R (7, PH) OBP: 0.347, SLG: 0.429										2 0 0 0 0 0 3				
Ken Forsch, R (7, 1) OBP: 0.182, SLG: 0.100			0-0 G6-4-3 1B							0 0 0 0 0 0 0				
Inning Stats	R: 1 H: 1 E: 0 LOB: 0 K: 0 BB: 0 S: 4 P: 4	R: 0 H: 0 E: 0 LOB: 0 K: 1 BB: 0 S: 5 P: 5	R: 0 H: 1 E: 0 LOB: 0 K: 0 BB: 0 S: 3 P: 3	R: 1 H: 2 E: 0 LOB: 2 K: 0 BB: 1 S: 5 P: 9	R: 0 H: 0 E: 0 LOB: 0 K: 0 BB: 0 S: 3 P: 3	R: 0 H: 2 E: 0 LOB: 2 K: 0 BB: 0 S: 5 P: 5	R: 8 H: 5 E: 0 LOB: 1 K: 0 BB: 4 S: 8 P: 24	R: 0 H: 1 E: 0 LOB: 2 K: 0 BB: 1 S: 4 P: 8	R: 0 H: 1 E: 0 LOB: 0 K: 0 BB: 0 S: 3 P: 3	1B: 9 SF: 1 2B: 2 SAC: 0 3B: 2 DP: 1 HR: 0 HBP: 0	WP: 1 PA: 44 PB: 0 SB: 0 CS: 1			
PITCHER	IP WLS BF H R ER SO BB IBB HBP BLK WP HR S P ERA WHIP													
Fred Norman, L (1, 1) ERA: 2.61	6.1		6 5 5 1 4 0 0 0 1 0 26 42 7.11 1.579											
Pedro Borbon, R (7, 1) ERA: 3.43	0.2	L	8 5 5 0 0 1 0 0 0 0 7 11 67.50 7.500											
Will McEnaney, L (8, 1) ERA: 4.57	2.0		8 2 0 0 0 1 0 0 0 0 7 11 0.00 1.500											

Houston Astros @ Cincinnati Reds
Riverfront Stadium, Cincinnati, OH
Tue Sep 07 1976, 7:05 PM EDT
Att: 19,026 - Unknown

livebaseballscorecards.com

AB	37
R	10
H	13
RBI	10
BB	6
SO	1
LOB	14



Batter	1	2	3	4	5	6	7	8	9
Pete Rose, S OBP: 0.411, SLG: 0.444 (1, 5) X	0-0 6-3		0-3 K		0-0 G6-4-3		0-3 K		
Ken Griffey, L OBP: 0.401, SLG: 0.455 (1, 9) X	0-0 4-3			0-0 HR	4-0 1B BB		0-0 1-3		
Joe Morgan, L OBP: 0.463, SLG: 0.635 (1, 4) X Doug Flynn, R OBP: 0.314, SLG: 0.348 (8, 4)	0-0 3-1			0-0 F3	0-0 PO 1B		0-0 F4-3		
Johnny Bench, R OBP: 0.348, SLG: 0.406 (1, 2) X		0-0 F2		0-0 HR	0-0 PO	0-0 5-3		0-0 F9	
Tony Perez, R OBP: 0.323, SLG: 0.436 (1, 3) X		0-3 K		0-0 F8		0-0 HR		0-0 5-3	
Dave Concepcion, R OBP: 0.337, SLG: 0.412 (1, 6) X		0-0 F9		0-3 K		0-3 K		0-0 F8	
Ed Armbrister, R OBP: 0.348, SLG: 0.469 (1, 7) X			0-0 3-1		0-0 1B S G6-4-3 1B	0-3 K		0-3 K	
Cesar Geronimo, L OBP: 0.385, SLG: 0.417 (1, 8) X			0-0 SH1-3 1B		4-0 G6-4-3 1B 1-2 BB		0-0 1B	0-0 P6	
Fred Norman, S OBP: 0.170, SLG: 0.156 (1, 1) X Pedro Borbon, R OBP: 0.222, SLG: 0.222 (7, 1) X Mike Lum, L OBP: 0.324, SLG: 0.345 (7, PH) X Will McEnaney, L OBP: 0.375, SLG: 0.167 (8, 1) X			0-0 SH1-3		0-0 G6-4-3 1B 1-2 2-3		0-0 F8		

Inning Stats	R: 0	H: 0	E: 0	K: 0	S: 3	LOB: 0	BB: 0	P: 3	R: 0	H: 0	E: 0	K: 1	S: 5	LOB: 0	BB: 0	P: 5	R: 2	H: 2	E: 0	K: 1	S: 7	LOB: 0	BB: 0	P: 7	R: 2	H: 3	E: 0	K: 0	S: 4	LOB: 1	BB: 2	P: 12	R: 1	H: 1	E: 0	K: 2	S: 8	LOB: 0	BB: 0	P: 8	R: 0	H: 1	E: 0	K: 1	S: 6	LOB: 1	BB: 0	P: 6	R: 0	H: 0	E: 0	K: 0	S: 3	LOB: 0	BB: 0	P: 3	R: 0	H: 0	E: 0	K: 1	S: 5	LOB: 0	BB: 0	P: 5	1B: 5	SF: 0	2B: 1	SAC: 1	3B: 0	DP: 1	HR: 2	HBP: 0	WP: 0	PA: 36
--------------	------	------	------	------	------	--------	-------	------	------	------	------	------	------	--------	-------	------	------	------	------	------	------	--------	-------	------	------	------	------	------	------	--------	-------	-------	------	------	------	------	------	--------	-------	------	------	------	------	------	------	--------	-------	------	------	------	------	------	------	--------	-------	------	------	------	------	------	------	--------	-------	------	-------	-------	-------	--------	-------	-------	-------	--------	-------	--------

PITCHER	IP	WLS	BF	H	R	ER	SO	BB	IBB	HBP	BLK	WP	HR	S	P	ERA	WHIP
Joe Sambito, L ERA: 3.86 (1, 1)	6.0	W	25	7	5	5	5	2	0	0	0	0	2	33	41	7.50	1.500
Ken Forsch, R ERA: 2.21 (7, 1)	3.0	S	10	1	0	0	2	0	0	0	0	0	0	14	14	0.00	0.333

BOTTOM

AB	R	H	RBI	BB	SO	LOB
4	0	0	0	0	2	4
3	1	1	0	1	0	1
3	0	1	1	0	0	1
1	0	0	0	0	0	0
4	1	1	2	0	0	0
4	1	1	1	0	1	0
4	0	0	0	0	2	0
4	1	1	0	0	2	0
3	1	2	0	1	0	0
1	0	1	0	0	0	0
0	0	0	0	0	0	0
1	0	0	0	0	0	1
0	0	0	0	0	0	0

AB	32
R	5
H	8
RBI	4
BB	2
SO	7
LOB	7



Houston Astros @ Cincinnati Reds
Riverfront Stadium, Cincinnati, OH
 Tue Sep 07 1976, 7:05 PM EDT
 Att. 19,026 - Unknown

livebaseballscorecards.com

Batter	1	2	3	4	5	6	7	8	9	AB R H RBI BB SO LOB	TOP		
Pete Rose, S (1, 5) OBP: 0.409, SLG: 0.441	0-0 4-3		0-0 6-3			0-0 E6 2B		0-0 F7		4 1 0 0 0 0 0	Cincinnati Reds @ Houston Astros Astrodome, Houston, TX Wed Sep 08 1976, 8:05 PM EDT Att. 9,525 - Dome		
Ken Griffey, L (1, 9) OBP: 0.398, SLG: 0.451	0-0 6-3			0-0 4-3		0-0 F7		0-0 4-3		4 0 0 0 0 0 1			
Dan Driessen, L (1, 7) OBP: 0.369, SLG: 0.418 Rawly Eastwick, R (8, 1)	0-0 G3			4-0 G5-3-6 BB		0-0 1-H 2B		0-0 4-3		3 0 1 1 1 0 0 0 0 0 0 0 0 0			
Johnny Bench, R (1, 2) OBP: 0.349, SLG: 0.413		4-0 FC1-5 1B BB		0-0 G5-3-6 1-2f		0-0 5-3		0-0 HR		3 1 1 1 1 0 2			
Tony Perez, R (1, 3) OBP: 0.325, SLG: 0.443		0-0 L1-4 FC1-5 1-2 1B			0-0 HR		0-0 F9		0-0 F9	4 1 2 1 0 0 1			
Cesar Geronimo, L (1, 8) OBP: 0.384, SLG: 0.416		0-0 FC1-5 1-2 2-3f			0-0 1B		0-0 6-3		0-0 F7	4 0 1 0 0 0 2			
Dave Concepcion, R (1, 6) OBP: 0.335, SLG: 0.409		0-0 L1-4 2-3			0-3 K		0-0 L4		0-0 5-3	4 0 0 0 0 1 3			
Doug Flynn, R (1, 4) OBP: 0.315, SLG: 0.348			0-3 K			0-0 F8		0-0 1B		3 0 1 0 0 1 1			
Gary Nolan, R (1, 1) OBP: 0.125, SLG: 0.100 Ed Armbuster, R (8, 7) OBP: 0.348, SLG: 0.469			0-0 4-3			0-0 1-3		0-0 4-3		3 0 0 0 0 0 2 0 0 0 0 0 0 0			
Inning Stats	R: 0 E: 0 K: 0 S: 3 H: 0 LOB: 0 BB: 0 P: 3	R: 0 E: 0 K: 0 S: 3 H: 1 LOB: 1 BB: 1 P: 7	R: 0 E: 0 K: 1 S: 5 H: 0 LOB: 0 BB: 0 P: 5	R: 0 E: 0 K: 0 S: 2 H: 0 LOB: 0 BB: 1 P: 6	R: 1 E: 0 K: 1 S: 7 H: 2 LOB: 1 BB: 0 P: 7	R: 1 E: 1 K: 0 S: 5 H: 1 LOB: 1 BB: 0 P: 5	R: 0 E: 0 K: 0 S: 4 H: 1 LOB: 1 BB: 0 P: 4	R: 0 E: 0 K: 0 S: 3 H: 0 LOB: 0 BB: 0 P: 3	R: 1 E: 0 K: 0 S: 4 H: 1 LOB: 0 BB: 0 P: 4	1B: 3 2B: 2 3B: 0 HR: 2 SF: 0 SAC: 0 DP: 2 HBP: 0	WP: 0 PB: 0 SB: 0 CS: 0 PA: 34		
PITCHER	IP WLS BF H R ER SO BB IBB HBP BLK WP HR S P ERA WHIP											PITCHER	IP WLS BF H R ER SO BB IBB HBP BLK WP HR S P ERA WHIP
Bo McLaughlin, R (1, 1) ERA: 1.89	8.0 L 30 5 2 1 2 2 0 0 0 0 0 1 32 40 1.12 0.875												
Gene Pentz, R (9, 1) ERA: 3.2	1.0 4 1 1 1 0 0 0 0 0 0 0 1 4 4 9.00 1.000												

livebaseballscorecards.com

AB	32
R	3
H	6
RBI	3
BB	2
SO	2
LOB	12



Batter	1	2	3	4	5	6	7	8	9	10	11	AB	R	H	RBI	BB	SO	LOB	TOP						
Pete Rose, S (1, 5) OBP: 0.410, SLG: 0.445 Doug Flynn, R (11, 5) OBP: 0.315, SLG: 0.348	F7		2B		2B		4-3		1B		4-3	6	0	3	0	0	0	0							
Ken Griffey, L (1, 9) OBP: 0.394, SLG: 0.446	4-3		F7		K			G3	F7		E4	6	0	0	0	0	1	5							
Joe Morgan, L (1, 4) OBP: 0.463, SLG: 0.631	P5			F8	F8			6-3 1B	1B		CS 1B	4	2	1	2	2	0	1							
Dan Driessen, L (1, 7) OBP: 0.373, SLG: 0.416 Rawly Eastwick, R (9, 1) Bob Bailey, R (11, PH) Will McEnaney, L (11, 1) OBP: 0.350, SLG: 0.533 OBP: 0.375, SLG: 0.167		G6-4-3 BLK BB		F9 1B	1B		3-1	6-3	1B		CS 1B	3	0	1	0	2	0	1							
Johnny Bench, R (1, 2) OBP: 0.353, SLG: 0.415		G6-4-3 BB		F7	BB 1B		F7	1B	5-3		1B	5	0	3	1	1	0	3							
Tony Perez, R (1, 3) OBP: 0.325, SLG: 0.443		G6-4-3		F9	1B		1B	K			SH1-4 1B	5	0	2	0	0	1	5							
Cesar Geronimo, L (1, 8) OBP: 0.385, SLG: 0.415		F7		F7	FC6-4 BB		F7		1B 1B		SH1-4	3	1	1	0	1	0	2							
Dave Concepcion, R (1, 6) OBP: 0.333, SLG: 0.407				5-3	FC6-4		6-3		1B 1B		5-3	5	1	1	0	0	0	4							
Pat Zachry, R (1, 1) OBP: 0.189, SLG: 0.140 Ed Armbrister, R (5, PH) Manny Sarmiento, R (5, 1) Joel Youngblood, R (7, PH) Pedro Borbon, R (7, 1) George Foster, R (9, PH) OBP: 0.223, SLG: 0.222 OBP: 0.372, SLG: 0.543			K		4-3		F8		K		P4	1	0	0	0	0	1	0							
Inning Stats	R: 0 E: 0 K: 0 S: 3	H: 0 LOB: 0 BB: 0 P: 3	R: 0 E: 0 K: 0 S: 2	H: 0 LOB: 1 BB: 2 P: 10	R: 0 E: 0 K: 1 S: 6	H: 1 LOB: 1 BB: 0 P: 6	R: 0 E: 0 K: 0 S: 5	H: 2 LOB: 3 BB: 1 P: 9	R: 0 E: 0 K: 1 S: 6	H: 1 LOB: 1 BB: 0 P: 6	R: 0 E: 0 K: 0 S: 4	H: 0 LOB: 0 BB: 0 P: 3	R: 1 E: 0 K: 1 S: 6	H: 1 LOB: 1 BB: 1 P: 10	R: 2 E: 0 K: 1 S: 9	H: 4 LOB: 3 BB: 1 P: 13	R: 0 E: 0 K: 0 S: 4	H: 1 LOB: 1 BB: 0 P: 4	R: 1 E: 1 K: 0 S: 4	H: 2 LOB: 2 BB: 1 P: 8	1B: 11 2B: 2 3B: 0 HR: 0	SF: 0 SAC: 1 DP: 1 HBP: 0	WP: 0 PB: 0 SB: 0 CS: 2	PA: 50	
PITCHER	IP	WLS	BF	H	R	ER	SO	BB	IBB	HBP	BLK	WP	HR	S	P	ERA	WHIP								
Joaquin Andujar, R (1, 1) ERA: 3.64	8.1		37	9	3	3	4	4	0	0	1	0	0	41	57	3.24	1.560								
Ken Forsch, R (9, 1) ERA: 2.25	2.2	L	13	4	1	1	0	0	2	0	0	0	0	11	19	3.38	1.500								

Cincinnati Reds @ Houston Astros
Astrodome, Houston, TX
Thu Sep 09 1976, 8:05 PM EDT
Att: 8,945 - Dome

livebaseballscorecards.com

AB	43
R	4
H	13
RBI	4
BB	6
SO	4
LOB	24



Batter	1	2	3	4	5	6	7	8	9	10	11	AB R H RBI BB SO LOB	BOTTOM																			
Greg Gross, L (1, 9) OBP: 0.378, SLG: 0.334 Al Javier, R (11, PH)	4-0 S 1B BB	0-0 1-3 3-H 1B 1B		0-0 1-2 2-3 G3			0-0 4-3		0-0 6-3		0-3 K	4 1 1 1 1 0 2 1 0 0 0 0 1 0	Cincinnati Reds @ Houston Astros Astrodome, Houston, TX Thu Sep 09 1976, 8:05 PM EDT Att: 8,945 - Dome																			
Enos Cabell, R (1, 5) OBP: 0.313, SLG: 0.335	0-0 1-2 F9	0-0 1-2 3-H 1B FC6		4-0 3-H BB			0-0 F8		0-0 FC5-4 1B		0-0 F8	5 0 2 1 1 0 1																				
Cesar Cedeño, R (1, 8) OBP: 0.354, SLG: 0.451	0-3 K	0-0 1-2f FC6					0-0 6-3		0-0 FC5-4		0-0 FC5-4	5 0 0 0 0 1 4																				
Bob Watson, R (1, 3) OBP: 0.372, SLG: 0.452	0-0 2-H 1B		0-0 L3				0-0 F8		0-0 SH G3-2-3 1B		0-0 5-3	5 0 2 1 0 0 1																				
Jose Cruz, L (1, 7) OBP: 0.381, SLG: 0.404	0-0 3-1		0-3 K				0-0		0-0 G3-2-3 SH 1B		0-0 1-3	5 0 1 0 0 1 1																				
Ed Herrmann, L (1, 2) OBP: 0.276, SLG: 0.293		0-3 K	0-0 4-3				0-0 1B		0-0 SH G3-2-3		0-0	4 0 1 0 0 1 0																				
Jerry Davanon, R (1, 4) OBP: 0.299, SLG: 0.410 Ken Boswell, L (8, PH) OBP: 0.296, SLG: 0.351 Rob Andrews, R (9, 4) OBP: 0.311, SLG: 0.298 Cliff Johnson, R (10, PH) OBP: 0.365, SLG: 0.399 Alex Taveras, R (11, 4)		4-0 FC3-6 1B BB		4-0 G3 SH3-4 CS BB			0-0		0-0 G3-2-3		4-0 FC6-4 BB	1 1 0 0 0 2 0 1 1 0 0 0 0 0 0 3 0 0 0 0 0 0 0 0 0 0 0 0 0 1 0 0 0 0 0 0 0 0 0 0																				
Roger Metzger, S (1, 6) OBP: 0.296, SLG: 0.283		4-0 FC3-6 1B BB		0-0 SH3-4			0-0 F8		0-0 IBB		0-0 FC6-4	2 0 0 0 2 0 2																				
Joaquin Andujar, S (1, 1) OBP: 0.173, SLG: 0.160 Ken Forsch, R (9, 1) OBP: 0.182, SLG: 0.100 Larry Milbourne, S (11, PH) OBP: 0.312, SLG: 0.266		0-0 FC3-6 1B 1B		4-0 G3 BB			0-0 F9		0-0 F7		0-0 P4	3 1 0 0 1 0 6 0 0 0 0 0 0 0 1 0 0 0 0 0 0																				
Inning Stats	R: 1 E: 0 K: 1 S: 6	H: 1 LOB: 1 BB: 1 P: 10	R: 2 E: 0 K: 1 S: 7	H: 2 LOB: 2 BB: 2 P: 15	R: 0 E: 0 K: 1 S: 5	H: 0 LOB: 0 BB: 0 P: 5	R: 0 E: 0 K: 0 S: 2	H: 0 LOB: 2 BB: 3 P: 14	R: 0 E: 0 K: 0 S: 3	H: 0 LOB: 0 BB: 0 P: 3	R: 0 E: 0 K: 0 S: 4	H: 1 LOB: 1 BB: 0 P: 4		R: 0 E: 0 K: 0 S: 3	H: 0 LOB: 0 BB: 0 P: 3	R: 0 E: 1 K: 0 S: 5	H: 2 LOB: 3 BB: 1 P: 9	R: 0 E: 0 K: 0 S: 4	H: 1 LOB: 1 BB: 0 P: 4	R: 0 E: 0 K: 0 S: 3	H: 0 LOB: 1 BB: 1 P: 7	R: 0 E: 0 K: 1 S: 5	H: 0 LOB: 0 BB: 0 P: 5	1B: 7 2B: 0 3B: 0 HR: 0	SF: 0 SAC: 2 DP: 1 HBP: 0	WP: 0 PB: 0 SB: 1 CS: 1	PA: 47					
PITCHER	IP WLS BF H R ER SO BB IBB HBP BLK WP HR S P ERA WHIP															IP WLS BF H R ER SO BB IBB HBP BLK WP HR S P ERA WHIP																
Pat Zachry, R (1, 1) ERA: 2.8	4.0		20	3	3	3	3	6	0	0	0	0	0	0	20	44	6.75	2.250														
Manny Sarmiento, R (5, 1) ERA: 1.69	2.0		7	1	0	0	0	0	0	0	0	0	0	0	7	7	0.00	0.500														
Pedro Borbon, R (7, 1) ERA: 3.36	2.0		9	2	0	0	0	0	1	0	0	0	0	0	8	12	0.00	1.000														
Rawly Eastwick, R (9, 1) ERA: 2.24	2.0	W	8	1	0	0	0	1	0	0	0	0	0	0	7	11	0.00	1.000														
Will McEnaney, L (11, 1) ERA: 4.5	1.0	S	3	0	0	0	1	0	0	0	0	0	0	0	5	5	0.00	0.000														

livebaseballscorecards.com

AB	37
R	3
H	7
RBI	3
BB	8
SO	4
LOB	21



Batter	1	2	3	4	5	6	7	8	9	AB R H RBI BB SO LOB	TOP											
Alex Taveras, R (1, 4) OBP: 0.333, SLG: 0.333	0-0 G1-6-3 1B		0-0 4-3			0-0 5-3		0-3 K	0-0 FC5	3 0 1 0 0 0 0												
Cliff Johnson, R (8, PH) OBP: 0.364, SLG: 0.397										1 0 0 0 0 0 1												
Joe Sambito, L (8, 1) OBP: 0.400, SLG: 0.250										0 0 0 0 0 0 0												
Ken Forsch, R (8, 1) OBP: 0.182, SLG: 0.100										0 0 0 0 0 0 0												
Leon Roberts, R (9, PH) OBP: 0.346, SLG: 0.427										1 0 0 0 0 0 3												
Enos Cabell, R (1, 5) OBP: 0.313, SLG: 0.335	0-0 G1-6-3 1-2f		0-0 5-3			0-0 6-3		0-0 1B 1-3 1B		4 0 1 0 0 0 1												
Cesar Cedeno, R (1, 8) OBP: 0.356, SLG: 0.455	0-0 5-3				0-0 F9			0-0 1B 1-3 3-H 1B		4 0 2 1 0 0 0												
Bob Watson, R (1, 3) OBP: 0.369, SLG: 0.448		0-3 K			0-0 1-3			0-0 F9		4 0 0 0 0 1 3												
Al Javier, R (1, 7) OBP: 0.200, SLG: 0.200					0-0 4-3			0-0 L4		4 0 1 0 0 0 0												
Jose Cruz, L (1, 9) OBP: 0.377, SLG: 0.399					0-0 4-3 1-2			0-0 B2		4 0 0 0 0 0 1												
Ed Herrmann, L (1, 2) OBP: 0.276, SLG: 0.293					0-0 4-3			0-0 3-1		3 0 1 0 0 0 0												
Art Howe, R (9, PH) OBP: 0.313, SLG: 0.231								0-0 1B 1B 1B		1 0 1 0 0 0 0												
Roger Metzger, S (1, 6) OBP: 0.296, SLG: 0.283								0-0 4-3		3 0 1 0 0 0 2												
Ken Boswell, L (9, PH) OBP: 0.301, SLG: 0.357								0-0 FC5 1B		1 0 1 0 0 0 0												
Larry Milbourne, S (9, PR) OBP: 0.312, SLG: 0.266								0-0 FC5 1B		0 0 0 0 0 0 0												
Larry Dierker, R (1, 1) OBP: 0.136, SLG: 0.188								1-0 1B 1B HBP		2 0 0 0 0 1 1												
Jerry Davanon, R (8, PH) OBP: 0.405, SLG: 0.416								0-0 1B 1-2 2-3 1B		1 1 1 0 0 0 0												
Inning Stats	R: 0 E: 0 K: 0 S: 3	H: 1 LOB: 0 BB: 0 P: 3	R: 0 E: 0 K: 1 S: 7	H: 2 LOB: 2 BB: 0 P: 7	R: 0 E: 0 K: 1 S: 5	H: 0 LOB: 0 BB: 0 P: 5	R: 0 E: 0 K: 0 S: 3	H: 0 LOB: 0 BB: 0 P: 3	R: 0 E: 0 K: 0 S: 4	H: 1 LOB: 1 BB: 0 P: 4	R: 0 E: 0 K: 0 S: 4	H: 1 LOB: 1 BB: 0 P: 4	R: 0 E: 0 K: 0 S: 3	H: 0 LOB: 0 BB: 0 P: 3	R: 1 E: 0 K: 1 S: 7	H: 2 LOB: 2 BB: 0 P: 8	R: 0 E: 0 K: 0 S: 6	H: 3 LOB: 3 BB: 0 P: 6	1B: 9 2B: 0 3B: 1 HR: 0	SF: 0 SAC: 0 DP: 1 HBP: 1	WP: 0 PB: 0 SB: 0 CS: 0	PA: 37
PITCHER Randy Jones, L (1, 1) ERA: 2.66	IP: 9.0 WLS: W BF: 37 H: 10 R: 1 ER: 1 SO: 3 BB: 0 IBB: 0 HBP: 1 BLK: 0 WP: 0 HR: 0 S: 42 P: 43 ERA: 1.00 WHIP: 1.111																					

Houston Astros @ San Diego Padres
San Diego Stadium, San Diego, CA
Sat Sep 11 1976, 10:05 PM EDT
Unknown

livebaseballscorecards.com

AB	36
R	1
H	10
RBI	1
BB	0
SO	3
LOB	12



Batter	1	2	3	4	5	6	7	8	9	AB R H RBI BB SO LOB
Johnny Grubb, L <small>(1, 9) OBP: 0.394, SLG: 0.396 (9, 7)</small>	4-0 BB		0-0 ①		0-0 ①		0-3 ②		3 1 0 0 1 1 0	
Tito Fuentes, S <small>(1, 4) OBP: 0.293, SLG: 0.316</small>	0-0 1-3		0-0 ②		0-0 ②		0-3 ③		4 0 1 0 0 1 0	
Willie Davis, L <small>(1, 8) OBP: 0.298, SLG: 0.380</small>	0-0 1-2f 3-H		0-0 ①		4-0 BB		0-0 ①		3 2 2 1 1 0 1	
Mike Ivie, R <small>(1, 3) OBP: 0.352, SLG: 0.411</small>	0-0 1-2		1-0 ②		4-0 BB		0-0 2-H		2 1 1 1 1 0 1	
Jerry Turner, L <small>(1, 7) OBP: 0.323, SLG: 0.384</small> Luis Melendez, R <small>(8, PH) OBP: 0.246, SLG: 0.262 (9, 9)</small>	0-0 2-H		0-0 ③		0-0 ③		0-3 ①		3 0 1 1 0 0 4 1 0 0 0 0 1 1	
Doug Rader, R <small>(1, 5) OBP: 0.330, SLG: 0.367</small>	0-0 ③		0-0 ①		0-0 ①		0-0 3-H		4 0 2 1 0 0 1	
Fred Kendall, R <small>(1, 2) OBP: 0.295, SLG: 0.299</small>		0-0 ①		0-0 ②		0-0 ②		0-0 ②		4 0 1 0 0 0 1
Hector Torres, R <small>(1, 6) OBP: 0.268, SLG: 0.299</small>		0-0 ②		0-0 1-2 ① ②		0-0 ③		4-0 ③		3 0 0 0 1 0 2
Randy Jones, R <small>(1, 1) OBP: 0.081, SLG: 0.042</small>		0-0 ③		0-0 ③		0-3 ①		0-3 ③		4 0 0 0 0 2 3

Inning Stats	R: 2	H: 2	E: 0	K: 5	S: 5	LOB: 1	BB: 1	P: 9	R: 0	H: 0	E: 0	K: 3	S: 3	LOB: 0	BB: 0	P: 3	R: 0	H: 1	E: 0	K: 0	S: 4	LOB: 2	BB: 0	P: 5	R: 0	H: 2	E: 0	K: 0	S: 4	LOB: 1	BB: 1	P: 4	R: 0	H: 0	E: 0	K: 3	S: 9	LOB: 2	BB: 2	P: 11	R: 0	H: 0	E: 0	K: 0	S: 3	LOB: 0	BB: 0	P: 3	R: 0	H: 0	E: 0	K: 3	S: 9	LOB: 0	BB: 0	P: 9	R: 2	H: 3	E: 0	K: 2	S: 10	LOB: 2	BB: 1	P: 14	1B: 5	SF: 0	2B: 2	SAC: 0	3B: 1	DP: 1	HR: 0	HBP: 1	CS: 0
--------------	------	------	------	------	------	--------	-------	------	------	------	------	------	------	--------	-------	------	------	------	------	------	------	--------	-------	------	------	------	------	------	------	--------	-------	------	------	------	------	------	------	--------	-------	-------	------	------	------	------	------	--------	-------	------	------	------	------	------	------	--------	-------	------	------	------	------	------	-------	--------	-------	-------	-------	-------	-------	--------	-------	-------	-------	--------	-------

BOTTOM

Houston Astros @ San Diego Padres
 San Diego Stadium, San Diego, CA

Sat Sep 11 1976, 10:05 PM EDT
 Unknown

AB	31
R	4
H	8
RBI	4
BB	4
SO	5
LOB	14

PITCHER	IP	WLS	BF	H	R	ER	SO	BB	IBB	HBP	BLK	WP	HR	S	P	ERA	WHIP
Larry Dierker, R <small>ERA: 3.69</small>	(1, 1)	7.0	L 29	5	2	2	3	3	0	1	0	1	0	31	44	2.57	1.143
Joe Sambito, L <small>ERA: 4.31</small>	(8, 1)	0.0	2	2	2	0	0	0	0	0	0	0	0	2	2	∞	∞
Ken Forsch, R <small>ERA: 2.22</small>	(8, 1)	1.0	5	1	0	0	2	0	1	0	0	0	0	8	12	0.00	1.000

Batter	1	2	3	4	5	6	7	8	9	AB R H RBI BB SO LOB	TOP		
Greg Gross, L (1, 9) OBP: 0.377, SLG: 0.332	4-0 FC3-6 1B BB		x 0-0 F8		x 0-0 F7		x 0-0 L4			3 0 0 0 1 0 0			
Enos Cabell, R (1, 5) OBP: 0.314, SLG: 0.336	x 0-0 FC3-6 1B		x 0-0 1B 1B		x 0-0 5-3			x 0-0 F8		4 1 2 0 0 0 0			
Cesar Cedeno, R (1, 8) OBP: 0.355, SLG: 0.454	x 0-0 FC3-6 1-2f 2-3		x 0-0 1B 1B		x 0-0 L4			x 0-0 F5		4 0 1 0 0 0 2			
Bob Watson, R (1, 3) OBP: 0.372, SLG: 0.451	0-3 K 1-2		x 0-0 1B		x 0-0 F8 2B			4-0 BB		3 1 2 1 1 1 2			
Jose Cruz, L (1, 7) OBP: 0.374, SLG: 0.395	x 0-0 F5		x 0-0 F8		x 0-0 F8			x 0-0 F7		4 0 0 0 0 0 6			
Cliff Johnson, R (1, 2) OBP: 0.362, SLG: 0.399		x 0-0 6-3		x 0-0 F3		x 0-0 8-5 2B		x 0-0 F8		4 0 1 1 0 0 0			
Jerry Davanon, R (1, 4) OBP: 0.400, SLG: 0.404		x 0-0 6-3		x 0-0 F7		x 0-0 8-5		4-0 BB		3 0 0 0 1 0 1			
Roger Metzger, S (1, 6) OBP: 0.296, SLG: 0.283		x 0-0 F7		x 0-0 1B			x 0-0 G3		x 0-0 F9	4 0 1 0 0 0 1			
J.R. Richard, R (1, 1) OBP: 0.132, SLG: 0.170			x 0-0 6-3		x 0-3 K		x 0-0 1-3		x 0-0 F7	2 0 0 0 0 1 1			
Ken Boswell, L (7, PH) OBP: 0.298, SLG: 0.353										1 0 0 0 0 0 0			
Gene Pentz, R (7, 1) OBP: 0.333, SLG: 0.200										1 0 0 0 0 0 1			
Inning Stats	R: 0 H: 1 E: 0 LOB: 2 K: 1 BB: 1 S: 6 P: 10	R: 0 H: 0 E: 0 LOB: 0 K: 0 BB: 0 S: 3 P: 3	R: 1 H: 3 E: 0 LOB: 2 K: 0 BB: 0 S: 6 P: 6	R: 0 H: 1 E: 0 LOB: 1 K: 1 BB: 0 S: 6 P: 6	R: 0 H: 0 E: 0 LOB: 0 K: 0 BB: 0 S: 3 P: 3	R: 1 H: 2 E: 0 LOB: 0 K: 0 BB: 0 S: 4 P: 4	R: 0 H: 0 E: 0 LOB: 0 K: 0 BB: 0 S: 3 P: 3	R: 0 H: 0 E: 0 LOB: 1 K: 0 BB: 1 S: 3 P: 7	R: 0 H: 0 E: 0 LOB: 1 K: 0 BB: 1 S: 3 P: 7	1B: 5 SF: 0 2B: 3 SAC: 0 3B: 0 DP: 1 HR: 0 HBP: 0	WP: 0 PA: 36 PB: 0 SB: 1 CS: 0		
PITCHER	IP WLS BF H R ER SO BB IBB HBP BLK WP HR S P ERA WHIP											PITCHER	IP WLS BF H R ER SO BB IBB HBP BLK WP HR S P ERA WHIP
Rick Sawyer, R (1, 1) ERA: 2.29	7.0 L 28 7 2 2 2 1 0 0 0 0 0 0 31 35 2.57 1.143												
Butch Metzger, R (8, 1) ERA: 2.13	2.0 8 0 0 0 0 2 0 0 0 0 0 0 6 14 0.00 1.000												

Houston Astros @ San Diego Padres
San Diego Stadium, San Diego, CA
Sat Sep 11 1976, 10:05 PM EDT
Att. 13,340 - Unknown

livebaseballscorecards.com

AB 33
R 2
H 7
RBI 2
BB 3
SO 2
LOB 14



Batter	1	2	3	4	5	6	7	8	9	AB	R	H	RBI	BB	SO	LOB
Johnny Grubb, L (1, 9) OBP: 0.392, SLG: 0.392	0-0 L5		4-0 FC4-6 BB		0-0 F7		0-0 G6-3			3	0	0	0	1	0	1
Tito Fuentes, S (1, 4) OBP: 0.292, SLG: 0.316	0-3 K		0-0 FC4-6		0-0 FC6-4 1B			0-0 4-3		4	0	1	0	0	1	1
Willie Davis, L (1, 8) OBP: 0.296, SLG: 0.377	0-0 G3		0-0 FC4-6		0-0 F7			0-0 6-3		4	0	0	0	0	0	2
Mike Ivie, R (1, 3) OBP: 0.351, SLG: 0.412		0-0 F3		0-0 1B SF7 2B		0-0 FC6-4		0-3 K		4	1	1	0	0	1	1
Jerry Turner, L (1, 7) OBP: 0.326, SLG: 0.390		0-0 2B		0-0 2-3 1B		0-3 K		0-0 F8		4	0	2	0	0	1	0
Doug Rader, R (1, 5) OBP: 0.329, SLG: 0.366 Enzo Hernandez, R (9, PR) OBP: 0.317, SLG: 0.319		0-0 F7		0-0 SF7		0-3 K		4-0 BB		2	0	0	1	1	1	1
Fred Kendall, R (1, 2) OBP: 0.295, SLG: 0.296		4-0 BB		0-3 K		0-0 L8		0-0 F9		3	0	0	0	1	1	2
Hector Torres, R (1, 6) OBP: 0.263, SLG: 0.294		0-0 F9		0-0 E5			0-0 F9		0-0 5-3	4	0	0	0	0	0	4
Rick Sawyer, R (1, 1) OBP: 0.294, SLG: 0.250 Merv Rettenmund, R (7, PH) OBP: 0.353, SLG: 0.327 Butch Metzger, R (8, 1)			0-0 4-3		0-0 F4		4-0 G6-3 BB			2	0	0	0	0	0	2

Inning Stats	R: 0	H: 0	E: 0	K: 1	S: 5	R: 0	H: 1	E: 0	K: 0	S: 4	R: 0	H: 0	E: 0	K: 0	S: 3	R: 1	H: 2	E: 2	K: 1	S: 8	R: 0	H: 1	E: 0	K: 0	S: 4	R: 0	H: 0	E: 0	K: 2	S: 7	R: 0	H: 0	E: 0	K: 0	S: 2	R: 0	H: 0	E: 0	K: 1	S: 5	R: 0	H: 0	E: 0	K: 0	S: 3	1B: 2	2B: 2	3B: 0	HR: 0	SF: 1	SAC: 0	DP: 1	HBP: 0	WP: 0	PB: 0	SB: 0	CS: 0	PA: 35
--------------	------	------	------	------	------	------	------	------	------	------	------	------	------	------	------	------	------	------	------	------	------	------	------	------	------	------	------	------	------	------	------	------	------	------	------	------	------	------	------	------	------	------	------	------	------	-------	-------	-------	-------	-------	--------	-------	--------	-------	-------	-------	-------	--------

PITCHER	IP	WLS	BF	H	R	ER	SO	BB	IBB	HBP	BLK	WP	HR	S	P	ERA	WHIP
J.R. Richard, R (1, 1) ERA: 2.77	6.0	W	25	4	1	1	4	2	0	0	0	0	0	31	39	1.50	1.000
Gene Pentz, R (7, 1) ERA: 3.03	3.0	S	10	0	0	0	1	2	0	0	0	0	0	10	18	0.00	0.667

BOTTOM

Houston Astros @ San Diego Padres
San Diego Stadium, San Diego, CA

Sat Sep 11 1976, 10:05 PM EDT
Att. 13,340 - Unknown

livebaseballscorecards.com

AB	30
R	1
H	4
RBI	1
BB	4
SO	5
LOB	14



Batter	1	2	3	4	5	6	7	8	9	AB R H RBI BB SO LOB
Jerry Royster, R OBP: 0.301, SLG: 0.290 (1, 5)	0-0 F1		0-3 K		0-0 6-3 1B		0-0 G3		0-0 F2	5 0 1 0 0 1 3
Rod Gilbreath, R OBP: 0.333, SLG: 0.339 (1, 4)	0-0 F7		0-0 BB 1B		0-0 6-3		0-0 6-3		0-0 6-3	5 0 1 2 0 0 3
Willie Montanez, L OBP: 0.346, SLG: 0.404 (1, 3)	0-0 1B		4-0 BB		0-0 F7		0-0 E8 1B		0-0 E8 1B	3 1 2 0 1 0 1
Ken Henderson, S OBP: 0.353, SLG: 0.397 (1, 8)	0-3 K		0-0 1-3		0-0 F9		0-0 F9		0-0 4-3 1B	4 0 1 1 0 1 4
Dave May, L OBP: 0.305, SLG: 0.295 (1, 7)		0-0 F9		0-0 G3 1B		0-0 G3		0-0 4-3	0-0 4-3	4 0 1 0 0 0 1
Tom Paciorek, R OBP: 0.336, SLG: 0.374 (1, 9)		0-3 K		0-0 F9		0-0 5-3		0-0 F5	0-0 F5	4 0 0 0 0 1 2
Darrel Chaney, S OBP: 0.323, SLG: 0.334 (1, 6)		0-0 1-3		0-0 G3		0-0 F8		0-0 F5	0-0 F5	4 0 0 0 0 0 2
Vic Correll, R OBP: 0.307, SLG: 0.357 (1, 2)			0-0 SH3-4 1B		0-0 5-3		0-0 F9		0-0 SH1-4 1B	2 1 1 0 0 0 1
Brian Asselstine, L (7, PH)										1 0 0 0 0 0 0
Dale Murphy, R OBP: 0.600, SLG: 0.600 (8, 2)										1 0 1 0 0 0 0
Dick Ruthven, R OBP: 0.230, SLG: 0.200 (1, 1)			0-0 SH3-4		0-0 SH3-4		4-0 G3 BB		0-0 SH1-4	1 1 1 0 0 0 0
Jimmy Wynn, R OBP: 0.380, SLG: 0.372 (7, PH)										0 0 0 0 1 0 0
Pablo Torrealba, L (8, 1)										0 0 0 0 0 0 0
Rob Belloir, R OBP: 0.298, SLG: 0.269 (9, PH)					0-0 6-3 2B					0 0 0 0 0 0 0

Inning Stats	R: 0	H: 1	E: 0	K: 1	S: 6	LOB: 1	BB: 0	P: 6	R: 0	H: 0	E: 0	K: 1	S: 5	LOB: 0	BB: 0	P: 5	R: 1	H: 2	E: 0	K: 1	S: 7	LOB: 2	BB: 1	P: 11	R: 0	H: 1	E: 0	K: 0	S: 4	LOB: 1	BB: 0	P: 4	R: 1	H: 2	E: 0	K: 0	S: 5	LOB: 1	BB: 0	P: 5	R: 0	H: 0	E: 0	K: 0	S: 3	LOB: 0	BB: 0	P: 3	R: 0	H: 0	E: 0	K: 0	S: 3	LOB: 0	BB: 1	P: 7	R: 1	H: 2	E: 1	K: 0	S: 5	LOB: 1	BB: 0	P: 5	R: 0	H: 1	E: 0	K: 0	S: 4	LOB: 1	BB: 0	P: 4	1B: 8	SF: 0	2B: 1	SAC: 2	3B: 0	DP: 0	HR: 0	HBP: 0	WP: 0	PA: 38
PITCHER	IP	WLS	BF	H	R	ER	SO	BB	IBB	HBP	BLK	WP	HR	S	P	ERA	WHIP																																																																	
Mark Lemongello, R ERA: 2.57 (1, 1)	7.0	W	31	8	3	2	3	2	0	0	0	0	0	35	43	2.57	1.429																																																																	
Ken Forsch, R ERA: 2.18 (8, 1)	2.0	S	7	1	0	0	0	0	0	0	0	0	0	7	7	0.00	0.500																																																																	

BOTTOM

Houston Astros @ Atlanta Braves
Atlanta-Fulton County Stadium, Atlanta, GA

Tue Sep 14 1976, 7:05 PM EDT
Unknown

livebaseballscorecards.com

AB	34
R	3
H	9
RBI	3
BB	2
SO	3
LOB	17



Batter	1	2	3	4	5	6	7	8	9	AB R H RBI BB SO LOB	TOP		
Alex Taveras, R (1, 6) OBP: 0.143, SLG: 0.143	0-0 F7		0-0 F9		0-0 2-3		0-0 6-3			4 0 0 0 0 0 0	Houston Astros @ Atlanta Braves Atlanta-Fulton County Stadium, Atlanta, GA Tue Sep 14 1976, 7:05 PM EDT Att: 970 - Unknown		
Enos Cabell, R (1, 5) OBP: 0.315, SLG: 0.340	0-0 5-3		0-0 F8		4-0 1B BB		0-0 1-3			3 1 0 0 1 0 0			
Cesar Cedeno, R (1, 8) OBP: 0.358, SLG: 0.461	0-0 HR		4-0 S BB		0-0 1-H 1B		0-3 K			3 1 2 2 1 1 0			
Bob Watson, R (1, 3) OBP: 0.372, SLG: 0.453 Larry Milbourne, S (8, PR) OBP: 0.312, SLG: 0.266 Ed Herrmann, L (8, 2) OBP: 0.279, SLG: 0.291	0-3 K		0-0 F5		0-0 CS	0-0 4-3		0-0 2B		4 0 1 0 0 1 1 0 0 0 0 0 0 0 0 0 0 0 0 0 0			
Jose Cruz, L (1, 9) OBP: 0.374, SLG: 0.404		0-0 FC5 2B		0-0 HR		4-0 BB		0-0 F5		3 1 2 1 1 0 1			
Cliff Johnson, R (1, 2) OBP: 0.361, SLG: 0.394 (8, 3)		4-0 BB		0-3 K		0-3 K		0-0 5-3		3 0 0 0 1 2 1			
Al Javier, R (1, 7) OBP: 0.111, SLG: 0.111		0-3 K		0-0 F5		0-0 F8		0-0 G3		4 0 0 0 0 1 3			
Rob Andrews, R (1, 4) OBP: 0.309, SLG: 0.296 Art Howe, R (9, PH) OBP: 0.294, SLG: 0.214		0-0 F5		0-0 4-3			0-0 5-3		0-0 F2	3 0 0 0 0 0 2 1 0 0 0 0 0 0			
Bo McLaughlin, R (1, 1) Greg Gross, L (5, PH) OBP: 0.376, SLG: 0.330 Joe Niekro, R (5, 1) OBP: 0.214, SLG: 0.370 Ken Boswell, L (7, PH) OBP: 0.299, SLG: 0.350 Jose Sosa, R (7, 1) Joe Sambito, L (7, 1) OBP: 0.400, SLG: 0.250		0-0 FC5			0-0 F5		0-0 F2			1 0 0 0 0 0 2 1 0 0 0 0 0 0 0 0 0 0 0 0 0 1 0			
Inning Stats	R: 1 H: 1 E: 0 LOB: 0 K: 1 BB: 0 S: 6 P: 6	R: 0 H: 1 E: 0 LOB: 2 K: 1 BB: 1 S: 6 P: 10	R: 0 H: 0 E: 0 LOB: 1 K: 0 BB: 0 S: 3 P: 7	R: 1 H: 1 E: 0 LOB: 0 K: 1 BB: 0 S: 6 P: 6	R: 1 H: 1 E: 0 LOB: 0 K: 0 BB: 1 S: 3 P: 7	R: 0 H: 0 E: 0 LOB: 1 K: 1 BB: 1 S: 5 P: 9	R: 0 H: 0 E: 0 LOB: 0 K: 0 BB: 0 S: 3 P: 3	R: 0 H: 1 E: 0 LOB: 1 K: 1 BB: 0 S: 6 P: 6	R: 0 H: 0 E: 0 LOB: 0 K: 0 BB: 0 S: 3 P: 3	1B: 1 SF: 0 2B: 2 SAC: 0 3B: 0 DP: 0 HR: 2 HBP: 0		WP: 0 PA: 36 PB: 0 SB: 2 CS: 1	
PITCHER	IP WLS BF H R ER SO BB IBB HBP BLK WP HR S P ERA WHIP											PITCHER	IP WLS BF H R ER SO BB IBB HBP BLK WP HR S P ERA WHIP
Al Autry, R (1, 1) ERA: 5.4	5.0 W 21 4 3 3 3 3 3 0 0 0 0 2 24 36 5.40 1.400												
Max Leon, R (6, 1) ERA: 2.97	2.0 7 0 0 0 1 1 0 0 0 0 0 0 8 12 0.00 0.500												
Adrian Devine, R (8, 1) ERA: 3.34	2.0 S 7 1 0 0 1 0 0 0 0 0 0 0 9 9 0.00 0.500												

livebaseballscorecards.com

AB	31
R	3
H	5
RBI	3
BB	4
SO	5
LOB	10



Batter	1	2	3	4	5	6	7	8	9	AB R H RBI BB SO LOB	TOP											
Wilbur Howard, S (1, 8) <small>OBP: 0.235, SLG: 0.285</small>	0-0 6-3		0-0 F7			0-0 F8		0-3 K		4 0 0 0 0 1 2	Houston Astros @ Atlanta Braves Atlanta-Fulton County Stadium, Atlanta, GA Thu Sep 16 1976, 7:05 PM EDT Att. 3,990 - Unknown											
Enos Cabell, R (1, 5) <small>OBP: 0.315, SLG: 0.339</small>	0-0 F6			4-0 S BB		0-0 F8		0-0 F9		3 0 0 0 1 0 1												
Jose Cruz, L (1, 9) <small>OBP: 0.369, SLG: 0.398</small>	0-0 6-3			0-0 F8 1-2		0-0 F2		0-0 1-3		4 0 0 0 0 0 2												
Bob Watson, R (1, 3) <small>OBP: 0.377, SLG: 0.465</small>		0-0 6-3		0-0 F6		0-0 1B 1B		0-0 HR		4 2 2 1 0 0 1												
Cliff Johnson, R (1, 2) <small>OBP: 0.357, SLG: 0.389</small>		0-3 K		0-3 K		0-0 F4		0-3 K		4 0 0 0 0 3 2												
Leon Roberts, R (1, 7) <small>OBP: 0.348, SLG: 0.442</small>		0-0 6-3			0-0 HR	0-0 1B 1-2 1B		0-3 K		4 1 2 1 0 1 0												
Alex Taveras, R (1, 4) <small>OBP: 0.250, SLG: 0.200</small>			0-0 4-3		0-0 1-3	0-0 F8		0-0 6-3		4 0 0 0 0 0 2												
Roger Metzger, S (1, 6) <small>OBP: 0.293, SLG: 0.279</small>			4-0 BB		0-0 F7	0-0 1-3 2-H 1B				2 0 1 1 1 0 0												
Joaquin Andujar, S (1, 1) <small>OBP: 0.182, SLG: 0.170</small> Gene Pentz, R (8, 1) <small>OBP: 0.333, SLG: 0.200</small>			0-0 G2		0-3 K		0-0 1B			3 0 1 0 0 1 1 0 0 0 0 0 0 0												
Inning Stats	R: 0 E: 0 K: 0 S: 3	H: 0 LOB: 0 BB: 0 P: 3	R: 0 E: 0 K: 1 S: 5	H: 0 LOB: 0 BB: 0 P: 5	R: 0 E: 0 K: 0 S: 3	H: 0 LOB: 1 BB: 1 P: 7	R: 0 E: 0 K: 1 S: 5	H: 0 LOB: 1 BB: 1 P: 9	R: 1 E: 0 K: 1 S: 6	H: 1 LOB: 0 BB: 0 P: 6	R: 0 E: 0 K: 0 S: 3	H: 0 LOB: 0 BB: 0 P: 3	R: 1 E: 0 K: 0 S: 5	H: 3 LOB: 2 BB: 0 P: 5	R: 0 E: 0 K: 1 S: 6	H: 1 LOB: 1 BB: 0 P: 6	R: 1 E: 0 K: 2 S: 8	H: 1 LOB: 0 BB: 0 P: 8	1B: 4 2B: 0 3B: 0 HR: 2	SF: 0 SAC: 0 DP: 0 HBP: 0	WP: 0 PB: 0 SB: 1 CS: 0	PA: 34
PITCHER	IP WLS BF H R ER SO BB IBB HBP BLK WP HR S P ERA WHIP																					
Phil Niekro, R (1, 1) <small>ERA: 3.44</small>	8.0 W 30 5 2 2 4 2 0 0 0 0 0 1 36 44 2.25 0.875																					
Adrian Devine, R (9, 1) <small>ERA: 3.43</small>	1.0 S 4 1 1 1 2 0 0 0 0 0 0 1 8 8 9.00 1.000																					

livebaseballscorecards.com

AB	32
R	3
H	6
RBI	3
BB	2
SO	6
LOB	11



Batter	1	2	3	4	5	6	7	8	9	AB R H RBI BB SO LOB	TOP	
Johnny Grubb, L (1, 9) <small>OBP: 0.387, SLG: 0.385</small> <small>(8, 7)</small>	4-0 	0-0 1-3 		0-0 4-3 			0-0 1-3 			3 1 0 0 1 0 0	San Diego Padres @ Houston Astros Astrodome, Houston, TX Sat Sep 18 1976, 4:33 AM EDT Att. 3,287 - Unknown	
Tito Fuentes, S (1, 4) <small>OBP: 0.287, SLG: 0.309</small>	0-3 1-2 	0-3 			0-0 3-1 		0-0 F8 			4 0 0 0 0 2 1		
Willie Davis, L (1, 8) <small>OBP: 0.300, SLG: 0.379</small>	0-0 2-3 		0-0 		0-3 			0-0 1-3 		4 1 2 0 0 1 0		
Mike Ivie, R (1, 3) <small>OBP: 0.349, SLG: 0.410</small>	0-0 		0-3 		0-3 			0-0 		4 0 1 0 0 2 3		
Jerry Turner, L (1, 7) <small>OBP: 0.324, SLG: 0.383</small> Luis Melendez, R (8, PH) <small>OBP: 0.234, SLG: 0.248</small> <small>(8, 9)</small>	0-0 		0-3 		4-0 		0-0 			2 1 1 1 1 1 1 1 0 0 0 0 0 1		
Doug Rader, R (1, 5) <small>OBP: 0.329, SLG: 0.359</small>	4-0 1-2 2-3 		4-0 		0-0 			0-3 		2 1 0 0 2 1 1		
Fred Kendall, R (1, 2) <small>OBP: 0.295, SLG: 0.300</small>	0-0 		0-3 		0-0 			0-0 6-3 		4 0 1 3 0 1 2		
Bill Almon, R (1, 6) <small>OBP: 0.385, SLG: 0.417</small>	0-3 			0-0 		0-0 		0-0 5-3 		4 0 0 0 0 1 2		
Dave Freisleben, R (1, 1) <small>OBP: 0.231, SLG: 0.243</small>		0-0 5-3 		0-3 			0-3 			3 0 0 0 0 2 0		
Inning Stats	R: 4 H: 3 E: 0 LOB: 1 K: 2 BB: 2 S: 10 P: 18	R: 0 H: 0 E: 0 LOB: 0 K: 1 BB: 0 S: 5 P: 5	R: 0 H: 1 E: 0 LOB: 2 K: 3 BB: 1 S: 10 P: 14	R: 0 H: 0 E: 0 LOB: 0 K: 1 BB: 0 S: 5 P: 5	R: 0 H: 0 E: 0 LOB: 0 K: 2 BB: 0 S: 7 P: 7	R: 0 H: 0 E: 1 LOB: 1 K: 0 BB: 1 S: 3 P: 7	R: 0 H: 0 E: 0 LOB: 0 K: 1 BB: 0 S: 5 P: 5	R: 0 H: 1 E: 0 LOB: 0 K: 0 BB: 0 S: 3 P: 3	R: 0 H: 0 E: 0 LOB: 0 K: 1 BB: 0 S: 5 P: 5	1B: 4 SF: 0 2B: 1 SAC: 0 3B: 0 DP: 1 HR: 0 HBP: 0	WP: 1 PA: 35 PB: 0 SB: 1 CS: 1	
PITCHER J.R. Richard, R (1, 1) <small>ERA: 2.83</small> Joe Sambito, L (8, 1) <small>ERA: 3.95</small>	IP WLS BF H R ER SO BB IBB HBP BLK WP HR S P ERA WHIP 7.0 L 29 4 4 4 10 4 0 0 0 1 0 45 61 5.14 1.143											IP WLS BF H R ER SO BB IBB HBP BLK WP HR S P ERA WHIP 2.0 6 1 0 0 1 0 0 0 0 0 0 8 8 0.00 0.500

AB	31
R	4
H	5
RBI	4
BB	4
SO	11
LOB	11



livebaseballscorecards.com

Batter	1	2	3	4	5	6	7	8	9	AB	R	H	RBI	BB	SO	LOB
Greg Gross, L (1, 9) OBP: 0.377, SLG: 0.330	0-0 3-1		0-0 1B		4-0 1B BB			0-0 4-3		3	0	1	0	1	0	0
Enos Cabell, R (1, 5) OBP: 0.315, SLG: 0.339	0-0 F7		0-0 4-3		0-0 1B			0-0 6-3		4	0	1	0	0	0	1
Cesar Cedeno, R (1, 8) OBP: 0.354, SLG: 0.454	0-3 K				0-0 6-3			0-0 6-3		4	0	0	0	0	1	2
Bob Watson, R (1, 3) OBP: 0.374, SLG: 0.461		0-0 F7			0-0 6-3			0-0 6-3		4	0	0	0	0	0	0
Jose Cruz, L (1, 7) OBP: 0.371, SLG: 0.399		0-0 G4-6-3 1B			0-0 1B 1B			0-0 4-3		4	0	2	0	0	0	0
Ed Herrmann, L (1, 2) OBP: 0.276, SLG: 0.288 Ken Boswell, L (9, PH) OBP: 0.294, SLG: 0.347		0-0 G4-6-3 1-2f			0-0 FC5-4 1B			0-3 K		3	0	1	0	0	1	1
Rob Andrews, R (1, 4) OBP: 0.309, SLG: 0.298			0-0 4-3 6-3 2B		0-0 FC5-4 1-2f			0-0 6-3		3	1	1	0	0	0	2
Roger Metzger, S (1, 6) OBP: 0.291, SLG: 0.277			0-0 4-3 2-3		0-0 L8			0-0 3-1		3	0	0	0	0	0	1
J.R. Richard, R (1, 1) OBP: 0.129, SLG: 0.167 Larry Milbourne, S (7, PH) OBP: 0.310, SLG: 0.264 Joe Sambito, L (8, 1) OBP: 0.400, SLG: 0.250			0-0 6-3 3-H		0-0 6-3			0-0 L7		2	0	0	1	0	0	0

Inning Stats	R: 0	H: 0	E: 0	K: 1	S: 5	R: 0	H: 1	E: 0	K: 0	S: 3	R: 1	H: 2	E: 0	K: 0	S: 5	R: 0	H: 2	E: 0	K: 0	S: 5	R: 0	H: 1	E: 0	K: 0	S: 4	R: 0	H: 0	E: 0	K: 1	S: 5	R: 0	H: 0	E: 0	K: 0	S: 3	R: 0	H: 0	E: 0	K: 0	S: 3	R: 0	H: 0	E: 0	K: 0	S: 3	1B: 5	SF: 0	2B: 1	SAC: 0	3B: 0	DP: 1	HR: 0	HBP: 0	WP: 0	PA: 33
--------------	------	------	------	------	------	------	------	------	------	------	------	------	------	------	------	------	------	------	------	------	------	------	------	------	------	------	------	------	------	------	------	------	------	------	------	------	------	------	------	------	------	------	------	------	------	-------	-------	-------	--------	-------	-------	-------	--------	-------	--------

PITCHER	IP	WLS	BF	H	R	ER	SO	BB	IBB	HBP	BLK	WP	HR	S	P	ERA	WHIP
Dave Freisleben, R (1, 1) ERA: 3.56	9.0	W	33	6	1	1	2	1	0	0	0	0	0	36	40	1.00	0.778

BOTTOM

San Diego Padres @ Houston Astros
Astrodome, Houston, TX

Sat Sep 18 1976, 4:33 AM EDT
Att. 3,287 - Unknown

AB	32
R	1
H	6
RBI	1
BB	1
SO	2
LOB	7



PITCHER	IP	WLS	BF	H	R	ER	SO	BB	IBB	HBP	BLK	WP	HR	S	P	ERA	WHIP
---------	----	-----	----	---	---	----	----	----	-----	-----	-----	----	----	---	---	-----	------

Batter	1	2	3	4	5	6	7	8	9	AB R H RBI BB SO LOB	TOP
Johnny Grubb, L (1, 9) <small>OBP: 0.388, SLG: 0.389</small> Enzo Hernandez, R (8, PR) <small>OBP: 0.317, SLG: 0.319</small> Luis Melendez, R (8, 9) <small>OBP: 0.239, SLG: 0.254</small>	0-0 		0-0 			0-0 		0-0 	0-0 	4 0 2 0 0 0 0 0 1 0 0 0 0 0 1 0 1 0 0 0 0	San Diego Padres @ Houston Astros Astrodome, Houston, TX Sun Sep 19 1976, 4:33 AM EDT Dome livebaseballscorecards.com AB 32 R 2 H 6 RBI 2 BB 3 SO 2 LOB 19
Tito Fuentes, S (1, 4) <small>OBP: 0.285, SLG: 0.307</small>	0-0 			0-0 		0-0 		0-0 	0-0 	4 1 0 0 0 0 4	
Willie Davis, L (1, 8) <small>OBP: 0.300, SLG: 0.383</small>	0-0 			0-0 		0-0 		0-0 		4 0 1 1 0 0 2	
Mike Ivie, R (1, 3) <small>OBP: 0.348, SLG: 0.408</small>	0-0 			0-0 			0-0 	0-0 		4 0 1 0 0 0 4	
Jerry Turner, L (1, 7) <small>OBP: 0.327, SLG: 0.392</small>		0-0 		0-0 		0-0 		4-0 		2 0 1 1 1 0 0	
Doug Rader, R (1, 5) <small>OBP: 0.327, SLG: 0.357</small>		0-0 		0-3 		0-0 		0-0 		3 0 0 0 0 1 3	
Fred Kendall, R (1, 2) <small>OBP: 0.295, SLG: 0.298</small>		0-0 			0-0 		4-0 		0-0 	3 0 0 0 1 0 0	
Bill Almon, R (1, 6) <small>OBP: 0.294, SLG: 0.313</small>			0-0 		0-0 		0-3 		0-0 	4 0 0 0 0 1 3	
Randy Jones, R (1, 1) <small>OBP: 0.086, SLG: 0.040</small>			0-0 		0-0 		0-0 		4-0 	3 0 0 0 1 0 3	
Inning Stats	R: 0 H: 1 E: 0 LOB: 1 K: 0 BB: 0 S: 4 P: 4	R: 0 H: 0 E: 0 LOB: 0 K: 0 BB: 0 S: 3 P: 3	R: 0 H: 0 E: 0 LOB: 0 K: 0 BB: 0 S: 3 P: 3	R: 1 H: 1 E: 1 LOB: 1 K: 1 BB: 0 S: 7 P: 7	R: 0 H: 0 E: 0 LOB: 0 K: 0 BB: 0 S: 3 P: 3	R: 0 H: 1 E: 0 LOB: 0 K: 0 BB: 0 S: 3 P: 3	R: 0 H: 1 E: 1 LOB: 3 K: 1 BB: 1 S: 7 P: 11	R: 1 H: 1 E: 1 LOB: 2 K: 0 BB: 1 S: 5 P: 9	R: 0 H: 1 E: 1 LOB: 2 K: 0 BB: 1 S: 4 P: 8	1B: 3 SF: 0 2B: 1 SAC: 3 3B: 2 DP: 0 HR: 0 HBP: 0	WP: 0 PA: 38 PB: 0 SB: 1 CS: 0
PITCHER Mark Lemongello, R (1, 1) <small>ERA: 1.13</small>	IP 9.0 WLS W BF 38 H 6 R 2 ER 0 SO 2 BB 1 IBB 2 HBP 0 BLK 0 WP 0 HR 0 S 39 P 51 ERA 0.00 WHIP 0.778						PITCHER IP WLS BF H R ER SO BB IBB HBP BLK WP HR S P ERA WHIP				

Batter	1	2	3	4	5	6	7	8	9	AB	R	H	RBI	BB	SO	LOB
Alex Taveras, R OBP: 0.300, SLG: 0.263 (1, 4)	0-0 1-6-3 1B		0-0 FC6-4 1B			0-0 1-3		0-0 F9		4	0	2	0	0	0	0
Enos Cabell, R OBP: 0.315, SLG: 0.338 (1, 5)	0-0 1-6-3 1-2		0-0 FC6-4 G6-4-3 1-2f			0-0 S E 1B		0-0 4-3		4	1	1	0	0	0	2
Cesar Cedeno, R OBP: 0.355, SLG: 0.456 (1, 8)	0-0 6-3		0-0 G6-4-3 1-2f			0-0 E7 L4 1B		0-0 2B		4	0	2	1	0	0	2
Bob Watson, R OBP: 0.374, SLG: 0.459 (1, 3)	0-0 L4			0-0 6-3		0-0 L4 2-3		4-0 IBB		3	0	0	0	1	0	2
Cliff Johnson, R OBP: 0.353, SLG: 0.383 (1, 2)		0-0 F9		0-0 6-3			0-3 K	0-0 F9		4	0	0	0	0	1	2
Al Javier, R OBP: 0.353, SLG: 0.267 (1, 9)		4-0 BB BB BB 1B		0-0 F9			0-0 2B 1B		0-0 SH1-3 1B	3	1	2	0	1	0	0
Wilbur Howard, S OBP: 0.235, SLG: 0.285 (9, PR)										0	1	0	0	0	0	0
Leon Roberts, R OBP: 0.352, SLG: 0.449 (1, 7)		0-0 F7				0-0 G6-4-3 1B		0-0 6-3 1-H 2B		3	0	2	1	0	0	1
Jose Cruz, L OBP: 0.371, SLG: 0.399 (8, 9)									0-0 SH1-3	0	0	0	0	0	0	0
Roger Metzger, S OBP: 0.292, SLG: 0.277 (1, 6)		0-0 1-2 1B				0-0 G6-4-3 1-2f		0-0 6-3 2-3		3	0	1	0	0	0	2
Art Howe, R OBP: 0.333, SLG: 0.214 (9, PH)									4-0 1B IBB	0	0	0	0	1	0	0
Mark Lemongello, R OBP: 0.408, SLG: 0.402 (1, 1)		0-3 K				0-0 3-1		0-0 4-3		3	0	0	0	0	1	3
Jerry Davanon, R OBP: 0.408, SLG: 0.402 (9, PH)									0-0 1-2 2-H 1B	1	0	1	1	0	0	0


BOTTOM

San Diego Padres @ Houston Astros
Astrodome, Houston, TX
Sun Sep 19 1976, 4:33 AM EDT
Dome

AB	32
R	3
H	11
RBI	3
BB	3
SO	2
LOB	14



Inning Stats	R: 0	H: 1	E: 0	LOB: 1	K: 0	BB: 0	S: 4	P: 4	R: 0	H: 1	E: 0	LOB: 2	K: 1	BB: 1	S: 6	P: 10	R: 0	H: 1	E: 0	LOB: 0	K: 0	BB: 0	S: 3	P: 3	R: 0	H: 0	E: 0	LOB: 0	K: 0	BB: 0	S: 3	P: 3	R: 0	H: 1	E: 0	LOB: 0	K: 0	BB: 0	S: 3	P: 3	R: 1	H: 2	E: 1	LOB: 0	K: 0	BB: 0	S: 4	P: 4	R: 1	H: 2	E: 0	LOB: 1	K: 1	BB: 0	S: 7	P: 7	R: 0	H: 1	E: 0	LOB: 2	K: 0	BB: 1	S: 4	P: 8	R: 1	H: 2	E: 0	LOB: 2	K: 0	BB: 1	S: 3	P: 7	1B: 9	SF: 0	2B: 3	SAC: 1	3B: 0	DP: 3	HR: 0	HBP: 0	WP: 0	PA: 36	PB: 0	SB: 1	CS: 0	ERA	WHIP
PITCHER Randy Jones, L ERA: 2.67 (1, 1)	IP	WLS	BF	H	R	ER	SO	BB	IBB	HBP	BLK	WP	HR	S	P	ERA	WHIP	IP	WLS	BF	H	R	ER	SO	BB	IBB	HBP	BLK	WP	HR	S	P	ERA	WHIP																																																					

Batter	1	2	3	4	5	6	7	8	9	AB R H RBI BB SO LOB	TOP																		
Johnny Grubb, L (1, 9) OBP: 0.387, SLG: 0.386	0-0 G3			0-0 4-1		4-0 HR BB		0-0 CS 1-2	0-3 K	3 1 0 0 1 1 0	San Diego Padres @ Houston Astros Astrodome, Houston, TX Sun Sep 19 1976, 4:38 AM EDT Att. 5,360 - Dome livebaseballscorecards.com																		
Bill Almon, R (1, 6) OBP: 0.286, SLG: 0.450	0-0 F8			0-0 5-3		0-0 HR 1-H		0-0 6-3	0-0 6-3	4 1 1 2 0 0 0																			
Luis Melendez, R (1, 8) OBP: 0.240, SLG: 0.261	0-0 F7			0-0 F7		0-0 F9		0-0 2B	0-0 2B	4 0 1 0 0 0 0																			
Mike Ivie, R (1, 3) OBP: 0.345, SLG: 0.404		0-0 5-3			0-0 4-3		0-0 4-3		0-0 4-3	4 0 0 0 0 0 1																			
Bobby Valentine, R (1, 7) OBP: 0.400, SLG: 0.429		0-0 F4			0-0 F9		0-0 F8			3 0 0 0 0 0 0																			
Doug Rader, R (1, 5) OBP: 0.327, SLG: 0.356		0-0 F8			0-0 FC6-4 1B		0-0 6-3			3 0 1 0 0 0 0																			
Mike Champion, R (1, 4) OBP: 0.182, SLG: 0.200			0-0 1-3		0-0 FC6-4 1-2f		0-0 P1			3 0 0 0 0 0 1																			
Bob Davis, R (1, 2) OBP: 0.241, SLG: 0.235			0-0 6-3			0-0 4-3		0-0 CS 1B		2 0 0 0 0 0 0																			
Jerry Turner, L (8, PH) OBP: 0.330, SLG: 0.394								0-3 K		1 0 1 0 0 0 0																			
Enzo Hernandez, R (8, PR) OBP: 0.317, SLG: 0.319										0 0 0 0 0 0 0																			
Fred Kendall, R (8, 2) OBP: 0.295, SLG: 0.298										0 0 0 0 0 0 0																			
Rick Sawyer, R (1, 1) OBP: 0.263, SLG: 0.222			0-0 6-3							2 0 0 0 0 0 0																			
Willie Davis, L (8, PH) OBP: 0.299, SLG: 0.382										1 0 0 0 0 1 1																			
Butch Metzger, R (8, 1)										0 0 0 0 0 0 0																			
Inning Stats	R: 0 E: 0 K: 0 S: 3	H: 0 LOB: 0 BB: 0 P: 3	R: 0 E: 0 K: 0 S: 3	H: 0 LOB: 0 BB: 0 P: 3	R: 0 E: 0 K: 0 S: 3	H: 0 LOB: 0 BB: 0 P: 3	R: 0 E: 0 K: 0 S: 4	H: 1 LOB: 1 BB: 0 P: 4	R: 2 E: 0 K: 0 S: 4	H: 1 LOB: 0 BB: 1 P: 8	R: 0 E: 0 K: 0 S: 3	H: 0 LOB: 0 BB: 0 P: 3	R: 0 E: 0 K: 1 S: 5	H: 1 LOB: 1 BB: 0 P: 5	R: 0 E: 0 K: 1 S: 6	H: 1 LOB: 1 BB: 0 P: 6	1B: 2 2B: 1 3B: 0 HR: 1	SF: 0 SAC: 0 DP: 0 HBP: 0	WP: 0 PB: 0 SB: 0 CS: 1	PA: 32									
PITCHER Bo McLaughlin, R (1, 1) ERA: 2.28	IP 9.0	WLS W	BF 31	H 4	R 2	ER 2	SO 2	BB 1	IBB 0	HBP 0	BLK 0	WP 0	HR 1	S 34	P 38	ERA 2.00	WHIP 0.556												
										PITCHER	IP	WLS	BF	H	R	ER	SO	BB	IBB	HBP	BLK	WP	HR	S	P	ERA	WHIP		

Batter	1	2	3	4	5	6	7	8	9	AB	R	H	RBI	BB	SO	LOB
Greg Cross, L (1, 9) OBP: 0.378, SLG: 0.334	0-0 E 2B	0-0 4-3			0-0 G5-4-3 1B		0-0 L9			4	1	2	0	0	0	1
Enos Cabell, R (1, 5) OBP: 0.314, SLG: 0.338	0-3 K		0-0 CS 1B		0-0 G5-4-3 1-2f			0-0 6-3		4	0	1	0	0	1	2
Cesar Cedeno, R (1, 8) OBP: 0.356, SLG: 0.457	0-0 E6 2-H		0-0 F9			0-0 S 1B		0-0 S 2B 1B		4	1	2	0	0	0	1
Bob Watson, R (1, 3) OBP: 0.373, SLG: 0.457	0-0 1B		0-0 F3			0-0 F9 1-2		0-0 F7 1-2		4	0	1	0	0	0	3
Jose Cruz, L (1, 7) OBP: 0.370, SLG: 0.396	0-0 F5		0-0 CS 1-2	0-0 B1-3		0-0 F7		4-0 2B IBB		3	0	0	0	1	0	3
Cliff Johnson, R (1, 2) OBP: 0.357, SLG: 0.400	0-3 K			0-0 HR		4-0 FC6-4 IBB		0-0 1-3 2-H 2B		3	1	2	2	1	1	2
Alex Taveras, R (1, 4) OBP: 0.261, SLG: 0.227		0-0 F6		0-0 4-3		0-0 FC6-4 1-2f		4-0 IBB		3	0	0	0	0	0	2
Ken Boswell, L (8, PH) OBP: 0.299, SLG: 0.347										0	0	0	0	1	0	0
Rob Andrews, R (8, PR) OBP: 0.309, SLG: 0.298										0	0	0	0	0	0	0
Roger Metzger, S (1, 6) OBP: 0.291, SLG: 0.277			0-0 SH3-4 1B		0-0 4-3		0-0 L8	0-0 F9		4	0	1	0	0	0	3
Bo McLaughlin, R (1, 1)		0-0 SH3-4 1-2			0-0 6-3		0-0 F7			2	0	0	0	0	0	0

Inning Stats	R: 1	H: 2	E: 1	K: 2	S: 10	H: 2	LOB: 2	BB: 0	P: 10	R: 0	H: 1	E: 0	K: 0	S: 4	H: 1	LOB: 1	BB: 0	P: 4	R: 0	H: 1	E: 0	K: 0	S: 3	H: 1	LOB: 0	BB: 0	P: 3	R: 1	H: 1	E: 0	K: 0	S: 4	H: 1	LOB: 2	BB: 1	P: 8	R: 0	H: 0	E: 0	K: 0	S: 3	H: 2	LOB: 3	BB: 2	P: 13
--------------	------	------	------	------	-------	------	--------	-------	-------	------	------	------	------	------	------	--------	-------	------	------	------	------	------	------	------	--------	-------	------	------	------	------	------	------	------	--------	-------	------	------	------	------	------	------	------	--------	-------	-------


PITCHER	IP	WLS	BF	H	R	ER	SO	BB	IBB	HBP	BLK	WP	HR	S	P	ERA	WHIP
Rick Sawyer, R (1, 1) ERA: 2.32	7.0		28	7	2	2	2	0	1	0	0	0	1	31	35	2.57	1.000
Butch Metzger, R (8, 1) ERA: 2.31	1.0	L	7	2	1	1	0	0	2	0	0	0	0	5	13	9.00	2.000

BOTTOM

San Diego Padres @ Houston Astros
Astrodome, Houston, TX

Sun Sep 19 1976, 4:38 AM EDT
Att. 5,360 - Dome

AB	31
R	3
H	9
RBI	2
BB	3
SO	2
LOB	17



WP	HR	S	P	ERA	WHIP
0	0	1	36	0	0

Batter	1	2	3	4	5	6	7	8	9	AB R H RBI BB SO LOB	TOP	
Jerry Royster, R (1, 5) OBP: 0.306, SLG: 0.294	0-0 1-3	0-0 6-3		0-0 6-3			4-0 3B BB		4-0 5-3 SF8 BB	3 2 0 0 2 0 1		
Rod Gilbreath, R (1, 4) OBP: 0.332, SLG: 0.336	0-0 6-3		0-0 FC4-6 1B		0-0 F8		0-0 1-2 3B		0-0 5-3	5 0 2 1 0 0 1		
Willie Montanez, L (1, 3) OBP: 0.351, SLG: 0.412	0-0 WP 1B		0-0 FC4-6 1B		0-0 4-3		0-3 K		4-0 FC6-4 IBB	4 2 1 0 1 1 2		
Dave May, L (1, 7) OBP: 0.304, SLG: 0.320	4-0 1B BB		0-0 1B E 1B		0-0 F5		0-0 F8		0-0 SF8	3 2 1 1 1 0 1		
Jimmy Wynn, R (1, 8) OBP: 0.380, SLG: 0.377	0-0 1B 1B		0-0 E7 1B		4-0 1B BB		4-0 S BB		0-0 FC6-4	3 0 2 2 2 0 1		
Tom Paciorek, R (1, 9) OBP: 0.333, SLG: 0.376	0-0 1B		0-0 F7		0-0 1B		0-0 1-2		0-0 F7	4 0 2 1 0 0 1		
Dale Murphy, R (1, 2) OBP: 0.314, SLG: 0.313		4-0 6-3 BB	0-0 6-3		0-3 K		0-0 5-3			3 0 0 0 1 1 3		
Darrel Chaney, S (1, 6) OBP: 0.326, SLG: 0.335		0-0 F3		0-0 4-3		0-0 F5		0-0 1B		4 0 1 0 0 0 3		
Phil Niekro, R (1, 1) OBP: 0.202, SLG: 0.264		0-0 6-3		0-0 6-3		0-0 F7		0-0 5-3		4 0 0 0 0 0 4		
Inning Stats	R: 2 H: 3 E: 0 LOB: 2 K: 0 BB: 1 S: 5 P: 9	R: 0 H: 0 E: 0 LOB: 1 K: 0 BB: 1 S: 3 P: 7	R: 2 H: 3 E: 1 LOB: 1 K: 0 BB: 0 S: 6 P: 6	R: 0 H: 0 E: 0 LOB: 0 K: 0 BB: 0 S: 3 P: 3	R: 0 H: 0 E: 0 LOB: 0 K: 0 BB: 0 S: 3 P: 3	R: 0 H: 1 E: 0 LOB: 2 K: 1 BB: 1 S: 6 P: 10	R: 1 H: 1 E: 0 LOB: 2 K: 1 BB: 2 S: 5 P: 13	R: 0 H: 1 E: 0 LOB: 1 K: 0 BB: 0 S: 4 P: 4	R: 1 H: 0 E: 0 LOB: 1 K: 0 BB: 2 S: 3 P: 11	1B: 8 SF: 1 2B: 0 SAC: 0 3B: 1 DP: 0 HR: 0 HBP: 0	WP: 1 PA: 41 PB: 0 SB: 2 CS: 0	
PITCHER	IP WLS BF H R ER SO BB IBB HBP BLK WP HR S P ERA WHIP											
Dan Larson, R (1, 1) ERA: 3.16	3.0 L 16 6 4 3 0 2 0 0 0 0 1 0 14 22 9.00 2.667											
Joe Niekro, R (4, 1) ERA: 3.37	2.0 6 0 0 0 0 0 0 0 0 0 0 0 6 6 0.00 0.000											
Gilberto Rondon, R (6, 1) ERA: 5.43	2.0 11 2 1 1 2 3 0 0 0 0 0 0 11 23 4.50 2.500											
Jose Sosa, R (8, 1) ERA: 6.52	2.0 9 1 1 1 0 1 1 0 0 0 0 0 7 15 4.50 1.000											

Atlanta Braves @ Houston Astros
Astrodome, Houston, TX
Tue Sep 21 1976, 8:05 PM EDT
Att. 3,637 - Dome

livebaseballscorecards.com

AB 33
R 6
H 9
RBI 5
BB 7
SO 2
LOB 17



Batter	1	2	3	4	5	6	7	8	9	AB R H RBI BB SO LOB
Alex Taveras, R OBP: 0.286, SLG: 0.231 (1, 6) X	0-0 5-3 ①		4-0 6-3 BB ②		0-0 FC FC6-4 1-2f ①		0-0 6-3 1B 2-3 ①		0-0 F9 ②	4 1 1 0 1 0 2
Enos Cabell, R OBP: 0.311, SLG: 0.335 (1, 5) X	0-0 F4 ②		0-0 6-3 1-2 ②		0-0 L5 ②		0-0 6-3 1-2 3-H ②		0-3 K ③	5 0 0 1 0 1 4
Cesar Cedeno, R OBP: 0.357, SLG: 0.457 (1, 8) X	0-0 PB 1B ③		0-0 6-3 ③		0-0 FC6-4 1-2f ③		0-0 2-H 1B ③			4 0 2 1 0 0 2
Bob Watson, R OBP: 0.372, SLG: 0.456 (1, 3) X	0-0 6-3 1-2 ③			0-0 5-3 ①		0-0 1B 1B ①		0-0 1-3 ③		4 0 1 0 0 0 2
Jose Cruz, L OBP: 0.371, SLG: 0.397 (1, 7)		0-0 BB 1B ①		0-3 K FC6-4 ②		0-0 G6-4-3 1B ①		0-0 6-3 ②		4 0 2 0 0 1 0
Cliff Johnson, R OBP: 0.353, SLG: 0.395 (1, 2)		0-0 F8 ①		0-0 FC6-4 E 1-2f ②		0-0 F8 ①		0-3 K ②		4 0 0 0 0 1 4
Greg Gross, L OBP: 0.377, SLG: 0.332 (1, 9)		4-0 PB BB 1-2 ②		0-0 E4 1-3 ③		0-0 G6-4-3 1-2f ② ③		0-0 F7 ③		3 0 0 0 1 0 3
Roger Metzger, S OBP: 0.291, SLG: 0.277 (1, 4)		0-0 F2 1-2 ③		0-3 K ③			0-0 1B PB 6-3 1B ①		0-0 F8 ①	4 1 1 0 0 1 3
Dan Larson, R OBP: 0.330, SLG: 0.379 (1, 1)			0-3 K ①		0-0 FC 1B ①		0-0 1-3 1-2 ①		0-0 1B ①	0 0 0 0 0 0 0
Art Howe, R OBP: 0.316, SLG: 0.200 (3, PH)										1 0 0 0 0 0 1
Joe Niekro, R OBP: 0.214, SLG: 0.370 (4, 1)										0 0 0 0 0 0 0
Larry Milbourne, S OBP: 0.314, SLG: 0.270 (5, PH)										1 0 1 0 0 0 0
Gilberto Rondon, R OBP: 0.286, SLG: 0.296 (6, 1)										0 0 0 0 0 0 0
Leon Roberts, R OBP: 0.351, SLG: 0.447 (7, PH)										1 0 0 0 0 0 1
Jose Sosa, R OBP: 0.305, SLG: 0.353 (8, 1)										0 0 0 0 0 0 0
Ken Boswell, L OBP: 0.305, SLG: 0.353 (9, PH)										1 0 1 0 0 0 0

BOTTOM

Atlanta Braves @ Houston Astros
Astrodome, Houston, TX
Tue Sep 21 1976, 8:05 PM EDT
Att. 3,637 - Dome

livebaseballscorecards.com

AB	36
R	2
H	9
RBI	2
BB	2
SO	5
LOB	21



Inning Stats	R: 0 H: 1 E: 0 K: 4	R: 0 H: 1 E: 0 K: 3	R: 0 H: 0 E: 1 K: 5	R: 0 H: 0 E: 1 K: 9	R: 0 H: 1 E: 0 K: 4	R: 0 H: 2 E: 0 K: 4	R: 2 H: 3 E: 0 K: 6	R: 0 H: 0 E: 1 K: 5	R: 0 H: 1 E: 0 K: 6	1B: 9 SF: 0 2B: 0 SAC: 0 3B: 0 DP: 1 HR: 0 HBP: 0	WP: 0 PA: 38 PB: 4 SB: 0 CS: 0
--------------	---------------------	---------------------	---------------------	---------------------	---------------------	---------------------	---------------------	---------------------	---------------------	---	--------------------------------

PITCHER	Phil Niekro, R ERA: 3.39 (1, 1)	IP: 9.0 WLS: 0 W: 38 BF: 9 R: 2 ER: 2 SO: 5 BB: 2 IBB: 0 HBP: 0 BLK: 0 WP: 0 HR: 0 S: 46 P: 54 ERA: 2.00 WHIP: 1.222	PITCHER	IP: 9.0 WLS: 0 W: 38 BF: 9 R: 2 ER: 2 SO: 5 BB: 2 IBB: 0 HBP: 0 BLK: 0 WP: 0 HR: 0 S: 46 P: 54 ERA: 2.00 WHIP: 1.222
---------	---------------------------------------	--	---------	--

Batter	1	2	3	4	5	6	7	8	9	AB R H RBI BB SO LOB	TOP	
Jerry Royster, R (1, 5) <small>OBP: 0.306, SLG: 0.294</small> Brian Asselstine, L (7, PH) <small>OBP: 0.167, SLG: 0.125</small> Preston Hanna, R (7, 1)	0-0 CS 1B	0-0 F8			0-0 F8		0-0 FC6-4 1-2f			3 0 1 0 0 0 2 1 0 0 0 0 0 1 0 0 0 0 0 0 0		
Rod Gilbreath, R (1, 4) <small>OBP: 0.332, SLG: 0.333</small>	0-3 K 1-2				0-3 K		0-0 F9			3 0 0 0 1 2 2		
Willie Montanez, L (1, 3) <small>OBP: 0.349, SLG: 0.410</small>	0-0 F9				0-0 F7			0-0 6-3		4 0 0 0 0 0 1		
Dave May, L (1, 7) <small>OBP: 0.307, SLG: 0.317</small>								0-0 6-3		2 1 0 0 2 1 0		
Jimmy Wynn, R (1, 8) <small>OBP: 0.377, SLG: 0.374</small>								0-0 5-3		4 0 0 0 0 2 3		
Tom Paciorek, R (1, 9) <small>OBP: 0.339, SLG: 0.381</small>										4 1 3 0 0 0 2		
Dale Murphy, R (1, 2) <small>OBP: 0.308, SLG: 0.333</small>										4 0 1 1 0 1 2		
Rob Belloir, R (1, 6) <small>OBP: 0.262, SLG: 0.233</small> Cito Gaston, R (9, PH) <small>OBP: 0.358, SLG: 0.432</small>										3 0 0 1 0 0 1 1 0 0 0 0 0 1		
Frank LaCorte, R (1, 1) <small>OBP: 0.100, SLG: 0.100</small> Junior Moore, R (7, PH) <small>OBP: 0.393, SLG: 0.304</small> (7, 5)										1 0 0 0 0 0 0 2 0 1 0 0 0 1		
Inning Stats	R: 0 H: 1 E: 0 LOB: 0 K: 1 BB: 0 S: 5 P: 5	R: 2 H: 2 E: 1 LOB: 2 K: 1 BB: 1 S: 8 P: 12	R: 0 H: 0 E: 0 LOB: 2 K: 1 BB: 2 S: 5 P: 13	R: 0 H: 0 E: 0 LOB: 0 K: 1 BB: 0 S: 5 P: 5	R: 0 H: 0 E: 0 LOB: 0 K: 1 BB: 0 S: 5 P: 5	R: 0 H: 1 E: 0 LOB: 1 K: 1 BB: 0 S: 6 P: 6	R: 0 H: 1 E: 0 LOB: 1 K: 0 BB: 0 S: 4 P: 4	R: 0 H: 0 E: 0 LOB: 0 K: 0 BB: 0 S: 3 P: 3	R: 0 H: 1 E: 0 LOB: 1 K: 0 BB: 0 S: 4 P: 4	1B: 5 SF: 0 2B: 1 SAC: 1 3B: 0 DP: 0 HR: 0 HBP: 0	WP: 0 PA: 36 PB: 0 SB: 0 CS: 1	
PITCHER Joaquin Andujar, R (1, 1) <small>ERA: 3.6</small>	IP WLS BF H R ER SO BB IBB HBP BLK WP HR S P ERA WHIP	9.0 W 36 6 2 2 6 3 0 0 0 0 0 0 45 57 2.00 1.000										

Atlanta Braves @ Houston Astros
Astrodome, Houston, TX
Wed Sep 22 1976, 8:05 PM EDT
Att. 3,849 - Dome

livebaseballscorecards.com

AB 32
R 2
H 6
RBI 2
BB 3
SO 6
LOB 16



Batter	1	2	3	4	5	6	7	8	9	AB	R	H	RBI	BB	SO	LOB
Greg Cross, L (1, 9) OBP: 0.378, SLG: 0.332	4-0 1B 1B BB	0-3 K			0-0 1B 1B	0-3 K				3	2	1	0	1	2	1
Enos Cabell, R (1, 5) OBP: 0.313, SLG: 0.336	0-0 1B 1-2 1B		0-0 F9		0-0 1B 1-2 1B		0-0 F8			4	2	2	0	0	0	0
Cesar Cedeno, R (1, 8) OBP: 0.356, SLG: 0.455	0-0 1B 1-2 2-H 1B		0-3 K		0-3 K		0-0 6-3			4	1	1	1	0	2	2
Bob Watson, R (1, 3) OBP: 0.374, SLG: 0.458 Larry Milbourne, S (7, PR) OBP: 0.314, SLG: 0.270 Cliff Johnson, R (8, 3) OBP: 0.353, SLG: 0.395	0-0 4-3 1-3 2-H 1B		0-3 K		0-0 1B 1-2 2-H 1B		0-0 1B			4	0	3	2	0	1	0
Jose Cruz, L (1, 7) OBP: 0.372, SLG: 0.398	0-0 4-3 1-2 3-H			0-0 1B 1-2 2-H 1B	0-0 1B 1-2 2-H 1B		0-0 5-3			4	0	2	2	0	0	2
Ed Herrmann, L (1, 2) OBP: 0.276, SLG: 0.287	0-0 4-3 2-3			0-0 1-3 1B	0-0 G6-4-3 1-2f		0-0 4-3			4	0	1	0	0	0	3
Alex Taveras, R (1, 4) OBP: 0.281, SLG: 0.233	0-0 F9			0-0 F9		0-0 6-3		0-0 S 1B		4	0	1	0	0	0	3
Roger Metzger, S (1, 6) OBP: 0.291, SLG: 0.276		0-0 5-3		0-3 K		0-0 S 1B		0-0 6-3		4	0	1	0	0	1	3
Joaquin Andujar, S (1, 1) OBP: 0.169, SLG: 0.158		0-3 K		0-3 K		0-0 F8		0-3 K		4	0	0	0	0	3	4

Inning Stats	R: 3	H: 3	E: 0	K: 0	S: 6	LOB: 1	BB: 1	P: 10	R: 0	H: 0	E: 0	K: 2	S: 7	LOB: 0	BB: 0	P: 7	R: 0	H: 0	E: 0	K: 2	S: 9	LOB: 2	BB: 0	P: 9	R: 2	H: 4	E: 0	K: 1	S: 8	LOB: 1	BB: 0	P: 8	R: 0	H: 1	E: 0	K: 1	S: 6	LOB: 1	BB: 0	P: 6	R: 0	H: 1	E: 0	K: 0	S: 4	LOB: 1	BB: 0	P: 4	R: 0	H: 1	E: 0	K: 1	S: 6	LOB: 1	BB: 0	P: 6
--------------	------	------	------	------	------	--------	-------	-------	------	------	------	------	------	--------	-------	------	------	------	------	------	------	--------	-------	------	------	------	------	------	------	--------	-------	------	------	------	------	------	------	--------	-------	------	------	------	------	------	------	--------	-------	------	------	------	------	------	------	--------	-------	------

PITCHER	IP	WLS	BF	H	R	ER	SO	BB	IBB	HBP	BLK	WP	HR	S	P	ERA	WHIP
Frank LaCorte, R (1, 1) ERA: 4.7	6.0	L	28	10	5	5	8	1	0	0	0	0	0	43	47	7.50	1.833
Preston Hanna, R (7, 1) ERA: 1.8	2.0		8	2	0	0	1	0	0	0	0	0	0	10	10	0.00	1.000

BOTTOM

Atlanta Braves @ Houston Astros
Astrodome, Houston, TX

Wed Sep 22 1976, 8:05 PM EDT
Att: 3,849 - Dome

livebaseballscorecards.com

AB	35
R	5
H	12
RBI	5
BB	1
SO	9
LOB	18



WP: 0	PA: 36
PB: 0	
SB: 2	
CS: 0	

Batter	1	2	3	4	5	6	7	8	9	AB R H RBI BB SO LOB	TOP											
Rob Andrews, R (1, 4) OBP: 0.314, SLG: 0.302	0-0 F6		0-0 G1-6-3 1B	0-0 2B 1B		0-0 1B SF9 1B	4-0 FC5-4 BB		0-0 F8	5 2 3 1 1 0 0	Houston Astros @ San Francisco Giants Candlestick Park, San Francisco, CA Fri Sep 24 1976, 10:05 PM EDT Att. 1,596 - Unknown livebaseballscorecards.com											
Enos Cabell, R (1, 5) OBP: 0.311, SLG: 0.334	0-3 K		0-0 G1-6-3 1-2f	0-0 2B SF8 1B		0-3 K	0-0 FC5-4 1B	0-3 K	6 1 1 2 0 3 4													
Cesar Cedeno, R (1, 8) OBP: 0.359, SLG: 0.459	0-0 F8			1B 1B		0-0 1-3 1B	0-0 FC4-6 1B	0-0 1-3	6 1 4 2 0 0 0													
Bob Watson, R (1, 3) OBP: 0.376, SLG: 0.461		0-0 1B 1B 2B		1B 1B		0-0 SF9	0-0 F8		3 2 2 1 1 0 2													
Joe Sambito, L (7, 1) OBP: 0.400, SLG: 0.250				1B IBB		3-H			0 0 0 0 0 0 0													
Leon Roberts, R (1, 7) OBP: 0.352, SLG: 0.448		0-0 L5-3 2-3 1B		1B SF8		0-0 F8	0-0 FC4-6		4 1 2 2 0 0 3													
Cliff Johnson, R (1, 2) OBP: 0.354, SLG: 0.403		0-0 L5-3 1-2		HR F8		0-0 F8	4-0 WP BB	0-0 5-3	4 2 1 3 1 0 4													
Jose Cruz, L (1, 9) OBP: 0.376, SLG: 0.405		0-0 3-H 1B		HR F8		0-0 F9	4-0 WP BB BB	4-0 BB	3 2 2 1 2 0 0													
Roger Metzger, S (1, 6) OBP: 0.288, SLG: 0.274		0-0 F9		E 3B		0-0 E3	0-3 K BB BB	0-0 F8	5 1 0 1 0 1 3													
J.R. Richard, R (1, 1) OBP: 0.125, SLG: 0.161			0-3 K	FC1-5 1B		0-0 F4	4-0 FC5-4 BB 1B BB	0-0 F6	3 1 0 0 0 1 1													
Ken Boswell, L (7, PH) OBP: 0.310, SLG: 0.353				1B 1B					0 1 0 0 1 0 0													
Skip Jutze, R (7, 2) OBP: 0.186, SLG: 0.239				2-3					1 0 0 0 0 0 1													
Inning Stats	R: 0 E: 0 K: 1 S: 5	H: 0 LOB: 0 BB: 0 P: 5	R: 1 E: 0 K: 0 S: 5	H: 3 LOB: 1 BB: 0 P: 5	R: 0 E: 0 K: 1 S: 5	H: 1 LOB: 0 BB: 0 P: 5	R: 8 E: 1 K: 0 S: 12	H: 8 LOB: 2 BB: 1 P: 16	R: 0 E: 0 K: 0 S: 3	H: 0 LOB: 0 BB: 0 P: 3	R: 1 E: 0 K: 1 S: 7	H: 2 LOB: 1 BB: 0 P: 7	R: 4 E: 0 K: 1 S: 7	H: 1 LOB: 2 BB: 4 P: 23	R: 0 E: 0 K: 0 S: 3	H: 0 LOB: 1 BB: 1 P: 7	R: 0 E: 0 K: 1 S: 5	H: 0 LOB: 0 BB: 0 P: 5	1B: 11 2B: 3 3B: 1 HR: 1	SF: 2 SAC: 0 DP: 2 HBP: 0	WP: 3 PB: 1 SB: 0 CS: 0	PA: 48
PITCHER	IP WLS BF H R ER SO BB IBB HBP BLK WP HR S P ERA WHIP																				PITCHER	IP WLS BF H R ER SO BB IBB HBP BLK WP HR S P ERA WHIP
Frank Riccelli, L (1, 1) ERA: 6.0	3.0 L 15 8 5 5 2 0 0 0 0 0 1 19 19 15.00 2.667																					
Dave Heaverlo, R (4, 1) ERA: 4.44	0.1 6 4 3 3 0 0 0 0 0 0 0 0 6 6 81.00 12.000																					
Rob Dressler, R (4, 1) ERA: 4.26	2.2 11 2 2 2 1 0 1 0 0 0 0 0 12 16 6.75 0.750																					
John D'Acquisto, R (7, 1) ERA: 5.31	2.0 13 1 4 4 1 5 0 0 0 2 0 10 30 18.00 3.000																					
Tommy Toms, R (9, 1) ERA: 3.68	1.0 3 0 0 0 0 1 0 0 0 0 0 0 5 5 0.00 0.000																					

Houston Astros @ San Francisco Giants
Candlestick Park, San Francisco, CA

Fri Sep 24 1976, 10:05 PM EDT
Att. 1,596 - Unknown

livebaseballscorecards.com

AB	40
R	14
H	15
RBI	13
BB	6
SO	5
LOB	18



Batter	1	2	3	4	5	6	7	8	9	AB	R	H	RBI	BB	SO	LOB
Jack Clark, R OBP: 0.300, SLG: 0.425 (1, 8) (6, 7) (7, 9)	0-0 S 1B	0-3 K		0-3 K		0-0 SF8		0-0 WP 1-3 2B		4	0	2	1	0	2	2
Derrel Thomas, S OBP: 0.323, SLG: 0.313 (1, 4)	0-0 F8 1-2		4-0 S 2B BB		0-0 4-3	0-0 1-2 1B		4-0 2-3 3-H BB		3	1	1	0	2	0	1
Gary Matthews, R OBP: 0.360, SLG: 0.424 Larry Herndon, R OBP: 0.335, SLG: 0.352 (1, 7) (6, 8)	4-0 BB		0-3 K 1-2		0-3 K	0-3 K		0-3 K		2	0	0	0	1	2	1
Bobby Murcer, L OBP: 0.357, SLG: 0.424 Steve Ontiveros, S OBP: 0.244, SLG: 0.214 (1, 9) (7, 7)	0-0 F5		0-0 S E 2B		4-0 BB		0-0 4-3		0-0 4-3	2	1	1	1	1	0	2
Gary Thomasson, L OBP: 0.318, SLG: 0.420 (1, 3)	0-0 4-3		0-0 E9 1B		0-0 4-3		0-0 4-3		0-0 4-3	5	0	1	1	0	0	3
Darrell Evans, L OBP: 0.326, SLG: 0.316 (1, 5)		4-0 G4-6-3 BB	0-3 K		0-0 4-3	0-0 1B FC4-6 2B		0-0 4-3		0-0 4-3	4	1	1	0	1	1
Chris Speier, R OBP: 0.305, SLG: 0.291 (1, 6)		0-0 G4-6-3 1-2f	0-3 K		0-0 4-3	0-0 FC4-6 1B		0-0 6-3		4	0	1	0	0	1	2
Dave Rader, L OBP: 0.335, SLG: 0.332 (1, 2)		4-0 1B BB		0-0 G3		0-0 FC4-6 1B SF8		4-0 2B WP BB		2	2	0	1	2	0	1
Frank Riccelli, L OBP: 0.187, SLG: 0.187 Dave Heaverlo, R OBP: 0.333, SLG: 0.333 Rob Dressler, R OBP: 0.161, SLG: 0.133 Glenn Adams, L OBP: 0.297, SLG: 0.304 John D'Acquisto, R OBP: 0.282, SLG: 0.282 Chris Arnold, R OBP: 0.282, SLG: 0.282 Tommy Tomis, R (1, 1) (4, 1) (4, 1) (6, PH) (7, 1) (8, PH) (8, 1)		0-0 1-2 1B		0-0 6-3		0-0 1B		0-3 K		1	0	1	0	0	0	0

Inning Stats	R: 0	H: 1	E: 0	LOB: 2	K: 0	BB: 1	S: 4	P: 8	R: 0	H: 1	E: 0	LOB: 2	K: 1	BB: 2	S: 5	P: 13	R: 2	H: 2	E: 1	LOB: 1	K: 3	BB: 1	S: 11	P: 15	R: 0	H: 0	E: 0	LOB: 0	K: 1	BB: 0	S: 5	P: 5	R: 0	H: 0	E: 0	LOB: 1	K: 1	BB: 1	S: 9	P: 9	R: 0	H: 0	E: 0	LOB: 0	K: 0	BB: 0	S: 3	P: 3	R: 1	H: 1	E: 0	LOB: 2	K: 2	BB: 2	S: 8	P: 16	R: 0	H: 0	E: 0	LOB: 0	K: 0	BB: 0	S: 3	P: 3	R: 0	H: 0	E: 0	LOB: 0	K: 0	BB: 0	S: 3	P: 3
PITCHER	IP	WLS	BF	H	R	ER	SO	BB	IBB	HBP	BLK	WP	HR	S	P	ERA	WHIP																																																							
J.R. Richard, R ERA: 2.9 Joe Sambito, L ERA: 3.88	(1, 1)	6.0	W	30	8	4	4	7	5	0	0	0	0	39	59	6.00	2.167																																																							
	(7, 1)	3.0	S	12	1	1	2	2	0	0	0	1	0	14	22	3.00	1.000																																																							


BOTTOM

Houston Astros @ San Francisco Giants
Candlestick Park, San Francisco, CA

Fri Sep 24 1976, 10:05 PM EDT
Att. 1,596 - Unknown

AB	34
R	5
H	9
RBI	4
BB	7
SO	9
LOB	18

WP: 1 PA: 42
PB: 0
SB: 3
CS: 0



Batter	1	2	3	4	5	6	7	8	9	AB R H RBI BB SO LOB	TOP											
Alex Taveras, R (1, 6) OBP: 0.278, SLG: 0.235	0-0 K2 1B		0-0 F7		0-0 4-3			0-0 4-3		4 0 1 0 0 0 1												
Enos Cabell, R (1, 5) OBP: 0.310, SLG: 0.333	0-3 K2		0-0 5-3		4-0 BB			0-0 F8		2 0 0 0 0 1 1												
Art Howe, R (3, 5) OBP: 0.333, SLG: 0.188	1-2f									1 0 0 0 1 0 0												
Cesar Cedeno, R (1, 8) OBP: 0.357, SLG: 0.456	0-0 5-3		0-0 F3		0-0 4-3			0-0 F8		4 0 0 0 0 0 2												
Bob Watson, R (1, 3) OBP: 0.378, SLG: 0.462		0-0 1-3 BB 1B		0-0 6-3		0-0 G4-6-3 1B		0-0 FC6-4 1B		3 0 2 0 0 0 0												
Cliff Johnson, R (6, 3) OBP: 0.356, SLG: 0.405										1 0 1 0 0 0 0												
Jose Cruz, L (1, 7) OBP: 0.375, SLG: 0.402		4-0 1-3 1-2 BB		0-0 6-3		0-0 F9		0-0 FC6-4 1-2f		3 0 0 0 1 0 2												
Greg Gross, L (1, 9) OBP: 0.377, SLG: 0.331		0-0 1-3 1-2 2-3		0-0 FC6-4 1B		0-0 G4-6-3 1-2f		0-0 6-3 1-2		4 0 1 0 0 0 4												
Rob Andrews, R (1, 4) OBP: 0.311, SLG: 0.299		0-0 F4		0-0 FC6-4 1-2f			0-0 6-3		0-0 F8	4 0 0 0 0 0 4												
Ed Herrmann, L (1, 2) OBP: 0.282, SLG: 0.290		4-0 IBB			0-0 SH3 1B		4-0 G6-4-3 BB			1 0 1 0 2 0 0												
Bo McLaughlin, R (1, 1) OBP: 0.160, SLG: 0.087		0-3 K			0-0 SH3		0-0 G6-4-3 1-2f			1 0 0 0 0 0 1 3												
Mike Cosgrove, L (5, 1) OBP: 0.234, SLG: 0.293										0 0 0 0 0 0 0 0												
Wilbur Howard, S (7, PH) OBP: 0.286, SLG: 0.286										1 0 0 0 0 0 0 1												
Gilberto Rondon, R (7, 1) OBP: 0.214, SLG: 0.370										0 0 0 0 0 0 0 0												
Joe Niekro, R (7, 1) OBP: 0.214, SLG: 0.370										0 0 0 0 0 0 0 0												
Gene Pentz, R (8, 1) OBP: 0.333, SLG: 0.200										0 0 0 0 0 0 0 0												
Inning Stats	R: 0 E: 0 K: 1 S: 5	H: 1 LOB: 0 BB: 0 P: 5	R: 0 E: 0 K: 1 S: 6	H: 1 LOB: 3 BB: 2 P: 14	R: 0 E: 0 K: 0 S: 3	H: 0 LOB: 0 BB: 0 P: 3	R: 0 E: 0 K: 0 S: 4	H: 1 LOB: 1 BB: 0 P: 4	R: 0 E: 0 K: 0 S: 4	H: 1 LOB: 2 BB: 1 P: 8	R: 0 E: 0 K: 0 S: 3	H: 1 LOB: 0 BB: 0 P: 3	R: 0 E: 0 K: 0 S: 2	H: 0 LOB: 0 BB: 1 P: 6	R: 0 E: 0 K: 0 S: 3	H: 0 LOB: 0 BB: 0 P: 3	R: 0 E: 0 K: 0 S: 4	H: 1 LOB: 1 BB: 0 P: 4	1B: 6 2B: 1 3B: 0 HR: 0	SF: 0 SAC: 1 DP: 3 HBP: 0	WP: 0 PB: 0 SB: 1 CS: 0	PA: 34
PITCHER Jim Barr, R (1, 1) ERA: 2.93	IP: 9.0 WLS: W BF: 34 H: 6 R: 0 ER: 0 SO: 2 BB: 3 IBB: 1 HBP: 0 BLK: 0 WP: 0 HR: 0 S: 34 P: 50 ERA: 0.00 WHIP: 1.000																					

Houston Astros @ San Francisco Giants
Candlestick Park, San Francisco, CA

Sat Sep 25 1976, 6:33 AM EDT
Att. 2,432 - Unknown

livebaseballscorecards.com

AB	29
R	0
H	6
RBI	0
BB	4
SO	2
LOB	18



Batter	1	2	3	4	5	6	7	8	9	AB R H RBI BB SO LOB	TOP
Wilbur Howard, S (1, 7) <small>OBP: 0.245, SLG: 0.294</small>	0-0 G3			0-0 E4 1B		0-0 F9		4-0 BB		3 0 1 0 1 0 1	Houston Astros @ Los Angeles Dodgers Dodger Stadium, Los Angeles, CA Mon Sep 27 1976, 7:05 PM PDT Att: 10,639 - Unknown
Al Javier, R (1, 9) <small>OBP: 0.286, SLG: 0.211</small>	0-0 5-3			0-0 F3		0-0 F2		0-0 F5		4 0 0 0 0 0 3	
Jose Cruz, L (1, 8) <small>OBP: 0.377, SLG: 0.404</small>	0-0 F7			0-3 K		0-0 G3			0-0 1B	4 0 1 0 0 1 2	
Cliff Johnson, R (1, 3) <small>OBP: 0.351, SLG: 0.399</small>		0-0 5-3		0-0 5-3			0-0 E6		0-0 F8	4 0 0 0 0 0 2	
Art Howe, R (1, 4) <small>OBP: 0.321, SLG: 0.182</small> Bob Watson, R (9, PH) <small>OBP: 0.376, SLG: 0.460</small>					4-0 WP BB		0-0 P6		0-0 F9	2 0 1 0 1 0 1 1 0 0 0 0 0 1	
Ken Boswell, L (1, 5) <small>OBP: 0.299, SLG: 0.339</small>					0-0 4-3 1-2		0-0 P4		0-0 G3	4 0 0 0 0 0 4	
Ed Herrmann, L (1, 2) <small>OBP: 0.276, SLG: 0.283</small>					0-3 K		0-3 K			3 0 0 0 0 2 2	
Roger Metzger, S (1, 6) <small>OBP: 0.288, SLG: 0.273</small> Greg Gross, L (8, PH) <small>OBP: 0.379, SLG: 0.333</small> Alex Taveras, R (8, 6) <small>OBP: 0.250, SLG: 0.211</small>					0-0 4-3			0-0 4-3		2 0 0 0 0 0 1 1 0 0 0 0 0 0 0 0 0 0 0 0 0	
Dan Larson, R (1, 1) <small>OBP: 0.313, SLG: 0.387</small> Cesar Cedeño, R (8, PH) <small>OBP: 0.356, SLG: 0.455</small> Gene Pentz, R (8, 1) <small>OBP: 0.333, SLG: 0.200</small>					0-0 4-3		0-0 1B		0-0 6-3	2 0 1 0 0 0 0 1 0 0 0 0 0 0 0 0 0 0 0 0 0	
Inning Stats	R: 0 H: 0 E: 0 LOB: 0 K: 0 BB: 0 S: 3 P: 3	R: 0 H: 1 E: 0 LOB: 0 K: 0 BB: 0 S: 3 P: 3	R: 0 H: 0 E: 0 LOB: 0 K: 0 BB: 0 S: 3 P: 3	R: 0 H: 1 E: 1 LOB: 1 K: 1 BB: 0 S: 6 P: 6	R: 0 H: 0 E: 0 LOB: 1 K: 1 BB: 1 S: 5 P: 9	R: 0 H: 1 E: 0 LOB: 1 K: 0 BB: 0 S: 4 P: 4	R: 0 H: 0 E: 1 LOB: 1 K: 1 BB: 0 S: 6 P: 6	R: 0 H: 0 E: 0 LOB: 1 K: 0 BB: 1 S: 3 P: 7	R: 0 H: 1 E: 0 LOB: 1 K: 0 BB: 0 S: 4 P: 4	1B: 4 SF: 0 2B: 0 SAC: 0 3B: 0 DP: 1 HR: 0 HBP: 0	
PITCHER Don Sutton, R (1, 1) <small>ERA: 3.03</small>	IP WLS BF H R ER SO BB IBB HBP BLK WP HR S P ERA WHIP 9.0 W 33 4 0 0 3 2 0 0 0 1 0 37 45 0.00 0.667										

livebaseballscorecards.com



Batter	1	2	3	4	5	6	7	8	9	AB R H RBI BB SO LOB	TOP	
Rob Andrews, R OBP: 0.308, SLG: 0.296 (1, 4) X	0-0 4-3 ①		X 0-0 F7 ①		X 0-0 F7 ③		X 0-0 P4 ③			4 0 0 0 0 0 0	Houston Astros @ Los Angeles Dodgers Dodger Stadium, Los Angeles, CA Tue Sep 28 1976, 7:05 PM PDT Att: 10,483 - Unknown livebaseballscorecards.com	
Enos Cabell, R OBP: 0.310, SLG: 0.332 (1, 5) X (9, 3)	0-0 6-3 ②		X 0-0 CS 1B			X 0-0 F9 ①		X 0-0 P4 ①		4 0 1 0 0 0 0		
Cesar Cedeno, R OBP: 0.355, SLG: 0.454 (1, 8) X	0-0 E4 1B		X 0-0 G3 ② ③ 1-2			X 0-0 BB S 1B		X 0-0 6-3 ②		4 1 1 0 0 0 1		
Bob Watson, R OBP: 0.377, SLG: 0.460 (1, 3) X Art Howe, R OBP: 0.321, SLG: 0.182 (9, 5)	0-0 1B 2-H			X 0-0 F9 ①		B B B B 4-0 1-2 BB BB		X 0-0 6-3 ③		3 0 1 1 1 0 0 0 0 0 0 0 0 0		
Jose Cruz, L OBP: 0.374, SLG: 0.400 (1, 7) S S S	0-3 K ③			X 0-0 L4 ②		X 0-0 F7 ②		X 0-0 F7 ①		4 0 0 0 0 1 3		
Cliff Johnson, R OBP: 0.356, SLG: 0.399 (1, 2)		B B B B 4-0 FC3-6 BB		X 0-0 1B		B B B B 4-0 1-2 2-3 BB		X 0-0 6-3 ②		2 0 1 0 2 0 0		
Greg Gross, L OBP: 0.378, SLG: 0.332 (1, 9) X		X 0-0 FC3-6 FC5-4 1-2f		S S S S 0-3 K ③		X 0-0 L8 ③		X 0-0 FC6-4 1B		4 0 1 0 0 1 5		
Roger Metzger, S OBP: 0.286, SLG: 0.270 (1, 6) X		X 0-0 F6 ②		X 0-0 K ③		X 0-0 4-3 ①		X 0-0 F5 ①		4 0 0 0 0 0 2		
J.R. Richard, R OBP: 0.121, SLG: 0.156 (1, 1) X		X 0-0 FC5-4 ③ 1-2f		0-0 K ②		X 0-0 F9 ②		X 0-0 FC6-4 ③ 1-2f		3 0 0 0 0 1 1		
Inning Stats	R: 1 E: 1 K: 1 S: 7 H: 1 LOB: 1 BB: 0 P: 7	R: 0 E: 0 K: 0 S: 3 H: 0 LOB: 1 BB: 1 P: 7	R: 0 E: 0 K: 0 S: 3 H: 1 LOB: 0 BB: 0 P: 3	R: 0 E: 0 K: 1 S: 6 H: 1 LOB: 1 BB: 0 P: 6	R: 0 E: 0 K: 1 S: 5 H: 0 LOB: 0 BB: 0 P: 5	R: 0 E: 0 K: 0 S: 4 H: 1 LOB: 3 BB: 2 P: 12	R: 0 E: 0 K: 0 S: 3 H: 0 LOB: 0 BB: 0 P: 3	R: 0 E: 0 K: 0 S: 3 H: 0 LOB: 0 BB: 0 P: 3	R: 0 E: 0 K: 0 S: 4 H: 1 LOB: 1 BB: 0 P: 4	1B: 5 2B: 0 3B: 0 HR: 0 SF: 0 SAC: 0 DP: 0 HBP: 0		WP: 0 PB: 0 SB: 1 CS: 1 PA: 35
PITCHER Burt Hooton, R ERA: 3.26 (1, 1) Charlie Hough, R ERA: 2.28 (9, 1)	IP 8.0 WLS L BF 31 H 4 R 1 ER 0 SO 3 BB 3 IBB 0 HBP 0 BLK 0 WP 0 HR 0 S 34 P 46 ERA 0.00 WHIP 0.875	IP 1.0 WLS L BF 4 H 1 R 0 ER 0 SO 0 BB 0 IBB 0 HBP 0 BLK 0 WP 0 HR 0 S 4 P 4 ERA 0.00 WHIP 1.000	PITCHER IP WLS BF H R ER SO BB IBB HBP BLK WP HR S P ERA WHIP									



Batter	1	2	3	4	5	6	7	8	9	AB R H RBI BB SO LOB
Davey Lopes, R OBP: 0.330, SLG: 0.339 (1, 4)	0-0 6-3		0-0 E1			0-0 1-3			0-0 F9	4 0 0 0 0 0 0
Bill Buckner, L OBP: 0.329, SLG: 0.393 (1, 7)	0-0 G3		0-0 3-1			0-0 F7			0-0 F5	4 0 0 0 0 0 1
Reggie Smith, S OBP: 0.311, SLG: 0.454 (1, 9)	0-3 K			0-0 F7			0-0 1-3		0-0 F9	4 0 0 0 0 1 0
Steve Garvey, R OBP: 0.363, SLG: 0.456 (1, 3)		0-0 1B		0-0 1B			0-0 6-3			3 0 2 0 0 0 0
Ron Cey, R OBP: 0.388, SLG: 0.465 (1, 5)		0-0 F9		0-0 G1-6-3			0-0 F9			3 0 0 0 0 0 2
Bill Russell, R OBP: 0.302, SLG: 0.344 (1, 6)		0-3 K			0-0 4-3			0-0 6-3		3 0 0 0 0 1 1
Glenn Burke, R OBP: 0.385, SLG: 0.371 (1, 8)		0-0 F9			0-0 F3			0-0 6-3		3 0 0 0 0 0 1
Kevin Pasley, R OBP: 0.273, SLG: 0.269 (1, 2)			0-3 K		0-0 F9			0-0 1B		2 0 0 0 0 1 0
Ed Goodson, L OBP: 0.280, SLG: 0.348 (8, PH)										1 0 1 0 0 0 0
Rick Auerbach, R OBP: 0.178, SLG: 0.098 (8, PR)										0 0 0 0 0 0 0
Steve Yeager, R OBP: 0.286, SLG: 0.357 (9, 2)										0 0 0 0 0 0 0
Burt Hooton, R OBP: 0.149, SLG: 0.115 (1, 1)			0-3 K			0-3 K		0-0 L6		2 0 0 0 0 2 0
Leron Lee, L OBP: 0.152, SLG: 0.159 (8, PH)										1 0 0 0 0 0 1
Charlie Hough, R OBP: 0.286, SLG: 0.381 (9, 1)										0 0 0 0 0 0 0

Inning Stats	R: 0	H: 0	E: 0	K: 1	S: 5	R: 0	H: 1	E: 0	K: 1	S: 6	R: 0	H: 0	E: 1	K: 2	S: 8	R: 0	H: 1	E: 0	K: 0	S: 3	R: 0	H: 0	E: 0	K: 0	S: 3	R: 0	H: 0	E: 0	K: 1	S: 5	R: 0	H: 0	E: 0	K: 0	S: 3	R: 0	H: 1	E: 0	K: 0	S: 4	R: 0	H: 0	E: 0	K: 0	S: 3	R: 0	H: 0	E: 0	K: 0	S: 3	R: 0	H: 0	E: 0	K: 0	S: 3
J.R. Richard, R ERA: 2.81 (1, 1)	IP: 9.0	WLS: W	BF: 30	H: 3	R: 0	ER: 0	SO: 5	BB: 0	IBB: 0	HBP: 0	BLK: 0	WP: 0	HR: 0	S: 40	P: 40	ERA: 0.00	WHIP: 0.333																																						


BOTTOM

Houston Astros @ Los Angeles Dodgers
Dodger Stadium, Los Angeles, CA

Tue Sep 28 1976, 7:05 PM PDT
Att. 10,483 - Unknown

livebaseballscorecards.com

AB	30
R	0
H	3
RBI	0
BB	0
SO	5
LOB	6



WP: 0	PA: 30
PB: 0	CS: 0
SB: 2	
CS: 0	

Batter	1	2	3	4	5	6	7	8	9	AB	R	H	RBI	BB	SO	LOB
Davey Lopes, R OBP: 0.328, SLG: 0.336 (1, 4)	0-3 K			0-0 L6		0-0 F3				3	0	0	0	0	1	0
Bill Russell, R OBP: 0.303, SLG: 0.345 Rick Auerbach, R OBP: 0.174, SLG: 0.095 (1, 6) (5, 6)	0-0 1-3			0-0 FC6-4 1B			0-0 F7			2	0	1	0	0	0	0
Bill Buckner, L OBP: 0.329, SLG: 0.393 (1, 7)	0-0 F8			0-0 P6			0-0 1-3 1B			3	1	1	0	0	0	1
Ron Cey, R OBP: 0.388, SLG: 0.463 (1, 5)		4-0 BB G4-6-3		0-0 FC6-4 1-2f			0-0 1-3			2	0	0	0	1	0	2
Steve Garvey, R OBP: 0.363, SLG: 0.455 (1, 3)		0-0 G4-6-3 1-2f		0-0 F9			0-0 2-H 1B			3	0	1	1	0	0	1
Lee Lacy, R OBP: 0.311, SLG: 0.345 (1, 9)		0-0 1-3		0-0 F8			0-0 F8			3	0	0	0	0	0	1
Glenn Burke, R OBP: 0.357, SLG: 0.342 (1, 8)			0-0 4-3		0-0 F7			0-0 4-3		3	0	0	0	0	0	0
Steve Yeager, R OBP: 0.284, SLG: 0.354 (1, 2)			0-0 F9			0-0 6-3		0-0 6-3		3	0	0	0	0	0	0
Rick Sutcliffe, L Stan Wall, L Ed Goodson, L Charlie Hough, R (1, 1) (6, 1) (8, PH) (9, 1)	0-3 K		0-3 K			0-0 1-3		0-3 K		1	0	0	0	0	1	0

Inning Stats		R: 0	H: 0	R: 0	H: 0	R: 0	H: 0	R: 0	H: 0	R: 1	H: 2	R: 0	H: 0	1B: 3	SF: 0
		E: 0	LOB: 0	E: 0	LOB: 0	E: 0	LOB: 1	E: 0	LOB: 0	E: 0	LOB: 1	E: 0	LOB: 0	2B: 0	SAC: 0
		K: 1	BB: 0	K: 0	BB: 1	K: 0	BB: 0	K: 0	BB: 0	K: 0	BB: 0	K: 1	BB: 0	3B: 0	DP: 1
		S: 5	P: 5	S: 2	P: 6	S: 4	P: 4	S: 3	P: 3	S: 5	P: 5	S: 5	P: 5	HR: 0	HBP: 0

PITCHER		IP	WLS	BF	H	R	ER	SO	BB	IBB	HBP	BLK	WP	HR	S	P	ERA	WHIP
Joe Sambito, L ERA: 3.54 (1, 1)		7.0	L	24	3	1	1	2	1	0	0	0	0	0	27	31	1.29	0.571
Ken Forsch, R ERA: 2.15 (8, 1)		1.0		3	0	0	0	1	0	0	0	0	0	0	5	5	0.00	0.000

PITCHER		IP	WLS	BF	H	R	ER	SO	BB	IBB	HBP	BLK	WP	HR	S	P	ERA	WHIP

Houston Astros @ Los Angeles Dodgers
Dodger Stadium, Los Angeles, CA
 Wed Sep 29 1976, 7:05 PM PDT
 Att. 11,600 - Unknown

AB	26
R	1
H	3
RBI	1
BB	1
SO	3
LOB	5



WP: 0	PA: 27
PB: 0	
SB: 0	
CS: 0	

livebaseballscores.com

Batter	1	2	3	4	5	6	7	8	9	AB R H RBI BB SO LOB	TOP
Larry Herndon, R (1, 8) OBP: 0.338, SLG: 0.354	0-0 5-3		0-0 4-3			0-0 4-3 HR		0-0 1B		4 1 2 0 0 0 0	San Francisco Giants @ Houston Astros Astrodome, Houston, TX Fri Oct 01 1976, 8:05 PM EDT Att. 5,196 - Dome
Derrel Thomas, S (1, 4) OBP: 0.317, SLG: 0.306	0-0 F9		0-0 4-3			0-0 4-3		0-0 4-3		4 0 0 0 0 0 2	
Gary Matthews, R (1, 7) OBP: 0.359, SLG: 0.443	0-0 1-3				0-0 5-3				0-0 E7 1B	4 1 2 2 0 0 0	
Gary Thomasson, L (1, 3) OBP: 0.325, SLG: 0.429		0-0 F5			0-0 F2				0-0 F7	4 0 0 0 0 0 1	
Jack Clark, R (1, 9) OBP: 0.278, SLG: 0.388		0-0 HR 1B			0-0 6-3				0-0 1-3	4 1 1 0 0 0 1	
Ken Reitz, R (1, 5) Chris Arnold, R (5, PH) OBP: 0.280, SLG: 0.250		0-0 F8 1-2			0-0 F8				0-0 F9	1 0 0 0 0 0 1 3 0 0 0 0 0 1	
Gary Alexander, R (1, 2) OBP: 0.272, SLG: 0.310		0-0 HR 2-H			0-0 F9				0-0 F9	3 1 1 2 0 0 0	
Johnnie LeMaster, R (1, 6) OBP: 0.230, SLG: 0.289		0-0 1-3			0-0 6-3				0-0 F8	3 0 0 0 0 0 0	
Jim Barr, R (1, 1) Steve Ontiveros, S (8, PH) Randy Moffitt, R (8, 1) OBP: 0.143, SLG: 0.143			0-3 K			0-3 K			0-0 4-3	2 0 0 0 0 2 0 1 0 0 0 0 0 0 0 0 0 0 0 0 0	
Inning Stats	R: 0 H: 0 E: 0 LOB: 0 K: 0 BB: 0 S: 3 P: 3	R: 2 H: 2 E: 0 LOB: 0 K: 0 BB: 0 S: 5 P: 5	R: 0 H: 0 E: 0 LOB: 0 K: 1 BB: 0 S: 5 P: 5	R: 0 H: 0 E: 0 LOB: 0 K: 0 BB: 0 S: 3 P: 3	R: 0 H: 0 E: 0 LOB: 0 K: 0 BB: 0 S: 3 P: 3	R: 2 H: 2 E: 0 LOB: 0 K: 1 BB: 0 S: 7 P: 7	R: 0 H: 0 E: 0 LOB: 0 K: 0 BB: 0 S: 3 P: 3	R: 0 H: 1 E: 0 LOB: 1 K: 0 BB: 0 S: 4 P: 4	R: 0 H: 1 E: 1 LOB: 1 K: 0 BB: 0 S: 4 P: 4	1B: 4 SF: 0 2B: 0 SAC: 0 3B: 0 DP: 0 HR: 2 HBP: 0	
PITCHER Mark Lemongello, R (1, 1) ERA: 2.79 Gene Pentz, R (8, 1) ERA: 2.97	IP WLS BF H R ER SO BB IBB HBP BLK WP HR S P ERA WHIP										
	7.0 W 25 4 4 4 2 0 0 0 0 0 0 2 29 29 5.14 0.571										
	2.0 S 8 2 0 0 0 0 0 0 0 0 0 0 8 8 0.00 1.000										

livebaseballscores.com

AB	33
R	4
H	6
RBI	4
BB	0
SO	2
LOB	6



Batter	1	2	3	4	5	6	7	8	9	AB	R	H	RBI	BB	SO	LOB
Wilbur Howard, S (1, 7) OBP: 0.245, SLG: 0.293	0-3 K		0-0 G4-6-3 1B		0-0 1-3		0-0 E1 1B			4	1	1	0	0	1	1
Alex Taveras, R (1, 6) OBP: 0.250, SLG: 0.217	0-0 6-3		0-0 G4-6-3 1-2f		0-0 E4 1B		0-0 1B 1B			4	1	2	2	0	0	1
Cesar Cedeno, R (1, 8) OBP: 0.359, SLG: 0.457	0-0 2B		0-0 S 1B		0-0 6-3		0-0 1B 1B			4	1	3	0	0	0	1
Cliff Johnson, R (1, 3) OBP: 0.356, SLG: 0.395	4-0 BB		0-0 6-3 1-2		0-0 F8		0-0 1B 1B			3	0	1	2	1	0	1
Art Howe, R (1, 5) OBP: 0.286, SLG: 0.172	0-0 F7			0-0 6-3		0-0 6-3		0-0 5-3		4	0	0	0	0	0	2
Al Javier, R (1, 9) OBP: 0.269, SLG: 0.208		0-0 FC6-4 1B		0-0 6-3		0-0 6-3		0-0 6-3		2	0	1	0	0	0	0
Leon Roberts, R (5, 9) OBP: 0.347, SLG: 0.443										2	0	0	0	0	0	0
Greg Gross, L (9, 9) OBP: 0.378, SLG: 0.332										0	0	0	0	0	0	0
Larry Milbourne, S (1, 4) OBP: 0.319, SLG: 0.276		0-0 FC6-4 1-2f		0-0 5-3			0-0 E6 4-3 4-1 1B	0-0 1B		4	1	2	0	0	0	1
Ed Herrmann, L (1, 2) OBP: 0.274, SLG: 0.283		0-0 F4			0-0 G3 E 2B		0-0 4-3 1B	0-0 F9		4	1	1	0	0	0	3
Mark Lemongello, R (1, 1) OBP: 0.296, SLG: 0.336		0-0 4-3			0-0 G3		0-0 4-1			2	0	0	0	0	0	2
Ken Boswell, L (7, PH) OBP: 0.333, SLG: 0.200										1	0	0	1	0	0	0
Gene Pentz, R (8, 1) OBP: 0.333, SLG: 0.200										0	0	0	0	0	0	0

Inning Stats	R: 0	H: 1	R: 0	H: 1	R: 0	H: 2	R: 0	H: 0	R: 1	H: 2	R: 0	H: 0	R: 4	H: 4	R: 0	H: 1
	E: 0	LOB: 2	E: 0	LOB: 1	E: 0	LOB: 1	E: 0	LOB: 0	E: 1	LOB: 1	E: 0	LOB: 0	E: 2	LOB: 1	E: 0	LOB: 1
	K: 1	BB: 1	K: 0	BB: 0	K: 0	BB: 0	K: 0	BB: 0	K: 0	BB: 0	K: 0	BB: 0	K: 0	BB: 0	K: 0	BB: 0
	S: 6	P: 10	S: 4	P: 4	S: 4	P: 4	S: 3	P: 3	S: 5	P: 5	S: 3	P: 3	S: 7	P: 7	S: 4	P: 4


PITCHER	IP	WLS	BF	H	R	ER	SO	BB	IBB	HBP	BLK	WP	HR	S	P	ERA	WHIP
Jim Barr, R (1, 1) ERA: 2.89	7.0	L	31	10	5	1	1	1	1	0	0	0	0	32	36	1.29	1.571
Randy Moffitt, R (8, 1) ERA: 2.27	1.0		4	1	0	0	0	0	0	0	0	0	0	4	4	0.00	1.000

BOTTOM

San Francisco Giants @ Houston Astros
Astrodome, Houston, TX
Fri Oct 01 1976, 8:05 PM EDT
Att. 5,196 - Dome

AB	34
R	5
H	11
RBI	5
BB	1
SO	1
LOB	12

livebaseballscorecards.com



WP: 0	PA: 35
PB: 0	
SB: 2	
CS: 0	

Batter	1	2	3	4	5	6	7	8	9	AB R H RBI BB SO LOB	TOP	
Larry Herndon, R (1, 8) OBP: 0.337, SLG: 0.356	0-0 4-3 2B		0-0 F3		0-3 K			0-3 K		4 1 1 0 0 2 0		
Derrel Thomas, S (1, 4) OBP: 0.313, SLG: 0.301	0-0 4-3		0-0 F5			0-0 F9		0-0 F5		4 0 0 0 0 0 1		
Gary Thomasson, L (1, 3) OBP: 0.321, SLG: 0.424	0-0 4-3		0-0 4-3			0-0 F8			0-0 4-3	4 0 0 1 0 0 0		
Glenn Adams, L (1, 7) OBP: 0.253, SLG: 0.297	0-0 3-H 1B 1B			0-0 4-3		0-0 F9			0-0 4-3	4 0 1 0 0 0 0		
Jack Clark, R (1, 9) OBP: 0.277, SLG: 0.382	0-0 1-2 1B			0-3 K			0-3 K		0-3 K	4 0 1 0 0 3 0		
Steve Ontiveros, S (1, 5) OBP: 0.244, SLG: 0.216	0-3 K			0-0 1B			0-3 K			3 0 1 0 0 2 2		
Gary Alexander, R (1, 2) OBP: 0.274, SLG: 0.301		0-3 K		0-3 K			4-0 BB			2 0 0 0 1 2 1		
Johnnie LeMaster, R (1, 6) OBP: 0.223, SLG: 0.280		0-3 K			0-0 1-3		0-3 K			3 0 0 0 0 2 1		
Rob Dressler, R (1, 1) OBP: 0.156, SLG: 0.129 Charlie Williams, R (3, 1) OBP: 0.222, SLG: 0.125 Frank Riccelli, L (4, 1) OBP: 0.197, SLG: 0.167 Chris Arnold, R (5, PH) OBP: 0.276, SLG: 0.246 Tommy Tomis, R (5, 1) Mike Caldwell, R (6, 1) OBP: 0.158, SLG: 0.211 Dave Rader, L (8, PH) OBP: 0.332, SLG: 0.333 John D'Acquisto, R (8, 1) OBP: 0.236, SLG: 0.308		0-3 K			0-3 K			0-0 3-1		1 0 0 0 0 1 0 0 0 0 0 0 0 0 0 0 0 0 0 0 0 1 0 0 0 0 1 0 0 0 0 0 0 0 0 0 0 0 0 0 0 0 1 0 0 0 0 0 0 0 0 0 0 0 0 0		
Inning Stats	R: 1 H: 3 E: 0 LOB: 2 K: 1 BB: 0 S: 8 P: 8	R: 0 H: 0 E: 0 LOB: 0 K: 3 BB: 0 S: 9 P: 9	R: 0 H: 0 E: 0 LOB: 0 K: 0 BB: 0 S: 3 P: 3	R: 0 H: 1 E: 0 LOB: 1 K: 2 BB: 0 S: 8 P: 8	R: 0 H: 0 E: 0 LOB: 0 K: 2 BB: 0 S: 7 P: 7	R: 0 H: 0 E: 0 LOB: 0 K: 0 BB: 0 S: 3 P: 3	R: 0 H: 0 E: 0 LOB: 1 K: 3 BB: 1 S: 9 P: 13	R: 0 H: 0 E: 0 LOB: 0 K: 1 BB: 0 S: 5 P: 5	R: 0 H: 0 E: 0 LOB: 0 K: 1 BB: 0 S: 5 P: 5	1B: 3 SF: 0 2B: 1 SAC: 0 3B: 0 DP: 0 HR: 0 HBP: 0	WP: 0 PA: 32 PB: 0 SB: 0 CS: 0	
PITCHER J.R. Richard, R (1, 1) ERA: 2.75	IP WLS BF H R ER SO BB IBB HBP BLK WP HR S P ERA WHIP	9.0 W 32 4 1 1 13 1 0 0 0 0 0 0 57 61 1.00 0.556										

San Francisco Giants @ Houston Astros
 Astrodome, Houston, TX
 Sat Oct 02 1976, 4:33 AM EDT
 Att. 7,612 - Dome

AB	31
R	1
H	4
RBI	1
BB	1
SO	13
LOB	5



BOTTOM

San Francisco Giants @ Houston Astros
Astrodome, Houston, TX
Sat Oct 02 1976, 4:33 AM EDT
Att. 7,612 - Dome

livebaseballscorecards.com

AB 38
R 10
H 14
RBI 9
BB 3
SO 0
LOB 19



WP: 0 PA: 42
PB: 1
SB: 3
CS: 0

AB R H RBI BB SO LOB

5 1 3 1 0 0 2

5 1 1 0 0 0 3

4 1 0 0 1 0 4

3 1 1 2 0 0 0
1 0 1 0 0 0 0
0 0 0 0 0 0 0

4 2 2 1 1 0 2

4 1 2 2 1 0 2

4 0 0 0 0 0 4

4 2 1 0 0 0 2

4 1 3 3 0 0 0

1B: 12 SF: 0
2B: 1 SAC: 0
3B: 0 DP: 2
HR: 1 HBP: 1

Batter	1	2	3	4	5	6	7	8	9
Rob Andrews, R (1, 4) OBP: 0.312, SLG: 0.300	0-0 1-3	0-0 1-2 2-H 1B		0-0 FC6-4 1B		0-0 PB 1B 1B	0-0 G6-4-3		
Enos Cabell, R (1, 5) OBP: 0.309, SLG: 0.329 (9, 3)	0-0 6-3	0-0 F9		0-0 FC6-4 1-2f		0-0 1-2 PB 1B 1B		0-0 F7	
Cesar Cedeno, R (1, 8) OBP: 0.357, SLG: 0.454	0-0 5-3	0-0 4-3			0-0 6-3	0-0 F8		4-0 1B S FC4-6 BB	
Bob Watson, R (1, 3) OBP: 0.377, SLG: 0.458 Ken Boswell, L (8, PH) OBP: 0.301, SLG: 0.341 Art Howe, R (9, 5) OBP: 0.286, SLG: 0.172		1-0 1B 2B HBP	0-0 F9		0-0 F9	0-0 FC5-4 1-1-H 2-H 1B		0-0 FC4-6 1-3 1B	
Jose Cruz, L (1, 7) OBP: 0.377, SLG: 0.401		0-0 1-3 2B 1B	4-0 S E BB		0-0 1B 1B	0-0 FC5-4 1-2f		0-0 FC4-6 1-2f 3-H	
Cliff Johnson, R (1, 2) OBP: 0.359, SLG: 0.399		0-0 FC3-6 1-1-H 3-H 1B 2B	4-0 1-H G4-3 BB		0-0 1-3 1B	0-0 G3		0-0 F8	
Greg Gross, L (1, 9) OBP: 0.375, SLG: 0.329		0-0 E6 FC3-6	0-0 G4-3 1-2f		0-0 G3		0-0 F7		
Roger Metzger, S (1, 6) OBP: 0.286, SLG: 0.270		0-0 FC3-6 1-2f 2-3 1B 1B		0-0 F9		0-0 HR 1B	0-0 E6 1B		
J.R. Richard, R (1, 1) OBP: 0.146, SLG: 0.210		0-0 1-2 1B 1B		0-0 G3		0-0 HR	0-0 G6-4-3 1-2 1B		

Inning Stats	R: 0	H: 0	E: 0	K: 0	S: 3	H: 0	LOB: 0	BB: 0	P: 3	R: 1	H: 0	E: 0	K: 0	S: 2	R: 4	H: 1	E: 0	K: 0	S: 4	R: 0	H: 2	E: 0	K: 0	S: 5	R: 4	H: 5	E: 0	K: 0	S: 8	R: 0	H: 1	E: 1	K: 0	S: 4	R: 1	H: 1	E: 0	K: 0	S: 4
--------------	------	------	------	------	------	------	--------	-------	------	------	------	------	------	------	------	------	------	------	------	------	------	------	------	------	------	------	------	------	------	------	------	------	------	------	------	------	------	------	------

PITCHER	IP	WLS	BF	H	R	ER	SO	BB	IBB	HBP	BLK	WP	HR	S	P	ERA	WHIP
Rob Dressler, R (1, 1) ERA: 4.43	2.0	L	12	4	4	3	0	0	0	0	0	0	0	11	12	13.50	2.000
Charlie Williams, R (3, 1) ERA: 2.96	1.0		4	0	1	0	0	2	0	0	0	0	0	2	10	0.00	2.000
Frank Riccelli, L (4, 1) ERA: 5.83	1.0		4	1	0	0	0	0	0	0	0	0	0	4	4	0.00	1.000
Tommy Toms, R (5, 1) ERA: 6.23	1.1		11	7	4	3	0	0	0	0	0	0	1	11	11	20.25	5.250
Mike Caldwell, L (6, 1) ERA: 4.86	1.2		6	1	0	0	0	0	0	0	0	0	0	6	6	0.00	0.600

PITCHER	IP	WLS	BF	H	R	ER	SO	BB	IBB	HBP	BLK	WP	HR	S	P	ERA	WHIP
John D'Acquisto, R (8, 1) ERA: 5.35	1.0		5	1	1	1	0	1	0	0	0	0	0	4	8	9.00	2.000