

# Houston Astros - 1976

Batter	1	2	3	4	5	6	7	8	9	AB	R	H	RBI	BB	SO	LOB	TOP																					
Wilbur Howard, S (1.7)	F8		L3			4-3	P5		FC4-6	5	0	0	0	0	0	4																						
Enos Cabell, R (1.5) OBP: 0.400, SLG: 0.400	6-3			K		HR	1B		FC1-6	5	1	2	1	0	1	1																						
Cesar Cedeno, R (1.8) OBP: 0.200, SLG: 0.800	F9			F9		HR	F9		P5	5	1	1	2	0	0	3																						
Bob Watson, R (1.3) OBP: 0.250, SLG: 1.000		K		5-3		HR	F9			4	1	1	1	0	1	2																						
Cliff Johnson, R (1.2) OBP: 0.750, SLG: 0.500		K				1B			FC4-6	2	1	1	0	2	1	0																						
Greg Gross, L (1.9) OBP: 0.500, SLG: 0.500	4-3					BB	L7		BB	4	0	2	0	0	0	1																						
Larry Milbourne, S (1.4) OBP: 0.250, SLG: 0.500						FC4-6	3-1		G4-6-3	4	0	1	1	0	0	4																						
Roger Metzger, S (1.6) OBP: 0.500, SLG: 0.500			P6			1B	1B		F7	4	1	2	0	0	0	2																						
J.R. Richard, R Ken Boswell, L Jose Sosa, R Mike Cosgrove, L Joaquin Andujar, S Joaquin Andujar, S Mike Barlow, R Ken Forsch, R Leon Roberts, R			P3			G4-6-3	F9		FC4-6	1	0	0	0	0	0	1																						
<b>Inning Stats</b>	R: 0 E: 0 K: 0 S: 3	H: 0 LOB: 0 BB: 0 P: 3	R: 0 E: 0 K: 2 S: 7	H: 0 LOB: 0 BB: 0 P: 7	R: 0 E: 0 K: 1 S: 4	H: 1 LOB: 1 BB: 0 P: 4	R: 0 E: 0 K: 1 S: 5	H: 0 LOB: 0 BB: 0 P: 5	R: 1 E: 0 K: 0 S: 4	H: 2 LOB: 1 BB: 1 P: 8	R: 3 E: 0 K: 0 S: 6	H: 3 LOB: 1 BB: 0 P: 10	R: 1 E: 0 K: 0 S: 6	H: 3 LOB: 2 BB: 0 P: 6	R: 0 E: 0 K: 0 S: 4	H: 2 LOB: 1 BB: 0 P: 4	R: 0 E: 0 K: 0 S: 3	H: 0 LOB: 1 BB: 1 P: 7	1B: 8 2B: 1 3B: 0 HR: 2	SF: 0 SAC: 0 DP: 2 HBP: 0	WP: 0 PA: 39 PB: 0 SB: 0 CS: 0																	
<b>PITCHER</b>	IP	WLS	BF	H	R	ER	SO	BB	IBB	HBP	BLK	WP	HR	S	P	ERA	WHIP	<b>PITCHER</b>				IP	WLS	BF	H	R	ER	SO	BB	IBB	HBP	BLK	WP	HR	S	P	ERA	WHIP
Gary Nolan, R (1.1) ERA: 6.75	5.1	W	22	6	4	4	3	1	0	0	0	0	2	27	31	6.75	1.312																					
Pedro Borbon, R (6.1) ERA: 2.45	3.2	S	17	5	1	1	0	2	0	0	0	0	0	15	23	2.46	1.909																					

Houston Astros @ Cincinnati Reds  
Riverfront Stadium, Cincinnati, OH  
Thu Apr 08 1976, 3:33 AM EST  
Att: 52,949 - Unknown

AB	36
R	5
H	11
RBI	5
BB	3
SO	3
LOB	20



Batter	1	2	3	4	5	6	7	8	9	AB	R	H	RBI	BB	SO	LOB	BOTTOM																					
Pete Rose, S (1.5) OBP: 0.600, SLG: 1.000	FC4-6			K		FC4-6	K			5	0	3	2	0	2	1																						
Ken Griffey, L (1.9) OBP: 0.200, SLG: 0.200	FC4-6	F7				FC4-6	4-3			5	2	1	0	0	0	5																						
Joe Morgan, L (1.4) OBP: 0.800, SLG: 0.750	FC5					E9				4	3	3	1	1	0	1																						
Johnny Bench, R (1.2) OBP: 0.200, SLG: 0.200	F8		G3			K				4	1	0	0	1	2	5																						
Tony Perez, R (1.3) OBP: 0.800, SLG: 1.000		WP	FC			WP				3	1	2	4	2	0	0																						
George Foster, R (1.7) OBP: 0.200, SLG: 0.200		F8	F2			F8				5	0	1	2	0	0	5																						
Dave Concepcion, R (1.6) OBP: 0.200, SLG: 0.200			FC6-4			P2				5	1	1	1	0	0	6																						
Cesar Geronimo, L (1.8) OBP: 0.500, SLG: 0.750		4-3				F8				4	1	2	0	0	0	1																						
Gary Nolan, R (1.1) OBP: 0.500, SLG: 0.500			E9							2	1	1	1	0	1	0																						
Pedro Borbon, R (6.1) OBP: 0.500, SLG: 0.500			3B			K				2	1	1	0	0	0	1																						
<b>Inning Stats</b>	R: 0 E: 0 K: 0 S: 4	H: 1 LOB: 1 BB: 0 P: 4	R: 3 E: 1 K: 0 S: 6	H: 3 LOB: 1 BB: 1 P: 10	R: 1 E: 0 K: 0 S: 5	H: 1 LOB: 1 BB: 0 P: 5	R: 0 E: 0 K: 2 S: 7	H: 0 LOB: 0 BB: 0 P: 7	R: 2 E: 0 K: 1 S: 8	H: 3 LOB: 1 BB: 0 P: 8	R: 5 E: 1 K: 0 S: 7	H: 5 LOB: 2 BB: 2 P: 15	R: 0 E: 0 K: 1 S: 6	H: 1 LOB: 1 BB: 0 P: 6	R: 0 E: 0 K: 1 S: 6	H: 1 LOB: 2 BB: 1 P: 10	1B: 12 2B: 3 3B: 1 HR: 0	SF: 0 SAC: 0 DP: 1 HBP: 0	WP: 2 PA: 43 PB: 0 SB: 4 CS: 0																			
<b>PITCHER</b>	IP	WLS	BF	H	R	ER	SO	BB	IBB	HBP	BLK	WP	HR	S	P	ERA	WHIP	<b>PITCHER</b>				IP	WLS	BF	H	R	ER	SO	BB	IBB	HBP	BLK	WP	HR	S	P	ERA	WHIP
J.R. Richard, R (1.1) ERA: 9.0	4.0	L	19	5	4	4	2	1	0	0	0	0	0	22	26	9.00	1.500																					
Jose Sosa, R (5.1) ERA: 45.0	1.0		9	6	5	5	1	0	0	0	0	1	0	11	11	45.00	6.000																					
Mike Cosgrove, L (6.1) ERA: 27.0	0.1		2	1	0	0	0	0	0	0	0	0	0	2	2	0.00	3.000																					
Joaquin Andujar, R (6.1) ERA: 13.5	0.2		4	1	2	2	0	2	0	0	0	0	0	2	10	27.00	4.500																					
Mike Barlow, R (7.1) ERA: 1.0	1.0		4	1	0	0	1	0	0	0	0	0	0	6	6	0.00	1.000																					

Houston Astros @ Cincinnati Reds  
Riverfront Stadium, Cincinnati, OH  
Thu Apr 08 1976, 3:33 AM EST  
Att: 52,949 - Unknown

AB	39
R	11
H	15
RBI	11
BB	4
SO	5
LOB	25









Batter	1	2	3	4	5	6	7	8	9	AB	R	H	RBI	BB	SO	LOB	TOP		
Wilbur Howard, S (1.7)	0-0 4-3			0-3 K		0-3 K	0-0 FC5-4			4	0	0	0	0	2	4	<b>Houston Astros @ Cincinnati Reds</b> Riverfront Stadium, Cincinnati, OH Sun Apr 11 1976, 3:33 AM EST Att: 53,390 - Unknown		
Enos Cabell, R (1.5) OBP: 0.500, SLG: 0.500	0-0 5-3			0-0 5-3		1B 1B		1B 1B		4	0	2	1	0	0	0			
Cesar Cedeno, R (1.8) OBP: 0.286, SLG: 0.643	0-0 P3			0-0 5-3		1B FC4		K		4	0	1	0	0	1	1			
Bob Watson, R (1.3) OBP: 0.308, SLG: 0.538		0-0 4-3			0-3 K	F7		1B		4	0	1	0	0	1	2			
Cliff Johnson, R (1.2) Skip Jutze, R (5.2) OBP: 0.455, SLG: 0.375		0-0 F3			0-0 L6	FC4		K		2	0	0	0	0	0	0			
Greg Gross, L (1.9) OBP: 0.333, SLG: 0.400		0-0 F7			0-0 G3		BB BB	K		2	0	0	0	1	1	2			
Larry Milbourne, S (1.4) OBP: 0.333, SLG: 0.300			0-0 F9			1B WP BB	K		1B HBP	2	1	0	0	1	1	1			
Roger Metzger, S (1.6) OBP: 0.333, SLG: 0.273			0-0 F8			1B WP BB	F9		G6-4-3	3	1	0	0	1	0	2			
Joe Niekro, R (1.1) Joaquin Andujar, S (4.1) Ken Boswell, L (6. PH) Jose Sosa, R (6.1) Jose Cruz, L (7. PH) Mike Barlow, L (7.1) Larry Hardy, R (8.1) Leon Roberts, R (9. PH) OBP: 0.667, SLG: 0.500			0-3 K			1B WP 1B	FC5-4		K	1	0	0	0	0	1	0			
<b>Inning Stats</b>	R: 0 E: 0 K: 0 S: 3	H: 0 LOB: 0 BB: 0 P: 3	R: 0 E: 0 K: 0 S: 3	H: 0 LOB: 0 BB: 0 P: 3	R: 0 E: 0 K: 1 S: 5	H: 0 LOB: 0 BB: 0 P: 5	R: 0 E: 0 K: 1 S: 5	H: 0 LOB: 0 BB: 0 P: 5	R: 3 E: 0 K: 1 S: 8	H: 3 LOB: 2 BB: 2 P: 16	R: 0 E: 0 K: 1 S: 5	H: 0 LOB: 0 BB: 0 P: 13	R: 0 E: 0 K: 3 S: 11	H: 2 LOB: 2 BB: 0 P: 11	R: 0 E: 0 K: 1 S: 4	H: 0 LOB: 0 BB: 0 P: 5		1B: 5 2B: 0 3B: 0 HR: 0	SF: 0 SAC: 0 DP: 1 HBP: 1
<b>PITCHER</b>	IP WLS BF H R ER SO BB IBB HBP BLK WP HR S P ERA WHIP	5.1 W 20 2 3 3 4 2 0 0 0 1 0 26 34 5.06 0.750	2.2 13 3 0 0 4 2 0 0 0 0 0 19 27 0.00 1.875	1.0 3 0 0 0 1 0 0 1 0 0 0 4 5 0.00 0.000	<b>PITCHER</b>										IP WLS BF H R ER SO BB IBB HBP BLK WP HR S P ERA WHIP				

AB	31
R	3
H	5
RBI	1
BB	4
SO	9
LOB	16



Batter	1	2	3	4	5	6	7	8	9	AB	R	H	RBI	BB	SO	LOB	BOTTOM		
Pete Rose, S (1.5) OBP: 0.563, SLG: 0.750	BB 2B 1B	6-3		E 1B 1B	BB 1B		1B 2B	F7		6	2	4	1	0	0	2	<b>Houston Astros @ Cincinnati Reds</b> Riverfront Stadium, Cincinnati, OH Sun Apr 11 1976, 3:33 AM EST Att: 53,390 - Unknown		
Ken Griffey, L (1.9) OBP: 0.400, SLG: 0.308	2B 4-3 BB	6-3		1B 6-3 1B	BB BB BB BB BB BB	1B 2-3 BB	1-3			3	2	1	1	2	0	1			
Joe Morgan, L (1.4) OBP: 0.733, SLG: 1.091	4-3 1-3 2-H 2B			S BB	6-3 2B 1B	4-3	F9			4	1	2	2	1	0	4			
Johnny Bench, R (1.2) Bill Plummer, R (9.2) OBP: 0.333, SLG: 0.500	F8			K	6-3		FC6-4 BB	E4 1B		4	1	0	1	1	1	4			
Tony Perez, R (1.3) OBP: 0.467, SLG: 0.583	4-3			5-3		K	K	F9		5	0	1	2	0	1	4			
George Foster, R (1.7) OBP: 0.400, SLG: 0.250	S BB			FC6-4 BB	K		F2	BB 2B 1B		3	1	1	1	2	1	2			
Dave Concepcion, R (1.6) OBP: 0.333, SLG: 0.167	BB BB BB BB BB BB			FC6-4		K	FC6-4	2B BB		3	0	0	0	2	1	3			
Cesar Geronimo, L (1.8) OBP: 0.429, SLG: 0.923	0-0 P6			G3	3-1		F7	1-3 2-H 2B		5	0	1	1	0	0	3			
Pat Darcy, L (1.1) Pat Zachry, R (6.1) Mike Lum, L (6. PH) Will McEnaney, L (9.1) OBP: 0.667, SLG: 0.667		0-3 K		1B 1B 1B	BB 1B		WP 2B 1B	F8		3	1	2	0	0	1	0			
<b>Inning Stats</b>	R: 2 E: 0 K: 0 S: 5	H: 2 LOB: 3 BB: 3 P: 17	R: 0 E: 0 K: 1 S: 5	H: 0 LOB: 0 BB: 0 P: 5	R: 0 E: 0 K: 1 S: 5	H: 0 LOB: 2 BB: 2 P: 13	R: 4 E: 1 K: 1 S: 10	H: 5 LOB: 1 BB: 0 P: 10	R: 0 E: 0 K: 1 S: 7	H: 2 LOB: 3 BB: 1 P: 11	R: 0 E: 0 K: 1 S: 5	H: 0 LOB: 1 BB: 1 P: 9	R: 1 E: 0 K: 0 S: 5	H: 2 LOB: 1 BB: 0 P: 5	R: 2 E: 1 K: 0 S: 6	H: 2 LOB: 2 BB: 1 P: 10		1B: 9 2B: 4 3B: 0 HR: 0	SF: 0 SAC: 0 DP: 0 HBP: 0
<b>PITCHER</b>	IP WLS BF H R ER SO BB IBB HBP BLK WP HR S P ERA WHIP	3.1 L 9 3 0 0 2 1 0 0 0 0 0 12 16 0.00 2.400	1.2 9 3 0 0 2 1 0 0 0 0 0 5 9 0.00 1.000	1.0 4 0 0 0 1 1 0 0 0 0 0 9 13 13.50 3.750	0.2 2 0 0 0 0 0 0 0 0 0 0 2 2 0.00 0.000	<b>PITCHER</b>										IP WLS BF H R ER SO BB IBB HBP BLK WP HR S P ERA WHIP			





Batter	1	2	3	4	5	6	7	8	9	AB	R	H	RBI	BB	SO	LOB	TOP								
<b>Derrel Thomas, S</b> (1.4) OBP: 0.385, SLG: 0.200	4-0 CS BB		4-0 CS BB			0-0 1-2 4-3			0-0 6-3	3	0	1	0	2	0	1	<b>San Francisco Giants @ Houston Astros</b> Astrodome, Houston, TX Mon Apr 12 1976, 7:05 PM EST Att: 10,510 - Dome								
<b>Von Joshua, L</b> (1.8) OBP: 0.231, SLG: 0.231	0-3 1-2 K		0-0 1-2 BB BB 1B			0-0 2-3 FC6-5			0-0 G3	5	0	2	0	0	1	2									
<b>Bobby Murcer, L</b> (1.9) OBP: 0.750, SLG: 1.000	4-0 BB		4-0 1-2 BB BB			0-0 L3			0-0 F7	2	0	0	0	2	0	3									
<b>Steve Ontiveros, S</b> (1.7) OBP: 0.600, SLG: 0.333	0-0 F2		4-0 1-2 2-3 BB			0-0 G4-6-3 1B			0-0 F8	3	0	1	0	1	0	3									
<b>Willie Montanez, L</b> (1.3) OBP: 0.364, SLG: 0.300		0-0 S 1B	0-3 K			0-0 1-2 G4-6-3 1B			0-0 WP 1B 7-2 1B	4	0	2	0	0	1	4									
<b>Chris Speier, R</b> (1.6) OBP: 0.455, SLG: 0.333		0-0 L8				0-0 G3-6-3 1B			0-0 WP 1B 1-2 1B	3	0	2	0	1	0	1									
<b>Ken Reitz, R</b> (1.5) OBP: 0.182, SLG: 0.182		0-0 F7				0-0 1-2 1B			0-0 F3	4	0	1	0	0	1	4									
<b>Dave Rader, L</b> (1.2) OBP: 0.250, SLG: 0.375		0-0 6-3				0-0 1-2 G3-6-3			0-0 7-2	4	0	0	0	0	1	6									
<b>Ed Halicki, R</b> (1.1)			0-0 5-3			4-0 FC6-5 4-3 BB			0-0 G3	1	0	0	0	1	0	0	<b>GIANTS</b>								
<b>Dave Heaverlo, R</b> (6.1)									0-0 F7	0	0	0	0	0	0	0									
<b>Gary Thomasson, L</b> (7. PH)										1	0	0	0	0	0	0									
<b>Greg Minton, S</b> (7.1)										0	0	0	0	0	0	0									
<b>Glenn Adams, L</b> (9. PH)										1	0	0	0	0	0	0									
<b>Inning Stats</b>	R: 0 E: 0 K: 1 S: 4	H: 0 LOB: 1 BB: 2 P: 12	R: 0 E: 0 K: 0 S: 4	H: 1 LOB: 1 BB: 0 P: 4	R: 0 E: 0 K: 1 S: 5	H: 1 LOB: 3 BB: 3 P: 17	R: 0 E: 0 K: 1 S: 5	H: 1 LOB: 0 BB: 0 P: 5	R: 0 E: 0 K: 0 S: 3	H: 0 LOB: 1 BB: 1 P: 7	R: 0 E: 0 K: 1 S: 6	H: 2 LOB: 2 BB: 0 P: 10	R: 0 E: 0 K: 0 S: 5	H: 2 LOB: 2 BB: 0 P: 5	R: 0 E: 0 K: 0 S: 4	H: 2 LOB: 0 BB: 0 P: 4		R: 0 E: 0 K: 0 S: 3	H: 0 LOB: 0 BB: 3 P: 3	1B: 9 2B: 1 3B: 0 HR: 0	SF: 0 SAC: 0 DP: 3 HBP: 0	WP: 1 PB: 0 SB: 1 CS: 2	PA: 38		
<b>PITCHER</b>	IP	WLS	BF	H	R	ER	SO	BB	IBB	HBP	BLK	WP	HR	S	P	ERA		WHIP							
<b>J.R. Richard, R</b> (1.1) ERA: 3.72	5.2	W	25	5	0	0	3	7	0	0	0	0	0	24	52	0.00	2.118								
<b>Larry Hardy, R</b> (6.1) ERA: 9.92	1.1		8	4	0	0	1	0	0	0	0	0	0	10	10	0.00	3.000								
<b>Ken Forsch, R</b> (8.1) ERA: 2.25	2.0	S	5	0	0	0	0	0	0	0	0	1	0	5	5	0.00	0.000								

Batter	1	2	3	4	5	6	7	8	9	AB	R	H	RBI	BB	SO	LOB	BOTTOM										
<b>Larry Milbourne, S</b> (1.4) OBP: 0.375, SLG: 0.308	0-0 1-3		4-0 E 1B BB			0-0 FC4-6 BB E 1B			0-0 E4 1B 1B	3	3	1	0	1	0	0	<b>San Francisco Giants @ Houston Astros</b> Astrodome, Houston, TX Mon Apr 12 1976, 7:05 PM EST Att: 10,510 - Dome										
<b>Enos Cabell, R</b> (1.5) OBP: 0.556, SLG: 0.529	0-3 K		0-0 1-H 1B			4-0 1-2 FC4-6 BB			0-0 1-H 1B	3	0	2	2	1	1	0											
<b>Cesar Cedeno, R</b> (1.8) OBP: 0.222, SLG: 0.500	0-0 F3		0-0 F7			0-0 WP S FC4-6 6-3			0-0 L8	4	1	0	0	0	0	3											
<b>Bob Watson, R</b> (1.3) OBP: 0.353, SLG: 0.588		0-0 1B 2B				0-0 G3-6-3 1B			0-0 5-3	4	1	2	1	0	0	1											
<b>Jose Cruz, L</b> (1.7) OBP: 0.429, SLG: 0.200		0-0 G3				0-0 1-2 G3-6-3			0-0 3-1	3	0	0	0	1	0	3											
<b>Greg Gross, L</b> (1.9) OBP: 0.333, SLG: 0.385		0-0 E 1B 2-H				0-0 1-2 FC6-4 BB			0-0 3-1	3	0	1	1	0	1	1											
<b>Skip Jutze, R</b> (1.2)		0-3 K				0-0 1-2 FC6-4			0-0 F6	3	0	0	0	0	1	1											
<b>Roger Metzger, S</b> (1.6) OBP: 0.267, SLG: 0.214		0-3 K				0-0 1-3			0-0 F4	3	0	0	0	0	1	1											
<b>J.R. Richard, R</b> (1.1)			0-0 4-3			0-0 1-4-3			0-0 5-3	2	0	0	0	0	0	0	<b>HOUSTON ASTROS</b>										
<b>Larry Hardy, R</b> (6.1)										1	0	0	0	0	0	0											
<b>Ken Forsch, R</b> (8.1)										0	0	0	0	0	0	0											
<b>Inning Stats</b>	R: 0 E: 0 K: 1 S: 5	H: 0 LOB: 0 BB: 0 P: 5	R: 1 E: 1 K: 2 S: 9	H: 2 LOB: 1 BB: 0 P: 9	R: 1 E: 1 K: 0 S: 3	H: 1 LOB: 0 BB: 1 P: 7	R: 0 E: 0 K: 1 S: 5	H: 1 LOB: 0 BB: 0 P: 5	R: 0 E: 0 K: 0 S: 3	H: 0 LOB: 0 BB: 0 P: 3	R: 2 E: 0 K: 0 S: 4	H: 1 LOB: 1 BB: 2 P: 12	R: 0 E: 0 K: 0 S: 3	H: 0 LOB: 0 BB: 0 P: 3	R: 1 E: 1 K: 0 S: 5	H: 1 LOB: 1 BB: 0 P: 5		1B: 5 2B: 1 3B: 0 HR: 0	SF: 0 SAC: 0 DP: 1 HBP: 0	WP: 1 PB: 0 SB: 1 CS: 0	PA: 32						
<b>PITCHER</b>	IP	WLS	BF	H	R	ER	SO	BB	IBB	HBP	BLK	WP	HR	S	P	ERA		WHIP									
<b>Ed Halicki, R</b> (1.1) ERA: 3.6	5.0	L	20	5	4	2	4	2	0	0	0	0	1	0	3	7		0.00	1.400								
<b>Dave Heaverlo, R</b> (6.1) ERA:	1.0		4	0	0	0	0	1	0	0	0	0	0	3	7	0.00		1.000									
<b>Greg Minton, R</b> (7.1) ERA:	2.0		8	1	1	0	0	0	0	0	0	0	0	8	8	0.00	0.500										







Batter	1	2	3	4	5	6	7	8	9	AB	R	H	RBI	BB	SO	LOB	TOP										
Von Joshua, L OBP: 0.273, SLG: 0.273 (1, 8)	4-3		1B			K		1B FC3-6		4	1	2	0	0	1	1	<b>San Francisco Giants @ Houston Astros</b> Astrodome, Houston, TX Wed Apr 14 1976, 7:05 PM EST Att: 7,784 - Dome										
Derrel Thomas, S OBP: 0.409, SLG: 0.278 (1, 4)	F8		4-3			E5		1B FC3-6		4	1	3	0	0	0	1											
Bobby Murcer, L OBP: 0.524, SLG: 0.533 (1, 9)	F8					G3		1B FC3-6		4	0	0	1	0	0	3											
Gary Matthews, R OBP: 0.313, SLG: 0.500 (1, 7)	4-3					F9		1B CS		4	0	1	1	0	1	3											
Willie Montanez, L OBP: 0.316, SLG: 0.278 (1, 3)						G4-6-3		1B		4	0	1	0	0	0	2											
Chris Speier, R OBP: 0.388, SLG: 0.200 (1, 6)						6-3		BB		3	0	0	0	1	0	1											
Ken Reitz, R OBP: 0.263, SLG: 0.263 (1, 5)						1-3		1B		4	0	2	0	0	0	1											
Dave Rader, L OBP: 0.167, SLG: 0.250 (1, 2)						4-3		K		4	0	0	0	0	3	3											
Mike Caldwell, R (1, 1)						4-3				1	0	0	0	0	0	0											
Gary Thomasson, L (6, PH)						4-3				0	1	0	0	1	0	0											
Dave Heaverlo, R (6, 1)						4-3				0	0	0	0	0	0	0											
Steve Ontiveros, S (7, PH)								1B		1	0	0	0	0	0	1											
Greg Minton, S (7, 1)								BB		0	0	0	0	0	0	0											
<b>Inning Stats</b>	R: 0 E: 0 K: 0 S: 4	H: 1 LOB: 1 BB: 0 P: 4	R: 0 E: 0 K: 0 S: 3	H: 1 LOB: 0 BB: 0 P: 3	R: 0 E: 0 K: 0 S: 4	H: 0 LOB: 0 BB: 0 P: 4	R: 0 E: 1 K: 1 S: 5	H: 1 LOB: 1 BB: 0 P: 5	R: 2 E: 1 K: 1 S: 7	H: 2 LOB: 1 BB: 1 P: 11	R: 0 E: 0 K: 1 S: 6	H: 1 LOB: 1 BB: 0 P: 6	R: 1 E: 0 K: 1 S: 6	H: 2 LOB: 1 BB: 0 P: 6	R: 0 E: 0 K: 1 S: 5	H: 0 LOB: 1 BB: 1 P: 9	1B: 9 2B: 2 3B: 0 HR: 0	SF: 0 SAC: 0 DP: 4 HBP: 0	WP: 0 PB: 0 SB: 0 CS: 2	PA: 35							
<b>PITCHER</b>	IP	WLS	BF	H	R	ER	SO	BB	IBB	HBP	BLK	WP	HR	S	P	ERA	WHIP										
Larry Dierker, R (1, 1)	6.0	W	23	6	2	2	2	1	0	0	0	0	0	26	30	3.00	1.167										
Jose Sosa, R (7, 1)	1.0		5	2	1	1	1	0	0	0	0	0	0	7	7	9.00	2.000										
Larry Hardy, R (8, 1)	2.0	S	7	1	0	0	2	1	0	0	0	0	0	10	14	0.00	1.000										

Batter	1	2	3	4	5	6	7	8	9	AB	R	H	RBI	BB	SO	LOB	BOTTOM										
Larry Milbourne, S (1, 4)	5-3					5-3		BLK FC6-2		4	1	2	1	0	0	0	<b>San Francisco Giants @ Houston Astros</b> Astrodome, Houston, TX Wed Apr 14 1976, 7:05 PM EST Att: 7,784 - Dome										
Enos Cabell, R (1, 5)	5-3					5-3		1B		4	1	1	1	0	0	1											
Wilbur Howard, S (1, 8)	1B					E6		1B		4	1	1	0	0	0	1											
Bob Watson, R (1, 3)	1B					6-3		L6		4	0	2	1	0	0	1											
Leon Roberts, R (1, 7)	6-3					L5		F8		4	0	0	0	0	0	3											
Greg Gross, L (1, 9)						K		6-3		4	1	1	0	0	1	0											
Skip Jutze, R (1, 2)						5-3		K		4	0	0	0	0	1	1											
Roger Metzger, S (1, 6)						1B		K		3	1	2	1	0	1	0											
Larry Dierker, R (1, 1)						5-3		F9		2	0	0	0	0	0	1											
Ken Boswell, L (6, PH)						5-3		F8		1	0	0	0	0	0	1											
Jose Sosa, R (7, 1)						5-3				0	0	0	0	0	0	0											
Larry Hardy, R (8, 1)										0	0	0	0	0	0	0											
<b>Inning Stats</b>	R: 0 E: 0 K: 0 S: 5	H: 2 LOB: 2 BB: 0 P: 5	R: 4 E: 1 K: 0 S: 7	H: 4 LOB: 0 BB: 0 P: 7	R: 0 E: 0 K: 1 S: 5	H: 0 LOB: 0 BB: 0 P: 5	R: 0 E: 0 K: 1 S: 5	H: 0 LOB: 0 BB: 0 P: 5	R: 1 E: 0 K: 0 S: 4	H: 1 LOB: 1 BB: 0 P: 4	R: 0 E: 0 K: 0 S: 4	H: 1 LOB: 1 BB: 0 P: 4	R: 0 E: 0 K: 1 S: 5	H: 0 LOB: 0 BB: 0 P: 5	R: 0 E: 0 K: 1 S: 5	H: 0 LOB: 0 BB: 0 P: 5	1B: 6 2B: 1 3B: 2 HR: 0	SF: 0 SAC: 0 DP: 0 HBP: 0	WP: 0 PB: 0 SB: 1 CS: 0	PA: 34							
<b>PITCHER</b>	IP	WLS	BF	H	R	ER	SO	BB	IBB	HBP	BLK	WP	HR	S	P	ERA	WHIP										
Mike Caldwell, L (1, 1)	5.0	L	23	7	5	3	2	0	0	0	0	0	0	27	27	5.40	1.400										
Dave Heaverlo, R (6, 1)	1.0		4	1	0	0	0	0	0	0	0	0	0	4	4	0.00	1.000										
Greg Minton, R (7, 1)	2.0		7	1	0	0	1	0	0	0	1	0	0	9	9	0.00	0.500										



Batter	1	2	3	4	5	6	7	8	9	AB	R	H	RBI	BB	SO	LOB	TOP
Johnny Grubb, L OBP: 0.519, SLG: 0.619 (1, 7)	0-0 4-3		0-0 HR		0-0 3B		0-3 K			4	1	2	1	0	1	1	<b>San Diego Padres @ Houston Astros</b> Astrodome, Houston, TX Fri Apr 16 1976, 7:05 PM EST Att: 13,496 - Dome
Tito Fuentes, S OBP: 0.292, SLG: 0.261 (1, 4)	0-0 1B		0-0 G3		0-0 F6		0-0 F4			4	0	1	0	0	0	1	
Willie Davis, L OBP: 0.346, SLG: 0.400 (1, 8)	0-0 1B		0-0 F6		0-0 3-1			0-3 K		4	0	1	0	0	1	0	
Willie McCovey, L OBP: 0.200, SLG: 0.111 (1, 3)	0-3 K		0-0 F8		4-0 FC4-6 BB			0-0 5-3		3	0	0	0	1	1	2	
Dave Winfield, R OBP: 0.296, SLG: 0.583 (1, 9)	0-3 K			0-3 K		0-3 K		0-0 FC6-4 1B		4	0	1	0	0	3	3	
Hector Torres, R OBP: 0.375, SLG: 0.545 (1, 6)		4-0 FC6 BB		0-0 5-3		0-0 FC4-6 1-2f		0-0 FC6-4 1-2f		3	0	0	0	1	0	2	
Fred Kendall, R OBP: 0.273, SLG: 0.200 (1, 2)		0-0 FC6 1-2f		0-0 E5 1B		0-0 F9			0-0 5-3	4	0	0	0	0	0	2	
Ted Kubiak, S OBP: 0.500, SLG: 0.500 (1, 5)		0-0 FC3-6 1-2f		0-0 1B			0-0 1B		0-3 K	4	0	2	0	0	1	1	
Dave Wehmeister, R OBP: 0.100, SLG: 0.100 (1, 1)		0-0 F4		0-3 K			0-0 F4		0-3 K	2	0	0	0	0	1	3	
Dave Tomlin, L OBP: 0.083, SLG: 0.083 (9, 2)										0	0	0	0	0	0	0	
Alan Foster, R OBP: 0.083, SLG: 0.083 (6, 1)										0	0	0	0	0	0	0	
Jerry Turner, L OBP: 0.083, SLG: 0.083 (7, 9)										0	0	0	0	0	0	1	
Mike Dupree, R OBP: 0.100, SLG: 0.100 (7, 1)										0	0	0	0	0	0	0	
Gene Locklear, L OBP: 0.100, SLG: 0.100 (9, 9)										0	0	0	0	0	1	0	
<b>Inning Stats</b>	R: 0 H: 2 E: 0 K: 2 S: 9	H: 0 R: 1 ER: 1 SO: 7 BB: 0 LOB: 2 P: 9	R: 0 H: 0 E: 0 K: 0 S: 3	H: 0 R: 1 ER: 0 SO: 7 BB: 1 LOB: 1 P: 7	R: 1 H: 1 E: 0 K: 0 S: 4	H: 1 R: 0 ER: 1 SO: 4 BB: 0 LOB: 0 P: 4	R: 0 H: 1 E: 0 K: 2 S: 9	H: 0 R: 1 ER: 0 SO: 7 BB: 0 LOB: 1 P: 9	R: 0 H: 1 E: 0 K: 1 S: 6	H: 1 R: 0 ER: 0 SO: 6 BB: 0 LOB: 1 P: 6	R: 0 H: 1 E: 0 K: 1 S: 6	H: 1 R: 0 ER: 0 SO: 6 BB: 0 LOB: 1 P: 7	R: 0 H: 0 E: 0 K: 2 S: 7	H: 0 R: 0 ER: 0 SO: 7 BB: 0 LOB: 0 P: 7	1B: 5 2B: 3 3B: 1 HR: 1	SF: 0 SAC: 0 DP: 0 HBP: 0	WP: 0 PA: 36 PB: 0 SB: 0 CS: 0
<b>PITCHER</b>	IP WLS BF H R ER SO BB IBB HBP BLK WP HR S P ERA WHIP	IP WLS BF H R ER SO BB IBB HBP BLK WP HR S P ERA WHIP	IP WLS BF H R ER SO BB IBB HBP BLK WP HR S P ERA WHIP	IP WLS BF H R ER SO BB IBB HBP BLK WP HR S P ERA WHIP	IP WLS BF H R ER SO BB IBB HBP BLK WP HR S P ERA WHIP	IP WLS BF H R ER SO BB IBB HBP BLK WP HR S P ERA WHIP	IP WLS BF H R ER SO BB IBB HBP BLK WP HR S P ERA WHIP	IP WLS BF H R ER SO BB IBB HBP BLK WP HR S P ERA WHIP	IP WLS BF H R ER SO BB IBB HBP BLK WP HR S P ERA WHIP	IP WLS BF H R ER SO BB IBB HBP BLK WP HR S P ERA WHIP	IP WLS BF H R ER SO BB IBB HBP BLK WP HR S P ERA WHIP	IP WLS BF H R ER SO BB IBB HBP BLK WP HR S P ERA WHIP	IP WLS BF H R ER SO BB IBB HBP BLK WP HR S P ERA WHIP	IP WLS BF H R ER SO BB IBB HBP BLK WP HR S P ERA WHIP	IP WLS BF H R ER SO BB IBB HBP BLK WP HR S P ERA WHIP	IP WLS BF H R ER SO BB IBB HBP BLK WP HR S P ERA WHIP	IP WLS BF H R ER SO BB IBB HBP BLK WP HR S P ERA WHIP
Joe Niekro, R ERA: 5.56 (1, 1)	8.0 W 33	7 1 1 7	2 0 0 0	0 0 0 2	0 0 0 0	0 0 0 0	0 0 0 7	1 45 53	1.12 1.125								
Ken Forsch, R ERA: 1.29 (9, 1)	1.0 S 3	0 0 0 2	0 0 0 0	0 0 0 0	0 0 0 0	0 0 0 0	0 0 0 7	7 7	0.00 0.000								

AB	34
R	1
H	7
RBI	1
BB	2
SO	9
LOB	16



Batter	1	2	3	4	5	6	7	8	9	AB	R	H	RBI	BB	SO	LOB	BOTTOM
Wilbur Howard, S OBP: 0.091, SLG: 0.048 (1, 7)	0-3 K2-3		0-3 K			4-0 2B 6-3 BB	0-0 F7			3	1	0	0	1	2	0	<b>San Diego Padres @ Houston Astros</b> Astrodome, Houston, TX Fri Apr 16 1976, 7:05 PM EST Att: 13,496 - Dome
Enos Cabell, R OBP: 0.433, SLG: 0.517 (1, 5)	0-0 1-3 1B			0-3 K		0-0 2B	0-0 L7			4	1	2	0	0	1	0	
Cesar Cedeno, R OBP: 0.231, SLG: 0.400 (1, 8)	0-0 1-3 1-2			0-0 F8		0-0 6-3	0-0 F6			4	0	0	1	0	0	2	
Bob Watson, R OBP: 0.483, SLG: 0.560 (1, 3)	0-0 L7			4-0 BB BB		4-0 2B 1B IBB		4-0 G6-4-3 BB		1	1	0	0	3	0	1	
Cliff Johnson, R OBP: 0.467, SLG: 0.455 (1, 2)		0-0 F2		4-0 FC6-4 BB		0-0 1B 2B		0-0 G6-4-3 1-2f		3	1	1	1	1	0	1	
Skip Jitze, R OBP: 0.083, SLG: 0.083 (9, 2)				1-2 BB		1-3 2-H 2B		0-0 1-2f		0	0	0	0	0	0	0	
Greg Gross, L OBP: 0.346, SLG: 0.391 (1, 9)	0-0 F9			0-0 FC6-4 1-2f		0-0 F8 1B		0-0 2B		4	0	2	1	0	0	2	
Larry Milbourne, S OBP: 0.321, SLG: 0.280 (1, 4)	0-0 F8				0-0 4-3	0-0 1-2 1B		0-0 1-3 3-H 1B		4	0	1	1	0	0	1	
Roger Metzger, S OBP: 0.333, SLG: 0.409 (1, 6)			0-3 K		0-0 4-3	0-0 F8		0-0 2-3 F8		3	0	0	0	0	1	2	
Joe Niekro, R OBP: 0.333, SLG: 0.409 (1, 1)			0-3 K		0-0 F8		0-0 F8			3	0	0	0	0	1	2	
Ken Forsch, R OBP: 0.333, SLG: 0.409 (9, 1)			0-3 K		0-0 F8		0-0 F8			0	0	0	0	0	0	0	
<b>Inning Stats</b>	R: 0 H: 1 E: 0 K: 1 S: 6	H: 0 R: 0 ER: 0 SO: 3 BB: 0 LOB: 0 P: 3	R: 0 H: 0 E: 0 K: 0 S: 3	H: 0 R: 1 ER: 0 SO: 9 BB: 0 LOB: 0 P: 9	R: 0 H: 0 E: 0 K: 1 S: 5	H: 0 R: 0 ER: 0 SO: 13 BB: 2 LOB: 2 P: 13	R: 0 H: 4 E: 0 K: 0 S: 7	H: 4 R: 0 ER: 0 SO: 15 BB: 2 LOB: 2 P: 15	R: 0 H: 0 E: 0 K: 0 S: 3	H: 0 R: 0 ER: 0 SO: 3 BB: 0 LOB: 1 P: 3	R: 0 H: 1 E: 0 K: 0 S: 3	H: 1 R: 0 ER: 0 SO: 7 BB: 1 LOB: 1 P: 7	R: 0 H: 0 E: 0 K: 2 S: 7	H: 0 R: 0 ER: 0 SO: 7 BB: 0 LOB: 0 P: 7	1B: 3 2B: 3 3B: 0 HR: 0	SF: 0 SAC: 0 DP: 1 HBP: 0	WP: 0 PA: 34 PB: 0 SB: 0 CS: 0
<b>PITCHER</b>	IP WLS BF H R ER SO BB IBB HBP BLK WP HR S P ERA WHIP	IP WLS BF H R ER SO BB IBB HBP BLK WP HR S P ERA WHIP	IP WLS BF H R ER SO BB IBB HBP BLK WP HR S P ERA WHIP	IP WLS BF H R ER SO BB IBB HBP BLK WP HR S P ERA WHIP	IP WLS BF H R ER SO BB IBB HBP BLK WP HR S P ERA WHIP	IP WLS BF H R ER SO BB IBB HBP BLK WP HR S P ERA WHIP	IP WLS BF H R ER SO BB IBB HBP BLK WP HR S P ERA WHIP	IP WLS BF H R ER SO BB IBB HBP BLK WP HR S P ERA WHIP	IP WLS BF H R ER SO BB IBB HBP BLK WP HR S P ERA WHIP	IP WLS BF H R ER SO BB IBB HBP BLK WP HR S P ERA WHIP	IP WLS BF H R ER SO BB IBB HBP BLK WP HR S P ERA WHIP	IP WLS BF H R ER SO BB IBB HBP BLK WP HR S P ERA WHIP	IP WLS BF H R ER SO BB IBB HBP BLK WP HR S P ERA WHIP	IP WLS BF H R ER SO BB IBB HBP BLK WP HR S P ERA WHIP	IP WLS BF H R ER SO BB IBB HBP BLK WP HR S P ERA WHIP	IP WLS BF H R ER SO BB IBB HBP BLK WP HR S P ERA WHIP	
Dave Wehmeister, R ERA: 6.75 (1, 1)	0.1 L 3	2 0 0 0	0 0 0 0	0 0 0 0	0 0 0 0	0 0 0 3	3 3	0.00 6.000									
Alan Foster, R ERA: 6.75 (6, 1)	0.1 1 0	0 0 0 0	0 0 0 0	0 0 0 0	0 0 0 1	1 1	0.00 0.000										
Mike Dupree, R ERA: 6.23 (7, 1)	2.0 7 1	0 0 0 0	0 0 0 0	0 0 0 0	0 0 0 6	6 10	0.00 1.000										





Batter	1	2	3	4	5	6	7	8	9	AB	R	H	RBI	BB	SO	LOB	TOP				
Johnny Grubb, L OBP: 0.452, SLG: 0.520	6-3		4-3		4-3			F9		4	0	0	0	0	0	1					
Tito Fuentes, S OBP: 0.286, SLG: 0.296	F7			K				1-3		4	1	1	0	0	1	0					
Willie Davis, L OBP: 0.300, SLG: 0.345	6-3			L8				F9		4	0	0	0	0	0	1					
Willie McCovey, L OBP: 0.214, SLG: 0.231 Mike Ivie, R OBP: 0.156, SLG: 0.059		K		4-1				F7		4	0	1	0	0	1	1					
Dave Winfield, R OBP: 0.355, SLG: 0.615		S BB				SH1-4 BB SF9		K		2	1	1	1	2	1	1					
Hector Torres, R OBP: 0.357, SLG: 0.480		S BB				SH1-4 BB SF9		F8		3	1	0	0	1	2	3					
Fred Kendall, R OBP: 0.250, SLG: 0.250 Enzo Hernandez, R OBP: 0.250, SLG: 0.250				6-3				SH1-4		2	0	1	1	1	0	1					
Ted Kubiak, S OBP: 0.364, SLG: 0.400				1-3				SF9		2	0	0	1	0	0	1					
Dan Spillner, R Gene Locklear, L Alan Foster, R Jerry Turner, L Butch Metzger, R Merv Rettenmund, R				K				G3-6-3 BB		2	0	0	1	0	0	1					
<b>Inning Stats</b>	R: 0 E: 0 K: 0 S: 3	H: 0 LOB: 0 BB: 0 P: 3	R: 0 E: 0 K: 2 S: 7	H: 0 LOB: 1 BB: 1 P: 11	R: 0 E: 0 K: 1 S: 5	H: 0 LOB: 0 BB: 0 P: 5	R: 0 E: 0 K: 1 S: 5	H: 0 LOB: 0 BB: 0 P: 5	R: 2 E: 0 K: 0 S: 4	H: 1 LOB: 1 BB: 2 P: 12	R: 1 E: 0 K: 1 S: 7	H: 2 LOB: 1 BB: 0 P: 7	R: 0 E: 0 K: 0 S: 2	H: 0 LOB: 0 BB: 1 P: 6	R: 0 E: 0 K: 0 S: 3	H: 0 LOB: 0 BB: 0 P: 3	R: 1 E: 1 K: 1 S: 8	H: 2 LOB: 2 BB: 0 P: 8	1B: 2 2B: 3 3B: 0 HR: 0	SF: 1 SAC: 1 DP: 1 HBP: 0	WP: 0 PA: 36 PB: 0 SB: 1 CS: 0
<b>PITCHER</b>	IP	WLS	BF	H	R	ER	SO	BB	IBB	HBP	BLK	WP	HR	S	P	ERA	WHIP				
J.R. Richard, R ERA: 4.08	8.0	W	31	4	4	4	5	4	0	0	0	0	0	37	53	4.50	1.000				
Ken Forsch, R ERA: 1.13	1.0	S	5	1	0	0	1	0	0	0	0	0	0	7	7	0.00	1.000				

San Diego Padres @ Houston Astros  
Astrodome, Houston, TX  
Sat Apr 17 1976, 7:05 PM EST  
Att: 11,702 - Dome

AB 29  
R 4  
H 5  
RBI 4  
BB 4  
SO 6  
LOB 11



Batter	1	2	3	4	5	6	7	8	9	AB	R	H	RBI	BB	SO	LOB	BOTTOM				
Wilbur Howard, S OBP: 0.154, SLG: 0.125	1B BB		6-3			3-1				3	2	1	0	1	0	0					
Enos Cabell, R OBP: 0.441, SLG: 0.515	1B		S 1B		4-3			4-3		4	1	2	0	0	0	1					
Cesar Cedeno, R OBP: 0.267, SLG: 0.517	F9		1B 6-3		2-3 HR			K		4	2	2	3	0	1	2					
Bob Watson, R OBP: 0.485, SLG: 0.552	G5-4-3 1B		6-3		3H HR			F9		4	0	2	1	0	0	1					
Cliff Johnson, R OBP: 0.474, SLG: 0.429	G5-4-3		1B		FC4-6 1B			4-3		3	0	1	1	1	0	2					
Greg Gross, L OBP: 0.300, SLG: 0.333			G3		FC4-6 1B			K		4	0	0	0	0	1	3					
Larry Milbourne, S OBP: 0.313, SLG: 0.276			6-3		F7			CS 1B		4	0	1	0	0	0	2					
Roger Metzger, S OBP: 0.333, SLG: 0.480			3B		1-3			CS		3	0	1	0	0	0	0					
J.R. Richard, R Ken Forsch, R			K		5-3			K		3	0	0	0	0	2	1					
<b>Inning Stats</b>	R: 1 E: 0 K: 0 S: 4	H: 2 LOB: 1 BB: 1 P: 8	R: 0 E: 0 K: 1 S: 6	H: 1 LOB: 0 BB: 0 P: 6	R: 2 E: 0 K: 0 S: 6	H: 3 LOB: 1 BB: 0 P: 6	R: 0 E: 0 K: 0 S: 3	H: 0 LOB: 0 BB: 0 P: 3	R: 2 E: 0 K: 0 S: 6	H: 3 LOB: 2 BB: 1 P: 10	R: 0 E: 0 K: 1 S: 5	H: 0 LOB: 0 BB: 0 P: 5	R: 0 E: 0 K: 1 S: 5	H: 0 LOB: 0 BB: 0 P: 5	R: 0 E: 0 K: 1 S: 5	H: 1 LOB: 0 BB: 0 P: 5	1B: 7 2B: 1 3B: 1 HR: 1	SF: 0 SAC: 0 DP: 1 HBP: 0	WP: 0 PA: 35 PB: 0 SB: 1 CS: 1		
<b>PITCHER</b>	IP	WLS	BF	H	R	ER	SO	BB	IBB	HBP	BLK	WP	HR	S	P	ERA	WHIP				
Dan Spillner, R ERA: 2.25	4.0	L	18	6	3	3	1	1	0	0	0	0	0	19	23	6.75	1.750				
Alan Foster, R ERA: 3.0	2.0		10	3	2	2	1	1	0	0	0	0	1	11	15	9.00	2.000				
Butch Metzger, R ERA:	2.0		6	1	0	0	2	0	0	0	0	0	0	10	10	0.00	0.500				

San Diego Padres @ Houston Astros  
Astrodome, Houston, TX  
Sat Apr 17 1976, 7:05 PM EST  
Att: 11,702 - Dome

AB 32  
R 5  
H 10  
RBI 5  
BB 2  
SO 4  
LOB 12





Batter	1	2	3	4	5	6	7	8	9	AB	R	H	RBI	BB	SO	LOB	TOP				
Johnny Grubb, L (1, 8) OBP: 0.472, SLG: 0.500	L4		F7				FC1-6 1B		1B BB	3	0	1	0	2	0	3	<b>San Diego Padres @ Houston Astros</b> Astrodome, Houston, TX Sun Apr 18 1976, 4:33 AM EST Dome				
Tito Fuentes, S (1, 4) Enzo Hernandez, R (9, FR) OBP: 0.273, SLG: 0.281 OBP: 0.250, SLG: 0.250	F6		5-3		5-6-3		FC1-6		1B	5	0	1	0	0	0	3					
Merv Rettenmund, R (1, 7) Willie McCovey, L (9, PH) OBP: 0.333, SLG: 0.200 OBP: 0.200, SLG: 0.214	S BB		4-3		4-3		CS 1B		K	3	0	1	0	1	1	2					
Dave Winfield, R (1, 9) OBP: 0.343, SLG: 0.552	6-3		1B BB		F8				K	3	1	0	0	1	1	2					
Mike Ivie, R (1, 3) OBP: 0.174, SLG: 0.095	K		1B BB		CS		F7		6-3	4	1	1	0	0	1	0					
Hector Torres, R (1, 6) OBP: 0.355, SLG: 0.464	CI G4-3		F9				K		1B	3	0	1	0	0	1	2					
Ted Kubiak, S (1, 5) OBP: 0.400, SLG: 0.429	G4-3		E7 BB 1B		CS 1B		CS 1B		4-3	4	0	2	1	0	0	2					
Bob Davis, R (1, 2) Willie Davis, L (9, PH) OBP: 0.214, SLG: 0.231 OBP: 0.200, SLG: 0.333	4-3		BB 1B		CS		F9		F9	3	0	1	1	0	0	0					
Brent Strom, R (1, 1) Butch Metzger, R (8, 1) Gene Locklear, L (9, PH) OBP: 0.400, SLG: 0.400	K		1-2 2-3 BB		FC1-6 1B BB				K	1	0	0	0	2	1	0					
<b>Inning Stats</b>	R: 0 E: 0 K: 0 S: 3	H: 0 LOB: 1 BB: 1 P: 7	R: 0 E: 1 K: 1 S: 5	H: 0 LOB: 0 BB: 0 P: 5	R: 0 E: 0 K: 1 S: 5	H: 0 LOB: 1 BB: 1 P: 9	R: 2 E: 0 K: 0 S: 6	H: 3 LOB: 3 BB: 2 P: 14	R: 0 E: 0 K: 1 S: 5	H: 1 LOB: 0 BB: 0 P: 3	R: 0 E: 0 K: 1 S: 5	H: 1 LOB: 2 BB: 1 P: 10	R: 0 E: 0 K: 1 S: 6	H: 1 LOB: 1 BB: 0 P: 6	R: 0 E: 0 K: 2 S: 8	H: 1 LOB: 2 BB: 1 P: 12		1B: 8 2B: 0 3B: 0 HR: 0	SF: 0 SAC: 0 DP: 1 HBP: 0	WP: 0 PB: 0 SB: 1 CS: 2	PA: 41
<b>PITCHER</b>	IP WLS BF H R ER SO BB IBB HBP BLK WP HR S P ERA WHIP	5.0 L 22 4 2 2 2 4 0 0 0 0 0 0 22 38 3.60 1.600	0.0 W 0 0 0 0 0 0 0 0 0 0 0 0 0 ∞ ∞	1.0 S 5 1 0 0 2 1 0 0 0 0 0 0 8 12 0.00 2.000																	

AB 32  
R 2  
H 8  
RBI 2  
BB 6  
SO 7  
LOB 16



Batter	1	2	3	4	5	6	7	8	9	AB	R	H	RBI	BB	SO	LOB	BOTTOM			
Wilbur Howard, S (1, 7) OBP: 0.167, SLG: 0.111	G3		K			CS BB		K 1B HR		3	1	0	0	1	2	1	<b>San Diego Padres @ Houston Astros</b> Astrodome, Houston, TX Sun Apr 18 1976, 4:33 AM EST Dome			
Enos Cabell, R (1, 5) OBP: 0.447, SLG: 0.514	F9		FC6-4 1B			K		HR 1B		4	1	2	0	0	1	1				
Cesar Cedeno, R (1, 8) OBP: 0.265, SLG: 0.576	6-3		FC6-4		5-3			HR		4	1	1	3	0	0	2				
Bob Watson, R (1, 3) OBP: 0.486, SLG: 0.531	F9		F8		F8		E 7-2 1B	2B BB		3	1	1	0	1	0	0				
Cliff Johnson, R (1, 2) OBP: 0.478, SLG: 0.500	F8		F9		F9		E 1B	1B		4	0	2	1	0	0	0				
Greg Gross, L (1, 9) OBP: 0.303, SLG: 0.333	1B		F7		F7		7-2			3	0	1	0	0	0	2				
Larry Milbourne, S (1, 4) OBP: 0.286, SLG: 0.250	F4		4-1		4-1		6-3			3	0	0	0	0	0	2				
Roger Metzger, S (1, 6) OBP: 0.333, SLG: 0.444	F7		G5-4-3 BB		G5-4-3 BB		L7			2	0	0	0	1	0	0				
Mike Cosgrove, L (1, 1) Art Howe, R (5, PH) Tom Griffin, R (6, 1) Leon Roberts, R (8, PH) Ken Forsch, R (9, 1) OBP: 0.500, SLG: 0.500 OBP: 0.250, SLG: 0.571	F4		1B		G5-4-3 BB		L5			1	0	1	0	0	0	0				
<b>Inning Stats</b>	R: 0 E: 0 K: 0 S: 3	H: 0 LOB: 0 BB: 0 P: 3	R: 0 E: 0 K: 1 S: 7	H: 1 LOB: 1 BB: 0 P: 4	R: 0 E: 0 K: 1 S: 3	H: 2 LOB: 2 BB: 0 P: 7	R: 0 E: 0 K: 0 S: 3	H: 0 LOB: 0 BB: 0 P: 3	R: 0 E: 0 K: 1 S: 4	H: 0 LOB: 0 BB: 1 P: 8	R: 0 E: 1 K: 0 S: 4	H: 2 LOB: 1 BB: 0 P: 4	R: 4 E: 0 K: 1 S: 8	H: 3 LOB: 1 BB: 1 P: 12	1B: 6 2B: 2 3B: 0 HR: 1	SF: 0 SAC: 0 DP: 2 HBP: 0		WP: 1 PB: 0 SB: 0 CS: 1	PA: 32	
<b>PITCHER</b>	IP WLS BF H R ER SO BB IBB HBP BLK WP HR S P ERA WHIP	7.2 L 31 7 4 4 3 3 0 0 0 0 0 0 34 46 4.70 1.304	0.1 1 1 0 0 0 0 0 0 0 0 0 0 0 1 1 0.00 3.000																	

AB 29  
R 4  
H 8  
RBI 4  
BB 3  
SO 3  
LOB 9





Batter	1	2	3	4	5	6	7	8	9	AB	R	H	RBI	BB	SO	LOB	TOP										
Johnny Grubb, L OBP: 0.476, SLG: 0.469	F8			1-3	BB 1B IBB		G6-3		2B IBB	4	1	1	1	2	0	2	<b>San Diego Padres @ Houston Astros</b> Astrodome, Houston, TX Sun Apr 18 1976, 4:38 AM EST Att: 13,771 - Dome										
Enzo Hernandez, R OBP: 0.200, SLG: 0.556	FC4-6 BB	F9		2B 1B	1-2 2-3 1B		F3		2B	5	1	3	3	1	0	2											
Willie Davis, L OBP: 0.324, SLG: 0.389	FC4-6 BLK 1B			1B	1-3 2B				L8	6	3	3	0	0	1	5											
Willie McCovey, L OBP: 0.316, SLG: 0.294 Mike Ivie, R OBP: 0.206, SLG: 0.182				F7	1B					3	0	2	4	1	0	1											
Dave Winfield, R OBP: 0.325, SLG: 0.485	4-3			1B	1-2 2-3 3-H BB				2B	1	0	1	1	0	0	0											
Hector Torres, R OBP: 0.361, SLG: 0.531				BB						4	2	1	1	1	0	2											
Fred Kendall, R OBP: 0.368, SLG: 0.313				1B	2B				6-3	4	1	1	0	1	1	2											
Ted Kubiak, S OBP: 0.506, SLG: 0.500				1B	SH1-4 1B				SH2-4 2B	4	3	3	1	1	0	0											
Randy Jones, R Butch Metzger, R				SH1-4	SH1-4				SH2-4	1	0	0	0	1	1	3	<b>SD</b>										
Inning Stats	R: 1 E: 0 K: 0 S: 4	H: 1 LOB: 1 BB: 1 P: 8	R: 1 E: 0 K: 1 S: 5	H: 1 LOB: 2 BB: 3 P: 17	R: 0 E: 0 K: 1 S: 6	H: 1 LOB: 2 BB: 1 P: 10	R: 3 E: 0 K: 1 S: 9	H: 4 LOB: 1 BB: 0 P: 9	R: 3 E: 0 K: 1 S: 9	H: 4 LOB: 3 BB: 2 P: 17	R: 0 E: 0 K: 0 S: 3	H: 0 LOB: 0 BB: 0 P: 3	R: 0 E: 0 K: 0 S: 2	H: 0 LOB: 0 BB: 1 P: 6	R: 1 E: 0 K: 0 S: 4	H: 2 LOB: 0 BB: 0 P: 4		R: 2 E: 0 K: 0 S: 5	H: 2 LOB: 1 BB: 1 P: 9	1B: 10 2B: 4 3B: 0 HR: 1	SF: 0 SAC: 3 DP: 1 HBP: 0	WP: 0 PB: 0 SB: 1 CS: 0	PA: 48				
PITCHER	IP	WLS	BF	H	R	ER	SO	BB	IBB	HBP	BLK	WP	HR	S	P	ERA	WHIP										
Joaquin Andujar, R ERA: 8.53	4.0	L	23	7	5	5	3	5	0	0	1	0	0	24	44	11.25	3.000										
Gilberto Rondon, R ERA: 18.0	0.0		3	3	3	3	0	0	0	0	0	0	1	3	3	∞	∞										
Jose Sosa, R ERA: 10.8	2.0		9	1	0	0	1	1	1	0	0	0	0	9	17	0.00	1.000										
Mike Barlow, R ERA: 3.86	2.0		7	2	1	1	0	1	0	0	0	0	0	6	10	4.50	1.500										
Larry Hardy, R ERA: 8.1	1.0		6	2	2	2	0	0	1	0	0	0	0	5	9	18.00	2.000										
Batter	1	2	3	4	5	6	7	8	9	AB	R	H	RBI	BB	SO	LOB	BOTTOM										
Larry Milbourne, S OBP: 0.325, SLG: 0.297	1B HR	5-3		1-3						5	2	3	0	0	0	2	<b>San Diego Padres @ Houston Astros</b> Astrodome, Houston, TX Sun Apr 18 1976, 4:38 AM EST Att: 13,771 - Dome										
Enos Cabell, R OBP: 0.442, SLG: 0.500	1B HR			1-3						5	2	2	0	0	2	1											
Cesar Cedeno, R OBP: 0.308, SLG: 0.649	1B HR									4	1	2	3	1	0	2											
Bob Watson, R OBP: 0.500, SLG: 0.514	1-3									3	0	1	1	2	0	1											
Cliff Johnson, R OBP: 0.393, SLG: 0.391	6-3									5	0	0	1	0	0	5											
Leon Roberts, R OBP: 0.231, SLG: 0.417	K									5	0	1	0	0	2	3											
Greg Gross, L OBP: 0.324, SLG: 0.353										4	0	2	0	0	0	2											
Roger Metzger, S OBP: 0.303, SLG: 0.400										3	0	0	0	0	0	1											
Joaquin Andujar, S Art Howe, R Giberto Rondon, R Jose Sosa, R Wilbur Howard, S Mike Barlow, L Ken Boswell, L Larry Hardy, R										1	0	0	0	0	1	1	<b>HOUSTON ASTROS</b>										
Inning Stats	R: 3 E: 0 K: 1 S: 8	H: 3 LOB: 0 BB: 0 P: 8	R: 0 E: 0 K: 1 S: 6	H: 1 LOB: 1 BB: 0 P: 6	R: 0 E: 0 K: 1 S: 6	H: 1 LOB: 2 BB: 1 P: 10	R: 0 E: 0 K: 0 S: 3	H: 0 LOB: 1 BB: 1 P: 7	R: 0 E: 0 K: 1 S: 5	H: 0 LOB: 1 BB: 1 P: 9	R: 0 E: 0 K: 0 S: 4	H: 1 LOB: 1 BB: 0 P: 4	R: 2 E: 0 K: 0 S: 7	H: 4 LOB: 2 BB: 0 P: 7	R: 0 E: 0 K: 1 S: 6	H: 1 LOB: 1 BB: 0 P: 6		R: 0 E: 0 K: 0 S: 3	H: 0 LOB: 1 BB: 1 P: 7	1B: 10 2B: 0 3B: 0 HR: 1	SF: 0 SAC: 1 DP: 0 HBP: 0	WP: 0 PB: 0 SB: 2 CS: 0	PA: 42				
PITCHER	IP	WLS	BF	H	R	ER	SO	BB	IBB	HBP	BLK	WP	HR	S	P	ERA	WHIP										
Randy Jones, L ERA: 2.52	7.0	W	34	10	5	5	4	3	0	0	0	0	0	39	51	6.43	1.857										
Butch Metzger, R ERA:	2.0		8	1	0	0	1	1	0	0	0	0	0	9	13	0.00	1.000										







Batter	1	2	3	4	5	6	7	8	9	AB	R	H	RBI	BB	SO	LOB	TOP								
<b>Bill Buckner, L</b> OBP: 0.268, SLG: 0.390 (1, 7)										5	2	2	0	0	0	3	<b>Los Angeles Dodgers @ Houston Astros</b> Astrodome, Houston, TX Tue Apr 20 1976, 7:05 PM EST Att: 10,885 - Dome								
<b>Ted Sizemore, R</b> OBP: 0.195, SLG: 0.179 (1, 4)										5	0	0	0	0	2	2									
<b>Dusty Baker Jr., R</b> OBP: 0.375, SLG: 0.500 (1, 8)										5	1	2	2	0	0	0									
<b>Steve Garvey, R</b> OBP: 0.325, SLG: 0.351 (1, 3)										5	1	3	1	0	2	1									
<b>Ron Cey, R</b> OBP: 0.462, SLG: 0.400 (1, 5)										2	1	0	0	3	0	2									
<b>Joe Ferguson, R</b> OBP: 0.310, SLG: 0.269 (1, 2)										4	1	2	0	0	0	2									
<b>Ellie Rodriguez, R</b> OBP: 0.667, SLG: 0.500 (8, 2)										1	0	0	0	0	0	2									
<b>John Hale, L</b> OBP: 0.313, SLG: 0.400 (1, 9)										4	0	2	2	0	0	2									
<b>Ivan De Jesus, R</b> OBP: 0.250, SLG: 0.267 (1, 6)										4	0	0	0	0	2	4									
<b>Rick Rhoden, R</b> OBP: 0.500, SLG: 0.250 (6, PH)										2	0	0	0	0	1	2									
<b>Ed Goodson, L</b> OBP: 0.250, SLG: 0.250 (6, PH)										1	0	1	1	0	0	0									
<b>Mike Marshall, R</b> OBP: 0.667, SLG: 0.500 (6, 1)										1	0	0	0	0	0	0									
<b>Inning Stats</b>	R: 0 E: 0 K: 0 S: 3	H: 0 LOB: 0 BB: 0 P: 3	R: 2 E: 0 K: 2 S: 10	H: 3 LOB: 1 BB: 0 P: 10	R: 1 E: 0 K: 1 S: 7	H: 2 LOB: 2 BB: 1 P: 11	R: 0 E: 0 K: 0 S: 4	H: 1 LOB: 1 BB: 0 P: 4	R: 0 E: 0 K: 1 S: 5	H: 0 LOB: 0 BB: 0 P: 5	R: 1 E: 0 K: 1 S: 7	H: 2 LOB: 2 BB: 1 P: 11	R: 0 E: 0 K: 0 S: 6	H: 1 LOB: 1 BB: 0 P: 6	R: 0 E: 0 K: 0 S: 3	H: 0 LOB: 0 BB: 0 P: 3	R: 2 E: 0 K: 1 S: 8	H: 3 LOB: 2 BB: 1 P: 12	1B: 9 2B: 2 3B: 1 HR: 0	SF: 0 SAC: 0 DP: 0 HBP: 0	WP: 0 PB: 2 SB: 3 CS: 0	PA: 42			
<b>PITCHER</b>	IP	WLS	BF	H	R	ER	SO	BB	IBB	HBP	BLK	WP	HR	S	P	ERA	WHIP								
<b>Joe Niekro, R</b> ERA: 5.51 (1, 1)	5.0	L	22	6	3	3	4	1	0	0	0	0	0	29	33	5.40	1.400								
<b>Tom Griffin, R</b> ERA: 1.5 (6, 1)	1.0		6	2	1	1	1	1	0	0	0	0	0	7	11	9.00	3.000								
<b>Larry Hardy, R</b> ERA: 9.0 (7, 1)	3.0		14	4	2	2	2	0	1	0	0	0	0	17	21	6.00	1.333								

Batter	1	2	3	4	5	6	7	8	9	AB	R	H	RBI	BB	SO	LOB	BOTTOM								
<b>Larry Milbourne, S</b> OBP: 0.327, SLG: 0.289 (1, 4)										4	0	1	0	1	0	2	<b>Los Angeles Dodgers @ Houston Astros</b> Astrodome, Houston, TX Tue Apr 20 1976, 7:05 PM EST Att: 10,885 - Dome								
<b>Enos Cabell, R</b> OBP: 0.404, SLG: 0.471 (1, 5)										5	0	1	0	0	0	3									
<b>Cesar Cedeno, R</b> OBP: 0.340, SLG: 0.636 (1, 8)										4	1	1	0	0	0	2									
<b>Bob Watson, R</b> OBP: 0.520, SLG: 0.500 (1, 3)										3	1	1	0	1	0	0									
<b>Cliff Johnson, R</b> OBP: 0.389, SLG: 0.367 (1, 2)										3	0	1	0	1	0	1									
<b>Jose Cruz, L</b> OBP: 0.222, SLG: 0.250 (1, 7)										4	0	0	1	0	0	4									
<b>Greg Gross, L</b> OBP: 0.333, SLG: 0.357 (1, 9)										4	1	2	1	0	1	1									
<b>Roger Metzger, S</b> OBP: 0.341, SLG: 0.405 (1, 6)										4	0	2	0	0	1	2									
<b>Joe Niekro, R</b> OBP: 0.500, SLG: 0.250 (5, PH)										1	0	0	0	0	1	0									
<b>Wilbur Howard, S</b> OBP: 0.188, SLG: 0.136 (5, PH)										0	0	0	0	0	0	0									
<b>Tom Griffin, R</b> OBP: 0.286, SLG: 0.429 (5, PH)										0	0	0	0	0	0	0									
<b>Ken Boswell, L</b> OBP: 0.286, SLG: 0.429 (5, PH)										0	0	0	0	0	0	0									
<b>Larry Hardy, R</b> OBP: 0.286, SLG: 0.429 (5, PH)										0	0	0	0	0	0	0									
<b>Leon Roberts, R</b> OBP: 0.274, SLG: 0.395 (5, PH)										0	0	0	0	0	0	0									
<b>Inning Stats</b>	R: 0 E: 0 K: 0 S: 3	H: 0 LOB: 0 BB: 0 P: 3	R: 0 E: 0 K: 1 S: 6	H: 1 LOB: 1 BB: 0 P: 6	R: 0 E: 0 K: 1 S: 7	H: 2 LOB: 2 BB: 0 P: 7	R: 0 E: 0 K: 0 S: 3	H: 0 LOB: 0 BB: 0 P: 3	R: 0 E: 0 K: 0 S: 5	H: 2 LOB: 2 BB: 0 P: 5	R: 2 E: 0 K: 1 S: 7	H: 2 LOB: 2 BB: 2 P: 15	R: 0 E: 0 K: 0 S: 3	H: 0 LOB: 0 BB: 0 P: 3	R: 0 E: 0 K: 0 S: 3	H: 1 LOB: 1 BB: 0 P: 3	R: 1 E: 0 K: 0 S: 4	H: 2 LOB: 1 BB: 1 P: 8	1B: 9 2B: 1 3B: 0 HR: 0	SF: 0 SAC: 0 DP: 2 HBP: 0	WP: 0 PB: 1 SB: 1 CS: 0	PA: 38			
<b>PITCHER</b>	IP	WLS	BF	H	R	ER	SO	BB	IBB	HBP	BLK	WP	HR	S	P	ERA	WHIP								
<b>Rick Rhoden, R</b> ERA: 1.000 (1, 1)	5.0	W	20	5	3	2	1	3	0	0	0	0	0	17	24	0.00	1.000								
<b>Mike Marshall, R</b> ERA: 4.2 (6, 1)	4.0	S	18	5	3	2	1	3	0	0	0	0	0	17	29	4.50	2.000								









Batter	1	2	3	4	5	6	7	8	9	AB	R	H	RBI	BB	SO	LOB	TOP									
<b>Bill Buckner, L</b> OBP: 0.308, SLG: 0.431 (1, 7)										4	1	2	1	1	0	3	<b>Los Angeles Dodgers @ Houston Astros</b> Astrodome, Houston, TX Thu Apr 22 1976, 7:05 PM EST Att: 8,529 - Dome									
<b>Ted Sizemore, R</b> OBP: 0.212, SLG: 0.184 (1, 4)										5	1	1	0	0	0	4										
<b>Dusty Baker Jr., R</b> OBP: 0.333, SLG: 0.426 <b>Henry Cruz, L</b> (7, 8)										4	0	1	2	0	0	1										
<b>Steve Garvey, R</b> OBP: 0.327, SLG: 0.319 (1, 3)										4	0	0	0	1	0	1										
<b>Ron Cey, R</b> OBP: 0.449, SLG: 0.368 <b>Ed Goodson, L</b> OBP: 0.444, SLG: 0.167 (5, 5)										1	1	1	0	1	0	0										
<b>Joe Ferguson, R</b> OBP: 0.275, SLG: 0.306 (1, 2)										4	2	1	2	0	0	4										
<b>John Hale, L</b> OBP: 0.333, SLG: 0.375 (1, 9)										3	1	2	1	1	0	0										
<b>Ivan De Jesus, R</b> OBP: 0.227, SLG: 0.200 (1, 6)										3	0	0	0	1	1	2										
<b>Doug Rau, L</b> OBP: 0.429, SLG: 0.250 <b>Mike Marshall, R</b> (7, 1)										1	1	0	0	2	0	2										
<b>Inning Stats</b>	R: 0 E: 0 K: 0 S: 3	H: 1 LOB: 0 BB: 0 P: 3	R: 1 E: 0 K: 0 S: 4	H: 1 LOB: 1 BB: 1 P: 8	R: 0 E: 0 K: 0 S: 2	H: 0 LOB: 0 BB: 1 P: 6	R: 2 E: 0 K: 0 S: 5	H: 2 LOB: 0 BB: 0 P: 5	R: 3 E: 1 K: 0 S: 5	H: 2 LOB: 2 BB: 2 P: 14	R: 0 E: 0 K: 0 S: 3	H: 0 LOB: 1 BB: 1 P: 11	R: 0 E: 0 K: 1 S: 5	H: 0 LOB: 1 BB: 1 P: 9	R: 1 E: 0 K: 1 S: 7	H: 2 LOB: 1 BB: 0 P: 7		R: 0 E: 0 K: 0 S: 3	H: 0 LOB: 0 BB: 0 P: 3	1B: 5 2B: 2 3B: 0 HR: 1	SF: 0 SAC: 0 DP: 1 HBP: 1	WP: 0 PB: 0 SB: 4 CS: 1	PA: 41			
<b>PITCHER</b>	IP	WLS	BF	H	R	ER	SO	BB	IBB	HBP	BLK	WP	HR	S	P	ERA	WHIP									
<b>Joaquin Andujar, R</b> ERA: 9.28 <b>Jose Sosa, R</b> ERA: 9.53 <b>Gilberto Rondon, R</b> ERA: 10.8 <b>Larry Hardy, R</b> ERA: 8.25	(1, 1)	4.1	L	20	5	6	5	0	4	0	0	0	0	1	16	32	10.38	2.077								
	(5, 1)	0.2		4	1	0	0	0	0	0	1	0	0	0	3	4	0.00	1.500								
	(6, 1)	2.0		9	0	0	0	1	3	0	0	0	0	0	8	20	0.00	1.500								
	(8, 1)	2.0		8	2	1	1	1	0	0	0	0	0	0	10	10	4.50	1.000								

Batter	1	2	3	4	5	6	7	8	9	AB	R	H	RBI	BB	SO	LOB	BOTTOM									
<b>Wilbur Howard, S</b> OBP: 0.200, SLG: 0.162 <b>Greg Gross, L</b> OBP: 0.314, SLG: 0.319 (7, PH) (8, 9)										3	0	0	0	0	1	0	<b>Los Angeles Dodgers @ Houston Astros</b> Astrodome, Houston, TX Thu Apr 22 1976, 7:05 PM EST Att: 8,529 - Dome									
<b>Enos Cabell, R</b> OBP: 0.365, SLG: 0.419 (1, 5)										4	0	1	0	0	1	3										
<b>Cesar Cedeno, R</b> OBP: 0.362, SLG: 0.623 (1, 8)										4	0	2	0	0	0	4										
<b>Bob Watson, R</b> OBP: 0.475, SLG: 0.429 (1, 3)										2	0	0	0	2	0	1										
<b>Cliff Johnson, R</b> OBP: 0.378, SLG: 0.421 (1, 2)										4	1	1	1	0	2	3										
<b>Leon Roberts, R</b> OBP: 0.333, SLG: 0.474 (1, 7)										4	1	2	0	0	0	0										
<b>Larry Milbourne, S</b> OBP: 0.367, SLG: 0.345 (1, 4)										4	0	2	1	0	0	1										
<b>Roger Metzger, S</b> OBP: 0.347, SLG: 0.357 (1, 6)										3	0	0	0	1	1	1										
<b>Joaquin Andujar, S</b> <b>Jose Sosa, R</b> <b>Art Howe, R</b> <b>Gilberto Rondon, R</b> <b>Jerry Davanon, R</b> <b>Larry Hardy, R</b> <b>Ken Boswell, L</b> (1, PH) (5, PH) (5, PH) (6, PH) (7, PH) (8, PH) (9, PH)										1	0	0	0	0	0	1										
<b>Inning Stats</b>	R: 0 E: 0 K: 1 S: 6	H: 1 LOB: 2 BB: 1 P: 10	R: 0 E: 0 K: 2 S: 8	H: 1 LOB: 0 BB: 0 P: 8	R: 0 E: 0 K: 0 S: 4	H: 1 LOB: 1 BB: 0 P: 4	R: 0 E: 0 K: 0 S: 3	H: 1 LOB: 0 BB: 0 P: 3	R: 0 E: 0 K: 2 S: 7	H: 0 LOB: 0 BB: 0 P: 7	R: 0 E: 0 K: 1 S: 5	H: 1 LOB: 1 BB: 1 P: 9	R: 1 E: 0 K: 1 S: 7	H: 2 LOB: 3 BB: 2 P: 15	R: 0 E: 0 K: 0 S: 4	H: 1 LOB: 0 BB: 0 P: 4		R: 0 E: 0 K: 0 S: 3	H: 0 LOB: 0 BB: 0 P: 3	1B: 4 2B: 3 3B: 0 HR: 1	SF: 0 SAC: 0 DP: 2 HBP: 0	WP: 0 PB: 1 SB: 0 CS: 0	PA: 37			
<b>PITCHER</b>	IP	WLS	BF	H	R	ER	SO	BB	IBB	HBP	BLK	WP	HR	S	P	ERA	WHIP									
<b>Doug Rau, L</b> ERA: 2.0 <b>Mike Marshall, R</b> ERA: 4.0	(1, 1)	6.0		27	7	1	1	6	4	0	0	1	1	35	51	1.50	1.833									
	(7, 1)	3.0	S	10	1	1	1	1	0	0	0	0	0	1	12	12	3.00	0.333								





Batter	1	2	3	4	5	6	7	8	9	AB	R	H	RBI	BB	SO	LOB	TOP				
Wayne Garrett, L (1.5) OBP: 0.288, SLG: 0.271	4-0 CS BB		0-0 4-3		0-0 3-1			0-3 K		3	0	0	0	1	1	2					
Felix Milan, R (1.4) OBP: 0.403, SLG: 0.481	0-0 L7			4-0 G5-4-3 BB		0-0 6-3		0-0 1-3		3	0	0	0	1	0	1					
Joe Torre, R (1.3) OBP: 0.360, SLG: 0.435	0-0 L8			0-0 G5-4-3 1-2		0-0 5-3		0-0 2B		4	0	1	0	0	0	2					
Dave Kingman, R (1.9) OBP: 0.283, SLG: 0.643		0-0 G5-4-3 1B		4-0 S 1B BB		0-3 K		0-0 F3		3	1	1	0	1	1	1					
Jerry Grote, R (1.2) OBP: 0.500, SLG: 0.425		0-0 G5-4-3 1-2		0-0 1-H 1B		0-0 L7		0-0 F4		4	0	1	1	0	0	1					
Ed Kranepool, L (1.7) OBP: 0.283, SLG: 0.326		0-0 F8		0-0 4-3		0-0 3-1		0-0 4-3		4	0	0	0	0	0	1					
Bruce Boisclair, L (1.8) OBP: 0.462, SLG: 0.500			0-0 F8		0-0 SH1-4 1B		0-0 FC5 1B		0-0 F6	4	0	2	0	0	0	0					
Bud Harrelson, S (1.6) OBP: 0.367, SLG: 0.341			0-0 F8		0-0 F7		4-0 FC5 IBB			2	0	0	0	1	0	1					
Jerry Koosman, R (1.1) OBP: 0.500, SLG: 0.667			0-0 1B		0-0 SH1-4		0-0 FC5			2	0	1	0	0	0	2					
Bob Apodaca, R (7.1) OBP: 0.333, SLG: 0.333					0-0 1-2		1-2 2-3F			0	0	0	0	0	0	0					
<b>Inning Stats</b>	R: 0 E: 0 K: 0 S: 2	H: 0 LOB: 0 BB: 1 P: 6	R: 0 E: 0 K: 0 S: 3	H: 1 LOB: 0 BB: 0 P: 3	R: 0 E: 0 K: 0 S: 4	H: 1 LOB: 1 BB: 0 P: 4	R: 1 E: 0 K: 0 S: 3	H: 1 LOB: 1 BB: 2 P: 11	R: 0 E: 0 K: 1 S: 4	H: 0 LOB: 0 BB: 0 P: 5	R: 0 E: 0 K: 0 S: 5	H: 1 LOB: 2 BB: 1 P: 8	R: 0 E: 0 K: 1 S: 6	H: 1 LOB: 1 BB: 0 P: 6	R: 0 E: 0 K: 0 S: 3	H: 0 LOB: 0 BB: 0 P: 3	1B: 5 2B: 1 3B: 0 HR: 0	SF: 0 SAC: 1 DP: 2 HBP: 0	WP: 0 PB: 0 SB: 2 CS: 1	PA: 34	
<b>PITCHER</b>	IP WLS BF H R ER SO BB IBB HBP BLK WP HR S P ERA WHIP	IP WLS BF H R ER SO BB IBB HBP BLK WP HR S P ERA WHIP	IP WLS BF H R ER SO BB IBB HBP BLK WP HR S P ERA WHIP	IP WLS BF H R ER SO BB IBB HBP BLK WP HR S P ERA WHIP	IP WLS BF H R ER SO BB IBB HBP BLK WP HR S P ERA WHIP	IP WLS BF H R ER SO BB IBB HBP BLK WP HR S P ERA WHIP	IP WLS BF H R ER SO BB IBB HBP BLK WP HR S P ERA WHIP	IP WLS BF H R ER SO BB IBB HBP BLK WP HR S P ERA WHIP	IP WLS BF H R ER SO BB IBB HBP BLK WP HR S P ERA WHIP	IP WLS BF H R ER SO BB IBB HBP BLK WP HR S P ERA WHIP	IP WLS BF H R ER SO BB IBB HBP BLK WP HR S P ERA WHIP	IP WLS BF H R ER SO BB IBB HBP BLK WP HR S P ERA WHIP	IP WLS BF H R ER SO BB IBB HBP BLK WP HR S P ERA WHIP	IP WLS BF H R ER SO BB IBB HBP BLK WP HR S P ERA WHIP	IP WLS BF H R ER SO BB IBB HBP BLK WP HR S P ERA WHIP	IP WLS BF H R ER SO BB IBB HBP BLK WP HR S P ERA WHIP	IP WLS BF H R ER SO BB IBB HBP BLK WP HR S P ERA WHIP	IP WLS BF H R ER SO BB IBB HBP BLK WP HR S P ERA WHIP	IP WLS BF H R ER SO BB IBB HBP BLK WP HR S P ERA WHIP	IP WLS BF H R ER SO BB IBB HBP BLK WP HR S P ERA WHIP	IP WLS BF H R ER SO BB IBB HBP BLK WP HR S P ERA WHIP

New York Mets @ Houston Astros  
Astrodome, Houston, TX  
Fri Apr 23 1976, 7:05 PM EST  
Att: 10,380 - Dome

AB 29  
R 1  
H 6  
RBI 1  
BB 4  
SO 2  
LOB 11



Batter	1	2	3	4	5	6	7	8	9	AB	R	H	RBI	BB	SO	LOB	BOTTOM				
Wilbur Howard, S (1.9) OBP: 0.182, SLG: 0.146	0-0 1-3			0-3 K		0-0 F3		0-0 FC5-4 1-2F		4	0	0	0	0	1	1					
Enos Cabell, R (1.5) OBP: 0.379, SLG: 0.453	0-3 K			0-0 4-3 3B			4-0 HR BB			2	2	1	0	1	1	0					
Cesar Cedeno, R (1.8) OBP: 0.377, SLG: 0.679	0-0 CS 1B			0-0 4-3 3-H			0-0 1-H HR			3	1	2	3	0	0	0					
Bob Watson, R (1.3) OBP: 0.453, SLG: 0.404	0-0 CS 1-2	0-0 6-3		0-0 6-3			0-0 L8			3	0	0	0	0	0	0					
Cliff Johnson, R (1.2) OBP: 0.354, SLG: 0.390		0-0 G3			0-0 5-3		0-3 K			3	0	0	0	0	1	0					
Leon Roberts, R (1.7) OBP: 0.333, SLG: 0.455		0-0 F5			0-0 L7		0-0 1B			3	0	1	0	0	0	0					
Greg Gross, L (8.9) OBP: 0.314, SLG: 0.319										0	0	0	0	0	0	0					
Larry Milbourne, S (1.4) OBP: 0.349, SLG: 0.328			0-0 5-3		0-0 6-3			0-0 1-3		3	0	0	0	0	0	0					
Roger Metzger, S (1.6) OBP: 0.327, SLG: 0.333			0-0 F8			0-0 F8		0-0 4-3		3	0	0	0	0	0	0					
Mike Cosgrove, L (1.1) OBP: 0.250, SLG: 0.250			0-0 5-3			0-0 F4		0-0 FC5-4 1B		2	0	0	0	0	0	0					
Ken Boswell, L (8. PH) OBP: 0.300, SLG: 0.400										1	0	1	0	0	0	0					
Ken Forsch, R (9.1) ERA: 1.93										0	0	0	0	0	0	0					
<b>Inning Stats</b>	R: 0 E: 0 K: 1 S: 5	H: 1 LOB: 0 BB: 0 P: 5	R: 0 E: 0 K: 0 S: 3	H: 0 LOB: 0 BB: 0 P: 3	R: 0 E: 0 K: 0 S: 3	H: 0 LOB: 0 BB: 0 P: 3	R: 1 E: 0 K: 1 S: 6	H: 1 LOB: 0 BB: 0 P: 6	R: 0 E: 0 K: 0 S: 3	H: 0 LOB: 0 BB: 0 P: 3	R: 2 E: 0 K: 1 S: 6	H: 2 LOB: 1 BB: 1 P: 10	R: 0 E: 0 K: 0 S: 4	H: 1 LOB: 1 BB: 0 P: 4	R: 0 E: 0 K: 0 S: 3	H: 0 LOB: 0 BB: 0 P: 3	1B: 3 2B: 0 3B: 1 HR: 1	SF: 0 SAC: 0 DP: 0 HBP: 0	WP: 0 PB: 0 SB: 0 CS: 1	PA: 29	
<b>PITCHER</b>	IP WLS BF H R ER SO BB IBB HBP BLK WP HR S P ERA WHIP	IP WLS BF H R ER SO BB IBB HBP BLK WP HR S P ERA WHIP	IP WLS BF H R ER SO BB IBB HBP BLK WP HR S P ERA WHIP	IP WLS BF H R ER SO BB IBB HBP BLK WP HR S P ERA WHIP	IP WLS BF H R ER SO BB IBB HBP BLK WP HR S P ERA WHIP	IP WLS BF H R ER SO BB IBB HBP BLK WP HR S P ERA WHIP	IP WLS BF H R ER SO BB IBB HBP BLK WP HR S P ERA WHIP	IP WLS BF H R ER SO BB IBB HBP BLK WP HR S P ERA WHIP	IP WLS BF H R ER SO BB IBB HBP BLK WP HR S P ERA WHIP	IP WLS BF H R ER SO BB IBB HBP BLK WP HR S P ERA WHIP	IP WLS BF H R ER SO BB IBB HBP BLK WP HR S P ERA WHIP	IP WLS BF H R ER SO BB IBB HBP BLK WP HR S P ERA WHIP	IP WLS BF H R ER SO BB IBB HBP BLK WP HR S P ERA WHIP	IP WLS BF H R ER SO BB IBB HBP BLK WP HR S P ERA WHIP	IP WLS BF H R ER SO BB IBB HBP BLK WP HR S P ERA WHIP	IP WLS BF H R ER SO BB IBB HBP BLK WP HR S P ERA WHIP	IP WLS BF H R ER SO BB IBB HBP BLK WP HR S P ERA WHIP	IP WLS BF H R ER SO BB IBB HBP BLK WP HR S P ERA WHIP	IP WLS BF H R ER SO BB IBB HBP BLK WP HR S P ERA WHIP	IP WLS BF H R ER SO BB IBB HBP BLK WP HR S P ERA WHIP	IP WLS BF H R ER SO BB IBB HBP BLK WP HR S P ERA WHIP

New York Mets @ Houston Astros  
Astrodome, Houston, TX  
Fri Apr 23 1976, 7:05 PM EST  
Att: 10,380 - Dome

AB 27  
R 3  
H 5  
RBI 3  
BB 1  
SO 3  
LOB 1





Batter	1	2	3	4	5	6	7	8	9	AB	R	H	RBI	BB	SO	LOB	TOP										
<b>Bruce Boisclair, L</b> OBP: 0.444, SLG: 0.471 (1, 8)										5	1	2	1	0	1	2											
<b>Felix Milan, R</b> OBP: 0.418, SLG: 0.483 (1, 4)										4	1	2	0	1	0	0											
<b>John Milner, L</b> OBP: 0.360, SLG: 0.795 <b>Del Unser, L</b> OBP: 0.352, SLG: 0.480 (7, PR)										3	0	2	1	1	0	0											
<b>Ed Kranepool, L</b> OBP: 0.275, SLG: 0.313 (1, 3)										5	0	1	0	0	0	6											
<b>Dave Kingman, R</b> OBP: 0.292, SLG: 0.617 (1, 9)										4	1	1	0	1	2	4											
<b>Wayne Garrett, L</b> OBP: 0.298, SLG: 0.269 (1, 5)										4	2	1	0	1	0	3											
<b>Jerry Grote, R</b> OBP: 0.480, SLG: 0.395 (1, 2)										3	0	0	0	1	0	1											
<b>Bud Harrelson, S</b> OBP: 0.407, SLG: 0.349 (1, 6)										2	1	1	1	3	0	1											
<b>Tom Seaver, R</b> OBP: 0.308, SLG: 0.182 (1, 1)										4	1	1	2	0	2	4											
<b>Inning Stats</b>	R: 2 E: 1 K: 0 S: 6	H: 3 LOB: 1 BB: 0 P: 6	R: 0 E: 0 K: 1 S: 5	H: 0 LOB: 1 BB: 1 P: 9	R: 0 E: 0 K: 1 S: 6	H: 1 LOB: 1 BB: 0 P: 6	R: 1 E: 1 K: 2 S: 8	H: 1 LOB: 1 BB: 1 P: 12	R: 0 E: 0 K: 1 S: 5	H: 0 LOB: 1 BB: 1 P: 9	R: 0 E: 0 K: 0 S: 3	H: 0 LOB: 2 BB: 0 P: 7	R: 0 E: 0 K: 0 S: 4	H: 2 LOB: 2 BB: 0 P: 4	R: 4 E: 0 K: 0 S: 6	H: 4 LOB: 2 BB: 3 P: 18	R: 0 E: 0 K: 0 S: 3	H: 1 LOB: 1 BB: 1 P: 7	1B: 11 2B: 2 3B: 0 HR: 0	SF: 0 SAC: 1 DP: 2 HBP: 0	WP: 1 PB: 0 SB: 1 CS: 3	PA: 44					
<b>PITCHER</b>	IP	WLS	BF	H	R	ER	SO	BB	IBB	HBP	BLK	WP	HR	S	P	ERA	WHIP										
<b>Larry Dierker, R</b> ERA: 5.31 (1, 1)	7.1	L	36	9	7	5	5	6	0	0	0	1	0	40	64	6.14	2.045										
<b>Larry Hardy, R</b> ERA: 7.52 (8, 1)	0.2		4	2	0	0	0	1	0	0	0	0	0	3	7	0.00	4.500										
<b>Mike Barlow, R</b> ERA: 3.38 (9, 1)	1.0		4	1	0	0	0	1	0	0	0	0	0	3	7	0.00	2.000										

**New York Mets @ Houston Astros**  
Astrodome, Houston, TX  
Sat Apr 24 1976, 7:05 PM EST  
Att: 17,299 - Unknown

AB	35
R	7
H	12
RBI	6
BB	8
SO	5
LOB	21

Batter	1	2	3	4	5	6	7	8	9	AB	R	H	RBI	BB	SO	LOB	BOTTOM										
<b>Larry Milbourne, S</b> OBP: 0.358, SLG: 0.317 (1, 4)										2	1	0	0	2	0	0											
<b>Enos Cabell, R</b> OBP: 0.371, SLG: 0.433 (1, 5)										3	0	0	0	1	0	2											
<b>Cesar Cedeno, R</b> OBP: 0.369, SLG: 0.650 (1, 8)										4	0	1	1	0	0	3											
<b>Bob Watson, R</b> OBP: 0.426, SLG: 0.375 (1, 3)										4	0	0	0	0	1	3											
<b>Cliff Johnson, R</b> OBP: 0.327, SLG: 0.356 (1, 2)										4	0	0	0	0	3	0											
<b>Jose Cruz, L</b> OBP: 0.231, SLG: 0.217 (1, 7)										3	0	0	0	1	1	0											
<b>Greg Gross, L</b> OBP: 0.345, SLG: 0.340 (1, 9)										3	0	2	0	1	0	0											
<b>Roger Metzger, S</b> OBP: 0.304, SLG: 0.306 (1, 6)										4	0	0	0	0	0	4											
<b>Larry Dierker, R</b> (1, 1)										2	0	0	0	0	0	2											
<b>Larry Hardy, R</b> (8, 1)										0	0	0	0	0	0	0											
<b>Ken Boswell, L</b> OBP: 0.273, SLG: 0.364 (8, PH)										1	0	0	0	0	0	0											
<b>Mike Barlow, L</b> (9, 1)										0	0	0	0	0	0	0											
<b>Leon Roberts, R</b> OBP: 0.320, SLG: 0.435 (9, PH)										1	0	0	0	0	0	2											
<b>Inning Stats</b>	R: 1 E: 0 K: 1 S: 5	H: 1 LOB: 0 BB: 1 P: 9	R: 0 E: 0 K: 1 S: 5	H: 0 LOB: 0 BB: 0 P: 5	R: 0 E: 0 K: 0 S: 3	H: 0 LOB: 0 BB: 0 P: 3	R: 0 E: 0 K: 0 S: 3	H: 0 LOB: 0 BB: 0 P: 3	R: 0 E: 1 K: 1 S: 6	H: 0 LOB: 2 BB: 1 P: 10	R: 0 E: 0 K: 0 S: 3	H: 0 LOB: 1 BB: 1 P: 7	R: 0 E: 0 K: 2 S: 8	H: 1 LOB: 1 BB: 0 P: 8	R: 0 E: 1 K: 0 S: 4	H: 0 LOB: 2 BB: 1 P: 8	R: 0 E: 0 K: 0 S: 4	H: 1 LOB: 2 BB: 1 P: 8	1B: 3 2B: 0 3B: 0 HR: 0	SF: 0 SAC: 0 DP: 0 HBP: 0	WP: 0 PB: 0 SB: 1 CS: 0	PA: 36					
<b>PITCHER</b>	IP	WLS	BF	H	R	ER	SO	BB	IBB	HBP	BLK	WP	HR	S	P	ERA	WHIP										
<b>Tom Seaver, R</b> ERA: 2.48 (1, 1)	9.0	W	36	3	1	1	5	5	0	0	0	0	0	41	61	1.00	0.889										

**New York Mets @ Houston Astros**  
Astrodome, Houston, TX  
Sat Apr 24 1976, 7:05 PM EST  
Att: 17,299 - Unknown

AB	31
R	1
H	3
RBI	1
BB	5
SO	5
LOB	16



Batter	1	2	3	4	5	6	7	8	9	AB	R	H	RBI	BB	SO	LOB	TOP				
<b>Del Unser, L</b> OBP: 0.339, SLG: 0.455 (1, 8)	0-0 4-3		0-0 F6		0-0 F8		0-0 1B		0-0 1-3	5	0	1	1	0	0	2					
<b>Felix Milan, R</b> OBP: 0.417, SLG: 0.476 (1, 4)	0-0 F3		0-0 1B		0-0 FC5-2		0-0 G3		0-0 5-3	5	0	2	1	0	0	1					
<b>John Milner, L</b> OBP: 0.374, SLG: 0.762 <b>Bruce Boisclair, L</b> OBP: 0.444, SLG: 0.471 (8, 7)	4-0 FC4-6 BB		0-0 G3		0-0 FC5-2		0-0 E		0-0 F6	3	0	1	0	1	0	1					
<b>Ed Kranepool, L</b> OBP: 0.273, SLG: 0.308 (1, 3)	0-0 FC4-6		0-0 4-3		0-0 E3		0-0 FC5-2		0-0 4-3	4	1	1	0	0	0	3					
<b>Dave Kingman, R</b> OBP: 0.290, SLG: 0.594 (1, 9)		0-0 5-3		0-0 6-3		0-0 FC5-2		0-0 WP	4	1	1	0	0	0	3						
<b>Wayne Garrett, L</b> OBP: 0.295, SLG: 0.268 (1, 5)	0-0 F6		0-0 CS		0-0 F8		0-0 4-3		0-0 4-3	4	0	1	0	0	4						
<b>Ron Hodges, L</b> OBP: 0.843, SLG: 0.545 (1, 2)	0-0 4-3		0-0 CS		0-0 F8		0-0 PB		0-0 1B	4	1	2	1	0	0						
<b>Bud Harrelson, S</b> OBP: 0.421, SLG: 0.341 (1, 6)			4-0 SH1-4 1B BB		4-0 FC2-6 BB		0-0 SH5-4		0-0 F7	1	1	0	0	2	0	1					
<b>Jon Matlack, L</b> (1, 1) <b>Joe Torre, R</b> OBP: 0.346, SLG: 0.417 (7, PH) <b>Ken Sanders, R</b> (7, 1)			0-0 SH1-4		0-0 FC2-6		0-0 F9		0-0 4-3	1	0	0	0	0	0	1					
<b>Inning Stats</b>	R: 0 E: 0 K: 0 S: 3	H: 0 LOB: 1 BB: 1 P: 7	R: 0 E: 0 K: 0 S: 3	H: 0 LOB: 0 BB: 0 P: 3	R: 1 E: 0 K: 0 S: 4	H: 1 LOB: 1 BB: 1 P: 8	R: 0 E: 0 K: 0 S: 3	H: 1 LOB: 0 BB: 0 P: 3	R: 0 E: 0 K: 0 S: 5	H: 2 LOB: 2 BB: 0 P: 5	R: 1 E: 0 K: 0 S: 5	H: 2 LOB: 1 BB: 0 P: 5	R: 2 E: 0 K: 0 S: 6	H: 3 LOB: 1 BB: 0 P: 6	R: 0 E: 0 K: 0 S: 3	H: 0 LOB: 0 BB: 0 P: 3	1B: 9 2B: 0 3B: 0 HR: 0	SF: 0 SAC: 2 DP: 1 HBP: 0	WP: 2 PB: 1 CS: 1	PA: 39	
<b>PITCHER</b>	IP	WLS	BF	H	R	ER	SO	BB	IBB	HBP	BLK	WP	HR	S	P	ERA	WHIP				
<b>Joe Niekro, R</b> ERA: 4.88 (1, 1)	7.2	L	34	9	4	3	0	3	0	0	0	2	0	31	43	3.52	1.565				
<b>Ken Forsch, R</b> ERA: 0.55 (8, 1)	1.1		4	0	0	0	0	0	0	0	0	0	0	4	4	0.00	0.000				

**New York Mets @ Houston Astros**  
Astrodome, Houston, TX  
Sun Apr 25 1976, 4:33 AM EDT  
Att: 10,246 - Unknown

<b>AB</b>	33
<b>R</b>	4
<b>H</b>	9
<b>RBI</b>	3
<b>BB</b>	3
<b>SO</b>	0
<b>LOB</b>	17



Batter	1	2	3	4	5	6	7	8	9	AB	R	H	RBI	BB	SO	LOB	BOTTOM					
<b>Larry Milbourne, S</b> OBP: 0.352, SLG: 0.313 (1, 4)	0-3 K			0-0 BLK	0-0 L5		0-3 K			4	1	1	0	0	2	2						
<b>Enos Cabell, R</b> OBP: 0.351, SLG: 0.408 (1, 5)	0-0 6-3			0-0 5-3		0-0 F4		0-0 6-3		4	0	0	0	0	0	1						
<b>Cesar Cedeno, R</b> OBP: 0.362, SLG: 0.672 (1, 8)	0-0 5-3			0-0 HR		0-0 F8		0-0 F9		4	1	1	2	0	0							
<b>Bob Watson, R</b> OBP: 0.431, SLG: 0.373 (1, 3)		0-0 1-3		0-0 FC4-6		4-0 WP		0-3 K		3	0	1	0	1	1	0						
<b>Leon Roberts, R</b> OBP: 0.321, SLG: 0.400 (1, 7) <b>Greg Gross, L</b> OBP: 0.339, SLG: 0.333 (9, PH)		0-3 K		0-0 FC4-6		4-0 BB		0-0 G3		2	0	0	0	1	1	1						
<b>Skip Jutze, R</b> OBP: 0.059, SLG: 0.059 (1, 2) <b>Ken Boswell, L</b> OBP: 0.250, SLG: 0.333 (9, PH)		0-3 K		0-0 F4		0-3 K		0-0 4-3		3	0	0	0	0	2	3						
<b>Wilbur Howard, S</b> OBP: 0.167, SLG: 0.133 (1, 9)			0-0 6-3		0-0 F7		0-0 3-1		0-0 6-3	4	0	0	0	0	0	0						
<b>Roger Metzger, S</b> OBP: 0.288, SLG: 0.288 (1, 6)			0-0 6-3		0-0 1-3		0-0 F8			3	0	0	0	0	0	0						
<b>Joe Niekro, R</b> OBP: 0.250, SLG: 0.286 (1, 1) <b>Ken Forsch, R</b> (8, 1)			0-3 K		4-0 BB		0-0 2B			2	0	1	0	1	1	0						
<b>Inning Stats</b>	R: 0 E: 0 K: 1 S: 5	H: 0 LOB: 0 BB: 0 P: 5	R: 0 E: 0 K: 2 S: 7	H: 0 LOB: 0 BB: 0 P: 7	R: 0 E: 0 K: 1 S: 5	H: 0 LOB: 0 BB: 0 P: 5	R: 2 E: 0 K: 0 S: 6	H: 3 LOB: 1 BB: 0 P: 6	R: 0 E: 0 K: 0 S: 3	H: 0 LOB: 1 BB: 1 P: 7	R: 0 E: 0 K: 1 S: 5	H: 0 LOB: 2 BB: 2 P: 13	R: 0 E: 0 K: 1 S: 6	H: 1 LOB: 0 BB: 0 P: 6	R: 0 E: 0 K: 1 S: 5	H: 0 LOB: 0 BB: 0 P: 5	R: 0 E: 0 K: 0 S: 3	H: 0 LOB: 0 BB: 0 P: 3	1B: 2 2B: 1 3B: 0 HR: 1	SF: 0 SAC: 0 DP: 0 HBP: 0	WP: 1 PB: 0 CS: 0	PA: 34
<b>PITCHER</b>	IP	WLS	BF	H	R	ER	SO	BB	IBB	HBP	BLK	WP	HR	S	P	ERA	WHIP					
<b>Jon Matlack, L</b> ERA: 2.67 (1, 1)	6.0		24	3	2	2	5	3	0	0	0	1	1	31	43	3.00	1.000					
<b>Ken Sanders, R</b> ERA: (7, 1)	3.0	W	10	1	0	0	2	0	0	0	0	0	0	14	14	0.00	0.333					

**New York Mets @ Houston Astros**  
Astrodome, Houston, TX  
Sun Apr 25 1976, 4:33 AM EDT  
Att: 10,246 - Unknown

<b>AB</b>	31
<b>R</b>	2
<b>H</b>	4
<b>RBI</b>	2
<b>BB</b>	3
<b>SO</b>	7
<b>LOB</b>	7









Batter	1	2	3	4	5	6	7	8	9	AB	R	H	RBI	BB	SO	LOB	TOP										
Larry Milbourne, S OBP: 0.363, SLG: 0.300	F9		BB		SH1-3	FC3-2 1B		FC5-4 BB		2	1	0	0	2	0	3	Houston Astros @ Montreal Expos Jarry Park, Montreal, QB Wed Apr 28 1976, 3:38 AM EDT Att: 5,330 - Unknown										
Enos Cabell, R OBP: 0.361, SLG: 0.418	F9		5-3		6-3	WP S 1B		FC5-4 S		5	0	1	2	0	0	5											
Cesar Cedeno, R OBP: 0.354, SLG: 0.616	K				F8	WP BB		6-3		4	1	1	0	1	1	3											
Bob Watson, R OBP: 0.407, SLG: 0.353		F7			F9			K		5	1	1	0	0	1	3											
Cliff Johnson, R OBP: 0.350, SLG: 0.353	F3				F4					3	1	1	0	1	1	0											
Skip Jutze, R OBP: 0.111, SLG: 0.059					SF8 BB 1B	FC5-4 1B		K		0	0	0	0	1	0	0											
Jose Cruz, L OBP: 0.250, SLG: 0.208	G3				1B	FC5-4 BB 1B		6-3		1	0	0	0	1	0	0											
Leon Roberts, R OBP: 0.333, SLG: 0.500					1-2 2-3 BB	1-2 2-3 BB		4-3		1	1	0	0	0	0	2											
Tom Griffin, R OBP: 0.111, SLG: 0.059					1-2 2-3 BB	1-2 2-3 BB		4-3		1	0	0	0	0	0	0											
Ken Forsch, R OBP: 0.111, SLG: 0.059					1-2 2-3 BB	1-2 2-3 BB		4-3		1	0	0	0	0	0	1											
Mike Barlow, L OBP: 0.111, SLG: 0.059					1-2 2-3 BB	1-2 2-3 BB		4-3		1	0	0	0	0	0	1											
Greg Gross, L OBP: 0.328, SLG: 0.327			F7		SF8	1B		K		4	0	1	2	0	1	1											
Roger Metzger, S OBP: 0.313, SLG: 0.322			WP		1-3 3-H 1B	FC3-2 1B		F8		3	1	2	1	1	0	0											
Mike Cosgrove, L OBP: 0.333, SLG: 0.200			K2-3		2-3	1-2 2-3 BB		FC5-4 BB		1	0	0	0	1	1	1											
Wilbur Howard, S OBP: 0.204, SLG: 0.176					SH1-3 BB	1-2 2-3 BB		FC3-2 1B		2	1	2	1	0	0	0											
<b>Inning Stats</b>	R: 0 E: 0 K: 1 S: 5	H: 0 LOB: 0 BB: 0 P: 5	R: 0 E: 0 K: 0 S: 3	H: 0 LOB: 0 BB: 0 P: 3	R: 0 E: 0 K: 1 S: 6	H: 1 LOB: 2 BB: 1 P: 10	R: 2 E: 0 K: 0 S: 4	H: 2 LOB: 2 BB: 2 P: 12	R: 0 E: 0 K: 0 S: 3	H: 0 LOB: 1 BB: 1 P: 7	R: 5 E: 0 K: 0 S: 8	H: 5 LOB: 2 BB: 2 P: 16	R: 0 E: 0 K: 2 S: 7	H: 0 LOB: 0 BB: 0 P: 7	R: 0 E: 0 K: 0 S: 4	H: 1 LOB: 2 BB: 1 P: 8	R: 0 E: 0 K: 1 S: 5	H: 0 LOB: 1 BB: 1 P: 9	1B: 8 2B: 1 3B: 0 HR: 0	SF: 1 SAC: 1 DP: 0 HBP: 0	WP: 2 PB: 0 SB: 4 CS: 0	PA: 43					
<b>PITCHER</b>	IP	WLS	BF	H	R	ER	SO	BB	IBB	HBP	BLK	WP	HR	S	P	ERA	WHIP	<b>PITCHER</b>									
Clay Kirby, R ERA: 5.4	5.0		23	5	4	4	2	4	0	0	0	1	0	23	39	7.20	1.800										
Fred Scherman, L ERA: 4.5	0.1		4	2	0	0	0	1	0	0	0	0	0	3	7	0.00	9.000										
Wayne Granger, R ERA: 1.46	0.2		4	1	3	3	0	1	0	0	0	1	0	3	7	40.50	3.000										
Dale Murray, R ERA: 1.8	1.0		3	0	0	0	2	0	0	0	0	0	0	7	7	0.00	0.000										
Don Carrithers, R ERA: 2.79	2.0	W	9	1	0	0	1	2	0	0	0	0	0	9	17	0.00	1.500										
<b>Batter</b>	<b>1</b>	<b>2</b>	<b>3</b>	<b>4</b>	<b>5</b>	<b>6</b>	<b>7</b>	<b>8</b>	<b>9</b>	<b>AB</b>	<b>R</b>	<b>H</b>	<b>RBI</b>	<b>BB</b>	<b>SO</b>	<b>LOB</b>	<b>BOTTOM</b>										
Pepe Manguat, R OBP: 0.333, SLG: 0.269	F7	E 1B		1-3		K		F4		5	0	1	2	0	1	3	Houston Astros @ Montreal Expos Jarry Park, Montreal, QB Wed Apr 28 1976, 3:38 AM EDT Att: 5,330 - Unknown										
Ellis Valentine, R OBP: 0.231, SLG: 0.346	6-3	E8 1B			1-3	G6-4-3		F2		5	0	1	1	0	0	3											
Larry Parrish, R OBP: 0.266, SLG: 0.262	E4	4-3			F7		HR BB	F8		4	1	0	0	1	0	2											
Gary Carter, R OBP: 0.359, SLG: 0.351	5-3				F8		HR BB			4	1	2	0	1	0	1											
Jim Dwyer, L OBP: 0.296, SLG: 0.385					E 1B		HR BB	1B		0	1	0	0	0	0	0											
Nate Colbert, R OBP: 0.435, SLG: 0.684		5-3			E3		HR	BB 1B		4	2	2	3	1	0	1											
Pete Mackanin, R OBP: 0.267, SLG: 0.357		BB 1B			F7		1-2 2-3 HR	1B		5	1	2	1	0	0	3											
Tim Foli, R OBP: 0.314, SLG: 0.531		BB 1B			1-3			1B		4	1	2	0	1	0	1											
Barry Foote, R OBP: 0.167, SLG: 0.200					F7			1B		3	0	1	0	0	0	2											
Dale Murray, R OBP: 0.305, SLG: 0.463					F7			1B		0	0	0	0	0	0	0											
Mike Jorgensen, L OBP: 0.305, SLG: 0.463					F7			1B		1	0	0	0	0	0	0											
Don Carrithers, R OBP: 0.286, SLG: 0.429					F7			1B		0	0	0	0	0	0	0											
Jose Morales, R OBP: 0.286, SLG: 0.429					F7			1B		1	0	1	1	0	0	0											
Clay Kirby, R OBP: 0.500, SLG: 0.667					L3			G6-4-3		1	1	0	0	1	0	0											
Fred Scherman, L OBP: 0.333, SLG: 0.333										0	0	0	0	0	0	0											
Wayne Granger, R OBP: 0.333, SLG: 0.333										0	0	0	0	0	0	0											
Jerry White, S OBP: 0.380, SLG: 0.409										1	0	0	0	1	0	0											
<b>Inning Stats</b>	R: 0 E: 1 K: 0 S: 4	H: 0 LOB: 1 BB: 0 P: 4	R: 3 E: 1 K: 0 S: 7	H: 4 LOB: 2 BB: 1 P: 11	R: 0 E: 0 K: 0 S: 4	H: 1 LOB: 1 BB: 0 P: 4	R: 0 E: 0 K: 0 S: 3	H: 0 LOB: 0 BB: 0 P: 3	R: 0 E: 0 K: 0 S: 5	H: 1 LOB: 2 BB: 0 P: 5	R: 3 E: 0 K: 0 S: 4	H: 1 LOB: 2 BB: 2 P: 12	R: 0 E: 0 K: 0 S: 3	H: 0 LOB: 0 BB: 0 P: 3	R: 2 E: 0 K: 0 S: 4	H: 3 LOB: 3 BB: 2 P: 12	1B: 11 2B: 0 3B: 0 HR: 1	SF: 0 SAC: 0 DP: 1 HBP: 0	WP: 0 PB: 0 SB: 1 CS: 0	PA: 44							
<b>PITCHER</b>	IP	WLS	BF	H	R	ER	SO	BB	IBB	HBP	BLK	WP	HR	S	P	ERA	WHIP	<b>PITCHER</b>									
Mike Cosgrove, L ERA: 2.74	5.0		24	6	3	3	0	1	0	0	0	0	1	7	19	27.00	6.000										
Tom Griffin, R ERA: 5.14	1.0		8	3	3	3	1	3	0	0	0	0	0	3	3	0.00	0.000										
Ken Forsch, R ERA: 1.0	1.0		3	0	0	0	0	0	0	0	0	0	0	3	3	0.00	0.000										
Mike Barlow, R ERA: 4.5	1.1	L	9	3	2	2	0	2	0	0	0	0	0	7	15	13.50	3.750										



Batter	1	2	3	4	5	6	7	8	9	AB	R	H	RBI	BB	SO	LOB	TOP										
Larry Milbourne, S (1,4) OBP: 0.365, SLG: 0.307	1-3		1B		FC6-2			4-3 1B	F7	5	1	2	0	0	0	3											
Enos Cabell, R (1,5) OBP: 0.345, SLG: 0.398	1-3		K			F9		4-3		4	0	0	0	0	1	2											
Cesar Cedeno, R (1,8) OBP: 0.361, SLG: 0.610	1-3			S 1B		F8		2B 1B		4	1	2	1	0	0	0											
Bob Watson, R (1,3) OBP: 0.400, SLG: 0.361		6-3			F8 1-2	K		2B 1B		4	0	1	1	0	1	1											
Cliff Johnson, R (1,2) OBP: 0.328, SLG: 0.327	5-3				F3			K		4	0	0	0	0	1	3											
Jose Cruz, L (1,7) OBP: 0.281, SLG: 0.222					K		4-3		WP 2B BB	3	1	1	0	1	1	1											
Greg Gross, L (1,9) OBP: 0.338, SLG: 0.356	K				4-3 FC6-2 2B			1B	4-3	4	0	2	0	0	1	2											
Roger Metzger, S (1,6) OBP: 0.310, SLG: 0.333			5-3		4-3		4-3			4	0	1	1	0	0	2											
Larry Dierker, R (1,1) Ken Boswell, L (8, PH) Wilbur Howard, S (8, PR) Larry Hardy, R (8, 1)	4-3		4-3		FC			CS 1B	F2	2	0	0	0	0	0	1											
<b>Inning Stats</b>	R: 0 E: 0 K: 0 S: 3	H: 0 LOB: 0 BB: 0 P: 3	R: 0 E: 0 K: 1 S: 6	H: 1 LOB: 1 BB: 0 P: 6	R: 0 E: 0 K: 1 S: 6	H: 1 LOB: 1 BB: 0 P: 6	R: 0 E: 0 K: 1 S: 6	H: 1 LOB: 2 BB: 0 P: 4	R: 0 E: 0 K: 1 S: 5	H: 0 LOB: 0 BB: 0 P: 5	R: 0 E: 0 K: 0 S: 4	H: 1 LOB: 1 BB: 0 P: 4	R: 2 E: 0 K: 1 S: 8	H: 4 LOB: 2 BB: 0 P: 8	R: 1 E: 0 K: 0 S: 4	H: 1 LOB: 1 BB: 1 P: 8	1B: 7 2B: 3 3B: 0 HR: 0	SF: 0 SAC: 0 DP: 0 HBP: 0	WP: 1 PB: 0 SB: 1 CS: 1	PA: 37							
<b>PITCHER</b>	IP	WLS	BF	H	R	ER	SO	BB	IBB	HBP	BLK	WP	HR	S	P	ERA	WHIP										
Steve Rogers, R (1,1) ERA: 3.74	7.1		28	7	1	1	4	0	0	0	0	0	0	36	36	1.23	0.955										
Dale Murray, R (8, 1) ERA: 2.51	0.1	L	3	2	1	1	0	0	0	0	0	0	0	3	3	27.00	6.000										
Wayne Granger, R (8, 1) ERA: 1.42	0.1		1	0	0	0	1	0	0	0	0	0	0	3	3	0.00	0.000										
Fred Scherman, L (9, 1) ERA: 4.8	1.0		5	1	1	1	0	1	0	0	0	1	0	4	8	9.00	2.000										

Houston Astros @ Montreal Expos  
 Jarry Park, Montreal, QB  
 Thu Apr 29 1976, 3:33 AM EDT  
 Att. 5,873 - Unknown - 61 F

AB	36
R	3
H	10
RBI	3
BB	1
SO	5
LOB	16



Batter	1	2	3	4	5	6	7	8	9	AB	R	H	RBI	BB	SO	LOB	BOTTOM										
Jerry White, S (1,8) OBP: 0.352, SLG: 0.375	5-3		F6			L5			F8	4	0	0	0	0	0	0											
Nate Colbert, R (1,7) OBP: 0.407, SLG: 0.652			F4			K			K	4	0	1	0	0	2	0											
Mike Jorgensen, L (1,3) OBP: 0.286, SLG: 0.431	F7				4-3	F4			F3	4	0	0	0	0	0	1											
Gary Carter, R (1,2) OBP: 0.358, SLG: 0.350	F7				G6-4-3 1B	L7				3	0	1	0	0	0	1											
Larry Parrish, R (1,5) OBP: 0.254, SLG: 0.250		5-3			G6-4-3	L4				3	0	0	0	0	0	1											
Pete Mackanin, R (1,4) OBP: 0.270, SLG: 0.356			WP SF7 1B			F7			F6	3	1	1	0	0	0	0											
Tim Foli, R (1,6) OBP: 0.315, SLG: 0.520			SF7						6-3	1	0	0	1	1	0	0											
Ellis Valentine, R (1,9) OBP: 0.207, SLG: 0.310		6-3							F2	3	0	0	0	0	1	1											
Steve Rogers, R (1,1) Dale Murray, R (8, 1) Wayne Granger, R (8, 1) Jim Dwyer, L (8, PH) Fred Scherman, L (9, 1)					6-3				L9	2	0	0	0	0	0	0											
<b>Inning Stats</b>	R: 0 E: 0 K: 0 S: 4	H: 1 LOB: 1 BB: 0 P: 4	R: 1 E: 0 K: 0 S: 4	H: 1 LOB: 0 BB: 0 P: 4	R: 0 E: 0 K: 0 S: 3	H: 0 LOB: 0 BB: 0 P: 3	R: 0 E: 0 K: 1 S: 5	H: 1 LOB: 1 BB: 1 P: 9	R: 0 E: 0 K: 1 S: 5	H: 0 LOB: 0 BB: 0 P: 5	R: 0 E: 0 K: 0 S: 3	H: 0 LOB: 0 BB: 0 P: 3	R: 0 E: 0 K: 0 S: 3	H: 0 LOB: 0 BB: 0 P: 3	R: 0 E: 0 K: 1 S: 5	H: 0 LOB: 0 BB: 0 P: 5	1B: 2 2B: 1 3B: 0 HR: 0	SF: 1 SAC: 0 DP: 1 HBP: 0	WP: 1 PB: 0 SB: 1 CS: 0	PA: 30							
<b>PITCHER</b>	IP	WLS	BF	H	R	ER	SO	BB	IBB	HBP	BLK	WP	HR	S	P	ERA	WHIP										
Larry Dierker, R (1,1) ERA: 4.28	7.0		24	3	1	1	2	1	0	0	0	0	0	27	31	1.29	0.571										
Larry Hardy, R (8, 1) ERA: 6.75	2.0	S	6	0	0	0	1	0	0	0	0	0	0	8	8	0.00	0.000										

Houston Astros @ Montreal Expos  
 Jarry Park, Montreal, QB  
 Thu Apr 29 1976, 3:33 AM EDT  
 Att. 5,873 - Unknown - 61 F

AB	28
R	1
H	3
RBI	1
BB	1
SO	3
LOB	5





Batter	1	2	3	4	5	6	7	8	9	AB	R	H	RBI	BB	SO	LOB	TOP			
Larry Milbourne, S OBP: 0.382, SLG: 0.321 (1, 4)										3	0	2	0	1	0	0	Houston Astros @ New York Mets Shea Stadium, Flushing, NY Fri Apr 30 1976, 7:05 PM EDT Att: 17,868 - Unknown			
Enos Cabell, R OBP: 0.341, SLG: 0.402 (1, 5)										4	0	1	0	0	0	2				
Cesar Cedeno, R OBP: 0.356, SLG: 0.593 (1, 8)										4	1	1	0	0	0	2				
Bob Watson, R OBP: 0.393, SLG: 0.355 (1, 3)										4	0	1	0	0	1	2				
Cliff Johnson, R OBP: 0.309, SLG: 0.305 (1, 2)										4	0	0	0	0	2	4				
Leon Roberts, R OBP: 0.351, SLG: 0.485 (1, 7)										3	0	1	0	1	1	0				
Greg Gross, L OBP: 0.324, SLG: 0.339 (1, 9)										3	0	0	0	0	0	2				
Roger Metzger, S OBP: 0.311, SLG: 0.333 (1, 6)										3	0	1	0	0	0	0				
Joe Niekro, R OBP: 0.200, SLG: 0.222 (7, PH)										2	0	0	0	0	0	0				
Wilbur Howard, S OBP: 0.200, SLG: 0.173 (7, 1)										1	0	0	0	0	0	1				
Mike Barlow, L (7, 1)										0	0	0	0	0	0	0				
<b>Inning Stats</b>	R: 0 E: 0 K: 2 S: 9	H: 2 LOB: 2 BB: 0 P: 9	R: 0 E: 0 K: 0 S: 3	H: 1 LOB: 0 BB: 0 P: 3	R: 0 E: 0 K: 0 S: 3	H: 0 LOB: 0 BB: 0 P: 3	R: 1 E: 0 K: 0 S: 4	H: 2 LOB: 1 BB: 1 P: 8	R: 0 E: 0 K: 1 S: 5	H: 0 LOB: 0 BB: 0 P: 5	R: 0 E: 1 K: 0 S: 4	H: 1 LOB: 1 BB: 0 P: 4	R: 0 E: 0 K: 0 S: 2	H: 0 LOB: 0 BB: 1 P: 6	R: 0 E: 0 K: 1 S: 5	H: 0 LOB: 0 BB: 0 P: 5	1B: 6 2B: 1 3B: 0 HR: 0	SF: 0 SAC: 0 DP: 3 HBP: 0	WP: 1 PB: 0 SB: 0 CS: 0	PA: 33
<b>PITCHER</b> Jon Matlack, L ERA: 2.25 (1, 1)	IP: 9.0 WLS: W BF: 33 H: 7 R: 1 ER: 1 SO: 4 BB: 2 IBB: 0 HBP: 0 BLK: 0 WP: 1 HR: 0 S: 39 P: 47 ERA: 1.00 WHIP: 1.000															<b>PITCHER</b>				


Batter	1	2	3	4	5	6	7	8	9	AB	R	H	RBI	BB	SO	LOB	BOTTOM			
Bruce Boisclair, L OBP: 0.368, SLG: 0.389 (1, 9)										3	1	2	0	0	0	1	Houston Astros @ New York Mets Shea Stadium, Flushing, NY Fri Apr 30 1976, 7:05 PM EDT Att: 17,868 - Unknown			
Felix Milan, R OBP: 0.413, SLG: 0.469 (1, 4)										4	1	1	0	0	0	4				
Del Unser, L OBP: 0.316, SLG: 0.384 (1, 8)										4	0	1	2	0	0	4				
Ed Kranepool, L OBP: 0.284, SLG: 0.314 (1, 7)										4	0	0	0	0	1	3				
Dave Kingman, R OBP: 0.281, SLG: 0.583 (1, 3)										4	0	0	0	0	1	2				
Wayne Garrett, L OBP: 0.291, SLG: 0.264 (1, 5)										3	0	0	0	1	0	1				
Jerry Grote, R OBP: 0.468, SLG: 0.389 (1, 2)										4	0	3	0	0	0	0				
Bud Harrelson, S OBP: 0.432, SLG: 0.309 (1, 6)										3	0	0	0	1	1	3				
Jon Matlack, L (1, 1)										2	1	0	0	1	2	4				
<b>Inning Stats</b>	R: 2 E: 1 K: 1 S: 8	H: 2 LOB: 1 BB: 0 P: 8	R: 0 E: 0 K: 1 S: 7	H: 2 LOB: 3 BB: 1 P: 11	R: 0 E: 0 K: 0 S: 3	H: 0 LOB: 0 BB: 0 P: 3	R: 0 E: 0 K: 0 S: 4	H: 1 LOB: 1 BB: 0 P: 4	R: 0 E: 1 K: 0 S: 4	H: 0 LOB: 1 BB: 0 P: 4	R: 0 E: 0 K: 1 S: 5	H: 0 LOB: 0 BB: 0 P: 5	R: 1 E: 0 K: 0 S: 4	H: 1 LOB: 1 BB: 1 P: 8	R: 0 E: 0 K: 2 S: 8	H: 1 LOB: 2 BB: 1 P: 12	1B: 7 2B: 0 3B: 0 HR: 0	SF: 0 SAC: 2 DP: 0 HBP: 0	WP: 1 PB: 0 SB: 2 CS: 0	PA: 36
<b>PITCHER</b> Joe Niekro, R ERA: 4.2 (1, 1)	IP: 6.0 WLS: L BF: 26 H: 5 R: 2 ER: 2 SO: 3 BB: 1 IBB: 2 HBP: 0 BLK: 0 WP: 0 HR: 0 S: 31 P: 35 ERA: 1.50 WHIP: 1.000															<b>PITCHER</b>				
Mike Barlow, R ERA: 4.5 (7, 1)	IP: 2.0 WLS: L BF: 10 H: 2 R: 1 ER: 1 SO: 2 BB: 2 IBB: 0 HBP: 0 BLK: 0 WP: 0 HR: 0 S: 12 P: 20 ERA: 4.50 WHIP: 2.000															<b>PITCHER</b>				



Batter	1	2	3	4	5	6	7	8	9	AB	R	H	RBI	BB	SO	LOB	TOP								
Larry Milbourne, S OBP: 0.383, SLG: 0.325	F6		K				4-3		FC6-4	5	1	2	2	0	1	1									
Enos Cabell, R OBP: 0.333, SLG: 0.402	K		F6				5-3		FC6-4	5	1	1	2	0	1	2									
Cesar Cedeno, R OBP: 0.352, SLG: 0.576	6-3			5-3			5-3			4	0	1	1	0	0	0									
Bob Watson, R OBP: 0.409, SLG: 0.367										3	0	2	0	1	0	0									
Cliff Johnson, R OBP: 0.292, SLG: 0.286										4	0	0	0	0	1	4									
Leon Roberts, R OBP: 0.366, SLG: 0.514										4	0	2	0	0	0	1									
Greg Gross, L OBP: 0.333, SLG: 0.348										4	0	2	0	0	0	2									
Wilbur Howard, S OBP: 0.200, SLG: 0.173	F6									0	1	0	0	0	0	0									
Roger Metzger, S OBP: 0.312, SLG: 0.333										3	1	1	0	0	0	3									
J.R. Richard, R OBP: 0.286, SLG: 0.357										3	1	0	0	0	2	3									
Ken Boswell, L OBP: 0.286, SLG: 0.357										1	0	0	0	0	0	2									
Larry Hardy, R OBP: 0.357, SLG: 0.400										0	0	0	0	0	0	0									
<b>Inning Stats</b>	R: 0 E: 0 K: 1 S: 5	H: 0 LOB: 0 BB: 0 P: 5	R: 0 E: 0 K: 0 S: 4	H: 1 LOB: 1 BB: 0 P: 4	R: 0 E: 0 K: 2 S: 8	H: 1 LOB: 1 BB: 0 P: 8	R: 0 E: 0 K: 0 S: 2	H: 0 LOB: 0 BB: 1 P: 6	R: 4 E: 0 K: 0 S: 9	H: 6 LOB: 2 BB: 0 P: 9	R: 0 E: 0 K: 1 S: 6	H: 1 LOB: 1 BB: 0 P: 6	R: 0 E: 0 K: 0 S: 3	H: 0 LOB: 0 BB: 0 P: 3	R: 0 E: 0 K: 1 S: 5	H: 0 LOB: 0 BB: 0 P: 5	R: 1 E: 0 K: 0 S: 5	H: 2 LOB: 1 BB: 0 P: 5	1B: 9 2B: 2 3B: 0 HR: 0	SF: 0 SAC: 1 DP: 1 HBP: 0	WP: 0 PB: 0 SB: 0 CS: 0	PA: 38			
<b>PITCHER</b>	IP	WLS	BF	H	R	ER	SO	BB	IBB	HBP	BLK	WP	HR	S	P	ERA	WHIP								
Mickey Lolich, L ERA: 3.9	4.2		22	8	4	4	3	1	0	0	0	0	0	27	31	7.71	1.929								
Bob Apodaca, R ERA: 1.96	4.1	L	16	3	1	1	2	0	0	0	0	0	0	20	20	2.08	0.692								

Houston Astros @ New York Mets  
Shea Stadium, Flushing, NY  
Sun May 02 1976, 3:33 AM EDT  
Unknown


AB 36  
R 5  
H 11  
RBI 5  
BB 1  
SO 5  
LOB 18



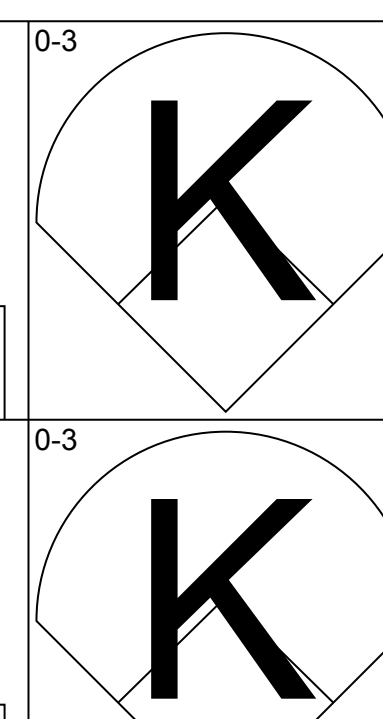
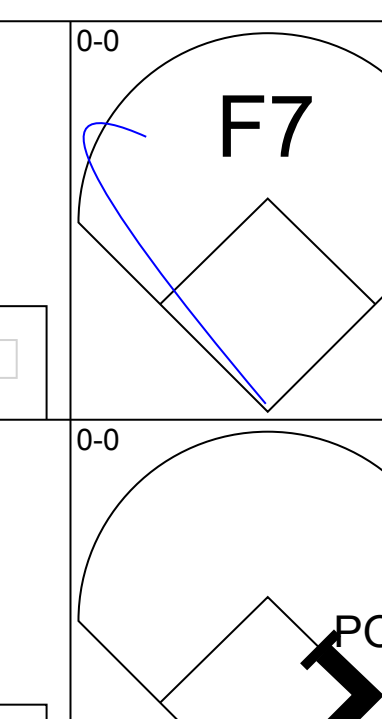
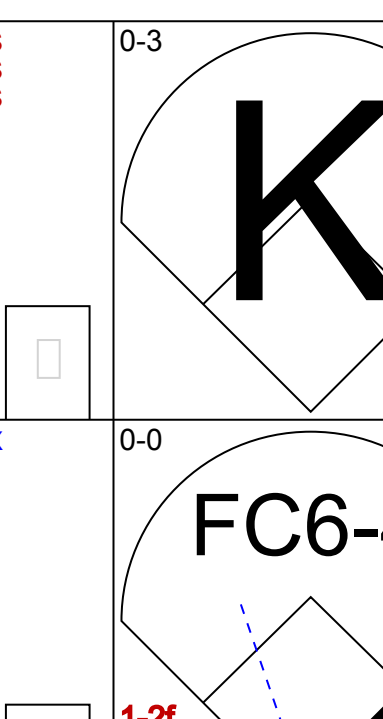
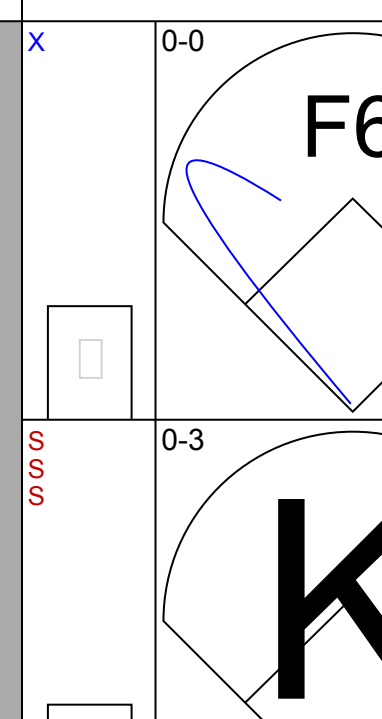
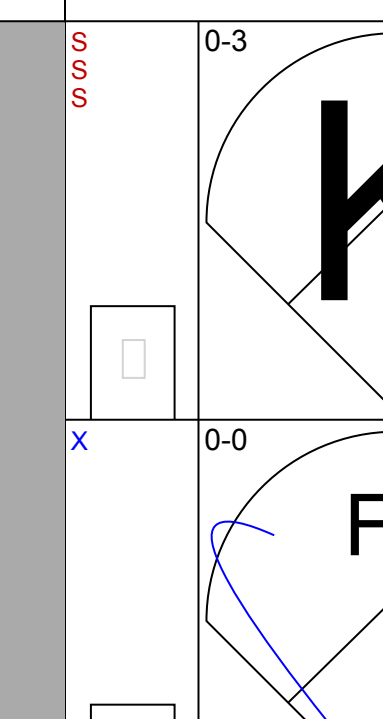

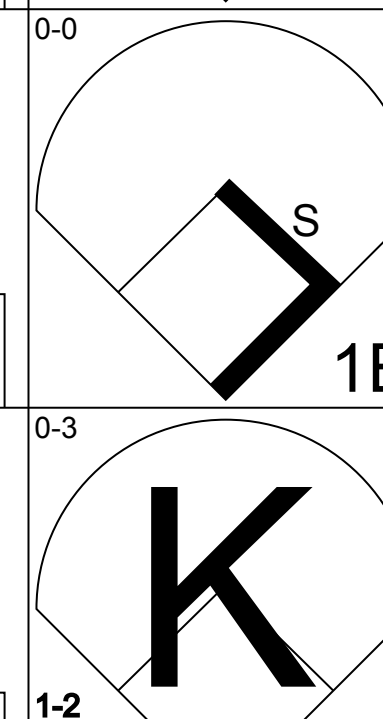
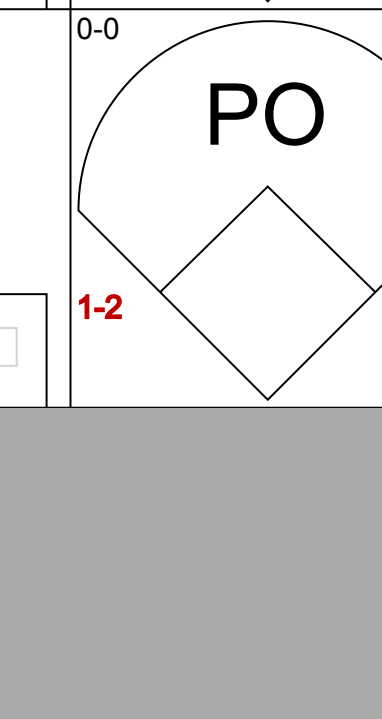


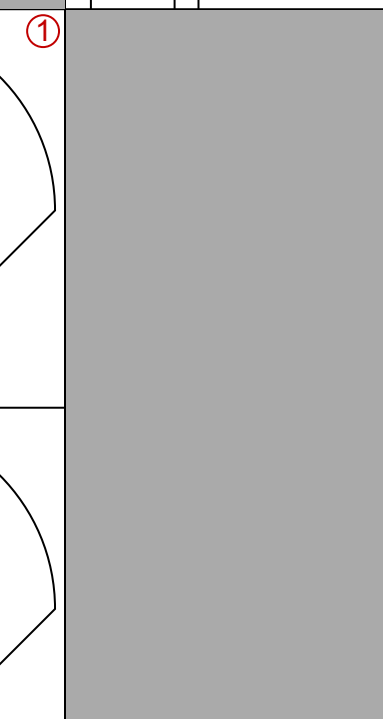


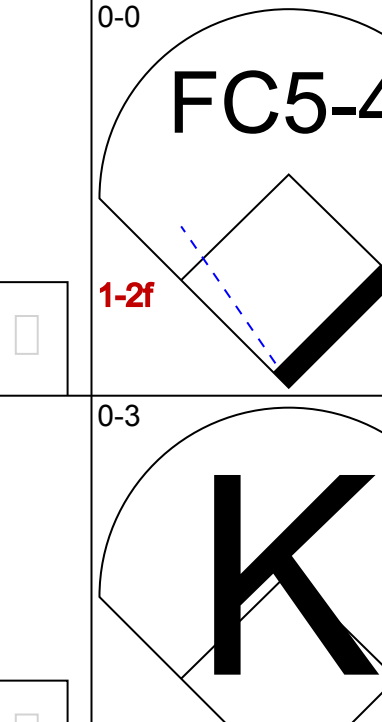
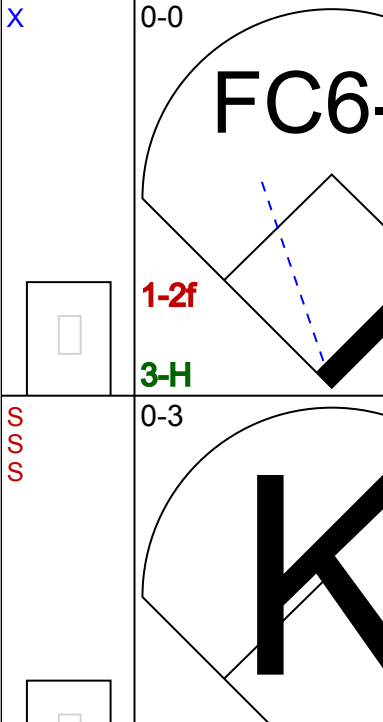
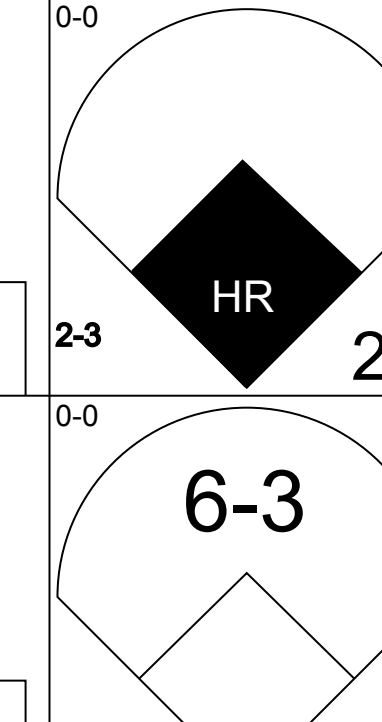


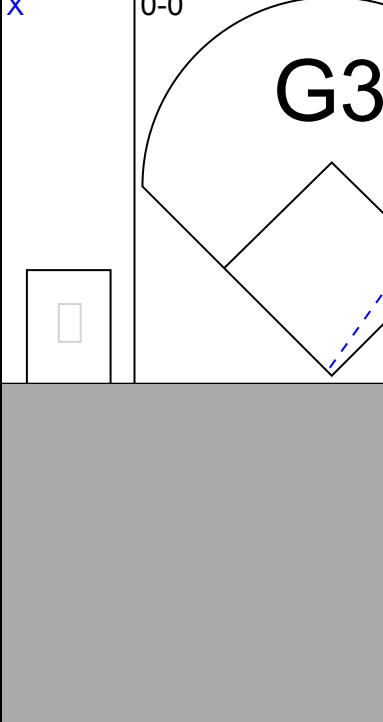
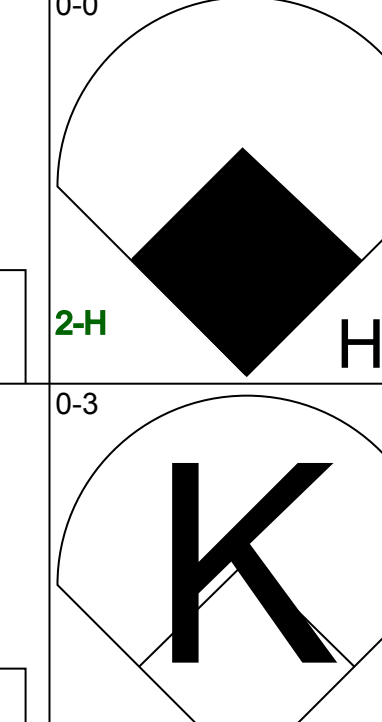
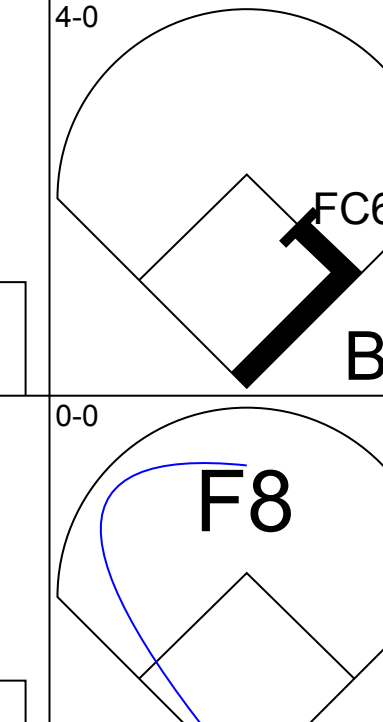

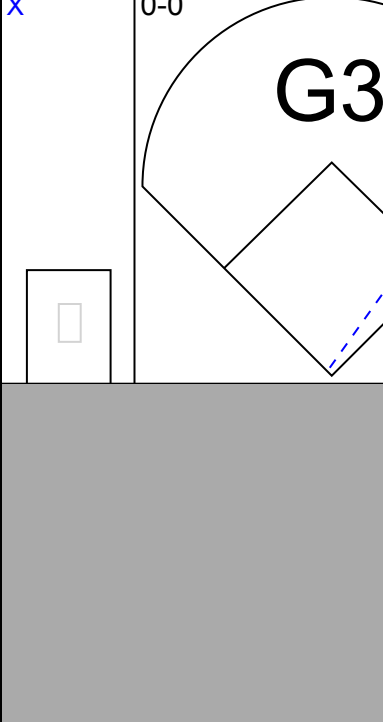
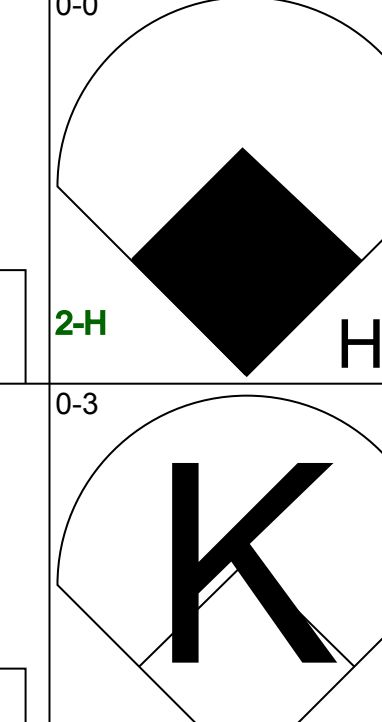
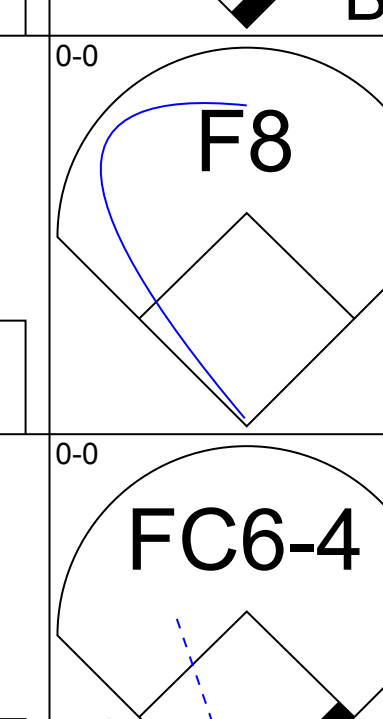


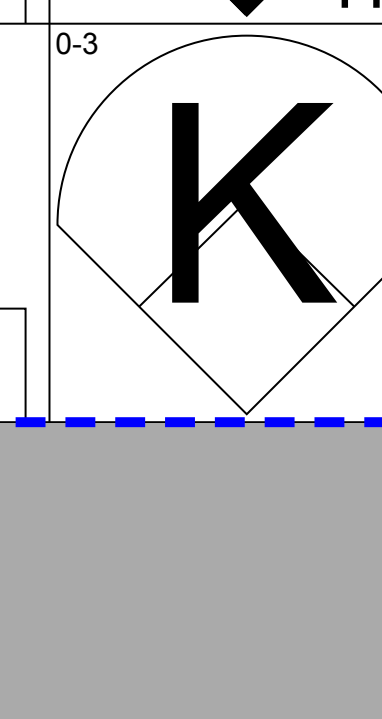
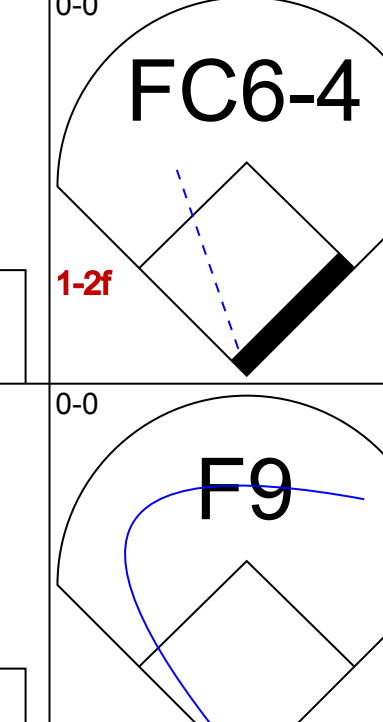
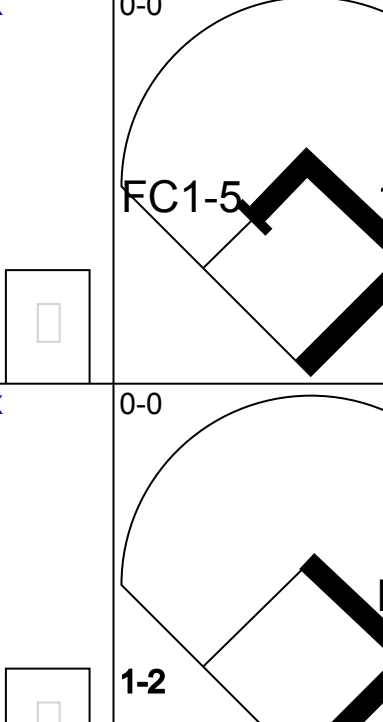
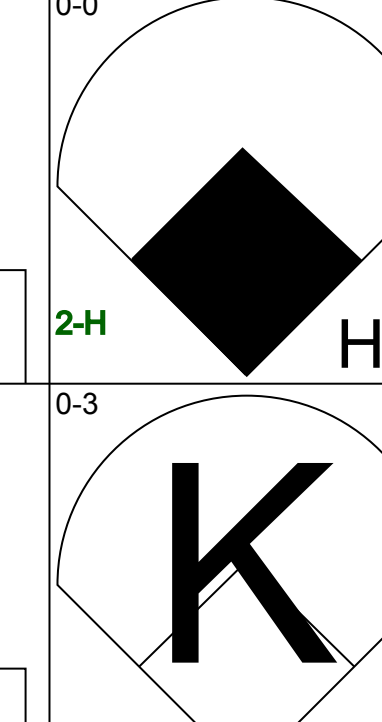
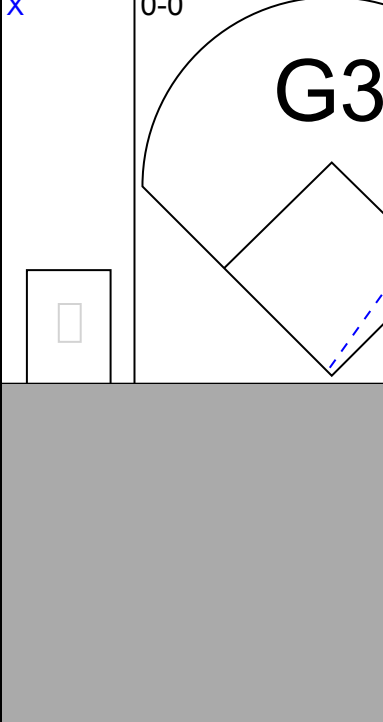
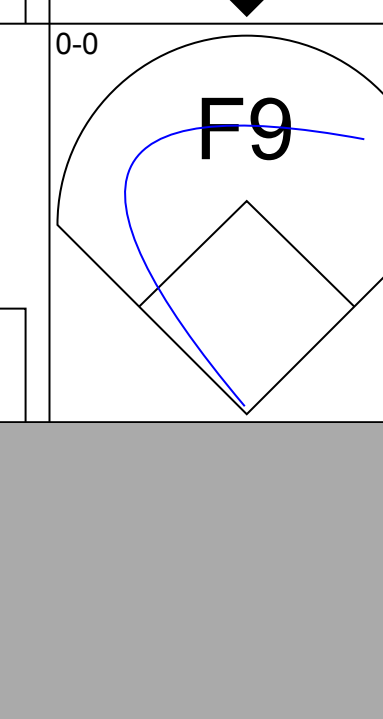
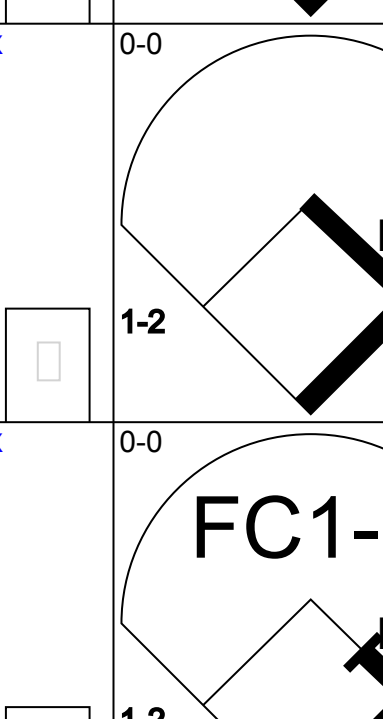
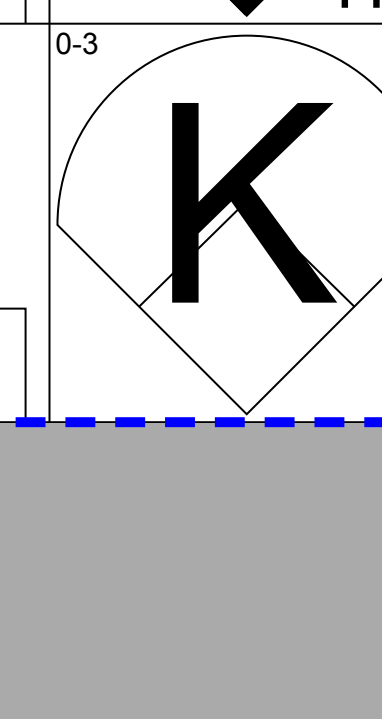
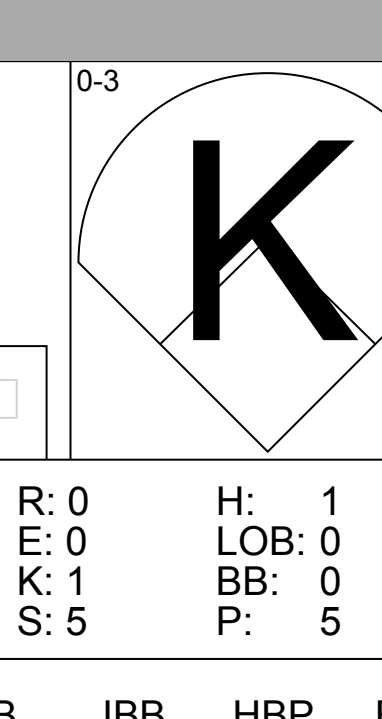
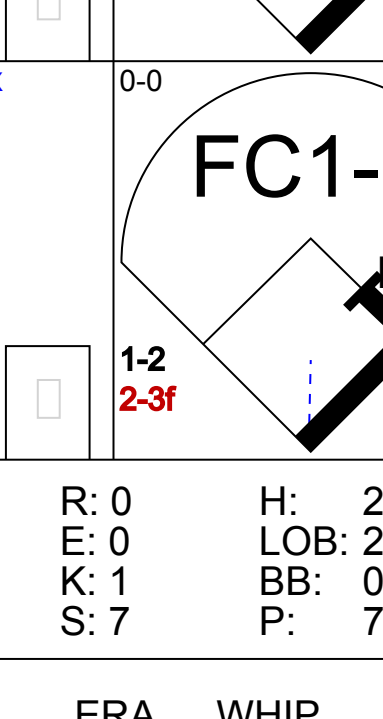
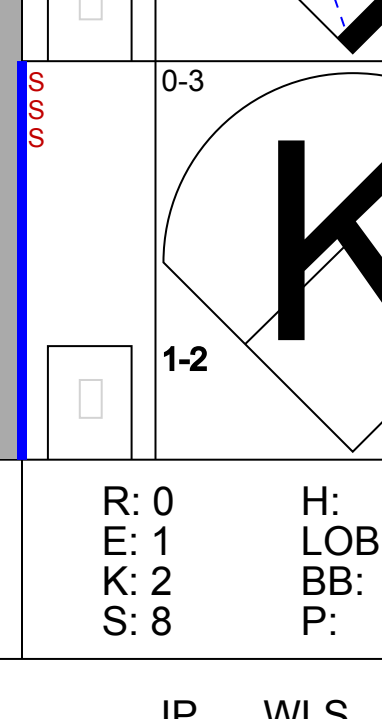
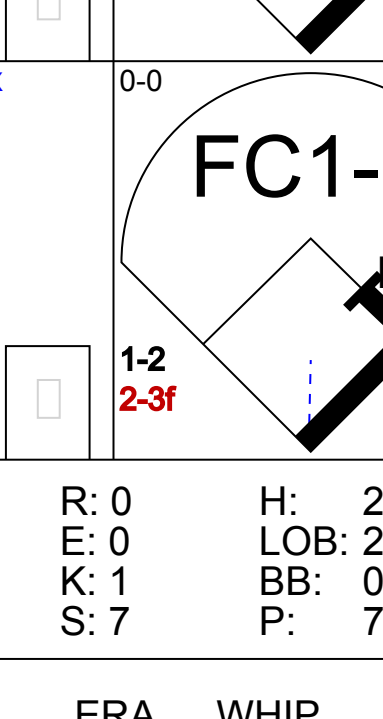
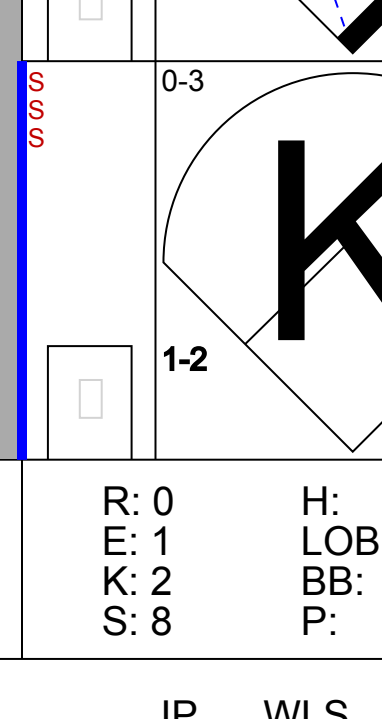
Batter	1	2	3	4	5	6	7	8	9	AB	R	H	RBI	BB	SO	LOB	BOTTOM								
Bruce Boisclair, L OBP: 0.326, SLG: 0.341	4-3		F8				F7		G1-6-3	5	0	0	0	0	0	3									
Felix Milten, R OBP: 0.406, SLG: 0.459	5-3						5-3			4	0	1	0	0	0	1									
Del Unser, L OBP: 0.325, SLG: 0.373	6-3									2	1	0	0	2	0	2									
Ed Kranepool, L OBP: 0.308, SLG: 0.378										4	3	3	1	0	1	1									
Dave Kingman, R OBP: 0.269, SLG: 0.557										4	0	0	0	0	2	4									
Wayne Garrett, L OBP: 0.301, SLG: 0.267										3	0	1	1	1	0	1									
Ron Hodges, L OBP: 0.500, SLG: 0.429										4	0	1	1	0	0	2									
Bud Harrelson, S OBP: 0.436, SLG: 0.322										4	0	2	0	0	0	2									
Mickey Lolich, S OBP: 0.250, SLG: 0.250										1	0	0	0	0	1	0									
Bob Apodaca, R OBP: 0.500, SLG: 0.750										1	0	1	0	0	0	0									
Joe Torre, R OBP: 0.357, SLG: 0.400										1	0	0	0	0	1	1									
<b>Inning Stats</b>	R: 0 E: 0 K: 0 S: 3	H: 0 LOB: 0 BB: 0 P: 3	R: 1 E: 1 K: 1 S: 6	H: 1 LOB: 1 BB: 0 P: 6	R: 0 E: 0 K: 1 S: 5	H: 0 LOB: 0 BB: 0 P: 5	R: 2 E: 0 K: 0 S: 6	H: 3 LOB: 2 BB: 1 P: 10	R: 0 E: 0 K: 0 S: 4	H: 2 LOB: 1 BB: 0 P: 4	R: 1 E: 0 K: 1 S: 6	H: 1 LOB: 0 BB: 0 P: 6	R: 0 E: 0 K: 0 S: 4	H: 1 LOB: 1 BB: 0 P: 4	R: 0 E: 0 K: 1 S: 5	H: 0 LOB: 2 BB: 2 P: 13	R: 0 E: 0 K: 1 S: 5	H: 1 LOB: 0 BB: 0 P: 5	1B: 7 2B: 1 3B: 0 HR: 1	SF: 0 SAC: 1 DP: 2 HBP: 0	WP: 1 PB: 0 SB: 0 CS: 0	PA: 37			
<b>PITCHER</b>	IP	WLS	BF	H	R	ER	SO	BB	IBB	HBP	BLK	WP	HR	S	P	ERA	WHIP								
J.R. Richard, R ERA: 2.86	8.0	W	34	8	4	3	4	2	1	0	0	0	1	39	51	3.38	1.250								
Larry Hardy, R ERA: 6.32	1.0	S	3	1	0	0	1	0	0	0	0	0	0	5	5	0.00	1.000								

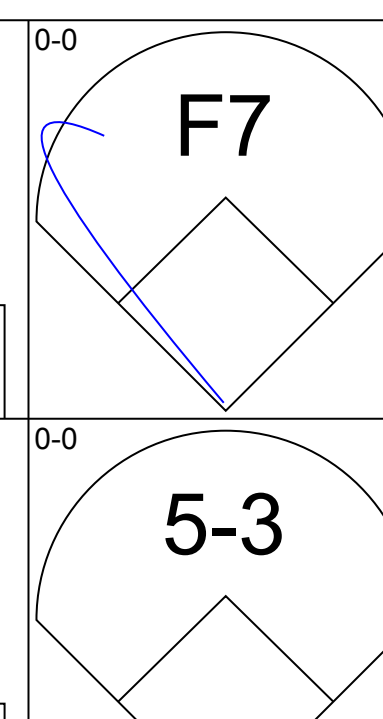
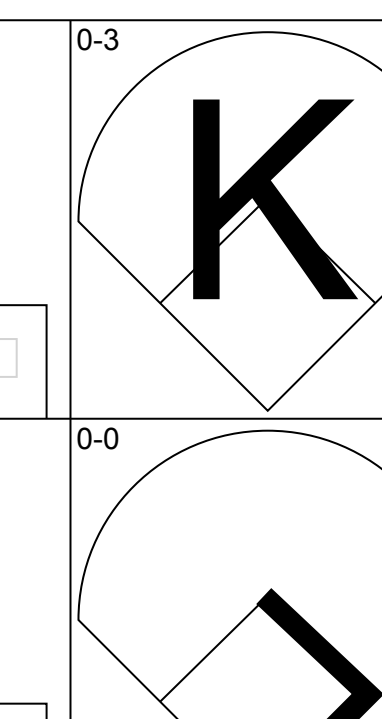
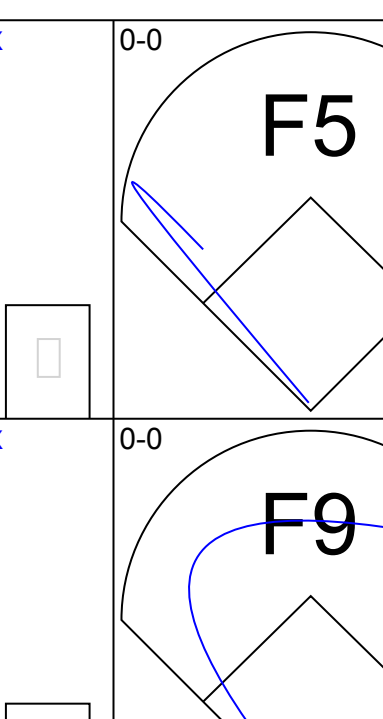
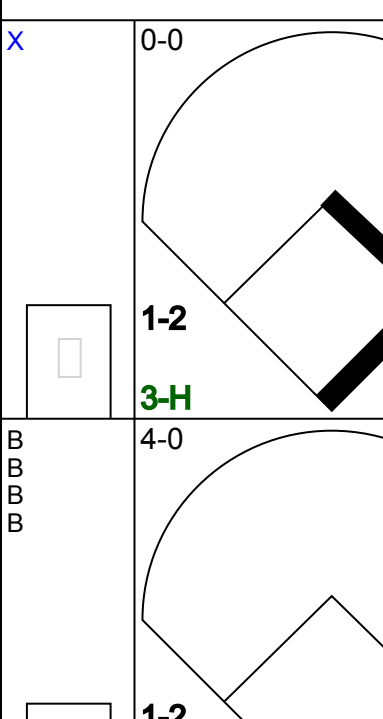
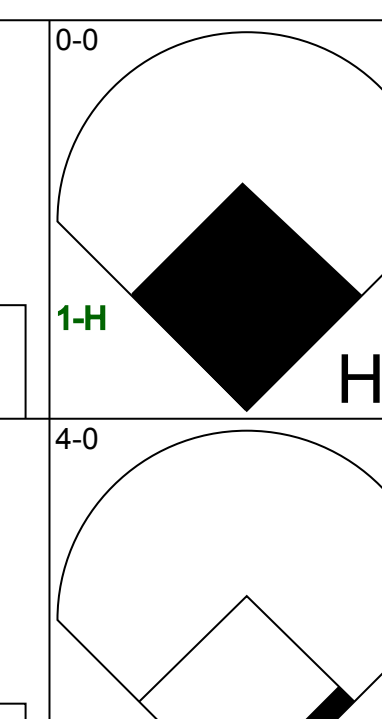

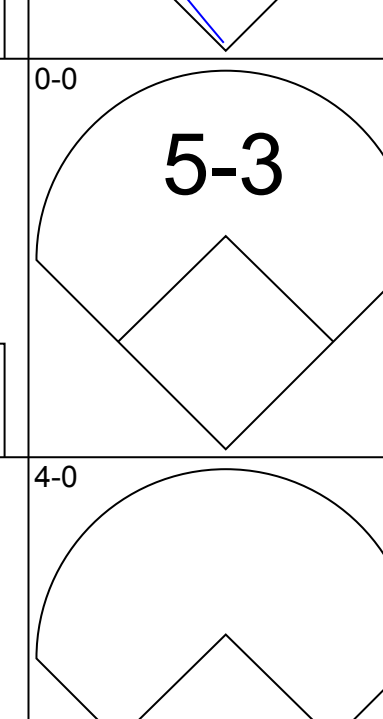
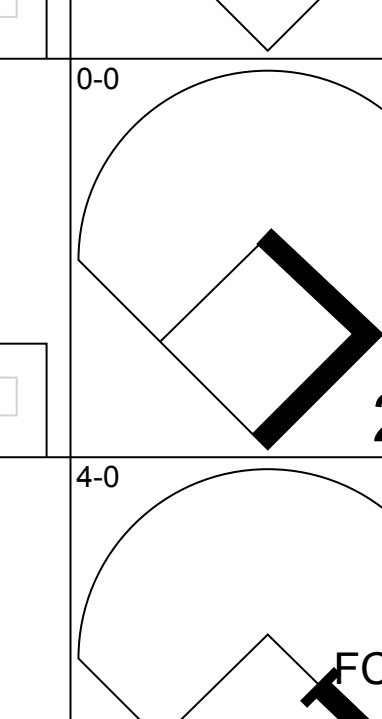
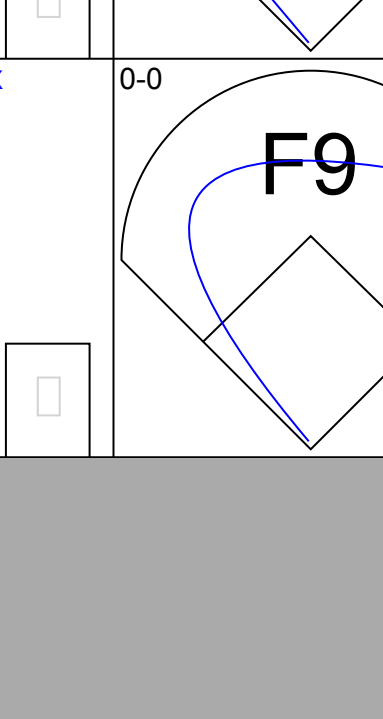
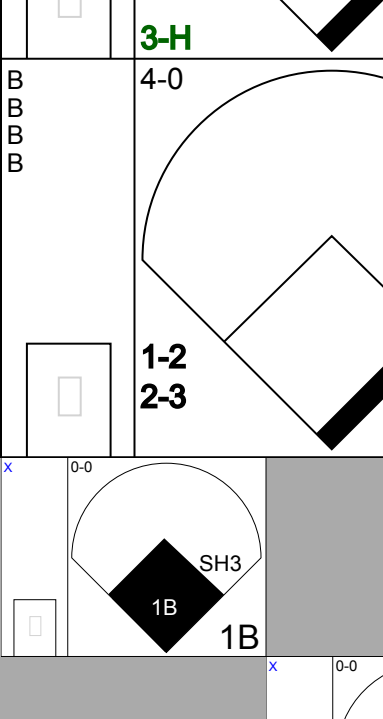
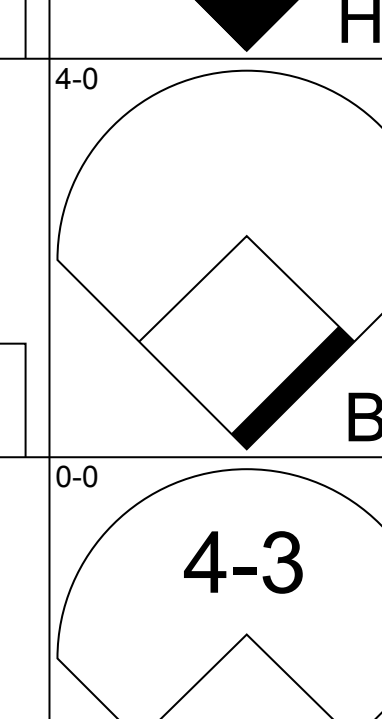
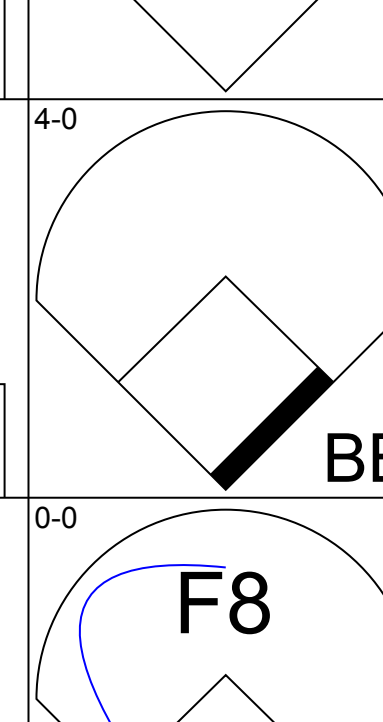
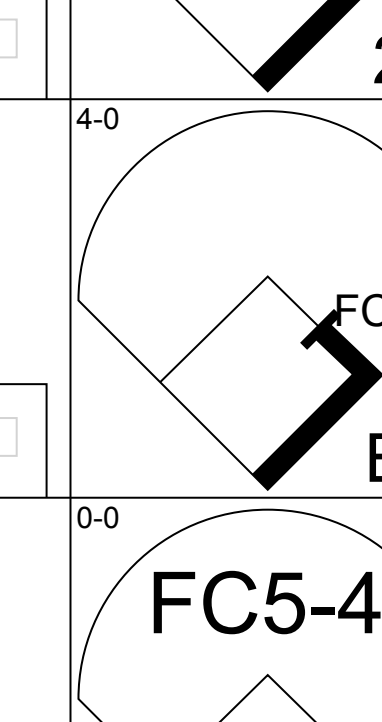
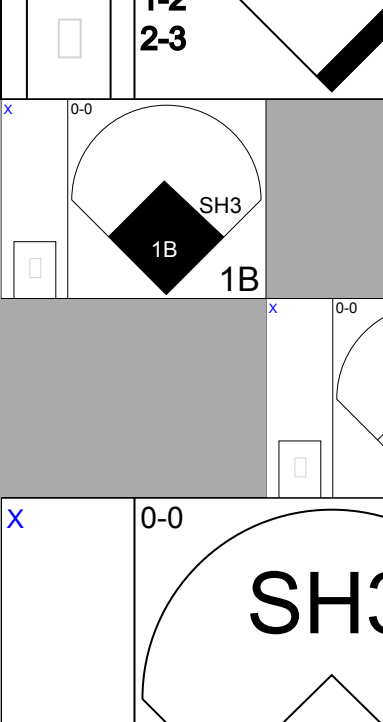
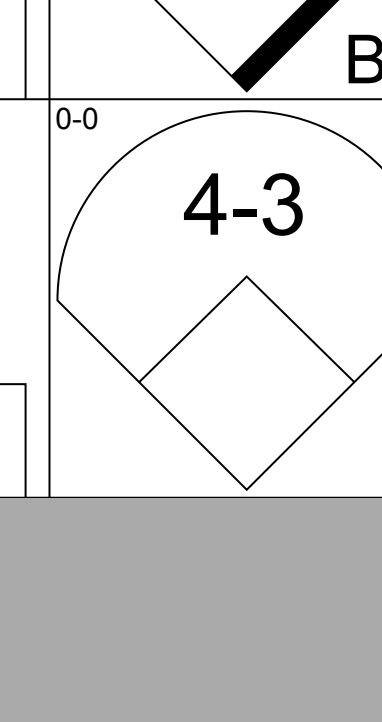
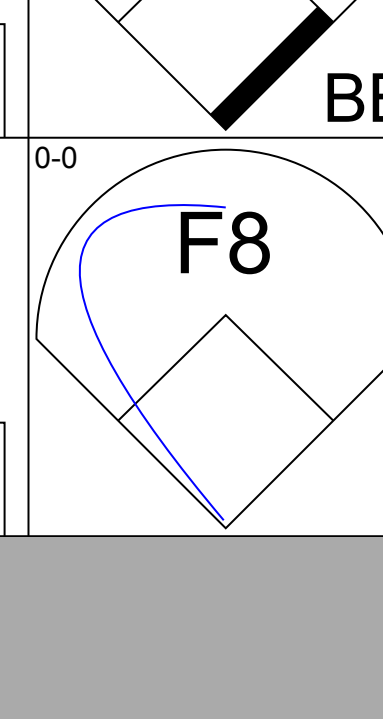
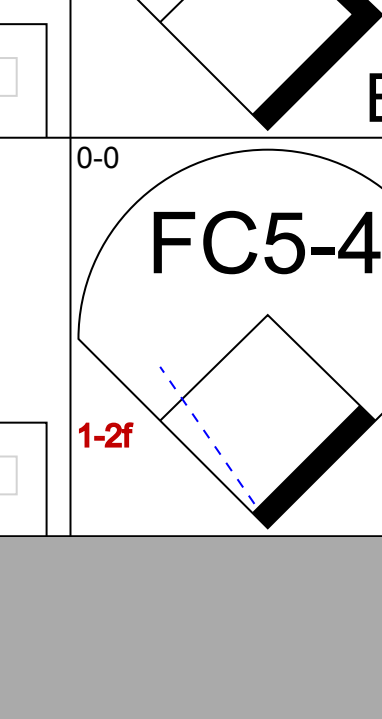
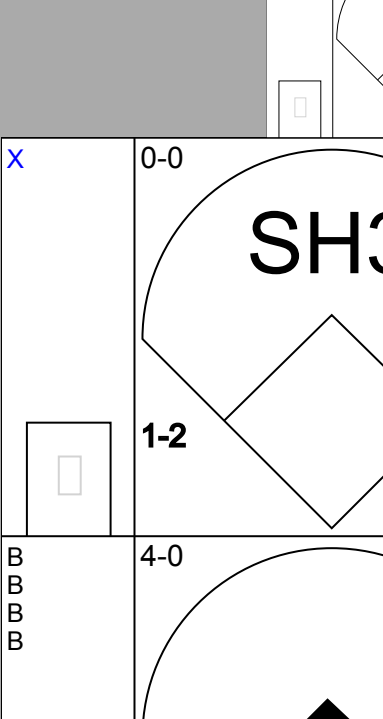

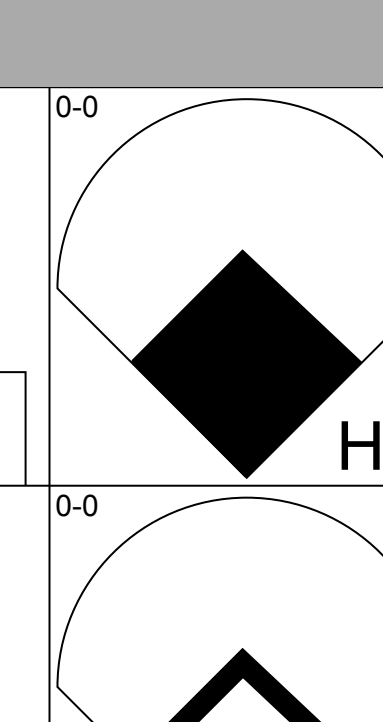
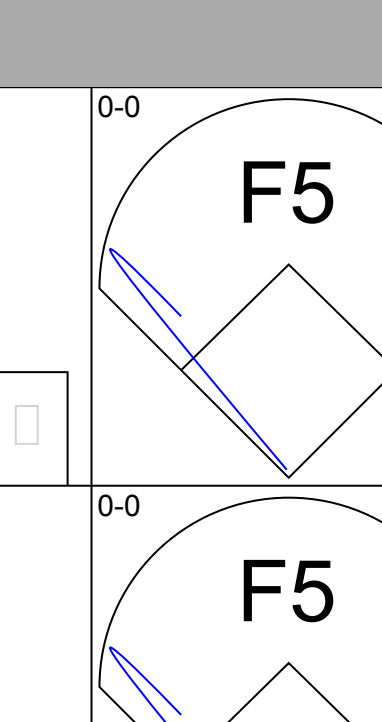
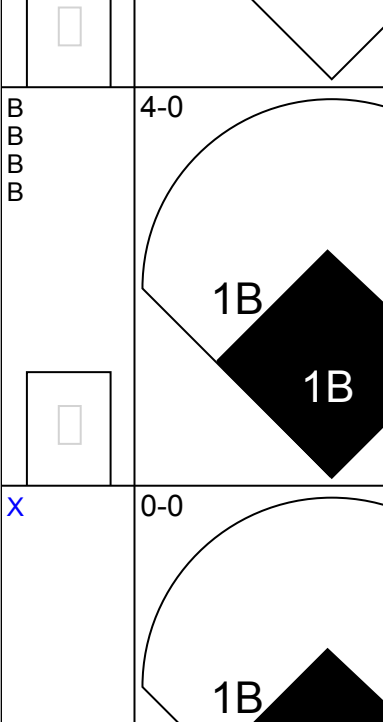

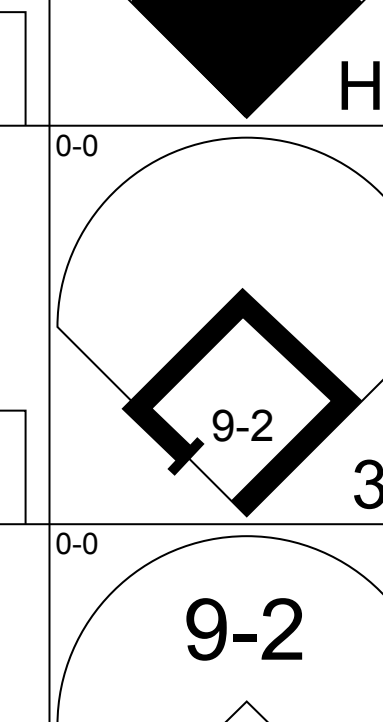
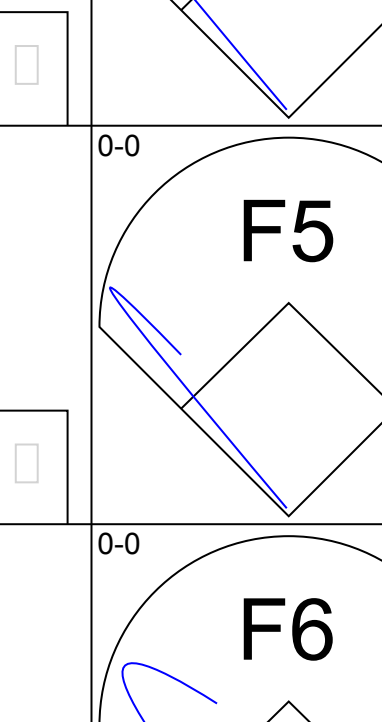
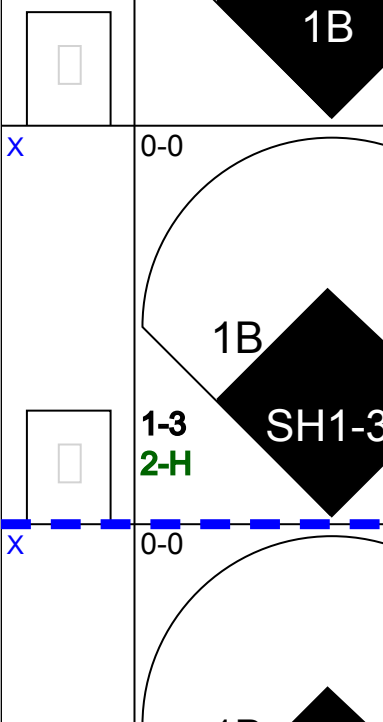

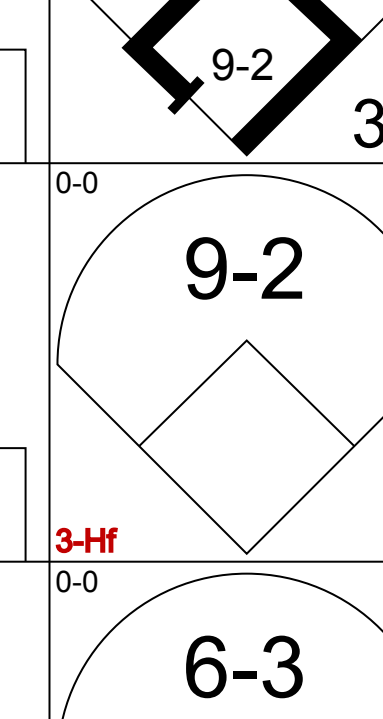
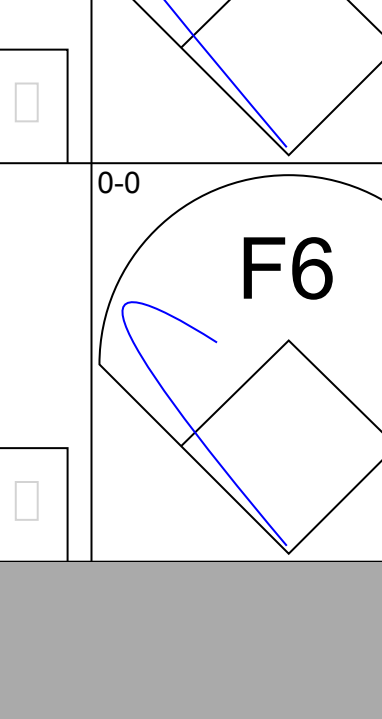
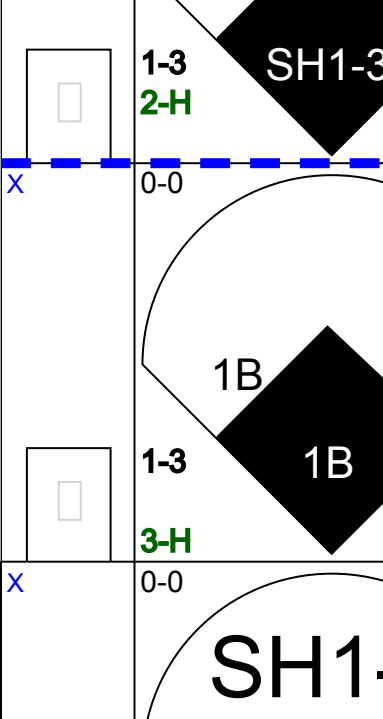
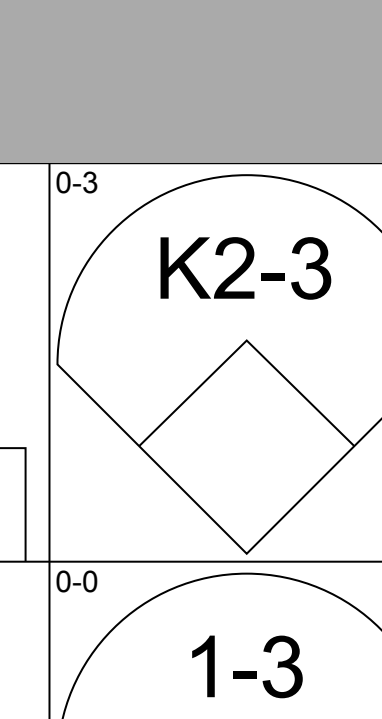
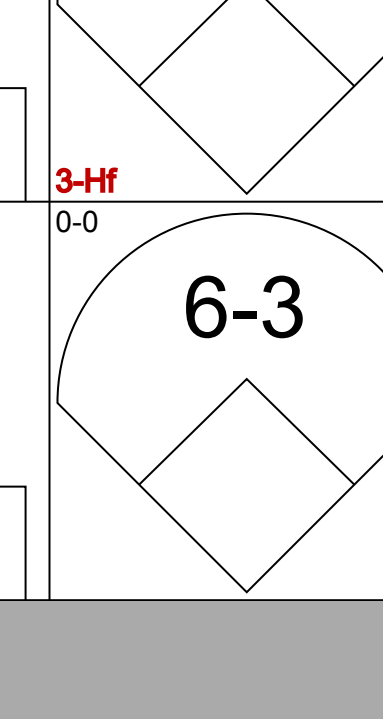
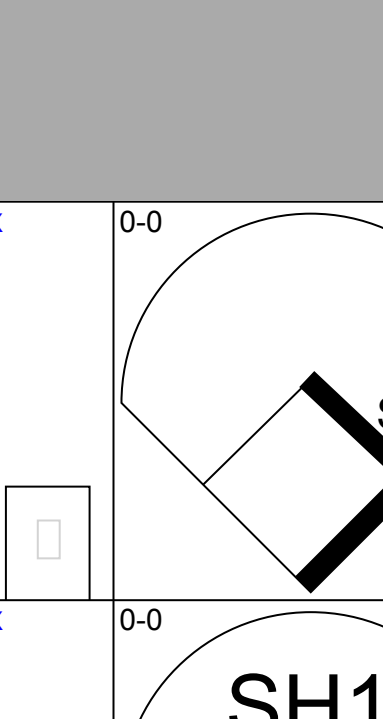
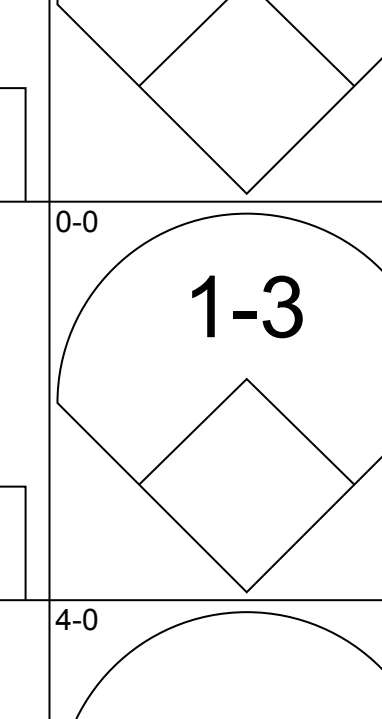
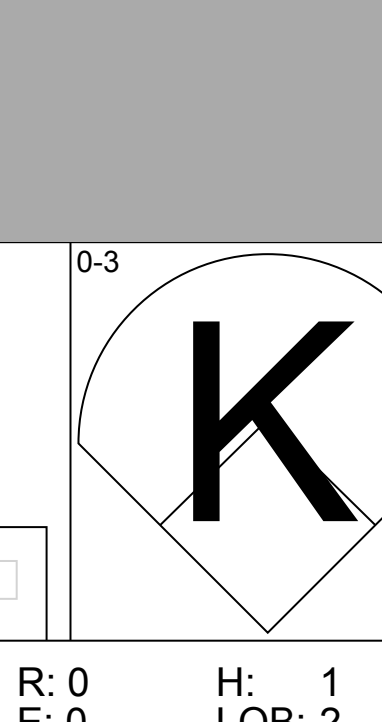
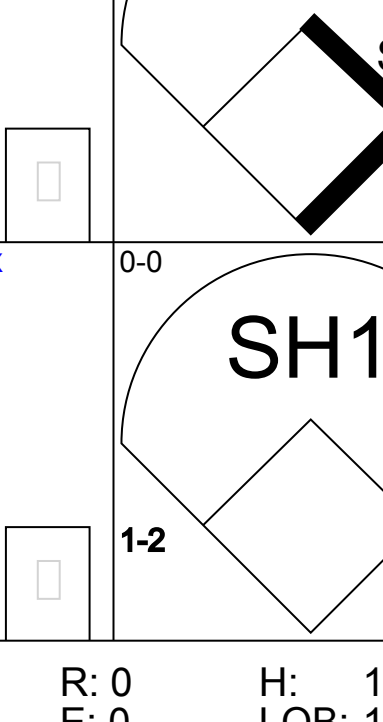
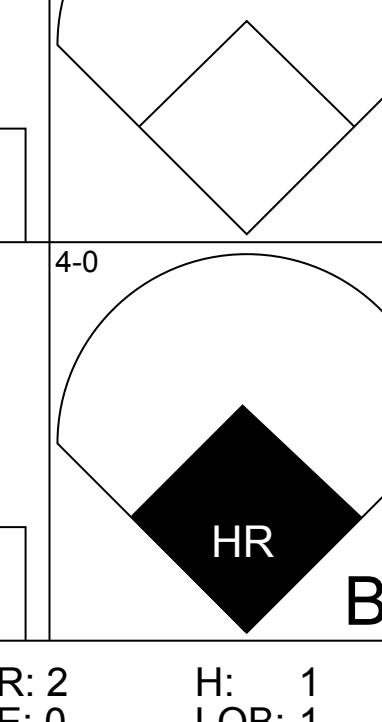
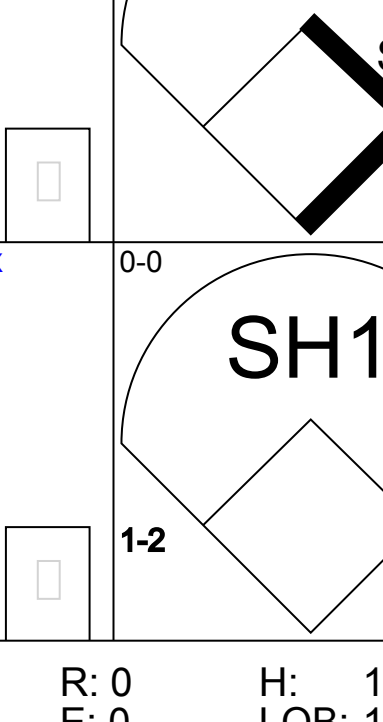
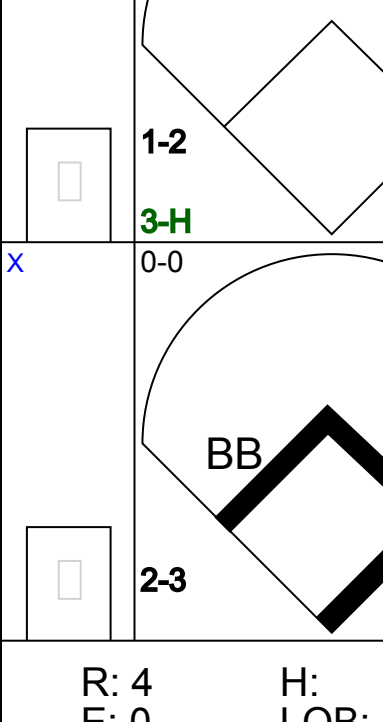
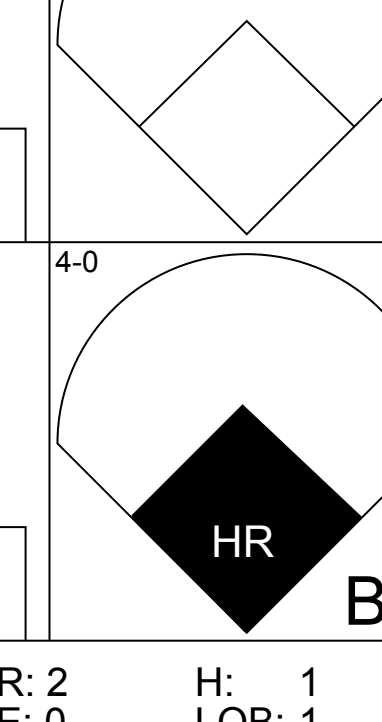
Houston Astros @ New York Mets  
Shea Stadium, Flushing, NY  
Sun May 02 1976, 3:33 AM EDT  
Unknown

AB 33  
R 4  
H 9  
RBI 3  
BB 3  
SO 5  
LOB 17





Batter	1	2	3	4	5	6	7	8	9	AB	R	H	RBI	BB	SO	LOB	TOP					
Larry Milbourne, S (1,4) OBP: 0.364, SLG: 0.307										5	0	0	0	0	3	3	<p>Houston Astros @ New York Mets Shea Stadium, Flushing, NY Sun May 02 1976, 3:38 AM EDT Att: 29,846 - Unknown</p> <p>livebaseballscores.com</p> <p>AB 37 R 4 H 11 RBI 4 BB 1 SO 11 LOB 19</p> 					
Enos Cabell, R (1,5) OBP: 0.327, SLG: 0.392										5	0	1	0	0	2	3						
Cesar Cedeno, R (1,8) OBP: 0.358, SLG: 0.573										4	1	2	0	0	0	0						
Bob Watson, R (1,3) OBP: 0.423, SLG: 0.398										4	1	3	0	0	1	1						
Leon Roberts, R (1,7) OBP: 0.378, SLG: 0.525										3	1	1	1	1	0	2						
Skip Jutze, R (1,2) OBP: 0.091, SLG: 0.048										4	0	0	1	0	2	4						
Greg Gross, L (1,9) OBP: 0.333, SLG: 0.348										3	0	1	0	0	0	2						
Cliff Johnson, R (8, PH) OBP: 0.301, SLG: 0.344										1	1	1	2	0	0	0						
Wilbur Howard, S (8,9) OBP: 0.200, SLG: 0.173										0	0	0	0	0	0	0						
Roger Metzger, S (1,6) OBP: 0.321, SLG: 0.342										4	0	2	0	0	1	1						
Gilberto Rondon, R (1,1)										2	0	0	0	0	1	2						
Mike Barlow, L (6,1)										0	0	0	0	0	0	0						
Art Howe, R (7, PH) OBP: 0.333, SLG: 0.400										1	0	0	0	0	1	1						
Tom Griffin, R (7,1)										0	0	0	0	0	0	0						
Jose Cruz, L (9, PH) OBP: 0.273, SLG: 0.214										1	0	0	0	0	0	0						
<b>Inning Stats</b>	R: 0 E: 0 K: 3 S: 10	H: 1 LOB: 1 BB: 0 P: 10	R: 0 E: 0 K: 0 S: 3	H: 0 LOB: 1 BB: 1 P: 7	R: 0 E: 0 K: 1 S: 5	H: 1 LOB: 0 BB: 0 P: 5	R: 0 E: 0 K: 1 S: 6	H: 1 LOB: 1 BB: 0 P: 6	R: 0 E: 0 K: 1 S: 7	H: 2 LOB: 2 BB: 0 P: 7	R: 1 E: 0 K: 1 S: 7	H: 2 LOB: 1 BB: 0 P: 7	R: 0 E: 1 K: 2 S: 8	H: 1 LOB: 1 BB: 0 P: 8	R: 3 E: 0 K: 1 S: 8	H: 3 LOB: 0 BB: 0 P: 8	R: 0 E: 0 K: 1 S: 5	H: 0 LOB: 0 BB: 0 P: 5	1B: 8 2B: 2 3B: 0 HR: 1	SF: 0 SAC: 0 DP: 0 HBP: 0	WP: 0 PB: 0 SB: 1 CS: 0	PA: 39
<b>PITCHER</b>	IP WLS BF H R ER SO BB IBB HBP BLK WP HR S P ERA WHIP																					
Jerry Koosman, L (1,1) ERA: 3.72	7.2 W 34 H 11 R 4 ER 4 SO 9 BB 1 IBB 0 HBP 0 BLK 0 WP 0 HR 1 S 51 P 55 ERA 4.70 WHIP 1.565																					
Skip Lockwood, R (8,1) ERA: 2.77	1.1 S 4 H 0 R 0 ER 0 SO 2 BB 0 IBB 0 HBP 0 BLK 0 WP 0 HR 0 S 8 P 8 ERA 0.00 WHIP 0.000																					

Batter	1	2	3	4	5	6	7	8	9	AB	R	H	RBI	BB	SO	LOB	BOTTOM				
Del Unser, L (1,8) OBP: 0.330, SLG: 0.413										5	1	2	3	0	1	1	<p>Houston Astros @ New York Mets Shea Stadium, Flushing, NY Sun May 02 1976, 3:38 AM EDT Att: 29,846 - Unknown</p> <p>livebaseballscores.com</p> <p>AB 30 R 7 H 10 RBI 7 BB 6 SO 3 LOB 10</p> 				
Felix Milan, R (1,4) OBP: 0.416, SLG: 0.466										3	0	1	0	2	0	1					
Ed Kranepool, L (1,7) OBP: 0.325, SLG: 0.377										3	1	1	0	2	0	4					
Joe Torre, R (1,3) OBP: 0.323, SLG: 0.357										3	0	0	0	0	0	3					
Wayne Garrett, L (1,5) OBP: 0.310, SLG: 0.308										3	2	1	1	1	0	0					
Dave Kingman, R (1,9) OBP: 0.278, SLG: 0.576										4	1	2	1	0	0	0					
Jerry Grote, R (1,2) OBP: 0.455, SLG: 0.379										4	1	1	1	0	1	1					
Bud Harrelson, S (1,6) OBP: 0.432, SLG: 0.323										3	0	1	1	0	0	0					
Jerry Koosman, R (1,1) OBP: 0.500, SLG: 0.625										2	0	1	0	0	1	0					
Skip Lockwood, R (8,1) OBP: 0.500, SLG: 0.333										0	1	0	0	1	0	0					
<b>Inning Stats</b>	R: 0 E: 0 K: 0 S: 3	H: 0 LOB: 1 BB: 1 P: 7	R: 1 E: 0 K: 0 S: 4	H: 2 LOB: 0 BB: 0 P: 4	R: 0 E: 0 K: 2 S: 8	H: 1 LOB: 2 BB: 1 P: 12	R: 0 E: 0 K: 0 S: 3	H: 0 LOB: 0 BB: 0 P: 3	R: 0 E: 0 K: 0 S: 4	H: 1 LOB: 1 BB: 0 P: 4	R: 4 E: 0 K: 0 S: 8	H: 5 LOB: 3 BB: 2 P: 16	R: 0 E: 0 K: 0 S: 3	H: 0 LOB: 0 BB: 0 P: 3	R: 2 E: 0 K: 1 S: 6	H: 1 LOB: 1 BB: 2 P: 14		1B: 6 2B: 2 3B: 1 HR: 2	SF: 0 SAC: 3 DP: 1 HBP: 0	WP: 0 PB: 0 SB: 0 CS: 0	PA: 39
<b>PITCHER</b>	IP WLS BF H R ER SO BB IBB HBP BLK WP HR S P ERA WHIP																				
Gilberto Rondon, R (1,1) ERA: 8.71	5.1 L 24 H 6 R 4 ER 4 SO 2 BB 3 IBB 0 HBP 0 BLK 0 WP 0 HR 1 S 25 P 37 ERA 6.75 WHIP 1.688																				
Mike Barlow, R (6,1) ERA: 4.91	0.2 6 H 3 R 1 ER 1 SO 1 BB 0 IBB 0 HBP 0 BLK 0 WP 0 HR 5 S 9 ERA 13.50 WHIP 6.000																				
Tom Griffin, R (7,1) ERA: 6.0	2.0 9 H 1 R 2 ER 2 SO 2 BB 0 IBB 0 HBP 0 BLK 0 WP 0 HR 9 S 17 ERA 9.00 WHIP 1.500																				



Batter	1	2	3	4	5	6	7	8	9	AB	R	H	RBI	BB	SO	LOB	TOP			
Larry Milbourne, S OBP: 0.359, SLG: 0.315	0-0 3-1		0-0 2B		0-0 4-3			0-0 P6		4	0	1	0	0	0	0	Houston Astros @ Philadelphia Phillies Veterans Stadium, Philadelphia, PA Tue May 04 1976, 7:05 PM EDT Att: 10,655 - Unknown			
Enos Cabell, R OBP: 0.324, SLG: 0.386	0-3 K		0-3 K			0-0 5-3		0-0 G5-4-3 1B		4	0	1	0	0	2	1				
Cesar Cedeno, R OBP: 0.354, SLG: 0.581	0-0 3B		0-0 F3			0-0 5-3		0-0 G5-4-3 1-2		4	0	1	0	0	0	2				
Bob Watson, R OBP: 0.416, SLG: 0.391	0-0 5-3		0-0 F9			0-0 1B		0-0 F8		4	0	1	0	0	0	2				
Cliff Johnson, R OBP: 0.299, SLG: 0.328		1-0 1B HBP		0-0 P5		0-0 P4		0-3 K		3	0	0	0	0	1	1				
Jose Cruz, L OBP: 0.297, SLG: 0.250		0-0 F8		0-0 F5			0-0 1-3 1B	0-0 FC6-4 1B		4	0	2	0	0	0	1				
Greg Gross, L OBP: 0.316, SLG: 0.329		0-0 L7		0-0 4-3			0-0 1-3 1-2	0-0 FC6-4 1-2		4	0	0	0	0	0	3				
Roger Metzger, S OBP: 0.321, SLG: 0.342		0-0 1-2 1B			0-0 G3		0-0 4-3			3	0	1	0	0	0	1				
Larry Dierker, R Larry Hardy, R		0-0 F3			0-0 F8		0-0 6-3			3	0	0	0	0	0	3				
										0	0	0	0	0	0	0				
<b>Inning Stats</b>	R: 0 E: 0 K: 1 S: 6	H: 1 LOB: 1 BB: 0 P: 6	R: 0 E: 0 K: 0 S: 4	H: 1 LOB: 2 BB: 0 P: 5	R: 0 E: 0 K: 1 S: 6	H: 1 LOB: 1 BB: 0 P: 6	R: 0 E: 0 K: 0 S: 3	H: 0 LOB: 0 BB: 0 P: 3	R: 0 E: 0 K: 0 S: 4	H: 1 LOB: 1 BB: 0 P: 4	R: 0 E: 0 K: 0 S: 4	H: 1 LOB: 1 BB: 0 P: 4	R: 0 E: 0 K: 0 S: 3	H: 1 LOB: 1 BB: 0 P: 3	R: 0 E: 0 K: 1 S: 6	H: 1 LOB: 1 BB: 0 P: 6	1B: 5 2B: 1 3B: 1 HR: 0	SF: 0 SAC: 0 DP: 1 HBP: 1	WP: 0 PB: 0 SB: 0 CS: 0	PA: 34
<b>PITCHER</b> Jim Lonborg, R ERA: 1.8	IP: 9.0 WLS: W BF: 34 H: 7 R: 0 ER: 0 SO: 3 BB: 0 IBB: 0 HBP: 1 BLK: 0 WP: 0 HR: 0 S: 39 P: 40 ERA: 0.00 WHIP: 0.778															<b>PITCHER</b>				

Batter	1	2	3	4	5	6	7	8	9	AB	R	H	RBI	BB	SO	LOB	BOTTOM			
Dave Cash, R OBP: 0.322, SLG: 0.393	0-0 4-3 1B		0-0 G3			0-0 6-3		0-0 2B 3B		4	1	2	1	0	0	0	Houston Astros @ Philadelphia Phillies Veterans Stadium, Philadelphia, PA Tue May 04 1976, 7:05 PM EDT Att: 10,655 - Unknown			
Larry Bowa, S OBP: 0.358, SLG: 0.417	0-0 4-3 1-2		0-0 3-1			0-0 6-3		0-0 2B S 1B		4	1	1	0	0	0	1				
Mike Schmidt, R OBP: 0.405, SLG: 0.849	0-3 K			0-0 L6		4-0 BB		4-0 2B 1-2 IBB		2	1	0	0	2	1	1				
Greg Luzinski, R OBP: 0.377, SLG: 0.483	0-0 F3			0-3 K				0-0 1B 2B		4	0	1	3	0	2	2				
Jerry Martin, R OBP: 0.400, SLG: 0.375								1-2 2B		0	0	0	0	0	0	0				
Jay Johnstone, L OBP: 0.391, SLG: 0.567		0-0 P6		0-0 L3			0-0 F9	0-0 F8		4	0	0	0	0	0	1				
Bobby Tolan, L OBP: 0.314, SLG: 0.455		0-0 HR			0-0 F8		0-0 1-3	0-0 2-3 1B		4	1	2	1	0	0	0				
Tom Hutton, L OBP: 0.400, SLG: 0.143		0-0 F5			4-0 BB		0-0 G3	0-0 F5		3	0	0	0	1	0	3				
Bob Boone, R OBP: 0.355, SLG: 0.442		0-0 F9			0-0 F8			0-3 K		3	0	0	0	0	1	1				
Jim Lonborg, R OBP: 0.333, SLG: 0.364			0-3 K		0-3 K			4-0 3B BB		2	1	0	0	1	2	1				
<b>Inning Stats</b>	R: 0 E: 0 K: 1 S: 6	H: 1 LOB: 0 BB: 0 P: 6	R: 1 E: 0 K: 0 S: 4	H: 1 LOB: 0 BB: 0 P: 4	R: 0 E: 0 K: 1 S: 5	H: 0 LOB: 0 BB: 0 P: 5	R: 0 E: 0 K: 1 S: 5	H: 0 LOB: 1 BB: 1 P: 9	R: 4 E: 0 K: 1 S: 9	H: 4 LOB: 3 BB: 2 P: 17	R: 0 E: 0 K: 0 S: 3	H: 0 LOB: 0 BB: 0 P: 3	R: 0 E: 0 K: 0 S: 3	H: 0 LOB: 0 BB: 0 P: 3	R: 4 E: 0 K: 1 S: 9	H: 4 LOB: 3 BB: 2 P: 17	1B: 3 2B: 1 3B: 1 HR: 1	SF: 0 SAC: 0 DP: 0 HBP: 0	WP: 0 PB: 0 SB: 1 CS: 0	PA: 34
<b>PITCHER</b> Larry Dierker, R ERA: 4.67 Larry Hardy, R ERA: 6.05	IP: 7.1 WLS: L BF: 31 H: 5 R: 5 ER: 5 SO: 6 BB: 3 IBB: 1 HBP: 0 BLK: 0 WP: 0 HR: 1 S: 39 P: 55 ERA: 6.14 WHIP: 1.091															<b>PITCHER</b>				

AB	33
R	0
H	7
RBI	0
BB	0
SO	3
LOB	14



AB	30
R	5
H	6
RBI	5
BB	4
SO	6
LOB	10





Batter	1	2	3	4	5	6	7	8	9	AB	R	H	RBI	BB	SO	LOB	TOP	
Larry Milbourne, S (1,4) OBP: 0.364, SLG: 0.333	0-0 6-3 BLK 2B 1B	0-0 G3						0-0 6-3		4	1	2	0	0	0	1		
Enos Cabell, R (1,5) OBP: 0.312, SLG: 0.371	0-0 6-3 1-3		0-3 K					0-0 6-3		4	0	0	0	0	1	2		
Cesar Cedeno, R (1,8) OBP: 0.366, SLG: 0.600	0-0 F8 1B		0-0 CS 1B					0-0 F6		2	1	2	1	0	0	0		
Greg Gross, L (3, PR) OBP: 0.309, SLG: 0.320	0-0 F8 1B		0-0 CS 1B					0-0 F6		2	0	0	0	0	0	1		
Bob Watson, R (1,3) OBP: 0.400, SLG: 0.374	0-0 F8 2-3		0-0 F8 1-2					0-3 K		4	0	0	0	0	1	2		
Cliff Johnson, R (1,2) OBP: 0.321, SLG: 0.386	0-0 1B		0-0 HR					0-3 K		3	1	2	2	1	1	0		
Leon Roberts, R (1,7) OBP: 0.347, SLG: 0.477	0-3 K		0-0 P4					0-0 6-3		4	0	0	0	0	1	2		
Wilbur Howard, S (1,9) OBP: 0.186, SLG: 0.161		0-0 F7		0-0 F9				0-0 1-3		4	0	0	0	0	0	1		
Roger Metzger, S (1,6) OBP: 0.322, SLG: 0.333		4-0 SH1-4 BB		0-0 4-3				0-0 6-3		2	0	0	0	1	0	0		
Joe Niekro, R (1,1) OBP: 0.182, SLG: 0.200		0-0 SH1-4		0-3 K				0-0 G3		1	0	0	0	0	1	0		
Mike Cosgrove, L (6,1) OBP: 0.333, SLG: 0.200										0	0	0	0	0	0	0		
Ken Boswell, L (7, PH) OBP: 0.267, SLG: 0.333										1	0	0	0	0	0	0		
Mike Barlow, L (7,1) OBP: 0.267, SLG: 0.333										0	0	0	0	0	0	0		
<b>Inning Stats</b>	R: 2 E: 0 K: 1 S: 8	H: 3 LOB: 1 BB: 0 P: 8	R: 0 E: 0 K: 0 S: 3	H: 0 LOB: 1 BB: 1 P: 7	R: 0 E: 0 K: 1 S: 5	H: 1 LOB: 1 BB: 0 P: 5	R: 1 E: 0 K: 0 S: 4	H: 1 LOB: 0 BB: 0 P: 4	R: 0 E: 0 K: 2 S: 7	H: 0 LOB: 0 BB: 0 P: 7	R: 0 E: 0 K: 0 S: 3	H: 0 LOB: 0 BB: 0 P: 3	R: 0 E: 0 K: 0 S: 3	H: 0 LOB: 1 BB: 1 P: 7	1B: 3 2B: 2 3B: 0 HR: 1	SF: 0 SAC: 1 DP: 0 HBP: 0	WP: 0 PA: 34 PB: 0 SB: 0 CS: 1	
<b>PITCHER</b>	IP WLS BF H R ER SO BB IBB HBP BLK WP HR S P ERA WHIP																	
Steve Carlton, L (1,1) ERA: 7.27	5.0	21	6	3	3	3	1	0	0	0	1	26	30	5.40	1.400			
Ron Reed, R (6,1) ERA: 3.97	1.0	W 3	0	0	0	2	0	0	0	0	0	7	7	0.00	0.000			
Gene Garber, R (7,1) ERA: 4.02	3.0	S 10	0	0	0	0	1	0	0	0	0	9	13	0.00	0.333			

Houston Astros @ Philadelphia Phillies  
Veterans Stadium, Philadelphia, PA

Wed May 05 1976, 7:05 PM EDT  
Att: 17,944 - Unknown

AB 31  
R 3  
H 6  
RBI 3  
BB 2  
SO 5  
LOB 9



Batter	1	2	3	4	5	6	7	8	9	AB	R	H	RBI	BB	SO	LOB	BOTTOM		
Dave Cash, R (1,4) OBP: 0.316, SLG: 0.375	4-0 BB BB		0-0 4-3					0-0 F9		4	0	0	0	1	0	3			
Larry Bowa, S (1,6) OBP: 0.352, SLG: 0.397	4-0 BB 1-2 BB		0-3 K					0-0 4-3		3	0	0	0	1	1	2			
Mike Schmidt, R (1,5) OBP: 0.409, SLG: 0.829	0-3 K		0-0 8-6 1B 1B					4-0 1B HR BB		3	1	1	0	1	1	2			
Greg Luzinski, R (1,7) OBP: 0.384, SLG: 0.475	0-0 P4		0-0 1-2 1B					1-0 1B HR HBP		3	1	1	0	0	1	2			
Jerry Martin, R (8,8) OBP: 0.400, SLG: 0.375	0-0 P4		0-0 1-2 1B					0-0 1B HR HBP		0	0	0	0	0	0	0			
Jay Johnstone, L (1,9) OBP: 0.397, SLG: 0.556	0-0 P6		0-0 F8					0-0 HR 1B		3	1	1	0	1	0	4			
Bobby Tolan, L (1,8) OBP: 0.308, SLG: 0.514		0-0 F9		0-0 8-6 2-3F				0-0 HR 1B		4	1	1	4	0	0	3			
Tom Hutton, L (1,3) OBP: 0.375, SLG: 0.167		0-0 3-1		0-0 FC4-6 1B				0-0 E3 SH3 HR		4	1	1	0	0	0	0			
Bob Boone, R (1,2) OBP: 0.354, SLG: 0.426		0-0 F9		0-0 FC4-6 BB 1-2				0-0 SH3 2-3		2	0	0	0	1	0	1			
Steve Carlton, L (1,1) OBP: 0.143, SLG: 0.143			0-3 K2-3					0-0 SH3-4 BB		1	0	0	0	0	1	0			
Tim McCarver, L (5, PH) OBP: 0.500, SLG: 0.625								0-0 SH3-4		0	0	0	0	0	1	0			
Ron Reed, R (6,1) OBP: 0.500, SLG: 0.625								0-0 SH3-4		0	0	0	0	0	0	0			
Ollie Brown, R (6, PH) OBP: 0.500, SLG: 0.682								0-0 SH3-4		1	1	1	2	0	0	0			
Gene Garber, R (7,1) OBP: 1.000, SLG: 1.000								0-0 SH3-4		0	0	0	0	0	0	0			
<b>Inning Stats</b>	R: 0 E: 0 K: 1 S: 5	H: 0 LOB: 2 BB: 2 P: 13	R: 0 E: 0 K: 0 S: 3	H: 0 LOB: 0 BB: 0 P: 3	R: 0 E: 0 K: 2 S: 7	H: 0 LOB: 0 BB: 0 P: 7	R: 0 E: 0 K: 0 S: 4	H: 2 LOB: 1 BB: 0 P: 4	R: 0 E: 0 K: 0 S: 4	H: 1 LOB: 2 BB: 1 P: 8	R: 6 E: 1 K: 0 S: 7	H: 3 LOB: 0 BB: 1 P: 12	R: 0 E: 0 K: 1 S: 5	H: 0 LOB: 1 BB: 1 P: 9	R: 0 E: 0 K: 0 S: 3	H: 0 LOB: 1 BB: 1 P: 7	1B: 4 2B: 1 3B: 0 HR: 2	SF: 0 SAC: 2 DP: 1 HBP: 1	WP: 0 PA: 37 PB: 0 SB: 0 CS: 0
<b>PITCHER</b>	IP WLS BF H R ER SO BB IBB HBP BLK WP HR S P ERA WHIP																		
Joe Niekro, R (1,1) ERA: 4.63	5.0	L 24	5	4	4	3	4	0	1	0	0	1	25	42	7.20	1.800			
Mike Cosgrove, L (6,1) ERA: 3.0	1.0	5	1	2	1	0	0	0	0	0	0	1	5	5	9.00	1.000			
Mike Barlow, R (7,1) ERA: 4.32	2.0	8	0	0	0	1	2	0	0	0	0	0	8	16	0.00	1.000			

Houston Astros @ Philadelphia Phillies  
Veterans Stadium, Philadelphia, PA

Wed May 05 1976, 7:05 PM EDT  
Att: 17,944 - Unknown

AB 28  
R 6  
H 6  
RBI 6  
BB 6  
SO 4  
LOB 17









Batter	1	2	3	4	5	6	7	8	9	AB	R	H	RBI	BB	SO	LOB	TOP				
Larry Milbourne, S (1,4) OBP: 0.368, SLG: 0.327	4-0 FC5-4 BB		0-0 FC4 1B			0-0 F8		0-0 4-3		0-0 1-3	4	0	1	0	1	0	1				
Enos Cabell, R (1,5) OBP: 0.308, SLG: 0.351	0-0 FC5-4 1-2		0-0 FC4 1-2			0-0 4-3		4-0 S BB		4-0 BB	3	0	0	0	2	0	3				
Jose Cruz, L (1,8) OBP: 0.283, SLG: 0.244	0-0 F9		0-0 F7			0-0 6-3		0-0 G3 1-2		0-0 F8	5	0	0	0	0	0	4				
Bob Watson, R (1,3) OBP: 0.381, SLG: 0.364	0-0 F9			0-0 F8		0-0 1B FC6-4 2B		0-0 F8			4	1	1	0	0	0	1				
Cliff Johnson, R (1,2) OBP: 0.337, SLG: 0.373		0-0 5-3		4-0 BB		0-0 FC6-4 1B		0-0 F8			3	0	1	0	1	0	0				
Greg Gross, L (1,9) OBP: 0.326, SLG: 0.337		0-0 1B		0-0 F8		0-0 FC6-4 1B 1-2 2-3		0-0 1B		0-0 1B	4	0	3	0	0	0	1				
Wilbur Howard, S (1,7) OBP: 0.224, SLG: 0.250		0-0 2B		0-0 4-3		0-0 FC6-4 1-2 2-3 3-H		0-0 1B		0-0 1B	4	0	2	1	0	0	3				
Roger Metzger, S (1,6) OBP: 0.347, SLG: 0.345	0-3 K					0-0 SH3-4 1B		0-0 F9		0-0 F7	4	0	1	0	0	1	5				
Mike Cosgrove, L (1,1) OBP: 0.286, SLG: 0.167						0-0 SH3-4 1B					1	0	0	0	0	0	0				
Jose Sosa, R (5,1)											0	0	0	0	0	0	0				
Ken Boswell, L (7, PH) OBP: 0.250, SLG: 0.313			0-0 6-3								0	0	0	0	0	0	0				
Mike Barlow, L (7,1)						0-0 SH3-4 1-2					0	0	0	0	0	0	0				
Jerry Davanon, R (9, PH) OBP: 0.750, SLG: 0.500								0-0 4-3		0-0 F9	1	0	0	0	0	0	0				
<b>Inning Stats</b>	R: 0 E: 0 K: 0 S: 3	H: 0 LOB: 1 BB: 1 P: 7	R: 0 E: 0 K: 1 S: 6	H: 2 LOB: 1 BB: 0 P: 6	R: 0 E: 0 K: 0 S: 4	H: 1 LOB: 1 BB: 0 P: 4	R: 0 E: 0 K: 0 S: 3	H: 0 LOB: 1 BB: 1 P: 7	R: 0 E: 0 K: 0 S: 4	H: 1 LOB: 2 BB: 0 P: 6	R: 1 E: 0 K: 0 S: 6	H: 3 LOB: 2 BB: 1 P: 6	R: 0 E: 0 K: 0 S: 3	H: 0 LOB: 1 BB: 1 P: 7	R: 0 E: 0 K: 0 S: 5	H: 2 LOB: 2 BB: 0 P: 5	R: 0 E: 0 K: 0 S: 3	H: 0 LOB: 1 BB: 1 P: 7	1B: 7 2B: 2 3B: 0 HR: 0	SF: 0 SAC: 1 DP: 0 HBP: 0	WP: 0 PA: 39 PB: 0 SB: 1 CS: 0
<b>PITCHER</b> Lynn McGlothen, R (1,1) ERA: 2.59	IP: 9.0 WLS: W BF: 39 H: 9 R: 1 ER: 1 SO: 1 BB: 4 IBB: 0 HBP: 0 BLK: 0 WP: 0 HR: 0 S: 37 P: 53 ERA: 1.00 WHIP: 1.444											<b>PITCHER</b>	IP: 9.0 WLS: W BF: 39 H: 9 R: 1 ER: 1 SO: 1 BB: 4 IBB: 0 HBP: 0 BLK: 0 WP: 0 HR: 0 S: 37 P: 53 ERA: 1.00 WHIP: 1.444								

Houston Astros @ St. Louis Cardinals  
Busch Stadium, St. Louis, MO  
Sat May 08 1976, 7:05 PM CDT  
Att: 17,366 - Unknown

AB 34  
R 1  
H 9  
RBI 1  
BB 4  
SO 1  
LOB 18



Batter	1	2	3	4	5	6	7	8	9	AB	R	H	RBI	BB	SO	LOB	BOTTOM
Bake McBride, L (1,8) OBP: 0.421, SLG: 0.438	0-0 L8		0-0 2B			4-0 2B WP BB		0-0 F7			2	1	1	0	1	0	0
Luis Melendez, R (6, PH) OBP: 0.136, SLG: 0.136						1-2 2-3				1	0	0	0	0	0	1	
Vic Harris, S (1,4) OBP: 0.354, SLG: 0.370	0-0 1B		0-0 L7			0-0 WP 3B 2B		0-0 F8			4	1	2	2	0	0	1
Willie Crawford, L (1,9) OBP: 0.358, SLG: 0.426	0-0 G4-6-3 1B		0-0 L6			0-0 2H 3H 3B		0-0 4-3			4	1	2	1	0	0	1
Ted Simmons, S (1,2) OBP: 0.343, SLG: 0.375	0-0 G4-6-3 1-2					0-0 G1-6-3 1B		0-0 F7			4	0	2	1	0	0	2
Mike Anderson, R (1,7) OBP: 0.417, SLG: 0.500		0-0 FC5-4 1B		0-0 G1-6-3 1-2		0-0 FC1-6 1-2		0-0 S 1B			4	0	2	0	0	0	2
Hector Cruz, R (1,5) OBP: 0.193, SLG: 0.266		0-0 FC5-4 1-2		0-0 6-3		0-3 K		0-3 K			4	0	0	0	0	2	3
Keith Hernandez, L (1,3) OBP: 0.299, SLG: 0.276		0-0 G5-4-3 1B				4-0 BB 1B BB		0-0 5-3		0-0 F8	3	1	1	0	1	0	1
Don Kessinger, S (1,6) OBP: 0.316, SLG: 0.333		0-0 G5-4-3 1-2				0-0 BB 2B 1B		4-0 S IBB			3	1	2	0	1	0	2
Lynn McGlothen, L (1,1) OBP: 0.188, SLG: 0.133			0-0 4-3			0-3 K		0-0 SH3		0-0 G3	3	0	0	0	0	1	4
<b>Inning Stats</b>	R: 0 E: 0 K: 0 S: 4	H: 2 LOB: 1 BB: 0 P: 4	R: 0 E: 0 K: 0 S: 4	H: 2 LOB: 1 BB: 0 P: 4	R: 0 E: 0 K: 0 S: 3	H: 1 LOB: 0 BB: 0 P: 3	R: 5 E: 0 K: 2 S: 11	H: 4 LOB: 2 BB: 2 P: 19	R: 0 E: 0 K: 0 S: 4	H: 1 LOB: 1 BB: 0 P: 4	R: 0 E: 0 K: 1 S: 6	H: 0 LOB: 0 BB: 1 P: 10	R: 0 E: 0 K: 1 S: 6	H: 1 LOB: 2 BB: 1 P: 10	1B: 9 2B: 2 3B: 1 HR: 0	SF: 0 SAC: 1 DP: 3 HBP: 0	WP: 1 PA: 36 PB: 0 SB: 1 CS: 0
<b>PITCHER</b> Mike Cosgrove, L (1,1) ERA: 4.13	IP: 4.1 WLS: L BF: 21 H: 9 R: 5 ER: 5 SO: 1 BB: 2 IBB: 0 HBP: 0 BLK: 0 WP: 1 HR: 0 S: 21 P: 29 ERA: 10.38 WHIP: 2.538											<b>PITCHER</b>	IP: 4.1 WLS: L BF: 21 H: 9 R: 5 ER: 5 SO: 1 BB: 2 IBB: 0 HBP: 0 BLK: 0 WP: 1 HR: 0 S: 21 P: 29 ERA: 10.38 WHIP: 2.538				
Jose Sosa, R (5,1) ERA: 7.39	1.2 7 2 0 0 1 0 0 0 0 0 0 9 9 0.00 1.200																
Mike Barlow, R (7,1) ERA: 3.86	2.0 8 1 0 0 1 0 1 0 0 0 0 9 13 0.00 0.500																

Houston Astros @ St. Louis Cardinals  
Busch Stadium, St. Louis, MO  
Sat May 08 1976, 7:05 PM CDT  
Att: 17,366 - Unknown

AB 32  
R 5  
H 12  
RBI 4  
BB 3  
SO 3  
LOB 17





Batter	1	2	3	4	5	6	7	8	9	AB	R	H	RBI	BB	SO	LOB	TOP					
Larry Milbourne, S OBP: 0.361, SLG: 0.321	F8		FC4 1B FC5-4	WP S 1B		1-3		G3		5	1	1	0	0	0	1						
Enos Cabell, R OBP: 0.320, SLG: 0.379	1-3		FC5-4 2B 1B	K						5	2	3	0	0	1	1						
Jose Cruz, L OBP: 0.294, SLG: 0.273	3-1		FC5-4 1-2 BB			SF9 1B 2B		F8		3	1	1	1	1	0	1						
Bob Watson, R OBP: 0.373, SLG: 0.350		1-3	FC5-4 2B		1-3	4-3			3B BB	4	1	0	1	1	0	3						
Cliff Johnson, R OBP: 0.366, SLG: 0.456										4	3	4	3	0	0	0						
Skip Jutze, R OBP: 0.130, SLG: 0.182										1	1	1	1	0	0	0						
Greg Gross, L OBP: 0.351, SLG: 0.337										0	1	0	1	4	0	0						
Wilbur Howard, S OBP: 0.236, SLG: 0.261	1-3		P4		E4 4-3 1B			F8		5	0	2	2	0	0	4						
Roger Metzger, S OBP: 0.330, SLG: 0.326	F7				1-3	4-3		4-3		5	0	0	0	0	0	3						
Larry Dierker, R OBP: 0.067, SLG: 0.067					1-3	L4				4	0	1	0	0	0	1						
Ken Forsch, R (9, 1)			FC4 1B					F9		0	0	0	0	0	0	0						
<b>Inning Stats</b>	R: 0 E: 0 K: 0 S: 3	H: 0 LOB: 0 BB: 0 P: 3	R: 1 E: 0 K: 0 S: 4	H: 1 LOB: 1 BB: 1 P: 8	R: 2 E: 0 K: 0 S: 6	H: 3 LOB: 3 BB: 2 P: 14	R: 0 E: 0 K: 1 S: 6	H: 1 LOB: 1 BB: 0 P: 6	R: 3 E: 1 K: 0 S: 6	H: 3 LOB: 1 BB: 1 P: 10	R: 1 E: 0 K: 0 S: 4	H: 1 LOB: 0 BB: 0 P: 4	R: 1 E: 0 K: 0 S: 3	H: 2 LOB: 0 BB: 1 P: 7	R: 0 E: 0 K: 0 S: 4	H: 1 LOB: 1 BB: 0 P: 4	R: 2 E: 0 K: 0 S: 4	H: 1 LOB: 0 BB: 1 P: 8	1B: 8 2B: 2 3B: 2 HR: 1	SF: 2 SAC: 0 DP: 1 HBP: 0	WP: 2 PB: 0 SB: 1 CS: 0	PA: 44
<b>PITCHER</b>	IP	WLS	BF	H	R	ER	SO	BB	IBB	HBP	BLK	WP	HR	S	P	ERA	WHIP					
John Denny, R ERA: 5.74	4.1	L	23	7	5	5	1	2	1	0	0	1	1	22	34	10.38	2.077					
Mike Wallace, L ERA: 1.95	0.2	4	1	1	1	0	1	0	0	0	0	1	0	3	7	13.50	3.000					
Mike Proly, R ERA: 3.38	2.0	8	3	2	2	0	1	0	0	0	0	0	0	7	11	9.00	2.000					
Danny Frisella, R ERA: 1.69	2.0	9	2	2	2	0	1	0	0	0	0	0	0	8	12	9.00	1.500					

Houston Astros @ St. Louis Cardinals  
 Busch Stadium, St. Louis, MO  
 Sun May 09 1976, 3:33 AM CDT  
 Att: 12,051 - Unknown

AB	36
R	10
H	13
RBI	9
BB	6
SO	1
LOB	14



Batter	1	2	3	4	5	6	7	8	9	AB	R	H	RBI	BB	SO	LOB	BOTTOM					
Lou Brock, L OBP: 0.296, SLG: 0.337	S 1B				1B E 1B			F7		5	3	4	0	0	0	0						
Vic Harris, S OBP: 0.356, SLG: 0.392	K				WP E 1B				3B 1B	5	1	2	2	0	3	2						
Willie Crawford, L OBP: 0.361, SLG: 0.424	F8		F8		E6 1-2 3-H WP				1B BB 1B	5	0	2	2	0	0	2						
Ted Simmons, S OBP: 0.345, SLG: 0.370	BB BB 1B		3-1		P6 1-2 2-3				L6 BB 1B	4	0	1	1	1	0	3						
Keith Hernandez, L OBP: 0.292, SLG: 0.258	BB BB		P6		F7				P5 F8	4	0	0	0	1	0	5						
Mike Anderson, R OBP: 0.415, SLG: 0.472					F8				P5 5-3	4	0	1	0	1	0	2						
Hector Cruz, R OBP: 0.184, SLG: 0.253	K				5-3				F3 K	4	0	0	0	0	2	5						
Don Kessinger, S OBP: 0.314, SLG: 0.330			K		F6				F8 FC3-6 1B	4	0	1	0	0	1	0						
John Denny, R ERA: 5.74										1	0	0	0	0	1	0						
Mike Wallace, L ERA: 1.95										0	0	0	0	0	0	0						
Lee Richard, R OBP: 0.135, SLG: 0.091										1	0	0	0	0	0	0						
Mike Proly, R ERA: 3.38										0	0	0	0	0	0	0						
Luis Melendez, R OBP: 0.130, SLG: 0.130										1	0	0	0	0	0	0						
Danny Frisella, L ERA: 1.69										0	0	0	0	0	0	0						
Ron Fairly, L OBP: 0.050, SLG: 0.414										1	1	0	0	0	0	1						
<b>Inning Stats</b>	R: 1 E: 0 K: 2 S: 9	H: 2 LOB: 3 BB: 2 P: 17	R: 0 E: 0 K: 3 S: 10	H: 1 LOB: 1 BB: 0 P: 10	R: 0 E: 0 K: 0 S: 3	H: 0 LOB: 0 BB: 0 P: 3	R: 0 E: 0 K: 0 S: 3	H: 0 LOB: 0 BB: 0 P: 3	R: 1 E: 1 K: 0 S: 6	H: 2 LOB: 2 BB: 0 P: 6	R: 0 E: 0 K: 0 S: 3	H: 0 LOB: 0 BB: 0 P: 3	R: 0 E: 0 K: 1 S: 7	H: 0 LOB: 0 BB: 0 P: 5	R: 0 E: 0 K: 1 S: 7	H: 2 LOB: 2 BB: 0 P: 7	R: 3 E: 0 K: 0 S: 7	H: 4 LOB: 2 BB: 1 P: 11	1B: 9 2B: 1 3B: 1 HR: 0	SF: 0 SAC: 0 DP: 0 HBP: 0	WP: 1 PB: 0 SB: 1 CS: 0	PA: 42
<b>PITCHER</b>	IP	WLS	BF	H	R	ER	SO	BB	IBB	HBP	BLK	WP	HR	S	P	ERA	WHIP					
Larry Dierker, R ERA: 4.22	8.0	W	34	7	2	2	7	2	0	0	0	0	0	46	54	2.25	1.125					
Ken Forsch, R ERA: 2.37	1.0	8	4	3	3	0	1	0	0	0	0	0	0	7	11	27.00	5.000					

Houston Astros @ St. Louis Cardinals  
 Busch Stadium, St. Louis, MO  
 Sun May 09 1976, 3:33 AM CDT  
 Att: 12,051 - Unknown

AB	39
R	5
H	11
RBI	5
BB	3
SO	7
LOB	20





Batter	1	2	3	4	5	6	7	8	9	AB	R	H	RBI	BB	SO	LOB	TOP			
<b>Pepe Mangual, R</b> OBP: 0.382, SLG: 0.383 (1, 7)										4	1	2	1	1	0	3				
<b>Jerry White, S</b> OBP: 0.347, SLG: 0.388 (1, 8)										4	1	1	0	0	0	2				
<b>Mike Jorgensen, L</b> OBP: 0.278, SLG: 0.378 (1, 3)										3	0	0	0	1	1	2				
<b>Gary Carter, R</b> OBP: 0.356, SLG: 0.394 (1, 9)										4	0	1	0	0	0	4				
<b>Larry Parrish, R</b> OBP: 0.286, SLG: 0.323 (1, 5)										3	1	1	1	1	1	1				
<b>Tim Foli, R</b> OBP: 0.286, SLG: 0.447 (1, 6)										4	0	0	0	0	0	3				
<b>Pete Mackanin, R</b> OBP: 0.255, SLG: 0.359 (1, 4)										4	0	1	0	0	2	0				
<b>Barry Foote, R</b> OBP: 0.277, SLG: 0.304 (1, 2)										4	0	1	1	0	0	0				
<b>Clay Kirby, R</b> OBP: 0.300, SLG: 0.667 (1, 1)										0	0	0	0	0	0	0				
<b>Don Carrithers, R</b> OBP: 0.330, SLG: 0.333 (6, 1)										2	0	0	0	0	1	2				
<b>Fred Scherman, L</b> ERA: 3.68 (7, PH)										1	0	0	0	0	0	0				
<b>Nate Schmitt, R</b> OBP: 0.300, SLG: 0.400 (7, PH)										0	0	0	0	0	1	0				
<b>Don Stanhouse, R</b> OBP: 0.300, SLG: 0.300 (6, PH)										0	0	0	0	0	0	0				
<b>Jose Morales, R</b> OBP: 0.291, SLG: 0.308 (6, PH)										1	0	1	0	0	0	0				
<b>Ellis Valentine, R</b> OBP: 0.296, SLG: 0.381 (6, PH)										0	0	0	0	0	0	0				
<b>Inning Stats</b>	R: 0 E: 0 K: 0 S: 3	H: 1 LOB: 1 BB: 1 P: 7	R: 1 E: 0 K: 0 S: 5	H: 2 LOB: 2 BB: 1 P: 9	R: 1 E: 0 K: 1 S: 7	H: 2 LOB: 1 BB: 0 P: 7	R: 0 E: 0 K: 2 S: 7	H: 0 LOB: 0 BB: 0 P: 7	R: 0 E: 0 K: 0 S: 3	H: 0 LOB: 1 BB: 1 P: 5	R: 1 E: 0 K: 1 S: 6	H: 1 LOB: 0 BB: 0 P: 6	R: 0 E: 0 K: 0 S: 4	H: 1 LOB: 1 BB: 0 P: 4	R: 0 E: 0 K: 1 S: 6	H: 1 LOB: 1 BB: 0 P: 6	1B: 5 2B: 1 3B: 1 HR: 1	SF: 0 SAC: 0 DP: 1 HBP: 0	WP: 1 PB: 0 SB: 1 CS: 0	PA: 37
<b>PITCHER</b>	IP	WLS	BF	H	R	ER	SO	BB	IBB	HBP	BLK	WP	HR	S	P	ERA	WHIP			
<b>Joe Niekro, R</b> ERA: 4.78 (1, 1)	2.2		14	5	2	2	1	2	0	0	0	1	0	14	22	6.75	2.625			
<b>Tom Griffin, R</b> ERA: 4.73 (3, 1)	4.1	W	15	1	1	1	4	1	0	0	0	0	1	22	26	2.08	0.462			
<b>Ken Forsch, R</b> ERA: 2.14 (8, 1)	2.0	S	8	2	0	0	1	0	0	0	0	0	0	10	10	0.00	1.000			

**Montreal Expos @ Houston Astros**  
Astrodome, Houston, TX  
Tue May 11 1976, 8:05 PM EDT  
Att: 8,706 - Unknown

AB	34
R	3
H	8
RBI	3
BB	3
SO	6
LOB	17



Batter	1	2	3	4	5	6	7	8	9	AB	R	H	RBI	BB	SO	LOB	BOTTOM			
<b>Larry Milbourne, S</b> OBP: 0.354, SLG: 0.310 (1, 4)										4	1	0	0	1	1	5				
<b>Enos Cabell, R</b> OBP: 0.323, SLG: 0.375 (1, 5)										4	1	1	0	1	0	0				
<b>Jose Cruz, L</b> OBP: 0.321, SLG: 0.340 (1, 8)										3	1	1	3	2	0	0				
<b>Bob Watson, R</b> OBP: 0.390, SLG: 0.352 (1, 3)										2	1	1	0	2	0	2				
<b>Cliff Johnson, R</b> OBP: 0.388, SLG: 0.500 (1, 2)										3	1	2	2	2	1	2				
<b>Greg Gross, L</b> OBP: 0.367, SLG: 0.360 (1, 9)										3	0	2	0	1	0	2				
<b>Wilbur Howard, S</b> OBP: 0.234, SLG: 0.247 (1, 7)										4	0	0	0	1	1	6				
<b>Roger Metzger, S</b> OBP: 0.327, SLG: 0.344 (1, 6)										4	0	1	0	0	0	6				
<b>Joe Niekro, R</b> OBP: 0.167, SLG: 0.182 (1, 1)										1	0	0	0	0	1	1				
<b>Tom Griffin, R</b> ERA: 3.68 (3, 1)										2	0	0	0	0	0	5				
<b>Ken Boswell, L</b> OBP: 0.294, SLG: 0.313 (7, PH)										0	0	0	0	1	0	0				
<b>Ken Forsch, R</b> ERA: 2.14 (8, 1)										0	0	0	0	0	0	0				
<b>Inning Stats</b>	R: 5 E: 0 K: 2 S: 10	H: 3 LOB: 1 BB: 3 P: 22	R: 0 E: 0 K: 0 S: 3	H: 0 LOB: 0 BB: 0 P: 3	R: 0 E: 0 K: 0 S: 3	H: 0 LOB: 2 BB: 2 P: 12	R: 0 E: 0 K: 1 S: 5	H: 1 LOB: 1 BB: 1 P: 9	R: 0 E: 0 K: 0 S: 6	H: 2 LOB: 3 BB: 0 P: 6	R: 0 E: 0 K: 0 S: 3	H: 0 LOB: 2 BB: 2 P: 11	R: 0 E: 0 K: 0 S: 3	H: 1 LOB: 1 BB: 1 P: 7	R: 0 E: 0 K: 1 S: 6	H: 1 LOB: 3 BB: 2 P: 14	1B: 4 2B: 1 3B: 1 HR: 2	SF: 0 SAC: 1 DP: 2 HBP: 1	WP: 3 PB: 0 SB: 1 CS: 0	PA: 43
<b>PITCHER</b>	IP	WLS	BF	H	R	ER	SO	BB	IBB	HBP	BLK	WP	HR	S	P	ERA	WHIP			
<b>Clay Kirby, R</b> ERA: 7.88 (1, 1)	0.0	L	5	2	5	5	0	3	0	0	0	2	0	27	48	0.00	1.412			
<b>Don Carrithers, R</b> ERA: 3.68 (1, 1)	5.2		27	4	0	0	3	4	1	1	0	2	0	27	48	0.00	1.412			
<b>Fred Scherman, L</b> ERA: 4.0 (6, 1)	0.1		1	0	0	0	0	0	0	0	0	0	0	1	1	0.00	0.000			
<b>Don Stanhouse, R</b> ERA: 1.59 (7, 1)	2.0		10	2	0	0	1	2	1	0	0	0	0	9	21	0.00	2.000			

**Montreal Expos @ Houston Astros**  
Astrodome, Houston, TX  
Tue May 11 1976, 8:05 PM EDT  
Att: 8,706 - Unknown

AB	30
R	5
H	8
RBI	5
BB	11
SO	4
LOB	29





Batter	1	2	3	4	5	6	7	8	9	AB	R	H	RBI	BB	SO	LOB	TOP					
<b>Pepe Mangual, R</b> (1, 7) OBP: 0.397, SLG: 0.400	3-1		BB					F8	S	3	2	1	2	0	0							
<b>Jerry White, S</b> (1, 8) OBP: 0.360, SLG: 0.404	4-3		BB					S		4	1	2	1	1	0	2						
<b>Mike Jorgensen, L</b> (1, 3) OBP: 0.274, SLG: 0.368	4-1							F8	F5	5	0	1	0	0	0	3						
<b>Gary Carter, R</b> (1, 9) OBP: 0.361, SLG: 0.392		F6						HR		3	2	1	2	1	0	2						
<b>Larry Parrish, R</b> (1, 5) OBP: 0.294, SLG: 0.353	F8							HR		3	1	1	2	1	0	2						
<b>Tim Foli, R</b> (1, 6) OBP: 0.284, SLG: 0.438	5-3							HR		4	0	1	1	0	0	0						
<b>Pete Mackanin, R</b> (1, 4) OBP: 0.248, SLG: 0.347			K						6-3	3	0	0	0	0	2	1						
<b>Pepe Frias, R</b> (8, 4) OBP: 0.364, SLG: 0.400			1-3							1	0	0	0	0	0	0						
<b>Barry Foote, R</b> (1, 2) OBP: 0.275, SLG: 0.300			FC6-4							4	1	1	0	0	0	1						
<b>Woodie Fryman, R</b> (1, 1) OBP: 0.071, SLG: 0.071			F3						SH1-4	2	0	0	0	0	1	1						
<b>Jim Dwyer, L</b> (8, PH) OBP: 0.333, SLG: 0.324										1	0	0	0	0	0	0						
<b>Dale Murray, R</b> (8, 1)										0	0	0	0	0	0	0						
<b>Inning Stats</b>	R: 0 E: 0 K: 0 S: 3	H: 0 LOB: 0 BB: 0 P: 3	R: 0 E: 0 K: 0 S: 3	H: 0 LOB: 0 BB: 0 P: 3	R: 0 E: 0 K: 1 S: 6	H: 0 LOB: 2 BB: 1 P: 10	R: 1 E: 0 K: 0 S: 3	H: 1 LOB: 1 BB: 2 P: 11	R: 0 E: 0 K: 1 S: 4	H: 0 LOB: 0 BB: 1 P: 8	R: 0 E: 0 K: 0 S: 4	H: 2 LOB: 1 BB: 0 P: 4	R: 0 E: 0 K: 1 S: 5	H: 0 LOB: 0 BB: 0 P: 5	R: 4 E: 0 K: 0 S: 6	H: 3 LOB: 0 BB: 1 P: 10	R: 2 E: 1 K: 0 S: 6	H: 3 LOB: 1 BB: 0 P: 6	1B: 7 2B: 1 3B: 0 HR: 1	SF: 0 SAC: 1 DP: 1 HBP: 0	WP: 0 PB: 2 SB: 2 CS: 1	PA: 40
<b>PITCHER</b>	IP	WLS	BF	H	R	ER	SO	BB	IBB	HBP	BLK	WP	HR	S	P	ERA	WHIP					
<b>J.R. Richard, R</b> (1, 1) ERA: 2.82	7.2	L	31	5	4	4	3	5	0	0	0	0	0	32	52	4.70	1.304					
<b>Larry Hardy, R</b> (8, 1) ERA: 6.62	1.1		8	4	3	2	0	0	0	0	0	0	1	8	8	13.50	3.000					

**Montreal Expos @ Houston Astros**  
Astrodome, Houston, TX  
Wed May 12 1976, 8:05 PM EDT  
Att.: 8,665 - Dome

AB	33
R	7
H	9
RBI	7
BB	5
SO	3
LOB	12



Batter	1	2	3	4	5	6	7	8	9	AB	R	H	RBI	BB	SO	LOB	BOTTOM				
<b>Larry Milbourne, S</b> (1, 4) OBP: 0.341, SLG: 0.297	6-3		F8						FC6-4	5	0	0	0	0	0	2					
<b>Enos Cabell, R</b> (1, 5) OBP: 0.328, SLG: 0.374	6-3									3	1	1	0	1	0	0					
<b>Bob Watson, R</b> (1, 3) OBP: 0.394, SLG: 0.367	E6									4	1	2	0	0	0	1					
<b>Cliff Johnson, R</b> (1, 2) OBP: 0.382, SLG: 0.482	K									3	0	0	0	1	1	3					
<b>Leon Roberts, R</b> (1, 7) OBP: 0.358, SLG: 0.489			F7							3	0	1	2	1	0	2					
<b>Wilbur Howard, S</b> (1, 8) OBP: 0.222, SLG: 0.234	F3									4	0	0	0	0	1	5					
<b>Greg Gross, L</b> (1, 9) OBP: 0.353, SLG: 0.344	6-3									4	0	0	0	0	1	0					
<b>Roger Metzger, S</b> (1, 6) OBP: 0.315, SLG: 0.330			F2							4	0	0	0	0	1	1					
<b>J.R. Richard, R</b> (1, 1) OBP: 0.043, SLG: 0.045										3	0	1	0	0	1	0					
<b>Larry Hardy, R</b> (8, 1)										0	0	0	0	0	0	0					
<b>Ken Boswell, L</b> (9, PH) OBP: 0.333, SLG: 0.313										0	0	0	0	1	0	0					
<b>Inning Stats</b>	R: 0 E: 1 K: 1 S: 6	H: 0 LOB: 1 BB: 0 P: 6	R: 0 E: 0 K: 0 S: 3	H: 0 LOB: 0 BB: 0 P: 3	R: 0 E: 0 K: 0 S: 4	H: 1 LOB: 2 BB: 1 P: 8	R: 0 E: 0 K: 2 S: 7	H: 0 LOB: 0 BB: 0 P: 7	R: 1 E: 1 K: 0 S: 5	H: 2 LOB: 2 BB: 1 P: 9	R: 0 E: 0 K: 1 S: 6	H: 1 LOB: 1 BB: 1 P: 6	R: 1 E: 0 K: 1 S: 6	H: 1 LOB: 1 BB: 1 P: 10	R: 0 E: 1 K: 0 S: 3	H: 0 LOB: 1 BB: 1 P: 7	1B: 3 2B: 2 3B: 0 HR: 0	SF: 0 SAC: 0 DP: 1 HBP: 0	WP: 0 PB: 0 SB: 0 CS: 0	PA: 37	
<b>PITCHER</b>	IP	WLS	BF	H	R	ER	SO	BB	IBB	HBP	BLK	WP	HR	S	P	ERA	WHIP				
<b>Woodie Fryman, L</b> (1, 1) ERA: 4.14	7.0	W	28	4	1	1	4	1	0	0	0	0	0	34	42	1.29	0.714				
<b>Dale Murray, R</b> (8, 1) ERA: 1.69	2.0		9	1	1	1	1	2	0	0	0	0	0	9	17	4.50	1.500				

**Montreal Expos @ Houston Astros**  
Astrodome, Houston, TX  
Wed May 12 1976, 8:05 PM EDT  
Att.: 8,665 - Dome

AB	33
R	2
H	5
RBI	2
BB	4
SO	5
LOB	14





Batter	1	2	3	4	5	6	7	8	9	AB	R	H	RBI	BB	SO	LOB	TOP																					
Dave Cash, R OBP: 0.341, SLG: 0.411 (1, 4)	F4		F7			HBP			E8	3	1	0	1	1	0	1	<b>Philadelphia Phillies @ Houston Astros</b> Astrodome, Houston, TX Fri May 14 1976, 8:05 PM EDT Att. 14,264 - Dome																					
Larry Bowa, S OBP: 0.397, SLG: 0.382 (1, 6)	F8		F6		5-3	1-2	1-2	BB	1B	5	0	1	0	0	0	5																						
Mike Schmidt, R OBP: 0.397, SLG: 0.722 (1, 5)	1B				K			1B	1B	4	2	3	1	1	1	1																						
Greg Luzinski, R OBP: 0.367, SLG: 0.506 Jerry Martin, R OBP: 0.296, SLG: 0.250 (7, 7)	F7		L8		F8			1B	K	4	0	1	0	0	0	3																						
Ollie Brown, R OBP: 0.522, SLG: 0.629 (1, 9)		K								1	1	0	0	3	1	0																						
Gary Maddox, R OBP: 0.374, SLG: 0.465 (1, 8)	4-3				F9				G6-4-3	5	0	0	0	0	1	7																						
Bobby Tolan, L OBP: 0.344, SLG: 0.567 (1, 3)	P3				1B				4-3	4	1	2	1	0	0	0																						
Bob Boone, R OBP: 0.388, SLG: 0.444 (1, 2)					1B				6-3	3	0	2	1	1	0	0																						
Larry Christenson, R OBP: 0.154, SLG: 0.167 (1, 1)			FC3-6		K				K	3	0	0	0	1	2	3																						
<b>Inning Stats</b>	R: 0 E: 0 K: 0 S: 4	H: 1 LOB: 1 BB: 0 P: 4	R: 0 E: 0 K: 1 S: 5	H: 0 LOB: 0 BB: 0 P: 5	R: 0 E: 0 K: 0 S: 4	H: 1 LOB: 1 BB: 0 P: 4	R: 2 E: 1 K: 1 S: 7	H: 2 LOB: 2 BB: 2 P: 15	R: 0 E: 0 K: 1 S: 5	H: 0 LOB: 1 BB: 0 P: 6	R: 1 E: 0 K: 0 S: 3	H: 1 LOB: 3 BB: 4 P: 19	R: 1 E: 0 K: 1 S: 6	H: 2 LOB: 0 BB: 0 P: 6	R: 0 E: 0 K: 1 S: 5	H: 0 LOB: 0 BB: 0 P: 5	R: 1 E: 1 K: 1 S: 7	H: 2 LOB: 2 BB: 1 P: 11	1B: 8 2B: 1 3B: 0 HR: 0	SF: 0 SAC: 1 DP: 2 HBP: 1	WP: 0 PB: 1 SB: 3 CS: 0	PA: 42																
<b>PITCHER</b>	IP	WLS	BF	H	R	ER	SO	BB	IBB	HBP	BLK	WP	HR	S	P	ERA	WHIP	<b>PITCHER</b>				IP	WLS	BF	H	R	ER	SO	BB	IBB	HBP	BLK	WP	HR	S	P	ERA	WHIP
Mike Cosgrove, L ERA: 3.44 (1, 1)	5.2	L	28	5	3	0	3	5	1	1	0	0	0	27	52	0.00	1.765																					
Mike Barlow, R ERA: 3.5 (6, 1)	1.1		5	2	1	0	1	0	0	0	0	0	0	7	7	0.00	1.500																					
Larry Hardy, R ERA: 5.95 (8, 1)	2.0		9	2	1	0	2	1	0	0	0	0	0	12	16	0.00	1.500																					

AB	33
R	5
H	9
RBI	4
BB	7
SO	6
LOB	22



Batter	1	2	3	4	5	6	7	8	9	AB	R	H	RBI	BB	SO	LOB	BOTTOM																					
Larry Milbourne, S OBP: 0.331, SLG: 0.287 (1, 4)	F8		F9		FC3-6			F8		4	0	0	0	0	0	1	<b>Philadelphia Phillies @ Houston Astros</b> Astrodome, Houston, TX Fri May 14 1976, 8:05 PM EDT Att. 14,264 - Dome																					
Greg Gross, L OBP: 0.358, SLG: 0.372 (1, 9)	6-3		5-3		4-3			1B		4	1	2	0	0	0	1																						
Cesar Cedeno, R OBP: 0.371, SLG: 0.596 (1, 8)	6-3							K		4	0	2	1	0	1	1																						
Cliff Johnson, R OBP: 0.368, SLG: 0.461 (1, 2)	K		F8					F8		4	0	0	0	0	2	3																						
Bob Watson, R OBP: 0.382, SLG: 0.354 (1, 3)			L8		5-3			G4-6-3		4	0	0	0	0	0	1																						
Jose Cruz, L OBP: 0.333, SLG: 0.353 (1, 7)	4-3							F9		4	0	2	0	0	0	0																						
Ken Boswell, L OBP: 0.318, SLG: 0.300 (1, 5)					G1-6-3			4-3		4	0	1	0	0	0	2																						
Roger Metzger, S OBP: 0.324, SLG: 0.333 (1, 6)								L5		2	0	1	0	1	0	1																						
Mike Cosgrove, L OBP: 0.222, SLG: 0.125 Mike Barlow, L (6, 1) Wilbur Howard, S OBP: 0.220, SLG: 0.231 Larry Hardy, R (8, 1)	FC6-4		FC6-4		K			F7		2	0	0	0	0	1	3																						
<b>Inning Stats</b>	R: 1 E: 0 K: 1 S: 6	H: 1 LOB: 0 BB: 0 P: 6	R: 0 E: 0 K: 0 S: 4	H: 1 LOB: 2 BB: 1 P: 8	R: 0 E: 0 K: 0 S: 4	H: 1 LOB: 1 BB: 0 P: 4	R: 0 E: 0 K: 0 S: 3	H: 1 LOB: 0 BB: 0 P: 3	R: 0 E: 0 K: 1 S: 6	H: 1 LOB: 1 BB: 0 P: 6	R: 0 E: 0 K: 0 S: 5	H: 1 LOB: 0 BB: 0 P: 5	R: 0 E: 0 K: 0 S: 4	H: 1 LOB: 1 BB: 0 P: 4	R: 0 E: 0 K: 1 S: 6	H: 1 LOB: 0 BB: 0 P: 6	R: 0 E: 0 K: 0 S: 3	H: 0 LOB: 0 BB: 0 P: 3	1B: 7 2B: 0 3B: 1 HR: 0	SF: 0 SAC: 0 DP: 2 HBP: 0	WP: 0 PB: 0 SB: 1 CS: 0	PA: 34																
<b>PITCHER</b>	IP	WLS	BF	H	R	ER	SO	BB	IBB	HBP	BLK	WP	HR	S	P	ERA	WHIP	<b>PITCHER</b>				IP	WLS	BF	H	R	ER	SO	BB	IBB	HBP	BLK	WP	HR	S	P	ERA	WHIP
Larry Christenson, R ERA: 3.67 (1, 1)	9.0	W	34	8	1	1	4	1	0	0	0	0	0	41	45	1.00	1.000																					





Batter	1	2	3	4	5	6	7	8	9	AB	R	H	RBI	BB	SO	LOB	TOP			
Dave Cash, R OBP: 0.331, SLG: 0.397 (1, 4)										4	0	0	0	0	0	1	<b>Philadelphia Phillies @ Houston Astros</b> Astrodome, Houston, TX Sat May 15 1976, 8:05 PM EDT Att: 20,749 - Dome			
Larry Bowa, S OBP: 0.353, SLG: 0.376 (1, 6)										4	0	1	0	0	0	0				
Mike Schmidt, R OBP: 0.400, SLG: 0.743 (1, 5)										4	1	2	1	0	0	1				
Greg Luzinski, R OBP: 0.363, SLG: 0.494 Jerry Martin, R OBP: 0.296, SLG: 0.250 (1, 7) (8, 7)										4	0	1	0	0	2	1				
Jay Johnstone, L OBP: 0.383, SLG: 0.493 (1, 9)										2	1	0	0	1	0	1				
Gary Maddox, R OBP: 0.379, SLG: 0.467 (1, 8)										4	0	2	0	0	0	2				
Bobby Tolan, L OBP: 0.324, SLG: 0.531 (1, 3)										4	0	0	0	0	0	2				
Bob Boone, R OBP: 0.375, SLG: 0.427 (1, 2)										3	0	0	0	0	0	2				
Jim Lonborg, R OBP: 0.368, SLG: 0.313 (1, 1)										2	0	0	0	1	2	1				
<b>Inning Stats</b>	R: 0 E: 0 K: 0 S: 3	H: 1 LOB: 0 BB: 0 P: 3	R: 1 E: 1 K: 1 S: 6	H: 0 LOB: 1 BB: 0 P: 7	R: 0 E: 0 K: 1 S: 5	H: 0 LOB: 0 BB: 0 P: 5	R: 1 E: 0 K: 1 S: 5	H: 1 LOB: 0 BB: 1 P: 9	R: 0 E: 0 K: 0 S: 3	H: 1 LOB: 1 BB: 0 P: 4	R: 0 E: 0 K: 1 S: 6	H: 1 LOB: 1 BB: 0 P: 6	R: 0 E: 0 K: 0 S: 4	H: 1 LOB: 0 BB: 0 P: 4	R: 0 E: 0 K: 0 S: 3	H: 1 LOB: 0 BB: 0 P: 3		1B: 5 2B: 0 3B: 0 HR: 1	SF: 0 SAC: 0 DP: 2 HBP: 1	WP: 0 PB: 0 SB: 2 CS: 1
<b>PITCHER</b>	IP WLS BF H R ER SO BB IBB HBP BLK WP HR S P ERA WHIP																			
Larry Dierker, R ERA: 3.73 Ken Forsch, R ERA: 2.05 (1, 1) (9, 1)	8.0 L 31 5 2 1 4 2 0 0 0 0 0 0 3 3 1.12 0.875																			

AB	31
R	2
H	6
RBI	1
BB	2
SO	4
LOB	11



Batter	1	2	3	4	5	6	7	8	9	AB	R	H	RBI	BB	SO	LOB	BOTTOM					
Wilbur Howard, S OBP: 0.233, SLG: 0.256 Ken Forsch, R (1, 7) (9, 1)										4	1	2	0	0	0	0	<b>Philadelphia Phillies @ Houston Astros</b> Astrodome, Houston, TX Sat May 15 1976, 8:05 PM EDT Att: 20,749 - Dome					
Rob Andrews, R OBP: 0.250, SLG: 0.250 (1, 4)										4	0	1	1	0	0	1						
Bob Watson, R OBP: 0.370, SLG: 0.342 (1, 3)										4	0	0	0	0	0	1						
Cliff Johnson, R OBP: 0.355, SLG: 0.441 (1, 2)										4	0	0	0	0	2	0						
Jose Cruz, L OBP: 0.313, SLG: 0.327 (1, 8) (9, 7)										4	0	0	0	0	0	0						
Greg Gross, L OBP: 0.367, SLG: 0.375 (1, 9)										2	0	1	0	1	0	0						
Ken Boswell, L OBP: 0.280, SLG: 0.261 (1, 5)										3	0	0	0	0	0	2						
Roger Metzger, S OBP: 0.319, SLG: 0.327 Cesar Cedeno, R OBP: 0.368, SLG: 0.550 (1, 6) (8, PH) (9, 8)										2	0	0	0	0	2	0						
Larry Dierker, R OBP: 0.059, SLG: 0.059 Larry Milbourne, S OBP: 0.328, SLG: 0.285 Jerry Davanon, R OBP: 0.750, SLG: 0.500 (1, 1) (8, PH) (9, 6)										2	0	0	0	0	0	0						
<b>Inning Stats</b>	R: 0 E: 0 K: 0 S: 3	H: 0 LOB: 0 BB: 0 P: 3	R: 0 E: 0 K: 0 S: 3	H: 0 LOB: 0 BB: 0 P: 3	R: 0 E: 0 K: 1 S: 5	H: 0 LOB: 0 BB: 0 P: 5	R: 0 E: 0 K: 0 S: 3	H: 0 LOB: 0 BB: 0 P: 3	R: 0 E: 0 K: 0 S: 3	H: 0 LOB: 1 BB: 1 P: 7	R: 1 E: 0 K: 1 S: 7	H: 2 LOB: 1 BB: 0 P: 7	R: 0 E: 0 K: 1 S: 6	H: 1 LOB: 1 BB: 0 P: 6	R: 0 E: 0 K: 0 S: 4	H: 1 LOB: 0 BB: 0 P: 4		R: 0 E: 0 K: 1 S: 5	H: 0 LOB: 0 BB: 0 P: 5	1B: 3 2B: 1 3B: 0 HR: 0	SF: 0 SAC: 0 DP: 0 HBP: 0	WP: 0 PB: 0 SB: 0 CS: 0
<b>PITCHER</b>	IP WLS BF H R ER SO BB IBB HBP BLK WP HR S P ERA WHIP																					
Jim Lonborg, R ERA: 1.91 (1, 1)	9.0 W 32 4 1 1 4 1 0 0 0 0 0 0 39 43 1.00 0.556																					

AB	31
R	1
H	4
RBI	1
BB	1
SO	4
LOB	4





Batter	1	2	3	4	5	6	7	8	9	AB	R	H	RBI	BB	SO	LOB	TOP					
Dave Cash, R OBP: 0.333, SLG: 0.397 Terry Harmon, R OBP: 0.333, SLG: 0.200	6-3	1B	F9			4-3		1B	5-3	5	2	2	1	0	0	2						
Larry Bowa, S OBP: 0.381, SLG: 0.378	4-3	1B			4-3	4-3		1B		5	2	2	1	1	0	1						
Mike Schmidt, R OBP: 0.429, SLG: 0.748	1B	1B			G5-4-3		1B	1B		2	3	2	1	4	0	0						
Greg Luzinski, R OBP: 0.377, SLG: 0.505 Jerry Martin, R OBP: 0.313, SLG: 0.286	1B	1B			G5-4-3		1B	1B	4-3	4	0	3	2	0	0	1						
Jay Johnstone, L OBP: 0.360, SLG: 0.468	F8	SF8			1-6-3		L3	G3		4	0	0	1	0	0	6						
Gary Maddox, R OBP: 0.389, SLG: 0.495					F9		FC4-6			5	1	3	3	0	1	1						
Bobby Tolan, L OBP: 0.507, SLG: 0.150 Tom Hutton, L OBP: 0.346, SLG: 0.150	SF8		F8		F9		FC4-6	F9		3	0	0	1	0	0	2						
Tim McCarver, L OBP: 0.476, SLG: 0.529		SH					SH1-4	L3		3	1	2	1	2	0	1						
Steve Carlton, L OBP: 0.071, SLG: 0.071		SH					SH1-4	F8	4-3	3	1	0	0	0	0	3						
<b>Inning Stats</b>	R: 0 E: 0 K: 0 S: 4	H: 1 LOB: 2 BB: 1 P: 8	R: 6 E: 0 K: 1 S: 11	H: 5 LOB: 1 BB: 1 P: 15	R: 0 E: 0 K: 0 S: 3	H: 0 LOB: 1 BB: 1 P: 7	R: 0 E: 0 K: 0 S: 3	H: 1 LOB: 0 BB: 0 P: 3	R: 0 E: 0 K: 0 S: 3	H: 0 LOB: 0 BB: 0 P: 3	R: 0 E: 0 K: 0 S: 3	H: 0 LOB: 1 BB: 1 P: 7	R: 2 E: 0 K: 0 S: 6	H: 3 LOB: 2 BB: 1 P: 10	R: 4 E: 0 K: 0 S: 8	H: 5 LOB: 1 BB: 0 P: 8	R: 0 E: 0 K: 0 S: 3	H: 0 LOB: 2 BB: 2 P: 11	1B: 14 2B: 0 3B: 1 HR: 0	SF: 2 SAC: 2 DP: 1 HBP: 0	WP: 0 PB: 1 SB: 0 CS: 0	PA: 49
<b>PITCHER</b>	IP	WLS	BF	H	R	ER	SO	BB	IBB	HBP	BLK	WP	HR	S	P	ERA	WHIP					
Tom Griffin, R ERA: 7.98	1.1	L	13	6	6	6	0	1	1	0	0	0	0	11	19	40.50	5.250					
Joe Niekro, R ERA: 4.35	3.2		12	1	0	0	1	1	0	0	0	0	0	13	17	0.00	0.545					
Mike Barlow, R ERA: 4.09	2.0		11	3	2	2	0	2	0	0	0	0	0	9	17	9.00	2.500					
Larry Hardy, R ERA: 7.06	2.0		13	5	4	4	0	2	0	0	0	0	0	11	19	18.00	3.500					

Philadelphia Phillies @ Houston Astros  
Astrodome, Houston, TX  
Sun May 16 1976, 4:33 AM EDT  
Att: 11,553 - Dome

AB 38  
R 12  
H 15  
RBI 12  
BB 7  
SO 1  
LOB 20



Batter	1	2	3	4	5	6	7	8	9	AB	R	H	RBI	BB	SO	LOB	BOTTOM					
Wilbur Howard, S OBP: 0.233, SLG: 0.256	1-3		F9			G6-4-3	K			4	0	1	0	0	1	2						
Rob Andrews, R OBP: 0.375, SLG: 0.375	4-3				G4-6-3	G6-4-3		4-3		4	0	2	0	0	0	0						
Cesar Cedeno, R OBP: 0.355, SLG: 0.567 Jose Cruz, L OBP: 0.313, SLG: 0.327	F7				G4-6-3	G6-4-3		F4		4	0	0	0	0	0	3						
Cliff Johnson, R OBP: 0.360, SLG: 0.432 Skip Jutze, R OBP: 0.130, SLG: 0.182		5-3			FC5-4	FC6-4		F7		2	0	0	0	2	0	0						
Bob Watson, R OBP: 0.360, SLG: 0.331		K			FC5-4	FC6-4		F7		4	0	0	0	0	1	3						
Leon Roberts, R OBP: 0.368, SLG: 0.588		F8								4	2	2	1	0	0	0						
Art Howe, R OBP: 0.200, SLG: 0.222			F7							4	0	0	0	0	1	0						
Roger Metzger, S OBP: 0.328, SLG: 0.337										3	0	2	0	0	1	0						
Tom Griffin, R Joe Niekro, R Ken Boyer, L Mike Barlow, L Jerry Davanon, R Larry Hardy, R			F9							0	0	0	0	0	0	0						
<b>Inning Stats</b>	R: 0 E: 0 K: 0 S: 3	H: 0 LOB: 0 BB: 0 P: 3	R: 0 E: 0 K: 1 S: 5	H: 0 LOB: 0 BB: 0 P: 5	R: 0 E: 0 K: 0 S: 4	H: 1 LOB: 1 BB: 0 P: 4	R: 0 E: 0 K: 0 S: 3	H: 1 LOB: 1 BB: 1 P: 7	R: 1 E: 1 K: 2 S: 8	H: 1 LOB: 0 BB: 0 P: 8	R: 0 E: 0 K: 0 S: 4	H: 2 LOB: 2 BB: 1 P: 8	R: 1 E: 0 K: 1 S: 7	H: 2 LOB: 1 BB: 0 P: 7	R: 0 E: 0 K: 0 S: 3	H: 0 LOB: 0 BB: 0 P: 3	R: 0 E: 0 K: 0 S: 3	H: 0 LOB: 0 BB: 0 P: 3	1B: 5 2B: 0 3B: 1 HR: 1	SF: 0 SAC: 0 DP: 2 HBP: 0	WP: 0 PB: 0 SB: 0 CS: 0	PA: 34
<b>PITCHER</b>	IP	WLS	BF	H	R	ER	SO	BB	IBB	HBP	BLK	WP	HR	S	P	ERA	WHIP					
Steve Carlton, L ERA: 4.7	9.0	W	34	7	2	1	4	2	0	0	0	0	1	40	48	1.00	1.000					

Philadelphia Phillies @ Houston Astros  
Astrodome, Houston, TX  
Sun May 16 1976, 4:33 AM EDT  
Att: 11,553 - Dome

AB 32  
R 2  
H 7  
RBI 1  
BB 2  
SO 4  
LOB 10



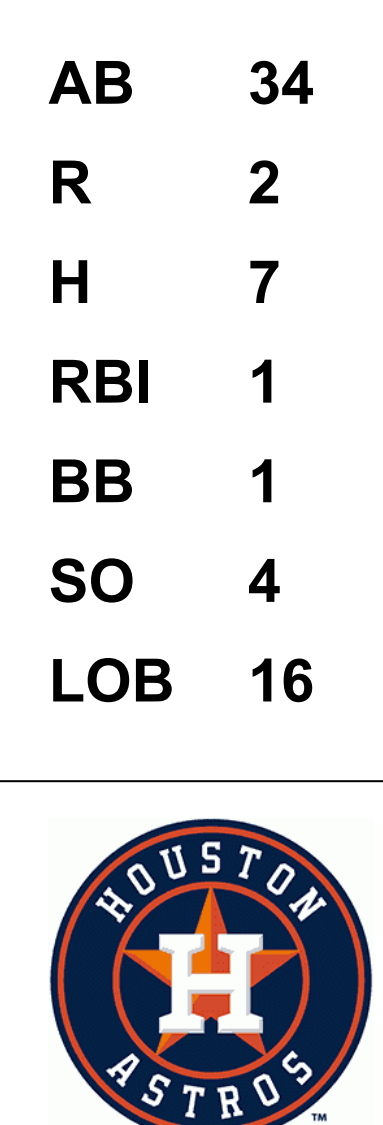


Batter	1	2	3	4	5	6	7	8	9	AB	R	H	RBI	BB	SO	LOB	TOP							
Rowland Office, L OBP: 0.306, SLG: 0.271 (1, 8)	0-0 FC6-4 1B		4-0 CS BB		4-0 1-2 BB		0-3 K		0-3 K	3	0	1	0	2	2	1	Atlanta Braves @ Houston Astros Astrodome, Houston, TX Mon May 17 1976, 4:33 AM EDT Unknown							
Marty Perez, R OBP: 0.349, SLG: 0.421 (1, 6)	0-0 FC6-4 1B		0-0 F4		0-0 F9		4-0 BB		0-3 K	4	1	0	0	1	1	5								
Jimmy Wynn, R OBP: 0.384, SLG: 0.366 (1, 7)	0-0 1B SF9		0-3 K				0-0 1B 2B		0-3 K	4	2	2	0	0	2	1								
Darrell Evans, L OBP: 0.336, SLG: 0.218 (1, 3)	0-0 1B			0-0 4-3		0-0 PB BB 1B		0-3 K		4	0	2	2	0	1	1								
Ken Henderson, S OBP: 0.375, SLG: 0.446 (1, 9)	0-0 SF9			4-0 PO BB		4-0 BB BB		0-0 G6-4-3 1B		1	0	1	1	2	0	0								
Lee Lacy, R OBP: 0.259, SLG: 0.346 (1, 4)	0-3 K			0-3 K		0-0 F8		0-0 G6-4-3		4	0	0	0	0	2	5								
Biff Pocoroba, S OBP: 0.321, SLG: 0.319 (1, 2)		0-0 4-3		0-0 PO		0-0 F8		0-3 K		4	0	0	0	0	1	2								
Jerry Royster, R OBP: 0.281, SLG: 0.235 (1, 5)		0-0 F9			0-0 L9		4-0 1-2 BB		0-0 FC1-5 2B	3	0	1	0	1	0	0								
Andy Messersmith, R OBP: 0.200, SLG: 0.143 (1, 1)		0-3 K			4-0 BB BB		0-3 K		0-0 FC1-5	3	0	0	0	1	2	4								
<b>Inning Stats</b>	R: 2 E: 0 K: 1 S: 8	H: 3 LOB: 1 BB: 0 P: 8	R: 0 E: 0 K: 1 S: 5	H: 0 LOB: 0 BB: 0 P: 5	R: 0 E: 0 K: 1 S: 4	H: 0 LOB: 0 BB: 1 P: 8	R: 0 E: 0 K: 0 S: 3	H: 0 LOB: 2 BB: 2 P: 11	R: 1 E: 0 K: 2 S: 9	H: 2 LOB: 3 BB: 2 P: 17	R: 0 E: 0 K: 3 S: 9	H: 0 LOB: 1 BB: 1 P: 13	R: 0 E: 0 K: 0 S: 3	H: 1 LOB: 0 BB: 0 P: 3	R: 0 E: 0 K: 2 S: 8	H: 1 LOB: 1 BB: 0 P: 8	1B: 5 2B: 2 3B: 0 HR: 0	SF: 1 SAC: 0 DP: 1 HBP: 0	WP: 0 PB: 1 CS: 1	PA: 39				
<b>PITCHER</b>	IP WLS BF L	H R ER SO	BB IBB HBP BLK	WP HR S P	ERA WHIP	<b>PITCHER</b>	IP WLS BF H	R ER SO	BB IBB HBP BLK	WP HR S P	ERA WHIP													
J.R. Richard, R ERA: 2.93 (1, 1)	7.0	5	3	3	9	7	0	0	0	0	0	0	0	42	70	3.86	1.714							
Ken Forsch, R ERA: 1.89 (8, 1)	2.0	2	0	0	2	0	0	0	0	0	0	0	0	11	11	0.00	1.000							

AB	30
R	3
H	7
RBI	3
BB	7
SO	11
LOB	19



Batter	1	2	3	4	5	6	7	8	9	AB	R	H	RBI	BB	SO	LOB	BOTTOM							
Greg Gross, L OBP: 0.354, SLG: 0.360 (1, 9)	0-0 4-3		0-0 F6		0-0 4-3		0-3 K			4	0	0	0	0	1	2	Atlanta Braves @ Houston Astros Astrodome, Houston, TX Mon May 17 1976, 4:33 AM EDT Unknown							
Rob Andrews, R OBP: 0.333, SLG: 0.333 (1, 4)	0-0 1B		0-0 6-3		0-0 E3		0-0 F4		4	0	1	0	0	0	1									
Cesar Cedeno, R OBP: 0.342, SLG: 0.546 (1, 8)	0-0 F2			0-0 1-3		0-0 F4		0-0 F8		4	0	0	0	0	3									
Cliff Johnson, R OBP: 0.356, SLG: 0.418 (1, 2)	0-0 L7			4-0 FC1-4 BB		0-0 5-3		0-0 F8		3	0	0	0	1	0	1								
Jose Cruz, L OBP: 0.309, SLG: 0.322 (1, 7)		0-3 K		0-0 FC1-4		0-0 4-3		0-0 5-3 1B		4	1	1	0	0	1	1								
Bob Watson, R OBP: 0.394, SLG: 0.352 (1, 3)		0-0 FC1-2 3B		0-0 1-3		0-0 1B		0-0 5-3		4	0	2	0	0	0	2								
Ken Boswell, L OBP: 0.300, SLG: 0.286 (1, 5)		0-0 FC1-2			0-0 4-3 1B		0-0 G3		0-0 CS 1B	4	1	2	1	0	0	2								
Wilbur Howard, S OBP: 0.233, SLG: 0.256 (9, PH)		0-0 FC1-2			0-0 4-3 1B		0-0 G3		0-0 CS 1B	0	0	0	0	0	0	0								
Roger Metzger, S OBP: 0.328, SLG: 0.336 (1, 6)		0-3 K			0-0 E 4-3 1B		0-0 2-3		0-3 K	3	0	1	0	0	1	1								
Leon Roberts, R OBP: 0.362, SLG: 0.577 (9, PH)					0-0 E 4-3 1B				0-3 K	1	0	0	0	0	1	1								
J.R. Richard, R OBP: 0.040, SLG: 0.042 (1, 1)					0-0 F2					2	0	0	0	0	0	2								
Larry Milbourne, S OBP: 0.326, SLG: 0.282 (7, PH)										1	0	0	0	0	0	0								
Ken Forsch, R (8, 1)										0	0	0	0	0	0	0								
<b>Inning Stats</b>	R: 0 E: 0 K: 0 S: 4	H: 1 LOB: 1 BB: 0 P: 4	R: 0 E: 0 K: 2 S: 8	H: 1 LOB: 0 BB: 0 P: 8	R: 0 E: 0 K: 0 S: 3	H: 0 LOB: 0 BB: 0 P: 3	R: 0 E: 0 K: 0 S: 3	H: 0 LOB: 1 BB: 1 P: 7	R: 1 E: 1 K: 0 S: 6	H: 2 LOB: 2 BB: 0 P: 6	R: 0 E: 0 K: 0 S: 4	H: 1 LOB: 0 BB: 0 P: 4	R: 0 E: 0 K: 1 S: 5	H: 0 LOB: 0 BB: 0 P: 5	R: 0 E: 0 K: 0 S: 3	H: 0 LOB: 0 BB: 0 P: 3	R: 1 E: 0 K: 1 S: 6	H: 2 LOB: 1 BB: 0 P: 6	1B: 6 2B: 1 3B: 1 HR: 0	SF: 0 SAC: 0 DP: 1 HBP: 0	WP: 0 PB: 0 CS: 1	PA: 35		
<b>PITCHER</b>	IP WLS BF L	H R ER SO	BB IBB HBP BLK	WP HR S P	ERA WHIP	<b>PITCHER</b>	IP WLS BF H	R ER SO	BB IBB HBP BLK	WP HR S P	ERA WHIP													
Andy Messersmith, R ERA: 4.3 (1, 1)	9.0	7	2	1	4	1	0	0	0	0	0	0	0	42	46	1.00	0.889							





Batter	1	2	3	4	5	6	7	8	9	AB	R	H	RBI	BB	SO	LOB	TOP										
Rowland Office, L OBP: 0.310, SLG: 0.280	4-0 BB		0-0 2B		0-0 L7		0-0 F7		0-0 FC4-6	4	0	1	0	1	0	2											
Jerry Royster, R OBP: 0.297, SLG: 0.222	0-0 6-3		0-0 F9		0-0 F8		0-3 K		0-0 6-3	5	0	0	0	0	1	4											
Jimmy Wynn, R OBP: 0.372, SLG: 0.352	0-0 F8		0-3 K		0-0 F2				0-0 F5	4	0	0	0	0	1	2											
Darrell Evans, L OBP: 0.342, SLG: 0.213	4-0 BB		0-0 F9		4-0 1B BB				0-0 F5	2	1	0	0	2	0	1											
Ken Henderson, S OBP: 0.380, SLG: 0.474	0-0 L7			0-0 HR	0-0 F8				4-0 FC6 BB	3	1	1	1	1	0	3											
Lee Lacy, R OBP: 0.259, SLG: 0.342		0-0 6-3		0-0 F7	0-0 1B				0-0 FC6	4	0	1	0	0	0	1											
Vic Correll, R OBP: 0.340, SLG: 0.419	0-0 F7		0-0 F7		0-0 1B				0-0 G3	4	0	1	1	0	0	0											
Bruce Dal Canton, R					1-2 3H 1B					0	0	0	0	0	0	0											
Darrel Chaney, S OBP: 0.330, SLG: 0.282	4-0 BB		0-0 4-3		0-0 4-3				4-0 1B BB	2	0	0	0	2	0	2											
Roger Moret, S	0-0 4-3		0-0 4-3		0-3 K				0-0 FC4-6 1B	2	0	0	0	0	1	1											
Dave May, L OBP: 0.129, SLG: 0.200										1	0	0	0	0	0	0											
Max Leon, R										0	0	0	0	0	0	0											
Biff Pocoroba, S OBP: 0.329, SLG: 0.329										1	0	1	0	0	0	0											
<b>Inning Stats</b>	R: 0 E: 0 K: 0 S: 3	H: 0 LOB: 2 BB: 2 P: 11	R: 0 E: 0 K: 0 S: 3	H: 0 LOB: 1 BB: 1 P: 7	R: 0 E: 0 K: 1 S: 6	H: 1 LOB: 0 BB: 0 P: 6	R: 1 E: 0 K: 0 S: 4	H: 1 LOB: 0 BB: 0 P: 4	R: 0 E: 0 K: 1 S: 5	H: 0 LOB: 0 BB: 0 P: 5	R: 1 E: 0 K: 0 S: 5	H: 2 LOB: 2 BB: 1 P: 9	R: 0 E: 0 K: 1 S: 5	H: 0 LOB: 0 BB: 0 P: 5	R: 0 E: 0 K: 0 S: 3	H: 0 LOB: 1 BB: 1 P: 7	R: 0 E: 0 K: 0 S: 4	H: 1 LOB: 2 BB: 1 P: 8	1B: 3 2B: 1 3B: 0 HR: 1	SF: 0 SAC: 0 DP: 0 HBP: 0	WP: 0 PA: 38 PB: 0 SB: 0 CS: 0						
<b>PITCHER</b>	IP	WLS	BF	H	R	ER	SO	BB	IBB	HBP	BLK	WP	HR	S	P	ERA	WHIP										
Gilberto Rondón, R ERA: 6.75	(1, 1)	5.2	25	4	2	2	2	4	0	0	0	0	1	25	41	3.18	1.412										
Joe Niekro, R ERA: 4.12	(6, 1)	2.1	8	0	0	0	1	1	0	0	0	0	0	9	13	0.00	0.429										
Ken Forsch, R ERA: 1.8	(9, 1)	1.0	W	5	1	0	0	1	0	0	0	0	0	4	8	0.00	2.000										

Atlanta Braves @ Houston Astros  
Astrodome, Houston, TX  
Mon May 17 1976, 4:38 AM EDT  
Att: 10,126 - Unknown

AB 32  
R 2  
H 5  
RBI 2  
BB 6  
SO 3  
LOB 16



Batter	1	2	3	4	5	6	7	8	9	AB	R	H	RBI	BB	SO	LOB	BOTTOM										
Wilbur Howard, S OBP: 0.223, SLG: 0.244	0-0 F3		0-0 5-3		0-0 G5-4-3				0-0 L5	4	0	0	0	0	0	1											
Rob Andrews, R OBP: 0.313, SLG: 0.313	0-0 1B		0-0 5-3				0-0 L3		0-0 6-3	4	0	1	0	0	0	0											
Cesar Cedeno, R OBP: 0.347, SLG: 0.541	0-0 F7			0-0 F9 WP 1B	0-0 F2				4-0 F7 SH1-4 BB	3	2	1	0	1	0	1											
Bob Watson, R OBP: 0.363, SLG: 0.352	0-0 F7			0-0 F9	0-0 F2				0-0 SH1-4	3	0	1	0	0	0	2											
Leon Roberts, R OBP: 0.355, SLG: 0.554		0-0 1-3 1B		0-0 L4	0-0 F2				0-0 F7	4	0	1	0	0	0	2											
Art Howe, R OBP: 0.154, SLG: 0.167		0-3 K		0-0 F2					0-0 E6	3	0	0	0	0	1	1											
Ken Boswell, L OBP: 0.290, SLG: 0.276										1	0	0	0	0	0	0											
Skip Jutze, R OBP: 0.115, SLG: 0.160		0-0 1-3			0-3 K				0-0 5-3	3	0	0	0	0	1	1											
Roger Metzger, S OBP: 0.328, SLG: 0.345		0-0 L8			0-0 WP 1B 2B				0-0 4-3	3	1	1	0	0	0	1											
Gilberto Rondón, R OBP: 0.200, SLG: 0.200			0-0 5-3						0-0 F8	2	0	1	1	0	0	0											
Joe Niekro, R OBP: 0.154, SLG: 0.167										0	0	0	0	0	0	0											
Larry Milbourne, S OBP: 0.324, SLG: 0.280										1	0	0	0	0	0	0											
Ken Forsch, R										0	0	0	0	0	0	0											
<b>Inning Stats</b>	R: 0 E: 0 K: 0 S: 4	H: 1 LOB: 1 BB: 0 P: 4	R: 0 E: 0 K: 1 S: 6	H: 1 LOB: 0 BB: 0 P: 6	R: 0 E: 0 K: 0 S: 3	H: 0 LOB: 0 BB: 0 P: 3	R: 1 E: 0 K: 0 S: 4	H: 1 LOB: 0 BB: 0 P: 4	R: 1 E: 0 K: 1 S: 6	H: 2 LOB: 0 BB: 0 P: 6	R: 0 E: 0 K: 0 S: 4	H: 1 LOB: 1 BB: 0 P: 4	R: 0 E: 0 K: 0 S: 3	H: 0 LOB: 0 BB: 0 P: 3	R: 0 E: 0 K: 0 S: 3	H: 0 LOB: 0 BB: 0 P: 3	R: 1 E: 1 K: 0 S: 3	H: 0 LOB: 1 BB: 1 P: 7	1B: 5 2B: 1 3B: 0 HR: 0	SF: 0 SAC: 1 DP: 1 HBP: 0	WP: 2 PA: 33 PB: 0 SB: 2 CS: 0						
<b>PITCHER</b>	IP	WLS	BF	H	R	ER	SO	BB	IBB	HBP	BLK	WP	HR	S	P	ERA	WHIP										
Roger Moret, L ERA: 4.23	(1, 1)	6.0	23	6	2	2	2	0	0	0	0	0	0	27	27	3.00	1.000										
Max Leon, R ERA:	(7, 1)	2.0	6	0	0	0	0	0	0	0	0	0	0	6	6	0.00	0.000										
Bruce Dal Canton, R ERA: 1.04	(9, 1)	0.2	L	4	0	1	0	1	0	0	0	0	0	3	7	0.00	1.500										

Atlanta Braves @ Houston Astros  
Astrodome, Houston, TX  
Mon May 17 1976, 4:38 AM EDT  
Att: 10,126 - Unknown

AB 31  
R 3  
H 6  
RBI 1  
BB 1  
SO 2  
LOB 9





Batter	1	2	3	4	5	6	7	8	9	10	AB	R	H	RBI	BB	SO	LOB	TOP			
Rowland Office, L OBP: 0.322, SLG: 0.280 Dave May, L OBP: 0.176, SLG: 0.333	4-0 3-1 BB 1B	1-0 HBP			0-0 9-2 3B		0-0 F8			0-0 1B 1B	0 1 0 0 1 0 0 3 1 2 0 0 0 0										
Jerry Royster, R OBP: 0.264, SLG: 0.221	0-3 K	0-0 F8			0-0 G3			0-3 K		0-0 G1-6-3 1B	5 0 1 0 0 2 3										
Jimmy Wynn, R OBP: 0.373, SLG: 0.349	4-0 3-1 1B	0-0 F7			0-0 9-2			0-0 F8		0-0 G1-6-3 1B	4 1 1 1 1 0 2										
Darrell Evans, L OBP: 0.336, SLG: 0.204	0-0 3-1				0-0 F7			4-0 4-3		0-0 G1-6-3	4 0 0 0 1 0 4										
Ken Henderson, S OBP: 0.369, SLG: 0.469	4-0 PB 1B BB				0-0 F8			0-0 4-3		4-0 BB	3 0 1 0 2 0 1										
Blf Poooroba, S OBP: 0.333, SLG: 0.333	0-0 PB 1B				0-0 4-3			0-0 G3		0-0 SH1-4 1B	5 0 2 2 0 0 3										
Marty Perez, R OBP: 0.348, SLG: 0.407	4-0 1-2 2-3 BB				0-0 5-3			0-0 F8		0-0 SH1-4 1B	2 0 0 0 1 0 1										
Darrel Chaney, S OBP: 0.319, SLG: 0.272 Lee Lacy, R OBP: 0.256, SLG: 0.339	0-0 F5				0-0 F8			0-0 F9		0-0 6-3	3 0 0 0 0 0 3 1 0 0 0 0 0 1										
Phil Niekro, R OBP: 0.091, SLG: 0.091 Max Leon, R Earl Williams, R OBP: 0.255, SLG: 0.314 Elias Sosa, R	0-0 F4				0-0 1-3			0-0 F8		0-0 F8	3 0 0 0 0 0 0 0 0 0 0 0 0 0 1 0 0 0 0 0 1 0 0 0 0 0 0 0										
<b>Inning Stats</b>	R: 2 E: 0 K: 1 S: 6	H: 1 LOB: 3 BB: 4 P: 22	R: 0 E: 0 K: 0 S: 3	H: 0 LOB: 1 BB: 0 P: 4	R: 0 E: 0 K: 0 S: 3	H: 0 LOB: 0 BB: 0 P: 3	R: 0 E: 0 K: 0 S: 3	H: 1 LOB: 0 BB: 0 P: 3	R: 0 E: 0 K: 0 S: 4	H: 1 LOB: 1 BB: 0 P: 4	R: 0 E: 0 K: 0 S: 3	H: 0 LOB: 0 BB: 0 P: 3	R: 0 E: 0 K: 1 S: 5	H: 0 LOB: 1 BB: 1 P: 9	R: 0 E: 0 K: 0 S: 4	H: 1 LOB: 1 BB: 0 P: 4	R: 1 E: 0 K: 0 S: 5	H: 3 LOB: 2 BB: 1 P: 9	1B: 5 2B: 2 3B: 1 HR: 0	SF: 0 SAC: 1 DP: 2 HBP: 1	WP: 0 PA: 42 PB: 1 SB: 1 CS: 0
<b>PITCHER</b>	IP WLS BF H R ER SO BB IBB HBP BLK WP HR S P ERA WHIP	<b>PITCHER</b>																			
Joaquin Andujar, R ERA: 6.62 Ken Forsch, R ERA: 1.67 Mike Barlow, R ERA: 4.5 Tom Griffin, R ERA: 7.47	7.0 2.0 0.0 1.0	28 8 3 3	3 1 3 0	2 0 1 0	1 1 0 0	4 0 0 1	0 0 0 0	0 0 0 0	0 0 0 0	0 0 0 0	0 0 0 0	0 0 0 0	0 0 0 0	25 9 3 2	42 13 3 6	2.57 0.00 ∞ 0.00	1.000 1.000 ∞ 1.000				

Atlanta Braves @ Houston Astros  
Astrodome, Houston, TX  
Tue May 18 1976, 4:33 AM EDT  
Att: 7,689 - Unknown

AB 34  
R 3  
H 7  
RBI 3  
BB 6  
SO 2  
LOB 19



Batter	1	2	3	4	5	6	7	8	9	10	AB	R	H	RBI	BB	SO	LOB	BOTTOM					
Greg Gross, L OBP: 0.364, SLG: 0.359 Larry Milbourne, S OBP: 0.324, SLG: 0.280	4-0 G1-6-3 BB		0-0 F6		0-0 F7		4-0 1-2 2-3 BB BB			0-0 FC5-4 1B	3 0 1 0 2 0 1 0 0 0 0 0 0 0												
Rob Andrews, R OBP: 0.286, SLG: 0.250	0-0 G1-6-3		0-0 FC5-4		0-3 K		4-0 1-2 2-3 BB			0-0 F3	4 0 0 1 1 1 3												
Cesar Cedeno, R OBP: 0.341, SLG: 0.552	0-0 F3				0-0 HR		0-3 K			0-0 FC5-4 BB	5 1 1 1 0 2 4												
Cliff Johnson, R OBP: 0.350, SLG: 0.402		0-0 E5			0-0 F7		0-3 K			4-0 1-2 BB	4 0 0 0 1 1 0												
Bob Watson, R OBP: 0.358, SLG: 0.341		0-0 F8			4-0 1B BB		0-3 K			0-0 F7	4 0 0 0 1 2 3												
Jose Cruz, L OBP: 0.319, SLG: 0.323		0-3 K			0-0 1-3 1B		4-0 FC2-6 BB			0-0 F3	3 0 1 0 1 1 1												
Ken Boswell, L OBP: 0.257, SLG: 0.242		0-0 F8			0-3 K		0-0 FC2-6 BB S			0-0 4-3	4 1 0 0 0 1 4												
Roger Metzger, S OBP: 0.317, SLG: 0.333			0-0 G3		0-0 F8		0-3 K			0-3 K	4 0 0 0 0 2 3												
Joaquin Andujar, S OBP: 0.299, SLG: 0.290 Leon Roberts, R OBP: 0.085, SLG: 0.084 Ken Forsch, R Wilbur Howard, S OBP: 0.153, SLG: 0.242 Mike Barlow, L Tom Griffin, R	6.2 1.1 2.0	29 4 8	2 0 1	2 0 0	7 2 2	6 0 0	0 0 0	0 0 0	0 0 0	0 0 0	0 0 0	0 0 0	0 0 0	37 8 11	61 8 15	2.70 0.00 0.00	1.350 0.000 1.000						
<b>Inning Stats</b>	R: 0 E: 0 K: 2 S: 2	H: 0 LOB: 0 BB: 1 P: 6	R: 0 E: 1 K: 1 S: 6	H: 0 LOB: 1 BB: 0 P: 6	R: 0 E: 0 K: 0 S: 4	H: 1 LOB: 1 BB: 0 P: 4	R: 0 E: 0 K: 1 S: 7	H: 2 LOB: 2 BB: 1 P: 11	R: 0 E: 0 K: 1 S: 5	H: 0 LOB: 0 BB: 0 P: 5	R: 0 E: 0 K: 3 S: 9	H: 0 LOB: 0 BB: 0 P: 9	R: 1 E: 0 K: 2 S: 7	H: 0 LOB: 3 BB: 4 P: 23	R: 0 E: 0 K: 1 S: 5	H: 0 LOB: 0 BB: 0 P: 5	R: 0 E: 0 K: 2 S: 7	H: 0 LOB: 0 BB: 0 P: 7	R: 0 E: 0 K: 0 S: 4	H: 1 LOB: 2 BB: 1 P: 8	1B: 3 2B: 0 3B: 0 HR: 1	SF: 0 SAC: 0 DP: 1 HBP: 0	WP: 0 PA: 41 PB: 0 SB: 2 CS: 0
<b>PITCHER</b>	IP WLS BF H R ER SO BB IBB HBP BLK WP HR S P ERA WHIP	<b>PITCHER</b>																					
Phil Niekro, R ERA: 4.2 Max Leon, R Elias Sosa, R ERA: 6.27	6.2 1.1 2.0	29 4 8	2 0 1	2 0 0	7 2 2	6 0 0	0 0 0	0 0 0	0 0 0	0 0 0	0 0 0	0 0 0	0 0 0	37 8 11	61 8 15	2.70 0.00 0.00	1.350 0.000 1.000						

Atlanta Braves @ Houston Astros  
Astrodome, Houston, TX  
Tue May 18 1976, 4:33 AM EDT  
Att: 7,689 - Unknown

AB 34  
R 2  
H 4  
RBI 2  
BB 7  
SO 11  
LOB 19





Batter	1	2	3	4	5	6	7	8	9	AB	R	H	RBI	BB	SO	LOB	TOP				
<b>Greg Gross, L</b> (1, 9) <small>OBP: 0.369, SLG: 0.358</small> <b>Leon Roberts, R</b> (8, PH) <small>OBP: 0.385, SLG: 0.554</small>										3	1	1	0	1	0	1	<b>Houston Astros @ San Diego Padres</b> San Diego Stadium, San Diego, CA Wed May 19 1976, 10:05 PM EDT Att: 14,336 - Unknown				
<b>Rob Andrews, R</b> (1, 4) <small>OBP: 0.353, SLG: 0.250</small>										4	1	1	2	2	0	5					
<b>Cesar Cedeno, R</b> (1, 8) <small>OBP: 0.333, SLG: 0.538</small> <b>Wilbur Howard, S</b> (4, 8) <small>OBP: 0.216, SLG: 0.237</small>										3	1	0	0	0	0	3					
<b>Bob Watson, R</b> (1, 3) <small>OBP: 0.359, SLG: 0.365</small>										5	1	2	3	0	0	4					
<b>Jose Cruz, L</b> (1, 7) <small>OBP: 0.338, SLG: 0.333</small>										4	1	2	1	1	0	2					
<b>Cliff Johnson, R</b> (1, 2) <small>OBP: 0.336, SLG: 0.383</small>										5	0	0	0	0	0	7					
<b>Ken Boswell, L</b> (1, 5) <b>Jerry Davanon, R</b> (8, PR) <small>OBP: 0.667, SLG: 0.500</small>										4	0	2	1	0	1	0					
<b>Roger Metzger, S</b> (1, 6) <small>OBP: 0.323, SLG: 0.339</small>										4	0	2	0	0	1	2					
<b>Mike Cosgrove, L</b> (1, 1) <small>OBP: 0.200, SLG: 0.111</small> <b>Tom Griffin, R</b> (4, 1) <b>Larry Milbourne, S</b> (8, PH) <small>OBP: 0.329, SLG: 0.286</small> <b>Paul Siebert, L</b> (8, 1) <small>OBP: 0.329, SLG: 0.286</small>										1	0	0	0	0	1	2					
<b>Inning Stats</b>	R: 1 E: 0 K: 0 S: 5	H: 2 LOB: 1 BB: 1 P: 9	R: 0 E: 0 K: 1 S: 6	H: 1 LOB: 1 BB: 0 P: 6	R: 3 E: 2 K: 1 S: 8	H: 1 LOB: 2 BB: 2 P: 16	R: 0 E: 0 K: 0 S: 3	H: 0 LOB: 0 BB: 0 P: 3	R: 0 E: 0 K: 0 S: 4	H: 1 LOB: 2 BB: 1 P: 8	R: 0 E: 0 K: 0 S: 4	H: 1 LOB: 1 BB: 0 P: 4	R: 5 E: 0 K: 0 S: 7	H: 4 LOB: 1 BB: 1 P: 11	R: 0 E: 1 K: 1 S: 7	H: 1 LOB: 3 BB: 1 P: 11		1B: 11 2B: 0 3B: 0 HR: 1	SF: 0 SAC: 3 DP: 0 HBP: 0	WP: 0 PB: 0 SB: 0 CS: 1	PA: 47
<b>PITCHER</b>	IP WLS BF H R ER SO BB IBB HBP BLK WP HR S P ERA WHIP	IP WLS BF H R ER SO BB IBB HBP BLK WP HR S P ERA WHIP	IP WLS BF H R ER SO BB IBB HBP BLK WP HR S P ERA WHIP	IP WLS BF H R ER SO BB IBB HBP BLK WP HR S P ERA WHIP	IP WLS BF H R ER SO BB IBB HBP BLK WP HR S P ERA WHIP	IP WLS BF H R ER SO BB IBB HBP BLK WP HR S P ERA WHIP	IP WLS BF H R ER SO BB IBB HBP BLK WP HR S P ERA WHIP	IP WLS BF H R ER SO BB IBB HBP BLK WP HR S P ERA WHIP	IP WLS BF H R ER SO BB IBB HBP BLK WP HR S P ERA WHIP	IP WLS BF H R ER SO BB IBB HBP BLK WP HR S P ERA WHIP	IP WLS BF H R ER SO BB IBB HBP BLK WP HR S P ERA WHIP	IP WLS BF H R ER SO BB IBB HBP BLK WP HR S P ERA WHIP	IP WLS BF H R ER SO BB IBB HBP BLK WP HR S P ERA WHIP	IP WLS BF H R ER SO BB IBB HBP BLK WP HR S P ERA WHIP	IP WLS BF H R ER SO BB IBB HBP BLK WP HR S P ERA WHIP	IP WLS BF H R ER SO BB IBB HBP BLK WP HR S P ERA WHIP	IP WLS BF H R ER SO BB IBB HBP BLK WP HR S P ERA WHIP	IP WLS BF H R ER SO BB IBB HBP BLK WP HR S P ERA WHIP	IP WLS BF H R ER SO BB IBB HBP BLK WP HR S P ERA WHIP	IP WLS BF H R ER SO BB IBB HBP BLK WP HR S P ERA WHIP	IP WLS BF H R ER SO BB IBB HBP BLK WP HR S P ERA WHIP

AB	38
R	9
H	12
RBI	7
BB	6
SO	3
LOB	29



Batter	1	2	3	4	5	6	7	8	9	AB	R	H	RBI	BB	SO	LOB	BOTTOM					
<b>Enzo Hernandez, R</b> (1, 6) <small>OBP: 0.400, SLG: 0.400</small> <b>Hector Torres, R</b> (6, 6) <small>OBP: 0.347, SLG: 0.435</small>										2	0	1	1	0	0	1	<b>Houston Astros @ San Diego Padres</b> San Diego Stadium, San Diego, CA Wed May 19 1976, 10:05 PM EDT Att: 14,336 - Unknown					
<b>Tito Fuentes, S</b> (1, 4) <small>OBP: 0.321, SLG: 0.358</small>										5	0	0	0	0	0	6						
<b>Willie Davis, L</b> (1, 8) <small>OBP: 0.309, SLG: 0.448</small>										5	0	1	0	0	0	1						
<b>Dave Winfield, R</b> (1, 9) <small>OBP: 0.371, SLG: 0.467</small>										4	1	0	0	1	1	2						
<b>Doug Rader, R</b> (1, 5) <small>OBP: 0.419, SLG: 0.574</small>										3	1	1	0	2	1	1						
<b>Mery Rettenmund, R</b> (1, 7) <small>OBP: 0.500, SLG: 0.556</small>										2	1	0	0	3	0	2						
<b>Mike Ivie, R</b> (1, 3) <small>OBP: 0.282, SLG: 0.346</small>										5	1	1	2	0	1	5						
<b>Fred Kendall, R</b> (1, 2) <small>OBP: 0.276, SLG: 0.223</small>										4	0	1	0	0	0	1						
<b>Dan Spillner, R</b> (1, 1) <small>OBP: 0.308, SLG: 0.100</small> <b>Dave Tomlin, L</b> (8, 1) <small>OBP: 0.308, SLG: 0.100</small> <b>Mike Dupree, R</b> (8, 1) <small>OBP: 1.000, SLG: 1.000</small> <b>Ted Kubiak, S</b> (8, PH) <small>OBP: 0.381, SLG: 0.400</small> <b>Rich Folkers, L</b> (9, 1) <small>OBP: 0.381, SLG: 0.400</small>										1	0	1	0	2	0	0						
<b>Inning Stats</b>	R: 0 E: 0 K: 0 S: 4	H: 1 LOB: 1 BB: 0 P: 4	R: 0 E: 0 K: 0 S: 3	H: 0 LOB: 1 BB: 1 P: 7	R: 0 E: 0 K: 0 S: 2	H: 0 LOB: 0 BB: 1 P: 6	R: 4 E: 1 K: 0 S: 8	H: 4 LOB: 2 BB: 1 P: 12	R: 0 E: 0 K: 1 S: 6	H: 1 LOB: 1 BB: 0 P: 6	R: 0 E: 0 K: 1 S: 6	H: 1 LOB: 2 BB: 1 P: 10	R: 0 E: 0 K: 0 S: 3	H: 0 LOB: 2 BB: 2 P: 11	R: 0 E: 0 K: 0 S: 4	H: 1 LOB: 1 BB: 0 P: 4		R: 0 E: 0 K: 1 S: 5	H: 0 LOB: 2 BB: 2 P: 13	1B: 6 2B: 2 3B: 0 HR: 0	SF: 1 SAC: 0 DP: 1 HBP: 0	WP: 0 PB: 0 SB: 0 CS: 0
<b>PITCHER</b>	IP WLS BF H R ER SO BB IBB HBP BLK WP HR S P ERA WHIP	IP WLS BF H R ER SO BB IBB HBP BLK WP HR S P ERA WHIP	IP WLS BF H R ER SO BB IBB HBP BLK WP HR S P ERA WHIP	IP WLS BF H R ER SO BB IBB HBP BLK WP HR S P ERA WHIP	IP WLS BF H R ER SO BB IBB HBP BLK WP HR S P ERA WHIP	IP WLS BF H R ER SO BB IBB HBP BLK WP HR S P ERA WHIP	IP WLS BF H R ER SO BB IBB HBP BLK WP HR S P ERA WHIP	IP WLS BF H R ER SO BB IBB HBP BLK WP HR S P ERA WHIP	IP WLS BF H R ER SO BB IBB HBP BLK WP HR S P ERA WHIP	IP WLS BF H R ER SO BB IBB HBP BLK WP HR S P ERA WHIP	IP WLS BF H R ER SO BB IBB HBP BLK WP HR S P ERA WHIP	IP WLS BF H R ER SO BB IBB HBP BLK WP HR S P ERA WHIP	IP WLS BF H R ER SO BB IBB HBP BLK WP HR S P ERA WHIP	IP WLS BF H R ER SO BB IBB HBP BLK WP HR S P ERA WHIP	IP WLS BF H R ER SO BB IBB HBP BLK WP HR S P ERA WHIP	IP WLS BF H R ER SO BB IBB HBP BLK WP HR S P ERA WHIP	IP WLS BF H R ER SO BB IBB HBP BLK WP HR S P ERA WHIP	IP WLS BF H R ER SO BB IBB HBP BLK WP HR S P ERA WHIP	IP WLS BF H R ER SO BB IBB HBP BLK WP HR S P ERA WHIP	IP WLS BF H R ER SO BB IBB HBP BLK WP HR S P ERA WHIP	IP WLS BF H R ER SO BB IBB HBP BLK WP HR S P ERA WHIP	

AB	34
R	4
H	8
RBI	3
BB	8
SO	3
LOB	19





Batter	1	2	3	4	5	6	7	8	9	AB	R	H	RBI	BB	SO	LOB	TOP					
Greg Gross, L OBP: 0.378, SLG: 0.364 (1, 9)										4	1	2	0	1	0	2						
Rob Andrews, R OBP: 0.291, SLG: 0.207 (1, 4)										5	0	0	0	0	0	5						
Jose Cruz, L OBP: 0.317, SLG: 0.310 (1, 8)										5	0	0	0	0	2	4						
Bob Watson, R OBP: 0.373, SLG: 0.397 (1, 3)										4	2	3	1	1	0	0						
Leon Roberts, R OBP: 0.400, SLG: 0.557 (1, 7)										5	1	3	1	0	2	1						
Ken Boswell, L OBP: 0.286, SLG: 0.275 Jerry Davanon, R OBP: 0.667, SLG: 0.500 (8, PR) (8, 5)										3	0	1	1	0	0	3						
Skip Jutze, R OBP: 0.133, SLG: 0.179 (1, 2)										3	0	1	1	0	1	1						
Roger Metzger, S OBP: 0.321, SLG: 0.331 (1, 6)										3	0	0	0	1	0	3						
Joe Niekro, R OBP: 0.188, SLG: 0.200 Ken Forsch, R OBP: 0.500, SLG: 0.500 (7, 1)										3	0	1	0	0	1	1						
<b>Inning Stats</b>	R: 1 E: 0 K: 0 S: 6	H: 3 LOB: 2 BB: 0 P: 6	R: 0 E: 1 K: 1 S: 7	H: 1 LOB: 3 BB: 1 P: 11	R: 2 E: 0 K: 1 S: 6	H: 1 LOB: 1 BB: 2 P: 14	R: 0 E: 0 K: 1 S: 5	H: 1 LOB: 0 BB: 0 P: 5	R: 1 E: 0 K: 0 S: 5	H: 2 LOB: 1 BB: 0 P: 5	R: 0 E: 0 K: 0 S: 3	H: 0 LOB: 0 BB: 0 P: 3	R: 0 E: 0 K: 1 S: 5	H: 0 LOB: 0 BB: 0 P: 5	R: 1 E: 0 K: 0 S: 5	H: 3 LOB: 2 BB: 0 P: 5	R: 0 E: 0 K: 2 S: 8	H: 1 LOB: 1 BB: 0 P: 8	1B: 11 2B: 0 3B: 0 HR: 1	SF: 1 SAC: 1 DP: 2 HBP: 0	WP: 0 PA: 41	
<b>PITCHER</b>	IP WLS BF H R ER SO BB IBB HBP BLK WP HR S P ERA WHIP	IP WLS BF H R ER SO BB IBB HBP BLK WP HR S P ERA WHIP	IP WLS BF H R ER SO BB IBB HBP BLK WP HR S P ERA WHIP	IP WLS BF H R ER SO BB IBB HBP BLK WP HR S P ERA WHIP	IP WLS BF H R ER SO BB IBB HBP BLK WP HR S P ERA WHIP	IP WLS BF H R ER SO BB IBB HBP BLK WP HR S P ERA WHIP	IP WLS BF H R ER SO BB IBB HBP BLK WP HR S P ERA WHIP	IP WLS BF H R ER SO BB IBB HBP BLK WP HR S P ERA WHIP	IP WLS BF H R ER SO BB IBB HBP BLK WP HR S P ERA WHIP	IP WLS BF H R ER SO BB IBB HBP BLK WP HR S P ERA WHIP	IP WLS BF H R ER SO BB IBB HBP BLK WP HR S P ERA WHIP	IP WLS BF H R ER SO BB IBB HBP BLK WP HR S P ERA WHIP	IP WLS BF H R ER SO BB IBB HBP BLK WP HR S P ERA WHIP	IP WLS BF H R ER SO BB IBB HBP BLK WP HR S P ERA WHIP	IP WLS BF H R ER SO BB IBB HBP BLK WP HR S P ERA WHIP	IP WLS BF H R ER SO BB IBB HBP BLK WP HR S P ERA WHIP	IP WLS BF H R ER SO BB IBB HBP BLK WP HR S P ERA WHIP	IP WLS BF H R ER SO BB IBB HBP BLK WP HR S P ERA WHIP	IP WLS BF H R ER SO BB IBB HBP BLK WP HR S P ERA WHIP	IP WLS BF H R ER SO BB IBB HBP BLK WP HR S P ERA WHIP	IP WLS BF H R ER SO BB IBB HBP BLK WP HR S P ERA WHIP	IP WLS BF H R ER SO BB IBB HBP BLK WP HR S P ERA WHIP

Houston Astros @ San Diego Padres  
San Diego Stadium, San Diego, CA  
Thu May 20 1976, 6:33 AM EDT  
Att: 11,742 - Unknown

AB	36
R	5
H	12
RBI	5
BB	3
SO	6
LOB	20



Batter	1	2	3	4	5	6	7	8	9	AB	R	H	RBI	BB	SO	LOB	BOTTOM					
Gene Locklear, L OBP: 0.321, SLG: 0.308 (1, 7)										4	1	1	0	0	1	0						
Tito Fuentes, S OBP: 0.319, SLG: 0.349 (1, 4)										3	0	0	1	1	0	1						
Willie Davis, L OBP: 0.315, SLG: 0.445 (1, 8)										3	1	1	0	1	0	1						
Willie McCovey, L OBP: 0.239, SLG: 0.258 (1, 3)										4	0	0	1	0	1	4						
Dave Winfield, R OBP: 0.375, SLG: 0.488 (1, 9)										3	1	1	1	1	1	2						
Doug Rader, R OBP: 0.413, SLG: 0.557 (1, 5)										3	0	0	0	1	0	1						
Hector Torres, R OBP: 0.333, SLG: 0.417 (1, 6)										4	0	0	0	0	0	0						
Fred Kendall, R OBP: 0.278, SLG: 0.227 (1, 2)										3	0	1	0	0	0	0						
Dave Wehmeister, R Dave Tomlin, L Jerry Turner, L Brent Strom, R Merv Rettenmund, R Butch Metzger, R (1, 1) (3, 1) (5, PR) (8, 1) (7, PR) (8, 1)										0	0	0	0	0	0	0						
<b>Inning Stats</b>	R: 0 E: 0 K: 1 S: 5	H: 0 LOB: 1 BB: 1 P: 9	R: 0 E: 0 K: 0 S: 2	H: 0 LOB: 0 BB: 1 P: 6	R: 2 E: 1 K: 1 S: 8	H: 2 LOB: 2 BB: 1 P: 12	R: 0 E: 0 K: 0 S: 3	H: 0 LOB: 0 BB: 0 P: 3	R: 1 E: 0 K: 1 S: 5	H: 1 LOB: 1 BB: 1 P: 9	R: 0 E: 0 K: 0 S: 3	H: 0 LOB: 0 BB: 0 P: 3	R: 0 E: 0 K: 0 S: 3	H: 0 LOB: 0 BB: 0 P: 3	R: 1 E: 0 K: 0 S: 4	H: 1 LOB: 0 BB: 0 P: 4	1B: 3 2B: 1 3B: 0 HR: 1	SF: 0 SAC: 0 DP: 1 HBP: 0	WP: 0 PA: 34			
<b>PITCHER</b>	IP WLS BF H R ER SO BB IBB HBP BLK WP HR S P ERA WHIP	IP WLS BF H R ER SO BB IBB HBP BLK WP HR S P ERA WHIP	IP WLS BF H R ER SO BB IBB HBP BLK WP HR S P ERA WHIP	IP WLS BF H R ER SO BB IBB HBP BLK WP HR S P ERA WHIP	IP WLS BF H R ER SO BB IBB HBP BLK WP HR S P ERA WHIP	IP WLS BF H R ER SO BB IBB HBP BLK WP HR S P ERA WHIP	IP WLS BF H R ER SO BB IBB HBP BLK WP HR S P ERA WHIP	IP WLS BF H R ER SO BB IBB HBP BLK WP HR S P ERA WHIP	IP WLS BF H R ER SO BB IBB HBP BLK WP HR S P ERA WHIP	IP WLS BF H R ER SO BB IBB HBP BLK WP HR S P ERA WHIP	IP WLS BF H R ER SO BB IBB HBP BLK WP HR S P ERA WHIP	IP WLS BF H R ER SO BB IBB HBP BLK WP HR S P ERA WHIP	IP WLS BF H R ER SO BB IBB HBP BLK WP HR S P ERA WHIP	IP WLS BF H R ER SO BB IBB HBP BLK WP HR S P ERA WHIP	IP WLS BF H R ER SO BB IBB HBP BLK WP HR S P ERA WHIP	IP WLS BF H R ER SO BB IBB HBP BLK WP HR S P ERA WHIP	IP WLS BF H R ER SO BB IBB HBP BLK WP HR S P ERA WHIP	IP WLS BF H R ER SO BB IBB HBP BLK WP HR S P ERA WHIP	IP WLS BF H R ER SO BB IBB HBP BLK WP HR S P ERA WHIP	IP WLS BF H R ER SO BB IBB HBP BLK WP HR S P ERA WHIP	IP WLS BF H R ER SO BB IBB HBP BLK WP HR S P ERA WHIP	IP WLS BF H R ER SO BB IBB HBP BLK WP HR S P ERA WHIP

Houston Astros @ San Diego Padres  
San Diego Stadium, San Diego, CA  
Thu May 20 1976, 6:33 AM EDT  
Att: 11,742 - Unknown

AB	30
R	4
H	4
RBI	3
BB	4
SO	3
LOB	10





Batter	1	2	3	4	5	6	7	8	9	AB	R	H	RBI	BB	SO	LOB	TOP					
Greg Gross, L (1,9) OBP: 0.382, SLG: 0.363	0-0 1B		0-0 F8			4-0 1B BB		0-0 4-3		3	1	1	0	1	0	0	Houston Astros @ Los Angeles Dodgers Dodger Stadium, Los Angeles, CA Fri May 21 1976, 7:05 PM PDT Att: 53,568 - Unknown					
Rob Andrews, R (1,4) OBP: 0.276, SLG: 0.212	0-0 F4			0-0 F9		0-0 1B 1-2		0-0 6-3		4	0	1	0	0	0	1						
Jose Cruz, L (1,8) OBP: 0.326, SLG: 0.320	0-3 K			0-3 K		0-0 1B 1-3 2-H		0-0 FC6-4 1B		4	0	2	1	0	2	1						
Bob Watson, R (1,3) OBP: 0.364, SLG: 0.386	0-0 F8			0-0 4-3		0-3 K		0-0 FC6-4 1-2		4	0	0	0	0	1	4						
Leon Roberts, R (1,7) OBP: 0.378, SLG: 0.523		0-3 K			0-0 1-3		0-0 F3		0-0 F8		4	0	0	0	0	1		0				
Ken Boswell, L (1,5) OBP: 0.281, SLG: 0.250		0-0 4-3			0-0 F9		0-0 F9		0-3 K		4	0	0	0	0	1		0				
Skip Jutze, R (1,2) OBP: 0.152, SLG: 0.194 Cesar Cedeno, R (0, PH) OBP: 0.331, SLG: 0.533		0-0 F5			0-0 4-3		0-0 1B 1B		0-0 6-3		3	0	1	0	0	0		0				
Roger Metzger, S (1,6) OBP: 0.321, SLG: 0.331			0-0 1-3			0-0 4-3	0-0 1-2 1B				3	0	1	0	0	0		0				
J.R. Richard, R (1,1) OBP: 0.036, SLG: 0.037			0-0 2-3			0-0 6-3	0-0 5-3				3	0	0	0	0	0		2				
<b>Inning Stats</b>	R: 0 E: 0 K: 1 S: 6	H: 1 LOB: 1 BB: 0 P: 6	R: 0 E: 0 K: 1 S: 5	H: 0 LOB: 0 BB: 0 P: 5	R: 0 E: 0 K: 0 S: 3	H: 0 LOB: 0 BB: 0 P: 3	R: 0 E: 0 K: 1 S: 5	H: 0 LOB: 0 BB: 0 P: 5	R: 0 E: 0 K: 0 S: 3	H: 0 LOB: 0 BB: 0 P: 3	R: 1 E: 0 K: 1 S: 7	H: 2 LOB: 2 BB: 1 P: 11	R: 0 E: 0 K: 0 S: 5	H: 2 LOB: 2 BB: 0 P: 5	R: 0 E: 0 K: 0 S: 4	H: 1 LOB: 1 BB: 0 P: 4		R: 0 E: 0 K: 1 S: 5	H: 0 LOB: 0 BB: 0 P: 5	1B: 6 2B: 0 3B: 0 HR: 0	SF: 0 SAC: 0 DP: 0 HBP: 0	WP: 0 PB: 0 SB: 0 CS: 0
<b>PITCHER</b> Burt Hooton, R (1,1) ERA: 3.54	IP: 9.0 WLS: W BF: 34 H: 6 R: 1 ER: 1 SO: 5 BB: 1 IBB: 0 HBP: 0 BLK: 0 WP: 0 HR: 0 S: 43 P: 47 ERA: 1.00 WHIP: 0.778															<b>PITCHER</b>						

Batter	1	2	3	4	5	6	7	8	9	AB	R	H	RBI	BB	SO	LOB	BOTTOM					
Davey Lopes, R (1,4) OBP: 0.264, SLG: 0.320	0-0 F3		0-0 F3		0-0 6-3		0-3 K			4	0	0	0	0	1	1	Houston Astros @ Los Angeles Dodgers Dodger Stadium, Los Angeles, CA Fri May 21 1976, 7:05 PM PDT Att: 53,568 - Unknown					
Bill Buckner, L (1,7) OBP: 0.316, SLG: 0.430	0-0 S 1B		0-0 E 1B		0-0 4-3		0-0 F9			4	0	2	0	0	0	1						
Dusty Baker Jr., R (1,8) OBP: 0.315, SLG: 0.338	0-3 K 1-2		0-0 F8 1-2			0-0 6-3		0-0 1-3		4	0	0	0	0	1	2						
Steve Garvey, R (1,3) OBP: 0.341, SLG: 0.390	0-3 K		0-0 F8			0-0 WP S 1B		0-0 F4		4	0	1	0	0	1	2						
Ed Goodson, L (1,5) OBP: 0.308, SLG: 0.500 Rick Auerbach, R (0,5) OBP: 0.200, SLG: 0.111		0-0 G3 1B 1B		0-0 4-3		0-0 F8 1-3		0-0 F6		4	1	1	0	0	0	1						
Joe Ferguson, R (1,9) OBP: 0.307, SLG: 0.390		0-3 K		0-0 1B		0-3 K				3	0	1	0	0	2	2						
Steve Yeager, R (1,2) OBP: 0.346, SLG: 0.500		0-0 G3 1-2		0-0 F4		0-0 HR				3	1	1	1	0	0	2						
Bill Russell, R (1,6) OBP: 0.337, SLG: 0.424		0-0 2H 1B		0-0 F8		0-0 SH1-4 1B				3	0	2	1	0	0	1						
Burt Hooton, R (1,1) OBP: 0.278, SLG: 0.250		0-3 K		0-3 K		0-0 SH1-4 1-2				2	0	0	0	0	2	1						
<b>Inning Stats</b>	R: 0 E: 0 K: 2 S: 8	H: 1 LOB: 1 BB: 0 P: 8	R: 1 E: 0 K: 2 S: 9	H: 2 LOB: 1 BB: 0 P: 9	R: 0 E: 0 K: 0 S: 4	H: 1 LOB: 1 BB: 0 P: 4	R: 0 E: 0 K: 0 S: 4	H: 1 LOB: 1 BB: 0 P: 4	R: 0 E: 0 K: 1 S: 5	H: 0 LOB: 0 BB: 0 P: 5	R: 0 E: 0 K: 1 S: 6	H: 1 LOB: 1 BB: 0 P: 6	R: 1 E: 0 K: 1 S: 7	H: 2 LOB: 1 BB: 0 P: 7	R: 0 E: 0 K: 0 S: 3	H: 0 LOB: 0 BB: 0 P: 3		R: 0 E: 0 K: 1 S: 3	H: 0 LOB: 0 BB: 0 P: 3	1B: 7 2B: 0 3B: 0 HR: 1	SF: 0 SAC: 1 DP: 0 HBP: 0	WP: 1 PB: 0 SB: 2 CS: 0
<b>PITCHER</b> J.R. Richard, R (1,1) ERA: 2.85	IP: 8.0 WLS: L BF: 32 H: 8 R: 2 ER: 2 SO: 7 BB: 0 IBB: 0 HBP: 0 BLK: 0 WP: 1 HR: 1 S: 46 P: 46 ERA: 2.25 WHIP: 1.000															<b>PITCHER</b>						







Batter	1	2	3	4	5	6	7	8	9	10	AB	R	H	RBI	BB	SO	LOB	TOP	
Greg Gross, L OBP: 0.359, SLG: 0.333 (1, 9)	F8			F7		F7		4-3	K		5	0	0	0	0	1	3	<b>Houston Astros @ Los Angeles Dodgers</b> Dodger Stadium, Los Angeles, CA Sun May 23 1976, 3:33 AM PDT Att: 33,975 - Unknown	
Rob Andrews, R OBP: 0.298, SLG: 0.273 (1, 4)	F9			5-3		F8		WP 1B 2B	FC6-4		5	1	1	0	0	0	3		
Cesar Cedeño, R OBP: 0.348, SLG: 0.527 (1, 8)	F9			F3				E S 1B	S BB		4	3	2	0	1	0	0		
Bob Watson, R OBP: 0.375, SLG: 0.429 (1, 3)		K				F9		G6-4-3 1B	K		4	1	1	1	0	2	2		
Jose Cruz, L OBP: 0.333, SLG: 0.329 (1, 7)	F7							G6-4-3 1B			4	0	3	2	0	0	0		
Cliff Johnson, R OBP: 0.328, SLG: 0.373 Skip Jutze, R OBP: 0.146, SLG: 0.179 (1, 2) (7, 2)						F6		G6-4-3 1B			3	0	0	0	0	1	3		
Enos Cabell, R OBP: 0.323, SLG: 0.368 Ken Boswell, L OBP: 0.269, SLG: 0.245 (7, PH) (7, 5)				F9							2	0	0	0	0	1	1		
Jerry Davanon, R OBP: 0.444, SLG: 0.333 (9, PR) (9, 5)						K					1	0	1	0	1	0	0		
Roger Metzger, S OBP: 0.327, SLG: 0.343 (1, 6)				4-3							5	0	2	1	0	0	3		
Joaquin Andujar, S Wilbur Howard, S Gene Pentz, R Leon Roberts, R Joe Niekro, R Larry Mulbourne Paul Siebert, L Ken Forsch, R (1, 11) (6, PH) (6, 1) (7, PH) (7, 1) (8, PH) (8, 1) (9, 1) (10, 1)				3-1							1	0	0	0	0	0	0		
<b>Inning Stats</b>	R: 0 E: 0 K: 0 S: 3	H: 0 LOB: 0 BB: 0 P: 3	R: 0 E: 0 K: 2 S: 7	H: 0 LOB: 0 BB: 0 P: 7	R: 0 E: 0 K: 0 S: 3	H: 0 LOB: 0 BB: 0 P: 3	R: 0 E: 0 K: 1 S: 6	H: 1 LOB: 1 BB: 0 P: 6	R: 2 E: 0 K: 1 S: 6	H: 4 LOB: 2 BB: 1 P: 10	R: 2 E: 0 K: 1 S: 7	H: 2 LOB: 1 BB: 1 P: 11	R: 0 E: 1 K: 1 S: 6	H: 1 LOB: 2 BB: 1 P: 10	R: 1 E: 0 K: 0 S: 5	H: 1 LOB: 2 BB: 0 P: 6	1B: 9 2B: 1 3B: 0 HR: 0	SF: 1 SAC: 1 DP: 1 HBP: 1	WP: 1 PA: 44
<b>PITCHER</b>	IP WLS BF H R ER SO	IP WLS BF H R ER SO	IP WLS BF H R ER SO	IP WLS BF H R ER SO	IP WLS BF H R ER SO	IP WLS BF H R ER SO	IP WLS BF H R ER SO	IP WLS BF H R ER SO	IP WLS BF H R ER SO	IP WLS BF H R ER SO	IP WLS BF H R ER SO	IP WLS BF H R ER SO	IP WLS BF H R ER SO	IP WLS BF H R ER SO	IP WLS BF H R ER SO	IP WLS BF H R ER SO	ERA WHIP	ERA WHIP	
Rick Rhoden, R ERA: 2.64 Charlie Hough, R ERA: 2.86 Stan Wall, L ERA: 3.09 (1, 1) (7, 1) (9, 1)	6.2 10 26 6 2 2 4	1.2 8 10 3 2 2 1	1.2 8 10 3 2 2 1	1.2 8 10 3 2 2 1	1.2 8 10 3 2 2 1	1.2 8 10 3 2 2 1	1.2 8 10 3 2 2 1	1.2 8 10 3 2 2 1	1.2 8 10 3 2 2 1	1.2 8 10 3 2 2 1	1.2 8 10 3 2 2 1	1.2 8 10 3 2 2 1	1.2 8 10 3 2 2 1	1.2 8 10 3 2 2 1	1.2 8 10 3 2 2 1	1.2 8 10 3 2 2 1	2.70 1.050	10.80 3.000	5.40 0.600

AB	38
R	5
H	10
RBI	5
BB	3
SO	6
LOB	22



Batter	1	2	3	4	5	6	7	8	9	10	AB	R	H	RBI	BB	SO	LOB	BOTTOM			
Davey Lopes, R OBP: 0.281, SLG: 0.317 (1, 4)	F9			F8					F9		4	1	1	0	1	0	2	<b>Houston Astros @ Los Angeles Dodgers</b> Dodger Stadium, Los Angeles, CA Sun May 23 1976, 3:33 AM PDT Att: 33,975 - Unknown			
Bill Buckner, L OBP: 0.325, SLG: 0.438 (1, 7)	E			FC4-6 1B				K	F8		5	1	3	0	0	1	1				
Dusty Baker Jr., R OBP: 0.319, SLG: 0.336 (1, 8)	E8 1B			P3				5-3	6-3		5	1	1	1	0	0	5				
Steve Garvey, R OBP: 0.366, SLG: 0.430 (1, 3)				FC4-6				1B			5	1	4	3	0	0	2				
Ron Cey, R OBP: 0.429, SLG: 0.548 Rick Auerbach, R OBP: 0.200, SLG: 0.111 (1, 5) (10, PR)	F8			F8							4	0	2	0	1	0	3				
Joe Ferguson, R OBP: 0.298, SLG: 0.367 (8, 2)	CS			F5				6-3	K		3	0	0	0	1	1	4				
Steve Yeager, R OBP: 0.342, SLG: 0.482 Henry Cruz, L OBP: 0.273, SLG: 0.490 (1, 2) (8, 9)				F7				F7			3	0	0	0	0	1	1				
Bill Russell, R OBP: 0.324, SLG: 0.396 Ed Goodson, L OBP: 0.303, SLG: 0.407 (1, 6) (10, PH)				F7				F9			1	0	0	1	0	0	2				
Rick Rhoden, R OBP: 0.278, SLG: 0.333 Charlie Hough, R Stan Wall, L Manny Mota, R OBP: 0.400, SLG: 0.385 (1, 1) (7, 1) (9, 1) (10, PH)				1B FC4-6 1B				F6			1	0	0	0	0	0	0				
<b>Inning Stats</b>	R: 2 E: 1 K: 0 S: 5	H: 3 LOB: 0 BB: 0 P: 5	R: 0 E: 0 K: 0 S: 3	H: 0 LOB: 0 BB: 0 P: 3	R: 1 E: 0 K: 0 S: 6	H: 3 LOB: 2 BB: 0 P: 6	R: 0 E: 1 K: 0 S: 4	H: 0 LOB: 2 BB: 1 P: 8	R: 0 E: 0 K: 0 S: 4	H: 2 LOB: 2 BB: 1 P: 8	R: 0 E: 0 K: 1 S: 5	H: 0 LOB: 0 BB: 0 P: 5	R: 0 E: 0 K: 1 S: 5	H: 0 LOB: 0 BB: 0 P: 5	R: 0 E: 0 K: 0 S: 3	H: 3 LOB: 3 BB: 1 P: 9	1B: 12 2B: 1 3B: 0 HR: 0		SF: 0 SAC: 1 DP: 1 HBP: 0	WP: 0 PA: 46	
<b>PITCHER</b>	IP WLS BF H R ER SO	IP WLS BF H R ER SO	IP WLS BF H R ER SO	IP WLS BF H R ER SO	IP WLS BF H R ER SO	IP WLS BF H R ER SO	IP WLS BF H R ER SO	IP WLS BF H R ER SO	IP WLS BF H R ER SO	IP WLS BF H R ER SO	IP WLS BF H R ER SO	IP WLS BF H R ER SO	IP WLS BF H R ER SO	IP WLS BF H R ER SO	IP WLS BF H R ER SO	IP WLS BF H R ER SO	ERA WHIP	ERA WHIP			
Joaquin Andujar, R ERA: 5.96 Gene Pentz, R Joe Niekro, R Paul Siebert, L Ken Forsch, R (6, 1) (7, 1) (9, 1) (10, 1)	5.0 1.0 2.0 1.0 0.1	8 3 9 5 4	3 0 2 2 1	3 0 1 2 0	3 0 1 2 0	3 0 1 2 0	3 0 1 2 0	3 0 1 2 0	3 0 1 2 0	3 0 1 2 0	3 0 1 2 0	3 0 1 2 0	3 0 1 2 0	3 0 1 2 0	3 0 1 2 0	3 0 1 2 0	3 0 1 2 0	3.60 2.000	4.50 1.500	18.00 2.000	0.00 3.000

AB	40
R	6
H	13
RBI	6
BB	4
SO	4
LOB	22









Batter	1	2	3	4	5	6	7	8	9	AB	R	H	RBI	BB	SO	LOB	TOP										
Wilbur Howard, S OBP: 0.231, SLG: 0.280 (1, 9)										5	3	3	3	0	1	0											
Rob Andrews, R OBP: 0.321, SLG: 0.288 (1, 4)										3	0	1	0	1	0	3											
Cesar Cedeno, R OBP: 0.340, SLG: 0.518 (1, 8)										4	1	2	1	0	0	3											
Bob Watson, R OBP: 0.378, SLG: 0.422 (1, 3)										3	0	1	0	2	0	3											
Leon Roberts, R OBP: 0.380, SLG: 0.543 Jose Cruz, L OBP: 0.343, SLG: 0.326 (7, PH) (7, 7)										3	0	1	1	0	0	2											
Enos Cabell, R OBP: 0.338, SLG: 0.381 (1, 5)										5	0	2	0	0	1	3											
Skip Jutze, R OBP: 0.160, SLG: 0.170 (1, 2)										4	2	1	0	1	0	1											
Roger Metzger, S OBP: 0.318, SLG: 0.329 (1, 6)										2	0	0	0	1	0	0											
J.R. Richard, R OBP: 0.231, SLG: 0.034 Paul Siebert, L OBP: 0.272, SLG: 0.279 Larry Milbourne, S OBP: 0.295, SLG: 0.299 Joe Niekro, R OBP: 0.292, SLG: 0.285 Jerry Davanon, R OBP: 0.292, SLG: 0.285 Ken Forsch, R OBP: 0.233, SLG: 0.333 (8, 1) (5, 1) (6, PH) (6, 1) (8, PH) (8, 1)										2	0	0	0	0	0	3											
<b>Inning Stats</b>	R: 1 E: 1 K: 0 S: 4	H: 1 LOB: 1 BB: 1 P: 8	R: 1 E: 0 K: 0 S: 6	H: 3 LOB: 3 BB: 1 P: 10	R: 0 E: 0 K: 1 S: 4	H: 2 LOB: 1 BB: 0 P: 4	R: 0 E: 0 K: 1 S: 5	H: 0 LOB: 0 BB: 0 P: 5	R: 1 E: 0 K: 0 S: 5	H: 2 LOB: 1 BB: 0 P: 5	R: 0 E: 0 K: 0 S: 3	H: 0 LOB: 0 BB: 0 P: 3	R: 1 E: 1 K: 1 S: 7	H: 1 LOB: 2 BB: 1 P: 11	R: 2 E: 0 K: 0 S: 5	H: 2 LOB: 2 BB: 2 P: 13	R: 0 E: 0 K: 0 S: 3	H: 0 LOB: 0 BB: 0 P: 3	1B: 8 2B: 1 3B: 1 HR: 1	SF: 1 SAC: 2 DP: 0 HBP: 0	WP: 0 PB: 0 SB: 0 CS: 1	PA: 43					
<b>PITCHER</b>	IP	WLS	BF	H	R	ER	SO	BB	IBB	HBP	BLK	WP	HR	S	P	ERA	WHIP										
Mike Caldwell, L ERA: 4.75 Charlie Williams, R ERA: 1.54 Randy Moffitt, R ERA: 2.86 Gary Lavelle, L ERA: 1.36 Dave Heaverlo, R ERA: 3.94	5.0	24	8	3	2	1	2	0	0	0	0	0	0	24	32	3.60	2.000										

Houston Astros @ San Francisco Giants  
Candlestick Park, San Francisco, CA  
Tue May 25 1976, 10:05 PM EDT  
Att: 2,903 - Unknown

AB	35
R	6
H	11
RBI	5
BB	5
SO	2
LOB	21



Batter	1	2	3	4	5	6	7	8	9	AB	R	H	RBI	BB	SO	LOB	BOTTOM										
Larry Herndon, R OBP: 0.533, SLG: 0.615 (1, 8)										5	1	2	0	0	0	3											
Derrel Thomas, S OBP: 0.311, SLG: 0.308 (1, 4)										3	1	0	0	2	1	1											
Bobby Murcer, L OBP: 0.385, SLG: 0.382 (1, 9)										4	2	3	4	1	1	0											
Gary Matthews, R OBP: 0.324, SLG: 0.386 (1, 7)										4	1	0	0	1	1	3											
Willie Montanez, L OBP: 0.361, SLG: 0.450 (1, 3)										5	1	4	2	0	0	1											
Chris Speier, R OBP: 0.350, SLG: 0.316 (1, 6)										3	0	1	1	1	1	1											
Ken Reitz, R OBP: 0.290, SLG: 0.306 (1, 5)										3	0	0	0	1	1	4											
Marc Hill, R OBP: 0.235, SLG: 0.327 Dave Rader, L OBP: 0.294, SLG: 0.308 (6, PH) (6, 2)										1	0	0	0	0	1	0											
Mike Caldwell, R OBP: 0.160, SLG: 0.100 Von Glashauser, S OBP: 0.272, SLG: 0.307 Chris Murphy, R OBP: 0.295, SLG: 0.299 Charlie Williams, R OBP: 0.292, SLG: 0.285 Randy Moffitt, R OBP: 0.292, SLG: 0.285 Steve Ontiveros, S OBP: 0.292, SLG: 0.285 Gary Lavelle, L OBP: 0.292, SLG: 0.285 Dave Heaverlo, R OBP: 0.292, SLG: 0.285 (1, 1) (5, PH) (5, PH) (8, 1) (7, 1) (7, PH) (8, 1) (8, 1)										1	0	0	0	0	0	0											
<b>Inning Stats</b>	R: 0 E: 0 K: 0 S: 3	H: 1 LOB: 1 BB: 1 P: 7	R: 0 E: 0 K: 1 S: 5	H: 1 LOB: 0 BB: 0 P: 5	R: 0 E: 0 K: 1 S: 6	H: 1 LOB: 1 BB: 0 P: 6	R: 0 E: 0 K: 1 S: 6	H: 1 LOB: 2 BB: 1 P: 10	R: 5 E: 1 K: 2 S: 11	H: 3 LOB: 3 BB: 4 P: 27	R: 0 E: 0 K: 1 S: 5	H: 0 LOB: 1 BB: 1 P: 9	R: 0 E: 0 K: 1 S: 6	H: 1 LOB: 3 BB: 2 P: 14	R: 2 E: 0 K: 1 S: 7	H: 2 LOB: 0 BB: 0 P: 7	1B: 7 2B: 2 3B: 0 HR: 2	SF: 0 SAC: 1 DP: 1 HBP: 0	WP: 0 PB: 0 SB: 0 CS: 1	PA: 42							
<b>PITCHER</b>	IP	WLS	BF	H	R	ER	SO	BB	IBB	HBP	BLK	WP	HR	S	P	ERA	WHIP										
J.R. Richard, R ERA: 3.15 Paul Siebert, L ERA: 2.57 Joe Niekro, R ERA: 3.69 Ken Forsch, R ERA: 2.0	4.1	23	4	1	0	0	1	0	1	0	0	0	0	5	9	0.00	1.500										

Houston Astros @ San Francisco Giants  
Candlestick Park, San Francisco, CA  
Tue May 25 1976, 10:05 PM EDT  
Att: 2,903 - Unknown

AB	32
R	7
H	10
RBI	7
BB	9
SO	8
LOB	20





Batter	1	2	3	4	5	6	7	8	9	AB	R	H	RBI	BB	SO	LOB	TOP			
Greg Gross, L OBP: 0.355, SLG: 0.338										5	1	3	1	0	0	1				
Rob Andrews, R OBP: 0.344, SLG: 0.316										5	1	3	0	0	0	3				
Cesar Cedeno, R OBP: 0.336, SLG: 0.507										5	1	1	1	1	0	6				
Bob Watson, R OBP: 0.374, SLG: 0.422										5	0	1	2	0	0	4				
Jose Cruz, L OBP: 0.346, SLG: 0.323										4	0	1	0	1	2	1				
Enos Cabell, R OBP: 0.340, SLG: 0.377										4	0	1	0	1	0	2				
Skip Jutze, R OBP: 0.167, SLG: 0.176										4	0	1	0	0	0	3				
Roger Metzger, S OBP: 0.323, SLG: 0.324										2	1	0	0	2	0	1				
Larry Dierker, R OBP: 0.283, SLG: 0.053										2	0	0	0	0	2	1				
Paul Siebert, L ERA: 2.57										0	0	0	0	0	0	0				
Gene Pentz, R ERA: 2.57										0	0	0	0	0	0	0				
Wilbur Howard, S OBP: 0.229, SLG: 0.277										0	0	0	0	0	0	0				
Tom Griffin, R ERA: 5.4										0	0	0	0	0	0	0				
Ken Boswell, L OBP: 0.203, SLG: 0.260										0	0	0	0	0	0	0				
Mike Cosgrove, L OBP: 0.206, SLG: 0.111										0	0	0	0	0	0	0				
Joaquin Andujar, S OBP: 0.206, SLG: 0.200										0	0	0	0	0	0	0				
<b>Inning Stats</b>	R: 1 E: 0 K: 0 S: 5	H: 3 LOB: 2 BB: 1 P: 9	R: 0 E: 0 K: 1 S: 5	H: 0 LOB: 0 BB: 0 P: 5	R: 0 E: 0 K: 1 S: 5	H: 3 LOB: 2 BB: 0 P: 5	R: 0 E: 0 K: 1 S: 6	H: 1 LOB: 1 BB: 0 P: 6	R: 2 E: 1 K: 1 S: 8	H: 2 LOB: 2 BB: 1 P: 12	R: 0 E: 0 K: 1 S: 6	H: 1 LOB: 1 BB: 0 P: 6	R: 1 E: 0 K: 0 S: 4	H: 1 LOB: 1 BB: 1 P: 8	R: 0 E: 0 K: 0 S: 3	H: 0 LOB: 0 BB: 0 P: 3	1B: 10 2B: 2 3B: 0 HR: 0	SF: 0 SAC: 0 DP: 1 HBP: 0	WP: 0 PB: 0 SB: 0 CS: 0	PA: 42
<b>PITCHER</b>	IP WLS BF H R ER SO BB IBB HBP BLK WP HR S P ERA WHIP																			
Jim Barr, R ERA: 3.86	(1, 1) 5.0 W 25 9 3 2 3 1 1 0 0 0 0 0 29 37 3.60 2.000																			
Randy Moffitt, R ERA: 2.78	(6, 1) 4.0 S 17 3 1 1 2 2 0 0 0 1 0 0 19 27 2.25 1.250																			

Houston Astros @ San Francisco Giants  
Candlestick Park, San Francisco, CA  
Wed May 26 1976, 6:33 AM EDT  
Att: 3,115 - Unknown

AB 38  
R 4  
H 12  
RBI 4  
BB 4  
SO 5  
LOB 23



Batter	1	2	3	4	5	6	7	8	9	AB	R	H	RBI	BB	SO	LOB	BOTTOM			
Larry Herndon, R OBP: 0.510, SLG: 0.581										4	1	1	0	0	0	3				
Derrel Thomas, S OBP: 0.313, SLG: 0.306										4	2	1	0	1	0	1				
Bobby Murcer, L OBP: 0.391, SLG: 0.381										3	1	1	2	2	0	1				
Gary Matthews, R OBP: 0.326, SLG: 0.401										4	2	1	3	0	1	3				
Willie Montanez, L OBP: 0.372, SLG: 0.466										5	1	4	2	0	0	0				
Chris Speier, R OBP: 0.346, SLG: 0.318										5	1	1	2	0	3	5				
Ken Reitz, R OBP: 0.293, SLG: 0.323										4	1	1	1	1	0	1				
Dave Rader, L OBP: 0.287, SLG: 0.300										2	0	0	0	0	0	0				
Chris Arnold, R OBP: 0.226, SLG: 0.241										0	0	0	0	1	0	0				
Randy Moffitt, R OBP: 0.500, SLG: 0.500										1	1	1	0	0	0	0				
Jim Barr, R OBP: 0.316, SLG: 0.133										2	0	0	0	0	1	0				
Mike Sadek, R OBP: 0.400, SLG: 0.385										0	1	0	1	1	0	0				
<b>Inning Stats</b>	R: 1 E: 0 K: 1 S: 7	H: 2 LOB: 2 BB: 1 P: 11	R: 1 E: 0 K: 0 S: 4	H: 1 LOB: 0 BB: 0 P: 4	R: 0 E: 0 K: 1 S: 4	H: 1 LOB: 2 BB: 1 P: 8	R: 0 E: 0 K: 1 S: 5	H: 0 LOB: 0 BB: 0 P: 5	R: 4 E: 0 K: 0 S: 6	H: 3 LOB: 3 BB: 3 P: 19	R: 0 E: 0 K: 1 S: 5	H: 0 LOB: 0 BB: 0 P: 5	R: 5 E: 0 K: 1 S: 9	H: 4 LOB: 1 BB: 1 P: 14	R: 0 E: 0 K: 0 S: 0	H: 0 LOB: 0 BB: 0 P: 0	1B: 7 2B: 2 3B: 0 HR: 2	SF: 0 SAC: 1 DP: 0 HBP: 2	WP: 0 PB: 0 SB: 0 CS: 0	PA: 43
<b>PITCHER</b>	IP WLS BF H R ER SO BB IBB HBP BLK WP HR S P ERA WHIP																			
Larry Dierker, R ERA: 4.39	(1, 1) 4.2 L 24 7 6 6 2 2 1 0 0 0 0 0 25 34 11.57 1.929																			
Paul Siebert, L ERA: 2.57	(5, 1) 0.0 3 0 0 0 0 2 1 0 0 0 0 0 0 12 " " " "																			
Gene Pentz, R ERA: 2.57	(5, 1) 0.1 1 0 0 0 0 0 0 0 0 0 0 0 1 1 0.00 0.000																			
Tom Griffin, R ERA: 5.4	(6, 1) 2.0 6 0 0 0 2 0 0 0 0 0 0 0 10 10 0.00 0.000																			
Mike Cosgrove, L ERA: 5.22	(8, 1) 0.1 5 2 4 4 0 1 0 1 0 0 0 0 3 8 108.00 9.000																			

Houston Astros @ San Francisco Giants  
Candlestick Park, San Francisco, CA  
Wed May 26 1976, 6:33 AM EDT  
Att: 3,115 - Unknown

AB 34  
R 11  
H 11  
RBI 11  
BB 6  
SO 5  
LOB 14





Batter	1	2	3	4	5	6	7	8	9	AB	R	H	RBI	BB	SO	LOB	TOP			
Greg Gross, L (1,9) OBP: 0.397, SLG: 0.336	4-0 BB		E4 1B		FC5-4 1B		F6		4-3	4	0	1	0	1	0	0	Houston Astros @ Atlanta Braves Atlanta-Fulton County Stadium, Atlanta, GA Sat May 29 1976, 7:05 PM EDT Att: 11,238 - Unknown			
Rob Andrews, R (1,4) OBP: 0.338, SLG: 0.311	4-3 1-2		1B		5-3 1-2		K			4	0	1	0	0	1	2				
Cesar Cedeno, R (1,8) OBP: 0.340, SLG: 0.503	F5		1B		FC5-4 2-3			4-0 2B BB		3	1	1	0	1	0	1				
Bob Watson, R (1,3) OBP: 0.366, SLG: 0.412		F3	K			F8		F4		4	0	0	0	0	1	3				
Jose Cruz, L (1,7) OBP: 0.360, SLG: 0.344		FC5-4 1B E BB		S 1B		6-3		1B 2B		3	2	2	1	1	0	0				
Ken Boswell, L (1,5) OBP: 0.316, SLG: 0.296					6-3					4	0	3	1	0	0	1				
Jerry Davanon, R (8, PR) OBP: 0.400, SLG: 0.286		FC5-4 1B			1-2			G4-6-3 1B		0	0	0	0	0	0	0				
Skip Jutze, R (1,2) OBP: 0.155, SLG: 0.164		FC5-4 1-2 2-3			F4		F7	G4-6-3 1-2		4	0	0	0	0	0	5				
Roger Metzger, S (1,6) OBP: 0.315, SLG: 0.315		F7 1-1 3-H			6-3		4-3		F7	4	0	0	0	0	0	2				
Joe Niekro, R (1,1) OBP: 0.211, SLG: 0.389			F8			F8			5-3	3	1	1	1	0	0	0				
Wilbur Howard, S (9, PH) OBP: 0.226, SLG: 0.275										1	0	0	0	0	0	0				
Ken Forsch, R (9, 1) OBP: 0.333, SLG: 0.333							HR			0	0	0	0	0	0	0				
<b>Inning Stats</b>	R: 0 E: 0 K: 0 S: 2	H: 0 LOB: 0 BB: 1 P: 6	R: 1 E: 1 K: 0 S: 4	H: 1 LOB: 1 BB: 1 P: 8	R: 0 E: 1 K: 1 S: 7	H: 2 LOB: 2 BB: 0 P: 7	R: 0 E: 0 K: 0 S: 4	H: 1 LOB: 1 BB: 0 P: 4	R: 0 E: 0 K: 0 S: 4	H: 1 LOB: 1 BB: 0 P: 4	R: 1 E: 0 K: 1 S: 6	H: 1 LOB: 0 BB: 0 P: 6	R: 2 E: 0 K: 0 S: 4	H: 2 LOB: 1 BB: 1 P: 8	R: 0 E: 0 K: 0 S: 3	H: 0 LOB: 0 BB: 0 P: 3	1B: 7 2B: 2 3B: 0 HR: 1	SF: 0 SAC: 0 DP: 2 HBP: 0	WP: 0 PB: 0 SB: 2 CS: 0	PA: 37
<b>PITCHER</b>	IP WLS BF H R ER SO BB IBB HBP BLK WP HR S P ERA WHIP	IP WLS BF H R ER SO BB IBB HBP BLK WP HR S P ERA WHIP																		
Phil Niekro, R (1,1) ERA: 3.66	7.1 L 33 9 4 3 2 3 0 0 0 0 1 34 46 3.68 1.636																			
Max Leon, R (8, 1) ERA: 0.75	1.2 4 0 0 0 0 0 0 0 0 0 0 0 4 4 0.00 0.000																			

Batter	1	2	3	4	5	6	7	8	9	AB	R	H	RBI	BB	SO	LOB	BOTTOM			
Rowland Office, L (1,8) OBP: 0.342, SLG: 0.319	PB E G3 1B	K			G3		6-3		G1-6-3 1-2	5	1	1	0	0	1	4	Houston Astros @ Atlanta Braves Atlanta-Fulton County Stadium, Atlanta, GA Sat May 29 1976, 7:05 PM EDT Att: 11,238 - Unknown			
Marty Perez, R (1,4) OBP: 0.284, SLG: 0.318	G3 1-2		6-3			F3		F8		4	0	0	0	0	0	1				
Jimmy Wynn, R (1,7) OBP: 0.373, SLG: 0.380	4-0 E WP BB 2-3		F7			S BB 4-0		HR		2	2	1	1	2	0	0				
Ken Henderson, S (1,9) OBP: 0.366, SLG: 0.435	E3 FC WP 3-H 3-H		K			K 1-2		K		4	0	0	1	0	3	2				
Biff Pocoroba, S (1,2) OBP: 0.298, SLG: 0.275	FC				3-1		F9			3	0	0	0	1	0	2				
Tom Paciorek, R (8, PR) OBP: 0.277, SLG: 0.256										0	0	0	0	0	0	0				
Vic Correll, R (9, 2) OBP: 0.340, SLG: 0.419	1-3 3-H							BB		0	0	0	0	0	0	0				
Darrell Evans, L (1,3) OBP: 0.325, SLG: 0.195	K				K		SH5-4 1B	F8		4	0	1	0	0	2	3				
Darrel Chaney, S (1,6) OBP: 0.347, SLG: 0.324	F7				F8			F8		4	0	1	0	0	0	3				
Jerry Royster, R (1,5) OBP: 0.259, SLG: 0.216		1-3				F6		SH5-4 1B	F3	4	0	1	0	0	0	1				
Phil Niekro, R (1,1) OBP: 0.074, SLG: 0.074										2	0	0	0	0	0	0				
Max Leon, R (8, 1) OBP: 0.340, SLG: 0.419		5-3				6-3		SH5-4		0	0	0	0	0	0	0				
Dave May, L (9, PH) OBP: 0.237, SLG: 0.302							1-2 2-3	G1-6-3 1B		1	0	1	0	0	0	0				
<b>Inning Stats</b>	R: 2 E: 1 K: 1 S: 8	H: 1 LOB: 2 BB: 1 P: 12	R: 0 E: 0 K: 1 S: 5	H: 0 LOB: 0 BB: 0 P: 5	R: 0 E: 0 K: 1 S: 5	H: 0 LOB: 0 BB: 0 P: 5	R: 0 E: 0 K: 1 S: 5	H: 0 LOB: 0 BB: 0 P: 3	R: 0 E: 0 K: 1 S: 5	H: 0 LOB: 1 BB: 1 P: 9	R: 0 E: 0 K: 0 S: 5	H: 2 LOB: 2 BB: 0 P: 5	R: 1 E: 0 K: 1 S: 6	H: 1 LOB: 1 BB: 1 P: 10	R: 0 E: 0 K: 0 S: 4	H: 2 LOB: 1 BB: 0 P: 4	1B: 5 2B: 0 3B: 0 HR: 1	SF: 0 SAC: 1 DP: 1 HBP: 0	WP: 1 PB: 1 SB: 1 CS: 0	PA: 37
<b>PITCHER</b>	IP WLS BF H R ER SO BB IBB HBP BLK WP HR S P ERA WHIP	IP WLS BF H R ER SO BB IBB HBP BLK WP HR S P ERA WHIP																		
Joe Niekro, R (1,1) ERA: 3.36	8.0 W 33 4 3 1 6 3 0 0 0 0 1 42 54 1.12 0.875																			
Ken Forsch, R (9, 1) ERA: 1.95	1.0 S 4 2 0 0 0 0 0 0 0 0 0 4 4 0.00 2.000																			

AB	34
R	4
H	9
RBI	3
BB	3
SO	2
LOB	14





Batter	1	2	3	4	5	6	7	8	9	AB	R	H	RBI	BB	SO	LOB	TOP					
Greg Gross, L (1, 9) OBP: 0.354, SLG: 0.333										4	1	1	0	0	2	2	<b>Houston Astros @ Atlanta Braves</b> Atlanta-Fulton County Stadium, Atlanta, GA Sun May 30 1976, 3:33 AM EDT Unknown					
Rob Andrews, R (1, 4) OBP: 0.346, SLG: 0.323										4	2	2	1	0	1	0						
Cesar Cedeno, R (1, 8) OBP: 0.344, SLG: 0.503										4	1	2	1	0	0	1						
Bob Watson, R (1, 3) OBP: 0.359, SLG: 0.405										3	0	0	1	0	0	1						
Jose Cruz, L (1, 7) OBP: 0.357, SLG: 0.340										4	0	1	1	0	1	1						
Cliff Johnson, R (1, 2) OBP: 0.319, SLG: 0.360										4	0	0	0	0	1	1						
Ken Boswell, L (1, 5) OBP: 0.317, SLG: 0.316										3	0	1	0	0	1	0						
Jerry Davanon, R (7, PR) OBP: 0.364, SLG: 0.250										1	0	0	0	0	0	0						
Roger Metzger, S (1, 6) OBP: 0.313, SLG: 0.313										4	1	1	0	0	1	1						
Mike Cosgrove, L (1, 1) OBP: 0.250, SLG: 0.100										1	0	0	0	1	1	1						
Tom Griffin, R (5, 1)										1	0	0	0	0	1	1						
Ken Forsch, R (8, 1) OBP: 0.333, SLG: 0.333										0	0	0	0	0	0	0						
<b>Inning Stats</b>	R: 3 E: 0 K: 0 S: 6	H: 3 LOB: 0 BB: 0 P: 6	R: 0 E: 0 K: 1 S: 5	H: 0 LOB: 1 BB: 1 P: 9	R: 0 E: 0 K: 1 S: 5	H: 0 LOB: 0 BB: 0 P: 5	R: 0 E: 0 K: 2 S: 7	H: 0 LOB: 0 BB: 0 P: 7	R: 1 E: 1 K: 2 S: 9	H: 2 LOB: 1 BB: 0 P: 9	R: 0 E: 0 K: 1 S: 5	H: 1 LOB: 0 BB: 0 P: 5	R: 0 E: 0 K: 1 S: 5	H: 1 LOB: 1 BB: 0 P: 5	R: 1 E: 2 K: 0 S: 5	H: 1 LOB: 1 BB: 0 P: 5	R: 0 E: 0 K: 1 S: 5	H: 0 LOB: 0 BB: 0 P: 5	1B: 7 2B: 2 3B: 0 HR: 0	SF: 1 SAC: 0 DP: 1 HBP: 0	WP: 0 PB: 0 SB: 1 CS: 1	PA: 36
<b>PITCHER</b>	IP WLS BF H R ER SO BB IBB HBP BLK WP HR S P ERA WHIP																					
Andy Messersmith, R (1, 1) ERA: 3.34	8.0 L 32 8 5 3 8 1 0 0 0 0 0 0 47 51 3.38 1.125																					
Adrian Devine, R (9, 1) ERA: 3.44	1.0 3 0 0 0 1 0 0 0 0 0 0 0 5 5 0.00 0.000																					

AB	33
R	5
H	8
RBI	4
BB	1
SO	9
LOB	9



Batter	1	2	3	4	5	6	7	8	9	AB	R	H	RBI	BB	SO	LOB	BOTTOM					
Rowland Office, L (1, 8) OBP: 0.343, SLG: 0.317										4	0	1	0	1	0	4	<b>Houston Astros @ Atlanta Braves</b> Atlanta-Fulton County Stadium, Atlanta, GA Sun May 30 1976, 3:33 AM EDT Unknown					
Rod Gilbreath, R (1, 4) OBP: 0.450, SLG: 0.412										5	1	3	0	0	0	2						
Jimmy Wynn, R (1, 7) OBP: 0.379, SLG: 0.386										3	0	1	1	2	1	2						
Ken Henderson, S (1, 9) OBP: 0.353, SLG: 0.417										5	0	0	0	0	2	7						
Earl Williams, R (1, 3) OBP: 0.281, SLG: 0.322										4	0	1	0	1	1	5						
Biff Pocoroba, S (1, 2) OBP: 0.296, SLG: 0.268										3	0	0	0	1	0	7						
Darrel Chaney, S (1, 6) OBP: 0.359, SLG: 0.321										1	0	0	0	3	0	2						
Jerry Royster, R (1, 5) OBP: 0.266, SLG: 0.242										3	1	1	1	1	1	3						
Andy Messersmith, R (1, 1) ERA: 5.11										3	0	0	0	0	0	2						
Dave May, L (8, PH) ERA: 4.55										1	0	0	0	0	1	2						
Adrian Devine, R (9, 1) ERA: 1.85										0	0	0	0	0	0	0						
<b>Inning Stats</b>	R: 0 E: 0 K: 1 S: 7	H: 2 LOB: 2 BB: 0 P: 7	R: 0 E: 0 K: 1 S: 5	H: 0 LOB: 2 BB: 2 P: 13	R: 1 E: 0 K: 1 S: 7	H: 2 LOB: 2 BB: 1 P: 11	R: 1 E: 0 K: 0 S: 4	H: 1 LOB: 0 BB: 0 P: 4	R: 0 E: 0 K: 0 S: 3	H: 1 LOB: 1 BB: 1 P: 7	R: 0 E: 0 K: 0 S: 2	H: 0 LOB: 0 BB: 1 P: 6	R: 0 E: 0 K: 1 S: 6	H: 1 LOB: 3 BB: 2 P: 14	R: 0 E: 0 K: 1 S: 5	H: 0 LOB: 2 BB: 2 P: 13	R: 0 E: 0 K: 1 S: 5	H: 0 LOB: 0 BB: 0 P: 5	1B: 5 2B: 2 3B: 0 HR: 1	SF: 0 SAC: 0 DP: 2 HBP: 0	WP: 0 PB: 0 SB: 0 CS: 0	PA: 41
<b>PITCHER</b>	IP WLS BF H R ER SO BB IBB HBP BLK WP HR S P ERA WHIP																					
Mike Cosgrove, L (1, 1) ERA: 5.11	4.1 W 23 6 2 2 3 4 0 0 0 0 0 0 25 41 4.15 2.308																					
Tom Griffin, R (5, 1) ERA: 4.55	2.2 W 12 1 0 0 1 5 0 0 0 0 0 0 9 29 0.00 2.250																					
Ken Forsch, R (8, 1) ERA: 1.85	2.0 S 6 0 0 0 2 0 0 0 0 0 0 0 10 10 0.00 0.000																					





Batter	1	2	3	4	5	6	7	8	9	AB	R	H	RBI	BB	SO	LOB	TOP					
<b>Wilbur Howard, S</b> OBP: 0.241, SLG: 0.287 (1, 9)										6	2	3	2	0	0	0	<b>Houston Astros @ Atlanta Braves</b> Atlanta-Fulton County Stadium, Atlanta, GA Sun May 30 1976, 3:38 AM EDT Att: 12,261 - Unknown					
<b>Rob Andrews, R</b> OBP: 0.365, SLG: 0.343 (1, 4)										5	0	3	0	0	0	0						
<b>Cesar Cedeno, R</b> OBP: 0.349, SLG: 0.500 <b>Jose Cruz, L</b> OBP: 0.357, SLG: 0.340 (1, 8) (9, 8)										5	1	2	3	1	1	3						
<b>Bob Watson, R</b> OBP: 0.361, SLG: 0.407 <b>Skip Jutze, R</b> OBP: 0.167, SLG: 0.175 (1, 3) (6, PH) (6, 2)										4	1	2	0	0	2	3						
<b>Leon Roberts, R</b> OBP: 0.400, SLG: 0.541 (1, 7)										4	3	2	1	1	1	2						
<b>Cliff Johnson, R</b> OBP: 0.333, SLG: 0.383 (1, 2) (6, 3)										6	2	4	1	0	0	2						
<b>Enos Cabell, R</b> OBP: 0.346, SLG: 0.385 (1, 5)										5	3	3	1	0	0	4						
<b>Jerry Davanon, R</b> OBP: 0.412, SLG: 0.500 (1, 6)										6	1	3	5	0	0	4						
<b>Gilberto Rondon, R</b> OBP: 0.222, SLG: 0.222 <b>Ken Boswell, L</b> OBP: 0.328, SLG: 0.328 <b>Gene Pentz, R</b> (6, PH) (6, 1)										3	1	1	0	0	1	3						
<b>Inning Stats</b>	R: 5 E: 0 K: 1 S: 11	H: 6 LOB: 1 BB: 0 P: 11	R: 0 E: 0 K: 0 S: 5	H: 2 LOB: 2 BB: 0 P: 5	R: 3 E: 0 K: 1 S: 10	H: 5 LOB: 2 BB: 0 P: 10	R: 1 E: 0 K: 0 S: 4	H: 2 LOB: 1 BB: 0 P: 5	R: 0 E: 0 K: 1 S: 5	H: 0 LOB: 1 BB: 1 P: 9	R: 4 E: 1 K: 2 S: 13	H: 5 LOB: 2 BB: 0 P: 13	R: 0 E: 0 K: 0 S: 3	H: 1 LOB: 1 BB: 1 P: 7	R: 0 E: 0 K: 0 S: 3	H: 0 LOB: 0 BB: 0 P: 3		R: 3 E: 0 K: 0 S: 7	H: 4 LOB: 1 BB: 0 P: 7	1B: 23 2B: 1 3B: 1 HR: 0	SF: 1 SAC: 1 DP: 2 HBP: 1	WP: 0 PB: 0 SB: 0 CS: 0
<b>PITCHER</b>	IP WLS BF H R ER SO BB IBB HBP BLK WP HR S P ERA WHIP																					
<b>Roger Moret, L</b> ERA: 5.03 (1, 1)	0.2 L 8 6 5 5 0 0 0 0 0 0 0 0 0 0 8 8 67.50 9.000																					
<b>Adrian Devine, R</b> ERA: 3.2 (3, 1)	1.1 6 2 0 0 1 0 0 0 0 0 0 0 0 0 8 8 0.00 1.500																					
<b>Pablo Torrealba, L</b> ERA: 6.5 (3, 1)	0.2 7 5 3 3 0 0 0 0 0 0 0 0 0 0 7 7 40.50 7.500																					
<b>Elias Sosa, R</b> ERA: 6.75 (6, 1)	2.2 16 6 5 4 3 1 0 1 0 0 0 0 0 0 20 25 13.50 2.625																					
<b>Bruce Dal Canton, R</b> ERA: 2.31 (6, 1)	3.2 17 6 3 3 1 1 0 0 0 0 0 0 0 0 18 22 7.36 1.909																					

Batter	1	2	3	4	5	6	7	8	9	AB	R	H	RBI	BB	SO	LOB	BOTTOM					
<b>Rowland Office, L</b> OBP: 0.345, SLG: 0.315 (1, 8)										4	1	1	0	1	0	3	<b>Houston Astros @ Atlanta Braves</b> Atlanta-Fulton County Stadium, Atlanta, GA Sun May 30 1976, 3:38 AM EDT Att: 12,261 - Unknown					
<b>Rod Gilbreath, R</b> OBP: 0.480, SLG: 0.476 (1, 4) (6, 5)										4	2	2	1	1	0	2						
<b>Dave May, L</b> OBP: 0.246, SLG: 0.293 (1, 7)										4	0	1	0	1	0	3						
<b>Ken Henderson, S</b> OBP: 0.348, SLG: 0.416 (1, 9)										5	1	1	2	0	0	4						
<b>Darrell Evans, L</b> OBP: 0.340, SLG: 0.213 (1, 3)										4	0	3	2	1	0	2						
<b>Vic Cornell, R</b> OBP: 0.365, SLG: 0.413 (1, 2)										3	0	1	0	2	0	2						
<b>Darrel Chaney, S</b> OBP: 0.353, SLG: 0.316 (1, 6)										5	0	1	0	0	1	5						
<b>Jerry Royster, R</b> OBP: 0.274, SLG: 0.252 <b>Bruce Dal Canton, R</b> OBP: 0.440, SLG: 0.545 (1, 5) (6, PH) (9, PH)										3	0	2	0	0	0	2						
<b>Roger Moret, S</b> <b>Adrian Devine, R</b> <b>Tom Paciorek, R</b> <b>Pablo Torrealba, L</b> <b>Elias Sosa, R</b> <b>Marty Perez, R</b> (1, 1) (1, 1) (2, PH) (3, 1) (3, 1) (3, 1) (6, 4)										0	0	0	0	0	0	0						
<b>Inning Stats</b>	R: 0 E: 0 K: 0 S: 2	H: 0 LOB: 1 BB: 2 P: 10	R: 0 E: 0 K: 0 S: 3	H: 1 LOB: 2 BB: 2 P: 11	R: 0 E: 0 K: 0 S: 4	H: 1 LOB: 2 BB: 1 P: 8	R: 0 E: 0 K: 0 S: 4	H: 1 LOB: 2 BB: 1 P: 8	R: 2 E: 0 K: 0 S: 7	H: 4 LOB: 2 BB: 0 P: 7	R: 3 E: 0 K: 1 S: 10	H: 5 LOB: 2 BB: 0 P: 10	R: 0 E: 0 K: 0 S: 4	H: 1 LOB: 1 BB: 0 P: 4	R: 0 E: 0 K: 0 S: 4	H: 1 LOB: 1 BB: 0 P: 4		R: 0 E: 0 K: 1 S: 5	H: 0 LOB: 0 BB: 0 P: 5	1B: 12 2B: 2 3B: 0 HR: 0	SF: 0 SAC: 0 DP: 1 HBP: 0	WP: 0 PB: 0 SB: 0 CS: 0
<b>PITCHER</b>	IP WLS BF H R ER SO BB IBB HBP BLK WP HR S P ERA WHIP																					
<b>Gilberto Rondon, R</b> ERA: 5.93 (1, 1)	5.0 W 26 7 2 2 2 0 6 0 0 0 0 0 0 0 20 44 3.60 2.600																					
<b>Gene Pentz, R</b> ERA: 3.69 (6, 1)	4.0 S 19 7 3 3 2 0 0 0 0 0 0 0 0 0 23 23 6.75 1.750																					





Batter	1	2	3	4	5	6	7	8	9	AB	R	H	RBI	BB	SO	LOB	TOP												
<b>Pete Rose, S</b> OBP: 0.442, SLG: 0.456 (1, 5)										4	1	2	0	1	0	3	<b>Cincinnati Reds @ Houston Astros</b> Astrodome, Houston, TX Mon May 31 1976, 8:05 PM EDT Att: 21,338 - Dome												
<b>Ken Griffey, L</b> OBP: 0.411, SLG: 0.475 <b>Ed Armbrister, R</b> OBP: 0.467, SLG: 0.467 (1, 9)										4	1	0	0	1	0	2													
<b>Joe Morgan, L</b> OBP: 0.447, SLG: 0.582 <b>Dave Concepcion, R</b> OBP: 0.340, SLG: 0.383 (1, 4)										4	1	2	1	0	0	1													
<b>George Foster, R</b> OBP: 0.391, SLG: 0.572 (6, 7)										3	1	2	2	2	1	1													
<b>Dan Driessen, L</b> OBP: 0.329, SLG: 0.345 (1, 3)										4	0	0	0	1	1	5													
<b>Johnny Bench, R</b> OBP: 0.350, SLG: 0.474 (1, 2)										4	0	1	0	1	1	3													
<b>Mike Lum, L</b> OBP: 0.345, SLG: 0.341 <b>Cesar Geronimo, L</b> OBP: 0.391, SLG: 0.462 (1, 7)										3	0	1	0	0	1	1													
<b>Doug Flynn, R</b> OBP: 0.250, SLG: 0.235 (8, 4)										3	0	0	0	0	0	3													
<b>Pat Darcy, L</b> OBP: 0.333, SLG: 0.200 <b>Pedro Borbon, R</b> OBP: 0.333, SLG: 0.333 <b>Fred Norman, S</b> OBP: 0.143, SLG: 0.143 <b>Bob Bailey, R</b> OBP: 0.314, SLG: 0.500 <b>Rawly Eastwick, R</b> (8, 1)										1	0	0	0	2	1	0													
<b>Inning Stats</b>	R: 0 E: 0 K: 1 S: 6	H: 1 LOB: 1 BB: 0 P: 6	R: 0 E: 0 K: 0 S: 4	H: 1 LOB: 3 BB: 2 P: 12	R: 0 E: 0 K: 0 S: 4	H: 1 LOB: 0 BB: 0 P: 4	R: 0 E: 0 K: 1 S: 5	H: 0 LOB: 0 BB: 0 P: 5	R: 3 E: 0 K: 2 S: 9	H: 2 LOB: 0 BB: 1 P: 13	R: 0 E: 0 K: 0 S: 3	H: 1 LOB: 2 BB: 2 P: 11	R: 0 E: 0 K: 0 S: 3	H: 1 LOB: 1 BB: 1 P: 7	R: 0 E: 0 K: 0 S: 4	H: 1 LOB: 1 BB: 0 P: 4		R: 1 E: 0 K: 1 S: 6	H: 1 LOB: 2 BB: 2 P: 14	1B: 6 2B: 1 3B: 1 HR: 1	SF: 0 SAC: 1 DP: 1 HBP: 0	WP: 1 PB: 0 SB: 0 CS: 0	PA: 42						
<b>PITCHER</b>	IP	WLS	BF	H	R	ER	SO	BB	IBB	HBP	BLK	WP	HR	S	P	ERA		WHIP											
<b>J.R. Richard, R</b> ERA: 3.21 <b>Paul Siebert, L</b> ERA: 3.24 <b>Ken Forsch, R</b> ERA: 1.82	(1, 1)	7.0	L	32	7	3	3	4	6	0	0	0	0	1	34	58		3.86	1.857										
	(8, 1)	1.1		7	2	1	1	0	1	0	0	0	0	0	6	10		6.75	2.250										
	(9, 1)	0.2		3	0	0	0	1	1	0	0	0	1	0	4	8		0.00	1.500										

Batter	1	2	3	4	5	6	7	8	9	AB	R	H	RBI	BB	SO	LOB	BOTTOM											
<b>Greg Gross, L</b> OBP: 0.370, SLG: 0.343 (1, 9)										2	0	2	0	2	0	0	<b>Cincinnati Reds @ Houston Astros</b> Astrodome, Houston, TX Mon May 31 1976, 8:05 PM EDT Att: 21,338 - Dome											
<b>Rob Andrews, R</b> OBP: 0.359, SLG: 0.338 (1, 4)										4	0	1	0	0	0	3												
<b>Cesar Cedeno, R</b> OBP: 0.353, SLG: 0.497 (1, 8)										3	1	1	0	1	0	1												
<b>Bob Watson, R</b> OBP: 0.359, SLG: 0.400 (1, 3)										3	0	0	0	1	1	2												
<b>Jose Cruz, L</b> OBP: 0.361, SLG: 0.359 (1, 7)										3	1	1	0	1	0	2												
<b>Cliff Johnson, R</b> OBP: 0.338, SLG: 0.403 <b>Ken Forsch, R</b> OBP: 0.333, SLG: 0.333 (1, 2)										4	0	2	1	0	1	3												
<b>Enos Cabell, R</b> OBP: 0.344, SLG: 0.381 (1, 5)										4	0	1	1	0	0	2												
<b>Roger Metzger, S</b> OBP: 0.310, SLG: 0.309 <b>Ken Boswell, L</b> OBP: 0.328, SLG: 0.328 <b>Leon Roberts, R</b> OBP: 0.395, SLG: 0.533 <b>Jerry Davanon, R</b> OBP: 0.389, SLG: 0.467 (1, 6)										2	0	0	0	0	0	1												
<b>J.R. Richard, R</b> OBP: 0.031, SLG: 0.032 <b>Wilbur Howard, S</b> OBP: 0.239, SLG: 0.284 <b>Paul Siebert, L</b> <b>Skip Jutze, R</b> OBP: 0.164, SLG: 0.172 (8, 1)										2	0	0	0	0	0	0												
<b>Inning Stats</b>	R: 0 E: 0 K: 0 S: 3	H: 0 LOB: 1 BB: 1 P: 7	R: 0 E: 0 K: 0 S: 4	H: 1 LOB: 1 BB: 0 P: 4	R: 0 E: 0 K: 0 S: 3	H: 2 LOB: 0 BB: 0 P: 3	R: 1 E: 0 K: 0 S: 4	H: 2 LOB: 1 BB: 1 P: 8	R: 0 E: 0 K: 0 S: 3	H: 0 LOB: 1 BB: 1 P: 7	R: 1 E: 0 K: 2 S: 9	H: 2 LOB: 2 BB: 1 P: 13	R: 0 E: 0 K: 0 S: 3	H: 1 LOB: 0 BB: 0 P: 3	R: 0 E: 0 K: 1 S: 5	H: 0 LOB: 1 BB: 1 P: 9		R: 0 E: 0 K: 0 S: 3	H: 0 LOB: 0 BB: 0 P: 3	1B: 5 2B: 3 3B: 1 HR: 0	SF: 0 SAC: 0 DP: 1 HBP: 0	WP: 0 PB: 0 SB: 1 CS: 1	PA: 37					
<b>PITCHER</b>	IP	WLS	BF	H	R	ER	SO	BB	IBB	HBP	BLK	WP	HR	S	P	ERA		WHIP										
<b>Pat Darcy, R</b> ERA: 5.4 <b>Pedro Borbon, R</b> ERA: 4.18 <b>Fred Norman, L</b> ERA: 4.15 <b>Rawly Eastwick, R</b> ERA: 3.12	(1, 1)	5.0		22	6	2	2	0	4	0	0	0	0	18	34	3.60		2.000										
	(6, 1)	0.2		3	1	0	0	1	0	0	0	0	0	5	5	0.00		1.500										
	(6, 1)	1.1		4	1	0	0	1	0	0	0	0	0	6	6	0.00		0.750										
	(8, 1)	2.0	S	7	0	0	0	1	1	0	0	0	0	8	12	0.00		0.500										

AB	33
R	4
H	9
RBI	3
BB	8
SO	5
LOB	21





Batter	1	2	3	4	5	6	7	8	9	AB	R	H	RBI	BB	SO	LOB	TOP					
<b>Pete Rose, S</b> OBP: 0.438, SLG: 0.449 (1, 5)	4-0 BB SF7 BB		0-0 6-3		0-0 1-3			0-0 G4-6-3		3	1	0	0	1	0	2						
<b>Cesar Geronimo, L</b> OBP: 0.379, SLG: 0.445 (1, 8)	0-0 4-3		0-0 P6			0-0 L4			0-0 F8	4	0	0	0	0	0	1						
<b>Joe Morgan, L</b> OBP: 0.443, SLG: 0.569 (1, 4)	4-0 BB BB		0-0 4-3			0-0 F2			0-0 L9	3	0	0	0	1	0	0						
<b>Tony Perez, R</b> OBP: 0.341, SLG: 0.441 (1, 3)	4-0 BB BB			0-0 F2		0-0 F7			0-0 1B	3	0	1	0	1	0	0						
<b>Ken Griffey, L</b> OBP: 0.411, SLG: 0.475 (9, PR)	1-2 2-3 BB									0	0	0	0	0	0	0						
<b>George Foster, R</b> OBP: 0.382, SLG: 0.562 (1, 7)	0-0 SF7			0-0 P4			0-3 K2-3		0-0 5-3	3	0	0	1	0	1	1						
<b>Johnny Bench, R</b> OBP: 0.344, SLG: 0.464 (1, 2)	0-0 F8			0-0 5-3			0-0 5-3			3	0	0	0	0	0	2						
<b>Mike Lum, L</b> OBP: 0.345, SLG: 0.326 (1, 9)		4-0 BB BB		0-0 5-3			0-0 6-3			2	0	0	0	1	0	0						
<b>Doug Flynn, R</b> OBP: 0.259, SLG: 0.245 (1, 6)			0-0 F6-4-3					0-0 F9		2	0	1	0	0	0	1						
<b>Dave Concepcion, R</b> OBP: 0.339, SLG: 0.381 (8, PH)			1-2			WP SH3-4				1	0	0	0	0	0	0						
<b>Pat Zachry, R</b> OBP: 0.263, SLG: 0.222 (1, 1)										1	0	0	0	0	0	0						
<b>Dan Driessen, L</b> OBP: 0.338, SLG: 0.345 (8, PH)			0-0 F8			SH3-4				0	0	0	0	1	0	0						
<b>Pedro Borbon, R</b> OBP: 0.333, SLG: 0.333 (8, 1)						1-2		4-0 G4-6-3		0	0	0	0	0	0	0						
<b>Inning Stats</b>	R: 1 E: 0 K: 0 S: 3	H: 0 LOB: 2 BB: 3 P: 15	R: 0 E: 0 K: 2 S: 2	H: 0 LOB: 0 BB: 1 P: 6	R: 0 E: 0 K: 0 S: 3	H: 0 LOB: 0 BB: 0 P: 3	R: 0 E: 0 K: 0 S: 3	H: 0 LOB: 0 BB: 0 P: 3	R: 0 E: 0 K: 1 S: 5	H: 0 LOB: 0 BB: 0 P: 5	R: 0 E: 0 K: 0 S: 2	H: 0 LOB: 0 BB: 1 P: 6	R: 0 E: 0 K: 0 S: 4	H: 1 LOB: 1 BB: 0 P: 4	R: 0 E: 0 K: 0 S: 2	H: 0 LOB: 0 BB: 1 P: 6	R: 0 E: 0 K: 0 S: 4	H: 1 LOB: 1 BB: 0 P: 4	1B: 2 2B: 0 3B: 0 HR: 0	SF: 1 SAC: 1 DP: 2 HBP: 0	WP: 1 PB: 0 SB: 0 CS: 0	PA: 32
<b>PITCHER</b> <b>Joaquin Andujar, R</b> ERA: 4.73 (1, 1)	IP: 9.0 WLS: W BF: 32 H: 2 R: 1 ER: 1 SO: 1 BB: 5 IBB: 0 HBP: 0 BLK: 0 WP: 1 HR: 0 S: 29 P: 49 ERA: 1.00 WHIP: 0.778															<b>PITCHER</b> <b>Joaquin Andujar, R</b> ERA: 4.73 (1, 1)	IP: 9.0 WLS: W BF: 32 H: 2 R: 1 ER: 1 SO: 1 BB: 5 IBB: 0 HBP: 0 BLK: 0 WP: 1 HR: 0 S: 29 P: 49 ERA: 1.00 WHIP: 0.778					

Cincinnati Reds @ Houston Astros  
Astrodome, Houston, TX  
Tue Jun 01 1976, 8:05 PM EDT  
Att: 13,435 - Dome

AB 25  
R 1  
H 2  
RBI 1  
BB 5  
SO 1  
LOB 7



Batter	1	2	3	4	5	6	7	8	9	AB	R	H	RBI	BB	SO	LOB	BOTTOM			
<b>Greg Gross, L</b> OBP: 0.361, SLG: 0.333 (1, 9)	0-0 F6-3		0-3 K			0-0 5-3	0-0 4-3			4	0	0	0	0	1	0				
<b>Rob Andrews, R</b> OBP: 0.354, SLG: 0.359 (1, 4)	0-0 F6-3		0-0 G3			0-0 1B		0-0 F8		4	1	1	0	0	0	0				
<b>Cesar Cedeno, R</b> OBP: 0.356, SLG: 0.497 (1, 8)	0-3 K			0-0 5-3		0-0 WP BB FC1-2	0-0 1B	0-0 S	0-0 1B	4	0	2	1	0	1	0				
<b>Bob Watson, R</b> OBP: 0.357, SLG: 0.393 (1, 3)		0-3 K		0-0 F8		0-0 WP	0-0 BB	0-0 F8		3	0	0	0	1	1	1				
<b>Jose Cruz, L</b> OBP: 0.358, SLG: 0.349 (1, 7)		4-0 CS BB		0-0 P4		0-0 P8		0-0 3-1		3	0	0	0	1	0	3				
<b>Cliff Johnson, R</b> OBP: 0.345, SLG: 0.405 (1, 2)		0-0 1-2			0-0 F6-3	0-0 IBB				2	0	1	0	1	0	0				
<b>Enos Cabell, R</b> OBP: 0.344, SLG: 0.376 (1, 5)		0-3 K			0-0 BB	0-0 FC1-2				2	0	0	0	1	1	4				
<b>Roger Metzger, S</b> OBP: 0.310, SLG: 0.323 (1, 6)			0-0 WP		0-3 K			0-0 G3		3	1	1	0	0	1	1				
<b>Joaquin Andujar, S</b> OBP: 0.125, SLG: 0.125 (1, 1)			0-3 K		0-3 K			0-0 F8		3	0	0	0	0	2	1				
<b>Inning Stats</b>	R: 0 E: 0 K: 1 S: 5	H: 0 LOB: 0 BB: 0 P: 5	R: 0 E: 0 K: 2 S: 7	H: 1 LOB: 1 BB: 1 P: 11	R: 1 E: 0 K: 2 S: 8	H: 1 LOB: 0 BB: 0 P: 8	R: 0 E: 0 K: 0 S: 3	H: 0 LOB: 0 BB: 0 P: 3	R: 0 E: 0 K: 0 S: 5	H: 2 LOB: 2 BB: 2 P: 13	R: 0 E: 0 K: 0 S: 3	H: 0 LOB: 0 BB: 0 P: 3	R: 0 E: 0 K: 0 S: 4	H: 1 LOB: 1 BB: 0 P: 4	R: 0 E: 0 K: 0 S: 4	H: 1 LOB: 1 BB: 0 P: 4	1B: 3 2B: 0 3B: 2 HR: 0	SF: 0 SAC: 0 DP: 0 HBP: 0	WP: 2 PB: 0 SB: 1 CS: 1	PA: 32
<b>PITCHER</b> <b>Pat Zachry, R</b> ERA: 1.34 (1, 1)	IP: 7.0 WLS: L BF: 28 H: 4 R: 2 ER: 2 SO: 7 BB: 3 IBB: 1 HBP: 0 BLK: 0 WP: 0 HR: 0 S: 38 P: 54 ERA: 2.57 WHIP: 1.000															<b>PITCHER</b> <b>Pedro Borbon, R</b> ERA: 4.03 (8, 1)	IP: 1.0 WLS: L BF: 4 H: 1 R: 0 ER: 0 SO: 0 BB: 0 IBB: 0 HBP: 0 BLK: 0 WP: 0 HR: 0 S: 4 P: 4 ERA: 0.00 WHIP: 1.000			

Cincinnati Reds @ Houston Astros  
Astrodome, Houston, TX  
Tue Jun 01 1976, 8:05 PM EDT  
Att: 13,435 - Dome

AB 28  
R 2  
H 5  
RBI 1  
BB 4  
SO 7  
LOB 10









Batter	1	2	3	4	5	6	7	8	9	AB	R	H	RBI	BB	SO	LOB	TOP										
<b>Pete Rose, S</b> OBP: 0.448, SLG: 0.464 (1, 5)	1-0 HR HBP	4-0 BB BB		0-0 G4-6-3 1B		0-0 F8		0-0 1B		3	1	2	0	1	0	0	<b>Cincinnati Reds @ Houston Astros</b> Astrodome, Houston, TX Thu Jun 03 1976, 8:05 PM EDT Att: 11,786 - Dome										
<b>Dan Driessen, L</b> OBP: 0.383, SLG: 0.377 (1, 7)	0-0	4-0		0-0 G4-6-3		0-0		0-0 F8		3	1	1	0	2	0	2											
<b>Pedro Borbon, R</b> OBP: 0.333, SLG: 0.333 (8, 1)	1-2 HR 1B	1-2 BB		1-2		0-0 S BB		0-0 F8		0	0	0	0	0	0	0											
<b>Joe Morgan, L</b> OBP: 0.443, SLG: 0.576 (1, 4)	0-0 1-H 2-H HR	4-0 1-2 2-3 BB			0-0 4-3 WP 1B			1-2 BB		3	1	2	3	2	0	0											
<b>Tony Perez, R</b> OBP: 0.339, SLG: 0.432 (1, 3)	0-3 K	0-0 L7			0-0 F9			0-0 6-3		5	0	0	0	0	1	6											
<b>George Foster, R</b> OBP: 0.378, SLG: 0.544 (8, 7)	0-3 K		0-0 P3		4-0 4-3 BB			0-0 6-3		4	0	0	0	1	1	0											
<b>Cesar Geronimo, L</b> OBP: 0.369, SLG: 0.429 (1, 8)	0-0		0-0	0-0 S 1B		4-3 4-3		0-0 L5		4	0	2	0	0	0	2											
<b>Dave Concepcion, R</b> OBP: 0.338, SLG: 0.375 (1, 6)	0-0 F7		0-0 F9		4-0 FC6-4 IBB			0-0 F9		3	0	0	0	1	0	2											
<b>Bill Plummer, R</b> OBP: 0.333, SLG: 0.489 (1, 2)		0-0 F9	0-0 P4		0-0 FC6-4			0-3 K		4	0	0	0	0	1	4											
<b>Santo Alcala, R</b> OBP: 0.067, SLG: 0.067 (1, 1)		0-3 K		0-3 K		0-3 K		0-0 F7		3	0	0	0	0	3	0											
<b>Rawly Eastwick, R</b> (7, 1)										0	0	0	0	0	0	0											
<b>Ken Griffey, L</b> OBP: 0.407, SLG: 0.470 (8, PH) (8, 9)										1	0	0	0	0	0	0											
<b>Inning Stats</b>	R: 3 E: 0 K: 2 S: 10	H: 3 LOB: 1 BB: 0 P: 11	R: 0 E: 0 K: 1 S: 5	H: 0 LOB: 3 BB: 3 P: 17	R: 0 E: 0 K: 0 S: 4	H: 1 LOB: 1 BB: 0 P: 4	R: 0 E: 0 K: 1 S: 5	H: 1 LOB: 0 BB: 2 P: 5	R: 0 E: 0 K: 0 S: 4	H: 0 LOB: 3 BB: 2 P: 12	R: 0 E: 0 K: 0 S: 3	H: 0 LOB: 0 BB: 0 P: 3	R: 0 E: 0 K: 1 S: 6	H: 1 LOB: 1 BB: 0 P: 6	R: 0 E: 0 K: 0 S: 3	H: 0 LOB: 0 BB: 0 P: 3	1B: 6 2B: 0 3B: 0 HR: 1	SF: 0 SAC: 0 DP: 1 HBP: 1	WP: 1 PB: 0 SB: 2 CS: 0	PA: 41							
<b>PITCHER</b>	IP	WLS	BF	H	R	ER	SO	BB	IBB	HBP	BLK	WP	HR	S	P	ERA	WHIP										
<b>Larry Dierker, R</b> ERA: 4.26 (1, 1)	8.0	W	38	7	3	3	6	6	1	1	0	1	1	42	71	3.38	1.625										
<b>Ken Forsch, R</b> ERA: 2.06 (9, 1)	1.0	S	3	0	0	0	0	0	0	0	0	0	0	3	3	0.00	0.000										

AB	33
R	3
H	7
RBI	3
BB	7
SO	6
LOB	16



Batter	1	2	3	4	5	6	7	8	9	AB	R	H	RBI	BB	SO	LOB	BOTTOM										
<b>Greg Gross, L</b> OBP: 0.362, SLG: 0.331 (1, 9)	0-0 1-3	0-0 FC6-4 1B		0-3 K			0-0 FC2-6 BB 1B BB	0-0 4-3		5	1	1	2	0	1	4	<b>Cincinnati Reds @ Houston Astros</b> Astrodome, Houston, TX Thu Jun 03 1976, 8:05 PM EDT Att: 11,786 - Dome										
<b>Rob Andrews, R</b> OBP: 0.366, SLG: 0.375 (1, 4)	0-0 S 1B	0-0 FC6-4			0-0 F9 6-3 2B		0-3 K	0-0 5-3		5	1	2	0	0	1	3											
<b>Cesar Cedeno, R</b> OBP: 0.361, SLG: 0.491 (1, 8)	0-0 P5		0-0 P3		0-0 F9		0-0 BB BB 1B			4	1	1	0	0	0	2											
<b>Bob Watson, R</b> OBP: 0.361, SLG: 0.386 (1, 3)	4-0 BB		0-0 6-3		0-0 6-3		4-0 BB BB BB			2	0	0	1	2	0	0											
<b>Jose Cruz, L</b> OBP: 0.364, SLG: 0.339 (1, 7)	0-0 P3		0-0 G3		0-0 F8		4-0 BB BB			3	0	0	1	1	0	2											
<b>Cliff Johnson, R</b> OBP: 0.357, SLG: 0.397 (1, 2)		4-0 2B 1B BB		0-0 P4		0-0 P3	4-0 FC4-6 BB			2	1	0	1	2	0	0											
<b>Enos Cabell, R</b> OBP: 0.337, SLG: 0.363 (1, 5)		0-3 K		0-0 5-3		0-0 F2	0-0 FC4-6			4	0	0	0	0	1	4											
<b>Roger Metzger, S</b> OBP: 0.317, SLG: 0.323 (1, 6)		0-0 1-3 1B 2B		4-0 1B BB		0-0 F8		0-0 F9		3	1	1	0	1	0	0											
<b>Larry Dierker, R</b> OBP: 0.136, SLG: 0.136 (1, 1)		0-3 K		0-0 1B			0-0 FC2-6 1B			3	0	2	0	0	1	2											
<b>Ken Boswell, L</b> OBP: 0.333, SLG: 0.350 (8, PH)										1	0	1	0	0	0	0											
<b>Larry Milbourne, S</b> OBP: 0.324, SLG: 0.277 (8, PR)										0	0	0	0	0	0	0											
<b>Ken Forsch, R</b> OBP: 0.333, SLG: 0.333 (9, 1)					1-2 1B					0	0	0	0	0	0	0											
<b>Inning Stats</b>	R: 0 E: 0 K: 0 S: 4	H: 1 LOB: 2 BB: 1 P: 8	R: 2 E: 0 K: 2 S: 9	H: 2 LOB: 1 BB: 1 P: 13	R: 0 E: 0 K: 0 S: 3	H: 0 LOB: 0 BB: 0 P: 3	R: 0 E: 0 K: 1 S: 6	H: 1 LOB: 2 BB: 1 P: 10	R: 1 E: 0 K: 0 S: 4	H: 1 LOB: 0 BB: 0 P: 4	R: 0 E: 0 K: 0 S: 3	H: 0 LOB: 0 BB: 0 P: 3	R: 2 E: 0 K: 1 S: 7	H: 2 LOB: 3 BB: 3 P: 19	R: 0 E: 0 K: 0 S: 4	H: 1 LOB: 1 BB: 0 P: 4	1B: 5 2B: 3 3B: 0 HR: 0	SF: 0 SAC: 0 DP: 0 HBP: 0	WP: 0 PB: 0 SB: 1 CS: 0	PA: 38							
<b>PITCHER</b>	IP	WLS	BF	H	R	ER	SO	BB	IBB	HBP	BLK	WP	HR	S	P	ERA	WHIP										
<b>Santo Alcala, R</b> ERA: 4.3 (1, 1)	6.2	L	32	7	5	5	4	5	0	0	0	0	0	35	55	6.75	1.800										
<b>Rawly Eastwick, R</b> ERA: 3.06 (7, 1)	0.1		2	0	0	0	0	1	0	0	0	0	0	1	5	0.00	3.000										
<b>Pedro Borbon, R</b> ERA: 3.9 (8, 1)	1.0		4	1	0	0	0	0	0	0	0	0	0	4	4	0.00	1.000										

AB	32
R	5
H	8
RBI	5
BB	6
SO	4
LOB	17





Batter	1	2	3	4	5	6	7	8	9	AB	R	H	RBI	BB	SO	LOB	TOP			
<b>Rick Monday, L</b> OBP: 0.398, SLG: 0.537 (1,8)										3	0	1	0	1	0	0	<b>Chicago Cubs @ Houston Astros</b> Astrodome, Houston, TX Fri Jun 04 1976, 8:05 PM EDT Att. 9,101 - Dome - 72 F			
<b>Jose Cardenal, R</b> OBP: 0.363, SLG: 0.450 (1,7)										4	0	0	0	0	0	4				
<b>Bill Madlock, R</b> OBP: 0.391, SLG: 0.477 (1,5)										3	0	0	0	1	0	0				
<b>Jerry Morales, R</b> OBP: 0.332, SLG: 0.384 (1,9)										4	0	1	0	0	0	2				
<b>Manny Trillo, R</b> OBP: 0.337, SLG: 0.337 (1,4)										4	0	1	0	0	0	3				
<b>George Mittenwald, R</b> OBP: 0.250, SLG: 0.311 (1,2)										4	0	2	0	0	0	1				
<b>Larry Bittner, L</b> OBP: 0.234, SLG: 0.253 (1,3)										3	0	0	0	0	0	2				
<b>Mick Kelleher, R</b> OBP: 0.274, SLG: 0.328 (1,6)										3	0	1	0	0	0	1				
<b>Rick Reuschel, R</b> OBP: 0.367, SLG: 0.240 (1,1)										2	0	0	0	0	1	0				
<b>Inning Stats</b>	R: 0 E: 0 K: 0 S: 4	H: 1 LOB: 2 BB: 1 P: 8	R: 0 E: 0 K: 0 S: 3	H: 1 LOB: 0 BB: 0 P: 3	R: 0 E: 0 K: 1 S: 5	H: 0 LOB: 0 BB: 0 P: 5	R: 0 E: 0 K: 0 S: 3	H: 0 LOB: 0 BB: 0 P: 3	R: 0 E: 0 K: 0 S: 5	H: 2 LOB: 3 BB: 1 P: 9	R: 0 E: 0 K: 0 S: 4	H: 1 LOB: 1 BB: 0 P: 4	R: 0 E: 0 K: 0 S: 3	H: 0 LOB: 0 BB: 0 P: 3	R: 0 E: 0 K: 0 S: 3	H: 1 LOB: 0 BB: 0 P: 3	1B: 5 2B: 1 3B: 0 HR: 0	SF: 0 SAC: 1 DP: 2 HBP: 0	WP: 0 PB: 0 SB: 0 CS: 0	PA: 33
<b>PITCHER</b> <b>Mike Cosgrove, L</b> ERA: 4.25 (1,1)	IP: 9.0 WLS: W BF: 33 H: 6 R: 0 ER: 0 SO: 1 BB: 2 IBB: 0 HBP: 0 BLK: 0 WP: 0 HR: 0 S: 33 P: 41 ERA: 0.00 WHIP: 0.889																			

AB	30
R	0
H	6
RBI	0
BB	2
SO	1
LOB	13



Batter	1	2	3	4	5	6	7	8	9	AB	R	H	RBI	BB	SO	LOB	BOTTOM			
<b>Greg Gross, L</b> OBP: 0.354, SLG: 0.323 (1,9)										4	0	0	0	0	0	0	<b>Chicago Cubs @ Houston Astros</b> Astrodome, Houston, TX Fri Jun 04 1976, 8:05 PM EDT Att. 9,101 - Dome - 72 F			
<b>Rob Andrews, R</b> OBP: 0.354, SLG: 0.363 (1,4)										3	0	0	0	0	0	0				
<b>Cesar Cedeno, R</b> OBP: 0.360, SLG: 0.488 (1,8)										3	0	1	0	0	1	0				
<b>Bob Watson, R</b> OBP: 0.356, SLG: 0.380 (1,3)										3	0	0	0	0	0	1				
<b>Jose Cruz, L</b> OBP: 0.370, SLG: 0.342 (1,7)										2	1	1	0	1	0	0				
<b>Cliff Johnson, R</b> OBP: 0.356, SLG: 0.391 (1,2)										2	0	0	0	1	0	1				
<b>Enos Cabell, R</b> OBP: 0.331, SLG: 0.356 (1,5)										3	0	0	1	0	1	2				
<b>Roger Metzger, S</b> OBP: 0.311, SLG: 0.317 (1,6)										3	0	0	0	0	0	0				
<b>Mike Cosgrove, L</b> OBP: 0.200, SLG: 0.077 (1,1)										3	0	0	0	0	0	0				
<b>Inning Stats</b>	R: 0 E: 0 K: 0 S: 4	H: 1 LOB: 1 BB: 0 P: 4	R: 1 E: 1 K: 0 S: 4	H: 1 LOB: 0 BB: 0 P: 4	R: 0 E: 0 K: 0 S: 3	H: 0 LOB: 0 BB: 0 P: 3	R: 0 E: 0 K: 0 S: 3	H: 0 LOB: 0 BB: 0 P: 3	R: 0 E: 0 K: 1 S: 5	H: 0 LOB: 2 BB: 2 P: 13	R: 0 E: 0 K: 0 S: 3	H: 0 LOB: 0 BB: 0 P: 3	R: 0 E: 0 K: 0 S: 3	H: 0 LOB: 0 BB: 0 P: 3	R: 0 E: 0 K: 0 S: 3	H: 0 LOB: 0 BB: 0 P: 3	1B: 2 2B: 0 3B: 0 HR: 0	SF: 0 SAC: 0 DP: 0 HBP: 0	WP: 0 PB: 0 SB: 2 CS: 0	PA: 28
<b>PITCHER</b> <b>Rick Reuschel, R</b> ERA: 4.34 (1,1)	IP: 8.0 WLS: L BF: 28 H: 2 R: 1 ER: 0 SO: 2 BB: 2 IBB: 0 HBP: 0 BLK: 0 WP: 0 HR: 0 S: 30 P: 38 ERA: 0.00 WHIP: 0.500																			

AB	26
R	1
H	2
RBI	1
BB	2
SO	2
LOB	4





Batter	1	2	3	4	5	6	7	8	9	AB	R	H	RBI	BB	SO	LOB	TOP					
<b>Rick Monday, L</b> OBP: 0.398, SLG: 0.529 (1, 8)	0-0 6-3		0-3 K		0-0 1-3		4-0 E6 BB		4-0 BB	3	0	0	0	2	1	0						
<b>Jose Cardenal, R</b> OBP: 0.355, SLG: 0.439 (1, 7)	0-0 F3		0-3 K		0-0 P4		0-0 F8		0-0 4-3	5	0	0	0	0	1	4						
<b>Bill Madlock, R</b> OBP: 0.383, SLG: 0.466 (1, 5)	0-0 L7			0-0 L8		0-0 5-3		0-0 E6 1-2 2-H 3-H		4	0	0	0	0	0	2						
<b>Jerry Morales, R</b> OBP: 0.335, SLG: 0.393 (1, 9)		0-0 F3		0-0 1B 2B		0-0 PB 1B		0-0 F8		4	2	2	0	0	0	0						
<b>Larry Bittner, L</b> OBP: 0.235, SLG: 0.253 (1, 3)		0-0 1-3		0-0 1-3		0-0 1B 1-H		0-0 6-3		4	0	1	1	0	0	1						
<b>Manny Trillo, R</b> OBP: 0.345, SLG: 0.339 (1, 4)		4-0 1B BB		0-0 S 1B 2-H		0-0 6-3		4-0 BB		2	0	1	1	2	0	1						
<b>Steve Swisher, R</b> OBP: 0.284, SLG: 0.353 (1, 2)		0-0 1-2 1B		0-3 K 1-2		0-0 F9		0-0 P6		4	0	1	0	0	1	2						
<b>Mick Kelleher, R</b> OBP: 0.266, SLG: 0.317 (7, PH)		0-0 6-3		0-3 K		4-0 BB E BB		4-0 G1-6-3 BB		2	0	0	0	0	1	2						
<b>Joe Wallis, S</b> OBP: 0.293, SLG: 0.351 (7, 6)				0-3 K						0	1	0	0	1	0	0						
<b>Dave Rosello, R</b> OBP: 0.358, SLG: 0.291 (7, 6)				0-3 K						0	0	0	0	1	0	0						
<b>Steve Renko, R</b> OBP: 0.100, SLG: 0.100 (7, PH)			0-0 6-3		0-3 K					2	0	0	0	0	1	0						
<b>Chang Churners, L</b> OBP: 0.330, SLG: 0.336 (7, 1)										1	0	1	0	0	0	0						
<b>Oscar Zamora, R</b> OBP: 0.330, SLG: 0.336 (7, 1)										0	0	0	0	0	0	0						
<b>Paul Reuschel, R</b> OBP: 0.340, SLG: 0.333 (8, PH)										0	0	0	0	0	0	0						
<b>Darold Knowles, L</b> OBP: 0.307, SLG: 0.323 (8, PH)										0	0	0	0	0	0	0						
<b>Ralph Latock, L</b> OBP: 0.271, SLG: 0.231 (8, PH)										1	0	0	0	0	0	1						
<b>Inning Stats</b>	R: 0 E: 0 K: 0 S: 3	H: 0 LOB: 0 BB: 0 P: 3	R: 0 E: 0 K: 0 S: 4	H: 1 LOB: 2 BB: 1 P: 8	R: 0 E: 0 K: 2 S: 7	H: 0 LOB: 0 BB: 0 P: 7	R: 1 E: 0 K: 1 S: 7	H: 2 LOB: 1 BB: 0 P: 7	R: 0 E: 0 K: 2 S: 7	H: 0 LOB: 0 BB: 0 P: 7	R: 1 E: 0 K: 0 S: 5	H: 2 LOB: 1 BB: 0 P: 5	R: 1 E: 1 K: 0 S: 4	H: 1 LOB: 2 BB: 2 P: 12	R: 0 E: 0 K: 0 S: 3	H: 0 LOB: 1 BB: 1 P: 7	R: 0 E: 0 K: 0 S: 2	H: 0 LOB: 1 BB: 2 P: 10	1B: 5 2B: 1 3B: 0 HR: 0	SF: 0 SAC: 0 DP: 1 HBP: 0	WP: 0 PB: 1 SB: 1 CS: 0	PA: 38
<b>PITCHER</b>	IP	WLS	BF	H	R	ER	SO	BB	IBB	HBP	BLK	WP	HR	S	P	ERA	WHIP					
<b>J.R. Richard, R</b> ERA: 3.04 (1, 1)	7.2	W	33	6	3	1	5	4	0	0	0	0	0	39	55	1.17	1.304					
<b>Ken Forsch, R</b> ERA: 2.0 (8, 1)	1.1	S	5	0	0	0	0	2	0	0	0	0	0	3	11	0.00	1.500					

Chicago Cubs @ Houston Astros  
Astrodome, Houston, TX  
Sat Jun 05 1976, 8:05 PM EDT  
Att: 10,329 - Dome - 72 F

AB	32
R	3
H	6
RBI	2
BB	6
SO	5
LOB	13



Batter	1	2	3	4	5	6	7	8	9	AB	R	H	RBI	BB	SO	LOB	BOTTOM				
<b>Greg Gross, L</b> OBP: 0.353, SLG: 0.323 (1, 9)	0-3 K		0-3 K			0-0 6-3 SH3-4 1B		0-0 2-H 1B		3	0	1	0	0	2	1					
<b>Wilbur Howard, S</b> OBP: 0.241, SLG: 0.288 (6, PR) (7, 9)						0-0 SH3-4 1B		0-0 F8		3	0	0	0	0	0	1					
<b>Rob Andrews, R</b> OBP: 0.343, SLG: 0.351 (1, 4)	0-0 P3			0-0 P3		0-0 SH3-4 1-2		0-0 F8		3	0	0	0	0	0	1					
<b>Cesar Cedeno, R</b> OBP: 0.363, SLG: 0.511 (1, 8)	0-0 5-3			HR		0-0 6-3 2-3		0-0 4-3 2B		4	1	2	1	0	0	2					
<b>Bob Watson, R</b> OBP: 0.358, SLG: 0.383 (1, 3)		0-0 F8		0-0 FC4-6 1B		0-0 3B 1B		0-0 4-3 2-3		4	1	2	1	0	0	1					
<b>Jose Cruz, L</b> OBP: 0.370, SLG: 0.359 (8, PH)		0-0 F7		0-0 FC4-6 FC5-4		0-0 3-H 3B		0-0 FC5-6-2-6-5		3	0	1	1	0	0	1					
<b>Leon Roberts, R</b> OBP: 0.389, SLG: 0.519 (8, PH) (9, 7)				1-2 1B		0-0 1-H 3B		0-0 3-H 3B		1	0	0	0	0	0	1					
<b>Cliff Johnson, R</b> OBP: 0.348, SLG: 0.380 (1, 2)	0-3 K			0-0 FC5-4		0-0 4-3		0-0 F8		4	0	0	0	0	1	4					
<b>Enos Cabell, R</b> OBP: 0.331, SLG: 0.356 (1, 5)			0-0 6-3		0-0 6-3		0-0 SH3-4 1B			3	1	1	0	0	0	0					
<b>Roger Metzger, S</b> OBP: 0.308, SLG: 0.313 (1, 6)			0-3 K		0-0 P5		0-0 SH3-4			2	0	0	0	0	1	0					
<b>J.R. Richard, R</b> OBP: 0.057, SLG: 0.088 (1, 1)			0-0 2B		0-0 L9		0-3 K			3	0	1	0	0	1	1					
<b>Ken Forsch, R</b> OBP: 0.333, SLG: 0.333 (8, 1)										0	0	0	0	0	0	0					
<b>Inning Stats</b>	R: 0 E: 0 K: 1 S: 5	H: 0 LOB: 0 BB: 0 P: 5	R: 0 E: 0 K: 1 S: 5	H: 0 LOB: 0 BB: 0 P: 5	R: 0 E: 0 K: 2 S: 8	H: 1 LOB: 1 BB: 0 P: 8	R: 1 E: 0 K: 0 S: 5	H: 2 LOB: 1 BB: 0 P: 5	R: 0 E: 0 K: 0 S: 3	H: 0 LOB: 0 BB: 0 P: 3	R: 2 E: 0 K: 0 S: 6	H: 3 LOB: 2 BB: 0 P: 6	R: 1 E: 0 K: 1 S: 7	H: 2 LOB: 1 BB: 0 P: 7	R: 0 E: 0 K: 0 S: 4	H: 1 LOB: 1 BB: 0 P: 4	1B: 5 2B: 2 3B: 1 HR: 1	SF: 0 SAC: 2 DP: 0 HBP: 0	WP: 0 PB: 0 SB: 0 CS: 0	PA: 33	
<b>PITCHER</b>	IP	WLS	BF	H	R	ER	SO	BB	IBB	HBP	BLK	WP	HR	S	P	ERA	WHIP				
<b>Steve Renko, R</b> ERA: 4.98 (7, 1)	1.0	L	6	3	1	1	1	0	0	0	0	0	0	8	8	9.00	3.000				
<b>Oscar Zamora, R</b> ERA: 3.47 (8, 1)	0.1		1	0	0	0	0	0	0	0	0	0	0	1	1	0.00	0.000				
<b>Paul Reuschel, R</b> ERA: 5.93 (8, 1)	0.2		2	0	0	0	0	0	0	0	0	0	0	2	2	0.00	0.000				

Chicago Cubs @ Houston Astros  
Astrodome, Houston, TX  
Sat Jun 05 1976, 8:05 PM EDT  
Att: 10,329 - Dome - 72 F

AB	31
R	4
H	9
RBI	4
BB	0
SO	5
LOB	12





Batter	1	2	3	4	5	6	7	8	9	AB	R	H	RBI	BB	SO	LOB	TOP		
<b>Rick Monday, L</b> (1, 8) OBP: 0.391, SLG: 0.518	0-3 <b>K</b>			0-0 <b>L8</b>		0-0 <b>P7</b>		0-0 <b>6-3</b>	4 0 0 0 0 1 0										
<b>Jose Cardenal, R</b> (1, 7) OBP: 0.353, SLG: 0.435	0-0 <b>5-3</b>			0-0 <b>L6</b>		0-0 <b>4-3</b>		0-0 <b>1B</b>	4 0 1 0 0 0 0										
<b>Bill Madlock, R</b> (1, 5) OBP: 0.380, SLG: 0.462	0-0 <b>F8</b>			0-0 <b>1B</b>		0-0 <b>L7</b>		0-0 <b>4-3</b>	4 0 1 0 0 0 1										
<b>Jerry Morales, R</b> (1, 9) OBP: 0.335, SLG: 0.388		0-0 <b>1-3</b>		4-0 <b>1B</b>		0-0 <b>F8</b>			2 0 0 0 1 0 0										
<b>Larry Blittner, L</b> (1, 3) OBP: 0.226, SLG: 0.244		0-0 <b>4-3</b>		0-0 <b>BB</b>		0-0 <b>4-3</b>			3 0 0 0 0 0 2										
<b>Manny Trillo, R</b> (1, 4) OBP: 0.340, SLG: 0.333		0-0 <b>6-3</b>		0-3 <b>K</b>		0-0 <b>4-3</b>			3 0 0 0 0 1 0										
<b>Steve Swisher, R</b> (1, 2) OBP: 0.279, SLG: 0.346			0-0 <b>1-3</b>		0-0 <b>5-3</b>		0-0 <b>L4</b>		3 0 0 0 0 0 0										
<b>Mick Kelleher, R</b> (1, 6) OBP: 0.256, SLG: 0.308			0-0 <b>F8</b>		0-0 <b>5-3</b>		0-0 <b>P5</b>		2 0 0 0 0 0 0										
<b>Joe Wallis, S</b> (8, PH) OBP: 0.286, SLG: 0.342									1 0 0 0 0 0 0										
<b>Dave Rosello, R</b> (8, 6) OBP: 0.358, SLG: 0.291									0 0 0 0 0 0 0										
<b>Bill Bonham, R</b> (1, 1) OBP: 0.174, SLG: 0.227						0-0 <b>P4</b>		0-0 <b>4-3</b>	2 0 0 0 0 0 0										
<b>Buddy Schultz, R</b> (7, 1)									0 0 0 0 0 0 0										
<b>Mike Garman, R</b> (8, 1)									0 0 0 0 0 0 0										
<b>Champ Summers, L</b> (8, PH) OBP: 0.327, SLG: 0.319									1 0 0 0 0 0 0										
<b>Inning Stats</b>	R: 0 E: 0 K: 1 S: 5	H: 0 LOB: 0 BB: 0 P: 5	R: 0 E: 0 K: 0 S: 3	H: 0 LOB: 0 BB: 0 P: 3	R: 0 E: 0 K: 0 S: 3	H: 1 LOB: 2 BB: 1 P: 8	R: 0 E: 0 K: 1 S: 5	H: 0 LOB: 0 BB: 0 P: 5	R: 0 E: 0 K: 0 S: 3	H: 0 LOB: 0 BB: 0 P: 3	R: 0 E: 0 K: 0 S: 3	H: 0 LOB: 0 BB: 0 P: 3	R: 0 E: 0 K: 0 S: 3	H: 0 LOB: 0 BB: 0 P: 3	R: 0 E: 0 K: 0 S: 4	H: 1 LOB: 1 BB: 4	1B: 2 2B: 0 3B: 0 HR: 0	SF: 0 SAC: 0 DP: 0 HBP: 0	WP: 0 PA: 30 PB: 0 SB: 0 CS: 0
<b>PITCHER</b> <b>Joaquin Andujar, R</b> (1, 1) ERA: 3.7	IP: 9.0 WLS: W BF: 30 H: 2 R: 0 ER: 0 SO: 2 BB: 1 IBB: 0 HBP: 0 BLK: 0 WP: 0 HR: 0 S: 33 P: 37 ERA: 0.00 WHIP: 0.333															<b>PITCHER</b>	IP: 9.0 WLS: W BF: 30 H: 2 R: 0 ER: 0 SO: 2 BB: 1 IBB: 0 HBP: 0 BLK: 0 WP: 0 HR: 0 S: 33 P: 37 ERA: 0.00 WHIP: 0.333		

Chicago Cubs @ Houston Astros  
Astrodome, Houston, TX  
Sun Jun 06 1976, 4:33 AM EDT  
Dome - 72 F

AB	29
R	0
H	2
RBI	0
BB	1
SO	2
LOB	3



Batter	1	2	3	4	5	6	7	8	9	AB	R	H	RBI	BB	SO	LOB	BOTTOM		
<b>Greg Gross, L</b> (1, 9) OBP: 0.356, SLG: 0.325	0-0 <b>1B</b>	0-0 <b>P4</b>		4-0 <b>1B</b>	0-0 <b>BB</b>	0-0 <b>SH1-4</b>		0-0 <b>1-2</b>	2 1 1 0 1 0 1										
<b>Rob Andrews, R</b> (1, 4) OBP: 0.340, SLG: 0.347	0-0 <b>6-3</b>		0-0 <b>6-3</b>		0-0 <b>BB</b>	0-0 <b>6-3</b>		0-0 <b>2-3</b>	4 0 1 0 0 0 2										
<b>Cesar Cedeno, R</b> (1, 8) OBP: 0.361, SLG: 0.503	0-0 <b>5-3</b>		0-0 <b>6-3</b>		0-0 <b>4-3</b>	0-0 <b>BB</b>		0-0 <b>BB</b>	3 0 0 0 1 0 3										
<b>Bob Watson, R</b> (1, 3) OBP: 0.365, SLG: 0.387	0-0 <b>1B</b>		0-0 <b>5-3</b>		0-0 <b>BB</b>	0-0 <b>1B</b>		0-0 <b>BB</b>	3 0 2 1 1 0 0										
<b>Jose Cruz, L</b> (1, 7) OBP: 0.362, SLG: 0.350	0-0 <b>3-1</b>		0-3 <b>K</b>		0-0 <b>F5</b>	0-3 <b>K</b>		0-0 <b>F7</b>	3 0 0 0 0 1 2										
<b>Wilbur Howard, S</b> (7, PH) OBP: 0.239, SLG: 0.286									1 0 0 0 0 1 3										
<b>Cliff Johnson, R</b> (1, 2) OBP: 0.351, SLG: 0.374		4-0 <b>1B</b>		0-0 <b>5-3</b>		4-0 <b>BB</b>		0-0 <b>F7</b>	2 1 0 0 2 0 0										
<b>Enos Cabell, R</b> (1, 5) OBP: 0.335, SLG: 0.371		0-0 <b>1B</b>		0-0 <b>3B</b>		0-3 <b>K</b>		0-0 <b>5-3</b>	4 0 2 0 0 1 2										
<b>Roger Metzger, S</b> (1, 6) OBP: 0.307, SLG: 0.310		0-0 <b>SF9</b>		4-0 <b>1B</b>	0-0 <b>SH1-4</b>	0-0 <b>P3</b>		0-0 <b>4-3</b>	2 0 0 1 1 0 2										
<b>Joaquin Andujar, S</b> (1, 1) OBP: 0.200, SLG: 0.200		0-3 <b>K</b>		0-0 <b>SH1-4</b>		0-0 <b>1B</b>		0-0 <b>6-3</b>	2 0 1 0 0 1 1										
<b>Inning Stats</b>	R: 1 E: 0 K: 0 S: 5	H: 2 LOB: 1 BB: 0 P: 5	R: 1 E: 0 K: 1 S: 6	H: 1 LOB: 1 BB: 1 P: 10	R: 0 E: 0 K: 0 S: 3	H: 0 LOB: 0 BB: 0 P: 3	R: 0 E: 0 K: 1 S: 5	H: 1 LOB: 1 BB: 0 P: 5	R: 0 E: 0 K: 0 S: 3	H: 1 LOB: 2 BB: 2 P: 11	R: 0 E: 0 K: 1 S: 6	H: 1 LOB: 3 BB: 1 P: 10	R: 0 E: 0 K: 0 S: 3	H: 0 LOB: 0 BB: 0 P: 3	R: 0 E: 0 K: 0 S: 3	H: 0 LOB: 0 BB: 0 P: 3	1B: 6 2B: 0 3B: 1 HR: 0	SF: 1 SAC: 2 DP: 0 HBP: 0	WP: 0 PA: 35 PB: 0 SB: 2 CS: 0
<b>PITCHER</b> <b>Bill Bonham, R</b> (1, 1) ERA: 3.09	IP: 6.2 WLS: L BF: 31 H: 7 R: 2 ER: 2 SO: 3 BB: 6 IBB: 0 HBP: 0 BLK: 0 WP: 0 HR: 0 S: 31 P: 55 ERA: 2.70 WHIP: 1.950															<b>PITCHER</b>	IP: 0.1 WLS: L BF: 1 H: 0 R: 0 ER: 0 SO: 1 BB: 0 IBB: 0 HBP: 0 BLK: 0 WP: 0 HR: 0 S: 3 P: 3 ERA: 0.00 WHIP: 0.000		
<b>Buddy Schultz, L</b> (7, 1) ERA: 3.71	IP: 0.1 WLS: L BF: 1 H: 0 R: 0 ER: 0 SO: 0 BB: 0 IBB: 0 HBP: 0 BLK: 0 WP: 0 HR: 0 S: 3 P: 3 ERA: 0.00 WHIP: 0.000															<b>PITCHER</b>	IP: 1.0 WLS: L BF: 3 H: 0 R: 0 ER: 0 SO: 0 BB: 0 IBB: 0 HBP: 0 BLK: 0 WP: 0 HR: 0 S: 3 P: 3 ERA: 6.75 WHIP: 0.000		

Chicago Cubs @ Houston Astros  
Astrodome, Houston, TX  
Sun Jun 06 1976, 4:33 AM EDT  
Dome - 72 F

AB	26
R	2
H	7
RBI	2
BB	6
SO	4
LOB	16





Batter	1	2	3	4	5	6	7	8	9	AB	R	H	RBI	BB	SO	LOB	TOP										
<b>Rick Monday, L</b> OBP: 0.374, SLG: 0.508 (1, 8)										4	0	0	0	0	0	2											
<b>Joe Wallis, S</b> OBP: 0.283, SLG: 0.333 (1, 7)										4	0	1	0	0	0	0											
<b>Bill Madlock, R</b> OBP: 0.373, SLG: 0.452 (1, 5)										4	0	0	0	0	0	1											
<b>Jerry Morales, R</b> OBP: 0.333, SLG: 0.385 (1, 9)										4	0	1	0	0	0	1											
<b>Champ Summers, L</b> OBP: 0.339, SLG: 0.392 (1, 3)										4	1	2	1	0	0	1											
<b>George Mittenwald, R</b> OBP: 0.231, SLG: 0.286 (1, 2)										4	0	0	0	0	0	2											
<b>Manny Trillo, R</b> OBP: 0.344, SLG: 0.344 (1, 4)										3	0	2	0	0	0	0											
<b>Dave Rosello, R</b> OBP: 0.364, SLG: 0.295 (1, 6)										2	0	1	0	1	0	1											
<b>Ken Frailing, L</b> (1, 1)										1	0	0	0	0	0	0											
<b>Ralph LaCock, L</b> OBP: 0.292, SLG: 0.231 (5, PH)										0	0	0	0	1	0	0											
<b>Paul Reuschel, R</b> (5, 1)										0	0	0	0	0	0	0											
<b>Jose Cardenal, R</b> OBP: 0.351, SLG: 0.433 (7, PH)										1	0	0	0	0	0	2											
<b>Bruce Sutter, R</b> (7, 1)										0	0	0	0	0	0	0											
<b>Inning Stats</b>	R: 0 E: 0 K: 0 S: 4	H: 1 LOB: 1 BB: 0 P: 4	R: 0 E: 0 K: 0 S: 4	H: 1 LOB: 1 BB: 0 P: 4	R: 0 E: 0 K: 0 S: 3	H: 0 LOB: 0 BB: 0 P: 3	R: 0 E: 0 K: 0 S: 4	H: 1 LOB: 1 BB: 0 P: 4	R: 0 E: 0 K: 0 S: 3	H: 0 LOB: 0 BB: 0 P: 3	R: 1 E: 0 K: 0 S: 4	H: 2 LOB: 1 BB: 1 P: 8	R: 0 E: 0 K: 0 S: 3	H: 0 LOB: 0 BB: 0 P: 3	R: 0 E: 0 K: 0 S: 3	H: 1 LOB: 0 BB: 0 P: 3	1B: 5 2B: 3 3B: 0 HR: 1	SF: 0 SAC: 0 DP: 3 HBP: 0	WP: 0 PB: 0 SB: 0 CS: 0	PA: 33							
<b>PITCHER</b>	IP	WLS	BF	H	R	ER	SO	BB	IBB	HBP	BLK	WP	HR	S	P	ERA	WHIP										
<b>Gilberto Rondon, R</b> ERA: 5.08 (1, 1)	6.1	W	26	6	1	1	0	2	0	0	0	0	1	24	32	1.42	1.263										
<b>Gene Pentz, R</b> ERA: 2.53 (7, 1)	2.2	S	7	1	0	0	0	0	0	0	0	0	0	7	7	0.00	0.375										

**Chicago Cubs @ Houston Astros**  
Astrodome, Houston, TX  
Sun Jun 06 1976, 8:05 PM EDT  
Att: 19,438 - Dome - 72 F

AB	31
R	1
H	7
RBI	1
BB	2
SO	0
LOB	10



Batter	1	2	3	4	5	6	7	8	9	AB	R	H	RBI	BB	SO	LOB	BOTTOM										
<b>Wilbur Howard, S</b> OBP: 0.242, SLG: 0.287 (1, 9)										3	1	1	0	0	0	1											
<b>Rob Andrews, R</b> OBP: 0.536, SLG: 0.343 (1, 4)										4	1	1	1	0	0	1											
<b>Cesar Cedeno, R</b> OBP: 0.364, SLG: 0.503 (1, 8)										4	1	2	0	0	1	0											
<b>Bob Watson, R</b> OBP: 0.363, SLG: 0.386 (1, 3)										3	0	1	1	0	0	0											
<b>Leon Roberts, R</b> OBP: 0.383, SLG: 0.518 (1, 7)										4	1	1	0	0	1	2											
<b>Jose Cruz, L</b> OBP: 0.362, SLG: 0.350 (9, 9)										0	0	0	0	0	0	0											
<b>Enos Cabell, R</b> OBP: 0.328, SLG: 0.363 (1, 5)										4	0	0	0	0	2	1											
<b>Jerry Davanon, R</b> OBP: 0.429, SLG: 0.556 (1, 6)										3	0	2	1	0	0	0											
<b>Skip Jutze, R</b> OBP: 0.156, SLG: 0.164 (1, 2)										3	0	0	0	0	1	2											
<b>Gilberto Rondon, R</b> OBP: 0.273, SLG: 0.273 (1, 1)										2	0	1	0	0	0	1											
<b>Gene Pentz, R</b> OBP: 0.333, SLG: 0.333 (7, 1)										1	1	1	0	0	0	0											
<b>Inning Stats</b>	R: 4 E: 1 K: 2 S: 12	H: 5 LOB: 1 BB: 0 P: 12	R: 0 E: 0 K: 0 S: 3	H: 1 LOB: 0 BB: 0 P: 3	R: 0 E: 0 K: 0 S: 4	H: 1 LOB: 1 BB: 0 P: 4	R: 0 E: 0 K: 1 S: 7	H: 2 LOB: 2 BB: 0 P: 7	R: 0 E: 0 K: 1 S: 5	H: 0 LOB: 0 BB: 0 P: 5	R: 1 E: 0 K: 1 S: 6	H: 1 LOB: 0 BB: 0 P: 6	R: 0 E: 0 K: 0 S: 3	H: 0 LOB: 0 BB: 0 P: 3	R: 0 E: 0 K: 0 S: 3	H: 0 LOB: 0 BB: 0 P: 3	1B: 8 2B: 3 3B: 0 HR: 0	SF: 1 SAC: 1 DP: 1 HBP: 0	WP: 2 PB: 0 SB: 2 CS: 0	PA: 33							
<b>PITCHER</b>	IP	WLS	BF	H	R	ER	SO	BB	IBB	HBP	BLK	WP	HR	S	P	ERA	WHIP										
<b>Ken Frailing, L</b> ERA: 2.41 (1, 1)	4.0	L	18	7	4	4	2	0	0	0	0	0	0	22	22	9.00	1.750										
<b>Paul Reuschel, R</b> ERA: 5.07 (5, 1)	2.0		8	2	0	0	2	0	0	0	0	0	0	12	12	0.00	1.000										
<b>Bruce Sutter, R</b> ERA: 2.38 (7, 1)	2.0		7	1	1	1	1	0	0	0	0	1	0	9	9	4.50	0.500										

**Chicago Cubs @ Houston Astros**  
Astrodome, Houston, TX  
Sun Jun 06 1976, 8:05 PM EDT  
Att: 19,438 - Dome - 72 F

AB	31
R	5
H	10
RBI	3
BB	0
SO	5
LOB	8





Batter	1	2	3	4	5	6	7	8	9	AB	R	H	RBI	BB	SO	LOB	TOP			
Jerry Mumphrey, S OBP: 0.344, SLG: 0.400 (1, 8)										4	1	2	0	1	0	0	<b>St. Louis Cardinals @ Houston Astros</b> Astrodome, Houston, TX Mon Jun 07 1976, 8:05 PM EDT Att: 8,596 - Dome			
Don Kessinger, S OBP: 0.316, SLG: 0.328 (1, 6)										3	0	0	0	1	0	2				
Lou Brock, L OBP: 0.284, SLG: 0.317 (1, 7)										4	1	1	2	0	0	3				
Ted Simmons, S OBP: 0.333, SLG: 0.354 (1, 2)										5	0	1	0	0	0	3				
Reggie Smith, S OBP: 0.280, SLG: 0.423 Keith Hernandez, L OBP: 0.273, SLG: 0.241 (7, 3)										3	1	1	0	1	0	1				
Willie Crawford, L OBP: 0.361, SLG: 0.462 (1, 9)										4	1	1	1	1	0	2				
Hector Cruz, R OBP: 0.228, SLG: 0.346 (1, 5)										4	1	2	1	0	1	1				
Mike Tyson, R OBP: 0.308, SLG: 0.405 Lee Richard, R OBP: 0.094, SLG: 0.065 (8, 4)										4	1	3	1	0	0	1				
John Curtis, L OBP: 0.217, SLG: 0.227 Al Hrabosky, R (7, 1)										2	1	0	0	1	2	2				
<b>Inning Stats</b>	R: 5 E: 2 K: 1 S: 10	H: 4 LOB: 2 BB: 1 P: 14	R: 0 E: 0 K: 0 S: 4	H: 1 LOB: 1 BB: 0 P: 4	R: 0 E: 0 K: 0 S: 4	H: 2 LOB: 1 BB: 0 P: 4	R: 1 E: 0 K: 0 S: 3	H: 0 LOB: 1 BB: 2 P: 11	R: 0 E: 0 K: 1 S: 6	H: 0 LOB: 0 BB: 0 P: 5	R: 0 E: 0 K: 0 S: 4	H: 1 LOB: 1 BB: 0 P: 4	R: 1 E: 0 K: 0 S: 5	H: 2 LOB: 2 BB: 1 P: 9	R: 0 E: 0 K: 0 S: 2	H: 0 LOB: 0 BB: 1 P: 6		1B: 9 2B: 1 3B: 1 HR: 0	SF: 1 SAC: 2 DP: 0 HBP: 0	WP: 2 PB: 0 SB: 2 CS: 1
<b>PITCHER</b>	IP WLS BF H R ER SO BB IBB HBP BLK WP HR S P ERA WHIP																			
Joe Niekro, R ERA: 3.36 (1, 1)	3.0 L 17 7 5 0 1 1 0 0 0 0 0 0 18 22 0.00 2.667																			
Tom Griffin, R ERA: 4.7 (4, 1)	2.0 9 1 1 1 1 2 0 0 0 0 0 0 9 17 4.50 1.500																			
Paul Siebert, L ERA: 2.53 (6, 1)	2.0 7 1 0 0 1 0 0 0 0 0 0 0 9 9 0.00 0.500																			
Gene Pentz, R ERA: 2.84 (8, 1)	2.0 9 2 1 1 0 2 0 0 0 1 0 0 7 15 4.50 2.000																			

Batter	1	2	3	4	5	6	7	8	9	AB	R	H	RBI	BB	SO	LOB	BOTTOM					
Wilbur Howard, S OBP: 0.232, SLG: 0.275 (1, 9)										5	0	0	1	0	0	6	<b>St. Louis Cardinals @ Houston Astros</b> Astrodome, Houston, TX Mon Jun 07 1976, 8:05 PM EDT Att: 8,596 - Dome					
Rob Andrews, R OBP: 0.339, SLG: 0.340 (1, 4)										4	0	1	1	1	0	1						
Cesar Cedeno, R OBP: 0.355, SLG: 0.489 (1, 8)										5	0	0	0	0	3	3						
Bob Watson, R OBP: 0.360, SLG: 0.382 (1, 3)										5	0	1	0	0	0	2						
Leon Roberts, R OBP: 0.388, SLG: 0.512 (1, 7)										3	2	1	0	1	1	1						
Cliff Johnson, R OBP: 0.360, SLG: 0.397 (1, 2)										2	2	1	2	2	0	0						
Enos Cabell, R OBP: 0.326, SLG: 0.360 (1, 5)										4	0	1	0	0	0	3						
Roger Metzger, S OBP: 0.311, SLG: 0.310 (1, 6)										3	1	1	0	1	0	1						
Joe Niekro, R OBP: 0.266, SLG: 0.421 (1, 1)										0	0	0	0	0	0	0						
Art Howe, R OBP: 0.267, SLG: 0.167 (4, 1)										0	0	0	0	0	0	0						
Larry Milbourne, S OBP: 0.341, SLG: 0.282 Paul Siebert, L OBP: 0.341, SLG: 0.377 Ken Boswell, L OBP: 0.333, SLG: 0.333 Gene Pentz, R OBP: 0.465, SLG: 0.632 (9, 9)										1	1	1	0	0	0	0						
<b>Inning Stats</b>	R: 0 E: 0 K: 1 S: 5	H: 0 LOB: 0 BB: 0 P: 5	R: 1 E: 0 K: 0 S: 3	H: 0 LOB: 1 BB: 2 P: 11	R: 0 E: 0 K: 0 S: 2	H: 0 LOB: 0 BB: 1 P: 6	R: 0 E: 0 K: 0 S: 3	H: 0 LOB: 0 BB: 0 P: 3	R: 0 E: 0 K: 1 S: 6	H: 3 LOB: 2 BB: 0 P: 5	R: 0 E: 0 K: 1 S: 6	H: 1 LOB: 1 BB: 0 P: 6	R: 3 E: 0 K: 1 S: 7	H: 2 LOB: 1 BB: 2 P: 15	R: 2 E: 0 K: 0 S: 5	H: 2 LOB: 2 BB: 0 P: 5	R: 0 E: 0 K: 1 S: 6	H: 1 LOB: 1 BB: 1 P: 10	1B: 6 2B: 2 3B: 0 HR: 1	SF: 0 SAC: 0 DP: 2 HBP: 0	WP: 1 PB: 1 SB: 0 CS: 0	PA: 40
<b>PITCHER</b>	IP WLS BF H R ER SO BB IBB HBP BLK WP HR S P ERA WHIP																					
John Curtis, L ERA: 3.93 (1, 1)	6.2 W 29 6 4 3 2 5 0 0 0 0 0 1 28 48 4.05 1.650																					
Al Hrabosky, L ERA: 3.24 (7, 1)	2.1 S 11 3 2 2 2 1 0 0 0 0 0 1 14 18 7.71 1.714																					





Batter	1	2	3	4	5	6	7	8	9	AB	R	H	RBI	BB	SO	LOB	TOP					
Jerry Mumphrey, S (1, 8) OBP: 0.333, SLG: 0.364	0-0 1-3		4-0 5-3 BB		0-0 F8		0-0 L6-4			3	0	0	0	1	0	3						
Don Kessinger, S (1, 6) OBP: 0.312, SLG: 0.320	0-0 4-3		0-0 5-3			0-0 F7		0-3 K		4	0	0	0	0	1	1						
Lou Brock, L (1, 7) OBP: 0.293, SLG: 0.316	0-0 L1		0-0 4-3			0-0 1B		0-0 5-3		4	0	1	0	0	0	1						
Ted Simmons, S (1, 2) OBP: 0.332, SLG: 0.352		0-0 1B		0-0 6-3		0-0 F8		0-0 4-3		4	0	1	0	0	0	1						
Reggie Smith, S (1, 3) OBP: 0.280, SLG: 0.418		0-0 1B		0-3 K		0-3 K			0-0 4-3	4	0	1	0	0	2	1						
Willie Crawford, L (1, 9) OBP: 0.358, SLG: 0.456		0-3 K		0-0 BLK 1B			0-0 G3		0-0 P5	4	0	1	0	0	1	2						
Hector Cruz, R (1, 5) OBP: 0.229, SLG: 0.350		0-3 K		0-3 K			0-0 BB 2B		0-0 F8	4	0	1	0	0	2	3						
Mike Tyson, R (1, 4) OBP: 0.301, SLG: 0.395		0-0 P5			0-3 K		4-0 L6-4 BB			2	0	0	0	0	1	2						
Ron Fairly, L (7, PH) OBP: 0.334, SLG: 0.364										0	0	0	0	1	0	0						
Lee Richard, R (7, FR) OBP: 0.094, SLG: 0.065										0	0	0	0	0	0	0						
Bob Forsch, R (7, PH) OBP: 0.200, SLG: 0.211			0-3 K							2	0	0	0	0	2	0						
Bake McBride, L (7, PH) OBP: 0.424, SLG: 0.445										0	0	0	0	1	0	0						
Bill Greif, R (7, 1)										0	0	0	0	0	0	0						
Al Hrabosky, R (8, 1)							1-2 2-3 BB			0	0	0	0	0	0	0						
<b>Inning Stats</b>	R: 0 E: 0 K: 0 S: 3	H: 0 LOB: 0 BB: 0 P: 3	R: 0 E: 0 K: 2 S: 9	H: 2 LOB: 2 BB: 0 P: 9	R: 0 E: 0 K: 1 S: 5	H: 0 LOB: 1 BB: 1 P: 9	R: 0 E: 0 K: 2 S: 8	H: 1 LOB: 0 BB: 0 P: 8	R: 0 E: 0 K: 1 S: 7	H: 0 LOB: 0 BB: 0 P: 7	R: 0 E: 0 K: 1 S: 6	H: 1 LOB: 2 BB: 2 P: 6	R: 0 E: 0 K: 0 S: 3	H: 1 LOB: 2 BB: 2 P: 11	R: 0 E: 0 K: 0 S: 5	H: 0 LOB: 0 BB: 0 P: 5	R: 0 E: 0 K: 0 S: 3	H: 0 LOB: 0 BB: 0 P: 3	1B: 4 2B: 2 3B: 0 HR: 0	SF: 0 SAC: 0 DP: 1 HBP: 0	WP: 0 PB: 0 SB: 1 CS: 0	PA: 34
<b>PITCHER</b> Larry Dierker, R (1, 1) ERA: 3.73	IP: 9.0 WLS: W BF: 34 H: 5 R: 0 ER: 0 SO: 9 BB: 3 IBB: 0 HBP: 0 BLK: 1 WP: 0 HR: 0 S: 49 P: 61 ERA: 0.00 WHIP: 0.889															<b>PITCHER</b>	IP: 9.0 WLS: W BF: 34 H: 5 R: 0 ER: 0 SO: 9 BB: 3 IBB: 0 HBP: 0 BLK: 1 WP: 0 HR: 0 S: 49 P: 61 ERA: 0.00 WHIP: 0.889					

St. Louis Cardinals @ Houston Astros  
Astrodome, Houston, TX  
Tue Jun 08 1976, 8:05 PM EDT  
Att: 9,827 - Dome

AB 31  
R 0  
H 5  
RBI 0  
BB 3  
SO 9  
LOB 14



Batter	1	2	3	4	5	6	7	8	9	AB	R	H	RBI	BB	SO	LOB	BOTTOM			
Greg Gross, L (1, 9) OBP: 0.365, SLG: 0.333	0-0 G4-3 1B		0-0 1B			0-0 SH5-4		0-0 SH		2	0	2	0	0	0	0				
Rob Andrews, R (1, 4) OBP: 0.336, SLG: 0.336	0-0 G4-3 1B		0-0 4-3			0-3 K		0-0 F8		4	0	1	0	0	1	4				
Cesar Cedeno, R (1, 8) OBP: 0.357, SLG: 0.484	0-0 G4-3			0-0 5-3		4-0 1B IBB		4-0 E IBB		2	0	0	0	2	0	2				
Bob Watson, R (1, 3) OBP: 0.358, SLG: 0.379	0-0 F9			0-0 4-3		0-0 1B		0-0 E5		4	0	1	1	0	0	3				
Jose Cruz, L (1, 7) OBP: 0.352, SLG: 0.339		0-0 F5		0-0 F7		0-0 F9		0-0 G6-4-3		4	0	0	0	0	0	5				
Enos Cabell, R (1, 5) OBP: 0.321, SLG: 0.354		0-3 K			0-0 5-3		0-0 F9			3	0	0	0	0	1	0				
Skip Jutze, R (1, 2) OBP: 0.149, SLG: 0.156		0-0 5-3			0-0 5-3		0-0 F2			3	0	0	0	0	0	0				
Roger Metzger, S (1, 6) OBP: 0.306, SLG: 0.305			0-3 K		0-0 5-3		0-0 F8			3	0	0	0	0	1	0				
Larry Dierker, R (1, 1) OBP: 0.160, SLG: 0.160			0-3 K			0-0 E6 SH5-4 1B		0-0 SH E 1B		3	2	1	0	0	1	0				
<b>Inning Stats</b>	R: 0 E: 0 K: 0 S: 4	H: 2 LOB: 1 BB: 0 P: 4	R: 0 E: 0 K: 1 S: 5	H: 0 LOB: 0 BB: 0 P: 5	R: 0 E: 0 K: 2 S: 8	H: 1 LOB: 1 BB: 0 P: 8	R: 0 E: 0 K: 0 S: 3	H: 0 LOB: 0 BB: 0 P: 3	R: 1 E: 1 K: 1 S: 7	H: 1 LOB: 2 BB: 1 P: 11	R: 0 E: 0 K: 0 S: 3	H: 0 LOB: 0 BB: 0 P: 3	R: 1 E: 2 K: 0 S: 5	H: 1 LOB: 2 BB: 1 P: 9	R: 0 E: 0 K: 0 S: 3	H: 0 LOB: 0 BB: 0 P: 3	1B: 5 2B: 0 3B: 0 HR: 0	SF: 0 SAC: 2 DP: 2 HBP: 0	WP: 0 PB: 0 SB: 0 CS: 0	PA: 32
<b>PITCHER</b> Bob Forsch, R (1, 1) ERA: 3.41	IP: 6.0 WLS: L BF: 23 H: 4 R: 1 ER: 1 SO: 4 BB: 0 IBB: 1 HBP: 0 BLK: 0 WP: 0 HR: 0 S: 30 P: 34 ERA: 0.00 WHIP: 0.667															<b>PITCHER</b>	IP: 6.0 WLS: L BF: 23 H: 4 R: 1 ER: 1 SO: 4 BB: 0 IBB: 1 HBP: 0 BLK: 0 WP: 0 HR: 0 S: 30 P: 34 ERA: 0.00 WHIP: 0.667			
Bill Greif, R (7, 1) ERA: 5.51	1.1 8 1 1 0 0 0 1 0 0 0 0 7 11 0.00 0.750																			
Al Hrabosky, L (8, 1) ERA: 3.19	0.2 1 0 0 0 0 0 0 0 0 0 0 1 1 0.00 0.000																			

St. Louis Cardinals @ Houston Astros  
Astrodome, Houston, TX  
Tue Jun 08 1976, 8:05 PM EDT  
Att: 9,827 - Dome

AB 28  
R 2  
H 5  
RBI 1  
BB 2  
SO 4  
LOB 14









Batter	1	2	3	4	5	6	7	8	9	AB	R	H	RBI	BB	SO	LOB	TOP		
Greg Gross, L (1, 9) OBP: 0.377, SLG: 0.360	F8			FC5-2 2B 1B	1-3		FC6-4 1B		L7	5	0	2	0	0	0	0			
Rob Andrews, R (1, 4) OBP: 0.365, SLG: 0.364	L5-3 BB			1B 2B		1B 1B	FC6-4 1-2		L8	4	1	2	0	1	0	1			
Cesar Cedeno, R (1, 8) OBP: 0.361, SLG: 0.472	L5-3			FC5-2 BB 1B		K	K			4	0	0	0	0	2	5			
Bob Watson, R (1, 3) OBP: 0.348, SLG: 0.367		L9		F7		K		FC7-4 BB		2	0	0	0	0	0	2			
Cliff Johnson, R (5, 3) OBP: 0.362, SLG: 0.394										1	0	0	0	1	1				
Jose Cruz, L (1, 7) OBP: 0.370, SLG: 0.354		K		BB 1B		BB 1B		FC7-4 1B FC6-4		4	1	2	1	0	1	1			
Ed Herrmann, L (1, 2) OBP: 0.302, SLG: 0.346				1-2 2-H 1B		1-3 1B		FC6-4 1B		2	0	1	0	2	0	0			
Enos Cabell, R (1, 5) OBP: 0.313, SLG: 0.344			F7	4-3		K		FC6-4 1-2 3-H		4	0	0	1	0	1	7			
Jerry Davanon, R (1, 6) OBP: 0.423, SLG: 0.652			K		F9		WP 3B		1-3	4	1	1	0	0	1	1			
Mike Cosgrove, L (1, 1) OBP: 0.276, SLG: 0.267			F9		P6		L6		4-3	2	0	0	0	0	0	0			
Gilberto Rondon, R (6, 1) OBP: 0.270, SLG: 0.270										0	0	0	0	0	0	0			
Larry Miltner, S (7, PH) OBP: 0.227, SLG: 0.280										1	0	0	0	0	0	0			
Gene Pentz, R (7, 1) OBP: 0.333, SLG: 0.333										0	0	0	0	0	0	0			
Paul Siebert, L (8, 1) OBP: 0.333, SLG: 0.333										0	0	0	0	0	0	0			
Ken Boswell, L (8, PH) OBP: 0.333, SLG: 0.333										1	0	0	0	0	0	0			
<b>Inning Stats</b>	R: 0 E: 0 K: 0 S: 2	H: 0 LOB: 0 BB: 1 P: 6	R: 0 E: 0 K: 1 S: 5	H: 0 LOB: 0 BB: 0 P: 5	R: 0 E: 0 K: 1 S: 5	H: 0 LOB: 0 BB: 0 P: 5	R: 1 E: 0 K: 0 S: 6	H: 3 LOB: 3 BB: 1 P: 10	R: 0 E: 0 K: 3 S: 11	H: 2 LOB: 3 BB: 1 P: 15	R: 1 E: 0 K: 1 S: 7	H: 2 LOB: 1 BB: 0 P: 7	R: 1 E: 0 K: 0 S: 4	H: 1 LOB: 1 BB: 1 P: 8	R: 0 E: 0 K: 0 S: 3	H: 0 LOB: 0 BB: 0 P: 3	1B: 6 2B: 2 3B: 1 HR: 0	SF: 0 SAC: 0 DP: 1 HBP: 0	WP: 1 PA: 38 PB: 0 SB: 0 CS: 0
<b>PITCHER</b>	IP WLS BF H R ER SO BB IBB HBP BLK WP HR S P ERA WHIP	IP WLS BF H R ER SO BB IBB HBP BLK WP HR S P ERA WHIP	IP WLS BF H R ER SO BB IBB HBP BLK WP HR S P ERA WHIP	IP WLS BF H R ER SO BB IBB HBP BLK WP HR S P ERA WHIP	IP WLS BF H R ER SO BB IBB HBP BLK WP HR S P ERA WHIP	IP WLS BF H R ER SO BB IBB HBP BLK WP HR S P ERA WHIP	IP WLS BF H R ER SO BB IBB HBP BLK WP HR S P ERA WHIP	IP WLS BF H R ER SO BB IBB HBP BLK WP HR S P ERA WHIP	IP WLS BF H R ER SO BB IBB HBP BLK WP HR S P ERA WHIP	IP WLS BF H R ER SO BB IBB HBP BLK WP HR S P ERA WHIP	IP WLS BF H R ER SO BB IBB HBP BLK WP HR S P ERA WHIP	IP WLS BF H R ER SO BB IBB HBP BLK WP HR S P ERA WHIP	IP WLS BF H R ER SO BB IBB HBP BLK WP HR S P ERA WHIP	IP WLS BF H R ER SO BB IBB HBP BLK WP HR S P ERA WHIP	IP WLS BF H R ER SO BB IBB HBP BLK WP HR S P ERA WHIP	IP WLS BF H R ER SO BB IBB HBP BLK WP HR S P ERA WHIP	IP WLS BF H R ER SO BB IBB HBP BLK WP HR S P ERA WHIP	IP WLS BF H R ER SO BB IBB HBP BLK WP HR S P ERA WHIP	
Bill Bonham, R (1, 1) ERA: 3.07	6.1 W 28	7 2 2 5	3 0 0 0	0 0 0 0	1 0 35 47	2.84 1.579													
Paul Reuschel, R (7, 1) ERA: 5.44	2.2 S 10	1 1 1 1	1 0 0 0	0 0 0 0	0 0 11 15	3.38 0.750													

Houston Astros @ Chicago Cubs  
Wrigley Field, Chicago, IL  
Fri Jun 11 1976, 3:33 AM CDT  
Att: 9,315 - Sunny - 84 F

AB 34  
R 3  
H 8  
RBI 2  
BB 4  
SO 6  
LOB 18



Batter	1	2	3	4	5	6	7	8	9	AB	R	H	RBI	BB	SO	LOB	BOTTOM		
Rick Monday, L (1, 8) OBP: 0.380, SLG: 0.521	L9 3B			1B 1B E BB	4-3			K		4	1	1	0	1	1	4			
Jose Cardenal, R (1, 7) OBP: 0.343, SLG: 0.442	P3		6-3		F5		P9	6-3		5	0	0	0	0	0	5			
Bill Madlock, R (1, 5) OBP: 0.367, SLG: 0.450	5-3		CS 1B		E 1-2 2-3 1B		BB BB	P3		4	2	2	0	1	0	1			
Jerry Morales, R (1, 9) OBP: 0.327, SLG: 0.370	P3		F8		E6 E 1B		E 1B SF7 BB			3	2	1	1	1	0	2			
George Mitterwald, R (1, 3) OBP: 0.286, SLG: 0.340		WP S SH 1B		CS 1B	E6 1-1 3-H 3-H 1B		E7 SF7 1B 1B			4	1	4	2	0	0	0			
Joe Wallis, S (7, PH) OBP: 0.252, SLG: 0.341										0	1	0	0	0	0	0			
Larry Bittner, L (8, 3) OBP: 0.221, SLG: 0.238										0	0	0	0	0	0	0			
Manny Trillo, R (1, 4) OBP: 0.335, SLG: 0.332	5-3		F7		F7		SF7			3	0	0	1	0	0	3			
Steve Swisher, R (1, 2) OBP: 0.289, SLG: 0.349		SH5-4 SH BB		F7		6-3		K		3	0	0	0	1	1	2			
Mick Kelleher, R (1, 6) OBP: 0.282, SLG: 0.319		SH SH5-4		1-2 3-H 1B		1B SH1-4 1B		2B BB		2	1	2	2	1	0	0			
Bill Bonham, R (1, 1) OBP: 0.208, SLG: 0.304					SH1-4					1	0	1	0	0	0	0			
Paul Reuschel, R (7, 1) ERA: 5.44	1-2 2-3		SH5-4		SH1-4		5-3			1	0	0	0	0	0	2			
<b>Inning Stats</b>	R: 0 E: 0 K: 0 S: 4	H: 1 LOB: 1 BB: 0 P: 4	R: 1 E: 0 K: 0 S: 5	H: 1 LOB: 2 BB: 1 P: 9	R: 0 E: 0 K: 0 S: 3	H: 1 LOB: 0 BB: 0 P: 3	R: 0 E: 0 K: 0 S: 3	H: 1 LOB: 0 BB: 0 P: 3	R: 4 E: 2 K: 0 S: 7	H: 4 LOB: 1 BB: 1 P: 11	R: 0 E: 0 K: 0 S: 4	H: 1 LOB: 2 BB: 1 P: 8	R: 3 E: 1 K: 1 S: 7	H: 2 LOB: 2 BB: 2 P: 15	R: 0 E: 0 K: 1 S: 5	H: 0 LOB: 0 BB: 0 P: 5	1B: 9 2B: 1 3B: 1 HR: 0	SF: 1 SAC: 3 DP: 0 HBP: 0	WP: 2 PA: 39 PB: 0 SB: 1 CS: 2
<b>PITCHER</b>	IP WLS BF H R ER SO BB IBB HBP BLK WP HR S P ERA WHIP	IP WLS BF H R ER SO BB IBB HBP BLK WP HR S P ERA WHIP	IP WLS BF H R ER SO BB IBB HBP BLK WP HR S P ERA WHIP	IP WLS BF H R ER SO BB IBB HBP BLK WP HR S P ERA WHIP	IP WLS BF H R ER SO BB IBB HBP BLK WP HR S P ERA WHIP	IP WLS BF H R ER SO BB IBB HBP BLK WP HR S P ERA WHIP	IP WLS BF H R ER SO BB IBB HBP BLK WP HR S P ERA WHIP	IP WLS BF H R ER SO BB IBB HBP BLK WP HR S P ERA WHIP	IP WLS BF H R ER SO BB IBB HBP BLK WP HR S P ERA WHIP	IP WLS BF H R ER SO BB IBB HBP BLK WP HR S P ERA WHIP	IP WLS BF H R ER SO BB IBB HBP BLK WP HR S P ERA WHIP	IP WLS BF H R ER SO BB IBB HBP BLK WP HR S P ERA WHIP	IP WLS BF H R ER SO BB IBB HBP BLK WP HR S P ERA WHIP	IP WLS BF H R ER SO BB IBB HBP BLK WP HR S P ERA WHIP	IP WLS BF H R ER SO BB IBB HBP BLK WP HR S P ERA WHIP	IP WLS BF H R ER SO BB IBB HBP BLK WP HR S P ERA WHIP	IP WLS BF H R ER SO BB IBB HBP BLK WP HR S P ERA WHIP	IP WLS BF H R ER SO BB IBB HBP BLK WP HR S P ERA WHIP	
Mike Cosgrove, L (1, 1) ERA: 4.6	5.2 L 28	5 5 5 0	3 0 0 0	0 0 0 0	0 0 1 1	0.00 0.000													
Gilberto Rondon, R (6, 1) ERA: 5.03	0.1	1 0 0 0	0 0 0 0	0 0 0 0	0 0 1 1	0.00 0.000													
Gene Pentz, R (7, 1) ERA: 3.95	1.0	7 2 3 2	1 2 0 0	0 0 0 0	0 0 7 15	18.00 4.000													
Paul Siebert, L (8, 1) ERA: 2.31	1.0	3 0 0 0	1 0 0 1	0 0 0 0	0 0 5 5	0.00 0.000													

Houston Astros @ Chicago Cubs  
Wrigley Field, Chicago, IL  
Fri Jun 11 1976, 3:33 AM CDT  
Att: 9,315 - Sunny - 84 F

AB 30  
R 8  
H 11  
RBI 6  
BB 5  
SO 2  
LOB 19





Batter	1	2	3	4	5	6	7	8	9	AB	R	H	RBI	BB	SO	LOB	TOP
Greg Gross, L (1,9) OBP: 0.379, SLG: 0.363										4	1	2	0	0	0	0	Houston Astros @ Chicago Cubs Wrigley Field, Chicago, IL Sat Jun 12 1976, 3:33 AM CDT Att: 14,773 - Sunny - 88 F
Rob Andrews, R (1,4) OBP: 0.362, SLG: 0.355										3	0	0	0	1	0	1	
Cesar Cedeno, R (1,8) OBP: 0.355, SLG: 0.462										4	0	0	0	0	0	2	
Jose Cruz, L (1,7) OBP: 0.373, SLG: 0.358										4	1	2	1	0	1	0	
Cliff Johnson, R (1,3) OBP: 0.365, SLG: 0.393										3	0	1	0	1	0	3	
Enos Cabell, R (1,5) OBP: 0.312, SLG: 0.342										4	0	1	0	0	2	4	
Ed Herrmann, L (1,2) Wilbur Howard, S (9, PH) OBP: 0.318, SLG: 0.382 OBP: 0.234, SLG: 0.273										3	0	2	1	0	0	0	
Roger Metzger, S (1,6) OBP: 0.305, SLG: 0.300										3	0	0	0	0	0	2	
Joaquin Andujar, S (1,1) Lary Milbourne, S (7, PH) Ken Forsch, R (7,1) OBP: 0.167, SLG: 0.167 OBP: 0.324, SLG: 0.278 OBP: 0.333, SLG: 0.333										2	0	0	0	0	1	0	
										1	0	0	0	0	0	0	
										0	0	0	0	0	0	0	
<b>Inning Stats</b>	R: 1 E: 0 K: 0 S: 5	H: 2 LOB: 2 BB: 1 P: 9	R: 0 E: 0 K: 1 S: 5	H: 0 LOB: 0 BB: 0 P: 5	R: 0 E: 0 K: 0 S: 3	H: 0 LOB: 0 BB: 0 P: 3	R: 1 E: 0 K: 1 S: 7	H: 2 LOB: 1 BB: 0 P: 7	R: 0 E: 0 K: 0 S: 3	H: 0 LOB: 1 BB: 1 P: 9	R: 0 E: 0 K: 0 S: 3	H: 1 LOB: 0 BB: 0 P: 3	R: 0 E: 0 K: 2 S: 8	H: 2 LOB: 1 BB: 0 P: 8	1B: 7 2B: 1 3B: 0 HR: 0	SF: 0 SAC: 0 DP: 2 HBP: 0	WP: 0 PA: 34 PB: 0 SB: 1 CS: 0
<b>PITCHER</b>	IP WLS BF H R ER SO BB IBB HBP BLK WP HR S P ERA WHIP																
Rick Reuschel, R (1,1) ERA: 4.25	6.0 W 24 4 2 2 3 2 0 0 0 0 0 0 28 36 3.00 1.000																
Darold Knowles, L (7,1) ERA: 2.9	3.0 S 10 4 0 0 2 0 0 0 0 0 0 0 14 14 0.00 1.333																

Batter	1	2	3	4	5	6	7	8	9	AB	R	H	RBI	BB	SO	LOB	BOTTOM		
Rick Monday, L (1,8) OBP: 0.376, SLG: 0.516										4	1	1	0	0	1	1	Houston Astros @ Chicago Cubs Wrigley Field, Chicago, IL Sat Jun 12 1976, 3:33 AM CDT Att: 14,773 - Sunny - 88 F		
Jose Cardenal, R (1,7) OBP: 0.354, SLG: 0.457										4	2	4	1	0	0	0			
Bill Madlock, R (1,5) OBP: 0.365, SLG: 0.444										3	0	0	0	1	0	3			
Jerry Morales, R (1,9) OBP: 0.330, SLG: 0.389										4	1	2	3	0	0	1			
Ralph LaCock, L (1,3) OBP: 0.350, SLG: 0.292										3	0	2	0	1	0	0			
Manny Trillo, R (1,4) OBP: 0.329, SLG: 0.325										4	0	0	0	0	0	4			
George Mitterwald, R (1,2) OBP: 0.289, SLG: 0.327										2	0	0	0	1	0	1			
Dave Rosello, R (1,6) OBP: 0.354, SLG: 0.277										3	0	0	0	0	0	1			
Rick Reuschel, R (1,1) ERA: 3.99										2	1	1	0	0	0	1			
Darold Knowles, L (7,1) ERA: 2.11										1	0	0	0	0	0	0			
<b>Inning Stats</b>	R: 3 E: 0 K: 0 S: 5	H: 3 LOB: 0 BB: 1 P: 9	R: 0 E: 0 K: 0 S: 2	H: 0 LOB: 1 BB: 1 P: 6	R: 0 E: 0 K: 0 S: 3	H: 1 LOB: 1 BB: 1 P: 7	R: 0 E: 0 K: 0 S: 3	H: 0 LOB: 0 BB: 0 P: 3	R: 1 E: 0 K: 0 S: 5	H: 2 LOB: 1 BB: 0 P: 5	R: 0 E: 0 K: 0 S: 4	H: 1 LOB: 1 BB: 0 P: 4	R: 0 E: 0 K: 1 S: 5	H: 0 LOB: 0 BB: 0 P: 5	R: 1 E: 0 K: 0 S: 5	H: 3 LOB: 1 BB: 0 P: 5	1B: 7 2B: 2 3B: 0 HR: 1	SF: 0 SAC: 0 DP: 3 HBP: 0	WP: 0 PA: 33 PB: 0 SB: 1 CS: 1
<b>PITCHER</b>	IP WLS BF H R ER SO BB IBB HBP BLK WP HR S P ERA WHIP																		
Joaquin Andujar, R (1,1) ERA: 3.99	6.0 L 25 4 4 4 4 3 0 0 0 2 0 0 1 22 34 6.00 1.667																		
Ken Forsch, R (7,1) ERA: 2.11	2.0 8 3 1 1 1 0 0 0 0 1 0 0 10 10 4.50 1.500																		

AB	32
R	2
H	8
RBI	2
BB	2
SO	5
LOB	14





Batter	1	2	3	4	5	6	7	8	9	AB	R	H	RBI	BB	SO	LOB	TOP										
Greg Gross, L (1,9) OBP: 0.380, SLG: 0.361	L6	F7				K			G4-6-3	4	0	1	0	1	1	3											
Rob Andrews, R (1,4) OBP: 0.356, SLG: 0.344	1B		6-3	F9		FC4-6			G4-6-3	4	1	0	1	1	0	6											
Cesar Cedeno, R (1,8) OBP: 0.356, SLG: 0.466	1B					F9			L8	5	1	2	0	0	0	2											
Jose Cruz, L (1,7) OBP: 0.370, SLG: 0.362	F8			K					F7	4	0	1	0	0	1	3											
Cliff Johnson, R (1,3) OBP: 0.368, SLG: 0.392	1B		L6			F7				3	0	1	1	0	0	1											
Ed Herrmann, L (1,2) OBP: 0.314, SLG: 0.373	1B					F8	9-4		4-3	4	0	1	1	0	0	2											
Enos Cabell, R (1,5) OBP: 0.316, SLG: 0.345	5-3					1B			F9	4	1	2	0	0	0	2											
Roger Metzger, S (1,6) OBP: 0.314, SLG: 0.306		1-3				1B			1B	3	0	2	0	1	0	0											
Larry Dierker, R (1,1) OBP: 0.148, SLG: 0.148									G4-6-3	2	0	0	0	0	1	2											
Leon Roberts, R (6,PH) OBP: 0.394, SLG: 0.517									G4-6-3	1	0	1	0	0	0	0											
Joe Niekro, R (6,1) OBP: 0.290, SLG: 0.421									G4-6-3	0	0	0	0	0	0	0											
Ken Boswell, L (8,PH) OBP: 0.333, SLG: 0.365									G4-6-3	1	0	0	0	0	0	1											
Gene Pentz, R (8,1) OBP: 0.333, SLG: 0.333									G4-6-3	0	0	0	0	0	0	0											
<b>Inning Stats</b>	R: 2 E: 0 K: 0 S: 6	H: 3 LOB: 2 BB: 1 P: 10	R: 0 E: 0 K: 0 S: 3	H: 0 LOB: 0 BB: 0 P: 3	R: 0 E: 0 K: 1 S: 6	H: 1 LOB: 1 BB: 0 P: 6	R: 0 E: 0 K: 1 S: 7	H: 2 LOB: 3 BB: 1 P: 11	R: 0 E: 0 K: 0 S: 3	H: 1 LOB: 0 BB: 0 P: 4	R: 0 E: 0 K: 1 S: 8	H: 3 LOB: 2 BB: 0 P: 8	R: 0 E: 0 K: 0 S: 3	H: 0 LOB: 0 BB: 0 P: 3	R: 0 E: 0 K: 0 S: 2	H: 0 LOB: 0 BB: 1 P: 6	R: 0 E: 0 K: 0 S: 3	H: 1 LOB: 0 BB: 0 P: 3	1B: 9 2B: 3 3B: 0 HR: 0	SF: 0 SAC: 0 DP: 3 HBP: 1	WP: 0 PB: 0 SB: 0 CS: 0	PA: 39					
<b>PITCHER</b>	IP	WLS	BF	H	R	ER	SO	BB	IBB	HBP	BLK	WP	HR	S	P	ERA	WHIP										
Ray Burris, R (1,1) ERA: 4.31	5.0	W	26	9	3	3	2	2	0	1	0	0	0	27	36	5.40	2.200										
Paul Reuschel, R (6,1) ERA: 5.03	4.0	S	13	2	0	0	1	1	0	0	0	0	0	14	18	0.00	0.750										

Houston Astros @ Chicago Cubs  
Wrigley Field, Chicago, IL  
Sun Jun 13 1976, 3:33 AM CDT  
Att: 18,107 - Sunny - 82 F

AB	35
R	3
H	11
RBI	3
BB	3
SO	3
LOB	22



Batter	1	2	3	4	5	6	7	8	9	AB	R	H	RBI	BB	SO	LOB	BOTTOM										
Joe Wallis, S (1,8) OBP: 0.302, SLG: 0.333	F7					F7			K	4	1	1	0	1	1	1											
Jose Cardenal, R (1,7) OBP: 0.352, SLG: 0.453	4-3		P3			SF7			F8	4	1	1	0	0	0	1											
Bill Madlock, R (1,5) OBP: 0.372, SLG: 0.447	6-3					SF7			CS	3	1	2	0	1	0	0											
Jerry Morales, R (1,9) OBP: 0.329, SLG: 0.388						SF7			4-3	3	1	1	1	0	0	3											
Ralph LaCock, L (1,3) OBP: 0.375, SLG: 0.392						L9			2B	3	3	2	2	1	0	0											
Manny Trillo, R (1,4) OBP: 0.332, SLG: 0.338						F8			1B	4	1	2	3	0	0	1											
Steve Swisher, R (1,2) OBP: 0.288, SLG: 0.349						K			6-3	3	0	1	1	0	1	2											
Dave Rosello, R (1,6) OBP: 0.351, SLG: 0.277						L5			F9	4	0	1	0	0	0	1											
Ray Burris, R (1,1) OBP: 0.179, SLG: 0.148						P5			5-3	2	0	0	0	0	1	0											
Paul Reuschel, R (6,1) ERA: 4.91									SF9	1	0	0	1	0	0	0											
<b>Inning Stats</b>	R: 0 E: 0 K: 0 S: 3	H: 0 LOB: 0 BB: 0 P: 3	R: 2 E: 0 K: 0 S: 5	H: 2 LOB: 0 BB: 0 P: 5	R: 0 E: 0 K: 1 S: 6	H: 1 LOB: 1 BB: 1 P: 10	R: 0 E: 0 K: 0 S: 4	H: 1 LOB: 1 BB: 0 P: 4	R: 4 E: 0 K: 1 S: 8	H: 3 LOB: 1 BB: 2 P: 16	R: 0 E: 0 K: 0 S: 3	H: 0 LOB: 0 BB: 0 P: 3	R: 0 E: 0 K: 0 S: 3	H: 1 LOB: 0 BB: 0 P: 3	R: 2 E: 0 K: 1 S: 8	H: 3 LOB: 1 BB: 0 P: 8	R: 0 E: 0 K: 1 S: 8	H: 3 LOB: 1 BB: 0 P: 8	1B: 7 2B: 3 3B: 0 HR: 1	SF: 3 SAC: 0 DP: 0 HBP: 0	WP: 0 PB: 0 SB: 0 CS: 1	PA: 37					
<b>PITCHER</b>	IP	WLS	BF	H	R	ER	SO	BB	IBB	HBP	BLK	WP	HR	S	P	ERA	WHIP										
Larry Dierker, R (1,1) ERA: 4.19	5.0	L	25	7	6	6	2	1	2	0	0	0	0	26	38	10.80	1.600										
Joe Niekro, R (6,1) ERA: 3.29	2.0		6	1	0	0	0	0	0	0	0	0	0	6	6	0.00	0.500										
Gene Pentz, R (8,1) ERA: 4.91	1.0		6	3	2	2	1	0	0	0	0	0	1	8	8	18.00	3.000										

Houston Astros @ Chicago Cubs  
Wrigley Field, Chicago, IL  
Sun Jun 13 1976, 3:33 AM CDT  
Att: 18,107 - Sunny - 82 F

AB	31
R	8
H	11
RBI	8
BB	3
SO	3
LOB	9









Batter	1	2	3	4	5	6	7	8	9	AB	R	H	RBI	BB	SO	LOB	TOP								
Frank Taveras, R (1, 6) OBP: 0.276, SLG: 0.252	6-3 1B		FC4-6 1B		2B	F8			K	4	2	2	0	1	1	1									
Richie Hebner, L (1, 5) OBP: 0.294, SLG: 0.267	F6		FC4-6 HR		1B				K	4	2	1	1	0	1	3									
Al Oliver, L (1, 8) OBP: 0.373, SLG: 0.561	6-3		HR		1B				F5	3	1	1	3	1	0	1									
Willie Stargell, L (1, 3) OBP: 0.383, SLG: 0.485	1B		G3		1B				K	4	0	2	1	0	1	0									
Dave Parker, L (1, 9) OBP: 0.313, SLG: 0.506	1-3		F7		1B				K	4	0	1	1	0	1	1									
Bill Robinson, R (1, 7) OBP: 0.366, SLG: 0.616			F7		5-3	G6-4-3 1B			K	4	0	0	0	0	1	3									
Manny Sanguillen, R (1, 2) OBP: 0.280, SLG: 0.316	6-3		F9		F9	F8			F8	4	0	0	0	0	0	0									
Rennie Stennett, R (1, 4) OBP: 0.267, SLG: 0.331	F4		6-3		6-3	F9			K	4	0	0	0	0	1	0									
Doc Medich, R (1, 1) OBP: 0.185, SLG: 0.083			HR						K	1	1	0	0	1	1	0									
Tommy Helms, R (6, PH) OBP: 0.304, SLG: 0.548									K	1	0	1	0	0	0	0									
Larry Demery, R (6, 1) OBP: 0.375, SLG: 0.167			HR						K	1	0	0	0	0	1	0									
<b>Inning Stats</b>	R: 1 E: 0 K: 0 S: 5	H: 2 LOB: 1 BB: 0 P: 5	R: 0 E: 0 K: 0 S: 3	H: 0 LOB: 0 BB: 0 P: 3	R: 3 E: 0 K: 0 S: 5	H: 2 LOB: 0 BB: 1 P: 9	R: 0 E: 0 K: 0 S: 3	H: 0 LOB: 0 BB: 0 P: 3	R: 2 E: 0 K: 1 S: 7	H: 3 LOB: 2 BB: 2 P: 15	R: 0 E: 0 K: 0 S: 4	H: 1 LOB: 1 BB: 0 P: 4	R: 0 E: 0 K: 2 S: 7	H: 0 LOB: 0 BB: 0 P: 7	R: 0 E: 0 K: 2 S: 7	H: 0 LOB: 0 BB: 0 P: 7	R: 0 E: 0 K: 3 S: 9	H: 0 LOB: 0 BB: 0 P: 9	1B: 6 2B: 1 3B: 0 HR: 1	SF: 0 SAC: 0 DP: 1 HBP: 0	WP: 0 PB: 0 SB: 2 CS: 0	PA: 37			
<b>PITCHER</b>	IP	WLS	BF	H	R	ER	SO	BB	IBB	HBP	BLK	WP	HR	S	P	ERA	WHIP								
Joaquin Andujar, R (1, 1) ERA: 4.7	4.1	L	21	5	6	6	1	2	1	0	0	0	1	20	32	12.46	1.615								
Paul Siebert, L (5, 1) ERA: 1.98	1.2		7	3	0	0	0	0	0	0	0	0	0	7	7	0.00	1.800								
Gene Pentz, R (7, 1) ERA: 4.08	3.0		9	0	0	0	7	0	0	0	0	0	0	23	23	0.00	0.000								

Pittsburgh Pirates @ Houston Astros  
Astrodome, Houston, TX  
Wed Jun 16 1976, 8:05 PM EDT  
Att. 12,249 - Dome - 72 F

AB 34  
R 6  
H 8  
RBI 6  
BB 3  
SO 8  
LOB 9



Batter	1	2	3	4	5	6	7	8	9	AB	R	H	RBI	BB	SO	LOB	BOTTOM								
Greg Gross, L (1, 9) OBP: 0.369, SLG: 0.349	F7	F7		F8			F7		6-3	5	0	0	0	0	0	2									
Rob Andrews, R (1, 4) OBP: 0.308, SLG: 0.373	PB 3-6-3 1B		1B	PO 1B			6-3			5	0	4	0	0	0	0									
Cesar Cedeno, R (1, 8) OBP: 0.355, SLG: 0.474	3-6-3 1-2		HR	PO 1-2	F7		S BB 1B		F8	5	1	2	1	0	0	2									
Jose Cruz, L (1, 7) OBP: 0.373, SLG: 0.362	K		F1				S BB			3	0	1	0	1	1	1									
Bob Watson, R (1, 3) OBP: 0.346, SLG: 0.365		E2 4-3 1B	1B	1B			6-3			4	2	1	0	0	1	3									
Ed Herrmann, L (1, 2) OBP: 0.303, SLG: 0.354		4-3 2-3	1B	1B			F9		G3	4	0	1	0	0	0	2									
Enos Cabell, R (1, 5) OBP: 0.327, SLG: 0.356		CS 1B	1-3 2-H 1B				3-1-6 1B		4-3	4	0	3	2	0	0	0									
Roger Metzger, S (1, 6) OBP: 0.310, SLG: 0.302									4-3	3	0	1	0	0	0	3									
Ken Boswell, L (6, PH) OBP: 0.328, SLG: 0.359							6-3-1-6		4-3	1	0	0	0	0	0	0									
Jerry Davanon, R (9, 6) OBP: 0.444, SLG: 0.652										0	0	0	0	0	0	0									
Joaquin Andujar, S (1, 1) OBP: 0.214, SLG: 0.214									F8	2	0	1	0	0	1	0									
Paul Siebert, L (5, 1) OBP: 0.228, SLG: 0.270										0	0	0	0	0	0	0									
Wilbur Howard, S (6, PH) OBP: 0.333, SLG: 0.333										1	0	0	0	0	1	0									
Gene Pentz, R (7, 1) OBP: 0.333, SLG: 0.333										0	0	0	0	0	0	0									
Larry Milbourne, S (9, PH) OBP: 0.322, SLG: 0.276										1	0	0	0	0	0	0									
<b>Inning Stats</b>	R: 0 E: 0 K: 1 S: 6	H: 1 LOB: 1 BB: 0 P: 6	R: 1 E: 1 K: 0 S: 6	H: 3 LOB: 2 BB: 0 P: 6	R: 2 E: 0 K: 0 S: 7	H: 5 LOB: 2 BB: 0 P: 7	R: 0 E: 0 K: 1 S: 5	H: 1 LOB: 0 BB: 0 P: 5	R: 0 E: 0 K: 1 S: 6	H: 1 LOB: 1 BB: 0 P: 6	R: 0 E: 0 K: 1 S: 5	H: 1 LOB: 0 BB: 0 P: 5	R: 0 E: 0 K: 0 S: 4	H: 1 LOB: 2 BB: 1 P: 8	R: 0 E: 0 K: 0 S: 3	H: 0 LOB: 0 BB: 0 P: 3	R: 0 E: 0 K: 0 S: 4	H: 1 LOB: 1 BB: 0 P: 4	1B: 12 2B: 1 3B: 1 HR: 1	SF: 0 SAC: 0 DP: 1 HBP: 0	WP: 0 PB: 1 SB: 2 CS: 1	PA: 40			
<b>PITCHER</b>	IP	WLS	BF	H	R	ER	SO	BB	IBB	HBP	BLK	WP	HR	S	P	ERA	WHIP								
Doc Medich, R (1, 1) ERA: 3.96	5.0	W	24	11	3	2	3	0	0	0	0	0	1	30	30	3.60	2.200								
Larry Demery, R (6, 1) ERA: 3.76	4.0	S	15	3	0	0	1	1	0	0	0	0	0	16	20	0.00	1.000								

Pittsburgh Pirates @ Houston Astros  
Astrodome, Houston, TX  
Wed Jun 16 1976, 8:05 PM EDT  
Att. 12,249 - Dome - 72 F


AB 38  
R 3  
H 14  
RBI 3  
BB 1  
SO 4  
LOB 13










Batter	1	2	3	4	5	6	7	8	9	AB	R	H	RBI	BB	SO	LOB	TOP											
Greg Gross, L (1,9) OBP: 0.366, SLG: 0.340	0-0 4-3		0-0 6-3	0-0 4-3			4-0 FC1-5 BB	4-0 1B E BB	0-0 1B	4	1	1	1	2	0	2	<b>Houston Astros @ Pittsburgh Pirates</b> Three Rivers Stadium, Pittsburgh, PA Sun Jun 20 1976, 3:33 AM EDT Att: 18,670 - Unknown  <b>AB 38</b> <b>R 9</b> <b>H 11</b> <b>RBI 7</b> <b>BB 9</b> <b>SO 4</b> <b>LOB 24</b> 											
Rob Andrews, R (1,4) OBP: 0.351, SLG: 0.354	0-0 F7		0-0 F9	0-0 L5			0-0 FC1-5 3-1	0-0 E BB 1B	0-0 F9	6	1	1	2	0	0	6												
Cesar Cedeno, R (1,8) OBP: 0.358, SLG: 0.486	0-0 F1		0-3 K		0-3 K		0-0 3-1	4-0 BB E IBB		4	0	0	0	1	2	2												
Bob Watson, R (1,3)		0-0 PB 3B		0-0 F7	4-0 G4-6-3 BB		0-0 6-3	0-0 E5 BB		4	1	1	0	1	0	4												
Jose Cruz, L (1,7) OBP: 0.374, SLG: 0.359	0-0 F6		0-0 1B 1B	0-0 1B 1B	4-0 G4-6-3			0-0 F5		4	1	1	1	1	0	1												
Ed Herrmann, L (1,2) OBP: 0.325, SLG: 0.377 Larry Milbourne, S (8, PR) OBP: 0.320, SLG: 0.274 Ken Forsch, R (8, 1) OBP: 0.333, SLG: 0.333	0-0 BB 1B		0-0 1B 1B	1-3 1B 1B		0-3 K		0-0 FC1-4 1B	4-3	4	1	3	0	0	1	0												
Enos Cabell, R (1,5) OBP: 0.332, SLG: 0.357	4-0 1-2 BB		0-0 1B 1B	1-2 4-3 1B		0-0 6-3		0-0 FC1-4 1B S	0-0 F8	4	2	1	1	1	0	1												
Roger Metzger, S (1,6) OBP: 0.312, SLG: 0.297	0-0 F6		0-0 4-3 1B	1-2 2-3 1B		0-0 4-3		4-0 BB 1B IBB	4-0 1B BB	3	1	1	0	2	0	2												
Larry Dierker, R (1,1) OBP: 0.143, SLG: 0.143 Ken Boswell, L (4, PH) OBP: 0.338, SLG: 0.369 Tom Griffin, R (4, 1) Wilbur Howard, S (8, PH) OBP: 0.234, SLG: 0.276 Skip Jutze, R (8, 2) OBP: 0.143, SLG: 0.149	0-3 K		0-0 4-3 1B	1-2 2-3 1B		0-0 FC1-5 BB		0-0 1-2 2-H 1B 1B	0-0 F9	1	0	0	0	0	1	2												
<b>Inning Stats</b>	R: 0 E: 0 K: 0 S: 3	H: 0 LOB: 0 BB: 0 P: 3	R: 1 E: 0 K: 1 S: 7	H: 2 LOB: 2 BB: 1 P: 11	R: 0 E: 0 K: 1 S: 5	H: 0 LOB: 0 BB: 0 P: 5	R: 3 E: 0 K: 0 S: 8	H: 5 LOB: 2 BB: 0 P: 8	R: 0 E: 0 K: 1 S: 4	H: 0 LOB: 0 BB: 1 P: 8	R: 0 E: 0 K: 1 S: 5	H: 0 LOB: 0 BB: 0 P: 5	R: 0 E: 0 K: 0 S: 3	H: 0 LOB: 2 BB: 2 P: 11	R: 5 E: 1 K: 0 S: 7	H: 3 LOB: 3 BB: 4 P: 23		R: 0 E: 0 K: 0 S: 4	H: 1 LOB: 2 BB: 1 P: 8	1B: 10 2B: 0 3B: 1 HR: 0	SF: 0 SAC: 0 DP: 1 HBP: 0	WP: 0 PB: 1 SB: 1 CS: 0	PA: 47					
<b>PITCHER</b>	IP	WLS	BF	H	R	ER	SO	BB	IBB	HBP	BLK	WP	HR	S	P	ERA		WHIP	<b>PITCHER</b>									
Bruce Kison, R (1,1) ERA: 3.17	1.1		6	2	1	1	0	0	0	0	0	0	0	6	6	6.75		1.500										
Rick Langford, R (2,1) ERA: 4.25	4.2		22	5	3	3	4	4	0	0	0	0	0	26	42	5.79		1.929										
Kent Tekulve, R (7,1) ERA: 3.58	1.0		3	0	0	0	0	0	0	0	0	0	0	3	3	0.00		0.000										
Bob Moose, R (8,1) ERA: 1.87	0.2	L	9	3	5	3	0	1	2	0	0	0	0	6	18	40.50		6.000										
Ramon Hernandez, L (8,1) ERA: 4.39	1.1		7	1	0	0	0	2	0	0	0	0	0	5	13	0.00	2.250											

Batter	1	2	3	4	5	6	7	8	9	AB	R	H	RBI	BB	SO	LOB	BOTTOM											
Frank Taveras, R (1,6) OBP: 0.287, SLG: 0.271	0-0 4-3 3B		0-0 4-3-4 WP 1B		0-3 K			0-0 1B		4	2	3	0	0	1	0	<b>Houston Astros @ Pittsburgh Pirates</b> Three Rivers Stadium, Pittsburgh, PA Sun Jun 20 1976, 3:33 AM EDT Att: 18,670 - Unknown  <b>AB 33</b> <b>R 4</b> <b>H 7</b> <b>RBI 3</b> <b>BB 2</b> <b>SO 7</b> <b>LOB 11</b> 											
Rennie Stennett, R (1,4) OBP: 0.283, SLG: 0.324	0-0 4-3		0-0 1-2 1B		0-3 K			0-0 F8		4	0	1	2	0	1	1												
Al Oliver, L (1,8) OBP: 0.364, SLG: 0.549	0-0 3-1		0-0 4-3-6-4		0-0 F5			0-0 L7		4	0	0	0	0	0	3												
Willie Stargell, L (1,3) OBP: 0.382, SLG: 0.491	0-0 F9		4-0 1-2 2-3 BB		4-0 S BB			0-0 F7		2	0	0	0	2	0	1												
Dave Parker, L (1,9) OBP: 0.310, SLG: 0.512		0-0 HR	0-0 F4		0-3 K			0-0 1B		4	1	2	1	0	1	2												
Richie Ziek, R (1,7) OBP: 0.332, SLG: 0.451	0-0 3-1		0-0 K		0-0 F8			0-0 F8		4	0	0	0	0	1	2												
Richie Hebner, L (1,5) OBP: 0.277, SLG: 0.260	0-0 4-3		0-0 5-3		0-0 F7			0-0 F7		4	0	0	0	0	0	1												
Manny Sanguillen, R (1,2) OBP: 0.300, SLG: 0.330 Duffy Dyer, R (2,2) OBP: 0.282, SLG: 0.327	0-3 K		0-0 F4		0-0 F4			0-0 1-4-3		0	0	0	0	0	0	0												
Bruce Kison, R (1,1) OBP: 0.238, SLG: 0.250 Rick Langford, R (2,1) OBP: 0.300, SLG: 1.000 Kent Tekulve, R (7,1) ERA: 3.58 Tommy Helms, R (8, PH) OBP: 0.350, SLG: 0.531 Bob Moose, R (8, 1) OBP: 0.143, SLG: 0.149 Ramon Hernandez, S (8, 1) ERA: 1.94	0-0 1B 1B 2B		0-0 1B 2B		0-3 K			0-0 F7		0	0	0	0	0	0	0												
<b>Inning Stats</b>	R: 1 E: 0 K: 0 S: 4	H: 1 LOB: 0 BB: 0 P: 4	R: 1 E: 0 K: 1 S: 6	H: 1 LOB: 0 BB: 0 P: 6	R: 2 E: 0 K: 0 S: 5	H: 3 LOB: 1 BB: 1 P: 9	R: 0 E: 0 K: 3 S: 9	H: 0 LOB: 0 BB: 0 P: 9	R: 0 E: 0 K: 1 S: 5	H: 0 LOB: 1 BB: 1 P: 9	R: 0 E: 0 K: 0 S: 3	H: 0 LOB: 0 BB: 0 P: 3	R: 0 E: 0 K: 0 S: 4	H: 1 LOB: 1 BB: 0 P: 4	R: 0 E: 0 K: 1 S: 6	H: 1 LOB: 1 BB: 0 P: 6		1B: 4 2B: 2 3B: 1 HR: 1	SF: 0 SAC: 0 DP: 1 HBP: 0	WP: 0 PB: 0 SB: 1 CS: 0	PA: 35							
<b>PITCHER</b>	IP	WLS	BF	H	R	ER	SO	BB	IBB	HBP	BLK	WP	HR	S	P	ERA		WHIP	<b>PITCHER</b>									
Larry Dierker, R (1,1) ERA: 4.48	3.0		14	5	4	4	1	1	0	0	0	0	0	15	19	12.00		2.000										
Tom Griffin, R (4,1) ERA: 4.15	4.0	W	13	0	0	0	5	1	0	0	0	0	0	22	26	0.00		0.250										
Ken Forsch, R (8,1) ERA: 1.94	2.0		8	2	0	0	1	0	0	0	0	0	0	10	10	0.00		1.000										



Batter	1	2	3	4	5	6	7	8	9	AB	R	H	RBI	BB	SO	LOB	TOP					
<b>Enos Cabell, R</b> OBP: 0.341, SLG: 0.366 (1, 5)										6	2	4	0	0	1	1	<b>Houston Astros @ Atlanta Braves</b> Atlanta-Fulton County Stadium, Atlanta, GA Mon Jun 21 1976, 7:05 PM EDT Att: 4,821 - Unknown					
<b>Rob Andrews, R</b> OBP: 0.363, SLG: 0.358 (1, 4)										4	2	2	1	2	0	3						
<b>Cesar Cedeno, R</b> OBP: 0.353, SLG: 0.491 (1, 8)										6	1	1	3	0	2	7						
<b>Bob Watson, R</b> OBP: 0.347, SLG: 0.370 (1, 3)										5	1	2	0	0	1	4						
<b>Leon Roberts, R</b> OBP: 0.396, SLG: 0.566 (1, 9)										4	1	3	3	0	0	1						
<b>Gene Pentz, R</b> OBP: 0.333, SLG: 0.333 (6, 1)										0	0	0	0	0	0	0						
<b>Ken Boswell, L</b> OBP: 0.333, SLG: 0.364 (6, PH)										1	0	0	0	0	0	0						
<b>Ken Forsch, R</b> OBP: 0.333, SLG: 0.333 (8, 1)										0	0	0	0	0	0	0						
<b>Cliff Johnson, R</b> OBP: 0.359, SLG: 0.381 (1, 7)										4	1	1	0	1	0	3						
<b>Ed Herrmann, L</b> OBP: 0.306, SLG: 0.351 (1, 2)										5	0	0	0	0	2	5						
<b>Roger Metzger, S</b> OBP: 0.316, SLG: 0.302 (1, 6)										4	0	2	1	0	0	1						
<b>Greg Gross, L</b> OBP: 0.364, SLG: 0.338 (9, PH)										1	0	0	0	0	0	0						
<b>Joaquin Andujar, S</b> OBP: 0.286, SLG: 0.350 (1, 1)										2	1	1	0	0	0	1						
<b>Joe Niekro, R</b> OBP: 0.290, SLG: 0.421 (4, 1)										0	0	0	0	0	0	0						
<b>Paul Siebert, L</b> OBP: 0.333, SLG: 0.421 (4, 1)										0	0	0	0	0	0	0						
<b>Larry Milbourne, S</b> OBP: 0.319, SLG: 0.272 (6, PH)										1	0	0	0	0	0	0						
<b>Jose Cruz, L</b> OBP: 0.370, SLG: 0.395 (6, 9)										1	0	0	0	1	1	2						
<b>Inning Stats</b>	R: 3 E: 0 K: 0 S: 7	H: 5 LOB: 1 BB: 0 P: 7	R: 0 E: 0 K: 1 S: 6	H: 1 LOB: 1 BB: 0 P: 6	R: 0 E: 0 K: 1 S: 7	H: 2 LOB: 2 BB: 0 P: 7	R: 1 E: 1 K: 1 S: 8	H: 3 LOB: 2 BB: 0 P: 8	R: 0 E: 0 K: 0 S: 4	H: 1 LOB: 1 BB: 0 P: 4	R: 5 E: 2 K: 2 S: 12	H: 3 LOB: 2 BB: 2 P: 20	R: 0 E: 0 K: 1 S: 5	H: 0 LOB: 0 BB: 1 P: 9	R: 0 E: 0 K: 1 S: 5	H: 0 LOB: 0 BB: 0 P: 5	R: 0 E: 0 K: 0 S: 4	H: 1 LOB: 2 BB: 1 P: 8	1B: 13 2B: 2 3B: 0 HR: 2	SF: 0 SAC: 0 DP: 1 HBP: 0	WP: 0 PB: 1 SB: 0 CS: 0	PA: 48
<b>PITCHER</b>	IP	WLS	BF	H	R	ER	SO	BB	IBB	HBP	BLK	WP	HR	S	P	ERA	WHIP					
<b>Roger Moret, L</b> ERA: 5.31 (1, 1)	0.0		5	5	3	3	0	0	0	0	0	0	1	5	5	∞	∞					
<b>Bruce Dal Canton, R</b> ERA: 2.4 (1, 1)	5.2		27	9	5	1	4	1	0	0	0	0	1	34	38	1.59	1.765					
<b>Elias Sosa, R</b> ERA: 5.61 (6, 1)	3.1	W	16	2	1	0	3	3	0	0	0	0	0	19	31	0.00	1.500					

AB	44
R	9
H	16
RBI	8
BB	4
SO	7
LOB	28



Batter	1	2	3	4	5	6	7	8	9	AB	R	H	RBI	BB	SO	LOB	BOTTOM				
<b>Rowland Office, L</b> OBP: 0.388, SLG: 0.417 (1, 8)										5	3	4	3	1	1	0	<b>Houston Astros @ Atlanta Braves</b> Atlanta-Fulton County Stadium, Atlanta, GA Mon Jun 21 1976, 7:05 PM EDT Att: 4,821 - Unknown				
<b>Lee Lacy, R</b> OBP: 0.306, SLG: 0.370 (1, 4)										4	1	1	0	1	1	4					
<b>Jimmy Wynn, R</b> OBP: 0.406, SLG: 0.429 (1, 7)										4	2	1	3	1	0	5					
<b>Willie Montanez, L</b> OBP: 0.368, SLG: 0.448 (1, 3)										5	0	3	2	0	0	4					
<b>Dave May, L</b> OBP: 0.307, SLG: 0.320 (1, 9)										3	0	2	1	1	1	0					
<b>Darrel Chaney, S</b> OBP: 0.347, SLG: 0.367 (1, 6)										3	0	1	2	1	1	2					
<b>Jerry Royster, R</b> OBP: 0.321, SLG: 0.325 (1, 5)										3	1	1	0	0	0	2					
<b>Rod Gilbreath, R</b> OBP: 0.377, SLG: 0.467 (7, 5)										2	0	0	0	0	0	5					
<b>Vic Correll, R</b> OBP: 0.400, SLG: 0.389 (1, 2)										2	3	0	0	3	1	2					
<b>Roger Moret, S</b> OBP: 0.059, SLG: 0.063 (1, 1)										0	0	0	0	0	0	0					
<b>Bruce Dal Canton, R</b> OBP: 0.333, SLG: 0.333 (1, 1)										2	1	1	0	0	0	2					
<b>Elias Sosa, R</b> OBP: 0.143, SLG: 0.143 (6, 1)										2	0	0	0	0	0	0					
<b>Inning Stats</b>	R: 0 E: 0 K: 0 S: 3	H: 1 LOB: 1 BB: 1 P: 7	R: 0 E: 0 K: 2 S: 7	H: 0 LOB: 0 BB: 0 P: 7	R: 3 E: 0 K: 0 S: 7	H: 4 LOB: 2 BB: 1 P: 11	R: 5 E: 0 K: 0 S: 6	H: 3 LOB: 3 BB: 3 P: 19	R: 1 E: 0 K: 1 S: 6	H: 1 LOB: 1 BB: 1 P: 10	R: 0 E: 0 K: 0 S: 5	H: 2 LOB: 2 BB: 0 P: 5	R: 2 E: 0 K: 0 S: 6	H: 3 LOB: 3 BB: 2 P: 14	R: 0 E: 0 K: 2 S: 7	H: 0 LOB: 0 BB: 0 P: 7	1B: 10 2B: 4 3B: 0 HR: 1	SF: 0 SAC: 2 DP: 1 HBP: 1	WP: 0 PB: 0 SB: 0 CS: 0	PA: 46	
<b>PITCHER</b>	IP	WLS	BF	H	R	ER	SO	BB	IBB	HBP	BLK	WP	HR	S	P	ERA	WHIP				
<b>Joaquin Andujar, R</b> ERA: 5.27 (4, 1)	0.1		4	1	0	0	0	2	0	0	0	0	0	2	10	0.00	9.000				
<b>Joe Niekro, R</b> ERA: 3.63 (4, 1)	1.2		9	2	4	4	1	1	0	1	0	0	0	9	14	21.60	1.800				
<b>Gene Pentz, R</b> ERA: 4.22 (6, 1)	2.0	L	13	5	2	2	0	1	1	0	0	0	1	11	19	9.00	3.000				
<b>Ken Forsch, R</b> ERA: 1.9 (8, 1)	1.0		3	0	0	0	2	0	0	0	0	0	0	7	7	0.00	0.000				





Batter	1	2	3	4	5	6	7	8	9	AB	R	H	RBI	BB	SO	LOB	TOP								
Greg Gross, L OBP: 0.363, SLG: 0.335 (1, 9)	6-3	E4			G3				6-3	5	2	1	0	1	0	1									
Rob Andrews, R OBP: 0.361, SLG: 0.357 (1, 4)	E6					K		P1	F9	6	2	2	0	0	1	2									
Cesar Cedeno, R OBP: 0.354, SLG: 0.489 (1, 8)		4-3			F5	K				5	1	2	1	0	1	4									
Bob Watson, R OBP: 0.355, SLG: 0.385 (1, 3)										4	3	3	3	1	0	0									
Ed Herrmann, L OBP: 0.322, SLG: 0.359 (1, 2)										4	0	2	2	1	1	1									
Cliff Johnson, R OBP: 0.365, SLG: 0.390 Wilbur Howard, S OBP: 0.234, SLG: 0.276 (8, PR) (8, 7)										4	0	2	2	0	1	4									
Enos Cabell, R OBP: 0.346, SLG: 0.371 (1, 5)	4-3									5	0	3	1	0	0	3									
Roger Metzger, S OBP: 0.309, SLG: 0.294 (1, 6)										5	0	0	0	0	1	6									
Mike Cosgrove, L OBP: 0.167, SLG: 0.960 Larry Mulbourne, S OBP: 0.219, SLG: 0.270 Joe Nietro, R OBP: 0.265, SLG: 0.421 Gene Pentz, R OBP: 0.302, SLG: 0.333 Ken Boswell, L OBP: 0.341, SLG: 0.364 Ken Forsch, R OBP: 0.220, SLG: 0.220 (1, 1) (4, PH) (4, 1) (6, 1) (8, PH) (8, 1)		4-3			G3					1	0	0	0	0	0	0									
<b>Inning Stats</b>	R: 2 E: 1 K: 0 S: 7	H: 4 LOB: 2 BB: 0 P: 7	R: 0 E: 1 K: 0 S: 5	H: 1 LOB: 2 BB: 0 P: 5	R: 1 E: 0 K: 0 S: 5	H: 3 LOB: 1 BB: 0 P: 5	R: 2 E: 0 K: 1 S: 8	H: 3 LOB: 2 BB: 1 P: 12	R: 0 E: 0 K: 0 S: 4	H: 1 LOB: 1 BB: 0 P: 4	R: 0 E: 0 K: 2 S: 7	H: 0 LOB: 0 BB: 0 P: 7	R: 0 E: 0 K: 1 S: 5	H: 0 LOB: 1 BB: 0 P: 6	R: 4 E: 0 K: 1 S: 8	H: 3 LOB: 2 BB: 3 P: 20	R: 0 E: 0 K: 1 S: 5	H: 0 LOB: 0 BB: 0 P: 5	1B: 12 2B: 4 3B: 0 HR: 0	SF: 0 SAC: 1 DP: 1 HBP: 1	WP: 0 PB: 0 SB: 0 CS: 1	PA: 47			
<b>PITCHER</b>	IP	WLS	BF	H	R	ER	SO	BB	IBB	HBP	BLK	WP	HR	S	P	ERA	WHIP								
Carl Morton, R ERA: 5.14 (1, 1)	3.2		22	10	5	3	0	1	0	0	0	0	0	21	25	7.36	3.000								
Mike Beard, L ERA: 2.35 (4, 1)	0.0	1	1	1	0	0	0	0	0	0	0	0	0	1	1	∞	∞								
Frank LaCorte, R ERA: 9.82 (4, 1)	3.2	L	17	3	4	4	4	2	0	1	0	0	0	22	31	9.82	1.364								
Elias Sosa, R ERA: 5.35 (8, 1)	1.2		7	1	0	0	2	0	1	0	0	0	0	10	14	0.00	0.600								

Houston Astros @ Atlanta Braves  
Atlanta-Fulton County Stadium, Atlanta, GA  
Tue Jun 22 1976, 7:05 PM EDT  
Att: 5,563 - Unknown

AB 41  
R 9  
H 15  
RBI 9  
BB 4  
SO 6  
LOB 21



Batter	1	2	3	4	5	6	7	8	9	AB	R	H	RBI	BB	SO	LOB	BOTTOM								
Rowland Office, L OBP: 0.388, SLG: 0.418 (1, 8)	4-3			4-3				F7		4	0	1	1	1	0	1									
Rod Gilbreath, R OBP: 0.405, SLG: 0.484 (1, 5)	F8									4	1	3	1	1	0	1									
Jimmy Wynn, R OBP: 0.406, SLG: 0.429 Craig Robinson, R OBP: 0.438, SLG: 0.385 (1, 7) (9, 6)										5	1	2	0	0	1	4									
Willie Montanez, L OBP: 0.365, SLG: 0.443 (1, 3)	F6									5	1	1	0	0	1	4									
Tom Paciorek, R OBP: 0.356, SLG: 0.447 (1, 9)	K									5	1	2	4	0	2	2									
Lee Lacy, R OBP: 0.303, SLG: 0.371 (1, 4)										5	1	1	0	0	1	1									
Darrel Chaney, S OBP: 0.354, SLG: 0.372 Elias Sosa, R OBP: 0.143, SLG: 0.143 Ken Henderson, S OBP: 0.346, SLG: 0.387 (1, 6) (8, 1) (9, PH)										3	1	2	0	1	0	0									
Earl Williams, R OBP: 0.255, SLG: 0.381 (1, 2)										3	1	1	1	0	1	1									
Carl Morton, R OBP: 0.224, SLG: 0.167 Mike Beard, L ERA: 3.77 Frank LaCorte, R Rob Bellor, R Dave May, L OBP: 0.303, SLG: 0.316 (1, 1) (4, 1) (4, 1) (8, 6) (8, PH) (9, 7)										0	0	0	0	0	0	0									
<b>Inning Stats</b>	R: 0 E: 0 K: 1 S: 6	H: 1 LOB: 2 BB: 1 P: 10	R: 1 E: 0 K: 0 S: 5	H: 2 LOB: 0 BB: 0 P: 5	R: 4 E: 0 K: 1 S: 8	H: 3 LOB: 0 BB: 1 P: 12	R: 0 E: 0 K: 0 S: 4	H: 1 LOB: 1 BB: 0 P: 4	R: 0 E: 0 K: 1 S: 5	H: 0 LOB: 0 BB: 0 P: 5	R: 2 E: 0 K: 1 S: 8	H: 3 LOB: 2 BB: 1 P: 12	R: 0 E: 0 K: 1 S: 6	H: 1 LOB: 1 BB: 0 P: 6	R: 0 E: 0 K: 0 S: 4	H: 1 LOB: 1 BB: 0 P: 4	R: 0 E: 0 K: 2 S: 8	H: 1 LOB: 1 BB: 0 P: 8	1B: 10 2B: 2 3B: 0 HR: 1	SF: 1 SAC: 1 DP: 0 HBP: 0	WP: 0 PB: 0 SB: 0 CS: 0	PA: 43			
<b>PITCHER</b>	IP	WLS	BF	H	R	ER	SO	BB	IBB	HBP	BLK	WP	HR	S	P	ERA	WHIP								
Mike Cosgrove, L ERA: 5.11 (1, 1)	3.0		17	6	5	5	2	2	0	0	0	0	0	19	27	15.00	2.667								
Joe Nietro, R ERA: 3.77 (4, 1)	2.1		11	3	2	2	1	1	0	0	0	0	0	12	16	7.71	1.714								
Gene Pentz, R ERA: 3.91 (6, 1)	1.2	W	7	2	0	0	2	0	0	0	0	0	0	11	11	0.00	1.200								
Ken Forsch, R ERA: 1.83 (8, 1)	2.0	S	8	2	0	0	2	0	0	0	0	0	0	12	12	0.00	1.000								

Houston Astros @ Atlanta Braves  
Atlanta-Fulton County Stadium, Atlanta, GA  
Tue Jun 22 1976, 7:05 PM EDT  
Att: 5,563 - Unknown

AB 38  
R 7  
H 13  
RBI 7  
BB 3  
SO 7  
LOB 17













Batter	1	2	3	4	5	6	7	8	9	AB	R	H	RBI	BB	SO	LOB	TOP											
<b>Pete Rose, S</b> OBP: 0.426, SLG: 0.459 (1, 5)										5	2	2	0	1	1	4	<b>Cincinnati Reds @ Houston Astros</b> Astrodome, Houston, TX Fri Jun 25 1976, 8:05 PM EDT Att: 44,988 - Dome											
<b>Ken Griffey, L</b> OBP: 0.397, SLG: 0.474 (1, 9)										6	2	2	0	0	1	6												
<b>Joe Morgan, L</b> OBP: 0.466, SLG: 0.635 <b>Doug Flynn, R</b> OBP: 0.336, SLG: 0.361 (6, 4)										2	1	0	0	2	0	4												
<b>Dan Driessen, L</b> OBP: 0.377, SLG: 0.366 <b>Tony Perez, R</b> OBP: 0.336, SLG: 0.456 (8, PH)										3	1	3	5	1	0	0												
<b>Johnny Bench, R</b> OBP: 0.367, SLG: 0.455 (1, 2)										4	0	1	1	1	2	5												
<b>Mike Lum, L</b> OBP: 0.349, SLG: 0.299 <b>Ed Armbrister, R</b> OBP: 0.400, SLG: 0.433 (8, PH)										3	0	1	1	1	1	2												
<b>Dave Concepcion, R</b> OBP: 0.357, SLG: 0.408 (1, 6)										5	0	0	0	0	1	5												
<b>Cesar Geronimo, L</b> OBP: 0.366, SLG: 0.420 (1, 8)										5	1	3	0	0	0	0												
<b>Rich Hinton, L</b> (1, 1)										1	0	0	0	0	0	1												
<b>Pedro Borbon, R</b> OBP: 0.375, SLG: 0.375 <b>Will McEnaney, L</b> (8, 1)										3	1	2	0	0	1	0												
<b>Inning Stats</b>	R: 2 E: 0 K: 2 S: 10	H: 3 LOB: 2 BB: 1 P: 14	R: 1 E: 1 K: 0 S: 5	H: 1 LOB: 3 BB: 2 P: 13	R: 0 E: 0 K: 0 S: 3	H: 0 LOB: 0 BB: 0 P: 3	R: 2 E: 0 K: 2 S: 10	H: 3 LOB: 2 BB: 1 P: 14	R: 0 E: 0 K: 1 S: 5	H: 0 LOB: 0 BB: 0 P: 5	R: 3 E: 0 K: 1 S: 9	H: 4 LOB: 1 BB: 0 P: 9	R: 0 E: 0 K: 0 S: 4	H: 2 LOB: 1 BB: 0 P: 4	R: 0 E: 0 K: 1 S: 6	H: 1 LOB: 2 BB: 1 P: 10	R: 0 E: 0 K: 1 S: 6	H: 1 LOB: 2 BB: 1 P: 10	1B: 13 2B: 2 3B: 0 HR: 0	SF: 0 SAC: 1 DP: 1 HBP: 0	WP: 0 PB: 0 SB: 3 CS: 0	PA: 48						
<b>PITCHER</b>	IP	WLS	BF	H	R	ER	SO	BB	IBB	HBP	BLK	WP	HR	S	P	ERA	WHIP											
<b>Gilberto Rondon, R</b> ERA: 5.26 (1, 1)	3.2		22	6	5	3	3	4	0	0	0	0	0	0	24	40	7.36	2.727										
<b>Tom Griffin, R</b> ERA: 4.66 (4, 1)	2.0	L	11	5	3	3	3	0	0	0	0	0	0	0	17	17	13.50	2.500										
<b>Gene Pentz, R</b> ERA: 3.6 (6, 1)	1.1		5	2	0	0	0	0	0	0	0	0	0	5	5	0.00	1.500											
<b>Paul Siebert, L</b> ERA: 1.86 (8, 1)	2.0		10	2	0	0	2	1	1	0	0	0	0	12	20	0.00	1.500											
Batter	1	2	3	4	5	6	7	8	9	AB	R	H	RBI	BB	SO	LOB	BOTTOM											
<b>Enos Cabell, R</b> OBP: 0.339, SLG: 0.374 (1, 5)										5	1	2	1	0	0	0	<b>Cincinnati Reds @ Houston Astros</b> Astrodome, Houston, TX Fri Jun 25 1976, 8:05 PM EDT Att: 44,988 - Dome											
<b>Rob Andrews, R</b> OBP: 0.395, SLG: 0.380 (8, 6)										4	1	2	0	0	0	1												
<b>Cesar Cedeno, R</b> OBP: 0.342, SLG: 0.469 (1, 8)										4	1	1	1	1	0	2												
<b>Bob Watson, R</b> OBP: 0.358, SLG: 0.410 (1, 3)										4	2	2	2	0	0	1												
<b>Leon Roberts, R</b> OBP: 0.412, SLG: 0.594 (1, 9)										3	1	2	2	0	0	0												
<b>Cliff Johnson, R</b> OBP: 0.365, SLG: 0.385 (1, 7)										4	0	1	0	0	0	2												
<b>Ed Herrmann, L</b> OBP: 0.306, SLG: 0.329 (1, 2)										4	0	0	0	0	1	2												
<b>Roger Metzger, S</b> OBP: 0.304, SLG: 0.289 (1, 6)										2	0	0	0	0	0	0												
<b>Greg Gross, L</b> OBP: 0.354, SLG: 0.325 (7, PH)										1	0	0	0	0	0	0												
<b>Paul Siebert, L</b> (8, 1)										0	0	0	0	0	0	0												
<b>Jerry Davanon, R</b> OBP: 0.400, SLG: 0.577 (9, PH)										1	0	0	0	0	0	0												
<b>Gilberto Rondon, R</b> OBP: 0.250, SLG: 0.250 <b>Tom Griffin, R</b> (4, 1)										1	0	0	0	0	0	0												
<b>Gene Pentz, R</b> OBP: 0.333, SLG: 0.333 <b>Ken Boswell, L</b> OBP: 0.324, SLG: 0.343 (7, PH)										0	0	0	0	0	0	0												
<b>Inning Stats</b>	R: 3 E: 0 K: 0 S: 6	H: 3 LOB: 0 BB: 0 P: 6	R: 0 E: 0 K: 0 S: 3	H: 0 LOB: 0 BB: 0 P: 3	R: 2 E: 0 K: 1 S: 8	H: 3 LOB: 1 BB: 0 P: 8	R: 0 E: 0 K: 1 S: 5	H: 0 LOB: 0 BB: 0 P: 5	R: 0 E: 0 K: 0 S: 3	H: 1 LOB: 0 BB: 0 P: 3	R: 0 E: 0 K: 0 S: 3	H: 0 LOB: 1 BB: 0 P: 4	R: 0 E: 0 K: 0 S: 4	H: 1 LOB: 1 BB: 0 P: 4	R: 1 E: 0 K: 2 S: 9	H: 2 LOB: 1 BB: 0 P: 9	R: 0 E: 0 K: 0 S: 3	H: 0 LOB: 0 BB: 0 P: 3	1B: 5 2B: 0 3B: 1 HR: 4	SF: 0 SAC: 0 DP: 1 HBP: 1	WP: 0 PB: 0 SB: 1 CS: 0	PA: 37						
<b>PITCHER</b>	IP	WLS	BF	H	R	ER	SO	BB	IBB	HBP	BLK	WP	HR	S	P	ERA	WHIP											
<b>Rich Hinton, L</b> ERA: 10.8 (1, 1)	2.2		14	6	5	5	1	0	0	0	0	0	0	1	22	23	1.80	0.800										
<b>Pedro Borbon, R</b> ERA: 2.72 (3, 1)	5.0	W	19	4	1	1	2	0	0	1	0	0	0	1	22	23	1.80	0.800										
<b>Will McEnaney, L</b> ERA: 3.23 (8, 1)	1.1	S	4	0	0	0	1	0	0	0	0	0	0	6	6	0.00	0.000											



Batter	1	2	3	4	5	6	7	8	9	AB	R	H	RBI	BB	SO	LOB	TOP			
<b>Pete Rose, S</b> OBP: 0.423, SLG: 0.456 (1, 5)										4	0	1	0	0	0	2	<b>Cincinnati Reds @ Houston Astros</b> Astrodome, Houston, TX Sat Jun 26 1976, 8:05 PM EDT Att: 31,039 - Dome			
<b>Ken Griffey, L</b> OBP: 0.395, SLG: 0.471 (1, 9)										4	0	1	0	0	0	2				
<b>Dan Driessen, L</b> OBP: 0.373, SLG: 0.372 (1, 3)										4	0	1	0	0	0	2				
<b>Johnny Bench, R</b> OBP: 0.365, SLG: 0.450 (1, 2)										4	0	1	0	0	0	1				
<b>Mike Lum, L</b> OBP: 0.345, SLG: 0.310 (1, 7)										4	0	1	0	0	1	0				
<b>Cesar Geronimo, L</b> OBP: 0.368, SLG: 0.427 (1, 8)										4	0	2	0	0	0	2				
<b>Dave Concepcion, R</b> OBP: 0.355, SLG: 0.405 (1, 6)										4	0	1	0	0	0	4				
<b>Doug Flynn, R</b> OBP: 0.333, SLG: 0.357 (1, 4)										4	0	1	0	0	1	2				
<b>Pat Zachry, R</b> OBP: 0.290, SLG: 0.222 (7, PH)										2	0	0	0	0	1	1				
<b>Joel Youngblood, R</b> OBP: 0.333, SLG: 0.361 (7, PH)										1	0	1	0	0	0	0				
<b>Jack Billingham, R</b> OBP: 0.333, SLG: 0.296 (7, 1)										0	0	0	0	0	0	0				
<b>Inning Stats</b>	R: 0 E: 0 K: 0 S: 4	H: 1 LOB: 1 BB: 0 P: 4	R: 0 E: 0 K: 2 S: 8	H: 1 LOB: 1 BB: 0 P: 8	R: 0 E: 0 K: 0 S: 3	H: 0 LOB: 0 BB: 0 P: 3	R: 0 E: 0 K: 0 S: 5	H: 2 LOB: 2 BB: 0 P: 5	R: 0 E: 0 K: 1 S: 7	H: 3 LOB: 2 BB: 0 P: 7	R: 0 E: 0 K: 0 S: 3	H: 0 LOB: 0 BB: 0 P: 3	R: 0 E: 0 K: 0 S: 3	H: 0 LOB: 0 BB: 0 P: 3	R: 0 E: 0 K: 0 S: 3	H: 1 LOB: 0 BB: 0 P: 3	1B: 7 2B: 4 3B: 0 HR: 0	SF: 0 SAC: 0 DP: 1 HBP: 0	WP: 0 PB: 0 SB: 0 CS: 0	PA: 35
<b>PITCHER</b> <b>Joaquin Andujar, R</b> ERA: 4.52 (1, 1)	IP: 9.0 WLS: W BF: 35 H: 10 R: 0 ER: 0 SO: 3 BB: 0 IBB: 0 HBP: 0 BLK: 0 WP: 0 HR: 0 S: 41 P: 41 ERA: 0.00 WHIP: 1.111																			

AB	35
R	0
H	10
RBI	0
BB	0
SO	3
LOB	16



Batter	1	2	3	4	5	6	7	8	9	AB	R	H	RBI	BB	SO	LOB	BOTTOM			
<b>Enos Cabell, R</b> OBP: 0.341, SLG: 0.374 (1, 5)										3	1	1	0	1	2	1	<b>Cincinnati Reds @ Houston Astros</b> Astrodome, Houston, TX Sat Jun 26 1976, 8:05 PM EDT Att: 31,039 - Dome			
<b>Rob Andrews, R</b> OBP: 0.368, SLG: 0.375 (1, 4)										2	1	0	0	2	0	1				
<b>Cesar Cedeno, R</b> OBP: 0.341, SLG: 0.463 (1, 8)										3	0	0	0	1	1	3				
<b>Bob Watson, R</b> OBP: 0.360, SLG: 0.406 (1, 3)										2	1	0	0	2	0	0				
<b>Jose Cruz, L</b> OBP: 0.382, SLG: 0.373 (1, 9)										3	0	1	3	1	1	2				
<b>Cliff Johnson, R</b> OBP: 0.369, SLG: 0.383 (6, FR)										1	0	0	0	2	1	2				
<b>Wilbur Howard, S</b> OBP: 0.240, SLG: 0.276 (7, 7)										0	0	0	0	0	0	0				
<b>Ed Herrmann, L</b> OBP: 0.297, SLG: 0.318 (1, 2)										3	0	0	0	0	1	2				
<b>Roger Metzger, S</b> OBP: 0.304, SLG: 0.290 (1, 6)										3	0	1	0	0	0	0				
<b>Joaquin Andujar, S</b> OBP: 0.211, SLG: 0.211 (1, 1)										3	0	0	0	0	3	1				
<b>Inning Stats</b>	R: 3 E: 0 K: 1 S: 5	H: 1 LOB: 1 BB: 4 P: 21	R: 0 E: 0 K: 2 S: 7	H: 0 LOB: 0 BB: 0 P: 7	R: 0 E: 0 K: 2 S: 7	H: 0 LOB: 2 BB: 2 P: 15	R: 0 E: 0 K: 2 S: 8	H: 1 LOB: 1 BB: 0 P: 8	R: 0 E: 0 K: 0 S: 2	H: 0 LOB: 0 BB: 1 P: 6	R: 0 E: 0 K: 1 S: 3	H: 0 LOB: 1 BB: 2 P: 11	R: 0 E: 0 K: 1 S: 6	H: 1 LOB: 1 BB: 0 P: 6	R: 0 E: 0 K: 0 S: 3	H: 0 LOB: 0 BB: 0 P: 3	1B: 2 2B: 1 3B: 0 HR: 0	SF: 0 SAC: 0 DP: 1 HBP: 0	WP: 1 PB: 0 SB: 3 CS: 1	PA: 32
<b>PITCHER</b> <b>Pat Zachry, R</b> ERA: 2.54 (1, 1)	IP: 6.0 WLS: L BF: 25 H: 2 R: 3 ER: 3 SO: 8 BB: 9 IBB: 0 HBP: 0 BLK: 0 WP: 1 HR: 0 S: 32 P: 68 ERA: 4.50 WHIP: 1.833																			
<b>Jack Billingham, R</b> ERA: 4.93 (7, 1)	IP: 2.0 WLS: 7 BF: 1 H: 0 R: 0 ER: 0 SO: 1 BB: 0 IBB: 0 HBP: 0 BLK: 0 WP: 0 HR: 0 S: 9 P: 9 ERA: 0.00 WHIP: 0.500																			





Batter	1	2	3	4	5	6	7	8	9	AB	R	H	RBI	BB	SO	LOB	TOP										
<b>Pete Rose, S</b> OBP: 0.423, SLG: 0.453 (1, 5)	5-3	1-2 2-H 3-H 1B		FC4-6 BB		F9			F9	4	0	1	2	1	0	0	<b>Cincinnati Reds @ Houston Astros</b> Astrodome, Houston, TX Sun Jun 27 1976, 4:33 AM EDT Att. 24,234 - Dome										
<b>Ken Griffey, L</b> OBP: 0.387, SLG: 0.461 (1, 9)	K	FC5		FC4-6 FC6		F7			4-3	5	0	0	1	0	1	4											
<b>Joe Morgan, L</b> OBP: 0.461, SLG: 0.623 (1, 4)	1B		4-3	FC6				F9	6-3	5	0	1	0	0	0	2											
<b>Dan Driessen, L</b> OBP: 0.360, SLG: 0.356 (1, 3)	4-3									4	0	0	0	0	1	1											
<b>Johnny Bench, R</b> OBP: 0.367, SLG: 0.446 (1, 2)		5-3		K		WP 1B BB			FC6-4 BB	2	0	0	0	2	1	0											
<b>Cesar Geronimo, L</b> OBP: 0.375, SLG: 0.434 (1, 8)		1B BB 1B		FC1 BB E 1B		WP 1B			FC6-4	4	2	3	0	0	0	1											
<b>Mike Lum, L</b> OBP: 0.341, SLG: 0.297 (1, 7)		F8		E FC4-6 BB 1B		F9			K	3	1	0	0	1	1	3											
<b>Doug Flynn, R</b> OBP: 0.331, SLG: 0.348 (1, 6)		1B BB 1B		K		F9			F4-3	3	1	0	0	1	1	4											
<b>Fred Norman, S</b> OBP: 0.176, SLG: 0.188 (1, 1)				FC1					K	3	0	1	0	0	0	1											
<b>Joel Youngblood, R</b> (8, PH) OBP: 0.325, SLG: 0.351		FC5 1B		FC4-6 1-3 2-H		5-3				1	0	0	0	0	1	0											
<b>Rawly Eastwick, R</b> (8, 1)		1-2 2-3 1B								0	0	0	0	0	0	0											
<b>Inning Stats</b>	R: 0 E: 0 K: 1 S: 6	H: 1 LOB: 1 BB: 0 P: 6	R: 2 E: 0 K: 0 S: 6	H: 3 LOB: 2 BB: 1 P: 10	R: 0 E: 0 K: 2 S: 7	H: 0 LOB: 0 BB: 0 P: 7	R: 2 E: 1 K: 1 S: 7	H: 1 LOB: 2 BB: 2 P: 15	R: 0 E: 0 K: 0 S: 4	H: 1 LOB: 2 BB: 1 P: 8	R: 0 E: 0 K: 0 S: 3	H: 0 LOB: 0 BB: 0 P: 3	R: 0 E: 0 K: 2 S: 7	H: 0 LOB: 0 BB: 0 P: 7	R: 0 E: 0 K: 0 S: 3	H: 0 LOB: 0 BB: 0 P: 3	1B: 6 2B: 0 3B: 0 HR: 0	SF: 0 SAC: 0 DP: 0 HBP: 0	WP: 1 PB: 0 SB: 0 CS: 0	PA: 39							
<b>PITCHER</b>	IP	WLS	BF	H	R	ER	SO	BB	IBB	HBP	BLK	WP	HR	S	P	ERA	WHIP										
<b>J.R. Richard, R</b> ERA: 2.98 (1, 1)	5.0	L	26	6	4	2	4	4	0	0	0	1	0	30	46	3.60	2.000										
<b>Paul Siebert, L</b> ERA: 1.99 (6, 1)	2.0		7	0	0	0	0	1	0	0	0	0	0	6	10	0.00	0.500										
<b>Gene Pentz, R</b> ERA: 3.33 (8, 1)	2.0		6	0	0	0	2	0	0	0	0	0	0	10	10	0.00	0.000										

AB	34
R	4
H	6
RBI	3
BB	5
SO	6
LOB	16



Batter	1	2	3	4	5	6	7	8	9	AB	R	H	RBI	BB	SO	LOB	BOTTOM										
<b>Enos Cabell, R</b> OBP: 0.336, SLG: 0.368 (1, 5)	F9		F6		F9			P3		4	0	0	0	0	0	0	<b>Cincinnati Reds @ Houston Astros</b> Astrodome, Houston, TX Sun Jun 27 1976, 4:33 AM EDT Att. 24,234 - Dome										
<b>Rob Andrews, R</b> OBP: 0.366, SLG: 0.368 (1, 4)	P4		CS BB			5-3		K		3	0	0	0	1	1	0											
<b>Cesar Cedeno, R</b> OBP: 0.336, SLG: 0.456 (1, 8)	P4		F8			1-3		F6-3		4	0	0	0	0	0	1											
<b>Bob Watson, R</b> OBP: 0.358, SLG: 0.416 (1, 3)		K		1-3		HR		K		4	1	1	1	0	2	0											
<b>Leon Roberts, R</b> OBP: 0.415, SLG: 0.587 (1, 9)		BB 1B BB		FC5-4 1B		K		K		3	1	1	0	1	2	0											
<b>Cliff Johnson, R</b> OBP: 0.364, SLG: 0.376 (1, 7)										3	0	0	0	0	0	2											
<b>Greg Gross, L</b> (8, PH) OBP: 0.353, SLG: 0.324		F6		FC5-4 1-2				F7		1	0	0	0	0	0	0											
<b>Ed Herrmann, L</b> OBP: 0.298, SLG: 0.311 (1, 2)		1B BB		G2				G3		2	0	0	0	1	0	1											
<b>Roger Metzger, S</b> OBP: 0.309, SLG: 0.295 (1, 6)										3	0	2	1	0	0	0											
<b>J.R. Richard, R</b> OBP: 0.087, SLG: 0.111 (1, 1)										1	0	0	0	0	0	2											
<b>Wilbur Howard, S</b> (5, PH) OBP: 0.238, SLG: 0.274										1	0	0	0	0	1	0											
<b>Paul Siebert, L</b> (6, 1)										0	0	0	0	0	0	0											
<b>Ken Boswell, L</b> (7, PH) OBP: 0.320, SLG: 0.338										1	0	0	0	0	1	0											
<b>Gene Pentz, R</b> OBP: 0.333, SLG: 0.333 (8, 1)										0	0	0	0	0	0	0											
<b>Inning Stats</b>	R: 0 E: 0 K: 0 S: 3	H: 0 LOB: 0 BB: 0 P: 3	R: 1 E: 0 K: 1 S: 6	H: 1 LOB: 2 BB: 2 P: 14	R: 0 E: 0 K: 0 S: 2	H: 0 LOB: 0 BB: 1 P: 6	R: 0 E: 0 K: 0 S: 4	H: 1 LOB: 1 BB: 0 P: 4	R: 0 E: 0 K: 1 S: 5	H: 0 LOB: 0 BB: 0 P: 5	R: 1 E: 0 K: 1 S: 6	H: 1 LOB: 0 BB: 0 P: 6	R: 0 E: 0 K: 0 S: 4	H: 1 LOB: 1 BB: 0 P: 4	R: 0 E: 0 K: 1 S: 5	H: 0 LOB: 0 BB: 0 P: 5	R: 0 E: 0 K: 2 S: 7	H: 0 LOB: 0 BB: 0 P: 7	1B: 3 2B: 0 3B: 0 HR: 1	SF: 0 SAC: 0 DP: 0 HBP: 0	WP: 0 PB: 0 SB: 0 CS: 1	PA: 33					
<b>PITCHER</b>	IP	WLS	BF	H	R	ER	SO	BB	IBB	HBP	BLK	WP	HR	S	P	ERA	WHIP										
<b>Fred Norman, L</b> ERA: 3.15 (1, 1)	7.0		27	4	2	2	3	3	0	0	0	0	1	30	42	2.57	1.000										
<b>Rawly Eastwick, R</b> ERA: 2.59 (8, 1)	2.0	S	6	0	0	0	3	0	0	0	0	0	0	12	12	0.00	0.000										









Batter	1	2	3	4	5	6	7	8	9	AB	R	H	RBI	BB	SO	LOB	TOP			
<b>Enos Cabell, R</b> OBP: 0.335, SLG: 0.365 (1, 5)										5	1	2	0	0	0	0				
<b>Rob Andrews, R</b> OBP: 0.372, SLG: 0.376 (1, 4)										5	1	1	0	0	1	2				
<b>Cesar Cedeno, R</b> OBP: 0.332, SLG: 0.453 (1, 8)										4	0	0	0	0	1	3				
<b>Bob Watson, R</b> OBP: 0.358, SLG: 0.417 (1, 3)										4	1	1	0	0	1	4				
<b>Jose Cruz, L</b> OBP: 0.390, SLG: 0.386 (1, 9)										3	1	1	2	1	1	3				
<b>Cliff Johnson, R</b> OBP: 0.371, SLG: 0.402 (1, 7)										3	0	1	2	1	0	2				
<b>Wilbur Howard, S</b> OBP: 0.235, SLG: 0.270 (8, 7)										0	0	0	0	0	0	0				
<b>Ed Herrmann, L</b> OBP: 0.292, SLG: 0.306 (1, 2)										3	0	0	0	1	0	4				
<b>Roger Metzger, S</b> OBP: 0.307, SLG: 0.290 (1, 6)										4	0	0	0	0	0	1				
<b>Larry Dierker, R</b> OBP: 0.121, SLG: 0.121 (1, 1)										4	0	0	0	0	0	0				
<b>Inning Stats</b>	R: 1 E: 2 K: 1 S: 8	H: 1 LOB: 3 BB: 1 P: 12	R: 0 E: 0 K: 0 S: 3	H: 0 LOB: 0 BB: 0 P: 3	R: 0 E: 0 K: 1 S: 5	H: 0 LOB: 1 BB: 2 P: 5	R: 0 E: 0 K: 0 S: 2	H: 0 LOB: 0 BB: 0 P: 10	R: 0 E: 0 K: 1 S: 5	H: 1 LOB: 1 BB: 0 P: 6	R: 0 E: 0 K: 0 S: 3	H: 0 LOB: 0 BB: 0 P: 3	R: 3 E: 1 K: 0 S: 7	H: 3 LOB: 1 BB: 0 P: 7	R: 0 E: 1 K: 0 S: 4	H: 1 LOB: 1 BB: 0 P: 4	1B: 5 2B: 0 3B: 1 HR: 0	SF: 0 SAC: 0 DP: 0 HBP: 0	WP: 0 PB: 0 SB: 0 CS: 0	PA: 38
<b>PITCHER</b> <b>Jim Barr, R</b> ERA: 2.99 (1, 1)	IP: 9.0 WLS: L BF: 38	H: 6 R: 4 ER: 0 SO: 4	BB: 3 IBB: 0 HBP: 0 BLK: 0	WP: 0 HR: 0 S: 43 P: 55	ERA: 0.00 WHIP: 1.000															

**Houston Astros @ San Francisco Giants**  
Candlestick Park, San Francisco, CA  
Tue Jun 29 1976, 10:05 PM EDT  
Att.: 4,133 - Unknown

AB	35
R	4
H	6
RBI	4
BB	3
SO	4
LOB	19



Batter	1	2	3	4	5	6	7	8	9	AB	R	H	RBI	BB	SO	LOB	BOTTOM					
<b>Gary Thomasson, L</b> OBP: 0.303, SLG: 0.443 (1, 8)										4	1	1	0	0	1	2						
<b>Larry Hemdon, R</b> OBP: 0.376, SLG: 0.405 (8, 8)										0	0	0	0	0	0	0						
<b>Marty Perez, R</b> OBP: 0.316, SLG: 0.347 (1, 4)										2	0	1	0	1	0	0						
<b>Gary Matthews, R</b> OBP: 0.353, SLG: 0.423 (1, 7)										3	0	0	0	1	2	3						
<b>Bobby Murcer, L</b> OBP: 0.354, SLG: 0.384 (1, 9)										4	0	2	1	0	0	1						
<b>Darrell Evans, L</b> OBP: 0.328, SLG: 0.280 (1, 3)										3	2	1	0	1	0	2						
<b>Chris Speier, R</b> OBP: 0.317, SLG: 0.295 (1, 6)										3	0	1	0	0	0	2						
<b>Ken Reitz, R</b> OBP: 0.310, SLG: 0.357 (1, 5)										3	0	0	1	0	1	2						
<b>Dave Rader, L</b> OBP: 0.299, SLG: 0.323 (1, 2)										4	0	1	1	0	2	1						
<b>Jim Barr, R</b> OBP: 0.216, SLG: 0.094 (1, 1)										3	0	0	0	0	2	3						
<b>Glenn Adams, L</b> OBP: 0.286, SLG: 0.371 (8, PH)										1	0	0	0	0	0	0						
<b>Inning Stats</b>	R: 0 E: 0 K: 1 S: 6	H: 1 LOB: 1 BB: 0 P: 6	R: 1 E: 0 K: 1 S: 6	H: 1 LOB: 2 BB: 1 P: 11	R: 0 E: 0 K: 1 S: 4	H: 0 LOB: 0 BB: 1 P: 8	R: 1 E: 0 K: 1 S: 7	H: 2 LOB: 1 BB: 0 P: 7	R: 1 E: 0 K: 0 S: 4	H: 2 LOB: 1 BB: 0 P: 4	R: 0 E: 0 K: 0 S: 3	H: 0 LOB: 0 BB: 0 P: 3	R: 0 E: 0 K: 2 S: 7	H: 0 LOB: 0 BB: 0 P: 7	R: 0 E: 0 K: 0 S: 4	H: 1 LOB: 2 BB: 1 P: 8	R: 0 E: 0 K: 2 S: 7	H: 0 LOB: 0 BB: 0 P: 7	1B: 7 2B: 1 3B: 0 HR: 0	SF: 1 SAC: 1 DP: 1 HBP: 1	WP: 0 PB: 0 SB: 1 CS: 1	PA: 36
<b>PITCHER</b> <b>Larry Dierker, R</b> ERA: 4.33 (1, 1)	IP: 9.0 WLS: W BF: 36	H: 7 R: 3 ER: 3 SO: 8	BB: 3 IBB: 0 HBP: 1 BLK: 0	WP: 0 HR: 0 S: 48 P: 61	ERA: 3.00 WHIP: 1.111																	

**Houston Astros @ San Francisco Giants**  
Candlestick Park, San Francisco, CA  
Tue Jun 29 1976, 10:05 PM EDT  
Att.: 4,133 - Unknown

AB	30
R	3
H	7
RBI	3
BB	3
SO	8
LOB	16





Batter	1	2	3	4	5	6	7	8	9	AB	R	H	RBI	BB	SO	LOB	TOP			
<b>Enos Cabell, R</b> OBP: 0.333, SLG: 0.363 (1, 5)										4	1	1	0	0	0	1	Houston Astros @ San Francisco Giants Candlestick Park, San Francisco, CA Wed Jun 30 1976, 6:33 AM EDT Att: 3,125 - Unknown			
<b>Rob Andrews, R</b> OBP: 0.370, SLG: 0.373 (1, 4)										4	0	1	0	0	1	2				
<b>Cesar Cedeno, R</b> OBP: 0.331, SLG: 0.462 (1, 8)										4	1	1	1	0	1	4				
<b>Bob Watson, R</b> OBP: 0.353, SLG: 0.410 (1, 3)										4	0	0	1	0	2	3				
<b>Jose Cruz, L</b> OBP: 0.387, SLG: 0.383 (1, 9)										4	0	1	0	0	0	1				
<b>Cliff Johnson, R</b> OBP: 0.368, SLG: 0.396 (1, 7)										3	0	0	0	1	0	1				
<b>Ed Herrmann, L</b> OBP: 0.287, SLG: 0.300 <b>Skip Jutze, R</b> OBP: 0.160, SLG: 0.208 (7, PH) (7, 2)										2	0	0	0	0	1	2				
<b>Roger Metzger, S</b> OBP: 0.306, SLG: 0.286 (1, 6)										3	0	0	0	1	2	3				
<b>Gilberto Rondon, R</b> OBP: 0.328, SLG: 0.308 <b>Gene Pentz, R</b> OBP: 0.333, SLG: 0.333 <b>Rich Collins, L</b> <b>Tom Griffin, R</b> <b>Ken Boswell, L</b> <b>Paul Siebert, L</b> <b>Joe Niekro, R</b> <b>Greg Gross, R</b> (1, 1) (4, 1) (5, PH) (5, 1) (7, PH) (7, 1) (8, 1) (9, PH)										1	0	1	0	0	0	0				
<b>Inning Stats</b>	R: 1 E: 0 K: 0 S: 5	H: 2 LOB: 1 BB: 0 P: 5	R: 0 E: 0 K: 0 S: 2	H: 0 LOB: 0 BB: 1 P: 6	R: 0 E: 1 K: 2 S: 9	H: 1 LOB: 2 BB: 0 P: 9	R: 0 E: 0 K: 2 S: 8	H: 0 LOB: 0 BB: 0 P: 8	R: 0 E: 0 K: 1 S: 5	H: 0 LOB: 0 BB: 0 P: 5	R: 0 E: 0 K: 2 S: 8	H: 1 LOB: 1 BB: 0 P: 8	R: 0 E: 0 K: 1 S: 6	H: 1 LOB: 0 BB: 1 P: 6	R: 0 E: 0 K: 0 S: 4	H: 1 LOB: 2 BB: 1 P: 8		1B: 4 2B: 1 3B: 1 HR: 1	SF: 0 SAC: 0 DP: 1 HBP: 0	WP: 0 PB: 0 SB: 1 CS: 0
<b>PITCHER</b> <b>Ed Halicki, R</b> ERA: 4.47 (1, 1)	IP: 9.0 WLS: W BF: 36 H: 7 R: 2 ER: 2 SO: 8 BB: 2 IBB: 0 HBP: 0 BLK: 0 WP: 0 HR: 1 S: 50 P: 58 ERA: 2.00 WHIP: 1.000															<b>PITCHER</b> <b>Ed Halicki, R</b> ERA: 4.47 (1, 1)	IP: 9.0 WLS: W BF: 36 H: 7 R: 2 ER: 2 SO: 8 BB: 2 IBB: 0 HBP: 0 BLK: 0 WP: 0 HR: 1 S: 50 P: 58 ERA: 2.00 WHIP: 1.000			

Batter	1	2	3	4	5	6	7	8	9	AB	R	H	RBI	BB	SO	LOB	BOTTOM			
<b>Gary Thomasson, L</b> OBP: 0.306, SLG: 0.448 (1, 8) (5, 9)										6	0	2	3	0	0	2	Houston Astros @ San Francisco Giants Candlestick Park, San Francisco, CA Wed Jun 30 1976, 6:33 AM EDT Att: 3,125 - Unknown			
<b>Marty Perez, R</b> OBP: 0.331, SLG: 0.354 (1, 4)										3	3	2	1	2	0	1				
<b>Gary Matthews, R</b> OBP: 0.356, SLG: 0.431 (1, 7)										4	1	2	2	1	1	1				
<b>Bobby Murcer, L</b> OBP: 0.354, SLG: 0.387 <b>Larry Herndon, R</b> OBP: 0.377, SLG: 0.406 (1, 9) (5, 8)										3	0	1	1	0	2	5				
<b>Darrell Evans, L</b> OBP: 0.333, SLG: 0.284 (1, 3)										4	0	2	1	1	0	4				
<b>Chris Speier, R</b> OBP: 0.319, SLG: 0.292 (1, 6)										3	1	0	0	2	0	5				
<b>Ken Reitz, R</b> OBP: 0.315, SLG: 0.364 (1, 5)										5	2	3	0	0	0	2				
<b>Dave Rader, L</b> OBP: 0.310, SLG: 0.333 (1, 2)										5	1	3	1	0	1	2				
<b>Ed Halicki, R</b> OBP: 0.286, SLG: 0.194 (1, 1)										4	2	0	0	1	2	5				
<b>Inning Stats</b>	R: 1 E: 0 K: 0 S: 4	H: 1 LOB: 1 BB: 1 P: 8	R: 0 E: 0 K: 0 S: 3	H: 1 LOB: 1 BB: 1 P: 7	R: 1 E: 0 K: 1 S: 8	H: 3 LOB: 0 BB: 0 P: 8	R: 2 E: 0 K: 2 S: 11	H: 4 LOB: 3 BB: 1 P: 15	R: 2 E: 0 K: 1 S: 6	H: 1 LOB: 1 BB: 2 P: 14	R: 0 E: 0 K: 2 S: 7	H: 0 LOB: 1 BB: 1 P: 11	R: 4 E: 0 K: 0 S: 8	H: 5 LOB: 2 BB: 1 P: 12	R: 0 E: 0 K: 1 S: 6	H: 1 LOB: 1 BB: 0 P: 6		1B: 12 2B: 3 3B: 1 HR: 0	SF: 0 SAC: 0 DP: 1 HBP: 0	WP: 2 PB: 0 SB: 0 CS: 0
<b>PITCHER</b> <b>Gilberto Rondon, R</b> ERA: 5.71 <b>Gene Pentz, R</b> ERA: 3.25 <b>Tom Griffin, R</b> ERA: 4.89 <b>Paul Siebert, L</b> ERA: 3.22 <b>Joe Niekro, R</b> ERA: 3.72 (1, 1) (4, 1) (5, 1) (7, 1) (8, 1)	IP: 3.1 WLS: L BF: 20 H: 9 R: 4 ER: 4 SO: 4 BB: 1 IBB: 0 HBP: 0 BLK: 0 WP: 0 HR: 0 S: 22 P: 30 ERA: 10.80 WHIP: 3.300															<b>PITCHER</b> <b>Gilberto Rondon, R</b> ERA: 5.71 <b>Gene Pentz, R</b> ERA: 3.25 <b>Tom Griffin, R</b> ERA: 4.89 <b>Paul Siebert, L</b> ERA: 3.22 <b>Joe Niekro, R</b> ERA: 3.72 (1, 1) (4, 1) (5, 1) (7, 1) (8, 1)	IP: 3.1 WLS: L BF: 20 H: 9 R: 4 ER: 4 SO: 4 BB: 1 IBB: 0 HBP: 0 BLK: 0 WP: 0 HR: 0 S: 22 P: 30 ERA: 10.80 WHIP: 3.300			

AB 34  
R 2  
H 7  
RBI 2  
BB 2  
SO 8  
LOB 20


AB 39  
R 10  
H 16  
RBI 10  
BB 7  
SO 7  
LOB 27



Batter	1	2	3	4	5	6	7	8	9	10	11	12	13	14	AB	R	H	RBI	BB	SO	LOB	TOP								
Greg Gross, L OBP: 0.360, SLG: 0.335 (1, 9)	F7	FC4-6			CS BB		1B 2B 1B	FC6-4 1B		4-3 2B	1B		6-3		7	1	4	2	1	0	3									
Rob Andrews, R OBP: 0.370, SLG: 0.370 (1, 4)	F9		G6-3 BB		K		K	FC6-4 1B		4-3	1B			HR 1B	7	1	2	0	1	2	5									
Cesar Cedeno, R OBP: 0.339, SLG: 0.476 (1, 8)	1B E 1B		G6-3 1B		F8		F8		1B SH3-4 1B	FC5-4 1BB	F3			HR	7	2	4	2	1	0	3									
Bob Watson, R OBP: 0.355, SLG: 0.411 (1, 3)	E9 1B		G6-3			5-3	2B 1B		SH3-4 1B	FC5-4		4-3		G4-6-3 1B	7	1	3	0	0	0	4									
Jose Cruz, L OBP: 0.392, SLG: 0.391 (1, 7)	1-3		3-1			1B 1B	2B		1B 1BB		FC3-6 1B	K		G4-6-3 1B	7	0	3	2	1	1	3									
Ed Herrmann, L OBP: 0.273, SLG: 0.283 Skip Jutz, R OBP: 0.169, SLG: 0.205 (11, PR) (11, 2)	F9		4-1		4-1	L6	5-3		P6	FC3-6 1B	6-3		1B BB	6	0	0	0	0	0	5										
Enos Cabell, R OBP: 0.342, SLG: 0.369 (1, 5)	K					1B		L8	1B	3B 1B			F8 1B	7	1	4	0	0	1	0										
Roger Metzger, S OBP: 0.309, SLG: 0.287 Ken Boswell, L OBP: 0.312, SLG: 0.329 Jerry Davanon, R OBP: 0.456, SLG: 0.679 (9, PH) (9, 6)	1B				L7	L9		1B SH3-4 BB	4-3		1B 3B		SH3-4 BB	3	0	1	0	1	0	3										
J.R. Richard, R OBP: 0.104, SLG: 0.128 Rich Chiles, L OBP: 0.333, SLG: 0.667 Paul Siebert, L OBP: 0.167 Ken Forsch, R OBP: 0.296, SLG: 0.167 Gene Pentz, R OBP: 0.250, SLG: 0.250 (7, 1) (7, 1) (13, 1)	1B				F8			1B 2B	SH3-4		6-3	5-3	SH3-4	K	2	0	1	0	0	0	1									
<b>Inning Stats</b>	R: 1 E: 1 K: 0 S: 5	H: 2 LOB: 1 BB: 0 P: 5	R: 0 E: 0 K: 1 S: 7	H: 2 LOB: 2 BB: 0 P: 7	R: 0 E: 0 K: 1 S: 3	H: 1 LOB: 1 BB: 1 P: 7	R: 0 E: 0 K: 0 S: 3	H: 0 LOB: 1 BB: 0 P: 4	R: 0 E: 0 K: 1 S: 4	H: 0 LOB: 0 BB: 1 P: 8	R: 0 E: 0 K: 0 S: 5	H: 2 LOB: 2 BB: 0 P: 5	R: 0 E: 0 K: 0 S: 9	H: 4 LOB: 1 BB: 0 P: 9	R: 0 E: 0 K: 1 S: 4	H: 1 LOB: 2 BB: 1 P: 8	R: 0 E: 0 K: 0 S: 5	H: 2 LOB: 3 BB: 1 P: 9	R: 3 E: 0 K: 0 S: 8	H: 5 LOB: 2 BB: 0 P: 8	R: 0 E: 0 K: 1 S: 3	H: 0 LOB: 1 BB: 1 P: 7	R: 3 E: 0 K: 1 S: 9	H: 5 LOB: 2 BB: 1 P: 13	R: 0 E: 0 K: 0 S: 5	H: 0 LOB: 0 BB: 0 P: 5	1B: 20 2B: 3 3B: 1 HR: 1	SF: 0 SAC: 3 DP: 2 HBP: 1	WP: 0 PB: 0 SB: 0 CS: 1	PA: 72
<b>PITCHER</b>	IP 6.0	WLS 28	H 9	R 3	ER 2	SO 2	BB 2	IBB 0	HBP 0	BLK 1	WP 0	HR 0	S 29	P 38	ERA 3.00	WHIP 1.633														
Pat Zachry, R ERA: 2.48	2.0	10	3	1	1	1	1	0	0	0	0	0	11	15	4.50	2.000														
Rawly Eastwick, R ERA: 2.6	2.0	11	3	0	0	0	0	2	0	0	0	0	9	17	0.00	1.500														
Pedro Borbon, R ERA: 2.45	2.0	11	5	3	3	1	0	0	0	0	0	0	13	13	13.50	2.500														
Will McInaney, L ERA: 3.74	2.0	L	12	5	3	3	1	2	0	0	0	0	1	12	13.50	3.500														
Rich Hinton, L ERA: 9.84																														

Houston Astros @ Cincinnati Reds  
Riverfront Stadium, Cincinnati, OH  
Fri Jul 02 1976, 3:33 AM EDT  
Unknown


AB 61  
R 10  
H 25  
RBI 9  
BB 7  
SO 5  
LOB 34



Batter	1	2	3	4	5	6	7	8	9	10	11	12	13	14	AB	R	H	RBI	BB	SO	LOB	BOTTOM						
Pete Rose, S OBP: 0.427, SLG: 0.458 (1, 5)	4-3 BB 2B BB	1B			F8		1B		4-3		PB 1B 2B	1B		BB 1B	7	2	5	0	1	0	0							
Ken Griffey, L OBP: 0.389, SLG: 0.453 (1, 9)	4-3 BB 2B	K			4-3	F7		K		1B 2B 1B	F7		BB 1B	7	2	2	0	1	2	4								
Joe Morgan, L OBP: 0.469, SLG: 0.636 (1, 4)	4-3		K		1B BB		P6		HBP BB		2B 1B		BB	BB	4	1	1	2	4	1	2							
George Foster, R OBP: 0.389, SLG: 0.577 (1, 7)	2B 2B		3-1		1B		K		HBP BB		P4 1B		F9	K	7	1	2	2	0	2	6							
Tony Perez, R OBP: 0.331, SLG: 0.448 (1, 3)	2B		FC6-4 BB		P4		P4		P4		P4		P4		6	0	2	1	1	0	7							
Johnny Bench, R OBP: 0.357, SLG: 0.420 (1, 2)	K		FC6-4		K		K		K		2B		F2		7	0	1	2	0	4	4							
Dave Concepcion, R OBP: 0.347, SLG: 0.420 (1, 6)	F9				P3		HR		F8		6-3	F7		F8	7	1	1	1	0	0	2							
Cesar Geronimo, L OBP: 0.391, SLG: 0.460 (1, 8)	F8		K		K		3-1		6-3			F7		1B BB BB	5	1	0	0	2	1	0							
Pat Zachry, R ERA: 2.48	2.0	15	6	4	4	6	5	0	0	0	0	0	0	0	6.00	1.633												
Paul Siebert, L ERA: 3.13	0.2	3	1	0	0	1	0	0	0	0	0	0	0	0	0.00	1.500												
Ken Forsch, R ERA: 2.0	5.1	24	5	3	3	4	2	0	0	29	38	5.06	1.312															
Gene Pentz, R ERA: 3.34	2.0	W	11	2	1	1	1	3	0	0	0	0	0	10	22	4.50	2.500											
<b>PITCHER</b>	IP 6.0	WLS 29	H 6	R 4	ER 4	SO 6	BB 5	IBB 0	HBP 0	BLK 0	WP 0	HR 1	S 36	P 56	ERA 6.00	WHIP 1.633												
J.R. Richard, R ERA: 3.12	0.2	3	1	0	0	1	0	0	0	0	0	0	5	5	0.00	1.500												
Paul Siebert, L ERA: 3.13	5.1	24	5	3	3	4	2	0	0	29	38	5.06	1.312															
Ken Forsch, R ERA: 2.0	2.0	W	11	2	1	1	1	3	0	0	0	0	10	22	4.50	2.500												
<b>Inning Stats</b>	R: 3 E: 0 K: 1 S: 7	H: 2 LOB: 1 BB: 2 P: 15	R: 0 E: 0 K: 2 S: 8	H: 1 LOB: 1 BB: 0 P: 8	R: 0 E: 0 K: 1 S: 5	H: 0 LOB: 1 BB: 1 P: 9	R: 0 E: 0 K: 1 S: 5	H: 0 LOB: 0 BB: 0 P: 5	R: 0 E: 0 K: 0 S: 4	H: 1 LOB: 2 BB: 1 P: 8	R: 0 E: 0 K: 1 S: 8	H: 0 LOB: 1 BB: 0 P: 8	R: 0 E: 0 K: 1 S: 5	H: 0 LOB: 2 BB: 1 P: 10	R: 0 E: 0 K: 1 S: 5	H: 0 LOB: 0 BB: 1 P: 9	R: 3 E: 0 K: 0 S: 7	H: 4 LOB: 1 BB: 0 P: 7	R: 0 E: 0 K: 0 S: 4	H: 1 LOB: 1 BB: 0 P: 4	R: 0 E: 0 K: 0 S: 3	H: 0 LOB: 1 BB: 1 P: 7	R: 1 E: 0 K: 1 S: 7	H: 2 LOB: 3 BB: 2 P: 15	1B: 8 2B: 5 3B: 0 HR: 1	SF: 0 SAC: 0 DP: 0 HBP: 1	WP: 0 PB: 1 SB: 1 CS: 0	PA: 67

Houston Astros @ Cincinnati Reds  
Riverfront Stadium, Cincinnati, OH  
Fri Jul 02 1976, 3:33 AM EDT  
Unknown

AB 56  
R 8  
H 14  
RBI 8  
BB 10  
SO 12  
LOB 27





Batter	1	2	3	4	5	6	7	8	9	AB	R	H	RBI	BB	SO	LOB	TOP		
<b>Enos Cabell, R</b> OBP: 0.344, SLG: 0.366 (1, 5)	4-0 1B BB		0-0 F8			0-0 F9		4-0 FC1-2 2B BB		2	1	0	0	2	0	0			
<b>Rob Andrews, R</b> OBP: 0.363, SLG: 0.362 (1, 4)	0-0 F4		0-0 5-3			0-0 F8		0-0 FC1-2 2B		4	0	0	0	0	0	4			
<b>Cesar Cedeno, R</b> OBP: 0.344, SLG: 0.487 (1, 8)	0-0 1-3 1B			0-0 F4-3 SF7 2B		0-0 5-3		0-0 1-3 2-3 3-H 2B		4	1	3	2	0	0	0			
<b>Bob Watson, R</b> OBP: 0.350, SLG: 0.405 (1, 3)	0-0 1-3			0-0 F4-3 2-3			0-0 E5 FC4-6	0-0 F4		4	0	0	0	0	0	5			
<b>Leon Roberts, R</b> OBP: 0.402, SLG: 0.571 <b>Jose Cruz, L</b> OBP: 0.392, SLG: 0.391 (1, 9) (9, 7)	0-3 K			0-0 SF7 3-H			0-0 FC4-6 F6-4-3 1-2	0-0 6-3		3	0	0	1	0	1	3			
<b>Cliff Johnson, R</b> OBP: 0.362, SLG: 0.387 <b>Wilbur Howard, S</b> OBP: 0.235, SLG: 0.270 (1, 7) (9, 9)		0-0 L5		0-0 5-3			0-0 F6-4-3 1-2	0-0 F8		4	0	0	0	0	0	1			
<b>Jerry Davanon, R</b> OBP: 0.405, SLG: 0.594 (1, 6)		0-3 K			0-3 K2-3			0-0 6-3	0-3 K	4	0	0	0	0	3	0			
<b>Ed Herrmann, L</b> OBP: 0.274, SLG: 0.294 <b>Skip Jutze, R</b> OBP: 0.160, SLG: 0.205 (8, FR) (8, 2)		0-0 F8			0-0 P6			0-0 1B FC1-2 2B		3	0	1	0	0	0	0			
<b>Joaquin Andujar, S</b> OBP: 0.227, SLG: 0.227 (1, 1)			0-3 K		0-3 K			0-0 FC1-2 2B 1B		3	1	1	0	0	2	0			
<b>Inning Stats</b>	R: 0 E: 0 K: 1 S: 6	H: 1 LOB: 2 BB: 1 P: 10	R: 0 E: 0 K: 1 S: 5	H: 0 LOB: 0 BB: 0 P: 5	R: 0 E: 0 K: 1 S: 5	H: 0 LOB: 0 BB: 0 P: 5	R: 1 E: 0 K: 0 S: 4	H: 1 LOB: 0 BB: 0 P: 4	R: 0 E: 0 K: 0 S: 3	H: 0 LOB: 0 BB: 0 P: 3	R: 0 E: 1 K: 0 S: 3	H: 0 LOB: 0 BB: 0 P: 3	R: 2 E: 0 K: 0 S: 6	H: 3 LOB: 2 BB: 1 P: 10	R: 0 E: 0 K: 1 S: 5	H: 0 LOB: 0 BB: 0 P: 5	1B: 2 2B: 3 3B: 0 HR: 0	SF: 1 SAC: 0 DP: 1 HBP: 0	WP: 0 PA: 34 PB: 0 SB: 0 CS: 0
<b>PITCHER</b> <b>Fred Norman, L</b> ERA: 3.09 (1, 1)	IP: 9.0 WLS: L BF: 34	H: 5 R: 3 ER: 3 SO: 6	BB: 2 IBB: 0 HBP: 0 BLK: 0	WP: 0 HR: 0 S: 44 P: 52	ERA: 3.00 WHIP: 0.778														

Houston Astros @ Cincinnati Reds  
Riverfront Stadium, Cincinnati, OH  
Fri Jul 02 1976, 7:05 PM EDT  
Att: 38,357 - Dome

AB	31
R	3
H	5
RBI	3
BB	2
SO	6
LOB	13



Batter	1	2	3	4	5	6	7	8	9	AB	R	H	RBI	BB	SO	LOB	BOTTOM				
<b>Pete Rose, S</b> OBP: 0.429, SLG: 0.459 (1, 5)	4-0 1-3 1B BB		0-0 G6-4-3 1-2		0-0 E8 FC4-6 1B 1B		0-0 4-3		0-0 2-H 1B	4	1	2	1	1	0	1					
<b>Ken Griffey, L</b> OBP: 0.397, SLG: 0.459 (1, 9)	0-0 1-3 1B		0-0 1B		4-0 FC4-6 BB		0-0 S 1B			3	0	3	0	1	0	0					
<b>Dan Driessen, L</b> OBP: 0.358, SLG: 0.347 (1, 3)	0-0 F7		0-0 S 1B		0-0 FC4-6 1B 1-2 2-3		0-0 4-3 1-2			4	0	1	0	0	0	5					
<b>Mike Lum, L</b> OBP: 0.340, SLG: 0.338 (1, 7)	0-0 1-3 1-2 2-3		0-3 K		0-0 1-3 3-H 1B			0-0 F9		4	0	1	1	0	1	4					
<b>Cesar Geronimo, L</b> OBP: 0.385, SLG: 0.452 (1, 8)	0-0 4-3			0-0 P6	0-0 F7			0-0 G3		4	0	0	0	0	0	4					
<b>Dave Concepcion, R</b> OBP: 0.346, SLG: 0.418 (1, 6)		0-0 G6-3 1B		0-0 L9		0-0 5-3		0-0 6-3		4	0	1	0	0	0	0					
<b>Bill Plummer, R</b> OBP: 0.368, SLG: 0.571 <b>Joe Morgan, L</b> OBP: 0.467, SLG: 0.633 (1, 2) (9, PH)		0-0 G6-3 1-2		4-0 BB		0-0 5-3			0-0 4-3	2	0	0	0	1	0	1					
<b>Doug Flynn, R</b> OBP: 0.310, SLG: 0.325 <b>Johnny Bench, R</b> OBP: 0.356, SLG: 0.418 (1, 4) (9, PH)		0-0 F4		0-3 K		0-0 F1-3			0-0 P6	3	0	0	0	0	1	1					
<b>Fred Norman, S</b> OBP: 0.200, SLG: 0.211 <b>Tony Perez, R</b> OBP: 0.333, SLG: 0.454 (1, 1) (9, PH)			0-0 G6-4-3 1B		0-3 K		0-0 F8		0-0 1B 2B	3	0	1	0	0	1	0					
<b>Inning Stats</b>	R: 0 E: 0 K: 0 S: 4	H: 1 LOB: 2 BB: 1 P: 8	R: 0 E: 0 K: 0 S: 3	H: 1 LOB: 0 BB: 0 P: 3	R: 0 E: 0 K: 1 S: 7	H: 3 LOB: 2 BB: 0 P: 7	R: 0 E: 0 K: 1 S: 5	H: 0 LOB: 1 BB: 1 P: 9	R: 1 E: 1 K: 1 S: 7	H: 2 LOB: 2 BB: 1 P: 11	R: 0 E: 0 K: 0 S: 3	H: 0 LOB: 0 BB: 0 P: 3	R: 0 E: 0 K: 0 S: 4	H: 1 LOB: 1 BB: 0 P: 4	R: 0 E: 0 K: 0 S: 3	H: 0 LOB: 0 BB: 0 P: 3	R: 1 E: 0 K: 0 S: 4	H: 2 LOB: 1 BB: 0 P: 4	1B: 9 2B: 1 3B: 0 HR: 0	SF: 0 SAC: 0 DP: 2 HBP: 0	WP: 0 PA: 37 PB: 0 SB: 2 CS: 0
<b>PITCHER</b> <b>Joaquin Andujar, R</b> ERA: 4.21 (1, 1)	IP: 9.0 WLS: W BF: 37	H: 10 R: 2 ER: 2 SO: 3	BB: 3 IBB: 0 HBP: 0 BLK: 0	WP: 0 HR: 0 S: 40 P: 52	ERA: 2.00 WHIP: 1.444																

Houston Astros @ Cincinnati Reds  
Riverfront Stadium, Cincinnati, OH  
Fri Jul 02 1976, 7:05 PM EDT  
Att: 38,357 - Dome

AB	34
R	2
H	10
RBI	2
BB	3
SO	3
LOB	16





Batter	1	2	3	4	5	6	7	8	9	AB	R	H	RBI	BB	SO	LOB	TOP										
Greg Gross, L (1,9) OBP: 0.397, SLG: 0.332 Wilbur Howard, S (3,7) OBP: 0.244, SLG: 0.279	6-3	1-3		F8		1B	S			2	0	0	0	0	0	2											
Rob Andrews, R (1,4) OBP: 0.369, SLG: 0.375	2B SF9	3B		F7		1B	1B			4	1	2	2	1	1	1											
Cesar Cedeno, R (1,8) OBP: 0.345, SLG: 0.489	SF9	6-3		F8		CS				5	0	2	1	0	0	1											
Bob Watson, R (1,3) OBP: 0.348, SLG: 0.406	SF9			1B FC3-6		2B				4	1	1	1	0	0	2											
Jose Cruz, L (1,7) OBP: 0.392, SLG: 0.387	4-3			K		1B				4	0	1	0	1	1	2											
Gene Pentz, R (8,1) OBP: 0.250, SLG: 0.250				K		1B				0	0	0	0	0	0	0											
Enos Cabell, R (1,5) OBP: 0.341, SLG: 0.363		F9		FC3-6		1B				5	1	1	0	0	0	3											
Ed Herrmann, L (1,2) OBP: 0.279, SLG: 0.301	1B	1B		FC3-6		1B				4	2	1	2	1	0	1											
Roger Metzger, S (1,6) OBP: 0.316, SLG: 0.292 Ken Boswell, L (9,PH) OBP: 0.308, SLG: 0.324	1-3	1B		1B		1B				3	1	2	0	1	0	1											
Mike Cosgrove, L (1,1) OBP: 0.174, SLG: 0.095 Tom Griffin, R (5,1) Joe Niekro, R (6,1) OBP: 0.250, SLG: 0.421 Rich Chiles, L (8,7) OBP: 0.333, SLG: 0.667	1-2	3B		1B		1B				3	1	1	1	0	1	4											
Inning Stats	R: 1 E: 0 K: 0 S: 4	H: 1 LOB: 1 BB: 1 P: 8	R: 3 E: 0 K: 0 S: 6	H: 3 LOB: 1 BB: 1 P: 10	R: 1 E: 0 K: 2 S: 10	H: 3 LOB: 2 BB: 0 P: 10	R: 0 E: 0 K: 0 S: 3	H: 0 LOB: 0 BB: 0 P: 3	R: 1 E: 0 K: 0 S: 5	H: 2 LOB: 2 BB: 1 P: 9	R: 1 E: 0 K: 1 S: 7	H: 1 LOB: 1 BB: 0 P: 7	R: 0 E: 0 K: 0 S: 3	H: 0 LOB: 0 BB: 0 P: 3	R: 0 E: 0 K: 0 S: 3	H: 0 LOB: 0 BB: 0 P: 3	1B: 9 2B: 3 3B: 1 HR: 0	SF: 1 SAC: 1 DP: 0 HBP: 0	WP: 0 PA: 44 PB: 0 SB: 1 CS: 1								
PITCHER	IP	WLS	BF	H	R	ER	SO	BB	IBB	HBP	BLK	WP	HR	S	P	ERA	WHIP										
Santo Alcala, R (1,1) ERA: 5.06	2.1		15	6	5	5	1	2	0	0	0	0	0	15	23	19.29	3.429										
Will McEnaney, L (3,1) ERA: 3.95	2.2		14	5	2	2	1	0	1	0	0	0	0	15	19	6.75	1.875										
Rawly Eastwick, R (6,1) ERA: 2.5	2.0	W	9	2	1	0	1	1	0	0	0	0	0	10	14	0.00	1.500										
Pedro Borbon, R (8,1) ERA: 2.37	2.0	W	6	0	0	0	0	0	0	0	0	0	0	6	6	0.00	0.000										

Houston Astros @ Cincinnati Reds  
Riverfront Stadium, Cincinnati, OH  
Sat Jul 03 1976, 7:05 PM EDT  
Att: 45,277 - Unknown

AB 38  
R 8  
H 13  
RBI 8  
BB 4  
SO 3  
LOB 17



Batter	1	2	3	4	5	6	7	8	9	AB	R	H	RBI	BB	SO	LOB	BOTTOM										
Pete Rose, S (1,5) OBP: 0.432, SLG: 0.464	BB			4-3		WP				3	2	1	0	2	0	4											
Ken Griffey, L (1,9) OBP: 0.400, SLG: 0.461	F8		SF8			WP				3	1	2	1	1	0	1											
Joe Morgan, L (1,4) OBP: 0.470, SLG: 0.626	SF8		6-3			FC1-6				2	2	0	0	3	0	1											
Tony Perez, R (1,3) OBP: 0.331, SLG: 0.447	WP		6-3			F8				4	0	0	0	1	1	6											
Johnny Bench, R (1,2) OBP: 0.356, SLG: 0.432	SF8			F8		HR				4	2	2	3	0	0	1											
Bob Bailey, R (1,7) OBP: 0.364, SLG: 0.595 Ed Armbrister, R (8,7) OBP: 0.400, SLG: 0.433 George Foster, R (8,PH) OBP: 0.391, SLG: 0.577	K			HR		HR				4	2	2	4	0	2	1											
Dave Concepcion, R (1,6) OBP: 0.344, SLG: 0.412			F9			L6				4	0	0	0	1	1	3											
Cesar Geronimo, L (1,8) OBP: 0.385, SLG: 0.448		G3		BB		K				4	0	1	0	1	1	4											
Santo Alcala, R (1,1) OBP: 0.167, SLG: 0.130 Will McEnaney, L (3,1) Rawly Eastwick, R (6,1) Dan Driessen, L (7,PH) OBP: 0.364, SLG: 0.354 Pedro Borbon, R (8,1) OBP: 0.375, SLG: 0.375			K			1B				1	0	0	0	0	1	0											
Inning Stats	R: 2 E: 0 K: 1 S: 5	H: 0 LOB: 1 BB: 3 P: 17	R: 0 E: 0 K: 1 S: 5	H: 0 LOB: 0 BB: 0 P: 5	R: 1 E: 0 K: 0 S: 4	H: 1 LOB: 0 BB: 0 P: 4	R: 1 E: 0 K: 0 S: 5	H: 2 LOB: 2 BB: 1 P: 9	R: 3 E: 0 K: 1 S: 8	H: 3 LOB: 1 BB: 1 P: 12	R: 0 E: 0 K: 0 S: 2	H: 0 LOB: 2 BB: 3 P: 14	R: 1 E: 0 K: 2 S: 9	H: 2 LOB: 2 BB: 1 P: 13	R: 1 E: 1 K: 1 S: 7	H: 1 LOB: 3 BB: 2 P: 15	1B: 5 2B: 0 3B: 1 HR: 3	SF: 2 SAC: 0 DP: 1 HBP: 0	WP: 2 PA: 44 PB: 1 SB: 1 CS: 0								
PITCHER	IP	WLS	BF	H	R	ER	SO	BB	IBB	HBP	BLK	WP	HR	S	P	ERA	WHIP										
Mike Cosgrove, L (1,1) ERA: 5.08	4.2		23	5	6	6	2	4	0	0	0	0	1	1	23	11.57	1.929										
Tom Griffin, R (5,1) ERA: 5.03	0.2		7	1	1	1	1	3	1	0	0	1	1	5	21	13.50	6.000										
Joe Niekro, R (6,1) ERA: 3.86	2.0	L	12	3	2	2	3	3	0	0	0	0	1	15	27	9.00	3.000										
Gene Pentz, R (8,1) ERA: 3.26	0.2		2	0	0	0	0	0	0	0	0	0	0	2	2	0.00	0.000										

Houston Astros @ Cincinnati Reds  
Riverfront Stadium, Cincinnati, OH  
Sat Jul 03 1976, 7:05 PM EDT  
Att: 45,277 - Unknown

AB 31  
R 9  
H 9  
RBI 8  
BB 11  
SO 6  
LOB 21





Batter	1	2	3	4	5	6	7	8	9	AB	R	H	RBI	BB	SO	LOB	TOP
<b>Enos Cabell, R</b> OBP: 0.337, SLG: 0.358 (1, 5)										4	1	0	0	0	0	2	<b>Houston Astros @ Cincinnati Reds</b> Riverfront Stadium, Cincinnati, OH Sun Jul 04 1976, 3:33 AM EDT Att: 28,090 - Unknown
<b>Rob Andrews, R</b> OBP: 0.362, SLG: 0.368 (1, 4)										4	0	0	0	0	0	1	
<b>Cesar Cedeno, R</b> OBP: 0.344, SLG: 0.496 (1, 8)										4	1	1	2	0	0	0	
<b>Bob Watson, R</b> OBP: 0.347, SLG: 0.404 (1, 3)										4	0	1	0	0	0	0	
<b>Jose Cruz, L</b> OBP: 0.389, SLG: 0.384 (1, 9)										4	0	1	0	0	0	1	
<b>Cliff Johnson, R</b> OBP: 0.364, SLG: 0.387 (1, 7)										3	0	1	0	1	0	1	
<b>Ed Herrmann, L</b> OBP: 0.271, SLG: 0.291 (1, 2)										4	0	0	0	0	2	2	
<b>Roger Metzger, S</b> OBP: 0.316, SLG: 0.297 (1, 6)										3	0	1	0	0	0	1	
<b>Larry Dierker, R</b> OBP: 0.114, SLG: 0.114 (1, 1)										2	0	0	0	0	0	2	
<b>Rich Chiles, L</b> OBP: 0.500, SLG: 0.750 (7, PH)										1	0	1	0	0	0	0	
<b>Gene Pentz, R</b> OBP: 0.250, SLG: 0.250 (7, 1)										0	0	0	0	0	0	0	
<b>Inning Stats</b>	R: 2 E: 1 K: 0 S: 6	H: 2 LOB: 1 BB: 0 P: 6	R: 0 E: 0 K: 0 S: 4	H: 1 LOB: 1 BB: 0 P: 4	R: 0 E: 0 K: 1 S: 4	H: 1 LOB: 1 BB: 0 P: 4	R: 0 E: 0 K: 0 S: 3	H: 0 LOB: 0 BB: 1 P: 7	R: 0 E: 0 K: 0 S: 3	H: 1 LOB: 0 BB: 0 P: 3	R: 0 E: 0 K: 0 S: 3	H: 0 LOB: 0 BB: 0 P: 3	R: 0 E: 0 K: 1 S: 5	H: 0 LOB: 0 BB: 0 P: 5	1B: 4 2B: 1 3B: 0 HR: 1	SF: 0 SAC: 0 DP: 1 HBP: 0	WP: 0 PA: 34 PB: 0 SB: 2 CS: 0
<b>PITCHER</b> <b>Gary Nolan, R</b> ERA: 2.88 (1, 1)	IP: 9.0 WLS: W BF: 34 H: 6 R: 2 ER: 1 SO: 2 BB: 1 IBB: 0 HBP: 0 BLK: 0 WP: 0 HR: 1 S: 37 P: 41 ERA: 1.00 WHIP: 0.778																

AB	33
R	2
H	6
RBI	2
BB	1
SO	2
LOB	10



Batter	1	2	3	4	5	6	7	8	9	AB	R	H	RBI	BB	SO	LOB	BOTTOM		
<b>Pete Rose, S</b> OBP: 0.432, SLG: 0.464 (1, 5)										4	0	2	1	0	0	0	<b>Houston Astros @ Cincinnati Reds</b> Riverfront Stadium, Cincinnati, OH Sun Jul 04 1976, 3:33 AM EDT Att: 28,090 - Unknown		
<b>Doug Flynn, R</b> OBP: 0.315, SLG: 0.325 (7, 5)										0	1	0	0	1	0	0			
<b>Ken Griffey, L</b> OBP: 0.400, SLG: 0.458 (1, 9)										4	0	1	0	1	0	2			
<b>Joe Morgan, L</b> OBP: 0.472, SLG: 0.624 (1, 4)										4	2	2	0	1	0	3			
<b>George Foster, R</b> OBP: 0.397, SLG: 0.596 (1, 7)										5	3	4	3	0	1	2			
<b>Tony Perez, R</b> OBP: 0.332, SLG: 0.442 (1, 3)										3	0	0	0	2	1	3			
<b>Johnny Bench, R</b> OBP: 0.357, SLG: 0.429 (1, 2)										4	0	1	2	1	1	5			
<b>Cesar Geronimo, L</b> OBP: 0.391, SLG: 0.456 (1, 8)										3	1	2	1	1	0	1			
<b>Dave Concepcion, R</b> OBP: 0.339, SLG: 0.407 (1, 6)										4	0	0	0	0	0	5			
<b>Gary Nolan, R</b> OBP: 0.156, SLG: 0.116 (1, 1)										4	0	0	0	0	1	1			
<b>Inning Stats</b>	R: 0 E: 0 K: 0 S: 4	H: 1 LOB: 3 BB: 2 P: 12	R: 1 E: 0 K: 0 S: 5	H: 2 LOB: 2 BB: 1 P: 9	R: 1 E: 0 K: 2 S: 9	H: 2 LOB: 1 BB: 0 P: 9	R: 0 E: 0 K: 0 S: 3	H: 0 LOB: 0 BB: 0 P: 3	R: 2 E: 0 K: 0 S: 6	H: 4 LOB: 1 BB: 0 P: 6	R: 0 E: 0 K: 1 S: 6	H: 1 LOB: 2 BB: 1 P: 10	R: 0 E: 0 K: 0 S: 3	H: 0 LOB: 1 BB: 1 P: 7	R: 3 E: 0 K: 1 S: 7	H: 2 LOB: 1 BB: 2 P: 15	1B: 9 2B: 2 3B: 0 HR: 1	SF: 0 SAC: 0 DP: 1 HBP: 0	WP: 0 PA: 42 PB: 0 SB: 4 CS: 0
<b>PITCHER</b> <b>Larry Dierker, R</b> ERA: 4.43 (1, 1)	IP: 6.0 WLS: L BF: 31 H: 10 R: 4 ER: 4 SO: 3 BB: 4 IBB: 0 HBP: 0 BLK: 0 WP: 0 HR: 0 S: 33 P: 49 ERA: 6.00 WHIP: 2.333																		
<b>Gene Pentz, R</b> ERA: 3.9 (7, 1)	IP: 2.0 WLS: 11 BF: 2 H: 3 R: 3 ER: 3 SO: 1 BB: 3 IBB: 0 HBP: 0 BLK: 0 WP: 0 HR: 1 S: 10 P: 22 ERA: 13.50 WHIP: 2.500																		

AB	35
R	7
H	12
RBI	7
BB	7
SO	4
LOB	22





Batter	1	2	3	4	5	6	7	8	9	AB	R	H	RBI	BB	SO	LOB	TOP					
<b>Bruce Boisclair, L</b> OBP: 0.357, SLG: 0.374 (1, 8)										4	1	1	0	1	1	0	<b>New York Mets @ Houston Astros</b> Astrodome, Houston, TX Mon Jul 05 1976, 8:05 PM EDT Att: 14,037 - Dome					
<b>Felix Milten, R</b> OBP: 0.315, SLG: 0.333 (1, 4)										5	2	2	0	0	0	2						
<b>John Milner, L</b> OBP: 0.365, SLG: 0.502 (1, 7)										4	0	1	0	1	1	4						
<b>Dave Kingman, R</b> OBP: 0.283, SLG: 0.522 (1, 9)										4	0	2	2	0	1	3						
<b>Ed Kranepool, L</b> OBP: 0.344, SLG: 0.405 (1, 3)										4	0	1	1	1	0	3						
<b>Jerry Grote, R</b> OBP: 0.332, SLG: 0.320 (1, 2)										3	0	1	0	1	0	2						
<b>Roy Staiger, R</b> OBP: 0.237, SLG: 0.239 (1, 5)										4	0	1	0	0	0	2						
<b>Bud Harrelson, S</b> OBP: 0.351, SLG: 0.284 (1, 6)										4	0	1	0	0	0	4						
<b>Bob Apodaca, R</b> OBP: 0.273, SLG: 0.300 (4, 1)										2	0	0	0	0	1	2						
<b>Bob Myrick, R</b> OBP: 0.286, SLG: 0.286 (6, 1)										0	0	0	0	0	0	0						
<b>Mike Vail, R</b> OBP: 0.286, SLG: 0.286 (6, 1)										0	0	0	0	0	0	0						
<b>Ken Sanders, R</b> OBP: 0.286, SLG: 0.286 (6, 1)										0	0	0	0	0	0	0						
<b>Joe Torre, R</b> OBP: 0.286, SLG: 0.286 (6, 1)										0	0	0	0	0	0	0						
<b>Skip Lockwood, R</b> OBP: 0.286, SLG: 0.286 (6, 1)										0	0	0	0	0	0	0						
<b>Inning Stats</b>	R: 0 E: 0 K: 2 S: 8	H: 1 LOB: 1 BB: 0 P: 8	R: 0 E: 0 K: 0 S: 3	H: 0 LOB: 1 BB: 1 P: 7	R: 0 E: 0 K: 0 S: 4	H: 1 LOB: 2 BB: 1 P: 8	R: 0 E: 0 K: 1 S: 6	H: 1 LOB: 1 BB: 0 P: 10	R: 1 E: 0 K: 0 S: 5	H: 2 LOB: 1 BB: 0 P: 5	R: 0 E: 0 K: 0 S: 4	H: 1 LOB: 1 BB: 0 P: 4	R: 2 E: 1 K: 1 S: 7	H: 1 LOB: 1 BB: 1 P: 11	R: 0 E: 0 K: 0 S: 3	H: 1 LOB: 0 BB: 0 P: 3	R: 0 E: 0 K: 0 S: 5	H: 2 LOB: 2 BB: 0 P: 5	1B: 8 2B: 2 3B: 0 HR: 0	SF: 1 SAC: 0 DP: 1 HBP: 0	WP: 0 PB: 1 SB: 0 CS: 0	PA: 41
<b>PITCHER</b>	IP WLS BF H R ER SO BB IBB HBP BLK WP HR S P ERA WHIP																					
<b>Joe Niekro, R</b> ERA: 3.65 (1, 1)	6.2 W 32 7 3 1 4 4 0 0 0 0 0 0 36 52 1.35 1.650																					
<b>Ken Forsch, R</b> ERA: 1.93 (7, 1)	2.1 9 3 0 0 0 0 0 0 0 0 0 0 9 9 0.00 1.286																					

AB	36
R	3
H	10
RBI	3
BB	4
SO	4
LOB	24



Batter	1	2	3	4	5	6	7	8	9	AB	R	H	RBI	BB	SO	LOB	BOTTOM					
<b>Enos Cabell, R</b> OBP: 0.336, SLG: 0.357 (1, 5)										3	0	1	1	0	1	0	<b>New York Mets @ Houston Astros</b> Astrodome, Houston, TX Mon Jul 05 1976, 8:05 PM EDT Att: 14,037 - Dome					
<b>Rob Andrews, R</b> OBP: 0.356, SLG: 0.361 (1, 4)										4	0	0	0	0	0	1						
<b>Cesar Cedeno, R</b> OBP: 0.349, SLG: 0.498 (1, 8)										3	2	2	0	1	0	0						
<b>Bob Watson, R</b> OBP: 0.348, SLG: 0.416 (1, 3)										4	1	2	2	0	0	2						
<b>Jose Cruz, L</b> OBP: 0.387, SLG: 0.381 (1, 9)										4	1	1	1	0	0	3						
<b>Cliff Johnson, R</b> OBP: 0.364, SLG: 0.386 (1, 7)										3	1	1	0	0	0	1						
<b>Wilbur Howard, S</b> OBP: 0.243, SLG: 0.277 (8, 7)										1	0	0	0	0	1	0						
<b>Ed Herrmann, L</b> OBP: 0.270, SLG: 0.298 (1, 2)										4	1	1	1	0	1	1						
<b>Roger Metzger, S</b> OBP: 0.316, SLG: 0.305 (1, 6)										3	1	1	2	0	0	0						
<b>Joe Niekro, R</b> OBP: 0.217, SLG: 0.364 (1, 1)										3	0	0	0	0	0	1						
<b>Ken Forsch, R</b> OBP: 0.286, SLG: 0.167 (7, 1)										0	0	0	0	0	0	0						
<b>Inning Stats</b>	R: 0 E: 0 K: 0 S: 4	H: 1 LOB: 2 BB: 1 P: 8	R: 0 E: 0 K: 0 S: 3	H: 0 LOB: 0 BB: 0 P: 3	R: 0 E: 0 K: 0 S: 3	H: 0 LOB: 0 BB: 0 P: 3	R: 6 E: 0 K: 0 S: 9	H: 6 LOB: 0 BB: 0 P: 9	R: 1 E: 0 K: 1 S: 7	H: 2 LOB: 1 BB: 0 P: 7	R: 0 E: 0 K: 1 S: 5	H: 0 LOB: 0 BB: 0 P: 5	R: 0 E: 0 K: 1 S: 3	H: 0 LOB: 0 BB: 0 P: 3	R: 0 E: 0 K: 1 S: 5	H: 0 LOB: 0 BB: 0 P: 5	R: 0 E: 0 K: 1 S: 5	H: 0 LOB: 0 BB: 0 P: 5	1B: 6 2B: 1 3B: 1 HR: 1	SF: 1 SAC: 0 DP: 0 HBP: 0	WP: 0 PB: 0 SB: 1 CS: 0	PA: 34
<b>PITCHER</b>	IP WLS BF H R ER SO BB IBB HBP BLK WP HR S P ERA WHIP																					
<b>Bob Apodaca, R</b> ERA: 2.7 (1, 1)	3.0 L 17 7 6 1 1 1 0 0 0 0 0 0 10 10 4.50 1.000																					
<b>Bob Myrick, L</b> ERA: 2.69 (4, 1)	2.0 8 2 1 1 1 0 0 0 0 0 0 0 8 8 0.00 0.000																					
<b>Ken Sanders, R</b> ERA: 1.8 (6, 1)	2.0 6 0 0 0 1 0 0 0 0 0 0 0 8 8 0.00 0.000																					
<b>Skip Lockwood, R</b> ERA: 2.27 (8, 1)	1.0 3 0 0 0 1 0 0 0 0 0 0 0 5 5 0.00 0.000																					





Batter	1	2	3	4	5	6	7	8	9	10	AB	R	H	RBI	BB	SO	LOB	
Mike Phillips, L OBP: 0.329, SLG: 0.368 (1, 5)	6-3		G5-4-3 BB		F7				SH1-4 1B		3	0	1	0	2	0	1	
Bruce Boisclair, L OBP: 0.363, SLG: 0.379 (1, 8)	2B K 1B		G5-4-3			WP 1B	F8		SH1-4		4	0	2	0	0	0	5	
John Miner, L OBP: 0.361, SLG: 0.500 (1, 7)					F2		G3		F4		5	0	1	0	0	1	5	
Dave Kingman, R OBP: 0.294, SLG: 0.523 (1, 9)	K								K	K	5	0	2	0	0	3	3	
Ed Kranepool, L OBP: 0.339, SLG: 0.397 (1, 3)					F8						5	0	0	0	0	0	3	
Jerry Grote, R OBP: 0.333, SLG: 0.316 (1, 2)											3	0	0	0	2	0	3	
Leon Brown, R OBP: 0.222, SLG: 0.229 (10, PR)					F2						0	0	0	0	0	0	0	
Ron Hodges, L OBP: 0.400, SLG: 0.421 (10, 2)					F9				BB BB BB		0	0	0	0	0	0	0	
Felix Millan, R OBP: 0.316, SLG: 0.330 (1, 4)					K						3	0	0	0	2	1	1	
Bud Harrelson, S OBP: 0.367, SLG: 0.292 (1, 6)					CS						2	0	2	0	3	0	0	
Jon Matlack, L OBP: 0.231, SLG: 0.152 (10, PH)											3	0	0	0	1	2	6	
Joe Torre, R OBP: 0.345, SLG: 0.425 (10, PH)											1	0	0	0	0	0	2	
Skip Lockwood, R OBP: 0.500, SLG: 0.556 (10, 1)					K						0	0	0	0	0	0	0	
<b>Inning Stats</b>	R: 0 E: 0 K: 1 S: 6	H: 2 LOB: 2 BB: 0 P: 6	R: 0 E: 0 K: 1 S: 5	H: 0 LOB: 0 BB: 0 P: 5	R: 0 E: 0 K: 1 S: 5	H: 1 LOB: 1 BB: 1 P: 9	R: 0 E: 0 K: 0 S: 4	H: 1 LOB: 1 BB: 0 P: 4	R: 0 E: 0 K: 0 S: 7	H: 0 LOB: 3 BB: 3 P: 15	R: 0 E: 0 K: 2 S: 7	H: 0 LOB: 3 BB: 3 P: 19	R: 0 E: 0 K: 1 S: 6	H: 1 LOB: 1 BB: 0 P: 6	R: 0 E: 0 K: 0 S: 4	H: 1 LOB: 2 BB: 1 P: 8	1B: 6 2B: 2 3B: 0 HR: 0	SF: 0 SAC: 1 DP: 2 HBP: 0
<b>PITCHER</b> J.R. Richard, R ERA: 2.9 (1, 1)	IP 10.0	WLS W 45	BF 8	H 0	R 0	ER 0	SO 7	BB 10	IBB 0	HBP 0	BLK 0	WP 2	HR 0	S 49	P 89	ERA 0.00	WHIP 1.800	

**TOP**

**New York Mets @ Houston Astros**  
Astrodome, Houston, TX  
Tue Jul 06 1976, 8:05 PM EDT  
Att. 10,671 - Dome

AB	34
R	0
H	8
RBI	0
BB	10
SO	7
LOB	29




WP	2	PA	46
PB	1		
SB	0		
CS	1		

Batter	1	2	3	4	5	6	7	8	9	10	AB	R	H	RBI	BB	SO	LOB	
Enos Cabell, R OBP: 0.338, SLG: 0.367 (1, 5)			K			F5					4	0	2	0	0	1	0	
Rob Andrews, R OBP: 0.349, SLG: 0.354 (1, 4)	2B K										4	0	0	0	0	1	2	
Cesar Cedeño, R OBP: 0.345, SLG: 0.491 (1, 8)											4	0	0	0	0	0	1	
Bob Watson, R OBP: 0.353, SLG: 0.418 (1, 3)											3	0	2	0	1	0	1	
Leon Roberts, R OBP: 0.389, SLG: 0.552 (1, 9)											4	0	0	0	0	0	3	
Cliff Johnson, R OBP: 0.364, SLG: 0.382 (1, 7)											2	0	0	0	1	0	0	
Ed Herrmann, L OBP: 0.268, SLG: 0.295 (8, 2)											1	0	0	0	0	0	2	
Skip Jutze, R OBP: 0.165, SLG: 0.200 (1, 2)											2	0	0	0	0	0	0	
Wilbur Howard, S OBP: 0.246, SLG: 0.280 (7, PH) (8, 7)											2	1	1	0	0	1	2	
Roger Metzger, S OBP: 0.317, SLG: 0.307 (1, 6)											2	0	1	0	0	1	0	
Jerry Davanon, R OBP: 0.410, SLG: 0.588 (7, PH) (8, 6)											2	0	1	1	0	0	2	
J.R. Richard, R OBP: 0.098, SLG: 0.120 (1, 1)											3	0	0	0	0	1	1	
<b>Inning Stats</b>	R: 0 E: 0 K: 1 S: 6	H: 1 LOB: 1 BB: 0 P: 6	R: 0 E: 0 K: 0 S: 3	H: 0 LOB: 0 BB: 0 P: 3	R: 0 E: 0 K: 2 S: 7	H: 0 LOB: 0 BB: 0 P: 7	R: 0 E: 0 K: 0 S: 4	H: 1 LOB: 1 BB: 0 P: 4	R: 0 E: 0 K: 1 S: 6	H: 1 LOB: 2 BB: 1 P: 10	R: 0 E: 0 K: 0 S: 3	H: 1 LOB: 0 BB: 0 P: 3	R: 0 E: 1 K: 0 S: 3	H: 0 LOB: 1 BB: 1 P: 7	R: 1 E: 1 K: 0 S: 2	H: 2 LOB: 1 BB: 0 P: 2	1B: 5 2B: 3 3B: 0 HR: 0	SF: 0 SAC: 0 DP: 2 HBP: 0
<b>PITCHER</b> Jon Matlack, L ERA: 2.45 (1, 1)	IP 9.0	WLS L 33	BF 5	H 2	R 0	ER 0	SO 5	BB 2	IBB 0	HBP 0	BLK 0	WP 1	HR 0	S 41	P 49	ERA 0.00	WHIP 0.778	
Skip Lockwood, R ERA: 2.27 (10, 1)	IP 0.0	WLS L 2	BF 2	H 2	R 1	ER 0	SO 0	BB 0	IBB 0	HBP 0	BLK 0	WP 0	HR 0	S 2	P 2	ERA ∞	WHIP ∞	

**BOTTOM**

**New York Mets @ Houston Astros**  
Astrodome, Houston, TX  
Tue Jul 06 1976, 8:05 PM EDT  
Att. 10,671 - Dome

AB	33
R	1
H	7
RBI	1
BB	2
SO	5
LOB	14




WP	1	PA	35
PB	0		
SB	0		
CS	0		



Batter	1	2	3	4	5	6	7	8	9	AB	R	H	RBI	BB	SO	LOB	TOP										
Mike Phillips, L OBP: 0.342, SLG: 0.387 (1, 5)										4	2	3	2	1	0	2											
Felix Milan, R OBP: 0.317, SLG: 0.330 (1, 4)										6	1	2	0	0	0	6											
John Milner, L OBP: 0.362, SLG: 0.502 Leon Brown, R OBP: 0.243, SLG: 0.250 (1, 7) (8, 7)										5	1	2	3	0	1	3											
Dave Kingman, R OBP: 0.288, SLG: 0.524 (1, 9)										3	2	1	1	2	0	0											
Ed Kranepool, L OBP: 0.337, SLG: 0.395 Joe Torre, R OBP: 0.347, SLG: 0.424 (1, 3) (2, PH) (2, 3)										1	0	0	0	0	0	0											
Bruce Boisclair, L OBP: 0.361, SLG: 0.376 (1, 8)										6	1	2	0	0	1	6											
Jerry Grote, R OBP: 0.343, SLG: 0.329 Ron Hodges, L OBP: 0.396, SLG: 0.416 (1, 2) (8, 2)										4	0	3	0	1	0	0											
Bud Harrelson, S OBP: 0.367, SLG: 0.301 (1, 6)										5	2	2	2	0	0	4											
Jerry Koosman, R OBP: 0.333, SLG: 0.344 Ken Sanders, R (9, 1)										5	1	2	0	0	1	3											
										0	0	0	0	0	0	0											
<b>Inning Stats</b>	R: 2 E: 1 K: 0 S: 5	H: 2 LOB: 0 BB: 0 P: 5	R: 4 E: 0 K: 0 S: 9	H: 6 LOB: 3 BB: 1 P: 13	R: 1 E: 0 K: 1 S: 8	H: 3 LOB: 2 BB: 0 P: 8	R: 0 E: 0 K: 1 S: 7	H: 2 LOB: 2 BB: 0 P: 7	R: 0 E: 0 K: 0 S: 3	H: 0 LOB: 1 BB: 1 P: 7	R: 2 E: 2 K: 1 S: 9	H: 3 LOB: 3 BB: 1 P: 13	R: 0 E: 0 K: 0 S: 3	H: 0 LOB: 0 BB: 0 P: 3	R: 0 E: 0 K: 0 S: 4	H: 1 LOB: 1 BB: 0 P: 4	R: 3 E: 0 K: 1 S: 8	H: 3 LOB: 1 BB: 1 P: 12	1B: 15 2B: 5 3B: 0 HR: 0	SF: 2 SAC: 0 DP: 0 HBP: 0	WP: 2 PB: 1 CS: 1	PA: 52					
<b>PITCHER</b>	IP	WLS	BF	H	R	ER	SO	BB	IBB	HBP	BLK	WP	HR	S	P	ERA	WHIP										
Joaquin Andujar, R ERA: 4.74 Paul Siebert, L ERA: 3.16 Tom Griffin, R ERA: 5.01 Gilberto Rondón, R ERA: 5.93	(1, 1) (2, 1) (5, 1) (7, 1)	1.1 2.2 2.0 3.0	L	11	7	6	5	0	0	0	0	0	0	11	11	33.75	5.250										

New York Mets @ Houston Astros  
Astrodome, Houston, TX  
Wed Jul 07 1976, 8:05 PM EDT  
Att: 12,608 - Dome


AB 46  
R 12  
H 20  
RBI 10  
BB 4  
SO 4  
LOB 28



Batter	1	2	3	4	5	6	7	8	9	AB	R	H	RBI	BB	SO	LOB	BOTTOM										
Enos Cabell, R OBP: 0.336, SLG: 0.364 (1, 5)										5	0	1	0	0	2	3											
Rob Andrews, R OBP: 0.342, SLG: 0.346 (1, 4)										5	0	0	0	0	0	1											
Cesar Cedeno, R OBP: 0.348, SLG: 0.493 Gilberto Rondón, R OBP: 0.286, SLG: 0.286 Ken Boswell, L OBP: 0.316, SLG: 0.347 (1, 8) (7, 1) (9, PH)										3	0	2	0	0	0	0											
Bob Watson, R OBP: 0.354, SLG: 0.418 (1, 3)										5	1	2	0	0	2	3											
Leon Roberts, R OBP: 0.397, SLG: 0.558 (1, 9)										4	1	2	0	1	1	3											
Cliff Johnson, R OBP: 0.362, SLG: 0.376 (1, 7)										3	0	0	0	1	1	4											
Skip Jutze, R OBP: 0.181, SLG: 0.205 (1, 2)										3	1	1	1	1	0	2											
Roger Metzger, S OBP: 0.320, SLG: 0.318 (1, 6)										4	1	2	2	0	1	2											
Joaquin Andujar, S OBP: 0.227, SLG: 0.227 Paul Siebert, L OBP: 0.345, SLG: 0.588 Tom Griffin, R OBP: 0.243, SLG: 0.276 (1, 1) (2, 1) (4, PH) (5, 1) (6, PH) (7, 8)										0	0	0	0	0	0	0											
										1	0	0	0	0	0	0											
										0	0	0	0	0	0	0											
										0	0	0	0	0	0	0											
										0	0	0	0	0	0	0											
										1	0	0	1	0	0	2											
<b>Inning Stats</b>	R: 0 E: 0 K: 2 S: 10	H: 3 LOB: 3 BB: 0 P: 10	R: 0 E: 0 K: 1 S: 5	H: 0 LOB: 0 BB: 0 P: 5	R: 0 E: 0 K: 0 S: 3	H: 1 LOB: 1 BB: 0 P: 3	R: 2 E: 0 K: 0 S: 4	H: 2 LOB: 2 BB: 3 P: 16	R: 0 E: 0 K: 0 S: 3	H: 0 LOB: 0 BB: 0 P: 3	R: 0 E: 0 K: 0 S: 4	H: 1 LOB: 2 BB: 1 P: 8	R: 0 E: 1 K: 1 S: 7	H: 1 LOB: 2 BB: 0 P: 7	R: 2 E: 0 K: 1 S: 7	H: 2 LOB: 0 BB: 0 P: 7	R: 0 E: 0 K: 2 S: 8	H: 1 LOB: 1 BB: 0 P: 8	1B: 8 2B: 2 3B: 1 HR: 0	SF: 1 SAC: 0 DP: 1 HBP: 0	WP: 0 PB: 0 CS: 0	PA: 41					
<b>PITCHER</b>	IP	WLS	BF	H	R	ER	SO	BB	IBB	HBP	BLK	WP	HR	S	P	ERA	WHIP										
Jerry Koosman, L ERA: 3.92 Ken Sanders, R ERA: 1.73	(1, 1) (9, 1)	8.0 1.0	W	37	10	4	4	0	4	0	0	0	0	43	59	4.50	1.750										

New York Mets @ Houston Astros  
Astrodome, Houston, TX  
Wed Jul 07 1976, 8:05 PM EDT  
Att: 12,608 - Dome

AB 36  
R 4  
H 11  
RBI 4  
BB 4  
SO 7  
LOB 20





Batter	1	2	3	4	5	6	7	8	9	AB	R	H	RBI	BB	SO	LOB	TOP								
<b>Pepe Mangual, R</b> OBP: 0.407, SLG: 0.369 (1, 8)	4-0 2B WP BB	0-0 F8		4-0 BB		4-2 BB		4-1 BB 1-2 2-3		1	1	0	0	4	0	1									
<b>Tim Foli, R</b> OBP: 0.273, SLG: 0.387 (1, 6)	1-1 WP FC5-2 2B		0-0 F5	0-0 4-3		0-0 6-3		0-0 SF8		4	0	1	1	0	0	3									
<b>Pete Mackanin, R</b> OBP: 0.274, SLG: 0.372 (6, PH)	4-2 FC5-2 BB		0-1 BB		3-1 F9		0-0 1-3	3-H 2-2 4-3		3	0	1	0	1	0	0									
<b>Jim Lytle, L</b> OBP: 0.329, SLG: 0.424 (8, 4)	2-3 3-H 2-2 FC5-2 BB		4-2 1B		0-1 5-3		2-3 K		1-0 HR	4	1	1	1	1	1	2									
<b>Pepe Frias, R</b> OBP: 0.333, SLG: 0.342 (8, 4)	1-3 3-H 2-2 FC5-2 BB		4-2 G6-4-3 BB		0-1 5-3		0-0 K		0-0 HR	5	0	1	0	0	0	4									
<b>Andre Thornton, R</b> OBP: 0.332, SLG: 0.406 (1, 3)	2-1 3-H 2-2 FC5-2 BB		1-2 G6-4-3 BB		0-0 F7		0-0 1B		0-0 1-3	4	1	1	1	1	1	2									
<b>Barry Foote, R</b> OBP: 0.268, SLG: 0.364 (1, 2)	2-1 F6		1-2 G6-4-3		0-0 F7		0-0 1B		0-0 1-3	5	0	1	0	0	0	4									
<b>Larry Parrish, R</b> OBP: 0.277, SLG: 0.325 (1, 5)	2-2 F8		0-1 4-3		4-1 HR BB		2-2 F8		0-1 F9	4	1	0	0	1	0	3									
<b>Mike Jorgensen, L</b> OBP: 0.336, SLG: 0.361 (1, 9)		1-1 F7		4-0 2B BB		1-3 K		4-2 BB 1B SF8 BB	0-2 F9	3	2	0	0	2	1	1									
<b>Bombo Rivera, R</b> OBP: 0.329, SLG: 0.431 (1, 7)		2-3 K		1-2 1-H 2B		0-2 1-H HR		0-0 BB 1B		4	1	3	3	0	1	0									
<b>Woodie Fryman, R</b> OBP: 0.088, SLG: 0.088 (1, 1)		0-1 1B		1-3 K		1-2 1-3 K		1-1 F6		3	0	1	0	0	1	1									
<b>Dale Murray, R</b> OBP: 0.303, SLG: 0.443 (8, PH)										0	0	0	0	0	0	0									
<b>Jose Morales, R</b> OBP: 0.303, SLG: 0.443 (8, PH)										1	0	0	0	0	0	2									
<b>Steve Dunning, R</b> OBP: 0.303, SLG: 0.443 (8, 1)										0	0	0	0	0	0	0									
<b>Inning Stats</b>	R: 1 E: 0 K: 0 S: 13	H: 1 LOB: 2 BB: 2 P: 28	R: 0 E: 0 K: 1 S: 10	H: 1 LOB: 0 BB: 0 P: 13	R: 0 E: 0 K: 0 S: 8	H: 1 LOB: 1 BB: 1 P: 13	R: 1 E: 0 K: 1 S: 9	H: 1 LOB: 0 BB: 2 P: 19	R: 0 E: 0 K: 0 S: 5	H: 0 LOB: 0 BB: 0 P: 8	R: 2 E: 0 K: 1 S: 15	H: 1 LOB: 1 BB: 2 P: 25	R: 0 E: 0 K: 1 S: 10	H: 1 LOB: 0 BB: 0 P: 14	R: 1 E: 0 K: 0 S: 12	H: 1 LOB: 2 BB: 2 P: 23	R: 1 E: 0 K: 0 S: 7	H: 1 LOB: 0 BB: 0 P: 8	1B: 4 2B: 2 3B: 0 HR: 2	SF: 1 SAC: 0 DP: 1 HBP: 0	WP: 1 PB: 0 SB: 0 CS: 0	PA: 43			
<b>PITCHER</b>	IP	WLS	BF	H	R	ER	SO	BB	IBB	HBP	BLK	WP	HR	S	P	ERA	WHIP								
<b>Mike Cosgrove, L</b> ERA: 5.15 (1, 1)	6.0		29	5	4	4	3	7	0	0	0	1	1	60	106	6.00	2.000								
<b>Gene Pentz, R</b> ERA: 4.01 (7, 1)	1.1		8	2	1	1	1	2	0	0	0	0	0	16	29	6.75	3.000								
<b>Ken Forsch, R</b> ERA: 2.01 (8, 1)	1.2	W	6	1	1	1	0	0	0	0	0	0	1	13	16	5.40	0.600								

**Montreal Expos @ Houston Astros**  
Astrodome, Houston, TX  
Thu Jul 08 1976, 8:05 PM EDT  
Att: 6,598 - Dome

AB	33
R	6
H	8
RBI	5
BB	9
SO	4
LOB	19



Batter	1	2	3	4	5	6	7	8	9	AB	R	H	RBI	BB	SO	LOB	BOTTOM								
<b>Wilbur Howard, S</b> OBP: 0.234, SLG: 0.268 (1, 8)	0-1 F9	1-1 F5		2-3 K		1-0 G6-4-3 1-2		2-2 4-3		5	0	0	0	0	1	2									
<b>Rob Andrews, R</b> OBP: 0.339, SLG: 0.342 (1, 4)	0-1 2B 1B	2-2 F8		2-1 F8		0-0 F6		1-0 6-3		5	1	1	0	0	0	1									
<b>Enos Cabell, R</b> OBP: 0.337, SLG: 0.368 (1, 5)	1-1 1B 2B	2-3 K		0-0 5-3		2-0 E6 2B		0-2 E S 1B		5	3	2	0	0	1	0									
<b>Bob Watson, R</b> OBP: 0.358, SLG: 0.421 (1, 3)	4-2 1B 2B BB		1-1 F7		0-1 6-3		3-1 1-H 2B 2B		4-2 1B 1B IBB	3	2	1	1	2	0	0									
<b>Leon Roberts, R</b> OBP: 0.397, SLG: 0.548 (8, 7)	3-1 2B 1B		3-2 F8		1-1 E5 2B		1-3 K		4-0 1B IBB	4	1	1	2	1	1	1									
<b>Cliff Johnson, R</b> OBP: 0.372, SLG: 0.400 (1, 7)	0-0 1-3 2-H 3-H 2B		4-1 BB		1-0 1-H 2B		0-1 2B		3-1 1B IBB	3	0	3	3	1	0	0									
<b>Jose Cruz, L</b> OBP: 0.390, SLG: 0.385 (7, FR)	1-3 3-H 2B		0-1 F2		1-3 K		2-1 G3		1-2 2-3 3-H 1B	1	0	1	1	0	0	0									
<b>Ed Herrmann, L</b> OBP: 0.261, SLG: 0.286 (1, 2)	0-0 F5		0-1 F2		1-3 K		2-1 G3		1-2 2-3 3-H 1B	4	0	0	0	0	1	5									
<b>Roger Metzger, S</b> OBP: 0.323, SLG: 0.319 (1, 6)	4-0 IBB		0-0 SH1-4 1B		1-2 F2		2-1 6-3		2-1 6-3	3	0	1	0	1	0	0									
<b>Mike Cosgrove, L</b> OBP: 0.167, SLG: 0.091 (1, 1)	0-1 4-3		0-0 SH1-4 1B		1-0 G6-4-3 1B		0-0 4-3		0-0 4-3	1	0	0	0	0	0	3									
<b>Greg Gross, L</b> OBP: 0.360, SLG: 0.335 (6, PH)										1	0	1	0	0	0	0									
<b>Gene Pentz, R</b> OBP: 0.250, SLG: 0.250 (7, 1)										0	0	0	0	0	0	0									
<b>Ken Forsch, R</b> OBP: 0.250, SLG: 0.143 (8, 1)										1	0	0	0	0	0	0									
<b>Inning Stats</b>	R: 3 E: 0 K: 0 S: 14	H: 4 LOB: 3 BB: 2 P: 26	R: 0 E: 0 K: 1 S: 10	H: 0 LOB: 0 BB: 0 P: 15	R: 0 E: 0 K: 0 S: 11	H: 0 LOB: 1 BB: 1 P: 19	R: 0 E: 0 K: 1 S: 7	H: 1 LOB: 0 BB: 0 P: 11	R: 1 E: 1 K: 1 S: 9	H: 1 LOB: 1 BB: 0 P: 12	R: 0 E: 0 K: 0 S: 5	H: 1 LOB: 0 BB: 0 P: 8	R: 2 E: 1 K: 1 S: 11	H: 2 LOB: 1 BB: 0 P: 19	R: 0 E: 0 K: 0 S: 6	H: 0 LOB: 0 BB: 0 P: 10	R: 1 E: 0 K: 0 S: 8	H: 2 LOB: 3 BB: 2 P: 20	1B: 6 2B: 5 3B: 0 HR: 0	SF: 0 SAC: 1 DP: 1 HBP: 0	WP: 0 PB: 0 SB: 3 CS: 0	PA: 42			
<b>PITCHER</b>	IP	WLS	BF	H	R	ER	SO	BB	IBB	HBP	BLK	WP	HR	S	P	ERA	WHIP								
<b>Woodie Fryman, L</b> ERA: 3.74 (1, 1)	6.1		31	8	6	3	3	2	1	0	0	0	0	60	100	4.26	1.579								
<b>Dale Murray, R</b> ERA: 2.92 (7, 1)	0.2		3	1	0	0	1	0	0	0	0	0	0	7	10	0.00	1.500								
<b>Steve Dunning, R</b> ERA: 5.02 (8, 1)	1.1	L	8	2	1	1	0	0	2	0	0	0	0	14	30	6.75	1.500								

**Montreal Expos @ Houston Astros**  
Astrodome, Houston, TX  
Thu Jul 08 1976, 8:05 PM EDT  
Att: 6,598 - Dome

AB	36
R	7
H	11
RBI	7
BB	5
SO	4
LOB	12









Batter	1	2	3	4	5	6	7	8	9	AB	R	H	RBI	BB	SO	LOB	TOP					
<b>Pepe Mangual, R</b> (1, 7) OBP: 0.400, SLG: 0.365	F3		6-3			4-1 BB		3-1 2B	F6	4	1	1	0	1	0	1	<b>Montreal Expos @ Houston Astros</b> Astrodome, Houston, TX Sat Jul 10 1976, 8:05 PM EDT Att: 14,035 - Dome					
<b>Jerry White, S</b> (1, 8) OBP: 0.296, SLG: 0.316	F9			4-2 BB		4-1		6-3 3-1 1B BB		2	1	0	0	2	0	1						
<b>Mike Jorgensen, L</b> (1, 9) OBP: 0.325, SLG: 0.347	F8			2-2 BB		2-2		3-1		4	0	0	0	0	0	4						
<b>Andre Thornton, R</b> (1, 3) OBP: 0.330, SLG: 0.394		K		1-0 BB		1-0		6-3		4	0	0	1	0	1	3						
<b>Larry Parrish, R</b> (1, 5) OBP: 0.278, SLG: 0.318	6-3			0-0 FC6-4				3-1 1B BB		3	0	0	0	0	0	1						
<b>Pete Mackanin, R</b> (1, 4) OBP: 0.281, SLG: 0.375	6-3			1-2				1-2 2-3		4	0	3	1	0	0	0						
<b>Larry Johnson, R</b> (1, 2) OBP: 0.200, SLG: 0.400			F5		0-0 SH2-3 1B			2-3 3-H		3	0	1	0	0	1	2						
<b>Pepe Frias, R</b> (1, 6) OBP: 0.326, SLG: 0.333					1-2			1-1		2	0	1	0	0	0	1						
<b>Jose Morales, R</b> (7, PH) OBP: 0.297, SLG: 0.433					1-2			0-1		1	0	0	0	0	1	2						
<b>Tim Foli, R</b> (7, 6) OBP: 0.274, SLG: 0.388			SH1-3 1B		1-2			0-1		1	0	1	0	0	0	0						
<b>Clay Kirby, R</b> (1, 1) OBP: 0.143, SLG: 0.154					2-1			1-3		1	0	0	0	0	1	1						
<b>Jim Lytle, L</b> (7, PH) OBP: 0.307, SLG: 0.394			SH1-3		1-3			1-2		1	0	0	0	0	0	2						
<b>Dale Murray, R</b> (7, 1) OBP: 0.277, SLG: 0.247					1-2			1-2		0	0	0	0	0	0	1						
<b>Jim Dwyer, L</b> (9, PH) OBP: 0.277, SLG: 0.247					1-2			1-2		1	0	0	0	0	0	1						
<b>Inning Stats</b>	R: 0 E: 0 K: 0 S: 5	H: 0 LOB: 0 BB: 0 P: 9	R: 0 E: 0 K: 1 S: 6	H: 0 LOB: 0 BB: 0 P: 8	R: 0 E: 0 K: 0 S: 7	H: 1 LOB: 1 BB: 0 P: 10	R: 0 E: 0 K: 0 S: 7	H: 0 LOB: 1 BB: 1 P: 14	R: 0 E: 0 K: 1 S: 8	H: 1 LOB: 1 BB: 0 P: 10	R: 0 E: 0 K: 0 S: 8	H: 0 LOB: 1 BB: 1 P: 15	R: 0 E: 0 K: 1 S: 12	H: 2 LOB: 2 BB: 0 P: 15	R: 2 E: 0 K: 1 S: 18	H: 2 LOB: 2 BB: 1 P: 32	R: 0 E: 0 K: 0 S: 8	H: 1 LOB: 0 BB: 0 P: 11	1B: 5 2B: 2 3B: 0 HR: 0	SF: 0 SAC: 2 DP: 1 HBP: 1	WP: 0 PB: 0 SB: 0 CS: 0	PA: 37
<b>PITCHER</b>	IP	WLS	BF	H	R	ER	SO	BB	IBB	HBP	BLK	WP	HR	S	P	ERA	WHIP					
<b>J.R. Richard, R</b> (1, 1) ERA: 2.88	7.2	W	32	5	2	2	3	3	0	1	0	0	0	67	106	2.35	1.043					
<b>Ken Forsch, R</b> (8, 1) ERA: 1.99	1.1	S	5	2	0	0	1	0	0	0	0	0	0	12	18	0.00	1.500					

AB	31
R	2
H	7
RBI	2
BB	3
SO	4
LOB	19



Batter	1	2	3	4	5	6	7	8	9	AB	R	H	RBI	BB	SO	LOB	BOTTOM					
<b>Greg Gross, L</b> (1, 9) OBP: 0.359, SLG: 0.332	E7 BB				F5					4	1	2	0	0	0	0	<b>Montreal Expos @ Houston Astros</b> Astrodome, Houston, TX Sat Jul 10 1976, 8:05 PM EDT Att: 14,035 - Dome					
<b>Rob Andrews, R</b> (1, 4) OBP: 0.340, SLG: 0.341	G1-6-3	1-2 1B			F3					3	0	0	0	1	0	3						
<b>Enos Cabell, R</b> (1, 5) OBP: 0.338, SLG: 0.368	G1-6-3				F3					4	2	2	0	0	1	1						
<b>Bob Watson, R</b> (1, 3) OBP: 0.364, SLG: 0.422	1-2 BB				5-3					3	0	1	1	1	0	1						
<b>Jose Cruz, L</b> (1, 8) OBP: 0.385, SLG: 0.384	G3				F6					4	0	0	0	0	0	3						
<b>Leon Roberts, R</b> (1, 7) OBP: 0.400, SLG: 0.555										4	1	2	1	0	1	0						
<b>Wilbur Howard, S</b> (9, 7) OBP: 0.234, SLG: 0.268										0	0	0	0	0	0	0						
<b>Ed Herrmann, L</b> (1, 2) OBP: 0.275, SLG: 0.313										2	0	0	0	1	1	1						
<b>Roger Metzger, S</b> (1, 6) OBP: 0.325, SLG: 0.319										3	0	0	0	0	1	2						
<b>J.R. Richard, R</b> (1, 1) OBP: 0.111, SLG: 0.132										3	0	1	1	0	1	1						
<b>Ken Forsch, R</b> (8, 1) OBP: 0.290, SLG: 0.143										0	0	0	0	0	0	0						
<b>Inning Stats</b>	R: 1 E: 1 K: 0 S: 7	H: 0 LOB: 1 BB: 2 P: 17	R: 1 E: 0 K: 2 S: 14	H: 3 LOB: 2 BB: 0 P: 22	R: 0 E: 0 K: 1 S: 5	H: 0 LOB: 0 BB: 0 P: 8	R: 0 E: 0 K: 2 S: 13	H: 0 LOB: 1 BB: 1 P: 21	R: 1 E: 0 K: 0 S: 7	H: 2 LOB: 1 BB: 0 P: 12	R: 0 E: 0 K: 0 S: 3	H: 0 LOB: 0 BB: 0 P: 6	R: 0 E: 0 K: 0 S: 6	H: 1 LOB: 0 BB: 0 P: 7	R: 1 E: 0 K: 0 S: 7	H: 2 LOB: 1 BB: 0 P: 12		R: 1 E: 0 K: 0 S: 7	H: 2 LOB: 1 BB: 0 P: 12	1B: 7 2B: 1 3B: 0 HR: 0	SF: 0 SAC: 0 DP: 1 HBP: 0	WP: 0 PB: 0 SB: 1 CS: 1
<b>PITCHER</b>	IP	WLS	BF	H	R	ER	SO	BB	IBB	HBP	BLK	WP	HR	S	P	ERA	WHIP					
<b>Clay Kirby, R</b> (1, 1) ERA: 4.71	6.0	L	26	5	3	2	5	3	0	0	0	0	0	49	86	3.00	1.333					
<b>Dale Murray, R</b> (7, 1) ERA: 2.91	2.0		7	3	1	1	0	0	0	0	0	0	0	13	19	4.50	1.500					

AB	30
R	4
H	8
RBI	3
BB	3
SO	5
LOB	12





Batter	1	2	3	4	5	6	7	8	9	AB	R	H	RBI	BB	SO	LOB	TOP					
Jerry White, S (1, 8) OBP: 0.305, SLG: 0.319	2-2 G5-4-3 1B		2-3 K		0-0 G3		4-1 S BB		0-1 CS 1B	4	0	2	0	1	1	0						
Tim Foli, R (1, 6) OBP: 0.274, SLG: 0.390	0-1 G5-4-3 1-2		0-0 1B		0-1 4-3		0-0 5-3		0-1 CS	4	0	1	0	0	0	2						
Jim Lyttle, L (1, 9) OBP: 0.316, SLG: 0.400	2-2 4-3		1-2 1B		1-0 F8			1-2 BB 1B		4	0	2	0	0	0	0						
Andre Thornton, R (1, 3) OBP: 0.329, SLG: 0.391		3-2 BB 1B 1B	0-1 F4		1-2 F8			1-2 F8		4	0	1	0	0	0	3						
Larry Parrish, R (1, 5) OBP: 0.281, SLG: 0.318		1-2 BB 1B	0-0 6-3		0-0 F7			4-0 1-2 BB		3	0	1	0	1	0	2						
Pete Mackanin, R (1, 4) OBP: 0.281, SLG: 0.373		2-3 K		1-2 F5		1-0 S 1B		0-0 F8		4	0	1	0	0	1	4						
Bombo Rivera, R (1, 7) OBP: 0.329, SLG: 0.418		4-2 BB BB		1-2 5-3		3-3 K		0-0 F3		2	0	0	0	1	1	1	AB 34					
Jose Morales, R (8, PH) OBP: 0.293, SLG: 0.429		1-2 2-3 BB								1	0	0	0	0	0	2	R 0					
Gary Roenicke, R (8, 7) OBP: 0.253, SLG: 0.349										0	0	0	0	0	0	0	H 9					
Larry Johnson, R (1, 2) OBP: 0.250, SLG: 0.375		0-3 K		2-1 1B				3-2 F9		3	0	1	0	0	1	3	RBI 0					
Jim Dwyer, L (9, PH) OBP: 0.275, SLG: 0.244									1-0 F8	1	0	0	0	0	0	0	BB 3					
Steve Rogers, R (1, 1) OBP: 0.118, SLG: 0.118		0-0 5-3		0-3 K				0-2 4-3		3	0	0	0	0	1	4	SO 5					
Mike Jorgensen, L (9, PH) OBP: 0.323, SLG: 0.345									1-0 F7	1	0	0	0	0	0	0	LOB 21					
<b>Inning Stats</b>	R: 0 E: 0 K: 0 S: 8	H: 1 LOB: 0 BB: 0 P: 12	R: 0 E: 0 K: 2 S: 23	H: 2 LOB: 3 BB: 1 P: 33	R: 0 E: 0 K: 1 S: 11	H: 2 LOB: 2 BB: 0 P: 14	R: 0 E: 0 K: 1 S: 13	H: 1 LOB: 1 BB: 0 P: 17	R: 0 E: 0 K: 0 S: 4	H: 0 LOB: 0 BB: 0 P: 5	R: 0 E: 0 K: 1 S: 8	H: 1 LOB: 1 BB: 0 P: 13	R: 0 E: 0 K: 0 S: 10	H: 0 LOB: 1 BB: 1 P: 17	R: 0 E: 0 K: 0 S: 9	H: 1 LOB: 2 BB: 1 P: 15	R: 0 E: 0 K: 0 S: 5	H: 1 LOB: 0 BB: 0 P: 7	1B: 8 2B: 1 3B: 0 HR: 0	SF: 0 SAC: 0 DP: 1 HBP: 0	WP: 0 PB: 0 SB: 2 CS: 1	PA: 38
<b>PITCHER</b> Joaquin Andujar, R (1, 1) ERA: 4.23	IP: 9.0 WLS: W BF: 37 H: 9 R: 0 ER: 0 SO: 5 BB: 3 IBB: 0 HBP: 0 BLK: 0 WP: 0 HR: 0 S: 91 P: 133 ERA: 0.00 WHIP: 1.333															<b>PITCHER</b>	IP: 9.0 WLS: W BF: 37 H: 9 R: 0 ER: 0 SO: 5 BB: 3 IBB: 0 HBP: 0 BLK: 0 WP: 0 HR: 0 S: 91 P: 133 ERA: 0.00 WHIP: 1.333					

Montreal Expos @ Houston Astros  
Astrodome, Houston, TX  
Sun Jul 11 1976, 8:05 PM EDT  
Att: 11,722 - Dome

AB	34
R	0
H	9
RBI	0
BB	3
SO	5
LOB	21



Batter	1	2	3	4	5	6	7	8	9	AB	R	H	RBI	BB	SO	LOB	BOTTOM			
Enos Cabell, R (1, 5) OBP: 0.336, SLG: 0.366	0-0 F4			1-1 4-3		2-2 SH1 1B		1-3 K		4	0	1	0	0	1	0				
Rob Andrews, R (1, 4) OBP: 0.336, SLG: 0.336	0-1 F4			1-0 6-3		1-0 SH1		0-1 F8		3	0	0	0	0	0	0				
Cesar Cedeno, R (1, 8) OBP: 0.350, SLG: 0.493	0-2 1-4-3			0-0 E9 1B		0-0 4-3		0-0 S 1B		4	0	2	0	0	0	1				
Bob Watson, R (1, 3) OBP: 0.360, SLG: 0.417		0-3 K		2-0 1-3		0-3 K		2-2 F4		4	0	0	0	0	2	3				
Jose Cruz, L (1, 9) OBP: 0.388, SLG: 0.394		2-2 6-3			1-1 S 1B					3	1	2	0	0	0	0				
Leon Roberts, R (1, 7) OBP: 0.399, SLG: 0.550		3-2 6-3			3-2 S 1B					3	0	1	1	0	1	0				
Wilbur Howard, S (9, 7) OBP: 0.234, SLG: 0.268					1-1 H 1B					0	0	0	0	0	0	0				
Ed Herrmann, L (1, 2) OBP: 0.276, SLG: 0.313			1-3 K		1-2 4-3			1-0 WP BB 1B		3	0	1	0	0	1	1	AB 29			
Roger Metzger, S (1, 6) OBP: 0.325, SLG: 0.316			0-1 4-3		0-2 F5			4-2 WP BB		2	0	0	0	1	0	1	R 1			
Joaquin Andujar, S (1, 1) OBP: 0.200, SLG: 0.200			3-3 K		0-1 6-3			2-0 F8		3	0	0	0	0	1	3	H 7			
<b>Inning Stats</b>	R: 0 E: 0 K: 0 S: 6	H: 0 LOB: 0 BB: 0 P: 6	R: 0 E: 0 K: 1 S: 9	H: 0 LOB: 0 BB: 0 P: 14	R: 0 E: 0 K: 2 S: 9	H: 0 LOB: 0 BB: 0 P: 13	R: 0 E: 1 K: 0 S: 5	H: 1 LOB: 1 BB: 0 P: 9	R: 1 E: 0 K: 0 S: 13	H: 2 LOB: 1 BB: 0 P: 18	R: 0 E: 0 K: 1 S: 10	H: 1 LOB: 1 BB: 0 P: 13	R: 0 E: 0 K: 1 S: 14	H: 2 LOB: 2 BB: 1 P: 25	R: 0 E: 0 K: 1 S: 9	H: 1 LOB: 1 BB: 0 P: 12	1B: 6 2B: 1 3B: 0 HR: 0	SF: 0 SAC: 1 DP: 0 HBP: 0	WP: 1 PB: 0 SB: 2 CS: 0	PA: 31
<b>PITCHER</b> Steve Rogers, R (1, 1) ERA: 3.86	IP: 8.0 WLS: L BF: 31 H: 7 R: 1 ER: 1 SO: 6 BB: 1 IBB: 0 HBP: 0 BLK: 0 WP: 1 HR: 0 S: 75 P: 110 ERA: 1.12 WHIP: 1.000															<b>PITCHER</b>	IP: 8.0 WLS: L BF: 31 H: 7 R: 1 ER: 1 SO: 6 BB: 1 IBB: 0 HBP: 0 BLK: 0 WP: 1 HR: 0 S: 75 P: 110 ERA: 1.12 WHIP: 1.000			

Montreal Expos @ Houston Astros  
Astrodome, Houston, TX  
Sun Jul 11 1976, 8:05 PM EDT  
Att: 11,722 - Dome

AB	29
R	1
H	7
RBI	1
BB	1
SO	6
LOB	9





Batter	1	2	3	4	5	6	7	8	9	AB	R	H	RBI	BB	SO	LOB	TOP			
<b>Enos Cabell, R</b> OBP: 0.332, SLG: 0.362 (1, 5)	0-3 K		0-3 K			0-0 6-3		0-0 6-3		4	0	0	0	0	2	0	<b>Houston Astros @ New York Mets</b> Shea Stadium, Flushing, NY Thu Jul 15 1976, 7:05 PM EDT Att: 20,295 - Unknown			
<b>Rob Andrews, R</b> OBP: 0.331, SLG: 0.331 (1, 4)	0-0 4-3			0-0 F6		0-0 F9		0-0 5-3		4	0	0	0	0	0	0				
<b>Cesar Cedeno, R</b> OBP: 0.352, SLG: 0.500 (1, 8)	0-0 1B			0-0 F3		0-0 PB 3B		0-0 F8		4	1	2	0	0	0	0				
<b>Bob Watson, R</b> OBP: 0.361, SLG: 0.416 (1, 3)	0-0 F5			0-0 1B		4-0 BB		0-0 6-3		3	0	1	0	1	0	1				
<b>Leon Roberts, R</b> OBP: 0.395, SLG: 0.541 (1, 9)		0-3 K		0-0 1B		0-0 6-3		0-0 1-3		4	0	1	0	0	1	1				
<b>Cliff Johnson, R</b> OBP: 0.360, SLG: 0.385 (1, 7)		0-3 K		0-0 F6			0-3 K		0-0 F3	4	0	0	0	0	2	2				
<b>Ed Herrmann, L</b> OBP: 0.271, SLG: 0.307 (1, 2)		0-0 L9			0-0 F9		0-3 K			3	0	0	0	0	1	0				
<b>Roger Metzger, S</b> OBP: 0.325, SLG: 0.317 (1, 6)			0-0 F4		0-3 K		0-0 1B			3	0	1	0	0	1	0				
<b>J.R. Richard, R</b> OBP: 0.105, SLG: 0.125 (1, 1)			0-3 K		0-3 K		0-0 6-3			3	0	0	0	0	2	1				
<b>Inning Stats</b>	R: 0 E: 0 K: 1 S: 6	H: 1 LOB: 1 BB: 0 P: 6	R: 0 E: 0 K: 2 S: 7	H: 0 LOB: 0 BB: 0 P: 7	R: 0 E: 0 K: 0 S: 5	H: 2 LOB: 2 BB: 0 P: 5	R: 0 E: 0 K: 0 S: 7	H: 0 LOB: 0 BB: 0 P: 7	R: 1 E: 0 K: 0 S: 4	H: 1 LOB: 1 BB: 1 P: 8	R: 0 E: 0 K: 2 S: 8	H: 1 LOB: 1 BB: 0 P: 8	R: 0 E: 0 K: 0 S: 3	H: 0 LOB: 0 BB: 0 P: 3	R: 0 E: 0 K: 0 S: 3	H: 0 LOB: 0 BB: 0 P: 3	1B: 4 2B: 0 3B: 1 HR: 0	SF: 0 SAC: 0 DP: 0 HBP: 0	WP: 0 PB: 1 SB: 0 CS: 0	PA: 33
<b>PITCHER</b> <b>Jerry Kosman, L</b> ERA: 3.7 (1, 1)	IP: 9.0 WLS: W BF: 33 H: 5 R: 1 ER: 0 SO: 9 BB: 1 IBB: 0 HBP: 0 BLK: 0 WP: 0 HR: 0 S: 50 P: 54 ERA: 0.00 WHIP: 0.667															<b>PITCHER</b>				

Batter	1	2	3	4	5	6	7	8	9	AB	R	H	RBI	BB	SO	LOB	BOTTOM			
<b>Wayne Garrett, L</b> OBP: 0.361, SLG: 0.316 (1, 5)	4-0 G4-6-3 BB		4-0 FC3-6 BB		0-0 6-3		4-0 1B 1B BB			1	1	0	0	3	0	0	<b>Houston Astros @ New York Mets</b> Shea Stadium, Flushing, NY Thu Jul 15 1976, 7:05 PM EDT Att: 20,295 - Unknown			
<b>Felix Milan, R</b> OBP: 0.314, SLG: 0.323 (1, 4)	4-0 G4-6-3 1-2 BB		0-0 FC3-6 G4-6-3 1-2		0-0 5-3		0-0 1B 1B			3	0	1	0	1	0	1				
<b>John Milner, L</b> OBP: 0.345, SLG: 0.469 (1, 7)	0-0 G4-6-3		0-0 G4-6-3 1-2 2-3			4-0 HR BB		0-0 1B 3-H		2	1	0	0	1	0	3				
<b>Bruce Boisclair, L</b> OBP: 0.350, SLG: 0.351 (7, 7)										1	0	1	1	0	0	0				
<b>Dave Kingman, R</b> OBP: 0.282, SLG: 0.537 (1, 9)	0-0 F1			0-0 F7		0-0 HR HR		0-0 F6 4-3		4	1	1	2	0	1	3				
<b>Ed Kranepool, L</b> OBP: 0.333, SLG: 0.384 (1, 3)		4-0 6-3 S BB		0-0 FC4-6 1B		0-0 F6		0-0 4-3		3	0	1	0	1	0	2				
<b>Del Unser, L</b> OBP: 0.276, SLG: 0.355 (1, 8)		0-0 6-3 1-3		0-0 FC4-6 1B 1-2		0-0 4-3 1B		0-0 4-3		4	0	1	0	0	0	2				
<b>Jerry Grote, R</b> OBP: 0.346, SLG: 0.329 (1, 2)		4-0 BB		0-0 1B 1-2		0-0 4-3 1-2		0-0 F7		3	0	1	0	1	0	1				
<b>Bud Harrelson, S</b> OBP: 0.361, SLG: 0.305 (1, 6)		0-0 F8		0-0 6-3		0-0 6-3		0-0 6-3		4	0	0	0	0	0	5				
<b>Jerry Kosman, R</b> OBP: 0.306, SLG: 0.314 (1, 1)		0-0 5-3			0-0 F8		0-0 5-3			3	0	0	0	0	0	2				
<b>Inning Stats</b>	R: 0 E: 0 K: 0 S: 2	H: 0 LOB: 1 BB: 2 P: 10	R: 0 E: 0 K: 0 S: 3	H: 0 LOB: 2 BB: 2 P: 11	R: 0 E: 0 K: 0 S: 2	H: 2 LOB: 2 BB: 0 P: 5	R: 0 E: 0 K: 0 S: 3	H: 0 LOB: 0 BB: 0 P: 3	R: 2 E: 0 K: 0 S: 5	H: 2 LOB: 1 BB: 1 P: 9	R: 1 E: 0 K: 1 S: 7	H: 2 LOB: 2 BB: 1 P: 11	R: 0 E: 0 K: 0 S: 3	H: 0 LOB: 0 BB: 0 P: 3	R: 0 E: 0 K: 0 S: 3	H: 0 LOB: 0 BB: 0 P: 3	1B: 5 2B: 0 3B: 0 HR: 1	SF: 0 SAC: 0 DP: 2 HBP: 0	WP: 0 PB: 0 SB: 1 CS: 0	PA: 35
<b>PITCHER</b> <b>J.R. Richard, R</b> ERA: 2.9 (1, 1)	IP: 8.0 WLS: L BF: 35 H: 6 R: 3 ER: 3 SO: 1 BB: 7 IBB: 0 HBP: 0 BLK: 0 WP: 0 HR: 1 S: 30 P: 58 ERA: 3.38 WHIP: 1.625															<b>PITCHER</b>				



Batter	1	2	3	4	5	6	7	8	9	AB	R	H	RBI	BB	SO	LOB	TOP			
Rob Andrews, R OBP: 0.329, SLG: 0.329 (1, 4)	F8			E HR	6-3		K			4	1	1	0	0	1	3	Houston Astros @ New York Mets Shea Stadium, Flushing, NY Fri Jul 16 1976, 7:05 PM EDT Att: 13,323 - Unknown			
Enos Cabell, R OBP: 0.331, SLG: 0.360 (1, 5)	5-3			E3 HR			G1-4-3			4	1	1	0	0	0	4				
Cesar Cedeno, R OBP: 0.350, SLG: 0.495 (1, 8)	5-3			L5	CS	6-3		S 5-3-2 BB		3	0	0	0	1	0	2				
Bob Watson, R OBP: 0.363, SLG: 0.426 (1, 3)							F4		F6	4	1	2	3	0	0	1				
Leon Roberts, R OBP: 0.391, SLG: 0.532 (6, 7)									5-3-2	4	1	1	0	0	0	2				
Cliff Johnson, R OBP: 0.356, SLG: 0.380 Wilbur Howard, S OBP: 0.233, SLG: 0.266 (1, 7) (6, 9)										3	0	0	0	0	1	3				
	G6-4-3						FC4-6			1	0	0	0	0	0	0				
Ed Herrmann, L OBP: 0.277, SLG: 0.312 (1, 2)				F8					4-1	4	0	2	0	0	0	0	AB 33 R 4 H 8 RBI 3 BB 2 SO 3 LOB 16			
Roger Metzger, S OBP: 0.324, SLG: 0.316 (1, 6)				F8	F5				6-3	4	0	1	0	0	0	1				
Larry Dierker, R OBP: 0.098, SLG: 0.100 Gene Pentz, R OBP: 0.400, SLG: 0.250 (1, 1) (6, 1)				F9						2	0	0	0	0	1	0				
										0	0	0	0	1	0	0				
<b>Inning Stats</b>	R: 0 E: 0 K: 0 S: 3	H: 0 LOB: 0 BB: 0 P: 3	R: 0 E: 0 K: 0 S: 3	H: 1 LOB: 0 BB: 0 P: 3	R: 0 E: 0 K: 0 S: 3	H: 0 LOB: 0 BB: 0 P: 3	R: 4 E: 2 K: 1 S: 10	H: 3 LOB: 1 BB: 0 P: 10	R: 0 E: 0 K: 0 S: 4	H: 1 LOB: 1 BB: 0 P: 4	R: 0 E: 0 K: 1 S: 6	H: 2 LOB: 2 BB: 1 P: 10	R: 0 E: 0 K: 0 S: 2	H: 0 LOB: 0 BB: 1 P: 6	R: 0 E: 0 K: 0 S: 3	H: 0 LOB: 0 BB: 0 P: 3	1B: 7 2B: 1 3B: 0 HR: 1	SF: 0 SAC: 0 DP: 3 HBP: 0	WP: 2 PB: 0 SB: 2 CS: 1	PA: 36
<b>PITCHER</b>	IP WLS BF H R ER SO BB IBB HBP BLK WP HR S P ERA WHIP	IP WLS BF H R ER SO BB IBB HBP BLK WP HR S P ERA WHIP	IP WLS BF H R ER SO BB IBB HBP BLK WP HR S P ERA WHIP	IP WLS BF H R ER SO BB IBB HBP BLK WP HR S P ERA WHIP	IP WLS BF H R ER SO BB IBB HBP BLK WP HR S P ERA WHIP	IP WLS BF H R ER SO BB IBB HBP BLK WP HR S P ERA WHIP	IP WLS BF H R ER SO BB IBB HBP BLK WP HR S P ERA WHIP	IP WLS BF H R ER SO BB IBB HBP BLK WP HR S P ERA WHIP	IP WLS BF H R ER SO BB IBB HBP BLK WP HR S P ERA WHIP	IP WLS BF H R ER SO BB IBB HBP BLK WP HR S P ERA WHIP	IP WLS BF H R ER SO BB IBB HBP BLK WP HR S P ERA WHIP	IP WLS BF H R ER SO BB IBB HBP BLK WP HR S P ERA WHIP	IP WLS BF H R ER SO BB IBB HBP BLK WP HR S P ERA WHIP	IP WLS BF H R ER SO BB IBB HBP BLK WP HR S P ERA WHIP	IP WLS BF H R ER SO BB IBB HBP BLK WP HR S P ERA WHIP	IP WLS BF H R ER SO BB IBB HBP BLK WP HR S P ERA WHIP	IP WLS BF H R ER SO BB IBB HBP BLK WP HR S P ERA WHIP			
Jon Matlack, L ERA: 2.66 (1, 1)	6.0	L	26	8	4	2	2	0	0	0	0	0	0	2	1	30	3.00	1.333		
Skip Lockwood, R ERA: 2.1 (7, 1)	1.0		3	0	0	0	1	1	0	0	0	0	0	0	0	4	0.00	1.000		
Bob Apodaca, R ERA: 2.54 (8, 1)	2.0		6	0	0	0	0	1	0	0	0	0	0	0	5	9	0.00	0.500		

Batter	1	2	3	4	5	6	7	8	9	AB	R	H	RBI	BB	SO	LOB	BOTTOM					
Wayne Garrett, L OBP: 0.361, SLG: 0.313 Roy Staiger, R OBP: 0.242, SLG: 0.245 (1, 5) (7, PH) (8, 5)	F8				G4-6-3				F7	2	0	0	0	1	0	1	Houston Astros @ New York Mets Shea Stadium, Flushing, NY Fri Jul 16 1976, 7:05 PM EDT Att: 13,323 - Unknown					
Felix Milten, R OBP: 0.313, SLG: 0.322 (1, 4)										4	1	1	0	0	0	2						
Bruce Boisclair, L OBP: 0.354, SLG: 0.356 (1, 7)										4	2	2	0	0	0	1						
Dave Kingman, R OBP: 0.282, SLG: 0.534 (1, 9)										4	0	1	0	0	1	4						
Ed Kranepool, L OBP: 0.336, SLG: 0.385 (1, 3)										4	0	2	2	0	0	2						
Del Unser, L OBP: 0.279, SLG: 0.355 (1, 8)										3	0	1	0	1	0	3						
Jerry Grote, R OBP: 0.340, SLG: 0.323 (1, 2)										4	0	0	0	0	0	4						
Bud Harrelson, S OBP: 0.359, SLG: 0.304 (1, 6)										4	0	1	0	0	2	0						
Jon Matlack, L OBP: 0.246, SLG: 0.176 Skip Lockwood, R OBP: 0.455, SLG: 0.500 Mike Vail, R OBP: 0.250, SLG: 0.250 Bob Apodaca, R OBP: 0.273, SLG: 0.300 Joe Torre, R OBP: 0.341, SLG: 0.417 (1, 1) (7, 1) (7, PH) (8, 1) (8, PH)										2	0	0	0	0	2	1						
										0	0	0	0	0	0	0						
										1	0	0	0	0	1	0						
										0	0	0	0	0	0	0						
										1	0	0	0	0	0	0						
<b>Inning Stats</b>	R: 1 E: 0 K: 1 S: 8	H: 3 LOB: 2 BB: 0 P: 8	R: 0 E: 0 K: 1 S: 5	H: 0 LOB: 0 BB: 0 P: 5	R: 0 E: 0 K: 0 S: 3	H: 0 LOB: 1 BB: 1 P: 7	R: 0 E: 0 K: 0 S: 3	H: 1 LOB: 0 BB: 0 P: 3	R: 0 E: 0 K: 1 S: 5	H: 1 LOB: 0 BB: 0 P: 5	R: 1 E: 0 K: 0 S: 8	H: 2 LOB: 2 BB: 1 P: 9	R: 0 E: 0 K: 2 S: 8	H: 1 LOB: 1 BB: 0 P: 8	R: 1 E: 0 K: 0 S: 5	H: 1 LOB: 1 BB: 0 P: 5	R: 0 E: 0 K: 1 S: 5	H: 0 LOB: 0 BB: 0 P: 5	1B: 9 2B: 0 3B: 0 HR: 0	SF: 0 SAC: 0 DP: 2 HBP: 0	WP: 1 PB: 0 SB: 1 CS: 0	PA: 37
<b>PITCHER</b>	IP WLS BF H R ER SO BB IBB HBP BLK WP HR S P ERA WHIP	IP WLS BF H R ER SO BB IBB HBP BLK WP HR S P ERA WHIP	IP WLS BF H R ER SO BB IBB HBP BLK WP HR S P ERA WHIP	IP WLS BF H R ER SO BB IBB HBP BLK WP HR S P ERA WHIP	IP WLS BF H R ER SO BB IBB HBP BLK WP HR S P ERA WHIP	IP WLS BF H R ER SO BB IBB HBP BLK WP HR S P ERA WHIP	IP WLS BF H R ER SO BB IBB HBP BLK WP HR S P ERA WHIP	IP WLS BF H R ER SO BB IBB HBP BLK WP HR S P ERA WHIP	IP WLS BF H R ER SO BB IBB HBP BLK WP HR S P ERA WHIP	IP WLS BF H R ER SO BB IBB HBP BLK WP HR S P ERA WHIP	IP WLS BF H R ER SO BB IBB HBP BLK WP HR S P ERA WHIP	IP WLS BF H R ER SO BB IBB HBP BLK WP HR S P ERA WHIP	IP WLS BF H R ER SO BB IBB HBP BLK WP HR S P ERA WHIP	IP WLS BF H R ER SO BB IBB HBP BLK WP HR S P ERA WHIP	IP WLS BF H R ER SO BB IBB HBP BLK WP HR S P ERA WHIP	IP WLS BF H R ER SO BB IBB HBP BLK WP HR S P ERA WHIP	IP WLS BF H R ER SO BB IBB HBP BLK WP HR S P ERA WHIP					
Larry Dierker, R ERA: 4.02 Gene Pentz, R ERA: 3.65 (1, 1) (6, 1)	5.2	W	24	7	2	2	3	2	0	0	0	0	0	0	0	19	3.18	1.588				
	3.1	S	13	2	1	0	3	0	0	0	0	0	0	0	0	19	0.00	0.600				



Batter	1	2	3	4	5	6	7	8	9	AB	R	H	RBI	BB	SO	LOB	TOP			
Greg Gross, L (1,9) OBP: 0.397, SLG: 0.331 Wilbur Howard, S (9,FR) OBP: 0.233, SLG: 0.266	0-3 K		0-0 F7			0-0 F7			0-0 G6-3 PB 1B	4	0	1	0	0	1	0				
Rob Andrews, R (1,4) OBP: 0.332, SLG: 0.329	0-0 2-3		0-3 K			0-0 1B			4-0 G6-3 BB 1-2	3	0	1	0	1	1	0				
Cesar Cedeno, R (1,8) OBP: 0.349, SLG: 0.502	0-0 HR			0-0 4-3		0-3 K			0-0 G6-3 1-2 2-3	4	1	1	1	0	1	3				
Bob Watson, R (1,3) OBP: 0.359, SLG: 0.421	0-3 K			0-0 F8			0-0 E6 CS		0-0 5-3	4	0	0	0	0	1	2				
Jose Cruz, L (1,7) OBP: 0.388, SLG: 0.393		0-0 4-3 S 1B		0-0 6-3		0-3 K 1-2				3	0	1	0	0	1	1				
Enos Cabell, R (1,5) OBP: 0.328, SLG: 0.357		0-3 K 1-2			0-0 4-3		0-0 5-3			3	0	0	0	0	1	1				
Ed Herrmann, L (1,2) OBP: 0.272, SLG: 0.306		0-0 4-3 2-3			0-0 5-3			0-3 K		3	0	0	0	0	1	1				
Roger Metzger, S (1,6) OBP: 0.321, SLG: 0.312		0-3 K			0-3 K			0-0 F7		3	0	0	0	0	2	1				
Joaquin Andujar, S (1,1) OBP: 0.179, SLG: 0.179			0-3 K			0-3 K		0-0 F8		3	0	0	0	0	2	0				
<b>Inning Stats</b>	R: 1 E: 0 K: 2 S: 8	H: 1 LOB: 0 BB: 0 P: 8	R: 0 E: 0 K: 2 S: 8	H: 1 LOB: 1 BB: 0 P: 8	R: 0 E: 0 K: 2 S: 7	H: 0 LOB: 0 BB: 0 P: 7	R: 0 E: 0 K: 0 S: 3	H: 0 LOB: 0 BB: 0 P: 3	R: 0 E: 0 K: 1 S: 5	H: 0 LOB: 0 BB: 0 P: 5	R: 0 E: 1 K: 1 S: 5	H: 0 LOB: 0 BB: 0 P: 5	R: 0 E: 0 K: 1 S: 5	H: 0 LOB: 0 BB: 0 P: 5	R: 0 E: 0 K: 0 S: 3	H: 1 LOB: 2 BB: 1 P: 7	1B: 3 2B: 0 3B: 0 HR: 1	SF: 0 SAC: 0 DP: 1 HBP: 0	WP: 0 PB: 1 SB: 1 CS: 1	PA: 31
<b>PITCHER</b>	IP WLS BF H R ER SO BB IBB HBP BLK WP HR S P ERA WHIP	8.0 L 27 3 1 1 11 0 0 0 0 0 1 49 49 1.12 0.375	1.0 4 1 0 0 0 1 0 0 0 0 0 0 3 7 0.00 2.000	<b>PITCHER</b>																

Houston Astros @ New York Mets  
Shea Stadium, Flushing, NY  
Sat Jul 17 1976, 7:05 PM EDT  
Att: 32,911 - Unknown

AB 30  
R 1  
H 4  
RBI 1  
BB 1  
SO 11  
LOB 9



Batter	1	2	3	4	5	6	7	8	9	AB	R	H	RBI	BB	SO	LOB	BOTTOM			
Mike Phillips, L (1,5) OBP: 0.341, SLG: 0.392	4-0 G4-6-3 1B BB		0-0 3-1			0-0 4-3		0-0 F7		3	0	0	0	1	0	1				
Felix Milan, R (1,4) OBP: 0.312, SLG: 0.321	0-0 G4-6-3 1B 1-2		0-0 1-3			0-0 5-3		0-0 L5		4	0	1	0	0	0	1				
Bruce Boisclair, L (1,7) OBP: 0.344, SLG: 0.344	0-0 G4-6-3 1-2 2-3			0-3 K		0-3 K			0-0 G3	4	0	0	0	0	2	2				
Dave Kingman, R (1,9) OBP: 0.281, SLG: 0.531	0-0 F6			0-0 5-3			0-0 SH1-4 1B		0-0 F8	4	0	1	0	0	0	1				
Ed Kranepool, L (1,3) OBP: 0.336, SLG: 0.385		0-3 K		0-0 3-1			0-0 SH1-4 1-2		0-0 FC4-6 1B	3	0	1	0	0	1	0				
Del Unser, L (1,8) OBP: 0.276, SLG: 0.351 John Milner, L (9,PH) OBP: 0.344, SLG: 0.467		0-0 F7			0-0 6-3		0-3 K		0-0 FC4-6 1-2	3	0	0	0	0	1	1				
Jerry Grote, R (1,2) OBP: 0.344, SLG: 0.324					4-0 1B BB		0-0 6-3			2	0	1	0	1	0	1				
Bud Harrelson, S (1,6) OBP: 0.356, SLG: 0.301 Wayne Garrett, L (8,PH) OBP: 0.360, SLG: 0.312 Roy Staiger, R (9,5) OBP: 0.242, SLG: 0.245		0-0 4-3				0-0 F8		0-0 F7		2	0	0	0	0	0	2				
Tom Seaver, R (1,1) OBP: 0.189, SLG: 0.085 Joe Torre, R (8,PH) OBP: 0.344, SLG: 0.420 Leon Brown, R (8,PR) OBP: 0.268, SLG: 0.275 Skip Lockwood, R (9,1) OBP: 0.455, SLG: 0.500			0-3 K			0-0 6-3		0-0 1B		2	0	0	0	0	1	1				
<b>Inning Stats</b>	R: 0 E: 0 K: 0 S: 3	H: 1 LOB: 1 BB: 1 P: 7	R: 0 E: 0 K: 1 S: 6	H: 1 LOB: 0 BB: 0 P: 6	R: 0 E: 0 K: 1 S: 5	H: 0 LOB: 0 BB: 0 P: 5	R: 0 E: 0 K: 1 S: 5	H: 0 LOB: 0 BB: 0 P: 5	R: 0 E: 0 K: 1 S: 6	H: 1 LOB: 1 BB: 0 P: 6	R: 0 E: 0 K: 0 S: 4	H: 1 LOB: 1 BB: 0 P: 4	R: 0 E: 0 K: 0 S: 4	H: 1 LOB: 1 BB: 0 P: 4	R: 0 E: 0 K: 0 S: 4	H: 1 LOB: 1 BB: 0 P: 4	1B: 5 2B: 0 3B: 0 HR: 0	SF: 0 SAC: 1 DP: 1 HBP: 0	WP: 0 PB: 0 SB: 0 CS: 0	PA: 33
<b>PITCHER</b>	IP WLS BF H R ER SO BB IBB HBP BLK WP HR S P ERA WHIP	9.0 W 33 5 0 0 5 2 0 0 0 0 0 41 49 0.00 0.778	<b>PITCHER</b>																	

Houston Astros @ New York Mets  
Shea Stadium, Flushing, NY  
Sat Jul 17 1976, 7:05 PM EDT  
Att: 32,911 - Unknown


AB 30  
R 0  
H 5  
RBI 0  
BB 2  
SO 5  
LOB 11





Batter	1	2	3	4	5	6	7	8	9	10	AB	R	H	RBI	BB	SO	LOB	TOP	
Greg Gross, L OBP: 0.358, SLG: 0.332 (1, 9)	F8		G5-4-3 1B		G3		FC3-6 1B		1B		5	0	2	0	0	0	1	<b>Houston Astros @ Montreal Expos</b> Jarry Park, Montreal, QB Sun Jul 18 1976, 7:05 PM EDT Unknown - 68 F	
Rob Andrews, R OBP: 0.333, SLG: 0.328 (1, 4)	2B BB		G5-4-3		F9		FC6-4 1B		F9		4	0	1	0	1	0	2		
Cesar Cedeño, R OBP: 0.347, SLG: 0.500 (1, 8)	2B		F7		F5		FC6-4 1B		F9		5	0	1	0	0	0	3		
Bob Watson, R OBP: 0.357, SLG: 0.418 (1, 3)	P3		4-3		4-3		1B WP		F8		5	1	1	0	0	0	3		
Jose Cruz, L OBP: 0.388, SLG: 0.398 (1, 7)	F8		G3		G3		WP 1B		K		5	2	2	0	0	1	3		
Enos Cabell, R OBP: 0.335, SLG: 0.362 (1, 5)	1B G3-6-3 1B		CS 1B		CS		WP 1B		F9		4	2	3	0	1	0	1		
Ed Herrmann, L OBP: 0.293, SLG: 0.349 (1, 2)	1B G3-6-3 1B		CS 1B		HR		1B 1B		1B WP		5	2	5	4	0	0	0		
Roger Metzger, S OBP: 0.322, SLG: 0.311 (1, 6)	G3-6-3		G3-6-3		K		G3		1B WP		4	0	1	0	1	1	2		
Joe Niekro, R OBP: 0.200, SLG: 0.333 Ken Boswell, L OBP: 0.325, SLG: 0.355 Ken Forsch, R OBP: 0.200, SLG: 0.111 (7, PH)	K		K		F7		FC3-6 1B		F9		2	0	0	0	0	1	0		
Inning Stats	R: 0 E: 0 K: 0 S: 4	H: 1 LOB: 2 BB: 1 P: 8	R: 1 E: 0 K: 1 S: 6	H: 2 LOB: 0 BB: 0 P: 5	R: 0 E: 0 K: 0 S: 3	H: 1 LOB: 0 BB: 0 P: 3	R: 0 E: 0 K: 0 S: 3	H: 0 LOB: 0 BB: 0 P: 3	R: 3 E: 0 K: 0 S: 7	H: 4 LOB: 2 BB: 1 P: 11	R: 1 E: 0 K: 1 S: 8	H: 3 LOB: 2 BB: 0 P: 8	R: 0 E: 0 K: 0 S: 4	H: 1 LOB: 1 BB: 0 P: 4	R: 1 E: 0 K: 0 S: 4	H: 3 LOB: 1 BB: 1 P: 8	1B: 14 2B: 2 3B: 0 HR: 1		SF: 0 SAC: 3 DP: 0 HBP: 0
PITCHER	IP WLS BF H R ER SO	IP WLS BF H R ER SO	IP WLS BF H R ER SO	IP WLS BF H R ER SO	IP WLS BF H R ER SO	IP WLS BF H R ER SO	IP WLS BF H R ER SO	IP WLS BF H R ER SO	IP WLS BF H R ER SO	IP WLS BF H R ER SO	IP WLS BF H R ER SO	IP WLS BF H R ER SO	IP WLS BF H R ER SO	IP WLS BF H R ER SO	IP WLS BF H R ER SO	IP WLS BF H R ER SO	ERA WHIP	ERA WHIP	
Clay Kirby, R ERA: 4.97 Joe Kerrigan, R ERA Chip Lang, R ERA: 4.03 Dale Murray, R ERA: 3.25 (1, 1) (7, 1) (8, 1) (10, 1)	6.0 1.0 2.0 1.0	6.0 5 10 5	6.0 8 4 3	6.0 5 1 1	6.0 2 0 0	6.0 0 0 0	6.0 0 0 0	6.0 0 0 0	6.0 1 0 0	6.0 5 12 8	6.0 5 5 9	6.0 0 0 0	6.0 0 0 0	6.0 0 0 0	6.0 0 0 0	6.0 0 0 0	6.0 0 0 0	7.50 1.667	0.00 2.000 4.50 2.000

Batter	1	2	3	4	5	6	7	8	9	10	AB	R	H	RBI	BB	SO	LOB	BOTTOM	
Pepe Mangual, R OBP: 0.402, SLG: 0.357 (1, 7)	F9		1-3		K		BB		1B HR BB		3	1	0	0	2	1	0	<b>Houston Astros @ Montreal Expos</b> Jarry Park, Montreal, QB Sun Jul 18 1976, 7:05 PM EDT Unknown - 68 F	
Ellis Valentine, R OBP: 0.283, SLG: 0.360 (1, 8)	K		6-3		PB FC4-2 BB		K		HR 1B		4	1	1	1	1	2	2		
Mike Jorgensen, L OBP: 0.332, SLG: 0.351 Chip Lang, R OBP: 0.309, SLG: 0.473 Dale Murray, R OBP: 0.305, SLG: 0.315 (1, 9) (8, 1) (9, PH) (10, 1)	BB 1B BB		S 1B		FC4-2 FC6-4		3-1		HR		3	1	1	0	1	0	3		
Andre Thornton, R OBP: 0.335, SLG: 0.407 (1, 3)	1B BB		1B BB		FC6-4		P3		F8		0	0	0	0	0	0	0		
Tim Foli, R OBP: 0.278, SLG: 0.396 Jerry White, S OBP: 0.305, SLG: 0.315 (1, 6) (10, PR)	1B		F6		L4		K		SH1-4 1B		5	0	2	1	0	1	2		
Pete Mackanin, R OBP: 0.275, SLG: 0.359 (1, 4)	F5		5-3		L4		4-3		SH1-4		4	0	0	0	0	0	2		
Barry Foote, R OBP: 0.259, SLG: 0.355 (1, 2)	K		HR		F8		5-3		F7		5	1	1	1	0	1	2		
Pepe Frias, R OBP: 0.291, SLG: 0.294 Jim Dwyer, L OBP: 0.269, SLG: 0.239 Larry Parrish, R OBP: 0.283, SLG: 0.320 (1, 5) (9, PH) (10, 5)	4-3		5-3		5-3		F9		4-3		3	0	0	0	0	0	0		
Clay Kirby, R OBP: 0.125, SLG: 0.133 Joe Kerrigan, R OBP: 0.318, SLG: 0.395 (1, 1) (7, PH) (8, 9)	F6		6-3		6-3		BB 1B		1B		2	0	0	0	0	0	0		
Inning Stats	R: 1 E: 0 K: 1 S: 6	H: 1 LOB: 1 BB: 2 P: 14	R: 0 E: 0 K: 1 S: 5	H: 0 LOB: 0 BB: 0 P: 5	R: 0 E: 0 K: 0 S: 4	H: 1 LOB: 2 BB: 1 P: 8	R: 1 E: 0 K: 0 S: 4	H: 1 LOB: 0 BB: 0 P: 4	R: 0 E: 0 K: 1 S: 5	H: 1 LOB: 2 BB: 1 P: 10	R: 0 E: 0 K: 1 S: 5	H: 0 LOB: 0 BB: 0 P: 5	R: 4 E: 0 K: 0 S: 6	H: 3 LOB: 0 BB: 1 P: 10	R: 0 E: 0 K: 1 S: 6	H: 1 LOB: 2 BB: 0 P: 6	1B: 6 2B: 0 3B: 0 HR: 2		SF: 0 SAC: 1 DP: 0 HBP: 0
PITCHER	IP WLS BF H R ER SO	IP WLS BF H R ER SO	IP WLS BF H R ER SO	IP WLS BF H R ER SO	IP WLS BF H R ER SO	IP WLS BF H R ER SO	IP WLS BF H R ER SO	IP WLS BF H R ER SO	IP WLS BF H R ER SO	IP WLS BF H R ER SO	IP WLS BF H R ER SO	IP WLS BF H R ER SO	IP WLS BF H R ER SO	IP WLS BF H R ER SO	IP WLS BF H R ER SO	IP WLS BF H R ER SO	ERA WHIP	ERA WHIP	
Joe Niekro, R ERA: 3.61 Ken Forsch, R ERA: 2.36 (1, 1) (7, 1)	6.0 4.0	6.0 19	6.0 5	6.0 4	6.0 2	6.0 0	6.0 0	6.0 0	6.0 1	6.0 23	6.0 31	6.0 9	6.0 0	6.0 0	6.0 0	6.0 0	6.0 0	3.00 1.167	9.00 1.750





Batter	1	2	3	4	5	6	7	8	9	AB	R	H	RBI	BB	SO	LOB	TOP							
Greg Gross, L OBP: 0.365, SLG: 0.340 (1, 9)	F8	1B		G3 1B	F7	2B 1B		5-3 3B 1B		6	3	4	1	0	0	0	<b>Houston Astros @ Montreal Expos</b> Jarry Park, Montreal, QB Sun Jul 18 1976, 7:05 PM EDT Att: 11,641 - Unknown							
Rob Andrews, R OBP: 0.341, SLG: 0.337 (1, 4)	1B	1B		K	BB 1B	2B 1B		5-3		5	3	3	1	1	1	2								
Cesar Cedeno, R OBP: 0.297, SLG: 0.502 Wilbur Howard, S OBP: 0.238, SLG: 0.286 (7, 8)	1B	K		G3	F4	2B		1B 3B		5	1	2	1	0	1	4								
Bob Watson, R OBP: 0.360, SLG: 0.419 Cliff Johnson, R OBP: 0.359, SLG: 0.382 (1, 3) (7, 3)	BB 4-3 1B	F8		1B 1B	1B BB	5-3		1B		4	2	2	2	1	0	3								
Jose Cruz, L OBP: 0.391, SLG: 0.401 (1, 7)	4-3 BB 1B			K	E 1B 1B			F9		6	1	3	2	0	1	1								
Enos Cabell, R OBP: 0.341, SLG: 0.365 (1, 5)	4-3 BB			E5 4-3 WP 1B	E5 1B 1B	F8		1B		5	2	3	1	1	0	2								
Ed Herrmann, L OBP: 0.328, SLG: 0.351 Skip Jutze, R OBP: 0.179, SLG: 0.203 (1, 2) (7, 2)	4-3			4-3	WP 1B 1B	K		1B G1-6-3		5	0	2	3	0	1	3								
Roger Metzger, S OBP: 0.328, SLG: 0.313 Jerry Davanon, R OBP: 0.245, SLG: 0.571 (7, PH) (7, 6)	K				WP 1B	SH2-4 1B BB		G1-6-3		2	1	1	0	2	1	2								
Dan Larson, R (1, 1)		4-3		4-3	K	SH2-4		4-3		5	0	0	0	0	1	4								
<b>Inning Stats</b>	R: 3 E: 0 K: 1 S: 9	H: 4 LOB: 2 BB: 1 P: 13	R: 0 E: 0 K: 1 S: 7	H: 2 LOB: 2 BB: 0 P: 7	R: 1 E: 1 K: 1 S: 6	H: 1 LOB: 1 BB: 1 P: 10	R: 4 E: 2 K: 2 S: 13	H: 6 LOB: 2 BB: 0 P: 13	R: 1 E: 0 K: 1 S: 4	H: 1 LOB: 2 BB: 2 P: 12	R: 0 E: 0 K: 0 S: 4	H: 2 LOB: 1 BB: 0 P: 4	R: 2 E: 0 K: 0 S: 6	H: 3 LOB: 1 BB: 1 P: 6	R: 0 E: 0 K: 0 S: 3	H: 0 LOB: 1 BB: 1 P: 7		1B: 19 2B: 2 3B: 1 HR: 0	SF: 0 SAC: 1 DP: 1 HBP: 0	WP: 2 PB: 0 SB: 0 CS: 0	PA: 54			
<b>PITCHER</b>	IP WLS BF H R ER SO BB IBB HBP BLK WP HR S P ERA WHIP	IP WLS BF H R ER SO BB IBB HBP BLK WP HR S P ERA WHIP	IP WLS BF H R ER SO BB IBB HBP BLK WP HR S P ERA WHIP	IP WLS BF H R ER SO BB IBB HBP BLK WP HR S P ERA WHIP	IP WLS BF H R ER SO BB IBB HBP BLK WP HR S P ERA WHIP	IP WLS BF H R ER SO BB IBB HBP BLK WP HR S P ERA WHIP	IP WLS BF H R ER SO BB IBB HBP BLK WP HR S P ERA WHIP	IP WLS BF H R ER SO BB IBB HBP BLK WP HR S P ERA WHIP	IP WLS BF H R ER SO BB IBB HBP BLK WP HR S P ERA WHIP	IP WLS BF H R ER SO BB IBB HBP BLK WP HR S P ERA WHIP	IP WLS BF H R ER SO BB IBB HBP BLK WP HR S P ERA WHIP	IP WLS BF H R ER SO BB IBB HBP BLK WP HR S P ERA WHIP	IP WLS BF H R ER SO BB IBB HBP BLK WP HR S P ERA WHIP	IP WLS BF H R ER SO BB IBB HBP BLK WP HR S P ERA WHIP	IP WLS BF H R ER SO BB IBB HBP BLK WP HR S P ERA WHIP	IP WLS BF H R ER SO BB IBB HBP BLK WP HR S P ERA WHIP	IP WLS BF H R ER SO BB IBB HBP BLK WP HR S P ERA WHIP	IP WLS BF H R ER SO BB IBB HBP BLK WP HR S P ERA WHIP	IP WLS BF H R ER SO BB IBB HBP BLK WP HR S P ERA WHIP	IP WLS BF H R ER SO BB IBB HBP BLK WP HR S P ERA WHIP	IP WLS BF H R ER SO BB IBB HBP BLK WP HR S P ERA WHIP	IP WLS BF H R ER SO BB IBB HBP BLK WP HR S P ERA WHIP		
Steve Dunning, R ERA: 5.88 (1, 1)	3.2 L	23 10	7 5	6 5	4 2	2 3	0 0	0 0	0 0	1 0	17 29	29 22.50	37 5.000											
Dan Warthen, L ERA: 6.31 (4, 1)	2.0	16	7	5	5	2	3	0	0	0	0	0	1	0	17	29	22.50	5.000						
Joe Kerrigan, R ERA: 4.15 (6, 1)	2.1	11	5	2	2	0	0	0	0	0	0	11	11	7.71	2.143									
Dale Murray, R ERA: 3.19 (9, 1)	1.0	4	0	0	0	0	1	0	0	0	0	3	7	0.00	1.000									
<b>PITCHER</b>	IP WLS BF H R ER SO BB IBB HBP BLK WP HR S P ERA WHIP	IP WLS BF H R ER SO BB IBB HBP BLK WP HR S P ERA WHIP	IP WLS BF H R ER SO BB IBB HBP BLK WP HR S P ERA WHIP	IP WLS BF H R ER SO BB IBB HBP BLK WP HR S P ERA WHIP	IP WLS BF H R ER SO BB IBB HBP BLK WP HR S P ERA WHIP	IP WLS BF H R ER SO BB IBB HBP BLK WP HR S P ERA WHIP	IP WLS BF H R ER SO BB IBB HBP BLK WP HR S P ERA WHIP	IP WLS BF H R ER SO BB IBB HBP BLK WP HR S P ERA WHIP	IP WLS BF H R ER SO BB IBB HBP BLK WP HR S P ERA WHIP	IP WLS BF H R ER SO BB IBB HBP BLK WP HR S P ERA WHIP	IP WLS BF H R ER SO BB IBB HBP BLK WP HR S P ERA WHIP	IP WLS BF H R ER SO BB IBB HBP BLK WP HR S P ERA WHIP	IP WLS BF H R ER SO BB IBB HBP BLK WP HR S P ERA WHIP	IP WLS BF H R ER SO BB IBB HBP BLK WP HR S P ERA WHIP	IP WLS BF H R ER SO BB IBB HBP BLK WP HR S P ERA WHIP	IP WLS BF H R ER SO BB IBB HBP BLK WP HR S P ERA WHIP	IP WLS BF H R ER SO BB IBB HBP BLK WP HR S P ERA WHIP	IP WLS BF H R ER SO BB IBB HBP BLK WP HR S P ERA WHIP	IP WLS BF H R ER SO BB IBB HBP BLK WP HR S P ERA WHIP	IP WLS BF H R ER SO BB IBB HBP BLK WP HR S P ERA WHIP	IP WLS BF H R ER SO BB IBB HBP BLK WP HR S P ERA WHIP	IP WLS BF H R ER SO BB IBB HBP BLK WP HR S P ERA WHIP	IP WLS BF H R ER SO BB IBB HBP BLK WP HR S P ERA WHIP	
Ellis Valentine, R OBP: 0.298, SLG: 0.358 (1, 8)	K			FC4 1B		FC5 1B BB		K		3	0	1	0	1	2	0	<b>Houston Astros @ Montreal Expos</b> Jarry Park, Montreal, QB Sun Jul 18 1976, 7:05 PM EDT Att: 11,641 - Unknown							
Jim Lyttle, L OBP: 0.315, SLG: 0.381 (1, 9)	2B BB			FC4		K		F8		3	0	0	0	1	1	2								
Mike Jorgensen, L OBP: 0.339, SLG: 0.363 (1, 7)	1-3 2B			K		FC5 1B		1B		4	1	3	0	0	1	1								
Andre Thornton, R OBP: 0.329, SLG: 0.399 (1, 3)	5-3			6-3		FC5 1B		F7		4	0	0	0	0	0	5								
Tim Foli, R OBP: 0.276, SLG: 0.393 Barry Foote, R OBP: 0.262, SLG: 0.356 (1, 6) (6, 5)	1-3			P3		1B		4-3		2	0	0	0	0	0	2								
Pete Mackanin, R OBP: 0.271, SLG: 0.354 (1, 4)		6-3		K		FC5		5-3		4	0	0	0	0	1	2								
Larry Johnson, R OBP: 0.154, SLG: 0.231 (1, 2)		5-3			4-3			G3		4	0	0	0	0	0	0								
Pepe Frias, R OBP: 0.276, SLG: 0.278 (1, 5) (6, 6)		6-3			K			5-3		3	0	0	0	0	1	0								
Steve Dunning, R (1, 1)				K				K		1	0	0	0	0	1	0								
Dan Warthen, S (4, 1)				K				K		1	0	0	0	0	1	0								
Joe Kerrigan, R (6, 1)				K				K		1	0	0	0	0	1	0								
Dale Murray, R (9, 1)				K				K		0	0	0	0	0	0	0								
<b>Inning Stats</b>	R: 0 E: 0 K: 1 S: 6	H: 1 LOB: 2 BB: 1 P: 10	R: 0 E: 0 K: 0 S: 3	H: 0 LOB: 0 BB: 0 P: 3	R: 0 E: 0 K: 2 S: 8	H: 1 LOB: 1 BB: 0 P: 8	R: 0 E: 0 K: 1 S: 5	H: 0 LOB: 0 BB: 0 P: 5	R: 0 E: 0 K: 1 S: 7	H: 0 LOB: 0 BB: 0 P: 7	R: 1 E: 0 K: 1 S: 7	H: 2 LOB: 2 BB: 1 P: 11	R: 0 E: 0 K: 1 S: 5	H: 0 LOB: 0 BB: 0 P: 5	R: 0 E: 0 K: 1 S: 6	H: 1 LOB: 1 BB: 0 P: 6	R: 0 E: 0 K: 0 S: 3	H: 0 LOB: 0 BB: 0 P: 3	1B: 4 2B: 1 3B: 0 HR: 0	SF: 0 SAC: 0 DP: 0 HBP: 0	WP: 0 PB: 0 SB: 0 CS: 0	PA: 34		
<b>PITCHER</b>	IP WLS BF H R ER SO BB IBB HBP BLK WP HR S P ERA WHIP	IP WLS BF H R ER SO BB IBB HBP BLK WP HR S P ERA WHIP	IP WLS BF H R ER SO BB IBB HBP BLK WP HR S P ERA WHIP	IP WLS BF H R ER SO BB IBB HBP BLK WP HR S P ERA WHIP	IP WLS BF H R ER SO BB IBB HBP BLK WP HR S P ERA WHIP	IP WLS BF H R ER SO BB IBB HBP BLK WP HR S P ERA WHIP	IP WLS BF H R ER SO BB IBB HBP BLK WP HR S P ERA WHIP	IP WLS BF H R ER SO BB IBB HBP BLK WP HR S P ERA WHIP	IP WLS BF H R ER SO BB IBB HBP BLK WP HR S P ERA WHIP	IP WLS BF H R ER SO BB IBB HBP BLK WP HR S P ERA WHIP	IP WLS BF H R ER SO BB IBB HBP BLK WP HR S P ERA WHIP	IP WLS BF H R ER SO BB IBB HBP BLK WP HR S P ERA WHIP	IP WLS BF H R ER SO BB IBB HBP BLK WP HR S P ERA WHIP	IP WLS BF H R ER SO BB IBB HBP BLK WP HR S P ERA WHIP	IP WLS BF H R ER SO BB IBB HBP BLK WP HR S P ERA WHIP	IP WLS BF H R ER SO BB IBB HBP BLK WP HR S P ERA WHIP	IP WLS BF H R ER SO BB IBB HBP BLK WP HR S P ERA WHIP	IP WLS BF H R ER SO BB IBB HBP BLK WP HR S P ERA WHIP	IP WLS BF H R ER SO BB IBB HBP BLK WP HR S P ERA WHIP	IP WLS BF H R ER SO BB IBB HBP BLK WP HR S P ERA WHIP	IP WLS BF H R ER SO BB IBB HBP BLK WP HR S P ERA WHIP	IP WLS BF H R ER SO BB IBB HBP BLK WP HR S P ERA WHIP	IP WLS BF H R ER SO BB IBB HBP BLK WP HR S P ERA WHIP	IP WLS BF H R ER SO BB IBB HBP BLK WP HR S P ERA WHIP
Dan Larson, R ERA: 1.0 (1, 1)	9.0 W	34 5	1 1	1 1	9 9	2 0	0 0	0 0	0 0	0 0	50 58	58 1.00	58 0.778											

AB 47  
R 14  
H 22  
RBI 13  
BB 6  
SO 6  
LOB 23



AB 32  
R 1  
H 5  
RBI 1  
BB 2  
SO 9  
LOB 12





Batter	1	2	3	4	5	6	7	8	9	AB R H RBI BB SO LOB	TOP											
Greg Gross, L (1, 9) OBP: 0.369, SLG: 0.345	0-0 G6-3 1B		0-0 1-3		0-0 4-3		0-0 SF9 SH1-4 1-2 3-H 1B		0-0 F9 1B	5 0 3 1 0 0 1	<b>Houston Astros @ Montreal Expos</b> Jarry Park, Montreal, QB Mon Jul 19 1976, 7:05 PM EDT Att. 7,563 - Unknown - 82 F											
Rob Andrews, R (1, 4) OBP: 0.347, SLG: 0.341	0-0 G6-3 1-2		0-0 1B		4-0 1B BB		0-0 SH1-4		0-0 FC6-4 1B	3 0 2 0 1 0 1												
Cesar Cedeno, R (1, 8) OBP: 0.351, SLG: 0.500	4-0 BB		0-0 1-3		0-0 1-2 3-H 1B		4-0 1B IBB		0-0 F9 2-3	3 0 1 1 2 0 3												
Bob Watson, R (1, 3) OBP: 0.358, SLG: 0.417	0-0 5-3			0-0 CS BB 1B	0-0 K		0-0 SF9		0-0 FC6-4 1-2	4 0 1 1 0 1 5												
Jose Cruz, L (1, 7) OBP: 0.393, SLG: 0.400		0-0 G5-4-3 1B		4-0 1-2 BB		0-0 F8		0-0 6-3		3 0 1 0 1 0 2												
Enos Cabell, R (1, 5) OBP: 0.337, SLG: 0.361		0-0 G5-4-3 1-2		0-3 K		0-0 1-3		0-0 1-3		4 0 0 0 0 1 3												
Ed Herrmann, L (1, 2) OBP: 0.295, SLG: 0.348		0-0 1B		0-3 K		0-0 G3		0-0 F7		4 0 1 0 0 1 2												
Roger Metzger, S (1, 6) OBP: 0.330, SLG: 0.315		0-0 F7			0-0 4-3 SH3-4 1B 1B		0-0 1B 1B 1B		0-0 4-3	4 2 2 0 0 0 1												
J.R. Richard, R (1, 1) OBP: 0.117, SLG: 0.136			0-3 K		0-0 SH3-4		0-0 SH1-4 1-3 SF9 1B 1B		0-0 1-3	3 1 1 0 0 1 0												
<b>Inning Stats</b>	R: 0 E: 0 K: 0 S: 3	H: 1 LOB: 1 BB: 1 P: 7	R: 0 E: 0 K: 0 S: 4	H: 2 LOB: 1 BB: 0 P: 4	R: 0 E: 0 K: 1 S: 6	H: 1 LOB: 1 BB: 0 P: 6	R: 0 E: 0 K: 2 S: 7	H: 1 LOB: 2 BB: 1 P: 11	R: 1 E: 0 K: 1 S: 7	H: 2 LOB: 2 BB: 1 P: 11		R: 0 E: 0 K: 0 S: 3	H: 0 LOB: 0 BB: 0 P: 3	R: 2 E: 0 K: 0 S: 6	H: 3 LOB: 2 BB: 1 P: 10	R: 0 E: 0 K: 0 S: 3	H: 0 LOB: 0 BB: 0 P: 3	R: 0 E: 0 K: 0 S: 5	H: 2 LOB: 2 BB: 0 P: 5	1B: 12 2B: 1 3B: 0 HR: 0	SF: 1 SAC: 2 DP: 3 HBP: 0	WP: 0 PB: 0 SB: 0 CS: 1
<b>PITCHER</b>	IP WLS BF H R ER SO BB IBB HBP BLK WP HR S P ERA WHIP											<b>PITCHER</b>	IP WLS BF H R ER SO BB IBB HBP BLK WP HR S P ERA WHIP									
Steve Rogers, R (1, 1) ERA: 3.81	7.0 L 32 10 3 3 4 3 1 0 0 0 0 0 36 52 3.86 1.857																					
Dale Murray, R (8, 1) ERA: 3.09	2.0 8 2 0 0 0 0 0 0 0 0 0 0 8 8 0.00 1.000																					

AB	33
R	3
H	12
RBI	3
BB	4
SO	4
LOB	18



Batter	1	2	3	4	5	6	7	8	9	AB R H RBI BB SO LOB	BOTTOM											
Pepe Manguat, R (1, 7) OBP: 0.403, SLG: 0.353	0-3 K		4-0 FC6-4 BB		0-0 6-3		4-0 BB		0-0 5-3	2 0 0 0 2 1 0	<b>Houston Astros @ Montreal Expos</b> Jarry Park, Montreal, QB Mon Jul 19 1976, 7:05 PM EDT Att. 7,563 - Unknown - 82 F											
Dale Murray, R (8, 1) OBP: 0.303, SLG: 0.313			1-2 FC6-4 L4-3 BB		0-0 S 1B		0-0 P3			0 0 0 0 0 0 0												
Jerry White, S (9, PH)			1-2 2-3		0-0 1B					1 0 0 0 0 0 2												
Ellis Valentine, R (1, 8) OBP: 0.295, SLG: 0.351	0-0 F8		0-0 FC6-4 L4-3 BB		0-0 S 1B		0-0 P3			4 0 1 0 0 0 4												
Mike Jorgensen, L (1, 9) OBP: 0.337, SLG: 0.358	4-0 BB BB		0-0 L4-3		0-0 F7					3 0 0 0 1 1 3												
Andre Thornton, R (1, 3) OBP: 0.332, SLG: 0.395	4-0 1-2 BB			1-0 FC4 HBP		0-0 6-3		0-0 F8		2 0 0 0 1 0 0												
Larry Parrish, R (1, 5) OBP: 0.279, SLG: 0.315	0-3 K		0-0 FC4 1B WP		0-0 6-3		0-0 6-3		0-0 6-3	4 1 0 0 0 1 3												
Tim Foli, R (1, 6) OBP: 0.276, SLG: 0.391		0-0 5-3		0-0 WP 1B		0-0 P3			0-0 6-3	4 0 1 0 0 0 0												
Pete Mackanin, R (1, 4) OBP: 0.269, SLG: 0.350		0-3 K		0-3 K			0-3 K		0-0 BB 1B	3 0 0 0 0 3 1												
Jose Morales, R (9, PH) OBP: 0.316, SLG: 0.479				1-2 3-H						1 0 1 0 0 0 0												
Larry Johnson, R (9, PR) OBP: 0.154, SLG: 0.231				0-0 F5						0 0 0 0 0 0 0												
Barry Foote, R (1, 2) OBP: 0.261, SLG: 0.359		0-0 F5		0-0 F8			0-0 2B		0-0 F8	4 0 1 0 0 0 2												
Steve Rogers, R (1, 1) OBP: 0.128, SLG: 0.128			0-0 FC6-4 BB 1B		0-3 K		0-0 F7		4-0 BB 1B	2 0 1 0 0 1 0												
Jim Lytle, L (7, PH) OBP: 0.319, SLG: 0.376									1-2 BB	1 0 0 0 1 0 1												
<b>Inning Stats</b>	R: 0 E: 0 K: 2 S: 7	H: 0 LOB: 2 BB: 2 P: 15	R: 0 E: 0 K: 1 S: 5	H: 0 LOB: 0 BB: 0 P: 5	R: 0 E: 0 K: 0 S: 3	H: 1 LOB: 1 BB: 1 P: 7	R: 1 E: 1 K: 1 S: 6	H: 1 LOB: 1 BB: 0 P: 7	R: 0 E: 0 K: 1 S: 6	H: 1 LOB: 1 BB: 0 P: 6	R: 0 E: 0 K: 0 S: 3	H: 0 LOB: 0 BB: 0 P: 3	R: 0 E: 0 K: 1 S: 6	H: 1 LOB: 2 BB: 1 P: 10	R: 0 E: 0 K: 1 S: 5	H: 0 LOB: 0 BB: 0 P: 5	R: 0 E: 0 K: 0 S: 4	H: 1 LOB: 2 BB: 1 P: 8	1B: 4 2B: 2 3B: 0 HR: 0	SF: 0 SAC: 0 DP: 1 HBP: 1	WP: 1 PB: 0 SB: 1 CS: 0	PA: 37
<b>PITCHER</b>	IP WLS BF H R ER SO BB IBB HBP BLK WP HR S P ERA WHIP											<b>PITCHER</b>	IP WLS BF H R ER SO BB IBB HBP BLK WP HR S P ERA WHIP									
J.R. Richard, R (1, 1) ERA: 2.75	9.0 W 37 5 1 0 7 5 0 1 0 1 0 0 45 66 0.00 1.111																					

AB	31
R	1
H	5
RBI	0
BB	5
SO	7
LOB	16





Batter	1	2	3	4	5	6	7	8	9	AB	R	H	RBI	BB	SO	LOB	TOP					
<b>Rob Andrews, R</b> OBP: 0.340, SLG: 0.335 (1,4)										5	0	0	0	0	0	2						
<b>Enos Cabell, R</b> OBP: 0.335, SLG: 0.361 (1,5)										5	0	1	0	0	1	1						
<b>Cesar Cedeno, R</b> OBP: 0.353, SLG: 0.503 (1,8)										4	0	2	0	0	1	1						
<b>Bob Watson, R</b> OBP: 0.354, SLG: 0.412 (1,3)										4	0	0	0	0	2	3						
<b>Leon Roberts, R</b> OBP: 0.388, SLG: 0.524 (1,9)										4	1	1	0	0	1	1						
<b>Cliff Johnson, R</b> OBP: 0.361, SLG: 0.382 (1,7)										3	2	1	0	1	0	0						
<b>Jerry Davanon, R</b> OBP: 0.435, SLG: 0.641 (1,6)										4	2	2	3	0	0	1						
<b>Skip Jutze, R</b> OBP: 0.195, SLG: 0.256 (9, PH)										3	0	2	1	0	0	0						
<b>Greg Gross, L</b> OBP: 0.397, SLG: 0.344 (9, PH)										1	0	0	0	0	0	0						
<b>Tom Griffin, R</b> (1,1)										0	0	0	0	0	0	0						
<b>Joe Sambito, L</b> (1,1)										2	0	0	0	0	2	1						
<b>Ken Boswell, L</b> OBP: 0.321, SLG: 0.355 (6, PH)										0	0	0	1	0	0	0						
<b>Gene Pentz, R</b> OBP: 0.400, SLG: 0.250 (6,1)										0	0	0	0	0	0	0						
<b>Jose Cruz, L</b> OBP: 0.395, SLG: 0.403 (9, PH)										1	0	1	0	0	0	0						
<b>Inning Stats</b>	R: 0 E: 0 K: 0 S: 4	H: 1 LOB: 1 BB: 0 P: 4	R: 1 E: 0 K: 2 S: 8	H: 1 LOB: 1 BB: 1 P: 12	R: 0 E: 0 K: 1 S: 6	H: 1 LOB: 1 BB: 0 P: 6	R: 3 E: 0 K: 1 S: 8	H: 3 LOB: 0 BB: 0 P: 8	R: 0 E: 0 K: 0 S: 4	H: 1 LOB: 1 BB: 0 P: 4	R: 1 E: 1 K: 0 S: 5	H: 2 LOB: 1 BB: 0 P: 5	R: 0 E: 0 K: 3 S: 9	H: 0 LOB: 0 BB: 0 P: 9	R: 0 E: 0 K: 0 S: 3	H: 0 LOB: 0 BB: 0 P: 3	R: 0 E: 0 K: 0 S: 4	H: 1 LOB: 1 BB: 0 P: 4	1B: 5 2B: 3 3B: 1 HR: 1	SF: 1 SAC: 0 DP: 0 HBP: 0	WP: 0 PB: 0 SB: 0 CS: 0	PA: 38
<b>PITCHER</b>	IP	WLS	BF	H	R	ER	SO	BB	IBB	HBP	BLK	WP	HR	S	P	ERA	WHIP					
<b>John Candelaria, L</b> ERA: 3.02 (1,1)	5.1	W	26	9	5	5	4	1	0	0	0	0	1	33	37	8.44	1.875					
<b>Kent Tekulve, R</b> ERA: 3.2 (6,1)	3.2	S	12	1	0	0	3	0	0	0	0	0	0	18	18	0.00	0.273					

Houston Astros @ Pittsburgh Pirates  
Three Rivers Stadium, Pittsburgh, PA  
Tue Jul 20 1976, 7:05 PM EDT  
Unknown

AB 36  
R 5  
H 10  
RBI 5  
BB 1  
SO 7  
LOB 10



Batter	1	2	3	4	5	6	7	8	9	AB	R	H	RBI	BB	SO	LOB	BOTTOM					
<b>Frank Taveras, R</b> OBP: 0.317, SLG: 0.292 (1,6)										3	2	1	0	1	1	1						
<b>Rennie Stennett, R</b> OBP: 0.281, SLG: 0.345 (1,4)										5	1	2	0	0	0	2						
<b>Al Oliver, L</b> OBP: 0.384, SLG: 0.553 (1,8)										5	1	1	1	0	0	2						
<b>Willie Stargell, L</b> OBP: 0.343, SLG: 0.456 (1,3)										4	1	2	1	0	0	2						
<b>Richie Zisk, R</b> OBP: 0.344, SLG: 0.466 (1,7)										5	1	2	2	0	1	3						
<b>Bill Robinson, R</b> OBP: 0.364, SLG: 0.639 (1,9)										3	2	1	0	1	1	1						
<b>Richie Hebner, L</b> OBP: 0.300, SLG: 0.313 (1,5)										3	1	1	1	1	1	1						
<b>Manny Sanguillen, R</b> OBP: 0.337, SLG: 0.377 (1,2)										3	0	2	4	0	0	1						
<b>John Candelaria, L</b> OBP: 0.245, SLG: 0.186 (1,1)										2	0	0	0	1	0	1						
<b>Kent Tekulve, R</b> (6,1)										1	0	0	0	0	1	1						
<b>Inning Stats</b>	R: 6 E: 0 K: 1 S: 9	H: 4 LOB: 1 BB: 2 P: 18	R: 1 E: 0 K: 0 S: 5	H: 2 LOB: 1 BB: 0 P: 5	R: 0 E: 0 K: 0 S: 3	H: 1 LOB: 0 BB: 0 P: 3	R: 0 E: 1 K: 0 S: 5	H: 1 LOB: 2 BB: 0 P: 5	R: 1 E: 0 K: 1 S: 7	H: 2 LOB: 2 BB: 1 P: 11	R: 0 E: 0 K: 1 S: 5	H: 0 LOB: 0 BB: 0 P: 5	R: 0 E: 0 K: 2 S: 8	H: 1 LOB: 1 BB: 0 P: 8	R: 1 E: 0 K: 0 S: 4	H: 1 LOB: 1 BB: 1 P: 8	R: 1 E: 0 K: 0 S: 9	H: 1 LOB: 1 BB: 1 P: 8	1B: 9 2B: 2 3B: 1 HR: 0	SF: 2 SAC: 0 DP: 1 HBP: 1	WP: 1 PB: 0 SB: 3 CS: 0	PA: 41
<b>PITCHER</b>	IP	WLS	BF	H	R	ER	SO	BB	IBB	HBP	BLK	WP	HR	S	P	ERA	WHIP					
<b>Tom Griffin, R</b> ERA: 6.05 (1,1)	0.1	L	6	3	5	5	0	1	0	0	0	1	0	25	33	5.79	1.929					
<b>Joe Sambito, L</b> ERA: 5.79 (1,1)	4.2		23	7	3	3	2	2	0	0	0	0	0	17	21	3.00	1.000					
<b>Gene Pentz, R</b> ERA: 3.6 (6,1)	3.0		12	2	1	1	3	1	0	0	0	0	0	17	21	3.00	1.000					

Houston Astros @ Pittsburgh Pirates  
Three Rivers Stadium, Pittsburgh, PA  
Tue Jul 20 1976, 7:05 PM EDT  
Unknown

AB 34  
R 9  
H 12  
RBI 9  
BB 4  
SO 5  
LOB 15









Batter	1	2	3	4	5	6	7	8	9	AB	R	H	RBI	BB	SO	LOB	TOP					
Greg Gross, L (1, 9) OBP: 0.397, SLG: 0.335	0-0 4-3		0-3 K		0-0 6-3			0-0 L6		4	0	0	0	0	1	3	Houston Astros @ Pittsburgh Pirates Three Rivers Stadium, Pittsburgh, PA Wed Jul 21 1976, 7:05 PM EDT Unknown					
Rob Andrews, R (1, 4) OBP: 0.334, SLG: 0.332	0-0 F9		0-0 FC6			0-0 F8		0-0 6-3		4	0	0	0	0	0	2						
Cesar Cedeno, R (1, 8) OBP: 0.351, SLG: 0.497	0-3 K		0-0 F7			0-0 1B		0-0 L4		4	0	1	0	0	1	2						
Joe Niekro, R (8, 1) OBP: 0.200, SLG: 0.333						1B				0	0	0	0	0	0	0						
Bob Watson, R (1, 3) OBP: 0.362, SLG: 0.424		0-0 4-3 1B		0-0 G6-4-3 1B		0-0 1B		0-0 FC6-4 1B		4	1	4	0	0	0	0						
Leon Roberts, R (1, 7) OBP: 0.378, SLG: 0.510		0-3 K		0-0 F8		0-0 6-3		0-0 FC6-4 FC6-4		4	0	0	0	0	1	4						
Enos Cabell, R (1, 5) OBP: 0.333, SLG: 0.365		0-0 4-3		0-0 G6-4-3			0-0 F7	0-0 FC6-4		4	0	0	0	0	0	3						
Jerry Davanon, R (1, 6) OBP: 0.420, SLG: 0.605		0-0 1B		0-3 K		0-0 6-3		0-0 F9		4	0	1	1	0	1	1						
Skip Jutze, R (1, 2) OBP: 0.200, SLG: 0.259		0-3 K		0-0 SH1-4 1B		0-0 6-3				3	0	1	0	0	1	1						
Larry Dierker, R (1, 1) OBP: 0.119, SLG: 0.122				0-0 SH1-4				0-0 2B		1	0	1	0	0	0	0						
Joe Sambito, L (7, 1)										0	0	0	0	0	0	0						
Wilbur Howard, S (8, PH) OBP: 0.243, SLG: 0.298										1	0	1	0	0	0	0						
<b>Inning Stats</b>	R: 0 E: 0 K: 1 S: 5	H: 0 LOB: 0 BB: 0 P: 5	R: 1 E: 0 K: 2 S: 9	H: 2 LOB: 1 BB: 0 P: 9	R: 0 E: 0 K: 1 S: 6	H: 1 LOB: 0 BB: 0 P: 6	R: 0 E: 0 K: 0 S: 3	H: 1 LOB: 0 BB: 0 P: 3	R: 0 E: 0 K: 1 S: 6	H: 1 LOB: 1 BB: 0 P: 6	R: 0 E: 0 K: 0 S: 4	H: 2 LOB: 1 BB: 0 P: 4	R: 0 E: 0 K: 0 S: 3	H: 0 LOB: 0 BB: 0 P: 3	R: 0 E: 0 K: 0 S: 4	H: 1 LOB: 1 BB: 0 P: 4	R: 0 E: 0 K: 0 S: 4	H: 1 LOB: 1 BB: 0 P: 4	1B: 7 2B: 2 3B: 0 HR: 0	SF: 0 SAC: 1 DP: 1 HBP: 0	WP: 0 PB: 0 SB: 0 CS: 0	PA: 34
<b>PITCHER</b> Jerry Reuss, L (1, 1) ERA: 4.19	IP: 9.0 WLS: W BF: 34 H: 9 R: 1 ER: 1 SO: 5 BB: 0 IBB: 0 HBP: 0 BLK: 0 WP: 0 HR: 0 S: 44 P: 44 ERA: 1.00 WHIP: 1.000															<b>PITCHER</b>						

AB 33  
R 1  
H 9  
RBI 1  
BB 0  
SO 5  
LOB 16



Batter	1	2	3	4	5	6	7	8	9	AB	R	H	RBI	BB	SO	LOB	BOTTOM			
Frank Taveras, R (1, 6) OBP: 0.315, SLG: 0.291	0-0 P3		0-0 4-3		0-0 F9		0-0 S 1B			4	1	1	0	0	0	0	Houston Astros @ Pittsburgh Pirates Three Rivers Stadium, Pittsburgh, PA Wed Jul 21 1976, 7:05 PM EDT Unknown			
Rennie Stennett, R (1, 4) OBP: 0.285, SLG: 0.349	4-0 F8 PB BB		0-0 F7		0-0 E8 2B		0-0 S 2B 1B			3	1	2	1	1	0	0				
Al Oliver, L (1, 8) OBP: 0.386, SLG: 0.553	4-0 1-2 BB			0-0 4-3	0-0 F7		0-0 1-H 2B			3	0	1	1	1	0	1				
Willie Stargell, L (1, 3) OBP: 0.343, SLG: 0.458	0-0 F8			0-0 F9		0-0 G5-3 1B	0-3 K			4	0	1	0	0	1	3				
Richie Zisk, R (1, 7) OBP: 0.344, SLG: 0.464	0-0 F8			0-0 HR 1B		0-0 G5-3 1B	0-0 6-3			4	2	2	0	0	0	3				
Bill Robinson, R (1, 9) OBP: 0.356, SLG: 0.634		0-3 K		0-0 1-H HR		0-0 G5-3	0-0 F6			4	1	1	2	0	1	2				
Richie Hebner, L (1, 5) OBP: 0.298, SLG: 0.311		0-0 4-3		0-3 K		0-0 2-H 1B	0-0 4-1			4	0	1	1	0	1	0				
Manny Sanguillen, R (1, 2) OBP: 0.331, SLG: 0.370		0-0 4-3		0-0 F8		0-0 4-3	0-3 K			4	0	0	0	0	1	2				
Jerry Reuss, L (1, 1) OBP: 0.367, SLG: 0.349			0-3 K		0-0 1-3		0-3 K			3	0	0	0	0	2	0				
<b>Inning Stats</b>	R: 0 E: 0 K: 0 S: 3	H: 0 LOB: 2 BB: 2 P: 11	R: 0 E: 0 K: 1 S: 5	H: 0 LOB: 0 BB: 0 P: 5	R: 0 E: 0 K: 1 S: 5	H: 0 LOB: 0 BB: 0 P: 5	R: 2 E: 0 K: 1 S: 8	H: 2 LOB: 1 BB: 0 P: 8	R: 0 E: 1 K: 0 S: 4	H: 1 LOB: 1 BB: 0 P: 4	R: 1 E: 0 K: 0 S: 5	H: 3 LOB: 1 BB: 0 P: 5	R: 2 E: 0 K: 2 S: 10	H: 3 LOB: 1 BB: 0 P: 10	R: 0 E: 0 K: 1 S: 5	H: 0 LOB: 0 BB: 0 P: 5		1B: 6 2B: 2 3B: 0 HR: 1	SF: 0 SAC: 0 DP: 1 HBP: 0	WP: 0 PB: 2 SB: 3 CS: 0
<b>PITCHER</b> Larry Dierker, R (1, 1) ERA: 4.18	IP: 6.1 WLS: L BF: 30 H: 9 R: 5 ER: 5 SO: 4 BB: 2 IBB: 0 HBP: 0 BLK: 0 WP: 0 HR: 1 S: 36 P: 44 ERA: 7.11 WHIP: 1.737															<b>PITCHER</b>				
Joe Sambito, L (7, 1) ERA: 5.09	0.2	2	0	0	0	1	0	0	0	0	0	4	4	0.00	0.000					
Joe Niekro, R (8, 1) ERA: 3.57	1.0	3	0	0	0	1	0	0	0	0	0	5	5	0.00	0.000					

AB 33  
R 5  
H 9  
RBI 5  
BB 2  
SO 6  
LOB 11





Batter	1	2	3	4	5	6	7	8	9	AB	R	H	RBI	BB	SO	LOB	TOP										
Wilbur Howard, S OBP: 0.237, SLG: 0.290	G3			F7			4-3		5-3	4	0	0	0	0	0	0											
Greg Gross, L OBP: 0.353, SLG: 0.330	1-3			F7			G3		E1 BB	4	1	0	0	0	0	0											
Jose Cruz, L OBP: 0.394, SLG: 0.399	F6			K					BB 1B	3	0	1	0	1	1	0											
Bob Watson, R OBP: 0.361, SLG: 0.422		6-3			F8		4-3		BB 1B	4	0	1	1	0	0	1											
Ed Herrmann, L OBP: 0.290, SLG: 0.337		F7			4-3				3-4-1	3	0	0	0	0	0	0											
Cesar Cedeno, R OBP: 0.353, SLG: 0.497									BB	0	0	0	0	1	0	0											
Rob Andrews, R OBP: 0.334, SLG: 0.332									BB	0	0	0	0	0	0	0											
Ken Boswell, L OBP: 0.314, SLG: 0.338		6-3			L6				G3	4	0	0	0	0	1	3											
Jerry Davanon, R OBP: 0.434, SLG: 0.591				K					BB	1	0	0	0	2	1	0											
Roger Metzger, S OBP: 0.326, SLG: 0.309				F9			G4-3		L4	3	0	0	0	0	0	2											
Joaquin Andujar, S OBP: 0.172, SLG: 0.172										1	0	0	0	0	1	0											
Joe Niekro, R OBP: 0.192, SLG: 0.320				K			1-3		6-3	1	0	0	0	0	0	0											
Enos Cabell, R OBP: 0.332, SLG: 0.364										1	0	0	0	0	0	0											
<b>Inning Stats</b>	R: 0 E: 0 K: 0 S: 3	H: 0 LOB: 0 BB: 0 P: 3	R: 0 E: 0 K: 0 S: 3	H: 0 LOB: 0 BB: 0 P: 3	R: 0 E: 0 K: 2 S: 7	H: 0 LOB: 0 BB: 0 P: 7	R: 0 E: 0 K: 1 S: 5	H: 0 LOB: 0 BB: 0 P: 5	R: 0 E: 0 K: 0 S: 3	H: 0 LOB: 0 BB: 0 P: 3	R: 0 E: 0 K: 0 S: 4	H: 1 LOB: 1 BB: 0 P: 4	R: 0 E: 0 K: 0 S: 3	H: 0 LOB: 1 BB: 1 P: 7	R: 1 E: 1 K: 1 S: 7	H: 1 LOB: 3 BB: 2 P: 15	1B: 2 2B: 0 3B: 0 HR: 0	SF: 0 SAC: 0 DP: 1 HBP: 0	WP: 0 PB: 0 SB: 0 CS: 0	PA: 33							
<b>PITCHER</b>	IP	WLS	BF	H	R	ER	SO	BB	IBB	HBP	BLK	WP	HR	S	P	ERA	WHIP										
Larry Demery, R ERA: 3.88	(1, 1)	8.2	W	31	2	1	0	3	3	0	0	0	0	34	46	0.00	0.577										
Dave Giusti, R ERA: 3.49	(9, 1)	0.1	S	2	0	0	0	1	1	0	0	0	0	3	7	0.00	3.000										

Houston Astros @ Pittsburgh Pirates  
Three Rivers Stadium, Pittsburgh, PA  
Wed Jul 21 1976, 7:05 PM EDT  
Att: 12,209 - Unknown

AB	29
R	1
H	2
RBI	1
BB	4
SO	4
LOB	6



Batter	1	2	3	4	5	6	7	8	9	AB	R	H	RBI	BB	SO	LOB	BOTTOM										
Frank Taveras, R OBP: 0.317, SLG: 0.292	S 1B BB		5-3	K						3	1	1	0	1	1	1											
Rennie Stennett, R OBP: 0.285, SLG: 0.348	6-3		1B	4-3						4	1	1	0	0	1	3											
Al Oliver, L OBP: 0.388, SLG: 0.553	5-3 2H		1B	1-3			1-3		F9	4	0	2	1	0	0	1											
Bill Robinson, R OBP: 0.354, SLG: 0.628	5-3		1B	1-2 3H			K		F4	4	0	1	1	0	1	1											
Richie Zisk, R OBP: 0.346, SLG: 0.472	BB		F7	F4			F4		HR	3	1	1	1	1	0	2											
Ed Kirkpatrick, L OBP: 0.321, SLG: 0.303	6-3		L9				F3		F2	4	0	0	0	0	0	4											
Richie Hebner, L OBP: 0.301, SLG: 0.311			G3	SH3-4 1B WP BB			F9			3	1	1	0	1	0	0											
Duffy Dyer, R OBP: 0.304, SLG: 0.375			F7	WP SH3-4 1B					K	4	0	2	0	0	1	1											
Larry Demery, R OBP: 0.200, SLG: 0.077										2	0	0	0	0	2	0											
Dave Giusti, R ERA: 3.57			K	SH3-4			K			0	0	0	0	0	0	0											
<b>Inning Stats</b>	R: 1 E: 0 K: 0 S: 4	H: 1 LOB: 2 BB: 2 P: 12	R: 0 E: 0 K: 1 S: 5	H: 0 LOB: 0 BB: 0 P: 5	R: 1 E: 0 K: 0 S: 6	H: 3 LOB: 2 BB: 0 P: 6	R: 1 E: 0 K: 1 S: 6	H: 1 LOB: 1 BB: 1 P: 10	R: 0 E: 0 K: 1 S: 5	H: 0 LOB: 0 BB: 0 P: 5	R: 0 E: 0 K: 0 S: 3	H: 1 LOB: 1 BB: 0 P: 3	R: 0 E: 0 K: 2 S: 8	H: 1 LOB: 1 BB: 0 P: 8	R: 1 E: 0 K: 1 S: 7	H: 2 LOB: 1 BB: 0 P: 7	1B: 7 2B: 1 3B: 0 HR: 1	SF: 0 SAC: 1 DP: 0 HBP: 0	WP: 1 PB: 0 SB: 1 CS: 0	PA: 35							
<b>PITCHER</b>	IP	WLS	BF	H	R	ER	SO	BB	IBB	HBP	BLK	WP	HR	S	P	ERA	WHIP										
Joaquin Andujar, R ERA: 3.88	(1, 1)	3.0	L	15	4	2	2	1	2	0	0	0	0	15	23	6.00	2.000										
Joe Niekro, R ERA: 3.57	(4, 1)	5.0		20	5	2	2	5	1	0	0	0	1	29	33	3.60	1.200										

Houston Astros @ Pittsburgh Pirates  
Three Rivers Stadium, Pittsburgh, PA  
Wed Jul 21 1976, 7:05 PM EDT  
Att: 12,209 - Unknown

AB	31
R	4
H	9
RBI	3
BB	3
SO	6
LOB	13





Batter	1	2	3	4	5	6	7	8	9	AB	R	H	RBI	BB	SO	LOB	TOP																			
Larry Herndon, R OBP: 0.349, SLG: 0.369 (1, 8)	F8		F4		BB 1B HBP		BB		6-3	3	1	0	0	1	0	1	<b>San Francisco Giants @ Houston Astros</b> Astrodome, Houston, TX Fri Jul 23 1976, 8:05 PM EDT Att: 25,782 - Dome - 72 F																			
Marty Perez, R OBP: 0.345, SLG: 0.346 (1, 6)	K		BB BB		BB 1B BB		K			2	0	0	0	2	2	1																				
Gary Matthews, R OBP: 0.358, SLG: 0.427 (1, 7)	BB		BB BB		BB 1B BB		5-3			2	0	1	2	2	0	1																				
Bobby Murcer, L OBP: 0.352, SLG: 0.409 (1, 9)	G3		G4-6-3		G4-6-3				F5	4	0	0	0	0	0	5																				
Darrell Evans, L OBP: 0.341, SLG: 0.319 (1, 3)		S E 1B			4-3		F2		4-3	4	1	1	0	0	0	0																				
Ken Reitz, R OBP: 0.308, SLG: 0.350 (1, 5)	K		K		4-3		4-3		K	4	0	0	0	0	3	1																				
Dave Rader, L OBP: 0.308, SLG: 0.321 (1, 2)		E1			4-3				6-3	4	0	1	0	0	0	0																				
Bruce Miller, R OBP: 0.250, SLG: 0.250 (1, 4)	K						F8		F7	4	0	1	0	0	1	2																				
Jim Barr, R OBP: 0.227, SLG: 0.154 (1, 1)	K				BB 1B 2B		K		SH1-4	3	1	1	0	0	2	1																				
<b>Inning Stats</b>	R: 0 E: 0 K: 1 S: 5	H: 0 LOB: 1 BB: 1 P: 9	R: 1 E: 1 K: 3 S: 11	H: 1 LOB: 1 BB: 0 P: 11	R: 0 E: 0 K: 1 S: 2	H: 0 LOB: 1 BB: 2 P: 10	R: 0 E: 0 K: 1 S: 5	H: 0 LOB: 0 BB: 0 P: 5	R: 2 E: 0 K: 0 S: 4	H: 2 LOB: 1 BB: 1 P: 9	R: 0 E: 0 K: 2 S: 4	H: 1 LOB: 1 BB: 0 P: 4	R: 0 E: 0 K: 1 S: 7	H: 0 LOB: 1 BB: 1 P: 11	R: 0 E: 0 K: 1 S: 5	H: 0 LOB: 0 BB: 0 P: 5	R: 0 E: 0 K: 0 S: 4	H: 1 LOB: 1 BB: 0 P: 4	1B: 4 2B: 1 3B: 0 HR: 0	SF: 0 SAC: 1 DP: 2 HBP: 1	WP: 0 PB: 0 SB: 1 CS: 0	PA: 37														
<b>PITCHER</b>	IP	WLS	BF	H	R	ER	SO	BB	IBB	HBP	BLK	WP	HR	S	P	ERA	WHIP	<b>PITCHER</b>		IP	WLS	BF	H	R	ER	SO	BB	IBB	HBP	BLK	WP	HR	S	P	ERA	WHIP
J.R. Richard, R ERA: 2.73 (1, 1)	8.0	L	33	4	3	2	8	5	0	1	0	0	0	0	43	64	2.25	1.125																		
Gene Pentz, R ERA: 3.51 (9, 1)	1.0		4	1	0	0	0	0	0	0	0	0	0	4	4	0.00	1.000																			

AB	30
R	3
H	5
RBI	2
BB	5
SO	8
LOB	12



Batter	1	2	3	4	5	6	7	8	9	AB	R	H	RBI	BB	SO	LOB	BOTTOM																			
Greg Gross, L OBP: 0.351, SLG: 0.328 (1, 9)	4-3		6-3			F8			G4-6-3	4	0	1	0	0	0	0	<b>San Francisco Giants @ Houston Astros</b> Astrodome, Houston, TX Fri Jul 23 1976, 8:05 PM EDT Att: 25,782 - Dome - 72 F																			
Rob Andrews, R OBP: 0.330, SLG: 0.327 (1, 4)	4-3				F8		4-3		G4-6-3	4	0	0	0	0	0	1																				
Cesar Cedeno, R OBP: 0.351, SLG: 0.494 (1, 8)	1B				F9		5-3		F8	4	0	1	0	0	0	0																				
Bob Watson, R OBP: 0.361, SLG: 0.421 (1, 3)	5-3				F9		1B			3	0	1	0	0	0	1																				
Jose Cruz, L OBP: 0.390, SLG: 0.394 (1, 7)		1-3			F9		F7			3	0	0	0	0	0	1																				
Enos Cabell, R OBP: 0.332, SLG: 0.363 (1, 5)		6-3			F6		1B			3	0	1	0	0	0	0																				
Ed Herrmann, L OBP: 0.285, SLG: 0.331 (1, 2)		F9			1-3		F7			3	0	0	0	0	0	1																				
Roger Metzger, S OBP: 0.323, SLG: 0.305 (1, 6)			1-3			6-3			F8	3	0	0	0	0	0	1																				
J.R. Richard, R OBP: 0.113, SLG: 0.131 (1, 1)						4-3			F9	2	0	0	0	0	0	0																				
Ken Boswell, L OBP: 0.310, SLG: 0.333 (8, PH)			6-3							1	0	0	0	0	0	1																				
Gene Pentz, R OBP: 0.400, SLG: 0.250 (9, 1)										0	0	0	0	0	0	0																				
<b>Inning Stats</b>	R: 0 E: 0 K: 0 S: 4	H: 1 LOB: 1 BB: 0 P: 4	R: 0 E: 0 K: 0 S: 3	H: 0 LOB: 0 BB: 0 P: 3	R: 0 E: 0 K: 0 S: 3	H: 0 LOB: 0 BB: 0 P: 3	R: 0 E: 0 K: 0 S: 3	H: 0 LOB: 0 BB: 0 P: 3	R: 0 E: 0 K: 0 S: 4	H: 1 LOB: 1 BB: 0 P: 4	R: 0 E: 0 K: 0 S: 4	H: 1 LOB: 0 BB: 0 P: 4	R: 0 E: 0 K: 0 S: 3	H: 1 LOB: 0 BB: 0 P: 3	1B: 4 2B: 0 3B: 0 HR: 0	SF: 0 SAC: 0 DP: 1 HBP: 0	WP: 0 PB: 0 SB: 0 CS: 0	PA: 30																		
<b>PITCHER</b>	IP	WLS	BF	H	R	ER	SO	BB	IBB	HBP	BLK	WP	HR	S	P	ERA	WHIP	<b>PITCHER</b>		IP	WLS	BF	H	R	ER	SO	BB	IBB	HBP	BLK	WP	HR	S	P	ERA	WHIP
Jim Barr, R ERA: 3.18 (1, 1)	9.0	W	30	4	0	0	0	0	0	0	0	0	0	30	30	0.00	0.444																			





Batter	1	2	3	4	5	6	7	8	9	10	11	12	13	AB	R	H	RBI	BB	SO	LOB	TOP						
Larry Herndon, R (1, 8) OBP: 0.341, SLG: 0.367 Gary Thomasson, L (10, PH) OBP: 0.283, SLG: 0.388 (10, 8)	4-3		1B		4-3		F3			HR		SH1-4 1B		4	0	1	0	0	0	0	0						
Marty Perez, R (1, 6) OBP: 0.342, SLG: 0.343 (8, 4)	6-3		1B		4-3		F9			6-3		SH1-4 1B		5	0	1	0	0	0	0	0						
Gary Matthews, R (1, 7) OBP: 0.355, SLG: 0.422	6-3		1B				F8		5-3	1B		F9		6	0	1	0	0	0	0	3						
Bobby Murcer, L (1, 9) OBP: 0.354, SLG: 0.407		K		1B 4-3		2B 1-3		K		F8		FC4-6 1BB		4	2	1	0	2	2	1							
Ken Reitz, R (1, 5) OBP: 0.306, SLG: 0.347	6-3		1B		1-3		F7			5-3		FC4-6 1B		6	0	1	0	0	0	0	4						
Darrell Evans, L (1, 3) OBP: 0.341, SLG: 0.321			4-3		2B		F7			F9			4-3	5	1	1	1	1	0	1							
Bruce Miller, R (1, 4) OBP: 0.286, SLG: 0.429 Chris Speier, R (8, 6) OBP: 0.307, SLG: 0.281	F4		F4				6-3			FC6-4 BB		1B BB		3	0	1	2	0	0	2							
Marc Hill, R (8, PH) OBP: 0.29, SLG: 0.293 Jim Barr, R (8, PH) OBP: 0.29, SLG: 0.293 Randy McMillan, R (8, PH) OBP: 0.29, SLG: 0.293 Mike Caldwell, L (8, PH) OBP: 0.29, SLG: 0.293 Charlie Williams, R (8, PH) OBP: 0.29, SLG: 0.293 Glenn Adams, L (8, PH) OBP: 0.29, SLG: 0.293 John Montalvo, R (8, PH) OBP: 0.29, SLG: 0.293 Dave Heaverlo, R (8, PH) OBP: 0.29, SLG: 0.293			5-3		F9		K			FC6-4 1B		G1-6-3 1B		4	0	1	0	0	0	1	2						
Rob Dressler, R (7, 1) OBP: 0.174, SLG: 0.174 Gary Lavelle, L (8, PH) OBP: 0.29, SLG: 0.293 Chris Arnold, R (8, PH) OBP: 0.29, SLG: 0.293 Mike Salsky, R (8, 2) OBP: 0.29, SLG: 0.293 Dave Heaverlo, R (8, 2) OBP: 0.29, SLG: 0.293			1B		F6		P3			F8		F7		3	0	1	0	0	0	0	0						
<b>Inning Stats</b>	R: 0 E: 0 K: 0 S: 3	H: 0 LOB: 0 BB: 0 P: 3	R: 0 E: 0 K: 1 S: 6	H: 1 LOB: 1 BB: 0 P: 6	R: 0 E: 0 K: 0 S: 5	H: 3 LOB: 2 BB: 0 P: 5	R: 1 E: 0 K: 0 S: 5	H: 2 LOB: 1 BB: 0 P: 5	R: 0 E: 0 K: 0 S: 3	H: 0 LOB: 0 BB: 0 P: 3	R: 0 E: 0 K: 1 S: 6	H: 1 LOB: 1 BB: 0 P: 4	R: 1 E: 0 K: 0 S: 5	H: 2 LOB: 1 BB: 1 P: 5	R: 0 E: 0 K: 0 S: 3	H: 1 LOB: 2 BB: 1 P: 8	R: 0 E: 0 K: 0 S: 3	H: 1 LOB: 1 BB: 1 P: 7	R: 0 E: 0 K: 0 S: 3	H: 1 LOB: 1 BB: 1 P: 7	1B: 9 2B: 2 3B: 0 HR: 1	SF: 0 SAC: 1 DP: 1 HBP: 0	W/P: 0 PB: 0 SB: 0 CS: 0	PA: 54			
<b>PITCHER</b>	IP 7.0	WLS 29	BF 7	H 3	R 3	ER 3	SO 2	BB 2	IBB 0	HBP 0	BLK 0	WP 0	HR 0	S 31	P 39	ERA 3.86	WHIP 1.286										
Mike Cosgrove, L (1, 1) ERA: 5.04	2.0	7	1	0	0	1	0	0	0	0	0	0	0	9	9	0.00	0.500										
Joe Sambito, L (8, 1) ERA: 3.86	2.0	9	2	1	1	0	0	1	0	0	0	0	1	8	12	4.50	1.500										
Ken Forsch, R (10, 1) ERA: 2.33	2.0	W	9	2	0	0	0	1	1	0	0	0	0	7	15	0.00	1.500										
Gene Pentz, R (12, 1) ERA: 3.35																											

San Francisco Giants @ Houston Astros  
Astrodome, Houston, TX  
Sat Jul 24 1976, 8:05 PM EDT  
Dome - 72 F

AB 48  
R 4  
H 12  
RBI 4  
BB 5  
SO 3  
LOB 18



Batter	1	2	3	4	5	6	7	8	9	10	11	12	13	AB	R	H	RBI	BB	SO	LOB	BOTTOM						
Greg Gross, L (1, 9) OBP: 0.356, SLG: 0.336	G1-6-3 BB	1-3		F7			BB SF9 1B		K				1B SF7 2B	6	2	3	0	1	1	2							
Rob Andrews, R (1, 4) OBP: 0.328, SLG: 0.326	G1-6-3 1-2		FC5 4-3 1B		3-1		FC4 SF9 BB		4-3	P3			1BB	7	0	2	1	0	0	4							
Cesar Cedeno, R (1, 8) OBP: 0.356, SLG: 0.493	BB S 1B		4-3		5-3		1-2 2-3 BB		E9	1B			K	5	0	2	0	2	1	1							
Bob Watson, R (1, 3) OBP: 0.359, SLG: 0.417	1-2 BB BB		5-3		F8		SF9						K	3	0	0	2	2	1	1							
Jose Cruz, L (7, PH) OBP: 0.302, SLG: 0.302 Cilt Johnson, R (8, PH) OBP: 0.29, SLG: 0.293 Joe Sambito, L (8, PH) OBP: 0.29, SLG: 0.293 Ken Forsch, R (10, PH) OBP: 0.29, SLG: 0.293 Mike Caldwell, L (10, PH) OBP: 0.29, SLG: 0.293 Wilbur Howard, R (11, PH) OBP: 0.29, SLG: 0.293 Gene Pentz, R (12, 1) OBP: 0.29, SLG: 0.293			4-3		4-3		K		F4				1-3	1	0	0	0	0	0	0							
Enos Cabell, R (1, 5) OBP: 0.330, SLG: 0.360	4-3		FC5		1-3		6-3			6-3 SH3-4 1B		1-3		6	1	1	0	0	0	5							
Ed Herrmann, L (1, 2) OBP: 0.293, SLG: 0.349 Skip Jutze, R (12, PR) OBP: 0.200, SLG: 0.252 (13, 2)			FC4-6 HBP		F7		6-3			SH3-4		BB HBP		3	1	1	1	0	0	0							
Roger Metzger, S (1, 6) OBP: 0.320, SLG: 0.300			FC4-6 SH3-4 1-2		G3		5-3		6-3			6-3		5	0	0	0	1	0	2							
Mike Cosgrove, L (1, 1) OBP: 0.160, SLG: 0.087 Leon Roberts, R (7, PH) OBP: 0.281, SLG: 0.517 (8, 7)			SH3-4		E3		1B FC4 2B		K			1B FC4 1B		1	0	0	0	0	0	0							
<b>Inning Stats</b>	R: 0 E: 0 K: 0 S: 3	H: 1 LOB: 3 BB: 3 P: 15	R: 0 E: 0 K: 0 S: 3	H: 0 LOB: 1 BB: 0 P: 4	R: 0 E: 0 K: 0 S: 4	H: 1 LOB: 2 BB: 1 P: 8	R: 0 E: 1 K: 0 S: 4	H: 0 LOB: 1 BB: 0 P: 4	R: 0 E: 0 K: 1 S: 6	H: 1 LOB: 2 BB: 1 P: 6	R: 1 E: 0 K: 1 S: 6	H: 1 LOB: 2 BB: 0 P: 10	R: 1 E: 0 K: 0 S: 7	H: 0 LOB: 0 BB: 1 P: 7	R: 0 E: 0 K: 0 S: 2	H: 0 LOB: 2 BB: 1 P: 7	R: 1 E: 0 K: 0 S: 3	H: 2 LOB: 2 BB: 1 P: 7	1B: 8 2B: 2 3B: 0 HR: 1	SF: 2 SAC: 2 DP: 2 HBP: 2	W/P: 0 PB: 0 SB: 1 CS: 0	PA: 58					
<b>PITCHER</b>	IP 6.1	WLS 30	BF 4	H 2	R 2	ER 1	SO 5	BB 0	IBB 0	HBP 1	BLK 0	WP 0	HR 0	S 24	P 45	ERA 1.42	WHIP 1.421										
Rob Dressler, R (1, 1) ERA: 4.37	1.2	6	1	1	1	2	0	0	0	0	0	0	0	10	10	5.40	0.600										
Gary Lavelle, L (7, 1) ERA: 2.63	1.0	6	2	1	1	1	0	1	0	0	0	0	0	7	11	9.00	2.000										
Randy Moffitt, R (8, 1) ERA: 3.1	0.2	2	0	0	0	0	0	0	0	0	0	0	0	2	2	0.00	0.000										
Mike Caldwell, L (10, 1) ERA: 4.46	0.1	3	2	0	0	0	0	0	0	0	0	0	0	3	3	0.00	6.000										
Dave Heaverlo, R (11, 1) ERA: 4.37	2.1	WLS L	BF 11	H 2	R 1	ER 1	SO 2	BB 1	IBB 1	HBP 1	BLK 0	WP 0	HR 0	S 12	P 21	ERA 3.86	WHIP 1.286										

San Francisco Giants @ Houston Astros  
Astrodome, Houston, TX  
Sat Jul 24 1976, 8:05 PM EDT  
Dome - 72 F

AB 44  
R 5  
H 11  
RBI 5  
BB 8  
SO 5  
LOB 21





Batter	1	2	3	4	5	6	7	8	9	AB	R	H	RBI	BB	SO	LOB	TOP																		
Gary Thomasson, L (1,8) OBP: 0.282, SLG: 0.377 Larry Herndon, R (8,8) OBP: 0.346, SLG: 0.365	4-0 S 1B 1B BB	0-0 4-3			0-0 1-3		0-3 K		0-0 1-3	3	1	0	0	1	1	1	<b>San Francisco Giants @ Houston Astros</b> Astrodome, Houston, TX Sat Jul 24 1976, 8:05 PM EDT Att: 22,621 - Dome - 72 F																		
Marty Perez, R (1,6) OBP: 0.343, SLG: 0.341	0-0 F8 1B 1-2 1B		0-0 5-3		4-0 BB		0-0 6-3		0-0 4-3	4	1	1	0	1	0	1																			
Gary Matthews, R (1,7) OBP: 0.352, SLG: 0.418	0-3 K 2-3		0-3 K		0-3 K		0-0 5-3			4	0	0	0	0	3	4																			
Bobby Murcer, L (1,9) OBP: 0.353, SLG: 0.405	0-0 1B 1-2 3-H 1B		0-0 G3		0-3 K			0-0 F7		4	0	1	1	0	1	1																			
Darrell Evans, L (1,3) OBP: 0.340, SLG: 0.320	0-0 F8 2-3			0-0 G1-6-3 1B E 1B		0-0 F9		0-0 5-3		4	1	1	0	0	0	2																			
Ken Reitz, R (1,5) OBP: 0.310, SLG: 0.350	0-0 FC6 1-3 3-H 1B			0-0 G1-6-3 1B		0-0 F7		4-0 BB		3	0	2	1	1	0	0																			
Dave Rader, L (1,2) OBP: 0.303, SLG: 0.311	0-0 FC6 1-2			0-0 G1-6-3		4-0 BB		0-0 4-3		3	0	0	0	1	0	5																			
Bruce Miller, R (1,4) OBP: 0.300, SLG: 0.400 Chris Speier, R (7,6) OBP: 0.309, SLG: 0.292		0-0 G6-3 1B		0-0 E5 3-H		0-0 6-3			0-0 HR	3	0	1	0	0	0	1																			
John D'Acquisto, R (1,1) OBP: 0.333, SLG: 0.400 Glenn Adams, L (7,PH) OBP: 0.289, SLG: 0.378 Mike Caldwell, R (7,1) OBP: 0.133, SLG: 0.133		0-0 G6-3 1-2		0-3 K			0-0 6-3 1B		0-0 5-3	2	0	0	0	0	1	2																			
<b>Inning Stats</b>	R: 2 E: 0 K: 1 S: 8	H: 3 LOB: 2 BB: 1 P: 12	R: 0 E: 0 K: 0 S: 3	H: 1 LOB: 0 BB: 0 P: 3	R: 0 E: 0 K: 1 S: 5	H: 0 LOB: 0 BB: 0 P: 5	R: 1 E: 1 K: 1 S: 7	H: 2 LOB: 1 BB: 0 P: 7	R: 0 E: 0 K: 2 S: 7	H: 0 LOB: 1 BB: 1 P: 11	R: 0 E: 0 K: 1 S: 6	H: 1 LOB: 1 BB: 0 P: 6	R: 0 E: 0 K: 0 S: 3	H: 0 LOB: 1 BB: 1 P: 7	R: 1 E: 0 K: 0 S: 4	H: 1 LOB: 0 BB: 0 P: 4		1B: 7 2B: 0 3B: 0 HR: 1	SF: 0 SAC: 0 DP: 2 HBP: 0	WP: 0 PB: 0 SB: 1 CS: 0	PA: 38														
<b>PITCHER</b>	IP 7.0	WLS L	BF 30	H 7	R 3	ER 2	SO 6	BB 3	IBB 0	HBP 0	BLK 0	WP 0	HR 0	S 39	P 51	ERA 2.57	WHIP 1.429	<b>PITCHER</b>	IP 2.0	WLS S	BF 8	H 1	R 1	ER 1	SO 0	BB 1	IBB 0	HBP 0	BLK 0	WP 0	HR 1	S 7	P 11	ERA 4.50	WHIP 1.000

AB	34
R	4
H	8
RBI	3
BB	4
SO	6
LOB	17



Batter	1	2	3	4	5	6	7	8	9	AB	R	H	RBI	BB	SO	LOB	BOTTOM																		
Greg Gross, L (1,9) OBP: 0.358, SLG: 0.336	0-0 4-3		0-0 1B			4-0 BB BB BB		0-0 6-3		3	0	1	0	1	0	0	<b>San Francisco Giants @ Houston Astros</b> Astrodome, Houston, TX Sat Jul 24 1976, 8:05 PM EDT Att: 22,621 - Dome - 72 F																		
Rob Andrews, R (1,4) OBP: 0.326, SLG: 0.325	0-0 1B		0-0 G3			0-3 K		0-0 6-3		4	0	1	0	0	1	2																			
Jose Cruz, L (1,8) OBP: 0.391, SLG: 0.387	0-0 F8			4-0 BB		0-0 F8		0-0 G3		3	0	0	0	1	0	2																			
Leon Roberts, R (1,7) OBP: 0.378, SLG: 0.506	0-0 F9			0-3 K		4-0 BB 1-2 BB		0-3 K		3	0	0	0	1	2	2																			
Enos Cabell, R (1,5) OBP: 0.332, SLG: 0.358		0-3 K		0-3 K		4-0 BB 1-2 2-3 BB		4-0 S BB		2	0	0	0	2	2	1																			
Cliff Johnson, R (1,3) OBP: 0.354, SLG: 0.373		0-0 F6		0-0 F6		0-0 6-3		0-0 F4		4	0	0	0	0	0	5																			
Ed Herrmann, L (1,2) OBP: 0.294, SLG: 0.349 Skip Jutze, R (7,PR) OBP: 0.198, SLG: 0.256	0-0 F8				0-0 F7		0-0 G4-6-3 1B		0-0 5-3	3	0	1	0	0	0	0																			
Roger Metzger, S (1,6) OBP: 0.317, SLG: 0.297			0-3 K		0-0 F8		0-0 F8			3	0	0	0	0	1	1																			
Dan Larson, R (1,1) Cesar Cedeno, R (7,PH) Joe Sambito, L (8,1) OBP: 0.355, SLG: 0.491			0-0 1-3		0-0 3-1		0-0 G4-6-3 1B			2	0	0	0	0	0	0																			
<b>Inning Stats</b>	R: 0 E: 0 K: 0 S: 4	H: 1 LOB: 0 BB: 0 P: 4	R: 0 E: 0 K: 1 S: 5	H: 0 LOB: 0 BB: 0 P: 5	R: 0 E: 0 K: 2 S: 7	H: 0 LOB: 1 BB: 1 P: 11	R: 0 E: 0 K: 1 S: 5	H: 0 LOB: 3 BB: 3 P: 17	R: 0 E: 0 K: 0 S: 3	H: 0 LOB: 0 BB: 0 P: 3	R: 0 E: 0 K: 1 S: 5	H: 0 LOB: 1 BB: 1 P: 9	R: 0 E: 0 K: 0 S: 3	H: 0 LOB: 1 BB: 1 P: 9	1B: 3 2B: 0 3B: 0 HR: 0	SF: 0 SAC: 0 DP: 1 HBP: 0		WP: 0 PB: 0 SB: 1 CS: 0	PA: 34																
<b>PITCHER</b>	IP 6.0	WLS W	BF 24	H 2	R 0	ER 0	SO 5	BB 4	IBB 0	HBP 0	BLK 0	WP 0	HR 0	S 30	P 46	ERA 0.00	WHIP 1.000	<b>PITCHER</b>	IP 3.0	WLS S	BF 10	H 1	R 0	ER 0	SO 1	BB 0	IBB 0	HBP 0	BLK 0	WP 0	HR 0	S 11	P 15	ERA 0.00	WHIP 0.667





Batter	1	2	3	4	5	6	7	8	9	10	AB	R	H	RBI	BB	SO	LOB	TOP	
Gary Thomasson, L (1, 8) OBP: 0.281, SLG: 0.373 (10, 7)											4	0	1	0	0	0	1		
Marty Perez, R (1, 4) OBP: 0.337, SLG: 0.335											4	0	0	0	0	0	2		
Bobby Murcer, L (1, 9) OBP: 0.354, SLG: 0.406											4	0	2	0	0	0	0		
Darrell Evans, L (1, 3) OBP: 0.339, SLG: 0.319											4	0	1	0	0	0	2		
Glenn Adams, L (1, 7) OBP: 0.298, SLG: 0.367 Larry Hemdon, R (10, PR) OBP: 0.346, SLG: 0.365 (10, 8)											4	0	1	0	0	0	3		
Chris Speler, R (1, 6) OBP: 0.309, SLG: 0.290											2	0	0	0	1	0	0		
Bruce Miller, R (1, 5) OBP: 0.231, SLG: 0.308											3	0	0	0	0	2			
Marc Hill, R (1, 2) OBP: 0.241, SLG: 0.296											3	0	0	0	0	1	0		
Ed Halicki, R (1, 1) OBP: 0.289, SLG: 0.200											3	0	1	0	0	1	0		
<b>Inning Stats</b>	R: 0 E: 0 K: 0 S: 3	H: 1 LOB: 0 BB: 0 P: 3	R: 0 E: 0 K: 0 S: 3	H: 1 LOB: 0 BB: 0 P: 3	R: 0 E: 0 K: 1 S: 5	H: 0 LOB: 0 BB: 0 P: 5	R: 0 E: 0 K: 0 S: 3	H: 0 LOB: 0 BB: 0 P: 3	R: 0 E: 0 K: 0 S: 4	H: 1 LOB: 1 BB: 0 P: 4	R: 0 E: 0 K: 1 S: 5	H: 0 LOB: 0 BB: 0 P: 5	R: 0 E: 0 K: 0 S: 3	H: 1 LOB: 0 BB: 0 P: 3	R: 0 E: 0 K: 0 S: 3	H: 1 LOB: 1 BB: 0 P: 3	1B: 6 2B: 2 3B: 0 HR: 0	SF: 0 SAC: 0 DP: 3 HBP: 0	WP: 0 PA: 34
<b>PITCHER</b> Bo McLaughlin, R (1, 1) ERA: 0.58	IP: 10.0 WLS: W BF: 32 H: 6 R: 0 ER: 0 SO: 2 BB: 1 IBB: 0 HBP: 0 BLK: 0 WP: 0 HR: 0 S: 35 P: 39 ERA: 0.00 WHIP: 0.700																		

San Francisco Giants @ Houston Astros  
Astrodome, Houston, TX  
Sun Jul 25 1976, 4:33 AM EDT  
Att. 11,035 - Dome - 72 F

AB	31
R	0
H	6
RBI	0
BB	1
SO	2
LOB	10

GIANTS

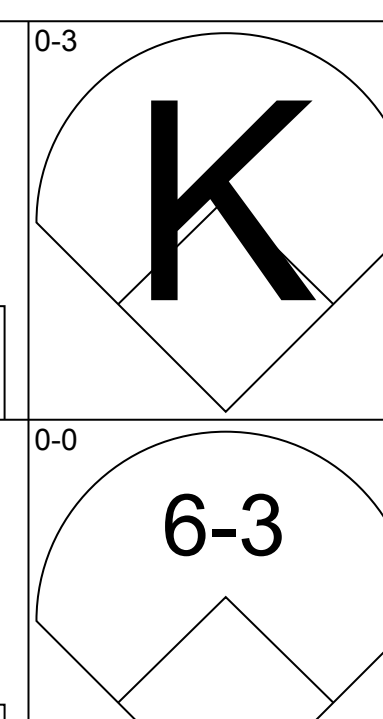
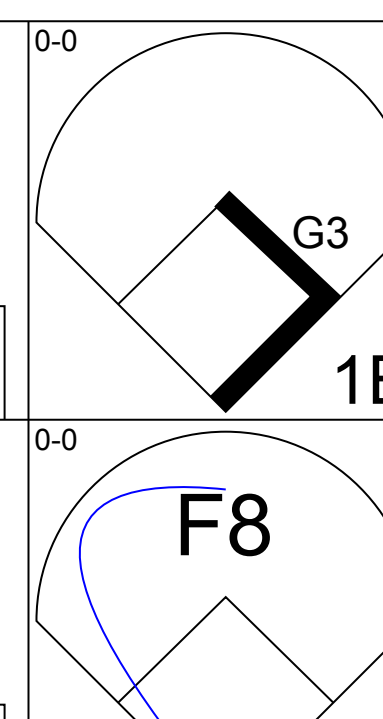
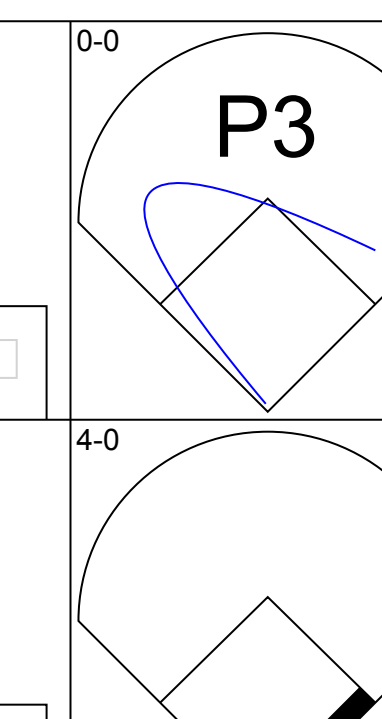
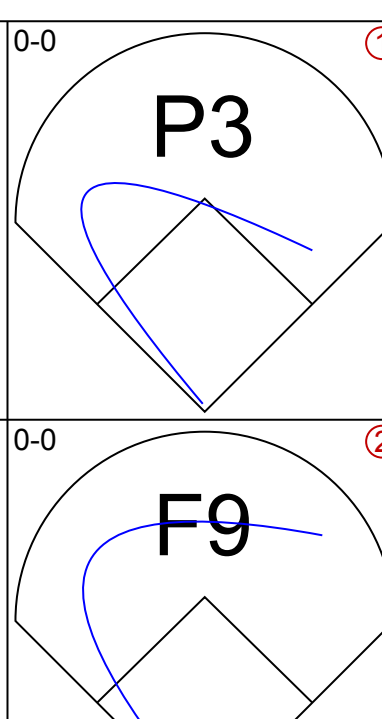
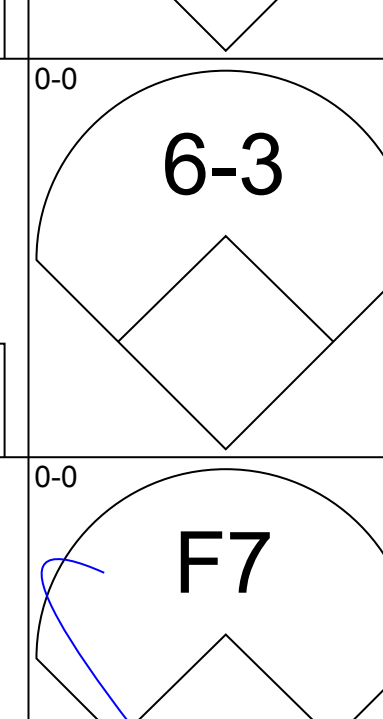
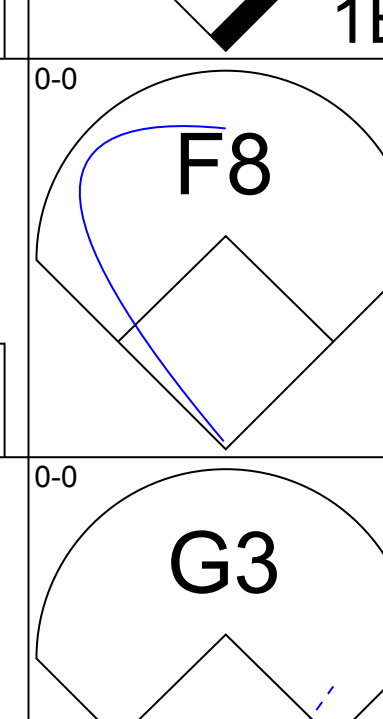
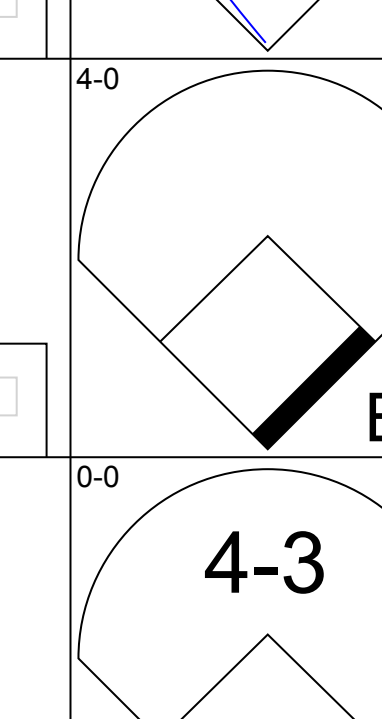
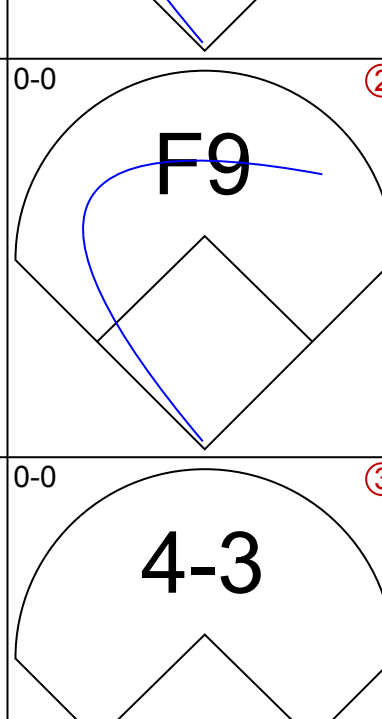
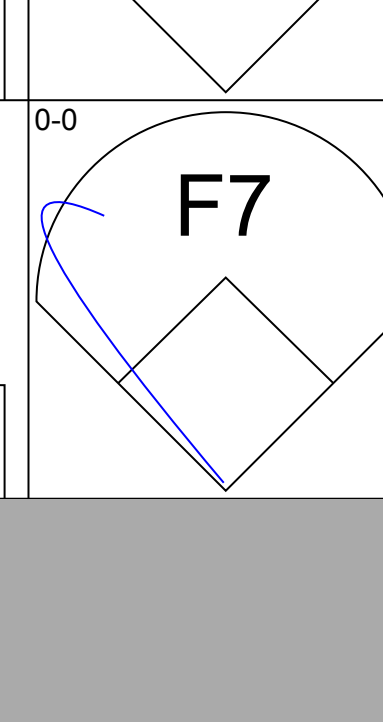
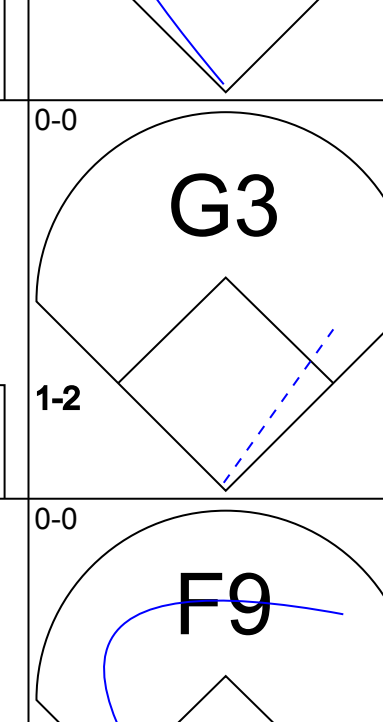
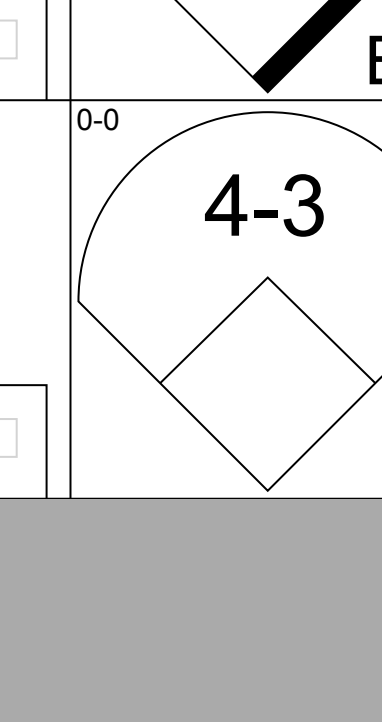
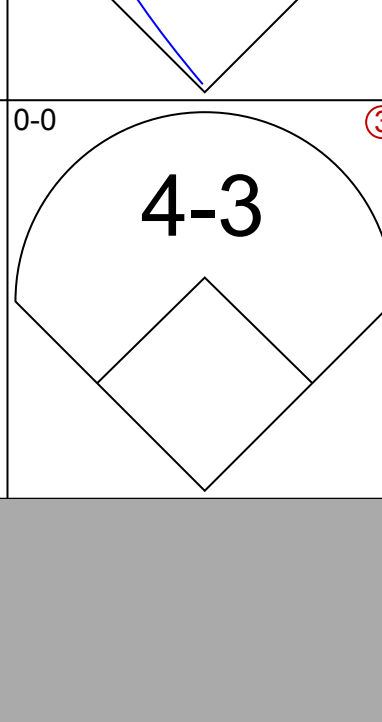
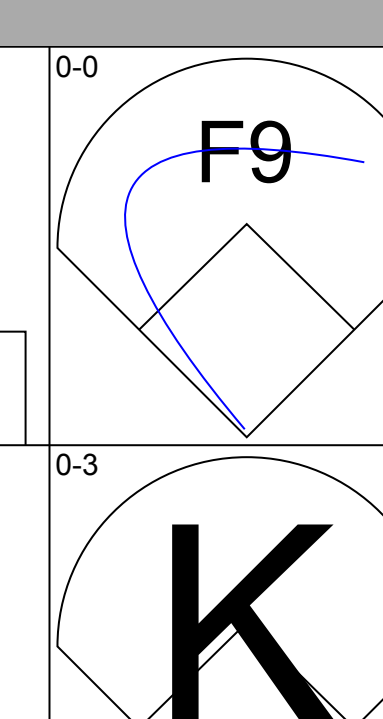
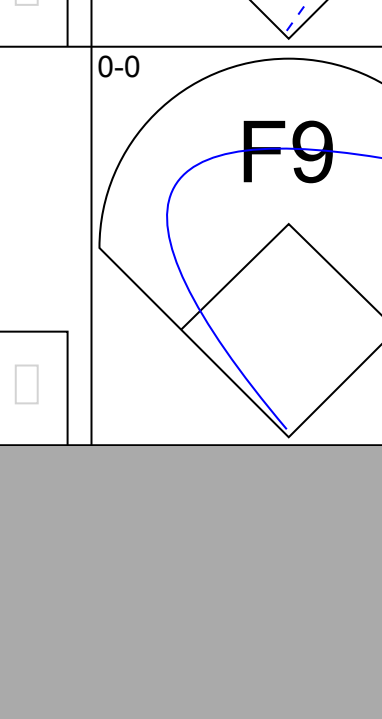
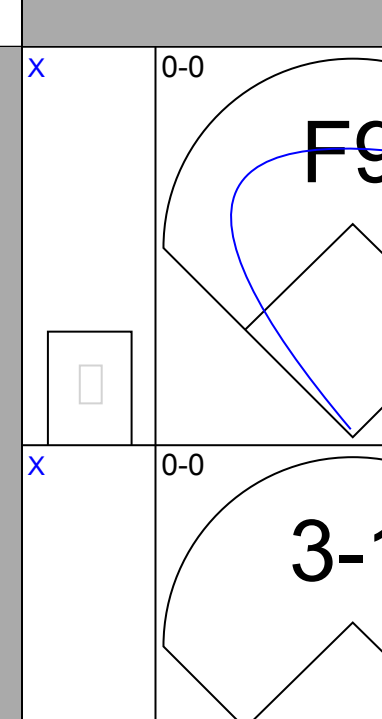
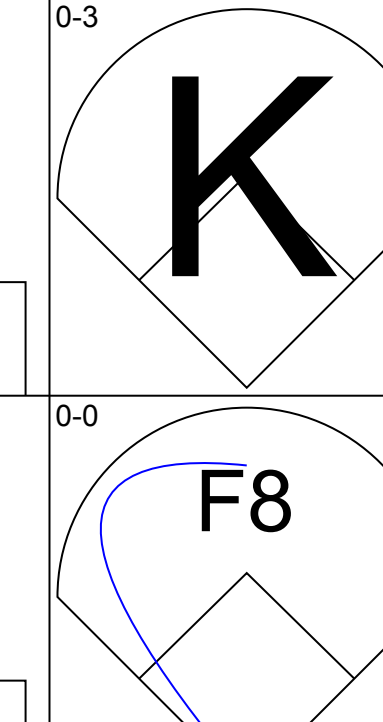
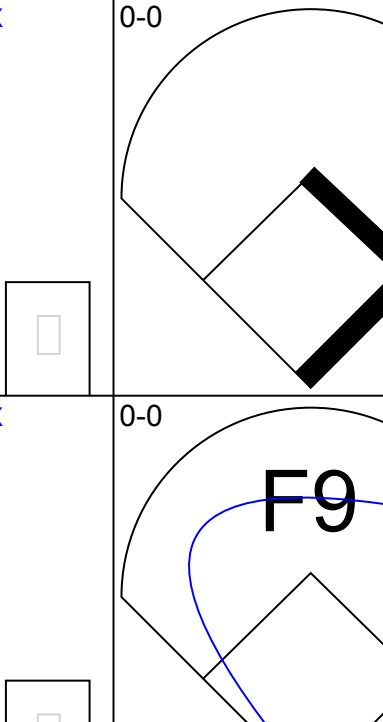
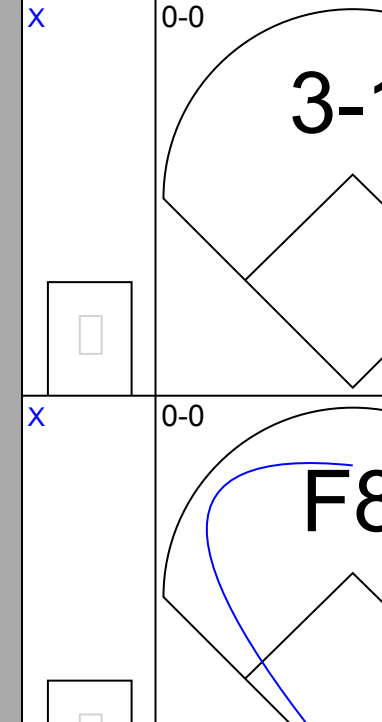
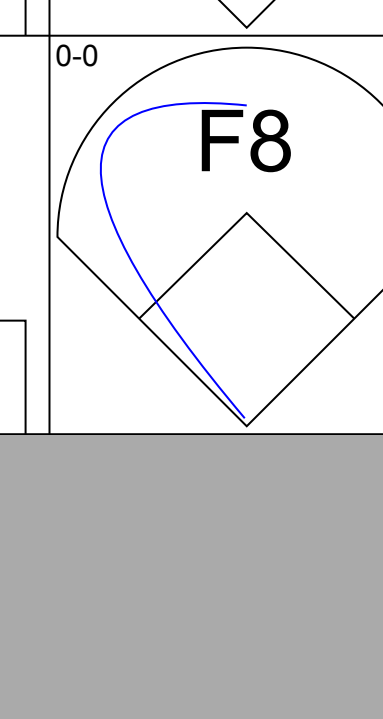
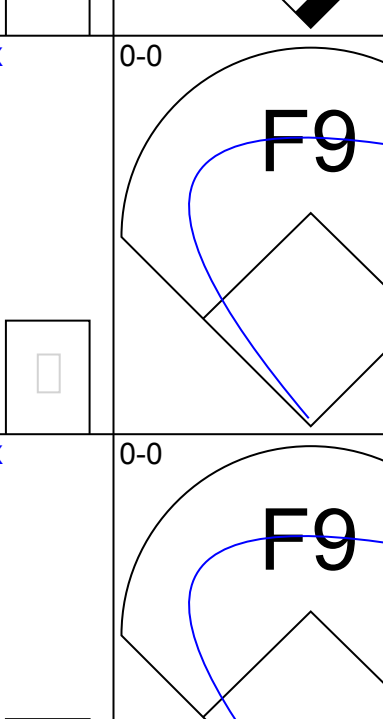
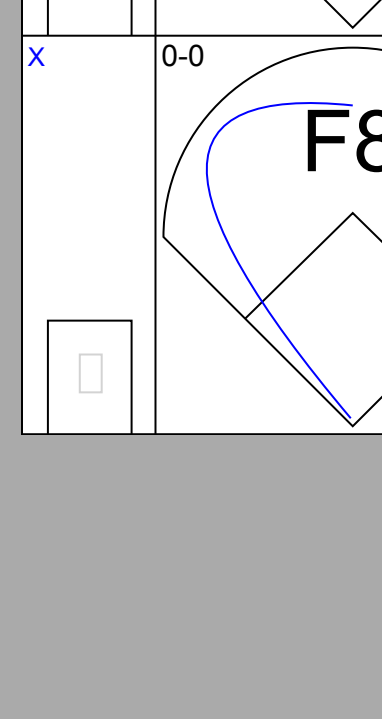
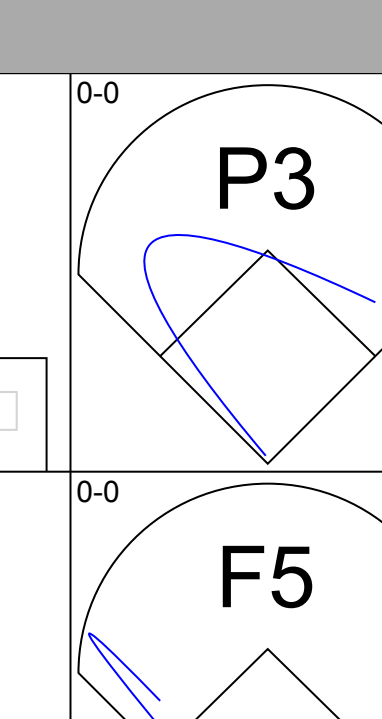
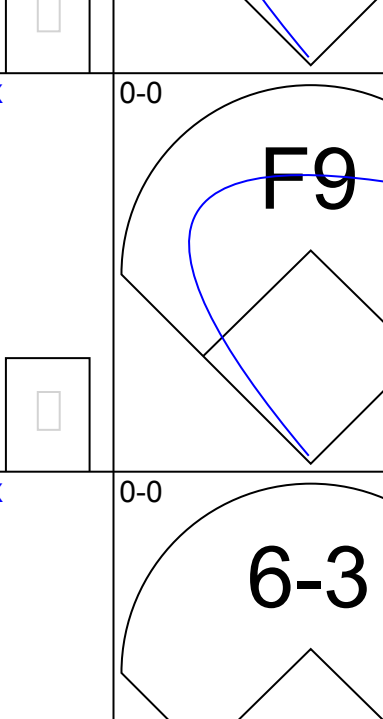
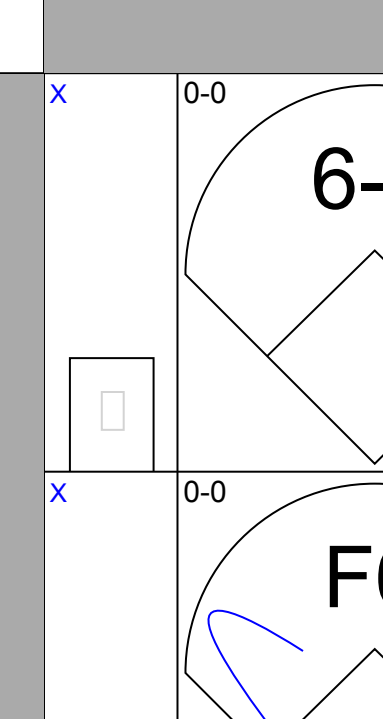
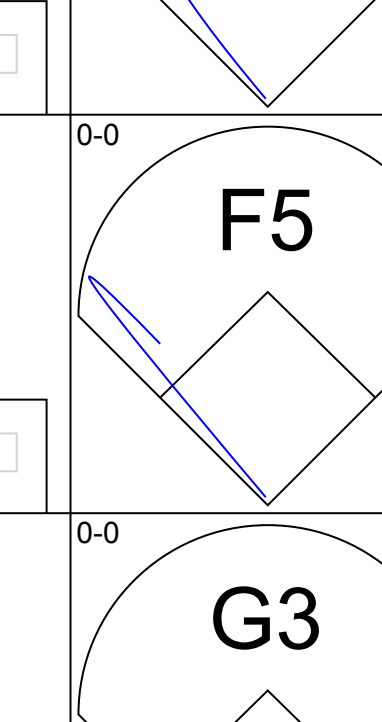
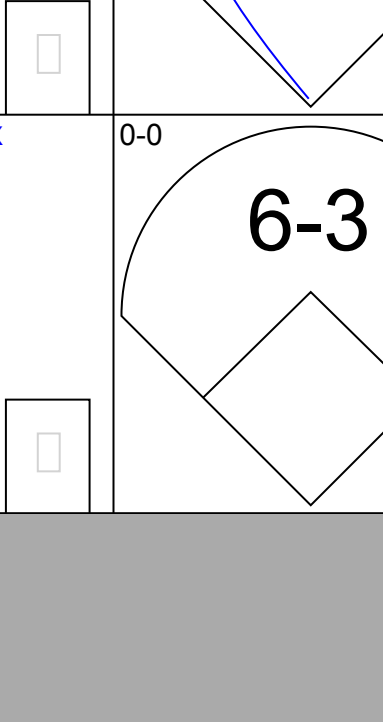
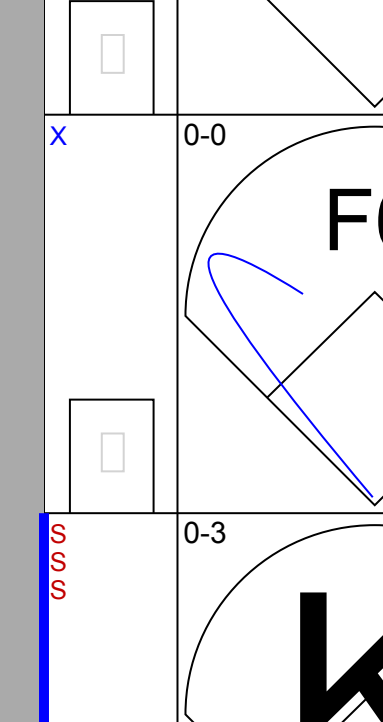
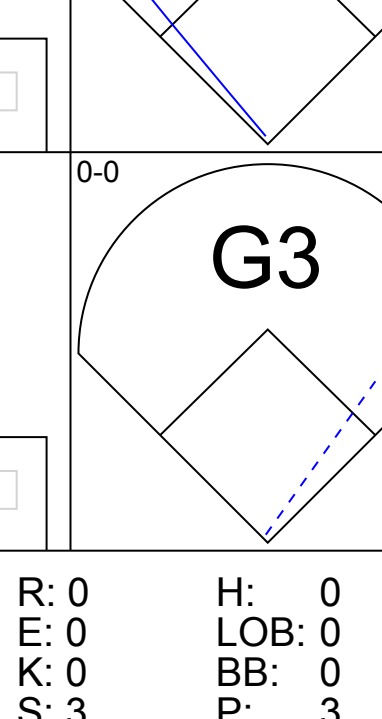
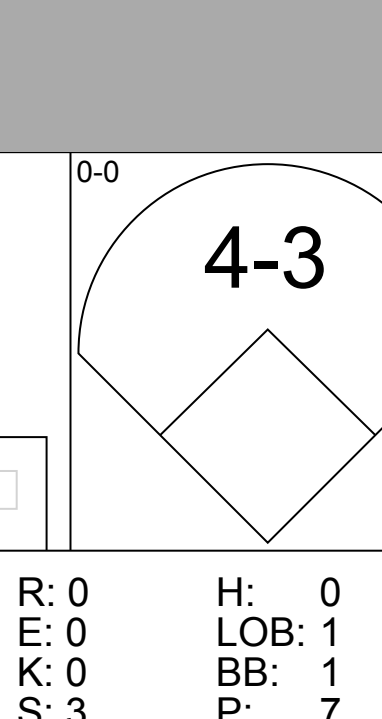
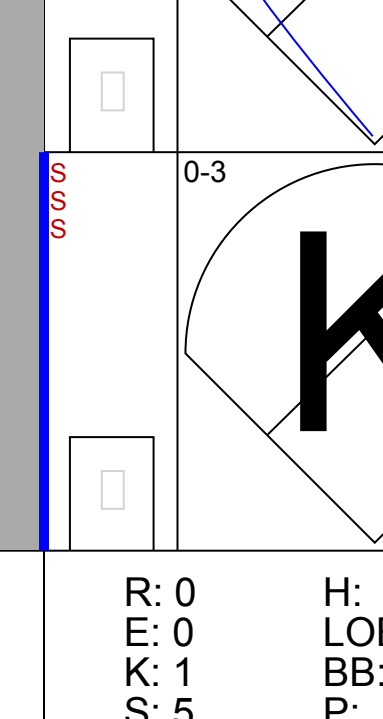
Batter	1	2	3	4	5	6	7	8	9	10	AB	R	H	RBI	BB	SO	LOB	BOTTOM			
Greg Gross, L (1, 9) OBP: 0.359, SLG: 0.336											3	0	1	1	1	0	0				
Enos Cabell, R (1, 5) OBP: 0.328, SLG: 0.354											4	0	0	0	0	2	2				
Cesar Cedeno, R (1, 8) OBP: 0.356, SLG: 0.490											3	0	1	0	1	2	0				
Bob Watson, R (1, 3) OBP: 0.361, SLG: 0.417											3	0	1	0	1	1	2				
Jose Cruz, L (1, 7) OBP: 0.385, SLG: 0.380											4	0	0	0	0	5					
Ed Herrmann, L (1, 2) OBP: 0.293, SLG: 0.347 Wilbur Howard, S (10, PR) OBP: 0.235, SLG: 0.288											4	0	1	0	0	2	1				
Rob Andrews, R (1, 4) OBP: 0.327, SLG: 0.322											3	0	0	0	1	0	0				
Roger Metzger, S (1, 6) OBP: 0.313, SLG: 0.293											4	0	0	0	0	1	2				
Bo McLaughlin, R (1, 1) Ken Boswell, L (10, PH) OBP: 0.315, SLG: 0.329											3	0	0	0	0	1	0				
<b>Inning Stats</b>	R: 0 E: 0 K: 0 S: 4	H: 2 LOB: 2 BB: 1 P: 8	R: 0 E: 0 K: 1 S: 5	H: 0 LOB: 0 BB: 0 P: 5	R: 0 E: 0 K: 1 S: 5	H: 0 LOB: 0 BB: 0 P: 5	R: 0 E: 0 K: 2 S: 7	H: 0 LOB: 1 BB: 1 P: 11	R: 0 E: 0 K: 1 S: 5	H: 0 LOB: 0 BB: 0 P: 5	R: 0 E: 0 K: 1 S: 6	H: 1 LOB: 2 BB: 1 P: 10	R: 0 E: 0 K: 0 S: 3	H: 0 LOB: 0 BB: 0 P: 3	R: 0 E: 0 K: 2 S: 7	H: 0 LOB: 0 BB: 0 P: 7	R: 1 E: 0 K: 0 S: 3	H: 1 LOB: 2 BB: 2 P: 11	1B: 4 2B: 0 3B: 0 HR: 0	SF: 1 SAC: 0 DP: 0 HBP: 0	WP: 0 PA: 37
<b>PITCHER</b> Ed Halicki, R (1, 1) ERA: 4.03	IP: 9.2 WLS: L BF: 37 H: 4 R: 1 ER: 1 SO: 9 BB: 4 IBB: 1 HBP: 0 BLK: 0 WP: 0 HR: 0 S: 50 P: 70 ERA: 0.93 WHIP: 0.828																				

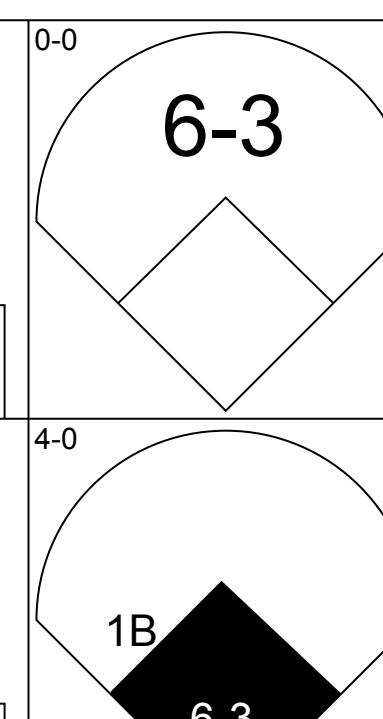
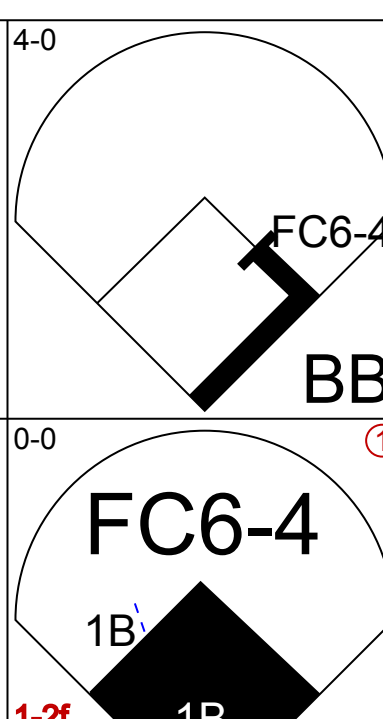
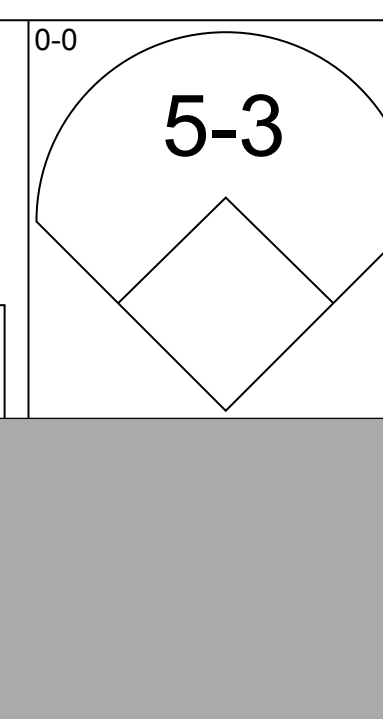
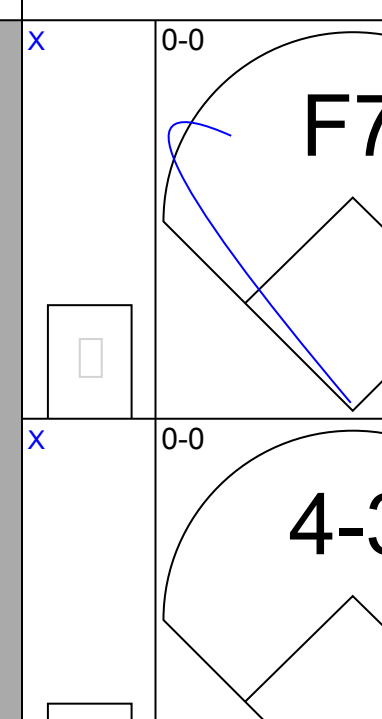
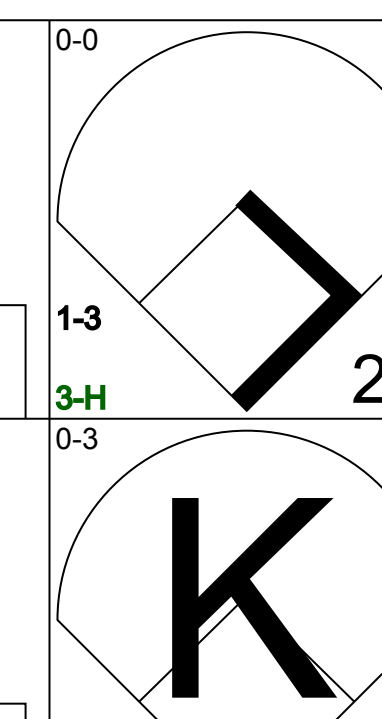
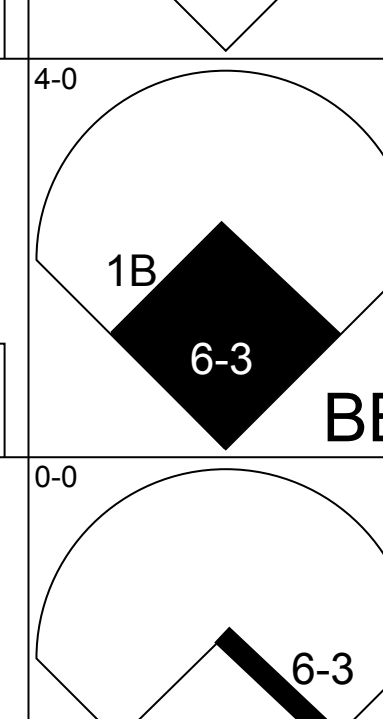
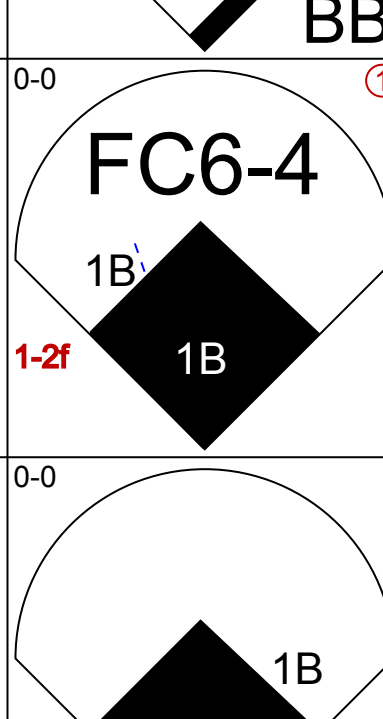
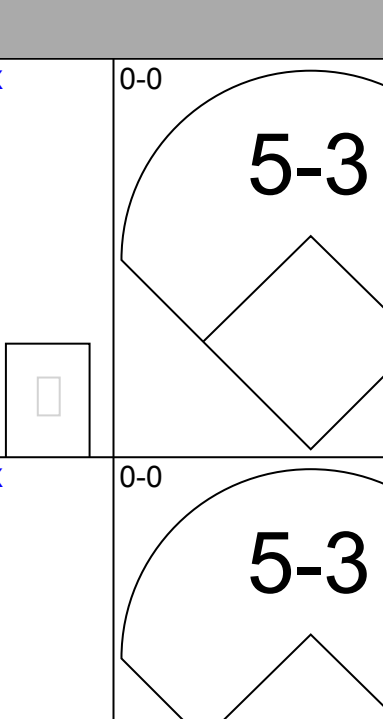
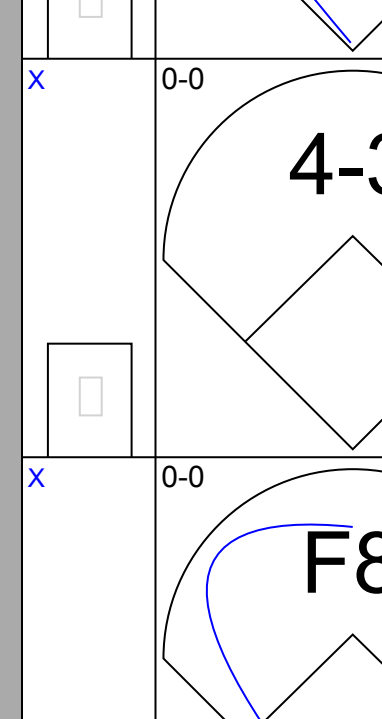
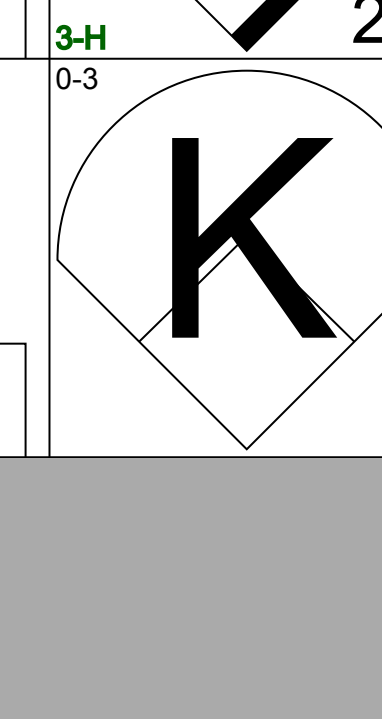
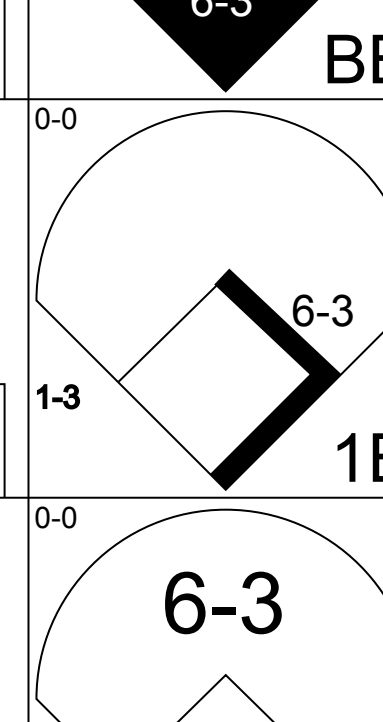
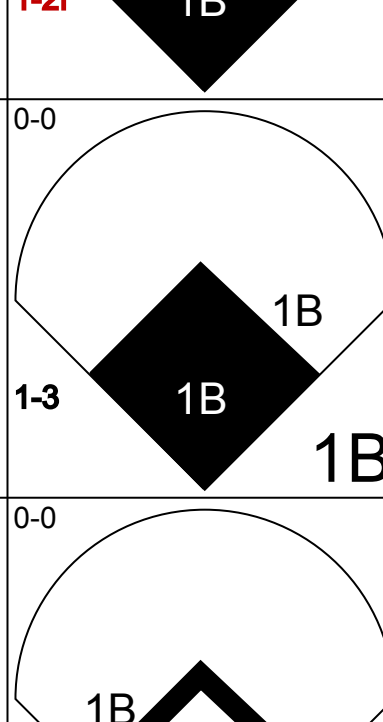

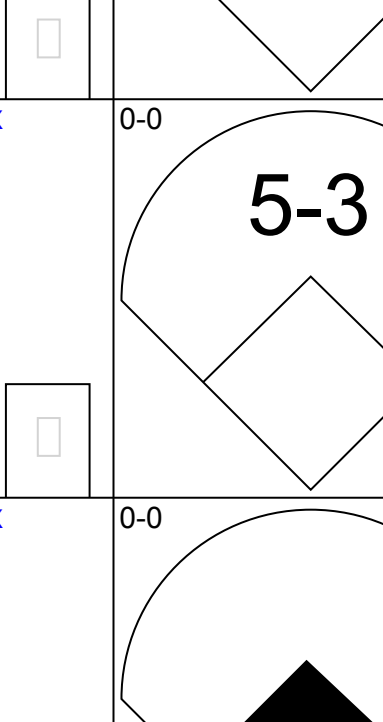
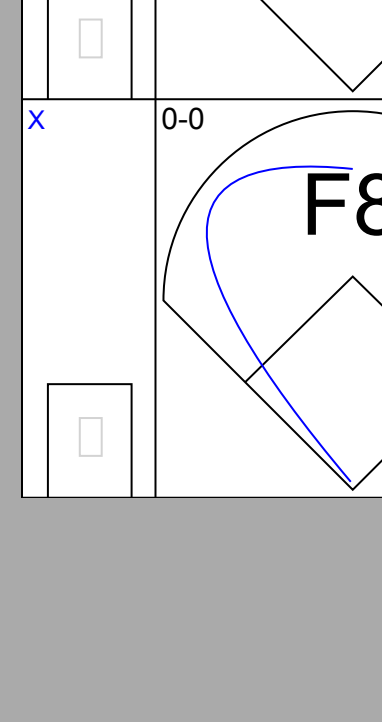
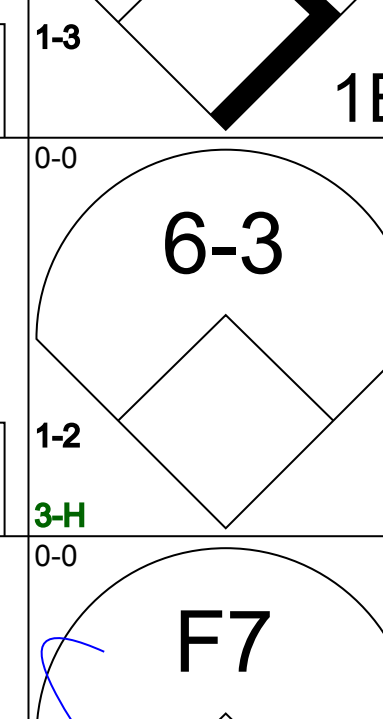
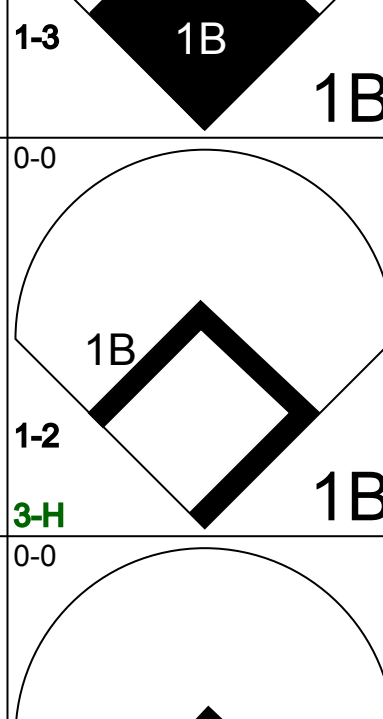

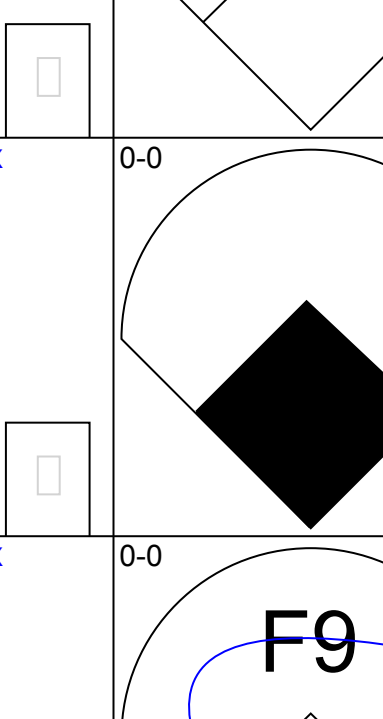
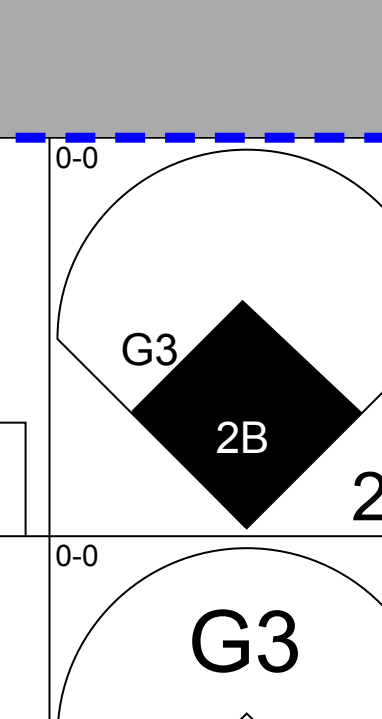
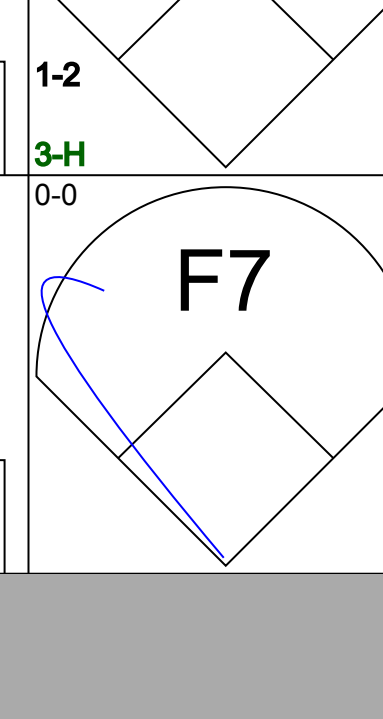
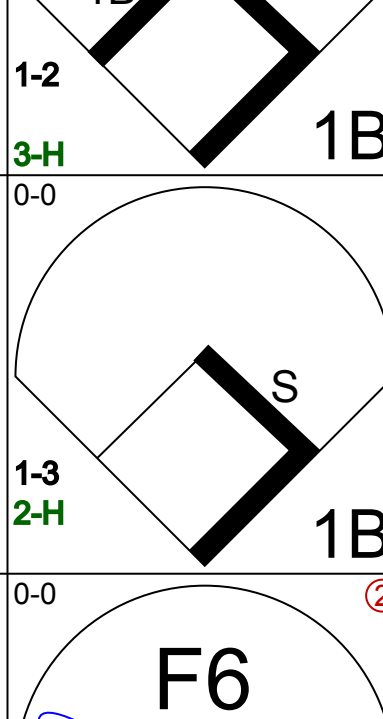

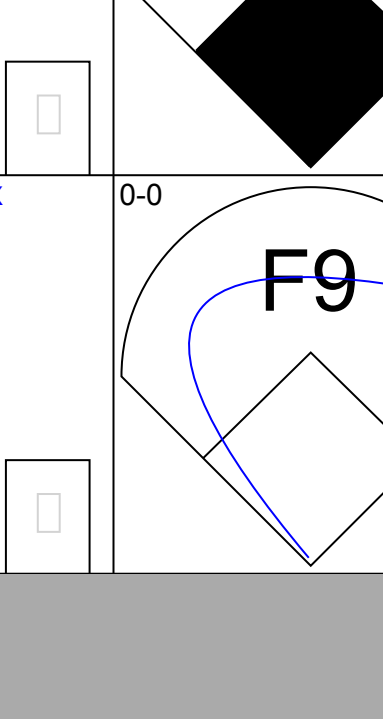
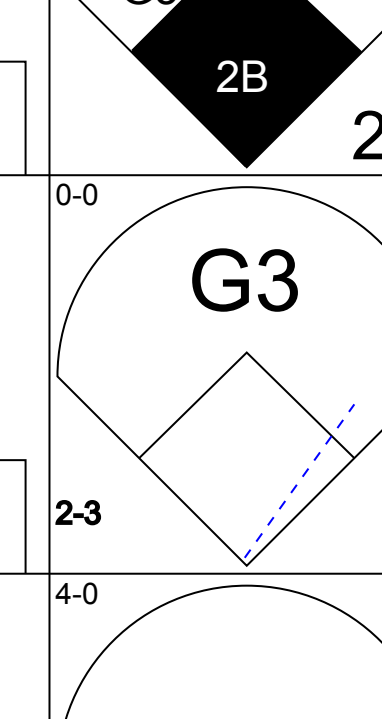
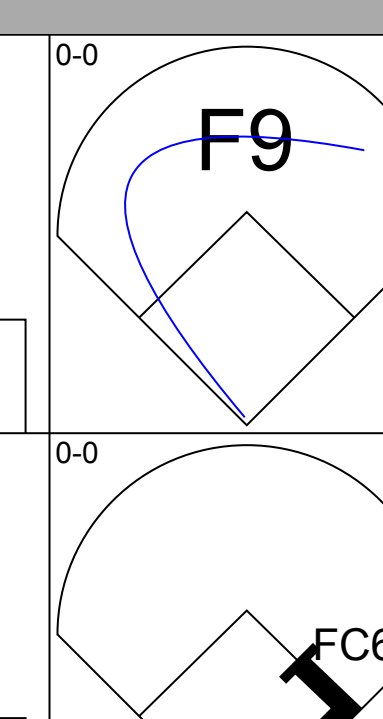
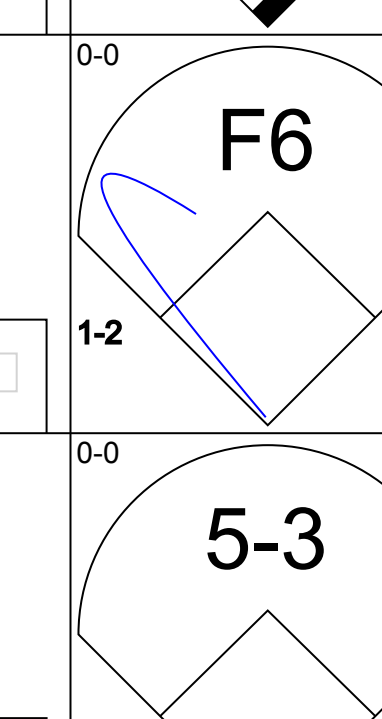
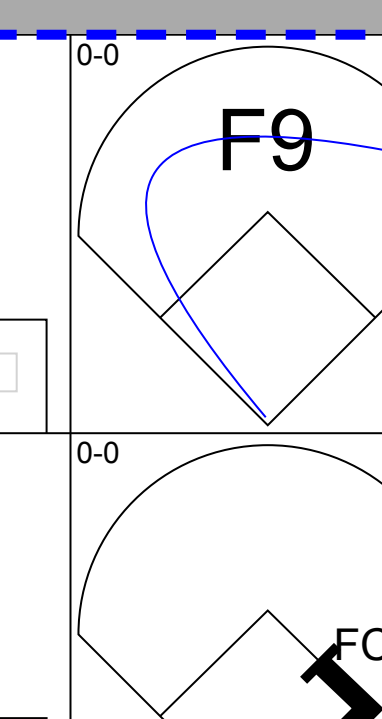
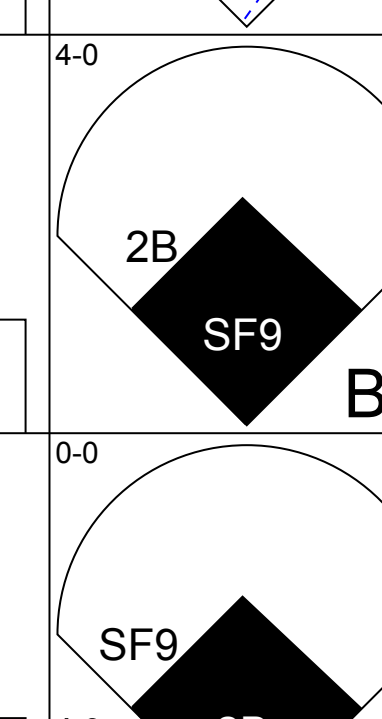
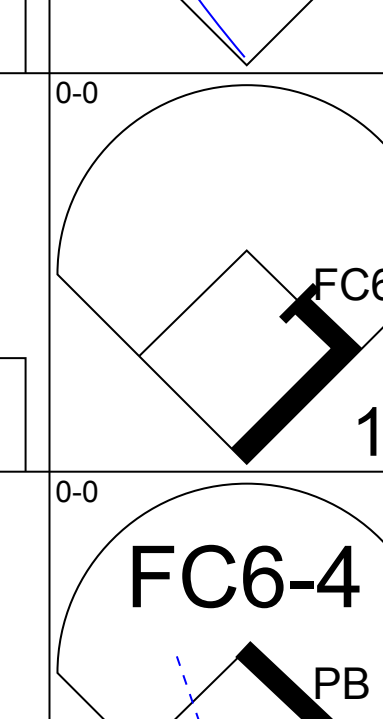
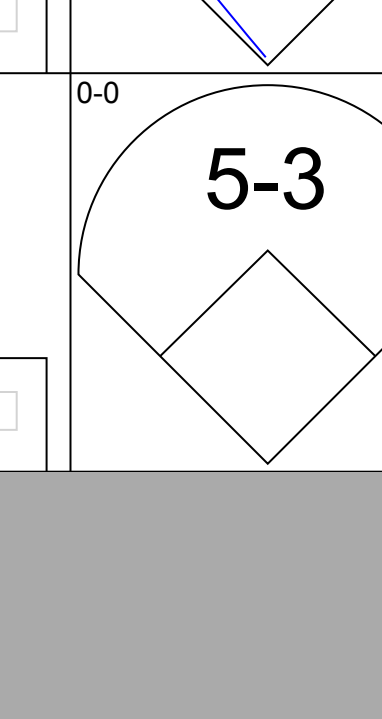
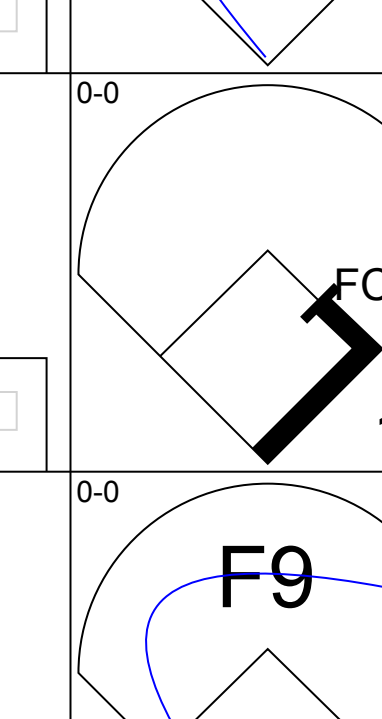
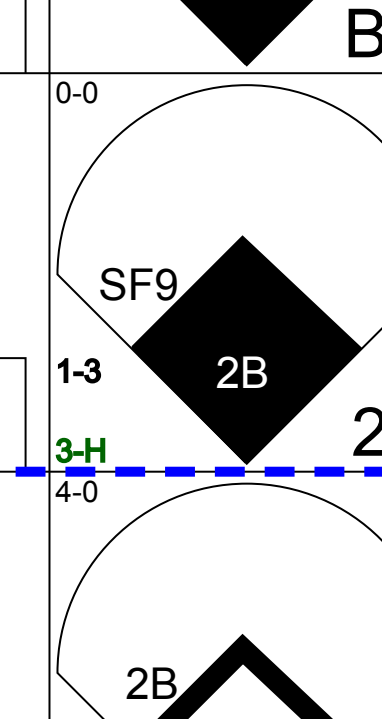
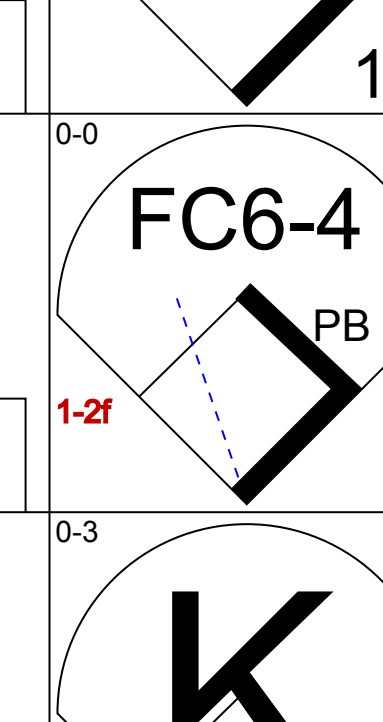
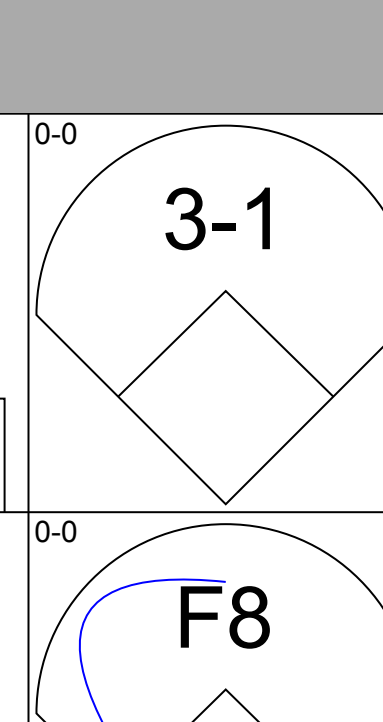
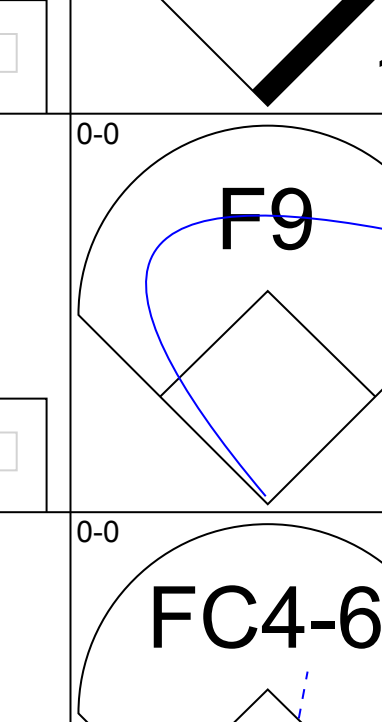
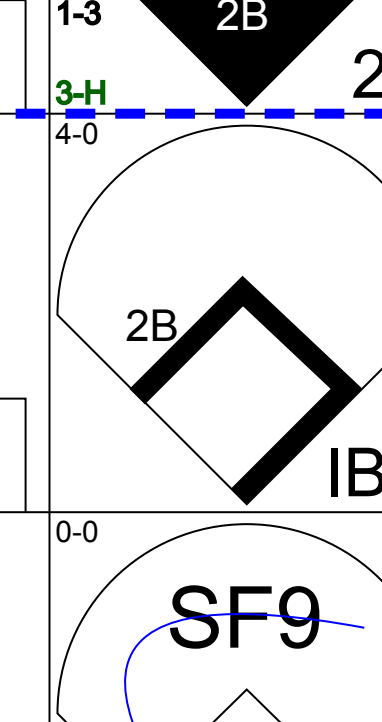
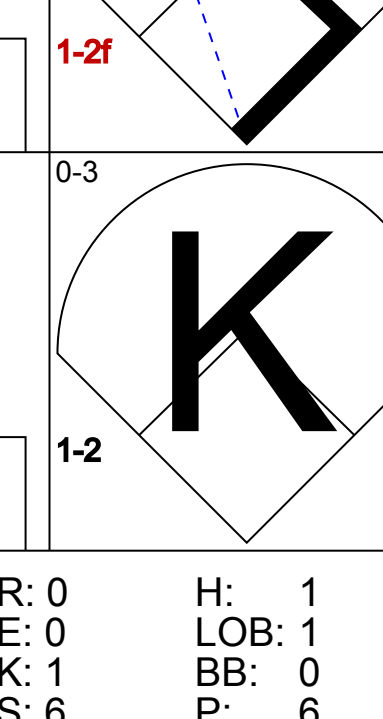
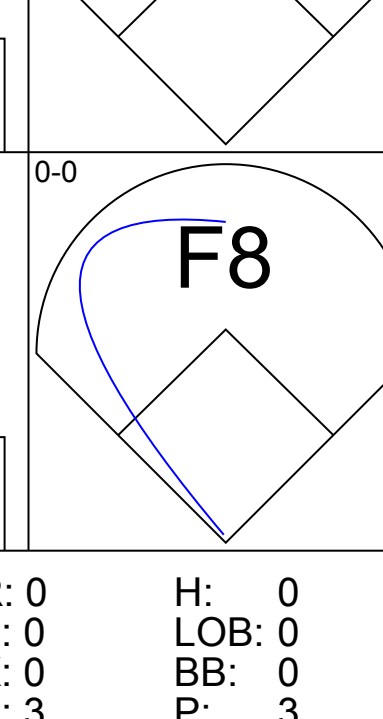
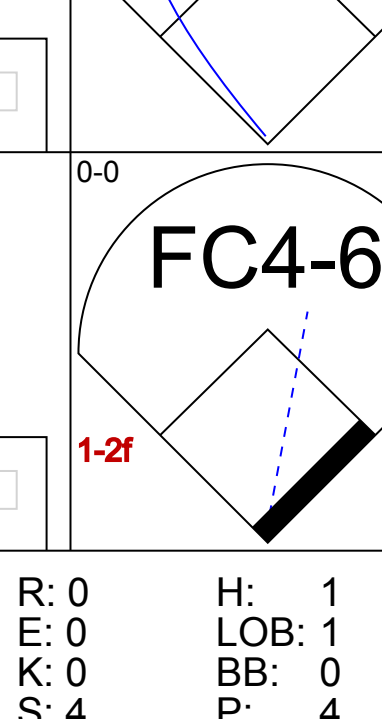
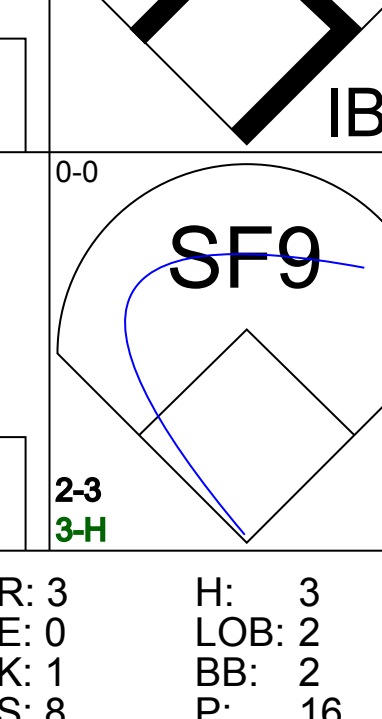
San Francisco Giants @ Houston Astros  
Astrodome, Houston, TX  
Sun Jul 25 1976, 4:33 AM EDT  
Att. 11,035 - Dome - 72 F

AB	31
R	1
H	4
RBI	1
BB	5
SO	9
LOB	12

HOUSTON ASTROS



Batter	1	2	3	4	5	6	7	8	9	AB	R	H	RBI	BB	SO	LOB	TOP				
Enzo Hernandez, R (1, 6) OBP: 0.314, SLG: 0.300										4	0	1	0	0	1	0	<b>San Diego Padres @ Houston Astros</b> Astrodome, Houston, TX Mon Jul 26 1976, 8:05 PM EDT Att: 8,915 - Dome - 72 F				
Tito Fuentes, S (1, 4) OBP: 0.293, SLG: 0.321										3	0	0	0	1	0	1					
Willie Davis, L (1, 8) OBP: 0.296, SLG: 0.391										4	0	0	0	0	0	2					
Dave Winfield, R (1, 9) OBP: 0.362, SLG: 0.460										3	0	0	0	0	0	1					
Johnny Grubb, L (1, 7) OBP: 0.401, SLG: 0.411										3	0	1	0	0	1	0					
Mike Ivie, R (1, 3) OBP: 0.329, SLG: 0.421										3	0	0	0	0	0	1					
Doug Rader, R (1, 5) OBP: 0.320, SLG: 0.368										3	0	0	0	0	0	1					
Fred Kendall, R (1, 2) OBP: 0.287, SLG: 0.279										3	0	0	0	0	0	1					
Dan Spillner, R (1, 1) Jerry Turner, L (6, PH) Rich Folkers, L (6, 1) Ted Kubiak, S (6, PH) Ken Reynolds, L (8, 1) Dave Tomlin, L (8, 1)										1	0	0	0	0	0	0					
<b>Inning Stats</b>	R: 0 E: 0 K: 1 S: 5	H: 0 LOB: 0 BB: 0 P: 5	R: 0 E: 0 K: 1 S: 5	H: 0 LOB: 0 BB: 0 P: 5	R: 0 E: 0 K: 0 S: 3	H: 0 LOB: 0 BB: 0 P: 3	R: 0 E: 0 K: 0 S: 4	H: 1 LOB: 1 BB: 0 P: 4	R: 0 E: 0 K: 0 S: 4	H: 1 LOB: 1 BB: 0 P: 4	R: 0 E: 0 K: 0 S: 3	H: 0 LOB: 1 BB: 1 P: 7	R: 0 E: 0 K: 0 S: 3	H: 0 LOB: 0 BB: 0 P: 3	R: 0 E: 0 K: 1 S: 5	H: 0 LOB: 0 BB: 0 P: 5		R: 0 E: 0 K: 0 S: 3	H: 0 LOB: 0 BB: 0 P: 3	1B: 1 2B: 1 3B: 0 HR: 0	SF: 0 SAC: 0 DP: 0 HBP: 0
<b>PITCHER</b> Larry Dierker, R (1, 1) ERA: 3.9	IP: 9.0 WLS: W BF: 30 H: 2 R: 0 ER: 0 SO: 3 BB: 1 IBB: 0 HBP: 0 BLK: 0 WP: 0 HR: 0 S: 35 P: 39 ERA: 0.00 WHIP: 0.333															<b>PITCHER</b>					

Batter	1	2	3	4	5	6	7	8	9	AB	R	H	RBI	BB	SO	LOB	BOTTOM						
Greg Gross, L (1, 9) OBP: 0.359, SLG: 0.338										4	0	1	1	1	0	0	<b>San Diego Padres @ Houston Astros</b> Astrodome, Houston, TX Mon Jul 26 1976, 8:05 PM EDT Att: 8,915 - Dome - 72 F						
Enos Cabell, R (1, 5) OBP: 0.326, SLG: 0.350										4	2	0	0	1	1	3							
Cesar Cedeno, R (1, 8) OBP: 0.358, SLG: 0.490 Wilbur Howard, S (9, 8) OBP: 0.235, SLG: 0.288										4	1	2	0	0	0	0							
Bob Watson, R (1, 3) OBP: 0.365, SLG: 0.431 Cliff Johnson, R (9, 3) OBP: 0.354, SLG: 0.373										4	2	3	3	0	0	1							
Jose Cruz, L (1, 7) OBP: 0.383, SLG: 0.378										4	0	1	1	0	0	2							
Ed Herrmann, L (1, 2) OBP: 0.292, SLG: 0.341										3	1	0	0	1	0	2							
Rob Andrews, R (1, 4) OBP: 0.332, SLG: 0.331										4	1	3	1	0	0	2							
Roger Metzger, S (1, 6) OBP: 0.313, SLG: 0.290										3	0	0	0	1	0	2							
Larry Dierker, R (1, 1) OBP: 0.109, SLG: 0.114										3	0	0	1	0	1	2							
<b>Inning Stats</b>	R: 1 E: 0 K: 0 S: 4	H: 1 LOB: 1 BB: 1 P: 8	R: 0 E: 0 K: 1 S: 6	H: 1 LOB: 0 BB: 0 P: 6	R: 2 E: 0 K: 0 S: 6	H: 3 LOB: 2 BB: 1 P: 10	R: 0 E: 0 K: 0 S: 3	H: 0 LOB: 0 BB: 0 P: 3	R: 1 E: 0 K: 0 S: 4	H: 1 LOB: 0 BB: 0 P: 4	R: 0 E: 0 K: 0 S: 4	H: 1 LOB: 1 BB: 0 P: 4	R: 0 E: 0 K: 0 S: 3	H: 0 LOB: 0 BB: 0 P: 3	R: 3 E: 0 K: 1 S: 8	H: 3 LOB: 2 BB: 2 P: 16		R: 0 E: 0 K: 0 S: 3	H: 0 LOB: 0 BB: 0 P: 3	R: 3 E: 0 K: 1 S: 8	H: 3 LOB: 2 BB: 2 P: 16	1B: 6 2B: 3 3B: 0 HR: 1	SF: 1 SAC: 0 DP: 0 HBP: 0
<b>PITCHER</b> Dan Spillner, R (1, 1) ERA: 4.74 Rich Folkers, L (6, 1) ERA: 4.46 Ken Reynolds, L (8, 1) ERA: 5.4 Dave Tomlin, L (8, 1) ERA: 4.42	IP: 5.0 WLS: L BF: 23 H: 6 R: 4 ER: 4 SO: 4 BB: 2 IBB: 0 HBP: 0 BLK: 0 WP: 0 HR: 1 S: 23 P: 31 ERA: 7.20 WHIP: 1.600															<b>PITCHER</b>							

AB	29
R	0
H	2
RBI	0
BB	1
SO	3
LOB	7



AB	33
R	7
H	10
RBI	7
BB	4
SO	2
LOB	14





Batter	1	2	3	4	5	6	7	8	9	AB	R	H	RBI	BB	SO	LOB	TOP				
Enzo Hernandez, R OBP: 0.313, SLG: 0.299	4-3		6-3		6-3			G6-4-3 1B		4	0	1	0	0	0	2	<b>San Diego Padres @ Houston Astros</b> Astrodome, Houston, TX Tue Jul 27 1976, 8:05 PM EDT Att: 8,208 - Dome - 72 F				
Tito Fuentes, S OBP: 0.290, SLG: 0.318	6-3		G1			4-3		G6-4-3 1-2f		4	0	0	0	0	0	1					
Willie Davis, L OBP: 0.293, SLG: 0.386	F8			G3		F8		4-3		4	0	0	0	0	0	0					
Dave Winfield, R OBP: 0.361, SLG: 0.458		E4 WP G3 1B		F4		6-3		F3		4	1	1	0	0	0	0					
Johnny Grubb, L OBP: 0.398, SLG: 0.407		G3 2H		L7			K	FC6-4 1B		4	0	1	1	0	1	0					
Mike Ivie, R OBP: 0.322, SLG: 0.412		6-3			E1 FC3-6		K	FC6-4 1-2f		4	0	0	0	0	1	1					
Doug Rader, R OBP: 0.320, SLG: 0.365					FC3-6 FC6 1B 1-2f		E5 FC6-4			2	0	0	0	1	0	1					
Fred Kendall, R OBP: 0.287, SLG: 0.279		F5			FC6 1-2 1B		FC6-4 1-2f			3	0	1	0	0	0	2					
Jerry Johnson, R Dave Tomlin, L Jerry Turner, L Rich Folkers, L Ted Kubiak, S Alan Foster, R			5-3		FC6 1-2f 2-3		K			0	0	0	0	0	0	0					
<b>Inning Stats</b>	R: 0 E: 0 K: 0 S: 3	H: 0 LOB: 0 BB: 0 P: 3	R: 1 E: 1 K: 0 S: 4	H: 1 LOB: 1 BB: 1 P: 8	R: 0 E: 0 K: 0 S: 3	H: 0 LOB: 0 BB: 0 P: 3	R: 0 E: 0 K: 0 S: 3	H: 1 LOB: 2 BB: 0 P: 5	R: 0 E: 1 K: 2 S: 8	H: 0 LOB: 1 BB: 0 P: 8	R: 0 E: 0 K: 1 S: 5	H: 1 LOB: 0 BB: 0 P: 5	R: 0 E: 0 K: 0 S: 4	H: 1 LOB: 1 BB: 0 P: 4	1B: 4 2B: 0 3B: 0 HR: 0	SF: 0 SAC: 0 DP: 1 HBP: 0	WP: 1 PA: 33 PB: 0 SB: 0 CS: 0				
<b>PITCHER</b> J.R. Richard, R ERA: 2.59	IP: 9.0 WLS: W BF: 33 H: 4 R: 1 ER: 0 SO: 3 BB: 1 IBB: 0 HBP: 0 BLK: 0 WP: 1 HR: 0 S: 38 P: 42 ERA: 0.00 WHIP: 0.556																				

Batter	1	2	3	4	5	6	7	8	9	AB	R	H	RBI	BB	SO	LOB	BOTTOM				
Greg Gross, L OBP: 0.364, SLG: 0.341	FC6-4 BB	BB BLK 1B		L9		E8 1B				3	1	2	0	1	0	0	<b>San Diego Padres @ Houston Astros</b> Astrodome, Houston, TX Tue Jul 27 1976, 8:05 PM EDT Att: 8,208 - Dome - 72 F				
Enos Cabell, R OBP: 0.326, SLG: 0.347	FC6-4 BLK 1B 1-2f	BB 1B BB		K		F8				3	1	0	0	1	1	2					
Cesar Cedeno, R OBP: 0.359, SLG: 0.489	1B 1H	1B 1-2 2-3 BB			F8		6-3			3	1	1	0	1	0	0					
Bob Watson, R OBP: 0.371, SLG: 0.444	BB 1B	PO 1B				HR		FC4-6 HBP		3	1	3	4	0	0	0					
Jose Cruz, L OBP: 0.385, SLG: 0.380	BB 1B 1-2	PO 1-2		G4-6-3 1B		3-1		FC4-6 CS 1-2f		4	0	2	0	0	0	1					
Ed Herrmann, L OBP: 0.296, SLG: 0.341	BB 1B 1-2 2-3			G4-6-3 1-2f				CS 1-2		3	0	1	0	1	0	1					
Rob Andrews, R OBP: 0.331, SLG: 0.330	F8				F8			3-1		4	0	1	0	0	0	4					
Roger Metzger, S OBP: 0.309, SLG: 0.286		K		F8		F8		F6		4	0	0	0	0	1	1					
J.R. Richard, R OBP: 0.108, SLG: 0.125		K			1-3			K		3	0	0	0	0	2	0					
<b>Inning Stats</b>	R: 1 E: 0 K: 0 S: 5	H: 3 LOB: 3 BB: 2 P: 13	R: 2 E: 0 K: 2 S: 8	H: 2 LOB: 1 BB: 2 P: 16	R: 0 E: 0 K: 0 S: 4	H: 2 LOB: 1 BB: 0 P: 4	R: 0 E: 0 K: 1 S: 5	H: 0 LOB: 0 BB: 0 P: 5	R: 1 E: 1 K: 0 S: 5	H: 2 LOB: 1 BB: 0 P: 5	R: 0 E: 1 K: 1 S: 6	H: 1 LOB: 0 BB: 0 P: 6	R: 0 E: 0 K: 0 S: 2	H: 0 LOB: 0 BB: 0 P: 3	R: 0 E: 0 K: 0 S: 3	H: 0 LOB: 0 BB: 0 P: 3	1B: 9 2B: 0 3B: 0 HR: 1	SF: 0 SAC: 0 DP: 1 HBP: 1	WP: 0 PA: 37 PB: 0 SB: 0 CS: 1		
<b>PITCHER</b> Jerry Johnson, R ERA: 5.63 Dave Tomlin, L ERA: 4.17 Rich Folkers, L ERA: 4.36 Alan Foster, R ERA: 3.12	IP: 1.2 WLS: L BF: 13 H: 5 R: 3 ER: 3 SO: 2 BB: 4 IBB: 0 HBP: 0 BLK: 0 WP: 0 HR: 0 S: 13 P: 29 ERA: 16.20 WHIP: 5.400																				







Batter	1	2	3	4	5	6	7	8	9	AB	R	H	RBI	BB	SO	LOB	TOP			
Jerry Royster, R (1,5) X	0-0 F4		4-0 BB		0-0 6-3		0-0 4-3			3	0	0	0	1	0	1				
Rod Gilbreath, R (1,4) X	0-0 4-3		0-0 6-3		4-0 PB 1B BB			0-0 HR		3	1	1	1	1	0	1				
Jimmy Wynn, R (1,7) X	0-0 F7			0-0 FC6-4 1B	0-0 PB 1B			0-3 K		4	0	2	1	0	1	0				
Willie Montanez, L (1,3) X		0-0 5-3		0-0 FC6-4 1B	0-0 5-3			0-0 5-3		4	0	1	0	0	0	2				
Ken Henderson, S (1,9) X		0-0 G3 1B		0-0 FC6-4 L6-3		0-0 F5		0-0 6-3		4	0	1	0	0	0	2				
Rowland Office, L (1,8) X		0-0 G3		0-0 L6-3		0-3 K			0-0 4-3	4	0	0	0	0	1	3				
Darrel Chaney, S (1,6) X		0-0 F7			0-0 4-3		0-3 K		4-0 CS BB	3	0	0	0	1	1	1				
Vic Correll, R (1,2) X			0-0 F8		0-0 2B		0-3 K		0-3 K	4	1	1	0	0	2	1				
Andy Messersmith, R (1,1) X			0-0 4-3		0-0 1B 2B		0-0 3-1			3	1	1	1	0	0	0				
<b>Inning Stats</b>	R: 0 E: 0 K: 0 S: 3	H: 0 LOB: 0 BB: 0 P: 3	R: 0 E: 0 K: 0 S: 4	H: 1 LOB: 1 BB: 0 P: 4	R: 0 E: 0 K: 0 S: 3	H: 0 LOB: 1 BB: 1 P: 7	R: 0 E: 0 K: 0 S: 4	H: 2 LOB: 1 BB: 0 P: 4	R: 2 E: 0 K: 2 S: 6	H: 3 LOB: 2 BB: 1 P: 10	R: 0 E: 0 K: 1 S: 5	H: 0 LOB: 0 BB: 0 P: 5	R: 1 E: 0 K: 1 S: 6	H: 1 LOB: 0 BB: 1 P: 6	R: 0 E: 0 K: 1 S: 4	H: 0 LOB: 0 BB: 1 P: 8	1B: 4 2B: 3 3B: 0 HR: 1	SF: 0 SAC: 0 DP: 1 HBP: 0	WP: 0 PB: 1 SB: 0 CS: 1	PA: 35
<b>PITCHER</b>	IP	WLS	BF	H	R	ER	SO	BB	IBB	HBP	BLK	WP	HR	S	P	ERA	WHIP			
Dan Larson, R (1,1)	4.2	L	21	6	2	2	0	2	0	0	0	0	0	19	27	3.86	1.714			
Joe Sambito, L (5,1)	3.1		11	1	1	1	4	0	0	0	0	0	1	19	19	2.70	0.300			
Ken Forsch, R (9,1)	1.0		3	0	0	0	1	1	0	0	0	0	0	4	8	0.00	1.000			

Atlanta Braves @ Houston Astros  
Astrodome, Houston, TX  
Fri Jul 30 1976, 8:05 PM EDT  
Att: 10,869 - Dome - 72 F

AB 32  
R 3  
H 7  
RBI 3  
BB 3  
SO 5  
LOB 11



Batter	1	2	3	4	5	6	7	8	9	AB	R	H	RBI	BB	SO	LOB	BOTTOM			
Greg Gross, L (1,9) X	0-0 4-3		0-0 4-3		0-3 K			0-0 F7		4	0	0	0	0	1	0				
Enos Cabell, R (1,5) X	0-0 S 1B		0-3 K			0-0 6-3		0-3 K		4	1	1	0	0	2	0				
Cesar Cedeno, R (1,8) X	0-0 FC6-4 1B		0-0 P3			0-0 4-3			0-0 4-3	4	0	1	1	0	0	0				
Bob Watson, R (1,3) X	0-0 FC6-4			0-0 2B		0-0 G3			0-0 1B 1B	4	0	2	0	0	0	1				
Jerry Davanon, R (9, PR) X	0-0 FC6-4								0-0 1B	0	1	0	0	0	0	0				
Jose Cruz, L (1,7) X	0-0 FC6-4			0-0 F8			0-3 K		0-0 FC4-6 1B	4	0	1	0	0	1	2				
Ed Herrmann, L (1,2) X		0-3 K		0-0 5-3			0-0 4-3		0-0 FC4-6	4	0	0	0	0	1	2				
Wilbur Howard, S (9, PR) X								0-3 K		0	0	0	0	0	0	0				
Rob Andrews, R (1,4) X				0-0 3-1					0-3 K	2	0	0	0	1	0	1				
Leon Roberts, R (9, PH) X					0-0 F9				0-3 K	1	0	0	0	0	1	1				
Roger Metzger, S (1,6) X			4-0 FC3-6 BB		0-0 1-3			0-0 F2		2	0	0	0	1	0	1				
Dan Larson, R (1,1) X									0-3 K	1	0	0	0	0	0	1				
Joe Sambito, L (5,1) X										1	0	0	0	0	0	0				
Ken Boswell, L (9, PH) X										1	0	0	0	0	1	0				
Ken Forsch, R (9,1) X			1-2							0	0	0	0	0	0	0				
<b>Inning Stats</b>	R: 1 E: 0 K: 0 S: 5	H: 2 LOB: 1 BB: 0 P: 5	R: 0 E: 0 K: 1 S: 5	H: 0 LOB: 1 BB: 1 P: 9	R: 0 E: 0 K: 1 S: 5	H: 0 LOB: 0 BB: 0 P: 5	R: 0 E: 0 K: 0 S: 4	H: 1 LOB: 0 BB: 0 P: 4	R: 0 E: 0 K: 1 S: 5	H: 0 LOB: 0 BB: 0 P: 5	R: 0 E: 0 K: 0 S: 3	H: 0 LOB: 0 BB: 0 P: 3	R: 0 E: 0 K: 1 S: 5	H: 0 LOB: 0 BB: 1 P: 9	R: 1 E: 1 K: 2 S: 7	H: 2 LOB: 1 BB: 0 P: 7	1B: 4 2B: 1 3B: 0 HR: 0	SF: 0 SAC: 0 DP: 0 HBP: 0	WP: 0 PB: 0 SB: 1 CS: 0	PA: 34
<b>PITCHER</b>	IP	WLS	BF	H	R	ER	SO	BB	IBB	HBP	BLK	WP	HR	S	P	ERA	WHIP			
Andy Messersmith, R (1,1)	9.0	W	34	5	2	1	7	2	0	0	0	0	0	46	54	1.00	0.778			

Atlanta Braves @ Houston Astros  
Astrodome, Houston, TX  
Fri Jul 30 1976, 8:05 PM EDT  
Att: 10,869 - Dome - 72 F

AB 32  
R 2  
H 5  
RBI 1  
BB 2  
SO 7  
LOB 9





Batter	1	2	3	4	5	6	7	8	9	AB	R	H	RBI	BB	SO	LOB	TOP			
Jerry Royster, R (1, 5) OBP: 0.331, SLG: 0.331	4-0 6-3 PB S BB		0-0 1B			0-0 F4		0-0 B2-4		3	1	1	0	1	0	1	Atlanta Braves @ Houston Astros Astrodome, Houston, TX Sat Jul 31 1976, 8:05 PM EDT Dome			
Rod Gilbreath, R (1, 4) OBP: 0.330, SLG: 0.398	0-0 6-3		0-0 F9			0-3 K		0-0 F8		4	0	0	0	0	1	3				
Jimmy Wynn, R (1, 8) OBP: 0.389, SLG: 0.395	4-0 G6-3 3-H BB		0-0 F8			4-0 BB			4-0 G4-6-3 BB	1	0	0	0	3	0	1				
Willie Montanez, L (1, 3) OBP: 0.349, SLG: 0.418	0-0 G6-3 1-2			0-0 4-3		0-0 6-3			0-0 G4-6-3 1-2	4	0	0	0	0	0	3				
Ken Henderson, S (1, 9) OBP: 0.372, SLG: 0.421		0-0 G3		0-0 4-3			4-0 FC4-6 BB		0-3 K	3	0	0	0	1	1	0				
Dave May, L (1, 7) OBP: 0.302, SLG: 0.287		4-0 2B BB		0-0 4-3			0-0 FC4-6 1B 1-2			2	0	0	0	1	0	1				
Darrel Chaney, S (1, 6) OBP: 0.350, SLG: 0.348		0-0 1-H 2B			4-0 G6-4-3 BB		0-0 1-3 1B			2	0	2	0	1	0	0				
Biff Pocoroba, S (1, 2) OBP: 0.299, SLG: 0.270		0-0 F9			0-0 G6-4-3 1-2		0-0 4-3			3	0	0	0	0	0	3				
Dick Ruthven, R (1, 1) OBP: 0.218, SLG: 0.157			0-3 K			0-3 K				2	0	0	0	0	2	0				
Rowland Office, L (8, PH) OBP: 0.363, SLG: 0.383										1	0	1	0	0	0	0				
Craig Robinson, R (8, PR) OBP: 0.361, SLG: 0.250										0	0	0	0	0	0	0				
Mike Marshall, R (8, 1) OBP: 0.357, SLG: 0.111								0-0 B2-4 1B		0	0	0	0	0	0	0				
<b>Inning Stats</b>	R: 1 E: 0 K: 0 S: 2	H: 0 LOB: 0 BB: 2 P: 10	R: 0 E: 0 K: 0 S: 3	H: 1 LOB: 1 BB: 1 P: 7	R: 0 E: 0 K: 1 S: 6	H: 1 LOB: 1 BB: 0 P: 6	R: 0 E: 0 K: 0 S: 3	H: 0 LOB: 0 BB: 0 P: 3	R: 0 E: 0 K: 1 S: 4	H: 0 LOB: 0 BB: 1 P: 8	R: 0 E: 0 K: 0 S: 5	H: 0 LOB: 1 BB: 1 P: 9	R: 0 E: 0 K: 0 S: 3	H: 1 LOB: 1 BB: 1 P: 7	R: 0 E: 0 K: 0 S: 3	H: 1 LOB: 0 BB: 1 P: 8	1B: 3 2B: 2 3B: 0 HR: 0	SF: 0 SAC: 0 DP: 4 HBP: 0	WP: 0 PB: 1 SB: 1 CS: 0	PA: 32
<b>PITCHER</b> J.R. Richard, R (1, 1) ERA: 2.48	IP: 9.0 WLS: W BF: 32 H: 4 R: 1 ER: 0 SO: 4 BB: 7 IBB: 0 HBP: 0 BLK: 0 WP: 0 HR: 0 S: 33 P: 61 ERA: 0.00 WHIP: 1.222															<b>PITCHER</b>				

AB	25
R	1
H	4
RBI	0
BB	7
SO	4
LOB	12



Batter	1	2	3	4	5	6	7	8	9	AB	R	H	RBI	BB	SO	LOB	BOTTOM			
Greg Gross, L (1, 9) OBP: 0.354, SLG: 0.334	0-0 F7	0-0 F8			0-0 6-3		0-0 F9			4	0	0	0	0	0	2	Atlanta Braves @ Houston Astros Astrodome, Houston, TX Sat Jul 31 1976, 8:05 PM EDT Dome			
Enos Cabell, R (1, 5) OBP: 0.318, SLG: 0.339	0-0 5-3		0-0 F9		0-0 6-3			0-0 5-3		4	0	0	0	0	0	0				
Cesar Cedeno, R (1, 8) OBP: 0.356, SLG: 0.484	0-0 S 1B		0-0 F3		0-0 4-3			0-0 F2		4	0	1	0	0	0	0				
Bob Watson, R (1, 3) OBP: 0.372, SLG: 0.447	0-0 4-3 1-2		4-0 2B BB			0-0 F4		0-0 2B		3	0	1	0	1	0	1				
Jose Cruz, L (1, 7) OBP: 0.388, SLG: 0.392		0-0 F8 S 1B 1B	0-0 1-3 2B			0-0 WP FC 2B		0-0 4-3		4	2	3	0	0	0	1				
Ed Herrmann, L (1, 2) OBP: 0.286, SLG: 0.326		0-0 F8 1-3	0-0 F7			0-0 FC G5-4-3 2-H				3	0	0	1	0	0	3				
Rob Andrews, R (1, 4) OBP: 0.327, SLG: 0.323		0-0 S 1B 3-H		0-0 F5		0-0 G5-4-3 1-2				3	0	1	1	0	0	1				
Roger Metzger, S (1, 6) OBP: 0.307, SLG: 0.285		0-0 K 1-2		0-0 1-3				0-0 1-3		3	0	0	0	0	1	1				
J.R. Richard, R (1, 1) OBP: 0.118, SLG: 0.121		1-0 HBP		0-3 K				0-0 4-3		2	0	0	0	0	1	0				
<b>Inning Stats</b>	R: 0 E: 0 K: 0 S: 4	H: 1 LOB: 1 BB: 0 P: 4	R: 1 E: 0 K: 1 S: 7	H: 2 LOB: 2 BB: 0 P: 8	R: 0 E: 0 K: 0 S: 4	H: 1 LOB: 2 BB: 1 P: 8	R: 0 E: 0 K: 1 S: 5	H: 0 LOB: 0 BB: 0 P: 5	R: 0 E: 0 K: 0 S: 3	H: 0 LOB: 0 BB: 0 P: 3	R: 1 E: 0 K: 0 S: 4	H: 1 LOB: 0 BB: 0 P: 4	R: 0 E: 0 K: 0 S: 3	H: 0 LOB: 0 BB: 0 P: 3	R: 0 E: 0 K: 0 S: 4	H: 1 LOB: 1 BB: 0 P: 4		1B: 3 2B: 3 3B: 0 HR: 0	SF: 0 SAC: 0 DP: 1 HBP: 1	WP: 1 PB: 0 SB: 3 CS: 0
<b>PITCHER</b> Dick Ruthven, R (1, 1) ERA: 3.42	IP: 7.0 WLS: L BF: 28 H: 5 R: 2 ER: 2 SO: 2 BB: 1 IBB: 1 HBP: 1 BLK: 0 WP: 1 HR: 0 S: 30 P: 35 ERA: 2.57 WHIP: 0.857															<b>PITCHER</b>				
Mike Marshall, R (8, 1) ERA: 4.0	IP: 1.0 WLS: L BF: 4 H: 1 R: 0 ER: 0 SO: 0 BB: 0 IBB: 0 HBP: 0 BLK: 0 WP: 0 HR: 0 S: 4 P: 4 ERA: 0.00 WHIP: 1.000															<b>PITCHER</b>				





Batter	1	2	3	4	5	6	7	8	9	AB	R	H	RBI	BB	SO	LOB	TOP										
Jerry Royster, R (1, 5) OBP: 0.329, SLG: 0.328 Craig Robinson, R (5, FR) OBP: 0.378, SLG: 0.250	F9	F3			E6	1B		F7		3	0	0	0	0	0	1	<b>Atlanta Braves @ Houston Astros</b> Astrodome, Houston, TX Sat Jul 31 1976, 8:05 PM EDT Att: 15,927 - Dome										
Dave May, L (8, FH) OBP: 0.299, SLG: 0.284 Rob Beloir, R (8, 5)					2B	BB			FC6	1	0	0	0	0	0	0											
Rod Gilbreath, R (1, 4) OBP: 0.325, SLG: 0.390	E6		F9		2B	1B		F8	FC6	6	1	1	0	0	1	3											
Jimmy Wynn, R (1, 8) OBP: 0.394, SLG: 0.396			F9		2B	1B				2	1	1	0	3	0	0											
Willie Montanez, L (1, 3) OBP: 0.354, SLG: 0.423	F7				2B	1B				4	1	3	2	1	0	2											
Ken Henderson, S (1, 9) OBP: 0.369, SLG: 0.416			F7		SF7	FC6-4		G3		3	0	0	1	1	0	6											
Tom Paciorek, R (1, 7) OBP: 0.359, SLG: 0.421 Carl Morton, R (9, FR) OBP: 0.200, SLG: 0.161	FC4			5-3	6-3			1B	HBP	4	1	1	0	0	0	5											
Darrel Chaney, S (1, 6) OBP: 0.354, SLG: 0.356										4	0	3	2	0	0	1											
Vic Correll, R (1, 2) OBP: 0.348, SLG: 0.354	F6			F4	K			F9		5	0	0	0	0	1	5											
Adrian Devine, R (1, 1) Bruce Dal Canton, R (1, 1) Mike Marshall, R (5, 1) Cito Gaston, R (9, FH) OBP: 0.436, SLG: 0.486		K		5-3				F3		0	0	0	0	0	0	0											
<b>Inning Stats</b>	R: 0 E: 1 K: 0 S: 5	H: 1 LOB: 3 BB: 1 P: 9	R: 0 E: 0 K: 1 S: 6	H: 1 LOB: 1 BB: 0 P: 6	R: 0 E: 0 K: 0 S: 3	H: 0 LOB: 1 BB: 1 P: 7	R: 0 E: 0 K: 1 S: 4	H: 1 LOB: 1 BB: 0 P: 4	R: 4 E: 1 K: 1 S: 9	H: 3 LOB: 2 BB: 1 P: 13	R: 0 E: 0 K: 2 S: 8	H: 1 LOB: 0 BB: 2 P: 16	R: 1 E: 0 K: 0 S: 4	H: 1 LOB: 0 BB: 0 P: 4	R: 0 E: 0 K: 0 S: 4	H: 1 LOB: 2 BB: 0 P: 8	R: 1 E: 0 K: 0 S: 5	H: 2 LOB: 2 BB: 0 P: 6	1B: 8 2B: 2 3B: 1 HR: 0	SF: 2 SAC: 0 DP: 0 HBP: 1	WP: 0 PB: 0 SB: 0 CS: 0	PA: 47					
<b>PITCHER</b>	IP	WLS	BF	H	R	ER	SO	BB	IBB	HBP	BLK	WP	HR	S	P	ERA	WHIP										
Bo McLaughlin, R (1, 1) ERA: 1.31	4.2		25	6	4	2	1	3	0	0	0	0	0	24	36	3.86	1.929										
Joe Niekro, R (5, 1) ERA: 3.53	1.0	W	6	1	0	0	3	2	0	0	0	0	0	10	18	0.00	3.000										
Joe Sambito, L (6, 1) ERA: 3.86	1.1	S	5	1	1	1	0	0	0	0	0	0	0	5	5	6.75	0.750										
Ken Forsch, R (8, 1) ERA: 2.35	2.0		11	3	1	1	0	1	0	1	0	0	0	9	14	4.50	2.000										

AB	38
R	6
H	11
RBI	6
BB	6
SO	4
LOB	25



Batter	1	2	3	4	5	6	7	8	9	AB	R	H	RBI	BB	SO	LOB	BOTTOM										
Greg Gross, L (1, 9) OBP: 0.361, SLG: 0.343	1B	2B			5-3			4-3		4	2	3	0	1	0	2	<b>Atlanta Braves @ Houston Astros</b> Astrodome, Houston, TX Sat Jul 31 1976, 8:05 PM EDT Att: 15,927 - Dome										
Enos Cabell, R (1, 5) OBP: 0.320, SLG: 0.343	1B	2B		K				SH2-3		4	1	2	0	0	1	0											
Cesar Cedeno, R (1, 8) OBP: 0.359, SLG: 0.484	1B			6-3				4-3		4	1	2	1	1	0	1											
Bob Watson, R (1, 3) OBP: 0.372, SLG: 0.445	5-3	F9			1B	WP		1B		4	2	1	0	1	0	5											
Jose Cruz, L (1, 7) OBP: 0.392, SLG: 0.394	5-3	F8			FC6	1B		F6		4	3	2	1	1	0	3											
Rob Andrews, R (1, 4) OBP: 0.331, SLG: 0.334	5-3			F8				1B		5	0	3	1	0	0	1											
Jerry Davanon, R (1, 6) ERA: 4.09 Roger Metzger, S (8, 6) OBP: 0.309, SLG: 0.285					FC6	1B		F3		4	0	2	2	0	0	3											
Skip Jutze, R (1, 2) OBP: 0.194, SLG: 0.250 Ken Boswell, L (5, FH) OBP: 0.219, SLG: 0.333 Ed Herrmann, L (6, 2) OBP: 0.288, SLG: 0.325	5-3				SH1-4	1B				2	0	0	0	0	0	2											
Bo McLaughlin, R (1, 1) Joe Niekro, R (5, 1) Joe Sambito, L (6, 1) Leon Roberts, R (7, FH) Ken Forsch, R (8, 1) OBP: 0.182, SLG: 0.100		4-3		6-3						0	0	0	0	0	0	0											
<b>Inning Stats</b>	R: 4 E: 0 K: 0 S: 8	H: 5 LOB: 1 BB: 0 P: 8	R: 0 E: 0 K: 0 S: 4	H: 1 LOB: 3 BB: 2 P: 12	R: 0 E: 0 K: 0 S: 4	H: 1 LOB: 1 BB: 0 P: 4	R: 0 E: 0 K: 1 S: 5	H: 1 LOB: 0 BB: 0 P: 5	R: 2 E: 0 K: 0 S: 6	H: 3 LOB: 2 BB: 1 P: 10	R: 0 E: 0 K: 0 S: 3	H: 1 LOB: 0 BB: 0 P: 3	R: 0 E: 0 K: 1 S: 6	H: 1 LOB: 2 BB: 1 P: 10	R: 3 E: 0 K: 1 S: 8	H: 3 LOB: 2 BB: 2 P: 16		1B: 13 2B: 2 3B: 1 HR: 0	SF: 0 SAC: 2 DP: 1 HBP: 0	WP: 4 PB: 0 SB: 1 CS: 0	PA: 44						
<b>PITCHER</b>	IP	WLS	BF	H	R	ER	SO	BB	IBB	HBP	BLK	WP	HR	S	P	ERA	WHIP										
Adrian Devine, R (1, 1) ERA: 4.09	0.2	L	7	5	2	2	1	0	0	0	0	0	0	7	7	54.00	7.500										
Bruce Dal Canton, R (1, 1) ERA: 2.45	3.1		17	5	2	2	1	2	1	0	0	1	0	16	28	5.40	2.100										
Mike Marshall, R (5, 1) ERA: 4.12	4.0		20	6	3	3	2	3	0	0	0	2	0	21	33	6.75	2.250										










Batter	1	2	3	4	5	6	7	8	9	10	11	AB	R	H	RBI	BB	SO	LOB						
Greg Gross, L OBP: 0.366, SLG: 0.345 (1, 9)	4-3	4-3			G3 1B	G6-4-3 1B		BB		K		5	1	2	0	1	1	1						
Enos Cabell, R OBP: 0.320, SLG: 0.342 (1, 5)	6-3		5-3		G3	G6-4-3 1B		K			4-3	6	0	0	0	0	1	4						
Cesar Cedeno, R OBP: 0.374, SLG: 0.479 (1, 8)			F8		5-3 1B			5-3			F8	5	2	2	1	1	0	1						
Bob Watson, R OBP: 0.374, SLG: 0.452 (1, 3)	2B		5-3		5-3						6-3	5	0	2	1	1	0	1						
Leon Roberts, R OBP: 0.368, SLG: 0.494 Joe Sambito, L OBP: 0.400, SLG: 0.250 (1, 7) (9, 1)	6-3			L5	1B		F7		SH5-4 1B			4	0	1	1	0	0	3						
Rob Andrews, R OBP: 0.331, SLG: 0.332 (1, 4)			6-3		6-3		FC4-6		5-3			5	1	2	0	0	0	2						
Ed Herrmann, L OBP: 0.291, SLG: 0.323 (1, 2)			F8		4-3		FC6		4-3			4	0	1	0	1	0	4						
Roger Metzger, S OBP: 0.312, SLG: 0.296 (1, 6)			K				FC6				F8	5	0	2	0	0	1	3						
Joaquin Andujar, S OBP: 0.395, SLG: 0.402 Jose Cruz, L OBP: 0.395, SLG: 0.402 (1, 1) (9, 7)					K		FC1-5 1B		5-3		K	4	0	1	1	0	1	3						
<b>Inning Stats</b>	R: 0 E: 0 K: 0 S: 4	H: 1 LOB: 2 BB: 1 P: 8	R: 1 E: 0 K: 1 S: 7	H: 2 LOB: 1 BB: 0 P: 7	R: 0 E: 0 K: 0 S: 3	H: 0 LOB: 0 BB: 0 P: 3	R: 0 E: 0 K: 1 S: 7	H: 2 LOB: 2 BB: 0 P: 7	R: 2 E: 0 K: 0 S: 7	H: 4 LOB: 2 BB: 0 P: 7	R: 0 E: 0 K: 0 S: 4	H: 2 LOB: 1 BB: 0 P: 4	R: 1 E: 0 K: 0 S: 4	H: 1 LOB: 2 BB: 2 P: 12	R: 0 E: 0 K: 1 S: 5	H: 0 LOB: 1 BB: 1 P: 9	R: 0 E: 0 K: 2 S: 7	H: 0 LOB: 0 BB: 0 P: 7	R: 0 E: 0 K: 0 S: 3	H: 0 LOB: 0 BB: 0 P: 3	1B: 9 2B: 4 3B: 0 HR: 0	SF: 0 SAC: 1 DP: 1 HBP: 0	WP: 0 PB: 0 SB: 2 CS: 0	PA: 49
<b>PITCHER</b>	IP ERA WLS BF H R ER SO BB IBB HBP BLK WP HR S P ERA WHIP	4.2 3.2 0.1 24 9 3 3 2 1 0 0 0 0 0 0 1 1 5.79 2.143	5.1 4.38 2.0 10 3 1 1 0 2 0 0 0 0 0 0 8 16 4.50 2.500	6.1 2.42 2.0 8 1 0 0 1 1 0 0 0 0 0 0 9 13 1.00 1.000	10.1 4.41 2.0 W 6 0 0 0 2 0 0 0 0 0 0 0 10 10 0.00 0.000	<b>PITCHER</b>															IP ERA WLS BF H R ER SO BB IBB HBP BLK WP HR S P ERA WHIP	8.1 3.73 0.0 34 11 4 4 0 2 4 0 0 0 0 0 0 0 0 4.32 1.200		

**TOP**

**Houston Astros @ Los Angeles Dodgers**  
Dodger Stadium, Los Angeles, CA

Mon Aug 02 1976, 7:05 PM PDT  
Att: 30,621 - Unknown

AB 44  
R 4  
H 13  
RBI 4  
BB 4  
SO 5  
LOB 22




Batter	1	2	3	4	5	6	7	8	9	10	11	AB	R	H	RBI	BB	SO	LOB						
Davey Lopes, R OBP: 0.316, SLG: 0.335 (1, 8) (10, 4)	6-3		CS BB		F8			5-3		K		4	0	0	0	1	1	3						
Ted Sizemore, R OBP: 0.309, SLG: 0.307 (1, 4) (10, 2)	F3		CS BB		G3					5-3		4	0	1	0	1	0	3						
Bill Buckner, L OBP: 0.317, SLG: 0.386 (1, 7)	3-1		K				G1		L9		F5	5	0	0	0	0	1	3						
Steve Garvey, R OBP: 0.347, SLG: 0.417 (1, 3)		SH5-4 1B BB	6-3				F9		L4		F8	4	1	0	0	1	0	2						
Ron Cey, R OBP: 0.392, SLG: 0.464 (1, 5)		1B SH5-4 5-3 1B		HR						6-3	F8	4	2	2	1	1	0	0						
Bill Russell, R OBP: 0.332, SLG: 0.393 (1, 6)		SH5-4	6-3				5-3				E5	4	1	1	0	0	0	1						
Lee Lacy, R OBP: 0.328, SLG: 0.383 (1, 9)			6-3		6-3		6-3				G1-6-3	5	0	2	1	0	0	1						
Elie Rodriguez, R OBP: 0.364, SLG: 0.206 Reggie Smith, S OBP: 0.298, SLG: 0.437 Dusty Baker Jr., R OBP: 0.310, SLG: 0.313 (1, 2) (9, PH) (10, 8)			5-3		5-3		K					3	0	0	1	0	1	1						
Tommy John, R OBP: 0.310, SLG: 0.143 Stan Wall, L OBP: 0.239, SLG: 0.275 Charlie Hough, R OBP: 0.307, SLG: 0.333 Danny Wilson, R OBP: 0.310, SLG: 0.133 Al Downing, R OBP: 0.390, SLG: 0.399 Elias Sosa, R OBP: 0.143, SLG: 0.143 (1, 1) (8, 1) (8, 1) (7, PH) (8, 1) (9, PH) (10, 1)		F8			F9							1	0	0	0	0	0	1						
<b>Inning Stats</b>	R: 0 E: 0 K: 0 S: 3	H: 0 LOB: 0 BB: 0 P: 3	R: 2 E: 0 K: 0 S: 5	H: 2 LOB: 1 BB: 1 P: 9	R: 0 E: 0 K: 1 S: 4	H: 0 LOB: 0 BB: 12 P: 12	R: 1 E: 0 K: 1 S: 6	H: 1 LOB: 0 BB: 0 P: 6	R: 0 E: 0 K: 0 S: 3	H: 0 LOB: 0 BB: 0 P: 7	R: 0 E: 0 K: 0 S: 3	H: 0 LOB: 0 BB: 0 P: 3	R: 0 E: 0 K: 0 S: 4	H: 1 LOB: 1 BB: 4 P: 4	R: 1 E: 0 K: 1 S: 9	H: 4 LOB: 3 BB: 9 P: 9	R: 0 E: 0 K: 0 S: 3	H: 0 LOB: 0 BB: 0 P: 3	R: 1 E: 1 K: 0 S: 3	H: 1 LOB: 0 BB: 0 P: 3	1B: 7 2B: 0 3B: 0 HR: 2	SF: 0 SAC: 1 DP: 1 HBP: 0	WP: 0 PB: 0 SB: 1 CS: 2	PA: 44
<b>PITCHER</b>	IP ERA WLS BF H R ER SO BB IBB HBP BLK WP HR S P ERA WHIP	8.1 3.73 0.0 34 11 4 4 0 2 4 0 0 0 0 0 0 0 0 4.32 1.200	9.1 3.86 2.1 L 9 2 1 1 1 0 0 0 0 0 1 11 11 3.86 0.857	<b>PITCHER</b>															IP ERA WLS BF H R ER SO BB IBB HBP BLK WP HR S P ERA WHIP	8.1 3.73 0.0 34 11 4 4 0 2 4 0 0 0 0 0 0 0 0 4.32 1.200				

**BOTTOM**

**Houston Astros @ Los Angeles Dodgers**  
Dodger Stadium, Los Angeles, CA

Mon Aug 02 1976, 7:05 PM PDT  
Att: 30,621 - Unknown

AB 39  
R 5  
H 9  
RBI 5  
BB 4  
SO 3  
LOB 15





Batter	1	2	3	4	5	6	7	8	9	AB	R	H	RBI	BB	SO	LOB	TOP			
Greg Gross, L (1, 9) OBP: 0.365, SLG: 0.344										4	0	1	0	0	0	3				
Enos Cabell, R (1, 5) OBP: 0.319, SLG: 0.339										3	0	0	0	1	1	2				
Cesar Cedeno, R (1, 8) OBP: 0.356, SLG: 0.476										4	0	1	0	0	1	1				
Bob Watson, R (1, 3) OBP: 0.371, SLG: 0.447										4	0	0	0	0	1	3				
Jose Cruz, L (1, 7) OBP: 0.393, SLG: 0.397										3	0	0	0	1	1	0				
Ed Herrmann, L (1, 2) OBP: 0.291, SLG: 0.320										2	0	0	0	1	0	0				
Jerry Davanon, R (8, PR) OBP: 0.431, SLG: 0.571										0	0	0	0	0	0	0				
Skip Jutze, R (8, 2) OBP: 0.194, SLG: 0.250										0	0	0	0	0	0	0				
Cliff Johnson, R (8, PH) OBP: 0.355, SLG: 0.379										1	0	0	0	0	1	2				
Rob Andrews, R (1, 4) OBP: 0.331, SLG: 0.330										2	0	0	0	1	0	0				
Roger Metzger, S (1, 6) OBP: 0.310, SLG: 0.293										3	0	0	0	0	1	2				
Dan Larson, R (1, 1) OBP: 0.315, SLG: 0.329										1	0	0	0	1	0	0				
Ken Boswell, L (8, PH) OBP: 0.400, SLG: 0.250										1	0	0	0	0	0	2				
Gene Pentz, R (8, 1) OBP: 0.400, SLG: 0.250										0	0	0	0	0	0	0				
<b>Inning Stats</b>	R: 0 E: 0 K: 2 S: 8	H: 2 LOB: 2 BB: 0 P: 8	R: 0 E: 0 K: 0 S: 3	H: 0 LOB: 0 BB: 0 P: 3	R: 0 E: 0 K: 0 S: 3	H: 0 LOB: 0 BB: 0 P: 3	R: 0 E: 0 K: 1 S: 5	H: 0 LOB: 0 BB: 0 P: 5	R: 0 E: 0 K: 0 S: 3	H: 0 LOB: 0 BB: 1 P: 7	R: 0 E: 0 K: 0 S: 3	H: 0 LOB: 0 BB: 0 P: 3	R: 0 E: 0 K: 1 S: 5	H: 0 LOB: 2 BB: 2 P: 13	R: 0 E: 0 K: 2 S: 7	H: 0 LOB: 2 BB: 2 P: 15	1B: 2 2B: 1 3B: 0 HR: 0	SF: 0 SAC: 0 DP: 1 HBP: 0	WP: 0 PB: 0 SB: 0 CS: 1	PA: 33
<b>PITCHER</b> Burt Hooton, R (1, 1) ERA: 3.91	IP: 9.0 WLS: W BF: 33	H: 2 R: 0 ER: 0 SO: 6	BB: 5 IBB: 0 HBP: 0 BLK: 0	WP: 0 HR: 0 S: 40 P: 60	ERA: 0.00 WHIP: 0.778															

Houston Astros @ Los Angeles Dodgers  
 Dodger Stadium, Los Angeles, CA  
 Tue Aug 03 1976, 7:05 PM PDT  
 Att: 18,684 - Unknown

AB	28
R	0
H	2
RBI	0
BB	5
SO	6
LOB	15



Batter	1	2	3	4	5	6	7	8	9	AB	R	H	RBI	BB	SO	LOB	BOTTOM		
Davey Lopes, R (1, 4) OBP: 0.315, SLG: 0.331										3	2	0	0	1	0	2			
Bill Buckner, L (1, 7) OBP: 0.318, SLG: 0.387										4	0	2	2	0	0	0			
Lee Lacy, R (1, 8) OBP: 0.327, SLG: 0.381										4	0	1	0	0	0	1			
Steve Garvey, R (1, 3) OBP: 0.349, SLG: 0.417										4	0	2	0	0	0	1			
Ron Cey, R (1, 5) OBP: 0.391, SLG: 0.463										3	0	1	0	0	0	1			
Bill Russell, R (1, 6) OBP: 0.336, SLG: 0.393										2	0	1	0	2	0	0			
Dusty Baker Jr., R (1, 9) OBP: 0.309, SLG: 0.312										4	0	1	0	0	1	5			
Ellie Rodriguez, R (1, 2) OBP: 0.333, SLG: 0.184										4	0	0	0	0	2	4			
Burt Hooton, R (1, 1) OBP: 0.191, SLG: 0.143										3	0	0	0	0	2	2			
<b>Inning Stats</b>	R: 0 E: 0 K: 0 S: 3	H: 0 LOB: 0 BB: 0 P: 3	R: 0 E: 0 K: 3 S: 9	H: 0 LOB: 0 BB: 0 P: 9	R: 1 E: 1 K: 0 S: 5	H: 2 LOB: 1 BB: 0 P: 5	R: 0 E: 0 K: 0 S: 4	H: 1 LOB: 2 BB: 1 P: 8	R: 0 E: 0 K: 0 S: 5	H: 2 LOB: 3 BB: 1 P: 9	R: 1 E: 0 K: 2 S: 8	H: 1 LOB: 1 BB: 1 P: 12	R: 0 E: 0 K: 0 S: 5	H: 2 LOB: 2 BB: 0 P: 5	1B: 8 2B: 0 3B: 0 HR: 0	SF: 0 SAC: 1 DP: 0 HBP: 0	WP: 0 PB: 1 SB: 2 CS: 1	PA: 35	
<b>PITCHER</b> Dan Larson, R (1, 1) ERA: 1.95	IP: 7.0 WLS: L BF: 30	H: 6 R: 2 ER: 1 SO: 5	BB: 3 IBB: 0 HBP: 0 BLK: 0	WP: 0 HR: 0 S: 37 P: 49	ERA: 1.29 WHIP: 1.286														
<b>PITCHER</b> Gene Pentz, R (8, 1) ERA: 3.3	IP: 1.0 WLS: L BF: 5	H: 2 R: 0 ER: 0 SO: 0	BB: 0 IBB: 0 HBP: 0 BLK: 0	WP: 0 HR: 0 S: 5 P: 5	ERA: 0.00 WHIP: 2.000														

Houston Astros @ Los Angeles Dodgers  
 Dodger Stadium, Los Angeles, CA  
 Tue Aug 03 1976, 7:05 PM PDT  
 Att: 18,684 - Unknown

AB	31
R	2
H	8
RBI	2
BB	3
SO	5
LOB	16





Batter	1	2	3	4	5	6	7	8	9	AB	R	H	RBI	BB	SO	LOB	TOP			
Greg Gross, L (1, 9) OBP: 0.364, SLG: 0.349	0-3 K			0-0 4-3		0-0 1B 3B		0-0 F7		4	1	1	0	0	1	0				
Enos Cabell, R (1, 5) OBP: 0.318, SLG: 0.338	0-0 6-3			0-0 4-3		0-0 1B		0-0 6-3		4	0	1	1	0	0	0				
Cesar Cedeno, R (1, 8) OBP: 0.355, SLG: 0.473	0-0 G3			0-0 F8		0-0 1B BB			0-0 4-3	3	0	0	0	1	0	0				
Bob Watson, R (1, 3) OBP: 0.374, SLG: 0.450		0-0 F9			0-0 BB 1B				0-0 1B	4	0	3	0	0	0	0				
Leon Roberts, R (1, 7) OBP: 0.366, SLG: 0.488		0-0 5-3			0-0 F6				0-0 1B	4	0	1	0	0	0	0	3			
Jose Cruz, L (9, 7) OBP: 0.393, SLG: 0.397					0-0 F7				0-0 1B	0	0	0	0	0	0	0				
Rob Andrews, R (1, 4) OBP: 0.326, SLG: 0.326		0-0 P4			0-0 F7				0-0 F8	4	0	0	0	0	0	0	3			
Ed Herrmann, L (1, 2) OBP: 0.291, SLG: 0.316			0-0 G3		0-0 FC6-4 BB			0-0 4-3	0-3 K	3	0	0	0	1	1	2				
Roger Metzger, S (1, 6) OBP: 0.307, SLG: 0.291			0-0 P4		0-0 FC6-4				0-0 6-3	3	0	0	0	0	0	2				
J.R. Richard, R (1, 1) OBP: 0.113, SLG: 0.116			0-3 K			0-0 F8			0-0 L6	3	0	0	0	0	1	0				
<b>Inning Stats</b>	R: 0 E: 0 K: 1 S: 5	H: 0 LOB: 0 BB: 0 P: 5	R: 0 E: 0 K: 0 S: 3	H: 0 LOB: 0 BB: 0 P: 3	R: 0 E: 0 K: 1 S: 5	H: 0 LOB: 0 BB: 0 P: 5	R: 0 E: 0 K: 0 S: 3	H: 0 LOB: 0 BB: 0 P: 3	R: 0 E: 0 K: 0 S: 4	H: 1 LOB: 2 BB: 1 P: 8	R: 1 E: 0 K: 0 S: 5	H: 3 LOB: 2 BB: 1 P: 9	R: 0 E: 0 K: 0 S: 3	H: 0 LOB: 0 BB: 0 P: 3	R: 0 E: 0 K: 1 S: 7	H: 2 LOB: 2 BB: 0 P: 7	1B: 5 2B: 0 3B: 1 HR: 0	SF: 0 SAC: 0 DP: 0 HBP: 0	WP: 0 PB: 0 SB: 0 CS: 0	PA: 34
<b>PITCHER</b>	IP WLS BF H R ER SO BB IBB HBP BLK WP HR S P ERA WHIP																			
Doug Rau, L (1, 1) ERA: 2.96	8.0 L 29 4 1 1 2 2 0 0 0 0 0 0 31 39 1.12 0.750																			
Charlie Hough, R (9, 1) ERA: 2.39	1.0 5 2 0 0 1 0 0 0 0 0 0 0 7 7 0.00 2.000																			

Houston Astros @ Los Angeles Dodgers  
 Dodger Stadium, Los Angeles, CA  
 Wed Aug 04 1976, 7:05 PM PDT  
 Att: 18,433 - Unknown

AB	32
R	1
H	6
RBI	1
BB	2
SO	3
LOB	10



Batter	1	2	3	4	5	6	7	8	9	AB	R	H	RBI	BB	SO	LOB	BOTTOM			
Davey Lopes, R (1, 4) OBP: 0.314, SLG: 0.330	0-3 K		0-0 G5-3 S 1B		0-3 K			0-3 K		4	0	1	0	0	3	0				
Bill Buckner, L (1, 7) OBP: 0.318, SLG: 0.385	4-0 G5-3 1B BB		0-3 K			0-0 L5		0-0 6-3		3	0	0	0	1	1	1				
Reggie Smith, S (1, 9) OBP: 0.303, SLG: 0.443	0-0 1-2 1B		4-0 BB			0-0 2B			0-0 4-3	3	0	2	0	1	0	0				
Steve Garvey, R (1, 3) OBP: 0.348, SLG: 0.418	0-0 G5-3 2-3f		0-0 G5-3 2-3f			0-0 6-3			0-0 1B 2B	4	0	1	0	0	0	5				
Ron Cey, R (1, 5) OBP: 0.390, SLG: 0.459		4-0 1B BB		0-3 K		0-3 K			0-3 K	3	0	0	0	1	3	2				
Bill Russell, R (1, 6) OBP: 0.335, SLG: 0.392		0-0 F7		0-0 F9			0-0 4-3		0-0 1B	4	0	1	0	0	0	1				
Dusty Baker Jr., R (1, 8) OBP: 0.307, SLG: 0.309		0-3 K		0-0 F3			0-3 K		0-0 4-3	3	0	0	0	0	2	1				
Manny Mota, R (9, PH) OBP: 0.381, SLG: 0.378									0-0 4-3	1	0	0	0	0	0	2				
Steve Yeager, R (1, 2) OBP: 0.300, SLG: 0.390		0-0 1-3 1B			0-0 F7				0-0 F9	3	0	1	0	0	0	0				
Doug Rau, L (1, 1) OBP: 0.306, SLG: 0.195		0-3 K			0-0 6-3				0-0 F8	2	0	0	0	0	1	2				
Ed Goodson, L (8, PH) OBP: 0.236, SLG: 0.272										1	0	0	0	0	0	0				
Charlie Hough, R (9, 1) OBP: 0.267, SLG: 0.333										0	0	0	0	0	0	0				
<b>Inning Stats</b>	R: 0 E: 0 K: 1 S: 5	H: 1 LOB: 1 BB: 1 P: 9	R: 0 E: 0 K: 2 S: 8	H: 1 LOB: 2 BB: 1 P: 12	R: 0 E: 0 K: 1 S: 5	H: 1 LOB: 1 BB: 1 P: 9	R: 0 E: 0 K: 1 S: 5	H: 0 LOB: 0 BB: 0 P: 5	R: 0 E: 0 K: 1 S: 6	H: 1 LOB: 1 BB: 0 P: 6	R: 0 E: 0 K: 1 S: 5	H: 0 LOB: 0 BB: 0 P: 5	R: 0 E: 0 K: 1 S: 5	H: 0 LOB: 0 BB: 0 P: 5	R: 0 E: 0 K: 1 S: 7	H: 2 LOB: 2 BB: 0 P: 7	1B: 4 2B: 2 3B: 0 HR: 0	SF: 0 SAC: 0 DP: 2 HBP: 0	WP: 0 PB: 0 SB: 1 CS: 0	PA: 34
<b>PITCHER</b>	IP WLS BF H R ER SO BB IBB HBP BLK WP HR S P ERA WHIP																			
J.R. Richard, R (1, 1) ERA: 2.37	9.0 W 34 6 0 0 10 3 0 0 0 0 0 0 51 63 0.00 1.000																			

Houston Astros @ Los Angeles Dodgers  
 Dodger Stadium, Los Angeles, CA  
 Wed Aug 04 1976, 7:05 PM PDT  
 Att: 18,433 - Unknown

AB	31
R	0
H	6
RBI	0
BB	3
SO	10
LOB	14





Batter	1	2	3	4	5	6	7	8	9	AB	R	H	RBI	BB	SO	LOB	TOP								
Greg Gross, L (1, 9) Wilbur Howard, S (9, PR) OBP: 0.364, SLG: 0.346 OBP: 0.235, SLG: 0.288	F7		K				L7		1B BB	3	0	0	0	2	1	1									
Enos Cabell, R (1, 5) OBP: 0.319, SLG: 0.339	4-3				FC6-4 1B		FC6-4		5-3 1B	5	0	2	2	0	0	2									
Cesar Cedeno, R (1, 8) OBP: 0.353, SLG: 0.468				FC4-6 FC3-6 1B			K		G3 F6	4	0	0	0	1	1	3									
Bob Watson, R (1, 3) OBP: 0.375, SLG: 0.450	FC6-4				FC3-6 1B				F5	4	0	2	0	0	0	1									
Jose Cruz, L (1, 7) OBP: 0.395, SLG: 0.398					FC3-6 1B					4	1	2	0	0	1	3									
Ed Herrmann, L (1, 2) OBP: 0.286, SLG: 0.310	F7				F8				F7 K	4	0	0	0	0	1	5									
Rob Andrews, R (1, 4) OBP: 0.330, SLG: 0.324							F3			2	0	0	0	2	0	1									
Roger Metzger, S (1, 6) Ken Boswell, L (9, PH) OBP: 0.307, SLG: 0.291 OBP: 0.312, SLG: 0.326			F6		4-3 1B				FC6-4 1B	3	0	1	0	0	0	1									
Bo McLaughlin, R (1, 1) Jerry Davanon, R (7, PH) Joe Sambito, L (7, 1) Leon Roberts, R (9, PH) OBP: 0.424, SLG: 0.560 OBP: 0.369, SLG: 0.491			K				F4			2	0	0	0	0	2	1									
<b>Inning Stats</b>	R: 0 E: 0 K: 0 S: 3	H: 0 LOB: 1 BB: 1 P: 7	R: 0 E: 0 K: 0 S: 3	H: 1 LOB: 0 BB: 0 P: 3	R: 0 E: 0 K: 2 S: 7	H: 0 LOB: 0 BB: 0 P: 7	R: 0 E: 0 K: 0 S: 5	H: 2 LOB: 2 BB: 0 P: 5	R: 0 E: 0 K: 1 S: 5	H: 0 LOB: 2 BB: 2 P: 13	R: 0 E: 0 K: 0 S: 8	H: 1 LOB: 1 BB: 0 P: 8	R: 0 E: 0 K: 0 S: 4	H: 1 LOB: 1 BB: 0 P: 4	R: 0 E: 0 K: 0 S: 3	H: 0 LOB: 0 BB: 0 P: 3	R: 3 E: 0 K: 1 S: 8	H: 3 LOB: 2 BB: 2 P: 16	1B: 8 2B: 0 3B: 0 HR: 0	SF: 0 SAC: 0 DP: 1 HBP: 0	WP: 0 PB: 0 SB: 0 CS: 0	PA: 39			
<b>PITCHER</b>	IP	WLS	BF	H	R	ER	SO	BB	IBB	HBP	BLK	WP	HR	S	P	ERA	WHIP								
Dave Freisleben, R (1, 1) ERA: 3.48	8.1	W	34	6	2	2	6	4	0	0	0	0	0	42	58	2.16	1.200								
Butch Metzger, R (9, 1) ERA: 1.9	0.2	S	5	2	1	1	0	1	0	0	0	0	0	4	8	13.50	4.500								

Houston Astros @ San Diego Padres  
San Diego Stadium, San Diego, CA  
Thu Aug 05 1976, 10:05 PM EDT  
Att: 9,798 - Unknown

AB	34
R	3
H	8
RBI	3
BB	5
SO	6
LOB	21



Batter	1	2	3	4	5	6	7	8	9	AB	R	H	RBI	BB	SO	LOB	BOTTOM								
Johnny Grubb, L (1, 7) OBP: 0.390, SLG: 0.415	F7		SH1-3 2B			G3 IBB				3	0	1	0	1	0	0									
Enzo Hernandez, R (1, 6) OBP: 0.310, SLG: 0.326	5-3		SH1-3 2-3			F6 F7				3	0	0	0	0	0	2									
Willie Davis, L (1, 8) OBP: 0.295, SLG: 0.396			F7			F8		F2		4	0	1	0	0	0	1									
Dave Winfield, R (1, 9) OBP: 0.357, SLG: 0.448			K		5-3			G3		4	1	1	0	0	1	2									
Mike Ivie, R (1, 3) OBP: 0.311, SLG: 0.393		5-3			6-3			F2		3	1	0	0	0	0	0									
Tito Fuentes, S (1, 4) OBP: 0.303, SLG: 0.329		4-3			L8					3	1	1	1	1	0	0									
Doug Rader, R (1, 5) OBP: 0.333, SLG: 0.376						HR				2	1	1	2	1	0	1									
Fred Kendall, R (1, 2) OBP: 0.287, SLG: 0.292										3	0	2	0	1	1	0									
Dave Freisleben, R (1, 1) Butch Metzger, R (9, 1) OBP: 0.207, SLG: 0.276 ERA: 3.39		6-3			F9					2	0	0	1	0	0	3									
<b>Inning Stats</b>	R: 0 E: 0 K: 1 S: 6	H: 1 LOB: 1 BB: 0 P: 6	R: 0 E: 0 K: 0 S: 3	H: 0 LOB: 2 BB: 2 P: 11	R: 0 E: 0 K: 0 S: 4	H: 1 LOB: 1 BB: 0 P: 4	R: 1 E: 0 K: 0 S: 5	H: 2 LOB: 1 BB: 0 P: 5	R: 0 E: 0 K: 0 S: 3	H: 0 LOB: 0 BB: 0 P: 3	R: 3 E: 0 K: 0 S: 6	H: 3 LOB: 2 BB: 1 P: 11	R: 0 E: 0 K: 0 S: 3	H: 0 LOB: 0 BB: 0 P: 3	R: 0 E: 0 K: 1 S: 4	H: 0 LOB: 0 BB: 1 P: 8	1B: 4 2B: 3 3B: 0 HR: 1	SF: 1 SAC: 2 DP: 1 HBP: 1	WP: 0 PB: 0 SB: 3 CS: 0	PA: 35					
<b>PITCHER</b>	IP	WLS	BF	H	R	ER	SO	BB	IBB	HBP	BLK	WP	HR	S	P	ERA	WHIP								
Bo McLaughlin, R (1, 1) ERA: 2.36	6.0	L	29	7	4	4	1	2	1	1	0	0	0	7	40	6.00	1.500								
Joe Sambito, L (7, 1) ERA: 3.39	2.0		6	0	0	0	1	1	0	0	0	0	0	7	11	0.00	0.500								

Houston Astros @ San Diego Padres  
San Diego Stadium, San Diego, CA  
Thu Aug 05 1976, 10:05 PM EDT  
Att: 9,798 - Unknown

AB	27
R	4
H	7
RBI	4
BB	4
SO	2
LOB	9













Batter	1	2	3	4	5	6	7	8	9	AB	R	H	RBI	BB	SO	LOB	TOP				
Greg Gross, L OBP: 0.368, SLG: 0.348	L7		L7			B3		E 1B 1B		4	1	1	1	0	0	0	Houston Astros @ San Diego Padres San Diego Stadium, San Diego, CA Sun Aug 08 1976, 6:33 AM EDT Att: 11,205 - Unknown				
Enos Cabell, R OBP: 0.316, SLG: 0.333	P1			6-3		1-3		E7 F9 1B 1B		4	0	1	0	0	0	0					
Cesar Cedeno, R OBP: 0.345, SLG: 0.456	F7			6-3		1-3		F9 2-3		4	0	0	0	0	0	1					
Bob Watson, R OBP: 0.373, SLG: 0.447		WP SF9 2B		4-3		1-3		4-3		4	1	1	0	0	0	1					
Jose Cruz, L OBP: 0.402, SLG: 0.408	F8					G3 S 1B		F7		4	0	2	0	0	0	1					
Ed Herrmann, L OBP: 0.292, SLG: 0.317	SF9			4-3		G3		F4		3	0	0	1	0	0	2					
Rob Andrews, R OBP: 0.330, SLG: 0.320	F7			L6		F9		BB		3	0	0	0	1	0	2					
Roger Metzger, S OBP: 0.305, SLG: 0.294			F8					1B 3B		3	1	1	0	1	1	1					
J.R. Richard, R OBP: 0.108, SLG: 0.111			K			K		4-3		3	0	0	0	0	2	3					
<b>Inning Stats</b>	R: 0 E: 0 K: 0 S: 3	H: 0 LOB: 0 BB: 0 P: 3	R: 1 E: 0 K: 0 S: 4	H: 1 LOB: 0 BB: 0 P: 4	R: 0 E: 0 K: 1 S: 5	H: 0 LOB: 0 BB: 0 P: 5	R: 0 E: 0 K: 0 S: 3	H: 0 LOB: 0 BB: 0 P: 3	R: 0 E: 0 K: 1 S: 6	H: 1 LOB: 2 BB: 1 P: 10	R: 0 E: 0 K: 0 S: 3	H: 0 LOB: 1 BB: 0 P: 4	R: 2 E: 1 K: 0 S: 6	H: 3 LOB: 1 BB: 0 P: 6	R: 0 E: 0 K: 1 S: 5	H: 0 LOB: 1 BB: 1 P: 9	1B: 4 2B: 1 3B: 1 HR: 0	SF: 1 SAC: 0 DP: 0 HBP: 0	WP: 1 PB: 0 SB: 1 CS: 0	PA: 35	
<b>PITCHER</b>	IP	WLS	BF	H	R	ER	SO	BB	IBB	HBP	BLK	WP	HR	S	P	ERA	WHIP				
Dave Freisleben, R ERA: 3.49	(1, 1)	7.1	29	6	3	3	2	0	1	0	0	1	0	32	36	3.68	0.818				
Butch Metzger, R ERA: 1.87	(8, 1)	1.2	W	6	0	0	0	1	0	0	0	0	0	7	11	0.00	0.600				

Batter	1	2	3	4	5	6	7	8	9	AB	R	H	RBI	BB	SO	LOB	BOTTOM					
Johnny Grubb, L OBP: 0.394, SLG: 0.416	SH1 1B		4-3			K		HR 1B		4	1	2	0	1	1	1	Houston Astros @ San Diego Padres San Diego Stadium, San Diego, CA Sun Aug 08 1976, 6:33 AM EDT Att: 11,205 - Unknown					
Enzo Hernandez, R OBP: 0.305, SLG: 0.315	SH1					6-3		HR 1B		1	0	0	0	1	0	0						
Willie McCovey, L OBP: 0.289, SLG: 0.368	SH1							HR 1B		1	1	1	3	0	0	0						
Hector Torres, R OBP: 0.274, SLG: 0.319	1-2							HR 1B		1	0	1	1	0	0	0						
Jerry Turner, L OBP: 0.332, SLG: 0.399	K		K			F8		K		4	0	0	0	0	3	3						
Dave Winfield, R OBP: 0.358, SLG: 0.440	5-3					F3		F7		3	0	0	0	1	0	1						
Mike Ivie, R OBP: 0.311, SLG: 0.398		F9				6-3		5-3		4	0	0	0	0	1	1						
Tito Fuentes, S OBP: 0.305, SLG: 0.327	K					B5		E5 1B 1B		3	1	1	0	1	1	0						
Doug Rader, R OBP: 0.336, SLG: 0.370	F7					G6-3 BB		K		2	0	0	0	2	1	1						
Fred Kendall, R OBP: 0.296, SLG: 0.299						G6-3 BB		1B S IBB		3	0	0	0	0	1	4						
Butch Metzger, R OBP: 0.295, SLG: 0.390			K			G6-3 BB		1B S IBB		0	0	0	0	0	0	0						
Willie Davis, L OBP: 0.295, SLG: 0.390						1-2		1B S IBB		0	0	0	0	1	0	0						
Dave Freisleben, R OBP: 0.226, SLG: 0.267						F9		HR BB		1	0	0	0	1	0	0						
Bob Davis, R OBP: 0.222, SLG: 0.224								L1		0	1	0	0	1	0	0						
Ted Kubiak, S OBP: 0.348, SLG: 0.325								1-2		1	0	0	0	0	0	2						
<b>Inning Stats</b>	R: 0 E: 0 K: 1 S: 6	H: 1 LOB: 1 BB: 0 P: 6	R: 0 E: 0 K: 1 S: 5	H: 0 LOB: 0 BB: 0 P: 5	R: 0 E: 0 K: 2 S: 7	H: 0 LOB: 2 BB: 2 P: 15	R: 0 E: 0 K: 1 S: 4	H: 0 LOB: 2 BB: 3 P: 16	R: 0 E: 0 K: 1 S: 5	H: 0 LOB: 0 BB: 0 P: 5	R: 0 E: 0 K: 0 S: 3	H: 0 LOB: 0 BB: 0 P: 3	R: 0 E: 0 K: 0 S: 2	H: 0 LOB: 0 BB: 1 P: 6	R: 3 E: 0 K: 1 S: 7	H: 2 LOB: 0 BB: 1 P: 11	R: 1 E: 1 K: 1 S: 6	H: 2 LOB: 3 BB: 2 P: 14	1B: 4 2B: 0 3B: 0 HR: 1	SF: 0 SAC: 1 DP: 2 HBP: 0	WP: 0 PB: 0 SB: 2 CS: 0	PA: 38
<b>PITCHER</b>	IP	WLS	BF	H	R	ER	SO	BB	IBB	HBP	BLK	WP	HR	S	P	ERA	WHIP					
J.R. Richard, R ERA: 2.44	(1, 1)	8.2	L	38	5	4	4	8	7	2	0	0	1	45	81	4.15	1.385					



Batter	1	2	3	4	5	6	7	8	9	AB	R	H	RBI	BB	SO	LOB	TOP					
Greg Gross, L (1,9) OBP: 0.368, SLG: 0.349	4-3		F3 BB 1B		K		F7	1B 1B		5	1	2	2	0	1	3	<b>Houston Astros @ St. Louis Cardinals</b> Busch Stadium, St. Louis, MO Mon Aug 09 1976, 7:05 PM CDT Att: 12,395 - Unknown					
Jerry Davanon, R (1,4) OBP: 0.431, SLG: 0.545 Rob Andrews, R (8,4) OBP: 0.330, SLG: 0.320	K		1-2 BB		FC6		2B 1B	1-3 2-H 3-H 1B		4	2	2	1	1	1	1						
Cesar Cedeno, R (1,8) OBP: 0.350, SLG: 0.475	E1 3B		F3				HR	WP 1B 2B	E9 1B	5	4	4	5	0	0	2						
Bob Watson, R (1,3) OBP: 0.374, SLG: 0.445	BB				K		P3	2-H 1B	F3	4	0	1	1	1	1	1						
Jose Cruz, L (1,7) OBP: 0.399, SLG: 0.402	L5				3-1 S BB		3-1	4-3 1B	4-3	4	0	0	1	1	0	2						
Ken Boswell, L (1,5) OBP: 0.307, SLG: 0.323					3-1		4-3			5	1	1	0	0	0	1						
Ed Herrmann, L (1,2) OBP: 0.294, SLG: 0.319	F8				K				E3 1B BB	5	2	2	0	0	1	2						
Roger Metzger, S (1,6) OBP: 0.304, SLG: 0.290	4-3						6-3		F8 1B BB	4	1	0	0	1	0	2						
Dan Larson, R (1,1) OBP: 0.200, SLG: 0.143			1-3						E6 1B	5	2	2	1	0	0	1						
<b>Inning Stats</b>	R: 1 E: 1 K: 1 S: 6	H: 1 LOB: 1 BB: 1 P: 10	R: 0 E: 0 K: 0 S: 3	H: 0 LOB: 0 BB: 0 P: 3	R: 0 E: 0 K: 0 S: 3	H: 1 LOB: 1 BB: 1 P: 7	R: 0 E: 0 K: 2 S: 7	H: 0 LOB: 1 BB: 1 P: 11	R: 0 E: 0 K: 1 S: 6	H: 1 LOB: 0 BB: 0 P: 6	R: 1 E: 0 K: 0 S: 4	H: 1 LOB: 0 BB: 0 P: 4	R: 4 E: 1 K: 0 S: 8	H: 4 LOB: 1 BB: 0 P: 8	R: 7 E: 2 K: 0 S: 9	H: 5 LOB: 0 BB: 1 P: 13		R: 0 E: 0 K: 0 S: 3	H: 1 LOB: 0 BB: 0 P: 3	1B: 11 2B: 1 3B: 1 HR: 1	SF: 0 SAC: 0 DP: 1 HBP: 0	WP: 1 PB: 0 SB: 1 CS: 0
<b>PITCHER</b>	IP WLS BF H R ER SO BB IBB HBP BLK WP HR S P ERA WHIP																					
Bob Forsch, R (1,1) ERA: 3.78	7.0 L 33 9 7 2 4 3 0 0 0 0 1 1 38 50 2.57 1.714																					
Mike Wallace, L (8,1) ERA: 3.47	0.0 4 2 2 1 0 1 0 0 0 0 0 0 3 7 ∞ ∞																					
Eddie Solomon, R (8,1) ERA: 3.77	1.0 5 2 4 3 0 0 0 0 0 0 0 0 5 5 27.00 2.000																					
John Curtis, L (9,1) ERA: 4.3	1.0 3 1 0 0 0 0 0 0 0 0 0 0 3 3 0.00 1.000																					

Batter	1	2	3	4	5	6	7	8	9	AB	R	H	RBI	BB	SO	LOB	BOTTOM					
Jerry Mumphrey, S (1,8) OBP: 0.332, SLG: 0.317	4-3		FC4 BB		1-3			1B E 1B	F3	4	1	1	0	1	0	1	<b>Houston Astros @ St. Louis Cardinals</b> Busch Stadium, St. Louis, MO Mon Aug 09 1976, 7:05 PM CDT Att: 12,395 - Unknown					
Gary Templeton, S (1,6) OBP: 0.250, SLG: 0.250	F7		FC4 PB		4-3			E SF9 1B		4	1	1	0	0	0	1						
Lou Brock, L (1,7) OBP: 0.319, SLG: 0.354	4-3		F7				6-3	E4 BB		4	0	0	0	0	0	2						
Ted Simmons, S (1,2) OBP: 0.357, SLG: 0.374			3-1		3-1			SF9		2	0	0	1	1	0	1						
Willie Crawford, L (1,9) OBP: 0.373, SLG: 0.478 Joe Ferguson, R (7,9) OBP: 0.334, SLG: 0.384			1B 2B 1B		5-3			G4-6-3 1B		3	1	1	0	0	0	1						
Keith Hernandez, L (1,3) OBP: 0.344, SLG: 0.341 John Curtis, L (9,1) OBP: 0.258, SLG: 0.241			2B 1B		G3 2B			F7 L7		4	1	2	0	0	0	2						
Don Kessinger, S (1,4) OBP: 0.323, SLG: 0.319			2B		G3			F7		3	0	1	2	1	0	1						
Hector Cruz, R (1,5) OBP: 0.255, SLG: 0.320			K		K			F7		4	0	0	0	0	2	3						
Bob Forsch, R (1,1) OBP: 0.170, SLG: 0.239 Mike Wallace, L (8,1) OBP: 0.333, SLG: 0.333 Eddie Solomon, R (8,1) OBP: 0.397, SLG: 0.309 Ron Fairly, L (8,PH) OBP: 0.397, SLG: 0.309			6-3		F8			4-3		2	0	0	0	0	0	0						
<b>Inning Stats</b>	R: 0 E: 0 K: 0 S: 3	H: 0 LOB: 0 BB: 0 P: 3	R: 2 E: 0 K: 1 S: 8	H: 3 LOB: 1 BB: 0 P: 8	R: 0 E: 0 K: 0 S: 3	H: 0 LOB: 1 BB: 1 P: 7	R: 0 E: 0 K: 1 S: 6	H: 1 LOB: 0 BB: 0 P: 6	R: 0 E: 0 K: 0 S: 3	H: 0 LOB: 0 BB: 0 P: 3	R: 0 E: 0 K: 0 S: 2	H: 0 LOB: 0 BB: 1 P: 6	R: 0 E: 0 K: 0 S: 3	H: 0 LOB: 0 BB: 0 P: 3	R: 2 E: 1 K: 0 S: 6	H: 2 LOB: 2 BB: 1 P: 10		R: 0 E: 0 K: 0 S: 3	H: 1 LOB: 1 BB: 1 P: 7	1B: 5 2B: 2 3B: 0 HR: 0	SF: 1 SAC: 0 DP: 2 HBP: 0	WP: 0 PB: 1 SB: 0 CS: 0
<b>PITCHER</b>	IP WLS BF H R ER SO BB IBB HBP BLK WP HR S P ERA WHIP																					
Dan Larson, R (1,1) ERA: 1.96	9.0 W 37 7 4 2 2 4 0 0 0 0 0 0 37 53 2.00 1.222																					





Batter	1	2	3	4	5	6	7	8	9	AB	R	H	RBI	BB	SO	LOB	TOP
Greg Gross, L (1.9) OBP: 0.372, SLG: 0.350	4-0 1B 6-3-5 BB		0-0 FC1-6 1B		0-0 P6			4-0 BB		2	1	1	0	2	0	0	<b>Houston Astros @ St. Louis Cardinals</b> Busch Stadium, St. Louis, MO Tue Aug 10 1976, 7:05 PM CDT Att: 10,938 - Unknown
Wilbur Howard, S (1.4) OBP: 0.234, SLG: 0.285	0-0 F5		0-0 FC1-6 1B 1-2			0-0 5-3		0-0 F8		4	0	0	0	0	0	3	
Cesar Cedeno, R (1.8) OBP: 0.351, SLG: 0.476	0-0 1-3 1B 6-3-5		0-0 1-2 1B G6-3			0-0 F8		0-0 5-3		4	0	2	0	0	0	0	
Bob Watson, R (1.3) OBP: 0.371, SLG: 0.441	0-0 1-2 3-H 6-3-5		0-0 1-2 G6-3			0-0 P5		0-0 F7		4	0	0	1	0	0	3	
Jose Cruz, L (1.7) OBP: 0.400, SLG: 0.407		0-0 6-3		0-0 G3-6-3 1B			0-0 5-3		0-0 2B	4	0	2	0	0	0	0	
Ken Boswell, L (1.5) OBP: 0.295, SLG: 0.309		0-0 6-3		0-0 G3-6-3 1-2			0-0 4-3		0-0 3-1	4	0	0	0	0	0	2	
Ed Herrmann, L (1.2) OBP: 0.295, SLG: 0.319		0-0 1B 1B		0-0 P6			0-0 F7			3	0	1	0	0	0	0	
Roger Metzger, S (1.6) OBP: 0.304, SLG: 0.291		0-0 1-2 1B		0-0 G3			0-0 G3			3	0	1	0	0	0	0	
Bo McLaughlin, R (1.1) Cliff Johnson, R (2. PH) Joe Niekro, R (2.1) Jerry Bayardo, S (5. PH) Mike Cosgrove, L (5.1) Gilberto Rondon, R (5.1) Leon Roberts, R (5. PH) Gene Pentz, R (8.1) OBP: 0.290, SLG: 0.250	0-0 F7		0-0 F8		0-0 F8		0-0 F5			0	0	0	0	0	0	0	
<b>Inning Stats</b>	R: 1 E: 0 K: 0 S: 3	H: 1 LOB: 0 BB: 1 P: 7	R: 0 E: 0 K: 0 S: 5	H: 2 LOB: 2 BB: 0 P: 5	R: 0 E: 0 K: 0 S: 4	H: 2 LOB: 1 BB: 0 P: 4	R: 0 E: 0 K: 0 S: 3	H: 0 LOB: 0 BB: 0 P: 3	R: 0 E: 0 K: 0 S: 3	H: 0 LOB: 0 BB: 0 P: 3	R: 0 E: 0 K: 0 S: 3	H: 0 LOB: 1 BB: 0 P: 7	R: 0 E: 0 K: 0 S: 4	H: 1 LOB: 1 BB: 0 P: 4	1B: 6 2B: 2 3B: 0 HR: 0	SF: 0 SAC: 0 DP: 3 HBP: 0	
<b>PITCHER</b> Lynn McGlothen, R (1.1) ERA: 3.84	IP: 9.0 WLS: W BF: 33 H: 7 R: 1 ER: 1 SO: 0 BB: 2 IBB: 0 HBP: 0 BLK: 0 WP: 0 HR: 0 S: 31 P: 39 ERA: 1.00 WHIP: 1.000																

Batter	1	2	3	4	5	6	7	8	9	AB	R	H	RBI	BB	SO	LOB	BOTTOM
Jerry Mumphrey, S (1.8) OBP: 0.333, SLG: 0.315	0-0 4-3	0-0 G3		0-3 K		4-0 FC4-6 BB		0-0 FC5-2 E 1B		4	0	1	0	1	1	0	<b>Houston Astros @ St. Louis Cardinals</b> Busch Stadium, St. Louis, MO Tue Aug 10 1976, 7:05 PM CDT Att: 10,938 - Unknown
Gary Templeton, S (1.6) OBP: 0.222, SLG: 0.222	0-0 F8	0-3 K			0-0 1B 2B	0-0 F7		0-0 E4 FC5-2		5	1	1	0	0	1	3	
Lou Brock, L (1.7) OBP: 0.320, SLG: 0.357	0-0 3B 2B	0-0 6-3			0-0 2B 1B	0-0 FC4-6 S		0-0 FC5-2 1-2 2-3 3-H		5	2	2	0	0	0	4	
Ted Simmons, S (1.2) OBP: 0.358, SLG: 0.376 Charlie Chant, R (8.8)	4-0 3B BB		0-0 G3		0-0 1B 2B G6-4-3	0-0 P6		0-0 5-3		3	2	1	1	1	0	1	
Keith Hernandez, L (1.3) OBP: 0.347, SLG: 0.355	0-0 1H 2H 1B 3B		0-0 F8		0-0 G6-4-3 1B 2-3 3H		0-3 K			4	1	2	3	0	1	0	
Joe Ferguson, R (1.9) OBP: 0.333, SLG: 0.383	0-0 3H 1B 1B		0-0 6-3		0-0 G6-4-3 1-2 3H		0-0 5-3			4	1	1	1	0	0	1	
Don Kessinger, S (1.4) OBP: 0.330, SLG: 0.321	0-0 1B 1B			4-0 4-3 S BB SF7	0-0 1B BB					1	1	1	0	3	0	0	
Hector Cruz, R (1.5) OBP: 0.257, SLG: 0.322	0-0 1-2 2H 1B 1B			0-0 4-3	0-0 1-3 1B		0-0 5-3			4	0	2	1	0	0	2	
Lynn McGlothen, L (1.1) OBP: 0.185, SLG: 0.196	0-0 1-2 2H 1B			0-0 SF7	0-3 K		0-0 E 1B FC5-2			3	0	2	1	0	1	2	
<b>Inning Stats</b>	R: 4 E: 0 K: 0 S: 8	H: 6 LOB: 2 BB: 1 P: 12	R: 0 E: 0 K: 1 S: 5	H: 0 LOB: 0 BB: 0 P: 5	R: 0 E: 0 K: 1 S: 5	H: 0 LOB: 1 BB: 1 P: 9	R: 3 E: 0 K: 1 S: 9	H: 5 LOB: 2 BB: 1 P: 13	R: 0 E: 0 K: 0 S: 3	H: 0 LOB: 1 BB: 1 P: 7	R: 0 E: 0 K: 1 S: 5	H: 0 LOB: 1 BB: 1 P: 9	R: 0 E: 1 K: 0 S: 5	H: 2 LOB: 2 BB: 0 P: 5	1B: 10 2B: 2 3B: 1 HR: 0	SF: 1 SAC: 0 DP: 2 HBP: 0	
<b>PITCHER</b> Bo McLaughlin, R (1.1) ERA: 3.58 Joe Niekro, R (2.1) ERA: 3.41 Mike Cosgrove, L (5.1) ERA: 5.44 Gilberto Rondon, R (5.1) ERA: 5.94 Gene Pentz, R (8.1) ERA: 3.23	IP: 1.0 WLS: L BF: 9 H: 6 R: 4 ER: 4 SO: 0 BB: 1 IBB: 0 HBP: 0 BLK: 0 WP: 0 HR: 0 S: 12 P: 12 ERA: 36.00 WHIP: 7.000																



Batter	1	2	3	4	5	6	7	8	9	AB	R	H	RBI	BB	SO	LOB	TOP					
Greg Gross, L (1, 9) OBP: 0.375, SLG: 0.350	E4 1B		CS	CS	5-3 BB		BB	F7		3	3	1	0	2	0	0	<b>Houston Astros @ St. Louis Cardinals</b> Busch Stadium, St. Louis, MO Wed Aug 11 1976, 7:05 PM CDT Att: 12,695 - Unknown					
Wilbur Howard, S (1, 4) OBP: 0.235, SLG: 0.297	4-3		1B					F9		4	1	1	1	0	1	3						
Enos Cabell, R (7, 5) OBP: 0.315, SLG: 0.333	4-3		1B							1	0	0	0	0	0	0						
Cesar Cedeno, R (1, 8) OBP: 0.354, SLG: 0.475	F7		1B							3	2	1	1	2	0	2						
Bob Watson, R (1, 3) OBP: 0.373, SLG: 0.443			1B							5	1	3	2	0	0	2						
Jose Cruz, L (1, 7) OBP: 0.400, SLG: 0.408	F7		SF9							4	0	2	1	0	0	3						
Ken Boswell, L (1, 5) OBP: 0.294, SLG: 0.317			G4-6-3							4	1	1	2	0	0	2						
Rob Andrews, R (7, 4) OBP: 0.332, SLG: 0.322			1-2							1	0	1	0	0	0	0						
Ed Herrmann, L (1, 2) OBP: 0.297, SLG: 0.325										5	0	2	1	0	1	3						
Roger Metzger, S (1, 6) OBP: 0.306, SLG: 0.293										4	0	2	0	0	0	2						
Larry Dierker, R (1, 1) OBP: 0.091, SLG: 0.094										4	0	0	0	0	2	4						
<b>Inning Stats</b>	R: 1 E: 1 K: 0 S: 5	H: 1 LOB: 1 BB: 0 P: 5	R: 0 E: 0 K: 0 S: 4	H: 1 LOB: 1 BB: 0 P: 4	R: 3 E: 0 K: 0 S: 6	H: 4 LOB: 0 BB: 0 P: 6	R: 0 E: 0 K: 1 S: 5	H: 1 LOB: 0 BB: 0 P: 5	R: 0 E: 0 K: 0 S: 3	H: 0 LOB: 1 BB: 1 P: 7	R: 0 E: 0 K: 1 S: 7	H: 2 LOB: 2 BB: 0 P: 7	R: 4 E: 0 K: 1 S: 8	H: 3 LOB: 1 BB: 2 P: 16	R: 0 E: 0 K: 0 S: 5	H: 0 LOB: 0 BB: 0 P: 5	R: 0 E: 0 K: 0 S: 4	H: 2 LOB: 2 BB: 1 P: 8	1B: 11 2B: 2 3B: 1 HR: 0	SF: 1 SAC: 0 DP: 2 HBP: 0	WP: 0 PB: 0 SB: 0 CS: 1	PA: 44
<b>PITCHER</b>	IP WLS BF H R ER SO BB IBB HBP BLK WP HR S P ERA WHIP																					
John Denny, R (1, 1) ERA: 3.1	5.0 L 22 7 4 3 1 1 0 0 0 0 0 0 23 27 5.40 1.600																					
John Curtis, L (6, 1) ERA: 4.5	1.1 9 3 3 3 2 2 0 0 0 0 0 0 11 19 20.25 3.750																					
Al Hrabosky, L (7, 1) ERA: 2.78	0.2 4 2 1 1 0 0 0 0 0 0 0 0 4 4 13.50 3.000																					
Mike Wallace, L (8, 1) ERA: 3.33	2.0 8 2 0 0 1 1 0 0 0 0 0 0 9 13 0.00 1.500																					


Batter	1	2	3	4	5	6	7	8	9	AB	R	H	RBI	BB	SO	LOB	BOTTOM					
Jerry Mumphrey, S (1, 8) OBP: 0.330, SLG: 0.312	K		1B						4-3	5	0	1	0	0	2	2	<b>Houston Astros @ St. Louis Cardinals</b> Busch Stadium, St. Louis, MO Wed Aug 11 1976, 7:05 PM CDT Att: 12,695 - Unknown					
Gary Templeton, S (1, 6) OBP: 0.154, SLG: 0.154	F8		F8							4	0	0	0	0	1	3						
Lou Brock, L (1, 7) OBP: 0.321, SLG: 0.359	4-3		F6							4	1	2	0	0	0	2						
Ted Simmons, S (1, 2) OBP: 0.359, SLG: 0.377			G3							4	0	2	0	0	0	1						
Keith Hernandez, L (1, 3) OBP: 0.350, SLG: 0.354										3	0	1	0	1	1	3						
Joe Ferguson, R (1, 9) OBP: 0.332, SLG: 0.384			1B							4	0	1	1	0	0	4						
Don Kessinger, S (1, 4) OBP: 0.329, SLG: 0.319			F9							4	0	1	1	0	0	4						
Don Kessinger, S (1, 4) OBP: 0.329, SLG: 0.319			F7							3	0	0	0	1	0	4						
Hector Cruz, R (1, 5) OBP: 0.255, SLG: 0.318			F8							4	0	0	0	0	2	1						
John Denny, R (1, 1) OBP: 0.226, SLG: 0.250										1	0	1	0	0	0	0						
Willie Crawford, L (5, PH) OBP: 0.372, SLG: 0.476										1	0	0	0	0	0	0						
John Curtis, L (6, 1) OBP: 0.154, SLG: 0.154										0	0	0	0	0	0	0						
Al Hrabosky, L (7, 1) ERA: 2.78										0	0	0	0	0	0	0						
Vic Harris, S (7, PH) OBP: 0.241, SLG: 0.241										1	0	1	0	0	0	0						
Mike Wallace, L (8, 1) OBP: 0.333, SLG: 0.333										0	0	0	0	0	0	0						
Ron Fairly, L (9, PH) OBP: 0.260, SLG: 0.306										1	0	0	0	0	0	1						
<b>Inning Stats</b>	R: 0 E: 0 K: 1 S: 5	H: 0 LOB: 0 BB: 0 P: 5	R: 0 E: 0 K: 0 S: 4	H: 1 LOB: 1 BB: 0 P: 4	R: 0 E: 0 K: 0 S: 5	H: 2 LOB: 2 BB: 0 P: 5	R: 0 E: 0 K: 0 S: 4	H: 1 LOB: 1 BB: 0 P: 4	R: 0 E: 0 K: 1 S: 5	H: 0 LOB: 0 BB: 0 P: 5	R: 1 E: 0 K: 2 S: 10	H: 3 LOB: 2 BB: 0 P: 10	R: 0 E: 0 K: 2 S: 8	H: 1 LOB: 1 BB: 0 P: 8	R: 0 E: 0 K: 0 S: 3	H: 1 LOB: 1 BB: 1 P: 7	R: 0 E: 0 K: 0 S: 3	H: 0 LOB: 1 BB: 1 P: 7	1B: 7 2B: 2 3B: 0 HR: 0	SF: 0 SAC: 0 DP: 1 HBP: 0	WP: 0 PB: 0 SB: 0 CS: 0	PA: 37
<b>PITCHER</b>	IP WLS BF H R ER SO BB IBB HBP BLK WP HR S P ERA WHIP																					
Larry Dierker, R (1, 1) ERA: 3.69	9.0 W 37 9 1 1 6 2 0 0 0 0 0 0 47 55 1.00 1.222																					



Batter	1	2	3	4	5	6	7	8	9	AB	R	H	RBI	BB	SO	LOB	TOP					
Frank Taveras, R (1, 6) OBP: 0.312, SLG: 0.285										5	1	1	0	0	2	2						
Richie Hebner, L (1, 5) OBP: 0.304, SLG: 0.325										1	0	1	0	0	0	0						
Bill Robinson, R (1, 5) OBP: 0.340, SLG: 0.571										4	0	0	0	0	2	2						
Tommy Helms, R (9, 5) OBP: 0.337, SLG: 0.397										0	0	0	0	0	0	0						
Al Oliver, L (1, 8) OBP: 0.362, SLG: 0.489										1	0	0	0	0	0	1						
Omar Moreno, L (2, 8) OBP: 0.625, SLG: 1.286										3	1	2	1	1	0	0						
Dave Parker, L (1, 9) OBP: 0.329, SLG: 0.453										5	1	1	1	0	1	2						
Richie Zisk, R (1, 7) OBP: 0.339, SLG: 0.464										4	1	2	0	1	1	1						
Ed Kirkpatrick, L (1, 3) OBP: 0.298, SLG: 0.286										4	1	2	1	0	1	2						
Rennie Stennett, R (1, 4) OBP: 0.292, SLG: 0.358										4	2	3	1	0	0	1						
Manny Sanguillen, R (1, 2) OBP: 0.335, SLG: 0.372										4	1	3	2	0	0	2						
Bruce Kison, R (1, 1) OBP: 0.261, SLG: 0.262										1	0	0	0	0	0	0						
Bob Robertson, R (6, PH) OBP: 0.299, SLG: 0.323										1	0	0	0	0	0	1						
Kent Tekulve, R (6, 1)										1	0	0	0	0	1	0						
<b>Inning Stats</b>	R: 1 E: 0 K: 1 S: 7	H: 3 LOB: 1 BB: 0 P: 7	R: 1 E: 1 K: 1 S: 8	H: 2 LOB: 2 BB: 0 P: 8	R: 1 E: 0 K: 0 S: 5	H: 3 LOB: 2 BB: 1 P: 9	R: 0 E: 0 K: 0 S: 3	H: 0 LOB: 0 BB: 0 P: 3	R: 0 E: 0 K: 1 S: 5	H: 0 LOB: 1 BB: 1 P: 9	R: 0 E: 0 K: 0 S: 6	H: 2 LOB: 0 BB: 0 P: 6	R: 0 E: 0 K: 0 S: 3	H: 1 LOB: 0 BB: 0 P: 3	R: 3 E: 0 K: 2 S: 10	H: 3 LOB: 0 BB: 0 P: 10	R: 1 E: 0 K: 2 S: 8	H: 1 LOB: 0 BB: 0 P: 8	1B: 11 2B: 2 3B: 1 HR: 2	SF: 0 SAC: 1 DP: 2 HBP: 0	WP: 0 PB: 0 SB: 2 CS: 0	PA: 41
<b>PITCHER</b>	IP WLS BF H R ER SO BB IBB HBP BLK WP HR S P ERA WHIP																					
J.R. Richard, R (1, 1) ERA: 2.51	5.0	L	26	10	4	3	3	2	0	0	0	0	0	0	30	38	5.40	2.400				
Joe Niekro, R (6, 1) ERA: 3.62	4.0	L	15	5	4	4	5	0	0	0	0	0	0	2	25	25	9.00	1.250				

Pittsburgh Pirates @ Houston Astros  
Astrodome, Houston, TX  
Fri Aug 13 1976, 8:05 PM EDT  
Att: 17,876 - Dome


AB 38  
R 8  
H 15  
RBI 6  
BB 2  
SO 8  
LOB 14



Batter	1	2	3	4	5	6	7	8	9	AB	R	H	RBI	BB	SO	LOB	BOTTOM					
Greg Gross, L (1, 9) OBP: 0.375, SLG: 0.351										5	0	2	2	0	2	1						
Enos Cabell, R (1, 5) OBP: 0.315, SLG: 0.332										4	1	1	0	0	1	2						
Cesar Cedeno, R (1, 8) OBP: 0.353, SLG: 0.472										4	1	1	0	0	0	1						
Bob Watson, R (1, 3) OBP: 0.370, SLG: 0.439										4	0	0	0	0	2	3						
Jose Cruz, L (1, 7) OBP: 0.401, SLG: 0.410										4	0	2	1	0	0	0						
Ed Herrmann, L (1, 2) OBP: 0.296, SLG: 0.321										3	1	0	0	0	0	2						
Rob Andrews, R (1, 4) OBP: 0.331, SLG: 0.322										4	1	1	0	0	1	0						
Roger Metzger, S (1, 6) OBP: 0.308, SLG: 0.291										2	1	0	0	2	1	0						
J.R. Richard, R (1, 1) OBP: 0.105, SLG: 0.110										1	0	0	1	0	0	0						
Joe Niekro, R (6, 1) OBP: 0.185, SLG: 0.308										1	0	0	0	0	0	1						
Ken Boswell, L (9, PH) OBP: 0.300, SLG: 0.333										1	0	1	0	0	0	0						
<b>Inning Stats</b>	R: 2 E: 1 K: 0 S: 6	H: 2 LOB: 1 BB: 0 P: 6	R: 0 E: 0 K: 2 S: 7	H: 0 LOB: 0 BB: 0 P: 7	R: 0 E: 0 K: 1 S: 6	H: 1 LOB: 1 BB: 0 P: 6	R: 3 E: 0 K: 0 S: 5	H: 2 LOB: 1 BB: 1 P: 10	R: 0 E: 0 K: 1 S: 5	H: 1 LOB: 0 BB: 0 P: 5	R: 0 E: 0 K: 0 S: 3	H: 0 LOB: 1 BB: 1 P: 7	R: 0 E: 0 K: 2 S: 7	H: 0 LOB: 0 BB: 0 P: 7	R: 0 E: 0 K: 0 S: 3	H: 1 LOB: 0 BB: 0 P: 3	R: 0 E: 1 K: 1 S: 6	H: 1 LOB: 1 BB: 0 P: 6	1B: 7 2B: 1 3B: 0 HR: 0	SF: 1 SAC: 0 DP: 0 HBP: 1	WP: 1 PB: 0 SB: 2 CS: 2	PA: 37
<b>PITCHER</b>	IP WLS BF H R ER SO BB IBB HBP BLK WP HR S P ERA WHIP																					
Bruce Kison, R (1, 1) ERA: 3.3	5.0		23	6	5	3	4	1	0	1	0	29	34	5.40	1.400							
Kent Tekulve, R (6, 1) ERA: 2.75	4.0	W	14	2	0	0	3	1	0	0	0	19	23	0.00	0.750							

Pittsburgh Pirates @ Houston Astros  
Astrodome, Houston, TX  
Fri Aug 13 1976, 8:05 PM EDT  
Att: 17,876 - Dome

AB 33  
R 5  
H 8  
RBI 4  
BB 2  
SO 7  
LOB 10









Batter	1	2	3	4	5	6	7	8	9	AB	R	H	RBI	BB	SO	LOB	TOP																					
Frank Taveras, R OBP: 0.316, SLG: 0.283 (1, 6)	F7		4-3					FC6	F9	5	1	1	0	1	0	4	<b>Pittsburgh Pirates @ Houston Astros</b> Astrodome, Houston, TX Sun Aug 15 1976, 4:33 AM EDT Dome																					
Omar Moreno, L OBP: 0.500, SLG: 0.750 (1, 8)	G3								F7	4	1	2	1	1	0	1																						
Richie Zisk, R OBP: 0.338, SLG: 0.461 Bill Robinson, R OBP: 0.340, SLG: 0.571 (1, 7) (9, 7)	G3		6-3						4-3	4	1	0	0	1	0	5																						
Dave Parker, L OBP: 0.328, SLG: 0.449 (1, 9)									4-3	4	0	2	1	1	1	1																						
Richie Hebner, L OBP: 0.304, SLG: 0.325 (1, 5)	4-3								2B	4	1	0	0	1	0	6																						
Ed Kirkpatrick, L OBP: 0.307, SLG: 0.317 (1, 3)									4-3	5	1	2	2	0	1	0																						
Rennie Stennett, R OBP: 0.300, SLG: 0.362 (1, 4)	6-3								1B	5	1	2	1	0	0	1																						
Duffy Dyer, R OBP: 0.336, SLG: 0.391 (1, 2)									1B	5	1	3	0	0	1	0																						
Doc Medich, R OBP: 0.170, SLG: 0.093 Kent Tekulve, R (9, 1)			F9					FC1-6	1B	5	1	1	1	0	1	3																						
<b>Inning Stats</b>	R: 1 E: 0 K: 0 S: 4	H: 1 LOB: 1 BB: 1 P: 8	R: 0 E: 0 K: 1 S: 5	H: 0 LOB: 0 BB: 0 P: 5	R: 0 E: 0 K: 0 S: 4	H: 1 LOB: 1 BB: 0 P: 4	R: 0 E: 0 K: 2 S: 7	H: 0 LOB: 0 BB: 0 P: 7	R: 2 E: 2 K: 0 S: 7	H: 2 LOB: 3 BB: 1 P: 11	R: 0 E: 0 K: 0 S: 3	H: 1 LOB: 0 BB: 0 P: 3	R: 1 E: 0 K: 1 S: 7	H: 2 LOB: 2 BB: 1 P: 11	R: 0 E: 0 K: 0 S: 5	H: 2 LOB: 2 BB: 0 P: 5	R: 4 E: 0 K: 0 S: 7	H: 4 LOB: 2 BB: 2 P: 15	1B: 12 2B: 2 3B: 0 HR: 0	SF: 0 SAC: 0 DP: 1 HBP: 0	WP: 0 PB: 1 SB: 3 CS: 0	PA: 46																
<b>PITCHER</b>	IP	WLS	BF	H	R	ER	SO	BB	IBB	HBP	BLK	WP	HR	S	P	ERA	WHIP	<b>PITCHER</b>				IP	WLS	BF	H	R	ER	SO	BB	IBB	HBP	BLK	WP	HR	S	P	ERA	WHIP
Dan Larson, R ERA: 2.78 Bo McLaughlin, R ERA: 3.54 (1, 1) (9, 1)	8.2	L	44	12	8	6	4	4	1	0	0	0	0	0	2	2	6.23	1.846					0.1	2	1	0	0	0	0	0	0	0	0	0	0	0	0.00	3.000

AB	41
R	8
H	13
RBI	6
BB	5
SO	4
LOB	21



Batter	1	2	3	4	5	6	7	8	9	AB	R	H	RBI	BB	SO	LOB	BOTTOM																					
Greg Gross, L OBP: 0.381, SLG: 0.352 (1, 9)	1-3								FC1-6	4	0	2	0	1	1	2	<b>Pittsburgh Pirates @ Houston Astros</b> Astrodome, Houston, TX Sun Aug 15 1976, 4:33 AM EDT Dome																					
Enos Cabell, R OBP: 0.310, SLG: 0.326 (1, 5)	1-3		E6						FC1-6	5	2	1	1	0	0	4																						
Cesar Cedeno, R OBP: 0.357, SLG: 0.472 (1, 8)									3B	4	1	2	0	1	1	3																						
Bob Watson, R OBP: 0.373, SLG: 0.451 (1, 3)									2B	4	1	2	3	1	0	3																						
Jose Cruz, L OBP: 0.397, SLG: 0.408 (1, 7)	1-3		F7						2B	5	0	1	1	0	0	5																						
Rob Andrews, R OBP: 0.329, SLG: 0.320 Leon Roberts, R OBP: 0.371, SLG: 0.483 (1, 4) (9, PH)									L5	4	0	2	0	0	0	0																						
Skip Jutze, R OBP: 0.186, SLG: 0.242 Cliff Johnson, R OBP: 0.344, SLG: 0.364 (1, 2) (9, 2)									1-3	3	0	0	0	0	2	3																						
Roger Metzger, S OBP: 0.310, SLG: 0.292 (1, 6)									1-3	4	1	1	0	0	0	0																						
Dan Larson, R OBP: 0.235, SLG: 0.188 Bo McLaughlin, R OBP: 0.304, SLG: 0.346 (1, 1) (9, PH)									FC1-6	2	0	1	1	0	0	0																						
<b>Inning Stats</b>	R: 0 E: 0 K: 1 S: 5	H: 0 LOB: 2 BB: 2 P: 13	R: 0 E: 0 K: 1 S: 7	H: 2 LOB: 2 BB: 0 P: 7	R: 1 E: 1 K: 1 S: 7	H: 2 LOB: 2 BB: 1 P: 11	R: 1 E: 1 K: 0 S: 6	H: 2 LOB: 2 BB: 0 P: 6	R: 0 E: 0 K: 1 S: 5	H: 0 LOB: 0 BB: 0 P: 5	R: 0 E: 0 K: 0 S: 3	H: 0 LOB: 0 BB: 0 P: 3	R: 0 E: 0 K: 0 S: 4	H: 2 LOB: 1 BB: 0 P: 4	R: 0 E: 0 K: 0 S: 3	H: 0 LOB: 0 BB: 0 P: 3	R: 4 E: 0 K: 0 S: 8	H: 5 LOB: 1 BB: 0 P: 8	1B: 10 2B: 2 3B: 1 HR: 0	SF: 0 SAC: 1 DP: 0 HBP: 0	WP: 0 PB: 0 SB: 2 CS: 0	PA: 43																
<b>PITCHER</b>	IP	WLS	BF	H	R	ER	SO	BB	IBB	HBP	BLK	WP	HR	S	P	ERA	WHIP	<b>PITCHER</b>				IP	WLS	BF	H	R	ER	SO	BB	IBB	HBP	BLK	WP	HR	S	P	ERA	WHIP
Doc Medich, R ERA: 3.87 Kent Tekulve, R ERA: 2.72 (1, 1) (9, 1)	8.1	S	3	1	0	0	0	0	0	0	0	0	0	3	3	4.32	1.800					0.2	S	3	1	0	0	0	0	0	0	0	0	0	0	0	0.00	1.500

AB	39
R	6
H	13
RBI	6
BB	3
SO	4
LOB	22






Batter	1	2	3	4	5	6	7	8	9	AB	R	H	RBI	BB	SO	LOB	TOP					
Frank Taveras, R (1.6) OBP: 0.318, SLG: 0.285										5	1	2	0	0	1	1						
Omar Moreno, L (1.8) OBP: 0.435, SLG: 0.619										5	0	1	0	0	2	3						
Richie Zisk, R (1.7) OBP: 0.339, SLG: 0.460										3	1	1	1	1	0	0						
Richie Hebner, L (7.5) OBP: 0.307, SLG: 0.325										0	0	0	0	1	0	0						
Bob Robertson, R (1.3) OBP: 0.310, SLG: 0.327										5	1	2	0	0	1	4						
Bill Robinson, R (1.5) OBP: 0.342, SLG: 0.571										4	0	2	0	0	1	5						
Dave Parker, L (1.9) OBP: 0.327, SLG: 0.447										4	0	1	1	0	1	3						
Rennie Stennett, R (1.4) OBP: 0.300, SLG: 0.361										4	0	1	1	0	0	1						
Manny Sanguillen, R (1.2) OBP: 0.336, SLG: 0.370										3	0	1	0	1	0	2						
Jerry Reuss, L (1.1) OBP: 0.356, SLG: 0.327										4	0	1	0	0	0	3						
<b>Inning Stats</b>	R: 3 E: 0 K: 2 S: 12	H: 5 LOB: 2 BB: 0 P: 12	R: 0 E: 0 K: 1 S: 7	H: 2 LOB: 3 BB: 1 P: 11	R: 0 E: 0 K: 0 S: 3	H: 0 LOB: 0 BB: 0 P: 3	R: 0 E: 0 K: 1 S: 5	H: 1 LOB: 0 BB: 0 P: 5	R: 0 E: 0 K: 0 S: 4	H: 2 LOB: 1 BB: 0 P: 4	R: 0 E: 0 K: 0 S: 4	H: 1 LOB: 1 BB: 0 P: 4	R: 0 E: 0 K: 1 S: 5	H: 0 LOB: 0 BB: 0 P: 5	R: 0 E: 0 K: 1 S: 6	H: 1 LOB: 2 BB: 1 P: 10	R: 0 E: 0 K: 0 S: 3	H: 0 LOB: 1 BB: 1 P: 7	1B: 12 2B: 0 3B: 0 HR: 0	SF: 0 SAC: 0 DP: 1 HBP: 0	WP: 0 PB: 0 SB: 3 CS: 1	PA: 41
<b>PITCHER</b>	IP WLS BF H R ER SO BB IBB HBP BLK WP HR S P ERA WHIP	IP WLS BF H R ER SO BB IBB HBP BLK WP HR S P ERA WHIP																				
Joe Sambito, L (1.1) ERA: 3.86	4.0 L 20 8 3 3 4 0 1 0 0 0 0 27 31 6.75 2.000																					
Bo McLaughlin, R (5.1) ERA: 3.19	3.0 11 3 0 0 1 0 0 0 0 0 0 0 13 13 0.00 1.000																					
Gene Pentz, R (8.1) ERA: 2.98	2.0 9 1 0 0 1 2 0 0 0 0 0 0 9 17 0.00 1.500																					
<b>Batter</b>	<b>1</b>	<b>2</b>	<b>3</b>	<b>4</b>	<b>5</b>	<b>6</b>	<b>7</b>	<b>8</b>	<b>9</b>	<b>AB</b>	<b>R</b>	<b>H</b>	<b>RBI</b>	<b>BB</b>	<b>SO</b>	<b>LOB</b>	<b>BOTTOM</b>					
Rob Andrews, R (1.4) OBP: 0.325, SLG: 0.316										4	0	0	0	0	1	1						
Enos Cabell, R (1.5) OBP: 0.311, SLG: 0.327										5	0	2	0	0	0	1						
Cesar Cedeno, R (1.8) OBP: 0.354, SLG: 0.467										4	0	0	0	0	1	5						
Bob Watson, R (1.3) OBP: 0.370, SLG: 0.447										4	0	0	0	0	0	4						
Leon Roberts, R (1.7) OBP: 0.369, SLG: 0.478										4	0	1	0	0	0	0						
Cliff Johnson, R (1.2) OBP: 0.346, SLG: 0.361										2	0	0	0	2	1	1						
Jose Cruz, L (1.9) OBP: 0.398, SLG: 0.409										4	0	2	0	0	0	2						
Roger Metzger, S (1.6) OBP: 0.310, SLG: 0.292										4	0	1	0	0	1	5						
Joe Sambito, L (1.1) Ken Boswell, L (4. PH) Bo McLaughlin, R (5.1) Jerry Davanon, R (7. PH) Gene Pentz, R (8.1) Wilbur Howard, S (9. PH)										0	0	0	0	1	0	0						
<b>Inning Stats</b>	R: 0 E: 1 K: 0 S: 4	H: 1 LOB: 1 BB: 0 P: 4	R: 0 E: 0 K: 2 S: 8	H: 1 LOB: 1 BB: 0 P: 8	R: 0 E: 1 K: 0 S: 4	H: 0 LOB: 2 BB: 1 P: 8	R: 0 E: 0 K: 0 S: 4	H: 1 LOB: 1 BB: 0 P: 6	R: 0 E: 1 K: 0 S: 4	H: 0 LOB: 1 BB: 0 P: 4	R: 0 E: 0 K: 0 S: 3	H: 0 LOB: 0 BB: 0 P: 3	R: 0 E: 0 K: 0 S: 5	H: 2 LOB: 3 BB: 1 P: 9	R: 0 E: 0 K: 1 S: 5	H: 0 LOB: 0 BB: 0 P: 5	1B: 6 2B: 1 3B: 0 HR: 0	SF: 0 SAC: 0 DP: 1 HBP: 0	WP: 0 PB: 0 SB: 0 CS: 0	PA: 38		
<b>PITCHER</b>	IP WLS BF H R ER SO BB IBB HBP BLK WP HR S P ERA WHIP	IP WLS BF H R ER SO BB IBB HBP BLK WP HR S P ERA WHIP																				
Jerry Reuss, L (1.1) ERA: 4.24	9.0 W 38 6 0 0 4 3 0 0 0 0 0 43 55 0.00 1.000																					


Pittsburgh Pirates @ Houston Astros  
Astrodome, Houston, TX  
Sun Aug 15 1976, 4:38 AM EDT  
Att. 16,326 - Dome

AB 37  
R 3  
H 12  
RBI 3  
BB 3  
SO 6  
LOB 22



Pittsburgh Pirates @ Houston Astros  
Astrodome, Houston, TX  
Sun Aug 15 1976, 4:38 AM EDT  
Att. 16,326 - Dome

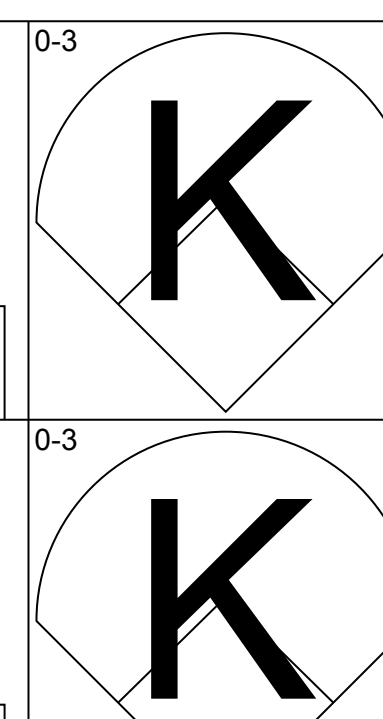
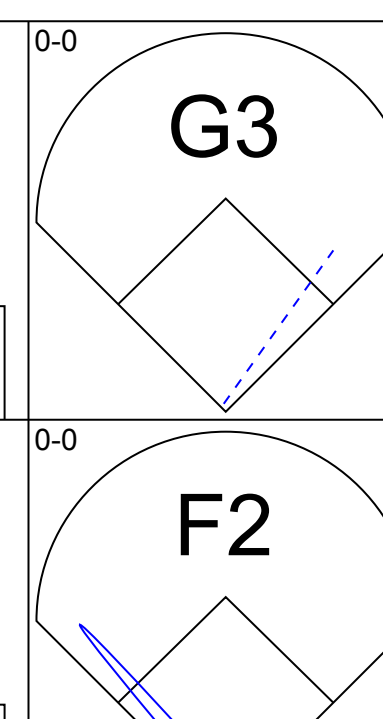
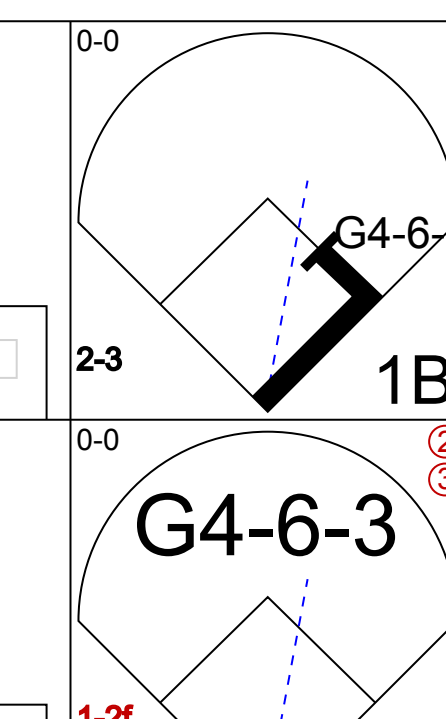
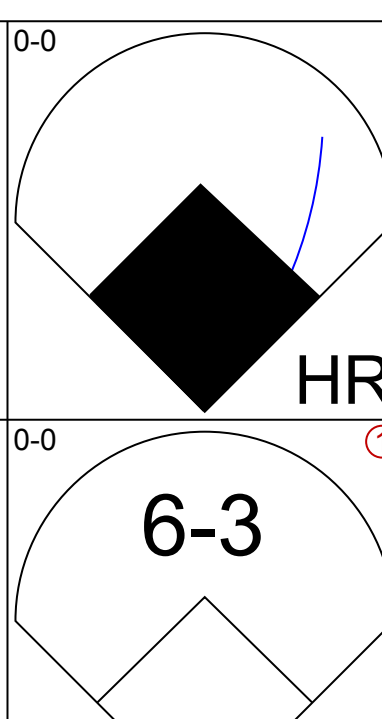
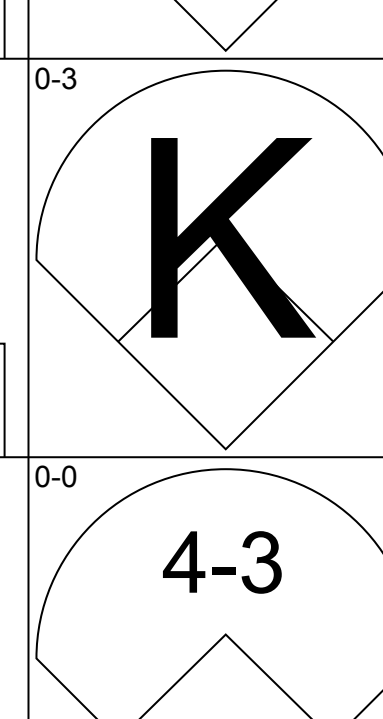
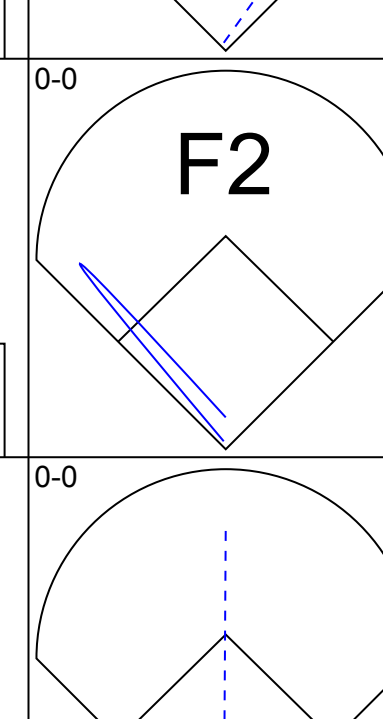
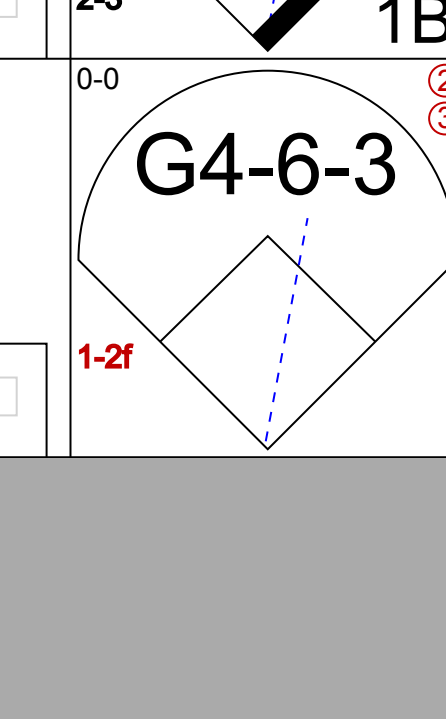
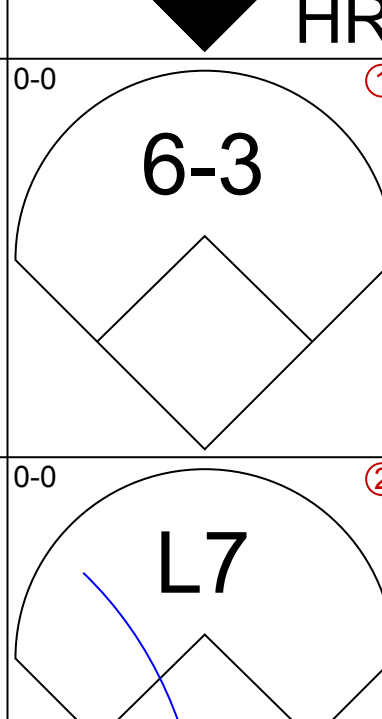
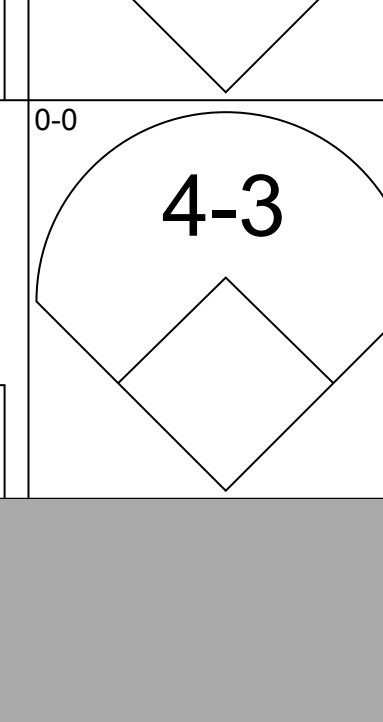
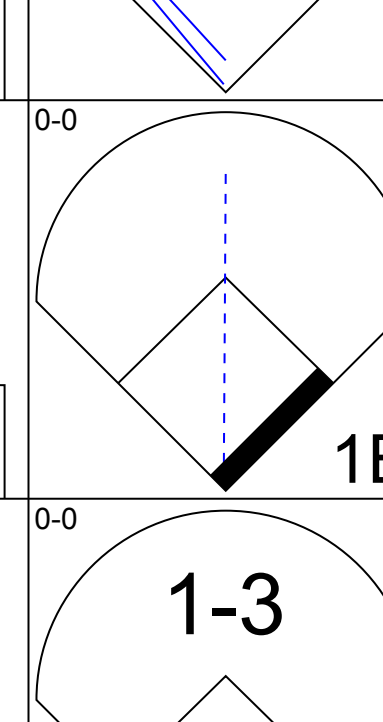
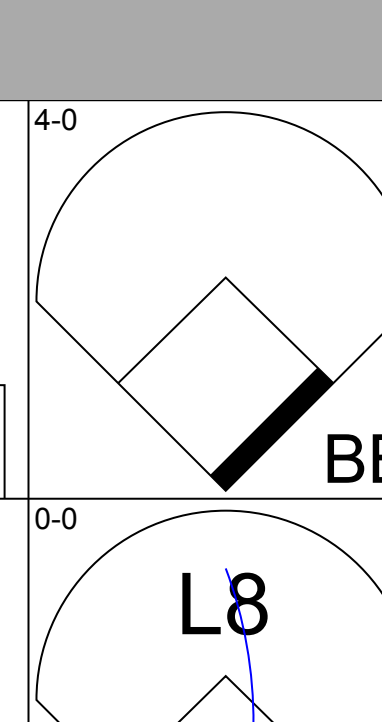
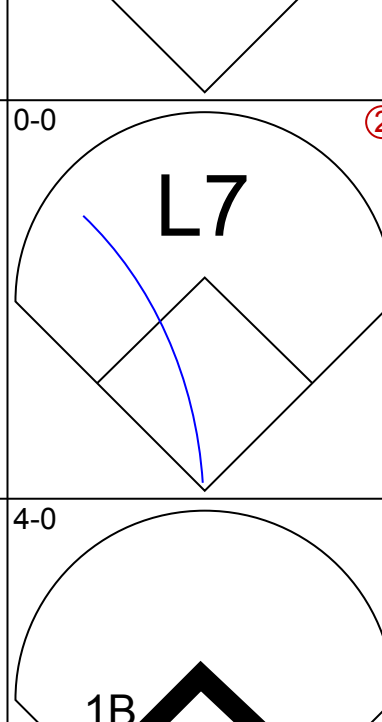
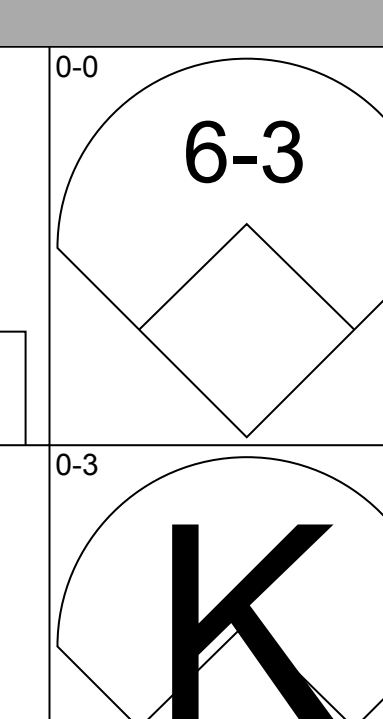
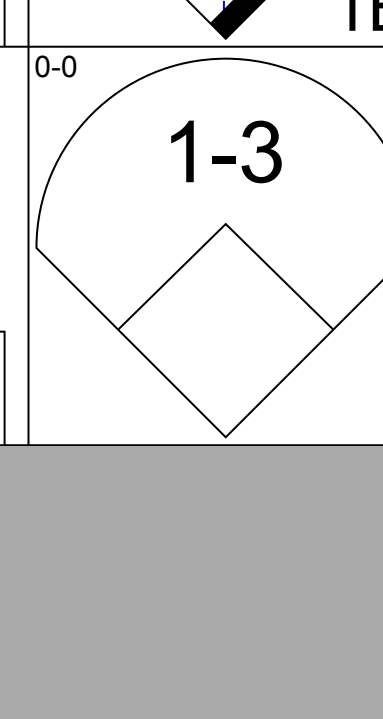
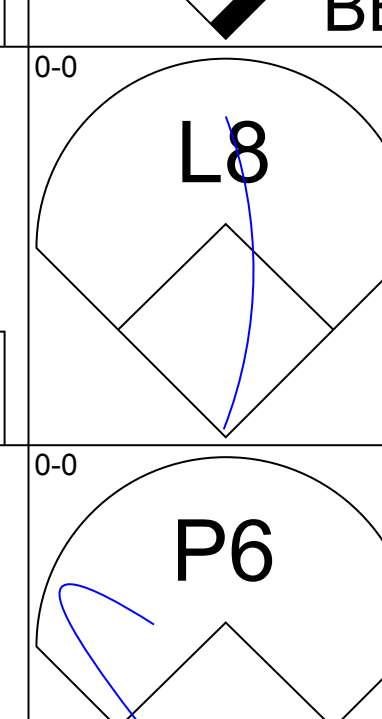
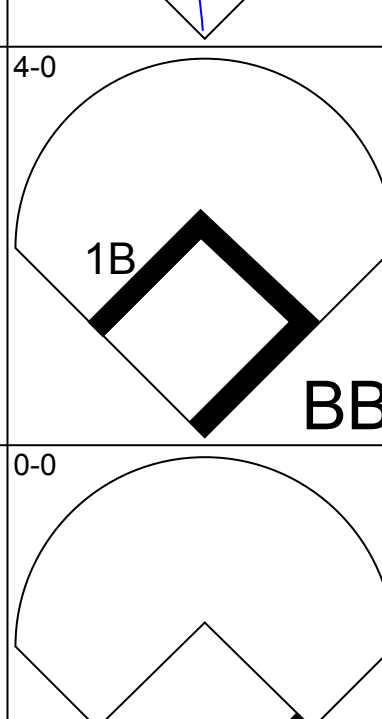
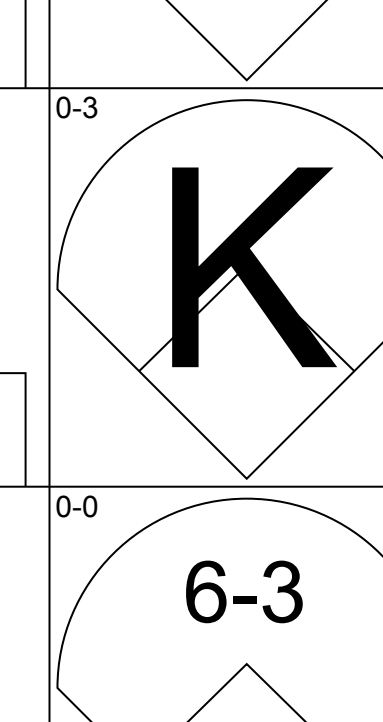
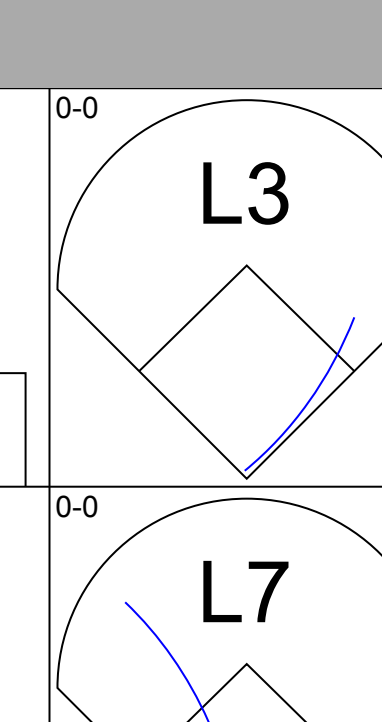
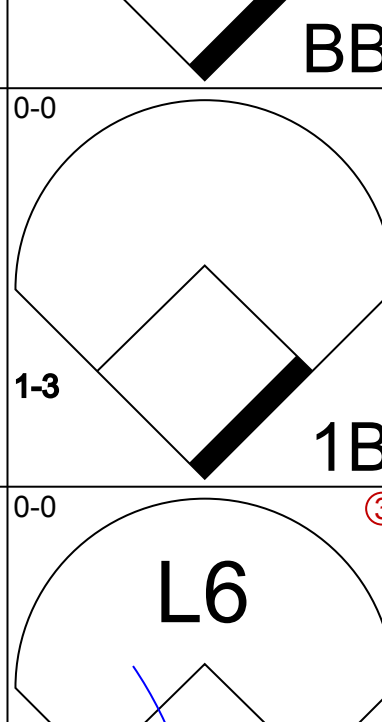
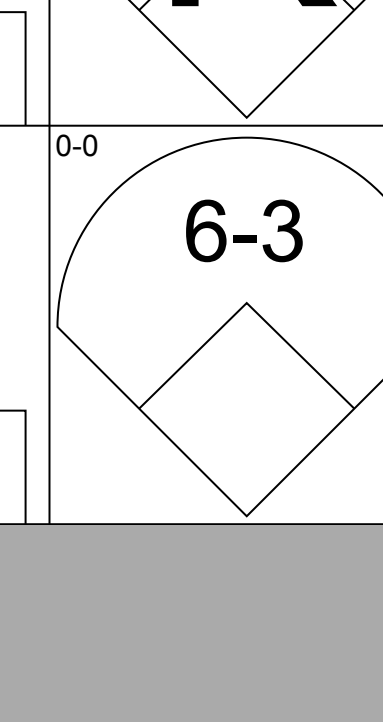
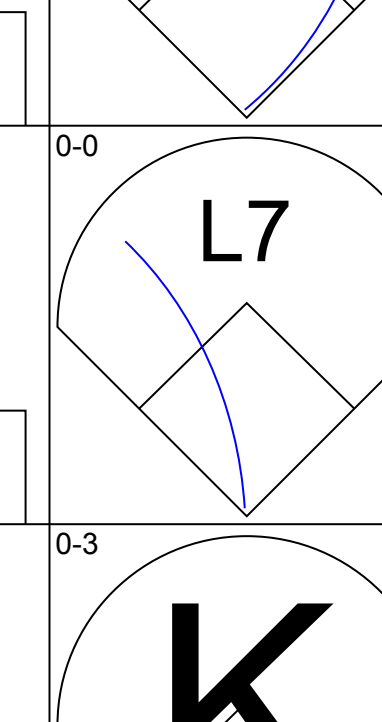
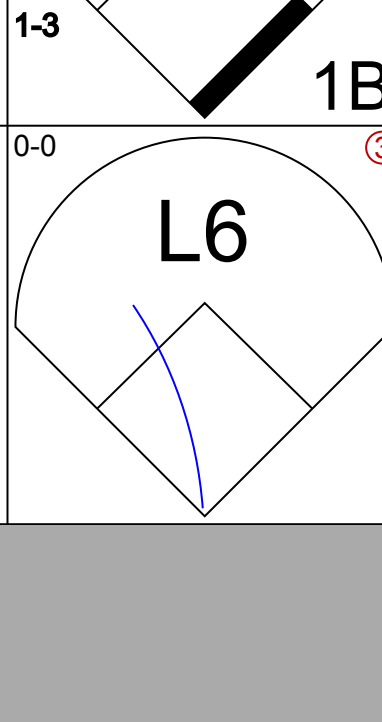
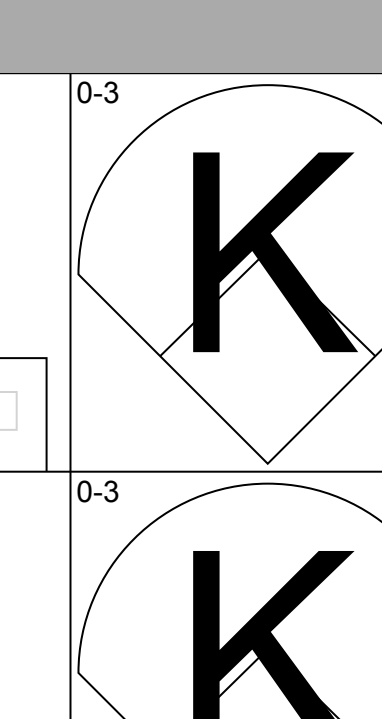
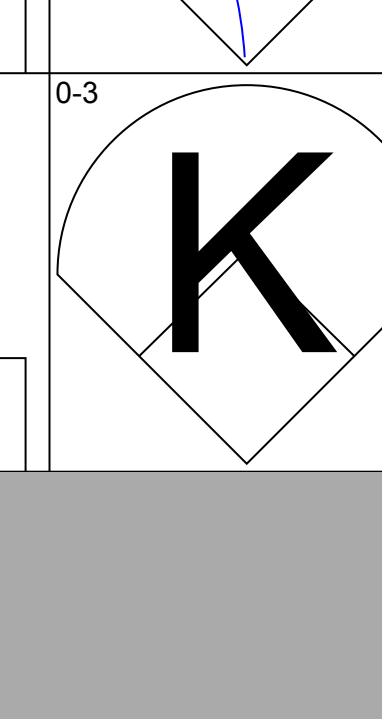
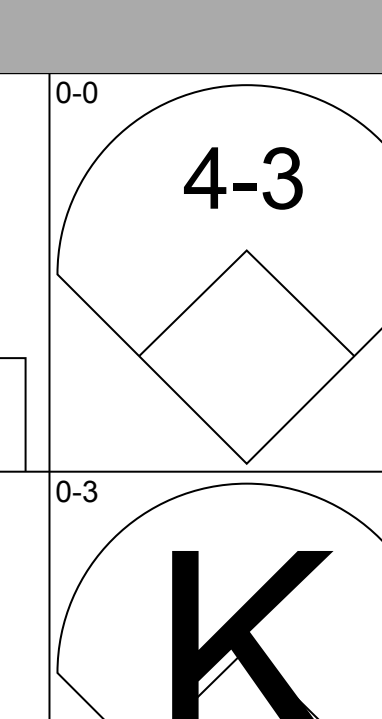
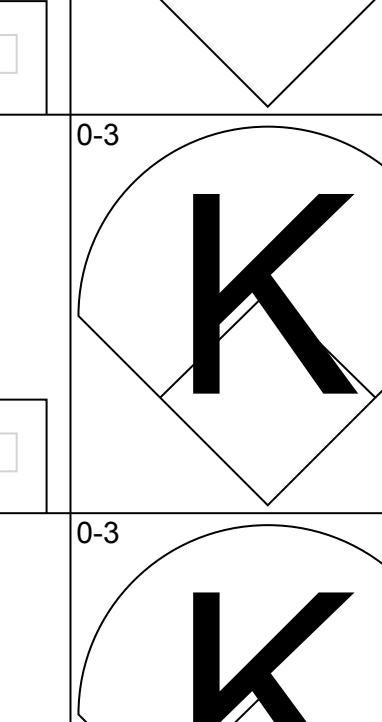
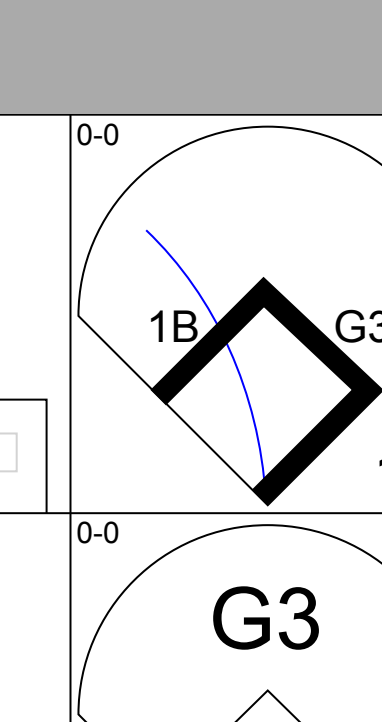
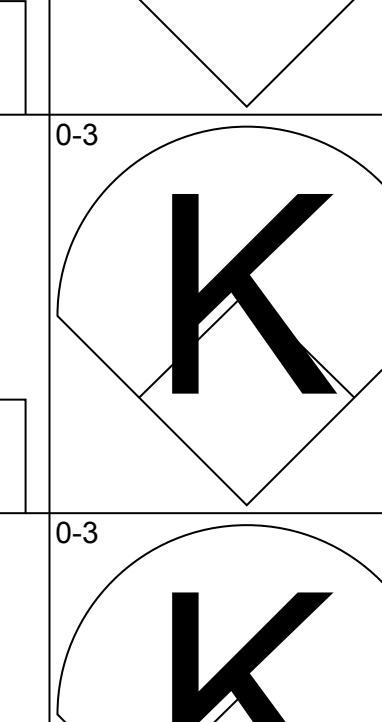
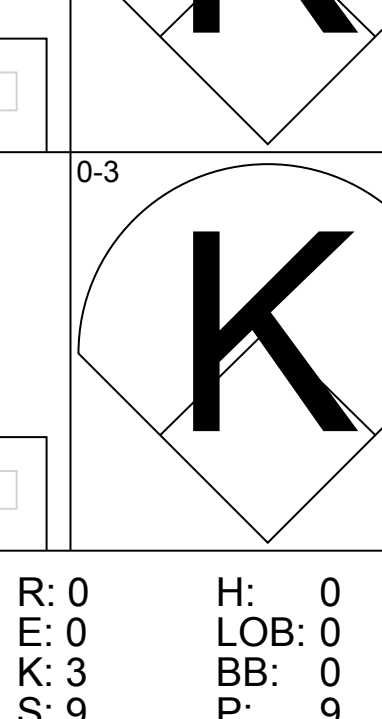
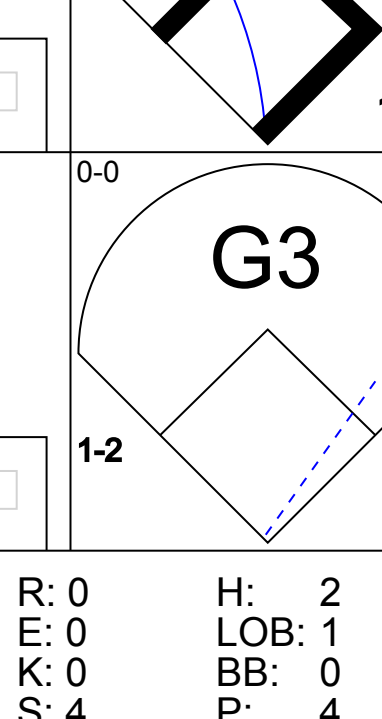
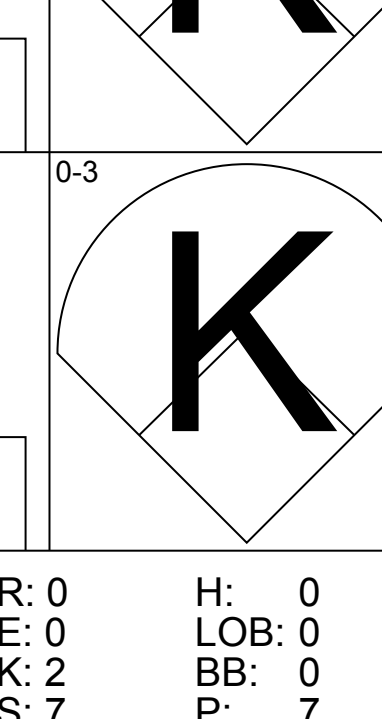
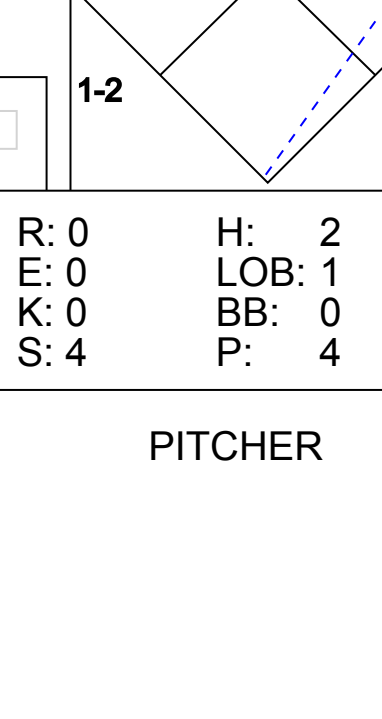
AB 34  
R 0  
H 6  
RBI 0  
BB 3  
SO 4  
LOB 21





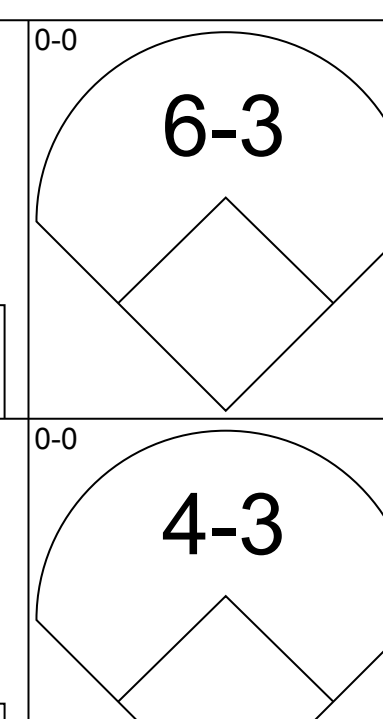
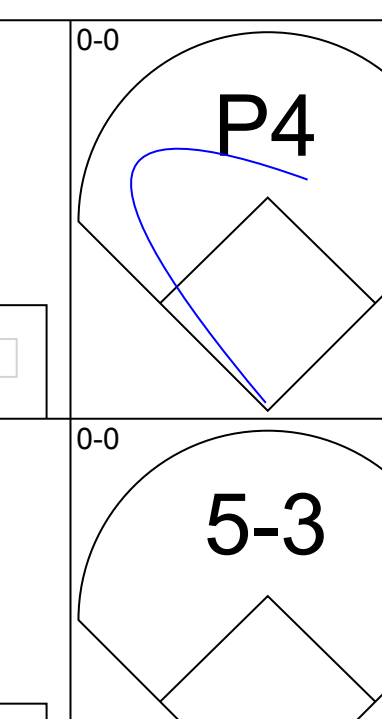
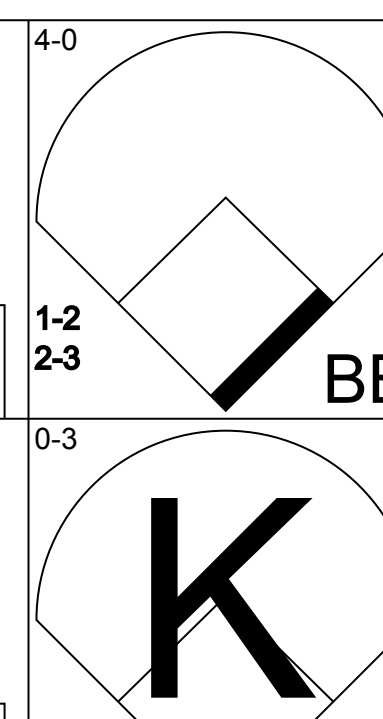
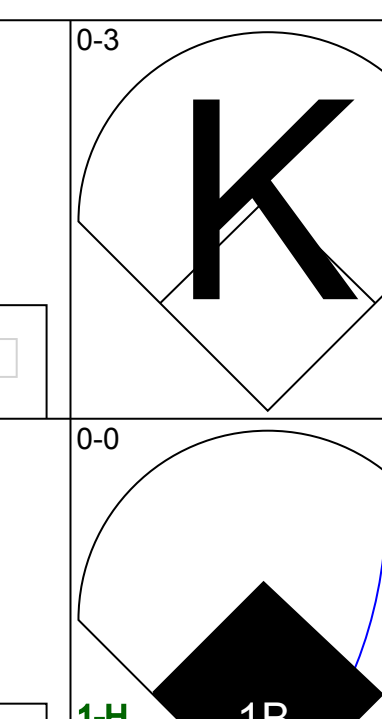
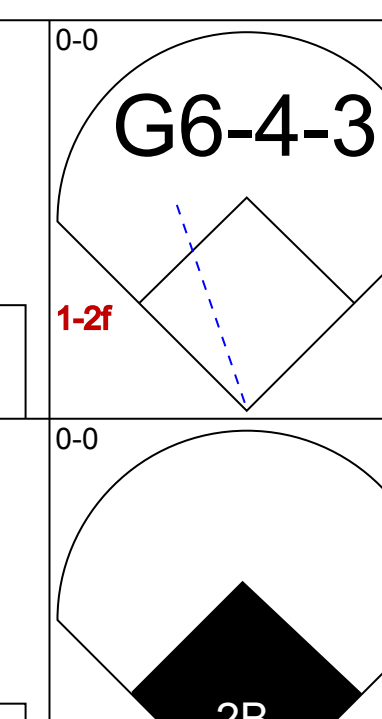
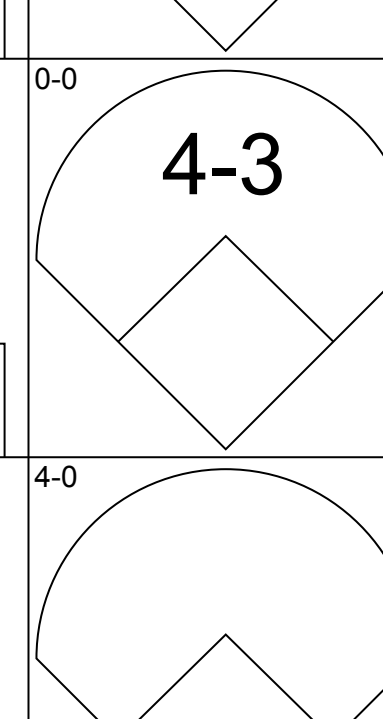
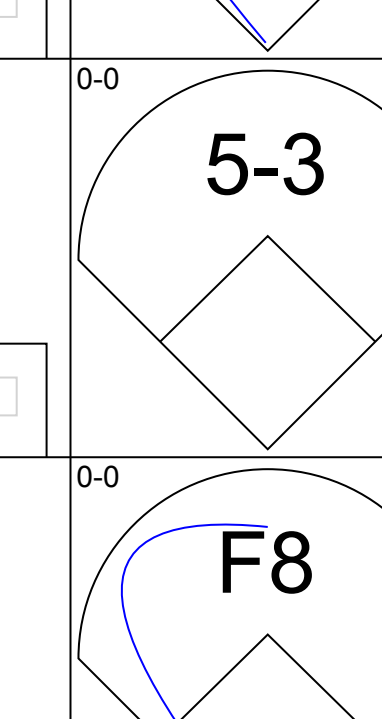
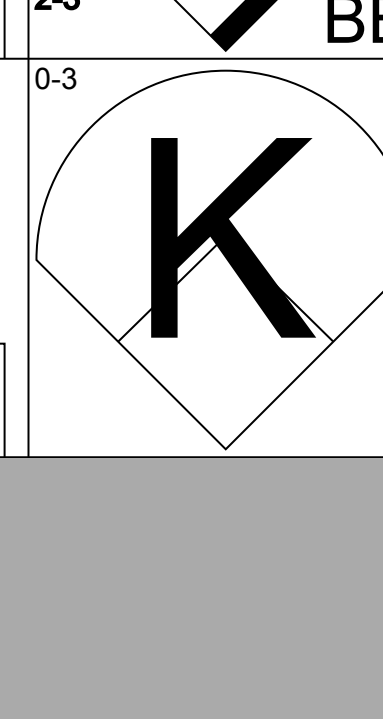
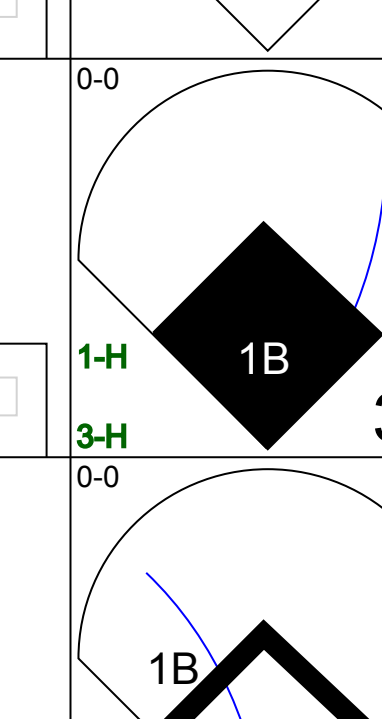
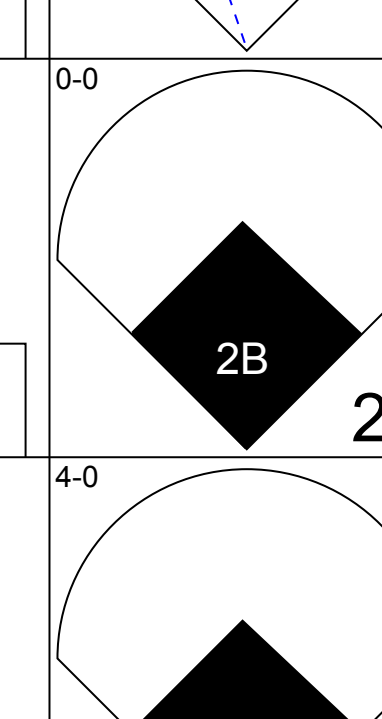
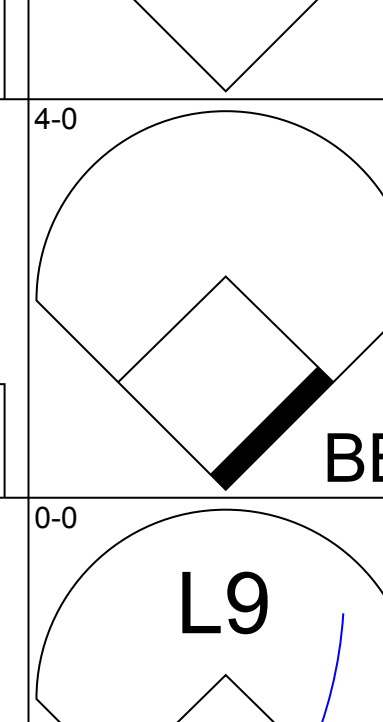
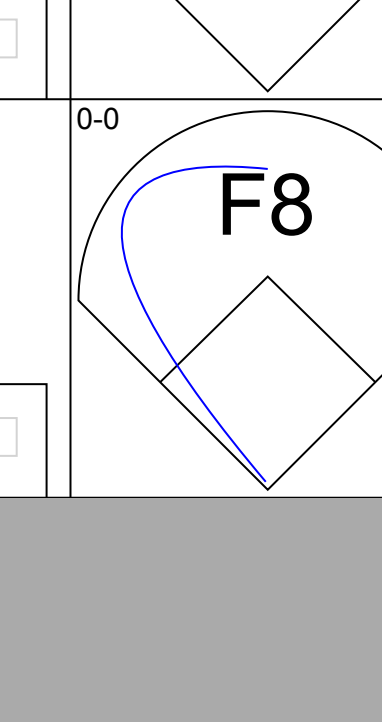
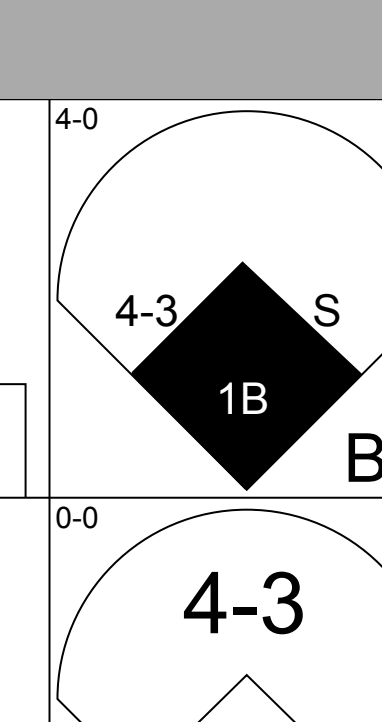
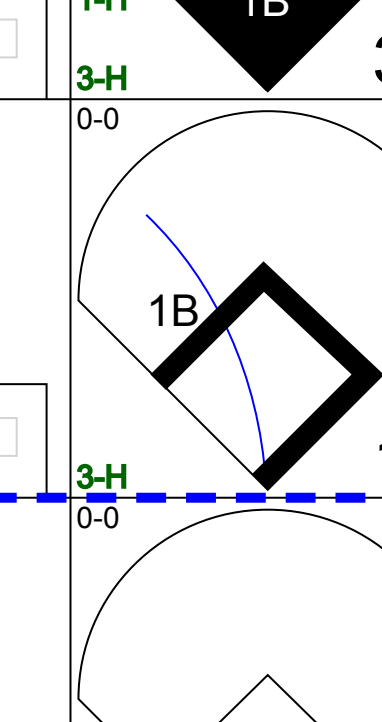
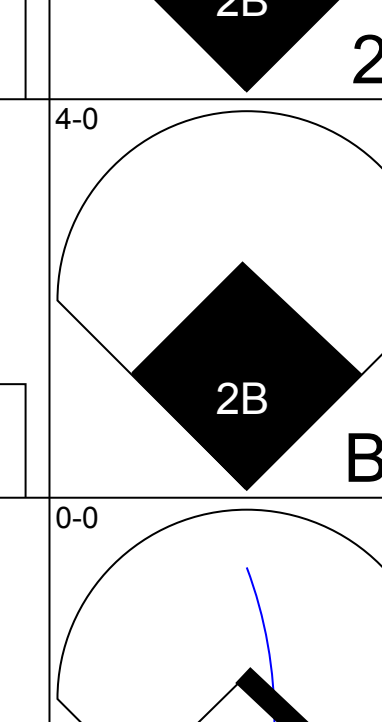

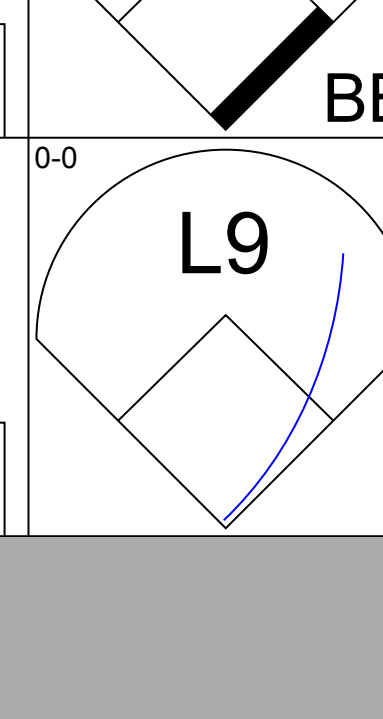
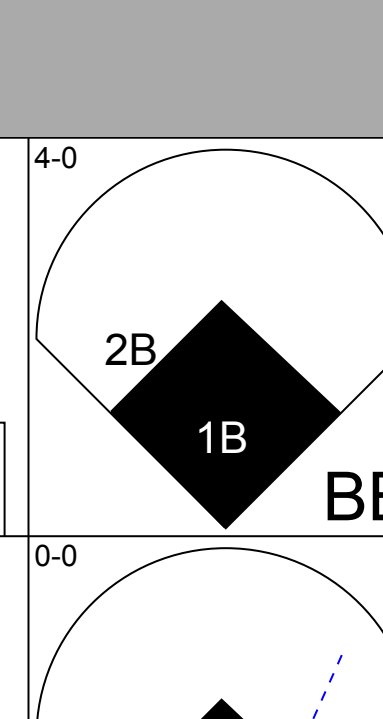
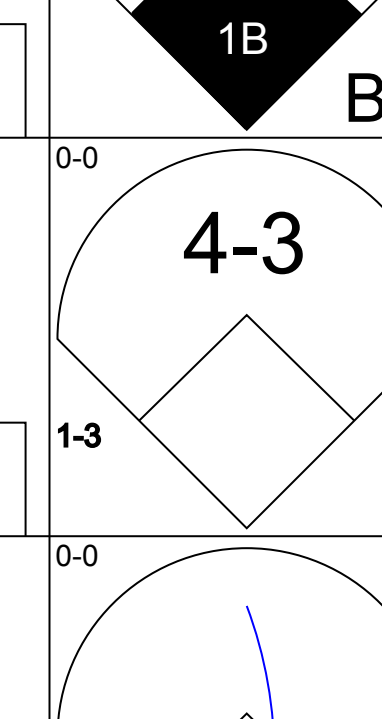
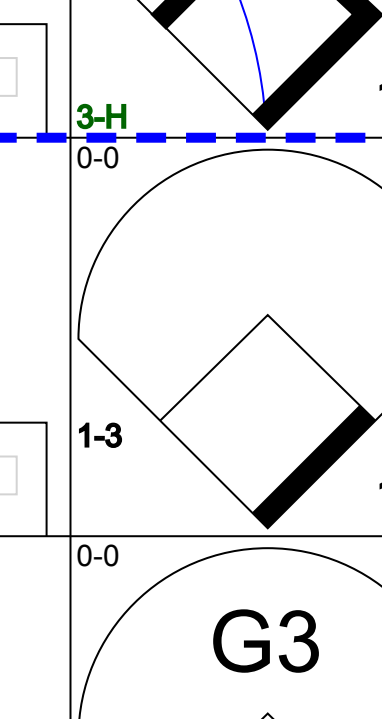
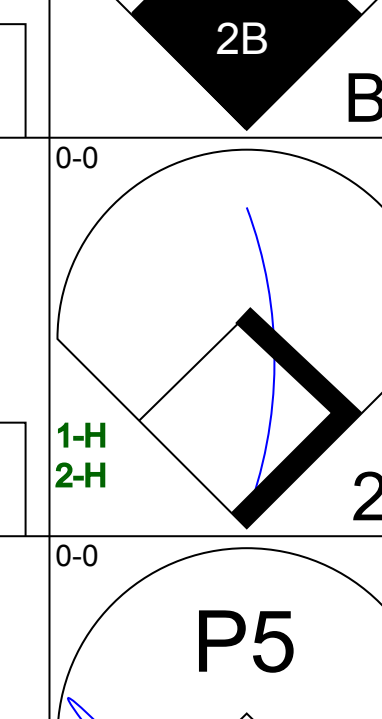

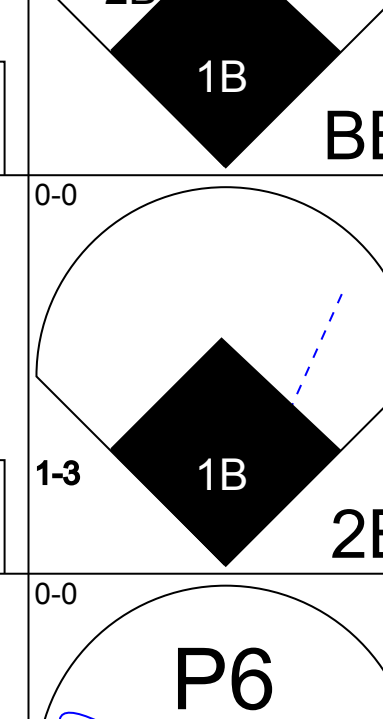
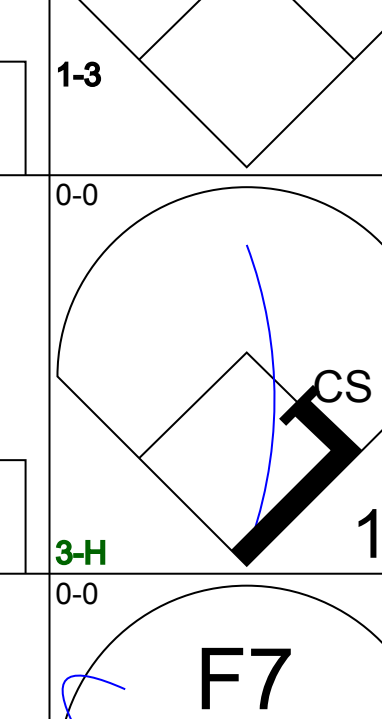
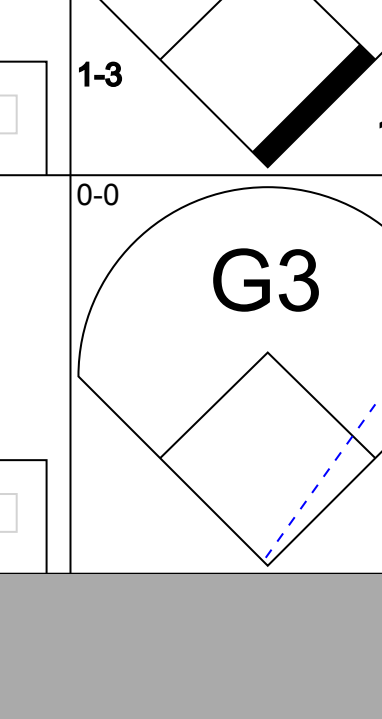
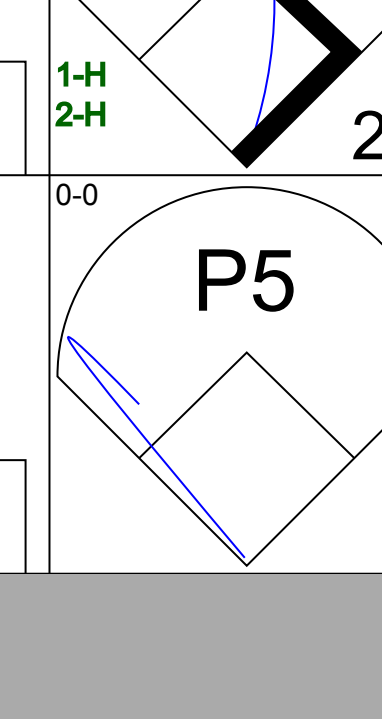
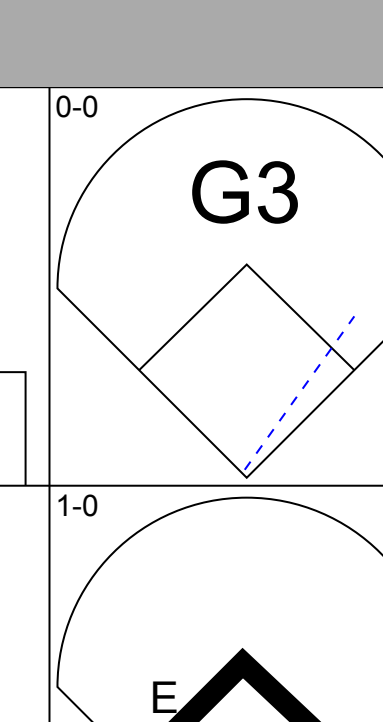
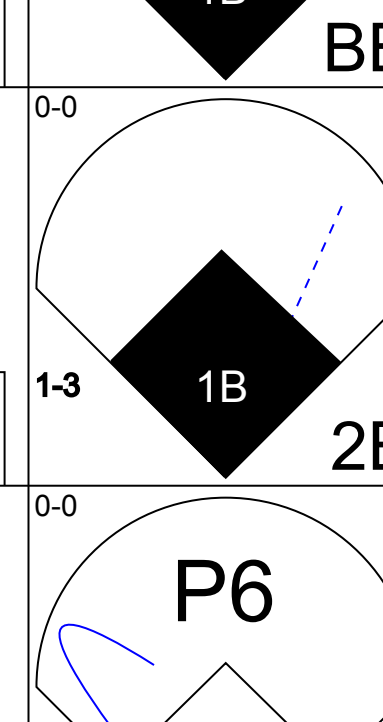
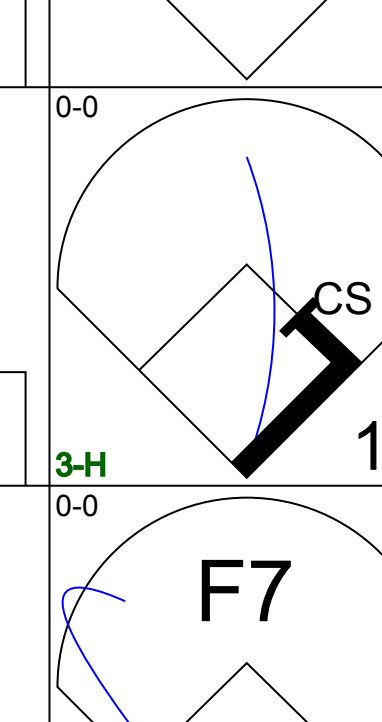
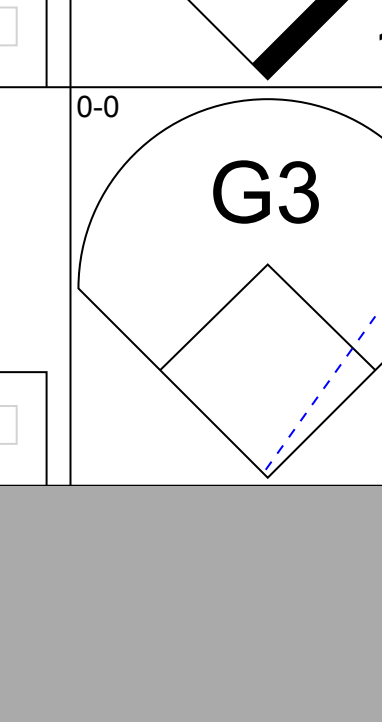
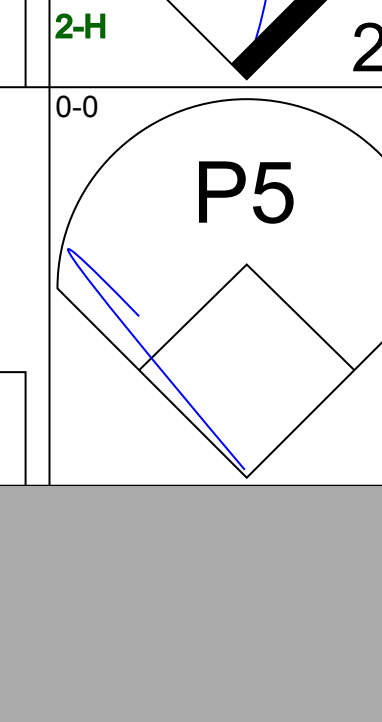
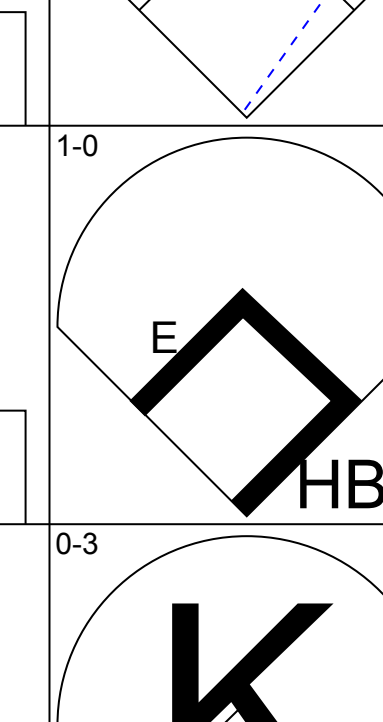
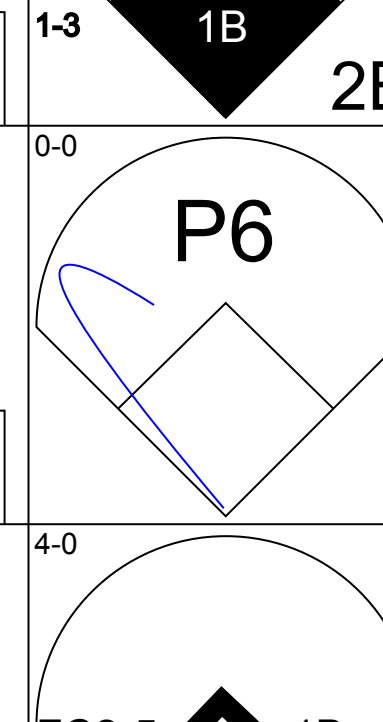
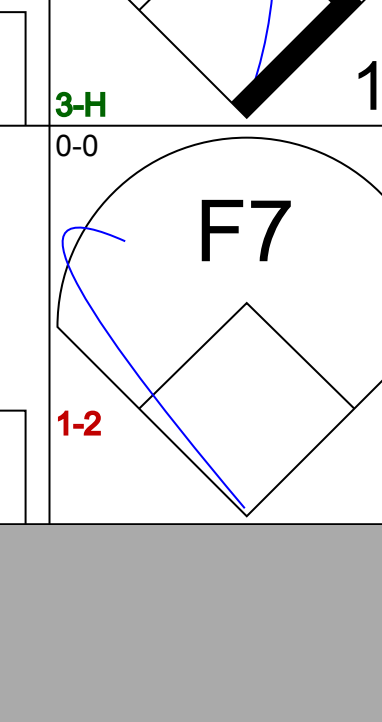

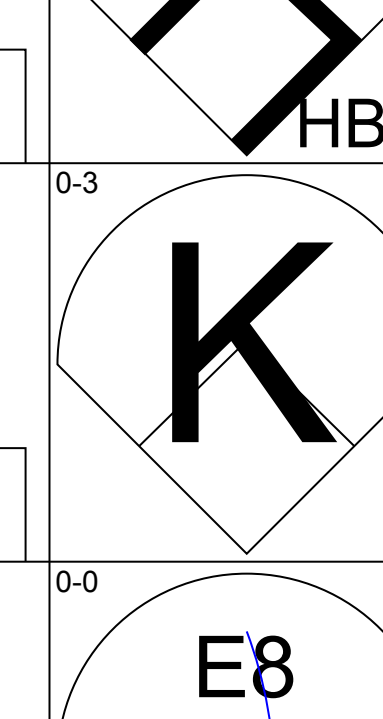
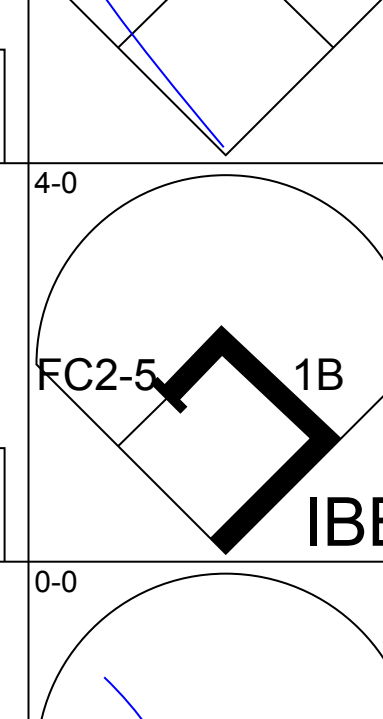
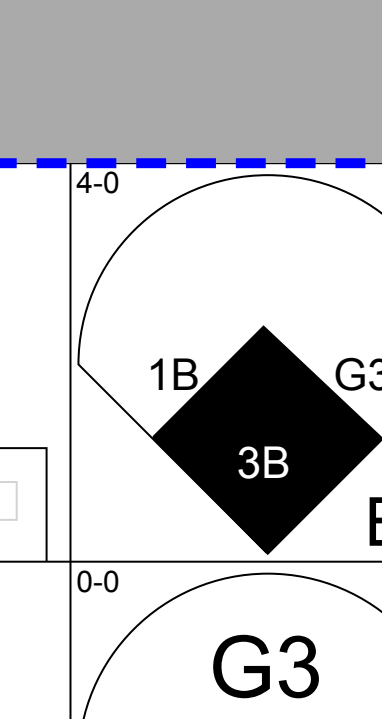

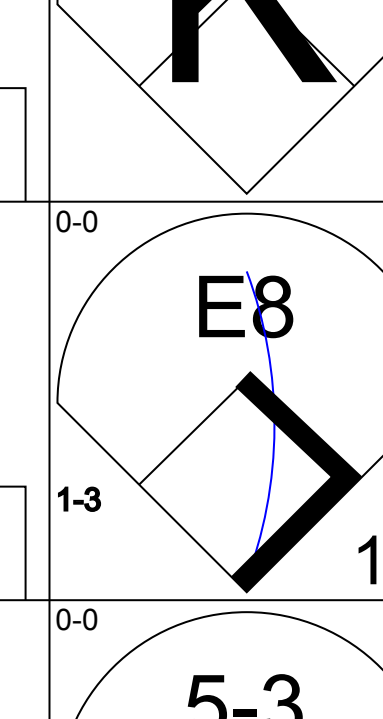
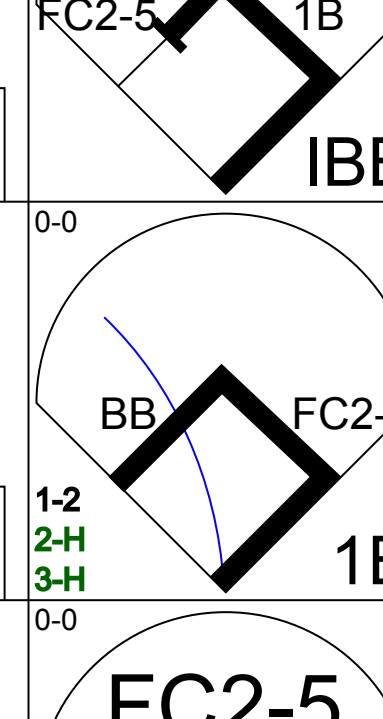

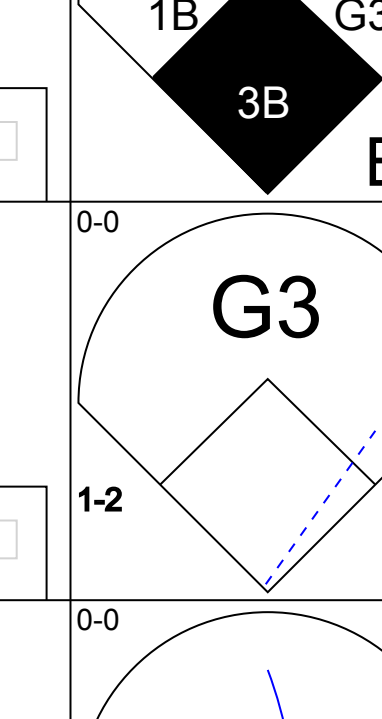


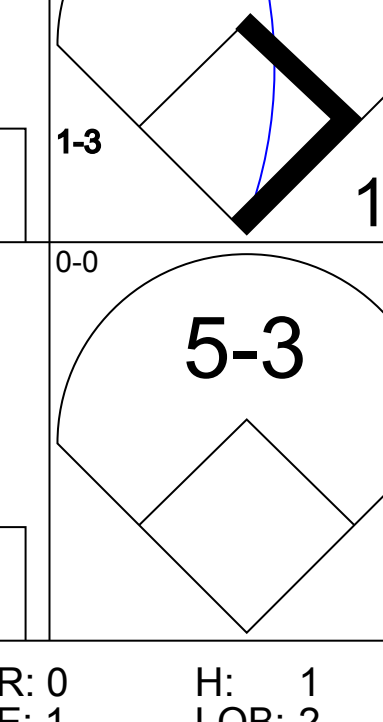
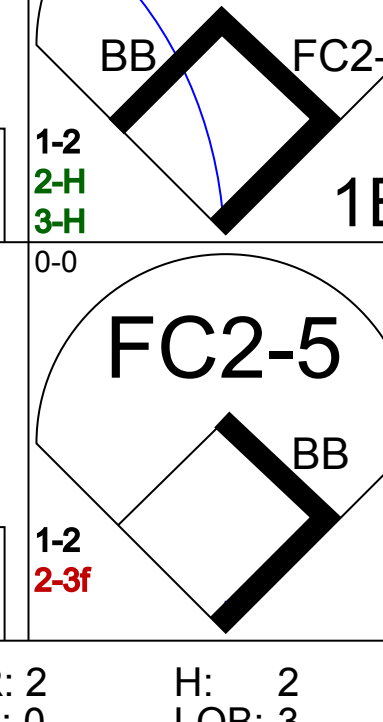

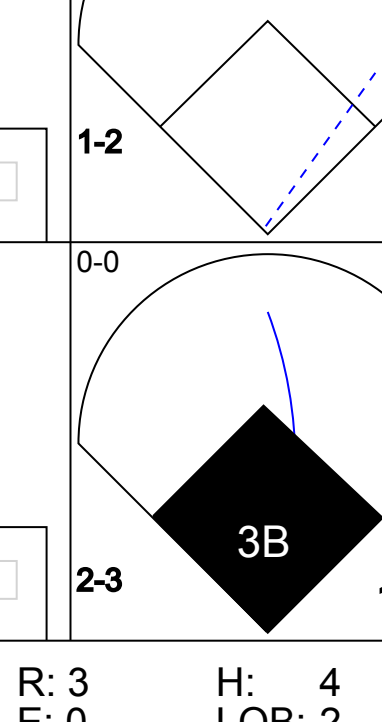
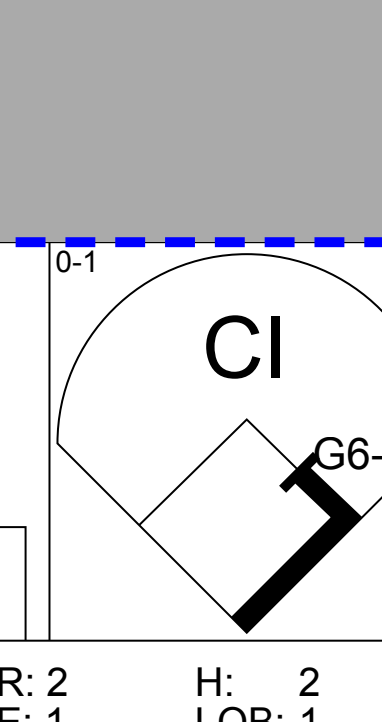




Batter	1	2	3	4	5	6	7	8	9	AB	R	H	RBI	BB	SO	LOB	TOP				
<b>Rick Monday, L</b> OBP: 0.346, SLG: 0.501 (1, 8)										4	1	2	1	0	1	0	<b>Chicago Cubs @ Houston Astros</b> Astrodome, Houston, TX Tue Aug 17 1976, 8:05 PM EDT Alt. 8,786 - Dome - 72 F				
<b>Jose Cardenal, R</b> OBP: 0.340, SLG: 0.411 (1, 7)										4	0	0	0	0	1	2					
<b>Bill Madlock, R</b> OBP: 0.409, SLG: 0.502 (1, 5)										3	0	1	0	1	0	0					
<b>Ralph LaCock, L</b> OBP: 0.337, SLG: 0.381 (1, 3)										3	0	0	0	1	0	2					
<b>Joe Wallis, S</b> OBP: 0.291, SLG: 0.350 (1, 9)										4	0	1	0	0	1	1					
<b>Manny Trillo, R</b> OBP: 0.306, SLG: 0.326 (1, 4)										4	0	0	0	0	0	3					
<b>Steve Swisher, R</b> OBP: 0.277, SLG: 0.334 (1, 2)										3	0	0	0	0	2	0					
<b>Rob Sperring, R</b> OBP: 0.414, SLG: 0.385 (1, 6)										3	0	1	0	0	2	0					
<b>Steve Stone, R</b> OBP: 0.150, SLG: 0.150 (5, PH)										1	0	0	0	0	1	0					
<b>Larry Ginter, L</b> OBP: 0.290, SLG: 0.281 (5, PH)										0	0	0	0	0	0	1					
<b>Steve Renko, R</b> OBP: 0.279, SLG: 0.279 (5, PH)										0	0	0	0	0	0	0					
<b>Paul Reuschel, R</b> OBP: 0.329, SLG: 0.329 (5, PH)										0	0	0	0	0	0	0					
<b>Champ Summers, L</b> OBP: 0.175, SLG: 0.229 (5, PH)										0	0	0	0	0	0	0					
<b>Mike Garman, R</b> OBP: 0.175, SLG: 0.229 (5, PH)										0	0	0	0	0	0	0					
<b>Inning Stats</b>	R: 0 E: 0 K: 2 S: 7	H: 0 LOB: 0 BB: 0 P: 7	R: 0 E: 0 K: 1 S: 5	H: 0 LOB: 0 BB: 0 P: 5	R: 0 E: 0 K: 3 S: 9	H: 0 LOB: 0 BB: 0 P: 9	R: 0 E: 0 K: 0 S: 4	H: 1 LOB: 1 BB: 0 P: 4	R: 0 E: 0 K: 1 S: 5	H: 0 LOB: 0 BB: 0 P: 5	R: 0 E: 0 K: 0 S: 4	H: 2 LOB: 1 BB: 0 P: 4	R: 0 E: 0 K: 0 S: 3	H: 0 LOB: 1 BB: 1 P: 7	R: 0 E: 0 K: 2 S: 7	H: 0 LOB: 0 BB: 0 P: 7	R: 1 E: 0 K: 0 S: 5	H: 2 LOB: 2 BB: 1 P: 9	1B: 4 2B: 0 3B: 0 HR: 1	SF: 0 SAC: 0 DP: 1 HBP: 0	WP: 0 PA: 33 PB: 0 SB: 0 CS: 0
<b>PITCHER</b> <b>J.R. Richard, R</b> ERA: 2.45 (1, 1)	IP: 9.0 WLS: W BF: 33 H: 5 R: 1 ER: 1 SO: 9	IP: 0 WLS: 0 BF: 0 H: 0 R: 0 ER: 0 SO: 0	IP: 0 WLS: 0 BF: 0 H: 0 R: 0 ER: 0 SO: 0	IP: 0 WLS: 0 BF: 0 H: 0 R: 0 ER: 0 SO: 0	IP: 0 WLS: 0 BF: 0 H: 0 R: 0 ER: 0 SO: 0	IP: 0 WLS: 0 BF: 0 H: 0 R: 0 ER: 0 SO: 0	IP: 0 WLS: 0 BF: 0 H: 0 R: 0 ER: 0 SO: 0	IP: 0 WLS: 0 BF: 0 H: 0 R: 0 ER: 0 SO: 0	IP: 0 WLS: 0 BF: 0 H: 0 R: 0 ER: 0 SO: 0	IP: 0 WLS: 0 BF: 0 H: 0 R: 0 ER: 0 SO: 0	IP: 0 WLS: 0 BF: 0 H: 0 R: 0 ER: 0 SO: 0	IP: 0 WLS: 0 BF: 0 H: 0 R: 0 ER: 0 SO: 0	IP: 0 WLS: 0 BF: 0 H: 0 R: 0 ER: 0 SO: 0	IP: 0 WLS: 0 BF: 0 H: 0 R: 0 ER: 0 SO: 0	IP: 0 WLS: 0 BF: 0 H: 0 R: 0 ER: 0 SO: 0	IP: 0 WLS: 0 BF: 0 H: 0 R: 0 ER: 0 SO: 0	IP: 0 WLS: 0 BF: 0 H: 0 R: 0 ER: 0 SO: 0	ERA: 1.00 WHIP: 0.778	<b>PITCHER</b> IP: 0 WLS: 0 BF: 0 H: 0 R: 0 ER: 0 SO: 0	ERA: 0.00 WHIP: 0.000	

AB	31
R	1
H	5
RBI	1
BB	2
SO	9
LOB	9



Batter	1	2	3	4	5	6	7	8	9	AB	R	H	RBI	BB	SO	LOB	BOTTOM			
<b>Rob Andrews, R</b> OBP: 0.323, SLG: 0.312 (1, 4)										4	0	0	0	1	1	3	<b>Chicago Cubs @ Houston Astros</b> Astrodome, Houston, TX Tue Aug 17 1976, 8:05 PM EDT Alt. 8,786 - Dome - 72 F			
<b>Enos Cabell, R</b> OBP: 0.313, SLG: 0.336 (9, 3)										5	2	2	2	0	1	3				
<b>Cesar Cedeno, R</b> OBP: 0.359, SLG: 0.469 (1, 8)										2	2	1	1	3	0	0				
<b>Bob Watson, R</b> OBP: 0.374, SLG: 0.453 (8, PR)										4	1	2	2	1	0	2				
<b>Jerry Davanon, R</b> OBP: 0.416, SLG: 0.526 (9, 5)										0	0	0	0	0	0	0				
<b>Jose Cruz, L</b> OBP: 0.397, SLG: 0.410 (1, 9)										5	1	2	1	0	0	3				
<b>Leon Roberts, R</b> OBP: 0.369, SLG: 0.470 (1, 7)										3	0	1	0	0	0	3				
<b>Cliff Johnson, R</b> OBP: 0.354, SLG: 0.374 (1, 2)										2	1	0	0	2	1	2				
<b>Roger Metzger, S</b> OBP: 0.308, SLG: 0.291 (1, 6)										4	0	2	2	0	0	2				
<b>J.R. Richard, R</b> OBP: 0.114, SLG: 0.118 (1, 1)										3	1	1	0	0	0	4				
<b>Inning Stats</b>	R: 0 E: 0 K: 0 S: 3	H: 0 LOB: 1 BB: 1 P: 7	R: 0 E: 1 K: 1 S: 6	H: 1 LOB: 2 BB: 0 P: 7	R: 0 E: 0 K: 0 S: 3	H: 0 LOB: 0 BB: 0 P: 3	R: 2 E: 0 K: 1 S: 7	H: 2 LOB: 3 BB: 3 P: 19	R: 1 E: 0 K: 0 S: 3	H: 1 LOB: 0 BB: 1 P: 7	R: 3 E: 0 K: 1 S: 9	H: 4 LOB: 2 BB: 1 P: 13	R: 0 E: 0 K: 0 S: 3	H: 1 LOB: 1 BB: 0 P: 3	R: 2 E: 1 K: 0 S: 5	H: 2 LOB: 1 BB: 1 P: 9	1B: 7 2B: 3 3B: 1 HR: 0	SF: 0 SAC: 0 DP: 2 HBP: 1	WP: 0 PA: 41 PB: 0 SB: 1 CS: 1	
<b>PITCHER</b> <b>Steve Stone, R</b> ERA: 3.93 (1, 1)	IP: 5.0 WLS: L BF: 24 H: 4 R: 3 ER: 3 SO: 2	IP: 0 WLS: 0 BF: 0 H: 0 R: 0 ER: 0 SO: 0	IP: 0 WLS: 0 BF: 0 H: 0 R: 0 ER: 0 SO: 0	IP: 0 WLS: 0 BF: 0 H: 0 R: 0 ER: 0 SO: 0	IP: 0 WLS: 0 BF: 0 H: 0 R: 0 ER: 0 SO: 0	IP: 0 WLS: 0 BF: 0 H: 0 R: 0 ER: 0 SO: 0	IP: 0 WLS: 0 BF: 0 H: 0 R: 0 ER: 0 SO: 0	IP: 0 WLS: 0 BF: 0 H: 0 R: 0 ER: 0 SO: 0	IP: 0 WLS: 0 BF: 0 H: 0 R: 0 ER: 0 SO: 0	IP: 0 WLS: 0 BF: 0 H: 0 R: 0 ER: 0 SO: 0	IP: 0 WLS: 0 BF: 0 H: 0 R: 0 ER: 0 SO: 0	IP: 0 WLS: 0 BF: 0 H: 0 R: 0 ER: 0 SO: 0	IP: 0 WLS: 0 BF: 0 H: 0 R: 0 ER: 0 SO: 0	IP: 0 WLS: 0 BF: 0 H: 0 R: 0 ER: 0 SO: 0	IP: 0 WLS: 0 BF: 0 H: 0 R: 0 ER: 0 SO: 0	IP: 0 WLS: 0 BF: 0 H: 0 R: 0 ER: 0 SO: 0	IP: 0 WLS: 0 BF: 0 H: 0 R: 0 ER: 0 SO: 0	ERA: 5.40 WHIP: 1.600	<b>PITCHER</b> IP: 0 WLS: 0 BF: 0 H: 0 R: 0 ER: 0 SO: 0	ERA: 0.00 WHIP: 1.500
<b>Steve Renko, R</b> ERA: 4.45 (6, 1)	IP: 0.2 WLS: 0 BF: 6 H: 3 R: 3 ER: 3 SO: 1	IP: 0 WLS: 0 BF: 0 H: 0 R: 0 ER: 0 SO: 0	IP: 0 WLS: 0 BF: 0 H: 0 R: 0 ER: 0 SO: 0	IP: 0 WLS: 0 BF: 0 H: 0 R: 0 ER: 0 SO: 0	IP: 0 WLS: 0 BF: 0 H: 0 R: 0 ER: 0 SO: 0	IP: 0 WLS: 0 BF: 0 H: 0 R: 0 ER: 0 SO: 0	IP: 0 WLS: 0 BF: 0 H: 0 R: 0 ER: 0 SO: 0	IP: 0 WLS: 0 BF: 0 H: 0 R: 0 ER: 0 SO: 0	IP: 0 WLS: 0 BF: 0 H: 0 R: 0 ER: 0 SO: 0	IP: 0 WLS: 0 BF: 0 H: 0 R: 0 ER: 0 SO: 0	IP: 0 WLS: 0 BF: 0 H: 0 R: 0 ER: 0 SO: 0	IP: 0 WLS: 0 BF: 0 H: 0 R: 0 ER: 0 SO: 0	IP: 0 WLS: 0 BF: 0 H: 0 R: 0 ER: 0 SO: 0	IP: 0 WLS: 0 BF: 0 H: 0 R: 0 ER: 0 SO: 0	IP: 0 WLS: 0 BF: 0 H: 0 R: 0 ER: 0 SO: 0	IP: 0 WLS: 0 BF: 0 H: 0 R: 0 ER: 0 SO: 0	IP: 0 WLS: 0 BF: 0 H: 0 R: 0 ER: 0 SO: 0	ERA: 40.50 WHIP: 6.000	<b>PITCHER</b> IP: 0 WLS: 0 BF: 0 H: 0 R: 0 ER: 0 SO: 0	ERA: 0.00 WHIP: 1.500
<b>Paul Reuschel, R</b> ERA: 4.66 (6, 1)	IP: 1.1 WLS: 0 BF: 5 H: 2 R: 0 ER: 0 SO: 0	IP: 0 WLS: 0 BF: 0 H: 0 R: 0 ER: 0 SO: 0	IP: 0 WLS: 0 BF: 0 H: 0 R: 0 ER: 0 SO: 0	IP: 0 WLS: 0 BF: 0 H: 0 R: 0 ER: 0 SO: 0	IP: 0 WLS: 0 BF: 0 H: 0 R: 0 ER: 0 SO: 0	IP: 0 WLS: 0 BF: 0 H: 0 R: 0 ER: 0 SO: 0	IP: 0 WLS: 0 BF: 0 H: 0 R: 0 ER: 0 SO: 0	IP: 0 WLS: 0 BF: 0 H: 0 R: 0 ER: 0 SO: 0	IP: 0 WLS: 0 BF: 0 H: 0 R: 0 ER: 0 SO: 0	IP: 0 WLS: 0 BF: 0 H: 0 R: 0 ER: 0 SO: 0	IP: 0 WLS: 0 BF: 0 H: 0 R: 0 ER: 0 SO: 0	IP: 0 WLS: 0 BF: 0 H: 0 R: 0 ER: 0 SO: 0	IP: 0 WLS: 0 BF: 0 H: 0 R: 0 ER: 0 SO: 0	IP: 0 WLS: 0 BF: 0 H: 0 R: 0 ER: 0 SO: 0	IP: 0 WLS: 0 BF: 0 H: 0 R: 0 ER: 0 SO: 0	IP: 0 WLS: 0 BF: 0 H: 0 R: 0 ER: 0 SO: 0	IP: 0 WLS: 0 BF: 0 H: 0 R: 0 ER: 0 SO: 0	ERA: 0.00 WHIP: 1.500	<b>PITCHER</b> IP: 0 WLS: 0 BF: 0 H: 0 R: 0 ER: 0 SO: 0	ERA: 0.00 WHIP: 1.500
<b>Mike Garman, R</b> ERA: 5.51 (8, 1)	IP: 1.0 WLS: 0 BF: 6 H: 2 R: 2 ER: 2 SO: 0	IP: 0 WLS: 0 BF: 0 H: 0 R: 0 ER: 0 SO: 0	IP: 0 WLS: 0 BF: 0 H: 0 R: 0 ER: 0 SO: 0	IP: 0 WLS: 0 BF: 0 H: 0 R: 0 ER: 0 SO: 0	IP: 0 WLS: 0 BF: 0 H: 0 R: 0 ER: 0 SO: 0	IP: 0 WLS: 0 BF: 0 H: 0 R: 0 ER: 0 SO: 0	IP: 0 WLS: 0 BF: 0 H: 0 R: 0 ER: 0 SO: 0	IP: 0 WLS: 0 BF: 0 H: 0 R: 0 ER: 0 SO: 0	IP: 0 WLS: 0 BF: 0 H: 0 R: 0 ER: 0 SO: 0	IP: 0 WLS: 0 BF: 0 H: 0 R: 0 ER: 0 SO: 0	IP: 0 WLS: 0 BF: 0 H: 0 R: 0 ER: 0 SO: 0	IP: 0 WLS: 0 BF: 0 H: 0 R: 0 ER: 0 SO: 0	IP: 0 WLS: 0 BF: 0 H: 0 R: 0 ER: 0 SO: 0	IP: 0 WLS: 0 BF: 0 H: 0 R: 0 ER: 0 SO: 0	IP: 0 WLS: 0 BF: 0 H: 0 R: 0 ER: 0 SO: 0	IP: 0 WLS: 0 BF: 0 H: 0 R: 0 ER: 0 SO: 0	IP: 0 WLS: 0 BF: 0 H: 0 R: 0 ER: 0 SO: 0	ERA: 18.00 WHIP: 3.000	<b>PITCHER</b> IP: 0 WLS: 0 BF: 0 H: 0 R: 0 ER: 0 SO: 0	ERA: 18.00 WHIP: 3.000

AB	32
R	8
H	11
RBI	8
BB	7
SO	3
LOB	



Batter	1	2	3	4	5	6	7	8	9	AB	R	H	RBI	BB	SO	LOB	TOP					
Jose Cruz, L OBP: 0.392, SLG: 0.405 (1, 9)	0-0 4-3		0-3 K			0-0 6-3		0-0 4-3		4	0	0	0	0	1	1	<b>Houston Astros @ Philadelphia Phillies</b> Veterans Stadium, Philadelphia, PA Thu Aug 19 1976, 7:05 PM EDT Att: 35,605 - Unknown					
Enos Cabell, R OBP: 0.312, SLG: 0.337 (1, 5)	0-0 2B		0-0 4-3			0-0 6-3		0-0 F9		4	0	1	0	0	0	1						
Cesar Cedeno, R OBP: 0.360, SLG: 0.469 (1, 8)	0-0 F9			0-3 K		0-0 2B 1B		0-0 2H 1B		4	0	2	1	0	1	1						
Bob Watson, R OBP: 0.373, SLG: 0.453 (1, 3)	0-0 F9			0-0 4-3		0-0 1-3 2B		0-3 K		4	0	1	0	0	1	2						
Leon Roberts, R OBP: 0.367, SLG: 0.466 (1, 7)		0-0 L6		0-0 1B		0-0 F8			0-0 6-3	4	0	1	0	0	0	2						
Cliff Johnson, R OBP: 0.349, SLG: 0.368 (1, 2)		0-0 F2		0-0 P4			0-0 F8		0-0 F8	4	0	0	0	0	0	1						
Rob Andrews, R OBP: 0.322, SLG: 0.309 (1, 4)		4-0 BB			0-0 F8		0-0 5-3		0-0 F7	3	0	0	0	1	0	0						
Roger Metzger, S OBP: 0.306, SLG: 0.288 (1, 6)		0-0 F9			0-0 F9		0-3 K			3	0	0	0	0	1	1						
Joaquin Andujar, S OBP: 0.143, SLG: 0.167 (1, 1)			0-3 K					4-0 1B BB		2	0	0	0	0	2	0						
Bo McLaughlin, R (6, 1)					0-3 K					0	0	0	0	0	0	0						
Jerry Davanon, R OBP: 0.426, SLG: 0.526 (8, PH)										0	1	0	0	1	0	0						
Joe Sambito, L (8, 1)										0	0	0	0	0	0	0						
<b>Inning Stats</b>	R: 0 E: 0 K: 0 S: 4	H: 1 LOB: 1 BB: 0 P: 4	R: 0 E: 0 K: 0 S: 3	H: 0 LOB: 1 BB: 1 P: 7	R: 0 E: 0 K: 2 S: 7	H: 0 LOB: 0 BB: 0 P: 7	R: 0 E: 0 K: 1 S: 6	H: 1 LOB: 1 BB: 0 P: 6	R: 0 E: 0 K: 1 S: 5	H: 0 LOB: 0 BB: 0 P: 5	R: 0 E: 0 K: 0 S: 5	H: 2 LOB: 2 BB: 0 P: 5	R: 0 E: 0 K: 1 S: 5	H: 0 LOB: 0 BB: 0 P: 5	R: 1 E: 0 K: 1 S: 6	H: 1 LOB: 1 BB: 1 P: 10	R: 0 E: 0 K: 0 S: 3	H: 0 LOB: 0 BB: 0 P: 3	1B: 3 2B: 2 3B: 0 HR: 0	SF: 0 SAC: 0 DP: 0 HBP: 0	WP: 0 PB: 0 SB: 0 CS: 0	PA: 34
<b>PITCHER</b> Steve Carlton, L ERA: 3.08 (1, 1)	IP: 9.0 WLS: W BF: 34 H: 5 R: 1 ER: 1 SO: 6 BB: 2 IBB: 0 HBP: 0 BLK: 0 WP: 0 HR: 0 S: 44 P: 52 ERA: 1.00 WHIP: 0.778															<b>PITCHER</b>	IP: 9.0 WLS: W BF: 34 H: 5 R: 1 ER: 1 SO: 6 BB: 2 IBB: 0 HBP: 0 BLK: 0 WP: 0 HR: 0 S: 44 P: 52 ERA: 1.00 WHIP: 0.778					

AB	32
R	1
H	5
RBI	1
BB	2
SO	6
LOB	9



Batter	1	2	3	4	5	6	7	8	9	AB	R	H	RBI	BB	SO	LOB	BOTTOM					
Dave Cash, R OBP: 0.338, SLG: 0.354 (1, 4)	0-0 F9	0-0 FC4-6		0-0 FC3-6 1B		0-0 1B G3 1B		0-0 1B		5	0	3	0	0	0	2	<b>Houston Astros @ Philadelphia Phillies</b> Veterans Stadium, Philadelphia, PA Thu Aug 19 1976, 7:05 PM EDT Att: 35,605 - Unknown					
Larry Bowa, S OBP: 0.302, SLG: 0.309 (1, 6)	0-0 F9	0-0 F8		0-0 FC3-6 K		0-0 G3		0-0 G6-4-3 1B		5	0	1	1	0	0	6						
Mike Schmidt, R OBP: 0.392, SLG: 0.570 (1, 5)	0-0 HR		0-0 5-3	0-3 K		0-0 FC6-4 1B		0-0 G6-4-3		5	1	2	2	0	1	4						
Greg Luzinski, R OBP: 0.366, SLG: 0.501 (1, 7)	0-0 HR 1B		0-0 1B 1B		0-0 6-3	0-0 FC6-4				4	2	2	0	0	0	2						
Jay Johnstone, L OBP: 0.395, SLG: 0.494 (1, 9)	0-0 1H HR		0-0 1B 1B		0-0 F9 2B		0-0 G6-4-3 1B			4	2	4	2	0	0	0						
Gary Maddox, R OBP: 0.376, SLG: 0.458 (1, 8)	0-0 F8		0-0 F8		0-0 F9		0-0 G6-4-3			4	0	0	0	0	0	4						
Bob Boone, R OBP: 0.377, SLG: 0.424 (1, 3)		0-0 6-3		0-0 1B			0-3 K			4	0	2	2	0	1	0						
Tom Hutton, L OBP: 0.350, SLG: 0.295 (8, 3)			1-2 2H 1B		0-0 2B					0	0	0	0	0	0	0						
Tim McCarver, L OBP: 0.420, SLG: 0.418 (1, 2)		4-0 FC4-6 CI BB		0-0 F7		0-0 4-3		0-0 1B 1B		3	1	1	0	1	0	2						
Steve Carlton, L OBP: 0.206, SLG: 0.182 (1, 1)		0-1 CI FC4-6		0-0 FC3-6 1B		0-0 G3 1B 1B		0-3 K		3	1	2	0	0	1	1						
<b>Inning Stats</b>	R: 3 E: 0 K: 0 S: 6	H: 3 LOB: 0 BB: 0 P: 6	R: 0 E: 1 K: 0 S: 4	H: 0 LOB: 2 BB: 1 P: 8	R: 1 E: 0 K: 0 S: 6	H: 3 LOB: 0 BB: 0 P: 6	R: 0 E: 0 K: 1 S: 6	H: 2 LOB: 1 BB: 0 P: 6	R: 1 E: 0 K: 0 S: 4	H: 2 LOB: 1 BB: 0 P: 4	R: 1 E: 0 K: 0 S: 6	H: 3 LOB: 2 BB: 0 P: 6	R: 0 E: 0 K: 1 S: 5	H: 1 LOB: 0 BB: 0 P: 5	R: 1 E: 0 K: 1 S: 7	H: 3 LOB: 1 BB: 0 P: 7	R: 0 E: 0 K: 0 S: 3	H: 1 LOB: 1 BB: 0 P: 7	1B: 13 2B: 2 3B: 0 HR: 2	SF: 0 SAC: 0 DP: 2 HBP: 0	WP: 0 PB: 0 SB: 0 CS: 0	PA: 39
<b>PITCHER</b> Joaquin Andujar, R ERA: 3.97 (1, 1)	IP: 5.0 WLS: L BF: 25 H: 10 R: 5 ER: 5 SO: 1 BB: 1 IBB: 0 HBP: 0 BLK: 0 WP: 0 HR: 2 S: 26 P: 30 ERA: 9.00 WHIP: 2.200															<b>PITCHER</b>	IP: 5.0 WLS: L BF: 25 H: 10 R: 5 ER: 5 SO: 1 BB: 1 IBB: 0 HBP: 0 BLK: 0 WP: 0 HR: 2 S: 26 P: 30 ERA: 9.00 WHIP: 2.200					
Bo McLaughlin, R ERA: 3.24 (6, 1)	2.0 9 4 1 1 1 0 0 0 0 0 0 11 11 4.50 2.000															<b>PITCHER</b>	2.0 9 4 1 1 1 0 0 0 0 0 0 11 11 4.50 2.000					
Joe Sambito, L ERA: 4.09 (8, 1)	1.0 5 3 1 1 1 0 0 0 0 0 0 7 7 9.00 3.000															<b>PITCHER</b>	1.0 5 3 1 1 1 0 0 0 0 0 0 7 7 9.00 3.000					

AB	37
R	7
H	17
RBI	7
BB	1
SO	3
LOB	21









Batter	1	2	3	4	5	6	7	8	9	AB	R	H	RBI	BB	SO	LOB	TOP										
<b>Wilbur Howard, S</b> OBP: 0.243, SLG: 0.297 (1, 9)	0-0 4-3		0-0 6-3		0-0 L4			0-0 5-3		4	0	0	0	0	0	1	<b>Houston Astros @ Philadelphia Phillies</b> Veterans Stadium, Philadelphia, PA Sat Aug 21 1976, 7:05 PM EDT Att: 37,756 - Unknown										
<b>Enos Cabell, R</b> OBP: 0.311, SLG: 0.336 <b>Rob Andrews, R</b> OBP: 0.322, SLG: 0.309 (1, 5) (6, 4)	0-0 F9			0-0 F9		0-0 FC5-2 1B		0-3 K		3	0	1	0	0	0	0											
<b>Cesar Cedeno, R</b> OBP: 0.356, SLG: 0.464 (1, 8)	0-0 F9			0-0 4-3		0-0 4-3		0-3 K		4	0	0	0	0	1	1											
<b>Bob Watson, R</b> OBP: 0.368, SLG: 0.446 (1, 3)		0-0 L8		0-0 5-3		0-0 FC5-2		0-0 F9		4	0	0	0	0	0	1											
<b>Leon Roberts, R</b> OBP: 0.364, SLG: 0.458 (1, 7)		0-0 F6			4-0 2B BB	0-3 K		0-3 F7		3	1	0	0	1	1	1											
<b>Cliff Johnson, R</b> OBP: 0.352, SLG: 0.380 (1, 2)		0-0 HR			0-3 K		0-0 F8		0-0 F9		4	1	1	1	0	1											
<b>Jerry Davanon, R</b> OBP: 0.421, SLG: 0.523 (6, 5)		0-0 G3			0-0 2B					3	1	2	1	0	0	0											
<b>Roger Metzger, S</b> OBP: 0.308, SLG: 0.292 (1, 6)			0-0 5-3		0-0 2B			0-0 F7		3	1	1	1	0	0	1											
<b>J.R. Richard, R</b> OBP: 0.123, SLG: 0.128 (7, PH) <b>Jose Cruz, L</b> OBP: 0.388, SLG: 0.401 <b>Gene Pentz, R</b> OBP: 0.400, SLG: 0.250 <b>Joe Sambito, L</b> (7, 1)			0-3 K		0-0 2B		0-0 4-3			2	0	1	1	0	1	0											
<b>Inning Stats</b>	R: 0 E: 0 K: 0 S: 3	H: 0 LOB: 0 BB: 0 P: 3	R: 1 E: 0 K: 0 S: 4	H: 1 LOB: 0 BB: 0 P: 4	R: 0 E: 0 K: 1 S: 5	H: 0 LOB: 0 BB: 0 P: 5	R: 0 E: 0 K: 0 S: 3	H: 0 LOB: 0 BB: 0 P: 3	R: 3 E: 0 K: 1 S: 7	H: 3 LOB: 0 BB: 1 P: 11	R: 0 E: 0 K: 1 S: 6	H: 1 LOB: 1 BB: 0 P: 6	R: 0 E: 0 K: 0 S: 4	H: 1 LOB: 1 BB: 0 P: 4	R: 0 E: 0 K: 2 S: 7	H: 0 LOB: 0 BB: 0 P: 7		R: 0 E: 0 K: 0 S: 3	H: 0 LOB: 0 BB: 0 P: 3	1B: 3 2B: 3 3B: 0 HR: 1	SF: 0 SAC: 0 DP: 1 HBP: 0	WP: 0 PB: 0 SB: 1 CS: 0	PA: 33				
<b>PITCHER</b>	IP	WLS	BF	H	R	ER	SO	BB	IBB	HBP	BLK	WP	HR	S	P	ERA	WHIP										
<b>Jim Kaat, L</b> ERA: 3.28 <b>Larry Christenson, R</b> ERA: 4.1 <b>Ron Reed, R</b> ERA: 2.55	(1, 1) (6, 1) (7, 1)	5.0 1.0 3.0	W 4 S	19 4 10	4 1 0	4 0 0	2 1 0	1 0 0	0 0 0	0 0 0	0 0 0	0 0 0	1 0 0	22 6 14	26 6 14	7.20 0.00 0.00	1.000 1.000 0.333										

Batter	1	2	3	4	5	6	7	8	9	AB	R	H	RBI	BB	SO	LOB	BOTTOM										
<b>Dave Cash, R</b> OBP: 0.336, SLG: 0.352 (1, 4)	0-0 F9		0-0 F8		0-0 BB 1B FC3-6 1B	0-0 6-3		0-0 CS 1B		5	1	2	1	0	0	0	<b>Houston Astros @ Philadelphia Phillies</b> Veterans Stadium, Philadelphia, PA Sat Aug 21 1976, 7:05 PM EDT Att: 37,756 - Unknown										
<b>Larry Bowa, S</b> OBP: 0.298, SLG: 0.305 (1, 6)	0-0 F8		0-0 F9		0-0 FC3-6 1B 2-3 1B	0-0 4-3		0-0 F9		5	1	1	0	0	0	1											
<b>Mike Schmidt, R</b> OBP: 0.389, SLG: 0.564 (1, 5)	0-0 F7			4-0 1B 2B BB	0-3 K		0-0 E5 1B 1B	0-0 2B		4	2	1	0	1	1	3											
<b>Greg Luzinski, R</b> OBP: 0.370, SLG: 0.508 <b>Jerry Martin, R</b> OBP: 0.319, SLG: 0.343 (1, 7) (8, 7)		0-0 F8		0-0 2B 1B	4-0 FC3-6 BB	0-0 L5	0-0 5-3			3	0	1	1	1	0	1											
<b>Jay Johnstone, L</b> OBP: 0.398, SLG: 0.497 (1, 9)		0-0 1B 1B		0-0 1B 2B	0-0 FC3-6 1B E	0-0 BB 1B		0-0 5-3		4	1	3	2	0	0	2											
<b>Gary Maddox, R</b> OBP: 0.378, SLG: 0.459 (1, 8)		0-0 S 1B		0-0 P4 2B	0-0 E9 1B	0-0 BB 1B		0-0 FC5-2 1B		4	0	3	2	0	0	2											
<b>Bob Boone, R</b> OBP: 0.375, SLG: 0.423 (1, 2)		0-0 5-3		0-3 K	0-3 K		4-0 FC5-2 BB		0-0 FC5-2 BB	3	0	0	0	1	2	5											
<b>Bobby Tolan, L</b> OBP: 0.262, SLG: 0.335 (1, 3)		0-0 3-1		0-0 P6		0-0 SH4-3 6-3 1B	0-0 FC5-2		0-0 FC5-2	4	1	1	0	0	0	7											
<b>Jim Kaat, L</b> OBP: 0.191, SLG: 0.262 <b>Tom Hutton, L</b> OBP: 0.356, SLG: 0.302 <b>Larry Christenson, R</b> OBP: 0.290, SLG: 0.237 <b>Tony Taylor, R</b> OBP: 0.250, SLG: 0.100 <b>Ron Reed, R</b> OBP: 0.143, SLG: 0.190 (1, 1) (6, PH) (6, 1) (6, PH) (7, 1)			0-3 K		0-0 1B BB 1B	0-0 SH4-3	0-0 P4		0-0 P4	1	0	0	0	0	1	0											
<b>Inning Stats</b>	R: 0 E: 0 K: 0 S: 3	H: 0 LOB: 0 BB: 0 P: 3	R: 0 E: 0 K: 0 S: 5	H: 2 LOB: 2 BB: 0 P: 5	R: 0 E: 0 K: 1 S: 5	H: 0 LOB: 0 BB: 0 P: 5	R: 1 E: 0 K: 1 S: 7	H: 2 LOB: 2 BB: 1 P: 11	R: 4 E: 1 K: 2 S: 11	H: 4 LOB: 1 BB: 1 P: 15	R: 1 E: 0 K: 0 S: 4	H: 1 LOB: 0 BB: 0 P: 4	R: 1 E: 1 K: 0 S: 6	H: 2 LOB: 3 BB: 1 P: 10	R: 0 E: 0 K: 0 S: 4	H: 2 LOB: 1 BB: 0 P: 4		1B: 11 2B: 2 3B: 0 HR: 0	SF: 0 SAC: 1 DP: 0 HBP: 0	WP: 0 PB: 0 SB: 2 CS: 1	PA: 40						
<b>PITCHER</b>	IP	WLS	BF	H	R	ER	SO	BB	IBB	HBP	BLK	WP	HR	S	P	ERA	WHIP										
<b>J.R. Richard, R</b> ERA: 2.58 <b>Gene Pentz, R</b> ERA: 2.99 <b>Joe Sambito, L</b> ERA: 3.8	(1, 1) (7, 1) (7, 1)	6.0 0.1 1.2	L	29 5 6	6 2 0	5 1 0	4 0 0	2 1 0	0 0 0	0 0 0	0 0 0	0 0 0	4 4 6	35 8 6	43 8 6	7.50 0.00 0.00	1.833 9.000 1.200										



Batter	1	2	3	4	5	6	7	8	9	AB	R	H	RBI	BB	SO	LOB	TOP			
<b>Rob Andrews, R</b> (1, 4) OBP: 0.321, SLG: 0.308										4	0	1	0	0	0	1	<b>Houston Astros @ Philadelphia Phillies</b> Veterans Stadium, Philadelphia, PA Sun Aug 22 1976, 3:33 AM EDT Att: 43,513 - Unknown			
<b>Jose Cruz, L</b> (1, 9) OBP: 0.387, SLG: 0.408										4	1	1	1	0	2	1				
<b>Cesar Cedeno, R</b> (1, 8) OBP: 0.353, SLG: 0.460										4	0	0	0	0	0	1				
<b>Bob Watson, R</b> (1, 3) OBP: 0.365, SLG: 0.443										4	0	0	0	0	0	0				
<b>Leon Roberts, R</b> (1, 7) OBP: 0.367, SLG: 0.459											4	0	2	0	0	0				
<b>Jerry Davanon, R</b> (1, 5) OBP: 0.430, SLG: 0.522										2	0	1	0	1	0	1				
<b>Ed Herrmann, L</b> (1, 2) OBP: 0.293, SLG: 0.317										3	0	0	0	0	2	4				
<b>Roger Metzger, S</b> (1, 6) OBP: 0.306, SLG: 0.289										3	0	0	0	0	2	1				
<b>Larry Dierker, R</b> (1, 1) OBP: 0.102, SLG: 0.105										1	0	0	0	0	1	0				
<b>Inning Stats</b>	R: 0 E: 0 K: 1 S: 5	H: 1 LOB: 0 BB: 0 P: 5	R: 0 E: 0 K: 1 S: 5	H: 0 LOB: 1 BB: 1 P: 9	R: 0 E: 0 K: 1 S: 5	H: 0 LOB: 0 BB: 0 P: 5	R: 1 E: 0 K: 1 S: 8	H: 3 LOB: 0 BB: 0 P: 8	R: 0 E: 0 K: 0 S: 3	H: 0 LOB: 1 BB: 1 P: 8	R: 0 E: 0 K: 1 S: 6	H: 1 LOB: 0 BB: 0 P: 6	R: 0 E: 0 K: 1 S: 5	H: 0 LOB: 0 BB: 0 P: 5	R: 0 E: 0 K: 0 S: 3	H: 0 LOB: 0 BB: 0 P: 3		1B: 4 2B: 0 3B: 0 HR: 1	SF: 0 SAC: 0 DP: 2 HBP: 0	WP: 0 PB: 0 SB: 0 CS: 0
<b>PITCHER</b> <b>Tom Underwood, L</b> (1, 1) ERA: 3.28	IP: 9.0 WLS: W BF: 32 H: 5 R: 1 ER: 1 SO: 7 BB: 2 IBB: 0 HBP: 0 BLK: 0 WP: 0 HR: 1 S: 44 P: 52 ERA: 1.00 WHIP: 0.778																			

Batter	1	2	3	4	5	6	7	8	9	AB	R	H	RBI	BB	SO	LOB	BOTTOM			
<b>Dave Cash, R</b> (1, 4) OBP: 0.335, SLG: 0.350										3	0	0	0	1	1	2	<b>Houston Astros @ Philadelphia Phillies</b> Veterans Stadium, Philadelphia, PA Sun Aug 22 1976, 3:33 AM EDT Att: 43,513 - Unknown			
<b>Larry Bowa, S</b> (1, 6) OBP: 0.298, SLG: 0.304										4	1	1	0	0	0	2				
<b>Garry Maddox, R</b> (1, 8) OBP: 0.379, SLG: 0.459										4	1	2	0	0	0	1				
<b>Greg Luzinski, R</b> (1, 7) OBP: 0.369, SLG: 0.505										3	0	0	0	1	0	1				
<b>Jerry Martin, R</b> (8, 7) OBP: 0.319, SLG: 0.343										0	0	0	0	0	0	0				
<b>Jay Johnstone, L</b> (1, 9) OBP: 0.399, SLG: 0.502										3	1	1	0	1	0	0				
<b>Bob Boone, R</b> (1, 2) OBP: 0.376, SLG: 0.430										3	1	2	1	0	0	0				
<b>Bobby Tolan, L</b> (1, 3) OBP: 0.267, SLG: 0.339										4	1	2	0	0	0	2				
<b>Terry Harmon, R</b> (1, 5) OBP: 0.356, SLG: 0.429										4	0	1	1	0	2	2				
<b>Tom Underwood, R</b> (1, 1) OBP: 0.167, SLG: 0.118										4	0	1	0	0	1	3				
<b>Inning Stats</b>	R: 0 E: 0 K: 0 S: 2	H: 0 LOB: 1 BB: 1 P: 6	R: 3 E: 1 K: 1 S: 9	H: 4 LOB: 1 BB: 0 P: 9	R: 1 E: 0 K: 0 S: 4	H: 1 LOB: 2 BB: 2 P: 12	R: 0 E: 0 K: 1 S: 6	H: 1 LOB: 0 BB: 0 P: 6	R: 1 E: 1 K: 0 S: 4	H: 1 LOB: 0 BB: 0 P: 4	R: 0 E: 0 K: 0 S: 3	H: 0 LOB: 0 BB: 0 P: 3	R: 0 E: 0 K: 1 S: 6	H: 1 LOB: 1 BB: 0 P: 6	R: 0 E: 0 K: 1 S: 7	H: 2 LOB: 2 BB: 0 P: 7	1B: 7 2B: 3 3B: 1 HR: 0	SF: 1 SAC: 0 DP: 1 HBP: 0	WP: 1 PB: 0 SB: 2 CS: 0	PA: 36
<b>PITCHER</b> <b>Larry Dierker, R</b> (1, 1) ERA: 3.77	IP: 2.1 WLS: L BF: 14 H: 5 R: 4 ER: 3 SO: 1 BB: 3 IBB: 0 HBP: 0 BLK: 1 WP: 1 HR: 0 S: 13 P: 25 ERA: 11.57 WHIP: 3.429																			
<b>Bo McLaughlin, R</b> (3, 1) ERA: 3.69	IP: 1.2 WLS: L BF: 6 H: 1 R: 0 ER: 0 SO: 1 BB: 0 IBB: 0 HBP: 0 BLK: 0 WP: 0 HR: 0 S: 8 P: 8 ERA: 0.00 WHIP: 0.600																			
<b>Joe Niekro, R</b> (5, 1) ERA: 3.61	IP: 3.0 WLS: L BF: 11 H: 2 R: 1 ER: 1 SO: 1 BB: 0 IBB: 0 HBP: 0 BLK: 0 WP: 0 HR: 0 S: 13 P: 13 ERA: 3.00 WHIP: 0.667																			
<b>Gilberto Rondon, R</b> (8, 1) ERA: 5.81	IP: 1.0 WLS: L BF: 5 H: 2 R: 0 ER: 0 SO: 1 BB: 0 IBB: 0 HBP: 0 BLK: 0 WP: 0 HR: 0 S: 7 P: 7 ERA: 0.00 WHIP: 2.000																			







Batter	1	2	3	4	5	6	7	8	9	AB	R	H	RBI	BB	SO	LOB	TOP					
Jerry Davanon, R (1.4) OBP: 0.409, SLG: 0.487	0-0 6-3		0-0 4-3		0-0 5-3			0-0 1-2 1B		4	0	1	0	0	0	1						
Enos Cabell, R (1.5) OBP: 0.398, SLG: 0.331	0-0 L8		0-0 5-3			0-0 5-3		0-0 F8		4	0	0	0	0	0	2						
Cesar Cedeno, R (1.8) OBP: 0.354, SLG: 0.465	0-0 6-3			0-0 F9 S 1B		0-0 HR		0-0 F8		4	1	2	1	0	0	2						
Bob Watson, R (1.3) OBP: 0.365, SLG: 0.443		0-0 1B 1B		0-3 K		0-3 K		0-0 F7		4	0	1	0	0	2	3						
Jose Cruz, L (1.9) OBP: 0.388, SLG: 0.407		0-0 WP 1-3 1B		0-0 F9		0-0 F7			0-0 L9	4	0	1	0	0	0	1						
Leon Roberts, R (1.7) OBP: 0.363, SLG: 0.448		0-0 6-3		0-0 4-3			0-0 6-3		0-0 5-3	4	0	0	0	0	0	2						
Ed Herrmann, L (1.2) OBP: 0.295, SLG: 0.313		4-0 BB			0-0 G3		0-0 F7		0-0 1-3	3	0	0	0	1	0	0						
Roger Metzger, S (1.6) OBP: 0.303, SLG: 0.285		0-0 4-3			0-0 F7		0-3 K			3	0	0	0	0	1	2						
Dan Larson, R (1.1) OBP: 0.333, SLG: 0.400 (3, PH)			0-3 K					0-0 F8 1B		0	0	0	0	0	0	0						
Greg Gross, L (3, PH) OBP: 0.350, SLG: 0.350										1	0	0	0	0	1	0						
Joe Niekro, R (3, 1) OBP: 0.214, SLG: 0.370										1	0	1	0	0	0	0						
Wilbur Howard, S (8, PH) OBP: 0.247, SLG: 0.301										1	0	1	0	0	0	0						
Gilberto Rondon, R (8, 1) OBP: 0.295, SLG: 0.286										0	0	0	0	0	0	0						
<b>Inning Stats</b>	R: 0 E: 0 K: 0 S: 3	H: 0 LOB: 0 BB: 0 P: 3	R: 0 E: 0 K: 0 S: 4	H: 2 LOB: 2 BB: 1 P: 8	R: 0 E: 0 K: 1 S: 5	H: 0 LOB: 0 BB: 0 P: 5	R: 0 E: 0 K: 1 S: 6	H: 1 LOB: 1 BB: 0 P: 6	R: 0 E: 0 K: 0 S: 4	H: 1 LOB: 1 BB: 0 P: 4	R: 1 E: 0 K: 1 S: 6	H: 1 LOB: 0 BB: 0 P: 6	R: 0 E: 0 K: 1 S: 5	H: 0 LOB: 0 BB: 0 P: 5	R: 0 E: 0 K: 0 S: 5	H: 2 LOB: 2 BB: 0 P: 5	R: 0 E: 0 K: 0 S: 3	H: 0 LOB: 0 BB: 0 P: 3	1B: 5 2B: 1 3B: 0 HR: 1	SF: 0 SAC: 0 DP: 0 HBP: 0	WP: 1 PB: 0 SB: 1 CS: 0	PA: 34
<b>PITCHER</b>	IP WLS BF H R ER SO BB IBB HBP BLK WP HR S P ERA WHIP	IP WLS BF H R ER SO BB IBB HBP BLK WP HR S P ERA WHIP																				
Ray Burris, R (1.1) ERA: 3.35	9.0 W 34 7 1 1 4 1 0 0 0 1 1 41 45 1.00 0.889																					

Houston Astros @ Chicago Cubs  
Wrigley Field, Chicago, IL  
Wed Aug 25 1976, 3:33 AM CDT  
Att: 8,770 - Overcast - 76 F

AB	33
R	1
H	7
RBI	1
BB	1
SO	4
LOB	13



Batter	1	2	3	4	5	6	7	8	9	AB	R	H	RBI	BB	SO	LOB	BOTTOM			
Rick Monday, L (1.3) OBP: 0.347, SLG: 0.493	0-0 E3 HR	4-0 1B 2B BB		0-0 F7		0-0 1B		0-0 1B		4	2	2	0	1	0	0				
Jose Cardenal, R (1.7) OBP: 0.336, SLG: 0.406	0-0 F9	0-0 1-2 2H 2B 1B			0-0 F7	0-0 P5		0-0 F8		5	1	1	1	0	0	3				
Bill Madlock, R (1.5) OBP: 0.409, SLG: 0.508	0-0 2H HR	0-0 1H 2H 2B			0-0 5-3		0-0 L7			4	1	2	4	0	0	0				
Joe Wallis, S (1.8) OBP: 0.302, SLG: 0.354	0-0 F5	0-0 4-3			0-0 BB BB 1B		0-0 1B		0-0 1B	4	0	2	0	0	0	1				
Ralph LaCock, L (1.9) OBP: 0.333, SLG: 0.376	0-0 3B		0-0 P6		4-0 BB BB		0-0 1-2 1B		0-0 1B	3	0	2	0	1	0	0				
Manny Trillo, R (1.4) OBP: 0.308, SLG: 0.326	0-0 F5		0-0 1-3		4-0 1-2 2-3 BB		0-0 L8			3	0	0	0	1	0	3				
George Mitterwald, R (1.2) OBP: 0.245, SLG: 0.304		0-3 K	0-3 K		0-3 K		0-0 6-3			4	0	0	0	0	3	5				
Mick Kelleher, R (1.6) OBP: 0.269, SLG: 0.279		0-0 SH1 1B		0-0 4-3		0-0 L7		0-0 F4		4	1	1	0	0	0	0				
Ray Burris, R (1.1) OBP: 0.129, SLG: 0.115		0-0 SH1		0-0 F9		0-0 5-3		0-3 K		3	0	0	0	0	1	0				
<b>Inning Stats</b>	R: 2 E: 1 K: 0 S: 6	H: 2 LOB: 1 BB: 0 P: 6	R: 3 E: 0 K: 1 S: 8	H: 3 LOB: 1 BB: 1 P: 12	R: 0 E: 0 K: 1 S: 5	H: 0 LOB: 0 BB: 0 P: 5	R: 0 E: 0 K: 0 S: 3	H: 0 LOB: 0 BB: 0 P: 3	R: 0 E: 0 K: 0 S: 4	H: 1 LOB: 3 BB: 2 P: 14	R: 0 E: 0 K: 0 S: 4	H: 1 LOB: 1 BB: 0 P: 4	R: 0 E: 0 K: 0 S: 5	H: 2 LOB: 2 BB: 0 P: 5	R: 0 E: 0 K: 1 S: 6	H: 1 LOB: 1 BB: 0 P: 6	1B: 7 2B: 1 3B: 1 HR: 1	SF: 0 SAC: 1 DP: 0 HBP: 0	WP: 0 PB: 0 SB: 0 CS: 0	PA: 38
<b>PITCHER</b>	IP WLS BF H R ER SO BB IBB HBP BLK WP HR S P ERA WHIP	IP WLS BF H R ER SO BB IBB HBP BLK WP HR S P ERA WHIP																		
Dan Larson, R (1.1) ERA: 3.36	2.0 L 13 4 0 0 2 2 0 0 0 0 0 23 31 0.00 1.200																			
Joe Niekro, R (3, 1) ERA: 3.45	5.0 4 0 0 2 2 0 0 0 0 0 0 6 6 0.00 1.000																			
Gilberto Rondon, R (8, 1) ERA: 5.69	1.0 4 1 0 0 1 0 0 0 0 0 0 6 6 0.00 1.000																			

Houston Astros @ Chicago Cubs  
Wrigley Field, Chicago, IL  
Wed Aug 25 1976, 3:33 AM CDT  
Att: 8,770 - Overcast - 76 F

AB	34
R	5
H	10
RBI	5
BB	3
SO	4
LOB	12





Batter	1	2	3	4	5	6	7	8	9	AB	R	H	RBI	BB	SO	LOB	TOP				
Jerry Davanon, R OBP: 0.419, SLG: 0.488 (1, 4)										4	1	2	0	1	1	1					
Enos Cabell, R OBP: 0.306, SLG: 0.330 (1, 5)										5	1	1	0	0	1	3					
Cesar Cedeno, R OBP: 0.355, SLG: 0.470 (1, 8)										4	1	2	2	0	0	2					
Bob Watson, R OBP: 0.364, SLG: 0.443 (1, 3)										4	0	1	1	0	1	2					
Jose Cruz, L OBP: 0.387, SLG: 0.414 (1, 9)										4	1	1	1	0	0	2					
Leon Roberts, R OBP: 0.381, SLG: 0.444 Wilbur Howard, S OBP: 0.247, SLG: 0.301 (1, 7) (8, 7)										4	0	1	0	0	1	2					
Ed Herrmann, L OBP: 0.291, SLG: 0.308 (1, 2)										4	0	0	0	0	0	2					
Roger Metzger, S OBP: 0.301, SLG: 0.282 (1, 6)										4	0	0	0	0	1	1					
J.R. Richard, R OBP: 0.141, SLG: 0.183 Ken Forsch, R OBP: 0.182, SLG: 0.100 (1, 1) (9, 1)										4	1	2	1	0	2	0					
<b>Inning Stats</b>	R: 3 E: 0 K: 0 S: 7	H: 4 LOB: 1 BB: 0 P: 7	R: 1 E: 0 K: 1 S: 6	H: 1 LOB: 0 BB: 0 P: 6	R: 0 E: 0 K: 0 S: 4	H: 1 LOB: 1 BB: 0 P: 4	R: 0 E: 0 K: 1 S: 5	H: 0 LOB: 0 BB: 0 P: 5	R: 0 E: 0 K: 0 S: 4	H: 1 LOB: 1 BB: 0 P: 4	R: 0 E: 0 K: 1 S: 5	H: 0 LOB: 1 BB: 1 P: 9	R: 1 E: 0 K: 2 S: 8	H: 1 LOB: 0 BB: 0 P: 8	R: 0 E: 0 K: 1 S: 6	H: 1 LOB: 1 BB: 0 P: 6	1B: 6 2B: 1 3B: 1 HR: 2	SF: 0 SAC: 0 DP: 0 HBP: 0	WP: 0 PB: 0 SB: 0 CS: 0	PA: 38	
<b>PITCHER</b>	IP	WLS	BF	H	R	ER	SO	BB	IBB	HBP	BLK	WP	HR	S	P	ERA	WHIP				
Rick Reuschel, R ERA: 3.63 (1, 1)	6.0	L	26	8	4	4	3	0	0	0	0	0	1	32	32	6.00	1.333				
Paul Reuschel, R ERA: 4.57 (7, 1)	2.0		8	1	1	1	3	1	0	0	0	0	1	13	17	4.50	1.000				
Darold Knowles, L ERA: 2.98 (9, 1)	1.0		4	1	0	0	1	0	0	0	0	0	0	6	6	0.00	1.000				

Houston Astros @ Chicago Cubs  
Wrigley Field, Chicago, IL  
Thu Aug 26 1976, 3:33 AM CDT  
Att: 6,653 - Sunny - 83 F

AB	37
R	5
H	10
RBI	5
BB	1
SO	7
LOB	15



Batter	1	2	3	4	5	6	7	8	9	AB	R	H	RBI	BB	SO	LOB	BOTTOM					
Rick Monday, L OBP: 0.349, SLG: 0.502 (1, 3)										4	1	2	1	0	1	1						
Jose Cardenal, R OBP: 0.333, SLG: 0.402 Darold Knowles, L OBP: 0.444, SLG: 0.167 (1, 7) (9, 1)										4	0	0	0	0	0	1						
Bill Madlock, R OBP: 0.411, SLG: 0.515 Dave Roselle, R OBP: 0.358, SLG: 0.288 Champ Summers, L OBP: 0.290, SLG: 0.295 (1, 5) (7, 6) (9, PH)										2	1	1	1	0	0	0						
Joe Wallis, S OBP: 0.298, SLG: 0.348 (1, 8)										4	0	0	0	0	1	2						
Jerry Morales, R OBP: 0.318, SLG: 0.403 (1, 9)										4	0	1	1	0	1	0						
Manny Trillo, R OBP: 0.305, SLG: 0.323 (1, 4)										4	0	0	0	0	0	1						
George Mitterwald, R OBP: 0.241, SLG: 0.298 (1, 2)										4	0	0	0	0	2	1						
Mick Kelleher, R OBP: 0.265, SLG: 0.276 (1, 6) (7, 5)										3	0	0	0	0	1	0						
Rick Reuschel, R OBP: 0.299, SLG: 0.262 Larry Bittner, L OBP: 0.255, SLG: 0.272 Paul Reuschel, R OBP: 0.200, SLG: 0.154 Ralph LaCock, L OBP: 0.332, SLG: 0.374 (1, 1) (6, PH) (7, 1) (8, PH) (9, 7)										1	0	1	0	0	0	0						
<b>Inning Stats</b>	R: 0 E: 0 K: 0 S: 3	H: 0 LOB: 0 BB: 0 P: 3	R: 0 E: 0 K: 0 S: 3	H: 0 LOB: 0 BB: 0 P: 3	R: 0 E: 0 K: 1 S: 6	H: 1 LOB: 1 BB: 0 P: 6	R: 1 E: 0 K: 2 S: 8	H: 1 LOB: 0 BB: 0 P: 8	R: 0 E: 0 K: 2 S: 7	H: 0 LOB: 0 BB: 0 P: 7	R: 1 E: 0 K: 0 S: 4	H: 1 LOB: 1 BB: 0 P: 5	R: 0 E: 0 K: 1 S: 5	H: 0 LOB: 0 BB: 0 P: 5	R: 0 E: 0 K: 0 S: 4	H: 1 LOB: 1 BB: 0 P: 4	R: 1 E: 0 K: 0 S: 5	H: 2 LOB: 1 BB: 0 P: 5	1B: 2 2B: 2 3B: 0 HR: 2	SF: 0 SAC: 0 DP: 0 HBP: 1	WP: 0 PB: 0 SB: 0 CS: 0	PA: 34
<b>PITCHER</b>	IP	WLS	BF	H	R	ER	SO	BB	IBB	HBP	BLK	WP	HR	S	P	ERA	WHIP					
J.R. Richard, R ERA: 2.6 (1, 1)	8.1	W	31	5	3	3	6	0	0	1	0	0	0	42	43	3.24	0.600					
Ken Forsch, R ERA: 2.33 (9, 1)	0.2	S	3	1	0	0	0	0	0	0	0	0	0	3	3	0.00	1.500					

Houston Astros @ Chicago Cubs  
Wrigley Field, Chicago, IL  
Thu Aug 26 1976, 3:33 AM CDT  
Att: 6,653 - Sunny - 83 F

AB	33
R	3
H	6
RBI	3
BB	0
SO	6
LOB	6





Batter	1	2	3	4	5	6	7	8	9	AB	R	H	RBI	BB	SO	LOB	TOP					
Jerry Mumphrey, S (1, 8) OBP: 0.341, SLG: 0.341	0-0 3-1 2B		4-0 CS BB			0-0 F7		0-0 4-3		3	0	1	0	1	0	0						
Gary Templeton, S (1, 6) OBP: 0.319, SLG: 0.317	0-3 K		0-0 CS	0-0 F8		0-0 PB 1B		0-0 4-3		4	1	1	0	0	1	1						
Lou Brock, L (1, 7) OBP: 0.337, SLG: 0.369	0-0 3-1 2-3			0-3 K		0-0 S 1B		0-0 S 1B		4	0	2	1	0	1	1						
Ted Simmons, S (1, 2) OBP: 0.370, SLG: 0.393	0-0 P6			0-0 BB 1B		4-0 S 1B		0-0 4-3		3	0	1	0	1	0	2						
Willie Crawford, L (1, 9) OBP: 0.368, SLG: 0.474		0-0 F8		4-0 BB 1B		0-3 K		0-0 3-1		3	0	0	0	1	1	2						
Keith Hernandez, L (1, 3) OBP: 0.358, SLG: 0.378	0-0 4-3		0-0 BB	0-0 F7		0-0 4-3		0-0 F7		4	0	0	0	0	0	4						
Don Kessinger, S (1, 4) OBP: 0.323, SLG: 0.316	0-0 G3				0-0 F8		0-0 F9		0-0 L4	4	0	0	0	0	0	0						
Hector Cruz, R (1, 5) OBP: 0.261, SLG: 0.319			0-0 5-3		0-0 5-3		0-0 5-3			3	0	0	0	0	0	0						
Eric Rasmussen, R (1, 1) OBP: 0.207, SLG: 0.185			0-0 4-3		0-0 5-3		0-3 K			2	0	0	0	0	0	0						
Vic Harris, S (7, PH) OBP: 0.278, SLG: 0.311										1	0	0	0	0	1	0						
Bill Greif, R (7, 1)										0	0	0	0	0	0	0						
Al Hrabosky, R (8, 1)										0	0	0	0	0	0	0						
<b>Inning Stats</b>	R: 0 E: 0 K: 1 S: 6	H: 1 LOB: 1 BB: 0 P: 6	R: 0 E: 0 K: 0 S: 3	H: 0 LOB: 0 BB: 0 P: 3	R: 0 E: 0 K: 0 S: 2	H: 0 LOB: 0 BB: 1 P: 6	R: 0 E: 0 K: 1 S: 6	H: 1 LOB: 2 BB: 1 P: 10	R: 0 E: 0 K: 0 S: 3	H: 0 LOB: 0 BB: 0 P: 3	R: 1 E: 0 K: 1 S: 7	H: 2 LOB: 2 BB: 1 P: 11	R: 0 E: 0 K: 1 S: 5	H: 0 LOB: 0 BB: 0 P: 5	R: 0 E: 0 K: 0 S: 4	H: 1 LOB: 1 BB: 0 P: 4	R: 0 E: 0 K: 0 S: 3	H: 0 LOB: 0 BB: 0 P: 3	1B: 4 2B: 1 3B: 0 HR: 0	SF: 0 SAC: 0 DP: 0 HBP: 0	WP: 0 PB: 1 SB: 2 CS: 1	PA: 35
<b>PITCHER</b> Bo McLaughlin, R (1, 1) ERA: 2.4	IP: 9.0 WLS: W BF: 34 H: 5 R: 1 ER: 0 SO: 4 BB: 3 IBB: 0 HBP: 0 BLK: 0 WP: 0 HR: 0 S: 39 P: 51 ERA: 0.00 WHIP: 0.889											<b>PITCHER</b>	IP: 9.0 WLS: W BF: 34 H: 5 R: 1 ER: 0 SO: 4 BB: 3 IBB: 0 HBP: 0 BLK: 0 WP: 0 HR: 0 S: 39 P: 51 ERA: 0.00 WHIP: 0.889									

St. Louis Cardinals @ Houston Astros  
Astrodome, Houston, TX  
Fri Aug 27 1976, 8:05 PM EDT  
Att: 10,229 - Dome

AB 31  
R 1  
H 5  
RBI 1  
BB 3  
SO 4  
LOB 10



Batter	1	2	3	4	5	6	7	8	9	AB	R	H	RBI	BB	SO	LOB	BOTTOM			
Greg Gross, L (1, 9) OBP: 0.378, SLG: 0.347	0-3 K		0-0 6-3		0-0 F7			0-0 SH5-4		3	0	0	0	0	1	0				
Enos Cabell, R (1, 5) OBP: 0.310, SLG: 0.332	0-0 CS 1B			0-0 S 2B 1B	0-0 F3		4-0 S BB			3	1	2	0	1	0	0				
Cesar Cedeno, R (1, 8) OBP: 0.355, SLG: 0.468	0-3 K			0-0 S 2B 1B		0-0 F8		0-0 F3		4	1	1	0	0	1	3				
Bob Watson, R (1, 3) OBP: 0.365, SLG: 0.444		0-0 F9		0-0 S 2B		0-0 F9		4-0 S IBB		3	0	1	2	1	0	0				
Jose Cruz, L (1, 7) OBP: 0.388, SLG: 0.414		0-0 F8 S 1B		4-0 S BB		0-0 F9		0-0 4-3		3	0	1	0	1	0	3				
Ed Herrmann, L (1, 2) OBP: 0.288, SLG: 0.304		0-0 F8 1-3		0-0 F3		0-0 F9				3	0	0	0	0	0	3				
Jerry Davanon, R (1, 4) OBP: 0.417, SLG: 0.476		0-0 3-1		0-0 F8		4-0 S BB				2	0	0	0	1	0	3				
Roger Metzger, S (1, 6) OBP: 0.299, SLG: 0.280			0-0 F8	0-0 FC5-4		0-0 G4-6-3				3	0	0	0	0	0	3				
Bo McLaughlin, R (1, 1) ERA: 2.86			0-0 G3		0-3 K		4-0 WP SH5-4 BB			2	0	0	0	1	1	0				
<b>Inning Stats</b>	R: 0 E: 0 K: 2 S: 7	H: 1 LOB: 0 BB: 0 P: 7	R: 0 E: 0 K: 0 S: 4	H: 1 LOB: 1 BB: 0 P: 4	R: 0 E: 0 K: 0 S: 3	H: 0 LOB: 0 BB: 0 P: 3	R: 2 E: 0 K: 0 S: 6	H: 3 LOB: 2 BB: 1 P: 10	R: 0 E: 0 K: 1 S: 5	H: 0 LOB: 0 BB: 0 P: 5	R: 0 E: 0 K: 0 S: 3	H: 0 LOB: 0 BB: 0 P: 3	R: 0 E: 0 K: 0 S: 2	H: 0 LOB: 0 BB: 1 P: 6	R: 0 E: 0 K: 0 S: 3	H: 0 LOB: 3 BB: 3 P: 15	1B: 4 2B: 1 3B: 0 HR: 0	SF: 0 SAC: 1 DP: 1 HBP: 0	WP: 1 PB: 0 SB: 4 CS: 1	PA: 32
<b>PITCHER</b> Eric Rasmussen, R (1, 1) ERA: 3.56	IP: 6.0 WLS: L BF: 23 H: 5 R: 2 ER: 2 SO: 3 BB: 1 IBB: 0 HBP: 0 BLK: 0 WP: 0 HR: 0 S: 28 P: 32 ERA: 3.00 WHIP: 1.000											<b>PITCHER</b>	IP: 6.0 WLS: L BF: 23 H: 5 R: 2 ER: 2 SO: 3 BB: 1 IBB: 0 HBP: 0 BLK: 0 WP: 0 HR: 0 S: 28 P: 32 ERA: 3.00 WHIP: 1.000							
Bill Greif, R (7, 1) ERA: 4.79	1.1 6 0 0 0 0 3 0 0 0 0 1 0 3 15 0.00 2.250											<b>PITCHER</b>	1.1 6 0 0 0 0 3 0 0 0 0 1 0 3 15 0.00 2.250							
Al Hrabosky, L (8, 1) ERA: 2.86	0.2 3 0 0 0 0 0 1 0 0 0 0 0 2 6 0.00 0.000											<b>PITCHER</b>	0.2 3 0 0 0 0 0 1 0 0 0 0 0 2 6 0.00 0.000							

St. Louis Cardinals @ Houston Astros  
Astrodome, Houston, TX  
Fri Aug 27 1976, 8:05 PM EDT  
Att: 10,229 - Dome

AB 26  
R 2  
H 5  
RBI 2  
BB 5  
SO 3  
LOB 15





Batter	1	2	3	4	5	6	7	8	9	AB	R	H	RBI	BB	SO	LOB	TOP			
Jerry Mumphrey, S (1, 8) OBP: 0.344, SLG: 0.341	4-0 2B BB		0-0 6-3				0-0 1B	0-0 4-3		3	1	1	1	1	0	0				
Gary Templeton, S (1, 6) OBP: 0.329, SLG: 0.343	0-0 4-3 2B		0-0 F7				0-0 1B	0-0 6-3		4	1	2	1	0	0	0				
Lou Brock, L (1, 7) OBP: 0.334, SLG: 0.366	0-0 4-3		0-0 6-3				0-0 FC4	0-0 F7		4	0	0	1	0	0	2				
Ted Simmons, S (1, 2) OBP: 0.369, SLG: 0.394	0-3 K			0-0 7-5 2B			0-0 4-3	0-0 P5		4	0	1	0	0	1	0				
Willie Crawford, L (1, 9) OBP: 0.364, SLG: 0.468	0-0 E1			0-0 7-5			0-0 F7	0-3 K		4	0	0	0	0	1	1				
Keith Hernandez, L (1, 3) OBP: 0.353, SLG: 0.371	0-0 6-3			0-0 L4			0-0 F8	0-0 4-3		4	0	0	0	0	0	1				
Don Kessinger, S (1, 4) OBP: 0.325, SLG: 0.322		0-0 4-3			4-0 FC4 BB		0-0 5-3 3B			2	0	1	0	1	0	0				
Hector Cruz, R (1, 5) OBP: 0.259, SLG: 0.316		0-3 K			0-0 FC4 1B		0-0 5-3			3	1	0	0	0	1	2				
Bob Forsch, R (1, 1) OBP: 0.157, SLG: 0.220		0-0 F8			0-0 4-3		0-0 K			1	0	0	0	0	0	0				
Ron Fairly, L (5, PH) OBP: 0.389, SLG: 0.304					1-2					1	0	0	0	0	0	1				
Eddie Solomon, R (5, 1) OBP: 0.338, SLG: 0.385										0	0	0	0	0	0	0				
Joe Ferguson, R (7, PH) OBP: 0.333, SLG: 0.333										1	0	0	0	0	1	0				
Mike Wallace, L (7, 1) OBP: 0.333, SLG: 0.333										0	0	0	0	0	0	0				
<b>Inning Stats</b>	R: 2 E: 1 K: 1 S: 7	H: 1 LOB: 1 BB: 1 P: 11	R: 0 E: 0 K: 1 S: 5	H: 0 LOB: 0 BB: 0 P: 5	R: 0 E: 0 K: 0 S: 3	H: 0 LOB: 0 BB: 0 P: 3	R: 0 E: 0 K: 0 S: 3	H: 1 LOB: 1 BB: 1 P: 9	R: 0 E: 0 K: 1 S: 5	H: 1 LOB: 0 BB: 0 P: 5	R: 0 E: 0 K: 0 S: 3	H: 0 LOB: 0 BB: 0 P: 3	R: 0 E: 0 K: 1 S: 5	H: 0 LOB: 0 BB: 0 P: 5	R: 0 E: 0 K: 1 S: 5	H: 0 LOB: 0 BB: 0 P: 5	1B: 2 2B: 4 3B: 1 HR: 0	SF: 0 SAC: 0 DP: 2 HBP: 0	WP: 0 PB: 0 SB: 0 CS: 0	PA: 33
<b>PITCHER</b> Larry Dierker, R (1, 1) ERA: 3.73	IP: 9.0 WLS: W BF: 33 H: 5 R: 3 ER: 3 SO: 4	BB: 2 IBB: 0 HBP: 0 BLK: 0	WP: 0 HR: 0 S: 39 P: 47	ERA: 3.00 WHIP: 0.778	<b>PITCHER</b>										IP: 9.0 WLS: W BF: 33 H: 5 R: 3 ER: 3 SO: 4	BB: 2 IBB: 0 HBP: 0 BLK: 0	WP: 0 HR: 0 S: 39 P: 47	ERA: 3.00 WHIP: 0.778		

St. Louis Cardinals @ Houston Astros  
Astrodome, Houston, TX  
Sat Aug 28 1976, 4:33 AM EDT  
Att: 5,663 - Dome

AB 31  
R 3  
H 5  
RBI 3  
BB 2  
SO 4  
LOB 7



Batter	1	2	3	4	5	6	7	8	9	AB	R	H	RBI	BB	SO	LOB	BOTTOM			
Greg Gross, L (1, 9) OBP: 0.379, SLG: 0.345	4-0 WP 5-3 6-3 BB		0-0 F9		4-0 BB		0-0 6-3			2	1	0	0	2	0	1				
Enos Cabell, R (1, 5) OBP: 0.308, SLG: 0.329	0-0 5-3 1-2		0-0 5-3		0-0 F9		0-0 5-3			4	0	0	0	0	0	2				
Cesar Cedeno, R (1, 8) OBP: 0.358, SLG: 0.470	0-0 6-3 2H		0-0 1B E		0-0 F9 S		0-0 CS 1B			4	1	3	1	0	0	0				
Bob Watson, R (1, 3) OBP: 0.366, SLG: 0.445	0-0 1B		0-0 E 1B		0-0 F9		0-0 CS	0-0 F8		4	0	2	0	0	0	1				
Jose Cruz, L (1, 7) OBP: 0.389, SLG: 0.415	0-0 1-2 1B		0-0 E4 1B		0-0 F8		0-0 P3-4 1B			4	1	2	1	0	0	2				
Ed Herrmann, L (1, 2) OBP: 0.287, SLG: 0.304	0-0 4-3		0-0 1-3 3H 1B		0-0 F8		0-0 P3-4			4	0	1	1	0	0	4				
Jerry Davanon, R (1, 4) OBP: 0.414, SLG: 0.471		0-0 E 1B		0-0 6-3		0-0 6-3				3	0	1	0	0	0	0				
Roger Metzger, S (1, 6) OBP: 0.297, SLG: 0.278		0-0 6-4-3 1-2		0-0 F7		0-0 P6				3	0	0	0	0	0	1				
Larry Dierker, R (1, 1) OBP: 0.129, SLG: 0.183		0-0 2H 1B		0-0 HR		0-3 K				3	1	2	1	0	1	0				
<b>Inning Stats</b>	R: 1 E: 0 K: 0 S: 5	H: 2 LOB: 2 BB: 1 P: 9	R: 0 E: 1 K: 0 S: 4	H: 2 LOB: 1 BB: 0 P: 4	R: 2 E: 1 K: 0 S: 5	H: 3 LOB: 1 BB: 0 P: 5	R: 1 E: 0 K: 0 S: 4	H: 1 LOB: 1 BB: 1 P: 8	R: 0 E: 0 K: 1 S: 5	H: 0 LOB: 0 BB: 0 P: 5	R: 0 E: 0 K: 0 S: 3	H: 1 LOB: 0 BB: 0 P: 3	R: 0 E: 0 K: 0 S: 3	H: 1 LOB: 0 BB: 0 P: 3	R: 0 E: 0 K: 0 S: 3	H: 1 LOB: 0 BB: 0 P: 3	1B: 10 2B: 1 3B: 0 HR: 1	SF: 0 SAC: 0 DP: 1 HBP: 0	WP: 1 PB: 0 SB: 1 CS: 1	PA: 34
<b>PITCHER</b> Bob Forsch, R (1, 1) ERA: 3.92	IP: 4.0 WLS: L BF: 20 H: 8 R: 4 ER: 3 SO: 0	BB: 2 IBB: 0 HBP: 0 BLK: 0	WP: 1 HR: 1 S: 18 P: 26	ERA: 6.75 WHIP: 2.500	<b>PITCHER</b>										IP: 4.0 WLS: L BF: 20 H: 8 R: 4 ER: 3 SO: 0	BB: 2 IBB: 0 HBP: 0 BLK: 0	WP: 1 HR: 1 S: 18 P: 26	ERA: 6.75 WHIP: 2.500		
Eddie Solomon, R (5, 1) ERA: 3.0	IP: 2.0 WLS: 7 BF: 1 H: 0 R: 0 ER: 0 SO: 1	BB: 0 IBB: 0 HBP: 0 BLK: 0	WP: 0 HR: 0 S: 9 P: 9	ERA: 0.00 WHIP: 0.500	<b>PITCHER</b>										IP: 2.0 WLS: 7 BF: 1 H: 0 R: 0 ER: 0 SO: 1	BB: 0 IBB: 0 HBP: 0 BLK: 0	WP: 0 HR: 0 S: 9 P: 9	ERA: 0.00 WHIP: 0.500		
Mike Wallace, L (7, 1) ERA: 3.88	IP: 2.0 WLS: 6 BF: 2 H: 0 R: 0 ER: 0 SO: 0	BB: 0 IBB: 0 HBP: 0 BLK: 0	WP: 0 HR: 0 S: 6 P: 6	ERA: 0.00 WHIP: 1.000	<b>PITCHER</b>										IP: 2.0 WLS: 6 BF: 2 H: 0 R: 0 ER: 0 SO: 0	BB: 0 IBB: 0 HBP: 0 BLK: 0	WP: 0 HR: 0 S: 6 P: 6	ERA: 0.00 WHIP: 1.000		

St. Louis Cardinals @ Houston Astros  
Astrodome, Houston, TX  
Sat Aug 28 1976, 4:33 AM EDT  
Att: 5,663 - Dome

AB 31  
R 4  
H 11  
RBI 4  
BB 2  
SO 1  
LOB 11





Batter	1	2	3	4	5	6	7	8	9	AB	R	H	RBI	BB	SO	LOB	TOP										
Jerry Mumphrey, S (1, 8) OBP: 0.346, SLG: 0.343	0-0 4-3		0-0 1B			0-0 1B			0-0 G3	4	0	2	0	0	0	0											
Gary Templeton, S (1, 6) OBP: 0.325, SLG: 0.338	0-0 CS 1B		0-0 3	0-0 5-3		0-0 P4			0-0 4-3	4	0	1	0	0	0	1											
Charlie Chant, R (1, 9) OBP: 0.305, SLG: 0.305	0-3 K			0-0 5-3					0-0 P4	4	0	0	0	0	1	1											
Ted Simmons, S (1, 7) OBP: 0.367, SLG: 0.391		0-0 F8		0-0 P5					0-0 F9	3	0	0	0	0	0	0											
Joe Ferguson, R (1, 2) OBP: 0.338, SLG: 0.383		0-0 F7			0-0 6-3				4-0 FC6-4 BB	2	0	0	0	1	0	0											
Hector Cruz, R (1, 5) OBP: 0.259, SLG: 0.317		0-0 1B			0-0 6-3				0-0 FC6-4	3	0	1	0	0	0	1											
Keith Hernandez, L (1, 3) OBP: 0.349, SLG: 0.367		0-0 1-3			0-0 P5				0-0 F9	3	0	0	0	0	0	1											
Lee Richard, R (1, 4) OBP: 0.215, SLG: 0.270			0-0 5-3			0-0 F8			0-0 4-3	3	0	0	0	0	0	0											
Lynn McGlothen, L (1, 1) OBP: 0.180, SLG: 0.207			0-3 K			0-0 F9			0-0 F7	1	0	0	0	0	1	0											
Ken Rudolph, R (6, PH) OBP: 0.194, SLG: 0.257										1	0	0	0	0	0	0											
Eddie Solomon, R (6, 1)										0	0	0	0	0	0	0											
Vic Harris, S (8, PH) OBP: 0.276, SLG: 0.310										1	0	0	0	0	0	0											
John Curtis, L (8, 1) OBP: 0.259, SLG: 0.241										0	0	0	0	0	0	0											
<b>Inning Stats</b>	R: 0 E: 0 K: 1 S: 5	H: 1 LOB: 0 BB: 0 P: 5	R: 0 E: 0 K: 0 S: 4	H: 1 LOB: 1 BB: 0 P: 4	R: 0 E: 0 K: 1 S: 5	H: 1 LOB: 1 BB: 0 P: 5	R: 0 E: 0 K: 0 S: 3	H: 0 LOB: 0 BB: 0 P: 3	R: 0 E: 0 K: 0 S: 3	H: 0 LOB: 0 BB: 0 P: 3	R: 0 E: 0 K: 0 S: 4	H: 1 LOB: 1 BB: 0 P: 4	R: 0 E: 0 K: 0 S: 3	H: 0 LOB: 1 BB: 1 P: 7	R: 0 E: 0 K: 0 S: 3	H: 0 LOB: 0 BB: 0 P: 3	R: 0 E: 0 K: 0 S: 3	H: 0 LOB: 0 BB: 0 P: 3	1B: 4 2B: 0 3B: 0 HR: 0	SF: 0 SAC: 0 DP: 0 HBP: 0	WP: 0 PB: 0 SB: 1 CS: 1	PA: 30					
<b>PITCHER</b>	IP	WLS	BF	H	R	ER	SO	BB	IBB	HBP	BLK	WP	HR	S	P	ERA	WHIP										
Joe Sambito, L (1, 1) ERA: 3.21	9.0	W	31	4	0	0	2	1	0	0	0	0	0	33	37	0.00	0.556										

St. Louis Cardinals @ Houston Astros  
Astrodome, Houston, TX  
Sun Aug 29 1976, 4:33 AM EDT  
Att: 7,098 - Dome

AB 29  
R 0  
H 4  
RBI 0  
BB 1  
SO 2  
LOB 4



Batter	1	2	3	4	5	6	7	8	9	AB	R	H	RBI	BB	SO	LOB	BOTTOM										
Greg Gross, L (1, 9) OBP: 0.377, SLG: 0.342	0-0 P6		0-0 4-3	4-0 1B BB		0-0 SF7		0-0 G1		3	0	0	1	1	0	1											
Enos Cabell, R (1, 5) OBP: 0.307, SLG: 0.328	0-0 5-3		0-3 K	0-0 1-3 2-H 3-H 1B		0-0 FC5				4	0	1	2	0	1	2											
Cesar Cedeño, R (1, 8) OBP: 0.357, SLG: 0.467	0-0 4-3		4-0 BB		0-0 P4				0-0 6-3	3	0	0	0	1	0	0											
Bob Watson, R (1, 3) OBP: 0.367, SLG: 0.445		0-0 3B 1B	0-0 L6		0-3 K				0-0 BB 1B	4	1	2	0	0	1	1											
Jose Cruz, L (1, 7) OBP: 0.390, SLG: 0.420		0-0 1-H 1B 3B		0-0 F7	0-0 G3				4-0 G3-6-1 BB	3	1	1	1	1	0	0											
Ed Herrmann, L (1, 2) OBP: 0.287, SLG: 0.307		0-0 P3		0-0 F9		0-0 SH FC1-2 2B			0-0 G3-6-1	4	0	1	0	0	0	3											
Jerry Davanon, R (1, 4) OBP: 0.417, SLG: 0.460		0-3 K		4-0 E 1B BB		4-0 FC1-2 SH BB			0-0 6-3	2	2	0	0	2	1	1											
Roger Metzger, S (1, 6) OBP: 0.299, SLG: 0.281		0-0 1B		0-0 E8 1B 1B		0-0 SH FC5 FC1-2			0-0 4-3	3	1	2	1	0	0	0											
Joe Sambito, L (1, 1) OBP: 0.375, SLG: 0.167		3-H F7		0-0 2-3 3-H 1B 1B		0-0 1-2 2-3 3-H FC1-2			4-0 BB	3	1	1	1	1	0	4											
<b>Inning Stats</b>	R: 0 E: 0 K: 0 S: 3	H: 0 LOB: 0 BB: 0 P: 3	R: 2 E: 0 K: 1 S: 8	H: 3 LOB: 1 BB: 0 P: 8	R: 0 E: 0 K: 1 S: 5	H: 0 LOB: 1 BB: 1 P: 9	R: 3 E: 1 K: 0 S: 5	H: 3 LOB: 2 BB: 2 P: 13	R: 0 E: 0 K: 1 S: 5	H: 0 LOB: 0 BB: 0 P: 5	R: 1 E: 1 K: 0 S: 5	H: 1 LOB: 2 BB: 1 P: 9	R: 0 E: 0 K: 0 S: 3	H: 1 LOB: 1 BB: 1 P: 7	R: 0 E: 0 K: 0 S: 3	H: 0 LOB: 1 BB: 1 P: 7	1B: 6 2B: 1 3B: 1 HR: 0	SF: 1 SAC: 1 DP: 1 HBP: 0	WP: 0 PB: 0 SB: 0 CS: 0	PA: 37							
<b>PITCHER</b>	IP	WLS	BF	H	R	ER	SO	BB	IBB	HBP	BLK	WP	HR	S	P	ERA	WHIP										
Lynn McGlothen, R (1, 1) ERA: 3.78	5.0	L	23	6	5	3	3	3	0	0	0	0	0	26	38	9.00	1.800										
Eddie Solomon, R (6, 1) ERA: 2.7	2.0		10	2	1	0	0	2	0	0	0	0	0	8	16	0.00	2.000										
John Curtis, L (8, 1) ERA: 4.53	1.0		4	0	0	0	0	1	0	0	0	0	0	3	7	0.00	1.000										

St. Louis Cardinals @ Houston Astros  
Astrodome, Houston, TX  
Sun Aug 29 1976, 4:33 AM EDT  
Att: 7,098 - Dome

AB 29  
R 6  
H 8  
RBI 6  
BB 6  
SO 3  
LOB 12





Batter	1	2	3	4	5	6	7	8	9	AB	R	H	RBI	BB	SO	LOB	TOP		
Dave Cash, R (1.4) OBP: 0.333, SLG: 0.349										4	0	1	0	0	0	2	<b>Philadelphia Phillies @ Houston Astros</b> Astrodome, Houston, TX Mon Aug 30 1976, 8:05 PM EDT Att: 5,437 - Dome		
Larry Bowa, S (1.6) OBP: 0.292, SLG: 0.303										4	0	1	0	0	0	2			
Garry Maddox, R (1.8) OBP: 0.376, SLG: 0.462										3	0	1	1	0	0	1			
Mike Schmidt, R (1.5) OBP: 0.382, SLG: 0.541										4	0	0	0	0	1	3			
Jay Johnstone, L (1.9) OBP: 0.395, SLG: 0.496										3	0	0	0	0	0	0			
Bob Boone, R (1.2) OBP: 0.374, SLG: 0.412										3	0	1	0	0	0	0			
Bobby Tolan, L (1.3) OBP: 0.274, SLG: 0.350										3	0	0	0	0	0	1			
Jerry Martin, R (1.7) OBP: 0.270, SLG: 0.286										3	0	0	0	0	0	1			
Larry Christenson, R (1.1) OBP: 0.209, SLG: 0.225										1	0	0	0	1	1	0			
Gene Garber, R (8.1) OBP: 0.500, SLG: 0.333										0	0	0	0	0	0	0			
Tim McCarver, L (9. PH) OBP: 0.421, SLG: 0.417										1	1	1	0	0	0	0			
<b>Inning Stats</b>	R: 0 E: 0 K: 0 S: 4	H: 1 LOB: 1 BB: 0 P: 4	R: 0 E: 0 K: 0 S: 3	H: 0 LOB: 0 BB: 0 P: 3	R: 0 E: 0 K: 0 S: 3	H: 0 LOB: 1 BB: 1 P: 7	R: 0 E: 0 K: 0 S: 3	H: 1 LOB: 0 BB: 0 P: 3	R: 0 E: 0 K: 1 S: 5	H: 0 LOB: 0 BB: 0 P: 5	R: 0 E: 0 K: 0 S: 5	H: 0 LOB: 0 BB: 0 P: 5	R: 0 E: 0 K: 0 S: 3	H: 0 LOB: 1 BB: 0 P: 3	R: 1 E: 0 K: 0 S: 5	H: 2 LOB: 1 BB: 0 P: 5	1B: 4 2B: 1 3B: 0 HR: 0	SF: 1 SAC: 0 DP: 1 HBP: 0	WP: 0 PA: 31 PB: 0 SB: 1 CS: 0
<b>PITCHER</b> Dan Larson, R (1.1) ERA: 3.03	IP: 9.0 WLS: W BF: 31 H: 5 R: 1 ER: 1 SO: 2 BB: 1 IBB: 0 HBP: 0 BLK: 1 WP: 0 HR: 0 S: 34 P: 38 ERA: 1.00 WHIP: 0.667															<b>PITCHER</b>			

Batter	1	2	3	4	5	6	7	8	9	AB	R	H	RBI	BB	SO	LOB	BOTTOM		
Greg Gross, L (1.9) OBP: 0.380, SLG: 0.343										2	0	1	1	2	0	1	<b>Philadelphia Phillies @ Houston Astros</b> Astrodome, Houston, TX Mon Aug 30 1976, 8:05 PM EDT Att: 5,437 - Dome		
Enos Cabell, R (1.5) OBP: 0.307, SLG: 0.328										4	1	1	0	0	0	3			
Cesar Cedeno, R (1.8) OBP: 0.358, SLG: 0.470										4	0	2	2	0	0	4			
Bob Watson, R (1.3) OBP: 0.366, SLG: 0.443										3	0	0	0	1	0	1			
Jose Cruz, L (1.7) OBP: 0.386, SLG: 0.415										4	0	0	0	0	1	4			
Ed Herrmann, L (1.2) OBP: 0.284, SLG: 0.303										3	0	0	0	0	0	0			
Jerry Davanon, R (1.4) OBP: 0.415, SLG: 0.456										3	1	1	0	0	0	0			
Roger Metzger, S (1.6) OBP: 0.298, SLG: 0.279										2	0	0	0	0	1	0			
Dan Larson, R (1.1) OBP: 0.375, SLG: 0.478										3	1	2	0	0	0	0			
<b>Inning Stats</b>	R: 0 E: 0 K: 0 S: 2	H: 0 LOB: 0 BB: 1 P: 6	R: 0 E: 0 K: 1 S: 5	H: 0 LOB: 0 BB: 0 P: 5	R: 1 E: 0 K: 0 S: 6	H: 4 LOB: 2 BB: 0 P: 6	R: 0 E: 0 K: 0 S: 3	H: 0 LOB: 0 BB: 0 P: 3	R: 0 E: 0 K: 1 S: 5	H: 0 LOB: 0 BB: 0 P: 5	R: 0 E: 0 K: 0 S: 3	H: 1 LOB: 2 BB: 2 P: 11	R: 0 E: 0 K: 0 S: 3	H: 0 LOB: 0 BB: 0 P: 3	R: 2 E: 1 K: 0 S: 6	H: 2 LOB: 1 BB: 0 P: 6	1B: 5 2B: 3 3B: 0 HR: 0	SF: 0 SAC: 1 DP: 3 HBP: 0	WP: 1 PA: 32 PB: 0 SB: 1 CS: 0
<b>PITCHER</b> Larry Christenson, R (1.1) ERA: 3.98	IP: 7.1 WLS: L BF: 29 H: 6 R: 3 ER: 2 SO: 2 BB: 2 IBB: 1 HBP: 0 BLK: 0 WP: 1 HR: 0 S: 30 P: 42 ERA: 2.46 WHIP: 1.091															<b>PITCHER</b>			
Gene Garber, R (8.1) ERA: 2.92	IP: 0.2 WLS: L BF: 3 H: 1 R: 0 ER: 0 SO: 0 BB: 0 IBB: 0 HBP: 0 BLK: 0 WP: 0 HR: 0 S: 3 P: 3 ERA: 0.00 WHIP: 1.500															<b>PITCHER</b>			





Batter	1	2	3	4	5	6	7	8	9	AB	R	H	RBI	BB	SO	LOB	TOP					
Dave Cash, R OBP: 0.331, SLG: 0.347 (1,4)	1-3		4-3		5-3		F8			4	0	0	0	0	0	1						
Larry Bowa, S OBP: 0.290, SLG: 0.300 (1,6)	4-3			4-3	E4 S 1B			L9		4	0	0	0	0	0	0						
Garry Maddox, R OBP: 0.377, SLG: 0.464 (1,8)	6-3			E SF9 2B	1-2 1B			F9		4	1	2	0	0	0	0						
Mike Schmidt, R OBP: 0.383, SLG: 0.541 (1,5)		K		E8 SF9 2-3 1B	K					4	0	2	0	0	2	2						
Jay Johnstone, L OBP: 0.391, SLG: 0.492 (1,9)		K		SF9			4-3			3	0	0	1	0	1	1						
Bob Boone, R OBP: 0.378, SLG: 0.414 (1,2)				2-3 3-H 4-0 BB			FC4-6 1B		6-3	3	0	2	0	1	0	0						
Bobby Tolan, L OBP: 0.274, SLG: 0.349 (1,7)		1B		P6			FC4-6 1-2 CS 1B			4	0	1	0	0	0	4						
Tom Hutton, L OBP: 0.341, SLG: 0.276 (1,3)			4-3		SH1-4 E BB		CS	F8		3	1	0	0	1	0	1						
Tom Underwood, R OBP: 0.179, SLG: 0.111 (1,1)			K		SH1-4					1	0	0	0	0	1	0						
Ron Schueler, R (6,1)										0	0	0	0	0	0	0						
Tony Taylor, R (7,PH)										1	0	0	0	0	1	0						
Tug McGraw, R (7,1)										0	0	0	0	0	0	0						
Tim McCarver, L (9,PH)										1	0	0	0	0	0	1						
<b>Inning Stats</b>	R: 0 E: 0 K: 0 S: 3	H: 0 LOB: 0 BB: 0 P: 3	R: 0 E: 0 K: 2 S: 8	H: 1 LOB: 1 BB: 0 P: 8	R: 0 E: 0 K: 1 S: 5	H: 0 LOB: 0 BB: 0 P: 5	R: 1 E: 1 K: 0 S: 5	H: 2 LOB: 2 BB: 1 P: 9	R: 1 E: 1 K: 1 S: 7	H: 1 LOB: 2 BB: 1 P: 11	R: 0 E: 0 K: 0 S: 3	H: 1 LOB: 0 BB: 0 P: 3	R: 0 E: 0 K: 1 S: 5	H: 0 LOB: 0 BB: 0 P: 5	R: 0 E: 0 K: 0 S: 4	H: 1 LOB: 1 BB: 0 P: 4	R: 0 E: 0 K: 0 S: 4	H: 1 LOB: 1 BB: 0 P: 4	1B: 6 2B: 1 3B: 0 HR: 0	SF: 1 SAC: 1 DP: 0 HBP: 0	WP: 0 PB: 0 SB: 1 CS: 1	PA: 37
<b>PITCHER</b> J.R. Richard, R ERA: 2.54 (1,1)	IP: 9.0 WLS: W BF: 36 H: 7 R: 2 ER: 1 SO: 5 BB: 2 IBB: 0 HBP: 0 BLK: 0 WP: 0 HR: 0 S: 44 P: 52 ERA: 1.00 WHIP: 1.000															<b>PITCHER</b>	IP: 9.0 WLS: W BF: 36 H: 7 R: 2 ER: 1 SO: 5 BB: 2 IBB: 0 HBP: 0 BLK: 0 WP: 0 HR: 0 S: 44 P: 52 ERA: 1.00 WHIP: 1.000					

Philadelphia Phillies @ Houston Astros  
Astrodome, Houston, TX  
Tue Aug 31 1976, 8:05 PM EDT  
Att: 6,881 - Unknown

AB 32  
R 2  
H 7  
RBI 1  
BB 2  
SO 5  
LOB 10



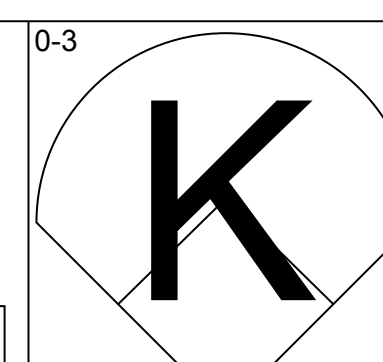
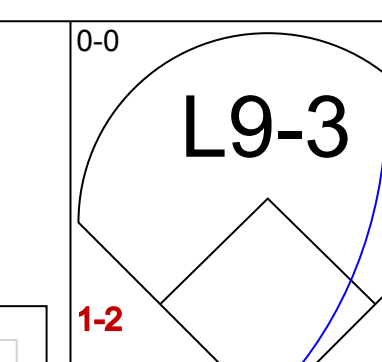
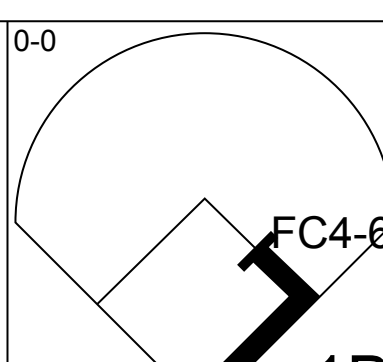
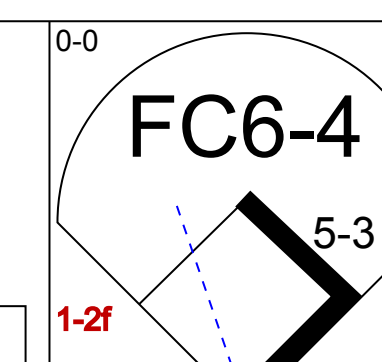
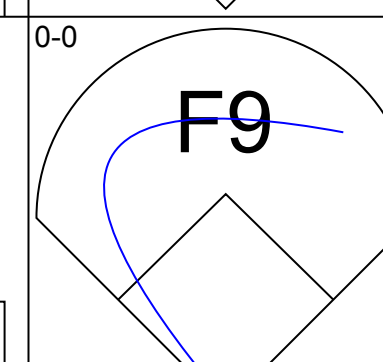
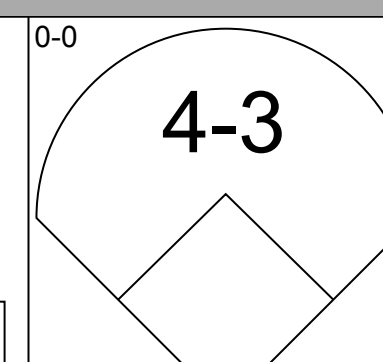
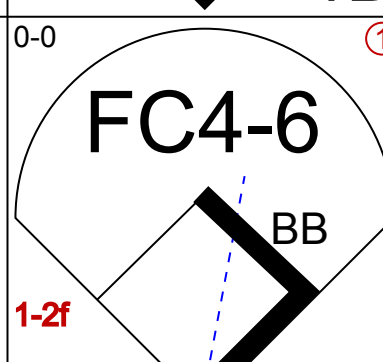
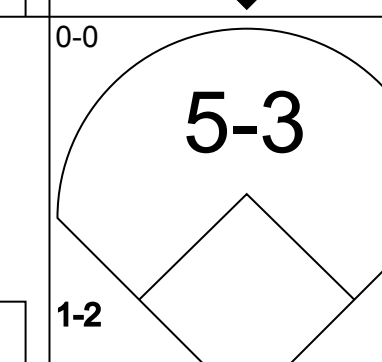
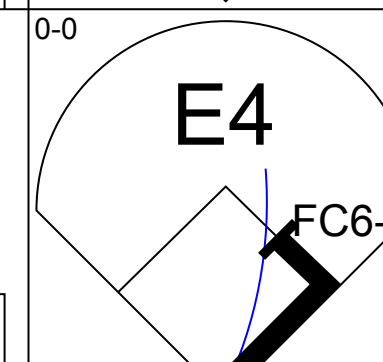
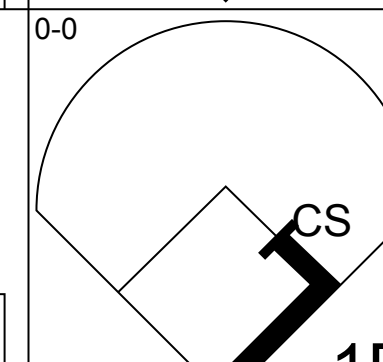
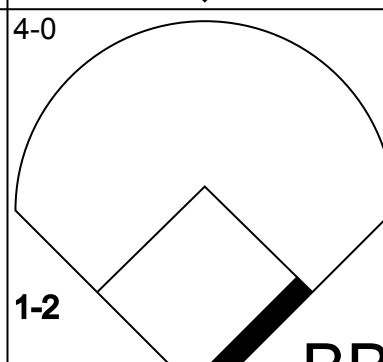
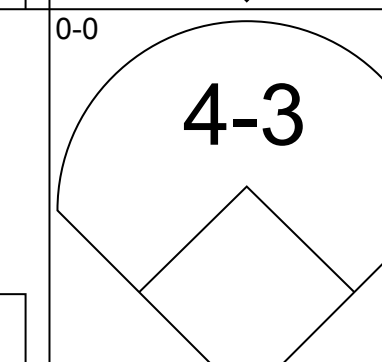
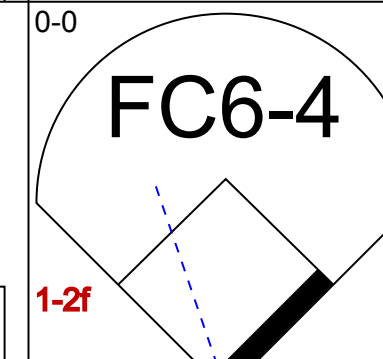
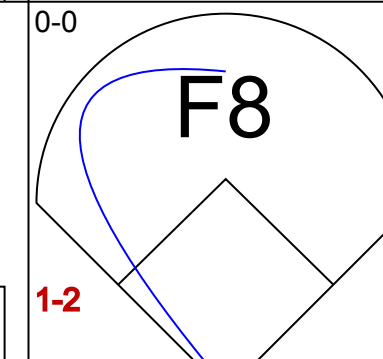
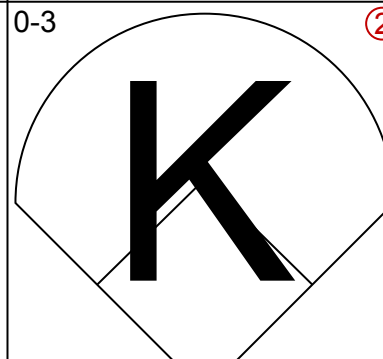
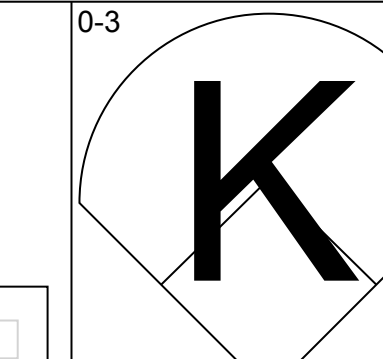
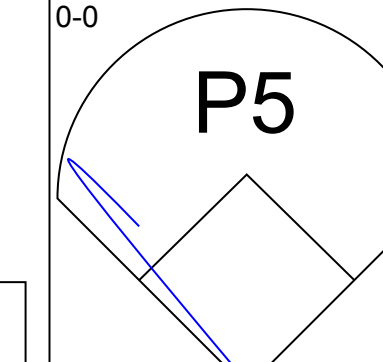
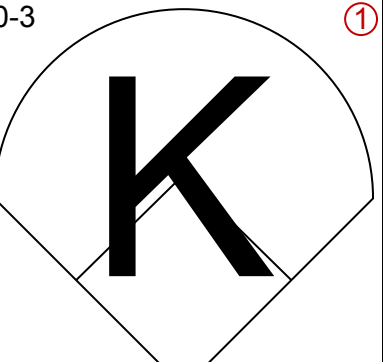
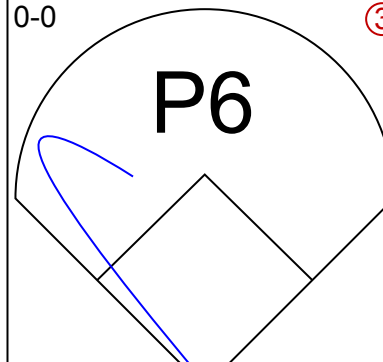
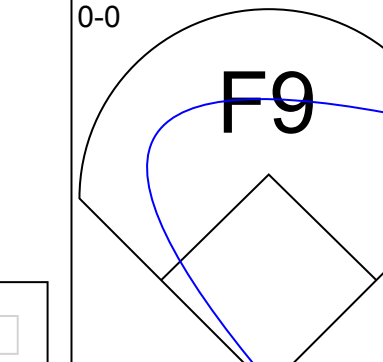
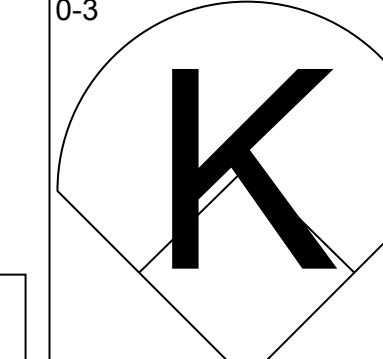
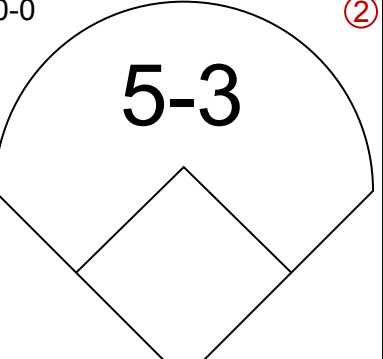
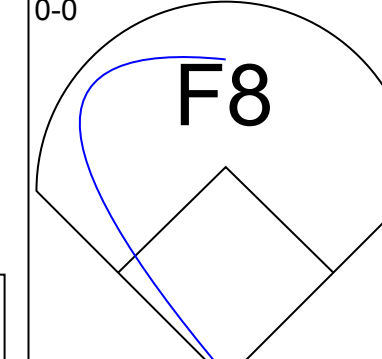
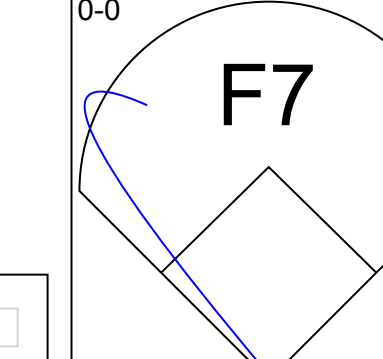
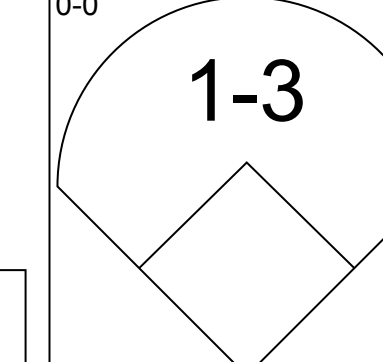
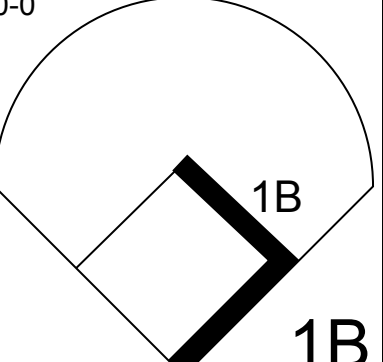
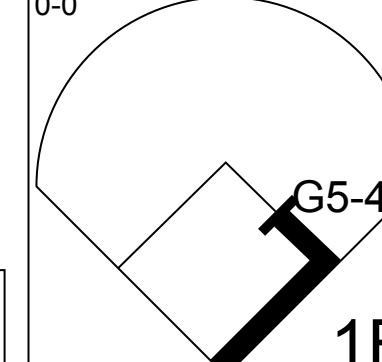
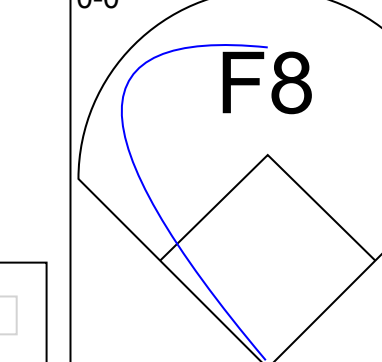
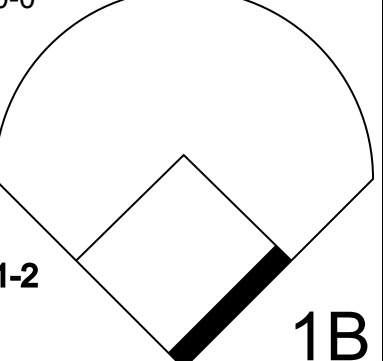
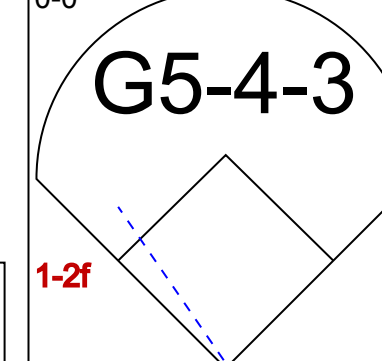
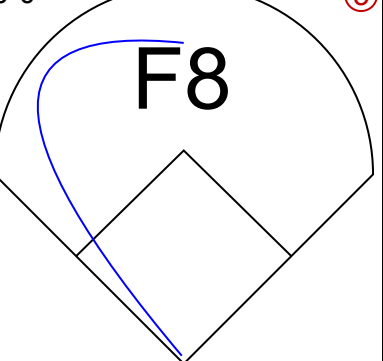
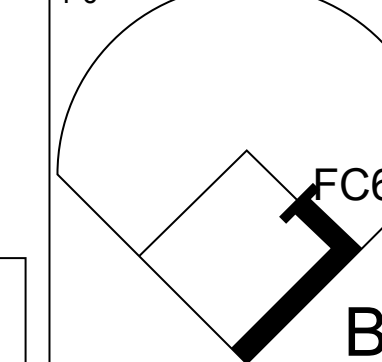
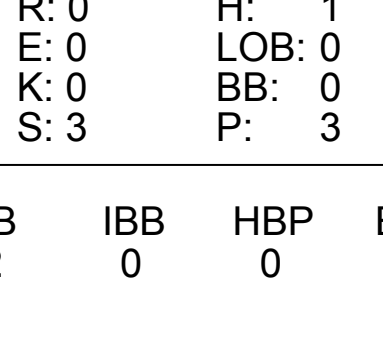
Batter	1	2	3	4	5	6	7	8	9	AB	R	H	RBI	BB	SO	LOB	BOTTOM											
Jerry Davanon, R OBP: 0.400, SLG: 0.436 (1,4)	F9		F8		K		K			4	0	0	0	0	2	0												
Enos Cabell, R OBP: 0.312, SLG: 0.333 (1,5)	S 1B		BB BB 1B		S 1B			E 1B		4	2	4	0	0	0	0												
Cesar Cedeno, R OBP: 0.359, SLG: 0.468 (1,8)	6-3		4-0 1-2 BB		4-0 1-2 BB			E4 WP FC6-4 1B		2	1	0	0	2	0	2												
Bob Watson, R OBP: 0.369, SLG: 0.444 (1,3)			4-0 1-2 2-3 BB		4-0 1-2 2-3 BB			FC6-4 WP 1-2 2-H 1B		3	0	2	2	1	1	2												
Leon Roberts, R OBP: 0.355, SLG: 0.436 (1,7)	4-3		FC5-4 1-2		K			1-3		4	0	0	0	0	1	6												
Cliff Johnson, R OBP: 0.354, SLG: 0.384 (1,2)		L7						FC6-4 IBB		3	0	1	0	1	1	0												
Jose Cruz, L OBP: 0.385, SLG: 0.411 (1,9)		F7			1-3			FC6-4		3	0	0	1	1	0	3												
Roger Metzger, S OBP: 0.295, SLG: 0.277 (1,6)		K			F8			1-2 2-3 3-H		4	0	0	0	0	2	3												
J.R. Richard, R OBP: 0.136, SLG: 0.176 (1,1)					K			K		3	0	0	0	0	3	1												
<b>Inning Stats</b>	R: 1 E: 0 K: 0 S: 5	H: 2 LOB: 1 BB: 0 P: 5	R: 0 E: 0 K: 1 S: 5	H: 0 LOB: 0 BB: 0 P: 5	R: 0 E: 0 K: 1 S: 6	H: 1 LOB: 3 BB: 2 P: 14	R: 0 E: 0 K: 1 S: 6	H: 1 LOB: 1 BB: 0 P: 6	R: 0 E: 0 K: 2 S: 7	H: 1 LOB: 1 BB: 1 P: 11	R: 0 E: 0 K: 2 S: 6	H: 0 LOB: 0 BB: 1 P: 10	R: 0 E: 0 K: 2 S: 7	H: 0 LOB: 0 BB: 0 P: 7	R: 2 E: 1 K: 1 S: 8	H: 2 LOB: 2 BB: 1 P: 12	1B: 6 2B: 1 3B: 0 HR: 0	SF: 0 SAC: 0 DP: 0 HBP: 0	WP: 1 PB: 0 SB: 2 CS: 2	PA: 36								
<b>PITCHER</b> Tom Underwood, L ERA: 3.27 (1,1)	IP: 5.0 WLS: L BF: 22 H: 5 R: 1 ER: 1 SO: 3 BB: 3 IBB: 0 HBP: 0 BLK: 0 WP: 0 HR: 0 S: 29 P: 41 ERA: 1.80 WHIP: 1.600															<b>PITCHER</b>	IP: 5.0 WLS: L BF: 22 H: 5 R: 1 ER: 1 SO: 3 BB: 3 IBB: 0 HBP: 0 BLK: 0 WP: 0 HR: 0 S: 29 P: 41 ERA: 1.80 WHIP: 1.600											
Ron Schueler, R (6,1)	1.0	3	0	0	0	2	1	0	0	0	6	10	0.00	1.000														
Tug McGraw, L (7,1)	2.0	L	10	2	2	1	3	0	1	0	15	19	4.50	1.000														

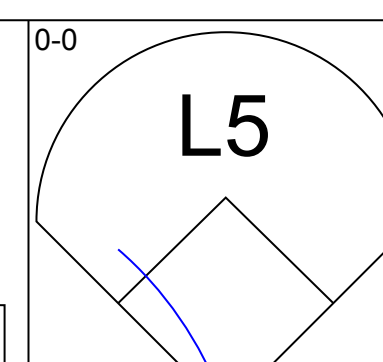
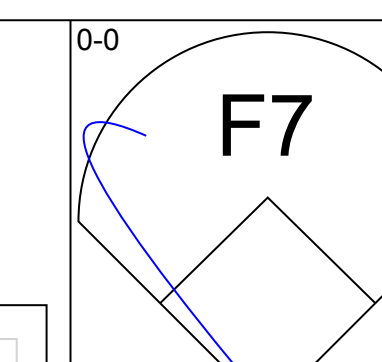
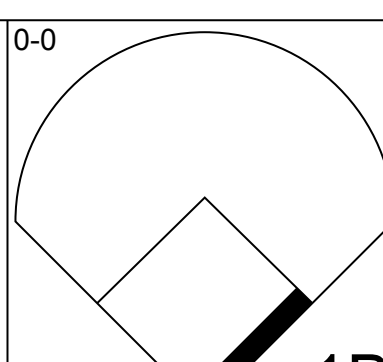
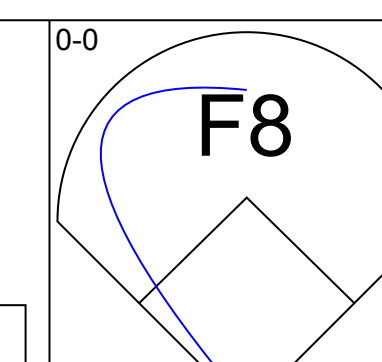
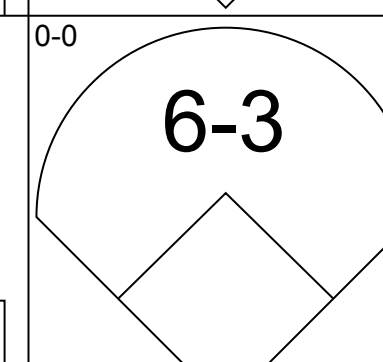
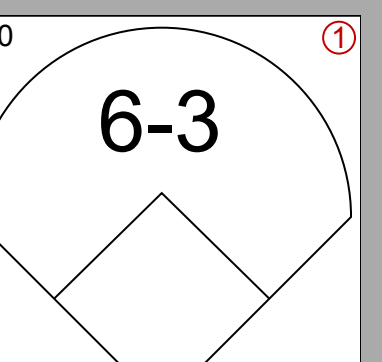
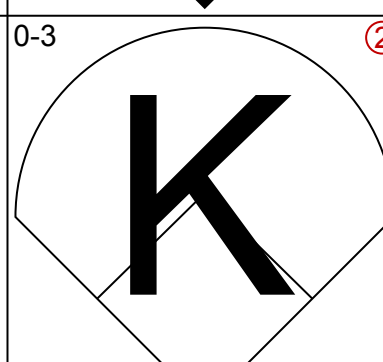
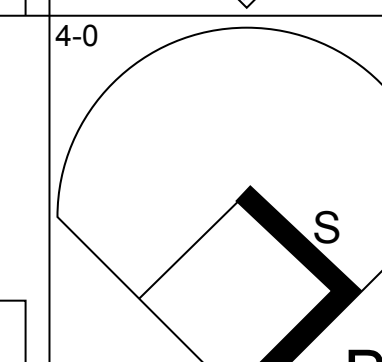
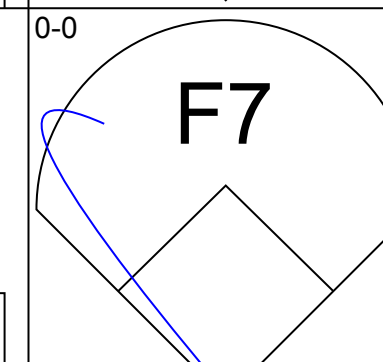
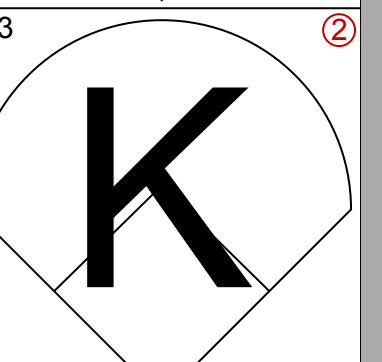
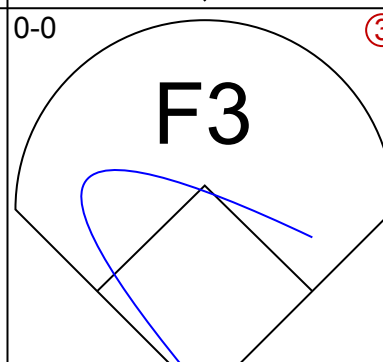
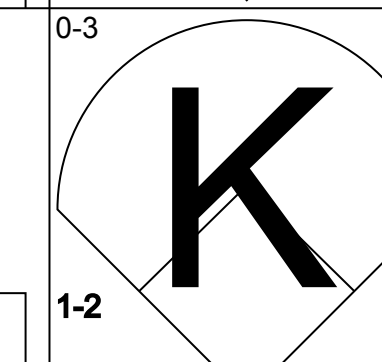
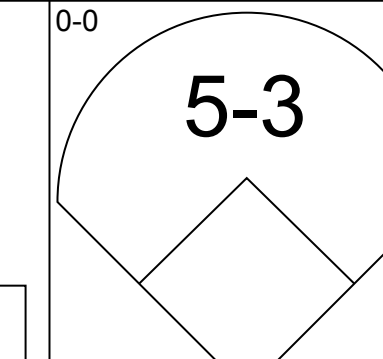
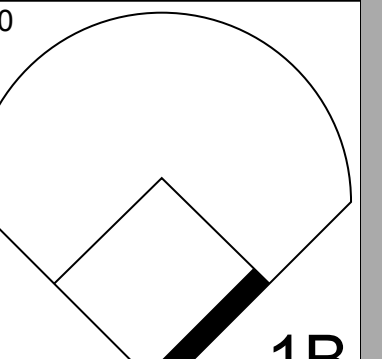
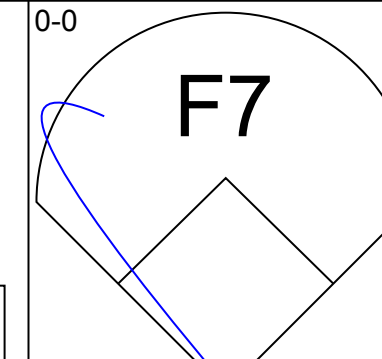
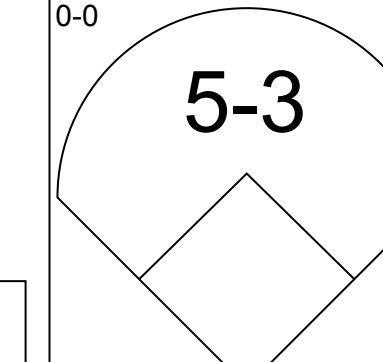
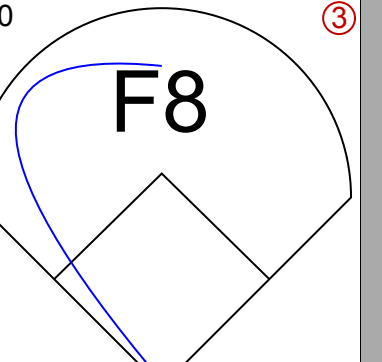
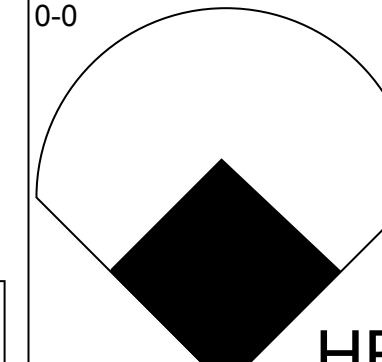
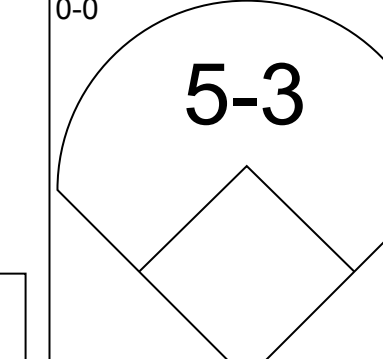
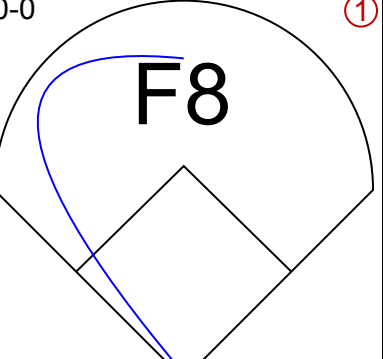
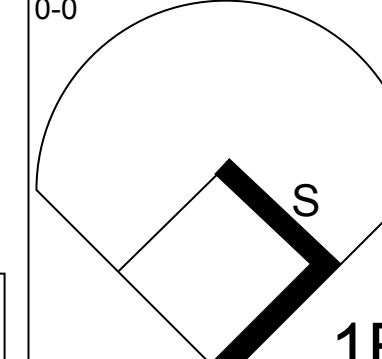
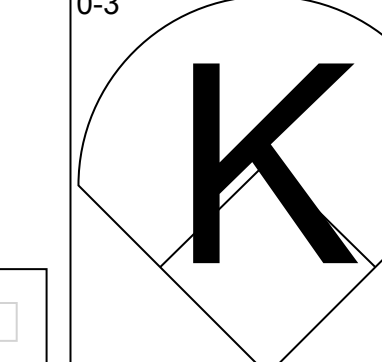
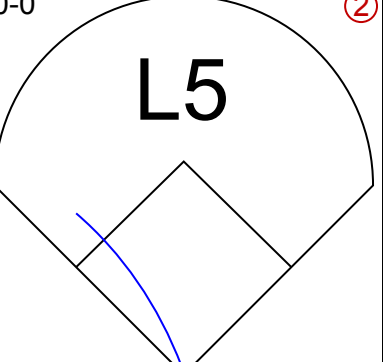
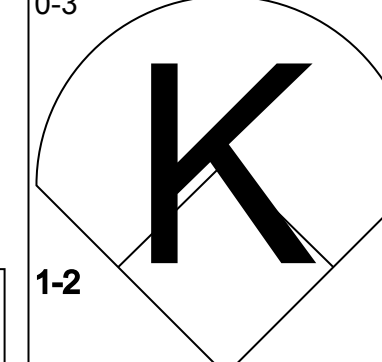
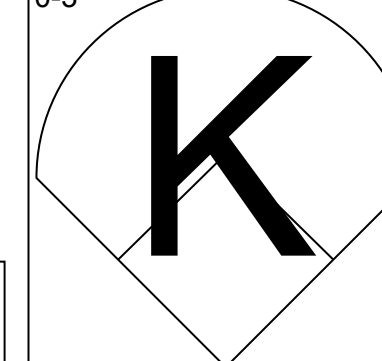
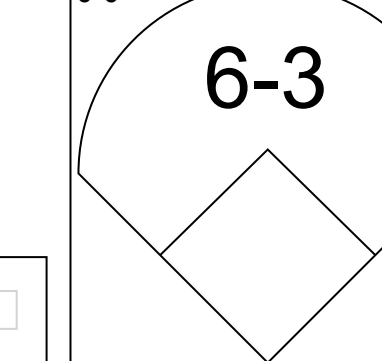


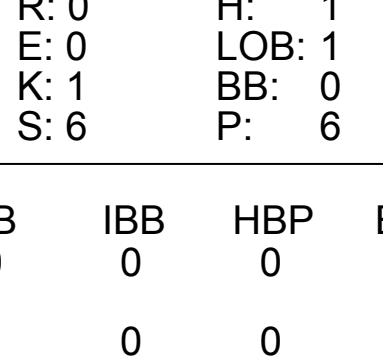
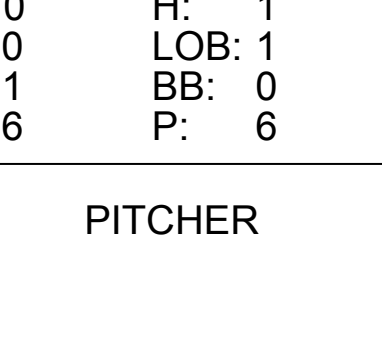
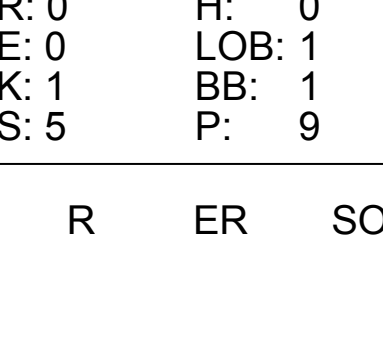
Philadelphia Phillies @ Houston Astros  
Astrodome, Houston, TX  
Tue Aug 31 1976, 8:05 PM EDT  
Att: 6,881 - Unknown

AB 30  
R 3  
H 7  
RBI 3  
BB 5  
SO 10  
LOB 17





Batter	1	2	3	4	5	6	7	8	9	AB	R	H	RBI	BB	SO	LOB	TOP			
Garry Maddox, R (1, 8) OBP: 0.376, SLG: 0.462										4	0	1	0	0	1	2	<b>Philadelphia Phillies @ Houston Astros</b> Astrodome, Houston, TX Wed Sep 01 1976, 8:05 PM EDT Att: 6,395 - Dome			
Larry Bowa, S (1, 6) OBP: 0.288, SLG: 0.298										4	0	0	0	0	0	2				
Jay Johnstone, L (1, 9) OBP: 0.393, SLG: 0.490										3	0	1	0	1	0	1				
Mike Schmidt, R (1, 5) OBP: 0.381, SLG: 0.536										4	0	0	0	0	2	4				
Tim McCarver, L (1, 3) OBP: 0.408, SLG: 0.400										4	0	0	0	0	1	2				
Bob Boone, R (1, 2) OBP: 0.374, SLG: 0.409										4	0	0	0	0	1	0				
Bobby Tolan, L (1, 7) OBP: 0.279, SLG: 0.353										3	0	2	0	0	0	0				
Terry Harmon, R (1, 4) OBP: 0.367, SLG: 0.435										3	0	1	0	0	0	1				
Jim Kaat, L (1, 1) OBP: 0.192, SLG: 0.257 (8, PH)										2	0	1	0	0	0	2				
Dave Cash, R (8, PH) OBP: 0.332, SLG: 0.347										0	0	0	0	1	0	0				
Ron Reed, R (8, 1) OBP: 0.174, SLG: 0.217										0	0	0	0	0	0	0				
<b>Inning Stats</b>	R: 0 E: 1 K: 1 S: 6	H: 0 LOB: 1 BB: 0 P: 6	R: 0 E: 0 K: 1 S: 5	H: 0 LOB: 0 BB: 0 P: 5	R: 0 E: 0 K: 0 S: 3	H: 1 LOB: 0 BB: 0 P: 3	R: 0 E: 0 K: 0 S: 3	H: 1 LOB: 0 BB: 0 P: 3	R: 0 E: 0 K: 1 S: 7	H: 2 LOB: 2 BB: 0 P: 7	R: 0 E: 0 K: 1 S: 6	H: 1 LOB: 0 BB: 1 P: 10	R: 0 E: 0 K: 0 S: 3	H: 0 LOB: 1 BB: 0 P: 7	R: 0 E: 0 K: 1 S: 5	H: 0 LOB: 0 BB: 0 P: 5	1B: 6 2B: 1 3B: 0 HR: 0	SF: 0 SAC: 0 DP: 2 HBP: 0	WP: 0 PB: 0 SB: 0 CS: 1	PA: 33
<b>PITCHER</b> Bo McLaughlin, R (1, 1) ERA: 2.0	IP: 9.0 WLS: W BF: 33	H: 6 R: 0 ER: 0 SO: 5	BB: 2 IBB: 0 HBP: 0 BLK: 0	WP: 0 HR: 0 S: 41 P: 49	ERA: 0.00 WHIP: 0.889															

Batter	1	2	3	4	5	6	7	8	9	AB	R	H	RBI	BB	SO	LOB	BOTTOM		
Rob Andrews, R (1, 4) OBP: 0.320, SLG: 0.307										4	0	1	0	0	0	1	<b>Philadelphia Phillies @ Houston Astros</b> Astrodome, Houston, TX Wed Sep 01 1976, 8:05 PM EDT Att: 6,395 - Dome		
Enos Cabell, R (1, 5) OBP: 0.312, SLG: 0.331										3	0	0	0	1	1	1			
Cesar Cedeno, R (1, 8) OBP: 0.356, SLG: 0.464										4	0	0	0	0	2	2			
Bob Watson, R (1, 3) OBP: 0.369, SLG: 0.443										3	0	1	0	0	0	0			
Cliff Johnson, R (1, 2) OBP: 0.354, SLG: 0.395										3	1	1	1	0	0	1			
Jose Cruz, L (1, 9) OBP: 0.384, SLG: 0.411										3	0	1	0	0	0	0			
Leon Roberts, R (1, 7) OBP: 0.350, SLG: 0.430										3	0	0	0	0	2	1			
Wilbur Howard, S (8, 7) OBP: 0.247, SLG: 0.301										0	0	0	0	0	0	0			
Roger Metzger, S (1, 6) OBP: 0.295, SLG: 0.279										3	0	1	0	0	1	1			
Bo McLaughlin, R (1, 1) ERA: 2.51										3	0	0	0	0	0	1			
<b>Inning Stats</b>	R: 0 E: 0 K: 0 S: 3	H: 0 LOB: 0 BB: 0 P: 3	R: 0 E: 0 K: 0 S: 3	H: 0 LOB: 0 BB: 0 P: 3	R: 0 E: 0 K: 1 S: 6	H: 1 LOB: 0 BB: 0 P: 6	R: 0 E: 0 K: 1 S: 6	H: 1 LOB: 1 BB: 0 P: 6	R: 0 E: 0 K: 1 S: 5	H: 0 LOB: 1 BB: 1 P: 9	R: 0 E: 0 K: 1 S: 5	H: 0 LOB: 1 BB: 1 P: 9	1B: 3 2B: 1 3B: 0 HR: 1	SF: 0 SAC: 0 DP: 0 HBP: 0	WP: 0 PB: 0 SB: 2 CS: 0	PA: 30			
<b>PITCHER</b> Jim Kaat, L (1, 1) ERA: 3.19	IP: 7.0 WLS: L BF: 26	H: 5 R: 1 ER: 1 SO: 5	BB: 0 IBB: 0 HBP: 0 BLK: 0	WP: 0 HR: 1 S: 36 P: 36	ERA: 1.29 WHIP: 0.714														
<b>PITCHER</b> Ron Reed, R (8, 1) ERA: 2.51	IP: 1.0 WLS: L BF: 4	H: 0 R: 0 ER: 0 SO: 1	BB: 1 IBB: 0 HBP: 0 BLK: 0	WP: 0 HR: 0 S: 5 P: 9	ERA: 0.00 WHIP: 1.000														

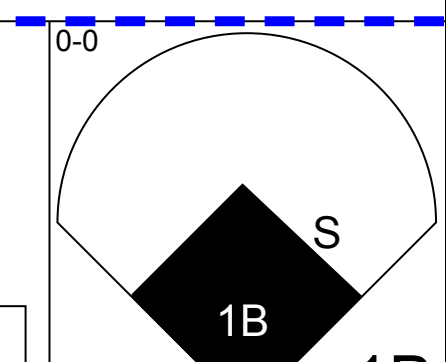
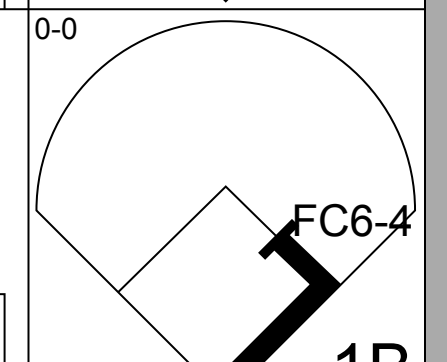
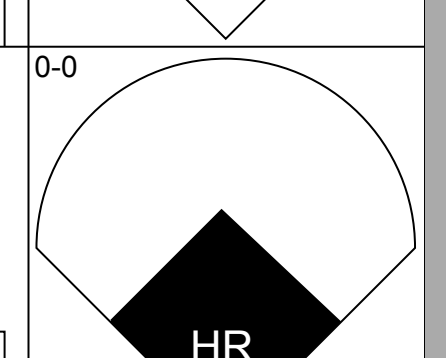
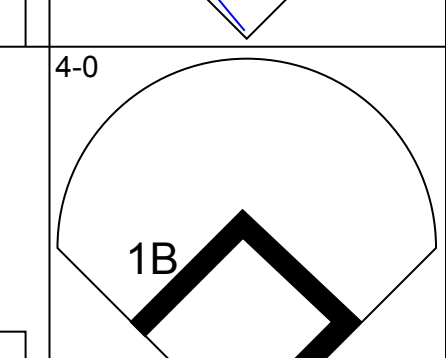
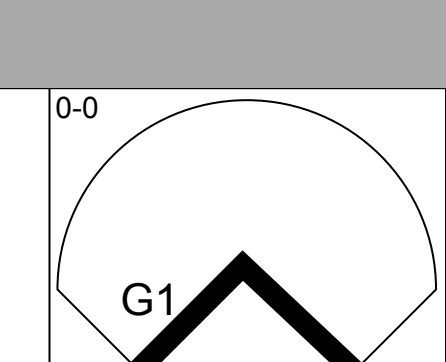
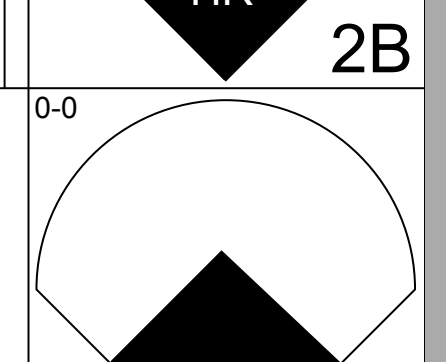
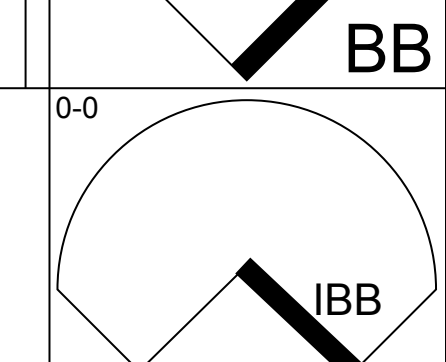
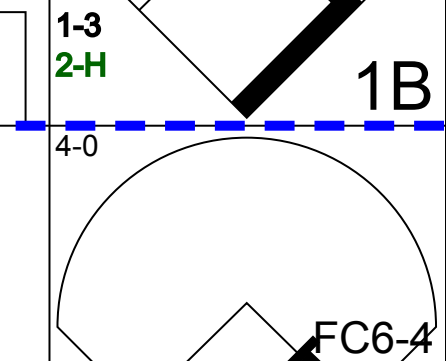

AB	31
R	0
H	6
RBI	0
BB	2
SO	5
LOB	14



AB	29
R	1
H	5
RBI	1
BB	1
SO	6
LOB	8

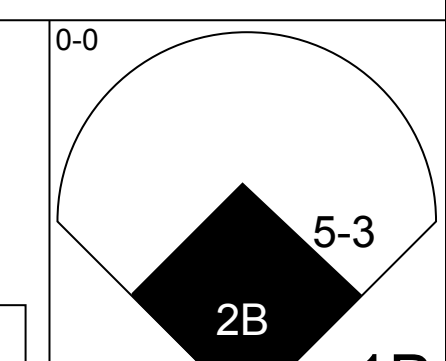
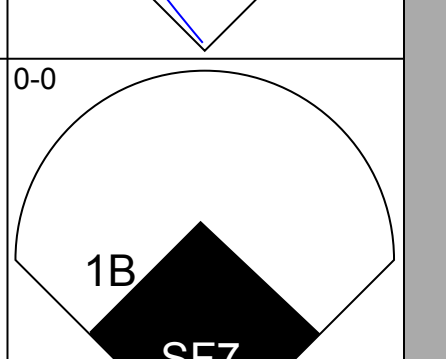
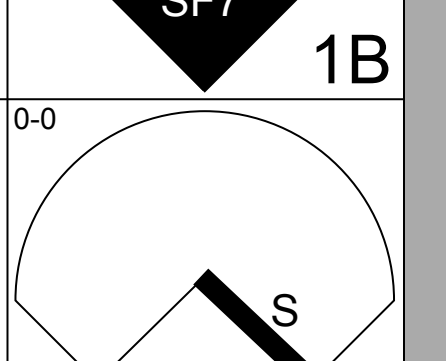
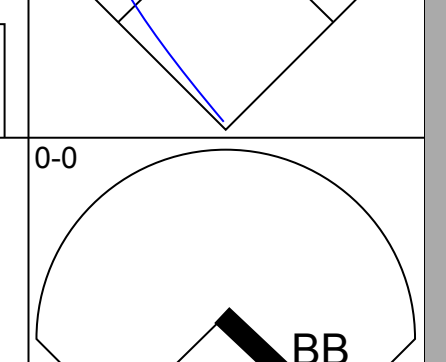
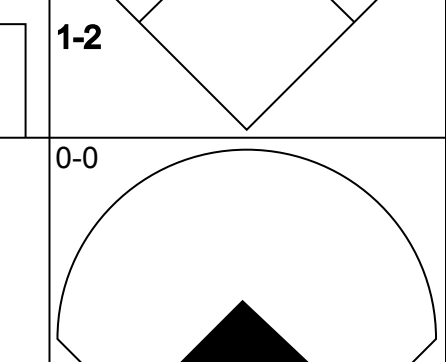

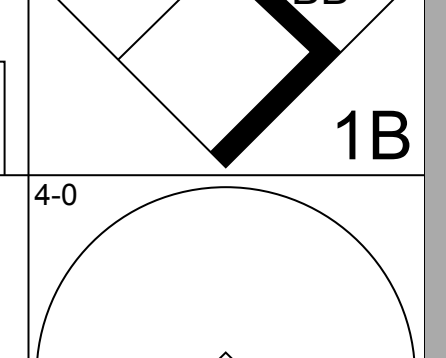
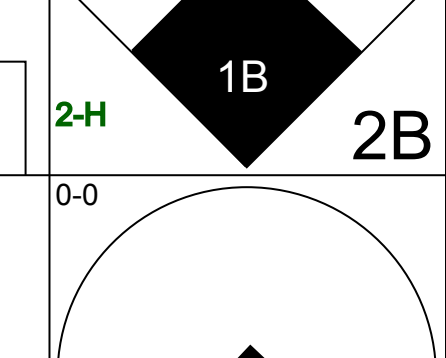

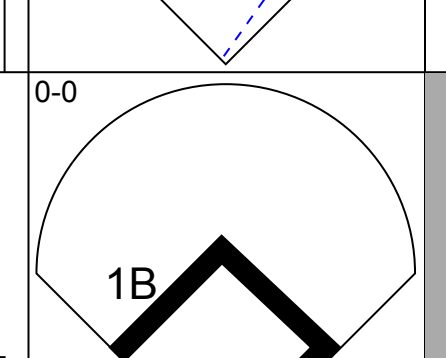
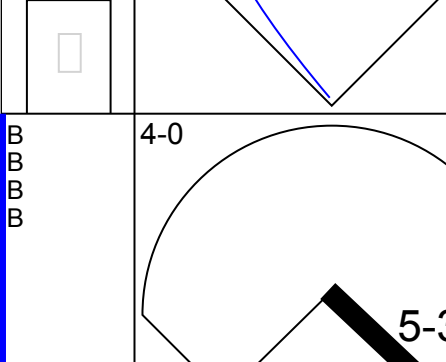
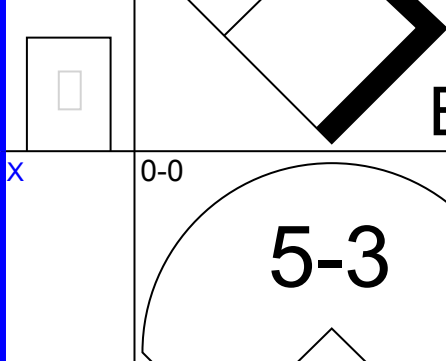
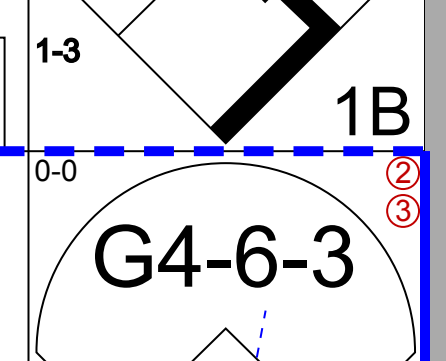
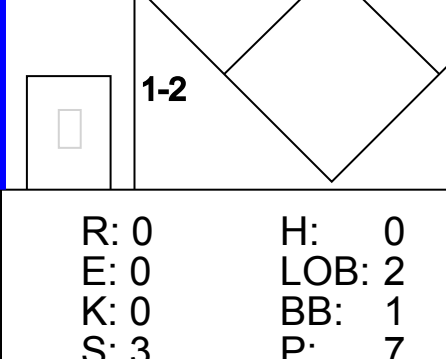
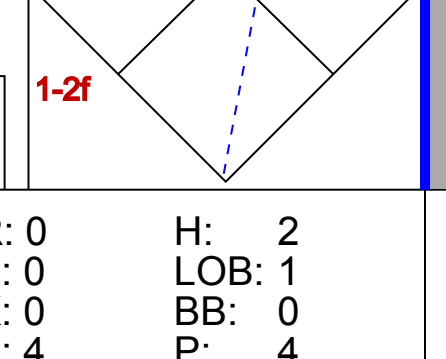






Batter	1	2	3	4	5	6	7	8	9	AB	R	H	RBI	BB	SO	LOB	TOP					
Bill Buckner, L (1, 7) OBP: 0.333, SLG: 0.391	5-3		L7		6-3				F7	5	1	1	0	0	0	0	<b>Los Angeles Dodgers @ Houston Astros</b> Astrodome, Houston, TX Fri Sep 03 1976, 8:05 PM EDT Att: 9,028 - Unknown					
Ted Sizemore, R (1, 4) OBP: 0.280, SLG: 0.278	K		6-3		F8			K		4	0	0	0	0	2	1						
Reggie Smith, S (1, 9) OBP: 0.306, SLG: 0.439					K			F7		4	0	1	0	0	1	1						
Steve Garvey, R (1, 3) OBP: 0.343, SLG: 0.429	FC6-4									3	1	1	0	1	0	1						
Ron Cey, R (1, 5) OBP: 0.389, SLG: 0.490										4	1	3	3	0	0	0						
Jim Lyttle, L (1, 8) OBP: 0.357, SLG: 0.380		G1			G3					3	0	1	0	1	0	1						
Bill Russell, R (1, 6) OBP: 0.320, SLG: 0.373	5-3				5-3			K	FC6-4	4	0	0	0	0	1	5						
Steve Yeager, R (1, 2) OBP: 0.291, SLG: 0.367		F7						F8	5-3	4	1	1	0	0	0	2						
Burt Hooton, R (1, 1) OBP: 0.175, SLG: 0.135			F7					K	K	3	0	1	1	0	1	1						
Charlie Hough, R (7, 1) OBP: 0.263, SLG: 0.368										1	0	0	0	0	1	0						
<b>Inning Stats</b>	R: 0 E: 0 K: 1 S: 6	H: 1 LOB: 1 BB: 0 P: 6	R: 0 E: 0 K: 0 S: 4	H: 1 LOB: 1 BB: 0 P: 4	R: 0 E: 0 K: 0 S: 3	H: 0 LOB: 0 BB: 0 P: 3	R: 2 E: 0 K: 1 S: 7	H: 2 LOB: 0 BB: 0 P: 7	R: 1 E: 0 K: 0 S: 4	H: 2 LOB: 0 BB: 0 P: 4	R: 0 E: 0 K: 0 S: 3	H: 0 LOB: 0 BB: 0 P: 3	R: 0 E: 0 K: 2 S: 8	H: 1 LOB: 1 BB: 0 P: 8	R: 1 E: 0 K: 1 S: 7	H: 2 LOB: 2 BB: 2 P: 15	R: 0 E: 0 K: 1 S: 5	H: 0 LOB: 0 BB: 0 P: 5	1B: 5 2B: 2 3B: 1 HR: 1	SF: 0 SAC: 0 DP: 0 HBP: 0	WP: 0 PB: 1 SB: 1 CS: 0	PA: 37
<b>PITCHER</b>	IP WLS BF H R ER SO BB IBB HBP BLK WP HR S P ERA WHIP																					
Larry Dierker, R (1, 1) ERA: 3.74	7.0 L 27 7 3 3 4 0 0 0 0 0 1 35 35 3.86 1.000																					
Gene Pentz, R (8, 1) ERA: 3.1	0.2 5 2 1 1 1 1 0 0 0 0 0 6 10 13.50 4.500																					
Ken Forsch, R (8, 1) ERA: 2.3	1.1 5 0 0 0 1 0 1 0 0 0 0 6 10 0.00 0.000																					

AB	35
R	4
H	9
RBI	4
BB	2
SO	6
LOB	12



Batter	1	2	3	4	5	6	7	8	9	AB	R	H	RBI	BB	SO	LOB	BOTTOM					
Greg Gross, L (1, 9) OBP: 0.378, SLG: 0.341	F7		F7			F8			F7	5	1	1	0	0	0	3	<b>Los Angeles Dodgers @ Houston Astros</b> Astrodome, Houston, TX Fri Sep 03 1976, 8:05 PM EDT Att: 9,028 - Unknown					
Enos Cabell, R (1, 5) OBP: 0.311, SLG: 0.331	1-3				F3			K		4	1	1	0	0	1	1						
Cesar Cedeno, R (1, 8) OBP: 0.356, SLG: 0.462	F9				F3			5-3		4	0	1	0	0	0	1						
Bob Watson, R (1, 3) OBP: 0.370, SLG: 0.447		6-3				SF7				3	1	2	2	0	0	0						
Jose Cruz, L (1, 7) OBP: 0.386, SLG: 0.410		3-1				F3				3	0	1	1	1	0	1						
Ed Herrmann, L (1, 2) OBP: 0.280, SLG: 0.299		G3			L8			G3	6-3	4	0	0	0	0	0	3						
Rob Andrews, R (1, 4) OBP: 0.319, SLG: 0.307			L6			F9			F9	4	0	1	0	0	0	0						
Roger Metzger, S (1, 6) OBP: 0.296, SLG: 0.280			G3			4-3				3	0	1	0	0	0	0						
Cliff Johnson, R (9, PH) OBP: 0.291, SLG: 0.330										0	0	0	0	1	0	0						
Wilbur Howard, S (9, FR) OBP: 0.247, SLG: 0.301										0	0	0	0	0	0	0						
Larry Dierker, R (1, 1) OBP: 0.141, SLG: 0.194										2	0	1	0	0	1	0						
Ken Boswell, L (7, PH) OBP: 0.291, SLG: 0.330									5-3	1	0	0	0	0	0	2						
Gene Pentz, R (8, 1) OBP: 0.400, SLG: 0.250										0	0	0	0	0	0	0						
Ken Forsch, R (8, 1) OBP: 0.182, SLG: 0.100										0	0	0	0	0	0	0						
Leon Roberts, R (9, PH) OBP: 0.249, SLG: 0.428										1	0	0	0	0	0	1						
<b>Inning Stats</b>	R: 0 E: 0 K: 0 S: 3	H: 0 LOB: 0 BB: 0 P: 3	R: 0 E: 0 K: 0 S: 3	H: 0 LOB: 0 BB: 0 P: 3	R: 0 E: 0 K: 0 S: 4	H: 1 LOB: 1 BB: 0 P: 4	R: 0 E: 0 K: 0 S: 4	H: 1 LOB: 2 BB: 1 P: 8	R: 0 E: 0 K: 0 S: 5	H: 0 LOB: 0 BB: 0 P: 5	R: 1 E: 0 K: 0 S: 5	H: 2 LOB: 1 BB: 0 P: 5	R: 0 E: 0 K: 0 S: 4	H: 2 LOB: 1 BB: 0 P: 4	R: 2 E: 0 K: 1 S: 8	H: 3 LOB: 1 BB: 0 P: 8	R: 0 E: 0 K: 0 S: 3	H: 0 LOB: 2 BB: 1 P: 7	1B: 8 2B: 1 3B: 0 HR: 0	SF: 1 SAC: 0 DP: 1 HBP: 0	WP: 0 PB: 0 SB: 2 CS: 0	PA: 37
<b>PITCHER</b>	IP WLS BF H R ER SO BB IBB HBP BLK WP HR S P ERA WHIP																					
Burt Hooton, R (1, 1) ERA: 3.66	6.1 W 26 6 1 1 1 1 1 0 0 0 0 0 27 31 1.42 1.105																					
Charlie Hough, R (7, 1) ERA: 2.31	2.2 S 11 3 2 2 1 1 0 0 0 0 0 0 12 16 6.75 1.500																					





Batter	1	2	3	4	5	6	7	8	9	AB	R	H	RBI	BB	SO	LOB	TOP			
Davey Lopes, R OBP: 0.308, SLG: 0.310 (1,4)										4	1	1	0	0	1	3	<b>Los Angeles Dodgers @ Houston Astros</b> Astrodome, Houston, TX Sat Sep 04 1976, 4:33 AM EDT Att: 6,875 - Dome			
Bill Buckner, L OBP: 0.331, SLG: 0.388 (1,7)										4	0	0	0	0	1					
Reggie Smith, S OBP: 0.305, SLG: 0.438 (1,9)										3	0	1	1	0	0					
Steve Garvey, R OBP: 0.344, SLG: 0.427 (1,3)										2	0	0	0	2	0					
Ron Cey, R OBP: 0.388, SLG: 0.486 (1,5)										3	1	0	0	1	0	3				
Jim Lytle, L OBP: 0.347, SLG: 0.368 (1,8)										4	0	0	1	0	0	1				
Bill Russell, R OBP: 0.319, SLG: 0.371 (1,6)										3	0	0	0	1	0	0				
Steve Yeager, R OBP: 0.291, SLG: 0.364 (9, PH)										2	0	0	0	1	0	1				
Manny Mota, R OBP: 0.383, SLG: 0.390 (9, PH)										0	0	0	0	1	0	0				
Tommy John, R OBP: 0.125, SLG: 0.111 (7, PH)										1	0	0	0	0	1	0				
Leron Lee, L OBP: 0.179, SLG: 0.189 (7, PH)										1	0	0	0	0	0	1				
Dennis Lewallyn, R OBP: 0.304, SLG: 0.217 (9, PH)										1	0	0	0	0	0	1				
<b>Inning Stats</b>	R: 1 E: 0 K: 0 S: 4	H: 1 LOB: 1 BB: 1 P: 8	R: 0 E: 0 K: 1 S: 5	H: 0 LOB: 2 BB: 2 P: 13	R: 0 E: 0 K: 1 S: 5	H: 0 LOB: 0 BB: 0 P: 5	R: 1 E: 1 K: 0 S: 3	H: 0 LOB: 0 BB: 1 P: 7	R: 0 E: 0 K: 0 S: 4	H: 1 LOB: 1 BB: 0 P: 4	R: 0 E: 1 K: 0 S: 4	H: 0 LOB: 1 BB: 0 P: 4	R: 0 E: 0 K: 0 S: 3	H: 0 LOB: 1 BB: 1 P: 7	R: 0 E: 0 K: 0 S: 3	H: 0 LOB: 1 BB: 1 P: 7	1B: 2 2B: 0 3B: 0 HR: 0	SF: 1 SAC: 1 DP: 0 HBP: 0	WP: 0 PB: 0 SB: 2 CS: 0	PA: 36
<b>PITCHER</b> Joaquin Andujar, R ERA: 3.67 (1,1)	IP: 9.0 WLS: W BF: 36 H: 2 R: 2 ER: 1 SO: 3 BB: 6 IBB: 0 HBP: 0 BLK: 0 WP: 0 HR: 0 S: 36 P: 60 ERA: 1.00 WHIP: 0.889															<b>PITCHER</b>				

Batter	1	2	3	4	5	6	7	8	9	AB	R	H	RBI	BB	SO	LOB	BOTTOM			
Wilbur Howard, S OBP: 0.247, SLG: 0.300 (1,7)										4	1	1	0	0	0	0	<b>Los Angeles Dodgers @ Houston Astros</b> Astrodome, Houston, TX Sat Sep 04 1976, 4:33 AM EDT Att: 6,875 - Dome			
Enos Cabell, R OBP: 0.311, SLG: 0.330 (1,5)										4	1	1	0	0	0	0				
Cesar Cedeno, R OBP: 0.357, SLG: 0.461 (1,8)										3	1	1	1	1	0	0				
Bob Watson, R OBP: 0.369, SLG: 0.451 (1,3)										4	1	1	3	0	1	1				
Cliff Johnson, R OBP: 0.361, SLG: 0.395 (1,2)										2	1	1	0	2	0	0				
Jose Cruz, L OBP: 0.384, SLG: 0.407 (1,9)										3	0	0	0	1	1	2				
Rob Andrews, R OBP: 0.317, SLG: 0.304 (1,4)										3	0	0	0	0	0	3				
Roger Metzger, S OBP: 0.296, SLG: 0.280 (1,6)										3	0	1	1	0	0	1				
Joaquin Andujar, S OBP: 0.167, SLG: 0.170 (1,1)										3	0	0	0	0	2	0				
<b>Inning Stats</b>	R: 0 E: 0 K: 0 S: 3	H: 0 LOB: 1 BB: 1 P: 7	R: 0 E: 0 K: 0 S: 4	H: 1 LOB: 1 BB: 0 P: 4	R: 5 E: 0 K: 1 S: 9	H: 5 LOB: 2 BB: 2 P: 17	R: 0 E: 0 K: 1 S: 5	H: 0 LOB: 0 BB: 0 P: 5	R: 0 E: 0 K: 0 S: 3	H: 0 LOB: 0 BB: 0 P: 3	R: 0 E: 0 K: 1 S: 5	H: 0 LOB: 0 BB: 0 P: 3	R: 0 E: 0 K: 1 S: 5	H: 0 LOB: 1 BB: 1 P: 9	R: 0 E: 0 K: 1 S: 5	H: 0 LOB: 1 BB: 1 P: 9		1B: 5 2B: 0 3B: 0 HR: 1	SF: 0 SAC: 0 DP: 0 HBP: 0	WP: 0 PB: 0 SB: 1 CS: 0
<b>PITCHER</b> Tommy John, L ERA: 3.22 (1,1)	IP: 6.0 WLS: L BF: 26 H: 6 R: 5 ER: 5 SO: 3 BB: 3 IBB: 0 HBP: 0 BLK: 0 WP: 0 HR: 1 S: 29 P: 41 ERA: 7.50 WHIP: 1.500															<b>PITCHER</b>				
<b>PITCHER</b> Dennis Lewallyn, R ERA: (7,1)	IP: 2.0 WLS: W BF: 7 H: 0 R: 0 ER: 0 SO: 1 BB: 1 IBB: 0 HBP: 0 BLK: 0 WP: 0 HR: 0 S: 8 P: 12 ERA: 0.00 WHIP: 0.500															<b>PITCHER</b>				



Batter	1	2	3	4	5	6	7	8	9	AB	R	H	RBI	BB	SO	LOB	TOP	
Davey Lopes, R (1,4) OBP: 0.311, SLG: 0.311 Ted Sizemore, R (5,4) OBP: 0.278, SLG: 0.277	0-0 6-3 BLK 3B 1B		0-3 K		1-0 1B S HBP			0-0 4-3		2	1	1	0	0	1	0	<b>Los Angeles Dodgers @ Houston Astros</b> Astrodome, Houston, TX Sun Sep 05 1976, 4:33 AM EDT Att: 12,483 - Dome	
Bill Buckner, L (1,7) OBP: 0.330, SLG: 0.387	0-0 6-3 1-3		0-0 6-3		0-0 1-3 1B			0-0 3-1		4	0	1	0	0	0	1		
Reggie Smith, S (1,9) OBP: 0.307, SLG: 0.453	0-0 SF7 3B			0-0 HR	0-0 F5			0-0 F6		4	2	2	2	0	0	2		
Steve Garvey, R (1,3) OBP: 0.344, SLG: 0.427	0-0 SF7 3-H			0-0 F8		0-0 G6-4-3 1B		0-0 F8		3	0	1	1	0	0	0		
Ron Cey, R (1,5) OBP: 0.391, SLG: 0.486	4-0 CS BB			0-0 FC4-6 1B	0-0 G6-4-3 1-2			4-0 WP 4-3 1B BB		2	1	1	0	2	0	1		
Jim Lytle, L (1,8) OBP: 0.338, SLG: 0.358	0-0 CS 1-2	0-3 K		0-0 FC4-6 1-2	0-0 4-3			0-0 4-3 1-2		4	0	0	0	0	1	2		
Bill Russell, R (1,6) OBP: 0.319, SLG: 0.370			0-0 5-3		0-0 FC1-6-4 1-2		0-3 K		0-0 2-H 1B	4	0	1	1	0	1	1		
Steve Yeager, R (1,2) OBP: 0.288, SLG: 0.360		0-0 5-3			0-0 6-3		0-0 5-3		0-0 F8	4	0	0	0	0	0	1		
Doug Rau, L (1,1) OBP: 0.242, SLG: 0.148			0-0 4-3		0-0 4-3		0-0 6-3			3	0	0	0	0	0	0		
<b>Inning Stats</b>	R: 2 E: 0 K: 0 S: 4	H: 2 LOB: 0 BB: 1 P: 8	R: 0 E: 0 K: 1 S: 5	H: 0 LOB: 0 BB: 0 P: 5	R: 0 E: 0 K: 1 S: 5	H: 2 LOB: 1 BB: 0 P: 5	R: 0 E: 0 K: 0 S: 3	H: 1 LOB: 2 BB: 0 P: 3	R: 0 E: 0 K: 1 S: 5	H: 0 LOB: 0 BB: 0 P: 5	R: 0 E: 0 K: 0 S: 3	H: 0 LOB: 1 BB: 1 P: 8	R: 1 E: 0 K: 0 S: 4	H: 1 LOB: 0 BB: 1 P: 8	1B: 5 2B: 0 3B: 1 HR: 1	SF: 1 SAC: 0 DP: 1 HBP: 1	WP: 1 PB: 0 SB: 1 CS: 1	PA: 36
<b>PITCHER</b>	IP WLS BF H R ER SO BB IBB HBP BLK WP HR S P ERA WHIP																	
Dan Larson, R (1,1) ERA: 3.07 Joe Niekro, R (9,1) ERA: 3.49	8.0 L 30 6 3 3 3 1 0 1 1 0 1 34 39 3.38 0.875																	

Batter	1	2	3	4	5	6	7	8	9	AB	R	H	RBI	BB	SO	LOB	BOTTOM	
Wilbur Howard, S (1,7) OBP: 0.242, SLG: 0.293	0-0 F8		0-3 K			0-0 F9		0-0 5-3 1-2		4	0	0	0	0	1	1	<b>Los Angeles Dodgers @ Houston Astros</b> Astrodome, Houston, TX Sun Sep 05 1976, 4:33 AM EDT Att: 12,483 - Dome	
Enos Cabell, R (1,5) OBP: 0.310, SLG: 0.328	0-0 5-3			0-0 5-3		4-0 G6-4-3 BB		0-0 F8 2-3		3	0	0	0	1	0	1		
Cesar Cedeno, R (1,8) OBP: 0.356, SLG: 0.459	4-0 S BB			0-0 F8		0-0 G6-4-3 1-2		0-0 F7		3	0	0	0	1	0	2		
Bob Watson, R (1,3) OBP: 0.368, SLG: 0.448	0-0 5-3 1-2			4-0 FC5-4 BB			0-0 L7		0-0 6-3	3	0	0	0	1	0	1		
Cliff Johnson, R (1,2) OBP: 0.359, SLG: 0.393		0-0 F7		0-0 FC5-4 1-2		0-0 E 1B		0-0 F7		4	0	1	0	0	0	1		
Jose Cruz, L (1,9) OBP: 0.383, SLG: 0.408		0-0 F4			0-0 2B		0-0 F4		0-0 F9	4	0	1	0	0	0	1		
Rob Andrews, R (1,4) OBP: 0.315, SLG: 0.302		0-3 K			0-0 4-3		0-0 E6 1-2			3	0	0	0	0	1	2		
Roger Metzger, S (1,6) OBP: 0.295, SLG: 0.279 Leon Roberts, R (7, PH) OBP: 0.297, SLG: 0.426 Jerry Davanon, R (8,6) OBP: 0.400, SLG: 0.436			0-0 F8		0-0 L8		0-3 K			2	0	0	0	0	0	1		
Dan Larson, R (1,1) OBP: 0.346, SLG: 0.440 Ken Boswell, L (8, PH) OBP: 0.297, SLG: 0.336 Joe Niekro, R (9,1) OBP: 0.214, SLG: 0.370			0-0 F9		0-0 L3			0-0 F8 5-3 1B		2	0	0	0	0	0	1		
<b>Inning Stats</b>	R: 0 E: 0 K: 0 S: 3	H: 0 LOB: 1 BB: 1 P: 7	R: 0 E: 0 K: 1 S: 5	H: 0 LOB: 0 BB: 0 P: 5	R: 0 E: 0 K: 1 S: 5	H: 0 LOB: 1 BB: 1 P: 7	R: 0 E: 0 K: 0 S: 2	H: 0 LOB: 0 BB: 1 P: 6	R: 0 E: 1 K: 1 S: 7	H: 1 LOB: 2 BB: 0 P: 7	R: 0 E: 0 K: 0 S: 4	H: 1 LOB: 1 BB: 0 P: 4	R: 0 E: 0 K: 0 S: 3	H: 0 LOB: 0 BB: 0 P: 3	1B: 2 2B: 1 3B: 0 HR: 0	SF: 0 SAC: 0 DP: 1 HBP: 0	WP: 0 PB: 0 SB: 1 CS: 0	PA: 33
<b>PITCHER</b>	IP WLS BF H R ER SO BB IBB HBP BLK WP HR S P ERA WHIP																	
Doug Rau, L (1,1) ERA: 2.54	9.0 W 33 3 0 0 3 3 0 0 0 0 0 36 48 0.00 0.667																	

AB	31
R	4
H	7
RBI	4
BB	2
SO	3
LOB	8



AB	30
R	0
H	3
RBI	0
BB	3
SO	3
LOB	13





Batter	1	2	3	4	5	6	7	8	9	AB	R	H	RBI	BB	SO	LOB	TOP			
Greg Gross, L (1.9)	4-3			F7						2	2	0	0	3	0	1	<b>Houston Astros @ Cincinnati Reds</b> Riverfront Stadium, Cincinnati, OH Mon Sep 06 1976, 7:05 PM EDT Att: 22,912 - Unknown			
Enos Cabell, R (1.5)	BB		L7	F8			F8			5	2	3	1	0	0	2				
Cesar Cedeno, R (1.8)	BB		F6		G4-6-3		F8			3	1	1	0	2	0	2				
Bob Watson, R (1.3)	F8		F9		G4-6-3		SF9			3	0	1	3	1	0	3				
Jose Cruz, L (1.7)				1B	G4-6-3		G1			4	1	1	1	1	0	3				
Ed Herrmann, L (1.2)	K			1-6-3	F7					5	1	1	0	0	2	5				
Rob Andrews, R (1.4)		4-3		1-6-3			F8			4	0	0	1	0	0	1				
Roger Metzger, S (1.6)		F9					F8			4	1	1	1	0	0	0				
J.R. Richard, R (1.1)							F8			1	0	0	0	0	0	0				
Joe Nickro, R (3.1)										0	0	0	0	0	0	0				
Leon Roberts, R (4.0)										0	0	1	1	0	0	0				
Gilberto Rondon, R (4.1)										0	0	0	0	0	0	0				
Wilbur Howard, S (5.0)										0	0	0	0	0	0	0				
Gene Pentz, R (6.1)										0	0	0	0	0	0	0				
Ken Boswell, L (9.0)										1	0	0	0	0	0	0				
<b>Inning Stats</b>	R: 0 E: 0 K: 1 S: 6	H: 1 LOB: 3 BB: 2 P: 14	R: 0 E: 0 K: 1 S: 5	H: 0 LOB: 0 BB: 0 P: 5	R: 0 E: 0 K: 0 S: 3	H: 0 LOB: 1 BB: 1 P: 7	R: 3 E: 0 K: 0 S: 7	H: 4 LOB: 1 BB: 0 P: 7	R: 0 E: 0 K: 0 S: 2	H: 0 LOB: 0 BB: 2 P: 10	R: 2 E: 0 K: 0 S: 4	H: 1 LOB: 0 BB: 1 P: 8	R: 0 E: 0 K: 1 S: 5	H: 0 LOB: 0 BB: 0 P: 5	R: 3 E: 0 K: 0 S: 6	H: 3 LOB: 1 BB: 1 P: 10	1B: 4 2B: 4 3B: 1 HR: 0	SF: 1 SAC: 0 DP: 1 HBP: 0	WP: 1 PB: 0 SB: 0 CS: 0	PA: 42
<b>PITCHER</b>	IP WLS BF H R ER SO BB IBB HBP BLK WP HR S P ERA WHIP																			
Santo Alcala, R (1.1)	3.1	18	5	3	3	2	3	0	0	0	0	0	0	19	31	8.10	2.400			
Manny Sarmiento, R (4.1)	3.2	W 14	1	2	2	0	3	0	0	0	1	0	11	23	4.91	1.091				
Rawly Eastwick, R (8.1)	2.0	10	3	3	3	1	1	0	0	0	0	0	11	15	13.50	2.000				

AB 34  
R 8  
H 9  
RBI 8  
BB 7  
SO 3  
LOB 17



Batter	1	2	3	4	5	6	7	8	9	AB	R	H	RBI	BB	SO	LOB	BOTTOM			
Pete Rose, S (1.5)					F7					3	1	2	0	2	0	0	<b>Houston Astros @ Cincinnati Reds</b> Riverfront Stadium, Cincinnati, OH Mon Sep 06 1976, 7:05 PM EDT Att: 22,912 - Unknown			
Rawly Eastwick, R (8.1)							1B			0	0	0	0	0	0	0				
Ken Griffey, L (1.9)	FC5-4		1B							5	1	2	1	0	0	5				
Joe Morgan, L (1.4)										3	1	2	4	2	0	0				
Johnny Bench, R (1.2)	F7									5	1	1	0	0	0	6				
George Foster, R (1.7)										3	2	1	0	1	1	2				
Mike Lum, L (7.7)	K									1	0	0	0	0	1	0				
Tony Perez, R (1.3)										5	1	1	1	0	1	1				
Cesar Geronimo, L (1.8)										4	1	1	0	1	2	1				
Dave Concepcion, R (1.6)										4	1	2	2	0	1	1				
Santo Alcala, R (1.1)										2	0	0	0	0	1	3				
Manny Sarmiento, R (4.1)										2	0	0	0	0	0	1				
Doug Flynn, R (8.5)										0	0	0	0	0	0	0				
<b>Inning Stats</b>	R: 0 E: 0 K: 1 S: 5	H: 0 LOB: 2 BB: 2 P: 13	R: 0 E: 2 K: 1 S: 7	H: 0 LOB: 3 BB: 1 P: 11	R: 8 E: 0 K: 1 S: 12	H: 7 LOB: 0 BB: 1 P: 16	R: 0 E: 0 K: 1 S: 6	H: 1 LOB: 1 BB: 0 P: 6	R: 0 E: 0 K: 0 S: 4	H: 1 LOB: 2 BB: 1 P: 8	R: 1 E: 0 K: 1 S: 6	H: 1 LOB: 1 BB: 1 P: 10	R: 0 E: 0 K: 0 S: 4	H: 2 LOB: 1 BB: 0 P: 4	R: 0 E: 0 K: 2 S: 7	H: 0 LOB: 0 BB: 0 P: 7	1B: 9 2B: 2 3B: 0 HR: 1	SF: 0 SAC: 0 DP: 0 HBP: 0	WP: 0 PB: 0 SB: 3 CS: 1	PA: 43
<b>PITCHER</b>	IP WLS BF H R ER SO BB IBB HBP BLK WP HR S P ERA WHIP																			
J.R. Richard, R (1.1)	2.2	L 21	7	8	8	3	4	0	0	0	0	0	1	1	0.00	0.000				
Joe Nickro, R (3.1)	0.1	1	0	0	0	0	0	0	0	0	0	1	1	0.00	0.000					
Gilberto Rondon, R (4.1)	2.0	9	2	0	0	1	1	0	0	0	0	10	14	0.00	1.500					
Gene Pentz, R (6.1)	3.0	12	3	1	1	3	1	0	0	0	0	17	21	3.00	1.333					

AB 37  
R 9  
H 12  
RBI 8  
BB 6  
SO 7  
LOB 20





Batter	1	2	3	4	5	6	7	8	9	AB	R	H	RBI	BB	SO	LOB	TOP								
Greg Gross, L (1,9) OBP: 0.379, SLG: 0.336	F7		G6-4-3		1-3		1B 2B BB	6-3		4	1	0	0	1	0	1									
Enos Cabell, R (1,5) OBP: 0.314, SLG: 0.337	SF8 3B			F9		5-3	1B 2B 1B	6-3		5	2	2	1	0	0	0									
Cesar Cedeno, R (1,8) OBP: 0.358, SLG: 0.457	SF8			F3		F7	2B 3B 1B	FC5 1B BB		3	1	1	2	1	0	0									
Bob Watson, R (1,3) OBP: 0.370, SLG: 0.451	F8			WP 1B BB		1B	F4	1B		5	1	3	0	0	0	3									
Cliff Johnson, R (1,2) OBP: 0.363, SLG: 0.399		K		1B WP BB		1B	1B	FC5		4	1	2	2	1	1	2									
Jose Cruz, L (1,7) OBP: 0.386, SLG: 0.410	F7			FC6-4 1B		G3	3B IBB	CS 1B		4	1	2	1	1	0	2									
Jerry Davanon, R (1,4) OBP: 0.398, SLG: 0.427										2	1	0	0	1	0	2									
Ken Boswell, L (7, PH) OBP: 0.300, SLG: 0.429	5-3			FC6-4 1B						1	1	1	3	0	0	0									
Rob Andrews, R (7,4) OBP: 0.311, SLG: 0.298										1	0	0	0	0	0	1									
Roger Metzger, S (1,6) OBP: 0.295, SLG: 0.285			5-3		5-3					4	1	1	1	1	0	0									
Joe Sambito, L (1,1) OBP: 0.400, SLG: 0.250					G3					2	0	1	0	0	0	0									
Leon Roberts, R (7, PH) OBP: 0.347, SLG: 0.429										2	0	0	0	0	0	3									
Ken Forsch, R (7,1) OBP: 0.182, SLG: 0.100										0	0	0	0	0	0	0									
<b>Inning Stats</b>	R: 1 E: 0 K: 0 S: 4	H: 1 LOB: 0 BB: 0 P: 4	R: 0 E: 0 K: 1 S: 5	H: 0 LOB: 0 BB: 0 P: 5	R: 0 E: 0 K: 0 S: 3	H: 1 LOB: 0 BB: 0 P: 3	R: 1 E: 0 K: 0 S: 5	H: 2 LOB: 2 BB: 0 P: 9	R: 0 E: 0 K: 0 S: 3	H: 0 LOB: 0 BB: 0 P: 3	R: 0 E: 0 K: 0 S: 5	H: 2 LOB: 2 BB: 0 P: 5	R: 8 E: 0 K: 0 S: 8	H: 5 LOB: 1 BB: 4 P: 24	R: 0 E: 0 K: 0 S: 4	H: 1 LOB: 2 BB: 1 P: 8	R: 0 E: 0 K: 0 S: 3	H: 1 LOB: 0 BB: 0 P: 3	1B: 9 2B: 2 3B: 2 HR: 0	SF: 1 SAC: 0 DP: 1 HBP: 0	WP: 1 PB: 0 SB: 0 CS: 1	PA: 44			
<b>PITCHER</b>	IP	WLS	BF	H	R	ER	SO	BB	IBB	HBP	BLK	WP	HR	S	P	ERA	WHIP								
Fred Norman, L (1,1) ERA: 2.61	6.1		28	6	5	5	1	4	0	0	0	1	0	26	42	7.11	1.579								
Pedro Borbon, R (7,1) ERA: 3.43	0.2	L	8	5	5	5	0	0	1	0	0	0	0	7	11	67.50	7.500								
Will McEnaney, L (8,1) ERA: 4.57	2.0		8	2	0	0	0	1	0	0	0	0	0	7	11	0.00	1.500								

Houston Astros @ Cincinnati Reds  
Riverfront Stadium, Cincinnati, OH  
Tue Sep 07 1976, 7:05 PM EDT  
Att: 19,026 - Unknown

AB 37  
R 10  
H 13  
RBI 10  
BB 6  
SO 1  
LOB 14



Batter	1	2	3	4	5	6	7	8	9	AB	R	H	RBI	BB	SO	LOB	BOTTOM								
Pete Rose, S (1,5) OBP: 0.411, SLG: 0.444	6-3		K		G6-4-3		K			4	0	0	0	0	2	4									
Ken Griffey, L (1,9) OBP: 0.401, SLG: 0.455	4-3			HR 2B	1B BB		1-3			3	1	1	0	1	0	1									
Joe Morgan, L (1,4) OBP: 0.463, SLG: 0.635										3	0	1	1	0	0	1									
Doug Flynn, R (8,4) OBP: 0.314, SLG: 0.348	3-1			F3	PO 1B		F4-3			1	0	0	0	0	0	0									
Johnny Bench, R (1,2) OBP: 0.348, SLG: 0.406		F2		HR	PO	5-3	F9			4	1	1	2	0	0	0									
Tony Perez, R (1,3) OBP: 0.323, SLG: 0.436		K		F8		HR	5-3			4	1	1	1	0	1	0									
Dave Concepcion, R (1,6) OBP: 0.337, SLG: 0.412		F9		K		K				4	0	0	0	0	2	0									
Ed Armbrister, R (1,7) OBP: 0.348, SLG: 0.469			3-1		1B S	K				4	1	1	0	0	2	0									
Cesar Geronimo, L (1,8) OBP: 0.385, SLG: 0.417				SH1-3 1B	G6-4-3 1B		P6			3	1	2	0	1	0	0									
Fred Norman, S (1,1) OBP: 0.170, SLG: 0.156										1	0	1	0	0	0	0									
Pedro Borbon, R (7,1) OBP: 0.222, SLG: 0.222										0	0	0	0	0	0	0									
Mike Lum, L (7, PH) OBP: 0.324, SLG: 0.345										1	0	0	0	0	0	1									
Will McEnaney, L (8,1) OBP: 0.375, SLG: 0.167										0	0	0	0	0	0	0									
<b>Inning Stats</b>	R: 0 E: 0 K: 0 S: 3	H: 0 LOB: 0 BB: 0 P: 3	R: 0 E: 0 K: 1 S: 5	H: 0 LOB: 0 BB: 0 P: 5	R: 0 E: 0 K: 1 S: 6	H: 1 LOB: 1 BB: 0 P: 6	R: 2 E: 0 K: 1 S: 7	H: 2 LOB: 0 BB: 0 P: 7	R: 2 E: 0 K: 0 S: 4	H: 3 LOB: 1 BB: 2 P: 12	R: 1 E: 0 K: 2 S: 8	H: 1 LOB: 0 BB: 0 P: 8	R: 0 E: 0 K: 1 S: 6	H: 1 LOB: 1 BB: 0 P: 6	R: 0 E: 0 K: 0 S: 3	H: 0 LOB: 0 BB: 0 P: 3	R: 0 E: 0 K: 1 S: 5	H: 0 LOB: 0 BB: 0 P: 5	1B: 5 2B: 1 3B: 0 HR: 2	SF: 0 SAC: 1 DP: 1 HBP: 0	WP: 0 PB: 0 SB: 1 CS: 0	PA: 36			
<b>PITCHER</b>	IP	WLS	BF	H	R	ER	SO	BB	IBB	HBP	BLK	WP	HR	S	P	ERA	WHIP								
Joe Sambito, L (1,1) ERA: 3.86	6.0		25	7	5	5	5	2	0	0	0	0	0	14	14	0.00	0.333								
Ken Forsch, R (7,1) ERA: 2.21	3.0	S	10	1	0	0	2	0	0	0	0	0	0	14	14	0.00	0.333								

Houston Astros @ Cincinnati Reds  
Riverfront Stadium, Cincinnati, OH  
Tue Sep 07 1976, 7:05 PM EDT  
Att: 19,026 - Unknown

AB 32  
R 5  
H 8  
RBI 4  
BB 2  
SO 7  
LOB 7






Batter	1	2	3	4	5	6	7	8	9	AB	R	H	RBI	BB	SO	LOB	TOP				
<b>Pete Rose, S</b> OBP: 0.409, SLG: 0.441 (1, 5)	0-0 4-3		0-0 6-3			0-0 E6 2B		0-0 F7		4	1	0	0	0	0	0					
<b>Ken Griffey, L</b> OBP: 0.398, SLG: 0.451 (1, 9)	0-0 6-3			0-0 4-3		0-0 F7		0-0 4-3		4	0	0	0	0	0	1					
<b>Dan Driessen, L</b> OBP: 0.369, SLG: 0.418 <b>Rawly Eastwick, R</b> (8, 1)	0-0 G3			4-0 G5-3-6 BB		0-0 1-H 2B		0-0 4-3		3	0	1	1	1	0	0					
<b>Johnny Bench, R</b> OBP: 0.349, SLG: 0.413 (1, 2)		4-0 FC1-5 1B BB		0-0 G5-3-6 1-2		0-0 5-3		0-0 HR		3	1	1	1	1	0	2					
<b>Tony Perez, R</b> OBP: 0.325, SLG: 0.443 (1, 3)		0-0 L1-4 1-2 1B				0-0 HR		0-0 F9		4	1	2	1	0	0	1					
<b>Cesar Geronimo, L</b> OBP: 0.384, SLG: 0.416 (1, 8)		0-0 FC1-5 1-2 2-3f				0-0 1B		0-0 6-3		4	0	1	0	0	0	2					
<b>Dave Concepcion, R</b> OBP: 0.335, SLG: 0.409 (1, 6)		0-0 L1-4 2-3				0-3 K		0-0 L4		4	0	0	0	0	1	3					
<b>Doug Flynn, R</b> OBP: 0.315, SLG: 0.348 (1, 4)			0-3 K			0-0 F8		0-0 1B		3	0	1	0	0	1	1					
<b>Gary Nolan, R</b> OBP: 0.125, SLG: 0.100 <b>Ed Armbrister, R</b> OBP: 0.348, SLG: 0.469 (8, 7)			0-0 4-3			0-0 1-3		0-0 4-3		3	0	0	0	0	0	2					
<b>Inning Stats</b>	R: 0 E: 0 K: 0 S: 3	H: 0 LOB: 0 BB: 0 P: 3	R: 0 E: 0 K: 0 S: 3	H: 1 LOB: 1 BB: 1 P: 7	R: 0 E: 0 K: 1 S: 5	H: 0 LOB: 0 BB: 0 P: 5	R: 0 E: 0 K: 0 S: 2	H: 0 LOB: 0 BB: 1 P: 6	R: 1 E: 0 K: 1 S: 7	H: 2 LOB: 1 BB: 0 P: 7	R: 0 E: 0 K: 0 S: 4	H: 1 LOB: 1 BB: 0 P: 4	R: 0 E: 0 K: 0 S: 3	H: 0 LOB: 0 BB: 0 P: 3	R: 1 E: 0 K: 0 S: 4	H: 1 LOB: 0 BB: 0 P: 4	1B: 3 2B: 2 3B: 0 HR: 2	SF: 0 SAC: 0 DP: 2 HBP: 0	WP: 0 PB: 0 SB: 0 CS: 0	PA: 34	
<b>PITCHER</b>	IP	WLS	BF	H	R	ER	SO	BB	IBB	HBP	BLK	WP	HR	S	P	ERA	WHIP				
<b>Bo McLaughlin, R</b> ERA: 1.89 (1, 1)	8.0	L	30	5	2	1	2	2	0	0	0	0	1	32	40	1.12	0.875				
<b>Gene Pentz, R</b> ERA: 3.2 (9, 1)	1.0	S	4	1	1	1	0	0	0	0	0	0	1	4	4	9.00	1.000				

**Cincinnati Reds @ Houston Astros**  
Astrodome, Houston, TX  
Wed Sep 08 1976, 8:05 PM EDT  
Att: 9,525 - Dome


AB	32
R	3
H	6
RBI	3
BB	2
SO	2
LOB	12



Batter	1	2	3	4	5	6	7	8	9	AB	R	H	RBI	BB	SO	LOB	BOTTOM				
<b>Greg Gross, L</b> OBP: 0.378, SLG: 0.335 (1, 9)	0-0 FC6-4 1B		0-0 6-3			0-0 F8		0-3 K		4	0	1	0	0	1	1					
<b>Enos Cabell, R</b> OBP: 0.311, SLG: 0.335 (1, 5)	0-0 FC6-4 1-2f CS			0-0 6-3		0-0 G6-3 1-2f		0-0 G3		4	0	0	0	0	0	2					
<b>Cesar Cedeno, R</b> OBP: 0.358, SLG: 0.455 (1, 8)	0-0 F2 1-2			0-0 CS E 1B		0-0 P6		0-0 6-3		4	0	1	0	0	0	1					
<b>Bob Watson, R</b> OBP: 0.372, SLG: 0.452 (1, 3)		0-0 FC3-6 1B		0-0 FC4 CS		0-0 1B				3	0	2	0	0	0	1					
<b>Jose Cruz, L</b> OBP: 0.383, SLG: 0.406 (1, 7)		0-0 F5		0-3 K 1-2 2-3		0-3 K				3	0	0	0	0	2	4					
<b>Ed Herrmann, L</b> OBP: 0.276, SLG: 0.293 (1, 2)		0-0 FC3-6 1-2f				0-0 F2		0-0 F9		3	0	0	0	0	0	2					
<b>Jerry Davanon, R</b> OBP: 0.388, SLG: 0.414 (9, 6)		0-0 1-3				0-0 5-3		0-0 P6		3	0	0	0	0	0	1					
<b>Roger Metzger, S</b> OBP: 0.294, SLG: 0.284 (8, PH) <b>Ken Boswell, L</b> OBP: 0.298, SLG: 0.354 <b>Rob Andrews, R</b> OBP: 0.311, SLG: 0.298 (9, 4)			0-0 F4-3			0-0 F8		0-0 F9		2	0	0	0	0	0	0					
<b>Bo McLaughlin, R</b> (1, 1) <b>Larry Milbourne, S</b> OBP: 0.314, SLG: 0.288 <b>Gene Pentz, R</b> OBP: 0.400, SLG: 0.250 (9, 1)			0-0 F2			4-0 G6-3 BB		0-0 5-3		1	0	0	0	1	0	0					
<b>Inning Stats</b>	R: 0 E: 0 K: 0 S: 3	H: 1 LOB: 1 BB: 0 P: 3	R: 0 E: 0 K: 0 S: 4	H: 1 LOB: 1 BB: 0 P: 4	R: 0 E: 0 K: 0 S: 3	H: 0 LOB: 0 BB: 0 P: 3	R: 0 E: 1 K: 1 S: 6	H: 1 LOB: 1 BB: 0 P: 6	R: 0 E: 0 K: 0 S: 2	H: 0 LOB: 0 BB: 1 P: 6	R: 0 E: 0 K: 1 S: 6	H: 1 LOB: 1 BB: 0 P: 6	R: 0 E: 0 K: 0 S: 3	H: 0 LOB: 0 BB: 0 P: 3	R: 0 E: 0 K: 1 S: 5	H: 0 LOB: 0 BB: 0 P: 5	1B: 4 2B: 0 3B: 0 HR: 0	SF: 0 SAC: 0 DP: 1 HBP: 0	WP: 0 PB: 0 SB: 0 CS: 3	PA: 30	
<b>PITCHER</b>	IP	WLS	BF	H	R	ER	SO	BB	IBB	HBP	BLK	WP	HR	S	P	ERA	WHIP				
<b>Gary Nolan, R</b> ERA: 3.4 (1, 1)	7.0	W	24	4	0	0	2	1	0	0	0	0	0	27	31	0.00	0.714				
<b>Rawly Eastwick, R</b> ERA: 2.29 (8, 1)	2.0	S	6	0	0	0	1	0	0	0	0	0	0	8	8	0.00	0.000				

**Cincinnati Reds @ Houston Astros**  
Astrodome, Houston, TX  
Wed Sep 08 1976, 8:05 PM EDT  
Att: 9,525 - Dome

AB	29
R	0
H	4
RBI	0
BB	1
SO	3
LOB	12









Batter	1	2	3	4	5	6	7	8	9	AB	R	H	RBI	BB	SO	LOB	TOP					
Alex Taveras, R (1,4) OBP: 0.333, SLG: 0.333	0-0 G1-6-3 1B		0-0 4-3			0-0 5-3		0-3 K	0-0 FC5	3	0	1	0	0	0	0	Houston Astros @ San Diego Padres San Diego Stadium, San Diego, CA Sat Sep 11 1976, 10:05 PM EDT Unknown					
Cliff Johnson, R (8,PH) OBP: 0.364, SLG: 0.397										1	0	0	0	0	1	1						
Joe Sambito, L (8,1) OBP: 0.400, SLG: 0.250										0	0	0	0	0	0	0						
Ken Forsch, R (8,1) OBP: 0.182, SLG: 0.100										0	0	0	0	0	0	0						
Leon Roberts, R (9,PH) OBP: 0.349, SLG: 0.427										1	0	0	0	0	0	3						
Enos Cabell, R (1,5) OBP: 0.313, SLG: 0.335	0-0 G1-6-3 1-2		0-0 5-3			0-0 6-3		0-0 1B		4	0	1	0	0	0	1						
Cesar Cedeno, R (1,8) OBP: 0.356, SLG: 0.455	0-0 5-3					0-0 3B		0-0 1B		4	0	2	1	0	0	0						
Bob Watson, R (1,3) OBP: 0.369, SLG: 0.448		0-3 K				0-0 6-3		0-0 F9		4	0	0	0	0	1	3						
Al Javier, R (1,7) OBP: 0.200, SLG: 0.200		0-0 1B 4-3 1B				0-0 4-3		0-0 F8		4	0	1	0	0	0	0						
Jose Cruz, L (1,9) OBP: 0.377, SLG: 0.399		0-0 4-3 1-2				0-0 F7		0-0 L5		4	0	0	0	0	0	1						
Ed Herrmann, L (1,2) OBP: 0.276, SLG: 0.293										3	0	1	0	0	0	0	livebaseballscores.com					
Art Howe, R (9,PH) OBP: 0.313, SLG: 0.231						0-0 4-3		0-0 3-1		1	0	1	0	0	0	0						
Roger Metzger, S (1,6) OBP: 0.296, SLG: 0.283										3	0	1	0	0	0	2						
Ken Boswell, L (9,PH) OBP: 0.301, SLG: 0.357										1	0	1	0	0	0	0						
Larry Milbourne, S (9,FR) OBP: 0.312, SLG: 0.266										0	0	0	0	0	0	0						
Larry Dierker, R (1,1) OBP: 0.136, SLG: 0.188										2	0	0	0	0	1	1						
Jerry Davanon, R (8,PH) OBP: 0.405, SLG: 0.416										1	1	1	0	0	0	0						
										2	0	0	0	0	1	1						
										1	1	1	0	0	0	0						
										1	1	1	0	0	0	0						
<b>Inning Stats</b>	R: 0 E: 0 K: 0 S: 3	H: 1 LOB: 0 BB: 0 P: 3	R: 0 E: 0 K: 1 S: 7	H: 2 LOB: 2 BB: 0 P: 7	R: 0 E: 0 K: 1 S: 5	H: 0 LOB: 0 BB: 0 P: 5	R: 0 E: 0 K: 0 S: 3	H: 0 LOB: 0 BB: 0 P: 3	R: 0 E: 0 K: 0 S: 4	H: 1 LOB: 1 BB: 0 P: 4	R: 0 E: 0 K: 0 S: 4	H: 0 LOB: 0 BB: 0 P: 4	R: 0 E: 0 K: 0 S: 3	H: 0 LOB: 0 BB: 0 P: 3	R: 1 E: 0 K: 1 S: 7	H: 2 LOB: 2 BB: 0 P: 8	R: 0 E: 0 K: 0 S: 6	H: 3 LOB: 3 BB: 0 P: 6	1B: 9 2B: 0 3B: 1 HR: 0	SF: 0 SAC: 0 DP: 1 HBP: 1	WP: 0 PB: 0 SB: 0 CS: 0	PA: 37
<b>PITCHER</b> Randy Jones, L (1,1) ERA: 2.66	IP: 9.0 WLS: W BF: 37 H: 10 R: 1 ER: 1 SO: 3 BB: 0 IBB: 0 HBP: 1 BLK: 0 WP: 0 HR: 0 S: 42 P: 43 ERA: 1.00 WHIP: 1.111															<b>PITCHER</b>						

Batter	1	2	3	4	5	6	7	8	9	AB	R	H	RBI	BB	SO	LOB	BOTTOM			
Johnny Grubb, L (1,9) OBP: 0.394, SLG: 0.396	4-0 1B FC4-6 BB		0-0 6-3			0-0 L1		0-3 K		3	1	0	0	1	1	0	Houston Astros @ San Diego Padres San Diego Stadium, San Diego, CA Sat Sep 11 1976, 10:05 PM EDT Unknown			
Tito Fuentes, S (1,4) OBP: 0.293, SLG: 0.316	0-0 FC4-6 1B		0-0 6-3			0-0 6-3		0-3 K		4	0	1	0	0	1	0				
Willie Davis, L (1,8) OBP: 0.298, SLG: 0.380	0-0 FC4-6 2B 1-2 3H		0-0 HBP 1B			4-0 BB BB		0-0 3B 2B		3	2	2	1	1	0	1				
Mike Ivie, R (1,3) OBP: 0.352, SLG: 0.411	0-0 6-3 1-2		1-0 HBP 1B			4-0 BB BB		0-0 1B 3B		2	1	1	1	1	0	1				
Jerry Turner, L (1,7) OBP: 0.323, SLG: 0.384	0-0 2B		0-0 F7			0-0 F8		0-3 K		3	0	1	1	0	0	4				
Luis Melendez, R (8,PH) OBP: 0.246, SLG: 0.262	0-0 2B		0-0 F7			0-0 F8		0-3 K		1	0	0	0	0	1	1				
Doug Rader, R (1,5) OBP: 0.330, SLG: 0.367	0-0 F9					0-0 G6-4-3 1B		0-0 F8		4	0	2	1	0	0	1				
Fred Kendall, R (1,2) OBP: 0.295, SLG: 0.299			0-0 5-3			0-0 G6-4-3 1B		0-0 F6		4	0	1	0	0	0	1				
Hector Torres, R (1,6) OBP: 0.268, SLG: 0.299			0-0 F5			0-0 G6-4-3		0-0 F8		3	0	0	0	1	0	2				
Randy Jones, R (1,1) OBP: 0.081, SLG: 0.042			0-0 4-3			0-0 F9		0-3 K		4	0	0	0	0	2	3				
										4	0	0	0	0	2	3				
<b>Inning Stats</b>	R: 2 E: 0 K: 0 S: 5	H: 2 LOB: 1 BB: 1 P: 9	R: 0 E: 0 K: 0 S: 3	H: 0 LOB: 0 BB: 0 P: 3	R: 0 E: 0 K: 0 S: 4	H: 1 LOB: 2 BB: 0 P: 5	R: 0 E: 0 K: 0 S: 4	H: 2 LOB: 1 BB: 0 P: 4	R: 0 E: 0 K: 0 S: 3	H: 0 LOB: 0 BB: 2 P: 11	R: 0 E: 0 K: 0 S: 3	H: 0 LOB: 0 BB: 0 P: 3	R: 0 E: 0 K: 3 S: 9	H: 0 LOB: 0 BB: 0 P: 9	R: 2 E: 0 K: 2 S: 10	H: 3 LOB: 2 BB: 1 P: 14	1B: 5 2B: 2 3B: 1 HR: 0	SF: 0 SAC: 0 DP: 1 HBP: 1	WP: 1 PB: 1 SB: 0 CS: 0	PA: 36
<b>PITCHER</b> Larry Dierker, R (1,1) ERA: 3.69	IP: 7.0 WLS: L BF: 29 H: 5 R: 2 ER: 2 SO: 3 BB: 3 IBB: 0 HBP: 1 BLK: 0 WP: 1 HR: 0 S: 31 P: 44 ERA: 2.57 WHIP: 1.143															<b>PITCHER</b>				
Joe Sambito, L (8,1) ERA: 4.31	0.0 2 2 2 0 0 0 0 0 0 0 2 2 ∞ ∞																			
Ken Forsch, R (8,1) ERA: 2.22	1.0 5 1 0 0 2 0 1 0 0 0 0 8 12 0.00 1.000																			

AB	36
R	1
H	10
RBI	1
BB	0
SO	3
LOB	12





Batter	1	2	3	4	5	6	7	8	9	AB	R	H	RBI	BB	SO	LOB	TOP			
Greg Gross, L (1,9) OBP: 0.377, SLG: 0.332										3	0	0	0	1	0	0				
Enos Cabell, R (1,5) OBP: 0.314, SLG: 0.336										4	1	2	0	0	0	0				
Cesar Cedeno, R (1,8) OBP: 0.355, SLG: 0.454										4	0	1	0	0	0	2				
Bob Watson, R (1,3) OBP: 0.372, SLG: 0.451										3	1	2	1	1	1	2				
Jose Cruz, L (1,7) OBP: 0.374, SLG: 0.395										4	0	0	0	0	0	6				
Cliff Johnson, R (1,2) OBP: 0.362, SLG: 0.399										4	0	1	1	0	0	0				
Jerry Davanon, R (1,4) OBP: 0.400, SLG: 0.404										3	0	0	0	1	0	1				
Roger Metzger, S (1,6) OBP: 0.296, SLG: 0.283										4	0	1	0	0	0	1				
J.R. Richard, R (1,1) OBP: 0.132, SLG: 0.170										2	0	0	0	0	1	1				
Ken Boswell, L (7, PH) OBP: 0.299, SLG: 0.353										1	0	0	0	0	0	0				
Gene Pentz, R (7,1) OBP: 0.333, SLG: 0.200										1	0	0	0	0	0	1				
<b>Inning Stats</b>	R: 0 E: 0 K: 1 S: 6	H: 1 LOB: 2 BB: 1 P: 10	R: 0 E: 0 K: 0 S: 3	H: 0 LOB: 0 BB: 0 P: 3	R: 1 E: 0 K: 0 S: 6	H: 3 LOB: 2 BB: 0 P: 6	R: 0 E: 0 K: 1 S: 6	H: 1 LOB: 1 BB: 0 P: 6	R: 0 E: 0 K: 0 S: 3	H: 0 LOB: 0 BB: 0 P: 3	R: 1 E: 0 K: 0 S: 4	H: 2 LOB: 0 BB: 0 P: 4	R: 0 E: 0 K: 0 S: 3	H: 0 LOB: 1 BB: 1 P: 7	R: 0 E: 0 K: 0 S: 3	H: 0 LOB: 1 BB: 1 P: 7	1B: 5 2B: 3 3B: 0 HR: 0	SF: 0 SAC: 0 DP: 1 HBP: 0	WP: 0 PB: 0 SB: 1 CS: 0	PA: 36
<b>PITCHER</b>	IP WLS BF H R ER SO BB IBB HBP BLK WP HR S P ERA WHIP																			
Rick Sawyer, R (1,1) ERA: 2.29	7.0 L 28 7 2 2 2 1 0 0 0 0 0 0 31 35 2.57 1.143																			
Butch Metzger, R (8,1) ERA: 2.13	2.0 8 0 0 0 0 2 0 0 0 0 0 0 6 14 0.00 1.000																			

Houston Astros @ San Diego Padres  
San Diego Stadium, San Diego, CA  
Sat Sep 11 1976, 10:05 PM EDT  
Att: 13,340 - Unknown

AB 33  
R 2  
H 7  
RBI 2  
BB 3  
SO 2  
LOB 14

Batter	1	2	3	4	5	6	7	8	9	AB	R	H	RBI	BB	SO	LOB	BOTTOM			
Johnny Grubb, L (1,9) OBP: 0.392, SLG: 0.392										3	0	0	0	1	0	1				
Tito Fuentes, S (1,4) OBP: 0.292, SLG: 0.316										4	0	1	0	0	1	1				
Willie Davis, L (1,8) OBP: 0.296, SLG: 0.377										4	0	0	0	0	0	2				
Mike Ivie, R (1,3) OBP: 0.351, SLG: 0.412										4	1	1	0	0	1	1				
Jerry Turner, L (1,7) OBP: 0.326, SLG: 0.390										4	0	2	0	0	1	0				
Doug Radler, R (1,5) OBP: 0.329, SLG: 0.366										2	0	0	1	1	1	1				
Enzo Hernandez, R (8, FR) OBP: 0.317, SLG: 0.319										0	0	0	0	0	0	0				
Fred Kendall, R (1,2) OBP: 0.295, SLG: 0.296										3	0	0	0	1	1	2				
Hector Torres, R (1,6) OBP: 0.263, SLG: 0.294										4	0	0	0	0	0	4				
Rick Sawyer, R (1,1) OBP: 0.294, SLG: 0.250										2	0	0	0	0	0	2				
Merv Rettenmund, R (7, PH) OBP: 0.353, SLG: 0.327										0	0	0	0	1	0	0				
Butch Metzger, R (8,1) ERA: 3.03										0	0	0	0	0	0	0				
<b>Inning Stats</b>	R: 0 E: 0 K: 1 S: 5	H: 0 LOB: 0 BB: 0 P: 5	R: 0 E: 0 K: 0 S: 4	H: 1 LOB: 2 BB: 1 P: 8	R: 0 E: 0 K: 0 S: 3	H: 0 LOB: 1 BB: 1 P: 7	R: 1 E: 2 K: 1 S: 8	H: 2 LOB: 2 BB: 0 P: 8	R: 0 E: 0 K: 2 S: 7	H: 0 LOB: 0 BB: 0 P: 7	R: 0 E: 0 K: 0 S: 2	H: 0 LOB: 0 BB: 1 P: 6	R: 0 E: 0 K: 1 S: 5	H: 0 LOB: 0 BB: 0 P: 5	R: 0 E: 0 K: 0 S: 3	H: 0 LOB: 1 BB: 1 P: 7	1B: 2 2B: 2 3B: 0 HR: 0	SF: 1 SAC: 0 DP: 1 HBP: 0	WP: 0 PB: 0 SB: 0 CS: 0	PA: 35
<b>PITCHER</b>	IP WLS BF H R ER SO BB IBB HBP BLK WP HR S P ERA WHIP																			
J.R. Richard, R (1,1) ERA: 2.77	6.0 W 25 4 1 1 4 2 0 0 0 0 0 0 31 39 1.50 1.000																			
Gene Pentz, R (7,1) ERA: 3.03	3.0 S 10 0 0 0 1 2 0 0 0 0 0 0 10 18 0.00 0.667																			

Houston Astros @ San Diego Padres  
San Diego Stadium, San Diego, CA  
Sat Sep 11 1976, 10:05 PM EDT  
Att: 13,340 - Unknown

AB 30  
R 1  
H 4  
RBI 1  
BB 4  
SO 5  
LOB 14



Batter	1	2	3	4	5	6	7	8	9	AB	R	H	RBI	BB	SO	LOB	TOP										
Greg Gross, L (1, 9) OBP: 0.377, SLG: 0.331	E6 CS	1B			2B BB		6-3		F7	4	1	1	0	1	0	0	<b>Houston Astros @ Atlanta Braves</b> Atlanta-Fulton County Stadium, Atlanta, GA Tue Sep 14 1976, 7:05 PM EDT Unknown										
Enos Cabell, R (1, 5) OBP: 0.315, SLG: 0.342	1B FC6-4	F8			K				K	5	2	2	1	0	2												
Cesar Cedeno, R (1, 8) OBP: 0.356, SLG: 0.454	FC6-4 E	F8			F8					4	1	2	0	0	2												
Bob Watson, R (1, 3) OBP: 0.373, SLG: 0.453	FC6-4 IBB									3	0	1	1	1	2	1											
Jose Cruz, L (1, 7) OBP: 0.370, SLG: 0.391	FC6-4 BB				6-3					4	0	0	1	0	0	4											
Jerry Davanon, R (1, 4) OBP: 0.403, SLG: 0.396	BB				6-3					2	0	0	0	2	0	0											
Ed Herrmann, L (1, 2) OBP: 0.279, SLG: 0.291	BB									2	0	0	0	1	1												
Roger Metzger, S (1, 6) OBP: 0.293, SLG: 0.280	K									4	0	0	0	0	2	5											
Mark Lemongello, R (1, 1) Ken Forsch, R (8, 1) OBP: 0.167, SLG: 0.091		K			1-4				K	3	0	0	0	0	2	2											
<b>Inning Stats</b>	R: 2 E: 1 K: 1 S: 7	H: 2 LOB: 3 BB: 3 P: 19	R: 0 E: 0 K: 1 S: 6	H: 1 LOB: 1 BB: 0 P: 6	R: 0 E: 0 K: 1 S: 5	H: 0 LOB: 0 BB: 0 P: 5	R: 0 E: 0 K: 0 S: 2	H: 0 LOB: 0 BB: 0 P: 3	R: 1 E: 0 K: 1 S: 6	H: 1 LOB: 1 BB: 1 P: 10	R: 0 E: 0 K: 2 S: 7	H: 0 LOB: 1 BB: 1 P: 11	R: 1 E: 0 K: 1 S: 7	H: 2 LOB: 1 BB: 0 P: 7	R: 0 E: 0 K: 1 S: 5	H: 0 LOB: 0 BB: 0 P: 5	R: 0 E: 0 K: 2 S: 7	H: 0 LOB: 0 BB: 0 P: 7	1B: 4 2B: 2 3B: 0 HR: 1	SF: 0 SAC: 0 DP: 1 HBP: 1	WP: 0 PB: 0 SB: 3 CS: 1	PA: 38					
<b>PITCHER</b>	IP	WLS	BF	H	R	ER	SO	BB	IBB	HBP	BLK	WP	HR	S	P	ERA	WHIP										
Dick Ruthven, R (1, 1) ERA: 3.79	7.0	L	32	6	4	4	7	4	1	1	0	0	1	40	61	5.14	1.429										
Pablo Torrealba, L (8, 1) ERA: 3.45	2.0		6	0	0	0	3	0	0	0	0	0	0	12	12	0.00	0.000										

AB	32
R	4
H	6
RBI	3
BB	5
SO	10
LOB	17



Batter	1	2	3	4	5	6	7	8	9	AB	R	H	RBI	BB	SO	LOB	BOTTOM										
Jerry Royster, R (1, 5) OBP: 0.301, SLG: 0.290	F1		K		6-3 1B		G3		F2	5	0	1	0	0	1	3	<b>Houston Astros @ Atlanta Braves</b> Atlanta-Fulton County Stadium, Atlanta, GA Tue Sep 14 1976, 7:05 PM EDT Unknown										
Rod Gilbreath, R (1, 4) OBP: 0.333, SLG: 0.339	F7		BB 1B		6-3		6-3		6-3	5	0	1	2	0	0	3											
Willie Montanez, L (1, 3) OBP: 0.346, SLG: 0.404	1B		1-2 BB		F7				E8 1B	3	1	2	0	1	0	1											
Ken Henderson, S (1, 8) OBP: 0.353, SLG: 0.397	K		1-3		F9				4-3 1B	4	0	1	1	0	1	4											
Dave May, L (1, 7) OBP: 0.305, SLG: 0.295			F9		G3 1B		G3		4-3	4	0	1	0	0	0	1											
Tom Paciorek, R (1, 9) OBP: 0.336, SLG: 0.374	K		F9		F9		5-3		F5	4	0	0	0	0	1	2											
Darrel Chaney, S (1, 6) OBP: 0.323, SLG: 0.334	1-3		G3		G3		F8		F5	4	0	0	0	0	0	2											
Vic Correll, R (1, 2) OBP: 0.367, SLG: 0.357			SH3-4 1B		5-3		F9		SH1-4 1B	2	1	1	0	0	0	1		<b>Braves</b>									
Brian Asselstine, L (7, PH) Dale Murphy, R (8, 2) OBP: 0.600, SLG: 0.600			1B							1	0	0	0	0	0	0											
Dick Ruthven, R (1, 1) OBP: 0.230, SLG: 0.200			SH3-4						SH1-4	1	1	1	0	0	0	0											
Jimmy Wynn, R (7, PH) OBP: 0.380, SLG: 0.372										0	0	0	0	1	0	0											
Pablo Torrealba, L (8, 1) Rob Bellorir, R (8, PH) OBP: 0.298, SLG: 0.269					1B 6-3					0	0	0	0	0	0	0											
										0	0	0	0	0	0	0											
										0	0	0	0	0	0	0											
										0	0	0	0	0	0	0											
<b>Inning Stats</b>	R: 0 E: 0 K: 1 S: 6	H: 1 LOB: 0 BB: 0 P: 6	R: 0 E: 0 K: 1 S: 5	H: 0 LOB: 0 BB: 0 P: 5	R: 1 E: 0 K: 1 S: 7	H: 2 LOB: 2 BB: 1 P: 11	R: 0 E: 0 K: 0 S: 4	H: 1 LOB: 1 BB: 0 P: 4	R: 1 E: 0 K: 0 S: 5	H: 2 LOB: 1 BB: 0 P: 5	R: 0 E: 0 K: 0 S: 3	H: 0 LOB: 0 BB: 0 P: 3	R: 0 E: 0 K: 0 S: 3	H: 0 LOB: 1 BB: 1 P: 7	R: 1 E: 1 K: 0 S: 5	H: 2 LOB: 1 BB: 0 P: 5	R: 0 E: 0 K: 0 S: 4	H: 1 LOB: 1 BB: 0 P: 4	1B: 8 2B: 1 3B: 0 HR: 0	SF: 0 SAC: 2 DP: 0 HBP: 0	WP: 0 PB: 0 SB: 0 CS: 0	PA: 38					
<b>PITCHER</b>	IP	WLS	BF	H	R	ER	SO	BB	IBB	HBP	BLK	WP	HR	S	P	ERA	WHIP										
Mark Lemongello, R (1, 1) ERA: 2.57	7.0		31	8	3	2	3	2	0	0	0	0	0	35	43	2.57	1.429										
Ken Forsch, R (8, 1) ERA: 2.16	2.0	S	7	1	0	0	0	0	0	0	0	0	0	7	7	0.00	0.500										




Batter	1	2	3	4	5	6	7	8	9	AB	R	H	RBI	BB	SO	LOB	TOP			
Alex Taveras, R (1, 6) OBP: 0.143, SLG: 0.143	F7		F9		2-3		6-3			4	0	0	0	0	0	0	<b>Houston Astros @ Atlanta Braves</b> Atlanta-Fulton County Stadium, Atlanta, GA Tue Sep 14 1976, 7:05 PM EDT Att: 970 - Unknown			
Enos Cabell, R (1, 5) OBP: 0.315, SLG: 0.340	5-3		F8		1B			1-3		3	1	0	0	1	0					
Cesar Cedeno, R (1, 8) OBP: 0.358, SLG: 0.461	HR		BB		CS			K		3	1	2	2	1	1					
Bob Watson, R (1, 3) OBP: 0.372, SLG: 0.453 Larry Milbourne, S (8, PR) Ed Herrmann, L (8, 2) OBP: 0.279, SLG: 0.291	K		F5		CS		4-3	2B		4	0	1	0	0	1					
Jose Cruz, L (1, 9) OBP: 0.374, SLG: 0.404		FC5		HR				F5		3	1	2	1	1	0					
Cliff Johnson, R (1, 2) OBP: 0.361, SLG: 0.394		BB		K				K		3	0	0	0	1	2	1				
Al Javier, R (1, 7) OBP: 0.111, SLG: 0.111		K		F5				F8		4	0	0	0	0	1	3				
Rob Andrews, R (1, 4) OBP: 0.309, SLG: 0.296 Art Howe, R (9, PH) OBP: 0.294, SLG: 0.214	F5		4-3				5-3	F2		3	0	0	0	0	2					
Bo McLaughlin, R (1, 1) Greg Gross, L (5, PH) Joe Niekro, R (5, 1) Ken Boswell, R (7, PH) Jose Sosa, R (7, 1) Joe Sambito, L (7, 1) OBP: 0.400, SLG: 0.290	FC5				F5			F2		1	0	0	0	0	2					
<b>Inning Stats</b>	R: 1 E: 0 K: 1 S: 6	H: 1 LOB: 0 BB: 0 P: 6	R: 0 E: 0 K: 1 S: 6	H: 1 LOB: 2 BB: 1 P: 10	R: 0 E: 0 K: 0 S: 3	H: 0 LOB: 0 BB: 1 P: 7	R: 1 E: 0 K: 1 S: 6	H: 1 LOB: 0 BB: 1 P: 7	R: 0 E: 0 K: 1 S: 5	H: 0 LOB: 1 BB: 1 P: 9	R: 0 E: 0 K: 0 S: 3	H: 0 LOB: 0 BB: 0 P: 3	R: 0 E: 0 K: 1 S: 6	H: 1 LOB: 1 BB: 0 P: 6	R: 0 E: 0 K: 0 S: 3	H: 0 LOB: 0 BB: 0 P: 3		1B: 1 2B: 2 3B: 0 HR: 2	SF: 0 SAC: 0 DP: 0 HBP: 0	WP: 0 PB: 0 SB: 2 CS: 1
<b>PITCHER</b>	IP WLS BF H R ER SO BB IBB HBP BLK WP HR S P ERA WHIP																			
Al Autry, R (1, 1) ERA: 5.4	5.0 W 21 4 3 3 3 3 0 0 0 0 2 24 36 5.40 1.400																			
Max Leon, R (6, 1) ERA: 2.97	2.0 S 7 1 0 0 1 1 0 0 0 0 0 8 12 0.00 0.500																			
Adrian Devine, R (8, 1) ERA: 3.34	2.0 S 7 1 0 0 1 0 0 0 0 0 0 9 9 0.00 0.500																			

AB 31  
R 3  
H 5  
RBI 3  
BB 4  
SO 5  
LOB 10



Batter	1	2	3	4	5	6	7	8	9	AB	R	H	RBI	BB	SO	LOB	BOTTOM	
Jerry Royster, R (1, 5) OBP: 0.301, SLG: 0.292	K		HR		F9		SH1-4			3	1	1	0	0	1	0	<b>Houston Astros @ Atlanta Braves</b> Atlanta-Fulton County Stadium, Atlanta, GA Tue Sep 14 1976, 7:05 PM EDT Att: 970 - Unknown	
Rod Gilbreath, R (1, 4) OBP: 0.337, SLG: 0.339 Darrel Chaney, S (5, PH) OBP: 0.325, SLG: 0.336	1B		HR		FC4-6		G6-4-3			0	2	0	0	1	0	0		
Willie Montanez, L (1, 3) OBP: 0.346, SLG: 0.408	K		HR		FC4-6		G6-4-3			4	1	1	3	0	1	4		
Ken Henderson, S (1, 8) OBP: 0.352, SLG: 0.395 Jimmy Wynn, R (9, 8) OBP: 0.380, SLG: 0.372	CS		6-3		K		6-3			4	0	1	1	0	1			
Dave May, L (1, 7) OBP: 0.308, SLG: 0.299	CS		1B		6-3		1B			4	0	2	0	0	0			
Brian Asselstine, L (1, 9) OBP: 0.400, SLG: 0.250			F8		6-3		6-3			3	0	1	0	1	0	1		
Dale Murphy, R (1, 2) OBP: 0.333, SLG: 0.333	F7		5-3		K2-3		FC6-4			4	0	0	0	0	1	4		
Rob Belloir, R (1, 6) OBP: 0.283, SLG: 0.255	F3		K		F6					3	0	0	0	0	1	3		
Al Autry, R (1, 1) Max Leon, R (6, 1) Junior Moore, R (7, PH) Adrian Devine, R (8, 1)	F8		K		SH1-4		HBP			2	0	0	0	0	1	2		
<b>Inning Stats</b>	R: 1 E: 0 K: 2 S: 7	H: 1 LOB: 1 BB: 1 P: 11	R: 0 E: 0 K: 0 S: 5	H: 2 LOB: 0 BB: 0 P: 5	R: 3 E: 0 K: 0 S: 5	H: 2 LOB: 0 BB: 0 P: 6	R: 0 E: 0 K: 2 S: 7	H: 0 LOB: 0 BB: 0 P: 7	R: 0 E: 0 K: 1 S: 6	H: 1 LOB: 1 BB: 0 P: 6	R: 0 E: 0 K: 1 S: 2	H: 0 LOB: 1 BB: 1 P: 7	R: 0 E: 0 K: 0 S: 3	H: 0 LOB: 1 BB: 1 P: 7	1B: 5 2B: 1 3B: 0 HR: 1	SF: 0 SAC: 1 DP: 1 HBP: 2		WP: 0 PB: 0 SB: 2 CS: 1
<b>PITCHER</b>	IP WLS BF H R ER SO BB IBB HBP BLK WP HR S P ERA WHIP																	
Bo McLaughlin, R (1, 1) ERA: 2.32	4.0 L 18 5 4 4 4 4 1 0 0 0 0 24 29 9.00 1.500																	
Joe Niekro, R (5, 1) ERA: 3.42	2.0 8 2 0 0 2 0 0 0 0 0 0 12 12 0.00 1.000																	
Jose Sosa, R (7, 1) ERA: 7.04	0.1 3 0 0 0 0 1 0 1 0 0 0 1 6 0.00 3.000																	
Joe Sambito, L (7, 1) ERA: 4.14	1.2 5 0 0 0 0 1 0 0 0 0 0 4 8 0.00 0.600																	

AB 28  
R 4  
H 7  
RBI 4  
BB 3  
SO 6  
LOB 15





Batter	1	2	3	4	5	6	7	8	9	AB	R	H	RBI	BB	SO	LOB	TOP					
Alex Taveras, R (1,4) OBP: 0.333, SLG: 0.273										4	1	2	0	1	0	0	Houston Astros @ Atlanta Braves Atlanta-Fulton County Stadium, Atlanta, GA Wed Sep 15 1976, 7:05 PM EDT Att: 1,145 - Unknown					
Enos Cabell, R (1,5) OBP: 0.316, SLG: 0.341										4	2	2	0	0	0	1						
Cesar Cedeno, R (1,8) OBP: 0.356, SLG: 0.457										4	0	0	0	0	0	3						
Bob Watson, R (1,3) OBP: 0.376, SLG: 0.459										4	1	4	3	0	0	0						
Jose Cruz, L (1,7) OBP: 0.373, SLG: 0.402										4	0	1	0	0	0	3						
Al Javier, R (1,9) OBP: 0.231, SLG: 0.167										3	0	1	0	1	2	2						
Ed Herrmann, L (1,2) OBP: 0.276, SLG: 0.287										4	0	0	1	0	2	4						
Roger Metzger, S (1,6) OBP: 0.291, SLG: 0.278										4	0	0	0	0	0	4						
Dan Larson, R (1,1) OBP: 0.300, SLG: 0.379										4	0	0	0	0	1	3						
<b>Inning Stats</b>	R: 1 E: 0 K: 0 S: 5	H: 3 LOB: 1 BB: 0 P: 5	R: 0 E: 1 K: 0 S: 3	H: 1 LOB: 0 BB: 0 P: 3	R: 0 E: 0 K: 1 S: 4	H: 0 LOB: 0 BB: 1 P: 8	R: 0 E: 0 K: 1 S: 6	H: 1 LOB: 1 BB: 0 P: 6	R: 0 E: 0 K: 1 S: 5	H: 0 LOB: 0 BB: 0 P: 5	R: 3 E: 1 K: 0 S: 8	H: 4 LOB: 3 BB: 1 P: 12	R: 0 E: 0 K: 0 S: 3	H: 0 LOB: 0 BB: 0 P: 3	R: 0 E: 0 K: 2 S: 8	H: 1 LOB: 1 BB: 0 P: 8	R: 0 E: 0 K: 0 S: 3	H: 0 LOB: 0 BB: 0 P: 3	1B: 9 2B: 2 3B: 0 HR: 0	SF: 0 SAC: 0 DP: 1 HBP: 0	WP: 0 PB: 0 SB: 1 CS: 2	PA: 37
<b>PITCHER</b>	IP WLS BF H R ER SO BB IBB HBP BLK WP HR S P ERA WHIP																					
Rick Camp, R (1,1) ERA: 6.75	5.1 L 22 8 4 4 3 1 0 0 0 0 0 27 31 6.75 1.688																					
Pablo Torrealba, L (6,1) ERA: 3.33	1.2 8 1 0 0 0 0 1 0 0 0 0 7 11 0.00 0.600																					
Max Leon, R (8,1) ERA: 2.8	2.0 7 1 0 0 2 0 0 0 0 0 0 0 11 11 0.00 0.500																					

Batter	1	2	3	4	5	6	7	8	9	AB	R	H	RBI	BB	SO	LOB	BOTTOM					
Jerry Royster, R (1,5) OBP: 0.300, SLG: 0.292										4	1	1	0	0	0	0	Houston Astros @ Atlanta Braves Atlanta-Fulton County Stadium, Atlanta, GA Wed Sep 15 1976, 7:05 PM EDT Att: 1,145 - Unknown					
Mike Eden, S (1,4) OBP: 0.300, SLG: 0.292										4	0	0	1	0	0	0						
Willie Montanez, L (1,3) OBP: 0.348, SLG: 0.412										4	1	3	0	0	0	0						
Dave May, L (1,7) OBP: 0.307, SLG: 0.294										3	0	0	0	1	0	3						
Jimmy Wynn, R (1,8) OBP: 0.379, SLG: 0.370										3	1	0	0	1	1	2						
Brian Asselstine, L (1,9) OBP: 0.222, SLG: 0.143										3	0	0	1	0	0	1						
Dale Murphy, R (1,2) OBP: 0.306, SLG: 0.385										4	0	1	1	0	0	0						
Rob Belloir, R (1,6) OBP: 0.274, SLG: 0.246										2	0	0	0	0	0	1						
Darrel Chaney, S (7, PH) OBP: 0.327, SLG: 0.337										1	0	1	0	0	0	0						
Rick Camp, R (1,1) ERA: 2.95	9.0 W 34 6 3 2 3 2 0 0 0 0 0 38 46 2.00 0.889																					
<b>PITCHER</b>	IP WLS BF H R ER SO BB IBB HBP BLK WP HR S P ERA WHIP																					
Dan Larson, R (1,1) ERA: 2.95	9.0 W 34 6 3 2 3 2 0 0 0 0 0 38 46 2.00 0.889																					
<b>Inning Stats</b>	R: 1 E: 0 K: 1 S: 6	H: 1 LOB: 1 BB: 1 P: 10	R: 0 E: 0 K: 0 S: 3	H: 0 LOB: 0 BB: 0 P: 3	R: 0 E: 0 K: 0 S: 3	H: 0 LOB: 0 BB: 0 P: 3	R: 2 E: 0 K: 0 S: 5	H: 2 LOB: 1 BB: 1 P: 9	R: 0 E: 0 K: 1 S: 5	H: 0 LOB: 0 BB: 0 P: 5	R: 0 E: 0 K: 0 S: 4	H: 1 LOB: 1 BB: 0 P: 4	R: 0 E: 0 K: 1 S: 5	H: 1 LOB: 1 BB: 0 P: 5	R: 0 E: 0 K: 0 S: 4	H: 1 LOB: 1 BB: 0 P: 4	R: 0 E: 0 K: 0 S: 3	H: 0 LOB: 0 BB: 0 P: 3	1B: 4 2B: 3 3B: 0 HR: 0	SF: 1 SAC: 0 DP: 1 HBP: 0	WP: 0 PB: 0 SB: 2 CS: 1	PA: 34



Batter	1	2	3	4	5	6	7	8	9	AB	R	H	RBI	BB	SO	LOB	TOP					
Wilbur Howard, S OBP: 0.235, SLG: 0.285 (1, 8)	6-3		F7			F8		K		4	0	0	0	0	1	2						
Enos Cabell, R OBP: 0.315, SLG: 0.339 (1, 5)	F6					F8		F9		3	0	0	0	1	0	1						
Jose Cruz, L OBP: 0.369, SLG: 0.398 (1, 9)	6-3					F8		1-3		4	0	0	0	0	0	2						
Bob Watson, R OBP: 0.377, SLG: 0.465 (1, 3)		6-3				F6				4	2	2	1	0	0	1						
Cliff Johnson, R OBP: 0.357, SLG: 0.389 (1, 2)		K				K				4	0	0	0	0	3	2						
Leon Roberts, R OBP: 0.348, SLG: 0.442 (1, 7)		6-3								4	1	2	1	0	1	0						
Alex Taveras, R OBP: 0.250, SLG: 0.200 (1, 4)						4-3				4	0	0	0	0	0	2						
Roger Metzger, S OBP: 0.293, SLG: 0.279 (1, 6)										2	0	1	1	1	0	0						
Joaquin Andujar, S OBP: 0.182, SLG: 0.170 Gene Pentz, R OBP: 0.333, SLG: 0.200 (8, 1)						G2				3	0	1	0	0	1	1						
										0	0	0	0	0	0	0						
<b>Inning Stats</b>	R: 0 E: 0 K: 0 S: 3	H: 0 LOB: 0 BB: 0 P: 3	R: 0 E: 0 K: 1 S: 5	H: 0 LOB: 0 BB: 0 P: 5	R: 0 E: 0 K: 0 S: 3	H: 0 LOB: 1 BB: 1 P: 7	R: 0 E: 0 K: 1 S: 5	H: 0 LOB: 1 BB: 1 P: 9	R: 1 E: 0 K: 1 S: 6	H: 1 LOB: 0 BB: 0 P: 6	R: 0 E: 0 K: 0 S: 3	H: 0 LOB: 0 BB: 0 P: 3	R: 1 E: 0 K: 0 S: 5	H: 3 LOB: 2 BB: 0 P: 5	R: 0 E: 0 K: 1 S: 6	H: 1 LOB: 1 BB: 0 P: 6	R: 1 E: 0 K: 2 S: 8	H: 1 LOB: 0 BB: 0 P: 8	1B: 4 2B: 0 3B: 0 HR: 2	SF: 0 SAC: 0 DP: 0 HBP: 0	WP: 0 PB: 0 SB: 1 CS: 0	PA: 34
<b>PITCHER</b>	IP	WLS	BF	H	R	ER	SO	BB	IBB	HBP	BLK	WP	HR	S	P	ERA	WHIP					
Phil Niekro, R ERA: 3.44 Adrian Devine, R ERA: 3.43	(1, 1)	8.0	W	30	5	2	2	4	2	0	0	0	0	1	36	44	2.25	0.875				
(9, 1)	1.0	S	4	1	1	1	2	0	0	0	0	0	0	1	8	8	9.00	1.000				

**Houston Astros @ Atlanta Braves**  
 Atlanta-Fulton County Stadium, Atlanta, GA  
 Thu Sep 16 1976, 7:05 PM EDT  
 Att: 3,990 - Unknown

AB 32  
 R 3  
 H 6  
 RBI 3  
 BB 2  
 SO 6  
 LOB 11



Batter	1	2	3	4	5	6	7	8	9	AB	R	H	RBI	BB	SO	LOB	BOTTOM				
Jerry Royster, R OBP: 0.302, SLG: 0.294 (1, 5)	F3					6-3				4	1	2	0	0	0	0					
Rod Gilbreath, R OBP: 0.334, SLG: 0.336 (1, 4)	F4					6-3				3	0	0	0	0	0	1					
Willie Montanez, L OBP: 0.349, SLG: 0.412 (1, 3)										3	1	1	0	1	0	1					
Dave May, L OBP: 0.306, SLG: 0.304 (1, 7)										4	2	1	2	0	0	1					
Tom Paciorek, R OBP: 0.333, SLG: 0.370 (1, 9)										4	0	1	0	0	0	0					
Brian Asselstine, L OBP: 0.231, SLG: 0.182 Adrian Devine, R ERA: 3.43 (9, 1)										4	0	1	0	0	0	2					
										0	0	0	0	0	0	0					
Dale Murphy, R OBP: 0.294, SLG: 0.313 (1, 2)										3	0	0	1	1	0	2					
Darrel Chaney, S OBP: 0.325, SLG: 0.335 (1, 6)										3	0	0	0	0	1	2					
Phil Niekro, R OBP: 0.212, SLG: 0.277 Jimmy Wynn, R OBP: 0.381, SLG: 0.378 (8, 8)										2	0	0	0	0	0	0					
										1	1	1	1	0	0	0					
<b>Inning Stats</b>	R: 0 E: 0 K: 0 S: 4	H: 1 LOB: 1 BB: 0 P: 4	R: 0 E: 0 K: 0 S: 3	H: 0 LOB: 1 BB: 1 P: 7	R: 0 E: 0 K: 0 S: 3	H: 0 LOB: 0 BB: 0 P: 3	R: 0 E: 0 K: 1 S: 5	H: 0 LOB: 0 BB: 0 P: 5	R: 0 E: 0 K: 0 S: 3	H: 0 LOB: 0 BB: 0 P: 3	R: 1 E: 1 K: 0 S: 5	H: 1 LOB: 1 BB: 0 P: 5	R: 4 E: 0 K: 0 S: 7	H: 4 LOB: 1 BB: 1 P: 11	1B: 5 2B: 0 3B: 1 HR: 1	SF: 0 SAC: 1 DP: 0 HBP: 0	WP: 0 PB: 1 SB: 1 CS: 0	PA: 34			
<b>PITCHER</b>	IP	WLS	BF	H	R	ER	SO	BB	IBB	HBP	BLK	WP	HR	S	P	ERA	WHIP				
Joaquin Andujar, R ERA: 3.69 Gene Pentz, R ERA: 3.02	(1, 1)	7.2	L	33	7	5	4	1	1	0	1	0	1	33	41	4.70	1.043				
(8, 1)	0.1		1	0	0	0	0	0	0	0	0	0	0	1	1	0.00	0.000				

**Houston Astros @ Atlanta Braves**  
 Atlanta-Fulton County Stadium, Atlanta, GA  
 Thu Sep 16 1976, 7:05 PM EDT  
 Att: 3,990 - Unknown

AB 31  
 R 5  
 H 7  
 RBI 4  
 BB 2  
 SO 1  
 LOB 9





Batter	1	2	3	4	5	6	7	8	9	AB	R	H	RBI	BB	SO	LOB	TOP				
<b>Johnny Grubb, L</b> OBP: 0.387, SLG: 0.385 (1, 9)	1B WP 1B BB	1-3		4-3			1-3			3	1	0	0	1	0	0	<b>San Diego Padres @ Houston Astros</b> Astrodome, Houston, TX Sat Sep 18 1976, 4:33 AM EDT Att: 3,287 - Unknown				
<b>Tito Fuentes, S</b> OBP: 0.287, SLG: 0.309 (1, 4)	K	K			3-1		F8			4	0	0	0	0	2	1					
<b>Willie Davis, L</b> OBP: 0.300, SLG: 0.379 (1, 8)	BB 2B 2-3 1B			E S 1B				1-3		4	1	2	0	0	1	0					
<b>Mike Ivie, R</b> OBP: 0.349, SLG: 0.410 (1, 3)	L4			K					G5-4-3 1B	4	0	1	0	0	2	3					
<b>Jerry Turner, L</b> OBP: 0.324, SLG: 0.383 (8, PH)	BB 2B 1B			K						2	1	1	1	1	1	1					
<b>Luis Melendez, R</b> OBP: 0.234, SLG: 0.248 (8, 9)				K						1	0	0	0	0	0	1					
<b>Doug Radler, R</b> OBP: 0.329, SLG: 0.359 (1, 5)	3-H 1-2 2-3 2B BB						F8			2	1	0	0	2	1	1					
<b>Fred Kendall, R</b> OBP: 0.295, SLG: 0.300 (1, 2)	1-2 2-3 2B BB						E1			4	0	1	3	0	1	2					
<b>Bill Almon, R</b> OBP: 0.385, SLG: 0.417 (1, 6)	1-H 2-H 3-H 2B						F4			4	0	0	0	0	1	2					
<b>Dave Freisleben, R</b> OBP: 0.231, SLG: 0.243 (1, 1)		5-3					F9			3	0	0	0	0	2	0					
<b>Inning Stats</b>	R: 4 E: 0 K: 2 S: 10	H: 3 LOB: 1 BB: 2 P: 18	R: 0 E: 0 K: 1 S: 5	H: 0 LOB: 0 BB: 0 P: 5	R: 0 E: 0 K: 3 S: 10	H: 1 LOB: 2 BB: 1 P: 14	R: 0 E: 0 K: 1 S: 5	H: 0 LOB: 0 BB: 0 P: 5	R: 0 E: 0 K: 0 S: 3	H: 0 LOB: 1 BB: 1 P: 7	R: 0 E: 0 K: 1 S: 5	H: 0 LOB: 0 BB: 0 P: 5	R: 0 E: 0 K: 0 S: 3	H: 1 LOB: 0 BB: 0 P: 3	R: 0 E: 0 K: 1 S: 5	H: 0 LOB: 0 BB: 0 P: 5		1B: 4 2B: 1 3B: 0 HR: 0	SF: 0 SAC: 0 DP: 1 HBP: 0	WP: 1 PB: 0 SB: 1 CS: 1	PA: 35
<b>PITCHER</b>	IP	WLS	BF	H	R	ER	SO	BB	IBB	HBP	BLK	WP	HR	S	P	ERA		WHIP			
<b>J.R. Richard, R</b> ERA: 2.83	(1, 1)	7.0	L	29	4	4	4	10	4	0	0	0	1	0	45	61	5.14	1.143			
<b>Joe Sambito, L</b> ERA: 3.95	(8, 1)	2.0		6	1	0	0	1	0	0	0	0	0	0	8	8	0.00	0.500			


Batter	1	2	3	4	5	6	7	8	9	AB	R	H	RBI	BB	SO	LOB	BOTTOM				
<b>Greg Gross, L</b> OBP: 0.377, SLG: 0.330 (1, 9)	3-1				1B BB			4-3		3	0	1	0	1	0	0	<b>San Diego Padres @ Houston Astros</b> Astrodome, Houston, TX Sat Sep 18 1976, 4:33 AM EDT Att: 3,287 - Unknown				
<b>Enos Cabell, R</b> OBP: 0.315, SLG: 0.339 (1, 5)	F7			4-3			S 1B	6-3		4	0	1	0	0	0	1					
<b>Cesar Cedeno, R</b> OBP: 0.354, SLG: 0.454 (1, 8)	K				6-3		F8	6-3		4	0	0	0	0	1	2					
<b>Bob Watson, R</b> OBP: 0.374, SLG: 0.461 (1, 3)		F7			6-3			6-3		4	0	0	0	0	0	0					
<b>Jose Cruz, L</b> OBP: 0.371, SLG: 0.399 (1, 7)					1B 1B		4-3	6-3		4	0	2	0	0	0	0					
<b>Ed Herrmann, L</b> OBP: 0.276, SLG: 0.288 (1, 2)		G4-6-3 1B			1B 1B					3	0	1	0	0	1	1					
<b>Ken Boswell, L</b> OBP: 0.310, SLG: 0.347 (8, PH)	G4-6-3 1-2				FC5-4 1B				F8	1	0	0	0	0	0	0					
<b>Rob Andrews, R</b> OBP: 0.309, SLG: 0.298 (1, 4)				4-3 6-3 2B	FC5-4 1-2			6-3		3	1	1	0	0	0	2					
<b>Roger Metzger, S</b> OBP: 0.291, SLG: 0.277 (1, 6)				4-3				L8		3	0	0	0	0	0	1					
<b>J.R. Richard, R</b> OBP: 0.129, SLG: 0.167 (1, 1)				6-3						2	0	0	1	0	0	0					
<b>Larry Milbourne, S</b> OBP: 0.310, SLG: 0.264 (7, PH)										1	0	0	0	0	0	0					
<b>Joe Sambito, L</b> OBP: 0.400, SLG: 0.250 (8, 1)								L7		0	0	0	0	0	0	0					
<b>Inning Stats</b>	R: 0 E: 0 K: 1 S: 5	H: 0 LOB: 0 BB: 0 P: 5	R: 0 E: 0 K: 0 S: 3	H: 1 LOB: 0 BB: 0 P: 3	R: 1 E: 0 K: 0 S: 5	H: 2 LOB: 1 BB: 0 P: 5	R: 0 E: 0 K: 0 S: 5	H: 2 LOB: 2 BB: 0 P: 5	R: 0 E: 0 K: 0 S: 4	H: 1 LOB: 2 BB: 1 P: 8	R: 0 E: 0 K: 1 S: 5	H: 0 LOB: 0 BB: 0 P: 5	R: 0 E: 0 K: 0 S: 3	H: 0 LOB: 0 BB: 0 P: 3	R: 0 E: 0 K: 0 S: 3	H: 0 LOB: 0 BB: 0 P: 3	1B: 5 2B: 1 3B: 0 HR: 0	SF: 0 SAC: 0 DP: 1 HBP: 0	WP: 0 PB: 0 SB: 1 CS: 0	PA: 33	
<b>PITCHER</b>	IP	WLS	BF	H	R	ER	SO	BB	IBB	HBP	BLK	WP	HR	S	P	ERA	WHIP				
<b>Dave Freisleben, R</b> ERA: 3.56	(1, 1)	9.0	W	33	6	1	1	2	1	0	0	0	0	0	36	40	1.00	0.778			


AB	31
R	4
H	5
RBI	4
BB	4
SO	11
LOB	11

AB	32
R	1
H	6
RBI	1
BB	1
SO	2
LOB	7







Batter	1	2	3	4	5	6	7	8	9	AB	R	H	RBI	BB	SO	LOB	TOP			
Johnny Grubb, L (1, 9) OBP: 0.388, SLG: 0.389	SH1-3 2B		F8			F8		E4 3B		4	0	2	0	0	0	0	<b>San Diego Padres @ Houston Astros</b> Astrodome, Houston, TX Sun Sep 19 1976, 4:33 AM EDT Dome  livebaseballscores.com  <b>AB 32</b> <b>R 2</b> <b>H 6</b> <b>RBI 2</b> <b>BB 3</b> <b>SO 2</b> <b>LOB 19</b> 			
Enzo Hernandez, R (8, FR) OBP: 0.317, SLG: 0.319									E	0	1	0	0	0	0	0				
Luis Melendez, R (8, 9) OBP: 0.239, SLG: 0.254										1	0	1	0	0	0	0				
Tito Fuentes, S (1, 4) OBP: 0.285, SLG: 0.307	SH1-3 2-3			E3 3B		F8		B5	E6	4	1	0	0	0	0	4				
Willie Davis, L (1, 8) OBP: 0.300, SLG: 0.383	4-3			F6		F4				4	0	1	1	0	0	2				
Mike Ivie, R (1, 3) OBP: 0.348, SLG: 0.408	4-3			F2				F4		4	0	1	0	0	0	4				
Jerry Turner, L (1, 7) OBP: 0.327, SLG: 0.392		L7								2	0	1	1	1	0	0				
Doug Rader, R (1, 5) OBP: 0.327, SLG: 0.357		F9								3	0	0	0	0	1	3				
Fred Kendall, R (1, 2) OBP: 0.295, SLG: 0.298		F8				F7				3	0	0	0	1	0	0				
Bill Almon, R (1, 6) OBP: 0.294, SLG: 0.313			5-3			L6				4	0	0	0	0	1	3				
Randy Jones, R (1, 1) OBP: 0.086, SLG: 0.040			6-3			6-3				3	0	0	0	1	0	3				
<b>Inning Stats</b>	R: 0 E: 0 K: 0 S: 4	H: 1 LOB: 1 BB: 0 P: 4	R: 0 E: 0 K: 0 S: 3	H: 0 LOB: 0 BB: 0 P: 3	R: 0 E: 0 K: 0 S: 3	H: 0 LOB: 0 BB: 0 P: 3	R: 1 E: 1 K: 1 S: 7	H: 1 LOB: 1 BB: 0 P: 7	R: 0 E: 0 K: 0 S: 3	H: 0 LOB: 0 BB: 0 P: 3	R: 0 E: 1 K: 1 S: 7	H: 1 LOB: 3 BB: 1 P: 11	R: 1 E: 1 K: 0 S: 5	H: 1 LOB: 2 BB: 1 P: 9	R: 0 E: 1 K: 0 S: 4	H: 1 LOB: 2 BB: 1 P: 8	1B: 3 2B: 1 3B: 2 HR: 0	SF: 0 SAC: 3 DP: 0 HBP: 0	WP: 0 PB: 0 SB: 1 CS: 0	PA: 38
<b>PITCHER</b> Mark Lemongello, R (1, 1) ERA: 1.13	IP: 9.0 WLS: W BF: 38	H: 6 R: 2 ER: 0 SO: 2	BB: 1 IBB: 2 HBP: 0 BLK: 0	WP: 0 HR: 0 S: 39 P: 51	ERA: 0.00 WHIP: 0.778	<b>PITCHER</b>	IP: 9.0 WLS: W BF: 38	H: 6 R: 2 ER: 0 SO: 2	BB: 1 IBB: 2 HBP: 0 BLK: 0	WP: 0 HR: 0 S: 39 P: 51	ERA: 0.00 WHIP: 0.778									

Batter	1	2	3	4	5	6	7	8	9	AB	R	H	RBI	BB	SO	LOB	BOTTOM			
Alex Taveras, R (1, 4) OBP: 0.300, SLG: 0.263	1-6-3 1B		FC6-4 1B			1-3		F9		4	0	2	0	0	0	0	<b>San Diego Padres @ Houston Astros</b> Astrodome, Houston, TX Sun Sep 19 1976, 4:33 AM EDT Dome  livebaseballscores.com  <b>AB 32</b> <b>R 3</b> <b>H 11</b> <b>RBI 3</b> <b>BB 3</b> <b>SO 2</b> <b>LOB 14</b> 			
Enos Cabell, R (1, 5) OBP: 0.315, SLG: 0.338	1-6-3 1-2		FC6-4 G6-4-3					4-3		4	1	1	0	0	0	2				
Cesar Cedeno, R (1, 8) OBP: 0.355, SLG: 0.456	6-3		G6-4-3			E7 L4 1B				4	0	2	1	0	0	2				
Bob Watson, R (1, 3) OBP: 0.374, SLG: 0.459	L4					L4				3	0	0	0	1	0	2				
Cliff Johnson, R (1, 2) OBP: 0.353, SLG: 0.383			F9			6-3				4	0	0	0	0	1	2				
Al Javier, R (1, 9) OBP: 0.353, SLG: 0.267						F9				3	1	2	0	1	0	0				
Wilbur Howard, S (9, FR) OBP: 0.235, SLG: 0.285										0	1	0	0	0	0	0				
Leon Roberts, R (1, 7) OBP: 0.352, SLG: 0.449										3	0	2	1	0	0	1				
Jose Cruz, L (8, 9) OBP: 0.371, SLG: 0.399			F7			G6-4-3 1B		SH1-3		0	0	0	0	0	0	0				
Roger Metzger, S (1, 6) OBP: 0.292, SLG: 0.277										3	0	1	0	0	0	2				
Art Howe, R (9, PH) OBP: 0.333, SLG: 0.214						G6-4-3 1-2		1B		0	0	0	0	1	0	0				
Mark Lemongello, R (1, 1) OBP: 0.408, SLG: 0.402										3	0	0	0	0	1	3				
Jerry Davanon, R (9, PH)			K			3-1				1	0	1	1	0	0	0				
<b>Inning Stats</b>	R: 0 E: 0 K: 0 S: 4	H: 1 LOB: 1 BB: 0 P: 4	R: 0 E: 0 K: 1 S: 6	H: 1 LOB: 2 BB: 1 P: 10	R: 0 E: 0 K: 0 S: 3	H: 1 LOB: 0 BB: 0 P: 3	R: 0 E: 0 K: 0 S: 3	H: 0 LOB: 0 BB: 0 P: 3	R: 1 E: 1 K: 0 S: 4	H: 2 LOB: 1 BB: 0 P: 4	R: 1 E: 0 K: 1 S: 7	H: 2 LOB: 1 BB: 0 P: 7	R: 0 E: 0 K: 0 S: 4	H: 1 LOB: 2 BB: 1 P: 8	R: 1 E: 0 K: 0 S: 3	H: 2 LOB: 2 BB: 1 P: 7	1B: 9 2B: 3 3B: 0 HR: 0	SF: 0 SAC: 1 DP: 3 HBP: 0	WP: 0 PB: 0 SB: 1 CS: 0	PA: 36
<b>PITCHER</b> Randy Jones, L (1, 1) ERA: 2.67	IP: 8.1 WLS: L BF: 36	H: 11 R: 3 ER: 3 SO: 2	BB: 1 IBB: 2 HBP: 0 BLK: 0	WP: 0 HR: 0 S: 37 P: 49	ERA: 3.24 WHIP: 1.440	<b>PITCHER</b>	IP: 8.1 WLS: L BF: 36	H: 11 R: 3 ER: 3 SO: 2	BB: 1 IBB: 2 HBP: 0 BLK: 0	WP: 0 HR: 0 S: 37 P: 49	ERA: 3.24 WHIP: 1.440									



Batter	1	2	3	4	5	6	7	8	9	AB	R	H	RBI	BB	SO	LOB	TOP			
Johnny Grubb, L (1, 9) OBP: 0.387, SLG: 0.386	G3			4-1		4-0 HR		CS 1-2	K	3	1	0	0	1	1	0	<b>San Diego Padres @ Houston Astros</b> Astrodome, Houston, TX Sun Sep 19 1976, 4:38 AM EDT Att: 5,360 - Dome  <b>AB 30</b> <b>R 2</b> <b>H 4</b> <b>RBI 2</b> <b>BB 1</b> <b>SO 2</b> <b>LOB 3</b> 			
Bill Almon, R (1, 6) OBP: 0.286, SLG: 0.450	F8			5-3		0-0 HR			6-3	4	1	1	2	0	0	0				
Luis Melendez, R (1, 8) OBP: 0.240, SLG: 0.261	F7			F7		0-0 F9			2B	4	0	1	0	0	0	0				
Mike Ivie, R (1, 3) OBP: 0.345, SLG: 0.404		5-3			4-3				4-3	4	0	0	0	0	0	1				
Bobby Valentine, R (1, 7) OBP: 0.400, SLG: 0.429	F4				F9				F8	3	0	0	0	0	0	0				
Doug Rader, R (1, 5) OBP: 0.327, SLG: 0.356	F8				FC6-4 1B				6-3	3	0	1	0	0	0	0				
Mike Champion, R (1, 4) OBP: 0.182, SLG: 0.200			1-3		FC6-4 1-2				P1	3	0	0	0	0	0	1				
Bob Davis, R (1, 2) OBP: 0.241, SLG: 0.235			6-3			4-3				2	0	0	0	0	0	0				
Jerry Turner, L (8, PH) OBP: 0.330, SLG: 0.394				6-3					CS 1B	1	0	1	0	0	0	0				
Enzo Hernandez, R (8, FR) OBP: 0.317, SLG: 0.319										0	0	0	0	0	0	0				
Fred Kendall, R (8, 2) OBP: 0.295, SLG: 0.298										0	0	0	0	0	0	0				
Rick Sawyer, R (1, 1) OBP: 0.263, SLG: 0.222				6-3					K	2	0	0	0	0	0	0				
Willie Davis, L (8, PH) OBP: 0.299, SLG: 0.382										1	0	0	0	0	1	1				
Butch Metzger, R (8, 1)										0	0	0	0	0	0	0				
<b>Inning Stats</b>	R: 0 E: 0 K: 0 S: 3	H: 0 LOB: 0 BB: 0 P: 3	R: 0 E: 0 K: 0 S: 3	H: 0 LOB: 0 BB: 0 P: 3	R: 0 E: 0 K: 0 S: 3	H: 0 LOB: 0 BB: 0 P: 3	R: 0 E: 0 K: 0 S: 3	H: 0 LOB: 0 BB: 0 P: 3	R: 0 E: 0 K: 0 S: 3	H: 1 LOB: 1 BB: 0 P: 3	R: 0 E: 0 K: 0 S: 3	H: 0 LOB: 0 BB: 0 P: 3	R: 0 E: 0 K: 1 S: 5	H: 1 LOB: 1 BB: 0 P: 5	R: 0 E: 0 K: 1 S: 6	H: 1 LOB: 1 BB: 0 P: 6	1B: 2 2B: 1 3B: 0 HR: 1	SF: 0 SAC: 0 DP: 0 HBP: 0	WP: 0 PB: 0 SB: 0 CS: 1	PA: 32
<b>PITCHER</b> Bo McLaughlin, R (1, 1) ERA: 2.28	IP: 9.0 WLS: W BF: 31 H: 4 R: 2 ER: 2 SO: 2 BB: 1 IBB: 0 HBP: 0 BLK: 0 WP: 0 HR: 1 S: 34 P: 38 ERA: 2.00 WHIP: 0.556															<b>PITCHER</b>	IP: 0 WLS: 0 BF: 0 H: 0 R: 0 ER: 0 SO: 0 BB: 0 IBB: 0 HBP: 0 BLK: 0 WP: 0 HR: 0 S: 0 P: 0 ERA: 0 WHIP: 0			

Batter	1	2	3	4	5	6	7	8	9	AB	R	H	RBI	BB	SO	LOB	BOTTOM			
Greg Gross, L (1, 9) OBP: 0.378, SLG: 0.334	E 2B	4-3			G5-4-3 1B			L9		4	1	2	0	0	0	1	<b>San Diego Padres @ Houston Astros</b> Astrodome, Houston, TX Sun Sep 19 1976, 4:38 AM EDT Att: 5,360 - Dome  <b>AB 31</b> <b>R 3</b> <b>H 9</b> <b>RBI 2</b> <b>BB 3</b> <b>SO 2</b> <b>LOB 17</b> 			
Enos Cabell, R (1, 5) OBP: 0.314, SLG: 0.338	K			CS 1B	G5-4-3 1-2			6-3		4	0	1	0	0	1	2				
Cesar Cedeno, R (1, 8) OBP: 0.356, SLG: 0.457	E6 2H			F9		S 1B		S 2B 1B		4	1	2	0	0	0	1				
Bob Watson, R (1, 3) OBP: 0.373, SLG: 0.457	1B			F3		F9 1-2		F7 1-2		4	0	1	0	0	0	3				
Jose Cruz, L (1, 7) OBP: 0.370, SLG: 0.396	F5			CS 1-2	B1-3			F7 2B IBB		3	0	0	0	1	0	3				
Cliff Johnson, R (1, 2) OBP: 0.357, SLG: 0.400	K				HR			FC6-4 IBB 1-3 2H		3	1	2	2	1	1	2				
Alex Taveras, R (1, 4) OBP: 0.281, SLG: 0.227										3	0	0	0	0	0	2				
Ken Boswell, L (8, PH) OBP: 0.299, SLG: 0.347										0	0	0	0	1	0	0				
Rob Andrews, R (8, FR) OBP: 0.309, SLG: 0.298										0	0	0	0	0	0	0				
Roger Metzger, S (1, 6) OBP: 0.291, SLG: 0.277		SH3-4 1B			4-3					4	0	1	0	0	0	3				
Bo McLaughlin, R (1, 1)		SH3-4 1-2								2	0	0	0	0	0	0				
<b>Inning Stats</b>	R: 1 E: 1 K: 2 S: 10	H: 2 LOB: 2 BB: 0 P: 10	R: 0 E: 0 K: 0 S: 4	H: 1 LOB: 1 BB: 0 P: 4	R: 0 E: 0 K: 0 S: 3	H: 1 LOB: 0 BB: 0 P: 3	R: 1 E: 0 K: 0 S: 4	H: 1 LOB: 0 BB: 0 P: 4	R: 0 E: 0 K: 0 S: 3	H: 1 LOB: 2 BB: 1 P: 8	R: 0 E: 0 K: 0 S: 3	H: 0 LOB: 0 BB: 0 P: 3	R: 1 E: 0 K: 0 S: 5	H: 2 LOB: 3 BB: 2 P: 13	R: 0 E: 0 K: 0 S: 5	H: 2 LOB: 3 BB: 2 P: 13	1B: 6 2B: 2 3B: 0 HR: 1	SF: 0 SAC: 1 DP: 1 HBP: 0	WP: 0 PB: 0 SB: 2 CS: 1	PA: 36
<b>PITCHER</b> Rick Sawyer, R (1, 1) ERA: 2.32	IP: 7.0 WLS: L BF: 28 H: 7 R: 2 ER: 2 SO: 2 BB: 0 IBB: 0 HBP: 0 BLK: 0 WP: 0 HR: 1 S: 31 P: 35 ERA: 2.57 WHIP: 1.000															<b>PITCHER</b>	IP: 0 WLS: 0 BF: 0 H: 0 R: 0 ER: 0 SO: 0 BB: 0 IBB: 0 HBP: 0 BLK: 0 WP: 0 HR: 0 S: 0 P: 0 ERA: 0 WHIP: 0			
<b>PITCHER</b> Butch Metzger, R (8, 1) ERA: 2.31	IP: 1.0 WLS: L BF: 7 H: 2 R: 1 ER: 1 SO: 0 BB: 0 IBB: 0 HBP: 0 BLK: 0 WP: 0 HR: 0 S: 5 P: 13 ERA: 9.00 WHIP: 2.000															<b>PITCHER</b>	IP: 0 WLS: 0 BF: 0 H: 0 R: 0 ER: 0 SO: 0 BB: 0 IBB: 0 HBP: 0 BLK: 0 WP: 0 HR: 0 S: 0 P: 0 ERA: 0 WHIP: 0			



Batter	1	2	3	4	5	6	7	8	9	AB	R	H	RBI	BB	SO	LOB	TOP		
Jerry Royster, R OBP: 0.306, SLG: 0.294 (1, 5)	0-0 1-3	0-0 6-3		0-0 6-3					4-0 5-3 SF8 BB	3	2	0	0	2	0	1			
Rod Gilbreath, R OBP: 0.331, SLG: 0.336 (1, 4)	0-0 6-3		0-0 FC4-6 1B		0-0 F8				0-0 5-3 1-2 3B	5	0	2	1	0	0	1			
Willie Montanez, L OBP: 0.351, SLG: 0.412 (1, 3)	0-0 WP 1B		0-0 FC4-6 1B 1-2		0-0 4-3				0-3 K FC6-4 IBB	4	2	1	0	1	1	2			
Dave May, L OBP: 0.304, SLG: 0.320 (1, 7)	4-0 1B 1B BB		0-0 1B E 1B		0-0 F5				0-0 F8 SF8	3	2	1	1	1	0	1			
Jimmy Wynn, R OBP: 0.380, SLG: 0.377 (1, 8)	0-0 1B 1-2 2-H 1B		0-0 E7 1B 1-H 2-H 1B						4-0 1B BB FC6-4	3	0	2	2	2	0	1			
Tom Paciorek, R OBP: 0.333, SLG: 0.376 (1, 9)	0-0 1B 1-3 2-H 1B		0-0 F7						0-0 1-2 1B F7	4	0	2	1	0	0	1			
Dale Murphy, R OBP: 0.314, SLG: 0.313 (1, 2)		4-0 6-3 BB	0-0 6-3						0-3 K 5-3	3	0	0	0	1	1	3			
Darrel Chaney, S OBP: 0.326, SLG: 0.335 (1, 6)		0-0 F3		0-0 4-3					0-0 F5 1B	4	0	1	0	0	0	3			
Phil Niekro, R OBP: 0.202, SLG: 0.264 (1, 1)		0-0 6-3 1-2		0-0 6-3					0-0 F7 5-3	4	0	0	0	0	0	4			
<b>Inning Stats</b>	R: 2 E: 0 K: 0 S: 5	H: 3 LOB: 2 BB: 1 P: 9	R: 0 E: 0 K: 0 S: 3	H: 0 LOB: 1 BB: 1 P: 7	R: 2 E: 1 K: 0 S: 6	H: 3 LOB: 1 BB: 0 P: 6	R: 0 E: 0 K: 0 S: 3	H: 0 LOB: 0 BB: 0 P: 3	R: 0 E: 0 K: 1 S: 6	H: 1 LOB: 2 BB: 1 P: 10	R: 1 E: 0 K: 1 S: 5	H: 1 LOB: 2 BB: 2 P: 13	R: 0 E: 0 K: 0 S: 4	H: 1 LOB: 1 BB: 0 P: 4	R: 1 E: 0 K: 0 S: 3	H: 0 LOB: 1 BB: 2 P: 11	1B: 8 2B: 0 3B: 1 HR: 0	SF: 1 SAC: 0 DP: 0 HBP: 0	WP: 1 PA: 41 PB: 0 SB: 2 CS: 0
<b>PITCHER</b>	IP WLS BF H R ER SO BB IBB HBP BLK WP HR S P ERA WHIP	3.0 L 16 6 4 3 0 2 0 0 0 1 0 14 22 9.00 2.667	2.0 6 0 0 0 0 0 0 0 0 0 0 0 6 6 0.00 0.000	2.0 11 2 1 1 2 3 0 0 0 0 0 0 11 23 4.50 2.500	2.0 9 1 1 1 0 1 1 0 0 0 0 0 7 15 4.50 1.000														

Atlanta Braves @ Houston Astros  
Astrodome, Houston, TX  
Tue Sep 21 1976, 8:05 PM EDT  
Att: 3,637 - Dome

AB 33  
R 6  
H 9  
RBI 5  
BB 7  
SO 2  
LOB 17



Batter	1	2	3	4	5	6	7	8	9	AB	R	H	RBI	BB	SO	LOB	BOTTOM		
Alex Taveras, R OBP: 0.286, SLG: 0.231 (1, 6)	0-0 5-3		4-0 6-3 BB		0-0 FC FC6-4 1-2				0-0 F9 K	4	1	1	0	1	0	2			
Enos Cabell, R OBP: 0.311, SLG: 0.335 (1, 5)	0-0 F4		0-0 6-3 1-2		0-0 L5				0-3 K	5	0	0	1	0	1	4			
Cesar Cedeno, R OBP: 0.357, SLG: 0.457 (1, 8)	0-0 PB 1B		0-0 6-3		0-0 FC6-4 1-2				0-0 1B 2-H	4	0	2	1	0	0	2			
Bob Watson, R OBP: 0.372, SLG: 0.456 (1, 3)	0-0 6-3 1-2			0-0 5-3					0-0 1B 1B 1-3	4	0	1	0	0	0	2			
Jose Cruz, L OBP: 0.371, SLG: 0.397 (1, 7)		0-0 BB 1B		0-3 K FC6-4					0-0 6-3	4	0	2	0	0	1	0			
Cliff Johnson, R OBP: 0.353, SLG: 0.395 (1, 2)		0-0 F8		0-0 FC6-4 E 1-2					0-3 K	4	0	0	0	0	1	4			
Greg Gross, L OBP: 0.377, SLG: 0.332 (1, 9)		4-0 PB BB 1-2		0-0 E4 1-3					0-0 G6-4-3 F7	3	0	0	0	1	0	3			
Roger Metzger, S OBP: 0.291, SLG: 0.277 (1, 4)		0-0 F2 1-2		0-3 K					0-0 F8 1B PB 6-3 1B	4	1	1	0	0	1	3			
Dan Larson, R OBP: 0.302, SLG: 0.379 (3, PH)										0	0	0	0	0	0	0			
Art Howe, R OBP: 0.216, SLG: 0.200 (4, 1)										1	0	0	0	0	0	0			
Joe Niekro, R OBP: 0.319, SLG: 0.370 (4, 1)										0	0	0	0	0	0	0			
Larry Milbourne, S OBP: 0.143, SLG: 0.125 (5, PH)										0	0	0	0	0	0	0			
Gilberto Rondon, R OBP: 0.301, SLG: 0.326 (6, 1)										0	0	0	0	0	0	0			
Leon Roberts, R OBP: 0.301, SLG: 0.447 (7, PH)										1	0	0	0	0	0	1			
Jose Sosa, R OBP: 0.301, SLG: 0.353 (8, PH)										0	0	0	0	0	0	0			
Ken Rosewell, L OBP: 0.301, SLG: 0.353 (9, PH)										1	0	1	0	0	0	0			
<b>Inning Stats</b>	R: 0 E: 0 K: 0 S: 4	H: 1 LOB: 1 BB: 0 P: 4	R: 0 E: 0 K: 0 S: 3	H: 1 LOB: 1 BB: 1 P: 7	R: 0 E: 1 K: 2 S: 9	H: 0 LOB: 2 BB: 0 P: 9	R: 0 E: 0 K: 0 S: 4	H: 1 LOB: 1 BB: 0 P: 4	R: 0 E: 0 K: 0 S: 4	H: 2 LOB: 1 BB: 0 P: 4	R: 2 E: 0 K: 0 S: 6	H: 3 LOB: 1 BB: 0 P: 6	R: 0 E: 0 K: 1 S: 5	H: 0 LOB: 0 BB: 0 P: 5	R: 0 E: 0 K: 1 S: 6	H: 1 LOB: 1 BB: 0 P: 6	1B: 9 2B: 0 3B: 0 HR: 0	SF: 0 SAC: 0 DP: 1 HBP: 0	WP: 0 PA: 38 PB: 4 SB: 0 CS: 0
<b>PITCHER</b>	IP WLS BF H R ER SO BB IBB HBP BLK WP HR S P ERA WHIP	9.0 W 38 9 2 2 5 2 0 0 0 0 0 46 54 2.00 1.222																	

Atlanta Braves @ Houston Astros  
Astrodome, Houston, TX  
Tue Sep 21 1976, 8:05 PM EDT  
Att: 3,637 - Dome

AB 36  
R 2  
H 9  
RBI 2  
BB 2  
SO 5  
LOB 21





Batter	1	2	3	4	5	6	7	8	9	AB	R	H	RBI	BB	SO	LOB	TOP			
Jerry Royster, R OBP: 0.306, SLG: 0.294 Brian Asselstine, L OBP: 0.197, SLG: 0.125 Preston Hanna, R (7, 1)	0-0 CS 1B	0-0 F8			0-0 F8		0-0 FC6-4			3	0	1	0	0	0	2	<b>Atlanta Braves @ Houston Astros</b> Astrodome, Houston, TX Wed Sep 22 1976, 8:05 PM EDT Att: 3,849 - Dome			
Rod Gilbreath, R OBP: 0.332, SLG: 0.333 (1, 4)	0-3 K 1-2		4-0 BB BB		0-3 K		0-0 F9			3	0	0	0	1	2					
Willie Montanez, L OBP: 0.349, SLG: 0.410 (1, 3)	0-0 F9		0-0 F5		0-0 F7			0-0 6-3		4	0	0	0	0	1					
Dave May, L OBP: 0.307, SLG: 0.317 (1, 7)		4-0 1B 2B BB	4-0 1-2 BB		0-3 K			0-0 6-3		2	1	0	0	2	1	0				
Jimmy Wynn, R OBP: 0.377, SLG: 0.374 (1, 8)		0-3 K	0-3 K		0-0 F8			0-0 5-3		4	0	0	0	0	2	3				
Tom Paciorek, R OBP: 0.336, SLG: 0.381 (1, 9)		0-0 2B 1-2 E 1B	0-0 F9					0-0 1B		4	1	3	0	0	0	2				
Dale Murphy, R OBP: 0.306, SLG: 0.333 (1, 2)		0-0 SH1-4 1-3 2-H 2B		0-3 K		0-0 5-3		0-0 F9		4	0	1	1	0	1	2				
Rob Belloir, R OBP: 0.262, SLG: 0.233 Cito Gaston, R OBP: 0.356, SLG: 0.432 (9, PH)		0-0 E5 SH1-4		0-0 F7			0-0 F9		0-0 F8	3	0	0	1	0	0	1				
Frank LaCorte, R OBP: 0.100, SLG: 0.100 Junior Moore, R OBP: 0.393, SLG: 0.304 (7, PH) (7, 5)		0-0 SH1-4		0-0 6-3			0-0 FC6-4 1B		0-0 1-3	1	0	0	0	0	0	0				
<b>Inning Stats</b>	R: 0 E: 0 K: 1 S: 5	H: 1 LOB: 0 BB: 0 P: 5	R: 2 E: 1 K: 1 S: 8	H: 2 LOB: 2 BB: 1 P: 12	R: 0 E: 0 K: 1 S: 5	H: 0 LOB: 0 BB: 2 P: 13	R: 0 E: 0 K: 1 S: 5	H: 0 LOB: 0 BB: 0 P: 5	R: 0 E: 0 K: 1 S: 6	H: 1 LOB: 1 BB: 0 P: 6	R: 0 E: 0 K: 0 S: 4	H: 1 LOB: 0 BB: 0 P: 4	R: 0 E: 0 K: 0 S: 3	H: 0 LOB: 0 BB: 0 P: 3	R: 0 E: 0 K: 0 S: 4	H: 1 LOB: 1 BB: 0 P: 4		1B: 5 2B: 1 3B: 0 HR: 0	SF: 0 SAC: 1 DP: 0 HBP: 0	WP: 0 PB: 0 SB: 0 CS: 1
<b>PITCHER</b> Joaquin Andujar, R ERA: 3.6 (1, 1)	IP: 9.0 WLS: W BF: 36 H: 6 R: 2 ER: 2 SO: 6 BB: 3 IBB: 0 HBP: 0 BLK: 0 WP: 0 HR: 0 S: 45 P: 57 ERA: 2.00 WHIP: 1.000															<b>PITCHER</b>	IP: 9.0 WLS: W BF: 36 H: 6 R: 2 ER: 2 SO: 6 BB: 3 IBB: 0 HBP: 0 BLK: 0 WP: 0 HR: 0 S: 45 P: 57 ERA: 2.00 WHIP: 1.000			

AB	32
R	2
H	6
RBI	2
BB	3
SO	6
LOB	16



Batter	1	2	3	4	5	6	7	8	9	AB	R	H	RBI	BB	SO	LOB	BOTTOM			
Greg Gross, L OBP: 0.378, SLG: 0.332 (1, 9)	4-0 1B 1B BB				0-0 1B 1B	0-3 K				3	2	1	0	1	2	1	<b>Atlanta Braves @ Houston Astros</b> Astrodome, Houston, TX Wed Sep 22 1976, 8:05 PM EDT Att: 3,849 - Dome			
Enos Cabell, R OBP: 0.313, SLG: 0.336 (1, 5)	0-0 1B 1-2 1B		0-0 F9		0-0 1B 1-2 1B		0-0 F8			4	2	2	0	0	0					
Cesar Cedeno, R OBP: 0.356, SLG: 0.455 (1, 8)	0-0 1B 1-2 2-H 4-3 1B		0-3 K		0-3 K		0-0 6-3			4	1	1	1	0	2	2				
Bob Watson, R OBP: 0.374, SLG: 0.458 Larry Milbourne, S OBP: 0.314, SLG: 0.270 Cliff Johnson, R OBP: 0.353, SLG: 0.395 (8, 3)	0-0 4-3 4-3 1-3 2-H 1B		0-3 K		0-0 1B 1-2 2-H 1B		0-0 1B			4	0	3	2	0	1	0				
Jose Cruz, L OBP: 0.372, SLG: 0.398 (1, 7)	0-0 4-3			0-0 1B 1B	0-0 G6-4-3 1B		0-0 5-3			4	0	2	2	0	0	2				
Ed Herrmann, L OBP: 0.276, SLG: 0.287 (1, 2)	0-0 4-3			0-0 1B 1-3 1B	0-0 G6-4-3 1-2 1-2		0-0 4-3			4	0	1	0	0	0	3				
Alex Taveras, R OBP: 0.281, SLG: 0.233 (1, 4)	0-0 F9			0-0 F9		0-0 6-3		0-0 1B		4	0	1	0	0	0	3				
Roger Metzger, S OBP: 0.291, SLG: 0.276 (1, 6)		0-0 5-3		0-3 K		0-0 1B		0-0 6-3		4	0	1	0	0	1	3				
Joaquin Andujar, S OBP: 0.169, SLG: 0.158 (1, 1)		0-3 K		0-3 K		0-0 F8		0-3 K		4	0	0	0	0	3	4				
<b>Inning Stats</b>	R: 3 E: 0 K: 0 S: 6	H: 3 LOB: 1 BB: 1 P: 10	R: 0 E: 0 K: 2 S: 7	H: 0 LOB: 0 BB: 0 P: 7	R: 0 E: 0 K: 2 S: 9	H: 2 LOB: 2 BB: 0 P: 9	R: 2 E: 0 K: 1 S: 8	H: 4 LOB: 1 BB: 0 P: 8	R: 0 E: 0 K: 1 S: 6	H: 1 LOB: 1 BB: 0 P: 6	R: 0 E: 0 K: 0 S: 4	H: 1 LOB: 1 BB: 0 P: 4	R: 0 E: 0 K: 1 S: 6	H: 1 LOB: 1 BB: 0 P: 6	R: 0 E: 0 K: 1 S: 6	H: 1 LOB: 1 BB: 0 P: 6		1B: 12 2B: 0 3B: 0 HR: 0	SF: 0 SAC: 0 DP: 1 HBP: 0	WP: 0 PB: 0 SB: 2 CS: 0
<b>PITCHER</b> Frank LaCorte, R ERA: 4.7 Preston Hanna, R ERA: 1.6 (7, 1)	IP: 6.0 WLS: L BF: 28 H: 10 R: 5 ER: 5 SO: 8 BB: 1 IBB: 0 HBP: 0 BLK: 0 WP: 0 HR: 0 S: 43 P: 47 ERA: 7.50 WHIP: 1.833															<b>PITCHER</b>	IP: 6.0 WLS: L BF: 28 H: 10 R: 5 ER: 5 SO: 8 BB: 1 IBB: 0 HBP: 0 BLK: 0 WP: 0 HR: 0 S: 43 P: 47 ERA: 7.50 WHIP: 1.833			





Batter	1	2	3	4	5	6	7	8	9	AB	R	H	RBI	BB	SO	LOB	TOP					
<b>Rob Andrews, R</b> OBP: 0.314, SLG: 0.302 (1, 4)										5	2	3	1	1	0	0	<b>Houston Astros @ San Francisco Giants</b> Candlestick Park, San Francisco, CA Fri Sep 24 1976, 10:05 PM EDT Att: 1,596 - Unknown					
<b>Enos Cabell, R</b> OBP: 0.311, SLG: 0.334 (1, 5)										6	1	1	2	0	3	4						
<b>Cesar Cedeno, R</b> OBP: 0.359, SLG: 0.459 (1, 8)										6	1	4	2	0	0	0						
<b>Bob Watson, R</b> OBP: 0.376, SLG: 0.461 <b>Joe Sambito, L</b> OBP: 0.400, SLG: 0.250 (7, 1)										3	2	2	1	1	0	2						
<b>Leon Roberts, R</b> OBP: 0.352, SLG: 0.448 (1, 7)										4	1	2	2	0	0	3						
<b>Cliff Johnson, R</b> OBP: 0.354, SLG: 0.403 (7, 3)										4	2	1	3	1	0	4						
<b>Jose Cruz, L</b> OBP: 0.376, SLG: 0.405 (1, 9)										3	2	2	1	2	0	0						
<b>Roger Metzger, S</b> OBP: 0.288, SLG: 0.274 (1, 6)										5	1	0	1	0	1	3						
<b>J.R. Richard, R</b> OBP: 0.125, SLG: 0.161 <b>Ken Boswell, L</b> OBP: 0.310, SLG: 0.353 <b>Skip Jutze, R</b> OBP: 0.186, SLG: 0.239 (7, 2)										3	1	0	0	0	1	1						
<b>Inning Stats</b>	R: 0 E: 0 K: 1 S: 5	H: 0 LOB: 0 BB: 0 P: 5	R: 1 E: 0 K: 0 S: 5	H: 3 LOB: 1 BB: 0 P: 5	R: 0 E: 0 K: 1 S: 5	H: 1 LOB: 0 BB: 0 P: 5	R: 8 E: 1 K: 0 S: 12	H: 8 LOB: 2 BB: 1 P: 16	R: 0 E: 0 K: 0 S: 3	H: 0 LOB: 0 BB: 0 P: 3	R: 1 E: 0 K: 1 S: 7	H: 2 LOB: 1 BB: 0 P: 7	R: 4 E: 0 K: 1 S: 7	H: 1 LOB: 2 BB: 4 P: 23	R: 0 E: 0 K: 0 S: 3	H: 0 LOB: 1 BB: 1 P: 7	R: 0 E: 0 K: 1 S: 5	H: 0 LOB: 0 BB: 0 P: 5	1B: 11 2B: 3 3B: 1 HR: 1	SF: 2 SAC: 0 DP: 2 HBP: 0	WP: 3 PB: 1 SB: 0 CS: 0	PA: 48
<b>PITCHER</b>	IP	WLS	BF	H	R	ER	SO	BB	IBB	HBP	BLK	WP	HR	S	P	ERA	WHIP					
<b>Frank Riccielli, L</b> ERA: 6.0 (1, 1)	3.0	L	15	8	5	5	2	0	0	0	0	0	1	19	19	15.00	2.667					
<b>Dave Heaverlo, R</b> ERA: 4.44 (4, 1)	0.1		6	4	3	3	0	0	0	0	0	0	0	6	6	81.00	12.000					
<b>Rob Dressler, R</b> ERA: 4.26 (4, 1)	2.2		11	2	2	2	1	0	1	0	0	0	0	12	16	6.75	0.750					
<b>John D'Acquisto, R</b> ERA: 5.31 (7, 1)	2.0		13	1	4	4	1	5	0	0	0	2	0	10	30	18.00	3.000					
<b>Tommy Toms, R</b> ERA: 3.69 (9, 1)	1.0		3	0	0	0	1	0	0	0	0	0	0	5	5	0.00	0.000					

Batter	1	2	3	4	5	6	7	8	9	AB	R	H	RBI	BB	SO	LOB	BOTTOM					
<b>Jack Clark, R</b> OBP: 0.300, SLG: 0.425 (6, 7) (7, 9)										4	0	2	1	0	2	2	<b>Houston Astros @ San Francisco Giants</b> Candlestick Park, San Francisco, CA Fri Sep 24 1976, 10:05 PM EDT Att: 1,596 - Unknown					
<b>Derrel Thomas, S</b> OBP: 0.323, SLG: 0.313 (1, 4)										3	1	1	0	2	0	1						
<b>Gary Matthews, R</b> OBP: 0.369, SLG: 0.424 <b>Larry Hemdon, R</b> OBP: 0.335, SLG: 0.352 (1, 7) (6, 8)										2	0	0	0	1	2	1						
<b>Bobby Murcer, L</b> OBP: 0.357, SLG: 0.424 <b>Steve Ontiveros, S</b> OBP: 0.244, SLG: 0.214 (1, 9) (7, 7)										2	1	1	1	1	0	2						
<b>Gary Thomasson, L</b> OBP: 0.318, SLG: 0.420 (1, 3)										5	0	1	1	0	0	3						
<b>Darrell Evans, L</b> OBP: 0.326, SLG: 0.316 (1, 5)										4	1	1	0	1	1	1						
<b>Chris Speier, R</b> OBP: 0.305, SLG: 0.291 (1, 6)										4	0	1	0	0	1	2						
<b>Dave Rader, L</b> OBP: 0.335, SLG: 0.332 (1, 2)										2	2	0	1	2	0	1						
<b>Frank Riccielli, L</b> OBP: 0.167, SLG: 0.167 <b>Dave Heaverlo, R</b> OBP: 0.333, SLG: 0.333 <b>Rob Dressler, R</b> OBP: 0.187, SLG: 0.133 <b>Glenn Adams, L</b> OBP: 0.275, SLG: 0.324 <b>John D'Acquisto, R</b> OBP: 0.302, SLG: 0.326 <b>Chris Arnold, R</b> OBP: 0.202 <b>Tommy Toms, R</b> OBP: 0.186, SLG: 0.239 (1, 1) (4, 1) (4, 1) (6, PH) (7, 1) (8, PH) (8, PH) (9, 1)										1	0	1	0	0	0	0						
<b>Inning Stats</b>	R: 0 E: 0 K: 0 S: 4	H: 1 LOB: 2 BB: 1 P: 8	R: 0 E: 0 K: 1 S: 5	H: 1 LOB: 2 BB: 2 P: 13	R: 2 E: 1 K: 3 S: 11	H: 2 LOB: 1 BB: 1 P: 15	R: 0 E: 0 K: 1 S: 5	H: 0 LOB: 0 BB: 0 P: 5	R: 0 E: 0 K: 1 S: 5	H: 0 LOB: 1 BB: 1 P: 9	R: 2 E: 0 K: 1 S: 9	H: 4 LOB: 2 BB: 0 P: 9	R: 0 E: 0 K: 0 S: 3	H: 0 LOB: 0 BB: 0 P: 3	R: 1 E: 0 K: 2 S: 8	H: 1 LOB: 2 BB: 2 P: 16	R: 0 E: 0 K: 0 S: 3	H: 0 LOB: 0 BB: 0 P: 3	1B: 6 2B: 3 3B: 0 HR: 0	SF: 1 SAC: 0 DP: 1 HBP: 0	WP: 1 PB: 0 SB: 3 CS: 0	PA: 42
<b>PITCHER</b>	IP	WLS	BF	H	R	ER	SO	BB	IBB	HBP	BLK	WP	HR	S	P	ERA	WHIP					
<b>J.R. Richard, R</b> ERA: 2.9 (1, 1)	6.0	W	30	8	4	4	7	5	0	0	0	1	0	39	22	6.00	2.167					
<b>Joe Sambito, L</b> ERA: 3.69 (7, 1)	3.0	S	12	1	1	1	2	2	0	0	0	1	0	14	22	3.00	1.000					









Batter	1	2	3	4	5	6	7	8	9	AB	R	H	RBI	BB	SO	LOB	TOP										
Wilbur Howard, S OBP: 0.240, SLG: 0.293 (1, 7)										4	0	2	0	0	0	2											
Alex Taveras, R OBP: 0.250, SLG: 0.211 (1, 6)										4	0	0	0	0	0	5											
Jose Cruz, L OBP: 0.378, SLG: 0.405 (1, 8)										4	1	3	0	0	0	2											
Cliff Johnson, R OBP: 0.355, SLG: 0.404 (8, PH)										3	0	1	0	0	0	0											
Bob Watson, R OBP: 0.377, SLG: 0.461 (8, 3)										1	0	0	0	0	1	0											
Art Howe, R OBP: 0.280, SLG: 0.150 (1, 5)										4	0	0	0	0	0	0											
Greg Gross, L OBP: 0.380, SLG: 0.333 (1, 9)										3	0	2	0	1	0	0											
Ed Herrmann, L OBP: 0.279, SLG: 0.286 (1, 2)										4	0	0	0	0	1	3											
Roger Metzger, S OBP: 0.290, SLG: 0.274 (1, 4)										3	0	1	0	1	0	1											
Mark Lemongello, R (1, 1)										0	0	0	0	1	0	0											
Ken Boswell, L OBP: 0.308, SLG: 0.350 (7, PH)										1	0	0	0	0	0	1											
Jose Sosa, R (7, 1)										0	0	0	0	0	0	0											
<b>Inning Stats</b>	R: 0 E: 0 K: 0 S: 3	H: 2 LOB: 0 BB: 0 P: 3	R: 0 E: 0 K: 0 S: 4	H: 2 LOB: 1 BB: 0 P: 4	R: 0 E: 0 K: 0 S: 3	H: 0 LOB: 1 BB: 1 P: 7	R: 1 E: 1 K: 1 S: 6	H: 1 LOB: 1 BB: 1 P: 10	R: 0 E: 0 K: 0 S: 4	H: 1 LOB: 2 BB: 0 P: 8	R: 0 E: 0 K: 0 S: 3	H: 0 LOB: 0 BB: 0 P: 3	R: 0 E: 0 K: 0 S: 4	H: 1 LOB: 1 BB: 0 P: 4	R: 0 E: 0 K: 1 S: 5	H: 1 LOB: 1 BB: 0 P: 5	R: 0 E: 0 K: 0 S: 4	H: 1 LOB: 1 BB: 0 P: 4	R: 0 E: 0 K: 0 S: 4	H: 1 LOB: 1 BB: 0 P: 4	1B: 8 2B: 2 3B: 0 HR: 0	SF: 0 SAC: 1 DP: 2 HBP: 0	WP: 0 PB: 0 SB: 0 CS: 1	PA: 36			
<b>PITCHER</b>	IP	WLS	BF	H	R	ER	SO	BB	IBB	HBP	BLK	WP	HR	S	P	ERA	WHIP										
Charlie Williams, R ERA: 3.0 (1, 1)	3.0		11	4	0	0	0	1	0	0	0	0	0	10	14	0.00	1.667										
Gary Lavelle, L ERA: 2.77 (4, 1)	3.0	W	13	2	1	1	1	2	0	0	0	0	0	13	21	3.00	1.333										
Randy Moffitt, R ERA: 2.29 (7, 1)	3.0	S	11	3	0	0	1	0	0	0	0	0	0	13	13	0.00	1.000										

Houston Astros @ San Francisco Giants  
Candlestick Park, San Francisco, CA  
Sun Sep 26 1976, 6:33 AM EDT  
Att: 15,048 - Unknown

AB	31
R	1
H	9
RBI	0
BB	3
SO	2
LOB	14



Batter	1	2	3	4	5	6	7	8	9	AB	R	H	RBI	BB	SO	LOB	BOTTOM										
Jack Clark, R OBP: 0.290, SLG: 0.411 (1, 8)										5	0	0	0	0	0	1											
Larry Hemdon, R OBP: 0.335, SLG: 0.352 (9, 8)										0	0	0	0	0	0	0											
Marty Perez, R OBP: 0.321, SLG: 0.329 (1, 4)										3	0	0	0	2	0	0											
Gary Matthews, R OBP: 0.360, SLG: 0.439 (1, 7)										4	0	0	0	0	0	2											
Bobby Murcer, L OBP: 0.359, SLG: 0.426 (1, 9)										4	2	2	0	0	0	2											
Gary Thomasson, L OBP: 0.325, SLG: 0.435 (1, 3)										4	2	4	1	0	0	0											
Darrell Evans, L OBP: 0.326, SLG: 0.316 (8, 3)										0	0	0	0	0	0	0											
Ken Reitz, R OBP: 0.293, SLG: 0.333 (1, 5)										3	0	2	1	0	0	2											
Chris Speier, R OBP: 0.310, SLG: 0.293 (1, 6)										3	1	2	2	0	0	1											
Dave Rader, L OBP: 0.336, SLG: 0.337 (1, 2)										4	0	1	1	0	1	6											
Charlie Williams, R OBP: 0.222, SLG: 0.125 (1, 1)										1	0	0	0	0	0	2											
Gary Lavelle, S OBP: 0.077, SLG: 0.077 (4, 1)										1	0	0	0	0	0	2											
Glenn Adams, L OBP: 0.254, SLG: 0.300 (6, PH)										1	0	0	0	0	1	1											
Randy Moffitt, R OBP: 0.143, SLG: 0.143 (7, 1)										1	0	0	0	0	0	0											
<b>Inning Stats</b>	R: 0 E: 0 K: 0 S: 3	H: 0 LOB: 1 BB: 1 P: 7	R: 0 E: 0 K: 1 S: 7	H: 3 LOB: 2 BB: 0 P: 7	R: 0 E: 0 K: 0 S: 3	H: 0 LOB: 0 BB: 0 P: 3	R: 1 E: 0 K: 0 S: 6	H: 2 LOB: 2 BB: 0 P: 6	R: 0 E: 0 K: 0 S: 3	H: 0 LOB: 1 BB: 1 P: 7	R: 2 E: 0 K: 1 S: 8	H: 3 LOB: 1 BB: 0 P: 8	R: 2 E: 1 K: 0 S: 6	H: 3 LOB: 2 BB: 0 P: 7	R: 0 E: 0 K: 0 S: 3	H: 0 LOB: 0 BB: 0 P: 3	R: 0 E: 0 K: 0 S: 3	H: 0 LOB: 0 BB: 0 P: 3	R: 0 E: 0 K: 0 S: 3	H: 0 LOB: 0 BB: 0 P: 3	1B: 7 2B: 4 3B: 0 HR: 0	SF: 0 SAC: 1 DP: 0 HBP: 1	WP: 0 PB: 0 SB: 0 CS: 1	PA: 38			
<b>PITCHER</b>	IP	WLS	BF	H	R	ER	SO	BB	IBB	HBP	BLK	WP	HR	S	P	ERA	WHIP										
Mark Lemongello, R ERA: 2.05 (1, 1)	6.0	L	28	8	3	3	2	0	0	0	0	0	0	30	38	4.50	1.667										
Jose Sosa, R ERA: 6.94 (7, 1)	2.0		10	3	2	2	0	0	0	1	0	0	0	9	10	9.00	1.500										

Houston Astros @ San Francisco Giants  
Candlestick Park, San Francisco, CA  
Sun Sep 26 1976, 6:33 AM EDT  
Att: 15,048 - Unknown

AB	34
R	5
H	11
RBI	5
BB	2
SO	2
LOB	19





Batter	1	2	3	4	5	6	7	8	9	AB	R	H	RBI	BB	SO	LOB	TOP					
Wilbur Howard, S OBP: 0.245, SLG: 0.294 (1, 7)	G3			E4 1B		F9		BB		3	0	1	0	1	0	1	<b>Houston Astros @ Los Angeles Dodgers</b> Dodger Stadium, Los Angeles, CA Mon Sep 27 1976, 7:05 PM PDT Att: 10,639 - Unknown <a href="http://livebaseballscorecards.com">livebaseballscorecards.com</a>					
Al Javier, R OBP: 0.286, SLG: 0.211 (1, 9)	5-3			F3		F2		F5		4	0	0	0	0	0	3						
Jose Cruz, L OBP: 0.377, SLG: 0.404 (1, 8)	F7			K		G3				4	0	1	0	0	1	2						
Cliff Johnson, R OBP: 0.351, SLG: 0.399 (1, 3)		5-3		5-3				E6		4	0	0	0	0	0	2						
Art Howe, R OBP: 0.321, SLG: 0.182 Bob Watson, R OBP: 0.376, SLG: 0.460 (9, PH)						WP BB		F9		2	0	1	0	1	0	1						
Ken Boswell, L OBP: 0.299, SLG: 0.339 (1, 5)		G3-6 1B				4-3		P6		1	0	0	0	0	0	1						
		G3-6 1-2				1-2		P4		4	0	0	0	0	0	4						
Ed Herrmann, L OBP: 0.276, SLG: 0.283 (1, 2)				F6		K		K		3	0	0	0	0	2	2						
Roger Metzger, S OBP: 0.288, SLG: 0.273 Greg Gross, L OBP: 0.373, SLG: 0.333 Alex Taveras, R OBP: 0.250, SLG: 0.211 (8, PH)				F8		4-3		4-3		2	0	0	0	0	0	1						
										1	0	0	0	0	0	0						
Dan Larson, R OBP: 0.313, SLG: 0.387 Cesar Cedeno, R OBP: 0.356, SLG: 0.455 Gene Pentz, R OBP: 0.333, SLG: 0.200 (8, PH)				4-3				6-3		0	0	0	0	0	0	0						
										1	0	0	0	0	0	0						
										0	0	0	0	0	0	0						
<b>Inning Stats</b>	R: 0 E: 0 K: 0 S: 3	H: 0 LOB: 0 BB: 0 P: 3	R: 0 E: 0 K: 0 S: 3	H: 1 LOB: 0 BB: 0 P: 3	R: 0 E: 0 K: 0 S: 3	H: 0 LOB: 0 BB: 0 P: 3	R: 0 E: 1 K: 1 S: 6	H: 1 LOB: 1 BB: 0 P: 6	R: 0 E: 0 K: 1 S: 5	H: 0 LOB: 1 BB: 1 P: 9	R: 0 E: 0 K: 0 S: 4	H: 1 LOB: 1 BB: 0 P: 4	R: 0 E: 1 K: 1 S: 6	H: 0 LOB: 1 BB: 0 P: 6	R: 0 E: 0 K: 0 S: 3	H: 0 LOB: 1 BB: 1 P: 7	R: 0 E: 0 K: 0 S: 4	H: 1 LOB: 1 BB: 0 P: 4	1B: 4 2B: 0 3B: 0 HR: 0	SF: 0 SAC: 0 DP: 1 HBP: 0	WP: 1 PB: 0 SB: 0 CS: 0	PA: 33
<b>PITCHER</b> Don Sutton, R ERA: 3.03 (1, 1)	IP: 9.0 WLS: W BF: 33 H: 4 R: 0 ER: 0 SO: 3 BB: 2 IBB: 0 HBP: 0 BLK: 0 WP: 1 HR: 0 S: 37 P: 45 ERA: 0.00 WHIP: 0.667															<b>PITCHER</b>	IP: 0.0 WLS: 0 BF: 0 H: 0 R: 0 ER: 0 SO: 0 BB: 0 IBB: 0 HBP: 0 BLK: 0 WP: 0 HR: 0 S: 0 P: 0 ERA: 0.00 WHIP: 0.000					

Batter	1	2	3	4	5	6	7	8	9	AB	R	H	RBI	BB	SO	LOB	BOTTOM			
Davey Lopes, R OBP: 0.333, SLG: 0.342 (1, 4)	L5			S 1B		6-3		S 1B BB		3	1	1	0	1	0	0	<b>Houston Astros @ Los Angeles Dodgers</b> Dodger Stadium, Los Angeles, CA Mon Sep 27 1976, 7:05 PM PDT Att: 10,639 - Unknown <a href="http://livebaseballscorecards.com">livebaseballscorecards.com</a>			
Bill Buckner, L OBP: 0.331, SLG: 0.396 (1, 7)	F7			4-3		2-3		CS 1B		4	0	1	1	0	0	1				
Reggie Smith, S OBP: 0.314, SLG: 0.459 (1, 9)						1-3		K 1-2		3	0	1	0	1	1	1				
Steve Garvey, R OBP: 0.362, SLG: 0.455 (1, 3)		4-3		FC4-6 BB		FC4-6 S		5-3 1B		3	1	1	0	0	0	2				
										3	0	0	0	0	1	2				
Ron Cey, R OBP: 0.390, SLG: 0.468 (1, 5)				K		K		5-3		3	0	0	0	0	1	2				
										3	0	1	1	0	1	1				
Bill Russell, R OBP: 0.304, SLG: 0.346 (1, 6)				1-6-3		1B S		1B		3	0	1	1	0	1	1				
Glenn Burke, R OBP: 0.417, SLG: 0.406 (1, 8)						5-3		G1-6-3 1B		3	0	1	0	0	0	0				
										2	0	0	0	0	1	0				
Kevin Pasley, R OBP: 0.283, SLG: 0.280 Ed Goodson, L OBP: 0.274, SLG: 0.342 Steve Yeager, R OBP: 0.286, SLG: 0.357 (7, PH)				K		E5 G4-6-3		G1-6-3 1B		1	0	0	0	0	0	2				
										0	0	0	0	0	0	0				
Don Sutton, R OBP: 0.146, SLG: 0.096 (1, 1)				K		G4-6-3		L1		3	0	0	0	0	1	1				
										1B: 5 2B: 1 3B: 0 HR: 0	SF: 0 SAC: 0 DP: 2 HBP: 0	WP: 0 PB: 0 SB: 0 CS: 1	PA: 30							
<b>Inning Stats</b>	R: 0 E: 0 K: 0 S: 4	H: 1 LOB: 1 BB: 0 P: 4	R: 0 E: 0 K: 1 S: 5	H: 0 LOB: 0 BB: 0 P: 5	R: 0 E: 0 K: 2 S: 8	H: 1 LOB: 1 BB: 0 P: 8	R: 0 E: 0 K: 1 S: 5	H: 0 LOB: 0 BB: 1 P: 9	R: 0 E: 0 K: 0 S: 3	H: 0 LOB: 0 BB: 0 P: 3	R: 0 E: 0 K: 0 S: 3	H: 0 LOB: 0 BB: 0 P: 3	R: 1 E: 0 K: 0 S: 5	H: 3 LOB: 1 BB: 0 P: 5	R: 1 E: 0 K: 1 S: 5	H: 1 LOB: 0 BB: 1 P: 9	1B: 5 2B: 1 3B: 0 HR: 0	SF: 0 SAC: 0 DP: 2 HBP: 0	WP: 0 PB: 0 SB: 0 CS: 1	PA: 30
<b>PITCHER</b> Dan Larson, R ERA: 3.02 Gene Pentz, R ERA: 3.09 (8, 1)	IP: 7.0 WLS: L BF: 26 H: 5 R: 1 ER: 1 SO: 1 BB: 1 IBB: 0 HBP: 0 BLK: 0 WP: 0 HR: 0 S: 33 P: 37 ERA: 1.29 WHIP: 0.857															<b>PITCHER</b>	IP: 1.0 WLS: 0 BF: 4 H: 1 R: 1 ER: 1 SO: 1 BB: 0 IBB: 0 HBP: 0 BLK: 0 WP: 0 HR: 0 S: 5 P: 9 ERA: 9.00 WHIP: 2.000			



Batter	1	2	3	4	5	6	7	8	9	AB	R	H	RBI	BB	SO	LOB	TOP
Rob Andrews, R OBP: 0.308, SLG: 0.296 (1, 4)	0-0 4-3		0-0 F7		0-0 F7		0-0 P4			4	0	0	0	0	0	0	
Enos Cabell, R OBP: 0.310, SLG: 0.332 (1, 5) (9, 3)	0-0 6-3		0-0 CS 1B			0-0 F9		0-0 P4		4	0	1	0	0	0	0	
Cesar Cedeno, R OBP: 0.355, SLG: 0.454 (1, 8)	0-0 E4 1B		0-0 G3 1-2			0-0 BB S 1B		0-0 6-3		4	1	1	0	0	0	1	
Bob Watson, R OBP: 0.377, SLG: 0.460 Art Howe, R OBP: 0.321, SLG: 0.182 (1, 3) (9, 5)	0-0 2H 1B			0-0 F9		4-0 BB BB		0-0 6-3		3	0	1	1	1	0	0	
Jose Cruz, L OBP: 0.374, SLG: 0.400 (1, 7)	0-3 K			0-0 L4		0-0 F7			0-0 F7	4	0	0	0	0	1	3	
Cliff Johnson, R OBP: 0.356, SLG: 0.399 (1, 2)		4-0 BB BB BB		0-0 FC3-6 BB 1B		4-0 1-2 2-3 BB		0-0 6-3		2	0	1	0	2	0	0	
Greg Gross, L OBP: 0.378, SLG: 0.332 (1, 9)			0-0 FC3-6 FC5-4 1-2		0-3 K		0-0 L8		0-0 FC6-4 1B	4	0	1	0	0	1	5	
Roger Metzger, S OBP: 0.286, SLG: 0.270 (1, 6)			0-0 F6		0-0 4-3		0-0 F5		0-0 FC6-4 1-2	4	0	0	0	0	0	2	
J.R. Richard, R OBP: 0.121, SLG: 0.156 (1, 1)			0-0 FC5-4 1-2		0-3 K		0-0 F9			3	0	0	0	0	1	1	
<b>Inning Stats</b>	R: 1 E: 1 K: 1 S: 7	H: 1 LOB: 1 BB: 0 P: 7	R: 0 E: 0 K: 0 S: 3	H: 0 LOB: 1 BB: 1 P: 7	R: 0 E: 0 K: 0 S: 3	H: 1 LOB: 1 BB: 0 P: 3	R: 0 E: 0 K: 1 S: 6	H: 0 LOB: 0 BB: 0 P: 6	R: 0 E: 0 K: 0 S: 5	H: 0 LOB: 0 BB: 0 P: 5	R: 0 E: 0 K: 0 S: 3	H: 0 LOB: 0 BB: 0 P: 3	R: 0 E: 0 K: 0 S: 3	H: 1 LOB: 1 BB: 0 P: 4	1B: 5 2B: 0 3B: 0 HR: 0	SF: 0 SAC: 0 DP: 0 HBP: 0	WP: 0 PA: 35 PB: 0 SB: 1 CS: 1
<b>PITCHER</b>	IP WLS BF H R ER SO BB IBB HBP BLK WP HR S P ERA WHIP	IP WLS BF H R ER SO BB IBB HBP BLK WP HR S P ERA WHIP															
Burt Hooton, R ERA: 3.26 Charlie Hough, R ERA: 2.29 (1, 1) (9, 1)	8.0 L 31 4 1 0 3 3 0 0 0 0 0 0 34 46 0.00 0.875	1.0 4 1 0 0 0 0 0 0 0 0 0 0 0 4 4 0.00 1.000															

Houston Astros @ Los Angeles Dodgers  
Dodger Stadium, Los Angeles, CA  
Tue Sep 28 1976, 7:05 PM PDT  
Att: 10,483 - Unknown

AB	32
R	1
H	5
RBI	1
BB	3
SO	3
LOB	12



Batter	1	2	3	4	5	6	7	8	9	AB	R	H	RBI	BB	SO	LOB	BOTTOM				
Davey Lopes, R OBP: 0.330, SLG: 0.339 (1, 4)	0-0 6-3		0-0 E1 S			0-0 1-3			0-0 F9	4	0	0	0	0	0	0					
Bill Buckner, L OBP: 0.329, SLG: 0.393 (1, 7)	0-0 G3		0-0 3-1 1-2			0-0 F7			0-0 F5	4	0	0	0	0	0	1					
Reggie Smith, S OBP: 0.311, SLG: 0.454 (1, 9)	0-3 K			0-0 F7			0-0 1-3		0-0 F9	4	0	0	0	0	1	0					
Steve Garvey, R OBP: 0.363, SLG: 0.456 (1, 3)		0-0 S 1B		0-0 G1-6-3 1B		0-0 6-3			0-0 6-3	3	0	2	0	0	0	0					
Ron Cey, R OBP: 0.388, SLG: 0.465 (1, 5)		0-0 F9 1-2		0-0 G1-6-3 1-2		0-0 F9			0-0 F9	3	0	0	0	0	0	2					
Bill Russell, R OBP: 0.302, SLG: 0.344 (1, 6)		0-3 K			0-0 4-3			0-0 6-3		3	0	0	0	0	1	1					
Glenn Burke, R OBP: 0.385, SLG: 0.371 (1, 8)		0-0 F9			0-0 F3			0-0 6-3		3	0	0	0	0	0	1					
Kevin Pasley, R OBP: 0.273, SLG: 0.269 Ed Goodson, L OBP: 0.290, SLG: 0.348 Rick Auerbach, R OBP: 0.178, SLG: 0.098 Steve Yeager, R OBP: 0.286, SLG: 0.357 (1, 2) (8, PH) (8, FR) (9, 2)			0-3 K		0-0 F9			0-0 6-3		2	0	0	0	0	1	0					
Burt Hooton, R OBP: 0.149, SLG: 0.115 Leron Lee, L OBP: 0.152, SLG: 0.159 Charlie Hough, R OBP: 0.286, SLG: 0.381 (1, 1) (8, PH) (9, 1)			0-3 K			0-3 K		0-0 L6		2	0	0	0	0	2	0					
<b>Inning Stats</b>	R: 0 E: 0 K: 1 S: 5	H: 0 LOB: 0 BB: 0 P: 5	R: 0 E: 0 K: 1 S: 6	H: 1 LOB: 1 BB: 0 P: 6	R: 0 E: 1 K: 2 S: 8	H: 0 LOB: 1 BB: 0 P: 8	R: 0 E: 0 K: 0 S: 3	H: 1 LOB: 0 BB: 0 P: 3	R: 0 E: 0 K: 0 S: 3	H: 0 LOB: 0 BB: 0 P: 3	R: 0 E: 0 K: 1 S: 5	H: 0 LOB: 0 BB: 0 P: 5	R: 0 E: 0 K: 0 S: 3	H: 0 LOB: 0 BB: 0 P: 3	R: 0 E: 0 K: 0 S: 4	H: 1 LOB: 1 BB: 0 P: 4	R: 0 E: 0 K: 0 S: 3	H: 0 LOB: 0 BB: 0 P: 3	1B: 3 2B: 0 3B: 0 HR: 0	SF: 0 SAC: 0 DP: 1 HBP: 0	WP: 0 PA: 30 PB: 0 SB: 2 CS: 0
<b>PITCHER</b>	IP WLS BF H R ER SO BB IBB HBP BLK WP HR S P ERA WHIP	IP WLS BF H R ER SO BB IBB HBP BLK WP HR S P ERA WHIP																			
J.R. Richard, R ERA: 2.81 (1, 1)	9.0 W 30 3 0 0 5 0 0 0 0 0 0 40 40 0.00 0.333																				

Houston Astros @ Los Angeles Dodgers  
Dodger Stadium, Los Angeles, CA  
Tue Sep 28 1976, 7:05 PM PDT  
Att: 10,483 - Unknown

AB	30
R	0
H	3
RBI	0
BB	0
SO	5
LOB	6





Batter	1	2	3	4	5	6	7	8	9	AB	R	H	RBI	BB	SO	LOB	TOP										
Alex Taveras, R (1, 6) OBP: 0.227, SLG: 0.190	F9		F9			2-3		K		4	0	0	0	0	1	1											
Enos Cabell, R (1, 5) OBP: 0.309, SLG: 0.330	F9			4-3		1B BB			6-3	3	0	0	0	1	0	0											
Cesar Cedeno, R (1, 8) OBP: 0.356, SLG: 0.453	4-3			E6		1B			E S BB	3	0	1	0	1	0	0											
Cliff Johnson, R (1, 3) OBP: 0.355, SLG: 0.395		F3		BB		G6-4-3			K	3	0	0	0	1	1	4											
Art Howe, R (1, 4) OBP: 0.323, SLG: 0.200				BB						3	0	1	0	0	1	1											
Bob Watson, R (9, PH) OBP: 0.377, SLG: 0.459				K2-3					K	1	0	0	0	0	1	1											
Greg Gross, L (1, 9) OBP: 0.376, SLG: 0.332		F8								3	0	1	0	0	1	1											
Al Javier, R (1, 7) OBP: 0.250, SLG: 0.182										3	0	0	0	0	1	2											
Ed Herrmann, L (1, 2) OBP: 0.274, SLG: 0.280				K						3	0	0	0	0	1	0											
Joe Sambito, L (1, 1) OBP: 0.417, SLG: 0.222										1	0	0	0	1	0	0											
Leon Roberts, R (8, PH) OBP: 0.350, SLG: 0.446										1	0	0	0	0	0	0											
Ken Forsch, R (8, 1) OBP: 0.167, SLG: 0.091				P5		1B 2-3 BB			F3	0	0	0	0	0	0	0											
<b>Inning Stats</b>	R: 0 E: 0 K: 0 S: 3	H: 0 LOB: 0 BB: 0 P: 3	R: 0 E: 0 K: 1 S: 6	H: 1 LOB: 1 BB: 0 P: 6	R: 0 E: 0 K: 1 S: 5	H: 0 LOB: 0 BB: 0 P: 5	R: 0 E: 1 K: 1 S: 5	H: 0 LOB: 1 BB: 1 P: 9	R: 0 E: 0 K: 0 S: 3	H: 1 LOB: 0 BB: 0 P: 3	R: 0 E: 0 K: 0 S: 3	H: 1 LOB: 2 BB: 2 P: 11	R: 0 E: 0 K: 1 S: 5	H: 0 LOB: 0 BB: 0 P: 5	R: 0 E: 0 K: 2 S: 7	H: 0 LOB: 1 BB: 1 P: 11	1B: 3 2B: 0 3B: 0 HR: 0	SF: 0 SAC: 0 DP: 2 HBP: 0	WP: 0 PB: 0 SB: 1 CS: 1	PA: 32							
<b>PITCHER</b>	IP	WLS	BF	H	R	ER	SO	BB	IBB	HBP	BLK	WP	HR	S	P	ERA	WHIP										
Rick Sutcliffe, R (1, 1) ERA: 2.26	5.0		17	2	0	0	3	1	0	0	0	0	0	22	26	0.00	0.600										
Stan Wall, L (6, 1) ERA: 3.67	3.0	W	11	1	0	0	2	2	0	0	0	0	0	13	21	0.00	1.000										
Charlie Hough, R (9, 1) ERA: 2.26	1.0	S	4	0	0	0	2	1	0	0	0	0	0	7	11	0.00	1.000										

Houston Astros @ Los Angeles Dodgers  
Dodger Stadium, Los Angeles, CA  
Wed Sep 29 1976, 7:05 PM PDT  
Att: 11,600 - Unknown

AB	28
R	0
H	3
RBI	0
BB	4
SO	7
LOB	10



Batter	1	2	3	4	5	6	7	8	9	AB	R	H	RBI	BB	SO	LOB	BOTTOM										
Davey Lopes, R (1, 4) OBP: 0.328, SLG: 0.336	K			L6		F3				3	0	0	0	0	1	0											
Bill Russell, R (1, 6) OBP: 0.303, SLG: 0.345	1-3			FC6-4 1B						2	0	1	0	0	0	0											
Rick Auerbach, R (5, 6) OBP: 0.174, SLG: 0.095										1	0	0	0	0	0	0											
Bill Buckner, L (1, 7) OBP: 0.329, SLG: 0.393	F8			P6						3	1	1	0	0	0	1											
Ron Cey, R (1, 5) OBP: 0.388, SLG: 0.463				FC6-4 1B						2	0	0	0	1	0	2											
Steve Garvey, R (1, 3) OBP: 0.363, SLG: 0.455		G4-6-3								3	0	1	1	0	0	1											
Lee Lacy, R (1, 9) OBP: 0.311, SLG: 0.345										3	0	0	0	0	0	1											
Glenn Burke, R (1, 8) OBP: 0.357, SLG: 0.342				4-3						3	0	0	0	0	0	0											
Steve Yeager, R (1, 2) OBP: 0.284, SLG: 0.354										3	0	0	0	0	0	0											
Rick Sutcliffe, L (1, 1) Stan Wall, L (6, 1) Ed Goodson, L (8, PH) Charlie Hough, R (9, 1)				K						1	0	0	0	0	1	0											
<b>Inning Stats</b>	R: 0 E: 0 K: 1 S: 5	H: 0 LOB: 0 BB: 0 P: 5	R: 0 E: 0 K: 0 S: 2	H: 0 LOB: 0 BB: 1 P: 6	R: 0 E: 0 K: 1 S: 5	H: 0 LOB: 0 BB: 0 P: 5	R: 0 E: 0 K: 0 S: 4	H: 1 LOB: 1 BB: 0 P: 4	R: 0 E: 0 K: 0 S: 3	H: 0 LOB: 0 BB: 0 P: 3	R: 0 E: 0 K: 0 S: 3	H: 0 LOB: 0 BB: 0 P: 3	R: 1 E: 0 K: 0 S: 5	H: 2 LOB: 1 BB: 0 P: 5	R: 0 E: 0 K: 1 S: 5	H: 0 LOB: 0 BB: 0 P: 5	1B: 3 2B: 0 3B: 0 HR: 0	SF: 0 SAC: 0 DP: 1 HBP: 0	WP: 0 PB: 0 SB: 0 CS: 0	PA: 27							
<b>PITCHER</b>	IP	WLS	BF	H	R	ER	SO	BB	IBB	HBP	BLK	WP	HR	S	P	ERA	WHIP										
Joe Sambito, L (1, 1) ERA: 3.54	7.0	L	24	3	1	1	2	1	0	0	0	0	0	27	31	1.29	0.571										
Ken Forsch, R (8, 1) ERA: 2.15	1.0		3	0	0	0	1	0	0	0	0	0	0	5	5	0.00	0.000										

Houston Astros @ Los Angeles Dodgers  
Dodger Stadium, Los Angeles, CA  
Wed Sep 29 1976, 7:05 PM PDT  
Att: 11,600 - Unknown

AB	26
R	1
H	3
RBI	1
BB	1
SO	3
LOB	5





Batter	1	2	3	4	5	6	7	8	9	AB	R	H	RBI	BB	SO	LOB	TOP											
Larry Herndon, R OBP: 0.338, SLG: 0.354 (1, 8)	0-0 5-3		0-0 4-3			0-0 4-3 HR		0-0 1B		4	1	2	0	0	0	0	<b>San Francisco Giants @ Houston Astros</b> Astrodome, Houston, TX Fri Oct 01 1976, 8:05 PM EDT Att: 5,196 - Dome <a href="http://livebaseballscorecards.com">livebaseballscorecards.com</a>											
Derrel Thomas, S OBP: 0.317, SLG: 0.306 (1, 4)	0-0 F9		0-0 4-3			0-0 4-3		0-0 4-3		4	0	0	0	0	0	2												
Gary Matthews, R OBP: 0.359, SLG: 0.443 (1, 7)	0-0 1-3			0-0 5-3		0-0 HR		0-0 1B		4	1	2	2	0	0	0												
Gary Thomasson, L OBP: 0.325, SLG: 0.429 (1, 3)		0-0 F5		0-0 F2		0-0 4-3		0-0 F7		4	0	0	0	0	0	1												
Jack Clark, R OBP: 0.278, SLG: 0.388 (1, 9)		0-0 HR		0-0 6-3			0-0 2-3		0-0 1-3	4	1	1	0	0	0	1												
Ken Reitz, R OBP: 0.293, SLG: 0.333 Chris Arnold, R OBP: 0.241, SLG: 0.211 (5, PH) (5, 5)		0-0 F8			0-0 F8		0-0 4-3		0-0 F9	1	0	0	0	0	0	1												
Gary Alexander, R OBP: 0.272, SLG: 0.310 (1, 2)		0-0 HR			0-0 F9		0-0 F9			3	1	1	2	0	0	0												
Johnnie LeMaster, R OBP: 0.230, SLG: 0.289 (1, 6)		0-0 1-3			0-0 6-3			0-0 F8		3	0	0	0	0	0	0												
Jim Barr, R OBP: 0.213, SLG: 0.243 Steve Ontiveros, S OBP: 0.241, SLG: 0.211 Randy Moffitt, R OBP: 0.143, SLG: 0.143 (8, PH) (8, 1)			0-3 K			0-3 K		0-0 4-3		2	0	0	0	0	2	0												
<b>Inning Stats</b>	R: 0 E: 0 K: 0 S: 3	H: 0 LOB: 0 BB: 0 P: 3	R: 2 E: 0 K: 0 S: 5	H: 2 LOB: 0 BB: 0 P: 5	R: 0 E: 0 K: 1 S: 5	H: 0 LOB: 0 BB: 0 P: 5	R: 0 E: 0 K: 0 S: 3	H: 0 LOB: 0 BB: 0 P: 3	R: 0 E: 0 K: 1 S: 7	H: 2 LOB: 0 BB: 0 P: 7	R: 0 E: 0 K: 0 S: 3	H: 0 LOB: 0 BB: 0 P: 3	R: 0 E: 0 K: 0 S: 4	H: 1 LOB: 1 BB: 0 P: 4	R: 0 E: 1 K: 0 S: 4	H: 1 LOB: 1 BB: 0 P: 4		1B: 4 2B: 0 3B: 0 HR: 2	SF: 0 SAC: 0 DP: 0 HBP: 0	WP: 0 PB: 0 SB: 1 CS: 0	PA: 33							
<b>PITCHER</b>	IP	WLS	BF	H	R	ER	SO	BB	IBB	HBP	BLK	WP	HR	S	P	ERA		WHIP										
Mark Lemongello, R ERA: 2.79 Gene Pentz, R ERA: 2.97	(1, 1) (8, 1)	7.0 S	25 8	4 2	4 0	4 0	2 0	0 0	0 0	0 0	0 0	0 0	2 8	29 8	29 8	5.14 0.00		0.571 1.000										

Batter	1	2	3	4	5	6	7	8	9	AB	R	H	RBI	BB	SO	LOB	BOTTOM											
Wilbur Howard, S OBP: 0.245, SLG: 0.293 (1, 7)	0-3 K		0-0 G4-6-3 1B			0-0 1-3		0-0 E1 1B		4	1	1	0	0	1	1	<b>San Francisco Giants @ Houston Astros</b> Astrodome, Houston, TX Fri Oct 01 1976, 8:05 PM EDT Att: 5,196 - Dome <a href="http://livebaseballscorecards.com">livebaseballscorecards.com</a>											
Alex Taveras, R OBP: 0.250, SLG: 0.217 (1, 6)	0-0 6-3		0-0 G4-6-3 1-2		0-0 E4 1B		0-0 2H 1B		0-0 1B	4	1	2	2	0	0	1												
Cesar Cedeno, R OBP: 0.359, SLG: 0.457 (1, 8)	0-0 2B		0-0 S 1B		0-0 6-3		0-0 6-3		0-0 1-3 1B	4	1	3	0	0	0	1												
Cliff Johnson, R OBP: 0.356, SLG: 0.395 (1, 3)	4-0 BB		0-0 6-3		0-0 F8		0-0 1H 3H 1B		0-0 1B	3	0	1	2	1	0	1												
Art Howe, R OBP: 0.286, SLG: 0.172 (1, 5)	0-0 F7			0-0 6-3		0-0 6-3		0-0 5-3		4	0	0	0	0	0	2												
Al Javier, R OBP: 0.289, SLG: 0.208 Leon Roberts, R OBP: 0.347, SLG: 0.443 Greg Gross, L OBP: 0.376, SLG: 0.332 (9, 9)		0-0 FC6-4 1B		0-0 6-3		0-0 6-3		0-0 6-3		2	0	1	0	0	0	0												
Larry Milbourne, S OBP: 0.319, SLG: 0.276 (1, 4)		0-0 FC6-4 1-2		0-0 5-3		0-0 E6 4-3 4-1 1B		0-0 1B		4	1	2	0	0	0	1												
Ed Herrmann, L OBP: 0.274, SLG: 0.283 (1, 2)		0-0 F4			0-0 G3 E 2B		0-0 4-3		0-0 F9	4	1	1	0	0	0	3												
Mark Lemongello, R Ken Boswell, L OBP: 0.296, SLG: 0.336 Gene Pentz, R OBP: 0.333, SLG: 0.200 (7, PH) (8, 1)		0-0 4-3			0-0 G3 2-3		0-0 4-1 3H			2	0	0	0	0	0	2												
<b>Inning Stats</b>	R: 0 E: 0 K: 1 S: 6	H: 1 LOB: 2 BB: 1 P: 10	R: 0 E: 0 K: 0 S: 4	H: 1 LOB: 1 BB: 0 P: 4	R: 0 E: 0 K: 0 S: 3	H: 0 LOB: 0 BB: 0 P: 3	R: 1 E: 1 K: 0 S: 5	H: 2 LOB: 1 BB: 0 P: 5	R: 0 E: 0 K: 0 S: 3	H: 0 LOB: 0 BB: 0 P: 3	R: 4 E: 2 K: 0 S: 7	H: 4 LOB: 1 BB: 0 P: 7	R: 0 E: 0 K: 0 S: 4	H: 1 LOB: 1 BB: 0 P: 4	1B: 9 2B: 2 3B: 0 HR: 0	SF: 0 SAC: 0 DP: 1 HBP: 0		WP: 0 PB: 0 SB: 2 CS: 0	PA: 35									
<b>PITCHER</b>	IP	WLS	BF	H	R	ER	SO	BB	IBB	HBP	BLK	WP	HR	S	P	ERA		WHIP										
Jim Barr, R ERA: 2.89 Randy Moffitt, R ERA: 2.27	(1, 1) (8, 1)	7.0 L	31 4	10 1	5 0	1 0	1 0	0 0	0 0	0 0	0 0	0 0	4 4	32 4	36 4	1.29 0.00		1.571 1.000										



