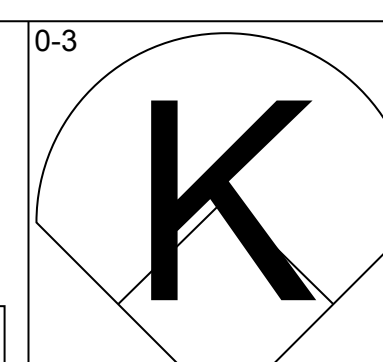
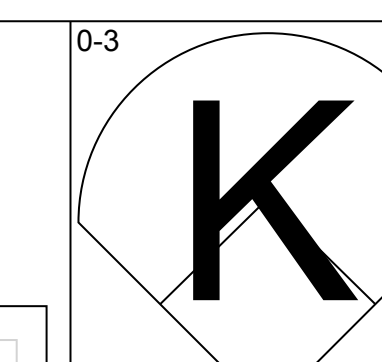
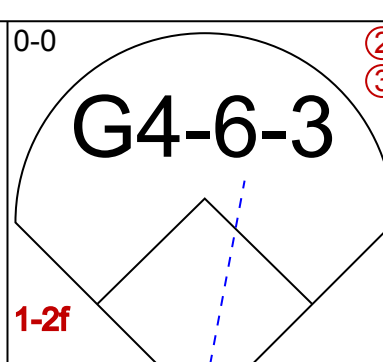
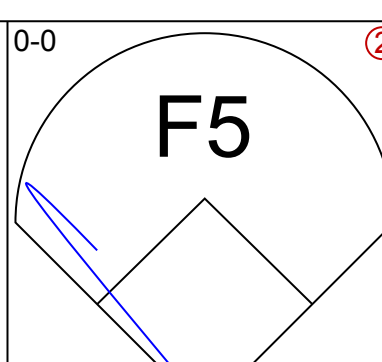
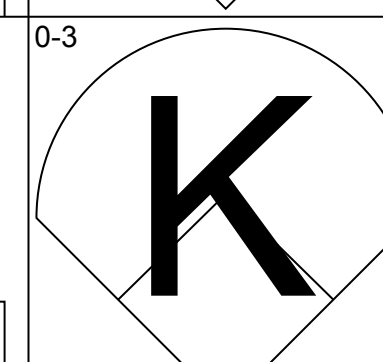
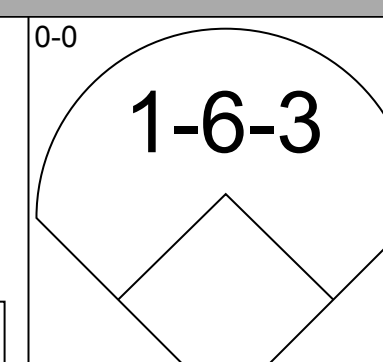
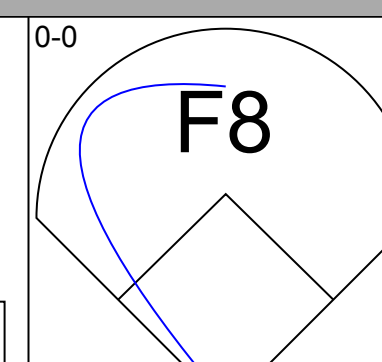
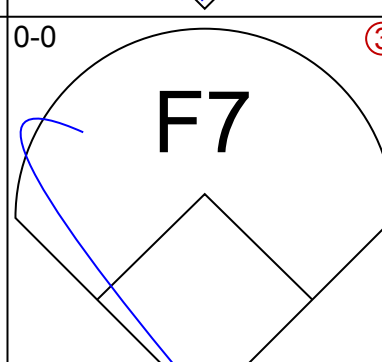
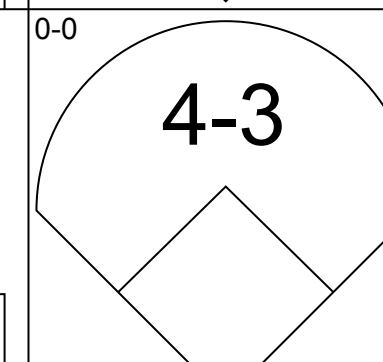
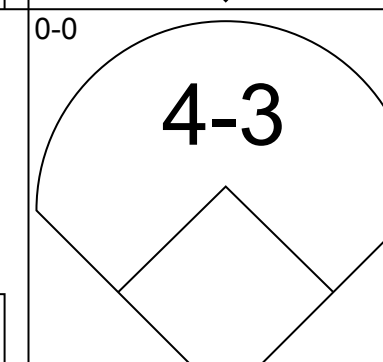
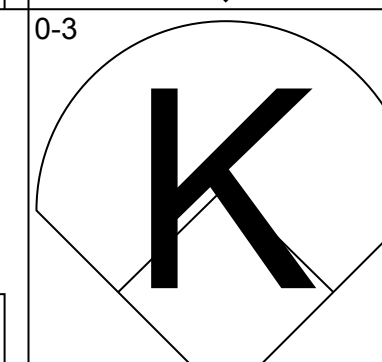
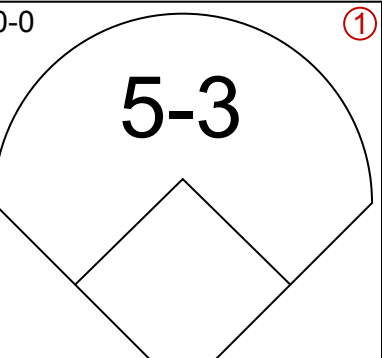
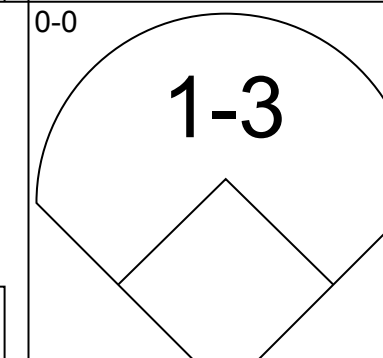
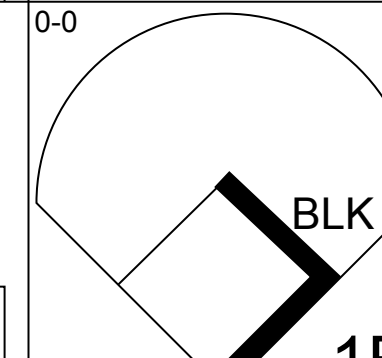
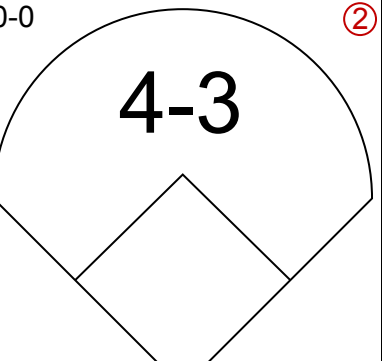
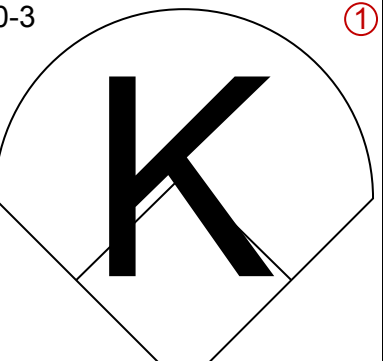
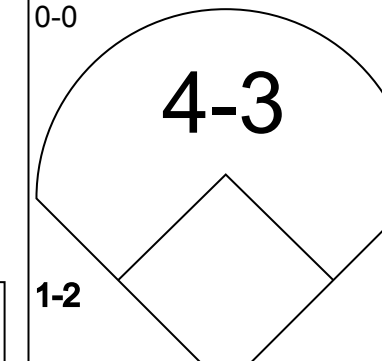
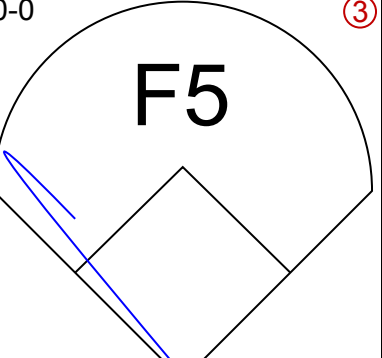
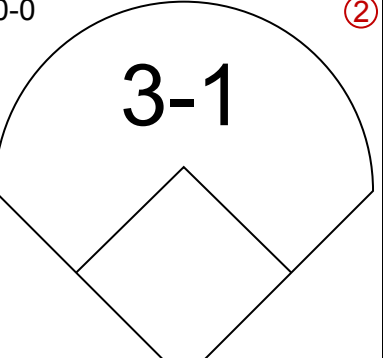
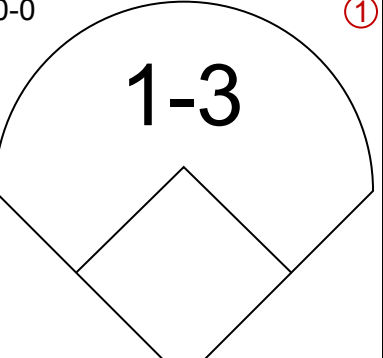
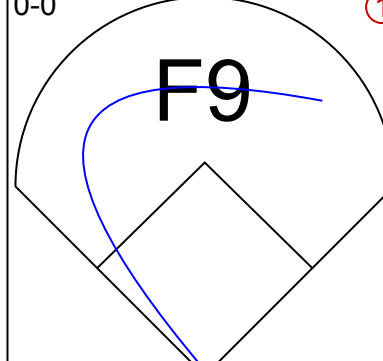
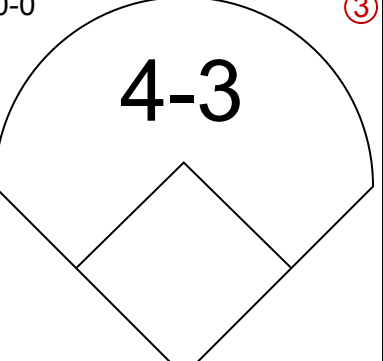
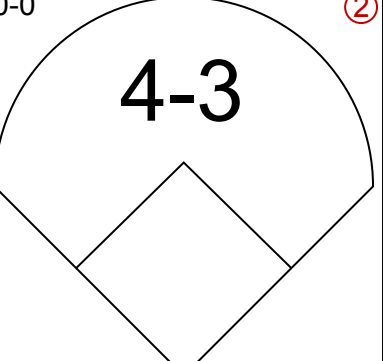
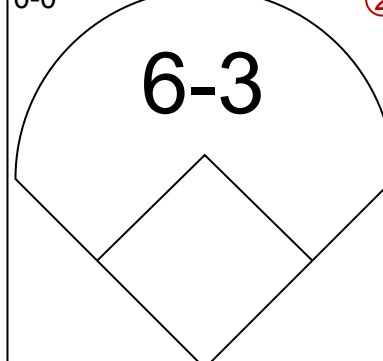
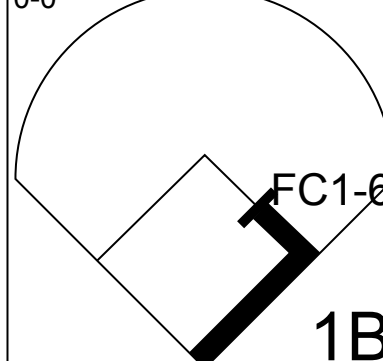
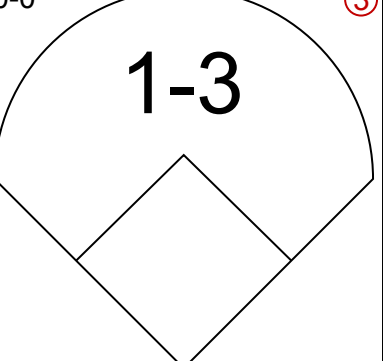
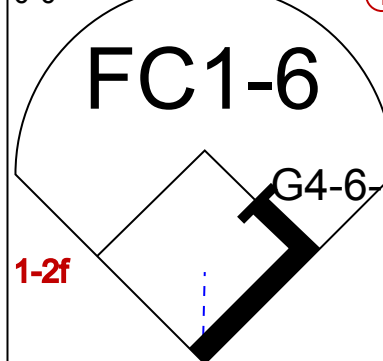
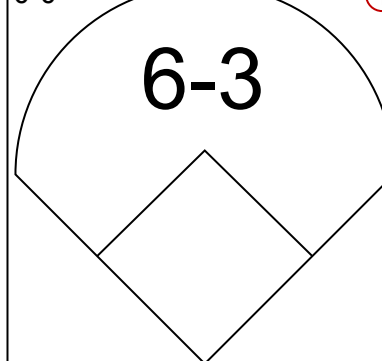



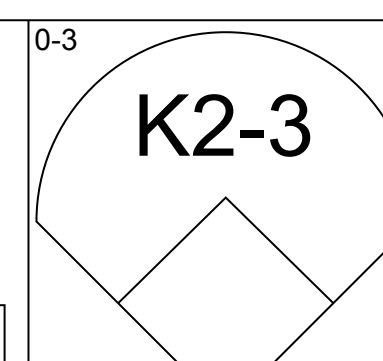
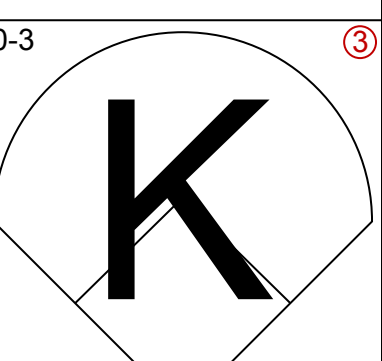
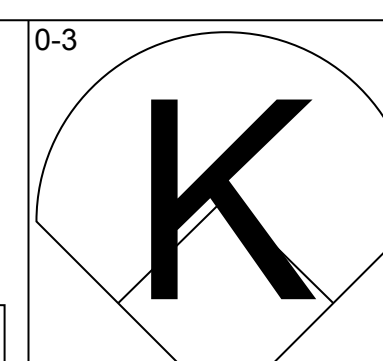
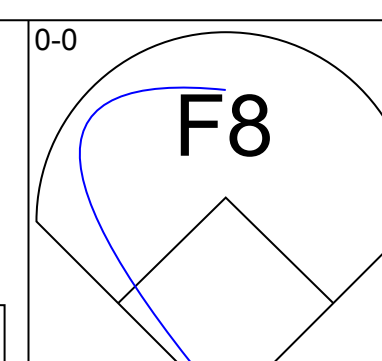
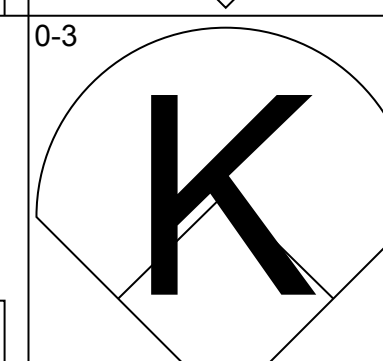
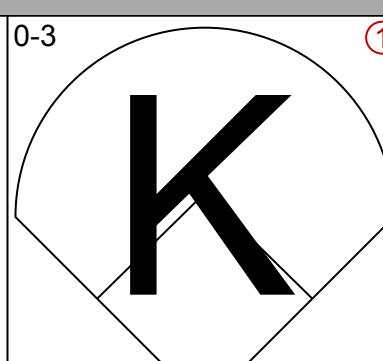
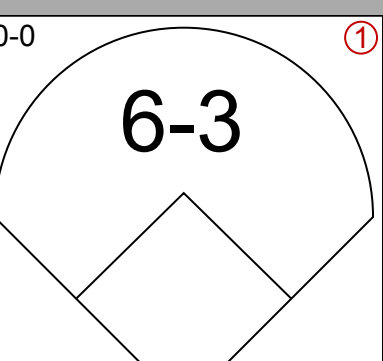
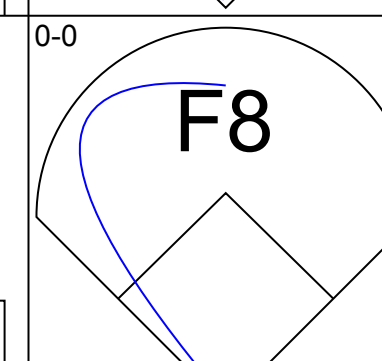
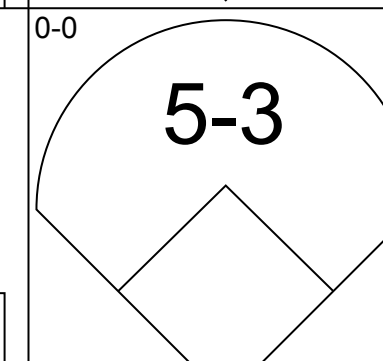
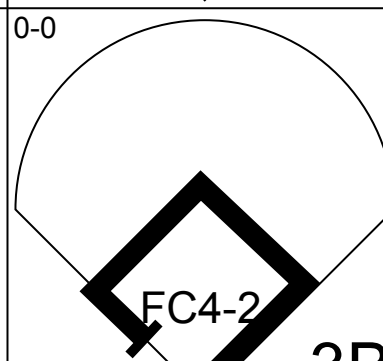
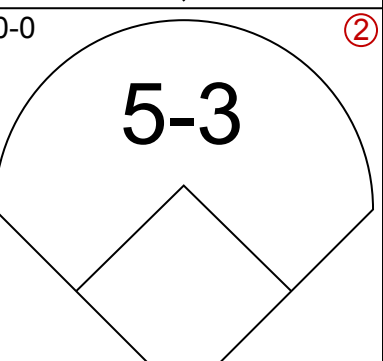
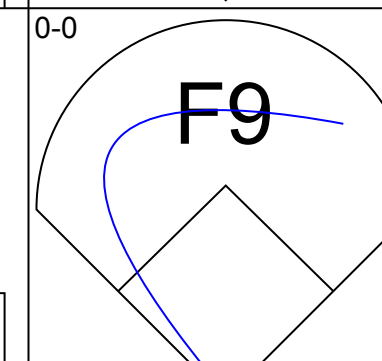
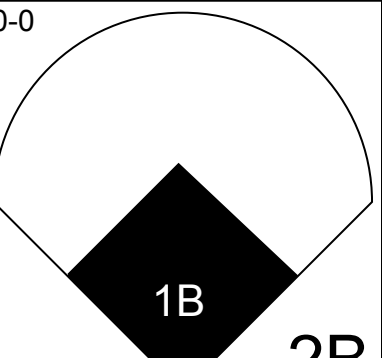
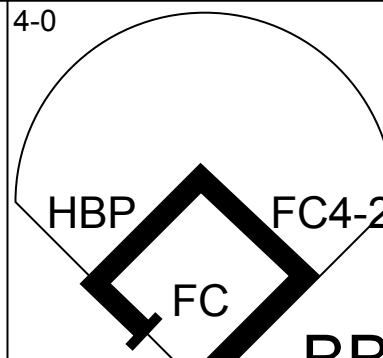
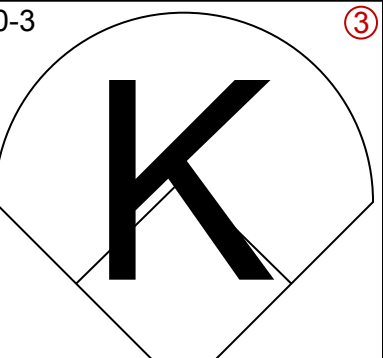
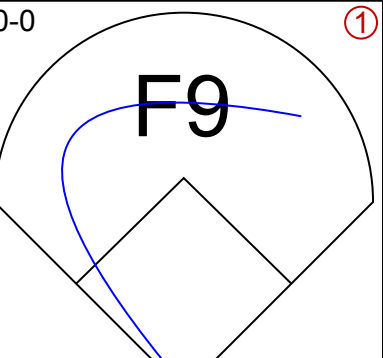
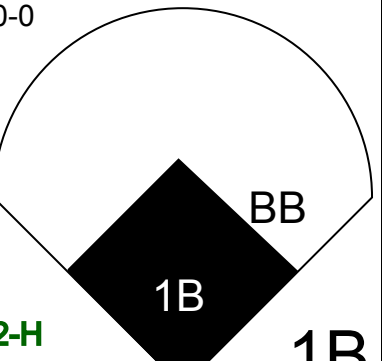
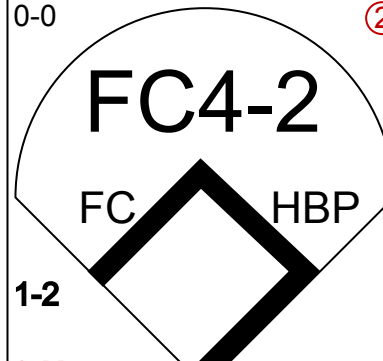
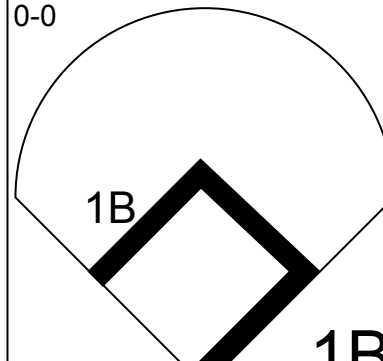

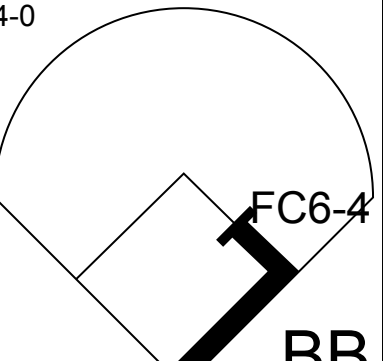
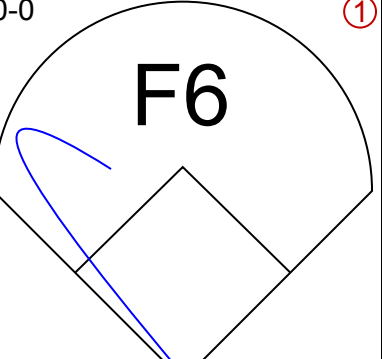
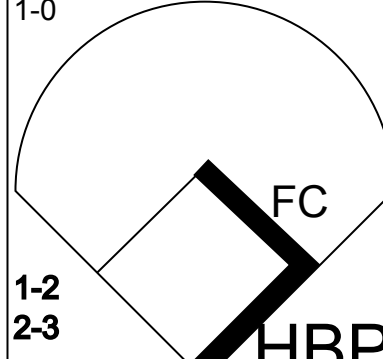
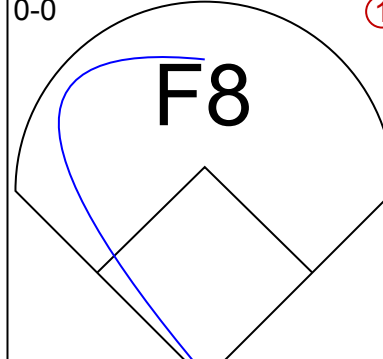
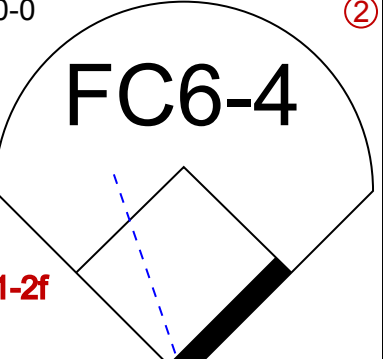
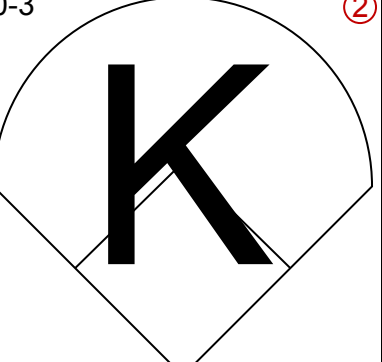
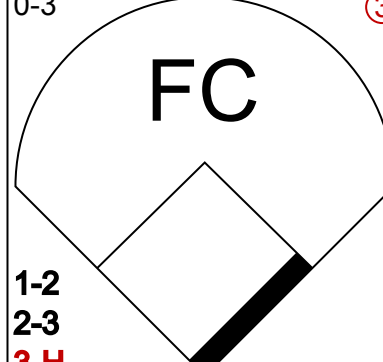
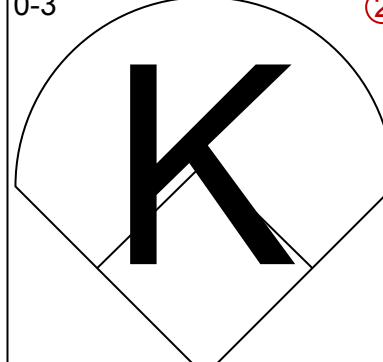
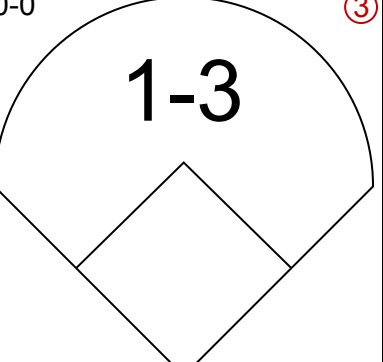
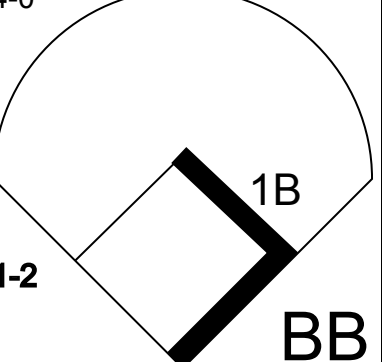
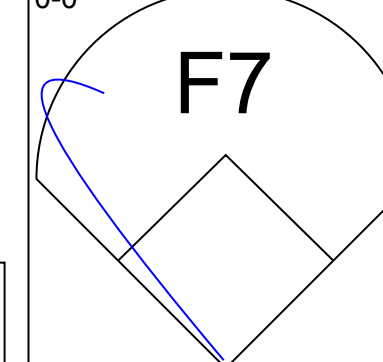
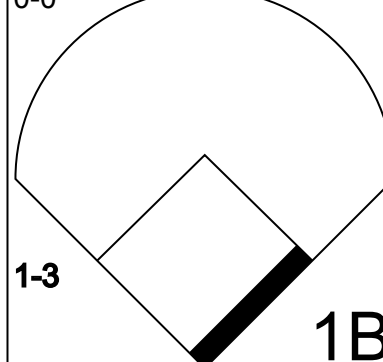
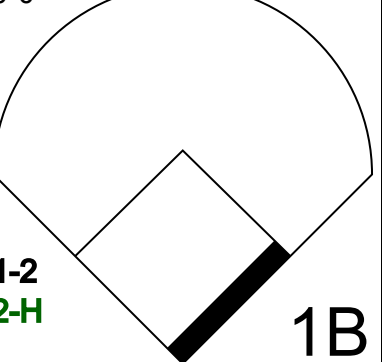
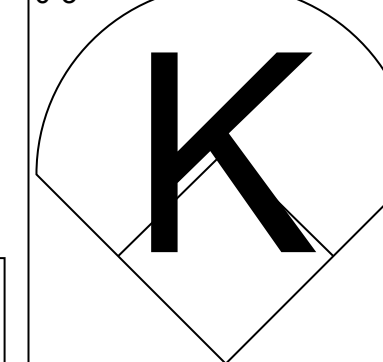
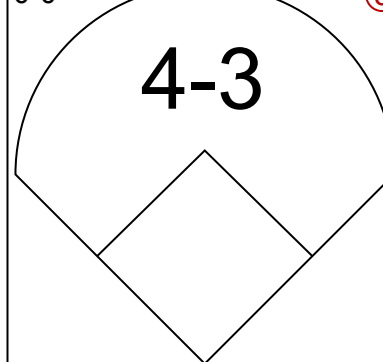

Houston Astros - 1977

Batter	1	2	3	4	5	6	7	8	9	AB	R	H	RBI	BB	SO	LOB	TOP				
Rowland Office, L OBP: 0.111, SLG: 0.222 (1, 8)										4	0	0	0	0	2	2					
Jerry Royster, R OBP: 0.111, SLG: 0.111 (1, 5)										4	0	0	0	0	1	0					
Willie Montanez, L OBP: 0.125, SLG: 0.125 (1, 3)										3	0	0	0	0	1	0					
Jeff Burroughs, R OBP: 0.375, SLG: 0.750 (1, 9)										3	0	1	0	0	0	0					
Gary Matthews, R OBP: 0.125, SLG: 0.125 (1, 7)										3	0	0	0	0	1	1					
Biff Pocoroba, S (1, 2)										3	0	0	0	0	0	0					
Rod Gilbreath, R OBP: 0.429, SLG: 0.333 (1, 4)										3	0	0	0	0	0	0					
Pat Rockett, R OBP: 0.143, SLG: 0.143 (1, 6)										3	0	1	0	0	0	0					
Phil Niekro, R OBP: 0.500, SLG: 0.500 (1, 1)										2	0	1	0	0	0	1					
Tom Paciorek, R (9, PH)										1	0	0	0	0	0	0					
Inning Stats	R: 0 H: 0 E: 0 K: 2 S: 7	H: 0 LOB: 0 BB: 0 P: 7	R: 0 H: 0 E: 0 K: 0 S: 3	H: 0 LOB: 0 BB: 0 P: 3	R: 0 H: 1 E: 0 K: 1 S: 6	LOB: 1 BB: 0 P: 6	R: 0 H: 0 E: 0 K: 0 S: 3	H: 0 LOB: 0 BB: 0 P: 3	R: 0 H: 0 E: 0 K: 1 S: 5	H: 0 LOB: 0 BB: 0 P: 5	R: 0 H: 1 E: 0 K: 0 S: 3	H: 1 LOB: 0 BB: 0 P: 3	R: 0 H: 1 E: 0 K: 0 S: 6	H: 1 LOB: 1 BB: 0 P: 6	R: 0 H: 0 E: 0 K: 0 S: 3	H: 0 LOB: 0 BB: 0 P: 3	R: 0 H: 0 E: 0 K: 0 S: 3	H: 0 LOB: 0 BB: 0 P: 3	1B: 3 2B: 0 3B: 0 HR: 0	SF: 0 SAC: 0 DP: 1 HBP: 0	WP: 0 PA: 29 PB: 0 SB: 0 CS: 0
PITCHER Joaquin Andujar, R ERA:	IP: 9.0 WLS: W BF: 29 H: 3 R: 0 ER: 0 SO: 5 BB: 0 IBB: 0 HBP: 0 BLK: 1 WP: 0 HR: 0 S: 39 P: 39 ERA: 0.00 WHIP: 0.333															PITCHER IP: WLS: BF: H: R: ER: SO: BB: IBB: HBP: BLK: WP: HR: S: P: ERA: WHIP:					

Atlanta Braves @ Houston Astros
Astrodome, Houston, TX
Sat Apr 09 1977, 7:05 PM EST
Att: 23,513 - Dome

AB 29
R 0
H 3
RBI 0
BB 0
SO 5
LOB 4



Batter	1	2	3	4	5	6	7	8	9	AB	R	H	RBI	BB	SO	LOB	BOTTOM		
Julio Gonzalez, R OBP: 0.222, SLG: 0.222 (1, 4)										4	0	0	0	0	3	2			
Enos Cabell, R OBP: 0.222, SLG: 0.125 (1, 5)										4	0	0	0	0	2	0			
Jose Cruz, L OBP: 0.222, SLG: 0.429 (1, 8) (7, 9)										4	0	1	0	0	0	0			
Bob Watson, R OBP: 0.444, SLG: 0.714 (1, 3)										3	1	1	0	1	1	0			
Joe Ferguson, R OBP: 0.556, SLG: 0.875 (1, 2)										3	1	2	1	1	0	2			
Cliff Johnson, R (1, 9) (7, 7)										3	0	0	0	0	3				
Jim Fuller, R (1, 7) Art Gardner, L (7, 8)										3	0	0	0	0	2	5	AB 30 R 2 H 6 RBI 2 BB 3 SO 9 LOB 15		
Roger Metzger, S OBP: 0.500, SLG: 0.400 (1, 6)										2	0	1	0	1	0	0			
Joaquin Andujar, S (1, 1) ERA: 0.333, SLG: 0.333										3	0	1	1	0	1	2			
Inning Stats	R: 0 H: 0 E: 0 K: 2 S: 7	H: 3 LOB: 2 BB: 1 P: 14	R: 0 H: 1 E: 0 K: 1 S: 8	H: 1 LOB: 3 BB: 1 P: 13	R: 0 H: 0 E: 0 K: 2 S: 7	H: 0 LOB: 0 BB: 0 P: 7	R: 0 H: 2 E: 0 K: 1 S: 7	H: 2 LOB: 2 BB: 0 P: 7	R: 0 H: 0 E: 0 K: 0 S: 3	H: 0 LOB: 0 BB: 0 P: 3	R: 0 H: 0 E: 0 K: 0 S: 3	H: 0 LOB: 1 BB: 1 P: 7	R: 0 H: 0 E: 0 K: 0 S: 3	H: 0 LOB: 0 BB: 0 P: 3	R: 0 H: 0 E: 0 K: 0 S: 3	H: 0 LOB: 1 BB: 1 P: 7	1B: 4 2B: 1 3B: 1 HR: 0	SF: 0 SAC: 0 DP: 0 HBP: 1	WP: 0 PA: 34 PB: 0 SB: 0 CS: 0
PITCHER Phil Niekro, R ERA: 2.25	IP: 8.0 WLS: L BF: 34 H: 6 R: 2 ER: 2 SO: 10 BB: 3 IBB: 0 HBP: 1 BLK: 0 WP: 0 HR: 0 S: 50 P: 63 ERA: 2.25 WHIP: 1.125															PITCHER IP: WLS: BF: H: R: ER: SO: BB: IBB: HBP: BLK: WP: HR: S: P: ERA: WHIP:			

Atlanta Braves @ Houston Astros
Astrodome, Houston, TX
Sat Apr 09 1977, 7:05 PM EST
Att: 23,513 - Dome

AB 30
R 2
H 6
RBI 2
BB 3
SO 9
LOB 15



Batter	1	2	3	4	5	6	7	8	9	AB	R	H	RBI	BB	SO	LOB	TOP								
Pete Rose, S OBP: 0.318, SLG: 0.278 (1, 5)	0-0 3-1		4-0 FC3-6 BB		0-0 F7		0-3 K		0-0 1B 1-2 2-H	4	0	1	1	1	1	1	Cincinnati Reds @ Houston Astros Astrodome, Houston, TX Mon Apr 11 1977, 7:05 PM EST Att: 10,807 - Dome								
Ken Griffey, L OBP: 0.364, SLG: 0.667 (1, 9)	0-0 6-3		0-0 FC3-6 1-2			0-0 HR	0-0 F8		0-0 F8	5	1	1	1	0	0	3									
Joe Morgan, L OBP: 0.350, SLG: 0.429 (1, 4)	4-0 BB		0-0 F5			0-0 F3		4-0 G6-4-3 BB		2	0	0	0	2	0	1									
Johnny Bench, R OBP: 0.091, SLG: 0.091 (1, 2)	0-0 P3			0-0 5-3			0-0 1B 1B		0-0 F5	4	1	1	0	0	0	2									
George Foster, R OBP: 0.250, SLG: 0.294 (1, 7)		0-0 6-3		0-0 L8		0-0 1B 1-2 FC5-2-4 1B		0-0 G6-4-3 1-2		4	0	1	0	0	0	1									
Dan Driessen, L OBP: 0.105, SLG: 0.105 (1, 3)		0-0 F7		0-0 3-1		0-0 FC5-2-4 1-3 2-H 1B			0-0 1B 1B	4	1	2	1	0	0	0									
Dave Concepcion, R OBP: 0.421, SLG: 0.412 (1, 6)		4-0 BB		0-0 5-3		0-0 FC5-2-6 1-2 3-H			0-0 1B 1-2 1B	3	0	1	0	1	0	2									
Cesar Geronimo, L OBP: 0.389, SLG: 0.706 (1, 8)		0-0 4-3		0-0 1B		0-3 K			0-0 F7	4	0	1	0	0	1	5									
Woodie Fryman, R (1, 1)			0-3 K		0-3 K		0-0 F9		0-3 K	2	0	0	0	0	2	1									
Mike Lum, L (7, PH)										1	0	0	0	0	0	0									
Pedro Borbon, R OBP: 1.000, SLG: 2.000 (9, PH)										0	0	0	0	0	0	0									
Champ Summers, L (9, PH)										1	0	0	0	0	1	2									
Inning Stats	R: 0 E: 0 K: 0 S: 3	H: 0 LOB: 1 BB: 1 P: 7	R: 0 E: 0 K: 0 S: 3	H: 0 LOB: 1 BB: 1 P: 7	R: 0 E: 0 K: 1 S: 5	H: 0 LOB: 0 BB: 1 P: 9	R: 0 E: 0 K: 0 S: 3	H: 0 LOB: 0 BB: 0 P: 3	R: 0 E: 0 K: 1 S: 6	H: 1 LOB: 1 BB: 0 P: 6	R: 2 E: 0 K: 1 S: 9	H: 4 LOB: 2 BB: 0 P: 9	R: 0 E: 0 K: 1 S: 5	H: 0 LOB: 0 BB: 0 P: 5	R: 0 E: 0 K: 0 S: 2	H: 0 LOB: 0 BB: 1 P: 6	R: 1 E: 0 K: 1 S: 8	H: 3 LOB: 2 BB: 0 P: 8	1B: 7 2B: 0 3B: 0 HR: 1	SF: 0 SAC: 0 DP: 1 HBP: 0	WP: 0 PB: 0 SB: 0 CS: 0	PA: 38			
PITCHER	IP	WLS	BF	H	R	ER	SO	BB	IBB	HBP	BLK	WP	HR	S	P	ERA	WHIP								
Doug Koniczny, R ERA: 3.38 (1, 1)	5.1	W	24	5	2	2	2	3	0	0	0	0	1	25	37	3.38	1.500								
Joe Niekro, R ERA: 2.45 (6, 1)	3.2	S	14	3	1	1	3	1	0	0	0	0	0	19	23	2.46	1.091								

AB	34
R	3
H	8
RBI	3
BB	4
SO	5
LOB	18



Batter	1	2	3	4	5	6	7	8	9	AB	R	H	RBI	BB	SO	LOB	BOTTOM								
Julio Gonzalez, R OBP: 0.235, SLG: 0.235 (1, 4)	0-3 K	0-0 4-3			0-0 SH1-4 1-2		0-0 5-3			3	0	0	0	0	1	0	Cincinnati Reds @ Houston Astros Astrodome, Houston, TX Mon Apr 11 1977, 7:05 PM EST Att: 10,807 - Dome								
Enos Cabell, R OBP: 0.333, SLG: 0.250 (1, 5)	1-0 1B 1B HBP	0-0 CS 1B			0-0 1-3 2-3		0-0 4-3			3	1	1	0	0	0	1									
Jose Cruz, L OBP: 0.235, SLG: 0.286 (7, 9)	0-0 1B 6-3 1B	0-0 CS 1-2	0-0 6-3		0-0 F6		0-0 F8		0-0 F8	4	1	1	0	0	0	1									
Bob Watson, R OBP: 0.294, SLG: 0.400 (1, 3)	0-0 1-3 3-H HR 1B		0-0 4-3		0-0 F8		0-0 5-3			4	1	1	1	0	0	0									
Joe Ferguson, R OBP: 0.500, SLG: 0.615 (1, 2)	0-0 6-3 1-2 3-H		0-0 5-3		0-3 K					3	0	0	1	0	1	1									
Cliff Johnson, R OBP: 0.500, SLG: 0.714 (1, 7)	0-0 2-H HR			0-3 K		4-0 BB				2	1	1	2	1	1	0									
Leon Roberts, R (1, 9)	4-0 FC6-4 BB			0-3 K		0-0 F8				2	0	0	0	1	1	1									
Art Gardner, L (7, 8)										0	0	0	0	0	0	0									
Roger Metzger, S OBP: 0.250, SLG: 0.182 (1, 6)	0-0 FC6-4 1-2		0-0 F7		0-0 L9					3	0	0	0	0	0	1									
Doug Koniczny, R OBP: 0.500, SLG: 0.500 (1, 1)		0-0 5-3			0-0 1-3 SH1-4 1B		0-0 F8			2	0	1	0	0	0	0									
Joe Niekro, R (6, 1)										1	0	0	0	0	0	0									
Inning Stats	R: 4 E: 0 K: 1 S: 8	H: 3 LOB: 1 BB: 1 P: 13	R: 0 E: 0 K: 0 S: 3	H: 1 LOB: 0 BB: 0 P: 3	R: 0 E: 0 K: 2 S: 7	H: 0 LOB: 0 BB: 0 P: 7	R: 0 E: 0 K: 0 S: 4	H: 0 LOB: 1 BB: 0 P: 4	R: 0 E: 0 K: 1 S: 5	H: 0 LOB: 1 BB: 1 P: 9	R: 0 E: 0 K: 0 S: 3	H: 0 LOB: 0 BB: 0 P: 3	R: 0 E: 0 K: 0 S: 3	H: 0 LOB: 0 BB: 0 P: 3	R: 0 E: 0 K: 0 S: 3	H: 0 LOB: 0 BB: 0 P: 3	1B: 4 2B: 0 3B: 0 HR: 1	SF: 0 SAC: 1 DP: 0 HBP: 1	WP: 0 PB: 0 SB: 1 CS: 1	PA: 32					
PITCHER	IP	WLS	BF	H	R	ER	SO	BB	IBB	HBP	BLK	WP	HR	S	P	ERA	WHIP								
Woodie Fryman, L ERA: 5.56 (1, 1)	6.0	L	25	5	4	4	4	2	0	1	0	0	1	30	39	6.00	1.167								
Pedro Borbon, R ERA: 1.5 (7, 1)	2.0		6	0	0	0	0	0	0	0	0	0	0	6	6	0.00	0.000								



Batter	1	2	3	4	5	6	7	8	9	AB	R	H	RBI	BB	SO	LOB	TOP		
Pete Rose, S (1,5) OBP: 0.346, SLG: 0.364										4	1	2	0	0	0	1	Cincinnati Reds @ Houston Astros Astrodome, Houston, TX Tue Apr 12 1977, 7:05 PM EST Att: 14,029 - Dome		
Ken Griffey, L (1,9) OBP: 0.308, SLG: 0.560										4	0	0	0	0	0	2			
Joe Morgan, L (1,4) OBP: 0.333, SLG: 0.389										4	0	1	1	0	0	1			
Johnny Bench, R (1,2) OBP: 0.133, SLG: 0.133										4	1	1	0	0	0	1			
George Foster, R (1,7) OBP: 0.292, SLG: 0.300									3	1	1	0	1	1	0				
Dan Driessen, L (1,3) OBP: 0.130, SLG: 0.130									4	0	1	1	0	0	3				
Dave Concepcion, R (1,6) OBP: 0.456, SLG: 0.450									3	0	2	0	0	0	1				
Cesar Geronimo, L (1,8) OBP: 0.318, SLG: 0.571									4	0	0	1	0	0	4				
Pat Zachry, R (1,1) Mike Lum, L (7,PH) Rawly Eastwick, R (7,1) Champ Summers, L (8,PH)									1	0	0	0	0	1	0				
Inning Stats	R: 1 E: 0 K: 0 S: 5	H: 2 LOB: 2 BB: 1 P: 9	R: 0 E: 0 K: 0 S: 4	H: 1 LOB: 0 BB: 0 P: 4	R: 0 E: 0 K: 0 S: 3	H: 0 LOB: 0 BB: 0 P: 3	R: 0 E: 0 K: 1 S: 6	H: 1 LOB: 1 BB: 0 P: 6	R: 0 E: 0 K: 0 S: 3	H: 0 LOB: 0 BB: 0 P: 3	R: 0 E: 0 K: 0 S: 4	H: 1 LOB: 1 BB: 0 P: 4	R: 0 E: 0 K: 0 S: 3	H: 1 LOB: 0 BB: 0 P: 3	R: 2 E: 1 K: 0 S: 6	H: 2 LOB: 1 BB: 0 P: 6		1B: 7 2B: 2 3B: 0 HR: 0	SF: 0 SAC: 2 DP: 1 HBP: 0
PITCHER	IP WLS BF H R ER SO BB IBB HBP BLK WP HR S P ERA WHIP																		
J.R. Richard, R (1,1) ERA: 1.69	7.0 W 27 5 1 1 2 1 0 0 0 0 0 0 30 34 1.29 0.857																		
Ken Forsch, R (8,1) ERA: 2.25	2.0 S 9 3 2 1 0 0 0 0 0 0 0 0 9 9 4.50 1.500																		

AB	33
R	3
H	8
RBI	3
BB	1
SO	2
LOB	15



Batter	1	2	3	4	5	6	7	8	9	AB	R	H	RBI	BB	SO	LOB	BOTTOM		
Julio Gonzalez, R (1,4) OBP: 0.286, SLG: 0.286										4	1	2	0	0	0	1	Cincinnati Reds @ Houston Astros Astrodome, Houston, TX Tue Apr 12 1977, 7:05 PM EST Att: 14,029 - Dome		
Enos Cabell, R (1,5) OBP: 0.394, SLG: 0.400										4	1	2	1	0	1	1			
Jose Cruz, L (1,9) OBP: 0.238, SLG: 0.278										4	1	1	1	0	0	2			
Bob Watson, R (1,3) OBP: 0.333, SLG: 0.389									3	1	1	0	1	0	0				
Willie Crawford, L (1,7) OBP: 0.250, SLG: 0.286									2	0	0	1	1	0	1				
Wilbur Howard, S (7,7) OBP: 0.500, SLG: 0.500									1	0	0	0	0	0	0				
Joe Ferguson, R (1,2) OBP: 0.474, SLG: 0.563									3	0	1	1	0	2	1				
Ed Herrmann, L (8,2)									1	0	0	0	0	0	0				
Art Gardner, L (1,8)									3	0	0	0	0	0	3				
Roger Metzger, S (1,6) OBP: 0.267, SLG: 0.214									3	0	1	0	0	0	0				
J.R. Richard, R (1,1) Ken Forsch, R (8,1)									2	0	0	0	0	2	0				
Inning Stats	R: 3 E: 0 K: 1 S: 9	H: 4 LOB: 1 BB: 0 P: 9	R: 0 E: 0 K: 1 S: 6	H: 1 LOB: 0 BB: 0 P: 6	R: 1 E: 0 K: 0 S: 3	H: 1 LOB: 2 BB: 2 P: 11	R: 0 E: 0 K: 1 S: 5	H: 0 LOB: 0 BB: 0 P: 5	R: 0 E: 0 K: 0 S: 3	H: 0 LOB: 0 BB: 0 P: 3	R: 0 E: 0 K: 1 S: 7	H: 2 LOB: 2 BB: 0 P: 7	R: 0 E: 0 K: 0 S: 3	H: 0 LOB: 0 BB: 0 P: 3	R: 0 E: 0 K: 0 S: 3	H: 0 LOB: 0 BB: 0 P: 3	1B: 7 2B: 1 3B: 1 HR: 0	SF: 0 SAC: 1 DP: 1 HBP: 0	WP: 0 PA: 33 PB: 0 SB: 0 CS: 0
PITCHER	IP WLS BF H R ER SO BB IBB HBP BLK WP HR S P ERA WHIP																		
Pat Zachry, R (1,1) ERA: 6.0	6.0 L 25 6 4 4 4 2 0 0 0 0 0 0 31 39 6.00 1.333																		
Rawly Eastwick, R (7,1) ERA: 3.95	2.0 8 2 0 0 1 0 0 0 0 0 0 0 10 10 0.00 1.000																		

AB	30
R	4
H	8
RBI	4
BB	2
SO	5
LOB	9



Batter	1	2	3	4	5	6	7	8	9	AB R H RBI BB SO LOB	TOP								
Pete Rose, S OBP: 0.397, SLG: 0.423 (1, 5)	4-0 1B 2B BB		0-0 1B 4-3 1B	0-0 1B 1-3 2B			0-0 4-3 1		0-3 K 1-2	4 3 2 0 1 1 1	Cincinnati Reds @ Houston Astros Astrodome, Houston, TX Wed Apr 13 1977, 7:05 PM EST Att. 17,492 - Dome								
Ken Griffey, L OBP: 0.367, SLG: 0.586 (1, 9)	0-0 2B FC1-5-2 1B		0-0 1-3 4-3 1B 1B	0-0 2H 3H 1B			0-0 L6		4 1 3 2 0 0 0										
Joe Morgan, L OBP: 0.321, SLG: 0.409 (1, 4)	0-0 FC1-5-2 SF9 2B		0-0 4-3	0-0 L6			0-0 F8		4 1 1 2 0 0 2										
Johnny Bench, R OBP: 0.105, SLG: 0.105 (1, 2)	0-0 FC1-5-2 SF9 2-3 3H		0-0 1-3		0-0 1-3			0-0 2-3	4 0 0 0 0 0 3										
George Foster, R OBP: 0.321, SLG: 0.348 (1, 7)	0-0 SF9		0-0 1B		0-3 K			0-0 FC6-4 1B	3 0 2 2 0 1 0										
Dan Driessen, L OBP: 0.111, SLG: 0.111 (1, 3)	0-3 K		0-3 1-3		0-0 F8			0-0 F8	4 0 0 0 0 1 3										
Dave Concepcion, R OBP: 0.385, SLG: 0.375 (1, 6)		0-0 6-3		0-0 L5		0-0 4-3		0-0 FC6-4 1-2	4 0 0 0 0 0 1										
Cesar Geronimo, L OBP: 0.269, SLG: 0.480 (1, 8)		0-3 K		0-3 K		0-0 5-3		0-0 3-1	4 0 0 0 0 2 0										
Jack Billingham, R OBP: 0.200, SLG: 0.200 Dale Murray, R (6, 1)		0-0 F9		0-0 F9		0-0 4-3		0-0 CS 1B	3 1 1 0 0 0 0 0 0 0 0 0 0 0										
Mike Lum, L OBP: 0.250, SLG: 0.250 Ed Armbrister, R (9, PH)				2B 1B					1 0 1 0 0 0 0 0 0 0 0 0 0 0										
Pedro Borbon, R OBP: 1.000, SLG: 2.000 (9, 1)									0 0 0 0 0 0 0										
Inning Stats	R: 2 E: 0 K: 1 S: 7	H: 2 LOB: 1 BB: 1 P: 11	R: 0 E: 0 K: 1 S: 5	H: 0 LOB: 0 BB: 0 P: 5	R: 2 E: 0 K: 0 S: 6	H: 3 LOB: 1 BB: 0 P: 6	R: 2 E: 0 K: 1 S: 8	H: 3 LOB: 1 BB: 0 P: 8	R: 0 E: 0 K: 0 S: 3	H: 0 LOB: 0 BB: 0 P: 3	R: 0 E: 0 K: 0 S: 3	H: 0 LOB: 0 BB: 0 P: 3	R: 0 E: 0 K: 0 S: 4	H: 1 LOB: 1 BB: 0 P: 4	R: 0 E: 0 K: 1 S: 5	H: 1 LOB: 1 BB: 0 P: 5	1B: 8 2B: 2 3B: 0 HR: 0	SF: 1 SAC: 0 DP: 0 HBP: 0	WP: 0 PA: 37 PB: 0 SB: 0 CS: 1
PITCHER	IP WLS BF H R ER SO BB IBB HBP BLK WP HR S P ERA WHIP											PITCHER	IP WLS BF H R ER SO BB IBB HBP BLK WP HR S P ERA WHIP						
Joaquin Andujar, R ERA: 3.09 (1, 1)	2.2 14 5 4 4 2											Joaquin Andujar, R ERA: 3.09 (1, 1)	2.2 14 5 4 4 2						
Joe Sambitto, L ERA: 5.4 (3, 1)	3.1 13 3 2 2 2											Joe Sambitto, L ERA: 5.4 (3, 1)	3.1 13 3 2 2 2						
Dan Larson, R ERA: (7, 1)	2.0 7 1 0 0 0											Dan Larson, R ERA: (7, 1)	2.0 7 1 0 0 0						
Ken Forsch, R ERA: 1.8 (9, 1)	1.0 W 3 1 0 0 1											Ken Forsch, R ERA: 1.8 (9, 1)	1.0 W 3 1 0 0 1						

Batter	1	2	3	4	5	6	7	8	9	AB R H RBI BB SO LOB	BOTTOM										
Julio Gonzalez, R OBP: 0.273, SLG: 0.273 Rob Sperring, R OBP: 0.200, SLG: 0.200 (1, 4)	0-0 6-3			0-3 K	0-0 1-2 1B		0-0 F9		0-3 K	1 0 0 0 0 0 0 4 0 1 0 0 2 1	Cincinnati Reds @ Houston Astros Astrodome, Houston, TX Wed Apr 13 1977, 7:05 PM EST Att. 17,492 - Dome										
Enos Cabell, R OBP: 0.333, SLG: 0.360 (1, 5)	0-0 1-3			0-0 2B 1B	0-0 6-3		0-0 6-3		0-0 L8	5 1 1 0 0 0 2											
Jose Cruz, L OBP: 0.308, SLG: 0.435 (1, 9)	0-0 3-1			0-0 6-3 1B 1H 2B		0-0 BB 1B 1B	0-0 F9		0-0 1B 2B	5 3 3 1 0 0 0											
Bob Watson, R OBP: 0.346, SLG: 0.364 (1, 3)		0-3 K		0-0 6-3	0-0 2-3 1B	0-0 1B BB 1B	0-0 6-3		4-0 1B BB	4 1 1 0 1 1 1											
Willie Crawford, L OBP: 0.462, SLG: 0.455 (1, 7)		0-0 5-3		0-0 1B	0-0 1B BB 1B	0-0 1B BB 1B		0-0 SH1-4 1B	0-0 1-2 2H 1B	4 1 3 2 1 0 0											
Art Gardner, L OBP: 0.133, SLG: 0.071 (1, 8)		0-0 1-3		0-0 F7	0-0 G4-6-3 1B	0-0 G4-6-3 1B		0-0 SH1-4		3 1 1 1 0 0 1											
Ed Herrmann, L OBP: 0.400, SLG: 0.400 (1, 2)			0-3 K		0-0 G3	0-0 G4-6-3 1B		0-0 1B	0-0 2-3 1B	4 0 2 1 0 1 0											
Roger Metzger, S OBP: 0.211, SLG: 0.167 (1, 6)			0-0 1-3		0-0 F9	0-0 G4-6-3 1B		0-0 L6		4 0 0 0 0 0 4											
Joaquin Andujar, S OBP: 0.333, SLG: 0.333 Joe Sambitto, L OBP: 0.200, SLG: 0.200 Ken Forsch, R OBP: 1.000, SLG: 1.000 Dan Larson, R OBP: 0.250, SLG: 0.250 Joe Ferguson, R OBP: 0.500, SLG: 0.500 Ken Forsch, R (1, 1)			0-3 K		0-0 1B	0-0 1B		0-0 P6		0 0 0 0 0 0 0 2 0 1 0 0 1 0 1 0 1 1 0 0 0 0 0 0 0 0 0 0 1 0 0 0 0 0 2 0 0 0 0 0 0 0											
Inning Stats	R: 0 E: 0 K: 0 S: 3	H: 0 LOB: 0 BB: 0 P: 3	R: 0 E: 0 K: 1 S: 5	H: 0 LOB: 0 BB: 0 P: 5	R: 0 E: 0 K: 2 S: 7	H: 0 LOB: 0 BB: 0 P: 7	R: 2 E: 0 K: 1 S: 8	H: 3 LOB: 1 BB: 0 P: 8	R: 0 E: 0 K: 0 S: 5	H: 2 LOB: 2 BB: 0 P: 5		R: 4 E: 0 K: 0 S: 7	H: 5 LOB: 1 BB: 1 P: 11	R: 0 E: 0 K: 0 S: 3	H: 0 LOB: 0 BB: 0 P: 3	R: 0 E: 0 K: 0 S: 5	H: 2 LOB: 2 BB: 0 P: 5	R: 1 E: 0 K: 1 S: 6	H: 2 LOB: 2 BB: 1 P: 10	1B: 12 2B: 2 3B: 0 HR: 0	SF: 0 SAC: 1 DP: 1 HBP: 0
PITCHER	IP WLS BF H R ER SO BB IBB HBP BLK WP HR S P ERA WHIP											PITCHER	IP WLS BF H R ER SO BB IBB HBP BLK WP HR S P ERA WHIP								
Jack Billingham, R ERA: 5.68 (6, 1)	5.0 23 5 1 1 0											Jack Billingham, R ERA: 5.68 (6, 1)	5.0 23 5 1 1 0								
Dale Murray, R ERA: 7.11 (9, 1)	3.0 13 5 1 1 1											Dale Murray, R ERA: 7.11 (9, 1)	3.0 13 5 1 1 1								
Pedro Borbon, R ERA: 2.7 (9, 1)	0.2 L 5 2 1 1 1											Pedro Borbon, R ERA: 2.7 (9, 1)	0.2 L 5 2 1 1 1								

Batter	1	2	3	4	5	6	7	8	9	AB	R	H	RBI	BB	SO	LOB	TOP							
Art Gardner, L OBP: 0.200, SLG: 0.158 (1, 8)										5	0	2	0	0	0	1								
Enos Cabell, R OBP: 0.344, SLG: 0.367 (1, 5)										5	0	2	1	0	0	4								
Jose Cruz, L OBP: 0.287, SLG: 0.370 (1, 9)										4	0	0	0	0	0	1								
Bob Watson, R OBP: 0.400, SLG: 0.375 Cesar Cedeno, R (8, PR) (8, 8)										2	1	1	0	2	0	1								
Joe Ferguson, R OBP: 0.417, SLG: 0.476 (1, 2)										4	0	1	0	0	0	3								
Cliff Johnson, R OBP: 0.571, SLG: 1.000 (1, 7) (8, 3)										3	1	2	2	1	0	1								
Rob Sperring, R OBP: 0.125, SLG: 0.125 Ken Boswell, L OBP: 0.667, SLG: 0.500 (8, PH) (8, 4)										3	0	0	0	0	0	2								
Roger Metzger, S OBP: 0.217, SLG: 0.227 (1, 6)										4	1	1	0	0	0	4								
Mark Lemongello, R OBP: 0.500, SLG: 0.455 Joe Niekro, R (6, 1) Willie Crawford, L OBP: 0.500, SLG: 0.500 Joe Sambito, L OBP: 0.500, SLG: 0.500 Ed Herrmann, L OBP: 0.333, SLG: 0.333 (9, PH)										2	0	0	0	0	2	1								
Inning Stats	R: 0 E: 0 K: 0 S: 3	H: 1 LOB: 0 BB: 0 P: 3	R: 0 E: 0 K: 0 S: 3	H: 0 LOB: 1 BB: 1 P: 7	R: 1 E: 0 K: 1 S: 6	H: 2 LOB: 0 BB: 0 P: 6	R: 2 E: 0 K: 0 S: 4	H: 1 LOB: 0 BB: 1 P: 8	R: 0 E: 0 K: 1 S: 5	H: 0 LOB: 0 BB: 0 P: 5	R: 0 E: 0 K: 0 S: 4	H: 1 LOB: 1 BB: 0 P: 4	R: 0 E: 0 K: 0 S: 5	H: 2 LOB: 3 BB: 1 P: 9	R: 0 E: 0 K: 1 S: 7	H: 2 LOB: 3 BB: 1 P: 11	R: 0 E: 0 K: 0 S: 3	H: 0 LOB: 0 BB: 0 P: 3	1B: 7 2B: 1 3B: 0 HR: 1	SF: 0 SAC: 0 DP: 1 HBP: 0	WP: 0 PB: 0 SB: 0 CS: 1	PA: 39		
PITCHER	IP WLS BF H R ER SO BB IBB HBP BLK WP HR S P ERA WHIP	6.2 W 28 7 3 3 2 3 0 0 0 0 1 29 41 4.05 1.500	2.1 S 10 2 0 0 1 1 0 0 0 0 0 11 15 0.00 1.286																					

Houston Astros @ Atlanta Braves
Atlanta-Fulton County Stadium, Atlanta, GA
Fri Apr 15 1977, 6:05 PM EST
Att: 46,469 - Unknown

AB	34
R	3
H	9
RBI	3
BB	4
SO	3
LOB	21



Batter	1	2	3	4	5	6	7	8	9	AB	R	H	RBI	BB	SO	LOB	BOTTOM						
Rowland Office, L OBP: 0.273, SLG: 0.313 (1, 8)										4	0	0	0	0	0	4							
Jerry Royster, R OBP: 0.303, SLG: 0.394 (1, 5)										4	1	3	1	0	0	0							
Willie Montanez, L OBP: 0.323, SLG: 0.400 (1, 3)										4	1	1	0	0	1	1							
Jeff Burroughs, R OBP: 0.323, SLG: 0.556 (1, 9)										4	1	1	2	0	0	1							
Gary Matthews, R OBP: 0.387, SLG: 0.414 (1, 7)										4	0	2	0	0	0	1							
Vic Correll, R OBP: 0.417, SLG: 0.727 (1, 2)										4	0	1	0	0	1	2							
Rod Gilbreath, R OBP: 0.345, SLG: 0.296 (1, 4)										3	1	1	0	0	0	1							
Pat Rockett, R OBP: 0.407, SLG: 0.440 (1, 6)										4	0	2	0	0	1	3							
Dick Ruthven, R OBP: 0.500, SLG: 0.667 Rick Camp, R (7, 1)										2	0	2	1	0	0	0							
Inning Stats	R: 2 E: 0 K: 0 S: 5	H: 3 LOB: 0 BB: 0 P: 5	R: 0 E: 0 K: 1 S: 7	H: 2 LOB: 2 BB: 0 P: 7	R: 1 E: 0 K: 1 S: 7	H: 2 LOB: 1 BB: 0 P: 7	R: 0 E: 0 K: 1 S: 5	H: 0 LOB: 1 BB: 0 P: 6	R: 0 E: 0 K: 0 S: 4	H: 1 LOB: 1 BB: 0 P: 4	R: 1 E: 0 K: 0 S: 5	H: 3 LOB: 0 BB: 0 P: 5	R: 0 E: 0 K: 0 S: 3	H: 0 LOB: 0 BB: 0 P: 3	R: 0 E: 0 K: 1 S: 7	H: 2 LOB: 2 BB: 0 P: 7	1B: 10 2B: 1 3B: 0 HR: 2	SF: 0 SAC: 1 DP: 1 HBP: 1	WP: 0 PB: 0 SB: 0 CS: 1	PA: 36			
PITCHER	IP WLS BF H R ER SO BB IBB HBP BLK WP HR S P ERA WHIP	5.0 L 25 10 4 4 3 0 0 0 0 0 0 3 3 0.00 1.000	1.0 3 1 0 0 0 0 0 0 0 0 0 0 3 3 0.00 1.000	2.0 8 2 0 0 0 1 0 0 0 0 0 0 10 10 0.00 1.000																			

Houston Astros @ Atlanta Braves
Atlanta-Fulton County Stadium, Atlanta, GA
Fri Apr 15 1977, 6:05 PM EST
Att: 46,469 - Unknown


AB	34
R	4
H	13
RBI	4
BB	0
SO	4
LOB	15



Batter	1	2	3	4	5	6	7	8	9	AB	R	H	RBI	BB	SO	LOB	TOP					
Rob Sperring, R OBP: 0.167, SLG: 0.167 (1, 4)										4	0	1	0	0	0	0						
Enos Cabell, R OBP: 0.333, SLG: 0.353 (1, 5)										4	0	1	0	0	0	1						
Cesar Cedeno, R (1, 8)										4	0	0	0	0	0	1						
Bob Watson, R OBP: 0.382, SLG: 0.357 (1, 3)										4	1	1	0	0	0	0						
Jose Cruz, L OBP: 0.294, SLG: 0.367 (1, 9)										3	0	1	1	1	0	0						
Joe Ferguson, R OBP: 0.464, SLG: 0.720 (1, 2)										4	2	3	1	0	0	1						
Cliff Johnson, R OBP: 0.444, SLG: 0.714 (1, 7)										4	0	0	0	0	1	3						
Roger Metzger, S OBP: 0.200, SLG: 0.208 (7, PH)										2	0	0	0	0	0	1						
Ken Boswell, L OBP: 0.750, SLG: 1.333 (7, 4)										1	0	1	1	0	0	0						
Doug Koniczny, R OBP: 0.250, SLG: 0.250 (7, PH)										2	0	0	0	0	1	0						
Willie Crawford, L OBP: 0.467, SLG: 0.417 (7, PH)										1	0	0	0	0	0	1						
Joe Sambito, L OBP: 0.500, SLG: 0.500 (7, 1)										0	0	0	0	0	0	0						
Ken Forsch, R (7, 1)										0	0	0	0	0	0	0						
Inning Stats	R: 0 E: 0 K: 0 S: 3	H: 1 LOB: 0 BB: 0 P: 3	R: 1 E: 0 K: 1 S: 7	H: 3 LOB: 1 BB: 0 P: 7	R: 0 E: 0 K: 0 S: 4	H: 1 LOB: 1 BB: 0 P: 4	R: 0 E: 0 K: 0 S: 3	H: 0 LOB: 0 BB: 0 P: 7	R: 0 E: 0 K: 1 S: 5	H: 0 LOB: 0 BB: 0 P: 5	R: 0 E: 0 K: 0 S: 3	H: 0 LOB: 0 BB: 0 P: 3	R: 1 E: 0 K: 0 S: 5	H: 2 LOB: 1 BB: 0 P: 5	R: 0 E: 0 K: 0 S: 3	H: 0 LOB: 0 BB: 0 P: 3	R: 1 E: 0 K: 0 S: 4	H: 1 LOB: 0 BB: 0 P: 4	1B: 4 2B: 2 3B: 1 HR: 1	SF: 0 SAC: 0 DP: 1 HBP: 0	WP: 0 PB: 0 SB: 1 CS: 0	PA: 34
PITCHER Andy Messersmith, R ERA: 5.64 (1, 1)	IP: 9.0 WLS: W BF: 34 H: 8 R: 3 ER: 3 SO: 2 BB: 1 IBB: 0 HBP: 0 BLK: 0 WP: 0 HR: 1 S: 37 P: 41 ERA: 3.00 WHIP: 1.000															PITCHER						

Houston Astros @ Atlanta Braves
Atlanta-Fulton County Stadium, Atlanta, GA
Sat Apr 16 1977, 6:05 PM EST
Att: 13,789 - Unknown


AB 33
R 3
H 8
RBI 3
BB 1
SO 2
LOB 8



Batter	1	2	3	4	5	6	7	8	9	AB	R	H	RBI	BB	SO	LOB	BOTTOM			
Rowland Office, L OBP: 0.263, SLG: 0.278 (1, 8)										4	1	0	0	1	0	3				
Jerry Royster, R OBP: 0.297, SLG: 0.361 (1, 5)										3	0	0	0	1	0	3				
Willie Montanez, L OBP: 0.314, SLG: 0.364 (1, 3)										3	1	0	0	1	1	1				
Jeff Burroughs, R OBP: 0.314, SLG: 0.500 (1, 9)										3	0	0	0	1	1	1				
Gary Matthews, R OBP: 0.457, SLG: 0.469 (1, 7)										3	1	3	2	1	0	0				
Vic Correll, R OBP: 0.487, SLG: 0.692 (7, PH)										2	1	1	0	0	0	1				
Biff Pocoroba, S OBP: 0.211, SLG: 0.167 (8, 2)										0	0	0	0	0	0	0				
Rod Gilbreath, R OBP: 0.303, SLG: 0.258 (1, 4)										4	0	0	0	0	0	8				
Pat Rockett, R OBP: 0.452, SLG: 0.483 (1, 6)										4	0	3	2	0	0	0				
Andy Messersmith, R OBP: 0.250, SLG: 0.143 (1, 1)										3	0	1	0	0	0	2				
Inning Stats	R: 0 E: 0 K: 1 S: 5	H: 0 LOB: 1 BB: 1 P: 9	R: 2 E: 0 K: 0 S: 5	H: 2 LOB: 2 BB: 1 P: 10	R: 0 E: 0 K: 0 S: 5	H: 2 LOB: 2 BB: 0 P: 5	R: 0 E: 0 K: 0 S: 3	H: 0 LOB: 0 BB: 0 P: 3	R: 0 E: 0 K: 1 S: 5	H: 0 LOB: 0 BB: 0 P: 5	R: 0 E: 0 K: 0 S: 5	H: 2 LOB: 2 BB: 0 P: 5	R: 2 E: 0 K: 0 S: 3	H: 1 LOB: 2 BB: 3 P: 16	R: 0 E: 0 K: 0 S: 4	H: 1 LOB: 1 BB: 0 P: 4	1B: 8 2B: 0 3B: 0 HR: 0	SF: 0 SAC: 2 DP: 1 HBP: 2	WP: 0 PB: 0 SB: 1 CS: 1	PA: 39
PITCHER Doug Koniczny, R ERA: 3.18 (1, 1)	IP: 6.0 WLS: L BF: 27 H: 6 R: 2 ER: 2 SO: 2 BB: 2 IBB: 0 HBP: 0 BLK: 0 WP: 0 HR: 0 S: 28 P: 37 ERA: 3.00 WHIP: 1.333															PITCHER				
Joe Sambito, L ERA: 6.35 (7, 1)	0.1 L 3 0 2 2 0 2 0 0 0 0 0 0 1 9 54.00 6.000																			
Ken Forsch, R ERA: 1.35 (7, 1)	1.2 8 2 0 0 0 0 1 0 1 0 0 0 0 6 11 0.00 1.800																			

Houston Astros @ Atlanta Braves
Atlanta-Fulton County Stadium, Atlanta, GA
Sat Apr 16 1977, 6:05 PM EST
Att: 13,789 - Unknown


AB 29
R 4
H 8
RBI 4
BB 5
SO 2
LOB 19



Batter	1	2	3	4	5	6	7	8	9	AB	R	H	RBI	BB	SO	LOB	TOP					
Rob Sperring, R OBP: 0.176, SLG: 0.176 (1,4)	5-3		F4		F8		G4-3		K	5	0	1	0	0	1	0						
Enos Cabell, R OBP: 0.293, SLG: 0.308 (1,5)	4-3			F8	6-3		G4-3		F9	5	0	0	0	0	0	2						
Cesar Cedeno, R (1,8)	6-3			1B BB	F8		K			3	1	0	0	1	1							
Bob Watson, R OBP: 0.395, SLG: 0.375 (1,3)		K		1B PB		6-4 PB		F8		4	1	2	0	0	1	0						
Jose Cruz, L OBP: 0.316, SLG: 0.382 (1,9)		CS 1B		PB S		K		K		4	0	2	1	0	2	1						
Joe Ferguson, R OBP: 0.485, SLG: 0.679 (8, PR)				1-3 2-H						3	0	1	0	1	1	2						
Art Gardner, L OBP: 0.200, SLG: 0.158 (8, 7)				1-3 3-H						0	0	0	0	0	0	0						
Cliff Johnson, R OBP: 0.500, SLG: 0.875 (1, 7)						6-4				2	1	1	1	2	0	2						
Ed Herrmann, L OBP: 0.333, SLG: 0.333 (8, 2)				HR		2-3f				0	0	0	0	0	0	0						
Roger Metzger, S OBP: 0.241, SLG: 0.259 (1, 6)			4-3		1-2			F8		3	1	1	0	1	0	2						
J.R. Richard, R (1, 1)			6-3						F9	2	0	0	0	0	0	3						
Willie Crawford, L OBP: 0.500, SLG: 0.417 (7, PH)			6-3		F1					0	0	0	0	1	0	0						
Joe Niekro, R (7, 1)										0	0	0	0	0	0	0						
Ken Forsch, R (7, 1)										0	0	0	0	0	0	0						
Ken Boswell, L OBP: 0.600, SLG: 1.000 (9, PH)							G4-3 1B BB			1	0	0	0	0	0	0						
Inning Stats	R: 0 E: 0 K: 0 S: 3	H: 0 LOB: 0 BB: 0 P: 3	R: 0 E: 0 K: 1 S: 5	H: 1 LOB: 0 BB: 0 P: 5	R: 1 E: 0 K: 0 S: 4	H: 1 LOB: 0 BB: 0 P: 4	R: 2 E: 0 K: 1 S: 7	H: 2 LOB: 3 BB: 3 P: 19	R: 0 E: 0 K: 0 S: 3	H: 0 LOB: 0 BB: 0 P: 3	R: 0 E: 0 K: 1 S: 5	H: 1 LOB: 1 BB: 1 P: 9	R: 1 E: 0 K: 0 S: 6	H: 2 LOB: 1 BB: 1 P: 10	R: 0 E: 0 K: 1 S: 6	H: 1 LOB: 2 BB: 1 P: 10	R: 0 E: 0 K: 1 S: 5	H: 0 LOB: 0 BB: 0 P: 5	1B: 6 2B: 2 3B: 0 HR: 1	SF: 0 SAC: 0 DP: 2 HBP: 0	WP: 0 PB: 2 SB: 1 CS: 1	PA: 38
PITCHER	IP	WLS	BF	H	R	ER	SO	BB	IBB	HBP	BLK	WP	HR	S	P	ERA	WHIP					
Phil Niekro, R ERA: 3.91 (1, 1)	7.0		30	7	4	4	4	5	0	0	0	0	1	33	53	5.14	1.714					
Mike Marshall, R ERA: 10.8 (8, 1)	1.0	W	5	1	0	0	1	1	0	0	0	0	0	6	10	0.00	2.000					
Rick Camp, R ERA: (9, 1)	1.0	S	3	0	0	0	1	0	0	0	0	0	0	5	5	0.00	0.000					

Houston Astros @ Atlanta Braves
Atlanta-Fulton County Stadium, Atlanta, GA
Sun Apr 17 1977, 3:33 AM EST
Att: 11,024 - Unknown


AB 32
R 4
H 8
RBI 2
BB 6
SO 6
LOB 13



Batter	1	2	3	4	5	6	7	8	9	AB	R	H	RBI	BB	SO	LOB	BOTTOM					
Rowland Office, L OBP: 0.262, SLG: 0.275 (1, 8)	F7		F4		G4-3		1B			4	0	1	0	0	0	3						
Jerry Royster, R OBP: 0.293, SLG: 0.342 (1, 5)	6-3			F3		E 1B BB	SF8			2	1	0	1	1	0	0						
Willie Montanez, L OBP: 0.333, SLG: 0.405 (1, 3)	K			WP PB		E2 BB 1B SF8				4	2	2	0	0	1	1						
Jeff Burroughs, R OBP: 0.333, SLG: 0.485 (1, 9)				4-3 PB BB		G5-3 BB				3	0	1	1	1	1	2						
Rick Camp, R (9, 1)				K		1-2 2-H				0	0	0	0	0	0	0						
Gary Matthews, R OBP: 0.462, SLG: 0.457 (1, 7)		K2-3		K		1-2 2-3				3	1	1	0	1	2	1						
Biff Pocoreba, S OBP: 0.227, SLG: 0.158 (1, 2)		4-3								1	0	0	1	1	0	1						
Rod Gilbreath, R OBP: 0.324, SLG: 0.294 (1, 4)		1-3								3	0	1	1	1	0	3						
Pat Rockett, R OBP: 0.429, SLG: 0.438 (1, 6)					F2					3	1	0	0	1	0	3						
Phil Niekro, R OBP: 0.429, SLG: 0.429 (1, 1)					F2					2	0	1	0	0	0	0						
Junior Moore, R (7, PH)					F9					0	0	0	0	0	0	0						
Mike Marshall, R OBP: 1.000, SLG: 1.000 (8, PH)										0	0	0	0	0	0	0						
Brian Asselstine, L (9, 9)										1	0	0	0	0	0	1						
Inning Stats	R: 0 E: 0 K: 1 S: 5	H: 0 LOB: 0 BB: 0 P: 5	R: 0 E: 0 K: 1 S: 5	H: 0 LOB: 1 BB: 1 P: 9	R: 0 E: 0 K: 0 S: 3	H: 0 LOB: 0 BB: 0 P: 3	R: 1 E: 0 K: 2 S: 8	H: 1 LOB: 0 BB: 0 P: 8	R: 0 E: 0 K: 0 S: 3	H: 1 LOB: 2 BB: 2 P: 11	R: 2 E: 1 K: 0 S: 4	H: 1 LOB: 1 BB: 2 P: 12	R: 1 E: 0 K: 0 S: 5	H: 2 LOB: 2 BB: 1 P: 9	R: 1 E: 1 K: 0 S: 5	H: 2 LOB: 1 BB: 0 P: 5	R: 1 E: 0 K: 0 S: 5	H: 0 LOB: 0 BB: 0 P: 5	1B: 5 2B: 2 3B: 0 HR: 0	SF: 2 SAC: 2 DP: 2 HBP: 0	WP: 1 PB: 2 SB: 0 CS: 0	PA: 36
PITCHER	IP	WLS	BF	H	R	ER	SO	BB	IBB	HBP	BLK	WP	HR	S	P	ERA	WHIP					
J.R. Richard, R ERA: 1.64 (1, 1)	6.0		25	3	3	1	4	5	0	0	0	0	0	28	48	1.50	1.333					
Joe Niekro, R ERA: 3.39 (7, 1)	0.2		5	2	1	1	0	1	0	0	0	0	0	4	8	13.50	4.500					
Ken Forsch, R ERA: 2.25 (7, 1)	1.1	L	6	2	1	1	0	0	0	0	0	0	0	6	6	6.75	1.500					

Houston Astros @ Atlanta Braves
Atlanta-Fulton County Stadium, Atlanta, GA
Sun Apr 17 1977, 3:33 AM EST
Att: 11,024 - Unknown

AB 26
R 5
H 7
RBI 4
BB 6
SO 4
LOB 15




Batter	1	2	3	4	5	6	7	8	9	AB	R	H	RBI	BB	SO	LOB	TOP										
Derrel Thomas, S OBP: 0.250, SLG: 0.333 (1, 6)	0-0 4-3	0-0 F5		0-0 F4		0-3 K		0-0 G3		5	0	0	0	0	1	2											
Rob Andrews, R OBP: 0.357, SLG: 0.314 (1, 4)	0-0 6-3	0-0 1-2 2-H 1B		0-0 4-3		0-0 F9		0-0 1-3		5	0	1	1	0	0	0											
Bill Madlock, R OBP: 0.295, SLG: 0.488 (1, 5)	0-0 E6	0-0 1-3				1-0 BLK 1B		1-0 1B HBP		4	2	2	0	0	0	2											
Darrell Evans, L OBP: 0.448, SLG: 0.692 (6, 3)	0-0 F8			0-0 F9		0-0 F7		0-0 1-3 1B		5	1	1	0	0	0	3											
Willie McCovey, L OBP: 0.425, SLG: 0.588 Larry Hemdon, R OBP: 0.300, SLG: 0.550 (6, 8)		0-0 2B FC6-4 1B		0-0 G3		4-0 1B BB		0-0 2H 3-H 1B		3	2	2	2	1	0	0											
Jack Clark, R OBP: 0.318, SLG: 0.429 (1, 9)	0-0 FC6-4 1-3 1B			4-0 E BB		0-0 BB 1-2 2-H 1B		0-3 K		4	1	3	1	1	1	0											
Gary Thomasson, L OBP: 0.345, SLG: 0.519 (6, 7)		4-0 FC6-4 BB		0-0 E4		0-0 BB 1-2 2-H 1B		0-3 K		3	0	1	1	1	1	1											
Mike Sadek, R OBP: 0.375, SLG: 0.286 (1, 2)		0-0 FC6-4 1-2 2-3 3-H 1B		0-0 F9		4-0 1-2 2-3 BB		0-0 F9		3	1	0	1	1	0	4											
Jim Barr, R OBP: 0.111, SLG: 0.111 Gary Lavelle, S (8, 1)	0-0 1-2 3-H 1B			0-0 F7		0-3 K		0-0 3-1		4	0	1	1	0	1	3											
Inning Stats	R: 0 E: 1 K: 0 S: 4	H: 0 LOB: 1 BB: 0 P: 4	R: 3 E: 0 K: 0 S: 7	H: 4 LOB: 2 BB: 1 P: 11	R: 0 E: 0 K: 0 S: 4	H: 0 LOB: 0 BB: 0 P: 8	R: 0 E: 0 K: 0 S: 3	H: 0 LOB: 0 BB: 0 P: 3	R: 1 E: 0 K: 1 S: 7	H: 3 LOB: 3 BB: 2 P: 15	R: 2 E: 0 K: 1 S: 6	H: 2 LOB: 1 BB: 0 P: 7	R: 0 E: 0 K: 2 S: 7	H: 0 LOB: 0 BB: 0 P: 7	R: 0 E: 0 K: 0 S: 3	H: 0 LOB: 0 BB: 0 P: 3	R: 1 E: 1 K: 1 S: 6	H: 2 LOB: 0 BB: 0 P: 6	1B: 10 2B: 1 3B: 0 HR: 0	SF: 0 SAC: 0 DP: 0 HBP: 1	WP: 0 PB: 0 SB: 0 CS: 1	PA: 43					
PITCHER	IP	WLS	BF	H	R	ER	SO	BB	IBB	HBP	BLK	WP	HR	S	P	ERA	WHIP										
Joaquin Andujar, R ERA: 4.41 (1, 1)	4.2		25	7	4	4	0	3	0	0	1	0	0	22	34	7.71	2.143										
Floyd Bannister, L ERA: 13.5 (5, 1)	1.1	L	7	2	2	2	2	1	0	1	0	0	0	9	14	13.50	2.250										
Dan Larson, R ERA: (7, 1)	2.0		6	0	0	0	2	0	0	0	0	0	0	10	10	0.00	0.000										
Joe Sambito, L ERA: 5.4 (9, 1)	1.0		4	2	1	0	1	0	0	0	0	0	0	6	6	0.00	2.000										

San Francisco Giants @ Houston Astros
Astrodome, Houston, TX
Tue Apr 19 1977, 7:05 PM EST
Att: 8,572 - Dome

livebaseballscorecards.com

AB 37
R 7
H 11
RBI 7
BB 4
SO 5
LOB 16




Batter	1	2	3	4	5	6	7	8	9	AB	R	H	RBI	BB	SO	LOB	BOTTOM										
Cesar Cedeno, R OBP: 0.231, SLG: 0.182 (1, 8)	0-0 1B 2B		4-0 FC4-6 BB	0-0 6-3		0-0 FC4-6 CS		0-0 F6		4	1	1	0	1	0	3											
Enos Cabell, R OBP: 0.304, SLG: 0.318 (1, 5)	0-0 4-3 2-H 1B		0-0 FC4-6 1-2 1B		0-0 S E 1B	0-0 CS		0-0 4-3		5	2	2	1	0	0	1											
Jose Cruz, L OBP: 0.326, SLG: 0.385 (1, 9)	0-3 K		0-0 F7		0-0 F7			0-0 1B		5	0	2	0	0	1	3											
Bob Watson, R OBP: 0.395, SLG: 0.378 (1, 3)	0-0 4-3		0-0 1-H 1B		0-0 F8			0-3 K		5	0	2	1	0	1	3											
Joe Ferguson, R OBP: 0.432, SLG: 0.594 (1, 2)	0-0 F2		0-0 5-3		4-0 1B BB			0-3 K		4	0	0	0	1	1	5											
Cliff Johnson, R OBP: 0.500, SLG: 0.800 (1, 7)		0-0 F7		0-0 5-3 E 1B		0-0 1-2 3-H 1B		0-0 F8		4	1	2	1	0	0	2											
Rob Sperring, R OBP: 0.200, SLG: 0.200 Ken Boswell, L OBP: 0.667, SLG: 1.000 (6, PH) (9, 4)		0-0 1B		0-0 L5		0-0 K		4-0 BB		3	0	1	0	0	1	3											
Roger Metzger, S OBP: 0.250, SLG: 0.267 Art Howe, R (8, PH) (9, 6)		0-0 F7		0-0 5-3		0-0 FC4-6 1B		0-0 F3		3	0	1	0	0	0	2											
Joaquin Andujar, S OBP: 0.406, SLG: 0.400 Floyd Bannister, L OBP: 0.150, SLG: 0.150 Dan Larson, R OBP: 0.150, SLG: 0.150 Leon Roberts, R Joe Sambito, L OBP: 0.500, SLG: 0.500 (1, 1) (5, 1) (6, PH) (7, 1) (8, PH) (9, 1)		0-3 K		0-0 E8		0-0 F6		0-3 K		2	0	1	1	0	1	1											
Inning Stats	R: 1 E: 0 K: 1 S: 7	H: 2 LOB: 1 BB: 0 P: 7	R: 0 E: 0 K: 1 S: 6	H: 1 LOB: 1 BB: 0 P: 6	R: 1 E: 1 K: 0 S: 4	H: 1 LOB: 1 BB: 1 P: 8	R: 1 E: 1 K: 0 S: 5	H: 2 LOB: 1 BB: 0 P: 5	R: 0 E: 0 K: 0 S: 3	H: 1 LOB: 0 BB: 0 P: 3	R: 0 E: 0 K: 0 S: 5	H: 2 LOB: 2 BB: 0 P: 5	R: 0 E: 0 K: 1 S: 5	H: 0 LOB: 1 BB: 1 P: 9	R: 0 E: 0 K: 2 S: 8	H: 1 LOB: 0 BB: 0 P: 8	1B: 11 2B: 1 3B: 0 HR: 0	SF: 0 SAC: 0 DP: 0 HBP: 0	WP: 0 PB: 0 SB: 3 CS: 1	PA: 42							
PITCHER	IP	WLS	BF	H	R	ER	SO	BB	IBB	HBP	BLK	WP	HR	S	P	ERA	WHIP										
Jim Barr, R ERA: 5.31 (1, 1)	7.0		34	11	4	4	3	3	0	0	0	0	0	37	49	5.14	2.000										
Gary Lavelle, L ERA: (8, 1)	2.0	S	7	1	0	0	3	0	0	0	0	0	0	13	13	0.00	0.500										

San Francisco Giants @ Houston Astros
Astrodome, Houston, TX
Tue Apr 19 1977, 7:05 PM EST
Att: 8,572 - Dome

livebaseballscorecards.com

AB 38
R 4
H 12
RBI 4
BB 3
SO 6
LOB 26



Batter	1	2	3	4	5	6	7	8	9	AB	R	H	RBI	BB	SO	LOB	TOP								
Derrel Thomas, S (1, 6) OBP: 0.200, SLG: 0.267	0-0 1-3		0-0 4-3			0-0 G2		0-0 SH3-4		3	0	0	0	0	0	1									
Rob Andrews, R (1, 4) OBP: 0.346, SLG: 0.308	0-0 4-3			0-3 K		0-0 F6		0-0 1B		4	0	1	1	0	1	0									
Bill Madlock, R (1, 5) OBP: 0.333, SLG: 0.511	0-0 1B			0-0 1B		0-0 1B		0-0 E6		4	0	3	0	0	0	0									
Darrell Evans, L (1, 7) OBP: 0.424, SLG: 0.633	0-0 CS	0-0 F8		0-0 F8		0-0 F6		0-0 1B		4	0	1	0	0	0	2									
Larry Herndon, R (9, 8) OBP: 0.300, SLG: 0.550	1-2 CS					1-2 F6		1-2 1B		0	0	0	0	0	0	0									
Willie McCovey, L (1, 3) OBP: 0.386, SLG: 0.526		0-3 K		0-0 6-3			0-0 F8	0-0 F7		4	0	0	0	0	1	3									
Jack Clark, R (1, 9) OBP: 0.306, SLG: 0.440		0-0 F4			0-0 6-3		0-0 G3		0-0 F5	4	0	1	0	0	0	0									
Gary Thomasson, L (1, 8) OBP: 0.394, SLG: 0.533			4-0 1-3 BB		0-0 6-3 1B		0-0 G3		0-0 1B	3	0	2	0	1	0	1	AB 34								
Mike Sadek, R (1, 2) OBP: 0.250, SLG: 0.182			0-0 1-3		0-0 6-3		0-0 4-3		0-0 F9	4	0	0	0	0	0	4	R 1								
Ed Halicki, R (1, 1) OBP: 0.400, SLG: 0.400			0-3 K		0-0 5-3				0-0 F4	2	0	0	0	0	1	2	H 9								
Terry Whitfield, L (8, PH) OBP: 0.409, SLG: 0.421										1	1	1	0	0	0	0	RBI 1								
Randy Moffitt, R (8, 1) OBP: 0.409, SLG: 0.421										1	0	0	0	0	0	1	BB 1								
Gary Lavelle, S (9, 1) OBP: 0.400, SLG: 0.400								SH3-4 1B		0	0	0	0	0	0	0	SO 3								
Inning Stats	R: 0 E: 0 K: 0 S: 3	H: 1 LOB: 0 BB: 0 P: 3	R: 0 E: 0 K: 1 S: 5	H: 0 LOB: 0 BB: 0 P: 5	R: 0 E: 0 K: 1 S: 5	H: 0 LOB: 1 BB: 1 P: 9	R: 0 E: 0 K: 1 S: 6	H: 1 LOB: 1 BB: 0 P: 6	R: 0 E: 0 K: 0 S: 4	H: 1 LOB: 1 BB: 0 P: 4	R: 0 E: 0 K: 0 S: 4	H: 1 LOB: 1 BB: 0 P: 4	R: 0 E: 0 K: 0 S: 4	H: 1 LOB: 1 BB: 0 P: 4	R: 1 E: 1 K: 0 S: 6	H: 3 LOB: 2 BB: 0 P: 6	R: 0 E: 0 K: 0 S: 4	H: 1 LOB: 1 BB: 0 P: 4	1B: 8 2B: 1 3B: 0 HR: 0	SF: 0 SAC: 1 DP: 0 HBP: 0	WP: 0 PB: 0 SB: 1 CS: 0	PA: 37			
PITCHER	IP	WLS	BF	H	R	ER	SO	BB	IBB	HBP	BLK	WP	HR	S	P	ERA	WHIP								
Mark Lemongello, R (1, 1) ERA: 5.09	7.2	L	31	8	1	1	3	1	0	0	1	0	0	36	40	1.17	1.174								
Joe Sambito, L (8, 1) ERA: 4.5	1.1		5	1	0	0	0	0	0	0	0	0	0	5	5	0.00	0.750								

San Francisco Giants @ Houston Astros
Astrodome, Houston, TX
Wed Apr 20 1977, 7:05 PM EST
Att: 8,693 - Dome

AB 34
R 1
H 9
RBI 1
BB 1
SO 3
LOB 14



Batter	1	2	3	4	5	6	7	8	9	AB	R	H	RBI	BB	SO	LOB	BOTTOM								
Cesar Cedeno, R (1, 8) OBP: 0.235, SLG: 0.267	0-0 F7		0-0 4-3 2B		0-0 6-3			0-0 5-3		4	0	1	0	0	0	0									
Enos Cabell, R (1, 5) OBP: 0.300, SLG: 0.313	0-0 1B		0-0 1-3		0-0 F9		0-0 F9		0-0 F9	4	0	1	0	0	0	1									
Jose Cruz, L (1, 9) OBP: 0.298, SLG: 0.349	0-0 F9		0-0 4-3		0-0 5-3			0-0 F5		4	0	0	0	0	0	2									
Bob Watson, R (1, 3) OBP: 0.404, SLG: 0.359	4-0 1B		0-0 F7			0-0 G3			4-0 SH1-4 BB	2	0	0	0	2	0	1									
Art Gardner, L (9, PR) OBP: 0.190, SLG: 0.150	1-2 BB					0-0 F9			0-0 SH1-4	0	0	0	0	0	0	0									
Joe Ferguson, R (1, 2) OBP: 0.425, SLG: 0.571	0-3 K			0-0 1B		0-0 F9		0-0 F9	0-0 SH1-4	3	0	1	0	0	1	2									
Cliff Johnson, R (1, 7) OBP: 0.433, SLG: 0.667		0-3 K		0-0 F9		0-0 F7		0-0 F9	0-0 F9	4	0	0	0	0	1	3									
Art Howe, R (1, 4) OBP: 0.400, SLG: 0.250		4-0 BB		0-0 1B			0-0 F9		4-0 BB	2	0	1	0	1	0	0	AB 30								
Willie Crawford, L (9, PH) OBP: 0.529, SLG: 0.417			4-3 BB		1-3 1B					0	0	0	0	1	0	0	R 0								
Roger Metzger, S (1, 6) OBP: 0.229, SLG: 0.242		0-0 4-3		0-0 F8		0-0 F9		0-0 F9	0-0 G3	3	0	0	0	0	3		H 4								
Julio Gonzalez, R (9, PH) OBP: 0.261, SLG: 0.261		1-2 4-3								1	0	0	0	0	2		RBI 0								
Mark Lemongello, R (1, 1) OBP: 0.500, SLG: 0.500		0-0 4-3		0-0 F6			0-0 4-3			3	0	0	0	0	3		BB 4								
Inning Stats	R: 0 E: 0 K: 1 S: 6	H: 1 LOB: 2 BB: 1 P: 10	R: 0 E: 0 K: 1 S: 5	H: 0 LOB: 1 BB: 1 P: 9	R: 0 E: 0 K: 0 S: 4	H: 1 LOB: 1 BB: 0 P: 4	R: 0 E: 0 K: 0 S: 5	H: 2 LOB: 2 BB: 0 P: 5	R: 0 E: 0 K: 0 S: 3	H: 0 LOB: 0 BB: 0 P: 3	R: 0 E: 0 K: 0 S: 3	H: 0 LOB: 0 BB: 0 P: 3	R: 0 E: 0 K: 0 S: 3	H: 0 LOB: 0 BB: 0 P: 3	R: 0 E: 0 K: 0 S: 3	H: 0 LOB: 2 BB: 2 P: 11	R: 0 E: 0 K: 0 S: 3	H: 0 LOB: 2 BB: 2 P: 11	1B: 3 2B: 1 3B: 0 HR: 0	SF: 0 SAC: 1 DP: 0 HBP: 0	WP: 0 PB: 0 SB: 1 CS: 0	PA: 35			
PITCHER	IP	WLS	BF	H	R	ER	SO	BB	IBB	HBP	BLK	WP	HR	S	P	ERA	WHIP								
Ed Halicki, R (1, 1) ERA: 3.5	7.0	W	27	4	0	0	2	2	0	0	0	0	0	29	37	0.00	0.857								
Randy Moffitt, R (8, 1) ERA: 3.38	1.2		6	0	0	0	0	1	0	0	0	0	0	5	9	0.00	0.600								
Gary Lavelle, L (9, 1) ERA:	0.1	S	2	0	0	0	0	1	0	0	0	0	0	1	5	0.00	3.000								

San Francisco Giants @ Houston Astros
Astrodome, Houston, TX
Wed Apr 20 1977, 7:05 PM EST
Att: 8,693 - Dome

AB 30
R 0
H 4
RBI 0
BB 4
SO 2
LOB 17



Batter	1	2	3	4	5	6	7	8	9	AB	R	H	RBI	BB	SO	LOB	TOP					
Jerry Turner, L (1, 7) OBP: 0.286, SLG: 0.400										5	1	2	2	0	2	1	San Diego Padres @ Houston Astros Astrodome, Houston, TX Fri Apr 22 1977, 7:05 PM EST Att: 6,106 - Dome					
Bill Almon, R (1, 6) OBP: 0.288, SLG: 0.353										5	0	2	0	0	1	0						
Dave Winfield, R (1, 9) OBP: 0.361, SLG: 0.421										3	2	1	0	1	0	1						
George Hendrick, R (1, 8) OBP: 0.483, SLG: 0.529										2	0	1	1	2	0	2						
Gene Tenace, R (1, 2) OBP: 0.350, SLG: 0.490										2	0	0	0	2	0	3						
Mike Ivie, R (1, 3) OBP: 0.267, SLG: 0.432										4	0	0	0	0	0	5						
Doug Rader, R (1, 5) OBP: 0.444, SLG: 0.605										4	0	0	0	0	2	3						
Mike Champion, R (1, 4) OBP: 0.310, SLG: 0.245										2	0	0	0	2	1	1						
Bob Shirley, R (1, 1) OBP: 0.200, SLG: 0.111										3	1	0	0	0	2	1						
Rollie Fingers, R (9, 1)										0	0	0	0	0	0	0						
Inning Stats	R: 0 E: 0 K: 2 S: 7	H: 0 LOB: 0 BB: 0 P: 7	R: 0 E: 0 K: 0 S: 2	H: 0 LOB: 0 BB: 1 P: 6	R: 0 E: 0 K: 1 S: 5	H: 0 LOB: 1 BB: 1 P: 9	R: 1 E: 0 K: 1 S: 7	H: 2 LOB: 2 BB: 1 P: 11	R: 0 E: 0 K: 2 S: 7	H: 1 LOB: 0 BB: 0 P: 7	R: 1 E: 0 K: 0 S: 4	H: 1 LOB: 1 BB: 1 P: 8	R: 2 E: 0 K: 0 S: 5	H: 2 LOB: 2 BB: 2 P: 13	R: 0 E: 0 K: 0 S: 3	H: 0 LOB: 1 BB: 1 P: 7	R: 0 E: 0 K: 2 S: 7	H: 0 LOB: 0 BB: 0 P: 7	1B: 5 2B: 0 3B: 0 HR: 1	SF: 0 SAC: 1 DP: 1 HBP: 0	WP: 1 PB: 0 SB: 1 CS: 1	PA: 39
PITCHER J.R. Richard, R (1, 1) ERA: 2.32	IP: 9.0 WLS: L BF: 38	H: 6 R: 4 ER: 4 SO: 8	BB: 7 IBB: 0 HBP: 0 BLK: 1	WP: 1 HR: 1 S: 47 P: 75	ERA: 4.00 WHIP: 1.444											PITCHER	IP: 9.0 WLS: L BF: 38	H: 6 R: 4 ER: 4 SO: 8	BB: 7 IBB: 0 HBP: 0 BLK: 1	WP: 1 HR: 1 S: 47 P: 75	ERA: 4.00 WHIP: 1.444	

Batter	1	2	3	4	5	6	7	8	9	AB	R	H	RBI	BB	SO	LOB	BOTTOM				
Julio Gonzalez, R (1, 4) OBP: 0.259, SLG: 0.259										4	0	1	0	0	0	0	San Diego Padres @ Houston Astros Astrodome, Houston, TX Fri Apr 22 1977, 7:05 PM EST Att: 6,106 - Dome				
Enos Cabell, R (1, 5) OBP: 0.296, SLG: 0.365										4	1	1	1	0	0	1					
Cesar Cedeno, R (1, 8) OBP: 0.190, SLG: 0.211									4	0	0	0	0	1	1						
Bob Watson, R (1, 3) OBP: 0.380, SLG: 0.333										3	0	0	0	0	0	1					
Joe Ferguson, R (1, 2) OBP: 0.395, SLG: 0.526									3	0	0	0	0	1	0						
Jose Cruz, L (1, 9) OBP: 0.280, SLG: 0.326									3	0	0	0	0	1	0						
Leon Roberts, R (1, 7)									3	0	0	0	0	1	0						
Roger Metzger, S (1, 6) OBP: 0.216, SLG: 0.229									2	0	0	0	0	1	0						
Art Howe, R (9, PH) OBP: 0.333, SLG: 0.200									1	0	0	0	0	0	0						
J.R. Richard, R (1, 1) Cliff Johnson, R (9, PH)										2	0	0	0	0	1	0					
Inning Stats	R: 0 E: 1 K: 0 S: 4	H: 1 LOB: 1 BB: 0 P: 4	R: 0 E: 0 K: 0 S: 3	H: 0 LOB: 0 BB: 0 P: 3	R: 0 E: 0 K: 1 S: 5	H: 0 LOB: 0 BB: 0 P: 5	R: 0 E: 0 K: 0 S: 3	H: 0 LOB: 0 BB: 0 P: 3	R: 0 E: 0 K: 1 S: 5	H: 0 LOB: 0 BB: 0 P: 5	R: 0 E: 0 K: 1 S: 5	H: 0 LOB: 0 BB: 0 P: 5	R: 0 E: 0 K: 2 S: 7	H: 0 LOB: 0 BB: 0 P: 7	R: 2 E: 0 K: 1 S: 7	H: 2 LOB: 0 BB: 0 P: 7	1B: 1 2B: 0 3B: 0 HR: 2	SF: 0 SAC: 0 DP: 0 HBP: 0	WP: 0 PB: 0 SB: 0 CS: 0	PA: 30	
PITCHER Bob Shirley, L (1, 1) ERA: 1.07	IP: 0.1 WLS: S BF: 1	H: 0 R: 0 ER: 0 SO: 1	BB: 0 IBB: 0 HBP: 0 BLK: 0	WP: 0 HR: 0 S: 3 P: 3	ERA: 0.00 WHIP: 0.000											PITCHER	IP: 8.9 WLS: L BF: 37	H: 6 R: 4 ER: 4 SO: 8	BB: 7 IBB: 0 HBP: 0 BLK: 1	WP: 1 HR: 1 S: 47 P: 75	ERA: 4.00 WHIP: 1.444

Batter	1	2	3	4	5	6	7	8	9	AB	R	H	RBI	BB	SO	LOB	TOP					
Jerry Turner, L (1.7) OBP: 0.298, SLG: 0.386										4	0	1	0	1	1	1	San Diego Padres @ Houston Astros Astrodome, Houston, TX Sat Apr 23 1977, 4:33 AM EST Dome					
Bill Almon, R (1.6) OBP: 0.263, SLG: 0.321										5	0	0	0	0	4							
Dave Winfield, R (1.9) OBP: 0.364, SLG: 0.410										4	2	1	0	1	2							
George Hendrick, R (1.8) OBP: 0.477, SLG: 0.509										4	2	1	0	1	1							
Gene Tenace, R (1.2) OBP: 0.354, SLG: 0.509										4	1	1	2	1	0							
Mike Ivie, R (1.3) OBP: 0.300, SLG: 0.469										5	2	3	3	0	0							
Doug Rader, R (1.5) OBP: 0.466, SLG: 0.630										3	0	2	1	1	1							
Mike Champion, R (1.4) OBP: 0.306, SLG: 0.245										4	0	1	1	0	1							
Tom Griffin, R (1.1)										2	0	0	0	0	2							
Dave Tomlin, L (6.1)									1	0	0	0	0	1	3							
Inning Stats	R: 0 E: 0 K: 2 S: 8	H: 1 LOB: 1 BB: 0 P: 8	R: 0 E: 0 K: 1 S: 5	H: 0 LOB: 0 BB: 0 P: 5	R: 0 E: 0 K: 1 S: 5	H: 0 LOB: 0 BB: 0 P: 5	R: 0 E: 0 K: 0 S: 3	H: 0 LOB: 0 BB: 0 P: 3	R: 1 E: 0 K: 0 S: 6	H: 3 LOB: 3 BB: 1 P: 10	R: 4 E: 0 K: 1 S: 10	H: 5 LOB: 1 BB: 0 P: 10	R: 2 E: 0 K: 2 S: 8	H: 1 LOB: 3 BB: 4 P: 24	R: 0 E: 0 K: 2 S: 7	H: 0 LOB: 0 BB: 0 P: 7	R: 0 E: 0 K: 0 S: 3	H: 0 LOB: 0 BB: 0 P: 3	1B: 7 2B: 2 3B: 1 HR: 0	SF: 0 SAC: 1 DP: 0 HBP: 0	WP: 0 PB: 0 SB: 3 CS: 0	PA: 42
PITCHER	IP WLS BF H R ER SO BB IBB HBP BLK WP HR S P ERA WHIP																					
Joaquin Andujar, R (1.1) ERA: 5.48	5.0 L 24 8 5 5 4 0 0 1 0 0 0 0 0 31 35 9.00 1.600																					
Dan Larson, R (6.1) ERA: 2.45	1.1 9 2 2 2 1 3 0 0 0 0 0 0 8 20 13.50 3.750																					
Gene Pentz, R (7.1) ERA: 3.38	0.2 3 0 0 0 2 1 0 0 0 0 0 0 6 10 0.00 1.500																					
Joe Sambito, L (8.1) ERA: 3.6	2.0 6 0 0 0 2 0 0 0 0 0 0 0 10 10 0.00 0.000																					

Batter	1	2	3	4	5	6	7	8	9	AB	R	H	RBI	BB	SO	LOB	BOTTOM					
Cesar Cedeno, R (1.8) OBP: 0.192, SLG: 0.208										5	0	1	0	0	2	2	San Diego Padres @ Houston Astros Astrodome, Houston, TX Sat Apr 23 1977, 4:33 AM EST Dome					
Enos Cabell, R (1.5) OBP: 0.288, SLG: 0.339										4	0	0	0	1	0	1						
Jose Cruz, L (1.9) OBP: 0.296, SLG: 0.360										4	1	2	0	0	2							
Bob Watson, R (1.3) OBP: 0.370, SLG: 0.311										3	1	0	0	1	0	3						
Willie Crawford, L (1.7) OBP: 0.476, SLG: 0.375										4	0	1	0	0	0	2						
Joe Ferguson, R (1.2) OBP: 0.383, SLG: 0.488										3	0	0	0	1	0	1						
Julio Gonzalez, R (1.4) OBP: 0.323, SLG: 0.333										3	0	2	2	1	0	0						
Roger Metzger, S (1.6) OBP: 0.205, SLG: 0.216										2	0	0	0	0	2							
Cliff Johnson, R (6. PH) OBP: 0.158, SLG: 0.769										1	0	0	0	0	1		2					
Rob Sperring, R (7.6) OBP: 0.190, SLG: 0.190										1	0	0	0	0	0	0						
Joaquin Andujar, S (1.1) OBP: 0.333, SLG: 0.533										1	0	0	0	0	1	0						
Dan Larson, R (6.1) ERA: 2.45										0	0	0	0	0	0	0						
Gene Pentz, R (7.1) ERA: 3.38										0	0	0	0	0	0	0						
Leon Roberts, R (7. PH) OBP: 0.190, SLG: 0.500										0	0	0	0	0	0	0						
Joe Sambito, L (8.1) ERA: 3.6										0	0	0	0	0	0	0						
Art Howe, R (9. PH) OBP: 0.420, SLG: 0.500										1	0	1	0	0	0	0						
Inning Stats	R: 0 E: 0 K: 0 S: 4	H: 1 LOB: 1 BB: 0 P: 4	R: 0 E: 0 K: 0 S: 4	H: 1 LOB: 0 BB: 0 P: 4	R: 0 E: 0 K: 2 S: 7	H: 0 LOB: 0 BB: 0 P: 7	R: 0 E: 0 K: 0 S: 4	H: 1 LOB: 1 BB: 0 P: 4	R: 0 E: 0 K: 1 S: 7	H: 0 LOB: 1 BB: 1 P: 7	R: 2 E: 0 K: 1 S: 7	H: 2 LOB: 2 BB: 2 P: 15	R: 0 E: 0 K: 0 S: 4	H: 1 LOB: 2 BB: 1 P: 8	R: 0 E: 0 K: 0 S: 3	H: 0 LOB: 0 BB: 0 P: 3	R: 0 E: 0 K: 1 S: 6	H: 1 LOB: 1 BB: 0 P: 6	1B: 4 2B: 3 3B: 0 HR: 0	SF: 0 SAC: 1 DP: 0 HBP: 0	WP: 0 PB: 0 SB: 0 CS: 0	PA: 38
PITCHER	IP WLS BF H R ER SO BB IBB HBP BLK WP HR S P ERA WHIP																					
Tom Griffin, R (1.1) ERA: 3.09	5.2 W 25 5 2 2 2 3 0 0 0 0 0 0 26 38 3.18 1.412																					
Dave Tomlin, L (6.1) ERA:	3.1 S 13 2 0 0 2 1 0 0 0 0 0 0 16 20 0.00 0.900																					

Batter	1	2	3	4	5	6	7	8	9	AB	R	H	RBI	BB	SO	LOB	TOP		
Merv Rettenmund, R OBP: 0.462, SLG: 0.556	K																		
Bill Almon, R OBP: 0.256, SLG: 0.300	5-3																		
Dave Winfield, R OBP: 0.366, SLG: 0.406	F6																		
George Hendrick, R OBP: 0.457, SLG: 0.483		K																	
Gene Tenace, R OBP: 0.357, SLG: 0.483		K																	
Mike Ivie, R OBP: 0.327, SLG: 0.462																			
Dave Roberts, R OBP: 0.250, SLG: 0.417																			
Mike Champion, R OBP: 0.313, SLG: 0.259																			
Butch Metzger, R Brent Strom, R Bobby Valentine, R Dave Freisleben, R Jerry Turner, L Victor Bernal, R Gene Richards, R Rolie Fingers, R																			
Inning Stats	R: 0 E: 0 K: 1 S: 5	H: 0 LOB: 0 BB: 0 P: 5	R: 0 E: 0 K: 2 S: 7	H: 0 LOB: 0 BB: 0 P: 7	R: 0 E: 0 K: 3 S: 9	H: 0 LOB: 0 BB: 0 P: 9	R: 5 E: 1 K: 0 S: 7	H: 3 LOB: 3 BB: 0 P: 20	R: 3 E: 0 K: 1 S: 8	H: 2 LOB: 1 BB: 2 P: 15	R: 0 E: 0 K: 1 S: 5	H: 0 LOB: 0 BB: 0 P: 5	R: 0 E: 0 K: 1 S: 6	H: 1 LOB: 2 BB: 1 P: 10	R: 0 E: 0 K: 0 S: 3	H: 0 LOB: 1 BB: 1 P: 7	1B: 7 2B: 1 3B: 0 HR: 0	SF: 1 SAC: 1 DP: 0 HBP: 1	WP: 1 PA: 47 PB: 0 SB: 0 CS: 0
PITCHER	IP WLS BF H R ER SO BB IBB HBP BLK WP HR S P ERA WHIP																		
Floyd Bannister, L ERA: 7.2	3.2		18	3	5	2	6	2	0	1	0	0	0	0	27	36	4.91	1.364	
Joe Niekro, R ERA: 8.75	1.1		9	2	3	3	1	3	0	0	0	0	0	0	8	20	20.25	3.750	
Dan Larson, R ERA: 3.38	0.2	L	7	2	3	1	1	1	0	0	0	1	0	7	15	13.50	4.500		
Gene Pentz, R ERA: 1.8	2.1		9	1	0	0	2	1	0	0	0	0	0	12	16	0.00	0.857		
Joe Sambilo, L ERA: 3.27	1.0		4	0	0	0	0	1	0	0	0	0	0	3	7	0.00	1.000		
Batter	1	2	3	4	5	6	7	8	9	AB	R	H	RBI	BB	SO	LOB	BOTTOM		
Cesar Cedeno, R OBP: 0.233, SLG: 0.222																			
Enos Cabell, R OBP: 0.297, SLG: 0.377																			
Jose Cruz, L OBP: 0.305, SLG: 0.364																			
Willie Crawford, L OBP: 0.423, SLG: 0.350																			
Bob Watson, R OBP: 0.345, SLG: 0.286																			
Julio Gonzalez, R OBP: 0.343, SLG: 0.382																			
Ed Herrmann, L OBP: 0.300, SLG: 0.222																			
Roger Metzger, S OBP: 0.256, SLG: 0.300																			
Floyd Bannister, L Joe Niekro, R Art Gardner, L Dan Larson, R Gene Pentz, R Ken Boswell, L Joe Sambilo, L																			
Inning Stats	R: 0 E: 0 K: 0 S: 2	H: 0 LOB: 0 BB: 1 P: 6	R: 0 E: 0 K: 0 S: 3	H: 0 LOB: 0 BB: 0 P: 3	R: 6 E: 1 K: 1 S: 12	H: 6 LOB: 3 BB: 2 P: 20	R: 2 E: 0 K: 0 S: 5	H: 2 LOB: 0 BB: 0 P: 5	R: 0 E: 0 K: 0 S: 3	H: 0 LOB: 0 BB: 0 P: 3	R: 0 E: 0 K: 2 S: 7	H: 0 LOB: 0 BB: 0 P: 7	R: 0 E: 0 K: 0 S: 3	H: 0 LOB: 0 BB: 0 P: 3	R: 0 E: 0 K: 0 S: 4	H: 1 LOB: 1 BB: 0 P: 4	1B: 7 2B: 3 3B: 1 HR: 0	SF: 1 SAC: 1 DP: 1 HBP: 0	WP: 0 PA: 40 PB: 1 SB: 1 CS: 1
PITCHER	IP WLS BF H R ER SO BB IBB HBP BLK WP HR S P ERA WHIP																		
Butch Metzger, R ERA: 6.75	2.1		12	4	5	4	0	1	0	0	0	0	0	6	14	13.50	6.000		
Brent Strom, L ERA: 10.8	0.2		6	2	1	1	1	2	0	0	0	0	0	5	5	9.00	2.000		
Dave Freisleben, R ERA: 5.23	1.0		5	2	2	1	0	0	0	0	0	0	0	5	5	9.00	2.000		
Victor Bernal, R ERA: 4.05	4.0	W	13	2	0	0	2	0	0	0	0	0	0	17	17	0.00	0.500		
Rolie Fingers, R ERA: 1.35	1.0	S	4	1	0	0	0	0	0	0	0	0	0	4	4	0.00	1.000		

San Diego Padres @ Houston Astros
Astrodome, Houston, TX
Sat Apr 23 1977, 7:05 PM EST
Att: 26,224 - Dome

AB 35
R 11
H 8
RBI 10
BB 9
SO 10
LOB 17



San Diego Padres @ Houston Astros
Astrodome, Houston, TX
Sat Apr 23 1977, 7:05 PM EST
Att: 26,224 - Dome

AB 35
R 8
H 11
RBI 8
BB 3
SO 3
LOB 10



Batter	1	2	3	4	5	6	7	8	9	10	11	12	13	AB R H RBI BB SO LOB	TOP															
Julio Gonzalez, R OBP: 0.326, SLG: 0.378 (1, 4)														6 1 1 0 0 2 1	Houston Astros @ San Francisco Giants Candlestick Park, San Francisco, CA Tue Apr 26 1977, 10:05 PM EDT Att: 3,967 - Unknown livebaseballscorecards.com															
Enos Cabell, R OBP: 0.329, SLG: 0.431 (1, 5)														6 1 3 2 0 0 0																
Cesar Cedeno, R OBP: 0.293, SLG: 0.212 (1, 8)														3 0 1 1 3 0 0																
Willie Crawford, L OBP: 0.394, SLG: 0.444 (7, 1)														4 0 1 0 0 0 3																
Ken Boswell, L OBP: 0.558, SLG: 0.714 (12, PH)														1 0 0 0 0 1 0																
Joe Sambilo, L OBP: 0.500, SLG: 0.500 (12, 1)														1 0 0 0 0 0 1																
Jose Cruz, L OBP: 0.329, SLG: 0.400 (1, 9)														6 0 2 0 0 2 2																
Bob Watson, R OBP: 0.348, SLG: 0.310 (1, 3)														5 0 0 0 1 1 3																
Joe Ferguson, R OBP: 0.414, SLG: 0.511 (1, 2)														4 1 1 1 2 2 4																
Roger Metzger, S OBP: 0.250, SLG: 0.289 (7, 6)														3 1 1 0 0 1 2																
Rob Sperring, R OBP: 0.260, SLG: 0.280 (7, 6)														3 0 2 0 0 0 2																
Mark Lemongello, R (1, 1)														2 0 0 0 0 0 1																
Art Gardner, L OBP: 0.298, SLG: 0.174 (7, PH)														0 0 0 0 0 0 0																
Cliff Johnson, R OBP: 0.389, SLG: 0.667 (7, 7)														4 0 0 0 0 1 3																
Inning Stats	R: 0 E: 0 K: 1 S: 5	H: 0 LOB: 1 BB: 1 P: 9	R: 0 E: 0 K: 1 S: 5	H: 1 LOB: 1 BB: 1 P: 9	R: 0 E: 0 K: 1 S: 5	H: 0 LOB: 0 BB: 0 P: 5	R: 0 E: 0 K: 0 S: 3	H: 0 LOB: 0 BB: 0 P: 3	R: 0 E: 0 K: 1 S: 5	H: 0 LOB: 1 BB: 1 P: 9	R: 2 E: 0 K: 2 S: 11	H: 4 LOB: 2 BB: 0 P: 11	R: 1 E: 0 K: 0 S: 5	H: 2 LOB: 2 BB: 1 P: 9	R: 0 E: 0 K: 0 S: 3	H: 1 LOB: 1 BB: 1 P: 7	R: 0 E: 0 K: 1 S: 5	H: 0 LOB: 0 BB: 0 P: 5	R: 0 E: 0 K: 2 S: 7	H: 0 LOB: 0 BB: 0 P: 7	R: 0 E: 0 K: 1 S: 6	H: 1 LOB: 1 BB: 0 P: 6	R: 0 E: 0 K: 0 S: 3	H: 1 LOB: 1 BB: 1 P: 7	R: 1 E: 0 K: 0 S: 5	H: 2 LOB: 1 BB: 0 P: 5	1B: 8 2B: 2 3B: 1 HR: 1	SF: 0 SAC: 0 DP: 2 HBP: 0	WIP: 0 PB: 0 SB: 3 CS: 1	PA: 54
PITCHER	IP WLS BF H R ER SO BB IBB HBP BLK WP HR S P ERA WHIP																													
Ed Halicki, R ERA: 3.78 (7, 1)	6.0	26	6	3	3	6	3	0	0	0	0	0	0	35	47	4.50	1.500													
John Curtis, L ERA: 1.5 (8, 1)	1.0	5	1	0	0	0	0	1	0	0	0	0	0	4	8	0.00	1.000													
Gary Lavelle, L ERA: 0.79 (11, 1)	3.0	10	1	0	0	3	0	1	0	0	0	0	0	15	19	0.00	0.333													
Randy Moffitt, R ERA: 1.03 (13, 1)	2.0	8	2	0	0	1	1	0	0	0	0	0	0	9	13	0.00	1.500													
Charlie Williams, R ERA: 4.35 (13, 1)	1.0	5	2	1	1	0	0	0	0	0	0	0	0	1	5	9.00	2.000													

Batter	1	2	3	4	5	6	7	8	9	10	11	12	13	AB R H RBI BB SO LOB	BOTTOM																
Derrel Thomas, S OBP: 0.306, SLG: 0.250 (1, 6)														5 1 0 0 1 0 3	Houston Astros @ San Francisco Giants Candlestick Park, San Francisco, CA Tue Apr 26 1977, 10:05 PM EDT Att: 3,967 - Unknown livebaseballscorecards.com																
Rob Andrews, R OBP: 0.333, SLG: 0.286 (1, 4)														4 2 2 0 2 1 0																	
Bill Madlock, R OBP: 0.319, SLG: 0.431 (1, 5)														6 0 1 1 0 0 3																	
Darrell Evans, L OBP: 0.407, SLG: 0.521 (1, 7)														6 0 1 1 0 0 3																	
Willie McCovey, L OBP: 0.355, SLG: 0.582 (1, 3)														4 0 0 0 1 0 3																	
Jack Clark, R OBP: 0.326, SLG: 0.390 (1, 9)														4 0 1 1 1 1 2																	
Gary Thomasson, L OBP: 0.388, SLG: 0.500 (1, 8)														4 0 0 0 0 2 2																	
Marc Hill, R OBP: 0.359, SLG: 0.333 (12, PH)														4 0 0 0 1 0 0																	
Johnnie LeMaster, R OBP: 0.176, SLG: 0.125 (13, 2)														0 0 0 0 0 0 0																	
Mike Sadock, R OBP: 0.278, SLG: 0.188 (13, 2)														0 0 0 0 0 0 0																	
Ed Halicki, R ERA: 3.78 (7, 1)	6.0	24	4	3	3	2	2	1	0	0	0	0	0	35		47	4.50	1.500													
Terry Whitfield, L ERA: 0.321 (8, 1)	1.0	5	1	0	0	3	0	0	0	0	0	0	0	4		8	0.00	1.000													
Gary Lavelle, L ERA: 0.79 (11, 1)	3.0	10	1	0	0	3	0	1	0	0	0	0	0	15		19	0.00	0.333													
Randy Moffitt, R ERA: 1.03 (13, 1)	2.0	8	2	0	0	1	1	0	0	0	0	0	0	9	13	0.00	1.500														
Larry Herndon, R ERA: 0.99 (13, 1)	1.0	5	2	1	1	0	0	0	0	0	0	0	0	1	5	9.00	2.000														
Charlie Williams, R ERA: 4.35 (13, 1)	1.0	5	2	1	1	0	0	0	0	0	0	0	0	1	5	9.00	2.000														
Inning Stats	R: 2 E: 0 K: 1 S: 7	H: 2 LOB: 2 BB: 2 P: 15	R: 0 E: 0 K: 1 S: 5	H: 0 LOB: 0 BB: 0 P: 5	R: 0 E: 0 K: 0 S: 3	H: 0 LOB: 0 BB: 0 P: 3	R: 0 E: 0 K: 0 S: 3	H: 0 LOB: 0 BB: 0 P: 3	R: 0 E: 0 K: 1 S: 5	H: 0 LOB: 0 BB: 0 P: 5	R: 0 E: 0 K: 0 S: 4	H: 1 LOB: 1 BB: 0 P: 4	R: 0 E: 0 K: 1 S: 5	H: 0 LOB: 0 BB: 0 P: 5	R: 0 E: 0 K: 0 S: 3	H: 0 LOB: 0 BB: 0 P: 3	R: 0 E: 0 K: 1 S: 6	H: 0 LOB: 1 BB: 0 P: 6	R: 0 E: 0 K: 0 S: 3	H: 0 LOB: 3 BB: 2 P: 11	R: 0 E: 0 K: 0 S: 2	H: 0 LOB: 0 BB: 1 P: 6	1B: 3 2B: 2 3B: 0 HR: 0	SF: 0 SAC: 1 DP: 2 HBP: 0	WIP: 0 PB: 0 SB: 0 CS: 0	PA: 49					
PITCHER	IP WLS BF H R ER SO BB IBB HBP BLK WP HR S P ERA WHIP																														
Mark Lemongello, R ERA: 4.94 (7, 1)	6.0	24	4	3	3	2	2	1	0	0	0	0	0	35	47	4.50	1.500														
Ken Forsch, R ERA: 3.14 (12, 1)	5.0	17	1	0	0	3	0	0	0	0	0	0	0	23	23	0.00	0.200														
Joe Sambilo, L ERA: 2.45 (12, 1)	2.0	8	0	0	0	0	2	1	0	0	0	0	0	5	17	0.00	1.000														

Houston Astros @ San Francisco Giants
 Candlestick Park, San Francisco, CA
 Tue Apr 26 1977, 10:05 PM EDT
 Att: 3,967 - Unknown

AB	48
R	4
H	12
RBI	4
BB	6
SO	10
LOB	22



Houston Astros @ San Francisco Giants
 Candlestick Park, San Francisco, CA
 Tue Apr 26 1977, 10:05 PM EDT
 Att: 3,967 - Unknown

AB	42
R	3
H	5
RBI	3
BB	6
SO	5
LOB	18



Batter	1	2	3	4	5	6	7	8	9	AB	R	H	RBI	BB	SO	LOB	TOP								
Julio Gonzalez, R OBP: 0.333, SLG: 0.379 (1, 6)										5	1	3	1	0	0	1									
Jose Cruz, L OBP: 0.325, SLG: 0.377 (1, 9)										5	1	2	1	0	1	1									
Cesar Cedeno, R OBP: 0.273, SLG: 0.200 (1, 8)										4	1	0	0	0	0	4									
Bob Watson, R OBP: 0.366, SLG: 0.386 (1, 3)										4	1	1	0	1	0	2									
Joe Ferguson, R OBP: 0.418, SLG: 0.600 (1, 2)										5	3	3	4	0	1	1									
Cliff Johnson, R OBP: 0.405, SLG: 0.639 Art Gardner, L OBP: 0.200, SLG: 0.167 (1, 7) (9, 7)										5	1	3	0	0	1	0									
Art Howe, R OBP: 0.467, SLG: 0.667 (1, 5)									4	1	1	2	1	0	2										
Rob Sperring, R OBP: 0.324, SLG: 0.294 (1, 4)										3	2	1	2	2	0	1									
Floyd Bannister, L OBP: 0.167, SLG: 0.167 (1, 1)										4	0	0	0	0	1	3									
Inning Stats	R: 0 E: 0 K: 0 S: 3	H: 1 LOB: 0 BB: 0 P: 3	R: 0 E: 0 K: 1 S: 6	H: 1 LOB: 1 BB: 0 P: 6	R: 0 E: 0 K: 0 S: 4	H: 2 LOB: 2 BB: 1 P: 8	R: 5 E: 1 K: 0 S: 8	H: 4 LOB: 1 BB: 1 P: 12	R: 1 E: 0 K: 0 S: 4	H: 1 LOB: 0 BB: 0 P: 4	R: 5 E: 0 K: 0 S: 7	H: 4 LOB: 1 BB: 1 P: 12	R: 0 E: 0 K: 1 S: 5	H: 0 LOB: 0 BB: 0 P: 5	R: 0 E: 0 K: 1 S: 6	H: 1 LOB: 1 BB: 0 P: 6	R: 0 E: 0 K: 1 S: 5	H: 0 LOB: 1 BB: 1 P: 9	1B: 9 2B: 3 3B: 0 HR: 2	SF: 0 SAC: 1 DP: 2 HBP: 1	WP: 0 PB: 0 SB: 0 CS: 0	PA: 45			
PITCHER	IP	WLS	BF	H	R	ER	SO	BB	IBB	HBP	BLK	WP	HR	S	P	ERA	WHIP								
Jerry Reuss, L ERA: 4.26 (1, 1)	3.0	L	17	8	5	4	1	2	0	0	0	0	0	17	25	12.00	3.333								
Larry Demery, R ERA: 6.0 (4, 1)	2.0		8	1	1	1	0	0	0	0	0	0	1	8	8	4.50	0.500								
Odell Jones, R ERA: 8.59 (6, 1)	1.0		9	4	5	5	0	1	0	1	0	0	1	7	12	45.00	5.000								
Terry Forster, L ERA: 10.13 (7, 1)	2.0		7	1	0	0	2	0	0	0	0	0	0	11	11	0.00	0.500								
Grant Jackson, L ERA: 1.23 (9, 1)	1.0		4	0	0	0	1	1	0	0	0	0	0	5	9	0.00	1.000								

Houston Astros @ Pittsburgh Pirates
Three Rivers Stadium, Pittsburgh, PA
Fri Apr 29 1977, 7:05 PM EDT
Att: 7,186 - Unknown

livebaseballscores.com

AB 39
R 11
H 14
RBI 10
BB 4
SO 4
LOB 15

Batter	1	2	3	4	5	6	7	8	9	AB	R	H	RBI	BB	SO	LOB	BOTTOM								
Frank Taveras, R OBP: 0.254, SLG: 0.254 Grant Jackson, S (1, 6) (9, 1)										5	1	1	0	0	1	4									
Miguel Dilone, S OBP: 0.192, SLG: 0.160 (1, 8)										5	1	1	0	0	0	2									
Dave Parker, L OBP: 0.431, SLG: 0.642 (1, 9)										5	1	3	2	0	0	1									
Al Oliver, L OBP: 0.296, SLG: 0.365 (1, 7)										5	0	1	0	0	2	2									
Willie Stargell, L OBP: 0.283, SLG: 0.278 (1, 3)										4	0	1	1	0	2	2									
Rennie Stennett, R OBP: 0.303, SLG: 0.373 (1, 4)										3	0	1	0	1	1	1									
Phil Garner, R OBP: 0.364, SLG: 0.439 (1, 5)										3	0	1	0	1	0	1									
Duffy Dyer, R OBP: 0.265, SLG: 0.452 (1, 2)										3	0	0	0	1	1	3									
Jerry Reuss, L OBP: 0.256, SLG: 0.250 Larry Demery, R OBP: 0.295, SLG: 0.300 Fernando Gonzalez, R OBP: 0.167, SLG: 0.167 Odell Jones, R Tommy Helms, R Terry Forster, L Mario Mendoza, R (1, 1) (4, 1) (5, PH) (6, 1) (5, PH) (7, 1) (5, PH) (6, 6)										1	0	0	0	0	1	1									
Inning Stats	R: 2 E: 0 K: 2 S: 10	H: 3 LOB: 1 BB: 0 P: 10	R: 0 E: 1 K: 3 S: 10	H: 1 LOB: 0 BB: 0 P: 10	R: 0 E: 0 K: 1 S: 6	H: 2 LOB: 1 BB: 0 P: 6	R: 0 E: 0 K: 0 S: 2	H: 0 LOB: 0 BB: 1 P: 6	R: 0 E: 0 K: 0 S: 4	H: 1 LOB: 1 BB: 0 P: 4	R: 0 E: 1 K: 1 S: 7	H: 1 LOB: 3 BB: 1 P: 11	R: 1 E: 0 K: 2 S: 9	H: 2 LOB: 1 BB: 0 P: 9	R: 0 E: 0 K: 0 S: 4	H: 1 LOB: 2 BB: 1 P: 8	R: 0 E: 0 K: 0 S: 3	H: 0 LOB: 0 BB: 0 P: 3	1B: 9 2B: 2 3B: 0 HR: 0	SF: 0 SAC: 0 DP: 1 HBP: 0	WP: 1 PB: 0 SB: 2 CS: 1	PA: 40			
PITCHER	IP	WLS	BF	H	R	ER	SO	BB	IBB	HBP	BLK	WP	HR	S	P	ERA	WHIP								
Floyd Bannister, L ERA: 4.5 (1, 1)	9.0	W	40	11	3	3	9	3	0	0	0	1	0	55	67	3.00	1.556								

Houston Astros @ Pittsburgh Pirates
Three Rivers Stadium, Pittsburgh, PA
Fri Apr 29 1977, 7:05 PM EDT
Att: 7,186 - Unknown

livebaseballscores.com

AB 37
R 3
H 11
RBI 3
BB 3
SO 9
LOB 20

Batter	1	2	3	4	5	6	7	8	9	AB	R	H	RBI	BB	SO	LOB	TOP	
Julio Gonzalez, R OBP: 0.344, SLG: 0.403 (1, 6)	L5		2B		FC6			1B		4	0	2	0	0	0	1		
Jose Cruz, L OBP: 0.310, SLG: 0.358 (1, 9)	4-3		4-3			G3		F8		4	0	0	0	0	0	3		
Cesar Cedeno, R OBP: 0.271, SLG: 0.188 (1, 8)	F7			BB		F4		K		3	0	0	0	1	1	2		
Bob Watson, R OBP: 0.349, SLG: 0.365 (1, 3)		L9		L9		F8		K		4	0	0	0	0	1	1		
Joe Ferguson, R OBP: 0.423, SLG: 0.593 (1, 2)		1B		L9				FC5-4		4	0	2	0	0	0	1		
Cliff Johnson, R OBP: 0.391, SLG: 0.600 (1, 7)		1B		5-3			L8	FC5-4		4	0	1	0	0	0	2		
Art Howe, R OBP: 0.368, SLG: 0.500 (1, 5)	G6-4-3					L7		6-3		4	0	0	0	0	0	3		
Rob Sperring, R OBP: 0.300, SLG: 0.270 (1, 4)			F9		F9			F8		3	0	0	0	0	0	0		
Doug Koniczny, R OBP: 0.143, SLG: 0.143 (1, 1)										1	0	0	0	0	0	0		
Bo McLaughlin, R (3, 1)			6-3							0	0	0	0	1	0	0		
Leon Roberts, R OBP: 0.200, SLG: 0.111 (8, PH)								F8		1	0	1	0	0	0	0		
Dan Larson, R (8, 1)								1B		0	0	0	0	0	0	0		
Inning Stats	R: 0 E: 0 K: 0 S: 3	H: 0 LOB: 0 BB: 0 P: 3	R: 0 E: 0 K: 0 S: 4	H: 2 LOB: 1 BB: 0 P: 4	R: 0 E: 0 K: 0 S: 4	H: 1 LOB: 1 BB: 0 P: 4	R: 0 E: 0 K: 0 S: 3	H: 0 LOB: 0 BB: 1 P: 7	R: 0 E: 0 K: 0 S: 3	H: 0 LOB: 0 BB: 0 P: 3	R: 0 E: 0 K: 0 S: 7	H: 2 LOB: 2 BB: 0 P: 7	R: 0 E: 0 K: 1 S: 6	H: 1 LOB: 1 BB: 0 P: 6	1B: 5 2B: 1 3B: 0 HR: 0	SF: 0 SAC: 0 DP: 1 HBP: 0	WP: 0 PA: 34	
PITCHER	IP	WLS	BF	H	R	ER	SO	BB	IBB	HBP	BLK	WP	HR	S	P	ERA	WHIP	
Jim Rooker, L ERA: 4.01 (1, 1)	7.2	W	29	5	0	0	0	2	0	0	0	0	0	27	35	0.00	0.913	
Kent Tekulve, R ERA: 2.7 (8, 1)	1.1		5	1	0	0	2	0	0	0	0	0	0	9	9	0.00	0.750	

Houston Astros @ Pittsburgh Pirates
Three Rivers Stadium, Pittsburgh, PA
Sat Apr 30 1977, 3:33 AM EDT
Att: 6,540 - Unknown

AB	32
R	0
H	6
RBI	0
BB	2
SO	2
LOB	13



Batter	1	2	3	4	5	6	7	8	9	AB	R	H	RBI	BB	SO	LOB	BOTTOM		
Omar Moreno, L OBP: 0.310, SLG: 0.327 (1, 8)	G3	4-3	F7			SF8		K		4	1	1	1	0	1	2			
Ed Ott, L OBP: 0.382, SLG: 0.286 (1, 2)	E		3-1	4-3		F7				3	1	0	0	1	0	0			
Dave Parker, L OBP: 0.421, SLG: 0.620 (1, 9)	G3		S	4-3				K		4	1	1	0	0	1	2			
Al Oliver, L OBP: 0.310, SLG: 0.393 (1, 7)	E4					F6				4	1	2	2	0	0	0			
Miguel Dilone, S OBP: 0.192, SLG: 0.160 (8, 7)	CS		G3							0	0	0	0	0	0	0			
Willie Stargell, L OBP: 0.304, SLG: 0.429 (1, 3)	K		G3							3	2	1	1	1	2	1			
Rennie Stennett, R OBP: 0.300, SLG: 0.365 (1, 4)		4-3	G3			F7		HR		4	0	1	0	0	0	2			
Phil Garner, R OBP: 0.377, SLG: 0.500 (1, 5)						L4				3	2	2	2	0	0	0			
Mario Mendoza, R OBP: 0.333, SLG: 0.333 (7, 5)		SF8								1	0	0	0	0	0	1			
Frank Taveras, R OBP: 0.271, SLG: 0.277 (1, 6)			SF8							2	2	2	2	0	0	0			
Fernando Gonzalez, R OBP: 0.143, SLG: 0.143 (8, 5)			S							1	0	0	0	0	0	0			
Jim Rooker, R OBP: 0.455, SLG: 0.400 (1, 1)										3	0	2	1	0	0	1			
Kent Tekulve, R (8, 1)										1	0	0	0	0	0	0			
Inning Stats	R: 2 E: 1 K: 1 S: 6	H: 2 LOB: 0 BB: 1 P: 10	R: 1 E: 0 K: 0 S: 5	H: 2 LOB: 1 BB: 0 P: 5	R: 5 E: 0 K: 0 S: 8	H: 5 LOB: 1 BB: 1 P: 12	R: 0 E: 0 K: 0 S: 3	H: 0 LOB: 0 BB: 0 P: 3	R: 0 E: 0 K: 1 S: 5	H: 0 LOB: 0 BB: 0 P: 5	R: 1 E: 0 K: 0 S: 4	H: 1 LOB: 0 BB: 0 P: 4	R: 1 E: 0 K: 1 S: 7	H: 2 LOB: 1 BB: 0 P: 7	R: 0 E: 0 K: 1 S: 5	H: 0 LOB: 0 BB: 0 P: 5	1B: 8 2B: 2 3B: 1 HR: 1	SF: 2 SAC: 0 DP: 0 HBP: 0	WP: 0 PA: 37
PITCHER	IP	WLS	BF	H	R	ER	SO	BB	IBB	HBP	BLK	WP	HR	S	P	ERA	WHIP		
Doug Koniczny, R ERA: 6.0 (1, 1)	2.2	L	16	7	7	6	1	2	0	0	0	0	0	16	24	20.25	3.375		
Bo McLaughlin, R ERA: 6.23 (3, 1)	4.1		18	5	3	3	2	0	0	0	0	0	1	22	22	6.23	1.154		
Dan Larson, R ERA: 3.0 (8, 1)	1.0		3	0	0	0	1	0	0	0	0	0	0	5	5	0.00	0.000		

Houston Astros @ Pittsburgh Pirates
Three Rivers Stadium, Pittsburgh, PA
Sat Apr 30 1977, 3:33 AM EDT
Att: 6,540 - Unknown

AB	33
R	10
H	12
RBI	9
BB	2
SO	4
LOB	9



Batter	1	2	3	4	5	6	7	8	9	AB	R	H	RBI	BB	SO	LOB	TOP			
Julio Gonzalez, R OBP: 0.370, SLG: 0.451	0-0 1B		0-0 1B			0-0 F8			0-0 G3	4	0	2	0	0	0	0	Houston Astros @ Chicago Cubs Wrigley Field, Chicago, IL Tue May 03 1977, 3:33 AM CDT Att. 1,795 - Overcast - 52 F			
Jose Cruz, L OBP: 0.302, SLG: 0.367	0-0 F8		0-0 4-3			0-0 P4			0-0 6-3	4	0	0	0	0	0	2				
Cesar Cedeno, R OBP: 0.265, SLG: 0.196	0-0 1B			0-0 B5			2-2 P6		0-0 1B	4	0	2	0	0	0	0				
Willie Crawford, L OBP: 0.356, SLG: 0.351	0-0 L4			0-0 F9			0-0 4-3		0-0 L9	4	0	0	0	0	0	2				
Bob Watson, R OBP: 0.340, SLG: 0.354		0-0 L8		0-0 5-3			0-0 1B			3	0	1	0	0	0	0				
Joe Ferguson, R OBP: 0.405, SLG: 0.561		0-0 6-3			0-0 F8		2-3 K			3	0	0	0	0	1	1				
Art Howe, R OBP: 0.269, SLG: 0.348		0-3 K			0-0 F5			0-3 K		3	0	0	0	0	2	0				
Rob Sperring, R OBP: 0.255, SLG: 0.227			0-0 F8		0-3 K			0-0 5-3		3	0	0	0	0	1	0				
J.R. Richard, R Joe Niekro, R Art Gardner, L Dan Larson, R Ken Roswell, L Bo McLaughlin, R			0-3 K			0-0 G3			0-0 F7	1	0	0	0	0	1	0				
Inning Stats	R: 0 E: 0 K: 0 S: 4	H: 2 LOB: 1 BB: 0 P: 4	R: 0 E: 0 K: 1 S: 5	H: 0 LOB: 0 BB: 0 P: 5	R: 0 E: 0 K: 1 S: 6	H: 1 LOB: 1 BB: 0 P: 6	R: 0 E: 0 K: 0 S: 3	H: 0 LOB: 0 BB: 0 P: 3	R: 0 E: 0 K: 1 S: 5	H: 0 LOB: 0 BB: 0 P: 5	R: 0 E: 0 K: 13 S: 13	H: 1 LOB: 1 BB: 0 P: 17	R: 0 E: 0 K: 1 S: 5	H: 0 LOB: 0 BB: 0 P: 5	R: 0 E: 0 K: 0 S: 4	H: 1 LOB: 1 BB: 0 P: 4		1B: 5 2B: 0 3B: 0 HR: 0	SF: 0 SAC: 0 DP: 0 HBP: 0	WP: 0 PB: 0 SB: 0 CS: 0
PITCHER Ray Burris, R ERA: 2.65	IP: 9.0 WLS: W BF: 31 H: 5 R: 0 ER: 0 SO: 5 BB: 0 IBB: 0 HBP: 0 BLK: 0 WP: 0 HR: 0 S: 48 P: 52 ERA: 0.00 WHIP: 0.556																			

Batter	1	2	3	4	5	6	7	8	9	AB	R	H	RBI	BB	SO	LOB	BOTTOM			
Ivan De Jesus, R OBP: 0.329, SLG: 0.382	0-0 CS 1B		2-3 K	0-0 SF8 1B		0-0 5-3		0-0 5-3		5	0	2	1	0	1	0	Houston Astros @ Chicago Cubs Wrigley Field, Chicago, IL Tue May 03 1977, 3:33 AM CDT Att. 1,795 - Overcast - 52 F			
Greg Gross, L OBP: 0.333, SLG: 0.368	0-0 2B 1B		1-2 2B	0-0 SF8		0-0 L7		0-0 4-3		4	2	2	1	0	0	0				
Bill Buckner, L Larry Bittner, L	0-0 4-3 1H 2B		0-0 2B	0-0 5-3			0-0 1B 1B 2B	1-2 6-3		4	1	3	2	0	0	2				
Bobby Murcer, L OBP: 0.351, SLG: 0.545	0-0 4-3		0-0 F5		4-0 1B F7 BB		0-0 HR 1B			3	1	1	0	1	0	2				
Joe Wallis, S OBP: 0.176, SLG: 0.176	0-0 G3			0-0 BB 1B 1B	0-0 F7		0-0 HR 1B			4	2	2	1	0	0	2				
Manny Trillo, R OBP: 0.415, SLG: 0.500		4-0 G4-6-3 BB		4-0 1B BB 1B	0-0 F7		0-0 HR			2	2	2	3	2	0	0				
Steve Ontiveros, S OBP: 0.343, SLG: 0.286		0-0 G4-6-3		4-0 1B BB 1B	0-0 F7		0-0 6-3			3	1	0	0	1	0	3				
George Mitterwald, R OBP: 0.304, SLG: 0.365		0-0 5-3		0-0 SF8 1B 1B	0-0 L8		0-0 L5			4	0	1	1	0	0	2				
Ray Burris, R			0-0 5-3	0-0 F3		0-3 K		0-0 F9		4	0	0	0	0	1	3				
Inning Stats	R: 1 E: 0 K: 0 S: 5	H: 3 LOB: 1 BB: 0 P: 5	R: 0 E: 0 K: 0 S: 2	H: 0 LOB: 0 BB: 1 P: 6	R: 1 E: 0 K: 1 S: 13	H: 2 LOB: 1 BB: 0 P: 16	R: 3 E: 0 K: 0 S: 6	H: 3 LOB: 2 BB: 2 P: 14	R: 0 E: 0 K: 0 S: 4	H: 1 LOB: 2 BB: 1 P: 8	R: 0 E: 0 K: 1 S: 5	H: 0 LOB: 0 BB: 0 P: 5	R: 4 E: 0 K: 0 S: 7	H: 4 LOB: 0 BB: 0 P: 7	R: 0 E: 0 K: 0 S: 6	H: 0 LOB: 0 BB: 0 P: 7		1B: 8 2B: 4 3B: 0 HR: 1	SF: 1 SAC: 0 DP: 1 HBP: 0	WP: 0 PB: 0 SB: 0 CS: 1
PITCHER J.R. Richard, R Joe Niekro, R Dan Larson, R Bo McLaughlin, R	IP: 3.1 WLS: L BF: 19 H: 8 R: 5 ER: 5 SO: 1 BB: 3 IBB: 0 HBP: 0 BLK: 0 WP: 0 HR: 0 S: 24 P: 39 ERA: 13.50 WHIP: 3.300																			

AB	31
R	0
H	5
RBI	0
BB	0
SO	5
LOB	5


AB	34
R	9
H	13
RBI	9
BB	4
SO	2
LOB	14

Batter	1	2	3	4	5	6	7	8	9	10	11	AB	R	H	RBI	BB	SO	LOB	TOP			
Julio Gonzalez, R OBP: 0.380, SLG: 0.447 (1, 6)	6-3 ①		5-3 ②		4-3 ②			FC5-4 BB ①	1B ②		FC6-4 1B ③	5	0	2	2	1	0	0				
Jose Cruz, L OBP: 0.284, SLG: 0.344 (1, 9) (11, 8)	1-3 ②		5-3 ③		L7 ③			FC5-4 FC4-6 1B 1-2f HR ①	L9 ③		FC6-4 1B 1-2f ③	6	1	0	0	0	0	4				
Cesar Cedeno, R OBP: 0.288, SLG: 0.203 Leon Roberts, R OBP: 0.200, SLG: 0.111 (1, 8) (11, 9)	K ③			S 1B BB ①				FC4-6 1B 1-2 ②		1-3 ①		3	0	1	0	2	1	0				
Willie Crawford, L OBP: 0.320, SLG: 0.310 (1, 7)		E4 1B ①		L7 ①		P6 ①		FC4-6 HR 1-2f 2-3 ②		F9 ②		5	1	0	0	0	0	4				
Bob Watson, R OBP: 0.343, SLG: 0.391 (1, 3)		K ①		S 1B ②		F9 ②		HR 1-H 3-H 3-2 ③		6-3 ③		5	1	2	3	0	1	2				
Joe Ferguson, R OBP: 0.384, SLG: 0.529 (1, 2)		F9 ②		K 1-2 2-3 ②		K ③		F9 ③			E SH3 FC1-2-5 BB ①	4	0	0	0	1	2	4				
Art Howe, R OBP: 0.333, SLG: 0.360 Wilbur Howard, S OBP: 0.500, SLG: 0.500 (1, 5) (9, PR) (9, 4)		FC6-4 1B ③				IBB ③					SH3 1-2 ①	2	0	1	0	2	0	0				
Rob Sperring, R OBP: 0.240, SLG: 0.213 Ken Boswell, L OBP: 0.385, SLG: 0.455 (1, 4) (9, PH) (9, 5)		FC6-4 1-2f ③		4-3 ③							E4 FC1-2-5 1B ②	3	0	0	0	0	0	5				
Joaquin Andujar, S OBP: 0.299, SLG: 0.290 Art Gardner, L OBP: 0.190, SLG: 0.154 Joe Sambito, L OBP: 0.265, SLG: 0.300 Chris Johnson, R OBP: 0.412, SLG: 0.514 Ken Forsch, R OBP: 0.317, SLG: 0.447 Enos Cabell, R OBP: 0.271, SLG: 0.343 Mark Lemongello, R OBP: 0.271, SLG: 0.343 Bo McLaughlin, R OBP: 0.271, SLG: 0.343 (1, 1) (7, PH) (7, 1) (8, PH) (8, 1) (8, 1) (11, PH) (11, PH) (11, 1)			K ①		4-3 ①						FC1-2-5 1B 1-3 3-H ②	2	0	0	0	0	1	0				
Inning Stats	R: 0 E: 0 K: 1 S: 11	H: 0 LOB: 0 BB: 0 P: 13	R: 0 E: 1 K: 1 S: 7	H: 1 LOB: 2 BB: 0 P: 7	R: 0 E: 1 K: 1 S: 5	H: 0 LOB: 0 BB: 0 P: 5	R: 0 E: 0 K: 1 S: 6	H: 1 LOB: 3 BB: 2 P: 14	R: 0 E: 0 K: 0 S: 3	H: 0 LOB: 0 BB: 0 P: 3	R: 3 E: 0 K: 0 S: 9	H: 2 LOB: 0 BB: 1 P: 16	R: 1 E: 0 K: 1 S: 8	H: 1 LOB: 1 BB: 1 P: 13	R: 0 E: 0 K: 0 S: 3	H: 0 LOB: 0 BB: 0 P: 3	R: 1 E: 1 K: 0 S: 8	H: 1 LOB: 2 BB: 1 P: 12	1B: 5 2B: 0 3B: 0 HR: 1	SF: 0 SAC: 1 DP: 0 HBP: 0	WP: 0 PB: 0 SB: 3 CS: 0	PA: 47
PITCHER	IP ERA WLS BF H R ER SO BB IBB HBP BLK WP HR S P ERA WHIP	3 2.92 L 15 2 2 1 1 2 0 0 0 0 0 24 36 2.70 1.200																				

Houston Astros @ Chicago Cubs
Wrigley Field, Chicago, IL
Wed May 04 1977, 3:33 AM CDT
Att: 3,044 - Overcast - 54 F

livebaseballscores.com

AB 40
R 5
H 6
RBI 5
BB 6
SO 6
LOB 25




Batter	1	2	3	4	5	6	7	8	9	10	11	AB	R	H	RBI	BB	SO	LOB	BOTTOM							
Ivan De Jesus, R OBP: 0.342, SLG: 0.397 (1, 6)	4-3 1B 2B ②		5-3 ①	L6 ③					3-1 SH5-4 1B ①		5-3 ②	5	1	2	0	1	0	2								
Greg Gross, L OBP: 0.308, SLG: 0.304 (1, 7)	4-3 2-3 ①		L6 ②		FC6-4 FC9 1B BB ③				SH5-4 1-2 ①		F8 ③	4	1	0	0	1	1	2								
Bill Buckner, L OBP: 0.389, SLG: 0.515 Larry Blittner, L OBP: 0.314, SLG: 0.360 (1, 3) (3, PR) (4, 3)	1B BB ①		E 1B BB ①		FC6-4 1B ①				3-1 2-3 ②			0	0	0	0	2	0	0								
Bobby Murcer, L OBP: 0.367, SLG: 0.543 (1, 9)			E9 1B ①		FC6-4 1B E 1-2f 2-3 ①						IBB ③	4	1	2	1	1	1	2								
Joe Wallis, S OBP: 0.182, SLG: 0.318 (1, 8)			F9 ③		FC9 1B 1-2 3-H ②						4-3 ③	5	1	1	2	0	1	7								
Manny Trillo, R OBP: 0.400, SLG: 0.476 (1, 4)			F9 ①		G4-6-3 1B ②						L8 ①	5	0	1	0	0	2	2								
Steve Ontiveros, S OBP: 0.333, SLG: 0.279 (1, 5)			L9 ②		G4-6-3 1-2f ③						4-3 ②	5	0	1	1	0	0	1								
George Mitterwald, R OBP: 0.311, SLG: 0.345 (1, 2)					1B WP BB ①				F2 ②		K ③	3	0	0	0	2	1	2								
Bill Bonham, R OBP: 0.250, SLG: 0.250 Bruce Sutter, R OBP: 0.359, SLG: 0.426 (1, 1) (8, 1) (11, PH)			4-3 ③						6-3 ③		6-3 ①	3	0	1	0	0	0	1								
Inning Stats	R: 1 E: 0 K: 1 S: 6	H: 2 LOB: 2 BB: 1 P: 10	R: 0 E: 0 K: 0 S: 3	H: 0 LOB: 1 BB: 1 P: 7	R: 0 E: 1 K: 0 S: 4	H: 1 LOB: 1 BB: 1 P: 8	R: 0 E: 0 K: 0 S: 8	H: 2 LOB: 2 BB: 1 P: 15	R: 2 E: 1 K: 1 S: 12	H: 2 LOB: 2 BB: 1 P: 18	R: 0 E: 0 K: 0 S: 7	H: 0 LOB: 0 BB: 1 P: 11	R: 1 E: 0 K: 2 S: 15	H: 1 LOB: 0 BB: 0 P: 17	R: 0 E: 0 K: 0 S: 7	H: 0 LOB: 0 BB: 0 P: 10	R: 0 E: 0 K: 0 S: 4	H: 1 LOB: 2 BB: 1 P: 8	R: 0 E: 0 K: 1 S: 10	H: 0 LOB: 0 BB: 0 P: 12	R: 0 E: 0 K: 0 S: 3	H: 0 LOB: 0 BB: 0 P: 3	1B: 7 2B: 2 3B: 0 HR: 1	SF: 0 SAC: 1 DP: 2 HBP: 0	WP: 1 PB: 0 SB: 0 CS: 1	PA: 47
PITCHER	IP ERA WLS BF H R ER SO BB IBB HBP BLK WP HR S P ERA WHIP	6.0 3.79 7 1 1 1 2 0 0 0 0 0 0 0 0 14 20 0.00 0.500																								

Houston Astros @ Chicago Cubs
Wrigley Field, Chicago, IL
Wed May 04 1977, 3:33 AM CDT
Att: 3,044 - Overcast - 54 F

livebaseballscores.com

AB 39
R 4
H 9
RBI 4
BB 7
SO 6
LOB 20



Batter	1	2	3	4	5	6	7	8	9	AB	R	H	RBI	BB	SO	LOB	TOP								
Julio Gonzalez, R OBP: 0.397, SLG: 0.420	0-0 5-3		0-0 F7			0-0 5-3	0-0 L3		2-3 K	5	0	0	0	0	1	0									
Jose Cruz, L OBP: 0.283, SLG: 0.333	0-0 G3			0-0 4-3		4-0 BB	3-2 F7			3	0	0	0	1	0	0									
Cesar Cedeno, R OBP: 0.273, SLG: 0.190	0-0 5-3			0-0 F7		0-0 L9		0-0 L5		4	0	0	0	0	0	1									
Willie Crawford, L OBP: 0.333, SLG: 0.326		0-0 L7		0-0 3-1			0-0 HR	0-0 HR		4	2	2	0	0	0	0									
Bob Watson, R OBP: 0.340, SLG: 0.418		0-0 G3			0-0 4-3		0-0 HR	0-3 K		4	1	1	2	0	1	1									
Joe Ferguson, R OBP: 0.420, SLG: 0.589		4-2 FC6-4 BB			0-0 1B		0-0 FC5-4 HR	0-0 HR		3	2	3	2	1	0	0									
Art Howe, R OBP: 0.353, SLG: 0.357		0-0 FC6-4			0-0 1B		4-0 FC5-4 BB	0-0 6-3		3	0	1	0	1	0	1									
Rob Sperring, R OBP: 0.226, SLG: 0.200			0-3 K						0-0 4-3	3	1	0	0	0	1	4									
Ken Boswell, L OBP: 0.357, SLG: 0.417					0-0 G6-3		0-0 FC5-4 HR		0-0 4-3	1	0	0	0	0	0	0									
Floyd Bannister, L OBP: 0.167, SLG: 0.167									3-2 G3	0	0	0	0	0	0	0									
Joe Niekro, R OBP: 0.176, SLG: 0.148										1	0	0	0	0	0	0									
Art Gardner, L OBP: 0.176, SLG: 0.148										0	0	0	0	0	0	0									
Dan Larson, R OBP: 0.176, SLG: 0.148										0	0	0	0	0	0	0									
Cliff Johnson, R OBP: 0.023, SLG: 0.089										1	1	1	3	0	0	0									
Joe Sambito, L OBP: 0.000, SLG: 0.000										0	0	0	0	0	0	0									
Ed Herrmann, L OBP: 0.000, SLG: 0.143										1	0	0	0	0	0	0									
Inning Stats	R: 0 E: 0 K: 0 S: 3	H: 0 LOB: 0 BB: 0 P: 3	R: 0 E: 0 K: 0 S: 6	H: 0 LOB: 1 BB: 1 P: 10	R: 0 E: 0 K: 1 S: 5	H: 0 LOB: 0 BB: 0 P: 5	R: 0 E: 0 K: 0 S: 3	H: 0 LOB: 1 BB: 0 P: 3	R: 0 E: 0 K: 0 S: 4	H: 2 LOB: 1 BB: 0 P: 4	R: 0 E: 0 K: 0 S: 3	H: 0 LOB: 1 BB: 1 P: 7	R: 5 E: 0 K: 0 S: 10	H: 4 LOB: 0 BB: 1 P: 17	R: 2 E: 0 K: 1 S: 7	H: 2 LOB: 0 BB: 0 P: 7	R: 0 E: 0 K: 1 S: 12	H: 0 LOB: 0 BB: 0 P: 17	1B: 5 2B: 0 3B: 0 HR: 3	SF: 0 SAC: 0 DP: 1 HBP: 0	WP: 0 PB: 0 SB: 1 CS: 0	PA: 37			
PITCHER	IP	WLS	BF	H	R	ER	SO	BB	IBB	HBP	BLK	WP	HR	S	P	ERA	WHIP								
Rick Reuschel, R ERA: 3.21	6.1	W	27	6	5	5	1	3	0	0	0	0	2	29	41	7.11	1.421								
Paul Reuschel, R ERA: 2.25	1.1		6	2	2	2	1	0	0	0	0	0	1	11	14	13.50	1.500								
Bruce Sutter, R ERA: 0.92	1.1	S	4	0	0	0	1	0	0	0	0	0	0	13	18	0.00	0.000								

Houston Astros @ Chicago Cubs
Wrigley Field, Chicago, IL
Thu May 05 1977, 3:33 AM CDT
Att: 3,645 - Sunny - 78 F

AB 34
R 7
H 8
RBI 7
BB 3
SO 3
LOB 7



Batter	1	2	3	4	5	6	7	8	9	AB	R	H	RBI	BB	SO	LOB	BOTTOM								
Ivan De Jesus, R OBP: 0.358, SLG: 0.405	2-2 F8 1B	1-0 BLK 1B	0-3 K			0-0 F9		0-0 2-3		1	2	1	0	0	0	0									
Mick Kelleher, R OBP: 0.358, SLG: 0.405										3	0	0	0	0	1	0									
Jose Cardenal, R OBP: 0.290, SLG: 0.264	4-0 S 1B HR	0-0 P6		4-0 F7 BB		0-0 5-3				2	1	0	0	2	0	1									
Larry Bittner, L OBP: 0.309, SLG: 0.352	0-0 F8	0-2 BLK HR		0-0 L7		0-0 G3				4	1	1	0	0	0	3									
Bobby Murcer, L OBP: 0.361, SLG: 0.527	2-2 HR	0-3 K		0-0 F7		0-0 F9				4	1	1	1	0	1	3									
Jerry Morales, R OBP: 0.352, SLG: 0.462	0-3 K	0-0 HR		0-0 F8		0-0 4-3				4	1	1	3	0	1	3									
Manny Trillo, R OBP: 0.419, SLG: 0.582	0-0 HR	0-0 2B			0-3 K		0-0 3B			4	1	3	3	0	1	0									
Steve Ontiveros, S OBP: 0.329, SLG: 0.266	4-0 1B	0-3 K			0-0 F8		0-0 5-3			3	0	0	0	1	1	2									
George Mitterwald, R OBP: 0.323, SLG: 0.407	0-0 FC6-4 1B		0-0 6-3		0-0 HR		0-0 5-3			4	1	2	1	0	0	0									
Rick Reuschel, R OBP: 0.091, SLG: 0.091	0-0 FC6-4		0-0 F2		0-0 L9		0-0 F8			3	0	0	0	0	0	2									
Paul Reuschel, R ERA: 4.53										0	0	0	0	0	0	0									
Bruce Sutter, R ERA: 2.37										1	0	0	0	0	0	0									
Inning Stats	R: 4 E: 0 K: 1 S: 15	H: 4 LOB: 2 BB: 2 P: 27	R: 3 E: 0 K: 2 S: 13	H: 3 LOB: 1 BB: 0 P: 14	R: 0 E: 0 K: 1 S: 5	H: 0 LOB: 0 BB: 0 P: 5	R: 0 E: 0 K: 0 S: 3	H: 0 LOB: 1 BB: 1 P: 7	R: 1 E: 0 K: 1 S: 6	H: 1 LOB: 0 BB: 0 P: 6	R: 0 E: 0 K: 0 S: 3	H: 0 LOB: 0 BB: 0 P: 3	R: 0 E: 0 K: 0 S: 4	H: 1 LOB: 1 BB: 0 P: 4	R: 0 E: 0 K: 0 S: 3	H: 0 LOB: 0 BB: 0 P: 3	1B: 4 2B: 1 3B: 1 HR: 3	SF: 0 SAC: 0 DP: 0 HBP: 1	WP: 0 PB: 0 SB: 1 CS: 0	PA: 37					
PITCHER	IP	WLS	BF	H	R	ER	SO	BB	IBB	HBP	BLK	WP	HR	S	P	ERA	WHIP								
Floyd Bannister, L ERA: 8.04	1.2	L	15	7	7	7	2	2	0	0	0	0	1	17	21	37.80	5.400								
Joe Niekro, R ERA: 4.53	3.1		12	1	1	1	3	1	0	0	0	0	1	17	21	2.70	0.600								
Dan Larson, R ERA: 5.25	1.0		3	0	0	0	0	0	0	0	0	0	0	3	3	0.00	0.000								
Joe Sambito, L ERA: 2.37	2.0		7	1	0	0	0	0	0	0	0	0	0	7	7	0.00	0.500								

Houston Astros @ Chicago Cubs
Wrigley Field, Chicago, IL
Thu May 05 1977, 3:33 AM CDT
Att: 3,645 - Sunny - 78 F

AB 33
R 8
H 9
RBI 8
BB 3
SO 5
LOB 14



Batter	1	2	3	4	5	6	7	8	9	AB	R	H	RBI	BB	SO	LOB	TOP	
Julio Gonzalez, R OBP: 0.352, SLG: 0.412 (1, 6)	F8		1-3		FC6 1B			3-1		4	0	1	0	0	0	0	Houston Astros @ St. Louis Cardinals Busch Stadium, St. Louis, MO Fri May 06 1977, 7:05 PM CDT Att: 10,737 - Unknown	
Jose Cruz, L OBP: 0.273, SLG: 0.320 (1, 9)	4-3		4-3		FC6 1-2			5-3		4	0	0	0	0	0	1		
Cesar Cedeno, R OBP: 0.296, SLG: 0.188 (1, 8)		BB			BB				G5-3 HBP	1	0	0	0	2	0	0		
Bob Watson, R OBP: 0.336, SLG: 0.404 (1, 3)	P4		F8						G5-3 2B	3	1	0	0	1	0	2		
Joe Ferguson, R OBP: 0.402, SLG: 0.558 (1, 2)		K			F8				G5-3	4	0	0	0	0	1	2		
Cliff Johnson, R OBP: 0.429, SLG: 0.688 (1, 7)		F7			P4					3	0	1	1	0	0	0		
Art Howe, R OBP: 0.368, SLG: 0.419 (1, 5)					F8				G6-4-3 HBP	3	0	1	0	1	0	1		
Rob Sperring, R OBP: 0.236, SLG: 0.196 (1, 4)										1	0	0	0	1	1	0		
Leon Roberts, R OBP: 0.192, SLG: 0.100 (7, PH)										1	0	0	0	0	1	0		
Ken Forsch, R OBP: 0.337, SLG: 0.438 (9, PH)										1	0	0	0	0	0	2		
Enos Cabell, R OBP: 0.337, SLG: 0.438 (9, PH)										1	0	0	0	0	0	2		
Bo McLaughlin, R OBP: 0.333, SLG: 0.333 (1, 1)										2	0	0	0	0	2	2		
Wilbur Howard, S OBP: 0.333, SLG: 0.333 (7, 4)										1	0	0	0	0	0	0		
Inning Stats	R: 0 E: 0 K: 0 S: 3	H: 0 LOB: 1 BB: 1 P: 7	R: 0 E: 0 K: 2 S: 8	H: 1 LOB: 2 BB: 1 P: 12	R: 0 E: 0 K: 0 S: 3	H: 0 LOB: 0 BB: 0 P: 7	R: 0 E: 0 K: 0 S: 3	H: 0 LOB: 0 BB: 0 P: 3	R: 0 E: 0 K: 1 S: 4	H: 0 LOB: 0 BB: 0 P: 5	R: 0 E: 0 K: 0 S: 3	H: 0 LOB: 2 BB: 2 P: 12	R: 1 E: 0 K: 0 S: 3	H: 1 LOB: 2 BB: 2 P: 12	1B: 1 2B: 1 3B: 1 HR: 0	SF: 0 SAC: 0 DP: 2 HBP: 2	WP: 0 PB: 0 SB: 2 CS: 0	PA: 35
PITCHER	IP WLS BF H R ER SO BB IBB HBP BLK WP HR S P ERA WHIP																	
Pete Falcone, L ERA: 5.64 (1, 1)	7.0 W 26 2 0 0 5 3 0 0 0 0 0 32 45 0.00 0.714																	
Al Hrabosky, L ERA: 2.64 (8, 1)	2.0 S 9 1 1 1 0 2 0 1 0 0 0 6 15 4.50 1.500																	

AB	28
R	1
H	3
RBI	1
BB	5
SO	5
LOB	10



Batter	1	2	3	4	5	6	7	8	9	AB	R	H	RBI	BB	SO	LOB	BOTTOM	
Lou Brock, L OBP: 0.346, SLG: 0.474 (1, 7)	6-3		4-3					F7		4	0	0	0	0	0	1	Houston Astros @ St. Louis Cardinals Busch Stadium, St. Louis, MO Fri May 06 1977, 7:05 PM CDT Att: 10,737 - Unknown	
Mike Anderson, R OBP: 0.333, SLG: 0.462 (9, 7)										0	0	0	0	0	0	0		
Garry Templeton, S OBP: 0.315, SLG: 0.398 (1, 6)	G3				K					4	2	2	0	0	1	0		
Tony Scott, S OBP: 0.510, SLG: 0.585 (1, 8)	1-3									3	1	1	0	0	1	0		
Hector Cruz, R OBP: 0.392, SLG: 0.435 (1, 9)		5-3								4	0	1	1	0	0	1		
Ted Simmons, S OBP: 0.462, SLG: 0.650 (1, 2)		3-1								4	1	1	0	0	0	1		
Keith Hernandez, L OBP: 0.404, SLG: 0.547 (1, 3)										2	0	0	0	2	1	1		
Ken Reitz, R OBP: 0.264, SLG: 0.386 (1, 5)										3	0	1	0	0	1	2		
Mike Tyson, R OBP: 0.237, SLG: 0.185 (1, 4)										2	0	1	1	1	0	2		
Pete Falcone, L OBP: 0.111, SLG: 0.111 (1, 1)										1	0	0	0	0	0	1		
Jerry Mumphrey, S OBP: 0.476, SLG: 0.556 (7, PH)										1	0	0	0	0	0	2		
Al Hrabosky, R ERA: 3.63 (8, 1)										0	0	0	0	0	0	0		
Inning Stats	R: 0 E: 0 K: 0 S: 3	H: 0 LOB: 0 BB: 0 P: 3	R: 0 E: 0 K: 1 S: 5	H: 0 LOB: 0 BB: 0 P: 5	R: 0 E: 0 K: 1 S: 4	H: 0 LOB: 0 BB: 0 P: 5	R: 1 E: 0 K: 0 S: 4	H: 2 LOB: 1 BB: 1 P: 8	R: 1 E: 1 K: 1 S: 6	H: 1 LOB: 0 BB: 0 P: 6	R: 0 E: 0 K: 0 S: 4	H: 1 LOB: 2 BB: 1 P: 8	R: 2 E: 1 K: 0 S: 6	H: 3 LOB: 1 BB: 0 P: 6	1B: 5 2B: 2 3B: 0 HR: 0	SF: 0 SAC: 1 DP: 0 HBP: 1	WP: 1 PB: 0 SB: 1 CS: 1	PA: 34
PITCHER	IP WLS BF H R ER SO BB IBB HBP BLK WP HR S P ERA WHIP																	
Bo McLaughlin, R ERA: 2.92 (1, 1)	6.0 L 22 3 2 1 4 2 0 1 0 0 0 27 36 1.50 0.833																	
Ken Forsch, R ERA: 3.63 (7, 1)	2.0 11 4 2 2 0 1 0 0 0 0 0 10 14 9.00 2.500																	

AB	28
R	4
H	7
RBI	2
BB	3
SO	4
LOB	11



Batter	1	2	3	4	5	6	7	8	9	AB	R	H	RBI	BB	SO	LOB	TOP										
Julio Gonzalez, R OBP: 0.337, SLG: 0.400	0-3 K	0-0 4-3			0-0 4-3 FC3-2 2B		0-0 F8		0-0 P4	5	0	1	0	0	1	3											
Enos Cabell, R OBP: 0.337, SLG: 0.442	0-0 2B		0-0 4-6-3 BB 1B		0-0 4-3		0-0 F3		0-3 K	5	1	2	0	0	1	3											
Cesar Cedeno, R OBP: 0.311, SLG: 0.186	4-0 2B		4-0 4-6-3 BB		0-0 FC3-2		0-0			2	0	1	0	2	0	1											
Willie Crawford, L OBP: 0.333, SLG: 0.345 Joe Niekro, R (7, 1)	0-0 2B		0-0 L4-6-3		0-0 F9		0-0 L6			4	0	1	1	0	0	5											
Bob Watson, R OBP: 0.328, SLG: 0.382	0-0 5-3			1-0 1B HBP		0-0 E6		0-0 5-3		3	0	0	0	0	0	2											
Jose Cruz, L OBP: 0.271, SLG: 0.309	0-3 K			0-0 F7		0-0 F6		0-0 F7		4	0	0	0	0	1	4											
Joe Ferguson, R OBP: 0.386, SLG: 0.558		0-0 P3		0-0 F7		0-0 6-3		0-0 6-3		4	0	0	0	0	0	2											
Ken Boswell, L OBP: 0.391, SLG: 0.400		4-0 BB		0-0 1B		0-0 4-3			0-0 L3	3	0	1	0	1	0	1											
Mark Lemongello, R Art Howe, R Art Gardner, L Cliff Johnson, R	0-3 K	0-3 K	0-3 K	0-3 K	4-0 1B BB					2	0	0	0	0	2	3											
Inning Stats	R: 1 E: 0 K: 2 S: 9	H: 2 LOB: 2 P: 13	R: 0 E: 0 K: 1 S: 5	H: 0 LOB: 1 BB: 1 P: 9	R: 0 E: 0 K: 0 S: 2	H: 1 LOB: 0 BB: 1 P: 6	R: 0 E: 0 K: 1 S: 6	H: 1 LOB: 2 BB: 0 P: 7	R: 0 E: 0 K: 0 S: 4	H: 0 LOB: 1 BB: 0 P: 4	R: 0 E: 1 K: 0 S: 4	H: 0 LOB: 1 BB: 0 P: 4	R: 0 E: 0 K: 0 S: 4	H: 1 LOB: 2 BB: 1 P: 8	R: 0 E: 0 K: 0 S: 3	H: 0 LOB: 0 BB: 0 P: 3	R: 0 E: 0 K: 1 S: 6	H: 1 LOB: 0 BB: 0 P: 6	1B: 3 2B: 4 3B: 1 HR: 0	SF: 0 SAC: 0 DP: 0 HBP: 1	WP: 0 PB: 0 SB: 0 CS: 0	PA: 38					
PITCHER	IP	WLS	BF	H	R	ER	SO	BB	IBB	HBP	BLK	WP	HR	S	P	ERA	WHIP										
John D'Acquisto, R ERA: 2.25	4.0		18	4	1	1	4	3	0	1	0	0	0	22	35	2.25	1.750										
Buddy Schultz, L ERA: 1.33	3.0	W	13	2	0	0	0	1	0	0	0	0	0	12	16	0.00	1.000										
Clay Carroll, R ERA: 4.15	2.0	S	7	1	0	0	1	0	0	0	0	0	0	9	9	0.00	0.500										
Batter	1	2	3	4	5	6	7	8	9	AB	R	H	RBI	BB	SO	LOB	BOTTOM										
Jerry Mumphrey, S OBP: 0.462, SLG: 0.609	0-0 FC5-4 1B		0-0 1B 3B	0-0 CS	0-0 4-3			0-3 K2-3		4	1	2	0	0	1	0											
Bake McBride, L OBP: 0.254, SLG: 0.356	0-0 FC5-4 4-3		0-0 S 1B		0-0 P5			0-0 4-3		4	1	1	1	0	0	1											
Tony Scott, S OBP: 0.458, SLG: 0.510	0-0 4-3		0-3 3H K		0-0 F7			0-0 L6		4	0	0	0	0	1	2											
Keith Hernandez, L OBP: 0.396, SLG: 0.519	4-0 BB		0-0 2H 1B		0-3 K					2	0	1	1	1	1	0											
Dave Rader, L	0-0 4-3		0-0 F7		0-0 F8					3	0	0	0	0	0	3											
Ken Reitz, R OBP: 0.255, SLG: 0.360		0-0 L7	0-0 F9		0-0 6-3					3	0	0	0	0	1												
Don Kessinger, S OBP: 0.297, SLG: 0.188		0-0 1B		0-0 L7						3	0	1	0	0	0	0											
Mike Tyson, R OBP: 0.212, SLG: 0.164		0-0 F8		0-0 P4						3	0	0	0	0	1												
John D'Acquisto, R Joel Youngblood, R Buddy Schultz, R Lou Brock, L Clay Carroll, R		0-0 4-3		0-0 CS 1B						1	0	0	0	0	1												
Inning Stats	R: 0 E: 0 K: 0 S: 4	H: 1 LOB: 2 BB: 1 P: 8	R: 0 E: 0 K: 0 S: 4	H: 1 LOB: 1 BB: 0 P: 4	R: 2 E: 0 K: 1 S: 8	H: 3 LOB: 1 BB: 0 P: 8	R: 0 E: 0 K: 0 S: 3	H: 1 LOB: 0 BB: 0 P: 3	R: 0 E: 0 K: 1 S: 5	H: 0 LOB: 0 BB: 0 P: 5	R: 0 E: 0 K: 0 S: 3	H: 0 LOB: 0 BB: 0 P: 3	R: 0 E: 0 K: 1 S: 5	H: 0 LOB: 0 BB: 0 P: 5	R: 0 E: 0 K: 0 S: 3	H: 0 LOB: 0 BB: 0 P: 3	R: 0 E: 0 K: 1 S: 5	H: 0 LOB: 0 BB: 0 P: 5	1B: 5 2B: 0 3B: 1 HR: 0	SF: 0 SAC: 0 DP: 0 HBP: 0	WP: 0 PB: 0 SB: 1 CS: 1	PA: 31					
PITCHER	IP	WLS	BF	H	R	ER	SO	BB	IBB	HBP	BLK	WP	HR	S	P	ERA	WHIP										
Mark Lemongello, R ERA: 4.29	6.0	L	24	6	2	2	2	1	0	0	0	0	0	27	31	3.00	1.167										
Joe Niekro, R ERA: 3.95	2.0		6	0	0	0	1	0	0	0	0	0	0	8	8	0.00	0.000										

Houston Astros @ St. Louis Cardinals
 Busch Stadium, St. Louis, MO
 Sun May 08 1977, 3:33 AM CDT
 Att. 14,205 - Sunny - 70 F

AB 33
 R 1
 H 7
 RBI 1
 BB 4
 SO 5
 LOB 24



Houston Astros @ St. Louis Cardinals
 Busch Stadium, St. Louis, MO
 Sun May 08 1977, 3:33 AM CDT
 Att. 14,205 - Sunny - 70 F

AB 29
 R 2
 H 6
 RBI 2
 BB 1
 SO 3
 LOB 9



Batter	1	2	3	4	5	6	7	8	9	AB	R	H	RBI	BB	SO	LOB	TOP					
Ivan De Jesus, R OBP: 0.358, SLG: 0.404	(1, 6) K		(0, 3) K			(4, 0) WP 1B BB		(0, 0) 5-3		3	1	0	0	1	2	1						
Greg Gross, L OBP: 0.378, SLG: 0.333	(1, 7) G4-3 BB			(0, 0) G3		(0, 0) 1B		(4, 0) G3-6-3 BB		2	0	1	2	2	0	0						
Larry Bittner, L OBP: 0.333, SLG: 0.338	(1, 3) G4-3			(0, 0) L7		(0, 0) FC6-4 1B		(0, 0) G3-6-3		4	0	1	0	0	0	2						
Bobby Murcer, L OBP: 0.385, SLG: 0.532		(0, 0) G3		(0, 0) 4-3		(0, 0) F9			(0, 0) F8	4	0	0	0	0	0	2						
Jerry Morales, R OBP: 0.337, SLG: 0.402		(0, 0) F8			(0, 3) K	(0, 0) FC6-4			(0, 0) 4-3	3	0	0	0	0	1	2						
Jim Todd, L OBP: 0.395, SLG: 0.514						(1, 2) FC6-4				0	0	0	0	0	0	0						
Bill Buckner, L OBP: 0.395, SLG: 0.514										1	0	0	0	0	0	0						
Steve Ontiveros, S OBP: 0.400, SLG: 0.354		(0, 0) L9			(0, 0) L7		(0, 0) 4-3		(1, 2) 1B	4	0	1	0	0	0	0						
George Mitterwald, R OBP: 0.352, SLG: 0.481			(0, 3) K							3	0	1	0	0	1	0						
Jose Cardenal, R OBP: 0.307, SLG: 0.254					(0, 0) P6		(0, 0) E6		(0, 0) F7	0	0	0	0	0	0	0						
Steve Swisher, R OBP: 0.100, SLG: 0.100										1	0	0	0	0	0	1						
Mick Kelleher, R OBP: 0.067, SLG: 0.067			(3, 2) SH3-4 1B			(0, 0) P6	(0, 0) E6			3	0	1	0	0	0	1						
Ray Burris, R OBP: 0.133, SLG: 0.071										0	0	0	0	0	0	0						
Paul Reuschel, R OBP: 0.364, SLG: 0.222			(0, 0) SH3-4			(4, 2) WP 1B BB				0	0	0	0	0	0	0						
Gene Clines, R OBP: 0.167, SLG: 0.292										0	1	0	0	1	0	0						
Joe Wallis, S OBP: 0.167, SLG: 0.292										1	0	0	0	1	1							
Inning Stats	R: 0 E: 0 K: 1 S: 6	H: 0 LOB: 0 BB: 1 P: 12	R: 0 E: 0 K: 0 S: 3	H: 0 LOB: 0 BB: 0 P: 3	R: 0 E: 0 K: 2 S: 11	H: 1 LOB: 1 BB: 0 P: 14	R: 0 E: 0 K: 0 S: 3	H: 0 LOB: 0 BB: 0 P: 3	R: 0 E: 0 K: 1 S: 5	H: 0 LOB: 0 BB: 0 P: 5	R: 2 E: 0 K: 0 S: 8	H: 2 LOB: 2 BB: 2 P: 16	R: 0 E: 1 K: 1 S: 7	H: 1 LOB: 1 BB: 0 P: 9	R: 0 E: 0 K: 0 S: 2	H: 0 LOB: 0 BB: 1 P: 6	R: 0 E: 0 K: 0 S: 8	H: 1 LOB: 1 BB: 0 P: 9	1B: 5 2B: 0 3B: 0 HR: 0	SF: 0 SAC: 1 DP: 2 HBP: 0	WP: 1 PB: 0 SB: 0 CS: 0	PA: 34
PITCHER J.R. Richard, R ERA: 2.93	IP: 9.0 WLS: W BF: 34 H: 5 R: 2 ER: 2 SO: 5 BB: 4 IBB: 0 HBP: 0 BLK: 0 WP: 1 HR: 0 S: 53 P: 77 ERA: 2.00 WHIP: 1.000															PITCHER	IP: 9.0 WLS: W BF: 34 H: 5 R: 2 ER: 2 SO: 5 BB: 4 IBB: 0 HBP: 0 BLK: 0 WP: 1 HR: 0 S: 53 P: 77 ERA: 2.00 WHIP: 1.000					

Chicago Cubs @ Houston Astros
Astrodome, Houston, TX
Wed May 11, 1977, 8:05 PM EDT
Att. 5,436 - Dome - 72 F

AB	29
R	2
H	5
RBI	2
BB	4
SO	5
LOB	10



Batter	1	2	3	4	5	6	7	8	9	AB	R	H	RBI	BB	SO	LOB	BOTTOM	
Wilbur Howard, S OBP: 0.364, SLG: 0.636	(1, 7) FC6-4 1B		(0, 0) FC6-4				(0, 0) 6-3			5	0	2	0	0	0	2		
Enos Cabell, R OBP: 0.301, SLG: 0.410	(1, 5) FC6-4 BB		(0, 2) L6		(0, 3) K			(0, 0) 3-1		5	0	0	0	0	1	4		
Cesar Cedeno, R OBP: 0.353, SLG: 0.288	(1, 8) 2B BB		(0, 0) HR		(0, 0) 6-3		(0, 0) 1B	(4, 0) 1B BB		3	3	2	1	2	0	0		
Cliff Johnson, R OBP: 0.464, SLG: 0.672	(1, 3) 2B BB		(0, 0) 1B BB		(0, 0) 4-3 1B		(0, 0) F7	(0, 3) K		4	2	2	0	1	1	2		
Jose Cruz, L OBP: 0.286, SLG: 0.333	(1, 9) 2B		(0, 0) F2		(0, 0) 4-3		(0, 0) F8	(4, 0) 1B BB		4	0	1	2	1	0	3		
Joe Ferguson, R OBP: 0.417, SLG: 0.558	(1, 2) FC6-4 IBB		(4, 0) 1B BB		(4, 0) BB		(4, 0) BB	(3, 2) 1B		1	1	1	1	4	0	0		
Julio Gonzalez, R OBP: 0.315, SLG: 0.370	(1, 6) FC6-4		(0, 0) WP 1B PB		(0, 0) 1-3		(0, 0) F9	(0, 0) 4-3		5	1	1	0	0	0	8		
Art Howe, R OBP: 0.377, SLG: 0.386		(0, 0) SH3-4 1B	(0, 0) PB 1B WP		(0, 0) 5-3		(3, 2) P4			4	1	2	2	0	0	0		
J.R. Richard, R OBP: 0.059, SLG: 0.059		(0, 0) SH3-4	(0, 0) FC6-4 1B		(0, 0) P4		(0, 0) 6-3			3	0	1	1	0	0	0		
Inning Stats	R: 2 E: 0 K: 0 S: 10	H: 2 LOB: 2 BB: 3 P: 22	R: 0 E: 0 K: 0 S: 7	H: 1 LOB: 1 BB: 0 P: 7	R: 5 E: 0 K: 0 S: 11	H: 5 LOB: 1 BB: 1 P: 17	R: 0 E: 0 K: 0 S: 4	H: 1 LOB: 2 BB: 1 P: 8	R: 0 E: 1 K: 0 S: 4	H: 1 LOB: 2 BB: 1 P: 8	R: 0 E: 0 K: 0 S: 6	H: 0 LOB: 0 BB: 0 P: 9	R: 0 E: 0 K: 1 S: 9	H: 1 LOB: 2 BB: 2 P: 20	1B: 10 2B: 1 3B: 0 HR: 1	SF: 0 SAC: 1 DP: 0 HBP: 0	WP: 1 PB: 1 SB: 3 CS: 0	PA: 43
PITCHER Ray Burris, R ERA: 4.03	IP: 2.1 WLS: L BF: 17 H: 7 R: 7 ER: 6 SO: 0 BB: 3 IBB: 0 HBP: 0 BLK: 0 WP: 0 HR: 1 S: 22 P: 38 ERA: 23.14 WHIP: 4.286															PITCHER Paul Reuschel, R ERA: 1.46	IP: 3.0 WLS: L BF: 14 H: 2 R: 1 ER: 1 SO: 1 BB: 3 IBB: 0 HBP: 0 BLK: 0 WP: 0 HR: 0 S: 19 P: 37 ERA: 3.00 WHIP: 1.667	

Chicago Cubs @ Houston Astros
Astrodome, Houston, TX
Wed May 11, 1977, 8:05 PM EDT
Att. 5,436 - Dome - 72 F

AB	34
R	8
H	12
RBI	7
BB	8
SO	2
LOB	19



Batter	1	2	3	4	5	6	7	8	9	AB	R	H	RBI	BB	SO	LOB	TOP								
Omar Moreno, L (1,8) OBP: 0.301, SLG: 0.333	4-3		F7			K		BB		3	0	0	0	1	1	1									
Frank Taveras, R (1,6) OBP: 0.299, SLG: 0.324			6-3					4-3		3	0	2	0	0	0	1									
Bill Robinson, R (8, PH) OBP: 0.351, SLG: 0.500	1B									1	0	0	0	0	0	2									
Kent Tekulve, R (8,1) OBP: 0.333, SLG: 0.333										0	0	0	0	0	0	0									
Dave Parker, L (1,9) OBP: 0.458, SLG: 0.686	1B			G4-3		4-3			F8	4	0	2	0	0	0	1									
Al Oliver, L (1,7) OBP: 0.367, SLG: 0.465	F5			G4-3					F7	4	0	1	0	0	0	2									
Willie Stargell, L (1,3) OBP: 0.443, SLG: 0.741		G6-4-3								3	0	1	0	1	0	1									
Larry Demery, R (9, PR) OBP: 0.375, SLG: 0.625		BB		4-3		G3-6-3			BB	0	0	0	0	0	0	0									
Rennie Stennett, R (1,4) OBP: 0.333, SLG: 0.367	P3								E1	4	0	0	0	0	0	2									
Phil Garner, R (1,5) OBP: 0.325, SLG: 0.419	G6-4-3					5-3			K	4	0	0	0	0	1	3									
Duffy Dyer, R (1,2) OBP: 0.343, SLG: 0.441						K				2	0	1	0	1	1	0									
Jerry Reuss, L (1,1) OBP: 0.200, SLG: 0.200										2	0	0	0	0	1	1									
Ed Kirkpatrick, L (8, PH) OBP: 0.308, SLG: 0.316										1	0	0	0	0	1	1									
Mario Mendoza, R (8,6) OBP: 0.250, SLG: 0.250										0	0	0	0	0	0	0									
Inning Stats	R: 0 E: 0 K: 0 S: 4	H: 2 LOB: 1 BB: 0 P: 4	R: 0 E: 0 K: 0 S: 2	H: 0 LOB: 0 BB: 1 P: 6	R: 0 E: 0 K: 1 S: 6	H: 1 LOB: 1 BB: 0 P: 6	R: 0 E: 0 K: 0 S: 3	H: 1 LOB: 0 BB: 0 P: 3	R: 0 E: 0 K: 1 S: 5	H: 0 LOB: 0 BB: 0 P: 5	R: 0 E: 0 K: 1 S: 6	H: 1 LOB: 1 BB: 0 P: 6	R: 0 E: 0 K: 0 S: 3	H: 1 LOB: 0 BB: 0 P: 3	R: 0 E: 0 K: 1 S: 5	H: 0 LOB: 2 BB: 2 P: 13	R: 0 E: 1 K: 1 S: 7	H: 1 LOB: 2 BB: 0 P: 7	1B: 7 2B: 0 3B: 0 HR: 0	SF: 0 SAC: 0 DP: 3 HBP: 0	WP: 0 PB: 0 SB: 0 CS: 0	PA: 34			
PITCHER	IP	WLS	BF	H	R	ER	SO	BB	IBB	HBP	BLK	WP	HR	S	P	ERA	WHIP								
Mark Lemongello, R (1,1) ERA: 3.45	8.2	W	33	7	0	0	4	3	0	0	0	0	0	38	50	0.00	1.154								
Ken Forsch, R (9,1) ERA: 3.28	0.1	S	1	0	0	0	1	0	0	0	0	0	0	3	3	0.00	0.000								

Pittsburgh Pirates @ Houston Astros
Astrodome, Houston, TX
Fri May 13 1977, 8:05 PM EDT
Att. 10,512 - Dome

AB 31
R 0
H 7
RBI 0
BB 3
SO 5
LOB 15



Batter	1	2	3	4	5	6	7	8	9	AB	R	H	RBI	BB	SO	LOB	BOTTOM								
Wilbur Howard, S (1,9) OBP: 0.267, SLG: 0.467	5-3			6-3	6-3			6-3		4	0	0	0	0	0	0									
Enos Cabell, R (1,5) OBP: 0.299, SLG: 0.404	3-1			S	K			1-3		4	1	1	0	0	1	0									
Cesar Cedeno, R (1,8) OBP: 0.352, SLG: 0.280	K			E	1B	5-3				2	1	0	0	0	1	0									
Bob Watson, R (1,3) OBP: 0.325, SLG: 0.370		F9		E	1B	K				3	1	1	1	0	1	0									
Joe Ferguson, R (1,2) OBP: 0.407, SLG: 0.541		6-3		F2		5-3				3	0	0	0	0	0	2									
Cliff Johnson, R (1,7) OBP: 0.472, SLG: 0.672										3	0	2	1	0	0	0									
Jose Cruz, L (7, PR) OBP: 0.286, SLG: 0.333	F3			1B				CS		0	0	0	0	0	0	0									
Art Howe, R (1,4) OBP: 0.375, SLG: 0.383				K		4-3				3	0	1	1	0	1	1									
Julio Gonzalez, R (1,6) OBP: 0.316, SLG: 0.369					1-3					3	0	1	0	0	0	3									
Mark Lemongello, R (1,1) Ken Forsch, R (9,1)				G1-6-4		4-3		K		3	0	0	0	0	1	1									
Inning Stats	R: 0 E: 0 K: 1 S: 5	H: 0 LOB: 0 BB: 0 P: 5	R: 0 E: 0 K: 0 S: 3	H: 0 LOB: 0 BB: 0 P: 3	R: 0 E: 0 K: 1 S: 5	H: 1 LOB: 0 BB: 0 P: 5	R: 3 E: 1 K: 0 S: 7	H: 4 LOB: 2 BB: 0 P: 8	R: 0 E: 0 K: 1 S: 5	H: 0 LOB: 0 BB: 0 P: 5	R: 0 E: 0 K: 1 S: 3	H: 1 LOB: 1 BB: 0 P: 3	R: 0 E: 0 K: 1 S: 5	H: 0 LOB: 0 BB: 0 P: 5	R: 0 E: 0 K: 1 S: 5	H: 0 LOB: 0 BB: 0 P: 5	1B: 6 2B: 0 3B: 0 HR: 0	SF: 0 SAC: 0 DP: 1 HBP: 1	WP: 0 PB: 0 SB: 1 CS: 1	PA: 29					
PITCHER	IP	WLS	BF	H	R	ER	SO	BB	IBB	HBP	BLK	WP	HR	S	P	ERA	WHIP								
Jerry Reuss, L (1,1) ERA: 4.74	7.0	L	26	6	3	3	4	0	0	1	0	0	0	33	34	3.86	0.857								
Kent Tekulve, R (8,1) ERA: 1.83	1.0		3	0	0	0	1	0	0	0	0	0	0	5	5	0.00	0.000								

Pittsburgh Pirates @ Houston Astros
Astrodome, Houston, TX
Fri May 13 1977, 8:05 PM EDT
Att. 10,512 - Dome

AB 28
R 3
H 6
RBI 3
BB 0
SO 5
LOB 7



Batter	1	2	3	4	5	6	7	8	9	AB	R	H	RBI	BB	SO	LOB	TOP										
Omar Moreno, L (1.8) OBP: 0.327, SLG: 0.350	F7		CS 1B		6-3			4-3 S 1B BB	G4-3	4	1	1	0	1	0	2											
Frank Taveras, R (1.6) OBP: 0.312, SLG: 0.336	K		S 1-2 1B			F7		F4		4	0	1	0	0	0	1											
Dave Parker, L (1.9) OBP: 0.436, SLG: 0.643	4-3		1-3 K			F7		4-3		4	0	0	0	0	0	1											
Al Oliver, L (1.7) OBP: 0.376, SLG: 0.467		F8		4-3 1B		6-3				4	0	2	1	0	0	0											
Willie Stargell, L (1.3) OBP: 0.431, SLG: 0.702		4-0 2B BB		F4			F8	3-H 1B	P3	3	1	0	0	0	1	0	2										
Phil Garner, R (1.4) OBP: 0.312, SLG: 0.398		0-3 K		4-3			F8		SH1-3 1B	4	1	1	0	0	0	1	2										
Fernando Gonzalez, R (1.5) OBP: 0.400, SLG: 0.643									SH1-3	2	0	1	1	1	1	1											
Miguel Dilone, S (7. PR)										0	0	0	0	0	0	0											
Rennie Stennett, R (7. PR)		1-H 2B								0	0	0	0	0	0	0											
Duffy Dyer, R (1.2) OBP: 0.387, SLG: 0.444		F8								3	0	1	1	1	1	1											
Jim Rooker, R (1.1) OBP: 0.333, SLG: 0.286										2	0	0	0	0	0	2											
Bill Robinson, R (7. PH)										1	0	0	0	0	0	2											
Odell Jones, R (7.1)										0	0	0	0	0	0	0											
Kent Tekulve, R (7.1) OBP: 0.500, SLG: 0.500										1	0	1	0	0	0	0											
Inning Stats	R: 0 E: 0 K: 1 S: 5	H: 0 LOB: 0 BB: 0 P: 5	R: 1 E: 0 K: 1 S: 6	H: 1 LOB: 1 BB: 1 P: 10	R: 0 E: 0 K: 2 S: 8	H: 2 LOB: 1 BB: 0 P: 8	R: 0 E: 0 K: 1 S: 6	H: 1 LOB: 1 BB: 0 P: 6	R: 0 E: 0 K: 2 S: 7	H: 0 LOB: 0 BB: 0 P: 7	R: 0 E: 0 K: 0 S: 3	H: 0 LOB: 0 BB: 0 P: 3	R: 0 E: 0 K: 0 S: 3	H: 0 LOB: 2 BB: 2 P: 11	R: 1 E: 0 K: 0 S: 4	H: 1 LOB: 1 BB: 1 P: 8	R: 1 E: 0 K: 0 S: 5	H: 3 LOB: 1 BB: 0 P: 5	1B: 7 2B: 1 3B: 0 HR: 0	SF: 0 SAC: 1 DP: 1 HBP: 0	WP: 0 PB: 0 SB: 4 CS: 1	PA: 37					
PITCHER	IP	WLS	BF	H	R	ER	SO	BB	IBB	HBP	BLK	WP	HR	S	P	ERA	WHIP										
J.R. Richard, R (1.1) ERA: 2.97	8.1	L	36	8	3	3	7	4	0	0	0	0	0	46	62	3.24	1.440										
Ken Forsch, R (9.1) ERA: 3.2	0.2		1	0	0	0	0	0	0	0	0	0	0	1	1	0.00	0.000										

Pittsburgh Pirates @ Houston Astros
Astrodome, Houston, TX
Sun May 15 1977, 4:33 AM EDT
Att: 9,340 - Dome

AB 32
R 3
H 8
RBI 3
BB 4
SO 7
LOB 13



Batter	1	2	3	4	5	6	7	8	9	AB	R	H	RBI	BB	SO	LOB	BOTTOM										
Julio Gonzalez, R (1.6) OBP: 0.328, SLG: 0.381	K		4-0 BB		1B		FC6-4 1B		5-3	2	0	1	0	1	1	0											
Willie Crawford, L (7. PH)										1	0	1	1	0	0	0											
Rob Sperring, R (8.6) OBP: 0.338, SLG: 0.354										1	0	0	0	0	0	1											
Enos Cabell, R (1.5) OBP: 0.293, SLG: 0.398	5-3		F9		S 1B		FC6-4 S			4	0	1	0	0	0	2											
Cesar Cedeno, R (1.8) OBP: 0.351, SLG: 0.278	4-0 CS BB		F9		F9		5-3			3	0	0	0	1	0	4											
Cliff Johnson, R (1.7) OBP: 0.444, SLG: 0.652	CS	6-3		FC6-4 BB BB		6-3		5-3		3	0	0	0	1	0	0											
Joe Ferguson, R (1.2) OBP: 0.427, SLG: 0.545		1B FC5-2 1B		FC6-4 BB		L7		G5-4-3 BB		2	0	1	0	2	0	0											
Bob Watson, R (1.3) OBP: 0.328, SLG: 0.365		FC5-2 1B		FC6-4 G4-3				G5-4-3		4	0	2	0	0	0	3											
Leon Roberts, R (1.9) OBP: 0.189, SLG: 0.133		FC5-2 1B		G4-3						3	0	0	0	0	0	5											
Jose Cruz, L (9. PH) OBP: 0.290, SLG: 0.354		FC5-2 1B		G4-3		6-3		1-3		1	0	0	0	0	0	0											
Art Howe, R (1.4) OBP: 0.350, SLG: 0.353		3-H 6-3								2	0	0	0	0	0	2											
Ken Boswell, L (7. PH) OBP: 0.379, SLG: 0.333										1	0	0	0	1	0	0											
J.R. Richard, R (1.1) OBP: 0.100, SLG: 0.200										3	1	1	0	0	1	0											
Ken Forsch, R (9.1) ERA: 3.2			6-3							0	0	0	0	0	0	0											
Wilbur Howard, S (9. PH) OBP: 0.294, SLG: 0.471										1	0	0	0	0	0	1											
Inning Stats	R: 0 E: 0 K: 1 S: 4	H: 0 LOB: 1 BB: 1 P: 8	R: 0 E: 0 K: 0 S: 5	H: 2 LOB: 2 BB: 0 P: 5	R: 0 E: 0 K: 0 S: 3	H: 0 LOB: 1 BB: 1 P: 7	R: 0 E: 0 K: 0 S: 2	H: 0 LOB: 2 BB: 2 P: 10	R: 0 E: 0 K: 0 S: 7	H: 2 LOB: 2 BB: 0 P: 7	R: 0 E: 0 K: 0 S: 4	H: 1 LOB: 1 BB: 0 P: 4	R: 1 E: 0 K: 0 S: 5	H: 2 LOB: 1 BB: 0 P: 5	R: 0 E: 0 K: 0 S: 2	H: 0 LOB: 0 BB: 1 P: 6	R: 0 E: 0 K: 0 S: 3	H: 0 LOB: 1 BB: 1 P: 7	1B: 6 2B: 0 3B: 1 HR: 0	SF: 0 SAC: 0 DP: 2 HBP: 0	WP: 0 PB: 0 SB: 2 CS: 1	PA: 38					
PITCHER	IP	WLS	BF	H	R	ER	SO	BB	IBB	HBP	BLK	WP	HR	S	P	ERA	WHIP										
Jim Rooker, L (1.1) ERA: 2.65	6.0		25	5	0	0	2	4	0	0	0	0	0	25	41	0.00	1.500										
Odell Jones, R (7.1) ERA: 6.75	0.1		2	1	1	1	0	0	0	0	0	0	0	2	2	27.00	3.000										
Kent Tekulve, R (7.1) ERA: 1.59	2.2	W	10	1	0	0	0	2	0	0	0	0	0	8	16	0.00	1.125										

Pittsburgh Pirates @ Houston Astros
Astrodome, Houston, TX
Sun May 15 1977, 4:33 AM EDT
Att: 9,340 - Dome

AB 31
R 1
H 7
RBI 1
BB 6
SO 2
LOB 18

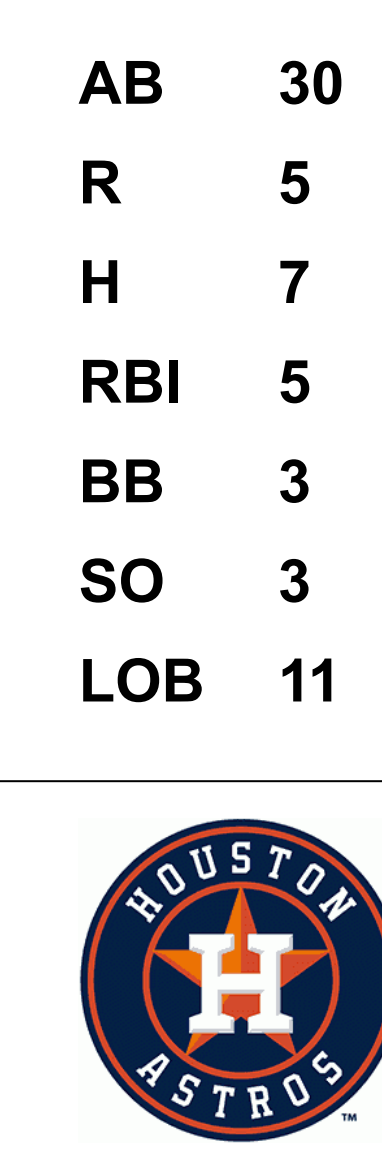


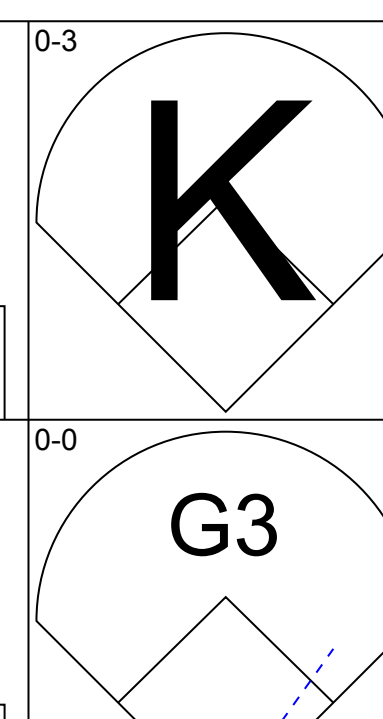
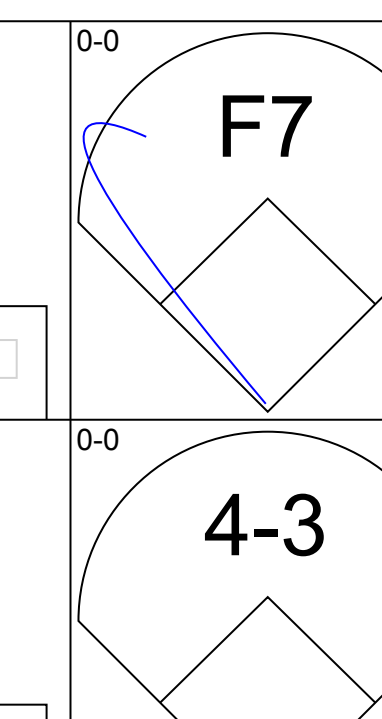
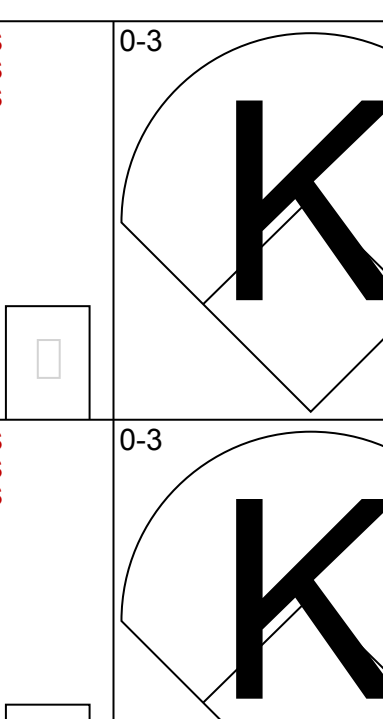
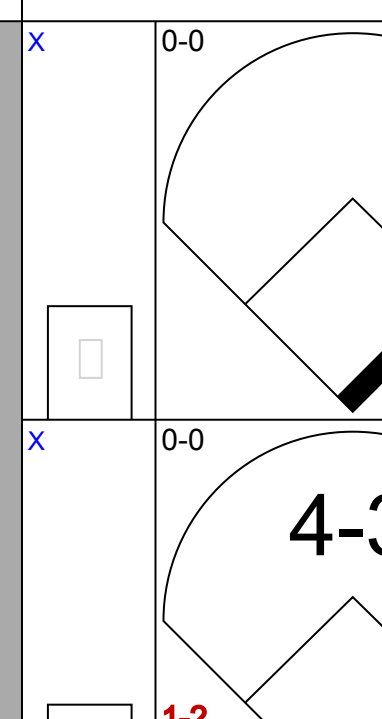
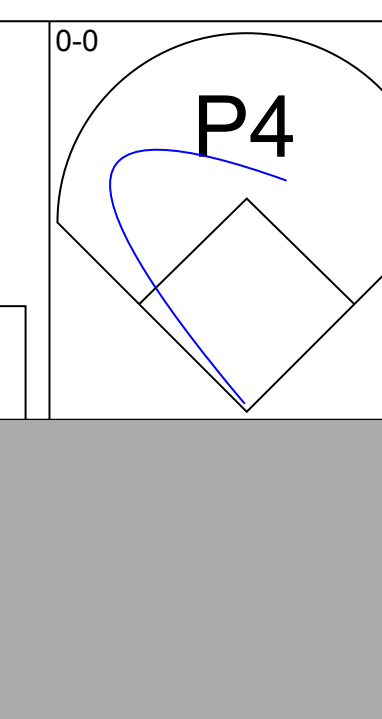
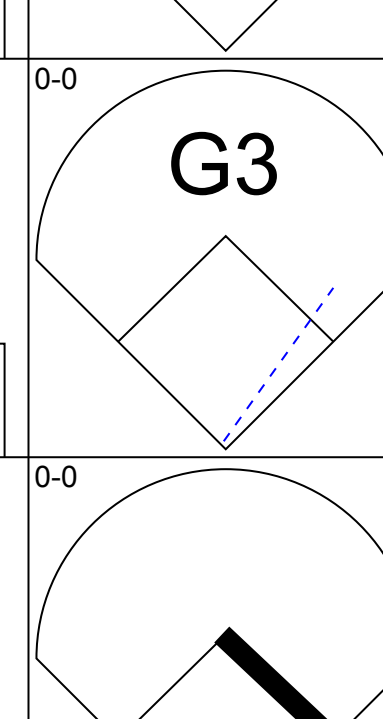
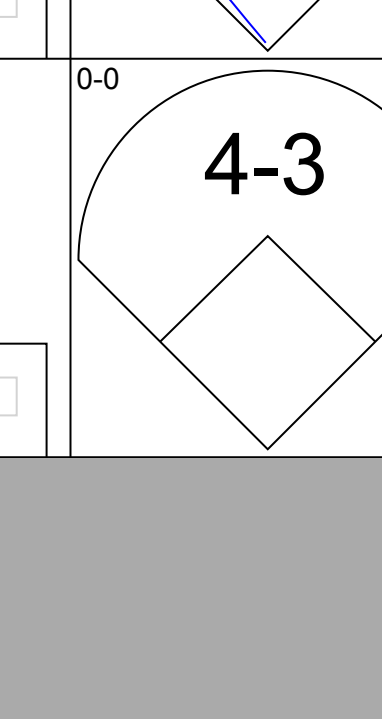
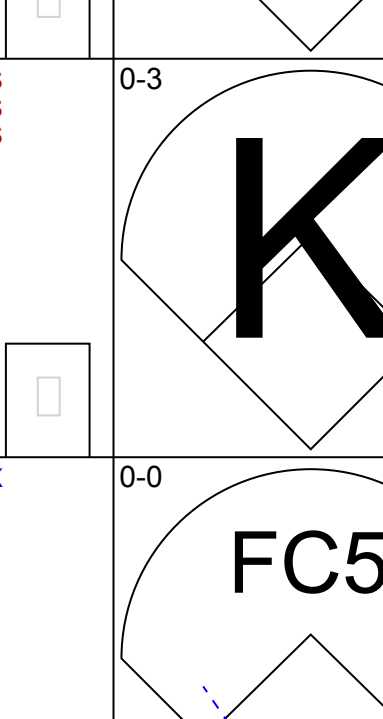
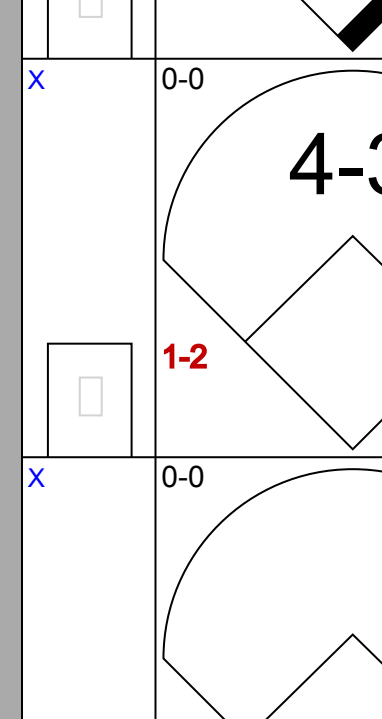

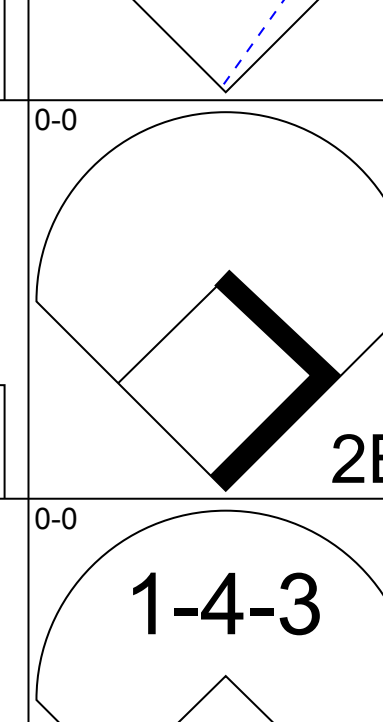
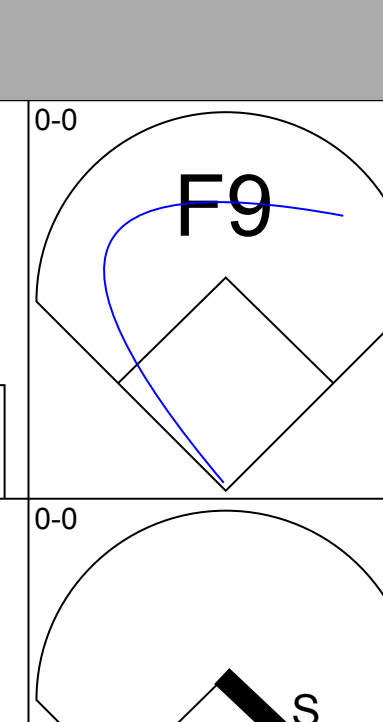
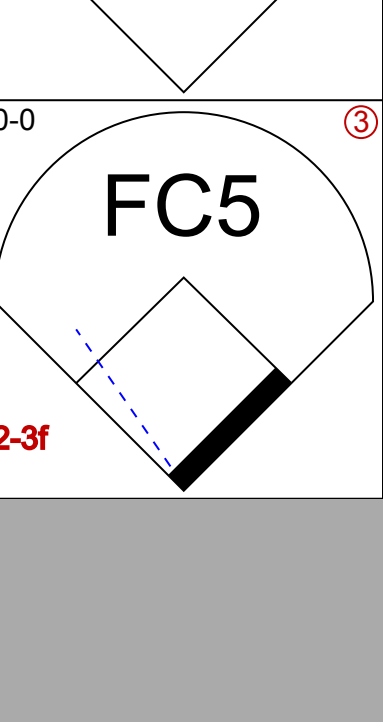
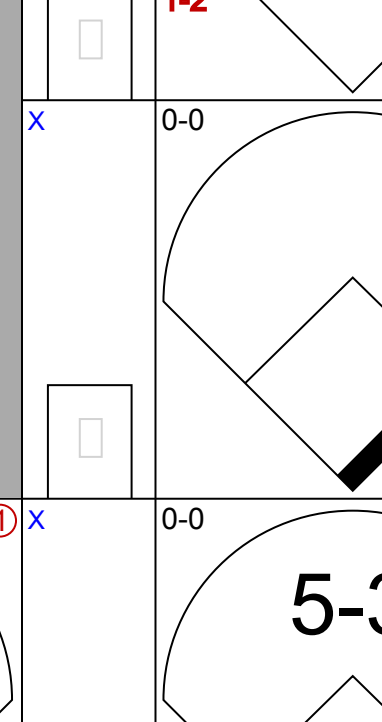

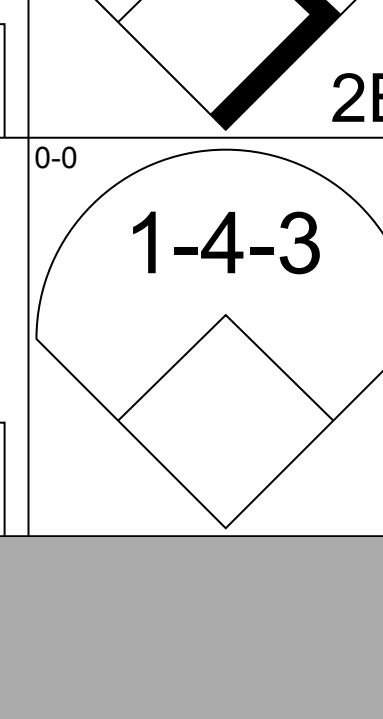
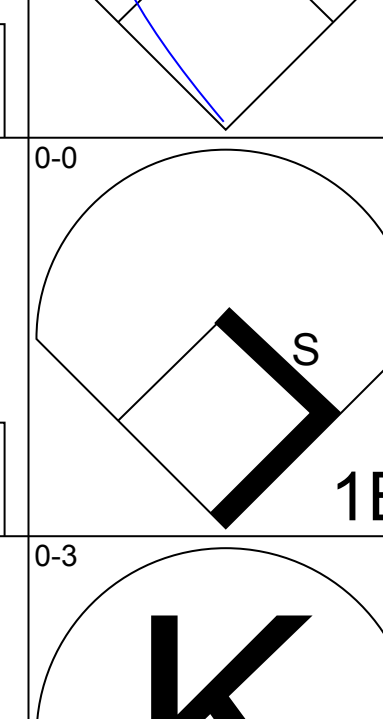
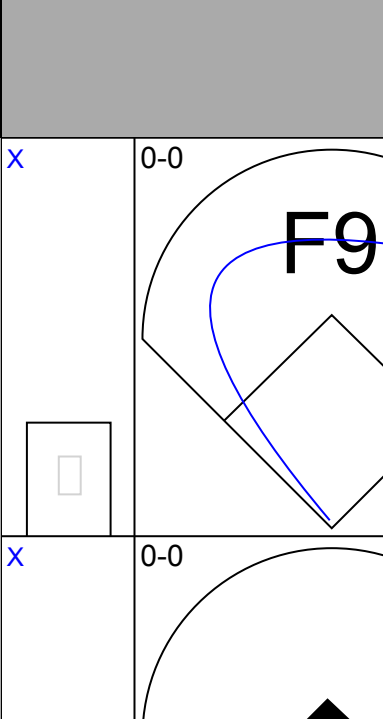
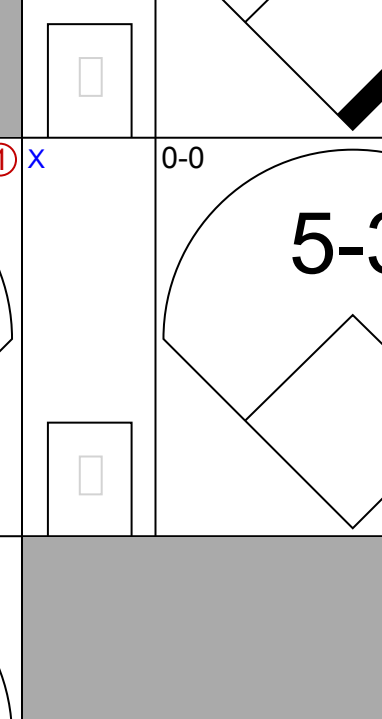

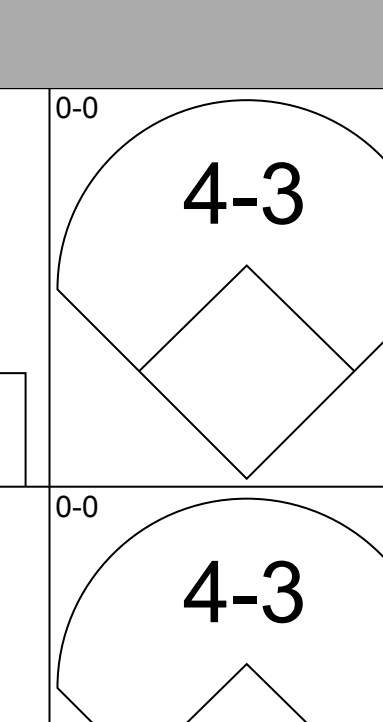
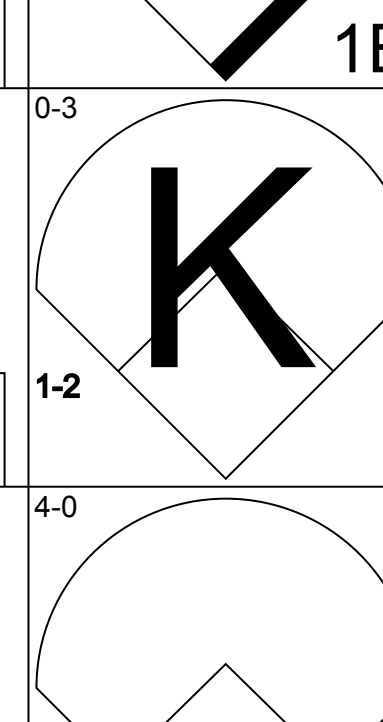
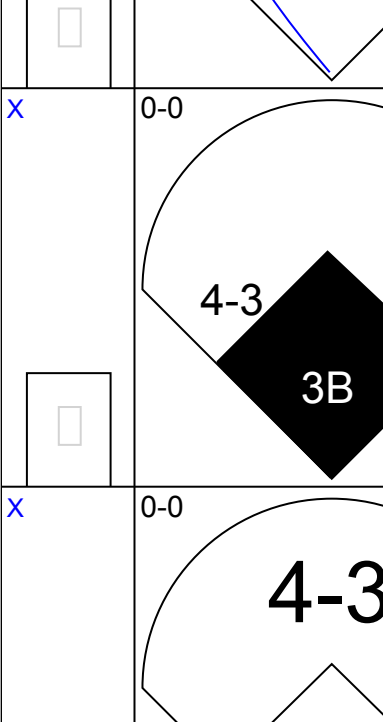
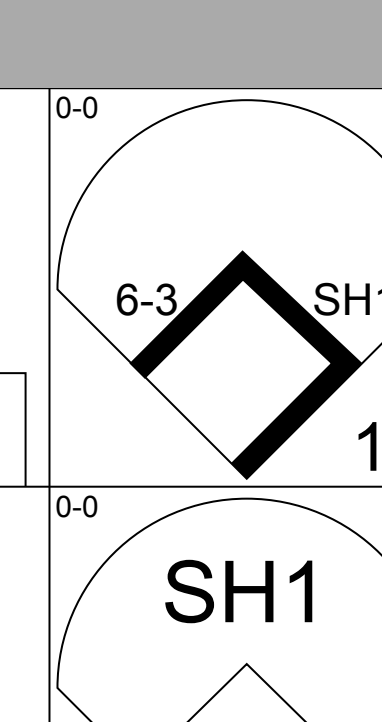
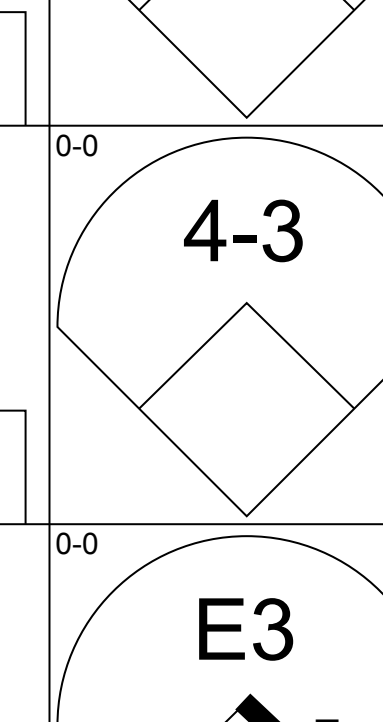
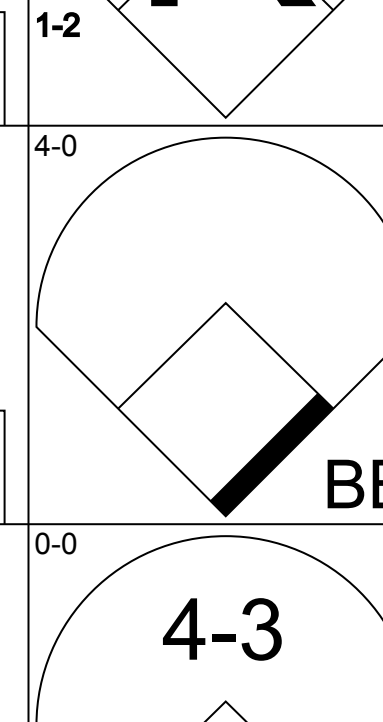
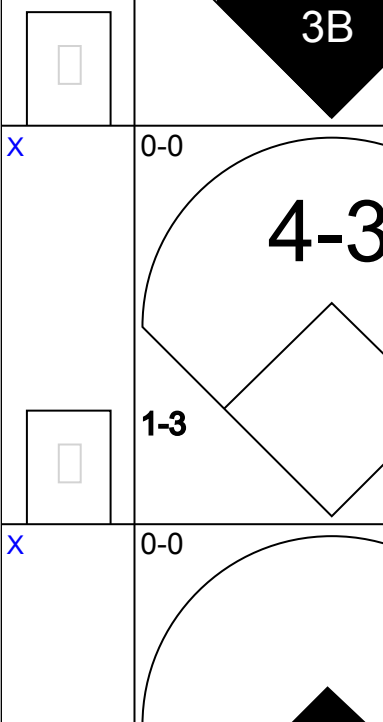
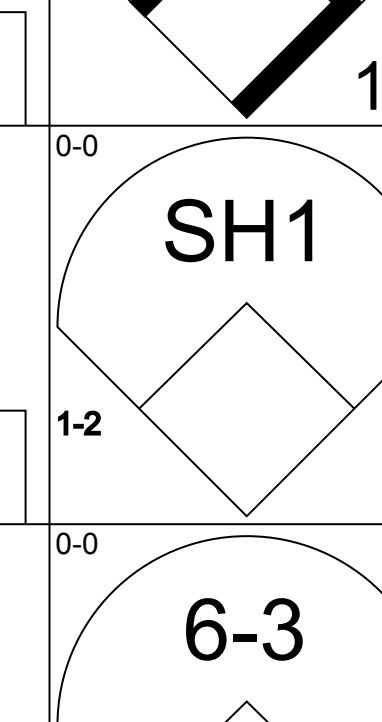
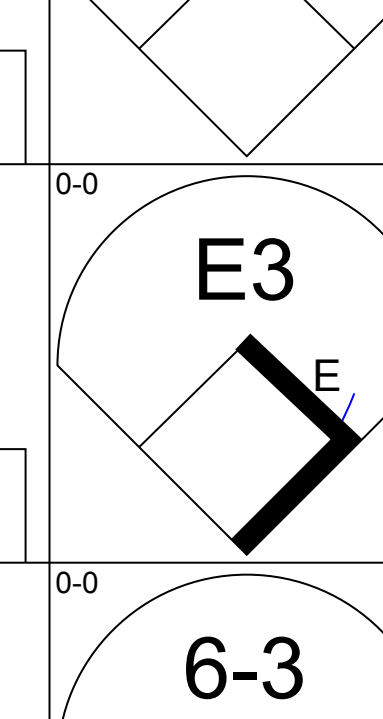
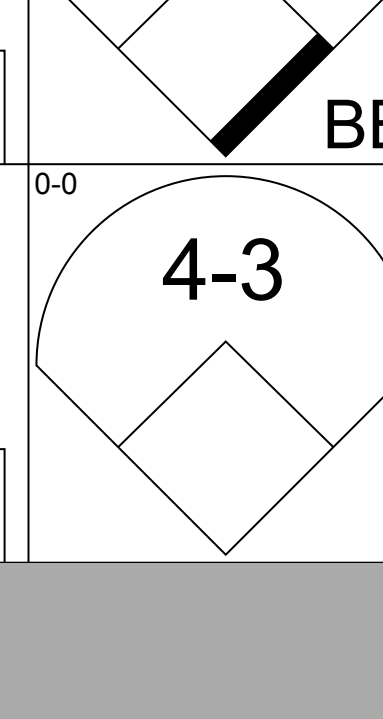
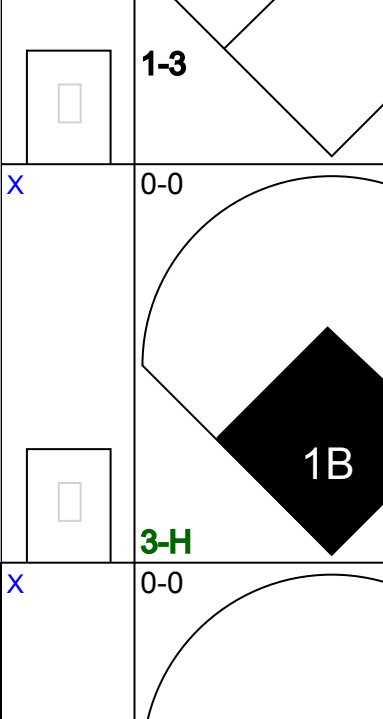
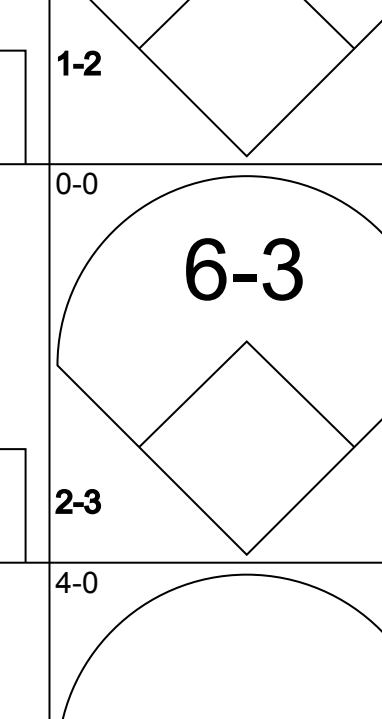
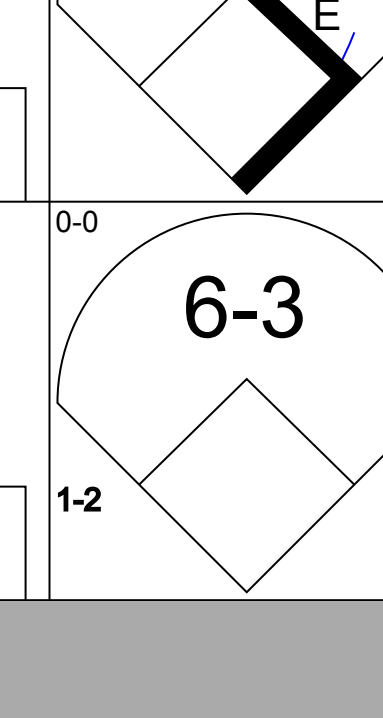
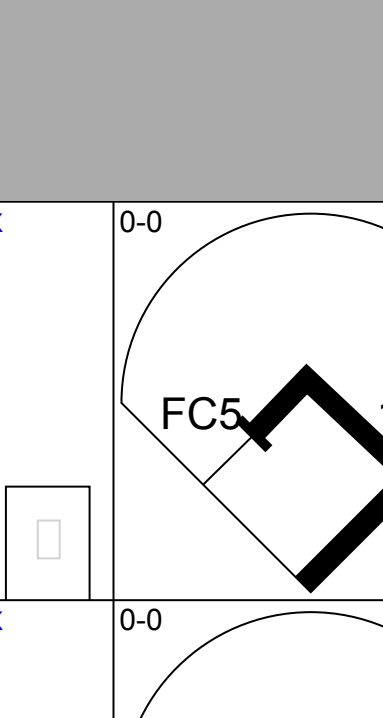
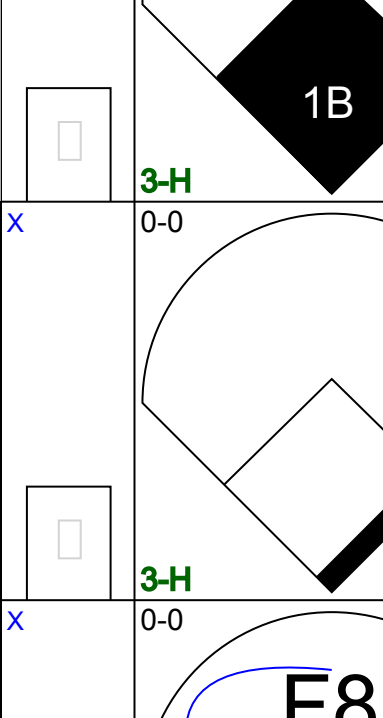
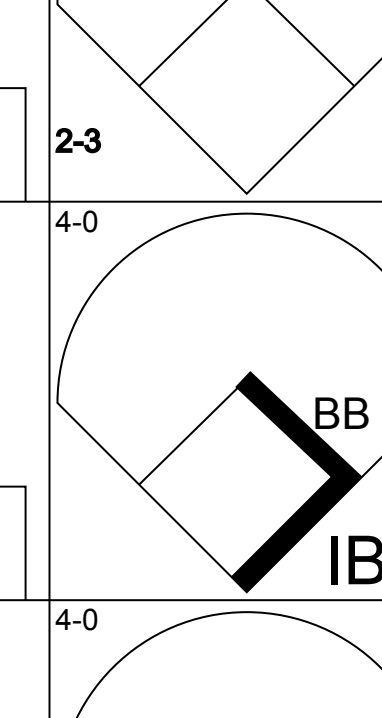
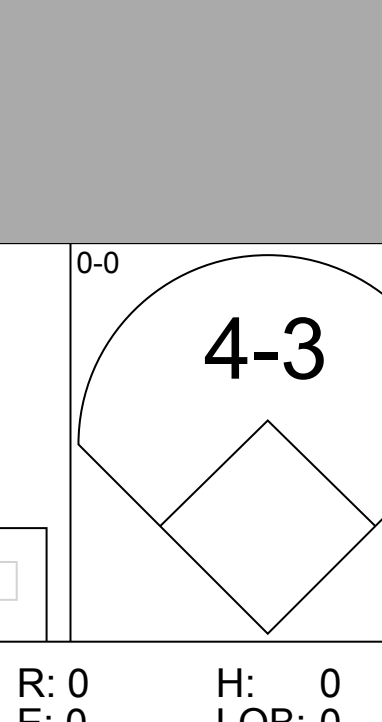
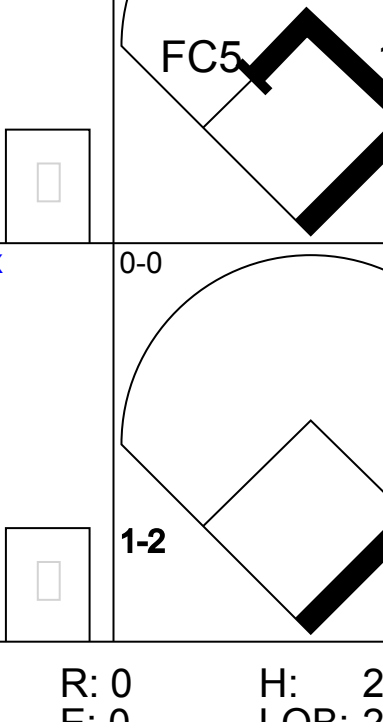
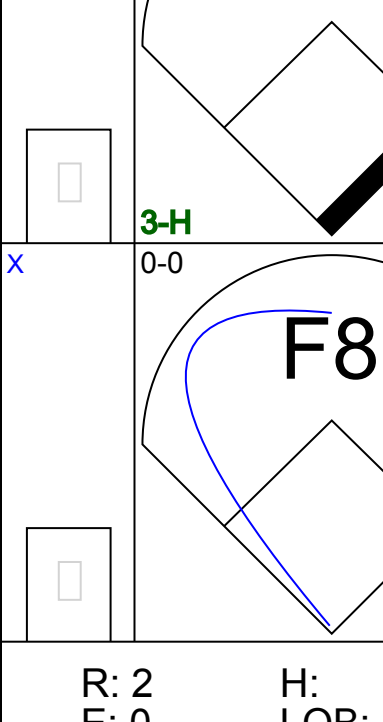
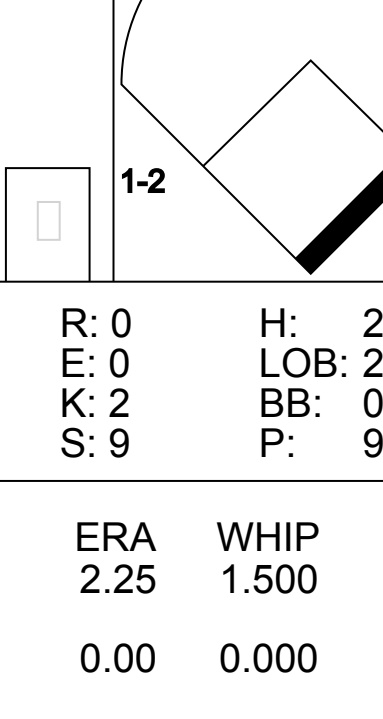
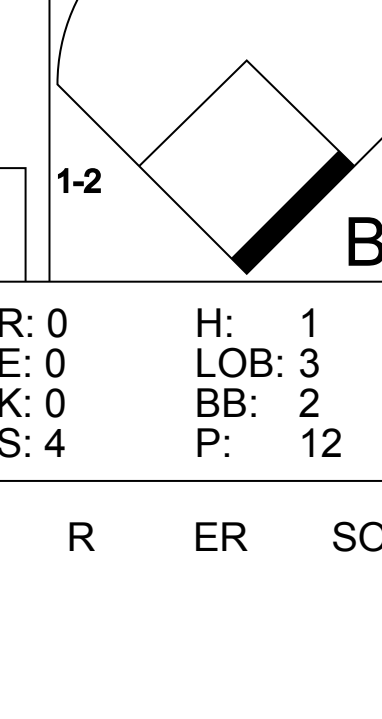
Batter	1	2	3	4	5	6	7	8	9	AB	R	H	RBI	BB	SO	LOB	TOP		
Jerry Mumphrey, S (1, 7) OBP: 0.517, SLG: 0.729										4	1	1	0	1	0	1	St. Louis Cardinals @ Houston Astros Astrodome, Houston, TX Tue May 17 1977, 8:05 PM EDT Att: 7,443 - Dome		
Gary Templeton, S (1, 6) OBP: 0.296, SLG: 0.380										5	0	1	0	0	1	3			
Tony Scott, S (1, 8) OBP: 0.437, SLG: 0.461										5	0	1	1	0	0	5			
Hector Cruz, R (1, 9) OBP: 0.358, SLG: 0.359										3	0	0	0	1	1	2			
Ted Simmons, S (1, 2) OBP: 0.454, SLG: 0.627										4	0	0	0	0	1	1			
Keith Hernandez, L (1, 3) OBP: 0.453, SLG: 0.602										2	0	2	0	2	0	0			
Ken Reitz, R (1, 5) OBP: 0.283, SLG: 0.408										4	1	0	0	0	1	5			
Mike Tyson, R (1, 4) OBP: 0.241, SLG: 0.188										3	0	1	1	0	0	2			
Bake McBride, L (9, PH) OBP: 0.253, SLG: 0.385										1	0	1	0	0	0	0			
Eric Rasmussen, R (1, 1) OBP: 0.176, SLG: 0.294										3	0	0	0	0	0	1			
John Ureia, R (8, 1)										0	0	0	0	0	0	0			
Lou Brock, L (9, PH) OBP: 0.318, SLG: 0.451										1	0	0	0	0	1	1			
Inning Stats	R: 0 E: 0 K: 1 S: 6	H: 1 LOB: 1 BB: 0 P: 6	R: 0 E: 0 K: 1 S: 5	H: 1 LOB: 0 BB: 0 P: 5	R: 0 E: 1 K: 0 S: 5	H: 0 LOB: 2 BB: 2 P: 13	R: 1 E: 0 K: 1 S: 6	H: 1 LOB: 1 BB: 1 P: 10	R: 0 E: 0 K: 0 S: 3	H: 0 LOB: 0 BB: 0 P: 3	R: 0 E: 0 K: 0 S: 4	H: 1 LOB: 1 BB: 0 P: 4	R: 0 E: 1 K: 1 S: 7	H: 1 LOB: 2 BB: 0 P: 7	1B: 6 2B: 1 3B: 0 HR: 0	SF: 0 SAC: 0 DP: 1 HBP: 0	WP: 0 PB: 0 SB: 3 CS: 0	PA: 39	
PITCHER	IP WLS BF H R ER SO BB IBB HBP BLK WP HR S P ERA WHIP																		
Floyd Bannister, L (1, 1) ERA: 7.09	7.0	30	5	2	2	4	4	0	0	0	0	0	0	34	50	2.57	1.286		
Ken Forsch, R (8, 1) ERA: 2.96	2.0	9	2	0	0	1	0	0	0	0	0	0	0	11	11	0.00	1.000		

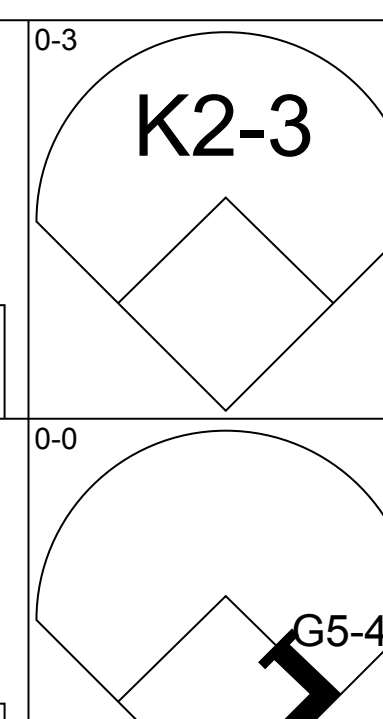
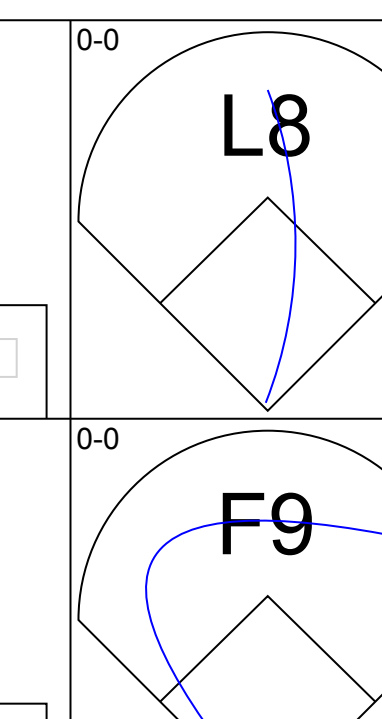
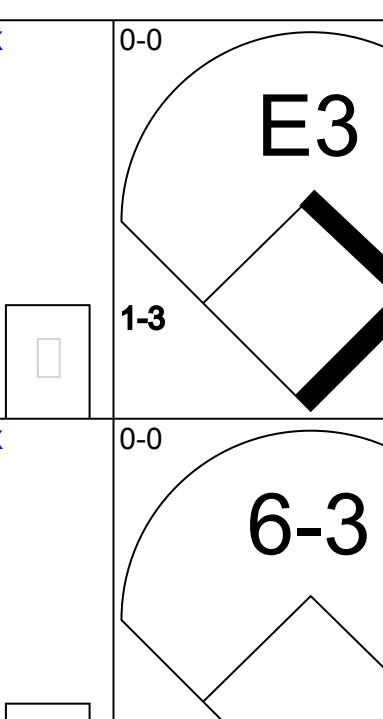
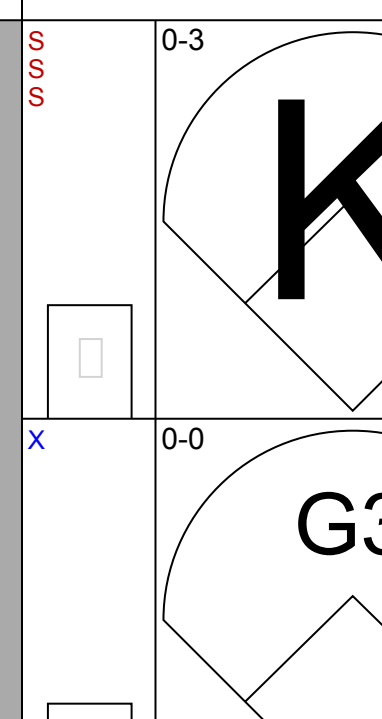
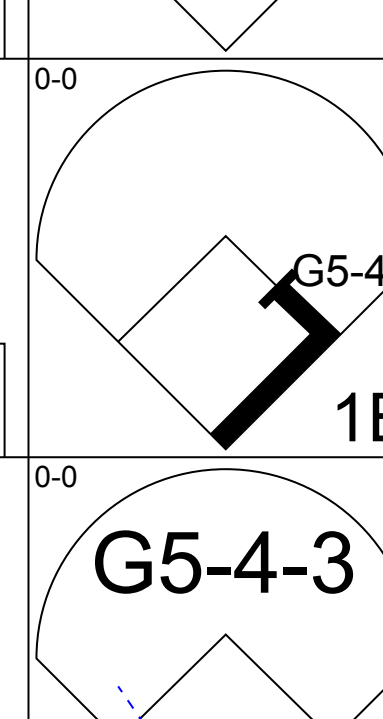
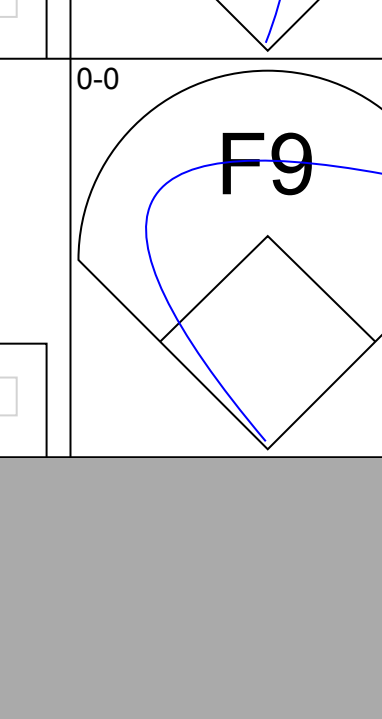
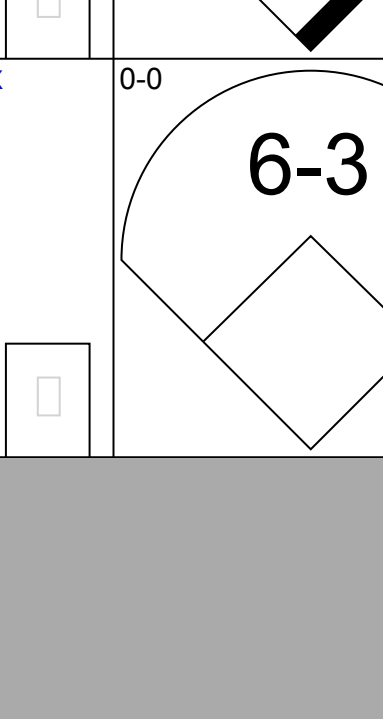
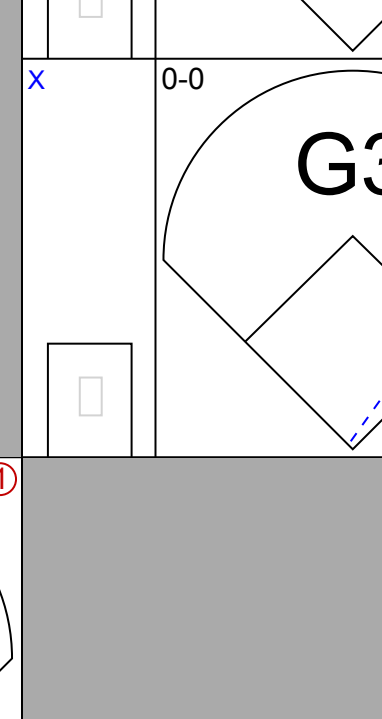
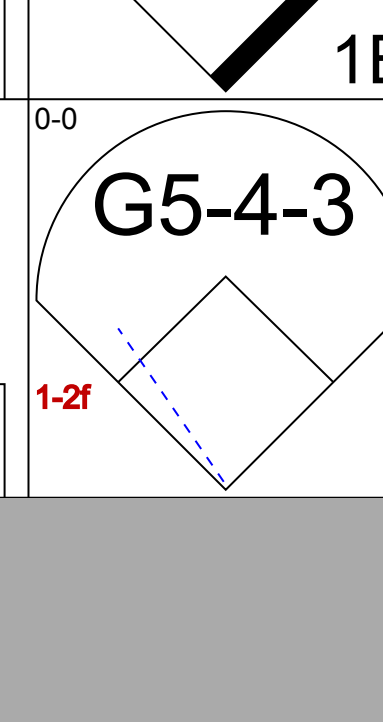
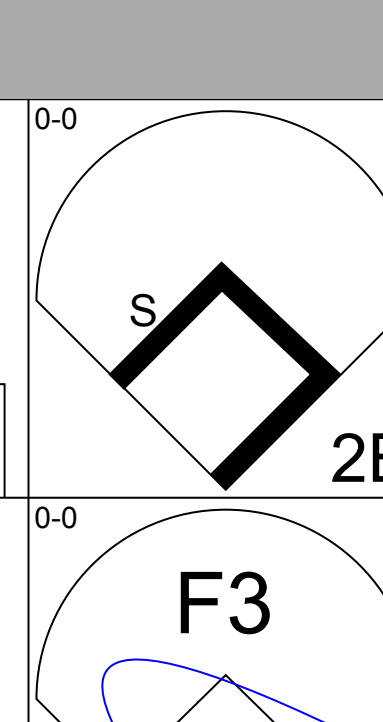
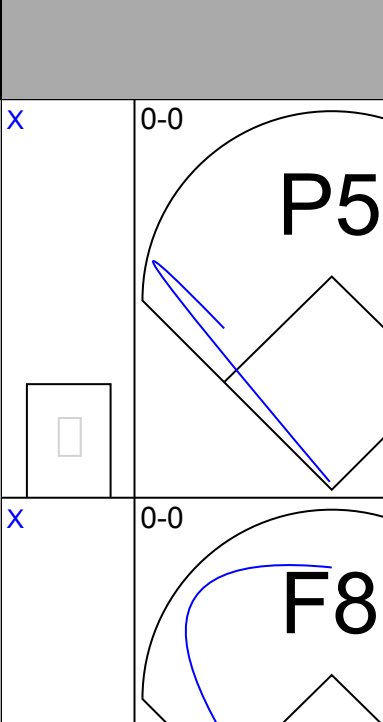
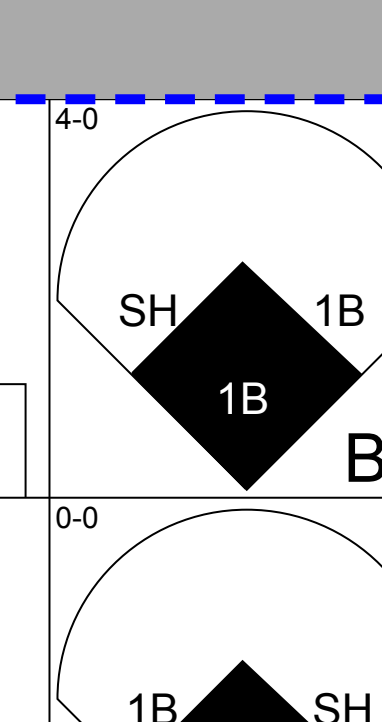
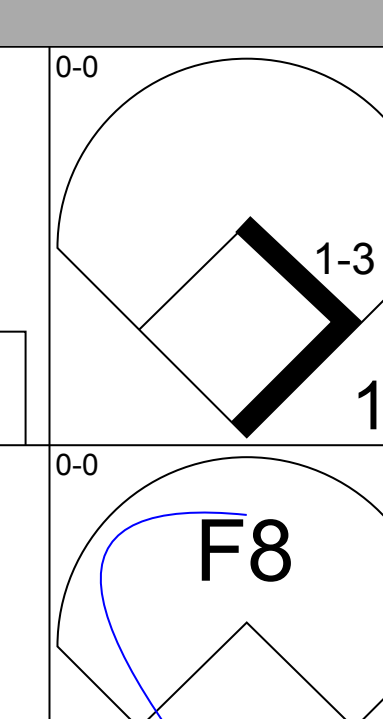
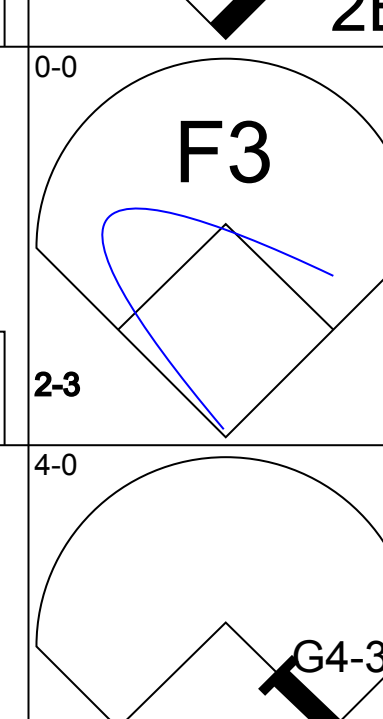
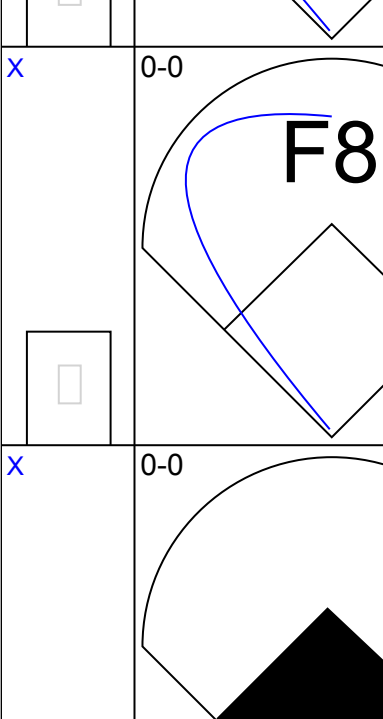
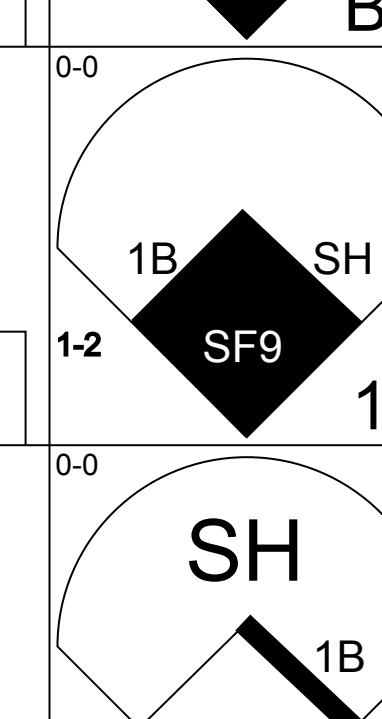
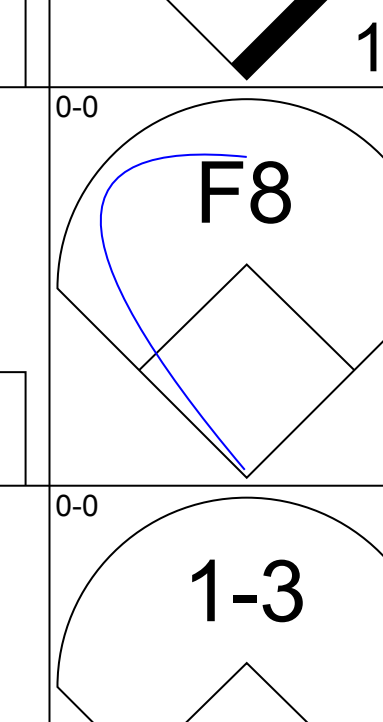
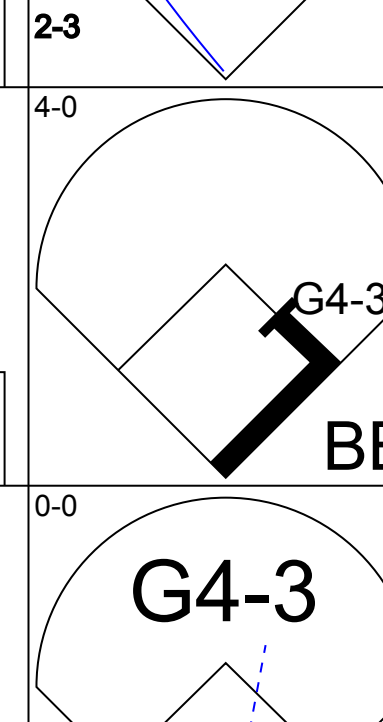
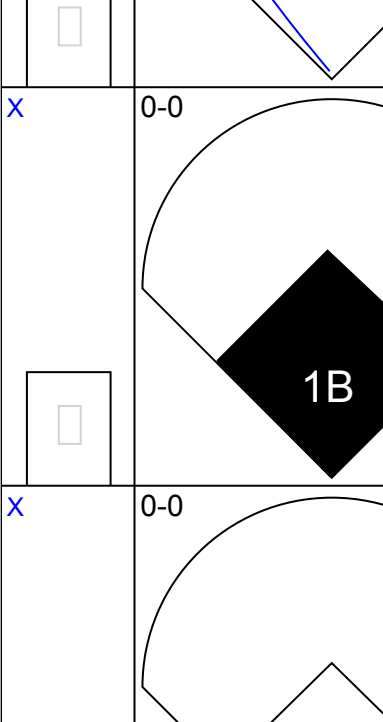
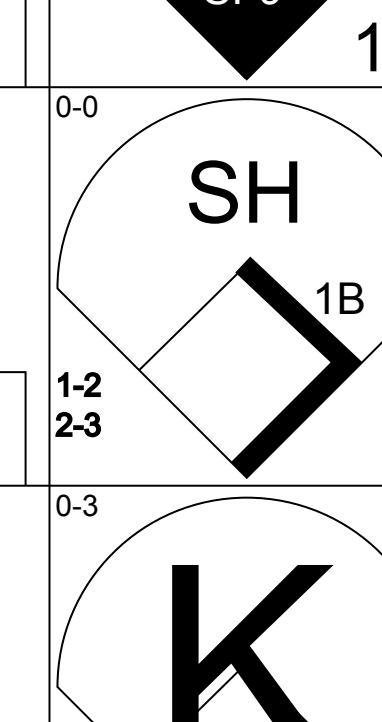
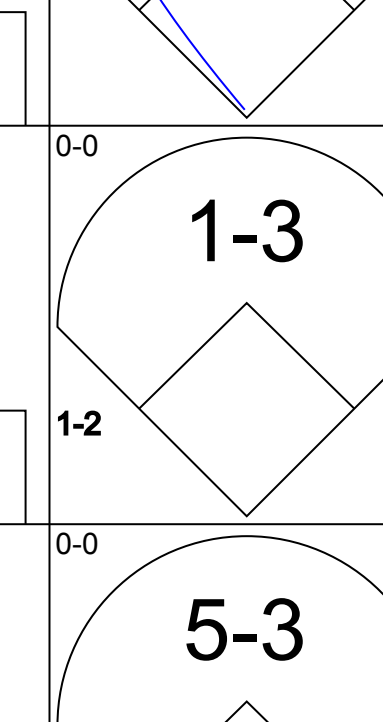
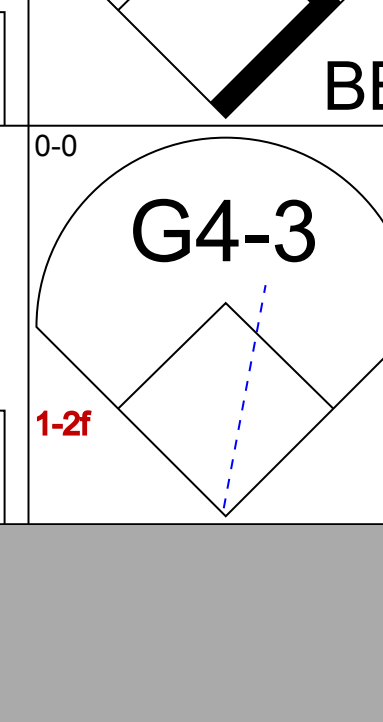
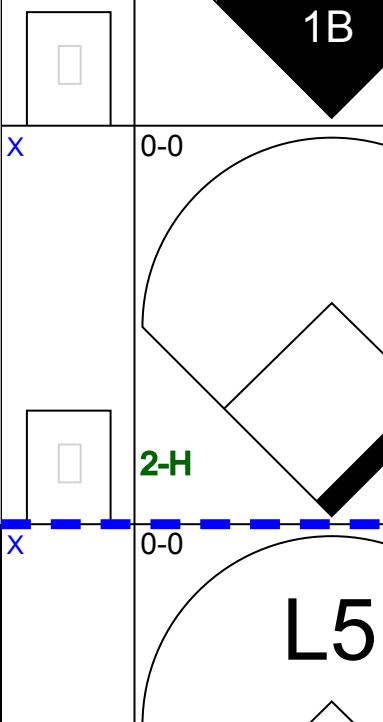
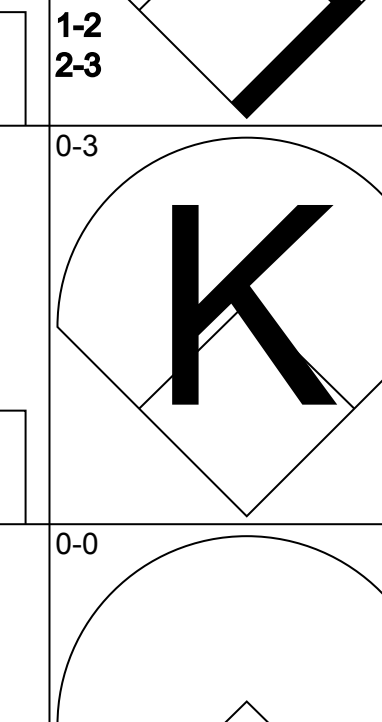
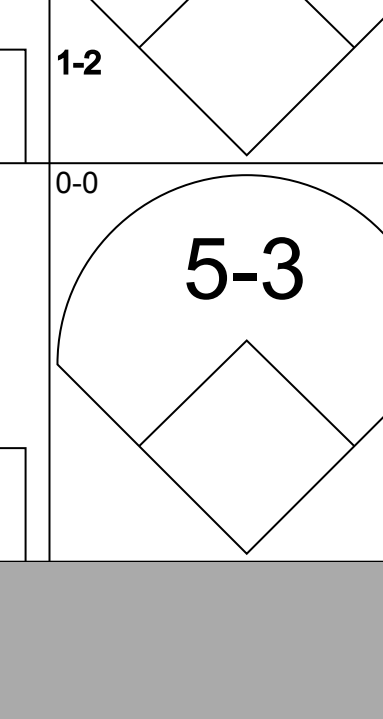
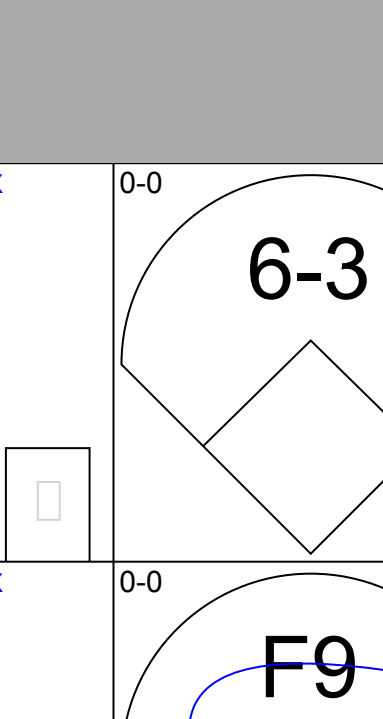
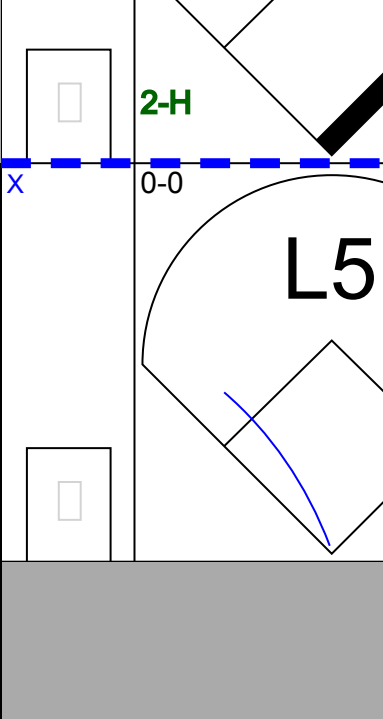
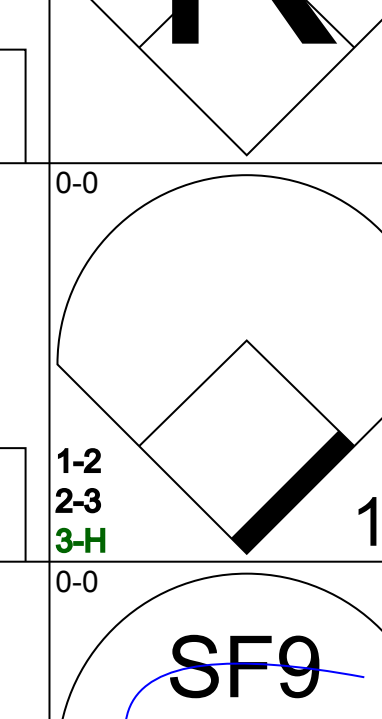
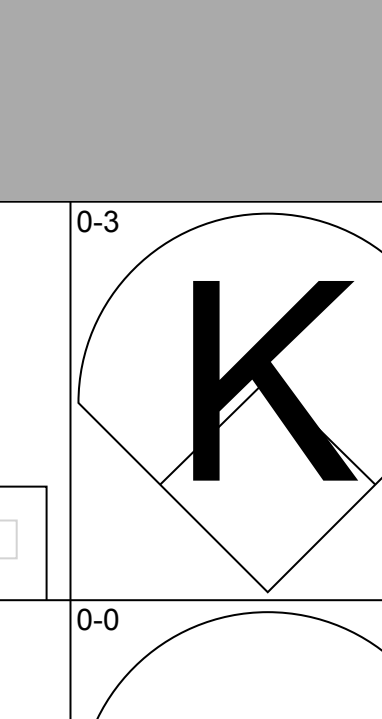
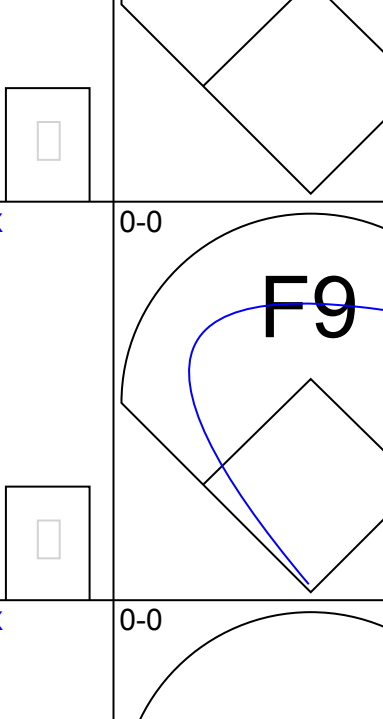
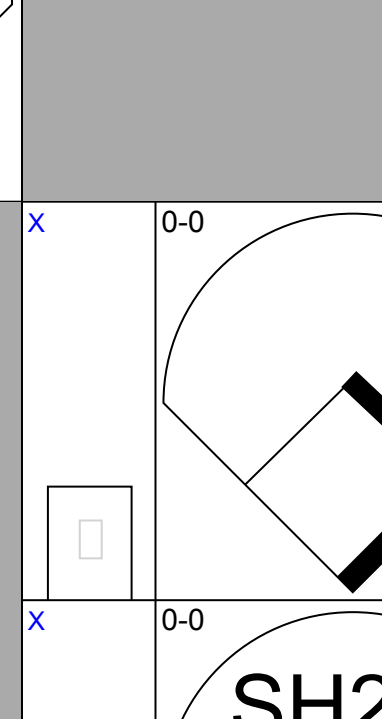
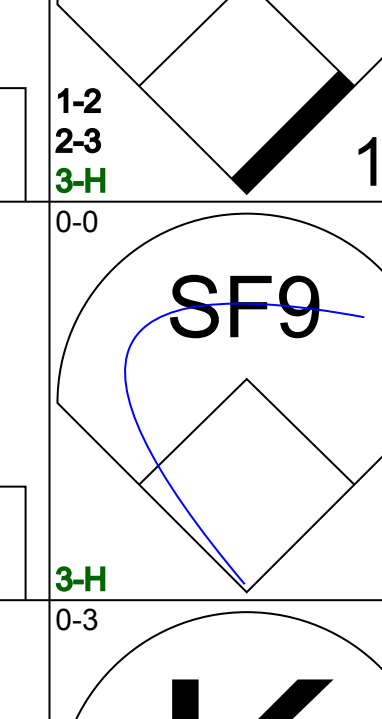

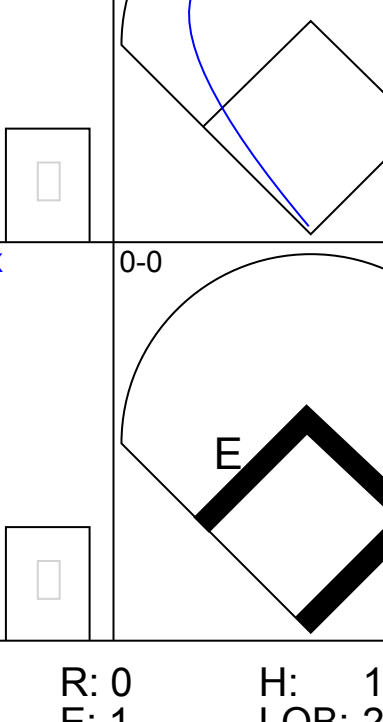
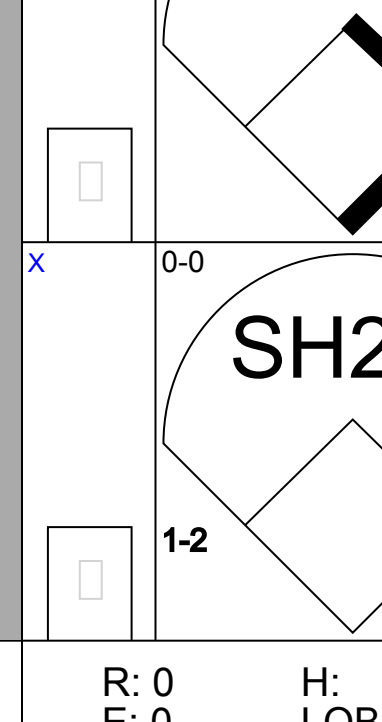
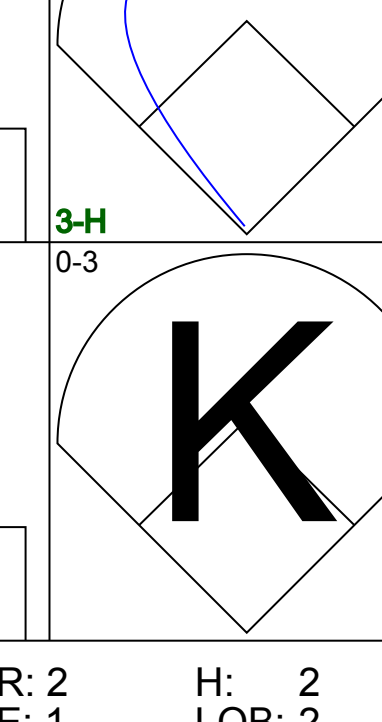
AB 35
R 2
H 7
RBI 2
BB 4
SO 5
LOB 21



Batter	1	2	3	4	5	6	7	8	9	AB	R	H	RBI	BB	SO	LOB	BOTTOM		
Julio Gonzalez, R (1, 6) OBP: 0.317, SLG: 0.369										4	0	0	0	0	0	3	St. Louis Cardinals @ Houston Astros Astrodome, Houston, TX Tue May 17 1977, 8:05 PM EDT Att: 7,443 - Dome		
Enos Cabell, R (1, 5) OBP: 0.292, SLG: 0.419										4	1	1	1	0	0	1			
Cesar Cedeno, R (1, 8) OBP: 0.345, SLG: 0.272										2	0	0	0	0	1	0			
Willie Crawford, L (6, PH) OBP: 0.342, SLG: 0.358										2	1	1	0	0	0	0			
Art Gardner, L (9, 7) OBP: 0.167, SLG: 0.138										0	0	0	0	0	0	0			
Cliff Johnson, R (1, 7) OBP: 0.459, SLG: 0.740										4	2	3	3	0	0	0			
Jose Cruz, L (1, 9) OBP: 0.296, SLG: 0.349										2	0	0	0	2	0	1			
Bob Watson, R (1, 3) OBP: 0.321, SLG: 0.356										3	0	0	0	0	0	2			
Wilbur Howard, S (7, FR) OBP: 0.294, SLG: 0.471										0	1	0	0	0	0	0			
Joe Ferguson, R (1, 2) OBP: 0.422, SLG: 0.533										4	0	1	1	0	2	2			
Art Howe, R (1, 4) OBP: 0.344, SLG: 0.345										4	0	1	0	0	0	2			
Floyd Bannister, L (1, 1) OBP: 0.125, SLG: 0.125										1	0	0	0	0	0	0			
Ken Boswell, L (7, PH) OBP: 0.400, SLG: 0.333										0	0	0	0	1	0	0			
Ken Forsch, R (8, 1) ERA: 2.96										0	0	0	0	0	0	0			
Inning Stats	R: 0 E: 0 K: 1 S: 5	H: 0 LOB: 0 BB: 0 P: 5	R: 0 E: 0 K: 1 S: 6	H: 1 LOB: 1 BB: 0 P: 6	R: 0 E: 0 K: 0 S: 4	H: 1 LOB: 1 BB: 0 P: 4	R: 0 E: 0 K: 0 S: 3	H: 0 LOB: 0 BB: 1 P: 7	R: 0 E: 0 K: 0 S: 3	H: 0 LOB: 0 BB: 0 P: 3	R: 2 E: 1 K: 0 S: 6	H: 2 LOB: 2 BB: 1 P: 10	R: 3 E: 0 K: 1 S: 8	H: 3 LOB: 1 BB: 1 P: 12	1B: 4 2B: 0 3B: 0 HR: 3	SF: 0 SAC: 2 DP: 0 HBP: 0	WP: 0 PB: 0 SB: 3 CS: 0	PA: 35	
PITCHER	IP WLS BF H R ER SO BB IBB HBP BLK WP HR S P ERA WHIP																		
Eric Rasmussen, R (1, 1) ERA: 3.33	7.0	30	6	4	3	2	1	1	0	0	0	0	0	32	40	3.86	1.000		
John Ureia, R (8, 1) ERA: 2.96	1.0	5	1	1	1	1	1	0	0	0	0	1	6	10	9.00	2.000			



Batter	1	2	3	4	5	6	7	8	9	AB	R	H	RBI	BB	SO	LOB	TOP						
Garry Maddox, R OBP: 0.316, SLG: 0.456 (1, 8)										5	0	1	0	0	2	5	Philadelphia Phillies @ Houston Astros Astrodome, Houston, TX Thu May 19 1977, 8:05 PM EDT Att: 5,605 - Dome						
Jay Johnstone, L OBP: 0.351, SLG: 0.379 Ollie Brown, R OBP: 0.167, SLG: 0.167 (1, 9)										4	0	0	0	0	1	3							
Mike Schmidt, R OBP: 0.371, SLG: 0.500 (1, 5)										5	0	2	0	0	0	2							
Greg Luzinski, R OBP: 0.348, SLG: 0.570 Jerry Martin, R OBP: 0.353, SLG: 0.409 (1, 7)										4	0	1	0	0	0	2							
Richie Hebner, L OBP: 0.369, SLG: 0.448 Tom Hutton, L OBP: 0.235, SLG: 0.188 (1, 3)									4	1	2	0	0	0	1	1							
Bob Boone, R OBP: 0.352, SLG: 0.355 (1, 2)									2	0	0	0	1	0	1								
Larry Bowa, S OBP: 0.296, SLG: 0.342 (1, 6)									4	1	1	1	0	0	3								
Ted Sizemore, R OBP: 0.382, SLG: 0.396 (1, 4)									3	0	2	1	1	0	1								
Jim Kaat, L OBP: 0.200, SLG: 0.200 Tom Underwood, R (6, 1)									3	0	1	0	0	0	1								
Tim McCarver, L OBP: 0.400, SLG: 0.581 Gene Garber, R (8, 1)									0	0	0	0	0	0	0								
Inning Stats	R: 0 E: 0 K: 1 S: 6	H: 1 LOB: 1 BB: 0 P: 6	R: 0 E: 2 K: 0 S: 4	H: 0 LOB: 1 BB: 0 P: 4	R: 0 E: 0 K: 0 S: 3	H: 0 LOB: 0 BB: 0 P: 3	R: 0 E: 0 K: 1 S: 6	H: 1 LOB: 2 BB: 1 P: 10	R: 0 E: 0 K: 2 S: 9	H: 2 LOB: 2 BB: 0 P: 9	R: 2 E: 0 K: 0 S: 6	H: 3 LOB: 1 BB: 0 P: 6	R: 0 E: 0 K: 0 S: 4	H: 2 LOB: 1 BB: 0 P: 4	R: 0 E: 0 K: 0 S: 4	H: 1 LOB: 3 BB: 2 P: 12		R: 0 E: 0 K: 0 S: 3	H: 0 LOB: 0 BB: 0 P: 3	1B: 8 2B: 1 3B: 1 HR: 0	SF: 0 SAC: 1 DP: 0 HBP: 0	WP: 0 PB: 1 SB: 1 CS: 1	PA: 40
PITCHER	IP WLS BF H R ER SO BB IBB HBP BLK WP HR S P ERA WHIP																						
Joaquin Andujar, R ERA: 4.06 Joe Sambito, L ERA: 2.49	(1, 1) 8.0 W 37 10 2 2 4 2 2 1 0 0 0 0 0 3 3 2.25 1.500																						

Batter	1	2	3	4	5	6	7	8	9	AB	R	H	RBI	BB	SO	LOB	BOTTOM						
Wilbur Howard, S OBP: 0.227, SLG: 0.364 (1, 9)										4	0	0	0	0	2	3	Philadelphia Phillies @ Houston Astros Astrodome, Houston, TX Thu May 19 1977, 8:05 PM EDT Att: 5,605 - Dome						
Enos Cabell, R OBP: 0.297, SLG: 0.411 (1, 5)										4	0	1	0	0	0	4							
Cesar Cedeno, R OBP: 0.347, SLG: 0.313 (1, 8)									3	1	1	0	1	0	1								
Cliff Johnson, R OBP: 0.452, SLG: 0.704 Art Howe, R OBP: 0.324, SLG: 0.322 (1, 7)									4	1	2	0	0	0	1								
Joe Ferguson, R OBP: 0.430, SLG: 0.559 (1, 2)									2	1	1	0	1	0	1								
Bob Watson, R OBP: 0.317, SLG: 0.344 (1, 3)									4	0	1	1	0	1	6								
Julio Gonzalez, R OBP: 0.308, SLG: 0.364 Ken Boswell, L OBP: 0.419, SLG: 0.360 (1, 6)									3	0	0	0	0	0	2								
Rob Sperring, R OBP: 0.237, SLG: 0.200 Willie Crawford, L OBP: 0.338, SLG: 0.358 Joe Sambito, L OBP: 0.500, SLG: 0.500 (1, 4)									3	0	1	0	0	1	0								
Joaquin Andujar, S OBP: 0.375, SLG: 0.400 Jose Cruz, L OBP: 0.299, SLG: 0.368 (1, 1)									2	0	2	0	0	0	0								
Inning Stats	R: 0 E: 0 K: 1 S: 5	H: 1 LOB: 0 BB: 0 P: 5	R: 0 E: 0 K: 0 S: 4	H: 1 LOB: 1 BB: 0 P: 4	R: 0 E: 0 K: 1 S: 6	H: 1 LOB: 1 BB: 0 P: 6	R: 0 E: 0 K: 0 S: 3	H: 1 LOB: 1 BB: 1 P: 7	R: 0 E: 0 K: 0 S: 5	H: 1 LOB: 2 BB: 0 P: 5	R: 1 E: 0 K: 0 S: 5	H: 2 LOB: 1 BB: 0 P: 5	R: 0 E: 0 K: 1 S: 6	H: 1 LOB: 1 BB: 0 P: 6	R: 2 E: 1 K: 2 S: 10	H: 2 LOB: 2 BB: 1 P: 14		R: 0 E: 0 K: 2 S: 3	H: 0 LOB: 0 BB: 0 P: 3	1B: 7 2B: 3 3B: 0 HR: 0	SF: 1 SAC: 2 DP: 2 HBP: 0	WP: 0 PB: 0 SB: 1 CS: 0	PA: 36
PITCHER	IP WLS BF H R ER SO BB IBB HBP BLK WP HR S P ERA WHIP																						
Jim Kaat, L ERA: 6.53 Tom Underwood, L ERA: 5.65 Gene Garber, R ERA: 3.27	(1, 1) 5.2 1 1 0 0 1 0 0 0 0 0 0 0 7 7 1.59 1.412	(6, 1) 1.1 5 1 0 0 1 0 0 0 0 0 0 0 7 7 0.00 0.750	(8, 1) 1.0 L 7 2 2 1 2 1 0 0 0 0 0 0 0 10 14 9.00 3.000																				

Batter	1	2	3	4	5	6	7	8	9	AB	R	H	RBI	BB	SO	LOB	TOP					
Garry Maddox, R OBP: 0.314, SLG: 0.451 (1, 8)	0-0 5-3		0-0 P6			0-0 2B 6-3 1B	0-0 F7			4	1	1	0	0	0	2	Philadelphia Phillies @ Houston Astros Astrodome, Houston, TX Fri May 20 1977, 8:05 PM EDT Att: 8,892 - Dome					
Jay Johnstone, L OBP: 0.347, SLG: 0.385 (1, 9)	0-0 F9		0-0 3-1			0-0 1B 1-3 1B 2B	0-0 6-3			4	1	1	0	0	0	2						
Mike Schmidt, R OBP: 0.361, SLG: 0.484 (1, 5)	0-0 6-3			0-0 1-3		0-0 6-3		0-3 K2-3		4	0	0	1	0	1	1						
Greg Luzinski, R OBP: 0.345, SLG: 0.561 (1, 7)		0-0 6-3		0-0 F9		3-H 0-0 1B 2-3 1B		0-3 K		4	0	1	0	0	1	0						
Richie Hebner, L OBP: 0.362, SLG: 0.435 (1, 3)		0-3 K		0-0 6-3		0-0 1-2 3-H 1B		0-0 G3		4	0	1	1	0	1	0						
Tim McCarver, L OBP: 0.385, SLG: 0.543 (1, 2)		0-0 1B			0-0 G3		0-0 L8		0-0 F9	4	0	1	0	0	0	2						
Larry Bowa, S OBP: 0.295, SLG: 0.339 (1, 6)		0-0 P6			0-0 6-3 1B		0-0 F9		0-0 F6	4	0	1	0	0	0	3						
Ted Sizemore, R OBP: 0.377, SLG: 0.390 (1, 4)			0-0 SH2-4 1B		0-0 6-3		0-0 6-3		0-0 F9	4	0	1	0	0	0	1						
Steve Carlton, L OBP: 0.364, SLG: 0.450 (7, PH)			0-0 SH2-4		0-0 6-3		4-0 BB			1	0	0	0	0	0	1						
Tom Hutton, L OBP: 0.278, SLG: 0.188 Gene Garber, R (7, 1)			1-2							0	0	0	0	1	0	0						
Inning Stats	R: 0 E: 0 K: 0 S: 3	H: 0 LOB: 0 BB: 0 P: 3	R: 0 E: 0 K: 1 S: 6	H: 1 LOB: 1 BB: 0 P: 6	R: 0 E: 0 K: 0 S: 4	H: 1 LOB: 1 BB: 0 P: 4	R: 0 E: 0 K: 0 S: 3	H: 0 LOB: 0 BB: 0 P: 3	R: 0 E: 0 K: 0 S: 4	H: 1 LOB: 1 BB: 0 P: 4	R: 2 E: 0 K: 0 S: 7	H: 4 LOB: 2 BB: 0 P: 7	R: 0 E: 0 K: 0 S: 3	H: 0 LOB: 0 BB: 0 P: 7	R: 0 E: 0 K: 2 S: 7	H: 0 LOB: 0 BB: 0 P: 7	R: 0 E: 0 K: 0 S: 3	H: 0 LOB: 0 BB: 0 P: 3	1B: 6 2B: 1 3B: 0 HR: 0	SF: 0 SAC: 1 DP: 0 HBP: 0	WP: 0 PB: 0 SB: 0 CS: 0	PA: 35
PITCHER J.R. Richard, R ERA: 2.85 (1, 1)	IP: 9.0 WLS: W BF: 35 H: 7 R: 2 ER: 2 SO: 3 BB: 1 IBB: 0 HBP: 0 BLK: 0 WP: 0 HR: 0 S: 40 P: 44 ERA: 2.00 WHIP: 0.889															PITCHER						

AB	33
R	2
H	7
RBI	2
BB	1
SO	3
LOB	12



Batter	1	2	3	4	5	6	7	8	9	AB	R	H	RBI	BB	SO	LOB	BOTTOM			
Wilbur Howard, S OBP: 0.231, SLG: 0.346 (9, 7)	0-0 L5-4 S 1B		0-0 F9		0-0 5-3		0-0 G1			4	0	1	0	0	0	1	Philadelphia Phillies @ Houston Astros Astrodome, Houston, TX Fri May 20 1977, 8:05 PM EDT Att: 8,892 - Dome			
Enos Cabell, R OBP: 0.288, SLG: 0.398 (1, 5)	0-0 F9			0-0 5-3		0-0 6-3	0-0 1-6-3			4	0	0	0	0	0	1				
Cesar Cedeno, R OBP: 0.344, SLG: 0.304 (1, 8)	0-0 L5-4			0-0 L4		4-0 S SF8 BB		0-0 5-3		3	1	0	0	1	0	1				
Cliff Johnson, R OBP: 0.464, SLG: 0.735 Jose Cruz, L OBP: 0.299, SLG: 0.368 (9, 9)		4-0 BB		0-0 HR		4-0 SF8 E BB		0-0 5-3		2	2	1	1	2	0	0				
Joe Ferguson, R OBP: 0.417, SLG: 0.544 (1, 2)		0-0 L8		0-0 5-3		0-0 SF8		0-3 K		3	0	0	1	0	1	1				
Bob Watson, R OBP: 0.317, SLG: 0.339 (1, 3)		0-0 F9			0-0 6-3		4-0 E IBB			2	1	0	0	1	0	1				
Julio Gonzalez, R OBP: 0.309, SLG: 0.371 (1, 6)		0-3 K			0-0 E5 3B		0-0 E8 1-H 2-H 2B			3	1	1	2	0	1	1				
Art Howe, R OBP: 0.310, SLG: 0.306 (1, 4)			0-0 4-3		0-0 6-3		0-0 5-3			3	0	0	0	0	0	2				
J.R. Richard, R OBP: 0.130, SLG: 0.304 (1, 1)			0-0 F9		0-0 3B		0-0 6-3			3	0	1	1	0	0	0				
Inning Stats	R: 0 E: 0 K: 0 S: 3	H: 1 LOB: 0 BB: 0 P: 3	R: 0 E: 0 K: 1 S: 5	H: 0 LOB: 1 BB: 1 P: 9	R: 0 E: 0 K: 0 S: 3	H: 0 LOB: 0 BB: 0 P: 3	R: 1 E: 0 K: 0 S: 4	H: 1 LOB: 0 BB: 0 P: 4	R: 1 E: 1 K: 0 S: 5	H: 1 LOB: 1 BB: 0 P: 5	R: 3 E: 1 K: 0 S: 4	H: 1 LOB: 1 BB: 3 P: 16	R: 0 E: 0 K: 0 S: 3	H: 0 LOB: 0 BB: 0 P: 3	R: 0 E: 0 K: 1 S: 5	H: 0 LOB: 0 BB: 0 P: 5		1B: 1 2B: 2 3B: 1 HR: 1	SF: 1 SAC: 0 DP: 1 HBP: 0	WP: 0 PB: 0 SB: 3 CS: 0
PITCHER Steve Carlton, L ERA: 3.13 Gene Garber, R ERA: 3.0 (7, 1)	IP: 6.0 WLS: L BF: 26 H: 4 R: 5 ER: 4 SO: 1 BB: 3 IBB: 0 HBP: 0 BLK: 0 WP: 0 HR: 1 S: 24 P: 40 ERA: 6.00 WHIP: 1.167															PITCHER				

AB	27
R	5
H	4
RBI	5
BB	4
SO	2
LOB	8



Batter	1	2	3	4	5	6	7	8	9	AB	R	H	RBI	BB	SO	LOB	TOP											
Garry Maddox, R OBP: 0.311, SLG: 0.439 (1, 8)	4-0 G3-6-3 BB		0-0 F2		0-0 FC5-4 E 6-3	0-0 FC6-4			0-0 6-3	4	1	0	0	1	0	2	Philadelphia Phillies @ Houston Astros Astrodome, Houston, TX Sat May 21 1977, 8:05 PM EDT Att: 21,154 - Dome											
Jay Johnstone, L OBP: 0.358, SLG: 0.400 (1, 9)	0-0 G3-6-3		4-0 FC5-4 BB		0-0 E 1B	0-0 4-3			0-0 1B 2B	4	1	2	0	1	0	2												
Mike Schmidt, R OBP: 0.362, SLG: 0.472 (1, 5)	4-0 S BB		0-0 FC5-4		0-0 6-3			0-0 F9	4-0 1B BB	3	0	0	1	2	0	2												
Greg Luzinski, R OBP: 0.343, SLG: 0.574 Jerry Martin, R OBP: 0.346, SLG: 0.400 (1, 7) (7, 7)	0-3 K			0-0 HR	0-0 F9			0-0 6-3	0-0 F9	4	1	1	1	0	1	2												
Richie Hebner, L OBP: 0.365, SLG: 0.433 Tom Hutton, L OBP: 0.278, SLG: 0.188 (1, 3) (9, 3)		0-0 1-3		0-0 P6		0-0 1B 2B		0-0 F8	0-0 1B	5	1	2	1	0	0	0												
Davey Johnson, R OBP: 0.395, SLG: 0.694 Terry Harmon, R OBP: 0.263, SLG: 0.375 (1, 4) (8, PR) (8, 4)		0-0 6-3		4-0 BB		0-0 2B 1B		0-0 6-3 FC3-2	0-3 K	3	1	2	0	1	0	0												
Bob Boone, R OBP: 0.349, SLG: 0.361 (1, 2)		0-0 5-3		0-0 F9		0-0 E 2B		0-0 6-3		4	1	1	2	0	0	2												
Larry Bowa, S OBP: 0.301, SLG: 0.355 (1, 6)			0-0 3-1 3B		0-0 F9		0-0 FC6-4 BB	0-0 FC3-2		3	1	1	0	1	0	3												
Randy Lerch, L OBP: 0.263, SLG: 0.235 Tim McCarver, L OBP: 0.400, SLG: 0.543 Warren Brusstar, R (5, PH) Bobby Tolan, L OBP: 0.176, SLG: 0.125 Ron Reed, R (6, PH) (6, 1)			0-0 3-1		4-0 FC5-4 BB	0-3 K		0-0 F3		1	0	0	1	0	0	0												
Inning Stats	R: 0 E: 0 K: 1 S: 4	H: 0 LOB: 1 BB: 2 P: 12	R: 0 E: 0 K: 0 S: 3	H: 0 LOB: 0 BB: 0 P: 3	R: 1 E: 0 K: 0 S: 4	H: 1 LOB: 1 BB: 1 P: 8	R: 1 E: 1 K: 0 S: 4	H: 1 LOB: 1 BB: 1 P: 8	R: 3 E: 1 K: 1 S: 8	H: 3 LOB: 1 BB: 1 P: 12	R: 0 E: 0 K: 0 S: 3	H: 0 LOB: 0 BB: 0 P: 3	R: 0 E: 0 K: 0 S: 4	H: 1 LOB: 2 BB: 0 P: 4	R: 1 E: 0 K: 1 S: 7	H: 2 LOB: 2 BB: 1 P: 11		1B: 4 2B: 3 3B: 1 HR: 1	SF: 0 SAC: 0 DP: 1 HBP: 0	WP: 0 PB: 0 SB: 1 CS: 0	PA: 42							
PITCHER	IP	WLS	BF	H	R	ER	SO	BB	IBB	HBP	BLK	WP	HR	S	P	ERA		WHIP										
Bo McLoughlin, R ERA: 2.59 Dan Larson, R ERA: 5.74 Gene Pentz, R ERA: 1.5 Joe Niekro, R ERA: 4.88	(1, 1) (6, 1) (6, 1) (7, 1)	5.0 0.0 1.0 3.0		22 3 4 13	3 3 0 1	2 3 0 1	1 2 0 1	5 0 0 1	0 0 0 0	0 0 0 0	0 0 0 0	0 0 0 0	0 0 0 0	1 3 5 14	39 3 9 18	3.60 ∞ 0.00 3.00		1.600 ∞ 1.000 1.333										

AB	35
R	7
H	9
RBI	6
BB	7
SO	3
LOB	21



Batter	1	2	3	4	5	6	7	8	9	AB	R	H	RBI	BB	SO	LOB	BOTTOM											
Wilbur Howard, S OBP: 0.226, SLG: 0.323 (1, 9)	0-0 F9 SF8 1B		0-0 G6-4-3		0-0 F8			0-0 FC6-4	0-0 1-3	5	1	1	0	0	0	4	Philadelphia Phillies @ Houston Astros Astrodome, Houston, TX Sat May 21 1977, 8:05 PM EDT Att: 21,154 - Dome											
Enos Cabell, R OBP: 0.285, SLG: 0.386 (1, 5)	0-0 F9		4-0 S BB		0-0 6-3			0-0 F7	0-0 E4 FC5-4	4	0	0	0	1	0	2												
Cesar Cedeno, R OBP: 0.331, SLG: 0.292 (1, 8)	0-0 SF8		0-3 K		0-0 E5 S			0-0 F7	0-0 F9	4	0	0	1	0	1	4												
Cliff Johnson, R OBP: 0.461, SLG: 0.747 (1, 7)	4-0 BB BB			0-0 HR	0-3 K			0-3 K	0-0 FC5-4	4	1	1	1	1	2	3												
Joe Ferguson, R OBP: 0.413, SLG: 0.530 (1, 2)	4-0 FC6-4 BB		0-0 L8		0-0 4-3			0-0 F8		3	0	0	0	1	0	1												
Bob Watson, R OBP: 0.315, SLG: 0.351 (1, 3)	0-0 FC6-4		0-0 F8		0-0 G3			0-0 3B		4	0	1	0	0	0	3												
Julio Gonzalez, R OBP: 0.307, SLG: 0.363 (1, 6)		4-0 SH G6-4-3 1B		0-0 5-3		0-0 4-3		0-0 P4		3	1	0	0	1	0	1												
Art Howe, R OBP: 0.324, SLG: 0.369 Ken Boswell, L OBP: 0.406, SLG: 0.346 (1, 4) (8, PH) (9, 4)		0-0 G6-4-3 SH 1B			0-0 HR			0-0 F7	0-0 F7	3	1	2	1	0	0	0												
Bo McLoughlin, R Dan Larson, R Gene Pentz, R Art Gardner, L Joe Niekro, R Willie Crawford, L (1, 1) (6, 1) (6, 1) (6, PH) (7, 1) (9, PH)		0-0 SH G6-4-3		0-3 K		0-0 FC6-4 1B		4-0 E 1-3 BB		1	0	0	0	0	1	0												
Inning Stats	R: 1 E: 0 K: 0 S: 4	H: 1 LOB: 2 BB: 2 P: 12	R: 1 E: 0 K: 1 S: 6	H: 1 LOB: 2 BB: 2 P: 14	R: 1 E: 0 K: 0 S: 4	H: 1 LOB: 0 BB: 0 P: 4	R: 1 E: 0 K: 1 S: 6	H: 1 LOB: 0 BB: 0 P: 6	R: 0 E: 0 K: 0 S: 4	H: 0 LOB: 1 BB: 0 P: 4	R: 0 E: 0 K: 1 S: 5	H: 0 LOB: 0 BB: 0 P: 5	R: 0 E: 0 K: 0 S: 4	H: 1 LOB: 1 BB: 0 P: 4	R: 0 E: 1 K: 0 S: 4	H: 0 LOB: 2 BB: 1 P: 8		1B: 3 2B: 0 3B: 1 HR: 2	SF: 1 SAC: 1 DP: 1 HBP: 0	WP: 0 PB: 0 SB: 4 CS: 0	PA: 40							
PITCHER	IP	WLS	BF	H	R	ER	SO	BB	IBB	HBP	BLK	WP	HR	S	P	ERA		WHIP										
Randy Lerch, L ERA: 3.46 Warren Brusstar, R ERA: 2.39 Ron Reed, R ERA: 2.25	(1, 1) (5, 1) (6, 1)	4.0 1.0 4.0		20 4 16	4 0 2	4 0 0	4 0 1	4 0 1	0 0 0	0 0 0	0 0 0	0 0 0	0 0 0	2 6 17	20 6 21	9.00 0.00 0.00		2.000 0.000 0.750										

AB	33
R	4
H	6
RBI	3
BB	5
SO	4
LOB	19



Batter	1	2	3	4	5	6	7	8	9	AB	R	H	RBI	BB	SO	LOB	TOP					
Jerry Martin, R OBP: 0.333, SLG: 0.400 (1, 8)										5	0	1	1	0	2	1	Philadelphia Phillies @ Houston Astros Astrodome, Houston, TX Sun May 22 1977, 4:33 AM EDT Att: 8,624 - Unknown					
Ted Sizemore, R OBP: 0.378, SLG: 0.385 (1, 4)										4	0	1	0	1	0	2						
Terry Harmon, R OBP: 0.263, SLG: 0.375 (9, 4)										0	0	0	0	0	0	0						
Mike Schmidt, R OBP: 0.363, SLG: 0.465 (1, 5)										4	1	1	0	1	1	2						
Greg Luzinski, R OBP: 0.340, SLG: 0.564 (1, 7)										4	0	1	0	0	1	3						
Davey Johnson, R OBP: 0.405, SLG: 0.700 (1, 3)										4	2	2	0	0	0	1						
Tom Hutton, L OBP: 0.278, SLG: 0.188 (8, PR)										0	1	0	0	0	0	0						
Ollie Brown, R OBP: 0.125, SLG: 0.125 (1, 9)										4	0	0	0	0	2	4						
Bob Boone, R OBP: 0.363, SLG: 0.396 (1, 2)										4	2	3	2	0	0	1						
Larry Bowa, S OBP: 0.307, SLG: 0.376 (1, 6)										4	0	2	3	0	0	2						
Larry Christenson, R OBP: 0.200, SLG: 0.200 (1, 1)										4	0	1	0	0	2	2						
Warren Brusstar, R ERA: 1.29 (9, 1)										0	0	0	0	0	0	0						
Inning Stats	R: 0 E: 0 K: 1 S: 5	H: 2 LOB: 1 BB: 0 P: 5	R: 2 E: 0 K: 0 S: 5	H: 3 LOB: 1 BB: 0 P: 5	R: 0 E: 0 K: 1 S: 5	H: 0 LOB: 1 BB: 1 P: 9	R: 0 E: 0 K: 1 S: 5	H: 0 LOB: 0 BB: 0 P: 5	R: 1 E: 0 K: 1 S: 7	H: 2 LOB: 1 BB: 1 P: 7	R: 2 E: 0 K: 2 S: 9	H: 2 LOB: 1 BB: 1 P: 13	R: 0 E: 1 K: 0 S: 5	H: 1 LOB: 2 BB: 0 P: 5	R: 1 E: 0 K: 1 S: 7	H: 2 LOB: 1 BB: 0 P: 7	R: 0 E: 0 K: 1 S: 5	H: 0 LOB: 0 BB: 0 P: 5	1B: 7 2B: 4 3B: 1 HR: 0	SF: 0 SAC: 0 DP: 0 HBP: 0	WP: 0 PB: 0 SB: 0 CS: 1	PA: 39
PITCHER	IP WLS BF H R ER SO BB IBB HBP BLK WP HR S P ERA WHIP																					
Floyd Bannister, L ERA: 7.01 (1, 1)	8.0 L 36 12 6 6 7 2 0 0 0 0 0 0 48 56 6.75 1.750																					
Gene Pentz, R ERA: 1.29 (9, 1)	1.0 3 0 0 0 1 0 0 0 0 0 0 0 5 5 0.00 0.000																					

Batter	1	2	3	4	5	6	7	8	9	AB	R	H	RBI	BB	SO	LOB	BOTTOM					
Julio Gonzalez, R OBP: 0.306, SLG: 0.360 (1, 6)										4	1	1	0	0	1	0	Philadelphia Phillies @ Houston Astros Astrodome, Houston, TX Sun May 22 1977, 4:33 AM EDT Att: 8,624 - Unknown					
Enos Cabell, R OBP: 0.284, SLG: 0.382 (1, 5)										4	0	1	0	0	0	1						
Cesar Cedeno, R OBP: 0.333, SLG: 0.290 (1, 8)										1	0	0	1	0	0	0						
Willie Crawford, L OBP: 0.338, SLG: 0.348 (6, 7)										2	0	0	0	0	0	1						
Cliff Johnson, R OBP: 0.453, SLG: 0.725 (1, 7)										4	1	1	0	0	0	1						
Jose Cruz, L OBP: 0.291, SLG: 0.358 (1, 9)										4	1	0	0	0	2	1						
Bob Watson, R OBP: 0.327, SLG: 0.370 (1, 3)										4	0	3	2	0	0	0						
Art Howe, R OBP: 0.321, SLG: 0.353 (1, 4)										3	0	0	0	1	0	2						
Ed Herrmann, L OBP: 0.143, SLG: 0.100 (1, 2)										3	0	0	0	0	1	3						
Ken Boswell, L OBP: 0.424, SLG: 0.370 (9, PH)										1	0	1	0	0	0	0						
Floyd Bannister, L OBP: 0.100, SLG: 0.100 (1, 1)										2	0	0	0	0	1	2						
Art Gardner, L OBP: 0.188, SLG: 0.161 (8, PH)										1	0	0	0	0	1	0						
Gene Pentz, R ERA: 1.29 (9, 1)										0	0	0	0	0	0	0						
Joe Ferguson, R OBP: 0.410, SLG: 0.525 (9, PH)										1	0	0	0	0	2							
Inning Stats	R: 0 E: 0 K: 1 S: 5	H: 0 LOB: 1 BB: 0 P: 6	R: 0 E: 0 K: 0 S: 4	H: 1 LOB: 2 BB: 1 P: 8	R: 1 E: 0 K: 0 S: 4	H: 1 LOB: 0 BB: 0 P: 4	R: 0 E: 0 K: 2 S: 8	H: 1 LOB: 1 BB: 0 P: 8	R: 0 E: 0 K: 1 S: 5	H: 0 LOB: 0 BB: 0 P: 5	R: 0 E: 0 K: 1 S: 5	H: 0 LOB: 0 BB: 0 P: 5	R: 0 E: 0 K: 0 S: 3	H: 0 LOB: 0 BB: 0 P: 3	R: 0 E: 0 K: 1 S: 6	H: 1 LOB: 1 BB: 0 P: 6	R: 2 E: 1 K: 0 S: 6	H: 3 LOB: 1 BB: 0 P: 6	1B: 6 2B: 1 3B: 0 HR: 0	SF: 0 SAC: 0 DP: 1 HBP: 1	WP: 2 PB: 0 SB: 0 CS: 0	PA: 36
PITCHER	IP WLS BF H R ER SO BB IBB HBP BLK WP HR S P ERA WHIP																					
Larry Christenson, R ERA: 4.83 (1, 1)	8.1 W 35 7 3 2 6 1 0 1 1 1 0 0 45 50 2.16 0.960																					
Warren Brusstar, R ERA: 2.25 (9, 1)	0.2 S 1 0 0 0 0 0 0 0 0 0 0 0 1 1 0.00 0.000																					

Batter	1	2	3	4	5	6	7	8	9	AB	R	H	RBI	BB	SO	LOB	TOP								
Julio Gonzalez, R OBP: 0.304, SLG: 0.357 (1, 6)	0-0 4-3		0-0 F7			0-0 1B 6-3 1B	0-0 F8			4	1	1	0	0	0	1									
Enos Cabell, R OBP: 0.290, SLG: 0.386 (1, 5)	0-0 F3		0-0 1B			0-0 WP 1-3 1B		0-3 K		4	0	2	0	0	0	1									
Cesar Cedeno, R OBP: 0.324, SLG: 0.279 (1, 8)	0-0 F7		0-0 P3			0-0 6-3		0-3 K		4	0	0	1	0	1	2									
Cliff Johnson, R OBP: 0.436, SLG: 0.695 (1, 7)		0-3 K		0-3 K		0-0 5-3		0-0 6-3		4	0	0	0	0	2	1									
Joe Ferguson, R OBP: 0.405, SLG: 0.516 (1, 2)		0-0 G3		0-0 F2		0-0 G3			0-0 1B 1B	4	0	1	0	0	0	1									
Jose Cruz, L OBP: 0.290, SLG: 0.355 (1, 9)		0-0 S S 1B		0-0 4-3			0-3 K		0-0 F3	4	0	1	0	0	1	1									
Bob Watson, R OBP: 0.338, SLG: 0.384 (1, 3)		4-0 S BB		0-0 4-3		0-0 4-3		0-0 1B 2B		3	1	2	0	1	0	0									
Wilbur Howard, S OBP: 0.226, SLG: 0.323 (9, PR)		1-2 BB							0-0 5-3 1B	0	0	0	0	0	0	0									
Art Howe, R OBP: 0.313, SLG: 0.343 (1, 4)		0-0 6-3				0-3 K		0-3 K		2	0	0	0	0	1	2									
Ken Boswell, L OBP: 0.400, SLG: 0.345 (7, PH) (7, 4)		1-2 2-3				0-3 K		0-0 2H 1B		2	0	0	0	0	1	3									
Mark Lemongello, R OBP: 0.346, SLG: 0.357 (7, PH)			0-3 K			0-3 K			0-3 K	2	0	0	0	0	2	0									
Willie Crawford, L OBP: 0.288, SLG: 0.161 (7, PH)										1	0	1	1	0	0	0									
Art Gardner, R OBP: 0.288, SLG: 0.161 (7, PH)										0	0	0	0	0	0	0									
Gene Pentz, R OBP: 0.288, SLG: 0.161 (7, PH)										0	0	0	0	0	0	0									
Joe Sambito, L OBP: 0.190, SLG: 0.100 (7, PH)										0	0	0	0	0	0	0									
Leon Roberts, R OBP: 0.176, SLG: 0.125 (9, PH)										1	0	0	0	0	1	3									
Inning Stats	R: 0 E: 0 K: 0 S: 3	H: 0 LOB: 0 BB: 0 P: 3	R: 0 E: 0 K: 1 S: 6	H: 1 LOB: 2 BB: 1 P: 10	R: 0 E: 0 K: 1 S: 6	H: 1 LOB: 1 BB: 0 P: 6	R: 0 E: 0 K: 1 S: 5	H: 0 LOB: 0 BB: 0 P: 5	R: 0 E: 0 K: 2 S: 7	H: 0 LOB: 0 BB: 0 P: 7	R: 1 E: 0 K: 0 S: 5	H: 2 LOB: 1 BB: 0 P: 5	R: 1 E: 0 K: 2 S: 9	H: 2 LOB: 1 BB: 0 P: 9	R: 0 E: 0 K: 2 S: 7	H: 0 LOB: 0 BB: 0 P: 7	R: 0 E: 0 K: 1 S: 7	H: 2 LOB: 3 BB: 0 P: 7	1B: 7 2B: 1 3B: 0 HR: 0	SF: 0 SAC: 0 DP: 0 HBP: 0	WP: 1 PB: 0 SB: 4 CS: 0	PA: 36			
PITCHER	IP	WLS	BF	H	R	ER	SO	BB	IBB	HBP	BLK	WP	HR	S	P	ERA	WHIP								
Rick Rhoden, R ERA: 4.08 (1, 1)	6.2	W	27	6	2	2	7	1	0	0	0	1	0	40	44	2.70	1.050								
Charlie Hough, R ERA: 2.05 (7, 1)	2.1	S	9	2	0	0	3	0	0	0	0	0	0	15	15	0.00	0.857								

Houston Astros @ Los Angeles Dodgers
Dodger Stadium, Los Angeles, CA
Tue May 24 1977, 7:05 PM PDT
Att: 29,864 - Unknown

AB 35
R 2
H 8
RBI 2
BB 1
SO 10
LOB 14

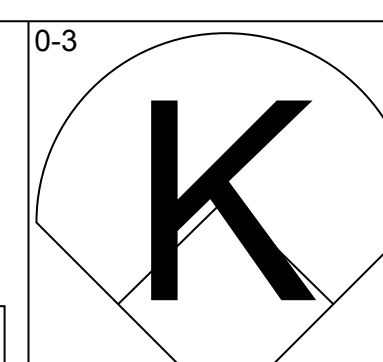
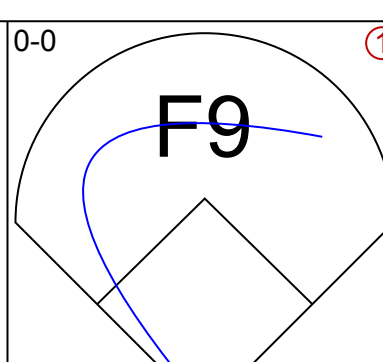
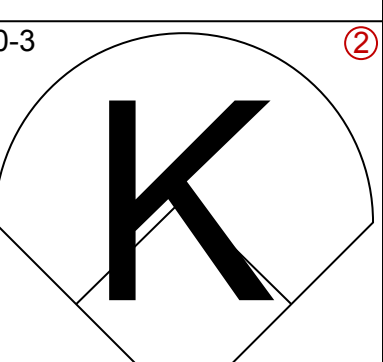
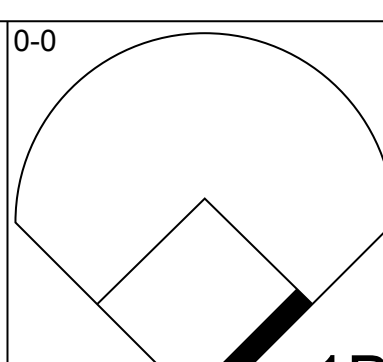
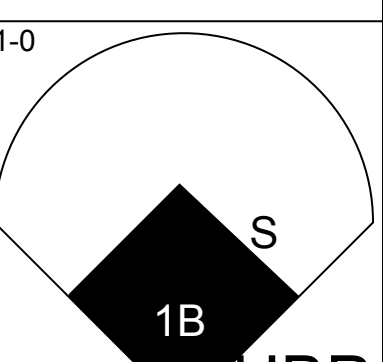
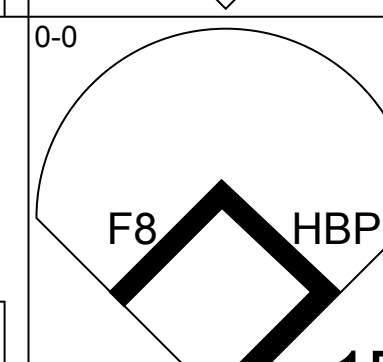
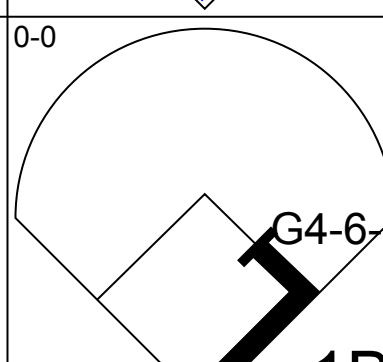
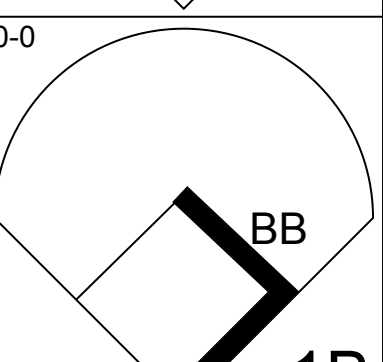
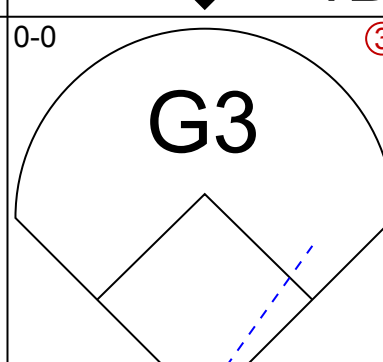
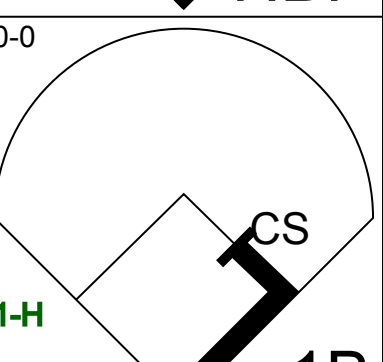
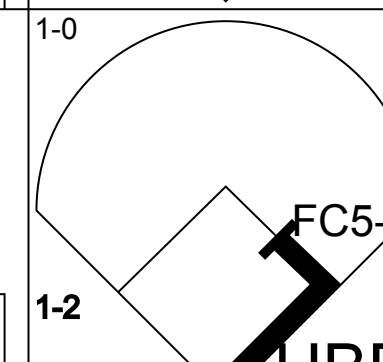
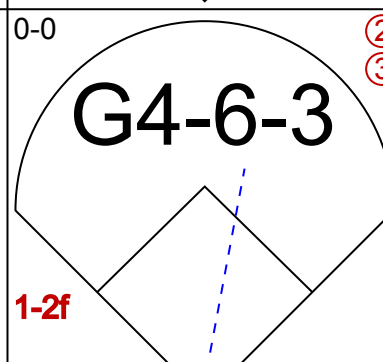
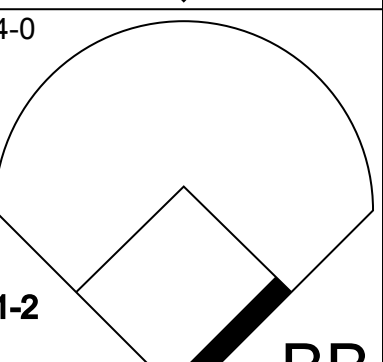
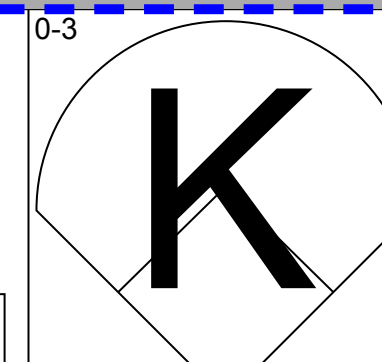
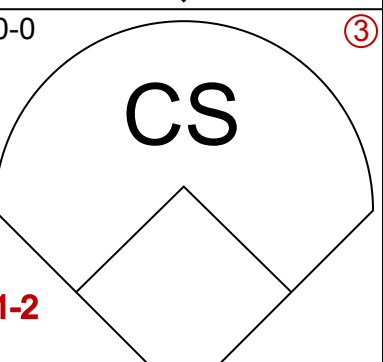
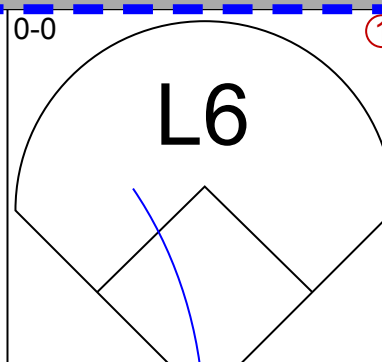
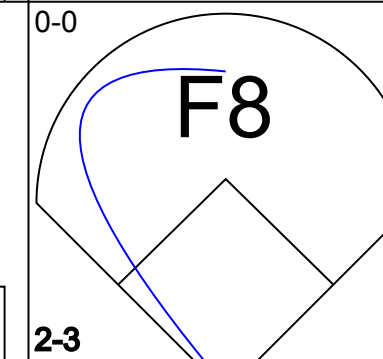
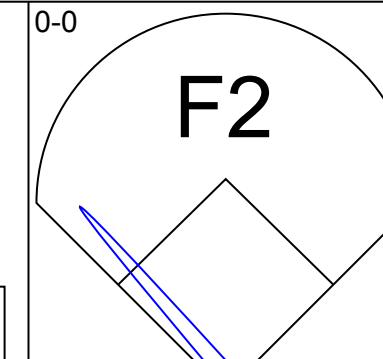
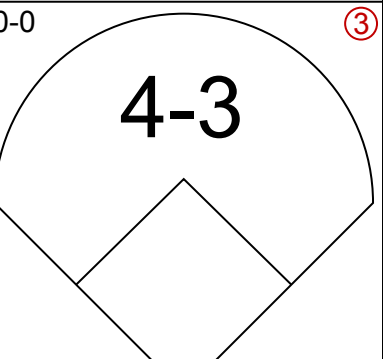
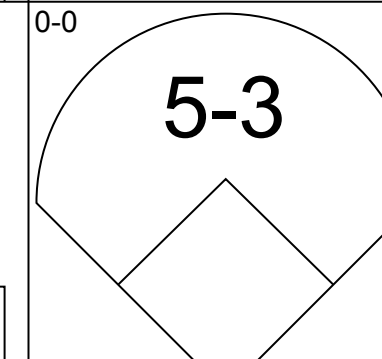
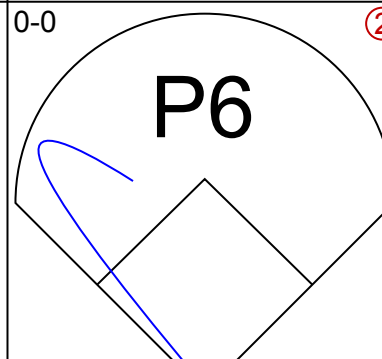
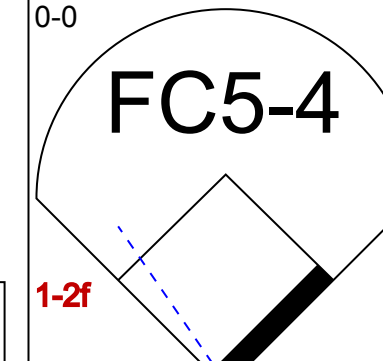
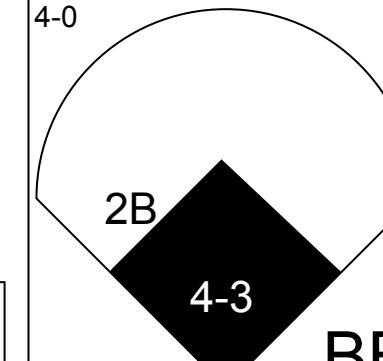
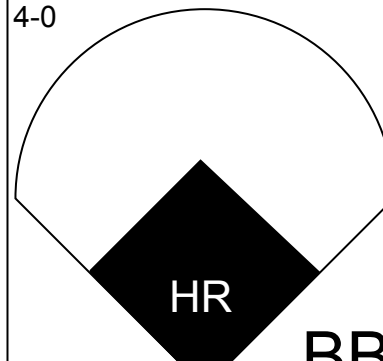
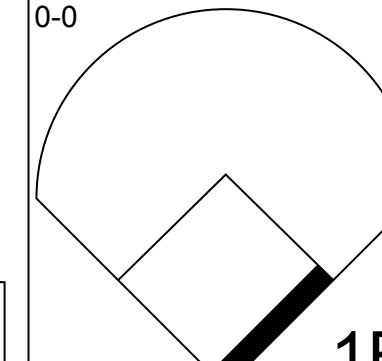
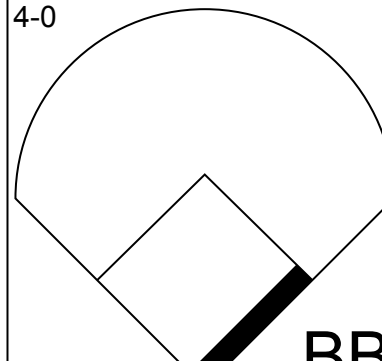
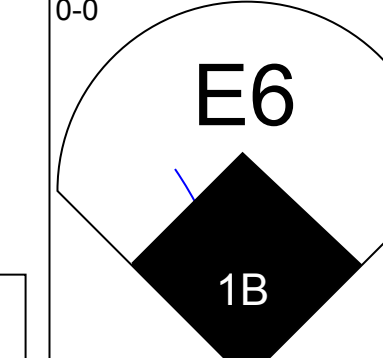
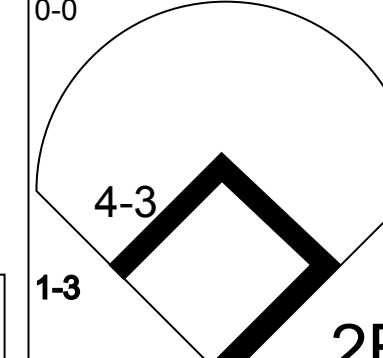
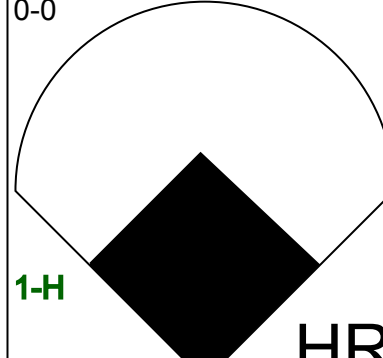
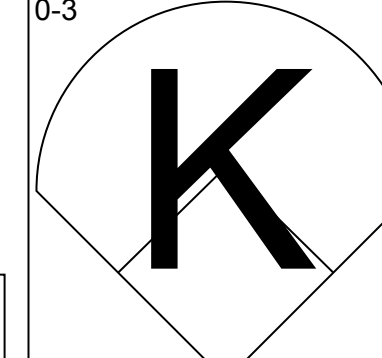
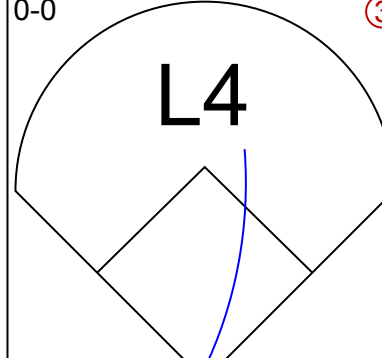
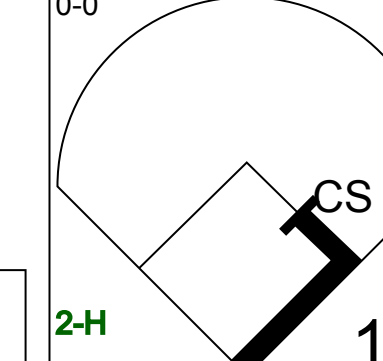
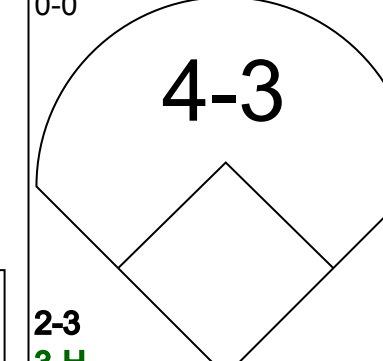
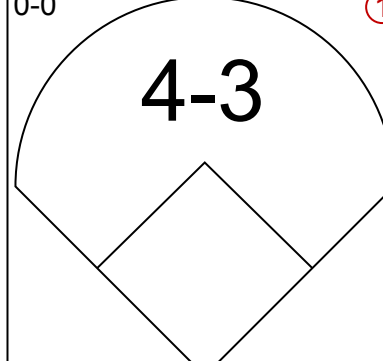
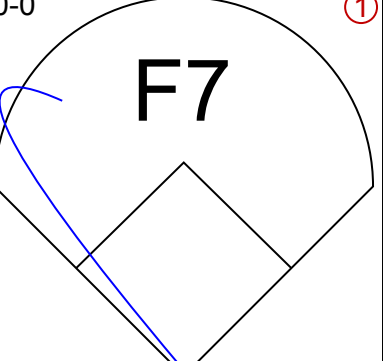

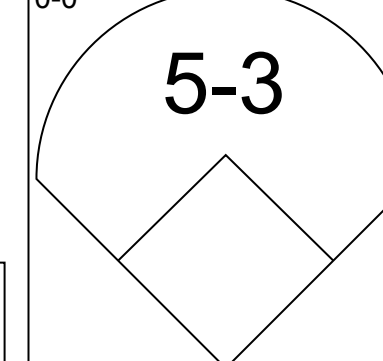
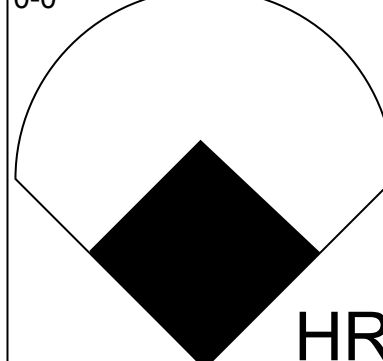
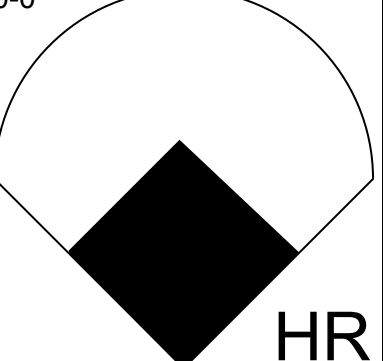

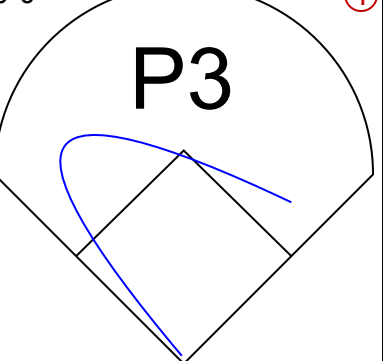

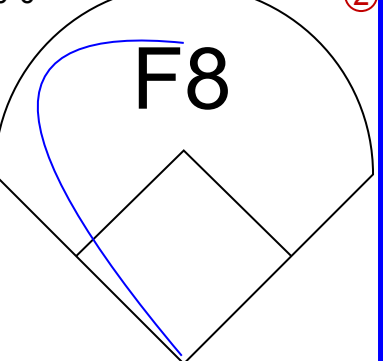


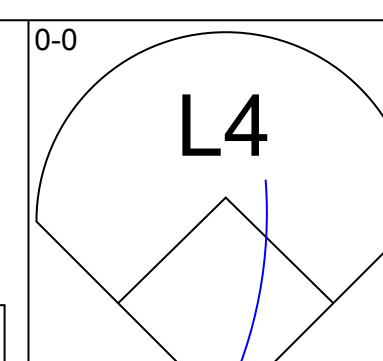
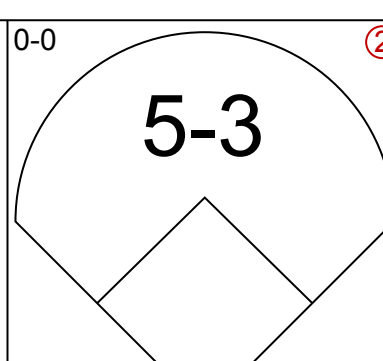
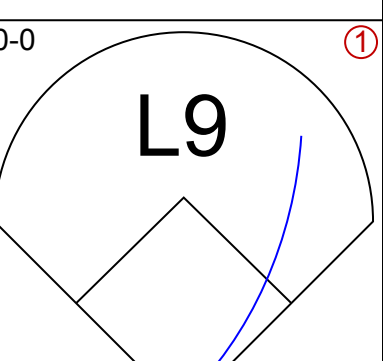
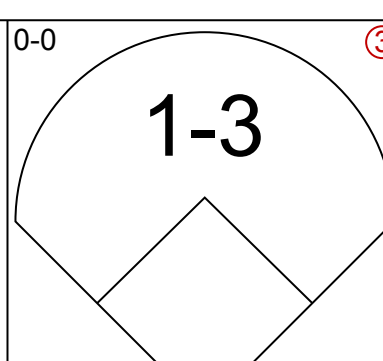
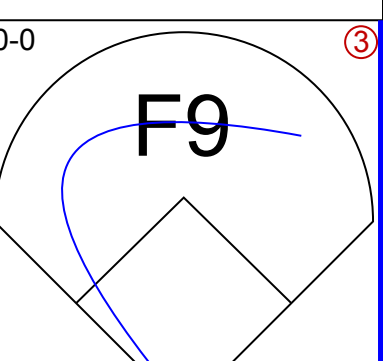
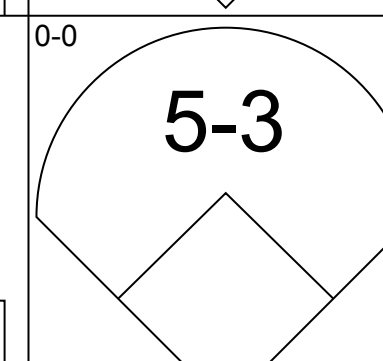
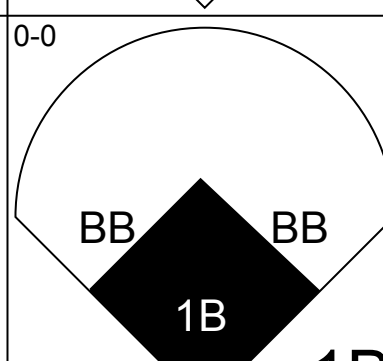
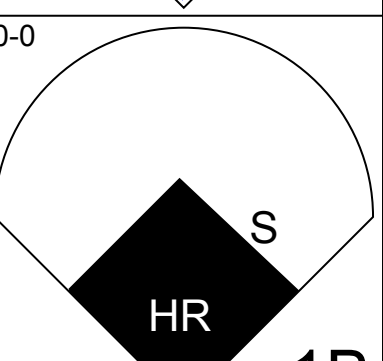
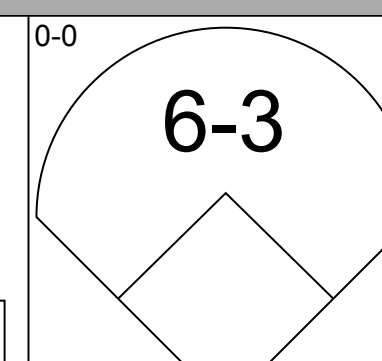
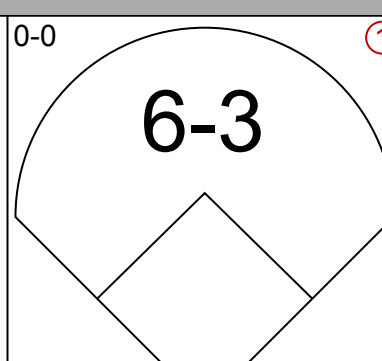
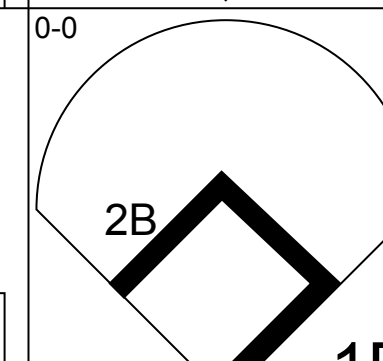
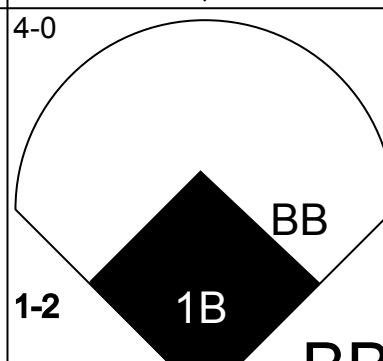
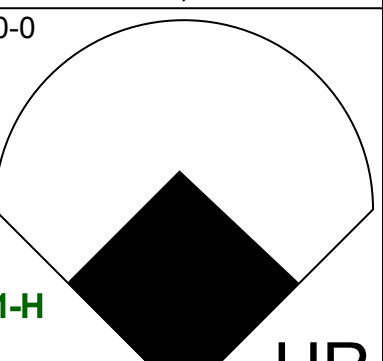
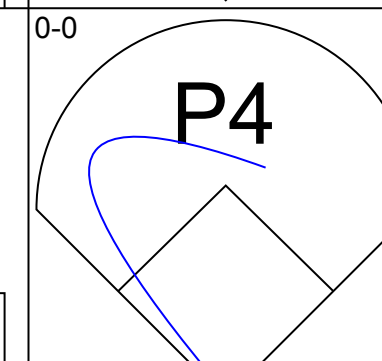
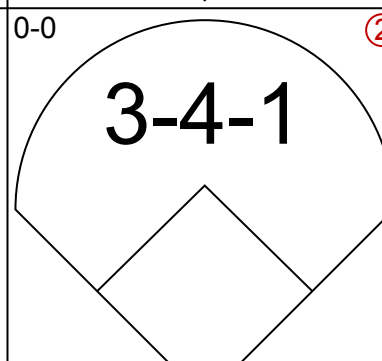
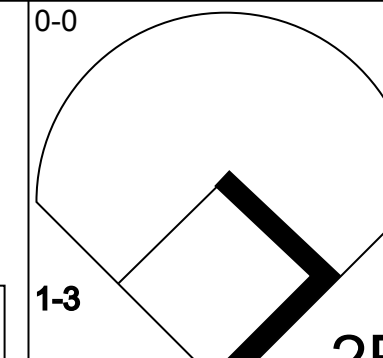
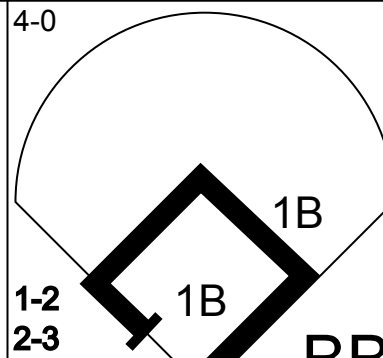
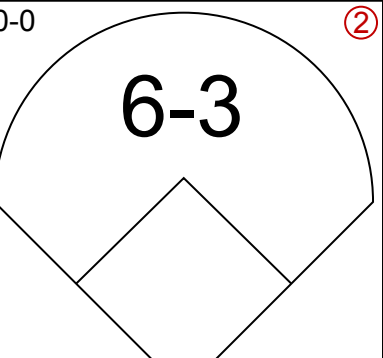
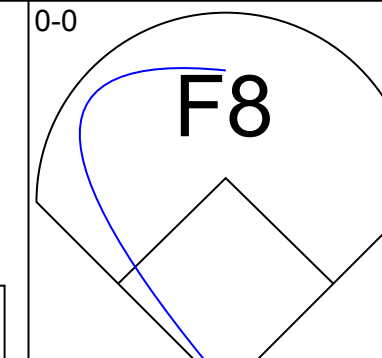
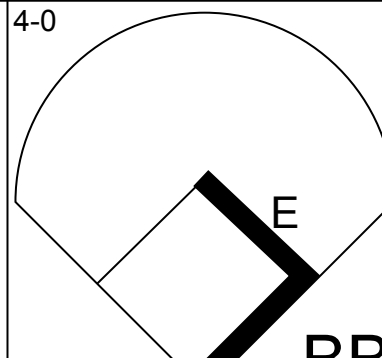
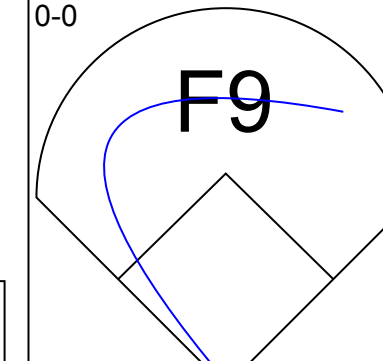
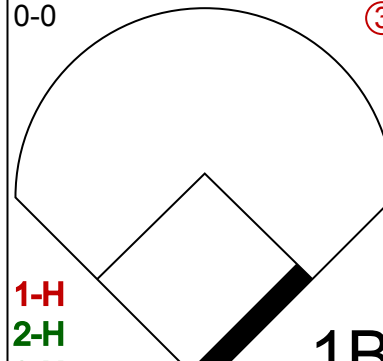
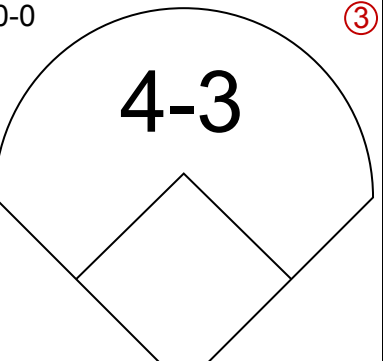
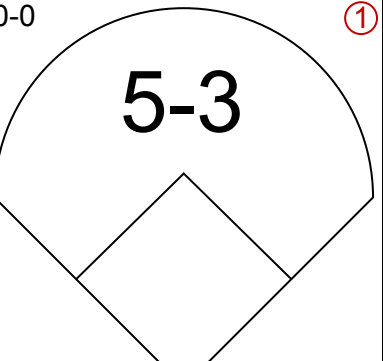
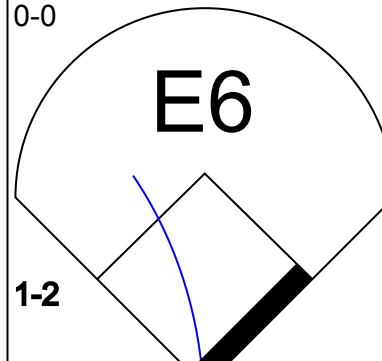
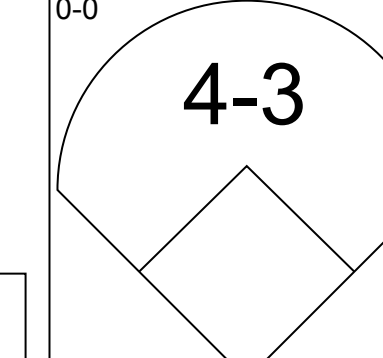
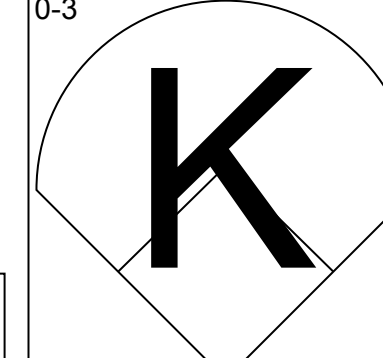
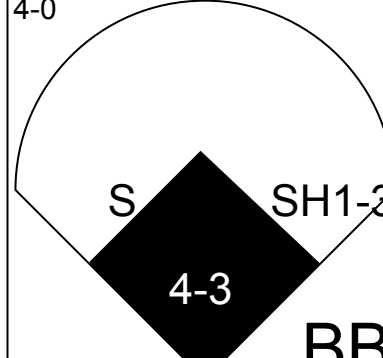
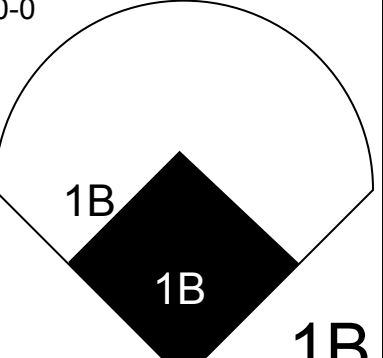
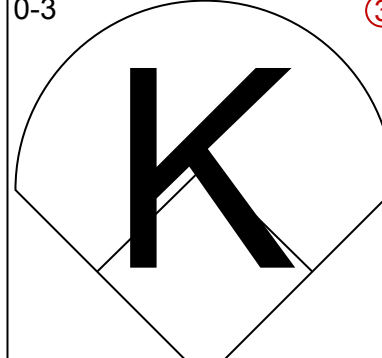
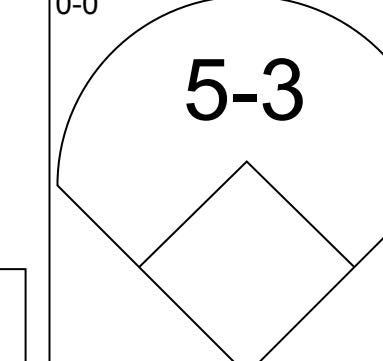
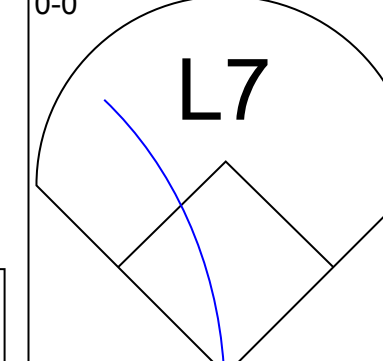
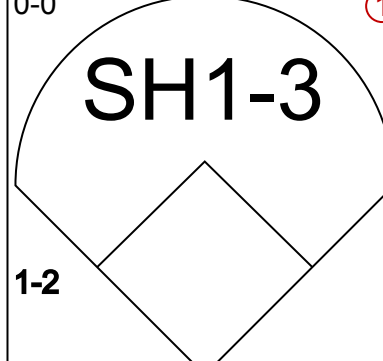
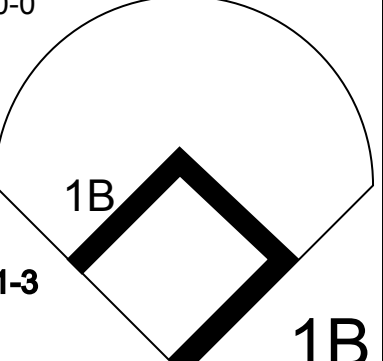
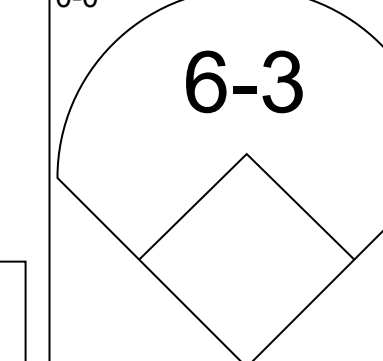
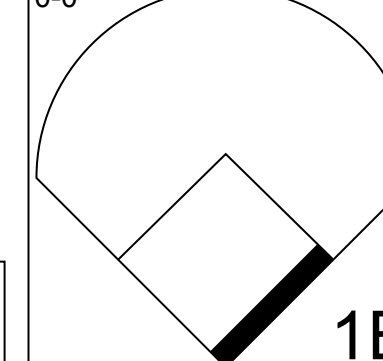
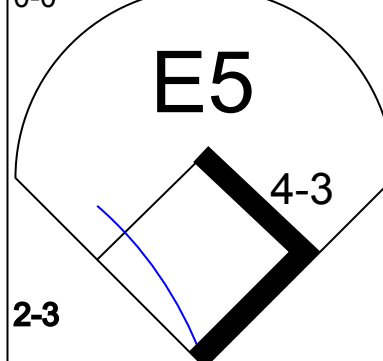
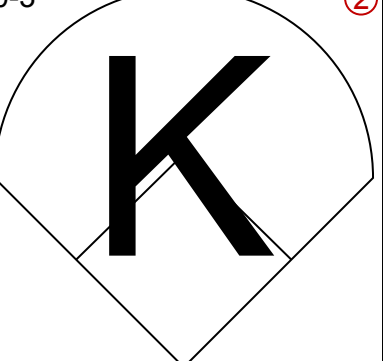
Batter	1	2	3	4	5	6	7	8	9	AB	R	H	RBI	BB	SO	LOB	BOTTOM								
Davey Lopes, R OBP: 0.394, SLG: 0.442 (1, 4)	0-0 CS 1B				0-0 6-3 2B 2B		0-0 1-3 1B			2	0	1	0	0	1	1									
Ted Martinez, R OBP: 0.438, SLG: 0.688 (4, 4)		0-0 K								2	1	2	0	0	0	0									
Bill Russell, R OBP: 0.278, SLG: 0.309 (1, 6)	0-0 L7 1-2		0-0 L9		0-0 F9		0-0 P6			4	0	0	0	0	0	4									
Reggie Smith, S OBP: 0.433, SLG: 0.647 (1, 9)	4-0 FC5-4 BB		0-0 4-3		0-0 6-3		0-0 SF9			2	0	0	1	1	0	1									
Ron Cey, R OBP: 0.433, SLG: 0.646 (1, 5)	0-0 FC5-4		0-0 F8		0-0 2-3 2B		0-0 3H 0-3 K			4	0	1	1	0	1	2									
Steve Garvey, R OBP: 0.337, SLG: 0.474 (1, 3)		0-0 2B 1B		0-0 SH1-3 1B		0-0 1-3		0-0 F5		4	1	2	0	0	0	1									
Rick Monday, L OBP: 0.373, SLG: 0.486 (1, 8)		0-0 1H 1B 2B		0-0 SH1-3 1-2 1B		0-0 CS 1B		0-3 K		4	1	3	1	0	1	0									
Dusty Baker Jr., R OBP: 0.390, SLG: 0.518 (1, 7)					0-0 SH1-3		0-0 5-3			2	0	1	1	1	0	1									
John Hale, L OBP: 0.382, SLG: 0.400 (6, PR) (9, 7)		0-0 2H 5-3 1B		0-0 SH1-3 1-2 2-3		0-0 1-2 5-3		4-0 BB		0	0	0	0	0	0	0									
Johnny Oates, L OBP: 0.333, SLG: 0.303 (1, 2)			0-0 F2		0-0 G6-4-3 1B		0-0 F8		0-0 1-3	3	0	1	0	0	0	1									
Charlie Hough, R OBP: 0.182, SLG: 0.400 (7, 1)										1	0	0	0	0	0	1									
Rick Rhoden, R OBP: 0.182, SLG: 0.227 (1, 1)			0-0 5-3		0-0 G6-4-3					2	0	0	0	0	0	4									
Steve Yeager, R OBP: 0.383, SLG: 0.509 (7, 2)		0-0 1-2		0-0 1-2		0-0 1B SF9 BB				0	1	0	0	1	0	0									
Inning Stats	R: 0 E: 0 K: 0 S: 3	H: 1 LOB: 1 BB: 1 P: 7	R: 2 E: 0 K: 1 S: 8	H: 3 LOB: 0 BB: 0 P: 8	R: 0 E: 0 K: 0 S: 3	H: 0 LOB: 0 BB: 0 P: 3	R: 0 E: 0 K: 0 S: 5	H: 3 LOB: 2 BB: 0 P: 5	R: 1 E: 0 K: 0 S: 5	H: 2 LOB: 1 BB: 0 P: 5	R: 0 E: 0 K: 0 S: 3	H: 1 LOB: 0 BB: 0 P: 3	R: 1 E: 0 K: 1 S: 6	H: 1 LOB: 1 BB: 1 P: 10	R: 0 E: 0 K: 1 S: 5	H: 0 LOB: 1 BB: 1 P: 9	1B: 8 2B: 3 3B: 0 HR: 0	SF: 1 SAC: 1 DP: 1 HBP: 0	WP: 0 PB: 0 SB: 0 CS: 2	PA: 35					
PITCHER	IP	WLS	BF	H	R	ER	SO	BB	IBB	HBP	BLK	WP	HR	S	P	ERA	WHIP								
Mark Lemongello, R ERA: 3.79 (1, 1)	6.0	L	26	10	3	3	1	1	0	0	0	0	0	27	31	4.50	1.833								
Gene Pentz, R ERA: 2.45 (7, 1)	0.1		3	1	1	1	0	1	0	0	0	0	0	2	6	27.00	6.000								
Joe Sambito, L ERA: 2.33 (7, 1)	1.2		6	0	0	0	2	1	0	0	0	0	0	9	13	0.00	0.600								

Houston Astros @ Los Angeles Dodgers
Dodger Stadium, Los Angeles, CA
Tue May 24 1977, 7:05 PM PDT
Att: 29,864 - Unknown

AB 30
R 4
H 11
RBI 4
BB 3
SO 3
LOB 16



Batter	1	2	3	4	5	6	7	8	9	AB	R	H	RBI	BB	SO	LOB	TOP			
Cesar Cedeno, R OBP: 0.326, SLG: 0.278 (1, 8)										4	1	1	0	0	2	0	Houston Astros @ Los Angeles Dodgers Dodger Stadium, Los Angeles, CA Wed May 25 1977, 7:05 PM PDT Att: 27,743 - Unknown			
Julio Gonzalez, R OBP: 0.320, SLG: 0.372 (1, 6)										5	0	4	1	0	0	1				
Bob Watson, R OBP: 0.340, SLG: 0.376 (1, 3)										3	0	0	0	1	1	1				
Cliff Johnson, R OBP: 0.421, SLG: 0.667 Art Gardner, L OBP: 0.182, SLG: 0.156 (8, 7)										4	0	0	0	0	0	4				
Joe Ferguson, R OBP: 0.418, SLG: 0.516 (1, 2)										2	2	1	0	3	0	2				
Enos Cabell, R OBP: 0.293, SLG: 0.414 (1, 5)										5	2	2	2	0	1	2				
Jose Cruz, L OBP: 0.289, SLG: 0.352 (1, 9)										4	0	1	2	0	0	1				
Art Howe, R OBP: 0.321, SLG: 0.432 (1, 4)										4	2	2	2	0	0	2				
Joaquin Andujar, S OBP: 0.300, SLG: 0.316 Ken Forsch, R (8, 1)										4	0	0	0	0	2	0				
Inning Stats	R: 0 E: 0 K: 1 S: 6	H: 1 LOB: 2 BB: 0 P: 7	R: 1 E: 1 K: 1 S: 6	H: 1 LOB: 0 BB: 0 P: 6	R: 0 E: 0 K: 0 S: 3	H: 1 LOB: 1 BB: 1 P: 8	R: 1 E: 0 K: 0 S: 4	H: 1 LOB: 1 BB: 1 P: 8	R: 0 E: 0 K: 2 S: 8	H: 1 LOB: 1 BB: 0 P: 8	R: 2 E: 0 K: 0 S: 4	H: 2 LOB: 0 BB: 0 P: 5	R: 0 E: 0 K: 0 S: 3	H: 0 LOB: 1 BB: 1 P: 7	1B: 7 2B: 1 3B: 0 HR: 3	SF: 0 SAC: 0 DP: 1 HBP: 2	WP: 0 PB: 0 SB: 1 CS: 2	PA: 43		
PITCHER	IP	WLS	BF	H	R	ER	SO	BB	IBB	HBP	BLK	WP	HR	S	P	ERA	WHIP			
Doug Rau, L ERA: 3.99 Charlie Hough, R ERA: 2.32 Elias Sosa, R ERA: 6.3	(1, 1)	6.0	L	29	8	5	4	4	3	0	1	0	0	2	33	46	6.00	1.833		

Batter	1	2	3	4	5	6	7	8	9	AB	R	H	RBI	BB	SO	LOB	BOTTOM			
Ted Martinez, R OBP: 0.350, SLG: 0.550 John Hale, L OBP: 0.371, SLG: 0.387 Elias Sosa, R (9, 1)										4	0	0	0	0	0	1	Houston Astros @ Los Angeles Dodgers Dodger Stadium, Los Angeles, CA Wed May 25 1977, 7:05 PM PDT Att: 27,743 - Unknown			
Bill Russell, R OBP: 0.281, SLG: 0.312 (1, 6)										5	2	2	0	0	0	0				
Reggie Smith, S OBP: 0.438, SLG: 0.664 (1, 9)										4	2	2	2	1	0	0				
Ron Cey, R OBP: 0.437, SLG: 0.646 (1, 5)										3	0	1	0	2	0	0				
Steve Garvey, R OBP: 0.333, SLG: 0.466 (1, 3)										5	0	1	2	0	0	3				
Rick Monday, L OBP: 0.374, SLG: 0.480 (1, 8)										4	2	1	0	1	2	2				
Dusty Baker Jr., R OBP: 0.389, SLG: 0.514 (1, 7)										3	0	1	0	0	0	0				
Steve Yeager, R OBP: 0.380, SLG: 0.500 (1, 2)										4	0	1	0	0	1	3				
Inning Stats	R: 0 E: 0 K: 0 S: 5	H: 2 LOB: 0 BB: 0 P: 5	R: 0 E: 0 K: 0 S: 3	H: 0 LOB: 0 BB: 0 P: 3	R: 2 E: 0 K: 2 S: 8	H: 2 LOB: 2 BB: 2 P: 12	R: 0 E: 0 K: 2 S: 8	H: 1 LOB: 1 BB: 0 P: 8	R: 2 E: 1 K: 0 S: 5	H: 2 LOB: 0 BB: 0 P: 5	R: 1 E: 0 K: 0 S: 4	H: 0 LOB: 1 BB: 1 P: 8	R: 0 E: 0 K: 1 S: 8	H: 3 LOB: 2 BB: 0 P: 8	R: 0 E: 1 K: 1 S: 6	H: 0 LOB: 2 BB: 1 P: 10	1B: 8 2B: 1 3B: 0 HR: 1	SF: 0 SAC: 1 DP: 0 HBP: 0	WP: 0 PB: 0 SB: 2 CS: 0	PA: 42
PITCHER	IP	WLS	BF	H	R	ER	SO	BB	IBB	HBP	BLK	WP	HR	S	P	ERA	WHIP			
Joaquin Andujar, R ERA: 4.32 Ken Forsch, R ERA: 2.7	(1, 1)	7.1	W	34	9	6	5	2	3	0	0	0	0	1	35	47	6.14	1.636		




Batter	1	2	3	4	5	6	7	8	9	10	AB	R	H	RBI	BB	SO	LOB									
Cesar Cedeno, R OBP: 0.315, SLG: 0.267 (1, 8)	F7		K			1-3	6-3			F8	5	0	0	0	0	1	3									
Julio Gonzalez, R OBP: 0.316, SLG: 0.366 (1, 6)	6-3			P4		L1		FC5-6 1B		6-3	5	0	1	0	0	0	1									
Jose Cruz, L OBP: 0.294, SLG: 0.351 (1, 9)	BB			F5				2B 1B	FC5-6 1-2f		3	1	1	0	1	0	1									
Cliff Johnson, R OBP: 0.415, SLG: 0.660 (1, 7)	F8			5-3				1B 2B	K		4	1	1	0	0	1	2									
Joe Ferguson, R OBP: 0.414, SLG: 0.504 (1, 2)		K			1-3			1B 1B	P5		3	1	0	0	1	1	1									
Bob Watson, R OBP: 0.337, SLG: 0.372 (1, 3)		4-3			P4			1B BB		5-3	4	0	1	2	0	0	0									
Enos Cabell, R OBP: 0.292, SLG: 0.409 (1, 5)				F4				1B		K	4	0	1	1	0	1	0									
Art Howe, R OBP: 0.318, SLG: 0.423 (1, 4)			F3					1B		5-3	4	0	1	0	0	1	2									
J.R. Richard, R OBP: 0.115, SLG: 0.269 Ken Forsch, R (9, 1)			F8					1B		K	3	0	0	0	0	2	3									
										K	1	0	0	0	0	1	0									
Inning Stats	R: 0 E: 0 K: 0 S: 3	H: 0 LOB: 1 BB: 1 P: 7	R: 0 E: 0 K: 1 S: 5	H: 0 LOB: 0 BB: 0 P: 5	R: 0 E: 0 K: 1 S: 5	H: 0 LOB: 0 BB: 0 P: 3	R: 0 E: 0 K: 0 S: 3	H: 0 LOB: 0 BB: 0 P: 3	R: 0 E: 0 K: 1 S: 6	H: 1 LOB: 1 BB: 0 P: 6	R: 3 E: 0 K: 2 S: 11	H: 4 LOB: 2 BB: 1 P: 15	R: 0 E: 0 K: 1 S: 6	H: 1 LOB: 1 BB: 0 P: 6	R: 0 E: 0 K: 1 S: 5	H: 0 LOB: 0 BB: 0 P: 5	R: 0 E: 0 K: 1 S: 5	H: 0 LOB: 0 BB: 0 P: 5	1B: 5 2B: 1 3B: 0 HR: 0	SF: 0 SAC: 0 DP: 0 HBP: 0	WP: 0 PA: 38					
PITCHER	IP 9.0	WLS 35	H 6	R 3	ER 3	SO 7	BB 2	IBB 0	HBP 0	BLK 0	WP 0	HR 0	S 47	P 55	ERA 3.00	WHIP 0.889										
Burt Hooton, R ERA: 2.58 Mike Gamman, R ERA: 2.92	(1, 1) (10, 1)	1.0 W	3 0	0 0	0 0	1 1	0 0	0 0	0 0	0 0	0 0	5 5	5 5	0.00 0.000												

TOP

Houston Astros @ Los Angeles Dodgers
Dodger Stadium, Los Angeles, CA
Thu May 26 1977, 7:05 PM PDT
Att: 26,212 - Unknown

AB 36
R 3
H 6
RBI 3
BB 2
SO 8
LOB 13



Batter	1	2	3	4	5	6	7	8	9	10	AB	R	H	RBI	BB	SO	LOB									
Davey Lopes, R OBP: 0.396, SLG: 0.452 (1, 4)	BB 1B BB	BB			1B 2B		P6			BB 1B	3	1	2	0	2	0	0									
Bill Russell, R OBP: 0.284, SLG: 0.311 (1, 6)	K	4-3			G6-4-3 1B			F9	BB 1B	BB 1B	4	0	1	0	1	1	2									
Reggie Smith, S OBP: 0.437, SLG: 0.652 (1, 9)	BB 1B BB		K		K				1B	3-1	4	1	1	0	1	2	5									
Ron Cey, R OBP: 0.441, SLG: 0.640 Lee Lacy, R OBP: 0.320, SLG: 0.510 (10, PR)	1B SF7 BB		L8		G6-4-3 1-2f				1B	1B	3	1	1	0	2	0	2									
Steve Garvey, R OBP: 0.335, SLG: 0.470 (1, 3)							P6		K	K	5	0	2	2	0	2	3									
Rick Monday, L OBP: 0.369, SLG: 0.474 (1, 8)	SF7		K				F7		4-3		4	0	1	1	0	1	3									
Dusty Baker Jr., R OBP: 0.383, SLG: 0.503 (1, 7)	K				G6-3 BB		F8			F9	3	0	0	1	1	1	1									
Steve Yeager, R OBP: 0.389, SLG: 0.484 (1, 2)		P4			G6-3 1-2f			5-3		F9	4	0	0	0	0	0	1									
Burt Hooton, R OBP: 0.217, SLG: 0.261 Boog Powell, L OBP: 0.395, SLG: 0.333 Ted Martinez, R OBP: 0.350, SLG: 0.550 Mike Gamman, R (10, 1)	(1, 1) (9, PH) (9, PR) (10, 1)	0-3 K			G1			F8		BB 1B BB	3	0	0	0	0	1	0									
Inning Stats	R: 3 E: 0 K: 2 S: 8	H: 1 LOB: 1 BB: 3 P: 20	R: 0 E: 0 K: 1 S: 5	H: 0 LOB: 1 BB: 1 P: 9	R: 0 E: 0 K: 2 S: 8	H: 1 LOB: 1 BB: 0 P: 8	R: 0 E: 0 K: 0 S: 2	H: 0 LOB: 0 BB: 1 P: 6	R: 0 E: 0 K: 1 S: 6	H: 2 LOB: 1 BB: 0 P: 6	R: 0 E: 0 K: 0 S: 3	H: 0 LOB: 0 BB: 0 P: 3	R: 0 E: 0 K: 0 S: 7	H: 0 LOB: 0 BB: 0 P: 3	R: 0 E: 0 K: 1 S: 7	H: 2 LOB: 2 BB: 0 P: 7	R: 0 E: 0 K: 0 S: 4	H: 1 LOB: 3 BB: 2 P: 12	R: 1 E: 0 K: 1 S: 5	H: 1 LOB: 1 BB: 1 P: 9	1B: 6 2B: 2 3B: 0 HR: 0	SF: 2 SAC: 0 DP: 2 HBP: 0	WP: 0 PA: 43			
PITCHER	IP 8.2	WLS 38	H 7	R 3	ER 3	SO 7	BB 7	IBB 0	HBP 0	BLK 0	WP 0	HR 0	S 45	P 73	ERA 3.12	WHIP 1.615										
J.R. Richard, R ERA: 2.88 Ken Forsch, R ERA: 2.9	(1, 1) (9, 1)	1.0 L	5 1	1 1	1 1	1 1	1 0	0 0	0 0	0 0	6 6	10 10	9.00 2.000													

BOTTOM

Houston Astros @ Los Angeles Dodgers
Dodger Stadium, Los Angeles, CA
Thu May 26 1977, 7:05 PM PDT
Att: 26,212 - Unknown

AB 33
R 4
H 8
RBI 4
BB 8
SO 8
LOB 17



Batter	1	2	3	4	5	6	7	8	9	AB	R	H	RBI	BB	SO	LOB	TOP					
Cesar Cedeno, R OBP: 0.318, SLG: 0.272 (1, 8)	4-3		G4-6-3 1B		1B		5-3	4-3		5	1	2	0	0	0	2	Houston Astros @ San Diego Padres San Diego Stadium, San Diego, CA Fri May 27 1977, 10:05 PM EDT Att: 13,147 - Unknown					
Julio Gonzalez, R OBP: 0.313, SLG: 0.361 (1, 6)	F4		G4-6-3 1B		K		F5		K	5	0	1	0	0	2	2						
Jose Cruz, L OBP: 0.310, SLG: 0.379 (1, 9)			G4-6-3 1B		S				S	5	1	4	2	0	0	2						
Cliff Johnson, R OBP: 0.410, SLG: 0.642 Art Gardner, L OBP: 0.176, SLG: 0.152 (1, 7) (8, 7)	K		5-3		F8		2B		K	3	0	0	0	1	1	3						
Joe Ferguson, R OBP: 0.407, SLG: 0.500 (1, 2)					5-3		L8		L7	5	0	1	1	0	1	1						
Bob Watson, R OBP: 0.347, SLG: 0.403 (1, 3)					F8		BLK 1B		FC4-6 1B	4	1	3	1	0	0	0						
Enos Cabell, R OBP: 0.291, SLG: 0.401 (1, 5)					6-3		5-3		K	3	0	0	0	0	1	2						
Art Howe, R OBP: 0.337, SLG: 0.432 (1, 4)							1B SH3-4 1B		FC4-6 1B	3	1	2	0	1	0	1						
Bo McLaughlin, R Gene Pentz, R Willie Crawford, L Ken Forsch, R (1, 1) (7, 1) (8, PH) (8, 1)					SH3-4		K		FC4-6	2	0	0	0	0	1	3						
Inning Stats	R: 0 E: 0 K: 1 S: 6	H: 1 LOB: 1 BB: 0 P: 6	R: 1 E: 0 K: 1 S: 6	H: 1 LOB: 1 BB: 0 P: 7	R: 0 E: 0 K: 0 S: 4	H: 2 LOB: 1 BB: 0 P: 4	R: 0 E: 0 K: 0 S: 3	H: 0 LOB: 0 BB: 0 P: 3	R: 2 E: 0 K: 1 S: 8	H: 3 LOB: 1 BB: 0 P: 8	R: 0 E: 0 K: 1 S: 6	H: 1 LOB: 2 BB: 1 P: 10	R: 1 E: 0 K: 0 S: 4	H: 2 LOB: 2 BB: 1 P: 8	R: 0 E: 0 K: 1 S: 7	H: 2 LOB: 2 BB: 0 P: 7		R: 0 E: 0 K: 2 S: 8	H: 1 LOB: 1 BB: 0 P: 8	1B: 9 2B: 3 3B: 0 HR: 1	SF: 0 SAC: 1 DP: 1 HBP: 1	WP: 0 PB: 0 SB: 4 CS: 0
PITCHER	IP	WLS	BF	H	R	ER	SO	BB	IBB	HBP	BLK	WP	HR	S	P	ERA	WHIP					
Rick Sawyer, R ERA: 5.31 (1, 1)	6.2	L	31	9	4	4	4	0	2	1	1	0	1	36	45	5.40	1.350					
Rollie Fingers, R ERA: 2.25 (7, 1)	2.1		10	4	0	0	3	0	0	0	0	0	0	16	16	0.00	1.714					

AB	37
R	4
H	13
RBI	4
BB	2
SO	7
LOB	19



Batter	1	2	3	4	5	6	7	8	9	AB	R	H	RBI	BB	SO	LOB	BOTTOM					
Gene Richards, L OBP: 0.331, SLG: 0.318 (1, 7)	F7				S		FC FC5-2 SH5-4		1-3	4	0	1	0	1	0	1	Houston Astros @ San Diego Padres San Diego Stadium, San Diego, CA Fri May 27 1977, 10:05 PM EDT Att: 13,147 - Unknown					
Bill Almon, R OBP: 0.275, SLG: 0.304 (1, 6)	K		FC5		K		SH5-4			3	0	0	0	0	2	3						
George Hendrick, R OBP: 0.375, SLG: 0.434 (1, 8)	K				F2		FC5-2			4	1	1	0	0	1	3						
Dave Winfield, R OBP: 0.371, SLG: 0.542 (1, 9)					1B		F5			3	1	1	0	1	0	2						
Mike Ivie, R OBP: 0.324, SLG: 0.416 (1, 3)					1B		F2			4	1	1	1	0	0	2						
Doug Rader, R OBP: 0.414, SLG: 0.465 (1, 5)					K		6-3			4	0	0	0	0	1	2						
Gene Tenace, R OBP: 0.393, SLG: 0.391 Bob Davis, R OBP: 0.204, SLG: 0.260 (1, 2) (9, 2)					SF7		CS HBP		K	1	0	0	1	0	1	0						
Mike Champion, R OBP: 0.285, SLG: 0.302 Rollie Fingers, R Merv Rettenmund, R (1, 4) (7, 1) (9, PH)					4-3		K		G4-6-3 1B	3	0	1	1	0	1	2						
Rick Sawyer, R OBP: 0.350, SLG: 0.188 Gary Sutherland, R OBP: 0.484, SLG: 0.643 (1, 1) (7, 4)					6-3		F8		G4-6-3	2	0	0	0	0	0	2						
Inning Stats	R: 0 E: 0 K: 2 S: 7	H: 0 LOB: 0 BB: 0 P: 7	R: 0 E: 0 K: 0 S: 3	H: 0 LOB: 0 BB: 0 P: 3	R: 0 E: 0 K: 0 S: 3	H: 0 LOB: 2 BB: 1 P: 8	R: 3 E: 0 K: 1 S: 9	H: 4 LOB: 1 BB: 0 P: 9	R: 0 E: 0 K: 1 S: 6	H: 1 LOB: 2 BB: 1 P: 10	R: 0 E: 0 K: 1 S: 4	H: 0 LOB: 0 BB: 0 P: 5	R: 0 E: 0 K: 0 S: 5	H: 1 LOB: 2 BB: 0 P: 5	R: 0 E: 0 K: 1 S: 5	H: 0 LOB: 0 BB: 0 P: 5		R: 0 E: 0 K: 0 S: 3	H: 1 LOB: 0 BB: 0 P: 3	1B: 6 2B: 1 3B: 0 HR: 0	SF: 1 SAC: 1 DP: 1 HBP: 2	WP: 0 PB: 0 SB: 1 CS: 1
PITCHER	IP	WLS	BF	H	R	ER	SO	BB	IBB	HBP	BLK	WP	HR	S	P	ERA	WHIP					
Bo McLaughlin, R ERA: 2.97 (1, 1)	6.0	W	27	6	3	3	5	2	0	2	0	0	0	4	4	0.00	0.000					
Gene Pentz, R ERA: 2.19 (7, 1)	1.0		4	0	0	0	0	0	0	0	0	0	0	4	4	0.00	0.000					
Ken Forsch, R ERA: 2.73 (8, 1)	2.0	S	6	1	0	0	1	0	0	0	0	0	0	8	8	0.00	0.500					

AB	31
R	3
H	7
RBI	3
BB	2
SO	6
LOB	18



Batter	1	2	3	4	5	6	7	8	9	AB	R	H	RBI	BB	SO	LOB	TOP										
Cesar Cedeno, R OBP: 0.313, SLG: 0.269 (1, 8)	L7		F4			1-3		L4		4	0	0	0	0	0	1											
Julio Gonzalez, R OBP: 0.304, SLG: 0.349 (1, 6)	L1		5-3			L5		F8		4	0	0	0	0	0	0											
Jose Cruz, L OBP: 0.316, SLG: 0.383 (1, 9)	K			G6-4-3 1B				K		4	0	2	0	0	2	0											
Joe Ferguson, R OBP: 0.402, SLG: 0.507 (1, 2)		F3		G6-4-3 1-2		CS	F4			4	1	1	1	0	0	1											
Bob Watson, R OBP: 0.346, SLG: 0.427 (1, 3)		2B					4-3		HR	4	1	2	0	0	0	0											
Cliff Johnson, R OBP: 0.408, SLG: 0.625 (1, 7)		2B		1B			F8			3	0	1	1	0	0	1											
Enos Cabell, R OBP: 0.295, SLG: 0.399 (1, 5)		2H 2B		5-3						3	0	0	0	0	0	1											
Art Howe, R OBP: 0.337, SLG: 0.430 (8, PH)		1-3				1-3		F8		3	0	0	0	0	0	1											
Ken Boswell, L OBP: 0.405, SLG: 0.355 (8, 4)		F9				6-3		E5		2	0	0	0	0	0	1											
Mark Lemongello, R OBP: 0.333, SLG: 0.342 (8, PH)								K2-3		1	0	0	0	0	0	1											
Gene Pentz, R OBP: 0.405, SLG: 0.355 (8, 4)				F4		F8				0	0	0	0	0	0	0											
Inning Stats	R: 0 E: 0 K: 1 S: 5	H: 0 LOB: 0 BB: 0 P: 5	R: 1 E: 0 K: 0 S: 5	H: 2 LOB: 1 BB: 0 P: 5	R: 0 E: 0 K: 0 S: 3	H: 0 LOB: 0 BB: 0 P: 3	R: 0 E: 0 K: 0 S: 4	H: 2 LOB: 1 BB: 0 P: 4	R: 0 E: 0 K: 0 S: 3	H: 0 LOB: 0 BB: 0 P: 3	R: 0 E: 0 K: 0 S: 3	H: 0 LOB: 0 BB: 0 P: 3	R: 0 E: 1 K: 1 S: 6	H: 0 LOB: 1 BB: 0 P: 6	R: 1 E: 0 K: 1 S: 6	H: 1 LOB: 0 BB: 0 P: 6	1B: 3 2B: 2 3B: 0 HR: 1	SF: 0 SAC: 0 DP: 1 HBP: 0	WP: 0 PB: 0 SB: 0 CS: 1	PA: 33							
PITCHER	IP	WLS	BF	H	R	ER	SO	BB	IBB	HBP	BLK	WP	HR	S	P	ERA	WHIP										
Randy Jones, L ERA: 4.41 (1, 1)	6.0		21	5	1	1	1	0	0	0	0	0	0	23	23	1.50	0.833										
Dan Spillner, R ERA: 4.03 (7, 1)	2.2	W	10	1	1	1	2	0	0	0	0	0	1	14	14	3.38	0.375										
Rollie Fingers, R ERA: 2.36 (9, 1)	0.1	S	1	0	0	0	0	0	0	0	0	0	0	1	1	0.00	0.000										

Houston Astros @ San Diego Padres
San Diego Stadium, San Diego, CA
Sun May 29 1977, 6:33 AM EDT
Att: 14,058 - Unknown

AB	32
R	2
H	6
RBI	2
BB	0
SO	3
LOB	6



Batter	1	2	3	4	5	6	7	8	9	AB	R	H	RBI	BB	SO	LOB	BOTTOM										
Gene Richards, L OBP: 0.330, SLG: 0.316 (1, 7)	4-3		K			6-3		FC4-6 1B		4	0	1	0	0	1	0											
Mike Champion, R OBP: 0.276, SLG: 0.300 (1, 4)	K			F9		1-3		FC4-6 1-2		4	0	0	0	0	1	1											
George Hendrick, R OBP: 0.383, SLG: 0.461 (1, 8)	5-3							FC2-6 1B		3	0	2	0	0	0	0											
Dave Winfield, R OBP: 0.373, SLG: 0.556 (1, 9)				F2		FC2-6 1B		FC2-6 1B		3	2	1	1	0	0	2											
Mike Ivie, R OBP: 0.315, SLG: 0.424 (1, 3)	F4			F7		F9		F9		3	0	0	0	0	0	2											
Gene Tenace, R OBP: 0.389, SLG: 0.382 (1, 2)						F4				3	1	1	0	0	1	0											
Doug Rader, R OBP: 0.416, SLG: 0.476 (9, 5)		K				1B		1B		0	0	0	0	0	0	0											
Bobby Valentine, R OBP: 0.286, SLG: 0.263 (1, 5)										3	0	1	2	0	0	0											
Bob Davis, R OBP: 0.204, SLG: 0.260 (9, 2)		F8				F7				0	0	0	0	0	0	0											
Bill Almon, R OBP: 0.270, SLG: 0.294 (1, 6)				6-3		5-3				3	0	0	0	0	1	0											
Randy Jones, R OBP: 0.286, SLG: 0.263 (1, 1)										1	0	0	0	0	1	0											
Merv Rettenmund, R OBP: 0.459, SLG: 0.545 (6, PH)				K		1-3				1	0	0	0	0	0	0											
Dan Spillner, R OBP: 0.416, SLG: 0.476 (7, 1)										1	0	0	0	0	1	0											
Rollie Fingers, R OBP: 0.204, SLG: 0.260 (9, 1)										0	0	0	0	0	0	0											
Inning Stats	R: 0 E: 0 K: 1 S: 5	H: 0 LOB: 0 BB: 0 P: 5	R: 1 E: 0 K: 1 S: 6	H: 1 LOB: 0 BB: 0 P: 6	R: 0 E: 0 K: 2 S: 7	H: 0 LOB: 0 BB: 0 P: 7	R: 0 E: 0 K: 0 S: 4	H: 1 LOB: 1 BB: 0 P: 4	R: 0 E: 0 K: 0 S: 3	H: 0 LOB: 0 BB: 0 P: 3	R: 2 E: 0 K: 0 S: 5	H: 3 LOB: 1 BB: 0 P: 5	R: 0 E: 0 K: 2 S: 8	H: 1 LOB: 1 BB: 0 P: 8	R: 0 E: 0 K: 2 S: 8	H: 1 LOB: 1 BB: 0 P: 8	1B: 5 2B: 0 3B: 0 HR: 1	SF: 0 SAC: 0 DP: 0 HBP: 0	WP: 0 PB: 0 SB: 0 CS: 0	PA: 29							
PITCHER	IP	WLS	BF	H	R	ER	SO	BB	IBB	HBP	BLK	WP	HR	S	P	ERA	WHIP										
Mark Lemongello, R ERA: 3.8 (1, 1)	7.0	L	25	5	3	3	4	0	0	0	0	0	0	33	33	3.86	0.714										
Gene Pentz, R ERA: 1.93 (8, 1)	1.0		4	1	0	0	2	0	0	0	0	0	0	8	8	0.00	1.000										

Houston Astros @ San Diego Padres
San Diego Stadium, San Diego, CA
Sun May 29 1977, 6:33 AM EDT
Att: 14,058 - Unknown


AB	29
R	3
H	6
RBI	3
BB	0
SO	6
LOB	5



Batter	1	2	3	4	5	6	7	8	9	AB	R	H	RBI	BB	SO	LOB	TOP											
Davey Lopes, R OBP: 0.390, SLG: 0.425 (1, 4)	0-3 K		0-3 K			0-0 F8		0-0 F7		4	0	0	0	0	2	1												
Ted Martinez, R OBP: 0.292, SLG: 0.458 (1, 6)	0-3 K		0-3 K			0-0 1-3		0-0 F8		4	0	0	0	0	2	1												
Reggie Smith, S OBP: 0.435, SLG: 0.645 (1, 9)	0-0 4-3			0-0 SF9 3B		0-0 F7		4-0 BB		3	1	1	0	1	0	0												
Ron Cey, R OBP: 0.449, SLG: 0.628 (1, 5)		0-0 G3 1B		0-3 K		0-0 F2		0-0 F4		4	0	1	0	0	1	2												
Steve Garvey, R OBP: 0.348, SLG: 0.495 (1, 3)		0-3 K		0-0 SF9		0-0 HR 1B		4-0 1B 4-3 BB		2	1	1	1	1	1	1												
Rick Monday, L OBP: 0.367, SLG: 0.453 (1, 8)		0-0 G3 1-2		0-0 6-3		0-0 F7		0-0 4-3 1-2		4	0	0	0	0	0	3												
Dusty Baker Jr., R OBP: 0.391, SLG: 0.558 (1, 7)		0-0 F5			0-0 6-3		0-0 HR	0-0 2-3 1B		4	1	2	2	0	0	1												
Steve Yeager, R OBP: 0.363, SLG: 0.474 Ed Goodson, L OBP: 0.111, SLG: 0.059 (9, PH)			4-0 SH5-4 BB		0-0 F9		1-0 HBP	0-0 F9		1	0	0	0	1	0	0												
Doug Rau, L OBP: 0.192, SLG: 0.167 Boog Powell, L OBP: 0.375, SLG: 0.286 Elias Sosa, R OBP: 0.351, SLG: 0.364 (9, PH)			0-0 SH5-4 1-2		0-0 4-3		0-0 4-3	0-3 K		1	0	0	0	0	0	0												
Inning Stats	R: 0 E: 0 K: 2 S: 7	H: 0 LOB: 0 BB: 0 P: 7	R: 0 E: 0 K: 1 S: 6	H: 1 LOB: 1 BB: 1 P: 6	R: 0 E: 0 K: 2 S: 7	H: 0 LOB: 1 BB: 1 P: 11	R: 1 E: 0 K: 1 S: 6	H: 1 LOB: 0 BB: 0 P: 6	R: 0 E: 0 K: 0 S: 3	H: 0 LOB: 0 BB: 0 P: 3	R: 2 E: 0 K: 0 S: 5	H: 2 LOB: 1 BB: 0 P: 6	R: 0 E: 0 K: 1 S: 3	H: 0 LOB: 1 BB: 1 P: 7	R: 0 E: 0 K: 1 S: 6	H: 1 LOB: 2 BB: 1 P: 10	1B: 3 2B: 0 3B: 1 HR: 1	SF: 1 SAC: 1 DP: 0 HBP: 1	WP: 0 PB: 0 SB: 0 CS: 0	PA: 36								
PITCHER	IP	WLS	BF	H	R	ER	SO	BB	IBB	HBP	BLK	WP	HR	S	P	ERA	WHIP											
Joaquin Andujar, R ERA: 4.19 Ken Forsch, R ERA: 2.67	(1, 1)	8.1	W	34	5	3	3	6	3	0	1	0	0	1	42	55	3.24	0.960										
	(9, 1)	0.2	S	2	0	0	0	1	0	0	0	0	0	0	4	4	0.00	0.000										

Los Angeles Dodgers @ Houston Astros
Astrodome, Houston, TX
Mon May 30 1977, 8:05 PM EDT
Att. 14,258 - Dome

AB 30
R 3
H 5
RBI 3
BB 3
SO 7
LOB 14



Batter	1	2	3	4	5	6	7	8	9	AB	R	H	RBI	BB	SO	LOB	BOTTOM										
Cesar Cedeno, R OBP: 0.317, SLG: 0.275 (1, 8)	0-0 1-3	0-0 E HBP 1B		0-0 1-3 1B		0-0 6-3				4	0	2	1	0	0	0											
Julio Gonzalez, R OBP: 0.303, SLG: 0.343 (1, 6)	0-0 F9	1-0 L6-4 E HBP		0-3 K		0-0 4-3				3	0	0	0	0	1	1											
Jose Cruz, L OBP: 0.320, SLG: 0.398 (1, 9)	0-0 2B	0-0 E6 1-2 2-3 3-H		0-0 4-3 3-5 2B		0-0 E4 2B WP				4	1	2	1	0	0	2											
Joe Ferguson, R OBP: 0.393, SLG: 0.493 (1, 2)	0-0 1-3	0-0 L6-4		0-0 4-3		0-0 4-3		0-0 F7 1-2		4	0	0	0	0	0	6											
Bob Watson, R OBP: 0.350, SLG: 0.430 Wilbur Howard, S OBP: 0.235, SLG: 0.303 (3, 7)		0-0 BB 1B	4-0 F8 S BB		0-0 3-5		0-0 F7			1	1	1	0	0	0	0											
Cliff Johnson, R OBP: 0.410, SLG: 0.626 (3, 3)		4-0 1B BB	0-0 F8		0-3 K		0-0 2B			3	1	1	1	1	1	1											
Enos Cabell, R OBP: 0.294, SLG: 0.395 (1, 5)		0-0 1B 1B	0-3 K		0-0 F8		0-0 5-3			4	1	1	1	0	1	1											
Art Howe, R OBP: 0.347, SLG: 0.438 (1, 4)		0-0 HBP 1B E 1B		0-0 FC2-6 1B		0-3 K				3	1	2	1	0	1	0											
Joaquin Andujar, S OBP: 0.261, SLG: 0.273 Ken Forsch, R (9, 1)		0-3 K		0-0 FC2-6 1B		0-3 K				3	0	0	0	0	2	3											
Inning Stats	R: 0 E: 0 K: 0 S: 4	H: 1 LOB: 1 BB: 0 P: 4	R: 4 E: 1 K: 1 S: 9	H: 4 LOB: 2 BB: 1 P: 14	R: 0 E: 0 K: 1 S: 4	H: 0 LOB: 0 BB: 1 P: 8	R: 0 E: 0 K: 1 S: 6	H: 2 LOB: 1 BB: 0 P: 6	R: 0 E: 0 K: 0 S: 3	H: 1 LOB: 0 BB: 0 P: 3	R: 0 E: 0 K: 2 S: 7	H: 0 LOB: 0 BB: 0 P: 7	R: 0 E: 0 K: 1 S: 5	H: 0 LOB: 0 BB: 0 P: 5	R: 1 E: 1 K: 0 S: 5	H: 1 LOB: 1 BB: 0 P: 5	1B: 6 2B: 5 3B: 0 HR: 0	SF: 0 SAC: 0 DP: 2 HBP: 1	WP: 1 PB: 0 SB: 1 CS: 0	PA: 34							
PITCHER	IP	WLS	BF	H	R	ER	SO	BB	IBB	HBP	BLK	WP	HR	S	P	ERA	WHIP										
Doug Rau, L ERA: 4.19 Elias Sosa, R ERA: 4.97	(1, 1)	6.0	L	26	8	4	4	5	2	0	1	0	0	10	42	6.00	1.667										
	(7, 1)	2.0		8	1	1	0	1	0	0	0	1	0	10	10	0.00	0.500										

Los Angeles Dodgers @ Houston Astros
Astrodome, Houston, TX
Mon May 30 1977, 8:05 PM EDT
Att. 14,258 - Dome

AB 31
R 5
H 9
RBI 5
BB 2
SO 6
LOB 16



Batter	1	2	3	4	5	6	7	8	9	AB	R	H	RBI	BB	SO	LOB	TOP			
Davey Lopes, R OBP: 0.377, SLG: 0.421 (1, 4)	5-3		1B		F8		1-3			4	0	1	0	0	0	1	Los Angeles Dodgers @ Houston Astros Astrodome, Houston, TX Tue May 31 1977, 8:05 PM EDT Att: 10,345 - Dome AB 32 R 2 H 7 RBI 2 BB 2 SO 2 LOB 16			
Ted Martinez, R OBP: 0.321, SLG: 0.464 (1, 6)	1B	2B	1B		4-3			L6		4	1	2	0	0	0	0				
Reggie Smith, S OBP: 0.431, SLG: 0.635 (1, 9)	1-3	2B	1B		L9			F3		4	1	1	0	0	0	2				
Ron Cey, R OBP: 0.440, SLG: 0.613 (1, 5)	K				L7			F7		4	0	0	0	0	1	4				
Steve Garvey, R OBP: 0.346, SLG: 0.495 (1, 3)	2H	2B			K			F9		4	0	1	2	0	1	2				
Rick Monday, L OBP: 0.365, SLG: 0.445 (1, 8)	1-3				F7				BB	3	0	0	0	1	0	1				
Dusty Baker Jr., R OBP: 0.394, SLG: 0.557 (1, 7)					F8			F9		4	0	2	0	0	0	1				
Steve Yeager, R OBP: 0.360, SLG: 0.464 (1, 2)		CS	BB		F7			F8		3	0	0	0	1	0	3				
Burt Hooton, R OBP: 0.200, SLG: 0.240 (1, 1)					F6					2	0	0	0	0	0	2				
Stan Wall, L (7, 1)						G3				0	0	0	0	0	0	0				
Mike Garman, R (7, 1)							SH1-4			0	0	0	0	0	0	0				
Inning Stats	R: 2 E: 0 K: 1 S: 8	H: 3 LOB: 1 BB: 0 P: 8	R: 0 E: 0 K: 0 S: 2	H: 0 LOB: 0 BB: 1 P: 6	R: 0 E: 0 K: 1 S: 7	H: 2 LOB: 2 BB: 0 P: 7	R: 0 E: 0 K: 0 S: 4	H: 1 LOB: 1 BB: 0 P: 4	R: 0 E: 0 K: 0 S: 3	H: 0 LOB: 0 BB: 0 P: 3	R: 0 E: 0 K: 0 S: 4	H: 1 LOB: 0 BB: 0 P: 4	R: 0 E: 0 K: 0 S: 3	H: 0 LOB: 0 BB: 1 P: 7	R: 0 E: 0 K: 0 S: 3	H: 0 LOB: 1 BB: 1 P: 7	1B: 6 2B: 1 3B: 0 HR: 0	SF: 0 SAC: 1 DP: 0 HBP: 0	WP: 0 PB: 0 SB: 1 CS: 1	PA: 35
PITCHER J.R. Richard, R ERA: 2.8 (1, 1)	IP: 9.0 WLS: W BF: 35 H: 7 R: 2 ER: 2 SO: 2 BB: 2 IBB: 0 HBP: 0 BLK: 0 WP: 0 HR: 0 S: 37 P: 45 ERA: 2.00 WHIP: 1.000															PITCHER J.R. Richard, R ERA: 2.8 (1, 1)	IP: 9.0 WLS: W BF: 35 H: 7 R: 2 ER: 2 SO: 2 BB: 2 IBB: 0 HBP: 0 BLK: 0 WP: 0 HR: 0 S: 37 P: 45 ERA: 2.00 WHIP: 1.000			

Batter	1	2	3	4	5	6	7	8	9	AB	R	H	RBI	BB	SO	LOB	BOTTOM			
Cesar Cedeno, R OBP: 0.316, SLG: 0.270 (1, 8)	5-3		F7		F9		1B			3	1	0	0	1	0	2	Los Angeles Dodgers @ Houston Astros Astrodome, Houston, TX Tue May 31 1977, 8:05 PM EDT Att: 10,345 - Dome AB 28 R 5 H 6 RBI 5 BB 5 SO 6 LOB 17			
Julio Gonzalez, R OBP: 0.302, SLG: 0.341 (1, 6)	K				6-3		1B			4	1	1	1	0	1	2				
Willie Crawford, L OBP: 0.341, SLG: 0.351 (1, 7)					F9					4	1	2	1	0	0	0				
Wilbur Howard, S OBP: 0.235, SLG: 0.303 (8, 9)	1-3						1B			0	0	0	0	0	0	0				
Joe Ferguson, R OBP: 0.401, SLG: 0.514 (1, 2)		WP	S	BB		HR				2	1	1	1	2	1	2				
Cliff Johnson, R OBP: 0.413, SLG: 0.619 (1, 3)		K								3	0	1	1	1	1	3				
Art Gardner, L OBP: 0.167, SLG: 0.143 (1, 9)										2	0	0	0	0	1	2				
Ken Boswell, L OBP: 0.395, SLG: 0.344 (6, FH)	1-3									1	0	0	0	0	1	2				
Leon Roberts, R OBP: 0.167, SLG: 0.118 (8, 7)										1	0	0	0	0	0	2				
Enos Cabell, R OBP: 0.299, SLG: 0.394 (1, 5)	5-3									3	0	1	1	1	0	1				
Art Howe, R OBP: 0.343, SLG: 0.424 (1, 4)					F9					3	1	0	0	0	0	1				
J.R. Richard, R OBP: 0.138, SLG: 0.250 (1, 1)					K					2	0	0	0	0	1	0				
Inning Stats	R: 0 E: 0 K: 1 S: 5	H: 0 LOB: 0 BB: 0 P: 5	R: 0 E: 0 K: 1 S: 5	H: 0 LOB: 1 BB: 1 P: 9	R: 0 E: 0 K: 1 S: 5	H: 0 LOB: 0 BB: 0 P: 5	R: 1 E: 0 K: 1 S: 6	H: 1 LOB: 1 BB: 1 P: 10	R: 0 E: 0 K: 0 S: 3	H: 0 LOB: 2 BB: 1 P: 8	R: 1 E: 0 K: 1 S: 6	H: 2 LOB: 1 BB: 1 P: 10	R: 3 E: 0 K: 1 S: 8	H: 3 LOB: 2 BB: 1 P: 13	R: 0 E: 0 K: 0 S: 3	H: 0 LOB: 0 BB: 0 P: 3	1B: 5 2B: 0 3B: 0 HR: 1	SF: 0 SAC: 1 DP: 0 HBP: 2	WP: 1 PB: 0 SB: 1 CS: 0	PA: 37
PITCHER Burt Hooton, R ERA: 2.97 (1, 1)	IP: 6.1 WLS: L BF: 29 H: 4 R: 5 ER: 5 SO: 5 BB: 4 IBB: 1 HBP: 2 BLK: 0 WP: 1 HR: 1 S: 32 P: 54 ERA: 7.11 WHIP: 1.263															PITCHER Burt Hooton, R ERA: 2.97 (1, 1)	IP: 6.1 WLS: L BF: 29 H: 4 R: 5 ER: 5 SO: 5 BB: 4 IBB: 1 HBP: 2 BLK: 0 WP: 1 HR: 1 S: 32 P: 54 ERA: 7.11 WHIP: 1.263			
Stan Wall, L ERA: 4.3 (7, 1)	0.0	1	1	0	0	0	0	0	0	0	0	1	1							
Mike Garman, R ERA: 2.25 (7, 1)	1.2	6	1	0	0	1	0	0	0	0	0	8	8	0.00	0.600					

Batter	1	2	3	4	5	6	7	8	9	AB	R	H	RBI	BB	SO	LOB	TOP								
Davey Lopes, R OBP: 0.393, SLG: 0.420 (1, 4)										3	1	1	0	2	1	2									
Ted Martinez, R OBP: 0.344, SLG: 0.469 (1, 6)										4	2	2	1	0	0	3									
Reggie Smith, S OBP: 0.435, SLG: 0.636 (1, 8)										3	2	1	0	2	0	2									
Ron Cey, R OBP: 0.444, SLG: 0.616 (1, 5)										4	1	2	3	1	1	2									
Steve Garvey, R OBP: 0.343, SLG: 0.488 (1, 3)										5	0	1	1	0	0	3									
John Hate, L OBP: 0.357, SLG: 0.351 (1, 9)										4	0	1	1	1	1	3									
Dusty Baker Jr., R OBP: 0.365, SLG: 0.544 Lee Lacy, R OBP: 0.340, SLG: 0.519 (8, 7)										4	0	0	0	0	1	2									
Johnny Oates, L OBP: 0.350, SLG: 0.306 (1, 2)										3	0	1	0	1	0	0									
Tommy John, R OBP: 0.174, SLG: 0.174 Charlie Hough, R OBP: 0.154, SLG: 0.333 (7, 1)										3	0	1	0	0	0	0									
Inning Stats	R: 0 E: 1 K: 0 S: 3	H: 0 LOB: 2 BB: 2 P: 11	R: 0 E: 0 K: 0 S: 2	H: 0 LOB: 0 BB: 1 P: 6	R: 2 E: 0 K: 0 S: 6	H: 3 LOB: 2 BB: 1 P: 10	R: 0 E: 0 K: 1 S: 7	H: 2 LOB: 0 BB: 0 P: 7	R: 1 E: 0 K: 1 S: 5	H: 1 LOB: 0 BB: 1 P: 9	R: 0 E: 0 K: 0 S: 3	H: 0 LOB: 1 BB: 1 P: 9	R: 0 E: 0 K: 1 S: 5	H: 0 LOB: 1 BB: 1 P: 9	R: 0 E: 1 K: 1 S: 6	H: 0 LOB: 2 BB: 1 P: 10	R: 3 E: 0 K: 1 S: 9	H: 5 LOB: 2 BB: 0 P: 9	1B: 9 2B: 2 3B: 0 HR: 0	SF: 0 SAC: 1 DP: 2 HBP: 0	WP: 0 PB: 1 SB: 1 CS: 0	PA: 43			
PITCHER	IP	WLS	BF	H	R	ER	SO	BB	IBB	HBP	BLK	WP	HR	S	P	ERA	WHIP								
Bo McLaughlin, R ERA: 3.38 Joe Niekro, R ERA: 3.7 Ken Forsch, R ERA: 3.38	4.1	L	22	6	3	3	1	5	0	0	0	0	0	19	39	6.23	2.538								
	3.2		14	0	0	0	3	1	1	0	0	0	0	18	26	0.00	0.273								
	1.0		7	5	3	3	1	0	0	0	0	0	0	9	9	27.00	5.000								

Los Angeles Dodgers @ Houston Astros
Astrodome, Houston, TX
Wed Jun 01 1977, 8:05 PM EDT
Att: 13,805 - Dome

AB	35
R	6
H	11
RBI	6
BB	7
SO	5
LOB	19



Batter	1	2	3	4	5	6	7	8	9	AB	R	H	RBI	BB	SO	LOB	BOTTOM								
Cesar Cedeno, R OBP: 0.326, SLG: 0.285 (1, 8)										3	1	2	0	1	0	0									
Julio Gonzalez, R OBP: 0.297, SLG: 0.337 (1, 6)										2	0	0	1	0	0	1									
Willie Crawford, L OBP: 0.326, SLG: 0.333 (1, 7)										4	0	0	0	0	3	2									
Joe Ferguson, R OBP: 0.398, SLG: 0.507 (1, 2)										4	0	1	0	0	0	2									
Cliff Johnson, R OBP: 0.401, SLG: 0.598 (1, 3)										4	0	0	0	0	3	1									
Enos Cabell, R OBP: 0.395, SLG: 0.417 (1, 5)										3	1	2	0	0	0	0									
Leon Roberts, R OBP: 0.143, SLG: 0.100 (1, 9)										3	0	0	1	0	1	1									
Art Howe, R OBP: 0.333, SLG: 0.411 (1, 4)										3	0	0	0	0	0	1									
Bo McLaughlin, R Joe Niekro, R Ken Boswell, L Ken Forsch, R (1, 1) (5, 1) (6, PH) (9, 1)										1	0	0	0	0	1	0									
										1	0	1	0	0	0	0									
										1	0	0	0	0	0	0									
										0	0	0	0	0	0	0									
Inning Stats	R: 0 E: 0 K: 0 S: 3	H: 1 LOB: 0 BB: 0 P: 3	R: 0 E: 0 K: 0 S: 3	H: 1 LOB: 0 BB: 0 P: 3	R: 0 E: 0 K: 1 S: 5	H: 0 LOB: 0 BB: 0 P: 5	R: 1 E: 0 K: 1 S: 6	H: 1 LOB: 0 BB: 0 P: 6	R: 1 E: 0 K: 1 S: 6	H: 1 LOB: 0 BB: 0 P: 6	R: 0 E: 0 K: 1 S: 7	H: 2 LOB: 2 BB: 0 P: 7	R: 0 E: 0 K: 2 S: 8	H: 1 LOB: 1 BB: 0 P: 8	R: 0 E: 0 K: 0 S: 2	H: 0 LOB: 0 BB: 1 P: 6	R: 0 E: 0 K: 2 S: 7	H: 0 LOB: 0 BB: 0 P: 7	1B: 3 2B: 2 3B: 1 HR: 0	SF: 1 SAC: 1 DP: 0 HBP: 0	WP: 0 PB: 0 SB: 2 CS: 1	PA: 32			
PITCHER	IP	WLS	BF	H	R	ER	SO	BB	IBB	HBP	BLK	WP	HR	S	P	ERA	WHIP								
Tommy John, L ERA: 3.52 Charlie Hough, R ERA: 2.11	6.0	W	22	5	2	2	4	0	0	0	0	0	0	30	30	3.00	0.833								
	3.0	S	10	1	0	0	4	1	0	0	0	0	0	17	21	0.00	0.667								

Los Angeles Dodgers @ Houston Astros
Astrodome, Houston, TX
Wed Jun 01 1977, 8:05 PM EDT
Att: 13,805 - Dome

AB	29
R	2
H	6
RBI	2
BB	1
SO	8
LOB	8



Batter	1	2	3	4	5	6	7	8	9	AB	R	H	RBI	BB	SO	LOB	TOP
Wilbur Howard, S (1, 8) OBP: 0.211, SLG: 0.270	0-0 1-3	0-3 K			0-0 1-3			0-0 B3		4	0	0	0	0	1	3	
Enos Cabell, R (1, 5) OBP: 0.312, SLG: 0.411	4-0 1B BB		4-0 CS BB		0-0 F8			0-0 P4		2	0	0	0	2	0	0	
Jose Cruz, L (1, 9) OBP: 0.316, SLG: 0.389	0-0 G4-3 1B		0-0 F6 1-2		0-0 F8			0-3 K		4	0	1	0	0	1	1	
Joe Ferguson, R (1, 2) OBP: 0.394, SLG: 0.490	0-0 G4-3		4-0 BB		0-0 F7			4-0 5-3 BB		2	0	0	0	2	0	2	
Bob Watson, R (1, 3) OBP: 0.354, SLG: 0.455		0-3 K	0-0 F7		0-0 3-1			0-0 5-3		4	0	0	0	0	1	2	
Cliff Johnson, R (1, 7) OBP: 0.409, SLG: 0.587		4-0 2B BB		4-0 FC6-4 BB		0-0 F2		0-0 F6		2	0	0	0	2	0	1	
Art Howe, R (1, 4) OBP: 0.350, SLG: 0.456		0-0 2B		0-0 F3				0-0 F8		3	0	1	0	1	0	1	
Rob Sperring, R (1, 6) OBP: 0.238, SLG: 0.190		4-0 IBB		0-0 FC6-4				0-0 P4		2	0	0	0	1	0	1	
Ken Boswell, L (9, PH) OBP: 0.356, SLG: 0.314				1-2				0-0 FC4-6		1	0	0	0	0	0	2	
Mark Lemongello, R (1, 1) OBP: 0.250, SLG: 0.250		0-3 K		0-0 F7				0-0 F8		1	0	0	0	0	1	3	
Joe Niekro, R (3, 1) OBP: 0.136, SLG: 0.095										1	0	0	0	0	0	1	
Leon Roberts, R (7, PH) OBP: 0.500, SLG: 0.500										1	0	0	0	0	0	0	
Joe Sambito, L (7, 1) OBP: 0.500, SLG: 0.500										0	0	0	0	0	0	0	
Inning Stats	R: 0 E: 0 K: 0 S: 3	H: 1 LOB: 1 BB: 1 P: 7	R: 0 E: 0 K: 3 S: 10	H: 1 LOB: 3 BB: 2 P: 18	R: 0 E: 0 K: 0 S: 2	H: 0 LOB: 1 BB: 2 P: 10	R: 0 E: 0 K: 0 S: 3	H: 0 LOB: 0 BB: 0 P: 3	R: 0 E: 0 K: 0 S: 3	H: 0 LOB: 0 BB: 0 P: 3	R: 0 E: 0 K: 1 S: 5	H: 0 LOB: 0 BB: 0 P: 5	R: 0 E: 0 K: 0 S: 3	H: 0 LOB: 2 BB: 2 P: 11	1B: 1 2B: 1 3B: 0 HR: 0	SF: 0 SAC: 0 DP: 1 HBP: 0	WP: 0 PA: 35 PB: 0 SB: 0 CS: 1
PITCHER Fred Norman, L (1, 1) ERA: 3.01	IP: 9.0 WLS: W BF: 35 H: 2 R: 0 ER: 0 SO: 4 BB: 7 IBB: 1 HBP: 0 BLK: 0 WP: 0 HR: 0 S: 35 P: 67 ERA: 0.00 WHIP: 1.000																

Houston Astros @ Cincinnati Reds
Riverfront Stadium, Cincinnati, OH
Fri Jun 03 1977, 7:05 PM EDT
Att: 33,150 - Unknown

AB 27
R 0
H 2
RBI 0
BB 8
SO 4
LOB 17



Batter	1	2	3	4	5	6	7	8	9	AB	R	H	RBI	BB	SO	LOB	BOTTOM		
Pete Rose, S (1, 5) OBP: 0.405, SLG: 0.452	0-0 4-3	0-0 3-1		0-0 4-3		0-0 FC4-6 1B		0-0 F9		5	0	1	0	0	0	2			
Ken Griffey, L (1, 9) OBP: 0.364, SLG: 0.457	0-0 4-3		4-0 1B 2B BB	0-0 F8		0-0 FC4-6		1-2 2-3		3	1	0	0	1	0	2			
Joe Morgan, L (1, 4) OBP: 0.441, SLG: 0.497	0-0 1B		0-0 2B 1B	0-3 K		0-0 G3		0-0 K		4	1	2	0	0	1	2			
Dan Driessen, L (1, 3) OBP: 0.345, SLG: 0.425	0-0 F8		0-3 K		0-0 G3		0-3 K		0-0 K		4	0	0	0	2	3			
George Foster, R (1, 7) OBP: 0.397, SLG: 0.564		0-0 HR 1B	0-0 PB 1H 2H 2B		0-0 6-3		0-3 K		0-0 K		4	1	2	2	0	1	0		
Johnny Bench, R (1, 2) OBP: 0.272, SLG: 0.467		0-0 HR	0-0 P6		4-0 BB		0-3 K			3	1	1	2	1	1	1			
Dave Concepcion, R (1, 6) OBP: 0.219, SLG: 0.343		0-0 L3		0-3 K		0-0 5-3		0-0 P1-6 1B		4	0	1	0	0	1	2			
Doug Flynn, R (6, PR) OBP: 0.100, SLG: 0.158			2-3					0-0 1B		0	0	0	0	0	0	0			
Cesar Geronimo, L (1, 8) OBP: 0.323, SLG: 0.409		4-0 SH1-4 BB	4-0 1-2 BB		0-0 FC1-6 1B			0-0 1B		2	0	2	0	2	0	0			
Fred Norman, S (1, 1) OBP: 0.115, SLG: 0.115		0-0 SH1-4	0-3 K		0-0 FC1-6 1B			0-0 P1-6		3	0	0	0	0	1	6			
Inning Stats	R: 0 E: 0 K: 0 S: 4	H: 1 LOB: 1 BB: 0 P: 4	R: 2 E: 0 K: 0 S: 5	H: 2 LOB: 1 BB: 1 P: 9	R: 2 E: 0 K: 3 S: 12	H: 2 LOB: 3 BB: 2 P: 20	R: 0 E: 0 K: 1 S: 5	H: 0 LOB: 0 BB: 0 P: 5	R: 0 E: 0 K: 0 S: 3	H: 0 LOB: 0 BB: 0 P: 7	R: 0 E: 0 K: 0 S: 5	H: 2 LOB: 2 BB: 0 P: 5	R: 0 E: 0 K: 3 S: 9	H: 0 LOB: 0 BB: 0 P: 9	R: 0 E: 0 K: 0 S: 4	H: 2 LOB: 1 BB: 0 P: 4	1B: 7 2B: 2 3B: 0 HR: 1	SF: 0 SAC: 1 DP: 1 HBP: 0	WP: 0 PA: 37 PB: 1 SB: 0 CS: 0
PITCHER Mark Lemongello, R (1, 1) ERA: 4.21	IP: 2.1 WLS: L BF: 14 H: 5 R: 4 ER: 4 SO: 4 BB: 2 IBB: 0 HBP: 0 BLK: 0 WP: 0 HR: 1 S: 14 P: 22 ERA: 15.43 WHIP: 3.000																		
Joe Niekro, R (3, 1) ERA: 3.21	3.2	16	2	0	0	3	2	0	0	0	0	0	20	28	0.00	1.091			
Joe Sambito, L (7, 1) ERA: 2.01	2.0	7	2	0	0	3	0	0	0	0	0	0	13	13	0.00	1.000			

Houston Astros @ Cincinnati Reds
Riverfront Stadium, Cincinnati, OH
Fri Jun 03 1977, 7:05 PM EDT
Att: 33,150 - Unknown

AB 32
R 4
H 9
RBI 4
BB 4
SO 7
LOB 18



Batter	1	2	3	4	5	6	7	8	9	AB	R	H	RBI	BB	SO	LOB	TOP		
Julio Gonzalez, R OBP: 0.288, SLG: 0.326 (1, 6)	K		SH3-4	G3		L3				4	0	1	1	0	1	0	Houston Astros @ Cincinnati Reds Riverfront Stadium, Cincinnati, OH Sat Jun 04 1977, 7:05 PM EDT Att: 45,414 - Unknown		
Enos Cabell, R OBP: 0.314, SLG: 0.411 (1, 5)	F6		E8	1B		1-3		FC5		5	1	2	1	0	0	2			
Jose Cruz, L OBP: 0.318, SLG: 0.385 (1, 8) (5, 9)	K		2B	1B					F8	4	1	1	0	1	1	0			
Willie Crawford, L OBP: 0.340, SLG: 0.333 (1, 7)		1B	2B	K					FC5-4	4	1	2	0	1	1	2			
Joe Ferguson, R OBP: 0.394, SLG: 0.494 (1, 2)		1B	2B	FC6-4					FC5-4	5	1	2	2	0	0	3			
Bob Watson, R OBP: 0.354, SLG: 0.459 Wilbur Howard, S OBP: 0.250, SLG: 0.308 (1, 3) (5, 8)	K		HR			F6-3			PO	3	1	1	2	0	1	2			
Cliff Johnson, R OBP: 0.405, SLG: 0.585 (1, 9) (5, 3)	F3		5-3	G3					PO	4	1	1	0	0	0	3			
Art Howe, R OBP: 0.355, SLG: 0.486 (1, 4)	L8		HR			F8				4	1	2	2	0	0	2			
Joaquin Andujar, S OBP: 0.259, SLG: 0.269 Joe Sambito, L OBP: 0.500, SLG: 0.500 (1, 1) (9, 1)						F6-3			F8	4	1	1	0	0	0	2			
Inning Stats	R: 0 E: 0 K: 2 S: 7	H: 0 LOB: 0 BB: 0 P: 7	R: 0 E: 0 K: 1 S: 7	H: 2 LOB: 2 BB: 0 P: 7	R: 7 E: 1 K: 0 S: 8	H: 5 LOB: 0 BB: 2 P: 16	R: 0 E: 0 K: 1 S: 7	H: 2 LOB: 2 BB: 0 P: 7	R: 0 E: 0 K: 0 S: 3	H: 0 LOB: 0 BB: 0 P: 3	R: 0 E: 0 K: 0 S: 3	H: 0 LOB: 0 BB: 0 P: 3	R: 0 E: 0 K: 0 S: 6	H: 4 LOB: 2 BB: 0 P: 6	R: 0 E: 0 K: 0 S: 4	H: 2 LOB: 1 BB: 0 P: 4		1B: 11 2B: 3 3B: 0 HR: 1	SF: 0 SAC: 1 DP: 0 HBP: 0
PITCHER	IP	WLS	BF	H	R	ER	SO	BB	IBB	HBP	BLK	WP	HR	S	P	ERA	WHIP		
Tom Hume, R ERA: 13.5 (1, 1)	2.1	L	14	5	5	5	3	1	1	0	0	0	0	18	26	19.29	2.571		
Dale Murray, R ERA: 5.34 (3, 1)	1.2		9	4	2	2	1	0	0	0	0	0	1	11	11	10.80	2.400		
Mike Caldwell, L ERA: 3.48 (5, 1)	3.0		9	0	0	0	0	0	0	0	0	0	0	9	9	0.00	0.000		
Rawly Eastwick, R ERA: 2.85 (8, 1)	2.0		10	6	1	1	0	0	0	0	0	0	0	10	10	4.50	3.000		

Batter	1	2	3	4	5	6	7	8	9	AB	R	H	RBI	BB	SO	LOB	BOTTOM				
Pete Rose, S OBP: 0.405, SLG: 0.447 (1, 5)	F7		FC3-6						F9	4	0	1	0	1	0	3	Houston Astros @ Cincinnati Reds Riverfront Stadium, Cincinnati, OH Sat Jun 04 1977, 7:05 PM EDT Att: 45,414 - Unknown				
Ken Griffey, L OBP: 0.382, SLG: 0.453 (1, 9)	K		FC3-6							4	0	1	0	0	1	2					
Joe Morgan, L OBP: 0.432, SLG: 0.485 (1, 4)	F8		F9							4	0	0	0	0	0	2					
Dan Driessen, L OBP: 0.343, SLG: 0.416 (1, 3)		1B	4-3							3	1	0	0	1	0	2					
George Foster, R OBP: 0.389, SLG: 0.560 (1, 7)		2B							FC5-4	3	0	1	0	1	0	1					
Johnny Bench, R OBP: 0.271, SLG: 0.468 (1, 2)		1B							F7	4	0	1	1	0	0	1					
Cesar Geronimo, L OBP: 0.322, SLG: 0.405 (1, 8)		1-3								4	0	1	0	0	1	2					
Doug Flynn, R OBP: 0.167, SLG: 0.217 (1, 6)		F4								4	0	2	0	0	0	2					
Tom Hume, R ERA: 13.5 (1, 1)										1	0	0	0	0	1	2					
Dale Murray, R ERA: 5.34 (3, 1)										0	0	0	0	0	0	0					
Mike Caldwell, L ERA: 3.48 (5, 1)										1	0	0	0	0	0	0					
Rawly Eastwick, R ERA: 2.85 (8, 1)										1	0	0	0	0	0	2					
Bob Bailey, R OBP: 0.376, SLG: 0.375 (9, 1)										1	0	1	0	0	0	0					
Inning Stats	R: 0 E: 0 K: 1 S: 5	H: 0 LOB: 0 BB: 0 P: 5	R: 1 E: 0 K: 1 S: 7	H: 2 LOB: 1 BB: 1 P: 11	R: 0 E: 0 K: 0 S: 3	H: 0 LOB: 0 BB: 1 P: 7	R: 0 E: 0 K: 0 S: 3	H: 0 LOB: 0 BB: 0 P: 3	R: 0 E: 0 K: 0 S: 4	H: 1 LOB: 1 BB: 0 P: 4	R: 0 E: 0 K: 0 S: 3	H: 0 LOB: 1 BB: 1 P: 7	R: 0 E: 0 K: 0 S: 4	H: 2 LOB: 1 BB: 0 P: 4	R: 0 E: 0 K: 0 S: 4	H: 1 LOB: 1 BB: 0 P: 4	R: 0 E: 0 K: 1 S: 7	H: 2 LOB: 2 BB: 0 P: 7	1B: 6 2B: 2 3B: 0 HR: 0	SF: 0 SAC: 0 DP: 1 HBP: 0	WP: 0 PA: 37 PB: 0 SB: 1 CS: 0
PITCHER	IP	WLS	BF	H	R	ER	SO	BB	IBB	HBP	BLK	WP	HR	S	P	ERA	WHIP				
Joaquin Andujar, R ERA: 3.86 (1, 1)	8.0	W	32	6	1	1	2	3	0	0	0	0	0	33	45	1.12	1.125				
Joe Sambito, L ERA: 1.95 (9, 1)	1.0		5	2	0	0	1	0	0	0	0	0	0	7	7	0.00	2.000				

Batter	1	2	3	4	5	6	7	8	9	AB	R	H	RBI	BB	SO	LOB	TOP			
Cesar Cedeno, R OBP: 0.324, SLG: 0.281 (1, 8)										4	2	2	0	0	0	0	Houston Astros @ Cincinnati Reds Riverfront Stadium, Cincinnati, OH Sun Jun 05 1977, 3:33 AM EDT Att: 32,772 - Unknown			
Enos Cabell, R OBP: 0.323, SLG: 0.424 (1, 5)										4	0	3	0	0	0	1				
Jose Cruz, L OBP: 0.317, SLG: 0.383 (1, 9)										4	1	1	0	0	0	4				
Willie Crawford, L OBP: 0.346, SLG: 0.374 (1, 7)										4	1	2	4	0	1	2				
Joe Ferguson, R OBP: 0.388, SLG: 0.484 Rob Sperring, R OBP: 0.234, SLG: 0.186 (7, 6)										3	0	0	0	0	1	3				
Bob Watson, R OBP: 0.347, SLG: 0.448 (1, 3)										4	0	0	0	0	0	0				
Art Howe, R Wilbur Howard, S OBP: 0.244, SLG: 0.300 (8, 4)										3	0	0	0	0	0	0				
Julio Gonzalez, R OBP: 0.289, SLG: 0.326 Gene Pentz, R OBP: 0.158, SLG: 0.135 (9, PH)										3	0	1	0	0	0	0				
J.R. Richard, R OBP: 0.133, SLG: 0.241 Dan Larson, R OBP: 0.192, SLG: 0.160 (7, 2)										1	0	0	0	0	0	0				
Inning Stats	R: 0 E: 0 K: 0 S: 4	H: 1 LOB: 1 BB: 0 P: 4	R: 0 E: 0 K: 1 S: 5	H: 0 LOB: 0 BB: 0 P: 5	R: 0 E: 0 K: 0 S: 3	H: 1 LOB: 1 BB: 0 P: 6	R: 0 E: 0 K: 0 S: 4	H: 1 LOB: 1 BB: 0 P: 4	R: 1 E: 0 K: 0 S: 5	H: 3 LOB: 1 BB: 0 P: 5	R: 0 E: 0 K: 0 S: 3	H: 0 LOB: 0 BB: 0 P: 3	R: 3 E: 0 K: 0 S: 6	H: 3 LOB: 0 BB: 0 P: 6	R: 0 E: 0 K: 0 S: 3	H: 0 LOB: 0 BB: 0 P: 3		1B: 7 2B: 2 3B: 0 HR: 1	SF: 0 SAC: 0 DP: 1 HBP: 0	WP: 0 PB: 0 SB: 0 CS: 0
PITCHER	IP WLS BF H R ER SO BB IBB HBP BLK WP HR S P ERA WHIP																			
Gary Nolan, R ERA: 2.83 Pedro Borbon, R ERA: 3.09	(1, 1) (7, 1)	6.0 12	W 3	23 3	6 3	1 3	1 3	2 0	0 0	0 0	0 0	0 0	0 0	0 1	27 12	27 12	1.50 9.00	1.000 1.000		

Batter	1	2	3	4	5	6	7	8	9	AB	R	H	RBI	BB	SO	LOB	BOTTOM			
Pete Rose, S OBP: 0.413, SLG: 0.459 Pedro Borbon, R OBP: 0.571, SLG: 0.714 (7, 1)										4	2	3	0	0	0	2	Houston Astros @ Cincinnati Reds Riverfront Stadium, Cincinnati, OH Sun Jun 05 1977, 3:33 AM EDT Att: 32,772 - Unknown			
Ken Griffey, L OBP: 0.383, SLG: 0.451 Mike Lum, L OBP: 0.185, SLG: 0.200 (8, 7)										5	1	2	0	0	0	4				
Joe Morgan, L OBP: 0.429, SLG: 0.497 Doug Flynn, R OBP: 0.192, SLG: 0.240 (6, 4)										4	1	1	3	0	0	1				
Dan Driessen, L OBP: 0.348, SLG: 0.416 (1, 3)										5	2	2	0	1	1	2				
George Foster, R OBP: 0.394, SLG: 0.562 Champ Summers, L OBP: 0.211, SLG: 0.389 (8, 9)										3	2	1	0	2	1	2				
Johnny Bench, R OBP: 0.288, SLG: 0.513 Bill Plummer, R OBP: 0.269, SLG: 0.244 (6, 2)										2	3	2	5	2	0	0				
Dave Concepcion, R OBP: 0.332, SLG: 0.348 (1, 6)										3	2	2	1	2	1	3				
Cesar Geronimo, L OBP: 0.318, SLG: 0.411 (1, 8)										5	0	1	2	0	1	3				
Gary Nolan, R OBP: 0.077, SLG: 0.077 Ray Knight, R OBP: 0.400, SLG: 0.700 (7, 5)										3	0	0	0	0	2	3				
Inning Stats	R: 5 E: 1 K: 2 S: 13	H: 5 LOB: 2 BB: 1 P: 17	R: 0 E: 0 K: 1 S: 6	H: 1 LOB: 3 BB: 2 P: 14	R: 0 E: 0 K: 0 S: 4	H: 1 LOB: 1 BB: 0 P: 4	R: 4 E: 0 K: 1 S: 9	H: 4 LOB: 2 BB: 1 P: 14	R: 2 E: 0 K: 1 S: 7	H: 2 LOB: 1 BB: 1 P: 11	R: 2 E: 0 K: 0 S: 6	H: 3 LOB: 1 BB: 0 P: 6	R: 1 E: 0 K: 1 S: 6	H: 1 LOB: 1 BB: 1 P: 10	R: 0 E: 0 K: 1 S: 5	H: 0 LOB: 1 BB: 1 P: 9		1B: 10 2B: 2 3B: 2 HR: 3	SF: 0 SAC: 0 DP: 0 HBP: 1	WP: 2 PB: 1 SB: 1 CS: 0
PITCHER	IP WLS BF H R ER SO BB IBB HBP BLK WP HR S P ERA WHIP																			
J.R. Richard, R ERA: 3.54 Dan Larson, R ERA: 8.41 Gene Pentz, R ERA: 2.03	(1, 1) (4, 1) (7, 1)	3.1 2.2 2.0	L 16 9	25 6 1	10 4 1	9 4 1	3 4 2	3 1 2	0 0 0	0 1 2	0 0 0	0 0 0	0 1 0	0 1 0	0 11 19	23 13.50 4.50	4.200 2.625 1.500			

Batter	1	2	3	4	5	6	7	8	9	AB	R	H	RBI	BB	SO	LOB	TOP																					
Cesar Cedeno, R OBP: 0.324, SLG: 0.282 (1, 8)	0-0 6-3		0-0 E S 1B		0-0 G5-4-3					3	0	1	0	0	0	1	Houston Astros @ Philadelphia Phillies Veterans Stadium, Philadelphia, PA Mon Jun 06 1977, 7:05 PM EDT Att: 17,326 - Unknown																					
Enos Cabell, R OBP: 0.328, SLG: 0.433 (1, 5)	0-0 CS 1B		0-0 F8			0-0 HR 2B				3	1	2	0	0	0	1																						
Jose Cruz, L OBP: 0.317, SLG: 0.387 (1, 9)	0-0 F7			0-0 1B G6-4-3 2B		0-3 K				3	1	1	0	0	1	2																						
Willie Crawford, L OBP: 0.355, SLG: 0.376 (1, 7)		0-0 F8		0-0 G6-4-3 1B		4-0 HR BB				2	1	1	0	1	0	0																						
Bob Watson, R OBP: 0.352, SLG: 0.475 (1, 3)		0-0 2B		0-0 G6-4-3		0-0 HR				3	1	2	3	0	0	1																						
Art Howe, R OBP: 0.354, SLG: 0.482 (1, 4)		0-0 5-3		0-0 BB		0-0 2B				2	1	1	0	1	0	1																						
Ed Herrmann, L OBP: 0.172, SLG: 0.143 (1, 2)		0-0 3-1		0-0 P4		0-3 K				3	0	0	0	0	1	3																						
Julio Gonzalez, R OBP: 0.289, SLG: 0.332 (1, 6)			0-0 5-3		0-0 P4		0-0 2B			3	0	1	1	0	0	0																						
Bo McLaughlin, R OBP: 0.290, SLG: 0.250 (1, 1)			0-3 K		0-0 G5-4-3 1B		0-0 F7			1	0	0	0	0	1	0																						
Joe Niekro, R OBP: 0.176, SLG: 0.158 (5, PH)										0	0	0	0	0	0	0																						
Art Gardner, R OBP: 0.176, SLG: 0.158 (5, PH)										0	0	0	0	0	0	0																						
Dan Larson, R OBP: 0.402, SLG: 0.580 (5, PH)										0	0	0	0	0	0	0																						
Cliff Johnson, R OBP: 0.402, SLG: 0.580 (5, PH)										0	0	0	0	0	0	0																						
Gene Pentz, R OBP: 0.402, SLG: 0.580 (5, PH)										0	0	0	0	0	0	0																						
Inning Stats	R: 0 E: 0 K: 0 S: 3	H: 1 LOB: 0 BB: 0 P: 3	R: 0 E: 0 K: 0 S: 4	H: 1 LOB: 1 BB: 0 P: 4	R: 0 E: 0 K: 1 S: 6	H: 1 LOB: 1 BB: 0 P: 6	R: 1 E: 0 K: 0 S: 4	H: 2 LOB: 1 BB: 1 P: 8	R: 0 E: 0 K: 0 S: 3	H: 1 LOB: 0 BB: 0 P: 3	R: 4 E: 0 K: 2 S: 11	H: 4 LOB: 1 BB: 1 P: 15					WP: 0 PA: 27																					
PITCHER	IP	WLS	BF	H	R	ER	SO	BB	IBB	HBP	BLK	WP	HR	S	P	ERA	WHIP	PITCHER				IP	WLS	BF	H	R	ER	SO	BB	IBB	HBP	BLK	WP	HR	S	P	ERA	WHIP
Larry Christenson, R ERA: 4.85 (1, 1)	5.2	W	26	10	5	5	3	2	0	0	0	0	1	30	38	7.94	2.118																					
Warren Brusstar, R ERA: 2.12 (6, 1)	0.1	S	1	0	0	0	0	0	0	0	0	0	0	1	1	0.00	0.000																					

AB	25
R	5
H	10
RBI	4
BB	2
SO	3
LOB	10



Batter	1	2	3	4	5	6	7	8	9	AB	R	H	RBI	BB	SO	LOB	BOTTOM																					
Garry Maddox, R OBP: 0.306, SLG: 0.429 (1, 8)	0-0 WP S 1B			0-0 6-3	0-0 G4-6-3					4	1	3	1	0	0	0	Houston Astros @ Philadelphia Phillies Veterans Stadium, Philadelphia, PA Mon Jun 06 1977, 7:05 PM EDT Att: 17,326 - Unknown																					
Jerry Martin, R OBP: 0.305, SLG: 0.378 (6, 8)		0-0 1B			1-2 3-H 1B					0	0	0	0	0	0	0																						
Jay Johnstone, L OBP: 0.333, SLG: 0.375 (1, 9)	0-3 K 1B	0-0 P4		0-0 4-3	0-0 G4-6-3					4	1	0	0	0	1	4																						
Mike Schmidt, R OBP: 0.354, SLG: 0.448 (1, 5)	0-0 2B SF9 1B		0-3 K	0-0 HR	4-0 BB					3	2	2	2	1	1	0																						
Greg Luzinski, R OBP: 0.355, SLG: 0.599 (1, 7)	0-0 1B		0-0 HR	0-0 1B	0-3 K					4	2	3	1	0	1	2																						
Ollie Brown, R OBP: 0.195, SLG: 0.250 (6, 7)	0-0 2B		0-0 HR	0-0 1B	0-0 K					0	0	0	0	0	0	0																						
Richie Hebner, L OBP: 0.403, SLG: 0.519 (1, 3)	0-0 SF9		0-0 HR	0-0 2B	0-0 1B					3	2	3	4	0	0	0																						
Bob Boone, R OBP: 0.335, SLG: 0.413 (1, 2)	0-3 K		0-3 K	0-0 K	0-0 2B					4	0	1	1	0	2	1																						
Ted Sizemore, R OBP: 0.347, SLG: 0.373 (1, 4)	0-0 L4		0-0 3B	0-3 K	0-0 F7					4	0	1	0	0	1	3																						
Larry Bowa, S OBP: 0.296, SLG: 0.347 (1, 6)		0-0 L4	4-0 IBB		4-0 1B 1B					2	1	0	0	2	0	0																						
Larry Christenson, R OBP: 0.259, SLG: 0.200 (1, 1)		0-3 K	0-3 K		0-0 G4-6-3 1B					3	0	1	0	0	2	2																						
Warren Brusstar, R ERA: 2.51 (6, 1)					1-3 1B					0	0	0	0	0	0	0																						
Inning Stats	R: 3 E: 0 K: 2 S: 11	H: 3 LOB: 1 BB: 0 P: 11	R: 0 E: 0 K: 1 S: 6	H: 1 LOB: 0 BB: 0 P: 6	R: 2 E: 0 K: 3 S: 12	H: 3 LOB: 2 BB: 1 P: 16	R: 2 E: 0 K: 1 S: 9	H: 4 LOB: 0 BB: 0 P: 9	R: 1 E: 0 K: 0 S: 6	H: 2 LOB: 2 BB: 2 P: 14	R: 1 E: 0 K: 0 S: 4	H: 1 LOB: 0 BB: 0 P: 4					WP: 1 PA: 35																					
PITCHER	IP	WLS	BF	H	R	ER	SO	BB	IBB	HBP	BLK	WP	HR	S	P	ERA	WHIP	PITCHER				IP	WLS	BF	H	R	ER	SO	BB	IBB	HBP	BLK	WP	HR	S	P	ERA	WHIP
Bo McLaughlin, R ERA: 4.7 (1, 1)	3.2	L	23	10	7	7	6	10	7	7	6	1	2	34	38	17.18	2.727																					
Joe Niekro, R ERA: 3.18 (4, 1)	0.1		2	1	0	0	1	0	0	0	0	0	0	4	4	0.00	3.000																					
Dan Larson, R ERA: 6.53 (5, 1)	1.0		6	2	1	1	1	2	0	0	0	0	0	6	14	9.00	4.000																					
Gene Pentz, R ERA: 2.51 (6, 1)	1.0		4	1	1	1	0	0	0	0	0	0	1	4	4	9.00	1.000																					

AB	31
R	9
H	14
RBI	9
BB	3
SO	8
LOB	12




Batter	1	2	3	4	5	6	7	8	9	AB	R	H	RBI	BB	SO	LOB	TOP						
Cesar Cedeno, R OBP: 0.326, SLG: 0.304										5	2	2	1	0	0	1	Houston Astros @ Philadelphia Phillies Veterans Stadium, Philadelphia, PA Tue Jun 07 1977, 7:05 PM EDT Att: 25,226 - Unknown						
Enos Cabell, R OBP: 0.320, SLG: 0.422										5	0	0	0	0	0	1							
Jose Cruz, L OBP: 0.329, SLG: 0.395										4	1	3	1	1	0	0							
Willie Crawford, L OBP: 0.348, SLG: 0.361										4	0	0	0	1	0	4							
Bob Watson, R OBP: 0.350, SLG: 0.470										4	1	1	0	0	1	4							
Art Howe, R OBP: 0.366, SLG: 0.534										4	3	3	2	0	0	1							
Ed Herrmann, L OBP: 0.212, SLG: 0.188										4	0	2	0	0	0	1							
Wilbur Howard, S OBP: 0.244, SLG: 0.300										0	0	0	0	0	0	0							
Ken Forsch, R OBP: 0.289, SLG: 0.345										4	1	1	2	0	0	2							
Floyd Bannister, L OBP: 0.188, SLG: 0.188										2	0	1	0	0	0	0							
Joe Niekro, R OBP: 0.200, SLG: 0.200										1	0	0	0	0	0	0							
Gene Pentz, R OBP: 0.386, SLG: 0.481										0	0	0	0	0	0	0							
Joe Ferguson, R OBP: 0.386, SLG: 0.481										1	0	0	0	0	0	1							
Inning Stats	R: 1 E: 0 K: 0 S: 4	H: 1 LOB: 0 BB: 0 P: 4	R: 2 E: 0 K: 0 S: 6	H: 4 LOB: 1 BB: 0 P: 6	R: 0 E: 0 K: 0 S: 3	H: 1 LOB: 0 BB: 0 P: 3	R: 2 E: 0 K: 0 S: 5	H: 2 LOB: 0 BB: 0 P: 5	R: 2 E: 1 K: 0 S: 5	H: 2 LOB: 1 BB: 1 P: 9	R: 0 E: 0 K: 0 S: 3	H: 0 LOB: 0 BB: 0 P: 3	R: 0 E: 1 K: 1 S: 6	H: 0 LOB: 2 BB: 1 P: 10	R: 1 E: 0 K: 0 S: 4	H: 2 LOB: 1 BB: 0 P: 4		R: 0 E: 0 K: 0 S: 4	H: 1 LOB: 1 BB: 0 P: 4	1B: 8 2B: 3 3B: 0 HR: 3	SF: 0 SAC: 0 DP: 3 HBP: 0	WP: 1 PB: 0 SB: 1 CS: 0	PA: 40
PITCHER	IP WLS BF H R ER SO BB IBB HBP BLK WP HR S P ERA WHIP																						
Jim Lonborg, R ERA: 3.0	4.0	18	8	5	5	0	0	0	0	0	0	0	0	3	18	18	11.25	2.000					
Tom Underwood, L ERA: 5.29	2.0	W	9	2	2	2	0	1	0	0	0	1	0	8	12	9.00	1.500						
Gene Garber, R ERA: 2.27	3.0	S	13	3	1	1	1	1	0	0	0	0	0	14	18	3.00	1.333						

Batter	1	2	3	4	5	6	7	8	9	AB	R	H	RBI	BB	SO	LOB	BOTTOM				
Garry Maddox, R OBP: 0.304, SLG: 0.424										5	1	1	0	0	2	4	Houston Astros @ Philadelphia Phillies Veterans Stadium, Philadelphia, PA Tue Jun 07 1977, 7:05 PM EDT Att: 25,226 - Unknown				
Ted Sizemore, R OBP: 0.348, SLG: 0.374										5	2	2	2	0	1	5					
Mike Schmidt, R OBP: 0.350, SLG: 0.459										5	1	1	2	0	0	3					
Greg Luzinski, R OBP: 0.353, SLG: 0.608										4	1	1	3	0	0	0					
Bob Boone, R OBP: 0.339, SLG: 0.412										3	0	1	0	1	0	0					
Richie Hebner, L OBP: 0.398, SLG: 0.505										3	0	0	0	1	1	2					
Jerry Martin, R OBP: 0.314, SLG: 0.403										3	2	1	0	1	0	0					
Larry Bowa, S OBP: 0.295, SLG: 0.343										2	1	0	1	1	0	2					
Jim Lonborg, R ERA: 6.75	3.1	18	5	4	3	2	3	0	0	0	0	0	0	1	0	0					
Davey Johnson, R OBP: 0.403, SLG: 0.579	2.0	L	11	1	4	2	2	3	0	0	0	0	0	0	0	0					
Tom Underwood, R ERA: 3.29	1.2	6	1	1	0	0	0	0	0	0	0	0	0	0	0	0					
Tim McCarver, L OBP: 0.424, SLG: 0.571	4.0	10	3	2	2	2	3	0	0	0	0	0	0	0	0	0					
Gene Garber, R ERA: 3.44	1.0	4	0	0	0	0	0	0	0	0	0	0	0	0	0	0					
Inning Stats	R: 2 E: 0 K: 2 S: 10	H: 3 LOB: 1 BB: 0 P: 10	R: 1 E: 0 K: 0 S: 4	H: 2 LOB: 1 BB: 1 P: 8	R: 0 E: 0 K: 0 S: 3	H: 0 LOB: 0 BB: 0 P: 3	R: 1 E: 0 K: 2 S: 7	H: 0 LOB: 2 BB: 3 P: 19	R: 0 E: 0 K: 0 S: 3	H: 0 LOB: 0 BB: 1 P: 7	R: 5 E: 1 K: 0 S: 6	H: 2 LOB: 0 BB: 2 P: 14	R: 0 E: 0 K: 0 S: 3	H: 0 LOB: 0 BB: 0 P: 3	R: 0 E: 1 K: 0 S: 4	H: 0 LOB: 1 BB: 0 P: 4		1B: 4 2B: 0 3B: 1 HR: 2	SF: 1 SAC: 0 DP: 1 HBP: 0	WP: 0 PB: 1 SB: 5 CS: 0	PA: 39
PITCHER	IP WLS BF H R ER SO BB IBB HBP BLK WP HR S P ERA WHIP																				
Floyd Bannister, L ERA: 6.75	3.1	18	5	4	3	2	3	0	0	0	0	0	0	1	18	34	8.10	2.700			
Joe Niekro, R ERA: 3.29	2.0	L	11	1	4	2	2	3	0	0	0	0	0	0	12	24	9.00	2.000			
Gene Pentz, R ERA: 2.81	1.2	6	1	1	0	0	0	0	0	0	0	0	0	6	6	0.00	0.600				
Ken Forsch, R ERA: 3.44	1.0	4	0	0	0	0	0	0	0	0	0	0	0	4	4	0.00	0.000				

Batter	1	2	3	4	5	6	7	8	9	AB	R	H	RBI	BB	SO	LOB	TOP					
Cesar Cedeno, R (1, 8) OBP: 0.325, SLG: 0.299	4-0 CS BB			0-0 F8	0-0 5-3			0-0 4-3		3	0	0	0	1	0	1	Houston Astros @ Philadelphia Phillies Veterans Stadium, Philadelphia, PA Wed Jun 08 1977, 7:05 PM EDT Att: 23,388 - Unknown					
Enos Cabell, R (1, 5) OBP: 0.319, SLG: 0.418	0-0 6-3 1-2			0-0 S 1B			0-0 F9	0-3 K		4	0	1	0	0	1	1						
Jose Cruz, L (1, 9) OBP: 0.322, SLG: 0.387	0-0 4-3			0-0 F8 1-3			0-0 1-3	0-0 F8		4	0	0	0	0	0	1						
Bob Watson, R (1, 3) OBP: 0.343, SLG: 0.459		0-3 K		0-0 F8			0-0 5-3		0-0 5-3	4	0	0	0	0	1	1						
Cliff Johnson, R (1, 7) OBP: 0.405, SLG: 0.578		0-0 F8					0-0 K		0-0 S 1B	4	0	2	0	0	1	0						
Wilbur Howard, S (9, PR) OBP: 0.244, SLG: 0.300										0	0	0	0	0	0	0						
Art Howe, R (1, 4) OBP: 0.370, SLG: 0.525		0-0 P4					0-0 2B 1B BB		0-3 K 1B	2	1	0	0	2	1	1						
Art Gardner, L (9, PR) OBP: 0.179, SLG: 0.158									0-0 L4-3 BB	0	0	0	0	0	0	0						
Julio Gonzalez, R (1, 6) OBP: 0.288, SLG: 0.348			0-3 K		0-0 1B S 2B			0-0 F9	0-0 L4-3 BB	4	1	1	0	0	1	3						
Ed Herrmann, L (1, 2) OBP: 0.250, SLG: 0.206			0-0 F8		0-0 G3 S 1B			4-0 BB		2	0	1	1	1	0	0						
Mark Lemongello, R (1, 1) OBP: 0.384, SLG: 0.479			0-0 L4		0-0 G3 1-3 3-H			0-3 K		2	0	0	0	0	0	1						
Joe Ferguson, R (7, PH) OBP: 0.384, SLG: 0.479										1	0	0	0	0	1	2						
Ken Forsch, R (7, 1)										0	0	0	0	0	0	0						
Inning Stats	R: 0 E: 0 K: 0 S: 2	H: 0 LOB: 0 BB: 1 P: 6	R: 0 E: 0 K: 1 S: 5	H: 0 LOB: 0 BB: 0 P: 5	R: 0 E: 0 K: 1 S: 5	H: 0 LOB: 0 BB: 0 P: 5	R: 0 E: 0 K: 0 S: 4	H: 1 LOB: 1 BB: 0 P: 4	R: 2 E: 0 K: 1 S: 7	H: 2 LOB: 1 BB: 1 P: 11	R: 0 E: 0 K: 0 S: 3	H: 0 LOB: 0 BB: 0 P: 3	R: 0 E: 0 K: 2 S: 8	H: 1 LOB: 2 BB: 1 P: 12	R: 0 E: 0 K: 1 S: 5	H: 0 LOB: 0 BB: 0 P: 5	R: 0 E: 0 K: 0 S: 3	H: 1 LOB: 2 BB: 1 P: 7	1B: 4 2B: 2 3B: 0 HR: 0	SF: 0 SAC: 0 DP: 1 HBP: 0	WP: 1 PB: 0 SB: 5 CS: 1	PA: 34
PITCHER Steve Carlton, L (1, 1) ERA: 2.88	IP: 9.0 WLS: W BF: 34 H: 5 R: 2 ER: 2 SO: 6 BB: 4 IBB: 0 HBP: 0 BLK: 0 WP: 1 HR: 0 S: 42 P: 58 ERA: 2.00 WHIP: 1.000															PITCHER						

Batter	1	2	3	4	5	6	7	8	9	AB	R	H	RBI	BB	SO	LOB	BOTTOM				
Garry Maddox, R (1, 8) OBP: 0.299, SLG: 0.416	0-0 L5		0-0 5-3		0-0 FC5-4 HR		0-0 E6 FC3-6			4	1	0	0	0	0	1	Houston Astros @ Philadelphia Phillies Veterans Stadium, Philadelphia, PA Wed Jun 08 1977, 7:05 PM EDT Att: 23,388 - Unknown				
Jay Johnstone, L (1, 9) OBP: 0.331, SLG: 0.394	0-0 F7		0-0 4-3		0-0 HR		0-0 FC3-6 1-2			4	1	1	2	0	0	1					
Mike Schmidt, R (1, 5) OBP: 0.353, SLG: 0.457	0-0 BLK 1B		0-0 4-3		4-0 1B BB		0-3 K			3	0	1	0	1	1	1					
Greg Luzinski, R (1, 7) OBP: 0.350, SLG: 0.600	0-0 6-3			0-0 5-3	0-0 1B		0-0 F8			4	0	1	0	0	0	2					
Jerry Martin, R (8, 7) OBP: 0.314, SLG: 0.403	0-0 1-2			0-0 5-3	1-2 1B					0	0	0	0	0	0	0					
Richie Hebner, L (1, 3) OBP: 0.402, SLG: 0.509		4-0 G3 1B BB		0-0 F7	0-0 4-3			0-0 G1 2B		3	0	1	0	1	0	2					
Tim McCarver, L (1, 2) OBP: 0.425, SLG: 0.549		0-0 G3 1-2		4-0 BB		4-0 SH1-3 BB		0-0 F9		2	0	0	0	2	0	2					
Ted Sizemore, R (1, 4) OBP: 0.348, SLG: 0.373		0-0 1B 1B		0-0 5-3		0-0 SH1-3		0-0 G1		3	1	1	0	0	0	2					
Larry Bowa, S (1, 6) OBP: 0.299, SLG: 0.343		0-0 1B			0-0 F8	0-0 1-3		4-0 IBB		3	0	1	1	1	0	1					
Steve Carlton, L (1, 1) OBP: 0.278, SLG: 0.333		0-0 G3		0-0 FC5-4 1B		0-0 3-1		0-0 F8		4	0	1	0	0	0	4					
Inning Stats	R: 0 E: 0 K: 0 S: 4	H: 1 LOB: 1 BB: 0 P: 4	R: 1 E: 0 K: 0 S: 4	H: 2 LOB: 1 BB: 1 P: 8	R: 0 E: 0 K: 0 S: 3	H: 0 LOB: 0 BB: 0 P: 3	R: 0 E: 0 K: 0 S: 3	H: 0 LOB: 1 BB: 1 P: 7	R: 2 E: 0 K: 0 S: 6	H: 3 LOB: 2 BB: 1 P: 10	R: 0 E: 0 K: 0 S: 3	H: 0 LOB: 1 BB: 1 P: 7	R: 0 E: 1 K: 1 S: 6	H: 0 LOB: 1 BB: 0 P: 6	R: 0 E: 0 K: 0 S: 4	H: 1 LOB: 2 BB: 1 P: 8		1B: 5 2B: 1 3B: 0 HR: 1	SF: 0 SAC: 1 DP: 0 HBP: 0	WP: 0 PB: 0 SB: 0 CS: 0	PA: 36
PITCHER Mark Lemongello, R (1, 1) ERA: 4.23	IP: 6.0 WLS: L BF: 27 H: 6 R: 3 ER: 3 SO: 3 BB: 4 IBB: 0 HBP: 0 BLK: 1 WP: 0 HR: 1 S: 23 P: 39 ERA: 4.50 WHIP: 1.667															PITCHER					
Ken Forsch, R (7, 1) ERA: 3.25	IP: 2.0 WLS: 9 BF: 1 H: 0 R: 0 ER: 0 SO: 1 BB: 0 IBB: 1 HBP: 0 BLK: 0 WP: 0 HR: 0 S: 10 P: 14 ERA: 0.00 WHIP: 0.500															PITCHER					

AB 30
R 2
H 5
RBI 1
BB 4
SO 6
LOB 11




AB 30
R 3
H 7
RBI 3
BB 5
SO 1
LOB 16



Batter	1	2	3	4	5	6	7	8	9	AB	R	H	RBI	BB	SO	LOB	TOP					
Lenny Randle, S OBP: 0.399, SLG: 0.444 (1, 5)	F7		K					6-3		3	0	0	0	1	1	1	New York Mets @ Houston Astros Astrodome, Houston, TX Fri Jun 10 1977, 8:05 PM EDT Att: 10,623 - Dome					
Felix Milten, R OBP: 0.235, SLG: 0.248 (1, 4)	4-3		F8				F9	F8		4	0	0	0	0	0	3						
John Milner, L OBP: 0.354, SLG: 0.457 (1, 3)	4-3			K			4-3	F9		4	0	0	0	0	1	0						
Dave Kingman, R OBP: 0.270, SLG: 0.394 (1, 7)		4-3		P4			K	6-3		4	0	0	0	0	1	0						
Ed Kranepool, L OBP: 0.354, SLG: 0.519 (1, 9)		F3		3-1			4-3	G3		4	0	0	0	0	0	0						
John Stearns, R OBP: 0.365, SLG: 0.473 (1, 2)									F8	4	1	2	0	0	0	0						
Lee Mazzilli, S OBP: 0.305, SLG: 0.284 (1, 8)		G3								3	0	0	0	0	0	2						
Bud Harrelson, S OBP: 0.248, SLG: 0.246 (1, 6)			4-3							1	0	0	1	1	0	0						
Jon Matlack, L OBP: 0.214, SLG: 0.125 (1, 1)										1	0	0	0	1	1	1						
Mike Phillips, L OBP: 0.203, SLG: 0.224 (7, PH)										1	0	0	0	0	0	1						
Rick Baldwin, L (7, 1)										0	0	0	0	0	0	0						
Inning Stats	R: 0 E: 0 K: 0 S: 3	H: 0 LOB: 0 BB: 0 P: 3	R: 0 E: 0 K: 0 S: 4	H: 1 LOB: 1 BB: 0 P: 4	R: 0 E: 0 K: 1 S: 5	H: 0 LOB: 1 BB: 1 P: 9	R: 0 E: 0 K: 1 S: 5	H: 0 LOB: 0 BB: 0 P: 5	R: 1 E: 1 K: 1 S: 7	H: 1 LOB: 2 BB: 1 P: 11	R: 0 E: 0 K: 0 S: 5	H: 0 LOB: 0 BB: 0 P: 5	R: 0 E: 0 K: 0 S: 3	H: 0 LOB: 1 BB: 1 P: 7	R: 0 E: 0 K: 0 S: 3	H: 0 LOB: 0 BB: 0 P: 3	R: 0 E: 0 K: 0 S: 3	H: 0 LOB: 0 BB: 0 P: 3	1B: 2 2B: 0 3B: 0 HR: 0	SF: 1 SAC: 0 DP: 0 HBP: 0	WP: 0 PB: 0 SB: 0 CS: 0	PA: 33
PITCHER Joaquin Andujar, R ERA: 3.44 (1, 1)	IP: 9.0 WLS: W BF: 33 H: 2 R: 1 ER: 0 SO: 4 BB: 3 IBB: 0 HBP: 0 BLK: 0 WP: 0 HR: 0 S: 38 P: 50 ERA: 0.00 WHIP: 0.556															PITCHER						

AB	29
R	1
H	2
RBI	1
BB	3
SO	4
LOB	8



Batter	1	2	3	4	5	6	7	8	9	AB	R	H	RBI	BB	SO	LOB	BOTTOM					
Cesar Cedeno, R OBP: 0.327, SLG: 0.297 (1, 8)	6-3									1	1	0	0	0	0	0	New York Mets @ Houston Astros Astrodome, Houston, TX Fri Jun 10 1977, 8:05 PM EDT Att: 10,623 - Dome					
Wilbur Howard, S OBP: 0.238, SLG: 0.293 (4, PH) (5, 8)										1	0	0	0	0	0	1						
Enos Cabell, R OBP: 0.318, SLG: 0.417 (1, 5)	F5									3	0	1	1	0	0	0						
Jose Cruz, L OBP: 0.321, SLG: 0.381 (1, 9)	K									3	0	0	0	1	1	1						
Joe Ferguson, R OBP: 0.376, SLG: 0.467 (1, 2)		P3								4	0	0	0	0	0	2						
Bob Watson, R OBP: 0.351, SLG: 0.463 (1, 3)										3	1	2	0	1	0	0						
Cliff Johnson, R OBP: 0.410, SLG: 0.584 (1, 7)										2	1	1	1	1	0	1						
Art Gardner, L OBP: 0.175, SLG: 0.154 (7, 7)										1	0	0	0	0	0	0						
Art Howe, R OBP: 0.381, SLG: 0.525 (1, 4)										2	0	1	0	1	0	2						
Julio Gonzalez, R OBP: 0.287, SLG: 0.343 (1, 6)										3	0	0	1	1	0	3						
Joaquin Andujar, S OBP: 0.267, SLG: 0.276 (1, 1)										3	1	1	0	0	2	4						
Inning Stats	R: 0 E: 0 K: 1 S: 5	H: 0 LOB: 0 BB: 0 P: 5	R: 0 E: 1 K: 1 S: 6	H: 1 LOB: 3 BB: 2 P: 14	R: 1 E: 1 K: 0 S: 3	H: 0 LOB: 0 BB: 0 P: 4	R: 2 E: 0 K: 1 S: 7	H: 2 LOB: 1 BB: 1 P: 11	R: 0 E: 0 K: 0 S: 3	H: 1 LOB: 0 BB: 0 P: 3	R: 0 E: 0 K: 0 S: 3	H: 1 LOB: 1 BB: 1 P: 7	R: 1 E: 1 K: 0 S: 4	H: 1 LOB: 1 BB: 1 P: 8	R: 0 E: 0 K: 0 S: 3	H: 0 LOB: 1 BB: 0 P: 4	R: 0 E: 0 K: 0 S: 3	H: 0 LOB: 1 BB: 0 P: 4	1B: 5 2B: 1 3B: 0 HR: 0	SF: 1 SAC: 1 DP: 2 HBP: 2	WP: 0 PB: 0 SB: 1 CS: 1	PA: 35
PITCHER Jon Matlack, L ERA: 3.72 (1, 1)	IP: 6.0 WLS: L BF: 26 H: 5 R: 3 ER: 2 SO: 3 BB: 3 IBB: 1 HBP: 1 BLK: 1 WP: 0 HR: 0 S: 27 P: 44 ERA: 3.00 WHIP: 1.333															PITCHER						
Rick Baldwin, R (7, 1)	IP: 2.0 WLS: L BF: 9 H: 1 R: 1 ER: 0 SO: 0 BB: 0 IBB: 1 HBP: 1 BLK: 0 WP: 0 HR: 0 S: 7 P: 12 ERA: 0.00 WHIP: 0.500															PITCHER						

AB	26
R	4
H	6
RBI	3
BB	5
SO	3
LOB	14



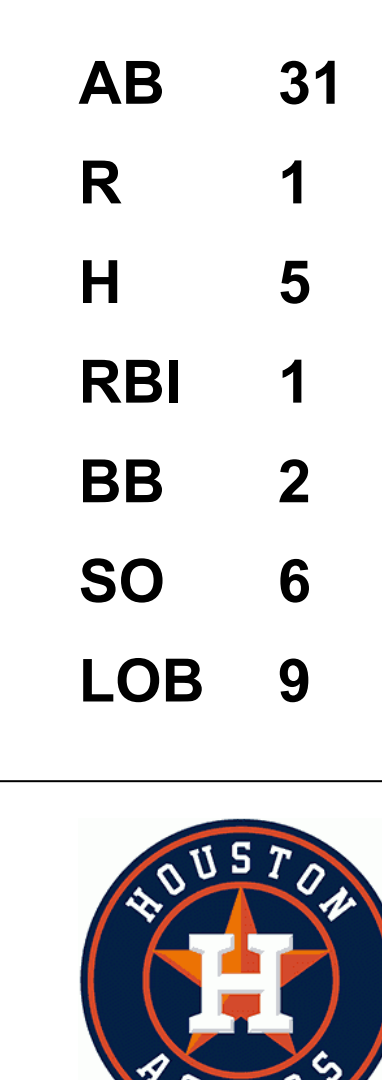
Batter	1	2	3	4	5	6	7	8	9	AB	R	H	RBI	BB	SO	LOB	TOP			
Lenny Randle, S (1,5) OBP: 0.399, SLG: 0.443										5	1	2	0	0	0	3	<p>New York Mets @ Houston Astros Astrodome, Houston, TX Sat Jun 11 1977, 8:05 PM EDT Dome</p> <p>livebaseballscores.com</p> <p>AB 36 R 1 H 9 RBI 1 BB 1 SO 4 LOB 16</p>			
Felix Milan, R (1,4) OBP: 0.229, SLG: 0.242										4	0	0	0	0	0	2				
John Milner, L (1,3) OBP: 0.358, SLG: 0.466										4	0	2	1	0	0	1				
Dave Kingman, R (1,7) OBP: 0.264, SLG: 0.385										4	0	0	0	0	3	3				
Ed Kranepool, L (1,9) OBP: 0.391, SLG: 0.507										3	0	0	0	1	0	2				
John Stearns, R (1,2) OBP: 0.360, SLG: 0.460										4	0	0	0	0	0	1				
Lee Mazzilli, S (1,8) OBP: 0.300, SLG: 0.279										4	0	0	0	0	0	1				
Mike Phillips, L (1,6) OBP: 0.229, SLG: 0.288										4	0	3	0	0	0	0				
Craig Swan, R (1,1) OBP: 0.059, SLG: 0.059 (6, PH)										2	0	1	0	0	1	2				
Ron Hodges, L (6, PH) OBP: 0.346, SLG: 0.360										1	0	0	0	0	0	1				
Bob Myrick, R (6, PH) OBP: 0.350, SLG: 0.372										0	0	0	0	0	0	0				
Bruce Boisclair, L (9, PH)										1	0	1	0	0	0	0				
Inning Stats	R: 0 E: 0 K: 0 S: 4	H: 1 LOB: 1 BB: 0 P: 4	R: 0 E: 0 K: 1 S: 6	H: 1 LOB: 2 BB: 1 P: 10	R: 1 E: 0 K: 1 S: 7	H: 2 LOB: 1 BB: 0 P: 7	R: 0 E: 0 K: 0 S: 5	H: 2 LOB: 2 BB: 0 P: 5	R: 0 E: 0 K: 1 S: 6	H: 1 LOB: 1 BB: 0 P: 6	R: 0 E: 0 K: 0 S: 4	H: 0 LOB: 0 BB: 0 P: 3	R: 0 E: 0 K: 1 S: 5	H: 0 LOB: 0 BB: 0 P: 5	R: 0 E: 0 K: 0 S: 4	H: 1 LOB: 1 BB: 0 P: 4	1B: 6 2B: 2 3B: 1 HR: 0	SF: 0 SAC: 0 DP: 0 HBP: 0	WP: 0 PB: 0 SB: 1 CS: 0	PA: 37
PITCHER J.R. Richard, R (1,1) ERA: 3.32	IP: 9.0 WLS: W BF: 37 H: 9 R: 1 ER: 1 SO: 4 BB: 1 IBB: 0 HBP: 0 BLK: 0 WP: 0 HR: 0 S: 44 P: 48 ERA: 1.00 WHIP: 1.111															PITCHER				

Batter	1	2	3	4	5	6	7	8	9	AB	R	H	RBI	BB	SO	LOB	BOTTOM			
Cesar Cedeno, R (1,8) OBP: 0.320, SLG: 0.290										4	0	0	0	0	0	1	<p>New York Mets @ Houston Astros Astrodome, Houston, TX Sat Jun 11 1977, 8:05 PM EDT Dome</p> <p>livebaseballscores.com</p> <p>AB 32 R 4 H 8 RBI 4 BB 2 SO 5 LOB 12</p>			
Enos Cabell, R (1,5) OBP: 0.321, SLG: 0.438										4	2	2	2	0	0	0				
Jose Cruz, L (1,9) OBP: 0.324, SLG: 0.383										4	0	2	1	0	0	1				
Willie Crawford, L (1,7) OBP: 0.345, SLG: 0.350										3	0	0	0	1	0	1				
Wilbur Howard, S (8,7) OBP: 0.236, SLG: 0.293										0	0	0	0	0	0	0				
Bob Watson, R (1,3) OBP: 0.353, SLG: 0.471										3	1	1	0	1	1	3				
Joe Ferguson, R (1,2) OBP: 0.379, SLG: 0.468										4	0	2	1	0	1	0				
Art Howe, R (1,4) OBP: 0.378, SLG: 0.524										4	0	1	0	0	2	3				
Julio Gonzalez, R (1,6) OBP: 0.282, SLG: 0.337										4	0	0	0	0	0	2				
J.R. Richard, R (1,1) OBP: 0.125, SLG: 0.226										2	1	0	0	0	1	1				
Inning Stats	R: 0 E: 1 K: 0 S: 3	H: 0 LOB: 0 BB: 0 P: 3	R: 1 E: 0 K: 1 S: 7	H: 2 LOB: 1 BB: 0 P: 7	R: 0 E: 0 K: 1 S: 5	H: 0 LOB: 0 BB: 0 P: 5	R: 0 E: 0 K: 0 S: 4	H: 1 LOB: 2 BB: 1 P: 8	R: 2 E: 2 K: 1 S: 9	H: 2 LOB: 2 BB: 0 P: 9	R: 0 E: 0 K: 1 S: 6	H: 1 LOB: 1 BB: 0 P: 6	R: 1 E: 0 K: 0 S: 4	H: 2 LOB: 1 BB: 1 P: 8	R: 0 E: 0 K: 1 S: 5	H: 0 LOB: 0 BB: 0 P: 5	1B: 4 2B: 2 3B: 1 HR: 1	SF: 0 SAC: 0 DP: 0 HBP: 0	WP: 0 PB: 0 SB: 1 CS: 1	PA: 35
PITCHER Craig Swan, R (1,1) ERA: 4.56	IP: 5.0 WLS: L BF: 23 H: 5 R: 3 ER: 3 SO: 3 BB: 1 IBB: 0 HBP: 0 BLK: 0 WP: 0 HR: 1 S: 28 P: 32 ERA: 1.80 WHIP: 1.200															PITCHER				
Bob Myrick, L (6,1) ERA: 3.1	IP: 3.0 WLS: L BF: 12 H: 3 R: 1 ER: 1 SO: 2 BB: 1 IBB: 0 HBP: 0 BLK: 0 WP: 0 HR: 0 S: 15 P: 19 ERA: 3.00 WHIP: 1.333															PITCHER				

Batter	1	2	3	4	5	6	7	8	9	AB	R	H	RBI	BB	SO	LOB	TOP		
Lenny Randle, S (1.5) OBP: 0.399, SLG: 0.432	F8		F9		F4			4-3 WP 1B		4	1	1	1	0	0	0	New York Mets @ Houston Astros Astrodome, Houston, TX Sun Jun 12 1977, 4:33 AM EDT Att: 10,439 - Dome		
Bud Harrelson, S (1.6) OBP: 0.242, SLG: 0.239	F4		F3			P3		4-3		4	0	0	0	0	0	1			
John Milner, L (1.3) OBP: 0.366, SLG: 0.479								K		2	0	1	0	2	1	0			
Dave Kingman, R (1.7) OBP: 0.261, SLG: 0.376								K		4	0	1	0	0	2	2			
Mike Vail, R (1.9) OBP: 0.409, SLG: 0.500										4	1	2	0	0	1	2			
John Stearns, R (1.2) OBP: 0.362, SLG: 0.461										3	0	1	1	0	0	3			
Bruce Boisclair, L (1.8) OBP: 0.348, SLG: 0.373										4	0	0	0	0	1	4			
Felix Millan, R (1.4) OBP: 0.239, SLG: 0.253										4	1	1	0	0	0	2			
Tom Seaver, R (1.1) OBP: 0.206, SLG: 0.161										2	0	0	0	0	0	0			
Inning Stats	R: 0 E: 0 K: 1 S: 5	H: 0 LOB: 1 BB: 1 P: 9	R: 0 E: 0 K: 1 S: 5	H: 0 LOB: 1 BB: 0 P: 6	R: 0 E: 0 K: 0 S: 3	H: 0 LOB: 0 BB: 0 P: 3	R: 0 E: 0 K: 0 S: 5	H: 2 LOB: 2 BB: 0 P: 5	R: 0 E: 0 K: 0 S: 2	H: 0 LOB: 0 BB: 0 P: 6	R: 0 E: 0 K: 1 S: 5	H: 1 LOB: 0 BB: 0 P: 5	R: 2 E: 0 K: 1 S: 7	H: 2 LOB: 0 BB: 0 P: 7	R: 1 E: 0 K: 1 S: 7	H: 2 LOB: 1 BB: 0 P: 7	1B: 6 2B: 1 3B: 0 HR: 0	SF: 0 SAC: 1 DP: 1 HBP: 1	WP: 1 PA: 35 PB: 0 SB: 0 CS: 0
PITCHER	IP WLS BF H R ER SO BB IBB HBP BLK WP HR S P ERA WHIP																		
Floyd Bannister, L (1.1) ERA: 6.12	8.0 L 30 5 2 2 4 2 2 0 1 0 1 0 35 44 2.25 0.875																		
Gene Pentz, R (9.1) ERA: 3.18	1.0 5 2 1 1 1 0 0 0 0 0 0 0 7 7 9.00 2.000																		

Batter	1	2	3	4	5	6	7	8	9	AB	R	H	RBI	BB	SO	LOB	BOTTOM				
Cesar Cedeno, R (1.8) OBP: 0.313, SLG: 0.294	SF9 3B		K		FC4-6			F8		4	1	1	0	0	1	1	New York Mets @ Houston Astros Astrodome, Houston, TX Sun Jun 12 1977, 4:33 AM EDT Att: 10,439 - Dome				
Enos Cabell, R (1.5) OBP: 0.321, SLG: 0.431	6-3		F8				L5	K		4	0	0	0	0	1	1					
Jose Cruz, L (1.9) OBP: 0.320, SLG: 0.402	SF9						F3			3	0	0	1	0	1	0					
Willie Crawford, L (1.7) OBP: 0.347, SLG: 0.346	4-3						F4			4	0	1	0	0	0	0					
Joe Ferguson, R (1.2) OBP: 0.376, SLG: 0.463			F9				6-3			4	0	1	0	0	1	1					
Cliff Johnson, R (1.3) OBP: 0.410, SLG: 0.571										2	0	0	0	2	1	1					
Wilbur Howard, S (9, FR) OBP: 0.238, SLG: 0.293			6-3							0	0	0	0	0	0	0					
Art Howe, R (1.4) OBP: 0.368, SLG: 0.504										4	0	1	0	0	0	3					
Rob Sperring, R (1.6) OBP: 0.224, SLG: 0.177										3	0	0	0	0	1	2					
Floyd Bannister, L (1.1) OBP: 0.222, SLG: 0.222										2	0	1	0	0	0	0					
Ken Boswell, L (8, PH) OBP: 0.349, SLG: 0.297			6-3							1	0	0	0	0	0	0					
Gene Pentz, R (9.1) ERA: 3.18										0	0	0	0	0	0	0					
Inning Stats	R: 1 E: 0 K: 0 S: 4	H: 1 LOB: 0 BB: 0 P: 4	R: 0 E: 0 K: 1 S: 6	H: 1 LOB: 0 BB: 0 P: 6	R: 0 E: 0 K: 1 S: 5	H: 0 LOB: 0 BB: 0 P: 5	R: 0 E: 0 K: 2 S: 8	H: 1 LOB: 1 BB: 0 P: 8	R: 0 E: 0 K: 0 S: 4	H: 1 LOB: 1 BB: 0 P: 4	R: 0 E: 0 K: 0 S: 3	H: 0 LOB: 0 BB: 0 P: 3	R: 0 E: 0 K: 1 S: 5	H: 0 LOB: 0 BB: 1 P: 9	R: 0 E: 0 K: 1 S: 5	H: 0 LOB: 0 BB: 0 P: 5	R: 0 E: 0 K: 1 S: 4	H: 1 LOB: 2 BB: 1 P: 8	1B: 4 2B: 0 3B: 1 HR: 0	SF: 1 SAC: 0 DP: 0 HBP: 0	WP: 1 PA: 34 PB: 0 SB: 0 CS: 0
PITCHER	IP WLS BF H R ER SO BB IBB HBP BLK WP HR S P ERA WHIP																				
Tom Seaver, R (1.1) ERA: 3.0	9.0 W 34 5 1 1 6 2 0 0 0 0 1 0 44 52 1.00 0.778																				

AB 31
R 3
H 7
RBI 2
BB 2
SO 5
LOB 14



livebaseballscores.com

livebaseballscores.com

Batter	1	2	3	4	5	6	7	8	9	AB	R	H	RBI	BB	SO	LOB	TOP										
Dave Cash, R (1.4) OBP: 0.353, SLG: 0.377	1-3		4-3		1-3			1B HBP		3	0	0	0	0	0	2											
Warren Cromartie, L (1.7) OBP: 0.317, SLG: 0.411	4-3			5-3		F5		1B		4	0	1	0	0	0	0											
Ellis Valentine, R (1.9) OBP: 0.378, SLG: 0.562				F8		5-3		K		4	0	1	0	0	1	2											
Tony Perez, R (1.3) OBP: 0.350, SLG: 0.449	CS	5-3		FC6-4 1B		1-6-3			K	4	0	1	0	0	1	0											
Gary Carter, R (1.2) OBP: 0.339, SLG: 0.518		F8		FC6-4 1-2			6-3		F7	4	0	0	0	0	0	1											
Andre Dawson, R (1.8) OBP: 0.323, SLG: 0.444					K		5-3		K	4	0	1	0	0	2	0											
Wayne Garrett, L (1.5) OBP: 0.231, SLG: 0.265		F5			1B 1-4-3 BB		4-3			2	0	0	0	1	0	1											
Pepe Frias, R (1.6) OBP: 0.053, SLG: 0.053			K		1-4-3			5-3		3	0	0	0	0	1	1											
Stan Bahnsen, R (1.1) OBP: 0.400, SLG: 0.500 (5, PH)			K					K		1	0	0	0	0	1	0											
Jose Morales, R (5, PH) OBP: 0.174, SLG: 0.143										1	0	1	0	0	0	0											
Don Stanhouse, R (5, 1) OBP: 0.296, SLG: 0.269										0	0	0	0	0	0	0											
Del Unser, L (8, PH) OBP: 0.341, SLG: 0.483										1	0	0	0	0	1	0											
Tom Walker, R (8, 1) OBP: 0.341, SLG: 0.483										0	0	0	0	0	0	0											
Inning Stats	R: 0 E: 0 K: 0 S: 3	H: 1 LOB: 0 BB: 0 P: 3	R: 0 E: 0 K: 0 S: 4	H: 1 LOB: 1 BB: 0 P: 4	R: 0 E: 0 K: 2 S: 7	H: 0 LOB: 0 BB: 0 P: 7	R: 0 E: 0 K: 0 S: 4	H: 1 LOB: 1 BB: 0 P: 4	R: 0 E: 0 K: 1 S: 6	H: 0 LOB: 0 BB: 1 P: 10	R: 0 E: 0 K: 0 S: 3	H: 0 LOB: 0 BB: 0 P: 3	R: 0 E: 0 K: 0 S: 3	H: 0 LOB: 0 BB: 0 P: 3	R: 0 E: 0 K: 2 S: 8	H: 1 LOB: 2 BB: 0 P: 9	R: 0 E: 0 K: 2 S: 7	H: 0 LOB: 0 BB: 0 P: 7	1B: 5 2B: 0 3B: 0 HR: 0	SF: 0 SAC: 0 DP: 0 HBP: 1	WP: 0 PB: 0 SB: 0 CS: 1	PA: 34					
PITCHER	IP	WLS	BF	H	R	ER	SO	BB	IBB	HBP	BLK	WP	HR	S	P	ERA	WHIP										
Joaquin Andujar, R (1.1) ERA: 3.21	6.0	W	22	4	0	0	3	1	0	0	0	0	0	27	31	0.00	0.833										
Joe Niekro, R (7.1) ERA: 2.89	3.0	S	11	1	0	0	4	0	0	1	0	0	0	18	19	0.00	0.333										

Montreal Expos @ Houston Astros
Astrodome, Houston, TX
Tue Jun 14 1977, 8:05 PM EDT
Att: 7,935 - Dome

AB	31
R	0
H	5
RBI	0
BB	1
SO	7
LOB	7



Batter	1	2	3	4	5	6	7	8	9	AB	R	H	RBI	BB	SO	LOB	BOTTOM										
Cesar Cedeno, R (1.8) OBP: 0.309, SLG: 0.286	6-3		F6	BB 1-2			F6			3	0	0	0	1	0	0											
Enos Cabell, R (1.5) OBP: 0.313, SLG: 0.418	6-3		F3	F8			5-3			4	0	0	0	0	0	2											
Jose Cruz, L (1.9) OBP: 0.322, SLG: 0.409	1-3		4-3		6-3			4-3		4	0	0	0	0	0	0											
Willie Crawford, L (1.7) OBP: 0.341, SLG: 0.333		F7		1B E 2B 1B	4-3			K2-3		4	1	1	0	0	1	0											
Art Gardner, L (9.7) OBP: 0.190, SLG: 0.171										0	0	0	0	0	0	0											
Joe Ferguson, R (1.2) OBP: 0.376, SLG: 0.456		HR BB		F9	K			6-3		3	1	0	0	1	1	1											
Bob Watson, R (1.3) OBP: 0.348, SLG: 0.480		HR 1H		E4 1B 2B			F9			3	2	1	2	0	0	1											
Art Howe, R (1.4) OBP: 0.365, SLG: 0.493		K		2B 1B			6-3			3	1	1	0	0	1	0											
Julio Gonzalez, R (1.6) OBP: 0.291, SLG: 0.343				2B 1B			6-3			3	0	2	3	0	0	0											
Joaquin Andujar, S (1.1) OBP: 0.250, SLG: 0.258				FC6-2 2B						2	0	0	0	0	1	2											
Joe Niekro, R (7.1) OBP: 0.143, SLG: 0.143				FC6-2 BB			F8			1	0	0	0	0	0	0											
Inning Stats	R: 0 E: 0 K: 0 S: 3	H: 0 LOB: 0 BB: 0 P: 3	R: 2 E: 0 K: 2 S: 9	H: 2 LOB: 1 BB: 1 P: 13	R: 0 E: 0 K: 0 S: 3	H: 0 LOB: 0 BB: 0 P: 3	R: 3 E: 1 K: 0 S: 7	H: 3 LOB: 2 BB: 1 P: 11	R: 0 E: 0 K: 1 S: 5	H: 0 LOB: 0 BB: 0 P: 5	R: 0 E: 0 K: 0 S: 3	H: 0 LOB: 0 BB: 0 P: 3	R: 0 E: 0 K: 1 S: 5	H: 0 LOB: 0 BB: 0 P: 5	R: 0 E: 0 K: 1 S: 5	H: 0 LOB: 0 BB: 0 P: 5	1B: 3 2B: 1 3B: 0 HR: 1	SF: 0 SAC: 0 DP: 0 HBP: 0	WP: 0 PB: 0 SB: 0 CS: 0	PA: 32							
PITCHER	IP	WLS	BF	H	R	ER	SO	BB	IBB	HBP	BLK	WP	HR	S	P	ERA	WHIP										
Stan Bahnsen, R (1.1) ERA: 7.3	4.0	L	20	5	5	4	2	2	0	0	0	0	0	11	11	0.00	1.750										
Don Stanhouse, R (5, 1) ERA: 4.54	3.0		9	0	0	0	1	0	0	0	0	0	0	11	11	0.00	0.000										
Tom Walker, R (8, 1) ERA: 10.57	1.0		3	0	0	0	1	0	0	0	0	0	0	5	5	0.00	0.000										

Montreal Expos @ Houston Astros
Astrodome, Houston, TX
Tue Jun 14 1977, 8:05 PM EDT
Att: 7,935 - Dome

AB	30
R	5
H	5
RBI	5
BB	2
SO	4
LOB	6



Batter	1	2	3	4	5	6	7	8	9	AB	R	H	RBI	BB	SO	LOB	TOP								
Dave Cash, R OBP: 0.348, SLG: 0.371 (1, 4)	6-3		6-3		5-3		FC6-4			4	0	0	0	0	0	3									
Chris Speier, R OBP: 0.318, SLG: 0.339 (1, 6)	K		3B			G5-4-3 1B		F7		4	0	2	0	0	1	0									
Ellis Valentine, R OBP: 0.371, SLG: 0.551 (1, 9)	1-3		F3			G5-4-3 1-2		F7		4	0	0	0	0	0	2									
Tony Perez, R OBP: 0.349, SLG: 0.445 (1, 3)		1B SF9 1B		K		K		F8		4	1	1	0	0	2	0									
Warren Cromartie, L OBP: 0.320, SLG: 0.413 (1, 7)		1-3 1B		6-3			1B SH1-3 1B	G3		4	1	2	0	0	0	0									
Gary Carter, R OBP: 0.333, SLG: 0.512 (1, 2)	SF9			K			SH1-3	F8		2	0	0	1	0	1	0									
Andre Dawson, R OBP: 0.327, SLG: 0.442 (1, 8)	K				E3 BB		FC1-5 1B 1-2	K		3	0	1	0	1	2	1									
Wayne Garrett, L OBP: 0.238, SLG: 0.270 (1, 5)	5-3				E3		FC1-5 1-2 3-H 1B			3	0	1	1	0	0	2									
Jackie Brown, R OBP: 0.167, SLG: 0.118 (1, 1)			K		K		FC1-5 FC6-4 1-2 2-3			3	0	0	0	0	2	3									
Inning Stats	R: 0 E: 0 K: 1 S: 5	H: 0 LOB: 0 BB: 0 P: 5	R: 1 E: 0 K: 1 S: 7	H: 2 LOB: 1 BB: 0 P: 7	R: 0 E: 0 K: 1 S: 6	H: 1 LOB: 1 BB: 0 P: 6	R: 0 E: 0 K: 2 S: 7	H: 0 LOB: 0 BB: 0 P: 7	R: 0 E: 1 K: 1 S: 5	H: 1 LOB: 1 BB: 0 P: 9	R: 0 E: 0 K: 1 S: 5	H: 1 LOB: 0 BB: 0 P: 5	R: 1 E: 0 K: 0 S: 6	H: 3 LOB: 2 BB: 0 P: 6	R: 0 E: 0 K: 0 S: 3	H: 0 LOB: 0 BB: 0 P: 3	R: 0 E: 0 K: 1 S: 5	H: 0 LOB: 0 BB: 0 P: 5	1B: 6 2B: 0 3B: 1 HR: 0	SF: 1 SAC: 1 DP: 1 HBP: 0	WP: 0 PB: 0 SB: 0 CS: 1	PA: 34			
PITCHER	IP	WLS	BF	H	R	ER	SO	BB	IBB	HBP	BLK	WP	HR	S	P	ERA	WHIP								
J.R. Richard, R ERA: 3.28 (1, 1)	7.0	L	28	7	2	2	7	1	0	0	0	0	0	41	45	2.57	1.143								
Gene Pentz, R ERA: 2.57 (8, 1)	2.0		6	0	0	0	1	0	0	0	0	0	0	8	8	0.00	0.000								

Montreal Expos @ Houston Astros
Astrodome, Houston, TX
Wed Jun 15 1977, 8:05 PM EDT
Att: 9,932 - Dome

AB	31
R	2
H	7
RBI	2
BB	1
SO	8
LOB	11



Batter	1	2	3	4	5	6	7	8	9	AB	R	H	RBI	BB	SO	LOB	BOTTOM								
Cesar Cedeno, R OBP: 0.308, SLG: 0.286 (1, 8)	F7		F7			CS 1B		4-3		4	0	1	0	0	0	1									
Enos Cabell, R OBP: 0.308, SLG: 0.411 (1, 5)	F8		K		CS	6-3		F9		4	0	0	0	0	1	1									
Jose Cruz, L OBP: 0.321, SLG: 0.411 (1, 9)	4-3		F9					F7		4	0	1	0	0	0	1									
Joe Ferguson, R OBP: 0.378, SLG: 0.451 (1, 2)		FC6-4 BB			BB	K		K		2	0	0	0	2	2	1									
Bob Watson, R OBP: 0.342, SLG: 0.471 (1, 3)		FC6-4 FC5-4 1-2		F8		F9		5-3		4	0	0	0	0	0	3									
Art Howe, R OBP: 0.382, SLG: 0.483 (1, 4)		FC5-4 1-2 BB		F7				6-3		3	0	0	0	1	0	1									
Wilbur Howard, S OBP: 0.239, SLG: 0.289 (1, 7)		FC5-4 1-2 2-3		G3				5-3 1B		3	0	1	0	0	0	3									
Julio Gonzalez, R OBP: 0.288, SLG: 0.340 (1, 6)			K					F7		2	0	0	0	0	1	2									
Rob Sperring, R OBP: 0.214, SLG: 0.169 (7, 6)								5-3		1	0	0	0	0	0	1									
J.R. Richard, R OBP: 0.147, SLG: 0.242 (1, 1)								F9		2	0	1	0	0	0	0									
Cliff Johnson, R OBP: 0.409, SLG: 0.563 (7, PH)			E S 1B					F9		1	0	0	0	0	0	1									
Gene Pentz, R (8, 1)										0	0	0	0	0	0	0									
Inning Stats	R: 0 E: 0 K: 0 S: 3	H: 0 LOB: 0 BB: 0 P: 3	R: 0 E: 0 K: 1 S: 5	H: 0 LOB: 2 BB: 2 P: 13	R: 0 E: 1 K: 1 S: 6	H: 1 LOB: 1 BB: 0 P: 6	R: 0 E: 0 K: 0 S: 3	H: 0 LOB: 1 BB: 1 P: 7	R: 0 E: 0 K: 0 S: 3	H: 1 LOB: 0 BB: 0 P: 3	R: 0 E: 0 K: 1 S: 6	H: 1 LOB: 1 BB: 0 P: 6	R: 0 E: 0 K: 0 S: 4	H: 1 LOB: 1 BB: 0 P: 4	R: 0 E: 0 K: 0 S: 3	H: 0 LOB: 0 BB: 0 P: 3	R: 0 E: 0 K: 1 S: 5	H: 0 LOB: 0 BB: 0 P: 5	1B: 3 2B: 1 3B: 0 HR: 0	SF: 0 SAC: 0 DP: 0 HBP: 0	WP: 0 PB: 0 SB: 2 CS: 1	PA: 34			
PITCHER	IP	WLS	BF	H	R	ER	SO	BB	IBB	HBP	BLK	WP	HR	S	P	ERA	WHIP								
Jackie Brown, R ERA: 3.15 (1, 1)	9.0	W	33	4	0	0	4	3	0	0	0	0	0	38	50	0.00	0.778								

Montreal Expos @ Houston Astros
Astrodome, Houston, TX
Wed Jun 15 1977, 8:05 PM EDT
Att: 9,932 - Dome

AB	30
R	0
H	4
RBI	0
BB	3
SO	4
LOB	15



Batter	1	2	3	4	5	6	7	8	9	AB	R	H	RBI	BB	SO	LOB	TOP				
Cesar Cedeno, R OBP: 0.307, SLG: 0.285 (1, 8)	0-3 K		0-0 1B WP		0-0 5-3			0-3 K		4	1	1	0	0	2	0	Houston Astros @ New York Mets Shea Stadium, Flushing, NY Thu Jun 16 1977, 7:05 PM EDT Att: 8,915 - Unknown				
Enos Cabell, R OBP: 0.307, SLG: 0.408 (1, 5)	0-0 F8		0-0 CS 1B		0-3 K			0-0 F4		4	0	1	1	0	1	0					
Jose Cruz, L OBP: 0.320, SLG: 0.405 (1, 9)	0-3 K		4-0 5-3 BB		0-0 G3			0-0 6-3		3	0	0	0	1	1	0					
Joe Ferguson, R OBP: 0.381, SLG: 0.457 (1, 2)		0-0 1B 2B	0-0 5-3		0-0 L1-3 1B			0-0 F8		4	1	2	0	0	0	1					
Bob Watson, R OBP: 0.336, SLG: 0.462 (1, 3)		0-0 6-3	0-0 6-3		0-0 L1-3			0-0 F8		4	0	0	0	0	0	3					
Art Howe, R OBP: 0.365, SLG: 0.483 (9, PR)		0-0 F9 2H 1B		0-0 F4			0-0 6-3		0-0 1B	4	0	2	1	0	0	0					
Art Gardner, L OBP: 0.190, SLG: 0.171 (9, PH)									0-0 1B	0	0	0	0	0	0	0					
Wilbur Howard, S OBP: 0.240, SLG: 0.286 (1, 7)		0-0 F9 2-3		0-0 F5			0-0 4-3		0-0 1B	4	0	1	0	0	0	1					
Julio Gonzalez, R OBP: 0.289, SLG: 0.340 (9, PH)		0-0 1-3		0-0 F7			0-0 1B		0-0 F9	3	0	1	0	0	0	1					
Ken Boswell, L OBP: 0.326, SLG: 0.275 (9, PH)									0-0 F9	1	0	0	0	0	0	2					
Ken Forsch, R OBP: 0.167, SLG: 0.167 (6, 1)			0-0 1B		0-0 5-3					2	1	1	0	0	0	0					
Joe Sambito, L OBP: 0.250, SLG: 0.250 (6, 1)			0-0 1B		0-0 5-3					1	0	0	0	0	0	1					
Bo McLaughlin, R (6, 1)			0-0 1B		0-0 5-3					0	0	0	0	0	0	0					
Inning Stats	R: 0 E: 0 K: 2 S: 7	H: 0 LOB: 0 BB: 0 P: 7	R: 1 E: 0 K: 0 S: 5	H: 2 LOB: 1 BB: 0 P: 5	R: 2 E: 0 K: 0 S: 5	H: 3 LOB: 1 BB: 1 P: 9	R: 0 E: 0 K: 0 S: 3	H: 0 LOB: 0 BB: 0 P: 3	R: 0 E: 0 K: 1 S: 5	H: 1 LOB: 0 BB: 0 P: 5	R: 0 E: 0 K: 0 S: 3	H: 1 LOB: 1 BB: 0 P: 3	R: 0 E: 0 K: 0 S: 4	H: 1 LOB: 1 BB: 0 P: 4	R: 0 E: 0 K: 1 S: 5	H: 2 LOB: 2 BB: 0 P: 5	1B: 8 2B: 2 3B: 0 HR: 0	SF: 0 SAC: 0 DP: 1 HBP: 0	WP: 1 PB: 0 SB: 0 CS: 1	PA: 35	
PITCHER	IP	WLS	BF	H	R	ER	SO	BB	IBB	HBP	BLK	WP	HR	S	P	ERA	WHIP				
Nino Espinosa, R ERA: 3.86 (1, 1)	7.0	W	27	7	3	3	3	1	0	0	0	1	0	32	36	3.86	1.143				
Skip Lockwood, R ERA: 3.46 (8, 1)	2.0	S	8	2	0	0	1	0	0	0	0	0	0	10	10	0.00	1.000				

Batter	1	2	3	4	5	6	7	8	9	AB	R	H	RBI	BB	SO	LOB	BOTTOM				
Lenny Randle, S OBP: 0.401, SLG: 0.429 (1, 5)	4-0 CS BB		0-0 G2		0-0 G3		0-0 6-3			3	0	0	0	1	0	3	Houston Astros @ New York Mets Shea Stadium, Flushing, NY Thu Jun 16 1977, 7:05 PM EDT Att: 8,915 - Unknown				
Bud Harrelson, S OBP: 0.285, SLG: 0.250 (1, 6)	0-0 4-3			0-0 5-3		0-3 K		4-0 BB BB		3	0	0	0	1	1	1					
John Stearns, R OBP: 0.364, SLG: 0.460 (9, 2)	0-0 1-2							0-0 BB BB		0	0	0	0	0	0	0					
Bruce Boisclair, L OBP: 0.352, SLG: 0.378 (1, 7)	0-0 F8			0-0 F8		0-3 K		4-0 BB BB		3	0	0	0	1	1	0					
John Milner, L OBP: 0.374, SLG: 0.497 (1, 3)		0-0 HR		4-0 BB		0-3 K		4-0 1-2 2-3 BB		2	1	1	1	2	1	0					
Ed Kranepool, L OBP: 0.346, SLG: 0.483 (7, PR)		0-0 G1-4-3 1B		0-0 F5			0-0 E3 1B E	0-3 K		3	0	1	0	0	0	1					
Steve Henderson, R (8, 7)								0-0 K		1	1	0	0	0	1	2					
Jerry Grote, R OBP: 0.333, SLG: 0.317 (1, 2)		0-0 G1-4-3		0-0 F7			0-0 F8	0-0 5-3		4	0	0	0	0	0	4					
Lee Mazzilli, S OBP: 0.302, SLG: 0.276 (1, 8)		0-0 F7		0-0 4-3			0-0 L7			3	0	0	0	0	0	1					
Felix Millan, R OBP: 0.242, SLG: 0.250 (1, 4)			0-0 5-3		0-0 E5 2B 1B		0-0 E	1-2 1B		3	2	2	0	0	0	0					
Nino Espinosa, R OBP: 0.222, SLG: 0.188 (1, 1)			0-3 K		0-0 2B		0-0 E6			2	0	1	1	0	1	0					
Mike Vail, R OBP: 0.404, SLG: 0.494 (7, PH)					0-0 2B		1-1 2H			1	0	0	0	0	0	0					
Skip Lockwood, R OBP: 0.286, SLG: 0.286 (8, 1)										0	0	0	0	0	0	0					
Inning Stats	R: 0 E: 0 K: 0 S: 2	H: 0 LOB: 0 BB: 1 P: 6	R: 1 E: 0 K: 0 S: 4	H: 2 LOB: 0 BB: 0 P: 4	R: 0 E: 0 K: 1 S: 5	H: 0 LOB: 0 BB: 0 P: 5	R: 0 E: 0 K: 0 S: 3	H: 0 LOB: 1 BB: 1 P: 7	R: 0 E: 0 K: 3 S: 9	H: 0 LOB: 0 BB: 0 P: 9	R: 2 E: 2 K: 0 S: 6	H: 1 LOB: 2 BB: 0 P: 6	R: 0 E: 0 K: 1 S: 4	H: 0 LOB: 2 BB: 3 P: 16	R: 0 E: 0 K: 1 S: 4	H: 0 LOB: 2 BB: 0 P: 16	1B: 3 2B: 1 3B: 0 HR: 1	SF: 0 SAC: 0 DP: 1 HBP: 0	WP: 0 PB: 0 SB: 0 CS: 1	PA: 33	
PITCHER	IP	WLS	BF	H	R	ER	SO	BB	IBB	HBP	BLK	WP	HR	S	P	ERA	WHIP				
Ken Forsch, R ERA: 3.38 (1, 1)	5.0	L	19	4	2	2	1	2	0	0	0	0	0	19	27	3.60	1.200				
Joe Sambito, L ERA: 1.66 (6, 1)	2.1	L	12	1	2	0	3	3	0	0	0	0	0	15	27	0.00	1.714				
Bo McLaughlin, R ERA: 4.73 (8, 1)	0.2		2	0	0	0	1	0	0	0	0	0	0	4	4	0.00	0.000				

AB	34
R	3
H	9
RBI	2
BB	1
SO	4
LOB	9



Batter	1	2	3	4	5	6	7	8	9	AB	R	H	RBI	BB	SO	LOB	TOP					
Cesar Cedeno, R OBP: 0.305, SLG: 0.283 (1, 8)	F6	5-3			K	9-3		HR		5	1	1	0	0	1	3	Houston Astros @ New York Mets Shea Stadium, Flushing, NY Fri Jun 17 1977, 7:05 PM EDT Att: 15,201 - Unknown					
Enos Cabell, R OBP: 0.313, SLG: 0.427 (1, 5)	K		2B		1B		F6-3	HR		4	3	2	3	1	1	0						
Jose Cruz, L OBP: 0.329, SLG: 0.413 (1, 9)	BB		1-H		1B		1B	4-3		3	1	2	1	2	0	0						
Joe Ferguson, R OBP: 0.377, SLG: 0.448 (1, 2)	BB				G3		F8	F9		4	1	0	0	1	0	3						
Bob Watson, R OBP: 0.338, SLG: 0.458 (1, 3)	K				G1		1B	4-3		4	0	1	2	1	1	2						
Art Howe, R OBP: 0.366, SLG: 0.480 (1, 4)		P4			F7		1B	4-3		5	0	2	1	0	0	0						
Wilbur Howard, S OBP: 0.222, SLG: 0.264 (1, 7)		F6-3			G3		FC6-4	P5		4	0	0	0	0	0	2						
Julio Gonzalez, R OBP: 0.293, SLG: 0.342 Roger Metzger, S OBP: 0.250, SLG: 0.289 (1, 6) (9, 6)		1B			F7		1B	L1		4	0	2	0	0	0	0						
Floyd Bannister, L OBP: 0.273, SLG: 0.238 (1, 1)		1B			F6-3		K	HR		0	0	0	0	0	0	0						
Inning Stats	R: 0 E: 0 K: 2 S: 7	H: 0 LOB: 2 BB: 2 P: 15	R: 0 E: 0 K: 0 S: 5	H: 2 LOB: 2 BB: 0 P: 5	R: 1 E: 0 K: 0 S: 3	H: 1 LOB: 0 BB: 1 P: 7	R: 0 E: 0 K: 0 S: 3	H: 0 LOB: 0 BB: 0 P: 3	R: 3 E: 1 K: 1 S: 9	H: 3 LOB: 2 BB: 1 P: 13	R: 0 E: 0 K: 1 S: 5	H: 1 LOB: 0 BB: 0 P: 5	R: 0 E: 0 K: 0 S: 4	H: 2 LOB: 2 BB: 1 P: 8	R: 3 E: 0 K: 0 S: 5	H: 2 LOB: 0 BB: 1 P: 9		R: 0 E: 0 K: 0 S: 3	H: 0 LOB: 0 BB: 0 P: 3	1B: 8 2B: 3 3B: 0 HR: 1	SF: 0 SAC: 0 DP: 1 HBP: 0	WP: 0 PB: 0 SB: 1 CS: 0
PITCHER	IP	WLS	BF	H	R	ER	SO	BB	IBB	HBP	BLK	WP	HR	S	P	ERA	WHIP					
Pat Zachry, R ERA: 4.78 Rick Baldwin, R ERA: 4.35 (1, 1) (7, 1)	6.0	L	28	7	4	1	4	3	1	0	0	0	0	1	12	20	9.00	1.667				

AB	36
R	7
H	11
RBI	7
BB	6
SO	4
LOB	11



Batter	1	2	3	4	5	6	7	8	9	AB	R	H	RBI	BB	SO	LOB	BOTTOM					
Lenny Randle, S OBP: 0.390, SLG: 0.415 (1, 5)	5-3		K		4-3	FC4-6			F2	5	0	0	0	0	1	2	Houston Astros @ New York Mets Shea Stadium, Flushing, NY Fri Jun 17 1977, 7:05 PM EDT Att: 15,201 - Unknown					
Felix Milten, R OBP: 0.246, SLG: 0.250 (1, 4)	1B				P7		F9	L7		4	0	1	0	1	0	0						
Steve Henderson, R OBP: 0.400, SLG: 0.400 (1, 7)	1B		5-3		1B		6-3			4	0	2	0	0	0	1						
John Milner, L OBP: 0.372, SLG: 0.491 (1, 3)	K				P4		K			4	0	1	0	0	2	2						
Mike Vail, R OBP: 0.398, SLG: 0.495 (1, 9)	L4				E		K	F4		4	1	1	0	0	1	4						
Jerry Grote, R OBP: 0.330, SLG: 0.314 (1, 2)		F8			F8		F7	1B		4	0	1	0	0	0	1						
Lee Mazzilli, S OBP: 0.301, SLG: 0.275 (1, 8)		K			E5		K	K		4	0	1	0	0	3	1						
Doug Flynn, R OBP: 0.270, SLG: 0.343 (1, 6)		F9			BB		1B	F6-3		3	0	1	0	1	0	1						
Pat Zachry, R OBP: 0.160, SLG: 0.125 Bobby Valentine, R OBP: 0.263, SLG: 0.269 Rick Baldwin, L Joe Torre, R OBP: 0.204, SLG: 0.294 (1, 1) (6, PH) (7, 1) (8, PH)					K		G3	FC4-6	F9	2	0	0	0	0	1	2						
Inning Stats	R: 0 E: 0 K: 1 S: 6	H: 1 LOB: 2 BB: 1 P: 10	R: 0 E: 0 K: 1 S: 5	H: 0 LOB: 0 BB: 0 P: 5	R: 0 E: 0 K: 2 S: 8	H: 1 LOB: 1 BB: 0 P: 8	R: 1 E: 1 K: 0 S: 5	H: 2 LOB: 2 BB: 1 P: 9	R: 0 E: 0 K: 1 S: 7	H: 2 LOB: 2 BB: 0 P: 7	R: 0 E: 0 K: 1 S: 6	H: 1 LOB: 2 BB: 1 P: 10	R: 0 E: 0 K: 1 S: 5	H: 0 LOB: 0 BB: 0 P: 5	R: 0 E: 0 K: 1 S: 6	H: 1 LOB: 1 BB: 0 P: 6		R: 0 E: 0 K: 0 S: 3	H: 0 LOB: 0 BB: 0 P: 3	1B: 7 2B: 1 3B: 0 HR: 0	SF: 0 SAC: 0 DP: 0 HBP: 0	WP: 0 PB: 0 SB: 1 CS: 0
PITCHER	IP	WLS	BF	H	R	ER	SO	BB	IBB	HBP	BLK	WP	HR	S	P	ERA	WHIP					
Floyd Bannister, L ERA: 5.29 (1, 1)	9.0	W	38	8	1	0	8	3	0	0	0	0	0	51	63	0.00	1.222					



Batter	1	2	3	4	5	6	7	8	9	AB	R	H	RBI	BB	SO	LOB	TOP					
Cesar Cedeno, R OBP: 0.303, SLG: 0.279	F6-3		F9			S 1B 2B BB	SF7		E3	3	1	0	1	1	0	1						
Enos Cabell, R OBP: 0.315, SLG: 0.426	1B		F8			S 2B	F6-3		L9	5	1	2	0	0	0	2						
Jose Cruz, L OBP: 0.328, SLG: 0.415	P5				K				F6	4	1	1	2	0	1	1						
Joe Ferguson, R OBP: 0.374, SLG: 0.444	2-3				K				FC5 1-3 1B	4	0	1	0	0	2	2						
Bob Watson, R OBP: 0.344, SLG: 0.468		FC3-6 1B							1-3	4	0	3	1	0	0	1						
Art Howe, R OBP: 0.358, SLG: 0.468		FC3-6 1-2			F8				FC5	4	0	0	0	0	1	4						
Jim Fuller, R OBP: 0.190, SLG: 0.171			K		F8				K	4	0	0	0	0	3	2	AB 36					
Julio Gonzalez, R OBP: 0.292, SLG: 0.350			F9		F7				5-3	0	0	0	0	0	0	0	R 4					
Mark Lemongello, R OBP: 0.211, SLG: 0.167					K					4	1	1	0	0	0	1	H 9					
Rob Sperring, R OBP: 0.211, SLG: 0.167										1	0	0	0	0	1	0	RBI 4					
Gene Pentz, R OBP: 0.250, SLG: 0.375										1	0	0	0	0	0	1	BB 1					
Craig Cacek, R OBP: 0.250, SLG: 0.250										1	0	1	0	0	0	0	SO 9					
Joe Niekro, R OBP: 0.250, SLG: 0.250										1	0	1	0	0	0	0	LOB 15					
Inning Stats	R: 0 E: 0 K: 0 S: 4	H: 1 LOB: 1 BB: 0 P: 4	R: 0 E: 0 K: 1 S: 6	H: 1 LOB: 1 BB: 0 P: 6	R: 0 E: 0 K: 1 S: 5	H: 0 LOB: 0 BB: 0 P: 5	R: 0 E: 0 K: 2 S: 8	H: 1 LOB: 1 BB: 0 P: 8	R: 0 E: 0 K: 1 S: 5	H: 0 LOB: 0 BB: 0 P: 5	R: 3 E: 0 K: 3 S: 12	H: 3 LOB: 1 BB: 1 P: 16	R: 1 E: 0 K: 0 S: 4	H: 1 LOB: 0 BB: 0 P: 4	R: 0 E: 0 K: 0 S: 4	H: 1 LOB: 1 BB: 0 P: 4	R: 0 E: 1 K: 1 S: 7	H: 1 LOB: 2 BB: 0 P: 7	1B: 6 2B: 2 HR: 0	SF: 1 SAC: 0 HBP: 0	WP: 0 PB: 0 SB: 2 CS: 0	PA: 38
PITCHER	IP WLS BF H R ER SO BB IBB HBP BLK WP HR S P ERA WHIP																					
Jerry Koosman, L ERA: 2.97	(1, 1) 7.0 L 29 7 4 4 8 1 0 0 0 0 0 0 44 48 5.14 1.143																					
Bob Apodaca, R ERA: 2.8	(8, 1) 2.0 9 2 0 0 1 0 0 0 0 0 0 0 11 11 0.00 1.000																					

Houston Astros @ New York Mets
Shea Stadium, Flushing, NY
Sat Jun 18 1977, 3:33 AM EDT
Att: 52,784 - Unknown

AB 36
R 4
H 9
RBI 4
BB 1
SO 9
LOB 15



Batter	1	2	3	4	5	6	7	8	9	AB	R	H	RBI	BB	SO	LOB	BOTTOM					
Lenny Randle, S OBP: 0.387, SLG: 0.407	F8		F9		F9					3	0	0	0	1	0	2						
Felix Milan, R OBP: 0.246, SLG: 0.250	F8		F7		1-2 1B				5-3	4	0	1	0	0	0	2						
Steve Henderson, R OBP: 0.222, SLG: 0.222	5-3				6-3				F7	4	0	0	0	0	0	2						
John Milner, L OBP: 0.374, SLG: 0.506						3-1			L9	3	2	1	1	1	0	0						
Ed Kranepool, L OBP: 0.343, SLG: 0.497		F7			HR				6-3	4	1	1	2	0	1	0						
John Stearns, R OBP: 0.366, SLG: 0.458		6-3			L5				L1-6 F2 BB	3	0	1	0	1	0	0						
Lee Mazzilli, S OBP: 0.300, SLG: 0.275					F9				F2	4	0	1	0	0	0	2	AB 33					
Doug Flynn, R OBP: 0.250, SLG: 0.316										4	0	0	0	0	0	1	R 3					
Bruce Boischair, L OBP: 0.349, SLG: 0.375										1	0	0	0	0	0	1	H 7					
Jerry Koosman, R OBP: 0.184, SLG: 0.270										2	0	2	0	0	0	0	RBI 3					
Bobby Valentine, R OBP: 0.260, SLG: 0.265										1	0	0	0	0	0	0	BB 3					
Bob Apodaca, R OBP: 1.000, SLG: 1.000										0	0	0	0	0	0	0	SO 1					
Inning Stats	R: 0 E: 0 K: 0 S: 3	H: 0 LOB: 0 BB: 0 P: 3	R: 1 E: 0 K: 0 S: 4	H: 2 LOB: 0 BB: 0 P: 4	R: 0 E: 0 K: 0 S: 4	H: 1 LOB: 1 BB: 0 P: 4	R: 2 E: 0 K: 0 S: 4	H: 1 LOB: 0 BB: 1 P: 8	R: 0 E: 0 K: 0 S: 5	H: 2 LOB: 2 BB: 0 P: 5	R: 0 E: 0 K: 1 S: 6	H: 1 LOB: 1 BB: 0 P: 6	R: 0 E: 0 K: 0 S: 3	H: 0 LOB: 0 BB: 1 P: 7	R: 0 E: 0 K: 0 S: 3	H: 0 LOB: 0 BB: 0 P: 3	R: 0 E: 0 K: 0 S: 2	H: 0 LOB: 0 BB: 1 P: 6	1B: 5 2B: 1 3B: 0 HR: 2	SF: 0 SAC: 0 DP: 1 HBP: 0	WP: 0 PB: 0 SB: 0 CS: 1	PA: 36
PITCHER	IP WLS BF H R ER SO BB IBB HBP BLK WP HR S P ERA WHIP																					
Mark Lemongello, R ERA: 4.37	(1, 1) 4.0 W 9 3 0 0 1 0 0 0 0 0 0 0 11 11 6.75 1.250																					
Gene Pentz, R ERA: 2.35	(5, 1) 2.0 W 9 3 0 0 1 0 0 0 0 0 0 0 11 11 0.00 1.500																					
Joe Niekro, R ERA: 2.68	(7, 1) 3.0 S 10 0 0 0 0 2 0 0 0 0 0 0 8 16 0.00 0.667																					

Houston Astros @ New York Mets
Shea Stadium, Flushing, NY
Sat Jun 18 1977, 3:33 AM EDT
Att: 52,784 - Unknown

AB 33
R 3
H 7
RBI 3
BB 3
SO 1
LOB 10



Batter	1	2	3	4	5	6	7	8	9	AB	R	H	RBI	BB	SO	LOB	TOP					
Cesar Cedeno, R OBP: 0.298, SLG: 0.273 (1, 8)										4	0	0	0	0	0	1						
Enos Cabell, R OBP: 0.314, SLG: 0.427 Bo McLaughlin, R (8, 1)										4	0	1	1	0	0	0						
Jose Cruz, L OBP: 0.327, SLG: 0.412 (1, 9)										4	0	1	0	0	0	1						
Bob Watson, R OBP: 0.343, SLG: 0.461 (1, 3)										3	0	0	0	1	0	1						
Art Howe, R OBP: 0.361, SLG: 0.472 (8, 5)										3	0	1	0	1	1	1						
Jim Fuller, R OBP: 0.083, SLG: 0.083 (1, 7)										4	0	1	0	0	1	3						
Julio Gonzalez, R OBP: 0.287, SLG: 0.344 (8, 4)										4	0	0	0	0	0	4						
Ed Herrmann, L OBP: 0.273, SLG: 0.244 (1, 2)										3	1	1	0	1	1	1						
Joaquin Andujar, S OBP: 0.265, SLG: 0.303 Dan Larson, R (6, 1)										2	1	1	0	0	0	3						
Ken Boswell, L OBP: 0.319, SLG: 0.275 Joe Sambito, L OBP: 0.250, SLG: 0.250 Roger Metzger, S OBP: 0.245, SLG: 0.283 (8, 6)										0	0	0	0	0	0	0						
Inning Stats	R: 0 E: 0 K: 0 S: 3	H: 0 LOB: 0 BB: 0 P: 3	R: 0 E: 0 K: 1 S: 5	H: 0 LOB: 1 BB: 1 P: 9	R: 1 E: 0 K: 1 S: 7	H: 2 LOB: 1 BB: 0 P: 7	R: 0 E: 0 K: 0 S: 4	H: 1 LOB: 3 BB: 2 P: 12	R: 0 E: 0 K: 0 S: 3	H: 0 LOB: 0 BB: 0 P: 3	R: 0 E: 0 K: 1 S: 5	H: 0 LOB: 0 BB: 0 P: 5	R: 1 E: 1 K: 0 S: 4	H: 1 LOB: 0 BB: 0 P: 4	R: 0 E: 0 K: 0 S: 4	H: 1 LOB: 1 BB: 0 P: 4	R: 0 E: 0 K: 0 S: 4	H: 1 LOB: 1 BB: 0 P: 4	1B: 2 2B: 4 3B: 0 HR: 0	SF: 1 SAC: 0 DP: 0 HBP: 0	WP: 0 PB: 0 SB: 0 CS: 0	PA: 36
PITCHER Craig Swan, R ERA: 4.01 (1, 1)	IP: 9.0 WLS: W BF: 36 H: 6 R: 2 ER: 1 SO: 3 BB: 3 IBB: 0 HBP: 0 BLK: 0 WP: 0 HR: 0 S: 39 P: 51 ERA: 1.00 WHIP: 1.000																	PITCHER				

Houston Astros @ New York Mets
Shea Stadium, Flushing, NY
Sun Jun 19 1977, 3:33 AM EDT
Att: 22,342 - Unknown

AB 32
R 2
H 6
RBI 2
BB 3
SO 3
LOB 16



Batter	1	2	3	4	5	6	7	8	9	AB	R	H	RBI	BB	SO	LOB	BOTTOM	
Lenny Randle, S OBP: 0.387, SLG: 0.407 (1, 5)										5	0	2	0	0	0	1		
Bud Harrelson, S OBP: 0.247, SLG: 0.242 (1, 6)										5	1	0	0	0	0	5		
Bruce Boisclair, L OBP: 0.351, SLG: 0.402 (8, 7)										5	2	2	3	0	1	0		
John Milner, L OBP: 0.382, SLG: 0.509 Bobby Valentine, R OBP: 0.250, SLG: 0.255 (9, 3)										3	2	2	0	1	0	0		
Ed Kranepool, L OBP: 0.343, SLG: 0.494 Lee Mazzilli, S OBP: 0.299, SLG: 0.274 (7, PH) (8, 8)										3	0	1	0	0	0	2		
Mike Vail, R OBP: 0.402, SLG: 0.495 (1, 9)										4	1	2	1	0	1	3		
John Stearns, R OBP: 0.369, SLG: 0.482 (1, 2)										4	1	2	4	0	1	2		
Felix Millan, R OBP: 0.246, SLG: 0.250 (1, 4)										4	0	1	0	0	0	3		
Craig Swan, R OBP: 0.143, SLG: 0.143 (1, 1)										4	1	2	0	0	1	1		
Inning Stats	R: 0 E: 0 K: 0 S: 3	H: 3 LOB: 1 BB: 0 P: 5	R: 3 E: 0 K: 0 S: 6	H: 3 LOB: 1 BB: 1 P: 10	R: 0 E: 1 K: 1 S: 7	H: 1 LOB: 2 BB: 0 P: 7	R: 1 E: 2 K: 0 S: 6	H: 2 LOB: 2 BB: 0 P: 6	R: 0 E: 0 K: 1 S: 5	H: 1 LOB: 0 BB: 0 P: 5	R: 3 E: 0 K: 1 S: 9	H: 4 LOB: 1 BB: 0 P: 9	R: 0 E: 0 K: 1 S: 5	H: 0 LOB: 0 BB: 0 P: 5	1B: 11 2B: 1 3B: 0 HR: 2	SF: 0 SAC: 0 DP: 0 HBP: 0	WP: 0 PB: 0 SB: 2 CS: 1	PA: 39
PITCHER Joaquin Andujar, R ERA: 3.42 Dan Larson, R ERA: 5.96 Joe Sambito, L ERA: 2.31 Bo McLaughlin, R ERA: 4.61 (8, 1)	IP: 5.0 WLS: L BF: 26 H: 5 R: 5 ER: 4 SO: 1 BB: 1 IBB: 0 HBP: 0 BLK: 0 WP: 0 HR: 1 S: 27 P: 31 ERA: 7.20 WHIP: 2.000																	PITCHER

Houston Astros @ New York Mets
Shea Stadium, Flushing, NY
Sun Jun 19 1977, 3:33 AM EDT
Att: 22,342 - Unknown

AB 38
R 8
H 14
RBI 8
BB 1
SO 4
LOB 19



Batter	1	2	3	4	5	6	7	8	9	AB	R	H	RBI	BB	SO	LOB	TOP			
Cesar Cedeno, R OBP: 0.296, SLG: 0.268 (1, 8)	0-0 5-3	0-0 F7		0-0 F8			4-0 1B E BB		0-0 5-3	4	1	0	0	1	0	2	Houston Astros @ Montreal Expos Olympic Stadium, Montreal, QB Mon Jun 20 1977, 7:05 PM EDT Att: 15,949 - Unknown			
Enos Cabell, R OBP: 0.319, SLG: 0.447 (1, 5)	0-0 HBP BB 2B	0-0 2H HR			0-3 K		0-0 E 1B		0-0 F9	5	3	3	2	0	1	0				
Jose Cruz, L OBP: 0.324, SLG: 0.408 (1, 9)	0-0 6-3	0-0 F8			0-0 F9		0-0 F8		0-0 S 1B	5	0	1	0	0	0	3				
Joe Ferguson, R OBP: 0.379, SLG: 0.450 (1, 2)	4-0 BB HBP BB			0-0 F8		0-0 1B	0-0 E4 1H 2H 2B		0-0 6-3	4	0	2	2	1	0	1				
Art Howe, R OBP: 0.359, SLG: 0.463 (1, 4)	1-0 BB HBP			0-0 G3		0-0 F7	0-0 G3			3	0	0	0	0	0	2				
Craig Cacek, R (1, 3)	4-0 FC4-6 BB			0-3 K		0-0 6-3			0-0 6-3	3	0	0	1	1	1	0				
Jim Fuller, R OBP: 0.125, SLG: 0.125 (1, 7)	0-0 FC4-6 1-2			0-0 FC4-6 1B		0-0 4-3			0-0 F9	4	0	1	0	0	0	3				
Julio Gonzalez, R OBP: 0.286, SLG: 0.342 (1, 6)		0-0 SH3-4 HR 1B		0-0 FC4-6 SH3-4 1-2		0-0 G3			0-0 F7	4	1	1	0	0	0	1				
J.R. Richard, R OBP: 0.167, SLG: 0.343 (1, 1)		0-0 SH3-4 1-2		0-0 SH3-4 1-2			0-0 4-3		0-0 HR	2	1	1	1	0	0	0				
Inning Stats	R: 1 E: 0 K: 0 S: 4	H: 1 LOB: 3 BB: 2 P: 13	R: 2 E: 0 K: 0 S: 5	H: 2 LOB: 0 BB: 0 P: 5	R: 0 E: 0 K: 1 S: 5	H: 0 LOB: 0 BB: 0 P: 5	R: 0 E: 0 K: 0 S: 4	H: 1 LOB: 1 BB: 0 P: 4	R: 0 E: 0 K: 1 S: 6	H: 0 LOB: 0 BB: 0 P: 3	R: 2 E: 1 K: 0 S: 5	H: 2 LOB: 1 BB: 1 P: 9	R: 0 E: 0 K: 0 S: 3	H: 0 LOB: 0 BB: 0 P: 3	R: 1 E: 0 K: 0 S: 5	H: 2 LOB: 1 BB: 0 P: 5	1B: 5 2B: 2 3B: 0 HR: 2	SF: 0 SAC: 2 DP: 0 HBP: 1	WP: 0 PB: 0 SB: 1 CS: 0	PA: 40
PITCHER Jackie Brown, R ERA: 3.46 (1, 1)	IP: 9.0 WLS: L BF: 40 H: 9 R: 6 ER: 6 SO: 2 BB: 3 IBB: 0 HBP: 1 BLK: 0 WP: 0 HR: 2 S: 40 P: 53 ERA: 6.00 WHIP: 1.333															PITCHER				

Batter	1	2	3	4	5	6	7	8	9	AB	R	H	RBI	BB	SO	LOB	BOTTOM					
Dave Cash, R OBP: 0.353, SLG: 0.367 (1, 4)	0-0 F7	0-0 F7			0-3 K		0-0 5-3		0-0 FC4-6 1-2	5	0	0	0	0	1	1	Houston Astros @ Montreal Expos Olympic Stadium, Montreal, QB Mon Jun 20 1977, 7:05 PM EDT Att: 15,949 - Unknown					
Chris Speier, R OBP: 0.318, SLG: 0.330 (1, 6)	4-0 E 1B BB			0-0 F9		0-3 K	0-0 1B		0-3 K	4	1	1	0	1	2	1						
Ellis Valentine, R OBP: 0.367, SLG: 0.547 (1, 9)	0-0 1-2 E 1B			0-0 F7		0-0 2B	0-3 K		0-3 K	5	1	2	0	0	2	2						
Tony Perez, R OBP: 0.336, SLG: 0.425 (1, 3)	0-0 E3 1B 1-2 2-3			0-3 K		0-0 5-3	0-3 K			4	0	0	0	0	2	4						
Gary Carter, R OBP: 0.348, SLG: 0.547 (1, 2)	0-0 1-3 2H 3H 1B			0-0 E G1-2-3 1B		0-0 HR	4-0 FC4-6 BB			3	1	3	3	1	0	0						
Warren Cromartie, L OBP: 0.317, SLG: 0.399 (1, 7)	0-0 F8			0-0 G1-2-3 E 1-2 1B		0-0 5-3	0-0 F8			4	0	1	0	0	0	3						
Andre Dawson, R OBP: 0.316, SLG: 0.438 (1, 8)	0-0 F9			0-0 E5 G1-2-3 1-2 2-3 1B		0-0 S 1B	0-0 FC4-6 1-2			4	0	1	0	0	0	5						
Larry Parrish, R OBP: 0.311, SLG: 0.383 (8, PH) Wayne Garrett, L OBP: 0.222, SLG: 0.250 (9, 5)		0-0 F9		0-0 G1-2-3 1-2 2-3 3H 1B		0-3 K	0-0 G3			3	0	0	0	0	1	4						
Jackie Brown, R OBP: 0.143, SLG: 0.100 (8, PH) Del Unser, L OBP: 0.344, SLG: 0.479 (9, PH)		0-0 4-3		0-3 K		0-0 6-3			4-0 FC4-6 BB	3	0	0	0	0	1	3						
Inning Stats	R: 2 E: 1 K: 0 S: 6	H: 2 LOB: 2 BB: 1 P: 10	R: 0 E: 0 K: 0 S: 3	H: 0 LOB: 0 BB: 0 P: 3	R: 0 E: 0 K: 1 S: 5	H: 0 LOB: 0 BB: 0 P: 5	R: 0 E: 1 K: 1 S: 7	H: 2 LOB: 2 BB: 0 P: 7	R: 0 E: 0 K: 2 S: 8	H: 1 LOB: 1 BB: 0 P: 8	R: 1 E: 0 K: 1 S: 7	H: 2 LOB: 1 BB: 0 P: 7	R: 0 E: 0 K: 2 S: 8	H: 1 LOB: 1 BB: 0 P: 8	R: 0 E: 0 K: 0 S: 3	H: 0 LOB: 1 BB: 1 P: 7	R: 0 E: 0 K: 2 S: 7	H: 0 LOB: 1 BB: 1 P: 11	1B: 6 2B: 1 3B: 0 HR: 1	SF: 0 SAC: 0 DP: 1 HBP: 0	WP: 0 PB: 0 SB: 1 CS: 0	PA: 39
PITCHER J.R. Richard, R ERA: 3.25 (1, 1)	IP: 9.0 WLS: W BF: 39 H: 8 R: 3 ER: 3 SO: 9 BB: 3 IBB: 0 HBP: 0 BLK: 0 WP: 0 HR: 1 S: 54 P: 66 ERA: 3.00 WHIP: 1.222															PITCHER						

AB	34
R	6
H	9
RBI	6
BB	3
SO	2
LOB	12



AB	36
R	3
H	8
RBI	3
BB	3
SO	9
LOB	24



Batter	1	2	3	4	5	6	7	8	9	AB	R	H	RBI	BB	SO	LOB	TOP	
Cesar Cedeno, R (1,8) OBP: 0.291, SLG: 0.263	F7								F8	4	0	0	0	0	0	0		
Enos Cabell, R (1,5) OBP: 0.314, SLG: 0.440	5-3								5-3	4	0	0	0	0	0	0		
Jose Cruz, L (1,9) OBP: 0.320, SLG: 0.401	F8								F8	4	0	0	0	0	0	0		
Joe Ferguson, R (1,2) OBP: 0.383, SLG: 0.453		F9								3	0	2	0	0	0	0		
Art Howe, R (1,4) OBP: 0.353, SLG: 0.455 (8,6)		F7								3	0	0	0	0	1	2		
Craig Caspek, R (1,3) OBP: 0.250, SLG: 0.143		4-3								3	0	1	0	0	1	1		
Jim Fuller, R (1,7) OBP: 0.158, SLG: 0.158			G3							3	0	1	0	0	0	1		
Roger Metzger, S (1,6) OBP: 0.235, SLG: 0.271										2	0	0	0	0	1	2		
Bob Watson, R (8, PH) OBP: 0.341, SLG: 0.459			5-3							1	0	0	0	0	0	1		
Gene Pentz, R (8,1)										0	0	0	0	0	0	0		
Bo McLaughlin, R (8,1)										0	0	0	0	0	0	0		
Ken Forsch, R (1,1) OBP: 0.125, SLG: 0.125										2	0	0	0	0	0	0		
Ken Boswell, L (8, PH) OBP: 0.313, SLG: 0.268 (8,4)			6-3							1	0	0	0	0	0	0		
Inning Stats	R: 0 E: 0 K: 0 S: 3	H: 0 LOB: 0 BB: 0 P: 3	R: 0 E: 0 K: 0 S: 3	H: 0 LOB: 0 BB: 0 P: 3	R: 0 E: 0 K: 0 S: 3	H: 0 LOB: 0 BB: 0 P: 3	R: 0 E: 0 K: 0 S: 3	H: 2 LOB: 2 BB: 0 P: 7	R: 0 E: 0 K: 2 S: 8	H: 1 LOB: 1 BB: 0 P: 8	R: 0 E: 0 K: 0 S: 3	H: 1 LOB: 0 BB: 0 P: 3	R: 0 E: 0 K: 0 S: 3	H: 0 LOB: 0 BB: 0 P: 3	1B: 4 2B: 0 3B: 0 HR: 0	SF: 0 SAC: 0 DP: 2 HBP: 0	WP: 0 PB: 0 SB: 0 CS: 0	PA: 30
PITCHER Steve Rogers, R (1,1) ERA: 2.3	IP: 9.0 WLS: W BF: 30 H: 4 R: 0 ER: 0 SO: 3 BB: 0 IBB: 0 HBP: 0 BLK: 0 WP: 0 HR: 0 S: 36 P: 36 ERA: 0.00 WHIP: 0.444																	

Houston Astros @ Montreal Expos
Olympic Stadium, Montreal, QB
Tue Jun 21 1977, 7:05 PM EDT
Att: 15,851 - Unknown

AB 30
R 0
H 4
RBI 0
BB 0
SO 3
LOB 7



Batter	1	2	3	4	5	6	7	8	9	AB	R	H	RBI	BB	SO	LOB	BOTTOM			
Dave Cash, R (1,4) OBP: 0.351, SLG: 0.363	CS BB									3	0	0	0	1	0	3				
Chris Speier, R (1,6) OBP: 0.326, SLG: 0.337	1B BB									2	2	1	0	2	0	0				
Warren Cromartie, L (1,7) OBP: 0.319, SLG: 0.499	G6-3 1B									4	1	2	2	0	0	0				
Ellis Valentine, R (1,9) OBP: 0.369, SLG: 0.555	G6-3									4	2	2	1	0	0	2				
Gary Carter, R (1,2) OBP: 0.361, SLG: 0.557										4	1	4	2	0	0	0				
Del Unser, L (1,3) OBP: 0.333, SLG: 0.463	F8									4	0	0	0	0	1	4				
Andre Dawson, R (1,8) OBP: 0.320, SLG: 0.458	K									4	0	2	1	0	1	1				
Wayne Garrett, L (1,5) OBP: 0.224, SLG: 0.233										3	0	0	0	1	0	1				
Steve Rogers, R (1,1) OBP: 0.146, SLG: 0.089										3	0	0	0	1	0	1				
Inning Stats	R: 0 E: 0 K: 0 S: 2	H: 1 LOB: 1 BB: 2 P: 10	R: 0 E: 0 K: 1 S: 5	H: 1 LOB: 0 BB: 0 P: 5	R: 0 E: 0 K: 0 S: 3	H: 0 LOB: 0 BB: 0 P: 3	R: 1 E: 0 K: 0 S: 5	H: 2 LOB: 1 BB: 0 P: 5	R: 0 E: 0 K: 0 S: 3	H: 0 LOB: 0 BB: 0 P: 3	R: 0 E: 0 K: 0 S: 3	H: 0 LOB: 0 BB: 0 P: 3	R: 1 E: 0 K: 0 S: 5	H: 3 LOB: 3 BB: 2 P: 13	R: 4 E: 0 K: 1 S: 9	H: 4 LOB: 1 BB: 1 P: 13	1B: 5 2B: 5 3B: 2 HR: 0	SF: 0 SAC: 0 DP: 3 HBP: 0	WP: 0 PB: 2 SB: 1 CS: 2	PA: 36
PITCHER Ken Forsch, R (1,1) ERA: 3.27	IP: 7.0 WLS: L BF: 28 H: 7 R: 2 ER: 2 SO: 1 BB: 4 IBB: 0 HBP: 0 BLK: 0 WP: 0 HR: 0 S: 26 P: 42 ERA: 2.57 WHIP: 1.571																			
Gene Pentz, R (8,1) ERA: 3.91	0.0 L 4 3 4 4 0 1 0 0 0 0 0 0 3 7 ∞ ∞																			
Bo McLaughlin, R (8,1) ERA: 4.5	1.0 L 4 1 0 0 1 0 0 0 0 0 0 6 6 0.00 1.000																			

Houston Astros @ Montreal Expos
Olympic Stadium, Montreal, QB
Tue Jun 21 1977, 7:05 PM EDT
Att: 15,851 - Unknown

AB 31
R 6
H 11
RBI 6
BB 5
SO 2
LOB 12



Batter	1	2	3	4	5	6	7	8	9	AB	R	H	RBI	BB	SO	LOB	TOP											
Cesar Cedeno, R OBP: 0.285, SLG: 0.257 (1, 8)	0-0 5-3		0-0 F4		0-0 F9		0-0 1-3		0-0 5-3	5	0	0	0	0	0	2												
Enos Cabell, R OBP: 0.312, SLG: 0.435 (1, 5)	0-0 F8		0-0 F4		0-0 1B		0-0 6-3		0-0 6-3	5	1	1	1	0	0	1												
Jose Cruz, L OBP: 0.325, SLG: 0.407 (1, 9)	0-0 1-3		4-0 BB		0-0 1B		0-0 1B		0-0 4-3	4	1	2	1	1	0	0												
Joe Ferguson, R OBP: 0.389, SLG: 0.456 (1, 2)		0-0 HR	0-0 F2		4-0 1B		0-0 1B		0-0 1B	3	1	2	0	1	0	2												
Art Howe, R OBP: 0.356, SLG: 0.456 (1, 4)		0-0 F8		0-0 4-3		0-0 1B		0-0 HR	4	1	2	1	0	0	1													
Jim Fuller, R OBP: 0.217, SLG: 0.478 (1, 7)		0-0 HR		0-3 K		0-0 F9		0-0 HR	4	2	2	4	0	1	2													
Craig Cacek, R OBP: 0.167, SLG: 0.091 (1, 3)		0-0 6-3		0-0 6-3		0-0 6-3		0-0 6-3	4	0	0	0	0	0	0													
Julio Gonzalez, R OBP: 0.286, SLG: 0.340 (1, 6)		0-0 5-3		0-0 SH3-4		0-0 6-3		0-3 K	4	1	1	0	0	1	0													
Floyd Bannister, L OBP: 0.280, SLG: 0.250 (1, 1)			0-0 BB		0-0 SH3-4		0-0 F4		0-0 F9	3	0	1	0	0	0	0												
Inning Stats	R: 0 E: 0 K: 0 S: 3	H: 0 LOB: 0 BB: 0 P: 3	R: 2 E: 0 K: 0 S: 5	H: 2 LOB: 0 BB: 0 P: 5	R: 0 E: 0 K: 0 S: 4	H: 1 LOB: 2 BB: 1 P: 8	R: 0 E: 0 K: 1 S: 5	H: 0 LOB: 0 BB: 0 P: 5	R: 3 E: 0 K: 0 S: 7	H: 4 LOB: 2 BB: 1 P: 11	R: 0 E: 0 K: 0 S: 3	H: 0 LOB: 0 BB: 0 P: 3	R: 0 E: 0 K: 0 S: 4	H: 2 LOB: 2 BB: 0 P: 4	R: 2 E: 0 K: 1 S: 7	H: 2 LOB: 0 BB: 0 P: 7	R: 0 E: 0 K: 0 S: 3	H: 0 LOB: 0 BB: 0 P: 3	1B: 8 2B: 1 3B: 0 HR: 2	SF: 0 SAC: 1 DP: 0 HBP: 0	WP: 0 PB: 0 SB: 1 CS: 0	PA: 39						
PITCHER	IP	WLS	BF	H	R	ER	SO	BB	IBB	HBP	BLK	WP	HR	S	P	ERA	WHIP											
Santo Alcala, R ERA: 7.01 (1, 1)	4.2	L	22	6	5	5	1	2	0	0	0	0	0	1	22	30	9.64	1.714										
Stan Bahnsen, R ERA: 7.23 (5, 1)	0.1		2	1	0	0	0	0	0	0	0	0	0	0	2	2	0.00	3.000										
Tom Walker, R ERA: 7.59 (6, 1)	2.0		7	2	0	0	0	0	0	0	0	0	0	7	7	0.00	1.000											
Will McEnaney, L ERA: 3.44 (8, 1)	2.0		8	2	2	2	1	0	0	0	0	0	1	10	10	9.00	1.000											

Houston Astros @ Montreal Expos
Olympic Stadium, Montreal, QB
Wed Jun 22 1977, 7:05 PM EDT
Att: 10,070 - Unknown

AB 36
R 7
H 11
RBI 7
BB 2
SO 2
LOB 8



Batter	1	2	3	4	5	6	7	8	9	AB	R	H	RBI	BB	SO	LOB	BOTTOM										
Dave Cash, R OBP: 0.350, SLG: 0.361 (1, 4)	0-0 4-3		0-0 1B		0-0 F9			0-0 F7		4	0	1	0	0	0	2											
Chris Speier, R OBP: 0.324, SLG: 0.332 (1, 6)	0-0 6-3		0-0 F2			4-0 BB		0-0 4-3		3	0	0	0	1	0	2											
Ellis Valentine, R OBP: 0.367, SLG: 0.548 (1, 9)	0-3 K			4-0 BB		0-0 F8		0-0 G3		3	0	0	0	1	1	1											
Tony Perez, R OBP: 0.331, SLG: 0.417 (1, 3)		0-0 6-3		0-0 F8		0-0 F4		0-0 F8		4	0	0	0	0	0	2											
Gary Carter, R OBP: 0.354, SLG: 0.545 (1, 2)		0-3 K		0-3 K		0-0 6-3		0-3 K		4	0	0	0	0	3	2											
Warren Cromartie, L OBP: 0.322, SLG: 0.418 (1, 7)		0-0 4-3			0-0 BB			0-0 F9		4	0	2	0	0	0	0											
Andre Dawson, R OBP: 0.321, SLG: 0.462 (1, 8)			0-0 1B		0-3 K		0-0 F7			3	0	1	0	0	1	2											
Pete Mackanin, R OBP: 0.297, SLG: 0.371 (1, 5)			0-3 K		4-0 BB		0-0 F8			2	0	0	0	1	1	2											
Santo Alcala, R OBP: 0.267, SLG: 0.287 (1, 1)			0-3 K		0-3 K					1	0	0	0	0	1	1											
Stan Bahnsen, R OBP: 0.400, SLG: 0.500 (5, 1)										0	0	0	0	0	0	0											
Jose Morales, R OBP: 0.167, SLG: 0.136 (6, 1)										1	0	0	0	0	1	2											
Tom Walker, R OBP: 0.337, SLG: 0.462 (7, 1)										0	0	0	0	0	0	0											
Sam Mejias, R OBP: 0.337, SLG: 0.462 (8, 1)										1	0	0	0	0	1	1											
Will McEnaney, L (8, 1)										0	0	0	0	0	0	0											
Inning Stats	R: 0 E: 0 K: 1 S: 5	H: 0 LOB: 0 BB: 0 P: 5	R: 0 E: 0 K: 1 S: 5	H: 0 LOB: 0 BB: 0 P: 5	R: 0 E: 0 K: 2 S: 9	H: 2 LOB: 2 BB: 0 P: 9	R: 0 E: 0 K: 1 S: 4	H: 0 LOB: 1 BB: 1 P: 8	R: 0 E: 0 K: 2 S: 8	H: 1 LOB: 2 BB: 1 P: 12	R: 0 E: 0 K: 0 S: 3	H: 0 LOB: 1 BB: 1 P: 7	R: 0 E: 0 K: 0 S: 4	H: 1 LOB: 1 BB: 0 P: 4	R: 0 E: 0 K: 0 S: 3	H: 0 LOB: 0 BB: 0 P: 3	R: 0 E: 0 K: 1 S: 5	H: 0 LOB: 0 BB: 0 P: 5	1B: 2 2B: 2 3B: 1 HR: 0	SF: 0 SAC: 0 DP: 1 HBP: 0	WP: 0 PB: 0 SB: 0 CS: 1	PA: 33					
PITCHER	IP	WLS	BF	H	R	ER	SO	BB	IBB	HBP	BLK	WP	HR	S	P	ERA	WHIP										
Floyd Bannister, L ERA: 4.66 (1, 1)	9.0	W	33	4	0	0	8	3	0	0	0	0	0	46	58	0.00	0.778										

Houston Astros @ Montreal Expos
Olympic Stadium, Montreal, QB
Wed Jun 22 1977, 7:05 PM EDT
Att: 10,070 - Unknown

AB 30
R 0
H 4
RBI 0
BB 3
SO 8
LOB 17




Batter	1	2	3	4	5	6	7	8	9	10	11	AB	R	H	RBI	BB	SO	LOB	TOP	
Bill Madlock, R OBP: 0.351, SLG: 0.427 (1, 5)	F7		G6-3		HR		F8	K			6-3	6	1	1	1	0	1	2		
Derrel Thomas, S OBP: 0.335, SLG: 0.316 Johnnie LeMaster, R OBP: 0.115, SLG: 0.080 (1, 6) (7, 6)	F8			HR	4-3		1B SF8	F8			F9	2	2	0	0	2	0	0		
Darrell Evans, L OBP: 0.359, SLG: 0.407 (1, 7)	F9			HR			BB SF8 1B			K		4	1	2	2	1	1	0		
Gary Thomasson, L OBP: 0.376, SLG: 0.494 (1, 8)		1B			FC6-4 1B		SF8				G4-6-3 1B	4	1	3	1	0	0	1		
Willie McCovey, L OBP: 0.389, SLG: 0.477 (1, 3)		K			FC6-4 1B			BB IBB			G4-6-3 1B	4	0	1	0	1	1	3		
Jack Clark, R OBP: 0.304, SLG: 0.439 (1, 9)	F7				FC6-4 1B		4-3				1-3	4	0	0	0	1	0	3		
Rob Andrews, R OBP: 0.373, SLG: 0.312 (1, 4)	5-3				K		F8	F9			K	5	0	0	0	0	2	6		
Marc Hill, R OBP: 0.296, SLG: 0.313 Mike Sadek, R OBP: 0.288, SLG: 0.325 (8, PR) (8, 2)			K								F9	3	0	2	1	1	1	0		
Bob Knepper, L Randy Moffitt, R Gary Lavelle, S Gary Alexander, R Tommy Toms, R (1, 1) (8, 1) (8, 1) (11, PH) (11, 1)											K	4	0	1	0	0	3	4		
Inning Stats	R: 0 E: 0 K: 0 S: 3	H: 0 LOB: 0 BB: 0 P: 3	R: 0 E: 0 K: 1 S: 6	H: 1 LOB: 1 BB: 0 P: 6	R: 0 E: 0 K: 1 S: 5	H: 1 LOB: 0 BB: 0 P: 5	R: 3 E: 0 K: 2 S: 11	H: 4 LOB: 2 BB: 1 P: 15	R: 1 E: 0 K: 0 S: 4	H: 1 LOB: 1 BB: 1 P: 8	R: 0 E: 0 K: 2 S: 8	H: 1 LOB: 0 BB: 0 P: 5	R: 0 E: 0 K: 1 S: 5	H: 0 LOB: 0 BB: 0 P: 5	R: 0 E: 0 K: 1 S: 5	H: 0 LOB: 0 BB: 0 P: 5	1B: 8 2B: 0 3B: 0 HR: 2	SF: 1 SAC: 0 DP: 2 HBP: 0	WP: 1 PB: 0 SB: 0 CS: 1	PA: 47
PITCHER	IP ERA WHIP	WLS BF	H R ER SO	R 4 4 3	0 2 1 3	0 1 0 0	0 1 0 0	0 0 15 15	0.00 0.333											

San Francisco Giants @ Houston Astros
Astrodome, Houston, TX
Fri Jun 24 1977, 8:05 PM EDT
Att: 13,119 - Dome

livebaseballscores.com

AB 40
R 5
H 10
RBI 5
BB 6
SO 10
LOB 20




Batter	1	2	3	4	5	6	7	8	9	10	11	AB	R	H	RBI	BB	SO	LOB	BOTTOM					
Wilbur Howard, S OBP: 0.233, SLG: 0.259 (1, 8)	E 1B 3B	1-3		K			F9				1B 2B BB	5	2	1	0	1	2	1						
Enos Cabell, R OBP: 0.316, SLG: 0.435 (1, 5)	BB 3B			F9			6-3				2B 1B	5	1	2	0	1	0	0						
Jose Cruz, L OBP: 0.321, SLG: 0.405 (1, 9)	K	G3			4-3		F7				1-3 2B	6	0	1	1	0	1	4						
Joe Ferguson, R OBP: 0.386, SLG: 0.450 Cesar Cedeno, R OBP: 0.255, SLG: 0.257 Ed Hermann, L OBP: 0.289, SLG: 0.262 (8, PR) (9, 2)	BB 3B			5-3			F8	E4 1B			CS 1B	3	1	0	0	1	0	0						
Bob Watson, R Art Gardner, R Joe Sambito, L (1, 3) (8, PR) (9, 1)	BB 3B			1B 2B			HR	BB SH3-4 1B			6-3	4	1	4	5	0	0	0						
Jim Fuller, R OBP: 0.185, SLG: 0.407 (1, 7)	5-3			K			K	SH3-4			E6	4	0	0	0	2	2							
Art Howe, R OBP: 0.362, SLG: 0.453 (1, 4)	5-3						P5	BB BB			IBB	3	0	1	0	2	0	1						
Julio Gonzalez, R OBP: 0.284, SLG: 0.335 (1, 6)		5-3			F9		1-3				1-3	4	0	0	0	1	0	4						
Dan Larson, R Gene Pentz, R Ken Boswell, L Craig Cacek, R (1, 1) (5, 1) (8, PH) (8, PH) (9, 3)				6-3			F8	G5-2-3			5-3	2	0	1	0	0	0	0						
Inning Stats	R: 3 E: 1 K: 1 S: 8	H: 3 LOB: 1 BB: 1 P: 12	R: 0 E: 0 K: 0 S: 4	H: 1 LOB: 2 BB: 1 P: 8	R: 0 E: 0 K: 1 S: 7	H: 2 LOB: 2 BB: 0 P: 7	R: 0 E: 0 K: 1 S: 5	H: 0 LOB: 0 BB: 0 P: 5	R: 1 E: 0 K: 1 S: 6	H: 1 LOB: 0 BB: 0 P: 6	R: 0 E: 0 K: 0 S: 3	H: 0 LOB: 0 BB: 0 P: 3	R: 0 E: 0 K: 1 S: 4	H: 1 LOB: 2 BB: 2 P: 12	R: 0 E: 0 K: 1 S: 5	H: 0 LOB: 0 BB: 0 P: 5	R: 0 E: 1 K: 0 S: 4	H: 1 LOB: 2 BB: 1 P: 8	R: 1 E: 0 K: 0 S: 3	H: 2 LOB: 2 BB: 1 P: 7	1B: 7 2B: 2 3B: 1 HR: 1	SF: 0 SAC: 1 DP: 1 HBP: 0	WP: 0 PB: 0 SB: 1 CS: 1	PA: 48
PITCHER	IP ERA WHIP	WLS BF	H R ER SO	1 5 4 4	0 0 0 1	0 1 0 0	0 0 10 14	0.00 0.375	0.00 0.375															

San Francisco Giants @ Houston Astros
Astrodome, Houston, TX
Fri Jun 24 1977, 8:05 PM EDT
Att: 13,119 - Dome

livebaseballscores.com

AB 41
R 6
H 11
RBI 6
BB 6
SO 5
LOB 16



Batter	1	2	3	4	5	6	7	8	9	10	AB	R	H	RBI	BB	SO	LOB	TOP			
Bill Madlock, R OBP: 0.349, SLG: 0.423 (1.5)	K		G4-3			G3-6-3 1B		6-3	F7		5	0	1	0	0	1	3	San Francisco Giants @ Houston Astros Astrodome, Houston, TX Sat Jun 25 1977, 8:05 PM EDT Unknown			
Derrel Thomas, S OBP: 0.329, SLG: 0.313 (7.8)	G3		F6			G3-6-3 1B		8-4 1B		4-3	5	0	1	0	0	0	1				
Darrell Evans, L OBP: 0.364, SLG: 0.411 (1.7)	1B					F7		1-2 1B		G3	5	0	3	0	0	0	0				
Gary Thomasson, L OBP: 0.372, SLG: 0.466 (7.3)	G3					F7		2-3f 1B		1B	5	0	1	0	0	0	4				
Willie McCovey, L OBP: 0.391, SLG: 0.493 Johnnie LeMaster, R OBP: 0.107, SLG: 0.074 (7.6)		G3				SH1-4 1B			F3	G3	3	1	2	1	0	0	0				
Terry Whitfield, L OBP: 0.359, SLG: 0.468 (1.9)	4-3 BB					SH1-4 1B			6-3 1B		3	1	2	0	1	0	0				
Rob Andrews, R OBP: 0.368, SLG: 0.307 (1.4)	4-3					1-2 1B			2-3 2B		3	0	0	0	0	1	2				
Marc Hill, R OBP: 0.295, SLG: 0.313 Mike Sadek, R OBP: 0.268, SLG: 0.325 (9.2)	K					3-H 0-3 K			3-H 4-0 BB		3	0	1	2	0	1	1				
Jim Barr, R OBP: 0.244, SLG: 0.205 Jack Clark, R OBP: 0.303, SLG: 0.436 Dave Heaverlo, R (7.1)						0-3 K			1-2 BB		2	0	1	0	0	0	0				
Vic Harris, S OBP: 0.354, SLG: 0.389 Randy Moffitt, R (9.1)											0	0	0	0	1	0	0				
Inning Stats	R: 0 E: 0 K: 1 S: 6	H: 1 LOB: 1 BB: 0 P: 6	R: 0 E: 0 K: 1 S: 5	H: 0 LOB: 1 BB: 1 P: 9	R: 0 E: 0 K: 0 S: 3	H: 1 LOB: 0 BB: 0 P: 3	R: 1 E: 0 K: 0 S: 4	H: 1 LOB: 0 BB: 0 P: 4	R: 0 E: 0 K: 1 S: 5	H: 0 LOB: 0 BB: 0 P: 5	R: 0 E: 0 K: 1 S: 4	H: 2 LOB: 1 BB: 0 P: 7	R: 0 E: 0 K: 0 S: 4	H: 2 LOB: 1 BB: 0 P: 4	R: 1 E: 0 K: 0 S: 5	H: 2 LOB: 2 BB: 1 P: 9	R: 0 E: 0 K: 0 S: 4	H: 1 LOB: 1 BB: 0 P: 4	1B: 10 2B: 2 3B: 0 HR: 1	SF: 1 SAC: 1 DP: 3 HBP: 0	WP: 0 PA: 41 PB: 0 SB: 0 CS: 0
PITCHER	IP 6.0	WLS 24	BF 7	H 2	R 2	ER 2	SO 3	BB 1	IBB 0	HBP 0	BLK 0	WP 0	HR 1	S 29	P 33	ERA 3.00	WHIP 1.333				
J.R. Richard, R ERA: 3.24 Joe Niekro, R ERA: 2.64	(1.1)	(7.1)	4.0	W	17	5	1	1	1	1	0	0	0	0	0	0	18	22	2.25	1.500	

AB	37
R	3
H	12
RBI	3
BB	2
SO	4
LOB	14



Batter	1	2	3	4	5	6	7	8	9	10	AB	R	H	RBI	BB	SO	LOB	BOTTOM			
Wilbur Howard, S OBP: 0.234, SLG: 0.258 Ken Boswell, L OBP: 0.327, SLG: 0.286 (10. PH)	BB 3B 1B		G4-6-3			FC4-6 E S		K		1-2 2-H 1B	4	1	1	0	0	1	2	San Francisco Giants @ Houston Astros Astrodome, Houston, TX Sat Jun 25 1977, 8:05 PM EDT Unknown			
Enos Cabell, R OBP: 0.315, SLG: 0.430 (1.5)	3B BB		5-3			F9		6-3			3	1	0	0	1	0	1				
Jose Cruz, L OBP: 0.327, SLG: 0.416 (1.9)	CS 3B					F8 S BB		F9			3	0	2	2	1	0	0				
Bob Watson, R OBP: 0.350, SLG: 0.489 (1.3)	G3					F8 1-3		F6		G5-4-3 HBP	3	0	0	0	0	0	3				
Art Howe, R OBP: 0.300, SLG: 0.455 (1.4)	F8					2B 2B		5-3		G5-4-3 1-2f	4	1	1	0	0	0	1				
Jim Fuller, R OBP: 0.184, SLG: 0.419 (1.7)	F4					2B		K		K	4	0	1	1	0	2	0				
Julio Gonzalez, R OBP: 0.283, SLG: 0.333 (1.6)	6-3					2B		F7		SH3-4 1B	4	1	1	0	0	0	1				
Ed Herrmann, L OBP: 0.282, SLG: 0.250 (1.2)	4-3					F8		HBP		SH3-4	2	0	0	0	0	0	0				
J.R. Richard, R OBP: 0.211, SLG: 0.378 Joe Niekro, R OBP: 0.222, SLG: 0.222 Art Gardner, L OBP: 0.209, SLG: 0.171 (10. PH)						G4-6-3 1B		FC4-6 1B		3-1	2	0	2	0	0	0	0				
Inning Stats	R: 2 E: 0 K: 0 S: 4	H: 2 LOB: 0 BB: 1 P: 8	R: 0 E: 0 K: 0 S: 3	H: 0 LOB: 0 BB: 0 P: 3	R: 0 E: 0 K: 0 S: 3	H: 1 LOB: 1 BB: 0 P: 3	R: 1 E: 0 K: 0 S: 4	H: 2 LOB: 1 BB: 0 P: 8	R: 0 E: 0 K: 0 S: 4	H: 1 LOB: 1 BB: 0 P: 4	R: 0 E: 0 K: 1 S: 5	H: 0 LOB: 0 BB: 0 P: 6	R: 0 E: 0 K: 1 S: 4	H: 0 LOB: 0 BB: 0 P: 5	R: 0 E: 0 K: 0 S: 4	H: 0 LOB: 0 BB: 0 P: 5	R: 1 E: 0 K: 0 S: 3		H: 2 LOB: 2 BB: 1 P: 7	1B: 6 2B: 2 3B: 1 HR: 0	SF: 0 SAC: 1 DP: 2 HBP: 2
PITCHER	IP 6.0	WLS 7	BF 0	H 0	R 0	ER 0	SO 2	BB 0	IBB 0	HBP 1	BLK 0	WP 0	HR 0	S 21	P 29	ERA 4.50	WHIP 1.500				
Jim Barr, R ERA: 4.14 Dave Heaverlo, R ERA: 2.2 Randy Moffitt, R ERA: 2.74	(1.1)	(7.1)	2.0	L	7	0	0	2	0	0	0	0	0	0	0	10	11	0.00	0.000		
	(9.1)		1.1	L	7	2	1	1	1	0	1	1	0	0	0	7	12	6.75	1.500		

AB	31
R	4
H	9
RBI	4
BB	3
SO	3
LOB	9



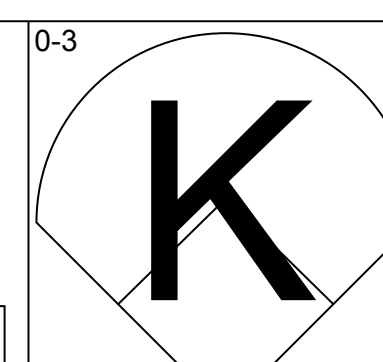
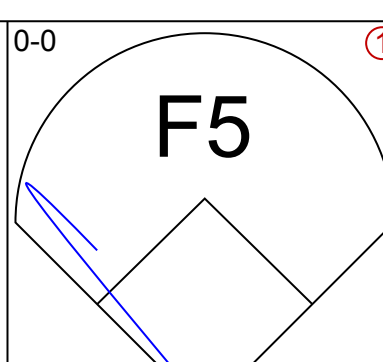
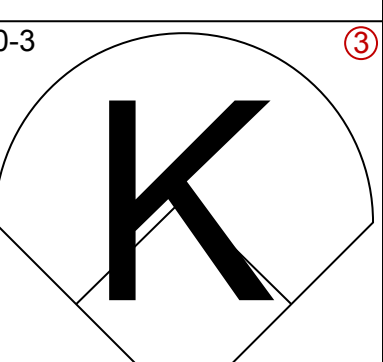
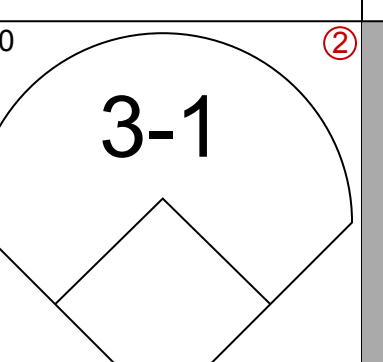
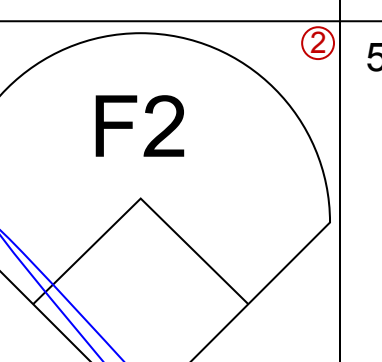
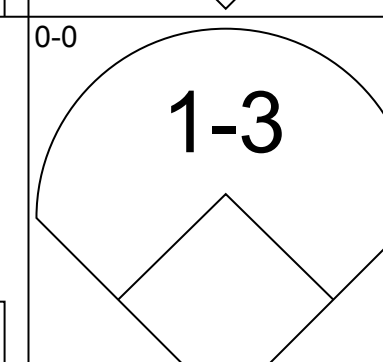
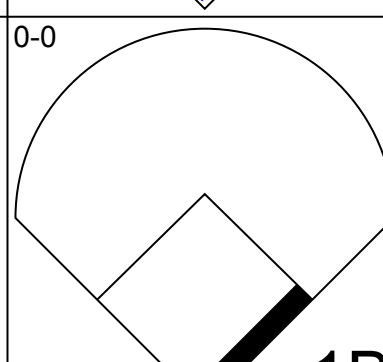
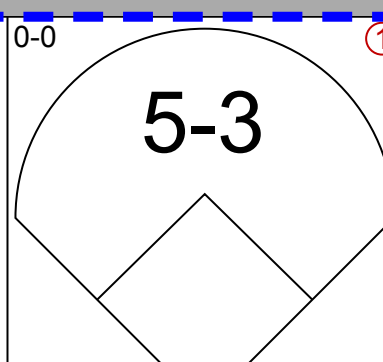
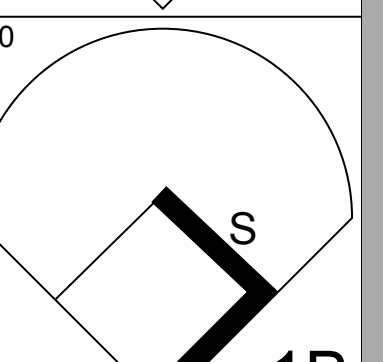

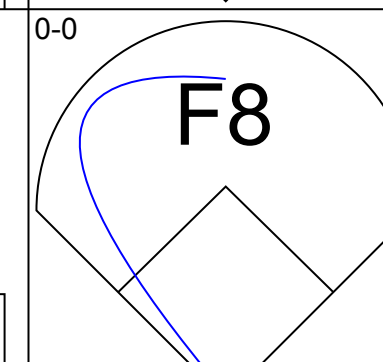
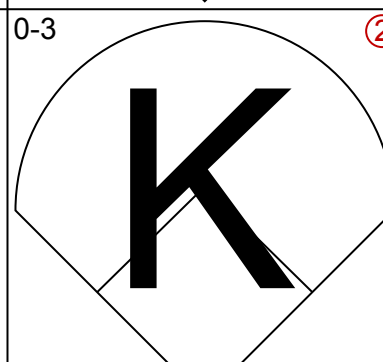
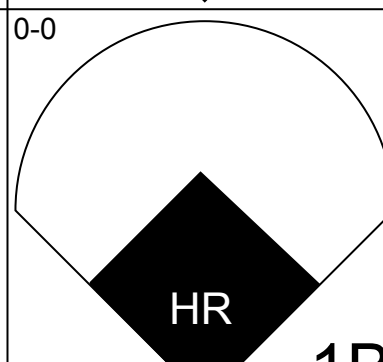
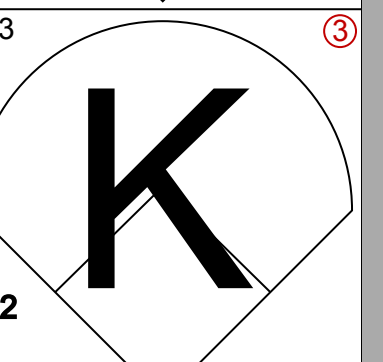
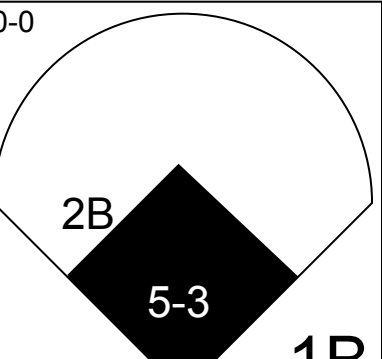
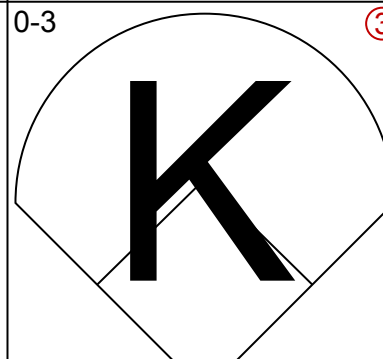
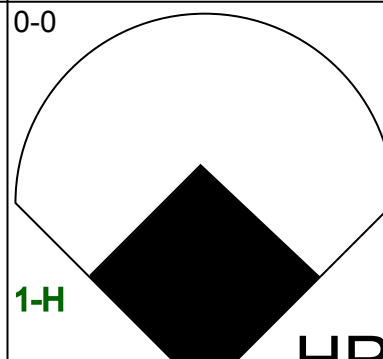
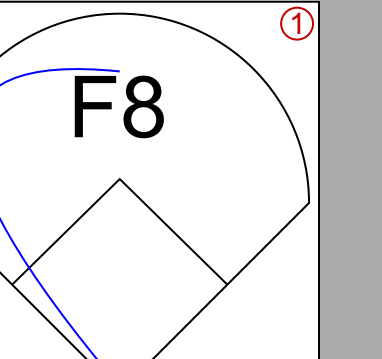
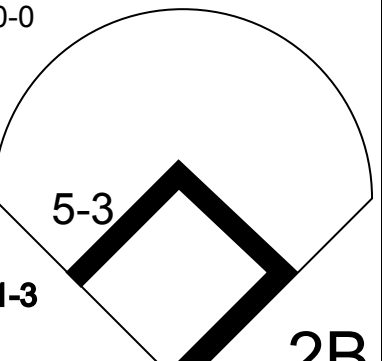
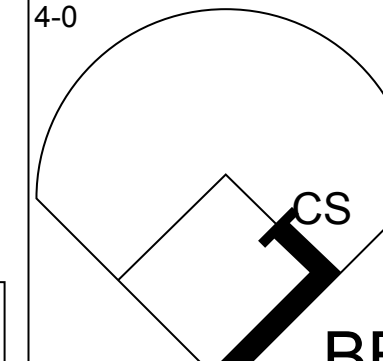

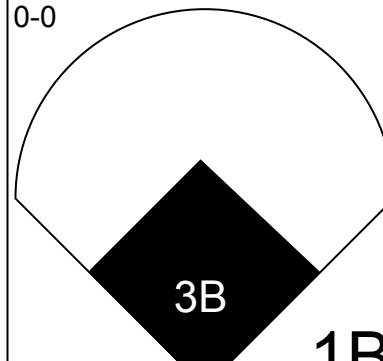

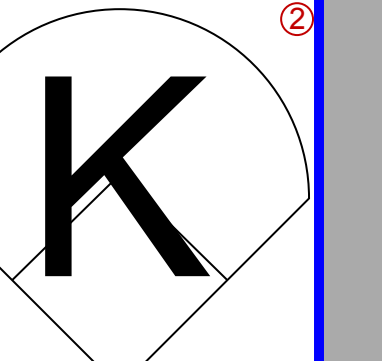

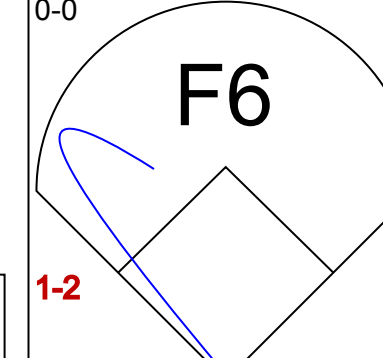
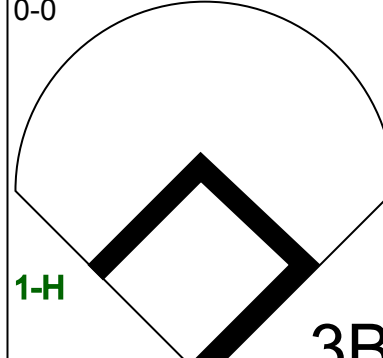
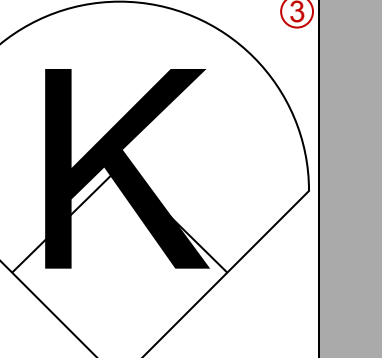
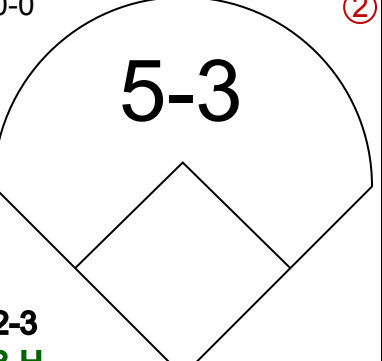
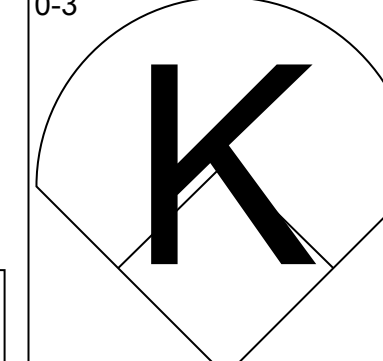
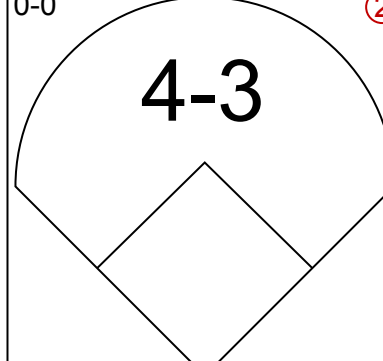
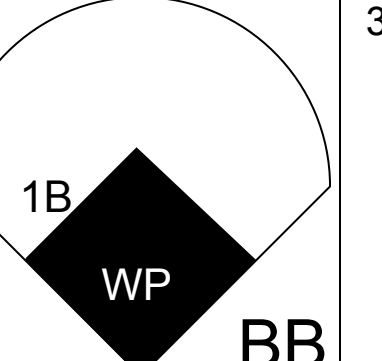
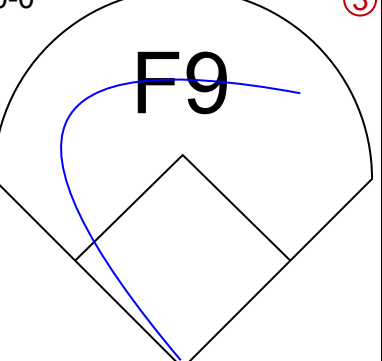
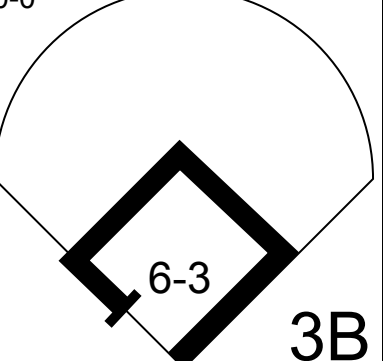
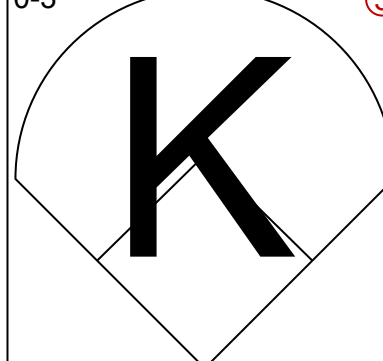
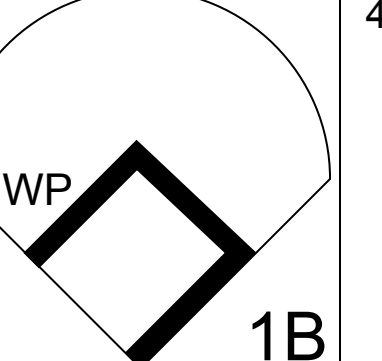

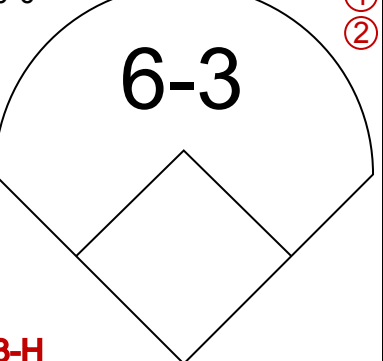
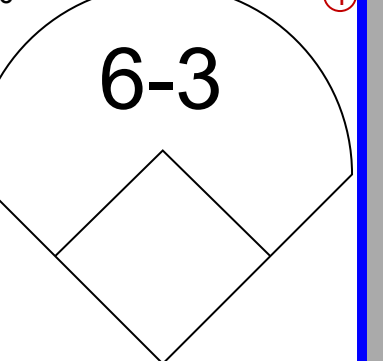
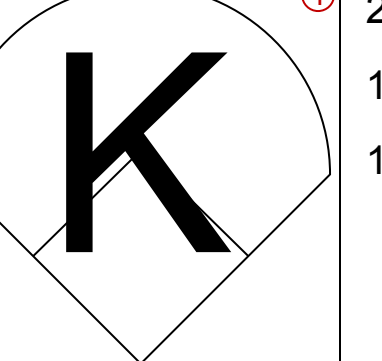
Batter	1	2	3	4	5	6	7	8	9	AB	R	H	RBI	BB	SO	LOB	TOP										
Bill Madlock, R OBP: 0.346, SLG: 0.419 (1, 5)										5	0	1	1	0	0	1	San Francisco Giants @ Houston Astros Astrodome, Houston, TX Sat Jun 25 1977, 8:05 PM EDT Att: 20,475 - Dome										
Derrel Thomas, S OBP: 0.322, SLG: 0.306 (1, 6)										5	0	0	0	0	2												
Darrell Evans, L OBP: 0.361, SLG: 0.406 (1, 7)										5	0	1	0	0	1												
Gary Thomasson, L OBP: 0.372, SLG: 0.484 (1, 8)										5	1	2	0	0	1												
Willie McCovey, L OBP: 0.389, SLG: 0.487 (1, 3)										3	1	0	0	1	2												
Terry Whitfield, L OBP: 0.353, SLG: 0.475 (1, 9)										4	0	2	1	0	0												
Rob Andrews, R OBP: 0.370, SLG: 0.313 (1, 4)										3	1	1	0	1	2												
Mike Sadek, R OBP: 0.291, SLG: 0.338 (1, 2)										3	1	2	0	1	0												
Charlie Williams, R OBP: 0.286, SLG: 0.296 (1, 1)										3	0	1	1	0	3												
Gary Alexander, R OBP: 0.309, SLG: 0.182 (8, PH)										1	0	0	0	0	0												
Gary Lavelle, S (8, 1)										0	0	0	0	0	0												
Inning Stats	R: 0 E: 0 K: 1 S: 6	H: 1 LOB: 1 BB: 0 P: 6	R: 0 E: 0 K: 0 S: 4	H: 1 LOB: 2 BB: 1 P: 8	R: 0 E: 1 K: 1 S: 7	H: 1 LOB: 2 BB: 0 P: 7	R: 1 E: 0 K: 0 S: 5	H: 3 LOB: 2 BB: 1 P: 9	R: 0 E: 0 K: 0 S: 3	H: 0 LOB: 0 BB: 0 P: 3	R: 1 E: 0 K: 0 S: 5	H: 2 LOB: 1 BB: 0 P: 5	R: 2 E: 1 K: 0 S: 5	H: 2 LOB: 1 BB: 1 P: 9	R: 0 E: 0 K: 0 S: 3	H: 0 LOB: 0 BB: 0 P: 3	R: 0 E: 0 K: 1 S: 5	H: 0 LOB: 0 BB: 0 P: 5	1B: 8 2B: 3 HR: 0	SF: 0 SAC: 0 DP: 1 HBP: 0	WP: 0 PB: 0 SB: 1 CS: 0	PA: 40					
PITCHER	IP	WLS	BF	H	R	ER	SO	BB	IBB	HBP	BLK	WP	HR	S	P	ERA	WHIP										
Mark Lemongello, R ERA: 4.28 (1, 1)	8.0	L	37	10	4	3	2	3	0	0	0	0	0	38	50	3.38	1.625										
Bo McLaughlin, R ERA: 4.4 (9, 1)	1.0	S	3	0	0	0	1	0	0	0	0	0	0	5	5	0.00	0.000										

Batter	1	2	3	4	5	6	7	8	9	AB	R	H	RBI	BB	SO	LOB	BOTTOM										
Wilbur Howard, S OBP: 0.235, SLG: 0.258 (1, 8)										4	0	1	0	0	0	0	San Francisco Giants @ Houston Astros Astrodome, Houston, TX Sat Jun 25 1977, 8:05 PM EDT Att: 20,475 - Dome										
Enos Cabell, R OBP: 0.314, SLG: 0.425 (1, 5)										3	1	0	0	0	1												
Jose Cruz, L OBP: 0.333, SLG: 0.419 (1, 9)										3	0	2	1	1	1												
Bob Watson, R OBP: 0.349, SLG: 0.485 (1, 3)										4	0	1	0	0	1												
Art Howe, R OBP: 0.365, SLG: 0.455 (1, 4)										2	0	1	0	0	2												
Jim Fuller, R OBP: 0.176, SLG: 0.382 (1, 7)										3	0	0	0	0	4												
Ed Herrmann, L OBP: 0.275, SLG: 0.234 (1, 2)										3	0	0	0	0	2												
Roger Metzger, S OBP: 0.226, SLG: 0.260 (1, 6)										2	0	0	0	0	0												
Julio Gonzalez, R OBP: 0.305, SLG: 0.448 (8, PH)										1	0	0	0	0	0												
Mark Lemongello, R (1, 1)										2	0	0	0	0	0												
Joe Ferguson, R OBP: 0.305, SLG: 0.448 (8, PH)										1	0	0	0	0	0												
Bo McLaughlin, R (9, 1)										0	0	0	0	0	0												
Inning Stats	R: 1 E: 0 K: 0 S: 5	H: 2 LOB: 2 BB: 0 P: 6	R: 0 E: 0 K: 0 S: 3	H: 0 LOB: 0 BB: 0 P: 3	R: 0 E: 0 K: 1 S: 5	H: 2 LOB: 0 BB: 0 P: 5	R: 0 E: 0 K: 0 S: 5	H: 0 LOB: 1 BB: 0 P: 6	R: 0 E: 0 K: 0 S: 2	H: 0 LOB: 0 BB: 1 P: 6	R: 0 E: 0 K: 0 S: 3	H: 1 LOB: 0 BB: 0 P: 3	R: 0 E: 0 K: 0 S: 3	H: 0 LOB: 0 BB: 0 P: 3	R: 0 E: 0 K: 1 S: 5	H: 0 LOB: 0 BB: 0 P: 5	1B: 5 2B: 0 HR: 0	SF: 0 SAC: 0 DP: 1 HBP: 2	WP: 0 PB: 0 SB: 1 CS: 3	PA: 32							
PITCHER	IP	WLS	BF	H	R	ER	SO	BB	IBB	HBP	BLK	WP	HR	S	P	ERA	WHIP										
Charlie Williams, R ERA: 3.68 (1, 1)	7.0	W	25	5	1	1	2	1	0	2	0	0	0	8	8	1.29	0.857										
Gary Lavelle, L ERA: 1.37 (8, 1)	2.0	S	6	0	0	0	1	0	0	0	0	0	0	8	8	0.00	0.000										



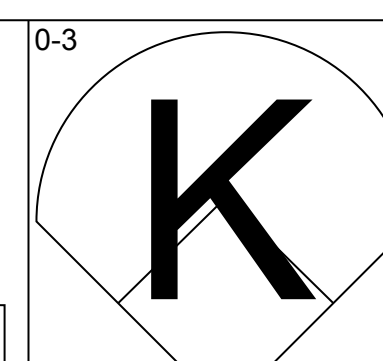
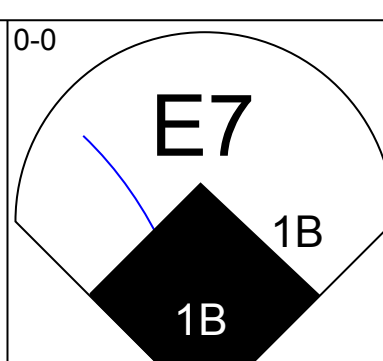
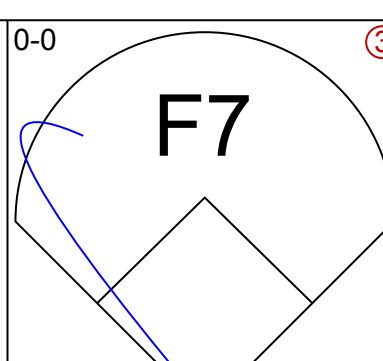
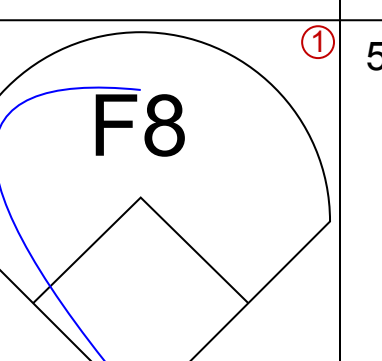
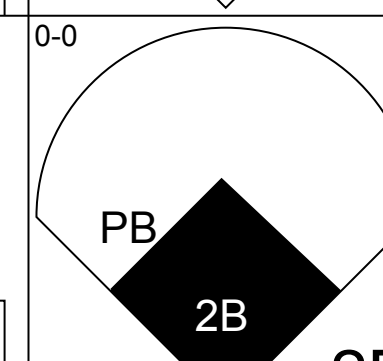
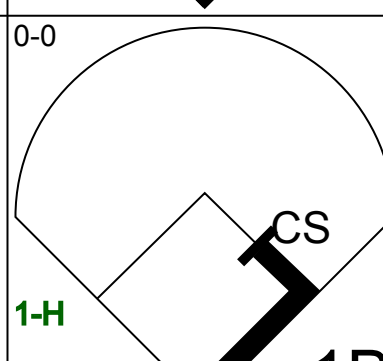
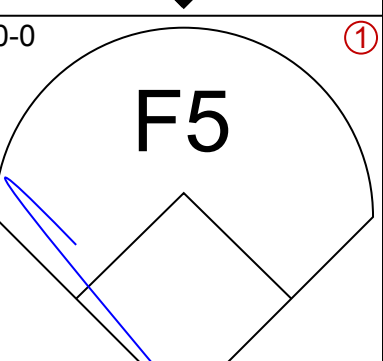
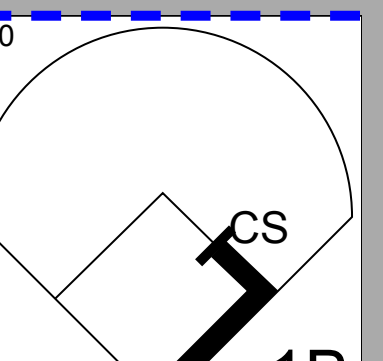
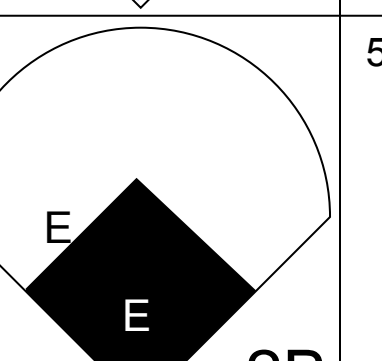
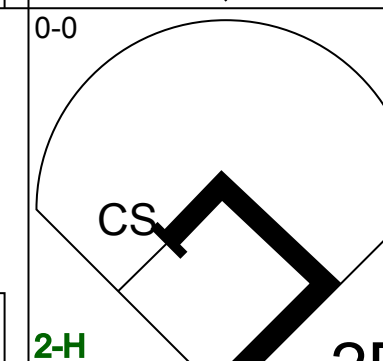
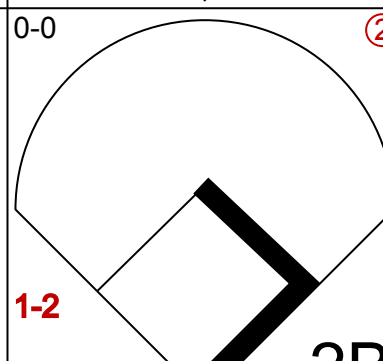
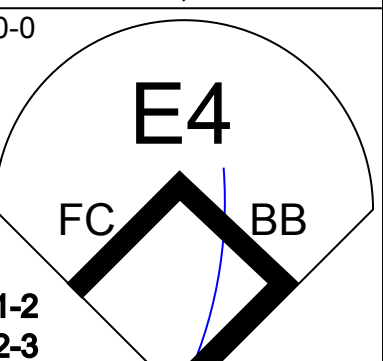
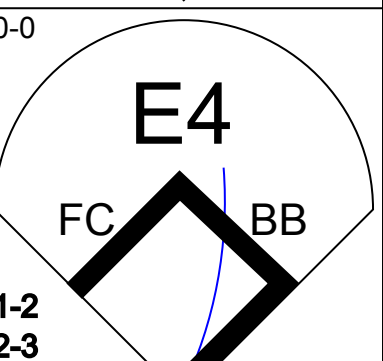
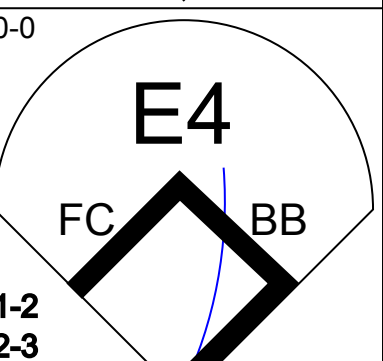
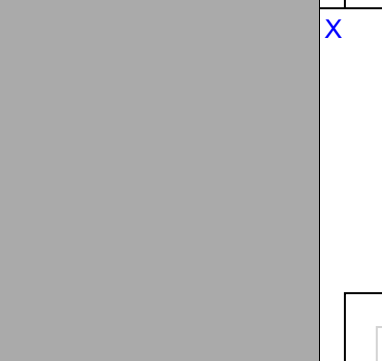
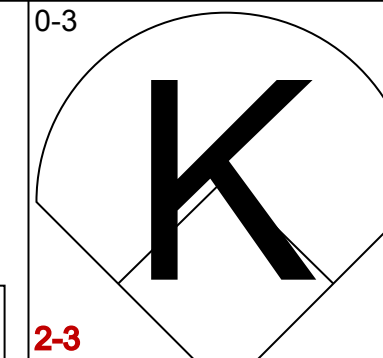
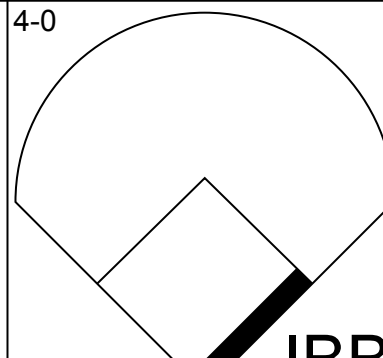
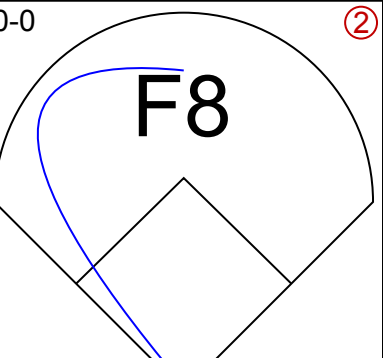
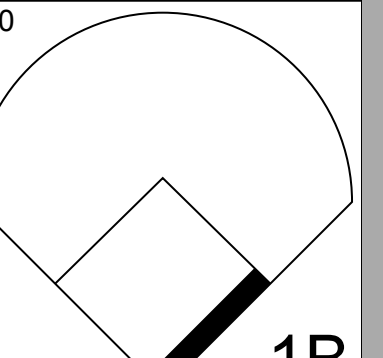
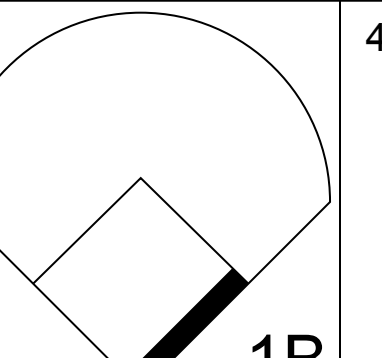
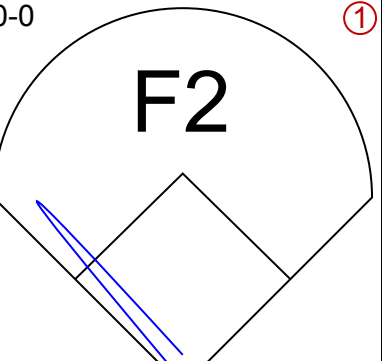
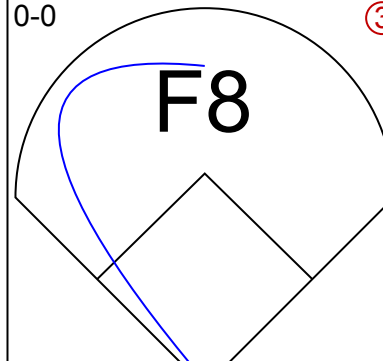
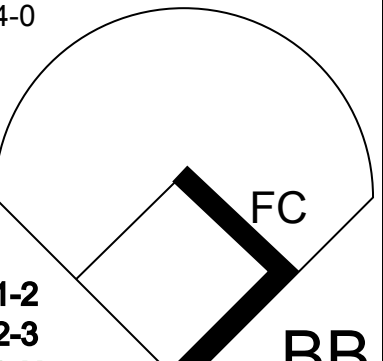
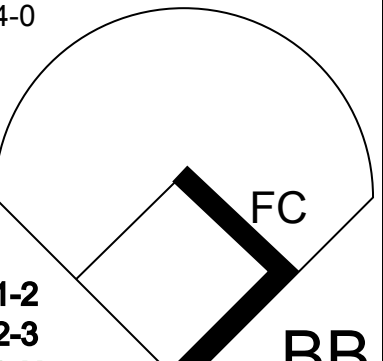
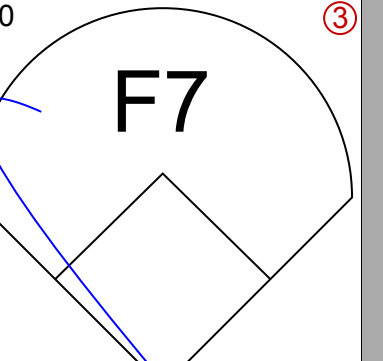

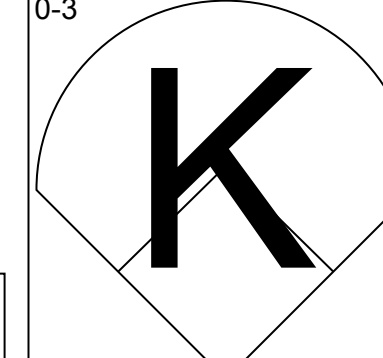
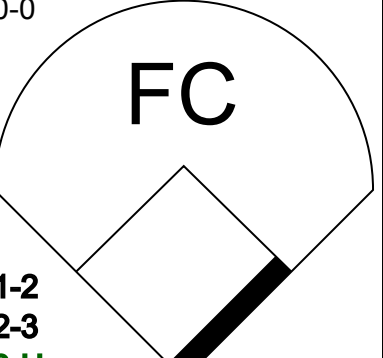
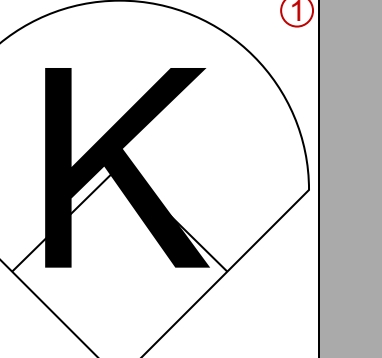
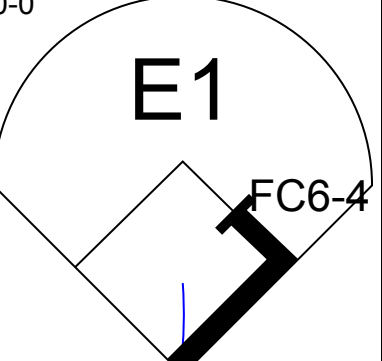

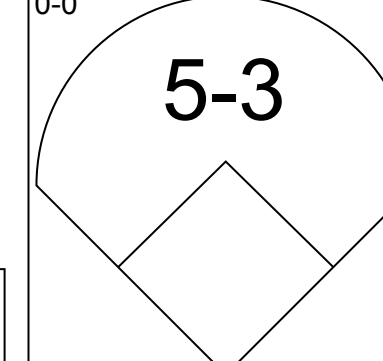
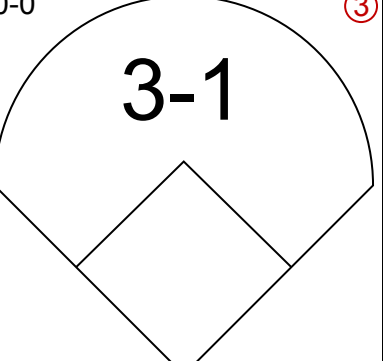
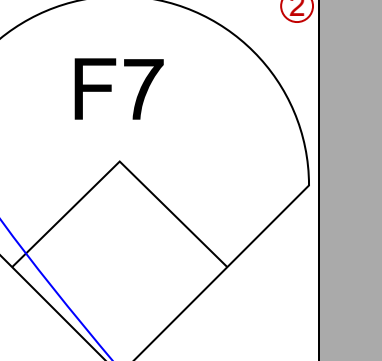
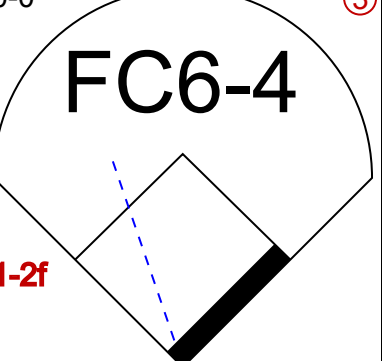
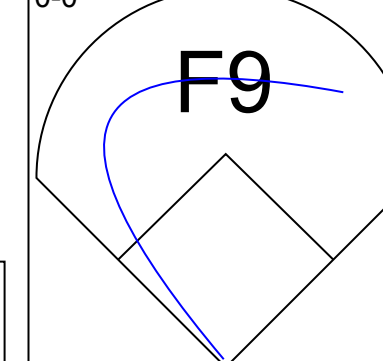
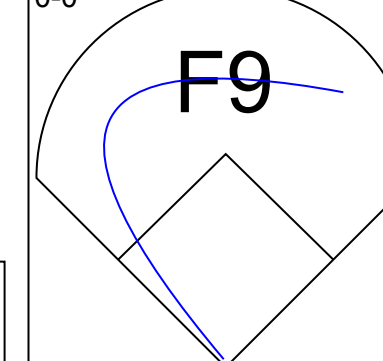
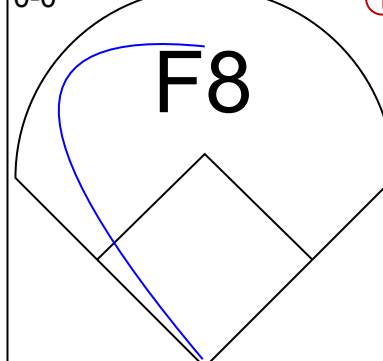

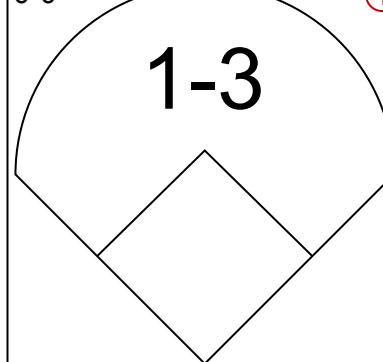
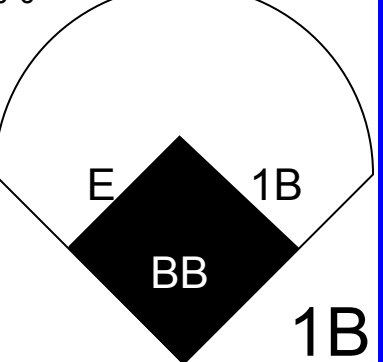
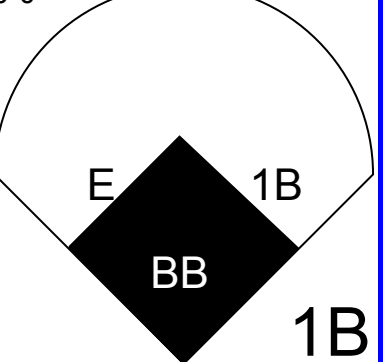
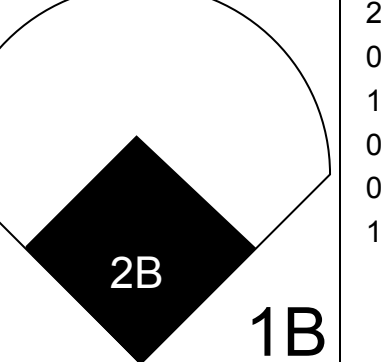
Batter	1	2	3	4	5	6	7	8	9	AB	R	H	RBI	BB	SO	LOB	TOP								
Bill Madlock , R OBP: 0.348, SLG: 0.420 (1, 5)										4	0	2	0	0	0	2	San Francisco Giants @ Houston Astros Astrodome, Houston, TX Sun Jun 26 1977, 4:33 AM EDT Att: 10,057 - Unknown								
Derrel Thomas , S OBP: 0.316, SLG: 0.300 (1, 6)										4	0	0	0	0	2	3									
Darrell Evans , L OBP: 0.355, SLG: 0.399 (1, 3)										4	0	0	0	0	1	2									
Gary Thomasson , L OBP: 0.370, SLG: 0.485 (1, 8)										4	0	1	0	0	1	0									
Jack Clark , R OBP: 0.296, SLG: 0.426 (1, 9)										4	0	0	0	0	1	0									
Terry Whitfield , L OBP: 0.351, SLG: 0.466 (1, 7)										3	1	0	0	0	1	0									
Vic Harris , S OBP: 0.400, SLG: 0.429 (1, 4)										3	1	2	0	0	1	0									
Marc Hill , R OBP: 0.290, SLG: 0.309 (1, 2)										2	0	0	1	0	0	1									
Ed Halicki , R OBP: 0.205, SLG: 0.263 (1, 1)										3	0	2	1	0	1	1									
Inning Stats	R: 0 E: 0 K: 0 S: 3	H: 1 LOB: 0 BB: 0 P: 3	R: 0 E: 0 K: 1 S: 5	H: 0 LOB: 0 BB: 0 P: 5	R: 0 E: 0 K: 1 S: 6	H: 1 LOB: 1 BB: 0 P: 6	R: 0 E: 0 K: 1 S: 5	H: 0 LOB: 0 BB: 0 P: 5	R: 2 E: 0 K: 1 S: 7	H: 2 LOB: 1 BB: 0 P: 8	R: 0 E: 0 K: 1 S: 5	H: 0 LOB: 0 BB: 0 P: 5	R: 0 E: 0 K: 1 S: 5	H: 0 LOB: 0 BB: 0 P: 5	R: 0 E: 0 K: 1 S: 7	H: 2 LOB: 2 BB: 0 P: 7	R: 0 E: 0 K: 1 S: 5	H: 1 LOB: 0 BB: 0 P: 5	1B: 5 2B: 2 3B: 0 HR: 0	SF: 1 SAC: 0 DP: 1 HBP: 1	WP: 0 PB: 0 SB: 0 CS: 0	PA: 33			
PITCHER	IP	WLS	BF	H	R	ER	SO	BB	IBB	HBP	BLK	WP	HR	S	P	ERA	WHIP								
Ken Forsch , R ERA: 3.13 (1, 1)	8.0	L	30	6	2	2	7	0	0	1	0	0	0	43	44	2.25	0.750								
Bo McLaughlin , R ERA: 4.3 (9, 1)	1.0		3	1	0	0	1	0	0	0	0	0	0	5	5	0.00	1.000								

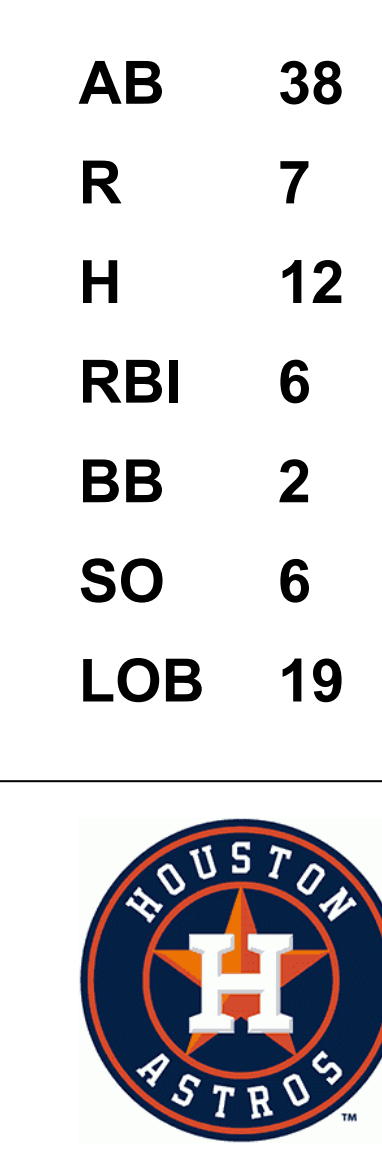
Batter	1	2	3	4	5	6	7	8	9	AB	R	H	RBI	BB	SO	LOB	BOTTOM								
Cesar Cedeno , R OBP: 0.292, SLG: 0.262 (1, 8)										3	0	2	0	0	0	2	San Francisco Giants @ Houston Astros Astrodome, Houston, TX Sun Jun 26 1977, 4:33 AM EDT Att: 10,057 - Unknown								
Enos Cabell , R OBP: 0.310, SLG: 0.419 (1, 5)										4	0	0	0	0	1	3									
Jose Cruz , L OBP: 0.332, SLG: 0.416 (1, 9)										4	0	1	0	0	0	0									
Bob Watson , R OBP: 0.344, SLG: 0.477 (1, 3)										4	0	0	0	0	1	1									
Art Howe , R OBP: 0.362, SLG: 0.451 (1, 4)										4	0	1	0	0	0	0									
Jim Fuller , R OBP: 0.184, SLG: 0.395 (1, 7)										4	0	1	0	0	2	1									
Julio Gonzalez , R OBP: 0.279, SLG: 0.328 (1, 6)										3	0	0	0	0	1	1									
Ed Herrmann , L OBP: 0.278, SLG: 0.260 (1, 2)										3	0	1	0	0	0	1									
Ken Forsch , R OBP: 0.200, SLG: 0.111 (1, 1)										1	0	0	0	1	1	0									
Art Gardner , L OBP: 0.205, SLG: 0.167 (8, PH)										1	0	0	0	0	0	0									
Bo McLaughlin , R ERA: 4.3 (9, 1)										0	0	0	0	0	0	0									
Inning Stats	R: 0 E: 1 K: 1 S: 5	H: 1 LOB: 1 BB: 0 P: 6	R: 0 E: 0 K: 1 S: 6	H: 1 LOB: 1 BB: 0 P: 6	R: 0 E: 0 K: 2 S: 7	H: 1 LOB: 0 BB: 0 P: 7	R: 0 E: 0 K: 0 S: 3	H: 0 LOB: 0 BB: 0 P: 3	R: 0 E: 0 K: 0 S: 3	H: 0 LOB: 0 BB: 0 P: 3	R: 0 E: 0 K: 0 S: 4	H: 1 LOB: 1 BB: 0 P: 4	R: 0 E: 0 K: 1 S: 6	H: 1 LOB: 1 BB: 0 P: 6	1B: 4 2B: 2 3B: 0 HR: 0	SF: 0 SAC: 0 DP: 0 HBP: 1	WP: 0 PB: 0 SB: 1 CS: 2	PA: 33							
PITCHER	IP	WLS	BF	H	R	ER	SO	BB	IBB	HBP	BLK	WP	HR	S	P	ERA	WHIP								
Ed Halicki , R ERA: 2.82 (1, 1)	9.0	W	33	6	0	0	6	1	0	1	0	0	0	43	48	0.00	0.778								

Batter	1	2	3	4	5	6	7	8	9	AB	R	H	RBI	BB	SO	LOB	TOP																									
Gene Richards, L (1,7) OBP: 0.337, SLG: 0.349										5	0	0	0	0	2	1	San Diego Padres @ Houston Astros Astrodome, Houston, TX Mon Jun 27 1977, 8:05 PM EDT Att: 7,458 - Dome																									
Bill Almon, R (1,6) OBP: 0.283, SLG: 0.305										5	0	2	0	0	0	1																										
George Hendrick, R (1,8) OBP: 0.359, SLG: 0.455										4	1	1	0	0	2	2																										
Dave Winfield, R (1,9) OBP: 0.369, SLG: 0.557										4	2	2	2	0	1	1																										
Dave Kingman, R (1,3) OBP: 0.263, SLG: 0.376 Pat Scanlon, L (8,5) OBP: 0.200, SLG: 0.167										3	1	2	0	1	1	0																										
Gene Tenace, R (1,5) OBP: 0.391, SLG: 0.403										4	0	1	1	1	0	3																										
Dave Roberts, R (1,2) OBP: 0.289, SLG: 0.277										3	1	0	1	1	1	2																										
Mike Champion, R (1,4) OBP: 0.280, SLG: 0.315										4	0	2	0	0	1	2																										
Tom Griffin, R (1,1) OBP: 0.091, SLG: 0.313 Merv Rettenmund, R (7,PH) OBP: 0.451, SLG: 0.532 Rollie Fingers, R (7,1)										2	1	1	1	0	0	1																										
Inning Stats	R: 0 E: 0 K: 1 S: 5	H: 0 LOB: 0 BB: 0 P: 5	R: 1 E: 0 K: 1 S: 7	H: 2 LOB: 1 BB: 0 P: 7	R: 1 E: 0 K: 2 S: 9	H: 2 LOB: 1 BB: 0 P: 9	R: 0 E: 0 K: 1 S: 4	H: 0 LOB: 0 BB: 1 P: 8	R: 0 E: 0 K: 1 S: 5	H: 1 LOB: 0 BB: 0 P: 5	R: 3 E: 0 K: 1 S: 9	H: 4 LOB: 1 BB: 0 P: 9	R: 0 E: 0 K: 2 S: 6	H: 1 LOB: 1 BB: 0 P: 6	R: 0 E: 0 K: 2 S: 7	H: 0 LOB: 0 BB: 0 P: 7	R: 1 E: 0 K: 1 S: 6	H: 1 LOB: 1 BB: 1 P: 10	1B: 6 2B: 1 3B: 2 HR: 2	SF: 0 SAC: 0 DP: 0 HBP: 0	WP: 2 PB: 0 SB: 1 CS: 1	PA: 38																				
PITCHER	IP	WLS	BF	H	R	ER	SO	BB	IBB	HBP	BLK	WP	HR	S	P	ERA	WHIP	PITCHER								IP	WLS	BF	H	R	ER	SO	BB	IBB	HBP	BLK	WP	HR	S	P	ERA	WHIP
Floyd Bannister, L (1,1) ERA: 4.59	5.0		19	5	2	2	6	1	0	0	0	0	1	30	34	3.60	1.200																									
Gene Pentz, R (6,1) ERA: 4.55	1.0		7	4	3	3	1	0	0	0	0	0	1	9	9	27.00	4.000																									
Bo McLaughlin, R (7,1) ERA: 4.3	2.0		9	2	1	1	3	1	0	0	0	0	0	14	18	4.50	1.500																									
Joe Niekro, R (9,1) ERA: 2.58	1.0	W	3	0	0	0	1	0	0	0	0	1	0	5	5	0.00	0.000																									

AB 36
R 6
H 11
RBI 5
BB 2
SO 11
LOB 14



Batter	1	2	3	4	5	6	7	8	9	AB	R	H	RBI	BB	SO	LOB	BOTTOM																											
Julio Gonzalez, R (1,4) OBP: 0.278, SLG: 0.325										5	2	1	0	0	1	1	San Diego Padres @ Houston Astros Astrodome, Houston, TX Mon Jun 27 1977, 8:05 PM EDT Att: 7,458 - Dome																											
Enos Cabell, R (1,5) OBP: 0.318, SLG: 0.433										5	2	4	2	0	0	2																												
Cesar Cedeno, R (1,8) OBP: 0.298, SLG: 0.283										5	1	3	1	0	0	3																												
Bob Watson, R (1,3) OBP: 0.348, SLG: 0.477										4	0	2	1	1	1	4																												
Jose Cruz, L (1,9) OBP: 0.331, SLG: 0.411										3	0	0	1	1	0	3																												
Jim Fuller, R (1,7) OBP: 0.167, SLG: 0.357										4	0	0	1	0	3	2																												
Ed Herrmann, L (1,2) OBP: 0.259, SLG: 0.241										4	0	0	0	0	0	3																												
Roger Metzger, S (1,6) OBP: 0.211, SLG: 0.241										4	0	0	0	0	1	1																												
Floyd Bannister, L (1,1) OBP: 0.296, SLG: 0.289 Gene Pentz, R (6,1) OBP: 0.296, SLG: 0.305 Art Gardner, L (6,PH) OBP: 0.296, SLG: 0.193 Bo McLaughlin, R (7,1) OBP: 0.296, SLG: 0.222 Joe Niekro, R (9,1) OBP: 0.340, SLG: 0.302 Ken Boswell, L (9,4)										2	1	1	0	0	0	0																												
Inning Stats	R: 1 E: 0 K: 2 S: 8	H: 2 LOB: 0 BB: 0 P: 8	R: 0 E: 1 K: 1 S: 6	H: 0 LOB: 0 BB: 0 P: 6	R: 1 E: 1 K: 0 S: 5	H: 2 LOB: 2 BB: 1 P: 9	R: 0 E: 0 K: 1 S: 5	H: 0 LOB: 0 BB: 0 P: 5	R: 2 E: 1 K: 0 S: 7	H: 2 LOB: 3 BB: 1 P: 11	R: 0 E: 0 K: 0 S: 3	H: 0 LOB: 1 BB: 0 P: 3	R: 0 E: 0 K: 2 S: 4	H: 2 LOB: 1 BB: 0 P: 4	R: 0 E: 0 K: 2 S: 7	H: 0 LOB: 0 BB: 0 P: 7	R: 3 E: 1 K: 0 S: 5	H: 4 LOB: 1 BB: 0 P: 5	1B: 7 2B: 5 3B: 0 HR: 0	SF: 0 SAC: 0 DP: 0 HBP: 0	WP: 0 PB: 1 SB: 0 CS: 3	PA: 40																						
PITCHER	IP	WLS	BF	H	R	ER	SO	BB	IBB	HBP	BLK	WP	HR	S	P	ERA	WHIP	PITCHER								IP	WLS	BF	H	R	ER	SO	BB	IBB	HBP	BLK	WP	HR	S	P	ERA	WHIP		
Tom Griffin, R (1,1) ERA: 4.58	6.0		28	6	4	1	4	1	1	0	0	0	0	34	42	1.50	1.167																											
Rollie Fingers, R (7,1) ERA: 3.21	2.1	L	12	6	3	3	2	0	0	0	0	0	0	16	16	11.57	2.571																											



Batter	1	2	3	4	5	6	7	8	9	AB	R	H	RBI	BB	SO	LOB	TOP			
Gene Richards, L (1,7) OBP: 0.336, SLG: 0.345										3	0	0	0	1	0	1				
Bill Almon, R (1,6) OBP: 0.280, SLG: 0.301										4	0	0	0	0	2	1				
George Hendrick, R (1,8) OBP: 0.365, SLG: 0.457										3	0	2	0	1	1	1				
Dave Winfield, R (1,9) OBP: 0.364, SLG: 0.550										4	1	0	0	0	1	4				
Dave Kingman, R (1,3) OBP: 0.259, SLG: 0.369										4	0	0	0	0	2	2				
Gene Tenace, R (1,5) OBP: 0.396, SLG: 0.414										3	0	2	1	1	0	0				
Dave Roberts, R (1,2) OBP: 0.268, SLG: 0.294										4	0	1	0	0	0	3				
Mike Champion, R (1,4) OBP: 0.278, SLG: 0.312										2	0	0	0	0	0	3				
Pat Scanlon, L (7,PH) OBP: 0.182, SLG: 0.150										2	0	0	0	0	1	1				
Bob Ovwchinko, L (1,1) OBP: 0.250, SLG: 0.143										2	0	0	0	0	0	2				
Rick Sawyer, R (6,1) OBP: 0.364, SLG: 0.176										0	0	0	0	0	0	0				
Jerry Turner, L (7,PH) OBP: 0.342, SLG: 0.421										0	0	0	0	1	0	0				
Dan Spillner, R (7,1) OBP: 0.342, SLG: 0.421										0	0	0	0	0	0	0				
Inning Stats	R: 0 E: 0 K: 2 S: 7	H: 0 LOB: 1 BB: 1 P: 11	R: 0 E: 1 K: 0 S: 4	H: 0 LOB: 2 BB: 1 P: 8	R: 0 E: 0 K: 1 S: 6	H: 1 LOB: 1 BB: 0 P: 6	R: 0 E: 0 K: 0 S: 4	H: 1 LOB: 1 BB: 0 P: 4	R: 0 E: 0 K: 1 S: 5	H: 0 LOB: 0 BB: 0 P: 5	R: 1 E: 0 K: 1 S: 7	H: 2 LOB: 1 BB: 0 P: 7	R: 0 E: 0 K: 1 S: 4	H: 0 LOB: 0 BB: 1 P: 8	R: 0 E: 0 K: 1 S: 5	H: 1 LOB: 0 BB: 0 P: 3	1B: 3 2B: 1 3B: 1 HR: 0	SF: 0 SAC: 0 DP: 2 HBP: 0	WP: 0 PB: 0 SB: 1 CS: 0	PA: 35
PITCHER Joaquin Andujar, R (1,1) ERA: 3.21	IP: 9.0 WLS: W BF: 35 H: 5 R: 1 ER: 1 SO: 7 BB: 4 IBB: 0 HBP: 0 BLK: 0 WP: 0 HR: 0 S: 45 P: 61 ERA: 1.00 WHIP: 1.000															PITCHER	IP: 9.0 WLS: W BF: 35 H: 5 R: 1 ER: 1 SO: 7 BB: 4 IBB: 0 HBP: 0 BLK: 0 WP: 0 HR: 0 S: 45 P: 61 ERA: 1.00 WHIP: 1.000			

San Diego Padres @ Houston Astros
Astrodome, Houston, TX
Tue Jun 28 1977, 8:05 PM EDT
Att: 8,196 - Dome

AB 31
R 1
H 5
RBI 1
BB 4
SO 7
LOB 18



Batter	1	2	3	4	5	6	7	8	9	AB	R	H	RBI	BB	SO	LOB	BOTTOM			
Julio Gonzalez, R (1,4) OBP: 0.284, SLG: 0.325										3	1	1	0	2	1	1				
Enos Cabell, R (1,5) OBP: 0.321, SLG: 0.444										4	2	2	2	0	0	2				
Cesar Cedeno, R (1,8) OBP: 0.309, SLG: 0.294										2	1	2	0	1	0	0				
Bob Watson, R (1,3) OBP: 0.351, SLG: 0.479										3	0	1	2	1	0	3				
Jose Cruz, L (1,9) OBP: 0.327, SLG: 0.407										3	0	0	1	0	0	3				
Jim Fuller, R (1,7) OBP: 0.196, SLG: 0.341										2	0	0	0	2	1	3				
Ed Herrmann, L (1,2) OBP: 0.242, SLG: 0.224										4	0	0	0	0	0	6				
Roger Metzger, S (1,6) OBP: 0.197, SLG: 0.224										4	0	0	0	0	0	0				
Joaquin Andujar, S (1,1) OBP: 0.263, SLG: 0.297										4	1	1	0	0	0	0				
Inning Stats	R: 2 E: 0 K: 0 S: 5	H: 2 LOB: 2 BB: 2 P: 13	R: 0 E: 0 K: 0 S: 3	H: 0 LOB: 1 BB: 1 P: 7	R: 0 E: 0 K: 1 S: 5	H: 0 LOB: 2 BB: 2 P: 13	R: 0 E: 0 K: 0 S: 4	H: 1 LOB: 1 BB: 0 P: 4	R: 1 E: 0 K: 0 S: 5	H: 2 LOB: 1 BB: 0 P: 5	R: 2 E: 0 K: 1 S: 7	H: 2 LOB: 1 BB: 0 P: 8	R: 0 E: 0 K: 0 S: 2	H: 0 LOB: 0 BB: 1 P: 6	R: 0 E: 0 K: 0 S: 3	H: 0 LOB: 0 BB: 0 P: 3	1B: 4 2B: 2 3B: 0 HR: 1	SF: 1 SAC: 0 DP: 0 HBP: 1	WP: 0 PB: 0 SB: 0 CS: 1	PA: 37
PITCHER Bob Ovwchinko, L (1,1) ERA: 5.32	IP: 5.2 WLS: L BF: 29 H: 7 R: 5 ER: 5 SO: 2 BB: 4 IBB: 1 HBP: 0 BLK: 0 WP: 0 HR: 1 S: 28 P: 48 ERA: 7.94 WHIP: 1.941															PITCHER	IP: 5.2 WLS: L BF: 29 H: 7 R: 5 ER: 5 SO: 2 BB: 4 IBB: 1 HBP: 0 BLK: 0 WP: 0 HR: 1 S: 28 P: 48 ERA: 7.94 WHIP: 1.941			
Rick Sawyer, R (6,1) ERA: 5.69	0.1	2	0	0	0	0	0	0	0	0	0	1	2	0.00	0.000					
Dan Spillner, R (7,1) ERA: 3.11	2.0	6	0	0	0	0	1	0	0	0	0	5	9	0.00	0.500					

San Diego Padres @ Houston Astros
Astrodome, Houston, TX
Tue Jun 28 1977, 8:05 PM EDT
Att: 8,196 - Dome

AB 29
R 5
H 7
RBI 5
BB 6
SO 2
LOB 18



Batter	1	2	3	4	5	6	7	8	9	AB	R	H	RBI	BB	SO	LOB	TOP					
Gene Richards, L OBP: 0.340, SLG: 0.345	6-3		E 1B S BB		WP 1B S	1B BB		1-3		3	1	1	0	2	0	1	San Diego Padres @ Houston Astros Astrodome, Houston, TX Wed Jun 29 1977, 8:05 PM EDT Att: 8,367 - Dome					
Bill Almon, R OBP: 0.275, SLG: 0.296	6-3		F2		K	K		6-3		5	0	0	0	0	2	6						
Mike Ivie, R OBP: 0.336, SLG: 0.438										4	1	3	3	1	0	1						
Gary Sutherland, R OBP: 0.426, SLG: 0.479	1B									0	0	0	0	0	0	0						
Dave Winfield, R OBP: 0.363, SLG: 0.546	1B									4	0	1	0	0	0	3						
Dan Spillner, R OBP: 0.275, SLG: 0.296	1-2		4-3							1	0	0	0	0	0	2						
George Hendrick, R OBP: 0.373, SLG: 0.466										4	1	3	1	1	0	0						
Gene Tenace, R OBP: 0.399, SLG: 0.411										2	1	0	0	3	0	1						
Dave Roberts, R OBP: 0.279, SLG: 0.339	1-3									5	1	2	2	0	0	3						
Mike Champion, R OBP: 0.273, SLG: 0.307										5	1	0	0	0	1	5						
John D'Acquisto, R OBP: 0.294, SLG: 0.176										0	0	0	0	0	0	0						
Rick Sawyer, R OBP: 0.174, SLG: 0.143										1	0	0	0	0	0	0						
Pat Scanlon, R OBP: 0.126, SLG: 0.026										0	0	0	0	0	0	0						
Dave Wehrmeister, R OBP: 0.351, SLG: 0.445										1	0	0	0	0	0	0						
Merv Rettenmund, R OBP: 0.447, SLG: 0.525										0	0	0	0	0	0	0						
Dave Freisleben, R OBP: 0.226, SLG: 0.226										0	0	0	0	0	0	0						
Jerry Turner, R OBP: 0.351, SLG: 0.445										2	1	2	0	0	0	0						
Inning Stats	R: 1 E: 0 K: 0 S: 5	H: 3 LOB: 2 BB: 0 P: 5	R: 0 E: 0 K: 1 S: 5	H: 0 LOB: 0 BB: 0 P: 5	R: 1 E: 1 K: 0 S: 4	H: 1 LOB: 1 BB: 1 P: 8	R: 0 E: 0 K: 0 S: 4	H: 1 LOB: 1 BB: 0 P: 4	R: 0 E: 0 K: 1 S: 6	H: 1 LOB: 1 BB: 0 P: 6	R: 5 E: 2 K: 1 S: 9	H: 3 LOB: 2 BB: 3 P: 21	R: 0 E: 0 K: 0 S: 3	H: 1 LOB: 1 BB: 1 P: 7	R: 0 E: 0 K: 0 S: 4	H: 1 LOB: 2 BB: 1 P: 8	R: 0 E: 0 K: 0 S: 3	H: 1 LOB: 1 BB: 1 P: 7	1B: 8 2B: 3 3B: 1 HR: 0	SF: 0 SAC: 0 DP: 2 HBP: 0	WP: 1 PB: 1 SB: 3 CS: 0	PA: 44
PITCHER	IP WLS BF H R ER SO BB IBB HBP BLK WP HR S P ERA WHIP																					
Dan Larson, R ERA: 6.68	5.1 L 27 8 7 5 2 3 0 0 0 0 1 0 28 40 8.44 2.062																					
Gene Pentz, R ERA: 4.45	0.2 4 1 0 0 1 1 0 0 0 0 0 0 5 9 0.00 3.000																					
Bo McLaughlin, R ERA: 4.13	2.0 9 2 0 0 0 1 1 0 0 0 0 0 7 15 0.00 1.500																					
Joe Sambito, L ERA: 2.09	1.0 4 1 0 0 0 1 0 0 0 0 0 0 3 7 0.00 2.000																					

Batter	1	2	3	4	5	6	7	8	9	AB	R	H	RBI	BB	SO	LOB	BOTTOM					
Julio Gonzalez, R OBP: 0.282, SLG: 0.320										4	1	0	0	1	1	1	San Diego Padres @ Houston Astros Astrodome, Houston, TX Wed Jun 29 1977, 8:05 PM EDT Att: 8,367 - Dome					
Joe Sambito, L OBP: 0.200, SLG: 0.200	E 1B FC5-4 BB	K2-3		4-3		4-3		1-3		0	0	0	0	0	0	0						
Enos Cabell, R OBP: 0.319, SLG: 0.440	E8 FC5-4 1B		F8		5-3		E5 1B		F7	5	1	1	0	0	0	0						
Cesar Cedeno, R OBP: 0.314, SLG: 0.297	FC5-4 BB 1-2 3-H		1B E HBP		1B		1B 1-2		F6	4	2	2	1	0	0	1						
Bob Watson, R OBP: 0.348, SLG: 0.472	BB 1-2		F3		F8		F8		5-3	4	0	0	0	1	0	4						
Jose Cruz, L OBP: 0.336, SLG: 0.411	G4-3 BB 1-2 2-3		E S 1B		1B		1-3 2-H			2	0	2	1	2	0	0						
Joe Ferguson, R OBP: 0.387, SLG: 0.446	G4-3 1-2		1-3 3-H BB		1B 1-2 2-H		K			3	0	1	1	1	1	5						
Jim Fuller, R OBP: 0.180, SLG: 0.313			5-3		K		K			4	0	0	0	0	3	6						
Roger Metzger, S OBP: 0.185, SLG: 0.210			K		F6		6-3		4-3	4	0	0	0	0	1	0						
Dan Larson, R OBP: 0.333, SLG: 0.333										2	0	1	0	0	1	0						
Gene Pentz, R ERA: 4.7										0	0	0	0	0	0	0						
Art Gardner, L OBP: 0.196, SLG: 0.159										1	0	0	0	0	0	0						
Bo McLaughlin, R OBP: 0.333, SLG: 0.295										0	0	0	0	0	0	0						
Ken Boswell, L OBP: 0.333, SLG: 0.295										1	0	0	0	0	0	0						
Inning Stats	R: 1 E: 1 K: 0 S: 3	H: 1 LOB: 3 BB: 3 P: 15	R: 0 E: 0 K: 2 S: 8	H: 1 LOB: 1 BB: 0 P: 8	R: 1 E: 0 K: 1 S: 6	H: 1 LOB: 2 BB: 1 P: 11	R: 0 E: 0 K: 1 S: 5	H: 0 LOB: 0 BB: 0 P: 5	R: 1 E: 0 K: 1 S: 7	H: 2 LOB: 2 BB: 1 P: 11	R: 0 E: 0 K: 0 S: 3	H: 0 LOB: 0 BB: 0 P: 3	R: 1 E: 1 K: 2 S: 10	H: 2 LOB: 2 BB: 0 P: 10	R: 0 E: 0 K: 0 S: 3	H: 0 LOB: 0 BB: 0 P: 3	R: 0 E: 0 K: 0 S: 3	H: 0 LOB: 0 BB: 0 P: 3	1B: 7 2B: 0 3B: 0 HR: 0	SF: 0 SAC: 0 DP: 1 HBP: 1	WP: 0 PB: 0 SB: 1 CS: 0	PA: 40
PITCHER	IP WLS BF H R ER SO BB IBB HBP BLK WP HR S P ERA WHIP																					
John D'Acquisto, R ERA: 4.7	0.1 5 1 1 1 0 0 3 0 0 0 0 0 2 14 27.00 12.000																					
Rick Sawyer, R ERA: 5.57	1.2 5 1 0 0 2 0 0 0 0 0 0 0 9 9 0.00 0.600																					
Dave Wehrmeister, R ERA: 4.84	2.0 9 1 1 1 0 2 1 0 1 0 0 0 0 11 16 0.00 1.000																					
Dave Freisleben, R ERA: 7.11	1.0 W 6 2 1 1 1 0 1 0 0 0 0 0 7 11 9.00 2.000																					
Dan Spillner, R ERA: 2.85	4.0 S 15 2 1 0 2 0 0 0 0 0 0 0 0 19 19 0.00 0.500																					



Batter	1	2	3	4	5	6	7	8	9	AB	R	H	RBI	BB	SO	LOB	TOP																				
Rowland Office, L OBP: 0.280, SLG: 0.319 (1, 8)	F8		K		E7			4-3		4	0	1	1	0	1	1	Atlanta Braves @ Houston Astros Astrodome, Houston, TX Fri Jul 01 1977, 8:05 PM EDT Att: 8,378 - Unknown																				
Gary Matthews, R OBP: 0.356, SLG: 0.458 (1, 7)	1-3		F8		5-3			FC6-5		4	0	0	0	0	0	4																					
Willie Montanez, L OBP: 0.341, SLG: 0.495 (1, 3)								K		3	0	1	0	1	1																						
Jeff Burroughs, R OBP: 0.370, SLG: 0.518 (1, 9)										2	0	0	0	2	1																						
Biff Pocoroba, S OBP: 0.393, SLG: 0.491 (1, 2)										4	0	1	0	0	1	3																					
Darrel Chaney, S OBP: 0.338, SLG: 0.364 Brian Asselstine, L OBP: 0.255, SLG: 0.295 (9, PH)										3	0	0	0	0	2	1																					
Rod Gilbreath, R OBP: 0.338, SLG: 0.328 (1, 4)										4	0	0	0	0	2	1																					
Jerry Royster, R OBP: 0.294, SLG: 0.268 (1, 5)										3	0	0	0	0	1	0																					
Don Collins, R Buzz Capra, R Dave Campbell, R Joe Nolan, L Max Leon, R (1, 1) (3, 1) (7, 1) (8, PH) (8, PH) (8, 1)										1	0	0	0	0	0	0																					
Inning Stats	R: 0 E: 0 K: 1 S: 6	H: 1 LOB: 2 BB: 1 P: 10	R: 0 E: 0 K: 2 S: 7	H: 0 LOB: 0 BB: 0 P: 7	R: 0 E: 0 K: 1 S: 5	H: 0 LOB: 0 BB: 0 P: 5	R: 0 E: 0 K: 1 S: 5	H: 0 LOB: 1 BB: 1 P: 9	R: 1 E: 1 K: 1 S: 7	H: 2 LOB: 1 BB: 0 P: 7	R: 0 E: 0 K: 1 S: 5	H: 0 LOB: 0 BB: 0 P: 5	R: 0 E: 0 K: 1 S: 5	H: 0 LOB: 1 BB: 1 P: 9	R: 0 E: 0 K: 0 S: 3	H: 1 LOB: 1 BB: 1 P: 7		1B: 3 2B: 1 3B: 0 HR: 0	SF: 0 SAC: 0 DP: 1 HBP: 0	WP: 1 PB: 0 SB: 0 CS: 1	PA: 34																
PITCHER	IP	WLS	BF	H	R	ER	SO	BB	IBB	HBP	BLK	WP	HR	S	P	ERA	WHIP	PITCHER		IP	WLS	BF	H	R	ER	SO	BB	IBB	HBP	BLK	WP	HR	S	P	ERA	WHIP	
J.R. Richard, R ERA: 3.12 Joe Niekro, R ERA: 2.53	(1, 1)	8.0	W	32	4	1	1	9	4	0	0	0	1	0	46	62	1.12	1.000																			

AB	30
R	1
H	4
RBI	1
BB	4
SO	9
LOB	14



Batter	1	2	3	4	5	6	7	8	9	AB	R	H	RBI	BB	SO	LOB	BOTTOM																				
Julio Gonzalez, R OBP: 0.281, SLG: 0.322 (1, 4)	F6				F2			F4	F5	5	0	1	1	0	0	1	Atlanta Braves @ Houston Astros Astrodome, Houston, TX Fri Jul 01 1977, 8:05 PM EDT Att: 8,378 - Unknown																				
Enos Cabell, R OBP: 0.318, SLG: 0.441 (1, 5)	E6				F9					4	1	1	0	0	0	2																					
Cesar Cedeno, R OBP: 0.317, SLG: 0.295 (1, 8)										2	1	0	0	2	1																						
Bob Watson, R OBP: 0.350, SLG: 0.472 (1, 3)										4	0	2	1	0	0	2																					
Jose Cruz, L OBP: 0.336, SLG: 0.408 (1, 9)										2	0	0	0	1	0	2																					
Joe Ferguson, R OBP: 0.385, SLG: 0.440 (1, 2)										3	0	0	0	1	0	2																					
Jim Fuller, R OBP: 0.208, SLG: 0.340 Wilbur Howard, S OBP: 0.246, SLG: 0.269 (8, 7)										2	1	1	1	1	1	0																					
Roger Metzger, S OBP: 0.188, SLG: 0.200 (1, 6)										3	0	0	0	1	0	4																					
J.R. Richard, R OBP: 0.190, SLG: 0.341 Joe Niekro, R OBP: 0.222, SLG: 0.222 (9, 1)										4	0	0	0	0	2	6																					
Inning Stats	R: 0 E: 1 K: 0 S: 4	H: 0 LOB: 2 BB: 1 P: 8	R: 1 E: 0 K: 0 S: 5	H: 2 LOB: 1 BB: 1 P: 9	R: 1 E: 0 K: 1 S: 6	H: 1 LOB: 3 BB: 3 P: 18	R: 0 E: 0 K: 1 S: 5	H: 0 LOB: 0 BB: 0 P: 5	R: 0 E: 0 K: 1 S: 5	H: 0 LOB: 0 BB: 0 P: 5	R: 1 E: 0 K: 0 S: 5	H: 2 LOB: 2 BB: 1 P: 9	R: 0 E: 0 K: 1 S: 6	H: 1 LOB: 1 BB: 0 P: 6	R: 0 E: 0 K: 1 S: 6	H: 1 LOB: 1 BB: 0 P: 6		1B: 3 2B: 3 3B: 0 HR: 0	SF: 0 SAC: 1 DP: 0 HBP: 0	WP: 0 PB: 0 SB: 1 CS: 0	PA: 37																
PITCHER	IP	WLS	BF	H	R	ER	SO	BB	IBB	HBP	BLK	WP	HR	S	P	ERA	WHIP	PITCHER		IP	WLS	BF	H	R	ER	SO	BB	IBB	HBP	BLK	WP	HR	S	P	ERA	WHIP	
Don Collins, L ERA: 5.08 Buzz Capra, R ERA: 6.17 Dave Campbell, R ERA: 4.3 Max Leon, R ERA: 4.42	(1, 1)	2.1	L	15	3	2	2	0	3	2	0	0	0	0	0	21	29	2.08	0.923																		



Batter	1	2	3	4	5	6	7	8	9	10	11	12	13	AB R H RBI BB SO LOB	TOP															
Gary Matthews, R (1, 7) OBP: 0.357, SLG: 0.455														4 0 1 0 1 1 0	<p>Atlanta Braves @ Houston Astros Astrodome, Houston, TX Sat Jul 02 1977, 8:05 PM EDT Att. 12,535 - Unknown</p> <p>livebaseballscores.com</p> <p>AB 45 R 2 H 10 RBI 2 BB 4 SO 8 LOB 19</p>															
Bill Pocoroba, S (1, 2) OBP: 0.291, SLG: 0.483													5 0 1 0 1 1 2																	
Wille Montanez, L (1, 3) OBP: 0.341, SLG: 0.495													6 0 2 1 0 1 2																	
Jeff Burroughs, R (1, 5) OBP: 0.369, SLG: 0.510													4 0 0 0 2 1 4																	
Rowland Office, L (1, 8) OBP: 0.282, SLG: 0.319													6 1 2 0 0 0 3																	
Junior Moore, R (1, 5) OBP: 0.333, SLG: 0.360													5 0 1 0 0 0 4																	
Rod Gilbreath, R (1, 4) OBP: 0.333, SLG: 0.323													3 0 0 0 0 0 2 2																	
Cito Gaston, R (8, PH) OBP: 0.269, SLG: 0.333													1 0 0 0 0 1 0 1																	
Jerry Royster, R (8, 4) OBP: 0.296, SLG: 0.270													1 0 1 0 0 0 0																	
Darrel Chaney, S (1, 6) OBP: 0.304, SLG: 0.357													5 0 1 1 0 1 1																	
Steve Hargan, R (8, 1) OBP: 0.289, SLG: 0.329														2 0 0 0 0 0 0 1																
Dave Campbell, R (7, PH) OBP: 0.299, SLG: 0.344													0 0 0 0 0 0 0 0																	
Brian Asstestling, L (7, 1) OBP: 0.299, SLG: 0.344													0 0 0 0 0 0 0 0																	
Rick Camp, R (7, 1) OBP: 0.299, SLG: 0.344													0 0 0 0 0 0 0 0																	
Max Leon, R (10, 1) OBP: 0.299, SLG: 0.344													0 0 0 0 0 0 0 0																	
Steve Kline, R (13, 1) OBP: 0.299, SLG: 0.344													0 0 0 0 0 0 0 0																	
Inning Stats	R: 0 E: 0 K: 0 S: 4	H: 2 LOB: 1 BB: 0 P: 4	R: 1 E: 0 K: 1 S: 7	H: 2 LOB: 1 BB: 0 P: 7	R: 0 E: 0 K: 1 S: 6	H: 1 LOB: 3 BB: 2 P: 14	R: 0 E: 0 K: 0 S: 3	H: 0 LOB: 0 BB: 0 P: 3	R: 0 E: 1 K: 1 S: 5	H: 0 LOB: 1 BB: 1 P: 7	R: 0 E: 0 K: 1 S: 5	H: 0 LOB: 0 BB: 0 P: 5	R: 0 E: 0 K: 2 S: 7	H: 0 LOB: 0 BB: 0 P: 7	R: 0 E: 0 K: 0 S: 3	H: 1 LOB: 0 BB: 0 P: 3	R: 1 E: 0 K: 0 S: 6	H: 3 LOB: 2 BB: 0 P: 6	1B: 9 2B: 1 3B: 0 HR: 0	SF: 0 SAC: 1 DP: 2 HBP: 0	WP: 1 PB: 0 SB: 0 CS: 1	PA: 50								
PITCHER	IP WLS BF H R ER SO BB IBB HBP BLK WP HR S P ERA WHIP																													
Ken Forsch, R (1, 1) ERA: 2.78	11.0	41	6	1	1	8	4	0	0	0	0	1	0	53	69	0.82	0.909													
Joe Niekro, R (12, 1) ERA: 2.63	1.2	L	8	4	1	1	0	0	0	0	0	0	0	8	8	5.40	2.400													
Joe Sambito, L (13, 1) ERA: 2.08	0.1		1	0	0	0	0	0	0	0	0	0	0	1	1	0.00	0.000													

Batter	1	2	3	4	5	6	7	8	9	10	11	12	13	AB R H RBI BB SO LOB	BOTTOM															
Julio Gonzalez, R (1, 4) OBP: 0.262, SLG: 0.322														6 0 2 0 0 0 0	<p>Atlanta Braves @ Houston Astros Astrodome, Houston, TX Sat Jul 02 1977, 8:05 PM EDT Att. 12,535 - Unknown</p> <p>livebaseballscores.com</p> <p>AB 50 R 1 H 10 RBI 1 BB 2 SO 12 LOB 26</p>															
Enos Cabell, R (1, 5) OBP: 0.312, SLG: 0.432													6 0 0 0 0 0 3																	
Cesar Cedeno, R (1, 8) OBP: 0.317, SLG: 0.293													5 0 1 0 1 0 4																	
Bob Watson, R (1, 3) OBP: 0.350, SLG: 0.469													6 0 2 0 0 1 1																	
Jose Cruz, L (1, 9) OBP: 0.335, SLG: 0.406													6 1 2 0 0 0 2																	
Joe Ferguson, R (1, 2) OBP: 0.380, SLG: 0.430													5 0 0 0 1 3 5																	
Jim Fuller, R (1, 7) OBP: 0.214, SLG: 0.340													3 0 1 1 0 2 2																	
Ken Boswell, L (8, PH) OBP: 0.333, SLG: 0.298													3 0 1 0 0 2 2																	
Roger Metzger, S (1, 6) OBP: 0.194, SLG: 0.206														3 0 1 0 0 0 3																
Wilbur Howard, S (8, PH) OBP: 0.239, SLG: 0.261													2 0 0 0 0 1 3																	
Ken Forsch, R (1, 1) OBP: 0.143, SLG: 0.077													4 0 0 0 0 2 1																	
Art Gardner, L (11, PH) OBP: 0.191, SLG: 0.156													1 0 0 0 0 1 0																	
Joe Niekro, R (12, 1) OBP: 0.222, SLG: 0.222													0 0 0 0 0 0 0																	
Joe Sambito, L (13, 1) OBP: 0.200, SLG: 0.200													0 0 0 0 0 0 0																	
Inning Stats	R: 0 E: 0 K: 0 S: 4	H: 1 LOB: 1 BB: 0 P: 4	R: 0 E: 0 K: 1 S: 5	H: 0 LOB: 0 BB: 0 P: 5	R: 0 E: 0 K: 0 S: 7	H: 2 LOB: 2 BB: 0 P: 5	R: 0 E: 0 K: 2 S: 9	H: 2 LOB: 2 BB: 0 P: 9	R: 0 E: 0 K: 1 S: 5	H: 0 LOB: 0 BB: 0 P: 5	R: 0 E: 0 K: 1 S: 5	H: 1 LOB: 2 BB: 1 P: 10	R: 0 E: 0 K: 1 S: 5	H: 0 LOB: 0 BB: 0 P: 5	R: 0 E: 0 K: 1 S: 5	H: 0 LOB: 0 BB: 0 P: 5	1B: 10 2B: 0 3B: 0 HR: 0	SF: 0 SAC: 0 DP: 1 HBP: 0	WP: 2 PB: 1 SB: 2 CS: 0	PA: 52										
PITCHER	IP WLS BF H R ER SO BB IBB HBP BLK WP HR S P ERA WHIP																													
Steve Hargan, R (1, 1) ERA: 5.84	5.0	23	8	1	1	2	0	0	0	0	0	1	0	27	27	1.80	1.600													
Dave Campbell, R (8, 1) ERA: 4.15	1.0	3	0	0	0	2	0	0	0	0	0	0	0	7	7	0.00	0.000													
Rick Camp, R (7, 1) ERA: 3.36	3.0	12	1	0	0	3	0	1	0	0	1	0	17	21	0.00	0.333														
Max Leon, R (10, 1) ERA: 4.19	3.0	W	11	1	0	0	3	1	0	0	0	0	16	20	0.00	0.667														
Steve Kline, R (13, 1) ERA: 4.73	1.0	S	3	0	0	2	0	0	0	0	0	0	7	7	0.00	0.000														

Batter	1	2	3	4	5	6	7	8	9	10	11	12	AB	R	H	RBI	BB	SO	LOB	TOP			
Julio Gonzalez, R OBP: 0.300, SLG: 0.336 (1.4)													4	1	2	0	2	1	1				
Enos Cabell, R OBP: 0.322, SLG: 0.438 (1.5)													5	1	2	1	1	0	3				
Cesar Cedeno, R OBP: 0.314, SLG: 0.294 Wilbur Howard, S OBP: 0.230, SLG: 0.250 (1.8) (6.8)													2	0	0	1	1	1	3				
Jose Cruz, L OBP: 0.337, SLG: 0.419 (1.9)													5	0	0	0	1	2	2				
Joe Ferguson, R OBP: 0.387, SLG: 0.450 (1.2)													3	1	0	1	2	3	2				
Craig Caspek, R OBP: 0.085, SLG: 0.050 (1.3)													6	0	0	0	0	1	3				
Jim Fuller, R OBP: 0.225, SLG: 0.333 (1.7)													6	1	1	1	0	3	0				
Roger Metzger, S OBP: 0.262, SLG: 0.333 (1.6)													2	2	1	0	2	0	1				
Dan Larson, R OBP: 0.500, SLG: 0.444 Bo McLaughlin, R (8.1) Rob Sperring, R OBP: 0.219, SLG: 0.176 Joe Niekro, R OBP: 0.200, SLG: 0.200 (10.1) (10.1)													3	1	2	1	1	0	1				
Inning Stats	R: 0 E: 0 K: 3 S: 10	H: 1 LOB: 2 BB: 1 P: 14	R: 1 E: 0 K: 2 S: 7	H: 0 LOB: 3 BB: 4 P: 23	R: 1 E: 0 K: 2 S: 8	H: 1 LOB: 1 BB: 1 P: 12	R: 3 E: 0 K: 0 S: 6	H: 3 LOB: 1 BB: 1 P: 10	R: 0 E: 0 K: 1 S: 4	H: 0 LOB: 0 BB: 1 P: 6	R: 1 E: 0 K: 1 S: 8	H: 3 LOB: 2 BB: 0 P: 8	R: 0 E: 0 K: 1 S: 5	H: 0 LOB: 0 BB: 0 P: 5	R: 1 E: 1 K: 0 S: 4	H: 1 LOB: 0 BB: 0 P: 4	R: 0 E: 0 K: 0 S: 3	H: 0 LOB: 0 BB: 0 P: 3	R: 0 E: 0 K: 1 S: 5	H: 0 LOB: 0 BB: 0 P: 6	1B: 7 2B: 2 3B: 1 HR: 0	SF: 2 SAC: 1 DP: 4 HBP: 0	WP: 0 PA: 52 PB: 1 SB: 2 CS: 0
PITCHER	IP	WLS	BF	H	R	ER	SO	BB	IBB	HBP	BLK	WP	HR	S	P	ERA	WHIP						
John D'Acquisto, R ERA: 3.35 Dave Freisleben, R ERA: 7.5 Dave Wehrmeister, R ERA: 4.33 Dan Spillner, R ERA: 2.88 Dave Tomlin, L ERA: 4.04 (1.1) (4.1) (5.1) (7.1) (8.1)	2.0	3.0	20	5	5	4	7	6	0	0	0	0	0	28	52	12.00	3.667						
PITCHER	IP	WLS	BF	H	R	ER	SO	BB	IBB	HBP	BLK	WP	HR	S	P	ERA	WHIP						
Rollie Fingers, R ERA: 3.18 (10.1)	2.2	7	7	0	0	0	1	0	0	0	0	0	0	9	9	0.00	0.000						

Houston Astros @ San Diego Padres
San Diego Stadium, San Diego, CA
Tue Jul 05 1977, 10:05 PM EDT
Att. 7,019 - Unknown

AB	39
R	7
H	9
RBI	6
BB	10
SO	11
LOB	18



Batter	1	2	3	4	5	6	7	8	9	10	11	12	AB	R	H	RBI	BB	SO	LOB	BOTTOM			
George Hendrick, R OBP: 0.359, SLG: 0.443 (1.8)													5	0	1	1	1	1	1				
Tucker Ashford, R OBP: 0.308, SLG: 0.458 (1.5)													7	1	2	2	0	2	4				
Mike Ivie, R OBP: 0.349, SLG: 0.443 (1.3)													4	2	1	0	2	0	1				
Dave Winfield, R OBP: 0.358, SLG: 0.536 (1.9)													6	3	3	2	0	0	1				
Dave Kingman, R OBP: 0.270, SLG: 0.387 (1.7)													5	0	2	2	1	1	1				
Gene Tenace, R OBP: 0.408, SLG: 0.411 Rollie Fingers, R (10.1) (1.2) (10.1)													3	0	0	0	2	1	3				
Bill Almon, R OBP: 0.287, SLG: 0.308 (1.6)													5	0	2	1	1	2	3				
Mike Champion, R OBP: 0.224, SLG: 0.307 Gene Richards, L OBP: 0.344, SLG: 0.342 Dan Spillner, R (7.1) Jerry Turner, L OBP: 0.200, SLG: 0.400 Bo McLaughlin, R OBP: 0.200, SLG: 0.190 Dave Wehrmeister, R OBP: 0.500, SLG: 0.500 Gary Sutherland, R OBP: 0.382, SLG: 0.410 (1.4) (6.1) (7.1) (8.1) (10.1) (10.1) (11.2)													2	0	1	0	0	0	0				
John D'Acquisto, R OBP: 0.290, SLG: 0.290 Pat Scanlon, L OBP: 0.200, SLG: 0.190 Dave Wehrmeister, R OBP: 0.500, SLG: 0.500 Gary Sutherland, R OBP: 0.382, SLG: 0.410 (1.1) (4.1) (4.1) (5.1) (7.4)													0	0	0	0	0	0	0				
Inning Stats	R: 2 E: 0 K: 0 S: 4	H: 1 LOB: 0 BB: 1 P: 8	R: 0 E: 0 K: 1 S: 7	H: 2 LOB: 3 BB: 0 P: 8	R: 0 E: 0 K: 0 S: 5	H: 1 LOB: 1 BB: 0 P: 4	R: 0 E: 0 K: 1 S: 5	H: 0 LOB: 1 BB: 2 P: 9	R: 0 E: 0 K: 1 S: 5	H: 0 LOB: 0 BB: 0 P: 6	R: 1 E: 1 K: 0 S: 5	H: 2 LOB: 1 BB: 1 P: 9	R: 3 E: 0 K: 2 S: 10	H: 3 LOB: 2 BB: 2 P: 18	R: 1 E: 0 K: 1 S: 7	H: 2 LOB: 1 BB: 0 P: 7	R: 0 E: 1 K: 0 S: 6	H: 0 LOB: 1 BB: 0 P: 6	R: 1 E: 0 K: 0 S: 2	H: 1 LOB: 2 BB: 2 P: 10	1B: 8 2B: 3 3B: 0 HR: 2	SF: 0 SAC: 3 DP: 2 HBP: 1	WP: 0 PA: 56 PB: 0 SB: 0 CS: 0
PITCHER	IP	WLS	BF	H	R	ER	SO	BB	IBB	HBP	BLK	WP	HR	S	P	ERA	WHIP						
Dan Larson, R ERA: 6.13 Bo McLaughlin, R ERA: 4.44 Joe Niekro, R ERA: 2.68 (1.1) (8.1) (10.1)	7.1	1.2	32	6	3	3	3	5	0	1	0	0	0	1	13	21	3.68	1.500					
PITCHER	IP	WLS	BF	H	R	ER	SO	BB	IBB	HBP	BLK	WP	HR	S	P	ERA	WHIP						
Rollie Fingers, R ERA: 3.18 (10.1)	2.1	13	13	3	2	2	2	1	1	0	0	0	0	15	23	7.71	1.714						

Houston Astros @ San Diego Padres
San Diego Stadium, San Diego, CA
Tue Jul 05 1977, 10:05 PM EDT
Att. 7,019 - Unknown

AB	43
R	8
H	13
RBI	8
BB	9
SO	7
LOB	19



Batter	1	2	3	4	5	6	7	8	9	10	11	12	13	14	AB	R	H	RBI	BB	SO	LOB	TOP		
Julio Gonzalez, R OBP: 0.297, SLG: 0.332 (1.4)	F7		6-3		P1-3			FC6-4 1B			K		FC5-4		6	0	1	0	0	1	3			
Enos Cabell, R OBP: 0.319, SLG: 0.433 (1.5)	6-3					F7		FC6-4 1-2			K			5-3	6	0	1	0	0	1	1			
Jose Cruz, L OBP: 0.337, SLG: 0.428 (1.9)	G3									6-3		P4			6	1	2	1	0	0	1			
Bob Watson, R OBP: 0.346, SLG: 0.470 (1.3)		6-3			F9					6-3		K		HR	6	0	0	0	0	2	1			
Joe Ferguson, R OBP: 0.385, SLG: 0.460 (1.2)		1B 1B							6-3			F7		4-3	6	1	2	1	0	1	0			
Art Gardner, L OBP: 0.173, SLG: 0.140 (1.8)			L9					K					F9		5	0	0	0	0	2	1			
Jim Fuller, R OBP: 0.296, SLG: 0.343 (1.7)																								
Wilbur Howard, S OBP: 0.230, SLG: 0.250 (13.7)																								
Roger Metzger, S OBP: 0.258, SLG: 0.325 (1.6)			G3			PO		BB																
J.R. Richard, R OBP: 0.200, SLG: 0.341 (1.1)																								
Ken Boswell, L OBP: 0.321, SLG: 0.286 (11.1)																								
Joe Sambito, L OBP: 0.200, SLG: 0.200 (11.1)																								
Cesar Cedeno, R OBP: 0.313, SLG: 0.292 (13.1)																								
Bo McLaughlin, R OBP: 0.313, SLG: 0.292 (13.1)																								
Inning Stats	R: 0 E: 0 K: 0 S: 3	H: 0 LOB: 0 BB: 0 P: 3	R: 0 E: 0 K: 1 S: 5	H: 2 LOB: 2 BB: 0 P: 5	R: 0 E: 0 K: 1 S: 6	H: 1 LOB: 1 BB: 0 P: 6	R: 1 E: 0 K: 1 S: 5	H: 1 LOB: 0 BB: 1 P: 9	R: 0 E: 0 K: 0 S: 3	H: 1 LOB: 0 BB: 0 P: 7	R: 0 E: 0 K: 2 S: 7	H: 1 LOB: 1 BB: 0 P: 4	R: 0 E: 0 K: 1 S: 5	H: 0 LOB: 0 BB: 0 P: 5	R: 0 E: 0 K: 1 S: 5	H: 0 LOB: 0 BB: 0 P: 7	R: 0 E: 0 K: 0 S: 5	H: 2 LOB: 2 BB: 0 P: 5	R: 1 E: 0 K: 1 S: 6	H: 1 LOB: 0 BB: 0 P: 6	1B: 8 2B: 2 3B: 0 HR: 2	SF: 0 SAC: 0 DP: 2 HBP: 0	WP: 0 PB: 0 SB: 0 CS: 0	PA: 51
PITCHER	IP	WLS	BF	H	R	ER	SO	BB	IBB	HBP	BLK	WP	HR	S	P	ERA	WHIP							
Rick Rhoden, R ERA: 3.87 (11.1)	10.0		35	7	1	0	6	0	0	0	0	0	0	12	12	0.00	0.000							
Charlie Hough, R ERA: 3.31 (13.1)	2.0	L	9	3	1	1	1	0	0	0	0	0	1	11	11	4.50	1.500							

Houston Astros @ Los Angeles Dodgers
Dodger Stadium, Los Angeles, CA
Wed Jul 06 1977, 7:05 PM PDT
Att. 36,757 - Unknown

livebaseballscorecards.com

AB 49
R 2
H 10
RBI 2
BB 1
SO 10
LOB 11



Batter	1	2	3	4	5	6	7	8	9	10	11	12	13	14	AB	R	H	RBI	BB	SO	LOB	BOTTOM		
Ted Martinez, R OBP: 0.313, SLG: 0.429 (1.4)	F9					L1					4-3		1-3		6	0	2	0	0	0	0			
Bill Russell, R OBP: 0.315, SLG: 0.387 (1.6)	K														6	0	2	0	0	3	2			
Reggie Smith, S OBP: 0.438, SLG: 0.578 (1.9)	K														5	0	1	0	1	1	1			
Ron Cey, R OBP: 0.417, SLG: 0.541 (1.5)															4	0	0	0	2	3	3			
Steve Garvey, R OBP: 0.348, SLG: 0.566 (1.3)		G4-6-3 BB													6	0	0	0	0	3	3			
Rick Monday, L OBP: 0.360, SLG: 0.434 (1.8)															5	0	0	0	1	2	1			
Dusty Baker, Jr., R OBP: 0.195, SLG: 0.317 (11.7)																								
Charlie Hough, R OBP: 0.375, SLG: 0.328 (11.7)																								
Glenn Burke, R OBP: 0.250, SLG: 0.238 (12.7)																								
Steve Yeager, R OBP: 0.373, SLG: 0.486 (1.2)																								
Rick Rhoden, R ERA: 2.97 (11.1)	10.0		35	6	1	0	12	2	0	0	0	0	0	8	12	0.00	1.500							
Joe Sambito, L ERA: 1.99 (13.1)	2.0	W	9	1	0	0	2	1	1	0	0	0	0	11	19	0.00	1.000							
Inning Stats	R: 0 E: 0 K: 2 S: 7	H: 0 LOB: 0 BB: 0 P: 7	R: 0 E: 0 K: 1 S: 4	H: 0 LOB: 0 BB: 1 P: 8	R: 1 E: 0 K: 0 S: 4	H: 2 LOB: 0 BB: 0 P: 4	R: 0 E: 0 K: 3 S: 10	H: 1 LOB: 1 BB: 0 P: 10	R: 0 E: 0 K: 0 S: 5	H: 2 LOB: 2 BB: 0 P: 5	R: 0 E: 0 K: 2 S: 7	H: 0 LOB: 0 BB: 0 P: 7	R: 0 E: 0 K: 1 S: 5	H: 1 LOB: 1 BB: 0 P: 4	R: 0 E: 0 K: 0 S: 4	H: 1 LOB: 2 BB: 1 P: 8	R: 0 E: 0 K: 1 S: 6	H: 1 LOB: 2 BB: 1 P: 10	R: 0 E: 0 K: 1 S: 5	H: 0 LOB: 1 BB: 1 P: 9	1B: 7 2B: 2 3B: 0 HR: 1	SF: 0 SAC: 0 DP: 2 HBP: 0	WP: 0 PB: 0 SB: 0 CS: 2	PA: 54
PITCHER	IP	WLS	BF	H	R	ER	SO	BB	IBB	HBP	BLK	WP	HR	S	P	ERA	WHIP							

Houston Astros @ Los Angeles Dodgers
Dodger Stadium, Los Angeles, CA
Wed Jul 06 1977, 7:05 PM PDT
Att. 36,757 - Unknown

livebaseballscorecards.com

AB 48
R 9
H 9
RBI 1
BB 5
SO 14
LOB 16



Batter	1	2	3	4	5	6	7	8	9	AB	R	H	RBI	BB	SO	LOB	TOP		
Julio Gonzalez, R OBP: 0.296, SLG: 0.330 (1, 4)	0-0 CS 1B		1-3	G6-4-3 1-2			6-3		P3	5	0	1	0	0	0	1			
Enos Cabell, R OBP: 0.318, SLG: 0.429 (1, 5)	4-3 1-2		1B HR 1B		5-3		F7		5-3	5	1	1	0	0	0	1			
Cesar Cedeno, R OBP: 0.316, SLG: 0.295 Wilbur Howard, S OBP: 0.234, SLG: 0.253 (2, 8)	1B S 1B		1-3 HR 1B		K2-3		K			1	0	1	0	0	0	0			
Bob Watson, R OBP: 0.354, SLG: 0.489 (1, 3)	1-3 1B		1-3 HR		1B				G5-4-3 1B	4	1	4	3	0	0	0			
Joe Ferguson, R OBP: 0.384, SLG: 0.454 (1, 2)	F7		1-3 HR BB		F9				G5-4-3 1-2	3	0	0	0	1	0	4			
Jose Cruz, L OBP: 0.342, SLG: 0.442 (1, 9)			HR K		BB 1B				1B 1B	4	1	3	1	0	1	1			
Jim Fuller, R OBP: 0.250, SLG: 0.338 (1, 7)			K 4-3		P4				1-2 1B	4	0	1	0	0	1	2			
Roger Metzger, S OBP: 0.261, SLG: 0.318 (8, PH)			F9		F9				1-3	2	0	0	0	1	0	0			
Ken Boswell, L OBP: 0.316, SLG: 0.280 (8, 4)			F9		G6-4-3 BB				1-3	1	0	0	0	0	0	2			
Ken Forsch, R OBP: 0.143, SLG: 0.077 Mark Lemongello, R OBP: 0.032, SLG: 0.032 Rob Sperring, R OBP: 0.216, SLG: 0.174 Gene Pentz, R (6, 1)			4-3		G6-4-3 1B				6-3	0	0	0	0	0	0	0			
Art Gardner, L OBP: 0.170, SLG: 0.137 (9, PH)										2	0	1	0	0	0	0			
Inning Stats	R: 0 E: 0 K: 0 S: 5	H: 3 LOB: 2 BB: 0 P: 5	R: 1 E: 0 K: 1 S: 6	H: 1 LOB: 0 BB: 0 P: 6	R: 3 E: 0 K: 1 S: 8	H: 3 LOB: 1 BB: 1 P: 12	R: 0 E: 0 K: 0 S: 3	H: 1 LOB: 1 BB: 0 P: 3	R: 0 E: 0 K: 1 S: 6	H: 0 LOB: 0 BB: 0 P: 5	R: 0 E: 0 K: 0 S: 5	H: 3 LOB: 2 BB: 0 P: 5	R: 0 E: 0 K: 0 S: 3	H: 0 LOB: 0 BB: 0 P: 3	1B: 11 2B: 0 3B: 0 HR: 2	SF: 0 SAC: 0 DP: 3 HBP: 0	WP: 0 PB: 0 SB: 1 CS: 1	PA: 38	
PITCHER	IP WLS BF H R ER SO BB IBB HBP BLK WP HR S P ERA WHIP																		
Doug Rau, L ERA: 4.18 Charlie Hough, R ERA: 3.25	(1, 1) (8, 1)	7.2 W 34	13 R 4	4 ER 4	4 SO 4	2 BB 0	0 IBB 0	0 HBP 0	0 BLK 0	0 WP 0	2 HR 2	40 S 48	48 P 4	0.00 ERA	0.000 WHIP				

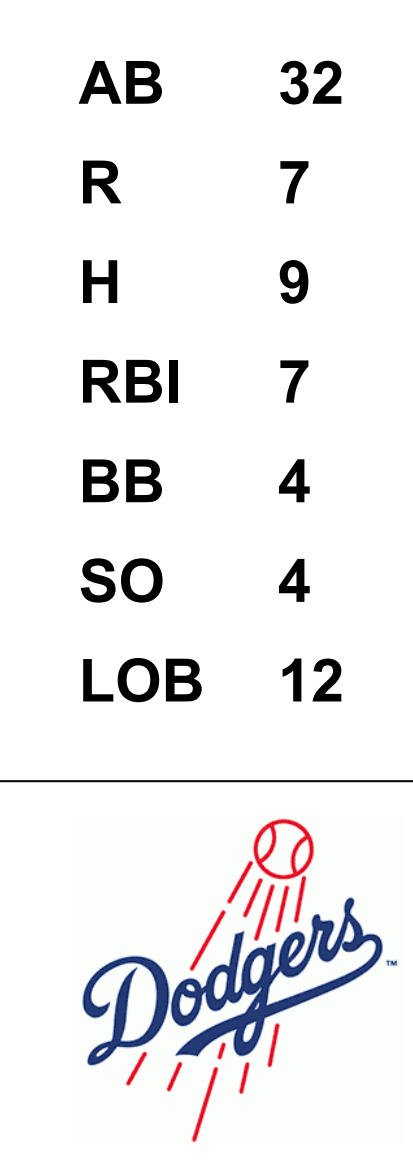
Houston Astros @ Los Angeles Dodgers
Dodger Stadium, Los Angeles, CA
Thu Jul 07 1977, 7:05 PM PDT
Att: 29,239 - Unknown

AB	36
R	4
H	13
RBI	4
BB	2
SO	4
LOB	13



Batter	1	2	3	4	5	6	7	8	9	AB	R	H	RBI	BB	SO	LOB	BOTTOM			
Ted Martinez, R OBP: 0.309, SLG: 0.418 (1, 4)	6-3			F9		4-3				4	0	1	0	0	0	2				
Bill Russell, R OBP: 0.314, SLG: 0.385 (1, 6)	BB 2B 1B	6-3		G3		4-3				4	1	1	0	0	0	2				
Reggie Smith, S OBP: 0.440, SLG: 0.578 John Hale, L OBP: 0.361, SLG: 0.314 (1, 9) (2, 9)	4-0 BB 1-2 2B BB	P5		P5		K				0	1	0	0	1	0	0				
Ron Cey, R OBP: 0.415, SLG: 0.536 (1, 5)	4-0 1-2 2-3 2B BB		F9		5-3		6-3			3	1	0	0	1	0	0				
Steve Garvey, R OBP: 0.347, SLG: 0.565 (1, 3)	3-1 HR 2B		K		P4		P5			4	1	1	3	0	1	0				
Rick Monday, L OBP: 0.355, SLG: 0.431 (1, 8)	3-1 2-3		6-3		F8		5-3 BB 1B			4	0	1	0	0	0	1				
Dusty Baker Jr., R OBP: 0.362, SLG: 0.522 (1, 7)	3-1 HR			HR 1B		WP CS 2B		5-3 BB		3	2	3	2	1	0	0				
Steve Yeager, R OBP: 0.372, SLG: 0.495 (1, 2)	5-3			HR 1B		K		5-3		4	1	1	2	0	1	3				
Doug Rau, L OBP: 0.200, SLG: 0.167 Charlie Hough, R OBP: 0.105, SLG: 0.222 (1, 1) (8, 1)			4-3	G3 1B		3-1 BB		K		2	0	1	0	1	0	0				
Inning Stats	R: 5 E: 0 K: 0 S: 6	H: 3 LOB: 0 BB: 2 P: 14	R: 0 E: 0 K: 0 S: 4	H: 1 LOB: 1 BB: 0 P: 4	R: 0 E: 0 K: 1 S: 5	H: 0 LOB: 0 BB: 0 P: 5	R: 2 E: 0 K: 0 S: 6	H: 3 LOB: 1 BB: 0 P: 6	R: 0 E: 0 K: 0 S: 3	H: 0 LOB: 0 BB: 0 P: 3	R: 0 E: 0 K: 1 S: 5	H: 1 LOB: 1 BB: 1 P: 9	R: 0 E: 0 K: 1 S: 5	H: 0 LOB: 0 BB: 0 P: 5	R: 0 E: 0 K: 1 S: 6	H: 1 LOB: 2 BB: 1 P: 10	1B: 5 2B: 2 3B: 0 HR: 2	SF: 0 SAC: 0 DP: 0 HBP: 0	WP: 1 PB: 0 SB: 1 CS: 1	PA: 36
PITCHER	IP WLS BF H R ER SO BB IBB HBP BLK WP HR S P ERA WHIP																			
Ken Forsch, R ERA: 2.89 Mark Lemongello, R ERA: 4.56 Gene Pentz, R ERA: 4.22	(1, 1) (1, 1) (6, 1)	0.1 L 22	6 R 6	6 ER 6	1 SO 1	2 BB 0	0 IBB 0	0 HBP 0	0 BLK 0	0 WP 0	2 HR 2	22 S 30	30 P 11.57	0.00 ERA	1.333 WHIP					

Houston Astros @ Los Angeles Dodgers
Dodger Stadium, Los Angeles, CA
Thu Jul 07 1977, 7:05 PM PDT
Att: 29,239 - Unknown




AB	32
R	7
H	9
RBI	7
BB	4
SO	4
LOB	12

Batter	1	2	3	4	5	6	7	8	9	AB	R	H	RBI	BB	SO	LOB	TOP								
Pete Rose, S OBP: 0.401, SLG: 0.456 Ray Knight, R OBP: 0.432, SLG: 0.606	0-3 K		0-3 K		0-0 4-3		0-0 FC4-6 1B HR	0-0 4-3		5	1	1	0	0	2	0									
Ken Griffey, L OBP: 0.395, SLG: 0.509	0-3 K			0-0 2B 1B	0-0 5-3		0-0 FC4-6 1B	F8		5	1	2	1	0	1	0									
Joe Morgan, L OBP: 0.442, SLG: 0.487	0-0 F9			4-0 2B SF7 BB		0-0 F8 FC5-2 1B	0-0 FC4-6 HR			4	2	2	0	1	0	2									
George Foster, R OBP: 0.375, SLG: 0.608		0-0 F8		0-0 2B		0-0 F8	0-0 HR	0-3 K		5	1	2	4	0	1	2									
Johnny Bench, R OBP: 0.336, SLG: 0.581	0-3 K			4-0 BB		0-0 FC5-2 BB	0-0 1-6-3		0-3 K	4	0	0	0	1	2	2									
Dave Concepcion, R OBP: 0.348, SLG: 0.429	0-0 S 1B			0-3 K		4-0 BB	0-0 1B 2B 1B		0-3 K	4	1	2	0	1	2	3									
Dan Driessen, L OBP: 0.397, SLG: 0.511	0-3 K			0-0 SF7		4-0 1-2 2-3 BB	0-0 2B 1B		0-0 F5	3	1	1	1	1	1	1									
Ed Armbrister, R OBP: 0.429, SLG: 0.610 Cesar Geronimo, L OBP: 0.356, SLG: 0.421			0-0 F3	0-0 K		0-0 6-3	0-0 2B			3	0	0	0	0	1	5									
Doug Capilla, L Bob Bailey, R Rick Auerbach, R Champ Summers, L Dale Murray, R			0-3 K		0-3 K		0-0 1B BB F7			2	0	0	0	0	2	0									
Inning Stats	R: 0 E: 0 K: 2 S: 7	H: 0 LOB: 0 BB: 0 P: 7	R: 0 E: 0 K: 2 S: 8	H: 1 LOB: 1 BB: 0 P: 8	R: 0 E: 0 K: 2 S: 7	H: 0 LOB: 0 BB: 0 P: 7	R: 2 E: 0 K: 2 S: 9	H: 2 LOB: 2 BB: 2 P: 17	R: 0 E: 0 K: 1 S: 5	H: 0 LOB: 0 BB: 0 P: 5	R: 0 E: 0 K: 0 S: 4	H: 1 LOB: 3 BB: 2 P: 12	R: 6 E: 1 K: 0 S: 9	H: 6 LOB: 2 BB: 1 P: 13	R: 0 E: 0 K: 1 S: 6	H: 1 LOB: 1 BB: 0 P: 6	R: 0 E: 0 K: 2 S: 7	H: 0 LOB: 0 BB: 0 P: 7	1B: 8 2B: 2 3B: 0 HR: 1	SF: 1 SAC: 0 DP: 0 HBP: 0	WP: 0 PB: 0 SB: 2 CS: 0	PA: 43			
PITCHER	IP	WLS	BF	H	R	ER	SO	BB	IBB	HBP	BLK	WP	HR	S	P	ERA	WHIP								
Floyd Bannister, L ERA: 4.75 Bo McLaughlin, R ERA: 4.39	6.1	L	31	7	7	7	9	5	0	0	0	0	1	44	64	9.95	1.895								
PITCHER	IP	WLS	BF	H	R	ER	SO	BB	IBB	HBP	BLK	WP	HR	S	P	ERA	WHIP								
Floyd Bannister, L ERA: 4.75 Bo McLaughlin, R ERA: 4.39	2.2	S	12	4	1	1	3	0	0	0	0	0	0	18	18	3.38	1.500								

Cincinnati Reds @ Houston Astros
Astrodome, Houston, TX
Fri Jul 08 1977, 8:05 PM EDT
Att: 25,962 - Dome


AB 37
R 8
H 11
RBI 8
BB 5
SO 12
LOB 17



Batter	1	2	3	4	5	6	7	8	9	AB	R	H	RBI	BB	SO	LOB	BOTTOM								
Wilbur Howard, S OBP: 0.232, SLG: 0.241	0-3 K	0-0 G5-2-3		0-0 G3		0-3 K			4-0 WP 1B BB	4	1	0	0	1	2	3									
Enos Cabell, R OBP: 0.319, SLG: 0.427	4-0 CS BB		0-0 F2		0-0 BB HR 1B		0-0 6-3		0-0 6-3	4	1	1	1	1	0	1									
Jose Cruz, L OBP: 0.349, SLG: 0.444	4-0 1-2 BB		0-0 F8 S 1B		4-0 1-2 HR BB		0-3 K		0-0 FC6-4 1B	3	1	2	1	2	1	0									
Bob Watson, R OBP: 0.355, SLG: 0.486	0-0 1-2 1B		4-0 HBP BB		0-0 F7		0-0 4-3		0-0 F8	4	0	1	0	1	0	3									
Joe Ferguson, R OBP: 0.380, SLG: 0.461	0-0 3-1		0-0 F8		0-0 1-1 2-H HR		0-3 K		0-0 FC6-4	5	1	1	3	0	1	5									
Julio Gonzalez, R OBP: 0.298, SLG: 0.337		0-0 G5-2-3 3B	1-0 HBP		0-0 P4		0-0 5-3			3	0	1	0	0	0	0									
Jim Fuller, R OBP: 0.250, SLG: 0.325		0-0 E5 BB	0-0 F7		0-0 5-3					3	0	0	0	1	0	4									
Roger Metzger, S OBP: 0.260, SLG: 0.307		4-0 1-2 BB		0-3 K		0-0 F9		0-0 3-1		3	0	0	0	1	1	1									
Floyd Bannister, L OBP: 0.281, SLG: 0.258 Bo McLaughlin, R Ken Boswell, L OBP: 0.328, SLG: 0.294		0-3 K		0-3 K		0-3 K		0-0 WP BB 6-3 1B		3	0	0	0	0	3	3									
Inning Stats	R: 0 E: 0 K: 1 S: 5	H: 1 LOB: 2 BB: 2 P: 13	R: 0 E: 1 K: 1 S: 6	H: 1 LOB: 1 BB: 1 P: 10	R: 0 E: 0 K: 0 S: 4	H: 1 LOB: 3 BB: 1 P: 9	R: 0 E: 0 K: 2 S: 7	H: 0 LOB: 0 BB: 0 P: 7	R: 3 E: 0 K: 0 S: 5	H: 2 LOB: 0 BB: 1 P: 9	R: 0 E: 0 K: 2 S: 7	H: 0 LOB: 0 BB: 0 P: 7	R: 0 E: 0 K: 1 S: 5	H: 0 LOB: 0 BB: 0 P: 5	R: 0 E: 0 K: 1 S: 5	H: 0 LOB: 1 BB: 1 P: 9	R: 2 E: 0 K: 0 S: 5	H: 2 LOB: 1 BB: 1 P: 9	1B: 5 2B: 0 3B: 1 HR: 1	SF: 0 SAC: 0 DP: 1 HBP: 1	WP: 1 PB: 0 SB: 1 CS: 1	PA: 41			
PITCHER	IP	WLS	BF	H	R	ER	SO	BB	IBB	HBP	BLK	WP	HR	S	P	ERA	WHIP								
Doug Capilla, L ERA: 5.12 Dale Murray, R ERA: 3.97	6.0	W	28	5	3	3	6	5	0	1	0	0	1	34	55	4.50	1.667								
PITCHER	IP	WLS	BF	H	R	ER	SO	BB	IBB	HBP	BLK	WP	HR	S	P	ERA	WHIP								
Doug Capilla, L ERA: 5.12 Dale Murray, R ERA: 3.97	3.0	S	13	2	2	2	2	2	0	0	0	1	0	15	23	6.00	1.333								

Cincinnati Reds @ Houston Astros
Astrodome, Houston, TX
Fri Jul 08 1977, 8:05 PM EDT
Att: 25,962 - Dome

AB 33
R 5
H 7
RBI 5
BB 7
SO 8
LOB 20



Batter	1	2	3	4	5	6	7	8	9	AB R H RBI BB SO LOB	TOP							
Pete Rose, S (1,5) OBP: 0.399, SLG: 0.454 Ray Knight, R (8,5) OBP: 0.432, SLG: 0.606	0-0 FC4-6 1B		0-0 F7		0-0 7-5			0-0 F7		4 0 1 0 0 0 1 0 0 0 0 0 0 0								
Ken Griffey, L (1,9) OBP: 0.394, SLG: 0.509	0-0 FC4-6 1-2		0-0 E			0-0 1-3		0-0 4-3		4 1 1 0 0 0 1								
Joe Morgan, L (1,4) OBP: 0.442, SLG: 0.485	0-3 K		0-0 E9 F5 1B			0-0 4-3		4-0 F7 BB		3 0 1 0 1 1 1								
Dan Driessen, L (1,3) OBP: 0.392, SLG: 0.504	0-0 6-3		0-0 F5 1-2			0-0 P4		0-0 F7 1-2		4 0 0 0 0 0 3								
George Foster, R (1,7) OBP: 0.377, SLG: 0.609		0-0 HR 1B		0-0 G4-3 1B			0-0 1-3			3 1 2 0 0 0 0								
Johnny Bench, R (1,2) OBP: 0.336, SLG: 0.590		0-0 HR		0-0 F8 1-H			0-3 K			3 1 1 2 0 1 1								
Cesar Geronimo, L (1,8) OBP: 0.353, SLG: 0.417		0-0 4-3		0-0 G4-3 1-2			0-0 3-1			3 0 0 0 0 0 1								
Dave Concepcion, R (1,6) OBP: 0.349, SLG: 0.428		0-0 1-3				0-0 7-5 SH2-4 1B		0-0 1-3		3 0 1 0 0 0 0								
Tom Seaver, R (1,1) OBP: 0.239, SLG: 0.190		0-3 K				0-0 SH2-4 1-2		0-0 L3		2 0 0 0 0 1 0								
Inning Stats	R: 0 E: 0 K: 1 S: 6	H: 1 LOB: 1 BB: 0 P: 6	R: 2 E: 0 K: 1 S: 7	H: 2 LOB: 0 BB: 0 P: 7	R: 1 E: 1 K: 0 S: 4	H: 2 LOB: 0 BB: 0 P: 4	R: 0 E: 0 K: 0 S: 3	H: 1 LOB: 0 BB: 0 P: 3	R: 0 E: 0 K: 1 S: 5	H: 0 LOB: 0 BB: 0 P: 5	R: 0 E: 0 K: 0 S: 3	H: 0 LOB: 0 BB: 1 P: 6	R: 0 E: 0 K: 0 S: 2	H: 0 LOB: 0 BB: 1 P: 6	1B: 5 2B: 2 3B: 0 HR: 1	SF: 0 SAC: 1 DP: 2 HBP: 0	WP: 0 PB: 0 SB: 0 CS: 0	PA: 31
PITCHER Joaquin Andujar, R (1,1) ERA: 3.49	IP: 9.0 WLS: L BF: 31	H: 7 R: 3 ER: 2 SO: 3	BB: 1 IBB: 0 HBP: 0 BLK: 0	WP: 0 HR: 1 S: 36 P: 40	ERA: 2.00 WHIP: 0.889													

Cincinnati Reds @ Houston Astros
Astrodome, Houston, TX
Sat Jul 09 1977, 8:05 PM EDT
Att: 40,718 - Dome

AB 29
R 3
H 7
RBI 2
BB 1
SO 3
LOB 8



Batter	1	2	3	4	5	6	7	8	9	AB R H RBI BB SO LOB	BOTTOM									
Julio Gonzalez, R (1,4) OBP: 0.296, SLG: 0.333 Ken Boswell, L (6,4) OBP: 0.322, SLG: 0.288	0-0 F7		0-0 F8		0-0 P6		0-0 3-1			3 0 0 0 0 0 0 1 0 0 0 0 0 0										
Enos Cabell, R (1,5) OBP: 0.318, SLG: 0.425	0-0 4-3		0-0 1B		0-3 K			0-0 5-3		4 0 1 0 0 1 0										
Cesar Cedeno, R (1,8) OBP: 0.318, SLG: 0.298	0-0 S 1B		0-0 1-2 1B		0-3 K			0-0 P5		4 0 2 0 0 1 0										
Bob Watson, R (1,3) OBP: 0.354, SLG: 0.482	0-0 F8 1-2		0-0 F7			0-0 1B		0-0 F9		4 0 1 0 0 0 3										
Jose Cruz, L (1,9) OBP: 0.354, SLG: 0.453		0-0 3B		0-0 2B 1B		0-0 F7		4-0 BB		3 1 2 0 1 0 1										
Joe Ferguson, R (1,2) OBP: 0.379, SLG: 0.462	0-3 K		0-0 K		0-0 1-H 2B		0-0 F7		0-0 F8	4 0 1 1 0 1 3										
Jim Fuller, R (1,7) OBP: 0.239, SLG: 0.309	0-3 K		0-0 K		0-0 F7		0-3 K		0-0 P4	4 0 0 0 0 2 4										
Roger Metzger, S (1,6) OBP: 0.253, SLG: 0.297 Ed Herrmann, L (9,PH) OBP: 0.236, SLG: 0.220	0-0 6-3		0-0 F7				0-0 4-3		0-0 6-3	3 0 0 0 0 0 2 1 0 0 0 0 0 1										
Joaquin Andujar, S (1,1) OBP: 0.256, SLG: 0.268			0-3 K		0-3 K		0-3 K			3 0 0 0 0 3 1										
Inning Stats	R: 0 E: 0 K: 0 S: 4	H: 1 LOB: 1 BB: 0 P: 4	R: 0 E: 0 K: 2 S: 8	H: 1 LOB: 1 BB: 0 P: 8	R: 0 E: 0 K: 1 S: 7	H: 2 LOB: 2 BB: 0 P: 7	R: 1 E: 0 K: 1 S: 7	H: 2 LOB: 1 BB: 0 P: 7	R: 0 E: 0 K: 2 S: 7	H: 0 LOB: 0 BB: 0 P: 7	R: 0 E: 0 K: 1 S: 6	H: 1 LOB: 1 BB: 0 P: 6	R: 0 E: 0 K: 1 S: 5	H: 0 LOB: 0 BB: 0 P: 5	R: 0 E: 0 K: 0 S: 3	H: 0 LOB: 1 BB: 1 P: 7	1B: 5 2B: 1 3B: 1 HR: 0	SF: 0 SAC: 0 DP: 0 HBP: 0	WP: 0 PB: 0 SB: 1 CS: 0	PA: 35
PITCHER Tom Seaver, R (1,1) ERA: 2.93	IP: 9.0 WLS: W BF: 35	H: 7 R: 1 ER: 1 SO: 8	BB: 1 IBB: 0 HBP: 0 BLK: 0	WP: 0 HR: 0 S: 50 P: 54	ERA: 1.00 WHIP: 0.889															

Cincinnati Reds @ Houston Astros
Astrodome, Houston, TX
Sat Jul 09 1977, 8:05 PM EDT
Att: 40,718 - Dome

AB 34
R 1
H 7
RBI 1
BB 1
SO 8
LOB 15



Batter	1	2	3	4	5	6	7	8	9	AB	R	H	RBI	BB	SO	LOB	TOP										
Pete Rose, S OBP: 0.400, SLG: 0.453 (1, 5)										3	1	1	0	1	0	1	Cincinnati Reds @ Houston Astros Astrodome, Houston, TX Sun Jul 10 1977, 4:33 AM EDT Att: 25,265 - Dome										
Ray Knight, R OBP: 0.421, SLG: 0.588 (7, 5)										4	2	2	0	1	1	1											
Ken Griffey, L OBP: 0.397, SLG: 0.509 (1, 9)										5	1	1	4	0	1	1											
Joe Morgan, L OBP: 0.439, SLG: 0.491 (1, 4)										4	0	1	0	0	0	0											
Dan Driessen, L OBP: 0.390, SLG: 0.500 (1, 3)										4	1	1	0	0	1	1											
George Foster, R OBP: 0.376, SLG: 0.604 (1, 7)										4	1	1	0	0	1	1											
Johnny Bench, R OBP: 0.338, SLG: 0.593 (1, 2)										4	0	2	1	0	2	1											
Dave Concepcion, R OBP: 0.351, SLG: 0.425 (1, 6)										2	0	0	0	2	1	2											
Cesar Geronimo, L OBP: 0.348, SLG: 0.410 (1, 8)										4	0	0	0	0	1	4											
Paul Moskau, R OBP: 0.429, SLG: 0.833 (1, 1)									1	0	0	0	1	0	0	0											
Mike Lum, L OBP: 0.171, SLG: 0.135 (6, PH)									1	0	0	0	0	0	0	1											
Dale Murray, R OBP: 0.308, SLG: 0.385 (7, 1)									0	0	0	0	0	0	0	0											
Pedro Borbon, R OBP: 0.308, SLG: 0.385 (7, 1)									1	0	0	0	0	0	0	1											
Inning Stats	R: 3 E: 0 K: 2 S: 11	H: 4 LOB: 2 BB: 1 P: 15	R: 0 E: 0 K: 1 S: 5	H: 0 LOB: 1 BB: 1 P: 9	R: 0 E: 0 K: 2 S: 8	H: 1 LOB: 1 BB: 0 P: 8	R: 0 E: 0 K: 1 S: 5	H: 0 LOB: 1 BB: 1 P: 9	R: 0 E: 0 K: 1 S: 5	H: 0 LOB: 0 BB: 0 P: 3	R: 1 E: 0 K: 0 S: 3	H: 1 LOB: 0 BB: 1 P: 7	R: 1 E: 0 K: 0 S: 5	H: 2 LOB: 1 BB: 0 P: 5	R: 0 E: 0 K: 0 S: 3	H: 0 LOB: 0 BB: 0 P: 3	1B: 6 2B: 1 3B: 0 HR: 1	SF: 0 SAC: 0 DP: 0 HBP: 0	WP: 3 PB: 0 SB: 1 CS: 0	PA: 39							
PITCHER	IP	WLS	BF	H	R	ER	SO	BB	IBB	HBP	BLK	WP	HR	S	P	ERA	WHIP										
Gene Pentz, R ERA: 4.46 (1, 1)	6.1		29	6	4	4	7	5	0	0	0	2	1	38	58	5.68	1.737										
Joe Sambito, L ERA: 1.95 (7, 1)	0.2		2	0	0	0	0	0	0	0	0	1	0	2	2	0.00	0.000										
Joe Niekro, R ERA: 2.8 (8, 1)	1.0	W	5	2	1	1	0	0	0	0	0	0	0	5	5	9.00	2.000										
Bo McLaughlin, R ERA: 4.31 (9, 1)	1.0	S	3	0	0	0	0	0	0	0	0	0	0	3	3	0.00	0.000										

AB	34
R	5
H	8
RBI	5
BB	5
SO	7
LOB	13



Batter	1	2	3	4	5	6	7	8	9	AB	R	H	RBI	BB	SO	LOB	BOTTOM										
Wilbur Howard, S OBP: 0.253, SLG: 0.253 (1, 7)										4	1	2	0	1	0	1	Cincinnati Reds @ Houston Astros Astrodome, Houston, TX Sun Jul 10 1977, 4:33 AM EDT Att: 25,265 - Dome										
Ken Boswell, L OBP: 0.317, SLG: 0.273 (1, 4)										3	1	0	1	1	0	2											
Cesar Cedeno, R OBP: 0.324, SLG: 0.310 (1, 8)										3	0	2	3	0	0	0											
Bob Watson, R OBP: 0.352, SLG: 0.479 (1, 3)										4	0	1	0	0	1	2											
Jose Cruz, L OBP: 0.352, SLG: 0.460 (1, 9)										4	1	1	1	0	1	2											
Enos Cabell, R OBP: 0.320, SLG: 0.426 (1, 5)										4	1	2	0	0	0	0											
Ed Herrmann, L OBP: 0.242, SLG: 0.226 (1, 2)										3	0	1	0	0	0	1											
Roger Metzger, S OBP: 0.295, SLG: 0.298 (8, PH)										3	1	1	0	0	0	1											
Julio Gonzalez, R OBP: 0.295, SLG: 0.332 (9, 6)										1	0	0	0	0	0	1											
Gene Pentz, R ERA: 7.04 (7, PH)										2	0	0	0	0	1	1											
Joe Sambito, L ERA: 1.95 (7, PH)										0	0	0	0	0	0	0											
Art Gardner, R ERA: 4.47 (8, PH)										1	1	1	0	0	0	0											
Joe Niekro, R ERA: 2.8 (8, PH)										0	0	0	0	0	0	0											
Joe Ferguson, R ERA: 4.31 (8, PH)										1	0	1	1	0	0	0											
Bo McLaughlin, R ERA: 4.31 (9, 1)										0	0	0	0	0	0	0											
Inning Stats	R: 0 E: 0 K: 1 S: 5	H: 1 LOB: 1 BB: 0 P: 6	R: 0 E: 0 K: 0 S: 3	H: 0 LOB: 0 BB: 0 P: 3	R: 0 E: 0 K: 1 S: 6	H: 1 LOB: 1 BB: 0 P: 6	R: 0 E: 0 K: 1 S: 5	H: 0 LOB: 0 BB: 0 P: 5	R: 0 E: 0 K: 0 S: 4	H: 2 LOB: 1 BB: 0 P: 4	R: 0 E: 0 K: 0 S: 5	H: 2 LOB: 2 BB: 0 P: 5	R: 4 E: 0 K: 0 S: 6	H: 3 LOB: 1 BB: 2 P: 14	R: 2 E: 0 K: 0 S: 6	H: 3 LOB: 1 BB: 0 P: 6	1B: 10 2B: 0 3B: 1 HR: 1	SF: 0 SAC: 1 DP: 1 HBP: 1	WP: 1 PB: 0 SB: 0 CS: 1	PA: 37							
PITCHER	IP	WLS	BF	H	R	ER	SO	BB	IBB	HBP	BLK	WP	HR	S	P	ERA	WHIP										
Paul Moskau, R ERA: 7.04 (1, 1)	5.0		18	4	4	4	0	2	0	0	0	0	0	9	17	21.60	3.600										
Dale Murray, R ERA: 4.47 (6, 1)	1.2		11	4	4	4	0	2	0	0	0	0	0	9	17	21.60	3.600										
Pedro Borbon, R ERA: 3.06 (7, 1)	1.1	L	8	4	2	2	0	0	0	0	0	0	1	8	8	13.50	3.000										

AB	33
R	6
H	12
RBI	6
BB	2
SO	3
LOB	11



Batter	1	2	3	4	5	6	7	8	9	AB	R	H	RBI	BB	SO	LOB	TOP			
Pete Rose, S OBP: 0.398, SLG: 0.450 (1, 5)	0-0 3-1		0-0 G3 1-2 1B			0-0 6-3		0-0 F8		4	0	1	0	0	0	1	Cincinnati Reds @ Houston Astros Astrodome, Houston, TX Mon Jul 11 1977, 8:05 PM EDT Att: 17,835 - Dome			
Ken Griffey, L OBP: 0.392, SLG: 0.503 (1, 9)	0-0 6-3		0-0 G3 1-2 2-3			0-0 6-3		0-0 4-3		4	0	0	0	0	0	3				
Joe Morgan, L OBP: 0.440, SLG: 0.489 (1, 4)	4-0 BB		0-0 F7			0-0 F9			0-0 1B 2-3-6-3	3	0	1	0	1	0	2				
Dan Driessen, L OBP: 0.388, SLG: 0.496 (1, 3)	0-3 K			0-0 1B			0-0 F8		0-0 G4-3-6-3 1-2	4	0	1	0	0	1	2				
George Foster, R OBP: 0.374, SLG: 0.600 (1, 7)		0-3 K		0-3 K			0-0 FC6-4 1B		0-0 F3	4	0	1	0	0	2	0				
Cesar Geronimo, L OBP: 0.344, SLG: 0.406 (1, 8)		0-0 5-3		0-0 1-3			0-0 F7			3	0	0	0	0	0	1				
Dave Concepcion, R OBP: 0.348, SLG: 0.421 (1, 6)		0-0 L8			0-0 F8		0-0 FC6-4 1-2			3	0	0	0	0	0	1				
Bill Plummer, R OBP: 0.284, SLG: 0.216 (1, 2)			0-0 G3 1B 1B		0-0 5-3			4-0 BB BB		2	0	1	0	1	0	0				
Fred Norman, S OBP: 0.119, SLG: 0.119 (1, 1)			0-3 K					0-0 P9		2	0	0	0	0	2	1				
Mike Lum, L OBP: 0.167, SLG: 0.132 (8, PH)					0-0 K					1	0	0	0	0	0	1				
Jack Billingham, R OBP: 0.196, SLG: 0.217 (8, 1)										0	0	0	0	0	0	0				
Inning Stats	R: 0 E: 0 K: 1 S: 5	H: 0 LOB: 1 BB: 1 P: 9	R: 0 E: 0 K: 1 S: 5	H: 0 LOB: 0 BB: 0 P: 5	R: 0 E: 0 K: 1 S: 7	H: 2 LOB: 2 BB: 0 P: 7	R: 0 E: 0 K: 1 S: 5	H: 1 LOB: 0 BB: 0 P: 5	R: 0 E: 0 K: 1 S: 3	H: 0 LOB: 0 BB: 0 P: 3	R: 0 E: 0 K: 0 S: 4	H: 1 LOB: 1 BB: 0 P: 4	R: 0 E: 0 K: 0 S: 3	H: 0 LOB: 1 BB: 1 P: 7	R: 0 E: 0 K: 0 S: 3	H: 1 LOB: 0 BB: 0 P: 3	1B: 5 2B: 0 3B: 0 HR: 0	SF: 0 SAC: 0 DP: 1 HBP: 0	WP: 0 PB: 0 SB: 0 CS: 0	PA: 32
PITCHER J.R. Richard, R ERA: 2.79 (1, 1)	IP: 9.0 WLS: W BF: 32 H: 5 R: 0 ER: 0 SO: 5 BB: 2 IBB: 0 HBP: 0 BLK: 0 WP: 0 HR: 0 S: 40 P: 48 ERA: 0.00 WHIP: 0.778																			

Batter	1	2	3	4	5	6	7	8	9	AB	R	H	RBI	BB	SO	LOB	BOTTOM			
Julio Gonzalez, R OBP: 0.297, SLG: 0.338 (1, 4)	0-0 1-3			0-0 4-3		0-0 WP 2B 1B		0-0 2B		4	1	2	0	0	0	0	Cincinnati Reds @ Houston Astros Astrodome, Houston, TX Mon Jul 11 1977, 8:05 PM EDT Att: 17,835 - Dome			
Enos Cabell, R OBP: 0.316, SLG: 0.420 (1, 5)	0-0 F7			0-3 K		0-3 K 1-2 2-3		0-0 1-3		4	0	0	0	0	2	3				
Cesar Cedeno, R OBP: 0.323, SLG: 0.307 (1, 8)	0-0 4-3			0-0 L7		4-0 2B IBB		0-0 5-3		3	0	0	0	1	0	1				
Bob Watson, R OBP: 0.352, SLG: 0.481 (1, 3)		0-0 F6			0-3 K	0-0 2B		0-0 2B 1-3 2H 3H		3	0	1	2	0	1	0				
Joe Ferguson, R OBP: 0.377, SLG: 0.458 (1, 2)		0-3 K			0-0 F9	0-0 F9				3	0	0	0	0	1	2				
Jose Cruz, L OBP: 0.352, SLG: 0.459 (1, 9)		0-0 G3			0-0 1B			0-0 G3		3	0	1	0	0	0	0				
Jim Fuller, R OBP: 0.231, SLG: 0.298 (1, 7)			0-0 5-3		0-0 P6			0-0 F8		3	0	0	0	0	0	1				
Wilbur Howard, S OBP: 0.253, SLG: 0.253 (8, 7)										0	0	0	0	0	0	0				
Roger Metzger, S OBP: 0.248, SLG: 0.289 (1, 6)			0-0 F9			0-0 F7		0-0 6-3		3	0	0	0	0	0	0				
J.R. Richard, R OBP: 0.208, SLG: 0.340 (1, 1)			0-3 K			0-0 WP 2B 1B		0-3 K2-3		3	1	1	0	0	2	0				
Inning Stats	R: 0 E: 0 K: 0 S: 3	H: 0 LOB: 0 BB: 0 P: 3	R: 0 E: 0 K: 1 S: 5	H: 0 LOB: 0 BB: 0 P: 5	R: 0 E: 0 K: 1 S: 5	H: 0 LOB: 0 BB: 0 P: 5	R: 0 E: 0 K: 1 S: 6	H: 1 LOB: 1 BB: 0 P: 6	R: 2 E: 0 K: 1 S: 8	H: 3 LOB: 2 BB: 1 P: 12	R: 0 E: 0 K: 0 S: 3	H: 0 LOB: 0 BB: 0 P: 3	R: 0 E: 0 K: 1 S: 6	H: 1 LOB: 1 BB: 0 P: 6	R: 0 E: 0 K: 0 S: 3	H: 0 LOB: 0 BB: 0 P: 3	1B: 3 2B: 2 3B: 0 HR: 0	SF: 0 SAC: 0 DP: 0 HBP: 0	WP: 1 PB: 0 SB: 0 CS: 0	PA: 30
PITCHER Fred Norman, L ERA: 2.94 (1, 1)	IP: 7.0 WLS: L BF: 26 H: 4 R: 2 ER: 2 SO: 5 BB: 0 IBB: 1 HBP: 0 BLK: 0 WP: 1 HR: 0 S: 35 P: 39 ERA: 2.57 WHIP: 0.571																			
Jack Billingham, R ERA: 4.92 (8, 1)	IP: 1.0 WLS: L BF: 4 H: 1 R: 0 ER: 0 SO: 1 BB: 0 IBB: 0 HBP: 0 BLK: 0 WP: 0 HR: 0 S: 6 P: 6 ERA: 0.00 WHIP: 1.000																			

Batter	1	2	3	4	5	6	7	8	9	AB	R	H	RBI	BB	SO	LOB	TOP					
Ted Martinez, R OBP: 0.307, SLG: 0.402 (1,4)										5	3	3	1	0	0	1						
Bill Russell, R OBP: 0.320, SLG: 0.388 (1,6)										5	1	3	2	0	1	0						
Steve Garvey, R OBP: 0.338, SLG: 0.539 (1,3)										5	0	1	1	0	0	4						
Ron Cey, R OBP: 0.405, SLG: 0.514 (1,5)										4	0	1	2	0	1	2						
Dusty Baker Jr., R OBP: 0.356, SLG: 0.522 (1,9) (5,7)										5	0	1	0	0	1	4						
Manny Mota, R OBP: 0.600, SLG: 0.500 (1,7)										2	0	1	0	0	0	0						
John Hale, L OBP: 0.354, SLG: 0.369 (5,PH) (5,9)										2	1	1	1	1	0	0						
Glenn Burke, R OBP: 0.255, SLG: 0.229 (1,8)										4	1	1	0	1	0	2						
Steve Yeager, R OBP: 0.383, SLG: 0.513 (1,2)										3	1	1	0	1	2	2						
Doug Rau, L OBP: 0.188, SLG: 0.156 (1,1)										3	1	0	0	0	0	4						
Inning Stats	R: 1 E: 0 K: 1 S: 7	H: 3 LOB: 1 BB: 0 P: 7	R: 0 E: 0 K: 1 S: 6	H: 2 LOB: 1 BB: 0 P: 6	R: 1 E: 0 K: 0 S: 5	H: 2 LOB: 1 BB: 0 P: 5	R: 5 E: 2 K: 0 S: 8	H: 3 LOB: 1 BB: 1 P: 12	R: 1 E: 0 K: 0 S: 4	H: 1 LOB: 1 BB: 1 P: 8	R: 0 E: 0 K: 2 S: 8	H: 1 LOB: 0 BB: 0 P: 8	R: 0 E: 0 K: 1 S: 5	H: 0 LOB: 0 BB: 0 P: 5	R: 0 E: 0 K: 0 S: 3	H: 0 LOB: 0 BB: 0 P: 3	R: 0 E: 0 K: 0 S: 4	H: 1 LOB: 2 BB: 1 P: 8	1B: 11 2B: 1 3B: 0 HR: 1	SF: 1 SAC: 1 DP: 2 HBP: 0	WP: 1 PB: 0 SB: 0 CS: 0	PA: 43
PITCHER	IP WLS BF H R ER SO BB IBB HBP BLK WP HR S P ERA WHIP																					
Joe Sambito, L ERA: 2.37 (1,1)	3.1 L 20 10 7 3 2 1 0 0 0 0 0 0 23 27 8.10 3.300																					
Joe Niekro, R ERA: 2.78 (4,1)	3.2 15 2 1 1 3 1 0 0 0 1 1 20 24 2.46 0.818																					
Bo McLaughlin, R ERA: 4.17 (8,1)	2.0 8 1 0 0 0 1 0 0 0 0 0 0 7 11 0.00 1.000																					

Los Angeles Dodgers @ Houston Astros
Astrodome, Houston, TX
Tue Jul 12 1977, 8:05 PM EDT
Att: 17,874 - Dome

livebaseballscorecards.com

AB	38
R	8
H	13
RBI	7
BB	3
SO	5
LOB	19

Batter	1	2	3	4	5	6	7	8	9	AB	R	H	RBI	BB	SO	LOB	BOTTOM					
Julio Gonzalez, R OBP: 0.294, SLG: 0.333 (1,4)										4	0	0	0	0	2	0						
Enos Cabell, R OBP: 0.318, SLG: 0.420 (1,5)										3	0	1	0	1	0	0						
Cesar Cedeno, R OBP: 0.322, SLG: 0.303 (1,8)										3	0	0	0	1	0	2						
Bob Watson, R OBP: 0.354, SLG: 0.479 (1,3)										3	0	1	0	1	0	0						
Joe Ferguson, R OBP: 0.372, SLG: 0.451 (1,2)										4	0	0	0	0	0	4						
Jose Cruz, L OBP: 0.357, SLG: 0.464 (1,9)										3	0	2	0	1	1	0						
Jim Fuller, R OBP: 0.223, SLG: 0.287 (1,7)										3	0	0	0	0	2	3						
Terry Puhl, L (8,7)										0	0	0	0	0	0	0						
Roger Metzger, S OBP: 0.241, SLG: 0.280 (1,6)										3	0	0	0	0	0	2						
Joe Sambito, L OBP: 0.167, SLG: 0.167 (1,1)										1	0	0	0	0	1	0						
Joe Niekro, R OBP: 0.182, SLG: 0.182 (4,1)										1	0	0	0	0	0	1						
Rob Sperring, R OBP: 0.213, SLG: 0.171 (7,PH)										1	0	0	0	0	0	1						
Bo McLaughlin, R (8,1)										0	0	0	0	0	0	0						
Inning Stats	R: 0 E: 0 K: 1 S: 5	H: 0 LOB: 0 BB: 0 P: 5	R: 0 E: 1 K: 0 S: 3	H: 0 LOB: 1 BB: 1 P: 7	R: 0 E: 0 K: 1 S: 5	H: 0 LOB: 0 BB: 0 P: 5	R: 0 E: 0 K: 0 S: 3	H: 1 LOB: 1 BB: 1 P: 7	R: 0 E: 0 K: 1 S: 6	H: 1 LOB: 1 BB: 0 P: 6	R: 0 E: 0 K: 0 S: 4	H: 1 LOB: 2 BB: 1 P: 8	R: 0 E: 0 K: 1 S: 6	H: 1 LOB: 1 BB: 0 P: 6	R: 0 E: 0 K: 1 S: 4	H: 0 LOB: 0 BB: 1 P: 8	R: 0 E: 0 K: 1 S: 5	H: 0 LOB: 0 BB: 0 P: 5	1B: 3 2B: 1 3B: 0 HR: 0	SF: 0 SAC: 0 DP: 2 HBP: 0	WP: 0 PB: 0 SB: 0 CS: 0	PA: 33
PITCHER	IP WLS BF H R ER SO BB IBB HBP BLK WP HR S P ERA WHIP																					
Doug Rau, L ERA: 3.87 (1,1)	9.0 W 33 4 0 0 6 4 0 0 0 0 0 0 41 57 0.00 0.889																					

Los Angeles Dodgers @ Houston Astros
Astrodome, Houston, TX
Tue Jul 12 1977, 8:05 PM EDT
Att: 17,874 - Dome

livebaseballscorecards.com

AB	29
R	0
H	4
RBI	0
BB	4
SO	6
LOB	13

Batter	1	2	3	4	5	6	7	8	9	10	11	12	13	AB R H RBI BB SO LOB	TOP						
Ted Martinez, R OBP: 0.296, SLG: 0.387 (1, 4)	1-3				4-3			K			FC6-4		6-3	6 0 1 0 0 1 2	Los Angeles Dodgers @ Houston Astros Astrodome, Houston, TX Wed Jul 13 1977, 8:05 PM EDT Att: 17,755 - Dome AB 42 R 2 H 7 RBI 2 BB 2 SO 2 LOB 12						
Bill Russell, R OBP: 0.316, SLG: 0.382 (1, 8)	K		3-1			F7		G4-6-3			L7			5 0 0 0 0 1 4							
Steve Garvey, R OBP: 0.336, SLG: 0.534 (1, 3)	F3					5-3					F9			5 0 1 0 0 0 1							
Ron Cey, R OBP: 0.403, SLG: 0.508 (1, 5)		F4				F9					F4			4 0 0 0 1 0 1							
Rick Monday, L OBP: 0.355, SLG: 0.416 (1, 8)		F8				F8					F2			4 0 0 0 0 0 0							
Dusty Baker Jr., R OBP: 0.353, SLG: 0.517 (1, 7)		5-3									5-3			5 1 1 0 0 0 1							
John Hale, L OBP: 0.356, SLG: 0.393 (1, 9)			F8								F5			5 1 2 1 0 0 1							
Steve Yeager, R OBP: 0.379, SLG: 0.509 (1, 2)											F2			4 0 1 1 0 0 1							
Burt Hooton, R OBP: 0.250, SLG: 0.255 (11, PH) Bosq Downer, L OBP: 0.152, SLG: 0.286 Davey Lopes, R OBP: 0.312, SLG: 0.466 Charlie Hough, L OBP: 0.232, SLG: 0.322 Al Downing, R OBP: 0.182, SLG: 0.182 Elias Sosa, R OBP: 0.221, SLG: 0.284 (11, 1)			F1											2 0 0 0 1 0 1 1 0 1 0 1 0 0 0 0 0 0							
Inning Stats	R: 0 E: 0 K: 1 S: 5	H: 0 LOB: 0 BB: 0 P: 5	R: 0 E: 0 K: 0 S: 3	H: 0 LOB: 0 BB: 3 P: 3	R: 0 E: 0 K: 0 S: 5	H: 2 LOB: 2 BB: 0 P: 5	R: 0 E: 0 K: 0 S: 3	H: 1 LOB: 0 BB: 0 P: 3	R: 2 E: 0 K: 0 S: 5	H: 2 LOB: 0 BB: 0 P: 5	R: 0 E: 0 K: 0 S: 3	H: 0 LOB: 0 BB: 0 P: 3	R: 0 E: 0 K: 0 S: 3	H: 0 LOB: 1 BB: 1 P: 7		R: 0 E: 0 K: 0 S: 3	H: 0 LOB: 0 BB: 0 P: 3	1B: 6 2B: 0 3B: 1 HR: 0	SF: 1 SAC: 1 DP: 1 HBP: 0	W/P: 0 PB: 0 SB: 0 CS: 1	PA: 46
PITCHER	IP WLS BF H R ER SO BB IBB HBP BLK WP HR S P ERA WHIP																				
Mark Lemongello, R ERA: 4.3 (1, 1)	10.0	35	6	2	2	2	1	0	0	0	0	0	0	38		42	1.80	0.700			
Joe Niekro, R ERA: 2.69 (11, 1)	2.0	8	1	0	0	0	1	0	0	0	0	0	0	7		11	0.00	1.000			
Bo McLaughlin, R ERA: 4.1 (13, 1)	1.0	W 3	0	0	0	0	0	0	0	0	0	0	0	3	3	0.00	0.000				

Batter	1	2	3	4	5	6	7	8	9	10	11	12	13	AB R H RBI BB SO LOB	BOTTOM									
Terry Puhl, L OBP: 0.167, SLG: 0.167 (1, 7)	L7		F7			5-3		F9			6-3			6 1 1 0 0 0 2	Los Angeles Dodgers @ Houston Astros Astrodome, Houston, TX Wed Jul 13 1977, 8:05 PM EDT Att: 17,755 - Dome AB 42 R 3 H 11 RBI 3 BB 3 SO 6 LOB 14									
Enos Cabell, R OBP: 0.316, SLG: 0.418 (1, 5)	F2					6-3		6-3						4 0 1 0 0 0 0										
Rob Sperring, R OBP: 0.211, SLG: 0.169 (9, 5)											K			1 0 0 0 0 1 1										
Cesar Cedeno, R OBP: 0.322, SLG: 0.299 (1, 8)	F9					6-3		F7						4 0 0 0 2 0 1										
Bob Watson, R OBP: 0.352, SLG: 0.478 (1, 3)		K2-3												5 0 1 1 0 1 2										
Jose Cruz, L OBP: 0.360, SLG: 0.474 (1, 9)			F7											4 2 2 1 1 0 0										
Joe Ferguson, R OBP: 0.373, SLG: 0.450 (1, 2)														5 0 2 0 0 2 3										
Ken Boswell, L OBP: 0.309, SLG: 0.283 (1, 4)			6-3					G3-6			F7			5 0 1 1 0 0 2										
Roger Metzger, S OBP: 0.257, SLG: 0.295 (1, 6)														5 0 3 0 0 0 1										
Mark Lemongello, R ERA: 2.66 (1, 1)														2 0 0 0 0 1 2										
Wilbur Howard, S OBP: 0.253, SLG: 0.253 (10, PH)			SH3											0 0 0 0 0 0 0										
Joe Niekro, R ERA: 6.75 (11, 1)														0 0 0 0 0 0 0										
Jim Fuller, R OBP: 0.182, SLG: 0.182 (12, PH)														1 0 0 0 0 1 0										
Bo McLaughlin, R ERA: 2.9 (13, 1)														0 0 0 0 0 0 0										
Inning Stats	R: 0 E: 0 K: 0 S: 3	H: 0 LOB: 0 BB: 0 P: 5	R: 0 E: 0 K: 2 S: 7	H: 0 LOB: 0 BB: 0 P: 7	R: 0 E: 0 K: 0 S: 4	H: 1 LOB: 1 BB: 0 P: 4	R: 0 E: 0 K: 0 S: 3	H: 0 LOB: 1 BB: 1 P: 7	R: 1 E: 0 K: 0 S: 5	H: 3 LOB: 1 BB: 0 P: 5	R: 0 E: 0 K: 0 S: 3	H: 0 LOB: 0 BB: 0 P: 3	R: 0 E: 0 K: 0 S: 4	H: 1 LOB: 1 BB: 1 P: 4	R: 0 E: 0 K: 1 S: 6	H: 0 LOB: 1 BB: 2 P: 6	R: 0 E: 0 K: 1 S: 5	H: 0 LOB: 0 BB: 0 P: 5	R: 1 E: 0 K: 0 S: 4	H: 2 LOB: 1 BB: 0 P: 4	1B: 8 2B: 2 3B: 0 HR: 1	SF: 0 SAC: 4 DP: 3 HBP: 0	W/P: 0 PB: 0 SB: 2 CS: 0	PA: 49
PITCHER	IP WLS BF H R ER SO BB IBB HBP BLK WP HR S P ERA WHIP																							
Burt Hooton, R ERA: 2.66 (1, 1)	10.0	38	9	2	5	5	1	0	0	0	0	0	0	47	51	1.80	1.000							
Charlie Hough, R ERA: 3.39 (11, 1)	0.1	2	0	0	0	0	1	0	0	0	0	0	0	1	5	0.00	3.000							
Al Downing, L ERA: 6.75 (11, 1)	0.0	1	0	0	0	0	1	0	0	0	0	0	0	4	∞	∞	∞							
Elias Sosa, R ERA: 2.9 (11, 1)	2.1	L 8	2	1	1	1	0	0	0	0	0	0	0	10	10	3.86	0.857							

Batter	1	2	3	4	5	6	7	8	9	AB	R	H	RBI	BB	SO	LOB	TOP											
Ted Martinez, R OBP: 0.306, SLG: 0.385 (1,4)										3	0	1	0	1	0	1	Los Angeles Dodgers @ Houston Astros Astrodome, Houston, TX Thu Jul 14 1977, 8:05 PM EDT Att: 21,754 - Dome											
Bill Russell, R OBP: 0.318, SLG: 0.384 (1,6)										4	1	2	0	0	0	2												
Reggie Smith, S OBP: 0.440, SLG: 0.595 (1,9)										3	2	2	3	1	0	2												
Ron Cey, R OBP: 0.398, SLG: 0.502 (1,5)										4	0	0	0	0	1	3												
Steve Garvey, R OBP: 0.332, SLG: 0.529 (1,3)										4	0	0	0	0	0	0												
Dusty Baker Jr., R OBP: 0.348, SLG: 0.510 (1,7)										4	0	0	0	0	0	0												
John Hale, L OBP: 0.352, SLG: 0.380 (1,8)										3	0	0	0	1	1	0												
Johnny Oates, L OBP: 0.374, SLG: 0.429 (1,2)										3	0	0	0	0	0	1												
Don Sutton, R OBP: 0.267, SLG: 0.244 (1,1)										2	0	1	0	1	1	0												
Inning Stats	R: 2 E: 0 K: 0 S: 5	H: 3 LOB: 0 BB: 0 P: 5	R: 0 E: 0 K: 0 S: 2	H: 0 LOB: 0 BB: 1 P: 6	R: 0 E: 1 K: 0 S: 4	H: 2 LOB: 2 BB: 1 P: 8	R: 0 E: 0 K: 0 S: 3	H: 0 LOB: 0 BB: 0 P: 3	R: 0 E: 0 K: 0 S: 3	H: 0 LOB: 0 BB: 0 P: 3	R: 0 E: 0 K: 1 S: 5	H: 0 LOB: 0 BB: 0 P: 5	R: 1 E: 0 K: 1 S: 6	H: 1 LOB: 0 BB: 0 P: 6	R: 0 E: 0 K: 1 S: 5	H: 0 LOB: 0 BB: 0 P: 5	1B: 4 2B: 0 3B: 0 HR: 2	SF: 0 SAC: 0 DP: 2 HBP: 0	WP: 0 PB: 0 SB: 1 CS: 0	PA: 34								
PITCHER	IP	WLS	BF	H	R	ER	SO	BB	IBB	HBP	BLK	WP	HR	S	P	ERA	WHIP											
Joaquin Andujar, R ERA: 3.47 Bo McLaughlin, R ERA: 4.07	(1,1)	8.2	W	33	6	3	3	2	4	0	0	0	0	2	33	49	3.12	1.154										
(9,1)	0.1	S	1	0	0	0	1	0	0	0	0	0	0	3	3	0.00	0.000											

Batter	1	2	3	4	5	6	7	8	9	AB	R	H	RBI	BB	SO	LOB	BOTTOM										
Terry Puhl, L OBP: 0.300, SLG: 0.400 (1,7)										4	0	2	0	0	0	0	Los Angeles Dodgers @ Houston Astros Astrodome, Houston, TX Thu Jul 14 1977, 8:05 PM EDT Att: 21,754 - Dome										
Enos Cabell, R OBP: 0.317, SLG: 0.419 (1,5)										4	0	1	0	0	1	1											
Cesar Cedeno, R OBP: 0.322, SLG: 0.299 Wilbur Howard, S OBP: 0.261, SLG: 0.262 (6,7)										3	1	1	0	0	0	2											
Bob Watson, R OBP: 0.350, SLG: 0.478 (1,3)										4	1	1	0	0	2	2											
Jose Cruz, L OBP: 0.364, SLG: 0.478 (1,9)										3	1	2	2	1	0	1											
Joe Ferguson, R OBP: 0.374, SLG: 0.455 (1,2)										4	0	2	2	0	0	2											
Ken Boswell, L OBP: 0.292, SLG: 0.266 (1,4)										4	0	0	0	0	2	4											
Roger Metzger, S OBP: 0.250, SLG: 0.287 (1,6)										3	0	0	0	0	0	2											
Joaquin Andujar, S OBP: 0.239, SLG: 0.250 Bo McLaughlin, R ERA: 4.07 (9,1)										3	0	0	0	0	3	0											
Inning Stats	R: 0 E: 0 K: 0 S: 4	H: 1 LOB: 1 BB: 0 P: 4	R: 0 E: 0 K: 1 S: 5	H: 0 LOB: 1 BB: 1 P: 9	R: 0 E: 0 K: 1 S: 5	H: 0 LOB: 0 BB: 0 P: 5	R: 2 E: 0 K: 1 S: 8	H: 3 LOB: 1 BB: 0 P: 8	R: 0 E: 0 K: 1 S: 6	H: 1 LOB: 1 BB: 0 P: 6	R: 0 E: 0 K: 1 S: 6	H: 1 LOB: 0 BB: 0 P: 6	R: 0 E: 0 K: 1 S: 5	H: 1 LOB: 0 BB: 0 P: 5	R: 2 E: 0 K: 2 S: 10	H: 3 LOB: 1 BB: 0 P: 10	1B: 5 2B: 5 3B: 0 HR: 0	SF: 0 SAC: 0 DP: 0 HBP: 0	WP: 0 PB: 0 SB: 2 CS: 1	PA: 35							
PITCHER	IP	WLS	BF	H	R	ER	SO	BB	IBB	HBP	BLK	WP	HR	S	P	ERA	WHIP										
Don Sutton, R ERA: 2.88	(1,1)	8.0	L	34	10	4	4	8	1	0	0	0	0	49	53	4.50	1.375										

Batter	1	2	3	4	5	6	7	8	9	AB	R	H	RBI	BB	SO	LOB	TOP		
Terry Puhl, L OBP: 0.200, SLG: 0.267 (1, 8)										5	0	0	0	0	0	2			
Enos Cabell, R OBP: 0.316, SLG: 0.420 (1, 5)										4	1	1	0	0	0	0			
Jose Cruz, L OBP: 0.369, SLG: 0.483 (1, 9)										1	0	1	1	2	0	0			
Bob Watson, R OBP: 0.346, SLG: 0.472 (1, 3)										4	0	0	0	0	0	3			
Joe Ferguson, R OBP: 0.376, SLG: 0.457 (1, 2)										3	2	1	0	1	0	0			
Ken Boswell, L OBP: 0.303, SLG: 0.279 (1, 4)										4	0	2	0	0	0	0			
Wilbur Howard, S OBP: 0.261, SLG: 0.261 (1, 7)										4	0	1	0	0	0	1			
Roger Metzger, S OBP: 0.256, SLG: 0.288 (1, 6)										3	0	1	1	1	0	2			
Gene Pentz, R Joe Sambito, L Art Gardner, S Joe Niecko, R Dan Larson, R Ed Herrmann, L (1, 1) (6, 1) (7, PH) (7, 1) (7, 1) (6, PH)										2	0	0	0	0	0	1			
Inning Stats	R: 0 E: 0 K: 0 S: 3	H: 0 LOB: 1 BB: 1 P: 7	R: 0 E: 0 K: 0 S: 3	H: 0 LOB: 0 BB: 0 P: 3	R: 0 E: 0 K: 0 S: 3	H: 0 LOB: 0 BB: 0 P: 3	R: 1 E: 0 K: 1 S: 4	H: 1 LOB: 1 BB: 0 P: 4	R: 0 E: 0 K: 0 S: 4	H: 0 LOB: 1 BB: 1 P: 9	R: 1 E: 0 K: 0 S: 5	H: 3 LOB: 1 BB: 0 P: 5	R: 0 E: 0 K: 0 S: 3	H: 0 LOB: 1 BB: 1 P: 7	R: 1 E: 0 K: 0 S: 5	H: 2 LOB: 2 BB: 1 P: 9	1B: 4 2B: 3 3B: 0 HR: 0	SF: 1 SAC: 0 DP: 1 HBP: 0	WP: 0 PA: 37 PB: 0 SB: 1 CS: 0
PITCHER	IP WLS BF H R ER SO BB IBB HBP BLK WP HR S P ERA WHIP																		
Paul Moskau, R ERA: 5.91 (1, 1)	6.0 W 24 4 2 2 1 2 0 0 0 0 0 0 24 32 3.00 1.000																		
Dale Murray, R ERA: 4.43 (7, 1)	2.0 10 3 1 1 0 2 0 0 0 0 0 0 8 16 4.50 2.500																		
Pedro Borbon, R ERA: 3.01 (9, 1)	1.0 3 0 0 0 0 0 0 0 0 0 0 0 3 3 0.00 0.000																		

Houston Astros @ Cincinnati Reds
Riverfront Stadium, Cincinnati, OH
Fri Jul 15 1977, 7:05 PM EDT
Att: 46,953 - Unknown

AB	32
R	3
H	7
RBI	2
BB	4
SO	1
LOB	12



Batter	1	2	3	4	5	6	7	8	9	AB	R	H	RBI	BB	SO	LOB	BOTTOM		
Pete Rose, S OBP: 0.403, SLG: 0.450 Ray Knight, R OBP: 0.410, SLG: 0.571 (1, 5) (8, 5)										3	1	1	1	1	0	0			
Dan Driessen, L OBP: 0.390, SLG: 0.491 (1, 3)										4	1	1	0	0	1	3			
Joe Morgan, L OBP: 0.442, SLG: 0.497 (1, 4)										2	2	0	0	2	0	1			
George Foster, R OBP: 0.377, SLG: 0.638 (1, 8)										3	2	2	2	1	0	1			
Johnny Bench, R OBP: 0.340, SLG: 0.575 Bill Plummer, R OBP: 0.284, SLG: 0.216 (1, 2) (9, 2)										3	0	1	2	1	0	1			
Mike Lum, L OBP: 0.208, SLG: 0.245 (1, 7)										4	0	2	2	0	1	2			
Champ Summers, L OBP: 0.297, SLG: 0.545 (1, 9)										3	1	1	0	0	0	2			
Dave Concepcion, R OBP: 0.338, SLG: 0.407 Bob Bailey, R OBP: 0.364, SLG: 0.386 Rick Auerbach, R OBP: 0.308, SLG: 0.200 (1, 6) (8, PH) (9, 6)										3	0	0	0	0	0	1			
Paul Moskau, R OBP: 0.333, SLG: 0.625 Ed Armbrister, R OBP: 0.431, SLG: 0.605 Dale Murray, R Pedro Borbon, R OBP: 0.308, SLG: 0.385 (1, 1) (7, 9) (7, 1) (9, 1)										2	0	0	0	0	0	2			
Inning Stats	R: 0 E: 0 K: 0 S: 3	H: 0 LOB: 0 BB: 0 P: 3	R: 0 E: 0 K: 0 S: 3	H: 1 LOB: 0 BB: 0 P: 3	R: 1 E: 0 K: 1 S: 6	H: 2 LOB: 1 BB: 0 P: 5	R: 1 E: 0 K: 1 S: 6	H: 1 LOB: 1 BB: 1 P: 10	R: 0 E: 1 K: 0 S: 3	H: 0 LOB: 0 BB: 0 P: 3	R: 2 E: 0 K: 0 S: 6	H: 3 LOB: 1 BB: 0 P: 6	R: 4 E: 0 K: 1 S: 7	H: 2 LOB: 2 BB: 4 P: 23	R: 0 E: 0 K: 0 S: 3	H: 0 LOB: 0 BB: 0 P: 3	1B: 6 2B: 2 3B: 0 HR: 1	SF: 0 SAC: 0 DP: 1 HBP: 0	WP: 0 PA: 37 PB: 1 SB: 2 CS: 1
PITCHER	IP WLS BF H R ER SO BB IBB HBP BLK WP HR S P ERA WHIP																		
Gene Pentz, R ERA: 4.7 (1, 1)	5.2 L 24 7 4 4 4 1 1 0 0 0 0 0 25 29 6.35 1.412																		
Joe Sambito, L ERA: 2.39 (6, 1)	0.1 1 0 0 0 0 0 0 0 0 0 0 0 1 1 0.00 0.000																		
Joe Niecko, R ERA: 3.25 (7, 1)	0.2 7 1 4 4 1 4 0 0 0 0 0 0 5 21 54.00 7.500																		
Dan Larson, R ERA: 5.93 (7, 1)	1.1 5 1 0 0 0 0 0 0 0 0 0 0 5 5 0.00 0.750																		

Houston Astros @ Cincinnati Reds
Riverfront Stadium, Cincinnati, OH
Fri Jul 15 1977, 7:05 PM EDT
Att: 46,953 - Unknown

AB	32
R	8
H	9
RBI	7
BB	5
SO	2
LOB	15



Batter	1	2	3	4	5	6	7	8	9	AB	R	H	RBI	BB	SO	LOB	TOP							
Terry Puhl, L OBP: 0.211, SLG: 0.263 (1, 8)										4	0	1	1	0	0	0								
Enos Cabell, R OBP: 0.315, SLG: 0.416 (1, 5)										5	1	1	0	0	0	2								
Jose Cruz, L OBP: 0.366, SLG: 0.488 (1, 9)										5	1	1	2	0	1	1								
Bob Watson, R OBP: 0.350, SLG: 0.476 (1, 3)										4	2	2	0	1	1	0								
Joe Ferguson, R OBP: 0.376, SLG: 0.454 (1, 2)										4	1	1	0	1	0	2								
Wilbur Howard, S OBP: 0.288, SLG: 0.301 (1, 7)										5	2	2	3	0	1	2								
Julio Gonzalez, R OBP: 0.302, SLG: 0.345 (1, 4)										4	1	4	1	0	0	0								
Roger Metzger, S OBP: 0.260, SLG: 0.283 (1, 6)										2	0	0	1	1	0	3								
J.R. Richard, R OBP: 0.216, SLG: 0.340 Joe Sambito, L OBP: 0.143, SLG: 0.143 (7, 1)										3	0	1	0	0	1	2								
										1	0	0	0	0	1	1								
Inning Stats	R: 0 E: 0 K: 1 S: 5	H: 0 LOB: 0 BB: 5	R: 0 E: 0 K: 1 S: 7	H: 2 LOB: 2 BB: 7	R: 0 E: 0 K: 0 S: 4	H: 1 LOB: 1 BB: 0 P: 4	R: 0 E: 0 K: 1 S: 5	H: 0 LOB: 0 BB: 0 P: 5	R: 1 E: 0 K: 1 S: 7	H: 2 LOB: 1 BB: 0 P: 7	R: 3 E: 0 K: 0 S: 5	H: 3 LOB: 1 BB: 2 P: 13	R: 0 E: 0 K: 0 S: 3	H: 0 LOB: 0 BB: 3	R: 2 E: 0 K: 1 S: 7	H: 2 LOB: 1 BB: 1 P: 11	R: 2 E: 0 K: 0 S: 6	H: 3 LOB: 1 BB: 0 P: 6	1B: 9 2B: 2 3B: 0 HR: 2	SF: 0 SAC: 2 DP: 0 HBP: 0	WP: 1 PB: 0 SB: 0 CS: 0	PA: 42		
PITCHER	IP	WLS	BF	H	R	ER	SO	BB	IBB	HBP	BLK	WP	HR	S	P	ERA	WHIP							
Fred Norman, L ERA: 3.06 (1, 1)	7.0	L	30	8	4	4	4	2	0	0	0	1	1	36	44	5.14	1.429							
Dale Murray, R ERA: 4.85 (8, 1)	1.0		6	2	2	2	1	1	0	0	0	0	0	7	11	18.00	3.000							
Joe Henderson, R ERA: 12.0 (9, 1)	1.0		6	3	2	2	0	0	0	0	0	0	1	6	6	18.00	3.000							

Houston Astros @ Cincinnati Reds
Riverfront Stadium, Cincinnati, OH
Sat Jul 16 1977, 7:05 PM EDT
Att: 52,286 - Unknown

AB	37
R	8
H	13
RBI	8
BB	3
SO	5
LOB	13

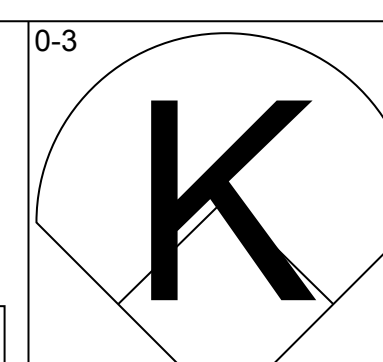
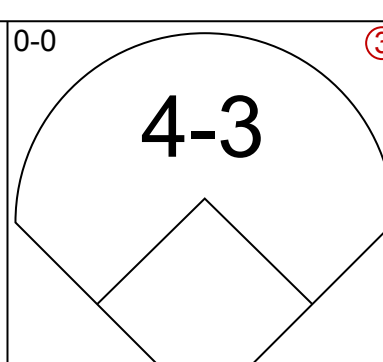
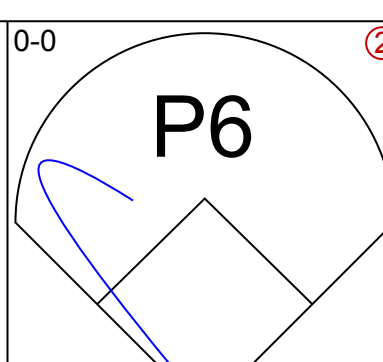
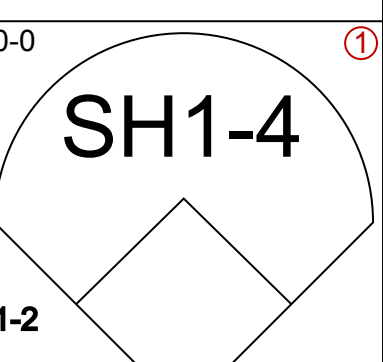
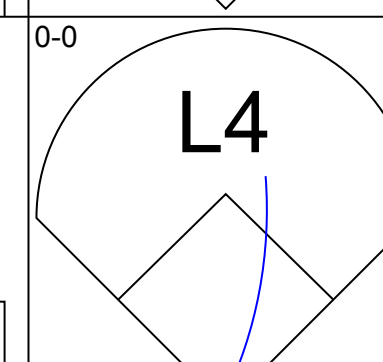
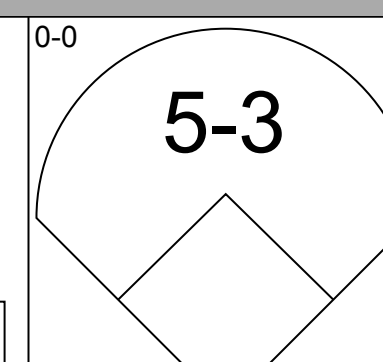
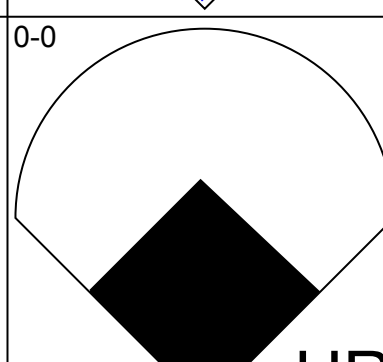
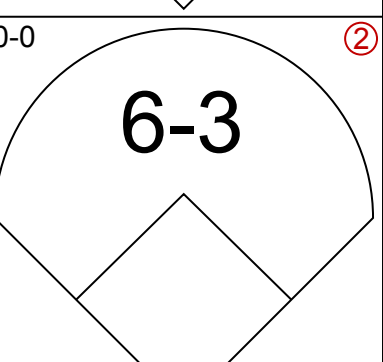
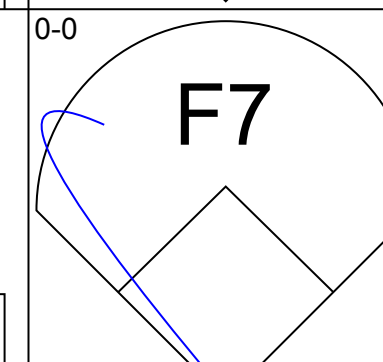
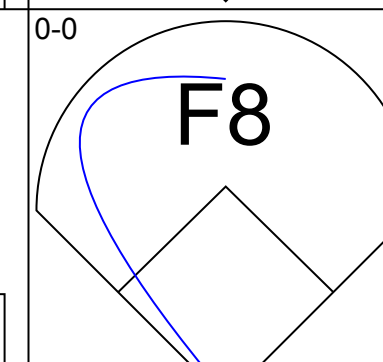
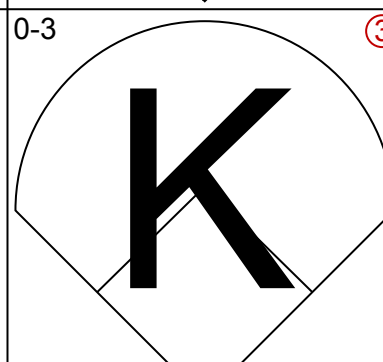
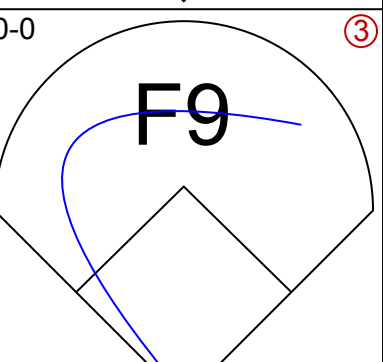
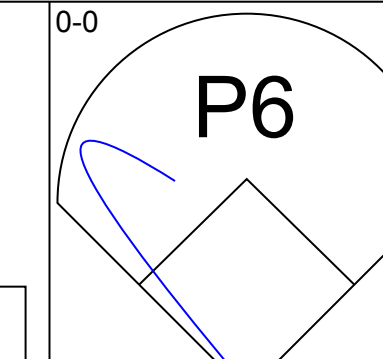
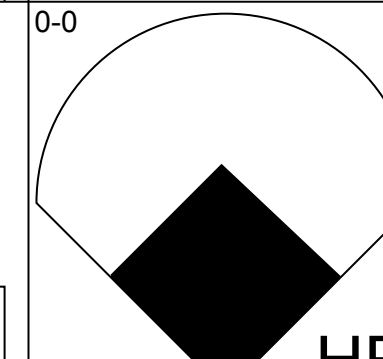
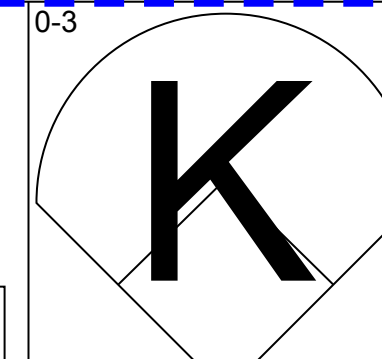
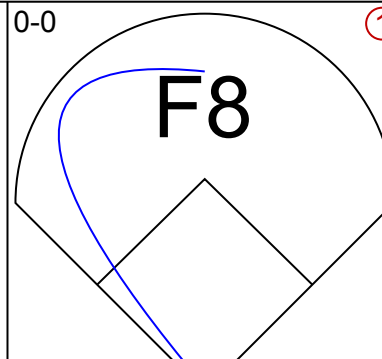
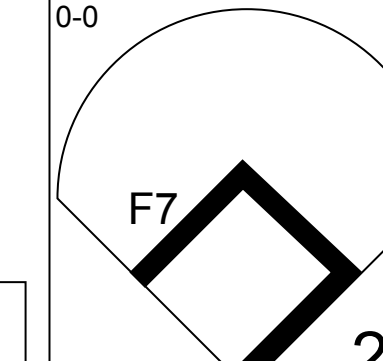
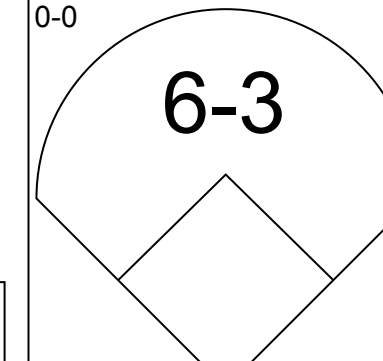
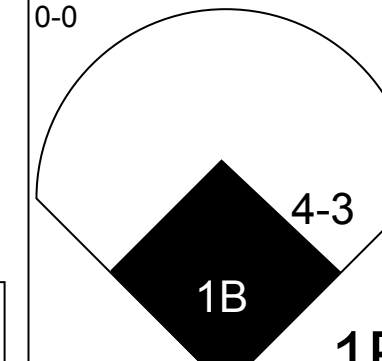
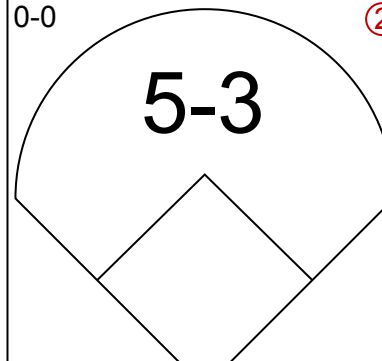
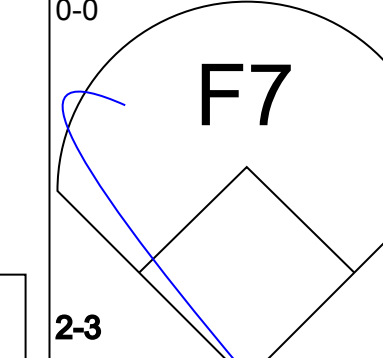
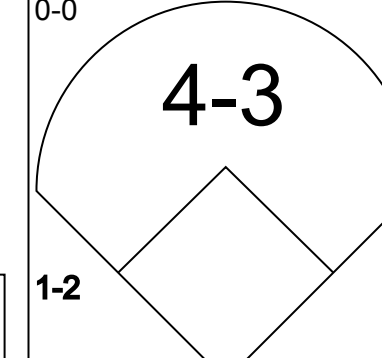
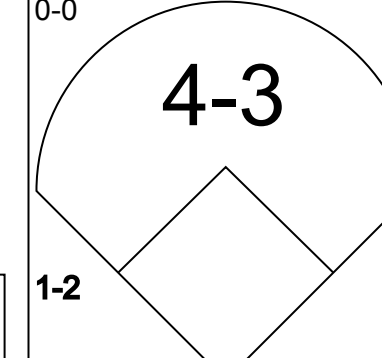
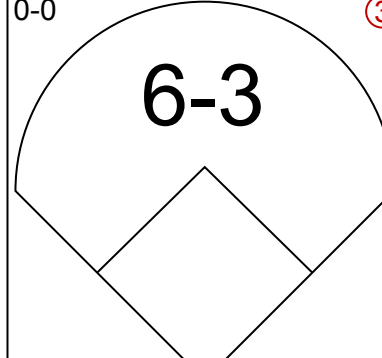
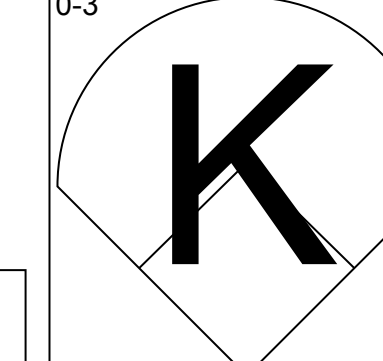
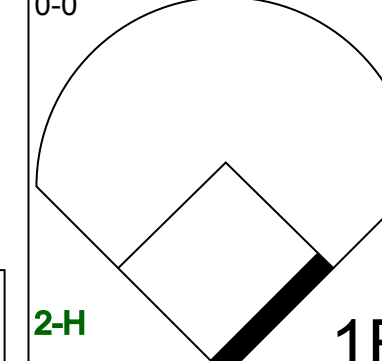
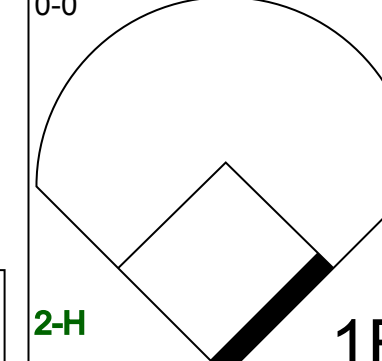
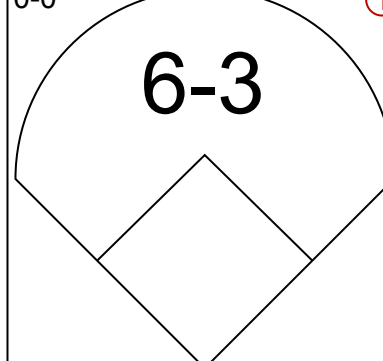
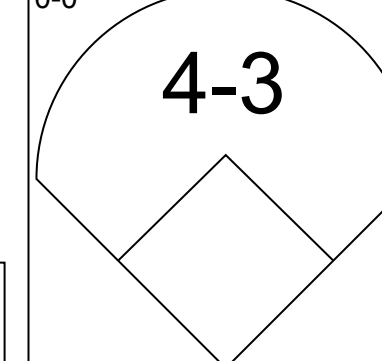
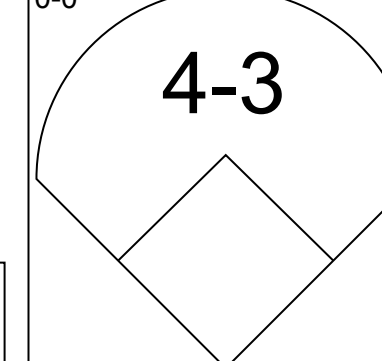
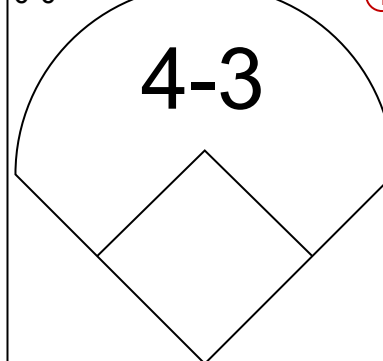
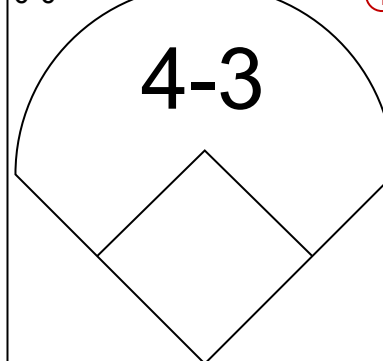


Batter	1	2	3	4	5	6	7	8	9	AB	R	H	RBI	BB	SO	LOB	BOTTOM							
Pete Rose, S OBP: 0.399, SLG: 0.444 (1, 5)										4	0	0	0	0	0	3								
Dan Driessen, L OBP: 0.386, SLG: 0.485 (1, 3)										4	0	0	0	0	2	5								
Joe Morgan, L OBP: 0.440, SLG: 0.491 Rick Auerbach, R OBP: 0.308, SLG: 0.200 (9, 4)										3	0	0	0	1	1	2								
George Foster, R OBP: 0.376, SLG: 0.633 (1, 8)										4	0	1	0	0	1	3								
Johnny Bench, R OBP: 0.342, SLG: 0.576 Joe Henderson, L (9, 1)										3	0	1	0	1	1	1								
Mike Lum, L OBP: 0.214, SLG: 0.250 Ed Armbrister, R OBP: 0.423, SLG: 0.591 (8, PH) (9, 9)										3	0	1	0	0	0	1								
Champ Summers, L OBP: 0.275, SLG: 0.500 Bob Bailey, R OBP: 0.357, SLG: 0.388 (8, PH) (9, 7)										3	0	0	0	0	2	3								
Dave Concepcion, R OBP: 0.343, SLG: 0.413 (1, 6)										3	0	2	0	1	0	0								
Fred Norman, S OBP: 0.114, SLG: 0.114 Ken Griffey, L OBP: 0.393, SLG: 0.497 (7, PH) Dale Murray, R (8, 1)										2	0	0	0	0	1	2								
Bill Plummer, R OBP: 0.281, SLG: 0.213 (9, 2)										1	0	0	0	0	0	0								
Inning Stats	R: 0 E: 0 K: 2 S: 7	H: 0 LOB: 0 BB: 0 P: 7	R: 0 E: 0 K: 1 S: 5	H: 0 LOB: 1 BB: 1 P: 9	R: 0 E: 0 K: 0 S: 3	H: 0 LOB: 0 BB: 0 P: 3	R: 0 E: 0 K: 2 S: 8	H: 1 LOB: 3 BB: 0 P: 8	R: 0 E: 0 K: 2 S: 9	H: 2 LOB: 2 BB: 0 P: 9	R: 0 E: 0 K: 0 S: 3	H: 0 LOB: 2 BB: 2 P: 11	R: 0 E: 0 K: 2 S: 8	H: 1 LOB: 1 BB: 0 P: 8	R: 0 E: 0 K: 0 S: 3	H: 0 LOB: 0 BB: 0 P: 3	1B: 3 2B: 2 3B: 0 HR: 0	SF: 0 SAC: 0 DP: 0 HBP: 0	WP: 0 PB: 0 SB: 0 CS: 0	PA: 37				
PITCHER	IP	WLS	BF	H	R	ER	SO	BB	IBB	HBP	BLK	WP	HR	S	P	ERA	WHIP							
J.R. Richard, R ERA: 2.69 (1, 1)	6.0	W	27	4	0	0	7	4	0	0	0	0	0	37	53	0.00	1.333							
Joe Sambito, L ERA: 2.22 (7, 1)	3.0	S	10	1	0	0	2	0	0	0	0	0	0	14	14	0.00	0.333							

Houston Astros @ Cincinnati Reds
Riverfront Stadium, Cincinnati, OH
Sat Jul 16 1977, 7:05 PM EDT
Att: 52,286 - Unknown

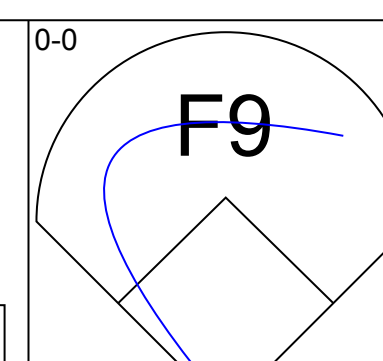
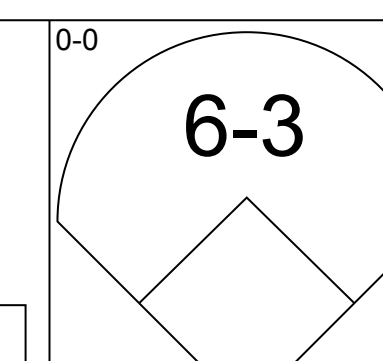
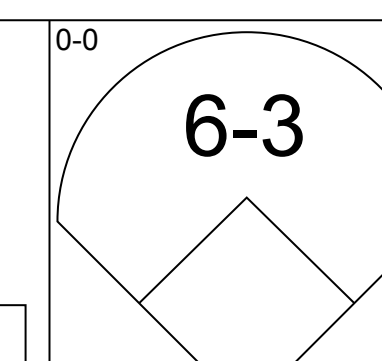
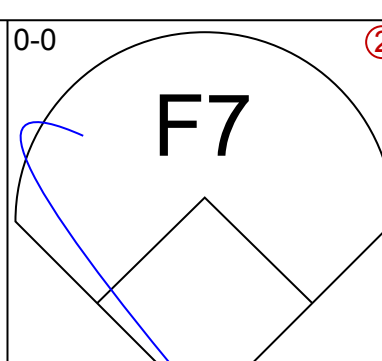
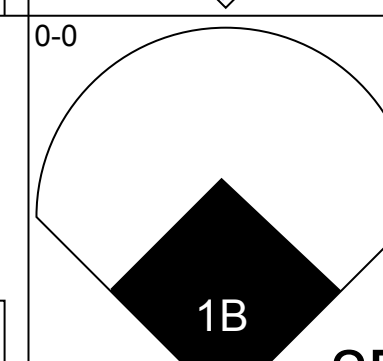
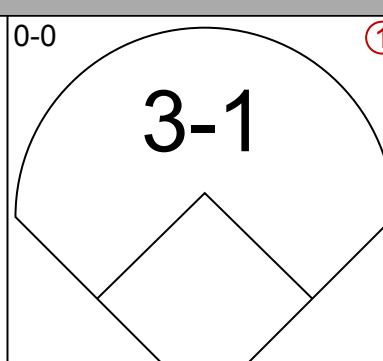
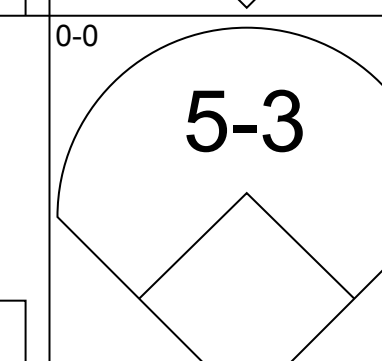
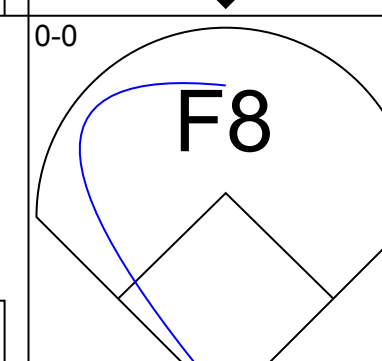
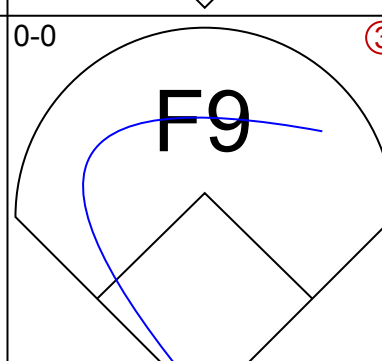
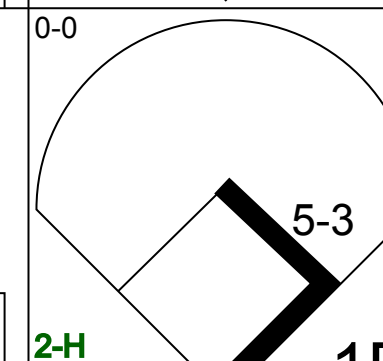
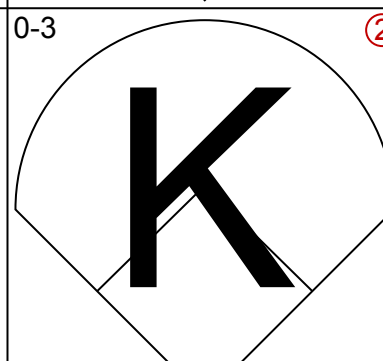
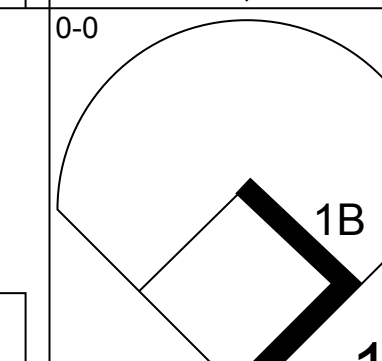
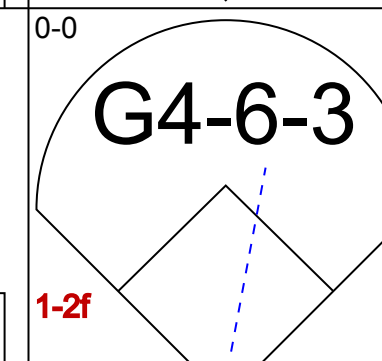
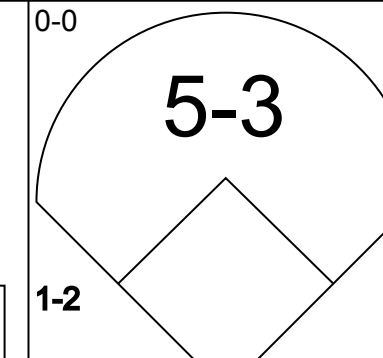
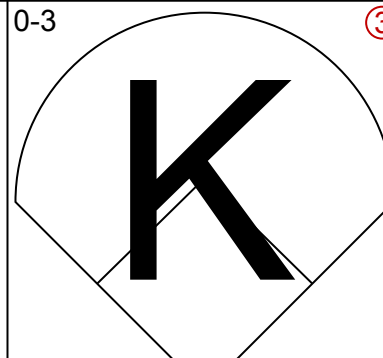
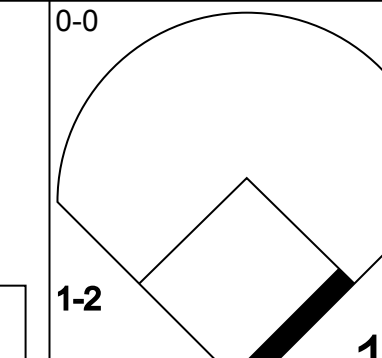

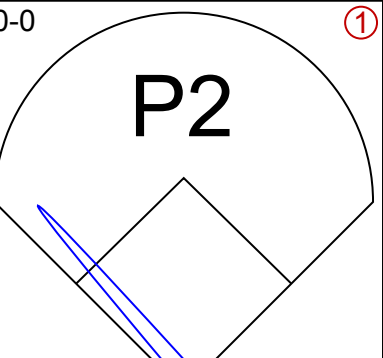
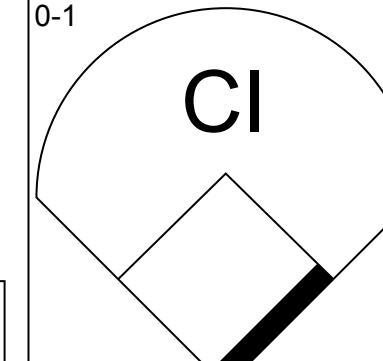
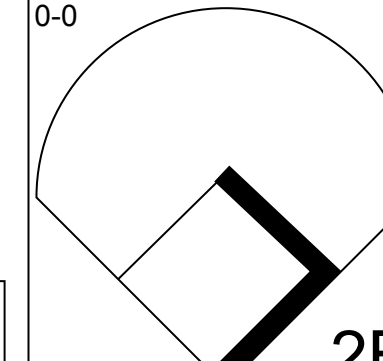
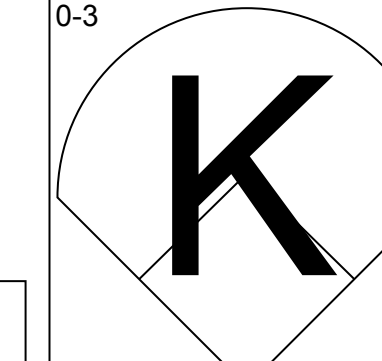
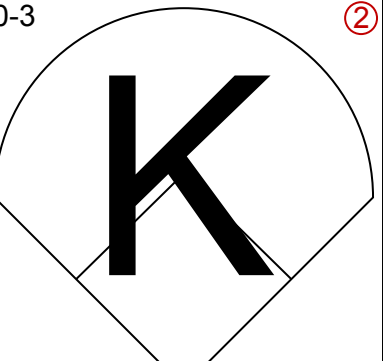
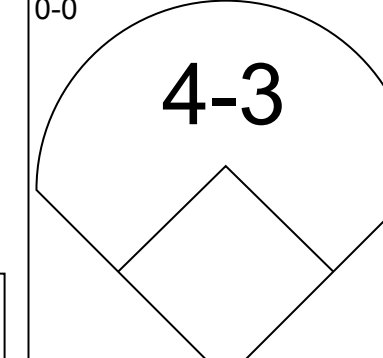
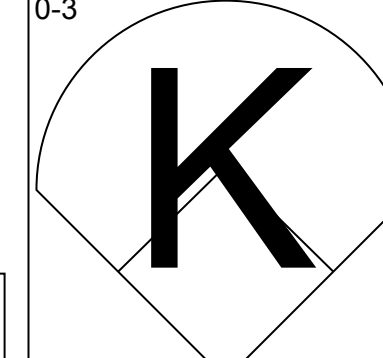
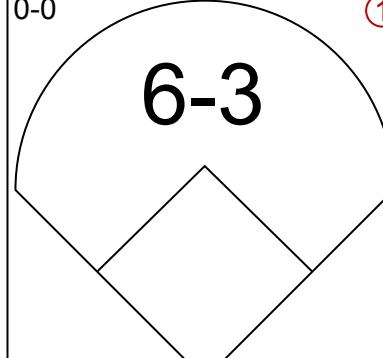
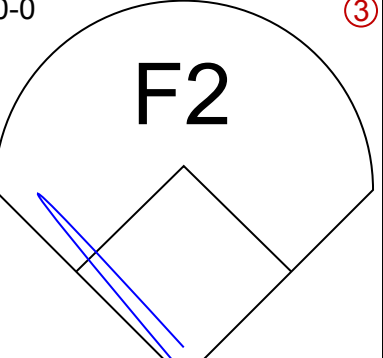
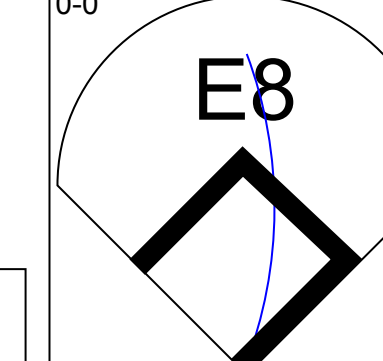
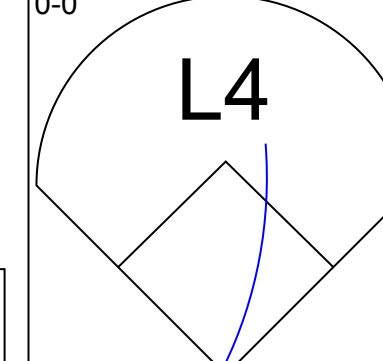
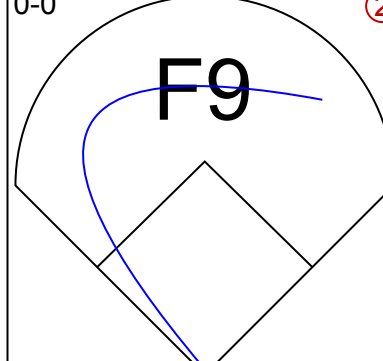
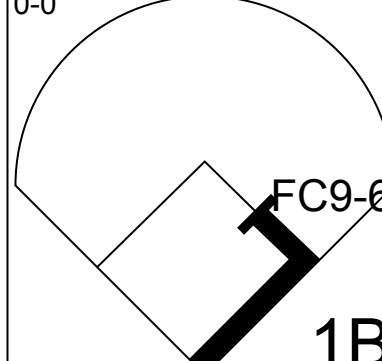
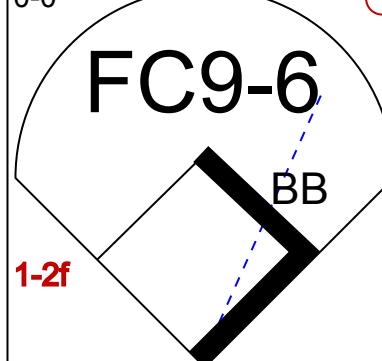
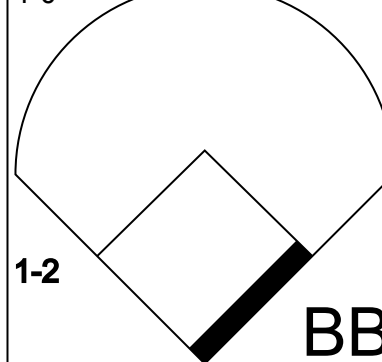
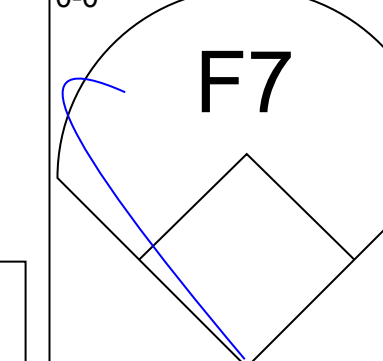
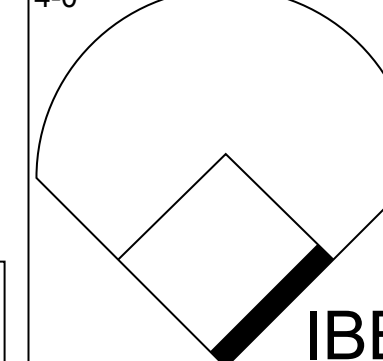
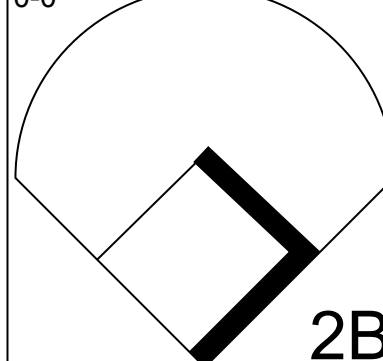
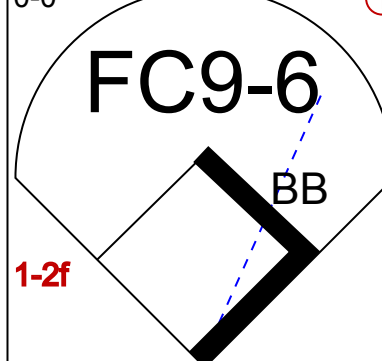
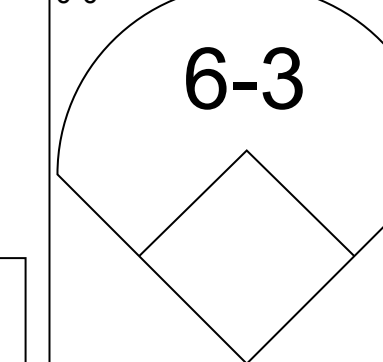
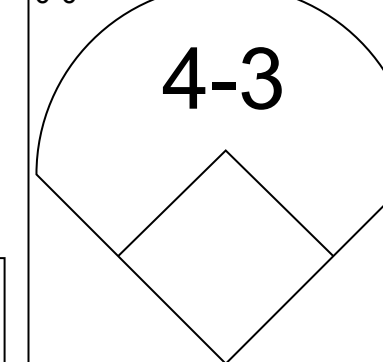
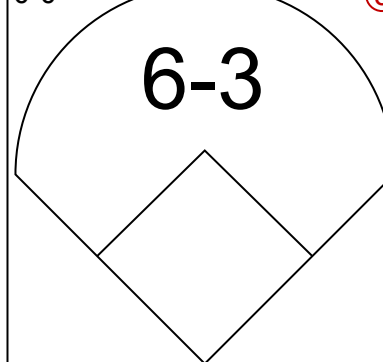
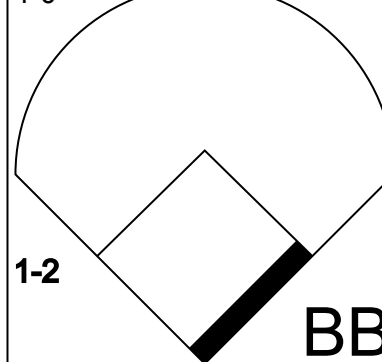
AB	32
R	0
H	5
RBI	0
BB	4
SO	9
LOB	22



Batter	1	2	3	4	5	6	7	8	9	AB	R	H	RBI	BB	SO	LOB	TOP				
Terry Puhl, L (1, 8) OBP: 0.182, SLG: 0.227										3	0	0	0	0	1	0	Houston Astros @ Cincinnati Reds Riverfront Stadium, Cincinnati, OH Sun Jul 17 1977, 3:33 AM EDT Att: 37,499 - Unknown				
Enos Cabell, R (1, 5) OBP: 0.314, SLG: 0.423										4	1	1	1	0	0	1					
Jose Cruz, L (1, 9) OBP: 0.362, SLG: 0.482										4	0	0	0	0	1	1					
Bob Watson, R (1, 3) OBP: 0.349, SLG: 0.482										4	1	1	1	0	1	0					
Joe Ferguson, R (1, 2) OBP: 0.378, SLG: 0.458										4	1	2	0	0	0	0					
Wilbur Howard, S (1, 7) OBP: 0.257, SLG: 0.289										4	0	0	0	0	0	2					
Julio Gonzalez, R (1, 4) OBP: 0.302, SLG: 0.345										3	0	1	1	0	1	1					
Roger Metzger, S (1, 6) OBP: 0.254, SLG: 0.276										3	0	0	0	0	0	1					
Mark Lemongello, R (1, 1) OBP: 0.029, SLG: 0.029										2	0	0	0	0	1	0					
Joe Niekro, R (7, 1) OBP: 0.250, SLG: 0.250										1	0	1	0	0	0	0					
Inning Stats	R: 0 E: 0 K: 1 S: 5	H: 0 LOB: 0 BB: 0 P: 5	R: 0 E: 0 K: 1 S: 6	H: 1 LOB: 1 BB: 0 P: 6	R: 0 E: 0 K: 1 S: 5	H: 0 LOB: 0 BB: 0 P: 5	R: 1 E: 0 K: 0 S: 4	H: 1 LOB: 0 BB: 0 P: 4	R: 0 E: 0 K: 0 S: 3	H: 0 LOB: 0 BB: 0 P: 3	R: 1 E: 0 K: 1 S: 6	H: 1 LOB: 0 BB: 0 P: 6	R: 1 E: 0 K: 1 S: 7	H: 2 LOB: 1 BB: 0 P: 7	R: 0 E: 0 K: 0 S: 4	H: 1 LOB: 1 BB: 0 P: 4	R: 0 E: 0 K: 0 S: 3	H: 0 LOB: 0 BB: 0 P: 3	1B: 3 2B: 1 3B: 0 HR: 2	SF: 0 SAC: 1 DP: 0 HBP: 0	WP: 0 PA: 33 PB: 0 SB: 0 CS: 0
PITCHER	IP	WLS	BF	H	R	ER	SO	BB	IBB	HBP	BLK	WP	HR	S	P	ERA	WHIP				
Doug Capilla, L (1, 1) ERA: 4.45	6.0	L	21	3	2	2	4	0	0	0	0	0	2	29	29	3.00	0.500				
Jack Billingham, R (7, 1) ERA: 4.51	3.0	S	12	3	1	1	1	0	0	0	0	0	0	14	14	3.00	1.000				

AB	32
R	3
H	6
RBI	3
BB	0
SO	5
LOB	6



Batter	1	2	3	4	5	6	7	8	9	AB	R	H	RBI	BB	SO	LOB	BOTTOM				
Pete Rose, S (1, 5) OBP: 0.397, SLG: 0.441										5	0	1	0	0	0	3	Houston Astros @ Cincinnati Reds Riverfront Stadium, Cincinnati, OH Sun Jul 17 1977, 3:33 AM EDT Att: 37,499 - Unknown				
Champ Summers, L (1, 9) OBP: 0.392, SLG: 0.488										5	1	1	0	0	0	3					
Dan Driessen, L (1, 3) OBP: 0.387, SLG: 0.485										4	0	2	1	0	1	1					
George Foster, R (1, 8) OBP: 0.374, SLG: 0.629										4	0	1	0	0	1	1					
Johnny Bench, R (1, 2) OBP: 0.342, SLG: 0.577										3	0	1	0	0	2	2					
Mike Lum, L (1, 7) OBP: 0.200, SLG: 0.232										4	0	0	0	0	1	3					
Ray Knight, R (1, 4) OBP: 0.381, SLG: 0.526										3	0	0	0	0	0	1					
Cesar Geronimo, L (9, PH) OBP: 0.340, SLG: 0.399										1	0	1	0	0	0	0					
Rick Auerbach, R (9, PR) OBP: 0.308, SLG: 0.200										0	0	0	0	0	0	0					
Dave Concepcion, R (1, 6) OBP: 0.345, SLG: 0.415										3	0	1	0	1	0	2					
Doug Capilla, L (1, 1) OBP: 0.392, SLG: 0.496										2	0	0	0	0	0	3					
Ken Griffey, L (6, PH) OBP: 0.184, SLG: 0.204										1	0	0	0	0	0	1					
Jack Billingham, R (7, 1) OBP: 0.342, SLG: 0.491										0	0	0	0	0	0	0					
Joe Morgan, L (9, PH) OBP: 0.442, SLG: 0.491										0	0	0	0	1	0	0					
Inning Stats	R: 1 E: 1 K: 0 S: 6	H: 2 LOB: 2 BB: 0 P: 6	R: 0 E: 1 K: 0 S: 4	H: 0 LOB: 1 BB: 0 P: 4	R: 0 E: 0 K: 2 S: 7	H: 0 LOB: 0 BB: 0 P: 7	R: 0 E: 0 K: 1 S: 6	H: 1 LOB: 2 BB: 1 P: 10	R: 0 E: 0 K: 1 S: 7	H: 2 LOB: 2 BB: 0 P: 7	R: 0 E: 0 K: 0 S: 4	H: 1 LOB: 1 BB: 0 P: 4	R: 0 E: 0 K: 0 S: 3	H: 1 LOB: 0 BB: 0 P: 3	R: 0 E: 0 K: 1 S: 5	H: 0 LOB: 0 BB: 0 P: 5	R: 0 E: 0 K: 0 S: 4	H: 1 LOB: 2 BB: 1 P: 8	1B: 5 2B: 3 3B: 0 HR: 0	SF: 0 SAC: 0 DP: 1 HBP: 0	WP: 0 PA: 38 PB: 0 SB: 0 CS: 0
PITCHER	IP	WLS	BF	H	R	ER	SO	BB	IBB	HBP	BLK	WP	HR	S	P	ERA	WHIP				
Mark Lemongello, R (1, 1) ERA: 4.15	6.0	W	27	6	1	1	4	0	0	0	0	0	0	34	38	1.50	1.000				
Joe Niekro, R (7, 1) ERA: 3.09	3.0	S	11	2	0	0	1	1	0	0	0	0	0	12	16	0.00	1.000				

AB	35
R	1
H	8
RBI	1
BB	2
SO	5
LOB	20



Batter	1	2	3	4	5	6	7	8	9	AB	R	H	RBI	BB	SO	LOB	TOP			
Terry Puhl, L OBP: 0.231, SLG: 0.208 (1, 7)	0-0 4-3		4-0 BB		4-0 BB			0-0 F8		2	0	0	0	2	0	0	Houston Astros @ St. Louis Cardinals Busch Stadium, St. Louis, MO Thu Jul 21 1977, 7:05 PM CDT Att: 15,743 - Unknown			
Enos Cabell, R OBP: 0.313, SLG: 0.421 (1, 5)	0-0 F7		0-0 5-3		0-0 4-3			0-0 FC4-6 1B		4	0	1	0	0	0	2				
Cesar Cedeno, R OBP: 0.318, SLG: 0.295 (1, 8)	0-0 F8			0-0 L4		0-0 F7		0-0 FC4-6 1-2		4	0	0	0	0	0	1				
Bob Watson, R OBP: 0.345, SLG: 0.476 (1, 3)		0-3 K		0-0 5-3		0-0 4-3		0-0 4-3		4	0	0	0	0	1	1				
Jose Cruz, L OBP: 0.366, SLG: 0.487 (1, 9)		4-0 5-3 BB		0-0 2B		0-0 1B		0-0 4-3		3	0	2	0	1	0	0				
Joe Ferguson, R OBP: 0.379, SLG: 0.455 (1, 2)		0-0 5-3 1-3		4-0 BB		0-0 6-3		4-0 G4-6-3 BB		2	0	0	0	2	0	2				
Julio Gonzalez, R OBP: 0.299, SLG: 0.341 (1, 4)		0-0 G3		0-0 1-3			0-0 4-3	0-0 G4-6-3 1-2		4	0	0	0	0	0	4				
Roger Metzger, S OBP: 0.248, SLG: 0.269 (1, 6)			0-0 F7		0-0 4-3		0-0 6-3			3	0	0	0	0	0	0				
J.R. Richard, R OBP: 0.208, SLG: 0.327 (7, PH)			0-0 F8		0-3 K		0-0 4-3			2	0	0	0	0	1	0				
Art Gardner, L OBP: 0.179, SLG: 0.148 (7, PH)										1	0	0	0	0	0	0				
Joe Sambito, L OBP: 0.143, SLG: 0.143 (7, 1)										0	0	0	0	0	0	0				
Inning Stats	R: 0 E: 0 K: 0 S: 3	H: 0 LOB: 0 BB: 0 P: 3	R: 0 E: 0 K: 1 S: 5	H: 0 LOB: 1 BB: 1 P: 9	R: 0 E: 0 K: 0 S: 3	H: 0 LOB: 1 BB: 1 P: 7	R: 0 E: 0 K: 0 S: 4	H: 1 LOB: 2 BB: 1 P: 8	R: 0 E: 0 K: 1 S: 5	H: 0 LOB: 1 BB: 1 P: 9	R: 0 E: 0 K: 0 S: 4	H: 0 LOB: 0 BB: 0 P: 3	R: 0 E: 0 K: 0 S: 4	H: 1 LOB: 1 BB: 1 P: 4	R: 0 E: 0 K: 0 S: 2	H: 0 LOB: 0 BB: 1 P: 6	1B: 2 2B: 1 3B: 0 HR: 0	SF: 0 SAC: 0 DP: 1 HBP: 0	WP: 0 PB: 0 SB: 2 CS: 0	PA: 34
PITCHER Bob Forsch, R ERA: 3.76 (1, 1)	IP: 9.0 WLS: W BF: 34 H: 3 R: 0 ER: 0 SO: 2 BB: 5 IBB: 0 HBP: 0 BLK: 0 WP: 0 HR: 0 S: 33 P: 53 ERA: 0.00 WHIP: 0.889															PITCHER				

Batter	1	2	3	4	5	6	7	8	9	AB	R	H	RBI	BB	SO	LOB	BOTTOM			
Jerry Mumphrey, S OBP: 0.396, SLG: 0.460 (1, 9)	0-3 K		0-0 4-3			0-0 3B 1B		4-0 BB		3	1	1	0	1	1	0	Houston Astros @ St. Louis Cardinals Busch Stadium, St. Louis, MO Thu Jul 21 1977, 7:05 PM CDT Att: 15,743 - Unknown			
Gary Templeton, S OBP: 0.326, SLG: 0.430 (1, 6)	0-3 K			0-0 4-3 S 3-4-3 1B		0-0 G3 3B		0-0 F9		4	2	2	1	0	1	1				
Tony Scott, S OBP: 0.375, SLG: 0.419 (1, 8)	0-0 4-3			0-0 4-3 1-3		4-0 G3 BB		0-0 F8		3	0	0	0	1	0	2				
Ted Simmons, S OBP: 0.413, SLG: 0.528 (1, 2)		0-0 G3		0-0 3-4-3		0-0 G3		1-2 3-H		3	0	0	2	0	0	1				
Lou Brock, L OBP: 0.314, SLG: 0.378 (1, 7)		0-0 4-3		0-0 4-3		0-0 L7				3	0	0	0	0	0	1				
Keith Hernandez, L OBP: 0.404, SLG: 0.470 (1, 3)		0-0 HR			0-3 K		0-0 F9			3	1	1	1	0	1	0				
Ken Reitz, R OBP: 0.320, SLG: 0.459 (1, 5)		0-0 4-3			0-0 5-3		0-3 K			3	0	0	0	0	1	0				
Mike Tyson, R OBP: 0.304, SLG: 0.353 (1, 4)			0-3 K		0-0 F8		0-0 1-6-3			3	0	0	0	0	1	0				
Bob Forsch, R OBP: 0.196, SLG: 0.224 (1, 1)			0-3 K			0-3 K		0-0 6-3		3	0	0	0	0	2	0				
Inning Stats	R: 0 E: 0 K: 2 S: 7	H: 0 LOB: 0 BB: 0 P: 7	R: 1 E: 0 K: 0 S: 4	H: 1 LOB: 0 BB: 0 P: 4	R: 0 E: 0 K: 2 S: 7	H: 0 LOB: 0 BB: 0 P: 7	R: 1 E: 0 K: 0 S: 4	H: 1 LOB: 0 BB: 0 P: 4	R: 0 E: 0 K: 1 S: 5	H: 0 LOB: 0 BB: 0 P: 5	R: 2 E: 0 K: 1 S: 7	H: 2 LOB: 1 BB: 1 P: 11	R: 0 E: 0 K: 1 S: 5	H: 0 LOB: 0 BB: 0 P: 5	R: 0 E: 0 K: 0 S: 3	H: 0 LOB: 1 BB: 1 P: 7		1B: 2 2B: 0 3B: 1 HR: 1	SF: 0 SAC: 0 DP: 0 HBP: 0	WP: 0 PB: 0 SB: 2 CS: 0
PITCHER J.R. Richard, R ERA: 2.81 (1, 1)	IP: 6.0 WLS: L BF: 23 H: 4 R: 4 ER: 4 SO: 6 BB: 1 IBB: 0 HBP: 0 BLK: 0 WP: 0 HR: 1 S: 34 P: 38 ERA: 6.00 WHIP: 0.833															PITCHER Joe Sambito, L ERA: 2.14 (7, 1)				

AB	29
R	0
H	3
RBI	0
BB	5
SO	2
LOB	10



AB	28
R	4
H	4
RBI	4
BB	2
SO	7
LOB	5



Batter	1	2	3	4	5	6	7	8	9	AB	R	H	RBI	BB	SO	LOB	TOP					
Terry Puhl, L (1,7) Wilbur Howard, S (7,PH) OBP: 0.241, SLG: 0.192 OBP: 0.262, SLG: 0.286	4-3		K			1B	F9		5-3 1B	2	1	0	0	1	1	0						
Enos Cabell, R (1,5) OBP: 0.312, SLG: 0.416	FC1-5 BB			4-3			F7		5-3	4	0	0	0	1	1	3						
Cesar Cedeno, R (1,8) OBP: 0.319, SLG: 0.292	FC1-5			FC6 BB			L7		F5	3	0	0	0	2	0	2						
Bob Watson, R (1,3) OBP: 0.348, SLG: 0.481	F9			FC6			1B		E7 1B	5	1	3	2	0	0	2						
Joe Ferguson, R (1,2) OBP: 0.381, SLG: 0.456		F8		F5			1B		1B	4	0	2	2	0	0	1						
Jose Cruz, L (1,9) OBP: 0.366, SLG: 0.485		CS BB				K	P6		1B	3	0	1	0	1	1	2						
Julio Gonzalez, R (1,4) OBP: 0.295, SLG: 0.336	4-3					5-3			F9	4	0	0	0	0	1	3						
Roger Metzger, S (1,6) OBP: 0.256, SLG: 0.276			6-3						E6 SH3-4	4	1	2	0	0	0	0						
Mark Lemongello, R (1,1) OBP: 0.027, SLG: 0.027			K			K			SH3-4	2	0	0	0	0	2	1						
Inning Stats	R: 0 E: 0 K: 0 S: 3	H: 0 LOB: 1 BB: 1 P: 7	R: 0 E: 0 K: 0 S: 2	H: 0 LOB: 0 BB: 1 P: 6	R: 0 E: 0 K: 2 S: 7	H: 0 LOB: 0 BB: 0 P: 7	R: 0 E: 0 K: 0 S: 3	H: 0 LOB: 1 BB: 1 P: 7	R: 0 E: 0 K: 2 S: 8	H: 1 LOB: 1 BB: 0 P: 8	R: 1 E: 0 K: 0 S: 5	H: 2 LOB: 2 BB: 1 P: 9	R: 0 E: 1 K: 1 S: 6	H: 0 LOB: 1 BB: 0 P: 6	R: 1 E: 1 K: 1 S: 8	H: 3 LOB: 2 BB: 0 P: 8	R: 2 E: 0 K: 0 S: 4	H: 2 LOB: 2 BB: 2 P: 12	1B: 7 2B: 1 3B: 0 HR: 0	SF: 0 SAC: 2 DP: 0 HBP: 0	WP: 0 PB: 0 SB: 1 CS: 1	PA: 40
PITCHER	IP	WLS	BF	H	R	ER	SO	BB	IBB	HBP	BLK	WP	HR	S	P	ERA	WHIP					
Tom Underwood, L (1,1) ERA: 4.98	7.0		28	3	1	1	5	4	0	0	0	0	0	34	50	1.29	1.000					
Rawly Eastwick, R (8,1) ERA: 3.24	0.2		5	3	1	1	1	0	0	0	0	0	0	7	7	13.50	4.500					
Clay Carroll, R (8,1) ERA: 2.3	1.1	L	7	2	2	2	0	0	2	0	0	0	0	5	13	13.50	1.500					
Batter	1	2	3	4	5	6	7	8	9	AB	R	H	RBI	BB	SO	LOB	BOTTOM					
Jerry Mumphrey, S (1,9) OBP: 0.396, SLG: 0.459	6-3		F8 FC6-5 1B		E1 1B		P4		6-3	5	1	2	0	0	0	0						
Gary Templeton, S (1,6) OBP: 0.325, SLG: 0.428	K		FC6-5		1B		G3			4	0	1	1	0	1	2						
Tony Scott, S (1,8) OBP: 0.377, SLG: 0.418	L9		F8		1B					3	0	1	1	1	0	2						
Ted Simmons, S (1,2) OBP: 0.411, SLG: 0.525		FC1-5 1B	F7		F8		4-3			4	0	1	0	0	0	4						
Lou Brock, L (1,7) OBP: 0.310, SLG: 0.373	FC1-6			4-3		L7				4	0	0	0	0	1	2						
Hector Cruz, R (9,7) OBP: 0.355, SLG: 0.371								K		0	0	0	0	0	0	0						
Keith Hernandez, L (1,3) OBP: 0.402, SLG: 0.466				K				4-3		3	0	0	0	1	1	0						
Ken Reitz, R (1,5) OBP: 0.319, SLG: 0.456								4-3		4	0	1	0	0	0	2						
Mike Tyson, R (1,4) OBP: 0.304, SLG: 0.353									F8	3	0	1	0	0	0	3						
Dave Rader, L (9,PH) OBP: 0.336, SLG: 0.441	4-3				F3					1	0	0	0	0	0	0						
Tom Underwood, R (1,1) OBP: 0.278, SLG: 0.143										3	1	2	0	0	1	1						
Rawly Eastwick, R (8,1) OBP: 0.300, SLG: 0.222										0	0	0	0	0	0	0						
Clay Carroll, R (8,1) OBP: 0.100, SLG: 0.100										0	0	0	0	0	0	0						
Dane Iorg, L (9,PH) OBP: 0.231, SLG: 0.237			FC6-5 1B		E 1B					1	0	0	0	0	0	0						
Inning Stats	R: 0 E: 0 K: 1 S: 5	H: 0 LOB: 0 BB: 0 P: 5	R: 0 E: 0 K: 0 S: 4	H: 1 LOB: 2 BB: 1 P: 8	R: 0 E: 0 K: 0 S: 5	H: 2 LOB: 2 BB: 0 P: 5	R: 0 E: 0 K: 1 S: 6	H: 1 LOB: 1 BB: 0 P: 6	R: 2 E: 1 K: 0 S: 6	H: 4 LOB: 1 BB: 0 P: 6	R: 0 E: 0 K: 1 S: 6	H: 1 LOB: 1 BB: 0 P: 6	R: 0 E: 0 K: 0 S: 3	H: 0 LOB: 1 BB: 1 P: 7	R: 0 E: 0 K: 1 S: 5	H: 0 LOB: 0 BB: 0 P: 5	R: 0 E: 0 K: 0 S: 3	H: 0 LOB: 0 BB: 0 P: 3	1B: 9 2B: 0 3B: 0 HR: 0	SF: 0 SAC: 0 DP: 0 HBP: 0	WP: 0 PB: 0 SB: 2 CS: 0	PA: 37
PITCHER	IP	WLS	BF	H	R	ER	SO	BB	IBB	HBP	BLK	WP	HR	S	P	ERA	WHIP					
Mark Lemongello, R (1,1) ERA: 3.99	9.0	W	37	9	2	2	4	2	0	0	0	0	0	43	51	2.00	1.222					

Houston Astros @ St. Louis Cardinals
 Busch Stadium, St. Louis, MO
 Fri Jul 22, 1977, 7:05 PM CDT
 Att: 20,744 - Unknown

AB 32
 R 4
 H 8
 RBI 4
 BB 6
 SO 6
 LOB 15



Houston Astros @ St. Louis Cardinals
 Busch Stadium, St. Louis, MO
 Fri Jul 22, 1977, 7:05 PM CDT
 Att: 20,744 - Unknown

AB 35
 R 2
 H 9
 RBI 2
 BB 2
 SO 4
 LOB 16



Batter	1	2	3	4	5	6	7	8	9	10	11	AB	R	H	RBI	BB	SO	LOB	TOP						
Terry Puhl, L OBP: 0.286, SLG: 0.200 (1, 7)	4-0 BB E		0-0 L8			0-0 G6-4-3 1B	0-0 6-3			4-0 SH1-4 BB	0-3 K	4	0	1	0	2	1	1							
Enos Cabell, R OBP: 0.311, SLG: 0.415 (1, 5)	0-0 E5 1-2		0-0 G4-3 1B			0-0 G6-4-3 1-2f				0-0 SH1-4 1-2		4	0	1	0	0	0	2							
Cesar Cedeno, R OBP: 0.318, SLG: 0.294 (1, 8)	0-0 F7		0-0 G4-3 1-2f			0-0 1B 2B				0-0 F5		5	1	1	0	0	0	4							
Bob Watson, R OBP: 0.355, SLG: 0.486 (1, 3)	0-0 F8					4-0 1B BB				0-0 2B		3	1	2	0	2	0	2							
Jose Cruz, L OBP: 0.366, SLG: 0.481 (1, 9)	0-0 P4					0-0 FC4 1B CS				0-0 F7		5	0	1	1	0	0	6							
Ed Herrmann, L OBP: 0.250, SLG: 0.235 Art Gardner, L OBP: 0.179, SLG: 0.148 Bo McLaughlin, R (11, 1)			0-0 4-3			0-0 F5 1-2f				0-0 F8		5	0	2	1	0	0	1							
Julio Gonzalez, R OBP: 0.294, SLG: 0.334 (1, 4)			0-0 FC4-6 1B			0-0 1-3 F5				0-0 4-3		5	0	1	0	0	0	3							
Roger Metzger, S OBP: 0.254, SLG: 0.268 (1, 6)			0-0 FC4-6 1-2f			0-3 K				4-0 F2		4	0	0	0	1	1	3							
Dan Larson, R OBP: 0.307, SLG: 0.308 Joe Ferguson, R OBP: 0.379, SLG: 0.456 (11, 2)			0-0 1-3			0-3 K				0-0 F3		4	0	0	0	0	2	2							
Inning Stats	R: 0 E: 1 K: 0 S: 4	H: 0 LOB: 2 BB: 1 P: 8	R: 0 E: 0 K: 0 S: 4	H: 1 LOB: 1 BB: 0 P: 4	R: 0 E: 0 K: 0 S: 3	H: 1 LOB: 0 BB: 0 P: 3	R: 0 E: 0 K: 2 S: 7	H: 0 LOB: 0 BB: 0 P: 7	R: 2 E: 0 K: 1 S: 6	H: 4 LOB: 2 BB: 1 P: 10	R: 0 E: 0 K: 1 S: 5	H: 0 LOB: 0 BB: 0 P: 5	R: 0 E: 0 K: 0 S: 4	H: 1 LOB: 1 BB: 0 P: 4	R: 0 E: 0 K: 0 S: 3	H: 0 LOB: 2 BB: 1 P: 7	R: 0 E: 0 K: 0 S: 3	H: 0 LOB: 2 BB: 2 P: 11	R: 0 E: 1 K: 1 S: 7	H: 1 LOB: 1 BB: 0 P: 7	1B: 7 2B: 2 3B: 0 HR: 0	SF: 1 SAC: 1 DP: 2 HBP: 0	WP: 0 PB: 0 SB: 0 CS: 1	PA: 46	
PITCHER	IP 7.2	WLS 2.1	BF 31	H 0	R 0	ER 0	SO 3	BB 2	IBB 1	HBP 0	BLK 0	WP 0	HR 0	S 35	P 43	ERA 2.35	WHIP 1.304								
John Ureia, R ERA: 3.22 (8, 1)	2.1	10	0	0	0	0	2	1	0	0	0	0	0	7	19	0.00	0.857								
Al Hrabosky, L ERA: 4.39 Rawly Eastwick, R ERA: 3.19 (11, 1)	1.0	W 5	1	1	0	1	0	0	0	0	0	0	0	7	7	0.00	1.000								

Houston Astros @ St. Louis Cardinals
 Busch Stadium, St. Louis, MO
 Sat Jul 23 1977, 7:05 PM CDT
 Att: 29,444 - Unknown

AB 39
 R 3
 H 9
 RBI 3
 BB 5
 SO 4
 LOB 24



Batter	1	2	3	4	5	6	7	8	9	10	11	AB	R	H	RBI	BB	SO	LOB	BOTTOM						
Jerry Mumphrey, S OBP: 0.392, SLG: 0.453 (1, 9)	0-0 G3			0-0 4-3		0-0 F8				0-0 F7		5	0	1	1	0	0	0							
Garry Templeton, S OBP: 0.322, SLG: 0.423 (1, 6)	0-0 4-3			0-0 5-3		0-0 4-3				0-0 4-3		4	0	0	0	0	0	0							
Tony Scott, S OBP: 0.375, SLG: 0.415 (1, 8)	0-0 G3			0-0 HR 1B		0-0 L7				0-0 L7		4	1	1	0	0	0	0							
Ted Simmons, S OBP: 0.409, SLG: 0.531 (1, 2)				0-0 HR 1H		0-0 L3				0-0 F3		4	1	1	2	0	0	0							
Lou Brock, L OBP: 0.307, SLG: 0.369 Al Hrabosky, R (8, 1)				0-0 4-3		0-0 F7				0-0 F7		3	0	0	0	0	0	0							
Roger Freed, R OBP: 0.500, SLG: 0.581 (10, PH)				0-0 4-3						0-0 F7		1	0	0	0	0	0	0							
Rawly Eastwick, R OBP: 0.300, SLG: 0.222 (11, 1)										0-0 4-3		0	0	0	0	0	0	0							
Keith Hernandez, L OBP: 0.401, SLG: 0.466 (1, 3)				0-3 K						0-0 4-3		4	0	1	0	0	1	0							
Ken Reitz, R OBP: 0.318, SLG: 0.457 Mike Phillips, L OBP: 0.227, SLG: 0.250 (11, PR)				0-0 5-3		0-0 F7				0-0 6-3		4	0	1	0	0	0	1							
Mike Tyson, R OBP: 0.301, SLG: 0.349 Dave Rader, L OBP: 0.338, SLG: 0.441 (11, PH)				0-3 K		0-0 4-3				0-3 K		3	0	0	0	0	2	1							
John Ureia, R OBP: 0.100 Hector Cruz, R OBP: 0.356, SLG: 0.377 (8, 7)				0-0 3-1		0-0 6-3				0-0 F8		2	0	0	0	0	0	1							
Inning Stats	R: 0 E: 0 K: 0 S: 3	H: 0 LOB: 0 BB: 0 P: 3	R: 0 E: 0 K: 1 S: 5	H: 0 LOB: 0 BB: 0 P: 5	R: 0 E: 0 K: 1 S: 5	H: 0 LOB: 0 BB: 0 P: 5	R: 2 E: 0 K: 0 S: 5	H: 2 LOB: 0 BB: 0 P: 5	R: 0 E: 0 K: 0 S: 3	H: 0 LOB: 0 BB: 0 P: 3	R: 0 E: 0 K: 1 S: 5	H: 0 LOB: 0 BB: 0 P: 5	R: 0 E: 0 K: 0 S: 3	H: 0 LOB: 0 BB: 0 P: 3	R: 0 E: 0 K: 0 S: 3	H: 0 LOB: 0 BB: 2 P: 3	R: 2 E: 0 K: 0 S: 4	H: 3 LOB: 2 BB: 0 P: 4	1B: 2 2B: 3 3B: 0 HR: 1	SF: 0 SAC: 1 DP: 0 HBP: 0	WP: 0 PB: 0 SB: 0 CS: 0	PA: 37			
PITCHER	IP 10.0	WLS 0.1	BF 33	H 3	R 2	ER 2	SO 3	BB 0	IBB 0	HBP 0	BLK 0	WP 0	HR 1	S 39	P 39	ERA 1.80	WHIP 0.300								
Dan Larson, R ERA: 5.12 (1, 1)	0.1	L 4	3	2	2	0	0	0	0	0	0	0	0	4	4	54.00	9.000								

Houston Astros @ St. Louis Cardinals
 Busch Stadium, St. Louis, MO
 Sat Jul 23 1977, 7:05 PM CDT
 Att: 29,444 - Unknown

AB 36
 R 4
 H 6
 RBI 4
 BB 0
 SO 3
 LOB 3



Batter	1	2	3	4	5	6	7	8	9	AB	R	H	RBI	BB	SO	LOB	TOP										
Terry Puhl, L OBP: 0.300, SLG: 0.229 (1, 7)	G3		F7		1B	4-3			FC5-4 1B	5	1	2	0	0	0	0											
Enos Cabell, R OBP: 0.310, SLG: 0.420 (1, 5)	HR		F3		L7	K			FC5-4 WP 1B	5	2	1	1	0	1	2											
Jose Cruz, L OBP: 0.371, SLG: 0.489 (1, 9)	1B		HR		1B	1-3			WP 1B	5	3	4	1	0	0	0											
Bob Watson, R OBP: 0.358, SLG: 0.486 (1, 3)	G5-4-3 1B		HR		P3	1-3			FC5 1B	4	1	2	1	1	0	2											
Art Howe, R OBP: 0.369, SLG: 0.471 (1, 4)	G5-4-3 1-2		HR		HR	6-3			1-2 1B	5	2	3	5	0	0	2											
Cesar Cedeno, R OBP: 0.316, SLG: 0.302 (1, 8)		1-3	K		HR				FC5 2-3	5	1	1	2	0	1	2											
Ed Herrmann, L OBP: 0.263, SLG: 0.239 (1, 2)	FC4-6 1B			K		4-3				3	0	1	0	1	1	0											
Roger Metzger, S OBP: 0.246, SLG: 0.260 (1, 6)	FC4-6 FC4 1-2			4-3		F8				4	0	0	0	0	0	2											
Gene Pentz, R (1, 1)	FC4			L9		L9			2-3	2	0	0	0	0	0	1											
Art Gardner, L OBP: 0.175, SLG: 0.145 (6, PH)										1	0	0	0	0	0	0											
Joe Sambito, L OBP: 0.125, SLG: 0.125 (6, 1)										1	0	0	0	0	0	0											
Inning Stats	R: 1 E: 0 K: 0 S: 10	H: 3 LOB: 1 BB: 0 P: 12	R: 0 E: 0 K: 0 S: 4	H: 1 LOB: 1 BB: 0 P: 4	R: 3 E: 0 K: 1 S: 14	H: 2 LOB: 0 BB: 1 P: 24	R: 0 E: 0 K: 1 S: 5	H: 0 LOB: 0 BB: 0 P: 5	R: 4 E: 0 K: 0 S: 7	H: 4 LOB: 1 BB: 1 P: 11	R: 0 E: 0 K: 1 S: 5	H: 0 LOB: 0 BB: 0 P: 5	R: 0 E: 0 K: 0 S: 3	H: 0 LOB: 0 BB: 0 P: 3	R: 0 E: 0 K: 0 S: 3	H: 0 LOB: 0 BB: 0 P: 3	R: 2 E: 1 K: 0 S: 7	H: 4 LOB: 2 BB: 0 P: 7	1B: 10 2B: 1 3B: 0 HR: 3	SF: 0 SAC: 0 DP: 1 HBP: 0	WP: 2 PA: 42						
PITCHER	IP	WLS	BF	H	R	ER	SO	BB	IBB	HBP	BLK	WP	HR	S	P	ERA	WHIP										
Ray Burris, R ERA: 4.93 (1, 1)	3.0	L	15	6	4	4	1	1	0	0	0	0	2	28	40	12.00	2.333										
Pete Broberg, R ERA: 7.5 (4, 1)	1.2		10	4	4	4	1	1	0	0	0	0	1	11	15	21.60	3.000										
Donnie Moore, R ERA: 0.44 (5, 1)	0.1		1	0	0	0	0	0	0	0	0	0	0	1	1	0.00	0.000										
Paul Reuschel, R ERA: 2.2 (6, 1)	3.0		9	0	0	0	1	0	0	0	0	0	0	11	11	0.00	0.000										
Willie Hernandez, L ERA: 2.27 (9, 1)	1.0		7	4	2	1	0	0	0	0	0	2	0	7	7	9.00	4.000										

Houston Astros @ Chicago Cubs
Wrigley Field, Chicago, IL
Sun Jul 24 1977, 3:33 AM CDT
Overcast - 75 F

AB 40
R 10
H 14
RBI 10
BB 2
SO 3
LOB 11



Batter	1	2	3	4	5	6	7	8	9	AB	R	H	RBI	BB	SO	LOB	BOTTOM										
Ivan De Jesus, R OBP: 0.308, SLG: 0.322 (1, 6)	F3		FC5-4 PO 1-2		2B	F9			F7	4	1	0	0	1	0	1											
Jose Cardenal, R OBP: 0.333, SLG: 0.322 (1, 7)	F8 1B BB		L4		HR	2B		FC1-5 1B	P4	4	2	2	1	1	0	1											
Larry Bittner, L OBP: 0.330, SLG: 0.406 (1, 3)	F8 1-3		PO		2B	FC6 2B		FC1-5 1B	4-3	5	2	3	2	0	0	1											
Bobby Murcer, L OBP: 0.361, SLG: 0.449 (1, 9)	HR 1B 3-H				G3 SF8 2B	F8		FC1-5		4	1	2	1	0	0	2											
Jerry Morales, R OBP: 0.385, SLG: 0.494 (1, 8)	P5				FC6 G3	FC5 BB		K		4	0	1	1	0	1	4											
Steve Ontiveros, S OBP: 0.382, SLG: 0.400 (1, 5)		L7			G3			4-3		3	0	0	0	1	0	4											
Manny Trillo, R OBP: 0.302, SLG: 0.428 (1, 4)										1	0	0	1	0	1	0											
Donnie Moore, L OBP: 0.285, SLG: 0.167 (5, PH)										0	0	0	0	0	0	0											
Dave Rosello, R OBP: 0.292, SLG: 0.289 (5, PH)										1	0	0	0	0	0	2											
Paul Reuschel, R OBP: 0.229, SLG: 0.275 (6, PH)										0	0	0	0	0	0	0											
Steve Swisher, R OBP: 0.229, SLG: 0.275 (6, PH)										1	0	0	0	0	1	0											
Willie Hernandez, L ERA: 2.27 (9, 1)										0	0	0	0	0	0	0											
George Mitterwald, R OBP: 0.310, SLG: 0.390 (1, 2)	F8				6-3			6-3	F7	4	0	0	0	0	0	1											
Ray Burris, R OBP: 0.213, SLG: 0.250 (1, 1)										0	0	0	0	0	0	0											
Joe Wallis, S OBP: 0.403, SLG: 0.389 (3, PH)										0	0	0	0	1	0	0											
Pete Broberg, R (4, 1)										0	0	0	0	0	0	0											
Mick Kelleher, R OBP: 0.317, SLG: 0.361 (5, 4)										3	0	0	0	0	0	0											
Inning Stats	R: 1 E: 0 K: 0 S: 7	H: 1 LOB: 1 BB: 1 P: 11	R: 0 E: 0 K: 1 S: 5	H: 0 LOB: 0 BB: 0 P: 5	R: 0 E: 0 K: 0 S: 2	H: 0 LOB: 0 BB: 1 P: 6	R: 2 E: 0 K: 0 S: 9	H: 2 LOB: 1 BB: 0 P: 11	R: 3 E: 0 K: 0 S: 10	H: 3 LOB: 2 BB: 2 P: 21	R: 0 E: 0 K: 0 S: 7	H: 0 LOB: 0 BB: 0 P: 10	R: 0 E: 0 K: 1 S: 7	H: 2 LOB: 2 BB: 0 P: 7	R: 0 E: 0 K: 1 S: 5	H: 0 LOB: 0 BB: 0 P: 5	R: 0 E: 0 K: 0 S: 10	H: 0 LOB: 0 BB: 0 P: 14	1B: 4 2B: 3 3B: 0 HR: 1	SF: 1 SAC: 0 DP: 0 HBP: 0	WP: 0 PA: 40						
PITCHER	IP	WLS	BF	H	R	ER	SO	BB	IBB	HBP	BLK	WP	HR	S	P	ERA	WHIP										
Gene Pentz, R ERA: 5.33 (1, 1)	5.0	W	25	6	6	6	1	4	0	0	1	1	33	54	10.80	2.000											
Joe Sambito, L ERA: 1.99 (6, 1)	4.0	S	14	2	0	0	2	0	0	0	0	0	29	36	0.00	0.500											

Houston Astros @ Chicago Cubs
Wrigley Field, Chicago, IL
Sun Jul 24 1977, 3:33 AM CDT
Overcast - 75 F

AB 34
R 6
H 8
RBI 6
BB 4
SO 3
LOB 16



Batter	1	2	3	4	5	6	7	8	9	AB	R	H	RBI	BB	SO	LOB	TOP				
Terry Puhl, L OBP: 0.288, SLG: 0.225 (1,7)	0-0 4-3		0-0 FC3-2 1-2 2-3 3-H 1B	0-3 K		0-0 1-3		0-0 F7		5	0	1	1	0	1	4					
Enos Cabell, R OBP: 0.311, SLG: 0.430 (1,5)	0-0 5-3		0-0 FC3-2 1-2 2-3 3-H 2B		0-0 4-3 1B 2B		0-0 HR	0-3 K		5	2	2	1	0	1	5					
Jose Cruz, L OBP: 0.367, SLG: 0.482 (1,9)	0-0 6-3		0-0 FC3-2 1-2 2-3 3-H		0-0 4-3		0-0 F7		0-0 P7	5	0	0	0	0	0	4					
Bob Watson, R OBP: 0.356, SLG: 0.482 (1,3)		0-3 K	0-3 K		0-0 1B		0-0 L8		0-0 L5	5	0	1	1	0	2	3					
Art Howe, R OBP: 0.365, SLG: 0.479 (1,4)		0-3 K		0-0 HR	0-3 K		0-0 F9		2-3 K	5	1	1	1	0	3	1					
Cesar Cedeno, R OBP: 0.315, SLG: 0.302 (1,8)	0-0 6-3		0-0 P5		0-3 K			0-0 E S 1B		4	1	1	0	0	1	1					
Ed Herrmann, L OBP: 0.300, SLG: 0.284 (1,2)			4-0 E 1B BB		0-0 2B		2-2 SH1-4 1B		0-0 FC5-6 1-H 1B	3	2	3	1	1	0	0					
Roger Metzger, S OBP: 0.253, SLG: 0.269 (1,6)			0-0 E3 1B FC3-2 BB		0-0 2B		0-0 L5		4-2 FC5-6 BB	3	0	1	1	1	0	2					
Joe Niekro, R OBP: 0.267, SLG: 0.214 (1,1)			4-0 FC3-2 1B BB		0-3 K		0-0 SH1-4		0-0 FC5-6	2	0	0	0	0	1	3					
Inning Stats	R: 0 E: 0 K: 0 S: 3	H: 0 LOB: 0 BB: 0 P: 3	R: 0 E: 0 K: 2 S: 7	H: 0 LOB: 0 BB: 0 P: 7	R: 1 E: 1 K: 1 S: 7	H: 1 LOB: 3 BB: 2 P: 15	R: 2 E: 0 K: 2 S: 10	H: 3 LOB: 1 BB: 0 P: 10	R: 1 E: 0 K: 2 S: 9	H: 2 LOB: 1 BB: 0 P: 9	R: 1 E: 0 K: 0 S: 4	H: 1 LOB: 0 BB: 0 P: 4	R: 1 E: 0 K: 1 S: 11	H: 2 LOB: 2 BB: 1 P: 15	R: 0 E: 0 K: 1 S: 6	H: 0 LOB: 0 BB: 0 P: 8	1B: 5 2B: 3 3B: 0 HR: 2	SF: 0 SAC: 1 DP: 0 HBP: 0	WP: 0 PB: 0 SB: 1 CS: 0	PA: 41	
PITCHER	IP WLS BF H R ER SO BB IBB HBP BLK WP HR S P ERA WHIP	IP WLS BF H R ER SO BB IBB HBP BLK WP HR S P ERA WHIP	IP WLS BF H R ER SO BB IBB HBP BLK WP HR S P ERA WHIP	IP WLS BF H R ER SO BB IBB HBP BLK WP HR S P ERA WHIP	IP WLS BF H R ER SO BB IBB HBP BLK WP HR S P ERA WHIP	IP WLS BF H R ER SO BB IBB HBP BLK WP HR S P ERA WHIP	IP WLS BF H R ER SO BB IBB HBP BLK WP HR S P ERA WHIP	IP WLS BF H R ER SO BB IBB HBP BLK WP HR S P ERA WHIP	IP WLS BF H R ER SO BB IBB HBP BLK WP HR S P ERA WHIP	IP WLS BF H R ER SO BB IBB HBP BLK WP HR S P ERA WHIP	IP WLS BF H R ER SO BB IBB HBP BLK WP HR S P ERA WHIP	IP WLS BF H R ER SO BB IBB HBP BLK WP HR S P ERA WHIP	IP WLS BF H R ER SO BB IBB HBP BLK WP HR S P ERA WHIP	IP WLS BF H R ER SO BB IBB HBP BLK WP HR S P ERA WHIP	IP WLS BF H R ER SO BB IBB HBP BLK WP HR S P ERA WHIP	IP WLS BF H R ER SO BB IBB HBP BLK WP HR S P ERA WHIP	IP WLS BF H R ER SO BB IBB HBP BLK WP HR S P ERA WHIP	IP WLS BF H R ER SO BB IBB HBP BLK WP HR S P ERA WHIP	IP WLS BF H R ER SO BB IBB HBP BLK WP HR S P ERA WHIP	IP WLS BF H R ER SO BB IBB HBP BLK WP HR S P ERA WHIP	IP WLS BF H R ER SO BB IBB HBP BLK WP HR S P ERA WHIP

Houston Astros @ Chicago Cubs
Wrigley Field, Chicago, IL
Sun Jul 24 1977, 3:38 AM CDT
Att: 25,963 - Overcast - 74 F

AB	37
R	6
H	10
RBI	6
BB	3
SO	9
LOB	23



Batter	1	2	3	4	5	6	7	8	9	AB	R	H	RBI	BB	SO	LOB	BOTTOM					
Ivan De Jesus, R OBP: 0.309, SLG: 0.321 (1,6)	0-0 1B SF7 1B		4-0 FC4-6 BB		0-0 6-3		0-0 5-3		0-3 K	4	1	1	0	1	1	1						
Greg Gross, L OBP: 0.359, SLG: 0.383 (1,7)	0-0 1B		0-0 FC4-6		0-0 F8		0-0 1B			4	1	2	1	0	0	1						
Jim Todd, L OBP: 0.359, SLG: 0.383 (8,1)	0-0 1B		0-0 HR		0-0 1B		0-0 2-H 1B			0	0	0	0	0	0	0						
Willie Hernandez, L OBP: 0.359, SLG: 0.383 (8,1)	0-0 1B		0-0 HR		0-0 1B		0-0 4-3			3	0	1	1	0	0	2						
Larry Bittner, L OBP: 0.329, SLG: 0.405 (1,3)	0-0 SF7		0-0 F3		0-0 1B		0-0 4-3			4	1	1	2	0	2	2						
Bobby Murcer, L OBP: 0.360, SLG: 0.456 (1,9)	0-0 P4		0-0 HR		0-3 K		0-3 K		0-3 K	4	1	1	2	0	2	2						
Steve Ontiveros, S OBP: 0.380, SLG: 0.398 (1,5)	0-0 1B		2-3 K		0-0 3-1		0-3 K		0-3 K	4	0	1	0	0	2	0						
Joe Wallis, S OBP: 0.423, SLG: 0.431 (1,8)	0-0 F6		0-0 1B		0-0 1B		0-0 G1-6-3 1B		0-0 2B	4	0	3	0	0	0	2						
Manny Trillo, R OBP: 0.348, SLG: 0.422 (1,4)		0-0 P4		0-0 F8		0-0 G1-6-3 1B		0-0 6-3		4	0	0	0	0	0	3						
Steve Swisher, R OBP: 0.225, SLG: 0.270 (1,2)		0-0 F5		0-0 F9		0-0 6-3		0-3 K		2	0	0	0	0	0	1						
Jose Cardenal, R OBP: 0.331, SLG: 0.320 (7,PH)										1	0	0	0	0	0	0						
George Mitterwald, R OBP: 0.359, SLG: 0.383 (8,2)										1	0	0	0	0	1	0						
Steve Renko, R OBP: 0.250, SLG: 0.143 (4,1)		3-3 K		0-0 F8		0-0 1B 2B		0-0 F9		1	0	0	0	0	1	0						
Donnie Moore, L OBP: 0.386, SLG: 0.497 (7,PH)										2	1	1	0	0	0	0						
Inning Stats	R: 1 E: 0 K: 0 S: 6	H: 3 LOB: 2 BB: 0 P: 6	R: 0 E: 0 K: 1 S: 7	H: 0 LOB: 0 BB: 0 P: 10	R: 2 E: 0 K: 1 S: 8	H: 1 LOB: 0 BB: 1 P: 14	R: 0 E: 0 K: 0 S: 4	H: 1 LOB: 1 BB: 0 P: 4	R: 0 E: 0 K: 0 S: 6	H: 1 LOB: 1 BB: 0 P: 6	R: 0 E: 0 K: 0 S: 3	H: 1 LOB: 0 BB: 0 P: 3	R: 1 E: 0 K: 0 S: 5	H: 2 LOB: 1 BB: 0 P: 5	R: 0 E: 0 K: 2 S: 10	H: 1 LOB: 1 BB: 0 P: 10	R: 0 E: 0 K: 2 S: 7	H: 0 LOB: 0 BB: 0 P: 7	1B: 7 2B: 2 3B: 0 HR: 1	SF: 1 SAC: 0 DP: 1 HBP: 0	WP: 1 PB: 0 SB: 0 CS: 0	PA: 37
PITCHER	IP WLS BF H R ER SO BB IBB HBP BLK WP HR S P ERA WHIP	IP WLS BF H R ER SO BB IBB HBP BLK WP HR S P ERA WHIP	IP WLS BF H R ER SO BB IBB HBP BLK WP HR S P ERA WHIP	IP WLS BF H R ER SO BB IBB HBP BLK WP HR S P ERA WHIP	IP WLS BF H R ER SO BB IBB HBP BLK WP HR S P ERA WHIP	IP WLS BF H R ER SO BB IBB HBP BLK WP HR S P ERA WHIP	IP WLS BF H R ER SO BB IBB HBP BLK WP HR S P ERA WHIP	IP WLS BF H R ER SO BB IBB HBP BLK WP HR S P ERA WHIP	IP WLS BF H R ER SO BB IBB HBP BLK WP HR S P ERA WHIP	IP WLS BF H R ER SO BB IBB HBP BLK WP HR S P ERA WHIP	IP WLS BF H R ER SO BB IBB HBP BLK WP HR S P ERA WHIP	IP WLS BF H R ER SO BB IBB HBP BLK WP HR S P ERA WHIP	IP WLS BF H R ER SO BB IBB HBP BLK WP HR S P ERA WHIP	IP WLS BF H R ER SO BB IBB HBP BLK WP HR S P ERA WHIP	IP WLS BF H R ER SO BB IBB HBP BLK WP HR S P ERA WHIP	IP WLS BF H R ER SO BB IBB HBP BLK WP HR S P ERA WHIP	IP WLS BF H R ER SO BB IBB HBP BLK WP HR S P ERA WHIP	IP WLS BF H R ER SO BB IBB HBP BLK WP HR S P ERA WHIP	IP WLS BF H R ER SO BB IBB HBP BLK WP HR S P ERA WHIP	IP WLS BF H R ER SO BB IBB HBP BLK WP HR S P ERA WHIP	IP WLS BF H R ER SO BB IBB HBP BLK WP HR S P ERA WHIP	

Houston Astros @ Chicago Cubs
Wrigley Field, Chicago, IL
Sun Jul 24 1977, 3:38 AM CDT
Att: 25,963 - Overcast - 74 F

AB	35
R	4
H	10
RBI	4
BB	1
SO	7
LOB	13



Batter	1	2	3	4	5	6	7	8	9	AB	R	H	RBI	BB	SO	LOB	TOP								
Terry Puhl, L OBP: 0.320, SLG: 0.250 (1, 7)										4	1	2	0	1	2	0									
Enos Cabell, R OBP: 0.310, SLG: 0.428 (1, 5)										4	0	1	0	0	1	3									
Jose Cruz, L OBP: 0.365, SLG: 0.478 (1, 9)										5	1	1	1	0	0	3									
Bob Watson, R OBP: 0.354, SLG: 0.476 (1, 3)										4	1	0	0	1	1	4									
Art Howe, R OBP: 0.363, SLG: 0.475 (1, 4)										4	1	1	2	0	1	0									
Joe Ferguson, R OBP: 0.381, SLG: 0.458 (1, 2)										3	1	1	2	1	1	0									
Cesar Cedeno, R OBP: 0.314, SLG: 0.308 (1, 8)										4	1	1	1	0	0	2									
Roger Metzger, S OBP: 0.248, SLG: 0.263 (1, 6)										3	0	0	0	0	1	3									
Wilbur Howard, S OBP: 0.290, SLG: 0.283 (8, PH)										1	0	0	0	0	1	1									
Mark Lemongello, R OBP: 0.027, SLG: 0.027 (8, 1)										0	0	0	0	0	0	0									
Floyd Bannister, L OBP: 0.273, SLG: 0.250 (1, 1)										1	0	0	0	0	0	2									
Bo McLaughlin, R (3, 1)										1	0	0	0	0	1	0									
Ken Boswell, L OBP: 0.312, SLG: 0.290 (8, PH)										1	1	1	0	0	0	1									
Julio Gonzalez, R OBP: 0.293, SLG: 0.333 (8, 6)										1	0	0	0	0	1	0									
Inning Stats	R: 0 E: 0 K: 0 S: 3	H: 1 LOB: 1 BB: 1 P: 7	R: 0 E: 1 K: 1 S: 6	H: 0 LOB: 2 BB: 1 P: 10	R: 0 E: 0 K: 1 S: 4	H: 1 LOB: 1 BB: 0 P: 4	R: 0 E: 0 K: 1 S: 5	H: 0 LOB: 0 BB: 0 P: 5	R: 0 E: 0 K: 2 S: 8	H: 0 LOB: 0 BB: 0 P: 11	R: 0 E: 0 K: 0 S: 3	H: 0 LOB: 1 BB: 0 P: 3	R: 0 E: 1 K: 1 S: 6	H: 0 LOB: 1 BB: 0 P: 6	R: 7 E: 1 K: 3 S: 18	H: 5 LOB: 0 BB: 1 P: 23	R: 0 E: 0 K: 2 S: 8	H: 1 LOB: 1 BB: 0 P: 8	1B: 6 2B: 1 3B: 1 HR: 0	SF: 0 SAC: 1 DP: 0 HBP: 0	WP: 0 PB: 0 SB: 3 CS: 1	PA: 41			
PITCHER	IP WLS BF H R ER SO BB IBB HBP BLK WP HR S P ERA WHIP	IP WLS BF H R ER SO BB IBB HBP BLK WP HR S P ERA WHIP	IP WLS BF H R ER SO BB IBB HBP BLK WP HR S P ERA WHIP	IP WLS BF H R ER SO BB IBB HBP BLK WP HR S P ERA WHIP	IP WLS BF H R ER SO BB IBB HBP BLK WP HR S P ERA WHIP	IP WLS BF H R ER SO BB IBB HBP BLK WP HR S P ERA WHIP	IP WLS BF H R ER SO BB IBB HBP BLK WP HR S P ERA WHIP	IP WLS BF H R ER SO BB IBB HBP BLK WP HR S P ERA WHIP	IP WLS BF H R ER SO BB IBB HBP BLK WP HR S P ERA WHIP	IP WLS BF H R ER SO BB IBB HBP BLK WP HR S P ERA WHIP	IP WLS BF H R ER SO BB IBB HBP BLK WP HR S P ERA WHIP	IP WLS BF H R ER SO BB IBB HBP BLK WP HR S P ERA WHIP	IP WLS BF H R ER SO BB IBB HBP BLK WP HR S P ERA WHIP	IP WLS BF H R ER SO BB IBB HBP BLK WP HR S P ERA WHIP	IP WLS BF H R ER SO BB IBB HBP BLK WP HR S P ERA WHIP	IP WLS BF H R ER SO BB IBB HBP BLK WP HR S P ERA WHIP	IP WLS BF H R ER SO BB IBB HBP BLK WP HR S P ERA WHIP	IP WLS BF H R ER SO BB IBB HBP BLK WP HR S P ERA WHIP	IP WLS BF H R ER SO BB IBB HBP BLK WP HR S P ERA WHIP	IP WLS BF H R ER SO BB IBB HBP BLK WP HR S P ERA WHIP	IP WLS BF H R ER SO BB IBB HBP BLK WP HR S P ERA WHIP	IP WLS BF H R ER SO BB IBB HBP BLK WP HR S P ERA WHIP	IP WLS BF H R ER SO BB IBB HBP BLK WP HR S P ERA WHIP	IP WLS BF H R ER SO BB IBB HBP BLK WP HR S P ERA WHIP	
Bill Bonham, R ERA: 4.33 (1, 1)	7.1 33 6 6 5 6 3 0 0 0 0 0 0 46 62 6.14 1.227	7.1 33 6 6 5 6 3 0 0 0 0 0 0 46 62 6.14 1.227	7.1 33 6 6 5 6 3 0 0 0 0 0 0 46 62 6.14 1.227	7.1 33 6 6 5 6 3 0 0 0 0 0 0 46 62 6.14 1.227	7.1 33 6 6 5 6 3 0 0 0 0 0 0 46 62 6.14 1.227	7.1 33 6 6 5 6 3 0 0 0 0 0 0 46 62 6.14 1.227	7.1 33 6 6 5 6 3 0 0 0 0 0 0 46 62 6.14 1.227	7.1 33 6 6 5 6 3 0 0 0 0 0 0 46 62 6.14 1.227	7.1 33 6 6 5 6 3 0 0 0 0 0 0 46 62 6.14 1.227	7.1 33 6 6 5 6 3 0 0 0 0 0 0 46 62 6.14 1.227	7.1 33 6 6 5 6 3 0 0 0 0 0 0 46 62 6.14 1.227	7.1 33 6 6 5 6 3 0 0 0 0 0 0 46 62 6.14 1.227	7.1 33 6 6 5 6 3 0 0 0 0 0 0 46 62 6.14 1.227	7.1 33 6 6 5 6 3 0 0 0 0 0 0 46 62 6.14 1.227	7.1 33 6 6 5 6 3 0 0 0 0 0 0 46 62 6.14 1.227	7.1 33 6 6 5 6 3 0 0 0 0 0 0 46 62 6.14 1.227	7.1 33 6 6 5 6 3 0 0 0 0 0 0 46 62 6.14 1.227	7.1 33 6 6 5 6 3 0 0 0 0 0 0 46 62 6.14 1.227	7.1 33 6 6 5 6 3 0 0 0 0 0 0 46 62 6.14 1.227	7.1 33 6 6 5 6 3 0 0 0 0 0 0 46 62 6.14 1.227	7.1 33 6 6 5 6 3 0 0 0 0 0 0 46 62 6.14 1.227	7.1 33 6 6 5 6 3 0 0 0 0 0 0 46 62 6.14 1.227	7.1 33 6 6 5 6 3 0 0 0 0 0 0 46 62 6.14 1.227	7.1 33 6 6 5 6 3 0 0 0 0 0 0 46 62 6.14 1.227	
Paul Reuschel, R ERA: 2.34 (8, 1)	0.1 2 1 0 0 1 0 0 0 0 0 0 0 4 4 0.00 3.000	0.1 2 1 0 0 1 0 0 0 0 0 0 0 4 4 0.00 3.000	0.1 2 1 0 0 1 0 0 0 0 0 0 0 4 4 0.00 3.000	0.1 2 1 0 0 1 0 0 0 0 0 0 0 4 4 0.00 3.000	0.1 2 1 0 0 1 0 0 0 0 0 0 0 4 4 0.00 3.000	0.1 2 1 0 0 1 0 0 0 0 0 0 0 4 4 0.00 3.000	0.1 2 1 0 0 1 0 0 0 0 0 0 0 4 4 0.00 3.000	0.1 2 1 0 0 1 0 0 0 0 0 0 0 4 4 0.00 3.000	0.1 2 1 0 0 1 0 0 0 0 0 0 0 4 4 0.00 3.000	0.1 2 1 0 0 1 0 0 0 0 0 0 0 4 4 0.00 3.000	0.1 2 1 0 0 1 0 0 0 0 0 0 0 4 4 0.00 3.000	0.1 2 1 0 0 1 0 0 0 0 0 0 0 4 4 0.00 3.000	0.1 2 1 0 0 1 0 0 0 0 0 0 0 4 4 0.00 3.000	0.1 2 1 0 0 1 0 0 0 0 0 0 0 4 4 0.00 3.000	0.1 2 1 0 0 1 0 0 0 0 0 0 0 4 4 0.00 3.000	0.1 2 1 0 0 1 0 0 0 0 0 0 0 4 4 0.00 3.000	0.1 2 1 0 0 1 0 0 0 0 0 0 0 4 4 0.00 3.000	0.1 2 1 0 0 1 0 0 0 0 0 0 0 4 4 0.00 3.000	0.1 2 1 0 0 1 0 0 0 0 0 0 0 4 4 0.00 3.000	0.1 2 1 0 0 1 0 0 0 0 0 0 0 4 4 0.00 3.000	0.1 2 1 0 0 1 0 0 0 0 0 0 0 4 4 0.00 3.000	0.1 2 1 0 0 1 0 0 0 0 0 0 0 4 4 0.00 3.000	0.1 2 1 0 0 1 0 0 0 0 0 0 0 4 4 0.00 3.000	0.1 2 1 0 0 1 0 0 0 0 0 0 0 4 4 0.00 3.000	0.1 2 1 0 0 1 0 0 0 0 0 0 0 4 4 0.00 3.000
Willie Hernandez, L ERA: 2.16 (8, 1)	1.1 W 5 1 1 1 3 0 0 0 0 0 0 0 11 11 6.75 0.750	1.1 W 5 1 1 1 3 0 0 0 0 0 0 0 11 11 6.75 0.750	1.1 W 5 1 1 1 3 0 0 0 0 0 0 0 11 11 6.75 0.750	1.1 W 5 1 1 1 3 0 0 0 0 0 0 0 11 11 6.75 0.750	1.1 W 5 1 1 1 3 0 0 0 0 0 0 0 11 11 6.75 0.750	1.1 W 5 1 1 1 3 0 0 0 0 0 0 0 11 11 6.75 0.750	1.1 W 5 1 1 1 3 0 0 0 0 0 0 0 11 11 6.75 0.750	1.1 W 5 1 1 1 3 0 0 0 0 0 0 0 11 11 6.75 0.750	1.1 W 5 1 1 1 3 0 0 0 0 0 0 0 11 11 6.75 0.750	1.1 W 5 1 1 1 3 0 0 0 0 0 0 0 11 11 6.75 0.750	1.1 W 5 1 1 1 3 0 0 0 0 0 0 0 11 11 6.75 0.750	1.1 W 5 1 1 1 3 0 0 0 0 0 0 0 11 11 6.75 0.750	1.1 W 5 1 1 1 3 0 0 0 0 0 0 0 11 11 6.75 0.750	1.1 W 5 1 1 1 3 0 0 0 0 0 0 0 11 11 6.75 0.750	1.1 W 5 1 1 1 3 0 0 0 0 0 0 0 11 11 6.75 0.750	1.1 W 5 1 1 1 3 0 0 0 0 0 0 0 11 11 6.75 0.750	1.1 W 5 1 1 1 3 0 0 0 0 0 0 0 11 11 6.75 0.750	1.1 W 5 1 1 1 3 0 0 0 0 0 0 0 11 11 6.75 0.750	1.1 W 5 1 1 1 3 0 0 0 0 0 0 0 11 11 6.75 0.750	1.1 W 5 1 1 1 3 0 0 0 0 0 0 0 11 11 6.75 0.750	1.1 W 5 1 1 1 3 0 0 0 0 0 0 0 11 11 6.75 0.750	1.1 W 5 1 1 1 3 0 0 0 0 0 0 0 11 11 6.75 0.750	1.1 W 5 1 1 1 3 0 0 0 0 0 0 0 11 11 6.75 0.750	1.1 W 5 1 1 1 3 0 0 0 0 0 0 0 11 11 6.75 0.750	1.1 W 5 1 1 1 3 0 0 0 0 0 0 0 11 11 6.75 0.750

Houston Astros @ Chicago Cubs
Wrigley Field, Chicago, IL
Mon Jul 25 1977, 3:33 AM CDT
Att: 14,577 - Sunny - 70 F

AB	36
R	7
H	8
RBI	6
BB	3
SO	10
LOB	18



Batter	1	2	3	4	5	6	7	8	9	AB	R	H	RBI	BB	SO	LOB	BOTTOM
Jose Cardenal, R OBP: 0.327, SLG: 0.310 (1, 7)										4	1	0	0	1	1	3	
Larry Bittner, L OBP: 0.333, SLG: 0.421 (1, 3)										5	2	3	3	0	0	1	
Gene Clines, R OBP: 0.406, SLG: 0.462 (1, 9)										5	1	1	0	0	1	3	
Jerry Morales, R OBP: 0.387, SLG: 0.495 (1, 8)										3	0	1	1	1	0	1	
Steve Ontiveros, S OBP: 0.385, SLG: 0.399 (1, 5)										2	1	1	0	2	1	1	
Manny Trillo, R OBP: 0.347, SLG: 0.419 (1, 4)										2	0	0	1	1	1	3	
Dave Rosello, R OBP: 0.316, SLG: 0.277 (1, 6)										2	1	0	0	2	2	2	
Willie Hernandez, L (8, 1)										0	0	0	0	0	0	0	
George Mitterwald, R OBP: 0.312, SLG: 0.392 (1, 2)										3	2	1	1	1	0	3	
Bill Bonham, R OBP: 0.213, SLG: 0.255 (1, 1)																	

Batter	1	2	3	4	5	6	7	8	9	AB	R	H	RBI	BB	SO	LOB	TOP				
Wilbur Howard, S OBP: 0.259, SLG: 0.282	F8		F7			E5				4	0	1	0	0	0	1	Houston Astros @ Pittsburgh Pirates Three Rivers Stadium, Pittsburgh, PA Tue Jul 26 1977, 7:05 PM EDT Att: 11,862 - Unknown				
Enos Cabell, R OBP: 0.310, SLG: 0.427				F9		G1-6-3		SF9		3	0	1	1	0	0	1					
Cesar Cedeno, R OBP: 0.314, SLG: 0.317	F8					K		L6		4	1	1	1	0	1	3					
Bob Watson, R OBP: 0.350, SLG: 0.471		4-3		F9			F8		K	4	0	0	0	0	1	0					
Joe Ferguson, R OBP: 0.376, SLG: 0.452		F8		F6			F9		P4	4	0	0	0	0	0	0					
Art Howe, R OBP: 0.361, SLG: 0.470		5-3					F9		K	4	0	1	0	0	1	0					
Jose Cruz, L OBP: 0.362, SLG: 0.474			F5		FC4-6			5-3		3	0	0	0	0	0	1					
Roger Metzger, S OBP: 0.250, SLG: 0.259					F8			E9		2	1	0	0	1	0	1					
J.R. Richard, R OBP: 0.200, SLG: 0.315										2	0	0	0	0	1	2					
Jim Fuller, R OBP: 0.229, SLG: 0.284										0	0	0	0	1	0	0					
Joe Sambito, L OBP: 0.125, SLG: 0.125										0	0	0	0	0	0	0					
Inning Stats	R: 0 E: 0 K: 0 S: 3	H: 1 LOB: 0 BB: 0 P: 3	R: 0 E: 0 K: 0 S: 3	H: 0 LOB: 0 BB: 0 P: 3	R: 0 E: 0 K: 1 S: 5	H: 0 LOB: 1 BB: 1 P: 9	R: 1 E: 0 K: 0 S: 4	H: 1 LOB: 0 BB: 0 P: 4	R: 0 E: 1 K: 1 S: 5	H: 0 LOB: 0 BB: 0 P: 5	R: 0 E: 0 K: 0 S: 3	H: 0 LOB: 0 BB: 0 P: 3	R: 1 E: 1 K: 0 S: 5	H: 1 LOB: 2 BB: 1 P: 9	R: 0 E: 0 K: 2 S: 7	H: 0 LOB: 0 BB: 0 P: 7	1B: 3 2B: 0 3B: 0 HR: 1	SF: 1 SAC: 0 DP: 1 HBP: 0	WP: 0 PB: 0 SB: 0 CS: 1	PA: 33	
PITCHER	IP	WLS	BF	H	R	ER	SO	BB	IBB	HBP	BLK	WP	HR	S	P	ERA	WHIP				
John Candelaria, L ERA: 2.61	7.1	W	28	4	2	1	2	2	0	0	0	0	1	30	38	1.23	0.818				
Rich Gossage, R ERA: 1.71	1.2	S	5	0	0	0	2	0	0	0	0	0	0	9	9	0.00	0.000				

AB	30
R	2
H	4
RBI	2
BB	2
SO	4
LOB	9



Batter	1	2	3	4	5	6	7	8	9	AB	R	H	RBI	BB	SO	LOB	BOTTOM				
Frank Taveras, R OBP: 0.293, SLG: 0.293										2	1	1	1	1	0	0	Houston Astros @ Pittsburgh Pirates Three Rivers Stadium, Pittsburgh, PA Tue Jul 26 1977, 7:05 PM EDT Att: 11,862 - Unknown				
Phil Garner, R OBP: 0.308, SLG: 0.429										4	0	0	0	0	2						
Dave Parker, L OBP: 0.382, SLG: 0.554										3	0	1	1	1	0	1					
Bill Robinson, R OBP: 0.344, SLG: 0.509										4	0	1	0	0	1	3					
Al Oliver, L OBP: 0.323, SLG: 0.457										4	0	1	0	0	1	2					
Rennie Stennett, R OBP: 0.374, SLG: 0.437										2	0	0	0	1	0	2					
Ed Ott, L OBP: 0.346, SLG: 0.410										3	1	1	1	0	0	2					
Omar Moreno, L OBP: 0.295, SLG: 0.361										3	1	2	0	0	1	1					
John Candelaria, L OBP: 0.200, SLG: 0.229										3	0	0	0	0	2	2					
Rich Gossage, R OBP: 0.214, SLG: 0.286										0	0	0	0	0	0	0					
Inning Stats	R: 0 E: 0 K: 1 S: 5	H: 0 LOB: 1 BB: 1 P: 9	R: 0 E: 0 K: 1 S: 6	H: 1 LOB: 0 BB: 0 P: 6	R: 1 E: 0 K: 1 S: 7	H: 2 LOB: 1 BB: 0 P: 7	R: 0 E: 0 K: 0 S: 2	H: 0 LOB: 0 BB: 1 P: 6	R: 1 E: 0 K: 1 S: 6	H: 1 LOB: 0 BB: 0 P: 6	R: 0 E: 0 K: 0 S: 3	H: 0 LOB: 1 BB: 1 P: 7	R: 1 E: 0 K: 0 S: 4	H: 2 LOB: 0 BB: 0 P: 4	R: 0 E: 0 K: 1 S: 6	H: 1 LOB: 1 BB: 0 P: 6	1B: 2 2B: 2 3B: 2 HR: 1	SF: 1 SAC: 0 DP: 1 HBP: 0	WP: 0 PB: 1 SB: 1 CS: 1	PA: 32	
PITCHER	IP	WLS	BF	H	R	ER	SO	BB	IBB	HBP	BLK	WP	HR	S	P	ERA	WHIP				
J.R. Richard, R ERA: 2.85	7.0	L	28	6	3	3	4	3	0	0	0	0	1	33	45	3.86	1.286				
Joe Sambito, L ERA: 1.96	1.0		4	1	0	0	1	0	0	0	0	0	0	6	6	0.00	1.000				



Batter	1	2	3	4	5	6	7	8	9	10	11	AB	R	H	RBI	BB	SO	LOB	TOP	
Terry Puhl, L OBP: 0.321, SLG: 0.260 (1, 7)	4-3		1B		1B		K		K		G3	6	0	2	0	0	2	0		
Enos Cabell, R OBP: 0.310, SLG: 0.429 (1, 5)	2B		K		K		1B S		F8		5-3	6	0	2	0	0	2	3		
Cesar Cedeno, R OBP: 0.315, SLG: 0.321 (1, 8)	P5		F3		L4		1B		2B			5	0	2	0	0	0	4		
Bob Watson, R OBP: 0.348, SLG: 0.467 (1, 3)	P3				WP 6-3 1B		K		P4		F9	5	0	1	0	0	1	3		
Jose Cruz, L OBP: 0.362, SLG: 0.473 (1, 9)	5-3						E7 1B		FC4 1B		K	5	1	2	0	0	2	1		
Joe Ferguson, R OBP: 0.374, SLG: 0.446 (1, 2)	F7				6-3		K		FC4 5-3		S BB	4	0	0	0	1	1	3		
Art Howe, R OBP: 0.362, SLG: 0.466 (1, 4)	K				FC4-6 BB		2B 1B		5-3		F7	4	1	1	1	1	1	2		
Roger Metzger, S OBP: 0.261, SLG: 0.268 (1, 6)			1B BB		FC4-6						F7	3	0	1	1	2	0	3		
Mark Lemongello, R OBP: 0.125, SLG: 0.125 (1, 1)					P3		4-3		F8		4-3	4	0	0	0	0	0	4		
Joe Sambito, L OBP: 0.125, SLG: 0.125 (8, 1)							4-3					0	0	0	0	0	0	0		
Ken Boswell, L OBP: 0.398, SLG: 0.286 (11, PH)												1	0	0	0	0	0	0		
Bo McLaughlin, R OBP: 0.321, SLG: 0.260 (11, 1)												0	0	0	0	0	0	0		
Inning Stats	R: 0 E: 0 K: 0 S: 4	H: 1 LOB: 1 BB: 0 P: 4	R: 0 E: 0 K: 1 S: 5	H: 0 LOB: 0 BB: 0 P: 5	R: 0 E: 0 K: 1 S: 6	H: 1 LOB: 2 BB: 1 P: 10	R: 0 E: 0 K: 1 S: 6	H: 1 LOB: 2 BB: 1 P: 10	R: 0 E: 0 K: 1 S: 6	H: 2 LOB: 1 BB: 0 P: 6	R: 0 E: 0 K: 1 S: 6	H: 1 LOB: 1 BB: 0 P: 6	R: 0 E: 0 K: 1 S: 5	H: 0 LOB: 1 BB: 1 P: 9	R: 0 E: 0 K: 0 S: 3	H: 0 LOB: 0 BB: 0 P: 3	1B: 8 2B: 3 3B: 0 HR: 0	SF: 0 SAC: 0 DP: 0 HBP: 0	WP: 1 PB: 0 SB: 3 CS: 0	PA: 47
PITCHER	IP ERA WLS BF H R ER SO BB IBB HBP BLK WP HR S P ERA WHIP	IP ERA WLS BF H R ER SO BB IBB HBP BLK WP HR S P ERA WHIP	IP ERA WLS BF H R ER SO BB IBB HBP BLK WP HR S P ERA WHIP	IP ERA WLS BF H R ER SO BB IBB HBP BLK WP HR S P ERA WHIP	IP ERA WLS BF H R ER SO BB IBB HBP BLK WP HR S P ERA WHIP	IP ERA WLS BF H R ER SO BB IBB HBP BLK WP HR S P ERA WHIP	IP ERA WLS BF H R ER SO BB IBB HBP BLK WP HR S P ERA WHIP	IP ERA WLS BF H R ER SO BB IBB HBP BLK WP HR S P ERA WHIP	IP ERA WLS BF H R ER SO BB IBB HBP BLK WP HR S P ERA WHIP	IP ERA WLS BF H R ER SO BB IBB HBP BLK WP HR S P ERA WHIP	IP ERA WLS BF H R ER SO BB IBB HBP BLK WP HR S P ERA WHIP	IP ERA WLS BF H R ER SO BB IBB HBP BLK WP HR S P ERA WHIP	IP ERA WLS BF H R ER SO BB IBB HBP BLK WP HR S P ERA WHIP	IP ERA WLS BF H R ER SO BB IBB HBP BLK WP HR S P ERA WHIP	IP ERA WLS BF H R ER SO BB IBB HBP BLK WP HR S P ERA WHIP	IP ERA WLS BF H R ER SO BB IBB HBP BLK WP HR S P ERA WHIP	IP ERA WLS BF H R ER SO BB IBB HBP BLK WP HR S P ERA WHIP	IP ERA WLS BF H R ER SO BB IBB HBP BLK WP HR S P ERA WHIP	IP ERA WLS BF H R ER SO BB IBB HBP BLK WP HR S P ERA WHIP	IP ERA WLS BF H R ER SO BB IBB HBP BLK WP HR S P ERA WHIP

Houston Astros @ Pittsburgh Pirates
Three Rivers Stadium, Pittsburgh, PA
Wed Jul 27 1977, 7:05 PM EDT
Att: 11,253 - Unknown

AB 43
R 2
H 11
RBI 2
BB 4
SO 9
LOB 23



Batter	1	2	3	4	5	6	7	8	9	10	11	AB	R	H	RBI	BB	SO	LOB	BOTTOM			
Frank Taveras, R OBP: 0.290, SLG: 0.290 (1, 6)	6-3		4-3			F5		SH1-4		K		3	0	0	0	0	0	1				
Rich Gossage, R OBP: 0.214, SLG: 0.286 (9, 1)												0	0	0	0	0	0	0				
Jim Fregosi, R OBP: 0.407, SLG: 0.507 (10, PH)												1	0	0	0	0	1	0				
Kent Tekulve, R OBP: 0.250, SLG: 0.250 (11, 1)												0	0	0	0	0	0	0				
Phil Garner, R OBP: 0.306, SLG: 0.425 (1, 5) (9, 6) (10, 5)	P3				F5		G4-6-3 1B		P3		F9	5	0	1	0	0	0	1				
Dave Parker, L OBP: 0.382, SLG: 0.552 (1, 9)	1B					G4-6-3		G3		F7		5	0	2	0	0	0	3				
Bill Robinson, R OBP: 0.348, SLG: 0.520 (1, 3)	K				F7		G4-6-3 1B		HR		SH 1B BB	4	2	2	1	1	1	2				
Al Oliver, L OBP: 0.320, SLG: 0.452 (1, 7)	4-3				F8		G4-6-3		L6		SH 1B	4	0	0	0	0	0	2				
Rennie Stennett, R OBP: 0.377, SLG: 0.440 (1, 4)	4-3					F8		1B		FC6-4 1B		5	0	3	1	0	0	0				
Ed Ott, L OBP: 0.339, SLG: 0.400 (1, 2)	4-3					4-3		G3		FC6-4 1B		4	0	0	0	0	0	2				
Omar Moreno, L OBP: 0.298, SLG: 0.363 (1, 8)	4-3					K				S 1B		4	1	2	0	0	1	0				
Odell Jones, R OBP: 0.310, SLG: 0.235 (1, 1)												1	0	0	0	0	1	0				
Jimmy Hairman, R OBP: 0.317, SLG: 0.434 (8, PH)												1	0	1	0	0	0	0				
Grant Jackson, R OBP: 0.298, SLG: 0.429 (7, 1)												0	0	0	0	0	0	0				
Fernando Soto, R OBP: 0.323, SLG: 0.475 (8, PH)												2	0	1	1	0	0	2				
Mario Mendoza, R OBP: 0.208, SLG: 0.126 (10, 5)												0	0	0	0	0	0	0				
Inning Stats	R: 0 E: 0 K: 1 S: 6	H: 1 LOB: 1 BB: 0 P: 6	R: 0 E: 0 K: 0 S: 3	H: 0 LOB: 0 BB: 0 P: 3	R: 0 E: 0 K: 1 S: 5	H: 0 LOB: 0 BB: 0 P: 5	R: 0 E: 0 K: 0 S: 4	H: 1 LOB: 1 BB: 0 P: 4	R: 0 E: 0 K: 0 S: 4	H: 2 LOB: 1 BB: 0 P: 4	R: 1 E: 0 K: 0 S: 5	H: 2 LOB: 1 BB: 0 P: 5	R: 0 E: 0 K: 0 S: 6	H: 3 LOB: 2 BB: 0 P: 6	R: 0 E: 0 K: 1 S: 5	H: 0 LOB: 0 BB: 0 P: 5	R: 1 E: 1 K: 0 S: 2	H: 1 LOB: 2 BB: 1 P: 6	1B: 11 2B: 0 3B: 0 HR: 1	SF: 0 SAC: 2 DP: 2 HBP: 0	WP: 0 PB: 0 SB: 1 CS: 0	PA: 42
PITCHER	IP ERA WLS BF H R ER SO BB IBB HBP BLK WP HR S P ERA WHIP	IP ERA WLS BF H R ER SO BB IBB HBP BLK WP HR S P ERA WHIP	IP ERA WLS BF H R ER SO BB IBB HBP BLK WP HR S P ERA WHIP	IP ERA WLS BF H R ER SO BB IBB HBP BLK WP HR S P ERA WHIP	IP ERA WLS BF H R ER SO BB IBB HBP BLK WP HR S P ERA WHIP	IP ERA WLS BF H R ER SO BB IBB HBP BLK WP HR S P ERA WHIP	IP ERA WLS BF H R ER SO BB IBB HBP BLK WP HR S P ERA WHIP	IP ERA WLS BF H R ER SO BB IBB HBP BLK WP HR S P ERA WHIP	IP ERA WLS BF H R ER SO BB IBB HBP BLK WP HR S P ERA WHIP	IP ERA WLS BF H R ER SO BB IBB HBP BLK WP HR S P ERA WHIP	IP ERA WLS BF H R ER SO BB IBB HBP BLK WP HR S P ERA WHIP	IP ERA WLS BF H R ER SO BB IBB HBP BLK WP HR S P ERA WHIP	IP ERA WLS BF H R ER SO BB IBB HBP BLK WP HR S P ERA WHIP	IP ERA WLS BF H R ER SO BB IBB HBP BLK WP HR S P ERA WHIP	IP ERA WLS BF H R ER SO BB IBB HBP BLK WP HR S P ERA WHIP	IP ERA WLS BF H R ER SO BB IBB HBP BLK WP HR S P ERA WHIP	IP ERA WLS BF H R ER SO BB IBB HBP BLK WP HR S P ERA WHIP	IP ERA WLS BF H R ER SO BB IBB HBP BLK WP HR S P ERA WHIP	IP ERA WLS BF H R ER SO BB IBB HBP BLK WP HR S P ERA WHIP	IP ERA WLS BF H R ER SO BB IBB HBP BLK WP HR S P ERA WHIP		

Houston Astros @ Pittsburgh Pirates
Three Rivers Stadium, Pittsburgh, PA
Wed Jul 27 1977, 7:05 PM EDT
Att: 11,253 - Unknown

AB 39
R 3
H 12
RBI 3
BB 1
SO 4
LOB 13



Batter	1	2	3	4	5	6	7	8	9	AB	R	H	RBI	BB	SO	LOB	TOP					
Wilbur Howard, S OBP: 0.248, SLG: 0.269 (1, 7)	0-0 1-3		0-0 4-3		0-0 6-3		0-0 F4		0-0 F7	5	0	0	0	0	0	3						
Enos Cabell, R OBP: 0.310, SLG: 0.432 (1, 5)	0-0 F8		0-0 5-3			0-0 5-3				4	1	1	0	0	0	0						
Cesar Cedeno, R OBP: 0.322, SLG: 0.331 (1, 8)	0-0 CS 1B			0-0 HR 2B		4-0 FC6-4 BB		0-0 3B 1B		3	1	3	1	1	0	0						
Bob Watson, R OBP: 0.350, SLG: 0.476 (1, 3)	0-0 1-2 1B			0-0 2H HR		0-0 F8		0-0 3H 5-3		4	1	2	2	0	0	2						
Joe Ferguson, R OBP: 0.373, SLG: 0.453 (1, 2)	0-0 CS 2-3	0-0 HR		0-3 K		0-3 FC6-4 1-2		0-0 2-3 6-3		4	1	1	1	0	1	2						
Art Howe, R OBP: 0.356, SLG: 0.457 (1, 4)		0-0 F6		0-0 F4			0-0 L6		0-0 4-3	4	0	0	0	0	0	1						
Jim Fuller, R OBP: 0.230, SLG: 0.293 (1, 9)		0-0 L5		0-0 4-3			0-0 2B		0-0 L7	4	0	1	0	0	0	0						
Roger Metzger, S OBP: 0.267, SLG: 0.276 (1, 6)		0-3 K			0-0 5-6-3		4-0 BB		0-0 2B	3	0	1	0	1	1	0						
Dan Larson, R OBP: 0.313, SLG: 0.267 (1, 1)			0-0 F9		0-0 4-3		0-0 F4		0-0 F8	2	0	0	0	0	0	0						
Rob Sperring, R OBP: 0.208, SLG: 0.167 (7, PH)										1	0	0	0	0	0	2						
Gene Pentz, R OBP: 0.292, SLG: 0.332 (9, PH)										0	0	0	0	0	0	1						
Julio Gonzalez, R OBP: 0.292, SLG: 0.332 (9, PH)										1	0	0	0	0	0	1						
Inning Stats	R: 0 E: 0 K: 0 S: 4	H: 2 LOB: 1 BB: 0 P: 4	R: 1 E: 0 K: 1 S: 6	H: 1 LOB: 0 BB: 0 P: 6	R: 0 E: 0 K: 0 S: 3	H: 0 LOB: 0 BB: 0 P: 3	R: 2 E: 0 K: 1 S: 7	H: 2 LOB: 0 BB: 0 P: 7	R: 0 E: 0 K: 0 S: 3	H: 0 LOB: 0 BB: 0 P: 3	R: 0 E: 0 K: 0 S: 3	H: 0 LOB: 0 BB: 1 P: 7	R: 0 E: 0 K: 0 S: 4	H: 1 LOB: 2 BB: 1 P: 8	R: 1 E: 0 K: 0 S: 5	H: 2 LOB: 1 BB: 0 P: 5	R: 0 E: 0 K: 0 S: 4	H: 1 LOB: 1 BB: 0 P: 4	1B: 3 2B: 3 3B: 1 HR: 2	SF: 0 SAC: 0 DP: 0 HBP: 0	WP: 0 PB: 0 SB: 0 CS: 1	PA: 38
PITCHER Jim Rooker, L ERA: 3.91 (1, 1)	IP: 9.0 WLS: W BF: 37 H: 9 R: 4 ER: 4 SO: 2 BB: 2 IBB: 0 HBP: 0 BLK: 0 WP: 0 HR: 2 S: 39 P: 47 ERA: 4.00 WHIP: 1.222																					

Houston Astros @ Pittsburgh Pirates
Three Rivers Stadium, Pittsburgh, PA
Thu Jul 28 1977, 7:05 PM EDT
Att: 16,400 - Unknown

AB	35
R	4
H	9
RBI	4
BB	2
SO	2
LOB	11



Batter	1	2	3	4	5	6	7	8	9	AB	R	H	RBI	BB	SO	LOB	BOTTOM			
Frank Taveras, R OBP: 0.289, SLG: 0.287 (1, 6)	0-0 6-3	0-0 E6 CS	0-0 5-3			4-0 BB HR BB		0-3 K		4	1	0	0	1	1	2				
Phil Garner, R OBP: 0.307, SLG: 0.433 (1, 5)	0-0 1B 1B 1B	0-0 1-2 HR		0-0 5-3		0-0 F7		0-0 F7		5	2	2	1	0	0	3				
Dave Parker, L OBP: 0.385, SLG: 0.551 (1, 9)	0-0 1-2 1B 1B	0-0 CS 1B		0-0 4-3		4-0 1-2 2-3 HR BB		0-0 G3		4	2	2	0	1	0	1				
Bill Robinson, R OBP: 0.354, SLG: 0.535 (1, 3)	0-0 1-2 2-3 1B 1B	0-0 1-2 1B		0-3 K		0-0 1-2 2-3 3H HR				4	2	3	4	0	1	0				
Al Oliver, L OBP: 0.322, SLG: 0.452 (1, 7)	0-0 1-3 2H 3H 1B 1B	0-0 1-2 1B			0-0 F8	0-0 3-1				4	1	2	2	0	0	0				
Rennie Stennett, R OBP: 0.376, SLG: 0.438 (1, 4)	0-0 1-3 2H 3H 1B	0-0 F9			0-0 F8		0-0 F9			4	0	1	1	0	0	2				
Ed Ott, L OBP: 0.342, SLG: 0.402 (1, 2)	0-0 CS 1-3 3H 1B		0-0 4-3 1B		0-0 4-3		0-3 K			4	0	2	1	0	1	0				
Omar Moreno, L OBP: 0.297, SLG: 0.359 (1, 8)	4-0 1-2 BB		0-0 4-3		0-0 4-3	0-0 F2	0-0 F9			3	0	0	0	1	0	1				
Jim Rooker, R OBP: 0.250, SLG: 0.175 (1, 1)	0-0 1-2 4-3		0-0 5-3			4-0 BB HR BB		0-0 1B		3	1	1	0	1	0	3				
Inning Stats	R: 4 E: 0 K: 0 S: 8	H: 6 LOB: 2 BB: 1 P: 12	R: 1 E: 1 K: 0 S: 6	H: 4 LOB: 2 BB: 0 P: 6	R: 0 E: 0 K: 0 S: 4	H: 1 LOB: 1 BB: 0 P: 4	R: 0 E: 0 K: 1 S: 5	H: 0 LOB: 0 BB: 0 P: 5	R: 0 E: 0 K: 0 S: 3	H: 0 LOB: 0 BB: 0 P: 3	R: 4 E: 0 K: 0 S: 4	H: 1 LOB: 0 BB: 3 P: 16	R: 0 E: 0 K: 1 S: 5	H: 0 LOB: 0 BB: 0 P: 5	R: 0 E: 0 K: 1 S: 6	H: 1 LOB: 1 BB: 0 P: 6	1B: 11 2B: 0 3B: 0 HR: 2	SF: 0 SAC: 0 DP: 0 HBP: 0	WP: 0 PB: 0 SB: 1 CS: 3	PA: 39
PITCHER Dan Larson, R ERA: 6.0 Gene Pentz, R ERA: 5.12 (7, 1)	IP: 6.0 WLS: L BF: 32 H: 12 R: 9 ER: 9 SO: 9 BB: 4 IBB: 0 HBP: 0 BLK: 0 WP: 0 HR: 2 S: 30 P: 46 ERA: 13.50 WHIP: 2.667																			
PITCHER	IP: 2.0 WLS: 7 BF: 7 H: 1 R: 0 ER: 0 SO: 2 BB: 0 IBB: 0 HBP: 0 BLK: 0 WP: 0 HR: 0 S: 11 P: 11 ERA: 0.00 WHIP: 0.500																			

Houston Astros @ Pittsburgh Pirates
Three Rivers Stadium, Pittsburgh, PA
Thu Jul 28 1977, 7:05 PM EDT
Att: 16,400 - Unknown

AB	35
R	9
H	13
RBI	9
BB	4
SO	3
LOB	12



Batter	1	2	3	4	5	6	7	8	9	AB	R	H	RBI	BB	SO	LOB	TOP					
Jose Cardenal, R OBP: 0.340, SLG: 0.357 (1, 7)										4	0	2	0	0	1	1						
Larry Blittner, L OBP: 0.336, SLG: 0.420 (1, 3)										4	0	0	0	0	0	3						
Bobby Murcer, L OBP: 0.361, SLG: 0.455 (1, 9)										3	0	0	0	1	0	2						
Jerry Morales, R OBP: 0.391, SLG: 0.506 (1, 8)										4	0	1	0	0	1	1						
Steve Ontiveros, S OBP: 0.388, SLG: 0.408 (1, 5)										4	0	1	0	0	0	2						
Manny Trillo, R OBP: 0.343, SLG: 0.408 (1, 4)										3	0	0	0	0	1	2						
George Mitterwald, R OBP: 0.312, SLG: 0.412 (7, PH) Greg Gross, L OBP: 0.359, SLG: 0.377 (7, 2) Steve Swisher, R OBP: 0.223, SLG: 0.268 (7, 2)										2	0	0	0	0	1	1						
Ivan De Jesus, R OBP: 0.303, SLG: 0.320 (8, PH) Joe Wallis, S OBP: 0.403, SLG: 0.422 (8, 1) Paul Reuschel, R OBP: 0.313, SLG: 0.355 (8, 6)										1	0	0	0	1	1	0						
Bill Bonham, R OBP: 0.208, SLG: 0.250 (8, PH) Bill Buckner, L OBP: 0.309, SLG: 0.414 (8, 6) Mick Kelleher, R OBP: 0.313, SLG: 0.355 (8, 6)										1	0	0	0	0	1	0						
Inning Stats	R: 0 E: 0 K: 0 S: 3	H: 1 LOB: 0 BB: 0 P: 3	R: 0 E: 0 K: 1 S: 7	H: 1 LOB: 1 BB: 0 P: 8	R: 0 E: 0 K: 1 S: 10	H: 0 LOB: 1 BB: 1 P: 14	R: 0 E: 0 K: 0 S: 3	H: 0 LOB: 0 BB: 0 P: 3	R: 0 E: 0 K: 2 S: 7	H: 0 LOB: 0 BB: 0 P: 7	R: 0 E: 0 K: 1 S: 6	H: 1 LOB: 1 BB: 0 P: 6	R: 0 E: 0 K: 1 S: 9	H: 1 LOB: 1 BB: 0 P: 10	R: 0 E: 0 K: 0 S: 3	H: 0 LOB: 0 BB: 0 P: 3	R: 0 E: 0 K: 0 S: 3	H: 0 LOB: 1 BB: 1 P: 7	1B: 2 2B: 3 3B: 0 HR: 0	SF: 0 SAC: 1 DP: 1 HBP: 0	WP: 0 PB: 0 SB: 0 CS: 0	PA: 32
PITCHER Joe Niekro, R ERA: 2.85 (1, 1)	IP: 9.0 WLS: W BF: 32 H: 4 R: 0 ER: 0 SO: 6 BB: 2 IBB: 0 HBP: 0 BLK: 0 WP: 0 HR: 0 S: 51 P: 61 ERA: 0.00 WHIP: 0.667															PITCHER						

Chicago Cubs @ Houston Astros
Astrodome, Houston, TX
Fri Jul 29 1977, 8:05 PM EDT
Att: 23,208 - Dome - 72 F

AB	29
R	0
H	4
RBI	0
BB	2
SO	6
LOB	13



Batter	1	2	3	4	5	6	7	8	9	AB	R	H	RBI	BB	SO	LOB	BOTTOM					
Terry Puhl, L OBP: 0.300, SLG: 0.241 (1, 7)										4	0	0	0	0	2	1						
Enos Cabell, R OBP: 0.307, SLG: 0.428 (1, 5)										4	0	0	0	0	0	0						
Cesar Cedeno, R OBP: 0.322, SLG: 0.334 (1, 8)										3	1	1	0	0	0	0						
Bob Watson, R OBP: 0.349, SLG: 0.477 (1, 3)										3	0	1	1	0	1	0						
Jose Cruz, L OBP: 0.367, SLG: 0.480 (1, 9)										1	0	1	0	2	0	0						
Joe Ferguson, R OBP: 0.372, SLG: 0.450 (1, 2)										2	0	0	0	1	0	1						
Art Howe, R OBP: 0.351, SLG: 0.451 (1, 4)										3	0	0	0	0	1	3						
Roger Metzger, S OBP: 0.262, SLG: 0.270 (1, 6)										3	0	0	0	0	0	1						
Joe Niekro, R OBP: 0.222, SLG: 0.176 (1, 1)										3	0	0	0	0	0	1						
Inning Stats	R: 0 E: 0 K: 0 S: 6	H: 0 LOB: 0 BB: 0 P: 6	R: 0 E: 0 K: 1 S: 5	H: 1 LOB: 0 BB: 0 P: 5	R: 0 E: 1 K: 1 S: 6	H: 0 LOB: 1 BB: 0 P: 6	R: 1 E: 0 K: 0 S: 4	H: 2 LOB: 2 BB: 2 P: 12	R: 0 E: 0 K: 1 S: 5	H: 0 LOB: 0 BB: 0 P: 5	R: 0 E: 1 K: 0 S: 3	H: 0 LOB: 1 BB: 1 P: 7	R: 0 E: 1 K: 0 S: 3	H: 0 LOB: 0 BB: 0 P: 3	R: 0 E: 0 K: 1 S: 5	H: 0 LOB: 0 BB: 0 P: 5	R: 0 E: 0 K: 1 S: 5	H: 0 LOB: 0 BB: 0 P: 5	1B: 0 2B: 3 3B: 1 HR: 0	SF: 0 SAC: 0 DP: 3 HBP: 0	WP: 0 PB: 0 SB: 0 CS: 0	PA: 30
PITCHER Bill Bonham, R ERA: 4.19 (8, 1) Paul Reuschel, R ERA: 2.96 (8, 1)	IP: 7.0 WLS: L BF: 26 H: 3 R: 1 ER: 1 SO: 3 BB: 1 IBB: 2 HBP: 0 BLK: 0 WP: 0 HR: 0 S: 32 P: 44 ERA: 1.29 WHIP: 0.571															PITCHER						

Chicago Cubs @ Houston Astros
Astrodome, Houston, TX
Fri Jul 29 1977, 8:05 PM EDT
Att: 23,208 - Dome - 72 F

AB	26
R	1
H	3
RBI	1
BB	3
SO	4
LOB	7



Batter	1	2	3	4	5	6	7	8	9	10	11	AB	R	H	RBI	BB	SO	LOB	TOP										
Frank Taveras, R OBP: 0.301, SLG: 0.302													5	2	3	0	1	1	0										
Ed Ott, L OBP: 0.351, SLG: 0.420												6	1	4	1	0	0	1											
Dave Parker, L OBP: 0.379, SLG: 0.536												6	0	1	0	0	1	7											
Bill Robinson, R OBP: 0.349, SLG: 0.529												5	0	2	1	0	2	3											
Al Oliver, L OBP: 0.321, SLG: 0.455												4	0	0	1	1	0	2											
Rennie Stennett, R OBP: 0.353, SLG: 0.444												4	0	2	0	2	0	3											
Omar Moreno, L OBP: 0.305, SLG: 0.380													6	0	1	0	0	2	6										
Fernando Gonzalez, R OBP: 0.338, SLG: 0.457													5	0	1	0	0	2											
Odell Jones, R OBP: 0.200, SLG: 0.200													3	0	0	0	0	2											
Terry Forster, L OBP: 0.235, SLG: 0.353												0	0	0	0	0	0												
Kent Tekulve, R OBP: 0.250, SLG: 0.250												0	0	0	0	0	0												
Bobby Tolan, L OBP: 0.273, SLG: 0.333												1	0	0	0	0	0												
Rich Gossage, R OBP: 0.250, SLG: 0.313												1	0	0	0	0	1												
Inning Stats	R: 1 E: 0 K: 1 S: 8	H: 2 LOB: 2 BB: 0 P: 8	R: 0 E: 0 K: 0 S: 3	H: 1 LOB: 0 BB: 0 P: 3	R: 2 E: 1 K: 0 S: 6	H: 3 LOB: 1 BB: 0 P: 6	R: 0 E: 2 K: 1 S: 8	H: 2 LOB: 3 BB: 0 P: 8	R: 0 E: 0 K: 1 S: 6	H: 1 LOB: 1 BB: 0 P: 6	R: 0 E: 0 K: 2 S: 8	H: 1 LOB: 1 BB: 0 P: 8	R: 0 E: 0 K: 0 S: 3	H: 0 LOB: 0 BB: 0 P: 3	R: 0 E: 0 K: 1 S: 6	H: 1 LOB: 3 BB: 2 P: 14	R: 0 E: 0 K: 1 S: 5	H: 0 LOB: 1 BB: 1 P: 9	R: 0 E: 0 K: 0 S: 4	H: 1 LOB: 2 BB: 1 P: 8	1B: 13 2B: 0 3B: 1 HR: 0	SF: 1 SAC: 1 DP: 0 HBP: 0	WP: 0 PB: 0 SB: 2 CS: 0	PA: 52					
PITCHER Mark Lemongello, R ERA: 3.76	IP: 11.0 W: 11.0	WLS: 52 BF: 52	H: 14 R: 3	ER: 2 SO: 7	BB: 3 IBB: 1	HBP: 0 BLK: 0	WP: 0 HR: 0	S: 62 P: 78	ERA: 1.64 WHIP: 1.545	PITCHER																			

Pittsburgh Pirates @ Houston Astros
Astrodome, Houston, TX
Mon Aug 01 1977, 8:05 PM EDT
Att: 11,769 - Dome


AB 46
R 3
H 14
RBI 3
BB 4
SO 7
LOB 26



Batter	1	2	3	4	5	6	7	8	9	10	11	AB	R	H	RBI	BB	SO	LOB	BOTTOM										
Terry Puhl, L OBP: 0.356, SLG: 0.328												2	0	1	0	2	0	0											
Enos Cabell, R OBP: 0.306, SLG: 0.424												5	1	1	0	0	1	5											
Cesar Cedeno, R OBP: 0.319, SLG: 0.341												5	0	1	1	0	1	5											
Bob Watson, R OBP: 0.352, SLG: 0.485												5	1	1	0	0	2	2											
Jose Cruz, L OBP: 0.364, SLG: 0.479												5	2	2	1	0	1	1											
Ed Herrmann, L OBP: 0.287, SLG: 0.284												4	0	1	1	0	0	1											
Julio Gonzalez, R OBP: 0.294, SLG: 0.333												4	0	1	1	0	1	1											
Roger Metzger, S OBP: 0.267, SLG: 0.270												4	0	1	0	0	1	2											
Mark Lemongello, R OBP: 0.044, SLG: 0.044												4	0	1	0	0	1	1											
Inning Stats	R: 0 E: 0 K: 0 S: 3	H: 1 LOB: 0 BB: 0 P: 3	R: 1 E: 0 K: 0 S: 5	H: 2 LOB: 1 BB: 0 P: 5	R: 1 E: 0 K: 0 S: 4	H: 1 LOB: 1 BB: 1 P: 8	R: 0 E: 0 K: 1 S: 5	H: 0 LOB: 0 BB: 0 P: 5	R: 0 E: 0 K: 1 S: 7	H: 2 LOB: 1 BB: 0 P: 7	R: 0 E: 0 K: 1 S: 6	H: 1 LOB: 1 BB: 0 P: 6	R: 0 E: 0 K: 2 S: 7	H: 0 LOB: 0 BB: 0 P: 7	R: 0 E: 0 K: 2 S: 7	H: 0 LOB: 0 BB: 0 P: 7	R: 0 E: 0 K: 0 S: 3	H: 0 LOB: 1 BB: 1 P: 7	R: 1 E: 0 K: 0 S: 1	H: 1 LOB: 0 BB: 0 P: 1	1B: 6 2B: 3 3B: 1 HR: 1	SF: 0 SAC: 1 DP: 1 HBP: 0	WP: 1 PB: 0 SB: 1 CS: 0	PA: 41					
PITCHER Odell Jones, R ERA: 5.05	IP: 5.1 W: 1.0	WLS: 4 BF: 24	H: 8 R: 1	ER: 3 SO: 0	BB: 1 IBB: 0	HBP: 0 BLK: 0	WP: 0 HR: 0	S: 29 P: 33	ERA: 5.06 WHIP: 1.688	PITCHER																			
Terry Forster, L ERA: 5.03	IP: 6.1 W: 1.0	WLS: 4 BF: 24	H: 8 R: 1	ER: 3 SO: 0	BB: 1 IBB: 0	HBP: 0 BLK: 0	WP: 0 HR: 0	S: 29 P: 33	ERA: 5.06 WHIP: 1.688																				
Kent Tekulve, R ERA: 3.47	IP: 7.1 W: 0.2	WLS: 2 BF: 24	H: 8 R: 0	ER: 0 SO: 1	BB: 0 IBB: 0	HBP: 0 BLK: 0	WP: 0 HR: 0	S: 4 P: 4	ERA: 0.00 WHIP: 0.000																				
Rich Gossage, R ERA: 1.68	IP: 8.1 W: 3.0	WLS: 11 BF: 44	H: 11 R: 1	ER: 1 SO: 4	BB: 1 IBB: 0	HBP: 0 BLK: 0	WP: 1 HR: 1	S: 18 P: 22	ERA: 3.00 WHIP: 0.667																				

Pittsburgh Pirates @ Houston Astros
Astrodome, Houston, TX
Mon Aug 01 1977, 8:05 PM EDT
Att: 11,769 - Dome

AB 38
R 4
H 10
RBI 4
BB 2
SO 8
LOB 18



Batter	1	2	3	4	5	6	7	8	9	10	AB	R	H	RBI	BB	SO	LOB	TOP										
Frank Taveras, R OBP: 0.300, SLG: 0.300 (1.6)	5-3		6-3		K			F8		F9 HR 1B	5	1	1	0	0	1	1	Pittsburgh Pirates @ Houston Astros Astrodome, Houston, TX Tue Aug 02 1977, 8:05 PM EDT Att. 15,805 - Dome										
Omar Moreno, L OBP: 0.300, SLG: 0.373 (1.8)	4-3			B1-3		F4		K		F9	5	0	0	0	0	1	1											
Dave Parker, L OBP: 0.361, SLG: 0.536 (1.9)	F8					6-3				1B E	4	2	2	0	1	0	0											
Bill Robinson, R OBP: 0.353, SLG: 0.540 (1.3)			K		F4		E5		E5	1B HR	5	2	3	3	0	1	1											
Rennie Stennett, R OBP: 0.378, SLG: 0.438 (1.4)		6-3		5-3		6-3			F8	F7	5	0	0	0	0	0	2											
Ed Ott, L OBP: 0.354, SLG: 0.419 (1.2)								F8		3-1	3	1	1	0	1	0	0											
Fernando Gonzalez, R OBP: 0.333, SLG: 0.459 (1.5)						6-3		F1			4	0	1	0	0	0	2											
Jerry Hairston, S OBP: 0.343, SLG: 0.390 (1.7)					F9		F7			4-3	4	0	0	0	0	1	2											
Jim Rooker, R OBP: 0.261, SLG: 0.190 Larry Demery, R OBP: 0.188, SLG: 0.313 Bobby Tolan, L OBP: 0.268, SLG: 0.327 Grant Jackson, S OBP: 0.250, SLG: 0.375 (1.1)					K					3-1	2	0	1	1	0	1	0											
										G3	0	0	0	0	0	0	0											
											1	0	0	0	0	0	0											
											1	0	0	0	0	0	0											
Inning Stats	R: 0 E: 0 K: 0 S: 3	H: 0 LOB: 0 BB: 0 P: 3	R: 0 E: 0 K: 1 S: 5	H: 0 LOB: 1 BB: 1 P: 9	R: 0 E: 0 K: 1 S: 5	H: 0 LOB: 0 BB: 0 P: 5	R: 0 E: 0 K: 0 S: 4	H: 1 LOB: 1 BB: 0 P: 4	R: 1 E: 0 K: 1 S: 7	H: 2 LOB: 1 BB: 0 P: 7	R: 0 E: 0 K: 0 S: 4	H: 1 LOB: 1 BB: 0 P: 4	R: 0 E: 0 K: 1 S: 5	H: 0 LOB: 0 BB: 0 P: 5	R: 0 E: 0 K: 1 S: 5	H: 0 LOB: 0 BB: 0 P: 5	R: 2 E: 1 K: 0 S: 6	H: 3 LOB: 1 BB: 0 P: 6	R: 3 E: 0 K: 0 S: 5	H: 2 LOB: 0 BB: 1 P: 9	1B: 7 2B: 1 3B: 0 HR: 1	SF: 0 SAC: 0 DP: 0 HBP: 0	WP: 0 PB: 0 SB: 1 CS: 0	PA: 41				
PITCHER Dan Larson, R ERA: 5.91 (1.1)	IP 10.0	WLS L	BF 41	H 9	R 6	ER 6	SO 5	BB 1	IBB 0	HBP 0	BLK 0	WP 0	HR 1	S 49	P 57	ERA 5.40	WHIP 1.000											

Batter	1	2	3	4	5	6	7	8	9	10	AB	R	H	RBI	BB	SO	LOB	BOTTOM				
Wilbur Howard, S OBP: 0.265, SLG: 0.304 (1.7)	4-3 1B 2B		3B 2B		SH1-3					5-3	4	2	3	1	0	0	0	Pittsburgh Pirates @ Houston Astros Astrodome, Houston, TX Tue Aug 02 1977, 8:05 PM EDT Att. 15,805 - Dome				
Enos Cabell, R OBP: 0.305, SLG: 0.426 (1.5)	4-3		CS 3B		F7		4-3		6-3		5	0	1	1	0	0	4					
Cesar Cedeno, R OBP: 0.322, SLG: 0.341 (1.8)					6-3		4-3			BB	3	0	1	1	2	0	3					
Bob Watson, R OBP: 0.350, SLG: 0.480 (1.3)	L7					6-3				K	4	0	0	0	1	2	3					
Art Howe, R OBP: 0.340, SLG: 0.434 (1.4)					K		CS		F8		5	0	0	0	0	2	3					
Jose Cruz, L OBP: 0.385, SLG: 0.477 (1.9)					F7		G3				4	0	1	0	1	1	0					
Ed Herrmann, L OBP: 0.297, SLG: 0.294 (1.2)										SH3	4	0	2	0	0	0	0					
Roger Metzger, S OBP: 0.267, SLG: 0.265 (1.6)											3	1	0	0	1	1	4					
Dan Larson, R OBP: 0.350, SLG: 0.316 (1.1)											4	0	2	0	0	1	2					
Inning Stats	R: 1 E: 0 K: 0 S: 4	H: 2 LOB: 0 BB: 0 P: 4	R: 0 E: 0 K: 1 S: 5	H: 0 LOB: 0 BB: 0 P: 5	R: 2 E: 0 K: 2 S: 8	H: 2 LOB: 1 BB: 2 P: 16	R: 0 E: 0 K: 1 S: 6	H: 1 LOB: 1 BB: 0 P: 6	R: 0 E: 0 K: 0 S: 4	H: 1 LOB: 2 BB: 1 P: 8	R: 0 E: 0 K: 0 S: 5	H: 2 LOB: 3 BB: 1 P: 9	R: 0 E: 0 K: 0 S: 4	H: 1 LOB: 1 BB: 0 P: 4	R: 0 E: 0 K: 1 S: 5	H: 0 LOB: 1 BB: 1 P: 9	R: 0 E: 0 K: 2 S: 7	H: 0 LOB: 0 BB: 0 P: 7	1B: 7 2B: 2 3B: 1 HR: 0	SF: 0 SAC: 2 DP: 0 HBP: 0	WP: 0 PB: 0 SB: 1 CS: 1	PA: 44
PITCHER Jim Rooker, L ERA: 3.94 Larry Demery, R ERA: 5.32 Grant Jackson, L ERA: 4.39 (1.1)	IP 6.0	WLS 28	BF 9	H 3	R 3	ER 3	SO 4	BB 3	IBB 0	HBP 0	BLK 0	WP 0	HR 0	S 33	P 45	ERA 4.50	WHIP 2.000					
	1.0	4	0	0	0	0	0	0	1	0	0	0	0	0	3	7	0.00	0.000				
	3.0	W	11	1	0	0	3	1	0	0	0	0	0	0	16	20	0.00	0.667				

Batter	1	2	3	4	5	6	7	8	9	AB	R	H	RBI	BB	SO	LOB	TOP			
Frank Taveras, R (1, 6) OBP: 0.299, SLG: 0.300										4	0	1	0	0	1	2				
Omar Moreno, L (1, 8) OBP: 0.303, SLG: 0.373										3	0	1	0	1	0	1				
Dave Parker, L (1, 9) OBP: 0.382, SLG: 0.535										3	0	1	0	1	1	2				
Bill Robinson, R (1, 3) OBP: 0.352, SLG: 0.536										4	0	1	0	0	0	2				
Al Oliver, L (1, 7) OBP: 0.321, SLG: 0.453										4	0	1	0	0	0	3				
Rennie Stennett, R (1, 4) OBP: 0.377, SLG: 0.437										4	0	1	0	0	0	1				
Fernando Gonzalez, R (1, 5) OBP: 0.329, SLG: 0.449										4	0	1	0	0	0	2				
Duffy Dyer, R (1, 2) OBP: 0.387, SLG: 0.337										4	0	1	0	0	1	2				
Bruce Kison, R (1, 1) OBP: 0.250, SLG: 0.340										2	0	1	0	0	0	1				
Bobby Tolan, L (7, PH) OBP: 0.263, SLG: 0.321										1	0	0	0	0	0	1				
Kent Tekulve, R (7, 1) OBP: 0.250, SLG: 0.250										0	0	0	0	0	0	0				
Inning Stats	R: 0 E: 0 K: 0 S: 3	H: 2 LOB: 2 BB: 2 P: 11	R: 0 E: 0 K: 0 S: 3	H: 1 LOB: 0 BB: 0 P: 3	R: 0 E: 0 K: 1 S: 6	H: 1 LOB: 1 BB: 0 P: 6	R: 0 E: 0 K: 0 S: 3	H: 0 LOB: 0 BB: 0 P: 3	R: 0 E: 0 K: 0 S: 4	H: 1 LOB: 1 BB: 0 P: 4	R: 0 E: 0 K: 1 S: 6	H: 1 LOB: 1 BB: 0 P: 6	R: 0 E: 0 K: 0 S: 4	H: 1 LOB: 1 BB: 0 P: 4	R: 0 E: 0 K: 0 S: 4	H: 1 LOB: 1 BB: 0 P: 4	1B: 8 2B: 1 3B: 0 HR: 0	SF: 0 SAC: 0 DP: 1 HBP: 0	WP: 1 PB: 0 SB: 3 CS: 2	PA: 35
PITCHER Joe Niekro, R (1, 1) ERA: 2.57	IP: 9.0 WLS: W BF: 35 H: 9 R: 0 ER: 0 SO: 3 BB: 2 IBB: 0 HBP: 0 BLK: 0 WP: 1 HR: 0 S: 39 P: 47 ERA: 0.00 WHIP: 1.222															PITCHER				

Pittsburgh Pirates @ Houston Astros
Astrodome, Houston, TX
Wed Aug 03 1977, 8:05 PM EDT
Att: 14,745 - Unknown

AB 33
R 0
H 9
RBI 0
BB 2
SO 3
LOB 17



Batter	1	2	3	4	5	6	7	8	9	AB	R	H	RBI	BB	SO	LOB	BOTTOM			
Terry Puhl, L (1, 7) OBP: 0.338, SLG: 0.309										4	0	0	0	0	0	0				
Enos Cabell, R (1, 5) OBP: 0.304, SLG: 0.424										4	0	1	0	0	2	0				
Cesar Cedeno, R (1, 8) OBP: 0.324, SLG: 0.346										4	2	2	0	0	1	1				
Bob Watson, R (1, 3) OBP: 0.355, SLG: 0.483										2	1	2	1	0	0	0				
Jose Cruz, L (1, 9) OBP: 0.364, SLG: 0.478										3	0	1	2	0	0	2				
Joe Ferguson, R (1, 2) OBP: 0.370, SLG: 0.445										3	0	0	0	0	1	0				
Art Howe, R (1, 4) OBP: 0.336, SLG: 0.428										3	0	0	0	0	1	0				
Roger Metzger, S (1, 6) OBP: 0.268, SLG: 0.262										2	0	0	0	1	0	0				
Joe Niekro, R (1, 1) OBP: 0.190, SLG: 0.150										3	0	0	0	0	1	1				
Inning Stats	R: 0 E: 0 K: 1 S: 5	H: 0 LOB: 0 BB: 0 P: 5	R: 0 E: 0 K: 0 S: 3	H: 1 LOB: 0 BB: 0 P: 3	R: 0 E: 0 K: 2 S: 7	H: 0 LOB: 0 BB: 0 P: 7	R: 2 E: 0 K: 1 S: 6	H: 2 LOB: 1 BB: 0 P: 7	R: 0 E: 0 K: 1 S: 5	H: 0 LOB: 1 BB: 1 P: 9	R: 1 E: 0 K: 1 S: 7	H: 2 LOB: 1 BB: 0 P: 7	R: 0 E: 0 K: 0 S: 3	H: 0 LOB: 0 BB: 0 P: 3	R: 0 E: 1 K: 0 S: 4	H: 1 LOB: 1 BB: 0 P: 4	1B: 4 2B: 2 3B: 0 HR: 0	SF: 0 SAC: 0 DP: 1 HBP: 1	WP: 0 PB: 0 SB: 0 CS: 0	PA: 30
PITCHER Bruce Kison, R (1, 1) ERA: 4.82	IP: 6.0 WLS: L BF: 23 H: 5 R: 3 ER: 3 SO: 6 BB: 1 IBB: 0 HBP: 1 BLK: 0 WP: 0 HR: 0 S: 33 P: 38 ERA: 4.50 WHIP: 1.000															PITCHER				
Kent Tekulve, R (7, 1) ERA: 3.39	IP: 2.0 WLS: 7 BF: 1 H: 0 R: 0 ER: 0 SO: 0 BB: 0 IBB: 0 HBP: 0 BLK: 0 WP: 0 HR: 7 S: 7 P: 7 ERA: 0.00 WHIP: 0.500															PITCHER				

Pittsburgh Pirates @ Houston Astros
Astrodome, Houston, TX
Wed Aug 03 1977, 8:05 PM EDT
Att: 14,745 - Unknown

AB 28
R 3
H 6
RBI 3
BB 1
SO 6
LOB 4



Batter	1	2	3	4	5	6	7	8	9	AB	R	H	RBI	BB	SO	LOB	TOP				
Lou Brock, L OBP: 0.312, SLG: 0.360 (1,7)										4	1	2	2	0	1	0	St. Louis Cardinals @ Houston Astros Astrodome, Houston, TX Fri Aug 05 1977, 8:05 PM EDT Att: 23,949 - Dome				
Gary Templeton, S OBP: 0.333, SLG: 0.444 (1,6)										4	0	1	1	0	1	0					
Jerry Mumphrey, S OBP: 0.401, SLG: 0.466 (1,9)										2	0	0	0	2	1	0					
Ted Simmons, S OBP: 0.411, SLG: 0.531 (1,2)										3	1	1	1	1	0	1					
Keith Hernandez, L OBP: 0.399, SLG: 0.469 (1,3)										2	0	1	0	2	1	0					
Tony Scott, S OBP: 0.374, SLG: 0.407 (1,8)										4	0	0	0	0	0	6					
Ken Reitz, R OBP: 0.426, SLG: 0.543 (9, PH) Roger Freed, R OBP: 0.474, SLG: 0.543 (9, PH)										3	0	0	0	0	2	4					
Mike Tyson, R OBP: 0.283, SLG: 0.330 (1,4)										4	1	1	0	0	1	3					
John Denny, R OBP: 0.143, SLG: 0.118 (1,1) Mike Phillips, L OBP: 0.240, SLG: 0.256 (7, PH) Rawly Eastwick, R OBP: 0.364, SLG: 0.300 (7,1) Mike Anderson, R OBP: 0.286, SLG: 0.371 (9, PH)										2	0	0	0	0	1	0					
Inning Stats	R: 0 E: 0 K: 0 S: 3	H: 0 LOB: 0 BB: 0 P: 3	R: 1 E: 0 K: 1 S: 6	H: 2 LOB: 0 BB: 0 P: 6	R: 1 E: 0 K: 2 S: 8	H: 2 LOB: 0 BB: 0 P: 8	R: 0 E: 0 K: 1 S: 5	H: 0 LOB: 3 BB: 3 P: 17	R: 0 E: 0 K: 2 S: 7	H: 0 LOB: 0 BB: 0 P: 7	R: 2 E: 0 K: 0 S: 4	H: 2 LOB: 0 BB: 1 P: 8	R: 0 E: 0 K: 0 S: 3	H: 0 LOB: 2 BB: 2 P: 11	R: 0 E: 0 K: 2 S: 7	H: 0 LOB: 0 BB: 0 P: 7		1B: 5 2B: 0 3B: 0 HR: 1	SF: 0 SAC: 0 DP: 0 HBP: 0	WP: 1 PB: 0 SB: 2 CS: 3	PA: 38
PITCHER	IP WLS BF H R ER SO BB IBB HBP BLK WP HR S P ERA WHIP																				
J.R. Richard, R ERA: 3.05 (1,1)	6.2 W 28	H 6 R 4 ER 4 SO 8	BB 4 IBB 0 HBP 0 BLK 0	WP 1 HR 1 S 40 P 56	ERA 5.40 WHIP 1.500																
Joe Sambito, L ERA: 1.99 (7,1)	2.1 S 8	H 0 R 0 ER 0 SO 2	BB 2 IBB 0 HBP 0 BLK 1	WP 0 HR 0 S 10 P 18	ERA 0.00 WHIP 0.857																

AB	30
R	4
H	6
RBI	4
BB	6
SO	10
LOB	14



Batter	1	2	3	4	5	6	7	8	9	AB	R	H	RBI	BB	SO	LOB	BOTTOM				
Terry Puhl, L OBP: 0.333, SLG: 0.306 (1,7)										4	1	1	0	0	0	0	St. Louis Cardinals @ Houston Astros Astrodome, Houston, TX Fri Aug 05 1977, 8:05 PM EDT Att: 23,949 - Dome				
Ken Boswell, L OBP: 0.305, SLG: 0.274 (1,4)										3	1	0	0	1	0	2					
Cesar Cedeno, R OBP: 0.326, SLG: 0.348 (1,8)										4	2	2	0	0	1	0					
Bob Watson, R OBP: 0.356, SLG: 0.488 (1,3)										4	0	2	4	0	0	0					
Jose Cruz, L OBP: 0.363, SLG: 0.476 (1,9)										4	0	1	0	0	0	2					
Joe Ferguson, R OBP: 0.387, SLG: 0.441 (1,2)										3	1	0	0	0	1	1					
Art Howe, R OBP: 0.336, SLG: 0.431 (1,5)										3	0	1	1	0	0	0					
Roger Metzger, S OBP: 0.263, SLG: 0.257 (1,6)										3	0	0	0	0	1	1					
J.R. Richard, R OBP: 0.220, SLG: 0.328 (1,1) Joe Sambito, L OBP: 0.182, SLG: 0.182 (7,1)										2	0	0	0	0	1	0					
Inning Stats	R: 0 E: 0 K: 0 S: 3	H: 0 LOB: 0 BB: 0 P: 3	R: 1 E: 0 K: 0 S: 5	H: 2 LOB: 1 BB: 0 P: 5	R: 2 E: 1 K: 1 S: 8	H: 2 LOB: 1 BB: 0 P: 8	R: 0 E: 0 K: 2 S: 7	H: 0 LOB: 0 BB: 0 P: 7	R: 2 E: 0 K: 0 S: 5	H: 2 LOB: 1 BB: 1 P: 9	R: 0 E: 0 K: 0 S: 3	H: 0 LOB: 0 BB: 0 P: 3	R: 0 E: 0 K: 1 S: 5	H: 1 LOB: 0 BB: 0 P: 5	R: 0 E: 0 K: 1 S: 5	H: 0 LOB: 0 BB: 0 P: 5		1B: 4 2B: 3 3B: 0 HR: 0	SF: 0 SAC: 0 DP: 1 HBP: 0	WP: 0 PB: 0 SB: 0 CS: 0	PA: 32
PITCHER	IP WLS BF H R ER SO BB IBB HBP BLK WP HR S P ERA WHIP																				
John Denny, R ERA: 3.61 (1,1)	6.0 L 26	H 6 R 5 ER 3 SO 3	BB 1 IBB 0 HBP 0 BLK 0	WP 0 HR 0 S 31 P 35	ERA 4.50 WHIP 1.167																
Rawly Eastwick, R ERA: 3.65 (7,1)	2.0	H 1 R 0 ER 0 SO 2	BB 0 IBB 0 HBP 0 BLK 0	WP 0 HR 0 S 10 P 10	ERA 0.00 WHIP 0.500																

AB	31
R	5
H	7
RBI	5
BB	1
SO	5
LOB	6



Batter	1	2	3	4	5	6	7	8	9	AB	R	H	RBI	BB	SO	LOB	TOP					
Lou Brock, L OBP: 0.317, SLG: 0.363 Mike Anderson, R OBP: 0.286, SLG: 0.371	5-3																3 1 2 1 0 0 0 0 0 0 0 0 0 0					
Gary Templeton, S OBP: 0.335, SLG: 0.447	6-3																4 0 2 1 0 0 1					
Hector Cruz, R OBP: 0.359, SLG: 0.388	F8																4 0 1 0 0 0 2					
Ted Simmons, S OBP: 0.412, SLG: 0.530		3-1															3 1 1 0 1 0 0					
Keith Hernandez, L OBP: 0.398, SLG: 0.467	4-3																4 0 1 0 0 0 4					
Jerry Mumphrey, S OBP: 0.399, SLG: 0.463	L5																4 0 1 1 0 0 1					
Ken Reitz, R OBP: 0.298, SLG: 0.421			F8														4 0 0 0 0 2 1					
Mike Tyson, R OBP: 0.283, SLG: 0.329	6-3																4 1 1 0 0 0 0					
Bob Forsch, R OBP: 0.179, SLG: 0.204 Butch Metzger, R (9, 1)																	3 0 0 0 0 2 1 0 0 0 0 0 0 0					
Inning Stats	R: 0 E: 0 K: 0 S: 3	H: 0 LOB: 0 BB: 0 P: 3	R: 0 E: 0 K: 0 S: 3	H: 0 LOB: 0 BB: 0 P: 3	R: 0 E: 0 K: 1 S: 5	H: 0 LOB: 0 BB: 0 P: 5	R: 0 E: 0 K: 0 S: 3	H: 1 LOB: 0 BB: 0 P: 3	R: 0 E: 1 K: 0 S: 3	H: 0 LOB: 0 BB: 0 P: 3	R: 1 E: 0 K: 2 S: 10	H: 3 LOB: 2 BB: 0 P: 10	R: 1 E: 0 K: 1 S: 6	H: 3 LOB: 0 BB: 0 P: 6	R: 1 E: 0 K: 0 S: 5	H: 2 LOB: 3 BB: 1 P: 10	R: 0 E: 0 K: 0 S: 3	H: 0 LOB: 0 BB: 0 P: 3	1B: 8 2B: 1 3B: 0 HR: 0	SF: 0 SAC: 0 DP: 1 HBP: 1	WP: 0 PB: 0 SB: 1 CS: 2	PA: 35
PITCHER	IP	WLS	BF	H	R	ER	SO	BB	IBB	HBP	BLK	WP	HR	S	P	ERA	WHIP					
Mark Lemongello, R ERA: 3.74 Ken Forsch, R ERA: 2.77	8.0	L	32	9	3	3	4	0	1	1	0	0	0	38	43	3.38	1.125					

St. Louis Cardinals @ Houston Astros
Astrodome, Houston, TX
Sat Aug 06 1977, 8:05 PM EDT
Dome

AB 33
R 3
H 9
RBI 3
BB 1
SO 4
LOB 10



Batter	1	2	3	4	5	6	7	8	9	AB	R	H	RBI	BB	SO	LOB	BOTTOM					
Terry Puhl, L OBP: 0.329, SLG: 0.316 Ken Forsch, R OBP: 0.143, SLG: 0.077	4-3																4 0 1 0 0 1 2 0 0 0 0 0 0 0					
Ken Boswell, L OBP: 0.291, SLG: 0.260	K																4 0 0 0 0 1 2					
Cesar Cedeno, R OBP: 0.325, SLG: 0.347	4-3																4 1 1 0 0 0 1					
Bob Watson, R OBP: 0.355, SLG: 0.484																	3 0 0 0 1 0 1					
Jose Cruz, L OBP: 0.363, SLG: 0.475	L9																1 0 0 1 1 0 2					
Art Howe, R OBP: 0.336, SLG: 0.430	5-3																3 0 1 0 0 0 0					
Ed Herrmann, L OBP: 0.287, SLG: 0.284 Julio Gonzalez, R OBP: 0.294, SLG: 0.333																	3 0 0 0 0 1 1 0 0 0 0 0 0 0					
Roger Metzger, S OBP: 0.261, SLG: 0.254 Wilbur Howard, S OBP: 0.271, SLG: 0.319	2-3																2 0 0 0 0 0 0 1 0 1 0 0 0 0					
Mark Lemongello, R OBP: 0.064, SLG: 0.064 Joe Ferguson, R OBP: 0.366, SLG: 0.439																	2 0 1 0 0 0 0 1 0 0 0 0 0 1					
Inning Stats	R: 0 E: 0 K: 1 S: 6	H: 1 LOB: 2 BB: 1 P: 10	R: 0 E: 0 K: 1 S: 5	H: 0 LOB: 0 BB: 0 P: 5	R: 0 E: 0 K: 1 S: 5	H: 1 LOB: 0 BB: 0 P: 5	R: 0 E: 0 K: 0 S: 2	H: 0 LOB: 0 BB: 1 P: 6	R: 0 E: 0 K: 0 S: 3	H: 1 LOB: 0 BB: 0 P: 3	R: 0 E: 0 K: 0 S: 3	H: 0 LOB: 0 BB: 0 P: 3	R: 1 E: 0 K: 0 S: 4	H: 1 LOB: 0 BB: 0 P: 4	R: 0 E: 0 K: 0 S: 4	H: 1 LOB: 1 BB: 0 P: 4	R: 0 E: 0 K: 0 S: 3	H: 0 LOB: 0 BB: 0 P: 3	1B: 3 2B: 2 3B: 0 HR: 0	SF: 1 SAC: 0 DP: 2 HBP: 0	WP: 0 PB: 0 SB: 1 CS: 0	PA: 32
PITCHER	IP	WLS	BF	H	R	ER	SO	BB	IBB	HBP	BLK	WP	HR	S	P	ERA	WHIP					
Bob Forsch, R ERA: 3.62 Butch Metzger, R ERA: 3.43	8.0	W	28	5	1	1	3	2	0	0	0	0	0	32	40	1.12	0.875					

St. Louis Cardinals @ Houston Astros
Astrodome, Houston, TX
Sat Aug 06 1977, 8:05 PM EDT
Dome

AB 28
R 1
H 5
RBI 1
BB 2
SO 3
LOB 10



Batter	1	2	3	4	5	6	7	8	9	AB	R	H	RBI	BB	SO	LOB	TOP					
Lou Brock, L OBP: 0.316, SLG: 0.362 (1,7)	3-1		F7					F9		4	0	1	1	0	0	1						
Gary Templeton, S OBP: 0.332, SLG: 0.443 (1,6)	E6		F8		1-3			F7		4	0	0	0	0	0	3						
Hector Cruz, R OBP: 0.354, SLG: 0.382 (1,9)	P4			F3			L7	5-3		4	0	0	0	0	0	2						
Ted Simmons, S OBP: 0.411, SLG: 0.527 (1,2)	5-3			G3			F7			4	0	1	0	0	0	1						
Keith Hernandez, L OBP: 0.396, SLG: 0.464 (1,3)				K			F7			4	0	1	0	0	1	1						
Jerry Mumphy, S OBP: 0.397, SLG: 0.458 (1,8)								F7		3	1	0	0	1	0	1						
Ken Reitz, R OBP: 0.298, SLG: 0.421 (1,5)								E5		3	0	1	0	0	0	1						
Mike Tyson, R OBP: 0.280, SLG: 0.326 (1,4)								G4-6-3		3	0	0	0	0	0	4						
Al Hrabosky, R (7,1)								G4-6-3		0	0	0	0	0	0	0						
Tom Underwood, R OBP: 0.261, SLG: 0.211 (5, PH)										1	0	0	0	0	0	0						
Mike Phillips, L OBP: 0.238, SLG: 0.254 (5, PH)										1	0	0	0	0	1	2						
Clay Carroll, R OBP: 0.100, SLG: 0.100 (7,4)										0	0	0	0	0	0	0						
Don Kessinger, S OBP: 0.326, SLG: 0.283 (7,4)										1	0	1	0	0	0	0						
Inning Stats	R: 0 E: 1 K: 0 S: 4	H: 0 LOB: 1 BB: 0 P: 4	R: 0 E: 0 K: 0 S: 4	H: 1 LOB: 1 BB: 0 P: 4	R: 0 E: 0 K: 0 S: 3	H: 0 LOB: 0 BB: 0 P: 3	R: 0 E: 0 K: 1 S: 5	H: 0 LOB: 0 BB: 0 P: 5	R: 1 E: 0 K: 1 S: 7	H: 2 LOB: 2 BB: 1 P: 11	R: 0 E: 0 K: 0 S: 3	H: 0 LOB: 0 BB: 0 P: 3	R: 0 E: 1 K: 0 S: 3	H: 0 LOB: 0 BB: 0 P: 3	R: 0 E: 0 K: 0 S: 4	H: 1 LOB: 1 BB: 0 P: 4	R: 0 E: 0 K: 0 S: 3	H: 1 LOB: 0 BB: 0 P: 3	1B: 5 2B: 1 3B: 0 HR: 0	SF: 0 SAC: 0 DP: 2 HBP: 0	WP: 0 PB: 0 SB: 0 CS: 0	PA: 33
PITCHER Tom Dixon, R ERA: 1.93 (1,1)	IP: 9.0 WLS: W BF: 33 H: 5 R: 1 ER: 1 SO: 2 BB: 1 IBB: 0 HBP: 0 BLK: 0 WP: 0 HR: 0 S: 36 P: 40 ERA: 1.00 WHIP: 0.667															PITCHER						

St. Louis Cardinals @ Houston Astros
Astrodome, Houston, TX
Sat Aug 06 1977, 8:05 PM EDT
Att: 34,521 - Dome

AB 32
R 1
H 5
RBI 1
BB 1
SO 2
LOB 16



Batter	1	2	3	4	5	6	7	8	9	AB	R	H	RBI	BB	SO	LOB	BOTTOM									
Wilbur Howard, S OBP: 0.262, SLG: 0.308 (1,7)	5-3		K	P6				5-3		4	0	0	0	0	1	2										
Enos Cabell, R OBP: 0.306, SLG: 0.430 (1,5)	FC		HR					F8		4	2	2	0	0	1	0										
Cesar Cedeno, R OBP: 0.327, SLG: 0.366 (1,8)	FC							HR		4	2	2	4	0	0	0										
Bob Watson, R OBP: 0.357, SLG: 0.486 (1,3)			P4					F8		3	0	1	0	1	0	0										
Joe Ferguson, R OBP: 0.362, SLG: 0.434 (1,2)	L8		P6					F7		4	0	0	0	0	0	3										
Art Howe, R OBP: 0.335, SLG: 0.427 (1,4)	4-3			SH1-4				P4		4	0	1	0	0	1	2										
Jose Cruz, L OBP: 0.383, SLG: 0.472 (1,9)								F6		2	0	0	0	1	0	0										
Julio Gonzalez, R OBP: 0.291, SLG: 0.330 (1,6)			K					F9		3	0	0	0	0	2	2										
Tom Dixon, R (1,1)								F3		2	0	0	0	0	0	0										
Inning Stats	R: 1 E: 0 K: 0 S: 5	H: 1 LOB: 2 BB: 1 P: 9	R: 0 E: 0 K: 1 S: 5	H: 0 LOB: 0 BB: 0 P: 5	R: 2 E: 0 K: 1 S: 7	H: 2 LOB: 0 BB: 0 P: 7	R: 0 E: 0 K: 1 S: 6	H: 1 LOB: 1 BB: 1 P: 10	R: 0 E: 0 K: 0 S: 3	H: 0 LOB: 0 BB: 0 P: 3	R: 0 E: 0 K: 0 S: 3	H: 0 LOB: 0 BB: 0 P: 3	R: 0 E: 0 K: 1 S: 6	H: 1 LOB: 0 BB: 0 P: 6	R: 1 E: 0 K: 1 S: 6	H: 1 LOB: 0 BB: 0 P: 6	1B: 2 2B: 1 3B: 1 HR: 2	SF: 0 SAC: 1 DP: 0 HBP: 0	WP: 0 PB: 1 SB: 1 CS: 0	PA: 33						
PITCHER Tom Underwood, L ERA: 5.12 (1,1)	IP: 4.0 WLS: L BF: 19 H: 4 R: 3 ER: 3 SO: 3 BB: 2 IBB: 0 HBP: 0 BLK: 0 WP: 0 HR: 1 S: 23 P: 31 ERA: 6.75 WHIP: 1.500															PITCHER										
Clay Carroll, R ERA: 2.24 (5,1)	2.0	7	1	0	0	1	0	0	0	0	0	9	9	0.00	0.500											
Al Hrabosky, L ERA: 4.48 (7,1)	2.0	7	1	1	1	1	0	0	0	0	1	9	9	4.50	0.500											

St. Louis Cardinals @ Houston Astros
Astrodome, Houston, TX
Sat Aug 06 1977, 8:05 PM EDT
Att: 34,521 - Dome

AB 30
R 4
H 6
RBI 4
BB 2
SO 5
LOB 9



Batter	1	2	3	4	5	6	7	8	9	AB	R	H	RBI	BB	SO	LOB	TOP					
Lou Brock, L OBP: 0.317, SLG: 0.360 Mike Anderson, R OBP: 0.286, SLG: 0.371										4	2	1	0	1	1	2						
Gary Templeton, S OBP: 0.335, SLG: 0.443										4	1	2	0	1	0	0						
Hector Cruz, R OBP: 0.355, SLG: 0.384										4	0	1	1	1	0	3						
Dave Rader, L OBP: 0.324, SLG: 0.394 Ted Simmons, S OBP: 0.411, SLG: 0.526										3	0	0	0	0	0	3						
Keith Hernandez, L OBP: 0.393, SLG: 0.460										4	0	0	0	0	1	2						
Jerry Mumphrey, S OBP: 0.399, SLG: 0.459										4	1	2	0	0	1	0						
Ken Reitz, R OBP: 0.304, SLG: 0.434										4	1	4	2	0	0	0						
Don Kessinger, S OBP: 0.324, SLG: 0.282 Mike Tyson, R OBP: 0.290, SLG: 0.326										4	0	1	0	0	0	2						
John Ureia, R OBP: 0.300, SLG: 0.125 Tony Scott, S OBP: 0.373, SLG: 0.406 Butch Metzger, R OBP: 0.300, SLG: 0.371										3	0	0	0	0	0	0						
Inning Stats	R: 0 E: 0 K: 1 S: 6	H: 1 LOB: 1 BB: 0 P: 6	R: 2 E: 0 K: 0 S: 5	H: 2 LOB: 0 BB: 0 P: 5	R: 0 E: 0 K: 0 S: 3	H: 0 LOB: 1 BB: 1 P: 7	R: 0 E: 0 K: 1 S: 6	H: 2 LOB: 1 BB: 0 P: 6	R: 1 E: 0 K: 0 S: 4	H: 2 LOB: 1 BB: 1 P: 8	R: 0 E: 0 K: 1 S: 6	H: 1 LOB: 1 BB: 0 P: 6	R: 2 E: 0 K: 0 S: 5	H: 2 LOB: 1 BB: 1 P: 9	R: 0 E: 0 K: 0 S: 5	H: 2 LOB: 2 BB: 0 P: 5	R: 0 E: 0 K: 0 S: 3	H: 0 LOB: 0 BB: 0 P: 3	1B: 10 2B: 1 3B: 0 HR: 1	SF: 0 SAC: 0 DP: 1 HBP: 0	WP: 0 PB: 0 SB: 3 CS: 3	PA: 40
PITCHER	IP WLS BF H R ER SO BB IBB HBP BLK WP HR S P ERA WHIP																					
Dan Larson, R ERA: 6.01	6.1 L 30 9 5 5 3 3 0 0 0 0 0 1 33 45 7.11 1.895																					
Joe Sambito, L ERA: 1.99	0.2 2 1 0 0 0 0 0 0 0 0 0 0 2 2 0.00 1.500																					
Ken Forsch, R ERA: 2.7	2.0 8 2 0 0 0 0 0 0 0 0 0 0 0 8 8 0.00 1.000																					

St. Louis Cardinals @ Houston Astros
Astrodome, Houston, TX
Sun Aug 07 1977, 4:33 AM EDT
Att: 19,901 - Unknown

AB	37
R	5
H	12
RBI	5
BB	3
SO	3
LOB	14



Batter	1	2	3	4	5	6	7	8	9	AB	R	H	RBI	BB	SO	LOB	BOTTOM					
Terry Puhl, L OBP: 0.315, SLG: 0.300										4	0	0	0	0	1	0						
Enos Cabell, R OBP: 0.303, SLG: 0.426										4	0	0	0	0	0	0						
Cesar Cedeno, R OBP: 0.328, SLG: 0.370										4	0	2	0	0	0	0						
Bob Watson, R OBP: 0.356, SLG: 0.483										4	1	1	0	0	1	2						
Jose Cruz, L OBP: 0.364, SLG: 0.475										4	1	2	0	0	1	0						
Joe Ferguson, R OBP: 0.383, SLG: 0.438										4	0	2	2	0	2	1						
Art Howe, R OBP: 0.333, SLG: 0.421										3	0	0	0	1	0	3						
Julio Gonzalez, R OBP: 0.291, SLG: 0.329										4	0	1	0	0	0	3						
Dan Larson, R OBP: 0.318, SLG: 0.286 Joe Sambito, L OBP: 0.162, SLG: 0.182 Ken Boswell, L OBP: 0.287, SLG: 0.256 Ken Forsch, R OBP: 0.143, SLG: 0.077 Wilbur Howard, S OBP: 0.290, SLG: 0.305										2	0	0	0	0	1	0						
Inning Stats	R: 0 E: 0 K: 2 S: 8	H: 1 LOB: 1 BB: 0 P: 8	R: 0 E: 0 K: 1 S: 6	H: 1 LOB: 0 BB: 0 P: 6	R: 0 E: 0 K: 0 S: 3	H: 0 LOB: 0 BB: 0 P: 3	R: 0 E: 0 K: 0 S: 6	H: 3 LOB: 1 BB: 0 P: 6	R: 0 E: 0 K: 1 S: 5	H: 0 LOB: 0 BB: 0 P: 5	R: 0 E: 0 K: 0 S: 3	H: 0 LOB: 0 BB: 0 P: 3	R: 0 E: 0 K: 0 S: 4	H: 1 LOB: 1 BB: 0 P: 4	R: 0 E: 0 K: 0 S: 4	H: 1 LOB: 1 BB: 0 P: 4	R: 0 E: 0 K: 3 S: 10	H: 1 LOB: 2 BB: 1 P: 14	1B: 5 2B: 3 3B: 0 HR: 0	SF: 0 SAC: 0 DP: 0 HBP: 0	WP: 0 PB: 0 SB: 2 CS: 0	PA: 36
PITCHER	IP WLS BF H R ER SO BB IBB HBP BLK WP HR S P ERA WHIP																					
John Ureia, R ERA: 2.92	7.0 W 27 6 2 2 4 0 0 0 0 0 0 0 35 35 2.57 0.857																					
Butch Metzger, R ERA: 3.35	2.0 S 9 2 0 0 3 1 0 0 0 0 0 0 14 18 0.00 1.500																					

St. Louis Cardinals @ Houston Astros
Astrodome, Houston, TX
Sun Aug 07 1977, 4:33 AM EDT
Att: 19,901 - Unknown

AB	35
R	2
H	8
RBI	2
BB	1
SO	7
LOB	12



Batter	1	2	3	4	5	6	7	8	9	AB	R	H	RBI	BB	SO	LOB	TOP				
Terry Puhl, L (1, 7) OBP: 0.333, SLG: 0.333 Rob Sperring, R (9, PH) OBP: 0.218, SLG: 0.178	F8		2B			FC6-4 1B		FC4-6 1B	1B	4	0	3	0	0	0	0	Houston Astros @ San Francisco Giants Candlestick Park, San Francisco, CA Tue Aug 09 1977, 10:05 PM EDT Unknown livebaseballscores.com				
Enos Cabell, R (1, 5) OBP: 0.302, SLG: 0.423	F9		1-3			F5		FC4-6 1B	1B	5	1	1	1	0	0	3					
Cesar Cedeno, R (1, 8) OBP: 0.327, SLG: 0.368	5-3		F8			FC6-4 2B		FC6-4 1B	F8	5	1	1	0	0	0	4					
Bob Watson, R (1, 3) OBP: 0.357, SLG: 0.486		4-3		4-3		1B		FC6-4 1B		4	0	2	2	0	0	0					
Jose Cruz, L (1, 9) OBP: 0.363, SLG: 0.471		CS BB		6-3		2B		FC6-4 1B		3	0	0	0	1	0	3					
Art Howe, R (1, 4) OBP: 0.336, SLG: 0.423		1B		F8				F7		4	0	2	0	0	0	2					
Ed Herrmann, L (1, 2) OBP: 0.309, SLG: 0.308 Julio Gonzalez, R (7, PH) OBP: 0.294, SLG: 0.329		1B		L6-3 1B				1B	BB	3	0	3	0	0	0	0					
Roger Metzger, S (1, 6) OBP: 0.256, SLG: 0.251 Ken Boswell, L (7, PH) OBP: 0.294, SLG: 0.253 Bo McLaughlin, R (7, 1)		3-1		L6-3				K	K	2	0	0	0	0	0	3					
Wilbur Howard, S (9, PH) OBP: 0.258, SLG: 0.303				1-2				1-2 2-3		1	0	0	0	0	1	1					
Joe Niekro, R (1, 1) OBP: 0.174, SLG: 0.136 Joe Ferguson, R (7, PH) OBP: 0.361, SLG: 0.435			K	6-3				3-1	F8	2	0	0	0	0	1	0					
Inning Stats	R: 0 E: 0 K: 0 S: 3	H: 0 LOB: 0 BB: 0 P: 3	R: 0 E: 0 K: 0 S: 4	H: 2 LOB: 2 BB: 1 P: 8	R: 0 E: 0 K: 1 S: 6	H: 1 LOB: 1 BB: 0 P: 6	R: 0 E: 0 K: 0 S: 3	H: 0 LOB: 0 BB: 0 P: 3	R: 0 E: 0 K: 0 S: 5	H: 1 LOB: 1 BB: 0 P: 5	R: 0 E: 0 K: 1 S: 6	H: 2 LOB: 2 BB: 0 P: 6	R: 0 E: 0 K: 0 S: 6	H: 3 LOB: 2 BB: 1 P: 11	R: 1 E: 0 K: 1 S: 7	H: 2 LOB: 2 BB: 1 P: 11	1B: 11 2B: 4 3B: 0 HR: 0	SF: 0 SAC: 0 DP: 2 HBP: 0	WP: 0 PB: 0 SB: 0 CS: 3	PA: 39	
PITCHER	IP	WLS	BF	H	R	ER	SO	BB	IBB	HBP	BLK	WP	HR	S	P	ERA	WHIP				
Jim Barr, R (1, 1) ERA: 4.45	7.1	W	30	10	2	2	2	1	0	0	0	0	0	33	37	2.46	1.500				
Randy Moffitt, R (8, 1) ERA: 3.57	0.0		1	1	0	0	0	0	0	0	0	0	0	1	1	∞	∞				
Gary Lavelle, L (8, 1) ERA: 1.47	1.2	S	8	2	1	1	1	1	0	0	0	0	0	9	13	5.40	1.800				

Batter	1	2	3	4	5	6	7	8	9	AB	R	H	RBI	BB	SO	LOB	BOTTOM				
Derrel Thomas, S (1, 8) OBP: 0.307, SLG: 0.331	F7		5-3 1B			1B BLK		CS 1B		4	2	3	0	0	0	0	Houston Astros @ San Francisco Giants Candlestick Park, San Francisco, CA Tue Aug 09 1977, 10:05 PM EDT Unknown livebaseballscores.com				
Rob Andrews, R (1, 4) OBP: 0.352, SLG: 0.303			5-3 1B			G6-4-3 1B		CS	F7	3	1	2	0	1	0	0					
Bill Madlock, R (1, 5) OBP: 0.353, SLG: 0.415			5-3 1B			G6-4-3			1B	4	0	1	0	0	0	4					
Willie McCovey, L (1, 3) OBP: 0.376, SLG: 0.495			K			1B			F8	4	0	2	2	0	1	2					
Gary Thomasson, L (1, 9) OBP: 0.355, SLG: 0.471			G1-6-3 BB			1B			F9	3	1	1	0	1	0	1					
Darrell Evans, L (1, 7) OBP: 0.345, SLG: 0.401			G1-6-3			F9			F8	3	0	0	0	0	0	2					
Tim Foli, R (1, 6) OBP: 0.248, SLG: 0.359						F7			6-3	3	0	1	0	0	0	1					
Marc Hill, R (1, 2) OBP: 0.318, SLG: 0.374			K			1B			4-3	3	0	1	1	0	1	1					
Jim Barr, R (1, 1) OBP: 0.186, SLG: 0.143 Randy Moffitt, R (8, 1) Gary Lavelle, S (8, 1)			K			K			6-3	3	0	0	0	0	0	0					
Inning Stats	R: 0 E: 0 K: 1 S: 6	H: 1 LOB: 1 BB: 0 P: 6	R: 0 E: 0 K: 1 S: 5	H: 1 LOB: 1 BB: 1 P: 9	R: 2 E: 0 K: 1 S: 6	H: 2 LOB: 1 BB: 1 P: 10	R: 1 E: 0 K: 1 S: 7	H: 2 LOB: 1 BB: 0 P: 7	R: 1 E: 0 K: 0 S: 4	H: 3 LOB: 1 BB: 0 P: 4	R: 0 E: 0 K: 0 S: 3	H: 0 LOB: 0 BB: 0 P: 3	R: 0 E: 0 K: 0 S: 3	H: 1 LOB: 0 BB: 0 P: 3	R: 0 E: 0 K: 0 S: 4	H: 1 LOB: 1 BB: 0 P: 4		1B: 10 2B: 1 3B: 0 HR: 0	SF: 0 SAC: 0 DP: 2 HBP: 0	WP: 0 PB: 0 SB: 2 CS: 1	PA: 33
PITCHER	IP	WLS	BF	H	R	ER	SO	BB	IBB	HBP	BLK	WP	HR	S	P	ERA	WHIP				
Joe Niekro, R (1, 1) ERA: 2.78	6.0	L	25	9	4	4	4	2	0	0	1	0	0	31	39	6.00	1.833				
Bo McLaughlin, R (7, 1) ERA: 4.57	2.0		7	2	0	0	0	0	0	0	0	0	0	7	7	0.00	1.000				

Batter	1	2	3	4	5	6	7	8	9	AB	R	H	RBI	BB	SO	LOB	TOP			
Wilbur Howard, S OBP: 0.258, SLG: 0.301	0-0 6-3		0-3 K		0-0 F4		0-0 1B			4	0	1	0	0	1	1	Houston Astros @ San Francisco Giants Candlestick Park, San Francisco, CA Tue Aug 09 1977, 10:05 PM EDT Att: 10,010 - Unknown			
Enos Cabell, R OBP: 0.300, SLG: 0.419	0-0 F9		0-0 6-3		0-0 F8		0-0 4-3			4	0	0	0	0	0	3				
Cesar Cedeno, R OBP: 0.326, SLG: 0.365	4-0 S BB			0-0 F7		0-0 F8		0-0 F8		3	0	0	0	1	0	0				
Bob Watson, R OBP: 0.358, SLG: 0.485	4-0 1-3 BB			0-0 6-3		0-0 1-3		0-0 FC6-4 1B		3	0	1	0	1	0	0				
Joe Ferguson, R OBP: 0.363, SLG: 0.437	0-0 F8			4-0 WP BB		0-0 2B		0-3 K		3	0	1	0	1	1	3				
Art Howe, R OBP: 0.335, SLG: 0.418		0-0 5-3		4-0 1-2 BB		0-3 K		0-0 FC6-4 1-2		3	0	0	0	1	1	2				
Jose Cruz, L OBP: 0.360, SLG: 0.467		0-3 K		0-3 K			0-0 4-3		0-0 F9	4	0	0	0	0	2	2				
Roger Metzger, S OBP: 0.254, SLG: 0.247		0-0 F9			0-0 G3		0-0 4-3		0-3 K	3	0	0	0	0	0	0				
Bo McLaughlin, R										0	0	0	0	0	0	0				
Jim Fuller, R OBP: 0.228, SLG: 0.290										1	0	0	0	0	1	0				
Gene Pentz, R			0-3 K		4-0 BB				0-0 F8	1	0	0	0	0	1	0				
Ken Boswell, L OBP: 0.292, SLG: 0.253										0	0	0	0	1	0	0				
Ken Forsch, R OBP: 0.143, SLG: 0.077										0	0	0	0	0	0	0				
Rob Sperring, R OBP: 0.225, SLG: 0.187										2	0	1	0	0	0	0				
Inning Stats	R: 0 E: 0 K: 0 S: 3	H: 0 LOB: 2 BB: 2 P: 11	R: 0 E: 0 K: 1 S: 5	H: 0 LOB: 0 BB: 0 P: 5	R: 0 E: 0 K: 2 S: 7	H: 0 LOB: 0 BB: 0 P: 7	R: 0 E: 0 K: 1 S: 5	H: 0 LOB: 2 BB: 2 P: 13	R: 0 E: 0 K: 1 S: 6	H: 1 LOB: 1 BB: 0 P: 6	R: 0 E: 0 K: 0 S: 5	H: 2 LOB: 2 BB: 0 P: 5	R: 0 E: 0 K: 1 S: 6	H: 1 LOB: 1 BB: 0 P: 6	R: 0 E: 0 K: 1 S: 5	H: 0 LOB: 0 BB: 0 P: 5	1B: 3 2B: 1 3B: 0 HR: 0	SF: 0 SAC: 0 DP: 0 HBP: 0	WP: 1 PB: 0 SB: 2 CS: 0	PA: 36
PITCHER	IP WLS BF H R ER SO BB IBB HBP BLK WP HR S P ERA WHIP	9.0 W 36 4 0 0 7 5 0 0 0 1 0 45 65 0.00 1.000																		

Batter	1	2	3	4	5	6	7	8	9	AB	R	H	RBI	BB	SO	LOB	BOTTOM			
Derrel Thomas, S OBP: 0.307, SLG: 0.330	0-0 BB 1B BB	0-0 F5	0-3 K			0-0 F5				4	1	1	0	0	1	4	Houston Astros @ San Francisco Giants Candlestick Park, San Francisco, CA Tue Aug 09 1977, 10:05 PM EDT Att: 10,010 - Unknown			
Rob Andrews, R OBP: 0.357, SLG: 0.309	0-0 BB 1B BB	0-0 WP 1B		0-3 K		0-0 1B				4	1	3	0	0	1	0				
Darrell Evans, L OBP: 0.341, SLG: 0.398	0-0 F7	0-0 SF9		0-0 F6		0-0 F9				3	0	0	1	0	0	4				
Gary Thomasson, L OBP: 0.354, SLG: 0.466	4-0 1B BB BB	0-0 F8		0-0 1-3		0-0 F8				3	0	0	0	1	0	1				
Jack Clark, R OBP: 0.344, SLG: 0.445	4-0 1B BB		0-0 5-3		0-3 K		0-0 G1-6-3 1B			3	0	1	1	1	1	0				
Terry Whitfield, L OBP: 0.331, SLG: 0.439	0-0 G6-4-3 1B		0-0 1B BLK 1B		0-0 F6		0-0 G1-6-3 1-2			4	1	2	1	0	0	1				
Tim Foli, R OBP: 0.248, SLG: 0.359	0-0 G6-4-3 1-2		0-0 BLK 1B 1B		0-0 F5			0-3 K		3	0	1	0	0	0	3				
Johnnie LeMaster, R OBP: 0.237, SLG: 0.264										1	0	0	0	0	1	0				
Gary Alexander, R OBP: 0.406, SLG: 0.491		0-0 E7 1B		0-0 BLK 1B		0-3 K		0-3 K		4	1	1	0	0	2	0				
Bob Knepper, L OBP: 0.267, SLG: 0.241		0-0 1B WP SF9 1B		0-3 K		0-0 1B		0-0 F5		4	1	2	1	0	1	2				
Inning Stats	R: 2 E: 0 K: 0 S: 5	H: 3 LOB: 2 BB: 2 P: 13	R: 2 E: 1 K: 0 S: 6	H: 2 LOB: 1 BB: 0 P: 6	R: 1 E: 0 K: 2 S: 10	H: 3 LOB: 2 BB: 0 P: 10	R: 0 E: 0 K: 1 S: 5	H: 0 LOB: 0 BB: 0 P: 5	R: 0 E: 0 K: 1 S: 7	H: 2 LOB: 2 BB: 0 P: 7	R: 0 E: 0 K: 0 S: 3	H: 1 LOB: 0 BB: 0 P: 3	R: 0 E: 0 K: 2 S: 7	H: 0 LOB: 0 BB: 0 P: 7	R: 0 E: 0 K: 1 S: 5	H: 0 LOB: 0 BB: 0 P: 5	1B: 11 2B: 0 3B: 0 HR: 0	SF: 1 SAC: 0 DP: 2 HBP: 0	WP: 2 PB: 0 SB: 0 CS: 0	PA: 36
PITCHER	IP WLS BF H R ER SO BB IBB HBP BLK WP HR S P ERA WHIP	4.0 L 22 8 5 0 2 2 0 0 0 0 0 12 12 0.00 1.000																		

Batter	1	2	3	4	5	6	7	8	9	AB	R	H	RBI	BB	SO	LOB	TOP										
Terry Puhl, L OBP: 0.330, SLG: 0.323 (1,7)	F2		1B BB				FC4-6 1B	F7		4	2	2	0	1	0	0											
Enos Cabell, R OBP: 0.307, SLG: 0.426 (1,5)	4-3 1B		S E 1B				FC4-6 2B	F9		5	3	3	1	0	0	1											
Cesar Cedeno, R OBP: 0.333, SLG: 0.390 (1,8)	4-3 1-2		K				1B 2B			5	1	3	3	0	1	1											
Bob Watson, R OBP: 0.355, SLG: 0.476 (1,3)	F3		K				1B 1B	K		4	1	0	0	1	2	3											
Jose Cruz, L OBP: 0.357, SLG: 0.464 (1,9)		K					F9	BB 1B		5	0	1	1	0	2	0											
Joe Ferguson, R OBP: 0.354, SLG: 0.429 (1,2)	F3						E1 4-3 S	F6		5	0	0	0	0	1	2											
Art Howe, R OBP: 0.340, SLG: 0.424 (1,4)							4-3 BB	BB 1B		3	0	1	1	2	0	0											
Roger Metzger, S OBP: 0.259, SLG: 0.250 (1,6)	4-3						4-3 1-2 2-3	BB		3	0	0	0	1	0	3											
Mark Lemongello, R OBP: 0.061, SLG: 0.061 (1,1)							6-3			2	0	0	0	0	1	0											
Wilbur Howard, S OBP: 0.256, SLG: 0.298 (6,PH)							6-3			1	0	0	0	0	0	2											
Dan Larson, R OBP: 0.304, SLG: 0.273 (6,1)							4-3			1	0	0	0	0	1	3											
Joe Sambito, L OBP: 0.182, SLG: 0.182 (9,1)							4-3			0	0	0	0	0	0	0											
Inning Stats	R: 0 E: 0 K: 0 S: 4	H: 1 LOB: 1 BB: 0 P: 4	R: 0 E: 0 K: 1 S: 5	H: 0 LOB: 1 BB: 1 P: 9	R: 2 E: 0 K: 3 S: 10	H: 1 LOB: 0 BB: 1 P: 14	R: 0 E: 0 K: 1 S: 5	H: 0 LOB: 0 BB: 0 P: 5	R: 2 E: 0 K: 0 S: 6	H: 3 LOB: 1 BB: 0 P: 6	R: 0 E: 1 K: 0 S: 4	H: 0 LOB: 2 BB: 1 P: 8	R: 3 E: 0 K: 1 S: 9	H: 4 LOB: 3 BB: 2 P: 17	R: 0 E: 0 K: 1 S: 6	H: 1 LOB: 1 BB: 0 P: 6	R: 0 E: 0 K: 1 S: 5	H: 0 LOB: 0 BB: 0 P: 5	1B: 7 2B: 3 3B: 0 HR: 0	SF: 0 SAC: 0 DP: 0 HBP: 0	WP: 0 PB: 0 SB: 4 CS: 0	PA: 43					
PITCHER	IP	WLS	BF	H	R	ER	SO	BB	IBB	HBP	BLK	WP	HR	S	P	ERA	WHIP										
Ed Halicki, R ERA: 3.8 (1,1)	6.0		27	5	4	3	5	3	0	0	0	0	0	34	46	4.50	1.333										
Gary Lavelle, L ERA: 1.75 (7,1)	0.2	L	8	4	3	3	0	1	1	0	0	0	0	6	14	40.50	7.500										
Randy Moffitt, R ERA: 3.82 (7,1)	1.1		5	1	0	0	2	0	0	0	0	0	0	9	9	0.00	0.750										
Dave Heaverlo, R ERA: 2.54 (9,1)	1.0		3	0	0	0	1	0	0	0	0	0	0	5	5	0.00	0.000										

Houston Astros @ San Francisco Giants
Candlestick Park, San Francisco, CA
Thu Aug 11 1977, 6:33 AM EDT
Att: 3,393 - Unknown


AB	38
R	7
H	10
RBI	6
BB	5
SO	8
LOB	15



Batter	1	2	3	4	5	6	7	8	9	AB	R	H	RBI	BB	SO	LOB	BOTTOM										
Bill Madlock, R OBP: 0.354, SLG: 0.414 (1,5)	F3		3-1 E 2B				F7		FC3-6 BB	4	1	1	0	1	0	2											
Rob Andrews, R OBP: 0.356, SLG: 0.307 (1,4)	5-3		3-1				4-3		FC3-6	4	0	0	0	0	0	3											
Gary Thomasson, L OBP: 0.353, SLG: 0.464 (9,PH)			2-3						1-2	1	0	0	0	0	0	1											
Jack Clark, R OBP: 0.343, SLG: 0.438 (1,9)	1B		E5 S				F7		F8	5	0	1	0	0	0	1											
Willie McCovey, L OBP: 0.377, SLG: 0.503 (1,3)			F4				4-3		F8	5	1	2	0	0	0	2											
Darrell Evans, L OBP: 0.339, SLG: 0.393 (1,7)	F9		F9						F8	3	0	0	0	1	0	4											
Terry Whitfield, L OBP: 0.331, SLG: 0.444 (1,8)			E6 1B SF8-4				4-3		1-4-3	4	1	1	1	0	0	1											
Tim Foli, R OBP: 0.254, SLG: 0.361 (1,6)			SF8-4 1B				F8		4-3	4	1	2	0	0	0	1											
Gary Alexander, R OBP: 0.419, SLG: 0.550 (1,2)			SF8-4				HR 1B		5-3	2	1	1	3	1	0	0											
Ed Halicki, R OBP: 0.207, SLG: 0.232 (5,PH)			5-3				HR			2	0	1	0	0	0	0											
Mike Sadek, R OBP: 0.296, SLG: 0.323 (5,PH)										0	0	0	0	0	0	0											
Gary Lavelle, S OBP: 0.296, SLG: 0.323 (7,1)										0	0	0	0	0	0	0											
Randy Moffitt, R OBP: 0.302, SLG: 0.324 (8,PH)										1	0	0	0	0	0	1											
Darrell Thomas, S OBP: 0.302, SLG: 0.324 (8,PH)										0	0	0	0	0	0	0											
Dave Heaverlo, R ERA: 2.17 (9,1)										0	0	0	0	0	0	0											
Inning Stats	R: 0 E: 0 K: 0 S: 5	H: 2 LOB: 2 BB: 0 P: 5	R: 1 E: 1 K: 0 S: 4	H: 1 LOB: 0 BB: 0 P: 4	R: 1 E: 1 K: 0 S: 5	H: 1 LOB: 1 BB: 0 P: 5	R: 2 E: 0 K: 0 S: 6	H: 3 LOB: 1 BB: 0 P: 6	R: 1 E: 0 K: 0 S: 5	H: 2 LOB: 1 BB: 0 P: 5	R: 0 E: 0 K: 0 S: 3	H: 0 LOB: 1 BB: 1 P: 7	R: 0 E: 0 K: 0 S: 3	H: 0 LOB: 1 BB: 1 P: 7	R: 0 E: 0 K: 1 S: 5	H: 0 LOB: 0 BB: 0 P: 5	R: 0 E: 0 K: 0 S: 3	H: 0 LOB: 1 BB: 1 P: 7	1B: 5 2B: 4 3B: 0 HR: 1	SF: 1 SAC: 1 DP: 1 HBP: 0	WP: 0 PB: 0 SB: 1 CS: 0	PA: 40					
PITCHER	IP	WLS	BF	H	R	ER	SO	BB	IBB	HBP	BLK	WP	HR	S	P	ERA	WHIP										
Mark Lemongello, R ERA: 3.79 (1,1)	5.0		25	9	5	3	0	0	0	0	0	0	0	25	25	0.00	1.800										
Dan Larson, R ERA: 5.73 (6,1)	3.2	W	14	0	0	0	1	3	0	0	0	0	0	13	25	0.00	0.818										
Joe Sambito, L ERA: 2.17 (9,1)	0.1	S	1	0	0	0	0	0	0	0	0	0	0	1	1	0.00	0.000										

Houston Astros @ San Francisco Giants
Candlestick Park, San Francisco, CA
Thu Aug 11 1977, 6:33 AM EDT
Att: 3,393 - Unknown

AB	35
R	5
H	9
RBI	4
BB	3
SO	1
LOB	15



Batter	1	2	3	4	5	6	7	8	9	AB	R	H	RBI	BB	SO	LOB	TOP										
Terry Puhl, L OBP: 0.330, SLG: 0.323 Wilbur Howard, S OBP: 0.252, SLG: 0.294	F7		1B		6-3		K		K	3	0	1	0	0	0	1	Houston Astros @ San Diego Padres San Diego Stadium, San Diego, CA Fri Aug 12, 1977, 10:05 PM EDT Att: 13,697 - Unknown										
Enos Cabell, R OBP: 0.304, SLG: 0.423	6-3		1-3			1-3		L1		4	0	0	0	0	0	1											
Cesar Cedeno, R OBP: 0.334, SLG: 0.399	1B			F9		HR		K		4	1	2	1	0	1	0											
Bob Watson, R OBP: 0.354, SLG: 0.474	F9			2B	1B	F9		K		4	1	1	0	0	1	1											
Jose Cruz, L OBP: 0.358, SLG: 0.467		6-3		1-H	2B		CS	1B	L5	4	0	2	1	0	0	0											
Joe Ferguson, R OBP: 0.383, SLG: 0.427	F8			K		CS			2B	4	1	1	0	0	2	0											
Art Howe, R OBP: 0.342, SLG: 0.427	6-3				F8				1B	3	1	1	1	1	0	0											
Roger Metzger, S OBP: 0.265, SLG: 0.253 Ed Herrmann, L OBP: 0.316, SLG: 0.326 Julio Gonzalez, R OBP: 0.293, SLG: 0.329			4-3			SH2-4	1B		2B	2	0	1	0	1	0	0											
Tom Dixon, R Bo McLaughlin, R Ken Boswell, L Gene Pentz, R Art Gardner, R Ken Forsch, R	F8				SH2-4				K	1	0	0	0	0	0	0											
					1-2				K	0	0	0	0	0	0	0											
Inning Stats	R: 0 E: 0 K: 0 S: 4	H: 1 LOB: 1 BB: 0 P: 4	R: 0 E: 0 K: 0 S: 3	H: 0 LOB: 0 BB: 0 P: 3	R: 0 E: 0 K: 0 S: 4	H: 1 LOB: 1 BB: 0 P: 4	R: 1 E: 0 K: 1 S: 6	H: 2 LOB: 0 BB: 0 P: 6	R: 0 E: 0 K: 0 S: 4	H: 1 LOB: 1 BB: 0 P: 4	R: 1 E: 0 K: 0 S: 4	H: 2 LOB: 0 BB: 0 P: 4	R: 0 E: 0 K: 3 S: 9	H: 0 LOB: 2 BB: 2 P: 17	R: 0 E: 0 K: 2 S: 7	H: 0 LOB: 0 BB: 0 P: 7	R: 2 E: 0 K: 2 S: 10	H: 3 LOB: 1 BB: 0 P: 10	1B: 6 2B: 3 3B: 0 HR: 1	SF: 0 SAC: 1 DP: 0 HBP: 0	WP: 0 PB: 0 SB: 0 CS: 1	PA: 38					
PITCHER	IP	WLS	BF	H	R	ER	SO	BB	IBB	HBP	BLK	WP	HR	S	P	ERA	WHIP										
Dave Wehrmeister, R ERA: 4.32 Bob Shirley, L ERA: 4.11 Rollie Fingers, R ERA: 2.91	6.1		26	7	2	2	2	2	0	0	0	0	1	28	36	2.84	1.421										
	2.0		7	1	1	1	4	0	0	0	0	0	0	15	15	4.50	0.500										
	0.2	W	4	2	1	1	2	0	0	0	0	0	0	8	8	13.50	3.000										

AB	34
R	4
H	10
RBI	4
BB	2
SO	8
LOB	9



Batter	1	2	3	4	5	6	7	8	9	AB	R	H	RBI	BB	SO	LOB	BOTTOM										
Gene Richards, L OBP: 0.359, SLG: 0.361	G3		6-3	1B	4-3			F8		5	1	1	1	0	0	2	Houston Astros @ San Diego Padres San Diego Stadium, San Diego, CA Fri Aug 12, 1977, 10:05 PM EDT Att: 13,697 - Unknown										
Bill Almon, R OBP: 0.299, SLG: 0.317	WP		1B	1B	1B	6-3		4-3		4	1	2	0	1	0	0											
Jerry Turner, L OBP: 0.317, SLG: 0.419	F5		1B	1B	1B	F5		K		5	0	2	0	0	1	1											
Dave Winfield, R OBP: 0.358, SLG: 0.513	BB		F9	1B	1B	4-3		1B	FC	3	1	1	1	2	0	2											
George Hendrick, R OBP: 0.369, SLG: 0.463	F9		1-3	1B	SH		F8	FC	1B	5	1	3	1	0	0	2											
Gene Tenace, R OBP: 0.420, SLG: 0.416		FC9-6	F8	SH	SH	G3		FC	BB	2	0	1	0	2	0	2											
Mike Champion, R OBP: 0.265, SLG: 0.281 Dave Kingman, R OBP: 0.274, SLG: 0.413		K		1-3	SH	G3		FC	BB	3	0	0	0	0	1	2											
Tucker Ashford, R OBP: 0.291, SLG: 0.349		FC9-6		SH1-4	6-3		6-3			4	1	1	0	0	0	4											
Dave Wehrmeister, R OBP: 0.182, SLG: 0.273 Bob Shirley, R OBP: 0.377, SLG: 0.122 Rollie Fingers, R ERA: 2.71		K		SH1-4	FC6-2			5-3		2	0	0	0	0	1	3											
					2-3					1	0	0	0	0	0	0											
Inning Stats	R: 0 E: 0 K: 0 S: 3	H: 0 LOB: 2 BB: 2 P: 11	R: 0 E: 1 K: 2 S: 7	H: 0 LOB: 1 BB: 0 P: 8	R: 1 E: 0 K: 0 S: 6	H: 3 LOB: 2 BB: 0 P: 6	R: 2 E: 0 K: 0 S: 7	H: 5 LOB: 3 BB: 0 P: 7	R: 1 E: 1 K: 0 S: 6	H: 2 LOB: 2 BB: 0 P: 6	R: 0 E: 0 K: 0 S: 3	H: 0 LOB: 0 BB: 1 P: 3	R: 0 E: 0 K: 0 S: 3	H: 0 LOB: 0 BB: 0 P: 3	R: 1 E: 0 K: 1 S: 5	H: 1 LOB: 3 BB: 2 P: 13	1B: 11 2B: 0 3B: 0 HR: 0	SF: 0 SAC: 2 DP: 0 HBP: 1	WP: 1 PB: 0 SB: 0 CS: 0	PA: 43							
PITCHER	IP	WLS	BF	H	R	ER	SO	BB	IBB	HBP	BLK	WP	HR	S	P	ERA	WHIP										
Tom Dixon, R ERA: 3.0 Bo McLaughlin, R ERA: 4.3 Gene Pentz, R ERA: 4.94 Ken Forsch, R ERA: 2.71	4.0		25	10	4	3	2	2	0	0	0	0	0	6	6	0.00	0.000										
	2.0		6	0	0	0	0	0	0	0	0	0	0	6	10	0.00	0.500										
	0.1	L	5	1	1	1	1	2	0	0	0	0	0	5	13	27.00	9.000										

AB	35
R	5
H	11
RBI	4
BB	5
SO	3
LOB	20



Batter	1	2	3	4	5	6	7	8	9	AB	R	H	RBI	BB	SO	LOB	TOP										
Terry Puhl, L OBP: 0.333, SLG: 0.320 (1, 7)										4	0	1	0	1	1	2	Houston Astros @ San Diego Padres San Diego Stadium, San Diego, CA Sun Aug 14 1977, 6:33 AM EDT Att: 13,181 - Unknown										
Enos Cabell, R OBP: 0.393, SLG: 0.422 Rob Sperring, R OBP: 0.222, SLG: 0.184 (1, 5)										5	1	1	0	0	0	1											
Cesar Cedeno, R OBP: 0.333, SLG: 0.397 (1, 8)										5	1	1	1	0	0	1											
Bob Watson, R OBP: 0.352, SLG: 0.471 (1, 3)										5	0	1	0	0	2	2											
Jose Cruz, L OBP: 0.363, SLG: 0.470 (1, 9)										3	4	2	0	2	0	1											
Joe Ferguson, R OBP: 0.384, SLG: 0.426 (1, 2)										3	0	1	2	1	0	2											
Art Howe, R OBP: 0.345, SLG: 0.428 (1, 4)										4	0	2	2	0	1	2											
Roger Metzger, S OBP: 0.269, SLG: 0.250 (1, 6)										2	0	0	0	2	0	2											
Joe Niekro, R OBP: 0.148, SLG: 0.115 (1, 1)										4	0	0	0	0	1	5											
Inning Stats	R: 0 E: 0 K: 1 S: 5	H: 0 LOB: 0 BB: 0 P: 5	R: 1 E: 0 K: 0 S: 5	H: 2 LOB: 2 BB: 1 P: 9	R: 0 E: 0 K: 1 S: 6	H: 1 LOB: 1 BB: 0 P: 6	R: 1 E: 0 K: 1 S: 5	H: 0 LOB: 2 BB: 3 P: 17	R: 0 E: 0 K: 0 S: 3	H: 0 LOB: 0 BB: 0 P: 3	R: 1 E: 1 K: 0 S: 5	H: 2 LOB: 1 BB: 0 P: 5	R: 3 E: 0 K: 1 S: 7	H: 3 LOB: 1 BB: 2 P: 15	R: 0 E: 0 K: 1 S: 5	H: 0 LOB: 1 BB: 0 P: 5		R: 0 E: 0 K: 0 S: 4	H: 1 LOB: 1 BB: 0 P: 4	1B: 7 2B: 3 3B: 0 HR: 0	SF: 0 SAC: 0 DP: 1 HBP: 0	WP: 1 PB: 0 SB: 5 CS: 0	PA: 41				
PITCHER	IP	WLS	BF	H	R	ER	SO	BB	IBB	HBP	BLK	WP	HR	S	P	ERA	WHIP										
Dave Freisleben, R ERA: 4.45 (1, 1)	6.0	L	27	5	3	3	3	4	0	0	0	1	0	29	45	4.50	1.500										
Rick Sawyer, R ERA: 5.65 (7, 1)	1.0		7	3	3	3	1	1	1	0	0	0	0	7	15	27.00	4.000										
Dave Tomlin, L ERA: 3.68 (8, 1)	1.0		3	0	0	0	1	0	0	0	0	0	0	5	5	0.00	0.000										
Dan Spillner, R ERA: 3.48 (9, 1)	1.0		4	1	0	0	0	0	0	0	0	0	0	4	4	0.00	1.000										
Batter	1	2	3	4	5	6	7	8	9	AB	R	H	RBI	BB	SO	LOB	BOTTOM										
Gene Richards, L OBP: 0.358, SLG: 0.360 (1, 7)										4	0	1	0	0	1	1	Houston Astros @ San Diego Padres San Diego Stadium, San Diego, CA Sun Aug 14 1977, 6:33 AM EDT Att: 13,181 - Unknown										
Bill Almon, R OBP: 0.296, SLG: 0.315 (1, 6)										4	0	0	0	0	1	1											
Mike Ivie, R OBP: 0.344, SLG: 0.408 (1, 3)										4	0	0	0	0	1	0											
Dave Winfield, R OBP: 0.359, SLG: 0.514 (1, 9)										3	1	1	0	1	0	0											
George Hendrick, R OBP: 0.373, SLG: 0.481 (1, 8)										4	2	3	3	0	0	1											
Gene Tenace, R OBP: 0.416, SLG: 0.412 (1, 2)										4	0	0	0	0	0	1											
Mike Champion, R OBP: 0.283, SLG: 0.278 (1, 4)										3	0	0	0	0	1	1											
Tucker Ashford, R OBP: 0.286, SLG: 0.342 (1, 5)										3	0	0	0	0	1	0											
Dave Freisleben, R OBP: 0.207, SLG: 0.214 Pat Scanlon, L OBP: 0.281, SLG: 0.224 Rick Sawyer, R OBP: 0.325, SLG: 0.190 Dave Tomlin, L OBP: 0.142, SLG: 0.090 Merv Rettenmund, R OBP: 0.333, SLG: 0.143 (1, 1)										1	0	0	0	0	0	0											
Inning Stats	R: 0 E: 0 K: 2 S: 7	H: 0 LOB: 0 BB: 0 P: 7	R: 0 E: 0 K: 1 S: 6	H: 1 LOB: 1 BB: 0 P: 6	R: 0 E: 0 K: 0 S: 3	H: 1 LOB: 0 BB: 0 P: 3	R: 0 E: 0 K: 0 S: 3	H: 0 LOB: 1 BB: 1 P: 7	R: 0 E: 0 K: 0 S: 3	H: 0 LOB: 0 BB: 0 P: 3	R: 0 E: 0 K: 0 S: 3	H: 0 LOB: 0 BB: 0 P: 3	R: 2 E: 0 K: 1 S: 7	H: 2 LOB: 0 BB: 0 P: 7	R: 0 E: 0 K: 1 S: 5	H: 0 LOB: 1 BB: 1 P: 9		R: 1 E: 0 K: 0 S: 4	H: 1 LOB: 0 BB: 0 P: 4	1B: 2 2B: 1 3B: 0 HR: 2	SF: 0 SAC: 0 DP: 0 HBP: 0	WP: 0 PB: 0 SB: 0 CS: 0	PA: 34				
PITCHER	IP	WLS	BF	H	R	ER	SO	BB	IBB	HBP	BLK	WP	HR	S	P	ERA	WHIP										
Joe Niekro, R ERA: 2.8 (1, 1)	9.0	W	33	5	3	3	5	2	0	0	0	0	2	41	49	3.00	0.778										

AB	35
R	6
H	9
RBI	5
BB	6
SO	5
LOB	18



AB	31
R	3
H	5
RBI	3
BB	2
SO	5
LOB	5




Batter	1	2	3	4	5	6	7	8	9	AB	R	H	RBI	BB	SO	LOB	TOP					
Terry Puhl, L OBP: 0.362, SLG: 0.351 (1, 7)	0-0 FC4-6 1B 2B	0-0 1-3	0-0 F6		0-0 1B			4-0 BB		4	1	2	0	1	0	1	Houston Astros @ Atlanta Braves Atlanta-Fulton County Stadium, Atlanta, GA Wed Aug 17 1977, 7:05 PM EDT Att: 3,287 - Unknown					
Rob Sperring, R OBP: 0.276, SLG: 0.289 (1, 4) (7, 6)	4-0 FC4-6 BB	4-0 FC6-4 BB		0-0 F9	0-0 5-3			0-0 F8		3	0	0	0	2	0	2						
Cesar Cedeno, R OBP: 0.328, SLG: 0.390 (1, 8)	0-0 FC4-6 1B 4-3 1-2 2-3	0-0 FC6-4		0-0 1B 2B		0-0 F5		0-0 F8		5	2	1	0	0	0	4						
Bob Watson, R OBP: 0.358, SLG: 0.472 (1, 3)	0-0 BB 4-3 1-3 3-H 1B		0-0 F7	0-3 K2-3		0-0 G4-6-3 1B		0-0 6-3		5	0	2	1	0	1	1						
Jose Cruz, L OBP: 0.365, SLG: 0.469 Art Gardner, L OBP: 0.190, SLG: 0.150 (1, 9)	0-0 4-3		1-0 1B 3B HBP	0-0 BB 1B		0-0 G4-6-3		0-3 K		1	0	0	1	0	0	1						
Joe Ferguson, R OBP: 0.385, SLG: 0.421 (1, 2)	4-0 BB BB		0-0 3B 1B	4-0 FC6-4 BB		0-0 F8		0-0 F6		3	1	1	0	2	0	0						
Art Howe, R OBP: 0.355, SLG: 0.443 (1, 5)	4-0 1-2 2-3 BB		0-0 1B 3B	0-0 FC6-4		0-0 6-3				3	1	1	2	1	0	2						
Roger Metzger, S OBP: 0.267, SLG: 0.254 Gene Pentz, R (7, 1)	0-0 F9		0-0 SH1-4 1B		0-0 G3		0-0 4-3			4	0	1	1	0	0	3						
Tom Dixon, R (1, 1)		0-0 4-3	0-0 SH1-4		0-3 K			0-0 4-3		2	0	0	0	0	1	0						
Ken Forsch, R OBP: 0.143, SLG: 0.077 Joe Sambito, L OBP: 0.182, SLG: 0.182 Ken Boswell, L OBP: 0.290, SLG: 0.253 (6, 1) (6, 1) (7, 4)		4-3	1-2 1B							0	0	0	0	0	0	0						
Inning Stats	R: 2 E: 0 K: 0 S: 5	H: 2 LOB: 3 BB: 3 P: 17	R: 0 E: 0 K: 0 S: 3	H: 0 LOB: 1 BB: 1 P: 7	R: 3 E: 0 K: 0 S: 6	H: 3 LOB: 1 BB: 0 P: 7	R: 1 E: 0 K: 1 S: 7	H: 2 LOB: 2 BB: 1 P: 11	R: 0 E: 0 K: 0 S: 3	H: 1 LOB: 1 BB: 0 P: 6	R: 0 E: 0 K: 0 S: 3	H: 0 LOB: 0 BB: 0 P: 3	R: 0 E: 0 K: 0 S: 3	H: 0 LOB: 1 BB: 1 P: 7	R: 0 E: 0 K: 1 S: 5	H: 0 LOB: 0 BB: 0 P: 5	1B: 6 2B: 2 3B: 1 HR: 0	SF: 0 SAC: 1 DP: 1 HBP: 1	WP: 0 PB: 0 SB: 0 CS: 0	PA: 42		
PITCHER	IP WLS BF H R ER SO BB IBB HBP BLK WP HR S P ERA WHIP	2.1 17 5 5 5 0 4 0 1 0 0 0 12 29 19.29 3.857	3.1 12 3 1 1 2 1 0 0 0 0 0 15 19 3.38 1.500	1.0 W 3 1 0 0 0 0 0 0 0 0 3 3 0.00 1.000	3.0 S 10 0 0 0 1 1 0 0 0 0 11 15 0.00 0.333																	

AB	34
R	6
H	9
RBI	6
BB	6
SO	3
LOB	15



Batter	1	2	3	4	5	6	7	8	9	AB	R	H	RBI	BB	SO	LOB	BOTTOM				
Rowland Office, L OBP: 0.298, SLG: 0.314 (1, 8)	0-0 2-3		0-0 F3		0-0 1B	0-0 G3	0-0 4-3			5	0	1	1	0	0	2	Houston Astros @ Atlanta Braves Atlanta-Fulton County Stadium, Atlanta, GA Wed Aug 17 1977, 7:05 PM EDT Att: 3,287 - Unknown				
Barry Bonnell, R OBP: 0.396, SLG: 0.343 Junior Moore, R OBP: 0.315, SLG: 0.317 (1, 5) (6, FR) (7, 5)	0-3 K			0-0 2B	0-0 FC6-4 1B	0-0 HR 1B		0-0 6-3		4	0	3	1	0	1	0					
Jeff Burroughs, R OBP: 0.374, SLG: 0.523 (1, 9)	4-0 BB			0-0 5-3	0-0 FC6-4	0-0 HR				4	1	2	2	1	0	3					
Willie Montanez, L OBP: 0.332, SLG: 0.476 (1, 3)	0-0 G3			0-0 2B		0-0 HR 1B		0-0 F7		5	2	3	1	0	0	2					
Gary Matthews, R OBP: 0.353, SLG: 0.433 (1, 7)		0-0 F9		0-3 K		0-0 HR 1B		0-0 F8		4	1	1	0	1	1	3					
Biff Pocoroba, S OBP: 0.374, SLG: 0.413 (1, 2)		0-0 G3		0-0 4-3		0-0 F8				4	0	0	0	0	0	5					
Rod Gilbreath, R OBP: 0.318, SLG: 0.341 (1, 4)		0-0 1-3			0-0 F3	0-0 1B 2B	0-0 6-3			4	1	1	1	0	0	0					
Pat Rockett, R OBP: 0.316, SLG: 0.274 (1, 6)			0-0 5-3		0-0 F7	0-0 2B 1B	1-0 SH3-4 HBP			3	1	1	1	0	0	0					
Preston Hanna, R OBP: 0.306, SLG: 0.111 Tom Florio, R OBP: 0.246, SLG: 0.362 Don Collins, R OBP: 0.303, SLG: 0.336 Brian Asselstine, L OBP: 0.303, SLG: 0.336 Dave Campbell, R OBP: 0.303, SLG: 0.336 (1, 1) (3, 1) (5, PH) (6, 1) (6, PH) (7, 1)			0-3 K		0-0 1B 2B	0-0 G3 1B 2B	0-0 SH3-4			0	0	0	0	0	0	0					
Inning Stats	R: 0 E: 0 K: 1 S: 5	H: 0 LOB: 0 BB: 1 P: 9	R: 0 E: 0 K: 0 S: 3	H: 0 LOB: 0 BB: 0 P: 3	R: 0 E: 0 K: 1 S: 5	H: 0 LOB: 0 BB: 0 P: 5	R: 0 E: 0 K: 1 S: 7	H: 2 LOB: 2 BB: 0 P: 7	R: 1 E: 0 K: 0 S: 6	H: 3 LOB: 2 BB: 0 P: 6	R: 8 E: 0 K: 0 S: 11	H: 8 LOB: 1 BB: 1 P: 15	R: 0 E: 0 K: 0 S: 3	H: 0 LOB: 1 BB: 0 P: 4	R: 0 E: 0 K: 0 S: 4	H: 1 LOB: 1 BB: 0 P: 4		1B: 8 2B: 4 3B: 0 HR: 2	SF: 0 SAC: 1 DP: 0 HBP: 1	WP: 0 PB: 0 SB: 0 CS: 0	PA: 41
PITCHER	IP WLS BF H R ER SO BB IBB HBP BLK WP HR S P ERA WHIP	5.1 25 8 4 4 3 1 0 0 0 0 0 2 2 6.75 1.688	2.0 L 6 3 4 4 0 1 0 0 0 0 2 5 9 54.00 6.000	2.0 8 1 0 0 0 0 0 0 1 0 0 7 8 0.00 0.500																	



Batter	1	2	3	4	5	6	7	8	9	AB	R	H	RBI	BB	SO	LOB	TOP		
Terry Puhl, L (1, 8) OBP: 0.371, SLG: 0.357	0-0 F7 SF9 1B		4-0 1B BB		0-0 F8		0-0 2B 1B		0-3 K	4	3	2	0	1	1	0			
Enos Cabell, R (1, 5) OBP: 0.306, SLG: 0.426	0-0 FC5-4 1B		0-0 F8		0-0 S 1B		0-0 1-H 2-H 2B		0-0 4-3	5	0	3	2	0	0	1			
Jose Cruz, L (1, 9) OBP: 0.382, SLG: 0.465	0-0 F7 2-3		0-0 F9		0-0 L8 1-2		0-0 F9			4	0	0	0	0	0	5			
Bob Watson, R (1, 3) OBP: 0.357, SLG: 0.471	0-0 SF9		0-0 1B 1-2		0-0 6-3		0-0 4-3			3	0	1	1	0	0	2			
Joe Ferguson, R (1, 2) OBP: 0.366, SLG: 0.425	0-0 FC5-4 1-2		0-0 FC4-6 1B 1-3 2-H		0-0 P3		0-0 F9 G3 2B			4	1	2	1	0	0	1			
Art Howe, R (1, 4) OBP: 0.357, SLG: 0.444		0-0 FC1-6 BB 1B	0-0 FC4-6 1-2		0-0 G4-6-3 1B		0-0 F9 2-3			4	0	2	0	0	0	3			
Art Gardner, L (1, 7) OBP: 0.194, SLG: 0.143		4-0 FC1-6 BB		0-0 6-3		0-0 G4-6-3 1-2		0-0 G3		3	0	0	1	1	0	1			
Rob Sperring, R (1, 6) OBP: 0.267, SLG: 0.277		0-0 FC1-6 G4-3 1-2 2-3		0-0 P3		0-3 K		0-0 L5		4	0	0	0	0	1	2			
Joe Niekro, R (1, 1) OBP: 0.138, SLG: 0.107		0-0 G4-3		0-0 6-3		0-0 1B 2B 1B		0-0 4-3		2	0	0	0	0	0	2			
Ken Boswell, L (7, PH) OBP: 0.299, SLG: 0.262										1	1	1	0	0	0	0			
Gene Pentz, R (7, 1) OBP: 0.344, SLG: 0.382										0	0	0	0	0	0	0			
Wilbur Howard, S (9, PH) OBP: 0.248, SLG: 0.289										1	0	0	0	0	0	0			
Inning Stats	R: 1 E: 0 K: 0 S: 5	H: 2 LOB: 1 BB: 0 P: 5	R: 0 E: 0 K: 0 S: 3	H: 1 LOB: 1 BB: 1 P: 7	R: 1 E: 0 K: 0 S: 5	H: 2 LOB: 2 BB: 1 P: 9	R: 0 E: 0 K: 0 S: 3	H: 0 LOB: 0 BB: 0 P: 3	R: 0 E: 0 K: 0 S: 4	H: 1 LOB: 1 BB: 0 P: 4	R: 2 E: 0 K: 1 S: 8	H: 3 LOB: 1 BB: 0 P: 8	R: 1 E: 0 K: 0 S: 4	H: 1 LOB: 0 BB: 0 P: 4	R: 0 E: 0 K: 1 S: 5	H: 0 LOB: 0 BB: 0 P: 5	1B: 9 2B: 2 3B: 0 HR: 0	SF: 1 SAC: 0 DP: 2 HBP: 0	WP: 0 PA: 38 PB: 0 SB: 1 CS: 0
PITCHER	IP WLS BF H R ER SO BB IBB HBP BLK WP HR S P ERA WHIP	IP WLS BF H R ER SO BB IBB HBP BLK WP HR S P ERA WHIP																	
Larry Christenson, R (1, 1) ERA: 4.81	7.0 W 31 10 4 4 1 2 0 0 0 0 0 0 31 39 5.14 1.714	2.0 L 7 1 1 1 1 0 0 0 0 0 0 0 9 9 4.50 0.500																	
Ron Reed, R (8, 1) ERA: 2.62																			

Houston Astros @ Philadelphia Phillies
Veterans Stadium, Philadelphia, PA
Fri Aug 19 1977, 7:05 PM EDT
Att: 46,266 - Unknown

AB	35
R	5
H	11
RBI	5
BB	2
SO	2
LOB	17

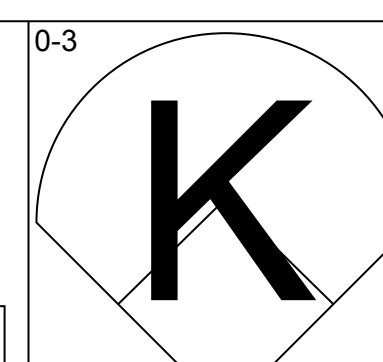
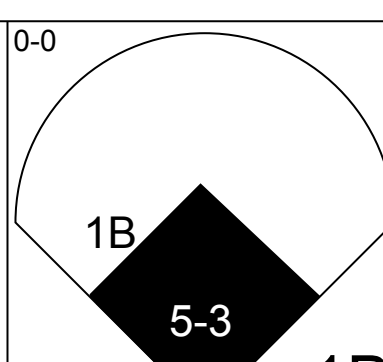
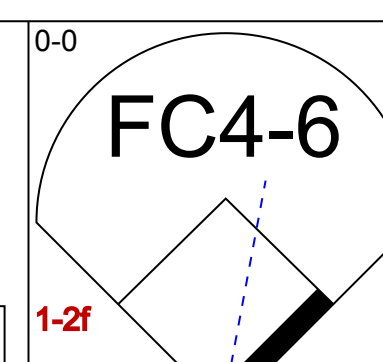
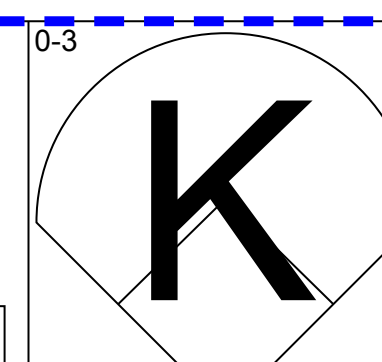
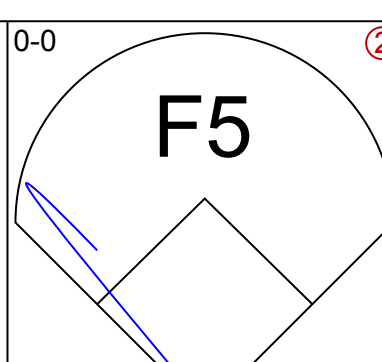
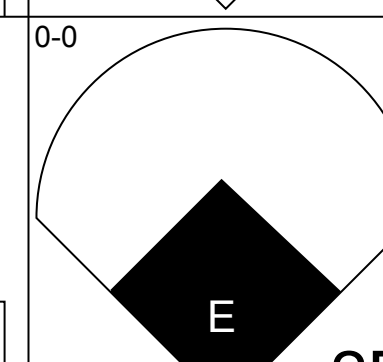
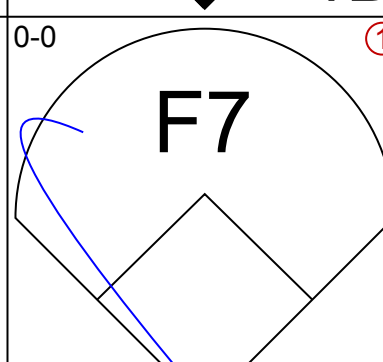
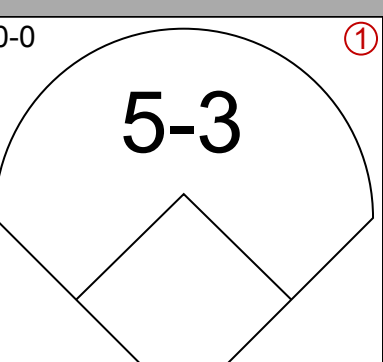
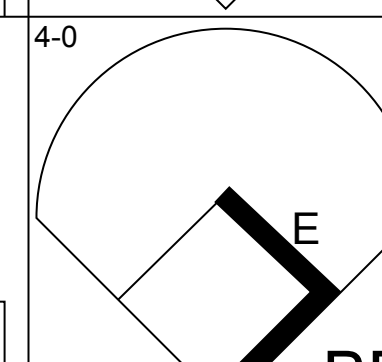
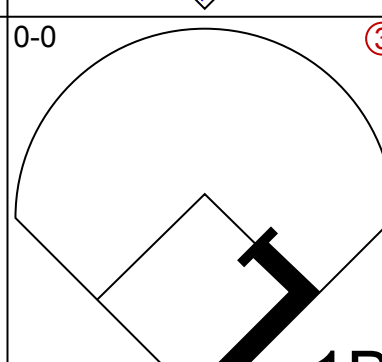
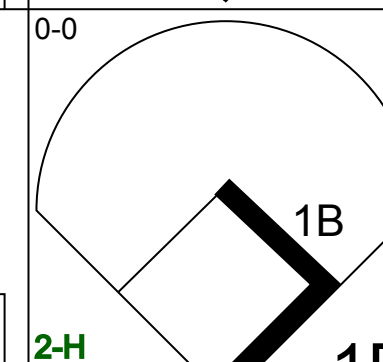
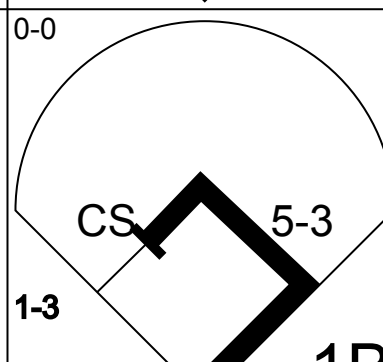
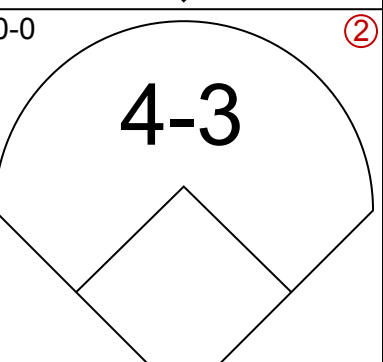
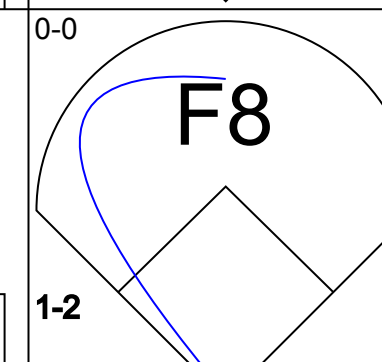
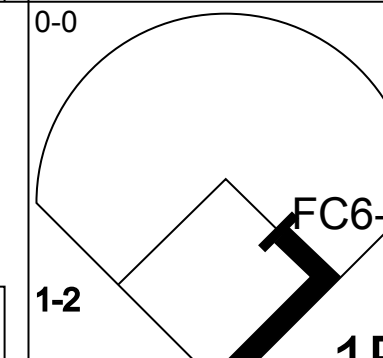
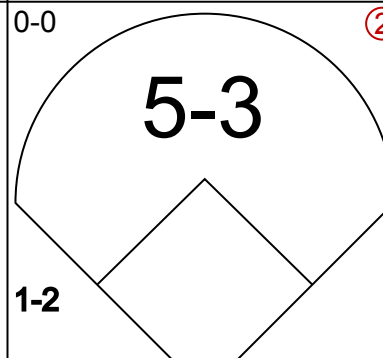
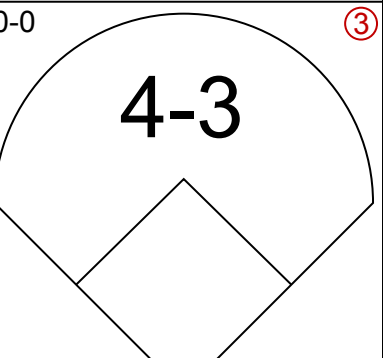
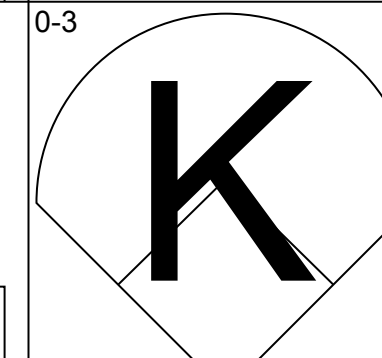
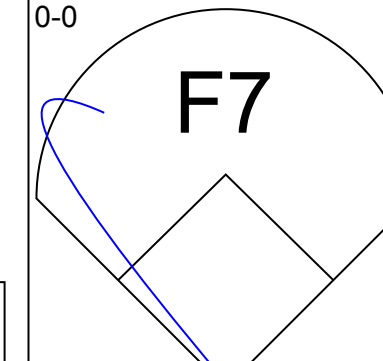
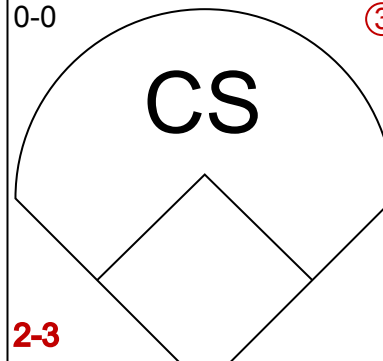
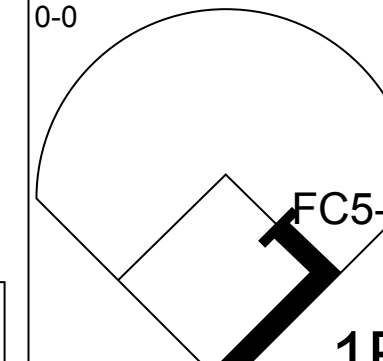
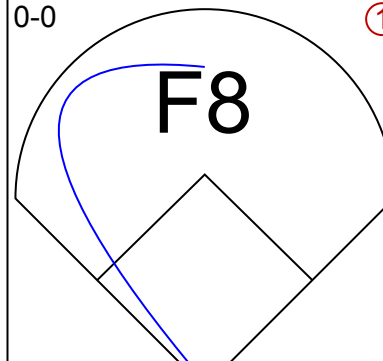
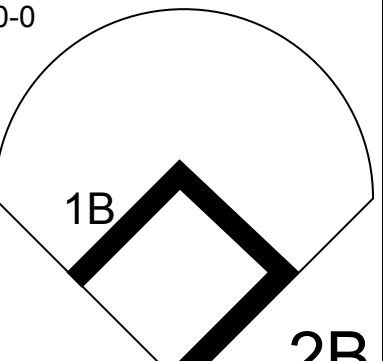
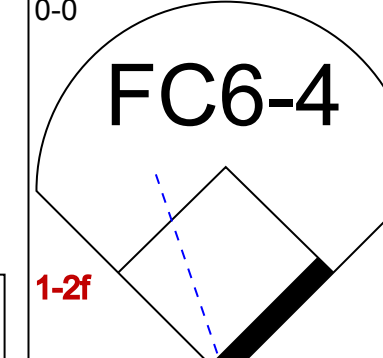
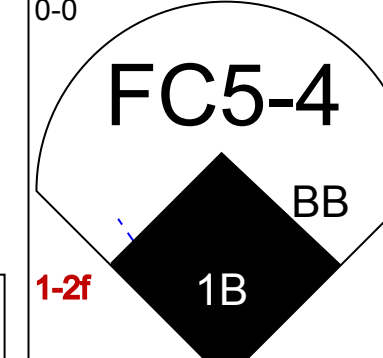
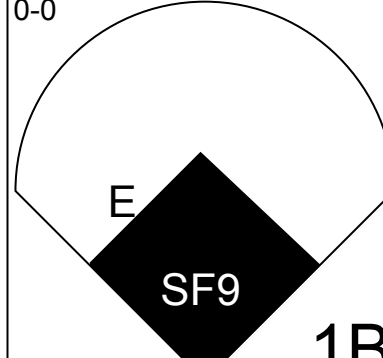
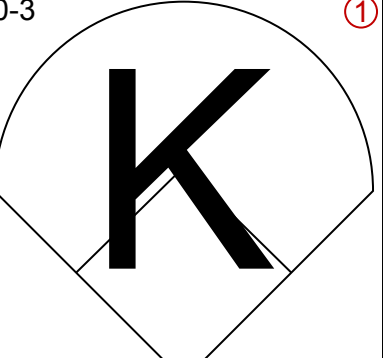
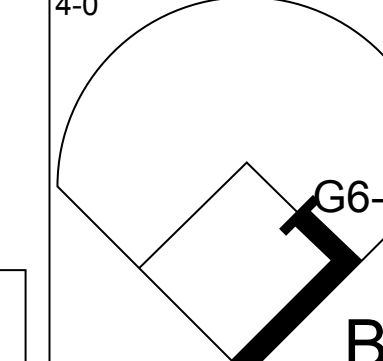
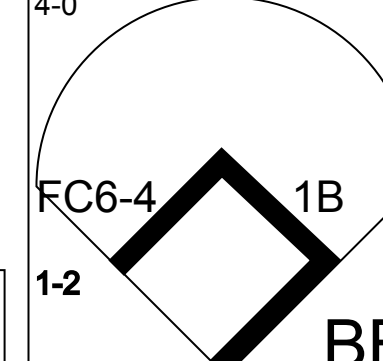
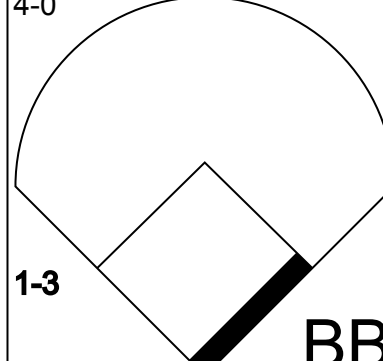
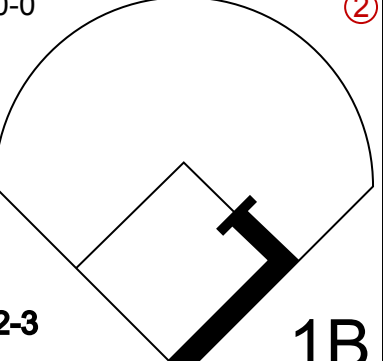
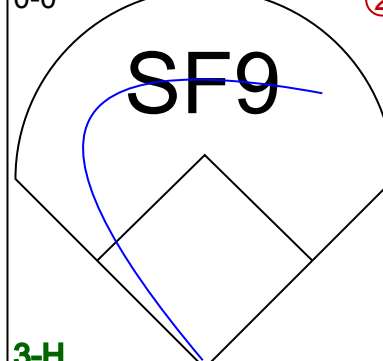
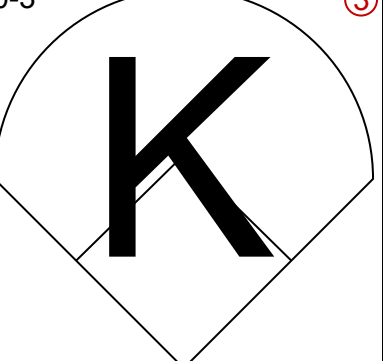
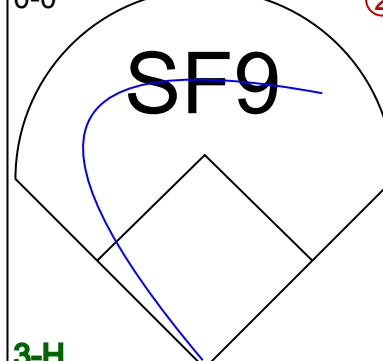
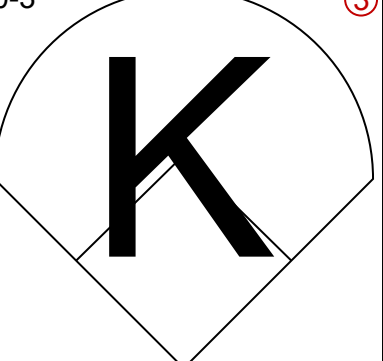




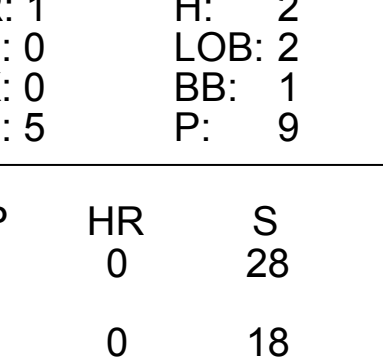


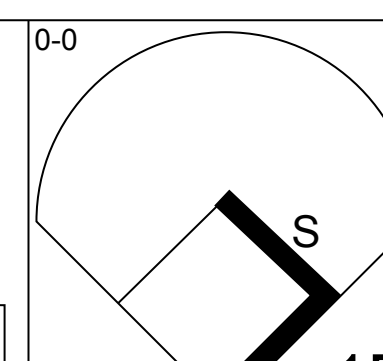
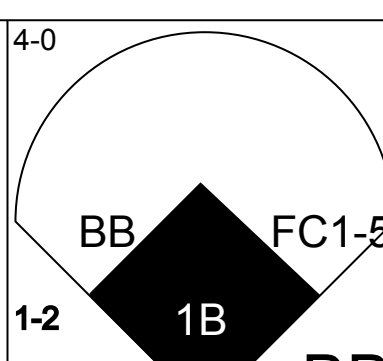
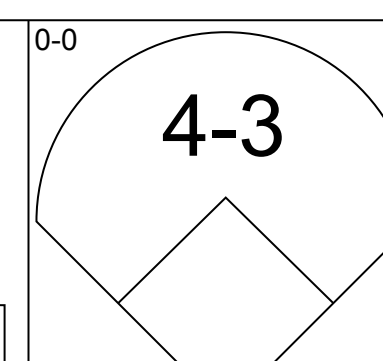
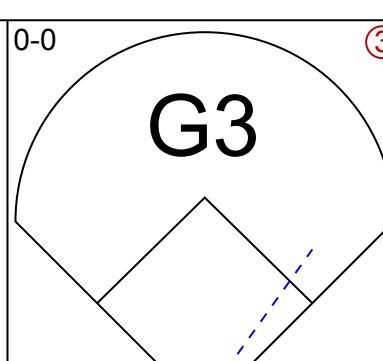
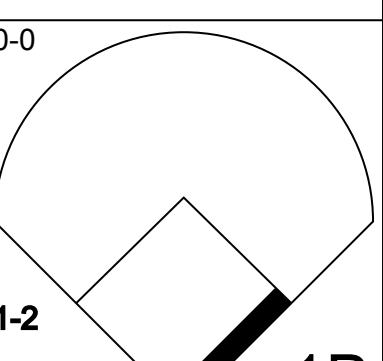
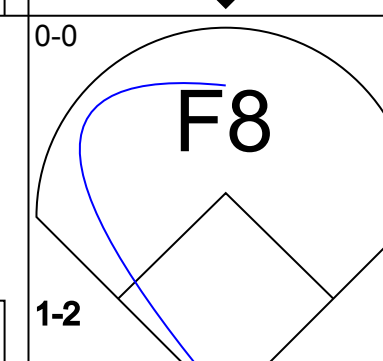
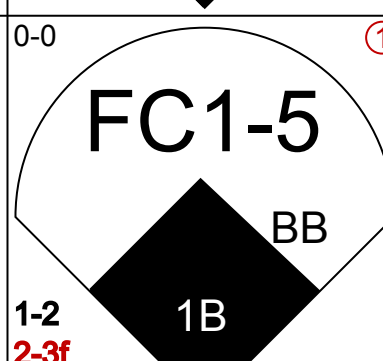
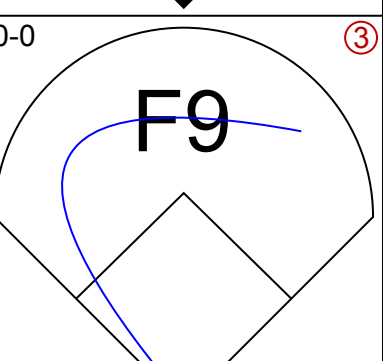
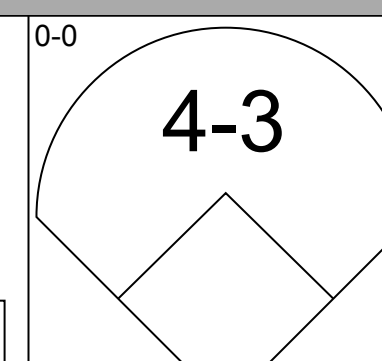



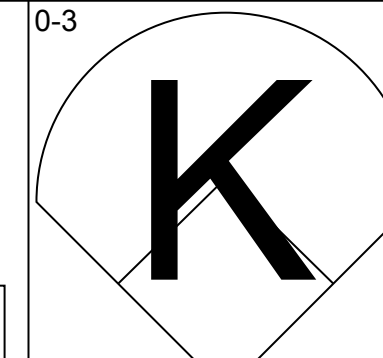
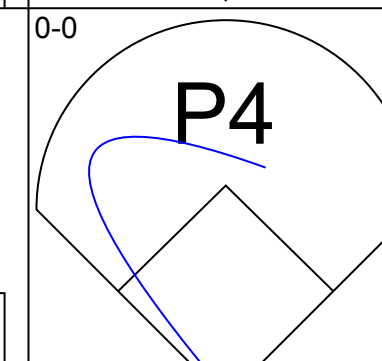
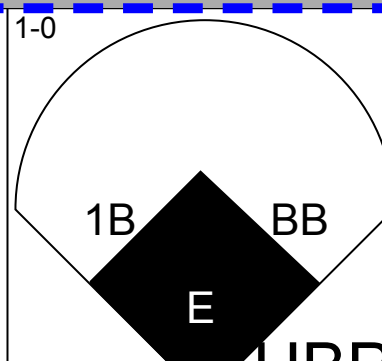
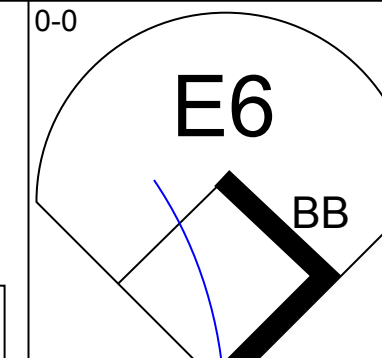
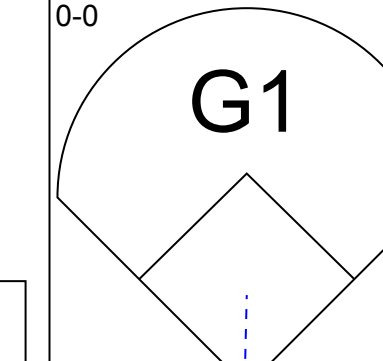
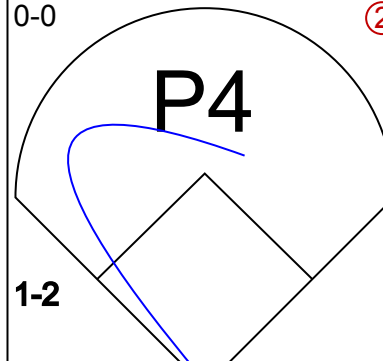
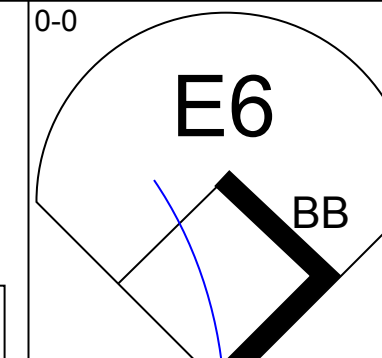
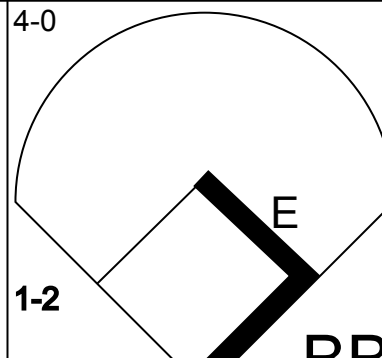

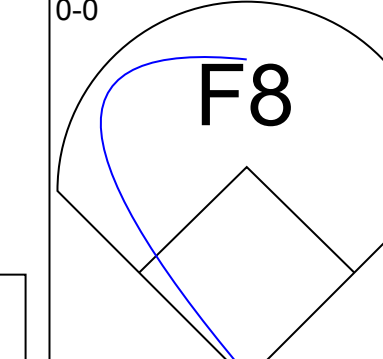
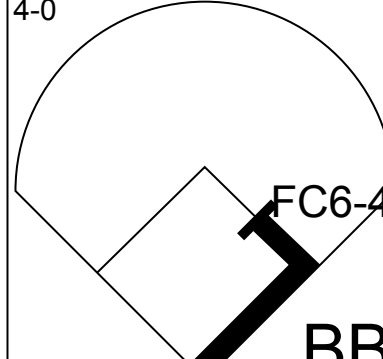
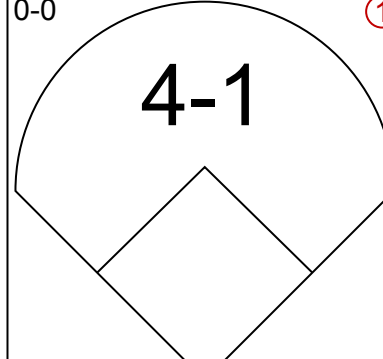
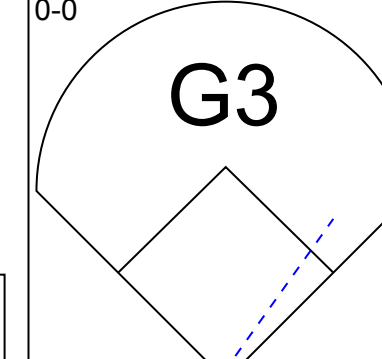
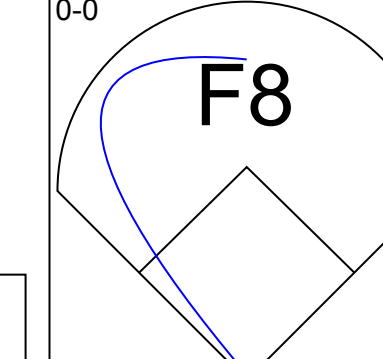
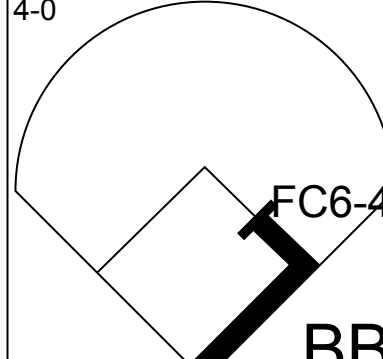
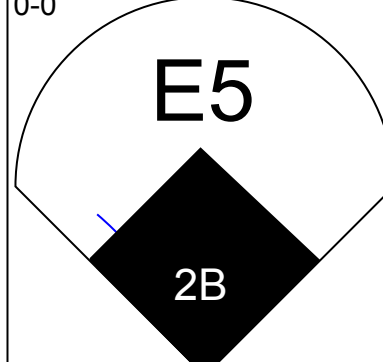
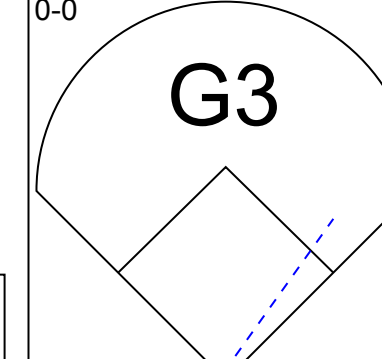

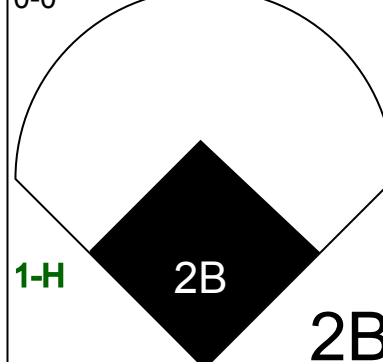
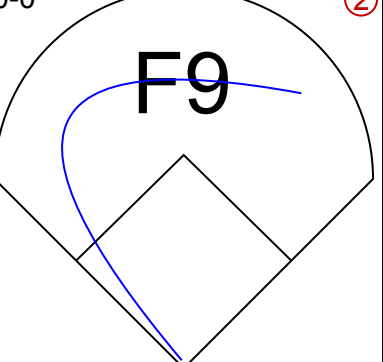
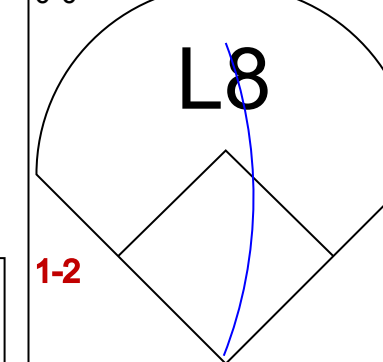
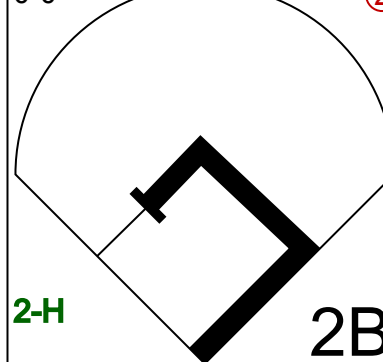
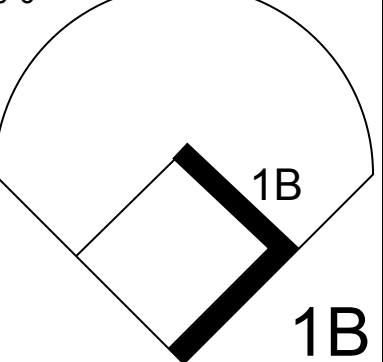

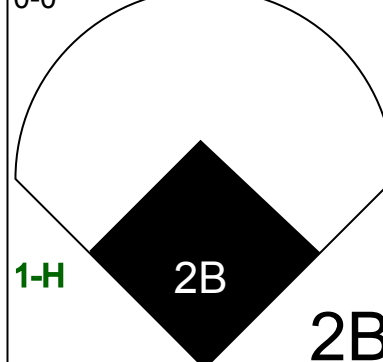
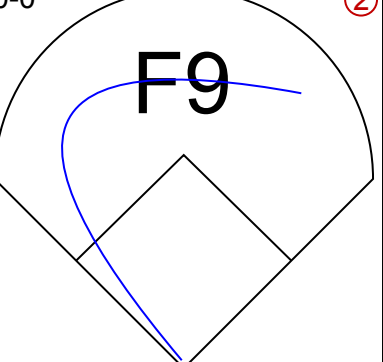

Batter	1	2	3	4	5	6	7	8	9	AB	R	H	RBI	BB	SO	LOB	BOTTOM		
Bake McBride, L (1, 8) OBP: 0.345, SLG: 0.502	0-0 4-3 2B 1B		0-0 S 1B		0-3 K		0-0 4-3		0-0 3-1	5	1	2	0	0	1	2			
Larry Bowa, S (1, 6) OBP: 0.318, SLG: 0.353	0-0 4-3 1-2		0-0 P4		0-0 F8		0-0 6-3			4	0	0	0	0	0	2			
Mike Schmidt, R (1, 5) OBP: 0.396, SLG: 0.597	0-0 F9		0-0 F9		0-0 6-3		0-0 6-3			4	0	0	0	0	0	1			
Greg Luzinski, R (1, 7) OBP: 0.386, SLG: 0.624	0-0 HR 2H 2B		4-0 G4-6-3 BB		0-3 K		0-3 K			3	1	1	1	1	2	0			
Richie Hebner, L (1, 3) OBP: 0.381, SLG: 0.502	0-0 HR		0-0 G4-6-3 1-2		0-3 K					4	2	2	2	0	1	1			
Tom Hutton, L (9, 3) OBP: 0.344, SLG: 0.382	0-0 HR							0-0 F8 S 1B 1B		0	0	0	0	0	0	0			
Jay Johnstone, L (1, 9) OBP: 0.350, SLG: 0.488	0-0 3-1				0-0 3-1		0-0 HR		0-3 K	4	1	1	1	0	1	1			
Bob Boone, R (1, 2) OBP: 0.343, SLG: 0.451		0-0 HR		0-0 6-3 2B		4-0 1B S HR BB		0-0 F8 2-3		3	2	2	1	1	0	1			
Ted Sizemore, R (1, 4) OBP: 0.343, SLG: 0.356		0-0 F9		0-0 6-3		0-0 HR 1B		4-0 1B IBB		3	1	1	0	1	0	1			
Larry Christenson, R (1, 1) OBP: 0.200, SLG: 0.269		0-0 5-3		0-0 6-3		0-0 HR		0-0 1-2 3-H 1B		3	1	1	3	0	0	1			
Ron Reed, R (8, 1) OBP: 0.197, SLG: 0.250										1	0	1	1	0	0	0			
Inning Stats	R: 3 E: 0 K: 0 S: 6	H: 3 LOB: 0 BB: 0 P: 6	R: 1 E: 0 K: 0 S: 5	H: 2 LOB: 1 BB: 0 P: 5	R: 0 E: 0 K: 0 S: 2	H: 0 LOB: 0 BB: 1 P: 6	R: 0 E: 0 K: 0 S: 4	H: 1 LOB: 1 BB: 0 P: 4	R: 0 E: 0 K: 1 S: 5	H: 0 LOB: 0 BB: 0 P: 5	R: 4 E: 0 K: 2 S: 10	H: 3 LOB: 3 BB: 1 P: 14	R: 0 E: 0 K: 1 S: 5	H: 0 LOB: 0 BB: 0 P: 5	R: 1 E: 0 K: 1 S: 7	H: 2 LOB: 2 BB: 1 P: 11	1B: 5 2B: 2 3B: 0 HR: 4	SF: 0 SAC: 0 DP: 1 HBP: 0	WP: 0 PA: 37 PB: 0 SB: 3 CS: 0
PITCHER	IP WLS BF H R ER SO BB IBB HBP BLK WP HR S P ERA WHIP	IP WLS BF H R ER SO BB IBB HBP BLK WP HR S P ERA WHIP																	
Joe Niekro, R (1, 1) ERA: 3.29	6.0 L 28 9 8 8 3 2 0 0 0 0 0 0 32 40 12.00 1.833	2.0 L 9 2 1 1 2 0 1 0 0 0 0 0 12 16 4.50 1.000																	
Gene Pentz, R (7, 1) ERA: 4.79																			

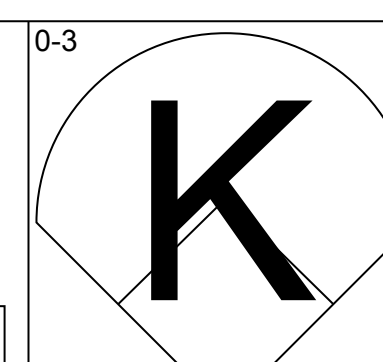
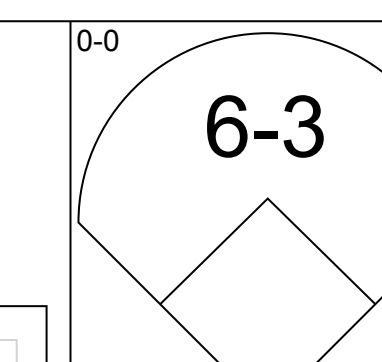
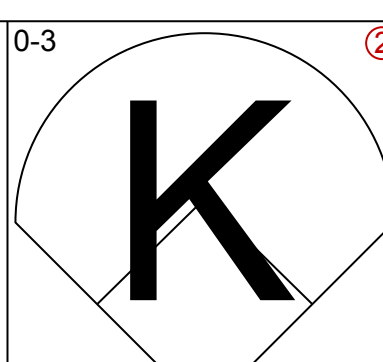
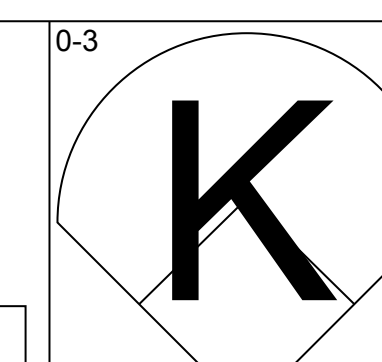
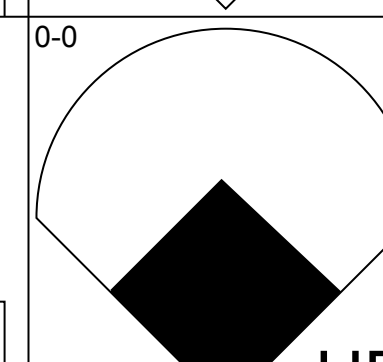
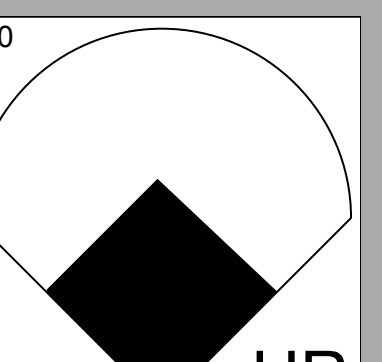
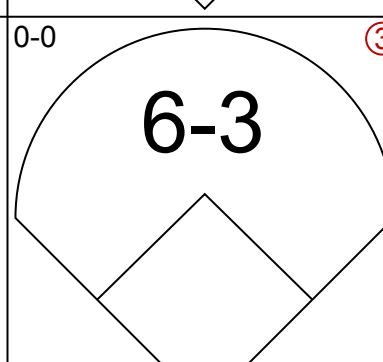
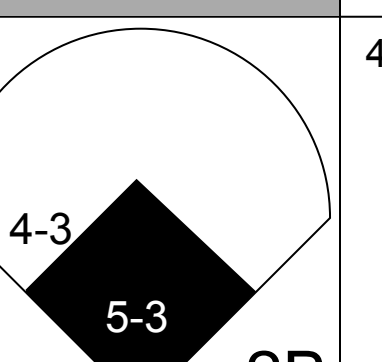
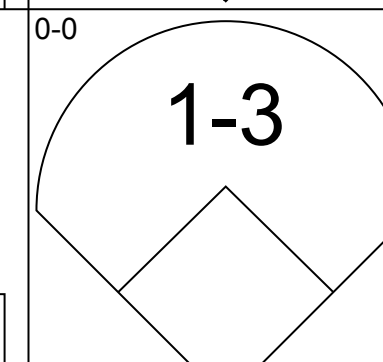
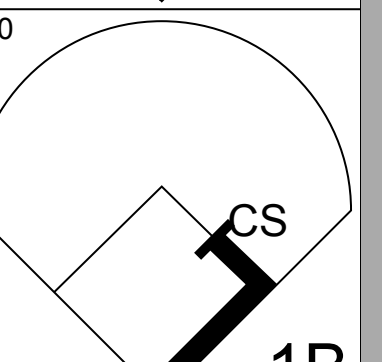
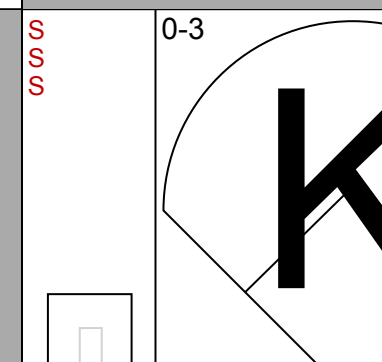
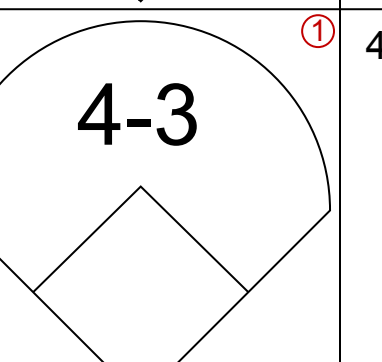
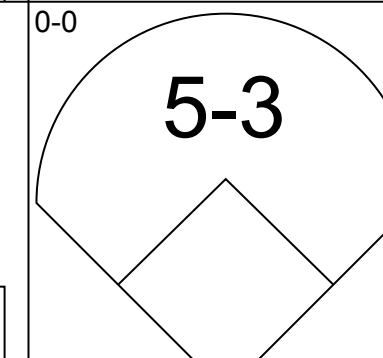
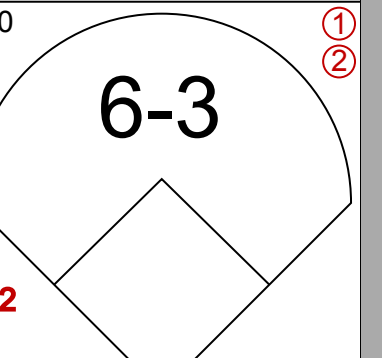
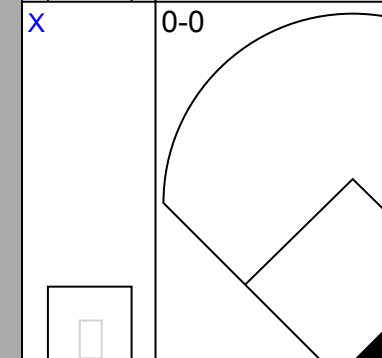
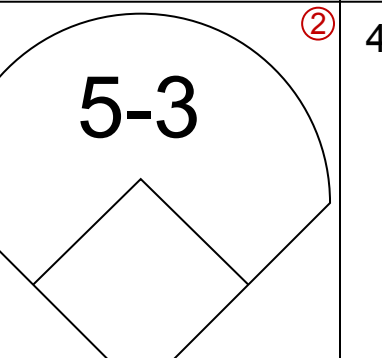
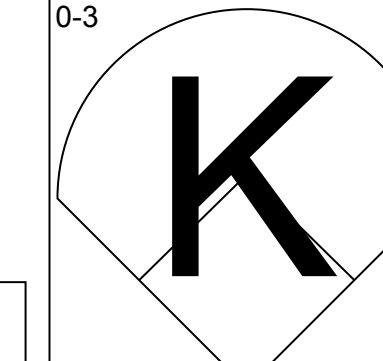
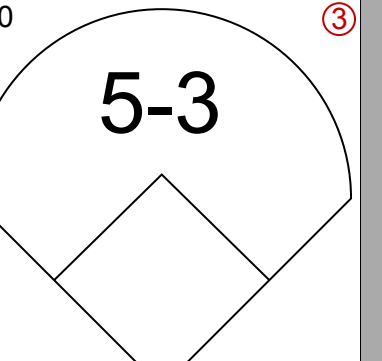
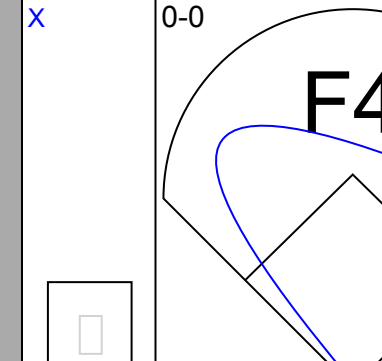
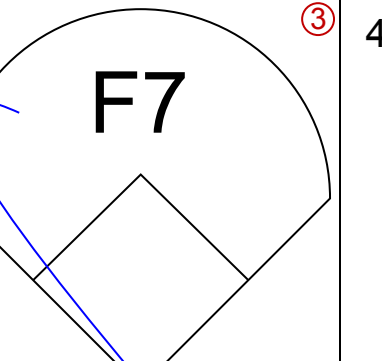
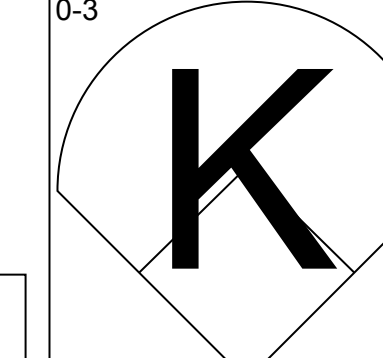
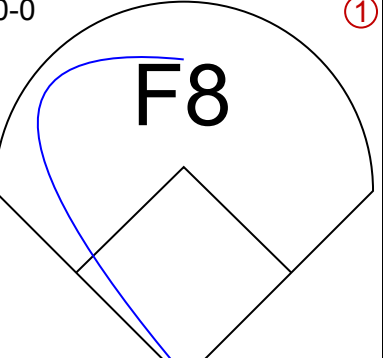
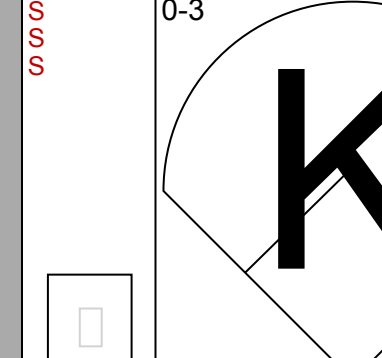
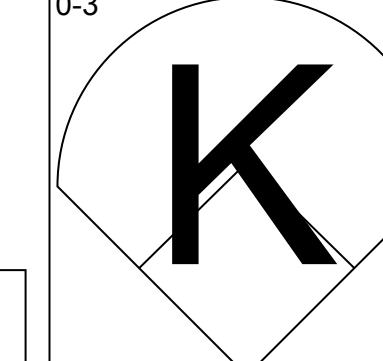
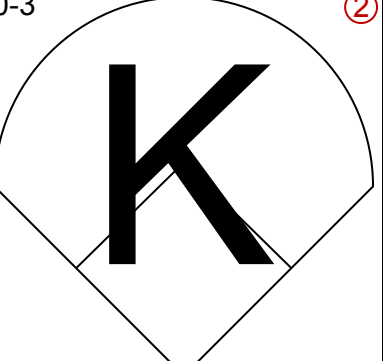
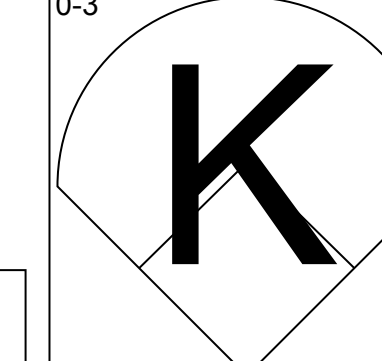
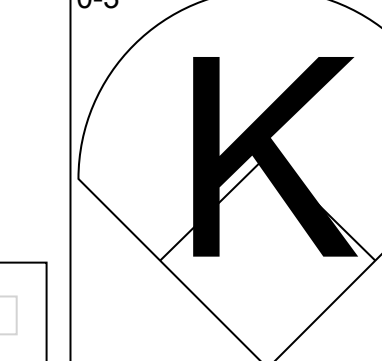
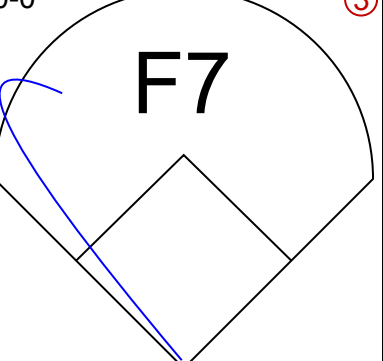
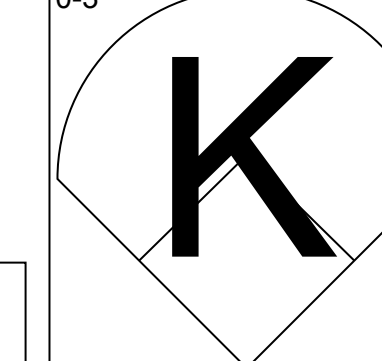
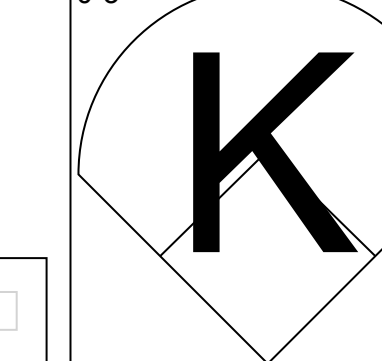

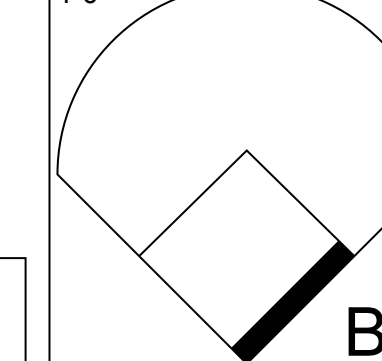
Houston Astros @ Philadelphia Phillies
Veterans Stadium, Philadelphia, PA
Fri Aug 19 1977, 7:05 PM EDT
Att: 46,266 - Unknown

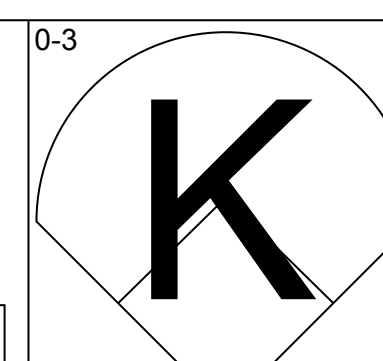
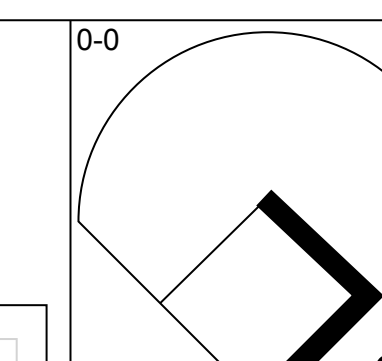
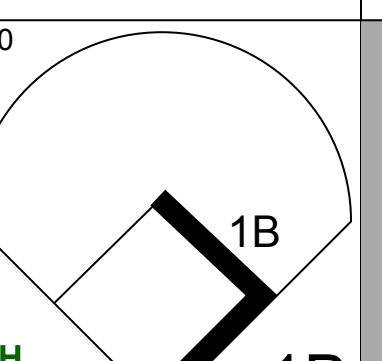
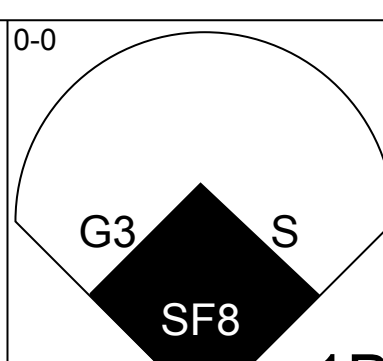
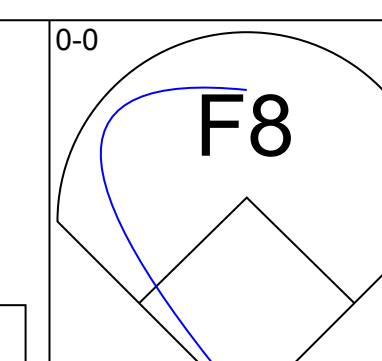
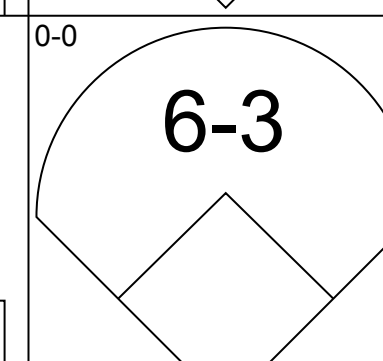
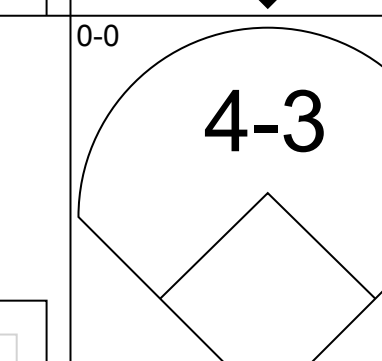
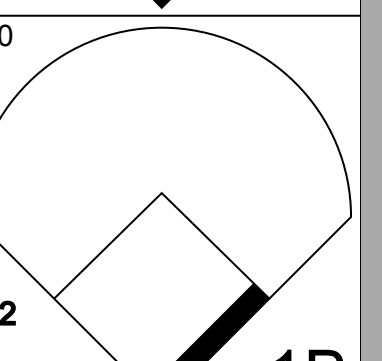
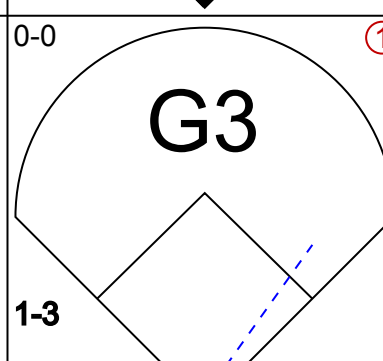
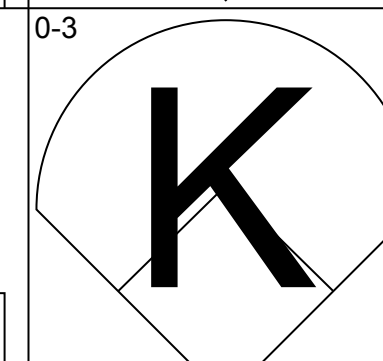
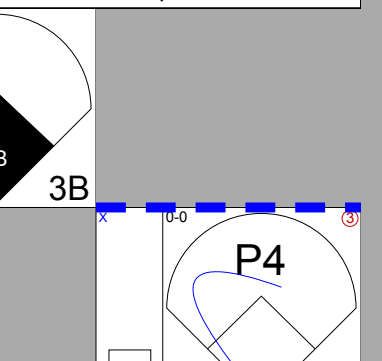

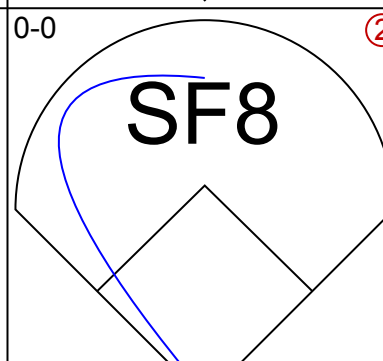
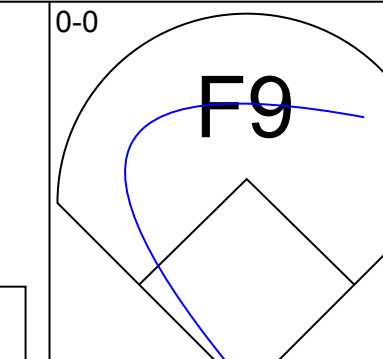
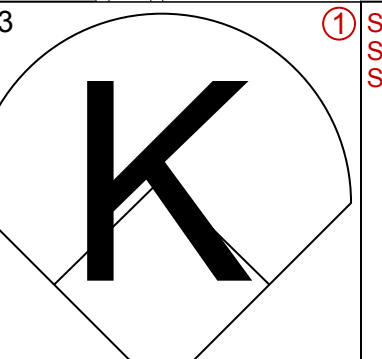
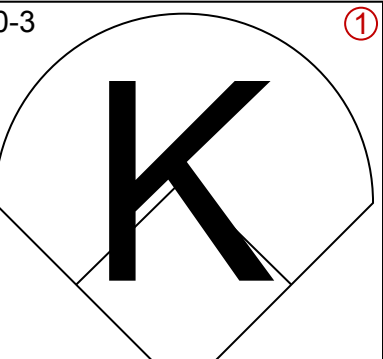
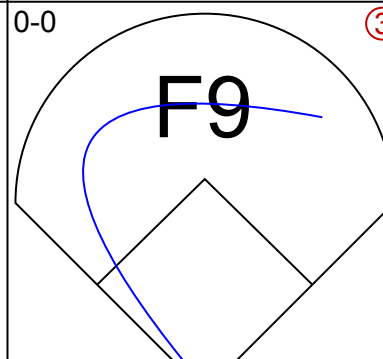
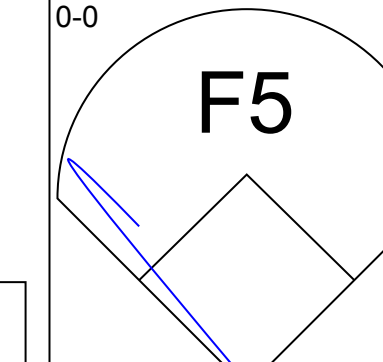
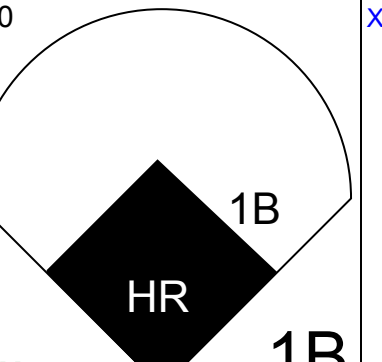
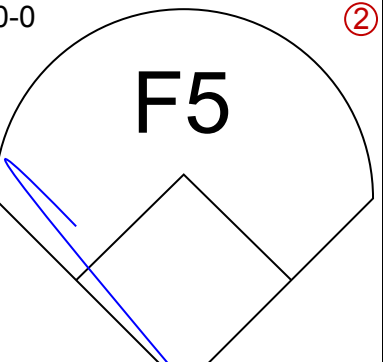
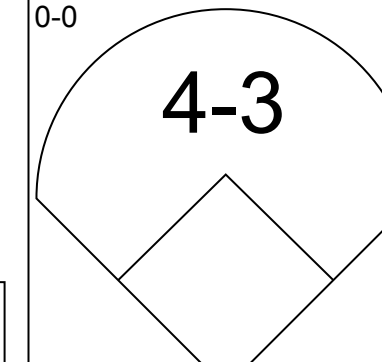
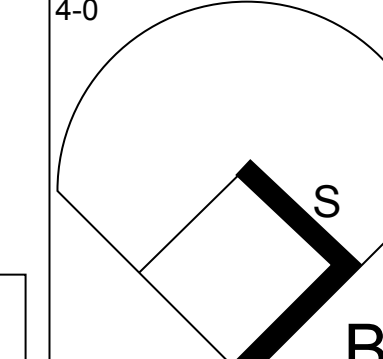
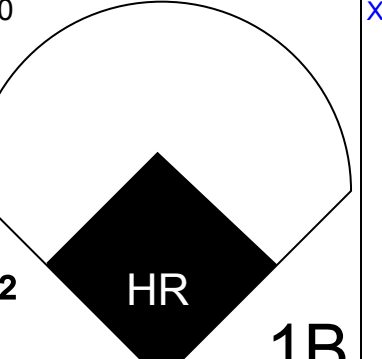
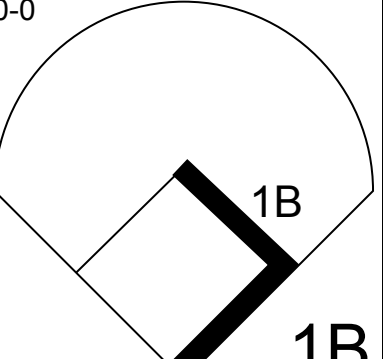
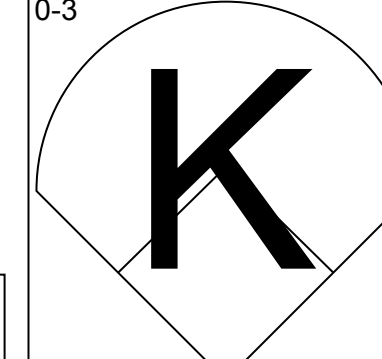
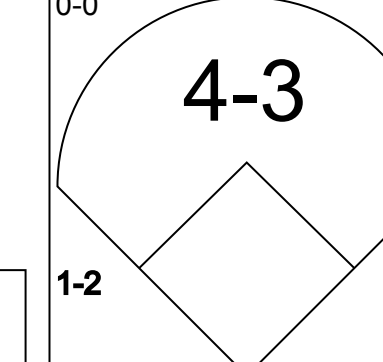
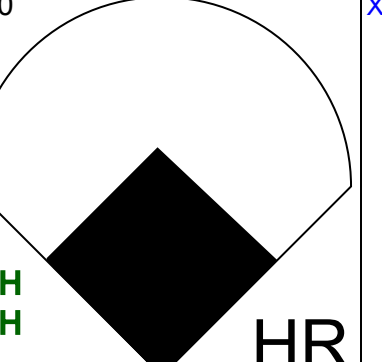
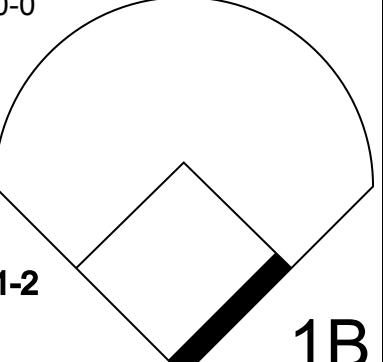
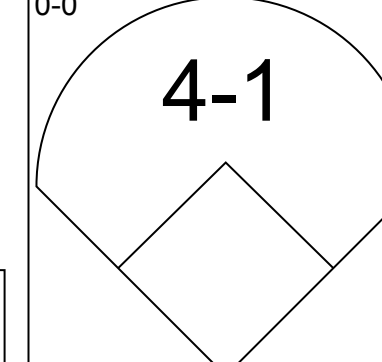
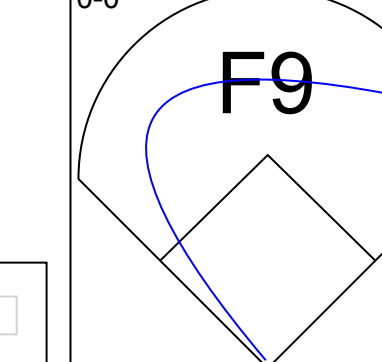
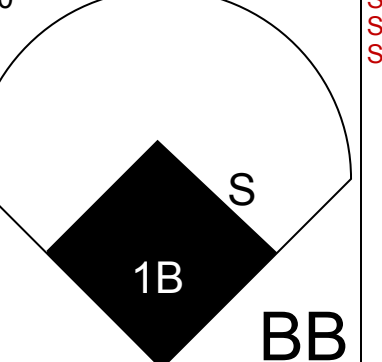
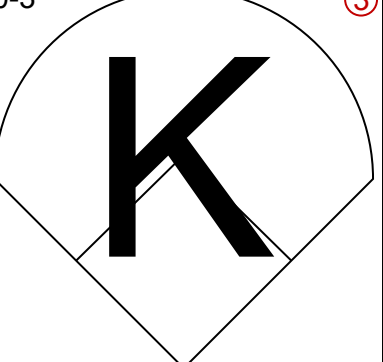
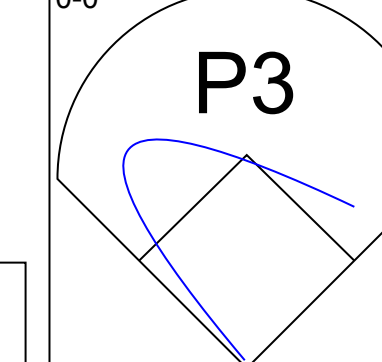
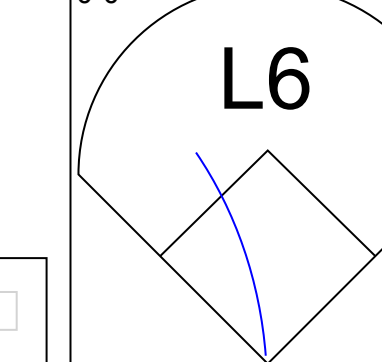
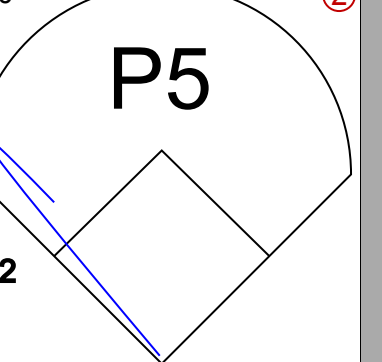

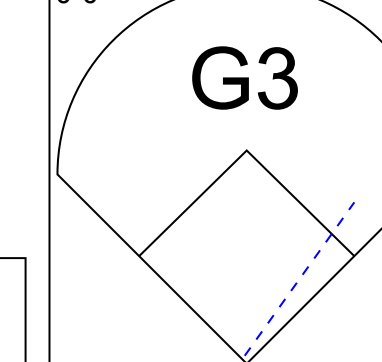
AB	34
R	9
H	11
RBI	9
BB	3
SO	5
LOB	10

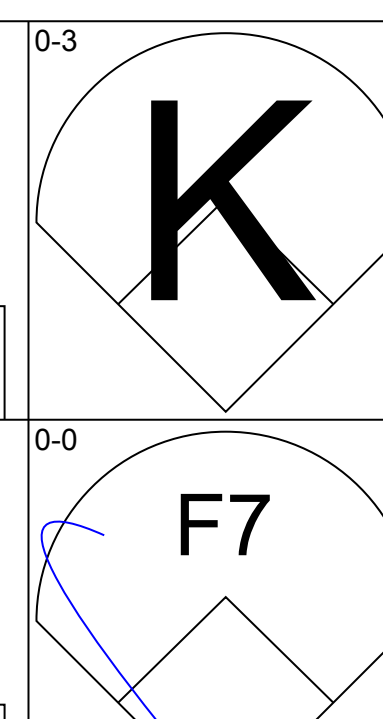
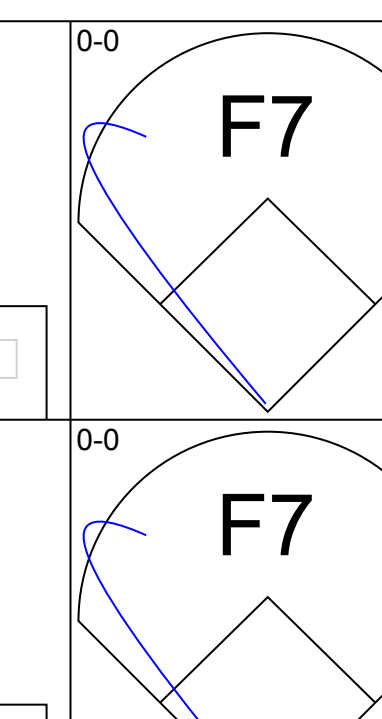
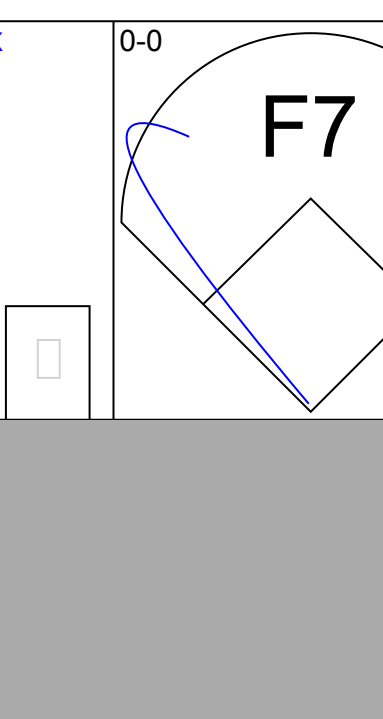
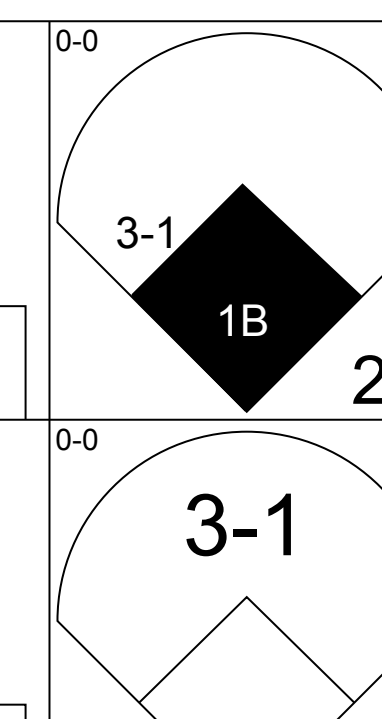
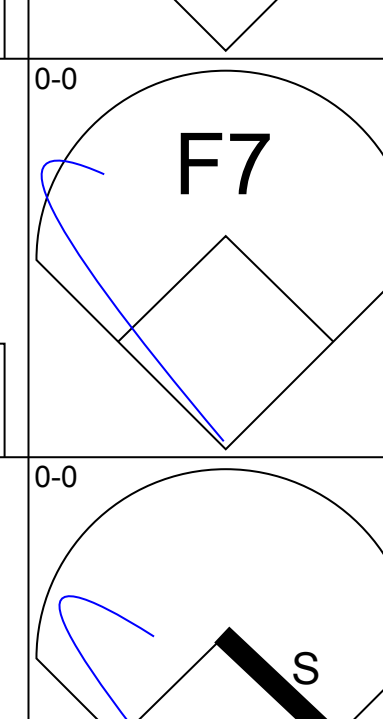
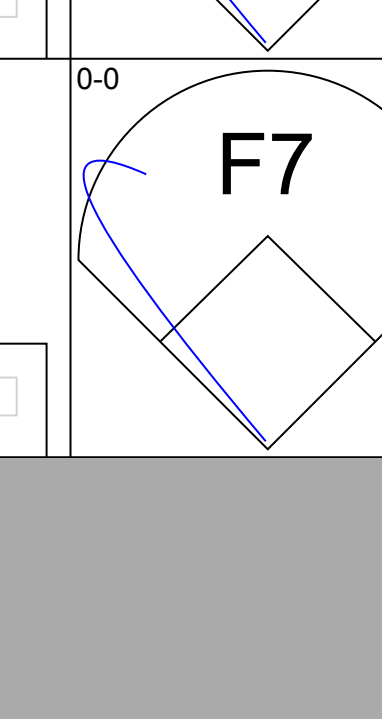
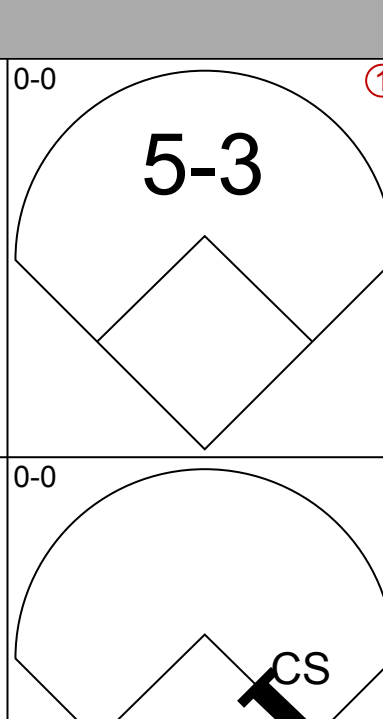
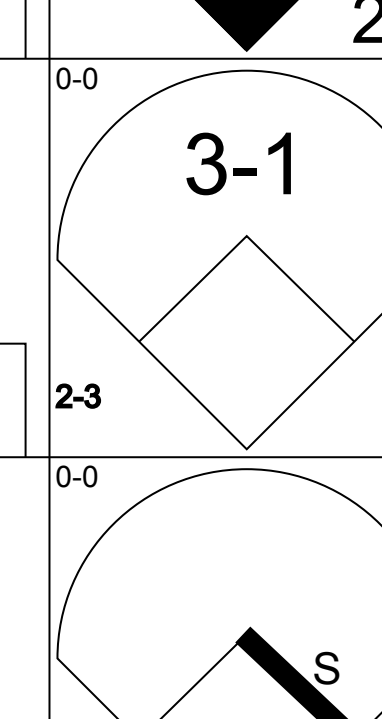
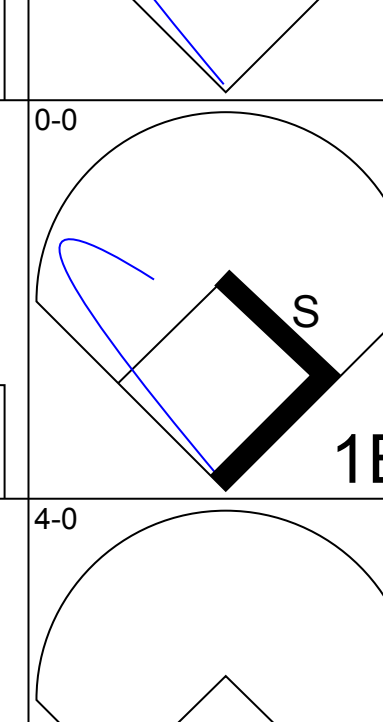
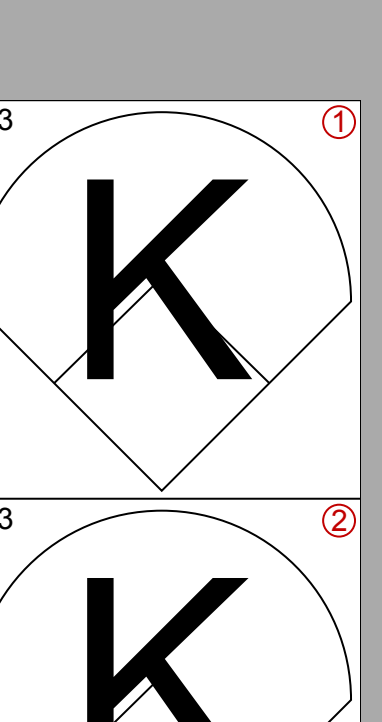
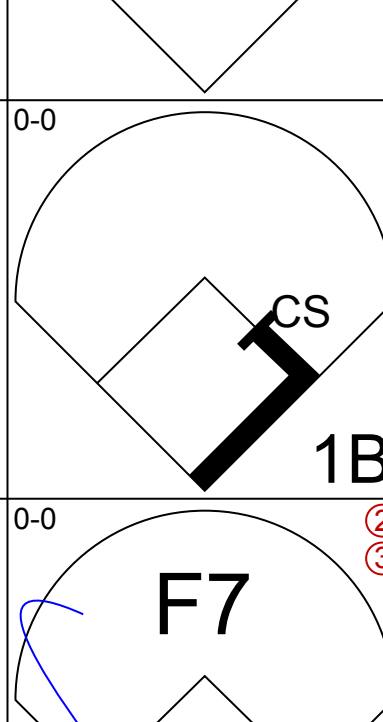
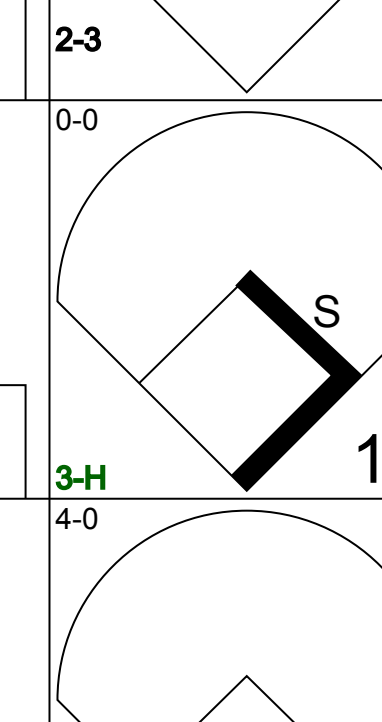
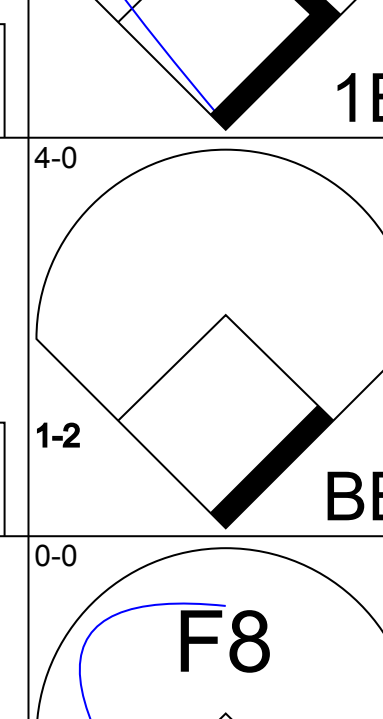
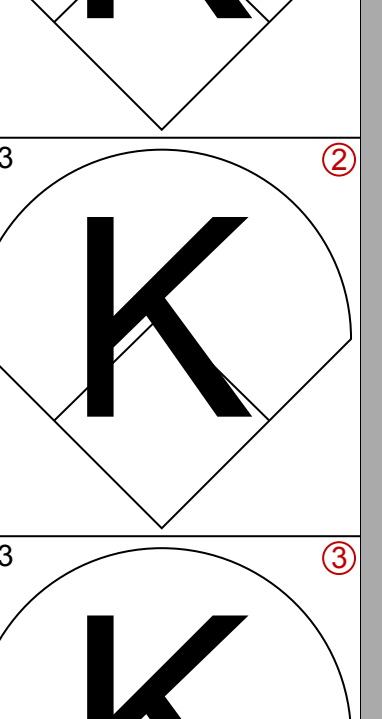
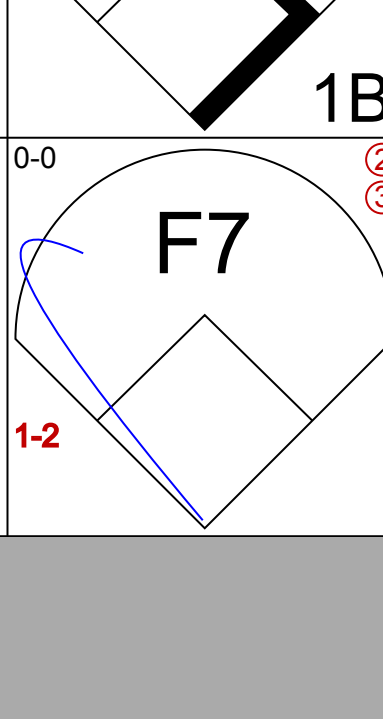
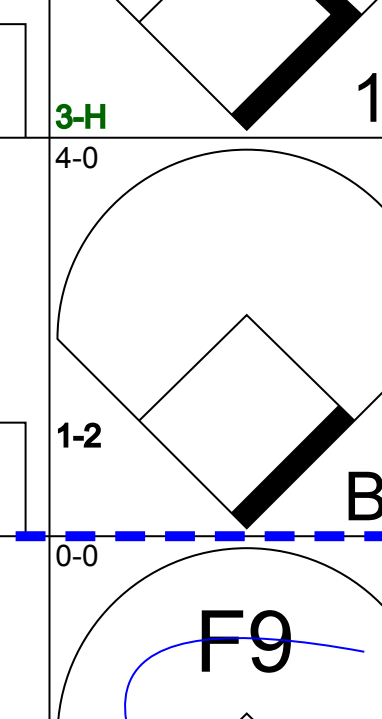
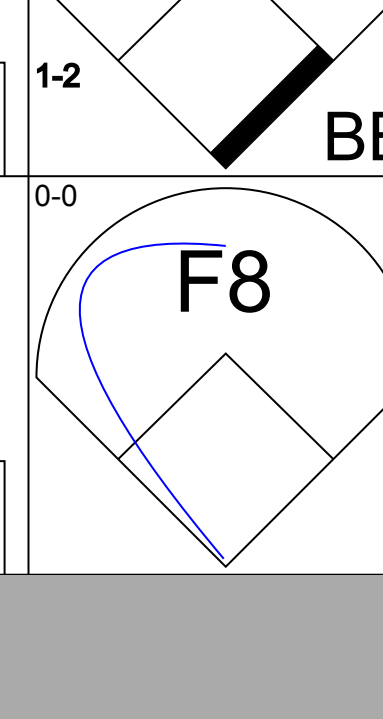
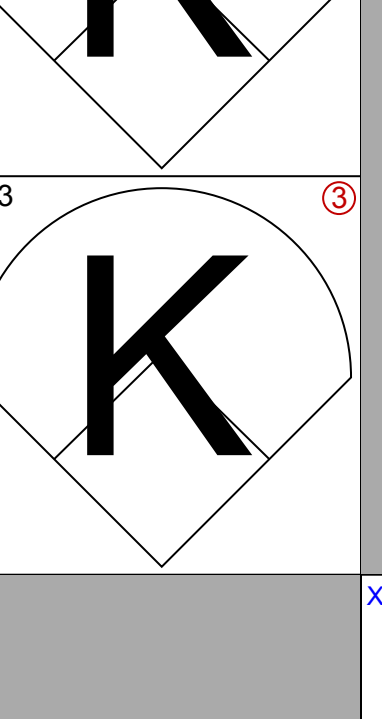
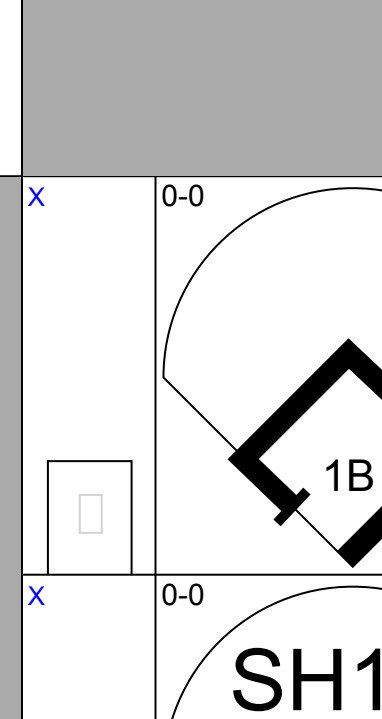
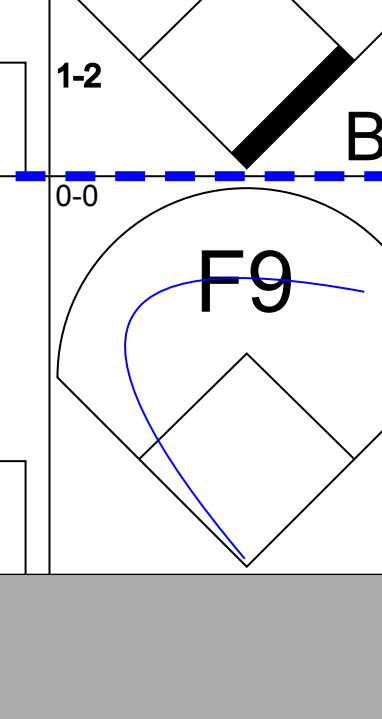
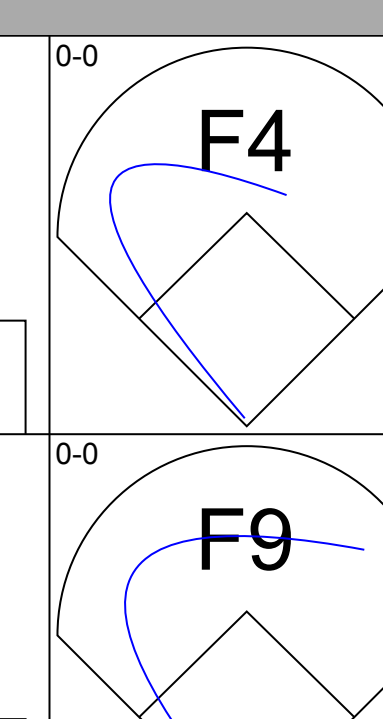
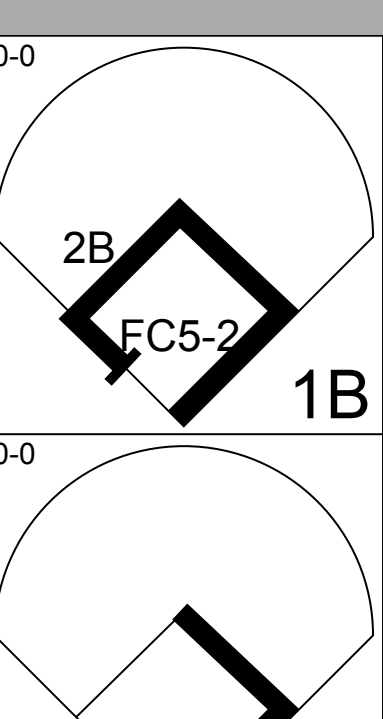
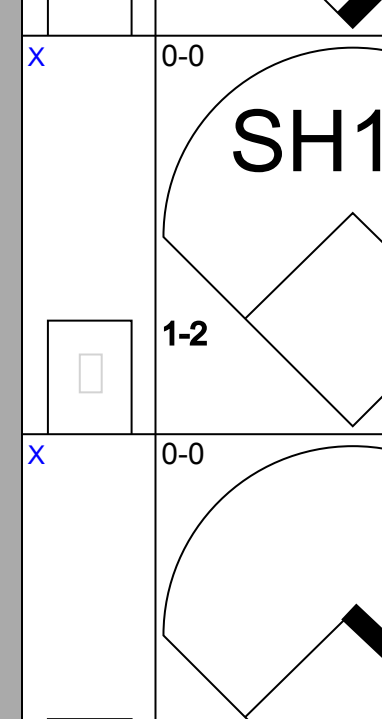
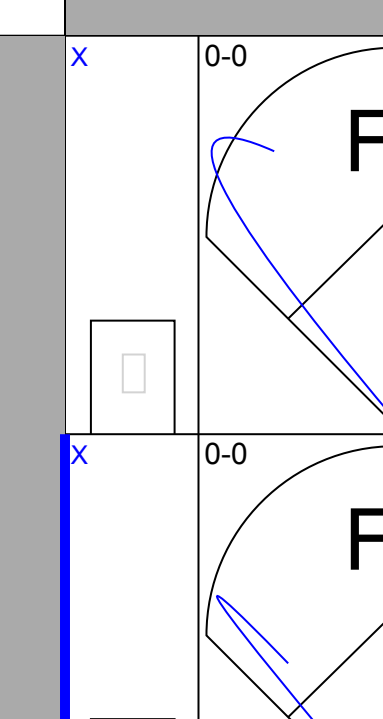
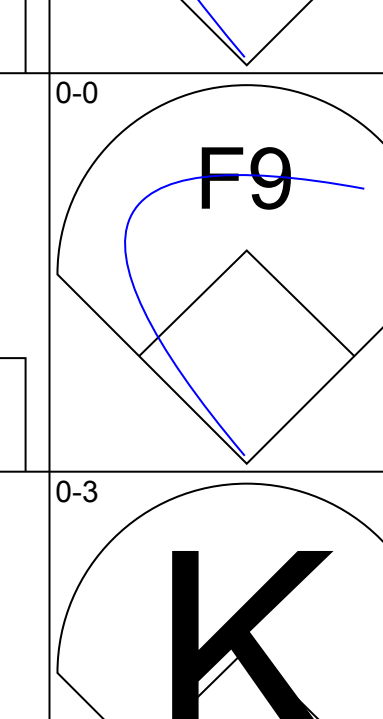
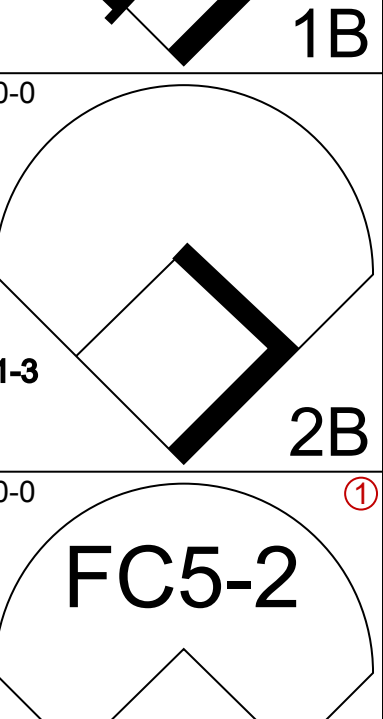
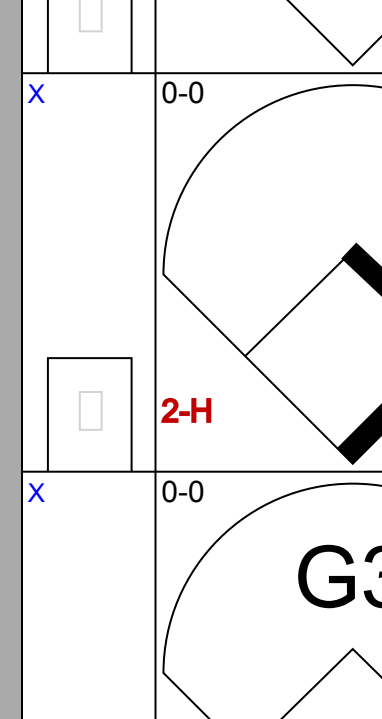
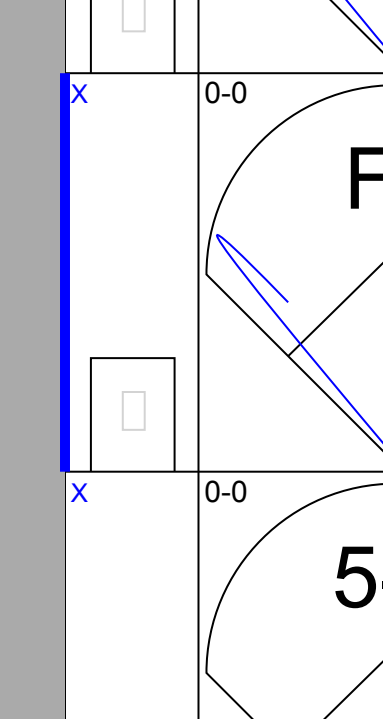
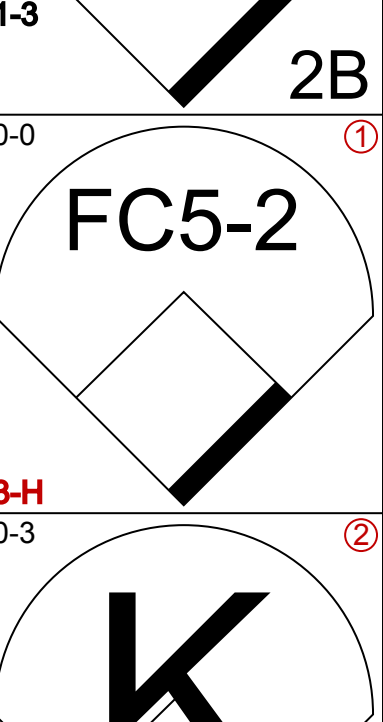
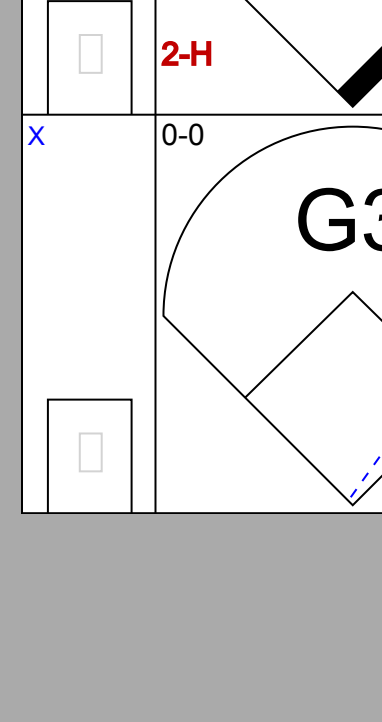
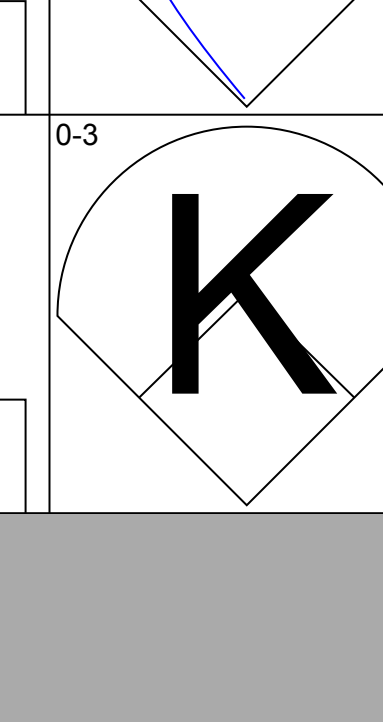
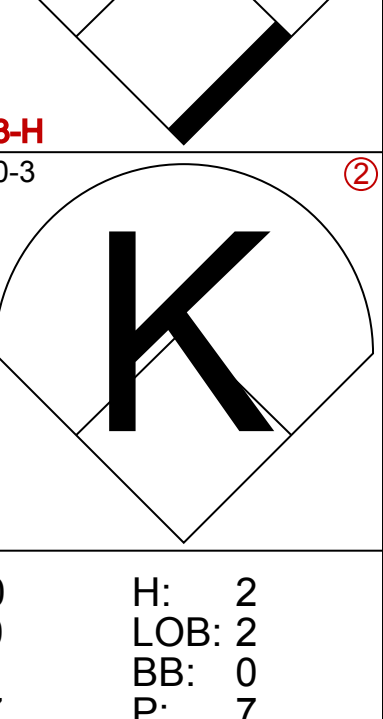
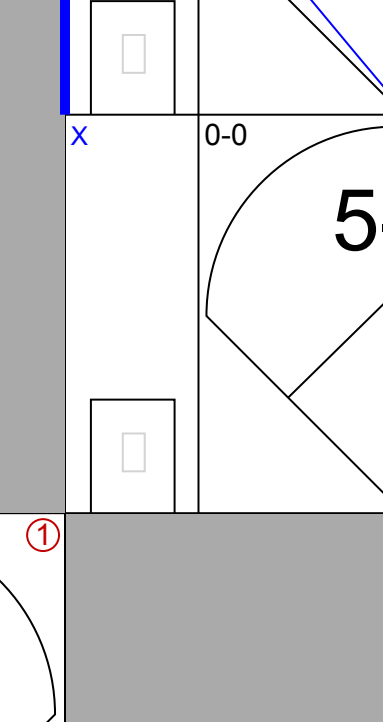
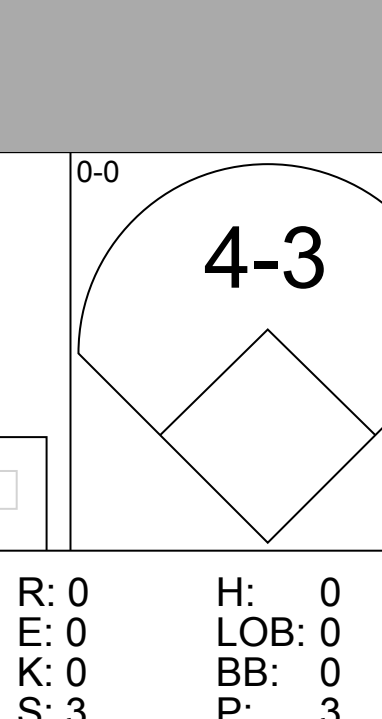
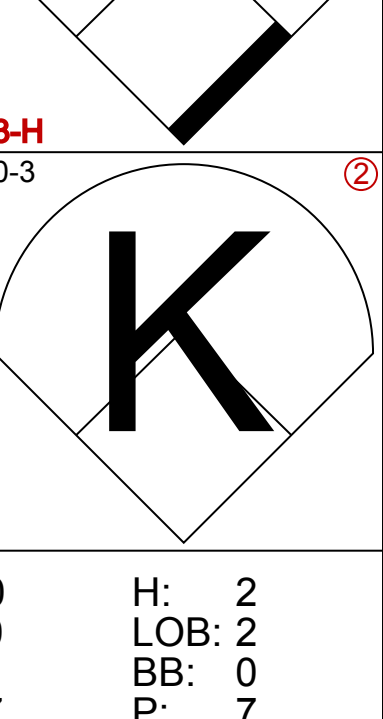
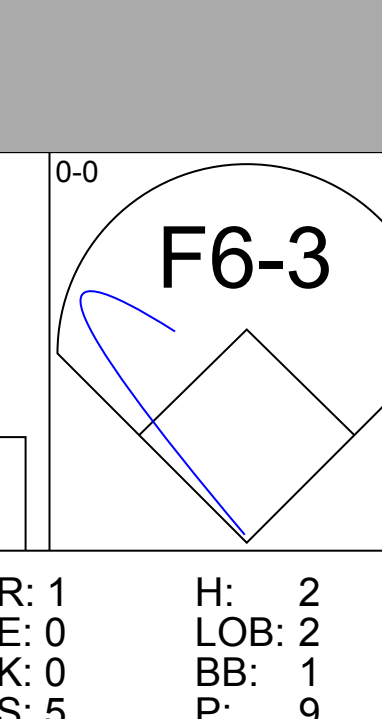


Batter	1	2	3	4	5	6	7	8	9	AB	R	H	RBI	BB	SO	LOB	TOP					
Wilbur Howard, S OBP: 0.246, SLG: 0.286 (1, 8)										5	1	1	0	0	2	2	Houston Astros @ Philadelphia Phillies Veterans Stadium, Philadelphia, PA Sat Aug 20 1977, 7:05 PM EDT Att: 47,048 - Unknown					
Enos Cabell, R OBP: 0.309, SLG: 0.429 (1, 5)										4	1	2	0	1	0	1						
Jose Cruz, L OBP: 0.363, SLG: 0.465 (1, 9)										4	0	2	0	0	0	1						
Bob Watson, R OBP: 0.356, SLG: 0.469 (1, 3)										4	0	1	1	0	1	2						
Joe Ferguson, R OBP: 0.368, SLG: 0.429 (1, 2)										4	0	2	0	0	0	2						
Art Howe, R OBP: 0.355, SLG: 0.441 (1, 4)										4	2	1	0	0	1	4						
Jim Fuller, R OBP: 0.255, SLG: 0.295 (1, 7)										1	0	1	0	3	0	0						
Rob Sperring, R OBP: 0.267, SLG: 0.278 (1, 6)										3	0	1	2	0	1	2						
Dan Larson, R OBP: 0.299, SLG: 0.231 (9, PH)										3	0	0	0	0	1	3						
Cesar Cedeno, R OBP: 0.327, SLG: 0.389 (9, PH)										1	0	0	0	0	0	0						
Bo McLaughlin, R OBP: 0.182, SLG: 0.182 (9, 1)										0	0	0	0	0	0	0						
Joe Sambito, L OBP: 0.182, SLG: 0.182 (9, 1)										0	0	0	0	0	0	0						
Inning Stats	R: 1 E: 1 K: 1 S: 8	H: 3 LOB: 2 BB: 0 P: 8	R: 0 E: 0 K: 0 S: 2	H: 0 LOB: 0 BB: 1 P: 6	R: 1 E: 0 K: 0 S: 4	H: 2 LOB: 0 BB: 0 P: 4	R: 1 E: 0 K: 0 S: 5	H: 2 LOB: 2 BB: 1 P: 9	R: 0 E: 0 K: 0 S: 3	H: 0 LOB: 0 BB: 0 P: 3	R: 1 E: 1 K: 1 S: 6	H: 1 LOB: 1 BB: 1 P: 10	R: 0 E: 1 K: 2 S: 7	H: 0 LOB: 1 BB: 1 P: 11	R: 0 E: 0 K: 2 S: 8	H: 2 LOB: 1 BB: 0 P: 8	R: 0 E: 0 K: 0 S: 3	H: 1 LOB: 1 BB: 0 P: 3	1B: 9 2B: 2 3B: 0 HR: 0	SF: 1 SAC: 0 DP: 1 HBP: 0	WP: 0 PB: 0 SB: 0 CS: 1	PA: 39
PITCHER	IP WLS BF H R ER SO BB IBB HBP BLK WP HR S P ERA WHIP	6.0 27 8 4 3 2 3 0 0 0 0 0 28 40 4.50 1.833	3.0 W 11 3 0 0 4 1 0 0 0 0 0 18 22 0.00 1.333																			

Batter	1	2	3	4	5	6	7	8	9	AB	R	H	RBI	BB	SO	LOB	BOTTOM					
Bake McBride, L OBP: 0.349, SLG: 0.502 (1, 8)										4	1	2	0	1	0	0	Houston Astros @ Philadelphia Phillies Veterans Stadium, Philadelphia, PA Sat Aug 20 1977, 7:05 PM EDT Att: 47,048 - Unknown					
Larry Bowa, S OBP: 0.315, SLG: 0.349 (1, 6)										5	1	0	0	0	5							
Mike Schmidt, R OBP: 0.398, SLG: 0.595 (1, 5)										3	1	1	0	1	0	1						
Greg Luzinski, R OBP: 0.386, SLG: 0.621 (1, 7)										4	0	1	2	1	2	2						
Richie Hebner, L OBP: 0.380, SLG: 0.497 (9, PH)										3	0	0	0	1	0	3						
Davey Johnson, R OBP: 0.419, SLG: 0.614 (9, PH)										1	0	1	0	0	0	0						
Jay Johnstone, L OBP: 0.349, SLG: 0.482 (1, 9)										3	0	0	0	1	0	2						
Bob Boone, R OBP: 0.342, SLG: 0.447 (1, 2)										3	1	0	0	1	0	3						
Ted Sizemore, R OBP: 0.344, SLG: 0.358 (1, 4)										3	1	1	1	1	1	1						
Jim Kaat, L OBP: 0.233, SLG: 0.286 (6, PH)										2	0	1	0	0	0	1						
Tim McCarver, L OBP: 0.419, SLG: 0.523 (6, PH)										1	0	1	1	0	0	0						
Tug McGraw, R OBP: 0.429, SLG: 0.429 (7, 1)										1	0	1	0	0	0	0						
Joe Sambito, L OBP: 0.182, SLG: 0.182 (9, 1)										1	0	1	0	0	0	0						
Inning Stats	R: 0 E: 0 K: 1 S: 6	H: 1 LOB: 1 BB: 0 P: 6	R: 0 E: 0 K: 1 S: 5	H: 0 LOB: 1 BB: 1 P: 9	R: 2 E: 0 K: 0 S: 5	H: 2 LOB: 3 BB: 3 P: 17	R: 0 E: 0 K: 0 S: 2	H: 0 LOB: 0 BB: 1 P: 6	R: 0 E: 0 K: 0 S: 6	H: 1 LOB: 1 BB: 0 P: 6	R: 2 E: 1 K: 0 S: 5	H: 2 LOB: 0 BB: 0 P: 5	R: 0 E: 1 K: 0 S: 4	H: 0 LOB: 2 BB: 1 P: 8	R: 0 E: 0 K: 0 S: 5	H: 2 LOB: 2 BB: 0 P: 5	R: 1 E: 1 K: 0 S: 1	H: 1 LOB: 2 BB: 1 P: 6	1B: 7 2B: 2 3B: 0 HR: 0	SF: 0 SAC: 0 DP: 0 HBP: 1	WP: 1 PB: 0 SB: 3 CS: 1	PA: 41
PITCHER	IP WLS BF H R ER SO BB IBB HBP BLK WP HR S P ERA WHIP	8.0 38 8 4 3 3 6 0 0 0 0 0 38 62 3.38 1.750	0.0 L 2 0 1 0 0 1 0 1 0 0 0 0 5 * *	0.0 1 1 0 0 0 0 0 0 0 0 0 0 1 1 * *																		

Batter	1	2	3	4	5	6	7	8	9	AB	R	H	RBI	BB	SO	LOB	TOP			
Wilbur Howard, S OBP: 0.239, SLG: 0.277 (1, 8)										4	0	0	0	0	3	1	Houston Astros @ Philadelphia Phillies Veterans Stadium, Philadelphia, PA Sun Aug 21 1977, 7:05 PM EDT Att: 46,852 - Unknown livebaseballscorecards.com			
Enos Cabell, R OBP: 0.313, SLG: 0.447 (1, 5)										4	3	3	2	0	0	0				
Jose Cruz, L OBP: 0.362, SLG: 0.463 (1, 9)										4	0	1	0	0	1	1				
Bob Watson, R OBP: 0.355, SLG: 0.467 (1, 3)										4	0	1	1	0	0	1				
Joe Ferguson, R OBP: 0.364, SLG: 0.424 (1, 2)										4	0	0	0	0	1	1				
Art Howe, R OBP: 0.352, SLG: 0.437 (1, 4)										3	0	0	0	0	2	1				
Jim Fuller, R OBP: 0.248, SLG: 0.286 (1, 7)										3	0	0	0	0	3	0				
Rob Sperring, R OBP: 0.259, SLG: 0.270 (1, 6)										3	0	0	0	0	2	0				
Mark Lemongello, R Tom Dixon, R Julio Gonzalez, R Gene Pentz, R Terry Puhi, L Bo McLaughlin, R (1, 1) (4, 1) (6, PH) (6, PH) (8, PH) (8, 1)										1	0	0	0	0	1	0				
Inning Stats	R: 1 E: 0 K: 1 S: 6	H: 1 LOB: 0 BB: 0 P: 6	R: 0 E: 0 K: 3 S: 9	H: 0 LOB: 0 BB: 0 P: 9	R: 0 E: 0 K: 2 S: 7	H: 0 LOB: 0 BB: 0 P: 7	R: 1 E: 0 K: 0 S: 4	H: 2 LOB: 0 BB: 0 P: 4	R: 0 E: 0 K: 1 S: 5	H: 0 LOB: 0 BB: 0 P: 5	R: 0 E: 0 K: 2 S: 8	H: 1 LOB: 1 BB: 0 P: 8	R: 0 E: 0 K: 3 S: 9	H: 0 LOB: 1 BB: 1 P: 13	R: 1 E: 0 K: 0 S: 4	H: 1 LOB: 0 BB: 0 P: 4		1B: 2 2B: 1 3B: 0 HR: 2	SF: 0 SAC: 0 DP: 0 HBP: 0	WP: 0 PB: 0 SB: 0 CS: 1
PITCHER Steve Carlton, L ERA: 2.83 (1, 1)	IP: 9.0 WLS: W BF: 32 H: 5 R: 3 ER: 3 SO: 14 BB: 1 IBB: 0 HBP: 0 BLK: 0 WP: 0 HR: 2 S: 59 P: 63 ERA: 3.00 WHIP: 0.667															PITCHER				

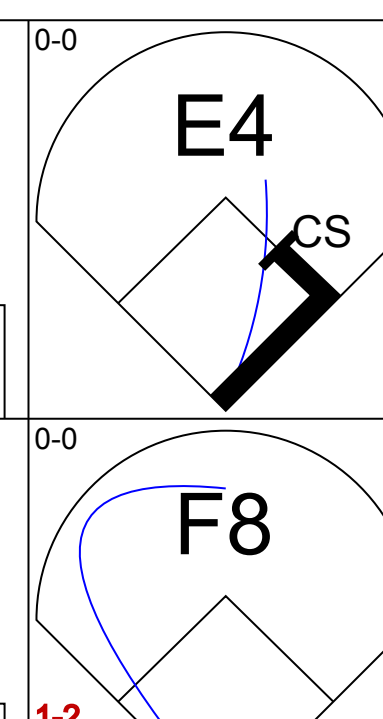
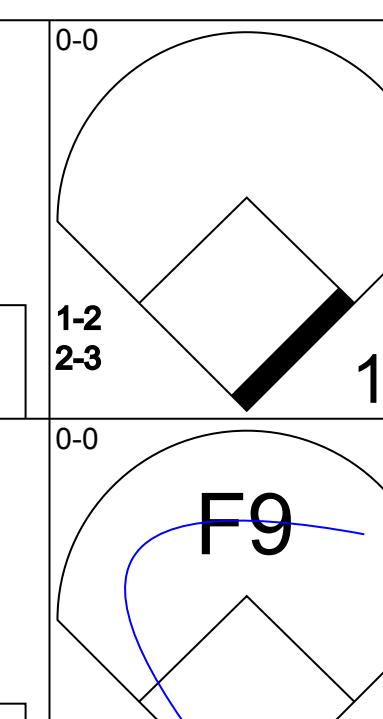
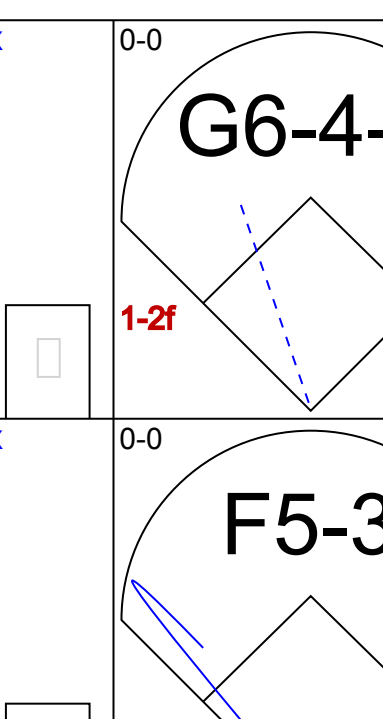
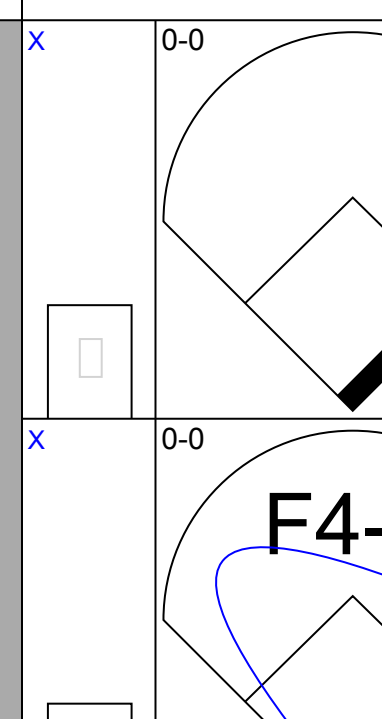
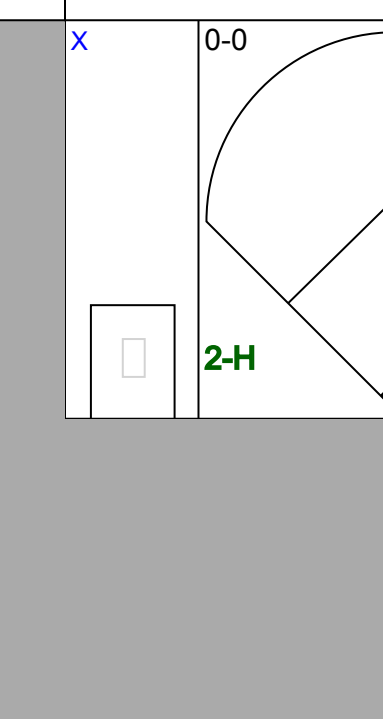
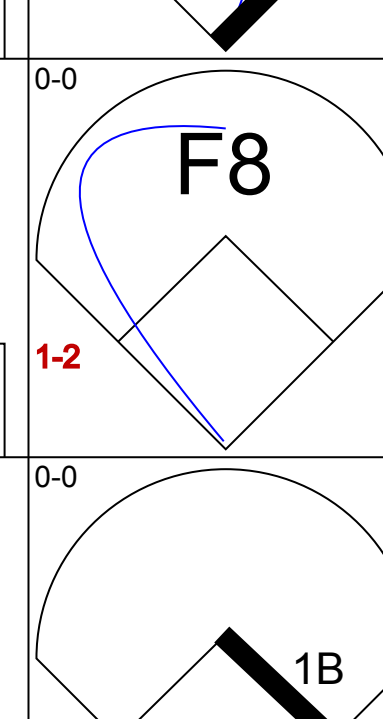
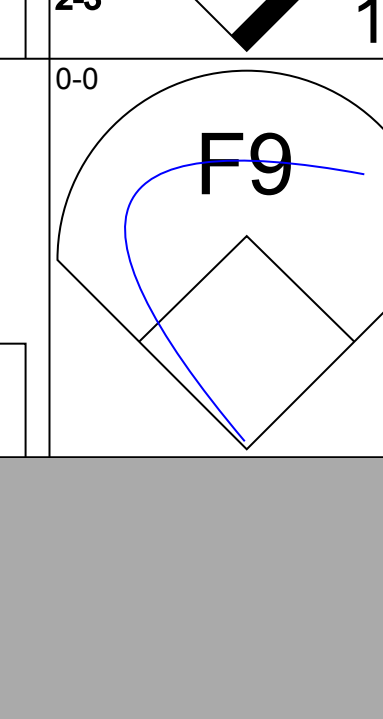
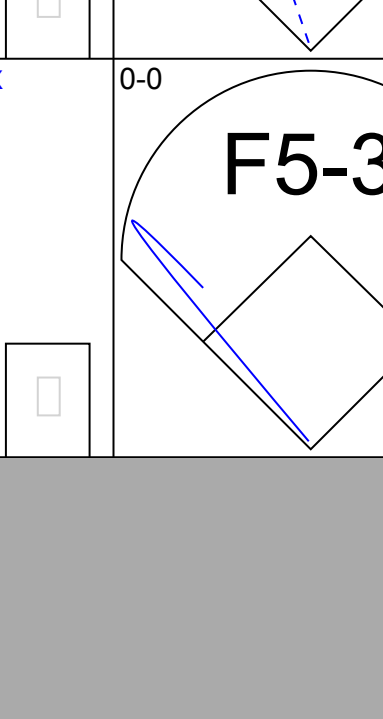
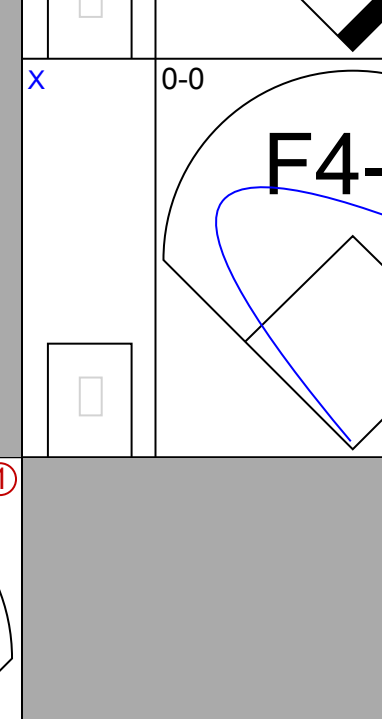
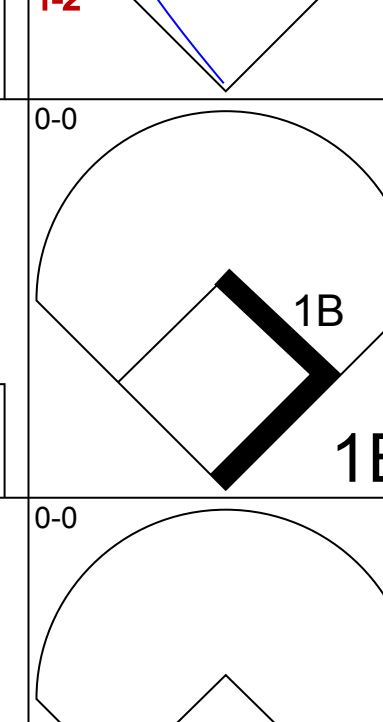
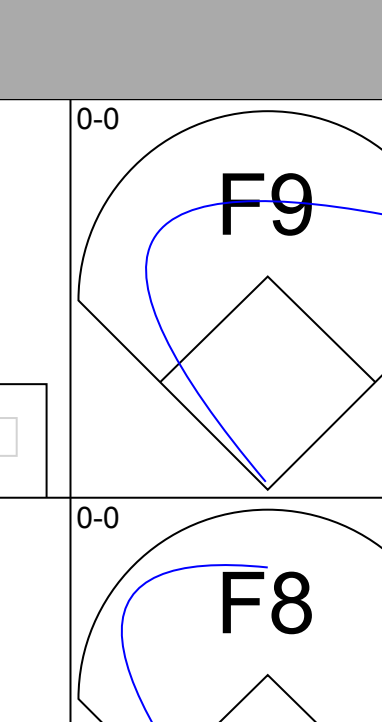
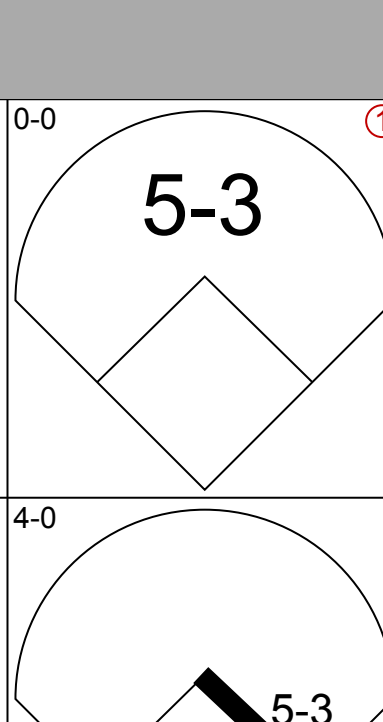
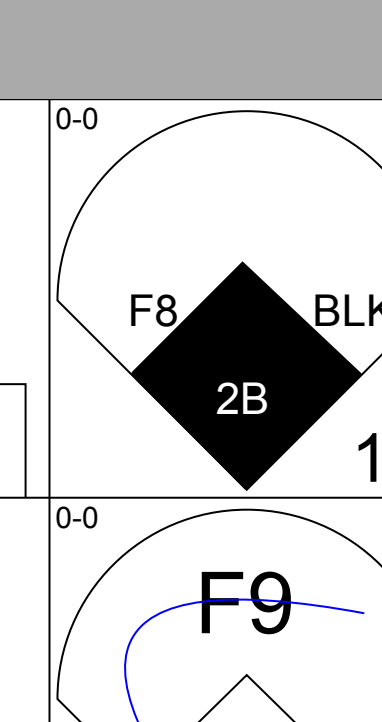
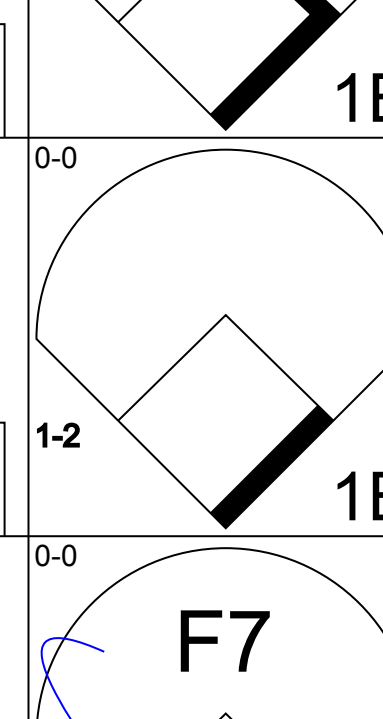
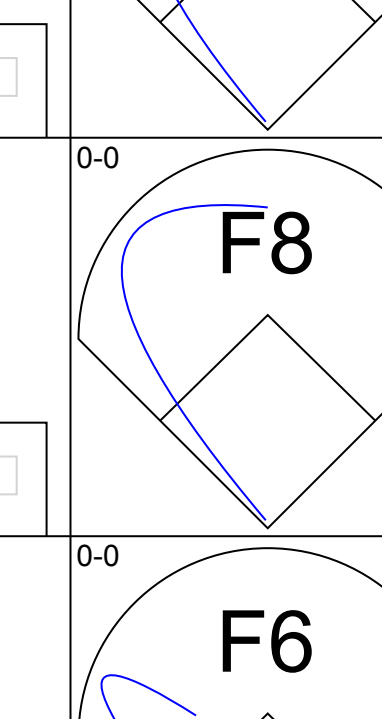
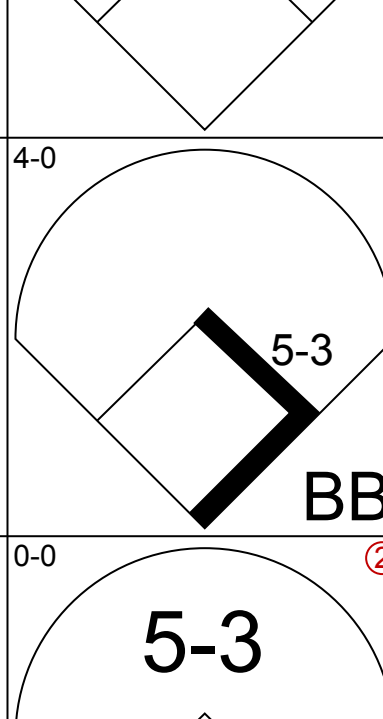
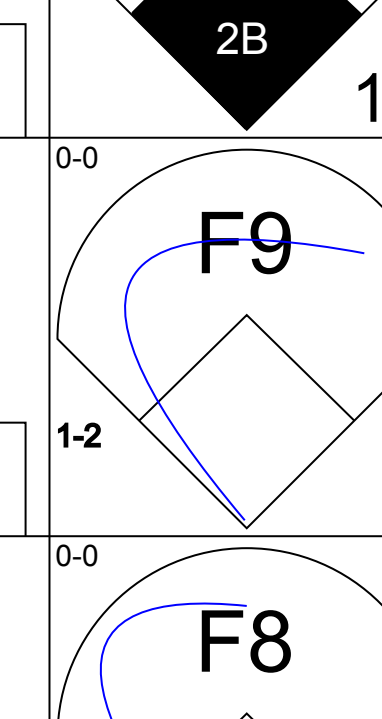
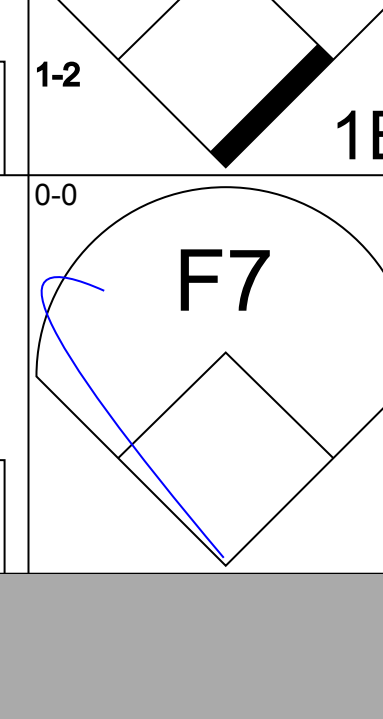
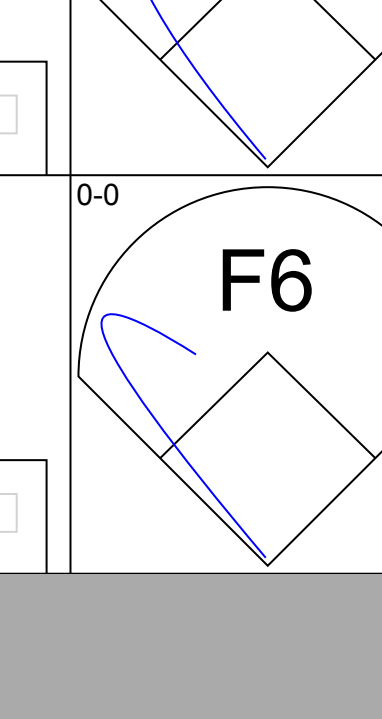
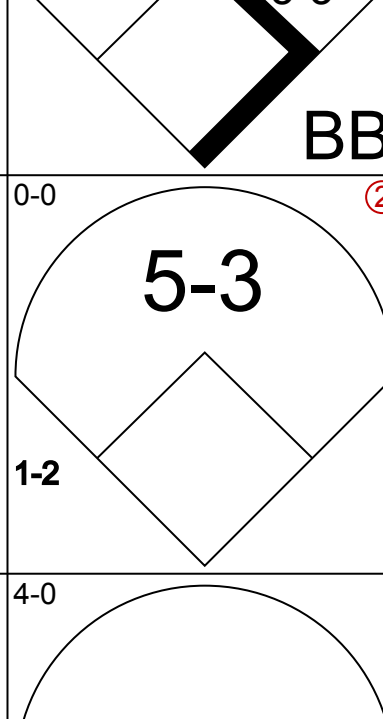
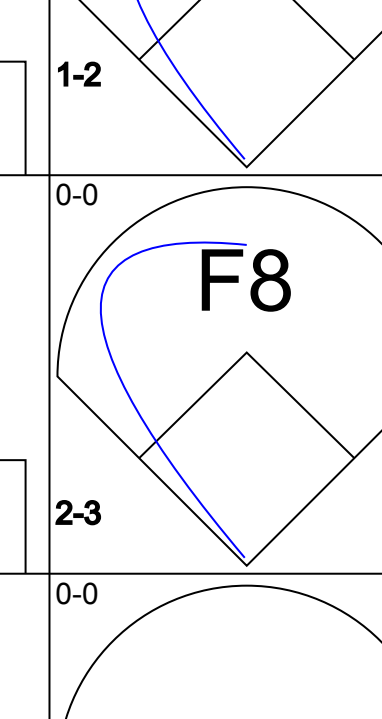
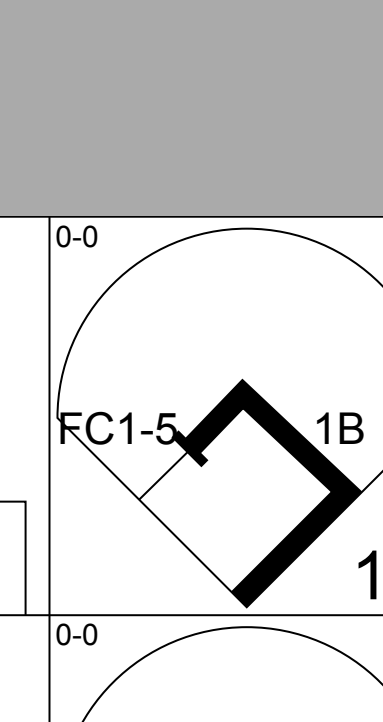
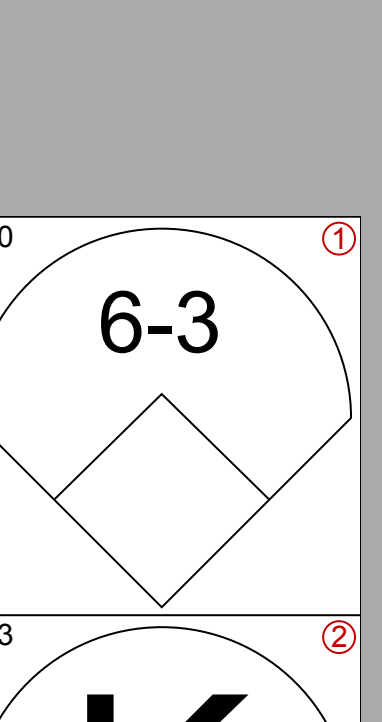
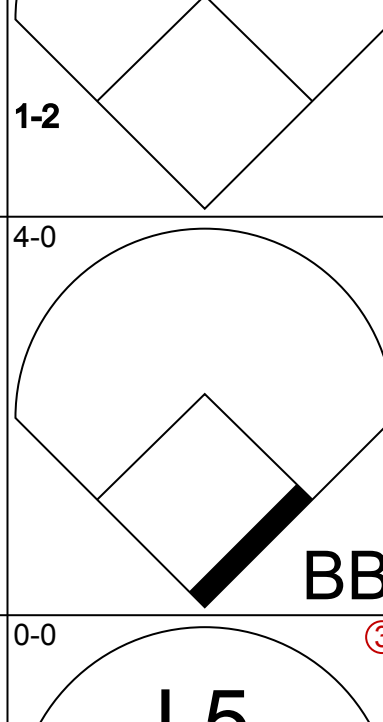
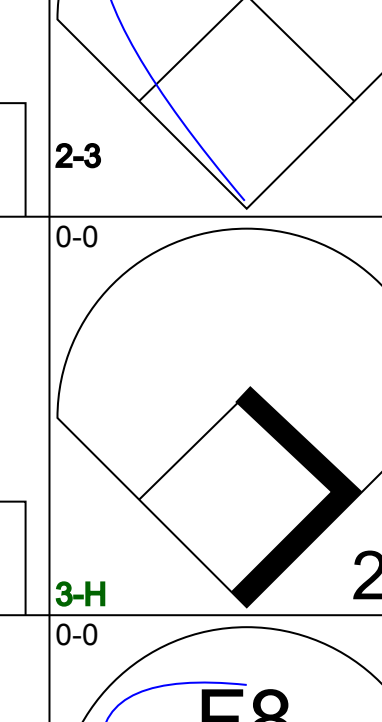
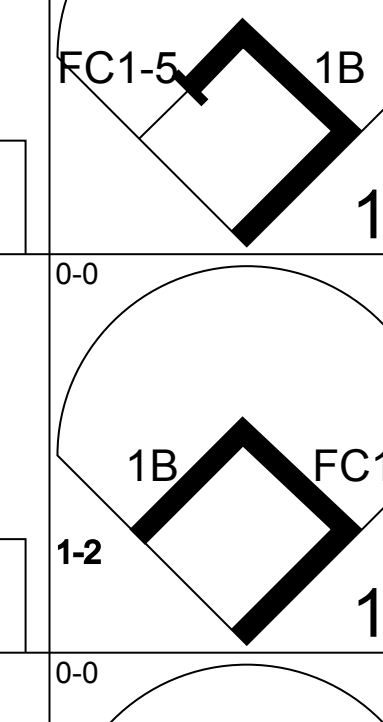
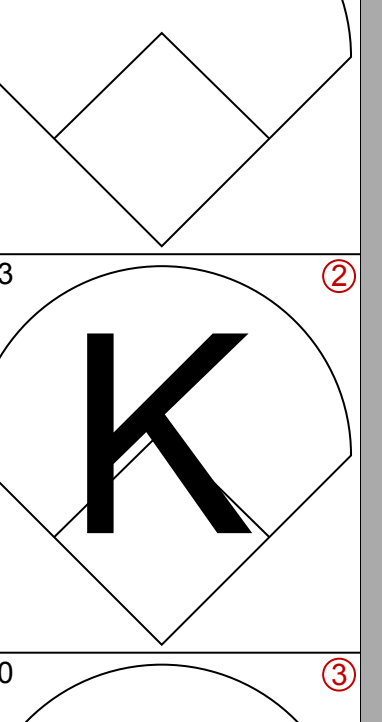
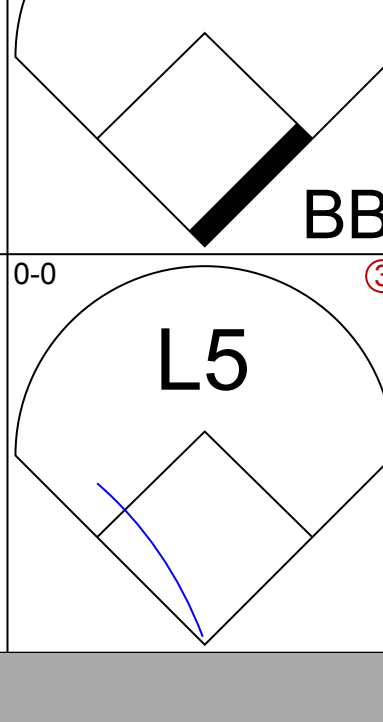
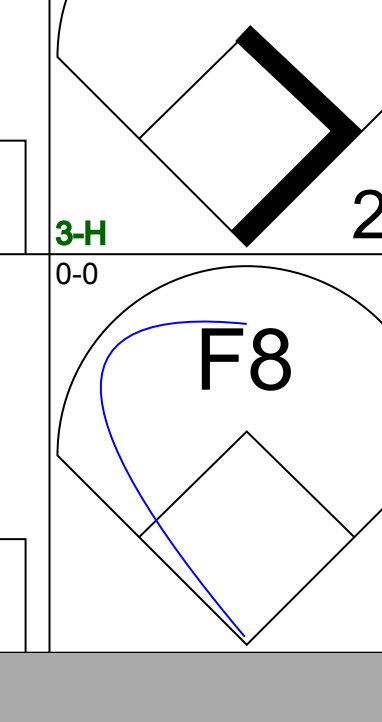
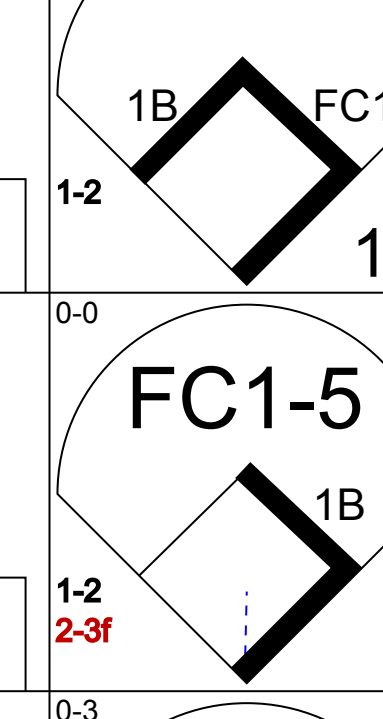
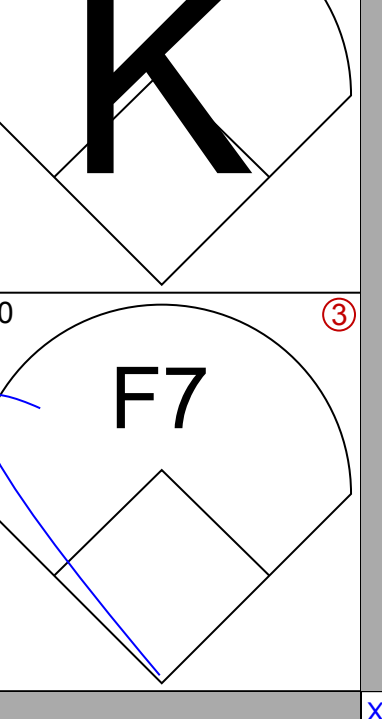
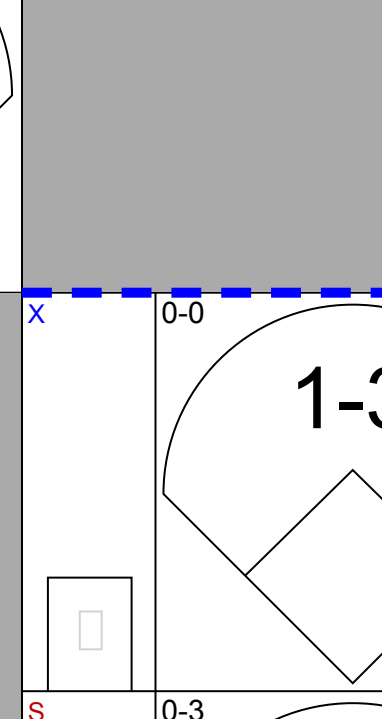
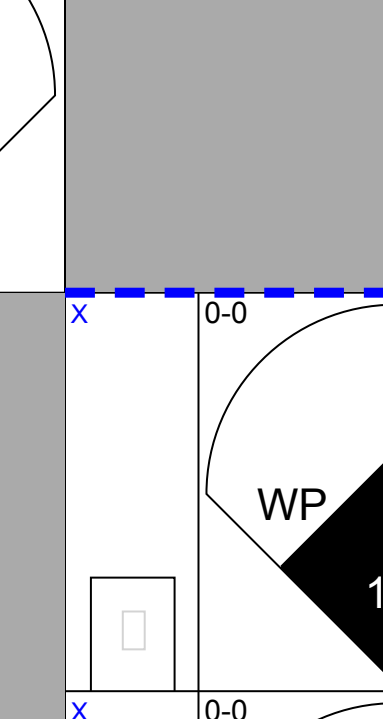
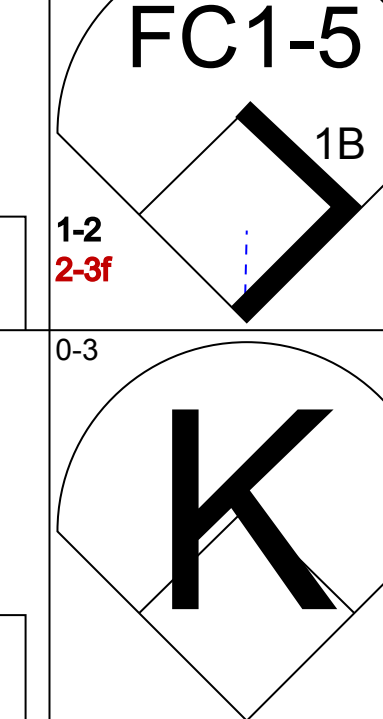
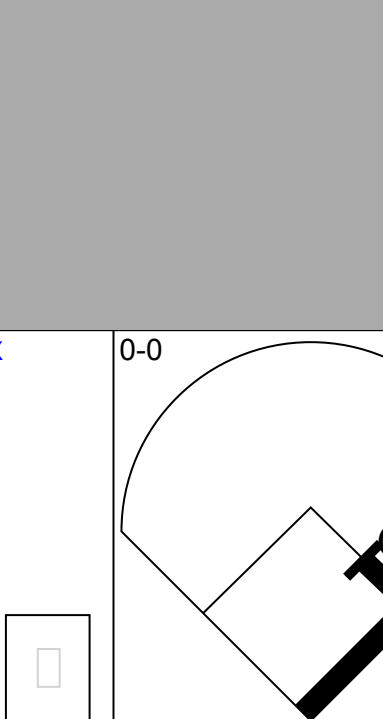
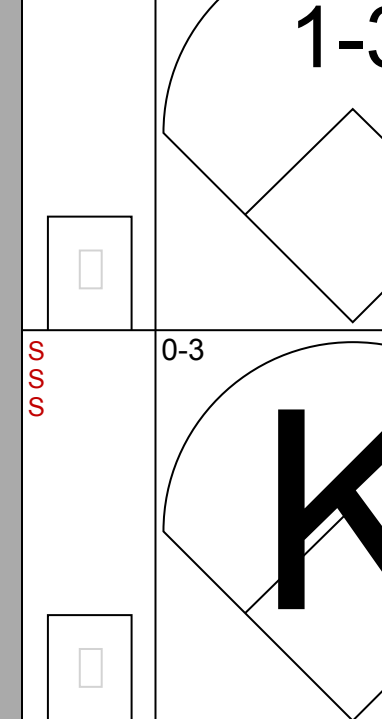
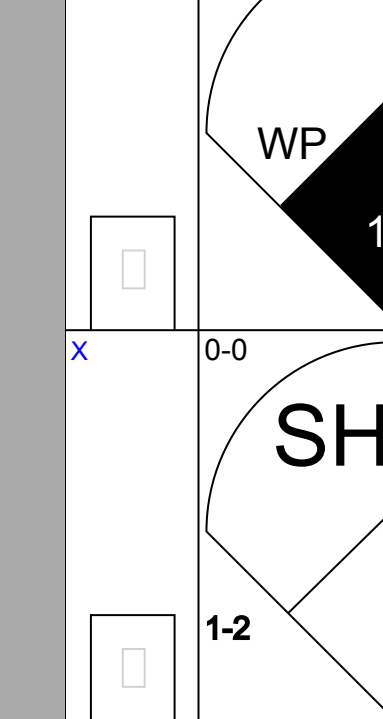
Batter	1	2	3	4	5	6	7	8	9	AB	R	H	RBI	BB	SO	LOB	BOTTOM			
Bake McBride, L OBP: 0.353, SLG: 0.507 (1, 8)										5	1	3	1	0	1	0	Houston Astros @ Philadelphia Phillies Veterans Stadium, Philadelphia, PA Sun Aug 21 1977, 7:05 PM EDT Att: 46,852 - Unknown livebaseballscorecards.com			
Larry Bowa, S OBP: 0.314, SLG: 0.348 (1, 6)										4	0	1	0	0	0	2				
Mike Schmidt, R OBP: 0.397, SLG: 0.599 (1, 5)										3	1	1	1	0	1	2				
Greg Luzinski, R OBP: 0.383, SLG: 0.615 (1, 7)										4	0	0	0	0	2	1				
Richie Hebner, L OBP: 0.379, SLG: 0.494 (1, 3)										4	1	1	1	0	0	0				
Jay Johnstone, L OBP: 0.354, SLG: 0.484 (1, 9)										3	1	2	0	1	1	0				
Tim McCarver, L OBP: 0.421, SLG: 0.545 (1, 2)										4	1	2	3	0	0	1				
Ted Sizemore, R OBP: 0.343, SLG: 0.355 (1, 4)										3	1	0	0	1	1	2				
Steve Carlton, L OBP: 0.278, SLG: 0.387 (1, 1)										4	1	1	1	0	0	1				
Inning Stats	R: 0 E: 0 K: 2 S: 7	H: 0 LOB: 0 BB: 0 P: 7	R: 0 E: 0 K: 0 S: 3	H: 0 LOB: 1 BB: 1 P: 7	R: 0 E: 0 K: 0 S: 4	H: 1 LOB: 1 BB: 0 P: 4	R: 5 E: 0 K: 1 S: 11	H: 6 LOB: 2 BB: 1 P: 15	R: 0 E: 0 K: 2 S: 9	H: 2 LOB: 2 BB: 0 P: 9	R: 2 E: 0 K: 0 S: 5	H: 2 LOB: 0 BB: 0 P: 5	R: 0 E: 0 K: 1 S: 5	H: 0 LOB: 0 BB: 0 P: 5	R: 0 E: 0 K: 0 S: 3	H: 0 LOB: 0 BB: 0 P: 3		1B: 7 2B: 1 3B: 1 HR: 2	SF: 1 SAC: 0 DP: 0 HBP: 0	WP: 0 PB: 0 SB: 3 CS: 0
PITCHER Mark Lemongello, R Tom Dixon, R Gene Pentz, R Bo McLaughlin, R ERA: 3.85 ERA: 3.65 ERA: 4.9 ERA: 4.19 (1, 1) (4, 1) (6, 1) (8, 1)	IP: 3.2 WLS: L BF: 20 H: 7 R: 5 ER: 5 SO: 3 BB: 2 IBB: 0 HBP: 0 BLK: 0 WP: 0 HR: 1 S: 24 P: 32 ERA: 12.27 WHIP: 2.455															PITCHER				

Batter	1	2	3	4	5	6	7	8	9	AB	R	H	RBI	BB	SO	LOB	TOP																				
Terry Puhl, L OBP: 0.373, SLG: 0.366 (1, 8)										4	1	1	0	0	1	2																					
Enos Cabell, R OBP: 0.307, SLG: 0.438 (1, 5)										4	0	0	0	0	0	1																					
Jose Cruz, L OBP: 0.365, SLG: 0.464 (1, 9)										4	0	3	1	0	1	0																					
Bob Watson, R OBP: 0.359, SLG: 0.462 (1, 3)										2	0	0	0	2	1	1																					
Art Howe, R OBP: 0.347, SLG: 0.428 (1, 4)										4	0	1	0	0	1	4																					
Wilbur Howard, S OBP: 0.248, SLG: 0.285 (1, 7)										3	0	1	0	0	0	0																					
Ed Herrmann, L OBP: 0.327, SLG: 0.347 Art Gardner, L OBP: 0.194, SLG: 0.143 Tom Dixon, R (7, 1)										3	0	2	0	0	0	0																					
Ken Boswell, L OBP: 0.292, SLG: 0.256 Joe Sambito, L OBP: 0.182, SLG: 0.182 (9, 1)										4	0	0	0	0	1	3																					
Rob Sperring, R OBP: 0.261, SLG: 0.271 (1, 6)																																					
Floyd Bannister, L OBP: 0.257, SLG: 0.235 Joe Ferguson, R OBP: 0.362, SLG: 0.419 (1, 1)										2	0	0	0	0	1	2																					
Joe Ferguson, R OBP: 0.362, SLG: 0.419 (7, 2)										1	0	0	0	0	0	0																					
Inning Stats	R: 0 E: 0 K: 1 S: 6	H: 1 LOB: 2 BB: 1 P: 10	R: 0 E: 0 K: 1 S: 5	H: 0 LOB: 0 BB: 0 P: 5	R: 0 E: 0 K: 0 S: 3	H: 0 LOB: 0 BB: 0 P: 3	R: 0 E: 0 K: 3 S: 9	H: 0 LOB: 0 BB: 0 P: 9	R: 0 E: 0 K: 1 S: 7	H: 2 LOB: 2 BB: 0 P: 7	R: 0 E: 0 K: 0 S: 3	H: 1 LOB: 0 BB: 0 P: 3	R: 0 E: 0 K: 0 S: 4	H: 2 LOB: 1 BB: 0 P: 4	R: 1 E: 0 K: 0 S: 5	H: 2 LOB: 2 BB: 1 P: 9	R: 0 E: 0 K: 0 S: 3	H: 0 LOB: 0 BB: 0 P: 3	1B: 6 2B: 2 3B: 0 HR: 0	SF: 0 SAC: 1 DP: 0 HBP: 0	WP: 0 PB: 0 SB: 2 CS: 1	PA: 35															
PITCHER	IP WLS BF H R ER SO BB IBB HBP BLK WP HR S P ERA WHIP																																				
Nino Espinosa, R ERA: 3.87 Skip Lockwood, R ERA: 2.95	(1, 1) (8, 1)	7.2 1.1	31 W 4	8 0	1 0	1 0	6 0	2 0	0 0	0 0	0 0	0 0	0 0	0 4	49 4	0.00 0.00	1.17 0.00	1.304 0.000																			

Houston Astros @ New York Mets
Shea Stadium, Flushing, NY
Tue Aug 23 1977, 3:33 AM EDT
Att: 9,071 - Unknown

AB	32
R	1
H	8
RBI	1
BB	2
SO	6
LOB	13



Batter	1	2	3	4	5	6	7	8	9	AB	R	H	RBI	BB	SO	LOB	BOTTOM																	
Lenny Randle, S OBP: 0.379, SLG: 0.410 (1, 5)										5	0	3	1	0	0	1																		
Doug Flynn, R OBP: 0.244, SLG: 0.265 (1, 6)										4	0	0	0	0	0	5																		
Steve Henderson, R OBP: 0.373, SLG: 0.502 (1, 7)										4	1	2	0	0	0	0																		
Mike Vail, R OBP: 0.317, SLG: 0.412 (1, 9)										3	0	1	0	1	0	1																		
John Stearns, R OBP: 0.378, SLG: 0.434 (1, 3) (9, 2)										4	0	0	0	0	0	4																		
Jerry Grote, R OBP: 0.333, SLG: 0.313 Ed Kranepool, L OBP: 0.337, SLG: 0.477 (8, 3) (9, 3)										2	0	1	0	1	0	0																		
Lee Mazzilli, S OBP: 0.324, SLG: 0.302 (1, 8)										4	0	1	0	0	1	3																		
Leo Foster, R OBP: 0.208, SLG: 0.174 (1, 4)										4	1	1	0	0	0	2																		
Nino Espinosa, R OBP: 0.163, SLG: 0.125 Skip Lockwood, R OBP: 0.143, SLG: 0.143 (1, 1) (8, 1)										3	0	1	0	0	2	2																		
Inning Stats	R: 0 E: 1 K: 0 S: 5	H: 2 LOB: 2 BB: 0 P: 5	R: 0 E: 0 K: 1 S: 8	H: 3 LOB: 3 BB: 0 P: 8	R: 0 E: 0 K: 0 S: 3	H: 0 LOB: 0 BB: 0 P: 3	R: 0 E: 0 K: 1 S: 5	H: 0 LOB: 0 BB: 0 P: 5	R: 0 E: 0 K: 0 S: 3	H: 1 LOB: 2 BB: 0 P: 3	R: 0 E: 0 K: 0 S: 3	H: 0 LOB: 2 BB: 2 P: 11	R: 0 E: 0 K: 1 S: 6	H: 1 LOB: 1 BB: 0 P: 6	R: 1 E: 0 K: 0 S: 5	H: 2 LOB: 1 BB: 0 P: 5	R: 1 E: 0 K: 0 S: 3	H: 2 LOB: 1 BB: 0 P: 3	1B: 10 2B: 1 3B: 0 HR: 0	SF: 0 SAC: 1 DP: 1 HBP: 0	WP: 1 PB: 0 SB: 0 CS: 1	PA: 37												
PITCHER	IP WLS BF H R ER SO BB IBB HBP BLK WP HR S P ERA WHIP																																	
Floyd Bannister, L ERA: 4.56 Tom Dixon, R ERA: 3.71 Joe Sambito, L ERA: 2.6	(1, 1) (7, 1) (9, 1)	6.0 2.0 0.1	25 9 L 3	6 3 2	1 1 1	1 1 0	0 1 0	2 0 0	0 0 0	0 1 0	0 0 0	0 11 3	11 11 3	4.50 27.00	1.500 6.000																			

Houston Astros @ New York Mets
Shea Stadium, Flushing, NY
Tue Aug 23 1977, 3:33 AM EDT
Att: 9,071 - Unknown

AB	34
R	2
H	11
RBI	2
BB	2
SO	3
LOB	18



Batter	1	2	3	4	5	6	7	8	9	AB	R	H	RBI	BB	SO	LOB	TOP					
Jerry Martin, R OBP: 0.352, SLG: 0.480	0-0 1B 5-3 2B	4-0 4-6 PB BB			0-0 F8		0-0 5-3			3	1	1	0	1	0	0	Philadelphia Phillies @ Houston Astros Astrodome, Houston, TX Thu Aug 25 1977, 8:05 PM EDT Att: 11,802 - Dome					
Larry Bowa, S OBP: 0.313, SLG: 0.344	0-0 5-3 S 2-3 WP 1B	0-0 F9			0-0 4-3			0-0 FC5-4 1B		4	1	2	0	0	0	1						
Mike Schmidt, R OBP: 0.389, SLG: 0.589	0-0 5-3	0-0 4-6			0-0 F9			0-0 FC5-4 WP 1-2		4	0	0	1	0	0	3						
Greg Luzinski, R OBP: 0.384, SLG: 0.610	0-0 HR 2B		0-0 5-3		0-0 SF8 3B			0-0 F8		4	2	2	0	0	0	1						
Richie Hebner, L OBP: 0.386, SLG: 0.499	0-0 2H HR		0-0 F8		0-0 SF8			0-0 F8		3	1	1	3	0	0	1						
Jay Johnstone, L OBP: 0.342, SLG: 0.474	0-0 1B		0-0 F4		0-0 F6			0-0 F8		4	0	1	0	0	0	0						
Bob Boone, R OBP: 0.336, SLG: 0.434	0-0 1-2 1B		0-0 L5		0-0 PO BB			0-0 4-3		3	0	1	0	1	0	0						
Ted Sizemore, R OBP: 0.345, SLG: 0.358	0-0 F7		0-0 CS 1B		0-0 PO		0-0 6-3		0-0 F8	4	0	1	0	0	0	2						
Jim Kaat, L OBP: 0.222, SLG: 0.273	0-0 F8		0-3 K		0-0 F3					2	0	0	0	0	1	3						
Warren Brusstar, R OBP: 0.422, SLG: 0.541			1-2							0	0	0	0	0	0	0						
Tim McCarver, L OBP: 0.167, SLG: 0.250										0	0	0	0	0	0	0						
Ron Reed, R										0	0	0	0	0	0	0						
Inning Stats	R: 4 E: 0 K: 0 S: 9	H: 6 LOB: 2 BB: 0 P: 9	R: 0 E: 0 K: 0 S: 2	H: 0 LOB: 0 BB: 1 P: 6	R: 0 E: 0 K: 0 S: 3	H: 0 LOB: 0 BB: 0 P: 3	R: 0 E: 0 K: 1 S: 5	H: 1 LOB: 0 BB: 0 P: 5	R: 0 E: 0 K: 0 S: 3	H: 0 LOB: 0 BB: 0 P: 3	R: 1 E: 0 K: 0 S: 3	H: 1 LOB: 0 BB: 1 P: 7	R: 0 E: 0 K: 0 S: 3	H: 0 LOB: 1 BB: 0 P: 3	R: 0 E: 0 K: 0 S: 4	H: 0 LOB: 0 BB: 0 P: 4	R: 0 E: 0 K: 0 S: 3	H: 0 LOB: 0 BB: 0 P: 3	1B: 5 2B: 3 3B: 1 HR: 1	SF: 1 SAC: 0 DP: 1 HBP: 0	WP: 2 PB: 1 SB: 1 CS: 1	PA: 36
PITCHER	IP WLS BF H R ER SO BB IBB HBP BLK WP HR S P ERA WHIP																					
Dan Larson, R ERA: 5.74	(1, 1) 0.1 5 4 4 4 0 0 0 0 0 0 1 1 5 5 108.00 12.000																					
Tom Dixon, R ERA: 3.49	(1, 1) 1.2 7 2 0 0 0 1 0 0 0 0 0 0 6 10 0.00 1.800																					
Gene Pentz, R ERA: 4.67	(3, 1) 5.0 W 16 2 1 1 1 1 0 0 0 0 0 0 17 21 1.80 0.600																					
Bo McLaughlin, R ERA: 4.08	(8, 1) 2.0 S 7 1 0 0 0 0 0 0 0 0 1 0 7 7 0.00 0.500																					

AB	32
R	5
H	9
RBI	4
BB	2
SO	1
LOB	11



Batter	1	2	3	4	5	6	7	8	9	AB	R	H	RBI	BB	SO	LOB	BOTTOM			
Terry Puhl, L OBP: 0.383, SLG: 0.372	0-0 4-3	0-0 4-3			0-0 G4-6-3 1B 1B		0-0 SH1-3			3	1	1	0	0	0	1	Philadelphia Phillies @ Houston Astros Astrodome, Houston, TX Thu Aug 25 1977, 8:05 PM EDT Att: 11,802 - Dome			
Enos Cabell, R OBP: 0.312, SLG: 0.444	0-0 FC5-4 1B		0-0 F8		0-0 G4-6-3 1B		0-0 L5			4	0	2	0	0	0	1				
Cesar Cedeno, R OBP: 0.326, SLG: 0.389	0-0 F7		0-0 4-3		0-0 G4-6-3 1-2 2-3		0-0 2H 2B			4	0	1	1	0	0	3				
Jose Cruz, L OBP: 0.362, SLG: 0.458	0-0 FC5-4 1-2		0-0 4-3		0-0 CS 1B		0-3 K			4	0	1	1	0	1	2				
Bob Watson, R OBP: 0.357, SLG: 0.468		0-0 2B 2B		0-0 HR	0-0 CS 1-2		0-0 F9		0-0 6-3	4	2	2	1	0	0	0				
Joe Ferguson, R OBP: 0.385, SLG: 0.430		0-0 F9 2H 2B 2B		0-0 HR	0-0 BB		0-0 FC6-4 BB		0-0 5-3	3	2	2	2	1	0	0				
Art Howe, R OBP: 0.341, SLG: 0.418		0-0 F9		0-0 5-3		0-0 FC6-4 1-2		0-0 F8		4	0	0	0	0	0	2				
Rob Sperring, R OBP: 0.256, SLG: 0.259		0-0 5-3		0-0 2-3		0-0 FC6-4 1-2				3	0	0	0	0	0	2				
Roger Metzger, S OBP: 0.237, SLG: 0.254										0	0	0	0	0	0	0				
Dan Larson, R OBP: 0.229, SLG: 0.231		0-0 3H 2B		0-0 6-3			0-0 SH1-3 2B 1B			0	0	0	0	0	0	0				
Tom Dixon, R OBP: 0.246, SLG: 0.333										0	0	0	0	0	0	0				
Julio Gonzalez, R OBP: 0.246, SLG: 0.333										1	0	1	0	0	0	0				
Gene Pentz, R OBP: 0.229, SLG: 0.249										1	0	0	0	0	0	0				
Wilbur Howard, S OBP: 0.229, SLG: 0.249										1	1	1	0	0	0	0				
Bo McLaughlin, R										0	0	0	0	0	0	0				
Inning Stats	R: 0 E: 0 K: 0 S: 4	H: 1 LOB: 1 BB: 0 P: 4	R: 2 E: 0 K: 0 S: 6	H: 3 LOB: 1 BB: 0 P: 6	R: 0 E: 0 K: 0 S: 3	H: 0 LOB: 0 BB: 0 P: 3	R: 2 E: 0 K: 0 S: 5	H: 2 LOB: 0 BB: 0 P: 5	R: 1 E: 0 K: 0 S: 4	H: 3 LOB: 0 BB: 0 P: 4	R: 0 E: 0 K: 0 S: 3	H: 0 LOB: 1 BB: 1 P: 7	R: 1 E: 0 K: 1 S: 7	H: 2 LOB: 1 BB: 0 P: 7	R: 0 E: 0 K: 0 S: 3	H: 0 LOB: 0 BB: 0 P: 3	1B: 5 2B: 4 3B: 0 HR: 2	SF: 0 SAC: 1 DP: 1 HBP: 0	WP: 0 PB: 0 SB: 0 CS: 1	PA: 35
PITCHER	IP WLS BF H R ER SO BB IBB HBP BLK WP HR S P ERA WHIP																			
Jim Kaat, L ERA: 5.34	(1, 1) 4.0 20 8 5 5 0 0 0 0 0 0 0 2 20 20 11.25 2.000																			
Warren Brusstar, R ERA: 2.65	(5, 1) 2.0 6 1 0 0 0 1 0 0 0 0 0 0 5 9 0.00 1.000																			
Ron Reed, R ERA: 2.65	(7, 1) 2.0 L 8 2 1 1 1 0 0 0 0 0 0 0 10 10 4.50 1.000																			

AB	32
R	6
H	11
RBI	6
BB	1
SO	1
LOB	11



Batter	1	2	3	4	5	6	7	8	9	10	AB	R	H	RBI	BB	SO	LOB	TOP							
Dave Cash, R OBP: 0.351, SLG: 0.372 (1.4)	F9	4-3 1B		6-3			G3		1B 1B		5	0	2	1	0	0	0								
Warren Cromartie, L OBP: 0.322, SLG: 0.405 (1.7)	F7	4-3			F8 HR 2B		F6		1B G6-4-3 1B		5	1	2	1	0	0	2								
Andre Dawson, R OBP: 0.324, SLG: 0.472 (1.8)	E6 BB	1-3			F8		E 1B		K		5	0	1	0	0	1	5								
Tony Perez, R OBP: 0.359, SLG: 0.450 (1.3)	BB				HR		E5		G6-4-3		4	2	2	3	1	0	3								
Gary Carter, R OBP: 0.344, SLG: 0.498 (1.2)	5-3				K		K				5	0	1	0	0	2	4								
Del Unser, L OBP: 0.342, SLG: 0.481 (1.9)		1B 1B 2B			F8		1B				5	1	2	0	0	0	0								
Larry Parrish, R OBP: 0.318, SLG: 0.388 (1.5)		1B BB 1B			K		F9		F4		5	1	1	0	0	1	1								
Chris Speier, R OBP: 0.332, SLG: 0.351 (1.6)		4-3 1B BB			K		K		F8		3	0	0	0	1	2	1								
Jackie Brown, R OBP: 0.151, SLG: 0.135 Santo Alcala, R OBP: 0.074, SLG: 0.185 Will McEnaney, L OBP: 0.233, SLG: 0.268 (9.1)		4-3 1B BB			F8		K		K		2	0	0	0	0	1	3								
Don Stanhouse, R OBP: 0.233, SLG: 0.268 (9.1)		K			F8		K		K		2	0	0	0	0	2	1								
		K					K		K		0	0	0	0	0	0	0								
		K					K		K		0	0	0	0	0	0	0								
Inning Stats	R: 0 E: 1 K: 0 S: 4	H: 0 LOB: 2 BB: 1 P: 8	R: 2 E: 0 K: 1 S: 8	H: 3 LOB: 2 BB: 1 P: 12	R: 1 E: 0 K: 2 S: 8	H: 1 LOB: 0 BB: 0 P: 8	R: 0 E: 0 K: 1 S: 5	H: 0 LOB: 0 BB: 0 P: 5	R: 2 E: 0 K: 2 S: 5	H: 3 LOB: 0 BB: 0 P: 5	R: 0 E: 0 K: 2 S: 7	H: 0 LOB: 0 BB: 0 P: 7	R: 0 E: 1 K: 1 S: 7	H: 1 LOB: 2 BB: 0 P: 7	R: 0 E: 0 K: 1 S: 6	H: 1 LOB: 1 BB: 0 P: 6	R: 0 E: 0 K: 1 S: 6	H: 2 LOB: 1 BB: 0 P: 6	R: 0 E: 0 K: 0 S: 3	H: 0 LOB: 0 BB: 0 P: 3	1B: 7 2B: 2 3B: 0 HR: 2	SF: 0 SAC: 0 DP: 1 HBP: 0	WP: 0 PB: 0 SB: 0 CS: 0	PA: 43	
PITCHER	IP	WLS	BF	H	R	ER	SO	BB	IBB	HBP	BLK	WP	HR	S	P	ERA	WHIP								
Mark Lemongello, R ERA: 4.01 Dan Larson, R ERA: 5.72 Joe Sambilo, L ERA: 2.47 Bo McLaughlin, R ERA: 4.03	(1.1)	4.2	23	7	5	5	4	2	0	0	0	0	2	29	37	9.64	1.929								
	(5.1)	0.1	1	0	0	0	0	0	0	0	0	0	0	1	1	0.00	0.000								
	(6.1)	4.0	16	4	0	0	5	0	0	0	0	0	0	26	26	0.00	1.000								
	(10.1)	1.0	W	3	0	0	0	0	0	0	0	0	0	3	3	0.00	0.000								

Montreal Expos @ Houston Astros
Astrodome, Houston, TX
Fri Aug 26 1977, 8:05 PM EDT
Att: 10,040 - Unknown

AB	41
R	5
H	11
RBI	5
BB	2
SO	9
LOB	20



Batter	1	2	3	4	5	6	7	8	9	10	AB	R	H	RBI	BB	SO	LOB	BOTTOM							
Terry Puhl, L OBP: 0.377, SLG: 0.366 (1.7)	F6		G6-3		F7		4-3		FC6-4 1B		5	0	1	0	0	0	3								
Enos Cabell, R OBP: 0.315, SLG: 0.446 (1.5)	FC5-4 BB			F9 SF8 2B	G1 1-2 2-H 1B		1-3		FC6-4		4	1	2	1	1	0	1								
Cesar Cedeño, R OBP: 0.325, SLG: 0.390 (1.8)	FC5-4			F9	G1		F4				5	1	1	0	0	0	4								
Jose Cruz, L OBP: 0.362, SLG: 0.456 (1.9)	4-3			SF8	FC6-4 IBB		4-3				2	0	0	1	2	0	1								
Bob Watson, R OBP: 0.354, SLG: 0.462 (1.3)		6-3		F8	FC6-4		K				5	0	0	0	0	1	5								
Joe Ferguson, R OBP: 0.367, SLG: 0.428 (1.2)					FC6-4		K				2	1	0	0	3	1	0								
Art Howe, R OBP: 0.342, SLG: 0.416 (1.4)		CS BB			BB BB 1B BB		F9				4	1	1	1	1	1	3								
Art Howe, R OBP: 0.342, SLG: 0.416 (1.4)		K			BB 1B BB		FC5-4 1B				4	1	1	1	1	1	3								
Rob Sperring, R OBP: 0.258, SLG: 0.254 Ken Boswell, L OBP: 0.259, SLG: 0.264 Art Gardner, R OBP: 0.194, SLG: 0.143 Roger Metzger, S OBP: 0.267, SLG: 0.254 (10.6)				5-3			FC5-4 1B				2	1	0	0	1	0	1								
Mark Lemongello, R ERA: 4.27 Dan Larson, R ERA: 5.09 Willie Howard, S ERA: 5.293 Joe Sambilo, L ERA: 2.47 Ed Herrmann, R ERA: 3.365 Bo McLaughlin, R ERA: 4.03	(1.1)	4.0	17	3	4	4	1	5	0	0	0	0	0	15	35	9.00	2.000								
	(5.1)	4.1	18	3	1	1	3	0	1	0	0	0	0	22	26	2.08	0.692								
	(9.1)	0.1	2	2	0	0	0	0	0	0	0	0	0	2	2	0.00	6.000								
	(9.1)	0.2	L	6	1	1	1	0	2	0	0	0	0	4	12	13.50	1.500								
Inning Stats	R: 0 E: 0 K: 0 S: 3	H: 0 LOB: 1 BB: 1 P: 7	R: 0 E: 0 K: 1 S: 4	H: 0 LOB: 1 BB: 1 P: 8	R: 0 E: 0 K: 0 S: 3	H: 1 LOB: 0 BB: 0 P: 3	R: 1 E: 0 K: 0 S: 4	H: 1 LOB: 0 BB: 0 P: 4	R: 3 E: 0 K: 0 S: 5	H: 2 LOB: 3 BB: 4 P: 21	R: 0 E: 0 K: 1 S: 6	H: 1 LOB: 1 BB: 0 P: 6	R: 0 E: 0 K: 0 S: 3	H: 0 LOB: 0 BB: 0 P: 3	R: 0 E: 0 K: 2 S: 7	H: 0 LOB: 0 BB: 0 P: 7	R: 0 E: 0 K: 0 S: 5	H: 3 LOB: 1 BB: 0 P: 5	R: 1 E: 0 K: 0 S: 3	H: 1 LOB: 3 BB: 2 P: 11	1B: 6 2B: 4 3B: 0 HR: 0	SF: 1 SAC: 0 DP: 2 HBP: 0	WP: 0 PB: 0 SB: 1 CS: 1	PA: 43	
PITCHER	IP	WLS	BF	H	R	ER	SO	BB	IBB	HBP	BLK	WP	HR	S	P	ERA	WHIP								
Jackie Brown, R ERA: 4.27 Santo Alcala, R ERA: 5.09 Willie Howard, S ERA: 5.293 Joe Sambilo, L ERA: 2.47 Ed Herrmann, R ERA: 3.365 Bo McLaughlin, R ERA: 4.03	(1.1)	4.0	17	3	4	4	1	5	0	0	0	0	0	15	35	9.00	2.000								
	(5.1)	4.1	18	3	1	1	3	0	1	0	0	0	0	22	26	2.08	0.692								
	(9.1)	0.1	2	2	0	0	0	0	0	0	0	0	0	2	2	0.00	6.000								
	(9.1)	0.2	L	6	1	1	1	0	2	0	0	0	0	4	12	13.50	1.500								

Montreal Expos @ Houston Astros
Astrodome, Houston, TX
Fri Aug 26 1977, 8:05 PM EDT
Att: 10,040 - Unknown

AB	34
R	6
H	9
RBI	6
BB	8
SO	4
LOB	19



Batter	1	2	3	4	5	6	7	8	9	AB	R	H	RBI	BB	SO	LOB	TOP			
Dave Cash, R OBP: 0.351, SLG: 0.371 (1, 4)	0-0 4-3		0-3 K			0-0 FC4 1B		0-0 1-3	4 0 1 0 0 1 0											
Warren Cromartie, L OBP: 0.322, SLG: 0.454 (1, 7)	0-0 1B			0-0 5-3		0-0 FC4 1-2		0-0 F5	4 0 1 0 0 0 1											
Andre Dawson, R OBP: 0.321, SLG: 0.467 (1, 8)	0-0 F4			0-3 K			0-0 6-3	0-3 K	4 0 0 0 0 2 1											
Tony Perez, R OBP: 0.357, SLG: 0.446 (1, 3)	0-3 K			0-0 F9			0-3 K		3 0 0 0 0 2 1											
Gary Carter, R OBP: 0.342, SLG: 0.494 (1, 2)		0-0 F8			0-0 5-3		0-0 F6		3 0 0 0 0 0 0											
Del Unser, L OBP: 0.342, SLG: 0.479 (1, 9)	0-0 4-3				0-0 F8			0-0 FC4-6 1B	3 0 1 0 0 0 0											
Larry Parrish, R OBP: 0.315, SLG: 0.384 (1, 5)	0-3 K				0-0 4-3			0-3 K	3 0 0 0 0 2 1											
Chris Speier, R OBP: 0.330, SLG: 0.349 (1, 6)			0-0 F7			0-0 F4		0-0 FC4-6 1-2	3 0 0 0 0 0 1											
Stan Bahnsen, R OBP: 0.175, SLG: 0.162 (6, PH)				0-0 1-3		0-0 5-3		0-0 F4	1 0 0 0 0 0 0											
Pepe Frias, R OBP: 0.226, SLG: 0.245 (6, PH)									1 0 0 0 0 0 0											
Bill Atkinson, L OBP: 0.200, SLG: 0.200 (8, PH)									0 0 0 0 0 0 0											
Jose Morales, R OBP: 0.227, SLG: 0.283 (8, PH)									1 0 0 0 0 0 1											
Joe Kerrigan, R (8, 1)									0 0 0 0 0 0 0											
Inning Stats	R: 0 E: 0 K: 1 S: 6	H: 1 LOB: 1 BB: 0 P: 6	R: 0 E: 0 K: 1 S: 5	H: 0 LOB: 0 BB: 0 P: 5	R: 0 E: 0 K: 1 S: 5	H: 0 LOB: 0 BB: 0 P: 5	R: 0 E: 0 K: 0 S: 3	H: 0 LOB: 0 BB: 0 P: 3	R: 0 E: 0 K: 0 S: 4	H: 1 LOB: 1 BB: 0 P: 4	R: 0 E: 0 K: 1 S: 5	H: 0 LOB: 0 BB: 0 P: 5	R: 0 E: 0 K: 1 S: 6	H: 1 LOB: 1 BB: 0 P: 6	R: 0 E: 0 K: 1 S: 5	H: 0 LOB: 0 BB: 0 P: 5	1B: 3 2B: 0 3B: 0 HR: 0	SF: 0 SAC: 0 DP: 0 HBP: 0	WP: 0 PB: 0 SB: 0 CS: 0	PA: 30
PITCHER J.R. Richard, R ERA: 2.78 (1, 1)	IP: 9.0 WLS: W BF: 30 H: 3 R: 0 ER: 0 SO: 7 BB: 0 IBB: 0 HBP: 0 BLK: 0 WP: 0 HR: 0 S: 44 P: 44 ERA: 0.00 WHIP: 0.333															PITCHER				

Montreal Expos @ Houston Astros
Astrodome, Houston, TX
Sat Aug 27 1977, 8:05 PM EDT
Att: 15,372 - Unknown

AB	30
R	0
H	3
RBI	0
BB	0
SO	7
LOB	6



Batter	1	2	3	4	5	6	7	8	9	AB	R	H	RBI	BB	SO	LOB	BOTTOM			
Terry Puhl, L OBP: 0.380, SLG: 0.384 (6, 8)	0-0 FC4-6 1B		0-0 5-3 3B		0-0 F7		0-0 6-3		4 1 2 0 0 0 1											
Enos Cabell, R OBP: 0.313, SLG: 0.444 (4, 5)	0-0 FC4-6 CS		0-0 5-3		0-3 K		0-0 6-3		2 0 0 1 0 0 1											
Rob Sperring, R OBP: 0.254, SLG: 0.250 (4, 5)	0-0 1-2								2 0 0 0 0 1 1											
Cesar Cedeno, R OBP: 0.325, SLG: 0.389 (6, 7)	0-0 6-3		0-0 F4		0-0 1B		0-0 F8		3 0 1 0 0 0 1											
Wilbur Howard, S OBP: 0.256, SLG: 0.291 (6, 7)	0-0 1-2				0-0 1B				1 0 0 0 0 0 0											
Jose Cruz, L OBP: 0.365, SLG: 0.460 (1, 9)		0-0 3-1 3B		0-0 F8 1B	0-0 1-2 2H	0-0 1B		0-0 F8	4 2 3 1 0 0 0											
Bob Watson, R OBP: 0.351, SLG: 0.458 (1, 3)	0-0 3-1			0-0 F8	0-0 F8		0-0 5-3		4 0 0 0 0 0 4											
Joe Ferguson, R OBP: 0.386, SLG: 0.426 (1, 2)	0-3 K			0-0 F4		0-0 FC3-6 1B		0-0 F8	4 0 1 0 0 1 2											
Art Howe, R OBP: 0.346, SLG: 0.425 (1, 4)	0-0 2H			0-0 3B		0-0 FC3-6 4-3		0-0 F8	3 0 2 2 0 0 1											
Roger Metzger, S OBP: 0.263, SLG: 0.250 (1, 6)	0-0 G3			0-0 F7		0-0 4-3			3 0 0 0 0 0 3											
J.R. Richard, R OBP: 0.225, SLG: 0.357 (1, 1)			0-0 6-3		0-0 1B	0-3 K			3 1 1 0 0 1 1											
Inning Stats	R: 0 E: 0 K: 0 S: 3	H: 1 LOB: 0 BB: 0 P: 3	R: 1 E: 0 K: 1 S: 7	H: 2 LOB: 1 BB: 0 P: 7	R: 1 E: 0 K: 0 S: 4	H: 1 LOB: 0 BB: 0 P: 4	R: 1 E: 0 K: 0 S: 5	H: 2 LOB: 1 BB: 0 P: 5	R: 1 E: 0 K: 1 S: 8	H: 3 LOB: 2 BB: 0 P: 8	R: 0 E: 0 K: 1 S: 6	H: 1 LOB: 1 BB: 0 P: 6	R: 0 E: 0 K: 0 S: 3	H: 0 LOB: 0 BB: 0 P: 3	R: 0 E: 0 K: 0 S: 3	H: 0 LOB: 0 BB: 0 P: 3	1B: 7 2B: 1 3B: 2 HR: 0	SF: 0 SAC: 0 DP: 0 HBP: 0	WP: 0 PB: 0 SB: 0 CS: 1	PA: 33
PITCHER Stan Bahnsen, R ERA: 5.07 Bill Atkinson, R ERA: 3.65 Joe Kerrigan, R ERA: 3.11	IP: 5.0 WLS: L BF: 23 H: 9 R: 4 ER: 4 SO: 2 BB: 0 IBB: 0 HBP: 0 BLK: 0 WP: 0 HR: 0 S: 27 P: 27 ERA: 7.20 WHIP: 1.800															PITCHER				

Montreal Expos @ Houston Astros
Astrodome, Houston, TX
Sat Aug 27 1977, 8:05 PM EDT
Att: 15,372 - Unknown

AB	33
R	4
H	10
RBI	4
BB	0
SO	3
LOB	15



Batter	1	2	3	4	5	6	7	8	9	AB	R	H	RBI	BB	SO	LOB	TOP																			
Dave Cash, R OBP: 0.348, SLG: 0.368 (1, 4)	5-3		6-3		F7		4-3			4	0	0	0	0	0	0	Montreal Expos @ Houston Astros Astrodome, Houston, TX Sun Aug 28 1977, 4:33 AM EDT Att: 8,587 - Unknown																			
Warren Cromartie, L OBP: 0.321, SLG: 0.403 (1, 7)	2B		K		K			4-3		4	1	1	0	0	2	0																				
Andre Dawson, R OBP: 0.323, SLG: 0.468 (1, 8)	F8		2B		BB			5-3		3	1	1	0	1	0	1																				
Tony Perez, R OBP: 0.360, SLG: 0.450 (1, 3)	1B		2B		F9					3	0	2	1	1	0	1																				
Gary Carter, R OBP: 0.343, SLG: 0.496 (1, 2)	2B		BB		F6			F8		4	0	2	1	0	0	1																				
Sam Meijas, R OBP: 0.296, SLG: 0.468 (1, 9)	F9		F8		F9					4	0	0	0	0	0	4																				
Larry Parrish, R OBP: 0.312, SLG: 0.380 (1, 5)		F4		F5		1-3				4	0	0	0	0	1	0																				
Chris Speier, R OBP: 0.327, SLG: 0.346 (1, 6)		F8		5-3			F9			4	0	0	0	0	0	0																				
Steve Rogers, R OBP: 0.145, SLG: 0.101 Will McEnaney, L (8, 1)		4-3		5-3			4-3			3	0	0	0	0	0	0																				
Inning Stats	R: 1 E: 0 K: 0 S: 6	H: 3 LOB: 2 BB: 0 P: 6	R: 0 E: 0 K: 0 S: 3	H: 0 LOB: 0 BB: 0 P: 3	R: 1 E: 0 K: 1 S: 7	H: 2 LOB: 2 BB: 1 P: 11	R: 0 E: 0 K: 0 S: 3	H: 0 LOB: 0 BB: 0 P: 3	R: 0 E: 0 K: 0 S: 5	H: 0 LOB: 1 BB: 1 P: 9	R: 0 E: 0 K: 0 S: 3	H: 0 LOB: 0 BB: 0 P: 3	R: 0 E: 0 K: 0 S: 4	H: 1 LOB: 1 BB: 0 P: 4	R: 0 E: 0 K: 1 S: 5	H: 0 LOB: 0 BB: 0 P: 5	1B: 3 2B: 3 3B: 0 HR: 0	SF: 0 SAC: 0 DP: 0 HBP: 0	WP: 0 PB: 0 SB: 0 CS: 0	PA: 35																
PITCHER	IP	WLS	BF	H	R	ER	SO	BB	IBB	HBP	BLK	WP	HR	S	P	ERA	WHIP	PITCHER		IP	WLS	BF	H	R	ER	SO	BB	IBB	HBP	BLK	WP	HR	S	P	ERA	WHIP
Floyd Bannister, L ERA: 4.39 Bo McLaughlin, R ERA: 3.97	(1, 1)	8.0	W	32	6	2	2	2	2	0	0	0	0	34	42	2.25	1.000			(9, 1)	1.0	3	0	0	0	1	0	0	0	0	0	0	5	5	0.00	0.000

AB 33
R 2
H 6
RBI 2
BB 2
SO 3
LOB 7



Batter	1	2	3	4	5	6	7	8	9	AB	R	H	RBI	BB	SO	LOB	BOTTOM																			
Terry Puhl, L OBP: 0.387, SLG: 0.387 (1, 8)	K		SH3-4	1B	BB	4-3				4	2	2	0	1	1	2	Montreal Expos @ Houston Astros Astrodome, Houston, TX Sun Aug 28 1977, 4:33 AM EDT Att: 8,587 - Unknown																			
Wilbur Howard, S OBP: 0.287, SLG: 0.301 (1, 7)	F5		SH3-4	1B		F6				5	1	3	0	0	0	0																				
Art Howe, R OBP: 0.341, SLG: 0.419 (1, 4)	K		SH3-4			F7				4	2	0	0	0	1	3																				
Jose Cruz, L OBP: 0.369, SLG: 0.464 (1, 9)		FC6-4	BB			K				3	1	2	1	2	1	2																				
Joe Ferguson, R OBP: 0.367, SLG: 0.433 (1, 3)		FC6-4	E	BB		K				5	1	2	4	0	2	4																				
Ed Herrmann, L OBP: 0.318, SLG: 0.347 (1, 2)		F9				K				5	0	0	0	0	2	3																				
Rob Sperring, R OBP: 0.254, SLG: 0.244 (1, 5)		E	BB			E6	SH5-4	BB		3	0	0	0	1	1	2																				
Roger Metzger, S OBP: 0.272, SLG: 0.249 (1, 6)		E5				SH5-4	BB			1	0	0	0	3	0	2																				
Floyd Bannister, L OBP: 0.237, SLG: 0.216 Bo McLaughlin, R (9, 1)		4-3				SH5-4				3	0	0	0	0	1	5																				
Inning Stats	R: 0 E: 0 K: 2 S: 7	H: 0 LOB: 0 BB: 0 P: 7	R: 0 E: 1 K: 0 S: 4	H: 0 LOB: 3 BB: 2 P: 12	R: 0 E: 0 K: 2 S: 8	H: 1 LOB: 2 BB: 1 P: 12	R: 0 E: 1 K: 1 S: 6	H: 0 LOB: 2 BB: 1 P: 10	R: 0 E: 0 K: 1 S: 6	H: 1 LOB: 1 BB: 0 P: 6	R: 0 E: 0 K: 2 S: 7	H: 0 LOB: 1 BB: 1 P: 11	R: 2 E: 0 K: 1 S: 8	H: 3 LOB: 2 BB: 1 P: 12	R: 5 E: 2 K: 0 S: 7	H: 4 LOB: 0 BB: 1 P: 11	1B: 7 2B: 1 3B: 0 HR: 1	SF: 0 SAC: 2 DP: 0 HBP: 0	WP: 0 PB: 0 SB: 0 CS: 0	PA: 42																
PITCHER	IP	WLS	BF	H	R	ER	SO	BB	IBB	HBP	BLK	WP	HR	S	P	ERA	WHIP	PITCHER		IP	WLS	BF	H	R	ER	SO	BB	IBB	HBP	BLK	WP	HR	S	P	ERA	WHIP
Steve Rogers, R ERA: 3.1 Will McEnaney, L ERA: 4.02	(1, 1)	7.2	L	41	9	7	9	7	0	0	0	0	0	1	1	8.22	2.087			(8, 1)	0.1	1	0	0	0	0	0	0	0	0	0	1	1	0.00	0.000	

AB 33
R 7
H 9
RBI 5
BB 7
SO 9
LOB 23



Batter	1	2	3	4	5	6	7	8	9	AB	R	H	RBI	BB	SO	LOB	TOP			
Lenny Randle, S OBP: 0.382, SLG: 0.416 (1, 5)	0-0 4-3		0-0 1B	0-0 1B	0-0 1B	0-0 F7		0-0 1B	0-0 1B	5	1	3	0	0	0	0				
Bud Harrelson, S OBP: 0.287, SLG: 0.233 Leo Foster, R OBP: 0.237, SLG: 0.200 (1, 6) (6, 4)	0-0 6-3		0-0 1B	0-0 1B	0-0 4-3		0-0 F7	0-0 F8	0-0 F8	3	1	1	0	0	0	2				
Bruce Boisclair, L OBP: 0.361, SLG: 0.404 (1, 9)	0-0 1B		0-0 1B	0-0 1B	0-0 1B	0-0 1B	0-0 2B	0-0 2B	0-0 G3	5	0	4	1	0	0	1				
Steve Henderson, R OBP: 0.375, SLG: 0.496 (1, 7)	0-0 F8		0-0 1B	0-0 1B	0-0 1B	0-0 G4-3	0-0 F8	0-0 F8	0-0 F8	4	0	1	1	0	0	3				
John Milner, L OBP: 0.399, SLG: 0.438 (1, 3)		0-0 BB	0-0 K	0-0 K	0-0 1B	0-0 BB	0-0 K	0-0 K	0-0 K	2	0	0	0	2	2	3				
Ron Hodges, L OBP: 0.318, SLG: 0.345 (1, 2)	0-0 F8		0-0 4-3	0-0 4-3	0-0 1B	0-0 1B	0-0 1B	0-0 F9	0-0 F9	4	0	1	0	0	0	3				
Lee Mazzilli, S OBP: 0.327, SLG: 0.306 Paul Siebert, L OBP: 0.303, SLG: 0.269 (1, 8) (8, 1)	0-0 F7		0-0 4-3	0-0 4-3	0-0 G3	0-0 G3	0-0 6-3	0-0 6-3	0-0 6-3	3	0	0	0	0	0	3				
Doug Flynn, R OBP: 0.236, SLG: 0.256 (1, 4) (6, 6)	0-0 F4-3		0-0 F4-3	0-0 F4-3	0-0 F4-3	0-0 F1-3	0-0 F4-3	0-0 F4-3	0-0 F4-3	4	0	1	0	0	0	1				
Bob Myrick, R OBP: 0.167, SLG: 0.167 Rick Baldwin, L OBP: 0.200, SLG: 0.200 Bob Apodaca, R OBP: 0.200, SLG: 0.200 Joel Youngblood, R OBP: 0.303, SLG: 0.269 Mike Vail, R OBP: 0.313, SLG: 0.413 (1, 1) (5, 1) (5, 1) (5, 8) (8, PH)			0-0 K	0-0 K	0-0 F8	0-0 F8	0-0 F8	0-0 F9	0-0 F9	2	0	0	0	0	1	1				
Inning Stats	R: 0 E: 0 K: 0 S: 4	H: 1 LOB: 1 BB: 0 P: 4	R: 0 E: 0 K: 0 S: 3	H: 0 LOB: 1 BB: 1 P: 7	R: 2 E: 0 K: 2 S: 11	H: 4 LOB: 2 BB: 0 P: 11	R: 0 E: 0 K: 0 S: 5	H: 2 LOB: 2 BB: 1 P: 5	R: 0 E: 0 K: 0 S: 4	H: 0 LOB: 0 BB: 0 P: 3	R: 0 E: 0 K: 1 S: 6	H: 1 LOB: 1 BB: 0 P: 6	R: 0 E: 0 K: 0 S: 3	H: 0 LOB: 0 BB: 0 P: 3	R: 0 E: 0 K: 0 S: 4	H: 1 LOB: 1 BB: 0 P: 4	1B: 10 2B: 1 3B: 0 HR: 0	SF: 0 SAC: 0 DP: 1 HBP: 0	WP: 0 PB: 1 SB: 0 CS: 0	PA: 39
PITCHER Joe Niekro, R ERA: 3.05 (1, 1)	IP: 9.0 WLS: W BF: 39	H: 11 R: 2 ER: 2 SO: 3	BB: 2 IBB: 0 HBP: 0 BLK: 0	WP: 0 HR: 0 S: 43 P: 51	ERA: 2.00 WHIP: 1.444															

New York Mets @ Houston Astros
Astrodome, Houston, TX
Tue Aug 30 1977, 8:05 PM EDT
Att: 6,731 - Unknown

AB 37
R 2
H 11
RBI 2
BB 2
SO 3
LOB 18



Batter	1	2	3	4	5	6	7	8	9	AB	R	H	RBI	BB	SO	LOB	BOTTOM			
Terry Puhl, L OBP: 0.389, SLG: 0.390 (1, 8)	0-0 F6-4-3		0-0 F8	0-0 F8	0-0 2B	0-0 F6		0-0 F6	0-0 F6	4	1	2	0	0	0	1				
Enos Cabell, R OBP: 0.313, SLG: 0.445 (1, 3)	0-0 F9		0-0 F7	0-0 F7	0-0 1B	0-0 1B	0-0 5-3	0-0 5-3	0-0 5-3	4	1	1	2	0	0	1				
Art Howe, R OBP: 0.340, SLG: 0.417 (1, 4)	0-0 F6-4-3		0-0 F6-4-3	0-0 F7	0-0 1B	0-0 1B	0-0 G3	0-0 G3	0-0 G3	4	1	1	1	0	0	1				
Joe Ferguson, R OBP: 0.370, SLG: 0.435 (1, 2)		0-0 1B	0-0 1B	0-0 1B	0-0 1B	0-0 1B	0-0 1B	0-0 1B	0-0 1B	3	1	2	1	1	0	0				
Jose Cruz, L OBP: 0.370, SLG: 0.464 (1, 9)		0-0 K	0-0 K	0-0 K	0-0 K	0-0 K	0-0 K	0-0 K	0-0 K	4	1	2	0	0	1	2				
Wilbur Howard, S OBP: 0.276, SLG: 0.319 (1, 7)		0-0 5-3	0-0 5-3	0-0 5-3	0-0 5-3	0-0 5-3	0-0 5-3	0-0 5-3	0-0 5-3	4	0	3	2	0	0	2				
Rob Sperring, R OBP: 0.254, SLG: 0.238 (1, 5)		0-0 5-3	0-0 5-3	0-0 5-3	0-0 5-3	0-0 5-3	0-0 5-3	0-0 5-3	0-0 5-3	3	0	0	0	1	0	1				
Roger Metzger, S OBP: 0.272, SLG: 0.249 (1, 6)		0-0 6-3	0-0 6-3	0-0 6-3	0-0 6-3	0-0 6-3	0-0 6-3	0-0 6-3	0-0 6-3	4	0	1	0	0	1	3				
Joe Niekro, R OBP: 0.143, SLG: 0.091 (1, 1)			0-0 F7	0-0 F7	0-0 F7	0-0 F7	0-0 F7	0-0 F7	0-0 F7	2	1	0	0	1	0	1				
Inning Stats	R: 0 E: 0 K: 0 S: 3	H: 1 LOB: 0 BB: 0 P: 3	R: 1 E: 0 K: 1 S: 7	H: 2 LOB: 1 BB: 0 P: 7	R: 0 E: 0 K: 0 S: 3	H: 0 LOB: 0 BB: 0 P: 3	R: 1 E: 0 K: 0 S: 4	H: 2 LOB: 1 BB: 0 P: 4	R: 4 E: 0 K: 1 S: 10	H: 5 LOB: 2 BB: 1 P: 14	R: 0 E: 0 K: 0 S: 4	H: 1 LOB: 1 BB: 0 P: 4	R: 0 E: 0 K: 0 S: 3	H: 0 LOB: 1 BB: 1 P: 7	R: 0 E: 0 K: 0 S: 3	H: 1 LOB: 1 BB: 1 P: 7	1B: 10 2B: 2 3B: 0 HR: 0	SF: 0 SAC: 1 DP: 2 HBP: 0	WP: 0 PB: 0 SB: 1 CS: 0	PA: 36
PITCHER Bob Myrick, L ERA: 3.38 Rick Baldwin, R ERA: 4.72 Bob Apodaca, R ERA: 2.92 Paul Siebert, L ERA: 3.2 (1, 1) (5, 1) (5, 1) (8, 1)	IP: 4.2 WLS: L BF: 20	H: 7 R: 5 ER: 5 SO: 2	BB: 1 IBB: 0 HBP: 0 BLK: 0	WP: 0 HR: 0 S: 23 P: 27	ERA: 9.64 WHIP: 1.714															

New York Mets @ Houston Astros
Astrodome, Houston, TX
Tue Aug 30 1977, 8:05 PM EDT
Att: 6,731 - Unknown

AB 32
R 6
H 12
RBI 6
BB 3
SO 2
LOB 12



Batter	1	2	3	4	5	6	7	8	9	AB	R	H	RBI	BB	SO	LOB	TOP			
Lenny Randle, S (1, 5) OBP: 0.379, SLG: 0.412	5-3		6-3		3-1			5-3		4	0	0	0	0	0	0				
Doug Flynn, R (1, 6) OBP: 0.245, SLG: 0.273	CS HBP 1B		F6-3					E 2B		4	0	3	0	0	0	0				
Bruce Boicclair, L (1, 9) OBP: 0.367, SLG: 0.407	1-2 HBP			L7				G3 1B		3	0	2	0	0	0	0				
Steve Henderson, R (1, 7) OBP: 0.374, SLG: 0.490	K 2-3			S 1B BB				K 1B		3	1	0	0	1	3	5				
John Milner, L (1, 3) OBP: 0.358, SLG: 0.435				F9 1-2				E4 1-2 2-3		4	0	1	0	0	0	4				
Lee Mazzilli, S (1, 8) OBP: 0.326, SLG: 0.306	G3 1-2			1B				6-3		4	1	1	1	0	0	5				
John Stearns, R (1, 2) OBP: 0.378, SLG: 0.426	K			S 1B				F7 1-2		4	0	1	1	0	2	1				
Leo Foster, R (1, 4) OBP: 0.214, SLG: 0.179	F7			4-3 1-2				F8 1-2		4	0	0	0	0	0	2				
Jerry Koosman, R (1, 1) OBP: 0.130, SLG: 0.164				G1				F9 1-2		2	0	0	0	0	1	0				
Mike Vail, R (7, PH) OBP: 0.311, SLG: 0.411								K		1	0	0	0	0	0	0				
Skip Lockwood, R (7, 1) OBP: 0.143, SLG: 0.143								F9		0	0	0	0	0	0	0				
Ron Hodges, L (9, PH) OBP: 0.315, SLG: 0.341								K		1	0	0	0	0	0	0				
Inning Stats	R: 0 E: 0 K: 1 S: 5	H: 1 LOB: 2 BB: 0 P: 6	R: 0 E: 0 K: 1 S: 6	H: 1 LOB: 1 BB: 0 P: 6	R: 0 E: 0 K: 0 S: 3	H: 0 LOB: 0 BB: 0 P: 3	R: 2 E: 0 K: 0 S: 5	H: 2 LOB: 1 BB: 1 P: 9	R: 0 E: 0 K: 1 S: 6	H: 1 LOB: 1 BB: 0 P: 6	R: 0 E: 0 K: 0 S: 3	H: 0 LOB: 0 BB: 0 P: 3	R: 0 E: 1 K: 1 S: 8	H: 2 LOB: 3 BB: 0 P: 8	R: 0 E: 0 K: 1 S: 5	H: 0 LOB: 0 BB: 0 P: 5	1B: 6 2B: 3 3B: 0 HR: 0	SF: 0 SAC: 0 DP: 1 HBP: 1	WP: 0 PB: 0 SB: 2 CS: 1	PA: 36
PITCHER Mark Lemongello, R (1, 1) ERA: 3.91	IP: 9.0 WLS: W BF: 36	H: 8 R: 2 ER: 2 SO: 6	BB: 1 IBB: 0 HBP: 1 BLK: 0	WP: 0 HR: 0 S: 46 P: 51	ERA: 2.00 WHIP: 1.000	PITCHER	IP: 9.0 WLS: W BF: 36	H: 8 R: 2 ER: 2 SO: 6	BB: 1 IBB: 0 HBP: 1 BLK: 0	WP: 0 HR: 0 S: 46 P: 51	ERA: 2.00 WHIP: 1.000									

New York Mets @ Houston Astros
Astrodome, Houston, TX
Wed Aug 31 1977, 8:05 PM EDT
Att: 6,527 - Unknown

AB 34
R 2
H 8
RBI 2
BB 1
SO 6
LOB 17



Batter	1	2	3	4	5	6	7	8	9	AB	R	H	RBI	BB	SO	LOB	BOTTOM			
Terry Puhl, L (1, 7) OBP: 0.392, SLG: 0.420	F6-3		1B		K			SF7 3B		4	2	2	0	0	1	1				
Enos Cabell, R (1, 3) OBP: 0.314, SLG: 0.448	5-3		F6-3 1B		E6 2B			SF7 1-2		3	1	2	3	0	0	0				
Cesar Cedeño, R (1, 8) OBP: 0.324, SLG: 0.388	S 1B		F6-3 1-2		F3			F6-3		4	0	1	0	0	0	1				
Joe Ferguson, R (1, 2) OBP: 0.371, SLG: 0.433	F6-3 1-2			G5-3 1B BB		FC6-4 1B BB		5-3		2	1	0	0	2	0	1				
Jose Cruz, L (1, 9) OBP: 0.372, SLG: 0.465				1-2 1B		SH1-3 1-2		HBP S 1B		3	0	2	0	0	0	0				
Art Howe, R (1, 5) OBP: 0.342, SLG: 0.415	K			K		FC6-4 IBB		F6-3 1-3 HBP		2	0	0	0	1	2	2				
Julio Gonzalez, R (1, 4) OBP: 0.293, SLG: 0.332	FC5-4 1B			G5-3 2-3f		FC6-4 1B		F6-3 1-2		4	0	1	0	0	0	5				
Rob Sperring, R (1, 6) OBP: 0.250, SLG: 0.234										2	0	0	0	0	0	1				
Bob Watson, R (6, PH) OBP: 0.352, SLG: 0.460	FC5-4 1-2									1	0	1	1	0	0	0				
Roger Metzger, S (7, 6) OBP: 0.275, SLG: 0.249										0	0	0	0	0	1	0				
Mark Lemongello, R (1, 1) OBP: 0.086, SLG: 0.086				K				4-3		4	1	1	0	0	2	4				
Inning Stats	R: 0 E: 0 K: 0 S: 4	H: 1 LOB: 1 BB: 0 P: 4	R: 0 E: 0 K: 1 S: 6	H: 1 LOB: 1 BB: 0 P: 6	R: 1 E: 0 K: 1 S: 6	H: 2 LOB: 0 BB: 0 P: 6	R: 0 E: 0 K: 1 S: 5	H: 1 LOB: 1 BB: 1 P: 9	R: 2 E: 1 K: 1 S: 7	H: 2 LOB: 0 BB: 0 P: 7	R: 1 E: 0 K: 1 S: 6	H: 1 LOB: 2 BB: 2 P: 14	R: 1 E: 0 K: 0 S: 4	H: 1 LOB: 0 BB: 0 P: 4	R: 0 E: 0 K: 0 S: 3	H: 1 LOB: 2 BB: 1 P: 8	1B: 7 2B: 1 3B: 2 HR: 0	SF: 1 SAC: 1 DP: 2 HBP: 1	WP: 0 PB: 0 SB: 2 CS: 0	PA: 36
PITCHER Jerry Koosman, L (1, 1) ERA: 3.44	IP: 6.0 WLS: L BF: 27	H: 4 R: 3 ER: 3 SO: 5	BB: 2 IBB: 1 HBP: 0 BLK: 0	WP: 0 HR: 0 S: 34 P: 46	ERA: 4.50 WHIP: 1.667	PITCHER	IP: 6.0 WLS: L BF: 27	H: 4 R: 3 ER: 3 SO: 5	BB: 2 IBB: 1 HBP: 0 BLK: 0	WP: 0 HR: 0 S: 34 P: 46	ERA: 4.50 WHIP: 1.667									

New York Mets @ Houston Astros
Astrodome, Houston, TX
Wed Aug 31 1977, 8:05 PM EDT
Att: 6,527 - Unknown

AB 29
R 5
H 10
RBI 4
BB 4
SO 5
LOB 15



Batter	1	2	3	4	5	6	7	8	9	AB	R	H	RBI	BB	SO	LOB	TOP								
Terry Puhl, L OBP: 0.392, SLG: 0.419 (1, 7)										5	0	2	1	0	1	1	Houston Astros @ Montreal Expos Olympic Stadium, Montreal, QB Fri Sep 02 1977, 7:05 PM EDT Att: 12,317 - Unknown								
Enos Cabell, R OBP: 0.313, SLG: 0.448 (1, 5)										5	1	1	0	0	1	4									
Cesar Cedeno, R OBP: 0.323, SLG: 0.386 (1, 8)										4	0	1	1	0	0	3									
Jose Cruz, L OBP: 0.372, SLG: 0.471 (1, 9)										3	1	1	2	1	1	0									
Bob Watson, R OBP: 0.350, SLG: 0.456 (1, 3)										4	0	0	0	0	0	2									
Joe Ferguson, R OBP: 0.372, SLG: 0.432 (1, 2)										3	1	1	0	1	0	0									
Art Howe, R OBP: 0.339, SLG: 0.411 (1, 6)										3	0	0	0	0	0	1									
Julio Gonzalez, R OBP: 0.293, SLG: 0.334 (1, 4)										4	1	1	0	0	0	1									
J.R. Richard, R OBP: 0.243, SLG: 0.370 (1, 1)										3	1	2	1	0	0	0									
Inning Stats	R: 0 E: 0 K: 0 S: 3	H: 1 LOB: 1 BB: 0 P: 3	R: 0 E: 0 K: 1 S: 6	H: 1 LOB: 1 BB: 0 P: 6	R: 2 E: 0 K: 0 S: 5	H: 2 LOB: 0 BB: 0 P: 5	R: 0 E: 0 K: 0 S: 3	H: 0 LOB: 0 BB: 0 P: 3	R: 0 E: 0 K: 0 S: 4	H: 1 LOB: 1 BB: 0 P: 4	R: 2 E: 1 K: 0 S: 5	H: 1 LOB: 0 BB: 0 P: 5	R: 0 E: 0 K: 0 S: 3	H: 0 LOB: 0 BB: 0 P: 3	R: 0 E: 0 K: 1 S: 6	H: 1 LOB: 2 BB: 1 P: 10	R: 1 E: 0 K: 1 S: 7	H: 2 LOB: 2 BB: 1 P: 11	1B: 6 2B: 2 3B: 0 HR: 1	SF: 0 SAC: 2 DP: 0 HBP: 0	WP: 0 PB: 0 SB: 1 CS: 1	PA: 39			
PITCHER	IP	WLS	BF	H	R	ER	SO	BB	IBB	HBP	BLK	WP	HR	S	P	ERA	WHIP								
Stan Bahnsen, R ERA: 4.97 (1, 1)	8.0	L	32	7	4	3	2	0	1	0	0	0	1	35	39	3.38	0.875								
Bill Atkinson, R ERA: 3.68 (9, 1)	1.0		6	2	1	1	1	1	0	0	0	0	0	7	11	9.00	3.000								

AB	34
R	5
H	9
RBI	5
BB	2
SO	3
LOB	12



Batter	1	2	3	4	5	6	7	8	9	AB	R	H	RBI	BB	SO	LOB	BOTTOM								
Dave Cash, R OBP: 0.345, SLG: 0.364 (1, 4)										4	1	1	0	0	0	1	Houston Astros @ Montreal Expos Olympic Stadium, Montreal, QB Fri Sep 02 1977, 7:05 PM EDT Att: 12,317 - Unknown								
Warren Cromaris, L OBP: 0.322, SLG: 0.402 (1, 7)										4	0	0	0	0	0	2									
Andre Dawson, R OBP: 0.326, SLG: 0.472 (1, 8)										4	1	3	2	0	0	1									
Tony Perez, R OBP: 0.364, SLG: 0.457 (1, 3)										4	0	2	0	0	1	1									
Gary Carter, R OBP: 0.341, SLG: 0.498 (1, 2)										4	0	1	0	0	1	3									
Del Unser, L OBP: 0.335, SLG: 0.466 (1, 9)										4	0	0	0	0	2	2									
Larry Parrish, R OBP: 0.314, SLG: 0.383 (1, 5)										3	0	0	0	0	2	1									
Chris Speier, R OBP: 0.322, SLG: 0.338 (1, 6)										3	0	0	0	0	0	0									
Stan Bahnsen, R OBP: 0.190, SLG: 0.179 (8, PH)										2	0	1	0	0	0	0									
Bill Atkinson, L OBP: 0.200, SLG: 0.200 (9, 1)										1	0	0	0	0	0	0									
Inning Stats	R: 1 E: 0 K: 0 S: 5	H: 3 LOB: 1 BB: 0 P: 5	R: 0 E: 0 K: 2 S: 7	H: 0 LOB: 0 BB: 0 P: 7	R: 0 E: 1 K: 0 S: 4	H: 1 LOB: 1 BB: 0 P: 4	R: 0 E: 0 K: 1 S: 5	H: 0 LOB: 0 BB: 0 P: 5	R: 0 E: 0 K: 1 S: 5	H: 0 LOB: 0 BB: 0 P: 5	R: 0 E: 0 K: 0 S: 4	H: 1 LOB: 1 BB: 0 P: 4	R: 0 E: 0 K: 0 S: 3	H: 1 LOB: 0 BB: 0 P: 3	R: 0 E: 0 K: 0 S: 3	H: 0 LOB: 0 BB: 0 P: 3	R: 1 E: 0 K: 2 S: 9	H: 2 LOB: 1 BB: 0 P: 9	1B: 6 2B: 1 3B: 0 HR: 1	SF: 0 SAC: 0 DP: 2 HBP: 0	WP: 0 PB: 0 SB: 0 CS: 0	PA: 33			
PITCHER	IP	WLS	BF	H	R	ER	SO	BB	IBB	HBP	BLK	WP	HR	S	P	ERA	WHIP								
J.R. Richard, R ERA: 2.74 (1, 1)	9.0	W	33	8	2	2	6	0	0	0	0	0	1	45	45	2.00	0.889								

AB	33
R	2
H	8
RBI	2
BB	0
SO	6
LOB	11



Batter	1	2	3	4	5	6	7	8	9	AB	R	H	RBI	BB	SO	LOB	TOP	
Terry Puhl, L OBP: 0.383, SLG: 0.409 (1, 7)										4	0	0	0	0	0	0		
Enos Cabell, R OBP: 0.311, SLG: 0.444 (1, 5)										4	0	0	0	0	0	0		
Cesar Cedeno, R OBP: 0.325, SLG: 0.388 (1, 8)										3	1	1	0	0	0	0		
Jose Cruz, L OBP: 0.370, SLG: 0.467 (1, 9)										4	0	0	0	0	1	2		
Joe Ferguson, R OBP: 0.373, SLG: 0.438 (1, 2)										4	0	2	1	0	1	0		
Bob Watson, R OBP: 0.311, SLG: 0.456 (1, 3)										4	0	2	0	0	0	1		
Art Howe, R OBP: 0.339, SLG: 0.410 (1, 6)										3	0	1	0	0	0	0		
Mike Fischlin, R (7, 6)										1	0	0	0	0	1	2		
Julio Gonzalez, R OBP: 0.291, SLG: 0.331 (1, 4)										3	0	0	0	0	0	2		
Floyd Bannister, L OBP: 0.225, SLG: 0.205 (1, 1)										2	0	0	0	0	1	0		
Gene Pentz, R (6, 1)										0	0	0	0	0	0	0		
Ken Boswell, L OBP: 0.296, SLG: 0.261 (8, PH)										1	0	0	0	0	0	0		
Joaquin Andujar, S OBP: 0.239, SLG: 0.250 (8, 1)										0	0	0	0	0	0	0		
Inning Stats	R: 0 E: 0 K: 1 S: 5	H: 0 LOB: 1 BB: 0 P: 6	R: 0 E: 0 K: 1 S: 5	H: 0 LOB: 0 BB: 0 P: 5	R: 0 E: 0 K: 1 S: 5	H: 2 LOB: 1 BB: 0 P: 5	R: 0 E: 0 K: 0 S: 3	H: 0 LOB: 0 BB: 0 P: 3	R: 0 E: 0 K: 0 S: 3	H: 2 LOB: 2 BB: 0 P: 5	R: 0 E: 0 K: 0 S: 3	H: 0 LOB: 0 BB: 0 P: 3	R: 0 E: 0 K: 1 S: 7	H: 2 LOB: 2 BB: 0 P: 7	1B: 4 2B: 1 3B: 1 HR: 0	SF: 0 SAC: 0 DP: 0 HBP: 1	WP: 0 PB: 0 SB: 1 CS: 0	PA: 34
PITCHER Steve Rogers, R ERA: 3.02 (1, 1)	IP: 9.0 WLS: W BF: 34 H: 6 R: 1 ER: 1 SO: 4 BB: 0 IBB: 0 HBP: 1 BLK: 0 WP: 0 HR: 0 S: 41 P: 42 ERA: 1.00 WHIP: 0.667																	

Houston Astros @ Montreal Expos
Olympic Stadium, Montreal, QB
Sat Sep 03 1977, 7:05 PM EDT
Att: 16,222 - Unknown

AB	33
R	1
H	6
RBI	1
BB	0
SO	4
LOB	7



Batter	1	2	3	4	5	6	7	8	9	AB	R	H	RBI	BB	SO	LOB	BOTTOM			
Dave Cash, R OBP: 0.346, SLG: 0.367 (1, 4)										4	1	2	0	0	0	0				
Warren Cromartie, L OBP: 0.322, SLG: 0.402 (1, 7)										3	1	1	0	0	0	1				
Del Unser, L OBP: 0.333, SLG: 0.464 (7, 7)										1	0	0	0	0	0	0				
Andre Dawson, R OBP: 0.324, SLG: 0.467 (1, 8)										4	0	0	0	0	2	3				
Tony Perez, R OBP: 0.363, SLG: 0.458 (1, 3)										4	0	1	1	0	0	1				
Gary Carter, R OBP: 0.344, SLG: 0.501 (1, 2)										3	2	2	1	1	0	1				
Sam Mejias, R OBP: 0.264, SLG: 0.416 (1, 9)										4	0	0	0	0	2	4				
Larry Parrish, R OBP: 0.319, SLG: 0.398 (1, 5)										2	1	2	3	1	0	0				
Chris Speier, R OBP: 0.322, SLG: 0.338 (1, 6)										3	0	1	0	0	0	2				
Steve Rogers, R OBP: 0.140, SLG: 0.098 (1, 1)										3	0	0	0	0	0	3				
Inning Stats	R: 2 E: 0 K: 1 S: 8	H: 3 LOB: 1 BB: 0 P: 8	R: 0 E: 0 K: 0 S: 2	H: 0 LOB: 0 BB: 1 P: 6	R: 0 E: 0 K: 0 S: 3	H: 0 LOB: 0 BB: 0 P: 3	R: 2 E: 0 K: 1 S: 8	H: 3 LOB: 1 BB: 0 P: 8	R: 0 E: 0 K: 1 S: 6	H: 1 LOB: 1 BB: 0 P: 6	R: 1 E: 0 K: 1 S: 7	H: 2 LOB: 1 BB: 0 P: 7	R: 0 E: 0 K: 0 S: 3	H: 0 LOB: 0 BB: 0 P: 3	R: 0 E: 0 K: 0 S: 2	H: 0 LOB: 0 BB: 1 P: 6	1B: 4 2B: 6 3B: 0 HR: 1	SF: 0 SAC: 0 DP: 2 HBP: 0	WP: 0 PB: 0 SB: 1 CS: 0	PA: 33
PITCHER Floyd Bannister, L ERA: 4.58 (1, 1)	IP: 5.1 WLS: L BF: 25 H: 9 R: 5 ER: 5 SO: 4 BB: 1 IBB: 0 HBP: 0 BLK: 0 WP: 0 HR: 1 S: 32 P: 36 ERA: 8.44 WHIP: 1.875																			
PITCHER Gene Pentz, R ERA: 4.59 (6, 1)	IP: 1.2 WLS: 5 BF: 0 H: 0 R: 0 ER: 0 SO: 0 BB: 0 IBB: 0 HBP: 0 BLK: 0 WP: 0 HR: 0 S: 5 P: 5 ERA: 0.00 WHIP: 0.000																			
PITCHER Joaquin Andujar, R ERA: 3.44 (8, 1)	IP: 1.0 WLS: 3 BF: 0 H: 0 R: 0 ER: 0 SO: 0 BB: 1 IBB: 0 HBP: 0 BLK: 0 WP: 0 HR: 0 S: 2 P: 6 ERA: 0.00 WHIP: 1.000																			

Houston Astros @ Montreal Expos
Olympic Stadium, Montreal, QB
Sat Sep 03 1977, 7:05 PM EDT
Att: 16,222 - Unknown

AB	31
R	5
H	9
RBI	5
BB	2
SO	4
LOB	15



Batter	1	2	3	4	5	6	7	8	9	AB	R	H	RBI	BB	SO	LOB	TOP					
Terry Puhl, L OBP: 0.380, SLG: 0.401 Wilbur Howard, S OBP: 0.283, SLG: 0.329	0-0 P6	0-0 F8	0-0 FC6-4		1-0 HBP			0-0 FC1-4 2B		3	0	0	0	0	0	1						
Enos Cabell, R OBP: 0.310, SLG: 0.441	4-0 CS BB	0-0 P6		0-0 F7	0-0 P3			0-0 FC1-6-5		4	0	0	0	1	0	3						
Cesar Cedeno, R OBP: 0.326, SLG: 0.390	4-0 WP BB HR BB	0-0 E5		0-0 S 2B		0-0 F7		0-0 G3		4	1	1	0	1	0	1						
Jose Cruz, L OBP: 0.368, SLG: 0.463	4-0 S HR BB	0-0 1-3		0-0 P4		0-0 5-3			0-0 4-3	4	1	0	0	1	0	2						
Joe Ferguson, R OBP: 0.376, SLG: 0.436	4-0 1-2 HR BB		4-0 2B BB	0-0 6-3		0-0 3-1		4-0 4-3 BB		2	2	0	0	3	0	1						
Bob Watson, R OBP: 0.352, SLG: 0.466 Roger Metzger, S OBP: 0.272, SLG: 0.246	0-0 HR		0-0 4-3 SF7 2B		0-0 5-3		0-0 6-3		0-0 4-3	3	2	2	5	0	0	0						
Art Howe, R OBP: 0.340, SLG: 0.408	4-0 WP BB		0-0 4-3		0-0 WP 1B		0-0 F7		0-0 5-3	4	1	1	0	1	0	2						
Julio Gonzalez, R OBP: 0.290, SLG: 0.330	4-0 WP BB		0-0 SF7		0-3 K		0-0 5-3			2	0	0	1	1	1	1						
Joe Niekro, R OBP: 0.179, SLG: 0.135	0-0 F8		0-0 FC6-4 1B		0-0 HBP 1B			0-3 K		4	0	2	1	0	1	2						
Inning Stats	R: 4 E: 0 K: 0 S: 3	H: 1 LOB: 2 BB: 6 P: 27	R: 0 E: 1 K: 0 S: 4	H: 0 LOB: 1 BB: 0 P: 4	R: 2 E: 0 K: 0 S: 5	H: 2 LOB: 1 BB: 1 P: 9	R: 0 E: 0 K: 0 S: 4	H: 1 LOB: 1 BB: 0 P: 4	R: 1 E: 0 K: 1 S: 7	H: 2 LOB: 2 BB: 0 P: 8	R: 0 E: 0 K: 0 S: 3	H: 0 LOB: 0 BB: 0 P: 3	R: 0 E: 0 K: 0 S: 3	H: 0 LOB: 0 BB: 0 P: 3	R: 0 E: 0 K: 1 S: 6	H: 1 LOB: 1 BB: 0 P: 6	R: 0 E: 0 K: 0 S: 3	H: 0 LOB: 1 BB: 1 P: 7	1B: 3 2B: 3 3B: 0 HR: 1	SF: 1 SAC: 0 DP: 0 HBP: 1	WP: 3 PB: 0 SB: 3 CS: 1	PA: 43
PITCHER	IP WLS BF H R ER SO BB IBB HBP BLK WP HR S P ERA WHIP																					
Jackie Brown, R ERA: 4.52	0.2 L 7 1 4 4 0 5 0 0 0 0 1 1 2 22 54.00 9.000																					
Dan Schatzeder, L ERA: 7.71	2.1 12 2 2 2 0 2 0 0 0 0 1 0 10 18 7.71 1.714																					
Santo Alcala, R ERA: 4.94	3.0 13 3 1 1 1 0 0 1 0 0 1 0 14 15 3.00 1.000																					
Bill Atkinson, R ERA: 3.53	3.0 11 1 0 0 1 1 0 0 0 0 0 0 12 16 0.00 0.667																					

Houston Astros @ Montreal Expos
Olympic Stadium, Montreal, QB
Sun Sep 04 1977, 3:33 AM EDT
Att: 22,293 - Unknown

AB 33
R 7
H 7
RBI 7
BB 8
SO 2
LOB 14



Batter	1	2	3	4	5	6	7	8	9	AB	R	H	RBI	BB	SO	LOB	BOTTOM			
Dave Cash, R OBP: 0.349, SLG: 0.372	0-0 WP 1B 2B		0-0 L1-3 1B			0-0 G6-3 1B			0-0 5-3	4	1	3	0	0	0	0				
Warren Cromartie, L OBP: 0.320, SLG: 0.399	0-0 F8		0-0 L1-3			0-0 G6-3			0-3 K	4	0	0	0	0	1	3				
Andre Dawson, R OBP: 0.321, SLG: 0.464	0-0 F9			0-0 4-3			0-0 P6			3	0	0	0	0	0	1				
Tony Perez, R OBP: 0.363, SLG: 0.457	0-0 2H 1B			0-0 5-3			0-3 K			3	0	1	1	0	1	0				
Gary Carter, R OBP: 0.342, SLG: 0.498	0-0 F8			0-0 6-3			0-0 F8			3	0	0	0	0	0	1				
Del Unser, L OBP: 0.333, SLG: 0.462		0-0 G6-4-3 1B			0-0 3-1			0-0 F7		3	0	1	0	0	0	0				
Larry Parrish, R OBP: 0.317, SLG: 0.395		0-0 G6-4-3			0-0 P5			0-0 6-3		3	0	0	0	0	0	1				
Chris Speier, R OBP: 0.320, SLG: 0.336		0-0 F9			0-0 4-3			0-0 F9		3	0	0	0	0	0	0				
Jackie Brown, R OBP: 0.145, SLG: 0.130 Dan Schatzeder, L OBP: 0.296, SLG: 0.297 Pete Mackanin, R OBP: 0.326, SLG: 0.413 Santo Alcala, R OBP: 0.331, SLG: 0.411 Sam Mielias, R OBP: 0.300, SLG: 0.200 Bill Atkinson, R OBP: 0.276, SLG: 0.236			0-3 K			0-3 K			0-0 1-3	0	0	0	0	0	0	0				
Inning Stats	R: 1 E: 0 K: 0 S: 5	H: 2 LOB: 1 BB: 0 P: 5	R: 0 E: 0 K: 0 S: 3	H: 1 LOB: 0 BB: 0 P: 3	R: 0 E: 0 K: 1 S: 5	H: 1 LOB: 0 BB: 0 P: 5	R: 0 E: 0 K: 0 S: 3	H: 0 LOB: 0 BB: 0 P: 3	R: 0 E: 0 K: 1 S: 5	H: 1 LOB: 0 BB: 0 P: 5	R: 0 E: 0 K: 1 S: 5	H: 0 LOB: 0 BB: 0 P: 5	R: 0 E: 0 K: 0 S: 3	H: 0 LOB: 0 BB: 0 P: 3	R: 0 E: 0 K: 1 S: 5	H: 0 LOB: 0 BB: 0 P: 5	1B: 4 2B: 2 3B: 0 HR: 0	SF: 0 SAC: 0 DP: 3 HBP: 0	WP: 1 PB: 0 SB: 0 CS: 0	PA: 29
PITCHER	IP WLS BF H R ER SO BB IBB HBP BLK WP HR S P ERA WHIP																			
Joe Niekro, R ERA: 2.91	9.0 W 29 5 1 1 4 0 0 0 0 1 0 37 37 1.00 0.556																			

Houston Astros @ Montreal Expos
Olympic Stadium, Montreal, QB
Sun Sep 04 1977, 3:33 AM EDT
Att: 22,293 - Unknown

AB 29
R 1
H 5
RBI 1
BB 0
SO 4
LOB 6



Batter	1	2	3	4	5	6	7	8	9	AB	R	H	RBI	BB	SO	LOB	TOP					
Pete Rose, S OBP: 0.371, SLG: 0.440 Jack Billingham, R OBP: 0.182, SLG: 0.185	0-0 3B		0-0 4-3			0-0 G3		0-0 2B		4	0	2	0	0	0	0	Cincinnati Reds @ Houston Astros Astrodome, Houston, TX Mon Sep 05 1977, 8:05 PM EDT Att: 20,485 - Unknown					
Dave Concepcion, R OBP: 0.323, SLG: 0.366	0-0 5-3		0-0 F4			0-0 1B		0-0 G3		4	0	1	0	0	0	2						
Joe Morgan, L OBP: 0.431, SLG: 0.505	0-0 FC6-5-2			0-0 F8		4-0 1B		0-0 4-3		3	0	0	0	1	0	2						
George Foster, R OBP: 0.370, SLG: 0.625	0-0 5-3			0-0 6-3		0-0 F3			0-3 K	4	0	0	0	0	1	3						
Dan Driessen, L OBP: 0.367, SLG: 0.461		0-3 K		0-0 F9		0-0 1-3			0-0 F8	4	0	0	0	0	1	2						
Johnny Bench, R OBP: 0.347, SLG: 0.564		0-0 1B			0-0 F3		0-3 K		0-0 F8	4	0	1	0	0	1	0						
Cesar Geronimo, L OBP: 0.316, SLG: 0.383					0-0 F7		0-0 F7			3	0	1	0	0	0	0						
Mike Lum, L OBP: 0.214, SLG: 0.274 Dan Dumoulin, R OBP: 0.353, SLG: 0.468					0-0 K		0-0 6-3			3	0	0	0	0	1	2						
Tom Seaver, R OBP: 0.219, SLG: 0.290 Champ Summers, L OBP: 0.219, SLG: 0.373				0-0 6-3				0-0 1-3		2	1	1	1	0	0	0						
										1	0	0	0	0	0	0						
Inning Stats	R: 0 E: 0 K: 0 S: 4	H: 1 LOB: 1 BB: 0 P: 4	R: 0 E: 0 K: 1 S: 6	H: 2 LOB: 1 BB: 0 P: 6	R: 0 E: 0 K: 0 S: 3	H: 0 LOB: 0 BB: 0 P: 3	R: 0 E: 0 K: 0 S: 3	H: 0 LOB: 0 BB: 0 P: 3	R: 0 E: 0 K: 1 S: 5	H: 0 LOB: 0 BB: 0 P: 5	R: 1 E: 0 K: 0 S: 5	H: 2 LOB: 2 BB: 1 P: 9	R: 0 E: 0 K: 1 S: 5	H: 0 LOB: 0 BB: 0 P: 5	R: 0 E: 0 K: 0 S: 4	H: 1 LOB: 1 BB: 0 P: 4	R: 0 E: 0 K: 1 S: 5	H: 0 LOB: 0 BB: 0 P: 5	1B: 3 2B: 1 3B: 1 HR: 1	SF: 0 SAC: 0 DP: 0 HBP: 0	WP: 0 PB: 0 SB: 0 CS: 0	PA: 33
PITCHER Mark Lemongello, R ERA: 3.77	IP: 9.0 WLS: W BF: 33 H: 6 R: 1 ER: 1 SO: 4 BB: 1 IBB: 0 HBP: 0 BLK: 0 WP: 0 HR: 1 S: 40 P: 44 ERA: 1.00 WHIP: 0.778															PITCHER						

Batter	1	2	3	4	5	6	7	8	9	AB	R	H	RBI	BB	SO	LOB	BOTTOM					
Wilbur Howard, S OBP: 0.276, SLG: 0.321	0-0 6-3		0-0 F6			0-0 F6		0-3 K		4	0	0	0	0	1	0	Cincinnati Reds @ Houston Astros Astrodome, Houston, TX Mon Sep 05 1977, 8:05 PM EDT Att: 20,485 - Unknown					
Enos Cabell, R OBP: 0.313, SLG: 0.448	0-0 HR		4-0 BB			0-0 3B		0-3 K		3	2	2	1	1	1	0						
Cesar Cedeno, R OBP: 0.325, SLG: 0.393	0-0 6-3		0-0 F7			0-0 SF7		0-0 5-3		4	1	1	1	0	0	1						
Jose Cruz, L OBP: 0.367, SLG: 0.462	0-0 1B		0-0 F7			0-0 SF7		0-0 4-3		3	0	1	1	0	0	1						
Joe Ferguson, R OBP: 0.375, SLG: 0.436	0-0 F8			0-0 6-3		0-0 1B		0-0 F8		4	1	1	0	0	0	1						
Bob Watson, R OBP: 0.354, SLG: 0.466		0-0 6-3		0-0 F8		0-0 FC5-4		0-0 HBP		4	0	2	1	0	0	0						
Art Howe, R OBP: 0.337, SLG: 0.404 Roger Metzger, S OBP: 0.275, SLG: 0.250		0-3 K		0-0 6-3		0-0 FC5-4		0-0 HBP		3	0	0	0	0	1	1						
Julio Gonzalez, R OBP: 0.292, SLG: 0.330		0-0 6-3			0-0 5-3		0-0 1B		1-0 HBP	3	0	1	0	0	0	0						
Mark Lemongello, R OBP: 0.097, SLG: 0.129			0-0 E2		0-3 K		0-3 K		0-3 K	4	1	1	0	0	3	5						
										1B: 6 2B: 1 3B: 2 HR: 1	SF: 1 SAC: 0 DP: 0 HBP: 1	WP: 0 PB: 0 SB: 1 CS: 0	PA: 36									
Inning Stats	R: 1 E: 0 K: 0 S: 5	H: 2 LOB: 1 BB: 0 P: 5	R: 0 E: 0 K: 1 S: 5	H: 0 LOB: 0 BB: 0 P: 5	R: 1 E: 1 K: 0 S: 4	H: 1 LOB: 1 BB: 1 P: 8	R: 0 E: 0 K: 0 S: 3	H: 0 LOB: 0 BB: 0 P: 3	R: 0 E: 0 K: 1 S: 5	H: 0 LOB: 0 BB: 0 P: 5	R: 3 E: 0 K: 2 S: 7	H: 5 LOB: 2 BB: 0 P: 10	R: 0 E: 0 K: 2 S: 7	H: 0 LOB: 0 BB: 0 P: 7	R: 0 E: 0 K: 1 S: 7	H: 2 LOB: 2 BB: 0 P: 8	R: 0 E: 0 K: 1 S: 7	H: 0 LOB: 0 BB: 0 P: 8	1B: 6 2B: 1 3B: 2 HR: 1	SF: 1 SAC: 0 DP: 0 HBP: 1	WP: 0 PB: 0 SB: 1 CS: 0	PA: 36
PITCHER Tom Seaver, R ERA: 2.9 Dan Dumoulin, R ERA: 5.19 Jack Billingham, R ERA: 5.19	IP: 6.0 WLS: L BF: 27 H: 8 R: 5 ER: 5 SO: 3 BB: 1 IBB: 0 HBP: 0 BLK: 0 WP: 0 HR: 1 S: 32 P: 36 ERA: 7.50 WHIP: 1.500															PITCHER						

Batter	1	2	3	4	5	6	7	8	9	AB	R	H	RBI	BB	SO	LOB	TOP										
Pete Rose, S OBP: 0.371, SLG: 0.440 (1, 5)										5	0	2	1	0	0	0	Cincinnati Reds @ Houston Astros Astrodome, Houston, TX Tue Sep 06 1977, 8:05 PM EDT Att: 14,653 - Unknown										
Dave Concepcion, R OBP: 0.321, SLG: 0.364 (1, 6)										3	0	0	0	0	0	1											
Joe Morgan, L OBP: 0.429, SLG: 0.502 (1, 4)										3	0	0	0	1	1	3											
George Foster, R OBP: 0.371, SLG: 0.624 (1, 7)										4	1	2	0	0	0	2											
Dan Driessen, L OBP: 0.368, SLG: 0.461 (1, 3)										4	1	2	0	0	0	3											
Johnny Bench, R OBP: 0.346, SLG: 0.561 (1, 2)										4	0	1	1	0	1	2											
Cesar Geronimo, L OBP: 0.316, SLG: 0.381 (1, 8)										2	0	0	0	1	1	2											
Champ Summers, L OBP: 0.209, SLG: 0.355 (1, 9)										3	1	0	1	0	0	2											
Dan Dumoulin, R (6, 1)										0	0	0	0	0	0	0											
Jack Billingham, R OBP: 0.182, SLG: 0.185 (7, 1)										1	0	0	0	0	0	0											
Ray Knight, R OBP: 0.348, SLG: 0.460 (9, PH)										0	0	0	0	0	0	0											
Doug Capilla, L OBP: 0.094, SLG: 0.067 (3, 1)										1	0	0	0	0	0	1											
Tom Hume, R OBP: 0.333, SLG: 1.333 (5, PH)										0	0	0	0	0	0	0											
Mike Lundy, L OBP: 0.271, SLG: 0.152 (5, 1)										1	0	0	0	0	0	1											
Dale Murray, R OBP: 0.162, SLG: 0.162 (6, PH)										0	0	0	0	0	0	0											
Ken Griffey, L OBP: 0.360, SLG: 0.462 (6, 9)										2	0	0	0	0	0	1											
Inning Stats	R: 0 E: 1 K: 0 S: 5	H: 1 LOB: 2 BB: 0 P: 5	R: 0 E: 0 K: 0 S: 3	H: 0 LOB: 1 BB: 1 P: 7	R: 0 E: 0 K: 1 S: 2	H: 0 LOB: 0 BB: 1 P: 6	R: 0 E: 0 K: 1 S: 6	H: 1 LOB: 1 BB: 0 P: 6	R: 1 E: 2 K: 0 S: 5	H: 1 LOB: 1 BB: 0 P: 5	R: 2 E: 0 K: 0 S: 6	H: 3 LOB: 1 BB: 0 P: 6	R: 0 E: 0 K: 1 S: 5	H: 0 LOB: 0 BB: 0 P: 5	R: 0 E: 0 K: 1 S: 6	H: 1 LOB: 1 BB: 0 P: 6	R: 0 E: 0 K: 0 S: 3	H: 0 LOB: 0 BB: 0 P: 3	1B: 7 2B: 0 3B: 0 HR: 0	SF: 0 SAC: 2 DP: 0 HBP: 0	WP: 1 PB: 0 SB: 0 CS: 1	PA: 38					
PITCHER	IP	WLS	BF	H	R	ER	SO	BB	IBB	HBP	BLK	WP	HR	S	P	ERA	WHIP										
Joaquin Andujar, R ERA: 3.42	(1, 1)	6.0	W	27	6	3	2	1	2	0	0	0	0	27	35	3.00	1.333										
Joe Sambito, L ERA: 2.37	(7, 1)	3.0	S	10	1	0	0	2	0	0	0	0	0	14	14	0.00	0.333										

AB	33
R	3
H	7
RBI	3
BB	2
SO	3
LOB	18



Batter	1	2	3	4	5	6	7	8	9	AB	R	H	RBI	BB	SO	LOB	BOTTOM										
Wilbur Howard, S OBP: 0.274, SLG: 0.318 (1, 7)										5	0	1	0	0	0	2	Cincinnati Reds @ Houston Astros Astrodome, Houston, TX Tue Sep 06 1977, 8:05 PM EDT Att: 14,653 - Unknown										
Enos Cabell, R OBP: 0.314, SLG: 0.453 (1, 5)										5	2	2	1	0	1	2											
Cesar Cedeno, R OBP: 0.324, SLG: 0.394 (1, 8)										4	1	1	1	0	0	2											
Bob Watson, R OBP: 0.355, SLG: 0.471 (1, 3)										4	2	2	1	0	0	1											
Joe Ferguson, R OBP: 0.376, SLG: 0.434 (1, 2)										2	1	0	0	2	1	1											
Jose Cruz, L OBP: 0.367, SLG: 0.461 (1, 9)										4	1	1	1	0	0	2											
Art Howe, R OBP: 0.339, SLG: 0.408 (7, 4)										4	1	2	3	0	0	0											
Julio Gonzalez, R OBP: 0.291, SLG: 0.328 (1, 4)										2	0	0	0	0	1	2											
Joe Sambito, L OBP: 0.154, SLG: 0.154 (7, 1)										1	0	0	0	0	0	0											
Joaquin Andujar, S OBP: 0.229, SLG: 0.239 (1, 1)										2	0	0	0	0	1	2											
Danny Walton, R OBP: 1.000, SLG: 1.000 (6, PH)										1	0	1	0	0	0	0											
Roger Metzger, S OBP: 0.278, SLG: 0.258 (7, 6)										1	0	1	0	0	0	0											
Inning Stats	R: 0 E: 0 K: 1 S: 5	H: 0 LOB: 0 BB: 0 P: 5	R: 1 E: 0 K: 0 S: 5	H: 2 LOB: 1 BB: 1 P: 9	R: 2 E: 0 K: 0 S: 5	H: 1 LOB: 0 BB: 0 P: 5	R: 0 E: 0 K: 1 S: 5	H: 0 LOB: 0 BB: 0 P: 5	R: 1 E: 0 K: 1 S: 7	H: 2 LOB: 1 BB: 0 P: 7	R: 3 E: 0 K: 0 S: 7	H: 4 LOB: 2 BB: 1 P: 11	R: 1 E: 0 K: 1 S: 6	H: 1 LOB: 0 BB: 0 P: 6	R: 0 E: 0 K: 0 S: 4	H: 1 LOB: 1 BB: 0 P: 4	1B: 5 2B: 5 3B: 0 HR: 1	SF: 0 SAC: 1 DP: 0 HBP: 0	WP: 3 PB: 0 SB: 2 CS: 0	PA: 38							
PITCHER	IP	WLS	BF	H	R	ER	SO	BB	IBB	HBP	BLK	WP	HR	S	P	ERA	WHIP										
Doug Capilla, L ERA: 4.9	(1, 1)	2.0	L	9	2	1	1	1	0	0	0	0	0	10	10	4.50	1.500										
Tom Hume, R ERA: 10.64	(3, 1)	2.0		8	1	2	0	1	0	0	0	0	0	10	10	0.00	0.500										
Dale Murray, R ERA: 4.98	(5, 1)	1.0		5	2	1	1	1	0	0	0	0	1	7	7	9.00	2.000										
Dan Dumoulin, R ERA: 13.5	(6, 1)	1.0		8	4	3	3	0	1	0	0	0	1	7	11	27.00	5.000										
Jack Billingham, R ERA: 5.18	(7, 1)	2.0		8	2	1	1	1	0	0	0	0	1	10	10	4.50	1.000										

AB	35
R	8
H	11
RBI	7
BB	2
SO	4
LOB	14



Batter	1	2	3	4	5	6	7	8	9	AB	R	H	RBI	BB	SO	LOB	TOP				
Gene Richards, L (1, 3) OBP: 0.349, SLG: 0.354 Dan Spillner, R (8, 1) OBP: 0.300, SLG: 0.125 Rollie Fingers, R (9, 1) OBP: 0.056, SLG: 0.056	5-3	FC5-4		2B		G4-3		K		5	1	1	0	0	1	5					
Mike Ivie, R (1, 5) OBP: 0.337, SLG: 0.410	1-3	K		F8		F5		4-3		5	0	1	1	0	1	4					
Jerry Turner, L (1, 7) OBP: 0.326, SLG: 0.404	G3		2B	1B		F8		4-3		4	2	1	0	1	0	1					
George Hendrick, R (1, 8) OBP: 0.376, SLG: 0.487		HR	SH1-3	BB		K		F7		5	1	2	1	0	2	2					
Dave Winfield, R (1, 9) OBP: 0.349, SLG: 0.493	2B	2B	SH1-3	1B		6-3		1-3		4	2	2	1	1	0	0					
Dave Roberts, R (1, 2) OBP: 0.286, SLG: 0.336	3B	2B	SH1-3	1B		K		SH1-4		4	2	3	4	0	1	0					
Mike Champion, R (1, 4) OBP: 0.272, SLG: 0.285	1B	3B	2-3	BB		BB		E4		3	1	1	1	2	0	1					
Tucker Ashford, R (1, 6) OBP: 0.270, SLG: 0.306	1B	FC5-4	K			5-3		SH1-4		4	0	1	1	0	2	3					
Dave Freisleben, R (1, 1) Merv Rettenmund, S (6, PH) Tom Griffin, L (6, 1) Pat Scanlon, L (6, PH) Gene Tenace, R (8, PH) OBP: 0.414, SLG: 0.410	K					K		G4-3		2	0	0	0	0	2	1					
Inning Stats	R: 0 E: 0 K: 0 S: 3	H: 0 LOB: 0 BB: 0 P: 3	R: 4 E: 0 K: 2 S: 12	H: 5 LOB: 1 BB: 0 P: 12	R: 1 E: 0 K: 1 S: 6	H: 2 LOB: 2 BB: 2 P: 14	R: 1 E: 0 K: 2 S: 9	H: 2 LOB: 1 BB: 0 P: 9	R: 0 E: 0 K: 1 S: 5	H: 0 LOB: 1 BB: 1 P: 6	R: 0 E: 0 K: 0 S: 3	H: 0 LOB: 0 BB: 0 P: 3	R: 0 E: 1 K: 1 S: 7	H: 1 LOB: 3 BB: 1 P: 11	R: 3 E: 0 K: 2 S: 9	H: 2 LOB: 0 BB: 1 P: 13	1B: 5 2B: 4 3B: 1 HR: 2	SF: 0 SAC: 2 DP: 1 HBP: 0	WP: 0 PB: 0 SB: 1 CS: 0	PA: 44	
PITCHER	IP	WLS	BF	H	R	ER	SO	BB	IBB	HBP	BLK	WP	HR	S	P	ERA	WHIP				
J.R. Richard, R (1, 1) ERA: 2.92	2.0	L	14	7	5	5	2	1	0	0	0	0	1	17	21	22.50	4.000				
Dan Larson, R (3, 1) ERA: 5.69	2.0		8	2	1	1	3	1	0	0	0	0	0	13	17	4.50	1.500				
Gene Pentz, R (5, 1) ERA: 4.44	2.0		7	0	0	0	1	2	0	0	0	0	0	7	15	0.00	1.000				
Ken Forsch, R (7, 1) ERA: 2.89	1.1		7	1	0	0	0	1	0	0	0	0	0	6	10	0.00	1.500				
Joe Sambilo, L (8, 1) ERA: 2.35	0.2		2	0	0	0	1	0	0	0	0	0	0	4	4	0.00	0.000				

San Diego Padres @ Houston Astros
Astrodome, Houston, TX
Wed Sep.07 1977, 8:05 PM EDT
Att: 5,120 - Dome

AB 36
R 9
H 12
RBI 9
BB 6
SO 9
LOB 17



Batter	1	2	3	4	5	6	7	8	9	AB	R	H	RBI	BB	SO	LOB	BOTTOM				
Terry Puhl, L (1, 7) OBP: 0.381, SLG: 0.394	S	F9		FC4-6		F7		1B		3	1	0	0	2	0	1					
Enos Cabell, R (1, 5) OBP: 0.315, SLG: 0.452	S		6-3	FC5-4		F7		FC5		5	1	2	0	0	0	1					
Cesar Cedeno, R (1, 8) OBP: 0.327, SLG: 0.396	G3		1B	S		F6		F7		5	2	3	2	0	0	2					
Jose Cruz, L (1, 9) OBP: 0.367, SLG: 0.461	G3		S	SF8		F8				4	0	2	1	0	0	1					
Bob Watson, R (1, 3) OBP: 0.355, SLG: 0.469	F5		K	BB				3B		4	1	1	0	1	2	5					
Joe Ferguson, R (1, 2) OBP: 0.376, SLG: 0.431	BB		FC4-6	BB		K		K		3	0	0	0	2	2	5					
Art Howe, R (1, 6) OBP: 0.338, SLG: 0.412 Art Gardner, L (6, PH) OBP: 0.194, SLG: 0.143 Mike Fischlin, R (9, 6)	K		FC4-6			K		3B		4	0	1	1	0	2	5					
Julio Gonzalez, R (1, 4) OBP: 0.291, SLG: 0.326 Danny Watson, R (6, PH) OBP: 0.500, SLG: 0.500 Roger Metzger, S (9, 4) OBP: 0.278, SLG: 0.258		6-3		FC4-6		6-3		K		2	0	0	0	1	0	0					
J.R. Richard, R (1, 1) Dan Larson, R (3, 1) Gene Pentz, R (5, 1) Ken Forsch, R (7, 1) Joe Sambilo, L (8, 1) Bo McLaughlin, R (9, 1)	K			F8		F7		6-3		1	0	0	0	0	1	0					
Inning Stats	R: 2 E: 0 K: 1 S: 7	H: 2 LOB: 2 BB: 2 P: 15	R: 0 E: 0 K: 1 S: 5	H: 0 LOB: 0 BB: 0 P: 5	R: 1 E: 0 K: 1 S: 7	H: 2 LOB: 2 BB: 1 P: 11	R: 0 E: 0 K: 0 S: 3	H: 0 LOB: 1 BB: 1 P: 7	R: 1 E: 0 K: 2 S: 8	H: 1 LOB: 1 BB: 1 P: 12	R: 0 E: 0 K: 0 S: 3	H: 0 LOB: 0 BB: 0 P: 3	R: 0 E: 0 K: 2 S: 9	H: 2 LOB: 1 BB: 0 P: 9	R: 0 E: 0 K: 1 S: 7	H: 2 LOB: 3 BB: 1 P: 11	1B: 8 2B: 0 3B: 1 HR: 0	SF: 1 SAC: 0 DP: 0 HBP: 0	WP: 1 PB: 0 SB: 5 CS: 0	PA: 42	
PITCHER	IP	WLS	BF	H	R	ER	SO	BB	IBB	HBP	BLK	WP	HR	S	P	ERA	WHIP				
Dave Freisleben, R (1, 1) ERA: 4.52	5.0	W	25	5	4	3	5	5	0	0	0	0	1	30	50	5.40	2.000				
Tom Griffin, R (6, 1) ERA: 4.42	2.0		6	0	0	0	0	0	0	0	0	0	0	6	6	0.00	0.000				
Dan Spillner, R (8, 1) ERA: 3.45	1.0		7	3	1	1	2	1	0	0	0	0	0	10	14	9.00	4.000				
Rollie Fingers, R (9, 1) ERA: 2.79	1.0	S	4	1	0	0	1	0	0	0	0	0	0	6	6	0.00	1.000				

San Diego Padres @ Houston Astros
Astrodome, Houston, TX
Wed Sep.07 1977, 8:05 PM EDT
Att: 5,120 - Dome

AB 35
R 5
H 9
RBI 4
BB 6
SO 8
LOB 23



Batter	1	2	3	4	5	6	7	8	9	AB	R	H	RBI	BB	SO	LOB	TOP			
Gene Richards, L (1,7) OBP: 0.348, SLG: 0.353	0-0 WP S 1B		0-0 F7		0-0 4-3		0-0 F6			4	0	1	0	0	0	2	San Diego Padres @ Houston Astros Astrodome, Houston, TX Thu Sep 08 1977, 8:05 PM EDT Att: 3,697 - Dome			
Mike Ivie, R (1,5) OBP: 0.337, SLG: 0.408	4-0 BB 1-3 BB		0-3 K		0-0 SF9		0-0 5-3			2	0	0	1	1	1	0				
Dave Roberts, R (1,2) OBP: 0.266, SLG: 0.329	0-0 F4		4-0 1B BB		0-0 F7		0-3 K			3	0	0	0	1	1	2				
George Hendrick, R (1,8) OBP: 0.377, SLG: 0.487	0-0 F4		0-0 1-2 1B		0-0 FC6-4 1B		0-0 6-3			4	0	2	0	0	0	2				
Dave Winfield, R (1,9) OBP: 0.348, SLG: 0.491	4-0 1-2 BB		0-0 6-3		0-0 FC6-4 CS		0-0 F8			3	0	0	0	1	0	3				
Gene Tenace, R (1,3) OBP: 0.412, SLG: 0.409	0-0 F8				0-0 F5		0-0 F9		0-0 G4-6-3 1B	4	0	1	0	0	0	4				
Mike Champion, R (1,4) OBP: 0.272, SLG: 0.284		0-0 F9 1B			0-0 5-3		0-0 5-3		0-0 G4-6-3 1-2	4	0	1	0	0	0	1				
Tucker Ashford, R (1,6) OBP: 0.271, SLG: 0.306		0-0 F9 1-2			0-0 F9		0-0 FC6-4 1B			3	0	1	0	0	0	1				
Bob Shirley, R (1,1) OBP: 0.125, SLG: 0.129		0-3 K			0-0 4-3 SF9 2B		0-0 FC6-4 1-2			2	1	1	0	0	1	0				
Dave Wehrmeister, R (6,1) OBP: 0.197, SLG: 0.250										0	0	0	0	0	0	0				
Dave Tomlin, L (6,1) OBP: 0.333, SLG: 0.333										0	0	0	0	0	0	0				
Merv Rettenmund, R (7,PH) OBP: 0.434, SLG: 0.474										1	0	0	0	0	0	1				
Rick Sawyer, R (7,1) OBP: 0.350, SLG: 0.150										0	0	0	0	0	0	0				
Inning Stats	R: 0 E: 0 K: 0 S: 4	H: 1 LOB: 3 BB: 2 P: 12	R: 0 E: 0 K: 1 S: 5	H: 1 LOB: 0 BB: 0 P: 5	R: 0 E: 0 K: 1 S: 6	H: 1 LOB: 2 BB: 1 P: 10	R: 0 E: 0 K: 0 S: 3	H: 0 LOB: 0 BB: 0 P: 3	R: 1 E: 0 K: 0 S: 4	H: 1 LOB: 0 BB: 0 P: 4	R: 0 E: 0 K: 0 S: 4	H: 1 LOB: 0 BB: 0 P: 4	R: 0 E: 0 K: 1 S: 5	H: 0 LOB: 0 BB: 0 P: 5	R: 0 E: 0 K: 0 S: 3	H: 1 LOB: 0 BB: 0 P: 3		1B: 6 2B: 1 3B: 0 HR: 0	SF: 1 SAC: 0 DP: 1 HBP: 0	WP: 1 PB: 0 SB: 1 CS: 1
PITCHER Floyd Bannister, L (1,1) ERA: 4.32	IP: 9.0 WLS: W BF: 34 H: 7 R: 1 ER: 1 SO: 3 BB: 3 IBB: 0 HBP: 0 BLK: 0 WP: 1 HR: 0 S: 37 P: 49 ERA: 1.00 WHIP: 1.111																			

Batter	1	2	3	4	5	6	7	8	9	AB	R	H	RBI	BB	SO	LOB	BOTTOM				
Terry Puhl, L (1,7) OBP: 0.383, SLG: 0.402	0-3 K		0-0 1B 1-3 1B			0-0 1B 2B	0-0 F7			4	1	2	0	0	1	0	San Diego Padres @ Houston Astros Astrodome, Houston, TX Thu Sep 08 1977, 8:05 PM EDT Att: 3,697 - Dome				
Enos Cabell, R (1,5) OBP: 0.316, SLG: 0.453	0-0 5-3		0-0 1-2 1B			HBP 2-3 1B	0-0 5-3			4	1	2	1	0	0	0					
Cesar Cedeno, R (1,8) OBP: 0.329, SLG: 0.400	0-3 K		0-0 F6			BB G1-2-3 1B	0-0 2B			4	1	2	1	0	1	2					
Bob Watson, R (1,3) OBP: 0.356, SLG: 0.470		0-0 6-3			0-0 F6	G1-2-3 3B HBP	0-0 2B			3	1	1	1	0	0	0					
Joe Ferguson, R (1,2) OBP: 0.375, SLG: 0.428		0-0 G3			0-3 K	1-2 2-3 3B HBP	0-0 F8			3	1	0	1	1	1	1					
Jose Cruz, L (1,9) OBP: 0.386, SLG: 0.458		0-0 F5			0-3 K	1-2 2-3 3B BB	0-0 F8			3	0	0	0	1	1	3					
Wilbur Howard, S (8,FR) OBP: 0.273, SLG: 0.316						1-2 2-3 3B BB	0-0 F8		4-0 G1-6-3 BB	0	0	0	0	0	0	0					
Art Howe, R (1,4) OBP: 0.337, SLG: 0.409			0-0 4-3		0-0 6-3	3B IBB	0-0 F9			3	1	0	0	1	0	1					
Roger Metzger, S (1,6) OBP: 0.282, SLG: 0.272			0-0 1B 1B		0-0 1-3	1-2 2-3 3B	0-0 G1-6-3		1-2 1-2	4	1	2	3	0	0	1					
Floyd Bannister, L (1,1) OBP: 0.209, SLG: 0.190			0-3 K		0-3 K	0-0 1-3	0-0 1-3			3	0	0	0	0	2	2					
Inning Stats	R: 0 E: 0 K: 2 S: 7	H: 0 LOB: 0 BB: 0 P: 7	R: 0 E: 0 K: 0 S: 3	H: 0 LOB: 0 BB: 0 P: 3	R: 1 E: 0 K: 1 S: 8	H: 3 LOB: 2 BB: 0 P: 8	R: 0 E: 0 K: 2 S: 7	H: 0 LOB: 0 BB: 0 P: 7	R: 0 E: 0 K: 1 S: 5	H: 0 LOB: 0 BB: 0 P: 5	R: 5 E: 0 K: 0 S: 6	H: 4 LOB: 1 BB: 2 P: 15	R: 1 E: 0 K: 0 S: 5	H: 2 LOB: 1 BB: 0 P: 5	R: 0 E: 0 K: 0 S: 2	H: 0 LOB: 1 BB: 1 P: 6		1B: 5 2B: 3 3B: 1 HR: 0	SF: 0 SAC: 0 DP: 2 HBP: 1	WP: 0 PB: 0 SB: 0 CS: 0	PA: 35
PITCHER Bob Shirley, L (1,1) ERA: 3.8	IP: 5.0 WLS: L BF: 20 H: 5 R: 3 ER: 3 SO: 6 BB: 0 IBB: 0 HBP: 0 BLK: 0 WP: 0 HR: 0 S: 32 P: 32 ERA: 5.40 WHIP: 1.000																				
Dave Wehrmeister, R (6,1) ERA: 5.18	0.0 L BF: 3 H: 1 R: 0 ER: 0 SO: 0 BB: 1 IBB: 0 HBP: 1 BLK: 0 WP: 0 HR: 0 S: 6 P: 6 ERA: "																				
Dave Tomlin, L (6,1) ERA: 3.4	1.0 BF: 4 H: 1 R: 3 ER: 3 SO: 0 BB: 0 IBB: 1 HBP: 0 BLK: 0 WP: 0 HR: 0 S: 7 P: 7 ERA: 27.00 WHIP: 1.000																				
Rick Sawyer, R (7,1) ERA: 5.6	2.0 BF: 8 H: 2 R: 1 ER: 1 SO: 0 BB: 1 IBB: 0 HBP: 0 BLK: 0 WP: 0 HR: 0 S: 11 P: 11 ERA: 4.50 WHIP: 1.500																				



Batter	1	2	3	4	5	6	7	8	9	AB	R	H	RBI	BB	SO	LOB	TOP			
Derrel Thomas, S OBP: 0.316, SLG: 0.371 (1, 8)	F4		G3		1-4-3			K		4	0	0	0	0	1	0	San Francisco Giants @ Houston Astros Astrodome, Houston, TX Fri Sep 09 1977, 8:05 PM EDT Att: 10,019 - Unknown			
Rob Andrews, R OBP: 0.349, SLG: 0.302 (1, 4)	5-3		1B			BB		1B		3	0	2	0	1	0	0				
Bill Madlock, R OBP: 0.362, SLG: 0.430 (1, 5)	1B		FC5-4					FC6-4		4	0	1	0	0	0	3				
Willie McCovey, L OBP: 0.366, SLG: 0.506 (1, 3)	4-3		6-3						K	4	0	0	0	0	1	3				
Darrell Evans, L OBP: 0.350, SLG: 0.418 (1, 7)		BB			F4			F9		3	0	0	0	1	0	1				
Gary Thomasson, L OBP: 0.351, SLG: 0.449 (1, 9)		FC1-6			K			G3		4	1	0	0	0	2	1				
Tim Foli, R OBP: 0.240, SLG: 0.329 (1, 6)		5-3			F7			5-3		3	0	0	0	0	0	1				
Mike Sadek, R OBP: 0.299, SLG: 0.324 (1, 2)		1B			5-3			5-3		3	0	1	1	0	0	0				
Jim Barr, R OBP: 0.171, SLG: 0.149 (1, 1)		1-3			F8			4-3		2	0	0	0	0	0	1				
Dave Heaverlo, R (6, 1)										0	0	0	0	0	0	0				
Terry Whitfield, L OBP: 0.315, SLG: 0.427 (8, PH)										1	0	0	0	0	0	0				
John Curtis, L OBP: 0.286, SLG: 0.385 (8, 1)										0	0	0	0	0	0	0				
Inning Stats	R: 0 E: 0 K: 0 S: 4	H: 1 LOB: 1 BB: 0 P: 4	R: 1 E: 0 K: 0 S: 4	H: 1 LOB: 1 BB: 1 P: 8	R: 0 E: 1 K: 0 S: 4	H: 0 LOB: 0 BB: 0 P: 4	R: 0 E: 0 K: 1 S: 5	H: 0 LOB: 0 BB: 0 P: 5	R: 0 E: 0 K: 0 S: 3	H: 0 LOB: 0 BB: 1 P: 7	R: 0 E: 0 K: 0 S: 3	H: 0 LOB: 0 BB: 0 P: 3	R: 0 E: 0 K: 1 S: 6	H: 1 LOB: 1 BB: 0 P: 6	R: 0 E: 0 K: 2 S: 7	H: 0 LOB: 0 BB: 0 P: 7	1B: 4 2B: 0 3B: 0 HR: 0	SF: 0 SAC: 0 DP: 0 HBP: 0	WP: 0 PB: 0 SB: 0 CS: 0	PA: 33
PITCHER Joe Niekro, R ERA: 2.8 (1, 1)	IP: 9.0 WLS: W BF: 33	H: 4 R: 1 ER: 1 SO: 4	BB: 2 IBB: 0 HBP: 0 BLK: 0	WP: 0 HR: 0 S: 39 P: 47	ERA: 1.00 WHIP: 0.667											ERA: 1.00 WHIP: 0.667				

Batter	1	2	3	4	5	6	7	8	9	AB	R	H	RBI	BB	SO	LOB	BOTTOM			
Terry Puhl, L OBP: 0.389, SLG: 0.401 (1, 7)	1B				K					3	1	1	0	2	1	1	San Francisco Giants @ Houston Astros Astrodome, Houston, TX Fri Sep 09 1977, 8:05 PM EDT Att: 10,019 - Unknown			
Enos Cabell, R OBP: 0.315, SLG: 0.450 (1, 5)	F8		K		6-3					5	1	1	1	0	1	5				
Cesar Cedeno, R OBP: 0.329, SLG: 0.400 (1, 8)	1-2		5-3		K					5	0	2	0	0	2	1				
Jose Cruz, L OBP: 0.366, SLG: 0.462 (1, 9)	F8				F7			K		4	2	1	1	1	1	3				
Bob Watson, R OBP: 0.354, SLG: 0.467 (1, 3)					4-3			1B		3	0	0	0	0	1	2				
Danny Walton, R OBP: 0.607, SLG: 0.667 (6, PH)	K				6-3					1	0	1	1	0	0	0				
Rob Sperring, R OBP: 0.255, SLG: 0.240 (7, 5)										1	0	1	0	0	0	0				
Joe Ferguson, R OBP: 0.379, SLG: 0.431 (1, 2)		SH3-4			BB					4	2	3	1	1	1	1				
Art Howe, R OBP: 0.341, SLG: 0.417 (1, 4)		SH3-4			1B					3	0	2	1	1	1	2				
Roger Metzger, S OBP: 0.286, SLG: 0.281 (1, 6)		F7								4	0	2	1	0	1	3				
Joe Niekro, R OBP: 0.167, SLG: 0.125 (1, 1)		SH3-4			F9					3	0	0	0	0	1	3				
Inning Stats	R: 0 E: 0 K: 1 S: 6	H: 2 LOB: 2 BB: 1 P: 10	R: 0 E: 0 K: 1 S: 7	H: 2 LOB: 3 BB: 1 P: 11	R: 2 E: 0 K: 0 S: 5	H: 2 LOB: 2 BB: 2 P: 13	R: 0 E: 0 K: 2 S: 7	H: 0 LOB: 0 BB: 0 P: 7	R: 1 E: 0 K: 1 S: 7	H: 2 LOB: 1 BB: 0 P: 7	R: 3 E: 1 K: 2 S: 11	H: 4 LOB: 2 BB: 1 P: 15	R: 0 E: 0 K: 1 S: 6	H: 1 LOB: 1 BB: 0 P: 6	R: 0 E: 0 K: 2 S: 8	H: 2 LOB: 1 BB: 0 P: 8	1B: 11 2B: 1 3B: 1 HR: 1	SF: 0 SAC: 1 DP: 0 HBP: 0	WP: 1 PB: 0 SB: 0 CS: 1	PA: 42
PITCHER Jim Barr, R ERA: 4.65 (1, 1)	IP: 5.1 WLS: L BF: 29	H: 9 R: 5 ER: 5 SO: 5	BB: 4 IBB: 0 HBP: 0 BLK: 0	WP: 0 HR: 1 S: 35 P: 51	ERA: 8.44 WHIP: 2.438											ERA: 8.44 WHIP: 2.438				
Dave Heaverlo, R ERA: 2.77 (6, 1)	IP: 1.2 WLS: L BF: 9	H: 3 R: 1 ER: 1 SO: 3	BB: 0 IBB: 0 HBP: 0 BLK: 0	WP: 0 HR: 0 S: 14 P: 18	ERA: 5.40 WHIP: 1.800											ERA: 5.40 WHIP: 1.800				
John Curtis, L ERA: 5.67 (8, 1)	IP: 1.0 WLS: L BF: 4	H: 2 R: 0 ER: 0 SO: 2	BB: 0 IBB: 0 HBP: 0 BLK: 0	WP: 1 HR: 0 S: 8 P: 8	ERA: 0.00 WHIP: 2.000											ERA: 0.00 WHIP: 2.000				

Batter	1	2	3	4	5	6	7	8	9	AB	R	H	RBI	BB	SO	LOB	TOP										
Derrel Thomas, S OBP: 0.315, SLG: 0.370 (1, 8)	F5		1B		4-3			6-3		4	0	1	0	0	0	2											
Rob Andrews, R OBP: 0.346, SLG: 0.298 (1, 4)	5-3		5-3			6-3			4-3	4	0	0	0	0	0	1											
Bill Madlock, R OBP: 0.362, SLG: 0.429 (1, 5)	F6			F5		G3			1B	4	0	1	0	0	0	0											
Willie McCovey, L OBP: 0.365, SLG: 0.502 (1, 3)		BB		3-1		G3			K	3	0	0	0	1	1												
Darrell Evans, L OBP: 0.347, SLG: 0.414 (1, 7)	K			G3			4-3		F8	4	0	0	0	0	1	2											
Gary Thomasson, L OBP: 0.348, SLG: 0.445 (1, 9)	F6				F7		3-1			3	0	0	0	0	0	1											
Tim Foli, R OBP: 0.240, SLG: 0.329 (1, 6)	5-3				FC1-6		F9			3	0	1	0	0	0	1											
Marc Hill, R OBP: 0.306, SLG: 0.348 (1, 2)			5-3		FC1-6			6-3		3	0	0	0	0	0	1											
Bob Knepper, L OBP: 0.220, SLG: 0.188 (1, 1)			1-3					F4		1	0	0	0	1	0	0											
Dave Heaverlo, R (7, 1)										0	0	0	0	0	0	0											
Gary Lavelle, S (7, 1)										0	0	0	0	0	0	0											
Jack Clark, R OBP: 0.332, SLG: 0.408 (7, 9)										1	0	0	0	0	0	0											
Inning Stats	R: 0 E: 0 K: 0 S: 3	H: 0 LOB: 0 BB: 0 P: 3	R: 0 E: 0 K: 1 S: 5	H: 0 LOB: 1 BB: 1 P: 9	R: 0 E: 0 K: 0 S: 4	H: 1 LOB: 1 BB: 0 P: 4	R: 0 E: 0 K: 0 S: 3	H: 0 LOB: 0 BB: 0 P: 3	R: 0 E: 0 K: 0 S: 3	H: 0 LOB: 3 BB: 0 P: 3	R: 0 E: 0 K: 0 S: 3	H: 0 LOB: 0 BB: 0 P: 3	R: 0 E: 0 K: 1 S: 6	H: 0 LOB: 1 BB: 0 P: 6	R: 0 E: 0 K: 1 S: 6	H: 1 LOB: 1 BB: 0 P: 6	1B: 3 2B: 0 3B: 0 HR: 0	SF: 0 SAC: 0 DP: 0 HBP: 0	WP: 0 PB: 0 SB: 1 CS: 0	PA: 32							
PITCHER	IP	WLS	BF	H	R	ER	SO	BB	IBB	HBP	BLK	WP	HR	S	P	ERA	WHIP										
Mark Lemongello, R ERA: 3.63 (1, 1)	7.0	W	25	2	0	0	1	2	0	0	0	0	0	25	33	0.00	0.571										
Joe Sambito, L ERA: 2.3 (8, 1)	2.0	S	7	1	0	0	1	0	0	0	0	0	0	9	9	0.00	0.500										

San Francisco Giants @ Houston Astros
Astrodome, Houston, TX
Sat Sep 10 1977, 8:05 PM EDT
Att: 14,382 - Unknown

AB 30
R 0
H 3
RBI 0
BB 2
SO 2
LOB 9



Batter	1	2	3	4	5	6	7	8	9	AB	R	H	RBI	BB	SO	LOB	BOTTOM										
Terry Puhl, L OBP: 0.383, SLG: 0.394 (1, 7)	5-3		F9			F9	K			3	0	0	0	0	0	0											
Wilbur Howard, S OBP: 0.271, SLG: 0.314 (7, PH) (8, 7)										1	0	0	0	0	1	3											
Enos Cabell, R OBP: 0.315, SLG: 0.449 (1, 5)	K		F8			HR	K			4	1	1	0	0	2	3											
Cesar Cedeno, R OBP: 0.331, SLG: 0.409 (1, 8)	2B			5-3		HR		F6		4	1	2	2	0	0	0											
Bob Watson, R OBP: 0.353, SLG: 0.464 (1, 3)	FC6-4			F8		F7		4-3		3	0	0	0	1	0	0											
Joe Ferguson, R OBP: 0.380, SLG: 0.436 (1, 2)	FC6-4							6-3		4	0	2	0	0	0	2											
Jose Cruz, L OBP: 0.386, SLG: 0.462 (1, 9)		G3					E			3	0	1	0	0	1	1											
Art Howe, R OBP: 0.341, SLG: 0.416 (1, 4)	5-3				K		E7			3	0	1	0	0	1	0											
Roger Metzger, S OBP: 0.282, SLG: 0.277 (1, 6)	4-3				F9		K			3	0	0	0	0	1	2											
Mark Lemongello, R OBP: 0.108, SLG: 0.125 (1, 1)										2	0	0	0	0	1	0											
Mike Fischlin, R (7, PR)										0	0	0	0	0	0	0											
Joe Sambito, L OBP: 0.154, SLG: 0.154 (8, 1)			K							0	0	0	0	0	0	0											
Inning Stats	R: 0 E: 0 K: 1 S: 6	H: 1 LOB: 2 BB: 1 P: 10	R: 0 E: 0 K: 0 S: 3	H: 0 LOB: 0 BB: 0 P: 3	R: 0 E: 0 K: 1 S: 5	H: 0 LOB: 0 BB: 0 P: 5	R: 0 E: 0 K: 1 S: 6	H: 1 LOB: 1 BB: 0 P: 6	R: 0 E: 0 K: 1 S: 5	H: 0 LOB: 0 BB: 0 P: 5	R: 2 E: 0 K: 0 S: 5	H: 3 LOB: 1 BB: 0 P: 5	R: 0 E: 1 K: 3 S: 11	H: 2 LOB: 3 BB: 0 P: 12	R: 0 E: 0 K: 0 S: 3	H: 0 LOB: 0 BB: 0 P: 3	1B: 4 2B: 1 3B: 1 HR: 1	SF: 0 SAC: 0 DP: 0 HBP: 1	WP: 0 PB: 0 SB: 0 CS: 0	PA: 32							
PITCHER	IP	WLS	BF	H	R	ER	SO	BB	IBB	HBP	BLK	WP	HR	S	P	ERA	WHIP										
Bob Knepper, L ERA: 3.07 (1, 1)	6.1	L	26	7	2	2	5	1	0	0	0	0	0	35	39	2.84	1.263										
Dave Heaverlo, R ERA: 2.77 (7, 1)	0.0		1	0	0	0	0	0	0	1	0	0	0	0	1	∞	∞										
Gary Lavelle, L ERA: 1.94 (7, 1)	1.2		5	0	0	0	2	0	0	0	0	0	0	9	9	0.00	0.000										

San Francisco Giants @ Houston Astros
Astrodome, Houston, TX
Sat Sep 10 1977, 8:05 PM EDT
Att: 14,382 - Unknown

AB 30
R 2
H 7
RBI 2
BB 1
SO 7
LOB 11



Batter	1	2	3	4	5	6	7	8	9	AB	R	H	RBI	BB	SO	LOB	TOP					
Derrel Thomas, S OBP: 0.317, SLG: 0.375 (1, 8)	F7			4-3		1B 3B		1B E		4	2	2	0	0	0	0	San Francisco Giants @ Houston Astros Astrodome, Houston, TX Sun Sep 11 1977, 4:33 AM EDT Att: 10,063 - Unknown					
Rob Andrews, R OBP: 0.345, SLG: 0.298 (1, 4)	6-3			F4		5-3		1B 1-H		4	0	1	1	0	0	1						
Bill Madlock, R OBP: 0.361, SLG: 0.427 (1, 5)	5-3			6-3		CS 1B		F5		4	0	1	1	0	0	1						
Willie McCovey, L OBP: 0.367, SLG: 0.506 Terry Whitfield, L OBP: 0.314, SLG: 0.425 (7, PR) (7, 7)		K				CS 2B		CS 1B		3	0	2	0	0	1	0						
Darrell Evans, L OBP: 0.344, SLG: 0.411 (1, 7) (7, 3)		G3				F8		6-3		4	0	0	0	0	0	2						
Gary Thomasson, L OBP: 0.350, SLG: 0.443 (1, 9)		3-1				PB BB		S BB		2	0	0	0	2	0	0						
Tim Foli, R OBP: 0.239, SLG: 0.327 (1, 6)				K		F8		4-3		3	0	0	0	0	1	3						
Marc Hill, R OBP: 0.303, SLG: 0.345 (1, 2)				F6		6-3		6-3		3	0	0	0	0	0	2						
Ed Halicki, R OBP: 0.203, SLG: 0.250 Gary Lavelle, S (8, 1)				K				K		3	0	0	0	0	3	0						
Inning Stats	R: 0 E: 0 K: 0 S: 3	H: 0 LOB: 0 BB: 0 P: 3	R: 0 E: 0 K: 1 S: 5	H: 0 LOB: 0 BB: 0 P: 5	R: 0 E: 0 K: 2 S: 7	H: 0 LOB: 0 BB: 0 P: 7	R: 0 E: 0 K: 0 S: 3	H: 0 LOB: 0 BB: 0 P: 3	R: 0 E: 0 K: 0 S: 4	H: 1 LOB: 2 BB: 1 P: 8	R: 1 E: 0 K: 1 S: 6	H: 2 LOB: 0 BB: 0 P: 6	R: 0 E: 0 K: 0 S: 3	H: 1 LOB: 2 BB: 1 P: 7	R: 1 E: 1 K: 1 S: 7	H: 2 LOB: 1 BB: 0 P: 7		R: 0 E: 0 K: 0 S: 3	H: 0 LOB: 0 BB: 0 P: 3	1B: 4 2B: 1 3B: 1 HR: 0	SF: 0 SAC: 0 DP: 0 HBP: 0	WP: 0 PB: 1 SB: 1 CS: 2
PITCHER	IP	WLS	BF	H	R	ER	SO	BB	IBB	HBP	BLK	WP	HR	S	P	ERA	WHIP					
Joaquin Andujar, R ERA: 3.29 Gene Pentz, R ERA: 4.38	(1, 1)	8.0	L	30	6	2	1	5	2	0	0	0	0	0	38	46	1.12	1.000				
PITCHER	IP	WLS	BF	H	R	ER	SO	BB	IBB	HBP	BLK	WP	HR	S	P	ERA	WHIP					
Joaquin Andujar, R ERA: 3.29 Gene Pentz, R ERA: 4.38	(9, 1)	1.0	S	4	0	0	0	0	0	0	0	0	0	3	3	0.00	0.000					

AB 31
R 2
H 6
RBI 2
BB 2
SO 5
LOB 9



Batter	1	2	3	4	5	6	7	8	9	AB	R	H	RBI	BB	SO	LOB	BOTTOM					
Terry Puhl, L OBP: 0.377, SLG: 0.388 Wilbur Howard, S OBP: 0.270, SLG: 0.312 (8, PH) (9, 7)	F6		6-3			F7		F7		3	0	0	0	0	0	0	San Francisco Giants @ Houston Astros Astrodome, Houston, TX Sun Sep 11 1977, 4:33 AM EDT Att: 10,063 - Unknown					
Enos Cabell, R OBP: 0.314, SLG: 0.453 (1, 5)	5-3		HR			K		F6		4	1	1	1	0	1	0						
Cesar Cedeno, R OBP: 0.330, SLG: 0.412 (1, 8)			6-3			F4		4-3		4	0	1	0	0	0	0						
Jose Cruz, L OBP: 0.364, SLG: 0.458 (1, 9)	6-3				G3		5-3		K	4	0	0	0	0	1	1						
Danny Walton, R OBP: 0.500, SLG: 0.500 (1, 3)					F7		F8			3	0	1	0	0	0	0						
Art Howe, R OBP: 0.338, SLG: 0.413 (1, 4)		G6-4-3			F7		F4			3	0	0	0	0	0	1						
Ed Herrmann, L OBP: 0.324, SLG: 0.352 (1, 2)						F7		G3-6-3		3	0	2	0	0	0	0						
Roger Metzger, S OBP: 0.280, SLG: 0.275 Ken Boswell, L OBP: 0.350, SLG: 0.256 Gene Pentz, R (9, 1)						1-3		G3-6-3		2	0	0	0	0	0	1						
Joaquin Andujar, S OBP: 0.240, SLG: 0.250 Bob Watson, R OBP: 0.355, SLG: 0.465 Mike Fischlin, R (8, PR) (9, 6)						F9		1B		1	0	1	0	0	0	0						
Inning Stats	R: 0 E: 0 K: 0 S: 4	H: 1 LOB: 1 BB: 0 P: 4	R: 0 E: 0 K: 0 S: 4	H: 2 LOB: 1 BB: 0 P: 4	R: 1 E: 0 K: 0 S: 4	H: 2 LOB: 0 BB: 0 P: 4	R: 0 E: 0 K: 0 S: 3	H: 0 LOB: 0 BB: 0 P: 3	R: 0 E: 0 K: 1 S: 5	H: 0 LOB: 0 BB: 0 P: 5	R: 0 E: 0 K: 0 S: 3	H: 0 LOB: 0 BB: 0 P: 3	R: 0 E: 0 K: 0 S: 4	H: 2 LOB: 1 BB: 0 P: 4	R: 0 E: 0 K: 1 S: 5	H: 0 LOB: 0 BB: 0 P: 5		R: 0 E: 0 K: 1 S: 5	H: 0 LOB: 0 BB: 0 P: 5	1B: 5 2B: 0 3B: 1 HR: 1	SF: 0 SAC: 0 DP: 2 HBP: 0	WP: 0 PB: 0 SB: 0 CS: 0
PITCHER	IP	WLS	BF	H	R	ER	SO	BB	IBB	HBP	BLK	WP	HR	S	P	ERA	WHIP					
Ed Halicki, R ERA: 3.32 Gary Lavelle, L ERA: 1.92	(1, 1)	7.2	W	27	7	1	1	1	0	0	0	0	0	1	29	29	1.17	0.913				
PITCHER	IP	WLS	BF	H	R	ER	SO	BB	IBB	HBP	BLK	WP	HR	S	P	ERA	WHIP					
Ed Halicki, R ERA: 3.32 Gary Lavelle, L ERA: 1.92	(8, 1)	1.1	S	4	0	0	0	1	0	0	0	0	0	6	6	0.00	0.000					

AB 31
R 1
H 7
RBI 1
BB 0
SO 2
LOB 5



Batter	1	2	3	4	5	6	7	8	9	AB	R	H	RBI	BB	SO	LOB	TOP					
Terry Puhl, L OBP: 0.378, SLG: 0.381 (1, 7)	F7	K				K		FC6-2 BB		3	0	0	0	2	2	3	Houston Astros @ Cincinnati Reds Riverfront Stadium, Cincinnati, OH Mon Sep 12 1977, 7:05 PM EDT Att: 17,857 - Unknown					
Enos Cabell, R OBP: 0.313, SLG: 0.451 (1, 5)	K		5-3			FC1-6 PO		FC6-2 1B		5	0	1	0	0	2	3						
Cesar Cedeno, R OBP: 0.335, SLG: 0.434 (1, 8)	HR					PO		FC6-2		5	4	4	2	0	0	2						
Jose Cruz, L OBP: 0.364, SLG: 0.469 (1, 9)	HR					6-3		3-1		5	2	2	3	0	0	2						
Bob Watson, R OBP: 0.353, SLG: 0.469 (1, 3)	6-3		F9			K		HR		5	1	1	1	0	1	0						
Art Howe, R OBP: 0.339, SLG: 0.414 (1, 4)			K					4-3		4	0	1	0	1	2	0						
Ed Herrmann, L OBP: 0.345, SLG: 0.355 (1, 2)								L3 BB		2	0	1	0	3	0	1						
Roger Metzger, S OBP: 0.280, SLG: 0.271 (1, 6)						K		F7		3	0	0	0	1	2	4						
J.R. Richard, R OBP: 0.241, SLG: 0.359 Joe Sambito, L OBP: 0.154, SLG: 0.154 (9, 1)	P4					K		FC1-6 1B		4	0	1	0	0	1	3						
								5-3		0	0	0	0	0	0	0						
Inning Stats	R: 2 E: 0 K: 1 S: 7	H: 2 LOB: 0 BB: 0 P: 7	R: 0 E: 0 K: 2 S: 8	H: 1 LOB: 2 BB: 1 P: 12	R: 2 E: 0 K: 1 S: 7	H: 2 LOB: 0 BB: 0 P: 7	R: 0 E: 0 K: 3 S: 9	H: 0 LOB: 2 BB: 2 P: 17	R: 1 E: 0 K: 2 S: 9	H: 2 LOB: 2 BB: 1 P: 13	R: 0 E: 0 K: 1 S: 5	H: 1 LOB: 0 BB: 0 P: 5	R: 2 E: 1 K: 0 S: 5	H: 2 LOB: 1 BB: 1 P: 9	R: 0 E: 0 K: 0 S: 4	H: 1 LOB: 2 BB: 1 P: 8	R: 0 E: 0 K: 0 S: 2	H: 0 LOB: 0 BB: 1 P: 6	1B: 4 2B: 2 3B: 1 HR: 5	SF: 0 SAC: 0 DP: 1 HBP: 0	WP: 0 PB: 0 SB: 2 CS: 0	PA: 44
PITCHER	IP WLS BF H R ER SO BB IBB HBP BLK WP HR S P ERA WHIP	IP WLS BF H R ER SO BB IBB HBP BLK WP HR S P ERA WHIP																				
Mario Soto, R ERA: 4.91 (1, 1)	3.0 L 15 5 4 4 4 1 0 0 0 0 3 22 26 12.00 2.000																					
Angel Torres, L ERA: 4.5 (4, 1)	2.0 11 2 1 1 5 3 0 0 0 0 1 18 30 4.50 2.500																					
Dale Murray, R ERA: 5.01 (6, 1)	2.0 9 3 2 2 1 1 0 0 0 0 1 10 14 9.00 2.000																					
Dan Dumoulin, R ERA: 9.0 (8, 1)	1.0 5 1 0 0 0 1 0 0 0 0 0 4 8 0.00 2.000																					
Manny Sarmiento, R ERA: 3.04 (9, 1)	1.0 3 0 0 0 0 1 0 0 0 0 0 2 6 0.00 1.000																					

AB	36
R	7
H	11
RBI	6
BB	7
SO	10
LOB	18



Batter	1	2	3	4	5	6	7	8	9	AB	R	H	RBI	BB	SO	LOB	BOTTOM					
Pete Rose, S OBP: 0.373, SLG: 0.436 (1, 5)	F7									3	1	2	0	2	0	0	Houston Astros @ Cincinnati Reds Riverfront Stadium, Cincinnati, OH Mon Sep 12 1977, 7:05 PM EDT Att: 17,857 - Unknown					
Ken Griffey, L OBP: 0.388, SLG: 0.462 (1, 9)	4-3									5	0	2	2	0	2	2						
Joe Morgan, L OBP: 0.426, SLG: 0.496 (1, 4)	F8									4	0	0	0	1	1	4						
George Foster, R OBP: 0.373, SLG: 0.619 (1, 8)										5	0	2	0	0	3	3						
Dan Driessen, L OBP: 0.365, SLG: 0.455 (1, 3)										5	0	2	0	0	0	2						
Dave Concepcion, R OBP: 0.324, SLG: 0.364 (1, 6)										4	0	1	0	0	2	3						
Champ Summers, L OBP: 0.237, SLG: 0.362 (1, 7)										3	0	0	0	1	3	3						
Bill Plummer, R OBP: 0.248, SLG: 0.213 (1, 2)										3	1	0	0	1	1	4						
Mario Soto, R Ed Armbrister, R Angel Torres, L Walt Lutz, L Dale Murray, R Dan Dumoulin, R Joe Morgan, L Bob Batty, R Manny Sarmiento, R ...										0	0	0	0	0	0	0						
										0	0	0	0	0	0	0						
Inning Stats	R: 0 E: 0 K: 0 S: 3	H: 0 LOB: 0 BB: 0 P: 3	R: 0 E: 0 K: 3 S: 10	H: 1 LOB: 0 BB: 0 P: 10	R: 2 E: 0 K: 2 S: 9	H: 2 LOB: 1 BB: 1 P: 13	R: 0 E: 0 K: 2 S: 7	H: 0 LOB: 0 BB: 0 P: 7	R: 0 E: 0 K: 1 S: 6	H: 1 LOB: 2 BB: 1 P: 10	R: 0 E: 0 K: 1 S: 7	H: 2 LOB: 2 BB: 0 P: 7	R: 0 E: 0 K: 2 S: 8	H: 1 LOB: 2 BB: 1 P: 12	R: 0 E: 0 K: 0 S: 4	H: 1 LOB: 2 BB: 1 P: 8	R: 0 E: 0 K: 2 S: 8	H: 1 LOB: 2 BB: 1 P: 12	1B: 6 2B: 3 3B: 0 HR: 0	SF: 0 SAC: 0 DP: 0 HBP: 0	WP: 0 PB: 0 SB: 2 CS: 0	PA: 41
PITCHER	IP WLS BF H R ER SO BB IBB HBP BLK WP HR S P ERA WHIP	IP WLS BF H R ER SO BB IBB HBP BLK WP HR S P ERA WHIP																				
J.R. Richard, R ERA: 2.9 (1, 1)	8.0 W 37 8 2 2 11 5 0 0 0 0 0 0 8 74 0.00 1.625																					
Joe Sambito, L ERA: 2.27 (9, 1)	1.0 4 1 0 0 2 0 0 0 0 0 0 0 8 8 0.00 1.000																					

AB	36
R	2
H	9
RBI	2
BB	5
SO	13
LOB	24



Batter	1	2	3	4	5	6	7	8	9	AB R H RBI BB SO LOB	TOP											
Terry Puhl, L OBP: 0.383, SLG: 0.380 (1, 7)	F7	1B BB	F7			S BB			1B	3 2 1 0 2 0 1	Houston Astros @ Cincinnati Reds Riverfront Stadium, Cincinnati, OH Tue Sep 13 1977, 7:05 PM EDT Att: 18,594 - Unknown											
Enos Cabell, R OBP: 0.314, SLG: 0.450 (1, 5)	F4	1B 1B		K		F7			1B	5 2 2 1 0 1 1												
Cesar Cedeno, R OBP: 0.339, SLG: 0.449 (1, 8)	3B	HR 1B		5-3			HR		1B	5 4 4 3 0 0 0												
Jose Cruz, L OBP: 0.366, SLG: 0.474 (1, 9)		HR 1B		F7			4-3		1B	5 2 3 3 0 0 0												
Bob Watson, R OBP: 0.355, SLG: 0.477 Danny Walton, R OBP: 0.500, SLG: 0.500 (1, 3) (9, 3)	BB				F8		F8		1B	4 2 2 4 1 0 0 0 0 0 0 0 0 0												
Art Howe, R OBP: 0.335, SLG: 0.408 (1, 4)	F7	F7			6-3		K		1B	5 0 0 1 0 1 3												
Ed Herrmann, L OBP: 0.339, SLG: 0.342 (1, 2)		F3		2-3 1B BB		1-3		4-3	4-3	4 0 0 1 1 0 0												
Roger Metzger, S OBP: 0.282, SLG: 0.271 Mike Fischlin, R (9, 6)		SH1-4 1B BB		2-3		4-3		K	1B	4 1 1 0 1 1 1 0 0 0 0 0 0 0												
Floyd Bannister, L OBP: 0.222, SLG: 0.205 Gene Pentz, R (7, 1)		SH1-4				6-3		K	K	2 0 1 0 0 0 0 2 0 0 0 0 2 1												
Inning Stats	R: 1 E: 0 K: 0 S: 5	H: 2 LOB: 2 BB: 1 P: 9	R: 6 E: 0 K: 0 S: 7	H: 4 LOB: 0 BB: 2 P: 15	R: 0 E: 0 K: 0 S: 3	H: 1 LOB: 1 BB: 1 P: 7	R: 0 E: 0 K: 1 S: 5	H: 0 LOB: 0 BB: 0 P: 5	R: 0 E: 0 K: 0 S: 3	H: 0 LOB: 1 BB: 1 P: 7		R: 1 E: 0 K: 1 S: 6	H: 1 LOB: 0 BB: 0 P: 6	R: 0 E: 0 K: 2 S: 7	H: 0 LOB: 0 BB: 0 P: 7	R: 5 E: 0 K: 1 S: 11	H: 6 LOB: 1 BB: 0 P: 11	1B: 9 2B: 1 3B: 2 HR: 2	SF: 0 SAC: 1 DP: 0 HBP: 0	WP: 0 PB: 0 SB: 1 CS: 0	PA: 45	
PITCHER	IP WLS BF H R ER SO BB IBB HBP BLK WP HR S P ERA WHIP											IP WLS BF H R ER SO BB IBB HBP BLK WP HR S P ERA WHIP										
Paul Moskau, R ERA: 4.8 (1, 1)	1.2 L 13 5 6 6 0 3 0 0 0 0 0 0 10 22 32.40 4.800																					
Dale Murray, R ERA: 5.04 (2, 1)	1.1 6 2 1 1 0 1 0 0 0 0 0 1 5 9 6.75 2.250																					
Manny Sarmiento, R ERA: 2.83 (4, 1)	2.0 6 0 0 0 1 0 0 0 0 0 0 0 8 8 0.00 0.000																					
Angel Torres, L ERA: 4.5 (6, 1)	2.0 8 1 1 1 1 1 0 0 0 0 0 1 9 13 4.50 1.000																					
Dan Dumoulin, R ERA: 14.4 (8, 1)	2.0 12 6 5 5 3 0 0 0 0 0 0 0 18 18 22.50 3.000																					
Batter	1	2	3	4	5	6	7	8	9	AB R H RBI BB SO LOB	BOTTOM											
Pete Rose, S OBP: 0.373, SLG: 0.436 (1, 5)	F8				6-3				4-3	5 0 2 0 0 0 1	Houston Astros @ Cincinnati Reds Riverfront Stadium, Cincinnati, OH Tue Sep 13 1977, 7:05 PM EDT Att: 18,594 - Unknown											
Ken Griffey, L OBP: 0.388, SLG: 0.463 (1, 9)			1B		K		L3		1B	5 1 2 1 0 1 3												
Dave Concepcion, R OBP: 0.326, SLG: 0.366 (1, 6)	K				F9				1B	5 0 3 1 0 1 2												
George Foster, R OBP: 0.377, SLG: 0.625 (1, 8)					HR		5-3		1B	3 1 2 2 2 0 2												
Ray Knight, R OBP: 0.308, SLG: 0.403 (1, 7)	F8				F9		K		1B	5 0 0 0 0 1 6												
Dan Driessen, L OBP: 0.384, SLG: 0.454 (1, 3)		3-1			F8 WP 1B		K		G3	4 0 1 0 0 1 2												
Don Werner, R (1, 2)	F7				F8		F7		K	4 0 0 0 0 1 3												
Rick Auerbach, R OBP: 0.209, SLG: 0.211 Mike Lum, L OBP: 0.205, SLG: 0.262 (9, PH)	F9				F8				F8	3 1 1 0 0 0 1 1 0 0 0 0 0 0												
					K		K		E3 1B													
Inning Stats	R: 0 E: 0 K: 1 S: 6	H: 1 LOB: 2 BB: 1 P: 10	R: 0 E: 0 K: 0 S: 3	H: 0 LOB: 0 BB: 0 P: 3	R: 0 E: 0 K: 2 S: 8	H: 1 LOB: 1 BB: 0 P: 8	R: 1 E: 0 K: 0 S: 5	H: 2 LOB: 1 BB: 0 P: 5	R: 0 E: 0 K: 1 S: 5	H: 0 LOB: 0 BB: 0 P: 5		R: 0 E: 0 K: 2 S: 8	H: 1 LOB: 2 BB: 1 P: 12	R: 1 E: 0 K: 0 S: 6	H: 3 LOB: 2 BB: 0 P: 6	R: 0 E: 0 K: 1 S: 5	H: 0 LOB: 0 BB: 0 P: 5	R: 2 E: 1 K: 0 S: 7	H: 3 LOB: 2 BB: 0 P: 7	1B: 9 2B: 1 3B: 0 HR: 1	SF: 0 SAC: 0 DP: 0 HBP: 0	WP: 1 PB: 0 SB: 0 CS: 0
PITCHER	IP WLS BF H R ER SO BB IBB HBP BLK WP HR S P ERA WHIP											IP WLS BF H R ER SO BB IBB HBP BLK WP HR S P ERA WHIP										
Floyd Bannister, L ERA: 4.26 (1, 1)	6.0 W 26 5 2 2 6 2 0 0 0 0 0 0 1 36 44 3.00 1.333																					
Gene Pentz, R ERA: 4.21 (7, 1)	3.0 S 15 5 2 0 1 0 0 0 0 0 0 0 17 17 0.00 1.667																					

AB	39
R	13
H	14
RBI	13
BB	5
SO	5
LOB	7



AB	39
R	4
H	11
RBI	4
BB	2
SO	7
LOB	21



Batter	1	2	3	4	5	6	7	8	9	AB	R	H	RBI	BB	SO	LOB	TOP										
Wilbur Howard, S OBP: 0.264, SLG: 0.305 (1,7)	F2		F8			6-3			F3	4	0	0	0	0	0	1	Houston Astros @ San Francisco Giants Candlestick Park, San Francisco, CA Wed Sep 14 1977, 10:05 PM EDT Att: 1,033 - Unknown										
Enos Cabell, R OBP: 0.317, SLG: 0.452 (1,5)	F9			4-3 1B					1B	4	2	3	0	0	0	0											
Cesar Cedeno, R OBP: 0.340, SLG: 0.449 (1,8)	K			4-3 1B					1B	4	0	2	0	0	1	1											
Bob Watson, R OBP: 0.353, SLG: 0.473 (1,3)		F7		4-3					F3	4	0	0	0	0	0	4											
Art Howe, R OBP: 0.334, SLG: 0.406 (1,4)	5-3			4-3						4	0	1	2	0	0	1											
Julio Gonzalez, R OBP: 0.291, SLG: 0.326 (9, PR)				2-3 3-H					1B	0	0	0	0	0	0	0											
Jose Cruz, L OBP: 0.363, SLG: 0.471 (1,9)	5-3			F5					F6	4	0	0	0	0	0	3											
Ed Herrmann, L OBP: 0.339, SLG: 0.336 (1,2)			4-0 BB	4-3					4-3	2	0	0	0	1	0	0											
Roger Metzger, S OBP: 0.280, SLG: 0.268 (1,6)			4-3						K	2	0	0	0	0	0	1											
Joe Ferguson, R OBP: 0.370, SLG: 0.435 (8, PH)			1-2						K	1	0	0	0	0	1	0											
Mike Fischlin, R (8,6)									K	0	0	0	0	0	0	0											
Joe Niekro, R OBP: 0.199, SLG: 0.119 (1,1)			4-3						K	2	0	0	0	0	0	1											
Danny Walton, R OBP: 0.429, SLG: 0.429 (8, PH)			F8						K	1	0	0	0	0	1	0											
Bo McLaughlin, R (8,1)										0	0	0	0	0	0	0											
Inning Stats	R: 0 E: 0 K: 1 S: 5	H: 0 LOB: 0 BB: 0 P: 5	R: 0 E: 0 K: 0 S: 3	H: 0 LOB: 0 BB: 0 P: 3	R: 0 E: 0 K: 0 S: 3	H: 0 LOB: 1 BB: 1 P: 7	R: 1 E: 0 K: 0 S: 5	H: 2 LOB: 1 BB: 0 P: 5	R: 0 E: 0 K: 0 S: 3	H: 0 LOB: 0 BB: 0 P: 3	R: 0 E: 0 K: 0 S: 3	H: 0 LOB: 0 BB: 0 P: 3	R: 0 E: 0 K: 2 S: 7	H: 0 LOB: 0 BB: 0 P: 7	R: 1 E: 0 K: 0 S: 6	H: 3 LOB: 2 BB: 0 P: 6	1B: 6 2B: 0 3B: 0 HR: 0	SF: 0 SAC: 0 DP: 0 HBP: 0	WP: 0 PB: 0 SB: 0 CS: 1	PA: 33							
PITCHER	IP	WLS	BF	H	R	ER	SO	BB	IBB	HBP	BLK	WP	HR	S	P	ERA	WHIP										
Bob Knepper, L ERA: 3.02 (1,1)	8.1	W	30	5	2	2	3	1	0	0	0	0	0	35	39	2.16	0.720										
Dave Heaverlo, R ERA: 2.7 (9,1)	0.1		2	1	0	0	0	0	0	0	0	0	0	2	2	0.00	3.000										
John Curtis, L ERA: 5.5 (9,1)	0.1	S	1	0	0	0	0	0	0	0	0	0	0	1	1	0.00	0.000										

Batter	1	2	3	4	5	6	7	8	9	AB	R	H	RBI	BB	SO	LOB	BOTTOM										
Derrel Thomas, S OBP: 0.322, SLG: 0.387 (1,8)	F7		6-3						K	4	0	0	0	0	2	3	Houston Astros @ San Francisco Giants Candlestick Park, San Francisco, CA Wed Sep 14 1977, 10:05 PM EDT Att: 1,033 - Unknown										
Rob Andrews, R OBP: 0.347, SLG: 0.298 (1,4)	6-3								G1	4	1	1	0	0	0	1											
Darrell Evans, L OBP: 0.346, SLG: 0.415 (1,5)	F9									4	1	2	1	0	0	0											
Willie McCovey, L OBP: 0.365, SLG: 0.501 (1,3)		K								4	0	1	1	0	1	1											
Skip James, L (9,3)										0	0	0	0	0	0	0											
Jack Clark, R OBP: 0.331, SLG: 0.409 (1,9)	F4									4	0	0	0	0	2	2											
Gary Thomasson, L OBP: 0.350, SLG: 0.440 (1,7)	1-3									2	1	0	0	1	0	1											
Mike Sadek, R OBP: 0.296, SLG: 0.322 (1,2)			4-0 BB	4-3 SH1-4					FC6-4	2	0	1	1	1	0	1											
Johnnie LeMaster, R OBP: 0.235, SLG: 0.222 (1,6)			SH1-4							2	0	0	0	0	0	1											
Bob Knepper, L OBP: 0.226, SLG: 0.216 (1,1)			4-3							3	0	1	0	0	0	2											
Dave Heaverlo, R (9,1)										0	0	0	0	0	0	0											
John Curtis, L OBP: 0.286, SLG: 0.385 (9,1)			2-3							0	0	0	0	0	0	0											
Inning Stats	R: 0 E: 0 K: 0 S: 3	H: 0 LOB: 0 BB: 0 P: 3	R: 0 E: 0 K: 1 S: 5	H: 0 LOB: 0 BB: 0 P: 5	R: 0 E: 0 K: 0 S: 3	H: 0 LOB: 1 BB: 1 P: 7	R: 0 E: 0 K: 0 S: 4	H: 1 LOB: 1 BB: 0 P: 4	R: 1 E: 0 K: 1 S: 6	H: 1 LOB: 1 BB: 1 P: 10	R: 2 E: 0 K: 1 S: 8	H: 3 LOB: 1 BB: 0 P: 8	R: 0 E: 0 K: 1 S: 6	H: 1 LOB: 1 BB: 0 P: 6	R: 0 E: 0 K: 1 S: 5	H: 0 LOB: 0 BB: 0 P: 5	1B: 3 2B: 2 3B: 1 HR: 0	SF: 0 SAC: 1 DP: 0 HBP: 0	WP: 0 PB: 1 SB: 1 CS: 0	PA: 32							
PITCHER	IP	WLS	BF	H	R	ER	SO	BB	IBB	HBP	BLK	WP	HR	S	P	ERA	WHIP										
Joe Niekro, R ERA: 2.85 (1,1)	7.0	L	29	6	3	3	4	2	0	0	0	0	0	35	43	3.86	1.143										
Bo McLaughlin, R ERA: 4.22 (8,1)	1.0		3	0	0	0	1	0	0	0	0	0	0	5	5	0.00	0.000										

Batter	1	2	3	4	5	6	7	8	9	AB	R	H	RBI	BB	SO	LOB	TOP								
Terry Puhl, L OBP: 0.388, SLG: 0.386 (1, 7)										5	2	3	0	0	0	2									
Enos Cabell, R OBP: 0.314, SLG: 0.448 (1, 5)										5	0	0	0	0	0	2	6								
Cesar Cedeno, R OBP: 0.341, SLG: 0.449 (1, 8)										5	0	2	0	0	0	1									
Jose Cruz, L OBP: 0.364, SLG: 0.470 (1, 9)										5	1	2	2	0	0	3									
Bob Watson, R OBP: 0.353, SLG: 0.480 (1, 3)										5	2	2	2	0	2	3									
Ed Herrmann, L OBP: 0.357, SLG: 0.376 (1, 2)										4	1	3	2	1	0	0									
Art Howe, R OBP: 0.335, SLG: 0.411 (1, 4)										5	0	2	0	0	0	4	AB 42								
Roger Metzger, S OBP: 0.275, SLG: 0.264 (1, 6)										4	0	0	0	0	1	4	R 6								
Dan Larson, R OBP: 0.250, SLG: 0.222 (1, 1)										1	0	0	0	0	0	2	H 15								
Art Gardner, L OBP: 0.206, SLG: 0.156 (5, PH)										1	0	1	0	0	0	0	RBI 6								
Tom Dixon, R (5, PH)										0	0	0	0	0	0	0	BB 1								
Ken Boswell, L OBP: 0.287, SLG: 0.253 (6, PH)										1	0	0	0	0	0	1	SO 5								
Gene Pentz, R (6, 1)										1	0	0	0	0	0	0	LOB 26								
Inning Stats	R: 1 E: 0 K: 2 S: 9	H: 2 LOB: 1 BB: 0 P: 9	R: 0 E: 0 K: 1 S: 8	H: 3 LOB: 3 BB: 0 P: 8	R: 0 E: 0 K: 0 S: 3	H: 0 LOB: 0 BB: 0 P: 3	R: 0 E: 0 K: 0 S: 3	H: 1 LOB: 1 BB: 0 P: 3	R: 0 E: 0 K: 0 S: 5	H: 2 LOB: 2 BB: 0 P: 5	R: 2 E: 0 K: 0 S: 6	H: 3 LOB: 1 BB: 0 P: 6	R: 2 E: 0 K: 0 S: 5	H: 2 LOB: 0 BB: 0 P: 5	R: 0 E: 0 K: 0 S: 3	H: 0 LOB: 0 BB: 0 P: 3	R: 1 E: 0 K: 2 S: 10	H: 2 LOB: 3 BB: 1 P: 14	1B: 11 2B: 1 3B: 1 HR: 2	SF: 0 SAC: 0 DP: 1 HBP: 0	WP: 0 PB: 2 SB: 1 CS: 0	PA: 43			
PITCHER	IP WLS BF H R ER SO BB IBB HBP BLK WP HR S P ERA WHIP																								
Ed Halicki, R ERA: 3.38	(1, 1)	7.0	L	33	13	5	4	3	0	0	0	0	0	0	2	39	39	5.14	1.857						
Charlie Williams, R ERA: 4.07	(8, 1)	2.0		10	2	1	1	2	0	1	0	0	0	0	0	13	17	4.50	1.000						

Houston Astros @ San Francisco Giants
Candlestick Park, San Francisco, CA
Thu Sep 15 1977, 10:05 PM EDT
Att: 1,612 - Unknown


AB	42
R	6
H	15
RBI	6
BB	1
SO	5
LOB	26



Batter	1	2	3	4	5	6	7	8	9	AB	R	H	RBI	BB	SO	LOB	BOTTOM								
Derrel Thomas, S OBP: 0.323, SLG: 0.390 (1, 8)										4	0	2	0	0	0	0									
Rob Andrews, R OBP: 0.344, SLG: 0.295 (1, 4)										4	0	0	0	0	1	2									
Darrell Evans, L OBP: 0.347, SLG: 0.414 (1, 5)										3	0	1	0	1	0	1									
Willie McCovey, L OBP: 0.364, SLG: 0.498 (1, 3)										3	0	0	0	1	0	2									
Jack Clark, R OBP: 0.330, SLG: 0.407 (1, 9)										4	1	1	0	0	1	3									
Gary Thomasson, L OBP: 0.348, SLG: 0.438 (1, 7)										4	1	1	0	0	1	1									
Tim Foli, R OBP: 0.238, SLG: 0.324 (1, 6)										4	0	1	1	0	0	1	AB 31								
Mike Sadek, R OBP: 0.302, SLG: 0.316 (1, 2)										2	1	0	0	2	0	1	R 3								
Ed Halicki, R OBP: 0.198, SLG: 0.247 (1, 1)										1	0	0	1	0	0	1	H 6								
Terry Whitfield, L OBP: 0.311, SLG: 0.422 (7, PH)										1	0	0	0	0	0	0	RBI 2								
Charlie Williams, R OBP: 0.222, SLG: 0.222 (8, 1)										0	0	0	0	0	0	0	BB 4								
Bill Madlock, R OBP: 0.359, SLG: 0.426 (9, PH)										1	0	0	0	0	0	1	SO 3								
Inning Stats	R: 0 E: 0 K: 0 S: 4	H: 1 LOB: 1 BB: 0 P: 4	R: 1 E: 0 K: 0 S: 5	H: 2 LOB: 1 BB: 0 P: 5	R: 0 E: 0 K: 1 S: 6	H: 1 LOB: 2 BB: 1 P: 10	R: 2 E: 0 K: 0 S: 5	H: 2 LOB: 1 BB: 1 P: 9	R: 0 E: 0 K: 0 S: 2	H: 0 LOB: 0 BB: 1 P: 6	R: 0 E: 0 K: 0 S: 3	H: 0 LOB: 0 BB: 0 P: 3	R: 0 E: 0 K: 1 S: 5	H: 0 LOB: 0 BB: 0 P: 5	R: 0 E: 0 K: 1 S: 5	H: 0 LOB: 1 BB: 1 P: 9	1B: 5 2B: 1 3B: 0 HR: 0	SF: 1 SAC: 0 DP: 0 HBP: 0	WP: 2 PB: 0 SB: 5 CS: 1	PA: 37					
PITCHER	IP WLS BF H R ER SO BB IBB HBP BLK WP HR S P ERA WHIP																								
Dan Larson, R ERA: 5.74	(1, 1)	4.0		20	6	3	3	1	2	0	0	0	0	0	0	20	28	6.75	2.000						
Tom Dixon, R ERA: 3.39	(5, 1)	1.0	3	0	0	0	0	0	1	0	0	0	0	0	2	6	0.00	1.000							
Gene Pentz, R ERA: 4.0	(6, 1)	4.0	W	13	0	0	0	2	1	0	0	0	0	0	16	20	0.00	0.250							

Houston Astros @ San Francisco Giants
Candlestick Park, San Francisco, CA
Thu Sep 15 1977, 10:05 PM EDT
Att: 1,612 - Unknown

AB	31
R	3
H	6
RBI	2
BB	4
SO	3
LOB	13



Batter	1	2	3	4	5	6	7	8	9	AB	R	H	RBI	BB	SO	LOB	TOP				
Terry Puhl, L OBP: 0.397, SLG: 0.407 (1, 7)	0-0 S HR 1B	0-0 2H HR 2B		0-0 FC5-4 1B		0-0 3-1		0-0 2H 2B		5	2	4	2	0	0	0					
Enos Cabell, R OBP: 0.314, SLG: 0.451 (1, 5)	0-0 F9 1-2	0-0 2H HR		0-0 FC5-4 1-2		0-0 F4		0-0 5-3		5	1	1	2	0	0	3					
Cesar Cedeno, R OBP: 0.338, SLG: 0.447 (1, 8)	0-0 6-3	0-0 F3				0-0 1B 2B		0-0 5-3		5	1	1	0	0	0	2					
Jose Cruz, L OBP: 0.364, SLG: 0.470 (1, 9)	4-0 HR BB		0-0 6-3		4-0 E 1B BB BB		0-0 F8		0-0 3B 3B	3	3	1	0	2	0	0					
Bob Watson, R OBP: 0.360, SLG: 0.493 (1, 3)	0-0		4-0		0-0 E8 BB BB 1B		0-0 F8		0-0 3B 3B	4	1	3	5	1	0	0					
Art Gardner, L OBP: 0.206, SLG: 0.156 (9, PR)										0	1	0	0	0	0	0					
Danny Walton, R OBP: 0.375, SLG: 0.375 (9, 3)	1-1 2H HR		0-0 FC5-4 BB		1-3 2H 1B				3H SF9 3B	0	0	0	0	0	0	0					
Ed Herrmann, L OBP: 0.355, SLG: 0.366 (1, 2)	0-0 F8		0-0 K		4-0 1-2 BB BB		4-0 FC6-4 BB		0-0 SF9	2	0	0	1	2	1	1					
Art Howe, R OBP: 0.335, SLG: 0.408 (1, 4)		0-0 E6 FC6-4	0-0 FC5-4 1-2		0-0 L5		0-0 FC6-4 1-2		0-0 F9	5	0	0	0	0	0	6					
Roger Metzger, S OBP: 0.283, SLG: 0.264 (1, 6)		0-0 FC6-4 SH1 2B		0-0 F9	4-0 E 1 LOB: 2 G4-3 BB				0-0 SH1-4 2B 1B	4	2	1	1	1	0	2					
J.R. Richard, R OBP: 0.235, SLG: 0.350 (1, 1)		0-0 SH1		0-0 F6	0-0 G4-3				0-0 SH1-4	2	0	0	0	0	0	3					
Inning Stats	R: 3 E: 0 K: 0 S: 5	H: 2 LOB: 0 BB: 1 P: 9	R: 3 E: 1 K: 0 S: 6	H: 2 LOB: 0 BB: 0 P: 6	R: 0 E: 0 K: 1 S: 5	H: 0 LOB: 1 BB: 1 P: 9	R: 0 E: 0 K: 0 S: 4	H: 1 LOB: 1 BB: 0 P: 4	R: 2 E: 1 K: 0 S: 4	H: 2 LOB: 2 BB: 3 P: 16	R: 0 E: 0 K: 0 S: 3	H: 0 LOB: 1 BB: 1 P: 7	R: 0 E: 0 K: 0 S: 5	H: 2 LOB: 1 BB: 0 P: 5	R: 2 E: 0 K: 0 S: 5	H: 2 LOB: 1 BB: 0 P: 5	1B: 4 2B: 3 3B: 2 HR: 2	SF: 1 SAC: 2 DP: 1 HBP: 0	WP: 0 PA: 44 PB: 0 SB: 1 CS: 0		
PITCHER	IP WLS BF H R ER SO BB IBB HBP BLK WP HR S P ERA WHIP	IP WLS BF H R ER SO BB IBB HBP BLK WP HR S P ERA WHIP	IP WLS BF H R ER SO BB IBB HBP BLK WP HR S P ERA WHIP	IP WLS BF H R ER SO BB IBB HBP BLK WP HR S P ERA WHIP	IP WLS BF H R ER SO BB IBB HBP BLK WP HR S P ERA WHIP	IP WLS BF H R ER SO BB IBB HBP BLK WP HR S P ERA WHIP	IP WLS BF H R ER SO BB IBB HBP BLK WP HR S P ERA WHIP	IP WLS BF H R ER SO BB IBB HBP BLK WP HR S P ERA WHIP	IP WLS BF H R ER SO BB IBB HBP BLK WP HR S P ERA WHIP	IP WLS BF H R ER SO BB IBB HBP BLK WP HR S P ERA WHIP	IP WLS BF H R ER SO BB IBB HBP BLK WP HR S P ERA WHIP	IP WLS BF H R ER SO BB IBB HBP BLK WP HR S P ERA WHIP	IP WLS BF H R ER SO BB IBB HBP BLK WP HR S P ERA WHIP	IP WLS BF H R ER SO BB IBB HBP BLK WP HR S P ERA WHIP	IP WLS BF H R ER SO BB IBB HBP BLK WP HR S P ERA WHIP	IP WLS BF H R ER SO BB IBB HBP BLK WP HR S P ERA WHIP	IP WLS BF H R ER SO BB IBB HBP BLK WP HR S P ERA WHIP	IP WLS BF H R ER SO BB IBB HBP BLK WP HR S P ERA WHIP	IP WLS BF H R ER SO BB IBB HBP BLK WP HR S P ERA WHIP	IP WLS BF H R ER SO BB IBB HBP BLK WP HR S P ERA WHIP	
Dave Freisleben, R ERA: 4.78 (1, 1)	2.0 L	12 4 6 3 0	4 0 0 0 1	0 0 0 0 0	1 0 0 0 0	0 0 0 0 0	0 0 2 11 15	13.50 2.500													
Rick Sawyer, R ERA: 5.96 (3, 1)	1.0	4 0 0 0 1	0 0 0 0 0	0 0 0 0 0	0 0 0 0 0	0 0 0 0 0	0 0 5 7 19	0.00 1.000													
Dave Wehmeister, R ERA: 6.07 (4, 1)	1.1	10 3 2 2 0	3 2 2 0 3	0 0 0 0 0	0 0 0 0 0	0 0 0 0 0	0 0 7 19	13.50 4.500													
Tom Griffin, R ERA: 4.56 (5, 1)	3.2	13 2 1 1 0	2 1 1 0 1	0 0 0 0 0	0 0 0 0 0	0 0 0 0 0	0 0 12 16	2.46 0.818													
John D'Acquisto, R ERA: 5.77 (9, 1)	1.0	5 2 2 2 0	2 2 2 0 0	0 0 0 0 0	0 0 0 0 0	0 0 0 0 0	0 0 5 5	18.00 2.000													
PITCHER	IP WLS BF H R ER SO BB IBB HBP BLK WP HR S P ERA WHIP	IP WLS BF H R ER SO BB IBB HBP BLK WP HR S P ERA WHIP	IP WLS BF H R ER SO BB IBB HBP BLK WP HR S P ERA WHIP	IP WLS BF H R ER SO BB IBB HBP BLK WP HR S P ERA WHIP	IP WLS BF H R ER SO BB IBB HBP BLK WP HR S P ERA WHIP	IP WLS BF H R ER SO BB IBB HBP BLK WP HR S P ERA WHIP	IP WLS BF H R ER SO BB IBB HBP BLK WP HR S P ERA WHIP	IP WLS BF H R ER SO BB IBB HBP BLK WP HR S P ERA WHIP	IP WLS BF H R ER SO BB IBB HBP BLK WP HR S P ERA WHIP	IP WLS BF H R ER SO BB IBB HBP BLK WP HR S P ERA WHIP	IP WLS BF H R ER SO BB IBB HBP BLK WP HR S P ERA WHIP	IP WLS BF H R ER SO BB IBB HBP BLK WP HR S P ERA WHIP	IP WLS BF H R ER SO BB IBB HBP BLK WP HR S P ERA WHIP	IP WLS BF H R ER SO BB IBB HBP BLK WP HR S P ERA WHIP	IP WLS BF H R ER SO BB IBB HBP BLK WP HR S P ERA WHIP	IP WLS BF H R ER SO BB IBB HBP BLK WP HR S P ERA WHIP	IP WLS BF H R ER SO BB IBB HBP BLK WP HR S P ERA WHIP	IP WLS BF H R ER SO BB IBB HBP BLK WP HR S P ERA WHIP	IP WLS BF H R ER SO BB IBB HBP BLK WP HR S P ERA WHIP	IP WLS BF H R ER SO BB IBB HBP BLK WP HR S P ERA WHIP	IP WLS BF H R ER SO BB IBB HBP BLK WP HR S P ERA WHIP
Gene Richards, L OBP: 0.362, SLG: 0.384 (1, 3) (7, 7)	0-0 F5		0-3 K		0-0 5-3			0-0 FC6-4 1B		4	0	1	0	0	1	3					
Bill Almon, R OBP: 0.302, SLG: 0.337 (1, 6)	0-3 K		0-0 FC6-4 1B		0-0 F8			0-0 FC6-4 1-2 2-3		4	0	1	0	0	1	2					
Jerry Turner, L OBP: 0.320, SLG: 0.413 (1, 7)	0-0 F5		0-0 FC6-4		0-0 3-1			0-0 F9		3	0	0	0	0	0	3					
Bob Davis, R OBP: 0.235, SLG: 0.234 (7, 2)			0-0 FC6-4 1-2							1	0	0	0	0	0	2					
George Hendrick, R OBP: 0.378, SLG: 0.476 (1, 8)		0-0 G3		0-3 K		0-0 6-3		0-0 F5		4	0	0	0	0	1	0					
Dave Winfield, R OBP: 0.340, SLG: 0.476 (1, 9)		0-3 K		0-3 K				0-0 F8		4	0	0	0	0	2	0					
Gene Tenace, R OBP: 0.416, SLG: 0.405 (1, 2) (7, 3)		0-3 K		0-3 K				0-0 5-3		4	0	0	0	0	3	0					
Mike Champion, R OBP: 0.273, SLG: 0.292 (1, 4)			0-3 K		4-0 BB			0-0 6-3		2	0	0	0	1	1	0					
Tucker Ashford, R OBP: 0.289, SLG: 0.344 (1, 5)			0-0 1B BB 1B		0-0 F8			0-0 F8		3	0	1	0	0	0	1					
Dave Freisleben, R OBP: 0.184, SLG: 0.167 (3, 1)			4-0 BB		0-3 K			4-0 FC6-4 1B BB		0	0	0	0	0	0	0					
Rick Sawyer, R OBP: 0.320, SLG: 0.150 (3, PR)										0	0	0	0	0	0	0					
Dave Roberts, R OBP: 0.286, SLG: 0.345 (3, PR)										0	0	0	0	0	0	0					
Randy Jones, R OBP: 0.187, SLG: 0.195 (4, 1)										0	0	0	0	0	0	0					
Dave Wehmeister, R OBP: 0.133, SLG: 0.341 (5, 1)										1	0	0	0	0	1	1					
Tom Griffin, R OBP: 0.406, SLG: 0.420 (6, PR)										0	0	0	0	1	0	0					
Merv Rettenmund, R OBP: 0.406, SLG: 0.420 (6, PR)										0	0	0	0	1	0	0					
John D'Acquisto, R OBP: 0.406, SLG: 0.420 (6, PR)										0	0	0	0	0	0	0					
Inning Stats	R: 0 E: 0 K: 1 S: 5	H: 0 LOB: 0 BB: 0 P: 5	R: 0 E: 0 K: 2 S: 7	H: 0 LOB: 0 BB: 0 P: 7	R: 0 E: 0 K: 2 S: 9	H: 2 LOB: 3 BB: 1 P: 13	R: 0 E: 0 K: 3 S: 9	H: 0 LOB: 0 BB: 0 P: 9	R: 0 E: 0 K: 1 S: 5	H: 0 LOB: 1 BB: 1 P: 9	R: 0 E: 0 K: 0 S: 3	H: 0 LOB: 0 BB: 0 P: 3	R: 0 E: 0 K: 1 S: 5	H: 0 LOB: 0 BB: 0 P: 5	R: 0 E: 0 K: 0 S: 4	H: 1 LOB: 2 BB: 1 P: 8	R: 0 E: 0 K: 0 S: 3	H: 0 LOB: 0 BB: 0 P: 3	1B: 3 2B: 0 3B: 0 HR: 0	SF: 0 SAC: 0 DP: 0 HBP: 0	WP: 0 PA: 33 PB: 0 SB: 0 CS: 0
PITCHER	IP WLS BF H R ER SO BB IBB HBP BLK WP HR S P ERA WHIP	IP WLS BF H R ER SO BB IBB HBP BLK WP HR S P ERA WHIP	IP WLS BF H R ER SO BB IBB HBP BLK WP HR S P ERA WHIP	IP WLS BF H R ER SO BB IBB HBP BLK WP HR S P ERA WHIP	IP WLS BF H R ER SO BB IBB HBP BLK WP HR S P ERA WHIP	IP WLS BF H R ER SO BB IBB HBP BLK WP HR S P ERA WHIP	IP WLS BF H R ER SO BB IBB HBP BLK WP HR S P ERA WHIP	IP WLS BF H R ER SO BB IBB HBP BLK WP HR S P ERA WHIP	IP WLS BF H R ER SO BB IBB HBP BLK WP HR S P ERA WHIP	IP WLS BF H R ER SO BB IBB HBP BLK WP HR S P ERA WHIP	IP WLS BF H R ER SO BB IBB HBP BLK WP HR S P ERA WHIP	IP WLS BF H R ER SO BB IBB HBP BLK WP HR S P ERA WHIP	IP WLS BF H R ER SO BB IBB HBP BLK WP HR S P ERA WHIP	IP WLS BF H R ER SO BB IBB HBP BLK WP HR S P ERA WHIP	IP WLS BF H R ER SO BB IBB HBP BLK WP HR S P ERA WHIP	IP WLS BF H R ER SO BB IBB HBP BLK WP HR S P ERA WHIP	IP WLS BF H R ER SO BB IBB HBP BLK WP HR S P ERA WHIP	IP WLS BF H R ER SO BB IBB HBP BLK WP HR S P ERA WHIP	IP WLS BF H R ER SO BB IBB HBP BLK WP HR S P ERA WHIP	IP WLS BF H R ER SO BB IBB HBP BLK WP HR S P ERA WHIP	IP WLS BF H R ER SO BB IBB HBP BLK WP HR S P ERA WHIP
J.R. Richard, R ERA: 2.79 (1, 1)	9.0 W	33 3 0 0 10	3 0 0 0 10	0 0 0 0 10	3 0 0 0 10	0 0 0 0 10	0 0 50 62	0.00 0.667													

Houston Astros @ San Diego Padres
San Diego Stadium, San Diego, CA
Sat Sep 17 1977, 10:05 PM EDT
Att: 8,463 - Unknown

AB 35
R 11
H 11
RBI 11
BB 6
SO 1
LOB 17



Houston Astros @ San Diego Padres
San Diego Stadium, San Diego, CA
Sat Sep 17 1977, 10:05 PM EDT
Att: 8,463 - Unknown

AB 30
R 0
H 3
RBI 0
BB 3
SO 10
LOB 12



Batter	1	2	3	4	5	6	7	8	9	AB	R	H	RBI	BB	SO	LOB	TOP			
Jerry Royster, R (1, 4) OBP: 0.284, SLG: 0.275 Biff Pocoroba, S (9, PH) OBP: 0.392, SLG: 0.442	0-3 K		0-0 HR 1B	4-0 BB		0-0 F8		0-0 F3		3	1	1	0	1	1	0				
Rowland Office, L (1, 8) OBP: 0.289, SLG: 0.319	0-3 K		0-3 K	0-3 K			0-3 K			4	0	0	0	0	0	4				
Jeff Burroughs, R (1, 9) OBP: 0.368, SLG: 0.532	4-0 BB		0-3 K			0-0 G3		0-0 F7		3	0	0	0	1	1	1				
Willie Montanez, L (1, 3) OBP: 0.322, SLG: 0.452	0-0 4-3		0-0 HR			0-0 F5		0-0 4-3		4	1	1	2	0	0	1				
Gary Matthews, R (1, 7) OBP: 0.359, SLG: 0.431		0-0 2B 1B	0-0 F8			0-0 G3		0-0 E5		4	1	1	0	0	0	0				
Dale Murphy, R (1, 2) OBP: 0.344, SLG: 0.719		0-0 1B CS 2B		0-0 1B CS-2-5 1B		0-0 1B		0-3 K		4	0	3	0	0	1	1				
Barry Bonnell, R (1, 5) OBP: 0.360, SLG: 0.332		0-0 1B		0-0 SH2-4 1B		0-0 F8		0-0 6-3		4	0	2	1	0	0	2				
Pat Rockett, R (1, 6) OBP: 0.348, SLG: 0.304		0-0 F5		0-0 FC5-2-5 SH2-4 1B		0-0 G6-4-3 1B		0-0 5-3		4	0	1	0	0	0	4				
Dick Ruthven, R (1, 1) OBP: 0.311, SLG: 0.419 Brian Asselstine, L (9, PH) OBP: 0.253, SLG: 0.326	0-3 K		0-0 SH2-4		0-0 SH2-4		0-0 G6-4-3		0-0 F7	2	0	0	0	0	1	3				
Inning Stats	R: 0 E: 0 K: 2 S: 7	H: 0 LOB: 1 BB: 1 P: 11	R: 1 E: 0 K: 1 S: 7	H: 3 LOB: 1 BB: 0 P: 7	R: 2 E: 0 K: 2 S: 9	H: 2 LOB: 0 BB: 0 P: 9	R: 0 E: 0 K: 1 S: 7	H: 2 LOB: 3 BB: 1 P: 11	R: 0 E: 0 K: 0 S: 3	H: 0 LOB: 0 BB: 0 P: 3	R: 0 E: 0 K: 1 S: 5	H: 0 LOB: 0 BB: 0 P: 5	R: 0 E: 1 K: 1 S: 6	H: 0 LOB: 1 BB: 0 P: 6	R: 0 E: 0 K: 0 S: 3	H: 0 LOB: 0 BB: 0 P: 3	1B: 7 2B: 1 3B: 0 HR: 1	SF: 0 SAC: 1 DP: 1 HBP: 0	WP: 0 PB: 0 SB: 1 CS: 1	PA: 37
PITCHER Joe Niekro, R (1, 1) ERA: 2.81	IP: 9.0 WLS: W BF: 37 H: 9 R: 3 ER: 3 SO: 8 BB: 2 IBB: 0 HBP: 0 BLK: 0 WP: 0 HR: 1 S: 51 P: 59 ERA: 3.00 WHIP: 1.222																			

Atlanta Braves @ Houston Astros
Astrodome, Houston, TX
Tue Sep 20 1977, 8:05 PM EDT
Att: 5,873 - Dome

AB 34
R 3
H 9
RBI 3
BB 2
SO 8
LOB 16



Batter	1	2	3	4	5	6	7	8	9	AB	R	H	RBI	BB	SO	LOB	BOTTOM			
Terry Puhl, L (1, 7) OBP: 0.395, SLG: 0.404	0-0 F7		0-3 K		0-3 K		0-0 S 1B			4	0	1	0	0	2	1				
Enos Cabell, R (1, 5) OBP: 0.314, SLG: 0.450	0-0 F3		0-0 E S BLK 1B		0-3 K		0-0 4-3			4	1	1	0	0	1	1				
Cesar Cedeno, R (1, 8) OBP: 0.341, SLG: 0.451	0-0 S 1B		0-0 5-3		0-0 G3 SF7 1B		0-0 4-3		0-0 1B 2B	4	2	3	0	0	0	0				
Jose Cruz, L (1, 9) OBP: 0.362, SLG: 0.467	0-0 4-3		0-0 F2		0-0 G3		0-0 F7		0-0 F7	4	0	0	0	0	0	3				
Bob Watson, R (1, 3) OBP: 0.363, SLG: 0.493 Rob Sperring, R (9, 5) OBP: 0.252, SLG: 0.236		0-0 3-6-3 2B 1B	0-3 K		0-0 BB		0-0 1B SF8 IBB		0-0 1B	2	2	1	0	2	1	0				
Ed Herrmann, L (1, 2) OBP: 0.352, SLG: 0.365		0-0 3-6-3		0-3 K		0-0 SF7		0-0 1B		3	0	1	2	0	1	1				
Art Howe, R (1, 4) OBP: 0.334, SLG: 0.410		0-0 4-3 2B		0-0 F4		0-0 5-3		0-0 SF8		3	1	1	2	0	0	1				
Roger Metzger, S (1, 6) OBP: 0.279, SLG: 0.259		0-0 4-3		0-0 6-3		0-0 6-3		0-0 F8		4	0	0	0	0	0	2				
Joe Niekro, R (1, 1) OBP: 0.170, SLG: 0.133		0-0 1B		0-0 F6		0-0 F9				3	0	1	1	0	0	0				
Inning Stats	R: 0 E: 0 K: 0 S: 4	H: 1 LOB: 1 BB: 0 P: 4	R: 2 E: 0 K: 1 S: 8	H: 3 LOB: 0 BB: 0 P: 8	R: 1 E: 1 K: 1 S: 6	H: 1 LOB: 0 BB: 0 P: 6	R: 0 E: 0 K: 1 S: 5	H: 0 LOB: 0 BB: 0 P: 5	R: 0 E: 0 K: 2 S: 7	H: 0 LOB: 0 BB: 0 P: 7	R: 1 E: 0 K: 0 S: 4	H: 1 LOB: 1 BB: 1 P: 8	R: 0 E: 0 K: 0 S: 4	H: 1 LOB: 1 BB: 0 P: 4	R: 2 E: 0 K: 0 S: 5	H: 2 LOB: 1 BB: 1 P: 9	1B: 7 2B: 2 3B: 0 HR: 0	SF: 2 SAC: 0 DP: 0 HBP: 0	WP: 0 PB: 0 SB: 4 CS: 0	PA: 35
PITCHER Dick Ruthven, R (1, 1) ERA: 4.13	IP: 8.0 WLS: L BF: 35 H: 9 R: 6 ER: 5 SO: 5 BB: 1 IBB: 1 HBP: 0 BLK: 1 WP: 0 HR: 0 S: 43 P: 51 ERA: 5.62 WHIP: 1.250																			

Atlanta Braves @ Houston Astros
Astrodome, Houston, TX
Tue Sep 20 1977, 8:05 PM EDT
Att: 5,873 - Dome

AB 31
R 6
H 9
RBI 5
BB 2
SO 5
LOB 9



Batter	1	2	3	4	5	6	7	8	9	AB	R	H	RBI	BB	SO	LOB	TOP							
Jerry Royster, R OBP: 0.286, SLG: 0.277 (1, 4)										5	1	2	0	0	2	6	Atlanta Braves @ Houston Astros Astrodome, Houston, TX Wed Sep 21 1977, 8:05 PM EDT Att: 6,282 - Dome							
Rowland Office, L OBP: 0.288, SLG: 0.318 (1, 8)										4	0	1	1	0	1	1								
Jeff Burroughs, R OBP: 0.368, SLG: 0.532 Rod Gilbreath, R OBP: 0.322, SLG: 0.351 (1, 9)										4	1	1	1	1	3	4								
Willie Montanez, L OBP: 0.325, SLG: 0.453 (1, 3)										4	0	2	1	1	1	2								
Gary Matthews, R OBP: 0.358, SLG: 0.429 (1, 7)										5	0	1	1	0	2	6								
Dale Murphy, R OBP: 0.297, SLG: 0.622 (1, 2)											5	0	0	0	0	2								
Barry Bonnell, R OBP: 0.363, SLG: 0.334 (9, 9)										4	1	2	0	1	1	2								
Pat Rockett, R OBP: 0.349, SLG: 0.310 (1, 6)										5	2	2	0	0	1	3								
Phil Niekro, R OBP: 0.178, SLG: 0.181 (1, 1)										2	0	1	0	0	0	1								
Inning Stats	R: 1 E: 0 K: 1 S: 7	H: 2 LOB: 1 BB: 0 P: 7	R: 0 E: 0 K: 1 S: 7	H: 2 LOB: 2 BB: 0 P: 7	R: 1 E: 1 K: 2 S: 9	H: 2 LOB: 1 BB: 1 P: 13	R: 1 E: 1 K: 1 S: 7	H: 1 LOB: 1 BB: 0 P: 7	R: 0 E: 0 K: 0 S: 3	H: 0 LOB: 0 BB: 0 P: 3	R: 2 E: 1 K: 2 S: 11	H: 2 LOB: 3 BB: 1 P: 15	R: 0 E: 0 K: 1 S: 5	H: 0 LOB: 1 BB: 1 P: 9	R: 0 E: 0 K: 3 S: 11	H: 2 LOB: 2 BB: 0 P: 11		R: 0 E: 0 K: 0 S: 3	H: 1 LOB: 0 BB: 0 P: 3	1B: 10 2B: 3 3B: 0 HR: 0	SF: 1 SAC: 2 DP: 1 HBP: 0	WP: 0 PB: 0 SB: 2 CS: 0	PA: 44	
PITCHER	IP WLS BF H R ER SO BB IBB HBP BLK WP HR S P ERA WHIP	5.2 L 31 9 5 2 6 1 1 0 0 0 0 41 49 3.18 1.765	6.1 0 1 0 0 0 1 0 0 0 0 0 0 3 3 0.00 0.000	7.1 1.1 7 2 0 0 2 1 0 0 0 0 0 10 14 0.00 2.250	8.1 1.2 5 1 0 0 2 0 0 0 0 0 0 9 9 0.00 0.600																			

Batter	1	2	3	4	5	6	7	8	9	AB	R	H	RBI	BB	SO	LOB	BOTTOM							
Terry Puhl, L OBP: 0.391, SLG: 0.399 (1, 7)											5	0	1	0	0	1	1							
Enos Cabell, R OBP: 0.315, SLG: 0.449 (9, 3)											3	1	1	0	1	1	1							
Cesar Cedeno, R OBP: 0.341, SLG: 0.450 (1, 8)											4	1	1	0	0	2								
Jose Cruz, L OBP: 0.363, SLG: 0.467 (1, 9)										4	0	2	1	0	0	0								
Bob Watson, R OBP: 0.364, SLG: 0.494 Julio Gonzalez, R OBP: 0.291, SLG: 0.326 (1, 3)										3	0	1	0	1	0	1								
Art Howe, R OBP: 0.331, SLG: 0.406 (9, 5)										4	0	0	1	0	2	5								
Ed Herrmann, L OBP: 0.349, SLG: 0.362 (1, 2)										4	0	1	0	0	2	3								
Roger Metzger, S OBP: 0.280, SLG: 0.268 Leon Roberts, R OBP: 0.130, SLG: 0.091 (1, 6)										3	1	1	0	0	0	1								
Joaquin Andujar, S OBP: 0.228, SLG: 0.235 Bo McLaughlin, R OBP: 0.265, SLG: 0.154 Art Gardner, L OBP: 0.265, SLG: 0.154 Roy Thomas, R OBP: 0.194, SLG: 0.154 Joe Sambito, L OBP: 0.194, SLG: 0.154 Danny Walton, R OBP: 0.333, SLG: 0.333 (1, 1)											2	0	0	0	0	2	1							
Inning Stats	R: 2 E: 0 K: 1 S: 8	H: 3 LOB: 2 BB: 1 P: 12	R: 1 E: 0 K: 1 S: 6	H: 1 LOB: 1 BB: 1 P: 10	R: 0 E: 0 K: 0 S: 3	H: 0 LOB: 0 BB: 0 P: 3	R: 0 E: 0 K: 1 S: 6	H: 1 LOB: 1 BB: 0 P: 6	R: 0 E: 1 K: 1 S: 7	H: 2 LOB: 2 BB: 0 P: 7	R: 0 E: 0 K: 2 S: 7	H: 0 LOB: 0 BB: 0 P: 7	R: 0 E: 0 K: 1 S: 5	H: 0 LOB: 0 BB: 0 P: 5	R: 0 E: 0 K: 1 S: 6	H: 1 LOB: 1 BB: 0 P: 6	R: 0 E: 0 K: 2 S: 7	H: 0 LOB: 0 BB: 0 P: 7	1B: 6 2B: 1 3B: 1 HR: 0	SF: 0 SAC: 0 DP: 0 HBP: 0	WP: 1 PB: 0 SB: 5 CS: 0	PA: 37		
PITCHER	IP WLS BF H R ER SO BB IBB HBP BLK WP HR S P ERA WHIP	9.0 W 37 8 3 3 10 2 0 0 0 1 0 55 63 3.00 1.111																						



Batter	1	2	3	4	5	6	7	8	9	AB	R	H	RBI	BB	SO	LOB	TOP	
Jerry Royster, R OBP: 0.285, SLG: 0.276 (1, 4)	F8			2B 1B	K		F2		5-3	5	1	1	0	0	1	1		
Rowland Office, L OBP: 0.287, SLG: 0.317 (1, 8)	4-3			K			4-3		4-3	5	0	1	0	0	0	1		
Biff Pocaroba, S OBP: 0.394, SLG: 0.445 Rob Belloir, R (6, PR)	K			E			G6-4-3		F9	2	1	1	1	1	1	0		
Dale Murphy, R OBP: 0.282, SLG: 0.590 (6, 2)	K			2B			2B 1B			2	0	0	0	0	0	2		
Willie Montanez, L OBP: 0.328, SLG: 0.457 (1, 3)		6-3		E9			1B		WP 1B	4	3	3	1	0	0	0		
Gary Matthews, R OBP: 0.357, SLG: 0.427 (1, 7)	K			K2-3			1B SF9		F8	3	1	0	0	1	2	2		
Brian Asselstine, L OBP: 0.255, SLG: 0.347 Cito Gaston, R OBP: 0.338, SLG: 0.434 Rod Gilbreath, R OBP: 0.322, SLG: 0.351 (1, 9)	4-3						SF9		K	3	0	2	3	0	0	0		
Barry Bonnell, R OBP: 0.362, SLG: 0.334 (8, PH)				2B			1-3 2-H 3-H		1B	1	0	0	0	0	1	1		
Pat Rockett, R OBP: 0.347, SLG: 0.309 (8, 4)				F7			SF9		WP 1B	3	1	1	1	0	0	1		
Eddie Solomon, R OBP: 0.206, SLG: 0.129 Dave Campbell, R OBP: 0.091, SLG: 0.091 (1, 5)	4-3			4-3			F7		1B	4	0	1	2	0	0	2		
Inning Stats	R: 0 E: 0 K: 1 S: 5	H: 0 LOB: 0 BB: 0 P: 5	R: 0 E: 0 K: 1 S: 5	H: 0 LOB: 0 BB: 0 P: 5	R: 0 E: 0 K: 0 S: 3	H: 4 LOB: 1 BB: 0 P: 11	R: 3 E: 1 K: 2 S: 7	H: 2 LOB: 2 BB: 2 P: 13	R: 0 E: 0 K: 0 S: 4	H: 2 LOB: 1 BB: 0 P: 4	R: 2 E: 0 K: 2 S: 10	H: 3 LOB: 1 BB: 0 P: 10	R: 0 E: 0 K: 0 S: 3	H: 0 LOB: 0 BB: 0 P: 3	1B: 8 2B: 3 3B: 0 HR: 0	SF: 1 SAC: 0 DP: 1 HBP: 0	WP: 1 PA: 39 PB: 0 SB: 1 CS: 0	
PITCHER	IP	WLS	BF	H	R	ER	SO	BB	IBB	HBP	BLK	WP	HR	S	P	ERA	WHIP	
J.R. Richard, R ERA: 2.89 (1, 1)	7.0	L	30	8	6	5	6	2	0	0	0	0	0	40	48	6.43	1.429	
Joe Sambito, L ERA: 2.41 (8, 1)	1.0		6	3	2	2	2	0	0	0	0	1	0	10	10	18.00	3.000	
Gene Pentz, R ERA: 3.95 (9, 1)	1.0		3	0	0	0	0	0	0	0	0	0	0	3	3	0.00	0.000	

Atlanta Braves @ Houston Astros
Astrodome, Houston, TX
Thu Sep 22 1977, 8:05 PM EDT
Att: 5,747 - Dome

AB	36
R	8
H	11
RBI	8
BB	2
SO	8
LOB	11



Batter	1	2	3	4	5	6	7	8	9	AB	R	H	RBI	BB	SO	LOB	BOTTOM		
Terry Puhl, L OBP: 0.391, SLG: 0.399 (1, 7)	4-3		6-3				F8		1B	5	0	2	1	0	0	1			
Enos Cabell, R OBP: 0.315, SLG: 0.449 (1, 5)				F8			FC6-4		1B	5	0	2	0	0	0	3			
Cesar Cedeno, R OBP: 0.339, SLG: 0.447 (1, 8)							1-2 2-3		1B	3	0	0	1	1	1	2			
Jose Cruz, L OBP: 0.364, SLG: 0.468 (1, 9)	G3						SF8		F9	3	1	1	0	1	0	2			
Bob Watson, R OBP: 0.363, SLG: 0.492 (1, 3)		5-3					4-3		1B	4	0	1	1	0	0	1			
Ed Herrmann, L OBP: 0.347, SLG: 0.358 Dan Larson, R OBP: 0.250, SLG: 0.222 Gene Pentz, R (9, 1)		6-3					K		F7	4	0	1	0	0	2	1			
Art Howe, R OBP: 0.330, SLG: 0.404 (1, 4)							K		1B	4	0	0	0	0	0	0			
Roger Metzger, S OBP: 0.281, SLG: 0.274 Ken Boswell, L OBP: 0.294, SLG: 0.250 Mike Fischlin, R (8, 6)							2B E		F9	4	1	1	0	0	2	2			
J.R. Richard, R OBP: 0.232, SLG: 0.346 Joe Cannon, L OBP: 1.000, SLG: 2.000 Joe Sambito, L OBP: 0.154, SLG: 0.154 Luis Pujols, R (9, 2)							2B E		K	2	1	1	0	0	1	0			
Inning Stats	R: 0 E: 0 K: 0 S: 3	H: 1 LOB: 1 BB: 1 P: 7	R: 0 E: 0 K: 1 S: 5	H: 0 LOB: 0 BB: 0 P: 5	R: 0 E: 0 K: 1 S: 5	H: 0 LOB: 0 BB: 0 P: 5	R: 1 E: 0 K: 1 S: 7	H: 2 LOB: 1 BB: 0 P: 7	R: 3 E: 1 K: 0 S: 7	H: 3 LOB: 1 BB: 0 P: 7	R: 0 E: 0 K: 1 S: 5	H: 0 LOB: 0 BB: 0 P: 5	R: 0 E: 0 K: 2 S: 8	H: 1 LOB: 2 BB: 1 P: 12	R: 0 E: 0 K: 1 S: 7	H: 2 LOB: 2 BB: 0 P: 7	1B: 7 2B: 3 3B: 0 HR: 0	SF: 1 SAC: 1 DP: 0 HBP: 0	WP: 0 PA: 39 PB: 0 SB: 0 CS: 1
PITCHER	IP	WLS	BF	H	R	ER	SO	BB	IBB	HBP	BLK	WP	HR	S	P	ERA	WHIP		
Eddie Solomon, R ERA: 4.38 (1, 1)	6.1	W	27	7	4	4	4	1	0	0	0	0	0	34	38	5.68	1.263		
Dave Campbell, R ERA: 3.11 (7, 1)	2.2	S	12	3	0	0	3	1	0	0	0	0	0	17	21	0.00	1.500		

Atlanta Braves @ Houston Astros
Astrodome, Houston, TX
Thu Sep 22 1977, 8:05 PM EDT
Att: 5,747 - Dome

AB	35
R	4
H	10
RBI	3
BB	2
SO	7
LOB	12



Batter	1	2	3	4	5	6	7	8	9	10	11	12	AB	R	H	RBI	BB	SO	LOB	TOP							
Rafael Landestoy, S OBP: 0.500, SLG: 0.400 Ron Washington, R OBP: 0.385, SLG: 0.333 Manny Mota, R OBP: 0.524, SLG: 0.424 Bill Russell, R OBP: 0.303, SLG: 0.358	5-3		6-3		1B		FC5	1B	SH1-4		BB		4	1	2	0	0	0	0	0							
Lee Lacy, R OBP: 0.305, SLG: 0.436	HR		1B		1B		E5		6-3		K		6	1	3	2	0	1	4								
Dusty Baker Jr., R OBP: 0.360, SLG: 0.500 Jeffrey Leonard, R OBP: 0.500, SLG: 0.833	K		1B		6-3		F9		1-3			F9	6	0	1	0	0	1	4								
Ron Cey, R OBP: 0.354, SLG: 0.485	P1		K			6-3	FC5			L7		4-3	6	0	0	0	0	1	4								
Steve Garvey, R OBP: 0.334, SLG: 0.498			1B		K		1B	1B		L4			6	1	4	0	0	1	0								
Rick Monday, L OBP: 0.337, SLG: 0.391 Joe Simpson, L OBP: 0.176, SLG: 0.067	F8		K		K		F9			F9		4-3	4	0	1	0	0	1	2								
Glenn Burke, R OBP: 0.290, SLG: 0.314	K				1B		1B	1B		K			5	0	3	0	0	2	2								
Jerry Grote, R OBP: 0.321, SLG: 0.297 Mike Garman, R OBP: 0.143, SLG: 0.250	L5		CS		5-3		1B	1B		F9		P2	4	0	1	1	0	0	2								
Charlie Hough, R OBP: 0.143, SLG: 0.250													1	0	0	0	0	0	1								
Don Sutton, R OBP: 0.241, SLG: 0.183 Lance Rautzhan, R OBP: 0.336, SLG: 0.442			6-3		6-3				5-3		SH1-4	BB	3	0	0	0	0	0	0								
Steve Yeager, R OBP: 0.336, SLG: 0.442												K	1	0	0	0	1	1	1								
Inning Stats	R: 1 E: 0 K: 1 S: 6	H: 1 LOB: 0 BB: 0 P: 6	R: 0 E: 0 K: 1 S: 6	H: 1 LOB: 1 BB: 0 P: 6	R: 0 E: 0 K: 1 S: 7	H: 2 LOB: 2 BB: 0 P: 7	R: 0 E: 0 K: 2 S: 7	H: 1 LOB: 2 BB: 0 P: 7	R: 1 E: 0 K: 0 S: 5	H: 3 LOB: 2 BB: 0 P: 5	R: 0 E: 1 K: 0 S: 5	H: 1 LOB: 2 BB: 0 P: 5	R: 0 E: 0 K: 1 S: 6	H: 1 LOB: 1 BB: 0 P: 6	R: 0 E: 0 K: 0 S: 3	H: 0 LOB: 1 BB: 0 P: 7	R: 0 E: 0 K: 0 S: 8	H: 1 LOB: 2 BB: 1 P: 12	R: 0 E: 0 K: 0 S: 4	H: 1 LOB: 1 BB: 0 P: 4	1B: 13 2B: 1 3B: 0 HR: 1	SF: 0 SAC: 1 DP: 0 HBP: 0	WP: 1 PB: 0 SB: 5 CS: 2	PA: 52			
PITCHER	IP	WLS	BF	H	R	ER	SO	BB	IBB	HBP	BLK	WP	HR	S	P	ERA	WHIP										
Mark Lemongello, R ERA: 3.59	(1.1)	8.0	35	12	3	3	6	1	0	0	0	0	0	3	7	0.00	1.000										
Bo McLaughlin, R ERA: 4.15	(9.1)	1.0	4	0	0	0	0	1	0	0	0	0	0	3	7	0.00	1.000										
Gene Pentz, R ERA: 3.86	(10.1)	2.0	8	2	0	0	2	1	0	0	0	1	0	11	15	0.00	1.500										
Ken Forsch, R ERA: 2.85	(12.1)	1.0	W	4	1	0	0	0	0	0	0	0	0	4	4	0.00	1.000										

Los Angeles Dodgers @ Houston Astros
Astrodome, Houston, TX
Fri Sep 23 1977, 8:05 PM EDT
Att. 15,648 - Unknown

AB 48
R 3
H 15
RBI 3
BB 2
SO 8
LOB 22



Batter	1	2	3	4	5	6	7	8	9	10	11	12	AB	R	H	RBI	BB	SO	LOB	BOTTOM								
Terry Puhl, L OBP: 0.383, SLG: 0.390	K		F9			L9		SH3-4	G3		F9		5	0	0	0	0	1	4									
Enos Cabell, R OBP: 0.317, SLG: 0.450	1B	SF8	K			F3		FC6-4	1B	G3		PB	5	2	2	0	1	1	0									
Cesar Cedeno, R OBP: 0.341, SLG: 0.450	S	1B	F5			CS		FC6-4	1B	K		1-3	6	0	3	1	0	1	1									
Jose Cruz, L OBP: 0.365, SLG: 0.472	1B	BB	F8			CS		FC6-4	FC5-4			SF7	4	1	2	1	1	0	2									
Bob Watson, R OBP: 0.360, SLG: 0.490	SF8		6-3			SF7		FC5-4		F8			3	0	0	2	0	0	3									
Ed Hemmann, L OBP: 0.344, SLG: 0.355 Art Gardner, L OBP: 0.203, SLG: 0.154 Luis Pujols, R	K		F5			6-3					K		4	0	1	0	0	1	2									
Art Howe, R OBP: 0.330, SLG: 0.404 Julio Gonzalez, R OBP: 0.292, SLG: 0.325			4-3			F6				1-3			3	0	1	0	0	0	0									
Roger Metzger, S OBP: 0.276, SLG: 0.272 Joe Cannon, L OBP: 0.500, SLG: 1.000 Mike Fischlin, R OBP: 0.200, SLG: 0.200			4-3			G3		4-3		FC2-5		1B	2	0	0	0	0	0	0									
Mark Lemongello, R ERA: 3.12 Bo McLaughlin, R Ken Boswell, L Gene Pentz, R Joe Ferguson, R Ken Forsch, R	(1.1)	7.1	30	7	3	3	3	2	0	0	0	0	1	1	1	0.00	0.000											
(8.9)	0.1	1	0	0	0	0	0	0	0	0	0	0	0	0	1	1	0.00	0.000										
(9.1)	0.1	1	0	0	0	0	0	0	0	0	0	0	0	0	1	1	0.00	0.000										
(10.1)	3.2	L	17	5	1	0	3	0	0	1	0	1	0	22	23	0.00	1.364											
(12.1)													2	0	0	0	0	0	0									
(11.9)													1	1	1	0	0	0	0									
(10.9)													1	0	0	0	1	2										
(9.9)													0	0	0	0	0	0										
(8.9)													1	0	1	0	0	0										
(7.9)													0	0	0	0	0	0										
(6.9)													0	0	0	0	0	0										
(5.9)													0	0	0	0	0	0										
(4.9)													0	0	0	0	0	0										
(3.9)													0	0	0	0	0	0										
(2.9)													0	0	0	0	0	0										
(1.9)													0	0	0	0	0	0										
Inning Stats	R: 1 E: 0 K: 2 S: 8	H: 1 LOB: 2 BB: 2 P: 16	R: 0 E: 0 K: 0 S: 3	H: 0 LOB: 0 BB: 0 P: 3	R: 0 E: 0 K: 1 S: 5	H: 0 LOB: 0 BB: 0 P: 5	R: 0 E: 0 K: 0 S: 3	H: 0 LOB: 0 BB: 0 P: 3	R: 0 E: 0 K: 0 S: 3	H: 1 LOB: 0 BB: 0 P: 3	R: 1 E: 0 K: 0 S: 5	H: 2 LOB: 1 BB: 0 P: 5	R: 1 E: 0 K: 1 S: 6	H: 3 LOB: 2 BB: 0 P: 6	R: 0 E: 0 K: 1 S: 6	H: 1 LOB: 1 BB: 0 P: 6	R: 0 E: 0 K: 0 S: 5	H: 1 LOB: 1 BB: 0 P: 6	R: 0 E: 0 K: 0 S: 7	H: 2 LOB: 2 BB: 0 P: 7	1B: 9 2B: 2 3B: 1 HR: 0	SF: 3 SAC: 1 DP: 0 HBP: 1	WP: 1 PB: 1 SB: 3 CS: 1	PA: 50				
PITCHER	IP	WLS	BF	H	R	ER	SO	BB	IBB	HBP	BLK	WP	HR	S	P	ERA	WHIP											
Don Sutton, R ERA: 3.12	(1.1)	7.1	30	7	3	3	3	2	0	0	0	0	0	34	42	3.68	1.227											
Lance Rautzhan, L ERA: 4.34	(8.1)	0.1	1	0	0	0	0	0	0	0	0	0	0	1	1	0.00	0.000											
Mike Garman, R ERA: 4.34	(8.1)	0.1	1	0	0	0	0	0	0	0	0	0	0	1	1	0.00	0.000											
Charlie Hough, R ERA: 3.49	(9.1)	3.2	L	17	5	1	0	3	0	0	1	0	1	0	22	23	0.00	1.364										

Los Angeles Dodgers @ Houston Astros
Astrodome, Houston, TX
Fri Sep 23 1977, 8:05 PM EDT
Att. 15,648 - Unknown

AB 42
R 4
H 12
RBI 4
BB 2
SO 6
LOB 17



Batter	1	2	3	4	5	6	7	8	9	AB	R	H	RBI	BB	SO	LOB	TOP					
Davey Lopes, R OBP: 0.374, SLG: 0.407 (1, 4)										4	1	1	0	1	0	1	Los Angeles Dodgers @ Houston Astros Astrodome, Houston, TX Sun Sep 25 1977, 4:33 AM EDT Att: 16,579 - Unknown					
Bill Russell, R OBP: 0.359, SLG: 0.359 (1, 6)										5	0	3	1	0	0	0						
Reggie Smith, S OBP: 0.429, SLG: 0.571 (1, 9)										3	0	0	0	1	0	3						
Ron Cey, R OBP: 0.353, SLG: 0.460 (1, 5)										3	1	0	0	1	1	4						
Steve Garvey, R OBP: 0.334, SLG: 0.494 (1, 3)										3	0	0	0	1	0	3						
Dusty Baker Jr., R OBP: 0.283, SLG: 0.511 (8, PR)										3	2	2	2	1	0	1						
Joe Simpson, L OBP: 0.176, SLG: 0.067 (8, 7)										0	0	0	0	0	0	0						
Rick Monday, L OBP: 0.337, SLG: 0.389 (6, 8)										2	0	0	0	1	2	0						
Glenn Burke, R OBP: 0.287, SLG: 0.311 (6, 8)										1	0	0	0	0	0	1						
Steve Yeager, R OBP: 0.335, SLG: 0.446 (1, 2)										4	1	1	1	0	0	3						
Tommy John, R OBP: 0.207, SLG: 0.231 (9, 1)										3	0	0	1	0	1	0						
Lance Rautzhan, R (9, 1)										0	0	0	0	0	0	0						
Mike Garman, R (9, 1)										0	0	0	0	0	0	0						
Inning Stats	R: 0 E: 0 K: 1 S: 7	H: 2 LOB: 2 BB: 0 P: 7	R: 1 E: 0 K: 0 S: 3	H: 0 LOB: 1 BB: 2 P: 11	R: 0 E: 0 K: 0 S: 3	H: 1 LOB: 0 BB: 0 P: 3	R: 0 E: 0 K: 1 S: 4	H: 0 LOB: 0 BB: 1 P: 8	R: 1 E: 0 K: 0 S: 4	H: 1 LOB: 0 BB: 0 P: 4	R: 2 E: 0 K: 1 S: 6	H: 1 LOB: 1 BB: 2 P: 10	R: 1 E: 0 K: 0 S: 4	H: 1 LOB: 2 BB: 2 P: 12	R: 0 E: 0 K: 0 S: 4	H: 1 LOB: 1 BB: 0 P: 4	R: 0 E: 0 K: 1 S: 5	H: 0 LOB: 0 BB: 5 P: 5	1B: 3 2B: 2 3B: 0 HR: 2	SF: 1 SAC: 0 DP: 2 HBP: 0	WP: 0 PB: 1 SB: 3 CS: 0	PA: 38
PITCHER	IP WLS BF H R ER SO BB IBB HBP BLK WP HR S P ERA WHIP																					
Joe Niekro, R ERA: 2.9	7.0 L 31 6 5 4 3 6 0 0 0 0 0 2 31 55 5.14 1.714																					
Roy Thomas, R ERA:	2.0 7 1 0 0 1 0 0 0 0 0 0 9 9 0.00 0.500																					

Batter	1	2	3	4	5	6	7	8	9	AB	R	H	RBI	BB	SO	LOB	BOTTOM					
Terry Puhl, L OBP: 0.375, SLG: 0.378 (1, 7)										4	0	0	0	0	1	0	Los Angeles Dodgers @ Houston Astros Astrodome, Houston, TX Sun Sep 25 1977, 4:33 AM EDT Att: 16,579 - Unknown					
Wilbur Howard, S OBP: 0.272, SLG: 0.313 (9, PH)										1	0	1	2	0	0	0						
Enos Cabell, R OBP: 0.316, SLG: 0.446 (1, 5)										5	1	2	0	0	0	2						
Cesar Cedeno, R OBP: 0.339, SLG: 0.445 (1, 8)										4	0	1	0	0	1	1						
Bob Watson, R OBP: 0.357, SLG: 0.487 (1, 3)										4	0	0	0	0	1	3						
Jose Cruz, L OBP: 0.367, SLG: 0.471 (1, 9)										3	1	2	1	1	1	0						
Art Howe, R OBP: 0.332, SLG: 0.405 (1, 4)										3	2	2	0	1	0	1						
Ed Herrmann, L OBP: 0.344, SLG: 0.354 (1, 2)										3	0	1	1	0	0	2						
Joe Ferguson, R OBP: 0.380, SLG: 0.436 (9, PH)										1	0	0	0	0	0	2						
Roger Metzger, S OBP: 0.275, SLG: 0.268 (7, PH)										2	0	0	0	0	0	1						
Leon Roberts, R OBP: 0.125, SLG: 0.087 (8, 6)										1	0	0	0	0	0	0						
Mike Fischlin, R OBP: 0.200, SLG: 0.200 (9, PH)										0	0	0	0	0	0	0						
Jim Fuller, R OBP: 0.243, SLG: 0.280 (9, PH)										1	0	0	0	0	0	2						
Joe Niekro, R OBP: 0.163, SLG: 0.128 (7, PH)										2	0	0	0	0	2	0						
Danny Walton, R OBP: 0.273, SLG: 0.273 (8, 1)										1	0	0	0	0	1	0						
Roy Thomas, R (8, PH)										0	0	0	0	0	0	0						
Rob Sperring, R OBP: 0.257, SLG: 0.236 (9, PH)										0	0	0	0	1	0	0						
Joe Cannon, L OBP: 0.333, SLG: 0.667 (9, PR)										0	0	0	0	0	0	0						
Inning Stats	R: 0 E: 0 K: 0 S: 3	H: 0 LOB: 0 BB: 0 P: 3	R: 1 E: 0 K: 2 S: 9	H: 2 LOB: 1 BB: 0 P: 9	R: 0 E: 0 K: 1 S: 5	H: 0 LOB: 0 BB: 0 P: 5	R: 0 E: 0 K: 0 S: 4	H: 1 LOB: 2 BB: 1 P: 8	R: 0 E: 0 K: 2 S: 7	H: 0 LOB: 0 BB: 0 P: 7	R: 1 E: 0 K: 1 S: 7	H: 2 LOB: 1 BB: 0 P: 7	R: 0 E: 0 K: 1 S: 5	H: 0 LOB: 0 BB: 0 P: 5	R: 0 E: 0 K: 0 S: 4	H: 2 LOB: 1 BB: 0 P: 4	R: 2 E: 0 K: 0 S: 5	H: 2 LOB: 2 BB: 2 P: 13	1B: 8 2B: 1 3B: 0 HR: 0	SF: 0 SAC: 0 DP: 1 HBP: 0	WP: 0 PB: 0 SB: 0 CS: 0	PA: 38
PITCHER	IP WLS BF H R ER SO BB IBB HBP BLK WP HR S P ERA WHIP																					
Tommy John, L ERA: 2.73	8.0 W 33 8 4 4 4 2 0 0 0 0 0 45 53 4.50 1.250																					
Lance Rautzhan, L ERA: 4.19	0.2 4 1 0 0 0 1 0 0 0 0 0 3 7 0.00 3.000																					
Mike Garman, R ERA: 2.85	0.1 S 1 0 0 0 0 0 0 0 0 0 0 1 1 0.00 0.000																					



Batter	1	2	3	4	5	6	7	8	9	AB	R	H	RBI	BB	SO	LOB	TOP																	
Joe Cannon, L (1.7) OBP: 0.125, SLG: 0.250	E4 G3 1B	F6		E6 1B	F5			F6		5	2	0	0	0	0	2	Houston Astros @ Atlanta Braves Atlanta-Fulton County Stadium, Atlanta, GA Mon Sep 26 1977, 7:05 PM EDT Att: 7,001 - Unknown																	
Enos Cabell, R (1.5) OBP: 0.315, SLG: 0.444	G3	F8		FC1-6 1B		K		F8		5	0	1	1	0	1	2																		
Cesar Cedeno, R (1.8) OBP: 0.339, SLG: 0.445	BB 1B			S 1B	F9		F7	6-3		5	2	2	1	0	0	1																		
Jose Cruz, L (1.9) OBP: 0.368, SLG: 0.475	1B G3 BB			K	FC1-6 HR		HR	F4		4	3	1	1	1	1	2																		
Bob Watson, R (1.3) OBP: 0.359, SLG: 0.493	E G3 1B			1B BB	1B HR		F7	6-3		4	2	2	3	1	0	0																		
Ed Herrmann, L (1.2) OBP: 0.339, SLG: 0.349	G3			1B	6-3			F8		5	0	1	2	0	0	1																		
Art Howe, R (1.4) OBP: 0.333, SLG: 0.409	F9			G4-6-3 1B		K		F9 2B		4	0	2	1	0	1	1																		
Roger Metzger, S (1.6) OBP: 0.275, SLG: 0.267				G4-6-3 1B		K		F9		4	0	1	0	0	1	3																		
Joaquin Andujar, S (1.1) Bo McLaughlin, R (4.1) Denny Walling, L (5.9) Roy Thomas, R (5.1) Dan Larson, R (8.1) Ken Forsch, R (8.1)	SH1-4 1B			E BB		E7 1B		6-3		0	1	0	0	1	0	0																		
Inning Stats	R: 3 E: 2 K: 0 S: 6	H: 2 LOB: 1 BB: 1 P: 10	R: 0 E: 0 K: 0 S: 4	H: 1 LOB: 1 BB: 0 P: 4	R: 2 E: 0 K: 1 S: 7	H: 3 LOB: 1 BB: 1 P: 11	R: 4 E: 1 K: 0 S: 6	H: 2 LOB: 0 BB: 1 P: 10	R: 0 E: 1 K: 2 S: 8	H: 1 LOB: 1 BB: 0 P: 8	R: 1 E: 0 K: 0 S: 6	H: 1 LOB: 0 BB: 0 P: 6	R: 0 E: 0 K: 0 S: 4	H: 1 LOB: 1 BB: 0 P: 4	R: 0 E: 0 K: 0 S: 3	H: 0 LOB: 0 BB: 0 P: 3		R: 0 E: 0 K: 0 S: 3	H: 0 LOB: 0 BB: 0 P: 3	1B: 8 2B: 1 3B: 0 HR: 2	SF: 0 SAC: 1 DP: 1 HBP: 0	WP: 0 PB: 0 SB: 2 CS: 0	PA: 42											
PITCHER	IP WLS BF H R ER SO BB IBB HBP BLK WP HR S P ERA WHIP	IP WLS BF H R ER SO BB IBB HBP BLK WP HR S P ERA WHIP																																
Eddie Solomon, R (1.1) ERA: 4.57	2.1	16	6	5	3	1	2	0	0	0	0	0	0	0	16	24	11.57	3.429																
Preston Hanna, R (3.1) ERA: 5.03	1.0	5	1	3	1	0	1	0	0	0	0	0	0	4	8	9.00	2.000																	
Larry Bradford, L (4.1) ERA: 3.38	0.2	3	1	1	0	0	0	0	0	0	0	0	1	3	3	0.00	1.500																	
Buzz Capra, R (5.1) ERA: 5.36	3.0	W 12	3	1	1	3	0	0	0	0	0	0	1	18	18	3.00	1.000																	
Dave Campbell, R (8.1) ERA: 3.11	2.0	S 6	0	0	0	0	0	0	0	0	0	0	0	6	6	0.00	0.000																	
Batter	1	2	3	4	5	6	7	8	9	AB	R	H	RBI	BB	SO	LOB	BOTTOM																	
Jerry Royster, R (1.4) OBP: 0.282, SLG: 0.275	4-3		6-3	2B 1B		4-3		4-3		5	1	1	0	0	0	0	Houston Astros @ Atlanta Braves Atlanta-Fulton County Stadium, Atlanta, GA Mon Sep 26 1977, 7:05 PM EDT Att: 7,001 - Unknown																	
Brian Asseistine, L (1.8) OBP: 0.291, SLG: 0.404	4-3		HR	2B		F2		K		5	1	2	3	0	1	0																		
Jeff Burroughs, R (1.9) OBP: 0.363, SLG: 0.526	F9		5-3		F9		HR			4	1	1	1	0	0	0																		
Willie Montanez, L (1.3) OBP: 0.329, SLG: 0.453		HR 1B		FC4 2B HBP 1B	F5		4-3			4	2	2	0	0	0	0																		
Gary Matthews, R (1.7) OBP: 0.364, SLG: 0.446		HR		FC4 HBP 1B BB	BLK 1B BB		HR			2	3	2	3	1	0	0																		
Barry Bonnell, R (1.5) OBP: 0.365, SLG: 0.340		3-1		FC4 2B 1B 1B	BLK 1B 1B		4-3			4	2	1	1	0	0	2																		
Dale Murphy, R (1.2) OBP: 0.309, SLG: 0.564		5-3		2B 2B 1B 1B	1B 1B		1B			4	1	3	3	0	0	0																		
Pat Rockett, R (1.6) OBP: 0.337, SLG: 0.297		2-3		K	F6		F6			4	0	0	0	0	1	3																		
Dave Campbell, R (8.1) OBP: 0.091, SLG: 0.091				K	F6		F6			0	0	0	0	0	0	0																		
Eddie Solomon, R (1.1) Preston Hanna, R (3.1) Larry Bradford, L (4.1) Larry Whitenton, L (4.9) Buzz Capra, R (5.1) Rob Bellor, R (8.6)			6-3	2B 1B		6-3		4-3		0	0	0	0	0	0	0																		
Inning Stats	R: 0 E: 0 K: 0 S: 3	H: 0 LOB: 0 BB: 0 P: 3	R: 2 E: 0 K: 0 S: 5	H: 2 LOB: 0 BB: 0 P: 5	R: 1 E: 0 K: 0 S: 4	H: 1 LOB: 0 BB: 0 P: 4	R: 5 E: 1 K: 1 S: 9	H: 5 LOB: 1 BB: 0 P: 10	R: 2 E: 0 K: 0 S: 5	H: 2 LOB: 1 BB: 1 P: 9	R: 0 E: 0 K: 0 S: 3	H: 0 LOB: 0 BB: 0 P: 3	R: 2 E: 0 K: 0 S: 6	H: 3 LOB: 1 BB: 0 P: 6	R: 0 E: 0 K: 1 S: 5	H: 0 LOB: 0 BB: 0 P: 5	R: 0 E: 0 K: 1 S: 5	H: 0 LOB: 0 BB: 0 P: 5	1B: 7 2B: 2 3B: 0 HR: 4	SF: 0 SAC: 0 DP: 0 HBP: 1	WP: 0 PB: 0 SB: 0 CS: 0	PA: 38												
PITCHER	IP WLS BF H R ER SO BB IBB HBP BLK WP HR S P ERA WHIP	IP WLS BF H R ER SO BB IBB HBP BLK WP HR S P ERA WHIP																																
Joaquin Andujar, R (1.1) ERA: 3.57	3.1	16	5	6	6	0	0	0	0	0	0	0	0	15	16	16.20	1.500																	
Bo McLaughlin, R (4.1) ERA: 4.16	0.2	4	3	2	2	1	0	0	0	0	0	0	6	6	27.00	4.500																		
Roy Thomas, R (5.1) ERA: 4.15	1.0	6	2	2	2	0	1	0	0	2	0	0	5	9	18.00	3.000																		
Dan Larson, R (6.1) ERA: 5.81	2.0	L 9	3	2	2	0	0	0	0	0	0	2	9	9	9.00	1.500																		
Ken Forsch, R (8.1) ERA: 2.82	1.0	3	0	0	0	1	0	0	0	0	0	5	5	5	0.00	0.000																		

Batter	1	2	3	4	5	6	7	8	9	AB	R	H	RBI	BB	SO	LOB	TOP								
Julio Gonzalez, R OBP: 0.289, SLG: 0.322 (1,4)	G3			E1 1B	F8			G3		4	1	0	0	0	0	1									
Enos Cabell, R OBP: 0.311, SLG: 0.438 (1,5)	4-3			K		F3			F5	4	0	0	0	0	1	1									
Cesar Cedeno, R OBP: 0.344, SLG: 0.453 (1,8)	4-3			6-3 1B		F7			E S BB	3	0	1	1	1	0	0									
Jose Cruz, L OBP: 0.364, SLG: 0.470 (1,9)		G3		6-3		K			F4	4	0	0	0	0	1	2									
Bob Watson, R OBP: 0.354, SLG: 0.484 (1,3)	4-3			5-3			K		6-3	4	0	0	0	0	1	2									
Denny Walling, L OBP: 0.750, SLG: 0.667 (1,7)			K			1B FC4-6 BB			CS 1B	2	1	1	0	1	1	0									
Mike Fischlin, R OBP: 0.125, SLG: 0.125 (1,6)			3-1		K		F7			3	0	0	0	0	1	2									
Luis Pujols, R OBP: 0.200, SLG: 0.200 (1,2)			K					5-3		3	0	1	0	0	1	0									
Mark Lemongello, R OBP: 0.100, SLG: 0.116 (1,1)			1-3		FC4-6 1B			F9		3	0	0	1	0	0	1									
Inning Stats	R: 0 E: 0 K: 0 S: 3	H: 0 LOB: 0 BB: 0 P: 3	R: 0 E: 0 K: 1 S: 5	H: 0 LOB: 0 BB: 0 P: 5	R: 0 E: 0 K: 1 S: 5	H: 0 LOB: 0 BB: 0 P: 5	R: 1 E: 1 K: 1 S: 7	H: 1 LOB: 1 BB: 0 P: 7	R: 1 E: 0 K: 1 S: 6	H: 1 LOB: 1 BB: 1 P: 10	R: 0 E: 0 K: 0 S: 5	H: 0 LOB: 0 BB: 0 P: 5	R: 0 E: 0 K: 1 S: 5	H: 1 LOB: 0 BB: 0 P: 5	R: 0 E: 0 K: 0 S: 3	H: 0 LOB: 0 BB: 0 P: 3	R: 0 E: 0 K: 0 S: 3	H: 0 LOB: 1 BB: 1 P: 7	1B: 3 2B: 0 3B: 0 HR: 0	SF: 0 SAC: 0 DP: 0 HBP: 0	WP: 0 PB: 0 SB: 2 CS: 1	PA: 32			
PITCHER	IP	WLS	BF	H	R	ER	SO	BB	IBB	HBP	BLK	WP	HR	S	P	ERA	WHIP								
Dick Ruthven, R ERA: 4.23 (1,1)	8.0	L	28	3	2	1	6	1	0	0	0	0	0	39	43	1.12	0.500								
Dave Campbell, R ERA: 3.07 (9,1)	1.0		4	0	0	0	0	1	0	0	0	0	0	3	7	0.00	1.000								

Houston Astros @ Atlanta Braves
Atlanta-Fulton County Stadium, Atlanta, GA
Wed Sep 28 1977, 7:05 PM EDT
Att: 2,255 - Unknown

AB 30
R 2
H 3
RBI 2
BB 2
SO 6
LOB 9

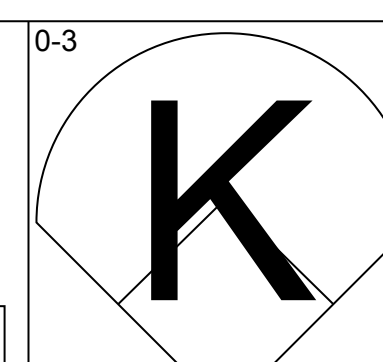
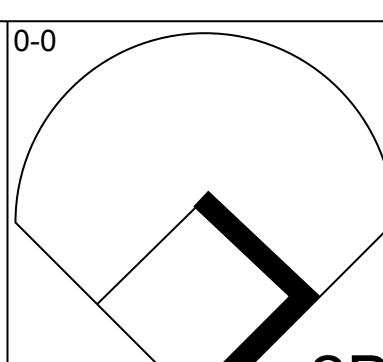
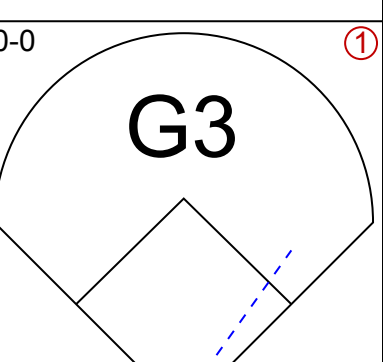
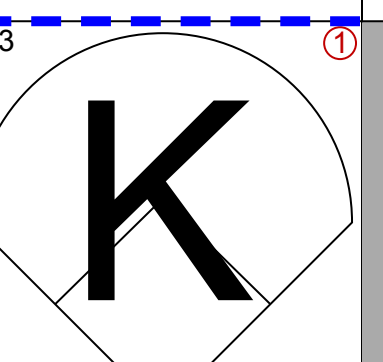
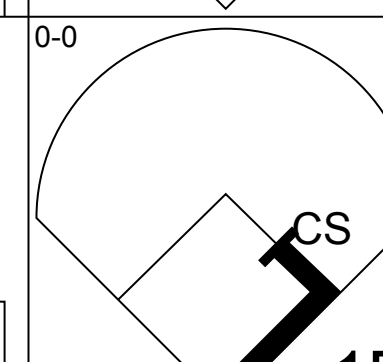
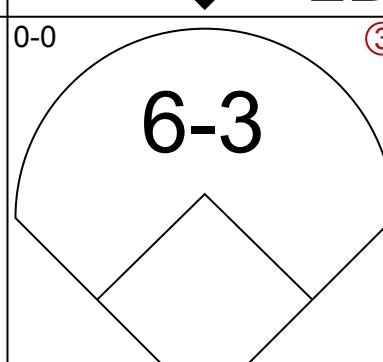
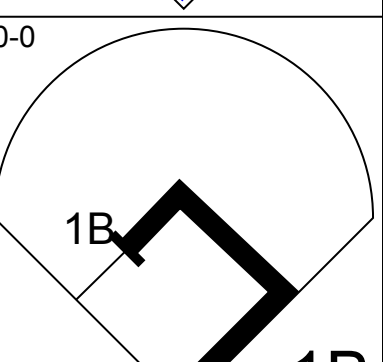
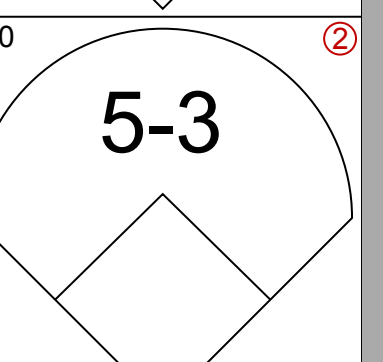
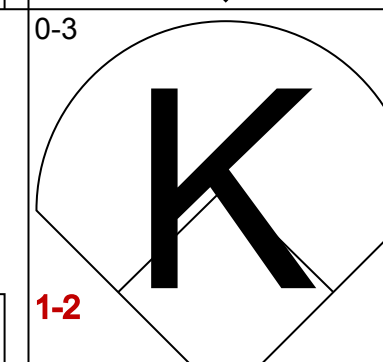
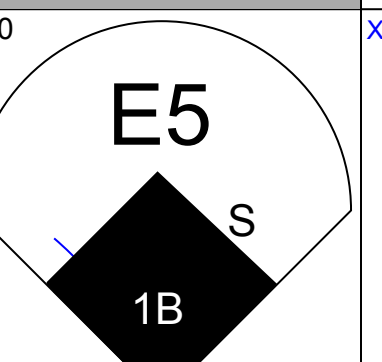
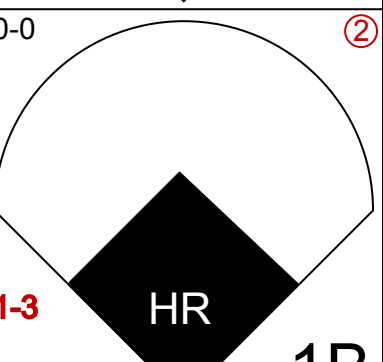
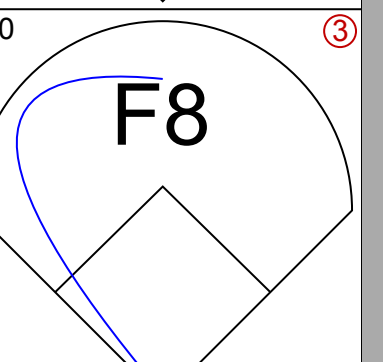
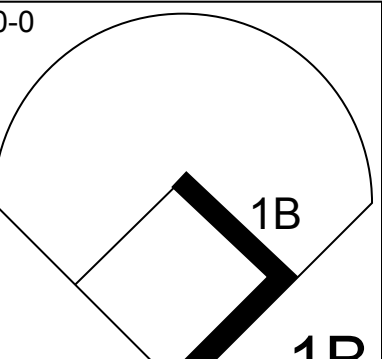
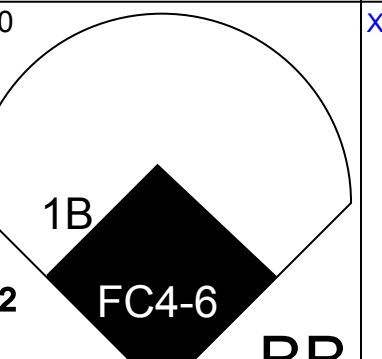
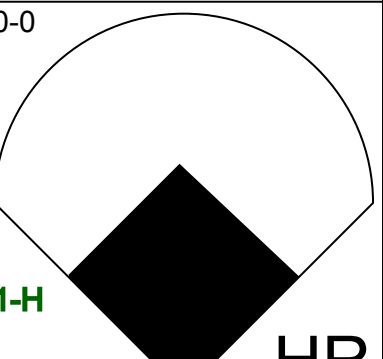

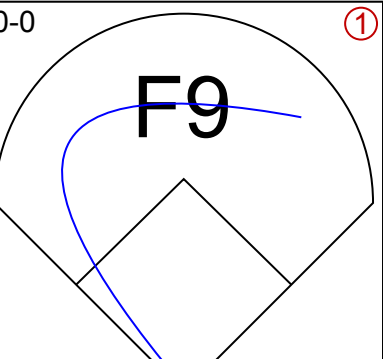
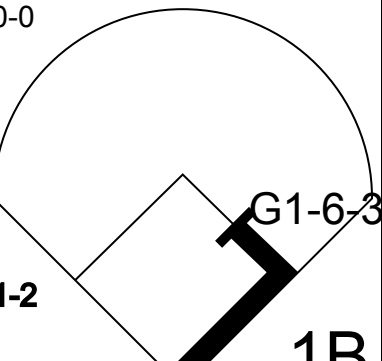
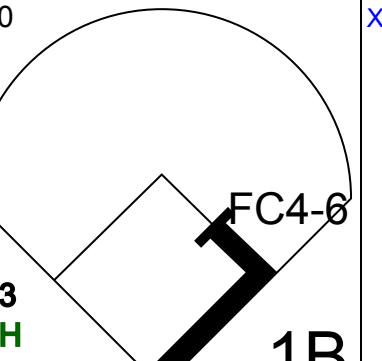

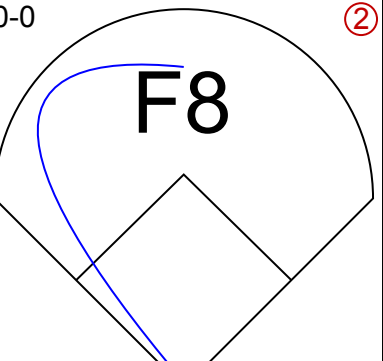

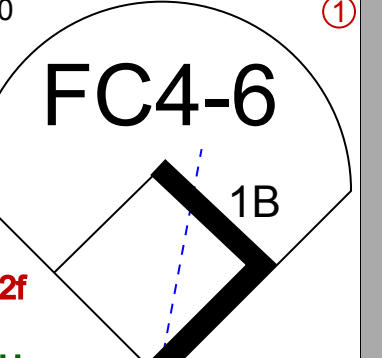
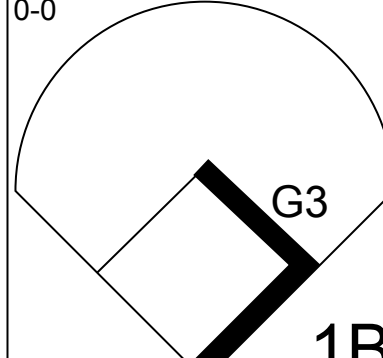
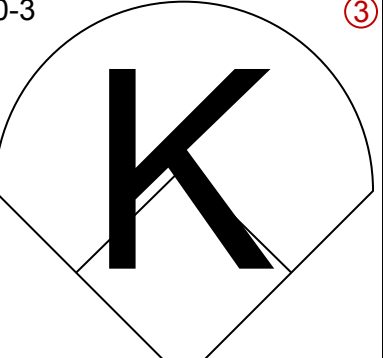

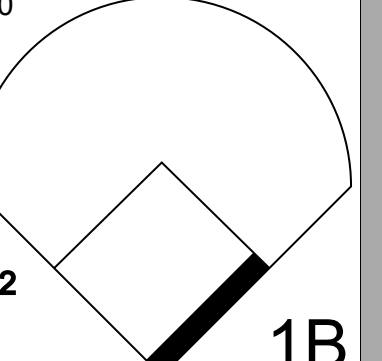
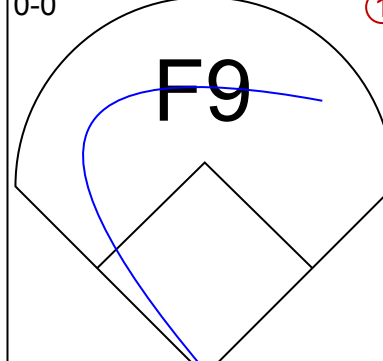
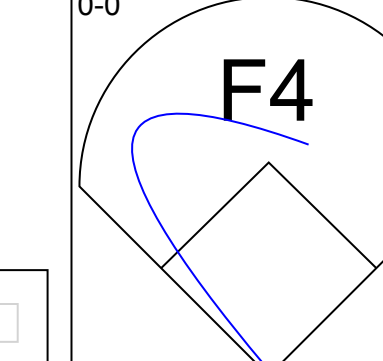
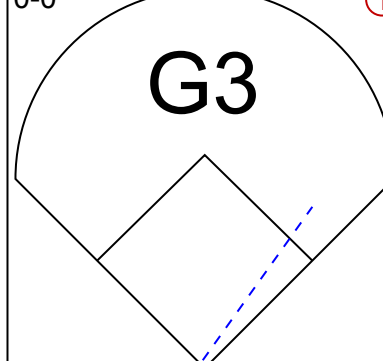

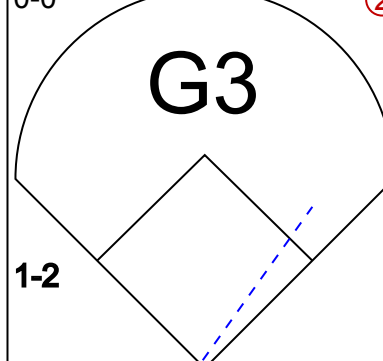
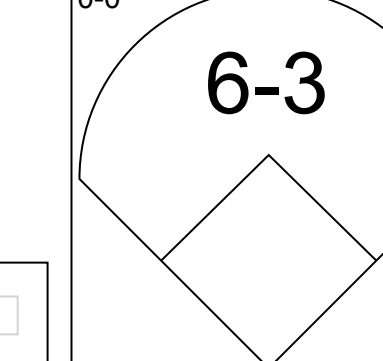

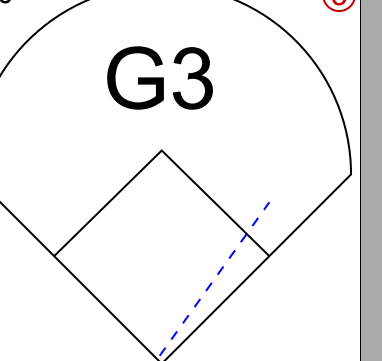
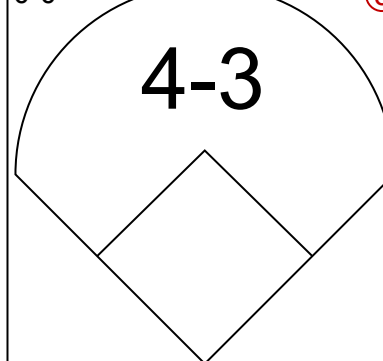
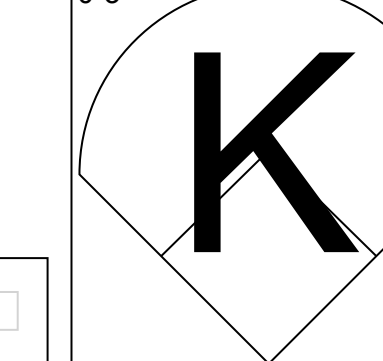


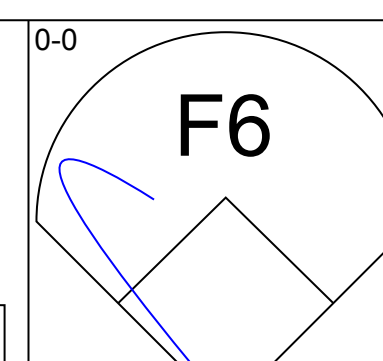
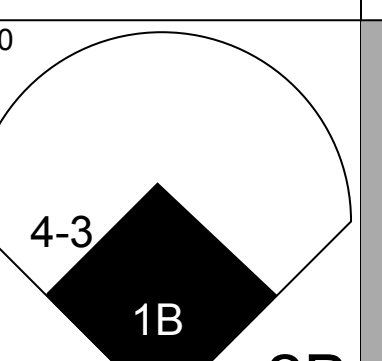
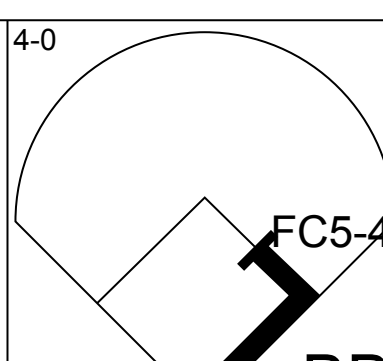
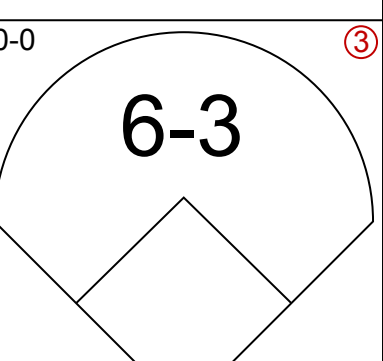
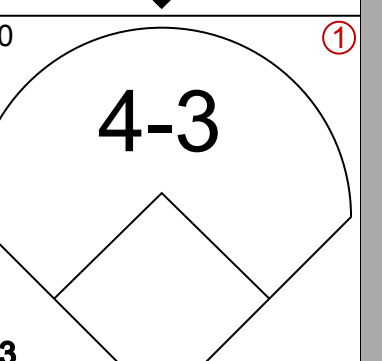
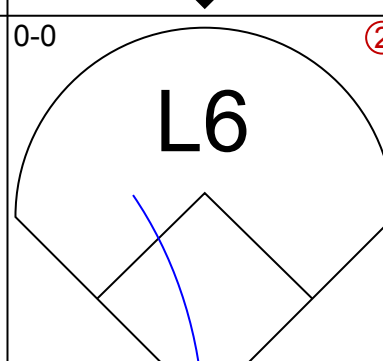
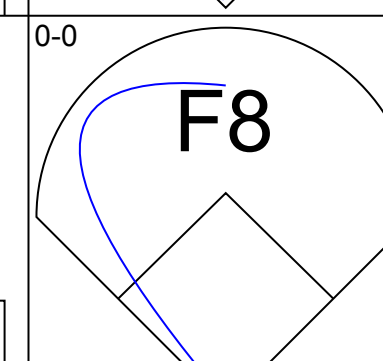
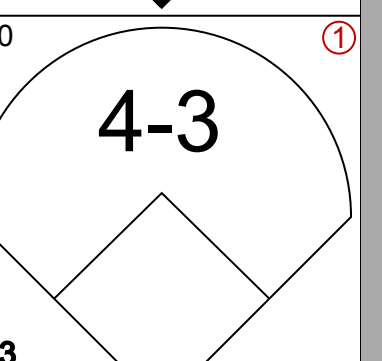
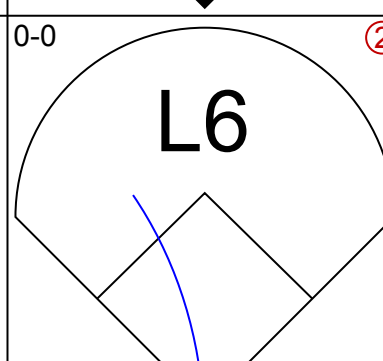
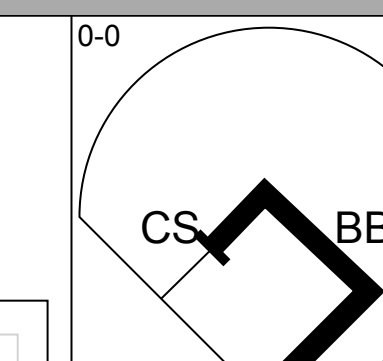
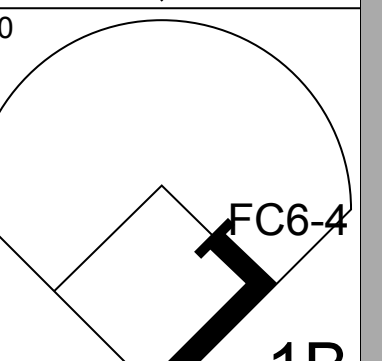
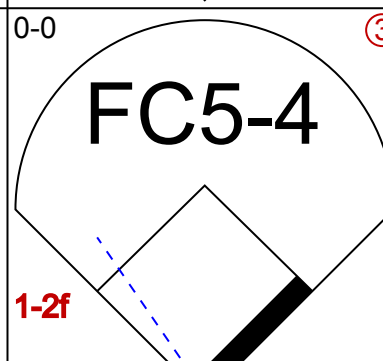
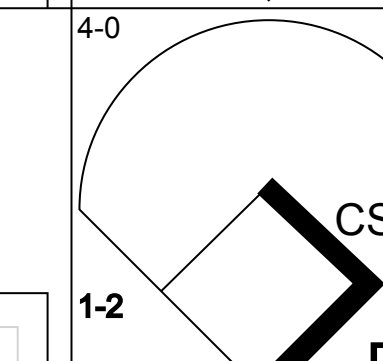
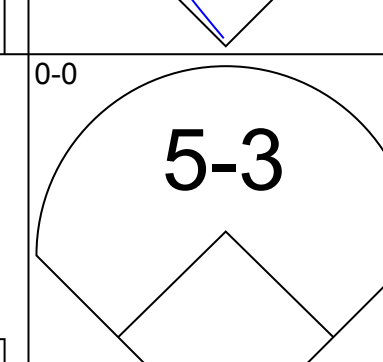
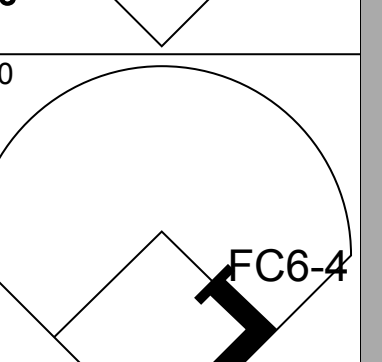
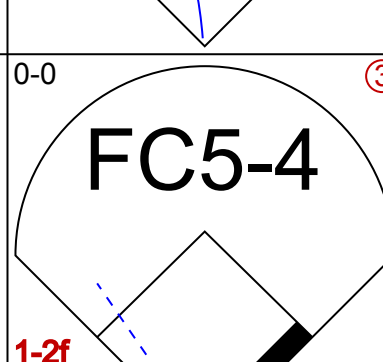
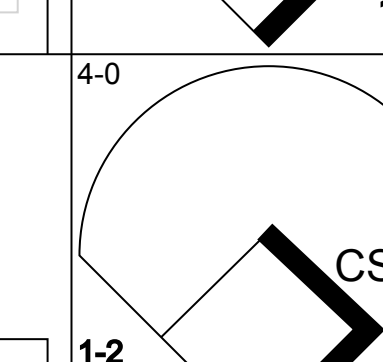
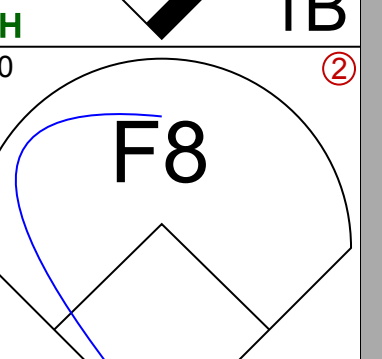

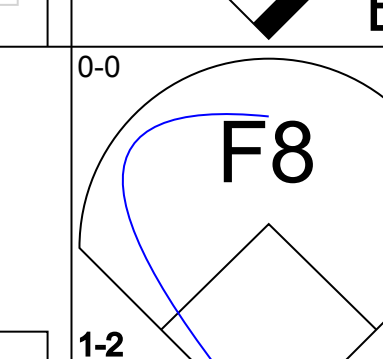
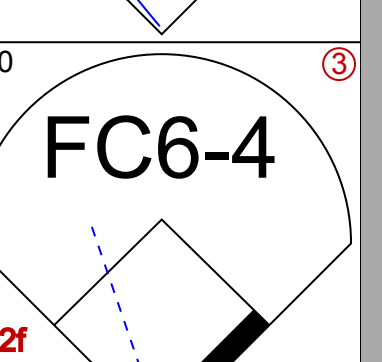
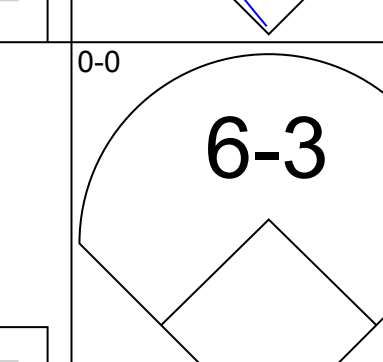
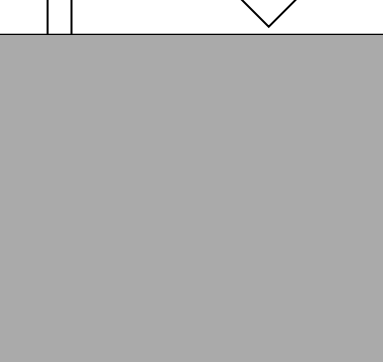
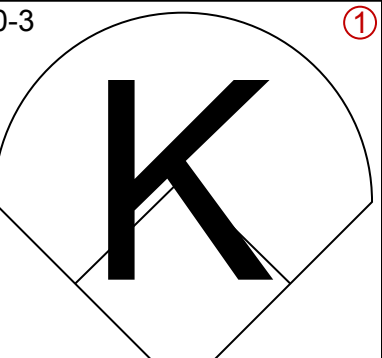
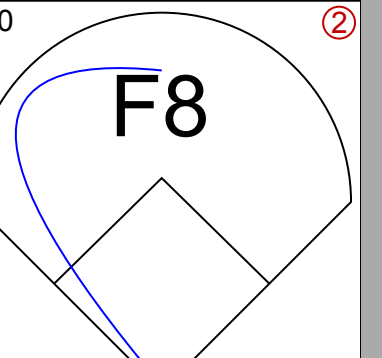
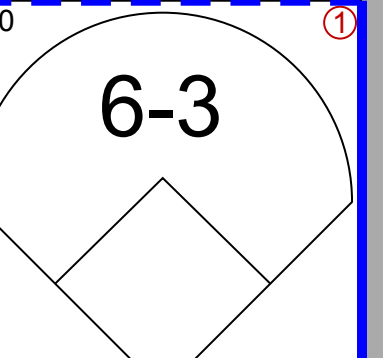
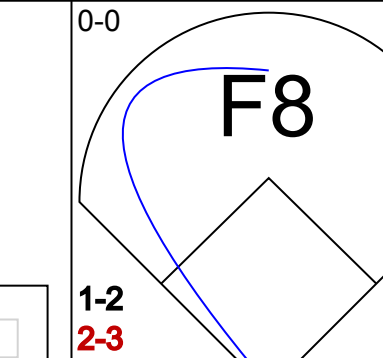
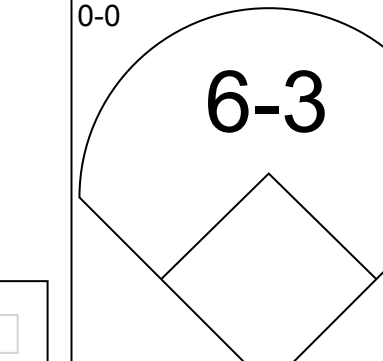
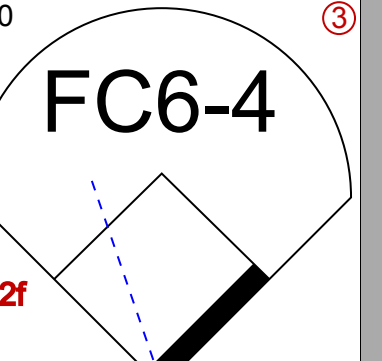
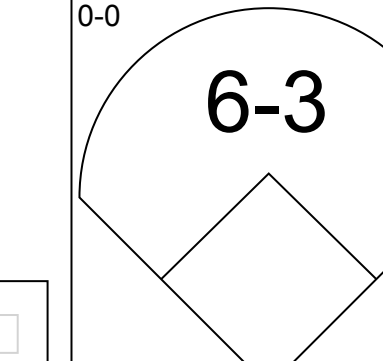
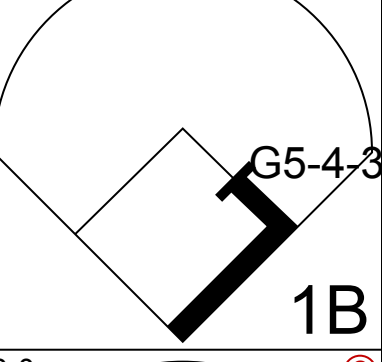
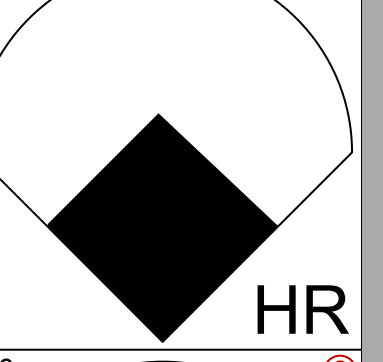

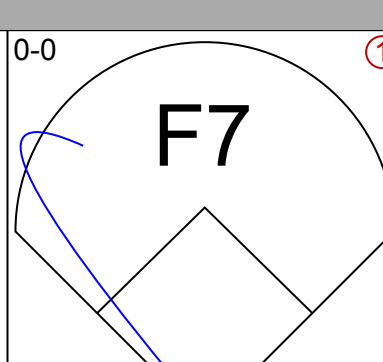
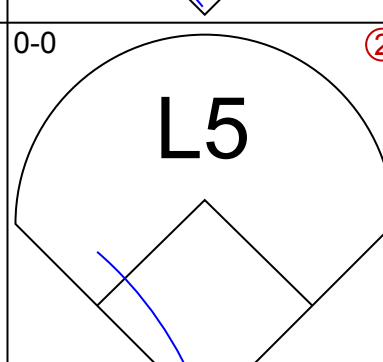
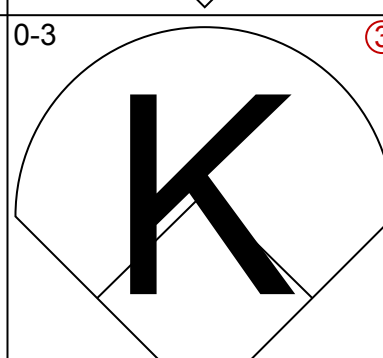
Batter	1	2	3	4	5	6	7	8	9	AB	R	H	RBI	BB	SO	LOB	BOTTOM								
Jerry Royster, R OBP: 0.279, SLG: 0.279 (1,4)	6-3		F3			F7		F7		4	0	0	0	0	0	2									
Brian Asseistine, L OBP: 0.260, SLG: 0.379 (1,8)	4-3			F7		F7			F7	4	0	0	0	0	0	0									
Jeff Burroughs, R OBP: 0.362, SLG: 0.520 (1,9)										3	0	0	0	1	1	0									
Rob Belloir, R (9, PR)	6-3			K					1B 1B BB	0	0	0	0	0	0	0									
Willie Montanez, L OBP: 0.330, SLG: 0.456 (1,3)				5-3		F7			1B 1B	4	0	2	0	0	0	0									
Gary Matthews, R OBP: 0.364, SLG: 0.443 (1,7)		F8			K					4	0	1	0	0	1	1									
Dale Murphy, R OBP: 0.502, SLG: 0.540 (1,2)		6-3			5-3					4	0	0	0	0	0	4									
Barry Bonnell, R OBP: 0.361, SLG: 0.336 (1,5)		6-3			F8					3	0	1	0	0	0	1									
Pat Rockett, R OBP: 0.338, SLG: 0.311 (1,6)			6-3							3	1	2	1	0	0	0									
Dick Ruthven, R OBP: 0.298, SLG: 0.400 (1,1)										2	0	0	0	0	1	0									
Joe Nolan, L OBP: 0.375, SLG: 0.427 (8, PH)										1	0	0	0	0	0	2									
Dave Campbell, R OBP: 0.091, SLG: 0.091 (9,1)				K						0	0	0	0	0	0	0									
Inning Stats	R: 0 E: 0 K: 0 S: 3	H: 0 LOB: 0 BB: 0 P: 3	R: 0 E: 0 K: 0 S: 4	H: 1 LOB: 1 BB: 0 P: 4	R: 0 E: 0 K: 1 S: 5	H: 0 LOB: 0 BB: 0 P: 5	R: 0 E: 0 K: 1 S: 5	H: 0 LOB: 0 BB: 0 P: 5	R: 0 E: 0 K: 0 S: 3	H: 0 LOB: 0 BB: 0 P: 3	R: 0 E: 0 K: 0 S: 5	H: 2 LOB: 2 BB: 0 P: 5	R: 0 E: 0 K: 0 S: 4	H: 2 LOB: 3 BB: 1 P: 8	R: 0 E: 0 K: 0 S: 4	H: 2 LOB: 2 BB: 1 P: 8	1B: 4 2B: 1 3B: 0 HR: 1	SF: 0 SAC: 0 DP: 1 HBP: 0	WP: 0 PB: 0 SB: 0 CS: 0	PA: 33					
PITCHER	IP	WLS	BF	H	R	ER	SO	BB	IBB	HBP	BLK	WP	HR	S	P	ERA	WHIP								
Mark Lemongello, R ERA: 3.48 (1,1)	9.0	W	33	6	1	1	3	1	0	0	0	0	1	38	42	1.00	0.778								

Houston Astros @ Atlanta Braves
Atlanta-Fulton County Stadium, Atlanta, GA
Wed Sep 28 1977, 7:05 PM EDT
Att: 2,255 - Unknown

AB 32
R 1
H 6
RBI 1
BB 1
SO 3
LOB 10



Batter	1	2	3	4	5	6	7	8	9	AB	R	H	RBI	BB	SO	LOB	TOP					
Joe Cannon, L (1, 7) OBP: 0.167, SLG: 0.333										4	0	1	0	0	2	0	Houston Astros @ Los Angeles Dodgers Dodger Stadium, Los Angeles, CA Thu Sep 29 1977, 7:05 PM PDT Att: 14,506 - Unknown					
Enos Cabell, R (1, 6) OBP: 0.312, SLG: 0.438										4	0	2	0	0	0	1						
Cesar Cedeno, R (1, 8) OBP: 0.344, SLG: 0.452										4	2	1	0	0	1	1						
Bob Watson, R (1, 3) OBP: 0.357, SLG: 0.491										3	2	2	2	1	0	0						
Art Howe, R (1, 5) OBP: 0.338, SLG: 0.414										4	0	2	1	0	0	0						
Denny Walling, L (1, 9) OBP: 0.500, SLG: 0.429										4	0	1	1	0	2	3						
Julio Gonzalez, R (1, 4) OBP: 0.289, SLG: 0.321										4	0	1	0	0	0	3						
Luis Pujols, R (1, 2) OBP: 0.111, SLG: 0.111										4	0	0	0	0	1	3						
Floyd Bannister, L (1, 1) OBP: 0.204, SLG: 0.188										3	0	0	0	0	1	3						
Gene Pentz, R (7, 1)										1	0	0	0	0	1	0						
Inning Stats	R: 0 E: 0 K: 2 S: 7	H: 1 LOB: 0 BB: 0 P: 7	R: 0 E: 0 K: 1 S: 6	H: 2 LOB: 1 BB: 0 P: 6	R: 0 E: 0 K: 1 S: 6	H: 1 LOB: 1 BB: 0 P: 6	R: 2 E: 1 K: 1 S: 8	H: 2 LOB: 2 BB: 1 P: 12	R: 2 E: 0 K: 0 S: 5	H: 3 LOB: 0 BB: 0 P: 5	R: 0 E: 0 K: 0 S: 4	H: 1 LOB: 1 BB: 0 P: 4	R: 0 E: 0 K: 1 S: 5	H: 0 LOB: 0 BB: 0 P: 5	R: 0 E: 0 K: 1 S: 5	H: 0 LOB: 0 BB: 0 P: 5	R: 0 E: 0 K: 1 S: 5	H: 0 LOB: 0 BB: 0 P: 5	1B: 8 2B: 1 3B: 0 HR: 1	SF: 0 SAC: 0 DP: 1 HBP: 0	WP: 0 PB: 0 SB: 1 CS: 1	PA: 36
PITCHER	IP	WLS	BF	H	R	ER	SO	BB	IBB	HBP	BLK	WP	HR	S	P	ERA	WHIP					
Tommy John, L (1, 1) ERA: 2.78	6.0	L	27	10	4	3	5	1	0	0	0	0	1	36	40	4.50	1.833					
Elias Sosa, R (7, 1) ERA: 2.01	2.0		6	0	0	0	2	0	0	0	0	0	0	10	10	0.00	0.000					
Hank Webb, R (9, 1) ERA: 5.4	1.0		3	0	0	0	1	0	0	0	0	0	0	5	5	0.00	0.000					

Batter	1	2	3	4	5	6	7	8	9	AB	R	H	RBI	BB	SO	LOB	BOTTOM					
Davey Lopes, R (1, 4) OBP: 0.374, SLG: 0.409										2	1	1	0	1	0	0	Houston Astros @ Los Angeles Dodgers Dodger Stadium, Los Angeles, CA Thu Sep 29 1977, 7:05 PM PDT Att: 14,506 - Unknown					
Rafael Landestoy, S (7, 4) OBP: 0.400, SLG: 0.308										1	0	0	0	0	0	0						
Bill Russell, R (1, 6) OBP: 0.303, SLG: 0.360										3	0	0	0	0	0	2						
Ron Washington, R (7, 6) OBP: 0.438, SLG: 0.400										1	0	1	0	0	0	0						
Reggie Smith, S (1, 9) OBP: 0.425, SLG: 0.564										3	0	1	1	0	0	1						
Elias Sosa, R (7, 1) OBP: 0.250, SLG: 0.250										0	0	0	0	0	0	0						
Ed Goodson, L (9, 3) OBP: 0.200, SLG: 0.245										0	0	0	0	0	0	0						
Joe Simpson, L (9, PR) OBP: 0.227, SLG: 0.150										0	0	0	0	0	0	0						
Ron Cey, R (1, 5) OBP: 0.347, SLG: 0.450										3	0	0	0	0	1	1						
Lee Lacy, R (8, 5) OBP: 0.302, SLG: 0.423										1	0	0	0	0	0	2						
Steve Garvey, R (1, 3) OBP: 0.338, SLG: 0.504										3	1	2	1	0	0	1						
Jerry Grote, R (9, 2) OBP: 0.327, SLG: 0.304										1	0	0	0	0	0	2						
Dusty Baker Jr., R (1, 7) OBP: 0.394, SLG: 0.508										3	0	0	0	0	0	1						
Glenn Burke, R (1, 8) OBP: 0.282, SLG: 0.305										3	0	0	0	0	0	0						
Steve Yeager, R (1, 2) OBP: 0.333, SLG: 0.441										3	0	0	0	0	1	0						
Hank Webb, R (9, 1) ERA: 3.53										0	0	0	0	0	0	0						
Tommy John, R (1, 1) OBP: 0.205, SLG: 0.228										1	0	0	0	0	1	0						
Jeffrey Leonard, R (6, PH) OBP: 0.375, SLG: 0.625										1	0	0	0	0	1	0						
Vic Davallo, L (8, PH) OBP: 0.316, SLG: 0.368										1	0	0	0	0	0	0						
Inning Stats	R: 0 E: 0 K: 0 S: 3	H: 0 LOB: 0 BB: 0 P: 3	R: 0 E: 0 K: 1 S: 5	H: 1 LOB: 0 BB: 0 P: 5	R: 0 E: 0 K: 1 S: 5	H: 0 LOB: 0 BB: 0 P: 5	R: 1 E: 0 K: 0 S: 5	H: 2 LOB: 1 BB: 0 P: 5	R: 0 E: 0 K: 0 S: 3	H: 0 LOB: 0 BB: 0 P: 3	R: 0 E: 0 K: 1 S: 5	H: 0 LOB: 1 BB: 1 P: 9	R: 1 E: 0 K: 0 S: 4	H: 1 LOB: 0 BB: 0 P: 4	R: 0 E: 0 K: 1 S: 5	H: 0 LOB: 0 BB: 0 P: 5	R: 0 E: 0 K: 0 S: 3	H: 1 LOB: 2 BB: 1 P: 7	1B: 3 2B: 1 3B: 0 HR: 1	SF: 0 SAC: 0 DP: 1 HBP: 0	WP: 0 PB: 0 SB: 0 CS: 2	PA: 32
PITCHER	IP	WLS	BF	H	R	ER	SO	BB	IBB	HBP	BLK	WP	HR	S	P	ERA	WHIP					
Floyd Bannister, L (1, 1) ERA: 4.04	6.0		21	3	1	1	3	1	0	0	0	0	1	26	30	1.50	0.667					
Gene Pentz, R (7, 1) ERA: 3.53	3.0	S	11	2	1	1	1	1	0	0	0	0	1	12	16	3.00	1.000					

AB	35
R	4
H	10
RBI	4
BB	1
SO	8
LOB	14



AB	30
R	2
H	5
RBI	2
BB	2
SO	4
LOB	10



Batter	1	2	3	4	5	6	7	8	9	AB	R	H	RBI	BB	SO	LOB	TOP															
Jose Cruz, L OBP: 0.368, SLG: 0.475 (1,9)										5	1	2	0	0	0	1																
Enos Cabell, R OBP: 0.313, SLG: 0.438 (1,5) (9,3)										4	1	2	0	1	0	0																
Cesar Cedeno, R OBP: 0.346, SLG: 0.457 (1,8)										5	2	3	1	0	0	1																
Bob Watson, R OBP: 0.360, SLG: 0.498 (1,3)										3	2	2	2	1	1	1																
Joe Cannon, L OBP: 0.116, SLG: 0.235 (9, PH)										1	0	0	0	0	0	1																
Rob Sperring, R OBP: 0.254, SLG: 0.233 (9,5)										0	0	0	0	0	0	0																
Denny Walling, L OBP: 0.348, SLG: 0.381 (1,7)										4	0	1	3	0	1	1																
Art Howe, R OBP: 0.336, SLG: 0.412 (1,4)										4	0	0	0	0	1	1																
Ed Herrmann, L OBP: 0.352, SLG: 0.354 (1,2)										4	0	2	0	0	1	0																
Roger Metzger, S OBP: 0.272, SLG: 0.264 (1,6)										4	0	1	0	0	0	2																
J.R. Richard, R OBP: 0.247, SLG: 0.345 (1,1)										3	0	0	0	0	0	3																
Inning Stats	R: 1 E: 0 K: 0 S: 5	H: 4 LOB: 1 BB: 0 P: 5	R: 0 E: 0 K: 0 S: 4	H: 1 LOB: 1 BB: 0 P: 4	R: 0 E: 0 K: 0 S: 3	H: 0 LOB: 0 BB: 0 P: 3	R: 1 E: 1 K: 0 S: 6	H: 2 LOB: 2 BB: 0 P: 6	R: 0 E: 1 K: 1 S: 6	H: 1 LOB: 1 BB: 0 P: 6	R: 0 E: 0 K: 3 S: 9	H: 0 LOB: 0 BB: 0 P: 9	R: 4 E: 0 K: 0 S: 6	H: 3 LOB: 1 BB: 2 P: 14	R: 0 E: 0 K: 0 S: 4	H: 1 LOB: 1 BB: 0 P: 4	R: 0 E: 0 K: 0 S: 3	H: 1 LOB: 0 BB: 0 P: 3	1B: 9 2B: 2 3B: 1 HR: 1	SF: 0 SAC: 1 DP: 0 HBP: 0	WP: 0 PB: 0 SB: 0 CS: 2	PA: 41										
PITCHER	IP WLS BF H R ER SO BB IBB HBP BLK WP HR S P ERA WHIP																															
Bobby Castillo, R ERA: 3.97 (1,1)	6.0	25	8	2	2	4	0	0	0	0	0	1	33	33	3.00	1.333																
Dennis Lewallyn, R ERA: 4.24 (7,1)	1.0	L 8	3	4	4	0	1	1	0	0	0	0	6	14	36.00	4.000																
Hank Webb, R ERA: 2.25 (8,1)	2.0	7	2	0	0	0	0	0	0	0	0	0	7	7	0.00	1.000																

Houston Astros @ Los Angeles Dodgers
Dodger Stadium, Los Angeles, CA
Sun Oct 02 1977, 3:33 AM PDT
Att: 46,501 - Unknown

AB	37
R	6
H	13
RBI	6
BB	2
SO	4
LOB	11



Batter	1	2	3	4	5	6	7	8	9	AB	R	H	RBI	BB	SO	LOB	BOTTOM															
Vic Davallillo, L OBP: 0.313, SLG: 0.354 (1,9)										4	0	0	0	0	3	0																
Bill Russell, R OBP: 0.304, SLG: 0.360 (1,6)										1	0	0	0	0	0	0																
Ron Washington, R OBP: 0.400, SLG: 0.388 (4,6)										1	0	0	0	0	0	0																
Rafael Landestoy, S OBP: 0.381, SLG: 0.278 (5,6)										2	0	0	0	0	1	0																
Dusty Baker Jr., R OBP: 0.364, SLG: 0.512 (1,7)										3	1	2	1	0	1	0																
Joe Simpson, L OBP: 0.240, SLG: 0.174 (7,7) (8,3)										1	0	0	0	0	1	0																
Steve Garvey, R OBP: 0.335, SLG: 0.498 (1,3)										2	0	0	0	0	1	1																
Glenn Burke, R OBP: 0.290, SLG: 0.320 (5,8)										2	1	1	1	0	0	0																
Ed Goodson, L OBP: 0.203, SLG: 0.227 (1,5)										4	0	0	0	0	1	0																
Rick Monday, L OBP: 0.330, SLG: 0.383 (1,8) (5,3)										3	0	0	0	0	2	0																
Hank Webb, R (8,1)										0	0	0	0	0	0	0																
Jerry Grote, R OBP: 0.329, SLG: 0.303 (9, PH)										1	0	0	0	0	0	0																
Lee Lacy, R OBP: 0.306, SLG: 0.414 (1,4)										1	0	0	0	2	1	0																
Steve Yeager, R OBP: 0.334, SLG: 0.444 (1,2)										0	0	0	0	0	0	0																
Johnny Oates, L OBP: 0.314, SLG: 0.353 (1,2)										3	0	0	0	0	2	2																
Bobby Castillo, R (1,1)										1	0	0	0	0	0	0																
Manny Mota, R OBP: 0.521, SLG: 0.500 (6, PH)										1	1	1	1	0	0	0																
Dennis Lewallyn, R (7,1)										0	0	0	0	0	0	0																
Jeffrey Leonard, R OBP: 0.364, SLG: 0.500 (7, PH) (8,7)										1	0	0	0	0	1	1																
Inning Stats	R: 0 E: 0 K: 2 S: 8	H: 1 LOB: 1 BB: 0 P: 8	R: 0 E: 0 K: 3 S: 9	H: 0 LOB: 0 BB: 0 P: 9	R: 0 E: 0 K: 2 S: 7	H: 0 LOB: 0 BB: 0 P: 7	R: 0 E: 0 K: 1 S: 5	H: 0 LOB: 0 BB: 0 P: 5	R: 0 E: 0 K: 1 S: 5	H: 0 LOB: 1 BB: 1 P: 9	R: 3 E: 0 K: 1 S: 8	H: 3 LOB: 3 BB: 0 P: 8	R: 0 E: 0 K: 2 S: 7	H: 0 LOB: 1 BB: 1 P: 11	R: 0 E: 0 K: 2 S: 7	H: 0 LOB: 0 BB: 0 P: 7	R: 0 E: 0 K: 0 S: 3	H: 0 LOB: 0 BB: 0 P: 3	1B: 1 2B: 0 3B: 0 HR: 3	SF: 0 SAC: 0 DP: 0 HBP: 0	WP: 0 PB: 0 SB: 0 CS: 0	PA: 33										
PITCHER	IP WLS BF H R ER SO BB IBB HBP BLK WP HR S P ERA WHIP																															
J.R. Richard, R ERA: 2.97 (1,1)	9.0	W 33	4	3	3	14	2	0	0	0	0	3	59	67	3.00	0.667																

Houston Astros @ Los Angeles Dodgers
Dodger Stadium, Los Angeles, CA
Sun Oct 02 1977, 3:33 AM PDT
Att: 46,501 - Unknown

AB	31
R	3
H	4
RBI	3
BB	2
SO	14
LOB	4

