

Houston Astros - 1978

Batter	1	2	3	4	5	6	7	8	9	AB	R	H	RBI	BB	SO	LOB	TOP			
Terry Puhl, L OBP: 0.600, SLG: 1.250 (1, 7)	0-0 HR		0-0 F7		0-0 FC6-4 1B		0-0 FC4-6		4-0 BB 1B BB	4	2	2	1	1	0	1	Houston Astros @ Cincinnati Reds Riverfront Stadium, Cincinnati, OH Thu Apr 06 1978, 3:33 AM EST Att: 52,378 - Overcast			
Enos Cabell, R OBP: 0.200, SLG: 0.200 (1, 5)	0-3 K		0-0 F8		0-0 FC6-4 1B		0-3 K		0-0 BB 1B BB	5	1	1	1	0	2	2				
Cesar Cedeno, R OBP: 0.600, SLG: 1.250 (1, 8)	0-0 1B			0-0 HR	0-0 F7			0-0 F7	0-0 1B BB	4	1	2	2	1	0	1				
Jose Cruz, L OBP: 0.600, SLG: 0.800 (1, 9)	0-0 6-3			0-0 1B	0-0 2B	0-0 1B		0-0 4-3	0-0 FC6-4 1B	5	1	3	2	0	0	1				
Bob Watson, R OBP: 0.200, SLG: 0.200 (1, 3)	0-0 4-3			0-0 HR 1B	0-0 2H	0-3 K		0-0 F8	0-0 FC6-4	5	1	1	1	0	1	3				
Joe Ferguson, R OBP: 0.250, SLG: 1.000 (1, 2)		0-3 K		0-0 HR	0-0 K				0-3 K	4	1	1	2	0	3	0				
Art Howe, R OBP: 0.250, SLG: 0.500 (1, 4)		0-0 P4		0-0 6-3	0-0 P4				0-0 G3 1B 2B	4	1	1	0	0	0	0				
Roger Metzger, S (1, 6)		0-0 4-3		0-0 F8	0-0 1-3				0-0 G3	3	0	0	0	0	0	0				
Dave Bergman, L (9, PH)									2-3	1	0	0	0	0	0	1				
J.R. Richard, R Gene Pentz, R Denny Walling, L Tom Dixon, R Joe Sambito, L Wilbur Howard, S			0-3 K	0-0 F8	0-0 FC4-6 1B				1-0 1B BB HBP	2	0	0	0	0	0	1				
Inning Stats	R: 1 E: 0 K: 1 S: 7	H: 2 LOB: 1 BB: 0 P: 7	R: 0 E: 0 K: 1 S: 5	H: 0 LOB: 0 BB: 0 P: 5	R: 0 E: 0 K: 1 S: 5	H: 0 LOB: 0 BB: 0 P: 5	R: 4 E: 0 K: 0 S: 7	H: 4 LOB: 0 BB: 0 P: 7	R: 0 E: 0 K: 2 S: 4	H: 0 LOB: 0 BB: 0 P: 7	R: 0 E: 0 K: 1 S: 6	H: 1 LOB: 1 BB: 0 P: 6	R: 0 E: 0 K: 0 S: 3	H: 0 LOB: 0 BB: 0 P: 3	R: 4 E: 0 K: 1 S: 8	H: 3 LOB: 2 BB: 2 P: 17	1B: 7 2B: 2 3B: 0 HR: 3	SF: 0 SAC: 0 DP: 0 HBP: 1	WP: 0 PB: 0 SB: 2 CS: 0	PA: 41
PITCHER	IP WLS BF H R ER SO BB IBB HBP BLK WP HR S P ERA WHIP	IP WLS BF H R ER SO BB IBB HBP BLK WP HR S P ERA WHIP	IP WLS BF H R ER SO BB IBB HBP BLK WP HR S P ERA WHIP	IP WLS BF H R ER SO BB IBB HBP BLK WP HR S P ERA WHIP	IP WLS BF H R ER SO BB IBB HBP BLK WP HR S P ERA WHIP	IP WLS BF H R ER SO BB IBB HBP BLK WP HR S P ERA WHIP	IP WLS BF H R ER SO BB IBB HBP BLK WP HR S P ERA WHIP	IP WLS BF H R ER SO BB IBB HBP BLK WP HR S P ERA WHIP	IP WLS BF H R ER SO BB IBB HBP BLK WP HR S P ERA WHIP	IP WLS BF H R ER SO BB IBB HBP BLK WP HR S P ERA WHIP	IP WLS BF H R ER SO BB IBB HBP BLK WP HR S P ERA WHIP	IP WLS BF H R ER SO BB IBB HBP BLK WP HR S P ERA WHIP	IP WLS BF H R ER SO BB IBB HBP BLK WP HR S P ERA WHIP	IP WLS BF H R ER SO BB IBB HBP BLK WP HR S P ERA WHIP	IP WLS BF H R ER SO BB IBB HBP BLK WP HR S P ERA WHIP	IP WLS BF H R ER SO BB IBB HBP BLK WP HR S P ERA WHIP				


AB 38
R 9
H 12
RBI 9
BB 2
SO 7
LOB 9




Batter	1	2	3	4	5	6	7	8	9	AB	R	H	RBI	BB	SO	LOB	BOTTOM			
Pete Rose, S OBP: 0.400, SLG: 0.500 (1, 5)	0-0 6-3		0-0 6-3		0-0 1B 2B		4-0 E 1B BB			4	1	1	0	1	0	3	Houston Astros @ Cincinnati Reds Riverfront Stadium, Cincinnati, OH Thu Apr 06 1978, 3:33 AM EST Att: 52,378 - Overcast			
Ray Knight, R (8, 5)					0-0 3-1					0	0	0	0	0	0	0				
Ken Griffey, L OBP: 0.600, SLG: 0.500 (1, 9)	0-3 K		4-0 PB BB		0-0 2B 1B	0-0 P6	0-0 E9 2B 1B			4	2	2	0	1	1	0				
Joe Morgan, L OBP: 0.800, SLG: 2.000 (1, 4)	0-0 HR		0-3 K		0-0 WP 1H 3H BLK 2B	4-0 1B 1B BB	0-0 1B K 2B			4	3	3	5	1	1	1				
George Foster, R OBP: 0.400, SLG: 0.600 (1, 7)	0-0 1-3		0-3 K		0-0 BB 1B 2B	0-0 E4 1B 1B	0-0 CS 1B			5	2	2	0	0	1	2				
Dan Driessen, L OBP: 0.600, SLG: 0.500 (1, 3)		0-0 4-3		0-0 1B 1B	4-0 1B BB BB	0-0 6-3 1B	0-0 K			4	2	2	0	1	1	2				
Johnny Bench, R OBP: 0.400, SLG: 0.400 (1, 2)		0-0 2B 1B		0-3 K	0-3 K	0-0 6-3 1B		0-0 L5		5	0	2	2	0	2	3				
Dave Concepcion, R OBP: 0.400, SLG: 0.250 (1, 6)		0-3 K		0-0 CS 1B	4-0 BB 1B BB	0-0 6-3		0-3 K		4	0	1	1	1	2	3				
Cesar Geronimo, L OBP: 0.600, SLG: 0.750 (1, 8)		0-0 2B		0-3 K	0-0 1-2 2-3 3H 1B	4-0 1B IBB		0-0 F5		4	0	2	1	1	1	1				
Tom Seaver, R Pedro Borbon, R Dave Collins, S Dale Murray, R Doug Bair, R Dave Tomlin, L		0-3 K		0-0 1B	0-0 1B	0-3 K				1	0	0	0	0	1	2				
Inning Stats	R: 1 E: 0 K: 1 S: 6	H: 1 LOB: 0 BB: 0 P: 6	R: 0 E: 0 K: 2 S: 9	H: 2 LOB: 0 BB: 0 P: 9	R: 0 E: 0 K: 2 S: 7	H: 0 LOB: 1 BB: 1 P: 11	R: 1 E: 0 K: 2 S: 8	H: 2 LOB: 0 BB: 0 P: 8	R: 5 E: 0 K: 1 S: 10	H: 6 LOB: 3 BB: 3 P: 22	R: 2 E: 1 K: 1 S: 6	H: 2 LOB: 2 BB: 1 P: 10	R: 0 E: 0 K: 1 S: 5	H: 0 LOB: 0 BB: 0 P: 5	R: 0 E: 0 K: 1 S: 5	H: 0 LOB: 0 BB: 0 P: 5	1B: 10 2B: 5 3B: 1 HR: 1	SF: 0 SAC: 0 DP: 0 HBP: 0	WP: 1 PB: 1 SB: 3 CS: 2	PA: 44
PITCHER	IP WLS BF H R ER SO BB IBB HBP BLK WP HR S P ERA WHIP	IP WLS BF H R ER SO BB IBB HBP BLK WP HR S P ERA WHIP	IP WLS BF H R ER SO BB IBB HBP BLK WP HR S P ERA WHIP	IP WLS BF H R ER SO BB IBB HBP BLK WP HR S P ERA WHIP	IP WLS BF H R ER SO BB IBB HBP BLK WP HR S P ERA WHIP	IP WLS BF H R ER SO BB IBB HBP BLK WP HR S P ERA WHIP	IP WLS BF H R ER SO BB IBB HBP BLK WP HR S P ERA WHIP	IP WLS BF H R ER SO BB IBB HBP BLK WP HR S P ERA WHIP	IP WLS BF H R ER SO BB IBB HBP BLK WP HR S P ERA WHIP	IP WLS BF H R ER SO BB IBB HBP BLK WP HR S P ERA WHIP	IP WLS BF H R ER SO BB IBB HBP BLK WP HR S P ERA WHIP	IP WLS BF H R ER SO BB IBB HBP BLK WP HR S P ERA WHIP	IP WLS BF H R ER SO BB IBB HBP BLK WP HR S P ERA WHIP	IP WLS BF H R ER SO BB IBB HBP BLK WP HR S P ERA WHIP	IP WLS BF H R ER SO BB IBB HBP BLK WP HR S P ERA WHIP	IP WLS BF H R ER SO BB IBB HBP BLK WP HR S P ERA WHIP				

AB 37
R 11
H 16
RBI 10
BB 7
SO 11
LOB 20



Batter	1	2	3	4	5	6	7	8	9	AB	R	H	RBI	BB	SO	LOB	TOP								
Terry Puhl, L OBP: 0.400, SLG: 0.625 (1, 7)	0-0 4-3		4-0 2B BB		0-0 4-3		0-0 F9		0-0 B5	4	1	0	0	1	0	2	Houston Astros @ Cincinnati Reds Riverfront Stadium, Cincinnati, OH Fri Apr 07 1978, 6:05 PM EST Att: 22,863 - Unknown AB 37 R 4 H 10 RBI 4 BB 2 SO 5 LOB 14 								
Enos Cabell, R OBP: 0.300, SLG: 0.400 (1, 5)	0-0 F9		0-0 2B		0-0 1B 1B		0-0 4-3		0-0 F7	5	1	2	1	0	0	2									
Cesar Cedeno, R OBP: 0.500, SLG: 0.778 (1, 8)	0-0 4-3		0-0 P6		0-0 1B 4-3 1B		0-0 1B		0-0 G3	5	1	2	0	0	0	3									
Jose Cruz, L OBP: 0.444, SLG: 0.556 (1, 9)		0-0 4-3		0-3 K	0-0 4-3 1B		0-0 4-3			4	0	1	1	0	1	1									
Bob Watson, R OBP: 0.222, SLG: 0.222 (1, 3)	0-0 F9		0-0 2B 1B		0-0 4-3		0-0 6-3		0-0 6-3	4	0	1	1	0	0	1									
Joe Ferguson, R OBP: 0.250, SLG: 1.000 (1, 2)	0-0 HR		0-3 K		0-0 6-3		0-0 F9		0-0 F9	4	1	1	1	0	1	2									
Art Howe, R OBP: 0.250, SLG: 0.500 (1, 4)	0-0 6-3		0-0 2B		0-0 F7		0-0 6-3		0-0 6-3	4	0	1	0	0	0	0									
Roger Metzger, S (1, 6)		0-0 4-3		4-0 K	0-3 K		0-0 K		0-0 1B 1B	2	0	0	0	1	1	0									
Wilbur Howard, S (9, PH) OBP: 1.000, SLG: 1.000			0-3 K		0-0 1-3		0-0 1-3		0-0 1B	1	0	1	0	0	0	0									
Joe Niekro, R (1, 1) Denny Walling, L (5, PH) Joe Sambito, L (5, 1) Dave Bergman, L (5, PH) Jesus Alou, R (5, PH) Jimmy Sexton, R (5, PH)			0-3 K		0-3 K		0-0 1-3		0-0 1B	2	0	0	0	0	2	3									
Inning Stats	R: 0 E: 0 K: 0 S: 3	H: 0 LOB: 0 BB: 0 P: 3	R: 1 E: 0 K: 0 S: 4	H: 1 LOB: 0 BB: 0 P: 4	R: 1 E: 0 K: 1 S: 6	H: 1 LOB: 1 BB: 1 P: 10	R: 0 E: 0 K: 3 S: 11	H: 2 LOB: 3 BB: 1 P: 15	R: 2 E: 0 K: 0 S: 6	H: 3 LOB: 1 BB: 0 P: 6	R: 0 E: 0 K: 1 S: 5	H: 0 LOB: 0 BB: 0 P: 5	R: 0 E: 0 K: 0 S: 4	H: 1 LOB: 1 BB: 0 P: 4	R: 0 E: 0 K: 0 S: 3	H: 0 LOB: 0 BB: 0 P: 3	R: 0 E: 0 K: 0 S: 5	H: 2 LOB: 2 BB: 0 P: 5	1B: 7 2B: 2 3B: 0 HR: 1	SF: 0 SAC: 0 DP: 0 HBP: 0	WP: 0 PB: 0 SB: 0 CS: 0	PA: 39			
PITCHER	IP	WLS	BF	H	R	ER	SO	BB	IBB	HBP	BLK	WP	HR	S	P	ERA	WHIP								
Bill Bonham, R (1, 1) ERA: 4.5	8.0	W	35	9	4	4	5	1	1	0	0	0	1	43	51	4.50	1.250								
Dave Tomlin, L (9, 1) ERA:	0.1		2	1	0	0	0	0	0	0	0	0	0	2	2	0.00	3.000								
Pedro Borbon, R (9, 1) ERA:	0.2	S	2	0	0	0	0	0	0	0	0	0	0	2	2	0.00	0.000								

Batter	1	2	3	4	5	6	7	8	9	AB	R	H	RBI	BB	SO	LOB	BOTTOM								
Pete Rose, S (1, 5) OBP: 0.400, SLG: 0.444	0-0 4-3		0-0 G3		0-0 4-3 HR 1B		0-0 1B		0-0 5-3	5	1	2	0	0	0	0	Houston Astros @ Cincinnati Reds Riverfront Stadium, Cincinnati, OH Fri Apr 07 1978, 6:05 PM EST Att: 22,863 - Unknown AB 29 R 5 H 8 RBI 5 BB 8 SO 4 LOB 18 								
Ray Knight, R (9, 5)										0	0	0	0	0	0	0									
Ken Griffey, L (1, 9) OBP: 0.400, SLG: 0.250	0-0 G3		4-0 BB S BB		0-0 4-3 1-2		0-3 K		0-0 F7	4	0	0	0	1	1	2									
Joe Morgan, L (1, 4) OBP: 0.667, SLG: 1.333	0-0 6-3		4-0 1-2 BB BB		4-0 HR BB		0-3 K			2	1	0	0	2	1	1									
George Foster, R (1, 7) OBP: 0.667, SLG: 1.125		0-0 1B BB 1B	4-0 1-2 2-3 BB		0-0 HR		0-0 SH5-3 1B			3	2	3	3	1	0	0									
Dan Driessen, L (1, 3) OBP: 0.625, SLG: 0.400		4-0 1B 1-2 BB	0-0 G4-6-3 1-2		4-0 F9 S BB		0-0 SH5-3			1	0	0	0	2	0	3									
Johnny Bench, R (1, 2) OBP: 0.556, SLG: 0.857		0-3 K		0-0 HR	4-0 1-2 BB		4-0 1B IBB			2	1	1	1	2	1	2									
Dave Concepcion, R (1, 6) OBP: 0.333, SLG: 0.250		0-0 1B 1-3 2-3 1B		0-0 6-3	0-0 F9		0-0 F8			4	0	1	0	0	0	4									
Cesar Geronimo, L (1, 8) OBP: 0.444, SLG: 0.500		0-0 1-3 3-H 1B		0-0 3-1	0-0 F7		0-0 F7			4	0	1	1	0	0	4									
Bill Bonham, R (1, 1)		0-0 1-3		0-0 F3		0-3 K		0-0 4-3		4	0	0	0	0	1	2									
Dave Tomlin, L (9, 1)										0	0	0	0	0	0	0									
Pedro Borbon, R (9, 1)										0	0	0	0	0	0	0									
Inning Stats	R: 0 E: 0 K: 0 S: 3	H: 0 LOB: 0 BB: 0 P: 3	R: 1 E: 0 K: 1 S: 7	H: 3 LOB: 2 BB: 1 P: 11	R: 0 E: 0 K: 0 S: 2	H: 0 LOB: 3 BB: 3 P: 14	R: 1 E: 0 K: 0 S: 4	H: 1 LOB: 0 BB: 0 P: 4	R: 3 E: 0 K: 0 S: 5	H: 2 LOB: 2 BB: 3 P: 17	R: 0 E: 0 K: 3 S: 10	H: 1 LOB: 1 BB: 0 P: 10	R: 0 E: 0 K: 0 S: 4	H: 1 LOB: 2 BB: 1 P: 8	R: 0 E: 0 K: 0 S: 3	H: 0 LOB: 0 BB: 0 P: 3	1B: 6 2B: 0 3B: 0 HR: 2	SF: 0 SAC: 1 DP: 1 HBP: 0	WP: 0 PB: 0 SB: 2 CS: 0	PA: 38					
PITCHER	IP	WLS	BF	H	R	ER	SO	BB	IBB	HBP	BLK	WP	HR	S	P	ERA	WHIP								
Joe Niekro, R (1, 1) ERA: 9.0	5.0	L	26	6	5	5	1	7	0	0	0	0	0	21	49	9.00	2.600								
Joe Sambito, L (6, 1) ERA:	3.0		12	2	0	0	3	0	1	0	0	0	0	17	21	0.00	0.667								

Batter	1	2	3	4	5	6	7	8	9	AB	R	H	RBI	BB	SO	LOB	TOP			
Terry Puhl, L OBP: 0.357, SLG: 0.500 (1, 7)										4	1	1	0	0	0	1				
Enos Cabell, R OBP: 0.285, SLG: 0.357 (1, 5)										4	0	1	0	0	0	1				
Cesar Cedeno, R OBP: 0.357, SLG: 0.538 (1, 8)										4	0	0	0	0	3	3				
Bob Watson, R OBP: 0.154, SLG: 0.167 (1, 3)										3	0	0	1	0	0	0				
Jose Cruz, L OBP: 0.385, SLG: 0.462 (1, 9)										4	0	1	0	0	0	1				
Joe Ferguson, R OBP: 0.250, SLG: 0.727 (1, 2)										3	0	0	0	1	1	1				
Art Howe, R OBP: 0.250, SLG: 0.364 (9, PR)										3	0	0	0	1	1	1				
Roger Metzger, S OBP: 0.333, SLG: 0.143 (9, PH)										2	0	1	0	1	0	0				
Wilbur Howard, S OBP: 0.697, SLG: 0.500 (9, PH)										1	0	0	0	0	1	2				
Joaquin Andujar, S (1, 1)										2	0	0	0	0	1	2				
Inning Stats	R: 1 E: 0 K: 1 S: 7	H: 2 LOB: 1 BB: 0 P: 7	R: 0 E: 0 K: 2 S: 7	H: 0 LOB: 0 BB: 0 P: 7	R: 0 E: 1 K: 1 S: 6	H: 0 LOB: 1 BB: 0 P: 6	R: 0 E: 0 K: 0 S: 3	H: 0 LOB: 0 BB: 0 P: 3	R: 0 E: 0 K: 0 S: 4	H: 1 LOB: 1 BB: 0 P: 4	R: 0 E: 0 K: 1 S: 5	H: 0 LOB: 0 BB: 0 P: 5	R: 0 E: 0 K: 1 S: 5	H: 0 LOB: 2 BB: 2 P: 13	R: 0 E: 0 K: 1 S: 6	H: 1 LOB: 2 BB: 1 P: 10	1B: 4 2B: 0 3B: 0 HR: 0	SF: 1 SAC: 1 DP: 0 HBP: 0	WP: 0 PB: 0 SB: 1 CS: 0	PA: 35
PITCHER	IP WLS BF H R ER SO BB IBB HBP BLK WP HR S P ERA WHIP																			
Fred Norman, L ERA: 1.08 (1, 1)	8.1 W 32 4 1 1 7 1 1 0 0 0 0 0 44 52 1.08 0.600																			
Doug Bair, R ERA: (9, 1)	0.2 S 3 0 0 0 1 1 0 0 0 0 0 0 4 8 0.00 1.500																			

Houston Astros @ Cincinnati Reds
Riverfront Stadium, Cincinnati, OH
Sat Apr 08 1978, 3:33 AM EST
Att: 17,958 - Unknown

AB 30
R 1
H 4
RBI 1
BB 3
SO 8
LOB 11



Batter	1	2	3	4	5	6	7	8	9	AB	R	H	RBI	BB	SO	LOB	BOTTOM			
Pete Rose, S OBP: 0.357, SLG: 0.385 (1, 5)										4	0	1	0	0	0	0				
Ray Knight, R (9, 5)										0	0	0	0	0	0	0				
Ken Griffey, L OBP: 0.357, SLG: 0.250 (1, 9)										4	0	1	0	0	0	1				
Joe Morgan, L OBP: 0.692, SLG: 1.125 (1, 4)										2	0	1	0	2	0	0				
George Foster, R OBP: 0.538, SLG: 1.083 (1, 7)										4	1	1	1	0	1	4				
Dan Driessen, L OBP: 0.417, SLG: 0.222 (1, 3)										4	0	0	0	0	0	2				
Johnny Bench, R OBP: 0.583, SLG: 0.750 (1, 2)										1	0	0	0	2	1	0				
Dave Concepcion, R OBP: 0.364, SLG: 0.300 (1, 6)										2	1	1	0	0	0	1				
Cesar Geronimo, L OBP: 0.417, SLG: 0.636 (1, 8)										3	0	1	1	0	0	2				
Fred Norman, S (1, 1)										3	0	0	0	0	0	2				
Doug Bair, R (9, 1)										0	0	0	0	0	0	0				
Inning Stats	R: 0 E: 0 K: 0 S: 3	H: 3 LOB: 1 BB: 0 P: 8	R: 2 E: 0 K: 1 S: 8	H: 3 LOB: 1 BB: 0 P: 8	R: 0 E: 0 K: 0 S: 4	H: 1 LOB: 1 BB: 0 P: 4	R: 0 E: 0 K: 0 S: 3	H: 0 LOB: 0 BB: 1 P: 7	R: 0 E: 0 K: 0 S: 3	H: 1 LOB: 0 BB: 0 P: 3	R: 0 E: 0 K: 1 S: 4	H: 0 LOB: 1 BB: 1 P: 8	R: 0 E: 0 K: 0 S: 3	H: 0 LOB: 1 BB: 1 P: 7	R: 0 E: 1 K: 0 S: 4	H: 1 LOB: 2 BB: 1 P: 8	1B: 4 2B: 0 3B: 1 HR: 1	SF: 0 SAC: 1 DP: 1 HBP: 0	WP: 0 PB: 0 SB: 0 CS: 1	PA: 32
PITCHER	IP WLS BF H R ER SO BB IBB HBP BLK WP HR S P ERA WHIP																			
Joaquin Andujar, R ERA: 2.25 (1, 1)	8.0 L 32 6 2 2 2 4 0 0 0 0 0 1 32 48 2.25 1.250																			


Houston Astros @ Cincinnati Reds
Riverfront Stadium, Cincinnati, OH
Sat Apr 08 1978, 3:33 AM EST
Att: 17,958 - Unknown

AB 27
R 2
H 6
RBI 2
BB 4
SO 2
LOB 12



Batter	1	2	3	4	5	6	7	8	9	AB	R	H	RBI	BB	SO	LOB	TOP					
Terry Puhl, L OBP: 0.263, SLG: 0.375 (1, 7)	F9	SF8		G3		6-3			3-1	4	0	1	0	0	1		Houston Astros @ Cincinnati Reds Riverfront Stadium, Cincinnati, OH Sun Apr 09 1978, 3:33 AM EST Att: 42,667 - Unknown					
Enos Cabell, R OBP: 0.316, SLG: 0.368 (1, 5)	G6-3	K		K			5-3		1B	5	0	2	0	0	2	3						
Cesar Cedeno, R OBP: 0.368, SLG: 0.500 (1, 8)	G6-3			4-3			CS		FC6-4	5	0	2	0	0	0	3						
Jose Cruz, L OBP: 0.412, SLG: 0.529 (1, 9)		1B		F9		4-3			K	4	1	2	0	0	1	1						
Bob Watson, R OBP: 0.235, SLG: 0.200 Ed Herrmann, L (8, 2)	F9	1B		BB		K			1B	3	0	1	0	0	1	1						
Joe Ferguson, R OBP: 0.313, SLG: 0.667 Ken Forsch, R (8, 1)	BB	1B		HBP		1B			K	4	1	2	0	0	1	3						
Art Howe, R OBP: 0.313, SLG: 0.357 (1, 4)	BB	1B		BB		5-3			F9	3	1	1	0	1	0	2						
Roger Metzger, S OBP: 0.306, SLG: 0.100 (1, 6)	SF8	1B		FC4-6		1-3			F7	3	0	0	1	1	0	4						
Mark Lemongello, R OBP: 1.000, SLG: 2.000 Denny Walling, L OBP: 0.333, SLG: 0.333 Gene Pentz, R (6, 1)	BB	BB		G3		1-3			K	1	0	1	1	1	0	0						
Dave Bergman, L (8, 3)	1-2	BB		2B						1	0	0	0	0	0	0						
Inning Stats	R: 0 E: 0 K: 0 S: 3	H: 1 LOB: 0 BB: 0 P: 3	R: 3 E: 0 K: 1 S: 8	H: 3 LOB: 2 BB: 2 P: 16	R: 0 E: 0 K: 0 S: 4	H: 2 LOB: 3 BB: 1 P: 9	R: 0 E: 0 K: 1 S: 6	H: 1 LOB: 1 BB: 0 P: 6	R: 0 E: 0 K: 0 S: 3	H: 0 LOB: 0 BB: 0 P: 3	R: 0 E: 0 K: 1 S: 5	H: 1 LOB: 0 BB: 0 P: 5	R: 0 E: 0 K: 1 S: 6	H: 1 LOB: 1 BB: 0 P: 6	R: 0 E: 0 K: 1 S: 6	H: 1 LOB: 1 BB: 0 P: 6		1B: 9 2B: 2 3B: 0 HR: 0	SF: 1 SAC: 0 DP: 1 HBP: 1	WP: 0 PB: 0 SB: 0 CS: 1	PA: 39	
PITCHER	IP	WLS	BF	H	R	ER	SO	BB	IBB	HBP	BLK	WP	HR	S	P	ERA		WHIP				
Tom Hume, R ERA: 3.86 (1, 1)	7.0	W	31	9	3	3	4	3	0	1	0	0	0	35	48	3.86		1.714				
Manny Sarmiento, R ERA: (8, 1)	1.0		4	1	0	0	1	0	0	0	0	0	0	6	6	0.00	1.000					
Dave Tomlin, L ERA: (9, 1)	1.0		4	1	0	0	1	0	0	0	0	0	0	6	6	0.00	1.000					

Batter	1	2	3	4	5	6	7	8	9	AB	R	H	RBI	BB	SO	LOB	BOTTOM				
Pete Rose, S OBP: 0.333, SLG: 0.353 (1, 5)	SH1-3		4-3		F9		K			4	1	1	0	0	1	0	Houston Astros @ Cincinnati Reds Riverfront Stadium, Cincinnati, OH Sun Apr 09 1978, 3:33 AM EST Att: 42,667 - Unknown				
Manny Sarmiento, R (8, 1)	HR									0	0	0	0	0	0	0					
Junior Kennedy, R (9, 4)	1B									0	0	0	0	0	0	0					
Ken Griffey, L OBP: 0.353, SLG: 0.267 (1, 9)	SH1-3		F7		4-3		WP		1B	3	1	1	0	0	0	0					
Joe Morgan, L OBP: 0.588, SLG: 1.083 Dave Tomlin, L (9, 1)	F2		5-3		F8		HR			4	1	1	2	0	0	1					
George Foster, R OBP: 0.588, SLG: 1.000 (1, 7)	HR					K			HBP	2	2	1	0	1	1	0					
Dan Driessen, L OBP: 0.438, SLG: 0.615 (1, 3)	HR		P4			4-3	F7			4	2	2	3	0	0	2					
Johnny Bench, R OBP: 0.438, SLG: 0.500 (1, 2)	K		K			4-3	F7			4	0	0	0	0	2	3					
Dave Concepcion, R OBP: 0.400, SLG: 0.429 (1, 6)		6-3		HR					6-3	4	1	2	2	0	0	0					
Cesar Geronimo, L OBP: 0.500, SLG: 0.857 (1, 8)		4-3		HR					G4-6-3	3	1	2	2	1	0	0					
Tom Hume, R Ray Knight, R (8, 5)	G3			HR					1B	3	0	0	0	0	1	2					
Inning Stats	R: 3 E: 0 K: 1 S: 7	H: 2 LOB: 1 BB: 1 P: 11	R: 0 E: 0 K: 0 S: 3	H: 0 LOB: 0 BB: 0 P: 3	R: 0 E: 0 K: 0 S: 3	H: 0 LOB: 0 BB: 0 P: 3	R: 3 E: 0 K: 1 S: 8	H: 3 LOB: 0 BB: 0 P: 8	R: 0 E: 0 K: 0 S: 3	H: 0 LOB: 0 BB: 0 P: 3	R: 1 E: 0 K: 2 S: 9	H: 2 LOB: 2 BB: 1 P: 13	R: 2 E: 0 K: 1 S: 7	H: 2 LOB: 1 BB: 0 P: 8	R: 0 E: 0 K: 0 S: 3	H: 1 LOB: 0 BB: 0 P: 3		1B: 5 2B: 2 3B: 0 HR: 3	SF: 0 SAC: 1 DP: 1 HBP: 1	WP: 1 PB: 0 SB: 2 CS: 0	PA: 36
PITCHER	IP	WLS	BF	H	R	ER	SO	BB	IBB	HBP	BLK	WP	HR	S	P	ERA		WHIP			
Mark Lemongello, R ERA: 10.8 (1, 1)	5.0	L	21	5	6	6	2	1	0	0	0	0	0	24	28	10.80	1.200				
Gene Pentz, R ERA: 10.8 (6, 1)	2.0		12	4	3	3	3	0	1	1	0	1	1	16	21	13.50	2.000				
Ken Forsch, R ERA: (8, 1)	1.0		3	1	0	0	0	0	0	0	0	0	0	3	3	0.00	1.000				

Batter	1	2	3	4	5	6	7	8	9	AB	R	H	RBI	BB	SO	LOB	TOP					
Davey Lopes, R OBP: 0.300, SLG: 0.353	P6	L4			F8		5-3		SH1-3 E 1B	5	1	1	0	0	0	3	Los Angeles Dodgers @ Houston Astros Astrodome, Houston, TX Mon Apr 10 1978, 7:05 PM EST Att: 22,862 - Unknown					
Bill Russell, R OBP: 0.316, SLG: 0.278	2-3		F7		G6-4-3 BB		P6		SH1-3	3	0	0	0	1	0	0						
Reggie Smith, S OBP: 0.389, SLG: 0.647 Glenn Burke, R (9, PR) (9, B)	6-3		6-3		G6-4-3				BB 1B IBB	4	1	1	0	1	0	1						
Ron Cey, R OBP: 0.500, SLG: 0.647		HR	FC5-4 BB			6-3	1B		F5	4	1	2	2	1	0	2						
Steve Garvey, R OBP: 0.474, SLG: 0.706		L5	FC5-4				2H 1B		1B	4	1	2	0	1	0	1						
Dusty Baker Jr, R OBP: 0.500, SLG: 0.438		WP BB 1B			E5				BB 1B	4	0	2	2	1	0	2						
Rick Monday, L OBP: 0.526, SLG: 0.733			F7						1-2 BB	3	0	0	0	2	0	3						
Steve Yeager, R OBP: 0.500, SLG: 0.500						FC5-4 BB			BB	3	0	0	1	1	1	3						
Doug Rau, L Terry Forster, L (7, 1)						1-2 2-3 3-H			1-2 BB	3	0	0	0	0	2	6						
									P5	1	0	0	0	0	0	0						
Inning Stats	R: 0 E: 0 K: 0 S: 3	H: 0 LOB: 0 BB: 0 P: 3	R: 1 E: 0 K: 1 S: 7	H: 2 LOB: 3 BB: 2 P: 15	R: 0 E: 0 K: 0 S: 3	H: 0 LOB: 1 BB: 1 P: 7	R: 0 E: 1 K: 1 S: 6	H: 0 LOB: 1 BB: 0 P: 6	R: 0 E: 0 K: 0 S: 2	H: 0 LOB: 0 BB: 1 P: 6	R: 1 E: 0 K: 0 S: 4	H: 1 LOB: 2 BB: 2 P: 12	R: 1 E: 0 K: 0 S: 6	H: 3 LOB: 2 BB: 0 P: 6	R: 0 E: 0 K: 1 S: 5	H: 0 LOB: 0 BB: 0 P: 5	R: 2 E: 1 K: 0 S: 5	H: 2 LOB: 2 BB: 2 P: 13	1B: 5 2B: 1 3B: 1 HR: 1	SF: 0 SAC: 1 DP: 1 HBP: 0	WP: 1 PB: 0 SB: 0 CS: 0	PA: 43
PITCHER	IP WLS BF H R ER SO BB IBB HBP BLK WP HR S P ERA WHIP																					
Floyd Bannister, L ERA: 3.86	(1, 1) 7.0 L 33 6 3 3 2 6 0 0 0 0 1 1 31 55 3.86 1.714																					
Gene Pentz, R ERA: 8.31	(8, 1) 1.0 3 0 0 0 1 0 0 0 0 0 0 5 5 0.00 0.000																					
Ken Forsch, R ERA: 9.0	(9, 1) 1.0 7 2 2 2 0 1 1 0 0 0 0 5 13 18.00 3.000																					

Batter	1	2	3	4	5	6	7	8	9	AB	R	H	RBI	BB	SO	LOB	BOTTOM			
Terry Puhl, L OBP: 0.273, SLG: 0.368	F5									3	0	1	0	0	0	0	Los Angeles Dodgers @ Houston Astros Astrodome, Houston, TX Mon Apr 10 1978, 7:05 PM EST Att: 22,862 - Unknown			
Julio Gonzalez, R (8, PH) Ken Forsch, R (9, 1)			1B			1-3			K	1	0	0	0	0	1	2				
Enos Cabell, R OBP: 0.281, SLG: 0.304	K		F9			F8			4-1	4	0	0	1	0	1	2				
Cesar Cedeno, R OBP: 0.304, SLG: 0.409	F8					P3			K	4	0	0	0	0	1	2				
Bob Watson, R OBP: 0.286, SLG: 0.263						4-3			4-3	4	0	2	0	0	0	0				
Jose Cruz, L OBP: 0.381, SLG: 0.476						4-3			F8	4	0	1	0	0	1	1				
Joe Ferguson, R OBP: 0.300, SLG: 0.737									6-3	4	0	1	1	0	1	3				
Art Howe, R OBP: 0.263, SLG: 0.294						HR			1-3	3	0	0	0	0	1	3				
Roger Metzger, S OBP: 0.267, SLG: 0.083 Wilbur Howard, S OBP: 0.750, SLG: 0.667			6-3						6-3	2	0	0	0	0	0	0				
Floyd Bannister, L Gene Pentz, R Jesus Alou, R OBP: 1.000, SLG: 1.000 Jimmy Sexton, R (8, PR) (9, B)									WP BB 4-1 1B	2	0	0	0	0	0	0				
									4-1 1B	1	0	1	0	0	0	0				
Inning Stats	R: 0 E: 0 K: 1 S: 5	H: 1 LOB: 1 BB: 0 P: 8	R: 0 E: 0 K: 1 S: 6	H: 1 LOB: 1 BB: 0 P: 6	R: 0 E: 0 K: 0 S: 3	H: 0 LOB: 0 BB: 0 P: 3	R: 1 E: 0 K: 1 S: 6	H: 1 LOB: 0 BB: 0 P: 6	R: 0 E: 0 K: 0 S: 3	H: 0 LOB: 0 BB: 0 P: 3	R: 0 E: 0 K: 1 S: 6	H: 2 LOB: 1 BB: 0 P: 6	R: 0 E: 0 K: 2 S: 9	H: 2 LOB: 2 BB: 0 P: 9	R: 1 E: 0 K: 0 S: 3	H: 0 LOB: 0 BB: 0 P: 3	1B: 6 2B: 1 3B: 0 HR: 1	SF: 0 SAC: 0 DP: 1 HBP: 0	WP: 1 PB: 0 SB: 0 CS: 0	PA: 33
PITCHER	IP WLS BF H R ER SO BB IBB HBP BLK WP HR S P ERA WHIP																			
Doug Rau, L ERA: 1.5	(1, 1) 6.0 W 23 5 1 1 5 0 0 0 0 0 1 33 33 1.50 0.833																			
Terry Forster, L ERA: 1.42	(7, 1) 3.0 S 10 2 1 1 3 0 0 0 0 0 1 0 16 16 3.00 0.667																			



Batter	1	2	3	4	5	6	7	8	9	AB	R	H	RBI	BB	SO	LOB	TOP					
Davey Lopes, R OBP: 0.292, SLG: 0.300 (1, 4)	F7		F7		F7			L8		3	0	0	0	1	0	1	Los Angeles Dodgers @ Houston Astros Astrodome, Houston, TX Tue Apr 11 1978, 7:05 PM EST Att: 11,049 - Unknown					
Bill Russell, R OBP: 0.261, SLG: 0.227 (1, 6)	K		F7		K			K		4	0	0	0	0	3	3						
Reggie Smith, S OBP: 0.364, SLG: 0.571 (1, 9)	F7			3-1				F8		4	0	1	0	0	0	0						
Ron Cey, R OBP: 0.458, SLG: 0.550 (1, 5)		5-3		2B				F7		3	0	0	0	1	0	1						
Steve Garvey, R OBP: 0.435, SLG: 0.667 (1, 3)	F8			2B				F8		4	0	1	0	0	1	1						
Dusty Baker Jr., R OBP: 0.409, SLG: 0.350 (1, 7)	5-3			K				K		4	0	0	0	0	2	3						
Rick Monday, L OBP: 0.495, SLG: 0.611 (1, 8)			K	3-1				4-3		3	0	0	0	0	1	2						
Steve Yeager, R OBP: 0.476, SLG: 0.444 (1, 2)			SH3-4		F9			K		2	0	0	0	1	1	0						
Burt Hooton, R (7, PH)			SH3-4					1-4-3		0	0	0	0	1	0	0						
Lee Lacy, R (7, 1)										1	0	0	0	0	0	0						
Charlie Hough, R (7, 1)										0	0	0	0	0	0	0						
Inning Stats	R: 0 E: 0 K: 1 S: 5	H: 0 LOB: 0 BB: 0 P: 5	R: 0 E: 0 K: 0 S: 3	H: 0 LOB: 0 BB: 0 P: 3	R: 0 E: 0 K: 1 S: 5	H: 0 LOB: 2 BB: 1 P: 13	R: 0 E: 0 K: 1 S: 6	H: 1 LOB: 2 BB: 1 P: 10	R: 0 E: 0 K: 1 S: 5	H: 0 LOB: 1 BB: 0 P: 9	R: 0 E: 0 K: 1 S: 6	H: 1 LOB: 1 BB: 0 P: 6	R: 0 E: 0 K: 1 S: 5	H: 0 LOB: 0 BB: 0 P: 5	R: 0 E: 0 K: 1 S: 5	H: 0 LOB: 0 BB: 0 P: 5	R: 0 E: 0 K: 1 S: 5	H: 0 LOB: 0 BB: 0 P: 5	1B: 1 2B: 1 3B: 0 HR: 0	SF: 0 SAC: 1 DP: 0 HBP: 0	WP: 0 PB: 0 SB: 0 CS: 0	PA: 33
PITCHER J.R. Richard, R ERA: 4.61 (1, 1)	IP: 9.0 WLS: W BF: 33 H: 2 R: 0 ER: 0 SO: 8 BB: 4 IBB: 0 HBP: 0 BLK: 0 WP: 0 HR: 0 S: 45 P: 61 ERA: 0.00 WHIP: 0.667																					

Batter	1	2	3	4	5	6	7	8	9	AB	R	H	RBI	BB	SO	LOB	BOTTOM			
Terry Puhl, L OBP: 0.308, SLG: 0.391 (1, 7)	S		1-3		2-3			CS		4	1	2	0	0	0	2	Los Angeles Dodgers @ Houston Astros Astrodome, Houston, TX Tue Apr 11 1978, 7:05 PM EST Att: 11,049 - Unknown			
Enos Cabell, R OBP: 0.231, SLG: 0.269 (1, 5)	6-3		6-3					CS		3	0	0	0	0	0	1				
Cesar Cedeno, R OBP: 0.308, SLG: 0.400 (1, 8)	2H			F7				P6		3	0	1	1	0	0	0				
Jose Cruz, L OBP: 0.333, SLG: 0.417 (1, 9)	F8			K				4-3		3	0	0	0	0	1	1				
Bob Watson, R OBP: 0.292, SLG: 0.318 (1, 3)	F3			2B				F3		3	0	1	0	0	0	1				
Joe Ferguson, R OBP: 0.281, SLG: 0.636 (1, 2)		6-3		P6				K		3	0	0	0	0	1	1				
Art Howe, R OBP: 0.227, SLG: 0.250 (1, 4)		6-3			F9			F8		3	0	0	0	0	0	0				
Roger Metzger, S OBP: 0.222, SLG: 0.067 (1, 6)		G3			K			F9		3	0	0	0	0	1	0				
J.R. Richard, R OBP: 0.200, SLG: 0.200 (1, 1)				E6				6-3		3	0	1	0	0	0	0				
Inning Stats	R: 1 E: 0 K: 0 S: 5	H: 2 LOB: 1 BB: 0 P: 5	R: 0 E: 0 K: 0 S: 3	H: 0 LOB: 0 BB: 0 P: 3	R: 0 E: 1 K: 0 S: 3	H: 0 LOB: 0 BB: 0 P: 3	R: 0 E: 0 K: 1 S: 6	H: 1 LOB: 1 BB: 0 P: 6	R: 0 E: 0 K: 1 S: 5	H: 0 LOB: 0 BB: 0 P: 5	R: 0 E: 0 K: 0 S: 3	H: 1 LOB: 0 BB: 0 P: 3	R: 0 E: 0 K: 0 S: 3	H: 0 LOB: 0 BB: 0 P: 3	R: 0 E: 0 K: 0 S: 3	H: 1 LOB: 0 BB: 0 P: 3	1B: 4 2B: 1 3B: 0 HR: 0	SF: 0 SAC: 0 DP: 0 HBP: 0	WP: 0 PB: 0 SB: 2 CS: 2	PA: 29
PITCHER Burt Hooton, R ERA: 1.5 Charlie Hough, R ERA: (7, 1)	IP: 6.0 WLS: L BF: 22 H: 4 R: 1 ER: 1 SO: 2 BB: 4 IBB: 1 HBP: 0 BLK: 0 WP: 0 HR: 0 S: 26 P: 26 ERA: 1.50 WHIP: 0.667																			



Batter	1	2	3	4	5	6	7	8	9	AB	R	H	RBI	BB	SO	LOB	TOP								
Davey Lopes, R OBP: 0.367, SLG: 0.375	4-0 2B 1B BB	0-0 F9		4-0 1-2 BB		0-0 L6	0-0 1B		0-0 2B	4	1	2	1	2	0	1									
Bill Russell, R OBP: 0.241, SLG: 0.214	0-0 F7	0-0 F9		0-0 6-3		0-0 F7	1-2 2-H 1B		0-0 5-3	6	0	1	1	0	0	5									
Reggie Smith, S OBP: 0.370, SLG: 0.560	0-0 1B 2B		0-0 F8		4-0 1B 2B BB	0-0 6-3	0-3 K			4	2	1	0	1	1	2									
Ron Cey, R OBP: 0.448, SLG: 0.520	0-0 FC5 2H 3-H 1B		0-0 F8		0-0 2B SF9 1B		0-0 F7	0-0 3-1		5	1	2	2	0	0	0									
Steve Garvey, R OBP: 0.429, SLG: 0.654	0-0 F8		0-0 S 1B		0-0 SF9 2B 2B		0-0 3-1	0-0 F8		5	1	2	1	0	0	1									
Dusty Baker Jr., R OBP: 0.407, SLG: 0.375	0-0 FC5		0-0 F9		0-0 SF9		0-0 BB 1B			4	1	2	1	0	0	2									
Rick Monday, L OBP: 0.481, SLG: 0.773		0-0 HR		0-0 6-3	0-0 F9 2B		4-0 1-2 1B BB	0-0 F7		4	2	2	2	1	0	1									
Jerry Grote, R (1, 2)		4-0 BB		0-0 6-3	0-0 F9		4-0 1-2 1B BB	0-3 K		3	1	0	0	2	1	1									
Don Sutton, R Charlie Hough, R Vic Davallo, R Mike Garman, R Lee Lacy, R Bobby Castillo, R		0-0 F3		0-0 BB 1B	0-0 G3		0-0 1-2 2-H 3-H 1B 1B	0-0 F8		1	0	0	0	0	0	1									
Inning Stats	R: 2 E: 0 K: 0 S: 5	H: 2 LOB: 1 BB: 1 P: 9	R: 1 E: 0 K: 0 S: 4	H: 1 LOB: 1 BB: 1 P: 8	R: 0 E: 0 K: 0 S: 4	H: 1 LOB: 1 BB: 0 P: 4	R: 0 E: 0 K: 0 S: 4	H: 1 LOB: 2 BB: 1 P: 8	R: 3 E: 0 K: 0 S: 6	H: 3 LOB: 1 BB: 1 P: 10	R: 0 E: 0 K: 0 S: 3	H: 0 LOB: 0 BB: 0 P: 3	R: 4 E: 0 K: 1 S: 9	H: 4 LOB: 2 BB: 2 P: 17	R: 0 E: 0 K: 0 S: 4	H: 1 LOB: 1 BB: 0 P: 4	R: 0 E: 0 K: 1 S: 6	H: 1 LOB: 1 BB: 0 P: 6	1B: 9 2B: 4 3B: 0 HR: 1	SF: 1 SAC: 0 DP: 0 HBP: 0	WP: 0 PB: 0 SB: 1 CS: 0	PA: 47			
PITCHER	IP	WLS	BF	H	R	ER	SO	BB	IBB	HBP	BLK	WP	HR	S	P	ERA	WHIP								
Joe Niekro, R ERA: 11.0	(1, 1)	4.0	23	7	6	6	0	4	0	0	0	0	1	19	35	13.50	2.750								
Gene Pentz, R ERA: 9.0	(5, 1)	2.2	12	2	3	3	0	2	0	0	0	0	0	10	18	10.12	1.500								
Ken Forsch, R ERA: 11.57	(7, 1)	0.1	4	3	1	1	1	0	0	0	0	0	0	6	6	27.00	9.000								
Joe Sambito, L ERA:	(8, 1)	2.0	W	8	2	0	0	1	0	0	0	0	0	10	10	0.00	1.000								

Los Angeles Dodgers @ Houston Astros
Astrodome, Houston, TX
Wed Apr 12 1978, 7:05 PM EST
Att: 11,824 - Unknown

AB	40
R	10
H	14
RBI	10
BB	6
SO	2
LOB	15



Batter	1	2	3	4	5	6	7	8	9	AB	R	H	RBI	BB	SO	LOB	BOTTOM								
Terry Puhl, L OBP: 0.323, SLG: 0.370	0-0 5-3	0-3 K		0-0 G3	0-0 1B 2B 1B		4-0 BB			4	1	1	0	1	1	2									
Enos Cabell, R OBP: 0.290, SLG: 0.419	0-0 2B 1B		0-0 HR	0-0 F8	1-3 2B 1B		0-3 K			5	1	3	1	0	1	1									
Cesar Cedeno, R OBP: 0.387, SLG: 0.517	0-0 1-3 2B		0-0 G3 S 1B	4-0 S 2B BB	1-1 3-H 2B		0-0 F8			4	3	3	1	1	0	1									
Jose Cruz, L OBP: 0.345, SLG: 0.393	0-3 K		0-0 G3	4-0 2B BB	0-0 BLK 1B		0-0 F8			4	1	1	1	1	1	3									
Bob Watson, R OBP: 0.310, SLG: 0.370	0-3 K		0-0 2B 1B	1-1 2-H HR 2B	1-2 5-3		0-0 4-3			5	2	2	3	0	1	3									
Joe Ferguson, R OBP: 0.286, SLG: 0.615		0-3 K	0-0 1-H 2B	4-0 BB		0-0 6-3		0-3 K		4	0	1	1	1	2	0									
Art Howe, R OBP: 0.296, SLG: 0.480 Jimmy Sexton, R	(1, 4) (9, PR)	0-0 SH2-3 1B	0-0 F8	0-0 1-H 2-H HR		0-0 6-3			0-0 4-3 FC 2B	5	1	3	3	0	0	1									
Roger Metzger, S OBP: 0.273, SLG: 0.111 Wilbur Howard, S	(1, 6) (9, PH)	0-0 SH2-3 1B	4-0 BB	0-0 L8		0-0 3-1			0-0 4-3	3	0	1	0	1	0	0									
Joe Niekro, R Gene Pentz, R Ken Forsch, R Denny Walling, L Joe Sambito, L Jesus Alou, R	(1, 1) (5, 1) (7, 1) (9, PH) (8, 1) (9, PH)	0-0 SH2-3	0-0 5-3		0-0 G3		0-0 F7		0-0 FC	1	0	0	0	0	0	2									
Inning Stats	R: 0 E: 0 K: 2 S: 9	H: 2 LOB: 2 BB: 0 P: 9	R: 0 E: 0 K: 2 S: 9	H: 2 LOB: 2 BB: 0 P: 9	R: 3 E: 0 K: 0 S: 7	H: 4 LOB: 2 BB: 1 P: 11	R: 5 E: 0 K: 0 S: 5	H: 2 LOB: 0 BB: 3 P: 17	R: 2 E: 0 K: 0 S: 6	H: 4 LOB: 1 BB: 0 P: 6	R: 0 E: 0 K: 0 S: 3	H: 0 LOB: 0 BB: 0 P: 3	R: 0 E: 0 K: 1 S: 5	H: 0 LOB: 1 BB: 1 P: 9	R: 0 E: 0 K: 1 S: 5	H: 0 LOB: 0 BB: 0 P: 5	R: 1 E: 0 K: 0 S: 3	H: 1 LOB: 2 BB: 0 P: 3	1B: 8 2B: 5 3B: 0 HR: 2	SF: 0 SAC: 1 DP: 0 HBP: 0	WP: 0 PB: 0 SB: 2 CS: 0	PA: 45			
PITCHER	IP	WLS	BF	H	R	ER	SO	BB	IBB	HBP	BLK	WP	HR	S	P	ERA	WHIP								
Don Sutton, R ERA: 6.75	(1, 1)	2.1	15	8	3	3	4	0	0	0	0	0	1	23	23	11.57	3.429								
Charlie Hough, R ERA: 12.27	(3, 1)	1.2	11	2	5	5	0	4	0	0	0	0	1	7	23	27.00	3.600								
Mike Garman, R ERA: 9.0	(5, 1)	2.0	9	4	2	2	0	0	0	0	1	0	0	9	9	9.00	2.000								
Bobby Castillo, R ERA: 2.08	(7, 1)	2.1	L	10	1	1	1	2	1	0	0	0	0	13	17	3.86	0.857								

Los Angeles Dodgers @ Houston Astros
Astrodome, Houston, TX
Wed Apr 12 1978, 7:05 PM EST
Att: 11,824 - Unknown

AB	39
R	10
H	15
RBI	11
BB	5
SO	6
LOB	15



Batter	1	2	3	4	5	6	7	8	9	AB	R	H	RBI	BB	SO	LOB	TOP										
Pete Rose, S OBP: 0.368, SLG: 0.457 Ray Knight, R OBP: 0.500, SLG: 0.333	4-0 FC3-6 1B WP BB	0-0 2-H 3-H 1B		0-0 4-3		0-0 3-1		4-0 1B IBB		3	1	2	2	0	0	0											
Ken Griffey, L OBP: 0.417, SLG: 0.529	0-0 FC3-6 1-2 1B	0-0 F8		0-0		0-0 1-3		0-0 1-3 2-H 1B		5	0	3	1	0	0	1											
Joe Morgan, L OBP: 0.486, SLG: 0.800	0-0 FC3-6 1B WP 1-2 2-3		0-0 WP 1B 2B	0-0 P5		0-0 F9			0-0 F5	5	2	1	0	0	0	3											
George Foster, R OBP: 0.432, SLG: 0.606	0-0 G4-6-3 1-H 3-H 1B		0-3 K 2-3	0-0 6-3			0-3 K		0-0 E HR 2B	5	1	2	1	0	2	2											
Dan Driessen, L OBP: 0.444, SLG: 0.567	0-0 G4-6-3 1-2 1B		0-0 BB WP 1B		0-0 F8		0-0 F7		0-0 F9	5	0	1	1	0	0	2											
Johnny Bench, R OBP: 0.472, SLG: 0.621		0-0 SH2-3 1B 2B	0-0 BB 1-2 BB	4-0 K		0-3 K		0-0 5-3	0-0 HR	4	2	2	2	1	1	0											
Dave Concepcion, R OBP: 0.412, SLG: 0.433		0-0 SH2-3 2-3	4-0 1-2 2-3 BB	4-0 BB BB		4-0 BB BB		0-0 5-3	0-0 F8	2	0	0	0	2	0	0											
Cesar Geronimo, L OBP: 0.471, SLG: 0.560		4-0 SH2-4 1B BB	0-3 K	4-0 1-2 BB		4-0 1-2 BB		4-0 SH1-4 1B BB		1	2	0	0	3	1	3											
Tom Hume, R Dale Murray, R		0-0 SH2-4 1-2	0-3 K	0-0 6-3		0-0 6-3		0-0 SH1-4		2	0	0	0	0	1	5											
Inning Stats	R: 2 E: 0 K: 0 S: 4	H: 2 LOB: 1 BB: 1 P: 8	R: 2 E: 0 K: 0 S: 5	H: 2 LOB: 1 BB: 1 P: 9	R: 1 E: 0 K: 3 S: 11	H: 2 LOB: 3 BB: 2 P: 19	R: 0 E: 0 K: 0 S: 4	H: 1 LOB: 1 BB: 0 P: 4	R: 0 E: 0 K: 1 S: 5	H: 0 LOB: 2 BB: 2 P: 13	R: 0 E: 0 K: 1 S: 3	H: 0 LOB: 0 BB: 0 P: 3	R: 0 E: 0 K: 1 S: 5	H: 0 LOB: 0 BB: 0 P: 5	R: 1 E: 0 K: 0 S: 3	H: 1 LOB: 2 BB: 2 P: 11	R: 2 E: 1 K: 0 S: 5	H: 2 LOB: 0 BB: 0 P: 5	1B: 5 2B: 4 3B: 0 HR: 1	SF: 0 SAC: 3 DP: 1 HBP: 0	WP: 3 PB: 0 SB: 0 CS: 0	PA: 43					
PITCHER	IP	WLS	BF	H	R	ER	SO	BB	IBB	HBP	BLK	WP	HR	S	P	ERA	WHIP										
Joaquin Andujar, R ERA: 5.59	1.2	L	10	4	4	4	0	2	0	0	0	1	0	8	16	21.60	3.600										
Ken Forsch, R ERA: 10.13	0.1		1	0	0	0	0	0	0	0	0	0	0	1	1	0.00	0.000										
Floyd Bannister, L ERA: 3.6	3.0		16	3	1	1	4	4	0	0	0	2	0	20	36	3.00	2.333										
Gene Pentz, R ERA: 7.0	2.0		6	0	0	0	1	0	0	0	0	0	0	8	8	0.00	0.000										
Joe Sambito, L ERA: 3.0	2.0		10	3	3	3	0	1	1	0	0	0	1	8	16	13.50	2.000										

Cincinnati Reds @ Houston Astros
Astrodome, Houston, TX
Fri Apr 14, 1978, 7:05 PM EST
Att: 25,583 - Dome

AB	32
R	8
H	10
RBI	7
BB	8
SO	5
LOB	16



Batter	1	2	3	4	5	6	7	8	9	AB	R	H	RBI	BB	SO	LOB	BOTTOM										
Terry Puhl, L OBP: 0.361, SLG: 0.438	0-0 1B		0-0 1-3 2-H 2B		0-0 G1-6-3 1B		0-0 2-3		0-0 G6-4-3	5	0	3	1	0	0	1											
Enos Cabell, R OBP: 0.257, SLG: 0.371	0-0 F8		0-0 G3		0-0 G1-6-3		0-0 6-3			4	0	0	0	0	0	4											
Cesar Cedeno, R OBP: 0.371, SLG: 0.485	0-0 F8		0-0 P8		0-0 F8			0-0 1B SF8 1B		4	1	1	0	0	0	3											
Jose Cruz, L OBP: 0.364, SLG: 0.438	0-0 4-3		0-0 2-3		0-0 6-3 WP 2B			0-0 FC5-4 1B		4	1	2	0	0	0	3											
Bob Watson, R OBP: 0.273, SLG: 0.323		0-3 K		0-0 P4		0-0 6-3		0-3 K		4	0	0	0	0	2	3											
Joe Ferguson, R OBP: 0.313, SLG: 0.593		0-0 F8		4-0 BB		4-0 WP 1B BB		0-0 SF8		1	1	0	1	2	0	0											
Art Howe, R OBP: 0.290, SLG: 0.448		0-0 F8		0-0 F7		0-0 1-H 3-H 1B		0-0 FC5-4		4	0	1	1	0	0	2											
Roger Metzger, S OBP: 0.292, SLG: 0.150 Dave Bergman, L (6, PH) Jimmy Sexton, R (7, 6)			0-0 BB 2B 1B		0-3 K		0-0 K		0-0 F7	2	1	1	0	0	1	1											
Joaquin Andujar, S Ken Forsch, R Floyd Bannister, L Denny Walling, L Gene Pentz, R Wilbur Howard, S Joe Sambito, L Ed Herrmann, L			4-0 2B 1-2 BB		0-3 K		0-0 1-3		0-0 G6-4-3 1B	0	0	0	0	0	0	0											
Inning Stats	R: 0 E: 0 K: 0 S: 4	H: 1 LOB: 1 BB: 0 P: 4	R: 0 E: 0 K: 1 S: 5	H: 0 LOB: 0 BB: 0 P: 5	R: 1 E: 0 K: 0 S: 5	H: 2 LOB: 1 BB: 1 P: 9	R: 0 E: 0 K: 1 S: 5	H: 0 LOB: 1 BB: 1 P: 9	R: 0 E: 0 K: 1 S: 7	H: 1 LOB: 1 BB: 1 P: 11	R: 0 E: 0 K: 0 S: 3	H: 0 LOB: 0 BB: 0 P: 3	R: 1 E: 0 K: 1 S: 7	H: 2 LOB: 1 BB: 0 P: 7	R: 0 E: 0 K: 0 S: 3	H: 1 LOB: 0 BB: 0 P: 3	1B: 7 2B: 2 3B: 0 HR: 0	SF: 1 SAC: 0 DP: 2 HBP: 0	WP: 1 PB: 0 SB: 0 CS: 0	PA: 37							
PITCHER	IP	WLS	BF	H	R	ER	SO	BB	IBB	HBP	BLK	WP	HR	S	P	ERA	WHIP										
Tom Hume, R ERA: 4.26	5.2	W	25	6	3	3	3	3	0	0	0	0	0	28	40	4.76	1.588										
Dale Murray, R ERA: 6.43	3.1	S	12	3	1	1	2	0	0	0	0	0	0	16	16	2.70	0.900										

Cincinnati Reds @ Houston Astros
Astrodome, Houston, TX
Fri Apr 14, 1978, 7:05 PM EST
Att: 25,583 - Dome

AB	33
R	4
H	9
RBI	3
BB	3
SO	5
LOB	18



Batter	1	2	3	4	5	6	7	8	9	AB	R	H	RBI	BB	SO	LOB	TOP		
Pete Rose, S OBP: 0.333, SLG: 0.410 (1, 5)	1-3			B2-3		4-3		4-3		4	0	0	0	0	0	1			
Ken Griffey, L OBP: 0.425, SLG: 0.541 (1, 9)	F7			K			WP BB	6-3 2B		3	0	1	0	1	1	0			
Joe Morgan, L OBP: 0.463, SLG: 0.727 (1, 4)	F8			BB			F2	L4		3	0	0	0	1	0	2			
George Foster, R OBP: 0.390, SLG: 0.541 (1, 7)		F8		F9			P3	6-3		4	0	0	0	0	0	3			
Dan Driessen, L OBP: 0.400, SLG: 0.500 (1, 3)		4-3				4-3		6-3		4	0	0	0	0	1	2			
Johnny Bench, R OBP: 0.482, SLG: 0.688 (1, 2)		F8				L4				3	1	1	1	0	0	0			
Dave Concepcion, R OBP: 0.378, SLG: 0.394 (1, 6)			F8		6-3			HR K		3	0	0	0	0	1	0			
Cesar Geronimo, L OBP: 0.459, SLG: 0.536 (1, 8)			F8			F7		FC1-4 1B		3	0	1	0	0	0	0			
Doug Capilla, L Manny Sarmiento, R Dave Collins, S Pedro Borbon, R Mike Lum, L Doug Bair, R			K			6-3		FC1-4 1-2		1	0	0	0	0	1	0			
Inning Stats	R: 0 E: 0 K: 0 S: 3	H: 0 LOB: 0 BB: 0 P: 3	R: 0 E: 0 K: 0 S: 3	H: 0 LOB: 0 BB: 0 P: 3	R: 0 E: 0 K: 1 S: 5	H: 0 LOB: 0 BB: 0 P: 5	R: 0 E: 0 K: 1 S: 5	H: 0 LOB: 1 BB: 0 P: 9	R: 0 E: 0 K: 0 S: 3	H: 0 LOB: 0 BB: 0 P: 3	R: 0 E: 0 K: 0 S: 3	H: 0 LOB: 1 BB: 1 P: 7	R: 1 E: 0 K: 1 S: 7	H: 2 LOB: 1 BB: 0 P: 7	R: 0 E: 0 K: 1 S: 6	H: 1 LOB: 1 BB: 0 P: 6	1B: 1 2B: 1 3B: 0 HR: 1	SF: 0 SAC: 0 DP: 0 HBP: 0	WP: 1 PA: 32 PB: 0 SB: 0 CS: 0
PITCHER Mark Lemongello, R ERA: 4.5 (1, 1)	IP: 9.0 WLS: W BF: 32 H: 3 R: 1 ER: 1 SO: 4 BB: 2 IBB: 0 HBP: 0 BLK: 0 WP: 1 HR: 1 S: 38 P: 46 ERA: 1.00 WHIP: 0.556																		

Cincinnati Reds @ Houston Astros
Astrodome, Houston, TX
Sat Apr 15 1978, 7:05 PM EST
Att: 34,858 - Dome

AB	30
R	1
H	3
RBI	1
BB	2
SO	4
LOB	9



Batter	1	2	3	4	5	6	7	8	9	AB	R	H	RBI	BB	SO	LOB	BOTTOM		
Terry Puhl, L OBP: 0.350, SLG: 0.400 (1, 7)	P5		F9		K		1B 1B IBB			3	1	0	0	1	1	0			
Enos Cabell, R OBP: 0.308, SLG: 0.462 (1, 5)	BB 1B		SF7 3B		F9		1B 1-2 2-H 3-H			4	1	3	2	0	0	0			
Cesar Cedeno, R OBP: 0.410, SLG: 0.486 (1, 8)	G4-6-3 1-2 BB		S BB		F8		1-3 2-H 1B			2	0	1	1	2	0	0			
Bob Watson, R OBP: 0.243, SLG: 0.294 (1, 3)	G4-6-3		SF7			K	6-3			3	0	0	1	0	1	3			
Dave Bergman, L OBP: 0.333, SLG: 0.567 (9, 3)	1-2		3-H							0	0	0	0	0	0	0			
Jose Cruz, L OBP: 0.351, SLG: 0.417 (1, 9)		4-3	4-3			G1-4-3 1B		F2		4	0	1	0	0	0	1			
Joe Ferguson, R OBP: 0.333, SLG: 0.567 (1, 2)		HR 1B		1B BB		G1-4-3 1-2		F2		3	1	1	0	1	0	1			
Art Howe, R OBP: 0.314, SLG: 0.576 (1, 4)		1-H HR		F2			1B 2B	E6		4	2	2	2	0	0	1			
Roger Metzger, S OBP: 0.321, SLG: 0.208 (1, 6)		5-3		L1-3 1B			2-3 1B 1B	1-3		4	1	2	0	0	0	1			
Mark Lemongello, R OBP: 0.500, SLG: 0.667 (1, 1)		G3		L1-3			1-2 SH1			2	0	0	0	0	0	2			
Inning Stats	R: 0 E: 0 K: 0 S: 3	H: 1 LOB: 1 BB: 1 P: 7	R: 2 E: 0 K: 0 S: 5	H: 2 LOB: 0 BB: 0 P: 5	R: 1 E: 0 K: 0 S: 4	H: 1 LOB: 1 BB: 1 P: 8	R: 0 E: 0 K: 0 S: 3	H: 1 LOB: 1 BB: 1 P: 7	R: 0 E: 0 K: 1 S: 5	H: 0 LOB: 0 BB: 0 P: 5	R: 0 E: 0 K: 1 S: 5	H: 1 LOB: 0 BB: 0 P: 5	R: 3 E: 0 K: 0 S: 6	H: 4 LOB: 1 BB: 1 P: 10	R: 0 E: 1 K: 0 S: 4	H: 0 LOB: 1 BB: 0 P: 4	1B: 7 2B: 2 3B: 1 HR: 1	SF: 1 SAC: 1 DP: 3 HBP: 0	WP: 0 PA: 35 PB: 0 SB: 1 CS: 0
PITCHER Doug Capilla, L Manny Sarmiento, R Pedro Borbon, R Doug Bair, R	IP: 3.0 WLS: L BF: 15 H: 4 R: 3 ER: 3 SO: 3 BB: 3 IBB: 0 HBP: 0 BLK: 0 WP: 0 HR: 1 S: 12 P: 24 ERA: 9.00 WHIP: 2.333																		

Cincinnati Reds @ Houston Astros
Astrodome, Houston, TX
Sat Apr 15 1978, 7:05 PM EST
Att: 34,858 - Dome

AB	29
R	6
H	10
RBI	6
BB	4
SO	2
LOB	9



Batter	1	2	3	4	5	6	7	8	9	10	11	12	13	AB	R	H	RBI	BB	SO	LOB	TOP	
Pete Rose, S OBP: 0.347, SLG: 0.372 (1, 5)	1-3		FC6 BB	1-3				SH1-3 BB	BB		4-3		F7	4	0	0	1	3	0	0		
Ken Griffey, L OBP: 0.422, SLG: 0.524 (1, 9)	4-1 WP		FC6 S					SH1-3	P6		K			5	1	2	0	0	1	4		
Joe Morgan, L OBP: 0.422, SLG: 0.649 (1, 4)	4-1		P4					K	P4					4	0	0	0	0	1	4		
Junior Kennedy, R (6, 4)				4-3										2	0	0	0	0	0	3		
George Foster, R OBP: 0.363, SLG: 0.500 (9, 8)			K					G3			1-3 1B		4-3	5	0	1	0	1	2	2		
Dan Driessen, L OBP: 0.413, SLG: 0.487 (1, 3)	4-3										F9			5	0	2	0	1	0	2		
Johnny Bench, R OBP: 0.467, SLG: 0.639 (1, 2)											BB FC5-2 1B			4	1	1	0	2	2	1		
Dave Concepcion, R OBP: 0.372, SLG: 0.351 (1, 6)											FC5-2 BB			4	1	0	0	2	2	4		
Cesar Geronimo, L OBP: 0.425, SLG: 0.484 (9, PH)											1B FC5-2 BB			4	1	0	0	2	2	4		
Ray Knight, R OBP: 0.400, SLG: 0.250 (9, PR)			F8								1-2 2-3 3-H			3	0	0	0	0	1	2		
Doug Capilla, L (9, 7)											BB 1B			1	0	0	0	0	0	0		
Mike Lum, L (9, 7)											1-2 2-3 3-H			0	0	0	0	0	0	0		
Tom Seaver, R (7, PH)														2	0	0	0	0	1	2		
Dave Collins, S (7, 1)														1	0	0	0	0	0	0		
Dale Murray, R (8, PH)														0	0	0	0	0	0	0		
Don Wernay, R OBP: 0.288, SLG: 1.000 (9, 1)														1	0	1	1	0	0	0		
Dave Tomlin, L (10, PH)														0	0	0	0	0	0	0		
Rick Aquino, R OBP: 0.266, SLG: 1.000 (10, PH)														1	0	0	0	0	0	0		
Manny Sarmiento, R (10, 1)														1	0	0	0	0	1	0		
Inning Stats	R: 1 E: 0 K: 0 S: 4	H: 1 LOB: 1 BB: 1 P: 8	R: 0 E: 0 K: 2 S: 7	H: 0 LOB: 1 BB: 1 P: 11	R: 0 E: 0 K: 1 S: 5	H: 0 LOB: 1 BB: 1 P: 9	R: 0 E: 0 K: 2 S: 7	H: 0 LOB: 0 BB: 0 P: 7	R: 0 E: 0 K: 1 S: 5	H: 0 LOB: 0 BB: 0 P: 7	R: 0 E: 0 K: 1 S: 5	H: 2 LOB: 3 BB: 3 P: 17	R: 0 E: 0 K: 1 S: 5	H: 0 LOB: 0 BB: 0 P: 5	R: 0 E: 0 K: 0 S: 3	H: 1 LOB: 1 BB: 1 P: 7	R: 0 E: 0 K: 1 S: 5	H: 0 LOB: 0 BB: 0 P: 5	1B: 7 2B: 0 3B: 0 HR: 0	SF: 0 SAC: 1 DP: 0 HBP: 0	WP: 1 PB: 0 SB: 3 CS: 1	PA: 55
PITCHER	IP	WLS	BF	H	R	ER	SO	BB	IBB	HBP	BLK	WP	HR	S	P	ERA	WHIP					
J.R. Richard, R ERA: 4.15 (1, 1)	8.0	34	3	3	3	11	7	0	0	0	0	1	0	4	8	3.38	1.250					
Joe Sambito, L ERA: 2.7 (9, 1)	1.0	5	1	0	0	0	1	0	0	0	0	0	0	4	8	0.00	2.000					
Gene Pentz, R ERA: 5.73 (10, 1)	2.0	9	2	0	0	1	0	1	0	0	0	0	0	10	14	0.00	1.000					
Tom Dixon, R ERA: 9.0 (12, 1)	2.0	W	7	1	0	0	1	1	0	0	0	0	0	8	12	0.00	1.000					

Cincinnati Reds @ Houston Astros
Astrodome, Houston, TX
Sun Apr 16 1978, 4:33 AM EST
Att: 27,700 - Dome

AB 44
R 3
H 7
RBI 2
BB 10
SO 13
LOB 29



Batter	1	2	3	4	5	6	7	8	9	10	11	12	13	AB	R	H	RBI	BB	SO	LOB	BOTTOM			
Terry Puhl, L OBP: 0.340, SLG: 0.366 (1, 7)	P6	F2						F9			K			6	0	1	0	1	1	1				
Enos Cabell, R OBP: 0.394, SLG: 0.435 (1, 5)											F9			7	0	2	1	0	0	3				
Cesar Cedeno, R OBP: 0.422, SLG: 0.500 (1, 8)	FC5-4 1B		L5	1-3				6-3			F9			5	2	2	0	1	1	1				
Jose Cruz, L OBP: 0.405, SLG: 0.436 (1, 9)	FC5-4 S 1B		E SF9 1B								SH1-4 BB			3	0	2	0	2	0	1				
Bob Watson, R OBP: 0.279, SLG: 0.297 (1, 3)	1B BB		SF9 BB								SH1-4			3	0	1	2	2	0	2				
Joe Ferguson, R OBP: 0.310, SLG: 0.486 (1, 2)	1-3 2-H 1B		SF9 BB								FC6-4 1B			5	0	0	0	1	0	7				
Joe Ferguson, R OBP: 0.310, SLG: 0.486 (1, 2)	F8		P4								F7			5	0	0	0	1	0	7				
Art Howe, R OBP: 0.341, SLG: 0.632 (1, 4)											F8			5	1	2	1	1	0	4				
Roger Metzger, S OBP: 0.313, SLG: 0.214 (1, 6)											6-3			5	1	2	1	1	0	4				
Denny Welling, L OBP: 0.167, SLG: 0.167 (11, PH)											6-3			5	1	2	1	1	0	4				
Jimmy Sexton, R (12, 6)											FC2-6 BB			4	0	1	0	0	0	1				
J.R. Richard, R ERA: 4.15 (1, 1)											1-2 2-3 3-H			4	0	1	0	0	0	1				
Joe Sambito, L ERA: 2.7 (9, 1)											1-2 2-3 3-H			1	0	0	0	0	0	0				
Wilbur Howard, S OBP: 0.167, SLG: 0.167 (11, PH)											1-2 2-3 3-H			0	0	0	0	0	0	0				
Gene Pentz, R ERA: 5.73 (10, 1)											1-2 2-3 3-H			1	0	0	0	0	0	0				
Dave Bergman, L (11, PH)											1-2 2-3 3-H			0	0	0	0	0	0	0				
Tom Dixon, R ERA: 9.0 (12, 1)											1-2 2-3 3-H			1	0	0	0	0	0	1				
Inning Stats	R: 1 E: 0 K: 0 S: 5	H: 2 LOB: 2 BB: 1 P: 9	R: 1 E: 0 K: 1 S: 6	H: 1 LOB: 0 BB: 0 P: 6	R: 1 E: 0 K: 1 S: 8	H: 1 LOB: 1 BB: 1 P: 8	R: 0 E: 0 K: 0 S: 3	H: 0 LOB: 2 BB: 2 P: 11	R: 0 E: 0 K: 1 S: 4	H: 1 LOB: 1 BB: 1 P: 6	R: 0 E: 0 K: 1 S: 6	H: 0 LOB: 0 BB: 0 P: 5	R: 0 E: 0 K: 1 S: 3	H: 0 LOB: 2 BB: 2 P: 11	R: 0 E: 0 K: 1 S: 6	H: 1 LOB: 1 BB: 1 P: 6	R: 0 E: 0 K: 0 S: 4	H: 2 LOB: 2 BB: 1 P: 8	R: 1 E: 0 K: 1 S: 5	H: 1 LOB: 1 BB: 1 P: 9	1B: 9 2B: 1 3B: 0 HR: 1	SF: 1 SAC: 2 DP: 1 HBP: 0	WP: 0 PB: 0 SB: 5 CS: 0	PA: 56
PITCHER	IP	WLS	BF	H	R	ER	SO	BB	IBB	HBP	BLK	WP	HR	S	P	ERA	WHIP							
Tom Seaver, R ERA: 5.06 (1, 1)	6.0	28	6	3	2	1	5	0	0	0	0	0	0	9	9	3.00	1.833							
Dale Murray, R ERA: 5.0 (7, 1)	2.0	7	1	0	0	1	0	0	0	0	0	0	0	9	9	0.00	0.500							
Dave Tomlin, L ERA: 1.93 (9, 1)	1.0	3	0	0	0	1	0	0	0	0	0	0	0	5	5	0.00	0.000							
Manny Sarmiento, R ERA: 1.04 (10, 1)	3.2	L	18	4	1	1	2	2	2	0	0	0	0	18	34	2.46	1.636							

Cincinnati Reds @ Houston Astros
Astrodome, Houston, TX
Sun Apr 16 1978, 4:33 AM EST
Att: 27,700 - Dome

AB 44
R 4
H 11
RBI 4
BB 9
SO 5
LOB 22



Batter	1	2	3	4	5	6	7	8	9	AB	R	H	RBI	BB	SO	LOB	TOP			
Terry Puhl, L OBP: 0.340, SLG: 0.348 (1, 7)										5	0	1	0	1	1	3	Houston Astros @ San Diego Padres San Diego Stadium, San Diego, CA Tue Apr 18 1978, 9:05 PM EST Att: 10,840 - Unknown			
Enos Cabell, R OBP: 0.314, SLG: 0.420 (1, 5)										4	0	1	1	1	0	3				
Cesar Cedeno, R OBP: 0.400, SLG: 0.467 (1, 8)										5	0	1	1	0	2					
Bob Watson, R OBP: 0.333, SLG: 0.341 Dave Bergman, L (8, PR) (8, 3)										4	0	3	0	1	0	2				
Jose Cruz, L OBP: 0.383, SLG: 0.395 (1, 9)										4	0	0	0	1	0	7				
Joe Ferguson, R OBP: 0.340, SLG: 0.513 (1, 2)										4	2	2	0	1	1	3				
Art Howe, R OBP: 0.348, SLG: 0.628 (1, 4)										5	1	2	0	0	0	3				
Roger Metzger, S OBP: 0.324, SLG: 0.273 (1, 6)										5	0	2	1	0	1	3				
Joe Niekro, R OBP: 0.333, SLG: 0.333 (1, 1)										3	2	2	2	0	0	1				
Inning Stats	R: 0 E: 1 K: 1 S: 6	H: 0 LOB: 2 BB: 1 P: 10	R: 2 E: 1 K: 1 S: 7	H: 3 LOB: 1 BB: 1 P: 11	R: 0 E: 0 K: 0 S: 4	H: 1 LOB: 2 BB: 1 P: 8	R: 0 E: 0 K: 1 S: 6	H: 1 LOB: 1 BB: 0 P: 6	R: 0 E: 0 K: 0 S: 4	H: 1 LOB: 1 BB: 0 P: 4	R: 0 E: 0 K: 0 S: 4	H: 1 LOB: 2 BB: 1 P: 8	R: 2 E: 0 K: 0 S: 7	H: 4 LOB: 3 BB: 1 P: 11	R: 1 E: 0 K: 0 S: 5	H: 2 LOB: 1 BB: 0 P: 5		1B: 11 2B: 3 3B: 0 HR: 0	SF: 0 SAC: 2 DP: 0 HBP: 0	WP: 0 PB: 0 SB: 0 CS: 3
PITCHER	IP WLS BF H R ER SO BB IBB HBP BLK WP HR S P ERA WHIP	7.0 L 33 8 2 0 4 4 0 0 0 0 0 37 53 0.00 1.714	0.2 7 4 2 2 0 0 1 0 0 0 0 6 10 27.00 6.000	1.1 6 2 1 1 0 0 0 0 0 0 0 6 6 6.75 1.500																

Batter	1	2	3	4	5	6	7	8	9	AB	R	H	RBI	BB	SO	LOB	BOTTOM			
Gene Richards, L OBP: 0.278, SLG: 0.226 (1, 3)										3	1	0	0	1	1	1	Houston Astros @ San Diego Padres San Diego Stadium, San Diego, CA Tue Apr 18 1978, 9:05 PM EST Att: 10,840 - Unknown			
Derrel Thomas, S OBP: 0.455, SLG: 0.444 (1, 4)										4	0	1	0	0	0	1				
Dave Winfield, R OBP: 0.314, SLG: 0.588 (1, 9)										3	0	1	0	1	0	0				
Oscar Gamble, L OBP: 0.257, SLG: 0.194 (1, 7)										4	0	1	1	0	1	1				
George Hendrick, R OBP: 0.344, SLG: 0.448 (1, 8)										3	0	0	0	1	1	1				
Rick Sweet, S (1, 2)										4	0	0	0	0	0	2				
Bill Almon, R OBP: 0.379, SLG: 0.346 (1, 5)										3	0	0	0	0	0	1				
Ozzie Smith, S OBP: 0.273, SLG: 0.238 (1, 6)										3	0	1	0	0	0	0				
Bob Shirley, R (1, 1)										2	0	0	0	0	1	1				
Jerry Turner, L OBP: 0.250, SLG: 0.750 (7, PH) Rollie Fingers, R (8, 1) Mickey Lolich, S (8, 1)										1	0	0	0	0	1	0				
Inning Stats	R: 0 E: 0 K: 0 S: 3	H: 0 LOB: 0 BB: 0 P: 3	R: 0 E: 0 K: 0 S: 3	H: 0 LOB: 1 BB: 1 P: 7	R: 1 E: 0 K: 1 S: 6	H: 2 LOB: 2 BB: 2 P: 14	R: 0 E: 0 K: 1 S: 5	H: 0 LOB: 0 BB: 0 P: 5	R: 0 E: 0 K: 1 S: 6	H: 1 LOB: 1 BB: 0 P: 6	R: 0 E: 0 K: 1 S: 5	H: 0 LOB: 0 BB: 0 P: 5	R: 0 E: 0 K: 1 S: 5	H: 0 LOB: 0 BB: 0 P: 5	R: 0 E: 0 K: 0 S: 3	H: 0 LOB: 0 BB: 0 P: 3	1B: 2 2B: 2 3B: 0 HR: 0	SF: 0 SAC: 0 DP: 0 HBP: 0	WP: 0 PB: 0 SB: 0 CS: 0	PA: 33
PITCHER	IP WLS BF H R ER SO BB IBB HBP BLK WP HR S P ERA WHIP	9.0 W 33 4 1 1 5 3 0 0 0 0 0 40 52 1.00 0.778																		

Batter	1	2	3	4	5	6	7	8	9	AB	R	H	RBI	BB	SO	LOB	TOP										
Terry Puhl, L OBP: 0.328, SLG: 0.333 (1, 7)	F4	1-3							F8	5	0	1	0	0	1	2											
Enos Cabell, R OBP: 0.394, SLG: 0.400 (1, 5)	5-3	F9							K	5	0	1	0	0	1	2											
Cesar Cedeno, R OBP: 0.407, SLG: 0.490 (1, 8)	E								F8	4	0	2	0	0	0	2											
Jose Cruz, L OBP: 0.373, SLG: 0.370 (1, 9)	BB								F6	3	0	0	0	1	0	3											
Bob Watson, R OBP: 0.346, SLG: 0.364 (1, 3)	BB									3	0	1	0	1	0	2											
Art Howe, R OBP: 0.360, SLG: 0.630 (1, 4)	1-3									3	1	1	0	1	0	3											
Ed Herrmann, L OBP: 0.200, SLG: 0.200 (1, 2)										4	0	0	0	0	0	3											
Roger Metzger, S OBP: 0.317, SLG: 0.333 (1, 6)										3	1	1	1	0	0	0											
Joaquin Andujar, S OBP: 0.200, SLG: 0.200 (9, PH)										3	0	1	1	0	1	0											
Jesus Alou, R OBP: 0.750, SLG: 0.750 (9, PR)										1	0	1	0	0	0	0											
Jimmy Sexton, R (9, PR)										0	0	0	0	0	0	0											
Joe Sambito, L (9, 1)										0	0	0	0	0	0	0											
Inning Stats	R: 0 E: 1 K: 0 S: 4	H: 1 LOB: 3 BB: 2 P: 12	R: 1 E: 0 K: 0 S: 5	H: 2 LOB: 1 BB: 0 P: 5	R: 0 E: 0 K: 0 S: 3	H: 1 LOB: 0 BB: 0 P: 3	R: 1 E: 0 K: 0 S: 4	H: 1 LOB: 0 BB: 0 P: 4	R: 0 E: 0 K: 0 S: 5	H: 2 LOB: 2 BB: 0 P: 5	R: 0 E: 0 K: 2 S: 7	H: 0 LOB: 0 BB: 0 P: 7	R: 0 E: 0 K: 0 S: 4	H: 1 LOB: 2 BB: 1 P: 8	R: 0 E: 0 K: 1 S: 6	H: 1 LOB: 1 BB: 0 P: 6	1B: 5 2B: 4 3B: 1 HR: 0	SF: 1 SAC: 0 DP: 1 HBP: 0	WP: 0 PA: 38 PB: 1 SB: 1 CS: 0								
PITCHER	IP	WLS	BF	H	R	ER	SO	BB	IBB	HBP	BLK	WP	HR	S	P	ERA	WHIP										
Dave Freisleben, R ERA: 4.09 (1, 1)	5.0	L	23	7	2	2	0	2	0	0	0	0	0	21	29	3.60	1.800										
Dan Spillner, R ERA: 5.75 (6, 1)	2.0		6	0	0	0	2	0	0	0	0	0	0	10	10	0.00	0.000										
Mickey Lolich, L ERA: 1.08 (8, 1)	2.0		9	2	0	0	1	0	1	0	0	0	0	10	14	0.00	1.000										

Houston Astros @ San Diego Padres
San Diego Stadium, San Diego, CA
Wed Apr 19 1978, 9:05 PM EST
Att: 12,129 - Unknown

AB	34
R	2
H	9
RBI	2
BB	3
SO	3
LOB	17



Batter	1	2	3	4	5	6	7	8	9	AB	R	H	RBI	BB	SO	LOB	BOTTOM										
Gene Richards, L OBP: 0.275, SLG: 0.229 (1, 3)	4-3									4	0	1	0	0	0	2											
Derrel Thomas, S OBP: 0.459, SLG: 0.452 (1, 4)	F9									4	0	2	0	0	0	1											
Jerry Turner, L OBP: 0.167, SLG: 0.500 (1, 7)	4-3									4	0	0	0	0	0	3											
Dave Winfield, R OBP: 0.333, SLG: 0.658 (1, 9)	K									4	1	2	1	0	2	2											
George Hendrick, R OBP: 0.306, SLG: 0.394 (1, 8)										4	0	0	0	0	0	3											
Rick Sweet, S (1, 2)										1	0	0	0	1	0	0											
Mike Champion, R OBP: 0.500, SLG: 0.250 (9, PH)										1	0	0	0	0	0	0											
Bill Almon, R OBP: 0.333, SLG: 0.300 (1, 5)										4	0	0	0	0	1	4											
Ozzie Smith, S OBP: 0.280, SLG: 0.250 (9, PH)										3	0	1	0	0	1	0											
Don Reynolds, R OBP: 0.687, SLG: 0.680 (9, PH)										1	0	1	0	0	0	0											
Dave Freisleben, R (1, 1)										1	0	0	0	0	0	0											
Oscar Gamble, L OBP: 0.278, SLG: 0.194 (5, PH)										0	0	0	0	0	1	0											
Dan Spillner, R (5, 1)										0	0	0	0	0	0	0											
Gene Tenace, R OBP: 0.343, SLG: 0.214 (7, PH)										1	0	0	0	0	1	0											
Mickey Lolich, S (8, 1)										0	0	0	0	0	0	0											
Bob Davis, R OBP: 0.125, SLG: 0.125 (9, PH)										1	0	0	0	0	1	1											
Inning Stats	R: 0 E: 0 K: 1 S: 6	H: 1 LOB: 1 BB: 0 P: 6	R: 0 E: 0 K: 1 S: 4	H: 0 LOB: 0 BB: 1 P: 8	R: 0 E: 0 K: 0 S: 3	H: 0 LOB: 0 BB: 0 P: 3	R: 0 E: 0 K: 1 S: 6	H: 1 LOB: 1 BB: 0 P: 6	R: 0 E: 0 K: 0 S: 4	H: 1 LOB: 2 BB: 1 P: 8	R: 0 E: 0 K: 0 S: 5	H: 2 LOB: 3 BB: 0 P: 6	R: 0 E: 0 K: 2 S: 7	H: 0 LOB: 0 BB: 0 P: 7	R: 1 E: 0 K: 0 S: 4	H: 1 LOB: 0 BB: 0 P: 4	R: 0 E: 0 K: 1 S: 6	H: 1 LOB: 1 BB: 0 P: 6	1B: 6 2B: 0 3B: 0 HR: 1	SF: 0 SAC: 0 DP: 0 HBP: 1	WP: 0 PA: 36 PB: 1 SB: 2 CS: 1						
PITCHER	IP	WLS	BF	H	R	ER	SO	BB	IBB	HBP	BLK	WP	HR	S	P	ERA	WHIP										
Joaquin Andujar, R ERA: 3.57 (1, 1)	8.0	W	32	6	1	1	5	2	0	1	0	0	0	39	48	1.12	1.000										
Joe Sambito, L ERA: 2.45 (9, 1)	1.0	S	4	1	0	0	1	0	0	0	0	0	0	6	6	0.00	1.000										

Houston Astros @ San Diego Padres
San Diego Stadium, San Diego, CA
Wed Apr 19 1978, 9:05 PM EST
Att: 12,129 - Unknown

AB	33
R	1
H	7
RBI	1
BB	2
SO	6
LOB	16



Batter	1	2	3	4	5	6	7	8	9	AB	R	H	RBI	BB	SO	LOB	TOP				
Terry Puhl, L OBP: 0.328, SLG: 0.322 (1, 7)	0-0 6-3			0-0 3-1	0-0 E4 G5-4-3		0-0 FC5-4 1B		4-0 2B BB	4	0	1	0	1	0	1	Houston Astros @ Los Angeles Dodgers Dodger Stadium, Los Angeles, CA Fri Apr 21 1978, 6:05 PM PST Att: 44,867 - Unknown				
Enos Cabell, R OBP: 0.308, SLG: 0.406 (1, 5)	0-0 5-3			0-0 5-3	0-0 G5-4-3		0-0 FC5-4		0-0 2B	5	0	1	0	0	0	4					
Cesar Cedeno, R OBP: 0.361, SLG: 0.429 Dave Bergman, L (7, PH) Gene Pentz, R (7, 1) Ken Forsch, R (7, 1)	0-0 5-3			0-0 L7		0-0 F5	0-0 F7		0-3 K	3	0	0	0	0	0	0					
Jose Cruz, L OBP: 0.383, SLG: 0.370 (1, 9)		0-3 K			0-0 2B	0-0 1B		4-0 HR BB	0-0 G3	4	2	2	0	1	1	1					
Bob Watson, R OBP: 0.367, SLG: 0.431 (1, 3)		0-0 1-3			0-0 FC6-4 1B	0-0 F9		4-0 HR BB		3	2	1	1	1	0	1					
Joe Ferguson, R OBP: 0.345, SLG: 0.533 (1, 2)		0-0 F8			4-0 BB	0-0 F3		0-0 HR		0	1	0	0	0	0	0					
Art Howe, R OBP: 0.351, SLG: 0.585 (1, 4)			0-0 6-3		0-0 FC6-4 1B		0-0 SH1-4 1B	0-0 F8		4	2	1	0	0	0	2					
Roger Metzger, S OBP: 0.292, SLG: 0.302 (1, 6)			0-0 L6		0-0 1B	0-0 E	0-0 SH1-4	0-0 2-3		3	1	1	1	0	0	0					
J.R. Richard, R OBP: 0.125, SLG: 0.125 Denny Walling, L OBP: 0.286, SLG: 0.286 (5, PH) Tom Dixon, R (5, 1) Wilbur Howard, S OBP: 0.500, SLG: 0.444 (7, 7)			0-0 P4		0-0 E	1-3 2-H 1B	0-0 FC5-4 1B	0-0 F7		1	0	0	0	0	0	0					
Inning Stats	R: 0 E: 0 K: 0 S: 3	H: 0 LOB: 0 BB: 0 P: 3	R: 0 E: 0 K: 1 S: 5	H: 0 LOB: 0 BB: 0 P: 5	R: 0 E: 0 K: 0 S: 3	H: 0 LOB: 0 BB: 0 P: 3	R: 4 E: 1 K: 0 S: 7	H: 4 LOB: 1 BB: 1 P: 11	R: 0 E: 0 K: 0 S: 4	H: 1 LOB: 1 BB: 0 P: 4	R: 1 E: 0 K: 0 S: 6	H: 3 LOB: 2 BB: 0 P: 6	R: 3 E: 0 K: 0 S: 4	H: 1 LOB: 0 BB: 2 P: 12	R: 0 E: 0 K: 1 S: 5	H: 1 LOB: 1 BB: 1 P: 9		1B: 7 2B: 2 3B: 0 HR: 1	SF: 0 SAC: 1 DP: 1 HBP: 0	WP: 0 PB: 0 SB: 1 CS: 0	PA: 40
PITCHER	IP	WLS	BF	H	R	ER	SO	BB	IBB	HBP	BLK	WP	HR	S	P	ERA	WHIP				
Rick Rhoden, R ERA: 2.82 Mike Garman, R ERA: 4.05 Bobby Castillo, R ERA: 4.32	6.1	27	7	5	4	1	1	1	0	0	0	0	0	28	32	5.68	1.263				
	0.2	3	1	0	0	0	0	0	0	0	0	0	0	3	3	0.00	1.500				
	2.0	L	10	2	3	3	1	3	0	0	0	0	1	9	21	13.50	2.500				

Batter	1	2	3	4	5	6	7	8	9	AB	R	H	RBI	BB	SO	LOB	BOTTOM				
Davey Lopes, R OBP: 0.426, SLG: 0.490 (1, 4)	0-0 BB 1B	0-0 HR		0-3 K			0-0 SH1-4	0-3 K		4	2	2	2	0	2	2	Houston Astros @ Los Angeles Dodgers Dodger Stadium, Los Angeles, CA Fri Apr 21 1978, 6:05 PM PST Att: 44,867 - Unknown				
Ted Martinez, R (1, 6) Manny Mota, R (7, PH) Bill Russell, R OBP: 0.228, SLG: 0.218 (7, PR) (8, 6)	4-0 CS 1B	0-3 K		0-3 K			4-0 SF8 BB		0-0 3-6 1B	2	0	0	0	1	2	1					
Reggie Smith, S OBP: 0.370, SLG: 0.531 (1, 9)	0-3 K		0-0 F5		0-0 F7		4-0 1B		0-0 3-6 1B	4	0	1	0	1	2	2					
Ron Cey, R OBP: 0.458, SLG: 0.480 (1, 5)	0-0 CS 1B		4-0 1B		0-0 G6-4-3 1B		0-0 SF8		0-0 3-6	3	0	2	2	1	0	2					
Steve Garvey, R OBP: 0.351, SLG: 0.527 (1, 3)	0-0 5-3		0-0 1B		0-0 G6-4-3		0-0 1B		0-0 1B	4	0	2	1	0	0	3					
Dusty Baker Jr., R OBP: 0.345, SLG: 0.320 Bobby Castillo, R (8, 1)		0-0 1-4-3		0-3 K			0-0 G6-3 1B		0-0 F7	4	0	1	0	0	1	4					
Rick Monday, L OBP: 0.490, SLG: 0.955 (1, 8)		0-0 HR		4-3			0-0 G6-3		0-0 4-3	4	1	1	1	0	0	3					
Jerry Grote, R OBP: 0.444, SLG: 0.167 (1, 2)		0-0 1-3			4-0 SH1-3 BB		0-0 6-3		0-0 1B	3	0	1	0	1	0	0					
Rick Rhoden, R OBP: 0.375, SLG: 0.333 Mike Garman, R (7, 1) Vic Davallilo, L OBP: 0.375, SLG: 0.286 (7, PH) (8, 7)		4-0 HR BB			0-0 SH1-3		0-0 E4 BB SF8		0-0 F8	0	1	0	0	1	0	0					
Inning Stats	R: 1 E: 0 K: 1 S: 6	H: 2 LOB: 1 BB: 1 P: 10	R: 3 E: 0 K: 1 S: 7	H: 2 LOB: 0 BB: 1 P: 11	R: 0 E: 0 K: 2 S: 7	H: 1 LOB: 2 BB: 1 P: 11	R: 0 E: 0 K: 0 S: 3	H: 1 LOB: 0 BB: 0 P: 3	R: 0 E: 0 K: 0 S: 3	H: 1 LOB: 0 BB: 0 P: 3	R: 2 E: 1 K: 0 S: 5	H: 1 LOB: 2 BB: 2 P: 13	R: 0 E: 0 K: 1 S: 6	H: 1 LOB: 0 BB: 0 P: 6	R: 0 E: 0 K: 0 S: 3	H: 2 LOB: 0 BB: 0 P: 3		1B: 9 2B: 0 3B: 1 HR: 2	SF: 1 SAC: 2 DP: 2 HBP: 0	WP: 0 PB: 0 SB: 0 CS: 2	PA: 40
PITCHER	IP	WLS	BF	H	R	ER	SO	BB	IBB	HBP	BLK	WP	HR	S	P	ERA	WHIP				
J.R. Richard, R ERA: 4.91 Tom Dixon, R ERA: 4.5 Gene Pentz, R ERA: 5.56 Ken Forsch, R ERA: 4.91	4.0	20	5	4	4	5	4	4	0	0	0	0	0	6	6	9.00	2.250				
	2.0	6	2	0	0	0	0	0	0	0	0	0	0	6	6	0.00	1.000				
	0.1	4	0	2	0	0	2	0	0	0	0	0	0	2	10	0.00	6.000				
	2.2	W	10	4	0	0	1	0	0	0	0	0	0	12	12	0.00	1.500				

AB	32
R	8
H	9
RBI	4
BB	3
SO	2
LOB	12



AB	31
R	6
H	11
RBI	6
BB	6
SO	6
LOB	18



Batter	1	2	3	4	5	6	7	8	9	AB	R	H	RBI	BB	SO	LOB	TOP																				
Terry Puhl, L OBP: 0.310, SLG: 0.302 (1, 8)	F7	P5			F5			4-3		4	0	0	0	0	0	3																					
Wilbur Howard, S OBP: 0.397, SLG: 0.308 (1, 7)	6-3		6-3			4-3		4-3		4	0	0	0	0	0	0																					
Enos Cabell, R OBP: 0.319, SLG: 0.412 (1, 5)	CS		G4-6-3			5-3			F9	4	0	2	0	0	0	0																					
Jose Cruz, L OBP: 0.406, SLG: 0.386 (1, 9)	CS	1B	G4-6-3						FC6-4	3	1	2	0	1	0	1																					
Bob Watson, R OBP: 0.359, SLG: 0.418 (1, 3)		1B			P6				FC6-4	4	0	1	0	0	0	2																					
Joe Ferguson, R OBP: 0.322, SLG: 0.490 (1, 2)		F5			K				1-4-3	0	0	0	0	0	0	0																					
Art Howe, R OBP: 0.350, SLG: 0.564 (1, 4)		1B			G3			F8		2	0	0	0	1	0	0																					
Roger Metzger, S OBP: 0.294, SLG: 0.304 (1, 6)										3	0	1	1	0	0	0																					
Floyd Bannister, L (1, 1)										2	0	0	0	0	1	3																					
Gene Pentz, R (5, 1)										0	0	0	0	0	0	0																					
Tom Dixon, R (6, 1)										0	0	0	0	0	0	0																					
Dave Bergman, L (8, PH)										1	0	0	0	0	0	0																					
Joe Sambito, L (8, 1)										0	0	0	0	0	0	0																					
Inning Stats	R: 0 E: 0 K: 0 S: 3	H: 1 LOB: 0 BB: 0 P: 3	R: 1 E: 0 K: 1 S: 8	H: 3 LOB: 3 BB: 1 P: 12	R: 0 E: 0 K: 1 S: 3	H: 1 LOB: 0 BB: 0 P: 3	R: 0 E: 0 K: 1 S: 5	H: 0 LOB: 0 BB: 0 P: 5	R: 0 E: 0 K: 0 S: 3	H: 0 LOB: 1 BB: 1 P: 7	R: 0 E: 0 K: 0 S: 3	H: 0 LOB: 0 BB: 0 P: 3	R: 0 E: 0 K: 0 S: 3	H: 0 LOB: 0 BB: 0 P: 3	R: 0 E: 0 K: 0 S: 4	H: 1 LOB: 1 BB: 0 P: 4	1B: 6 2B: 0 3B: 0 HR: 0	SF: 0 SAC: 0 DP: 1 HBP: 0	WP: 0 PB: 0 SB: 0 CS: 1	PA: 34																	
PITCHER	IP	WLS	BF	H	R	ER	SO	BB	IBB	HBP	BLK	WP	HR	S	P	ERA	WHIP	PITCHER	IP	WLS	BF	H	R	ER	SO	BB	IBB	HBP	BLK	WP	HR	S	P	ERA	WHIP		
Burt Hooton, R ERA: 4.08 (1, 1)	9.0	W	33	6	1	1	2	2	0	0	0	0	0	35	43	1.00	0.889																				

Houston Astros @ Los Angeles Dodgers
Dodger Stadium, Los Angeles, CA
Sat Apr 22 1978, 6:05 PM PST
Att: 52,346 - Unknown

AB	27
R	1
H	6
RBI	1
BB	2
SO	1
LOB	9



Batter	1	2	3	4	5	6	7	8	9	AB	R	H	RBI	BB	SO	LOB	BOTTOM																				
Davey Lopes, R OBP: 0.424, SLG: 0.472 (1, 4)	5-3	6-3			F9	BB		G6-4-3		4	1	1	0	1	0	2																					
Bill Russell, R OBP: 0.242, SLG: 0.220 (1, 6)	1B				F8	BB		G6-4-3		4	0	1	0	1	0	1																					
Reggie Smith, S OBP: 0.379, SLG: 0.529 (1, 9)	1B				6-3	HR		SF7		2	1	1	1	1	0	0																					
Ron Cey, R OBP: 0.476, SLG: 0.481 (1, 5)	L5				BB	BB				2	1	1	1	2	0	2																					
Steve Garvey, R OBP: 0.344, SLG: 0.559 (1, 3)	F8				P6	HR		5-3		4	1	1	3	0	0	5																					
Dusty Baker Jr., R OBP: 0.356, SLG: 0.321 (1, 7)		FC5-4			F8	1B		P4		3	0	1	0	1	0	0																					
Rick Monday, L OBP: 0.473, SLG: 0.894 (1, 8)		FC5-4			G3	4-3		F8		3	0	0	0	1	0	1																					
Steve Yeager, R OBP: 0.370, SLG: 0.325 (1, 2)		FC5-4			FC6-4	BB		F9		2	1	0	0	2	0	2																					
Burt Hooton, R (1, 1)		SH1-3			FC6-4	SH1-4		1-3		2	0	0	0	0	1																						
Inning Stats	R: 0 E: 0 K: 0 S: 5	H: 2 LOB: 2 BB: 0 P: 5	R: 0 E: 0 K: 0 S: 3	H: 0 LOB: 2 BB: 2 P: 11	R: 0 E: 0 K: 0 S: 3	H: 0 LOB: 1 BB: 1 P: 7	R: 0 E: 0 K: 0 S: 3	H: 0 LOB: 1 BB: 1 P: 7	R: 3 E: 0 K: 0 S: 5	H: 2 LOB: 1 BB: 2 P: 13	R: 2 E: 0 K: 0 S: 4	H: 1 LOB: 3 BB: 3 P: 16	R: 0 E: 0 K: 0 S: 3	H: 0 LOB: 0 BB: 0 P: 3	R: 0 E: 0 K: 0 S: 3	H: 1 LOB: 0 BB: 0 P: 3	1B: 5 2B: 0 3B: 0 HR: 1	SF: 1 SAC: 2 DP: 1 HBP: 0	WP: 0 PB: 0 SB: 0 CS: 0	PA: 38																	
PITCHER	IP	WLS	BF	H	R	ER	SO	BB	IBB	HBP	BLK	WP	HR	S	P	ERA	WHIP	PITCHER	IP	WLS	BF	H	R	ER	SO	BB	IBB	HBP	BLK	WP	HR	S	P	ERA	WHIP		
Floyd Bannister, L ERA: 4.3 (1, 1)	4.2	L	24	4	3	3	0	6	0	0	0	0	1	18	42	5.79	2.143																				
Gene Pentz, R ERA: 6.75 (5, 1)	0.2		5	0	2	2	0	3	0	0	0	0	0	2	14	27.00	4.500																				
Tom Dixon, R ERA: 3.18 (6, 1)	1.2		6	1	0	0	0	0	0	0	0	0	0	6	6	0.00	0.600																				
Joe Sambito, L ERA: 2.25 (8, 1)	1.0		3	1	0	0	0	0	0	0	0	0	0	3	3	0.00	1.000																				

Houston Astros @ Los Angeles Dodgers
Dodger Stadium, Los Angeles, CA
Sat Apr 22 1978, 6:05 PM PST
Att: 52,346 - Unknown

AB	26
R	5
H	6
RBI	5
BB	9
SO	0
LOB	14



Batter	1	2	3	4	5	6	7	8	9	AB	R	H	RBI	BB	SO	LOB	TOP			
Terry Puhl, L OBP: 0.320, SLG: 0.343 (1, 7)	F9		1B		1B		P3			4	2	2	0	0	0	0	Houston Astros @ Los Angeles Dodgers Dodger Stadium, Los Angeles, CA Sun Apr 23 1978, 3:33 AM PST Att: 51,500 - Unknown			
Enos Cabell, R OBP: 0.315, SLG: 0.403 (1, 5)	F3		4-3		6-3		F7			4	0	1	1	0	0	1				
Cesar Cedeno, R OBP: 0.369, SLG: 0.424 (1, 8)	BB		F7		S		5-3			3	0	1	1	1	0	1				
Jose Cruz, L OBP: 0.397, SLG: 0.377 (1, 9)	P6		4-3		1B		L6			4	0	1	0	0	0	2				
Bob Watson, R OBP: 0.368, SLG: 0.466 (1, 3)		HR	BB		F9		P3			3	1	1	1	1	0	2				
Joe Ferguson, R OBP: 0.302, SLG: 0.453 Joe Sambito, L (8, 1)	G3		F7		F5		F2			0	0	0	0	0	0	0				
Art Howe, R OBP: 0.359, SLG: 0.552 (1, 4)	6-3				F8		G4-6-3		BB	3	0	1	0	1	0	0				
Roger Metzger, S OBP: 0.291, SLG: 0.320 (1, 6)					F7		G4-6-3		G4-6-3	4	0	1	0	0	0	2				
Joe Niekro, R OBP: 0.286, SLG: 0.286 Denny Walling, L (4, PH) Ken Forsch, R Ed Herrmann, L OBP: 0.167, SLG: 0.167 (8, 2)	F9				F8		F3		4-3	1	0	0	0	0	0	1				
Inning Stats	R: 0 E: 0 K: 0 S: 3	H: 0 LOB: 1 BB: 1 P: 7	R: 1 E: 0 K: 0 S: 5	H: 2 LOB: 1 BB: 0 P: 5	R: 1 E: 0 K: 0 S: 5	H: 2 LOB: 2 BB: 1 P: 9	R: 0 E: 0 K: 0 S: 3	H: 0 LOB: 0 BB: 0 P: 3	R: 1 E: 0 K: 0 S: 6	H: 3 LOB: 2 BB: 0 P: 6	R: 0 E: 0 K: 0 S: 3	H: 0 LOB: 0 BB: 0 P: 3	R: 0 E: 0 K: 0 S: 3	H: 0 LOB: 0 BB: 1 P: 6	R: 0 E: 0 K: 0 S: 2	H: 0 LOB: 0 BB: 1 P: 6		1B: 4 2B: 3 3B: 0 HR: 1	SF: 0 SAC: 0 DP: 2 HBP: 0	WP: 0 PB: 0 SB: 1 CS: 0
PITCHER Don Sutton, R ERA: 6.85 (1, 1)	IP: 9.0 WLS: W BF: 36 H: 8 R: 3 ER: 3 SO: 0 BB: 3 IBB: 0 HBP: 0 BLK: 0 WP: 0 HR: 1 S: 33 P: 45 ERA: 3.00 WHIP: 1.222															PITCHER				
Batter	1	2	3	4	5	6	7	8	9	AB	R	H	RBI	BB	SO	LOB	BOTTOM			
Davey Lopes, R OBP: 0.423, SLG: 0.466 (1, 4)	1B	E6		P6	1B		P6			5	2	2	0	0	0	1	Houston Astros @ Los Angeles Dodgers Dodger Stadium, Los Angeles, CA Sun Apr 23 1978, 3:33 AM PST Att: 51,500 - Unknown			
Bill Russell, R OBP: 0.254, SLG: 0.250 (1, 6)	SF9			F7	F7		P4			5	1	2	1	0	0	4				
Reggie Smith, S OBP: 0.381, SLG: 0.519 Glenn Burke, R OBP: 0.222, SLG: 0.222 (9, 8)	SF9	3-1		FC6-4		FC5	BB	6-3		3	0	1	1	1	0	1				
Ron Cey, R OBP: 0.471, SLG: 0.464 (1, 5)	E8		5-3	FC6-4		BB		F8		4	1	1	1	1	0	1				
Steve Garvey, R OBP: 0.348, SLG: 0.547 (1, 3)	F8		E5		1B	P4		F8		5	2	2	0	0	0	3				
Dusty Baker Jr., R OBP: 0.365, SLG: 0.333 (1, 7)			6-3		1B	K				4	0	2	1	0	1	3				
Rick Monday, L OBP: 0.456, SLG: 0.920 (9, 9)	F7		HR		SF8	FC5				3	1	1	3	0	0	3				
Steve Yeager, R OBP: 0.380, SLG: 0.326 (1, 2)		F8			F8		SH1	BB		3	0	1	0	1	0	1				
Don Sutton, R (1, 1)	F9		5-3		1B		SH1			2	0	0	0	1	0	1				
Inning Stats	R: 3 E: 1 K: 0 S: 7	H: 4 LOB: 1 BB: 0 P: 7	R: 1 E: 1 K: 0 S: 5	H: 1 LOB: 1 BB: 0 P: 5	R: 2 E: 1 K: 0 S: 6	H: 3 LOB: 1 BB: 0 P: 6	R: 0 E: 0 K: 0 S: 4	H: 1 LOB: 1 BB: 0 P: 4	R: 1 E: 0 K: 0 S: 6	H: 3 LOB: 3 BB: 1 P: 10	R: 0 E: 0 K: 1 S: 5	H: 0 LOB: 2 BB: 2 P: 13	R: 0 E: 0 K: 0 S: 3	H: 0 LOB: 1 BB: 1 P: 7	R: 0 E: 0 K: 0 S: 3	H: 0 LOB: 0 BB: 0 P: 3		1B: 10 2B: 1 3B: 0 HR: 1	SF: 2 SAC: 1 DP: 0 HBP: 0	WP: 0 PB: 1 SB: 1 CS: 0
PITCHER Joe Niekro, R ERA: 6.86 Ken Forsch, R ERA: 3.97 Joe Sambito, L ERA: 2.08 (8, 1)	IP: 3.0 WLS: L BF: 18 H: 8 R: 6 ER: 4 SO: 1 BB: 4 IBB: 0 HBP: 0 BLK: 0 WP: 0 HR: 1 S: 18 P: 18 ERA: 12.00 WHIP: 2.667															PITCHER				
PITCHER Don Sutton, R ERA: 6.85 (1, 1)	IP: 9.0 WLS: W BF: 36 H: 8 R: 3 ER: 3 SO: 0 BB: 3 IBB: 0 HBP: 0 BLK: 0 WP: 0 HR: 1 S: 33 P: 45 ERA: 3.00 WHIP: 1.222															PITCHER				

Batter	1	2	3	4	5	6	7	8	9	10	AB	R	H	RBI	BB	SO	LOB	TOP					
Gene Richards, L (1, 8) OBP: 0.305, SLG: 0.204	4-0 BLK 1B BB		0-0 F8				0-0 6-3		0-0 S 1B		3	1	1	0	2	0	0	San Diego Padres @ Houston Astros Astrodome, Houston, TX Mon Apr 24 1978, 7:05 PM EST Att. 7,300 - Dome					
Derrel Thomas, S (1, 4) OBP: 0.356, SLG: 0.327	0-0 F8		0-0 F9			0-0 G3	4-0 L6-3 BB		0-3 K		4	0	0	0	1	1	4						
Jerry Turner, L (1, 7) OBP: 0.263, SLG: 0.556	0-0 4-3		0-3 K			0-0 1B 2B	0-0 L6-3		0-0 G1		5	1	1	0	0	1	3						
Oscar Gamble, L (1, 9) OBP: 0.320, SLG: 0.273	0-0 FC4-6 1B			0-0 G3		0-0 1B 1B		4-0 FC4-6 BB		0-0 G6-4-3 1B		3	1	2	2	0	0		livebaseballscorecards.com				
Mike Champion, R (8, PH) OBP: 0.625, SLG: 0.400	0-0 FC4-6 1B			4-0 G4-6-3 BB		0-0 F8		0-0 F2		0-0 G6-4-3 1-2f		4	0	0	0	1	0			4			
Gene Tenace, R (1, 3) OBP: 0.394, SLG: 0.292	0-0 FC4-6			0-0 G4-6-3		0-0 F8		0-0 FC4-6 1B		0-0 G6-4-3		4	0	0	0	1	0		4				
Rick Sweet, S (1, 2) OBP: 0.308, SLG: 0.182		0-3 K		0-0 G4-6-3		0-0 5-3 1B		0-0 FC4-6 1B		0-0 1B		4	0	1	0	0	1		2				
Bob Davis, R (8, PR) OBP: 0.176, SLG: 0.176				0-0 K		0-0 1B		0-0 FC6-5 1B		0-0 1B		1	0	1	0	0	0		0				
Bill Almon, R (1, 5) OBP: 0.411, SLG: 0.434				0-0 FC4-6 1B		0-0 SH3-4 1B		0-0 1B		0-3 K		5	0	4	1	0	1		1				
Ozzie Smith, S (1, 6) OBP: 0.233, SLG: 0.238				0-0 F6		0-0 F7		0-0 FC6-5				3	0	0	0	0	0		4				
George Hendrick, R (8, PH) OBP: 0.314, SLG: 0.348				0-0 F6		0-0 5-3		0-0 FC6-5				1	0	0	0	0	0	2					
Rolie Fingers, R (8, 1)				0-0 F6		0-0 5-3		0-0 FC6-5				0	0	0	0	0	0	0					
Dave Freisleben, R (1, 1)				0-0 FC4-6		0-0 SH3-4		0-0 F8		0-0 F9		1	0	0	0	0	0	1					
Dave Winfield, R (6, PH) OBP: 0.339, SLG: 0.536				0-0 FC4-6		0-0 SH3-4		0-0 F8				2	0	0	0	0	0	2					
Inning Stats	R: 1 E: 0 K: 0 S: 4	H: 1 LOB: 1 BB: 1 P: 8	R: 0 E: 0 K: 1 S: 6	H: 1 LOB: 1 BB: 0 P: 6	R: 0 E: 0 K: 1 S: 5	H: 0 LOB: 0 BB: 0 P: 5	R: 0 E: 0 K: 0 S: 2	H: 0 LOB: 0 BB: 1 P: 6	R: 0 E: 0 K: 0 S: 7	H: 4 LOB: 2 BB: 0 P: 7	R: 0 E: 0 K: 0 S: 2	H: 0 LOB: 0 BB: 1 P: 6	R: 0 E: 0 K: 0 S: 4	H: 1 LOB: 2 BB: 1 P: 8	R: 0 E: 0 K: 1 S: 6	H: 1 LOB: 1 BB: 0 P: 6	R: 0 E: 0 K: 1 S: 6	H: 2 LOB: 1 BB: 0 P: 6	1B: 10 2B: 2 3B: 0 HR: 0	SF: 0 SAC: 1 DP: 3 HBP: 0	WP: 0 PB: 0 SB: 1 CS: 0	PA: 43	
PITCHER	IP 8.0	WLS 35	BF 8	H 3	R 3	ER 3	SO 2	BB 5	IBB 0	HBP 0	BLK 1	WP 0	HR 0	S 34	P 54	ERA 3.38	WHIP 1.625						
Joaquin Andujar, R (1, 1) ERA: 3.51																							
Joe Sambito, L (9, 1) ERA: 1.8																							

Batter	1	2	3	4	5	6	7	8	9	10	AB	R	H	RBI	BB	SO	LOB	BOTTOM					
Terry Puhl, L (1, 7) OBP: 0.304, SLG: 0.324	0-0 F8		0-0 4-3					0-3 K		0-0 1B		4	0	0	0	0	2	San Diego Padres @ Houston Astros Astrodome, Houston, TX Mon Apr 24 1978, 7:05 PM EST Att. 7,300 - Dome					
Joe Sambito, L (9, 1) ERA: 1.8								1-2 K		2-3 3-H 1B		0	0	0	0	0	0						
Denny Walling, L (10, PH) OBP: 0.333, SLG: 0.333								0-0 K				1	0	1	1	0	0						
Enos Cabell, R (1, 5) OBP: 0.299, SLG: 0.382	0-0 F8			0-0 4-3		0-3 K		0-0 F9				4	0	0	0	0	1						
Cesar Cedeño, R (1, 8) OBP: 0.362, SLG: 0.413	0-0 6-3			0-0 S HR 1B		0-0 F9		0-0 F4				4	1	1	0	0	0						
Jose Cruz, L (1, 9) OBP: 0.389, SLG: 0.359		0-0 F6		4-0 HR BB		0-0 4-3		0-0 4-3		0-0 4-3		3	1	0	0	1	0						
Bob Watson, R (1, 3) OBP: 0.361, SLG: 0.500		0-3 K		0-0 HR		0-0 3-1		0-3 K				4	1	1	3	0	2						
Art Howe, R (1, 4) OBP: 0.368, SLG: 0.548		0-0 F3		0-0 HR		0-0 3-1		0-0 K				4	0	2	0	0	0						
Julio Gonzalez, R (10, PR) ERA: 3.83		0-0 F3		0-0 F4		0-0 G4-6-3 1B		0-0 K		0-0 3-1 SH1-4 1B		0	1	0	0	0	0						
Ed Herrmann, L (1, 2) OBP: 0.111, SLG: 0.111				0-0 4-3		0-0 F9		0-0 G4-6-3		0-0 SH1-4		3	0	0	0	0	1						
Roger Metzger, S (1, 6) OBP: 0.288, SLG: 0.302				0-0 F6		0-3 K		0-0 F7		4-0 1B 3-1 BB		3	0	0	0	1	1						
Joaquin Andujar, S (1, 1) OBP: 0.286, SLG: 0.167				4-0 BB		0-3 K		0-0 K		0-0 3-1		1	0	0	0	1	1						
Wilbur Howard, S (8, PH) OBP: 0.375, SLG: 0.333				0-0 BB		0-3 K		0-0 K		1-2 2-3		2	0	1	0	0	2						
Inning Stats	R: 0 E: 0 K: 0 S: 3	H: 0 LOB: 0 BB: 0 P: 3	R: 0 E: 0 K: 1 S: 5	H: 0 LOB: 0 BB: 0 P: 5	R: 0 E: 0 K: 0 S: 3	H: 0 LOB: 1 BB: 1 P: 7	R: 3 E: 0 K: 0 S: 5	H: 2 LOB: 0 BB: 1 P: 9	R: 0 E: 0 K: 3 S: 9	H: 0 LOB: 0 BB: 0 P: 9	R: 0 E: 0 K: 1 S: 5	H: 1 LOB: 0 BB: 0 P: 3	R: 0 E: 0 K: 1 S: 6	H: 1 LOB: 1 BB: 0 P: 6	R: 0 E: 0 K: 1 S: 5	H: 0 LOB: 0 BB: 0 P: 5	R: 1 E: 0 K: 0 S: 4	H: 2 LOB: 2 BB: 1 P: 8	1B: 5 2B: 0 3B: 0 HR: 1	SF: 0 SAC: 1 DP: 1 HBP: 0	WP: 1 PB: 0 SB: 1 CS: 0	PA: 37	
PITCHER	IP 5.0	WLS 19	BF 6	H 1	R 0	ER 0	SO 4	BB 2	IBB 0	HBP 0	BLK 0	WP 0	HR 1	S 25	P 33	ERA 5.40	WHIP 0.800						
Dave Freisleben, R (1, 1) ERA: 4.5																							
Dan Spillner, R (6, 1) ERA: 3.83																							
Rolie Fingers, R (8, 1) ERA: 3.07																							



Batter	1	2	3	4	5	6	7	8	9	AB	R	H	RBI	BB	SO	LOB	TOP			
Gene Richards, L (1, 3) OBP: 0.286, SLG: 0.189	4-3		F7		4-3			4-3		4	0	0	0	0	0	2	San Diego Padres @ Houston Astros Astrodome, Houston, TX Tue Apr 25 1978, 7:05 PM EST Att: 7,459 - Dome			
Derrel Thomas, S (1, 4) OBP: 0.333, SLG: 0.304	F9			4-3		F6		F7		4	0	0	0	0	0	0				
George Hendrick, R (1, 8) OBP: 0.309, SLG: 0.327	K			E 6-3 BB		4-3		F7		3	1	0	0	1	1	0				
Dave Winfield, R (1, 9) OBP: 0.349, SLG: 0.600		F8		E5 6-3 1-3		HR		2B		4	2	2	1	0	0	1				
Oscar Gamble, L (1, 7) OBP: 0.296, SLG: 0.250	F6			6-3		F2		F9		4	0	0	1	0	0	2				
Bill Almon, R (1, 5) OBP: 0.400, SLG: 0.411	5-3			2-3 3-H 0-0				5-3		3	0	0	0	1	0	2				
Bob Davis, R (1, 2) OBP: 0.200, SLG: 0.200			F9					G6-4-3		3	0	1	0	0	0	1				
Gene Tenace, R (9, PH) OBP: 0.412, SLG: 0.360				8-3				2B		1	0	1	1	0	0	0				
Ozzie Smith, S (1, 6) OBP: 0.239, SLG: 0.244			F5		8-3			F7		3	0	1	0	0	0	1				
Rick Sweet, S (9, PH) OBP: 0.236, SLG: 0.174				1-2				1B		1	0	0	0	0	0	1				
Randy Jones, R (1, 1) OBP: 0.250, SLG: 0.250										2	0	1	0	0	0	0				
Jerry Turner, L (7, PH) OBP: 0.250, SLG: 0.526					E1			6-3		1	0	0	0	0	0	1				
Mark Lee, R (7, 1)				1B						0	0	0	0	0	0	0				
Inning Stats	R: 0 E: 0 K: 1 S: 5	H: 0 LOB: 0 BB: 0 P: 5	R: 0 E: 0 K: 0 S: 3	H: 0 LOB: 0 BB: 0 P: 3	R: 0 E: 0 K: 0 S: 4	H: 1 LOB: 1 BB: 0 P: 4	R: 1 E: 1 K: 0 S: 4	H: 0 LOB: 1 BB: 1 P: 8	R: 0 E: 1 K: 0 S: 4	H: 1 LOB: 1 BB: 0 P: 4	R: 0 E: 0 K: 0 S: 3	H: 1 LOB: 1 BB: 1 P: 7	R: 0 E: 0 K: 0 S: 3	H: 0 LOB: 0 BB: 0 P: 3	R: 1 E: 0 K: 0 S: 5	H: 2 LOB: 1 BB: 0 P: 5	1B: 3 2B: 3 3B: 0 HR: 1	SF: 0 SAC: 0 DP: 2 HBP: 0	WP: 0 PB: 0 SB: 0 CS: 0	PA: 35
PITCHER Mark Lemongello, R (1, 1) ERA: 4.03	IP: 9.0 WLS: W BF: 35 H: 6 R: 3 ER: 2 SO: 1 BB: 2 IBB: 0 HBP: 0 BLK: 0 WP: 0 HR: 1 S: 35 P: 43 ERA: 2.00 WHIP: 0.889																			

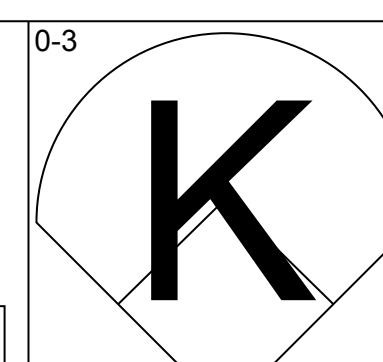
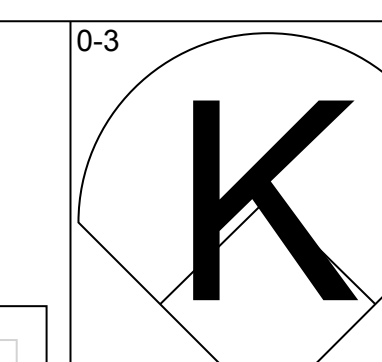
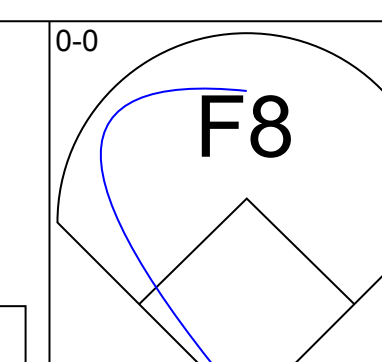
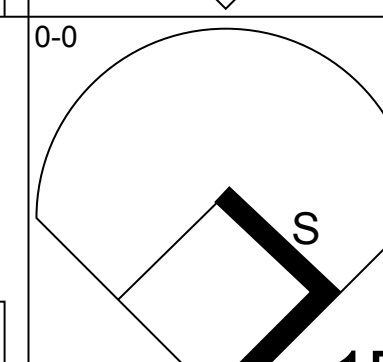
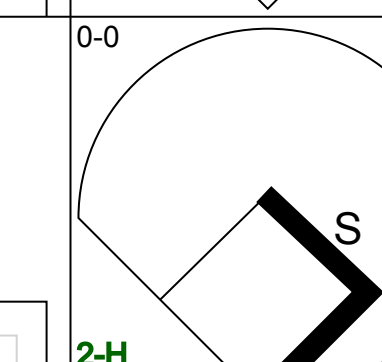
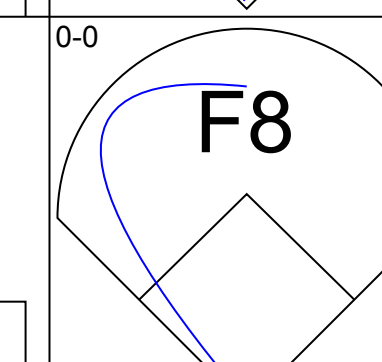
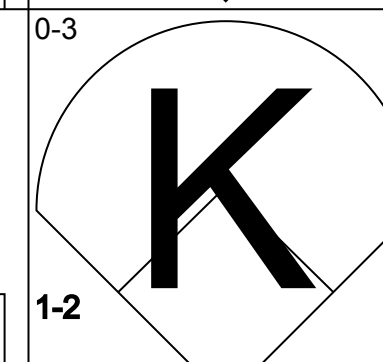
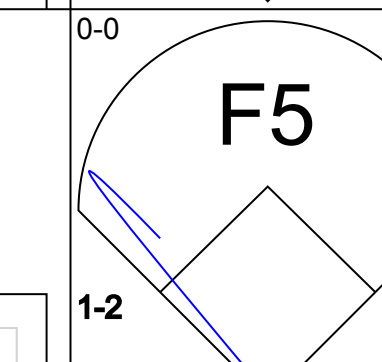
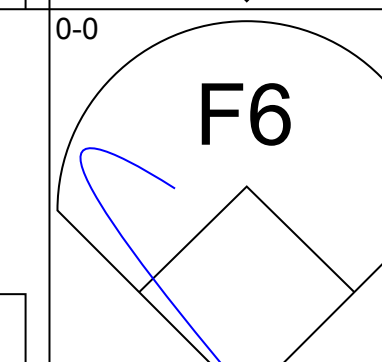
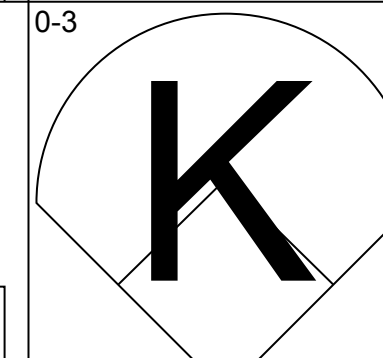
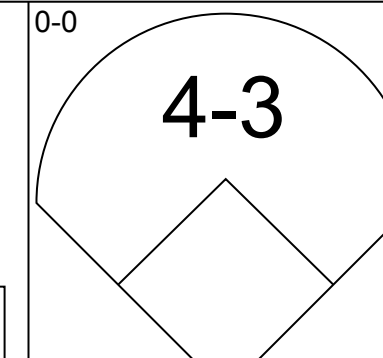
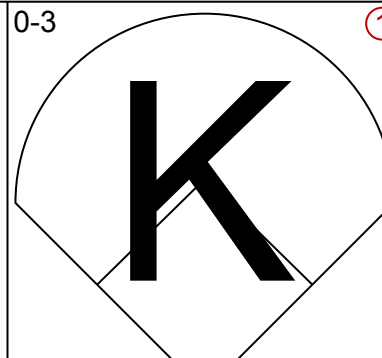
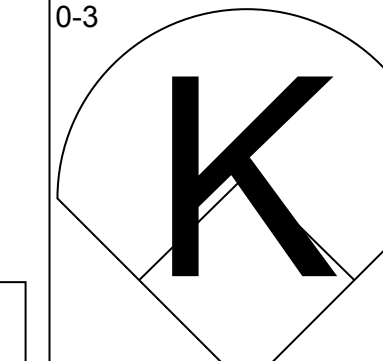
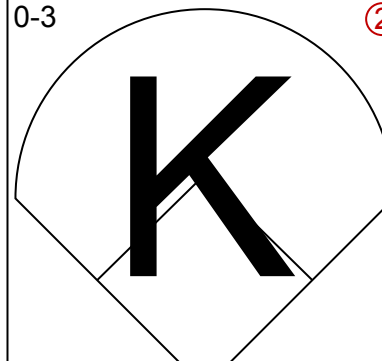
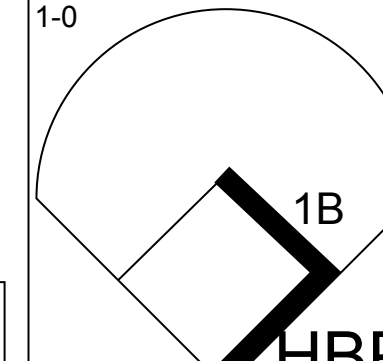
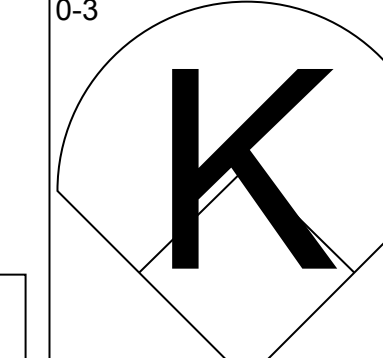
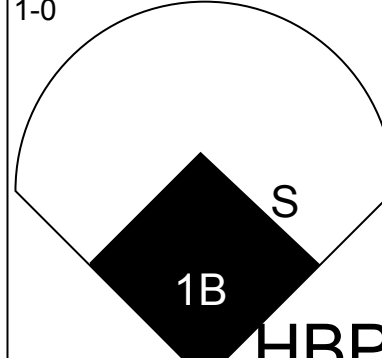
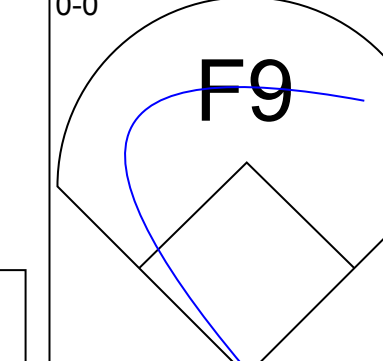
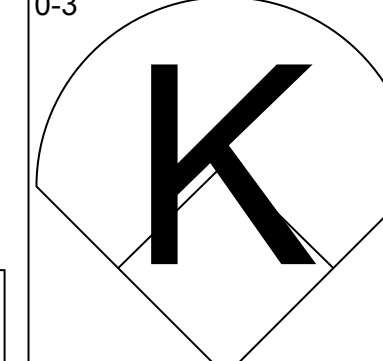
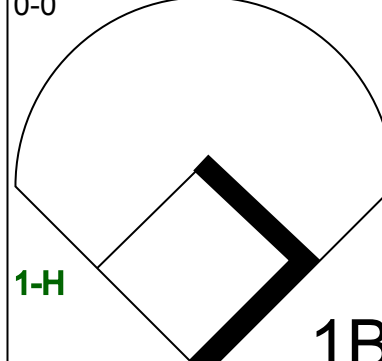
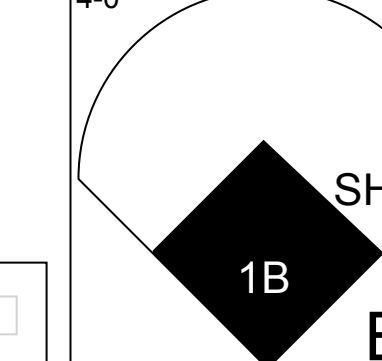
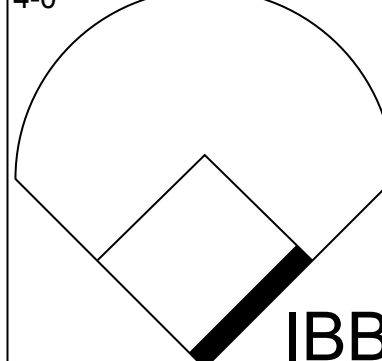
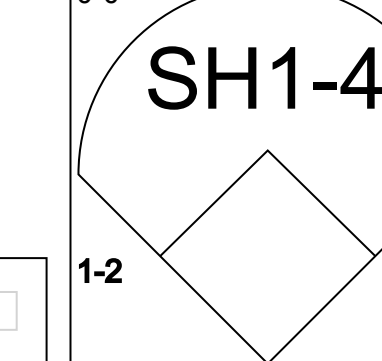
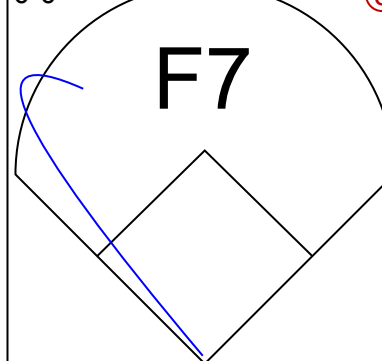
AB 33
R 3
H 6
RBI 3
BB 2
SO 1
LOB 11

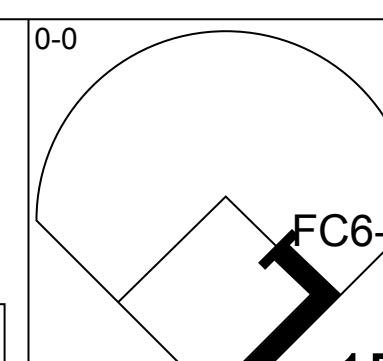
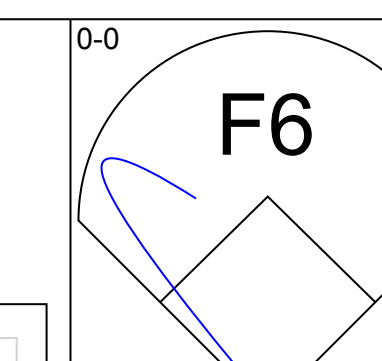
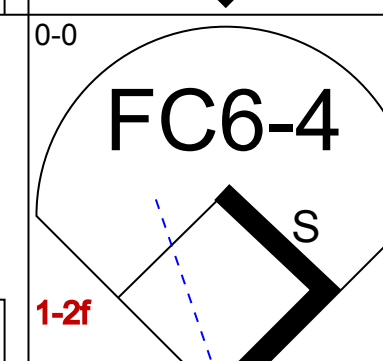
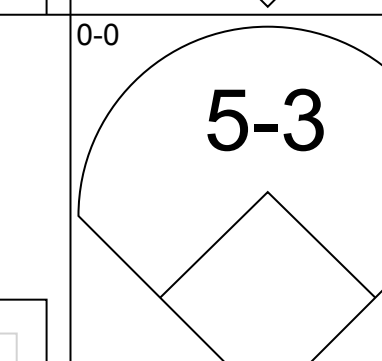
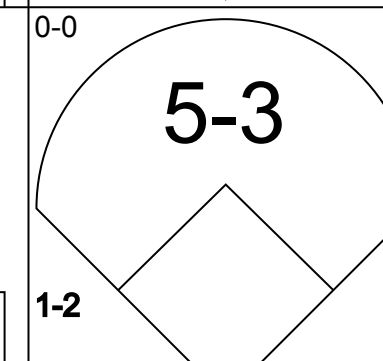
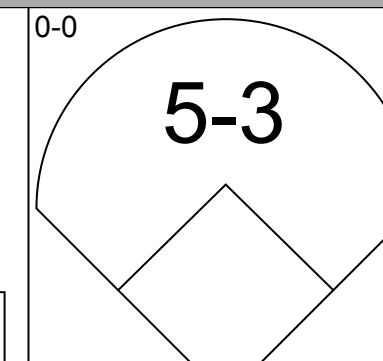
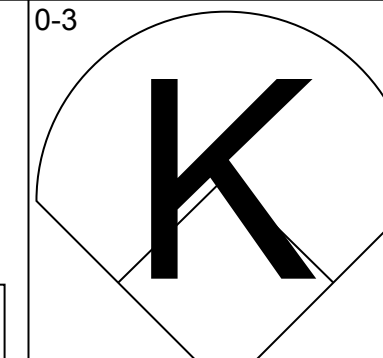
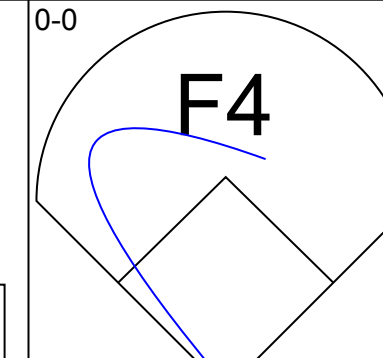
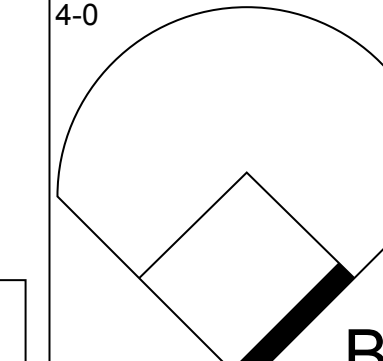
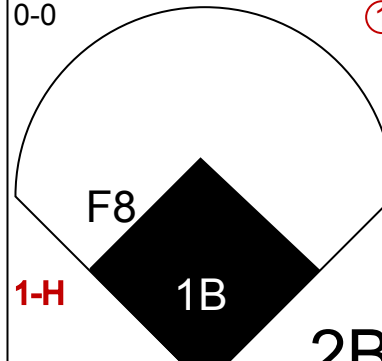
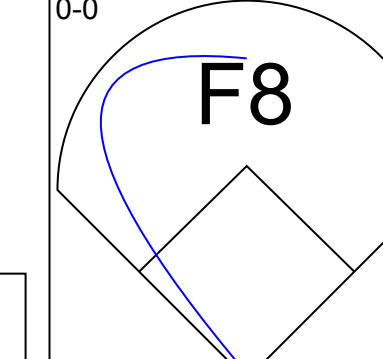
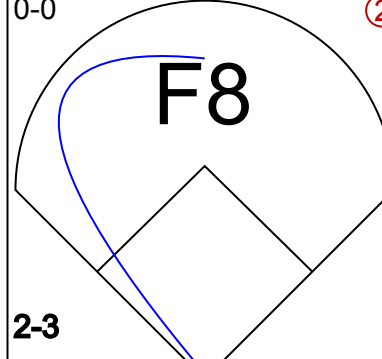
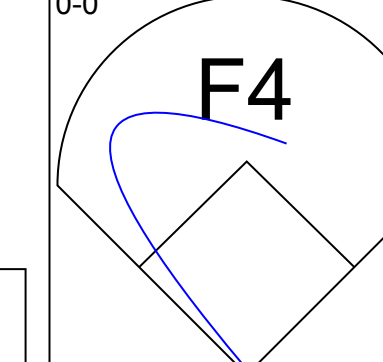
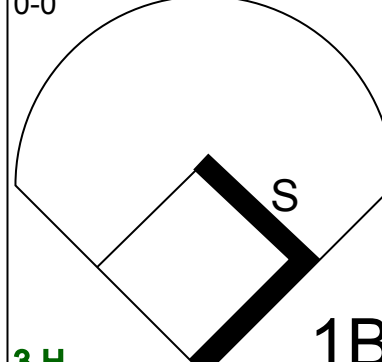
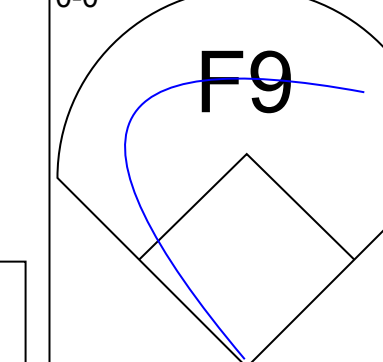
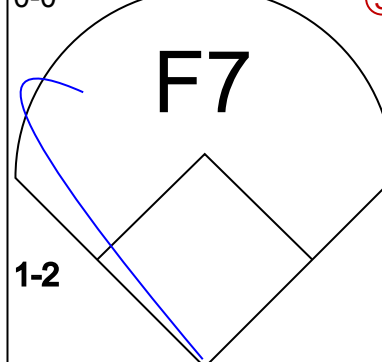
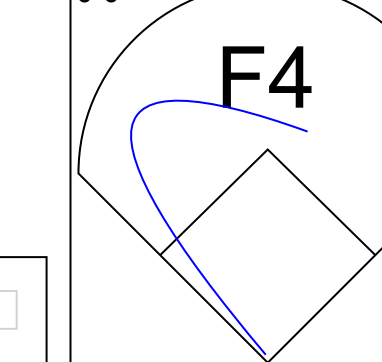



Batter	1	2	3	4	5	6	7	8	9	AB	R	H	RBI	BB	SO	LOB	BOTTOM			
Terry Puhl, L (1, 7) OBP: 0.313, SLG: 0.333	F6		6-3		K			BLK		4	0	2	0	0	1	1	San Diego Padres @ Houston Astros Astrodome, Houston, TX Tue Apr 25 1978, 7:05 PM EST Att: 7,459 - Dome			
Enos Cabell, R (1, 5) OBP: 0.296, SLG: 0.375	1-3		6-3					K		4	0	1	2	0	1	2				
Cesar Cedeño, R (1, 8) OBP: 0.342, SLG: 0.388	5-3		6-3		1-3					4	0	0	0	0	0	2				
Bob Watson, R (1, 3) OBP: 0.368, SLG: 0.492					F8			F4		3	0	1	0	1	0	0				
Dave Bergman, L (8, PR) (9, 3)			FC4-6					G6-4-3		0	0	0	0	0	0	0				
Jose Cruz, L (1, 9) OBP: 0.382, SLG: 0.353		FC4-6		G3		E S		G6-4-3		4	1	1	0	0	0	2				
Art Howe, R (1, 4) OBP: 0.380, SLG: 0.554				F8						3	0	2	1	0	0	0				
Joe Ferguson, R (1, 2) OBP: 0.303, SLG: 0.500		G6-4-3				HR		G6-4-3		3	1	1	1	0	0	3				
Roger Metzger, S (1, 6) OBP: 0.306, SLG: 0.309			1B SH1-4					6-3		2	2	1	0	1	0	0				
Mark Lemongello, R (1, 1) OBP: 0.286, SLG: 0.333			SH1-4		SH3-4			5-3		1	0	0	0	0	0	0				
Inning Stats	R: 0 E: 0 K: 0 S: 3	H: 0 LOB: 0 BB: 0 P: 3	R: 0 E: 0 K: 0 S: 3	H: 1 LOB: 1 BB: 1 P: 7	R: 1 E: 0 K: 0 S: 4	H: 1 LOB: 1 BB: 1 P: 8	R: 0 E: 0 K: 0 S: 3	H: 0 LOB: 0 BB: 0 P: 3	R: 2 E: 0 K: 1 S: 8	H: 3 LOB: 1 BB: 0 P: 8	R: 1 E: 0 K: 0 S: 4	H: 2 LOB: 0 BB: 0 P: 4	R: 0 E: 0 K: 1 S: 6	H: 1 LOB: 1 BB: 0 P: 6	R: 0 E: 0 K: 0 S: 3	H: 1 LOB: 1 BB: 0 P: 3	1B: 8 2B: 0 3B: 0 HR: 1	SF: 0 SAC: 2 DP: 3 HBP: 0	WP: 0 PB: 0 SB: 1 CS: 0	PA: 32
PITCHER Randy Jones, L (1, 1) ERA: 3.38	IP: 6.0 WLS: L BF: 25 H: 7 R: 4 ER: 4 SO: 1 BB: 2 IBB: 0 HBP: 0 BLK: 0 WP: 0 HR: 1 S: 25 P: 33 ERA: 6.00 WHIP: 1.500																			
PITCHER Mark Lee, R (7, 1) ERA:	IP: 2.0 WLS: 7 BF: 2 H: 2 R: 0 ER: 0 SO: 1 BB: 0 IBB: 0 HBP: 0 BLK: 1 WP: 0 HR: 0 S: 9 P: 9 ERA: 0.00 WHIP: 1.000																			

AB 28
R 4
H 9
RBI 4
BB 2
SO 2
LOB 10



Batter	1	2	3	4	5	6	7	8	9	AB	R	H	RBI	BB	SO	LOB	TOP									
Bill Almon, R OBP: 0.375, SLG: 0.383 (1, 5)										4	0	0	0	0	2	1	San Diego Padres @ Houston Astros Astrodome, Houston, TX Wed Apr 26 1978, 7:05 PM EST Att: 8,769 - Dome									
Ozzie Smith, S OBP: 0.280, SLG: 0.286 (1, 6)										4	0	3	1	0	0	0										
Jerry Turner, L OBP: 0.208, SLG: 0.435 Mike Champion, R OBP: 0.625, SLG: 0.400 (1, 7) (8, 4)										4	0	0	0	0	1	2										
Dave Winfield, R OBP: 0.328, SLG: 0.563 (1, 8) (8, 9)										4	0	0	0	0	2	1										
Oscar Gamble, L OBP: 0.293, SLG: 0.235 (1, 9) (8, 7)										3	0	0	0	0	2	0										
George Hendrick, R OBP: 0.309, SLG: 0.327 (9, 8)										0	0	0	0	0	0	0										
Gene Tenace, R OBP: 0.421, SLG: 0.357 (1, 3)										3	1	1	0	0	2	0										
Rick Sweet, S OBP: 0.300, SLG: 0.192 Derrel Thomas, S OBP: 0.344, SLG: 0.316 (7, PR) (7, 4) (8, 8) (9, 7)										3	0	1	0	0	1	2										
Chuck Baker, R OBP: 0.455, SLG: 0.400 Bob Davis, R OBP: 0.236, SLG: 0.200 (1, 4) (7, 2)										2	1	0	0	1	0	3										
Gaylord Perry, R OBP: 0.375, SLG: 0.625 Rollie Fingers, R (9, 1)										3	0	0	0	0	1	3										
Inning Stats	R: 0 E: 0 K: 3 S: 10	H: 1 LOB: 1 BB: 0 P: 10	R: 0 E: 0 K: 2 S: 7	H: 0 LOB: 0 BB: 7 P: 7	R: 1 E: 0 K: 1 S: 6	H: 1 LOB: 1 BB: 1 P: 10	R: 0 E: 0 K: 1 S: 6	H: 1 LOB: 2 BB: 0 P: 7	R: 0 E: 0 K: 1 S: 5	H: 0 LOB: 0 BB: 0 P: 5	R: 0 E: 0 K: 0 S: 3	H: 1 LOB: 1 BB: 0 P: 3	R: 0 E: 0 K: 1 S: 6	H: 1 LOB: 1 BB: 0 P: 6	R: 0 E: 0 K: 0 S: 3	H: 0 LOB: 0 BB: 0 P: 3	R: 1 E: 0 K: 2 S: 8	H: 1 LOB: 2 BB: 1 P: 13	1B: 6 2B: 0 3B: 0 HR: 0	SF: 0 SAC: 1 DP: 0 HBP: 2	WP: 0 PB: 0 SB: 3 CS: 1	PA: 37				
PITCHER J.R. Richard, R ERA: 4.15 (1, 1)	IP: 9.0 WLS: L BF: 36	H: 6 R: 2 ER: 2 SO: 11	BB: 1 IBB: 1 HBP: 2 BLK: 0	WP: 0 HR: 0 S: 54 P: 64	ERA: 2.00 WHIP: 0.778	PITCHER										ERA: 2.00 WHIP: 0.778	PITCHER									

Batter	1	2	3	4	5	6	7	8	9	AB	R	H	RBI	BB	SO	LOB	BOTTOM									
Terry Puhl, L OBP: 0.333, SLG: 0.354 (1, 7)										4	0	3	0	0	0	0	San Diego Padres @ Houston Astros Astrodome, Houston, TX Wed Apr 26 1978, 7:05 PM EST Att: 8,769 - Dome									
Enos Cabell, R OBP: 0.282, SLG: 0.357 (1, 5)										4	0	0	0	0	0	3										
Cesar Cedeno, R OBP: 0.329, SLG: 0.371 (1, 8)										3	0	0	0	0	1	2										
Jose Cruz, L OBP: 0.375, SLG: 0.347 (1, 9)										4	0	1	0	0	1	4										
Bob Watson, R OBP: 0.375, SLG: 0.500 (1, 3)										3	1	1	0	1	1	3										
Art Howe, R OBP: 0.373, SLG: 0.551 (1, 4)										4	0	1	0	0	0	2										
Joe Ferguson, R OBP: 0.300, SLG: 0.483 Jimmy Sexton, R (9, PR)										4	0	1	1	0	1	2										
Roger Metzger, S OBP: 0.292, SLG: 0.293 Wilbur Howard, S OBP: 0.353, SLG: 0.313 (9, PH)										3	0	0	0	0	0	2										
J.R. Richard, R OBP: 0.091, SLG: 0.091 (1, 1)										3	0	0	0	0	0	1										
Inning Stats	R: 0 E: 0 K: 1 S: 6	H: 1 LOB: 1 BB: 0 P: 6	R: 0 E: 0 K: 0 S: 3	H: 0 LOB: 1 BB: 1 P: 7	R: 0 E: 0 K: 0 S: 3	H: 0 LOB: 0 BB: 0 P: 3	R: 0 E: 0 K: 1 S: 5	H: 0 LOB: 0 BB: 0 P: 5	R: 0 E: 1 K: 0 S: 5	H: 1 LOB: 2 BB: 0 P: 5	R: 0 E: 0 K: 0 S: 3	H: 0 LOB: 0 BB: 0 P: 3	R: 0 E: 0 K: 1 S: 6	H: 1 LOB: 1 BB: 0 P: 6	R: 0 E: 0 K: 0 S: 6	H: 3 LOB: 2 BB: 0 P: 5		1B: 5 2B: 2 3B: 0 HR: 0	SF: 0 SAC: 1 DP: 1 HBP: 0	WP: 0 PB: 0 SB: 3 CS: 0	PA: 35					
PITCHER Gaylord Perry, R ERA: 1.9 Rollie Fingers, R ERA: 3.0 (9, 1)	IP: 8.2 WLS: W BF: 34	H: 7 R: 1 ER: 1 SO: 4	BB: 1 IBB: 0 HBP: 0 BLK: 0	WP: 0 HR: 0 S: 41 P: 45	ERA: 1.04 WHIP: 0.923	PITCHER										ERA: 1.04 WHIP: 0.923	PITCHER									



Batter	1	2	3	4	5	6	7	8	9	AB	R	H	RBI	BB	SO	LOB	TOP
Warren Cromartie, L OBP: 0.298, SLG: 0.340 Sam Mejias, R	4-0 BB 1B HBP BB		4-0 1B 2B BB		0-0 SH2-3 1B BLK 1B	0-3 K			0-0 P6	2 3 1 0 2 1 0 1 0 0 0 0 0 0							
Dave Cash, R OBP: 0.392, SLG: 0.515 Del Unser, L OBP: 0.371, SLG: 0.323	0-0 HBP BB G4-6-3 1B		0-0 1B		0-0 SH2-3 BLK 1B		0-0 F9			4 2 3 0 0 0 0 0 0 0 0 0 0 0							
Andre Dawson, R OBP: 0.351, SLG: 0.422	4-0 G4-6-3 HBP 1-2 2-3 BB		0-0 1-3		0-0 SH2-3		0-3 K			2 0 0 0 1 1 1							
Gary Carter, R OBP: 0.356, SLG: 0.429	1-0 G4-6-3 1-2 2-3 3-H HBP		4-0 2B BB		0-0 F5		0-0 L7			2 1 0 1 1 0 0							
Tony Perez, R OBP: 0.286, SLG: 0.281 Pepe Frias, R OBP: 1.000, SLG: 2.000	0-0 G4-6-3		0-0 2B		0-0 1B		0-3 K			4 0 2 2 0 1 2 0 0 0 0 0 0 0							
Ellis Valentine, R OBP: 0.333, SLG: 0.415	0-0 6-3		0-0 6-3		0-0 1B		0-0 P4			4 0 1 0 0 0 2							
Larry Parrish, R OBP: 0.328, SLG: 0.467		0-0 F8		0-0 9-5-4 2B		0-0 F7		0-0 L8		4 0 1 0 0 0 2							
Chris Speier, R OBP: 0.344, SLG: 0.466		0-0 6-3		0-0 9-5-4		0-0 P5		0-0 L9		4 0 0 0 0 0 1							
Ross Grimsley, L OBP: 0.200, SLG: 0.077		0-0 F8		0-0 4-3		0-3 K		0-0 F7		4 0 0 0 0 1 0							
Inning Stats	R: 2 H: 1 E: 0 LOB: 1 K: 0 BB: 2 S: 3 P: 12	R: 0 H: 0 E: 0 LOB: 0 K: 0 BB: 0 S: 3 P: 3	R: 2 H: 2 E: 0 LOB: 1 K: 0 BB: 2 S: 4 P: 12	R: 0 H: 1 E: 0 LOB: 0 K: 0 BB: 0 S: 3 P: 3	R: 2 H: 4 E: 0 LOB: 2 K: 0 BB: 0 S: 7 P: 7	R: 0 H: 0 E: 0 LOB: 0 K: 2 BB: 0 S: 7 P: 7	R: 0 H: 0 E: 0 LOB: 0 K: 1 BB: 0 S: 5 P: 5	R: 0 H: 0 E: 0 LOB: 0 K: 1 BB: 0 S: 5 P: 5	R: 0 H: 0 E: 0 LOB: 0 K: 0 BB: 0 S: 3 P: 3	1B: 6 SF: 0 2B: 3 SAC: 1 3B: 0 DP: 2 HR: 0 HBP: 1	WP: 0 PA: 37 PB: 0 SB: 0 CS: 0						
PITCHER	IP WLS BF H R ER SO BB IBB HBP BLK WP HR S P ERA WHIP																
Joe Niekro, R ERA: 7.5	3.0 L 15 3 4 4 0 4 0 0 1 0 0 10 27 12.00 2.3333																
Tom Dixon, R ERA: 4.7	2.0 10 5 2 2 0 0 0 0 0 1 0 0 10 10 9.00 2.5000																
Floyd Bannister, L ERA: 3.78	2.0 6 0 0 0 3 0 0 0 0 0 0 0 12 12 0.00 0.0000																
Gene Pentz, R ERA: 5.79	2.0 6 0 0 0 1 0 0 0 0 0 0 0 8 8 0.00 0.0000																

Montreal Expos @ Houston Astros
Astrodome, Houston, TX
Fri Apr 28 1978, 7:05 PM EST
Att: 11,474 - Unknown

AB	31
R	6
H	8
RBI	3
BB	4
SO	4
LOB	8



Batter	1	2	3	4	5	6	7	8	9	AB	R	H	RBI	BB	SO	LOB	BOTTOM
Terry Puhl, L OBP: 0.341, SLG: 0.361	0-0 FC5-4 1B		0-0 5-3		0-0 L8		0-0 G4-6-3 1-3 2-H 1B			4 0 2 1 0 0 1							
Enos Cabell, R OBP: 0.281, SLG: 0.352	0-0 F7		0-0 F8		0-0 1B		0-0 G4-6-3 1-2			4 0 1 0 0 0 3							
Cesar Cedeno, R OBP: 0.313, SLG: 0.351	0-0 FC5-4 1-2 BB		0-0 1-3		0-0 P6		0-0 F8			4 0 0 0 0 0 3							
Bob Watson, R OBP: 0.369, SLG: 0.479	4-0 1-2 BB		0-0 4-3		0-0 F8		0-3 K			3 0 0 0 1 1 0							
Art Howe, R OBP: 0.367, SLG: 0.534	0-0 F2		0-0 3B 1B		0-0 5-3		0-0 4-3			4 1 1 0 0 0 2							
Wilbur Howard, S OBP: 0.381, SLG: 0.600		0-0 4-3		0-0 1-H 3B		0-0 F9		0-0 HR		4 1 2 2 0 0 0							
Joe Ferguson, R OBP: 0.297, SLG: 0.469		0-0 G6-4-3 1B		0-0 6-3		0-0 F7		0-0 F7		4 0 1 0 0 0 1							
Roger Metzger, S OBP: 0.284, SLG: 0.283 Floyd Bannister, L		0-0 G6-4-3		0-0 F9		0-0 E4 1B		0-0 F8		2 0 0 0 0 0 1 0 0 0 0 0 0 0							
Denny Walling, L OBP: 0.300, SLG: 0.300 Gene Pentz, R		1-2		0-0 1B		0-0 1B		0-0 1B		1 1 0 0 0 0 0 0 0 0 0 0 0 0							
Jesus Alou, R OBP: 0.600, SLG: 0.600				0-0 F4		0-0 1B		0-0 P1		1 0 0 0 0 0 0 0 0 0 0 0 0 0							
Joe Niekro, R OBP: 0.286, SLG: 0.286 Julio Gonzalez, R Tom Dixon, R Jimmy Sexton, R				0-0 1B		0-0 1B		0-0 1B		3 0 2 0 0 0 0							
Inning Stats	R: 0 H: 1 E: 0 LOB: 2 K: 0 BB: 1 S: 4 P: 8	R: 0 H: 1 E: 0 LOB: 0 K: 0 BB: 0 S: 3 P: 3	R: 0 H: 0 E: 0 LOB: 0 K: 0 BB: 0 S: 3 P: 3	R: 1 H: 2 E: 0 LOB: 1 K: 0 BB: 0 S: 5 P: 5	R: 0 H: 2 E: 0 LOB: 2 K: 0 BB: 0 S: 5 P: 5	R: 0 H: 0 E: 0 LOB: 0 K: 0 BB: 0 S: 3 P: 3	R: 1 H: 2 E: 1 LOB: 1 K: 0 BB: 0 S: 5 P: 5	R: 0 H: 0 E: 0 LOB: 0 K: 1 BB: 0 S: 5 P: 5	R: 0 H: 1 E: 0 LOB: 0 K: 0 BB: 0 S: 4 P: 4	1B: 7 SF: 0 2B: 0 SAC: 0 3B: 1 DP: 2 HR: 1 HBP: 0	WP: 0 PA: 36 PB: 0 SB: 0 CS: 0						
PITCHER	IP WLS BF H R ER SO BB IBB HBP BLK WP HR S P ERA WHIP																
Ross Grimsley, L ERA: 1.53	9.0 W 36 9 3 2 1 1 0 0 0 0 0 1 37 41 2.00 1.111																

Montreal Expos @ Houston Astros
Astrodome, Houston, TX
Fri Apr 28 1978, 7:05 PM EST
Att: 11,474 - Unknown

AB	35
R	3
H	9
RBI	3
BB	1
SO	1
LOB	11



Batter	1	2	3	4	5	6	7	8	9	AB	R	H	RBI	BB	SO	LOB	TOP					
Warren Cromartie, L (1,7) X OBP: 0.295, SLG: 0.321	0-0 4-3 ①		4-0 BB			0-0 G3 ①		0-0 F8 ②		3	0	0	0	1	0	0	Montreal Expos @ Houston Astros Astrodome, Houston, TX Sat Apr 29 1978, 7:05 PM EST Att: 46,215 - Unknown					
Dave Cash, R (1,4) X OBP: 0.397, SLG: 0.521	0-0 6-3 ②		0-0 5-3 ③			0-0 1B 2B		4-0 BB		3	1	1	0	1	0	1						
Andre Dawson, R (1,8) X OBP: 0.346, SLG: 0.412	0-0 F9 ③			0-0 F9 ①		0-0 BLK 1B		0-3 K		4	0	1	1	0	1	1						
Gary Carter, R (1,2) X OBP: 0.338, SLG: 0.403		0-0 F6 ①		0-3 K		0-0 P2 ②		0-0 5-3 ①		4	0	0	0	0	1	1						
Tony Perez, R (1,3) X OBP: 0.284, SLG: 0.269		4-0 BB		0-0 4-3 ③		0-3 K		0-0 F9 ②		3	0	0	0	1	1	1						
Ellis Valentine, R (1,9) X OBP: 0.326, SLG: 0.404		0-0 F4 ②			0-0 5-3 ①			0-0 6-3 ①		4	0	1	0	0	0	1						
Larry Parrish, R (1,5) X OBP: 0.308, SLG: 0.438		0-0 5-3 ③			0-0 1-3 ②			0-0 F8 ②		4	0	0	0	0	1	2						
Chris Speier, R (1,6) X OBP: 0.343, SLG: 0.450			0-0 F8 ①		4-0 BB			0-0 4-3 ③		2	0	0	0	1	0	0						
Steve Rogers, R (1,1) X OBP: 0.250, SLG: 0.182			0-3 K		0-0 G3 ③			0-0 4-1 ①		2	0	0	0	0	1	1						
Wayne Garrett, L (8, PH) X OBP: 0.200, SLG: 0.143										1	0	0	0	0	0	0						
Stan Bahnsen, R (8, 1) X OBP: 0.200, SLG: 0.143										0	0	0	0	0	0	0						
Inning Stats	R: 0 E: 0 K: 0 S: 3	H: 0 LOB: 0 BB: 0 P: 3	R: 0 E: 0 K: 0 S: 3	H: 0 LOB: 1 BB: 1 P: 7	R: 0 E: 0 K: 1 S: 5	H: 0 LOB: 0 BB: 1 P: 9	R: 0 E: 0 K: 1 S: 5	H: 0 LOB: 0 BB: 0 P: 5	R: 0 E: 0 K: 0 S: 3	H: 0 LOB: 0 BB: 0 P: 7	R: 1 E: 0 K: 1 S: 7	H: 2 LOB: 1 BB: 0 P: 7	R: 0 E: 0 K: 0 S: 3	H: 0 LOB: 0 BB: 0 P: 3	R: 0 E: 0 K: 1 S: 5	H: 0 LOB: 1 BB: 1 P: 9	R: 0 E: 0 K: 1 S: 6	H: 1 LOB: 1 BB: 0 P: 6	1B: 2 2B: 1 3B: 0 HR: 0	SF: 0 SAC: 0 DP: 0 HBP: 0	WP: 0 PB: 0 SB: 0 CS: 0	PA: 34
PITCHER Joaquin Andujar, R (1,1) ERA: 2.86	IP: 9.0 WLS: W BF: 34 H: 3 R: 1 ER: 1 SO: 5 BB: 4 IBB: 0 HBP: 0 BLK: 1 WP: 0 HR: 0 S: 40 P: 56 ERA: 1.00 WHIP: 0.778																					

AB	30
R	1
H	3
RBI	1
BB	4
SO	5
LOB	8



Batter	1	2	3	4	5	6	7	8	9	AB	R	H	RBI	BB	SO	LOB	BOTTOM			
Terry Puhl, L (1,7) X OBP: 0.326, SLG: 0.345	0-0 F6 ①	0-0 L9 ③			0-0 F9 ①		0-0 1-3 ③			4	0	0	0	0	0	2	Montreal Expos @ Houston Astros Astrodome, Houston, TX Sat Apr 29 1978, 7:05 PM EST Att: 46,215 - Unknown			
Enos Cabell, R (1,5) X OBP: 0.301, SLG: 0.363	6-4-3 HR 1B		0-0 1-3 ①		0-0 G6-3 1B		4-0 BB			3	1	2	0	1	0	0				
Cesar Cedeno, R (1,8) X OBP: 0.310, SLG: 0.346	6-4-3 1-2		0-0 6-3 2B 1B		0-0 G6-3 1-2		0-3 K			4	1	1	0	0	1	3				
Bob Watson, R (1,3) X OBP: 0.364, SLG: 0.507	2H HR		0-0 6-3 ②		0-0 5-3 ①		0-0 F9 ②			4	1	1	2	0	0	2				
Jose Cruz, L (1,9) X OBP: 0.369, SLG: 0.355	0-0 G3 ③		0-0 3H 2B		0-0 4-3 ②		0-3 K			4	0	1	1	0	1	1				
Art Howe, R (1,4) X OBP: 0.378, SLG: 0.553		0-0 1B 1B		0-0 5-3 ③		0-0 2B		0-0 4-1 ③		3	0	2	0	0	0	1				
Ed Herrmann, L (1,2) X OBP: 0.167, SLG: 0.167		0-0 1-3 1B		0-0 3-1 ①		0-0 4-1 ③				3	0	1	0	0	0	1				
Jimmy Sexton, R (1,6) X OBP: 0.375, SLG: 0.286		0-0 P1 ①		0-0 6-3 ②		0-0 6-3 ①				3	0	0	0	0	0	2				
Joaquin Andujar, S (1,1) X OBP: 0.200, SLG: 0.111		0-3 K		0-3 K		0-0 F8 ②				3	0	0	0	0	2	2				
Inning Stats	R: 2 E: 0 K: 0 S: 5	H: 2 LOB: 0 BB: 0 P: 5	R: 0 E: 0 K: 1 S: 7	H: 2 LOB: 2 BB: 0 P: 7	R: 1 E: 0 K: 0 S: 5	H: 2 LOB: 1 BB: 0 P: 5	R: 0 E: 0 K: 1 S: 5	H: 0 LOB: 0 BB: 0 P: 5	R: 0 E: 0 K: 0 S: 3	H: 1 LOB: 0 BB: 0 P: 3	R: 0 E: 0 K: 0 S: 4	H: 1 LOB: 1 BB: 0 P: 4	R: 0 E: 0 K: 0 S: 3	H: 0 LOB: 0 BB: 0 P: 3	R: 0 E: 0 K: 2 S: 7	H: 0 LOB: 1 BB: 1 P: 11	1B: 5 2B: 2 3B: 0 HR: 1	SF: 0 SAC: 0 DP: 1 HBP: 0	WP: 0 PB: 0 SB: 0 CS: 0	PA: 32
PITCHER Steve Rogers, R (1,1) ERA: 3.55	IP: 7.0 WLS: L BF: 28 H: 8 R: 3 ER: 3 SO: 2 BB: 0 IBB: 3 HBP: 3 BLK: 2 WP: 0 HR: 1 S: 32 P: 32 ERA: 3.86 WHIP: 1.143																			
PITCHER Stan Bahnsen, R (8, 1) ERA: 4.05	IP: 1.0 WLS: L BF: 4 H: 0 R: 0 ER: 0 SO: 2 BB: 1 IBB: 0 HBP: 0 BLK: 0 WP: 0 HR: 0 S: 7 P: 11 ERA: 0.00 WHIP: 1.000																			

AB	31
R	3
H	8
RBI	3
BB	1
SO	4
LOB	14



Batter	1	2	3	4	5	6	7	8	9	AB	R	H	RBI	BB	SO	LOB	TOP			
Warren Cromartie, L (1,7) Del Unser, L (8,3) OBP: 0.277, SLG: 0.298 OBP: 0.371, SLG: 0.323	4-3		F8		F8			4-3		4	0	0	0	0	0	0				
Dave Cash, R (1,4) Pepe Frias, R (8,4) OBP: 0.390, SLG: 0.507 OBP: 1.000, SLG: 2.000	L3			P4		F8		F8	G3 1B	4	0	1	0	0	0	0				
Andre Dawson, R (1,8) OBP: 0.341, SLG: 0.444	K			HR		P2		G3		4	1	1	1	0	1	1				
Gary Carter, R (1,2) OBP: 0.333, SLG: 0.394		BLK 1B		P6		1-3		E5		4	0	1	0	0	0	1				
Tony Perez, R (1,3) Sam Mejias, R (8,7) OBP: 0.282, SLG: 0.257	F8			1B BB			L7	5-3		3	0	0	0	1	0	3				
Ellis Valentine, R (1,9) OBP: 0.339, SLG: 0.410	F8			1B			WP 1B	L7		4	1	2	0	0	0	1				
Larry Parrish, R (1,5) OBP: 0.290, SLG: 0.412	4-3			K		F8		F8		4	0	0	0	0	1	4				
Chris Speier, R (1,6) OBP: 0.338, SLG: 0.438			F8		4-3			6-3		4	0	1	1	0	0	0				
Rudy May, L (1,1) Stan Bahnsen, R (9,1) OBP: 0.250, SLG: 0.273			K		4-3			4-3		3	0	0	0	0	1	1				
Inning Stats	R: 0 E: 0 K: 1 S: 5	H: 0 LOB: 0 BB: 0 P: 5	R: 0 E: 0 K: 0 S: 4	H: 1 LOB: 1 BB: 0 P: 4	R: 0 E: 0 K: 1 S: 5	H: 0 LOB: 0 BB: 0 P: 5	R: 1 E: 0 K: 0 S: 7	H: 2 LOB: 2 BB: 1 P: 11	R: 0 E: 0 K: 0 S: 3	H: 0 LOB: 0 BB: 0 P: 3	R: 1 E: 0 K: 0 S: 5	H: 2 LOB: 1 BB: 0 P: 5	R: 0 E: 1 K: 0 S: 5	H: 1 LOB: 2 BB: 0 P: 5	R: 0 E: 0 K: 0 S: 3	H: 0 LOB: 0 BB: 0 P: 3	1B: 5 2B: 0 3B: 0 HR: 1	SF: 0 SAC: 0 DP: 0 HBP: 0	WP: 1 PB: 0 SB: 0 CS: 0	PA: 35
PITCHER	IP	WLS	BF	H	R	ER	SO	BB	IBB	HBP	BLK	WP	HR	S	P	ERA	WHIP			
Mark Lemongello, R (1,1) ERA: 3.65	8.0	L	32	6	2	2	3	1	0	0	1	1	1	37	41	2.25	0.875			
Ken Forsch, R (9,1) ERA: 3.65	1.0		3	0	0	0	0	0	0	0	0	0	0	3	3	0.00	0.000			

Montreal Expos @ Houston Astros
Astrodome, Houston, TX
Sun Apr 30 1978, 4:33 AM EDT
Att: 11,515 - Unknown

AB	34
R	2
H	6
RBI	2
BB	1
SO	3
LOB	11



Batter	1	2	3	4	5	6	7	8	9	AB	R	H	RBI	BB	SO	LOB	BOTTOM			
Wilbur Howard, S (1,9) OBP: 0.360, SLG: 0.542	S 1B 1B		P5		1-3			E5 FC6-4		4	0	1	0	0	0	1				
Enos Cabell, R (1,5) OBP: 0.299, SLG: 0.358	E 1B		E6			6-3		FC6-4		4	0	1	0	0	0	1				
Cesar Cedeno, R (1,8) OBP: 0.318, SLG: 0.390	E6 G6-4-3 2-3		L7			G3-6-3 1B			HR	4	1	2	1	0	0	2				
Bob Watson, R (1,3) Dave Bergman, L (9,PR) OBP: 0.359, SLG: 0.487	G6-4-3 1-2			P3		G3-6-3 1-2			SH1-3 BB	3	0	0	0	1	0	3				
Jesus Alou, R (1,7) OBP: 0.375, SLG: 0.375			F9		4-3			F9		3	0	0	0	0	0	0				
Art Howe, R (1,4) OBP: 0.360, SLG: 0.525			P3		6-3			5-3		4	0	0	0	0	0	2				
Joe Ferguson, R (1,2) OBP: 0.308, SLG: 0.463						SH1-4 BB		5-3		3	0	1	0	1	0	2				
Jimmy Sexton, R (1,6) OBP: 0.273, SLG: 0.200			L8					L8		3	0	0	0	0	0	2				
Mark Lemongello, R (1,1) Julio Gonzalez, R (8,PH) Ken Forsch, R (9,1) OBP: 0.250, SLG: 0.286			P3			SH1-4 1-2		F8		1	0	0	0	0	0	0				
Inning Stats	R: 0 E: 1 K: 0 S: 4	H: 2 LOB: 1 BB: 0 P: 4	R: 0 E: 0 K: 0 S: 4	H: 1 LOB: 1 BB: 0 P: 4	R: 0 E: 1 K: 0 S: 4	H: 0 LOB: 1 BB: 0 P: 4	R: 0 E: 0 K: 0 S: 3	H: 0 LOB: 0 BB: 0 P: 3	R: 0 E: 0 K: 0 S: 3	H: 1 LOB: 0 BB: 0 P: 3	R: 0 E: 0 K: 0 S: 3	H: 0 LOB: 0 BB: 0 P: 3	R: 0 E: 1 K: 0 S: 4	H: 0 LOB: 1 BB: 0 P: 4	R: 1 E: 0 K: 0 S: 4	H: 1 LOB: 2 BB: 1 P: 8	1B: 4 2B: 0 3B: 0 HR: 1	SF: 0 SAC: 2 DP: 2 HBP: 0	WP: 0 PB: 0 SB: 1 CS: 0	PA: 34
PITCHER	IP	WLS	BF	H	R	ER	SO	BB	IBB	HBP	BLK	WP	HR	S	P	ERA	WHIP			
Rudy May, L (1,1) ERA: 2.82	8.1	W	32	5	1	1	0	2	0	0	0	0	0	30	38	1.08	0.840			
Stan Bahnsen, R (9,1) ERA: 3.66	0.2	S	2	0	0	0	0	0	0	0	0	0	0	2	2	0.00	0.000			

Montreal Expos @ Houston Astros
Astrodome, Houston, TX
Sun Apr 30 1978, 4:33 AM EDT
Att: 11,515 - Unknown

AB	30
R	1
H	5
RBI	1
BB	2
SO	0
LOB	13



Batter	1	2	3	4	5	6	7	8	9	AB	R	H	RBI	BB	SO	LOB	TOP					
Wilbur Howard, S OBP: 0.300, SLG: 0.448	L9		F5		F8		F4		4-3	5	0	0	0	0	0	0						
Enos Cabell, R OBP: 0.314, SLG: 0.351	L6-3 BB		HR BB		G5-4-3 BB		F9		L5	2	1	0	0	3	0	0						
Cesar Cedeno, R OBP: 0.333, SLG: 0.460	L6-3		HR		G5-4-3		1B 2B		2B	5	2	3	2	0	0	2						
Bob Watson, R OBP: 0.361, SLG: 0.482		6-3	6-3			1B BB			5-3	5	0	2	1	0	0	1						
Joe Ferguson, R OBP: 0.317, SLG: 0.457		1B 1B			F4	1B BB				3	0	1	0	1	1	1						
Jose Cruz, L OBP: 0.375, SLG: 0.375		P2			1B 1B					4	0	2	0	0	0	3						
Gene Pentz, R (8, 1)					1B				4-3 2B	0	0	0	0	0	0	0						
Jimmy Sexton, R OBP: 0.333, SLG: 0.286					F9				1-3	4	0	2	0	0	0	2						
Julio Gonzalez, R OBP: 0.125, SLG: 0.125		L5				1-2 2-3			4-3	4	0	1	0	0	0	6						
J.R. Richard, R OBP: 0.083, SLG: 0.083										1	0	0	0	0	1	0						
Jesus Alvar, R OBP: 0.333, SLG: 0.333										1	0	0	0	0	2	0						
Tom Dixon, R (4, 1)										0	0	0	0	0	0	0						
Art Howe, R OBP: 0.500, SLG: 0.519										1	0	0	0	0	3	0						
Ken Forsch, R (8, 1)										0	0	0	0	0	0	0						
Denny Walling, L OBP: 0.273, SLG: 0.273										1	0	0	0	0	1	1						
Inning Stats	R: 0 E: 0 K: 0 S: 2	H: 0 LOB: 0 BB: 1 P: 6	R: 0 E: 0 K: 0 S: 5	H: 2 LOB: 2 BB: 0 P: 5	R: 2 E: 0 K: 1 S: 6	H: 1 LOB: 0 BB: 1 P: 10	R: 0 E: 0 K: 0 S: 5	H: 2 LOB: 2 BB: 0 P: 5	R: 0 E: 0 K: 0 S: 2	H: 0 LOB: 0 BB: 1 P: 6	R: 0 E: 0 K: 0 S: 5	H: 2 LOB: 3 BB: 1 P: 9	R: 1 E: 0 K: 1 S: 7	H: 2 LOB: 1 BB: 0 P: 7	R: 0 E: 0 K: 1 S: 6	H: 1 LOB: 1 BB: 0 P: 6	R: 0 E: 0 K: 0 S: 4	H: 1 LOB: 1 BB: 0 P: 4	1B: 7 2B: 4 3B: 0 HR: 1	SF: 0 SAC: 0 DP: 2 HBP: 0	WP: 0 PB: 0 SB: 0 CS: 0	PA: 40
PITCHER Ross Grimsley, L ERA: 1.83	IP: 9.0 WLS: W BF: 40 H: 11 R: 3 ER: 3 SO: 3 BB: 4 IBB: 0 HBP: 0 BLK: 0 WP: 0 HR: 1 S: 42 P: 58 ERA: 3.00 WHIP: 1.667											PITCHER	IP: 9.0 WLS: W BF: 40 H: 11 R: 3 ER: 3 SO: 3 BB: 4 IBB: 0 HBP: 0 BLK: 0 WP: 0 HR: 1 S: 42 P: 58 ERA: 3.00 WHIP: 1.667									

Houston Astros @ Montreal Expos
Olympic Stadium, Montreal, QB
Wed May 03 1978, 7:05 PM EDT
Att: 5,229 - Unknown


AB	36
R	3
H	11
RBI	3
BB	4
SO	3
LOB	21



Batter	1	2	3	4	5	6	7	8	9	AB	R	H	RBI	BB	SO	LOB	BOTTOM			
Warren Cromartie, L OBP: 0.300, SLG: 0.311	2B SF8 BB		HR BB		1-3		F7		L9	4	3	2	0	1	0	0				
Sam Mejias, R (8, 7)			1B							1	0	0	0	0	0	3				
Dave Cash, R OBP: 0.414, SLG: 0.519			1B							2	2	1	0	3	0	0				
Pepe Frias, R OBP: 1.000, SLG: 2.000	SF8 1B		HR BB		F9		5-3 BB			0	0	0	0	0	0	0				
Andre Dawson, R OBP: 0.333, SLG: 0.461	SF8		K				5-3			4	1	1	1	0	1	5				
Gary Carter, R OBP: 0.349, SLG: 0.453	5-3		HR				2B			4	1	2	5	1	1	3				
Tony Perez, R OBP: 0.289, SLG: 0.267			HR				2B			5	1	2	1	0	1	3				
Jerry White, S (8, PR)	1B BLK		K		6-3					0	0	0	0	0	0	0				
Del Unser, L OBP: 0.371, SLG: 0.323			K							0	0	0	0	0	0	0				
Ellis Valentine, R OBP: 0.356, SLG: 0.406	BLK BB						F9		FC6-4 BB 1B	3	1	1	0	2	0	1				
Larry Parrish, R OBP: 0.297, SLG: 0.403	1B								FC6-4 1-4-3 BB 1B	4	0	1	0	1	2	4				
Chris Speier, R OBP: 0.355, SLG: 0.433										3	0	1	0	2	1	1				
Ross Grimsley, L OBP: 0.200, SLG: 0.111	F7		HR 1B		FC4-6		FC6-4		1-4-3	5	1	1	1	0	0	7				
Inning Stats	R: 3 E: 0 K: 0 S: 6	H: 3 LOB: 3 BB: 3 P: 18	R: 1 E: 1 K: 1 S: 6	H: 1 LOB: 3 BB: 3 P: 18	R: 4 E: 0 K: 2 S: 10	H: 3 LOB: 0 BB: 1 P: 14	R: 0 E: 0 K: 2 S: 7	H: 0 LOB: 1 BB: 1 P: 11	R: 1 E: 0 K: 0 S: 5	H: 2 LOB: 1 BB: 0 P: 5	R: 0 E: 0 K: 0 S: 4	H: 1 LOB: 1 BB: 0 P: 4	R: 0 E: 0 K: 1 S: 5	H: 0 LOB: 2 BB: 1 P: 9	R: 1 E: 0 K: 0 S: 5	H: 2 LOB: 3 BB: 1 P: 9	1B: 8 2B: 2 3B: 1 HR: 1	SF: 1 SAC: 0 DP: 0 HBP: 0	WP: 0 PB: 0 SB: 0 CS: 0	PA: 46
PITCHER J.R. Richard, R ERA: 5.73	IP: 3.0 WLS: L BF: 23 H: 7 R: 8 ER: 8 SO: 3 BB: 7 IBB: 0 HBP: 0 BLK: 1 WP: 0 HR: 1 S: 22 P: 50 ERA: 24.00 WHIP: 4.667											PITCHER	IP: 3.0 WLS: L BF: 23 H: 7 R: 8 ER: 8 SO: 3 BB: 7 IBB: 0 HBP: 0 BLK: 1 WP: 0 HR: 1 S: 22 P: 50 ERA: 24.00 WHIP: 4.667							
Tom Dixon, R ERA: 4.66	IP: 2.0 WLS: 9 BF: 2 H: 1 R: 1 ER: 1 SO: 2 BB: 1 IBB: 0 HBP: 0 BLK: 0 WP: 0 HR: 0 S: 12 P: 16 ERA: 4.50 WHIP: 1.500											PITCHER	IP: 2.0 WLS: 9 BF: 2 H: 1 R: 1 ER: 1 SO: 2 BB: 1 IBB: 0 HBP: 0 BLK: 0 WP: 0 HR: 0 S: 12 P: 16 ERA: 4.50 WHIP: 1.500							
Ken Forsch, R ERA: 3.14	IP: 2.0 WLS: 8 BF: 1 H: 0 R: 0 ER: 0 SO: 1 BB: 1 IBB: 0 HBP: 0 BLK: 0 WP: 0 HR: 0 S: 9 P: 13 ERA: 0.00 WHIP: 1.000											PITCHER	IP: 2.0 WLS: 8 BF: 1 H: 0 R: 0 ER: 0 SO: 1 BB: 1 IBB: 0 HBP: 0 BLK: 0 WP: 0 HR: 0 S: 9 P: 13 ERA: 0.00 WHIP: 1.000							
Gene Pentz, R ERA: 6.0	IP: 1.0 WLS: 6 BF: 2 H: 1 R: 1 ER: 1 SO: 0 BB: 1 IBB: 0 HBP: 0 BLK: 0 WP: 0 HR: 0 S: 5 P: 9 ERA: 9.00 WHIP: 3.000											PITCHER	IP: 1.0 WLS: 6 BF: 2 H: 1 R: 1 ER: 1 SO: 0 BB: 1 IBB: 0 HBP: 0 BLK: 0 WP: 0 HR: 0 S: 5 P: 9 ERA: 9.00 WHIP: 3.000							

Houston Astros @ Montreal Expos
Olympic Stadium, Montreal, QB
Wed May 03 1978, 7:05 PM EDT
Att: 5,229 - Unknown

AB	35
R	10
H	12
RBI	8
BB	10
SO	6
LOB	27



Batter	1	2	3	4	5	6	7	8	9	AB	R	H	RBI	BB	SO	LOB	TOP	
Terry Puhl, L OBP: 0.323, SLG: 0.341 (1, 7)										4	1	1	0	0	0	2	Houston Astros @ Atlanta Braves Atlanta-Fulton County Stadium, Atlanta, GA Fri May 05 1978, 7:05 PM EDT Att: 5,699 - Unknown	
Enos Cabell, R OBP: 0.321, SLG: 0.343 (1, 5)										2	0	0	0	2	1			
Cesar Cedeno, R OBP: 0.320, SLG: 0.440 (1, 8)										4	0	0	1	0	1	3		
Bob Watson, R OBP: 0.366, SLG: 0.517 (1, 3)										4	1	2	1	0	0	1		
Jose Cruz, L OBP: 0.359, SLG: 0.357 (1, 9)										4	0	0	0	0	1	3		
Art Howe, R OBP: 0.352, SLG: 0.506 (1, 4)										4	0	1	0	0	0	2		
Ed Herrmann, L OBP: 0.188, SLG: 0.133 (1, 2)										3	0	0	0	1	0	0		
Jimmy Sexton, R OBP: 0.316, SLG: 0.235 (1, 6)										3	0	0	0	1	1	2		
Joe Niekro, R OBP: 0.250, SLG: 0.250 (1, 1)										1	0	0	0	0	1	0		
Wilbur Howard, S OBP: 0.323, SLG: 0.467 (7, PH)										1	0	1	0	0	0	0		
Floyd Bannister, L OBP: 0.250, SLG: 0.250 (9, PH)										1	0	0	0	0	1	0		
Inning Stats	R: 1 E: 0 K: 1 S: 8	H: 2 LOB: 2 BB: 0 P: 8	R: 0 E: 0 K: 0 S: 3	H: 0 LOB: 1 BB: 1 P: 7	R: 0 E: 0 K: 0 S: 3	H: 0 LOB: 0 BB: 0 P: 3	R: 0 E: 0 K: 1 S: 5	H: 2 LOB: 2 BB: 1 P: 9	R: 0 E: 0 K: 1 S: 5	H: 0 LOB: 0 BB: 0 P: 5	R: 0 E: 0 K: 2 S: 7	H: 0 LOB: 0 BB: 0 P: 7	R: 0 E: 0 K: 1 S: 7	H: 0 LOB: 0 BB: 0 P: 7	1B: 4 2B: 0 3B: 0 HR: 1	SF: 0 SAC: 1 DP: 1 HBP: 0	WP: 1 PB: 0 SB: 1 CS: 0	PA: 36
PITCHER	IP WLS BF H R ER SO BB IBB HBP BLK WP HR S P ERA WHIP																	
Tommy Boggs, R ERA: 5.47 (1, 1)	7.0 W 30 5 2 2 3 4 0 0 0 1 1 32 48 2.57 1.286																	
Eddie Solomon, R ERA: 0.9 (8, 1)	2.0 S 6 0 0 0 3 0 0 0 0 0 0 0 12 12 0.00 0.000																	

Batter	1	2	3	4	5	6	7	8	9	AB	R	H	RBI	BB	SO	LOB	BOTTOM			
Jerry Royster, R OBP: 0.414, SLG: 0.425 (1, 4)										4	0	1	0	0	0	2	Houston Astros @ Atlanta Braves Atlanta-Fulton County Stadium, Atlanta, GA Fri May 05 1978, 7:05 PM EDT Att: 5,699 - Unknown			
Rowland Office, L OBP: 0.259, SLG: 0.357 (1, 8)										4	0	0	0	0	1	3				
Brian Aselstine, L OBP: 0.353, SLG: 0.378 (1, 9)										4	0	0	0	0	1	1				
Jeff Burroughs, R OBP: 0.505, SLG: 0.582 (1, 7)										2	1	0	0	2	0	0				
Biff Pocoroba, S OBP: 0.284, SLG: 0.279 (1, 2)										3	0	0	0	0	0	2				
Dale Murphy, R OBP: 0.255, SLG: 0.289 (1, 3)										2	2	1	1	2	0	0				
Rod Gilbreath, R OBP: 0.286, SLG: 0.396 (1, 5)										4	1	2	1	0	0	1				
Pat Rockett, R OBP: 0.192, SLG: 0.134 (1, 6)										3	0	1	1	1	0	2				
Tommy Boggs, R OBP: 0.222, SLG: 0.556 (1, 1)										3	1	1	1	0	1	2				
Eddie Solomon, R OBP: 0.200, SLG: 0.200 (8, 1)										1	0	0	0	0	1	2				
Inning Stats	R: 0 E: 0 K: 1 S: 6	H: 1 LOB: 2 BB: 1 P: 10	R: 1 E: 1 K: 0 S: 5	H: 1 LOB: 2 BB: 1 P: 9	R: 0 E: 0 K: 0 S: 3	H: 0 LOB: 0 BB: 0 P: 3	R: 0 E: 0 K: 0 S: 3	H: 0 LOB: 0 BB: 0 P: 3	R: 1 E: 0 K: 1 S: 4	H: 1 LOB: 0 BB: 0 P: 4	R: 2 E: 0 K: 1 S: 7	H: 2 LOB: 1 BB: 1 P: 11	R: 0 E: 0 K: 1 S: 5	H: 0 LOB: 0 BB: 0 P: 5	R: 1 E: 0 K: 1 S: 6	H: 1 LOB: 2 BB: 2 P: 14	1B: 3 2B: 2 3B: 0 HR: 1	SF: 0 SAC: 1 DP: 0 HBP: 0	WP: 0 PB: 0 SB: 3 CS: 0	PA: 36
PITCHER	IP WLS BF H R ER SO BB IBB HBP BLK WP HR S P ERA WHIP																			
Joe Niekro, R ERA: 6.9 (7, 1)	6.0 L 27 5 4 3 2 3 0 0 0 0 0 1 28 40 4.50 1.333																			
Floyd Bannister, L ERA: 3.95 (7, 1)	2.0 9 1 1 1 2 2 0 0 0 0 0 0 11 19 4.50 1.500																			

AB	31
R	2
H	5
RBI	2
BB	4
SO	6
LOB	14



AB	30
R	5
H	6
RBI	4
BB	5
SO	4
LOB	15



Batter	1	2	3	4	5	6	7	8	9	10	AB	R	H	RBI	BB	SO	LOB					
Terry Puhl, L OBP: 0.317, SLG: 0.344 Ken Forsch, R (10, 1)	K		4-3			2B		F3		F9	5	0	1	0	0	1	0					
Enos Cabell, R OBP: 0.318, SLG: 0.333 (1, 5)	K			5-3		BB		K			3	0	0	0	1	2	0					
Cesar Cedeno, R OBP: 0.327, SLG: 0.436 (1, 8)	S BB			K		F4			SH1-4 1B		3	0	1	0	1	1	2					
Jose Cruz, L OBP: 0.358, SLG: 0.368 (1, 9)	F8			G3		F9 SF9 2B			SH1-4 1B		3	1	1	0	0	0	1					
Bob Watson, R OBP: 0.371, SLG: 0.506 (1, 3)		G6-4-3 BB			F8	F9			IBB		2	0	0	0	2	0	1					
Art Howe, R OBP: 0.347, SLG: 0.489 (1, 4)		G6-4-3			6-3				F3		3	0	0	0	1	0	3					
Ed Herrmann, L OBP: 0.167, SLG: 0.118 Joe Ferguson, R OBP: 0.310, SLG: 0.451 (7, PH) (7, 2)		4-3			F7	SF9			F8		2	0	0	0	0	0	0					
1 0 0 1 0 0 0 2																						
Jimmy Sexton, R OBP: 0.273, SLG: 0.200 Denny Walling, L OBP: 0.231, SLG: 0.231 Roger Metzger, S OBP: 0.284, SLG: 0.283 (10, 6)			K			K		K		4-3	3	0	0	0	0	3	1					
Joaquin Andujar, S OBP: 0.154, SLG: 0.083 Wilbur Howard, S OBP: 0.313, SLG: 0.452 (10, PH) (10, 7)			F6			K2-3		F9		5-3	1	0	0	0	0	0	0					
1 0 0 0 0 0 0 0																						
Inning Stats	R: 0 E: 0 K: 2 S: 7	H: 0 LOB: 1 BB: 1 P: 11	R: 0 E: 0 K: 0 S: 2	H: 0 LOB: 0 BB: 1 P: 6	R: 0 E: 0 K: 1 S: 5	H: 0 LOB: 0 BB: 0 P: 5	R: 0 E: 0 K: 1 S: 5	H: 0 LOB: 0 BB: 0 P: 5	R: 0 E: 0 K: 0 S: 3	H: 0 LOB: 0 BB: 0 P: 3	R: 1 E: 0 K: 1 S: 6	H: 1 LOB: 1 BB: 1 P: 10	R: 0 E: 0 K: 1 S: 5	H: 0 LOB: 0 BB: 0 P: 5	R: 0 E: 0 K: 0 S: 4	H: 1 LOB: 2 BB: 1 P: 8	R: 0 E: 0 K: 0 S: 3	H: 0 LOB: 0 BB: 0 P: 3	1B: 1 2B: 2 3B: 0 HR: 0	SF: 1 SAC: 1 DP: 1 HBP: 0	WP: 0 PB: 0 SB: 1 CS: 0	PA: 37
PITCHER	IP 6.0	WLS 22	H 2	R 1	ER 1	SO 6	BB 3	IBB 0	HBP 0	BLK 0	WP 0	HR 0	S 31	P 43	ERA 1.50	WHIP 0.833						
Preston Hanna, R ERA: 2.55 Adrian Devine, R ERA: 8.27 Mickey Mahler, L ERA: Dave Campbell, R ERA: 4.91	(1, 1) (7, 1) (7, 1) (9, 1)	0.1 1.2 2.0	2 5 8	0 0 1	0 0 0	0 2 0	0 0 1	0 0 0	0 0 0	0 0 0	0 0 0	0 0 0	9 9 7	9 9 11	0.00 0.00 0.00	0.000 0.000 0.500						

TOP

Houston Astros @ Atlanta Braves
Atlanta-Fulton County Stadium, Atlanta, GA

Sat May 06 1978, 7:05 PM EDT
Att: 7,901 - Unknown

AB	30
R	1
H	3
RBI	1
BB	5
SO	8
LOB	10




Batter	1	2	3	4	5	6	7	8	9	10	AB	R	H	RBI	BB	SO	LOB				
Jerry Royster, R OBP: 0.404, SLG: 0.413 (1, 4)	F7		5-3			E6 FC3-6 1H		K		1B	5	0	1	1	0	1	0				
Rowland Office, L OBP: 0.274, SLG: 0.367 (1, 8)	FC4-6 1B			6-3 1-3 1B		K			3-1		4	0	2	0	0	1	1				
Biff Pocoroba, S OBP: 0.269, SLG: 0.264 (1, 2)	FC4-6			1-3		FC3-6 FC4			K		4	0	0	0	0	1	3				
Jeff Burroughs, R OBP: 0.495, SLG: 0.566 (1, 7)	1-3			6-3		FC4			HBP 1B		4	0	1	0	0	0	3				
Brian Asseistine, L OBP: 0.345, SLG: 0.354 (1, 9)		G3		3-1				3-1			3	0	0	0	0	0	1				
Date Murphy, R OBP: 0.245, SLG: 0.276 (1, 3)		5-3			F6			K		F7	4	0	0	0	0	1	2				
Rod Gilbreath, R OBP: 0.283, SLG: 0.373 (1, 5)			K		6-3			K			3	1	0	0	1	2	0				
Pat Rockett, R OBP: 0.187, SLG: 0.130 Bob Beall, S OBP: 0.200, SLG: 0.111 Darrel Chaney, S OBP: 0.444, SLG: 0.522 (9, 6)					F9	F8		F7		1B S BB	2	0	0	0	0	0	0				
1 0 0 0 0 0 0 0																					
Preston Hanna, R Adrian Devine, R Mickey Mahler, S Joe Nolan, L Dave Campbell, R Cito Gaston, S	(1, 1) (7, 1) (7, 1) (8, PH) (9, 1) (10, PH)	9.0 0.0	33 4	4 2	1 1	0 0	6 2	0 0	0 0	0 0	0 0	44 2	45 10	0.00 ∞	0.444 ∞						
PITCHER	IP 9.0	WLS 33	H 4	R 1	ER 1	SO 6	BB 0	IBB 0	HBP 1	BLK 0	WP 0	HR 0	S 44	P 45	ERA 0.00	WHIP 0.444					
Joaquin Andujar, R Ken Forsch, R	(1, 1) (10, 1)	0.0 L	4 2	2 1	1 0	0 0	2 0	0 0	0 0	0 0	0 0	0 2	10 10	∞ ∞	∞ ∞						

BOTTOM

Houston Astros @ Atlanta Braves
Atlanta-Fulton County Stadium, Atlanta, GA

Sat May 06 1978, 7:05 PM EDT
Att: 7,901 - Unknown

AB	34
R	2
H	6
RBI	1
BB	2
SO	6
LOB	10



Batter	1	2	3	4	5	6	7	8	9	AB	R	H	RBI	BB	SO	LOB	TOP																			
Terry Puhl, L OBP: 0.315, SLG: 0.340 (1, 7)										4	0	1	2	0	0	0	Houston Astros @ Philadelphia Phillies Veterans Stadium, Philadelphia, PA Tue May 09 1978, 7:05 PM EDT Att: 18,144 - Unknown																			
Enos Cabell, R OBP: 0.307, SLG: 0.321 (1, 5)										4	0	0	0	0	2	3																				
Cesar Cedeno, R OBP: 0.333, SLG: 0.490 (1, 8)										4	2	2	1	0	0	0																				
Jose Cruz, L OBP: 0.343, SLG: 0.352 (1, 9)										4	0	0	0	0	1	1																				
Bob Watson, R OBP: 0.367, SLG: 0.495 (1, 3)										4	1	1	1	0	1	0																				
Art Howe, R OBP: 0.343, SLG: 0.478 (1, 4)										4	1	1	0	0	0	0																				
Joe Ferguson, R OBP: 0.307, SLG: 0.440 (1, 2)										4	1	1	1	0	0	0																				
Roger Metzger, S OBP: 0.282, SLG: 0.270 (1, 6)										3	0	0	0	1	0	0																				
J.R. Richard, R OBP: 0.067, SLG: 0.067 (1, 1)										3	0	0	0	0	1	3																				
Inning Stats	R: 1 E: 0 K: 0 S: 4	H: 1 LOB: 0 BB: 0 P: 4	R: 0 E: 0 K: 1 S: 5	H: 0 LOB: 0 BB: 0 P: 5	R: 0 E: 0 K: 0 S: 3	H: 0 LOB: 0 BB: 0 P: 3	R: 0 E: 0 K: 1 S: 5	H: 0 LOB: 0 BB: 0 P: 5	R: 0 E: 0 K: 0 S: 3	H: 0 LOB: 0 BB: 0 P: 3	R: 4 E: 0 K: 0 S: 8	H: 5 LOB: 2 BB: 1 P: 12	R: 0 E: 0 K: 1 S: 5	H: 0 LOB: 0 BB: 0 P: 5	R: 0 E: 0 K: 0 S: 3	H: 0 LOB: 0 BB: 0 P: 3	1B: 4 2B: 0 3B: 1 HR: 1	SF: 0 SAC: 0 DP: 0 HBP: 0	WP: 0 PA: 35 PB: 0 SB: 0 CS: 0																	
PITCHER	IP	WLS	BF	H	R	ER	SO	BB	IBB	HBP	BLK	WP	HR	S	P	ERA	WHIP	PITCHER		IP	WLS	BF	H	R	ER	SO	BB	IBB	HBP	BLK	WP	HR	S	P	ERA	WHIP
Larry Christenson, R ERA: 4.75 Warren Brusstar, R ERA: 2.53 Ron Reed, R ERA: 1.88	(1, 1)	6.2	L	28	6	5	5	4	0	1	0	0	0	1	35	39	6.75	0.900																		

AB	34
R	5
H	6
RBI	5
BB	1
SO	5
LOB	7



Batter	1	2	3	4	5	6	7	8	9	AB	R	H	RBI	BB	SO	LOB	BOTTOM																			
Bake McBride, L OBP: 0.352, SLG: 0.372 (1, 9)										4	1	2	1	0	2	0	Houston Astros @ Philadelphia Phillies Veterans Stadium, Philadelphia, PA Tue May 09 1978, 7:05 PM EDT Att: 18,144 - Unknown																			
Larry Bowa, S OBP: 0.381, SLG: 0.386 (1, 6)										3	0	1	0	1	0	1																				
Mike Schmidt, R OBP: 0.404, SLG: 0.538 (1, 5)										4	0	0	0	0	1	3																				
Greg Luzinski, R OBP: 0.410, SLG: 0.613 (1, 7)										3	0	0	0	1	1	1																				
Richie Hebner, L OBP: 0.416, SLG: 0.419 (1, 3)										3	0	0	0	1	1	1																				
Gary Maddox, R OBP: 0.374, SLG: 0.365 (1, 8)										3	0	1	0	1	2	0																				
Bob Boone, R OBP: 0.400, SLG: 0.528 (1, 2)										4	0	0	0	0	0	3																				
Jim Morrison, R OBP: 0.400, SLG: 0.360 Jay Johnstone, L (7, PH) Bud Harrelson, S OBP: 0.600, SLG: 0.600 (8, 4)										2	0	0	0	0	1	0																				
Larry Christenson, R OBP: 0.385, SLG: 0.545 Warren Brusstar, R Tim McCarver, L OBP: 0.556, SLG: 0.353 Ron Reed, R	(1, 1)	9.0	W	34	4	1	1	11	4	0	0	0	0	0	0	0	0	0	0	0	0	0	0	0	0	0	0	0	0	0	0	0	0	0	0	0
PITCHER	IP	WLS	BF	H	R	ER	SO	BB	IBB	HBP	BLK	WP	HR	S	P	ERA	WHIP	PITCHER		IP	WLS	BF	H	R	ER	SO	BB	IBB	HBP	BLK	WP	HR	S	P	ERA	WHIP

AB	30
R	1
H	4
RBI	1
BB	4
SO	11
LOB	11




Batter	1	2	3	4	5	6	7	8	9	AB	R	H	RBI	BB	SO	LOB	TOP			
Terry Puhl, L OBP: 0.313, SLG: 0.356 (1, 7)										4	0	1	0	0	0	1	Houston Astros @ Philadelphia Phillies Veterans Stadium, Philadelphia, PA Wed May 10 1978, 7:05 PM EDT Att: 20,096 - Unknown livebaseballscorecards.com			
Enos Cabell, R OBP: 0.297, SLG: 0.309 (1, 5)										4	0	0	0	0	1	2				
Cesar Cedeno, R OBP: 0.349, SLG: 0.525 (1, 8)										3	1	2	1	1	1	0				
Jose Cruz, L OBP: 0.350, SLG: 0.351 (1, 9)										3	0	1	0	1	0	3				
Bob Watson, R OBP: 0.354, SLG: 0.474 (1, 3)										4	0	0	0	0	0	5				
Art Howe, R OBP: 0.330, SLG: 0.458 (1, 4)										4	0	0	0	0	0	2				
Joe Ferguson, R OBP: 0.297, SLG: 0.423 (1, 2)										3	0	0	0	0	1	1				
Roger Metzger, S OBP: 0.274, SLG: 0.262 (7, PH)										2	0	0	0	0	0	0				
Denny Waling, L OBP: 0.214, SLG: 0.214 (7, 6)										1	0	0	0	0	0	0				
Jimmy Sexton, R OBP: 0.273, SLG: 0.200 (7, 6)										0	0	0	0	0	0	0				
Mark Lemongello, R OBP: 0.300, SLG: 0.333 (8, PH)										2	0	1	0	0	0	0				
Wilbur Howard, S OBP: 0.303, SLG: 0.438 (8, 1)										1	0	0	0	0	0	0				
Joe Sambito, L (8, 1)										0	0	0	0	0	0	0				
Inning Stats	R: 0 E: 0 K: 1 S: 6	H: 1 LOB: 2 BB: 1 P: 10	R: 0 E: 0 K: 1 S: 5	H: 0 LOB: 0 BB: 0 P: 5	R: 0 E: 0 K: 0 S: 3	H: 1 LOB: 0 BB: 0 P: 3	R: 1 E: 0 K: 0 S: 5	H: 2 LOB: 1 BB: 0 P: 5	R: 0 E: 0 K: 1 S: 5	H: 0 LOB: 1 BB: 1 P: 9	R: 0 E: 0 K: 0 S: 3	H: 0 LOB: 0 BB: 0 P: 3	R: 0 E: 0 K: 0 S: 3	H: 0 LOB: 0 BB: 0 P: 3	R: 0 E: 0 K: 0 S: 4	H: 1 LOB: 1 BB: 0 P: 4	1B: 3 2B: 0 3B: 1 HR: 1	SF: 0 SAC: 0 DP: 1 HBP: 0	WP: 0 PB: 0 SB: 3 CS: 0	PA: 33
PITCHER Jim Lonborg, R ERA: 3.54 (1, 1)	IP: 9.0 WLS: W BF: 33 H: 5 R: 1 ER: 1 SO: 3 BB: 2 IBB: 0 HBP: 0 BLK: 0 WP: 0 HR: 1 S: 37 P: 45 ERA: 1.00 WHIP: 0.778																			

Batter	1	2	3	4	5	6	7	8	9	AB	R	H	RBI	BB	SO	LOB	BOTTOM				
Bake McBride, L OBP: 0.359, SLG: 0.390 (1, 9)										4	0	2	0	0	1	1	Houston Astros @ Philadelphia Phillies Veterans Stadium, Philadelphia, PA Wed May 10 1978, 7:05 PM EDT Att: 20,096 - Unknown livebaseballscorecards.com				
Larry Bowa, S OBP: 0.386, SLG: 0.385 (1, 6)										3	0	1	0	1	0	2					
Mike Schmidt, R OBP: 0.389, SLG: 0.515 (1, 5)										4	0	0	0	0	0	4					
Greg Luzinski, R OBP: 0.413, SLG: 0.598 (8, PR)										2	0	0	0	2	0	2					
Jerry Martin, R OBP: 0.345, SLG: 0.423 (9, 7)										0	0	0	0	0	0	0					
Jay Johnstone, L OBP: 0.294, SLG: 0.077 (1, 3)										2	0	1	1	2	1	1					
Garry Maddox, R OBP: 0.359, SLG: 0.348 (1, 8)										4	0	0	0	0	1	6					
Bob Boone, R OBP: 0.392, SLG: 0.500 (1, 2)										3	1	0	0	1	0	4					
Jim Morrison, R OBP: 0.394, SLG: 0.464 (1, 4)										3	1	1	2	0	0	2					
Jim Lonborg, R OBP: 0.313, SLG: 0.286 (1, 1)										3	1	1	0	0	1	0					
Inning Stats	R: 0 E: 0 K: 0 S: 4	H: 1 LOB: 1 BB: 0 P: 4	R: 2 E: 0 K: 2 S: 8	H: 1 LOB: 0 BB: 1 P: 12	R: 0 E: 0 K: 0 S: 3	H: 0 LOB: 1 BB: 1 P: 7	R: 0 E: 0 K: 0 S: 4	H: 1 LOB: 1 BB: 0 P: 4	R: 1 E: 0 K: 1 S: 7	H: 2 LOB: 3 BB: 2 P: 15	R: 0 E: 0 K: 0 S: 2	H: 0 LOB: 0 BB: 1 P: 6	R: 0 E: 0 K: 0 S: 3	H: 1 LOB: 0 BB: 0 P: 3	R: 0 E: 0 K: 1 S: 5	H: 0 LOB: 2 BB: 1 P: 9		1B: 4 2B: 2 3B: 0 HR: 1	SF: 0 SAC: 0 DP: 2 HBP: 0	WP: 0 PB: 0 SB: 0 CS: 0	PA: 34
PITCHER Mark Lemongello, R ERA: 3.88 Joe Sambito, L ERA: 1.09 (8, 1)	IP: 7.0 WLS: L BF: 30 H: 6 R: 3 ER: 3 SO: 3 BB: 5 IBB: 0 HBP: 0 BLK: 0 WP: 0 HR: 1 S: 31 P: 51 ERA: 3.86 WHIP: 1.571																				

Batter	1	2	3	4	5	6	7	8	9	10	11	12	13	14	AB	R	H	RBI	BB	SO	LOB	TOP								
Terry Puhl, L OBP: 0.322, SLG: 0.364 (1, 7)	5-3		1B		4-3			FC6-4 1B	K		SH1-4	1B			6	0	3	0	0	1	4									
Enos Cabell, R OBP: 0.296, SLG: 0.328 (1, 5)	F9		1-3			F7		FC6-4 1-2 2-3	BB		HR	G6-3			6	1	1	3	1	0	6									
Cesar Cedeno, R OBP: 0.328, SLG: 0.491 (1, 9)	F8					F8		K	K		K				7	0	0	0	0	3	5									
Jose Cruz, L OBP: 0.345, SLG: 0.340 (1, 9)		4-3				K		F9		F9	BB	BB		F2	6	0	1	0	1	2	2									
Bob Watson, R OBP: 0.362, SLG: 0.469 (7, PR)	K							F4-6 BB	BB	F7	BB	BB		K	1	0	0	0	2	1	0									
Dave Bergman, L (7, 3)								BB	SF8	BB	BB	BB		K	2	1	0	0	2	1	0									
Art Howe, R OBP: 0.345, SLG: 0.460 (1, 4)	F8					P4		BB	HBP	BB	BB	BB		F6-3	4	1	1	0	3	0	1									
Ed Herrmann, L OBP: 0.192, SLG: 0.100 (9, PR)								BB	BB	BB	BB	BB		F6-3	3	0	0	0	1	2	2									
Julio Gonzalez, R OBP: 0.273, SLG: 0.300 (9, 6)			K			3-1		K		FC5-4 IBB	F9			BB	2	1	1	0	1	0	3									
Roger Metzger, S OBP: 0.255, SLG: 0.284 (7, PR)								F4-6	SF8	FC5-4				K	2	0	2	0	0	0	0									
Wilbur Howard, R OBP: 0.220, SLG: 0.250 (7, PR)			1B					BB	HBP	BB				BB	2	0	0	0	0	0	0									
Jimmy Jackson, R OBP: 0.220, SLG: 0.250 (7, PR)								BB	BB	BB				BB	1	0	0	0	0	0	0									
Denny Walling, R OBP: 0.220, SLG: 0.250 (7, PR)								BB	BB	BB				BB	1	0	0	0	0	0	0									
Ken Forsch, R OBP: 0.214, SLG: 0.214 (9, 1)								BB	HBP	BB				BB	1	0	0	0	0	0	0									
J.R. Richard, R OBP: 0.214, SLG: 0.214 (9, 1)								BB	HBP	BB				BB	1	0	0	0	0	0	0									
Tom Dizon, R OBP: 0.200, SLG: 0.200 (12, 1)								BB	HBP	BB				BB	1	0	1	1	0	0	0									
Joaquin Andujar, S OBP: 0.143, SLG: 0.077 (8, PH)								BB	HBP	BB				BB	1	0	0	0	0	0	1									
Jesus Alou, R OBP: 0.400, SLG: 0.400 (8, 1)								BB	HBP	BB				BB	1	0	1	0	0	0	0									
Joe Sambito, L (8, 1)								BB	HBP	BB				BB	1	0	0	0	0	0	0									
Joe Ferguson, R OBP: 0.316, SLG: 0.425 (9, 2)								BB	HBP	BB				BB	2	1	1	0	1	0	1									
Inning Stats	R: 0 E: 0 K: 0 S: 3	H: 0 LOB: 0 BB: 0 P: 3	R: 0 E: 0 K: 1 S: 5	H: 0 LOB: 0 BB: 0 P: 5	R: 0 E: 0 K: 2 S: 9	H: 2 LOB: 2 BB: 0 P: 9	R: 0 E: 0 K: 0 S: 2	H: 1 LOB: 1 BB: 2 P: 10	R: 0 E: 0 K: 1 S: 4	H: 0 LOB: 0 BB: 0 P: 5	R: 0 E: 0 K: 1 S: 5	H: 1 LOB: 1 BB: 2 P: 12	R: 0 E: 0 K: 1 S: 7	H: 2 LOB: 2 BB: 0 P: 7	R: 2 E: 0 K: 2 S: 7	H: 0 LOB: 3 BB: 4 P: 24	R: 0 E: 0 K: 0 S: 4	H: 1 LOB: 2 BB: 1 P: 8	R: 2 E: 0 K: 1 S: 7	H: 2 LOB: 3 BB: 3 P: 19	R: 0 E: 0 K: 2 S: 6	H: 2 LOB: 1 BB: 0 P: 6	R: 0 E: 0 K: 2 S: 7	H: 0 LOB: 0 BB: 0 P: 7	R: 1 E: 0 K: 0 S: 4	H: 2 LOB: 0 BB: 0 P: 4	1B: 9 2B: 3 3B: 0 HR: 1	SF: 1 SAC: 2 DP: 3 HBP: 1	WP: 0 PB: 0 SB: 0 CS: 1	PA: 63
PITCHER	IP	WLS	BF	H	R	ER	SO	BB	IBB	HBP	BLK	WP	HR	S	P	ERA	WHIP													
Craig Swan, R ERA: 2.59	7.0		26	3	0	0	5	4	0	0	0	0	0	32	48	0.00	1.000													
Butch Metzger, R ERA: 3.0	1.0	7	2	2	2	1	2	0	0	0	0	0	0	7	15	18.00	4.000													
Mardie Cornejo, R ERA: 4.5	0.1	3	0	0	0	0	0	0	0	1	0	0	0	1	6	0.00	3.000													
Bob Myrick, L ERA: 2.82	2.1	14	3	2	2	3	3	1	0	0	0	0	1	16	32	7.71	2.571													
Paul Siebert, L ERA: 1.8	1.1	6	2	0	0	1	1	0	0	0	0	0	0	7	11	0.00	2.250													

Houston Astros @ New York Mets
Shea Stadium, Flushing, NY
Fri May 12 1978, 7:05 PM EDT
Att. 8,649 - Unknown


AB 47
R 5
H 12
RBI 5
BB 12
SO 12
LOB 29



Batter	1	2	3	4	5	6	7	8	9	10	11	12	13	14	AB	R	H	RBI	BB	SO	LOB	BOTTOM						
Lenny Randle, S OBP: 0.377, SLG: 0.283 (1, 5)	F8		P1		4-3			4-3		CS	BB			K	6	0	1	0	1	1	1							
Bobby Valentine, R OBP: 0.373, SLG: 0.388 (1, 4)	F9		5-3			F8	FC6-4 1B	K		CS	BB	BB		F8	3	1	1	0	0	0	0							
Sergio Ferrer, S OBP: 0.290, SLG: 0.250 (8, 6)								K			BB	BB		F8	2	1	1	0	0	1	0							
Elliott Maddox, R OBP: 0.423, SLG: 0.375 (13, 1)								K			BB	BB		F8	1	0	0	0	0	1	0							
Skip Lockwood, R (13, 1)								K			BB	BB		F8	0	0	0	0	0	0	0							
Lee Mazzilli, S OBP: 0.361, SLG: 0.492 (1, 9)	CS		3B			E3	FC6-4	K			BB	BB		F8	4	1	2	0	2	1	1							
Willie Montanez, L OBP: 0.259, SLG: 0.298 (1, 3)	CS		4-3			F8		F8			BB	BB		F8	6	0	1	1	0	1	5							
Steve Henderson, R OBP: 0.296, SLG: 0.358 (1, 7)											BB	BB		F8	5	1	0	1	1	1	3							
Bruce Boisclair, L OBP: 0.314, SLG: 0.276 (1, 9)	F9					4-3		4-3		F8		BB		K	5	0	0	0	1	1	2							
John Stearns, R OBP: 0.369, SLG: 0.320 (1, 2)											BB	BB		4-3	5	0	1	1	1	0	0							
Doug Flynn, R OBP: 0.283, SLG: 0.269 (8, 4)											BB	BB		F9	5	0	1	1	1	0	2							
Craig Swan, R ERA: 2.13	7.0		28	4	2	1	3	3	0	0	0	0	0	31	43	1.29	1.000											
Joe Sambito, L ERA: 1.59	1.0	3	0	0	0	2	0	0	0	0	0	0	0	7	7	0.00	0.000											
Ken Forsch, R ERA: 4.16	3.0	13	3	2	2	0	2	1	0	0	0	0	0	10	22	6.00	1.667											
Tom Dixon, R ERA: 3.55	3.0	W	11	1	0	0	2	0	1	0	0	0	0	14	18	0.00	0.333											
Inning Stats	R: 1 E: 0 K: 0 S: 3	H: 1 LOB: 2 BB: 0 P: 3	R: 1 E: 0 K: 1 S: 6	H: 1 LOB: 2 BB: 2 P: 14	R: 0 E: 0 K: 0 S: 4	H: 1 LOB: 1 BB: 0 P: 4	R: 0 E: 0 K: 1 S: 5	H: 0 LOB: 0 BB: 0 P: 5	R: 0 E: 0 K: 1 S: 5	H: 0 LOB: 0 BB: 0 P: 5	R: 0 E: 0 K: 1 S: 5	H: 0 LOB: 1 BB: 1 P: 9	R: 0 E: 0 K: 1 S: 5	H: 0 LOB: 0 BB: 0 P: 7	R: 0 E: 0 K: 0 S: 3	H: 0 LOB: 0 BB: 0 P: 3	R: 0 E: 0 K: 0 S: 2	H: 3 LOB: 2 BB: 2 P: 13	R: 0 E: 0 K: 1 S: 4	H: 1 LOB: 2 BB: 1 P: 8	R: 0 E: 0 K: 1 S: 5	H: 0 LOB: 0 BB: 0 P: 5	R: 0 E: 0 K: 1 S: 5	H: 0 LOB: 0 BB: 0 P: 5	1B: 7 2B: 0 3B: 1 HR: 0	SF: 0 SAC: 0 DP: 1 HBP: 0	WP: 1 PB: 0 SB: 1 CS: 2	PA: 57
PITCHER	IP	WLS	BF	H	R	ER	SO	BB	IBB	HBP	BLK	WP	HR	S	P	ERA	WHIP											

Houston Astros @ New York Mets
Shea Stadium, Flushing, NY
Fri May 12 1978, 7:05 PM EDT
Att. 8,649 - Unknown

AB 48
R 4
H 8
RBI 4
BB 7
SO 7
LOB 18



Batter	1	2	3	4	5	6	7	8	9	AB	R	H	RBI	BB	SO	LOB	TOP			
Terry Puhl, L OBP: 0.333, SLG: 0.374 (1, 7)										5	2	3	1	0	1	1				
Enos Cabell, R OBP: 0.302, SLG: 0.342 (1, 5)										4	1	2	3	0	0	0				
Cesar Cedeno, R OBP: 0.331, SLG: 0.491 (1, 8)										4	0	1	1	1	1	0				
Jose Cruz, L OBP: 0.339, SLG: 0.333 (1, 9)										5	0	1	0	0	0	3				
Bob Watson, R OBP: 0.355, SLG: 0.456 (1, 3) Dave Bergman, L (9, 3)										5	0	1	0	0	1	6				
Art Howe, R OBP: 0.333, SLG: 0.442 (1, 4)										5	1	0	0	0	0	6				
Joe Ferguson, R OBP: 0.323, SLG: 0.440 (1, 2)										4	1	2	1	0	0	0				
Roger Metzger, S OBP: 0.316, SLG: 0.314 (1, 6)										3	1	2	0	1	0	0				
Joe Niekro, R OBP: 0.273, SLG: 0.273 (1, 1) Joe Sambito, L (6, 1)										3	1	1	1	0	0	2				
										0	0	0	0	0	0	0				
Inning Stats	R: 2 E: 2 K: 1 S: 7	H: 3 LOB: 1 BB: 0 P: 7	R: 4 E: 0 K: 0 S: 7	H: 5 LOB: 0 BB: 0 P: 7	R: 1 E: 1 K: 0 S: 6	H: 2 LOB: 2 BB: 0 P: 6	R: 0 E: 0 K: 1 S: 5	H: 0 LOB: 0 BB: 0 P: 5	R: 0 E: 0 K: 0 S: 3	H: 1 LOB: 3 BB: 1 P: 9	R: 0 E: 0 K: 1 S: 5	H: 0 LOB: 1 BB: 1 P: 9	R: 0 E: 0 K: 0 S: 4	H: 1 LOB: 1 BB: 0 P: 4	R: 0 E: 0 K: 0 S: 4	H: 1 LOB: 0 BB: 0 P: 4	1B: 9 2B: 5 3B: 0 HR: 0	SF: 0 SAC: 2 DP: 2 HBP: 0	WP: 0 PB: 0 SB: 1 CS: 1	PA: 42
PITCHER	IP WLS BF H R ER SO BB IBB HBP BLK WP HR S P ERA WHIP																			
Mike Bruhart, R (1, 1) ERA: 3.31	3.0 L 19 10 7 6 1 0 0 0 0 0 0 0 20 20 18.00 3.333																			
Mardie Comejo, R (4, 1) ERA: 4.09	2.0 6 1 0 0 1 0 0 0 0 0 0 0 8 8 0.00 0.500																			
Paul Siebert, L (6, 1) ERA: 1.42	1.1 7 1 0 0 0 1 0 0 0 0 0 0 6 10 0.00 1.500																			
Butch Metzger, R (7, 1) ERA: 7.64	2.2 10 1 0 0 1 1 0 0 0 0 0 0 11 15 0.00 0.750																			

Houston Astros @ New York Mets
Shea Stadium, Flushing, NY
Sat May 13 1978, 3:33 AM EDT
Att: 19,838 - Unknown

AB 38
R 7
H 13
RBI 7
BB 2
SO 3
LOB 18



Batter	1	2	3	4	5	6	7	8	9	AB	R	H	RBI	BB	SO	LOB	BOTTOM					
Lenny Randle, S (1, 5) OBP: 0.370, SLG: 0.279										5	0	1	0	0	2	2						
Elliott Maddox, R (1, 9) OBP: 0.393, SLG: 0.341 Butch Metzger, R (7, 1)										4	0	0	0	0	1	4						
Bobby Valentine, R (9, PH) OBP: 0.382, SLG: 0.388										0	0	0	0	1	0	0						
Lee Mazzilli, S (1, 8) OBP: 0.369, SLG: 0.493										4	1	2	0	1	2	1						
Willie Montanez, L (1, 3) OBP: 0.264, SLG: 0.302										5	1	2	1	0	2	4						
Steve Henderson, R (1, 7) OBP: 0.299, SLG: 0.360 Mardie Comejo, R (4, 1) Ed Kranepool, L (5, PH) OBP: 0.290, SLG: 0.296 Paul Siebert, L (6, 1)										2	0	1	1	0	1	0						
Tom Grievs, R (7, 7) OBP: 0.348, SLG: 0.400 John Stearns, R (1, 2) OBP: 0.365, SLG: 0.317										0	0	0	0	0	0	0						
Joel Youngblood, R (1, 4) OBP: 0.375, SLG: 0.500										4	1	3	0	0	0	0						
Doug Flynn, R (1, 6) OBP: 0.282, SLG: 0.268										4	0	1	1	0	0	2						
Mike Bruhart, R (1, 1) OBP: 0.143, SLG: 0.143 Bruce Boisclair, L (3, PH) OBP: 0.311, SLG: 0.262 (4, 7) (7, 9)										0	0	0	0	0	0	0						
										3	1	0	0	1	1	1						
Inning Stats	R: 0 E: 0 K: 1 S: 5	H: 1 LOB: 1 BB: 1 P: 9	R: 0 E: 0 K: 1 S: 6	H: 1 LOB: 0 BB: 0 P: 6	R: 3 E: 0 K: 1 S: 8	H: 4 LOB: 1 BB: 1 P: 12	R: 0 E: 0 K: 0 S: 3	H: 1 LOB: 0 BB: 0 P: 3	R: 0 E: 1 K: 1 S: 7	H: 1 LOB: 3 BB: 1 P: 11	R: 1 E: 0 K: 2 S: 9	H: 2 LOB: 1 BB: 0 P: 9	R: 0 E: 0 K: 2 S: 7	H: 0 LOB: 1 BB: 1 P: 11	R: 0 E: 0 K: 0 S: 3	H: 0 LOB: 0 BB: 0 P: 3	R: 0 E: 0 K: 1 S: 6	H: 1 LOB: 2 BB: 1 P: 10	1B: 9 2B: 2 3B: 1 HR: 0	SF: 0 SAC: 0 DP: 2 HBP: 0	WP: 0 PB: 0 SB: 1 CS: 0	PA: 42
PITCHER	IP WLS BF H R ER SO BB IBB HBP BLK WP HR S P ERA WHIP																					
Joe Niekro, R (1, 1) ERA: 6.94	5.0 W 26 10 4 4 4 3 0 0 0 0 0 0 31 43 7.20 2.600																					
Joe Sambito, L (6, 1) ERA: 1.29	4.0 S 15 1 0 0 5 2 0 0 0 0 0 0 23 31 0.00 0.750																					

Houston Astros @ New York Mets
Shea Stadium, Flushing, NY
Sat May 13 1978, 3:33 AM EDT
Att: 19,838 - Unknown


AB 36
R 4
H 11
RBI 4
BB 5
SO 9
LOB 20



Batter	1	2	3	4	5	6	7	8	9	AB	R	H	RBI	BB	SO	LOB	TOP			
Bake McBride, L (1, 9) OBP: 0.340, SLG: 0.360 Gene Garber, R (8, 1)	L4		CS	K		K		K		4	0	0	0	0	3	1				
Larry Bowa, S (1, 6) OBP: 0.341, SLG: 0.357	K			6-3		1-3			K	4	0	0	0	0	2	0				
Jay Johnstone, L (1, 3) OBP: 0.300, SLG: 0.200	L4			K			L4		4-1	4	0	0	0	0	1	0				
Greg Luzinski, R (1, 7) OBP: 0.411, SLG: 0.616		L7			F9				F4	3	0	0	0	1	0	0				
Richie Hebner, L (1, 5) OBP: 0.419, SLG: 0.494		F9			WP 1B				F8	3	0	1	0	0	0	1				
Gary Maddox, R (1, 8) OBP: 0.360, SLG: 0.344		K			WP 1B				K	3	0	1	0	0	2	1				
Bob Boone, R (1, 2) OBP: 0.375, SLG: 0.457 Barry Foote, R (7, 2) OBP: 0.286, SLG: 0.286			F7		F6			K		2	0	0	0	0	0	2	AB 28 R 0 H 2 RBI 0 BB 3 SO 9 LOB 8			
Bud Harrelson, S (1, 4) OBP: 0.436, SLG: 0.385 Warren Brusstar, R (5, 1) Jerry Martin, R (8, PH) OBP: 0.302, SLG: 0.316			3-1		F7				4-3 BB	2	0	0	0	0	0	2				
Jim Lonborg, R (1, 1) OBP: 0.353, SLG: 0.286 Jim Morrison, R (5, 4) OBP: 0.286, SLG: 0.302						F7			4-3	0	0	0	0	1	0	0				
Inning Stats	R: 0 E: 0 K: 1 S: 5	H: 0 LOB: 0 BB: 0 P: 5	R: 0 E: 0 K: 1 S: 5	H: 0 LOB: 0 BB: 0 P: 5	R: 0 E: 0 K: 0 S: 2	H: 0 LOB: 0 BB: 1 P: 6	R: 0 E: 0 K: 2 S: 7	H: 0 LOB: 0 BB: 0 P: 7	R: 0 E: 0 K: 0 S: 5	H: 2 LOB: 2 BB: 0 P: 5	R: 0 E: 0 K: 1 S: 5	H: 0 LOB: 1 BB: 1 P: 9	R: 0 E: 0 K: 2 S: 7	H: 0 LOB: 1 BB: 1 P: 11	R: 0 E: 0 K: 1 S: 5	H: 0 LOB: 0 BB: 0 P: 5	1B: 2 2B: 0 3B: 0 HR: 0	SF: 0 SAC: 0 DP: 0 HBP: 0	WP: 1 PB: 0 SB: 0 CS: 1	PA: 32
PITCHER J.R. Richard, R (1, 1) ERA: 4.04	IP: 9.0 WLS: W BF: 31 H: 2 R: 0 ER: 0 SO: 9 BB: 3 IBB: 0 HBP: 0 BLK: 0 WP: 1 HR: 0 S: 46 P: 58 ERA: 0.00 WHIP: 0.556																			

Philadelphia Phillies @ Houston Astros
Astrodome, Houston, TX
Mon May 15 1978, 8:05 PM EDT
Att: 9,943 - Dome


livebaseballscorecards.com



Batter	1	2	3	4	5	6	7	8	9	AB	R	H	RBI	BB	SO	LOB	BOTTOM			
Terry Puhl, L (1, 7) OBP: 0.339, SLG: 0.373	4-3		5-3		BB 1B FC6-2	G6-4-3 BB				3	0	1	0	1	0	0				
Enos Cabell, R (1, 5) OBP: 0.301, SLG: 0.339	F7		F7		1-2 E 1B	G6-4-3				4	1	1	0	0	0	2				
Cesar Cedeno, R (1, 8) OBP: 0.352, SLG: 0.500	E S 2B 1B			F9 WP HR BB	1-2 E BB	5-3-5 S 1B				2	3	2	0	2	0	0				
Jose Cruz, L (1, 9) OBP: 0.336, SLG: 0.339	1-H 2B			F9 1B	FC6-2 1B	F9				4	0	1	1	0	0	3				
Bob Watson, R (1, 3) OBP: 0.360, SLG: 0.486	5-3			HR	2-3 1B	5-3-5				4	1	2	2	0	0	2				
Art Howe, R (1, 4) OBP: 0.339, SLG: 0.454		5-3		FC3-6 1B	K	4-3 2B				4	0	2	0	0	1	2				
Joe Ferguson, R (1, 2) OBP: 0.320, SLG: 0.432		F9		FC3-6 1B	1-3	6-3				4	0	1	0	0	0	3	AB 33 R 5 H 11 RBI 3 BB 3 SO 2 LOB 19			
Roger Metzger, S (1, 6) OBP: 0.313, SLG: 0.311		1-3		FC3-6 FC5-4	1-2 2-3 1B	4-3				4	0	1	0	0	0	3				
J.R. Richard, R (1, 1) OBP: 0.050, SLG: 0.050			6-3	FC5-4	1-2 K	L4				4	0	0	0	0	1	4				
Inning Stats	R: 1 E: 0 K: 0 S: 5	H: 2 LOB: 1 BB: 0 P: 5	R: 0 E: 0 K: 0 S: 3	H: 0 LOB: 0 BB: 0 P: 3	R: 0 E: 0 K: 0 S: 3	H: 0 LOB: 0 BB: 0 P: 3	R: 2 E: 0 K: 0 S: 6	H: 3 LOB: 2 BB: 1 P: 10	R: 2 E: 1 K: 1 S: 8	H: 3 LOB: 2 BB: 1 P: 12	R: 0 E: 0 K: 1 S: 5	H: 1 LOB: 1 BB: 1 P: 9	R: 0 E: 0 K: 0 S: 3	H: 1 LOB: 0 BB: 0 P: 3	R: 0 E: 0 K: 0 S: 4	H: 1 LOB: 1 BB: 0 P: 4	1B: 8 2B: 3 3B: 0 HR: 1	SF: 0 SAC: 0 DP: 2 HBP: 0	WP: 1 PB: 0 SB: 2 CS: 0	PA: 36
PITCHER Jim Lonborg, R (1, 1) ERA: 3.83 Warren Brusstar, R (5, 1) ERA: 2.3 Gene Garber, R (8, 1) ERA: 1.06	IP: 4.0 WLS: L BF: 18 H: 5 R: 3 ER: 1 SO: 3 BB: 2 IBB: 0 HBP: 0 BLK: 0 WP: 0 HR: 1 S: 17 P: 21 ERA: 6.75 WHIP: 1.500																			

Philadelphia Phillies @ Houston Astros
Astrodome, Houston, TX
Mon May 15 1978, 8:05 PM EDT
Att: 9,943 - Dome

livebaseballscorecards.com



Batter	1	2	3	4	5	6	7	8	9	AB	R	H	RBI	BB	SO	LOB	TOP										
Bake McBride, L OBP: 0.349, SLG: 0.361 (1, 9)	0-0 4-3		0-0 3-1		4-0 BB		0-0 1B			3	0	1	0	1	0	0	Philadelphia Phillies @ Houston Astros Astrodome, Houston, TX Wed May 17 1978, 8:05 PM EDT Att: 11,856 - Dome										
Larry Bowa, S OBP: 0.326, SLG: 0.339 (1, 6)	0-0 F9		0-0 4-3		0-3 K		0-0 F9			4	0	0	0	0	1	2											
Mike Schmidt, R OBP: 0.377, SLG: 0.517 (1, 5)	0-3 K			0-0 E 2B 1B		0-0 1B		0-0 F9		4	1	2	0	0	1	0											
Greg Luzinski, R OBP: 0.398, SLG: 0.575 (1, 7)		0-0 F8		0-3 K		0-3 K		0-3 K		4	0	0	0	0	3	2											
Richie Hebner, L OBP: 0.406, SLG: 0.476 (1, 3)		0-0 F9		0-0 F8 2B		0-0 F4		0-0 F4		4	0	1	1	0	0	1											
Gary Maddox, R OBP: 0.358, SLG: 0.337 (1, 8)		4-0 S BB		0-0 F8		0-0 1B			0-0 4-3	3	0	1	0	1	0	1											
Bob Boone, R OBP: 0.372, SLG: 0.432 (1, 2)		4-0 1-2 BB		0-0 F7		0-0 L7			0-0 F7	3	0	0	0	1	0	3											
Bud Harrelson, S OBP: 0.409, SLG: 0.333 (9, PH)		0-3 K		0-0 4-3		4-0 S4-6-3 BB			0-0 F8	2	0	0	0	1	1	2											
Jay Johnstone, L OBP: 0.290, SLG: 0.192 (9, PH)				0-0 K		0-3 K				1	0	0	0	0	0	0											
Randy Lerch, L OBP: 0.389, SLG: 0.533 (1, 1)			0-0 6-3		0-3 K		0-0 G4-6-3			3	0	0	0	0	1	1											
Inning Stats	R: 0 E: 0 K: 1 S: 5	H: 0 LOB: 0 BB: 0 P: 5	R: 0 E: 0 K: 0 S: 5	H: 0 LOB: 2 BB: 2 P: 13	R: 0 E: 0 K: 0 S: 3	H: 0 LOB: 0 BB: 0 P: 3	R: 1 E: 0 K: 1 S: 7	H: 2 LOB: 1 BB: 0 P: 7	R: 0 E: 0 K: 2 S: 7	H: 2 LOB: 1 BB: 1 P: 11	R: 0 E: 0 K: 0 S: 3	H: 1 LOB: 1 BB: 1 P: 7	R: 0 E: 0 K: 1 S: 5	H: 0 LOB: 0 BB: 0 P: 5	R: 0 E: 0 K: 0 S: 3	H: 0 LOB: 0 BB: 0 P: 3	1B: 4 2B: 1 3B: 0 HR: 0	SF: 0 SAC: 0 DP: 1 HBP: 0	WP: 0 PB: 0 SB: 3 CS: 0	PA: 35							
PITCHER	IP	WLS	BF	H	R	ER	SO	BB	IBB	HBP	BLK	WP	HR	S	P	ERA	WHIP										
Joaquin Andujar, R ERA: 2.1 (1, 1)	5.0	W	20	2	1	1	5	3	0	0	0	0	0	27	39	1.80	1.000										
Tom Dixon, R ERA: 2.7 (6, 1)	4.0	S	15	3	0	0	2	1	0	0	0	0	0	18	22	0.00	1.000										

AB	31
R	1
H	5
RBI	1
BB	4
SO	7
LOB	12



Batter	1	2	3	4	5	6	7	8	9	AB	R	H	RBI	BB	SO	LOB	BOTTOM										
Terry Puhl, L OBP: 0.360, SLG: 0.424 (1, 7)	0-3 K		4-0 E BB		0-0 1B			0-0 1B		3	1	2	0	1	1	0	Philadelphia Phillies @ Houston Astros Astrodome, Houston, TX Wed May 17 1978, 8:05 PM EDT Att: 11,856 - Dome										
Enos Cabell, R OBP: 0.296, SLG: 0.331 (1, 5)	0-0 5-3		0-0 FC5-2		0-0 F7			0-0 G4-6-3 1B		4	0	1	0	0	0	2											
Cesar Cedeno, R OBP: 0.338, SLG: 0.475 (1, 8)	0-0 F8		0-0 2-3			0-0 F8		0-0 G4-6-3		4	0	0	0	0	0	3											
Bob Watson, R OBP: 0.364, SLG: 0.487 (1, 3)		0-0 F8		0-0 6-3		0-0 F8			0-0 F8	3	0	0	0	0	0	0											
Art Howe, R OBP: 0.344, SLG: 0.460 (1, 4)		0-0 6-3		0-0 3-1 2B		0-0 6-3				3	0	1	0	0	0	0											
Jose Cruz, L OBP: 0.333, SLG: 0.348 (1, 9)		0-0 6-3		0-0 3-1			0-3 K			3	0	0	0	0	1	1											
Joe Ferguson, R OBP: 0.327, SLG: 0.413 (1, 2)			4-0 2B FC5-2 BB		0-0 6-3			0-0 F8		2	0	0	0	1	0	1											
Roger Metzger, S OBP: 0.311, SLG: 0.321 (1, 6)			0-0 E 2B		0-0 4-3			0-0 6-3		3	1	1	0	0	0	0											
Joaquin Andujar, S OBP: 0.125, SLG: 0.067 (1, 1)			0-3 K		0-3 K			0-0 5-3		2	0	0	0	0	2	2											
Tom Dixon, R OBP: 0.333, SLG: 0.333 (6, 1)										1	0	0	0	0	0	0											
Inning Stats	R: 0 E: 0 K: 1 S: 5	H: 0 LOB: 0 BB: 0 P: 5	R: 0 E: 0 K: 0 S: 3	H: 0 LOB: 0 BB: 0 P: 3	R: 2 E: 1 K: 1 S: 6	H: 1 LOB: 1 BB: 2 P: 14	R: 0 E: 0 K: 0 S: 4	H: 1 LOB: 1 BB: 0 P: 4	R: 0 E: 0 K: 1 S: 6	H: 1 LOB: 1 BB: 0 P: 6	R: 0 E: 0 K: 0 S: 3	H: 0 LOB: 0 BB: 0 P: 3	R: 0 E: 0 K: 1 S: 5	H: 0 LOB: 1 BB: 0 P: 5	R: 0 E: 0 K: 0 S: 4	H: 2 LOB: 1 BB: 0 P: 4	1B: 3 2B: 2 3B: 0 HR: 0	SF: 0 SAC: 0 DP: 1 HBP: 0	WP: 0 PB: 0 SB: 0 CS: 0	PA: 30							
PITCHER	IP	WLS	BF	H	R	ER	SO	BB	IBB	HBP	BLK	WP	HR	S	P	ERA	WHIP										
Randy Lerch, L ERA: 3.66 (1, 1)	8.0	L	30	5	2	0	4	2	0	0	0	0	0	36	44	0.00	0.875										



Batter	1	2	3	4	5	6	7	8	9	AB	R	H	RBI	BB	SO	LOB	TOP			
Bake McBride, L OBP: 0.351, SLG: 0.363 (1, 9)										5	1	2	0	0	1	0	Philadelphia Phillies @ Houston Astros Astrodome, Houston, TX Thu May 18, 1978, 8:05 PM EDT Att: 10,828 - Dome			
Larry Bowa, S OBP: 0.328, SLG: 0.341 (1, 6)										5	2	2	0	0	0	1				
Mike Schmidt, R OBP: 0.378, SLG: 0.528 (1, 5)										5	1	2	2	0	2	2				
Jay Johnstone, L OBP: 0.371, SLG: 0.333 Jose Cardenal, R OBP: 0.435, SLG: 0.571 (9, PH) (9, 3)										4	2	4	1	0	0	0				
Richie Hebner, L OBP: 0.390, SLG: 0.455 Jerry Martin, R OBP: 0.333, SLG: 0.450 (9, PH) (9, 7)										4	0	0	0	0	0	5				
Gary Maddox, R OBP: 0.352, SLG: 0.330 (1, 8)										5	0	1	0	0	2	4				
Bob Boone, R OBP: 0.384, SLG: 0.443 (1, 2)										5	0	3	2	0	0	2				
Jim Morrison, R OBP: 0.269, SLG: 0.283 Greg Luzinski, R OBP: 0.396, SLG: 0.570 Bud Harrelson, S OBP: 0.409, SLG: 0.333 (8, PH) (8, 4)									3	0	0	0	0	0	0	5				
Larry Christenson, R OBP: 0.263, SLG: 0.353 Gene Garber, R (6, 1)									3	0	0	0	0	2	2					
Inning Stats	R: 4 E: 0 K: 0 S: 9	H: 6 LOB: 2 BB: 0 P: 9	R: 0 E: 0 K: 1 S: 5	H: 0 LOB: 0 BB: 0 P: 5	R: 1 E: 0 K: 0 S: 5	H: 2 LOB: 1 BB: 0 P: 5	R: 0 E: 0 K: 1 S: 6	H: 1 LOB: 1 BB: 0 P: 6	R: 0 E: 0 K: 1 S: 7	H: 2 LOB: 2 BB: 0 P: 7	R: 0 E: 0 K: 0 S: 5	H: 2 LOB: 2 BB: 0 P: 5	R: 0 E: 0 K: 2 S: 7	H: 0 LOB: 0 BB: 0 P: 7	R: 3 E: 0 K: 2 S: 10	H: 3 LOB: 0 BB: 0 P: 10		1B: 12 2B: 3 3B: 0 HR: 1	SF: 0 SAC: 0 DP: 0 HBP: 0	WP: 0 PB: 0 SB: 1 CS: 0
PITCHER	IP WLS BF H R ER SO BB IBB HBP BLK WP HR S P ERA WHIP																			
Joe Niekro, R ERA: 7.97 (1, 1)	0.0	4	4	4	4	0	0	0	0	0	0	4	4	∞	∞					
Ken Forsch, R ERA: 3.33 (1, 1)	7.0	30	9	1	1	4	0	0	0	0	0	38	38	1.29	1.286					
Joe Sambito, L ERA: 2.25 (8, 1)	2.0	L	9	3	3	3	4	0	0	0	0	1	17	13.50	1.500					

AB	43
R	8
H	16
RBI	8
BB	0
SO	8
LOB	21



Batter	1	2	3	4	5	6	7	8	9	AB	R	H	RBI	BB	SO	LOB	BOTTOM					
Terry Puhl, L OBP: 0.357, SLG: 0.419 (1, 7)										4	1	1	0	0	0	0	Philadelphia Phillies @ Houston Astros Astrodome, Houston, TX Thu May 18, 1978, 8:05 PM EDT Att: 10,828 - Dome					
Enos Cabell, R OBP: 0.295, SLG: 0.324 (1, 5)									3	1	0	0	0	0	3							
Cesar Cedeno, R OBP: 0.346, SLG: 0.480 (1, 8)								3	1	2	1	0	0	0								
Jose Cruz, L OBP: 0.331, SLG: 0.345 (1, 9)								4	0	1	2	0	1	2								
Bob Watson, R OBP: 0.368, SLG: 0.487 (1, 3)								4	0	2	2	0	0	2								
Art Howe, R OBP: 0.333, SLG: 0.444 (1, 4)									4	0	0	0	0	0	2							
Ed Herrmann, L OBP: 0.192, SLG: 0.125 (1, 2)									4	0	1	0	0	1	1							
Roger Metzger, S OBP: 0.309, SLG: 0.318 (1, 6)								4	1	1	0	0	1	1								
Joe Niekro, R OBP: 0.273, SLG: 0.273 (1, 1)								0	0	0	0	0	0	0	0							
Ken Forsch, R OBP: 0.200, SLG: 0.200 Wilbur Howard, S OBP: 0.286, SLG: 0.412 Joe Sambito, L (8, 1)								2	1	1	0	0	0	0	0							
Denny Walling, L OBP: 0.188, SLG: 0.200 (9, PH)									1	0	0	0	0	0	0							
Inning Stats	R: 0 E: 0 K: 0 S: 3	H: 0 LOB: 0 BB: 0 P: 3	R: 0 E: 0 K: 0 S: 3	H: 0 LOB: 0 BB: 0 P: 3	R: 3 E: 0 K: 0 S: 8	H: 5 LOB: 2 BB: 0 P: 8	R: 0 E: 0 K: 1 S: 5	H: 0 LOB: 0 BB: 0 P: 5	R: 0 E: 0 K: 0 S: 3	H: 0 LOB: 0 BB: 0 P: 3	R: 1 E: 0 K: 1 S: 7	H: 2 LOB: 1 BB: 0 P: 7	R: 0 E: 0 K: 0 S: 3	H: 1 LOB: 0 BB: 0 P: 3	R: 1 E: 0 K: 0 S: 4	H: 1 LOB: 1 BB: 0 P: 5	R: 0 E: 0 K: 1 S: 5	H: 0 LOB: 0 BB: 0 P: 5	1B: 9 2B: 0 3B: 0 HR: 0	SF: 0 SAC: 1 DP: 0 HBP: 1	WP: 0 PB: 0 SB: 1 CS: 0	PA: 36
PITCHER	IP WLS BF H R ER SO BB IBB HBP BLK WP HR S P ERA WHIP																					
Larry Christenson, R ERA: 4.86 (1, 1)	5.1	23	7	4	4	2	0	0	0	0	0	27	27	6.75	1.312							
Gene Garber, R ERA: 1.31 (6, 1)	3.2	W	13	2	1	1	1	0	0	0	0	14	15	2.46	0.545							

AB	34
R	5
H	9
RBI	5
BB	0
SO	3
LOB	12



Batter	1	2	3	4	5	6	7	8	9	AB	R	H	RBI	BB	SO	LOB	TOP		
Jerry Royster, R OBP: 0.372, SLG: 0.388	0-0 WP 1B		0-3 K		0-0 F9		0-0 F9	0-0 F7		4	0	1	0	0	1	0			
Barry Bonnell, R OBP: 0.294, SLG: 0.280	0-3 K		0-0 F9		0-0 F8		0-0 F8	0-0 S 1B		4	0	1	0	0	1	1			
Gary Matthews, R OBP: 0.393, SLG: 0.800	0-0 4-3		0-0 F9		0-0 F8		0-0 F8	0-3 K		4	0	0	0	0	1	2			
Jeff Burroughs, R OBP: 0.482, SLG: 0.558	0-0 F9			0-0 6-3		0-0 F3		0-0 4-3		4	0	0	0	0	2				
Dale Murphy, R OBP: 0.272, SLG: 0.301		0-0 1B 1B		0-0 1B 1B		0-0 5-3		0-0 FC6-4 1B		4	0	3	0	0	0	0			
Biff Pocoreba, S OBP: 0.292, SLG: 0.279	0-0 F7		0-0 1B		0-0 1B		0-0 F8	0-0 FC6-4 1-2		4	0	1	0	0	2				
Rod Gilbreath, R OBP: 0.235, SLG: 0.305	0-0 1B		0-3 K		0-0 F6		0-0 F7	0-0 F7		4	0	1	0	0	1	3			
Pat Rockett, R OBP: 0.185, SLG: 0.129	0-0 F2		0-3 K		4-0 BB		0-0 6-3			3	0	0	0	1	1	5			
Dick Ruthven, R OBP: 0.056, SLG: 0.056 (5, PH)	0-0 F4				0-0 F3		0-3 K			1	0	0	0	0	2				
Bob Beall, S OBP: 0.250, SLG: 0.143 (5, PH)										1	0	0	0	0	0				
Rick Camp, R (5, PH)										0	0	0	0	0	0				
Cito Gaston, R OBP: 0.208, SLG: 0.176 (7, PH)										1	0	0	0	0	1				
Dave Campbell, R (7, PH)										0	0	0	0	0	0				
Inning Stats	R: 0 E: 0 K: 1 S: 6	H: 1 LOB: 1 BB: 0 P: 6	R: 0 E: 0 K: 0 S: 5	H: 2 LOB: 0 BB: 0 P: 5	R: 0 E: 0 K: 2 S: 9	H: 0 LOB: 0 BB: 0 P: 5	R: 0 E: 0 K: 2 S: 9	H: 2 LOB: 2 BB: 0 P: 9	R: 0 E: 0 K: 0 S: 3	H: 0 LOB: 0 BB: 0 P: 3	R: 0 E: 0 K: 0 S: 5	H: 0 LOB: 1 BB: 1 P: 9	R: 0 E: 0 K: 1 S: 6	H: 1 LOB: 1 BB: 0 P: 6	R: 0 E: 0 K: 0 S: 4	H: 1 LOB: 1 BB: 0 P: 4	1B: 7 2B: 0 3B: 0 HR: 0	SF: 0 SAC: 0 DP: 0 HBP: 0	WP: 1 PA: 35 PB: 0 SB: 1 CS: 0
PITCHER Floyd Bannister, L ERA: 2.37	IP: 9.0 WLS: W BF: 35 H: 7 R: 0 ER: 0 SO: 6 BB: 1 IBB: 0 HBP: 0 BLK: 0 WP: 1 HR: 0 S: 46 P: 50 ERA: 0.00 WHIP: 0.889															PITCHER			

Atlanta Braves @ Houston Astros
Astrodome, Houston, TX
Fri May 19 1978, 8:05 PM EDT
Att. 15,609 - Dome

AB 34
R 0
H 7
RBI 0
BB 1
SO 6
LOB 18



Batter	1	2	3	4	5	6	7	8	9	AB	R	H	RBI	BB	SO	LOB	BOTTOM		
Terry Puhl, L OBP: 0.361, SLG: 0.429 (4, 8)	0-0 WP 1B	0-0 F4		0-0 1-3 2-H 1B 2B			0-0 4-3			4	2	2	1	0	0	0			
Enos Cabell, R OBP: 0.313, SLG: 0.343	0-0 1B 3B	0-0 CS 1B		0-0 1B			0-0 CS 1B			4	1	4	3	0	0	0			
Cesar Cedeno, R OBP: 0.343, SLG: 0.476 (3, PH)	0-0 1-3	0-0 CS	0-3 K		0-0 FC2-6 1B		0-0 F7			1	0	0	0	0	1				
Wilbur Howard, S OBP: 0.297, SLG: 0.417 (4, 7)										2	0	1	0	0	1	0			
Denny Walling, L OBP: 0.176, SLG: 0.188 (6, 7)		1-2					1-2			1	0	0	0	0	1				
Jose Cruz, L OBP: 0.328, SLG: 0.341 (1, 9)	0-0 2-3 3B 1B		0-0 3-1		0-0 FC2-6 5-3		0-0 F2			4	1	1	0	0	1				
Bob Watson, R OBP: 0.364, SLG: 0.496 (1, 3)	0-0 FC1-2 3B		0-3 K		0-0 5-3		0-0 4-3			4	0	1	2	0	1	1			
Dave Bergman, L (9, 3)	1-H 3-H FC1-2 3B									0	0	0	0	0	0	0			
Art Howe, R OBP: 0.338, SLG: 0.442 (1, 4)	0-0 FC1-2 BB			0-0 S 2B 1B		0-0 6-3		4-0 BB 1B BB		3	1	1	0	1	2				
Joe Ferguson, R OBP: 0.342, SLG: 0.409 (1, 2)	4-0 1-2 BB			4-0 2B 1B BB		0-0 F8		4-0 1B BB		1	1	0	0	3	0				
Roger Metzger, S OBP: 0.306, SLG: 0.315 (1, 6)	0-0 F7			0-0 F7		0-0 1-3		0-0 1-2 2-H 1B		4	0	1	0	0	4				
Floyd Bannister, L (1, 1)		0-3 K		0-0 F7		0-3 K				3	0	0	0	0	2	2			
Inning Stats	R: 3 E: 0 K: 0 S: 7	H: 4 LOB: 2 BB: 1 P: 11	R: 0 E: 0 K: 1 S: 5	H: 1 LOB: 0 BB: 0 P: 5	R: 0 E: 0 K: 2 S: 7	H: 0 LOB: 0 BB: 0 P: 7	R: 3 E: 0 K: 0 S: 5	H: 3 LOB: 1 BB: 1 P: 9	R: 0 E: 0 K: 0 S: 4	H: 1 LOB: 1 BB: 0 P: 4	R: 0 E: 0 K: 1 S: 5	H: 0 LOB: 0 BB: 0 P: 5	R: 0 E: 0 K: 0 S: 3	H: 1 LOB: 0 BB: 0 P: 3	R: 0 E: 0 K: 0 S: 3	H: 1 LOB: 2 BB: 2 P: 11	1B: 9 2B: 1 3B: 1 HR: 0	SF: 0 SAC: 0 DP: 0 HBP: 0	WP: 1 PA: 36 PB: 0 SB: 1 CS: 2
PITCHER Dick Ruthven, R ERA: 3.79 Rick Camp, R ERA: 5.55 Dave Campbell, R ERA: 4.2	IP: 2.0 WLS: L BF: 7 H: 1 R: 0 ER: 0 SO: 1 BB: 0 IBB: 0 HBP: 0 BLK: 0 WP: 0 HR: 0 S: 9 P: 9 ERA: 0.00 WHIP: 0.500															PITCHER			

Atlanta Braves @ Houston Astros
Astrodome, Houston, TX
Fri May 19 1978, 8:05 PM EDT
Att. 15,609 - Dome


AB 31
R 6
H 11
RBI 6
BB 4
SO 4
LOB 12



Batter	1	2	3	4	5	6	7	8	9	AB	R	H	RBI	BB	SO	LOB	TOP						
Jerry Royster, R OBP: 0.365, SLG: 0.379 Pat Rockett, R OBP: 0.191, SLG: 0.128	F8		K			1-3			F7	3	0	0	0	0	1	1							
Bob Beall, S OBP: 0.250, SLG: 0.129	F7			6-3		BB	BB			3	0	0	0	1	0	2							
Brian Aselstine, L OBP: 0.365, SLG: 0.370	K					F8				3	0	1	0	1	1	1							
Jeff Burroughs, R OBP: 0.479, SLG: 0.548 Barry Bonnell, R OBP: 0.291, SLG: 0.277	K			K		BB	BB		5-3	2	0	0	0	1	2	1							
Biff Pocoroba, S OBP: 0.293, SLG: 0.274 Dale Murphy, R OBP: 0.270, SLG: 0.298	F9			F8		BB			K	2	0	0	0	1	0	1							
Rowland Office, L OBP: 0.293, SLG: 0.329	K				3-1	4-3			F7	4	0	0	0	0	1	4							
Darrel Chaney, S OBP: 0.440, SLG: 0.475					F8		G3			3	0	1	0	1	0	0	AB 30						
Rod Gilbreath, R OBP: 0.258, SLG: 0.318	K						BB			3	0	2	0	1	1	1	R 0						
Tommy Boggs, R Eddie Solomon, R Joe Niekro, L Dave Campbell, R Tom Paciorek, R Jamie Easterly, L Adrian Devine, R Gary Matthews, R	FC4-6					K			G5-4-3	1	0	0	0	0	0	1	H 4						
																	RBI 0						
																	BB 7						
																	SO 8						
																	LOB 19						
Inning Stats	R: 0 E: 0 K: 1 S: 5	H: 0 LOB: 0 BB: 0 P: 5	R: 0 E: 0 K: 2 S: 7	H: 0 LOB: 0 BB: 0 P: 7	R: 0 E: 0 K: 2 S: 8	H: 1 LOB: 1 BB: 0 P: 8	R: 0 E: 0 K: 1 S: 5	H: 0 LOB: 1 BB: 1 P: 9	R: 0 E: 0 K: 1 S: 6	H: 1 LOB: 1 BB: 0 P: 6	R: 0 E: 0 K: 0 S: 3	H: 0 LOB: 3 BB: 3 P: 15	R: 0 E: 0 K: 0 S: 3	H: 0 LOB: 2 BB: 2 P: 11	R: 0 E: 0 K: 1 S: 6	H: 1 LOB: 1 BB: 0 P: 6	R: 0 E: 0 K: 0 S: 3	H: 1 LOB: 1 BB: 1 P: 7	1B: 4 2B: 0 3B: 0 HR: 0	SF: 0 SAC: 0 DP: 1 HBP: 0	WP: 0 PB: 0 SB: 0 CS: 0	PA: 37	
PITCHER J.R. Richard, R ERA: 3.48	IP: 9.0 WLS: W BF: 37 H: 4 R: 0 ER: 0 SO: 8 BB: 7 IBB: 0 HBP: 0 BLK: 0 WP: 0 HR: 0 S: 46 P: 74 ERA: 0.00 WHIP: 1.222											PITCHER	IP: 9.0 WLS: W BF: 37 H: 4 R: 0 ER: 0 SO: 8 BB: 7 IBB: 0 HBP: 0 BLK: 0 WP: 0 HR: 0 S: 46 P: 74 ERA: 0.00 WHIP: 1.222										

Atlanta Braves @ Houston Astros
Astrodome, Houston, TX
Sat May 20 1978, 8:05 PM EDT
Att: 24,402 - Dome


AB 30
R 0
H 4
RBI 0
BB 7
SO 8
LOB 19





Batter	1	2	3	4	5	6	7	8	9	AB	R	H	RBI	BB	SO	LOB	BOTTOM						
Terry Puhl, L OBP: 0.376, SLG: 0.430	1B		1B	3-1		1B	1B			2	4	1	0	3	0	1							
Enos Cabell, R OBP: 0.323, SLG: 0.352	5-3		1B	6-3		BB	BB			5	2	3	1	0	0	2							
Jose Cruz, L OBP: 0.345, SLG: 0.383	WP		SF8							5	3	4	6	0	1	0							
Bob Watson, R OBP: 0.368, SLG: 0.500 Dave Bergman, L	1B		SF8			HR	1B			3	1	2	2	0	0	0							
Denny Walling, L OBP: 0.227, SLG: 0.381	F7					HR	1B			0	0	0	0	1	0	0							
Art Howe, R OBP: 0.331, SLG: 0.431 Julio Gonzalez, R OBP: 0.385, SLG: 0.417	5-3		5-3							5	1	2	3	0	0	3							
Joe Ferguson, R OBP: 0.345, SLG: 0.402			E4	6-3						3	0	0	0	0	0	2							
Roger Metzger, S OBP: 0.311, SLG: 0.312	G4-6-3									4	0	1	0	1	0	4							
J.R. Richard, R OBP: 0.083, SLG: 0.083	F9			SH3						4	1	1	1	0	0	3							
Inning Stats	R: 2 E: 0 K: 0 S: 6	H: 3 LOB: 1 BB: 0 P: 6	R: 0 E: 1 K: 0 S: 3	H: 0 LOB: 0 BB: 0 P: 3	R: 3 E: 0 K: 0 S: 6	H: 3 LOB: 1 BB: 1 P: 10	R: 0 E: 0 K: 0 S: 4	H: 1 LOB: 1 BB: 0 P: 4	R: 2 E: 0 K: 1 S: 7	H: 2 LOB: 2 BB: 2 P: 15	R: 2 E: 0 K: 0 S: 4	H: 2 LOB: 0 BB: 1 P: 8	R: 4 E: 0 K: 0 S: 7	H: 5 LOB: 2 BB: 2 P: 15	R: 0 E: 0 K: 0 S: 4	H: 1 LOB: 1 BB: 0 P: 4	1B: 15 2B: 0 3B: 0 HR: 2	SF: 1 SAC: 1 DP: 2 HBP: 0	WP: 1 PB: 0 SB: 2 CS: 0	PA: 45			
PITCHER Tommy Boggs, R ERA: 6.97 Eddie Solomon, R ERA: 2.36 Dave Campbell, R ERA: 5.82 Jamie Easterly, L ERA: 5.19 Adrian Devine, R ERA: 6.56	IP: 2.1 WLS: L BF: 14 H: 6 R: 1 ER: 0 SO: 5 BB: 1 IBB: 0 HBP: 0 BLK: 0 WP: 0 HR: 0 S: 13 P: 17 ERA: 19.29 WHIP: 3.000											PITCHER	IP: 2.1 WLS: L BF: 14 H: 6 R: 1 ER: 0 SO: 5 BB: 1 IBB: 0 HBP: 0 BLK: 0 WP: 0 HR: 0 S: 13 P: 17 ERA: 19.29 WHIP: 3.000										

Atlanta Braves @ Houston Astros
Astrodome, Houston, TX
Sat May 20 1978, 8:05 PM EDT
Att: 24,402 - Dome

AB 37
R 13
H 17
RBI 13
BB 6
SO 1
LOB 17



Batter	1	2	3	4	5	6	7	8	9	AB	R	H	RBI	BB	SO	LOB	TOP											
Terry Puhl, L OBP: 0.389, SLG: 0.446 (1, 7)	0-3 K		0-0 1B			0-0 E S 1B		0-0 1B	0-0 1B	4	0	3	0	0	1	0	Houston Astros @ San Francisco Giants Candlestick Park, San Francisco, CA Wed May 24 1978, 6:33 AM EDT Att: 6,158 - Unknown AB 29 R 0 H 5 RBI 0 BB 0 SO 11 LOB 9 											
Enos Cabell, R OBP: 0.310, SLG: 0.342 (1, 5)	0-0 F9		0-0 4-3			0-3 K		0-3 K	0-3 K	4	0	0	0	0	2	3												
Cesar Cedeno, R OBP: 0.331, SLG: 0.455 (1, 8)	0-0 F8			0-0 B5-3		0-3 K		0-3 K	0-3 K	4	0	0	0	0	2	2												
Jose Cruz, L OBP: 0.336, SLG: 0.369 (1, 9)		0-0 E7 1B		0-3 K		0-0 G3		0-0 1-2 1B	0-0 1B	4	0	1	0	0	1	0												
Bob Watson, R OBP: 0.353, SLG: 0.467 (1, 3)		0-3 K		0-3 K		0-0 6-3		0-0 F8	0-0 F8	4	0	0	0	0	2	3												
Art Howe, R OBP: 0.343, SLG: 0.454 (1, 4)		0-0 1B			0-3 K		0-3 K			3	0	1	0	0	2	0												
Ed Herrmann, L OBP: 0.172, SLG: 0.111 (6, PH) Jesus Alou, R OBP: 0.308, SLG: 0.308 (8, 1) Oscar Zamora, R (8, 1)		0-0 2-3			0-0 F8		0-0 6-3		0-0 6-3	2	0	0	0	0	0	1												
Roger Metzger, S OBP: 0.301, SLG: 0.294 (1, 6)			0-0 F8		0-0 F5		0-0 4-3		0-0 4-3	0	0	0	0	0	0	0												
Floyd Bannister, L (1, 1) Denny Walling, L OBP: 0.259, SLG: 0.385 (6, PH) Ken Forsch, R OBP: 0.200, SLG: 0.200 (6, 1) Joe Ferguson, R OBP: 0.352, SLG: 0.400 (8, 2)			0-0 4-3			0-0 6-3		0-3 K	0-3 K	1	0	0	0	0	0	0												
Inning Stats	R: 0 E: 0 K: 1 S: 5	H: 0 LOB: 0 BB: 0 P: 5	R: 0 E: 1 K: 1 S: 6	H: 1 LOB: 1 BB: 0 P: 6	R: 0 E: 0 K: 0 S: 4	H: 1 LOB: 1 BB: 0 P: 4	R: 0 E: 0 K: 2 S: 7	H: 0 LOB: 0 BB: 0 P: 7	R: 0 E: 0 K: 1 S: 5	H: 0 LOB: 0 BB: 0 P: 5	R: 0 E: 0 K: 2 S: 8	H: 1 LOB: 1 BB: 0 P: 8	R: 0 E: 0 K: 1 S: 5	H: 0 LOB: 0 BB: 0 P: 5	R: 0 E: 0 K: 1 S: 5	H: 0 LOB: 0 BB: 0 P: 5		R: 0 E: 0 K: 2 S: 9	H: 2 LOB: 2 BB: 0 P: 9	1B: 5 2B: 0 3B: 0 HR: 0	SF: 0 SAC: 0 DP: 0 HBP: 0	WP: 0 PB: 0 SB: 1 CS: 0	PA: 32					
PITCHER	IP	WLS	BF	H	R	ER	SO	BB	IBB	HBP	BLK	WP	HR	S	P	ERA		WHIP										
John Montefusco, R ERA: 3.12 Gary Lavelle, L ERA: 3.33	(1, 1) (7, 1)	6.0 S	21 11	3 2	0 0	0 0	7 4	0 0	0 0	0 0	0 0	0 0	0 0	35 19	35 19	0.00 0.00		0.500 0.667										

Batter	1	2	3	4	5	6	7	8	9	AB	R	H	RBI	BB	SO	LOB	BOTTOM											
Bill Madlock, R OBP: 0.397, SLG: 0.451 (1, 4)	4-0 S BB		0-3 K		0-0 1B	0-0 6-3				3	0	1	0	1	1	2	Houston Astros @ San Francisco Giants Candlestick Park, San Francisco, CA Wed May 24 1978, 6:33 AM EDT Att: 6,158 - Unknown AB 29 R 2 H 4 RBI 2 BB 5 SO 8 LOB 15 											
Darrell Evans, L OBP: 0.370, SLG: 0.390 (1, 5)	0-0 F6 1-2		0-0 F5		4-0 1-2 BB		0-0 4-3			3	0	0	0	1	0	2												
Jack Clark, R OBP: 0.376, SLG: 0.553 (1, 9)	0-3 K		0-0 2B		0-3 K		0-0 5-3			4	0	1	0	0	2	3												
Willie McCovey, L OBP: 0.278, SLG: 0.368 (1, 3)	0-0 4-3		4-0 BB		0-0 F7		0-0 F8			3	0	0	0	1	0	3												
Mike Ivie, R OBP: 0.354, SLG: 0.467 Gary Lavelle, S (7, 1)		0-0 F9	0-3 K			0-3 K		0-3 K	0-3 K	3	0	0	0	0	2	3												
Larry Hemdon, R OBP: 0.340, SLG: 0.328 (1, 8)		0-0 F2		0-0 F3		0-0 E5 WP G3 1B		0-0 F8	0-0 F8	4	1	0	0	0	0	0												
Mike Sadek, R OBP: 0.293, SLG: 0.275 (1, 2)		0-0 1B		0-0 F8		0-0 G3		0-0 F8	0-0 F8	4	0	1	0	0	0	1												
Johnnie LeMaster, R OBP: 0.242, SLG: 0.239 (6, PH) Terry Whitfield, L OBP: 0.329, SLG: 0.437 (7, 7)		0-3 K		0-0 F4		4-0 WP 1B IBB				2	0	0	0	0	1	1												
John Montefusco, R OBP: 0.217, SLG: 0.150 Vic Harris, S OBP: 0.135, SLG: 0.059 (7, 6)			4-0 2B BB		0-3 K		0-0 1B			1	0	0	0	1	1	0												
Inning Stats	R: 0 E: 0 K: 1 S: 5	H: 0 LOB: 1 BB: 1 P: 9	R: 0 E: 0 K: 1 S: 6	H: 1 LOB: 0 BB: 0 P: 6	R: 0 E: 0 K: 2 S: 8	H: 1 LOB: 3 BB: 2 P: 16	R: 0 E: 0 K: 0 S: 3	H: 0 LOB: 0 BB: 0 P: 3	R: 0 E: 0 K: 2 S: 8	H: 1 LOB: 2 BB: 1 P: 12	R: 2 E: 1 K: 1 S: 7	H: 1 LOB: 1 BB: 1 P: 11	R: 0 E: 0 K: 0 S: 3	H: 0 LOB: 0 BB: 0 P: 3	R: 0 E: 0 K: 1 S: 5	H: 0 LOB: 0 BB: 0 P: 5		1B: 3 2B: 1 3B: 0 HR: 0	SF: 0 SAC: 0 DP: 0 HBP: 0	WP: 1 PB: 0 SB: 2 CS: 0	PA: 34							
PITCHER	IP	WLS	BF	H	R	ER	SO	BB	IBB	HBP	BLK	WP	HR	S	P	ERA		WHIP										
Floyd Bannister, L ERA: 2.04 Ken Forsch, R ERA: 2.96 Oscar Zamora, R ERA:	(1, 1) (6, 1) (8, 1)	5.0 L	22 9	3 1	0 2	0 0	6 1	4 0	1 0	0 0	0 0	1 0	0 0	10 5	14 5	0.00 0.00		0.500 0.000										

Batter	1	2	3	4	5	6	7	8	9	AB	R	H	RBI	BB	SO	LOB	TOP			
Terry Puhl, L OBP: 0.386, SLG: 0.441 (1, 7)	0-0 4-3		0-0 F8			0-0 F4		0-0 1B		4	0	1	0	0	0	0	Houston Astros @ San Francisco Giants Candlestick Park, San Francisco, CA Thu May 25 1978, 6:33 AM EDT Att: 6,209 - Unknown livebaseballscorecards.com			
Julio Gonzalez, R OBP: 0.286, SLG: 0.300 (1, 4)	0-0 F3			0-0 5-3		0-0 F9		0-0 F7		4	0	0	0	0	0	1				
Cesar Cedeno, R OBP: 0.322, SLG: 0.442 (1, 8)	0-3 K			0-0 6-3		0-0 5-3		0-0 F7		4	0	0	0	0	0	1				
Jose Cruz, L OBP: 0.346, SLG: 0.375 (1, 9)		0-0 1B		4-0 BB			0-0 1B	0-0 F3		3	0	2	0	1	0	1				
Dave Bergman, L (1, 3)		0-3 K		0-3 K			0-0 F8		0-0 F2	4	0	0	0	0	2	3				
Enos Cabell, R OBP: 0.314, SLG: 0.364 (1, 5)		0-0 5-3			0-0 HR		0-0 1B		0-0 6-3	4	1	2	1	0	0	1				
Joe Ferguson, R Reggie Baldwin, R (7, 2)	0-3 K				0-0 F7		0-0 1B		0-0 F6	3	0	1	0	0	0	1				
Roger Metzger, S OBP: 0.293, SLG: 0.286 (1, 6)			0-0 F4		0-0 F8		0-0 F9			0	0	0	0	0	0	0				
J.R. Richard, R Denny Walling, L (7, PH) Oscar Zamora, R (7, 1) Joe Niekro, R (8, 1)			0-0 F8		0-3 K		0-0 F9			2	0	0	0	0	1	0				
										1	0	0	0	0	0	3				
										0	0	0	0	0	0	0				
										0	0	0	0	0	0	0				
Inning Stats	R: 0 E: 0 K: 1 S: 5	H: 0 LOB: 0 BB: 0 P: 5	R: 0 E: 0 K: 2 S: 8	H: 1 LOB: 1 BB: 0 P: 8	R: 0 E: 0 K: 0 S: 3	H: 0 LOB: 0 BB: 0 P: 3	R: 0 E: 0 K: 1 S: 5	H: 0 LOB: 1 BB: 1 P: 9	R: 1 E: 0 K: 1 S: 6	H: 1 LOB: 0 BB: 0 P: 6	R: 0 E: 0 K: 0 S: 3	H: 3 LOB: 3 BB: 0 P: 6	R: 0 E: 0 K: 0 S: 4	H: 1 LOB: 1 BB: 0 P: 4	R: 0 E: 0 K: 0 S: 3	H: 0 LOB: 0 BB: 0 P: 3	1B: 5 2B: 0 3B: 0 HR: 1	SF: 0 SAC: 0 DP: 0 HBP: 0	WP: 0 PB: 0 SB: 2 CS: 0	PA: 34
PITCHER Ed Halicki, R ERA: 2.05 (1, 1)	IP: 9.0 WLS: W BF: 34 H: 6 R: 1 ER: 1 SO: 5 BB: 1 IBB: 0 HBP: 0 BLK: 0 WP: 0 HR: 1 S: 43 P: 47 ERA: 1.00 WHIP: 0.778															PITCHER				

Batter	1	2	3	4	5	6	7	8	9	AB	R	H	RBI	BB	SO	LOB	BOTTOM
Bill Madlock, R OBP: 0.404, SLG: 0.466 (1, 4)	0-0 PB 2B		0-0 CS 1B		0-0 SH5-4 1B	0-0 F8		0-0 1B		5	3	3	0	0	0	0	Houston Astros @ San Francisco Giants Candlestick Park, San Francisco, CA Thu May 25 1978, 6:33 AM EDT Att: 6,209 - Unknown livebaseballscorecards.com
Terry Whitfield, L OBP: 0.320, SLG: 0.424 (1, 7)	0-0 F2		0-0 G3		0-0 SH5-4	0-3 K		0-0 F9		4	0	0	0	0	1	3	
Darrell Evans, L OBP: 0.382, SLG: 0.396 (1, 5)	0-3 K			0-0 FC4-6 1B	4-0 E 1B BB		4-0 1B BB	0-0 1B BB		3	3	2	0	2	1	1	
Willie McCovey, L Skip James, L (7, PR) OBP: 0.285, SLG: 0.376 (8, 3)	0-0 2H 2B			0-0 FC4-6 E 1B BB	0-3 K		4-0 1B SF9 BB	4-0 1B BB		3	1	1	1	1	1	3	
Jack Clark, R OBP: 0.383, SLG: 0.555 (1, 9)	0-3 K			0-3 K	0-0 E7 1B 1B		0-0 SF9 1B 1B	0-0 FC6-4 1B		5	0	3	4	0	2	2	
Larry Hemdon, R OBP: 0.348, SLG: 0.333 (1, 8)		0-0 G1		0-0 BB E 1B	4-0 1B BB		0-0 G1-4-3 1B	0-0 FC6-4 1B		4	0	2	0	1	0	2	
Vic Harris, S OBP: 0.146, SLG: 0.081 (1, 6)		0-0 F8		0-0 E1 BB	0-0 1B		0-0 SF9			3	0	1	2	0	0	2	
Marc Hill, R OBP: 0.317, SLG: 0.308 (1, 2)		0-0 F6		4-0 1B BB		0-0 E 1B	0-0 G1-4-3			3	1	1	1	1	0	2	
Ed Halicki, R (1, 1)			0-0 F3		0-0 5-3		0-0 SH2-4		0-0 F8	3	0	0	0	0	0	3	
										1B: 11 2B: 2 3B: 0 HR: 0	SF: 1 SAC: 2 DP: 1 HBP: 0	WP: 0 PB: 1 SB: 0 CS: 1	PA: 42				
PITCHER J.R. Richard, R Oscar Zamora, R Joe Niekro, R (8, 1)	IP: 6.0 WLS: L BF: 29 H: 8 R: 5 ER: 1 SO: 5 BB: 3 IBB: 0 HBP: 0 BLK: 0 WP: 0 HR: 0 S: 36 P: 48 ERA: 1.50 WHIP: 1.833															PITCHER	
	IP: 1.0 WLS: L BF: 6 H: 2 R: 2 ER: 2 SO: 0 BB: 2 IBB: 0 HBP: 0 BLK: 0 WP: 0 HR: 0 S: 4 P: 12 ERA: 18.00 WHIP: 4.000															PITCHER	
	IP: 1.0 WLS: L BF: 7 H: 3 R: 2 ER: 2 SO: 0 BB: 1 IBB: 0 HBP: 0 BLK: 0 WP: 0 HR: 0 S: 6 P: 10 ERA: 18.00 WHIP: 4.000															PITCHER	

Batter	1	2	3	4	5	6	7	8	9	AB	R	H	RBI	BB	SO	LOB	TOP								
Lee Mazzilli, S (1, 8) OBP: 0.386, SLG: 0.477										5	0	2	1	0	0	2									
Elliott Maddox, R (1, 5) OBP: 0.366, SLG: 0.318										5	0	1	0	0	0	4									
Bruce Boisclair, L (1, 9) OBP: 0.309, SLG: 0.266										3	2	1	0	1	0	0									
Steve Henderson, R (1, 7) OBP: 0.324, SLG: 0.393										4	0	2	0	0	1	1									
Willie Montanez, L (1, 3) OBP: 0.316, SLG: 0.407										3	1	3	3	1	0	0									
Ron Hodges, L (1, 2) OBP: 0.286, SLG: 0.200										4	0	0	0	0	0	5									
Tim Foli, R (1, 6) OBP: 0.209, SLG: 0.232										4	0	1	0	0	0	3									
Doug Flynn, R (1, 4) OBP: 0.263, SLG: 0.265										4	0	0	0	0	1	1									
Jerry Koosman, R (1, 1) OBP: 0.087, SLG: 0.174										2	0	0	0	0	1	0									
Ed Kraneppol, L (7, PH) OBP: 0.286, SLG: 0.290										1	0	1	0	0	0	0									
Butch Metzger, R (7, 1) OBP: 0.327, SLG: 0.440										0	0	0	0	0	0	0									
Joel Youngblood, R (9, PH) OBP: 0.327, SLG: 0.440										1	1	1	0	0	0	0									
Inning Stats	R: 0 E: 0 K: 0 S: 3	H: 1 LOB: 0 BB: 0 P: 3	R: 0 E: 0 K: 1 S: 5	H: 0 LOB: 1 BB: 1 P: 9	R: 0 E: 0 K: 2 S: 7	H: 0 LOB: 0 BB: 0 P: 7	R: 2 E: 0 K: 0 S: 5	H: 2 LOB: 0 BB: 0 P: 5	R: 0 E: 0 K: 0 S: 3	H: 0 LOB: 0 BB: 0 P: 3	R: 1 E: 0 K: 0 S: 5	H: 3 LOB: 2 BB: 1 P: 9	R: 0 E: 0 K: 0 S: 5	H: 2 LOB: 2 BB: 0 P: 5	R: 0 E: 0 K: 0 S: 5	H: 2 LOB: 2 BB: 0 P: 5	R: 1 E: 0 K: 0 S: 4	H: 2 LOB: 0 BB: 0 P: 4	1B: 10 2B: 0 3B: 1 HR: 1	SF: 0 SAC: 0 DP: 1 HBP: 0	WP: 0 PB: 0 SB: 0 CS: 2	PA: 38			
PITCHER	IP	WLS	BF	H	R	ER	SO	BB	IBB	HBP	BLK	WP	HR	S	P	ERA	WHIP								
Mark Lemongello, R (1, 1) ERA: 4.1	6.1	W	27	8	3	3	3	2	0	0	0	0	1	31	39	4.26	1.579								
Ken Forsch, R (7, 1) ERA: 3.0	2.2	S	11	4	1	1	0	0	0	0	0	0	0	11	11	3.38	1.500								

New York Mets @ Houston Astros
Astrodome, Houston, TX
Fri May 26 1978, 8:05 PM EDT
Att: 11,158 - Dome

AB 36
R 4
H 12
RBI 4
BB 2
SO 3
LOB 16



Batter	1	2	3	4	5	6	7	8	9	AB	R	H	RBI	BB	SO	LOB	BOTTOM								
Terry Puhl, L (1, 9) OBP: 0.382, SLG: 0.436										4	1	1	0	0	0	1									
Julio Gonzalez, R (1, 4) OBP: 0.280, SLG: 0.292										4	0	1	0	0	0	0									
Cesar Cedeno, R (1, 8) OBP: 0.327, SLG: 0.444										4	1	2	0	0	0	2									
Jesus Alou, R (1, 7) OBP: 0.375, SLG: 0.533										2	1	1	3	1	0	0									
Dave Bergman, L (7, 3) OBP: 0.375, SLG: 0.533										1	0	0	0	0	0	1									
Enos Cabell, R (1, 5) OBP: 0.318, SLG: 0.367										4	1	2	0	0	0	2									
Joe Ferguson, R (1, 2) OBP: 0.343, SLG: 0.387										3	0	0	0	0	1	1									
Jose Cruz, L (1, 3) OBP: 0.350, SLG: 0.395										3	1	1	2	1	0	0									
Roger Metzger, S (1, 6) OBP: 0.300, SLG: 0.287										3	0	1	0	1	0	2									
Mark Lemongello, R (1, 1) OBP: 0.188, SLG: 0.200										3	0	0	0	0	2	2									
Ken Forsch, R (7, 1) OBP: 0.200, SLG: 0.200										0	0	0	0	0	0	0									
Inning Stats	R: 0 E: 0 K: 0 S: 4	H: 1 LOB: 2 BB: 1 P: 8	R: 0 E: 0 K: 1 S: 6	H: 1 LOB: 0 BB: 0 P: 6	R: 3 E: 0 K: 0 S: 6	H: 3 LOB: 0 BB: 0 P: 6	R: 0 E: 0 K: 1 S: 5	H: 0 LOB: 1 BB: 1 P: 9	R: 0 E: 0 K: 0 S: 3	H: 0 LOB: 0 BB: 0 P: 3	R: 2 E: 0 K: 1 S: 7	H: 2 LOB: 0 BB: 0 P: 7	R: 0 E: 0 K: 0 S: 4	H: 1 LOB: 1 BB: 0 P: 4	R: 0 E: 0 K: 0 S: 3	H: 1 LOB: 1 BB: 1 P: 7	1B: 7 2B: 0 3B: 0 HR: 2	SF: 0 SAC: 1 DP: 1 HBP: 0	WP: 0 PB: 1 SB: 1 CS: 1	PA: 35					
PITCHER	IP	WLS	BF	H	R	ER	SO	BB	IBB	HBP	BLK	WP	HR	S	P	ERA	WHIP								
Jerry Koosman, L (1, 1) ERA: 3.52	6.0	L	27	7	5	4	3	2	0	0	0	0	2	31	39	6.00	1.500								
Butch Metzger, R (7, 1) ERA: 6.25	2.0		8	2	0	0	0	0	1	0	0	0	0	7	11	0.00	1.000								

New York Mets @ Houston Astros
Astrodome, Houston, TX
Fri May 26 1978, 8:05 PM EDT
Att: 11,158 - Dome

AB 31
R 5
H 9
RBI 5
BB 3
SO 3
LOB 11



Batter	1	2	3	4	5	6	7	8	9	AB	R	H	RBI	BB	SO	LOB	TOP			
Lee Mazzilli, S OBP: 0.381, SLG: 0.470 (1, 8)										5	0	1	0	0	1	1				
Elliott Maddox, R OBP: 0.356, SLG: 0.310 (1, 5)										5	1	1	0	0	0	1				
Bruce Boisclair, L OBP: 0.323, SLG: 0.345 (1, 9)										5	2	3	1	0	0	1				
Steve Henderson, R OBP: 0.332, SLG: 0.392 (1, 7)										3	3	1	0	2	1	2				
Willie Montanez, L OBP: 0.323, SLG: 0.406 (1, 3)										3	1	1	0	2	0	1				
Ron Hodges, L OBP: 0.289, SLG: 0.281 (1, 2)										2	0	1	2	0	0	0				
John Stearns, R OBP: 0.359, SLG: 0.349 (8, 2)										4	0	1	1	0	0	3				
Tim Foli, R OBP: 0.211, SLG: 0.233 (1, 6)										4	1	2	1	0	0	3				
Doug Flynn, R OBP: 0.269, SLG: 0.271 (1, 4)										4	1	2	1	0	0	3				
Mike Bruhart, R OBP: 0.182, SLG: 0.182 (5, 1)										2	0	0	0	0	1	2				
Kevin Kobel, R OBP: 0.276, SLG: 0.281 (7, 1)										0	0	0	0	0	0	0				
Ed Kranepool, L OBP: 0.323, SLG: 0.281 (7, 1)										0	0	0	0	0	0	1				
Butch Metzger, R OBP: 0.323, SLG: 0.431 (8, 1)										0	0	0	0	0	0	1				
Joel Youngblood, R OBP: 0.323, SLG: 0.431 (8, 1)										0	0	0	0	0	0	1				
Dale Murray, R OBP: 0.323, SLG: 0.431 (8, 1)										0	0	0	0	0	0	1				
Inning Stats	R: 0 E: 1 K: 0 S: 3	H: 0 LOB: 0 BB: 0 P: 3	R: 1 E: 0 K: 0 S: 4	H: 1 LOB: 1 BB: 1 P: 8	R: 0 E: 0 K: 0 S: 3	H: 0 LOB: 0 BB: 0 P: 3	R: 2 E: 0 K: 1 S: 7	H: 2 LOB: 2 BB: 2 P: 15	R: 0 E: 0 K: 0 S: 5	H: 0 LOB: 0 BB: 0 P: 5	R: 1 E: 0 K: 0 S: 5	H: 2 LOB: 1 BB: 0 P: 5	R: 4 E: 0 K: 1 S: 10	H: 5 LOB: 1 BB: 0 P: 10	R: 1 E: 0 K: 0 S: 5	H: 2 LOB: 2 BB: 1 P: 9	1B: 8 2B: 1 3B: 2 HR: 1	SF: 2 SAC: 1 DP: 1 HBP: 0	WP: 0 PB: 0 SB: 0 CS: 0	PA: 43
PITCHER	IP WLS BF H R ER SO BB IBB HBP BLK WP HR S P ERA WHIP																			
Joaquin Andujar, R ERA: 2.41 (1, 1)	4.0	18	3	3	3	1	3	0	0	0	0	0	0	17	29	6.75	1.500			
Oscar Zamora, R ERA: 7.11 (5, 1)	3.0	13	4	3	3	1	0	0	0	1	0	1	15	15	9.00	1.333				
Joe Sambito, L ERA: 3.67 (8, 1)	0.1	L	3	2	1	1	0	0	0	0	0	0	3	3	27.00	6.000				
Ken Forsch, R ERA: 3.13 (8, 1)	1.2	9	3	2	2	1	0	1	0	0	0	0	10	14	10.80	1.800				

New York Mets @ Houston Astros
Astrodome, Houston, TX
Sat May 27 1978, 8:05 PM EDT
Att: 26,742 - Dome

AB 36
R 9
H 12
RBI 8
BB 4
SO 3
LOB 16



Batter	1	2	3	4	5	6	7	8	9	AB	R	H	RBI	BB	SO	LOB	BOTTOM					
Terry Puhl, L OBP: 0.383, SLG: 0.435 (1, 9)										5	1	2	1	0	0	0						
Enos Cabell, R OBP: 0.320, SLG: 0.368 (1, 5)										5	1	2	0	0	0	1						
Cesar Cedeño, R OBP: 0.323, SLG: 0.435 (1, 8)										5	0	1	0	0	1	4						
Jose Cruz, L OBP: 0.364, SLG: 0.411 (1, 3)										4	1	3	1	1	0	1						
Denny Walling, L OBP: 0.281, SLG: 0.345 (1, 7)										2	1	0	0	2	0	3						
Ken Forsch, R OBP: 0.200, SLG: 0.200 (8, 1)										0	0	0	0	0	0	0						
Art Howe, R OBP: 0.340, SLG: 0.459 (1, 4)										3	1	1	3	0	0	2						
Joe Ferguson, R OBP: 0.341, SLG: 0.377 (1, 2)										3	1	0	0	1	0	2						
Roger Metzger, S OBP: 0.298, SLG: 0.286 (1, 6)										4	1	1	0	0	1	0						
Joaquin Andujar, S OBP: 0.118, SLG: 0.063 (1, 1)										0	0	0	0	0	0	0						
Jesus Alou, R OBP: 0.375, SLG: 0.533 (4, PH)										1	0	0	0	0	1	0						
Oscar Zamora, R ERA: 6.0 (5, 1)										1	0	0	0	0	1	0						
Joe Sambito, L ERA: 6.0 (8, 1)										0	0	0	0	0	0	0						
Dave Bergman, L ERA: 4.61 (8, 3)										1	0	0	0	0	0	0						
Inning Stats	R: 0 E: 0 K: 0 S: 3	H: 0 LOB: 0 BB: 0 P: 3	R: 0 E: 0 K: 0 S: 3	H: 1 LOB: 0 BB: 0 P: 3	R: 2 E: 1 K: 2 S: 9	H: 2 LOB: 0 BB: 1 P: 14	R: 3 E: 1 K: 2 S: 9	H: 2 LOB: 0 BB: 1 P: 14	R: 2 E: 0 K: 0 S: 6	H: 3 LOB: 2 BB: 1 P: 10	R: 0 E: 0 K: 1 S: 5	H: 0 LOB: 0 BB: 0 P: 5	R: 0 E: 0 K: 0 S: 4	H: 1 LOB: 2 BB: 1 P: 8	R: 0 E: 0 K: 0 S: 3	H: 0 LOB: 0 BB: 0 P: 3	R: 0 E: 0 K: 0 S: 4	H: 1 LOB: 1 BB: 0 P: 4	1B: 8 2B: 2 3B: 0 HR: 0	SF: 1 SAC: 1 DP: 0 HBP: 0	WP: 1 PB: 0 SB: 1 CS: 0	PA: 40
PITCHER	IP WLS BF H R ER SO BB IBB HBP BLK WP HR S P ERA WHIP																					
Mike Bruhart, R ERA: 4.57 (1, 1)	4.1	21	7	7	6	3	2	0	0	0	0	0	0	8	12	0.00	1.200					
Kevin Kobel, L ERA: 6.0 (5, 1)	1.2	7	1	0	0	1	1	0	0	0	0	0	4	8	0.00	1.000						
Butch Metzger, R ERA: 6.0 (7, 1)	1.0	W	5	1	0	0	0	1	0	0	0	0	4	8	0.00	1.000						
Dale Murray, R ERA: 4.61 (8, 1)	2.0	S	7	1	0	0	0	0	0	0	0	0	7	7	0.00	0.500						

New York Mets @ Houston Astros
Astrodome, Houston, TX
Sat May 27 1978, 8:05 PM EDT
Att: 26,742 - Dome

AB 34
R 7
H 10
RBI 5
BB 4
SO 4
LOB 13



Batter	1	2	3	4	5	6	7	8	9	AB	R	H	RBI	BB	SO	LOB	TOP								
Lee Mazzilli, S OBP: 0.377, SLG: 0.462 (1, 8)	3-1	F7					F1		F9	5	1	1	0	0	0	3	<p>New York Mets @ Houston Astros Astrodome, Houston, TX Sun May 28 1978, 4:33 AM EDT Att. 12,133 - Dome</p>								
Elliott Maddox, R OBP: 0.356, SLG: 0.329 (1, 5)	6-3		F8						F9	5	0	2	1	0	0	1									
Bruce Boisclair, L OBP: 0.330, SLG: 0.349 (1, 9)	E6									2	0	1	1	1	0	1									
Steve Henderson, R OBP: 0.330, SLG: 0.389 (1, 7)	K		G6-4-3							4	0	1	0	0	1	2									
Willie Montanez, L OBP: 0.317, SLG: 0.397 (1, 3)		F3								4	0	0	0	0	0	2									
John Stearns, R OBP: 0.357, SLG: 0.346 (1, 2)										4	1	1	0	0	0	0									
Tim Foli, R OBP: 0.223, SLG: 0.256 (1, 6)										4	1	2	0	0	0	0									
Doug Flynn, R OBP: 0.274, SLG: 0.276 (1, 4)										4	0	2	2	0	1	0									
Nino Espinosa, R OBP: 0.231, SLG: 0.308 (1, 1)										4	1	1	0	0	2	3									
Inning Stats	R: 0 E: 1 K: 1 S: 6	H: 1 LOB: 1 BB: 0 P: 6	R: 1 E: 0 K: 1 S: 8	H: 3 LOB: 2 BB: 0 P: 8	R: 0 E: 0 K: 0 S: 2	H: 0 LOB: 0 BB: 1 P: 6	R: 0 E: 0 K: 0 S: 3	H: 0 LOB: 0 BB: 0 P: 3	R: 2 E: 0 K: 1 S: 9	H: 4 LOB: 2 BB: 0 P: 9	R: 0 E: 0 K: 0 S: 3	H: 0 LOB: 1 BB: 0 P: 3	R: 0 E: 0 K: 0 S: 4	H: 1 LOB: 1 BB: 0 P: 4	R: 0 E: 0 K: 0 S: 3	H: 0 LOB: 0 BB: 0 P: 3	R: 1 E: 0 K: 1 S: 7	H: 2 LOB: 1 BB: 0 P: 7	1B: 8 2B: 3 3B: 0 HR: 0	SF: 1 SAC: 0 DP: 1 HBP: 0	WP: 0 PB: 0 SB: 0 CS: 0	PA: 38			
PITCHER	IP	WLS	BF	H	R	ER	SO	BB	IBB	HBP	BLK	WP	HR	S	P	ERA	WHIP	PITCHER							
Tom Dixon, R ERA: 2.27 (1, 1)	8.0	L	33	9	3	3	3	1	0	0	0	0	0	38	42	3.38	1.250								
Joe Sambito, L ERA: 3.66 (9, 1)	1.0		5	2	1	1	1	0	0	0	0	0	0	7	7	9.00	2.000								

AB	36
R	4
H	11
RBI	4
BB	1
SO	4
LOB	12



Batter	1	2	3	4	5	6	7	8	9	AB	R	H	RBI	BB	SO	LOB	BOTTOM								
Terry Puhl, L OBP: 0.374, SLG: 0.424 (1, 7)	F5		5-3						F5	4	0	0	0	0	0	0	<p>New York Mets @ Houston Astros Astrodome, Houston, TX Sun May 28 1978, 4:33 AM EDT Att. 12,133 - Dome</p>								
Dave Bergman, L OBP: 0.238, SLG: 0.111 (1, 3)	F7									4	0	2	0	0	0	0									
Cesar Cedeno, R OBP: 0.321, SLG: 0.450 (1, 8)	F4-3									4	1	1	1	0	1	2									
Jose Cruz, L OBP: 0.355, SLG: 0.400 (1, 9)										4	0	0	0	0	1	1									
Enos Cabell, R OBP: 0.321, SLG: 0.368 (1, 5)										3	0	1	0	0	1	0									
Art Howe, R OBP: 0.340, SLG: 0.471 (1, 4)										3	0	1	0	0	0	1									
Ed Herrmann, L OBP: 0.161, SLG: 0.103 (1, 2)										2	0	0	0	0	0	1									
Denny Walling, L OBP: 0.273, SLG: 0.333 (8, PH)										1	0	0	0	0	0	0									
Jimmy Sexton, R OBP: 0.261, SLG: 0.190 (9, 6)										0	0	0	0	0	0	0									
Roger Metzger, S OBP: 0.294, SLG: 0.281 (8, PH)										2	0	0	0	0	1	0									
Bob Watson, R OBP: 0.353, SLG: 0.463 (9, 2)										1	0	0	0	0	1	0									
Reggie Baldwin, R (9, 2)										0	0	0	0	0	0	0									
Tom Dixon, R OBP: 0.143, SLG: 0.143 (8, PH)										2	0	0	0	0	0	0									
Jesus Alou, R OBP: 0.353, SLG: 0.500 (9, 1)										1	0	0	0	0	0	0									
Joe Sambito, L (9, 1)										0	0	0	0	0	0	0									
Inning Stats	R: 0 E: 0 K: 0 S: 3	H: 0 LOB: 0 BB: 0 P: 3	R: 0 E: 0 K: 1 S: 6	H: 1 LOB: 1 BB: 0 P: 6	R: 0 E: 0 K: 1 S: 5	H: 0 LOB: 0 BB: 0 P: 5	R: 1 E: 0 K: 1 S: 6	H: 1 LOB: 0 BB: 0 P: 6	R: 0 E: 0 K: 0 S: 3	H: 0 LOB: 0 BB: 0 P: 3	R: 0 E: 0 K: 0 S: 4	H: 1 LOB: 1 BB: 0 P: 4	R: 0 E: 0 K: 0 S: 3	H: 1 LOB: 0 BB: 0 P: 3	R: 0 E: 0 K: 1 S: 5	H: 0 LOB: 0 BB: 0 P: 5	R: 0 E: 0 K: 1 S: 6	H: 1 LOB: 1 BB: 0 P: 6	1B: 3 2B: 0 3B: 1 HR: 1	SF: 0 SAC: 0 DP: 1 HBP: 0	WP: 0 PB: 0 SB: 0 CS: 0	PA: 31			
PITCHER	IP	WLS	BF	H	R	ER	SO	BB	IBB	HBP	BLK	WP	HR	S	P	ERA	WHIP	PITCHER							
Nino Espinosa, R ERA: 3.33 (1, 1)	9.0	W	31	5	1	1	5	0	0	0	0	0	1	41	41	1.00	0.556								



Batter	1	2	3	4	5	6	7	8	9	AB	R	H	RBI	BB	SO	LOB	TOP				
Bill Madlock , R (1, 4) OBP: 0.398, SLG: 0.434										5	1	1	1	0	1	3					
Darrell Evans , L (1, 5) OBP: 0.398, SLG: 0.396										5	1	2	1	0	0	0					
Jack Clark , R (1, 9) OBP: 0.396, SLG: 0.553										5	1	2	1	0	1	0					
Willie McCovey , L (1, 3) OBP: 0.299, SLG: 0.400										3	1	3	0	0	0	0					
Terry Whitfield , L (6, 7) OBP: 0.333, SLG: 0.457										2	2	2	0	0	0	0					
Mike Ivie , R (1, 7) OBP: 0.421, SLG: 0.580										4	1	4	2	1	0	0					
Larry Hemdon , R (1, 8) OBP: 0.345, SLG: 0.323										5	0	1	1	0	1	7					
Johnnie LetMaster , R (1, 6) OBP: 0.233, SLG: 0.230										5	0	0	0	0	1	7					
Mike Sadek , R (1, 2) OBP: 0.280, SLG: 0.271										4	0	0	0	1	0	2					
Ed Halicki , R (1, 1) OBP: 0.167, SLG: 0.167										4	1	2	2	0	2	0					
Inning Stats	R: 1 E: 0 K: 2 S: 10	H: 3 LOB: 2 BB: 0 P: 10	R: 0 E: 0 K: 1 S: 5	H: 0 LOB: 0 BB: 0 P: 5	R: 0 E: 0 K: 0 S: 3	H: 0 LOB: 0 BB: 0 P: 3	R: 2 E: 0 K: 1 S: 8	H: 3 LOB: 2 BB: 1 P: 12	R: 1 E: 0 K: 0 S: 5	H: 2 LOB: 1 BB: 0 P: 6	R: 1 E: 0 K: 0 S: 5	H: 2 LOB: 1 BB: 0 P: 5	R: 0 E: 0 K: 1 S: 5	H: 0 LOB: 0 BB: 0 P: 5	R: 2 E: 0 K: 0 S: 7	H: 4 LOB: 2 BB: 0 P: 7	1B: 13 2B: 2 3B: 1 HR: 1	SF: 0 SAC: 0 DP: 0 HBP: 0	WP: 1 PB: 0 SB: 1 CS: 0	PA: 44	
PITCHER	IP	WLS	BF	H	R	ER	SO	BB	IBB	HBP	BLK	WP	HR	S	P	ERA	WHIP				
Floyd Bannister , L (1, 1) ERA: 2.68	5.0	L	25	9	4	4	4	2	0	0	0	0	1	31	39	7.20	2.200				
Joe Niekro , R (6, 1) ERA: 8.1	2.0		9	4	2	2	1	0	0	0	0	1	0	11	11	9.00	2.000				
Ken Forsch , R (8, 1) ERA: 3.48	2.0		10	4	2	2	1	0	0	0	0	0	0	12	12	9.00	2.000				

San Francisco Giants @ Houston Astros
Astrodome, Houston, TX
Mon May 29 1978, 8:05 PM EDT
Att: 10,012 - Unknown

AB	42
R	8
H	17
RBI	8
BB	2
SO	6
LOB	19



Batter	1	2	3	4	5	6	7	8	9	AB	R	H	RBI	BB	SO	LOB	BOTTOM				
Terry Puhl , L (1, 7) OBP: 0.372, SLG: 0.420										4	0	1	0	0	0	1					
Enos Cabell , R (1, 5) OBP: 0.319, SLG: 0.371										4	1	1	0	0	0	2					
Cesar Cedeno , R (1, 8) OBP: 0.325, SLG: 0.452										4	0	2	0	0	1	2					
Jose Cruz , L (1, 9) OBP: 0.353, SLG: 0.396										4	0	1	1	0	0	4					
Bob Watson , R (1, 3) OBP: 0.342, SLG: 0.450										4	0	0	0	0	0	2					
Art Howe , R (1, 4) OBP: 0.331, SLG: 0.457										4	0	0	0	0	1	1					
Joe Ferguson , R (1, 2) OBP: 0.243, SLG: 0.379										2	0	1	0	0	1	0					
Ed Herrmann , L (6, 2) OBP: 0.152, SLG: 0.097										2	0	0	0	0	0	0					
Roger Metzger , S (1, 6) OBP: 0.287, SLG: 0.274										3	0	0	0	0	0	1					
Floyd Bannister , L (1, 1) OBP: 0.200, SLG: 0.111										1	0	1	0	0	0	0					
Denny Walling , L (5, PH) OBP: 0.285, SLG: 0.323										1	0	0	0	0	0	0					
Joe Niekro , R (6, 1) OBP: 0.273, SLG: 0.273										0	0	0	0	0	0	0					
Reggie Baldwin , R (7, PH) OBP: 0.273, SLG: 0.273										1	0	0	0	0	0	0					
Ken Forsch , R (8, 1) OBP: 0.200, SLG: 0.200										0	0	0	0	0	0	0					
Inning Stats	R: 1 E: 0 K: 0 S: 5	H: 2 LOB: 1 BB: 0 P: 5	R: 0 E: 0 K: 2 S: 7	H: 0 LOB: 0 BB: 0 P: 7	R: 0 E: 0 K: 0 S: 5	H: 2 LOB: 2 BB: 0 P: 5	R: 0 E: 0 K: 0 S: 4	H: 1 LOB: 1 BB: 0 P: 4	R: 0 E: 0 K: 0 S: 3	H: 0 LOB: 0 BB: 0 P: 3	R: 0 E: 0 K: 0 S: 4	H: 1 LOB: 1 BB: 0 P: 4	R: 0 E: 0 K: 1 S: 6	H: 0 LOB: 0 BB: 0 P: 6	R: 0 E: 0 K: 0 S: 3	H: 0 LOB: 0 BB: 0 P: 3	1B: 6 2B: 1 3B: 0 HR: 0	SF: 0 SAC: 0 DP: 0 HBP: 0	WP: 0 PB: 0 SB: 1 CS: 0	PA: 34	
PITCHER	IP	WLS	BF	H	R	ER	SO	BB	IBB	HBP	BLK	WP	HR	S	P	ERA	WHIP				
Ed Halicki , R (1, 1) ERA: 1.74	9.0	W	34	7	1	1	3	0	0	0	0	0	0	40	40	1.00	0.778				

San Francisco Giants @ Houston Astros
Astrodome, Houston, TX
Mon May 29 1978, 8:05 PM EDT
Att: 10,012 - Unknown

AB	34
R	1
H	7
RBI	1
BB	0
SO	3
LOB	13



Batter	1	2	3	4	5	6	7	8	9	AB	R	H	RBI	BB	SO	LOB	TOP			
Bill Madlock, R OBP: 0.369, SLG: 0.433 (1,4)										5	0	2	0	0	0	1	San Francisco Giants @ Houston Astros Astrodome, Houston, TX Tue May 30 1978, 8:05 PM EDT Att: 8,019 - Unknown			
Terry Whitfield, L OBP: 0.331, SLG: 0.448 (1,7)										3	0	0	0	1	0	3				
Darrell Evans, L OBP: 0.396, SLG: 0.394 (1,5)										1	0	0	0	3	0	0				
Willie McCovey, L OBP: 0.291, SLG: 0.388 (1,3)										4	0	0	0	0	1	5				
Skip James, L OBP: 0.222, SLG: 0.188 (8,3)										0	0	0	0	0	0	0				
Jack Clark, R OBP: 0.393, SLG: 0.543 (1,9)										3	0	0	0	1	2	4				
Larry Hemdon, R OBP: 0.337, SLG: 0.314 (1,8)										4	1	0	0	0	1	2				
Vic Harris, S OBP: 0.140, SLG: 0.067 (1,6)										2	0	0	0	1	0	0				
Mike Sadek, R OBP: 0.259, SLG: 0.250 (1,2)										4	0	0	0	0	2	3				
Bob Knepper, L OBP: 0.121, SLG: 0.167 (1,1)										3	0	1	1	0	1	1				
Inning Stats	R: 0 E: 0 K: 2 S: 7	H: 0 LOB: 2 BB: 2 P: 15	R: 0 E: 0 K: 2 S: 7	H: 0 LOB: 1 BB: 1 P: 11	R: 0 E: 0 K: 0 S: 4	H: 1 LOB: 2 BB: 1 P: 8	R: 0 E: 0 K: 0 S: 3	H: 0 LOB: 0 BB: 0 P: 3	R: 0 E: 0 K: 0 S: 5	H: 0 LOB: 0 BB: 0 P: 5	R: 1 E: 0 K: 1 S: 8	H: 1 LOB: 2 BB: 0 P: 8	R: 0 E: 0 K: 0 S: 2	H: 0 LOB: 1 BB: 2 P: 10	R: 0 E: 0 K: 1 S: 6	H: 1 LOB: 1 BB: 0 P: 6	1B: 3 2B: 0 3B: 0 HR: 0	SF: 1 SAC: 1 DP: 1 HBP: 0	WP: 3 PB: 0 SB: 2 CS: 0	PA: 37
PITCHER J.R. Richard, R ERA: 3.05 (1,1)	IP: 9.0 WLS: L BF: 37	H: 3 R: 1 ER: 1 SO: 7	BB: 5 IBB: 1 HBP: 0 BLK: 0	WP: 3 HR: 0 S: 45 P: 69	ERA: 1.00 WHIP: 0.889											ERA: 1.00 WHIP: 0.889				

Batter	1	2	3	4	5	6	7	8	9	AB	R	H	RBI	BB	SO	LOB	BOTTOM					
Terry Puhl, L OBP: 0.374, SLG: 0.422 (1,7)										4	0	2	0	0	0	2	San Francisco Giants @ Houston Astros Astrodome, Houston, TX Tue May 30 1978, 8:05 PM EDT Att: 8,019 - Unknown					
Enos Cabell, R OBP: 0.314, SLG: 0.365 (1,5)										3	0	0	0	0	0	3						
Cesar Cedeno, R OBP: 0.318, SLG: 0.440 (1,8)										4	0	0	0	0	1	2						
Denny Walling, L OBP: 0.265, SLG: 0.323 (9,7)										4	0	1	0	0	1	2						
Bob Watson, R OBP: 0.339, SLG: 0.444 (1,3)										3	0	0	0	1	0	1						
Art Howe, R OBP: 0.329, SLG: 0.448 (1,4)										4	0	0	0	0	1	2						
Jose Cruz, L OBP: 0.345, SLG: 0.387 (1,9)										4	0	0	0	0	1	2						
Reggie Baldwin, R OBP: 0.333, SLG: 0.471 (9, PH)										3	0	0	0	0	0	0						
Jimmy Sexton, R OBP: 0.269, SLG: 0.208 (1,6)										3	0	1	0	0	0	1						
J.R. Richard, R OBP: 0.103, SLG: 0.103 (1,1)										3	0	1	0	0	1	0						
Inning Stats	R: 0 E: 1 K: 0 S: 4	H: 0 LOB: 1 BB: 0 P: 4	R: 0 E: 1 K: 1 S: 6	H: 0 LOB: 0 BB: 0 P: 6	R: 0 E: 0 K: 0 S: 3	H: 1 LOB: 0 BB: 0 P: 3	R: 0 E: 0 K: 2 S: 7	H: 0 LOB: 1 BB: 1 P: 11	R: 0 E: 0 K: 0 S: 5	H: 2 LOB: 2 BB: 0 P: 5	R: 0 E: 0 K: 0 S: 4	H: 1 LOB: 1 BB: 0 P: 4	R: 0 E: 0 K: 1 S: 5	H: 0 LOB: 0 BB: 0 P: 5	R: 0 E: 0 K: 0 S: 4	H: 1 LOB: 1 BB: 0 P: 4	R: 0 E: 0 K: 0 S: 3	H: 0 LOB: 0 BB: 0 P: 3	1B: 5 2B: 0 3B: 0 HR: 0	SF: 0 SAC: 1 DP: 1 HBP: 0	WP: 0 PB: 0 SB: 1 CS: 0	PA: 34
PITCHER Bob Knepper, L ERA: 2.01 (1,1)	IP: 9.0 WLS: W BF: 34	H: 5 R: 0 ER: 0 SO: 4	BB: 1 IBB: 0 HBP: 0 BLK: 0	WP: 0 HR: 0 S: 41 P: 45	ERA: 0.00 WHIP: 0.667											ERA: 0.00 WHIP: 0.667						

Batter	1	2	3	4	5	6	7	8	9	AB	R	H	RBI	BB	SO	LOB	TOP	
Bill Madlock, R (1.4) OBP: 0.384, SLG: 0.455										4	0	4	0	0	0	0	San Francisco Giants @ Houston Astros Astrodome, Houston, TX Wed May 31 1978, 8:05 PM EDT Att: 11,400 - Dome	
Terry Whitfield, L (1.7) OBP: 0.327, SLG: 0.442										2	0	0	0	0	0	2		
Jack Clark, R (1.9) OBP: 0.385, SLG: 0.531										4	0	0	0	0	0	4		
Darrell Evans, L (1.5) OBP: 0.393, SLG: 0.386										3	0	0	0	1	0	2		
Mike Ivie, R (1.3) OBP: 0.413, SLG: 0.562										4	0	1	0	0	0	2		
Larry Hemdon, R (1.8) OBP: 0.335, SLG: 0.313										4	0	1	0	0	0	1		
Vic Harris, S (1.6) OBP: 0.130, SLG: 0.061										4	0	0	0	0	0	2		
Marc Hill, R (1.2) OBP: 0.315, SLG: 0.304										3	0	1	0	0	0	1		
Vida Blue, S (1.1) OBP: 0.344, SLG: 0.346										3	0	0	0	0	1	1		
Randy Moffitt, R (9.1) OBP: 0.333, SLG: 0.333										0	0	0	0	0	0	0		
Inning Stats	R: 0 E: 0 K: 0 S: 4	H: 1 LOB: 1 BB: 0 P: 4	R: 0 E: 0 K: 0 S: 4	H: 1 LOB: 1 BB: 0 P: 4	R: 0 E: 0 K: 0 S: 3	H: 0 LOB: 0 BB: 0 P: 3	R: 0 E: 0 K: 0 S: 3	H: 0 LOB: 0 BB: 0 P: 3	R: 0 E: 0 K: 1 S: 6	H: 2 LOB: 1 BB: 0 P: 6	R: 0 E: 0 K: 0 S: 4	H: 1 LOB: 1 BB: 0 P: 4	R: 0 E: 0 K: 0 S: 3	H: 0 LOB: 0 BB: 0 P: 3	1B: 5 2B: 2 3B: 0 HR: 0	SF: 0 SAC: 2 DP: 0 HBP: 0	WP: 1 PB: 0 SB: 1 CS: 0	PA: 34
PITCHER Mark Lemongello, R (1.1) ERA: 3.56	IP: 9.0 WLS: W BF: 34 H: 7 R: 0 ER: 0 SO: 1 BB: 1 IBB: 0 HBP: 0 BLK: 0 WP: 1 HR: 0 S: 35 P: 39 ERA: 0.00 WHIP: 0.889															PITCHER		

Batter	1	2	3	4	5	6	7	8	9	AB	R	H	RBI	BB	SO	LOB	BOTTOM
Terry Puhl, L (1.8) OBP: 0.366, SLG: 0.412										4	0	0	0	0	0	0	San Francisco Giants @ Houston Astros Astrodome, Houston, TX Wed May 31 1978, 8:05 PM EDT Att: 11,400 - Dome
Jimmy Sexton, R (1.6) OBP: 0.287, SLG: 0.185										3	1	0	0	1	2	0	
Enos Cabell, R (1.5) OBP: 0.323, SLG: 0.373										4	0	3	0	0	0	0	
Bob Watson, R (1.3) OBP: 0.337, SLG: 0.435										3	0	0	0	1	1	1	
Jesus Alou, R (1.7) OBP: 0.273, SLG: 0.400										3	0	0	1	0	0	1	
Art Howe, R (1.4) OBP: 0.335, SLG: 0.452										3	0	2	0	0	0	0	
Jose Cruz, L (1.9) OBP: 0.339, SLG: 0.380										3	0	0	0	0	0	2	
Reggie Baldwin, R (1.2) OBP: 0.333, SLG: 0.333										3	0	0	0	0	0	1	
Mark Lemongello, R (1.1) OBP: 0.158, SLG: 0.167										3	0	0	0	0	1	1	
Inning Stats	R: 0 E: 0 K: 1 S: 5	H: 1 LOB: 0 BB: 0 P: 5	R: 0 E: 0 K: 1 S: 6	H: 1 LOB: 0 BB: 0 P: 6	R: 0 E: 0 K: 0 S: 4	H: 1 LOB: 1 BB: 0 P: 4	R: 0 E: 0 K: 0 S: 3	H: 0 LOB: 0 BB: 0 P: 3	R: 0 E: 0 K: 0 S: 4	H: 1 LOB: 1 BB: 0 P: 4	R: 1 E: 0 K: 0 S: 3	H: 1 LOB: 2 BB: 2 P: 11	1B: 5 2B: 0 3B: 0 HR: 0	SF: 1 SAC: 0 DP: 0 HBP: 0	WP: 0 PB: 0 SB: 0 CS: 1	PA: 33	
PITCHER Vida Blue, L (1.1) ERA: 2.66	IP: 8.1 WLS: L BF: 30 H: 5 R: 1 ER: 1 SO: 4 BB: 1 IBB: 0 HBP: 0 BLK: 0 WP: 0 HR: 0 S: 37 P: 41 ERA: 1.08 WHIP: 0.720															PITCHER	
Randy Moffitt, R (9.1) ERA: 2.39	IP: 0.1 WLS: L BF: 2 H: 0 R: 0 ER: 0 SO: 0 BB: 0 IBB: 1 HBP: 0 BLK: 0 WP: 0 HR: 0 S: 1 P: 5 ERA: 0.00 WHIP: 0.000															PITCHER	



Batter	1	2	3	4	5	6	7	8	9	AB	R	H	RBI	BB	SO	LOB	TOP										
Lou Brock, L OBP: 0.295, SLG: 0.273 (1, 7)										4	0	1	0	0	0	0	St. Louis Cardinals @ Houston Astros Astrodome, Houston, TX Fri Jun 02 1978, 8:05 PM EDT Att: 10,315 - Dome										
Gary Templeton, S OBP: 0.232, SLG: 0.267 (1, 6)										4	0	0	0	0	1	1											
George Hendrick, R OBP: 0.317, SLG: 0.382 (1, 8)										3	1	1	0	1	1	0											
Ted Simmons, S OBP: 0.417, SLG: 0.549 (1, 2)										2	0	1	1	2	0	0											
Keith Hernandez, L OBP: 0.379, SLG: 0.426 (1, 3)										4	0	1	0	0	0	4											
Jerry Morales, R OBP: 0.277, SLG: 0.346 (1, 9)										3	0	1	0	1	0	1											
Ken Reitz, R OBP: 0.292, SLG: 0.358 (1, 5)										4	0	0	0	0	0	3											
Mike Tyson, R OBP: 0.306, SLG: 0.372 (1, 4)										4	0	0	0	0	1	4											
John Denny, R OBP: 0.233, SLG: 0.310 (1, 1)										4	0	0	0	0	1	2											
Inning Stats	R: 0 E: 0 K: 1 S: 5	H: 1 LOB: 0 BB: 0 P: 5	R: 0 E: 0 K: 0 S: 4	H: 1 LOB: 2 BB: 1 P: 8	R: 0 E: 0 K: 1 S: 5	H: 0 LOB: 0 BB: 0 P: 5	R: 0 E: 0 K: 0 S: 3	H: 0 LOB: 1 BB: 1 P: 7	R: 0 E: 0 K: 0 S: 3	H: 0 LOB: 0 BB: 0 P: 3	R: 1 E: 0 K: 0 S: 4	H: 1 LOB: 1 BB: 1 P: 8	R: 0 E: 1 K: 0 S: 4	H: 0 LOB: 1 BB: 0 P: 4	R: 0 E: 0 K: 0 S: 4	H: 1 LOB: 2 BB: 1 P: 8	R: 0 E: 0 K: 2 S: 8	H: 1 LOB: 1 BB: 0 P: 8	R: 0 E: 0 K: 0 S: 8	H: 1 LOB: 2 BB: 1 P: 8	1B: 4 2B: 1 3B: 0 HR: 0	SF: 0 SAC: 0 DP: 1 HBP: 0	WP: 0 PB: 0 SB: 1 CS: 0	PA: 36			
PITCHER	IP	WLS	BF	H	R	ER	SO	BB	IBB	HBP	BLK	WP	HR	S	P	ERA	WHIP										
Joaquin Andujar, R ERA: 2.26 (1, 1)	8.0		32	4	1	1	2	4	0	0	0	0	0	32	48	1.12	1.000										
Joe Sambito, L ERA: 3.72 (9, 1)	1.0	W	4	1	0	0	2	0	0	0	0	0	0	8	8	0.00	1.000										

Batter	1	2	3	4	5	6	7	8	9	AB	R	H	RBI	BB	SO	LOB	BOTTOM										
Terry Puhl, L OBP: 0.364, SLG: 0.409 (1, 8)										4	0	1	0	0	0	1	St. Louis Cardinals @ Houston Astros Astrodome, Houston, TX Fri Jun 02 1978, 8:05 PM EDT Att: 10,315 - Dome										
Jimmy Sexton, R OBP: 0.242, SLG: 0.167 (1, 6)										3	0	0	0	0	0	1											
Jesus Alou, R OBP: 0.261, SLG: 0.381 (9, PH)										1	0	0	0	0	0	0											
Enos Cabell, R OBP: 0.327, SLG: 0.376 (1, 5)										4	1	2	0	0	1	0											
Jose Cruz, L OBP: 0.337, SLG: 0.394 (1, 9)										4	1	1	2	0	0	1											
Bob Watson, R OBP: 0.331, SLG: 0.427 (1, 3)										3	0	0	0	0	0	0											
Denny Walling, L OBP: 0.243, SLG: 0.294 (1, 7)										3	0	0	0	0	0	0											
Art Howe, R OBP: 0.335, SLG: 0.456 (1, 4)										3	0	1	0	0	0	0											
Ed Herrmann, L OBP: 0.167, SLG: 0.091 (1, 2)										2	0	0	0	1	0	0											
Joaquin Andujar, S OBP: 0.105, SLG: 0.056 (1, 1)										2	0	0	0	0	0	2											
Dave Bergman, L OBP: 0.273, SLG: 0.111 (8, PH)										0	0	0	0	1	0	0											
Joe Sambito, L (9, 1)										0	0	0	0	0	0	0											
Inning Stats	R: 0 E: 0 K: 0 S: 4	H: 1 LOB: 1 BB: 0 P: 4	R: 0 E: 0 K: 0 S: 3	H: 0 LOB: 0 BB: 0 P: 3	R: 0 E: 0 K: 1 S: 5	H: 0 LOB: 0 BB: 0 P: 5	R: 0 E: 0 K: 0 S: 4	H: 0 LOB: 2 BB: 1 P: 8	R: 0 E: 0 K: 0 S: 3	H: 1 LOB: 0 BB: 0 P: 3	R: 0 E: 0 K: 0 S: 3	H: 0 LOB: 0 BB: 0 P: 3	R: 0 E: 0 K: 0 S: 3	H: 0 LOB: 1 BB: 1 P: 7	R: 2 E: 0 K: 0 S: 3	H: 2 LOB: 0 BB: 0 P: 3	R: 0 E: 0 K: 0 S: 3	H: 2 LOB: 0 BB: 0 P: 3	R: 0 E: 0 K: 0 S: 3	H: 2 LOB: 0 BB: 0 P: 3	1B: 3 2B: 2 3B: 0 HR: 1	SF: 0 SAC: 0 DP: 1 HBP: 0	WP: 0 PB: 0 SB: 0 CS: 0	PA: 31			
PITCHER	IP	WLS	BF	H	R	ER	SO	BB	IBB	HBP	BLK	WP	HR	S	P	ERA	WHIP										
John Denny, R ERA: 2.81 (1, 1)	8.1	L	31	5	2	2	1	1	1	0	0	0	1	31	39	2.16	0.720										

AB	32
R	1
H	5
RBI	1
BB	4
SO	4
LOB	15



Batter	1	2	3	4	5	6	7	8	9	AB	R	H	RBI	BB	SO	LOB	TOP		
Jerry Mumphrey, S OBP: 0.224, SLG: 0.190 (1, 7)	5-3		FC6-4 1B			F8 2B BB			F7	4	1	0	0	1	0	2			
Gary Templeton, S OBP: 0.236, SLG: 0.270 (1, 6)	K					F3			5-3	5	1	2	0	0	1	1			
George Hendrick, R OBP: 0.313, SLG: 0.370 (1, 8)	FC5 BB		K			F3			F7	4	0	0	0	1	1	4			
Roger Freed, R OBP: 0.293, SLG: 0.514 (1, 3)			K			2B BB				2	0	1	0	2	1	2			
Jerry Morales, R OBP: 0.282, SLG: 0.353 (1, 9)	FC5 2-3f					1B BB			SF8	2	0	1	2	1	0	2			
Ken Reitz, R OBP: 0.286, SLG: 0.351 (1, 5)						1-3 2-H 2B			F8	4	0	0	0	0	0	4			
Mike Tyson, R OBP: 0.300, SLG: 0.364 (8, PH)	5-3									3	0	0	0	0	2	1	AB 32		
Mike Phillips, L OBP: 0.294, SLG: 0.406 (8, 4)			K						K	1	0	0	0	0	1	0	R 2		
Steve Swisher, R OBP: 0.316, SLG: 0.333 (8, PH)	F9								K	3	0	2	0	0	0	0	H 6		
Keith Hernandez, L OBP: 0.377, SLG: 0.423 (8, 1)										1	0	0	0	0	1	0	RBI 2		
Buddy Schultz, R (8, 1)										0	0	0	0	0	0	0	BB 6		
Pete Falcone, L OBP: 0.300, SLG: 0.300 (3, PH)										0	0	0	0	0	0	0	SO 7		
Jim Dwyer, L OBP: 0.302, SLG: 0.304 (3, 1)										0	0	0	0	0	0	0	LOB 19		
John Litell, L OBP: 0.297, SLG: 0.287 (6, PH)										1	0	0	0	0	0	2			
Tony Scott, L OBP: 0.310, SLG: 0.293 (6, 1)										1	0	0	0	0	0	1			
Mark Littell, L OBP: 0.410, SLG: 0.545 (8, 2)										0	0	0	0	0	0	0			
Ted Simmons, S (8, 2)										1	0	0	0	0	0	0			
Inning Stats	R: 0 E: 0 K: 1 S: 5	H: 0 LOB: 2 BB: 2 P: 13	R: 0 E: 0 K: 0 S: 3	H: 0 LOB: 0 BB: 0 P: 3	R: 0 E: 0 K: 2 S: 8	H: 1 LOB: 2 BB: 1 P: 12	R: 0 E: 0 K: 1 S: 6	H: 1 LOB: 2 BB: 2 P: 10	R: 1 E: 0 K: 0 S: 4	H: 1 LOB: 1 BB: 0 P: 6	R: 1 E: 0 K: 0 S: 5	H: 2 LOB: 1 BB: 0 P: 5	R: 0 E: 0 K: 2 S: 7	H: 0 LOB: 0 BB: 0 P: 7	R: 0 E: 0 K: 0 S: 3	H: 0 LOB: 0 BB: 0 P: 3	1B: 5 2B: 1 3B: 0 HR: 0	SF: 1 SAC: 0 DP: 0 HBP: 0	WP: 0 PA: 39 PB: 0 SB: 0 CS: 0
PITCHER	IP	WLS	BF	H	R	ER	SO	BB	IBB	HBP	BLK	WP	HR	S	P	ERA	WHIP		
Floyd Bannister, L ERA: 2.7 (7, 1)	6.1	W	31	6	2	2	5	6	0	0	0	0	0	35	59	2.84	1.895		
Ken Forsch, R ERA: 3.22 (7, 1)	2.2	S	8	0	0	0	2	0	0	0	0	0	0	12	12	0.00	0.000		
Batter	1	2	3	4	5	6	7	8	9	AB	R	H	RBI	BB	SO	LOB	BOTTOM		
Terry Puhl, L OBP: 0.370, SLG: 0.413 (1, 8)	G3								4-3	3	0	1	0	1	0	0			
Jimmy Sexton, R OBP: 0.288, SLG: 0.206 (1, 6)									K	4	1	2	0	1	1	2			
Enos Cabell, R OBP: 0.324, SLG: 0.371 (1, 5)									2-3	5	1	1	0	0	1	5			
Bob Watson, R OBP: 0.335, SLG: 0.428 (7, 3)										2	1	1	1	1	1	0			
Dave Bergman, L OBP: 0.275, SLG: 0.111 (7, 3)										0	0	0	0	0	0	0			
Jesus Alou, R OBP: 0.269, SLG: 0.375 (6, PR)										3	0	1	0	0	0	4			
Denny Walling, L OBP: 0.243, SLG: 0.294 (7, 7)										0	0	0	0	0	0	0			
Art Howe, R OBP: 0.333, SLG: 0.451 (1, 4)										4	0	1	2	0	3	2			
Jose Cruz, L OBP: 0.340, SLG: 0.390 (1, 9)										2	1	0	0	2	2	1			
Reggie Baldwin, R OBP: 0.167, SLG: 0.250 (1, 2)										4	0	2	1	0	0	2			
Floyd Bannister, L OBP: 0.250, SLG: 0.182 (7, 1)										2	1	1	0	0	0	1			
Ken Forsch, R OBP: 0.167, SLG: 0.167 (7, 1)										1	0	0	0	0	1	0			
Inning Stats	R: 3 E: 0 K: 1 S: 8	H: 3 LOB: 1 BB: 1 P: 12	R: 0 E: 0 K: 0 S: 4	H: 2 LOB: 0 BB: 0 P: 5	R: 0 E: 0 K: 1 S: 6	H: 1 LOB: 2 BB: 1 P: 10	R: 1 E: 0 K: 0 S: 5	H: 2 LOB: 2 BB: 1 P: 9	R: 1 E: 0 K: 1 S: 6	H: 1 LOB: 2 BB: 2 P: 14	R: 0 E: 0 K: 3 S: 10	H: 1 LOB: 0 BB: 0 P: 10	R: 0 E: 0 K: 2 S: 7	H: 0 LOB: 0 BB: 0 P: 7	R: 0 E: 0 K: 1 S: 5	H: 0 LOB: 0 BB: 0 P: 5	1B: 8 2B: 2 3B: 0 HR: 0	SF: 1 SAC: 2 DP: 0 HBP: 1	WP: 3 PA: 39 PB: 1 SB: 0 CS: 0
PITCHER	IP	WLS	BF	H	R	ER	SO	BB	IBB	HBP	BLK	WP	HR	S	P	ERA	WHIP		
Pete Falcone, L ERA: 5.4 (3, 1)	2.0	L	12	4	2	2	2	2	2	0	0	2	0	17	33	6.00	2.000		
John Urea, R ERA: 5.31 (6, 1)	3.0		17	4	2	2	2	2	2	0	0	2	0	17	33	6.00	2.000		
Mark Littell, R ERA: 3.07 (8, 1)	2.0		7	1	0	0	5	0	0	0	0	1	0	17	17	0.00	0.500		
Buddy Schultz, L ERA: 2.93 (8, 1)	1.0		3	0	0	0	1	0	0	0	0	0	0	5	5	0.00	0.000		

St. Louis Cardinals @ Houston Astros
Astrodome, Houston, TX
Sat Jun 03 1978, 8:05 PM EDT
Dome

AB 32
R 2
H 6
RBI 2
BB 6
SO 7
LOB 19



St. Louis Cardinals @ Houston Astros
Astrodome, Houston, TX
Sat Jun 03 1978, 8:05 PM EDT
Dome

AB 30
R 5
H 10
RBI 4
BB 5
SO 9
LOB 17



Batter	1	2	3	4	5	6	7	8	9	AB	R	H	RBI	BB	SO	LOB	TOP				
Lou Brock, L OBP: 0.294, SLG: 0.273 (1, 7)										4	0	1	0	0	0	1					
Gary Templeton, S OBP: 0.236, SLG: 0.270 (1, 6)										4	0	1	0	0	0	1					
George Hendrick, R OBP: 0.305, SLG: 0.360 (1, 8)										4	0	0	0	0	1	2					
Ted Simmons, S OBP: 0.412, SLG: 0.556 (1, 2)										4	1	1	1	0	1	2					
Keith Hernandez, L OBP: 0.374, SLG: 0.420 (1, 3)										4	0	1	0	0	0	1					
Jerry Morales, R OBP: 0.282, SLG: 0.358 (1, 9)										3	1	1	0	0	1	0					
Ken Reitz, R OBP: 0.287, SLG: 0.350 (1, 5)										3	0	1	0	0	1	0					
Mike Phillips, L OBP: 0.270, SLG: 0.382 (1, 4)										2	0	0	1	0	0	0					
Pete Vuckovich, R (1, 1)										3	0	0	0	0	3	1					
Inning Stats	R: 0 E: 0 K: 0 S: 4	H: 1 LOB: 1 BB: 0 P: 4	R: 0 E: 0 K: 1 S: 5	H: 0 LOB: 0 BB: 0 P: 5	R: 0 E: 0 K: 1 S: 5	H: 0 LOB: 0 BB: 0 P: 5	R: 1 E: 0 K: 0 S: 4	H: 2 LOB: 0 BB: 0 P: 4	R: 1 E: 0 K: 1 S: 7	H: 2 LOB: 1 BB: 0 P: 7	R: 0 E: 0 K: 1 S: 6	H: 1 LOB: 1 BB: 0 P: 6	R: 0 E: 0 K: 1 S: 5	H: 0 LOB: 0 BB: 0 P: 5	R: 0 E: 0 K: 1 S: 5	H: 0 LOB: 0 BB: 0 P: 5	1B: 4 2B: 1 3B: 0 HR: 1	SF: 1 SAC: 0 DP: 0 HBP: 0	WP: 0 PB: 0 SB: 1 CS: 1	PA: 33	
PITCHER	IP	WLS	BF	H	R	ER	SO	BB	IBB	HBP	BLK	WP	HR	S	P	ERA	WHIP				
Tom Dixon, R ERA: 2.27 (1, 1)	8.0	L	29	6	2	2	6	0	0	0	0	0	1	41	41	2.25	0.750				
Joe Sambito, L ERA: 3.6 (9, 1)	1.0		3	0	0	0	1	0	0	0	0	0	0	5	5	0.00	0.000				

St. Louis Cardinals @ Houston Astros
Astrodome, Houston, TX
Sat Jun 03 1978, 8:05 PM EDT
Att: 27,822 - Dome

AB 31
R 2
H 6
RBI 2
BB 0
SO 7
LOB 8



Batter	1	2	3	4	5	6	7	8	9	AB	R	H	RBI	BB	SO	LOB	BOTTOM					
Terry Puhl, L OBP: 0.363, SLG: 0.406 (1, 8)										3	0	0	1	0	1	1						
Jimmy Sexton, R OBP: 0.282, SLG: 0.184 (1, 6)										4	0	0	0	0	0	0						
Enos Cabell, R OBP: 0.327, SLG: 0.374 (1, 5)										4	0	2	0	0	0	0						
Jose Cruz, L OBP: 0.339, SLG: 0.392 (1, 9)										4	0	1	0	0	0	2						
Denny Walling, L OBP: 0.244, SLG: 0.270 (1, 7)										3	0	0	0	1	1	1						
Dave Bergman, L OBP: 0.240, SLG: 0.095 (1, 3)										3	0	0	0	0	2	2						
Julio Gonzalez, R OBP: 0.259, SLG: 0.269 (1, 4)										2	0	0	0	0	0	0						
Bob Watson, R OBP: 0.333, SLG: 0.425 (7, PH)										1	0	0	0	0	0	2						
Roger Metzger, S OBP: 0.287, SLG: 0.274 (8, 4)										0	0	0	0	0	0	0						
Ed Herrmann, L OBP: 0.179, SLG: 0.139 (1, 2)										3	1	1	0	0	0	0						
Tom Dixon, R OBP: 0.111, SLG: 0.111 (1, 1)										2	0	0	0	0	0	1						
Jesus Alou, R OBP: 0.296, SLG: 0.400 (8, PH)										1	0	1	0	0	0	0						
Joaquin Andujar, S OBP: 0.105, SLG: 0.056 (8, PR)										0	0	0	0	0	0	0						
Joe Sambito, L (9, 1)										0	0	0	0	0	0	0						
Inning Stats	R: 0 E: 0 K: 0 S: 3	H: 0 LOB: 0 BB: 0 P: 3	R: 0 E: 0 K: 0 S: 3	H: 0 LOB: 0 BB: 0 P: 3	R: 0 E: 0 K: 0 S: 3	H: 0 LOB: 0 BB: 0 P: 3	R: 0 E: 0 K: 1 S: 6	H: 1 LOB: 1 BB: 0 P: 6	R: 0 E: 0 K: 0 S: 5	H: 0 LOB: 0 BB: 0 P: 5	R: 1 E: 0 K: 0 S: 4	H: 1 LOB: 0 BB: 0 P: 4	R: 0 E: 0 K: 1 S: 6	H: 1 LOB: 2 BB: 1 P: 10	R: 0 E: 0 K: 0 S: 3	H: 1 LOB: 1 BB: 0 P: 3	R: 0 E: 0 K: 1 S: 6	H: 1 LOB: 1 BB: 0 P: 6	1B: 3 2B: 2 3B: 0 HR: 0	SF: 1 SAC: 0 DP: 1 HBP: 0	WP: 0 PB: 0 SB: 0 CS: 0	PA: 32
PITCHER	IP	WLS	BF	H	R	ER	SO	BB	IBB	HBP	BLK	WP	HR	S	P	ERA	WHIP					
Pete Vuckovich, R ERA: 2.21 (1, 1)	9.0	W	32	5	1	1	4	1	0	0	0	0	0	39	43	1.00	0.667					

St. Louis Cardinals @ Houston Astros
Astrodome, Houston, TX
Sat Jun 03 1978, 8:05 PM EDT
Att: 27,822 - Dome


AB 30
R 1
H 5
RBI 1
BB 1
SO 4
LOB 9




Batter	1	2	3	4	5	6	7	8	9	AB	R	H	RBI	BB	SO	LOB	TOP			
Lou Brock, L OBP: 0.286, SLG: 0.265 (1, 7)										4	2	0	1	0	1	1	St. Louis Cardinals @ Houston Astros Astrodome, Houston, TX Sun Jun 04 1978, 4:33 AM EDT Att: 10,238 - Dome			
Gary Templeton, S OBP: 0.232, SLG: 0.265 (1, 6)										4	0	0	1	0	2	2				
George Hendrick, R OBP: 0.304, SLG: 0.364 (1, 8)										4	0	1	1	0	1	1				
Ted Simmons, S OBP: 0.423, SLG: 0.560 (1, 2)										2	0	2	1	2	0	0				
Keith Hernandez, L OBP: 0.368, SLG: 0.411 (1, 3)										4	0	0	0	0	1	6				
Jerry Morales, R OBP: 0.277, SLG: 0.351 (1, 9)										4	0	0	0	0	2	2				
Ken Reitz, R OBP: 0.282, SLG: 0.343 (1, 5)										4	0	0	0	0	3	0				
Mike Phillips, L OBP: 0.268, SLG: 0.368 (1, 4)										4	1	1	0	0	1	0				
Silvio Martinez, R OBP: 0.286, SLG: 0.429 (1, 1)										3	1	1	0	0	1	0				
Buddy Schultz, R (7, 1)										1	0	0	0	0	1	0				
Inning Stats	R: 1 E: 0 K: 3 S: 11	H: 1 LOB: 1 BB: 0 P: 11	R: 0 E: 0 K: 2 S: 7	H: 0 LOB: 0 BB: 0 P: 7	R: 0 E: 0 K: 2 S: 7	H: 0 LOB: 0 BB: 0 P: 7	R: 0 E: 0 K: 0 S: 4	H: 1 LOB: 1 BB: 0 P: 4	R: 3 E: 1 K: 0 S: 7	H: 3 LOB: 2 BB: 1 P: 11	R: 0 E: 0 K: 2 S: 7	H: 0 LOB: 0 BB: 0 P: 7	R: 0 E: 0 K: 0 S: 3	H: 0 LOB: 1 BB: 1 P: 11	R: 0 E: 0 K: 2 S: 7	H: 0 LOB: 0 BB: 0 P: 7	1B: 4 2B: 1 3B: 0 HR: 0	SF: 0 SAC: 0 DP: 1 HBP: 0	WP: 2 PB: 0 SB: 1 CS: 0	PA: 36
PITCHER J.R. Richard, R ERA: 3.05 (1, 1)	IP: 9.0 WLS: L BF: 36	H: 5 R: 4 ER: 3 SO: 13	BB: 1 IBB: 1 HBP: 0 BLK: 0	WP: 2 HR: 0 S: 60 P: 68	ERA: 3.00 WHIP: 0.667	PITCHER														

Batter	1	2	3	4	5	6	7	8	9	AB	R	H	RBI	BB	SO	LOB	BOTTOM					
Terry Puhl, L OBP: 0.359, SLG: 0.406 (1, 8)										5	0	1	0	0	0	1	St. Louis Cardinals @ Houston Astros Astrodome, Houston, TX Sun Jun 04 1978, 4:33 AM EDT Att: 10,238 - Dome					
Jimmy Sexton, R OBP: 0.244, SLG: 0.171 (1, 6)										3	0	0	0	0	0	1						
Dave Bergman, L OBP: 0.269, SLG: 0.095 (7, PH)										0	0	0	0	1	0	0						
Roger Metzger, S OBP: 0.287, SLG: 0.274 (8, PH)										0	0	0	0	0	0	0						
Jesus Alou, R OBP: 0.286, SLG: 0.385 (9, PH)										1	0	0	0	0	0	0						
Enos Cabell, R OBP: 0.321, SLG: 0.368 (1, 5)										3	0	0	1	0	1	2						
Jose Cruz, L OBP: 0.332, SLG: 0.383 (1, 9)										4	0	0	0	0	1	3						
Bob Watson, R OBP: 0.331, SLG: 0.420 (1, 3)										4	0	1	0	0	0	0						
Denny Walling, L OBP: 0.289, SLG: 0.325 (1, 7)										3	1	2	0	1	0	1						
Art Howe, R OBP: 0.331, SLG: 0.446 (1, 4)										4	0	1	0	0	1	3						
Reggie Baldwin, R OBP: 0.188, SLG: 0.250 (1, 2)										4	0	1	1	0	1	3						
J.R. Richard, R OBP: 0.156, SLG: 0.156 (1, 1)										3	1	2	0	0	0	1						
Julio Gonzalez, R OBP: 0.250, SLG: 0.259 (9, PH)										1	0	0	0	0	1	0						
Inning Stats	R: 0 E: 1 K: 1 S: 6	H: 0 LOB: 1 BB: 0 P: 6	R: 1 E: 0 K: 0 S: 5	H: 2 LOB: 1 BB: 0 P: 5	R: 0 E: 0 K: 0 S: 3	H: 0 LOB: 0 BB: 0 P: 3	R: 0 E: 0 K: 1 S: 6	H: 1 LOB: 2 BB: 1 P: 10	R: 0 E: 0 K: 0 S: 4	H: 1 LOB: 1 BB: 0 P: 4	R: 0 E: 0 K: 0 S: 4	H: 1 LOB: 1 BB: 0 P: 4	R: 1 E: 0 K: 1 S: 7	H: 2 LOB: 2 BB: 1 P: 11	R: 0 E: 0 K: 1 S: 6	H: 1 LOB: 1 BB: 0 P: 6	R: 0 E: 0 K: 1 S: 5	H: 0 LOB: 0 BB: 0 P: 5	1B: 6 2B: 2 3B: 0 HR: 0	SF: 1 SAC: 0 DP: 0 HBP: 0	WP: 0 PB: 0 SB: 1 CS: 0	PA: 38
PITCHER Silvio Martinez, R ERA: 2.3 (1, 1)	IP: 6.2 WLS: W BF: 30	H: 7 R: 2 ER: 2 SO: 2	BB: 2 IBB: 0 HBP: 0 BLK: 0	WP: 0 HR: 0 S: 32 P: 40	ERA: 2.70 WHIP: 1.350	PITCHER																
Buddy Schultz, L ERA: 2.73 (7, 1)	IP: 2.1 WLS: S BF: 8	H: 1 R: 0 ER: 0 SO: 3	BB: 0 IBB: 0 HBP: 0 BLK: 0	WP: 0 HR: 0 S: 14 P: 14	ERA: 0.00 WHIP: 0.429	PITCHER																

AB	34
R	4
H	5
RBI	4
BB	2
SO	13
LOB	12



AB	35
R	2
H	8
RBI	2
BB	2
SO	5
LOB	15



Batter	1	2	3	4	5	6	7	8	9	AB	R	H	RBI	BB	SO	LOB	TOP										
Terry Puhl, L (1, 8) OBP: 0.362, SLG: 0.418	1-3		2B		L9		FC4-6		1B	5	0	2	1	0	0	1											
Jimmy Sexton, R (1, 6) OBP: 0.222, SLG: 0.160	K		5-3				B1		K	5	0	1	0	0	2	3											
Enos Cabell, R (1, 5) OBP: 0.327, SLG: 0.370	1B				6-3		G6-4-3		P8	4	0	1	0	0	0	1											
Bob Watson, R (1, 3) OBP: 0.328, SLG: 0.430	5-3			HR			1B		4-3	4	2	2	1	0	0	1											
Jesus Alou, R (1, 7) OBP: 0.281, SLG: 0.367		4-3		F7			1B		6-3	4	0	1	0	0	0	0											
Art Howe, R (1, 4) OBP: 0.339, SLG: 0.451	K			BB			1B		K	3	0	1	1	1	2	0											
Jose Cruz, L (1, 9) OBP: 0.328, SLG: 0.380	4-3			F5			4-3		2B	4	1	1	0	0	0	3											
Reggie Baldwin, R (1, 2) OBP: 0.208, SLG: 0.292			L8		5-3		6-3		1B	4	1	1	1	0	0	0											
Joaquin Andujar, S (1, 1) OBP: 0.095, SLG: 0.050			B1						4-3	2	0	0	0	0	1	0											
Oscar Zamora, R (6, 1)					K2-3					0	0	0	0	0	0	0											
Roger Metzger, S (7, PH) OBP: 0.292, SLG: 0.280							FC4-6			1	0	1	0	0	0	0											
Joe Sambito, L (7, 1)										0	0	0	0	0	0	0											
Dave Bergman, L (9, PH) OBP: 0.259, SLG: 0.091									2-3	1	0	0	0	0	0	1											
Inning Stats	R: 0 E: 0 K: 1 S: 6	H: 1 LOB: 1 BB: 0 P: 6	R: 0 E: 0 K: 1 S: 5	H: 0 LOB: 2 BB: 0 P: 5	R: 0 E: 0 K: 0 S: 11	H: 1 LOB: 1 BB: 0 P: 14	R: 1 E: 0 K: 0 S: 4	H: 1 LOB: 1 BB: 1 P: 8	R: 0 E: 0 K: 1 S: 5	H: 0 LOB: 0 BB: 0 P: 5	R: 1 E: 0 K: 0 S: 6	H: 4 LOB: 2 BB: 0 P: 6	R: 0 E: 0 K: 0 S: 4	H: 1 LOB: 1 BB: 0 P: 4	R: 0 E: 0 K: 0 S: 3	H: 0 LOB: 0 BB: 0 P: 3	R: 2 E: 0 K: 2 S: 13	H: 3 LOB: 1 BB: 0 P: 14	1B: 7 2B: 3 3B: 0 HR: 1	SF: 0 SAC: 0 DP: 1 HBP: 0	WP: 0 PA: 38 PB: 0 SB: 0 CS: 0						
PITCHER	IP	WLS	BF	H	R	ER	SO	BB	IBB	HBP	BLK	WP	HR	S	P	ERA	WHIP										
Dave Roberts, L (1, 1) ERA: 2.11	6.0	W	25	7	2	2	3	1	0	0	0	0	1	37	44	3.00	1.333										
Donnie Moore, R (7, 1) ERA: 3.89	2.0		7	1	0	0	0	0	0	0	0	0	0	7	7	0.00	0.500										
Paul Reuschel, R (9, 1) ERA: 6.06	1.0		6	3	2	2	2	0	0	0	0	0	0	13	14	18.00	3.000										

Houston Astros @ Chicago Cubs
Wrigley Field, Chicago, IL
Tue Jun 06 1978, 3:33 AM CDT
Att: 14,107 - Unknown - 66 F

AB	37
R	4
H	11
RBI	4
BB	1
SO	5
LOB	10



Batter	1	2	3	4	5	6	7	8	9	AB	R	H	RBI	BB	SO	LOB	BOTTOM										
Ivan De Jesus, R (1, 6) OBP: 0.354, SLG: 0.360	6-3			6-3		2B				3	1	1	0	2	1	1											
Rudy Meoli, L (8, 4) OBP: 0.273, SLG: 0.111	BB	K				HR			2B	0	0	0	0	0	0	0											
Greg Gross, L (1, 8) OBP: 0.369, SLG: 0.475	6-3			2B		HR			E3	4	2	2	1	1	0	2											
Larry Bittner, L (1, 3) OBP: 0.318, SLG: 0.392	1-3	3-1		1B		HR			K	4	1	1	1	1	1	5											
Dave Kingman, R (1, 7) OBP: 0.313, SLG: 0.507	K		P6	P5		HR			F8	5	1	1	4	0	1	2											
Paul Reuschel, R (9, 1)										0	0	0	0	0	0	0											
Bobby Murcer, L (1, 9) OBP: 0.318, SLG: 0.358		BB	F3			HR				4	1	1	0	0	0	0											
Joe Wallis, S (8, 8) OBP: 0.346, SLG: 0.404		2B	1B			P6			L1-3	1	0	1	0	0	0	0											
Manny Trillo, R (1, 4) OBP: 0.344, SLG: 0.395		F3								3	0	1	0	1	0	1											
Donnie Moore, L (7, 1) OBP: 0.500, SLG: 0.500		F3				4-3			L1-3	0	0	0	0	0	0	0											
Gene Clines, R (8, PH) OBP: 0.346, SLG: 0.349		2B	BB			2B				1	0	0	0	0	0	1											
Steve Ontiveros, S (1, 5) OBP: 0.254, SLG: 0.223		2B	BB			6-3			L7	3	1	1	0	1	0	1											
Dave Rader, L (1, 2) OBP: 0.301, SLG: 0.352		2B	BB			6-3			L3	3	1	0	0	1	1	2											
Dave Roberts, L (1, 1) OBP: 0.462, SLG: 0.583		2B	BB						K	3	1	2	3	0	0	0											
Mick Kelleher, R (7, 4) OBP: 0.368, SLG: 0.250				3-1		2B			P6	1	0	0	0	0	0	0											
Inning Stats	R: 0 E: 1 K: 1 S: 5	H: 0 LOB: 1 BB: 1 P: 9	R: 3 E: 0 K: 1 S: 10	H: 2 LOB: 3 BB: 3 P: 22	R: 0 E: 0 K: 0 S: 4	H: 1 LOB: 2 BB: 1 P: 8	R: 1 E: 0 K: 0 S: 8	H: 2 LOB: 1 BB: 0 P: 9	R: 0 E: 0 K: 0 S: 7	H: 0 LOB: 0 BB: 0 P: 9	R: 5 E: 0 K: 0 S: 7	H: 4 LOB: 1 BB: 2 P: 15	R: 0 E: 1 K: 2 S: 10	H: 1 LOB: 2 BB: 0 P: 11	R: 0 E: 0 K: 0 S: 6	H: 1 LOB: 0 BB: 0 P: 7	1B: 4 2B: 7 3B: 0 HR: 1	SF: 0 SAC: 0 DP: 1 HBP: 0	WP: 0 PA: 42 PB: 0 SB: 1 CS: 0								
PITCHER	IP	WLS	BF	H	R	ER	SO	BB	IBB	HBP	BLK	WP	HR	S	P	ERA	WHIP										
Joaquin Andujar, R (1, 1) ERA: 2.84	5.1	L	28	6	6	6	2	6	0	0	0	0	0	36	63	10.12	2.250										
Oscar Zamora, R (6, 1) ERA: 10.29	0.2		6	3	3	3	0	0	1	0	0	0	1	5	9	40.50	4.500										
Joe Sambito, L (7, 1) ERA: 3.38	2.0		8	2	0	0	2	0	0	0	0	0	0	16	18	0.00	1.000										

Houston Astros @ Chicago Cubs
Wrigley Field, Chicago, IL
Tue Jun 06 1978, 3:33 AM CDT
Att: 14,107 - Unknown - 66 F

AB	35
R	9
H	11
RBI	9
BB	7
SO	4
LOB	15



Batter	1	2	3	4	5	6	7	8	9	AB	R	H	RBI	BB	SO	LOB	TOP
Terry Puhl, L OBP: 0.357, SLG: 0.408 Denny Walling, L OBP: 0.321, SLG: 0.340	0-0 4-3		0-0 G3			0-0 FC2-6 1B	0-0 F8			2	0	0	0	0	0	1	Houston Astros @ St. Louis Cardinals Busch Stadium, St. Louis, MO Sun Jun 11 1978, 3:33 AM CDT Att: 17,298 - Sunny
Enos Cabell, R OBP: 0.341, SLG: 0.378	0-0 6-3		0-0 G3			0-0 FC2-6 4-3 2B		0-0 5-3		4	1	0	0	0	0	2	
Cesar Cedeno, R OBP: 0.332, SLG: 0.444	0-0 F9			0-0 F9		0-0 4-3		0-0 5-3		4	0	0	0	0	0	1	
Jose Cruz, L OBP: 0.344, SLG: 0.412		0-0 4-3		0-0 F9		0-0 WP 2H 2B		0-0 F9		4	0	1	1	0	0	0	
Bob Watson, R OBP: 0.343, SLG: 0.462		0-0 5-3		0-0 HR		0-0 2-3 BB		0-0 F8		3	1	1	1	1	0	0	
Art Howe, R OBP: 0.347, SLG: 0.463		0-0 HR		0-0 F8		0-3 K		4-0 G4-6-3 BB		3	1	1	1	1	1	2	
Reggie Baldwin, R OBP: 0.211, SLG: 0.316		0-0 5-3			0-0 L7		0-0 5-3		0-0 G4-6-3 1-2	4	0	0	0	0	0	1	
Jimmy Sexton, R OBP: 0.217, SLG: 0.161			0-0 G3 SH3-4 1B		0-0 6-3		0-0 F4			3	0	1	0	0	0	0	
Joaquin Andujar, S OBP: 0.130, SLG: 0.091 Ken Forsch, R OBP: 0.143, SLG: 0.143			0-0 SH3-4 1-2		0-0 F8		0-0 1B			2	0	1	0	0	0	0	
Inning Stats	R: 0 E: 0 K: 0 S: 3	H: 0 LOB: 0 BB: 0 P: 3	R: 1 E: 0 K: 0 S: 4	H: 1 LOB: 0 BB: 0 P: 4	R: 0 E: 0 K: 0 S: 4	H: 1 LOB: 0 BB: 0 P: 4	R: 1 E: 0 K: 0 S: 4	H: 2 LOB: 2 BB: 1 P: 11	R: 0 E: 0 K: 0 S: 3	H: 0 LOB: 0 BB: 0 P: 3	R: 0 E: 0 K: 0 S: 2	H: 0 LOB: 0 BB: 1 P: 6	R: 0 E: 0 K: 0 S: 2	H: 0 LOB: 0 BB: 1 P: 6	1B: 3 2B: 1 3B: 0 HR: 2	SF: 0 SAC: 1 DP: 1 HBP: 0	
PITCHER John Denny, R ERA: 2.67	IP: 9.0 WLS: W BF: 34 H: 6 R: 3 ER: 3 SO: 1 BB: 2 IBB: 0 HBP: 0 BLK: 0 WP: 1 HR: 2 S: 34 P: 42 ERA: 3.00 WHIP: 0.889											PITCHER	IP: 0.0 WLS: 0 BF: 0 H: 0 R: 0 ER: 0 SO: 0 BB: 0 IBB: 0 HBP: 0 BLK: 0 WP: 0 HR: 0 S: 0 P: 0 ERA: 0.00 WHIP: 0.000				

AB	31
R	3
H	6
RBI	3
BB	2
SO	1
LOB	8



Batter	1	2	3	4	5	6	7	8	9	AB	R	H	RBI	BB	SO	LOB	BOTTOM
Lou Brock, L OBP: 0.271, SLG: 0.247	0-0 6-3		0-3 K		0-0 F7		0-0 BB 2B 1B			4	1	1	0	0	1	0	Houston Astros @ St. Louis Cardinals Busch Stadium, St. Louis, MO Sun Jun 11 1978, 3:33 AM CDT Att: 17,298 - Sunny
Gary Templeton, S OBP: 0.248, SLG: 0.287	0-0 4-3		0-0 S 1B		0-0 S 1B		0-0 2B BB			3	1	2	0	1	0	0	
George Hendrick, R OBP: 0.290, SLG: 0.345	0-0 F8		0-0 L8 1-2		0-3 K		0-0 2B			4	0	1	3	0	1	2	
Ted Simmons, S OBP: 0.410, SLG: 0.532		0-0 G3		0-0 2B SF8 1B		0-0 L8	0-0 4-3			4	1	1	0	0	0	1	
Keith Hernandez, L OBP: 0.363, SLG: 0.409		0-0 E8 1B 1B		0-0 F8		0-0 G3		0-3 K		4	1	1	0	0	1	1	
Jerry Morales, R OBP: 0.288, SLG: 0.355		0-0 F7		0-0 SF8 1-3 2B		0-0 1-3		0-0 1B		4	0	2	0	0	0	1	
Ken Reitz, R OBP: 0.288, SLG: 0.357		0-0 2H 1B		0-0 SF8		0-0 F8	0-0 F8			3	0	1	2	0	0	1	
Mike Tyson, R OBP: 0.294, SLG: 0.347		0-0 1-3		0-0 F9		0-0 5-3	0-0 L7			4	0	0	0	0	0	3	
John Denny, R OBP: 0.222, SLG: 0.265			0-3 K		0-0 6-3		4-0 BB 1B 2B BB			2	1	0	0	1	1	0	
Inning Stats	R: 0 E: 0 K: 0 S: 3	H: 2 LOB: 0 BB: 0 P: 3	R: 1 E: 1 K: 0 S: 5	H: 2 LOB: 1 BB: 0 P: 5	R: 0 E: 0 K: 2 S: 8	H: 1 LOB: 1 BB: 0 P: 8	R: 1 E: 0 K: 0 S: 5	H: 2 LOB: 1 BB: 0 P: 5	R: 0 E: 0 K: 1 S: 6	H: 1 LOB: 1 BB: 0 P: 6	R: 3 E: 0 K: 0 S: 5	H: 2 LOB: 1 BB: 2 P: 13	R: 0 E: 0 K: 1 S: 6	H: 1 LOB: 1 BB: 0 P: 6	1B: 7 2B: 2 3B: 0 HR: 0	SF: 1 SAC: 0 DP: 0 HBP: 0	
PITCHER Joaquin Andujar, R ERA: 2.94 Ken Forsch, R ERA: 3.2	IP: 6.2 WLS: L BF: 28 H: 7 R: 4 ER: 3 SO: 3 BB: 1 IBB: 0 HBP: 0 BLK: 0 WP: 0 HR: 0 S: 33 P: 37 ERA: 4.05 WHIP: 1.200											PITCHER	IP: 1.1 WLS: 0 BF: 7 H: 2 R: 1 ER: 1 SO: 1 BB: 0 IBB: 0 HBP: 0 BLK: 0 WP: 0 HR: 0 S: 8 P: 12 ERA: 6.75 WHIP: 2.250				



Batter	1	2	3	4	5	6	7	8	9	AB	R	H	RBI	BB	SO	LOB	TOP			
Frank Taveras, R (1, 6) OBP: 0.311, SLG: 0.343	L8		1B		E7			FC6-4		5	1	3	0	0	0	1	Pittsburgh Pirates @ Houston Astros Astrodome, Houston, TX Mon Jun 12 1978, 8:05 PM EDT Att: 9,886 - Unknown			
Omar Moreno, L (1, 8) OBP: 0.312, SLG: 0.261	1B		F8		SF8			F9		3	1	0	1	1	0	3				
Dave Parker, L (1, 9) OBP: 0.351, SLG: 0.486	1B		1B		E			F7		3	1	2	1	2	0	0				
Bill Robinson, R (1, 7) OBP: 0.301, SLG: 0.394	K		L5		K			L4		5	0	0	0	0	3	3				
Willie Stargell, L (1, 3) OBP: 0.373, SLG: 0.477	K				1B					4	0	3	0	0	1	1				
Manny Sanguillen, R (7, PR) OBP: 0.292, SLG: 0.386	K				1B					1	0	0	0	0	1	1				
Rennie Stennett, R (1, 5) OBP: 0.281, SLG: 0.326			F4		F9			F8		4	0	1	0	0	0	2				
Mario Mendoza, R (7, 5) OBP: 0.324, SLG: 0.387					FC3-2					0	0	0	0	0	0	0				
Steve Brye, R (9, PH) OBP: 0.362, SLG: 0.419					1B					1	0	0	0	0	1	1				
Ed Ott, L (1, 2) OBP: 0.302, SLG: 0.364	K				FC3-2			E9		4	1	1	0	0	1	2				
Phil Garner, R (1, 4) OBP: 0.307, SLG: 0.352					P6			F7		4	1	1	0	0	0	2				
John Candelaria, L (1, 1) OBP: 0.290, SLG: 0.192										4	0	1	0	0	2	3				
Kent Tekulve, R (8, 1) OBP: 0.143, SLG: 0.143	K				FC					0	0	0	0	0	0	0				
Dave Hamilton, L (8, 1)										0	0	0	0	0	0	0				
Ed Whitson, R (8, 1)								FC6-4		0	0	0	0	0	0	0				
Inning Stats	R: 1 E: 0 K: 2 S: 8	H: 1 LOB: 1 BB: 1 P: 12	R: 0 E: 0 K: 2 S: 8	H: 1 LOB: 1 BB: 0 P: 8	R: 0 E: 0 K: 0 S: 4	H: 2 LOB: 2 BB: 0 P: 4	R: 0 E: 0 K: 1 S: 7	H: 2 LOB: 2 BB: 0 P: 7	R: 2 E: 1 K: 1 S: 7	H: 2 LOB: 1 BB: 1 P: 11	R: 0 E: 0 K: 0 S: 4	H: 1 LOB: 1 BB: 0 P: 4	R: 1 E: 0 K: 0 S: 5	H: 2 LOB: 1 BB: 1 P: 5	R: 0 E: 0 K: 3 S: 9	H: 0 LOB: 1 BB: 1 P: 13	1B: 8 2B: 4 3B: 0 HR: 0	SF: 1 SAC: 1 DP: 0 HBP: 0	WP: 0 PB: 0 SB: 5 CS: 0	PA: 42
PITCHER	IP WLS BF H R ER SO BB IBB HBP BLK WP HR S P ERA WHIP																			
Tom Dixon, R (1, 1) ERA: 2.42	5.0	24	8	3	2	6	2	0	0	0	0	0	0	0	34	42	3.60	2.000		
Joe Niekro, R (6, 1) ERA: 7.71	2.0	9	2	1	0	0	0	0	0	0	0	0	0	9	9	0.00	1.000			
Rick Williams, R (8, 1) ERA: 9.0	1.0	W	5	2	1	1	0	0	0	0	0	0	0	5	5	9.00	2.000			
Joe Sambito, L (9, 1) ERA: 3.6	1.0	S	4	0	0	3	1	0	0	0	0	0	0	9	13	0.00	1.000			

Batter	1	2	3	4	5	6	7	8	9	AB	R	H	RBI	BB	SO	LOB	BOTTOM			
Jimmy Sexton, R (1, 6) OBP: 0.219, SLG: 0.167	F8		1-3		1B			F3		4	0	1	0	0	0	1	Pittsburgh Pirates @ Houston Astros Astrodome, Houston, TX Mon Jun 12 1978, 8:05 PM EDT Att: 9,886 - Unknown			
Dave Bergman, L (8, PH) OBP: 0.267, SLG: 0.083								1B		0	1	0	1	1	0	0				
Enos Cabell, R (1, 5) OBP: 0.326, SLG: 0.383	F8							FC6-4		5	1	3	1	0	0	1				
Cesar Cedeno, R (1, 8) OBP: 0.328, SLG: 0.438	L3		6-3		F8			FC6-4		5	0	1	3	0	0	4				
Bob Watson, R (1, 3) OBP: 0.345, SLG: 0.458					F8			6-3		4	0	1	0	1	0	1				
Jesus Alou, R (1, 7) OBP: 0.361, SLG: 0.500								F9		4	1	4	0	0	0	0				
Joe Sambito, L (9, 1)								1B		0	0	0	0	0	0	0				
Art Howe, R (1, 4) OBP: 0.340, SLG: 0.453								1B		4	0	0	0	0	1	6				
Jose Cruz, L (1, 9) OBP: 0.342, SLG: 0.409								F9		4	0	0	0	0	1	6				
Reggie Baldwin, R (1, 2) OBP: 0.205, SLG: 0.308										4	1	1	1	0	0	6				
Wilbur Howard, S (5, 2) OBP: 0.300, SLG: 0.395										1	0	0	0	0	0	2				
										2	1	0	0	1	1	2				
Tom Dixon, R (1, 1) OBP: 0.126, SLG: 0.100										1	0	0	0	0	0	0				
Roger Metzger, S (5, PH) OBP: 0.287, SLG: 0.286										1	0	0	0	0	0	0				
Joe Niekro, R (8, 1) OBP: 0.278, SLG: 0.273										0	0	0	0	0	0	0				
Julio Gonzales, S (7, PH) OBP: 0.282, SLG: 0.286										0	0	0	0	0	0	0				
Rick Williams, R (8, 1)										0	0	0	0	0	0	0				
Denny Walling, L (8, PH) OBP: 0.325, SLG: 0.340										0	0	0	0	0	0	0				
Joe Ferguson, R (8, PH) OBP: 0.346, SLG: 0.379										0	1	0	0	1	0	0				
Inning Stats	R: 0 E: 0 K: 0 S: 3	H: 0 LOB: 0 BB: 0 P: 3	R: 0 E: 0 K: 0 S: 4	H: 1 LOB: 2 BB: 1 P: 8	R: 0 E: 0 K: 0 S: 4	H: 1 LOB: 1 BB: 0 P: 4	R: 0 E: 1 K: 0 S: 4	H: 1 LOB: 1 BB: 0 P: 4	R: 0 E: 0 K: 2 S: 9	H: 2 LOB: 2 BB: 0 P: 9	R: 0 E: 0 K: 0 S: 3	H: 0 LOB: 1 BB: 1 P: 7	R: 0 E: 0 K: 0 S: 7	H: 4 LOB: 1 BB: 3 P: 19	R: 6 E: 0 K: 0 S: 7	H: 4 LOB: 1 BB: 3 P: 19	1B: 9 2B: 2 3B: 0 HR: 0	SF: 0 SAC: 0 DP: 1 HBP: 0	WP: 0 PB: 0 SB: 0 CS: 0	PA: 40
PITCHER	IP WLS BF H R ER SO BB IBB HBP BLK WP HR S P ERA WHIP																			
John Candelaria, L (1, 1) ERA: 3.33	7.2	34	9	2	2	3	2	0	0	0	0	0	0	4	46	2.35	1.435			
Kent Tekulve, R (8, 1) ERA: 3.03	0.0	1	0	0	0	0	1	0	0	0	0	0	0	4	∞	∞				
Dave Hamilton, L (8, 1) ERA: 6.11	0.0	1	0	0	0	0	1	0	0	0	0	0	0	4	∞	∞				
Ed Whitson, R (8, 1) ERA: 3.86	0.1	L	4	2	4	4	0	0	0	0	0	3	7	108.00	9.000					

Batter	1	2	3	4	5	6	7	8	9	AB	R	H	RBI	BB	SO	LOB	TOP																
Frank Taveras, R (1, 6) OBP: 0.315, SLG: 0.350										4	1	2	0	0	0	1	Pittsburgh Pirates @ Houston Astros Astrodome, Houston, TX Tue Jun 13 1978, 8:05 PM EDT Att: 10,487 - Dome																
Phil Garner, R (1, 4) OBP: 0.302, SLG: 0.345										4	0	0	1	0	2	2																	
Dave Parker, L (1, 9) OBP: 0.345, SLG: 0.477										4	0	0	0	0	3	0																	
Bill Robinson, R (1, 7) OBP: 0.300, SLG: 0.390										4	0	1	0	0	2	0																	
Rennie Stennett, R (1, 5) OBP: 0.286, SLG: 0.326										3	0	1	0	1	1	1																	
Manny Sanguillen, R (1, 3) OBP: 0.293, SLG: 0.384										3	0	1	0	0	0	1																	
Steve Bnye, R (1, 8) Omar Moreno, L (7, PH) OBP: 0.311, SLG: 0.259										2	0	0	0	0	0	3																	
Duffy Dyer, R (1, 2) OBP: 0.381, SLG: 0.403										3	0	1	0	0	2	0																	
Jim Bibby, R (1, 1) Grant Jackson, S (8, 1) OBP: 0.214, SLG: 0.083										3	0	0	0	0	1	1																	
										0	0	0	0	0	0	0																	
Inning Stats	R: 1 E: 0 K: 2 S: 8	H: 1 LOB: 0 BB: 0 P: 8	R: 0 E: 0 K: 0 S: 3	H: 1 LOB: 0 BB: 0 P: 3	R: 0 E: 0 K: 3 S: 10	H: 1 LOB: 1 BB: 0 P: 10	R: 0 E: 0 K: 1 S: 6	H: 1 LOB: 1 BB: 0 P: 10	R: 0 E: 0 K: 0 S: 4	H: 1 LOB: 1 BB: 0 P: 4	R: 0 E: 0 K: 0 S: 3	H: 0 LOB: 0 BB: 0 P: 5	R: 0 E: 0 K: 1 S: 5	H: 0 LOB: 0 BB: 0 P: 5	R: 0 E: 0 K: 3 S: 9	H: 0 LOB: 0 BB: 0 P: 9	1B: 4 2B: 2 3B: 0 HR: 0	SF: 0 SAC: 0 DP: 2 HBP: 0	WP: 0 PB: 0 SB: 2 CS: 0	PA: 32													
PITCHER	IP WLS BF H R ER SO BB IBB HBP BLK WP HR S P ERA WHIP																																
Floyd Bannister, L (1, 1) ERA: 2.56	6.0	23	6	1	1	6	1	0	0	0	0	0	0	34	38	1.50	1.167																
Ken Forsch, R (7, 1) ERA: 3.05	2.0	W	6	0	0	0	2	0	0	0	0	0	0	10	10	0.00	0.000																
Joe Sambito, L (9, 1) ERA: 3.5	1.0	S	3	0	0	0	3	0	0	0	0	0	0	9	9	0.00	0.000																

Batter	1	2	3	4	5	6	7	8	9	AB	R	H	RBI	BB	SO	LOB	BOTTOM																
Denny Walling, L (1, 7) OBP: 0.333, SLG: 0.353										4	1	2	0	0	1	0	Pittsburgh Pirates @ Houston Astros Astrodome, Houston, TX Tue Jun 13 1978, 8:05 PM EDT Att: 10,487 - Dome																
Enos Cabell, R (1, 5) OBP: 0.321, SLG: 0.377										4	0	0	0	0	1	2																	
Cesar Cedeno, R (1, 8) OBP: 0.332, SLG: 0.447										3	0	1	1	1	0	1																	
Jose Cruz, L (1, 9) OBP: 0.341, SLG: 0.403										3	0	0	0	1	0	2																	
Bob Watson, R (1, 3) OBP: 0.340, SLG: 0.450										3	0	0	0	0	2	2																	
Art Howe, R (1, 4) OBP: 0.335, SLG: 0.445										3	0	0	0	0	1	0																	
Reggie Baldwin, R (1, 2) OBP: 0.214, SLG: 0.381										3	1	1	1	0	0	0																	
Jimmy Sexton, R (1, 6) OBP: 0.224, SLG: 0.175										3	0	1	0	0	2	0																	
Floyd Bannister, L (1, 1) Ken Forsch, R (7, 1) Dave Bergman, L (6, PH) Joe Sambito, L (9, 1) OBP: 0.214, SLG: 0.154										2	0	0	0	0	1	1																	
										0	0	0	0	0	0	0																	
Inning Stats	R: 0 E: 0 K: 1 S: 5	H: 0 LOB: 0 BB: 0 P: 5	R: 0 E: 0 K: 2 S: 7	H: 0 LOB: 0 BB: 0 P: 7	R: 0 E: 0 K: 1 S: 5	H: 0 LOB: 0 BB: 0 P: 5	R: 0 E: 0 K: 1 S: 6	H: 1 LOB: 1 BB: 0 P: 6	R: 1 E: 0 K: 1 S: 7	H: 2 LOB: 1 BB: 0 P: 7	R: 0 E: 0 K: 1 S: 5	H: 0 LOB: 2 BB: 2 P: 13	R: 0 E: 0 K: 1 S: 5	H: 0 LOB: 0 BB: 0 P: 5	R: 1 E: 0 K: 0 S: 5	H: 2 LOB: 1 BB: 0 P: 5	1B: 3 2B: 0 3B: 1 HR: 1	SF: 0 SAC: 0 DP: 0 HBP: 0	WP: 0 PB: 0 SB: 4 CS: 0	PA: 31													
PITCHER	IP WLS BF H R ER SO BB IBB HBP BLK WP HR S P ERA WHIP																																
Jim Bibby, R (1, 1) ERA: 2.3	7.2	L	30	5	2	2	8	1	0	0	0	0	0	44	52	2.35	0.783																
Grant Jackson, L (8, 1) ERA: 2.77	0.1		1	0	0	0	0	0	0	0	0	0	0	1	1	0.00	0.000																

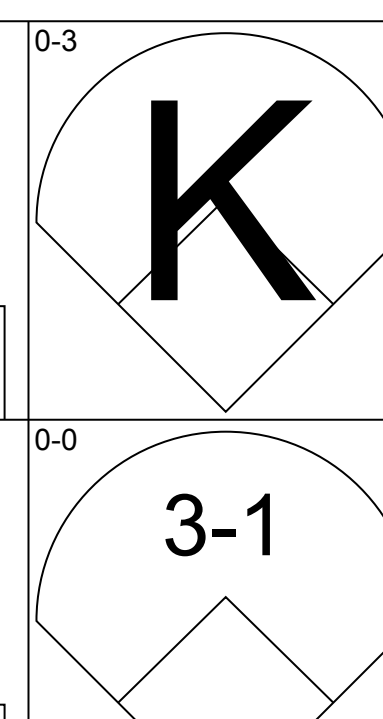
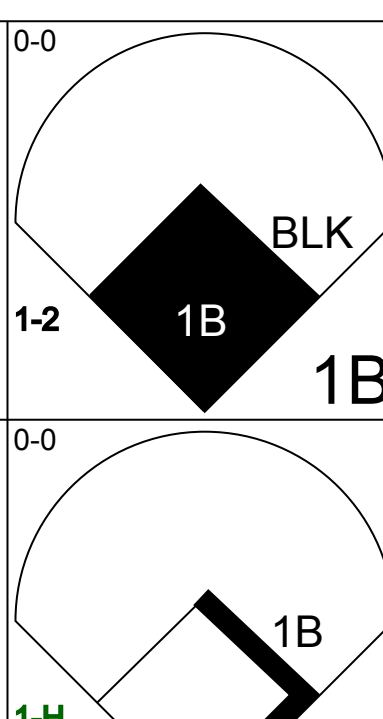
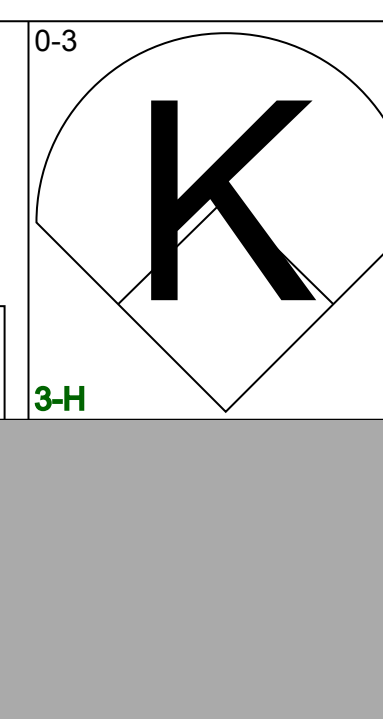
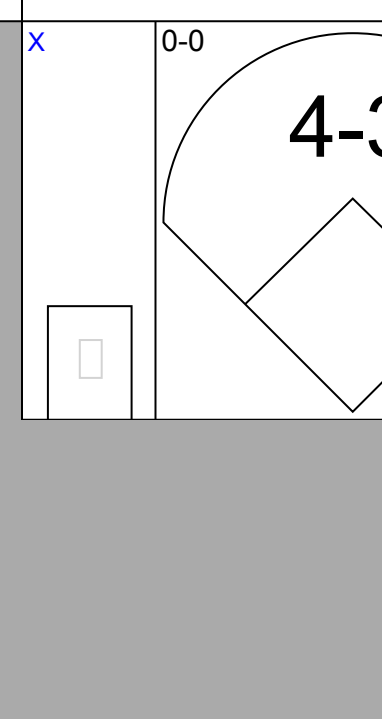
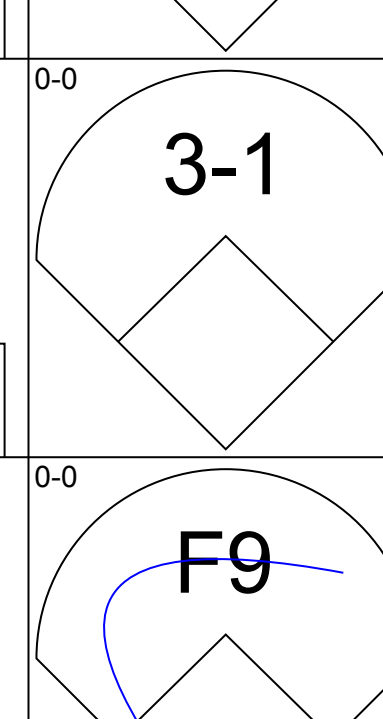
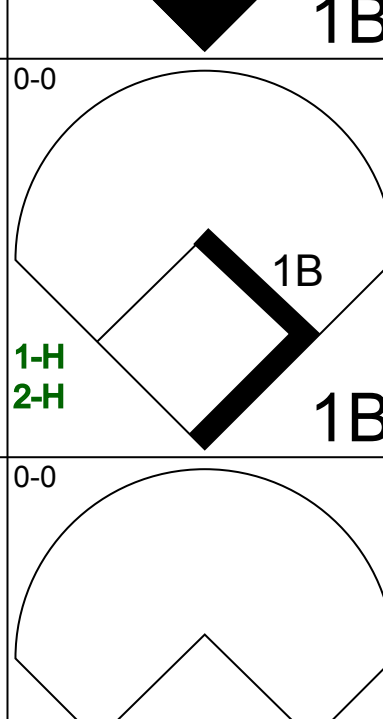
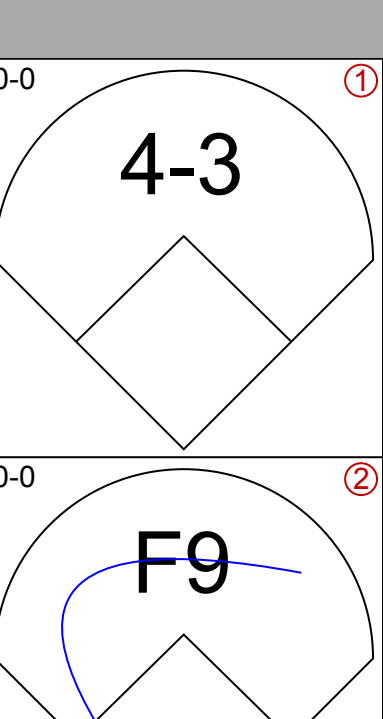
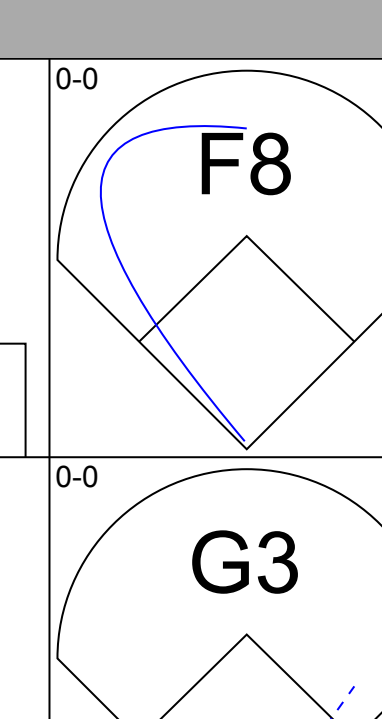
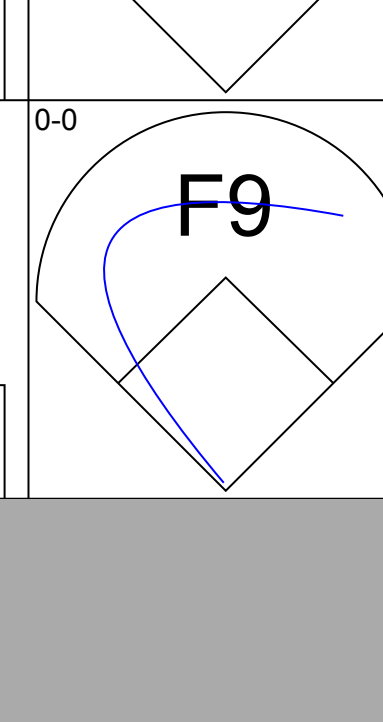
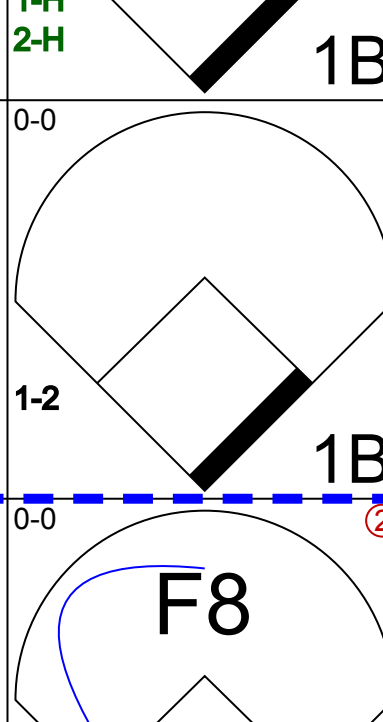
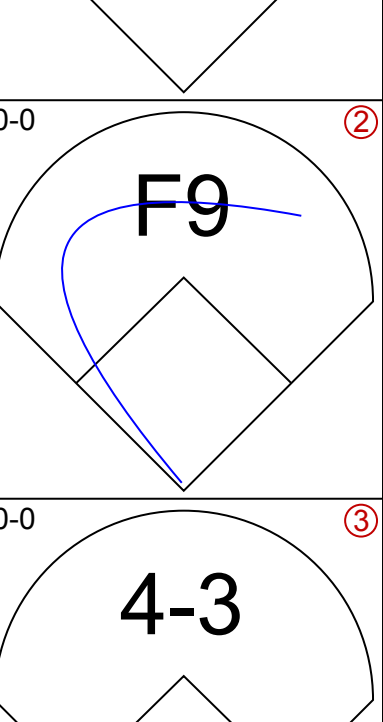
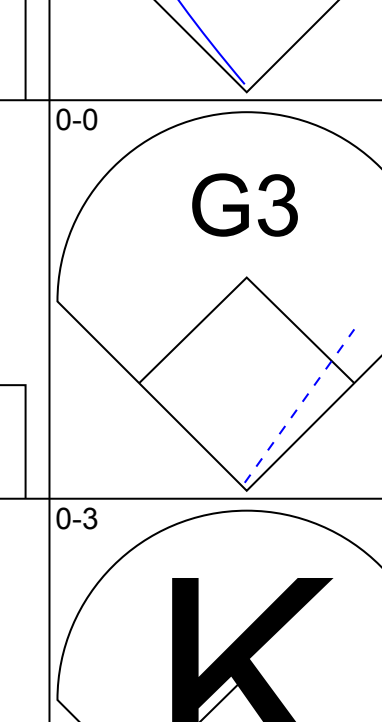
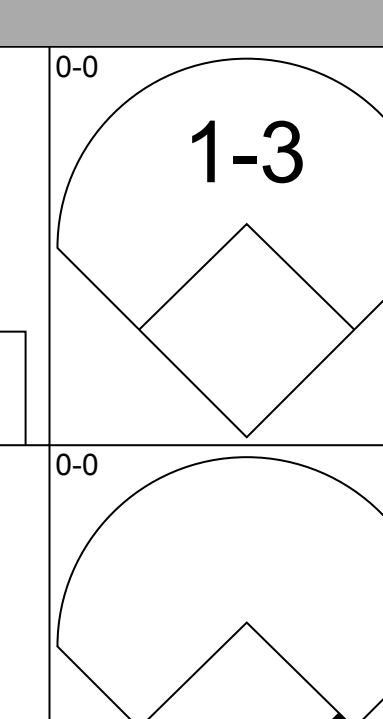
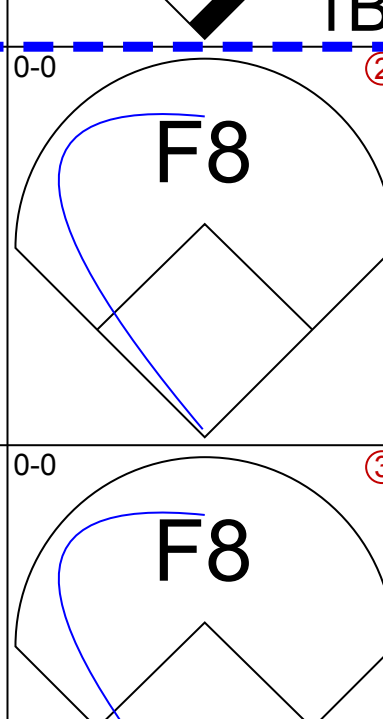
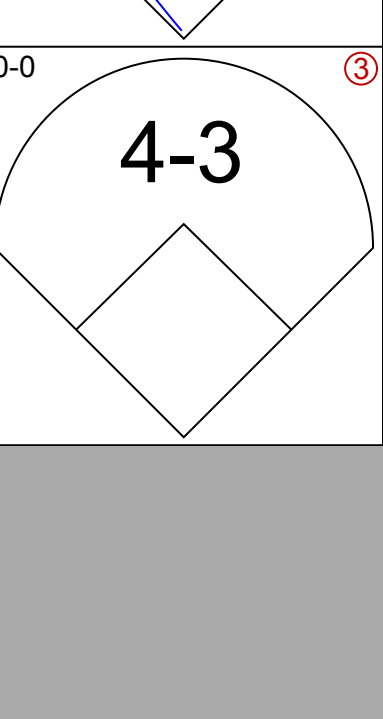
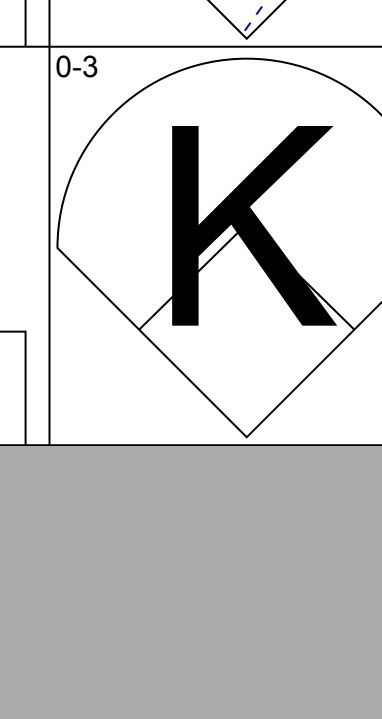
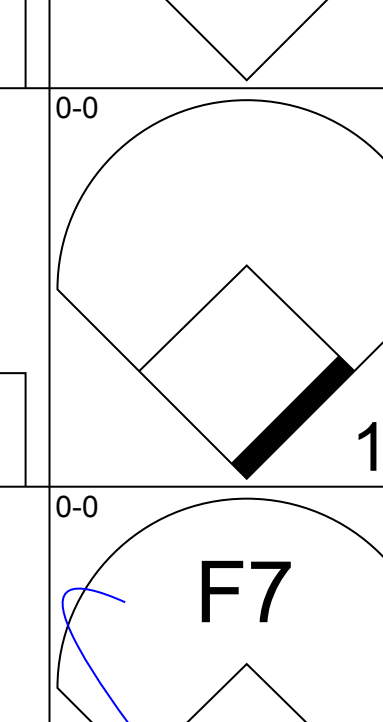
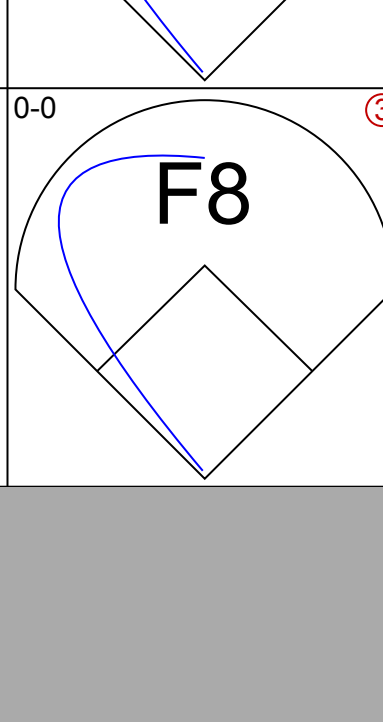
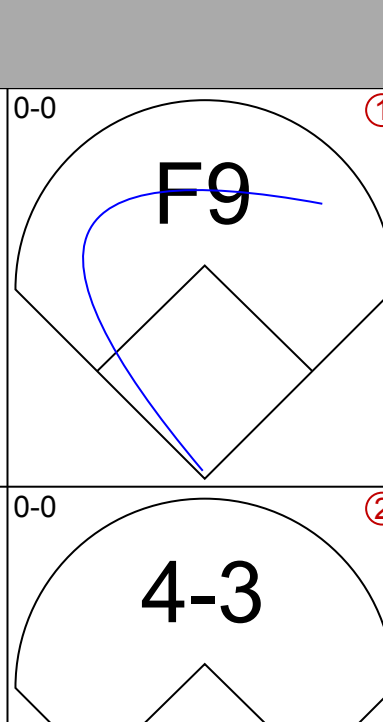
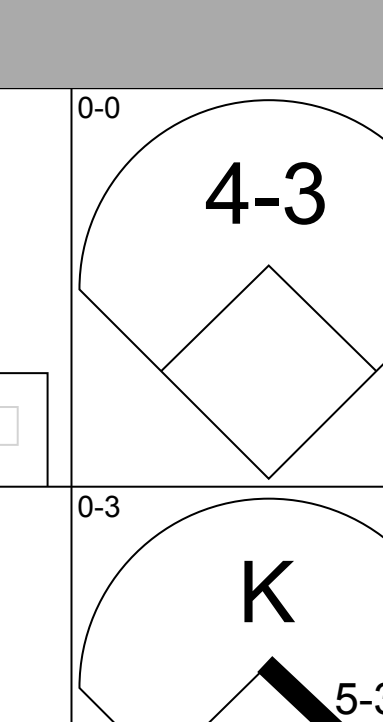
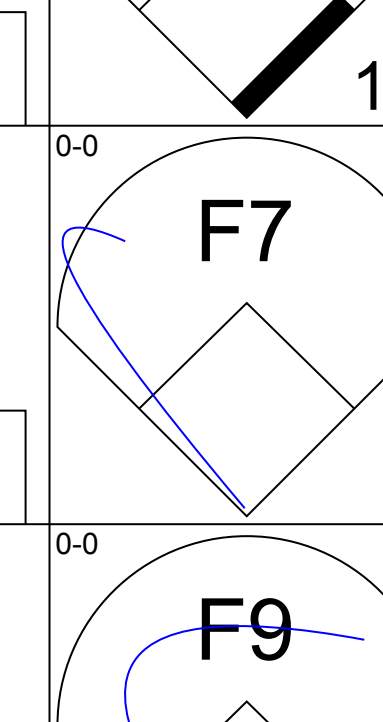
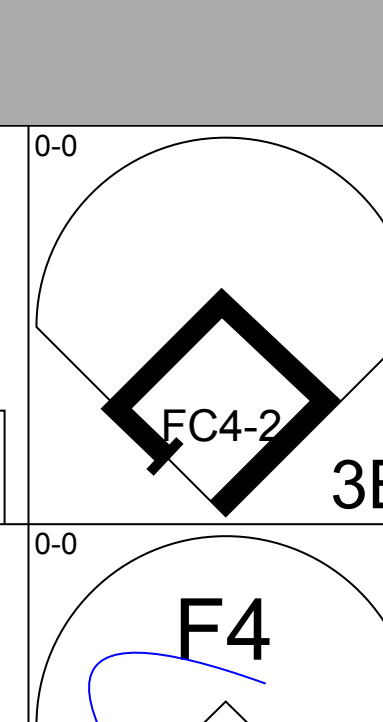
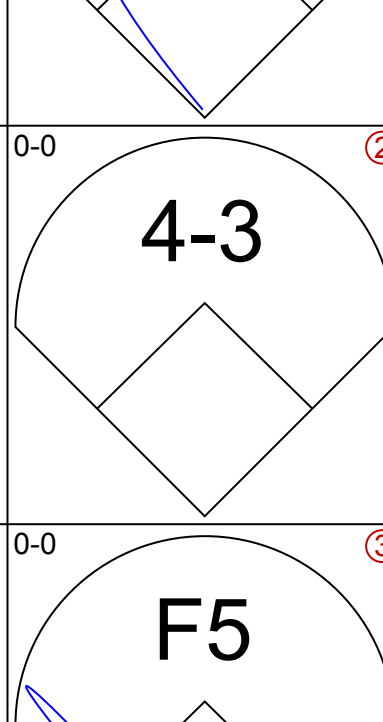
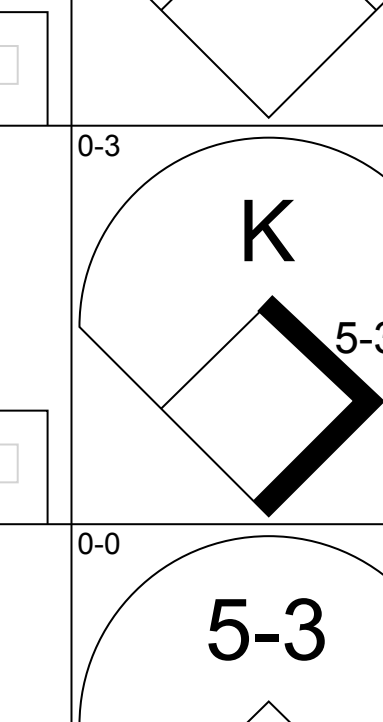
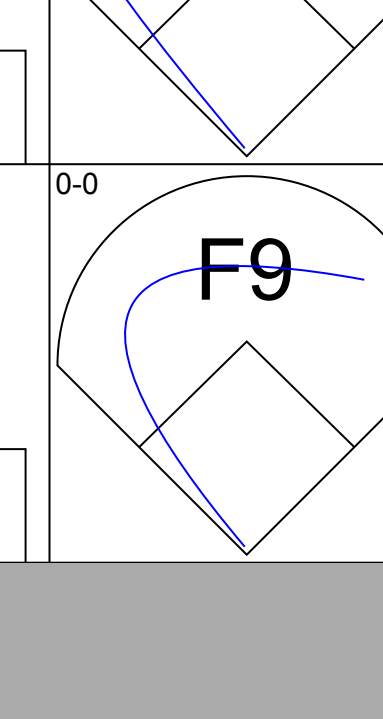
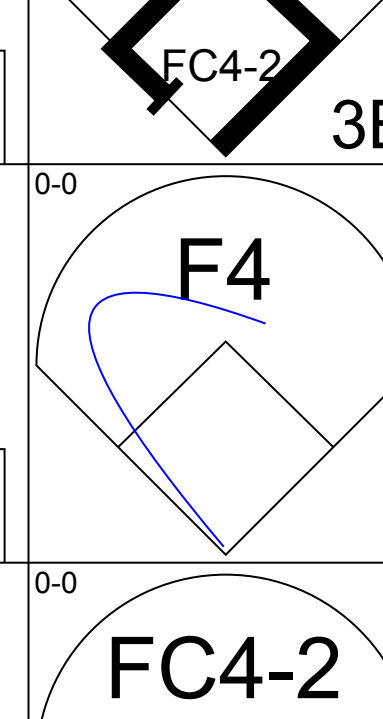
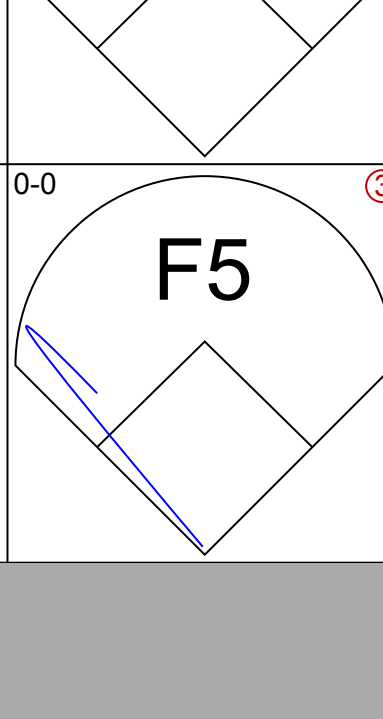
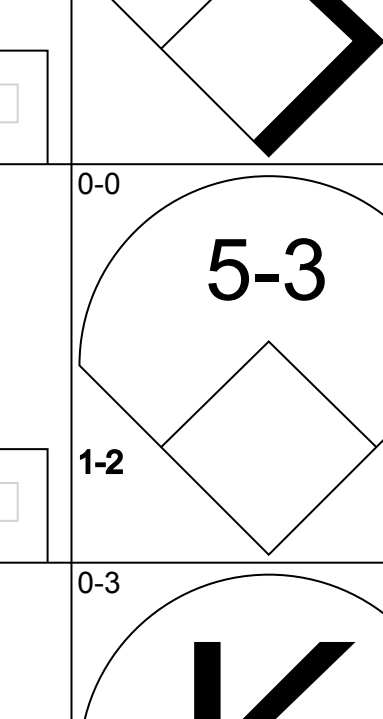
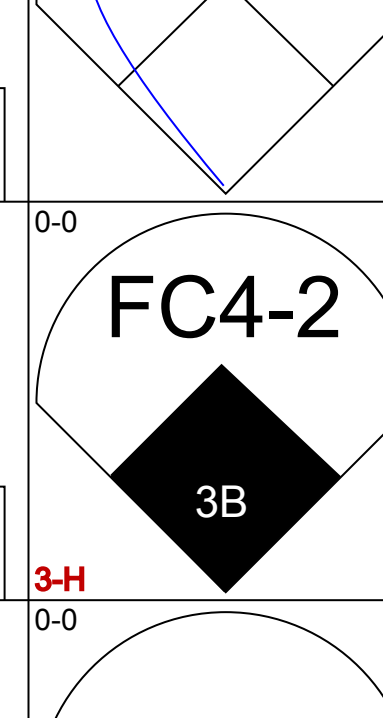
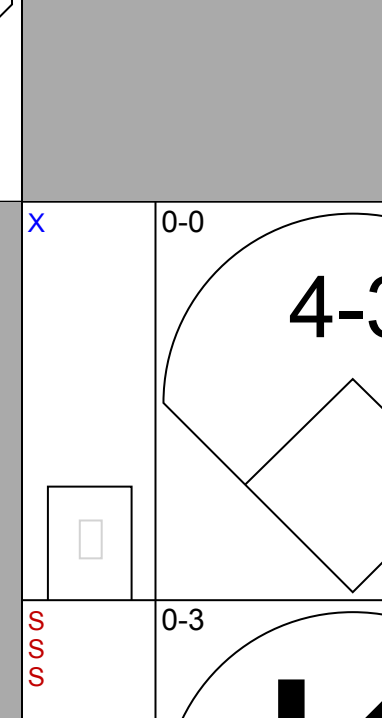
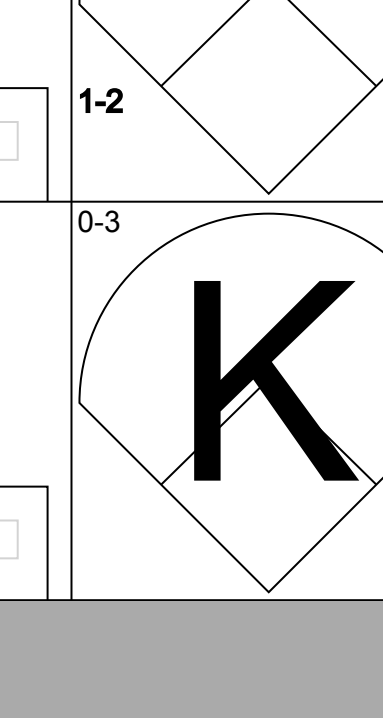
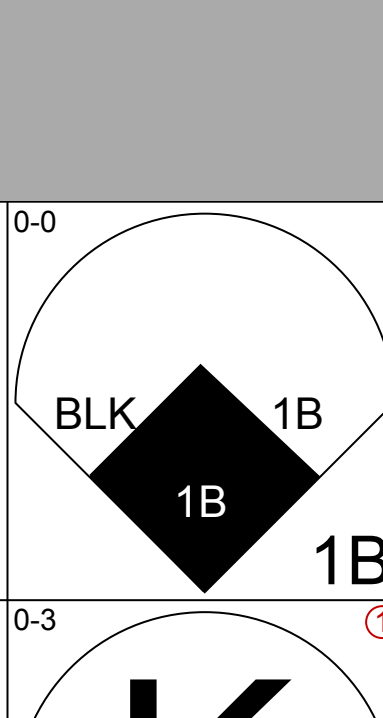
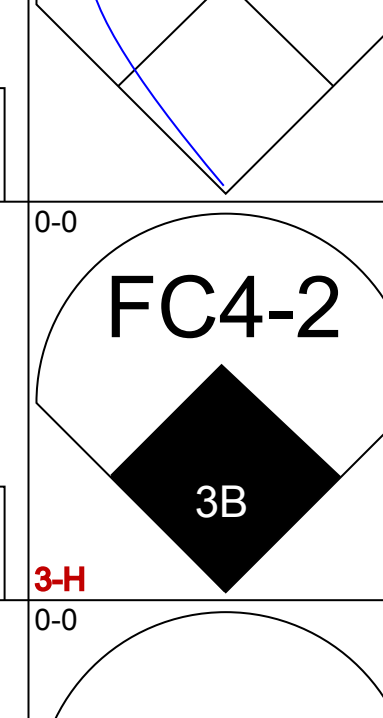
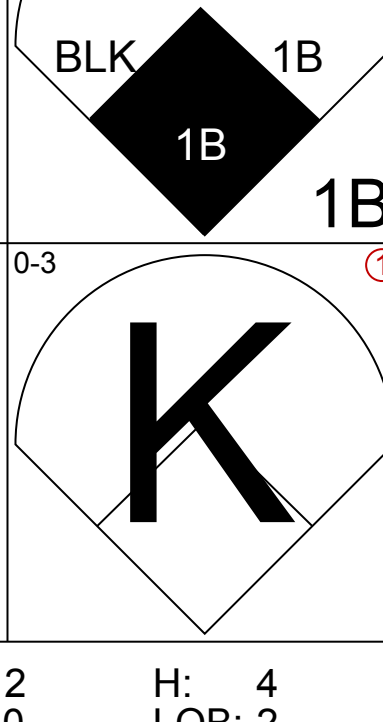
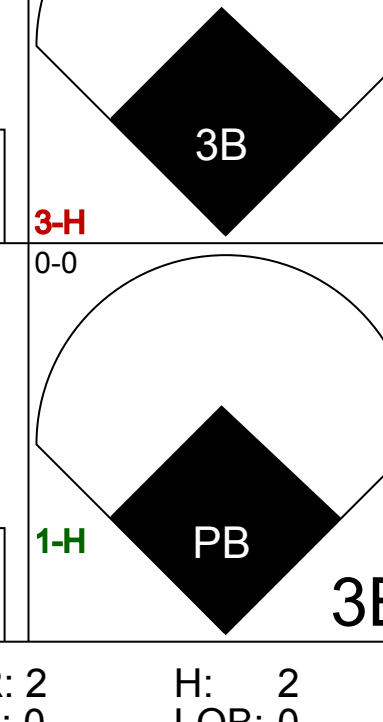
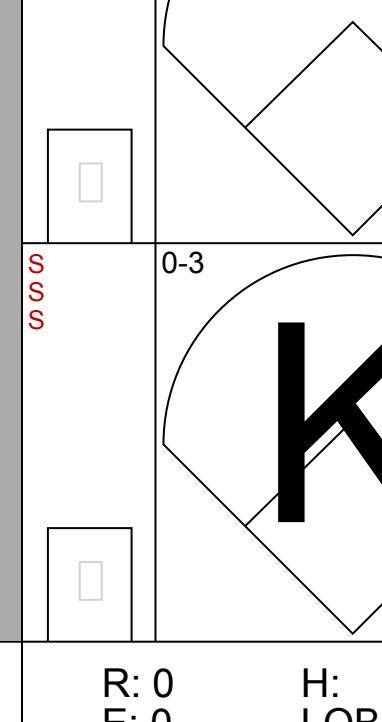
Batter	1	2	3	4	5	6	7	8	9	10	11	12	13	AB	R	H	RBI	BB	SO	LOB	TOP									
Ivan De Jesus, R OBP: 0.356, SLG: 0.370														6	1	3	1	0	1	2										
Greg Gross, L OBP: 0.364, SLG: 0.452														7	0	1	0	0	0	4										
Bill Buckner, L OBP: 0.333, SLG: 0.384														6	0	1	1	0	0	2										
Bobby Murcer, L OBP: 0.326, SLG: 0.360														6	2	1	0	1	1	2										
Larry Blitner, L OBP: 0.365, SLG: 0.450														6	2	4	1	0	0	2										
Steve Ontiveros, S OBP: 0.284, SLG: 0.258														5	0	2	2	1	0	3										
Manny Trillo, R OBP: 0.338, SLG: 0.373														5	2	1	0	1	0	6										
Dave Rader, L OBP: 0.287, SLG: 0.331															5	0	1	0	0	1	6									
Paul Reuschel, R (12, 1)															0	0	0	0	0	0	0									
Ray Burris, R ERA: 3.69															2	1	1	1	1	1	1									
Inning Stats	R: 0 E: 0 K: 0 S: 4	H: 1 LOB: 1 BB: 0 P: 4	R: 2 E: 0 K: 0 S: 8	H: 2 LOB: 1 BB: 1 P: 13	R: 0 E: 0 K: 0 S: 3	H: 0 LOB: 0 BB: 0 P: 3	R: 0 E: 0 K: 0 S: 7	H: 1 LOB: 1 BB: 0 P: 9	R: 0 E: 0 K: 1 S: 5	H: 0 LOB: 0 BB: 0 P: 5	R: 2 E: 0 K: 0 S: 4	H: 2 LOB: 0 BB: 1 P: 8	R: 0 E: 0 K: 0 S: 4	H: 1 LOB: 1 BB: 0 P: 4	R: 0 E: 1 K: 0 S: 4	H: 0 LOB: 1 BB: 0 P: 4	R: 1 E: 0 K: 2 S: 15	H: 2 LOB: 1 BB: 0 P: 20	R: 1 E: 0 K: 0 S: 6	H: 3 LOB: 2 BB: 1 P: 6	R: 0 E: 0 K: 0 S: 3	H: 0 LOB: 1 BB: 1 P: 7	R: 0 E: 0 K: 1 S: 6	H: 1 LOB: 2 BB: 1 P: 10	R: 0 E: 0 K: 0 S: 5	H: 2 LOB: 1 BB: 0 P: 5	1B: 10 2B: 5 3B: 0 HR: 0	SF: 1 SAC: 2 DP: 0 HBP: 0	W/P: 0 PB: 0 SB: 2 CS: 1	PA: 58
PITCHER	IP 7.0	WLS 29	BF 7	H 4	ER 4	SO 1	BB 2	IBB 0	HBP 0	BLK 0	WP 0	HR 0	S 35	P 46	ERA 5.14	WHIP 1.286														
Mark Lemongello, R ERA: 3.69	7.0	29	7	4	4	1	2	0	0	0	0	0	35	46	5.14	1.286														
Joe Sambello, L ERA: 3.55	2.0	9	2	1	1	2	0	0	0	0	0	0	19	24	4.50	1.000														
Ken Forsch, R ERA: 3.19	1.0	6	3	1	1	0	0	0	0	0	0	0	6	6	9.00	3.000														
Rick Williams, R ERA: 3.86	3.0	L	14	3	1	1	2	0	0	0	0	0	14	22	3.00	1.667														

Chicago Cubs @ Houston Astros
Astrodome, Houston, TX
Fri Jun 16 1978, 8:05 PM EDT
Att. 18,948 - Unknown - 72 F

AB 51
R 7
H 15
RBI 7
BB 4
SO 4
LOB 30

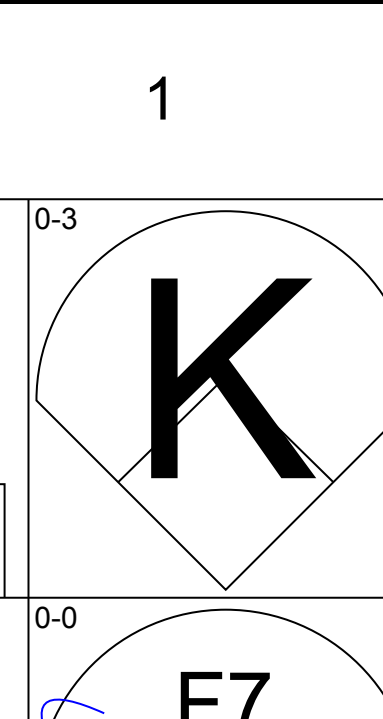
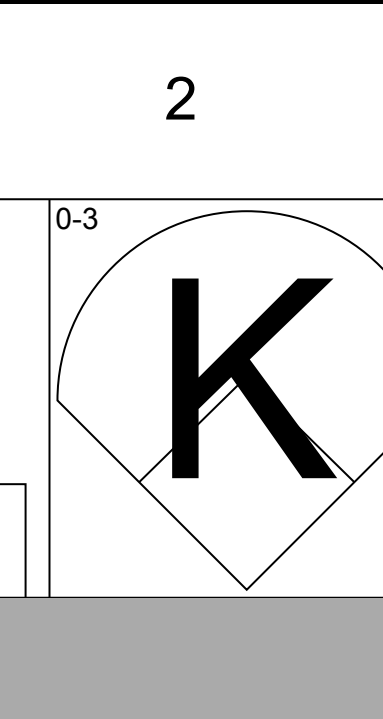
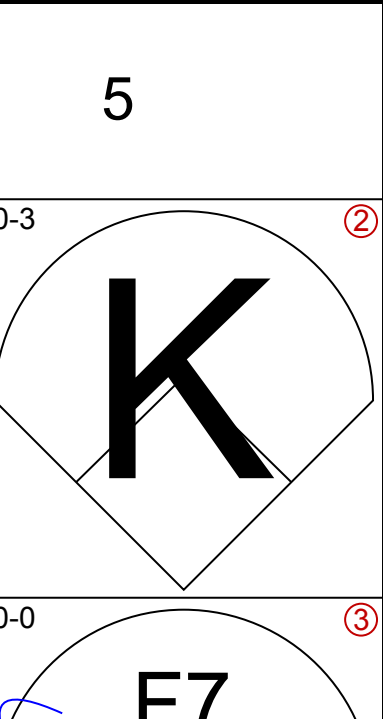
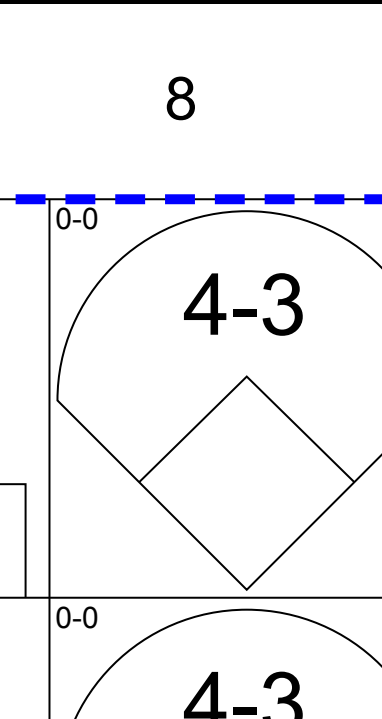
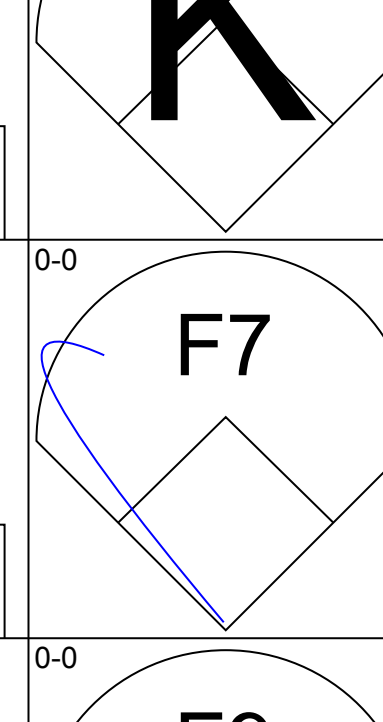
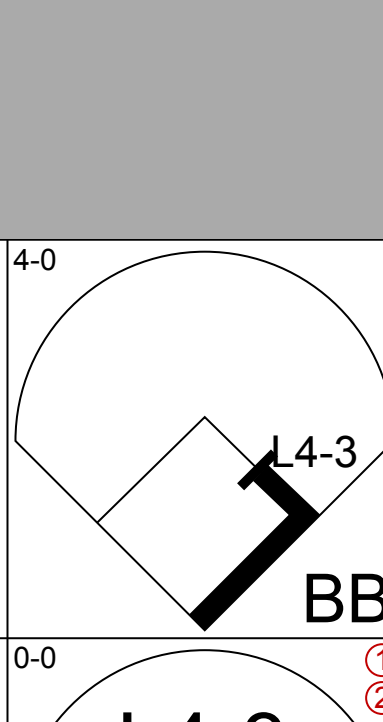
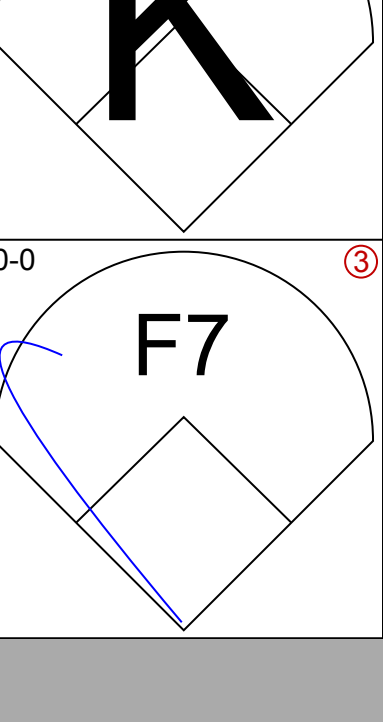
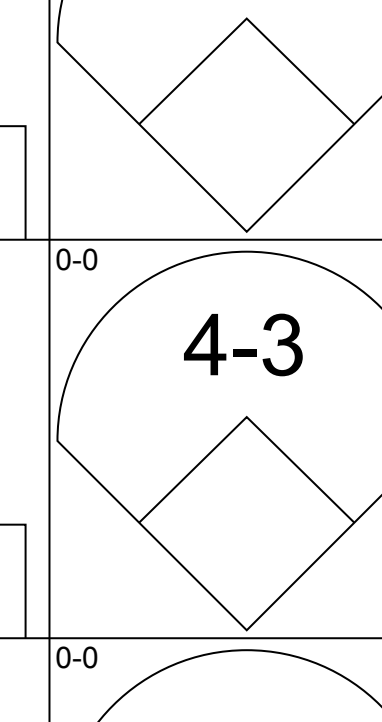
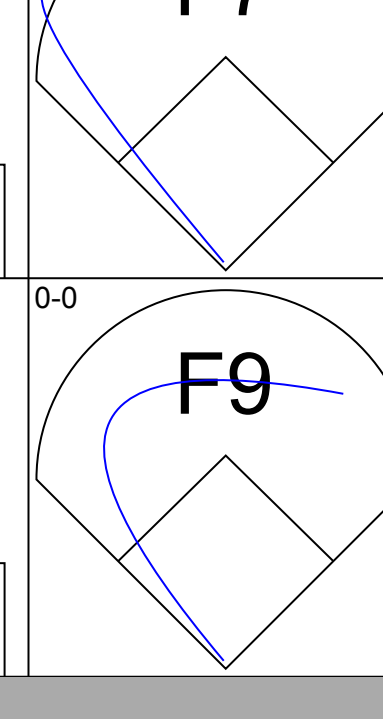
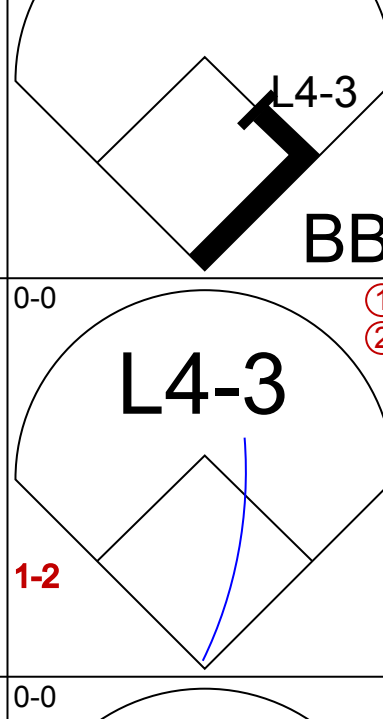
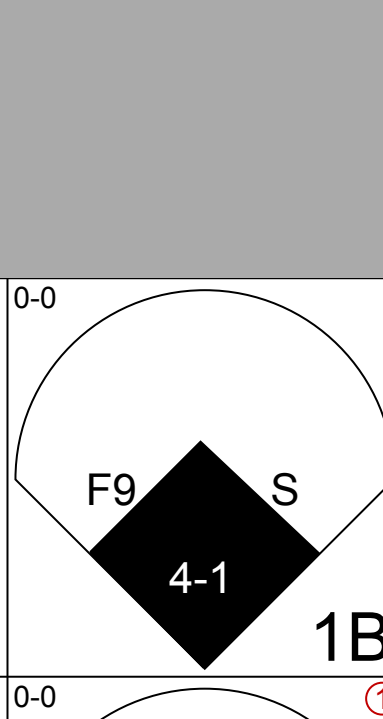
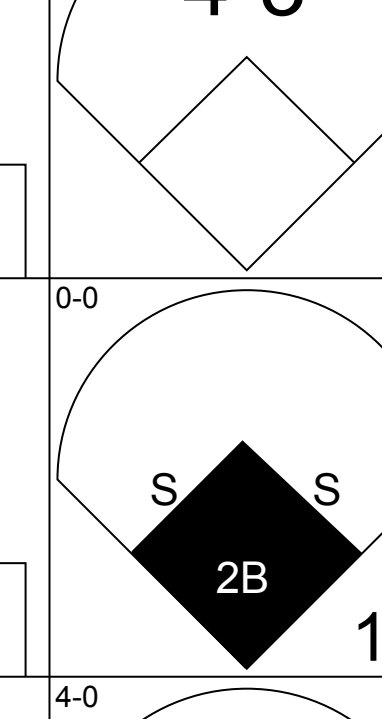
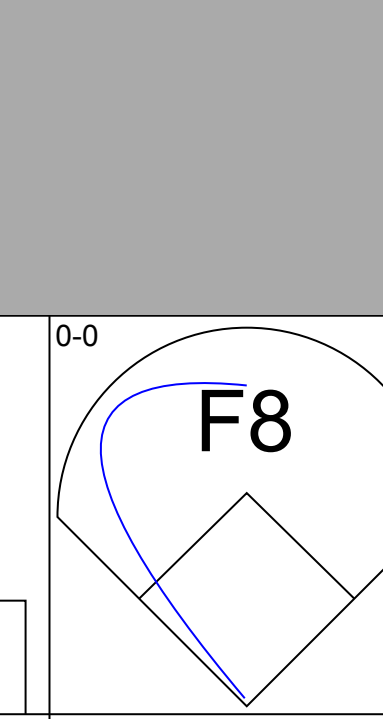
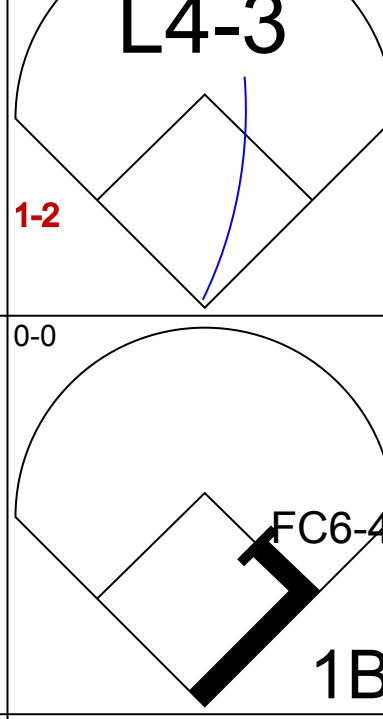

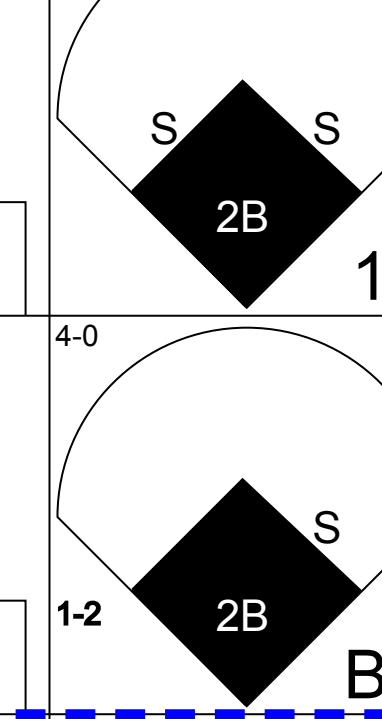
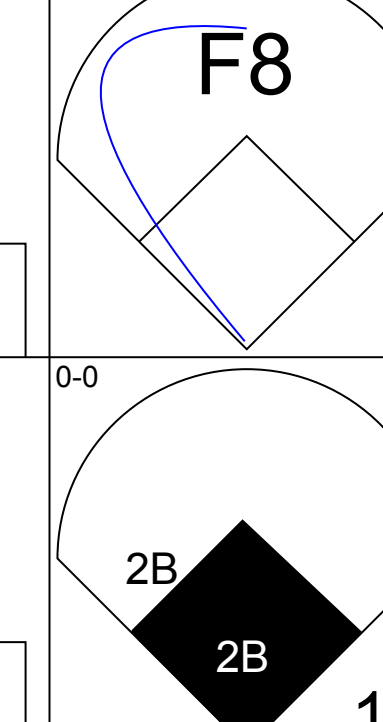
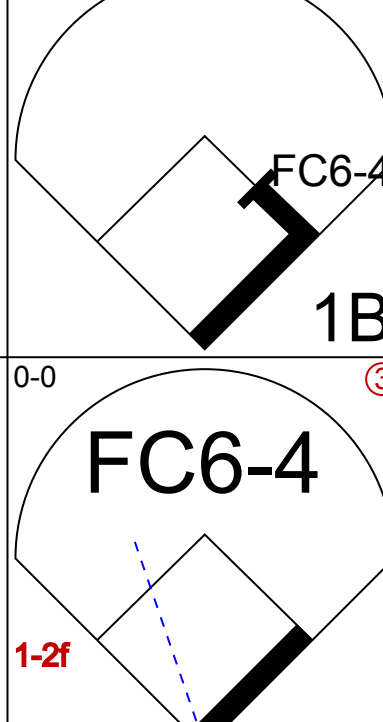
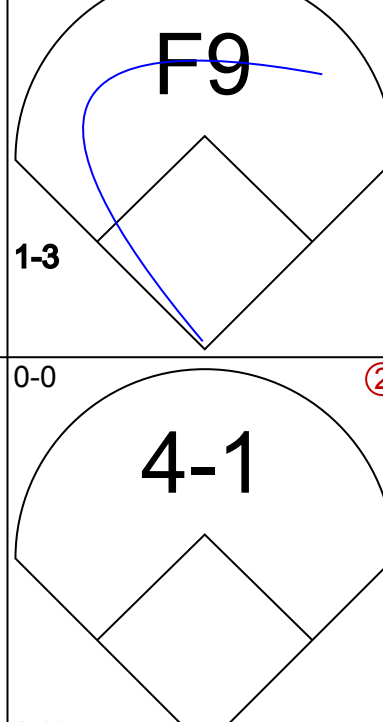
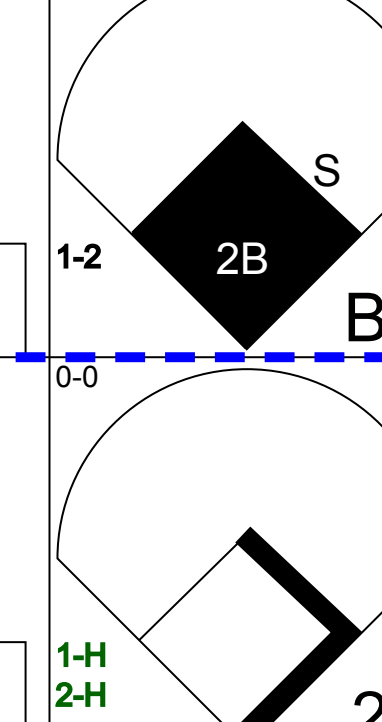
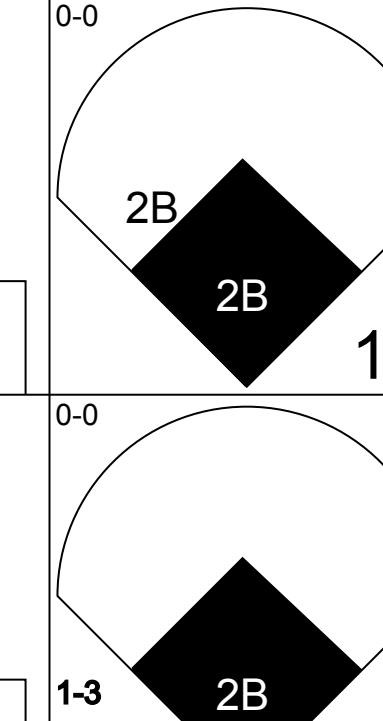
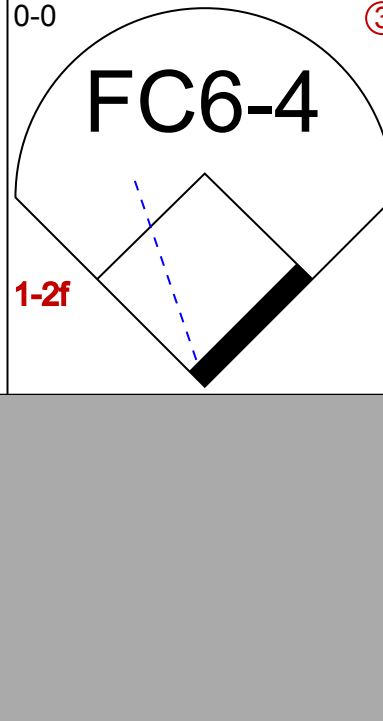
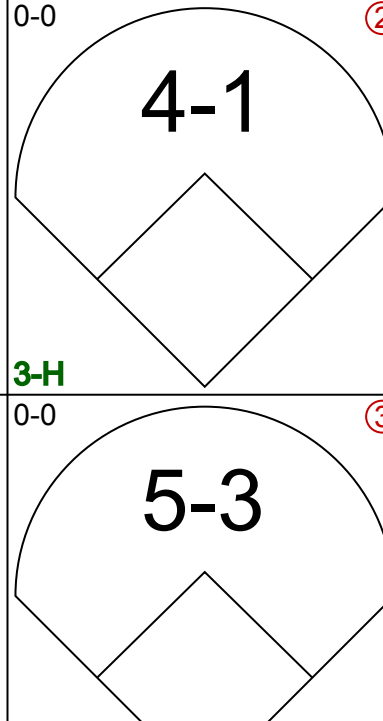
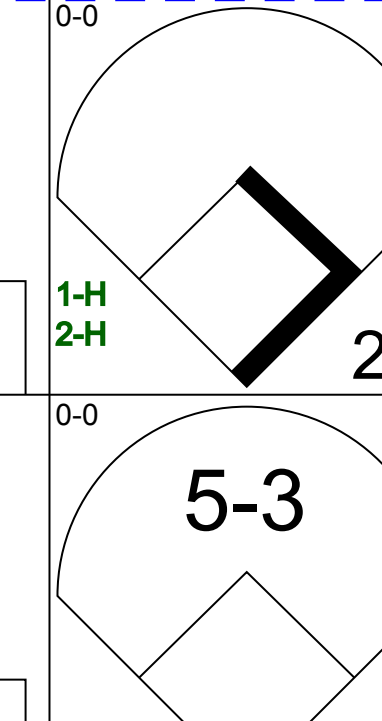
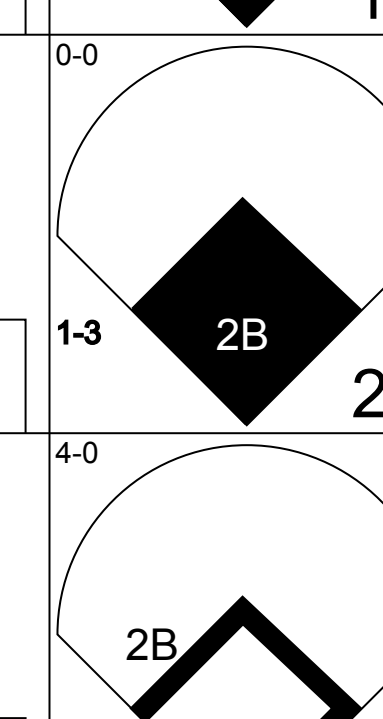
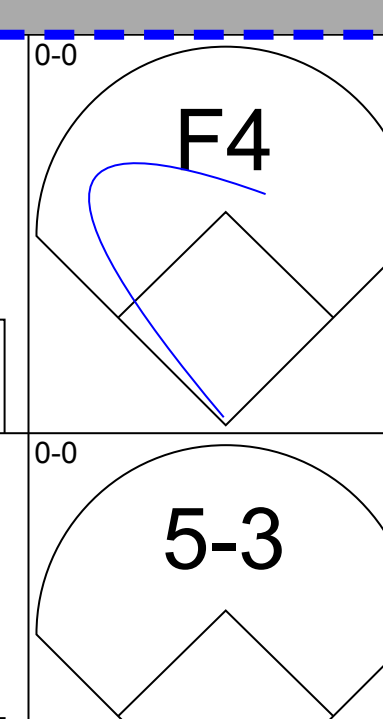


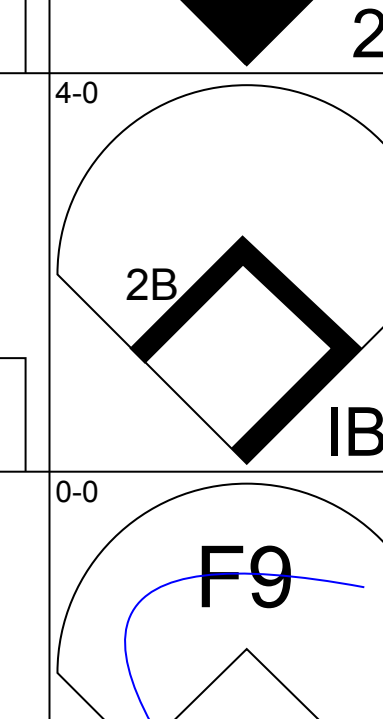
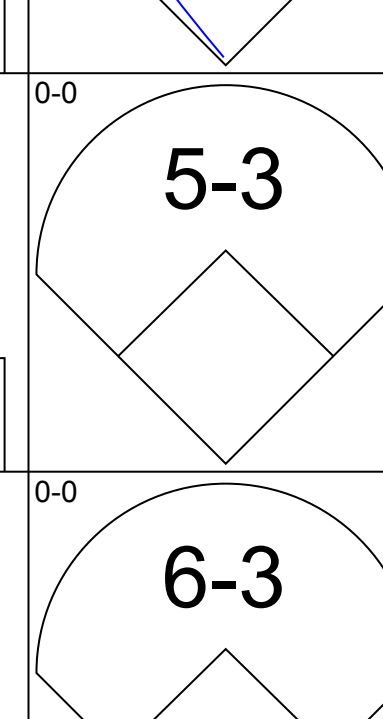
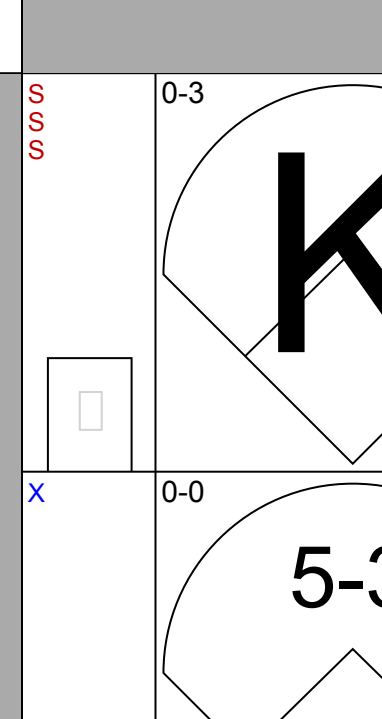
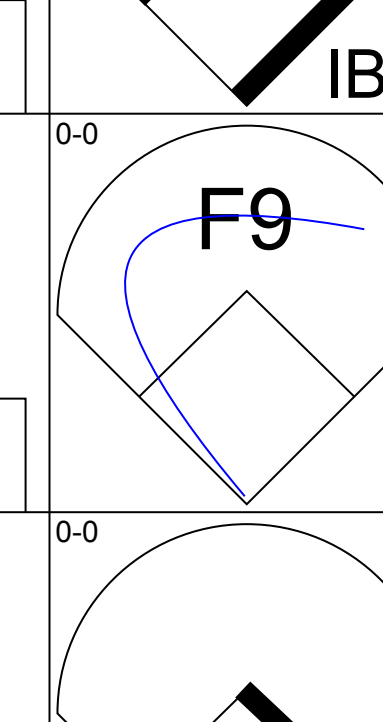
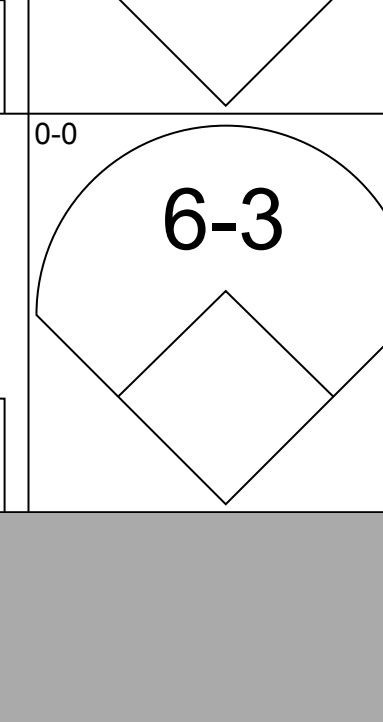
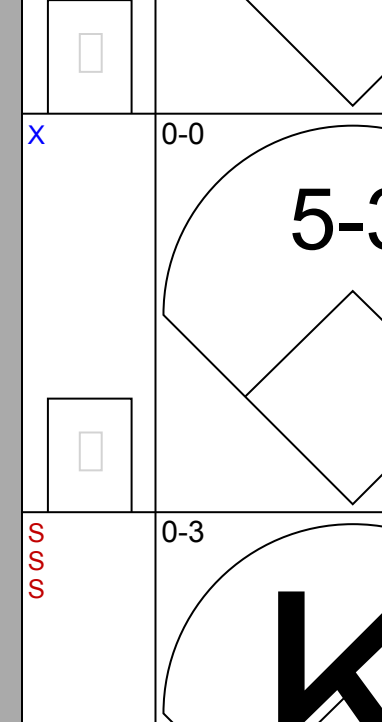
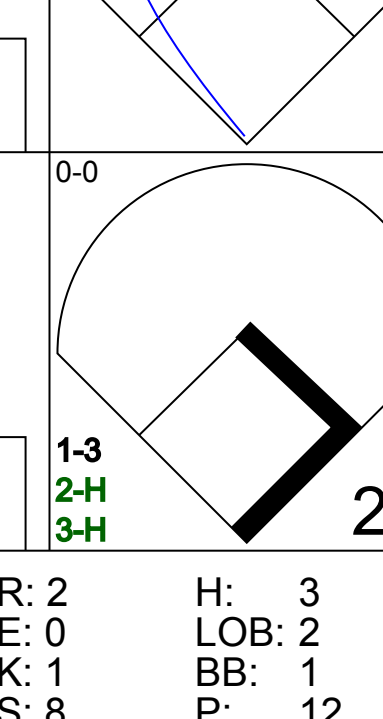
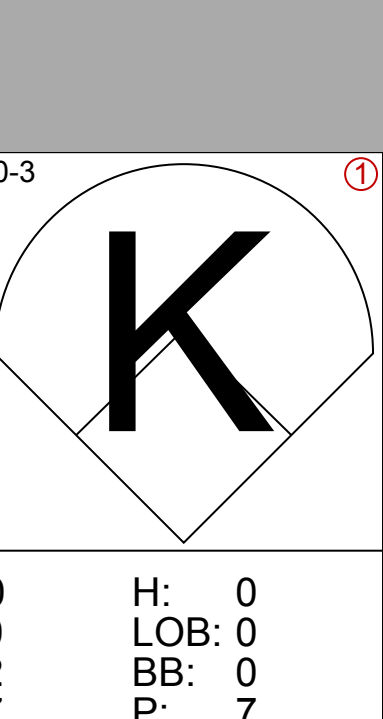
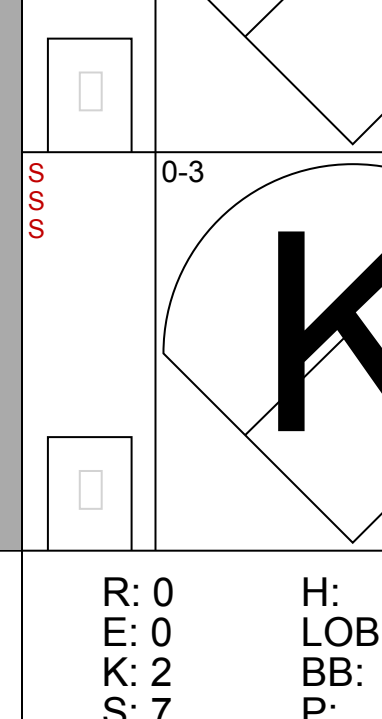
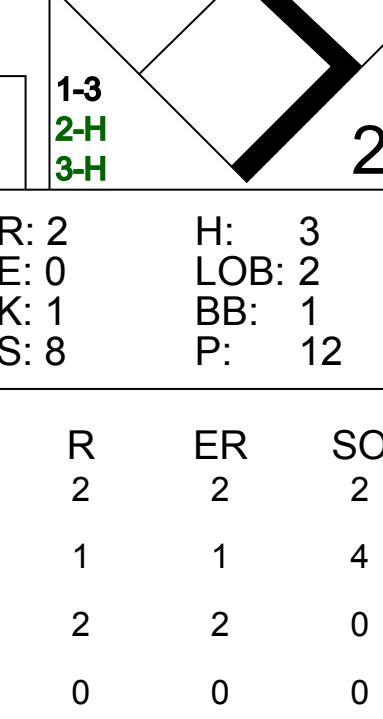


Batter	1	2	3	4	5	6	7	8	9	10	11	12	13	AB	R	H	RBI	BB	SO	LOB	BOTTOM									
Denny Walling, L OBP: 0.333, SLG: 0.371														7	1	3	0	0	0	0										
Enos Cabell, R OBP: 0.322, SLG: 0.374														7	1	3	1	0	1	1										
Cesar Cedeno, R OBP: 0.335, SLG: 0.443														3	0	1	1	0	0	2										
Wilbur Howard, S OBP: 0.311, SLG: 0.395														4	1	2	0	0	0	1										
Jose Cruz, L OBP: 0.352, SLG: 0.411														5	1	2	0	1	0	1										
Bob Watson, R OBP: 0.338, SLG: 0.444														6	1	2	0	0	1	6										
Art Howe, R OBP: 0.335, SLG: 0.437															4	1	1	1	1	1	0									
Joe Ferguson, R OBP: 0.351, SLG: 0.387															5	0	1	2	1	1	1									
Jimmy Sexton, R OBP: 0.222, SLG: 0.164															1	0	0	0	1	0	0									
Dave Bergman, L OBP: 0.253, SLG: 0.103															1	0	0	0	0	0	0									
Mike Fischlin, R ERA: 4.64															0	0	0	0	0	0	0									
Julio Gonzalez, R OBP: 0.303, SLG: 0.290															3	0	1	1	0	0	2									
Mark Lemongello, R ERA: 3.69															2	0	0	0	0	2	2									
Terry Lyle, R ERA: 4.72															0	0	0	0	0	0	0									
Joe Sambello, L ERA: 3.55															0	0	0	0	0	0	0									
Jesus Alou, R ERA: 4.72															0	0	0	0	0	0	0									
Ken Holtzman, L ERA: 4.64															0	0	0	0	0	0	0									
Donnie Moore, R ERA: 4.58															0	0	0	0	0	0	0									
Willie Hernandez, L ERA: 3.3															1	0	0	0	0	1	2									
Inning Stats	R: 0 E: 0 K: 0 S: 4	H: 2 LOB: 2 BB: 1 P: 8	R: 0 E: 0 K: 0 S: 3	H: 0 LOB: 0 BB: 0 P: 3	R: 0 E: 0 K: 2 S: 7	H: 0 LOB: 0 BB: 0 P: 7	R: 2 E: 0 K: 1 S: 7	H: 2 LOB: 2 BB: 2 P: 15	R: 1 E: 0 K: 0 S: 4	H: 2 LOB: 0 BB: 0 P: 4	R: 0 E: 0 K: 0 S: 3	H: 1 LOB: 1 BB: 0 P: 3	R: 0 E: 0 K: 0 S: 4	H: 1 LOB: 1 BB: 0 P: 4	R: 1 E: 0 K: 0 S: 11	H: 2 LOB: 1 BB: 0 P: 13	R: 1 E: 0 K: 0 S: 8	H: 2 LOB: 1 BB: 0 P: 10	R: 1 E: 0 K: 0 S: 5	H: 2 LOB: 2 BB: 1 P: 9	R: 0 E: 0 K: 1 S: 11	H: 2 LOB: 2 BB: 0 P: 13	R: 0 E: 0 K: 2 S: 8	H: 1 LOB: 1 BB: 0 P: 8	R: 0 E: 0 K: 0 S: 3	H: 0 LOB: 0 BB: 0 P: 3	1B: 14 2B: 1 3B: 1 HR: 0	SF: 0 SAC: 1 DP: 1 HBP: 0	W/P: 0 PB: 1 SB: 1 CS: 0	PA: 57
PITCHER	IP 7.0	WLS 29	BF 7	H 3	ER 3	SO 3	BB 1	IBB 2	HBP 0	BLK 0	WP 0	HR 0	S 32	P 44	ERA 3.86	WHIP 1.143														
Ray Burris, R ERA: 4.72	7.0	29	7	3	3	3	1	2	0	0	0	0	32	44	3.86	1.143														
Brice Sutter, R ERA: 1.64	1.0	5	2	1	1	0	0	0	0	0	0	0	11	13	9.00	2.000														
Ken Holtzman, L ERA: 4.64	0.2	3	1	1	1	0	0	0	0	0	0	0	6	8	13.50	1.500														

Batter	1	2	3	4	5	6	7	8	9	AB	R	H	RBI	BB	SO	LOB	TOP			
Ivan De Jesus, R OBP: 0.395, SLG: 0.368 (1, 6)										4	1	1	0	0	2	0	Chicago Cubs @ Houston Astros Astrodome, Houston, TX Sat Jun 17 1978, 8:05 PM EDT Att: 28,091 - Dome			
Greg Gross, L OBP: 0.361, SLG: 0.445 (1, 8)										4	0	1	2	0	0	0				
Bill Buckner, L OBP: 0.331, SLG: 0.380 (1, 3)										4	0	1	0	0	0	0				
Bobby Murcer, L OBP: 0.321, SLG: 0.353 (1, 9)										4	0	0	0	0	1	2				
Larry Blittner, L OBP: 0.362, SLG: 0.443 (1, 7)										4	0	1	0	0	0	2				
Steve Ontiveros, S OBP: 0.283, SLG: 0.268 (1, 5)										4	0	1	0	0	1	1				
Manny Trillo, R OBP: 0.332, SLG: 0.365 (1, 4)										4	0	0	0	0	0	3				
Dave Rader, L OBP: 0.287, SLG: 0.331 (1, 2)										3	2	1	0	0	0	1				
Dave Kingman, R OBP: 0.310, SLG: 0.509 (9, PH)									1	0	0	0	0	1	1					
Dave Geisel, L (1, 1)										1	0	0	0	0	1	1				
Rudy Meoli, L OBP: 0.278, SLG: 0.267 (4, PH)										1	1	1	0	0	0					
Donnie Moore, L OBP: 0.333, SLG: 0.333 (4, 1)										1	0	0	0	0	1	0				
Willie Hernandez, L (8, 1)										0	0	0	0	0	0	0				
Bruce Sutter, R (8, 1)										0	0	0	0	0	0	0				
Inning Stats	R: 0 E: 0 K: 1 S: 5	H: 0 LOB: 0 BB: 0 P: 5	R: 0 E: 0 K: 0 S: 4	H: 1 LOB: 1 BB: 0 P: 4	R: 2 E: 0 K: 1 S: 9	H: 4 LOB: 2 BB: 0 P: 9	R: 2 E: 0 K: 1 S: 7	H: 2 LOB: 0 BB: 0 P: 7	R: 0 E: 0 K: 0 S: 3	H: 0 LOB: 0 BB: 0 P: 3	R: 0 E: 0 K: 0 S: 5	H: 0 LOB: 0 BB: 0 P: 5	R: 0 E: 0 K: 1 S: 5	H: 0 LOB: 0 BB: 0 P: 5	R: 0 E: 0 K: 2 S: 8	H: 0 LOB: 1 BB: 0 P: 8	1B: 5 2B: 0 3B: 2 HR: 0	SF: 0 SAC: 0 DP: 0 HBP: 0	WP: 1 PB: 1 CS: 0	PA: 35
PITCHER	IP	WLS	BF	H	R	ER	SO	BB	IBB	HBP	BLK	WP	HR	S	P	ERA	WHIP			
Joaquin Andujar, R ERA: 3.07 (1, 1)	2.1		12	5	2	2	2	0	0	0	1	0	0	16	16	7.71	2.143			
Joe Niekro, R ERA: 6.84 (3, 1)	6.2	W	23	2	2	1	5	0	0	0	0	1	0	33	33	1.35	0.300			

AB	35
R	4
H	7
RBI	3
BB	0
SO	7
LOB	11



Batter	1	2	3	4	5	6	7	8	9	AB	R	H	RBI	BB	SO	LOB	BOTTOM			
Wilbur Howard, S OBP: 0.286, SLG: 0.362 (1, 7)										4	0	0	0	0	3	2	Chicago Cubs @ Houston Astros Astrodome, Houston, TX Sat Jun 17 1978, 8:05 PM EDT Att: 28,091 - Dome			
Denny Walling, L OBP: 0.329, SLG: 0.354 (1, 8)										3	0	0	0	1	0	0				
Enos Cabell, R OBP: 0.324, SLG: 0.377 (1, 5)										4	2	2	0	0	0	1				
Jose Cruz, L OBP: 0.354, SLG: 0.410 (1, 9)									3	1	1	0	1	0	1					
Bob Watson, R OBP: 0.341, SLG: 0.450 (1, 3)										4	1	2	3	0	0	1				
Dave Bergman, L OBP: 0.250, SLG: 0.103 (8, PR) (9, 3)										0	0	0	0	0	0	0				
Art Howe, R OBP: 0.333, SLG: 0.438 (1, 4)										4	1	1	0	0	0	1				
Joe Ferguson, R OBP: 0.351, SLG: 0.381 (1, 2)									2	0	0	0	1	1	0					
Mike Fischlin, R (1, 6)									3	0	0	0	0	0	3					
Joaquin Andujar, S OBP: 0.167, SLG: 0.174 (1, 1)										1	0	1	2	0	0	0				
Joe Niekro, R OBP: 0.231, SLG: 0.231 (3, 1)									2	0	0	0	0	2	0					
Inning Stats	R: 0 E: 0 K: 1 S: 5	H: 3 LOB: 2 BB: 1 P: 12	R: 0 E: 0 K: 0 S: 3	H: 1 LOB: 1 BB: 1 P: 7	R: 0 E: 0 K: 0 S: 3	H: 0 LOB: 0 BB: 0 P: 3	R: 0 E: 0 K: 2 S: 7	H: 0 LOB: 0 BB: 0 P: 7	R: 1 E: 0 K: 0 S: 4	H: 1 LOB: 0 BB: 0 P: 4	R: 0 E: 0 K: 2 S: 7	H: 0 LOB: 0 BB: 0 P: 7	R: 0 E: 0 K: 0 S: 5	H: 2 LOB: 1 BB: 1 P: 9	1B: 4 2B: 4 3B: 0 HR: 0	SF: 0 SAC: 0 DP: 1 HBP: 0	WP: 0 PB: 0 CS: 0	PA: 33		
PITCHER	IP	WLS	BF	H	R	ER	SO	BB	IBB	HBP	BLK	WP	HR	S	P	ERA	WHIP			
Dave Geisel, L ERA: 4.5 (1, 1)	3.0		14	4	2	2	2	1	1	0	0	0	0	16	24	6.00	1.667			
Donnie Moore, R ERA: 4.36 (4, 1)	4.0		13	1	1	1	4	0	0	0	0	0	0	21	21	2.25	0.250			
Willie Hernandez, L ERA: 9.85 (8, 1)	0.2	L	4	1	2	2	0	1	0	0	0	0	0	3	7	27.00	3.000			
Bruce Sutter, R ERA: 1.63 (8, 1)	0.1		2	1	0	0	0	0	0	0	0	0	0	2	2	0.00	3.000			

AB	30
R	5
H	7
RBI	5
BB	3
SO	6
LOB	9



Batter	1	2	3	4	5	6	7	8	9	AB	R	H	RBI	BB	SO	LOB	TOP		
Ivan De Jesus, R (1,6) OBP: 0.361, SLG: 0.369	0-3 K		4-0 BB		0-0 1B			4-0 FC4-6 1B SF9 BB		2	1	1	0	2	1	0			
Greg Gross, L (1,8) OBP: 0.355, SLG: 0.447	0-0 S 1B		0-0 F5		0-0 F9			0-0 FC4-6 1B		4	0	2	0	0	0	2			
Bill Buckner, L (1,3) OBP: 0.323, SLG: 0.370	0-0 F9		0-0 F9			0-0 G3		0-0 FC4-6		4	0	0	0	0	0	4			
Bobby Murcer, L (1,9) OBP: 0.315, SLG: 0.348	0-0 F8			0-0 F7		0-0 F9		0-0 SF9		3	0	0	1	0	0	1			
Larry Bittner, L (1,7) OBP: 0.358, SLG: 0.437		0-0 4-3		0-0 1B		0-0 F7		0-0 F4		4	0	1	0	0	0	1			
Steve Ontiveros, S (1,5) OBP: 0.276, SLG: 0.263		0-0 F8		0-0 F7			0-0 F8		0-0 1-3	4	0	0	0	0	0	1			
Manny Trillo, R (1,4) OBP: 0.331, SLG: 0.360		0-0 E9		0-0 F8			4-0 FC5-4 BB		0-3 K	3	0	0	0	1	1	1			
Dave Rader, L (1,2) OBP: 0.282, SLG: 0.325		0-0 1-3			0-0 F9		0-0 F8		0-0 L4-3	3	0	0	0	0	0	2			
Gene Clines, R (9, PH) OBP: 0.333, SLG: 0.356										1	0	0	0	0	0	0			
Dennis Lamp, R (1,1) OBP: 0.207, SLG: 0.207			0-3 K			0-0 F4		0-0 FC5-4		2	0	0	0	0	1	0			
Dave Kingman, R (7, PH) OBP: 0.308, SLG: 0.506										1	0	0	0	0	0	1			
Ken Holtzman, R (7,1) Lynn McGlothen, L (8,1)										0	0	0	0	0	0	0			
										0	0	0	0	0	0	0			
Inning Stats	R: 0 E: 0 K: 1 S: 6	H: 1 LOB: 1 BB: 0 P: 6	R: 0 E: 1 K: 0 S: 4	H: 0 LOB: 1 BB: 0 P: 4	R: 0 E: 0 K: 1 S: 5	H: 0 LOB: 1 BB: 1 P: 9	R: 0 E: 0 K: 0 S: 4	H: 1 LOB: 1 BB: 0 P: 4	R: 0 E: 0 K: 0 S: 3	H: 0 LOB: 0 BB: 0 P: 3	R: 0 E: 0 K: 0 S: 3	H: 0 LOB: 1 BB: 1 P: 7	R: 1 E: 0 K: 0 S: 4	H: 1 LOB: 1 BB: 1 P: 8	R: 0 E: 0 K: 1 S: 5	H: 0 LOB: 0 BB: 0 P: 5	1B: 4 2B: 0 3B: 0 HR: 0	SF: 1 SAC: 0 DP: 0 HBP: 0	WP: 0 PA: 35 PB: 0 SB: 1 CS: 0
PITCHER	IP WLS BF H R ER SO BB IBB HBP BLK WP HR S P ERA WHIP	IP WLS BF H R ER SO BB IBB HBP BLK WP HR S P ERA WHIP																	
Tom Dixon, R (1,1) ERA: 2.26	7.0 W 29 4 1 1 2 3 0 0 0 0 0 0 30 42 1.29 1.000	2.0 S 6 0 0 0 1 0 0 0 0 0 0 0 8 8 0.00 0.000																	
Joe Sambito, L (8,1) ERA: 3.35																			

Chicago Cubs @ Houston Astros
Astrodome, Houston, TX
Sun Jun 18 1978, 8:05 PM EDT
Att. 14,770 - Dome

AB	31
R	1
H	4
RBI	1
BB	3
SO	3
LOB	13



Batter	1	2	3	4	5	6	7	8	9	AB	R	H	RBI	BB	SO	LOB	BOTTOM		
Denny Walling, L (1,8) OBP: 0.325, SLG: 0.348	0-0 1B SF9 1B		0-0 F8		0-0 1-3		0-0 F8			4	1	1	0	0	0	2			
Dave Bergman, L (1,7) OBP: 0.250, SLG: 0.121	0-0 FC6-4 1B		0-0 1-3		0-0 4-3		0-0 F5			4	0	1	0	0	0	2			
Enos Cabell, R (1,5) OBP: 0.323, SLG: 0.380	0-0 SF9		0-0 E5		0-0 F5			0-0 G3 FC3-6 2B		3	1	1	1	0	0	0			
Jose Cruz, L (1,9) OBP: 0.348, SLG: 0.403	0-0 F9		0-0 G3			0-0 F9		0-0 G3		4	0	0	0	0	3				
Bob Watson, R (1,3) OBP: 0.344, SLG: 0.448	0-0 FC6-4			0-0 2B 1B		0-0 F8		4-0 FC3-6 BB		3	1	1	0	1	0	1			
Wilbur Howard, S (8, PR) OBP: 0.286, SLG: 0.362	1-2 FC6-4									0	0	0	0	0	0	0			
Art Howe, R (1,4) OBP: 0.336, SLG: 0.444		0-0 FC5-4 1B		0-0 4-3 FC3-2 2B		0-0 6-3		0-0 FC3-6 CS		4	0	2	2	0	0	1			
Joe Ferguson, R (1,2) OBP: 0.344, SLG: 0.372		0-0 FC5-4		0-0 4-3			0-0 6-3	0-0 CS		3	0	0	0	0	0	2			
Mike Fischlin, R (1,6)		0-0 FC5-4		0-0 FC3-2			4-0 S BB			2	0	0	0	1	0	2			
Tom Dixon, R (1,1) OBP: 0.154, SLG: 0.083		0-3 K		0-0 F7			4-0 1-2 BB			2	0	0	0	1	1	2			
Joe Sambito, L (8,1)										0	0	0	0	0	0	0			
Inning Stats	R: 1 E: 0 K: 0 S: 5	H: 2 LOB: 1 BB: 0 P: 5	R: 0 E: 0 K: 1 S: 6	H: 1 LOB: 1 BB: 0 P: 6	R: 0 E: 1 K: 0 S: 4	H: 0 LOB: 1 BB: 0 P: 4	R: 1 E: 0 K: 0 S: 5	H: 2 LOB: 1 BB: 0 P: 5	R: 0 E: 0 K: 0 S: 3	H: 0 LOB: 0 BB: 0 P: 3	R: 0 E: 0 K: 0 S: 3	H: 0 LOB: 2 BB: 2 P: 11	R: 1 E: 0 K: 0 S: 3	H: 1 LOB: 1 BB: 1 P: 7	R: 0 E: 0 K: 1 S: 5	H: 1 LOB: 0 BB: 0 P: 5	1B: 4 2B: 2 3B: 0 HR: 0	SF: 1 SAC: 0 DP: 0 HBP: 0	WP: 0 PA: 34 PB: 0 SB: 1 CS: 1
PITCHER	IP WLS BF H R ER SO BB IBB HBP BLK WP HR S P ERA WHIP	IP WLS BF H R ER SO BB IBB HBP BLK WP HR S P ERA WHIP																	
Dennis Lamp, R (1,1) ERA: 3.11	6.0 L 24 5 2 2 1 0 0 0 0 0 0 5 26 3.00 0.833	1.1 7 1 1 1 0 2 0 0 0 0 0 0 5 13 6.75 2.250																	
Ken Holtzman, L (7,1) ERA: 4.75																			
Lynn McGlothen, R (8,1) ERA: 4.11																			

Chicago Cubs @ Houston Astros
Astrodome, Houston, TX
Sun Jun 18 1978, 8:05 PM EDT
Att. 14,770 - Dome

AB	29
R	3
H	6
RBI	3
BB	3
SO	1
LOB	15



Batter	1	2	3	4	5	6	7	8	9	10	11	AB	R	H	RBI	BB	SO	LOB	TOP					
Terry Puhl, L OBP: 0.355, SLG: 0.404 (1.8)	K		S 1B		F7			1B 4-3 1B	FC6-4 4-3 S 1-2		F7	6	1	2	0	0	1	2						
Denny Walling, L OBP: 0.313, SLG: 0.333 (1.7)	5-3		P6			4-3		4-3 S 1B	4-3			5	1	1	0	0	0	2						
Enos Cabell, R OBP: 0.315, SLG: 0.373 (1.5)	6-3		P3			6-3		P4 1-2	L6			5	0	0	0	0	0	4						
Jose Cruz, L OBP: 0.341, SLG: 0.390 (1.9)		6-3 S HR BB			F3			4-3			K	4	1	0	1	1	1	1						
Bob Watson, R OBP: 0.348, SLG: 0.458 (1.3)	5-3				6-3			F9	BB BB HBP		K	4	0	0	0	0	1	1						
Art Howe, R OBP: 0.341, SLG: 0.444 (1.4)	6-3							F9	BB BB		K	4	0	1	0	1	1	1						
Joe Ferguson, R OBP: 0.354, SLG: 0.396 (7. PR)												0	1	0	0	0	0	0						
Jimmy Sexton, R OBP: 0.222, SLG: 0.164 (7.6)											K	0	0	0	0	0	0	0						
Jesus Alou, R OBP: 0.395, SLG: 0.500 (8. PH)												0	0	0	1	1	0	0						
Joe Sambito, L (8.1)												1	0	0	0	0	1	0						
Mike Fischlin, R OBP: 0.167, SLG: 0.091 (7. PH)												2	0	0	0	0	0	0						
Dave Bergman, L OBP: 0.268, SLG: 0.121 (7. PH)												0	0	0	0	1	0	0						
Reggie Baldwin, R OBP: 0.222, SLG: 0.378 (7.2)	1-3				4-3							2	0	1	0	0	0	3						
Mark Lemongello, R OBP: 0.290, SLG: 0.179 (7. PH)												2	0	0	0	0	1	0						
Wilbur Howard, S OBP: 0.275, SLG: 0.347 (7.1)												1	0	0	0	0	0	1						
Ken Forsch, R OBP: 0.143, SLG: 0.143 (8.6)												0	0	0	0	0	0	0						
Julio Gonzalez, R OBP: 0.314, SLG: 0.303 (8.6)												2	0	1	0	0	0	1						
Inning Stats	R: 0 E: 0 K: 1 S: 5	H: 0 LOB: 0 BB: 0 P: 5	R: 2 E: 0 K: 0 S: 4	H: 1 LOB: 0 BB: 1 P: 8	R: 0 E: 0 K: 1 S: 6	H: 1 LOB: 1 BB: 0 P: 6	R: 0 E: 0 K: 1 S: 6	H: 1 LOB: 1 BB: 0 P: 6	R: 0 E: 0 K: 0 S: 3	H: 0 LOB: 0 BB: 0 P: 3	R: 0 E: 0 K: 1 S: 5	H: 0 LOB: 2 BB: 2 P: 13	R: 2 E: 0 K: 0 S: 5	H: 2 LOB: 3 BB: 2 P: 14	R: 0 E: 0 K: 3 S: 9	H: 1 LOB: 1 BB: 0 P: 9	R: 0 E: 0 K: 1 S: 6	H: 1 LOB: 1 BB: 0 P: 6	1B: 6 2B: 0 3B: 0 HR: 1	SF: 0 SAC: 0 DP: 0 HBP: 1	WP: 0 PB: 0 SB: 4 CS: 0	PA: 46		
PITCHER	IP ERA WLS BF H R ER SO BB IBB HBP BLK WP HR S P ERA WHIP	7.0 4.01 0.2 29 5 0 4 0 3 0 0 0 0 0 0 34 46 5.14 1.143	0.2 2.63 1.1 5 1 0 0 0 0 0 0 0 0 0 0 5 5 0.00 0.750	2.0 4.01 0.2 29 5 0 4 0 3 0 0 0 0 0 0 34 46 5.14 1.143	0.2 2.63 1.1 5 1 0 0 0 0 0 0 0 0 0 5 5 0.00 0.750	2.0 4.01 0.2 29 5 0 4 0 3 0 0 0 0 0 0 34 46 5.14 1.143	0.2 2.63 1.1 5 1 0 0 0 0 0 0 0 0 0 5 5 0.00 0.750	2.0 4.01 0.2 29 5 0 4 0 3 0 0 0 0 0 0 34 46 5.14 1.143	0.2 2.63 1.1 5 1 0 0 0 0 0 0 0 0 0 5 5 0.00 0.750	2.0 4.01 0.2 29 5 0 4 0 3 0 0 0 0 0 0 34 46 5.14 1.143	0.2 2.63 1.1 5 1 0 0 0 0 0 0 0 0 0 5 5 0.00 0.750	2.0 4.01 0.2 29 5 0 4 0 3 0 0 0 0 0 0 34 46 5.14 1.143	0.2 2.63 1.1 5 1 0 0 0 0 0 0 0 0 0 5 5 0.00 0.750	2.0 4.01 0.2 29 5 0 4 0 3 0 0 0 0 0 0 34 46 5.14 1.143	0.2 2.63 1.1 5 1 0 0 0 0 0 0 0 0 0 5 5 0.00 0.750	2.0 4.01 0.2 29 5 0 4 0 3 0 0 0 0 0 0 34 46 5.14 1.143	0.2 2.63 1.1 5 1 0 0 0 0 0 0 0 0 0 5 5 0.00 0.750	2.0 4.01 0.2 29 5 0 4 0 3 0 0 0 0 0 0 34 46 5.14 1.143	0.2 2.63 1.1 5 1 0 0 0 0 0 0 0 0 0 5 5 0.00 0.750	2.0 4.01 0.2 29 5 0 4 0 3 0 0 0 0 0 0 34 46 5.14 1.143	0.2 2.63 1.1 5 1 0 0 0 0 0 0 0 0 0 5 5 0.00 0.750	2.0 4.01 0.2 29 5 0 4 0 3 0 0 0 0 0 0 34 46 5.14 1.143	0.2 2.63 1.1 5 1 0 0 0 0 0 0 0 0 0 5 5 0.00 0.750	2.0 4.01 0.2 29 5 0 4 0 3 0 0 0 0 0 0 34 46 5.14 1.143

Houston Astros @ Los Angeles Dodgers
Dodger Stadium, Los Angeles, CA
Wed Jun 21 1978, 7:05 PM PDT
Att: 34,975 - Unknown

livebaseballscores.com

AB 38
R 4
H 6
RBI 2
BB 4
SO 7
LOB 17



Batter	1	2	3	4	5	6	7	8	9	10	11	AB	R	H	RBI	BB	SO	LOB	BOTTOM					
Davey Lopes, R OBP: 0.412, SLG: 0.475 (1.4)	F7	FC6-4 1-2		1-3		K					FC5 2B	5	0	1	0	0	1	3						
Bill Russell, R OBP: 0.309, SLG: 0.362 (1.6)	1B 2B				4-3			6-3			BB	4	1	1	0	1	1	0						
Steve Garvey, R OBP: 0.325, SLG: 0.443 (1.3)	5-3 BB 2-H			FC1-4 1B		1B 1B		L5			FC5 2-3	5	1	3	1	0	0	2						
Ron Cey, R OBP: 0.386, SLG: 0.439 (1.5)	5-3 BB			FC1-4 CS 1-2		F9		6-3			5-3	4	0	0	0	1	0	2						
Dusty Baker Jr., R OBP: 0.329, SLG: 0.379 (1.7)	5-3			CS		HR 1B		1B 1B			F9	5	2	3	2	0	0	2						
Lee Lacy, R OBP: 0.385, SLG: 0.622 (1.9)	K					F9		1B 1B			CS 1B	5	0	2	1	0	2	3						
Bill North, S OBP: 0.377, SLG: 0.321 (1.8)				4-3		B5-3		4-3			CS	5	1	1	0	0	1	1						
Jerry Grote, R OBP: 0.400, SLG: 0.426 (1.2)						1B 1B		P2			F9	3	0	1	0	1	0	0						
Rick Rhoden, R OBP: 0.226, SLG: 0.194 (8.1)												3	0	1	0	0	2	1						
Charlie Hough, R OBP: 0.249, SLG: 0.256 (8.1)												0	0	0	0	0	0	0						
Lance Rautzhan, L OBP: 0.151 (8.1)												0	0	0	0	0	0	0						
Manny Mota, R OBP: 0.263, SLG: 0.375 (8. PH)												1	0	0	0	0	0	0						
Bob Welch, R OBP: 0.222, SLG: 0.378 (8.1)												0	0	0	0	0	0	0						
Steve Yeager, R OBP: 0.312, SLG: 0.289 (8.1)												1	0	1	1	0	0	0						
Inning Stats	R: 1 E: 0 K: 1 S: 7	H: 2 LOB: 2 BB: 1 P: 11	R: 0 E: 0 K: 1 S: 5	H: 0 LOB: 1 BB: 1 P: 9	R: 0 E: 0 K: 1 S: 5	H: 1 LOB: 0 BB: 0 P: 5	R: 1 E: 0 K: 0 S: 6	H: 3 LOB: 2 BB: 0 P: 6	R: 2 E: 0 K: 0 S: 6	H: 3 LOB: 1 BB: 0 P: 6	R: 0 E: 0 K: 2 S: 7	H: 0 LOB: 0 BB: 0 P: 7	R: 0 E: 0 K: 2 S: 7	H: 1 LOB: 1 BB: 0 P: 7	R: 0 E: 0 K: 1 S: 6	H: 1 LOB: 2 BB: 1 P: 10	R: 0 E: 0 K: 0 S: 3	H: 1 LOB: 0 BB: 0 P: 3	R: 1 E: 0 K: 0 S: 3	H: 2 LOB: 1 BB: 0 P: 3	1B: 10 2B: 3 3B: 0 HR: 1	SF: 0 SAC: 1 DP: 0 HBP: 0	WP: 0 PB: 0 SB: 0 CS: 3	PA: 47
PITCHER	IP ERA WLS BF H R ER SO BB IBB HBP BLK WP HR S P ERA WHIP	6.0 3.83 1.0 3 9 0 0 0 2 0 0 0 0 0 1 36 44 6.00 1.833	1.0 3 0 0 0 0 0 0 0 0 0 0 0 0 3 3 0.00 0.000	3.1 2.70 0.2 29 5 1 1 3 1 0 0 0 0 0 0 19 23 2.70 1.800	3.1 2.70 0.2 29 5 1 1 3 1 0 0 0 0 0 0 19 23 2.70 1.800	3.1 2.70 0.2 29 5 1 1 3 1 0 0 0 0 0 0 19 23 2.70 1.800	3.1 2.70 0.2 29 5 1 1 3 1 0 0 0 0 0 0 19 23 2.70 1.800	3.1 2.70 0.2 29 5 1 1 3 1 0 0 0 0 0 0 19 23 2.70 1.800	3.1 2.70 0.2 29 5 1 1 3 1 0 0 0 0 0 0 19 23 2.70 1.800	3.1 2.70 0.2 29 5 1 1 3 1 0 0 0 0 0 0 19 23 2.70 1.800	3.1 2.70 0.2 29 5 1 1 3 1 0 0 0 0 0 0 19 23 2.70 1.800	3.1 2.70 0.2 29 5 1 1 3 1 0 0 0 0 0 0 19 23 2.70 1.800	3.1 2.70 0.2 29 5 1 1 3 1 0 0 0 0 0 0 19 23 2.70 1.800	3.1 2.70 0.2 29 5 1 1 3 1 0 0 0 0 0 0 19 23 2.70 1.800	3.1 2.70 0.2 29 5 1 1 3 1 0 0 0 0 0 0 19 23 2.70 1.800	3.1 2.70 0.2 29 5 1 1 3 1 0 0 0 0 0 0 19 23 2.70 1.800	3.1 2.70 0.2 29 5 1 1 3 1 0 0 0 0 0 0 19 23 2.70 1.800	3.1 2.70 0.2 29 5 1 1 3 1 0 0 0 0 0 0 19 23 2.70 1.800	3.1 2.70 0.2 29 5 1 1 3 1 0 0 0 0 0 0 19 23 2.70 1.800	3.1 2.70 0.2 29 5 1 1 3 1 0 0 0 0 0 0 19 23 2.70 1.800	3.1 2.70 0.2 29 5 1 1 3 1 0 0 0 0 0 0 19 23 2.70 1.800	3.1 2.70 0.2 29 5 1 1 3 1 0 0 0 0 0 0 19 23 2.70 1.800	3.1 2.70 0.2 29 5 1 1 3 1 0 0 0 0 0 0 19 23 2.70 1.800	3.1 2.70 0.2 29 5 1 1 3 1 0 0 0 0 0 0 19 23 2.70 1.800

Houston Astros @ Los Angeles Dodgers
Dodger Stadium, Los Angeles, CA
Wed Jun 21 1978, 7:05 PM PDT
Att: 34,975 - Unknown

livebaseballscores.com

AB 41
R 5
H 14
RBI 5
BB 3
SO 8
LOB 14



Batter	1	2	3	4	5	6	7	8	9	AB	R	H	RBI	BB	SO	LOB	TOP					
Terry Puhl, L OBP: 0.364, SLG: 0.415 (1, 8)										4	2	3	0	1	0	0	Houston Astros @ Los Angeles Dodgers Dodger Stadium, Los Angeles, CA Thu Jun 22 1978, 3:33 AM PDT Att: 31,246 - Unknown					
Jesus Aloy, R OBP: 0.370, SLG: 0.465 Wilbur Howard, S OBP: 0.275, SLG: 0.347 (1, 7) (8, 7)										3	0	0	0	0	0	3						
Enos Cabell, R OBP: 0.317, SLG: 0.374 (1, 5)										5	0	2	2	0	1	0						
Bob Watson, R OBP: 0.350, SLG: 0.459 (1, 3)										4	1	2	0	0	0	1						
Art Howe, R OBP: 0.343, SLG: 0.450 (1, 4)										4	0	2	0	0	0	2						
Joe Ferguson, R OBP: 0.357, SLG: 0.416 (1, 2)										0	1	0	0	0	0	0						
Jose Cruz, L OBP: 0.340, SLG: 0.397 (1, 9)										4	0	1	0	0	0	4						
Mike Fischlin, R OBP: 0.250, SLG: 0.143 (1, 6)										3	0	1	0	1	0	2						
Joe Niekro, R OBP: 0.188, SLG: 0.188 (1, 1)										3	0	0	0	0	0	2						
Inning Stats	R: 0 E: 0 K: 1 S: 5	H: 1 LOB: 0 BB: 0 P: 5	R: 0 E: 0 K: 0 S: 4	H: 1 LOB: 2 BB: 1 P: 8	R: 0 E: 0 K: 0 S: 3	H: 0 LOB: 0 BB: 0 P: 3	R: 0 E: 0 K: 1 S: 7	H: 2 LOB: 2 BB: 0 P: 7	R: 0 E: 0 K: 0 S: 4	H: 2 LOB: 1 BB: 0 P: 4	R: 2 E: 0 K: 0 S: 6	H: 3 LOB: 2 BB: 1 P: 10	R: 1 E: 0 K: 0 S: 5	H: 2 LOB: 1 BB: 0 P: 5	R: 0 E: 0 K: 1 S: 5	H: 0 LOB: 0 BB: 0 P: 5	R: 1 E: 0 K: 0 S: 3	H: 1 LOB: 0 BB: 1 P: 7	1B: 8 2B: 2 3B: 1 HR: 1	SF: 0 SAC: 3 DP: 1 HBP: 0	WP: 0 PB: 0 SB: 2 CS: 2	PA: 40
PITCHER Doug Rau, L ERA: 3.46 (1, 1)	IP: 9.0 WLS: L BF: 39	H: 12 R: 4 ER: 4 SO: 3	BB: 2 IBB: 1 HBP: 0 BLK: 0	WP: 0 HR: 1 S: 42 P: 54	ERA: 4.00 WHIP: 1.556	PITCHER										IP: 9.0 WLS: L BF: 39	H: 12 R: 4 ER: 4 SO: 3	BB: 2 IBB: 1 HBP: 0 BLK: 0	WP: 0 HR: 1 S: 42 P: 54	ERA: 4.00 WHIP: 1.556		

livebaseballscores.com



AB 30
R 4
H 11
RBI 2
BB 2
SO 1
LOB 14

Batter	1	2	3	4	5	6	7	8	9	AB	R	H	RBI	BB	SO	LOB	BOTTOM			
Davey Lopes, R OBP: 0.412, SLG: 0.486 (1, 4)										4	1	1	1	1	2	2	Houston Astros @ Los Angeles Dodgers Dodger Stadium, Los Angeles, CA Thu Jun 22 1978, 3:33 AM PDT Att: 31,246 - Unknown			
Bill Russell, R OBP: 0.308, SLG: 0.360 (1, 6)										4	1	1	0	0	0	2				
Steve Garvey, R OBP: 0.324, SLG: 0.440 (1, 3)										4	0	1	0	0	0	0				
Ron Cey, R OBP: 0.388, SLG: 0.435 (1, 5)										2	0	0	0	2	2	0				
Dusty Baker Jr., R OBP: 0.324, SLG: 0.374 (1, 7)										3	0	0	1	0	1	1				
Lee Lacy, R OBP: 0.374, SLG: 0.602 (1, 9)										4	1	0	0	0	0	2				
Bill North, S OBP: 0.380, SLG: 0.321 (1, 8)										3	0	1	0	1	1	1				
Steve Yeager, R OBP: 0.316, SLG: 0.270 Ted Martinez, R OBP: 0.316, SLG: 0.235 (9, PR)										3	0	1	1	1	0	1				
Doug Rau, L OBP: 0.241, SLG: 0.241 Rick Monday, L OBP: 0.393, SLG: 0.606 (1, 1) (9, PH)										2	0	1	0	0	0	1				
Inning Stats	R: 2 E: 0 K: 0 S: 5	H: 3 LOB: 1 BB: 1 P: 9	R: 0 E: 0 K: 0 S: 4	H: 1 LOB: 2 BB: 1 P: 8	R: 0 E: 0 K: 1 S: 5	H: 0 LOB: 1 BB: 1 P: 9	R: 0 E: 0 K: 1 S: 5	H: 1 LOB: 1 BB: 1 P: 9	R: 0 E: 0 K: 1 S: 5	H: 0 LOB: 0 BB: 0 P: 5	R: 1 E: 1 K: 1 S: 7	H: 1 LOB: 1 BB: 0 P: 7	R: 0 E: 0 K: 0 S: 3	H: 0 LOB: 0 BB: 0 P: 3	R: 0 E: 0 K: 1 S: 5	H: 0 LOB: 1 BB: 1 P: 9	1B: 5 2B: 1 3B: 0 HR: 1	SF: 1 SAC: 1 DP: 1 HBP: 0	WP: 0 PB: 0 SB: 1 CS: 1	PA: 37
PITCHER Joe Niekro, R ERA: 6.09 (1, 1)	IP: 9.0 WLS: W BF: 37	H: 6 R: 3 ER: 2 SO: 6	BB: 5 IBB: 0 HBP: 0 BLK: 0	WP: 0 HR: 1 S: 44 P: 64	ERA: 2.00 WHIP: 1.222	PITCHER										IP: 9.0 WLS: W BF: 37	H: 6 R: 3 ER: 2 SO: 6	BB: 5 IBB: 0 HBP: 0 BLK: 0	WP: 0 HR: 1 S: 44 P: 64	ERA: 2.00 WHIP: 1.222

livebaseballscores.com



AB 30
R 3
H 6
RBI 3
BB 5
SO 6
LOB 11

Batter	1	2	3	4	5	6	7	8	9	AB	R	H	RBI	BB	SO	LOB	TOP			
Terry Puhl, L (1, 8) OBP: 0.363, SLG: 0.412	0-0 6-3			0-0 4-3			0-0 L6		0-0 1B	4	0	1	0	0	0	0	Houston Astros @ San Diego Padres San Diego Stadium, San Diego, CA Fri Jun 23 1978, 10:05 PM EDT Att: 12,055 - Unknown			
Denny Walling, L (1, 7) OBP: 0.299, SLG: 0.316	0-0 F8			0-0 5-3			0-0 F9		0-3 K	4	0	0	0	0	1	1				
Enos Cabell, R (1, 5) OBP: 0.316, SLG: 0.372	0-0 6-3			0-0 6-3			0-0 1B		0-3 K	4	0	1	0	0	1	1				
Jose Cruz, L (1, 9) OBP: 0.340, SLG: 0.393		0-0 G3			0-0 E6					2	0	0	0	1	0	0				
Bob Watson, R (1, 3) OBP: 0.350, SLG: 0.457		0-0 1B			0-0 G1-4-3					3	0	1	0	0	0	3				
Art Howe, R (1, 4) OBP: 0.339, SLG: 0.443		0-0 1B			0-3 K					3	0	0	0	0	1	1				
Reggie Baldwin, R (1, 2) OBP: 0.229, SLG: 0.375			0-0 F9							3	0	1	0	0	0	0				
Mike Fischlin, R (1, 6) OBP: 0.235, SLG: 0.133										1	0	0	0	0	0	0				
Wilbur Howard, S (8, PH) OBP: 0.299, SLG: 0.340										1	0	0	0	0	0	0				
Jimmy Sexton, R (8, 6) OBP: 0.222, SLG: 0.164										0	0	0	0	0	0	0				
Tom Dixon, R (1, 1) OBP: 0.133, SLG: 0.071										2	0	0	0	0	0	1				
Dave Bergman, L (9, PH) OBP: 0.262, SLG: 0.118										1	0	0	0	0	1	0				
Inning Stats	R: 0 E: 0 K: 0 S: 3	H: 0 LOB: 0 BB: 0 P: 3	R: 0 E: 0 K: 0 S: 3	H: 1 LOB: 0 BB: 0 P: 3	R: 0 E: 0 K: 0 S: 3	H: 0 LOB: 0 BB: 0 P: 3	R: 0 E: 0 K: 0 S: 3	H: 0 LOB: 0 BB: 0 P: 3	R: 0 E: 1 K: 1 S: 5	H: 1 LOB: 0 BB: 0 P: 5	R: 0 E: 0 K: 0 S: 4	H: 1 LOB: 2 BB: 1 P: 8	R: 0 E: 0 K: 0 S: 3	H: 0 LOB: 0 BB: 0 P: 3	R: 0 E: 0 K: 3 S: 10	H: 1 LOB: 1 BB: 0 P: 10	1B: 4 2B: 1 3B: 0 HR: 0	SF: 0 SAC: 1 DP: 3 HBP: 0	WP: 0 PB: 0 SB: 0 CS: 0	PA: 30
PITCHER Gaylord Perry, R (1, 1) ERA: 2.63	IP: 9.0 WLS: W BF: 30 H: 4 R: 0 ER: 0 SO: 4 BB: 1 IBB: 0 HBP: 0 BLK: 0 WP: 0 HR: 0 S: 37 P: 41 ERA: 0.00 WHIP: 0.556																			

Batter	1	2	3	4	5	6	7	8	9	AB	R	H	RBI	BB	SO	LOB	BOTTOM			
Gene Richards, L (1, 7) OBP: 0.370, SLG: 0.414	0-0 F6									3	0	2	1	1	0	0	Houston Astros @ San Diego Padres San Diego Stadium, San Diego, CA Fri Jun 23 1978, 10:05 PM EDT Att: 12,055 - Unknown			
Ozzie Smith, S (1, 6) OBP: 0.298, SLG: 0.314	4-0 BB									3	0	1	1	1	0	2				
Derrel Thomas, S (1, 3) OBP: 0.311, SLG: 0.306	0-0 F7									4	0	0	0	0	0	3				
Dave Winfield, R (1, 8) OBP: 0.331, SLG: 0.474	0-0 F7									4	1	2	0	0	0	1				
Oscar Gamble, L (1, 9) OBP: 0.324, SLG: 0.370										3	0	2	0	0	0	1				
Dave Roberts, R (7, 3) OBP: 0.314, SLG: 0.313										1	0	1	0	0	0	0				
Fernando Gonzalez, R (1, 4) OBP: 0.225, SLG: 0.229										4	0	0	0	0	0	5				
Bill Almon, R (1, 5) OBP: 0.325, SLG: 0.345										4	1	1	1	0	0	1				
Rick Sweet, S (1, 2) OBP: 0.344, SLG: 0.269										4	1	1	0	0	0	4				
Gaylord Perry, R (1, 1) OBP: 0.162, SLG: 0.171										2	0	0	0	0	0	1				
Inning Stats	R: 0 E: 0 K: 0 S: 3	H: 0 LOB: 1 BB: 1 P: 7	R: 0 E: 0 K: 0 S: 4	H: 1 LOB: 1 BB: 0 P: 4	R: 0 E: 0 K: 0 S: 2	H: 0 LOB: 0 BB: 1 P: 6	R: 0 E: 0 K: 0 S: 4	H: 1 LOB: 1 BB: 0 P: 4	R: 1 E: 0 K: 0 S: 6	H: 3 LOB: 2 BB: 0 P: 6	R: 0 E: 1 K: 0 S: 3	H: 1 LOB: 0 BB: 0 P: 3	R: 1 E: 1 K: 0 S: 5	H: 1 LOB: 1 BB: 0 P: 5	R: 1 E: 0 K: 0 S: 6	H: 3 LOB: 2 BB: 0 P: 6	1B: 8 2B: 3 3B: 0 HR: 0	SF: 0 SAC: 1 DP: 1 HBP: 0	WP: 0 PB: 0 SB: 2 CS: 1	PA: 35
PITCHER Tom Dixon, R (1, 1) ERA: 2.26	IP: 8.0 WLS: L BF: 35 H: 10 R: 3 ER: 2 SO: 0 BB: 2 IBB: 0 HBP: 0 BLK: 0 WP: 0 HR: 0 S: 33 P: 41 ERA: 2.25 WHIP: 1.500																			

Batter	1	2	3	4	5	6	7	8	9	AB	R	H	RBI	BB	SO	LOB	TOP
Pete Rose, S OBP: 0.345, SLG: 0.415 Doug Bair, R OBP: 0.200, SLG: 0.200 Dave Tomlin, L OBP: 0.200, SLG: 0.200	(1,5) 0-3 K		X 0-0 2B SF8 1B		X 0-0 6-3		X 0-0 G3		X 0-0 F8	5	1	1	0	0	1	2	Cincinnati Reds @ Houston Astros Astrodome, Houston, TX Mon Jun 26 1978, 8:05 PM EDT Att: 20,388 - Unknown
Ken Griffey, L OBP: 0.360, SLG: 0.445	(1,9) X 0-0 F5		X 0-0 SF8 E 2B		X 0-0 F7		X 0-0 F9			4	1	1	1	0	0	1	
Joe Morgan, L OBP: 0.371, SLG: 0.436	(1,4) B 4-0		X 0-0 SF8		X 0-0 3-1			B 4-0 G4-6-3 BB		1	0	0	1	2	0	0	
George Foster, R OBP: 0.380, SLG: 0.555	(1,7) X 0-0 F8		X 0-0 E6 BB		X 0-0 5-3			X 0-0 F8		4	0	0	0	0	0	2	
Dan Driessen, L OBP: 0.392, SLG: 0.489	(1,3) X 0-0 P6		X 4-0 1-2 BB		X 0-0 4-1			X 0-0 G4-6-3		3	0	0	0	1	0	1	
Dave Concepcion, R OBP: 0.350, SLG: 0.402	(1,6) X 0-0 P4		X 0-3 K		X 0-0 S 1B			X 0-0 SH SF7 1B		4	1	2	0	0	1	2	
Cesar Geronimo, L OBP: 0.347, SLG: 0.402	(1,8) X 0-3 K			X 0-0 F8		X 0-0 F5		X 0-0 SH		3	0	0	0	0	1	1	
Don Werner, R OBP: 0.252, SLG: 0.200 Ken Henderson, S OBP: 0.257, SLG: 0.323 Ray Knight, R OBP: 0.205, SLG: 0.324	(1,2) (9, PH) (9, 5)		X 0-0 F7		X 0-3 K		X 1-0 G3 SH2-4 HBP		X 0-0 F5	2	0	0	0	0	1	0	
Tom Seaver, R OBP: 0.289, SLG: 0.188 Dave Collins, S OBP: 0.318, SLG: 0.232 Vic Correll, R OBP: 0.375, SLG: 0.429	(1,1) (9, PH) (9, 2)		X 4-0 1B 2B BB		X 0-3 K		X 0-0 SH2-4		X 0-0 SF7	1	1	0	0	1	1	0	
Inning Stats	R: 0 H: 0 E: 0 LOB: 1 K: 1 BB: 1 S: 5 P: 9	R: 0 H: 0 E: 0 LOB: 0 K: 1 BB: 0 S: 5 P: 5	R: 3 H: 2 E: 1 LOB: 2 K: 1 BB: 2 S: 8 P: 16	R: 0 H: 0 E: 0 LOB: 0 K: 2 BB: 0 S: 7 P: 7	R: 0 H: 0 E: 0 LOB: 0 K: 0 BB: 0 S: 3 P: 3	R: 0 H: 1 E: 0 LOB: 1 K: 0 BB: 0 S: 4 P: 4	R: 0 H: 0 E: 0 LOB: 0 K: 0 BB: 0 S: 3 P: 4	R: 0 H: 0 E: 0 LOB: 0 K: 0 BB: 1 S: 2 P: 6	R: 1 H: 1 E: 1 LOB: 1 K: 0 BB: 0 S: 5 P: 5	1B: 3 SF: 2 2B: 1 SAC: 2 3B: 0 DP: 1 HR: 0 HBP: 1	WP: 0 PA: 37 PB: 0 SB: 1 CS: 0						
PITCHER Mark Lemongello, R ERA: 3.88	IP 9.0 WLS L BF 37 H 4 R 4 ER 2 SO 5 BB 4 IBB 0 HBP 1 BLK 0 WP 0 HR 0 S 42 P 59 ERA 2.00 WHIP 0.889											PITCHER IP 9.0 WLS L BF 37 H 4 R 4 ER 2 SO 5 BB 4 IBB 0 HBP 1 BLK 0 WP 0 HR 0 S 42 P 59 ERA 2.00 WHIP 0.889					

Batter	1	2	3	4	5	6	7	8	9	AB	R	H	RBI	BB	SO	LOB	BOTTOM
Terry Puhl, L OBP: 0.369, SLG: 0.413	(1,8) X 0-0 3B 1B		X 0-0 F7		X 0-3 K		X 0-0 2-3 1B		X 0-0 6-3	5	1	2	0	0	1	1	Cincinnati Reds @ Houston Astros Astrodome, Houston, TX Mon Jun 26 1978, 8:05 PM EDT Att: 20,388 - Unknown
Denny Walling, L OBP: 0.309, SLG: 0.352	(1,7) X 0-0 1H 6-3 3B		X 0-0 4-3		X 4-0 BB		X 0-0 F7			3	1	1	1	1	0	2	
Enos Cabell, R OBP: 0.316, SLG: 0.375	(1,5) X 0-0 6-3		X 0-3 K		X 0-0 F9			X 0-0 6-3		4	0	0	1	0	1	1	
Jose Cruz, L OBP: 0.332, SLG: 0.385	(1,9) X 0-0 2-3			X 0-0 3-1		X 0-3 K		X 0-0 WP SF9 2B		4	1	1	0	0	1	0	
Bob Watson, R OBP: 0.348, SLG: 0.450	(1,3) X 0-0 1B			X 0-0 1-3		X 0-0 5-3		X 0-0 SF9		3	0	1	1	0	0	0	
Art Howe, R OBP: 0.345, SLG: 0.451	(1,4) X 0-0 G3			X 0-0 2B		X 0-0 F7		X 0-0 5-3		4	0	1	0	0	0	1	
Joe Ferguson, R OBP: 0.368, SLG: 0.396	(1,2) X 0-0 5-3			X 4-0 IBB		X 4-0 FC6-4 BB		X 0-0 F8		2	0	0	0	2	0	0	
Mike Fischlin, R OBP: 0.208, SLG: 0.136 Julio Gonzalez, R OBP: 0.320, SLG: 0.300	(1,6) (4, PH) (5, 6)		X 0-0 F8		X 0-3 K		X 0-0 FC6-4 1B SH2		X 0-0 4-3	1	0	0	0	0	0	0	
Mark Lemongello, R OBP: 0.188, SLG: 0.167 Dave Bergman, L OBP: 0.320, SLG: 0.154 Jimmy Sexton, R OBP: 0.219, SLG: 0.162	(1,1) (9, PH) (9, PR)		X 0-0 4-3		X 0-0 F3		X 0-0 SH2		X 0-0 S 1B	2	0	0	0	0	0	0	
Inning Stats	R: 2 H: 3 E: 0 LOB: 1 K: 0 BB: 0 S: 6 P: 6	R: 0 H: 0 E: 0 LOB: 0 K: 0 BB: 0 S: 3 P: 3	R: 0 H: 0 E: 0 LOB: 0 K: 1 BB: 0 S: 5 P: 5	R: 0 H: 1 E: 0 LOB: 2 K: 1 BB: 1 S: 6 P: 10	R: 0 H: 0 E: 0 LOB: 1 K: 1 BB: 1 S: 5 P: 9	R: 0 H: 0 E: 0 LOB: 0 K: 1 BB: 0 S: 5 P: 5	R: 0 H: 1 E: 0 LOB: 2 K: 0 BB: 1 S: 4 P: 8	R: 1 H: 1 E: 0 LOB: 0 K: 0 BB: 0 S: 4 P: 4	R: 0 H: 1 E: 0 LOB: 2 K: 0 BB: 0 S: 4 P: 4	1B: 4 SF: 1 2B: 2 SAC: 1 3B: 1 DP: 0 HR: 0 HBP: 0	WP: 1 PA: 37 PB: 0 SB: 1 CS: 0						
PITCHER Tom Seaver, R ERA: 3.27 Doug Bair, R ERA: 1.35 Dave Tomlin, L ERA: 4.75	IP 8.0 WLS 3 BF 33 H 6 R 3 ER 3 SO 4 BB 2 IBB 0 HBP 0 BLK 0 WP 1 HR 0 S 38 P 50 ERA 3.38 WHIP 1.000											PITCHER IP 8.0 WLS 3 BF 33 H 6 R 3 ER 3 SO 4 BB 2 IBB 0 HBP 0 BLK 0 WP 1 HR 0 S 38 P 50 ERA 3.38 WHIP 1.000					

AB	28
R	4
H	4
RBI	3
BB	4
SO	5
LOB	11



Batter	1	2	3	4	5	6	7	8	9	AB	R	H	RBI	BB	SO	LOB	TOP		
Pete Rose, S OBP: 0.344, SLG: 0.413 Ray Knight, R OBP: 0.200, SLG: 0.316	0-0 4-3		0-0 FC4-6 1B		0-0 G3		0-0 G3		0-0 K	4	1	1	1	0	0	1	Cincinnati Reds @ Houston Astros Astrodome, Houston, TX Tue Jun 27 1978, 8:05 PM EDT Att: 16,848 - Unknown		
Ken Griffey, L OBP: 0.358, SLG: 0.441	0-0 P6		0-0 G3		0-0 G3		0-0 F7		0-0 1-3	5	0	1	1	0	0	1			
Joe Morgan, L OBP: 0.379, SLG: 0.439	4-0 BB		0-0 FC6-4 1B		1-0 HBP		0-0 HBP		0-0 F5	3	0	2	2	1	0	0			
George Foster, R OBP: 0.375, SLG: 0.547	0-0 F9		0-0 FC6-4		0-0 K		0-0 F3			4	0	0	0	0	1	5			
Dan Driessen, L OBP: 0.386, SLG: 0.481		0-3 K		0-0 3-1		0-0 F7		0-3 K		4	0	0	0	0	2	1			
Dave Concepcion, R OBP: 0.356, SLG: 0.405		4-0 FC4-6 BB		0-0 F8				0-0 FC6 1B		3	0	2	0	1	0	0			
Cesar Geronimo, L Johnny Bench, R Mike Lum, L	0-0 FC4-6		0-0 P3		0-0 P3		0-3 K		0-0 1-2	3	0	0	0	0	1	2			
Don Werner, R Vic Correll, R	0-0 P6				0-3 K		0-0 FC6 1B		0-3 K	3	1	0	0	0	1	2			
Bill Bonham, R Rick Aquino, R Pedro Borbon, R Ken Hensley, R Tom Hume, R Dave Tomlin, L Dave Collins, S Manny Sarmiento, R	4-0 FC4-6 BB		0-0 F2		0-0 F2		0-0 K		0-3 K	0	0	0	0	1	0	0			
Inning Stats	R: 0 E: 0 K: 0 S: 3	H: 0 LOB: 1 BB: 1 P: 7	R: 0 E: 0 K: 1 S: 5	H: 0 LOB: 1 BB: 1 P: 9	R: 1 E: 0 K: 0 S: 4	H: 1 LOB: 1 BB: 1 P: 8	R: 0 E: 0 K: 0 S: 3	H: 0 LOB: 0 BB: 0 P: 3	R: 0 E: 0 K: 1 S: 5	H: 0 LOB: 0 BB: 0 P: 6	R: 3 E: 0 K: 1 S: 10	H: 5 LOB: 2 BB: 0 P: 10	R: 0 E: 0 K: 3 S: 11	H: 2 LOB: 2 BB: 0 P: 11	R: 0 E: 0 K: 1 S: 5	H: 0 LOB: 0 BB: 0 P: 5		1B: 8 2B: 0 3B: 0 HR: 0	SF: 0 SAC: 0 DP: 0 HBP: 1
PITCHER	IP WLS BF H R ER SO BB IBB HBP BLK WP HR S P ERA WHIP	7.0 W 31 6 4 4 4 3 0 1 0 0 0 0 35 48 5.14 1.286	2.0 S 8 2 0 0 4 0 0 0 0 0 0 0 16 16 0.00 1.000																

AB	35
R	4
H	8
RBI	4
BB	3
SO	8
LOB	16




Batter	1	2	3	4	5	6	7	8	9	AB	R	H	RBI	BB	SO	LOB	BOTTOM		
Terry Puhl, L OBP: 0.373, SLG: 0.422	4-0 4-3 1B	0-0 P6		0-0 1B		0-0 1B		0-3 K		4	2	2	1	1	1	1	Cincinnati Reds @ Houston Astros Astrodome, Houston, TX Tue Jun 27 1978, 8:05 PM EDT Att: 16,848 - Unknown		
Denny Walling, L OBP: 0.317, SLG: 0.352	0-0 4-3	4-0 2B		0-0 S 1B		0-0 F7		3-H		3	1	1	1	1	0	2			
Enos Cabell, R OBP: 0.318, SLG: 0.380	0-0 1B	0-0 2B		0-0 L7			0-0 P4			4	1	2	3	0	0	1			
Jose Cruz, L OBP: 0.327, SLG: 0.379	0-3 K	0-3 K		0-0 4-3			0-0 4-3			4	0	0	0	0	2	3			
Bob Watson, R Dave Bergman, L	0-0 BB		0-0 1-3		0-0 F8		0-0 1B			4	0	2	1	0	0	0			
Joe Ferguson, R OBP: 0.386, SLG: 0.388	4-0 1B		0-0 L6		0-3 K		0-0 F7			3	0	0	0	1	1	1			
Julio Gonzalez, R OBP: 0.319, SLG: 0.295	0-0 4-3		0-3 K		0-0 4-3			0-0 G3 SH5-4 BLK 1B		4	1	1	0	0	1	2			
Mike Fischlin, R OBP: 0.185, SLG: 0.120		0-0 6-3		0-0 6-3		0-0 5-3		0-0 SH5-4		3	0	0	0	0	0	0			
Joe Niekro, R Joe Sambito, L	0-0 BB		0-0 2B		0-0 3B		0-0 5-3		0-0 G3	3	2	2	0	0	0	0			
Inning Stats	R: 2 E: 0 K: 1 S: 7	H: 2 LOB: 2 BB: 2 P: 15	R: 2 E: 0 K: 1 S: 7	H: 2 LOB: 1 BB: 1 P: 11	R: 0 E: 0 K: 1 S: 5	H: 0 LOB: 0 BB: 0 P: 5	R: 2 E: 0 K: 0 S: 6	H: 3 LOB: 1 BB: 0 P: 6	R: 0 E: 0 K: 1 S: 5	H: 0 LOB: 0 BB: 0 P: 5	R: 0 E: 0 K: 0 S: 4	H: 1 LOB: 1 BB: 0 P: 4	R: 0 E: 0 K: 0 S: 4	H: 1 LOB: 1 BB: 0 P: 4	R: 1 E: 0 K: 1 S: 6	H: 1 LOB: 0 BB: 0 P: 6		1B: 8 2B: 1 3B: 1 HR: 0	SF: 0 SAC: 1 DP: 0 HBP: 0
PITCHER	IP WLS BF H R ER SO BB IBB HBP BLK WP HR S P ERA WHIP	4.0 L 22 7 1 0 0 1 0 0 0 0 0 0 9 9 0.00 0.500	2.0 7 1 0 0 1 0 0 0 0 0 0 0 4 4 0.00 1.000	1.0 4 1 0 0 0 0 0 0 0 0 0 0 4 4 0.00 1.000	1.0 4 1 1 1 1 0 0 0 0 1 0 0 6 6 9.00 1.000														




Batter	1	2	3	4	5	6	7	8	9	AB	R	H	RBI	BB	SO	LOB	TOP			
Pete Rose, S OBP: 0.343, SLG: 0.411 (1, 5)										4	0	1	0	0	0	0	Cincinnati Reds @ Houston Astros Astrodome, Houston, TX Wed Jun 28 1978, 8:05 PM EDT Att: 16,622 - Unknown			
Ken Griffey, L OBP: 0.353, SLG: 0.435 (1, 9)										4	0	0	0	0	0	1				
Joe Morgan, L OBP: 0.381, SLG: 0.450 (1, 4)										4	0	2	0	0	0	0				
George Foster, R OBP: 0.370, SLG: 0.540 (1, 7)										4	0	0	0	0	2	2				
Dan Driessen, L OBP: 0.388, SLG: 0.479 (1, 3)										3	0	1	0	1	0	0				
Dave Concepcion, R OBP: 0.351, SLG: 0.399 (1, 6)									4	0	0	0	0	0	2					
Cesar Geronimo, L OBP: 0.342, SLG: 0.391 (1, 8)									2	0	0	0	1	0	1					
Don Werner, R OBP: 0.248, SLG: 0.191 (1, 2)										2	0	0	0	1	0	1				
Fred Norman, S OBP: 0.216, SLG: 0.194 (1, 1)									2	0	0	0	0	1	2					
Dave Collins, S OBP: 0.309, SLG: 0.224 (8, PH)									1	0	0	0	0	0	0	0				
Pedro Borbon, R OBP: 0.250, SLG: 0.250 (8, 1)									0	0	0	0	0	0	0	0				
Inning Stats	R: 0 E: 0 K: 0 S: 4	H: 1 LOB: 1 BB: 0 P: 4	R: 0 E: 0 K: 0 S: 3	H: 0 LOB: 0 BB: 0 P: 3	R: 0 E: 0 K: 1 S: 5	H: 0 LOB: 0 BB: 0 P: 5	R: 0 E: 0 K: 1 S: 5	H: 0 LOB: 2 BB: 0 P: 5	R: 0 E: 0 K: 0 S: 4	H: 2 LOB: 1 BB: 0 P: 4	R: 0 E: 0 K: 0 S: 3	H: 0 LOB: 1 BB: 1 P: 7	R: 0 E: 0 K: 0 S: 3	H: 0 LOB: 0 BB: 0 P: 3	R: 0 E: 0 K: 1 S: 6	H: 1 LOB: 1 BB: 0 P: 6	1B: 2 2B: 2 3B: 0 HR: 0	SF: 0 SAC: 0 DP: 0 HBP: 0	WP: 0 PB: 0 SB: 0 CS: 1	PA: 33
PITCHER Tom Dixon, R ERA: 1.97 (1, 1)	IP: 9.0 WLS: W BF: 33 H: 4 R: 0 ER: 0 SO: 3 BB: 3 IBB: 0 HBP: 0 BLK: 0 WP: 0 HR: 0 S: 36 P: 48 ERA: 0.00 WHIP: 0.778																			

AB	30
R	0
H	4
RBI	0
BB	3
SO	3
LOB	9



Batter	1	2	3	4	5	6	7	8	9	AB	R	H	RBI	BB	SO	LOB	BOTTOM			
Terry Puhl, L OBP: 0.373, SLG: 0.421 (1, 8)										3	1	1	0	0	0	1	Cincinnati Reds @ Houston Astros Astrodome, Houston, TX Wed Jun 28 1978, 8:05 PM EDT Att: 16,622 - Unknown			
Jesus Alou, R OBP: 0.317, SLG: 0.386 (1, 7)										4	0	1	0	0	0	2				
Wilbur Howard, S OBP: 0.264, SLG: 0.333 (7, PR)										0	1	0	0	0	0	0				
Enos Cabell, R OBP: 0.317, SLG: 0.378 (1, 5)										4	0	1	0	0	1	3				
Bob Watson, R OBP: 0.356, SLG: 0.467 (1, 3)										3	1	2	3	1	0	0				
Art Howe, R OBP: 0.340, SLG: 0.443 (1, 4)										4	0	0	0	0	0	5				
Joe Ferguson, R OBP: 0.383, SLG: 0.380 (1, 2)										3	0	0	0	1	0	0				
Denny Walling, L OBP: 0.314, SLG: 0.340 (1, 9)										3	0	0	0	1	1	2				
Mike Fischlin, R OBP: 0.207, SLG: 0.148 (1, 6)										2	0	1	0	0	0	2				
Julio Gonzalez, R OBP: 0.306, SLG: 0.283 (6, PH)									2	0	0	0	0	0	0	2				
Tom Dixon, R OBP: 0.222, SLG: 0.176 (1, 1)										3	0	2	0	0	1	1				
Inning Stats	R: 0 E: 0 K: 0 S: 4	H: 2 LOB: 2 BB: 1 P: 8	R: 0 E: 0 K: 2 S: 8	H: 1 LOB: 1 BB: 0 P: 8	R: 0 E: 0 K: 0 S: 3	H: 0 LOB: 0 BB: 0 P: 3	R: 0 E: 1 K: 0 S: 4	H: 0 LOB: 2 BB: 1 P: 8	R: 0 E: 0 K: 0 S: 4	H: 1 LOB: 1 BB: 0 P: 4	R: 3 E: 0 K: 1 S: 8	H: 3 LOB: 1 BB: 0 P: 8	R: 0 E: 0 K: 0 S: 3	H: 0 LOB: 0 BB: 0 P: 3	R: 0 E: 0 K: 0 S: 3	H: 0 LOB: 0 BB: 0 P: 3	1B: 7 2B: 0 3B: 0 HR: 1	SF: 0 SAC: 1 DP: 1 HBP: 0	WP: 0 PB: 0 SB: 2 CS: 0	PA: 35
PITCHER Fred Norman, L ERA: 2.93 (1, 1)	IP: 7.0 WLS: L BF: 32 H: 8 R: 3 ER: 3 SO: 3 BB: 3 IBB: 0 HBP: 0 BLK: 0 WP: 0 HR: 1 S: 35 P: 47 ERA: 3.86 WHIP: 1.571																			
Pedro Borbon, R ERA: 4.7 (8, 1)	IP: 1.0 WLS: 3 BF: 0 H: 0 R: 0 ER: 0 SO: 0 BB: 0 IBB: 0 HBP: 0 BLK: 0 WP: 0 HR: 0 S: 3 P: 3 ERA: 0.00 WHIP: 0.000																			

AB	31
R	3
H	8
RBI	3
BB	3
SO	3
LOB	18



Batter	1	2	3	4	5	6	7	8	9	AB	R	H	RBI	BB	SO	LOB	TOP			
Pete Rose, S OBP: 0.345, SLG: 0.413 (1, 5) X	0-0 2B		4-0 BB		0-0 6-3			0-0 F9		3	0	1	0	1	0	0	Cincinnati Reds @ Houston Astros Astrodome, Houston, TX Thu Jun 29 1978, 8:05 PM EDT Att: 17,564 - Unknown			
Ken Griffey, L OBP: 0.352, SLG: 0.436 (1, 9) X	0-0 2B		0-0 F7		0-0 4-3			0-0 4-3		4	0	1	0	0	0	1				
Joe Morgan, L OBP: 0.383, SLG: 0.445 (1, 4) X	0-0 F2		0-0 F9					4-0 FC6-4 BB		2	0	0	0	2	0	3				
Rick Auerbach, R OBP: 0.250, SLG: 0.259 (8, 4) X	0-0 F2		0-0 F9					4-0 FC6-4 BB		0	0	0	0	0	0	0				
George Foster, R OBP: 0.366, SLG: 0.532 (1, 7) X	0-3 K			0-0 F8				0-0 F8		4	0	0	0	0	1	4				
Dave Concepcion, R OBP: 0.346, SLG: 0.393 (1, 6) X	0-3 K			0-0 F8				0-0 FC6-4 WP		4	0	0	0	0	1	3				
Ken Henderson, S OBP: 0.275, SLG: 0.361 (1, 8) X		0-0 F9		0-0 E5 1B				0-3 K		4	0	1	0	0	1	1				
Dan Driessen, L OBP: 0.386, SLG: 0.476 (1, 3) X	0-3 K			0-0 K				0-0 F7		4	0	1	0	0	1	1				
Vic Correll, R OBP: 0.231, SLG: 0.250 (1, 2) X	0-0 F8			0-0 F7				0-0 F9		4	0	0	0	0	0	3				
Tom Hume, R (1, 1) X			0-3 K		0-3 K			0-3 K		2	0	0	0	0	2	0				
Junior Kennedy, R OBP: 0.342, SLG: 0.230 (7, PH) X										1	0	0	0	0	1	0				
Dave Tomlin, L (7, 1) X										0	0	0	0	0	0	0				
Inning Stats	R: 0 E: 0 K: 2 S: 9	H: 2 LOB: 2 BB: 0 P: 9	R: 0 E: 0 K: 1 S: 5	H: 0 LOB: 0 BB: 0 P: 5	R: 0 E: 0 K: 1 S: 5	H: 1 LOB: 2 BB: 1 P: 9	R: 0 E: 0 K: 0 S: 5	H: 0 LOB: 0 BB: 0 P: 5	R: 0 E: 0 K: 1 S: 5	H: 0 LOB: 1 BB: 1 P: 9	R: 0 E: 0 K: 1 S: 5	H: 0 LOB: 0 BB: 0 P: 5	R: 0 E: 0 K: 0 S: 3	H: 0 LOB: 1 BB: 1 P: 7	R: 0 E: 0 K: 0 S: 4	H: 1 LOB: 1 BB: 0 P: 4	1B: 1 2B: 3 3B: 0 HR: 0	SF: 0 SAC: 0 DP: 0 HBP: 0	WP: 1 PB: 0 SB: 0 CS: 0	PA: 35
PITCHER Floyd Bannister, L ERA: 2.61 (1, 1)	IP: 9.0 WLS: W BF: 35 H: 4 R: 0 ER: 0 SO: 7 BB: 3 IBB: 0 HBP: 0 BLK: 0 WP: 1 HR: 0 S: 46 P: 58 ERA: 0.00 WHIP: 0.778											PITCHER	IP: 9.0 WLS: W BF: 35 H: 4 R: 0 ER: 0 SO: 7 BB: 3 IBB: 0 HBP: 0 BLK: 0 WP: 1 HR: 0 S: 46 P: 58 ERA: 0.00 WHIP: 0.778							

Batter	1	2	3	4	5	6	7	8	9	AB	R	H	RBI	BB	SO	LOB	BOTTOM			
Terry Puhl, L OBP: 0.373, SLG: 0.420 (1, 8) X	0-0 4-3	0-0 4-3		0-0 1B		0-0 WP S 1B		0-0 P6		5	0	2	0	0	0	2	Cincinnati Reds @ Houston Astros Astrodome, Houston, TX Thu Jun 29 1978, 8:05 PM EDT Att: 17,564 - Unknown			
Denny Walling, L OBP: 0.321, SLG: 0.340 (1, 7) X	0-0 4-3	0-0 F9		4-0 1B		0-0 G3		0-0 1B		3	1	1	0	1	0	1				
Jesus Alou, R OBP: 0.328, SLG: 0.397 (8, PH) X	0-0 1B			0-0 1B		0-0 1B		0-0 1B		1	0	1	2	0	0	0				
Wilbur Howard, S OBP: 0.264, SLG: 0.333 (8, PR) X	0-0 1B			0-0 1B		0-0 1B		0-0 1B		0	0	0	0	0	0	0				
Enos Cabell, R OBP: 0.318, SLG: 0.377 (1, 5) X	0-0 1B		4-0 BLK BB	0-3 K		0-0 F7		0-0 5-3		4	2	1	0	1	1	3				
Jose Cruz, L OBP: 0.333, SLG: 0.382 (1, 9) X	0-0 1B		0-0 CS	0-0 1B		0-0 P5		4-0 BB		3	0	2	2	1	0	0				
Bob Watson, R OBP: 0.358, SLG: 0.472 (1, 3) X	0-0 1B		0-0 1B	0-0 1B		0-0 BB		0-0 F9		4	0	2	1	0	0	2				
Dave Bergman, L OBP: 0.320, SLG: 0.154 (8, 3) X	0-0 1B		0-0 P5	0-0 2B		0-0 F9		0-0 F9		0	0	0	0	0	0	0				
Art Howe, R OBP: 0.339, SLG: 0.440 (1, 4) X	0-0 P4		0-0 1B	0-0 F7		0-0 F9		0-0 F9		4	0	1	0	0	0	4				
Luis Pujols, R (1, 2) X	4-0 FC4 BB		0-3 K	0-0 F8		4-0 SH1-4 BLK BB		4-0 SH1-4 BB		2	1	0	0	2	1	2				
Mike Fischlin, R OBP: 0.242, SLG: 0.200 (1, 6) X	0-0 FC4		0-0 1B 2B	0-0 2B		0-0 6-3		4-0 SH1-4 BB		3	1	1	0	1	0	3				
Floyd Bannister, L OBP: 0.150, SLG: 0.105 (1, 1) X		0-0 6-3		0-3 K		0-0 4-3		0-0 SH1-4		3	0	0	0	0	1	1				
Inning Stats	R: 2 E: 0 K: 0 S: 7	H: 4 LOB: 3 BB: 1 P: 11	R: 0 E: 0 K: 0 S: 3	H: 0 LOB: 0 BB: 0 P: 3	R: 1 E: 0 K: 1 S: 6	H: 2 LOB: 1 BB: 1 P: 10	R: 0 E: 0 K: 2 S: 8	H: 2 LOB: 2 BB: 1 P: 12	R: 0 E: 0 K: 0 S: 4	H: 1 LOB: 1 BB: 0 P: 4	R: 0 E: 0 K: 0 S: 3	H: 0 LOB: 1 BB: 1 P: 7	R: 2 E: 0 K: 0 S: 4	H: 1 LOB: 2 BB: 2 P: 12	R: 2 E: 0 K: 0 S: 4	H: 1 LOB: 1 BB: 2 P: 12	1B: 9 2B: 2 3B: 0 HR: 0	SF: 0 SAC: 1 DP: 0 HBP: 0	WP: 1 PB: 0 SB: 2 CS: 1	PA: 39
PITCHER Tom Hume, R ERA: 5.56 (1, 1)	IP: 6.0 WLS: L BF: 29 H: 10 R: 3 ER: 3 SO: 3 BB: 3 IBB: 0 HBP: 0 BLK: 1 WP: 0 HR: 0 S: 32 P: 44 ERA: 4.50 WHIP: 2.167											PITCHER	IP: 6.0 WLS: L BF: 29 H: 10 R: 3 ER: 3 SO: 3 BB: 3 IBB: 0 HBP: 0 BLK: 1 WP: 0 HR: 0 S: 32 P: 44 ERA: 4.50 WHIP: 2.167							
Dave Tomlin, L ERA: 4.95 (7, 1) X	IP: 2.0 WLS: 10 BF: 1 H: 2 R: 2 ER: 2 SO: 0 BB: 3 IBB: 0 HBP: 0 BLK: 1 WP: 0 HR: 0 S: 7 P: 19 ERA: 9.00 WHIP: 2.000											PITCHER	IP: 2.0 WLS: 10 BF: 1 H: 2 R: 2 ER: 2 SO: 0 BB: 3 IBB: 0 HBP: 0 BLK: 1 WP: 0 HR: 0 S: 7 P: 19 ERA: 9.00 WHIP: 2.000							

AB	32
R	0
H	4
RBI	0
BB	3
SO	7
LOB	16



Batter	1	2	3	4	5	6	7	8	9	AB	R	H	RBI	BB	SO	LOB	TOP					
Gene Richards, L OBP: 0.376, SLG: 0.410 (1, 7)	0-0 SH1-4 1B 1B		0-0 3-1	0-0 E S 1B		0-0 E4 2B		0-3 K		5	1	2	0	0	1	0						
Ozzie Smith, S OBP: 0.312, SLG: 0.321 (1, 6)	0-0 SH1-4 1B 1B		0-0 2B 1B	4-0 1-3 BB		0-0 S 1B 2B		0-0 S 1B		4	3	4	0	1	0	0						
Fernando Gonzalez, R OBP: 0.249, SLG: 0.262 (1, 4)	0-0 SH1-4 1-2 2-3		0-0 1B 2B	0-0 3-1		0-0 2H 1B		4-0 FC5-4 BB		3	1	2	2	1	0	2						
Dave Winfield, R OBP: 0.341, SLG: 0.493 (9, 9)	0-0 4-1 2H 3H 1B		0-0 G3 BB 1B		0-0 F4	0-0 F8		0-0 FC5-4 BB		5	0	2	3	0	0	3						
Oscar Gamble, L OBP: 0.351, SLG: 0.401 Bill Almon, R OBP: 0.331, SLG: 0.341 (9, 5)	0-0 4-1 1-2		4-0 G3 BB		4-0 1B BB		4-0 BB		0-0 4-3	2	0	0	0	3	0	1						
Derrel Thomas, S OBP: 0.306, SLG: 0.305 (9, 8)	0-3 K		0-0 G3 1-2 2-3		0-0 1B		0-0 F9		0-0 1B	5	0	2	0	0	1	4						
Gene Tenace, R OBP: 0.407, SLG: 0.408 (1, 3)		0-3 K	0-3 K		0-0 F3		0-3 K		0-0 F2	5	0	0	0	0	3	6						
Rick Sweet, S OBP: 0.312, SLG: 0.240 (1, 2)		0-0 F6		0-0 G3		0-0 F7		0-0 4-1		5	0	0	0	0	0	4						
Bob Shirley, R OBP: 0.194, SLG: 0.107 Rollie Fingers, R OBP: 0.400, SLG: 0.400 (9, 1)		0-0 1-3		0-3 K		0-0 F8		0-3 K		4	0	0	0	0	2	0						
Inning Stats	R: 2 E: 0 K: 1 S: 8	H: 3 LOB: 1 BB: 0 P: 8	R: 0 E: 0 K: 1 S: 5	H: 0 LOB: 0 BB: 0 P: 5	R: 2 E: 0 K: 1 S: 8	H: 3 LOB: 2 BB: 1 P: 12	R: 0 E: 0 K: 1 S: 6	H: 1 LOB: 2 BB: 1 P: 10	R: 0 E: 0 K: 0 S: 4	H: 1 LOB: 2 BB: 1 P: 8	R: 1 E: 1 K: 0 S: 5	H: 2 LOB: 1 BB: 0 P: 5	R: 0 E: 0 K: 1 S: 5	H: 0 LOB: 1 BB: 1 P: 9	R: 0 E: 0 K: 2 S: 8	H: 1 LOB: 1 BB: 0 P: 12	R: 0 E: 0 K: 0 S: 4	H: 1 LOB: 1 BB: 0 P: 4	1B: 10 2B: 2 3B: 0 HR: 0	SF: 0 SAC: 1 DP: 0 HBP: 0	WP: 0 PB: 0 SB: 3 CS: 0	PA: 44
PITCHER	IP WLS BF H R ER SO BB IBB HBP BLK WP HR S P ERA WHIP	IP WLS BF H R ER SO BB IBB HBP BLK WP HR S P ERA WHIP																				
J.R. Richard, R ERA: 3.86 Ken Forsch, R ERA: 3.04 (8, 1)	7.0 L 35 10 5 5 5 4 0 0 0 0 0 0 41 57 6.43 2.000	2.0 S 9 2 0 0 2 1 0 0 0 0 0 0 12 16 0.00 1.500																				

San Diego Padres @ Houston Astros
Astrodome, Houston, TX
Fri Jun 30 1978, 8:05 PM EDT
Att: 9,194 - Unknown

AB 38
R 5
H 12
RBI 5
BB 5
SO 7
LOB 20



Batter	1	2	3	4	5	6	7	8	9	AB	R	H	RBI	BB	SO	LOB	BOTTOM					
Terry Puhl, L OBP: 0.368, SLG: 0.414 (1, 8)	0-0 4-3		0-0 4-3		0-0 F6			0-0 F3		4	0	0	0	0	0	0						
Wilbur Howard, S OBP: 0.298, SLG: 0.327 (1, 9)	1-0 CS HBP		4-0 FC5-4 BB		0-0 F4			4-0 S BB		1	1	0	0	2	0	0						
Enos Cabell, R OBP: 0.314, SLG: 0.372 (1, 5)	0-0 5-3 1-2		0-0 FC5-4 1-2		0-0 F8			0-3 K 1-2		4	0	0	0	0	1	3						
Bob Watson, R OBP: 0.361, SLG: 0.470 (1, 3)		4-0 G5-4-3 1B 2B BB		0-0 F3		0-0 F8		0-0 FC5-4 2H 1B		3	1	1	1	1	0	0						
Art Howe, R OBP: 0.341, SLG: 0.445 (1, 4)		0-0 G5-4-3 1B		0-0 6-3				0-0 FC5-4 1-2		4	0	2	0	0	0	1						
Jesus Alou, R OBP: 0.354, SLG: 0.410 (1, 7)		0-0 G5-4-3 1-2 2-3		0-0 WP 1B				4-0 BB 1-2		3	0	2	0	1	0	2						
Luis Pujols, R OBP: 0.375, SLG: 0.333 (1, 2)		0-0 3H 2B		0-3 K 1-2		0-0 F7		0-3 K		4	0	1	1	0	2	4						
Mike Fischlin, R OBP: 0.222, SLG: 0.182 Denny Walling, L OBP: 0.318, SLG: 0.337 (9, PH)		0-0 5-3		0-0 F8		0-0 F3		0-0 G4-6-3 1B		3	0	0	0	0	0	3						
J.R. Richard, R OBP: 0.133, SLG: 0.133 Reggie Baldwin, R OBP: 0.231, SLG: 0.365 Ken Forsch, R OBP: 0.143, SLG: 0.143 (8, 1)		0-0 5-3		0-0 F9		0-0 F6				2	0	0	0	0	0	0						
Inning Stats	R: 0 E: 0 K: 0 S: 2	H: 0 LOB: 0 BB: 0 P: 3	R: 1 E: 0 K: 0 S: 4	H: 2 LOB: 1 BB: 1 P: 8	R: 0 E: 0 K: 0 S: 3	H: 0 LOB: 1 BB: 1 P: 7	R: 0 E: 0 K: 1 S: 6	H: 1 LOB: 1 BB: 0 P: 6	R: 0 E: 0 K: 0 S: 3	H: 0 LOB: 0 BB: 0 P: 3	R: 0 E: 0 K: 0 S: 3	H: 0 LOB: 0 BB: 0 P: 3	R: 0 E: 0 K: 0 S: 4	H: 1 LOB: 2 BB: 1 P: 8	R: 1 E: 0 K: 1 S: 6	H: 1 LOB: 1 BB: 1 P: 10	R: 0 E: 0 K: 1 S: 5	H: 1 LOB: 0 BB: 0 P: 5	1B: 4 2B: 2 3B: 0 HR: 0	SF: 0 SAC: 0 DP: 2 HBP: 1	WP: 1 PB: 0 SB: 1 CS: 1	PA: 35
PITCHER	IP WLS BF H R ER SO BB IBB HBP BLK WP HR S P ERA WHIP	IP WLS BF H R ER SO BB IBB HBP BLK WP HR S P ERA WHIP																				
Bob Shirley, L ERA: 3.83 Rollie Fingers, R ERA: 3.23 (9, 1)	8.0 W 33 6 2 2 2 4 0 0 0 0 0 0 32 49 2.25 1.250	1.0 S 2 0 0 0 1 0 0 0 0 0 0 4 4 0.00 0.000																				

San Diego Padres @ Houston Astros
Astrodome, Houston, TX
Fri Jun 30 1978, 8:05 PM EDT
Att: 9,194 - Unknown

AB 30
R 2
H 6
RBI 2
BB 4
SO 3
LOB 16



Batter	1	2	3	4	5	6	7	8	9	AB	R	H	RBI	BB	SO	LOB	TOP				
Gene Richards, L (1,7) Dennis Kinney, L (8,1)	F9		SF9			G3		FC1-2 1B		3	0	1	1	0	0	0	San Diego Padres @ Houston Astros Astrodome, Houston, TX Sat Jul 01 1978, 8:05 PM EDT Dome				
Ozzie Smith, S (1,6) Jerry Turner, L (7,8)	F9		5-3			F2		FC1-2 1B		3	0	0	0	0	0	0					
Fernando Gonzalez, R (1,4) Dave Winfield, R (1,8) Chuck Baker, R (7,6)	F7	6-3		F7				K		4	0	0	0	0	0	3					
Oscar Gamble, L (1,9) Derrel Thomas, S (1,3)				HR					F9	4	1	2	1	0	1	1					
Bill Almon, R (1,5) Rick Sweet, S (1,2)					F7					4	0	0	0	0	1	2					
Bob Owchinko, L (1,1) Mark Lee, R (5,1) Don Reynolds, R (8,PH) (8,7)			SH1-4 SF9 2B		3-1			1B FC1-2 1B		3	1	2	0	0	0	0					
Inning Stats	R: 0 E: 0 K: 0 S: 3	H: 0 LOB: 0 BB: 0 P: 3	R: 0 E: 0 K: 0 S: 4	H: 1 LOB: 1 BB: 0 P: 4	R: 1 E: 0 K: 0 S: 4	H: 1 LOB: 0 BB: 0 P: 4	R: 1 E: 0 K: 0 S: 4	H: 1 LOB: 0 BB: 0 P: 4	R: 0 E: 0 K: 1 S: 5	H: 0 LOB: 0 BB: 0 P: 5	R: 0 E: 0 K: 0 S: 3	H: 1 LOB: 1 BB: 0 P: 8	R: 0 E: 0 K: 1 S: 8	H: 3 LOB: 3 BB: 0 P: 8	R: 0 E: 0 K: 0 S: 3	H: 0 LOB: 0 BB: 0 P: 3		1B: 5 2B: 1 3B: 0 HR: 1	SF: 1 SAC: 1 DP: 0 HBP: 0	WP: 0 PB: 0 SB: 0 CS: 0	PA: 34
PITCHER Mark Lemongello, R (1,1) ERA: 3.55	IP: 9.0 WLS: W BF: 34 H: 7 R: 2 ER: 2 SO: 4 BB: 0 IBB: 0 HBP: 0 BLK: 0 WP: 0 HR: 1 S: 42 P: 42 ERA: 2.00 WHIP: 0.778											PITCHER	IP: 9.0 WLS: W BF: 34 H: 7 R: 2 ER: 2 SO: 4 BB: 0 IBB: 0 HBP: 0 BLK: 0 WP: 0 HR: 1 S: 42 P: 42 ERA: 2.00 WHIP: 0.778								

Batter	1	2	3	4	5	6	7	8	9	AB	R	H	RBI	BB	SO	LOB	BOTTOM				
Terry Puhl, L (1,8) Wilbur Howard, S (1,9) (8,7)	K			F9 1B SF8 1B	SF9	1B		K		4	2	2	1	0	2	0	San Diego Padres @ Houston Astros Astrodome, Houston, TX Sat Jul 01 1978, 8:05 PM EDT Dome				
Enos Cabell, R (1,5)	4-3			S 1B	PB 2B	1B		BB		4	2	3	3	1	0	0					
Bob Watson, R (1,3) Dave Bergman, L (6,PR) (7,3)	F9	6-3		F9 1B	4-3 2B	E6 1B		F7		5	1	2	1	0	0	3					
Art Howe, R (1,4) Jesus Alou, R (1,7) Denny Walling, L (8,9)				SF8	1B 4-3	F6 1B		F9		1	0	0	1	2	0	0					
Luis Pujols, R (1,2) Mike Fischlin, R (1,6)				K	4-3	F6				4	0	0	0	0	1	5					
Mark Lemongello, R (1,1)					4-3	F6				4	0	0	0	0	1	5					
Inning Stats	R: 0 E: 0 K: 1 S: 5	H: 0 LOB: 0 BB: 0 P: 5	R: 0 E: 0 K: 0 S: 3	H: 0 LOB: 0 BB: 0 P: 3	R: 0 E: 0 K: 0 S: 2	H: 0 LOB: 1 BB: 1 P: 6	R: 1 E: 0 K: 1 S: 7	H: 2 LOB: 1 BB: 0 P: 7	R: 0 E: 0 K: 0 S: 10	H: 6 LOB: 3 BB: 2 P: 18	R: 2 E: 1 K: 0 S: 5	H: 3 LOB: 2 BB: 1 P: 9	R: 0 E: 1 K: 0 S: 4	H: 0 LOB: 1 BB: 0 P: 4	R: 0 E: 0 K: 1 S: 5	H: 0 LOB: 1 BB: 1 P: 9		1B: 8 2B: 2 3B: 1 HR: 0	SF: 2 SAC: 0 DP: 1 HBP: 0	WP: 0 PB: 1 SB: 1 CS: 0	PA: 40
PITCHER Bob Owchinko, L (1,1) Mark Lee, R (5,1) Dennis Kinney, L (8,1) ERA: 4.93	IP: 4.1 WLS: L BF: 20 H: 6 R: 6 ER: 5 SO: 2 BB: 1 IBB: 0 HBP: 0 BLK: 0 WP: 0 HR: 0 S: 23 P: 27 ERA: 3.38 WHIP: 1.615											PITCHER	IP: 4.1 WLS: L BF: 20 H: 6 R: 6 ER: 5 SO: 2 BB: 1 IBB: 0 HBP: 0 BLK: 0 WP: 0 HR: 0 S: 23 P: 27 ERA: 3.38 WHIP: 1.615								



Batter	1	2	3	4	5	6	7	8	9	AB	R	H	RBI	BB	SO	LOB	TOP			
Gene Richards, L (1,7) OBP: 0.377, SLG: 0.408	1-3		G3		K			BB BB	BB	3	0	0	1	2	1	1	San Diego Padres @ Houston Astros Astrodome, Houston, TX Sun Jul 02 1978, 4:33 AM EDT Att: 14,737 - Dome			
Ozzie Smith, S (1,6) OBP: 0.305, SLG: 0.318	F8		4-3			5-3		BB	BB	5	0	0	0	0	1	5				
Fernando Gonzalez, R (1,4) OBP: 0.246, SLG: 0.261	6-3				F8 SF8	5-3		BB BB	BB	3	1	1	0	1	0	0				
Dave Winfield, R (1,8) OBP: 0.344, SLG: 0.490		F9			F8	K		BB	SF7	3	0	0	1	0	1	1				
Oscar Gamble, L (1,9) OBP: 0.348, SLG: 0.411	F7		SF8					3-H	F5	3	0	0	1	0	0	2				
Dave Roberts, R (8,2) OBP: 0.353, SLG: 0.262										0	0	0	0	0	0	0				
Tucker Ashford, R (1,5) OBP: 0.291, SLG: 0.392	F4				HR					4	2	2	1	0	1	0				
Gene Tenace, R (1,3) OBP: 0.408, SLG: 0.410			SH5-4		F7	6-3				4	1	2	0	0	0	0				
Rick Sweet, S (1,2) OBP: 0.320, SLG: 0.258			G3							2	0	1	0	0	1	0				
Jerry Turner, L (8, PH) OBP: 0.324, SLG: 0.476			SH5-4		K					1	1	1	1	0	0	0				
Derrel Thomas, S (8,8) OBP: 0.303, SLG: 0.299			1-2							1	0	0	0	0	0	2				
Gaylord Perry, R (1,1) OBP: 0.200, SLG: 0.211			SH5-4							2	1	1	0	0	1	0				
Bob Shirley, R (8,1) OBP: 0.194, SLG: 0.107					K					0	0	0	0	0	0	0				
Rollie Fingers, R (8,1) OBP: 0.400, SLG: 0.400			1-2					BB	SF7	0	0	0	1	0	0	0				
Inning Stats	R: 0 E: 0 K: 0 S: 3	H: 0 LOB: 0 BB: 0 P: 3	R: 0 E: 0 K: 0 S: 3	H: 0 LOB: 0 BB: 0 P: 3	R: 1 E: 0 K: 0 S: 5	H: 2 LOB: 1 BB: 0 P: 5	R: 2 E: 0 K: 0 S: 5	H: 2 LOB: 0 BB: 0 P: 5	R: 0 E: 0 K: 1 S: 5	H: 0 LOB: 0 BB: 0 P: 5	R: 0 E: 0 K: 1 S: 5	H: 0 LOB: 0 BB: 0 P: 5	R: 2 E: 0 K: 1 S: 7	H: 2 LOB: 2 BB: 2 P: 15	R: 1 E: 0 K: 0 S: 5	H: 2 LOB: 2 BB: 1 P: 9	1B: 5 2B: 1 3B: 0 HR: 2	SF: 2 SAC: 2 DP: 0 HBP: 0	WP: 0 PB: 0 SB: 0 CS: 0	PA: 38
PITCHER	IP WLS BF H R ER SO BB IBB HBP BLK WP HR S P ERA WHIP																			
Tom Dixon, R (1,1) ERA: 2.38	7.0 L 28 6 5 5 5 1 0 0 0 0 2 37 41 6.43 1.000																			
Joe Sambito, L (8,1) ERA: 3.12	2.0 10 2 1 1 1 2 0 0 0 0 0 10 18 4.50 2.000																			

AB	31
R	6
H	8
RBI	6
BB	3
SO	6
LOB	11



Batter	1	2	3	4	5	6	7	8	9	AB	R	H	RBI	BB	SO	LOB	BOTTOM			
Terry Puhl, L (1,8) OBP: 0.359, SLG: 0.411	E8		1-3		F8					4	0	0	0	0	0	0	San Diego Padres @ Houston Astros Astrodome, Houston, TX Sun Jul 02 1978, 4:33 AM EDT Att: 14,737 - Dome			
Denny Walling, L (1,7) OBP: 0.322, SLG: 0.340	E		K			4-3		G3		4	1	1	0	0	1	0				
Enos Cabell, R (1,5) OBP: 0.320, SLG: 0.388	E5		6-3					S		4	1	2	0	0	0	0				
Jose Cruz, L (1,9) OBP: 0.334, SLG: 0.378	S				1-3			BB		2	0	0	0	2	1	1				
Bob Watson, R (1,3) OBP: 0.370, SLG: 0.479	G6-4-3							S		3	0	3	1	1	0	0				
Art Howe, R (1,4) OBP: 0.333, SLG: 0.433	G6-4-3				F8			S		4	0	0	0	0	1	8				
Luis Pujols, R (1,2) OBP: 0.316, SLG: 0.250			5-3		F9			FC6-4		4	0	0	0	0	1	3				
Mike Fischlin, R (1,6) OBP: 0.190, SLG: 0.154										2	0	0	0	0	1	0				
Jesus Alou, R (7, PH) OBP: 0.352, SLG: 0.394	F6				K					1	0	0	0	0	0	0				
Jimmy Sexton, R (8,6) OBP: 0.224, SLG: 0.169										0	0	0	0	0	0	0				
Wilbur Howard, S (9, PH) OBP: 0.328, SLG: 0.362										1	0	0	0	0	0	0				
Tom Dixon, R (1,1) OBP: 0.190, SLG: 0.150										3	0	0	0	0	2	0				
Joe Sambito, L (8,1) OBP: 0.286, SLG: 0.133					6-3					0	0	0	0	0	0	0				
Dave Bergman, L (9, PH) OBP: 0.286, SLG: 0.133										1	0	0	0	0	1	0				
Inning Stats	R: 1 E: 2 K: 0 S: 4	H: 1 LOB: 2 BB: 2 P: 12	R: 0 E: 0 K: 1 S: 5	H: 0 LOB: 0 BB: 0 P: 5	R: 0 E: 0 K: 1 S: 5	H: 0 LOB: 0 BB: 0 P: 5	R: 0 E: 0 K: 0 S: 4	H: 1 LOB: 1 BB: 0 P: 4	R: 0 E: 0 K: 1 S: 5	H: 0 LOB: 0 BB: 0 P: 5	R: 1 E: 0 K: 0 S: 5	H: 2 LOB: 2 BB: 1 P: 9	R: 0 E: 0 K: 2 S: 9	H: 0 LOB: 0 BB: 0 P: 9	R: 0 E: 0 K: 2 S: 7	H: 0 LOB: 0 BB: 0 P: 7	1B: 5 2B: 1 3B: 0 HR: 0	SF: 0 SAC: 0 DP: 1 HBP: 0	WP: 0 PB: 0 SB: 0 CS: 0	PA: 36
PITCHER	IP WLS BF H R ER SO BB IBB HBP BLK WP HR S P ERA WHIP																			
Gaylord Perry, R (1,1) ERA: 2.71	7.1 W 30 5 2 1 4 2 0 0 0 0 0 35 47 1.23 0.955																			
Bob Shirley, L (8,1) ERA: 3.62	0.1 1 0 0 0 1 0 0 0 0 0 0 3 3 0.00 0.000																			
Rollie Fingers, R (8,1) ERA: 3.15	1.1 S 5 1 0 0 3 0 0 0 0 0 0 11 11 0.00 0.750																			




Batter	1	2	3	4	5	6	7	8	9	10	11	AB	R	H	RBI	BB	SO	LOB	TOP									
Terry Puhl, L OBP: 0.358, SLG: 0.418 (1, 8)	0-0 HR		0-0 4-3	0-0 F9			0-0 4-3		1-0 HBP		0-0 P6	5	1	1	2	0	0	0										
Wilbur Howard, S OBP: 0.314, SLG: 0.365 (1, 9)	0-3 K		0-0 2B	0-3 K			0-0 6-3		0-0 SF9		0-0 6-3	5	1	1	1	0	2	0										
Enos Cabell, R OBP: 0.321, SLG: 0.384 (1, 5)	4-0 5-3 1B BB		4-0 2B FC6-5 BB				0-0 L6		0-0 P9			3	2	0	0	2	1	2										
Bob Watson, R OBP: 0.371, SLG: 0.482 Joe Sambito, L (9, 1)	0-0 5-3		0-0 FC6-5 2B				0-0 PO 1B		0-0 F7		0-0 3-1	5	0	2	1	0	0	3										
Art Howe, R OBP: 0.338, SLG: 0.432 (1, 4)	0-0 1B 1B		4-0 FC6-5 1B IBB				0-0 F9		0-0 L7		4-0 FC6-5 SH3 BB	3	1	1	1	2	0	1										
Jesus Alou, R OBP: 0.350, SLG: 0.400 (1, 7)	0-0 1B		0-0 FC6-5 1B				0-0 4-3		0-0 4-3		0-0 SH3	4	0	2	1	0	0	2										
Luis Pujols, R OBP: 0.348, SLG: 0.300 Jimmy Sexton, R OBP: 0.221, SLG: 0.167 (9, PR) (9, 6)			0-0 F8				0-0 PO		0-0 5-3		0-0 BB HBP 1B	4	0	2	1	0	0	0										
Mike Fischlin, R OBP: 0.178, SLG: 0.143 Denny Walling, L OBP: 0.328, SLG: 0.346 Reggie Baldwin, R OBP: 0.241, SLG: 0.358 (9, PH) (9, 2)			0-0 6-3				0-0 F8		0-0 4-3		0-0 HBP BB SF9 1B	3	0	0	0	0	0	2										
Floyd Bannister, L Bo McLaughlin, R Dave Bergman, L OBP: 0.253, SLG: 0.130 (9, PH) (9, 3)			0-3 K				0-0 F8		0-3 K		4-0 HBP BB	2	0	0	0	0	1	0										
	R: 2 E: 0 K: 1 S: 7	H: 3 LOB: 2 BB: 1 P: 11	R: 0 E: 0 K: 1 S: 5	H: 0 LOB: 0 BB: 0 P: 5	R: 3 E: 0 K: 0 S: 6	H: 3 LOB: 2 BB: 2 P: 14	R: 0 E: 0 K: 1 S: 5	H: 0 LOB: 0 BB: 0 P: 5	R: 0 E: 0 K: 1 S: 5	H: 0 LOB: 0 BB: 0 P: 5	R: 0 E: 0 K: 0 S: 3	H: 2 LOB: 2 BB: 1 P: 10	R: 0 E: 0 K: 0 S: 3	H: 0 LOB: 1 BB: 1 P: 7	R: 0 E: 0 K: 0 S: 3	H: 0 LOB: 0 BB: 0 P: 3	1B: 7 2B: 2 3B: 0 HR: 1	SF: 1 SAC: 1 DP: 0 HBP: 1	WP: 0 PB: 0 SB: 0 CS: 0	PA: 48								
	PITCHER											PITCHER																
Fred Norman, L ERA: 3.16 Manny Sarmiento, R ERA: 2.47 Dave Tomlin, L ERA: 4.72 Doug Bair, R ERA: 1.91 (1, 1) (7, 1) (9, 1) (10, 1)	IP	WLS	BF	H	R	ER	SO	BB	IBB	HBP	BLK	WP	HR	S	P	ERA	WHIP											
	6.0	2.0	9	2	2	2	1	1	0	0	0	0	0	10	14	9.00	1.500											
	1.0	4	0	0	0	0	0	0	0	1	0	0	0	3	4	0.00	0.000											
	2.0	W	7	0	0	0	0	1	0	0	0	0	0	6	10	0.00	0.500											

Houston Astros @ Cincinnati Reds
Riverfront Stadium, Cincinnati, OH
Mon Jul 03 1978, 7:05 PM EDT
Att: 31,840 - Unknown

livebaseballscores.com

AB 39
R 7
H 10
RBI 7
BB 5
SO 5
LOB 12




Batter	1	2	3	4	5	6	7	8	9	10	11	AB	R	H	RBI	BB	SO	LOB	BOTTOM									
Pete Rose, S OBP: 0.353, SLG: 0.421 (1, 5)	0-0 1B HR 2B			0-0 L8			0-0 1B		0-0 FC1-6 1B		0-0 4-3	5	1	3	1	1	0	0										
Ken Griffey, L OBP: 0.359, SLG: 0.435 (1, 9)	0-3 K		0-0 F8				0-0 1B		0-0 FC1-6 1B		0-0 CS 1B	6	0	2	1	0	1	4										
Dave Concepcion, R OBP: 0.344, SLG: 0.395 (1, 6)	0-0 HR 1B		0-0 F7				0-0 5-3		0-0 P6		0-0 F9	6	1	1	0	0	0	4										
George Foster, R OBP: 0.374, SLG: 0.558 (1, 7)	0-0 HR		0-0 HR 2B				0-0 5-3		0-0 5-3		0-0 5-3	4	2	2	3	1	0	2										
Johnny Bench, R Rick Auerbach, R OBP: 0.294, SLG: 0.414 (1, 2) (11, PR)	0-3 K		0-0 5-3				4-0 HBP BB		0-0 F8		0-3 K	5	0	1	0	1	2	3										
Dan Driessen, L OBP: 0.378, SLG: 0.473 (1, 3)	0-0 4-3		0-0 HR				0-0 P6		0-0 F8		0-0 FC1-6 1B	6	1	2	2	0	1	3										
Junior Kennedy, R OBP: 0.341, SLG: 0.240 (1, 4)			0-0 5-3				0-0 E6 1B BLK		0-0 1B		0-0 FC1-6 1B	6	1	3	1	0	0	1										
Cesar Geronimo, L OBP: 0.333, SLG: 0.378 Ken Henderson, S OBP: 0.281, SLG: 0.357 (1, 8) (9, PH) (10, 8)	0-3 K		0-3 K				0-0 F7		0-0 1B		0-3 K	4	0	1	0	0	2	2										
Fred Norman, S OBP: 0.194, SLG: 0.194 Dave Tomlin, L OBP: 0.294, SLG: 0.229 Manny Sarmiento, R OBP: 0.294, SLG: 0.229 Dave Tomlin, L OBP: 0.294, SLG: 0.229 Joe Morgan, L OBP: 0.294, SLG: 0.229 Doug Bair, R OBP: 0.294, SLG: 0.229 (1, 1) (9, PH) (7, 1) (9, 1) (9, PH) (10, 1)	0-0 FC3-6 BB		0-0 K				0-0 K		4-0 1B BB		0-0 5-3	2	0	0	0	0	1	1										
	R: 3 E: 0 K: 2 S: 10	H: 3 LOB: 0 BB: 0 P: 10	R: 0 E: 0 K: 1 S: 6	H: 1 LOB: 2 BB: 1 P: 10	R: 2 E: 0 K: 0 S: 5	H: 2 LOB: 0 BB: 0 P: 5	R: 0 E: 0 K: 2 S: 7	H: 0 LOB: 0 BB: 0 P: 7	R: 0 E: 0 K: 0 S: 3	H: 2 LOB: 2 BB: 1 P: 8	R: 2 E: 1 K: 0 S: 6	H: 2 LOB: 2 BB: 1 P: 10	R: 0 E: 0 K: 1 S: 6	H: 1 LOB: 1 BB: 0 P: 6	R: 0 E: 0 K: 0 S: 3	H: 1 LOB: 0 BB: 0 P: 3	R: 1 E: 0 K: 1 S: 6	H: 2 LOB: 2 BB: 0 P: 6	1B: 10 2B: 3 3B: 0 HR: 2	SF: 0 SAC: 0 DP: 0 HBP: 1	WP: 0 PB: 0 SB: 4 CS: 1	PA: 52						
	PITCHER											PITCHER																
Floyd Bannister, L ERA: 3.06 Bo McLaughlin, R ERA: 4.15 Joe Sambito, L ERA: 3.14 (1, 1) (5, 1) (9, 1)	IP	WLS	BF	H	R	ER	SO	BB	IBB	HBP	BLK	WP	HR	S	P	ERA	WHIP											
	4.0	22	5	2	1	1	1	2	1	1	1	0	0	20	33	2.25	1.750											
	2.2	L	11	4	1	1	2	0	0	0	0	0	0	15	15	3.38	1.500											

Houston Astros @ Cincinnati Reds
Riverfront Stadium, Cincinnati, OH
Mon Jul 03 1978, 7:05 PM EDT
Att: 31,840 - Unknown

livebaseballscores.com

AB 47
R 8
H 15
RBI 8
BB 4
SO 8
LOB 24



Batter	1	2	3	4	5	6	7	8	9	AB R H RBI BB SO LOB	TOP									
Terry Puhl, L (1, 8) OBP: 0.356, SLG: 0.421										5 1 1 0 0 1 2	Houston Astros @ Cincinnati Reds Riverfront Stadium, Cincinnati, OH Tue Jul 04 1978, 7:05 PM EDT Att: 31,705 - Unknown livebaseballscorecards.com									
Denny Walling, L (1, 7) OBP: 0.333, SLG: 0.345										3 1 1 1 1 0 0										
Enos Cabell, R (1, 5) OBP: 0.324, SLG: 0.386										4 0 2 0 0 0 3										
Jose Cruz, L (1, 9) OBP: 0.337, SLG: 0.380										4 0 2 1 0 1 1										
Bob Watson, R (1, 3) OBP: 0.366, SLG: 0.474										4 0 0 0 0 0 2										
Art Howe, R (1, 4) OBP: 0.341, SLG: 0.431										3 1 1 0 1 0 0										
Luis Pujols, R (1, 2) OBP: 0.333, SLG: 0.333										4 0 1 0 0 1 2										
Mike Fischlin, R (1, 6) OBP: 0.170, SLG: 0.136										2 0 0 0 0 0 1										
Dave Bergman, L (7, PH) OBP: 0.305, SLG: 0.149										1 0 1 1 0 0 0										
Jimmy Sexton, R (7, 6) OBP: 0.218, SLG: 0.164										1 0 0 0 0 0 0										
J.R. Richard, R (1, 1) OBP: 0.122, SLG: 0.122										4 0 0 0 0 1 3										
Inning Stats	R: 1 E: 0 K: 0 S: 5	H: 2 LOB: 1 BB: 0 P: 5	R: 0 E: 0 K: 2 S: 8	H: 1 LOB: 1 BB: 0 P: 8	R: 1 E: 1 K: 0 S: 5	H: 3 LOB: 1 BB: 0 P: 5	R: 0 E: 0 K: 0 S: 3	H: 0 LOB: 0 BB: 0 P: 3	R: 0 E: 0 K: 1 S: 5	H: 1 LOB: 0 BB: 0 P: 5	R: 1 E: 1 K: 1 S: 8	H: 2 LOB: 3 BB: 1 P: 12	R: 0 E: 0 K: 0 S: 3	H: 0 LOB: 1 BB: 1 P: 7	R: 0 E: 0 K: 0 S: 3	H: 0 LOB: 0 BB: 0 P: 3	1B: 7 2B: 1 3B: 1 HR: 0	SF: 0 SAC: 0 DP: 0 HBP: 0	WP: 0 PB: 0 SB: 1 CS: 1	PA: 37
PITCHER	IP WLS BF H R ER SO BB IBB HBP BLK WP HR S P ERA WHIP											IP WLS BF H R ER SO BB IBB HBP BLK WP HR S P ERA WHIP								
Tom Hume, R (1, 1) ERA: 5.38	6.1 L 27 9 3 2 3 0 0 0 0 0 0 0 0 33 33 2.84 1.421																			
Dave Tomlin, L (7, 1) ERA: 4.5	1.2 7 0 0 0 1 2 0 0 0 0 0 0 7 15 0.00 1.200																			
Pedro Borbon, R (9, 1) ERA: 4.59	1.0 3 0 0 0 0 0 0 0 0 0 0 0 3 3 0.00 0.000																			

Batter	1	2	3	4	5	6	7	8	9	AB R H RBI BB SO LOB	BOTTOM									
Pete Rose, S (1, 5) OBP: 0.352, SLG: 0.419										4 1 1 0 0 0 1	Houston Astros @ Cincinnati Reds Riverfront Stadium, Cincinnati, OH Tue Jul 04 1978, 7:05 PM EDT Att: 31,705 - Unknown livebaseballscorecards.com									
Ken Griffey, L (1, 9) OBP: 0.357, SLG: 0.433										4 0 1 0 0 0 0										
Dan Driessen, L (1, 3) OBP: 0.373, SLG: 0.466										4 0 0 0 0 0 2										
George Foster, R (1, 7) OBP: 0.373, SLG: 0.554										4 0 1 1 0 3 0										
Johnny Bench, R (1, 2) OBP: 0.295, SLG: 0.440										3 0 1 0 0 1 2										
Rick Auerbach, R (7, PR) OBP: 0.294, SLG: 0.414										0 0 0 0 0 0 0										
Vic Correll, R (8, 2) OBP: 0.200, SLG: 0.211										0 0 0 0 0 0 0										
Dave Concepcion, R (1, 6) OBP: 0.341, SLG: 0.391										3 0 0 0 0 1 3										
Cesar Geronimo, L (1, 8) OBP: 0.329, SLG: 0.372										3 0 0 0 0 1 1										
Junior Kennedy, R (1, 4) OBP: 0.344, SLG: 0.237										1 0 0 0 1 1 0										
Joe Morgan, L (8, PH) OBP: 0.279, SLG: 0.443										1 0 0 0 0 0 0										
Ray Knight, R (9, 4) OBP: 0.196, SLG: 0.295										0 0 0 0 0 0 0										
Tom Hume, R (1, 1)										1 0 0 0 0 1 0										
Dave Tomlin, L (7, 1)										0 0 0 0 0 0 0										
Dave Collins, S (8, PH) OBP: 0.319, SLG: 0.217										1 0 0 0 0 1 0										
Pedro Borbon, R (9, 1) OBP: 0.250, SLG: 0.250										0 0 0 0 0 0 0										
Inning Stats	R: 1 E: 0 K: 2 S: 10	H: 3 LOB: 2 BB: 0 P: 10	R: 0 E: 0 K: 0 S: 3	H: 0 LOB: 1 BB: 1 P: 7	R: 0 E: 0 K: 1 S: 5	H: 0 LOB: 0 BB: 0 P: 5	R: 0 E: 0 K: 1 S: 5	H: 0 LOB: 0 BB: 0 P: 5	R: 0 E: 0 K: 1 S: 3	H: 1 LOB: 1 BB: 0 P: 3	R: 0 E: 0 K: 1 S: 5	H: 0 LOB: 0 BB: 0 P: 5	R: 0 E: 0 K: 1 S: 5	H: 0 LOB: 0 BB: 0 P: 5	R: 0 E: 0 K: 1 S: 5	H: 0 LOB: 0 BB: 0 P: 5	1B: 4 2B: 0 3B: 0 HR: 0	SF: 0 SAC: 1 DP: 1 HBP: 0	WP: 0 PB: 0 SB: 1 CS: 0	PA: 31
PITCHER	IP WLS BF H R ER SO BB IBB HBP BLK WP HR S P ERA WHIP											IP WLS BF H R ER SO BB IBB HBP BLK WP HR S P ERA WHIP								
J.R. Richard, R (1, 1) ERA: 3.66	9.0 W 31 4 1 1 9 1 0 0 0 0 0 0 48 52 1.00 0.556																			

Batter	1	2	3	4	5	6	7	8	9	AB	R	H	RBI	BB	SO	LOB	TOP			
Terry Puhl, L OBP: 0.354, SLG: 0.416 (1, 8)	4-0 FC6-4 BB		0-3 K		0-0 F5			0-0 F7		3	0	0	0	1	1	0				
Denny Walling, L OBP: 0.323, SLG: 0.333 (1, 7)	0-0 F8		0-0 4-3			0-0 F7		0-0 F8		4	0	0	0	0	0	1				
Enos Cabell, R OBP: 0.326, SLG: 0.393 (1, 5)	0-0 FC6-4 BB 1-2		0-0 E 2B			0-0 2B		0-3 K		4	1	2	0	0	1	1				
Jose Cruz, L OBP: 0.342, SLG: 0.387 (1, 9)	4-0 BB 1-2		0-0 F7			0-0 2B			0-0 1B FC5-2 1B	3	0	2	1	1	0	1				
Bob Watson, R OBP: 0.364, SLG: 0.471 (1, 3)	0-0 P6			0-0 5-3		0-0 5-3			0-0 FC5-2 1B 1-2	4	0	1	0	0	0	3				
Art Howe, R OBP: 0.339, SLG: 0.428 (1, 4)		0-0 4-3		0-0 F9		0-0 F7			0-0 FC5-2 1B 1-2 2-3	4	0	1	0	0	0	1				
Luis Pujols, R OBP: 0.290, SLG: 0.286 (1, 2)		0-0 6-3		0-0 5-3			0-0 G3		0-0 FC5-2 G6-4-3 1-2 2-3 3-H	4	0	0	0	0	0	3				
Mike Fischlin, R OBP: 0.184, SLG: 0.152 (1, 6)					0-0 4-3				0-0 G6-4-3 1-2	2	0	1	0	0	0	0				
Dave Bergman, L OBP: 0.300, SLG: 0.146 (7, PH)										1	0	0	0	0	1	0				
Jimmy Sexton, R OBP: 0.218, SLG: 0.164 (7, PH)										0	0	0	0	0	0	0				
Wilbur Howard, S OBP: 0.310, SLG: 0.359 (9, PH)										1	0	0	0	0	0	3				
Joe Niekro, R OBP: 0.227, SLG: 0.227 (1, 1)		0-3 K		0-3 K			0-0 F8			3	0	0	0	0	2	1				
Inning Stats	R: 0 E: 0 K: 0 S: 3	H: 0 LOB: 2 BB: 2 P: 11	R: 0 E: 0 K: 1 S: 6	H: 1 LOB: 1 BB: 0 P: 6	R: 0 E: 1 K: 1 S: 6	H: 1 LOB: 1 BB: 0 P: 6	R: 0 E: 0 K: 0 S: 3	H: 0 LOB: 0 BB: 0 P: 3	R: 0 E: 0 K: 1 S: 5	H: 0 LOB: 0 BB: 0 P: 5	R: 1 E: 0 K: 0 S: 5	H: 2 LOB: 1 BB: 0 P: 5	R: 0 E: 0 K: 1 S: 5	H: 0 LOB: 0 BB: 0 P: 5	R: 0 E: 0 K: 0 S: 5	H: 3 LOB: 2 BB: 0 P: 5	1B: 4 2B: 3 3B: 0 HR: 0	SF: 0 SAC: 0 DP: 1 HBP: 0	WP: 0 PB: 0 SB: 0 CS: 0	PA: 35
PITCHER	IP WLS BF H R ER SO BB IBB HBP BLK WP HR S P ERA WHIP	IP WLS BF H R ER SO BB IBB HBP BLK WP HR S P ERA WHIP																		
Paul Moskau, R ERA: 4.26 (1, 1)	8.0 W 32 6 1 1 5	1.0 S 3 1 0 0 0																		
Doug Bair, R ERA: 1.89 (9, 1)	1.0 S 3 1 0 0 0																			

Houston Astros @ Cincinnati Reds
Riverfront Stadium, Cincinnati, OH
Wed Jul 05 1978, 7:05 PM EDT
Att: 30,320 - Unknown

AB 33
R 1
H 7
RBI 1
BB 2
SO 5
LOB 14



Batter	1	2	3	4	5	6	7	8	9	AB	R	H	RBI	BB	SO	LOB	BOTTOM		
Pete Rose, S OBP: 0.391, SLG: 0.417 (1, 5)	0-0 3-1		0-0 4-3		0-0 F7		0-0 5-3 1B			4	0	1	0	0	0	1			
Ken Griffey, L OBP: 0.356, SLG: 0.431 (1, 9)	0-0 6-3		0-0 4-3		0-0 F8		0-0 1-2 1B			4	0	1	0	0	0	1			
Dave Concepcion, R OBP: 0.336, SLG: 0.385 (1, 6)	0-0 4-3		0-0 F8			0-0 5-3	0-0 5-3		0-0 1-2 2-3	4	0	0	0	0	0	2			
George Foster, R OBP: 0.377, SLG: 0.555 (1, 7)		0-0 1B SF7 1B		4-0 WP BB		0-0 E BB 1B	0-0 F7			3	1	2	0	1	0	2			
Dan Driessen, L OBP: 0.378, SLG: 0.469 (1, 3)		0-0 S 2B 1B		0-0 F8 1-2		4-0 E BB		0-0 F8 CS 1B		3	1	2	0	1	0	1			
Johnny Bench, R OBP: 0.289, SLG: 0.432 (1, 2)		0-0 SF7 1-2 2-H		0-3 K		0-0 E3		0-0 F8 1-3		3	0	0	1	0	1	4			
Cesar Geronimo, L OBP: 0.327, SLG: 0.375 (1, 8)		0-0 S 2B 2-H		0-0 6-3		0-3 K		0-0 5-3 3-H		4	0	1	1	0	1	5			
Junior Kennedy, R OBP: 0.333, SLG: 0.228 (1, 4)		0-3 K		0-0 6-3		0-0 L4				3	0	0	0	0	1	4			
Paul Moskau, R OBP: 0.318, SLG: 0.263 (1, 1)		0-3 K			4-0 BB					2	0	0	0	1	1	1			
Doug Bair, R OBP: 0.167, SLG: 0.167 (9, 1)							0-0 F3			0	0	0	0	0	0	0			
Inning Stats	R: 0 E: 0 K: 0 S: 3	H: 0 LOB: 0 BB: 0 P: 3	R: 2 E: 0 K: 2 S: 10	H: 3 LOB: 1 BB: 0 P: 10	R: 0 E: 0 K: 1 S: 5	H: 0 LOB: 0 BB: 1 P: 9	R: 0 E: 0 K: 1 S: 5	H: 0 LOB: 1 BB: 1 P: 7	R: 0 E: 1 K: 1 S: 7	H: 1 LOB: 3 BB: 1 P: 11	R: 0 E: 0 K: 0 S: 5	H: 2 LOB: 2 BB: 0 P: 5	R: 0 E: 0 K: 0 S: 3	H: 1 LOB: 0 BB: 0 P: 3	1B: 6 2B: 1 3B: 0 HR: 0	SF: 1 SAC: 0 DP: 0 HBP: 0	WP: 1 PB: 0 SB: 3 CS: 1	PA: 34	
PITCHER	IP WLS BF H R ER SO BB IBB HBP BLK WP HR S P ERA WHIP	IP WLS BF H R ER SO BB IBB HBP BLK WP HR S P ERA WHIP																	
Joe Niekro, R ERA: 5.69 (1, 1)	8.0 L 34 7 2 2 4																		

Houston Astros @ Cincinnati Reds
Riverfront Stadium, Cincinnati, OH
Wed Jul 05 1978, 7:05 PM EDT
Att: 30,320 - Unknown

AB 30
R 2
H 7
RBI 2
BB 3
SO 4
LOB 21



Batter	1	2	3	4	5	6	7	8	9	AB	R	H	RBI	BB	SO	LOB	TOP					
Davey Lopes, R (1.4) OBP: 0.399, SLG: 0.474	4-0 BB BB	0-0 6-3		0-3 K		0-0 1B		0-0 F4		4	0	1	0	1	1	1	Los Angeles Dodgers @ Houston Astros Astrodome, Houston, TX Fri Jul 07 1978, 8:05 PM EDT Att: 20,707 - Unknown					
Bill Russell, R (1.6) OBP: 0.300, SLG: 0.356	0-0 F7		0-0 2B 1B		0-0 1B 1B	0-0 4-3		0-0 1B		5	2	3	0	0	2							
Reggie Smith, S (1.9) OBP: 0.381, SLG: 0.519	0-0 F8		0-0 2B		0-0 L9		0-0 4-3	0-0 4-1		5	0	1	1	0	3							
Ron Cey, R (1.5) OBP: 0.372, SLG: 0.446	4-0 BB		1-0 2B		0-0 5-3		0-3 K		0-0 1B 2B	2	0	0	0	1	1							
Ted Martinez, R (8.5) OBP: 0.316, SLG: 0.300	1-2 BB		G4-6-3 HBP		1-2					1	1	1	0	0	0							
Steve Garvey, R (1.3) OBP: 0.339, SLG: 0.467	0-0 1-3		G4-6-3 1-2 2-3		0-0 1B BB		0-0 HR 1B		0-0 5-3	4	1	1	0	1	5							
Dusty Baker Jr., R (1.7) OBP: 0.334, SLG: 0.398		0-0 4-3 1B			0-0 1B		0-0 1-3 2-H		0-0 5-3 1B	4	2	4	4	1	0							
Rick Monday, L (1.8) OBP: 0.314, SLG: 0.559		0-0 4-3		0-0 4-3		0-0 F3		0-0 6-3		4	0	0	0	0	5							
Bill North, S (7.8) OBP: 0.406, SLG: 0.331		2-3							0-0 5-3	1	0	0	0	0	1							
Joe Ferguson, R (1.2) OBP: 0.369, SLG: 0.430		0-0 3-H 1B		0-0 F7		0-0 F3		0-0 HR	4-0 IBB	0	1	0	0	0	0							
Doug Rau, L (1.1) OBP: 0.211, SLG: 0.237		0-0 SH1-3		0-0 F5		0-0 4-3		0-3 K	0-0 F7	2	0	0	0	0	0							
Vic Davallo, L (8. PH) OBP: 0.314, SLG: 0.333										1	0	0	0	0	1							
Charlie Hough, R (8.1) OBP: 0.364, SLG: 0.455		1-2								1	0	0	0	0	2							
Inning Stats	R: 0 E: 0 K: 0 S: 3	H: 0 LOB: 2 BB: 2 P: 11	R: 1 E: 0 K: 0 S: 5	H: 2 LOB: 1 BB: 0 P: 5	R: 1 E: 0 K: 0 S: 4	H: 2 LOB: 2 BB: 1 P: 9	R: 0 E: 0 K: 1 S: 5	H: 0 LOB: 0 BB: 0 P: 5	R: 1 E: 0 K: 0 S: 5	H: 2 LOB: 2 BB: 1 P: 9	R: 0 E: 0 K: 0 S: 4	H: 1 LOB: 1 BB: 0 P: 4	R: 2 E: 0 K: 1 S: 7	H: 2 LOB: 0 BB: 0 P: 7	R: 1 E: 0 K: 0 S: 7	H: 2 LOB: 1 BB: 0 P: 7	R: 1 E: 0 K: 0 S: 5	H: 2 LOB: 2 BB: 1 P: 9	1B: 8 2B: 3 3B: 0 HR: 2	SF: 0 SAC: 1 DP: 1 HBP: 1	WP: 0 PB: 0 SB: 0 CS: 0	PA: 45
PITCHER	IP WLS BF H R ER SO BB IBB HBP BLK WP HR S P ERA WHIP																					
Mark Lemongello, R (1.1) ERA: 3.75	8.0 L 39 11 6 6 3 4 0 0 1 0 0 2 40 57 6.75 1.875																					
Ken Forsch, R (9.1) ERA: 3.98	1.0 6 2 1 1 0 0 1 0 0 0 0 5 9 9.00 2.000																					

AB	34
R	7
H	11
RBI	5
BB	4
SO	3
LOB	20




Batter	1	2	3	4	5	6	7	8	9	AB	R	H	RBI	BB	SO	LOB	BOTTOM					
Terry Puhl, L (1.8) OBP: 0.350, SLG: 0.411	0-3 K		0-0 F7		0-0 F9			0-3 K		4	0	0	0	0	2	0	Los Angeles Dodgers @ Houston Astros Astrodome, Houston, TX Fri Jul 07 1978, 8:05 PM EDT Att: 20,707 - Unknown					
Jesus Aloy, R (1.7) OBP: 0.342, SLG: 0.378	0-0 6-3			0-0 6-3		0-0 F8		0-3 K		4	0	0	0	0	1							
Ken Forsch, R (9.1) OBP: 0.143, SLG: 0.143										0	0	0	0	0	0							
Enos Cabell, R (1.5) OBP: 0.328, SLG: 0.398	0-0 1B			0-0 E9 1B 2B		0-0 F7		0-3 K		4	1	2	0	0	1							
Bob Watson, R (1.3) OBP: 0.362, SLG: 0.467	0-0 F8			0-0 HR 1B		0-0 F3		0-0 F3		4	1	1	1	0	1							
Art Howe, R (1.4) OBP: 0.338, SLG: 0.425		0-0 6-3		0-0 F8			0-0 1B G6-4-3 1B		0-0 F4	4	1	1	0	0	1							
Jose Cruz, L (1.9) OBP: 0.346, SLG: 0.401		0-0 G3		0-0 HR			0-0 1B G6-4-3			3	1	2	2	0	0							
Luis Pujols, R (1.2) OBP: 0.265, SLG: 0.258		0-3 K		0-0 F8			0-0 1B G6-4-3			3	0	0	0	0	1							
Mike Fischlin, R (1.6) OBP: 0.173, SLG: 0.143			0-0 4-3		0-0 L8		0-0 F7			3	0	0	0	0	0							
Mark Lemongello, R (1.1) OBP: 0.184, SLG: 0.167			0-0 F7		0-3 K			0-0 4-3		2	0	0	0	0	1							
Denny Walling, L (8. PH) OBP: 0.320, SLG: 0.330										1	0	0	0	0	0							
Inning Stats	R: 0 E: 0 K: 1 S: 6	H: 1 LOB: 1 BB: 0 P: 6	R: 0 E: 0 K: 1 S: 5	H: 0 LOB: 0 BB: 0 P: 5	R: 0 E: 0 K: 0 S: 3	H: 0 LOB: 0 BB: 0 P: 3	R: 3 E: 1 K: 0 S: 6	H: 3 LOB: 0 BB: 0 P: 6	R: 0 E: 0 K: 0 S: 5	H: 0 LOB: 0 BB: 0 P: 5	R: 0 E: 0 K: 0 S: 3	H: 0 LOB: 0 BB: 0 P: 3	R: 1 E: 0 K: 0 S: 4	H: 2 LOB: 2 BB: 0 P: 4	R: 0 E: 0 K: 2 S: 7	H: 0 LOB: 0 BB: 0 P: 7	R: 0 E: 0 K: 1 S: 5	H: 0 LOB: 0 BB: 0 P: 5	1B: 4 2B: 1 3B: 0 HR: 1	SF: 0 SAC: 0 DP: 1 HBP: 0	WP: 0 PB: 0 SB: 0 CS: 0	PA: 32
PITCHER	IP WLS BF H R ER SO BB IBB HBP BLK WP HR S P ERA WHIP																					
Doug Rau, L (1.1) ERA: 3.57	7.0 W 26 6 4 4 3 0 0 0 0 0 1 32 32 5.14 0.857																					
Charlie Hough, R (8.1) ERA: 2.39	2.0 S 6 0 0 0 3 0 0 0 0 0 0 0 12 12 0.00 0.000																					



Batter	1	2	3	4	5	6	7	8	9	AB	R	H	RBI	BB	SO	LOB	TOP			
Davey Lopes, R OBP: 0.401, SLG: 0.479 (1, 4)										4	1	2	1	1	0	1	Los Angeles Dodgers @ Houston Astros Astrodome, Houston, TX Sat Jul 08 1978, 8:05 PM EDT Att: 37,073 - Dome			
Bill Russell, R OBP: 0.300, SLG: 0.360 (1, 6)										5	0	0	0	0	0	4				
Steve Garvey, R OBP: 0.338, SLG: 0.464 Reggie Smith, S OBP: 0.382, SLG: 0.527 (1, 3) (4, 9)										1	0	0	1	0	0	0				
Ron Cey, R OBP: 0.372, SLG: 0.442 Ted Martinez, R OBP: 0.304, SLG: 0.286 (1, 5) (7, 5)										4	0	0	0	0	2	0				
Dusty Baker Jr., R OBP: 0.335, SLG: 0.401 (1, 7)										4	2	1	0	0	0	0				
Rick Monday, L OBP: 0.373, SLG: 0.553 (1, 9) (4, 3)										4	1	1	0	0	0	1				
Bill North, S OBP: 0.408, SLG: 0.330 (1, 8)										3	2	1	1	1	2	0				
Johnny Oates, L OBP: 0.455, SLG: 0.433 Tommy John, R OBP: 0.167, SLG: 0.147 (1, 2) (6, 1)										3	1	2	2	0	1	0				
Bob Welch, R OBP: 0.500, SLG: 0.500 Lance Rautzhan, R OBP: 0.367, SLG: 0.429 (1, 1) (6, PH) (6, 2)										1	0	0	0	0	1	0				
Inning Stats	R: 1 E: 0 K: 1 S: 6	H: 1 LOB: 0 BB: 0 P: 6	R: 0 E: 0 K: 1 S: 5	H: 0 LOB: 0 BB: 0 P: 5	R: 0 E: 0 K: 2 S: 7	H: 0 LOB: 0 BB: 0 P: 7	R: 0 E: 0 K: 0 S: 3	H: 0 LOB: 0 BB: 0 P: 3	R: 3 E: 2 K: 0 S: 8	H: 3 LOB: 2 BB: 0 P: 8	R: 3 E: 0 K: 0 S: 6	H: 3 LOB: 1 BB: 1 P: 10	R: 0 E: 0 K: 1 S: 5	H: 0 LOB: 0 BB: 0 P: 5	R: 0 E: 0 K: 1 S: 5	H: 0 LOB: 0 BB: 0 P: 9		1B: 6 2B: 1 3B: 0 HR: 0	SF: 2 SAC: 1 DP: 0 HBP: 0	WP: 0 PB: 0 SB: 0 CS: 0
PITCHER	IP WLS BF H R ER SO BB IBB HBP BLK WP HR S P ERA WHIP	5.1 L 26 7 7 4 4 1 0 0 0 0 0 0 2 2 6.75 1.500	0.2 2 0 0 0 0 0 0 0 0 0 0 0 2 2 0.00 0.000	3.0 10 0 0 0 3 1 0 0 0 0 0 0 15 19 0.00 0.333	PITCHER										IP WLS BF H R ER SO BB IBB HBP BLK WP HR S P ERA WHIP					

AB 32
R 7
H 7
RBI 5
BB 2
SO 6
LOB 8



Batter	1	2	3	4	5	6	7	8	9	AB	R	H	RBI	BB	SO	LOB	BOTTOM			
Rafael Landestoy, S OBP: 0.250, SLG: 0.250 (1, 6)										5	1	1	0	0	2	3	Los Angeles Dodgers @ Houston Astros Astrodome, Houston, TX Sat Jul 08 1978, 8:05 PM EDT Att: 37,073 - Dome			
Terry Puhl, L OBP: 0.343, SLG: 0.402 (1, 8)										5	1	1	1	0	0	3				
Enos Cabell, R OBP: 0.323, SLG: 0.391 (1, 5)										4	0	0	0	0	0	1				
Jose Cruz, L OBP: 0.350, SLG: 0.407 (1, 9)										4	2	2	0	0	0	0				
Bob Watson, R OBP: 0.366, SLG: 0.473 (1, 3)										4	0	2	2	0	0	0				
Art Howe, R OBP: 0.332, SLG: 0.416 (1, 4)										4	0	1	1	0	0	2				
Wilbur Howard, S OBP: 0.303, SLG: 0.348 (1, 7)										4	0	1	0	0	0	3				
Luis Pujols, R OBP: 0.268, SLG: 0.289 (1, 2)										4	1	2	0	0	2	1				
Tom Dixon, R OBP: 0.182, SLG: 0.143 Joe Niekro, R OBP: 0.227, SLG: 0.227 Reggie Bladen, R OBP: 0.226, SLG: 0.364 Ken Forsch, R OBP: 0.143, SLG: 0.143 Jesus Alou, R OBP: 0.352, SLG: 0.352 Jimmy Sexton, R OBP: 0.218, SLG: 0.154 (1, 1) (6, 1) (6, PH) (7, 1) (6, PH) (6, PH)										1	0	0	0	0	0	1				
Inning Stats	R: 0 E: 0 K: 0 S: 3	H: 0 LOB: 0 BB: 0 P: 3	R: 0 E: 1 K: 0 S: 4	H: 0 LOB: 1 BB: 0 P: 4	R: 0 E: 0 K: 0 S: 4	H: 1 LOB: 1 BB: 0 P: 4	R: 1 E: 0 K: 0 S: 5	H: 3 LOB: 1 BB: 0 P: 5	R: 4 E: 1 K: 0 S: 8	H: 5 LOB: 1 BB: 0 P: 8	R: 0 E: 0 K: 1 S: 5	H: 0 LOB: 0 BB: 0 P: 5	R: 0 E: 0 K: 1 S: 5	H: 0 LOB: 0 BB: 0 P: 5	R: 0 E: 0 K: 2 S: 9	H: 2 LOB: 2 BB: 0 P: 9		1B: 9 2B: 1 3B: 1 HR: 0	SF: 0 SAC: 1 DP: 1 HBP: 0	WP: 0 PB: 0 SB: 0 CS: 0
PITCHER	IP WLS BF H R ER SO BB IBB HBP BLK WP HR S P ERA WHIP	4.2 22 8 5 5 0 0 0 0 0 0 0 2 2 9.64 1.714	0.1 2 1 0 0 0 0 0 0 0 0 0 2 2 0.00 3.000	4.0 W 14 2 0 0 4 0 0 0 0 0 0 22 22 0.00 0.500	PITCHER										IP WLS BF H R ER SO BB IBB HBP BLK WP HR S P ERA WHIP					


AB 37
R 5
H 11
RBI 4
BB 0
SO 4
LOB 14



Batter	1	2	3	4	5	6	7	8	9	AB	R	H	RBI	BB	SO	LOB	TOP			
Davey Lopes, R OBP: 0.401, SLG: 0.473 (1, 4)	4-0 3-1 BB		0-0 E9 WP		0-0 6-3		4-0 S BB		0-0 F9	3	0	0	0	2	0	2				
Bill Russell, R OBP: 0.299, SLG: 0.359 Bill North, S OBP: 0.406, SLG: 0.328 (1, 6) (9, PH)	0-0 3-1		0-0 F5		0-0 2B 1B		0-0 F4		0-0 L7	4	1	1	0	0	0	4				
Reggie Smith, S OBP: 0.376, SLG: 0.516 (1, 9)	0-3 K		0-3 K		0-3 K		0-0 F9		0-0 4-3	5	0	0	0	0	3	5				
Ron Cey, R OBP: 0.371, SLG: 0.439 (1, 5)	0-3 K			0-3 K		0-0 5-3		0-0 E 1B		4	0	1	0	0	2	2				
Steve Garvey, R OBP: 0.337, SLG: 0.464 (1, 3)		0-0 F4		0-3 K		0-0 2B		0-0 E6		4	0	1	1	0	1	1				
Dusty Baker Jr., R OBP: 0.337, SLG: 0.398 (1, 7)	4-0 BB		4-0 FC4 BB		0-3 K		0-0 L7			2	0	0	0	2	1	3				
Rick Monday, L OBP: 0.366, SLG: 0.542 (1, 8)	0-3 K		0-0 FC4		0-3 K		0-3 K		0-3 K	4	0	0	0	0	3	4				
Joe Ferguson, R OBP: 0.369, SLG: 0.425 (1, 2)	0-0 F9			0-3 K		4-0 BB		4-0 BB		0	0	0	0	0	0	0				
Don Sutton, R OBP: 0.150, SLG: 0.081 Vic Davalillo, L OBP: 0.302, SLG: 0.320 Charlie Hough, R OBP: 0.364, SLG: 0.455 Johnny Oates, L OBP: 0.471, SLG: 0.452 (1, 1) (7, PH) (7, 1) (9, PH)	0-0 3-1		0-0 3-1		0-3 K		0-0 4-3		0-0 1B	2	0	0	0	0	1	0				
Inning Stats	R: 0 E: 0 K: 2 S: 7	H: 0 LOB: 1 BB: 1 P: 11	R: 0 E: 0 K: 1 S: 5	H: 0 LOB: 1 BB: 1 P: 9	R: 0 E: 1 K: 1 S: 6	H: 0 LOB: 1 BB: 0 P: 6	R: 0 E: 0 K: 2 S: 7	H: 0 LOB: 1 BB: 1 P: 11	R: 0 E: 0 K: 1 S: 9	H: 2 LOB: 1 BB: 0 P: 9	R: 0 E: 0 K: 1 S: 5	H: 0 LOB: 2 BB: 2 P: 13	R: 0 E: 1 K: 1 S: 7	H: 1 LOB: 2 BB: 0 P: 7	R: 0 E: 0 K: 0 S: 4	H: 1 LOB: 2 BB: 1 P: 8	1B: 3 2B: 1 3B: 0 HR: 0	SF: 0 SAC: 0 DP: 0 HBP: 0	WP: 2 PB: 0 SB: 1 CS: 0	PA: 39
PITCHER J.R. Richard, R ERA: 3.49 (1, 1)	IP: 9.0 WLS: W BF: 39 H: 4 R: 1 ER: 1 SO: 12 BB: 6 IBB: 0 HBP: 0 BLK: 0 WP: 2 HR: 0 S: 57 P: 81 ERA: 1.00 WHIP: 1.111															PITCHER				

Los Angeles Dodgers @ Houston Astros
Astrodome, Houston, TX
Sun Jul 09 1978, 4:33 AM EDT
Att: 30,285 - Dome

AB 31
R 1
H 4
RBI 1
BB 4
SO 11
LOB 24



Batter	1	2	3	4	5	6	7	8	9	AB	R	H	RBI	BB	SO	LOB	BOTTOM			
Denny Walling, L OBP: 0.299, SLG: 0.306 (1, 7)	0-0 F7		0-0 F6		0-0 F5	0-3 K		0-0 4-3		5	0	0	0	0	1	6				
Terry Puhl, L OBP: 0.345, SLG: 0.406 (1, 8)	0-0 2B		0-0 S 1B		0-0 L9		0-0 F2			4	2	2	0	0	0	1				
Enos Cabell, R OBP: 0.322, SLG: 0.390 (1, 5)	0-3 K		0-0 1B		0-0 5-3	0-3 K		0-3 K		4	0	1	1	0	2	1				
Jose Cruz, L OBP: 0.351, SLG: 0.412 (1, 9)	0-0 2B		0-0 L3		0-0 5-3	0-0 S 1B		0-0 5-3		4	1	2	1	0	0	1				
Bob Watson, R OBP: 0.366, SLG: 0.470 Dave Bergman, L OBP: 0.306, SLG: 0.143 (1, 3) (7, 3)	0-3 K		0-0 4-3		4-0 1B FC6-2 IBB		4-0 E 1-3 BB			2	0	0	0	1	1	1				
Art Howe, R OBP: 0.331, SLG: 0.414 (1, 4)		0-0 F8		0-0 F8		0-0 E FC6-2 1B		0-0 1-3 BB		4	1	1	1	0	0	1				
Luis Pujols, R OBP: 0.267, SLG: 0.268 (1, 2)	0-3 K		0-3 K2-3		0-0 FC6-2 E 1B		4-0 E BB			3	1	0	0	1	2	2				
Mike Fischlin, R OBP: 0.179, SLG: 0.135 (1, 6)	0-0 5-3			1-0 HBP		0-0 E6		0-0 E4		3	0	0	0	0	0	4				
J.R. Richard, R OBP: 0.132, SLG: 0.132 (1, 1)			0-3 K		0-3 K		1-3 2H 1B		0-0 F4	4	0	1	2	0	2	4				
Inning Stats	R: 1 E: 0 K: 2 S: 9	H: 2 LOB: 1 BB: 0 P: 9	R: 0 E: 0 K: 1 S: 5	H: 0 LOB: 0 BB: 0 P: 5	R: 1 E: 0 K: 1 S: 7	H: 2 LOB: 1 BB: 0 P: 7	R: 0 E: 0 K: 1 S: 5	H: 0 LOB: 0 BB: 0 P: 5	R: 0 E: 0 K: 1 S: 5	H: 0 LOB: 0 BB: 0 P: 5	R: 3 E: 1 K: 1 S: 9	H: 3 LOB: 2 BB: 1 P: 13	R: 0 E: 0 K: 1 S: 5	H: 0 LOB: 3 BB: 2 P: 5	R: 0 E: 1 K: 0 S: 4	H: 0 LOB: 3 BB: 2 P: 12	1B: 5 2B: 2 3B: 0 HR: 0	SF: 0 SAC: 0 DP: 0 HBP: 1	WP: 0 PB: 0 SB: 2 CS: 0	PA: 37
PITCHER Don Sutton, R ERA: 3.93 Charlie Hough, R ERA: 2.3 (1, 1) (7, 1)	IP: 6.0 WLS: L BF: 28 H: 7 R: 5 ER: 3 SO: 7 BB: 0 IBB: 1 HBP: 1 BLK: 0 WP: 0 HR: 0 S: 40 P: 45 ERA: 4.50 WHIP: 1.167															PITCHER				

Los Angeles Dodgers @ Houston Astros
Astrodome, Houston, TX
Sun Jul 09 1978, 4:33 AM EDT
Att: 30,285 - Dome

AB 33
R 5
H 7
RBI 5
BB 3
SO 8
LOB 21



Batter	1	2	3	4	5	6	7	8	9	AB	R	H	RBI	BB	SO	LOB	TOP			
Terry Puhl, L OBP: 0.341, SLG: 0.401 Joe Sambito, L (8, 1)	F5		E3		G3			1-3		4	0	0	0	0	0	2				
Jesus Alou, R OBP: 0.333, SLG: 0.367	F4		G6-4-3			6-3			3-1	4	0	0	0	0	0	2				
Enos Cabell, R OBP: 0.324, SLG: 0.391	F8			E5						4	0	2	0	0	0	0				
Bob Watson, R OBP: 0.361, SLG: 0.463		1-3		F9		6-3			G6-4-3	4	0	0	0	0	0	3				
Art Howe, R OBP: 0.334, SLG: 0.415		BLK BB		4-3						2	0	1	0	1	0	1				
Jose Cruz, L OBP: 0.348, SLG: 0.408	F7			K				G6-3		3	0	0	0	0	1	3				
Luis Pujols, R OBP: 0.250, SLG: 0.250	K				F7			F8		3	0	0	0	0	1	1				
Mike Fischlin, R OBP: 0.203, SLG: 0.148			5-3							2	0	1	0	1	0	0				
Joe Niekro, R OBP: 0.261, SLG: 0.304 Ken Forsch, R OBP: 0.143, SLG: 0.143 Wilbur Howard, S OBP: 0.299, SLG: 0.343					SH2-4 1B				G1-6-3 BB	1	0	1	0	0	0	0				
					SH2-4 1-2					0	0	0	0	0	0	0				
										1	0	0	0	0	0	1				
Inning Stats	R: 0 E: 0 K: 0 S: 3	H: 0 LOB: 0 BB: 0 P: 3	R: 0 E: 0 K: 1 S: 5	H: 0 LOB: 1 BB: 1 P: 9	R: 0 E: 1 K: 0 S: 4	H: 1 LOB: 1 BB: 0 P: 4	R: 0 E: 1 K: 1 S: 6	H: 0 LOB: 1 BB: 0 P: 6	R: 0 E: 0 K: 0 S: 3	H: 1 LOB: 1 BB: 0 P: 3	R: 0 E: 0 K: 0 S: 3	H: 1 LOB: 0 BB: 0 P: 3	R: 0 E: 0 K: 0 S: 2	H: 0 LOB: 0 BB: 1 P: 6	R: 0 E: 0 K: 0 S: 3	H: 1 LOB: 0 BB: 0 P: 3	1B: 4 2B: 1 3B: 0 HR: 0	SF: 0 SAC: 1 DP: 4 HBP: 0	WP: 0 PB: 0 SB: 0 CS: 1	PA: 31
PITCHER Ross Grimsley, L ERA: 2.92	IP: 9.0 WLS: W BF: 31 H: 5 R: 0 ER: 0 SO: 2 BB: 2 IBB: 0 HBP: 0 BLK: 1 WP: 0 HR: 0 S: 33 P: 41 ERA: 0.00 WHIP: 0.778																			

Houston Astros @ Montreal Expos
Olympic Stadium, Montreal, QB
Thu Jul 13 1978, 7:05 PM EDT
Att: 15,337 - Unknown

AB	28
R	0
H	5
RBI	0
BB	2
SO	2
LOB	13



Batter	1	2	3	4	5	6	7	8	9	AB	R	H	RBI	BB	SO	LOB	BOTTOM
Dave Cash, R OBP: 0.316, SLG: 0.345 Del Unser, L OBP: 0.330, SLG: 0.337	F3		SH2-3 BB			SH2-3 1B	F9	FC5		4	1	1	0	1	0	3	
Andre Dawson, R OBP: 0.293, SLG: 0.395	F8		K			SH2-3	FC6-4			3	0	0	0	0	1	3	
Ellis Valentine, R OBP: 0.341, SLG: 0.511	F7			F8		1B	5-3			4	1	1	1	0	0	1	
Tony Perez, R OBP: 0.322, SLG: 0.440 Pepe Frias, R OBP: 0.429, SLG: 1.000	F4			5-3		1B PB		2B		4	1	2	0	0	0	0	
Larry Parrish, R OBP: 0.305, SLG: 0.464	1-3			K		1B	F7	1B		4	1	1	1	0	1	2	
Warren Cromartie, L OBP: 0.318, SLG: 0.367	F9				G6-4-3 PB	2B		F7		4	1	2	1	0	0	1	
Gary Carter, R OBP: 0.324, SLG: 0.394			6-3		1-2 HBP	1B	1-3 2-H	FC5		2	0	1	1	1	0	0	
Chris Speier, R OBP: 0.338, SLG: 0.336			FC1 2B		G6-4-3	G3		K		4	0	1	0	0	1	5	
Ross Grimsley, L OBP: 0.208, SLG: 0.163			FC1 BB		K				FC6-4	4	0	2	1	0	1	2	
Inning Stats	R: 0 E: 0 K: 0 S: 3	H: 0 LOB: 0 BB: 0 P: 3	R: 0 E: 0 K: 1 S: 6	H: 1 LOB: 2 BB: 1 P: 10	R: 0 E: 0 K: 1 S: 5	H: 0 LOB: 0 BB: 0 P: 5	R: 0 E: 0 K: 0 S: 8	H: 5 LOB: 1 BB: 0 P: 8	R: 0 E: 0 K: 0 S: 4	H: 1 LOB: 1 BB: 0 P: 4	R: 2 E: 0 K: 1 S: 8	H: 3 LOB: 2 BB: 1 P: 12	1B: 7 2B: 4 3B: 0 HR: 0	SF: 0 SAC: 1 DP: 1 HBP: 1	WP: 0 PB: 2 SB: 1 CS: 0	PA: 37	
PITCHER Joe Niekro, R ERA: 5.69 Ken Forsch, R ERA: 3.18 Joe Sambito, L ERA: 3.35	IP: 5.2 WLS: L BF: 25 H: 7 R: 4 ER: 4 SO: 3 BB: 1 IBB: 0 HBP: 1 BLK: 0 WP: 0 HR: 0 S: 29 P: 34 ERA: 6.35 WHIP: 1.412																

Houston Astros @ Montreal Expos
Olympic Stadium, Montreal, QB
Thu Jul 13 1978, 7:05 PM EDT
Att: 15,337 - Unknown

AB	33
R	6
H	11
RBI	5
BB	2
SO	4
LOB	17



Batter	1	2	3	4	5	6	7	8	9	AB	R	H	RBI	BB	SO	LOB	TOP
Rafael Landestoy S OBP: 0.349, SLG: 0.318 (1, 6)	0-0 5-3			0-3 K		0-0 G3		0-0 BB 1B	4 0 1 0 0 1 0								
Terry Puhl L OBP: 0.341, SLG: 0.398 (1, 8)	0-0 6-3			0-3 K		0-0 B1-3		0-0 F8	4 0 0 0 0 1 1								
Enos Cabell R OBP: 0.320, SLG: 0.384 (1, 5)	0-0 5-3			0-0 F7			0-0 6-3	0-0 BB 1B	4 0 1 0 0 0 0								
Bob Watson R OBP: 0.360, SLG: 0.459 (1, 3)		0-0 L8			0-0 FC4-5 2B		0-0 L9	0-0 F9	4 0 1 0 0 0 2								
Art Howe R OBP: 0.340, SLG: 0.413 (1, 4)		0-0 G6-4-3 1B			0-0 FC4-5 BB 1B 2-3		0-0 5-3	4-0 BB	3 0 1 0 1 0 1								
Jesus Alou R OBP: 0.348, SLG: 0.386 (1, 7)		0-0 G6-4-3 1-2			0-0 BB 1B 1-2			0-0 L9	4 0 2 0 0 0 4								
Jose Cruz L OBP: 0.342, SLG: 0.397 (1, 9)			0-3 K		4-0 BB 1B 1-2 2-3		0-0 6-3		2 0 0 0 1 1 1								AB 31
Luis Pujols R OBP: 0.237, SLG: 0.278 Bo McLaughlin R (8, 1)			0-3 K		0-0 G6-3 1-2		0-0 F4		3 0 0 0 0 1 4								R 0
Tom Dixon R OBP: 0.174, SLG: 0.136 Rick Williams R Mike Fischlin R Oscar Zamora R Wilbur Howard S (1, 1) (3, 1) (6, Ph) (6, 1) (8, Ph) (8, 2)			0-0 6-3		0-0 5-3		0-0 5-3		1 0 0 0 0 0 0 0 0 0 0 0 0 0 1 0 0 0 0 0 0 0 0 0 0 0 0 0 1 0 0 0 0 0 1								H 6
Inning Stats	R: 0 H: 0 E: 0 LOB: 0 K: 0 BB: 0 S: 3 P: 3	R: 0 H: 1 E: 0 LOB: 0 K: 0 BB: 0 S: 3 P: 3	R: 0 H: 0 E: 0 LOB: 0 K: 2 BB: 0 S: 7 P: 7	R: 0 H: 0 E: 0 LOB: 0 K: 2 BB: 0 S: 7 P: 7	R: 0 H: 2 E: 0 LOB: 2 K: 0 BB: 1 S: 4 P: 8	R: 0 H: 0 E: 0 LOB: 0 K: 0 BB: 0 S: 3 P: 3	R: 0 H: 0 E: 0 LOB: 0 K: 0 BB: 0 S: 3 P: 3	R: 0 H: 1 E: 0 LOB: 1 K: 0 BB: 0 S: 4 P: 4	R: 0 H: 2 E: 0 LOB: 3 K: 0 BB: 1 S: 5 P: 9	1B: 4 SF: 0 2B: 2 SAC: 0 3B: 0 DP: 2 HR: 0 HBP: 0	WP: 0 PA: 33 PB: 0 SB: 0 CS: 0						
PITCHER Woodie Fryman, L ERA: 4.08 (1, 1)	IP 9.0 WLS W BF 33 H 6 R 0 ER 0 SO 4 BB 2 IBB 0 HBP 0 BLK 0 WP 0 HR 0 S 39 P 47 ERA 0.00 WHIP 0.889											PITCHER IP WLS BF H R ER SO BB IBB HBP BLK WP HR S P ERA WHIP					

Houston Astros @ Montreal Expos
Olympic Stadium, Montreal, QB
Sat Jul 15 1978, 7:05 PM EDT
Att: 15,360 - Unknown

AB	31
R	0
H	6
RBI	0
BB	2
SO	4
LOB	14



Batter	1	2	3	4	5	6	7	8	9	AB	R	H	RBI	BB	SO	LOB	BOTTOM
Dave Cash R OBP: 0.312, SLG: 0.337 Stan Papi R OBP: 0.341, SLG: 0.377 (1, 4) (6, 6)	0-0 5-3	0-0 6-3		0-0 F8			0-0 3B 2B		3 0 0 0 0 0 0 1 1 1 0 0 0 0								
Andra Dawson R OBP: 0.295, SLG: 0.417 (1, 8)	4-0 1B 2B BB		0-0 HR	0-0 6-3		0-0 2H 3B			3 2 2 2 1 0 0								
Ellis Valentine R OBP: 0.348, SLG: 0.521 Pepe Frias R OBP: 0.333, SLG: 0.778 (1, 9) (6, 4)	0-0 2B 1B		0-0 2B 1B	0-0 5-3		0-0 F2			3 2 2 0 0 0 0 1 0 0 0 0 0 1								
Tony Perez R OBP: 0.332, SLG: 0.455 Del Unser L OBP: 0.317, SLG: 0.321 (1, 3) (4, 3)	0-0 E 2B		0-3 K		0-0 G3		0-3 K		2 1 1 2 0 1 1 2 0 0 0 0 1 1								
Larry Parrish R OBP: 0.301, SLG: 0.457 (1, 5)	0-0 F7		0-0 1B 2B		0-3 K		0-3 K		4 1 1 1 1 0 2 2								
Warren Cromartie L OBP: 0.331, SLG: 0.375 (1, 7)	0-0 E9 1B		0-0 G3		0-0 4-3		0-0 G3		4 0 1 0 0 0 1								
Gary Carter R OBP: 0.324, SLG: 0.390 Ed Herrmann L OBP: 0.190, SLG: 0.169 (1, 2) (9, 2)	0-0 F8		0-0 BLK 1B		0-0 F3		0-0 L6		4 1 1 1 1 0 0 1 0 0 0 0 0 0 0 0								AB 34
Chris Speier R OBP: 0.339, SLG: 0.330 Sam Mejias R OBP: 0.231, SLG: 0.167 (1, 6) (6, 9)		0-0 L7		0-0 1B		0-0 F7		0-0 6-3	2 0 1 1 0 0 0 2 0 0 0 0 0 0								R 8
Woodie Fryman R OBP: 0.036, SLG: 0.074 (1, 1)		0-0 5-3		0-0 1-3		0-0 5-3			3 0 0 0 0 0 1								H 10
Inning Stats	R: 3 H: 3 E: 1 LOB: 1 K: 0 BB: 1 S: 6 P: 10	R: 0 H: 0 E: 0 LOB: 0 K: 0 BB: 0 S: 3 P: 3	R: 4 H: 5 E: 0 LOB: 1 K: 1 BB: 0 S: 10 P: 10	R: 0 H: 0 E: 0 LOB: 0 K: 0 BB: 0 S: 3 P: 3	R: 0 H: 0 E: 0 LOB: 0 K: 1 BB: 0 S: 5 P: 5	R: 0 H: 0 E: 0 LOB: 0 K: 0 BB: 0 S: 3 P: 3	R: 1 H: 2 E: 0 LOB: 1 K: 2 BB: 0 S: 9 P: 9	R: 0 H: 0 E: 0 LOB: 0 K: 0 BB: 0 S: 3 P: 3	1B: 5 SF: 0 2B: 3 SAC: 0 3B: 1 DP: 0 HR: 1 HBP: 0	WP: 0 PA: 35 PB: 0 SB: 0 CS: 0							
PITCHER Tom Dixon R ERA: 3.13 Rick Williams R ERA: 3.71 Oscar Zamora R ERA: 9.0 Bo McLaughlin R ERA: 3.94 (1, 1) (3, 1) (6, 1) (8, 1)	IP 2.1 WLS L BF 14 H 6 R 6 ER 5 SO 1 BB 1 IBB 0 HBP 0 BLK 0 WP 0 HR 0 S 15 P 19 ERA 19.29 WHIP 3.000											PITCHER IP WLS BF H R ER SO BB IBB HBP BLK WP HR S P ERA WHIP					

Houston Astros @ Montreal Expos
Olympic Stadium, Montreal, QB
Sat Jul 15 1978, 7:05 PM EDT
Att: 15,360 - Unknown

AB	34
R	8
H	10
RBI	7
BB	1
SO	4
LOB	8



Batter	1	2	3	4	5	6	7	8	9	AB	R	H	RBI	BB	SO	LOB	TOP			
Rafael Landestoy, S OBP: 0.299, SLG: 0.269 (1, 6)	F9		K		F4		4-3			4	0	0	0	0	1	4				
Terry Puhl, L OBP: 0.340, SLG: 0.395 (1, 8)	K			L7 SF7 BB		4-3		F8		3	1	0	0	1	1	0				
Enos Cabell, R OBP: 0.319, SLG: 0.383 (1, 5)	5-3			SF7 1B		5-3		F8		4	0	1	0	0	0	0				
Bob Watson, R OBP: 0.359, SLG: 0.456 (1, 3)		6-3		L7		F7				4	0	1	0	0	0	2				
Art Howe, R OBP: 0.339, SLG: 0.415 (1, 4)				SF7				F8		3	0	1	1	0	0	1				
Jesus Alou, R OBP: 0.355, SLG: 0.391 (1, 7)	F9			F8						4	0	2	0	0	0	2				
Jose Cruz, L OBP: 0.341, SLG: 0.395 (1, 9)	L9				L7					4	0	1	0	0	0	2				
Luis Pujols, R OBP: 0.222, SLG: 0.259 (1, 2)			K		6-3			F8		4	0	0	0	0	1	3				
Floyd Bannister, L Oscar Zamora, R Rick Williams, R Reggie Baldwin, R Bo McLaughlin, R Jimmy Sexton, R (1, 1) (6, 1) (6, 1) (7, PH) (7, 1) (6, PH)			K					FC6-4 1B		2	0	1	0	0	1	0				
Inning Stats	R: 0 E: 0 K: 1 S: 5	H: 0 LOB: 0 BB: 0 P: 5	R: 0 E: 0 K: 0 S: 4	H: 1 LOB: 1 BB: 0 P: 4	R: 0 E: 0 K: 3 S: 9	H: 0 LOB: 0 BB: 0 P: 9	R: 1 E: 0 K: 0 S: 4	H: 1 LOB: 1 BB: 1 P: 8	R: 0 E: 0 K: 0 S: 3	H: 0 LOB: 0 BB: 0 P: 3	R: 0 E: 0 K: 0 S: 5	H: 2 LOB: 2 BB: 1 P: 9	R: 0 E: 0 K: 0 S: 4	H: 1 LOB: 1 BB: 0 P: 4	R: 0 E: 0 K: 0 S: 4	H: 1 LOB: 1 BB: 0 P: 4	1B: 5 2B: 2 3B: 0 HR: 0	SF: 1 SAC: 0 DP: 0 HBP: 0	WP: 0 PB: 0 SB: 0 CS: 0	PA: 36
PITCHER Dan Schatzeder, L ERA: 2.65 (1, 1)	IP: 9.0 WLS: W BF: 36 H: 7 R: 1 ER: 1 SO: 4 BB: 2 IBB: 0 HBP: 0 BLK: 0 WP: 0 HR: 0 S: 42 P: 50 ERA: 1.00 WHIP: 1.000															PITCHER				

Houston Astros @ Montreal Expos
Olympic Stadium, Montreal, QB
Sun Jul 16 1978, 3:33 AM EDT
Att: 21,440 - Unknown

AB	33
R	1
H	7
RBI	1
BB	2
SO	4
LOB	15



Batter	1	2	3	4	5	6	7	8	9	AB	R	H	RBI	BB	SO	LOB	BOTTOM			
Dave Cash, R OBP: 0.318, SLG: 0.349 Pepe Frias, R (7, PR) OBP: 0.333, SLG: 0.778 (8, 4)		F5			G5-4-3 1B	1B	F8			5	2	4	1	0	0	2				
Andra Dawson, R OBP: 0.297, SLG: 0.417 (1, 8)	K		L5		G5-4-3 1B	2B	F8			5	1	2	0	0	1	2				
Ellis Valentine, R OBP: 0.346, SLG: 0.520 Sam Mejias, R OBP: 0.231, SLG: 0.167 (1, 9) (9, 9)	K		F8		G5-4-3 1B	1B	K			5	1	1	1	0	2	5				
Tony Perez, R OBP: 0.336, SLG: 0.455 Del Unser, L OBP: 0.317, SLG: 0.321 (1, 3) (9, 3)	5-3			1B	1B	1B	K			4	0	2	1	1	1	1				
Larry Parrish, R OBP: 0.305, SLG: 0.457 (1, 5)		K		1B	FC5 1B	1B	G3			4	0	2	1	1	1	0				
Warren Cromartie, L OBP: 0.315, SLG: 0.378 (1, 7)		1B	K		1B	1B	4-3			5	1	3	1	0	1	2				
Gary Carter, R OBP: 0.324, SLG: 0.388 (1, 2)		1B			F5	FC5	K			4	0	1	0	0	1	6				
Chris Speier, R OBP: 0.334, SLG: 0.325 (1, 6)		F4		K		F7	K			4	0	0	0	0	2	5				
Dan Schatzeder, L OBP: 0.286, SLG: 0.357 (1, 1)			G3		G3	S 2B	K			4	1	2	1	0	1	0				
Inning Stats	R: 0 E: 0 K: 2 S: 8	H: 1 LOB: 1 BB: 0 P: 8	R: 1 E: 0 K: 1 S: 8	H: 3 LOB: 2 BB: 0 P: 8	R: 0 E: 0 K: 1 S: 7	H: 2 LOB: 2 BB: 0 P: 7	R: 0 E: 0 K: 1 S: 5	H: 0 LOB: 0 BB: 0 P: 5	R: 1 E: 0 K: 0 S: 6	H: 4 LOB: 3 BB: 1 P: 10	R: 4 E: 0 K: 2 S: 13	H: 6 LOB: 3 BB: 1 P: 17	R: 0 E: 0 K: 2 S: 8	H: 1 LOB: 2 BB: 0 P: 8	R: 0 E: 0 K: 1 S: 5	H: 0 LOB: 0 BB: 0 P: 5	1B: 13 2B: 4 3B: 0 HR: 0	SF: 0 SAC: 0 DP: 1 HBP: 0	WP: 0 PB: 0 SB: 1 CS: 0	PA: 42
PITCHER Floyd Bannister, L ERA: 3.65 Oscar Zamora, R ERA: 11.0 Rick Williams, R ERA: 3.57 Bo McLaughlin, R ERA: 3.5 (1, 1) (6, 1) (6, 1) (7, 1)	IP: 5.1 WLS: L BF: 28 H: 12 R: 4 ER: 4 SO: 5 BB: 1 IBB: 0 HBP: 0 BLK: 0 WP: 0 HR: 0 S: 37 P: 41 ERA: 6.75 WHIP: 2.438															PITCHER				

Houston Astros @ Montreal Expos
Olympic Stadium, Montreal, QB
Sun Jul 16 1978, 3:33 AM EDT
Att: 21,440 - Unknown

AB	40
R	6
H	17
RBI	6
BB	2
SO	10
LOB	23



Batter	1	2	3	4	5	6	7	8	9	10	11	AB	R	H	RBI	BB	SO	LOB	TOP							
Bake McBride, L OBP: 0.321, SLG: 0.354 (1, 9)	 L8 2B		 6-3			 G3		 FC4-6 1B		 K		5	0	2	1	0	1	1								
Larry Bowa, S OBP: 0.316, SLG: 0.354 (1, 6)	 L8			 4-3		 F8		 FC4-6 1B		 G3		5	0	0	0	0	0	2								
Garry Maddox, R OBP: 0.345, SLG: 0.428 (1, 8)	 F7				 K		 F9 1B		 F7		 4-3		4	0	0	0	1	1	1							
Greg Luzinski, R OBP: 0.372, SLG: 0.509 (11, PR)		 CI			 F8		 F9 1B		 F9		 4-0 BB		3	0	1	0	1	0	0							
Jerry Martin, BLG OBP: 0.374, SLG: 0.488 (11, 7)											 BB		0	0	0	0	0	0								
Richie Hebner, L OBP: 0.361, SLG: 0.450 (1, 5)	 F8 1-2				 3-1		 F3		 K		 F9		5	0	0	0	0	1	4							
Jose Cardenal, R OBP: 0.355, SLG: 0.476 (1, 3)		 K			 F9		 F9 2-3		 K				4	0	0	0	0	2	3							
Barry Foote, R OBP: 0.179, SLG: 0.179 (1, 2)	 6-3				 PO 1B		 F8		 F8		 F8		4	0	0	0	0	1	3							
Ted Sizemore, R OBP: 0.288, SLG: 0.241 (8, PR)			 G2			 1-2 1B		 0-0 1B		 4-0 BB		3	0	2	0	0	0	0								
Bud Harrelson, S OBP: 0.323, SLG: 0.218 (8, 4)											 BB		0	1	0	0	1	0	0							
Larry Christenson, R OBP: 0.159, SLG: 0.211 (8, PH)											 F7 1-2		2	0	0	0	0	1	0							
Tim McCarver, L OBP: 0.347, SLG: 0.310 (8, 1)			 PO		 5-3			 0-3 1B		 F7		1	0	0	0	0	1	1								
Tug McGraw, R OBP: 0.347, SLG: 0.434 (10, PH)												0	0	0	0	0	0	0								
Mike Schmidt, R OBP: 0.347, SLG: 0.434 (10, 1)												0	0	0	0	0	0	1								
Rawly Eastwick, R OBP: 0.347, SLG: 0.434 (10, 1)												0	0	0	0	0	0	0								
Inning Stats	R: 0 E: 0 K: 0 S: 3	H: 1 LOB: 0 BB: 0 P: 3	R: 0 E: 1 K: 1 S: 6	H: 0 LOB: 1 BB: 0 P: 6	R: 0 E: 0 K: 1 S: 5	H: 0 LOB: 0 BB: 0 P: 5	R: 0 E: 0 K: 1 S: 5	H: 0 LOB: 0 BB: 0 P: 5	R: 0 E: 0 K: 1 S: 6	H: 1 LOB: 1 BB: 0 P: 6	R: 0 E: 0 K: 0 S: 3	H: 0 LOB: 0 BB: 0 P: 3	R: 0 E: 0 K: 1 S: 4	H: 1 LOB: 2 BB: 1 P: 8	R: 1 E: 0 K: 1 S: 7	H: 2 LOB: 1 BB: 0 P: 7	R: 0 E: 0 K: 2 S: 7	H: 0 LOB: 0 BB: 0 P: 7	R: 0 E: 0 K: 1 S: 5	H: 0 LOB: 1 BB: 1 P: 9	R: 0 E: 0 K: 0 S: 3	H: 0 LOB: 1 BB: 1 P: 7	1B: 4 2B: 1 3B: 0 HR: 0	SF: 0 SAC: 0 DP: 0 HBP: 0	WP: 0 PB: 1 SB: 3 CS: 0	PA: 42
PITCHER Joe Niekro, R ERA: 5.11 (1, 1)	IP: 11.0 WLS: 7 BF: 41	H: 5 R: 1 ER: 1 SO: 8	BB: 3 IBB: 0 HBP: 0 BLK: 0	WP: 0 HR: 0 S: 54 P: 66	ERA: 0.82 WHIP: 0.727																					

Philadelphia Phillies @ Houston Astros
Astrodome, Houston, TX
Mon Jul 17 1978, 8:05 PM EDT
Att: 14,397 - Unknown

AB 37
R 1
H 5
RBI 1
BB 3
SO 8
LOB 16

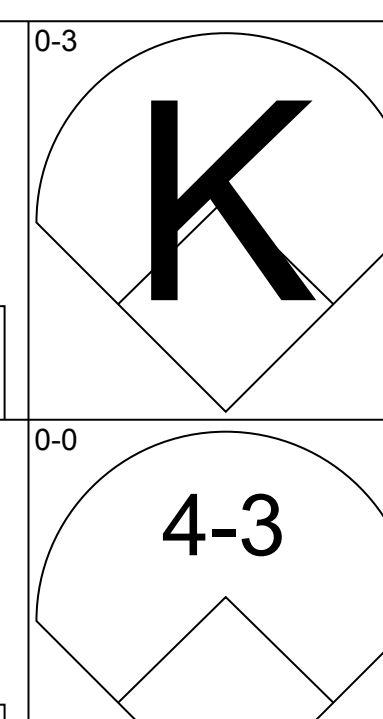
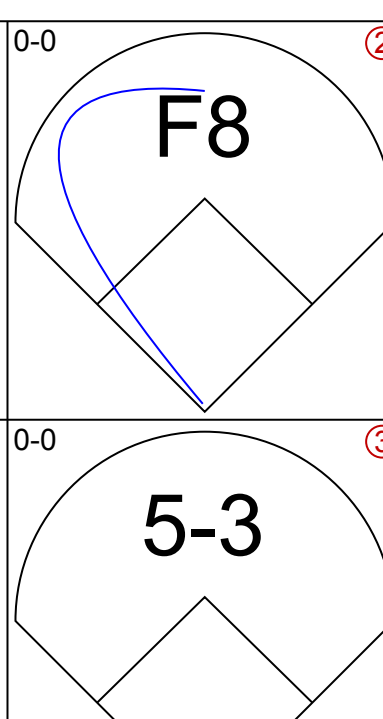
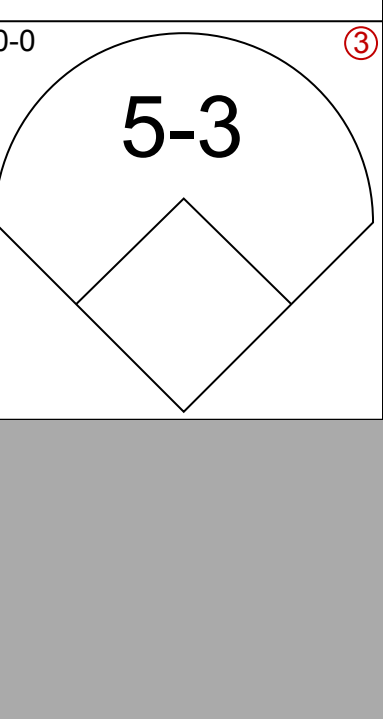
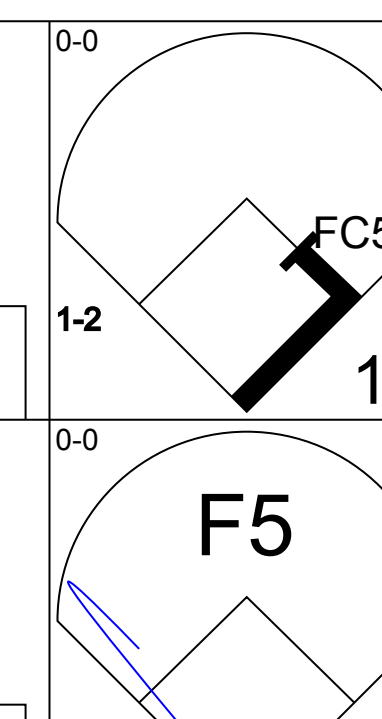
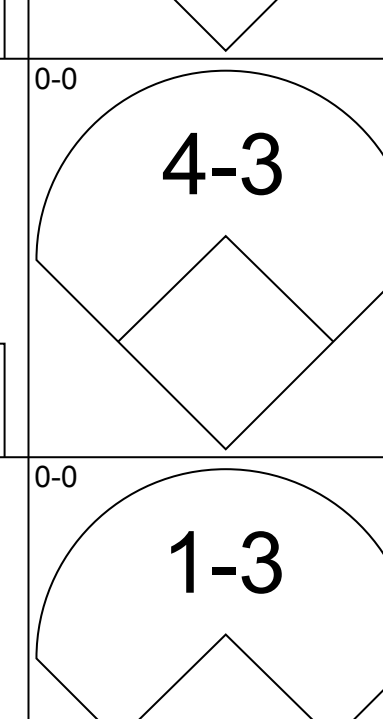
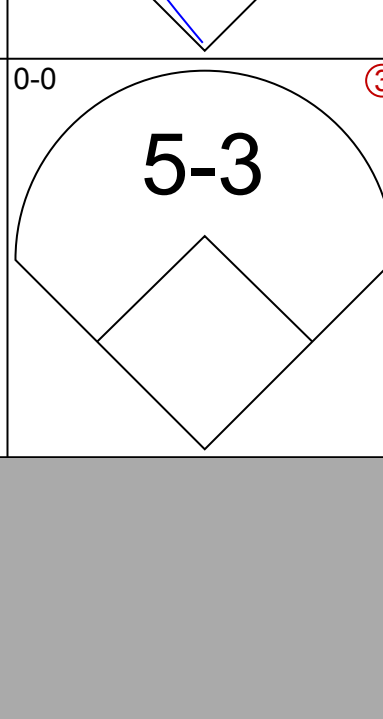
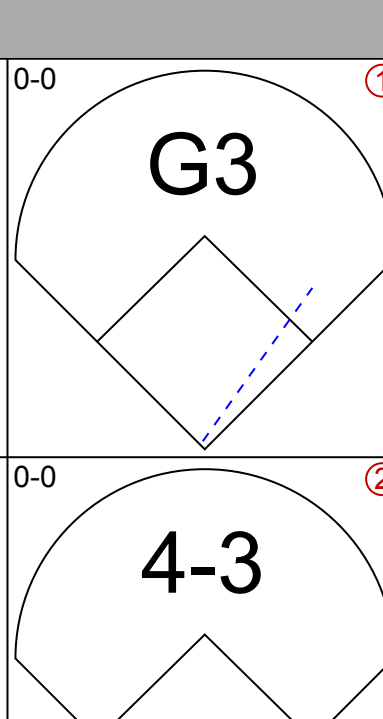
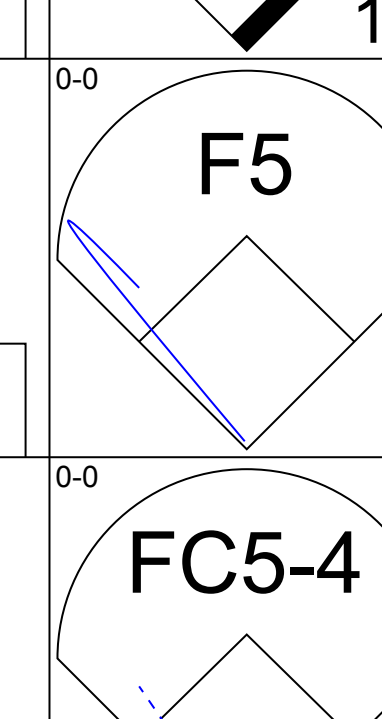
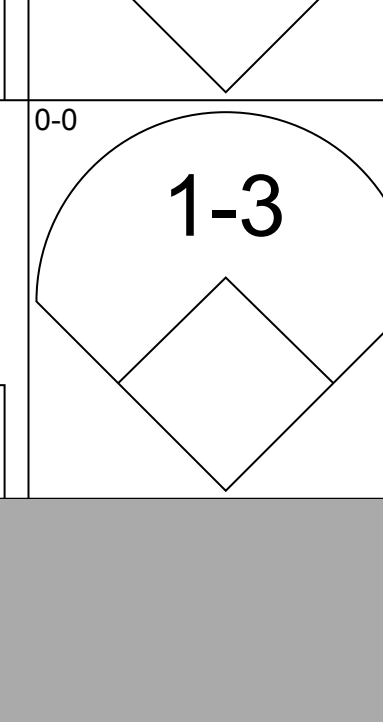
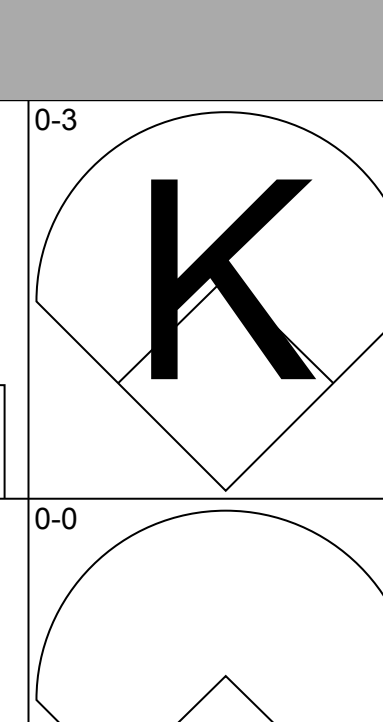
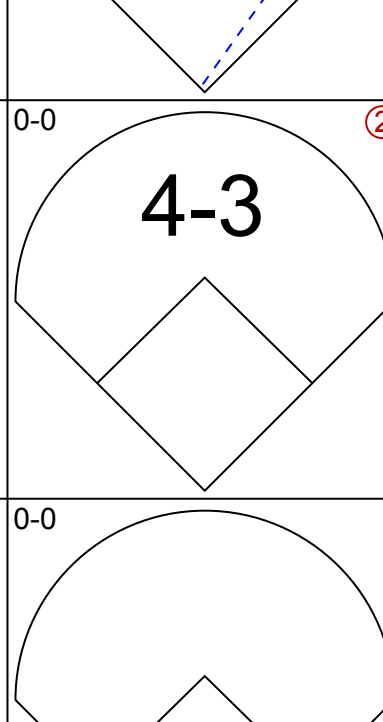
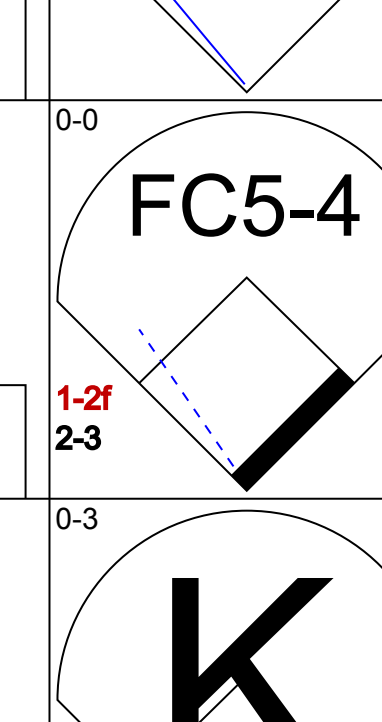
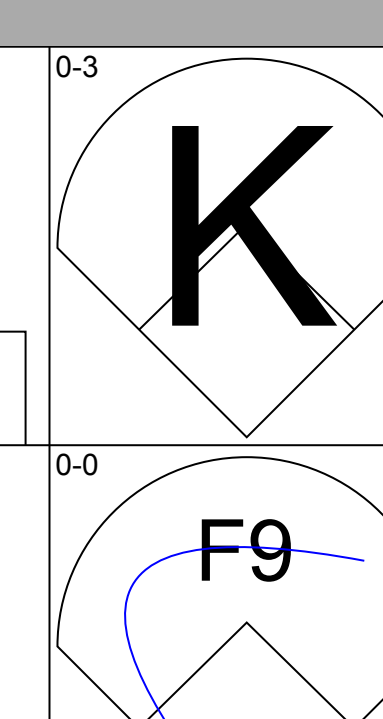
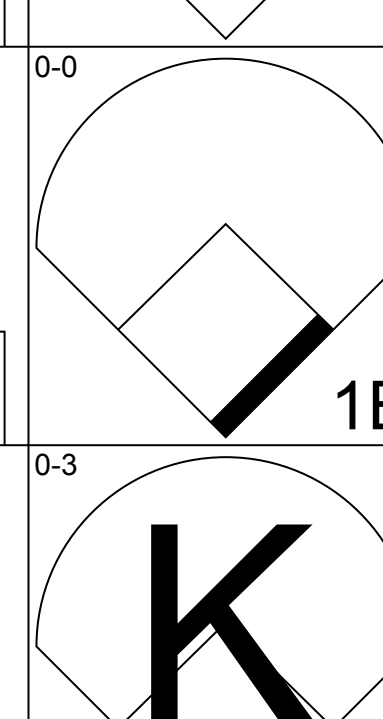
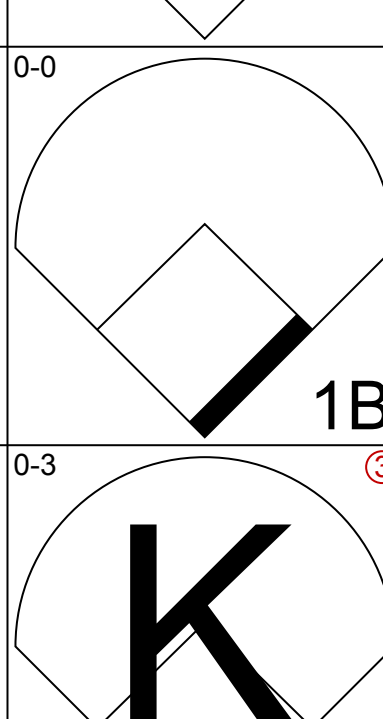
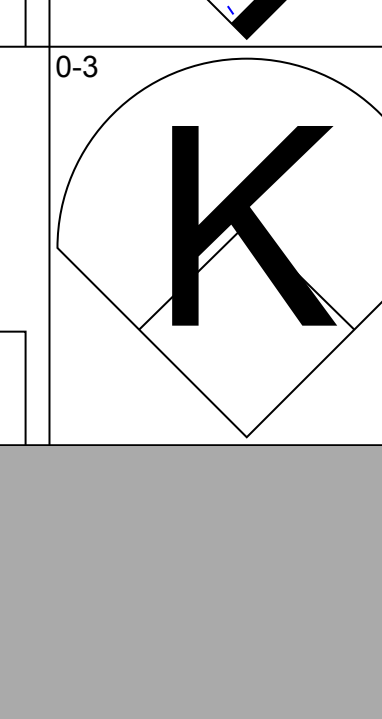
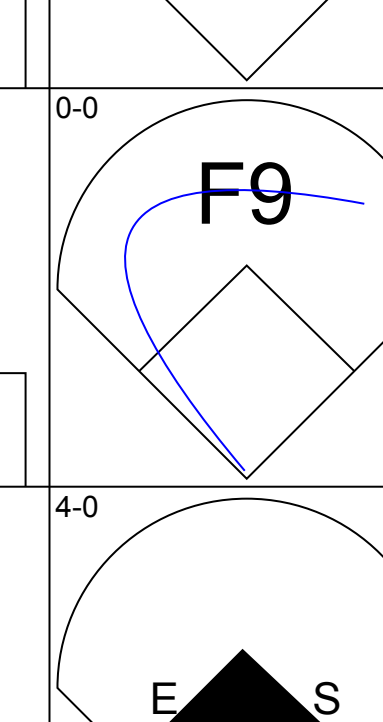
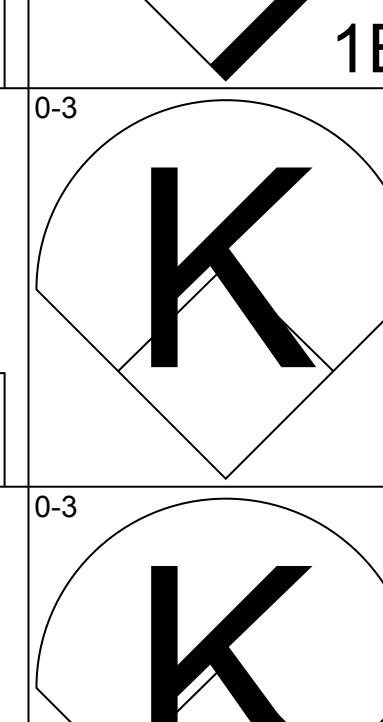
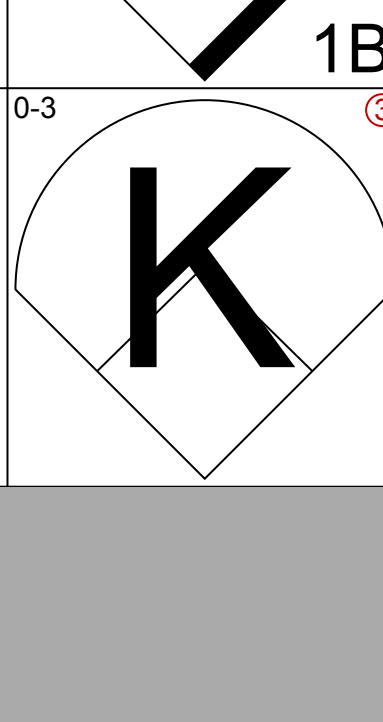
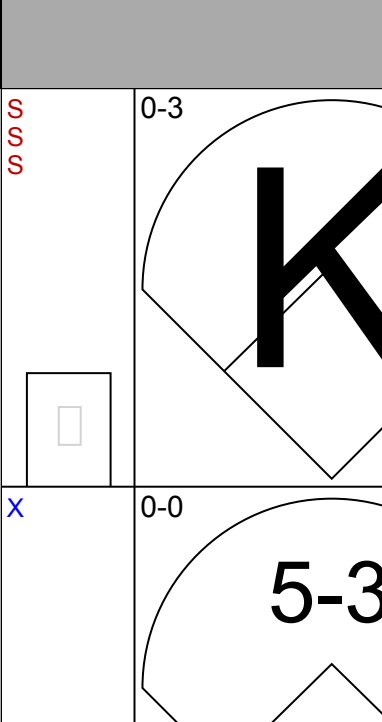
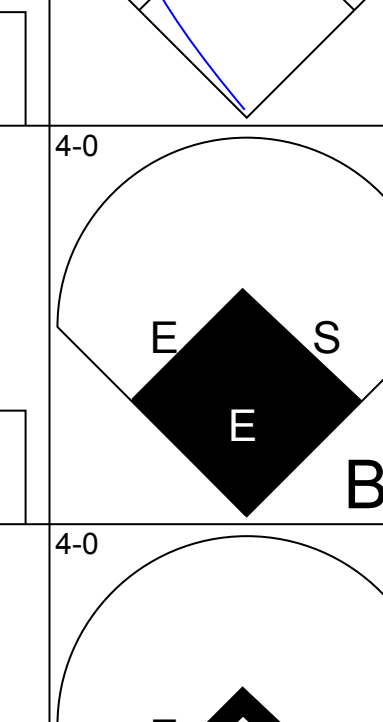
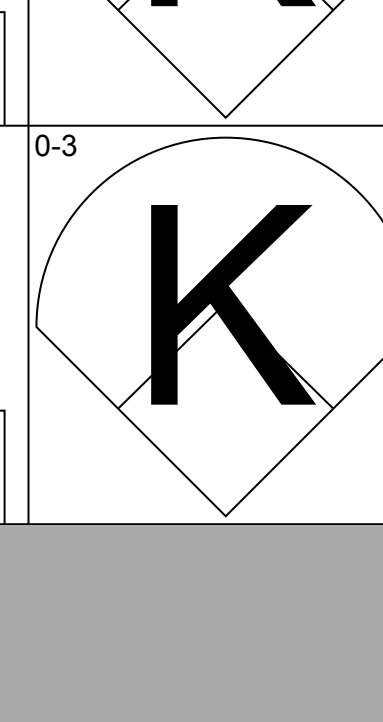
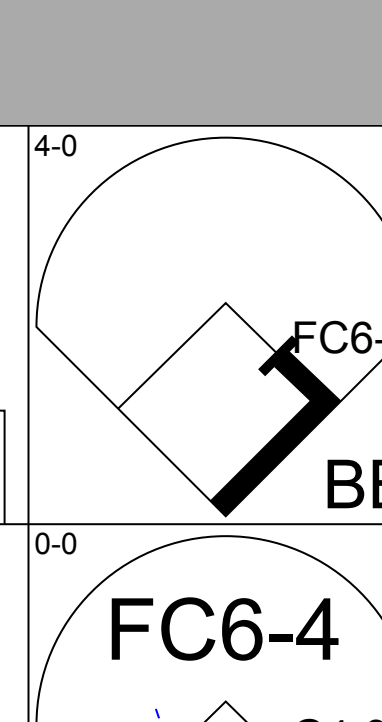
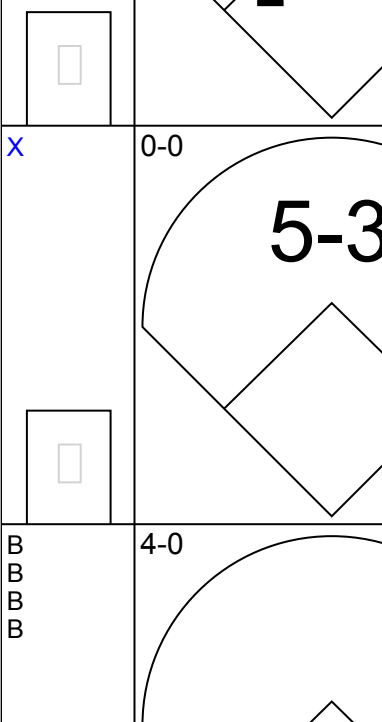
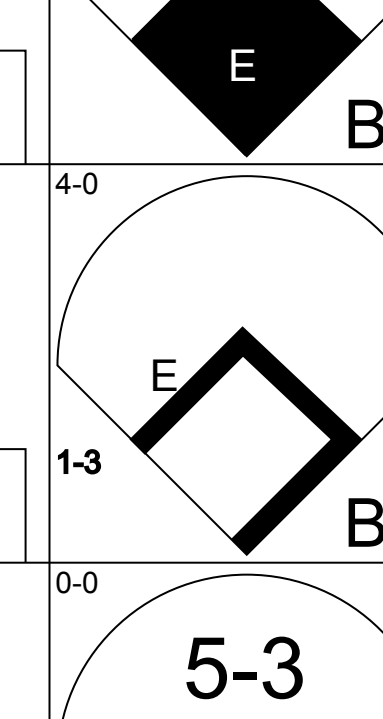
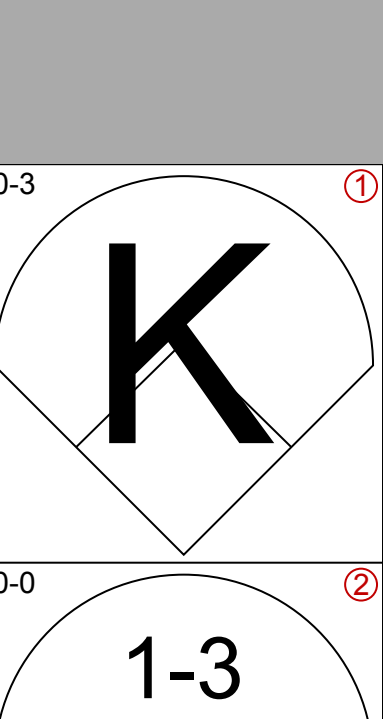
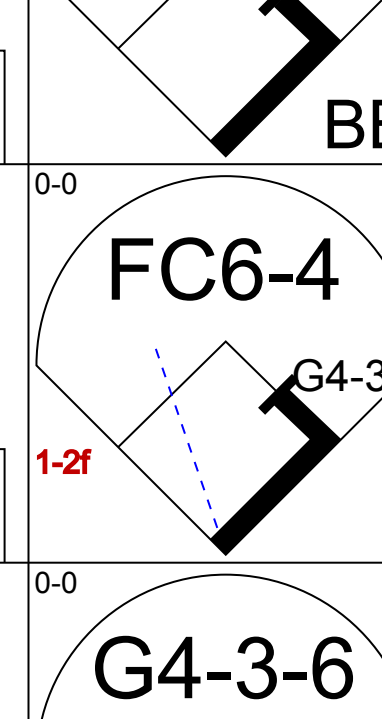
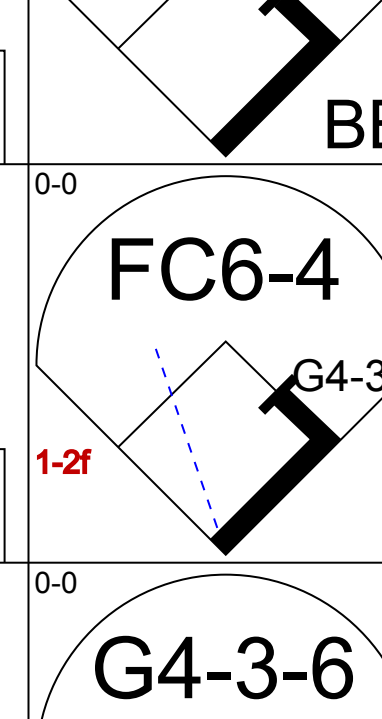
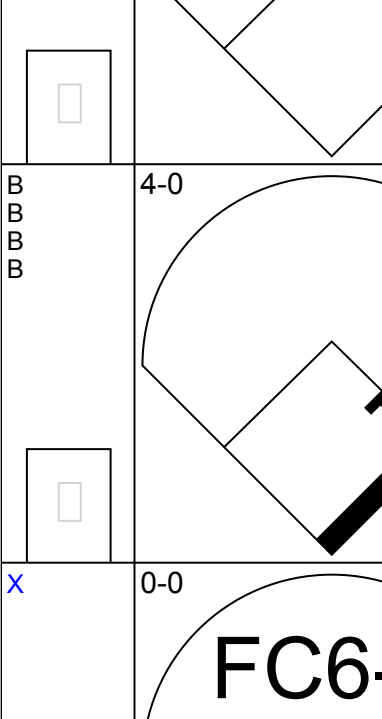
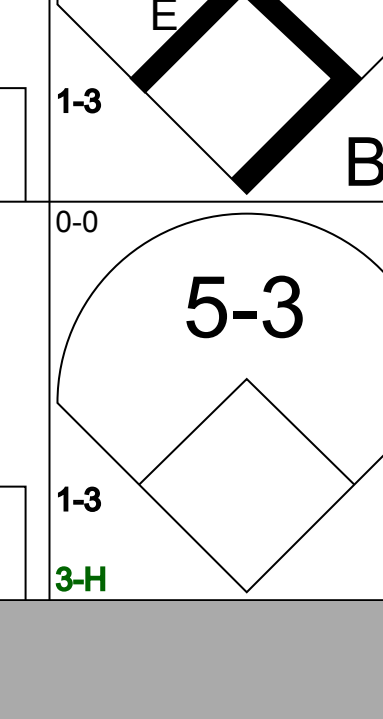
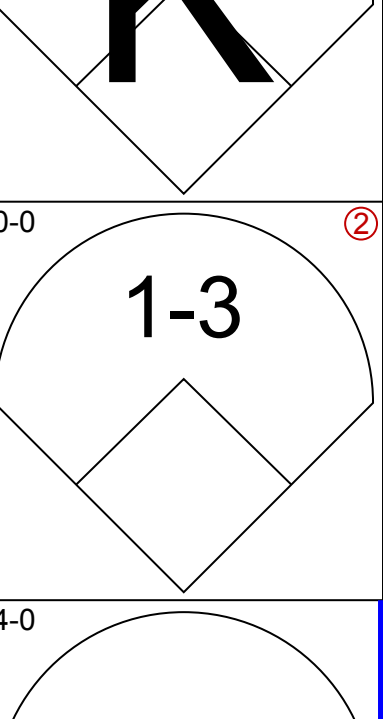
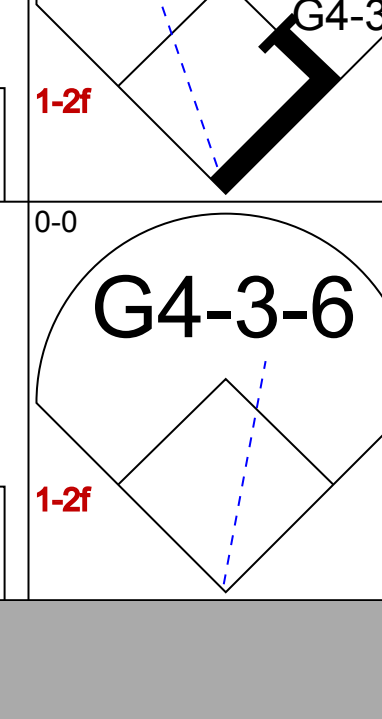
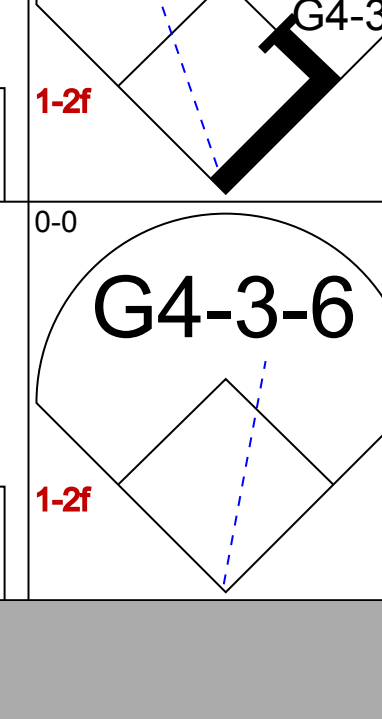
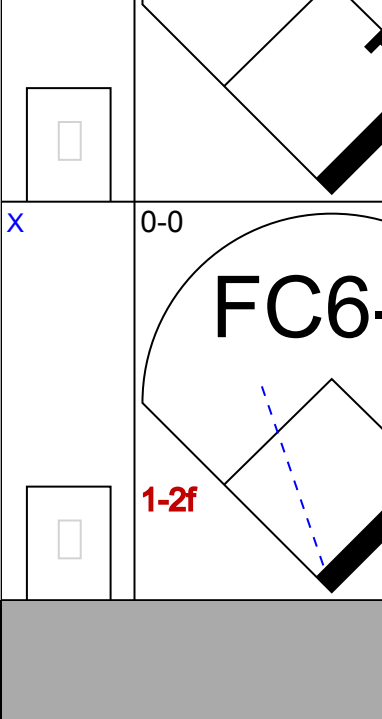
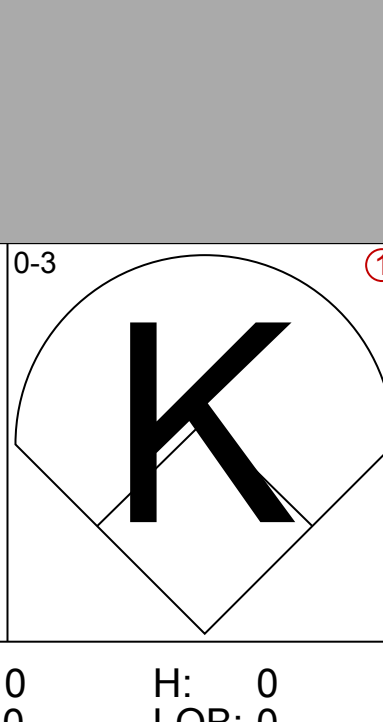
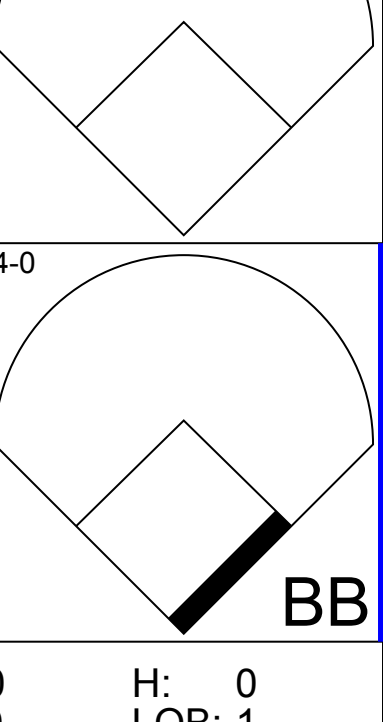
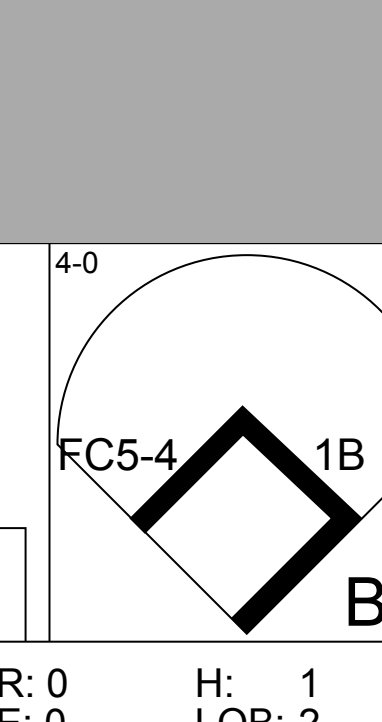


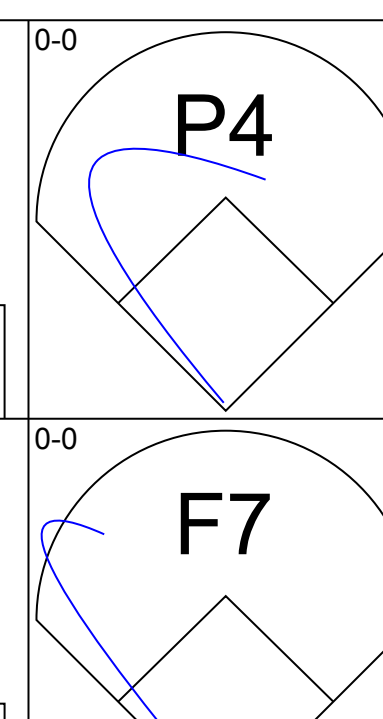
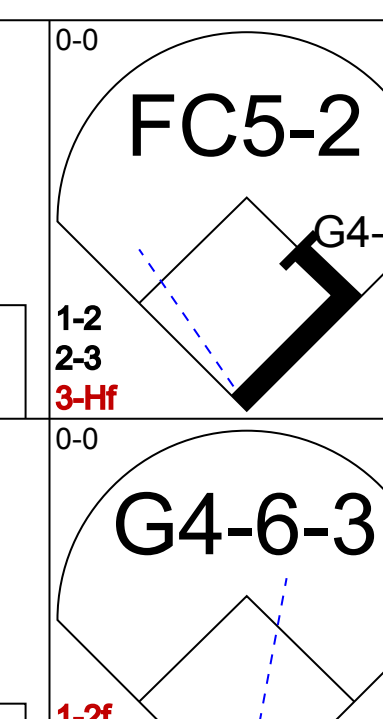
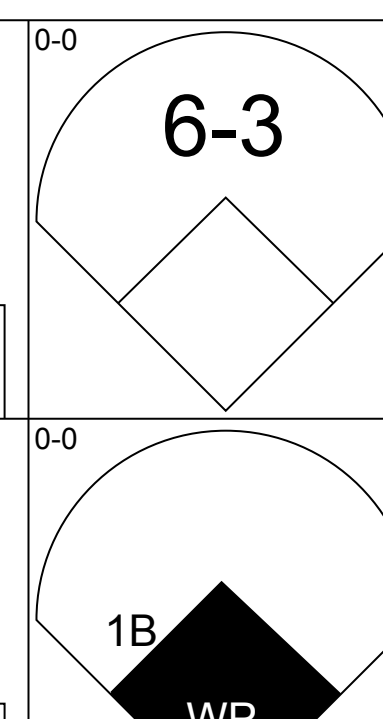
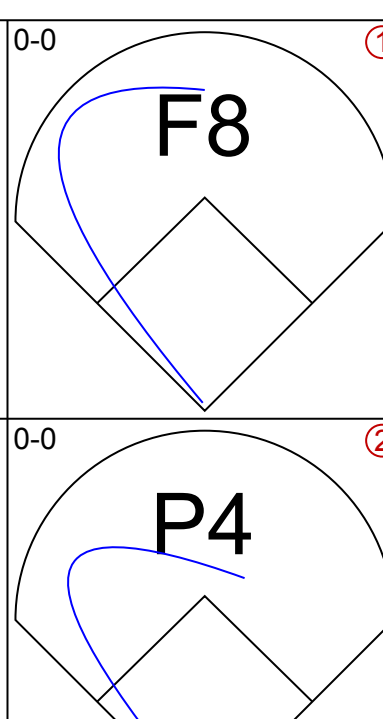
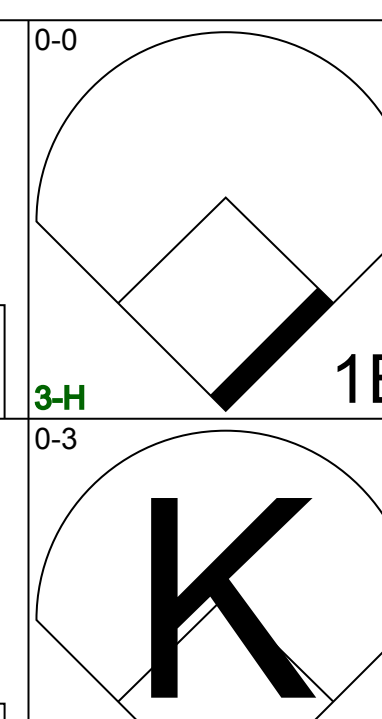
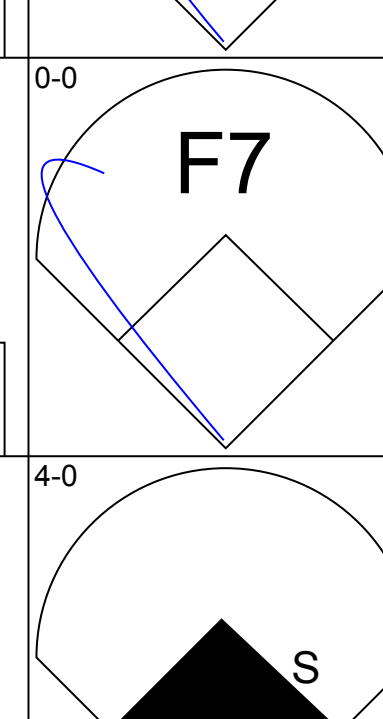
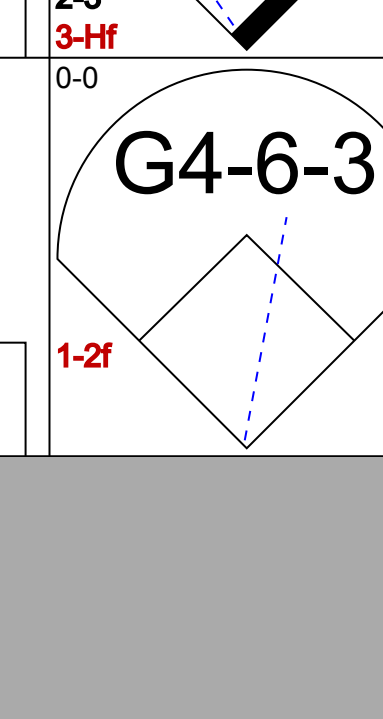
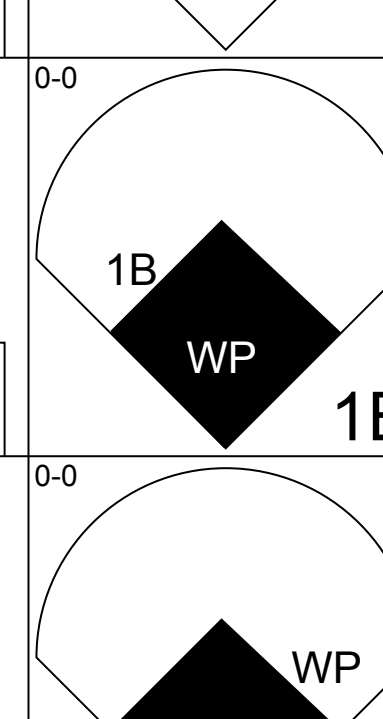
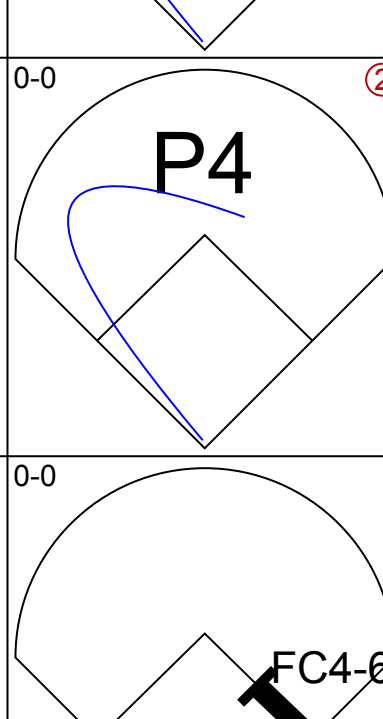
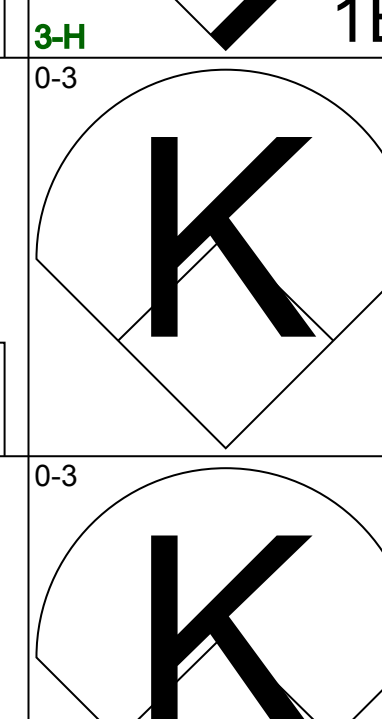

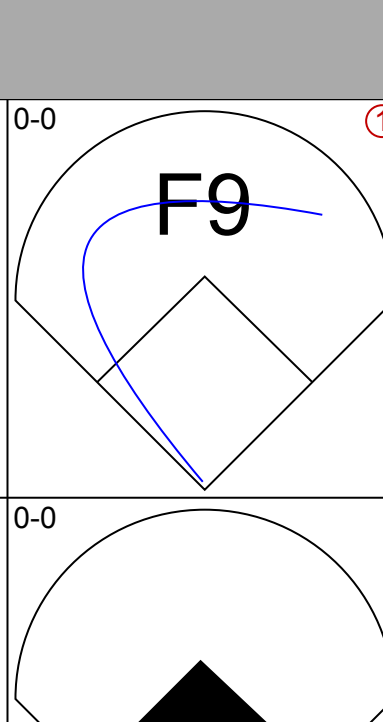
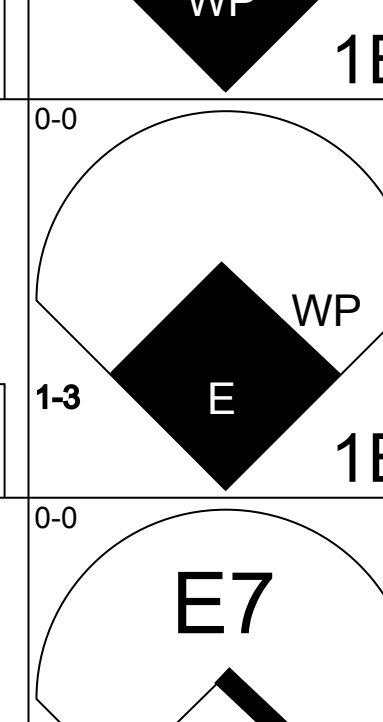
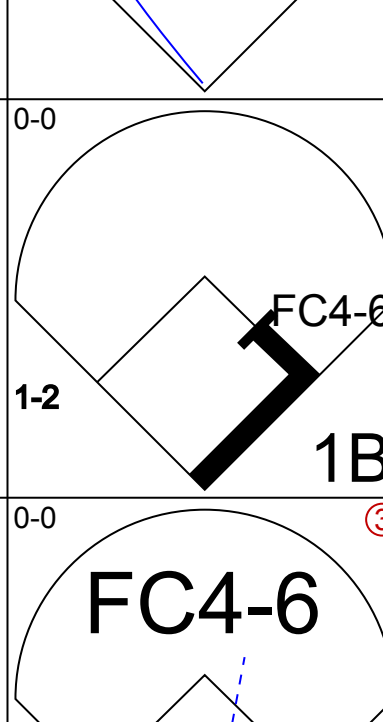
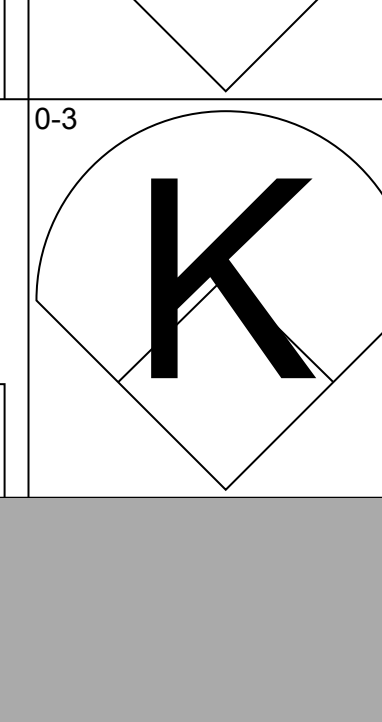

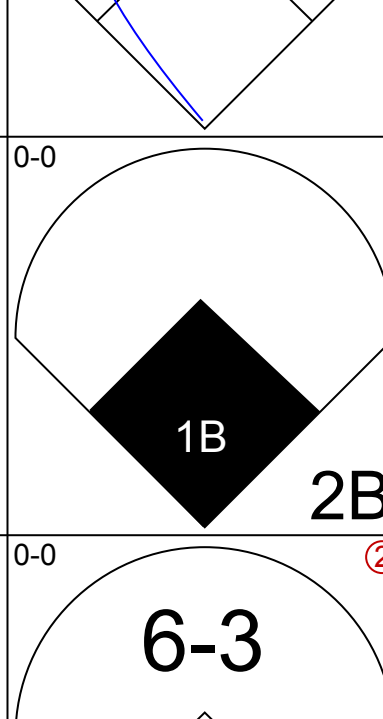
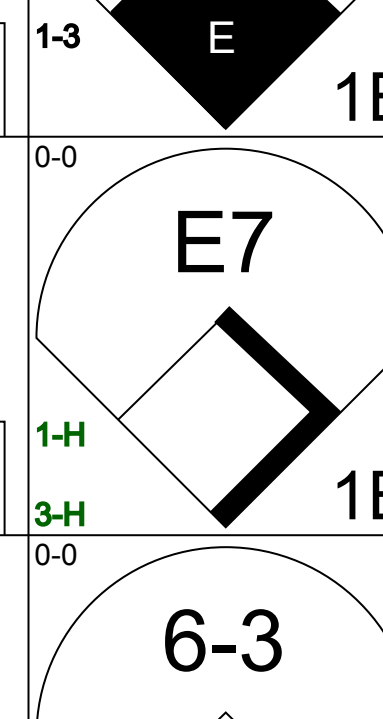
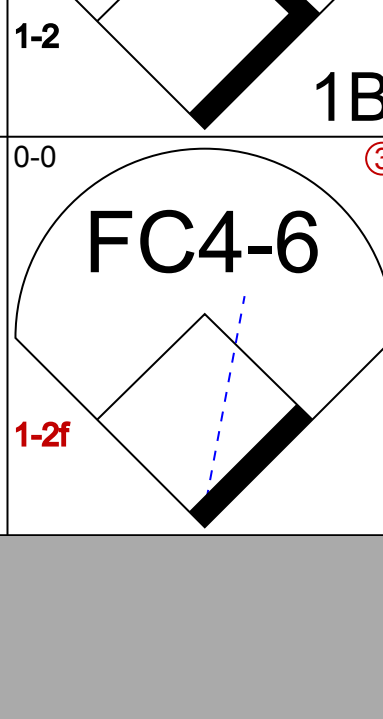
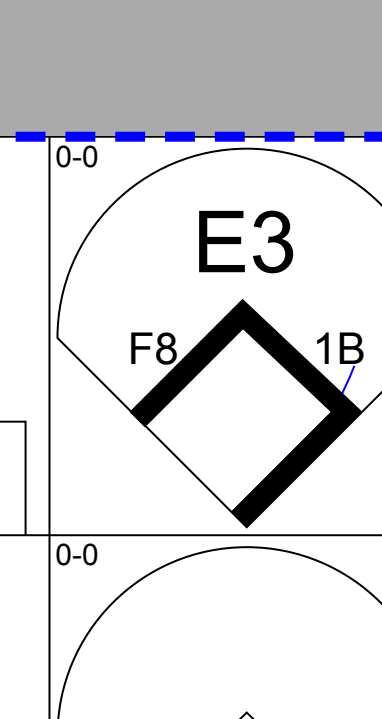
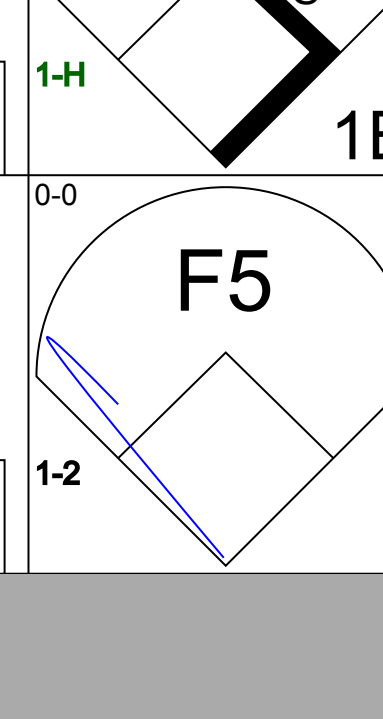
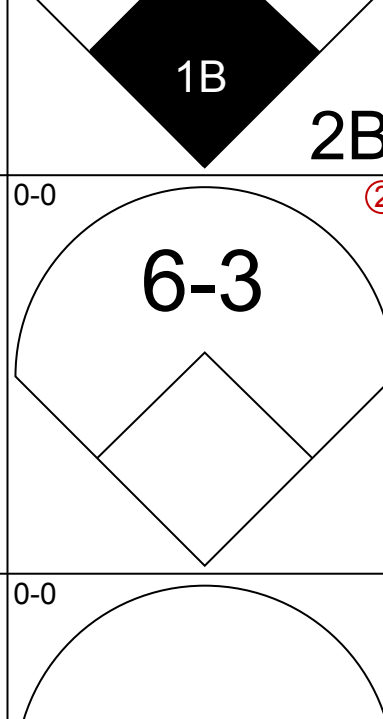
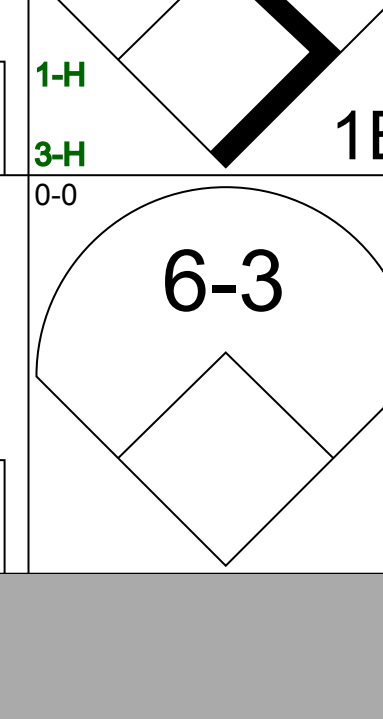
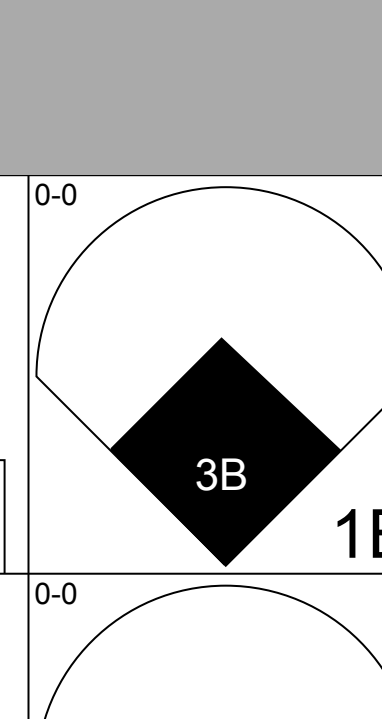
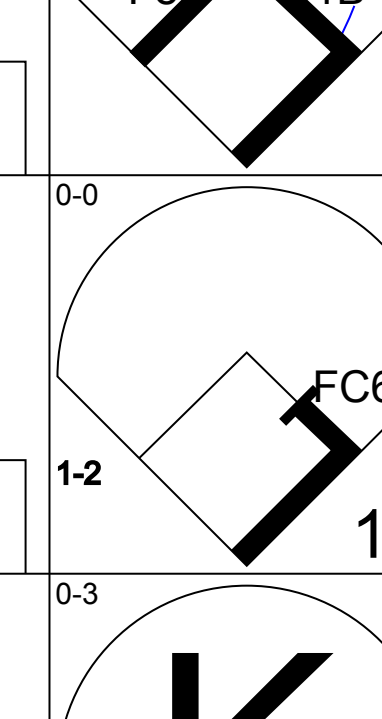
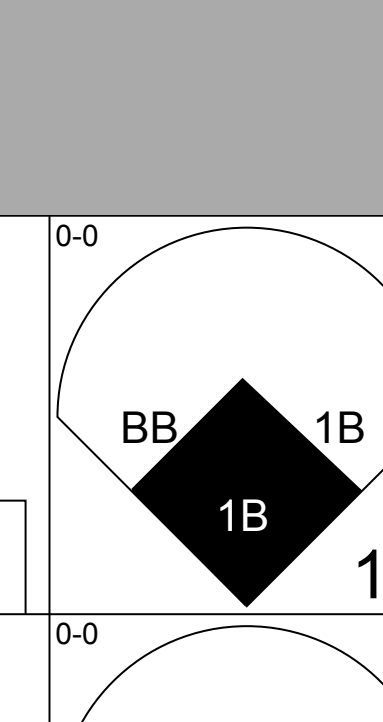
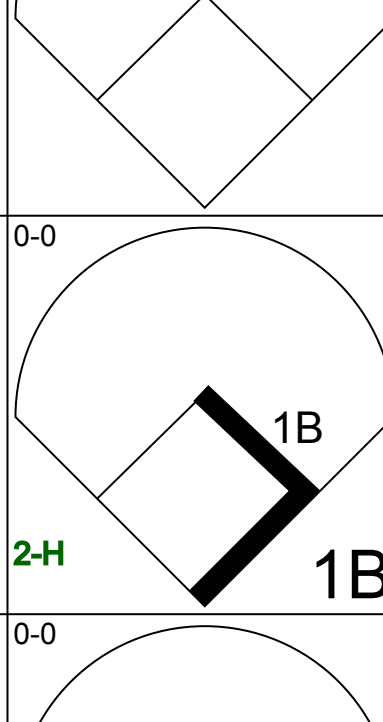
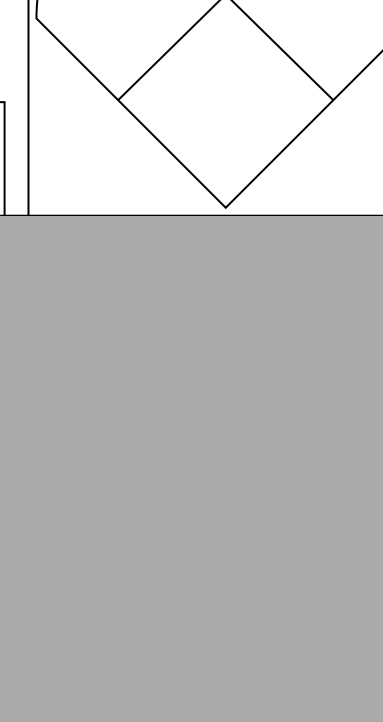

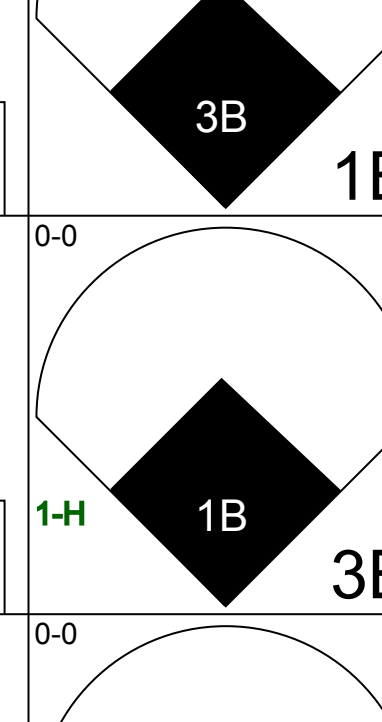
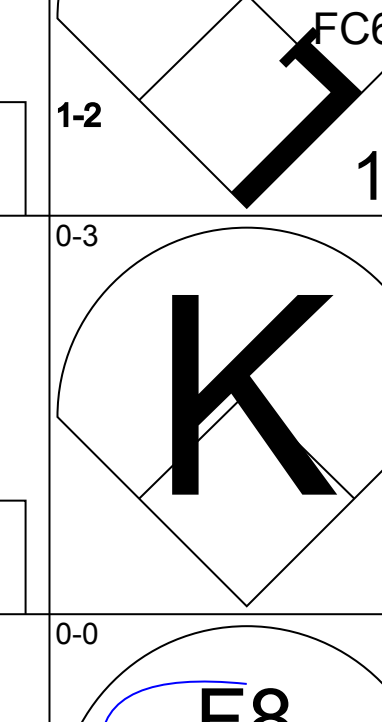
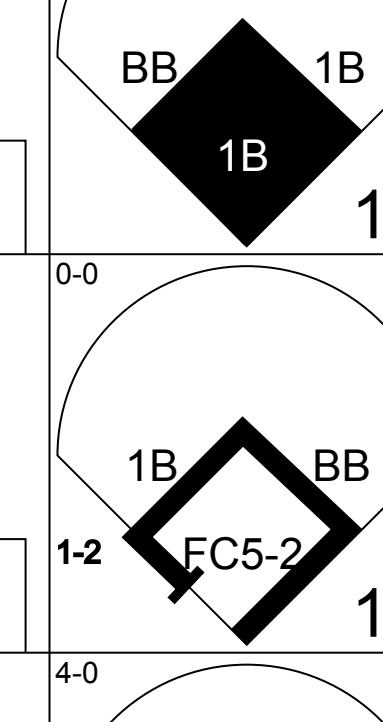
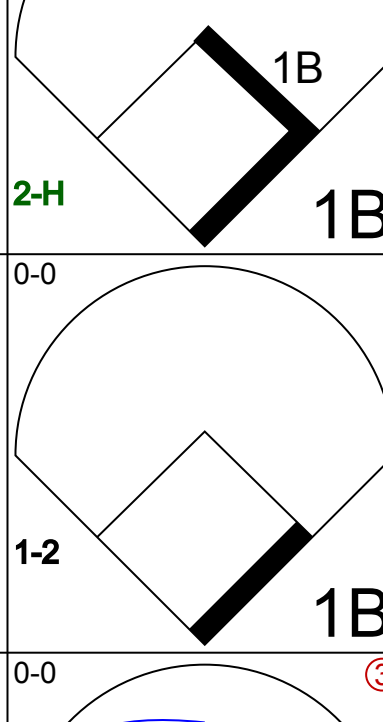


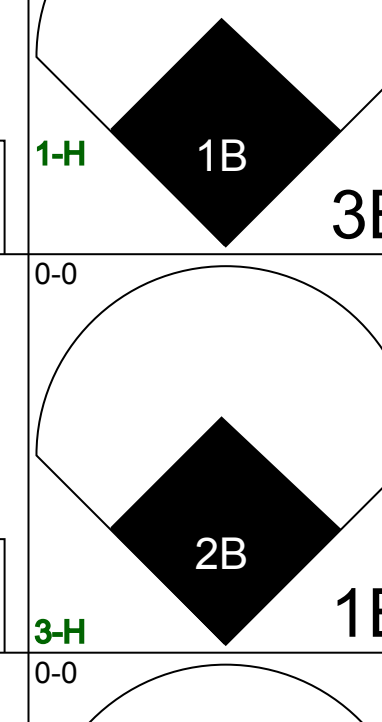
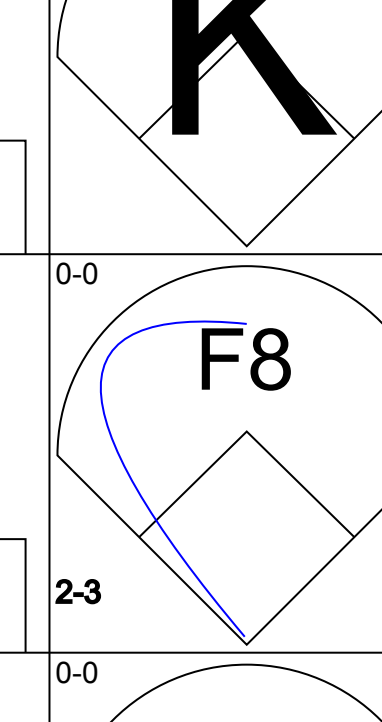
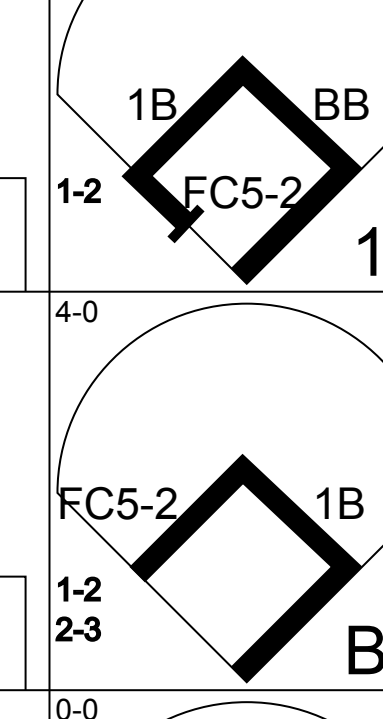
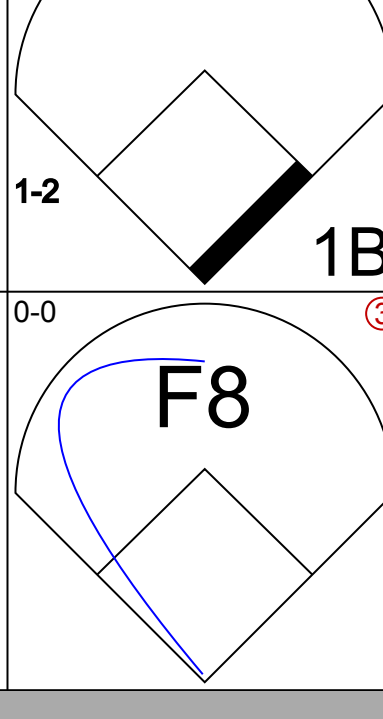
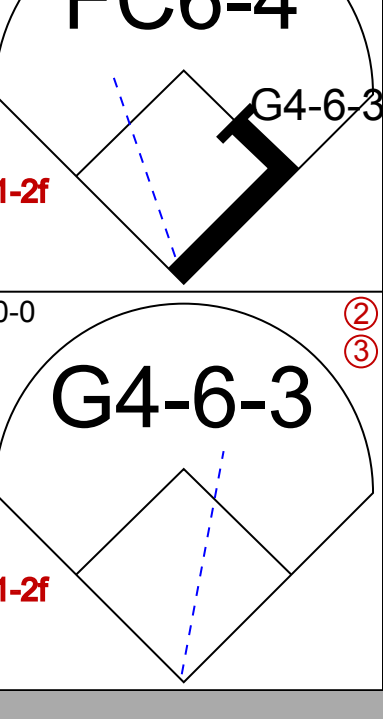

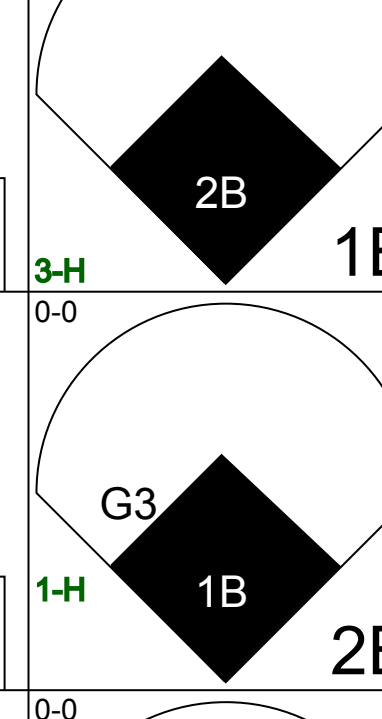
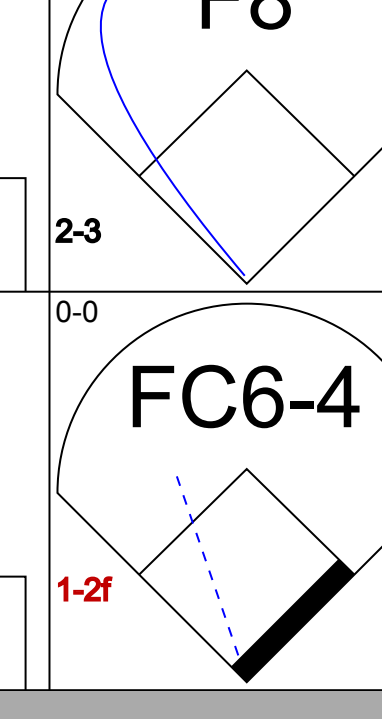
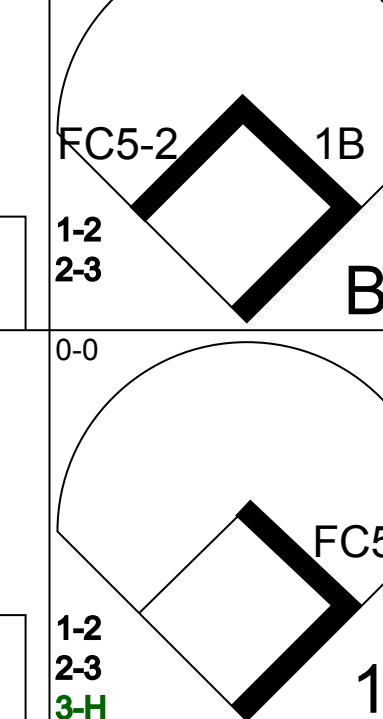
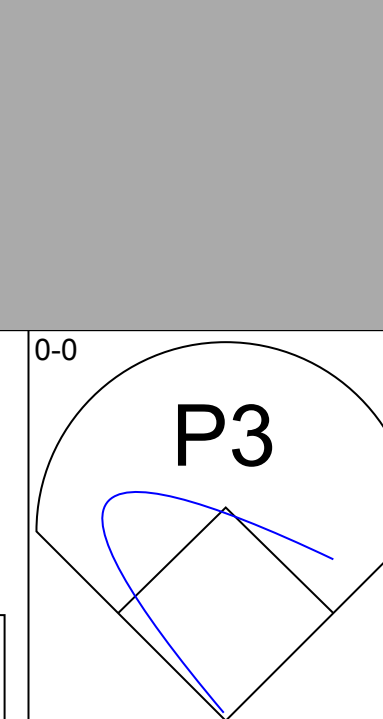
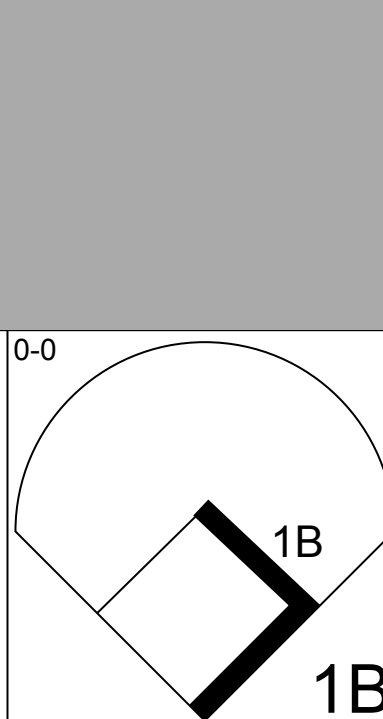
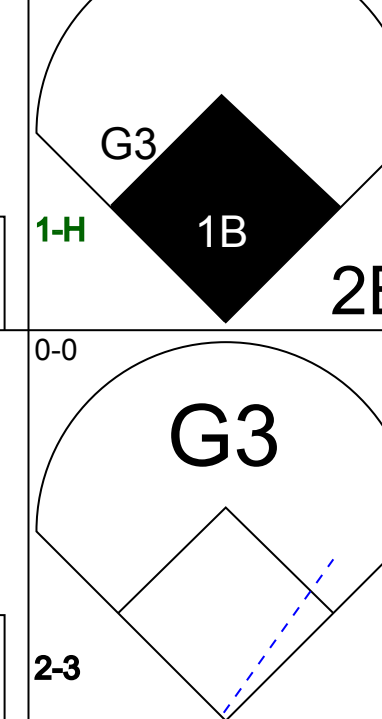
Batter	1	2	3	4	5	6	7	8	9	10	11	AB	R	H	RBI	BB	SO	LOB	BOTTOM					
Rafael Landestoy, S OBP: 0.268, SLG: 0.233 (1, 6)	 F7		 K		 SH1-4		 4-3			 4-3		4	0	0	0	0	1	0						
Terry Puhl, L OBP: 0.338, SLG: 0.392 (1, 8)	 1-3		 E3		 5-3 1B		 K		 F9		 P4		5	0	1	1	0	1						
Enos Cabell, R OBP: 0.315, SLG: 0.377 (1, 5)	 E4		 2-3		 5-3 1B		 K		 F9		 6-3		5	0	0	0	0	2						
Jose Cruz, L OBP: 0.342, SLG: 0.405 (1, 9)	 4-3			 6-3		 F9		 G4-6-3 1B			 HR		5	1	2	1	0	2						
Bob Watson, R OBP: 0.354, SLG: 0.450 (1, 3)		 K		 4-3		 P3		 G4-6-3 1B		 1-2 2B		4	0	0	0	0	1	1						
Art Howe, R OBP: 0.344, SLG: 0.421 (1, 4)		 1B BB		 WP BB		 F9 2B		 P4				3	0	2	0	1	0	0						
Dave Bergman, L OBP: 0.351, SLG: 0.161 (1, 7)		 1B BB		 G4-6-3 1B		 1-2 BB		 4-0 BB		 F7		2	0	1	0	2	0	0						
Luis Pujols, R OBP: 0.209, SLG: 0.242 (1, 2)		 G4-6-3 1B		 1-3		 F9		 2-3		 K		4	0	0	0	0	1	6						
Joe Niekro, R OBP: 0.250, SLG: 0.286 (1, 1)			 L8		 SH1-4 1B		 6-3		 6-3			4	1	1	0	0	0	2						
Inning Stats	R: 0 E: 1 K: 0 S: 4	H: 0 LOB: 1 BB: 0 P: 4	R: 0 E: 0 K: 1 S: 6	H: 2 LOB: 1 BB: 0 P: 6	R: 0 E: 1 K: 1 S: 6	H: 0 LOB: 1 BB: 0 P: 6	R: 0 E: 0 K: 0 S: 3	H: 0 LOB: 2 BB: 2 P: 11	R: 1 E: 0 K: 0 S: 5	H: 2 LOB: 1 BB: 0 P: 5	R: 0 E: 0 K: 0 S: 4	H: 0 LOB: 2 BB: 1 P: 8	R: 0 E: 0 K: 1 S: 3	H: 1 LOB: 0 BB: 0 P: 3	R: 0 E: 0 K: 0 S: 5	H: 0 LOB: 0 BB: 0 P: 5	R: 0 E: 0 K: 1 S: 3	H: 0 LOB: 0 BB: 0 P: 3	R: 1 E: 0 K: 0 S: 1	H: 1 LOB: 0 BB: 0 P: 1	1B: 5 2B: 1 3B: 0 HR: 1	SF: 0 SAC: 1 DP: 2 HBP: 0	WP: 1 PB: 0 SB: 0 CS: 0	PA: 40
PITCHER Larry Christenson, R ERA: 3.46 (8, 1)	IP: 7.0 WLS: 7 BF: 30	H: 5 R: 1 ER: 1 SO: 3	BB: 2 IBB: 1 HBP: 0 BLK: 0	WP: 1 HR: 0 S: 33 P: 45	ERA: 1.29 WHIP: 1.000																			
Tug McGraw, L ERA: 2.18 (8, 1)	IP: 2.0 WLS: 6 BF: 5	H: 0 R: 0 ER: 0 SO: 1	BB: 0 IBB: 0 HBP: 0 BLK: 0	WP: 0 HR: 0 S: 8 P: 8	ERA: 0.00 WHIP: 0.500																			
Rawly Eastwick, R ERA: 4.23 (10, 1)	IP: 1.0 WLS: 4 BF: 1	H: 1 R: 1 ER: 1 SO: 0	BB: 0 IBB: 0 HBP: 0 BLK: 0	WP: 0 HR: 1 S: 4 P: 4	ERA: 9.00 WHIP: 1.000																			

Philadelphia Phillies @ Houston Astros
Astrodome, Houston, TX
Mon Jul 17 1978, 8:05 PM EDT
Att: 14,397 - Unknown


AB 36
R 2
H 7
RBI 2
BB 3
SO 4
LOB 13




Batter	1	2	3	4	5	6	7	8	9	AB	R	H	RBI	BB	SO	LOB	TOP
Garry Maddox, R OBP: 0.343, SLG: 0.426 Rawly Eastwick, R (8, 1)										4	0	1	0	0	1	1	Philadelphia Phillies @ Houston Astros Astrodome, Houston, TX Tue Jul 18 1978, 8:05 PM EDT Att: 15,478 - Unknown
Larry Bowa, S OBP: 0.312, SLG: 0.350 (1, 6)										4	0	0	0	0	2		
Jose Cardenal, R OBP: 0.345, SLG: 0.462 (1, 3)										4	0	0	0	0	1	2	
Greg Luzinski, R OBP: 0.373, SLG: 0.509 (1, 7)										4	0	2	0	0	2	2	
Richie Hebner, L OBP: 0.355, SLG: 0.441 (1, 5)										4	0	0	0	0	3	2	
Jerry Martin, R OBP: 0.378, SLG: 0.480 (8, 8)										2	1	0	0	2	1	1	
Bob Boone, R OBP: 0.331, SLG: 0.405 (1, 2)										2	0	0	0	2	1	1	
Ted Sizemore, R OBP: 0.279, SLG: 0.232 (1, 4)										4	0	0	0	0	0	3	
Jim Lonborg, R OBP: 0.273, SLG: 0.267 Davey Johnson, R OBP: 0.236, SLG: 0.234 Randy Lerch, L OBP: 0.250, SLG: 0.320 Orlando Gonzalez, L (8, 9)										1	0	0	0	0	1	0	
Inning Stats	R: 0 E: 0 K: 1 S: 5	H: 0 LOB: 0 BB: 0 P: 5	R: 1 E: 1 K: 1 S: 5	H: 0 LOB: 1 BB: 2 P: 13	R: 0 E: 0 K: 3 S: 10	H: 1 LOB: 0 BB: 0 P: 10	R: 0 E: 0 K: 1 S: 5	H: 0 LOB: 1 BB: 1 P: 9	R: 0 E: 0 K: 0 S: 2	H: 0 LOB: 0 BB: 1 P: 6	R: 0 E: 0 K: 1 S: 6	H: 1 LOB: 2 BB: 1 P: 10	R: 0 E: 0 K: 1 S: 5	H: 0 LOB: 1 BB: 1 P: 9	1B: 3 2B: 0 3B: 0 HR: 0	SF: 0 SAC: 0 DP: 1 HBP: 0	WP: 0 PA: 35 PB: 0 SB: 1 CS: 0
PITCHER J.R. Richard, R ERA: 3.11 (1, 1)	IP: 9.0 WLS: W BF: 35 H: 3 R: 1 ER: 0 SO: 10 BB: 6 IBB: 0 HBP: 0 BLK: 0 WP: 0 HR: 0 S: 49 P: 73 ERA: 0.00 WHIP: 1.000																

Batter	1	2	3	4	5	6	7	8	9	AB	R	H	RBI	BB	SO	LOB	BOTTOM
Rafael Landestoy, S OBP: 0.250, SLG: 0.229 (1, 6)										5	0	1	1	0	0	4	Philadelphia Phillies @ Houston Astros Astrodome, Houston, TX Tue Jul 18 1978, 8:05 PM EDT Att: 15,478 - Unknown
Terry Puhl, L OBP: 0.336, SLG: 0.389 (1, 8)										5	1	1	0	0	1	5	
Enos Cabell, R OBP: 0.319, SLG: 0.379 (1, 5)										4	2	2	0	1	1	1	
Jose Cruz, L OBP: 0.346, SLG: 0.411 (1, 9)										5	1	3	2	0	0	2	
Bob Watson, R OBP: 0.353, SLG: 0.447 Wilbur Howard, S OBP: 0.309, SLG: 0.351 (7, PR) (8, 7)										4	0	1	0	0	0	3	
Art Howe, R OBP: 0.352, SLG: 0.434 Mike Fischlin, R OBP: 0.197, SLG: 0.143 (8, PH) (9, 6)										3	2	3	2	1	0	0	
Dave Bergman, L OBP: 0.367, SLG: 0.197 (8, 3)										5	1	3	1	0	0	3	
Luis Pujols, R OBP: 0.222, SLG: 0.258 (1, 2)										4	1	1	1	1	0	5	
J.R. Richard, R OBP: 0.148, SLG: 0.148 (1, 1)										4	0	2	1	0	0	2	
Inning Stats	R: 1 E: 0 K: 0 S: 4	H: 1 LOB: 1 BB: 1 P: 8	R: 1 E: 0 K: 0 S: 5	H: 3 LOB: 2 BB: 1 P: 9	R: 1 E: 0 K: 0 S: 6	H: 3 LOB: 0 BB: 0 P: 6	R: 0 E: 0 K: 0 S: 2	H: 2 LOB: 2 BB: 0 P: 5	R: 4 E: 0 K: 2 S: 12	H: 5 LOB: 1 BB: 0 P: 12	R: 0 E: 1 K: 1 S: 7	H: 1 LOB: 2 BB: 0 P: 7	1B: 15 2B: 2 3B: 1 HR: 0	SF: 0 SAC: 0 DP: 2 HBP: 0	WP: 1 PA: 44 PB: 0 SB: 2 CS: 0		
PITCHER Jim Lonborg, R ERA: 4.2 (1, 1) Randy Lerch, L ERA: 4.92 (5, 1) Rawly Eastwick, R ERA: 4.12 (8, 1)	IP: 4.0 WLS: L BF: 23 H: 10 R: 5 ER: 5 SO: 5 BB: 2 IBB: 0 HBP: 0 BLK: 0 WP: 0 HR: 0 S: 21 P: 29 ERA: 11.25 WHIP: 3.000																

AB 29
R 1
H 3
RBI 0
BB 6
SO 10
LOB 14



AB 41
R 9
H 18
RBI 8
BB 3
SO 3
LOB 27



Batter	1	2	3	4	5	6	7	8	9	AB	R	H	RBI	BB	SO	LOB	TOP										
Rafael Landestoy, S OBP: 0.289, SLG: 0.275 (1, 6)										5	1	2	1	0	0	2	Houston Astros @ New York Mets Shea Stadium, Flushing, NY Wed Jul 19 1978, 7:05 PM EDT Unknown										
Terry Puhl, L OBP: 0.340, SLG: 0.393 (1, 8)										4	2	2	0	1	0	1											
Enos Cabell, R OBP: 0.317, SLG: 0.375 Mike Fischlin, R OBP: 0.197, SLG: 0.143 (1, 5)										4	1	0	0	1	1	4											
Jose Cruz, L OBP: 0.344, SLG: 0.407 (1, 9)										3	0	0	1	1	0	3											
Bob Watson, R OBP: 0.358, SLG: 0.459 Wilbur Howard, S OBP: 0.305, SLG: 0.347 (7, 7)										3	1	2	3	1	0	1											
Art Howe, R OBP: 0.352, SLG: 0.437 (1, 4)										5	1	2	1	0	0	1											
Dave Bergman, L OBP: 0.386, SLG: 0.206 (7, 3)										2	0	1	0	2	0	1											
Luis Pujols, R OBP: 0.211, SLG: 0.246 (1, 2)										3	1	0	2	0	0	4											
Tom Dixon, R OBP: 0.154, SLG: 0.120 Joe Sambito, L (6, 1)										3	0	0	0	0	1	3											
Inning Stats	R: 2 E: 0 K: 1 S: 8	H: 3 LOB: 1 BB: 0 P: 8	R: 0 E: 0 K: 1 S: 6	H: 1 LOB: 1 BB: 0 P: 6	R: 2 E: 0 K: 0 S: 5	H: 2 LOB: 0 BB: 0 P: 5	R: 0 E: 0 K: 0 S: 3	H: 0 LOB: 1 BB: 1 P: 7	R: 0 E: 0 K: 0 S: 6	H: 2 LOB: 1 BB: 0 P: 6	R: 2 E: 0 K: 0 S: 4	H: 1 LOB: 2 BB: 3 P: 16	R: 0 E: 0 K: 0 S: 2	H: 0 LOB: 0 BB: 1 P: 6	R: 0 E: 0 K: 0 S: 3	H: 0 LOB: 0 BB: 0 P: 3		1B: 5 2B: 3 3B: 0 HR: 1	SF: 2 SAC: 0 DP: 0 HBP: 0	WP: 0 PB: 0 SB: 2 CS: 1	PA: 42						
PITCHER	IP	WLS	BF	H	R	ER	SO	BB	IBB	HBP	BLK	WP	HR	S	P	ERA	WHIP										
Pat Zachry, R ERA: 3.28	5.2	L	28	8	6	5	2	2	0	0	0	0	1	30	38	7.94	1.765										
Paul Siebert, L ERA: 5.32	0.2		3	0	1	1	0	1	0	0	0	0	0	2	6	13.50	1.500										
Dale Murray, R ERA: 4.58	1.2		8	1	1	1	0	1	2	0	0	0	0	5	17	5.40	1.200										
Kevin Kobel, L ERA: 2.04	1.0		3	0	0	0	0	0	0	0	0	0	0	3	3	0.00	0.000										

Batter	1	2	3	4	5	6	7	8	9	AB	R	H	RBI	BB	SO	LOB	BOTTOM										
Elliott Maddox, R OBP: 0.395, SLG: 0.364 (1, 9)										3	0	0	1	1	0	2	Houston Astros @ New York Mets Shea Stadium, Flushing, NY Wed Jul 19 1978, 7:05 PM EDT Unknown										
Tim Foli, R OBP: 0.259, SLG: 0.282 (1, 6)										5	1	2	0	0	0	2											
Lee Mazzilli, S OBP: 0.338, SLG: 0.415 (1, 8)										5	0	0	0	0	1	3											
Willie Montanez, L OBP: 0.322, SLG: 0.424 (1, 3)										3	0	0	1	0	0	0											
John Stearns, R OBP: 0.364, SLG: 0.424 (1, 2)										4	1	1	0	0	1	0											
Steve Henderson, R OBP: 0.320, SLG: 0.386 (1, 7)										3	0	1	0	1	1	0											
Lenny Randle, S OBP: 0.344, SLG: 0.329 (1, 5)										3	1	2	1	1	0	0											
Doug Flynn, R OBP: 0.281, SLG: 0.284 Dale Murray, R (7, 1)										3	0	2	0	0	0	2											
Tom Grieve, R OBP: 0.293, SLG: 0.348 Kevin Kobel, R OBP: 0.222, SLG: 0.125 (8, PH)										1	0	0	0	0	1	2											
Pat Zachry, R OBP: 0.196, SLG: 0.073 Paul Siebert, L (6, 1)										0	0	0	0	1	0	0											
Joel Youngblood, R OBP: 0.286, SLG: 0.429 (7, 4)										2	0	0	0	0	0	0											
Inning Stats	R: 0 E: 0 K: 0 S: 3	H: 0 LOB: 0 BB: 0 P: 3	R: 0 E: 0 K: 2 S: 7	H: 0 LOB: 0 BB: 0 P: 7	R: 0 E: 0 K: 1 S: 5	H: 0 LOB: 0 BB: 0 P: 5	R: 0 E: 0 K: 0 S: 4	H: 1 LOB: 2 BB: 1 P: 8	R: 2 E: 0 K: 0 S: 6	H: 3 LOB: 2 BB: 1 P: 10	R: 0 E: 0 K: 0 S: 3	H: 0 LOB: 1 BB: 1 P: 7	R: 0 E: 0 K: 1 S: 6	H: 1 LOB: 2 BB: 1 P: 10	R: 0 E: 0 K: 0 S: 4	H: 1 LOB: 1 BB: 0 P: 4	1B: 6 2B: 2 3B: 0 HR: 0	SF: 2 SAC: 1 DP: 0 HBP: 0	WP: 0 PB: 0 SB: 0 CS: 0	PA: 39							
PITCHER	IP	WLS	BF	H	R	ER	SO	BB	IBB	HBP	BLK	WP	HR	S	P	ERA	WHIP										
Tom Dixon, R ERA: 3.24	5.2	W	25	6	3	3	3	2	0	0	0	0	0	29	37	4.76	1.412										
Joe Sambito, L ERA: 3.16	3.1	S	14	2	0	0	1	2	0	0	0	0	0	14	22	0.00	1.200										

Batter	1	2	3	4	5	6	7	8	9	AB	R	H	RBI	BB	SO	LOB	TOP			
Jimmy Sexton, R (1, 6) <small>OBP: 0.217, SLG: 0.167</small> Denny Walling, L (7, PH) <small>OBP: 0.305, SLG: 0.302</small> Mike Fischlin, R (7, 6) <small>OBP: 0.197, SLG: 0.143</small>										3	0	1	0	0	1	0	Houston Astros @ New York Mets Shea Stadium, Flushing, NY Wed Jul 19 1978, 7:05 PM EDT Att: 13,539 - Unknown			
Terry Puhl, L (1, 8) <small>OBP: 0.336, SLG: 0.389</small>										4	0	0	0	0	0	2				
Enos Cabell, R (1, 5) <small>OBP: 0.314, SLG: 0.371</small>										4	0	0	0	0	1	0				
Jose Cruz, L (1, 9) <small>OBP: 0.340, SLG: 0.402</small>										4	0	0	0	0	0	0				
Bob Watson, R (1, 3) <small>OBP: 0.357, SLG: 0.460</small>										4	1	1	0	0	1	0				
Art Howe, R (1, 4) <small>OBP: 0.354, SLG: 0.441</small>										4	0	2	1	0	0	0				
Dave Bergman, L (1, 7) <small>OBP: 0.379, SLG: 0.209</small>										4	0	1	0	0	1	2				
Bruce Bochy, R (1, 2) <small>OBP: 0.667, SLG: 0.667</small>										3	0	2	0	0	1	0				
Mark Lemongello, R (1, 1) <small>OBP: 0.205, SLG: 0.171</small>										2	0	0	0	1	1	1				
Inning Stats	R: 0 E: 0 K: 0 S: 3	H: 0 LOB: 0 BB: 0 P: 3	R: 0 E: 0 K: 1 S: 6	H: 1 LOB: 1 BB: 0 P: 6	R: 0 E: 0 K: 1 S: 6	H: 2 LOB: 1 BB: 0 P: 6	R: 1 E: 0 K: 1 S: 7	H: 2 LOB: 1 BB: 0 P: 7	R: 0 E: 0 K: 0 S: 3	H: 0 LOB: 0 BB: 0 P: 3	R: 0 E: 0 K: 1 S: 7	H: 2 LOB: 1 BB: 1 P: 11	R: 0 E: 0 K: 0 S: 3	H: 0 LOB: 0 BB: 0 P: 3	R: 0 E: 0 K: 1 S: 5	H: 0 LOB: 0 BB: 0 P: 5		1B: 5 2B: 2 3B: 0 HR: 0	SF: 0 SAC: 0 DP: 1 HBP: 0	WP: 0 PB: 0 SB: 0 CS: 0
PITCHER Craig Swan, R (1, 1) <small>ERA: 2.48</small>	IP: 9.0 WLS: W BF: 34 H: 7 R: 1 ER: 1 SO: 7 BB: 1 IBB: 0 HBP: 0 BLK: 0 WP: 0 HR: 0 S: 47 P: 51 ERA: 1.00 WHIP: 0.889															PITCHER				

AB	33
R	1
H	7
RBI	1
BB	1
SO	7
LOB	8



Batter	1	2	3	4	5	6	7	8	9	AB	R	H	RBI	BB	SO	LOB	BOTTOM			
Lenny Randle, S (1, 5) <small>OBP: 0.346, SLG: 0.326</small>										2	1	0	0	2	0	0	Houston Astros @ New York Mets Shea Stadium, Flushing, NY Wed Jul 19 1978, 7:05 PM EDT Att: 13,539 - Unknown			
Tim Foli, R (1, 6) <small>OBP: 0.259, SLG: 0.281</small>										4	1	1	0	0	2	2				
Bruce Boisclair, L (1, 9) <small>OBP: 0.319, SLG: 0.340</small>										4	0	0	0	0	1	2				
Willie Montanez, L (1, 3) <small>OBP: 0.323, SLG: 0.426</small>										3	0	1	2	1	0	0				
Lee Mazzilli, S (1, 8) <small>OBP: 0.339, SLG: 0.414</small>										3	0	1	0	1	0	1				
Steve Henderson, R (1, 7) <small>OBP: 0.322, SLG: 0.387</small>										4	0	2	0	0	1	3				
Ron Hodges, L (1, 2) <small>OBP: 0.309, SLG: 0.286</small>										4	0	1	0	0	0	4				
Doug Flynn, R (1, 4) <small>OBP: 0.281, SLG: 0.283</small>										2	0	0	0	1	0	1				
Craig Swan, R (1, 1) <small>OBP: 0.216, SLG: 0.194</small>										2	0	0	0	0	0	3				
Inning Stats	R: 2 E: 0 K: 0 S: 4	H: 2 LOB: 1 BB: 2 P: 12	R: 0 E: 0 K: 0 S: 3	H: 0 LOB: 0 BB: 0 P: 3	R: 0 E: 0 K: 1 S: 5	H: 0 LOB: 0 BB: 0 P: 5	R: 0 E: 0 K: 0 S: 5	H: 2 LOB: 3 BB: 1 P: 9	R: 0 E: 0 K: 2 S: 7	H: 0 LOB: 0 BB: 0 P: 7	R: 0 E: 1 K: 1 S: 5	H: 0 LOB: 0 BB: 0 P: 5	R: 0 E: 0 K: 0 S: 4	H: 1 LOB: 2 BB: 1 P: 8	R: 0 E: 0 K: 0 S: 4	H: 1 LOB: 2 BB: 1 P: 8		1B: 5 2B: 1 3B: 0 HR: 0	SF: 0 SAC: 1 DP: 1 HBP: 0	WP: 0 PB: 0 SB: 0 CS: 1
PITCHER Mark Lemongello, R (1, 1) <small>ERA: 3.74</small>	IP: 8.0 WLS: L BF: 34 H: 6 R: 2 ER: 2 SO: 4 BB: 3 IBB: 2 HBP: 0 BLK: 0 WP: 0 HR: 0 S: 37 P: 57 ERA: 2.25 WHIP: 1.125															PITCHER				

AB	28
R	2
H	6
RBI	2
BB	5
SO	4
LOB	16



Batter	1	2	3	4	5	6	7	8	9	AB	R	H	RBI	BB	SO	LOB	TOP			
Rafael Landestoy S OBP: 0.329, SLG: 0.318										4	0	3	2	1	0	0	Houston Astros @ New York Mets Shea Stadium, Flushing, NY Thu Jul 20 1978, 3:33 AM EDT Unknown			
Terry Puhl L OBP: 0.334, SLG: 0.386										5	1	1	0	0	1	3				
Enos Cabell R OBP: 0.314, SLG: 0.375										4	0	1	0	0	0	2				
Jose Cruz L OBP: 0.339, SLG: 0.409										4	1	1	2	0	0	2				
Bob Watson R OBP: 0.355, SLG: 0.457										4	0	1	0	0	0	2				
Art Howe R OBP: 0.350, SLG: 0.435										4	0	0	0	0	0	1				
Dave Bergman L OBP: 0.407, SLG: 0.268										4	1	4	0	0	0	0				
Luis Pujols R OBP: 0.215, SLG: 0.239										2	1	0	0	0	0	2				
Wilbur Howard S OBP: 0.301, SLG: 0.342										1	0	0	0	0	0	1				
Floyd Bannister L OBP: 0.167, SLG: 0.174										0	0	0	0	0	0	0				
Oscar Zamora R OBP: 0.214, SLG: 0.165										1	0	0	0	0	0	1				
Jimmy Sexton R OBP: 0.214, SLG: 0.165										1	0	0	0	0	0	1				
Bo McLaughlin R OBP: 0.303, SLG: 0.299										0	0	0	0	0	0	1				
Denny Walling L OBP: 0.303, SLG: 0.299										1	0	0	0	0	1	1				
Inning Stats	R: 1 E: 0 K: 0 S: 5	H: 2 LOB: 1 BB: 0 P: 5	R: 2 E: 0 K: 0 S: 4	H: 2 LOB: 2 BB: 0 P: 5	R: 0 E: 0 K: 0 S: 4	H: 1 LOB: 1 BB: 0 P: 4	R: 0 E: 0 K: 0 S: 4	H: 1 LOB: 0 BB: 1 P: 6	R: 1 E: 0 K: 0 S: 5	H: 2 LOB: 1 BB: 0 P: 5	R: 0 E: 0 K: 1 S: 5	H: 0 LOB: 0 BB: 0 P: 5	R: 0 E: 0 K: 0 S: 4	H: 1 LOB: 1 BB: 0 P: 4	R: 0 E: 0 K: 2 S: 9	H: 2 LOB: 2 BB: 0 P: 9		1B: 8 2B: 1 3B: 1 HR: 1	SF: 0 SAC: 1 DP: 1 HBP: 1	WP: 1 PB: 0 SB: 0 CS: 1
PITCHER	IP WLS BF H R ER SO BB IBB HBP BLK WP HR S P ERA WHIP																			
Mike Bruhart R ERA: 5.08	(1, 1) 6.0 W 26 8 4 4 0 1 0 1 0 1 1 24 29 6.00 1.500																			
Skip Lockwood R ERA: 3.33	(7, 1) 3.0 S 12 3 0 0 3 0 0 0 0 0 0 18 18 0.00 1.000																			

Batter	1	2	3	4	5	6	7	8	9	AB	R	H	RBI	BB	SO	LOB	BOTTOM				
Elliott Maddox R OBP: 0.389, SLG: 0.368										3	1	1	0	2	0	1	Houston Astros @ New York Mets Shea Stadium, Flushing, NY Thu Jul 20 1978, 3:33 AM EDT Unknown				
Tim Foli R OBP: 0.282, SLG: 0.289										4	1	2	1	0	0	1					
Steve Henderson R OBP: 0.323, SLG: 0.392										3	2	1	0	1	0	2					
John Stearns R OBP: 0.366, SLG: 0.429										4	1	2	4	0	0	0					
Willie Montanez L OBP: 0.325, SLG: 0.434										3	1	1	2	1	0	0					
Tom Grieve R OBP: 0.295, SLG: 0.347										3	0	1	0	0	1	2					
Joel Youngblood R OBP: 0.283, SLG: 0.425										1	0	0	0	0	0	0					
Lenny Randle S OBP: 0.348, SLG: 0.326										3	0	1	0	1	0	0					
Doug Flynn R OBP: 0.281, SLG: 0.288										4	1	1	0	0	0	3					
Mike Bruhart R OBP: 0.095, SLG: 0.095										2	0	0	0	0	0	1					
Bruce Boisclair L OBP: 0.317, SLG: 0.338										1	0	0	0	0	0	0					
Skip Lockwood R OBP: 0.222, SLG: 0.667										1	0	1	0	0	0	0					
Inning Stats	R: 3 E: 0 K: 0 S: 6	H: 3 LOB: 0 BB: 0 P: 6	R: 4 E: 0 K: 1 S: 8	H: 3 LOB: 3 BB: 3 P: 20	R: 0 E: 0 K: 0 S: 3	H: 0 LOB: 0 BB: 0 P: 3	R: 0 E: 0 K: 0 S: 3	H: 1 LOB: 0 BB: 0 P: 3	R: 0 E: 0 K: 0 S: 3	H: 1 LOB: 2 BB: 0 P: 5	R: 0 E: 0 K: 0 S: 3	H: 1 LOB: 1 BB: 1 P: 7	R: 0 E: 0 K: 0 S: 3	H: 0 LOB: 0 BB: 0 P: 3	R: 0 E: 0 K: 0 S: 3	H: 1 LOB: 1 BB: 1 P: 7		1B: 4 2B: 5 3B: 2 HR: 1	SF: 0 SAC: 0 DP: 2 HBP: 0	WP: 0 PB: 0 SB: 1 CS: 1	PA: 37
PITCHER	IP WLS BF H R ER SO BB IBB HBP BLK WP HR S P ERA WHIP																				
Floyd Bannister L ERA: 4.34	(1, 1) 1.2 L 14 4 0 0 1 1 0 0 0 0 0 11 23 37.80 5.400																				
Oscar Zamora R ERA: 7.43	(2, 1) 4.1 16 4 0 0 1 1 0 0 0 0 0 17 21 0.00 1.154																				
Bo McLaughlin R ERA: 3.15	(7, 1) 2.0 7 1 0 0 0 1 0 0 0 0 0 6 10 0.00 1.000																				

Batter	1	2	3	4	5	6	7	8	9	AB	R	H	RBI	BB	SO	LOB	TOP			
Rafael Landestoy S OBP: 0.304, SLG: 0.296 (1.6)	4-3		2B S 1B		1B		F8		F6	5	0	2	0	0	0	2	Houston Astros @ Philadelphia Phillies Veterans Stadium, Philadelphia, PA Fri Jul 21 1978, 7:05 PM EDT Unknown			
Terry Puhl L OBP: 0.334, SLG: 0.384 (1.8)	4-0		1-3 2B		F9		L7			3	0	1	0	1	0	2				
Enos Cabell R OBP: 0.314, SLG: 0.375 (1.5)	0-3 K		5-3		F8			L3 1B		4	0	1	0	0	1	4				
Jose Cruz L OBP: 0.344, SLG: 0.410 (1.9)	F7		G6-4-3 IBB		S 1B			L3 1-2		3	0	1	0	1	0	2				
Bob Watson R OBP: 0.349, SLG: 0.450 (1.3)		0-3 K	G6-4-3 1-2		1B K			2B		4	0	1	0	0	2	4				
Art Howe R OBP: 0.353, SLG: 0.459 (1.4)		0-0 2B		G4-6-3 1B		5-3		4-3		4	1	2	0	0	0	2				
Dave Bergman L OBP: 0.370, SLG: 0.238 (1.7)		0-3 K		G4-6-3 1-2		6-3			6-3	4	0	0	0	0	1	3				
Luis Pujols R OBP: 0.220, SLG: 0.257 (1.2)		0-0		6-3			F8			3	0	1	1	0	0	0				
Jesus Alou R OBP: 0.362, SLG: 0.398 (9. PH)		2H 2B							1B	1	0	1	0	0	0	0				
Joe Niekro R OBP: 0.233, SLG: 0.287 (6.1)		0-3 K							F7	2	0	0	0	0	2	1				
Oscar Zamora R OBP: 0.313, SLG: 0.313 (7. PH)										0	0	0	0	0	0	0				
Denny Walling L OBP: 0.292, SLG: 0.313 (7.1)										0	0	0	0	0	0	0				
Bo McLaughlin R OBP: 0.292, SLG: 0.313 (7.1)										0	0	0	0	0	0	0				
Floyd Bannister L OBP: 0.187, SLG: 0.214 (9. PH)										0	0	0	0	0	0	0				
Wilbur Howard S OBP: 0.294, SLG: 0.333 (9. PH)										1	0	0	0	0	0	1				
Inning Stats	R: 0 E: 0 K: 1 S: 5	H: 0 LOB: 1 BB: 1 P: 9	R: 1 E: 0 K: 3 S: 11	H: 2 LOB: 1 BB: 0 P: 11	R: 0 E: 0 K: 0 S: 4	H: 2 LOB: 2 BB: 1 P: 8	R: 0 E: 0 K: 0 S: 3	H: 1 LOB: 0 BB: 0 P: 3	R: 0 E: 0 K: 1 S: 6	H: 1 LOB: 1 BB: 0 P: 6	R: 0 E: 0 K: 0 S: 6	H: 1 LOB: 1 BB: 0 P: 6	R: 0 E: 0 K: 0 S: 4	H: 2 LOB: 1 BB: 0 P: 4	R: 0 E: 0 K: 0 S: 4	H: 1 LOB: 1 BB: 0 P: 4	1B: 6 2B: 6 3B: 0 HR: 0	SF: 0 SAC: 0 DP: 3 HBP: 0	WP: 0 PB: 0 SB: 2 CS: 0	PA: 37
PITCHER Dick Ruthven, R ERA: 3.51 (1.1)	IP: 9.0 WLS: W BF: 37 H: 11 R: 1 ER: 1 SO: 6 BB: 1 IBB: 1 HBP: 0 BLK: 0 WP: 0 HR: 0 S: 47 P: 55 ERA: 1.00 WHIP: 1.333																			

AB	35
R	1
H	11
RBI	1
BB	2
SO	6
LOB	21



Batter	1	2	3	4	5	6	7	8	9	AB	R	H	RBI	BB	SO	LOB	BOTTOM			
Jerry Martin R OBP: 0.370, SLG: 0.456 (1.9)	6-3		K		1B S FC6-4 BB		CS BB	F9		3	1	0	0	2	1	2	Houston Astros @ Philadelphia Phillies Veterans Stadium, Philadelphia, PA Fri Jul 21 1978, 7:05 PM EDT Unknown			
Larry Bowa S OBP: 0.329, SLG: 0.372 (1.6)			F8		FC6-4 1B		BB HBP 1B	2B		5	0	4	0	0	0	1				
Mike Schmidt R OBP: 0.351, SLG: 0.452 (1.5)	0-3 K		1H HR		FC6-4 G6-4-3 1-2 3H		K	5-3		5	1	1	3	0	2	5				
Greg Luzinski R OBP: 0.384, SLG: 0.520 (1.7)		1-0 HBP		S 2B BB	G6-4-3 1-2		BB HBP			1	1	0	0	1	0	1				
Richie Hebner L OBP: 0.360, SLG: 0.459 (1.3)	G3		1H WP 2B		2B BB		FC4-6 BB			2	1	1	1	2	0	2				
Gary Maddox R OBP: 0.345, SLG: 0.429 (1.8)		4-3		CS 1B			FC4-6			4	0	2	0	0	0	3				
Bob Boone R OBP: 0.328, SLG: 0.417 (1.2)		F7	CS	F7		F8		HR		4	1	1	1	0	0	2				
Ted Sizemore R OBP: 0.271, SLG: 0.221 (1.4)		F7		P3			G6-4-3 IBB		F8	3	0	0	0	1	0	0				
Dick Ruthven R OBP: 0.171, SLG: 0.200 (1.1)				P3		G6-4-3 1-2		2B BB		3	1	1	0	1	0	3				
Inning Stats	R: 0 E: 0 K: 1 S: 6	H: 1 LOB: 2 BB: 0 P: 7	R: 0 E: 0 K: 0 S: 3	H: 0 LOB: 0 BB: 0 P: 3	R: 4 E: 0 K: 1 S: 8	H: 4 LOB: 0 BB: 1 P: 12	R: 0 E: 0 K: 0 S: 3	H: 0 LOB: 0 BB: 0 P: 3	R: 1 E: 0 K: 0 S: 3	H: 1 LOB: 0 BB: 1 P: 7	R: 0 E: 0 K: 0 S: 3	H: 1 LOB: 2 BB: 2 P: 11	R: 0 E: 0 K: 1 S: 5	H: 1 LOB: 3 BB: 2 P: 14	R: 1 E: 0 K: 0 S: 5	H: 2 LOB: 2 BB: 1 P: 9		1B: 4 2B: 4 3B: 0 HR: 2	SF: 0 SAC: 0 DP: 2 HBP: 2	WP: 2 PB: 0 SB: 2 CS: 2
PITCHER Joe Niekro, R ERA: 5.31 (1.1)	IP: 5.0 WLS: L BF: 24 H: 7 R: 5 ER: 5 SO: 2 BB: 3 IBB: 0 HBP: 1 BLK: 0 WP: 1 HR: 1 S: 24 P: 37 ERA: 9.00 WHIP: 2.000																			
Oscar Zamora R ERA: 6.91 (6.1)	1.0	3	0	0	0	0	0	0	0	0	0	2	6	0.00	0.000					
Bo McLaughlin R ERA: 2.95 (7.1)	0.2	4	1	0	0	1	1	0	1	0	0	4	9	0.00	3.000					
Floyd Bannister L ERA: 4.38 (7.1)	1.1	8	2	1	1	0	2	0	0	0	0	1	6	6.75	3.000					

AB	30
R	6
H	10
RBI	5
BB	7
SO	3
LOB	19



Batter	1	2	3	4	5	6	7	8	9	AB	R	H	RBI	BB	SO	LOB	TOP					
Terry Puhl, L (1.8) OBP: 0.336, SLG: 0.388	F8		6-3														4 0 2 1 0 0 0					
Denny Walling, L (1.7) OBP: 0.304, SLG: 0.303	F9			F7		F8		F8									4 0 0 0 0 0 3					
Enos Cabell, R (1.5) OBP: 0.318, SLG: 0.384				5-3													3 1 2 1 1 0 0					
Jose Cruz, L (1.9) OBP: 0.341, SLG: 0.405	6-3			F6													4 0 0 0 0 0 2					
Art Howe, R (1.4) OBP: 0.352, SLG: 0.455					F9												3 0 0 0 1 0 0					
Dave Bergman, L (1.3) OBP: 0.356, SLG: 0.226																	4 0 0 0 0 2 1					
Bruce Bochy, R (1.2) OBP: 0.500, SLG: 0.778																	3 1 1 0 0 1 1					
Mike Fischlin, R (1.6) OBP: 0.203, SLG: 0.153				4-3													3 0 1 0 0 0 0					
Rick Williams, R (1.1)																	2 0 0 0 0 1 0					
Oscar Zamora, R (7.1)																	0 0 0 0 0 0 0					
Bob Watson, R (8. PH) OBP: 0.348, SLG: 0.449																	1 0 0 0 0 0 2					
Joe Sambito, L (8.1)																	0 0 0 0 0 0 0					
Inning Stats	R: 0 E: 0 K: 0 S: 3	H: 0 LOB: 1 BB: 1 P: 7	R: 0 E: 0 K: 1 S: 4	H: 0 LOB: 0 BB: 1 P: 8	R: 0 E: 0 K: 1 S: 5	H: 0 LOB: 0 BB: 0 P: 5	R: 0 E: 0 K: 0 S: 3	H: 0 LOB: 0 BB: 0 P: 3	R: 0 E: 0 K: 2 S: 7	H: 0 LOB: 0 BB: 0 P: 7	R: 0 E: 0 K: 0 S: 4	H: 1 LOB: 1 BB: 0 P: 4	R: 0 E: 0 K: 0 S: 3	H: 1 LOB: 0 BB: 0 P: 3	R: 1 E: 0 K: 0 S: 6	H: 3 LOB: 2 BB: 0 P: 6	R: 1 E: 0 K: 0 S: 4	H: 1 LOB: 0 BB: 0 P: 4	1B: 4 2B: 1 3B: 0 HR: 1	SF: 0 SAC: 0 DP: 2 HBP: 0	WP: 0 PB: 0 SB: 1 CS: 0	PA: 33
PITCHER Larry Christenson, R (1.1) ERA: 3.38	IP: 9.0 WLS: W BF: 33 H: 6 R: 2 ER: 2 SO: 4 BB: 2 IBB: 0 HBP: 0 BLK: 0 WP: 0 HR: 1 S: 39 P: 47 ERA: 2.00 WHIP: 0.889																					

Houston Astros @ Philadelphia Phillies
Veterans Stadium, Philadelphia, PA
Fri Jul 21 1978, 7:05 PM EDT
Att: 35,389 - Unknown

AB	31
R	2
H	6
RBI	2
BB	2
SO	4
LOB	9



Batter	1	2	3	4	5	6	7	8	9	AB	R	H	RBI	BB	SO	LOB	BOTTOM			
Jerry Martin, R (1.9) OBP: 0.365, SLG: 0.454	4-3		P6		F8												5 1 1 0 0 1 1			
Larry Bowa, S (1.6) OBP: 0.331, SLG: 0.381					F2												4 0 2 1 0 0 0			
Mike Schmidt, R (1.5) OBP: 0.353, SLG: 0.451																	3 1 1 1 1 0 1			
Orlando Gonzalez, L (8.9)																	0 0 0 0 0 0 0			
Greg Luzinski, R (1.7) OBP: 0.388, SLG: 0.533																	4 3 3 1 0 0 2			
Richie Hebner, L (1.3) OBP: 0.358, SLG: 0.455																	4 1 1 1 0 1 1			
Garry Maddox, R (1.8) OBP: 0.350, SLG: 0.433																	4 1 3 1 0 0 0			
Davey Johnson, R (8.5) OBP: 0.293, SLG: 0.291																	0 0 0 0 0 0 0			
Barry Foote, R (1.2) OBP: 0.188, SLG: 0.188																	4 0 1 1 0 0 2			
Bud Harrelson, S (1.4) OBP: 0.319, SLG: 0.207																	2 1 0 2 1 0 3			
Larry Christenson, R (1.1) OBP: 0.140, SLG: 0.195																	3 0 0 0 0 1 3			
Inning Stats	R: 0 E: 0 K: 0 S: 3	H: 1 LOB: 1 BB: 1 P: 7	R: 0 E: 0 K: 0 S: 3	H: 0 LOB: 0 BB: 0 P: 3	R: 1 E: 0 K: 0 S: 4	H: 1 LOB: 1 BB: 1 P: 8	R: 2 E: 2 K: 0 S: 6	H: 2 LOB: 1 BB: 0 P: 6	R: 0 E: 0 K: 0 S: 3	H: 0 LOB: 0 BB: 0 P: 3	R: 1 E: 0 K: 0 S: 8	H: 3 LOB: 2 BB: 0 P: 8	R: 4 E: 0 K: 0 S: 8	H: 5 LOB: 1 BB: 0 P: 8	R: 0 E: 0 K: 2 S: 7	H: 0 LOB: 0 BB: 0 P: 7	1B: 8 2B: 2 3B: 1 HR: 1	SF: 0 SAC: 3 DP: 1 HBP: 0	WP: 0 PB: 0 SB: 0 CS: 0	PA: 38
PITCHER Rick Williams, R (1.1) ERA: 4.88	IP: 0.2 WLS: L BF: 4 H: 2 R: 1 ER: 1 SO: 0 BB: 0 IBB: 0 HBP: 0 BLK: 0 WP: 0 HR: 0 S: 4 P: 4 ERA: 13.50 WHIP: 3.000																			
Oscar Zamora, R (7.1) ERA: 7.2	IP: 1.0 WLS: 0 BF: 3 H: 0 R: 0 ER: 0 SO: 2 BB: 0 IBB: 0 HBP: 0 BLK: 0 WP: 0 HR: 0 S: 7 P: 7 ERA: 0.00 WHIP: 0.000																			
Joe Sambito, L (8.1) ERA: 3.19	IP: 1.0 WLS: 0 BF: 3 H: 0 R: 0 ER: 0 SO: 2 BB: 0 IBB: 0 HBP: 0 BLK: 0 WP: 0 HR: 0 S: 7 P: 7 ERA: 0.00 WHIP: 0.000																			

Houston Astros @ Philadelphia Phillies
Veterans Stadium, Philadelphia, PA
Fri Jul 21 1978, 7:05 PM EDT
Att: 35,389 - Unknown

AB	33
R	8
H	12
RBI	8
BB	2
SO	3
LOB	13



Batter	1	2	3	4	5	6	7	8	9	AB	R	H	RBI	BB	SO	LOB	TOP			
Dave Cash, R OBP: 0.311, SLG: 0.336 Pepe Frias, R OBP: 0.250, SLG: 0.583	6-3		SF8 1B 2B		5-3			6-3	4-3	5	1	1	0	0	0	3				
Andra Dawson, R OBP: 0.310, SLG: 0.429	5-3		SF8		6-3			L9		3	0	0	1	0	0	0				
Ellis Valentine, R OBP: 0.342, SLG: 0.511 Del Unser, L OBP: 0.318, SLG: 0.315	4-3		S 1B		F8			L8		4	1	1	1	0	0	0				
Tony Perez, R OBP: 0.342, SLG: 0.468 Sam Mejias, R OBP: 0.250, SLG: 0.192		F7	2B 1B			K			G3 HBP 1B	4	1	2	1	0	1	0				
Larry Parrish, R OBP: 0.315, SLG: 0.456		FC6-4 1B	2B			F7			1B G3 HBP	3	0	2	1	0	0	0				
Warren Cromartie, L OBP: 0.323, SLG: 0.395		F7	P3			4-3			G3	4	0	0	0	0	0	4				
Gary Carter, R OBP: 0.319, SLG: 0.367		FC6-4			F7				1B IBB	3	0	0	0	1	1	1				
Chris Speier, R OBP: 0.331, SLG: 0.339			P6		K				1B	4	0	1	1	0	1	0				
Hal Dues, R OBP: 0.214, SLG: 0.214 Tom Hutton, L OBP: 0.327, SLG: 0.335 Mike Garman, R			2B SF8 1B		F9			F8	K	2	1	1	0	0	0	0				
Darold Knowles, L OBP: 0.250, SLG: 0.250 Gerry Pirtle, R										1	0	0	0	0	0	0				
Inning Stats	R: 0 E: 0 K: 0 S: 3	H: 0 LOB: 0 BB: 0 P: 3	R: 0 E: 0 K: 0 S: 4	H: 1 LOB: 1 BB: 0 P: 4	R: 4 E: 0 K: 0 S: 8	H: 5 LOB: 1 BB: 0 P: 8	R: 0 E: 0 K: 1 S: 5	H: 0 LOB: 0 BB: 0 P: 5	R: 0 E: 0 K: 1 S: 5	H: 0 LOB: 0 BB: 0 P: 5	R: 0 E: 0 K: 0 S: 3	H: 0 LOB: 0 BB: 0 P: 3	R: 0 E: 0 K: 0 S: 3	H: 0 LOB: 0 BB: 0 P: 3	R: 1 E: 0 K: 1 S: 7	H: 2 LOB: 3 BB: 1 P: 12	1B: 6 2B: 2 3B: 0 HR: 0	SF: 1 SAC: 0 DP: 0 HBP: 1	WP: 0 PA: 37 PB: 0 SB: 1 CS: 0	
PITCHER	IP WLS BF H R ER SO BB IBB HBP BLK WP HR S P ERA WHIP	8.0 30 6 4 4 3 0 0 0 0 0 0 36 36 4.50 0.750	1.0 W 7 2 1 1 1 0 1 1 0 0 0 7 12 9.00 2.000																	

Montreal Expos @ Houston Astros
Astrodome, Houston, TX
Mon Jul 24 1978, 8:05 PM EDT
Att: 7,843 - Dome

AB	34
R	5
H	8
RBI	5
BB	1
SO	4
LOB	11



Batter	1	2	3	4	5	6	7	8	9	AB	R	H	RBI	BB	SO	LOB	BOTTOM				
Rafael Landestoy, S OBP: 0.343, SLG: 0.333	G3-6-3 BB		6-3	F8					1B BB	4	1	2	2	2	0	2					
Terry Puhl, L OBP: 0.333, SLG: 0.387	G3-6-3 1-2		F7		K				2B SF7 1B	5	1	1	0	0	1	3					
Enos Cabell, R OBP: 0.321, SLG: 0.390			1B		CS 1B			6-3	1B 2B	5	1	4	1	0	0	0					
Jose Cruz, L OBP: 0.346, SLG: 0.407 Jesus Alou, R OBP: 0.353, SLG: 0.426			K		WP 1B				SF7	4	0	3	0	0	1	1					
Bob Watson, R OBP: 0.352, SLG: 0.452		WP 1B	F8		1-2 BB			F8	1B BB	3	1	1	0	2	0	3					
Art Howe, R OBP: 0.349, SLG: 0.456		WP 1B		F7				F8	K	5	0	1	0	0	2	5					
Dave Bergman, L OBP: 0.349, SLG: 0.220 Wilbur Howard, S OBP: 0.286, SLG: 0.321		L9			1B BB			4-3	F7	3	0	0	0	1	0	2					
Luis Pujols, R OBP: 0.204, SLG: 0.235 Denny Walling, L OBP: 0.300, SLG: 0.299 Ken Forsch, R OBP: 0.222, SLG: 0.222 Julio Gonzalez, R OBP: 0.291, SLG: 0.269			K		K				4-3	3	0	0	0	0	3	3					
Mark Lemongello, R OBP: 0.234, SLG: 0.205 Bruce Bochy, R OBP: 0.417, SLG: 0.636		4-3			1B				F7	3	0	2	0	0	0	2					
Inning Stats	R: 0 E: 0 K: 1 S: 5	H: 1 LOB: 1 BB: 1 P: 9	R: 0 E: 0 K: 1 S: 7	H: 2 LOB: 2 BB: 0 P: 7	R: 0 E: 0 K: 0 S: 5	H: 2 LOB: 2 BB: 0 P: 5	R: 0 E: 0 K: 1 S: 6	H: 1 LOB: 2 BB: 1 P: 10	R: 0 E: 0 K: 2 S: 8	H: 2 LOB: 2 BB: 1 P: 12	R: 0 E: 0 K: 1 S: 7	H: 2 LOB: 2 BB: 0 P: 7	R: 0 E: 0 K: 0 S: 4	H: 1 LOB: 1 BB: 0 P: 4	R: 0 E: 0 K: 0 S: 3	H: 0 LOB: 0 BB: 0 P: 3	R: 6 E: 0 K: 1 S: 10	H: 5 LOB: 2 BB: 2 P: 18	1B: 13 2B: 3 3B: 0 HR: 0	SF: 1 SAC: 0 DP: 1 HBP: 0	WP: 2 PA: 46 PB: 0 SB: 0 CS: 1
PITCHER	IP WLS BF H R ER SO BB IBB HBP BLK WP HR S P ERA WHIP	6.0 29 10 0 0 6 3 0 0 0 0 0 38 50 0.00 2.167	2.0 10 3 3 3 0 1 0 0 0 0 0 9 13 13.50 2.000	0.2 L 5 2 1 1 1 1 0 0 0 0 0 6 10 13.50 4.500	0.0 2 1 2 2 0 0 0 0 0 0 0 2 2 ∞ ∞																

Montreal Expos @ Houston Astros
Astrodome, Houston, TX
Mon Jul 24 1978, 8:05 PM EDT
Att: 7,843 - Dome

AB	40
R	6
H	16
RBI	6
BB	5
SO	7
LOB	23




Batter	1	2	3	4	5	6	7	8	9	10	11	12	13	AB R H RBI BB SO LOB	TOP															
Dave Cash, R OBP: 0.309, SLG: 0.333 (1, 4)	F9		K		FC1-2			6-3		SH5-4 1B		F5		6 0 1 0 0 1 2	Montreal Expos @ Houston Astros Astrodome, Houston, TX Tue Jul 25 1978, 8:05 PM EDT Att. 8,383 - Dome															
Andre Dawson, R OBP: 0.306, SLG: 0.425 (1, 8)	5-3			5-3		5-3		6-3		SH5-4 1-2		BB		4 0 0 0 1 0 0																
Ellis Valentine, R OBP: 0.342, SLG: 0.508 (1, 9)	F8			F4		G6-4-3 1B		1B		6-3		1-3		6 0 2 0 0 0 2																
Tony Perez, R OBP: 0.345, SLG: 0.467 (13, PR)		K												5 0 2 0 1 2 2																
Sam Mejias, R OBP: 0.250, SLG: 0.192 (13, 7)					1B	G6-4-3 1-2		K						0 0 0 0 0 0 0																
Larry Parrish, R OBP: 0.317, SLG: 0.456 (1, 5)		F7		K										5 2 2 0 0 2 3																
Warren Cromartie, L OBP: 0.326, SLG: 0.396 (13, 3)								F9 1B		SH1-4 1B				4 0 2 0 1 0 1																
Gary Carter, R OBP: 0.317, SLG: 0.364 (1, 2)														6 0 1 1 0 0 5																
Chris Speier, R OBP: 0.329, SLG: 0.335 (1, 6)														6 0 1 1 0 1 5																
Woodie Fryman, R OBP: 0.029, SLG: 0.059 (8, 1)														3 0 0 0 0 1 3																
Stan Bahnsen, R OBP: 0.325, SLG: 0.333 (12, PH)														1 0 0 0 0 0 1																
Wayne Twitchell, R OBP: 0.182, SLG: 0.100 (12, 1)														1 0 0 0 0 0 0																
														0 0 0 0 0 0 0																
Inning Stats	R: 0 H: 0 E: 0 K: 0 S: 3		R: 0 H: 1 E: 0 K: 1 S: 6		R: 0 H: 0 E: 0 K: 1 S: 5		R: 0 H: 1 E: 0 K: 2 S: 9		R: 0 H: 1 E: 0 K: 1 S: 6		R: 1 H: 2 E: 0 K: 0 S: 5		R: 0 H: 1 E: 0 K: 1 S: 6		R: 1 H: 2 E: 0 K: 0 S: 5		R: 0 H: 0 E: 0 K: 0 S: 3		R: 0 H: 1 E: 0 K: 0 S: 4		R: 0 H: 1 E: 0 K: 0 S: 4		1B: 11 SF: 0 2B: 0 SAC: 3 3B: 0 DP: 1 HR: 0 HBP: 0	W/P: 1 PA: 53 PB: 0 SB: 0 CS: 0						
PITCHER	IP	WLS	BF	H	R	ER	SO	BB	IBB	HBP	BLK	WP	HR	S	P	ERA	WHIP													
Vern Ruhle, R ERA: 2.38 (1, 1)	8.0	31	7	1	1	6	6	0	0	0	0	1	0	43	43	1.12	0.875													
Ken Forsch, R ERA: 3.0 (9, 1)	5.0	22	4	1	1	1	1	2	0	0	0	0	0	21	33	1.80	1.000													

Batter	1	2	3	4	5	6	7	8	9	10	11	12	13	AB R H RBI BB SO LOB	BOTTOM															
Rafael Landestoy, S OBP: 0.342, SLG: 0.334 (1, 6)	F7		FC6-4 BB		6-3			1B		F6				5 1 1 0 1 0 1	Montreal Expos @ Houston Astros Astrodome, Houston, TX Tue Jul 25 1978, 8:05 PM EDT Att. 8,383 - Dome															
Terry Puhl, L OBP: 0.333, SLG: 0.385 (1, 8)								1B						2 0 0 0 1 0 0																
Jesus Alou, R OBP: 0.369, SLG: 0.432 (6, PH)	5-3					4-3		1B		K				1 0 1 1 0 0 0																
Ken Forsch, R OBP: 0.200, SLG: 0.200 (9, 1)								1B						1 0 0 0 0 1 0																
Denny Walling, L OBP: 0.305, SLG: 0.304 (13, PH)			BB					1B						1 0 1 0 0 0 0																
Enos Cabell, R OBP: 0.319, SLG: 0.386 (1, 5)	K		K			4-3		K						5 0 0 0 1 4 4																
Bob Watson, R OBP: 0.349, SLG: 0.447 (1, 3)														6 0 1 0 0 2 5																
Art Howe, R OBP: 0.349, SLG: 0.452 (1, 4)														5 0 1 1 1 0 2																
Wilbur Howard, S OBP: 0.281, SLG: 0.315 (1, 7)														5 0 1 0 0 0 2																
Jose Cruz, L OBP: 0.344, SLG: 0.413 (1, 9)														5 1 1 1 0 0 3																
Bruce Bochy, R OBP: 0.400, SLG: 0.571 (1, 2)														3 0 1 0 0 1 0																
Jimmy Sexton, R OBP: 0.215, SLG: 0.163 (8, PR)														0 1 0 0 0 0 0																
Luis Pujols, R OBP: 0.200, SLG: 0.230 (9, 2)														2 0 0 0 0 1 0																
Vern Ruhle, R ERA: 3.75 (1, 1)														2 0 0 0 0 1 1																
Julio Gonzalez, R OBP: 0.276, SLG: 0.255 (6, PH)														3 0 0 0 0 0 1																
Inning Stats	R: 0 H: 0 E: 0 K: 1 S: 5		R: 0 H: 2 E: 0 K: 0 S: 4		R: 0 H: 1 E: 0 K: 2 S: 8		R: 0 H: 0 E: 1 K: 0 S: 4		R: 0 H: 0 E: 0 K: 1 S: 5		R: 0 H: 0 E: 0 K: 2 S: 7		R: 0 H: 0 E: 0 K: 1 S: 5		R: 0 H: 0 E: 0 K: 2 S: 5		R: 1 H: 2 E: 0 K: 1 S: 6		R: 0 H: 0 E: 0 K: 0 S: 5		R: 1 H: 2 E: 0 K: 1 S: 6		1B: 7 SF: 0 2B: 0 SAC: 0 3B: 0 DP: 0 HR: 1 HBP: 0	W/P: 0 PA: 50 PB: 0 SB: 0 CS: 1						
PITCHER	IP	WLS	BF	H	R	ER	SO	BB	IBB	HBP	BLK	WP	HR	S	P	ERA	WHIP													
Woodie Fryman, L ERA: 3.75 (1, 1)	7.1	29	5	1	0	4	4	2	0	0	0	0	0	35	43	0.00	0.955													
Stan Bahnsen, R ERA: 3.7 (8, 1)	3.2	12	1	1	1	4	0	0	0	0	0	1	20	20	2.46	0.273														
Wayne Twitchell, R ERA: 5.75 (12, 1)	1.2	9	2	1	1	2	1	1	0	0	0	0	0	11	19	5.40	1.800													

AB	47
R	2
H	11
RBI	2
BB	3
SO	7
LOB	24

AB	46
R	3
H	8
RBI	3
BB	4
SO	10
LOB	19



Batter	1	2	3	4	5	6	7	8	9	AB	R	H	RBI	BB	SO	LOB	TOP			
Stan Papi, R OBP: 0.330, SLG: 0.345 (1, 4)	L4		5-3			F3			K	4	0	0	0	0	1	0				
Del Unser, L OBP: 0.308, SLG: 0.304 (1, 8)	5-3			4-3		F8			K	4	0	0	0	0	1	0				
Ellis Valentine, R OBP: 0.341, SLG: 0.505 (1, 9)	PO			L4			5-3		F9	4	0	1	0	0	0	0				
Tony Perez, R OBP: 0.347, SLG: 0.467 (1, 3)	PO	FC4-6		G3					BB	2	0	1	0	1	0	0				
Larry Parrish, R OBP: 0.317, SLG: 0.454 (1, 5)		FC4-6				K	PB		P3	3	0	1	0	0	0	2				
Warren Cromartie, L OBP: 0.324, SLG: 0.393 (1, 7)		L8				K			F8	3	0	0	0	0	1	3				
Chris Speier, R OBP: 0.329, SLG: 0.335 (1, 6)		4-3							E6	3	0	1	0	0	0	1				
Ed Herrmann, L OBP: 0.186, SLG: 0.167 (1, 2)			P6			G3			F9	3	0	0	0	0	0	2				
Ross Grimsley, L OBP: 0.200, SLG: 0.161 Darold Knowles, L OBP: 0.250, SLG: 0.250 Tom Hutton, L OBP: 0.323, SLG: 0.331 Mike Garman, R OBP: 0.323, SLG: 0.331 (1, 1) (7, 1) (8, PH) (8, 1)			G3			5-3			G3-6-1	2	0	0	0	0	0	0				
Inning Stats	R: 0 E: 0 K: 0 S: 3	H: 1 LOB: 0 BB: 0 P: 3	R: 0 E: 0 K: 0 S: 4	H: 1 LOB: 1 BB: 0 P: 4	R: 0 E: 0 K: 0 S: 3	H: 0 LOB: 0 BB: 0 P: 3	R: 0 E: 0 K: 0 S: 3	H: 0 LOB: 0 BB: 0 P: 3	R: 0 E: 0 K: 1 S: 6	H: 2 LOB: 1 BB: 0 P: 6	R: 0 E: 0 K: 0 S: 3	H: 0 LOB: 1 BB: 1 P: 7	R: 0 E: 1 K: 0 S: 3	H: 0 LOB: 0 BB: 0 P: 3	R: 0 E: 0 K: 2 S: 7	H: 0 LOB: 0 BB: 0 P: 7	1B: 4 2B: 0 3B: 0 HR: 0	SF: 0 SAC: 0 DP: 1 HBP: 0	WP: 0 PB: 1 SB: 0 CS: 0	PA: 31
PITCHER Joe Niekro, R ERA: 4.85 (1, 1)	IP: 9.0 WLS: W BF: 30 H: 4 R: 0 ER: 0 SO: 3 BB: 1 IBB: 0 HBP: 0 BLK: 0 WP: 0 HR: 0 S: 35 P: 39 ERA: 0.00 WHIP: 0.556																			

Montreal Expos @ Houston Astros
Astrodome, Houston, TX
Wed Jul 26 1978, 8:05 PM EDT
Att: 8,465 - Dome

AB	29
R	0
H	4
RBI	0
BB	1
SO	3
LOB	9

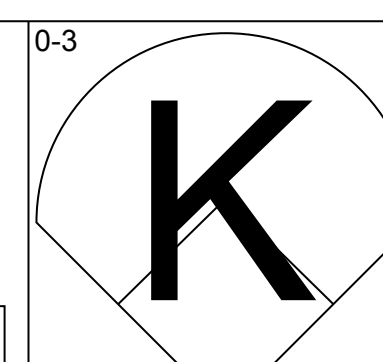
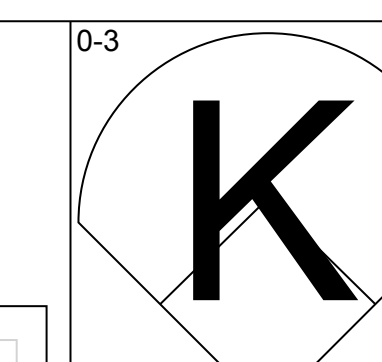
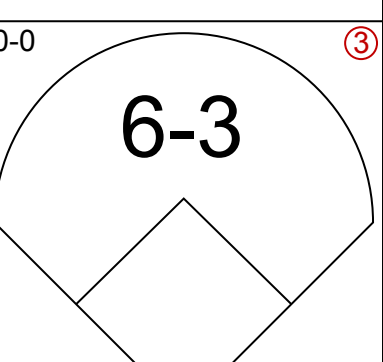
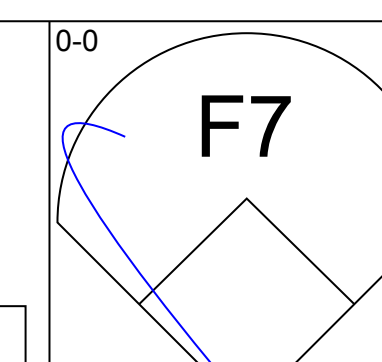
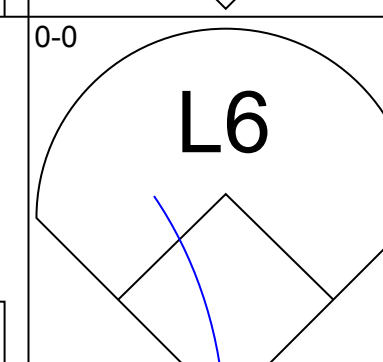
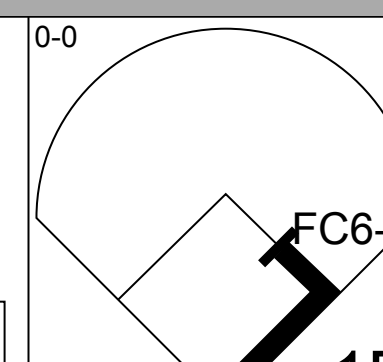
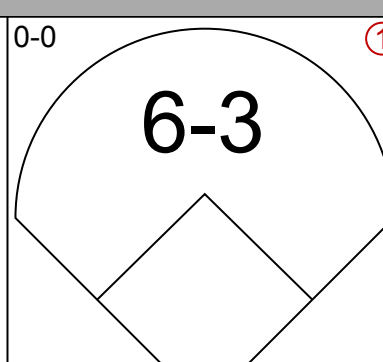
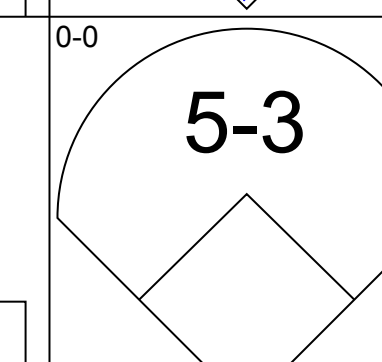
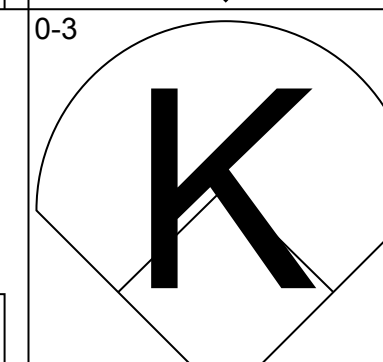
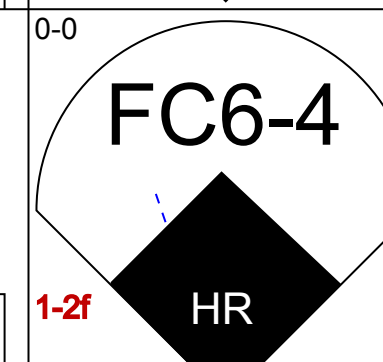
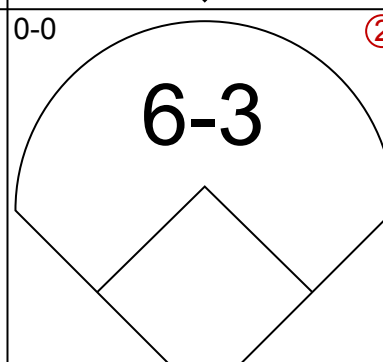
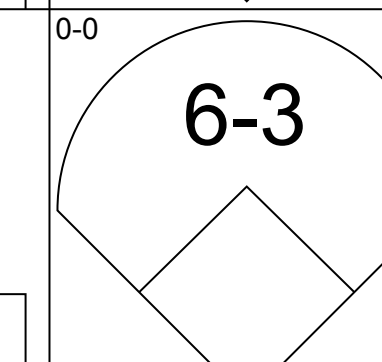
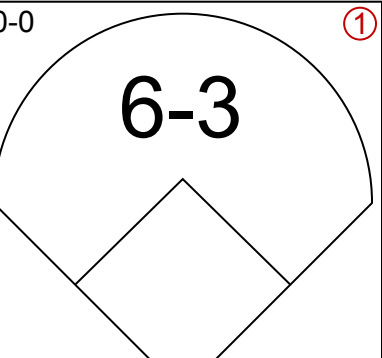
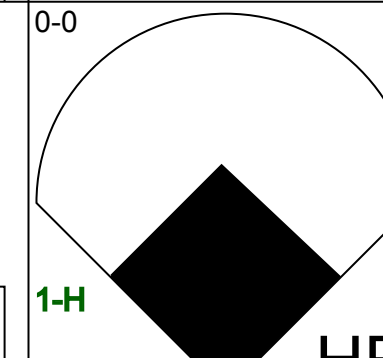
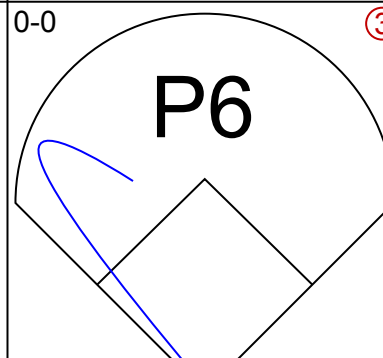
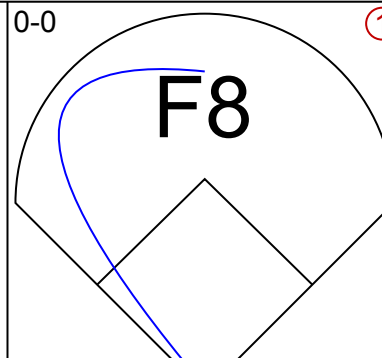
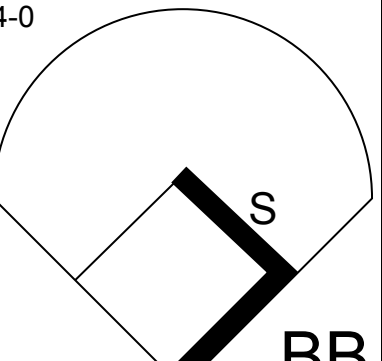
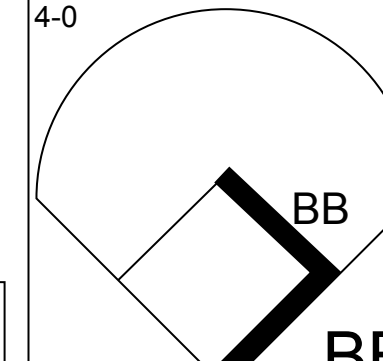
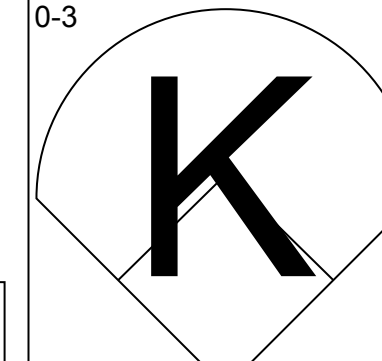
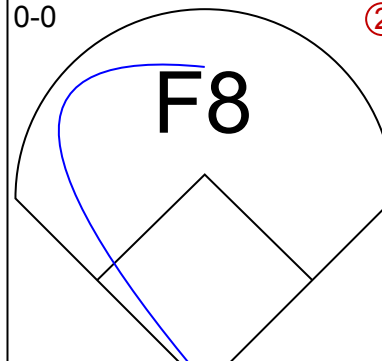

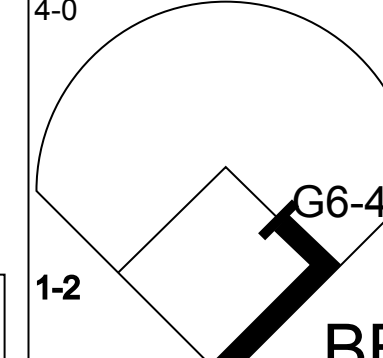
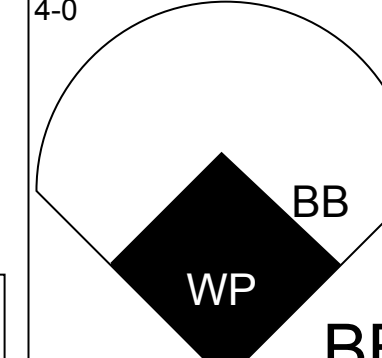
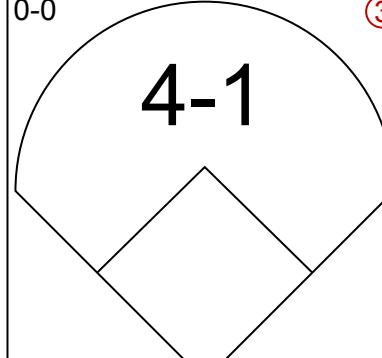
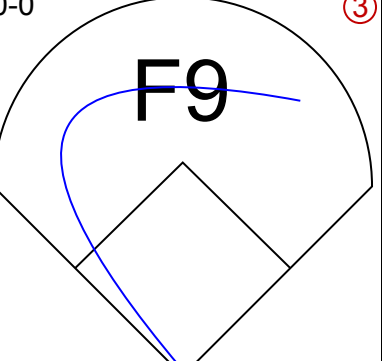
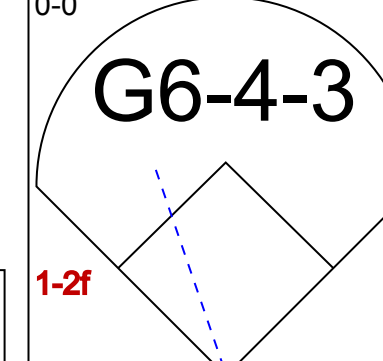
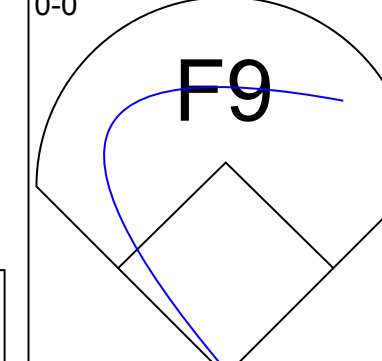
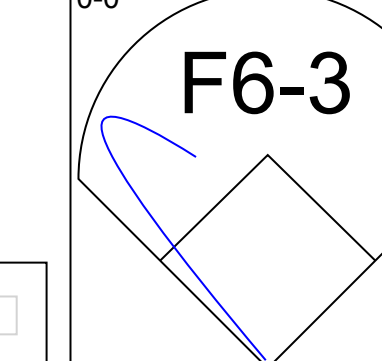
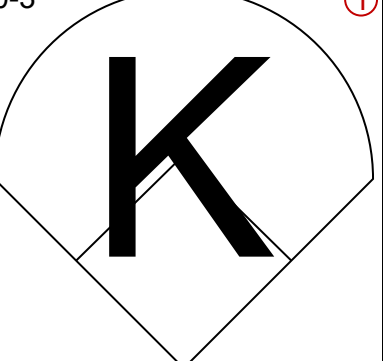
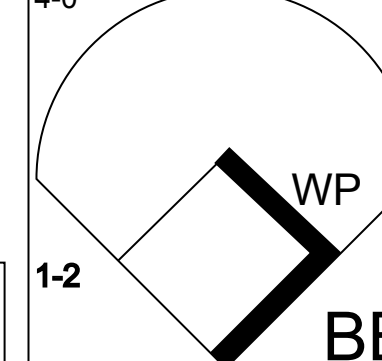
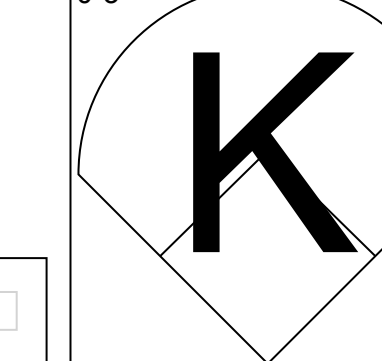
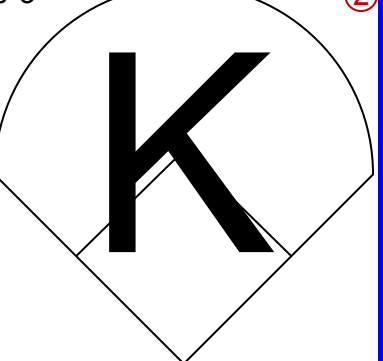
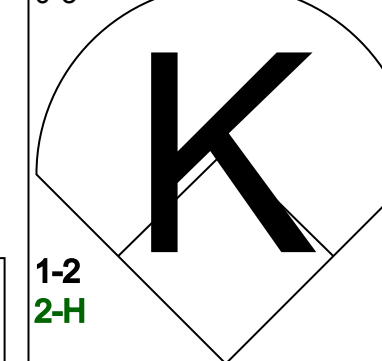


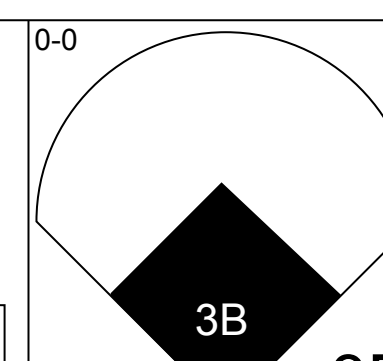
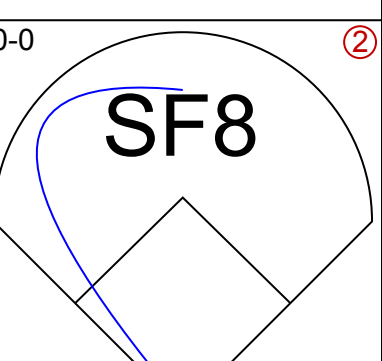
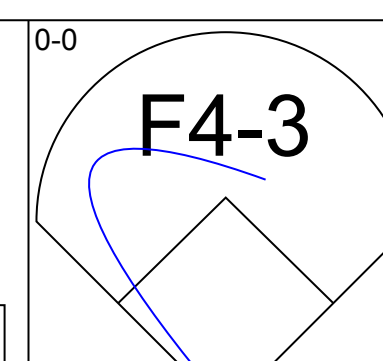
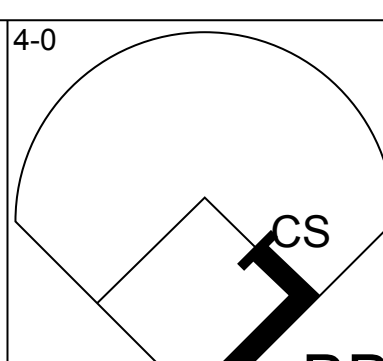
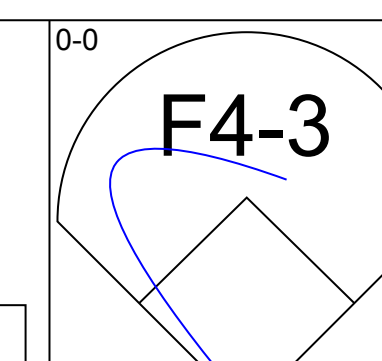
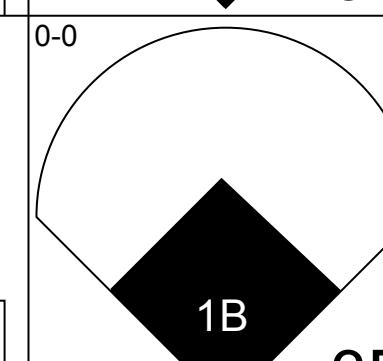
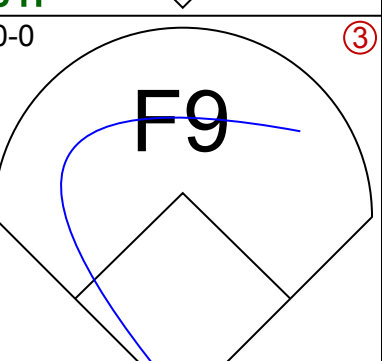
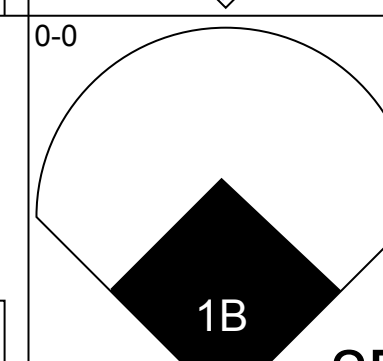
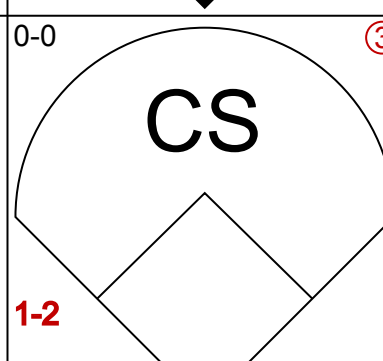
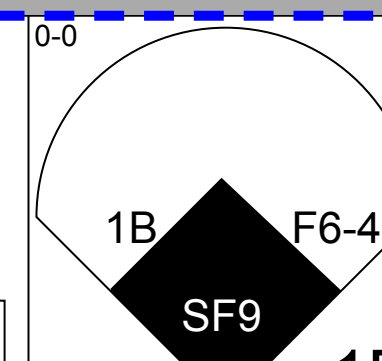
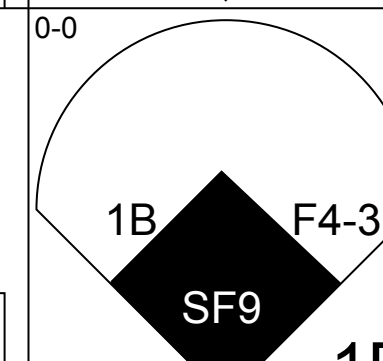
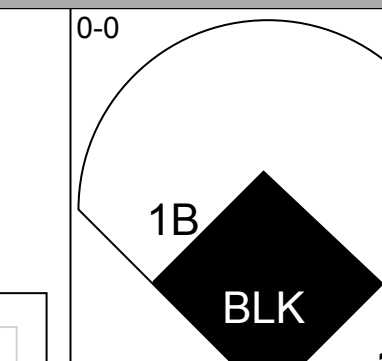
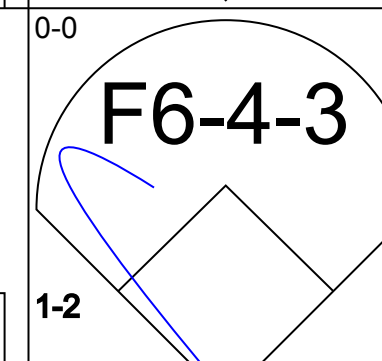
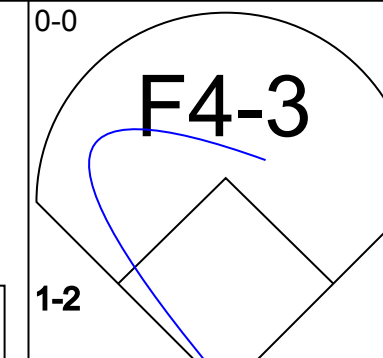
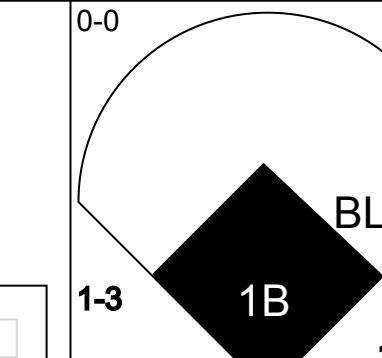
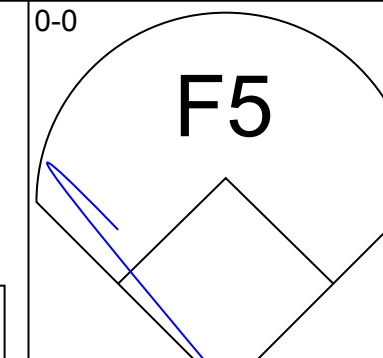
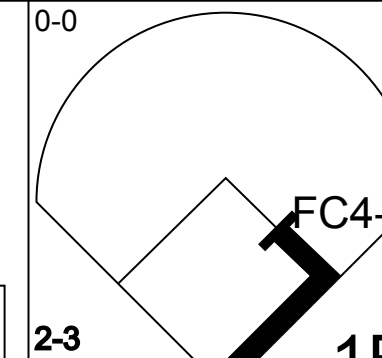
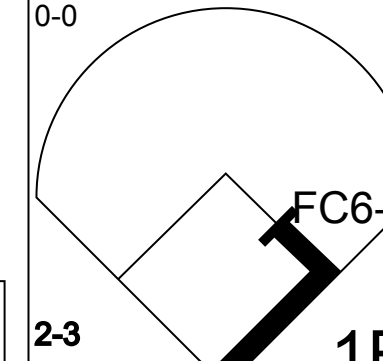
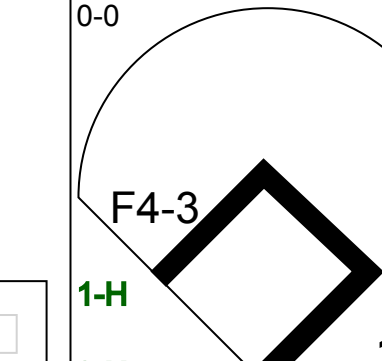
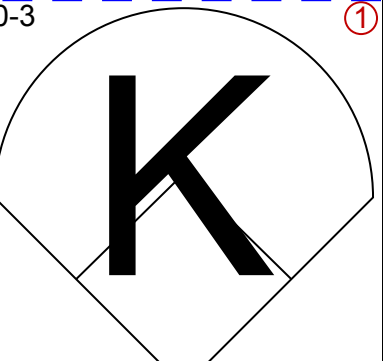
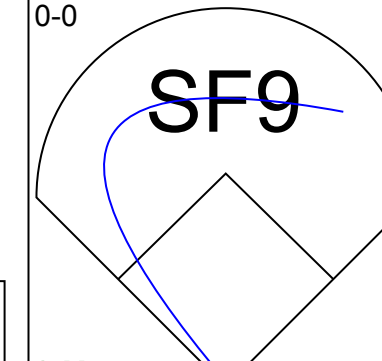
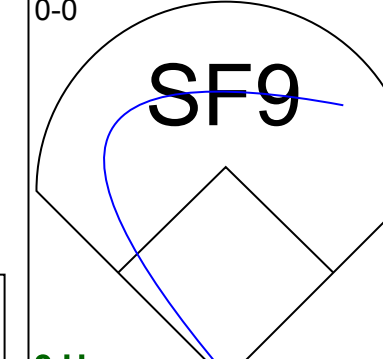
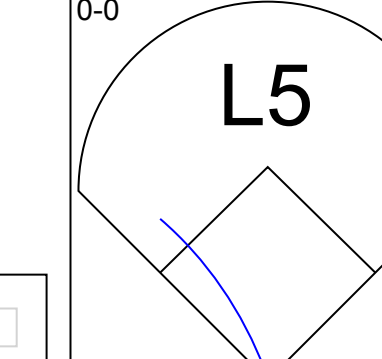
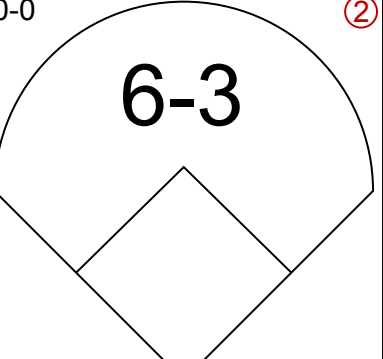
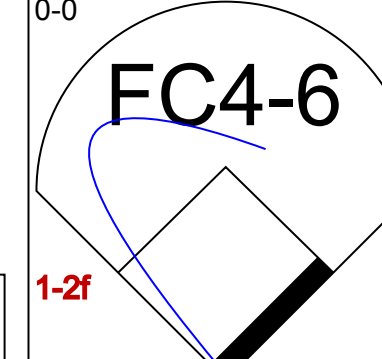
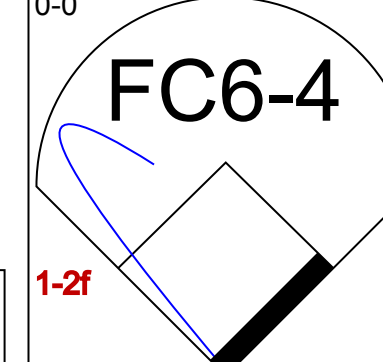


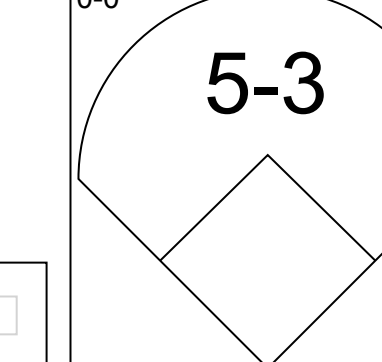

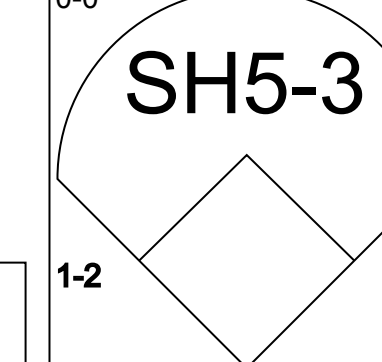
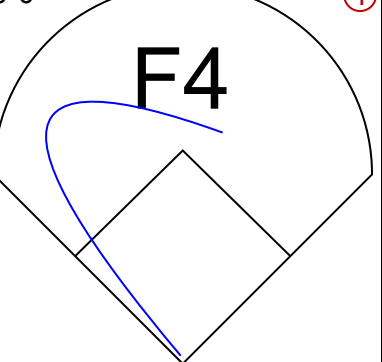

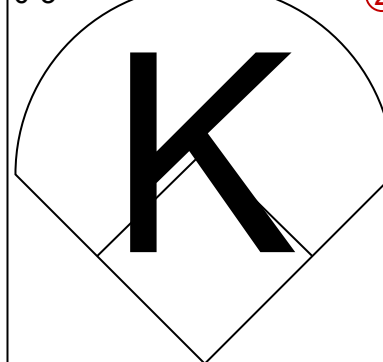
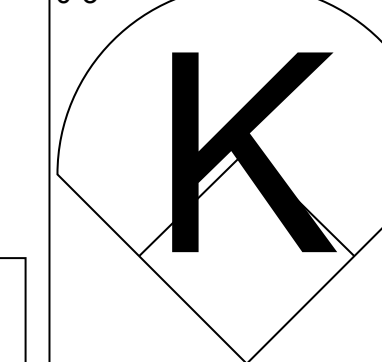
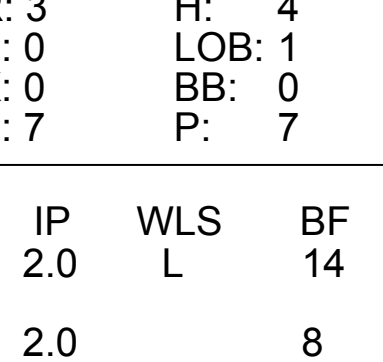
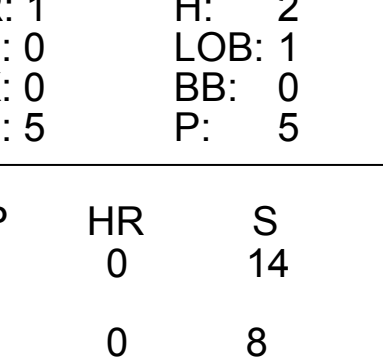
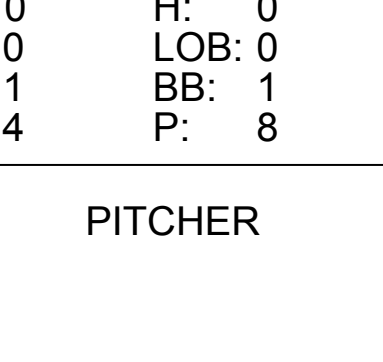
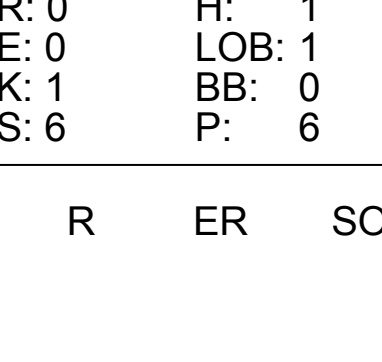
Batter	1	2	3	4	5	6	7	8	9	AB	R	H	RBI	BB	SO	LOB	BOTTOM	
Terry Puhl, L OBP: 0.333, SLG: 0.383 (1, 8)	S		G3			F8			FC3-6	4	0	1	0	0	0	2		
Mike Fischlin, R OBP: 0.194, SLG: 0.149 (1, 6)	K		5-3						1-6-3	4	0	1	0	0	1	2		
Enos Cabell, R OBP: 0.320, SLG: 0.399 (1, 5)	K			5-3		SF9			HR	4	2	2	1	0	1	1		
Bob Watson, R OBP: 0.351, SLG: 0.461 Julio Gonzalez, R OBP: 0.276, SLG: 0.255 (8, PR) (9, 4)	6-3			HR		SF9			FC5	3	1	2	2	0	0	1		
Art Howe, R OBP: 0.345, SLG: 0.447 Dave Bergman, L OBP: 0.348, SLG: 0.220 (1, 4) (9, 3)		F9		5-3		F9			P3	4	0	0	0	0	0	1		
Wilbur Howard, S OBP: 0.290, SLG: 0.333 (1, 7)		1B		F7					P2	4	0	2	0	0	0	1		
Jose Cruz, L OBP: 0.348, SLG: 0.415 (1, 9)		2B				G3			IBB	3	1	2	0	1	0	1		
Luis Pujols, R OBP: 0.204, SLG: 0.244 (1, 2)		G5-4-3				SH1-4			FC5	3	1	1	0	0	0	4		
Joe Niekro, R OBP: 0.273, SLG: 0.333 (1, 1)			L7			1B			FC3-6	3	0	2	2	0	0	0		
Inning Stats	R: 0 E: 0 K: 2 S: 8	H: 1 LOB: 1 BB: 0 P: 8	R: 0 E: 0 K: 0 S: 4	H: 2 LOB: 1 BB: 0 P: 4	R: 0 E: 0 K: 0 S: 3	H: 0 LOB: 0 BB: 0 P: 3	R: 1 E: 0 K: 0 S: 4	H: 1 LOB: 0 BB: 0 P: 4	R: 1 E: 0 K: 0 S: 5	H: 3 LOB: 2 BB: 0 P: 5	R: 1 E: 0 K: 0 S: 4	H: 2 LOB: 1 BB: 0 P: 4	R: 1 E: 0 K: 0 S: 5	H: 2 LOB: 2 BB: 1 P: 9	1B: 6 2B: 4 3B: 1 HR: 2	SF: 1 SAC: 1 DP: 1 HBP: 0	WP: 1 PB: 0 SB: 1 CS: 0	PA: 35
PITCHER Ross Grimsley, L ERA: 3.46 Darold Knowles, L ERA: 2.51 Mike Garman, R ERA: 5.28 (1, 1) (7, 1) (8, 1)	IP: 6.0 WLS: L BF: 27 H: 11 R: 4 ER: 4 SO: 2 BB: 0 IBB: 0 HBP: 0 BLK: 0 WP: 1 HR: 1 S: 31 P: 31 ERA: 6.00 WHIP: 1.833																	

Montreal Expos @ Houston Astros
Astrodome, Houston, TX
Wed Jul 26 1978, 8:05 PM EDT
Att: 8,465 - Dome

AB	32
R	5
H	13
RBI	5
BB	1
SO	2
LOB	13



Batter	1	2	3	4	5	6	7	8	9	AB	R	H	RBI	BB	SO	LOB	TOP		
Elliott Maddox, R OBP: 0.382, SLG: 0.357 (1, 9)										4	0	0	0	0	2	0	New York Mets @ Houston Astros Astrodome, Houston, TX Thu Jul 27 1978, 8:05 PM EDT Att: 9,730 - Unknown		
Tim Foli, R OBP: 0.272, SLG: 0.305 (1, 6)										4	0	1	0	0	0	0			
Steve Henderson, R OBP: 0.327, SLG: 0.411 (1, 7)										4	1	0	0	0	1	1			
Willie Montanez, L OBP: 0.334, SLG: 0.437 (1, 3)										4	1	1	2	0	0	0			
John Stearns, R OBP: 0.362, SLG: 0.429 (1, 2)										2	0	0	0	2	1	0			
Lee Mazzilli, S OBP: 0.351, SLG: 0.422 (1, 8)										2	1	0	0	2	1	1			
Lenny Randle, S OBP: 0.339, SLG: 0.320 (1, 5)										3	0	0	0	0	0	4			
Doug Flynn, R OBP: 0.282, SLG: 0.287 (1, 4)										2	0	0	0	1	1	0			
Tom Hausman, R OBP: 0.500, SLG: 0.600 (1, 1)										1	0	0	0	0	0	1			
Inning Stats	R: 0 E: 0 K: 2 S: 7	H: 0 LOB: 0 BB: 0 P: 7	R: 0 E: 0 K: 1 S: 5	H: 0 LOB: 1 BB: 1 P: 9	R: 0 E: 0 K: 2 S: 7	H: 0 LOB: 0 BB: 0 P: 7	R: 2 E: 0 K: 0 S: 4	H: 2 LOB: 1 BB: 2 P: 12	R: 0 E: 0 K: 2 S: 7	H: 0 LOB: 0 BB: 0 P: 7	R: 0 E: 0 K: 0 S: 3	H: 0 LOB: 0 BB: 0 P: 3	R: 1 E: 0 K: 2 S: 7	H: 0 LOB: 1 BB: 2 P: 15	R: 0 E: 0 K: 0 S: 3	H: 0 LOB: 0 BB: 0 P: 3	1B: 1 2B: 0 3B: 0 HR: 1	SF: 0 SAC: 0 DP: 1 HBP: 0	WP: 2 PA: 33 PB: 0 SB: 1 CS: 0
PITCHER J.R. Richard, R ERA: 3.05 (1, 1)	IP: 9.0 WLS: W BF: 33 H: 2 R: 3 ER: 3 SO: 9 BB: 5 IBB: 0 HBP: 0 BLK: 0 WP: 1 HR: 1 S: 46 P: 66 ERA: 3.00 WHIP: 0.778															PITCHER			

Batter	1	2	3	4	5	6	7	8	9	AB	R	H	RBI	BB	SO	LOB	BOTTOM		
Terry Puhl, L OBP: 0.333, SLG: 0.388 (1, 8)										3	1	1	1	1	0	1	New York Mets @ Houston Astros Astrodome, Houston, TX Thu Jul 27 1978, 8:05 PM EDT Att: 9,730 - Unknown		
Dave Bergman, L OBP: 0.362, SLG: 0.274 (1, 7)										4	3	3	1	0	0	0			
Enos Cabell, R OBP: 0.324, SLG: 0.402 (1, 5)										4	2	3	2	0	0	1			
Jose Cruz, L OBP: 0.349, SLG: 0.416 (1, 9)										4	1	2	0	0	0	2			
Bob Watson, R OBP: 0.352, SLG: 0.463 (1, 3)										3	0	2	2	0	1	0			
Art Howe, R OBP: 0.341, SLG: 0.443 (1, 4)										3	0	0	1	0	0	2			
Julio Gonzalez, R OBP: 0.276, SLG: 0.255 (8, 4)										0	0	0	0	0	0	0			
Luis Pujols, R OBP: 0.206, SLG: 0.245 (1, 2)										4	0	1	0	0	1	2			
Mike Fischlin, R OBP: 0.200, SLG: 0.157 (1, 6)										3	1	1	0	0	0	1			
J.R. Richard, R OBP: 0.147, SLG: 0.147 (1, 1)										4	0	0	0	0	2	2			
Inning Stats	R: 3 E: 0 K: 0 S: 7	H: 4 LOB: 1 BB: 0 P: 7	R: 1 E: 1 K: 0 S: 4	H: 1 LOB: 0 BB: 0 P: 4	R: 2 E: 0 K: 0 S: 6	H: 3 LOB: 1 BB: 0 P: 6	R: 1 E: 0 K: 0 S: 5	H: 2 LOB: 1 BB: 0 P: 5	R: 0 E: 0 K: 2 S: 7	H: 0 LOB: 0 BB: 0 P: 7	R: 0 E: 0 K: 1 S: 4	H: 0 LOB: 1 BB: 1 P: 8	R: 1 E: 0 K: 0 S: 5	H: 2 LOB: 1 BB: 0 P: 5	R: 0 E: 0 K: 1 S: 6	H: 1 LOB: 1 BB: 0 P: 6	1B: 10 2B: 1 3B: 2 HR: 0	SF: 3 SAC: 1 DP: 0 HBP: 0	WP: 0 PA: 38 PB: 0 SB: 0 CS: 1
PITCHER Tom Hausman, R ERA: 6.41 (1, 1)	IP: 2.0 WLS: L BF: 14 H: 8 R: 6 ER: 5 SO: 0 BB: 0 IBB: 0 HBP: 0 BLK: 0 WP: 0 HR: 0 S: 14 P: 14 ERA: 22.50 WHIP: 4.000															PITCHER			
Mike Bruhart, R ERA: 5.06 (3, 1)	2.0	8	2	1	1	0	0	0	0	0	0	8	8	4.50	1.000				
Dwight Bernard, R ERA: 2.51 (5, 1)	2.0	6	0	0	0	3	1	0	0	0	0	11	15	0.00	0.500				
Dale Murray, R ERA: 4.35 (7, 1)	2.0	9	3	1	1	1	0	0	0	0	0	0	11	4.50	1.500				

Batter	1	2	3	4	5	6	7	8	9	10	AB	R	H	RBI	BB	SO	LOB	TOP				
Elliott Maddox, R OBP: 0.378, SLG: 0.358 (1, 9)	K		FC5-4		F3				F8		5	0	1	1	0	1	1					
Tim Foli, R OBP: 0.271, SLG: 0.301 (1, 6)	6-3		CS		5-3				F8		4	1	0	0	1	0	1					
Steve Henderson, R OBP: 0.328, SLG: 0.416 (1, 7)	K				1-5-3						5	1	2	0	0	1	1					
Wille Montanez, L OBP: 0.335, SLG: 0.435 (1, 3)		F8									4	0	1	0	1	0	1					
John Stearns, R OBP: 0.365, SLG: 0.430 (1, 2)		P4									4	0	2	2	1	0	2					
Lee Mazzilli, S OBP: 0.352, SLG: 0.421 (1, 8)											4	0	1	0	1	1	4					
Lenny Randle, S OBP: 0.335, SLG: 0.316 (1, 5)											4	0	0	0	0	1	5					
Doug Flynn, R OBP: 0.282, SLG: 0.287 (1, 4)											4	1	1	0	0	0	3					
Jerry Koosman, R OBP: 0.100, SLG: 0.160 Skip Lockwood, R OBP: 0.222, SLG: 0.667 (9, 1)											4	0	0	0	0	2	1					
Inning Stats	R: 0 E: 0 K: 2 S: 7	H: 0 LOB: 0 BB: 0 P: 7	R: 0 E: 1 K: 0 S: 4	H: 1 LOB: 1 BB: 0 P: 4	R: 0 E: 1 K: 0 S: 3	H: 0 LOB: 0 BB: 0 P: 3	R: 1 E: 0 K: 1 S: 6	H: 1 LOB: 3 BB: 3 P: 18	R: 0 E: 0 K: 1 S: 5	H: 0 LOB: 1 BB: 1 P: 9	R: 1 E: 0 K: 1 S: 7	H: 2 LOB: 1 BB: 0 P: 7	R: 1 E: 0 K: 0 S: 5	H: 2 LOB: 1 BB: 0 P: 5	R: 0 E: 0 K: 1 S: 5	H: 0 LOB: 0 BB: 0 P: 5	R: 0 E: 0 K: 0 S: 5	H: 2 LOB: 2 BB: 0 P: 5	1B: 6 2B: 1 3B: 1 HR: 0	SF: 0 SAC: 0 DP: 0 HBP: 0	WP: 0 PB: 0 SB: 1 CS: 1	PA: 43
PITCHER	IP	WLS	BF	H	R	ER	SO	BB	IBB	HBP	BLK	WP	HR	S	P	ERA	WHIP					
Tom Dixon, R ERA: 3.65 (1, 1)	8.0		34	6	3	3	5	4	0	0	0	0	0	40	56	3.38	1.250					
Joe Sambito, L ERA: 3.08 (9, 1)	2.0	W	8	2	0	0	1	0	0	0	0	0	0	10	10	0.00	1.000					

New York Mets @ Houston Astros
Astrodome, Houston, TX
Fri Jul 28 1978, 8:05 PM EDT
Att: 26,779 - Unknown

AB	38
R	3
H	8
RBI	3
BB	4
SO	6
LOB	19



Batter	1	2	3	4	5	6	7	8	9	10	AB	R	H	RBI	BB	SO	LOB	BOTTOM			
Terry Puhl, L OBP: 0.334, SLG: 0.388 (1, 8)	K										5	1	2	0	0	1	0				
Mike Fischlin, R OBP: 0.192, SLG: 0.151 Jesus Alou, R OBP: 0.366, SLG: 0.438 Rafael Landestoy, S OBP: 0.391, SLG: 0.333 (10, 6)											3	0	0	0	0	0	0				
Enos Cabell, R OBP: 0.323, SLG: 0.400 (1, 5)											4	1	1	1	0	0	2				
Bob Watson, R OBP: 0.354, SLG: 0.463 (1, 3)											4	1	2	0	0	0	0				
Art Howe, R OBP: 0.340, SLG: 0.441 (1, 4)											4	0	1	1	0	2	2				
Wilbur Howard, S OBP: 0.288, SLG: 0.330 (1, 7)											4	0	1	1	0	1	4				
Jose Cruz, L OBP: 0.348, SLG: 0.414 (1, 9)											4	0	1	1	0	2	1				
Bruce Bochy, R OBP: 0.389, SLG: 0.529 Jimmy Sexton, R OBP: 0.271, SLG: 0.163 Luis Pujols, R OBP: 0.204, SLG: 0.242 (9, 2)											3	0	1	0	0	0	0				
Tom Dixon, R OBP: 0.138, SLG: 0.107 Julio Gonzalez, R OBP: 0.271, SLG: 0.250 Joe Sambito, L (9, 1)											2	0	0	0	0	0	0				
Denny Walling, L OBP: 0.303, SLG: 0.301 (10, PH)											1	0	0	0	0	0	0				
Inning Stats	R: 0 E: 0 K: 1 S: 5	H: 0 LOB: 0 BB: 0 P: 5	R: 0 E: 0 K: 1 S: 5	H: 0 LOB: 0 BB: 0 P: 5	R: 0 E: 0 K: 1 S: 5	H: 0 LOB: 0 BB: 0 P: 5	R: 0 E: 0 K: 0 S: 3	H: 0 LOB: 0 BB: 0 P: 3	R: 0 E: 0 K: 2 S: 9	H: 2 LOB: 2 BB: 0 P: 9	R: 0 E: 0 K: 0 S: 3	H: 1 LOB: 1 BB: 0 P: 3	R: 0 E: 0 K: 1 S: 10	H: 5 LOB: 2 BB: 0 P: 10	R: 1 E: 1 K: 0 S: 4	H: 2 LOB: 2 BB: 0 P: 4	1B: 11 2B: 0 3B: 0 HR: 0	SF: 1 SAC: 0 DP: 1 HBP: 0	WP: 0 PB: 0 SB: 0 CS: 0	PA: 39	
PITCHER	IP	WLS	BF	H	R	ER	SO	BB	IBB	HBP	BLK	WP	HR	S	P	ERA	WHIP				
Jerry Koosman, L ERA: 3.89 (1, 1)	8.2		34	9	3	3	6	0	0	0	0	0	0	46	46	3.12	1.038				
Skip Lockwood, R ERA: 3.52 (9, 1)	0.2	L	5	2	1	1	1	0	0	0	0	0	0	7	7	13.50	3.000				

New York Mets @ Houston Astros
Astrodome, Houston, TX
Fri Jul 28 1978, 8:05 PM EDT
Att: 26,779 - Unknown

AB	38
R	4
H	11
RBI	4
BB	0
SO	7
LOB	12



Batter	1	2	3	4	5	6	7	8	9	AB	R	H	RBI	BB	SO	LOB	TOP					
Elliott Maddox, R OBP: 0.375, SLG: 0.355 (1,9)										5	0	1	0	0	1	2						
Tim Foli, R OBP: 0.274, SLG: 0.307 (8, PR)										4	0	2	0	0	0	1						
Sergio Ferrer, S OBP: 0.167, SLG: 0.167 (8, 6)										0	1	0	0	0	0	0						
Steve Henderson, R OBP: 0.332, SLG: 0.419 (1,7)										4	1	3	0	0	0	0						
Willie Montanez, L OBP: 0.334, SLG: 0.434 (1,3)										4	1	1	1	0	2	3						
John Stearns, R OBP: 0.367, SLG: 0.431 (1,2)										4	0	2	1	0	0	2						
Lee Mazzilli, S OBP: 0.349, SLG: 0.417 (1,8)										3	0	0	1	0	0	2						
Lenny Randle, S OBP: 0.334, SLG: 0.318 (1,5)										4	0	1	0	0	1	1						
Doug Flynn, R OBP: 0.282, SLG: 0.284 (1,4)										3	0	0	0	1	1	1						
Craig Swan, R OBP: 0.186, SLG: 0.167 (1,1)										2	0	0	0	0	0	0						
Bruce Boisclair, L OBP: 0.311, SLG: 0.338 (8, PH)										1	0	1	0	0	0	0						
Dwight Bernard, R OBP: 0.222, SLG: 0.667 (9,1)										1	0	0	0	0	1	1						
Skip Lockwood, R OBP: 0.222, SLG: 0.667 (9,1)										0	0	0	0	0	0	0						
Inning Stats	R: 0 E: 0 K: 1 S: 7	H: 3 LOB: 2 BB: 0 P: 7	R: 0 E: 0 K: 1 S: 5	H: 0 LOB: 0 BB: 0 P: 5	R: 0 E: 1 K: 0 S: 3	H: 0 LOB: 0 BB: 0 P: 3	R: 1 E: 0 K: 0 S: 5	H: 2 LOB: 1 BB: 0 P: 5	R: 0 E: 0 K: 1 S: 5	H: 0 LOB: 0 BB: 0 P: 5	R: 0 E: 0 K: 1 S: 6	H: 1 LOB: 1 BB: 0 P: 6	R: 2 E: 0 K: 0 S: 7	H: 5 LOB: 2 BB: 0 P: 7	R: 0 E: 0 K: 2 S: 7	H: 0 LOB: 1 BB: 1 P: 11	1B: 9 2B: 2 3B: 0 HR: 0	SF: 1 SAC: 0 DP: 1 HBP: 0	WP: 0 PB: 0 SB: 3 CS: 2	PA: 37		
PITCHER	IP	WLS	BF	H	R	ER	SO	BB	IBB	HBP	BLK	WP	HR	S	P	ERA	WHIP					
Mark Lemongello, R ERA: 3.77 (1,1)	7.2		30	9	3	3	4	0	0	0	0	0	0	38	38	3.52	1.174					
Joe Sambito, L ERA: 3.09 (8,1)	0.0		1	1	0	0	0	0	0	0	0	0	0	1	1	∞	∞					
Ken Forsch, R ERA: 2.99 (8,1)	0.1		2	1	0	0	0	0	0	0	0	0	0	2	2	0.00	3.000					
Joaquin Andujar, R ERA: 3.04 (9,1)	1.0	W	4	0	0	0	2	1	0	0	0	0	0	7	11	0.00	1.000					
Batter	1	2	3	4	5	6	7	8	9	AB	R	H	RBI	BB	SO	LOB	BOTTOM					
Rafael Landestoy, S OBP: 0.333, SLG: 0.315 (1,6)										4	0	0	0	0	2	0						
Wilbur Howard, S OBP: 0.256, SLG: 0.337 (8, PH)										1	0	1	1	0	0	0						
Terry Puhl, L OBP: 0.336, SLG: 0.392 (1,8)										4	0	2	0	0	1	0						
Enos Cabell, R OBP: 0.322, SLG: 0.399 (1,5)										4	0	1	0	0	1	2						
Jose Cruz, L OBP: 0.350, SLG: 0.423 (1,9)										4	2	2	0	0	0	1						
Bob Watson, R OBP: 0.353, SLG: 0.461 (1,3)										4	0	1	1	0	1	1						
Art Howe, R OBP: 0.338, SLG: 0.437 (1,4)										3	0	0	1	0	0	1						
Joaquin Andujar, S OBP: 0.167, SLG: 0.174 (9,1)										0	0	0	0	0	0	0						
Dave Bergman, L OBP: 0.376, SLG: 0.289 (1,7)										2	1	1	0	2	0	1						
Bruce Bochy, R OBP: 0.409, SLG: 0.550 (1,2)										3	0	1	1	1	0	2						
Jimmy Sexton, R OBP: 0.212, SLG: 0.163 (9, PR)										0	1	0	0	0	0	0						
Mark Lemongello, R OBP: 0.220, SLG: 0.191 (1,1)										3	0	0	0	0	2	2						
Joe Sambito, L OBP: 0.200, SLG: 0.200 (8,1)										0	0	0	0	0	0	0						
Ken Forsch, R OBP: 0.267, SLG: 0.246 (8, PH)										0	0	0	0	0	0	0						
Julio Gonzalez, R OBP: 0.267, SLG: 0.246 (8, PH)										1	0	0	0	0	1	1						
Denny Walling, L OBP: 0.301, SLG: 0.299 (8, PH)										1	0	0	0	0	0	1						
Inning Stats	R: 0 E: 0 K: 0 S: 4	H: 1 LOB: 1 BB: 0 P: 4	R: 0 E: 0 K: 1 S: 6	H: 1 LOB: 2 BB: 1 P: 10	R: 0 E: 0 K: 1 S: 5	H: 1 LOB: 0 BB: 0 P: 5	R: 1 E: 0 K: 0 S: 4	H: 2 LOB: 1 BB: 1 P: 8	R: 0 E: 0 K: 3 S: 10	H: 1 LOB: 1 BB: 0 P: 10	R: 1 E: 0 K: 0 S: 5	H: 1 LOB: 1 BB: 0 P: 5	R: 0 E: 0 K: 2 S: 7	H: 0 LOB: 0 BB: 0 P: 7	R: 0 E: 1 K: 0 S: 4	H: 0 LOB: 1 BB: 0 P: 4	R: 2 E: 1 K: 0 S: 3	H: 2 LOB: 2 BB: 1 P: 7	1B: 4 2B: 4 3B: 1 HR: 0	SF: 0 SAC: 0 DP: 0 HBP: 0	WP: 0 PB: 0 SB: 1 CS: 1	PA: 37
PITCHER	IP	WLS	BF	H	R	ER	SO	BB	IBB	HBP	BLK	WP	HR	S	P	ERA	WHIP					
Craig Swan, R ERA: 2.45 (1,1)	7.0		29	7	2	2	7	1	0	0	0	0	0	41	49	2.57	1.143					
Dwight Bernard, R ERA: 2.93 (8,1)	1.0	L	6	1	2	1	0	1	0	0	0	0	0	5	9	9.00	2.000					
Skip Lockwood, R ERA: 3.51 (9,1)	0.1		2	1	0	0	0	0	0	0	0	0	0	2	2	0.00	3.000					

New York Mets @ Houston Astros
Astrodome, Houston, TX
Sun Jul 30 1978, 8:05 PM EDT
Att: 17,502 - Dome

AB 35
R 3
H 11
RBI 3
BB 1
SO 6
LOB 13



New York Mets @ Houston Astros
Astrodome, Houston, TX
Sun Jul 30 1978, 8:05 PM EDT
Att: 17,502 - Dome

AB 34
R 4
H 9
RBI 4
BB 3
SO 7
LOB 12



Batter	1	2	3	4	5	6	7	8	9	AB	R	H	RBI	BB	SO	LOB	TOP					
Bill Madlock, R OBP: 0.369, SLG: 0.459 (1, 4)	0-0 5-3		0-0 F7			0-0 6-3		0-0 SF8		3	0	0	1	0	0	1	San Francisco Giants @ Houston Astros Astrodome, Houston, TX Mon Jul 31 1978, 8:05 PM EDT Att: 12,900 - Unknown					
Terry Whitfield, L OBP: 0.353, SLG: 0.427 (1, 7)	1-0 HBP		0-0 F2			0-0 4-3		0-0 F8		0	0	0	0	0	0	0						
Jim Dwyer, L OBP: 0.313, SLG: 0.306 (1, FR) (1, 7)										3	0	0	0	0	0	2						
Jack Clark, R OBP: 0.368, SLG: 0.544 (1, 9)	0-0 F7			0-3 K		0-0 5-3			0-0 F8	4	0	0	0	0	1	1						
Darrell Evans, L OBP: 0.375, SLG: 0.399 (1, 5)	0-0 F9			0-0 FC6-4 1B			0-0 3-1		0-0 F9	4	0	1	0	0	0	1						
Mike Ivie, R OBP: 0.354, SLG: 0.477 (1, 3)		0-0 F8		0-0 F3			0-0 F9		0-0 6-3	4	0	0	0	0	0	1						
Larry Hemdon, R OBP: 0.348, SLG: 0.382 (1, 8)		0-0 5-3		0-0 FC6-4 1-2			0-0 F9			3	0	0	0	0	0	1						
Roger Metzger, S OBP: 0.311, SLG: 0.313 (1, 6)		0-0 4-3			0-0 3-1					0	1	0	0	0	0	0						
Marc Hill, R OBP: 0.338, SLG: 0.300 (1, 2)			4-0 SH2-4 BB		0-0 5-3			4-0 1-2 BB		1	0	0	0	2	0	0						
Ed Halicki, R OBP: 0.111, SLG: 0.086 (8, PH) Willie McCovey, L OBP: 0.299, SLG: 0.404 Greg Minton, S (8, 1)			0-0 SH2-4 1-2		0-0 6-3			0-0 F8 2-3		1	0	0	0	0	0	0						
Inning Stats	R: 0 E: 0 K: 0 S: 3	H: 0 LOB: 1 BB: 0 P: 4	R: 0 E: 0 K: 0 S: 3	H: 0 LOB: 0 BB: 0 P: 3	R: 0 E: 0 K: 0 S: 3	H: 0 LOB: 1 BB: 1 P: 7	R: 0 E: 0 K: 1 S: 6	H: 1 LOB: 1 BB: 0 P: 6	R: 0 E: 0 K: 0 S: 3	H: 0 LOB: 0 BB: 0 P: 3	R: 0 E: 0 K: 0 S: 3	H: 0 LOB: 0 BB: 0 P: 3	R: 0 E: 0 K: 0 S: 3	H: 0 LOB: 0 BB: 0 P: 3	R: 1 E: 0 K: 0 S: 4	H: 1 LOB: 1 BB: 1 P: 8	R: 0 E: 0 K: 0 S: 3	H: 0 LOB: 0 BB: 0 P: 3	1B: 2 2B: 0 3B: 0 HR: 0	SF: 1 SAC: 1 DP: 0 HBP: 1	WP: 0 PB: 1 SB: 0 CS: 0	PA: 32
PITCHER Joe Niekro, R ERA: 4.55 (1, 1)	IP: 9.0 WLS: W BF: 32 H: 2 R: 1 ER: 1 SO: 1 BB: 2 IBB: 0 HBP: 1 BLK: 0 WP: 0 HR: 0 S: 31 P: 40 ERA: 1.00 WHIP: 0.444															PITCHER Joe Niekro, R ERA: 4.55 (1, 1)	IP: 9.0 WLS: W BF: 32 H: 2 R: 1 ER: 1 SO: 1 BB: 2 IBB: 0 HBP: 1 BLK: 0 WP: 0 HR: 0 S: 31 P: 40 ERA: 1.00 WHIP: 0.444					

Batter	1	2	3	4	5	6	7	8	9	AB	R	H	RBI	BB	SO	LOB	BOTTOM			
Rafael Landestoy, S OBP: 0.329, SLG: 0.312 (1, 6)	0-0 F6			0-0 1-3 1B	0-0 4-3		0-0 F8			4	0	1	0	0	0	1	San Francisco Giants @ Houston Astros Astrodome, Houston, TX Mon Jul 31 1978, 8:05 PM EDT Att: 12,900 - Unknown			
Terry Puhl, L OBP: 0.333, SLG: 0.388 (1, 8)	0-0 F9			0-0 1-3 1-2		0-0 F8	0-0 4-3			4	0	0	0	0	0	1				
Enos Cabell, R OBP: 0.322, SLG: 0.400 (1, 5)	0-0 F7			0-0 F9		0-0 1B 2B		0-0 5-3		4	1	1	0	0	0	1				
Jose Cruz, L OBP: 0.351, SLG: 0.427 (1, 9)		0-0 F6		0-0 F9		0-0 BLK S 1B		0-0 4-3 1B 2B		4	1	2	1	0	0	1				
Bob Watson, R OBP: 0.354, SLG: 0.460 Denny Walling, L OBP: 0.301, SLG: 0.299 (9, 7)		0-0 F8			0-0 S 1B 1B	0-0 BLK 1B	0-0 4-3 IBB		0-0 4-3	3	1	1	0	1	0	1				
Art Howe, R OBP: 0.338, SLG: 0.437 Julio Gonzalez, R OBP: 0.281, SLG: 0.262 (1, 4)		0-0 G3			0-0 S 1B 1B	0-0 BLK 1B	0-0 F8		0-0 S 1B	0	0	0	0	0	0	0				
Dave Bergman, L OBP: 0.379, SLG: 0.290 (9, 3)			0-0 F8		0-0 1-2 1-2 2H 1B	0-0 1-2 2-3 IBB		0-0 F8		3	0	1	2	1	0	1				
Luis Pujols, R OBP: 0.198, SLG: 0.235 (1, 2)			0-0 F7		0-3 K	0-3 K				3	0	0	0	0	2	4				
Joe Niekro, R OBP: 0.250, SLG: 0.306 (1, 1)			0-0 F7		0-0 F7		0-0 5-3			3	0	0	0	0	0	1				
Inning Stats	R: 0 E: 0 K: 0 S: 3	H: 0 LOB: 0 BB: 0 P: 3	R: 0 E: 0 K: 0 S: 3	H: 0 LOB: 0 BB: 0 P: 3	R: 0 E: 0 K: 0 S: 4	H: 1 LOB: 1 BB: 0 P: 4	R: 2 E: 0 K: 1 S: 8	H: 3 LOB: 1 BB: 0 P: 8	R: 1 E: 0 K: 0 S: 7	H: 2 LOB: 3 BB: 2 P: 15	R: 0 E: 0 K: 0 S: 3	H: 0 LOB: 0 BB: 0 P: 3	R: 1 E: 0 K: 0 S: 5	H: 2 LOB: 1 BB: 0 P: 5	R: 0 E: 0 K: 0 S: 3	H: 0 LOB: 0 BB: 0 P: 3		1B: 6 2B: 2 3B: 0 HR: 0	SF: 0 SAC: 0 DP: 0 HBP: 0	WP: 0 PB: 0 SB: 4 CS: 0
PITCHER Ed Halicki, R ERA: 3.03 Greg Minton, R ERA: 3.95 (8, 1)	IP: 7.0 WLS: L BF: 29 H: 6 R: 3 ER: 3 SO: 2 BB: 0 IBB: 0 HBP: 0 BLK: 1 WP: 0 HR: 0 S: 31 P: 39 ERA: 3.86 WHIP: 0.857															PITCHER Ed Halicki, R ERA: 3.03 Greg Minton, R ERA: 3.95 (8, 1)	IP: 1.0 WLS: L BF: 5 H: 2 R: 1 ER: 1 SO: 0 BB: 0 IBB: 0 HBP: 0 BLK: 0 WP: 0 HR: 0 S: 5 P: 5 ERA: 9.00 WHIP: 2.000			



Batter	1	2	3	4	5	6	7	8	9	AB	R	H	RBI	BB	SO	LOB	TOP										
Bill Madlock , R OBP: 0.369, SLG: 0.456 (1, 4) (7, 3)	3-1		4-0 PB SF7 BB	0-0 1B		0-0 F3			0-0 F8	4	1	1	0	1	0	1											
Jim Dwyer , L OBP: 0.322, SLG: 0.302 (1, 7) (7, 8)	F7		4-0 S PB 1B BB	0-0 F9			4-0 5-3 1B BB		4-0 BB BB	2	1	0	0	3	0	2											
Jack Clark , R OBP: 0.363, SLG: 0.538 (1, 9) (5, 6)	K		0-0 SF7		0-3 K		0-3 K		0-3 K	4	0	0	1	0	4	2											
Willie McCovey , L OBP: 0.298, SLG: 0.401 Rob Andrews , R OBP: 0.331, SLG: 0.336 (7, 4) (7, 4)		0-0 E3 BB WP	0-0 F4		0-3 K		0-0 5-3 1B		4-0 BB BB	4	0	1	0	0	1	1											
Hector Cruz , R OBP: 0.299, SLG: 0.374 (9, PH)		0-0 F7	0-0 2-3 1B		4-0 BB		0-0 5-3		0-0 1-2 BB	4	0	1	1	1	0	5											
Darrell Evans , L OBP: 0.375, SLG: 0.398 (1, 5)	1-2 F7		0-0 3-H 1B		0-3 BB		0-0 1-2 2-3		0-0 F2	3	0	0	0	0	2	3											
Larry Hemdon , R OBP: 0.345, SLG: 0.378 Terry Whitfield , L OBP: 0.352, SLG: 0.426 (7, 7) (7, 7)	K		0-0 F6		0-3 K		0-0 4-3			1	0	0	0	0	0	3											
Roger Metzger , S OBP: 0.310, SLG: 0.309 (1, 6)		4-0 BB		0-0 F8		0-3 K		0-0 F6	0	0	0	0	0	0	0	0											
John Tamargo , S OBP: 0.484, SLG: 0.348 (1, 2)		4-0 1-2 2-3 BB		0-0 1B SH1-4 1B		4-0 BB		0-0 F6	2	0	1	0	2	0	0												
Bob Knepper , L OBP: 0.145, SLG: 0.109 Randy Moffitt , R OBP: 0.250, SLG: 0.143 Mike Ivey , R OBP: 0.352, SLG: 0.474 John Curtis , L (6, 1) (6, 1)	K		0-0 SH1-4		0-3 K		0-3 K		0-3 K	1	0	0	0	0	1	3											
Inning Stats	R: 0 E: 0 K: 1 S: 5	H: 0 LOB: 0 BB: 0 P: 5	R: 0 E: 1 K: 2 S: 8	H: 0 LOB: 3 BB: 2 P: 16	R: 2 E: 0 K: 0 S: 4	H: 1 LOB: 1 BB: 2 P: 12	R: 0 E: 0 K: 0 S: 5	H: 2 LOB: 2 BB: 0 P: 5	R: 0 E: 0 K: 3 S: 9	H: 0 LOB: 1 BB: 1 P: 13	R: 0 E: 0 K: 1 S: 6	H: 1 LOB: 3 BB: 1 P: 10	R: 0 E: 0 K: 1 S: 5	H: 0 LOB: 0 BB: 2 P: 5	R: 0 E: 0 K: 1 S: 5	H: 0 LOB: 2 BB: 2 P: 13	1B: 4 2B: 0 3B: 0 HR: 0	SF: 1 SAC: 1 DP: 0 HBP: 0	WP: 1 PB: 1 SB: 1 CS: 0	PA: 41							
PITCHER	IP	WLS	BF	H	R	ER	SO	BB	IBB	HBP	BLK	WP	HR	S	P	ERA	WHIP										
J.R. Richard , R ERA: 2.95 Joe Sambito , L ERA: 3.05	(1, 1) (9, 1)	8.2 S	40 1	4 0	2 0	1 0	11 0	9 0	0 0	0 0	0 0	1 0	0 1	53 1	89 1	1.04 0.00	1.500 0.000										

San Francisco Giants @ Houston Astros
Astrodome, Houston, TX
Tue Aug 01 1978, 8:05 PM EDT
Att: 16,515 - Unknown

AB	27
R	2
H	4
RBI	2
BB	8
SO	10
LOB	21



Batter	1	2	3	4	5	6	7	8	9	AB	R	H	RBI	BB	SO	LOB	BOTTOM										
Rafael Landestoy , S OBP: 0.318, SLG: 0.300 (1, 6)	6-3	4-3			0-0 SH3-4		0-0 F9			3	0	0	0	0	0	2											
Terry Puhl , L OBP: 0.332, SLG: 0.385 (1, 8)	4-3		0-0 5-3		4-0 WP 1B BB		0-0 F5			3	1	0	0	1	0	0											
Enos Cabell , R OBP: 0.321, SLG: 0.399 (1, 5)	6-3		0-0 6-3		0-0 FC5-4 1H 2H 1B		0-0 4-3			4	0	1	2	0	0	0											
Bob Watson , R OBP: 0.353, SLG: 0.460 Dave Bergman , L OBP: 0.376, SLG: 0.290 (1, 3) (9, 3)		0-0 E9 SF7 2B	0-0 5-3		0-0 FC5-4 FC6		0-0 5-3		0-0 4-1	4	1	1	0	0	0	1											
Wilbur Howard , S OBP: 0.284, SLG: 0.324 (1, 7)		0-3 K2-3		0-0 5-3		0-0 FC6		0-0 4-1	4	0	0	0	0	1	2												
Jose Cruz , L OBP: 0.350, SLG: 0.426 (1, 9)		0-0 SF7		0-0 6-3		0-0 SH3-4 1B		0-0 F8	3	0	1	1	0	0	0												
Julio Gonzalez , R OBP: 0.303, SLG: 0.274 (1, 4)		0-0 BB 1B BB		0-0 FC6-4 1B		0-0 SH3-4		0-0 1-2	1	1	1	0	1	0	0												
Bruce Bochy , R OBP: 0.400, SLG: 0.500 (1, 2)		4-0 1B BB		0-0 FC6-4		0-3 K			2	0	0	0	1	1	2												
J.R. Richard , R OBP: 0.169, SLG: 0.157 Joe Sambito , L (9, 1)		0-0 1-2 2H 1B		4-0 WP SH3-4 1B BB		0-3 K			2	1	1	1	1	1	1												
Inning Stats	R: 0 E: 0 K: 0 S: 3	H: 0 LOB: 0 BB: 0 P: 3	R: 2 E: 1 K: 1 S: 7	H: 2 LOB: 2 BB: 2 P: 15	R: 0 E: 0 K: 0 S: 3	H: 0 LOB: 0 BB: 0 P: 3	R: 0 E: 0 K: 0 S: 4	H: 1 LOB: 1 BB: 0 P: 4	R: 2 E: 0 K: 0 S: 4	H: 1 LOB: 1 BB: 2 P: 12	R: 0 E: 0 K: 2 S: 8	H: 1 LOB: 0 BB: 0 P: 8	R: 0 E: 0 K: 0 S: 3	H: 0 LOB: 0 BB: 0 P: 3	R: 0 E: 0 K: 0 S: 3	H: 0 LOB: 0 BB: 0 P: 3	1B: 4 2B: 1 3B: 0 HR: 0	SF: 1 SAC: 2 DP: 0 HBP: 0	WP: 1 PB: 0 SB: 0 CS: 0	PA: 33							
PITCHER	IP	WLS	BF	H	R	ER	SO	BB	IBB	HBP	BLK	WP	HR	S	P	ERA	WHIP										
Bob Knepper , L ERA: 2.72 Randy Moffitt , R ERA: 3.25 John Curtis , L ERA: 3.27	(1, 1) (5, 1) (6, 1)	4.1 L	20 3	4 1	4 0	4 0	4 0	4 0	0 0	0 0	0 0	1 0	0 3	18 3	34 3	8.31 0.00	1.615 1.500										

San Francisco Giants @ Houston Astros
Astrodome, Houston, TX
Tue Aug 01 1978, 8:05 PM EDT
Att: 16,515 - Unknown

AB	26
R	4
H	5
RBI	4
BB	4
SO	3
LOB	8



Batter	1	2	3	4	5	6	7	8	9	AB R H RBI BB SO LOB	TOP											
Bill Madlock R (1.4) OBP: 0.371, SLG: 0.458	0-0 1B 2B		0-0 F5		0-0 F3		4-0 IBB			3 1 1 0 1 0 2	San Francisco Giants @ Houston Astros Astrodome, Houston, TX Wed Aug 02 1978, 8:05 PM EDT Att: 14,754 - Unknown											
Jim Dwyer L (1.9) OBP: 0.321, SLG: 0.300	0-0 4-3 2-H PO 1B		0-0 F5		0-0 4-3		0-0 3-1			4 0 1 1 0 0 5												
Darrell Evans L (1.5) OBP: 0.376, SLG: 0.397	0-3 K 1-2			4-0 1B HR BB		0-0 F5		0-0 G6-4-3 1B		3 1 1 0 1 1 1												
Willie McCovey L (1.3) OBP: 0.299, SLG: 0.401	0-0 4-3			0-0 HR 1B		0-3 K2-3		0-0 G6-4-3		3 1 1 0 0 1 1												
Larry Herndon R (6.8) OBP: 0.344, SLG: 0.377	2-3			1-3 HR 1B		0-0 K		1-2		1 0 0 0 0 0 1												
Terry Whitfield L (1.7) OBP: 0.353, SLG: 0.435	0-0 PO	0-3 K2-3		0-0 HR		0-3 K		0-0 1B		4 1 2 3 0 2 0												
Hector Cruz R (1.8) OBP: 0.293, SLG: 0.365		0-0 F5		0-3 K		0-0 5-3		0-0 F9		4 0 0 0 0 1 1												
Roger Metzger S (1.6) OBP: 0.313, SLG: 0.312		0-0 4-3		0-0 3-1		0-0 1B		0-0 1B		0 0 0 0 0 0 0												
John Tamargo S (1.2) OBP: 0.486, SLG: 0.370			0-0 FC1-6 1B		0-0 F6		0-0 SH1-4 1B		0-0 F8	4 0 2 0 0 0 1												
John Montefusco R (1.1) OBP: 0.153, SLG: 0.093			0-0 FC1-6			0-0 SH1-4		0-0 B1-6-4		3 0 1 0 0 0 2												
Inning Stats	R: 1 E: 0 K: 1 S: 6	H: 2 LOB: 0 BB: 0 P: 6	R: 0 E: 0 K: 1 S: 5	H: 0 LOB: 0 BB: 0 P: 5	R: 0 E: 0 K: 0 S: 4	H: 1 LOB: 1 BB: 0 P: 4	R: 3 E: 0 K: 1 S: 7	H: 2 LOB: 0 BB: 1 P: 11	R: 0 E: 0 K: 0 S: 3	H: 1 LOB: 0 BB: 0 P: 3	R: 0 E: 0 K: 2 S: 7	H: 0 LOB: 0 BB: 0 P: 7	R: 0 E: 0 K: 0 S: 5	H: 2 LOB: 3 BB: 1 P: 9	R: 0 E: 0 K: 0 S: 4	H: 2 LOB: 1 BB: 0 P: 4	R: 0 E: 0 K: 0 S: 3	H: 1 LOB: 0 BB: 0 P: 3	1B: 9 2B: 2 3B: 0 HR: 1	SF: 0 SAC: 1 DP: 3 HBP: 0	WP: 0 PB: 0 SB: 1 CS: 0	PA: 37
PITCHER	IP WLS BF H R ER SO BB IBB HBP BLK WP HR S P ERA WHIP											PITCHER	IP WLS BF H R ER SO BB IBB HBP BLK WP HR S P ERA WHIP									
Tom Dixon R (1.1) ERA: 3.82	5.0 L 20 6 4 4 3 1 0 0 0 0 0 1 25 29 7.20 1.400																					
Floyd Bannister L (6.1) ERA: 4.33	1.0 3 0 0 0 2 0 0 0 0 0 0 7 7 0.00 0.000																					
Joaquin Andujar R (7.1) ERA: 2.93	3.0 13 5 0 0 0 0 1 0 0 0 0 12 16 0.00 1.667																					

Batter	1	2	3	4	5	6	7	8	9	AB R H RBI BB SO LOB	BOTTOM											
Rafael Landestoy S (1.6) OBP: 0.300, SLG: 0.282	0-0 4-3		0-0 F9		0-0 F4		0-0 F5		0-0 F4	5 0 0 0 0 0 2	San Francisco Giants @ Houston Astros Astrodome, Houston, TX Wed Aug 02 1978, 8:05 PM EDT Att: 14,754 - Unknown											
Terry Puhl L (1.8) OBP: 0.331, SLG: 0.384	0-0 4-3 S 1B		0-0 F2		0-0 4-3		0-0 4-3			4 1 1 0 0 0 1												
Enos Cabell R (1.5) OBP: 0.318, SLG: 0.395	0-0 4-3		0-0 6-3		0-0 6-3		0-0 5-3			4 0 0 0 0 0 2												
Jose Cruz L (1.9) OBP: 0.354, SLG: 0.429	0-0 1B			0-0 2B 1B		0-0 5-3		0-0 G6-3 1B		4 1 3 1 0 0 0												
Bob Watson R (1.3) OBP: 0.355, SLG: 0.462	0-0 F8			0-0 2B		4-0 BB 1B BB		0-0 G6-3		3 0 1 1 1 0 2												
Dave Bergman L (1.7) OBP: 0.367, SLG: 0.279		0-3 K		0-0 5-3		0-0 F8		0-0 F8		4 0 0 0 0 1 2												
Julio Gonzalez R (1.4) OBP: 0.314, SLG: 0.288		0-0 1B		0-0 6-3		0-0 BB 1B		0-0 F9		4 0 2 0 0 0 1												
Bruce Bochy R (1.2) OBP: 0.379, SLG: 0.440		0-0 F8		0-3 K		4-0 BB		0-3 K		3 0 0 0 1 2 2												
Tom Dixon R (1.1) OBP: 0.133, SLG: 0.103		0-0 F9			4-0 BB		0-0 F7		4-0 BB	1 0 0 0 0 0 1												
Denny Walling L (5. PH) OBP: 0.305, SLG: 0.299										0 0 0 0 0 1 0 0												
Floyd Bannister L (6. PH) OBP: 0.167, SLG: 0.174										0 0 0 0 0 0 0 0												
Wilbur Howard S (6. PH) OBP: 0.042, SLG: 0.036										1 0 0 0 0 0 0 3												
Joaquin Andujar S (7. PH) OBP: 0.107, SLG: 0.114										0 0 0 0 0 0 0 0												
Jesus Alou F (9. PH) OBP: 0.321, SLG: 0.428										0 0 0 0 0 1 0 0												
Mike Fischlin R (9. PH) OBP: 0.192, SLG: 0.151										0 0 0 0 0 0 0 0												
Inning Stats	R: 1 E: 0 K: 0 S: 5	H: 2 LOB: 1 BB: 0 P: 5	R: 0 E: 0 K: 1 S: 6	H: 1 LOB: 0 BB: 0 P: 6	R: 0 E: 0 K: 0 S: 3	H: 0 LOB: 0 BB: 0 P: 3	R: 1 E: 0 K: 1 S: 7	H: 2 LOB: 1 BB: 0 P: 7	R: 0 E: 0 K: 0 S: 3	H: 0 LOB: 1 BB: 1 P: 7	R: 0 E: 0 K: 0 S: 4	H: 1 LOB: 3 BB: 2 P: 12	R: 0 E: 0 K: 0 S: 3	H: 0 LOB: 0 BB: 0 P: 3	R: 0 E: 0 K: 0 S: 3	H: 1 LOB: 1 BB: 0 P: 3	R: 0 E: 0 K: 1 S: 5	H: 0 LOB: 1 BB: 1 P: 9	1B: 6 2B: 1 3B: 0 HR: 0	SF: 0 SAC: 0 DP: 1 HBP: 0	WP: 0 PB: 0 SB: 1 CS: 0	PA: 37
PITCHER	IP WLS BF H R ER SO BB IBB HBP BLK WP HR S P ERA WHIP											PITCHER	IP WLS BF H R ER SO BB IBB HBP BLK WP HR S P ERA WHIP									
John Montefusco R (1.1) ERA: 3.77	9.0 W 37 7 2 2 3 4 0 0 0 0 0 39 55 2.00 1.222																					



Batter	1	2	3	4	5	6	7	8	9	AB	R	H	RBI	BB	SO	LOB	TOP			
Terry Puhl, L OBP: 0.336, SLG: 0.386 (1, 8)	F7		BB						BB	3	1	2	0	2	0	0	Houston Astros @ Atlanta Braves Atlanta-Fulton County Stadium, Atlanta, GA Fri Aug 04 1978, 7:05 PM EDT Att: 11,282 - Unknown			
Julio Gonzalez, R OBP: 0.307, SLG: 0.282 (1, 4)	4-3		BB						BB	5	0	1	0	0	2	6				
Enos Cabell, R OBP: 0.316, SLG: 0.391 (1, 5)	K								BB	4	0	0	0	0	2	5				
Jose Cruz, L OBP: 0.353, SLG: 0.427 (1, 9)		F3								4	1	1	0	0	0	2				
Bob Watson, R OBP: 0.354, SLG: 0.460 (1, 3)	5-3									4	0	1	0	0	1	0				
Dave Bergman, L OBP: 0.371, SLG: 0.287 (1, 7)	K									4	0	2	1	0	2	0				
Bruce Bochy, R OBP: 0.364, SLG: 0.414 (1, 2)										4	0	1	0	0	1	3				
Mike Fischlin, R OBP: 0.185, SLG: 0.145 (1, 6)										3	0	0	0	0	1	4				
Wilbur Howard, S OBP: 0.279, SLG: 0.317 (9, PH)										1	0	0	0	0	1	0				
Mark Lemongello, R OBP: 0.226, SLG: 0.191 (2, 1)										0	0	0	0	0	0	0				
Floyd Bannister, L OBP: 0.200, SLG: 0.206 (4, PH)										1	0	1	0	0	0	0				
Denny Walling, L OBP: 0.300, SLG: 0.297 (4, 1)										1	0	0	0	0	0	0				
Joaquin Andujar, R OBP: 0.285, SLG: 0.174 (5, 1)										0	0	0	0	0	0	0				
Rick Williams, R OBP: 0.206, SLG: 0.126 (7, PH)										1	0	0	0	0	0	0				
Rafael Landestoy, S OBP: 0.206, SLG: 0.126 (7, 1)										0	0	0	0	0	0	0				
Ken Forsch, R OBP: 0.200, SLG: 0.200 (7, 1)										1	0	0	0	0	0	0				
Jesus Alou, R OBP: 0.377, SLG: 0.443 (9, PH)										1	0	1	0	0	0	0				
Inning Stats	R: 0 E: 0 K: 1 S: 5	H: 0 LOB: 0 BB: 0 P: 5	R: 0 E: 0 K: 1 S: 5	H: 0 LOB: 0 BB: 0 P: 5	R: 0 E: 0 K: 1 S: 7	H: 2 LOB: 3 BB: 1 P: 11	R: 1 E: 0 K: 1 S: 8	H: 3 LOB: 2 BB: 0 P: 8	R: 0 E: 0 K: 2 S: 5	H: 1 LOB: 1 BB: 0 P: 8	R: 1 E: 0 K: 2 S: 9	H: 2 LOB: 1 BB: 0 P: 9	R: 0 E: 0 K: 2 S: 7	H: 0 LOB: 0 BB: 0 P: 7	R: 0 E: 0 K: 1 S: 6	H: 2 LOB: 1 BB: 0 P: 6	1B: 10 2B: 0 3B: 0 HR: 0	SF: 0 SAC: 0 DP: 1 HBP: 0	WP: 1 PB: 1 SB: 1 CS: 0	PA: 38
PITCHER Phil Niekro, R ERA: 2.89 (1, 1)	IP: 9.0 WLS: W BF: 38 H: 10 R: 2 ER: 1 SO: 12 BB: 2 IBB: 0 HBP: 0 BLK: 0 WP: 1 HR: 0 S: 60 P: 68 ERA: 1.00 WHIP: 1.333															PITCHER				

Batter	1	2	3	4	5	6	7	8	9	AB	R	H	RBI	BB	SO	LOB	BOTTOM			
Jerry Royster, R OBP: 0.348, SLG: 0.349 (1, 6)	HR									5	2	4	1	0	0	2	Houston Astros @ Atlanta Braves Atlanta-Fulton County Stadium, Atlanta, GA Fri Aug 04 1978, 7:05 PM EDT Att: 11,282 - Unknown			
Rowland Office, L OBP: 0.311, SLG: 0.380 (1, 8)	HR									3	1	1	0	2	2	2				
Gary Matthews, R OBP: 0.379, SLG: 0.471 (1, 9)	F7									5	1	2	1	0	1	4				
Jeff Burroughs, R OBP: 0.458, SLG: 0.561 (1, 7)										3	1	1	3	1	1	1				
Barry Bonnell, R OBP: 0.297, SLG: 0.303 (8, 7)	HR									1	0	0	0	0	0	3				
Bob Horner, R OBP: 0.332, SLG: 0.538 (1, 5)	F8									3	0	2	2	0	0	0				
Biff Pocoreba, S OBP: 0.311, SLG: 0.332 (1, 2)	F6									4	0	0	0	0	0	4				
Dale Murphy, R OBP: 0.308, SLG: 0.423 (1, 3)										2	1	0	0	2	0	0				
Rod Gilbreath, R OBP: 0.295, SLG: 0.336 (1, 4)										4	1	1	0	0	1	1				
Phil Niekro, R OBP: 0.244, SLG: 0.253 (1, 1)										4	0	1	0	0	0	3				
Inning Stats	R: 3 E: 0 K: 0 S: 5	H: 2 LOB: 0 BB: 1 P: 9	R: 1 E: 0 K: 0 S: 3	H: 2 LOB: 1 BB: 1 P: 7	R: 1 E: 0 K: 1 S: 7	H: 2 LOB: 0 BB: 0 P: 7	R: 0 E: 0 K: 0 S: 3	H: 0 LOB: 0 BB: 0 P: 3	R: 1 E: 0 K: 1 S: 7	H: 2 LOB: 2 BB: 1 P: 11	R: 0 E: 1 K: 1 S: 6	H: 1 LOB: 0 BB: 0 P: 6	R: 1 E: 0 K: 1 S: 7	H: 2 LOB: 3 BB: 2 P: 15	R: 1 E: 0 K: 1 S: 7	H: 2 LOB: 2 BB: 2 P: 15	1B: 9 2B: 2 3B: 0 HR: 1	SF: 1 SAC: 0 DP: 1 HBP: 0	WP: 0 PB: 0 SB: 1 CS: 0	PA: 40
PITCHER Mark Lemongello, R ERA: 3.97 (1, 1)	IP: 1.0 WLS: L BF: 8 H: 3 R: 4 ER: 4 SO: 4 BB: 2 IBB: 0 HBP: 0 BLK: 0 WP: 0 HR: 1 S: 6 P: 14 ERA: 36.00 WHIP: 5.000															PITCHER				
Floyd Bannister, L ERA: 4.33 (2, 1)	IP: 2.0 WLS: L BF: 7 H: 3 R: 1 ER: 1 SO: 1 BB: 0 IBB: 0 HBP: 0 BLK: 0 WP: 0 HR: 0 S: 9 P: 9 ERA: 4.50 WHIP: 1.500																			
Joaquin Andujar, R ERA: 2.9 (4, 1)	IP: 1.0 WLS: L BF: 3 H: 0 R: 0 ER: 0 SO: 0 BB: 0 IBB: 0 HBP: 0 BLK: 0 WP: 0 HR: 0 S: 3 P: 3 ERA: 0.00 WHIP: 0.000																			
Rick Williams, R ERA: 4.85 (5, 1)	IP: 2.0 WLS: L BF: 11 H: 3 R: 1 ER: 1 SO: 2 BB: 1 IBB: 0 HBP: 0 BLK: 0 WP: 0 HR: 0 S: 14 P: 18 ERA: 4.50 WHIP: 2.000																			
Ken Forsch, R ERA: 3.03 (7, 1)	IP: 2.0 WLS: L BF: 11 H: 3 R: 1 ER: 1 SO: 2 BB: 2 IBB: 0 HBP: 0 BLK: 0 WP: 0 HR: 0 S: 13 P: 21 ERA: 4.50 WHIP: 2.500																			

AB	36
R	2
H	10
RBI	1
BB	2
SO	12
LOB	22



Batter	1	2	3	4	5	6	7	8	9	AB	R	H	RBI	BB	SO	LOB	TOP					
Terry Puhl, L (1, 8) OBP: 0.335, SLG: 0.382	0-0 4-3	0-3 K			0-0 3-1		1-0 SH1-4 1B HBP		0-0 4-3	4	1	0	0	0	1	0	Houston Astros @ Atlanta Braves Atlanta-Fulton County Stadium, Atlanta, GA Sat Aug 05 1978, 7:05 PM EDT Unknown					
Julio Gonzalez, R (1, 4) OBP: 0.304, SLG: 0.270	4-0 1B E BB		0-0 5-3		0-0 F8		0-0 SH1-4		0-0 6-3	3	1	0	0	1	0	0						
Enos Cabell, R (1, 5) OBP: 0.314, SLG: 0.389	0-0 BB E 1B		0-0 F9		0-3 K		0-0 1-3		0-0 4-3	5	0	1	0	0	1	1						
Jose Cruz, L (1, 9) OBP: 0.352, SLG: 0.424	0-0 E3 BB		0-0 6-3		0-0 1-3		4-0 1B IBB			3	0	0	1	1	0	1						
Bob Watson, R (1, 3) OBP: 0.357, SLG: 0.461	4-0 1-2 2-3 BB		0-0 F9		0-0 BB 1B		0-0 1-3 2-H 1B			3	1	2	1	1	0	0						
Dave Bergman, L (1, 7) OBP: 0.375, SLG: 0.295	0-0 F7		0-0 1B		0-0 BB 1B		0-3 K			4	1	2	0	0	1	5						
Luis Pujols, R (1, 2) OBP: 0.200, SLG: 0.228	0-3 K		0-3 K		4-0 1-2 2-3 BB		0-3 K2-3			3	1	0	0	1	3	4						
Mike Fischlin, R (1, 6) OBP: 0.181, SLG: 0.141		0-0 F8		0-0 5-3		0-0 1-H 2-H 3-H 2B		0-0 6-3	2	2	0	0	0	0	0	1						
Denny Walling, L (6, PH) OBP: 0.305, SLG: 0.309										1	0	1	3	0	0	0						
Jimmy Sexton, R (6, 6) OBP: 0.209, SLG: 0.160										1	0	0	0	0	0	0						
Joe Niekro, R (1, 1) OBP: 0.231, SLG: 0.282		0-3 K		0-3 K		0-3 K		0-0 4-3	3	0	0	0	0	0	2	1						
Joe Sambito, L (7, 1)										0	0	0	0	0	0	0						
Ken Forsch, R (7, 1) OBP: 0.182, SLG: 0.182										1	0	0	0	0	0	0						
Inning Stats	R: 1 E: 1 K: 1 S: 7	H: 1 LOB: 3 P: 15	R: 0 E: 0 K: 2 S: 7	H: 0 LOB: 0 BB: 0 P: 7	R: 0 E: 0 K: 0 S: 3	H: 0 LOB: 0 BB: 0 P: 3	R: 0 E: 0 K: 1 S: 6	H: 1 LOB: 1 BB: 0 P: 6	R: 0 E: 0 K: 1 S: 5	H: 0 LOB: 0 BB: 0 P: 5	R: 3 E: 0 K: 1 S: 8	H: 3 LOB: 1 BB: 1 P: 12	R: 1 E: 0 K: 1 S: 6	H: 1 LOB: 2 BB: 1 P: 11	R: 0 E: 0 K: 1 S: 5	H: 0 LOB: 0 BB: 0 P: 5	R: 0 E: 0 K: 0 S: 3	H: 0 LOB: 0 BB: 0 P: 3	1B: 5 2B: 1 3B: 0 HR: 0	SF: 0 SAC: 1 DP: 0 HBP: 1	WP: 0 PB: 0 SB: 0 CS: 0	PA: 39
PITCHER	IP WLS BF H R ER SO BB IBB HBP BLK WP HR S P ERA WHIP																					
Preston Hanna, R (1, 1) ERA: 4.88	5.2 L 26 5 4 4 6 3 0 0 0 0 0 0 35 47 6.35 1.412																					
Dave Campbell, R (6, 1) ERA: 4.59	1.0 6 1 1 1 0 0 1 1 0 0 0 4 9 9.00 1.000																					
Craig Skok, L (7, 1) ERA: 4.26	0.1 1 0 0 0 0 0 0 0 0 0 0 3 3 0.00 0.000																					
Jamie Easterly, L (8, 1) ERA: 6.0	2.0 6 0 0 0 1 0 0 0 0 0 0 8 8 0.00 0.000																					

Batter	1	2	3	4	5	6	7	8	9	AB	R	H	RBI	BB	SO	LOB	BOTTOM			
Jerry Royster, R (1, 6) OBP: 0.346, SLG: 0.346	0-0 F8	0-0 F7			4-0 BB		0-0 SF9		0-0 F3	3	0	0	1	1	0	3	Houston Astros @ Atlanta Braves Atlanta-Fulton County Stadium, Atlanta, GA Sat Aug 05 1978, 7:05 PM EDT Unknown			
Rowland Office, L (1, 8) OBP: 0.308, SLG: 0.375	0-0 4-3		0-0 4-3		0-0 6-3		0-0 3-H		0-3 K	3	0	0	0	0	0	1				
Cito Gaston, R (7, PH) OBP: 0.230, SLG: 0.227										1	0	1	1	0	0	0				
Chico Ruiz, R (7, PR)										0	0	0	0	0	0	0				
Jamie Easterly, L (8, 1) OBP: 0.294, SLG: 0.313										0	0	0	0	0	0	0				
Joe Nolan, L (9, PH) OBP: 0.337, SLG: 0.376										1	0	0	0	0	1	1				
Gary Matthews, R (1, 9) OBP: 0.377, SLG: 0.466	4-0 2B BB		0-0 6-3		0-0 F9		0-3 K			3	1	0	0	1	1	2				
Jeff Burroughs, R (1, 7) OBP: 0.458, SLG: 0.562	0-0 1-H 2B		0-0 F8		0-0 6-3		0-0 6-3		4-0 4-6-3 BB	3	0	1	1	1	0	0				
Bob Horner, R (1, 5) OBP: 0.330, SLG: 0.529	0-0 1-3			4-0 G1-6-3 BB		0-0 5-3		0-0 F8		3	0	0	0	1	0	2				
Biff Pocoroba, S (1, 2) OBP: 0.310, SLG: 0.331		0-0 F8		0-0 G1-6-3		0-0 PB SF9 1B		0-0 4-6-3		4	1	1	0	0	0	2				
Dale Murphy, R (1, 3) OBP: 0.307, SLG: 0.421		0-0 F8		0-0 6-3		0-0 1-2 1B		0-3 K		4	1	1	0	0	1	1				
Rod Gilbreath, R (1, 4) OBP: 0.302, SLG: 0.340		0-0 1B 1B			0-0 5-3		4-0 1-2 2-3 BB		0-0 1B	3	0	2	0	1	0	0				
Preston Hanna, R (1, 1) OBP: 0.209, SLG: 0.310		0-0 1B			0-0 F9		0-3 K		0-0 F5	2	0	1	0	0	0	0				
Dave Campbell, R (6, 1)										0	0	0	0	0	0	0				
Craig Skok, R (7, 1) OBP: 0.286, SLG: 0.429										0	0	0	0	0	0	0				
Bob Beall, S (7, PH) OBP: 0.349, SLG: 0.274		1-2 1B								1	0	0	0	0	1	3				
Barry Bonnell, R (8, 8) OBP: 0.286, SLG: 0.302										1	0	0	0	0	1					
Inning Stats	R: 1 E: 0 K: 0 S: 4	H: 1 LOB: 1 BB: 1 P: 8	R: 0 E: 0 K: 0 S: 5	H: 2 LOB: 2 BB: 0 P: 5	R: 0 E: 0 K: 0 S: 3	H: 0 LOB: 0 BB: 1 P: 3	R: 0 E: 0 K: 0 S: 2	H: 0 LOB: 0 BB: 1 P: 6	R: 0 E: 0 K: 0 S: 3	H: 0 LOB: 1 BB: 1 P: 7	R: 0 E: 0 K: 2 S: 10	H: 0 LOB: 2 BB: 1 P: 14	R: 0 E: 0 K: 1 S: 5	H: 0 LOB: 1 BB: 1 P: 9	R: 0 E: 0 K: 1 S: 6	H: 1 LOB: 1 BB: 0 P: 6	1B: 6 2B: 1 3B: 0 HR: 0	SF: 0 SAC: 0 DP: 1 HBP: 0	WP: 0 PB: 1 SB: 0 CS: 0	PA: 38
PITCHER	IP WLS BF H R ER SO BB IBB HBP BLK WP HR S P ERA WHIP																			
Joe Niekro, R (1, 1) ERA: 4.55	6.0 W 26 5 3 3 0 4 0 0 0 0 0 0 22 38 4.50 1.500																			
Joe Sambito, L (7, 1) ERA: 3.03	0.2 3 1 0 0 1 0 0 0 0 0 0 5 5 0.00 1.500																			
Ken Forsch, R (7, 1) ERA: 2.93	2.1 S 9 1 0 0 3 1 0 0 0 0 0 14 18 0.00 0.857																			

AB	33
R	5
H	6
RBI	5
BB	4
SO	8
LOB	13



Batter	1	2	3	4	5	6	7	8	9	AB	R	H	RBI	BB	SO	LOB	TOP					
Terry Puhl, L (1, 8) OBP: 0.333, SLG: 0.380	F5			F7	F9				F5	5	0	1	1	0	0	1	Houston Astros @ Atlanta Braves Atlanta-Fulton County Stadium, Atlanta, GA Sat Aug 05 1978, 7:05 PM EDT Att: 20,950 - Unknown					
Julio Gonzalez, R (1, 4) OBP: 0.286, SLG: 0.253	F3			F6		G3	F7		F6	5	0	0	0	0	0							
Enos Cabell, R (1, 5) Mike Fischlin, R (8, 6) OBP: 0.181, SLG: 0.141	F9			K						4	1	2	0	0	1	0						
Jose Cruz, L (1, 9) OBP: 0.356, SLG: 0.435		F7				2B			1B	4	2	3	2	0	0	0						
Bob Watson, R (1, 3) Denny Walling, L (8, PR) OBP: 0.308, SLG: 0.309		5-3				1B			1B	3	1	2	0	0	0	0						
Dave Bergman, L (1, 7) OBP: 0.371, SLG: 0.287		4-3				2B			1B	0	0	0	0	0	0	0						
Bruce Bochy, R (1, 2) OBP: 0.324, SLG: 0.364				6-3		G6-4-3			K	3	0	0	0	0	1	6						
Jimmy Sexton, R (1, 6) OBP: 0.233, SLG: 0.238				F7						3	3	2	2	1	0	0						
Vern Ruhle, R (1, 1) OBP: 0.167, SLG: 0.167				K						3	0	1	1	0	2	0						
Inning Stats	R: 0 E: 0 K: 0 S: 3	H: 0 LOB: 0 BB: 0 P: 3	R: 0 E: 0 K: 0 S: 3	H: 0 LOB: 0 BB: 0 P: 3	R: 0 E: 0 K: 1 S: 5	H: 0 LOB: 0 BB: 0 P: 5	R: 0 E: 0 K: 1 S: 5	H: 0 LOB: 0 BB: 0 P: 5	R: 3 E: 0 K: 0 S: 6	H: 4 LOB: 1 BB: 1 P: 10	R: 2 E: 0 K: 1 S: 8	H: 3 LOB: 1 BB: 0 P: 8	R: 1 E: 0 K: 0 S: 3	H: 1 LOB: 1 BB: 1 P: 7	R: 0 E: 0 K: 0 S: 4	H: 2 LOB: 3 BB: 0 P: 5		R: 1 E: 0 K: 1 S: 6	H: 1 LOB: 0 BB: 0 P: 6	1B: 7 2B: 1 3B: 1 HR: 2	SF: 0 SAC: 1 DP: 2 HBP: 1	WP: 0 PB: 0 SB: 0 CS: 0
PITCHER	IP WLS BF H R ER SO BB IBB HBP BLK WP HR S P ERA WHIP																					
Tommy Boggs, R (1, 1) ERA: 6.45	5.1 L 23 7 5 5 2 0 0 0 0 0 0 0 4 4 8.44 1.312																					
Craig Skok, L (6, 1) ERA: 4.19	0.2 2 0 0 0 1 0 0 0 0 0 0 0 4 4 0.00 0.000																					
Rick Camp, R (7, 1) ERA: 3.29	2.0 9 3 1 1 0 1 0 0 1 0 0 0 7 12 4.50 2.000																					
Gene Garber, R (9, 1) ERA: 1.66	1.0 4 1 1 1 1 0 0 0 0 0 0 1 6 6 9.00 1.000																					

Batter	1	2	3	4	5	6	7	8	9	AB	R	H	RBI	BB	SO	LOB	BOTTOM					
Jerry Royster, R (1, 6) OBP: 0.345, SLG: 0.345	F8		F8			F8				4	0	1	0	0	0	0	Houston Astros @ Atlanta Braves Atlanta-Fulton County Stadium, Atlanta, GA Sat Aug 05 1978, 7:05 PM EDT Att: 20,950 - Unknown					
Rowland Office, L (1, 8) OBP: 0.303, SLG: 0.369	F5			F2			F8		FC4-6	4	0	0	0	0	1							
Gary Matthews, R (1, 9) OBP: 0.376, SLG: 0.463				K			F7		E5	4	0	1	0	0	1	1						
Jeff Burroughs, R (1, 7) OBP: 0.454, SLG: 0.556	F3			K			F7		K	4	0	0	0	0	2	3						
Bob Horner, R (1, 5) OBP: 0.325, SLG: 0.520		F6				F8			F8	3	0	0	0	0	0	0						
Dale Murphy, R (1, 3) OBP: 0.507, SLG: 0.423		F3				K				3	0	1	0	0	1	0						
Joe Nolan, L (1, 2) OBP: 0.327, SLG: 0.364		6-3				F7				3	0	0	0	0	1							
Rod Gilbreath, R (1, 4) OBP: 0.302, SLG: 0.340							F9			3	0	1	0	0	1							
Tommy Boggs, R (1, 1) ERA: 6.45										1	0	0	0	0	1	1						
Craig Skok, R (6, 1) ERA: 4.19										0	0	0	0	0	0	0						
Bob Beall, S (6, PR) OBP: 0.344, SLG: 0.271										1	0	0	0	0	0	0						
Rick Camp, R (7, 1) ERA: 3.29										0	0	0	0	0	0	0						
Gene Garber, R (9, 1) ERA: 1.66										0	0	0	0	0	0	0						
Bill Pasorobala, S (9, PR) OBP: 0.309, SLG: 0.330										1	0	0	0	0	0	0						
Inning Stats	R: 0 E: 0 K: 0 S: 4	H: 1 LOB: 1 BB: 0 P: 4	R: 0 E: 0 K: 0 S: 3	H: 0 LOB: 0 BB: 0 P: 3	R: 0 E: 0 K: 1 S: 5	H: 1 LOB: 0 BB: 0 P: 5	R: 0 E: 0 K: 2 S: 7	H: 0 LOB: 0 BB: 0 P: 7	R: 0 E: 0 K: 1 S: 5	H: 0 LOB: 0 BB: 0 P: 5	R: 0 E: 0 K: 0 S: 3	H: 0 LOB: 0 BB: 0 P: 3	R: 0 E: 0 K: 0 S: 3	H: 0 LOB: 0 BB: 0 P: 3	R: 0 E: 0 K: 0 S: 4	H: 1 LOB: 1 BB: 0 P: 4	R: 0 E: 1 K: 1 S: 7	H: 1 LOB: 2 BB: 0 P: 7	1B: 3 2B: 1 3B: 0 HR: 0	SF: 0 SAC: 0 DP: 0 HBP: 0	WP: 0 PB: 0 SB: 0 CS: 1	PA: 31
PITCHER	IP WLS BF H R ER SO BB IBB HBP BLK WP HR S P ERA WHIP																					
Vern Ruhle, R (1, 1) ERA: 1.33	9.0 W 31 4 0 0 5 0 0 0 0 0 0 0 41 41 0.00 0.444																					



Batter	1	2	3	4	5	6	7	8	9	AB	R	H	RBI	BB	SO	LOB	TOP									
Terry Puhl, L OBP: 0.330, SLG: 0.376 (1, 8)										4	0	0	0	0	0	0										
Julio Gonzalez, R OBP: 0.295, SLG: 0.301 (1, 4)										4	1	2	1	0	0	0										
Enos Cabell, R OBP: 0.313, SLG: 0.387 (1, 5)										4	0	0	0	0	0	1										
Bob Watson, R OBP: 0.363, SLG: 0.474 (1, 3)										4	1	2	1	0	0	1										
Wilbur Howard, S OBP: 0.278, SLG: 0.315 (1, 7)										4	0	1	0	0	0	0										
Jose Cruz, L OBP: 0.353, SLG: 0.431 (1, 9)										4	0	0	0	0	0	2										
Jimmy Sexton, R OBP: 0.247, SLG: 0.235 (1, 6)										1	0	0	0	2	1	0										
Luis Pujols, R OBP: 0.196, SLG: 0.223 (7, PH)										2	0	0	0	0	0	0										
Denny Walling, L OBP: 0.305, SLG: 0.307 (7, 2)										1	0	0	0	0	1	1										
Bruce Bochy, R OBP: 0.324, SLG: 0.364 (7, 2)										0	0	0	0	0	0	0										
J.R. Richard, R OBP: 0.164, SLG: 0.153 (8, PH)										2	0	0	0	0	1	0										
Rafael Landestoy, S OBP: 0.253, SLG: 0.276 (8, 1)										1	0	0	0	0	0	0										
Joe Sambito, L (8, 1)										0	0	0	0	0	0	0										
Inning Stats	R: 0 E: 0 K: 0 S: 3	H: 0 LOB: 0 BB: 0 P: 3	R: 1 E: 0 K: 0 S: 3	H: 1 LOB: 0 BB: 1 P: 7	R: 0 E: 0 K: 0 S: 3	H: 0 LOB: 0 BB: 0 P: 3	R: 0 E: 0 K: 0 S: 5	H: 2 LOB: 2 BB: 0 P: 5	R: 0 E: 0 K: 2 S: 7	H: 0 LOB: 0 BB: 0 P: 7	R: 0 E: 0 K: 0 S: 4	H: 1 LOB: 1 BB: 0 P: 4	R: 0 E: 0 K: 1 S: 5	H: 0 LOB: 1 BB: 1 P: 9	R: 1 E: 0 K: 0 S: 4	H: 1 LOB: 0 BB: 0 P: 4	R: 0 E: 0 K: 0 S: 3	H: 0 LOB: 0 BB: 0 P: 3	1B: 3 2B: 0 3B: 0 HR: 2	SF: 0 SAC: 0 DP: 0 HBP: 0	WP: 0 PB: 0 SB: 1 CS: 0	PA: 34				
PITCHER	IP	WLS	BF	H	R	ER	SO	BB	IBB	HBP	BLK	WP	HR	S	P	ERA	WHIP									
Larry McWilliams, L ERA: 2.83 Gene Garber, R ERA: 1.72	(1, 1)	6.2	W	25	4	1	1	2	2	0	0	0	0	1	27	35	1.35	0.900								
	(7, 1)	2.1	S	8	1	1	1	1	0	0	0	0	0	1	10	10	3.86	0.429								

Houston Astros @ Atlanta Braves
Atlanta-Fulton County Stadium, Atlanta, GA
Sun Aug 06 1978, 3:33 AM EDT
Att: 8,551 - Unknown

AB	31
R	2
H	5
RBI	2
BB	2
SO	3
LOB	5



Batter	1	2	3	4	5	6	7	8	9	AB	R	H	RBI	BB	SO	LOB	BOTTOM								
Jerry Royster, R OBP: 0.341, SLG: 0.341 (1, 6)										4	0	0	0	0	1	0									
Rowland Office, L OBP: 0.306, SLG: 0.379 (1, 8)										4	2	2	0	0	2	0									
Gary Matthews, R OBP: 0.377, SLG: 0.462 (1, 9)										3	0	1	1	1	1	0									
Jeff Burroughs, R OBP: 0.453, SLG: 0.560 (1, 7)										3	1	1	0	0	1	2									
Bob Horner, R OBP: 0.330, SLG: 0.523 (1, 5)										1	0	1	2	1	0	0									
Joe Nolan, L OBP: 0.317, SLG: 0.352 (1, 2)										3	0	0	0	0	1	2									
Dale Murphy, R OBP: 0.305, SLG: 0.419 (1, 3)										3	0	0	0	0	3	2									
Rod Gilbreath, R OBP: 0.303, SLG: 0.337 (1, 4)										2	0	0	0	1	2	1									
Larry McWilliams, L OBP: 0.125, SLG: 0.125 Gene Garber, R OBP: 0.152, SLG: 0.100 (7, 1)										2	0	0	0	0	1	0									
										1	0	0	0	0	1	1									
Inning Stats	R: 0 E: 0 K: 1 S: 5	H: 0 LOB: 0 BB: 0 P: 5	R: 1 E: 0 K: 3 S: 11	H: 2 LOB: 1 BB: 0 P: 11	R: 1 E: 0 K: 2 S: 8	H: 2 LOB: 1 BB: 0 P: 8	R: 0 E: 0 K: 2 S: 7	H: 0 LOB: 1 BB: 1 P: 11	R: 0 E: 0 K: 1 S: 5	H: 0 LOB: 0 BB: 0 P: 5	R: 1 E: 0 K: 0 S: 3	H: 1 LOB: 0 BB: 1 P: 7	R: 0 E: 0 K: 2 S: 7	H: 0 LOB: 1 BB: 1 P: 11	R: 0 E: 0 K: 2 S: 7	H: 0 LOB: 0 BB: 0 P: 7	1B: 2 2B: 2 3B: 1 HR: 0	SF: 1 SAC: 0 DP: 0 HBP: 0	WP: 0 PB: 0 SB: 0 CS: 1	PA: 31					
PITCHER	IP	WLS	BF	H	R	ER	SO	BB	IBB	HBP	BLK	WP	HR	S	P	ERA	WHIP								
J.R. Richard, R ERA: 2.98 Joe Sambito, L ERA: 2.99	(1, 1)	7.0	L	27	3	3	3	10	3	0	0	0	0	7	7	3.86	1.143								
	(8, 1)	1.0		3	0	0	0	2	0	0	0	0	0	7	7	0.00	0.000								

Houston Astros @ Atlanta Braves
Atlanta-Fulton County Stadium, Atlanta, GA
Sun Aug 06 1978, 3:33 AM EDT
Att: 8,551 - Unknown

AB	26
R	3
H	5
RBI	3
BB	3
SO	13
LOB	8



Batter	1	2	3	4	5	6	7	8	9	AB	R	H	RBI	BB	SO	LOB	TOP								
Terry Puhl, L OBP: 0.338, SLG: 0.384 (1, 8)	0-0 4-3 2B 1B		0-0 G5-4-3 1B		4-0 1-2 G4-6-3 BB		0-0 1-H 2B		0-0 1B 1B	4	1	4	1	1	0	0	Houston Astros @ San Francisco Giants Candlestick Park, San Francisco, CA Tue Aug 08 1978, 10:05 PM EDT Att: 31,904 - Unknown								
Julio Gonzalez, R OBP: 0.290, SLG: 0.295 (1, 4)	0-0 4-3 1-2		0-0 G5-4-3 1-2		0-0 G4-6-3 1-2		0-3 K		0-0 1-3 1B	5	0	1	0	0	1	5									
Enos Cabell, R OBP: 0.312, SLG: 0.385 (1, 5)	0-0 L3		0-0 1B		0-0 F6		0-0 6-3		0-3 K	5	0	1	0	0	1	3									
Jose Cruz, L OBP: 0.356, SLG: 0.437 (1, 9)	0-0 2H 2B		0-0 6-3		0-0 S 1B		0-0 1B 1B		0-0 1B 1B	4	0	3	1	0	0	1									
Bob Watson, R OBP: 0.364, SLG: 0.473 (1, 3)	4-0 BB		0-0 L5		0-3 K		0-0 1-2 1B		0-0 1-2 1B	3	0	1	0	1	1	1									
Dave Bergman, L OBP: 0.325, SLG: 0.280 Wilbur Howard, S OBP: 0.276, SLG: 0.312 (1, 7) (8, 7)	0-0 F7		0-0 G3		0-3 K		0-0 F9		0-0 F9	3	0	0	0	0	1	3									
Bruce Bochy, R OBP: 0.374, SLG: 0.439 Jesus Alou, R OBP: 0.374, SLG: 0.439 Luis Pujols, R OBP: 0.196, SLG: 0.223 (1, 2) (8, PH) (8, 2)		0-3 K		0-3 K		4-0 2B BB		0-3 K		2	1	0	0	1	2	0									
Jimmy Sexton, R OBP: 0.247, SLG: 0.227 (1, 6)	4-0 9-3 BB		0-0 F2		0-3 K		0-0 F8		0-0 F8	3	0	0	0	1	1	1									
Tom Dixon, R OBP: 0.156, SLG: 0.129 Denny Waling, L OBP: 0.304, SLG: 0.305 Joe Sambito, L OBP: 0.290, SLG: 0.273 (1, 1) (7, PH) (7, 1) (9, PH)	0-0 9-3		0-0 BB		0-0 F8		0-0 F9		0-0 F9	2	0	1	0	0	0	1									
Rafael Landestoy, S OBP: 0.290, SLG: 0.273 (9, PH)	1-2		0-0 1B							1	0	0	0	0	0	0									
Inning Stats	R: 1 E: 0 K: 0 S: 5	H: 2 LOB: 2 BB: 1 P: 9	R: 0 E: 0 K: 1 S: 4	H: 0 LOB: 0 BB: 1 P: 8	R: 0 E: 0 K: 1 S: 4	H: 2 LOB: 1 BB: 0 P: 4	R: 0 E: 0 K: 1 S: 5	H: 0 LOB: 0 BB: 0 P: 5	R: 0 E: 0 K: 2 S: 8	H: 1 LOB: 1 BB: 0 P: 7	R: 0 E: 0 K: 1 S: 8	H: 1 LOB: 1 BB: 0 P: 8	R: 1 E: 0 K: 2 S: 8	H: 1 LOB: 1 BB: 1 P: 12	R: 0 E: 0 K: 1 S: 7	H: 2 LOB: 2 BB: 0 P: 7	R: 0 E: 0 K: 1 S: 7	H: 2 LOB: 2 BB: 0 P: 7	1B: 9 2B: 3 3B: 0 HR: 0	SF: 0 SAC: 0 DP: 3 HBP: 0	WP: 0 PB: 0 SB: 1 CS: 0	PA: 39			
PITCHER	IP	WLS	BF	H	R	ER	SO	BB	IBB	HBP	BLK	WP	HR	S	P	ERA	WHIP	PITCHER							
John Montefusco, R ERA: 3.72 (1, 1)	7.0	W	29	7	2	2	6	4	0	0	0	0	0	37	53	2.57	1.571								
Gary Lavelle, L ERA: 3.14 (8, 1)	1.2		9	4	0	0	1	0	0	0	0	0	0	11	11	0.00	2.400								
Randy Moffitt, R ERA: 3.2 (9, 1)	0.1	S	1	0	0	0	1	0	0	0	0	0	0	3	3	0.00	0.000								

AB	35
R	2
H	11
RBI	2
BB	4
SO	8
LOB	20



Batter	1	2	3	4	5	6	7	8	9	AB	R	H	RBI	BB	SO	LOB	BOTTOM								
Bill Madlock, R OBP: 0.375, SLG: 0.488 Gary Lavelle, S OBP: 0.071, SLG: 0.071 Randy Moffitt, R OBP: 0.250, SLG: 0.143 (1, 4) (8, 1) (9, 1)	0-0 HR	0-0 5-3		0-0 F4			0-0 SH1-3 1B			4	1	2	1	0	0	2	Houston Astros @ San Francisco Giants Candlestick Park, San Francisco, CA Tue Aug 08 1978, 10:05 PM EDT Att: 31,904 - Unknown								
Terry Whitfield, L OBP: 0.357, SLG: 0.432 (1, 7)	0-0 F7		0-0 1B 1B		0-0 F6		0-0 SH1-3 1-2			3	1	1	0	0	0	0									
Jack Clark, R OBP: 0.361, SLG: 0.528 (1, 9)	0-0 F9		0-0 1B BB 1B		0-0 6-3		0-0 5-3			4	1	1	0	0	0	1									
Willie McCovey, L OBP: 0.297, SLG: 0.401 Jim Dwyer, L OBP: 0.317, SLG: 0.304 (1, 3) (9, 3)	4-0 BB		4-0 1B BB		0-0 F8		0-0 1-3 1B		0-0 1-3	2	0	0	0	2	0	0									
Darrell Evans, L OBP: 0.379, SLG: 0.395 (1, 5)	0-0 F3		0-0 1-2 2H 3H 1B		0-0 4-3		0-0 CS 1B			4	0	2	2	0	0	1									
Larry Hemdon, R OBP: 0.341, SLG: 0.376 (1, 8)		0-0 F9	0-3 K		4-0 G4-6-3 BB		0-3 1-2 K			3	0	0	0	1	2	3									
Roger Metzger, S OBP: 0.309, SLG: 0.305 (1, 6)		0-0 4-3	0-0 F8		0-0 G4-6-3		0-0 1-2 G4-6-3			3	0	0	0	0	0	3									
John Tamargo, S OBP: 0.439, SLG: 0.333 (1, 2)		0-0 BB 1B	0-0 F8		0-0 4-3					3	0	1	0	0	0	2									
John Montefusco, R OBP: 0.164, SLG: 0.091 Rob Andrews, R OBP: 0.338, SLG: 0.333 (1, 1) (7, PH) (8, 4)	4-0 1-2 BB		0-0 B1-3		0-3 K					1	0	0	0	1	0	0									
Inning Stats	R: 1 E: 0 K: 0 S: 4	H: 1 LOB: 1 BB: 1 P: 8	R: 0 E: 0 K: 0 S: 4	H: 1 LOB: 2 BB: 1 P: 8	R: 2 E: 0 K: 1 S: 8	H: 3 LOB: 2 BB: 1 P: 12	R: 0 E: 0 K: 0 S: 3	H: 0 LOB: 0 BB: 0 P: 3	R: 0 E: 0 K: 0 S: 2	H: 0 LOB: 0 BB: 1 P: 6	R: 0 E: 0 K: 1 S: 6	H: 1 LOB: 1 BB: 0 P: 6	R: 0 E: 0 K: 1 S: 5	H: 1 LOB: 1 BB: 0 P: 5	1B: 6 2B: 1 3B: 0 HR: 1	SF: 0 SAC: 1 DP: 2 HBP: 0		WP: 0 PB: 0 SB: 0 CS: 1	PA: 33						
PITCHER	IP	WLS	BF	H	R	ER	SO	BB	IBB	HBP	BLK	WP	HR	S	P	ERA	WHIP	PITCHER							
Tom Dixon, R ERA: 3.86 (1, 1)	6.0	L	26	5	3	3	1	4	0	0	0	0	0	24	40	4.50	1.500								
Joe Sambito, L ERA: 2.89 (7, 1)	2.0		7	2	0	0	2	0	0	0	0	0	0	11	11	0.00	1.000								

AB	28
R	3
H	7
RBI	3
BB	4
SO	3
LOB	12



Batter	1	2	3	4	5	6	7	8	9	AB	R	H	RBI	BB	SO	LOB	TOP					
Terry Puhl, L OBP: 0.338, SLG: 0.385 (1, 8)										5	2	2	0	0	0	0						
Julio Gonzalez, R OBP: 0.286, SLG: 0.283 (1, 4)										4	1	0	0	1	1	2						
Enos Cabell, R OBP: 0.316, SLG: 0.391 Mike Fischlin, R OBP: 0.176, SLG: 0.138 (5, PR) (5, 6)										3	2	3	0	0	0	0						
Jose Cruz, L OBP: 0.358, SLG: 0.436 (1, 9)										3	1	1	1	1	0	1						
Bob Watson, R OBP: 0.363, SLG: 0.471 Denny Walling, L OBP: 0.304, SLG: 0.305 (8, PR) (8, 7)										4	0	1	2	0	0	2						
Dave Bergman, L OBP: 0.367, SLG: 0.287 (8, 3)										4	0	2	1	0	0	3						
Bruce Bochy, R OBP: 0.318, SLG: 0.333 (1, 2)										4	0	1	0	0	1	4						
Jimmy Sexton, R OBP: 0.238, SLG: 0.217 (5, 5)										4	0	0	0	0	0	4						
Mark Lemongello, R OBP: 0.222, SLG: 0.180 Ken Forsch, R OBP: 0.182, SLG: 0.182 (9, 1)										3	0	0	0	1	1	2						
Inning Stats	R: 4 E: 1 K: 0 S: 7	H: 4 LOB: 1 BB: 1 P: 11	R: 0 E: 0 K: 0 S: 3	H: 0 LOB: 0 BB: 0 P: 3	R: 1 E: 0 K: 0 S: 4	H: 2 LOB: 1 BB: 1 P: 8	R: 0 E: 0 K: 0 S: 3	H: 0 LOB: 1 BB: 1 P: 7	R: 0 E: 0 K: 0 S: 4	H: 1 LOB: 0 BB: 0 P: 4	R: 0 E: 0 K: 0 S: 3	H: 1 LOB: 0 BB: 0 P: 3	R: 1 E: 1 K: 1 S: 6	H: 0 LOB: 0 BB: 0 P: 6	R: 0 E: 1 K: 2 S: 9	H: 1 LOB: 2 BB: 0 P: 9	R: 0 E: 0 K: 0 S: 3	H: 1 LOB: 0 BB: 0 P: 3	1B: 9 2B: 2 3B: 0 HR: 0	SF: 0 SAC: 0 DP: 2 HBP: 0	WP: 0 PA: 39 PB: 0 SB: 1 CS: 1	
PITCHER	IP WLS BF H R ER SO BB IBB HBP BLK WP HR S P ERA WHIP	IP WLS BF H R ER SO BB IBB HBP BLK WP HR S P ERA WHIP	IP WLS BF H R ER SO BB IBB HBP BLK WP HR S P ERA WHIP	IP WLS BF H R ER SO BB IBB HBP BLK WP HR S P ERA WHIP	IP WLS BF H R ER SO BB IBB HBP BLK WP HR S P ERA WHIP	IP WLS BF H R ER SO BB IBB HBP BLK WP HR S P ERA WHIP	IP WLS BF H R ER SO BB IBB HBP BLK WP HR S P ERA WHIP	IP WLS BF H R ER SO BB IBB HBP BLK WP HR S P ERA WHIP	IP WLS BF H R ER SO BB IBB HBP BLK WP HR S P ERA WHIP	IP WLS BF H R ER SO BB IBB HBP BLK WP HR S P ERA WHIP	IP WLS BF H R ER SO BB IBB HBP BLK WP HR S P ERA WHIP	IP WLS BF H R ER SO BB IBB HBP BLK WP HR S P ERA WHIP	IP WLS BF H R ER SO BB IBB HBP BLK WP HR S P ERA WHIP	IP WLS BF H R ER SO BB IBB HBP BLK WP HR S P ERA WHIP	IP WLS BF H R ER SO BB IBB HBP BLK WP HR S P ERA WHIP	IP WLS BF H R ER SO BB IBB HBP BLK WP HR S P ERA WHIP	IP WLS BF H R ER SO BB IBB HBP BLK WP HR S P ERA WHIP	IP WLS BF H R ER SO BB IBB HBP BLK WP HR S P ERA WHIP	IP WLS BF H R ER SO BB IBB HBP BLK WP HR S P ERA WHIP	IP WLS BF H R ER SO BB IBB HBP BLK WP HR S P ERA WHIP	IP WLS BF H R ER SO BB IBB HBP BLK WP HR S P ERA WHIP	
Jim Barr, R ERA: 3.35 Greg Minton, R ERA: 3.0 John Curtis, L ERA: 2.88 Charlie Williams, R ERA: 4.35	3.0 L 16 6 1 5 5 0 2 0 0 0 0 0 14 22 15.00 2.667	2.0 8 1 0 0 0 1 0 0 0 0 0 0 7 11 0.00 1.000	3.0 12 2 1 0 3 0 0 0 0 0 0 0 18 18 0.00 0.667	1.0 3 1 0 0 0 0 0 0 0 0 0 0 3 3 0.00 1.000																		

Houston Astros @ San Francisco Giants
Candlestick Park, San Francisco, CA
Wed Aug 09 1978, 10:05 PM EDT
Att: 13,757 - Unknown

AB	36
R	6
H	10
RBI	4
BB	3
SO	3
LOB	19



Batter	1	2	3	4	5	6	7	8	9	AB	R	H	RBI	BB	SO	LOB	BOTTOM				
Bill Madlock, R OBP: 0.377, SLG: 0.486 (1, 4)										3	0	1	0	1	0	0					
Jim Dwyer, L OBP: 0.325, SLG: 0.310 (6, 3)										4	1	2	1	1	0	3					
Jack Clark, R OBP: 0.359, SLG: 0.532 (1, 9)										5	1	1	2	0	0	6					
Willie McCovey, L OBP: 0.294, SLG: 0.397 John Curtis, L ERA: 2.88 Larry Herndon, R OBP: 0.343, SLG: 0.378 Charlie Williams, R ERA: 4.35 (6, 1) (8, PH) (9, 1)										3	0	0	0	0	0	3					
Darrell Evans, L OBP: 0.376, SLG: 0.391 (1, 5)										4	0	0	0	0	0	1					
Terry Whitfield, L OBP: 0.358, SLG: 0.441 (1, 7)										4	1	2	2	0	0						
Roger Metzger, S OBP: 0.305, SLG: 0.300 (1, 6)										4	0	0	0	0	0	1					
Marc Hill, R OBP: 0.338, SLG: 0.294 Johnnie LeMaster, R OBP: 0.291, SLG: 0.329 (9, PR) (9, 1)										3	0	1	0	0	0	0					
Jim Barr, R OBP: 0.147, SLG: 0.147 Rob Andrews, R OBP: 0.336, SLG: 0.330 Greg Minton, S Hector Cruz, R OBP: 0.286, SLG: 0.351 (5, PH) (6, 8)										0	0	0	0	0	0	0					
Inning Stats	R: 2 E: 0 K: 0 S: 5	H: 2 LOB: 0 BB: 0 P: 5	R: 0 E: 0 K: 0 S: 3	H: 0 LOB: 0 BB: 0 P: 3	R: 0 E: 0 K: 0 S: 4	H: 1 LOB: 1 BB: 0 P: 4	R: 0 E: 0 K: 0 S: 4	H: 1 LOB: 1 BB: 0 P: 4	R: 0 E: 0 K: 0 S: 3	H: 0 LOB: 0 BB: 0 P: 3	R: 0 E: 0 K: 0 S: 4	H: 1 LOB: 1 BB: 0 P: 4	R: 2 E: 0 K: 0 S: 5	H: 2 LOB: 0 BB: 0 P: 5	R: 1 E: 0 K: 0 S: 3	H: 0 LOB: 2 BB: 1 P: 8	1B: 6 2B: 0 3B: 0 HR: 2	SF: 0 SAC: 1 DP: 0 HBP: 1	WP: 0 PA: 39 PB: 0 SB: 0 CS: 0		
PITCHER	IP WLS BF H R ER SO BB IBB HBP BLK WP HR S P ERA WHIP	IP WLS BF H R ER SO BB IBB HBP BLK WP HR S P ERA WHIP	IP WLS BF H R ER SO BB IBB HBP BLK WP HR S P ERA WHIP	IP WLS BF H R ER SO BB IBB HBP BLK WP HR S P ERA WHIP	IP WLS BF H R ER SO BB IBB HBP BLK WP HR S P ERA WHIP	IP WLS BF H R ER SO BB IBB HBP BLK WP HR S P ERA WHIP	IP WLS BF H R ER SO BB IBB HBP BLK WP HR S P ERA WHIP	IP WLS BF H R ER SO BB IBB HBP BLK WP HR S P ERA WHIP	IP WLS BF H R ER SO BB IBB HBP BLK WP HR S P ERA WHIP	IP WLS BF H R ER SO BB IBB HBP BLK WP HR S P ERA WHIP	IP WLS BF H R ER SO BB IBB HBP BLK WP HR S P ERA WHIP	IP WLS BF H R ER SO BB IBB HBP BLK WP HR S P ERA WHIP	IP WLS BF H R ER SO BB IBB HBP BLK WP HR S P ERA WHIP	IP WLS BF H R ER SO BB IBB HBP BLK WP HR S P ERA WHIP	IP WLS BF H R ER SO BB IBB HBP BLK WP HR S P ERA WHIP	IP WLS BF H R ER SO BB IBB HBP BLK WP HR S P ERA WHIP	IP WLS BF H R ER SO BB IBB HBP BLK WP HR S P ERA WHIP	IP WLS BF H R ER SO BB IBB HBP BLK WP HR S P ERA WHIP	IP WLS BF H R ER SO BB IBB HBP BLK WP HR S P ERA WHIP	IP WLS BF H R ER SO BB IBB HBP BLK WP HR S P ERA WHIP	IP WLS BF H R ER SO BB IBB HBP BLK WP HR S P ERA WHIP
Mark Lemongello, R ERA: 4.05 Ken Forsch, R ERA: 2.9	8.0 W 36 8 5 5 0 3 0 0 0 0 0 2 32 5.62 1.375	1.0 S 3 0 0 0 0 0 0 0 0 0 0 3 3 0.00 0.000																			

Houston Astros @ San Francisco Giants
Candlestick Park, San Francisco, CA
Wed Aug 09 1978, 10:05 PM EDT
Att: 13,757 - Unknown

AB	34
R	5
H	8
RBI	5
BB	3
SO	0
LOB	15



Batter	1	2	3	4	5	6	7	8	9	AB	R	H	RBI	BB	SO	LOB	TOP								
Jerry Royster, R OBP: 0.341, SLG: 0.340 (1, 6)	0-0 1-3 1B		0-0 G4-6-3 1B		0-0 5-3		0-0 4-3		0-0 FC4-6 E S 1-2	5	0	2	0	0	0	1									
Rowland Office, L OBP: 0.303, SLG: 0.372 (1, 8)	0-0 1-3 1-2		0-0 G4-6-3 1-2		0-0 1-3		0-0 1B		0-0 F6 1-3	5	0	1	1	0	0	3									
Gary Matthews, R OBP: 0.372, SLG: 0.448 (1, 9)	4-0 G6-4-3 BB		4-0 BB		0-0 CS 1B		0-0 1-2 1B			2	0	2	0	2	0	0									
Jeff Burroughs, R OBP: 0.450, SLG: 0.554 Barry Bonnell, R OBP: 0.295, SLG: 0.301 (1, 7) (9, 7)	0-0 G6-4-3 1-2		0-0 F4		0-0 BB 1B		0-0 F8			4	1	1	0	0	0	5									
Bob Horner, R OBP: 0.323, SLG: 0.511 (1, 5)		0-3 K		0-0 F7		0-0 F8		0-0 F8		4	0	0	0	0	1	1									
Joe Nolan, L OBP: 0.319, SLG: 0.337 (1, 2)		0-0 1B S 1B		0-0 F7		4-0 FC5 1-2 BB		0-0 F9		3	0	1	0	1	0	0									
Dale Murphy, R OBP: 0.304, SLG: 0.420 (1, 3)		0-3 K 1-2		0-0 E5 S		0-0 1-2 2-H 1B		0-0 F8		4	0	1	1	0	1	1									
Rod Gilbreath, R OBP: 0.305, SLG: 0.337 (1, 4)		0-0 2-3 1B		0-0 F8		0-0 FC5 2-3		0-0 1-4-3		4	0	1	0	0	0	3									
Larry McWilliams, L OBP: 0.091, SLG: 0.091 Bob Beall, S OBP: 0.348, SLG: 0.289 Gene Garber, R OBP: 0.167, SLG: 0.091 (1, 1) (9, PH) (9, 1)		0-0 F9		0-3 K		0-3 K		4-0 FC4-6 BB		3	0	0	0	0	2	2									
Inning Stats	R: 0 E: 0 K: 0 S: 3	H: 1 LOB: 1 BB: 1 P: 7	R: 0 E: 0 K: 2 S: 9	H: 2 LOB: 2 BB: 0 P: 9	R: 0 E: 0 K: 0 S: 3	H: 1 LOB: 1 BB: 1 P: 7	R: 0 E: 1 K: 0 S: 4	H: 0 LOB: 1 BB: 0 P: 4	R: 0 E: 0 K: 1 S: 5	H: 0 LOB: 0 BB: 0 P: 5	R: 1 E: 0 K: 0 S: 5	H: 3 LOB: 2 BB: 1 P: 9	R: 0 E: 0 K: 1 S: 7	H: 2 LOB: 2 BB: 0 P: 7	R: 0 E: 0 K: 0 S: 3	H: 0 LOB: 0 BB: 0 P: 3	R: 0 E: 0 K: 0 S: 3	H: 0 LOB: 1 BB: 1 P: 7	1B: 9 2B: 0 3B: 0 HR: 0	SF: 0 SAC: 0 DP: 2 HBP: 0	WP: 0 PB: 0 SB: 3 CS: 1	PA: 38			
PITCHER	IP	WLS	BF	H	R	ER	SO	BB	IBB	HBP	BLK	WP	HR	S	P	ERA	WHIP								
Joe Niekro, R ERA: 4.34 (1, 1)	8.0	L	34	9	1	1	4	3	0	0	0	0	0	39	51	1.12	1.500								
Joaquin Andujar, R ERA: 2.97 (9, 1)	0.2		3	0	0	0	0	1	0	0	0	0	0	2	6	0.00	1.500								
Joe Sambito, L ERA: 2.88 (9, 1)	0.1		1	0	0	0	0	0	0	0	0	0	0	1	1	0.00	0.000								

Atlanta Braves @ Houston Astros
Astrodome, Houston, TX
Fri Aug 11 1978, 8:05 PM EDT
Att: 16,035 - Unknown

AB 34
R 1
H 9
RBI 1
BB 4
SO 4
LOB 16



Batter	1	2	3	4	5	6	7	8	9	AB	R	H	RBI	BB	SO	LOB	BOTTOM								
Terry Puhl, L OBP: 0.338, SLG: 0.383 (1, 8)	0-0 F8			0-0 SH1-3 1B		0-0 3-1		0-0 4-3		4	0	1	0	0	0	0									
Julio Gonzalez, R OBP: 0.280, SLG: 0.277 Dave Bergman, L OBP: 0.365, SLG: 0.285 (1, 4) (9, PH)	0-3 K			0-0 SH1-3 1-2		0-0 F9		0-3 K		2	0	0	0	0	1	0									
Enos Cabell, R OBP: 0.314, SLG: 0.388 (1, 5)	0-0 F6			0-3 K		0-0 F8		0-0 5-3		4	0	0	0	0	1	1									
Bob Watson, R OBP: 0.359, SLG: 0.466 (1, 3)		0-0 F9		0-0 F9		0-0 F7		0-0 6-3		4	0	0	0	0	0	1									
Wilbur Howard, S OBP: 0.277, SLG: 0.313 (1, 7)		0-0 5-3				0-0 1B		0-0 F9		3	0	1	0	0	0	0									
Jose Cruz, L OBP: 0.380, SLG: 0.436 (1, 9)		0-0 F8				0-0 FC6-4 1-2 1B		4-0 BB		2	0	1	0	1	0	0									
Jimmy Sexton, R OBP: 0.231, SLG: 0.211 (1, 6)			0-0 F9		0-0 F8		0-0 F7			3	0	0	0	0	0	3									
Luis Pujols, R OBP: 0.193, SLG: 0.219 Rafael Landestoy, S OBP: 0.287, SLG: 0.270 Bruce Bochy, R OBP: 0.316, SLG: 0.333 (1, 2) (8, PH) (9, 2)			0-3 K		0-3 K		0-0 F2			2	0	0	0	0	2	2									
Joe Niekro, R OBP: 0.220, SLG: 0.268 Jesus Alou, R OBP: 0.370, SLG: 0.434 Joaquin Andujar, S OBP: 0.167, SLG: 0.174 Joe Sambito, L (9, 1)			0-0 F9		0-0 FC6-4 1-2		0-0 6-3			2	0	0	0	0	0	2									
Inning Stats	R: 0 E: 0 K: 1 S: 5	H: 0 LOB: 0 BB: 0 P: 5	R: 0 E: 0 K: 0 S: 3	H: 0 LOB: 0 BB: 0 P: 3	R: 0 E: 0 K: 1 S: 5	H: 0 LOB: 0 BB: 0 P: 5	R: 0 E: 0 K: 1 S: 6	H: 1 LOB: 1 BB: 0 P: 6	R: 0 E: 0 K: 1 S: 7	H: 2 LOB: 2 BB: 0 P: 7	R: 0 E: 0 K: 0 S: 3	H: 0 LOB: 0 BB: 0 P: 3	R: 0 E: 0 K: 0 S: 3	H: 0 LOB: 1 BB: 1 P: 7	R: 0 E: 0 K: 0 S: 3	H: 0 LOB: 0 BB: 0 P: 3	R: 0 E: 0 K: 1 S: 5	H: 0 LOB: 0 BB: 0 P: 5	1B: 3 2B: 0 3B: 0 HR: 0	SF: 0 SAC: 1 DP: 0 HBP: 0	WP: 0 PB: 0 SB: 0 CS: 0	PA: 31			
PITCHER	IP	WLS	BF	H	R	ER	SO	BB	IBB	HBP	BLK	WP	HR	S	P	ERA	WHIP								
Larry McWilliams, L ERA: 2.21 (1, 1)	8.0	W	28	3	0	0	4	1	0	0	0	0	0	35	39	0.00	0.500								
Gene Garber, R ERA: 1.75 (9, 1)	1.0	S	3	0	0	0	1	0	0	0	0	0	0	5	5	0.00	0.000								

Atlanta Braves @ Houston Astros
Astrodome, Houston, TX
Fri Aug 11 1978, 8:05 PM EDT
Att: 16,035 - Unknown

AB 29
R 0
H 3
RBI 0
BB 1
SO 5
LOB 9



Batter	1	2	3	4	5	6	7	8	9	AB	R	H	RBI	BB	SO	LOB	TOP
Jerry Royster, R OBP: 0.340, SLG: 0.342 (1, 6)										4	1	1	0	0	2	1	Atlanta Braves @ Houston Astros Astrodome, Houston, TX Sat Aug 12 1978, 8:05 PM EDT Att: 25,023 - Unknown
Rowland Office, L OBP: 0.299, SLG: 0.367 (1, 8)										4	0	0	0	0	2	2	
Gary Matthews, R OBP: 0.376, SLG: 0.448 (1, 9)										2	1	1	1	2	1	0	
Jeff Burroughs, R OBP: 0.448, SLG: 0.556 (1, 7)										4	0	1	1	0	1	3	
Bob Horner, R OBP: 0.317, SLG: 0.500 (1, 5)										4	0	0	0	0	2	1	
Joe Nolan, L OBP: 0.325, SLG: 0.337 (1, 2)										3	0	1	0	1	0	1	
Dale Murphy, R OBP: 0.301, SLG: 0.415 (1, 3)										4	0	0	0	0	2	2	
Rod Gilbreath, R OBP: 0.301, SLG: 0.332 (1, 4)										4	0	0	0	0	3	2	
Phil Niekro, R OBP: 0.250, SLG: 0.250 (1, 1)										2	0	0	0	0	0	0	AB 31 R 2 H 4 RBI 2 BB 4 SO 13 LOB 12
Bob Beall, S OBP: 0.354, SLG: 0.269 (8, PH)										0	0	0	0	1	0	0	
Jamie Easterly, L OBP: 0.278, SLG: 0.294 (8, 1)										0	0	0	0	0	0	0	
Inning Stats	R: 2 E: 0 K: 0 S: 6	H: 3 LOB: 1 BB: 0 P: 6	R: 0 E: 0 K: 2 S: 5	H: 0 LOB: 0 BB: 0 P: 5	R: 0 E: 0 K: 1 S: 5	H: 0 LOB: 0 BB: 0 P: 5	R: 0 E: 0 K: 2 S: 7	H: 0 LOB: 1 BB: 1 P: 11	R: 0 E: 0 K: 2 S: 7	H: 0 LOB: 2 BB: 2 P: 15	R: 0 E: 0 K: 2 S: 8	H: 1 LOB: 1 BB: 0 P: 8	1B: 2 2B: 1 3B: 1 HR: 0	SF: 0 SAC: 0 DP: 0 HBP: 0	WP: 0 PB: 0 SB: 1 CS: 0	PA: 35	
PITCHER J.R. Richard, R ERA: 2.94 (1, 1)	IP: 9.0 WLS: W BF: 35 H: 4 R: 2 ER: 2 SO: 13 BB: 4 IBB: 0 HBP: 0 BLK: 0 WP: 0 HR: 0 S: 57 P: 73 ERA: 2.00 WHIP: 0.889																

Batter	1	2	3	4	5	6	7	8	9	AB	R	H	RBI	BB	SO	LOB	BOTTOM				
Terry Puhl, L OBP: 0.337, SLG: 0.383 (1, 8)										3	1	1	1	0	0	1	Atlanta Braves @ Houston Astros Astrodome, Houston, TX Sat Aug 12 1978, 8:05 PM EDT Att: 25,023 - Unknown				
Julio Gonzalez, R OBP: 0.279, SLG: 0.276 (1, 6) (7, 4)										4	1	1	0	0	0	3					
Enos Cabell, R OBP: 0.313, SLG: 0.387 (1, 5)										4	1	1	1	0	0	0					
Jose Cruz, L OBP: 0.361, SLG: 0.442 (1, 9)										4	0	2	0	0	2	2					
Bob Watson, R OBP: 0.358, SLG: 0.469 Denny Walling, L OBP: 0.304, SLG: 0.305 (1, 3) (8, 7)										4	1	1	2	0	1	2					
Art Howe, R OBP: 0.338, SLG: 0.436 Mike Fischlin, R OBP: 0.174, SLG: 0.136 (1, 4) (7, 6)										3	0	1	1	0	1	1					
Dave Bergman, L OBP: 0.376, SLG: 0.294 (1, 7) (8, 3)										3	1	2	0	1	1	1					
Bruce Bochy, R OBP: 0.333, SLG: 0.372 (1, 2)										4	0	2	0	0	0	3					
J.R. Richard, R OBP: 0.169, SLG: 0.158 (1, 1)										4	0	1	0	0	0	1	AB 34 R 5 H 12 RBI 5 BB 1 SO 5 LOB 15				
Inning Stats	R: 0 E: 0 K: 0 S: 3	H: 0 LOB: 0 BB: 0 P: 3	R: 0 E: 0 K: 2 S: 8	H: 1 LOB: 2 BB: 1 P: 12	R: 4 E: 1 K: 2 S: 12	H: 5 LOB: 1 BB: 0 P: 12	R: 0 E: 0 K: 0 S: 4	H: 1 LOB: 1 BB: 0 P: 4	R: 0 E: 0 K: 1 S: 5	H: 0 LOB: 0 BB: 0 P: 5	R: 1 E: 0 K: 0 S: 6	H: 3 LOB: 2 BB: 0 P: 6	R: 0 E: 0 K: 0 S: 4	H: 1 LOB: 1 BB: 0 P: 4	R: 0 E: 0 K: 0 S: 3	H: 1 LOB: 0 BB: 0 P: 3		1B: 9 2B: 1 3B: 2 HR: 0	SF: 1 SAC: 0 DP: 1 HBP: 0	WP: 0 PB: 0 SB: 1 CS: 0	PA: 36
PITCHER Phil Niekro, R ERA: 3.0 Jamie Easterly, L ERA: 6.31 (1, 1) (8, 1)	IP: 7.0 WLS: L BF: 33 H: 11 R: 5 ER: 5 SO: 5 BB: 1 IBB: 0 HBP: 0 BLK: 0 WP: 0 HR: 0 S: 42 P: 46 ERA: 6.43 WHIP: 1.714																				

Batter	1	2	3	4	5	6	7	8	9	AB	R	H	RBI	BB	SO	LOB	TOP		
Jerry Royster, R OBP: 0.339, SLG: 0.341 (1, 6)	0-0 4-3 S 1B		0-0 6-3			0-0 F7		0-0 F9		4	0	1	0	0	0	1			
Rowland Office, L OBP: 0.295, SLG: 0.361 (1, 8)	0-0 F4 1-2		0-0 G3			0-0 4-3		0-0 F8		4	0	0	0	0	0	2			
Gary Matthews, R OBP: 0.372, SLG: 0.443 (1, 9)	0-0 4-3 2-3		0-3 K			0-0 5-3		0-0 FC5-4 1-2		4	0	0	0	0	1	2			
Jeff Burroughs, R OBP: 0.449, SLG: 0.555 (1, 7)	0-0 5-3			4-0 G6-3 BB					0-3 K	3	0	1	0	1	1	1			
Bob Horner, R OBP: 0.311, SLG: 0.489 (1, 5)		0-0 5-3		0-0 G6-3 1-2					0-0 F7	4	0	0	0	0	0	2			
Joe Nolan, L OBP: 0.339, SLG: 0.340 (1, 2)		4-0 1B BB		0-0 3-1					4-0 1B BB	2	0	1	0	2	0	0			
Dale Murphy, R OBP: 0.296, SLG: 0.411 (1, 3)						0-0 F8			0-0 F9	4	0	0	0	0	0	4			
Rod Gilbreath, R OBP: 0.301, SLG: 0.332 (1, 4)						0-0 F5 1-2			0-0 F8	3	0	1	0	0	0	2			
Preston Hanna, R OBP: 0.200, SLG: 0.295 (8, PH)						0-3 K			0-0 FC5-4 1B	2	0	0	0	0	1	2			
Bob Beall, S OBP: 0.359, SLG: 0.275 (8, PH)										1	0	1	0	0	0	0			
Dave Campbell, R OBP: 0.286, SLG: 0.429 (8, 1)										0	0	0	0	0	0	0			
										0	0	0	0	0	0	0			
Inning Stats	R: 0 E: 0 K: 0 S: 4	H: 1 LOB: 1 BB: 0 P: 4	R: 0 E: 0 K: 0 S: 4	H: 1 LOB: 2 BB: 1 P: 8	R: 0 E: 0 K: 1 S: 5	H: 0 LOB: 0 BB: 0 P: 5	R: 0 E: 0 K: 0 S: 2	H: 0 LOB: 0 BB: 1 P: 6	R: 0 E: 0 K: 1 S: 5	H: 0 LOB: 0 BB: 0 P: 5	R: 0 E: 0 K: 0 S: 3	H: 2 LOB: 2 BB: 0 P: 5	R: 0 E: 0 K: 0 S: 4	H: 1 LOB: 1 BB: 1 P: 4	R: 0 E: 0 K: 1 S: 5	H: 0 LOB: 1 BB: 1 P: 9	1B: 5 2B: 0 3B: 0 HR: 0	SF: 0 SAC: 0 DP: 1 HBP: 0	WP: 0 PA: 34 PB: 0 SB: 1 CS: 0
PITCHER Vern Ruhle, R ERA: 0.92 (1, 1)	IP: 9.0 WLS: W BF: 34 H: 5 R: 0 ER: 0 SO: 3 BB: 3 IBB: 0 HBP: 0 BLK: 0 WP: 0 HR: 0 S: 37 P: 49 ERA: 0.00 WHIP: 0.889															PITCHER			

Atlanta Braves @ Houston Astros
Astrodome, Houston, TX
Sun Aug 13 1978, 4:33 AM EDT
Att: 15,878 - Unknown

AB 31
R 0
H 5
RBI 0
BB 3
SO 3
LOB 16



Batter	1	2	3	4	5	6	7	8	9	AB	R	H	RBI	BB	SO	LOB	BOTTOM		
Terry Puhl, L OBP: 0.338, SLG: 0.383 (1, 8)	0-0 S 1B								0-0 FC4-6 1-2	3	1	1	0	0	0	1			
Julio Gonzalez, R OBP: 0.278, SLG: 0.275 (9, 4)	0-0 FC6-4 1B								0-3 K	4	0	1	1	0	1	3			
Enos Cabell, R OBP: 0.313, SLG: 0.385 (1, 5)	0-0 F9								0-0 G3	4	0	1	0	0	0	3			
Jose Cruz, L OBP: 0.358, SLG: 0.437 (1, 9)	0-0 FC6-4 1-2 HR								0-3 K	4	1	0	0	0	1	2			
Bob Watson, R OBP: 0.362, SLG: 0.478 (8, PR)									0-0 FC5-4-6 1-2 E	3	1	2	2	1	0	1			
Denny Walling, L OBP: 0.304, SLG: 0.305 (9, 7)									0-0 FC3-6 1B	0	0	0	0	0	0	0			
Art Howe, R OBP: 0.339, SLG: 0.435 (8, PR)									0-0 G4-6-3 BB	3	0	1	0	0	0	2			
Mike Fischlin, R OBP: 0.174, SLG: 0.136 (9, 6)									0-0 FC5-4 1B	0	0	0	0	0	0	0			
Dave Bergman, L OBP: 0.366, SLG: 0.285 (9, 3)									0-0 FC5-4 1-2	4	0	0	0	0	0	4			
Bruce Bochy, R OBP: 0.353, SLG: 0.400 (1, 2)									0-0 F6	2	0	1	0	1	0	0			
Vern Ruhle, R OBP: 0.111, SLG: 0.111 (1, 1)									0-3 K	3	0	0	0	0	3	2			
Inning Stats	R: 3 E: 0 K: 0 S: 7	H: 4 LOB: 1 BB: 0 P: 7	R: 0 E: 0 K: 1 S: 5	H: 0 LOB: 0 BB: 0 P: 5	R: 0 E: 0 K: 1 S: 5	H: 0 LOB: 0 BB: 0 P: 5	R: 0 E: 0 K: 0 S: 2	H: 0 LOB: 0 BB: 1 P: 6	R: 0 E: 0 K: 1 S: 6	H: 1 LOB: 2 BB: 0 P: 7	R: 0 E: 0 K: 0 S: 4	H: 1 LOB: 1 BB: 0 P: 4	R: 0 E: 0 K: 2 S: 7	H: 0 LOB: 1 BB: 1 P: 11	R: 0 E: 1 K: 0 S: 4	H: 1 LOB: 2 BB: 0 P: 5	1B: 5 2B: 1 3B: 0 HR: 1	SF: 0 SAC: 0 DP: 1 HBP: 2	WP: 0 PA: 34 PB: 0 SB: 2 CS: 0
PITCHER Preston Hanna, R ERA: 4.82 Dave Campbell, R ERA: 5.02 Craig Skok, L ERA: 3.98 (1, 1)	IP: 7.0 WLS: L BF: 29 H: 6 R: 3 ER: 3 SO: 5 BB: 2 IBB: 0 HBP: 1 BLK: 0 WP: 1 HR: 1 S: 36 P: 45 ERA: 3.86 WHIP: 1.143															PITCHER			

Atlanta Braves @ Houston Astros
Astrodome, Houston, TX
Sun Aug 13 1978, 4:33 AM EDT
Att: 15,878 - Unknown

AB 30
R 3
H 7
RBI 3
BB 2
SO 5
LOB 18



Batter	1	2	3	4	5	6	7	8	9	AB	R	H	RBI	BB	SO	LOB	TOP					
Terry Puhl, L (1, 8) OBP: 0.338, SLG: 0.384 Jimmy Sexton, R (8, 5) OBP: 0.229, SLG: 0.208	F8		4-3		4-3			1B	F9	4	1	1	0	0	0	0						
Julio Gonzalez, R (1, 6) OBP: 0.274, SLG: 0.271	5-3			1-3	F9			WP 1B	F9	5	1	1	1	0	0	0						
Enos Cabell, R (1, 5) OBP: 0.316, SLG: 0.389 Denny Walling, L (8, 8) OBP: 0.304, SLG: 0.305	K			2B		G5-4-3		1B		3	2	2	0	1	1	0						
Jose Cruz, L (1, 9) OBP: 0.361, SLG: 0.440		CS		2B		1B		F7		2	1	1	1	2	0	2						
Bob Watson, R (1, 3) OBP: 0.363, SLG: 0.479	K			2B		BB		1B		3	0	1	1	1	1	3						
Art Howe, R (1, 4) OBP: 0.341, SLG: 0.444				2B		1B		1B		4	1	2	3	0	0	2						
Dave Bergman, L (1, 7) OBP: 0.363, SLG: 0.278		HR						1B		3	0	0	0	1	0	2						
Bruce Bochy, R (1, 2) OBP: 0.345, SLG: 0.388			K		FC6-4					4	0	1	0	0	1	2						
Tom Dixon, R (1, 1) OBP: 0.139, SLG: 0.114			4-3					F8		4	0	0	0	0	1	0						
Inning Stats	R: 0 E: 0 K: 1 S: 5	H: 0 LOB: 0 BB: 0 P: 5	R: 1 E: 0 K: 1 S: 5	H: 1 LOB: 0 BB: 1 P: 9	R: 0 E: 0 K: 1 S: 5	H: 0 LOB: 0 BB: 0 P: 5	R: 2 E: 0 K: 0 S: 6	H: 3 LOB: 2 BB: 1 P: 10	R: 0 E: 0 K: 1 S: 5	H: 0 LOB: 0 BB: 0 P: 5	R: 0 E: 0 K: 0 S: 3	H: 1 LOB: 1 BB: 1 P: 7	R: 0 E: 0 K: 0 S: 3	H: 0 LOB: 0 BB: 0 P: 3	R: 3 E: 0 K: 0 S: 6	H: 4 LOB: 2 BB: 2 P: 14	R: 0 E: 0 K: 0 S: 3	H: 0 LOB: 0 BB: 0 P: 3	1B: 4 2B: 4 3B: 0 HR: 1	SF: 0 SAC: 0 DP: 1 HBP: 0	WP: 1 PB: 1 SB: 2 CS: 1	PA: 38
PITCHER	IP WLS BF H R ER SO BB IBB HBP BLK WP HR S P ERA WHIP																					
Bob Forsch, R (1, 1) ERA: 3.52	7.0 L 30 7 6 6 4 3 1 0 0 0 1 1 34 50 7.71 1.429																					
Buddy Schultz, L (8, 1) ERA: 3.98	0.1 1 0 0 0 0 0 0 0 0 0 0 0 1 1 0.00 0.000																					
Mark Littell, R (8, 1) ERA: 2.66	0.2 4 2 0 0 0 0 0 1 0 0 0 0 0 3 7 0.00 3.000																					
Tom Bruno, R (9, 1) ERA: 0.71	1.0 3 0 0 0 0 0 0 0 0 0 0 0 0 3 3 0.00 0.000																					

Houston Astros @ St. Louis Cardinals
 Busch Stadium, St. Louis, MO
 Mon Aug 14 1978, 7:05 PM CDT
 Att: 12,555 - Unknown

AB	33
R	6
H	9
RBI	6
BB	5
SO	4
LOB	11



Batter	1	2	3	4	5	6	7	8	9	AB	R	H	RBI	BB	SO	LOB	BOTTOM			
Lou Brock, L (1, 7) OBP: 0.266, SLG: 0.243	1-3					4-3		4-3		3	0	1	0	1	0	1				
Tony Scott, S (1, 9) OBP: 0.287, SLG: 0.290	1-3		CS	4-3						3	0	1	0	1	0	1				
George Hendrick, R (1, 8) OBP: 0.324, SLG: 0.442	5-3			5-3		F9				4	0	1	0	0	0	2				
Ted Simmons, S (1, 2) OBP: 0.376, SLG: 0.508	3-1			L8						4	0	0	0	0	0	3				
Keith Hernandez, L (1, 3) OBP: 0.338, SLG: 0.398		F8				G3		L9		4	0	0	0	0	1	2				
Wayne Garrett, L (1, 5) OBP: 0.323, SLG: 0.267		F8						K		3	0	1	0	1	1	0				
Mike Phillips, L (1, 6) OBP: 0.333, SLG: 0.326		K								4	0	0	0	0	1	4				
Ken Oberkfell, L (1, 4) OBP: 0.206, SLG: 0.188 Mike Tyson, R (8, 4) OBP: 0.283, SLG: 0.314			3-1		4-1			4-3		2	0	0	0	0	0	1				
Bob Forsch, R (1, 1) OBP: 0.206, SLG: 0.353 Buddy Schultz, R (8, 1) OBP: 0.333, SLG: 0.600 Mark Littell, L (8, 1) OBP: 0.285, SLG: 0.298 Tom Bruno, R (9, 1) OBP: 0.250, SLG: 0.250				6-3						2	0	0	0	0	0	0				
Inning Stats	R: 0 E: 0 K: 0 S: 3	H: 0 LOB: 1 BB: 1 P: 7	R: 0 E: 0 K: 1 S: 5	H: 0 LOB: 0 BB: 0 P: 5	R: 0 E: 0 K: 0 S: 3	H: 1 LOB: 0 BB: 0 P: 3	R: 0 E: 0 K: 0 S: 3	H: 0 LOB: 0 BB: 0 P: 3	R: 0 E: 0 K: 0 S: 4	H: 1 LOB: 1 BB: 0 P: 4	R: 0 E: 0 K: 1 S: 5	H: 0 LOB: 0 BB: 0 P: 5	R: 0 E: 1 K: 0 S: 4	H: 0 LOB: 1 BB: 0 P: 4	R: 0 E: 0 K: 0 S: 6	H: 1 LOB: 3 BB: 2 P: 14	1B: 2 2B: 2 3B: 0 HR: 0	SF: 0 SAC: 0 DP: 0 HBP: 0	WP: 0 PB: 0 SB: 0 CS: 1	PA: 35
PITCHER	IP WLS BF H R ER SO BB IBB HBP BLK WP HR S P ERA WHIP																			
Tom Dixon, R (1, 1) ERA: 3.57	9.0 W 34 4 0 0 3 3 0 0 0 0 0 0 37 49 0.00 0.778																			

Houston Astros @ St. Louis Cardinals
 Busch Stadium, St. Louis, MO
 Mon Aug 14 1978, 7:05 PM CDT
 Att: 12,555 - Unknown

AB	31
R	0
H	4
RBI	0
BB	3
SO	3
LOB	14



Batter	1	2	3	4	5	6	7	8	9	AB	R	H	RBI	BB	SO	LOB	TOP			
Terry Puhl, L OBP: 0.341, SLG: 0.389 (1, 8)	0-0 4-3		0-0 G3		0-0 F7			0-0 F9		4	0	0	0	0	0	3				
Julio Gonzalez, R OBP: 0.270, SLG: 0.283 (1, 6)	0-3 K		0-3 K		0-3 K			0-0 5-3		4	0	0	0	0	3	3				
Enos Cabell, R OBP: 0.314, SLG: 0.386 (1, 5)	0-0 2B			0-0 PB SF8 1B				0-0 5-3	0-3 K	4	1	2	0	0	1	0				
Jose Cruz, L OBP: 0.356, SLG: 0.433 (1, 9)	0-0 F7			0-0 SF8 1-H				0-0 F9	0-0 3-1	3	0	0	1	0	0	1				
Art Howe, R OBP: 0.338, SLG: 0.438 (1, 4)		0-0 P6		0-3 K				0-3 K	0-0 6-3	4	0	0	0	0	2	0				
Denny Walling, L OBP: 0.305, SLG: 0.308 (1, 7)		0-0 F7		0-0 F7				0-0 G3		3	0	0	0	0	0	0				
Dave Bergman, L OBP: 0.368, SLG: 0.289 (1, 3)		0-0 4-3			0-0 1B 1B			0-0 F7		3	0	1	0	0	0	0				
Luis Pujols, R OBP: 0.207, SLG: 0.218 (1, 2)			4-0 G3 SH3-4 BB		0-0 1-2 1B			0-0 F6		2	0	1	0	1	0	0				
J.R. Richard, R OBP: 0.167, SLG: 0.156 (8, PH)			0-0 SH3-4		0-0 B1				0-0 L5	1	0	0	0	0	0	2				
Rafael Landestoy, S OBP: 0.234, SLG: 0.257 (8, 1)										1	0	0	0	0	0	0				
Joaquin Andujar, S OBP: 0.167, SLG: 0.174 (8, 1)										0	0	0	0	0	0	0				
Inning Stats	R: 0 E: 0 K: 1 S: 6	H: 1 LOB: 1 BB: 0 P: 6	R: 0 E: 0 K: 0 S: 3	H: 0 LOB: 0 BB: 0 P: 3	R: 0 E: 0 K: 1 S: 5	H: 0 LOB: 1 BB: 1 P: 9	R: 0 E: 0 K: 1 S: 6	H: 1 LOB: 0 BB: 0 P: 6	R: 0 E: 0 K: 1 S: 7	H: 2 LOB: 2 BB: 0 P: 7	R: 0 E: 0 K: 0 S: 5	H: 0 LOB: 0 BB: 0 P: 5	R: 0 E: 0 K: 0 S: 3	H: 0 LOB: 0 BB: 0 P: 3	R: 0 E: 0 K: 1 S: 5	H: 0 LOB: 0 BB: 0 P: 5	1B: 3 2B: 1 3B: 0 HR: 0	SF: 1 SAC: 1 DP: 0 HBP: 0	WP: 0 PB: 1 SB: 1 CS: 0	PA: 32
PITCHER Don Robinson, R ERA: 3.34 (1, 1)	IP: 9.0 WLS: W BF: 32 H: 4 R: 1 ER: 0 SO: 6 BB: 1 IBB: 0 HBP: 0 BLK: 0 WP: 0 HR: 0 S: 43 P: 47 ERA: 0.00 WHIP: 0.556															PITCHER				

Houston Astros @ Pittsburgh Pirates
Three Rivers Stadium, Pittsburgh, PA
Thu Aug 17 1978, 7:05 PM EDT
Unknown

AB 29
R 1
H 4
RBI 1
BB 1
SO 6
LOB 9

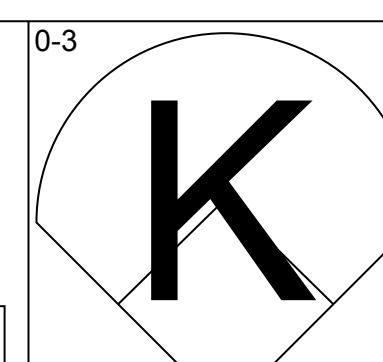
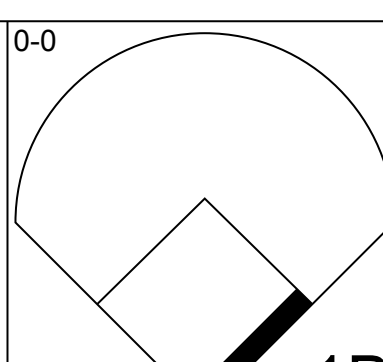
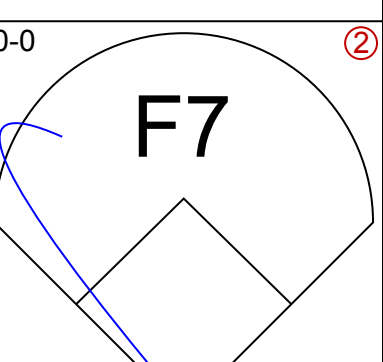
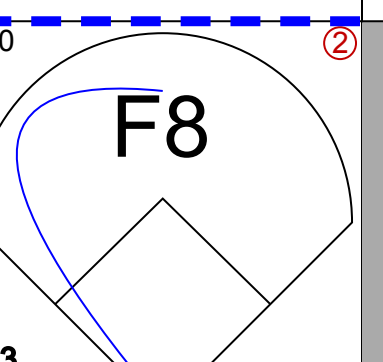
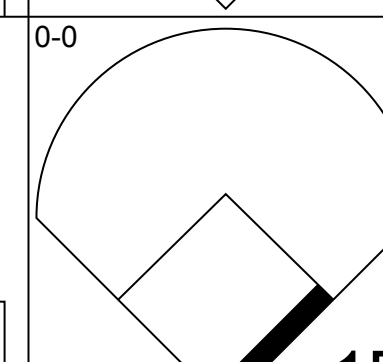
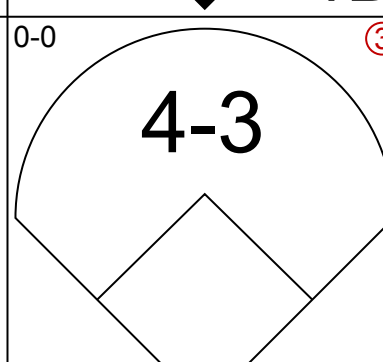
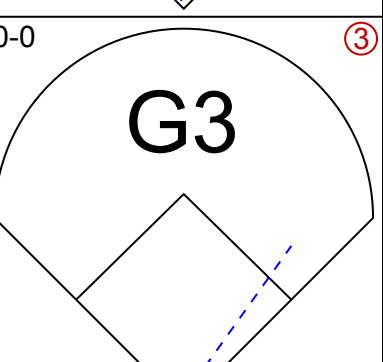
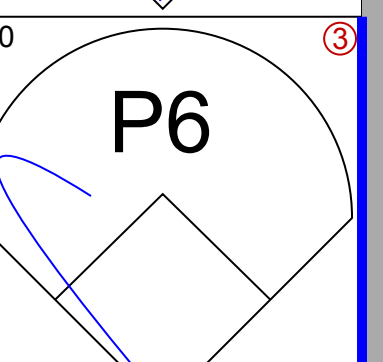
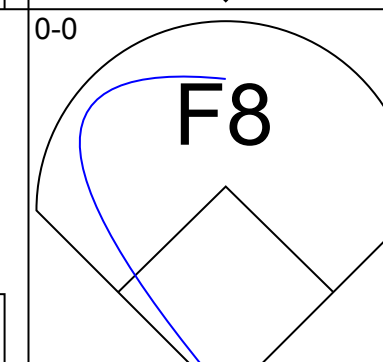
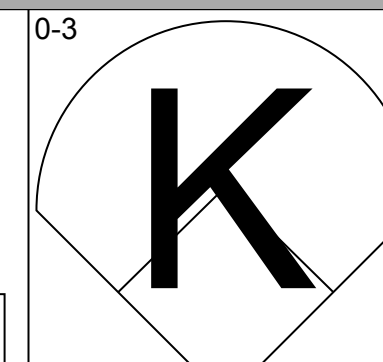
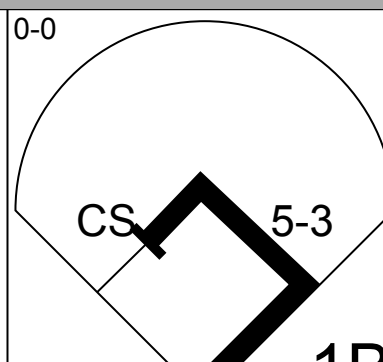
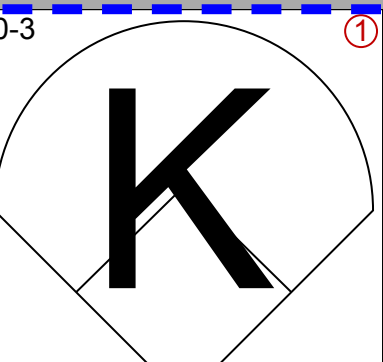
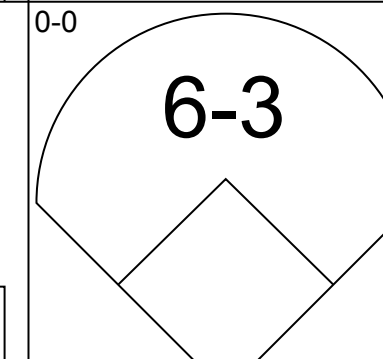
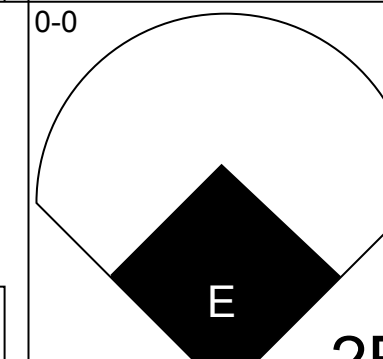
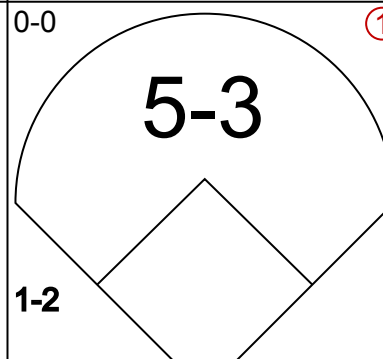
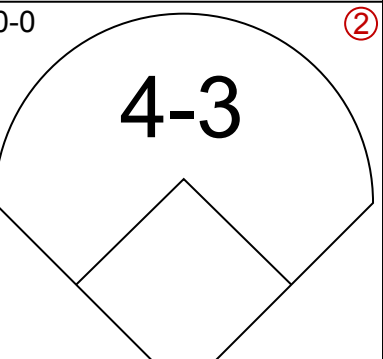
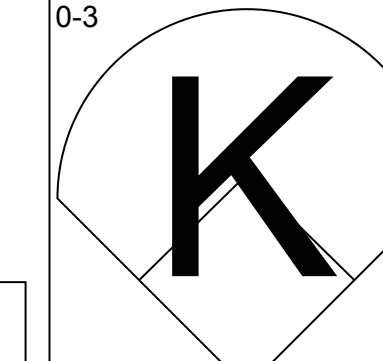
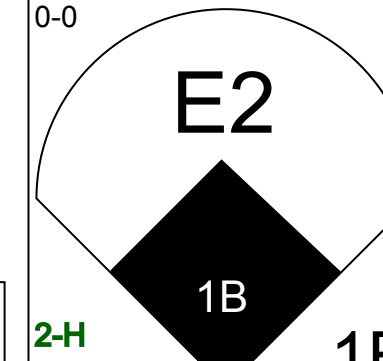
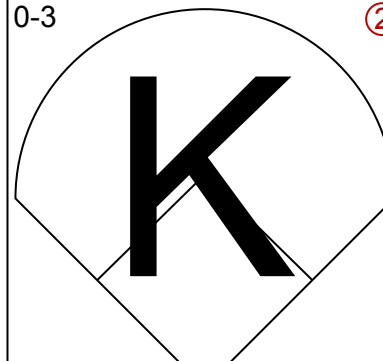
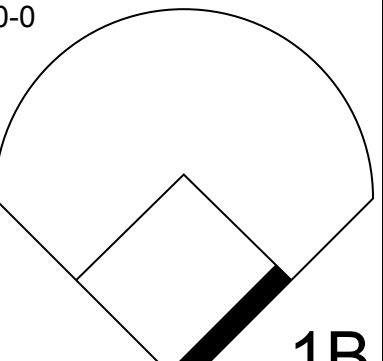
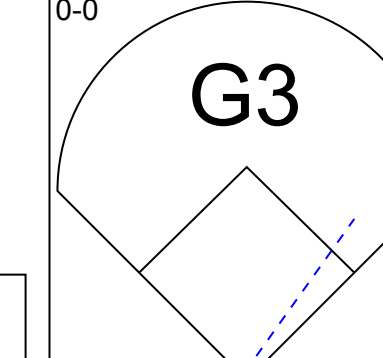
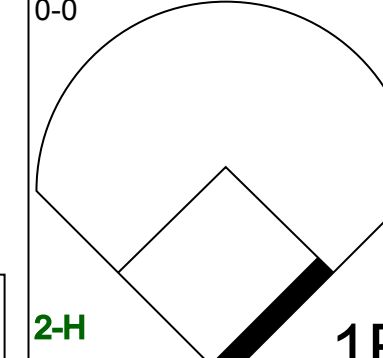
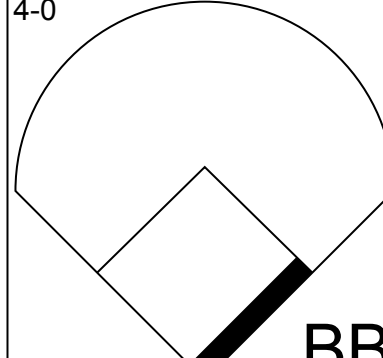
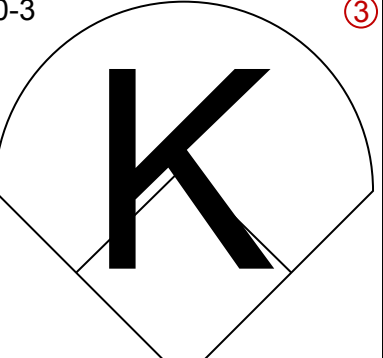
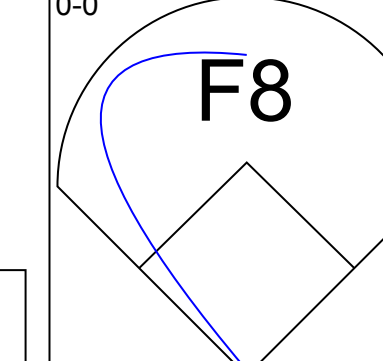
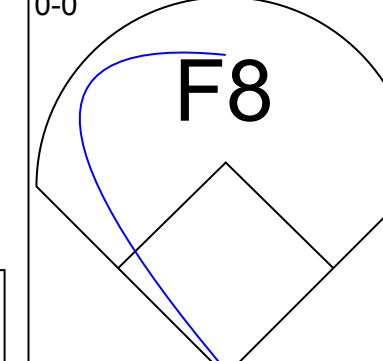
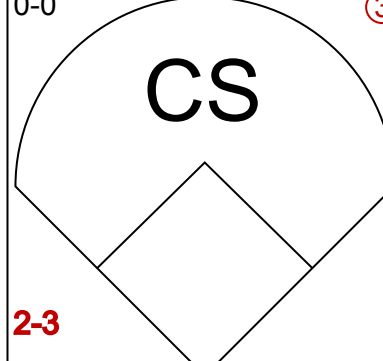

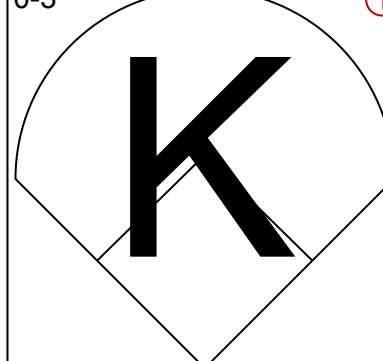
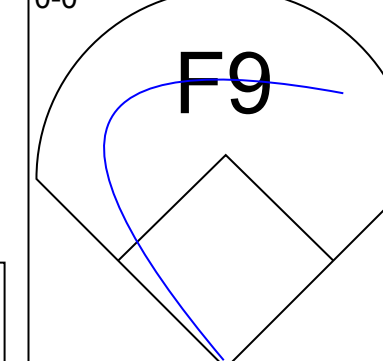
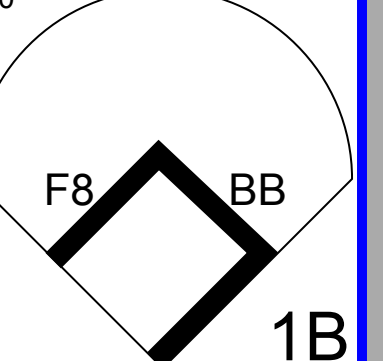
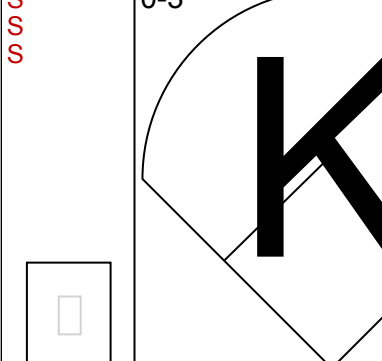

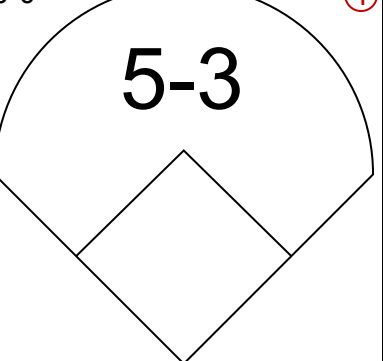
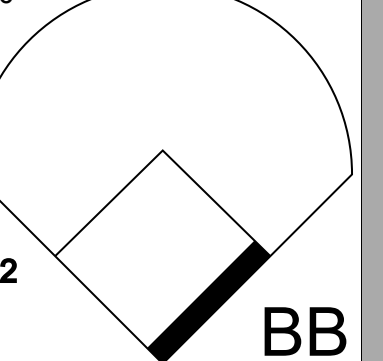
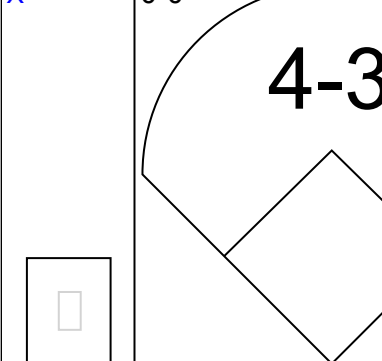


Batter	1	2	3	4	5	6	7	8	9	AB	R	H	RBI	BB	SO	LOB	BOTTOM			
Frank Taveras, R OBP: 0.303, SLG: 0.352 (1, 6)	0-0 F8	0-0 FC4-6		0-0 P9				0-0 3-1		4	0	0	0	0	0	3				
Omar Moreno, L OBP: 0.330, SLG: 0.294 (1, 8)	0-0 6-3 3B		0-0 F7		0-0 F8			0-0 F8		4	1	1	0	0	0	0				
Dave Parker, L OBP: 0.361, SLG: 0.554 (1, 9)	0-0 6-3 3-H		0-0 G3		0-0 3-1			0-0 F9 SF7 1B		4	1	1	1	0	0	0				
Willie Stargell, L OBP: 0.375, SLG: 0.533 (1, 3)	0-0 6-3		0-0 F7		4-0 BB			0-0 F9 1-3		3	0	0	0	1	0	1				
Ed Ott, L OBP: 0.292, SLG: 0.366 (1, 7)		0-0 PB 1B 1B		0-0 S 3B 1B				0-0 SF7		3	2	2	1	0	0	1				
Manny Sanguillen, R OBP: 0.269, SLG: 0.339 (1, 2)	0-3 K			0-0 F6 1-2				0-0 E6		4	0	0	0	0	1	2				
Phil Garner, R OBP: 0.339, SLG: 0.387 (1, 5)		4-0 1B BB		0-0 E 3B				0-3 K		3	1	1	1	1	1	1				
Rennie Stennett, R OBP: 0.274, SLG: 0.317 (1, 4)		0-0 F3		0-0 1-3				0-0 F9		3	0	0	0	0	0	3				
Don Robinson, R OBP: 0.200, SLG: 0.233 (1, 1)		0-0 FC4-6 1-3 2-H 1B		0-0 E6 3-H 1B				0-0 5-3		3	0	2	2	0	0	0				
Inning Stats	R: 1 E: 0 K: 0 S: 4	H: 1 LOB: 0 BB: 0 P: 4	R: 1 E: 0 K: 1 S: 7	H: 2 LOB: 2 BB: 1 P: 11	R: 0 E: 0 K: 0 S: 3	H: 0 LOB: 0 BB: 0 P: 3	R: 2 E: 1 K: 0 S: 6	H: 3 LOB: 1 BB: 0 P: 6	R: 0 E: 0 K: 0 S: 3	H: 0 LOB: 1 BB: 1 P: 7	R: 0 E: 0 K: 0 S: 3	H: 0 LOB: 0 BB: 0 P: 3	R: 0 E: 0 K: 0 S: 3	H: 0 LOB: 0 BB: 0 P: 3	R: 1 E: 1 K: 1 S: 7	H: 1 LOB: 1 BB: 0 P: 7	1B: 5 2B: 0 3B: 2 HR: 0	SF: 1 SAC: 0 DP: 0 HBP: 0	WP: 0 PB: 1 SB: 3 CS: 0	PA: 34
PITCHER J.R. Richard, R ERA: 3.01 (1, 1)	IP: 7.0 WLS: L BF: 29 H: 6 R: 4 ER: 4 SO: 4 BB: 2 IBB: 0 HBP: 0 BLK: 0 WP: 0 HR: 0 S: 29 P: 37 ERA: 5.14 WHIP: 1.143															PITCHER				
PITCHER Joaquin Andujar, R ERA: 3.09 (8, 1)	IP: 1.0 WLS: 5 BF: 1 H: 1 R: 1 ER: 1 SO: 1 BB: 0 IBB: 0 HBP: 0 BLK: 0 WP: 0 HR: 0 S: 7 P: 7 ERA: 9.00 WHIP: 1.000															PITCHER				

Houston Astros @ Pittsburgh Pirates
Three Rivers Stadium, Pittsburgh, PA
Thu Aug 17 1978, 7:05 PM EDT
Unknown

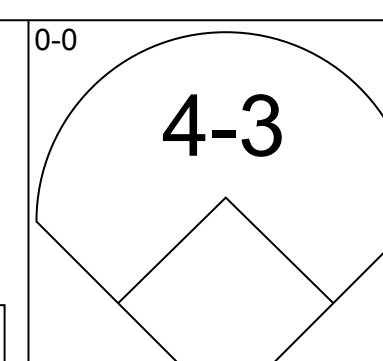
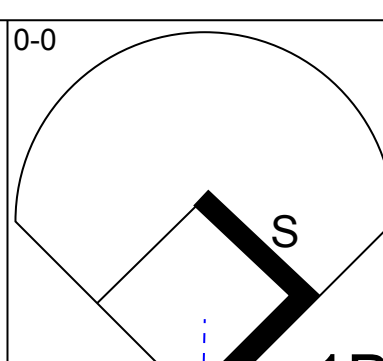
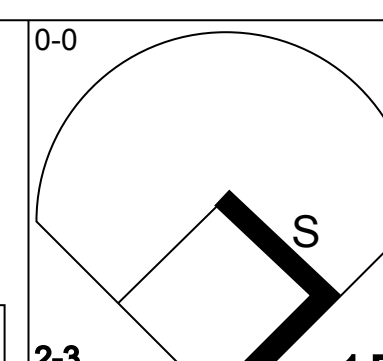
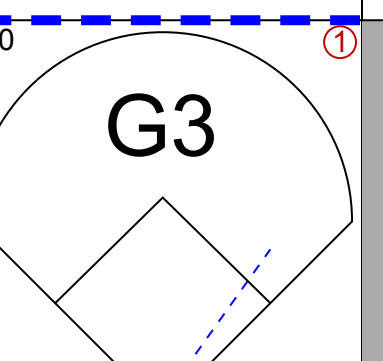
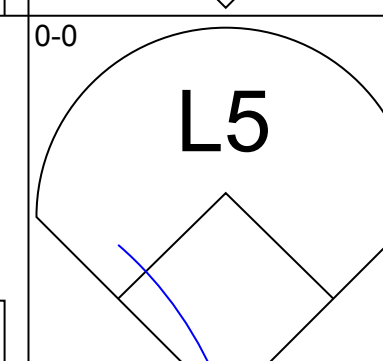
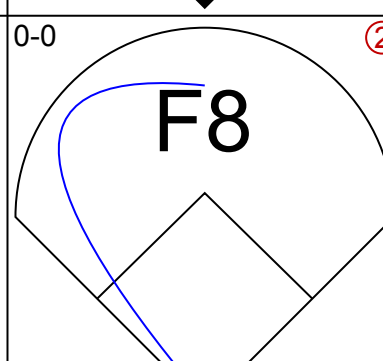
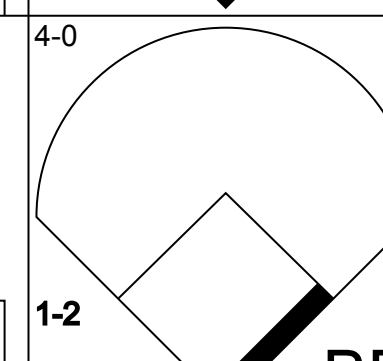
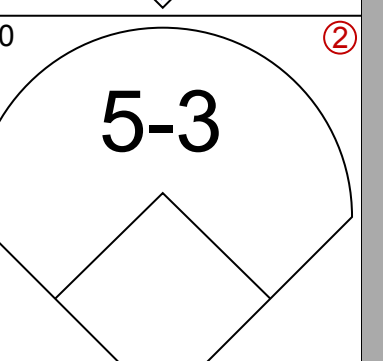
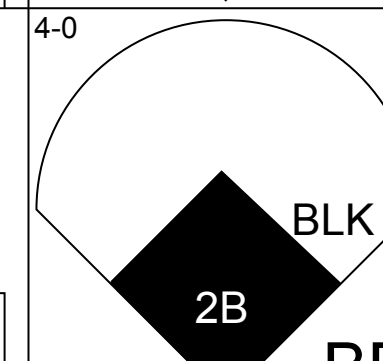
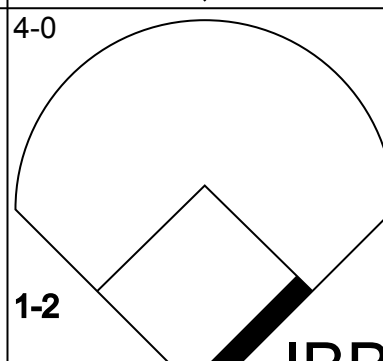
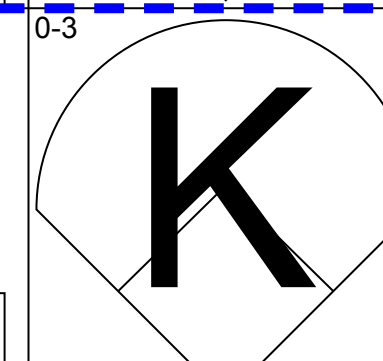
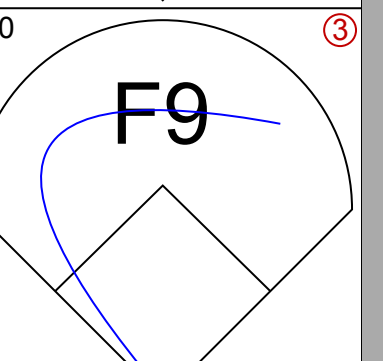
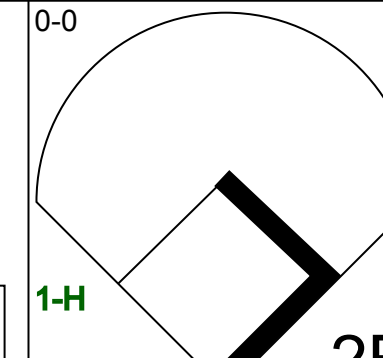
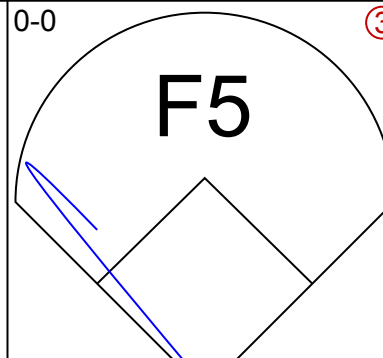
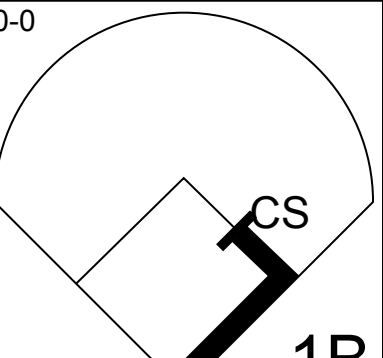
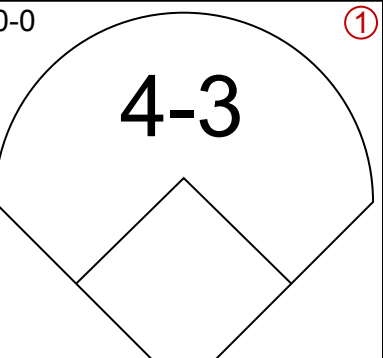
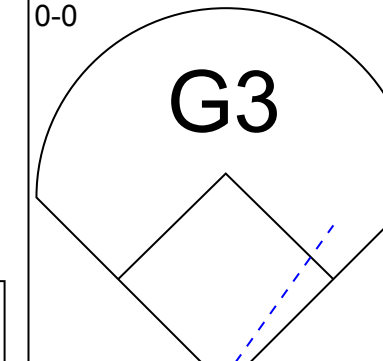
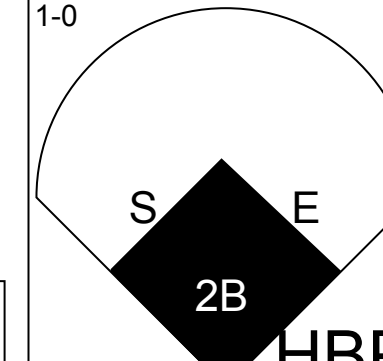

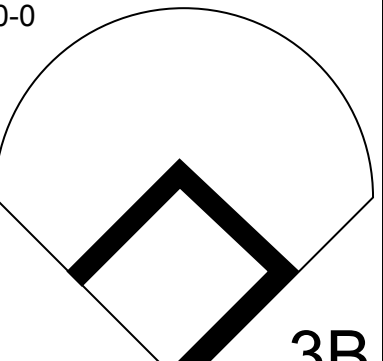
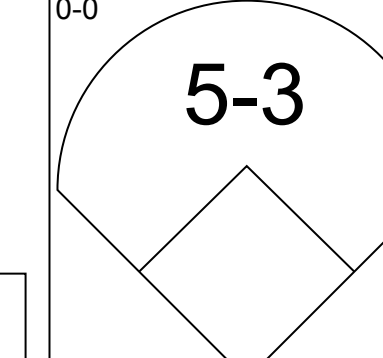
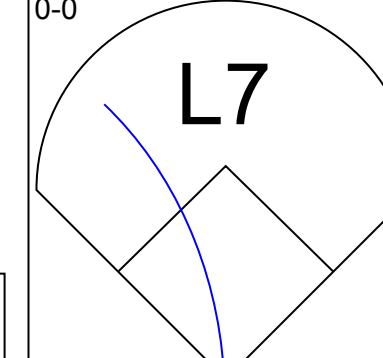
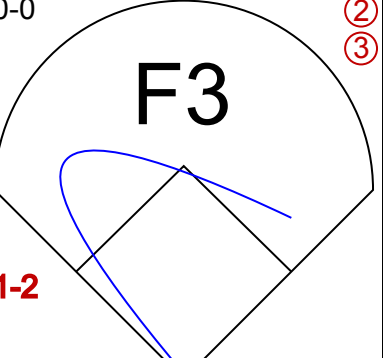

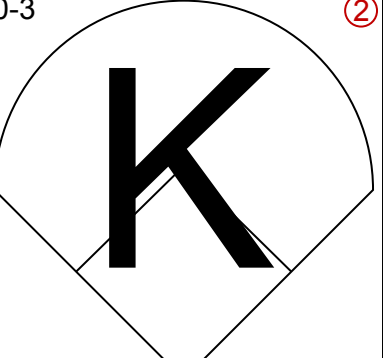
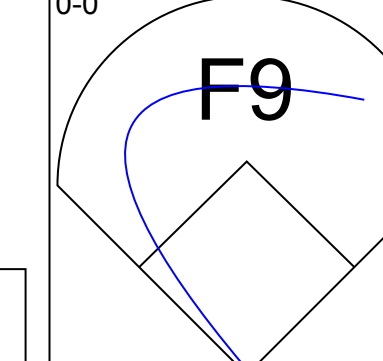
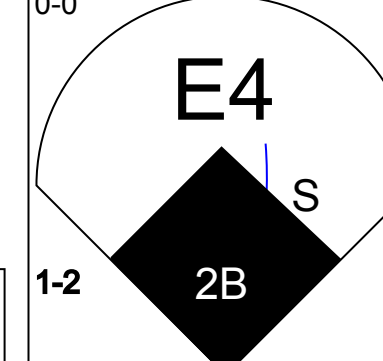
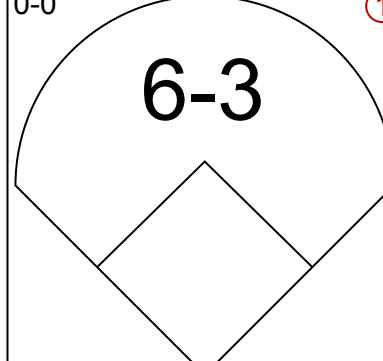
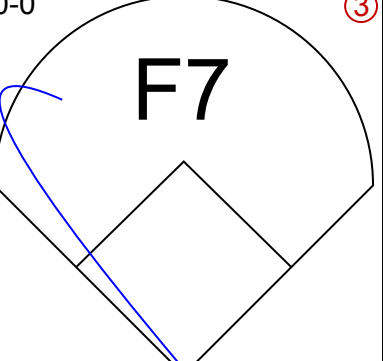
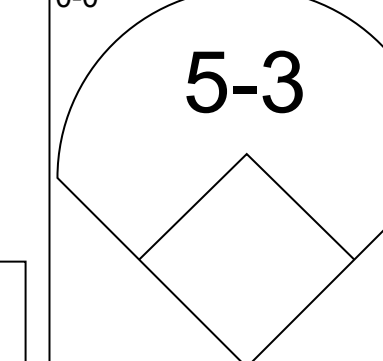
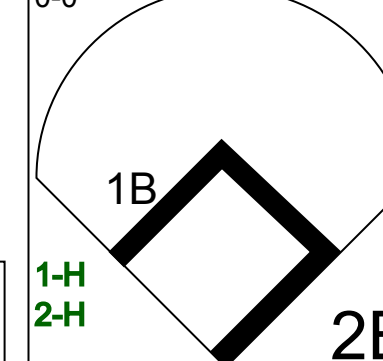
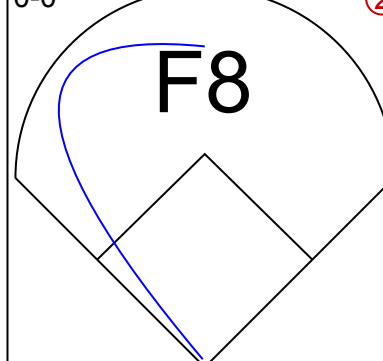
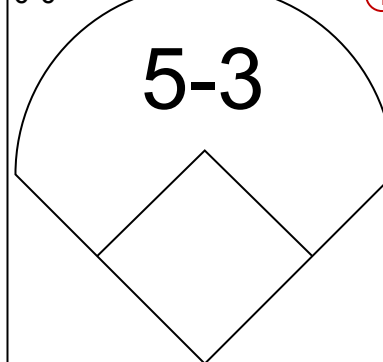
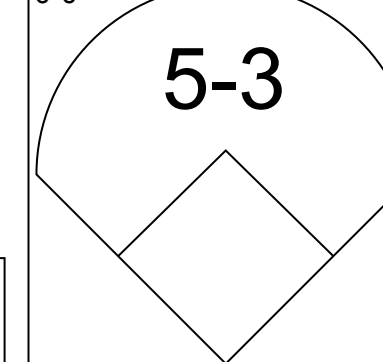
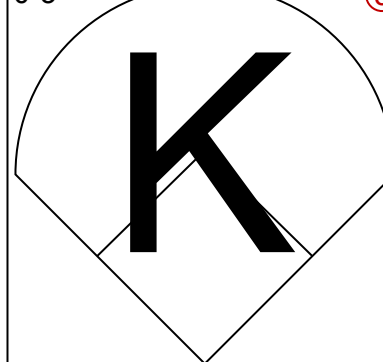
AB 31
R 5
H 7
RBI 5
BB 2
SO 2
LOB 11



Batter	1	2	3	4	5	6	7	8	9	AB	R	H	RBI	BB	SO	LOB	TOP					
Wilbur Howard, S OBP: 0.282, SLG: 0.316										4	0	1	0	0	1	2	Houston Astros @ Pittsburgh Pirates Three Rivers Stadium, Pittsburgh, PA Thu Aug 17 1978, 7:05 PM EDT Att: 8,470 - Unknown					
Denny Walling, L OBP: 0.304, SLG: 0.307 Ken Forsch, R OBP: 0.182, SLG: 0.182										4	0	1	0	0	0	3						
Enos Cabell, R OBP: 0.314, SLG: 0.385										4	0	1	0	0	2	1						
Jose Cruz, L OBP: 0.355, SLG: 0.434										4	1	1	0	0	0	2						
Art Howe, R OBP: 0.340, SLG: 0.439										4	1	2	0	0	2	1						
Dave Bergman, L OBP: 0.374, SLG: 0.292 Luis Pujols, R OBP: 0.205, SLG: 0.216										2	0	1	1	1	0	0						
Julio Gonzalez, R OBP: 0.262, SLG: 0.274										4	0	0	0	0	1	1						
Bruce Bochy, R OBP: 0.328, SLG: 0.364 Jimmy Sexton, R OBP: 0.224, SLG: 0.204										3	0	1	0	0	1	1						
Mark Lemongello, R OBP: 0.218, SLG: 0.176 Joe Sambito, L (4, 1)										1	0	0	0	0	1	0						
Terry Puhl, L OBP: 0.341, SLG: 0.388										1	0	0	0	1	0	0						
Inning Stats	R: 0 E: 0 K: 1 S: 6	H: 1 LOB: 1 BB: 0 P: 6	R: 0 E: 0 K: 1 S: 5	H: 0 LOB: 0 BB: 0 P: 5	R: 0 E: 0 K: 2 S: 8	H: 1 LOB: 1 BB: 0 P: 8	R: 2 E: 1 K: 1 S: 8	H: 3 LOB: 1 BB: 0 P: 8	R: 0 E: 0 K: 0 S: 3	H: 0 LOB: 0 BB: 0 P: 3	R: 0 E: 0 K: 1 S: 5	H: 1 LOB: 1 BB: 1 P: 9	R: 0 E: 0 K: 1 S: 6	H: 1 LOB: 2 BB: 1 P: 10	R: 0 E: 0 K: 2 S: 8	H: 1 LOB: 1 BB: 0 P: 8	R: 0 E: 0 K: 1 S: 5	H: 0 LOB: 0 BB: 0 P: 5	1B: 7 2B: 1 3B: 0 HR: 0	SF: 0 SAC: 0 DP: 0 HBP: 0	WP: 0 PB: 0 SB: 0 CS: 1	PA: 37
PITCHER	IP	WLS	BF	H	R	ER	SO	BB	IBB	HBP	BLK	WP	HR	S	P	ERA	WHIP					
Bruce Kison, R ERA: 3.59	(1, 1)	6.1	W	27	7	2	2	7	2	0	0	0	0	39	47	2.84	1.421					
Grant Jackson, L ERA: 2.59	(7, 1)	0.2		2	0	0	0	0	0	0	0	0	0	2	2	0.00	0.000					
Kent Tekulve, R ERA: 2.01	(8, 1)	2.0	S	7	1	0	0	3	0	0	0	0	0	13	13	0.00	0.500					

AB	34
R	2
H	8
RBI	1
BB	2
SO	10
LOB	12



Batter	1	2	3	4	5	6	7	8	9	AB	R	H	RBI	BB	SO	LOB	BOTTOM					
Omar Moreno, L OBP: 0.332, SLG: 0.296										4	0	2	0	0	0	0	Houston Astros @ Pittsburgh Pirates Three Rivers Stadium, Pittsburgh, PA Thu Aug 17 1978, 7:05 PM EDT Att: 8,470 - Unknown					
Dale Berra, R OBP: 0.149, SLG: 0.093										3	0	0	0	1	0	1						
Dave Parker, L OBP: 0.362, SLG: 0.551										2	1	0	0	2	1	3						
Ed Ott, L OBP: 0.295, SLG: 0.372										4	0	2	1	0	0	2						
Phil Garner, R OBP: 0.340, SLG: 0.392										3	1	1	0	0	1	2						
Manny Sanguillen, R OBP: 0.263, SLG: 0.332										4	0	0	0	0	1	3						
Rennie Stennett, R OBP: 0.272, SLG: 0.314 Mario Mendoza, R OBP: 0.302, SLG: 0.313										3	1	0	0	0	0	1						
Steve Brye, R OBP: 0.282, SLG: 0.305										3	0	1	2	0	0	0						
Bruce Kison, R OBP: 0.059, SLG: 0.059 Grant Jackson, S OBP: 0.300, SLG: 0.500 Kent Tekulve, R OBP: 0.143, SLG: 0.143										3	0	0	0	0	1	1						
Inning Stats	R: 1 E: 0 K: 0 S: 4	H: 1 LOB: 1 BB: 1 P: 8	R: 0 E: 0 K: 0 S: 3	H: 0 LOB: 0 BB: 0 P: 3	R: 0 E: 0 K: 0 S: 4	H: 1 LOB: 2 BB: 1 P: 8	R: 2 E: 1 K: 1 S: 8	H: 2 LOB: 3 BB: 1 P: 13	R: 0 E: 0 K: 1 S: 5	H: 1 LOB: 0 BB: 0 P: 5	R: 0 E: 0 K: 1 S: 3	H: 0 LOB: 0 BB: 0 P: 3	R: 0 E: 0 K: 1 S: 6	H: 1 LOB: 1 BB: 0 P: 6	R: 0 E: 0 K: 1 S: 3	H: 0 LOB: 0 BB: 0 P: 3		R: 0 E: 0 K: 1 S: 6	H: 1 LOB: 1 BB: 0 P: 6	1B: 3 2B: 2 3B: 1 HR: 0	SF: 0 SAC: 0 DP: 0 HBP: 1	WP: 0 PB: 0 SB: 0 CS: 1
PITCHER	IP	WLS	BF	H	R	ER	SO	BB	IBB	HBP	BLK	WP	HR	S	P	ERA	WHIP					
Mark Lemongello, R ERA: 4.02	(1, 1)	3.2	L	20	4	3	1	1	1	1	1	0	0	16	29	2.46	1.636					
Joe Sambito, L ERA: 2.74	(4, 1)	2.1		7	1	0	0	3	0	0	0	0	0	13	13	0.00	0.429					
Ken Forsch, R ERA: 3.24	(7, 1)	2.0		7	1	0	0	1	0	0	0	0	0	9	9	0.00	0.500					

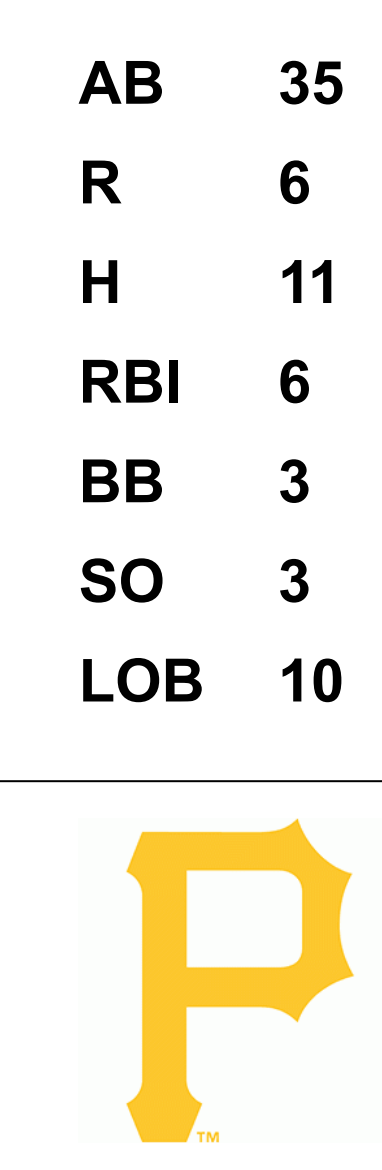
AB	30
R	3
H	6
RBI	3
BB	3
SO	4
LOB	14



Batter	1	2	3	4	5	6	7	8	9	AB	R	H	RBI	BB	SO	LOB	TOP										
Terry Puhl, L (1.8)	0-0 6-3		0-0 6-3		0-0 1B		0-0 FC3-6 1B		0-0 F8	5	0	2	1	0	0	0	Houston Astros @ Pittsburgh Pirates Three Rivers Stadium, Pittsburgh, PA Fri Aug 18 1978, 7:05 PM EDT Att: 8,632 - Unknown										
Julio Gonzalez, R (1.4)	0-3 K		0-0 1B		0-0 G6-4-3 1B		0-0 FC3-6 F9 BB		0-0 4-3	5	0	2	0	0	1	1											
Enos Cabell, R (1.3)	0-3 K		0-0 F9		0-0 G6-4-3		4-0 BB			3	0	0	0	1	1	3											
Jose Cruz, L (1.9)		0-0 F8		0-0 HR		0-0 2B 1B		0-0 F9		4	2	2	1	0	0	2											
Art Howe, R (1.5)		0-0 1B 1B		0-0 L6		0-0 1B 2B		0-0 F8		4	0	2	0	0	0	2											
Denny Walling, L (1.7)		0-0 1B		0-0 B2-3 1B		0-0 SF8-4-5		0-0 G5-4-3 1B		3	0	3	1	0	0	0											
Bruce Bochy, R (1.2)		0-0 F7		0-0 B2-3		0-0 1B BB		0-0 G5-4-3		3	0	0	0	1	0	3											
Jimmy Sexton, R (1.6)			0-0 5-3		0-3 K		0-0 1B		0-3 K	4	0	1	0	0	2	1											
Vern Ruhle, R (1.1)			0-0 6-3 3B		0-3 K		0-0 G3		0-0 6-3	0	0	0	0	0	0	0											
Rafael Landestoy, S (3.1)										1	1	1	0	0	0	0											
Reggie Baldwin, R (6. PH)										1	0	0	0	0	1	0											
Joaquin Andujar, S (6.1)										1	0	0	0	0	2	0											
Jesus Alou, R (6. PH)										0	0	0	0	0	0	0											
Inning Stats	R: 0 E: 0 K: 2 S: 7	H: 0 LOB: 0 BB: 0 P: 7	R: 0 E: 0 K: 0 S: 4	H: 2 LOB: 1 BB: 0 P: 4	R: 1 E: 0 K: 0 S: 5	H: 2 LOB: 1 BB: 0 P: 5	R: 1 E: 0 K: 1 S: 7	H: 2 LOB: 1 BB: 0 P: 7	R: 0 E: 0 K: 1 S: 6	H: 2 LOB: 1 BB: 0 P: 6	R: 1 E: 0 K: 0 S: 5	H: 3 LOB: 2 BB: 1 P: 9	R: 0 E: 0 K: 0 S: 4	H: 1 LOB: 2 BB: 1 P: 8	R: 0 E: 0 K: 1 S: 5	H: 0 LOB: 0 BB: 0 P: 5	R: 0 E: 0 K: 0 S: 3	H: 0 LOB: 0 BB: 0 P: 3	1B: 10 2B: 2 3B: 1 HR: 1	SF: 1 SAC: 0 DP: 3 HBP: 0	WP: 0 PB: 0 SB: 1 CS: 0	PA: 38					
PITCHER	IP	WLS	BF	H	R	ER	SO	BB	IBB	HBP	BLK	WP	HR	S	P	ERA	WHIP										
Jim Bibby, R (1.1)	5.0	W	23	10	3	3	4	0	0	0	0	0	1	31	31	5.40	2.000										
Ed Whitson, R (6.1)	1.1		7	2	0	0	0	2	0	0	0	0	0	5	13	0.00	3.000										
Grant Jackson, L (7.1)	0.1		1	0	0	0	0	0	0	0	0	0	0	1	1	0.00	0.000										
Kent Tekulve, R (7.1)	2.1	S	7	1	0	0	1	0	0	0	0	0	0	9	9	0.00	0.429										

Batter	1	2	3	4	5	6	7	8	9	AB	R	H	RBI	BB	SO	LOB	BOTTOM										
Frank Taveras, R (1.6)	0-0 S 3B	1-0 S 1B HBP		0-0 6-3		0-0 4-3		0-0 F9		4	2	1	0	0	0	0	Houston Astros @ Pittsburgh Pirates Three Rivers Stadium, Pittsburgh, PA Fri Aug 18 1978, 7:05 PM EDT Att: 8,632 - Unknown										
Omar Moreno, L (1.8)	0-0 6-3 3B	4-0 1B BB		0-3 K		0-0 4-3		0-0 L5		4	2	1	1	1	1	0											
Dave Parker, L (1.9)	0-0 6-3	0-0 1B 1B		0-0 1B		0-0 2B		0-0 4-3		5	0	3	2	0	0	0											
Willie Stargell, L (1.3)	0-0 F7	0-0 1B		0-0 F5		0-0 1-6-3				4	0	1	1	0	0	2											
Ed Ott, L (1.7)	4-0 1B BB	0-0 1-4				0-0 F8		0-0 F9		3	0	0	0	1	0	2											
Phil Garner, R (1.4)	0-0 1-2 1B		0-0 4-3		0-0 S 1B 1B		0-0 2-3			4	1	2	0	0	0	0											
Manny Sanguillen, R (1.2)	0-0 F9		0-0 6-3		0-0 F8		0-0 2B			4	0	1	0	0	0	3											
Dale Berra, R (1.5)		0-0 F7		0-0 6-3		0-0 1B		4-0 FC6-4 IBB		3	0	1	1	1	0	0											
Jim Bibby, R (1.1)	0-0 K		0-0 6-3		0-0 K		0-0 FC6-4			3	1	1	1	0	2	1											
Ed Whitson, R (6.1)										0	0	0	0	0	0	0											
Grant Jackson, S (7.1)										0	0	0	0	0	0	0											
Kent Tekulve, R (7.1)										1	0	0	0	0	2	0											
Inning Stats	R: 2 E: 0 K: 0 S: 6	H: 3 LOB: 2 BB: 1 P: 10	R: 2 E: 0 K: 1 S: 7	H: 2 LOB: 2 BB: 1 P: 12	R: 0 E: 0 K: 0 S: 3	H: 0 LOB: 0 BB: 0 P: 3	R: 1 E: 0 K: 1 S: 7	H: 2 LOB: 1 BB: 0 P: 7	R: 1 E: 0 K: 1 S: 7	H: 2 LOB: 1 BB: 0 P: 7	R: 0 E: 0 K: 0 S: 4	H: 1 LOB: 0 BB: 0 P: 4	R: 0 E: 0 K: 0 S: 4	H: 1 LOB: 2 BB: 1 P: 8	R: 0 E: 0 K: 0 S: 3	H: 0 LOB: 0 BB: 0 P: 3	1B: 7 2B: 2 3B: 1 HR: 1	SF: 0 SAC: 0 DP: 0 HBP: 1	WP: 0 PB: 0 SB: 3 CS: 0	PA: 39							
PITCHER	IP	WLS	BF	H	R	ER	SO	BB	IBB	HBP	BLK	WP	HR	S	P	ERA	WHIP										
Vern Ruhle, R (1.1)	2.0	L	14	5	4	4	1	2	0	1	0	0	0	13	22	18.00	3.500										
Rick Williams, R (3.1)	3.0		13	4	2	2	2	0	0	0	0	0	1	17	17	6.00	1.333										
Joaquin Andujar, R (6.1)	3.0		12	2	0	0	0	0	1	0	0	0	0	11	15	0.00	0.667										

AB 35
R 3
H 13
RBI 3
BB 2
SO 5
LOB 14



Batter	1	2	3	4	5	6	7	8	9	AB	R	H	RBI	BB	SO	LOB	TOP		
Terry Puhl, L OBP: 0.341, SLG: 0.387 (1, 8)	4-3			5-3		1-3			2B 1B	4	1	1	0	0	0	0			
Julio Gonzalez, R OBP: 0.273, SLG: 0.293 (1, 4)	F8			1B 1B		F8			1B FC3-6 2B	4	1	2	0	0	0	0			
Enos Cabell, R OBP: 0.315, SLG: 0.383 (1, 3)	F9			1-2 1B			6-3		FC3-6 1B	4	0	2	1	0	0	0			
Jose Cruz, L OBP: 0.354, SLG: 0.438 (1, 9)		5-3		K		4-3			FC3-6 4-3	4	0	0	1	0	1	3			
Art Howe, R OBP: 0.338, SLG: 0.438 (1, 5)	5-3			F3		F8			4-3	4	0	0	0	0	0	3			
Denny Walling, L OBP: 0.313, SLG: 0.314 (1, 7)	4-3				B1-3			4-3	BB	3	0	0	0	1	0	0			
Jimmy Sexton, R OBP: 0.228, SLG: 0.210 (9, PH)			F7		4-3				G3	3	0	1	0	0	0	0			
Jesus Alou, R OBP: 0.360, SLG: 0.422 (8, PH)										1	0	0	0	0	0	2			
Luis Pujols, R OBP: 0.200, SLG: 0.211 (1, 2)			F9		4-3			F9		3	0	0	0	0	0	1			
Floyd Bannister, L OBP: 0.179, SLG: 0.185 (7, 1)			4-3							2	0	0	0	0	0	0			
Joaquin Andujar, S OBP: 0.197, SLG: 0.174 (8, PH)						4-3				0	0	0	0	0	0	0			
Rafael Landestoy, S OBP: 0.289, SLG: 0.293 (8, 1)										1	0	0	0	0	1	1			
Rick Williams, R (8, 1)										0	0	0	0	0	0	0			
Inning Stats	R: 0 E: 0 K: 0 S: 3	H: 0 LOB: 0 BB: 0 P: 3	R: 0 E: 0 K: 0 S: 3	H: 0 LOB: 0 BB: 0 P: 3	R: 0 E: 0 K: 1 S: 7	H: 2 LOB: 2 BB: 0 P: 7	R: 0 E: 0 K: 0 S: 3	H: 0 LOB: 0 BB: 0 P: 3	R: 0 E: 0 K: 1 S: 6	H: 1 LOB: 1 BB: 0 P: 6	R: 2 E: 0 K: 0 S: 6	H: 3 LOB: 2 BB: 1 P: 10	1B: 5 2B: 1 3B: 0 HR: 0	SF: 0 SAC: 0 DP: 0 HBP: 0	WP: 0 PB: 0 SB: 1 CS: 0	PA: 34			
PITCHER	IP	WLS	BF	H	R	ER	SO	BB	IBB	HBP	BLK	WP	HR	S	P	ERA	WHIP		
Bert Blyleven, R ERA: 3.3 (1, 1)	8.0	W	30	6	2	2	2	0	0	0	0	0	0	34	34	2.25	0.750		
Grant Jackson, L ERA: 2.99 (9, 1)	0.1		1	0	0	0	0	0	0	0	0	0	0	1	1	0.00	0.000		
Kent Tekulve, R ERA: 1.95 (9, 1)	0.2	S	3	0	0	0	0	1	0	0	0	0	0	2	6	0.00	1.500		

Houston Astros @ Pittsburgh Pirates
Three Rivers Stadium, Pittsburgh, PA
Sat Aug 19 1978, 7:05 PM EDT
Att: 22,015 - Unknown

AB 33
R 2
H 6
RBI 2
BB 1
SO 2
LOB 10



Batter	1	2	3	4	5	6	7	8	9	AB	R	H	RBI	BB	SO	LOB	BOTTOM		
Frank Taveras, R OBP: 0.308, SLG: 0.352 (1, 6)	L7		S 4-3 BB		F8 SH1-3 BB		E 1B			2	2	1	0	2	0	0			
Omar Moreno, L OBP: 0.333, SLG: 0.300 (1, 8)	K		4-3 1-2 BB		SH1-3		K			2	0	0	0	1	2	1			
Dave Parker, L OBP: 0.362, SLG: 0.549 (1, 9)	K		K		F8		E4 1B			4	0	0	0	0	2	4			
Phil Garner, R OBP: 0.348, SLG: 0.396 (1, 4)		BLK 1B	4-3 IBB				G6-4-3 1B			2	1	2	1	2	0	0			
Manny Sanguillen, R OBP: 0.277, SLG: 0.328 (1, 3)	F7		4-3		6-3		G6-4-3			4	0	0	1	0	0	7			
Dale Berra, R OBP: 0.200, SLG: 0.122 (1, 5)	1B BB		K			SH1-3 WP SF8 1B		F7		3	1	1	0	1	1	2			
Steve Brye, R OBP: 0.292, SLG: 0.308 (1, 7)					CS BB		SH1-3		F8	2	0	1	1	1	0	0			
Duffy Dyer, R OBP: 0.313, SLG: 0.291 (1, 2)	F8				1-6-3		SF8		K	3	0	0	1	0	1	3			
Bert Blyleven, R OBP: 0.129, SLG: 0.131 (9, 1)			K		F3		5-3			3	0	0	0	0	1	2			
Grant Jackson, S OBP: 0.300, SLG: 0.500 (9, 1)										0	0	0	0	0	0	0			
Kent Tekulve, R OBP: 0.133, SLG: 0.133 (9, 1)										0	0	0	0	0	0	0			
Inning Stats	R: 1 E: 0 K: 2 S: 7	H: 2 LOB: 2 BB: 1 P: 11	R: 1 E: 0 K: 2 S: 7	H: 0 LOB: 3 BB: 3 P: 19	R: 0 E: 0 K: 0 S: 2	H: 0 LOB: 0 BB: 1 P: 6	R: 0 E: 0 K: 0 S: 3	H: 0 LOB: 2 BB: 2 P: 11	R: 1 E: 0 K: 0 S: 4	H: 1 LOB: 0 BB: 0 P: 4	R: 1 E: 1 K: 1 S: 7	H: 2 LOB: 1 BB: 0 P: 7	R: 0 E: 0 K: 1 S: 5	H: 0 LOB: 0 BB: 0 P: 5	1B: 5 2B: 0 3B: 0 HR: 0	SF: 1 SAC: 2 DP: 1 HBP: 0	WP: 1 PB: 0 SB: 4 CS: 1	PA: 35	
PITCHER	IP	WLS	BF	H	R	ER	SO	BB	IBB	HBP	BLK	WP	HR	S	P	ERA	WHIP		
Floyd Bannister, L ERA: 4.79 (7, 1)	6.1	L	31	5	4	4	6	6	1	0	1	0	0	36	64	5.68	1.737		
Joaquin Andujar, R ERA: 2.99 (8, 1)	0.2		1	0	0	0	0	0	0	0	0	0	0	1	1	0.00	0.000		
Rick Williams, R ERA: 4.5 (8, 1)	1.0		3	0	0	0	1	0	0	0	0	0	0	5	5	0.00	0.000		

Houston Astros @ Pittsburgh Pirates
Three Rivers Stadium, Pittsburgh, PA
Sat Aug 19 1978, 7:05 PM EDT
Att: 22,015 - Unknown

AB 25
R 4
H 5
RBI 4
BB 7
SO 7
LOB 19



Batter	1	2	3	4	5	6	7	8	9	AB	R	H	RBI	BB	SO	LOB	TOP					
Terry Puhl, L (1, 8) OBP: 0.342, SLG: 0.386	4-0 BB		4-3			F6		E1		4	0	1	0	1	0	1	Houston Astros @ Pittsburgh Pirates Three Rivers Stadium, Pittsburgh, PA Sun Aug 20 1978, 3:33 AM EDT Unknown					
Julio Gonzalez, R (1, 4) OBP: 0.294, SLG: 0.283	4-3		6-3			E7		K		5	1	0	0	0	2	6						
Enos Cabell, R (1, 3) OBP: 0.317, SLG: 0.384	4-0 FC6-4 BB					6-3				4	0	2	1	1	0	1						
Art Howe, R (1, 5) OBP: 0.339, SLG: 0.437	K							F7		5	1	2	1	0	1	3						
Jesus Alou, R (1, 7) OBP: 0.360, SLG: 0.419	FC6-4																					
Joaquin Andujar, S (5, 1) OBP: 0.167, SLG: 0.174																						
Wilbur Howard, S (7, PH) OBP: 0.280, SLG: 0.314																						
Ken Forsch, R (7, 1) OBP: 0.182, SLG: 0.182																						
Reggie Baldwin, R (9, PH) OBP: 0.297, SLG: 0.362																						
Jose Cruz, L (1, 9) OBP: 0.355, SLG: 0.440																						
Bruce Bochy, R (1, 2) OBP: 0.333, SLG: 0.355	F4									4	0	2	1	0	0	1						
Jimmy Sexton, R (1, 6) OBP: 0.237, SLG: 0.213	F9									3	1	1	0	1	1	2						
Tom Dixon, R (1, 1) OBP: 0.135, SLG: 0.111										1	0	0	0	0	0	0						
Rick Williams, R (4, 1) OBP: 0.290, SLG: 0.293										0	0	0	0	0	0	0						
Rafael Landestoy, S (5, PH) OBP: 0.309, SLG: 0.310										0	1	0	0	1	0	0						
Denny Walling, L (5, 7) OBP: 0.309, SLG: 0.310										2	0	0	1	0	0	2						
Inning Stats	R: 0 E: 0 K: 1 S: 5	H: 0 LOB: 2 BB: 2 P: 13	R: 0 E: 0 K: 0 S: 3	H: 0 LOB: 0 BB: 0 P: 3	R: 0 E: 0 K: 0 S: 3	H: 0 LOB: 0 BB: 0 P: 3	R: 2 E: 0 K: 1 S: 8	H: 5 LOB: 1 BB: 0 P: 8	R: 2 E: 1 K: 0 S: 5	H: 1 LOB: 1 BB: 1 P: 9	R: 0 E: 0 K: 1 S: 7	H: 2 LOB: 3 BB: 1 P: 11	R: 0 E: 0 K: 0 S: 3	H: 0 LOB: 0 BB: 0 P: 3	R: 2 E: 1 K: 1 S: 8	H: 2 LOB: 1 BB: 0 P: 8	R: 0 E: 0 K: 0 S: 3	H: 1 LOB: 0 BB: 0 P: 3	1B: 10 2B: 1 3B: 0 HR: 0	SF: 0 SAC: 0 DP: 0 HBP: 0	WP: 0 PB: 0 SB: 3 CS: 3	PA: 41
PITCHER	IP WLS BF H R ER SO BB IBB HBP BLK WP HR S P ERA WHIP																					
Jim Rooker, L (1, 1) ERA: 4.39	5.2 W 28 8 4 2 2 4 0 0 0 0 0 0 28 44 3.18 2.118																					
Kent Tekulve, R (6, 1) ERA: 1.97	3.1 S 13 3 2 1 2 0 0 0 0 0 0 0 17 17 2.70 0.900																					

Batter	1	2	3	4	5	6	7	8	9	AB	R	H	RBI	BB	SO	LOB	BOTTOM			
Frank Taveras, R (1, 6) OBP: 0.313, SLG: 0.359	SH1-3 2B		E S SF8	1B				P4		5	2	4	1	0	0	1	Houston Astros @ Pittsburgh Pirates Three Rivers Stadium, Pittsburgh, PA Sun Aug 20 1978, 3:33 AM EDT Unknown			
Omar Moreno, L (1, 8) OBP: 0.333, SLG: 0.301	SH1-3		SF8					F8		2	0	1	1	0	0	2				
Dave Parker, L (1, 9) OBP: 0.363, SLG: 0.551	2-3 1B		1-3					K		4	2	2	1	0	1	4				
Willie Stargell, L (1, 3) OBP: 0.378, SLG: 0.543	3-H 2B		HR							4	1	3	3	0	0	0				
Ed Ott, L (1, 7) OBP: 0.290, SLG: 0.362	2-H 1B		1-H HR							4	0	0	0	0	0	2				
Phil Garner, R (1, 4) OBP: 0.344, SLG: 0.392	F8		F8							4	0	0	0	0	1	1				
Manny Sanguillen, R (1, 2) OBP: 0.274, SLG: 0.325	K		F8																	
Steve Brye, R (6, 7) OBP: 0.303, SLG: 0.321										2	0	0	0	0	0	0				
Dale Berra, R (1, 5) OBP: 0.220, SLG: 0.208	6-3									2	1	2	0	0	0	0				
Jim Rooker, R (1, 1) OBP: 0.188, SLG: 0.277	K									4	1	2	1	0	1	1				
Kent Tekulve, R (6, 1) OBP: 0.118, SLG: 0.118	L7									2	0	0	0	0	0	0				
Inning Stats	R: 2 E: 0 K: 1 S: 8	H: 3 LOB: 1 BB: 0 P: 8	R: 0 E: 0 K: 1 S: 5	H: 0 LOB: 0 BB: 0 P: 5	R: 3 E: 0 K: 0 S: 6	H: 3 LOB: 0 BB: 0 P: 6	R: 1 E: 0 K: 0 S: 6	H: 3 LOB: 2 BB: 0 P: 6	R: 0 E: 0 K: 0 S: 3	H: 1 LOB: 0 BB: 0 P: 3	R: 1 E: 0 K: 2 S: 10	H: 3 LOB: 0 BB: 0 P: 10	R: 0 E: 0 K: 0 S: 3	H: 0 LOB: 0 BB: 0 P: 3	R: 0 E: 0 K: 0 S: 4	H: 1 LOB: 1 BB: 0 P: 4	1B: 10 2B: 2 3B: 0 HR: 2	SF: 1 SAC: 1 DP: 1 HBP: 0	WP: 0 PB: 0 SB: 2 CS: 0	PA: 37
PITCHER	IP WLS BF H R ER SO BB IBB HBP BLK WP HR S P ERA WHIP																			
Tom Dixon, L (1, 1) ERA: 3.9	3.2 L 20 9 6 0 0 0 0 0 0 0 0 0 2 24 24 14.73 2.455																			
Rick Williams, R (4, 1) ERA: 4.45	0.1 1 0 0 0 0 0 0 0 0 0 0 0 1 1 0.00 0.000																			
Joaquin Andujar, R (5, 1) ERA: 2.99	2.0 9 4 1 1 2 0 0 0 0 0 0 0 13 13 4.50 2.000																			
Ken Forsch, R (7, 1) ERA: 3.16	2.0 7 1 0 0 0 0 0 0 0 0 0 0 7 7 0.00 0.500																			

Batter	1	2	3	4	5	6	7	8	9	AB	R	H	RBI	BB	SO	LOB	TOP			
Terry Puhl, L OBP: 0.339, SLG: 0.383 (1, 8)	1-3		E6 F9 1B 1B		K		P4			4	1	0	0	0	1	0	Houston Astros @ Pittsburgh Pirates Three Rivers Stadium, Pittsburgh, PA Sun Aug 20 1978, 3:38 AM EDT Att: 21,851 - Unknown livebaseballscores.com			
Julio Gonzalez, R OBP: 0.270, SLG: 0.289 (1, 4)	F4		1B 1-2 1-5 1B		G4-6-3 1B		K			4	0	2	0	0	1	0				
Enos Cabell, R OBP: 0.319, SLG: 0.385 (1, 3)	1B		F9 2-3		G4-6-3 1-2		FC5-4 1B			4	0	2	0	0	0	3				
Art Howe, R OBP: 0.340, SLG: 0.438 (1, 5)	1-2 1B		1-2 1B		P4		FC5-4 1-2			4	0	2	1	0	0	1				
Jesus Alou, R OBP: 0.364, SLG: 0.422 (1, 7)	G3		1-2 2-3 1B		1B		6-3			4	0	2	0	0	0	3				
Jose Cruz, L OBP: 0.352, SLG: 0.436 (1, 9)		F7	L1-5		K		F8			4	0	0	0	0	1	4				
Jimmy Sexton, R OBP: 0.238, SLG: 0.214 (1, 6)		S 4-3 1B			P6		6-3			4	0	1	0	0	0	1				
Luis Pujols, R OBP: 0.194, SLG: 0.203 (1, 2)		4-3			6-3		5-3			4	0	0	0	0	0	1				
Joe Niekro, R OBP: 0.191, SLG: 0.234 (7, PH)					F7		F4			2	0	0	0	0	1	1				
Rafael Landestoy, S OBP: 0.253, SLG: 0.250 (7, 1)										1	0	0	0	0	0	0				
Joe Sambito, L (7, 1)										0	0	0	0	0	0	0				
Inning Stats	R: 0 E: 0 K: 0 S: 5	H: 2 LOB: 2 BB: 0 P: 5	R: 0 E: 0 K: 1 S: 6	H: 1 LOB: 1 BB: 0 P: 6	R: 1 E: 1 K: 0 S: 6	H: 3 LOB: 2 BB: 0 P: 6	R: 0 E: 0 K: 0 S: 3	H: 0 LOB: 0 BB: 0 P: 3	R: 0 E: 0 K: 1 S: 5	H: 1 LOB: 1 BB: 0 P: 5	R: 0 E: 0 K: 0 S: 3	H: 0 LOB: 0 BB: 0 P: 3	R: 0 E: 0 K: 1 S: 6	H: 1 LOB: 1 BB: 0 P: 6	R: 0 E: 0 K: 0 S: 3	H: 0 LOB: 0 BB: 0 P: 3	1B: 9 2B: 1 3B: 0 HR: 0	SF: 0 SAC: 0 DP: 2 HBP: 0	WP: 0 PB: 0 SB: 1 CS: 0	PA: 35
PITCHER Jerry Reuss, L ERA: 5.84 (1, 1)	IP: 9.0 WLS: W BF: 35 H: 9 R: 1 ER: 0 SO: 4 BB: 0 IBB: 0 HBP: 0 BLK: 0 WP: 0 HR: 0 S: 43 P: 43 ERA: 0.00 WHIP: 1.000															PITCHER				

Batter	1	2	3	4	5	6	7	8	9	AB	R	H	RBI	BB	SO	LOB	BOTTOM			
Frank Taveras, R OBP: 0.310, SLG: 0.356 (1, 6)	F8		5-3		F8		K			4	0	0	0	0	1	1	Houston Astros @ Pittsburgh Pirates Three Rivers Stadium, Pittsburgh, PA Sun Aug 20 1978, 3:38 AM EDT Att: 21,851 - Unknown livebaseballscores.com			
Omar Moreno, L OBP: 0.332, SLG: 0.298 (1, 8)	4-3 S BB		P6		F9		K			3	0	0	0	1	1	1				
Dave Parker, L OBP: 0.362, SLG: 0.548 (1, 9)	4-3				G3		P4			4	0	1	0	0	0	2				
John Milner, L OBP: 0.360, SLG: 0.406 (1, 3)	F9				4-3		4-3			4	0	1	0	0	0	1				
Ed Ott, L OBP: 0.297, SLG: 0.394 (1, 7)										4	2	3	2	0	1	1				
Phil Garner, R OBP: 0.348, SLG: 0.394 (1, 4)										3	1	2	0	1	0	1				
Dale Berra, R OBP: 0.238, SLG: 0.214 (1, 5)										3	0	1	0	1	2	3				
Duffy Dyer, R OBP: 0.311, SLG: 0.285 (1, 2)										3	0	0	0	1	0	4				
Jerry Reuss, L OBP: 0.176, SLG: 0.235 (1, 1)										4	0	1	0	0	2	5				
Inning Stats	R: 0 E: 0 K: 0 S: 3	H: 0 LOB: 1 BB: 1 P: 7	R: 0 E: 0 K: 1 S: 6	H: 1 LOB: 0 BB: 0 P: 6	R: 0 E: 0 K: 0 S: 3	H: 0 LOB: 0 BB: 0 P: 3	R: 2 E: 0 K: 0 S: 6	H: 3 LOB: 1 BB: 0 P: 6	R: 0 E: 0 K: 0 S: 4	H: 1 LOB: 1 BB: 0 P: 4	R: 1 E: 0 K: 1 S: 7	H: 2 LOB: 2 BB: 1 P: 11	R: 0 E: 0 K: 2 S: 7	H: 1 LOB: 0 BB: 0 P: 7	R: 0 E: 0 K: 3 S: 10	H: 1 LOB: 3 BB: 2 P: 18	1B: 5 2B: 2 3B: 0 HR: 2	SF: 0 SAC: 0 DP: 0 HBP: 0	WP: 0 PB: 0 SB: 5 CS: 1	PA: 37
PITCHER Joe Niekro, R ERA: 4.2 (7, 1)	IP: 6.0 WLS: L BF: 27 H: 7 R: 3 ER: 3 SO: 2 BB: 1 IBB: 1 HBP: 0 BLK: 0 WP: 0 HR: 2 S: 29 P: 37 ERA: 4.50 WHIP: 1.333															PITCHER				
Joe Sambito, L ERA: 2.66 (7, 1)	IP: 2.0 WLS: 9 BF: 2 H: 2 R: 0 ER: 0 SO: 5 BB: 1 IBB: 1 HBP: 0 BLK: 0 WP: 0 HR: 0 S: 17 P: 25 ERA: 0.00 WHIP: 1.500															PITCHER				

Batter	1	2	3	4	5	6	7	8	9	AB	R	H	RBI	BB	SO	LOB	TOP								
Rodney Scott, S OBP: 0.405, SLG: 0.329 (1, 5)	L7			B1-3		G4-3 1B		BB 1B BB		3	1	1	0	1	0	0	Chicago Cubs @ Houston Astros Astrodome, Houston, TX Mon Aug 21 1978, 8:05 PM EDT Att: 9,906 - Dome - 72 F								
Greg Gross, L OBP: 0.313, SLG: 0.352 (1, 8)	L6			1B		G4-3 1-2		BB 1B BB		3	1	1	0	1	0	1									
Bill Buckner, L OBP: 0.322, SLG: 0.379 (1, 3)	K			L9			4-3	WP BB 1B		4	0	1	2	0	1	1									
Bobby Murcer, L OBP: 0.364, SLG: 0.398 (1, 9)		F8		F9			K	WP BB		3	0	0	0	1	1	1									
Larry Bittner, L OBP: 0.314, SLG: 0.357 Mike Vail, R OBP: 0.309, SLG: 0.422 (8, PH) (8, 7)	K			1B			1B	L6		3	0	2	0	0	1	0									
Manny Trillo, R OBP: 0.325, SLG: 0.341 Mick Kelleher, R OBP: 0.357, SLG: 0.265 (8, 4)	4-3			F9			P8	K		3	0	0	0	0	2	1									
Ivan De Jesus, R OBP: 0.343, SLG: 0.349 (1, 6)			L7	P3				5-3 1B		4	0	1	0	0	0	1									
Tim Blackwell, S OBP: 0.323, SLG: 0.226 (1, 2)		P5		G3				K K		4	0	0	0	0	2	2									
Rick Reuschel, R OBP: 0.158, SLG: 0.130 Gene Clines, R OBP: 0.330, SLG: 0.333 Ken Holtzman, R OBP: 0.429, SLG: 0.500 Davey Johnson, R OBP: 0.308, SLG: 0.323 (6, PH) (6, 1) (9, PH)	K			K			K	BB 1B BB		1	0	0	0	0	1	0									
Inning Stats	R: 0 E: 0 K: 1 S: 6	H: 0 LOB: 0 BB: 0 P: 8	R: 0 E: 0 K: 1 S: 7	H: 0 LOB: 0 BB: 0 P: 10	R: 0 E: 0 K: 1 S: 6	H: 0 LOB: 0 BB: 0 P: 9	R: 0 E: 0 K: 0 S: 4	H: 1 LOB: 1 BB: 0 P: 4	R: 0 E: 0 K: 0 S: 7	H: 1 LOB: 1 BB: 0 P: 10	R: 0 E: 0 K: 1 S: 8	H: 1 LOB: 0 BB: 0 P: 10	R: 0 E: 0 K: 1 S: 6	H: 1 LOB: 1 BB: 0 P: 6	R: 3 E: 0 K: 1 S: 13	H: 1 LOB: 4 BB: 4 P: 29		R: 0 E: 0 K: 3 S: 12	H: 1 LOB: 1 BB: 0 P: 14	1B: 6 2B: 0 3B: 0 HR: 0	SF: 0 SAC: 0 DP: 1 HBP: 0	WP: 1 PB: 0 SB: 0 CS: 0	PA: 36		
PITCHER	IP	WLS	BF	H	R	ER	SO	BB	IBB	HBP	BLK	WP	HR	S	P	ERA	WHIP								
J.R. Richard, R ERA: 3.03 Joe Sambito, L ERA: 2.61 (1, 1) (8, 1)	7.2	W	31	5	3	3	6	4	0	0	0	0	0	52	81	3.52	1.174								

AB	32
R	3
H	6
RBI	2
BB	4
SO	9
LOB	11



Batter	1	2	3	4	5	6	7	8	9	AB	R	H	RBI	BB	SO	LOB	BOTTOM								
Terry Puhl, L OBP: 0.340, SLG: 0.383 (1, 8)	4-3	4-3		HBP 1B 1B		1B		F2		5	1	2	0	0	0	2	Chicago Cubs @ Houston Astros Astrodome, Houston, TX Mon Aug 21 1978, 8:05 PM EDT Att: 9,906 - Dome - 72 F								
Julio Gonzalez, R OBP: 0.288, SLG: 0.286 (1, 4)	K		5-3	F8		K		1B		5	0	1	0	0	2	3									
Enos Cabell, R OBP: 0.320, SLG: 0.384 Bruce Bochy, R OBP: 0.325, SLG: 0.349 (1, 3) (8, 2)	K		F8	1B HBP		HR BB		3-1		2	1	0	0	1	1	0									
Jose Cruz, L OBP: 0.357, SLG: 0.448 (1, 9)		2B 1B 1B		1B		1B		HR BB		4	2	4	4	0	0	0									
Art Howe, R OBP: 0.339, SLG: 0.438 (1, 5)		1B 2B 2B		6-3		K		4-3		4	1	1	0	0	1	1									
Denny Walling, L OBP: 0.313, SLG: 0.321 (1, 7)		2B FC4-2 1B		1B 2B		G3		F8		4	1	2	1	0	0	0									
Jimmy Sexton, R OBP: 0.254, SLG: 0.235 (1, 6)		FC4-2 2B		SH2-3 1B 1B		L7		BB		3	1	2	2	1	0	0									
Luis Pujols, R OBP: 0.189, SLG: 0.198 (1, 2) (8, 3)		K		SH2-3		L6		K		3	0	0	0	0	2	3									
J.R. Richard, R OBP: 0.173, SLG: 0.163 Joe Sambito, L ERA: 2.61 (1, 1) (8, 1)		FC4-2		HBP 1B 1B		K		K		3	1	1	1	0	1	2									
Inning Stats	R: 0 E: 0 K: 2 S: 7	H: 4 LOB: 2 BB: 0 P: 9	R: 0 E: 0 K: 1 S: 9	H: 4 LOB: 2 BB: 0 P: 9	R: 0 E: 0 K: 0 S: 4	H: 1 LOB: 1 BB: 0 P: 4	R: 4 E: 0 K: 0 S: 10	H: 5 LOB: 2 BB: 0 P: 13	R: 0 E: 0 K: 1 S: 5	H: 0 LOB: 0 BB: 0 P: 5	R: 0 E: 0 K: 2 S: 9	H: 1 LOB: 1 BB: 0 P: 10	R: 2 E: 0 K: 1 S: 10	H: 1 LOB: 1 BB: 2 P: 21	R: 0 E: 0 K: 1 S: 6	H: 1 LOB: 1 BB: 0 P: 6		1B: 9 2B: 3 3B: 0 HR: 1	SF: 0 SAC: 1 DP: 0 HBP: 1	WP: 0 PB: 0 SB: 0 CS: 0	PA: 39				
PITCHER	IP	WLS	BF	H	R	ER	SO	BB	IBB	HBP	BLK	WP	HR	S	P	ERA	WHIP								
Rick Reuschel, R ERA: 3.05 Ken Holtzman, L ERA: 5.4 (1, 1) (6, 1)	5.0	L	25	10	6	6	4	0	0	1	0	0	0	35	38	10.80	2.000								

AB	35
R	8
H	13
RBI	8
BB	2
SO	8
LOB	12



Batter	1	2	3	4	5	6	7	8	9	AB	R	H	RBI	BB	SO	LOB	TOP				
Ivan De Jesus, R OBP: 0.344, SLG: 0.349	0-0 6-3		0-0 F8		4-0 PB S BB		0-0 1-2 1B			3	0	1	0	1	0	2					
Greg Gross, L OBP: 0.316, SLG: 0.351	0-0 1B		0-0 7-2		4-0 S BB		0-0 F7			3	0	1	0	1	0	4					
Larry Blittner, L OBP: 0.310, SLG: 0.352	0-0 L8			0-0 L7		0-0 L8		0-0 P6		4	0	0	0	0	0	3					
Bill Buckner, L OBP: 0.318, SLG: 0.374	0-0 F7			0-0 P7		0-0 6-3		0-0 F7		4	0	0	0	0	0	1					
Bobby Murcer, L OBP: 0.363, SLG: 0.397		0-0 L5		0-0 1B		0-0 L9		0-0 L4		4	0	1	0	0	0	0					
Manny Trillo, R OBP: 0.322, SLG: 0.338		0-3 K		0-0 F8		0-0 4-3			0-0 F3	4	0	0	0	0	1	1					
Rodney Scott, S OBP: 0.401, SLG: 0.326		0-0 4-3			0-0 S WP SF8 1B		2-2 6-3		0-0 B1-3	4	1	1	0	0	0	0					
Tim Blackwell, S OBP: 0.338, SLG: 0.268			0-0 1B 7-2 2B		0-3 K		0-0 1B		0-3 K	3	0	2	0	0	1	1					
Mick Kelleher, R OBP: 0.357, SLG: 0.265					1-3 K		0-0 1B			0	0	0	0	0	0	0					
Dave Rader, L OBP: 0.281, SLG: 0.294					0-0 SF8		0-0 P8			1	0	1	1	0	0	0					
Mike Krukow, R OBP: 0.286, SLG: 0.280										1	0	0	0	0	0	1					
Mike Vail, R OBP: 0.307, SLG: 0.419										0	0	0	0	0	0	0					
Willie Hernandez, L OBP: 0.312, SLG: 0.315										0	0	0	0	0	0	0					
Lynn McGlothen, L OBP: 0.154, SLG: 0.167										0	0	0	0	0	0	0					
Inning Stats	R: 0 E: 0 K: 0 S: 4	H: 1 LOB: 1 BB: 0 P: 4	R: 0 E: 0 K: 1 S: 5	H: 0 LOB: 0 BB: 0 P: 5	R: 0 E: 0 K: 0 S: 4	H: 2 LOB: 1 BB: 0 P: 4	R: 0 E: 0 K: 0 S: 4	H: 1 LOB: 1 BB: 0 P: 4	R: 1 E: 0 K: 1 S: 6	H: 1 LOB: 2 BB: 2 P: 14	R: 0 E: 0 K: 0 S: 3	H: 0 LOB: 0 BB: 0 P: 3	R: 0 E: 0 K: 0 S: 8	H: 2 LOB: 2 BB: 0 P: 10	R: 0 E: 0 K: 0 S: 3	H: 0 LOB: 0 BB: 0 P: 3	R: 0 E: 0 K: 1 S: 5	H: 0 LOB: 0 BB: 0 P: 5	1B: 6 2B: 2 3B: 0 HR: 0	SF: 1 SAC: 0 DP: 1 HBP: 0	WP: 1 PA: 35 PB: 1 SB: 3 CS: 0
PITCHER Mark Lemongello, R ERA: 3.86	IP: 9.0 WLS: W BF: 35 H: 7 R: 1 ER: 1 SO: 3 BB: 2 IBB: 0 HBP: 0 BLK: 0 WP: 1 HR: 0 S: 42 P: 52 ERA: 1.00 WHIP: 1.000															PITCHER	IP: 9.0 WLS: W BF: 35 H: 7 R: 1 ER: 1 SO: 3 BB: 2 IBB: 0 HBP: 0 BLK: 0 WP: 1 HR: 0 S: 42 P: 52 ERA: 1.00 WHIP: 1.000				

Chicago Cubs @ Houston Astros
Astrodome, Houston, TX
Tue Aug 22, 1978, 8:05 PM EDT
Alt. 9,721 - Dome - 72 F

AB	32
R	1
H	7
RBI	1
BB	2
SO	3
LOB	13



Batter	1	2	3	4	5	6	7	8	9	AB	R	H	RBI	BB	SO	LOB	BOTTOM
Terry Puhl, L OBP: 0.337, SLG: 0.380	0-0 4-3		0-0 4-3		0-0 L7		0-0 1-3			4	0	0	0	0	0	0	
Julio Gonzalez, R OBP: 0.288, SLG: 0.285	0-3 K		0-2 L3		0-0 F2		0-0 S 1B			4	0	1	0	0	1	0	
Enos Cabell, R OBP: 0.321, SLG: 0.382	1-0 BB 1B HBP		1-0 HBP		0-0 L5		0-0 F7			2	1	0	0	0	0	1	
Jose Cruz, L OBP: 0.358, SLG: 0.446	4-0 E 1B BB		0-0 P6		0-0 F7		4-2 FC6-4 BB			2	0	0	0	2	0	1	
Art Howe, R OBP: 0.341, SLG: 0.441	0-0 E7			0-0 5-3		0-0 1B SF8 2B		0-0 FC6-4		4	1	2	1	0	0	2	
Denny Walling, L OBP: 0.312, SLG: 0.315	1-3 2-H 1B			0-0 4-3		4-0 1B IBB		0-3 K		3	0	0	0	1	1	2	
Jimmy Sexton, R OBP: 0.262, SLG: 0.237		0-0 5-3		4-0 S BB		0-0 1-2 2-3 1B		0-3 K		3	0	1	0	1	1	0	
Bruce Bochy, R OBP: 0.324, SLG: 0.338		0-0 F8		4-0 1-2 IBB		0-0 SF8		0-3 K		2	0	0	1	1	1	0	
Mark Lemongello, R OBP: 0.207, SLG: 0.167		2-3 K		0-0 4-3		3-H 0-3 K				3	0	0	0	0	2	4	
Inning Stats	R: 1 E: 1 K: 1 S: 7	H: 1 LOB: 2 BB: 1 P: 12	R: 0 E: 0 K: 1 S: 6	H: 0 LOB: 0 BB: 0 P: 8	R: 0 E: 0 K: 0 S: 3	H: 0 LOB: 2 BB: 2 P: 11	R: 0 E: 0 K: 0 S: 3	H: 0 LOB: 0 BB: 0 P: 3	R: 1 E: 0 K: 1 S: 7	H: 2 LOB: 2 BB: 1 P: 11	R: 0 E: 0 K: 0 S: 7	H: 1 LOB: 2 BB: 1 P: 11	R: 0 E: 0 K: 3 S: 9	H: 0 LOB: 0 BB: 0 P: 9	1B: 3 2B: 1 3B: 0 HR: 0	SF: 1 SAC: 0 DP: 0 HBP: 2	WP: 0 PA: 35 PB: 0 SB: 2 CS: 0
PITCHER Mike Krukow, R ERA: 3.78	IP: 6.0 WLS: L BF: 27 H: 2 R: 2 ER: 2 SO: 3 BB: 2 IBB: 2 HBP: 0 BLK: 0 WP: 0 HR: 0 S: 33 P: 53 ERA: 3.00 WHIP: 0.833															PITCHER	IP: 6.0 WLS: L BF: 27 H: 2 R: 2 ER: 2 SO: 3 BB: 2 IBB: 2 HBP: 0 BLK: 0 WP: 0 HR: 0 S: 33 P: 53 ERA: 3.00 WHIP: 0.833
Willie Hernandez, L ERA: 4.08	0.2 4 1 0 0 0 1 0 0 0 0 0 6 10 0.00 3.000															PITCHER	0.2 4 1 0 0 0 1 0 0 0 0 0 6 10 0.00 3.000
Lynn McGlothen, R ERA: 9.62	1.1 4 0 0 0 0 0 0 0 0 0 0 10 10 0.00 0.000															PITCHER	1.1 4 0 0 0 0 0 0 0 0 0 0 10 10 0.00 0.000

Chicago Cubs @ Houston Astros
Astrodome, Houston, TX
Tue Aug 22, 1978, 8:05 PM EDT
Alt. 9,721 - Dome - 72 F

AB	27
R	2
H	4
RBI	2
BB	5
SO	6
LOB	10



Batter	1	2	3	4	5	6	7	8	9	AB	R	H	RBI	BB	SO	LOB	TOP										
Ivan De Jesus, R OBP: 0.343, SLG: 0.348 (1, 6)										4	0	1	0	0	1	1	Chicago Cubs @ Houston Astros Astrodome, Houston, TX Wed Aug 23 1978, 8:05 PM EDT Att: 9,217 - Dome - 72 F										
Greg Gross, L OBP: 0.316, SLG: 0.349 Mike Vail, R OBP: 0.305, SLG: 0.416 (8, PH) (8, 9)										2	0	0	0	1	0	0											
Bill Buckner, L OBP: 0.320, SLG: 0.375 (1, 3)										4	0	2	0	0	1	2											
Bobby Murcer, L OBP: 0.360, SLG: 0.393 (8, 8)										4	0	0	0	0	2	2											
Dave Kingman, R OBP: 0.311, SLG: 0.516 (1, 7)										4	0	1	0	0	1	1											
Manny Trillo, R OBP: 0.322, SLG: 0.336 (1, 4)										3	0	0	0	1	1	1											
Rodney Scott, S OBP: 0.400, SLG: 0.327 (1, 5)										3	0	1	0	0	0	2											
Tim Blackwell, S OBP: 0.338, SLG: 0.288 (1, 2)										3	0	1	0	0	0	1											
Dennis Lamp, R OBP: 0.196, SLG: 0.232 Willie Hernandez, L OBP: 0.389, SLG: 0.417 Donnie Moore, L OBP: 0.329, SLG: 0.332 Gene Clines, R OBP: 0.329, SLG: 0.332 Lynn McGlothen, L OBP: 0.154, SLG: 0.167 (1, 1) (7, 1) (7, 1) (8, PH) (8, 1)										1	0	0	0	0	0	0											
Inning Stats	R: 0 E: 0 K: 1 S: 6	H: 0 LOB: 0 BB: 0 P: 7	R: 0 E: 1 K: 0 S: 3	H: 1 LOB: 2 BB: 1 P: 7	R: 0 E: 0 K: 1 S: 6	H: 1 LOB: 2 BB: 1 P: 10	R: 0 E: 0 K: 2 S: 7	H: 0 LOB: 0 BB: 0 P: 7	R: 0 E: 0 K: 0 S: 3	H: 0 LOB: 0 BB: 0 P: 3	R: 0 E: 0 K: 0 S: 4	H: 1 LOB: 1 BB: 0 P: 4	R: 0 E: 0 K: 1 S: 9	H: 1 LOB: 1 BB: 0 P: 11	R: 0 E: 0 K: 0 S: 3	H: 1 LOB: 0 BB: 0 P: 3		R: 0 E: 0 K: 1 S: 16	H: 1 LOB: 1 BB: 0 P: 19	1B: 5 2B: 1 3B: 0 HR: 0	SF: 0 SAC: 1 DP: 1 HBP: 0	WP: 0 PB: 0 SB: 1 CS: 0	PA: 33				
PITCHER	IP	WLS	BF	H	R	ER	SO	BB	IBB	HBP	BLK	WP	HR	S	P	ERA	WHIP										
Ken Forsch, R ERA: 2.91 Joe Sambito, L ERA: 2.54 (1, 1) (8, 1)	7.0	W	26	4	0	0	5	2	0	0	0	0	0	38	49	0.00	0.857										

Chicago Cubs @ Houston Astros
Astrodome, Houston, TX
Wed Aug 23 1978, 8:05 PM EDT
Att: 9,217 - Dome - 72 F

AB	30
R	0
H	6
RBI	0
BB	2
SO	6
LOB	11



Batter	1	2	3	4	5	6	7	8	9	AB	R	H	RBI	BB	SO	LOB	BOTTOM										
Terry Puhl, L OBP: 0.335, SLG: 0.377 (1, 8)										4	1	0	0	0	0	5	Chicago Cubs @ Houston Astros Astrodome, Houston, TX Wed Aug 23 1978, 8:05 PM EDT Att: 9,217 - Dome - 72 F										
Julio Gonzalez, R OBP: 0.281, SLG: 0.277 (1, 4)										4	0	0	0	0	0	4											
Enos Cabell, R OBP: 0.321, SLG: 0.381 (1, 3)										4	1	1	0	0	0	0											
Jose Cruz, L OBP: 0.358, SLG: 0.444 (1, 9)										4	0	1	0	0	0	2											
Art Howe, R OBP: 0.338, SLG: 0.437 (1, 5)										4	0	0	1	0	0	3											
Denny Walling, L OBP: 0.305, SLG: 0.308 (1, 7)										4	1	0	0	0	0	2											
Jimmy Sexton, R OBP: 0.258, SLG: 0.233 (1, 6)										2	0	0	0	0	0	2											
Bruce Bochy, R OBP: 0.338, SLG: 0.353 (1, 2)										3	0	2	1	0	0	0											
Ken Forsch, R OBP: 0.250, SLG: 0.250 Wilbur Howard, S OBP: 0.286, SLG: 0.319 Joe Sambito, L ERA: 3.57 (1, 1) (7, PH) (8, 1)										1	0	1	0	0	0	0											
Inning Stats	R: 1 E: 2 K: 0 S: 9	H: 0 LOB: 1 BB: 0 P: 10	R: 0 E: 0 K: 0 S: 3	H: 0 LOB: 0 BB: 0 P: 3	R: 0 E: 0 K: 0 S: 3	H: 1 LOB: 0 BB: 0 P: 3	R: 0 E: 0 K: 0 S: 5	H: 2 LOB: 2 BB: 0 P: 5	R: 0 E: 0 K: 0 S: 4	H: 1 LOB: 1 BB: 0 P: 4	R: 0 E: 0 K: 0 S: 3	H: 0 LOB: 0 BB: 0 P: 3	R: 1 E: 1 K: 0 S: 6	H: 2 LOB: 2 BB: 0 P: 6	R: 1 E: 1 K: 0 S: 4	H: 0 LOB: 0 BB: 0 P: 4		R: 1 E: 1 K: 0 S: 4	H: 0 LOB: 0 BB: 0 P: 4	1B: 6 2B: 1 3B: 0 HR: 0	SF: 0 SAC: 2 DP: 2 HBP: 0	WP: 0 PB: 0 SB: 3 CS: 0	PA: 33				
PITCHER	IP	WLS	BF	H	R	ER	SO	BB	IBB	HBP	BLK	WP	HR	S	P	ERA	WHIP										
Dennis Lamp, R ERA: 3.15 Willie Hernandez, L ERA: 4.05 Donnie Moore, R ERA: 3.72 Lynn McGlothen, R ERA: 3.57 (1, 1) (7, 1) (7, 1) (8, 1)	6.1	L	27	6	2	0	0	0	0	0	0	0	0	31	32	0.00	0.947										

Chicago Cubs @ Houston Astros
Astrodome, Houston, TX
Wed Aug 23 1978, 8:05 PM EDT
Att: 9,217 - Dome - 72 F

AB	31
R	3
H	6
RBI	2
BB	0
SO	0
LOB	18



Batter	1	2	3	4	5	6	7	8	9	AB	R	H	RBI	BB	SO	LOB	TOP		
Frank Taveras, R (1.6) OBP: 0.310, SLG: 0.355	K2-3			6-3		1-3		F1		4	0	0	0	0	1	0			
Omar Moreno, L (1.8) OBP: 0.330, SLG: 0.300	4-3			1B		4-3		1B	3B	4	1	2	0	0	0	0			
Dave Parker, L (1.9) OBP: 0.365, SLG: 0.547	F9			K		K		1B	1B	4	0	1	1	0	2	1			
John Milner, L (1.3) OBP: 0.359, SLG: 0.405				4-3		1B		G4-6-3	1B	3	1	0	0	1	0	2			
Ed Ott, L (1.2) OBP: 0.308, SLG: 0.409				K		1B		3-1		4	0	2	0	0	1	0			
Bill Robinson, R (1.7) OBP: 0.292, SLG: 0.397	G6-4-3			K2-3		E4		1B		3	0	1	1	0	1	1			
Phil Garner, R (1.4) OBP: 0.345, SLG: 0.393				5-3		K				3	0	0	0	0	2	2			
Dale Berra, R (1.5) OBP: 0.229, SLG: 0.230				F8		F7		F7		3	0	0	0	0	0	0			
Bruce Kison, R (1.1) OBP: 0.089, SLG: 0.059				K		5-3		P4		0	0	0	0	0	0	0			
Dave Hamilton, L (2.1) OBP: 0.245, SLG: 0.182										1	0	0	0	0	1	0			
John Candelaria, L (6. Ph) OBP: 0.200, SLG: 0.152										1	0	0	0	0	0	0			
Jim Bibby, R (6.1) OBP: 0.167, SLG: 0.125										0	0	0	0	0	0	0			
Manny Sanguillen, R (8. Ph) OBP: 0.167, SLG: 0.125										1	0	0	0	0	0	0			
Jerry Reuss, L (8.1) OBP: 0.170, SLG: 0.220										0	0	0	0	0	0	0			
Inning Stats	R: 0 H: 0 E: 0 K: 1 S: 5	H: 0 LOB: 0 BB: 0 P: 5	R: 0 H: 1 E: 0 K: 0 S: 3	H: 1 LOB: 0 BB: 0 P: 3	R: 0 H: 0 E: 0 K: 2 S: 7	H: 0 LOB: 0 BB: 0 P: 7	R: 0 H: 1 E: 0 K: 1 S: 6	H: 1 LOB: 1 BB: 0 P: 6	R: 0 H: 0 E: 0 K: 2 S: 7	H: 0 LOB: 0 BB: 0 P: 7	R: 1 H: 2 E: 1 K: 2 S: 9	H: 2 LOB: 2 BB: 1 P: 13	R: 0 H: 0 E: 0 K: 0 S: 3	H: 0 LOB: 0 BB: 0 P: 3	R: 1 H: 2 E: 0 K: 0 S: 4	H: 2 LOB: 2 BB: 0 P: 4	1B: 5 2B: 0 3B: 1 HR: 0	SF: 0 SAC: 0 DP: 2 HBP: 0	WP: 0 PA: 32 PB: 0 SB: 1 CS: 0
PITCHER J.R. Richard, R (1.1) ERA: 2.99	IP: 9.0 WLS: W BF: 32 H: 6 R: 2 ER: 2 SO: 8 BB: 1 IBB: 0 HBP: 0 BLK: 0 WP: 0 HR: 0 S: 47 P: 51 ERA: 2.00 WHIP: 0.778															PITCHER IP: 9.0 WLS: W BF: 32 H: 6 R: 2 ER: 2 SO: 8 BB: 1 IBB: 0 HBP: 0 BLK: 0 WP: 0 HR: 0 S: 47 P: 51 ERA: 2.00 WHIP: 0.778			

Pittsburgh Pirates @ Houston Astros
Astrodome, Houston, TX
Sat Aug 26 1978, 4:33 AM EDT
Att: 9,985 - Unknown

AB 31
R 2
H 6
RBI 2
BB 1
SO 8
LOB 6



Batter	1	2	3	4	5	6	7	8	9	AB	R	H	RBI	BB	SO	LOB	BOTTOM		
Terry Puhl, L (1.8) OBP: 0.338, SLG: 0.376	4-3			F8		P6				4	1	1	0	0	0	0			
Dave Bergman, L (1.3) OBP: 0.371, SLG: 0.297	1B			L6		6-3				4	1	1	0	0	0	1			
Enos Cabell, R (1.5) OBP: 0.321, SLG: 0.385	E6			F8		6-3				4	2	1	1	0	0	1			
Jose Cruz, L (1.9) OBP: 0.358, SLG: 0.443	K			F8		6-3				4	0	1	0	0	1	2			
Art Howe, R (1.4) OBP: 0.343, SLG: 0.439	E9			1B				F7		3	1	2	1	1	0	0			
Denny Walling, L (1.7) OBP: 0.303, SLG: 0.305	E2			F8				4-3		4	1	1	1	0	1	3			
Julio Gonzalez, R (1.6) OBP: 0.265, SLG: 0.277				F7				5-3		0	1	0	0	0	0	0			
Jimmy Sexton, R (3.6) OBP: 0.252, SLG: 0.252	WP			5-3				5-3		3	0	0	0	0	0	1			
Bruce Bochy, R (1.2) OBP: 0.338, SLG: 0.366				F9		5-3				3	0	1	2	0	0	0			
J.R. Richard, R (1.1) OBP: 0.167, SLG: 0.157	K			K		4-3				3	0	0	0	0	2	1			
Inning Stats	R: 5 H: 4 E: 3 K: 2 S: 12	H: 4 LOB: 1 BB: 0 P: 13	R: 2 H: 3 E: 1 K: 1 S: 7	H: 3 LOB: 2 BB: 1 P: 11	R: 0 H: 0 E: 0 K: 1 S: 5	H: 0 LOB: 0 BB: 0 P: 5	R: 0 H: 0 E: 0 K: 0 S: 3	H: 0 LOB: 0 BB: 0 P: 3	R: 0 H: 1 E: 0 K: 0 S: 4	H: 1 LOB: 1 BB: 0 P: 4	R: 0 H: 0 E: 0 K: 0 S: 3	H: 0 LOB: 0 BB: 0 P: 3	R: 0 H: 0 E: 0 K: 0 S: 3	H: 0 LOB: 0 BB: 0 P: 3	R: 0 H: 0 E: 0 K: 0 S: 3	H: 0 LOB: 0 BB: 0 P: 3	1B: 6 2B: 3 3B: 0 HR: 0	SF: 0 SAC: 0 DP: 1 HBP: 1	WP: 2 PA: 34 PB: 0 SB: 2 CS: 1
PITCHER Bruce Kison, R (1.1) ERA: 3.8	IP: 1.1 WLS: L BF: 14 H: 7 R: 7 ER: 2 SO: 2 BB: 1 IBB: 0 HBP: 0 BLK: 0 WP: 2 HR: 0 S: 16 P: 21 ERA: 13.50 WHIP: 6.000															PITCHER IP: 1.1 WLS: L BF: 14 H: 7 R: 7 ER: 2 SO: 2 BB: 1 IBB: 0 HBP: 0 BLK: 0 WP: 2 HR: 0 S: 16 P: 21 ERA: 13.50 WHIP: 6.000			
PITCHER Dave Hamilton, L (2.1) ERA: 4.58	IP: 3.2 WLS: 1 BF: 11 H: 1 R: 0 ER: 0 SO: 2 BB: 0 IBB: 0 HBP: 0 BLK: 0 WP: 0 HR: 0 S: 15 P: 15 ERA: 0.00 WHIP: 0.273															PITCHER IP: 3.2 WLS: 1 BF: 11 H: 1 R: 0 ER: 0 SO: 2 BB: 0 IBB: 0 HBP: 0 BLK: 0 WP: 0 HR: 0 S: 15 P: 15 ERA: 0.00 WHIP: 0.273			
PITCHER Jim Bibby, R (6.1) ERA: 3.94	IP: 2.0 WLS: 0 BF: 6 H: 0 R: 0 ER: 0 SO: 0 BB: 0 IBB: 0 HBP: 0 BLK: 0 WP: 0 HR: 0 S: 6 P: 6 ERA: 0.00 WHIP: 0.000															PITCHER IP: 2.0 WLS: 0 BF: 6 H: 0 R: 0 ER: 0 SO: 0 BB: 0 IBB: 0 HBP: 0 BLK: 0 WP: 0 HR: 0 S: 6 P: 6 ERA: 0.00 WHIP: 0.000			
PITCHER Jerry Reuss, L (8.1) ERA: 5.74	IP: 1.0 WLS: 0 BF: 3 H: 0 R: 0 ER: 0 SO: 0 BB: 0 IBB: 0 HBP: 0 BLK: 0 WP: 0 HR: 0 S: 3 P: 3 ERA: 0.00 WHIP: 0.000															PITCHER IP: 1.0 WLS: 0 BF: 3 H: 0 R: 0 ER: 0 SO: 0 BB: 0 IBB: 0 HBP: 0 BLK: 0 WP: 0 HR: 0 S: 3 P: 3 ERA: 0.00 WHIP: 0.000			

Pittsburgh Pirates @ Houston Astros
Astrodome, Houston, TX
Sat Aug 26 1978, 4:33 AM EDT
Att: 9,985 - Unknown

AB 32
R 7
H 8
RBI 5
BB 1
SO 4
LOB 9



Batter	1	2	3	4	5	6	7	8	9	AB	R	H	RBI	BB	SO	LOB	TOP											
Frank Taveras, R (1,6) OBP: 0.309, SLG: 0.354	0-0 6-3	0-0 E S 1-3 3-H 1B			0-0 6-3		0-0 F8		0-0 F8	5	0	1	1	0	0	0												
Omar Moreno, L (1,8) OBP: 0.331, SLG: 0.301	0-0 S 1B	0-0 SF7			0-0 4-3			1-0 S 1B HBP	0-0 G3	3	2	1	1	0	0	0												
Dave Parker, L (1,9) OBP: 0.368, SLG: 0.546	0-0 1-H HR 1B	0-0 F8			0-0 1B			4-0 1B 1-2 SF7 BB	0-0 F7	4	2	2	1	1	0	1												
Willie Stargell, L (1,3) OBP: 0.370, SLG: 0.540	0-0 1-H HR			0-3 K		0-3 K		0-0 1-3 2-H 2B 1B		4	2	2	3	0	2	1												
Bill Robinson, R (1,5) OBP: 0.289, SLG: 0.394	0-3 K		0-0 F3		0-0 4-3			0-0 SF7		3	0	0	1	0	1	0												
John Milner, L (1,7) OBP: 0.357, SLG: 0.407	0-3 K		0-0 F6		0-0 F4			0-0 1-H 2B		4	0	1	1	0	1	0												
Dale Berra, R (8, PR) OBP: 0.229, SLG: 0.230										0	0	0	0	0	0	0												
Ed Ott, L (1,2) OBP: 0.311, SLG: 0.406		4-0 1B 1B BB		4-0 G6-4-3 BB		0-0 4-1		0-3 K		2	1	0	0	2	1	1												
Phil Garner, R (1,4) OBP: 0.349, SLG: 0.395		0-0 1B SF7 1B		0-0 G6-4-3 1-2			0-0 CS 1B	4-0 IBB		3	1	2	0	1	0	1												
Don Robinson, R (1,1) OBP: 0.215, SLG: 0.246		0-0 P4		0-0 L6			0-3 K	0-0 P4		2	0	0	0	0	0	2												
Grant Jackson, S (5,1) OBP: 0.250, SLG: 0.417										2	0	0	0	0	1	3												
Kent Tekulve, R (8,1) OBP: 0.111, SLG: 0.111										0	0	0	0	0	0	0												
Inning Stats	R: 3 E: 0 K: 2 S: 10	H: 3 LOB: 0 BB: 0 P: 10	R: 2 E: 0 K: 0 S: 5	H: 2 LOB: 1 BB: 1 P: 9	R: 0 E: 0 K: 1 S: 5	H: 0 LOB: 0 BB: 0 P: 5	R: 0 E: 0 K: 0 S: 2	H: 0 LOB: 0 BB: 1 P: 6	R: 0 E: 0 K: 1 S: 6	H: 1 LOB: 1 BB: 0 P: 6	R: 0 E: 0 K: 0 S: 3	H: 0 LOB: 0 BB: 0 P: 3	R: 0 E: 0 K: 1 S: 5	H: 1 LOB: 2 BB: 2 P: 5	R: 3 E: 0 K: 1 S: 7	H: 2 LOB: 2 BB: 2 P: 16	R: 0 E: 0 K: 0 S: 3	H: 0 LOB: 0 BB: 0 P: 3	1B: 7 2B: 2 3B: 0 HR: 1	SF: 2 SAC: 0 DP: 2 HBP: 1	WP: 0 PB: 0 SB: 3 CS: 1	PA: 39						
PITCHER	IP	WLS	BF	H	R	ER	SO	BB	IBB	HBP	BLK	WP	HR	S	P	ERA	WHIP											
Mark Lemongello, R (1,1) ERA: 4.09	1.1	L	10	5	5	5	2	1	0	0	0	0	0	1	13	17	33.75	4.500										
Floyd Bannister, L (2,1) ERA: 4.82	3.2		12	1	0	0	2	1	0	0	0	0	0	0	15	19	0.00	0.545										
Vern Ruhle, R (6,1) ERA: 1.95	1.0		3	0	0	0	0	0	0	0	0	0	0	3	3	0.00	0.000											
Joaquin Andujar, R (7,1) ERA: 3.11	1.0		5	1	2	2	1	1	0	1	0	0	0	5	10	18.00	2.000											
Joe Sambilo, L (8,1) ERA: 2.69	1.0		6	2	1	1	1	0	1	0	0	0	0	7	11	9.00	2.000											

Pittsburgh Pirates @ Houston Astros
Astrodome, Houston, TX
Sun Aug 27 1978, 4:33 AM EDT
Att: 10,947 - Dome

AB 32
R 8
H 9
RBI 8
BB 4
SO 6
LOB 9



Batter	1	2	3	4	5	6	7	8	9	AB	R	H	RBI	BB	SO	LOB	BOTTOM										
Terry Puhl, L (1,8) OBP: 0.339, SLG: 0.376	0-0 F8		0-0 FC5 1-2 1B		0-0 WP BLK 1B		0-0 F3		0-0 6-3	5	1	2	0	0	0	0											
Dave Bergman, L (1,3) OBP: 0.372, SLG: 0.301	0-0 F7		0-0 WP FC5 1-2 2-3 1B		0-0 1-H 3B 1B		0-0 4-3		0-0 4-3	5	1	2	1	0	0	0											
Enos Cabell, R (1,5) OBP: 0.322, SLG: 0.389	0-0 F7		0-0 FC5 WP 1-2 2-3 3-H 1B		0-0 1-H 1B 3B		0-0 P6		0-0 1B	5	1	2	2	0	0	2											
Jose Cruz, L (1,9) OBP: 0.356, SLG: 0.441		0-0 4-3	0-3 K		0-0 S 1B		0-0 3-H K		0-0 F3	5	0	1	1	0	1	3											
Art Howe, R (1,4) OBP: 0.342, SLG: 0.436		0-0 F8		0-0 5-3		0-3 K		4-0 1B 1B BB		3	1	0	0	1	1	1											
Denny Walling, L (1,7) OBP: 0.307, SLG: 0.305		4-0 BB		0-0 F8		0-0 4-3		0-0 1B 1-3 1B		3	0	1	0	1	0	0											
Julio Gonzalez, R (1,6) OBP: 0.265, SLG: 0.276		0-0 F9		0-0 F2		0-0 1B		0-0 L6		4	0	1	0	0	0	3											
Bruce Bochy, R (1,2) OBP: 0.333, SLG: 0.360			0-0 P6		0-0 G3		0-0 F7		0-0 1-2 1B	4	0	1	1	0	0	1											
Jimmy Sexton, R (8, PR) OBP: 0.252, SLG: 0.252					0-0 G3		0-0 F7		0-0 1-2 1B	0	0	0	0	0	0	0											
Luis Pujols, R (9,2) OBP: 0.184, SLG: 0.192					0-0 F7		0-3 K		0-0 F7	0	0	0	0	0	0	0											
Inning Stats	R: 0 E: 0 K: 0 S: 3	H: 0 LOB: 0 BB: 0 P: 3	R: 0 E: 0 K: 0 S: 3	H: 0 LOB: 1 BB: 1 P: 7	R: 1 E: 0 K: 1 S: 8	H: 3 LOB: 2 BB: 0 P: 8	R: 0 E: 0 K: 0 S: 3	H: 0 LOB: 0 BB: 0 P: 3	R: 3 E: 0 K: 1 S: 9	H: 4 LOB: 1 BB: 0 P: 9	R: 0 E: 0 K: 1 S: 6	H: 1 LOB: 1 BB: 0 P: 6	R: 0 E: 0 K: 0 S: 3	H: 0 LOB: 0 BB: 0 P: 3	R: 0 E: 0 K: 0 S: 5	H: 2 LOB: 2 BB: 1 P: 9	R: 0 E: 0 K: 0 S: 4	H: 1 LOB: 1 BB: 0 P: 4	1B: 10 2B: 0 3B: 1 HR: 0	SF: 0 SAC: 0 DP: 0 HBP: 0	WP: 2 PB: 0 SB: 1 CS: 0	PA: 40					
PITCHER	IP	WLS	BF	H	R	ER	SO	BB	IBB	HBP	BLK	WP	HR	S	P	ERA	WHIP										
Don Robinson, R (1,1) ERA: 3.38	4.2		21	6	4	4	1	1	0	0	0	0	0	17	21	3.00	1.667										
Grant Jackson, L (5,1) ERA: 2.58	3.0	W	14	4	1	1	2	1	0	0	0	0	0	5	5	0.00	0.750										
Kent Tekulve, R (8,1) ERA: 1.86	1.1	S	5	1	0	0	0	0	0	0	0	0	0	5	5	0.00	0.750										

Pittsburgh Pirates @ Houston Astros
Astrodome, Houston, TX
Sun Aug 27 1978, 4:33 AM EDT
Att: 10,947 - Dome

AB 38
R 5
H 11
RBI 5
BB 2
SO 3
LOB 13



Batter	1	2	3	4	5	6	7	8	9	AB	R	H	RBI	BB	SO	LOB	TOP					
Lou Brock, L OBP: 0.269, SLG: 0.250 (1, 7)										4	0	2	0	0	0	0	St. Louis Cardinals @ Houston Astros Astrodome, Houston, TX Tue Aug 29 1978, 8:05 PM EDT Att: 6,692 - Unknown					
Gary Templeton, S OBP: 0.317, SLG: 0.388 (1, 6)										4	0	0	0	0	1	2						
George Hendrick, R OBP: 0.336, SLG: 0.479 Aurelio Lopez, R OBP: 0.083, SLG: 0.083 (8, 1)										4	0	0	0	0	1	2						
Ted Simmons, S OBP: 0.377, SLG: 0.515 (1, 2)										4	1	2	1	0	1	0						
Keith Hernandez, L OBP: 0.350, SLG: 0.393 (1, 3)										4	0	0	0	0	1	2						
Wayne Garrett, L OBP: 0.347, SLG: 0.305 (1, 5)										3	2	1	0	1	0	0						
Jerry Mumphrey, S OBP: 0.298, SLG: 0.313 (1, 9)										4	0	3	1	0	0	0						
Mike Phillips, L OBP: 0.338, SLG: 0.344 (1, 4)										4	0	1	1	0	1	2						
Pete Vuckovich, R OBP: 0.122, SLG: 0.125 Tony Scott, S OBP: 0.297, SLG: 0.306 (8, PH) (8, 8)										2	0	0	0	0	1	0						
										2	0	0	0	0	1	2						
Inning Stats	R: 0 E: 0 K: 0 S: 5	H: 2 LOB: 2 BB: 0 P: 5	R: 0 E: 0 K: 0 S: 3	H: 1 LOB: 0 BB: 0 P: 3	R: 0 E: 0 K: 1 S: 5	H: 0 LOB: 0 BB: 0 P: 5	R: 2 E: 0 K: 1 S: 8	H: 3 LOB: 1 BB: 0 P: 8	R: 0 E: 0 K: 1 S: 5	H: 0 LOB: 0 BB: 0 P: 5	R: 0 E: 0 K: 0 S: 7	H: 0 LOB: 0 BB: 0 P: 7	R: 0 E: 0 K: 0 S: 3	H: 0 LOB: 0 BB: 0 P: 3	R: 0 E: 0 K: 1 S: 6	H: 1 LOB: 1 BB: 0 P: 6	R: 1 E: 0 K: 1 S: 7	H: 2 LOB: 2 BB: 1 P: 11	1B: 7 2B: 0 3B: 1 HR: 1	SF: 0 SAC: 0 DP: 0 HBP: 0	WP: 0 PB: 0 SB: 2 CS: 0	PA: 36
PITCHER Ken Forsch, R ERA: 2.92 (1, 1)	IP: 9.0 WLS: W BF: 36 H: 9 R: 3 ER: 3 SO: 7 BB: 1 IBB: 0 HBP: 0 BLK: 0 WP: 0 HR: 1 S: 49 P: 53 ERA: 3.00 WHIP: 1.111															PITCHER IP: WLS: BF: H: R: ER: SO: BB: IBB: HBP: BLK: WP: HR: S: P: ERA: WHIP						

Batter	1	2	3	4	5	6	7	8	9	AB	R	H	RBI	BB	SO	LOB	BOTTOM			
Rafael Landestoy, S OBP: 0.298, SLG: 0.306 (1, 6)										5	0	2	0	0	0	2	St. Louis Cardinals @ Houston Astros Astrodome, Houston, TX Tue Aug 29 1978, 8:05 PM EDT Att: 6,692 - Unknown			
Terry Puhl, L OBP: 0.338, SLG: 0.375 (1, 8)										4	1	1	0	0	0	1				
Enos Cabell, R OBP: 0.322, SLG: 0.388 (1, 5)										4	1	1	0	0	0	3				
Jose Cruz, L OBP: 0.357, SLG: 0.440 (1, 9)										3	2	1	0	1	1	4				
Art Howe, R OBP: 0.346, SLG: 0.440 Julio Gonzalez, R OBP: 0.263, SLG: 0.274 (7, 4)										3	0	3	1	0	0	0				
Denny Walling, L OBP: 0.305, SLG: 0.304 (1, 7)										4	1	1	3	0	1	4				
Dave Bergman, L OBP: 0.374, SLG: 0.297 (1, 3)										2	0	0	0	2	0	2				
Bruce Bochy, R OBP: 0.318, SLG: 0.342 (1, 2)										4	0	0	0	0	3	6				
Ken Forsch, R OBP: 0.250, SLG: 0.250 (1, 1)										4	0	1	2	0	1	1				
Inning Stats	R: 0 E: 1 K: 0 S: 4	H: 1 LOB: 1 BB: 0 P: 4	R: 1 E: 0 K: 0 S: 4	H: 2 LOB: 2 BB: 1 P: 8	R: 1 E: 0 K: 2 S: 10	H: 3 LOB: 0 BB: 0 P: 10	R: 0 E: 0 K: 2 S: 7	H: 0 LOB: 0 BB: 0 P: 7	R: 0 E: 0 K: 1 S: 6	H: 2 LOB: 2 BB: 1 P: 10	R: 0 E: 0 K: 0 S: 3	H: 0 LOB: 0 BB: 0 P: 3	R: 0 E: 0 K: 1 S: 3	H: 0 LOB: 0 BB: 0 P: 3	R: 3 E: 2 K: 1 S: 9	H: 2 LOB: 2 BB: 1 P: 13	1B: 9 2B: 3 3B: 0 HR: 0	SF: 0 SAC: 0 DP: 2 HBP: 0	WP: 0 PB: 0 SB: 1 CS: 1	PA: 37
PITCHER Pete Vuckovich, R ERA: 2.29 Aurelio Lopez, R ERA: 4.3 (8, 1)	IP: 7.0 WLS: L BF: 29 H: 8 R: 3 ER: 3 SO: 5 BB: 2 IBB: 0 HBP: 0 BLK: 0 WP: 0 HR: 0 S: 37 P: 45 ERA: 3.86 WHIP: 1.429															PITCHER IP: WLS: BF: H: R: ER: SO: BB: IBB: HBP: BLK: WP: HR: S: P: ERA: WHIP				

Batter	1	2	3	4	5	6	7	8	9	AB	R	H	RBI	BB	SO	LOB	TOP					
Lou Brock, L OBP: 0.271, SLG: 0.256 (1, 7)	5-3		2B		F8		1B		L3	5	0	2	0	0	0	1						
Gary Templeton, S OBP: 0.316, SLG: 0.387 (1, 6)	P4		F8			1B	G3			4	1	1	0	0	0	2						
George Hendrick, R OBP: 0.338, SLG: 0.476 (1, 8)	1-3			F9		1B				2	1	0	0	2	0	0						
Ted Simmons, S OBP: 0.376, SLG: 0.512 (1, 2)		4-3				F9	L9			3	0	0	0	1	0	4						
Keith Hernandez, L OBP: 0.348, SLG: 0.390 (1, 3)		6-3		F8					3-1	4	0	0	0	0	0	3						
Ken Reitz, R OBP: 0.281, SLG: 0.363 (1, 5)				F7					5-3	4	1	2	2	0	0	1						
Jerry Mumphrey, S OBP: 0.298, SLG: 0.322 (1, 9)					F8				P6	4	1	1	2	0	0	1						
Mike Tyson, R OBP: 0.285, SLG: 0.307 (1, 4)			F8		F8		F9		5-3	4	0	0	0	0	0	0						
Bob Forsch, R OBP: 0.195, SLG: 0.325 (1, 1)			K						5-3	4	0	1	0	0	2	0						
Inning Stats	R: 0 E: 0 K: 0 S: 3	H: 0 LOB: 0 BB: 0 P: 3	R: 0 E: 0 K: 0 S: 4	H: 1 LOB: 1 BB: 0 P: 4	R: 0 E: 0 K: 1 S: 6	H: 1 LOB: 1 BB: 0 P: 6	R: 0 E: 0 K: 0 S: 3	H: 0 LOB: 1 BB: 1 P: 7	R: 0 E: 0 K: 0 S: 4	H: 1 LOB: 1 BB: 0 P: 4	R: 4 E: 0 K: 0 S: 6	H: 3 LOB: 0 BB: 1 P: 10	R: 0 E: 0 K: 1 S: 6	H: 1 LOB: 2 BB: 1 P: 10	R: 0 E: 0 K: 0 S: 3	H: 0 LOB: 0 BB: 0 P: 3	R: 0 E: 0 K: 0 S: 3	H: 0 LOB: 0 BB: 0 P: 3	1B: 5 2B: 1 3B: 0 HR: 1	SF: 0 SAC: 0 DP: 0 HBP: 0	WP: 0 PB: 1 SB: 1 CS: 0	PA: 37
PITCHER	IP	WLS	BF	H	R	ER	SO	BB	IBB	HBP	BLK	WP	HR	S	P	ERA	WHIP					
Joe Niekro, R ERA: 4.28 (1, 1)	8.0	L	34	7	4	4	2	3	0	0	0	0	1	35	47	4.50	1.250					
Vern Ruhle, R ERA: 1.89 (9, 1)	1.0		3	0	0	0	0	0	0	0	0	0	0	3	3	0.00	0.000					

St. Louis Cardinals @ Houston Astros
Astrodome, Houston, TX
Wed Aug 30 1978, 8:05 PM EDT
Att: 6,480 - Dome

AB 34
R 4
H 7
RBI 4
BB 3
SO 2
LOB 12



Batter	1	2	3	4	5	6	7	8	9	AB	R	H	RBI	BB	SO	LOB	BOTTOM					
Rafael Landestoy, S OBP: 0.287, SLG: 0.294 (1, 6)	5-3		G3						6-3	4	0	0	0	0	0	0						
Terry Puhl, L OBP: 0.338, SLG: 0.374 (1, 8)	4-3		S 1B			F8			F7	4	0	1	0	0	0	0						
Enos Cabell, R OBP: 0.321, SLG: 0.390 (1, 5)	F8		4-3			K			3-1 3B	4	1	1	0	0	1	1						
Jose Cruz, L OBP: 0.357, SLG: 0.440 (1, 9)				3-1		F9			3-1	4	1	1	1	0	0	0						
Denny Walling, L OBP: 0.309, SLG: 0.304 (1, 7)		G6-3 BB		P1			4-3			3	0	1	0	1	0	0						
Dave Bergman, L OBP: 0.377, SLG: 0.293 (1, 3)		G6-3 BB					4-3		F8	2	0	0	0	2	0	1						
Julio Gonzalez, R OBP: 0.259, SLG: 0.269 (1, 4)		G6-3		4-3			F8			3	0	0	0	0	0	3						
Luis Pujols, R OBP: 0.181, SLG: 0.189 (1, 2)										2	0	0	0	0	2	1						
Wilbur Howard, S OBP: 0.297, SLG: 0.314 (8, PH)										1	0	0	0	0	1	0						
Bruce Bochy, R OBP: 0.318, SLG: 0.342 (9, 2)										0	0	0	0	0	0	0						
Joe Niekro, R OBP: 0.176, SLG: 0.216 (1, 1)										2	0	0	0	0	1	0						
Jesus Alou, R OBP: 0.358, SLG: 0.412 (8, PH)										1	0	0	0	0	0	0						
Vern Ruhle, R OBP: 0.111, SLG: 0.111 (9, 1)										0	0	0	0	0	0	0						
Inning Stats	R: 0 E: 0 K: 0 S: 3	H: 0 LOB: 0 BB: 0 P: 3	R: 1 E: 0 K: 1 S: 5	H: 1 LOB: 2 BB: 1 P: 13	R: 0 E: 0 K: 1 S: 6	H: 1 LOB: 1 BB: 0 P: 6	R: 0 E: 0 K: 0 S: 3	H: 0 LOB: 1 BB: 1 P: 7	R: 0 E: 0 K: 0 S: 5	H: 0 LOB: 0 BB: 0 P: 5	R: 0 E: 0 K: 1 S: 5	H: 0 LOB: 0 BB: 0 P: 5	R: 0 E: 0 K: 1 S: 3	H: 0 LOB: 0 BB: 0 P: 3	R: 0 E: 0 K: 1 S: 5	H: 0 LOB: 0 BB: 0 P: 5	R: 1 E: 0 K: 0 S: 5	H: 2 LOB: 1 BB: 0 P: 5	1B: 2 2B: 1 3B: 1 HR: 0	SF: 0 SAC: 0 DP: 1 HBP: 0	WP: 0 PB: 0 SB: 1 CS: 0	PA: 33
PITCHER	IP	WLS	BF	H	R	ER	SO	BB	IBB	HBP	BLK	WP	HR	S	P	ERA	WHIP					
Bob Forsch, R ERA: 3.51 (1, 1)	9.0	W	33	4	2	2	5	3	0	0	0	0	0	40	52	2.00	0.778					

St. Louis Cardinals @ Houston Astros
Astrodome, Houston, TX
Wed Aug 30 1978, 8:05 PM EDT
Att: 6,480 - Dome

AB 30
R 2
H 4
RBI 1
BB 3
SO 5
LOB 6



Batter	1	2	3	4	5	6	7	8	9	AB	R	H	RBI	BB	SO	LOB	TOP				
Rafael Landestoy, S OBP: 0.310, SLG: 0.318 (1, 6)										5	3	4	1	0	1	0	Houston Astros @ Chicago Cubs Wrigley Field, Chicago, IL Fri Sep 01 1978, 3:33 AM CDT Att: 16,117 - Sunny - 82 F				
Keith Drumright, L OBP: 0.600, SLG: 0.600 (1, 4)										4	2	2	1	1	0	1					
Terry Puhl, L OBP: 0.338, SLG: 0.372 (1, 8)										3	0	0	3	2	0	2					
Jose Cruz, L OBP: 0.361, SLG: 0.447 (1, 9)										4	1	3	2	1	0	2					
Enos Cabell, R OBP: 0.320, SLG: 0.389 (1, 5)										4	0	1	2	0	0	7					
Bob Watson, R OBP: 0.399, SLG: 0.473 Joaquin Andujar, S OBP: 0.167, SLG: 0.174 (1, 3) (8, 1)										5	0	0	0	0	2	5					
Dave Bergman, L OBP: 0.378, SLG: 0.292 (8, 3)										4	1	1	0	1	2	0					
Bruce Bochy, R OBP: 0.323, SLG: 0.381 (1, 2)										5	2	2	1	0	1	1					
J.R. Richard, R Floyd Bannister, L Joe Sambito, L Jesus Alou, S Tom Dixon, R Denny Walling, L OBP: 0.186, SLG: 0.176 OBP: 0.300, SLG: 0.207 OBP: 0.300, SLG: 0.167 OBP: 0.300, SLG: 0.167 OBP: 0.300, SLG: 0.167 OBP: 0.300, SLG: 0.167 (1, 1) (4, 1) (6, 1) (7, PH) (7, 1) (8, 7)										2	2	2	1	0	0	0					
Inning Stats	R: 0 E: 0 K: 1 S: 5	H: 0 LOB: 0 BB: 0 P: 5	R: 6 E: 0 K: 1 S: 10	H: 5 LOB: 2 BB: 3 P: 22	R: 0 E: 0 K: 2 S: 7	H: 0 LOB: 0 BB: 0 P: 7	R: 3 E: 0 K: 0 S: 7	H: 5 LOB: 1 BB: 0 P: 7	R: 0 E: 0 K: 1 S: 9	H: 1 LOB: 0 BB: 0 P: 12	R: 0 E: 0 K: 0 S: 4	H: 1 LOB: 2 BB: 1 P: 8	R: 1 E: 0 K: 1 S: 7	H: 2 LOB: 2 BB: 1 P: 15	R: 0 E: 0 K: 2 S: 12	H: 0 LOB: 0 BB: 0 P: 14		1B: 13 2B: 0 3B: 1 HR: 1	SF: 1 SAC: 0 DP: 3 HBP: 0	WP: 1 PB: 0 SB: 2 CS: 0	PA: 45
PITCHER	IP WLS BF H R ER SO BB IBB HBP BLK WP HR S P ERA WHIP	IP WLS BF H R ER SO BB IBB HBP BLK WP HR S P ERA WHIP	IP WLS BF H R ER SO BB IBB HBP BLK WP HR S P ERA WHIP	IP WLS BF H R ER SO BB IBB HBP BLK WP HR S P ERA WHIP	IP WLS BF H R ER SO BB IBB HBP BLK WP HR S P ERA WHIP	IP WLS BF H R ER SO BB IBB HBP BLK WP HR S P ERA WHIP	IP WLS BF H R ER SO BB IBB HBP BLK WP HR S P ERA WHIP	IP WLS BF H R ER SO BB IBB HBP BLK WP HR S P ERA WHIP	IP WLS BF H R ER SO BB IBB HBP BLK WP HR S P ERA WHIP	IP WLS BF H R ER SO BB IBB HBP BLK WP HR S P ERA WHIP	IP WLS BF H R ER SO BB IBB HBP BLK WP HR S P ERA WHIP	IP WLS BF H R ER SO BB IBB HBP BLK WP HR S P ERA WHIP	IP WLS BF H R ER SO BB IBB HBP BLK WP HR S P ERA WHIP	IP WLS BF H R ER SO BB IBB HBP BLK WP HR S P ERA WHIP	IP WLS BF H R ER SO BB IBB HBP BLK WP HR S P ERA WHIP	IP WLS BF H R ER SO BB IBB HBP BLK WP HR S P ERA WHIP	IP WLS BF H R ER SO BB IBB HBP BLK WP HR S P ERA WHIP	IP WLS BF H R ER SO BB IBB HBP BLK WP HR S P ERA WHIP	IP WLS BF H R ER SO BB IBB HBP BLK WP HR S P ERA WHIP	IP WLS BF H R ER SO BB IBB HBP BLK WP HR S P ERA WHIP	IP WLS BF H R ER SO BB IBB HBP BLK WP HR S P ERA WHIP

AB	39
R	11
H	15
RBI	11
BB	5
SO	8
LOB	18



Batter	1	2	3	4	5	6	7	8	9	AB	R	H	RBI	BB	SO	LOB	BOTTOM				
Greg Gross, L OBP: 0.320, SLG: 0.354 Jerry White, S OBP: 0.363, SLG: 0.262 (1, 8) (5, PH) (6, 8)										3	1	1	0	0	0	0	Houston Astros @ Chicago Cubs Wrigley Field, Chicago, IL Fri Sep 01 1978, 3:33 AM CDT Att: 16,117 - Sunny - 82 F				
Rodney Scott, S OBP: 0.409, SLG: 0.317 (1, 5)										3	3	1	0	2	1	3					
Bill Buckner, L OBP: 0.332, SLG: 0.405 (1, 3)										4	2	3	4	1	0	1					
Dave Kingman, R OBP: 0.324, SLG: 0.529 (1, 7)										5	1	2	2	0	1	3					
Bobby Murcer, L OBP: 0.365, SLG: 0.402 (1, 9)										5	1	2	2	0	2	1					
Manny Trillo, R OBP: 0.322, SLG: 0.342 (1, 4)										4	3	2	1	1	0	1					
Dave Rader, L OBP: 0.278, SLG: 0.303 Bruce Sutter, R OBP: 0.200, SLG: 0.077 (1, 2) (7, 1)										4	1	1	1	0	0	2					
Ivan De Jesus, R OBP: 0.342, SLG: 0.354 (1, 6)										3	2	2	1	2	0	0					
Mike Krukow, R Dave Roberts, L Donnie Moore, R Lynn McGlothen, R Willie Hernandez, L ERA: 3.26 ERA: 5.24 ERA: 4.08 ERA: 3.51 ERA: 3.96 (1, 1) (2, 1) (2, 1) (4, 1) (6, 1)										0	0	0	0	0	0	0					
Inning Stats	R: 5 E: 0 K: 0 S: 7	H: 4 LOB: 0 BB: 1 P: 11	R: 1 E: 0 K: 3 S: 16	H: 2 LOB: 1 BB: 0 P: 23	R: 1 E: 0 K: 2 S: 13	H: 1 LOB: 1 BB: 1 P: 18	R: 1 E: 0 K: 1 S: 10	H: 2 LOB: 1 BB: 0 P: 13	R: 1 E: 0 K: 1 S: 11	H: 2 LOB: 1 BB: 0 P: 12	R: 2 E: 0 K: 0 S: 11	H: 2 LOB: 1 BB: 1 P: 17	R: 1 E: 0 K: 0 S: 5	H: 2 LOB: 2 BB: 1 P: 9	R: 2 E: 1 K: 0 S: 4	H: 1 LOB: 2 BB: 3 P: 16		1B: 6 2B: 6 3B: 0 HR: 4	SF: 0 SAC: 3 DP: 0 HBP: 0	WP: 0 PB: 0 SB: 0 CS: 0	PA: 47
PITCHER	IP WLS BF H R ER SO BB IBB HBP BLK WP HR S P ERA WHIP	IP WLS BF H R ER SO BB IBB HBP BLK WP HR S P ERA WHIP	IP WLS BF H R ER SO BB IBB HBP BLK WP HR S P ERA WHIP	IP WLS BF H R ER SO BB IBB HBP BLK WP HR S P ERA WHIP	IP WLS BF H R ER SO BB IBB HBP BLK WP HR S P ERA WHIP	IP WLS BF H R ER SO BB IBB HBP BLK WP HR S P ERA WHIP	IP WLS BF H R ER SO BB IBB HBP BLK WP HR S P ERA WHIP	IP WLS BF H R ER SO BB IBB HBP BLK WP HR S P ERA WHIP	IP WLS BF H R ER SO BB IBB HBP BLK WP HR S P ERA WHIP	IP WLS BF H R ER SO BB IBB HBP BLK WP HR S P ERA WHIP	IP WLS BF H R ER SO BB IBB HBP BLK WP HR S P ERA WHIP	IP WLS BF H R ER SO BB IBB HBP BLK WP HR S P ERA WHIP	IP WLS BF H R ER SO BB IBB HBP BLK WP HR S P ERA WHIP	IP WLS BF H R ER SO BB IBB HBP BLK WP HR S P ERA WHIP	IP WLS BF H R ER SO BB IBB HBP BLK WP HR S P ERA WHIP	IP WLS BF H R ER SO BB IBB HBP BLK WP HR S P ERA WHIP	IP WLS BF H R ER SO BB IBB HBP BLK WP HR S P ERA WHIP	IP WLS BF H R ER SO BB IBB HBP BLK WP HR S P ERA WHIP	IP WLS BF H R ER SO BB IBB HBP BLK WP HR S P ERA WHIP	IP WLS BF H R ER SO BB IBB HBP BLK WP HR S P ERA WHIP	IP WLS BF H R ER SO BB IBB HBP BLK WP HR S P ERA WHIP

AB	37
R	14
H	16
RBI	13
BB	7
SO	7
LOB	14



Batter	1	2	3	4	5	6	7	8	9	AB	R	H	RBI	BB	SO	LOB	TOP	
Rafael Landestoy, S OBP: 0.297, SLG: 0.304	F8		G3		FC4-6 1B		F8		P7	5	0	0	0	0	0	3	Houston Astros @ Chicago Cubs Wrigley Field, Chicago, IL Sat Sep 02 1978, 3:33 AM CDT Att: 24,064 - Sunny - 82 F	
Keith Drumright, L OBP: 0.500, SLG: 0.444	4-3				F7		4-3		1B E	5	1	2	1	0	0	1		
Terry Puhl, L OBP: 0.339, SLG: 0.372	5-3		K		1B				4-3 E	5	1	2	0	0	1	2		
Jose Cruz, L OBP: 0.365, SLG: 0.450		CS 1B		CS 1B	FC5-4 1B			L6	E 1B BB	4	1	3	0	1	0	0		
Enos Cabell, R OBP: 0.317, SLG: 0.386	F7		K		FC5-4			L6	E6 1B S	5	1	0	0	0	1	6		
Bob Watson, R OBP: 0.381, SLG: 0.474	5-3			2B WP 1B			K			5	2	3	1	0	1	1		
Dave Bergman, L OBP: 0.378, SLG: 0.292										0	0	0	0	0	0	0		
Denny Walling, L OBP: 0.315, SLG: 0.316	2-3			WP 1-3 2B			B2-3			5	0	3	1	0	0	1		
Bruce Bochy, R OBP: 0.323, SLG: 0.379										3	0	1	0	0	1	1		
Wilbur Howard, S OBP: 0.292, SLG: 0.309										2	1	0	1	0	0	3		
Joe Sambito, L OBP: 0.286, SLG: 0.167										0	0	0	0	0	0	0		
Mark Lemongello, R OBP: 0.213, SLG: 0.175										3	0	1	0	0	0	1		
Joaquin Andujar, S OBP: 0.167, SLG: 0.174										0	0	0	0	0	0	0		
Jesus Alou, R OBP: 0.360, SLG: 0.414										1	0	1	0	0	0	0		
Jimmy Sexton, R OBP: 0.252, SLG: 0.252										0	1	0	0	0	0	0		
Luis Pujols, R OBP: 0.181, SLG: 0.189										0	0	0	0	0	0	0		
Inning Stats	R: 0 E: 0 K: 0 S: 3	H: 0 LOB: 0 BB: 0 P: 3	R: 0 E: 0 K: 0 S: 4	H: 1 LOB: 1 BB: 0 P: 4	R: 0 E: 0 K: 1 S: 7	H: 2 LOB: 2 BB: 0 P: 7	R: 1 E: 0 K: 2 S: 9	H: 3 LOB: 1 BB: 0 P: 9	R: 0 E: 0 K: 1 S: 10	H: 0 LOB: 0 BB: 0 P: 14	R: 0 E: 0 K: 0 S: 3	H: 0 LOB: 0 BB: 0 P: 3	R: 0 E: 1 K: 0 S: 16	H: 7 LOB: 2 BB: 1 P: 21	1B: 15 2B: 1 3B: 0 HR: 0	SF: 0 SAC: 0 DP: 0 HBP: 0		WP: 2 PA: 44 PB: 0 SB: 2 CS: 2
PITCHER	IP WLS BF H R ER SO	IP WLS BF H R ER SO	IP WLS BF H R ER SO	IP WLS BF H R ER SO	IP WLS BF H R ER SO	IP WLS BF H R ER SO	IP WLS BF H R ER SO	IP WLS BF H R ER SO	IP WLS BF H R ER SO	IP WLS BF H R ER SO	IP WLS BF H R ER SO	IP WLS BF H R ER SO	IP WLS BF H R ER SO	IP WLS BF H R ER SO	IP WLS BF H R ER SO	IP WLS BF H R ER SO		ERA WHIP
Rick Reuschel, R ERA: 3.04	8.0	34	11	3	3	4	0	0	0	0	0	0	1	0	51	56		3.38
Bruce Sutter, R ERA: 2.74	0.2	L	5	3	1	1	0	0	0	0	0	0	1	0	5	5	13.50	4.500
Willie Hernandez, L ERA: 3.96	0.0		1	0	0	0	1	0	0	0	0	0	0	0	4	4	∞	∞
Lynn McGlothen, R ERA: 3.5	0.1		4	2	4	0	0	0	0	0	0	0	0	0	9	10	0.00	6.000

Batter	1	2	3	4	5	6	7	8	9	AB	R	H	RBI	BB	SO	LOB	BOTTOM					
Greg Gross, L OBP: 0.322, SLG: 0.366	F8				P6			SH 3B	E6	4	1	2	1	0	0	2	Houston Astros @ Chicago Cubs Wrigley Field, Chicago, IL Sat Sep 02 1978, 3:33 AM CDT Att: 24,064 - Sunny - 82 F					
Mike Vail, R OBP: 0.299, SLG: 0.406			7-2 3B					SH 2B		1	0	0	0	0	0	0						
Rodney Scott, S OBP: 0.408, SLG: 0.314			4-3					SH 3B	K	2	1	0	0	1	1	1						
Davey Johnson, R OBP: 0.309, SLG: 0.323										1	0	0	0	0	1	1						
Bill Buckner, L OBP: 0.334, SLG: 0.412	E8 1B		7-2		F8			SF9 3B		4	1	2	2	0	0	4						
Dave Kingman, R OBP: 0.320, SLG: 0.522										4	0	0	0	0	1	2						
Jerry White, S OBP: 0.363, SLG: 0.262	F7									0	0	0	0	0	0	0						
Bobby Murcer, L OBP: 0.368, SLG: 0.403		E S SF7 1B			FC4-6 BB			SF9 IBB		2	1	1	0	2	0	0						
Manny Trillo, R OBP: 0.320, SLG: 0.339					FC4-6 CS			SF9		3	0	0	1	0	0	2						
Dave Rader, L OBP: 0.279, SLG: 0.304										3	0	1	1	0	0	1						
Willie Hernandez, L ERA: 3.23										0	0	0	0	0	0	0						
Lynn McGlothen, L OBP: 0.154, SLG: 0.167										0	0	0	0	0	0	0						
Ivan De Jesus, R OBP: 0.342, SLG: 0.352										3	0	0	0	0	1	0						
Rick Reuschel, R OBP: 0.185, SLG: 0.180										3	1	1	0	0	0	2						
Bruce Sutter, R OBP: 0.200, SLG: 0.077										0	0	0	0	0	0	0						
Larry Cox, R OBP: 0.333, SLG: 0.375										0	0	0	0	0	0	0						
Gene Clines, R OBP: 0.326, SLG: 0.333										1	0	0	0	0	0	0						
Inning Stats	R: 0 E: 1 K: 1 S: 6	H: 1 LOB: 1 BB: 0 P: 6	R: 1 E: 0 K: 0 S: 4	H: 1 LOB: 0 BB: 0 P: 4	R: 1 E: 0 K: 0 S: 4	H: 2 LOB: 0 BB: 0 P: 4	R: 0 E: 0 K: 1 S: 7	H: 0 LOB: 0 BB: 1 P: 11	R: 0 E: 0 K: 0 S: 7	H: 1 LOB: 3 BB: 1 P: 12	R: 0 E: 0 K: 0 S: 10	H: 0 LOB: 0 BB: 0 P: 13	R: 0 E: 0 K: 1 S: 5	H: 0 LOB: 0 BB: 0 P: 5	R: 3 E: 0 K: 0 S: 6	H: 2 LOB: 1 BB: 1 P: 10		R: 0 E: 1 K: 1 S: 11	H: 0 LOB: 1 BB: 0 P: 14	1B: 3 2B: 3 3B: 2 HR: 0	SF: 2 SAC: 1 DP: 1 HBP: 1	WP: 0 PA: 39 PB: 0 SB: 1 CS: 1
PITCHER	IP WLS BF H R ER SO	IP WLS BF H R ER SO	IP WLS BF H R ER SO	IP WLS BF H R ER SO	IP WLS BF H R ER SO	IP WLS BF H R ER SO	IP WLS BF H R ER SO	IP WLS BF H R ER SO	IP WLS BF H R ER SO	IP WLS BF H R ER SO	IP WLS BF H R ER SO	IP WLS BF H R ER SO	IP WLS BF H R ER SO	IP WLS BF H R ER SO	IP WLS BF H R ER SO	IP WLS BF H R ER SO		ERA WHIP				
Mark Lemongello, R ERA: 4.13	1.1		30	7	5	4	3	0	0	1	0	0	0	0	0	0	5.14	1.286				
Joaquin Andujar, R ERA: 3.23	1.0	W	4	0	0	0	0	0	0	3	7	0.00	0.000									
Joe Sambito, L ERA: 2.84	1.0	S	4	0	0	0	1	0	0	0	11	0.00	0.000									

AB	43
R	8
H	16
RBI	4
BB	1
SO	4
LOB	19




Batter	1	2	3	4	5	6	7	8	9	AB	R	H	RBI	BB	SO	LOB	TOP				
Rafael Landestoy, S OBP: 0.295, SLG: 0.302 (1, 6)	5-3		4-3			1B		6-3		4	0	1	0	0	0	1	Houston Astros @ Chicago Cubs Wrigley Field, Chicago, IL Sun Sep 03 1978, 3:33 AM CDT Sunny - 66 F				
Keith Drumright, L OBP: 0.482, SLG: 0.417 Jesus Alou, R OBP: 0.357, SLG: 0.410 Julio Gonzalez, R OBP: 0.259, SLG: 0.269 (1, 4)			6-3			F9		F9		3	0	1	0	0	0	1					
Terry Puhl, L OBP: 0.343, SLG: 0.379 (1, 8)	1-2			4-3	L3-5	2B				4	0	4	1	0	0	0					
Jose Cruz, L OBP: 0.364, SLG: 0.447 (1, 9)	1-2			4-3		L7		1-3		3	0	0	0	1	0	4					
Enos Cabell, R OBP: 0.317, SLG: 0.388 (1, 5)	5-3		L3-5				2-2			4	1	1	0	0	0	3					
Denny Walling, L OBP: 0.319, SLG: 0.321 Reggie Baldwin, R OBP: 0.258, SLG: 0.350 (1, 7)		2-3								3	0	2	1	0	0	0					
Dave Bergman, L OBP: 0.377, SLG: 0.288 Bob Watson, R OBP: 0.361, SLG: 0.473 (1, 3)		4-3				G4-3				2	0	0	0	1	0	1					
Luis Pujols, R OBP: 0.177, SLG: 0.185 Joe Sambito, L OBP: 0.296, SLG: 0.167 (1, 2)						G5-4-3				3	0	0	0	0	0	1					
Ken Forsch, R OBP: 0.222, SLG: 0.222 Bruce Bochy, R OBP: 0.330, SLG: 0.398 (1, 1)				F7						2	0	0	0	0	1	0					
						K				1	1	1	0	0	0	0					
Inning Stats	R: 0 E: 0 K: 0 S: 7	H: 2 LOB: 2 BB: 1 P: 13	R: 0 E: 0 K: 0 S: 3	H: 0 LOB: 0 BB: 0 P: 3	R: 0 E: 0 K: 0 S: 3	H: 0 LOB: 0 BB: 0 P: 3	R: 0 E: 0 K: 0 S: 2	H: 1 LOB: 0 BB: 0 P: 6	R: 0 E: 0 K: 1 S: 8	H: 2 LOB: 2 BB: 0 P: 8	R: 1 E: 0 K: 0 S: 7	H: 2 LOB: 1 BB: 0 P: 9	R: 1 E: 0 K: 0 S: 5	H: 2 LOB: 1 BB: 0 P: 5	R: 0 E: 0 K: 0 S: 3	H: 0 LOB: 0 BB: 0 P: 3		1B: 7 2B: 3 3B: 1 HR: 0	SF: 0 SAC: 0 DP: 3 HBP: 0	WP: 0 PB: 0 SB: 1 CS: 2	PA: 34
PITCHER	IP WLS BF H R ER SO BB IBB HBP BLK WP HR S P ERA WHIP	7.0 W 26 8 1 1 1 2 0 0 0 0 0 0 33 45 1.29 1.429	2.0 S 8 2 1 1 0 0 0 0 0 0 0 0 8 8 4.50 1.000																		

AB	32
R	2
H	10
RBI	2
BB	2
SO	1
LOB	12



Batter	1	2	3	4	5	6	7	8	9	AB	R	H	RBI	BB	SO	LOB	BOTTOM			
Greg Gross, L OBP: 0.324, SLG: 0.368 (1, 8)	SH2-3		L7							4	1	2	1	0	0	2	Houston Astros @ Chicago Cubs Wrigley Field, Chicago, IL Sun Sep 03 1978, 3:33 AM CDT Sunny - 66 F			
Rodney Scott, S OBP: 0.404, SLG: 0.310 Scot Thompson, L OBP: 1.000, SLG: 1.000 Willie Hernandez, L OBP: 0.398, SLG: 0.398 (1, 5)	SH2-3		F7							2	0	0	0	0	0	2				
Bill Buckner, L OBP: 0.333, SLG: 0.410 (1, 3)	SH5-3		F2							4	0	1	0	0	0	4				
Dave Kingman, R OBP: 0.318, SLG: 0.519 Mick Kelleher, R OBP: 0.326, SLG: 0.241 (1, 7)	SH5-3			K						2	0	0	1	0	1	0				
Bobby Murcer, L OBP: 0.367, SLG: 0.401 (1, 9)	4-3		FC5							4	0	1	0	0	0	1				
Manny Trillo, R OBP: 0.321, SLG: 0.341 (1, 4)		L8		6-3						4	0	2	0	0	0	1				
Dave Rader, L OBP: 0.278, SLG: 0.301 Rudy Meoli, L OBP: 0.281, SLG: 0.192 Larry Cox, R OBP: 0.330, SLG: 0.371 (1, 2)		P6		FC5						2	0	0	0	1	0	1				
Ivan De Jesus, R OBP: 0.341, SLG: 0.352 (1, 6)		6-3								3	1	1	0	0	0	0				
Dennis Lamp, R OBP: 0.217, SLG: 0.250 Larry Bittner, L OBP: 0.312, SLG: 0.358 Jerry White, S OBP: 0.363, SLG: 0.262 (1, 1)										2	0	2	0	0	0	0				
										1	0	0	0	0	0	2				
										0	0	0	0	0	0	0				
Inning Stats	R: 1 E: 0 K: 0 S: 5	H: 2 LOB: 1 BB: 0 P: 5	R: 0 E: 0 K: 0 S: 3	H: 0 LOB: 0 BB: 0 P: 3	R: 0 E: 0 K: 1 S: 9	H: 1 LOB: 0 BB: 0 P: 12	R: 0 E: 0 K: 0 S: 4	H: 1 LOB: 1 BB: 0 P: 4	R: 0 E: 0 K: 0 S: 3	H: 0 LOB: 0 BB: 0 P: 3	R: 2 E: 1 K: 0 S: 9	H: 4 LOB: 2 BB: 1 P: 13	R: 0 E: 0 K: 1 S: 10	H: 1 LOB: 1 BB: 0 P: 12	R: 0 E: 0 K: 0 S: 3	H: 0 LOB: 0 BB: 0 P: 3		1B: 10 2B: 0 3B: 0 HR: 0	SF: 0 SAC: 2 DP: 1 HBP: 0	WP: 0 PB: 0 SB: 0 CS: 1
PITCHER	IP WLS BF H R ER SO BB IBB HBP BLK WP HR S P ERA WHIP	6.1 L 29 9 3 2 1 1 0 0 0 0 0 0 40 50 2.84 1.579	1.2 5 1 0 0 1 0 0 0 0 0 0 0 0 11 13 0.00 0.600																	

AB	31
R	3
H	10
RBI	3
BB	1
SO	2
LOB	14



Batter	1	2	3	4	5	6	7	8	9	AB	R	H	RBI	BB	SO	LOB	TOP							
Pete Rose, S OBP: 0.397, SLG: 0.418 (1, 5)	0-0 6-3	4-0 BB		0-0 4-3		0-0 F8		0-0 G3		4	0	0	1	1	0	0	Cincinnati Reds @ Houston Astros Astrodome, Houston, TX Mon Sep 04 1978, 8:05 PM EDT Att: 11,090 - Unknown							
Dave Concepcion, R OBP: 0.351, SLG: 0.406 (1, 6)	0-0 F7	0-0 L4		0-0 1-3		0-0 1B		0-0 F9		5	0	1	0	0	0	3								
Ken Griffey, L OBP: 0.342, SLG: 0.417 (1, 9)	0-0 E4	0-0 4-3			0-0 1B	0-0 2B		0-0 F9		5	1	1	0	0	0	3								
Joe Morgan, L OBP: 0.364, SLG: 0.401 (1, 4)	0-0 1B		0-0 G3	0-0 E	0-0 1B	0-0 G1-4-3	0-3 K	0-0 F8	0-0 F8	5	1	3	1	0	1	0								
Johnny Bench, R OBP: 0.326, SLG: 0.474 (1, 2)	0-0 P6		0-0 G3	0-0 1B	0-0 G1-4-3	0-0 HR	0-0 K	0-3 K	0-3 K	5	1	1	1	0	1	3								
Dan Driessen, L OBP: 0.353, SLG: 0.425 (1, 3)		0-0 BB	0-0 5-3	0-0 WP	4-0 BB	4-0 BLK	4-0 2B	0-0 4-3	0-0 4-3	3	2	1	0	2	0	0								
Mike Lum, L OBP: 0.385, SLG: 0.488 (1, 7)		4-0 1B	0-0 1B	4-0 BB	4-0 1B	4-0 BB	0-0 F8			2	1	1	0	2	0	1								
Cesar Geronimo, L OBP: 0.328, SLG: 0.339 (1, 8)		4-0 BB	0-0 F7	0-0 1B	0-0 4-3	0-0 2B	0-0 2B			3	0	1	1	1	0	3								
Bill Bonham, R OBP: 0.289, SLG: 0.275 (1, 1)		0-0 L4		0-0 5-3		0-0 6-3	0-0 L1			4	0	1	1	0	0	1								
Manny Sarmiento, R OBP: 0.200, SLG: 0.200 (7, 1)		1-2 2-3								0	0	0	0	0	0	0								
Dave Tomlin, L OBP: 0.182, SLG: 0.182 (8, 1)		1-2 2-3								0	0	0	0	0	0	0								
Doug Bair, R OBP: 0.182, SLG: 0.182 (8, 1)		1-2 2-3								0	0	0	0	0	0	0								
Inning Stats	R: 0 E: 1 K: 0 S: 5	H: 1 LOB: 2 BB: 0 P: 5	R: 2 E: 0 K: 0 S: 4	H: 2 LOB: 2 BB: 3 P: 16	R: 1 E: 1 K: 0 S: 5	H: 2 LOB: 1 BB: 0 P: 5	R: 0 E: 0 K: 0 S: 3	H: 0 LOB: 0 BB: 0 P: 3	R: 1 E: 0 K: 0 S: 4	H: 2 LOB: 2 BB: 2 P: 12	R: 0 E: 0 K: 1 S: 4	H: 1 LOB: 1 BB: 0 P: 4	R: 2 E: 0 K: 1 S: 7	H: 2 LOB: 1 BB: 1 P: 11	R: 0 E: 0 K: 0 S: 3	H: 0 LOB: 0 BB: 0 P: 3	R: 0 E: 0 K: 1 S: 5	H: 0 LOB: 0 BB: 0 P: 5	1B: 7 2B: 3 3B: 0 HR: 1	SF: 0 SAC: 0 DP: 2 HBP: 0	WP: 1 PB: 0 SB: 1 CS: 0	PA: 42		
PITCHER	IP WLS BF H R ER SO BB IBB HBP BLK WP HR S P ERA WHIP	IP WLS BF H R ER SO BB IBB HBP BLK WP HR S P ERA WHIP	IP WLS BF H R ER SO BB IBB HBP BLK WP HR S P ERA WHIP	IP WLS BF H R ER SO BB IBB HBP BLK WP HR S P ERA WHIP	IP WLS BF H R ER SO BB IBB HBP BLK WP HR S P ERA WHIP	IP WLS BF H R ER SO BB IBB HBP BLK WP HR S P ERA WHIP	IP WLS BF H R ER SO BB IBB HBP BLK WP HR S P ERA WHIP	IP WLS BF H R ER SO BB IBB HBP BLK WP HR S P ERA WHIP	IP WLS BF H R ER SO BB IBB HBP BLK WP HR S P ERA WHIP	IP WLS BF H R ER SO BB IBB HBP BLK WP HR S P ERA WHIP	IP WLS BF H R ER SO BB IBB HBP BLK WP HR S P ERA WHIP	IP WLS BF H R ER SO BB IBB HBP BLK WP HR S P ERA WHIP	IP WLS BF H R ER SO BB IBB HBP BLK WP HR S P ERA WHIP	IP WLS BF H R ER SO BB IBB HBP BLK WP HR S P ERA WHIP	IP WLS BF H R ER SO BB IBB HBP BLK WP HR S P ERA WHIP	IP WLS BF H R ER SO BB IBB HBP BLK WP HR S P ERA WHIP	IP WLS BF H R ER SO BB IBB HBP BLK WP HR S P ERA WHIP	IP WLS BF H R ER SO BB IBB HBP BLK WP HR S P ERA WHIP	IP WLS BF H R ER SO BB IBB HBP BLK WP HR S P ERA WHIP	IP WLS BF H R ER SO BB IBB HBP BLK WP HR S P ERA WHIP	IP WLS BF H R ER SO BB IBB HBP BLK WP HR S P ERA WHIP	IP WLS BF H R ER SO BB IBB HBP BLK WP HR S P ERA WHIP	IP WLS BF H R ER SO BB IBB HBP BLK WP HR S P ERA WHIP	IP WLS BF H R ER SO BB IBB HBP BLK WP HR S P ERA WHIP

AB	36
R	6
H	10
RBI	5
BB	6
SO	2
LOB	14



Batter	1	2	3	4	5	6	7	8	9	AB	R	H	RBI	BB	SO	LOB	BOTTOM							
Rafael Landestoy, S OBP: 0.311, SLG: 0.325 (1, 6)	0-0 G1-6-3			0-0 6-3	0-0 BLK	0-0 G3		0-0 F9	0-0 1B	5	1	4	0	0	0	0	Cincinnati Reds @ Houston Astros Astrodome, Houston, TX Mon Sep 04 1978, 8:05 PM EDT Att: 11,090 - Unknown							
Keith Drumright, L OBP: 0.318, SLG: 0.250 (1, 4)	0-0 G1-6-3			0-0 6-3	0-0 1B	0-0 G3		4-0 BB	0-0 6-3	4	1	0	0	1	0	4								
Terry Puhl, L OBP: 0.349, SLG: 0.380 (1, 8)	4-0 CS			0-0 1B	0-0 1B	4-0 BB		4-0 FC6-4	4-0 BB	1	0	1	1	3	0	0								
Jose Cruz, L OBP: 0.366, SLG: 0.452 (1, 9)	0-0 CS	0-0 4-3	0-0 7-2	0-0 G6-3	0-0 1B	0-3 K		0-0 FC6-4	0-0 FC6-4	4	0	3	1	0	1	2								
Denny Walling, L OBP: 0.323, SLG: 0.333 (1, 7)		0-0 4-3	0-0 2B	0-0 G6-3	0-0 1B	0-0 HR		0-0 FC6-4	0-0 BB	4	1	1	1	0	0	5								
Dave Bergman, L OBP: 0.373, SLG: 0.281 (1, 3)		0-0 7-2				0-3 K		4-0 K	4-0 K	3	0	0	0	0	2	1								
Bob Watson, R OBP: 0.363, SLG: 0.473 (8, PH)		0-0 7-2				0-0 K		0-0 K	0-0 K	0	0	0	0	1	0	0								
Jimmy Sexton, R OBP: 0.252, SLG: 0.252 (8, PR)						0-0 K		0-0 K	0-0 K	0	0	0	0	0	0	0								
Joaquin Andujar, S OBP: 0.167, SLG: 0.174 (9, 1)						0-0 K		0-0 K	0-0 K	0	0	0	0	0	0	0								
Julio Gonzalez, R OBP: 0.261, SLG: 0.267 (1, 5)			0-0 F8			0-3 K		0-0 K	0-3 K	4	0	1	0	0	2	3								
Luis Pujols, R OBP: 0.182, SLG: 0.189 (1, 2)						0-0 F8		0-0 FC5-4	0-0 F9	2	0	1	0	0	0	0								
Jesus Alou, R OBP: 0.352, SLG: 0.403 (7, PH)						0-0 F8		0-0 FC5-4	0-0 F9	1	0	0	0	0	0	1								
Tom Dixon, R OBP: 0.135, SLG: 0.111 (8, 1)			0-0 L1-3			0-0 F8		0-0 FC5-4	0-0 F9	0	0	0	0	0	0	0								
Enos Cabell, R OBP: 0.318, SLG: 0.390 (9, 3)			0-0 1B			0-0 F8		0-0 FC5-4	0-0 F9	1	0	0	0	0	0	0								
Joe Niekro, R OBP: 0.173, SLG: 0.212 (1, 1)			0-0 L1-3			0-0 F8		0-0 FC5-4	0-0 F9	1	0	0	0	0	0	1								
Wilbur Howard, S OBP: 0.278, SLG: 0.304 (6, PH)						0-0 F8		0-0 FC5-4	0-0 F9	1	0	0	0	0	0	0								
Dan Warthen, S OBP: 0.330, SLG: 0.387 (7, PH)						0-0 F8		0-0 FC5-4	0-0 F9	2	0	0	0	0	1	1								
Inning Stats	R: 0 E: 0 K: 0 S: 2	H: 1 LOB: 0 BB: 1 P: 6	R: 0 E: 0 K: 0 S: 3	H: 1 LOB: 0 BB: 0 P: 3	R: 0 E: 0 K: 0 S: 3	H: 1 LOB: 0 BB: 0 P: 3	R: 1 E: 0 K: 0 S: 5	H: 3 LOB: 1 BB: 0 P: 5	R: 0 E: 0 K: 2 S: 7	H: 0 LOB: 0 BB: 0 P: 7	R: 0 E: 0 K: 1 S: 6	H: 1 LOB: 2 BB: 1 P: 10	R: 1 E: 0 K: 1 S: 7	H: 2 LOB: 1 BB: 0 P: 7	R: 1 E: 0 K: 1 S: 6	H: 1 LOB: 3 BB: 3 P: 18	R: 0 E: 0 K: 1 S: 6	H: 1 LOB: 1 BB: 0 P: 6	1B: 8 2B: 4 3B: 0 HR: 1	SF: 0 SAC: 0 DP: 4 HBP: 0	WP: 0 PB: 0 SB: 0 CS: 1	PA: 39		
PITCHER	IP WLS BF H R ER SO BB IBB HBP BLK WP HR S P ERA WHIP	IP WLS BF H R ER SO BB IBB HBP BLK WP HR S P ERA WHIP	IP WLS BF H R ER SO BB IBB HBP BLK WP HR S P ERA WHIP	IP WLS BF H R ER SO BB IBB HBP BLK WP HR S P ERA WHIP	IP WLS BF H R ER SO BB IBB HBP BLK WP HR S P ERA WHIP	IP WLS BF H R ER SO BB IBB HBP BLK WP HR S P ERA WHIP	IP WLS BF H R ER SO BB IBB HBP BLK WP HR S P ERA WHIP	IP WLS BF H R ER SO BB IBB HBP BLK WP HR S P ERA WHIP	IP WLS BF H R ER SO BB IBB HBP BLK WP HR S P ERA WHIP	IP WLS BF H R ER SO BB IBB HBP BLK WP HR S P ERA WHIP	IP WLS BF H R ER SO BB IBB HBP BLK WP HR S P ERA WHIP	IP WLS BF H R ER SO BB IBB HBP BLK WP HR S P ERA WHIP	IP WLS BF H R ER SO BB IBB HBP BLK WP HR S P ERA WHIP	IP WLS BF H R ER SO BB IBB HBP BLK WP HR S P ERA WHIP	IP WLS BF H R ER SO BB IBB HBP BLK WP HR S P ERA WHIP	IP WLS BF H R ER SO BB IBB HBP BLK WP HR S P ERA WHIP	IP WLS BF H R ER SO BB IBB HBP BLK WP HR S P ERA WHIP	IP WLS BF H R ER SO BB IBB HBP BLK WP HR S P ERA WHIP	IP WLS BF H R ER SO BB IBB HBP BLK WP HR S P ERA WHIP	IP WLS BF H R ER SO BB IBB HBP BLK WP HR S P ERA WHIP	IP WLS BF H R ER SO BB IBB HBP BLK WP HR S P ERA WHIP	IP WLS BF H R ER SO BB IBB HBP BLK WP HR S P ERA WHIP	IP WLS BF H R ER SO BB IBB HBP BLK WP HR S P ERA WHIP	IP WLS BF H R ER SO BB IBB HBP BLK WP HR S P ERA WHIP

AB	33
R	3
H	11
RBI	3
BB	5
SO	6
LOB	18



Batter	1	2	3	4	5	6	7	8	9	AB	R	H	RBI	BB	SO	LOB	TOP					
Pete Rose, S OBP: 0.356, SLG: 0.417 (1,5) X	0-0 F7		0-0 F7			0-0 CS 1B		0-0 L5		4	0	1	0	0	0	0	Cincinnati Reds @ Houston Astros Astrodome, Houston, TX Tue Sep 05 1978, 8:05 PM EDT Att: 8,811 - Unknown					
Dave Concepcion, R OBP: 0.350, SLG: 0.404 (1,6) S	0-3 K			0-0 FC4-6 1B		0-0 CS 1-2	0-3 K	0-0 4-3		4	0	1	0	0	2	0						
Ken Griffey, L OBP: 0.339, SLG: 0.414 (1,9) X	0-0 6-3			0-0 FC4-6 G4-6-3 1-2			0-0 F8		0-0 F7	4	0	0	0	0	0	1						
Joe Morgan, L OBP: 0.365, SLG: 0.399 (1,4)		4-0 6-3 S BB		0-0 G4-6-3 1-2			4-0 S 3B BB		0-0 5-3	2	1	0	0	2	0	1						
Dan Driessen, L OBP: 0.353, SLG: 0.422 (1,3) X	0-0 6-3 1-3				0-0 F8		4-0 1-2 3B BB		0-0 4-3	3	1	0	0	1	0	1						
Mike Lum, L OBP: 0.384, SLG: 0.500 (1,7) X	0-0 G3				0-3 K		0-0 1-H 2-H 3B			3	0	1	2	0	1	1						
Cesar Geronimo, L OBP: 0.331, SLG: 0.338 (1,8) X	0-0 F7				4-0 PO BB		4-0 IBB			1	0	0	0	2	0	1						
Vic Correll, R OBP: 0.273, SLG: 0.330 (1,2)			4-0 CS BB		0-0 PO 1-2	0-3 K	0-0 L4			2	0	0	0	1	1	2						
Tom Seaver, R OBP: 0.217, SLG: 0.131 (1,1) S			0-3 K 1-2			0-3 K		0-3 K		3	0	0	0	0	3	1						
Inning Stats	R: 0 E: 0 K: 1 S: 5	H: 0 LOB: 0 BB: 0 P: 5	R: 0 E: 0 K: 0 S: 3	H: 0 LOB: 1 BB: 1 P: 7	R: 0 E: 0 K: 1 S: 4	H: 0 LOB: 0 BB: 1 P: 8	R: 0 E: 0 K: 0 S: 3	H: 1 LOB: 0 BB: 0 P: 3	R: 0 E: 0 K: 1 S: 4	H: 0 LOB: 0 BB: 1 P: 8	R: 0 E: 0 K: 2 S: 7	H: 1 LOB: 0 BB: 0 P: 7	R: 2 E: 0 K: 1 S: 6	H: 1 LOB: 2 BB: 3 P: 18	R: 0 E: 0 K: 1 S: 5	H: 0 LOB: 0 BB: 0 P: 5	R: 0 E: 0 K: 0 S: 3	H: 0 LOB: 0 BB: 0 P: 3	1B: 2 2B: 0 3B: 1 HR: 0	SF: 0 SAC: 0 DP: 1 HBP: 0	WP: 0 PB: 0 SB: 2 CS: 2	PA: 34
PITCHER J.R. Richard, R ERA: 3.21 (1,1)	IP: 9.0 WLS: W BF: 32 H: 3 R: 2 ER: 2 SO: 7 BB: 5 IBB: 1 HBP: 0 BLK: 0 WP: 0 HR: 0 S: 40 P: 64 ERA: 2.00 WHIP: 0.889															PITCHER						

AB	26
R	2
H	3
RBI	2
BB	6
SO	7
LOB	8



Batter	1	2	3	4	5	6	7	8	9	AB	R	H	RBI	BB	SO	LOB	BOTTOM					
Rafael Landestoy, S OBP: 0.309, SLG: 0.323 (1,6) X	0-0 4-3 4-3 1B		0-0 3-1		0-3 K			0-0 1-3 2-3		4	0	1	0	0	1	1	Cincinnati Reds @ Houston Astros Astrodome, Houston, TX Tue Sep 05 1978, 8:05 PM EDT Att: 8,811 - Unknown					
Keith Drumright, L OBP: 0.285, SLG: 0.208 (1,4) X	0-0 4-3 1-2		0-0 5-3			0-0 F9		0-3 K		4	0	0	0	0	1	2						
Terry Puhl, L OBP: 0.350, SLG: 0.381 (1,8) X	0-0 4-3 2-3			0-0 CS 1B		0-0 F7			0-0 2B 1B	4	1	2	0	0	0	1						
Jose Cruz, L OBP: 0.365, SLG: 0.452 (1,9) S	0-3 K			0-3 K 1-2		0-0 F8			0-0 4-3 1-H SF8 2B	4	1	1	1	0	2	2						
Enos Cabell, R OBP: 0.317, SLG: 0.389 (1,5) S		0-3 K		0-0 S 2B 1B			0-0 5-3		0-0 4-3 2-3	4	1	1	0	0	1	1						
Denny Walling, L OBP: 0.330, SLG: 0.340 (1,7) S		4-0 S BB		0-0 1-H 2B		0-3 K			4-0 IBB IBB	2	0	1	1	2	1	0						
Dave Bergman, L OBP: 0.370, SLG: 0.276 (1,3) S	0-3 K 1-2			0-0 F8		0-0 F7			4-0 IBB	3	0	0	0	1	1	2						
Bruce Bochy, R OBP: 0.324, SLG: 0.379 (1,2) S	0-3 K				0-3 K			0-0 1-3 SH2-4 1B	0-0 SF8 3-H	2	0	0	0	0	2	1						
Wilbur Howard, S OBP: 0.294, SLG: 0.310 (8, PH)										1	0	1	0	0	0	0						
Luis Pujols, R OBP: 0.182, SLG: 0.189 (9, PH)										0	0	0	0	0	0	0						
Bob Watson, R OBP: 0.363, SLG: 0.473 (9, PH)										0	0	0	1	0	0	0						
J.R. Richard, R OBP: 0.182, SLG: 0.172 (1,1) S			0-0 5-3			0-3 K		0-0 SH2-4 1-2		2	0	0	0	0	1	0						
Inning Stats	R: 0 E: 0 K: 1 S: 6	H: 1 LOB: 1 BB: 0 P: 6	R: 0 E: 0 K: 3 S: 9	H: 0 LOB: 1 BB: 1 P: 13	R: 0 E: 0 K: 0 S: 3	H: 0 LOB: 0 BB: 0 P: 3	R: 1 E: 0 K: 1 S: 7	H: 3 LOB: 1 BB: 0 P: 7	R: 0 E: 0 K: 3 S: 9	H: 0 LOB: 0 BB: 0 P: 9	R: 0 E: 0 K: 0 S: 3	H: 0 LOB: 0 BB: 0 P: 3	R: 0 E: 0 K: 1 S: 5	H: 0 LOB: 0 BB: 0 P: 5	R: 0 E: 0 K: 1 S: 6	H: 1 LOB: 1 BB: 0 P: 6	R: 2 E: 0 K: 0 S: 4	H: 2 LOB: 2 BB: 2 P: 12	1B: 5 2B: 2 3B: 0 HR: 0	SF: 1 SAC: 1 DP: 0 HBP: 0	WP: 0 PB: 0 SB: 2 CS: 1	PA: 35
PITCHER Tom Seaver, R ERA: 3.02 (1,1)	IP: 8.2 WLS: L BF: 35 H: 7 R: 3 ER: 3 SO: 10 BB: 1 IBB: 2 HBP: 0 BLK: 0 WP: 0 HR: 0 S: 52 P: 64 ERA: 3.12 WHIP: 0.923															PITCHER						

AB	30
R	3
H	7
RBI	3
BB	3
SO	10
LOB	10



Batter	1	2	3	4	5	6	7	8	9	AB	R	H	RBI	BB	SO	LOB	TOP			
Gene Richards, L (1.7) OBP: 0.375, SLG: 0.406	G3		G4-6-3			6-3 1B		1B SF8 2B		4	2	2	0	0	0	1	San Diego Padres @ Houston Astros Astrodome, Houston, TX Sat Sep 09 1978, 8:05 PM EDT Att: 8,240 - Dome			
Ozzie Smith, S (1.6) OBP: 0.323, SLG: 0.325	4-3		F8			6-3 1B		1B		4	0	2	1	0	0	0				
Barry Evans, R (1.5) OBP: 0.370, SLG: 0.375	F8			5-3		6-3		SF8		3	0	0	1	0	0	2				
Dave Winfield, R (1.9) OBP: 0.358, SLG: 0.492		2B 2B		4-3		1B		K		4	1	2	1	0	1	1				
Jerry Turner, L (1.8) OBP: 0.339, SLG: 0.479		F7		F7		4-3		K		3	0	0	0	0	0	2				
John D'Acquisto, R (6.1) OBP: 0.313, SLG: 0.214										0	0	0	0	0	0	0				
Oscar Gamble, L (6, PH) OBP: 0.369, SLG: 0.393										1	0	0	0	0	1	1				
Mickey Lolich, S (8.1)										0	0	0	0	0	0	0				
Gene Tenace, R (1.2) OBP: 0.393, SLG: 0.415		5-3				5-3				3	0	0	0	1	0	1				
Broderick Perkins, L (1.3) OBP: 0.245, SLG: 0.336		2B		FC4-6 BB		F7		K2-3		4	0	1	1	0	1	1				
Fernando Gonzalez, R (1.4) OBP: 0.270, SLG: 0.303		2H 2B		FC4-6 1-2		F9				3	0	0	0	0	0	2				
Chuck Baker, R (8.4) OBP: 0.265, SLG: 0.255		4-3		F9		F8		6-3		1	0	0	0	0	0	0				
Steve Mura, R (1.1)										1	0	0	0	0	0	0				
Mark Lee, R (3.1)										0	0	0	0	0	0	0				
Jim Beswick, S (5, PH)										1	0	0	0	0	0	1				
Juan Eichelberger, R (5.1)										0	0	0	0	0	0	0				
Don Reynolds, R (6.9) OBP: 0.369, SLG: 0.284								2B 1B 1B		1	1	1	0	0	0	0				
Inning Stats	R: 0 E: 0 K: 0 S: 3	H: 0 LOB: 0 BB: 0 P: 3	R: 1 E: 0 K: 0 S: 5	H: 2 LOB: 1 BB: 0 P: 5	R: 0 E: 1 K: 0 S: 3	H: 0 LOB: 0 BB: 0 P: 3	R: 0 E: 0 K: 0 S: 3	H: 0 LOB: 1 BB: 1 P: 7	R: 1 E: 0 K: 0 S: 5	H: 3 LOB: 1 BB: 0 P: 5	R: 0 E: 0 K: 0 S: 3	H: 0 LOB: 0 BB: 0 P: 3	R: 2 E: 0 K: 2 S: 10	H: 3 LOB: 1 BB: 0 P: 10	R: 0 E: 0 K: 1 S: 5	H: 0 LOB: 0 BB: 0 P: 5	1B: 5 2B: 3 3B: 0 HR: 0	SF: 1 SAC: 0 DP: 1 HBP: 0	WP: 0 PB: 0 SB: 0 CS: 0	PA: 35
PITCHER Joe Niekro, R (1.1) ERA: 4.33	IP: 9.0 WLS: W BF: 35 H: 8 R: 4 ER: 4 SO: 3 BB: 1 IBB: 0 HBP: 0 BLK: 0 WP: 0 HR: 0 S: 40 P: 44 ERA: 4.00 WHIP: 1.000																			

Batter	1	2	3	4	5	6	7	8	9	AB	R	H	RBI	BB	SO	LOB	BOTTOM			
Rafael Landestoy, S (1.6) OBP: 0.322, SLG: 0.326	1B SF7 BB		F7		E FC4-2 1B		3-1 FC 1B		5-3		4	2	2	0	1	0	1			
Julio Gonzalez, R (1.4) OBP: 0.270, SLG: 0.277	FC5-4 WP 1B		F6		FC4-2 1B		3-1 2B 1B				5	2	3	0	0	0	1			
Terry Puhl, L (1.8) OBP: 0.349, SLG: 0.381	SF7		E 1B		FC4-2 2B		FC 1B S 1B		1H 2B		4	2	2	3	0	0	2			
Jose Cruz, L (1.9) OBP: 0.369, SLG: 0.459	FC5-4 1B		1H 2B 1B		4-3		1B S 1B		F8		5	2	3	1	0	0	3			
Enos Cabell, R (1.5) OBP: 0.321, SLG: 0.393	FC5-4		1H 1B 2B				6-3		4-3 1B BB		4	1	2	3	0	0	2			
Dave Bergman, L (7.3) OBP: 0.370, SLG: 0.274	1-2 2-3		1H 1B 2B				1H 3H 1B				0	0	0	0	1	0	0			
Bob Watson, R (1.3) OBP: 0.393, SLG: 0.472	K		2H 1B				F3		4-3 1B		4	0	1	1	0	1	2			
Jimmy Sexton, R (7.5) OBP: 0.257, SLG: 0.258							F2		1-2 1B		1	0	1	0	0	0	0			
Denny Walling, L (1.7) OBP: 0.343, SLG: 0.349			FC4-4 E 1B				3B BB		4-3		3	1	1	0	2	0	3			
Luis Pujols, R (1.2) OBP: 0.189, SLG: 0.206			FC6-4-5 1-3		1-3		1H 3B		G5-4-3 IBB		4	0	1	1	1	1	4			
Joe Niekro, R (1.1) OBP: 0.158, SLG: 0.193			F7		5-3		5-3		G5-4-3 1-2		5	0	0	0	0	5				
Inning Stats	R: 2 E: 0 K: 1 S: 7	H: 2 LOB: 1 BB: 1 P: 11	R: 0 E: 1 K: 0 S: 4	H: 1 LOB: 1 BB: 0 P: 4	R: 3 E: 1 K: 0 S: 7	H: 4 LOB: 1 BB: 0 P: 7	R: 0 E: 1 K: 0 S: 5	H: 2 LOB: 2 BB: 0 P: 5	R: 1 E: 0 K: 0 S: 4	H: 1 LOB: 1 BB: 1 P: 8	R: 3 E: 0 K: 1 S: 9	H: 3 LOB: 2 BB: 1 P: 13	R: 1 E: 0 K: 0 S: 5	H: 2 LOB: 1 BB: 0 P: 5	R: 0 E: 0 K: 0 S: 3	H: 1 LOB: 2 BB: 2 P: 11	1B: 13 2B: 2 3B: 1 HR: 0	SF: 1 SAC: 0 DP: 1 HBP: 0	WP: 1 PB: 0 SB: 4 CS: 0	PA: 45
PITCHER Steve Mura, R (1.1) ERA: 16.2	IP: 2.1 WLS: L BF: 14 H: 6 R: 5 ER: 5 SO: 1 BB: 1 IBB: 0 HBP: 0 BLK: 0 WP: 0 HR: 0 S: 15 P: 19 ERA: 19.29 WHIP: 3.000																			
Mark Lee, R (3.1) ERA: 3.05	IP: 1.2 WLS: L BF: 8 H: 3 R: 0 ER: 0 SO: 0 BB: 0 IBB: 0 HBP: 0 BLK: 0 WP: 0 HR: 0 S: 8 P: 8 ERA: 0.00 WHIP: 1.800																			
Juan Eichelberger, R (5.1) ERA: 15.43	IP: 1.1 WLS: L BF: 9 H: 3 R: 4 ER: 4 SO: 0 BB: 1 IBB: 0 HBP: 0 BLK: 1 WP: 0 HR: 0 S: 8 P: 12 ERA: 27.00 WHIP: 3.000																			
John D'Acquisto, R (6.1) ERA: 2.48	IP: 1.2 WLS: L BF: 9 H: 3 R: 1 ER: 1 SO: 1 BB: 0 IBB: 0 HBP: 0 BLK: 0 WP: 0 HR: 0 S: 10 P: 14 ERA: 5.40 WHIP: 1.800																			
Mickey Lolich, L (8.1) ERA: 1.42	IP: 1.0 WLS: L BF: 5 H: 1 R: 0 ER: 0 SO: 0 BB: 1 IBB: 0 HBP: 0 BLK: 0 WP: 0 HR: 0 S: 3 P: 11 ERA: 0.00 WHIP: 2.000																			



Batter	1	2	3	4	5	6	7	8	9	AB	R	H	RBI	BB	SO	LOB	TOP			
Gene Richards, L (1, 7) OBP: 0.376, SLG: 0.407										4	1	2	0	0	1	1	San Diego Padres @ Houston Astros Astrodome, Houston, TX Sun Sep 10 1978, 4:33 AM EDT Att: 5,720 - Unknown			
Ozzie Smith, S (1, 6) OBP: 0.324, SLG: 0.327										4	1	2	0	0	0	1				
Broderick Perkins, L (1, 3) OBP: 0.252, SLG: 0.340 Bill Almon, R (8, PR) OBP: 0.310, SLG: 0.315 Gene Tenace, R (8, 3) OBP: 0.393, SLG: 0.415										4	0	2	1	0	0	2				
Dave Winfield, R (1, 9) OBP: 0.359, SLG: 0.491										3	0	1	1	1	1	1				
Jerry Turner, L (1, 8) OBP: 0.337, SLG: 0.470										3	0	0	0	1	1	3				
Derrel Thomas, S (1, 5) OBP: 0.303, SLG: 0.294 Barry Evans, R (5, 5) OBP: 0.345, SLG: 0.346										2	0	0	0	0	0	2				
Dave Roberts, R (1, 2) OBP: 0.316, SLG: 0.314 Don Reynolds, R (9, PH) OBP: 0.365, SLG: 0.280										3	0	0	0	0	2	2				
Chuck Baker, R (1, 4) OBP: 0.250, SLG: 0.240 Oscar Gamble, L (9, PH) OBP: 0.368, SLG: 0.392										3	0	0	0	0	2	0				
Eric Rasmussen, R (1, 1) OBP: 0.136, SLG: 0.136 Bob Shirley, R (7, 1) OBP: 0.220, SLG: 0.135										3	0	1	0	0	0	0				
Inning Stats	R: 2 E: 0 K: 1 S: 8	H: 4 LOB: 1 BB: 0 P: 8	R: 0 E: 0 K: 2 S: 7	H: 0 LOB: 0 BB: 0 P: 7	R: 0 E: 0 K: 0 S: 3	H: 1 LOB: 0 BB: 0 P: 3	R: 0 E: 0 K: 1 S: 5	H: 0 LOB: 1 BB: 0 P: 9	R: 0 E: 0 K: 1 S: 5	H: 2 LOB: 2 BB: 0 P: 7	R: 0 E: 0 K: 1 S: 5	H: 0 LOB: 0 BB: 0 P: 5	R: 0 E: 0 K: 1 S: 6	H: 1 LOB: 1 BB: 0 P: 6	R: 0 E: 0 K: 3 S: 9	H: 0 LOB: 0 BB: 0 P: 9		1B: 8 2B: 0 3B: 0 HR: 0	SF: 0 SAC: 0 DP: 0 HBP: 0	WP: 0 PB: 0 SB: 1 CS: 1
PITCHER J.R. Richard, R (1, 1) ERA: 3.17	IP: 9.0 WLS: W BF: 35	H: 8 R: 2 ER: 2 SO: 11	BB: 2 IBB: 0 HBP: 0 BLK: 0	WP: 0 HR: 0 S: 55 P: 63	ERA: 2.00 WHIP: 1.111	PITCHER										IP: WLS: BF: H: R: ER: SO: BB: IBB: HBP: BLK: WP: HR: S: P: ERA: WHIP				

AB 33
R 2
H 8
RBI 2
BB 2
SO 11
LOB 13



Batter	1	2	3	4	5	6	7	8	9	AB	R	H	RBI	BB	SO	LOB	BOTTOM			
Rafael Landestoy, S (1, 6) OBP: 0.316, SLG: 0.319 Jesus Alou, R (7, PH) OBP: 0.354, SLG: 0.405 Jimmy Sexton, R (7, PR) OBP: 0.297, SLG: 0.258										3	0	0	0	0	0	0	San Diego Padres @ Houston Astros Astrodome, Houston, TX Sun Sep 10 1978, 4:33 AM EDT Att: 5,720 - Unknown			
Julio Gonzalez, R (1, 4) OBP: 0.270, SLG: 0.276										4	0	1	0	0	0	1				
Terry Puhl, L (1, 8) OBP: 0.349, SLG: 0.380										4	0	1	0	0	0	1				
Jose Cruz, L (1, 9) OBP: 0.370, SLG: 0.461										3	0	1	0	1	0	1				
Enos Cabell, R (1, 5) OBP: 0.322, SLG: 0.394										4	1	2	0	0	0	1				
Bob Watson, R (1, 3) OBP: 0.394, SLG: 0.471 Dave Bergman, L (8, PR) OBP: 0.370, SLG: 0.274										3	0	1	0	1	0	4				
Denny Walling, L (1, 7) OBP: 0.346, SLG: 0.362										4	1	2	1	0	0	2				
Bruce Bochy, R (1, 2) OBP: 0.313, SLG: 0.362 Wilbur Howard, S (7, PH) OBP: 0.289, SLG: 0.323 Luis Pujols, R (8, 2) OBP: 0.189, SLG: 0.206										2	0	0	0	0	0	2				
J.R. Richard, R (1, 1) OBP: 0.178, SLG: 0.169										2	0	0	0	0	1	1				
Inning Stats	R: 0 E: 0 K: 0 S: 4	H: 1 LOB: 1 BB: 0 P: 4	R: 1 E: 0 K: 0 S: 4	H: 1 LOB: 0 BB: 0 P: 4	R: 0 E: 0 K: 1 S: 5	H: 0 LOB: 0 BB: 0 P: 5	R: 0 E: 0 K: 0 S: 3	H: 0 LOB: 0 BB: 0 P: 3	R: 0 E: 0 K: 0 S: 4	H: 2 LOB: 1 BB: 0 P: 4	R: 0 E: 0 K: 0 S: 5	H: 2 LOB: 3 BB: 1 P: 9	R: 2 E: 0 K: 0 S: 5	H: 3 LOB: 1 BB: 0 P: 5	R: 0 E: 0 K: 0 S: 4	H: 1 LOB: 2 BB: 1 P: 8		1B: 7 2B: 2 3B: 1 HR: 0	SF: 0 SAC: 1 DP: 2 HBP: 0	WP: 0 PB: 1 SB: 1 CS: 0
PITCHER Eric Rasmussen, R (1, 1) ERA: 3.97 Bob Shirley, L (7, 1) ERA: 3.9	IP: 6.1 WLS: L BF: 27	H: 8 R: 3 ER: 2 SO: 1	BB: 1 IBB: 0 HBP: 0 BLK: 1	WP: 0 HR: 0 S: 28 P: 32	ERA: 2.84 WHIP: 1.421	PITCHER										IP: WLS: BF: H: R: ER: SO: BB: IBB: HBP: BLK: WP: HR: S: P: ERA: WHIP				

AB 31
R 3
H 10
RBI 3
BB 2
SO 1
LOB 13



Batter	1	2	3	4	5	6	7	8	9	AB	R	H	RBI	BB	SO	LOB	TOP					
Rafael Landestoy, S OBP: 0.319, SLG: 0.322 (1, 6)	0-0 FC4-6 E WP 1B		0-0 FC1-6 E 1B	0-0 F2			0-0 4-3		0-0 6-3	5	1	2	0	0	0	1						
Julio Gonzalez, R OBP: 0.288, SLG: 0.270 (1, 4)	0-0 E6 FC4-6 1-2		0-0 FC1-6 E 1-2		0-0 6-3		0-0 6-3		4-0 BB	4	1	0	0	1	0	2						
Terry Puhl, L OBP: 0.349, SLG: 0.379 (1, 8)	0-0 FC4-6 WP HR 1-2 2-3		0-0 E5 F9 1B 1B 1-H		4-0 5-3 1B BB		0-0 F7		0-3 K	4	3	1	0	1	1	3						
Bob Watson, R OBP: 0.365, SLG: 0.478 Jimmy Sexton, R OBP: 0.257, SLG: 0.258 (8, PR) (8, 5)	0-0 HR		0-0 F9		0-0 5-3				0-0 G3-6-3 1B	4	1	2	2	0	0	2						
Enos Cabell, R OBP: 0.325, SLG: 0.398 (8, 3)	0-0 HR		0-0 F9		0-0 5-3				0-0 F9	4	0	3	2	0	0	1						
Jose Cruz, L OBP: 0.388, SLG: 0.457 (1, 9)	0-0 3-1		0-0 F9		0-0 G3				0-0 G3-6-3 1B	4	0	0	0	0	0	4						
Denny Walling, L Wilbur Howard, S OBP: 0.356 OBP: 0.287, SLG: 0.320 (9, PH) (9, 7)	0-0 CS		0-0 F8		0-0 4-3		0-0 F7		0-0 4-3	3	0	0	0	0	0	0	AB 36 R 8 H 10 RBI 6 BB 3 SO 3 LOB 13					
Bruce Bochy, R OBP: 0.311, SLG: 0.385 (1, 2)				0-0 F2		0-0 L6			0-0 HR	4	1	1	1	0	1	0						
Vern Ruhle, R OBP: 0.214, SLG: 0.083 Joe Sambito, L OBP: 0.286, SLG: 0.167 Jesus Alou, R OBP: 0.359, SLG: 0.434 Joaquin Andujar, S OBP: 0.167, SLG: 0.174 Dan Warthen, S (9, 1)			0-0 4-3				0-0 K		0-0 HR	2	0	0	0	1	1	0						
Inning Stats	R: 3 E: 1 K: 0 S: 6	H: 3 LOB: 0 BB: 0 P: 6	R: 0 E: 0 K: 1 S: 5	H: 0 LOB: 0 BB: 0 P: 5	R: 2 E: 1 K: 0 S: 6	H: 3 LOB: 1 BB: 1 P: 6	R: 0 E: 0 K: 0 S: 3	H: 0 LOB: 1 BB: 1 P: 7	R: 1 E: 0 K: 0 S: 4	H: 1 LOB: 1 BB: 1 P: 8	R: 0 E: 0 K: 0 S: 5	H: 0 LOB: 0 BB: 0 P: 5	R: 0 E: 0 K: 0 S: 3	H: 0 LOB: 0 BB: 0 P: 3	R: 0 E: 0 K: 0 S: 3	H: 1 LOB: 1 BB: 0 P: 3	R: 2 E: 0 K: 1 S: 7	H: 2 LOB: 1 BB: 1 P: 11	1B: 6 2B: 1 3B: 0 HR: 3	SF: 0 SAC: 0 DP: 1 HBP: 0	WP: 1 PB: 0 SB: 1 CS: 1	PA: 40
PITCHER	IP WLS BF H R ER SO BB IBB HBP BLK WP HR S P ERA WHIP	IP WLS BF H R ER SO BB IBB HBP BLK WP HR S P ERA WHIP																				
Fred Norman, L ERA: 3.77 Mario Soto, R ERA: 4.5 Manny Sarmiento, R ERA: 3.8 Pedro Borbon, R ERA: 4.69 Dave Tomlin, L ERA: 5.67	3.0 15 6 5 3 1 0 0 0 0 0 1 1 17 17 9.00 2.000	2.0 9 1 1 1 0 2 0 0 0 0 0 0 7 15 4.50 1.500	2.0 6 0 0 0 1 0 0 0 0 0 0 0 8 8 0.00 0.000	0.1 2 1 0 0 0 0 0 0 0 0 0 2 2 0.00 3.000	1.2 W 7 2 2 2 1 1 0 0 0 0 2 8 12 10.80 1.800																	
Pete Rose, S OBP: 0.359, SLG: 0.422 Ray Knight, R OBP: 0.231, SLG: 0.290 (9, 5)	0-0 4-3		0-0 F8		0-0 2B		0-0 BB 1B		0-0 F9	5	1	2	1	0	0	1						
Joe Morgan, L OBP: 0.356, SLG: 0.386 (1, 4)	0-0 F9		0-0 G3		0-0 F8		0-0 F7		0-0 F8	5	0	0	0	0	0	4						
Dan Driessen, L OBP: 0.355, SLG: 0.418 (1, 3)	0-0 6-3			4-0 BB		0-0 G3		4-0 HR BB 1-2 2-3	4-0 SH1-3 BB 1B BB	2	2	0	0	3	0	0						
George Foster, R OBP: 0.356, SLG: 0.529 (1, 7)		0-0 6-3		0-0 F7		0-0 6-3		0-0 HR BB 1-2 2-3 3-H	4-0 SH1-3 BB 1B BB 1-2	4	2	1	4	1	0	1						
Johnny Bench, R OBP: 0.335, SLG: 0.490 (1, 2)		0-0 6-3		0-0 F8		0-0 BB 1B		0-0 K	4-0 SH1-3	4	0	1	0	0	1	1						
Champ Summers, L OBP: 0.625, SLG: 0.714 Pedro Borbon, R OBP: 0.182, SLG: 0.182 Dave Tomlin, L OBP: 0.200, SLG: 0.200 Ken Griffey, L OBP: 0.340, SLG: 0.424 (9, PH)		0-0 2B		0-0 F8		0-0 BB 1B		0-0 2B 1B	0-0 SH1-3 BB 1B 1-2 2-3	3	1	2	0	1	0	1						
Dave Concepcion, R OBP: 0.348, SLG: 0.404 (1, 6)		0-3 K			0-0 4-3		0-0 4-3		0-0 2B	4	0	1	1	0	1	3	AB 34 R 9 H 10 RBI 9 BB 7 SO 4 LOB 13					
Cesar Geronimo, L OBP: 0.332, SLG: 0.338 (1, 8)			4-0 G3 BB		0-0 F8		0-0 K		0-0 BB 1B	3	1	1	0	1	1	1						
Fred Norman, S OBP: 0.176, SLG: 0.143 Harry Spillman, L OBP: 0.239 Mario Soto, R OBP: 0.239 Dave Collins, S OBP: 0.239 Manny Sarmiento, R OBP: 0.200, SLG: 0.200 Ken Henderson, S OBP: 0.200, SLG: 0.200 (8, 9)			0-0 G3		4-0 2B BB		0-0 BB 1B		0-3 K	0	0	0	0	0	0	0						
Inning Stats	R: 0 E: 0 K: 0 S: 3	H: 0 LOB: 0 BB: 0 P: 3	R: 0 E: 0 K: 1 S: 6	H: 1 LOB: 1 BB: 0 P: 6	R: 0 E: 0 K: 0 S: 3	H: 0 LOB: 1 BB: 1 P: 7	R: 0 E: 0 K: 0 S: 3	H: 0 LOB: 1 BB: 1 P: 7	R: 1 E: 0 K: 0 S: 4	H: 1 LOB: 1 BB: 1 P: 8	R: 0 E: 0 K: 0 S: 4	H: 1 LOB: 2 BB: 1 P: 8	R: 6 E: 0 K: 2 S: 13	H: 6 LOB: 1 BB: 1 P: 17	R: 0 E: 0 K: 1 S: 5	H: 0 LOB: 0 BB: 0 P: 5	R: 2 E: 0 K: 0 S: 2	H: 1 LOB: 1 BB: 2 P: 10	1B: 5 2B: 4 3B: 0 HR: 1	SF: 0 SAC: 1 DP: 0 HBP: 0	WP: 0 PB: 0 SB: 0 CS: 0	PA: 42
PITCHER	IP WLS BF H R ER SO BB IBB HBP BLK WP HR S P ERA WHIP	IP WLS BF H R ER SO BB IBB HBP BLK WP HR S P ERA WHIP																				
Vern Ruhle, R ERA: 2.8 Joe Sambito, L ERA: 3.14 Joaquin Andujar, R ERA: 3.3 Dan Warthen, L ERA: 18.0	6.0 27 5 3 3 1 4 0 0 0 0 0 0 16 20 18.00 2.500	2.0 11 4 4 4 3 1 0 0 0 0 0 0 1 9 54.00 6.000	0.1 L 3 0 2 2 0 2 0 0 0 0 0 1 1 ∞ ∞	0.1 1 0 0 0 0 0 0 0 0 0 0 0 1 1 ∞ ∞																		

Houston Astros @ Cincinnati Reds
Riverfront Stadium, Cincinnati, OH
Mon Sep 11 1978, 7:05 PM EDT
Att: 20,400 - Unknown

AB 36
R 8
H 10
RBI 6
BB 3
SO 3
LOB 13



Houston Astros @ Cincinnati Reds
Riverfront Stadium, Cincinnati, OH
Mon Sep 11 1978, 7:05 PM EDT
Att: 20,400 - Unknown

AB 34
R 9
H 10
RBI 9
BB 7
SO 4
LOB 13



Batter	1	2	3	4	5	6	7	8	9	AB	R	H	RBI	BB	SO	LOB	TOP								
Rafael Landestoy, S (1, 6) OBP: 0.309, SLG: 0.312	G3		K		5-3		F6		4-3	5	0	0	0	0	1	1									
Julio Gonzalez, R (1, 4) OBP: 0.284, SLG: 0.266	F8		P4		F3					3	0	0	0	0	0	0									
Jim Obradovich, L (8, PH) Keith Drumright, L (8, 4) OBP: 0.206, SLG: 0.156								K		1	0	0	0	0	1	0									
										0	0	0	0	0	0	0									
Terry Puhl, L (1, 8) OBP: 0.350, SLG: 0.382	4-3				6-3					4	1	2	0	0	0	0									
								2B 1B																	
Jose Cruz, L (1, 9) OBP: 0.369, SLG: 0.459		B5-3	1-6-3							4	1	2	0	0	0	1									
								BLK 1B																	
Enos Cabell, R (1, 5) OBP: 0.326, SLG: 0.404					F7					4	1	2	3	0	0	1									
								F9																	
Bob Watson, R (1, 3) OBP: 0.394, SLG: 0.475					2B BB					3	0	0	0	1	1	2									
								K																	
Denny Walling, L (1, 7) OBP: 0.340, SLG: 0.359										4	0	1	0	0	1	2									
								6-3																	
Bruce Bochy, R (1, 2) OBP: 0.317, SLG: 0.393										3	0	1	0	1	1	0									
								5-3																	
Mark Lemongello, R (1, 1) OBP: 0.212, SLG: 0.177										2	0	0	0	0	1	4									
Joe Cannon, L (7, PH) Floyd Bannister, L (7, 1) OBP: 0.200, SLG: 0.207										1	0	0	0	0	0	0									
Reggie Baldwin, R (9, PH) OBP: 0.266, SLG: 0.355										0	0	0	0	0	0	0									
Joe Sambito, L (9, 1) OBP: 0.296, SLG: 0.167										1	0	1	0	0	0	0									
										0	0	0	0	0	0	0									
Inning Stats	R: 0 E: 0 K: 0 S: 3	H: 0 LOB: 0 BB: 0 P: 3	R: 1 E: 0 K: 1 S: 7	H: 2 LOB: 2 BB: 1 P: 11	R: 0 E: 0 K: 1 S: 6	H: 1 LOB: 1 BB: 0 P: 6	R: 0 E: 0 K: 1 S: 6	H: 1 LOB: 2 BB: 1 P: 10	R: 0 E: 0 K: 0 S: 3	H: 0 LOB: 0 BB: 0 P: 3	R: 0 E: 0 K: 1 S: 6	H: 1 LOB: 1 BB: 0 P: 6	R: 0 E: 0 K: 0 S: 3	H: 0 LOB: 0 BB: 0 P: 3	R: 2 E: 0 K: 1 S: 7	H: 3 LOB: 0 BB: 0 P: 7	R: 0 E: 0 K: 1 S: 6	H: 1 LOB: 1 BB: 0 P: 6	1B: 4 2B: 4 3B: 0 HR: 1	SF: 0 SAC: 0 DP: 1 HBP: 0	WP: 0 PB: 0 SB: 0 CS: 0	PA: 37			
PITCHER	IP	WLS	BF	H	R	ER	SO	BB	IBB	HBP	BLK	WP	HR	S	P	ERA	WHIP								
Paul Moskau, R (1, 1) ERA: 4.05	8.0		33	8	3	3	5	1	1	0	1	0	1	41	49	3.38	1.125								
Doug Bair, R (9, 1) ERA: 1.83	1.0	W	4	1	0	0	1	0	0	0	0	0	0	6	6	0.00	1.000								

Houston Astros @ Cincinnati Reds
Riverfront Stadium, Cincinnati, OH
Tue Sep 12 1978, 3:33 AM EDT
Att: 20,801 - Unknown

AB 35
R 3
H 9
RBI 3
BB 2
SO 6
LOB 11



Batter	1	2	3	4	5	6	7	8	9	AB	R	H	RBI	BB	SO	LOB	BOTTOM								
Pete Rose, S (1, 5) OBP: 0.358, SLG: 0.421	F7		K							4	0	1	0	0	1	2									
Joe Morgan, L (1, 4) OBP: 0.356, SLG: 0.387					G3					4	1	1	0	0	1	3									
Dan Driessen, L (1, 3) OBP: 0.353, SLG: 0.415										4	0	0	0	0	0	3									
George Foster, R (1, 7) OBP: 0.357, SLG: 0.531										4	0	2	1	0	1	0									
Johnny Bench, R (1, 2) OBP: 0.337, SLG: 0.488										3	0	1	0	1	1	2									
Dave Collins, S (8, PR) OBP: 0.324, SLG: 0.239										0	0	0	0	0	0	0									
Doug Bair, R (9, 1) OBP: 0.167, SLG: 0.167										0	0	0	0	0	0	0									
Champ Summers, L (1, 9) OBP: 0.583, SLG: 0.909										4	2	2	1	0	0	1									
Cesar Geronimo, L (1, 8) OBP: 0.332, SLG: 0.338										3	0	1	0	0	0	0									
Ken Henderson, S (9, PH) OBP: 0.305, SLG: 0.351										0	1	0	0	1	0	0									
Rick Auerbach, R (1, 6) OBP: 0.418, SLG: 0.583										3	0	2	0	0	0	0									
Paul Moskau, R (1, 1) OBP: 0.239, SLG: 0.286										3	0	0	1	0	1	3									
Vic Correll, R (9, 2) OBP: 0.273, SLG: 0.330										0	0	0	0	0	0	0									
Inning Stats	R: 1 E: 0 K: 1 S: 7	H: 2 LOB: 1 BB: 0 P: 7	R: 0 E: 0 K: 1 S: 7	H: 2 LOB: 1 BB: 0 P: 7	R: 0 E: 0 K: 0 S: 3	H: 0 LOB: 0 BB: 0 P: 3	R: 0 E: 0 K: 0 S: 3	H: 1 LOB: 0 BB: 0 P: 3	R: 0 E: 0 K: 0 S: 5	H: 2 LOB: 2 BB: 0 P: 5	R: 1 E: 0 K: 0 S: 4	H: 2 LOB: 0 BB: 0 P: 4	R: 0 E: 0 K: 2 S: 8	H: 1 LOB: 1 BB: 0 P: 8	R: 0 E: 0 K: 1 S: 4	H: 0 LOB: 1 BB: 1 P: 8	R: 1 E: 1 K: 0 S: 2	H: 0 LOB: 1 BB: 1 P: 6	1B: 6 2B: 3 3B: 0 HR: 1	SF: 0 SAC: 1 DP: 1 HBP: 0	WP: 0 PB: 0 SB: 1 CS: 2	PA: 36			
PITCHER	IP	WLS	BF	H	R	ER	SO	BB	IBB	HBP	BLK	WP	HR	S	P	ERA	WHIP								
Mark Lemongello, R (1, 1) ERA: 4.09	6.0		25	9	3	3	2	0	0	0	0	0	0	29	29	4.50	1.500								
Floyd Bannister, L (7, 1) ERA: 4.54	2.0		7	1	0	0	3	1	0	0	0	0	0	12	16	0.00	1.000								
Joe Sambito, L (9, 1) ERA: 3.13	0.1	L	3	0	1	0	0	1	0	0	0	0	0	2	6	0.00	3.000								

Houston Astros @ Cincinnati Reds
Riverfront Stadium, Cincinnati, OH
Tue Sep 12 1978, 3:33 AM EDT
Att: 20,801 - Unknown

AB 32
R 4
H 10
RBI 3
BB 2
SO 5
LOB 14



Batter	1	2	3	4	5	6	7	8	9	AB	R	H	RBI	BB	SO	LOB	TOP			
Rafael Landestoy, S OBP: 0.301, SLG: 0.304	6-3		G3			6-3			F7	4	0	0	0	0	0	1				
Julio Gonzalez, R OBP: 0.285, SLG: 0.267 Jim Obradovich, L (9, PH)	G3 1B		5-3			K			P4	3	0	1	0	0	1	1				
Terry Puhl, L OBP: 0.350, SLG: 0.382	G3								L7	3	0	1	0	0	0	1				
Jose Cruz, L OBP: 0.367, SLG: 0.457	K								L5	3	0	0	0	0	1	2				
Enos Cabell, R OBP: 0.326, SLG: 0.404									F8	3	0	1	0	0	0	1				
Bob Watson, R OBP: 0.382, SLG: 0.472									6-3	3	0	0	0	0	0	1				
Denny Walling, L OBP: 0.336, SLG: 0.354									G3	3	0	0	0	0	0	0				
Bruce Bochy, R OBP: 0.317, SLG: 0.391									K	3	0	1	0	0	1	0				
Ken Forsch, R OBP: 0.174, SLG: 0.174 Joe Cannon, L (9, PH)									L4	1	0	0	0	0	1	0				
Inning Stats	R: 0 E: 0 K: 1 S: 6	H: 1 LOB: 1 BB: 0 P: 6	R: 0 E: 0 K: 0 S: 3	H: 1 LOB: 0 BB: 0 P: 3	R: 0 E: 0 K: 0 S: 4	H: 1 LOB: 1 BB: 0 P: 4	R: 0 E: 0 K: 0 S: 3	H: 0 LOB: 0 BB: 0 P: 3	R: 0 E: 0 K: 2 S: 7	H: 0 LOB: 0 BB: 0 P: 7	R: 0 E: 0 K: 0 S: 3	H: 0 LOB: 0 BB: 0 P: 3	R: 0 E: 0 K: 1 S: 5	H: 0 LOB: 0 BB: 0 P: 5	R: 0 E: 0 K: 0 S: 3	H: 0 LOB: 0 BB: 0 P: 3	1B: 4 2B: 0 3B: 0 HR: 0	SF: 0 SAC: 1 DP: 1 HBP: 0	WP: 0 PB: 0 SB: 0 CS: 1	PA: 29
PITCHER Bob Welch, R ERA: 2.04	IP: 9.0 WLS: W BF: 29 H: 4 R: 0 ER: 0 SO: 4 BB: 0 IBB: 0 HBP: 0 BLK: 0 WP: 0 HR: 0 S: 37 P: 37 ERA: 0.00 WHIP: 0.444															PITCHER				

Houston Astros @ Los Angeles Dodgers
Dodger Stadium, Los Angeles, CA
Wed Sep 13 1978, 7:05 PM PDT
Att: 27,063 - Unknown

AB	28
R	0
H	4
RBI	0
BB	0
SO	4
LOB	7



Batter	1	2	3	4	5	6	7	8	9	AB	R	H	RBI	BB	SO	LOB	BOTTOM			
Davey Lopes, R OBP: 0.360, SLG: 0.432	SH1-3 1B		5-3						F7	5	2	2	0	0	0	0				
Bill North, S OBP: 0.369, SLG: 0.273	SH1-3		1-3						K	3	1	1	0	0	1	0				
Rick Monday, L OBP: 0.349, SLG: 0.482 Joe Simpson, L (8, 9)	1B		K						SF8	3	0	2	2	0	1	0				
Steve Garvey, R OBP: 0.344, SLG: 0.485	1B								1B	4	1	4	1	0	0	0				
Ron Cey, R OBP: 0.376, SLG: 0.448	L6								F8	4	0	0	0	0	1	6				
Dusty Baker Jr., R OBP: 0.331, SLG: 0.381	F8								6-3	3	0	0	0	1	0	3				
Bill Russell, R OBP: 0.315, SLG: 0.357									HR	4	1	2	1	0	0	3				
Steve Yeager, R OBP: 0.303, SLG: 0.272	F3								HR	4	1	1	2	0	0	4				
Bob Welch, R OBP: 0.174, SLG: 0.217	1-3								F9	4	0	0	0	0	1	0				
Inning Stats	R: 1 E: 0 K: 0 S: 6	H: 3 LOB: 2 BB: 0 P: 6	R: 0 E: 0 K: 0 S: 3	H: 0 LOB: 0 BB: 0 P: 3	R: 0 E: 0 K: 1 S: 5	H: 0 LOB: 0 BB: 0 P: 5	R: 1 E: 0 K: 1 S: 7	H: 2 LOB: 1 BB: 0 P: 7	R: 0 E: 0 K: 1 S: 5	H: 0 LOB: 0 BB: 0 P: 5	R: 0 E: 0 K: 0 S: 5	H: 2 LOB: 3 BB: 1 P: 9	R: 2 E: 0 K: 1 S: 8	H: 3 LOB: 1 BB: 0 P: 8	R: 2 E: 0 K: 0 S: 5	H: 2 LOB: 2 BB: 0 P: 5	1B: 10 2B: 1 3B: 0 HR: 1	SF: 1 SAC: 1 DP: 0 HBP: 0	WP: 0 PB: 0 SB: 1 CS: 0	PA: 37
PITCHER Ken Forsch, R ERA: 2.95	IP: 8.0 WLS: L BF: 37 H: 12 R: 6 ER: 6 SO: 4 BB: 0 IBB: 1 HBP: 0 BLK: 0 WP: 0 HR: 1 S: 44 P: 48 ERA: 6.75 WHIP: 1.500															PITCHER				

Houston Astros @ Los Angeles Dodgers
Dodger Stadium, Los Angeles, CA
Wed Sep 13 1978, 7:05 PM PDT
Att: 27,063 - Unknown

AB	34
R	6
H	12
RBI	6
BB	1
SO	4
LOB	16



Batter	1	2	3	4	5	6	7	8	9	AB	R	H	RBI	BB	SO	LOB	TOP								
Rafael Landestoy, S OBP: 0.301, SLG: 0.304	G3 1B	L9			6-3	F9			6-3	5	0	1	0	0	0	2									
Keith Drumright, L OBP: 0.205, SLG: 0.139	6-3	4-3			4-3		6-3		G4-6-3 BB	4	0	0	0	1	0	3									
Terry Puhl, L OBP: 0.348, SLG: 0.381	G3		B1-3			1B 2B	F3		G4-6-3 1-2	5	1	1	0	0	0	2									
Jose Cruz, L OBP: 0.367, SLG: 0.453	6-3		1-3			1B 1B	F7			4	1	1	1	0	0	1									
Enos Cabell, R OBP: 0.326, SLG: 0.405		E 1B 2B	K			1B 1-2 HR 1B			K	4	2	2	0	0	0	2									
Jimmy Sexton, R OBP: 0.257, SLG: 0.258										0	0	0	0	0	0	0									
Jim Obradovich, L OBP: 0.333, SLG: 0.333		F4		3-1		1-3 2-H HR 1B			4-3 2B 1B	4	2	2	1	0	0	1									
Denny Walling, L OBP: 0.338, SLG: 0.367		4-0 1B BB		4-3		1-H 3-H HR			4-3	3	2	1	3	1	0	1									
Bruce Bochy, R OBP: 0.313, SLG: 0.392		E6 1B		F6		F4				4	0	1	1	0	0	2									
J.R. Richard, R OBP: 0.181, SLG: 0.172		1-2 2-3 1-3 2-H 3-H 1B			K	1-3 1-3 1B	1-3		6-3	4	0	1	2	0	1	1									
Inning Stats	R: 0 E: 0 K: 0 S: 4	H: 1 LOB: 1 BB: 0 P: 4	R: 2 E: 1 K: 0 S: 6	H: 2 LOB: 2 BB: 1 P: 10	R: 0 E: 0 K: 1 S: 5	H: 0 LOB: 0 BB: 0 P: 5	R: 0 E: 0 K: 0 S: 3	H: 0 LOB: 0 BB: 0 P: 3	R: 0 E: 0 K: 1 S: 5	H: 0 LOB: 0 BB: 0 P: 5	R: 5 E: 0 K: 0 S: 8	H: 5 LOB: 0 BB: 0 P: 8	R: 0 E: 0 K: 0 S: 3	H: 0 LOB: 0 BB: 0 P: 3	R: 1 E: 0 K: 1 S: 7	H: 2 LOB: 1 BB: 0 P: 7	R: 0 E: 0 K: 0 S: 2	H: 0 LOB: 0 BB: 1 P: 6	1B: 6 2B: 3 3B: 0 HR: 1	SF: 0 SAC: 0 DP: 1 HBP: 0	WP: 0 PB: 0 SB: 1 CS: 0	PA: 39			
PITCHER	IP	WLS	BF	H	R	ER	SO	BB	IBB	HBP	BLK	WP	HR	S	P	ERA	WHIP								
Eric Rasmussen, R ERA: 4.09	5.0	L	24	7	6	5	2	1	0	0	0	0	0	27	31	9.00	1.600								
Mark Lee, R ERA: 3.05	2.0		7	1	1	1	0	0	0	0	0	0	1	7	7	4.50	0.500								
Mickey Lolich, L ERA: 1.65	1.0		5	2	1	1	1	0	0	0	0	0	0	7	7	9.00	2.000								
Steve Mura, R ERA: 12.46	1.0		3	0	0	0	0	1	0	0	0	0	0	2	6	0.00	1.000								

Houston Astros @ San Diego Padres
San Diego Stadium, San Diego, CA

AB 37
R 8
H 10
RBI 8
BB 2
SO 3
LOB 13



WP: 0 PA: 39
PB: 0
SB: 1
CS: 0

Batter	1	2	3	4	5	6	7	8	9	AB	R	H	RBI	BB	SO	LOB	BOTTOM								
Gene Richards, L OBP: 0.377, SLG: 0.406	1B BB	4-3			K			G3 1B	K	4	2	1	0	1	2	3									
Ozzie Smith, S OBP: 0.322, SLG: 0.323	1-3 1B	K			1-3			6-3 G3 1B	K	5	1	2	0	0	2	3									
Broderick Perkins, L OBP: 0.297, SLG: 0.343	1-H 3-H 1B	F8			4-3			G3		4	0	1	2	0	0	3									
Dave Winfield, R OBP: 0.364, SLG: 0.496	K		K			F7		6-3		4	0	0	1	0	2	2									
Jerry Turner, L OBP: 0.338, SLG: 0.448	BB	BB		4-3		F4		4-3		3	0	0	0	1	0	1									
Fernando Gonzalez, R OBP: 0.277, SLG: 0.307	1-2 2-3 BB		F9			F8			4-3	3	0	0	0	1	0	0									
Dave Roberts, R OBP: 0.309, SLG: 0.309	K				F9					2	0	0	0	0	1	3									
Gene Tenace, R OBP: 0.394, SLG: 0.422	K						K		1B BB	1	1	0	0	1	1	0									
Bill Almon, R OBP: 0.310, SLG: 0.314	K				K		F4		1B	4	0	1	0	0	2	3									
Eric Rasmussen, R OBP: 0.148, SLG: 0.148		E4 PB 1B			K					2	0	1	0	0	1	0									
Mark Lee, R OBP: 0.336, SLG: 0.270										0	0	0	0	0	0	0									
Rick Sweet, S OBP: 0.270, SLG: 0.270										1	0	0	0	0	1	0									
Mickey Lolich, S OBP: 0.270, SLG: 0.270										0	0	0	0	0	0	0									
Steve Mura, R OBP: 0.370, SLG: 0.390										0	0	0	0	0	0	0									
Oscar Gamble, L OBP: 0.370, SLG: 0.390										1	0	1	1	0	0	0									
Jim Beswick, S OBP: 0.370, SLG: 0.390										0	0	0	0	0	0	0									
Inning Stats	R: 2 E: 1 K: 3 S: 11	H: 2 LOB: 3 BB: 3 P: 23	R: 0 E: 1 K: 1 S: 6	H: 1 LOB: 1 BB: 0 P: 6	R: 0 E: 0 K: 1 S: 5	H: 0 LOB: 0 BB: 0 P: 5	R: 0 E: 0 K: 2 S: 7	H: 0 LOB: 0 BB: 0 P: 7	R: 0 E: 0 K: 0 S: 5	H: 0 LOB: 0 BB: 0 P: 5	R: 0 E: 0 K: 2 S: 7	H: 0 LOB: 0 BB: 0 P: 7	R: 1 E: 0 K: 0 S: 5	H: 2 LOB: 1 BB: 0 P: 5	R: 1 E: 0 K: 2 S: 9	H: 2 LOB: 2 BB: 1 P: 13	1B: 7 2B: 0 3B: 0 HR: 0	SF: 0 SAC: 0 DP: 0 HBP: 0	WP: 0 PB: 1 SB: 2 CS: 0	PA: 38					
PITCHER	IP	WLS	BF	H	R	ER	SO	BB	IBB	HBP	BLK	WP	HR	S	P	ERA	WHIP								
J.R. Richard, R ERA: 3.2	9.0	W	38	7	4	4	12	4	0	0	0	0	0	58	74	4.00	1.222								

Houston Astros @ San Diego Padres
San Diego Stadium, San Diego, CA

AB 34
R 4
H 7
RBI 4
BB 4
SO 12
LOB 18



WP: 0 PA: 38
PB: 1
SB: 2
CS: 0

Batter	1	2	3	4	5	6	7	8	9	AB	R	H	RBI	BB	SO	LOB	TOP					
Rafael Landestoy, S (1.6)	6-3		K			F6		1B		4	0	1	0	0	1	0	Houston Astros @ San Diego Padres San Diego Stadium, San Diego, CA Sat Sep 16 1978, 10:05 PM EDT Att: 10,171 - Unknown					
Joe Cannon, L (1.7)	E4		1-3			SH1-3		F7		4	0	1	0	0	0	1						
Terry Puhl, L (1.8)	6-3				G3	SH1-3			4-3	3	0	0	0	0	0	1						
Denny Walling, L (1.9)		3B			4-3				F8	4	1	1	0	0	0	1						
Enos Cabell, R (1.5)		F4							6-3	4	0	1	0	0	0	1						
Jim Obradovich, L (1.3)					F6					3	0	1	1	0	0	1						
Keith Drumright, L (1.4)			K			F9				3	0	0	0	0	1	1						
Bruce Bochy, R (1.2)			K			F8			4-3	3	0	0	0	0	1	1						
Vern Ruhle, R (1.1)					K				F7	2	0	0	0	0	2	0						
Dave Bergman, L (8, PH)										1	0	0	0	0	0	0						
Joe Sambito, L (8, PH)										0	0	0	0	0	0	0						
Joaquin Andujar, S (9, PH)										0	0	0	0	0	0	0						
Inning Stats	R: 0 E: 1 K: 0 S: 3	H: 0 LOB: 0 BB: 0 P: 3	R: 1 E: 0 K: 2 S: 9	H: 2 LOB: 1 BB: 0 P: 9	R: 0 E: 0 K: 2 S: 7	H: 0 LOB: 0 BB: 0 P: 7	R: 0 E: 0 K: 0 S: 4	H: 1 LOB: 1 BB: 0 P: 4	R: 0 E: 0 K: 1 S: 5	H: 0 LOB: 0 BB: 0 P: 5	R: 0 E: 0 K: 0 S: 4	H: 0 LOB: 0 BB: 0 P: 4	R: 0 E: 0 K: 0 S: 3	H: 1 LOB: 1 BB: 0 P: 3	R: 0 E: 0 K: 0 S: 4	H: 1 LOB: 1 BB: 0 P: 4	R: 0 E: 0 K: 0 S: 3	H: 0 LOB: 0 BB: 0 P: 3	1B: 2 2B: 2 3B: 1 HR: 0	SF: 0 SAC: 1 DP: 0 HBP: 0	WP: 0 PB: 0 SB: 0 CS: 1	PA: 32
PITCHER Gaylord Perry, R (1.1) ERA: 2.9	IP: 9.0 WLS: W BF: 32	H: 5 R: 1 ER: 1 SO: 5	BB: 0 IBB: 0 HBP: 0 BLK: 0	WP: 0 HR: 0 S: 42 P: 42	ERA: 1.00 WHIP: 0.556																	

Batter	1	2	3	4	5	6	7	8	9	AB	R	H	RBI	BB	SO	LOB	BOTTOM			
Gene Richards, L (1.7)	G3		4-3			G3		F8		3	0	0	0	1	0	1	Houston Astros @ San Diego Padres San Diego Stadium, San Diego, CA Sat Sep 16 1978, 10:05 PM EDT Att: 10,171 - Unknown			
Ozzie Smith, S (1.6)	G3				F8			5-3		4	0	0	0	0	0	2				
Broderick Perkins, L (1.3)					6-3					3	1	1	0	1	0	1				
Derrel Thomas, S (9, PR)						6-3		1B		0	1	0	0	0	0	0				
Dave Winfield, R (1.8)					L3					3	0	0	0	1	0	2				
Jerry Turner, L (1.9)					F5					4	0	3	1	0	0	0				
Gene Tenace, R (1.2)					F8					4	0	0	0	0	2	5				
Barry Evans, R (1.5)					1-3					3	0	0	0	0	0	2				
Oscar Gamble, L (9, PH)					6-3					0	0	0	1	0	0	0				
Mike Champion, R (1.4)										3	0	1	0	0	1	1				
Bill Almon, R (8, PR)										0	0	0	0	0	0	0				
Fernando Gonzalez, R (9, PH)					K					0	0	0	0	0	0	0				
Gaylord Perry, R (1.1)					6-3					3	0	0	0	0	0	1				
Inning Stats	R: 0 E: 0 K: 0 S: 3	H: 0 LOB: 1 BB: 1 P: 7	R: 0 E: 0 K: 0 S: 3	H: 0 LOB: 0 BB: 0 P: 3	R: 0 E: 0 K: 1 S: 5	H: 0 LOB: 0 BB: 0 P: 5	R: 0 E: 0 K: 0 S: 3	H: 0 LOB: 0 BB: 0 P: 3	R: 1 E: 0 K: 0 S: 4	H: 1 LOB: 1 BB: 1 P: 8	R: 0 E: 0 K: 0 S: 4	H: 1 LOB: 1 BB: 0 P: 4	R: 1 E: 0 K: 1 S: 6	H: 2 LOB: 2 BB: 1 P: 10	1B: 5 2B: 0 3B: 0 HR: 0	SF: 1 SAC: 0 DP: 0 HBP: 0	WP: 0 PB: 0 SB: 2 CS: 0	PA: 34		
PITCHER Vern Ruhle, R (1.1) ERA: 2.6	IP: 7.0 WLS: L BF: 25	H: 2 R: 1 ER: 1 SO: 2	BB: 2 IBB: 0 HBP: 0 BLK: 0	WP: 0 HR: 0 S: 35 P: 35	ERA: 1.29 WHIP: 0.571															
Joe Sambito, L (8, PH)	IP: 1.0 WLS: L BF: 7	H: 3 R: 1 ER: 1 SO: 0	BB: 1 IBB: 0 HBP: 0 BLK: 0	WP: 0 HR: 0 S: 6 P: 10	ERA: 9.00 WHIP: 4.000															
Joaquin Andujar, R (9, PH)	IP: 0.2 WLS: L BF: 2	H: 0 R: 0 ER: 0 SO: 1	BB: 0 IBB: 0 HBP: 0 BLK: 0	WP: 0 HR: 0 S: 4 P: 4	ERA: 0.00 WHIP: 0.000															

Batter	1	2	3	4	5	6	7	8	9	AB	R	H	RBI	BB	SO	LOB	TOP			
Rafael Landestoy S (1,6) OBP: 0.293, SLG: 0.295	F9		6-3		G6-4-3			F7		4	0	0	0	0	0	1	Houston Astros @ San Diego Padres San Diego Stadium, San Diego, CA Sun Sep 17 1978, 6:33 AM EDT Att: 10,004 - Unknown			
Jimmy Sexton R (1,4) OBP: 0.294, SLG: 0.273	E7						F9	F8		4	0	2	0	0	0	0				
Jeffrey Leonard R (1,9) OBP: 0.200, SLG: 0.200	FC1-2-5		5-3				F4	1B		4	0	1	0	0	0	2				
Bob Watson R (1,3) OBP: 0.363, SLG: 0.471	6-3				5-3		5-3	1B		4	0	1	0	0	0	1				
Enos Cabell R (1,5) OBP: 0.327, SLG: 0.408		K			4-3			FC5-4		4	1	2	0	0	1	2				
Jesus Alou R (1,7) OBP: 0.360, SLG: 0.441		5-3			4-3					4	0	1	1	0	0	1				
Terry Puhl L (1,8) OBP: 0.346, SLG: 0.377					4-3			G3		3	0	0	0	1	0	2				
Luis Pujols R (1,2) OBP: 0.182, SLG: 0.197										3	0	0	0	0	1	2				
Wilbur Howard S (9, PH) OBP: 0.293, SLG: 0.315		1-3						5-3		1	0	0	0	0	0	0				
Mark Lemongello R (1,1) OBP: 0.221, SLG: 0.188										2	0	1	0	0	1	0				
Reggie Baldwin R (7, PH) OBP: 0.258, SLG: 0.344										1	0	0	0	0	0	1				
Frank Riccielli L (7,1)										0	0	0	0	0	0	0				
Inning Stats	R: 0 E: 1 K: 0 S: 4	H: 1 LOB: 1 BB: 0 P: 4	R: 0 E: 0 K: 1 S: 5	H: 0 LOB: 1 BB: 1 P: 9	R: 0 E: 0 K: 1 S: 6	H: 1 LOB: 1 BB: 0 P: 6	R: 0 E: 0 K: 0 S: 4	H: 1 LOB: 1 BB: 0 P: 4	R: 0 E: 0 K: 1 S: 5	H: 0 LOB: 0 BB: 0 P: 5	R: 1 E: 0 K: 0 S: 5	H: 2 LOB: 1 BB: 0 P: 5	R: 0 E: 0 K: 0 S: 5	H: 2 LOB: 2 BB: 0 P: 5	R: 0 E: 0 K: 0 S: 3	H: 0 LOB: 0 BB: 0 P: 3	1B: 5 2B: 3 3B: 0 HR: 0	SF: 0 SAC: 0 DP: 1 HBP: 0	WP: 0 PB: 0 SB: 1 CS: 0	PA: 35
PITCHER	IP WLS BF H R ER SO BB IBB HBP BLK WP HR S P ERA WHIP																			
Randy Jones L (1,1) ERA: 2.83	7.0 W 27 6 1 1 3 1 0 0 0 0 0 0 32 36 1.29 1.000																			
Rollie Fingers R (8,1) ERA: 2.45	2.0 S 8 2 0 0 0 0 0 0 0 0 0 0 8 8 0.00 1.000																			

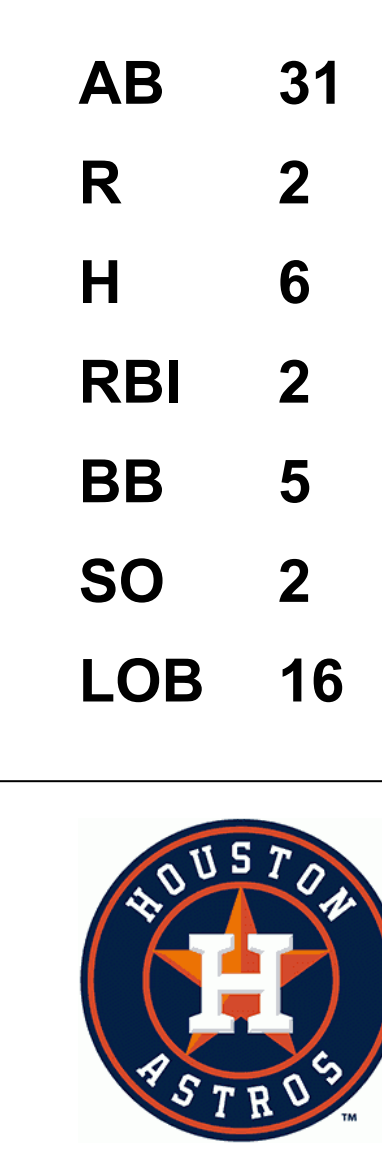
Batter	1	2	3	4	5	6	7	8	9	AB	R	H	RBI	BB	SO	LOB	BOTTOM			
Gene Richards L (1,7) OBP: 0.375, SLG: 0.402	F9									4	1	1	0	0	0	2	Houston Astros @ San Diego Padres San Diego Stadium, San Diego, CA Sun Sep 17 1978, 6:33 AM EDT Att: 10,004 - Unknown			
Rollie Fingers R (8,1) OBP: 0.167, SLG: 0.167										0	0	0	0	0	0	0				
Ozzie Smith S (1,6) OBP: 0.318, SLG: 0.319	F7		E3		5-3			K		4	1	0	0	0	1	1				
Broderick Perkins L (1,3) OBP: 0.269, SLG: 0.354			SF8					4-3		3	0	2	1	0	0	0				
Dave Winfield R (1,8) OBP: 0.363, SLG: 0.492	E5		E4		G3			6-3		4	0	1	0	0	0	2				
Jerry Turner L (1,9) OBP: 0.344, SLG: 0.450			L9							4	1	1	0	0	1	3				
Jim Wilhelm R (9,7) OBP: 0.417, SLG: 0.600										0	0	0	0	0	0	0				
Gene Tenace R (1,2) OBP: 0.388, SLG: 0.413										4	0	0	0	0	0	1				
Barry Evans R (1,5) OBP: 0.320, SLG: 0.304										4	0	3	1	0	0	0				
Mike Champion R (1,4) OBP: 0.302, SLG: 0.313										4	0	0	0	0	1	3				
Randy Jones R (1,1) OBP: 0.183, SLG: 0.198										3	0	1	0	0	1	1				
Derrel Thomas S (8,8) OBP: 0.303, SLG: 0.294										0	0	0	0	0	0	0				
Inning Stats	R: 0 E: 1 K: 1 S: 7	H: 1 LOB: 2 BB: 0 P: 7	R: 0 E: 0 K: 0 S: 3	H: 0 LOB: 0 BB: 0 P: 3	R: 2 E: 2 K: 0 S: 6	H: 2 LOB: 1 BB: 0 P: 6	R: 0 E: 0 K: 1 S: 6	H: 1 LOB: 1 BB: 0 P: 6	R: 0 E: 0 K: 1 S: 4	H: 1 LOB: 1 BB: 0 P: 4	R: 1 E: 0 K: 1 S: 8	H: 3 LOB: 2 BB: 0 P: 8	R: 0 E: 0 K: 1 S: 5	H: 0 LOB: 0 BB: 0 P: 5	R: 0 E: 0 K: 0 S: 4	H: 1 LOB: 1 BB: 0 P: 4	1B: 8 2B: 1 3B: 0 HR: 0	SF: 1 SAC: 0 DP: 0 HBP: 0	WP: 0 PB: 0 SB: 1 CS: 0	PA: 35
PITCHER	IP WLS BF H R ER SO BB IBB HBP BLK WP HR S P ERA WHIP																			
Mark Lemongello R (1,1) ERA: 4.01	6.0 L 28 8 3 1 3 0 0 0 0 0 0 0 34 34 1.50 1.333																			
Frank Riccielli L (7,1) ERA:	2.0 7 1 0 0 1 0 0 0 0 0 0 0 9 9 0.00 0.500																			

Batter	1	2	3	4	5	6	7	8	9	AB	R	H	RBI	BB	SO	LOB	TOP				
Jerry Royster, R (1, 6) OBP: 0.334, SLG: 0.339	0-3 K			0-3 K			0-0 F9 2B 1B	4-0 BB		3	1	1	0	1	2	0	Atlanta Braves @ Houston Astros Astrodome, Houston, TX Tue Sep 19 1978, 8:05 PM EDT Att: 5,710 - Unknown				
Rowland Office, L (1, 8) OBP: 0.297, SLG: 0.354	4-0 CS BB			0-3 K			0-0 F9 1-3	0-3 K		3	0	0	0	1	2	3					
Gary Matthews, R (1, 9) OBP: 0.364, SLG: 0.456	0-0 F9 1-2			0-3 K			0-0 1B WP 2B		0-0 F7	4	1	1	1	0	1	1					
Jeff Burroughs, R (1, 7) OBP: 0.444, SLG: 0.546		4-0 CS BB			0-0 6-3		0-0 WP 1B		4-0 2B BB	2	0	1	0	2	0	0					
Bary Bonnell, R (9, PR) OBP: 0.272, SLG: 0.283							2-3 1B			0	1	0	0	0	0	0					
Bob Horner, R (1, 5) OBP: 0.317, SLG: 0.530	0-3 K			0-3 K			0-3 K		0-0 2B	4	0	1	1	0	2	2					
Joe Nolan, L (1, 2) OBP: 0.346, SLG: 0.367	0-0 F9			0-3 K			1-2 3-H 4-3		4-0 IBB	3	0	0	0	1	1	1					
Dale Murphy, R (1, 3) OBP: 0.290, SLG: 0.407			0-3 K			0-3 K		4-0 SH1 BB	0-3 K	3	0	0	0	1	3	2					
Glenn Hubbard, R (1, 4) OBP: 0.341, SLG: 0.306			0-3 K			0-3 K		0-0 SH1	0-0 F6	3	0	0	0	0	2	2					
Jim Bouton, R (1, 1) Bob Beall, S (8, PH) Gene Garber, R (8, 1) OBP: 0.133, SLG: 0.071	0-0 F3			0-0 1-3			0-0 F9			2	0	0	0	0	0	0					
Inning Stats	R: 0 E: 0 K: 1 S: 4	H: 0 LOB: 0 BB: 1 P: 8	R: 0 E: 0 K: 1 S: 4	H: 0 LOB: 0 BB: 1 P: 8	R: 0 E: 0 K: 2 S: 7	H: 0 LOB: 0 BB: 0 P: 7	R: 0 E: 0 K: 3 S: 9	H: 0 LOB: 0 BB: 0 P: 9	R: 0 E: 0 K: 1 S: 5	H: 0 LOB: 0 BB: 0 P: 5	R: 2 E: 0 K: 1 S: 8	H: 3 LOB: 1 BB: 0 P: 8	R: 0 E: 0 K: 1 S: 5	H: 0 LOB: 2 BB: 2 P: 13	R: 1 E: 0 K: 1 S: 6	H: 1 LOB: 2 BB: 2 P: 14	1B: 2 2B: 3 3B: 0 HR: 0	SF: 0 SAC: 1 DP: 1 HBP: 0	WP: 1 PB: 0 SB: 1 CS: 2	PA: 35	
PITCHER	IP WLS BF H R ER SO	IP WLS BF H R ER SO	IP WLS BF H R ER SO	IP WLS BF H R ER SO	IP WLS BF H R ER SO	IP WLS BF H R ER SO	IP WLS BF H R ER SO	IP WLS BF H R ER SO	IP WLS BF H R ER SO	IP WLS BF H R ER SO	IP WLS BF H R ER SO	IP WLS BF H R ER SO	IP WLS BF H R ER SO	IP WLS BF H R ER SO	IP WLS BF H R ER SO	IP WLS BF H R ER SO	ERA WHIP	ERA WHIP			
J.R. Richard, R (1, 1) ERA: 3.18	7.0	25	3	2	2	11	3	0	0	0	0	1	0	44	56	2.57	0.857				
Joaquin Andujar, R (8, 1) ERA: 3.3	2.0	L 10	1	1	1	2	2	1	0	0	0	0	0	11	23	4.50	1.500				

AB 28
R 3
H 4
RBI 2
BB 6
SO 13
LOB 12



Batter	1	2	3	4	5	6	7	8	9	AB	R	H	RBI	BB	SO	LOB	BOTTOM				
Rafael Landestoy, S (1, 6) OBP: 0.293, SLG: 0.294	0-3 K	0-0 G3		0-0 F6			0-0 E S 1B			4	0	1	0	0	1	3	Atlanta Braves @ Houston Astros Astrodome, Houston, TX Tue Sep 19 1978, 8:05 PM EDT Att: 5,710 - Unknown				
Jimmy Sexton, R (1, 4) OBP: 0.287, SLG: 0.271	4-0 S BB		0-0 F5	0-0 5-3			0-0 F9 1-3			1	0	0	0	1	0	0					
Julio Gonzalez, R (4, 4) OBP: 0.256, SLG: 0.258										2	0	0	0	0	0	2					
Terry Puhl, L (1, 8) OBP: 0.345, SLG: 0.376	0-0 F8 1-2		0-0 1B S		0-0 4-3		0-0 F6			4	1	1	0	0	0	2					
Jose Cruz, L (1, 9) OBP: 0.368, SLG: 0.452	4-0 BB		4-0 1B BB		0-0 6-3			0-0 G3		2	0	0	0	2	0	0					
Enos Cabell, R (1, 5) OBP: 0.328, SLG: 0.410	0-0 F3		0-0 1B G6-4-3		0-0 5-3			0-0 2B		4	0	2	1	0	0	2					
Bob Watson, R (1, 3) OBP: 0.392, SLG: 0.468		4-0 FC1-5 BB BB	0-0 G6-4-3 1-2			0-0 F8		0-0 6-3		3	0	0	0	1	0	2					
Denny Walling, L (1, 7) OBP: 0.340, SLG: 0.369		4-0 FC1-5 BB		0-0 2B 1B		0-0 4-3			0-3 K	3	1	1	0	1	1	0					
Bruce Bochy, R (1, 2) OBP: 0.307, SLG: 0.389		0-0 FC1-5		0-0 4-3 1-H 2B		0-0 5-3			0-0 4-3	3	0	1	1	0	0	2					
Wilbur Howard, S (9, PH) OBP: 0.291, SLG: 0.313		1-2 2-3								1	0	0	0	0	0	0					
J.R. Richard, R (1, 1) OBP: 0.175, SLG: 0.167		0-0 F9		0-0 4-3			0-0 F9		0-0 F9	3	0	0	0	0	0	3					
Joaquin Andujar, S (8, 1) OBP: 0.167, SLG: 0.174										0	0	0	0	0	0	0					
Jim Obradovich, L (9, PH) OBP: 0.300, SLG: 0.500										1	0	0	0	0	0	0					
Inning Stats	R: 0 E: 0 K: 1 S: 5	H: 0 LOB: 2 BB: 2 P: 13	R: 0 E: 0 K: 0 S: 3	H: 0 LOB: 2 BB: 2 P: 11	R: 1 E: 0 K: 0 S: 4	H: 2 LOB: 1 BB: 1 P: 8	R: 1 E: 0 K: 0 S: 5	H: 2 LOB: 1 BB: 0 P: 5	R: 0 E: 0 K: 0 S: 3	H: 0 LOB: 0 BB: 0 P: 3	R: 0 E: 0 K: 0 S: 4	H: 1 LOB: 1 BB: 0 P: 4	R: 0 E: 0 K: 0 S: 3	H: 1 LOB: 0 BB: 0 P: 3	R: 0 E: 0 K: 1 S: 5	H: 0 LOB: 0 BB: 0 P: 5	1B: 4 2B: 2 3B: 0 HR: 0	SF: 0 SAC: 0 DP: 1 HBP: 0	WP: 0 PB: 0 SB: 3 CS: 0	PA: 36	
PITCHER	IP WLS BF H R ER SO	IP WLS BF H R ER SO	IP WLS BF H R ER SO	IP WLS BF H R ER SO	IP WLS BF H R ER SO	IP WLS BF H R ER SO	IP WLS BF H R ER SO	IP WLS BF H R ER SO	IP WLS BF H R ER SO	IP WLS BF H R ER SO	IP WLS BF H R ER SO	IP WLS BF H R ER SO	IP WLS BF H R ER SO	IP WLS BF H R ER SO	IP WLS BF H R ER SO	IP WLS BF H R ER SO	ERA WHIP	ERA WHIP			
Jim Bouton, R (1, 1) ERA: 4.0	7.0	30	5	2	2	1	5	0	0	0	0	0	0	27	47	2.57	1.429				
Gene Garber, R (8, 1) ERA: 2.27	2.0	W 6	1	0	0	1	0	0	0	0	0	0	0	8	8	0.00	0.500				



Batter	1	2	3	4	5	6	7	8	9	AB	R	H	RBI	BB	SO	LOB	TOP			
Jerry Royster, R OBP: 0.333, SLG: 0.338										4	1	1	0	0	2	1	Atlanta Braves @ Houston Astros Astrodome, Houston, TX Wed Sep 20 1978, 8:05 PM EDT Att: 3,950 - Dome			
Rowland Office, L OBP: 0.299, SLG: 0.356										4	0	2	0	0	1	0				
Gary Matthews, R OBP: 0.363, SLG: 0.454										4	0	1	0	0	2	1				
Jeff Burroughs, R OBP: 0.442, SLG: 0.544 Gene Garber, R OBP: 0.133, SLG: 0.071										3	0	1	1	0	1	1				
Bob Horner, R OBP: 0.313, SLG: 0.523										4	0	0	0	0	1	3				
Joe Nolan, L OBP: 0.345, SLG: 0.365 Eddie Miller, S (9, PR) Bruce Benedict, R OBP: 0.314, SLG: 0.226										4	0	1	0	0	2	2				
Dale Murphy, R OBP: 0.290, SLG: 0.410										4	1	1	0	0	0	1				
Glenn Hubbard, R OBP: 0.346, SLG: 0.312										4	0	2	1	0	0	0				
Frank LaCorte, R Barry Bonnell, R OBP: 0.271, SLG: 0.282										3	0	0	0	0	1	1				
										1	0	0	0	0	1	2				
Inning Stats	R: 1 E: 0 K: 0 S: 6	H: 3 LOB: 2 BB: 0 P: 6	R: 0 E: 1 K: 1 S: 6	H: 1 LOB: 1 BB: 0 P: 6	R: 0 E: 0 K: 2 S: 8	H: 1 LOB: 0 BB: 0 P: 8	R: 1 E: 0 K: 2 S: 8	H: 1 LOB: 0 BB: 0 P: 8	R: 0 E: 0 K: 1 S: 5	H: 0 LOB: 0 BB: 0 P: 5	R: 0 E: 0 K: 0 S: 3	H: 0 LOB: 0 BB: 0 P: 3	R: 0 E: 0 K: 3 S: 10	H: 1 LOB: 1 BB: 0 P: 10	R: 1 E: 0 K: 2 S: 9	H: 2 LOB: 2 BB: 0 P: 9	1B: 8 2B: 0 3B: 1 HR: 0	SF: 1 SAC: 0 DP: 0 HBP: 0	WP: 1 PB: 1 SB: 2 CS: 0	PA: 36
PITCHER Joe Niekro, R ERA: 4.13	IP: 9.0 WLS: L BF: 36	H: 9 R: 3 ER: 2 SO: 11	BB: 0 IBB: 0 HBP: 0 BLK: 0	WP: 1 HR: 0 S: 58 P: 58	ERA: 2.00 WHIP: 1.000	PITCHER														

Batter	1	2	3	4	5	6	7	8	9	AB	R	H	RBI	BB	SO	LOB	BOTTOM			
Rafael Landestoy, S OBP: 0.297, SLG: 0.299										4	1	2	1	0	1	0	Atlanta Braves @ Houston Astros Astrodome, Houston, TX Wed Sep 20 1978, 8:05 PM EDT Att: 3,950 - Dome			
Keith Drumright, L OBP: 0.176, SLG: 0.119										3	0	0	0	0	2					
Terry Puhl, L OBP: 0.343, SLG: 0.373										4	0	0	0	0	2					
Jose Cruz, L OBP: 0.370, SLG: 0.454										2	0	1	1	2	0	1				
Enos Cabell, R OBP: 0.328, SLG: 0.409										4	0	1	0	0	1	3				
Bob Watson, R OBP: 0.391, SLG: 0.465										3	0	0	0	1	0	2				
Denny Walling, L OBP: 0.335, SLG: 0.363										4	0	0	0	0	3					
Luis Pujols, R OBP: 0.185, SLG: 0.207 Jim Obradovich, L OBP: 0.273, SLG: 0.455										3	1	1	0	0	1	0				
Joe Niekro, R OBP: 0.150, SLG: 0.183										2	0	0	0	0	0	0				
Inning Stats	R: 1 E: 0 K: 1 S: 7	H: 1 LOB: 1 BB: 0 P: 7	R: 0 E: 0 K: 0 S: 3	H: 0 LOB: 0 BB: 0 P: 3	R: 0 E: 0 K: 1 S: 5	H: 0 LOB: 2 BB: 2 P: 13	R: 1 E: 0 K: 0 S: 4	H: 2 LOB: 0 BB: 0 P: 4	R: 0 E: 0 K: 0 S: 3	H: 0 LOB: 1 BB: 1 P: 7	R: 0 E: 0 K: 1 S: 5	H: 0 LOB: 0 BB: 0 P: 5	R: 0 E: 0 K: 0 S: 4	H: 1 LOB: 1 BB: 0 P: 4	R: 0 E: 0 K: 1 S: 6	H: 1 LOB: 1 BB: 0 P: 6		1B: 3 2B: 2 3B: 0 HR: 0	SF: 0 SAC: 2 DP: 1 HBP: 0	WP: 1 PB: 0 SB: 3 CS: 0
PITCHER Frank LaCorte, R ERA: 2.57 Gene Garber, R ERA: 2.23	IP: 7.0 WLS: W BF: 27	H: 3 R: 2 ER: 2 SO: 3	BB: 3 IBB: 0 HBP: 0 BLK: 0	WP: 1 HR: 0 S: 30 P: 42	ERA: 2.57 WHIP: 0.857	PITCHER														



Batter	1	2	3	4	5	6	7	8	9	AB	R	H	RBI	BB	SO	LOB	TOP			
Jerry Royster, R (1, 6) OBP: 0.331, SLG: 0.335	0-0 6-3		0-0 4-3			0-0 5-3		0-0 4-3		4	0	0	0	0	0	1				
Rowland Office, L (1, 8) OBP: 0.300, SLG: 0.363	0-0 F7			0-0 2B		0-0 2B			0-0 G3	4	0	2	0	0	0	0				
Gary Matthews, R (1, 9) OBP: 0.362, SLG: 0.453	0-3 K		0-3 K2-3			0-3 K			0-0 1B	4	0	1	0	0	3	2				
Jeff Burroughs, R (1, 7) OBP: 0.439, SLG: 0.540		0-3 K		0-3 K			0-3 K		0-0 F7	4	0	0	0	0	3	2				
Bob Horner, R (1, 5) OBP: 0.309, SLG: 0.516		0-0 6-3		0-3 K			0-0 E7 WP		0-0 5-3	4	0	0	0	0	1	2				
Joe Nolan, L (1, 2) OBP: 0.345, SLG: 0.361		4-0 CS BB			0-3 K		0-3 K 1-3			2	0	0	0	1	2	1				
Dale Murphy, R (1, 3) OBP: 0.288, SLG: 0.407		0-0 CS 1-2	0-0 G3		0-0 F8		0-3 K			3	0	0	0	0	1	1				
Glenn Hubbard, R (1, 4) OBP: 0.345, SLG: 0.313			0-0 F9		0-0 F6			0-0 G5-4-3 1B		3	0	1	0	0	0	0				
Phil Niekro, R (1, 1) OBP: 0.235, SLG: 0.237					0-0 5-3 1B			0-0 G5-4-3 1B 1-2		3	0	1	0	0	0	1				
Inning Stats	R: 0 E: 0 K: 1 S: 5	H: 0 LOB: 0 BB: 0 P: 5	R: 0 E: 0 K: 1 S: 4	H: 0 LOB: 0 BB: 1 P: 8	R: 0 E: 0 K: 0 S: 4	H: 1 LOB: 1 BB: 0 P: 4	R: 0 E: 0 K: 3 S: 10	H: 1 LOB: 1 BB: 0 P: 10	R: 0 E: 0 K: 1 S: 5	H: 0 LOB: 2 BB: 0 P: 5	R: 0 E: 0 K: 3 S: 10	H: 0 LOB: 1 BB: 0 P: 10	R: 0 E: 0 K: 0 S: 3	H: 1 LOB: 0 BB: 0 P: 3	R: 0 E: 0 K: 0 S: 4	H: 1 LOB: 1 BB: 0 P: 4	1B: 3 2B: 2 3B: 0 HR: 0	SF: 0 SAC: 0 DP: 1 HBP: 0	WP: 2 PB: 0 SB: 0 CS: 1	PA: 33
PITCHER Ken Forsch, R (1, 1) ERA: 2.75	IP: 9.0 WLS: W BF: 32 H: 5 R: 0 ER: 0 SO: 10 BB: 1 IBB: 0 HBP: 0 BLK: 0 WP: 1 HR: 0 S: 51 P: 55 ERA: 0.00 WHIP: 0.667															PITCHER Ken Forsch, R (1, 1) ERA: 2.75	IP: 9.0 WLS: W BF: 32 H: 5 R: 0 ER: 0 SO: 10 BB: 1 IBB: 0 HBP: 0 BLK: 0 WP: 1 HR: 0 S: 51 P: 55 ERA: 0.00 WHIP: 0.667			

Atlanta Braves @ Houston Astros
Astrodome, Houston, TX
Thu Sep 21 1978, 8:05 PM EDT
Att: 3,775 - Dome

AB 31
R 0
H 5
RBI 0
BB 1
SO 10
LOB 10



Batter	1	2	3	4	5	6	7	8	9	AB	R	H	RBI	BB	SO	LOB	BOTTOM			
Rafael Landestoy, S (1, 6) OBP: 0.301, SLG: 0.303	0-0 F8 2-1 1B		0-0 1B		0-0 2-3		0-0 F6			4	0	2	0	0	0	3				
Julio Gonzalez, R (1, 4) OBP: 0.281, SLG: 0.282			0-0 2-3		0-3 K		0-0 1B			4	0	2	0	0	1	3				
Jeffrey Leonard, R (1, 8) OBP: 0.333, SLG: 0.333				0-0 4-3		0-0 2B	0-0 1B	0-0 1B		4	1	2	1	0	0	2				
Jose Cruz, L (1, 9) OBP: 0.369, SLG: 0.454	0-0 2-1 3-H			0-0 E4 FC6		0-0 4-3 1-H	0-0 2B	0-0 4-3		4	0	1	1	0	0	4				
Enos Cabell, R (1, 5) OBP: 0.326, SLG: 0.406		0-3 K		0-0 FC6 1-2		0-0 4-3		0-0 6-3		4	0	0	0	0	1	2				
Bob Watson, R (1, 3) OBP: 0.399, SLG: 0.461		0-0 F8		0-0 6-3		0-3 K		0-0 1B		3	0	0	0	0	1	2				
Dave Bergman, L (8, 3) OBP: 0.372, SLG: 0.277								0-0 1B		1	0	1	0	0	0	0				
Joe Cannon, L (1, 7) OBP: 0.111, SLG: 0.111			0-0 1-3			0-0 F9		0-0 F6		3	0	0	0	0	0	1				
Denny Walling, L (8, 7) OBP: 0.333, SLG: 0.361						0-0 F9		0-0 F6		1	0	0	0	0	0	1				
Bruce Bochy, R (1, 2) OBP: 0.312, SLG: 0.392			0-0 F6		0-0 2-3 1B		0-0 2B 1B	0-0 F8		4	1	2	0	0	0	1				
Ken Forsch, R (1, 1) OBP: 0.192, SLG: 0.192			0-0 5-3		0-0 2-3 1B		0-3 K			3	0	1	0	0	1	1				
Inning Stats	R: 0 E: 0 K: 0 S: 4	H: 2 LOB: 1 BB: 0 P: 4	R: 0 E: 0 K: 1 S: 5	H: 0 LOB: 0 BB: 0 P: 5	R: 0 E: 0 K: 0 S: 4	H: 1 LOB: 1 BB: 0 P: 4	R: 0 E: 1 K: 0 S: 4	H: 0 LOB: 1 BB: 0 P: 4	R: 0 E: 0 K: 1 S: 7	H: 2 LOB: 2 BB: 0 P: 7	R: 1 E: 0 K: 1 S: 7	H: 2 LOB: 1 BB: 0 P: 7	R: 1 E: 0 K: 1 S: 8	H: 3 LOB: 2 BB: 0 P: 8	R: 0 E: 0 K: 0 S: 4	H: 1 LOB: 1 BB: 0 P: 4	1B: 10 2B: 2 3B: 0 HR: 0	SF: 0 SAC: 0 DP: 1 HBP: 0	WP: 0 PB: 0 SB: 0 CS: 0	PA: 35
PITCHER Phil Niekro, R (1, 1) ERA: 2.89	IP: 8.0 WLS: L BF: 35 H: 11 R: 2 ER: 2 SO: 4 BB: 0 IBB: 0 HBP: 0 BLK: 0 WP: 0 HR: 0 S: 43 P: 43 ERA: 2.25 WHIP: 1.375															PITCHER Phil Niekro, R (1, 1) ERA: 2.89	IP: 8.0 WLS: L BF: 35 H: 11 R: 2 ER: 2 SO: 4 BB: 0 IBB: 0 HBP: 0 BLK: 0 WP: 0 HR: 0 S: 43 P: 43 ERA: 2.25 WHIP: 1.375			

Atlanta Braves @ Houston Astros
Astrodome, Houston, TX
Thu Sep 21 1978, 8:05 PM EDT
Att: 3,775 - Dome

AB 35
R 2
H 11
RBI 2
BB 0
SO 4
LOB 20



Batter	1	2	3	4	5	6	7	8	9	AB	R	H	RBI	BB	SO	LOB	TOP			
Rafael Landestoy, S OBP: 0.295, SLG: 0.297 (1, 6)										4	0	0	0	0	1	1	Houston Astros @ San Francisco Giants Candlestick Park, San Francisco, CA Fri Sep 22 1978, 10:05 PM EDT Att: 4,510 - Unknown			
Julio Gonzalez, R OBP: 0.256, SLG: 0.257 (1, 4)										4	0	0	0	0	1	0				
Wilbur Howard, S OBP: 0.273, SLG: 0.304 (1, 8)										4	0	0	0	0	2	0				
Bob Watson, R OBP: 0.360, SLG: 0.462 (1, 3)										4	0	2	0	0	0	0				
Enos Cabell, R OBP: 0.324, SLG: 0.404 (1, 5)										4	0	0	0	0	1	2				
Jesus Alou, R OBP: 0.360, SLG: 0.438 (1, 7)										3	0	1	0	0	0	1				
Jose Cruz, L OBP: 0.369, SLG: 0.453 (1, 9)										3	0	1	0	0	0	1				
Bruce Bochy, R OBP: 0.313, SLG: 0.391 (1, 2)										3	0	1	0	0	2	3				
Vern Ruhle, R OBP: 0.167, SLG: 0.063 (8, PH)										2	0	0	0	0	1	3				
Reggie Baldwin, R OBP: 0.254, SLG: 0.338 (8, 1)										1	0	0	0	0	0	0				
Frank Riccielli, L (8, 1)										0	0	0	0	0	0	0				
Inning Stats	R: 0 E: 0 K: 1 S: 5	H: 0 LOB: 0 BB: 0 P: 5	R: 0 E: 0 K: 0 S: 3	H: 0 LOB: 0 BB: 0 P: 3	R: 0 E: 1 K: 1 S: 6	H: 1 LOB: 1 BB: 0 P: 6	R: 0 E: 0 K: 2 S: 8	H: 1 LOB: 1 BB: 0 P: 8	R: 0 E: 0 K: 2 S: 8	H: 1 LOB: 1 BB: 0 P: 8	R: 0 E: 0 K: 1 S: 3	H: 2 LOB: 2 BB: 0 P: 7	R: 0 E: 0 K: 0 S: 3	H: 0 LOB: 0 BB: 0 P: 3	R: 0 E: 0 K: 1 S: 5	H: 0 LOB: 0 BB: 0 P: 5	1B: 5 2B: 0 3B: 0 HR: 0	SF: 0 SAC: 0 DP: 1 HBP: 0	WP: 0 PB: 0 SB: 0 CS: 0	PA: 32
PITCHER Bob Knepper, L ERA: 2.73 (1, 1)	IP: 9.0 WLS: W BF: 32 H: 5 R: 0 ER: 0 SO: 8 BB: 0 IBB: 0 HBP: 0 BLK: 0 WP: 0 HR: 0 S: 48 P: 48 ERA: 0.00 WHIP: 0.556															PITCHER (1, 1)				

Batter	1	2	3	4	5	6	7	8	9	AB	R	H	RBI	BB	SO	LOB	BOTTOM			
Terry Whitfield, L OBP: 0.343, SLG: 0.411 (1, 7)										4	0	1	0	0	0	1	Houston Astros @ San Francisco Giants Candlestick Park, San Francisco, CA Fri Sep 22 1978, 10:05 PM EDT Att: 4,510 - Unknown			
Jim Dwyer, L OBP: 0.323, SLG: 0.357 (8, 3)										4	1	1	0	0	0	1				
Skip James, L OBP: 0.240, SLG: 0.143 (1, 9)										4	0	1	0	0	0	1				
Jack Clark, R OBP: 0.360, SLG: 0.539 (1, 5)										3	0	1	0	1	0	1				
Darrell Evans, L OBP: 0.364, SLG: 0.407 (1, 8)										4	0	0	0	0	0	3				
Hector Cruz, R OBP: 0.300, SLG: 0.369 (8, 8)										0	0	0	0	0	0	0				
Marc Hill, R OBP: 0.326, SLG: 0.302 (1, 2)										3	1	1	0	1	0	0				
Roger Metzger, S OBP: 0.284, SLG: 0.269 (1, 6)										4	0	2	0	0	1	2				
Rob Andrews, R OBP: 0.311, SLG: 0.305 (1, 4)										3	0	0	0	0	0	5				
Bob Knepper, L OBP: 0.128, SLG: 0.090 (1, 1)										3	0	1	1	0	0	0				
Inning Stats	R: 0 E: 0 K: 0 S: 4	H: 1 LOB: 1 BB: 0 P: 4	R: 0 E: 0 K: 0 S: 4	H: 1 LOB: 1 BB: 0 P: 4	R: 0 E: 0 K: 1 S: 7	H: 2 LOB: 2 BB: 0 P: 7	R: 1 E: 1 K: 0 S: 5	H: 1 LOB: 2 BB: 1 P: 9	R: 1 E: 0 K: 0 S: 4	H: 2 LOB: 1 BB: 1 P: 8	R: 0 E: 0 K: 0 S: 3	H: 0 LOB: 0 BB: 0 P: 3	R: 0 E: 0 K: 0 S: 3	H: 0 LOB: 0 BB: 0 P: 3	R: 0 E: 0 K: 0 S: 3	H: 0 LOB: 0 BB: 0 P: 3	1B: 7 2B: 1 3B: 0 HR: 0	SF: 0 SAC: 0 DP: 0 HBP: 0	WP: 0 PB: 0 SB: 0 CS: 0	PA: 34
PITCHER Vern Ruhle, R ERA: 2.44 Frank Riccielli, L ERA: (8, 1)	IP: 7.0 WLS: L BF: 31 H: 8 R: 2 ER: 1 SO: 1 BB: 1 IBB: 1 HBP: 0 BLK: 0 WP: 0 HR: 0 S: 31 P: 39 ERA: 1.29 WHIP: 1.286															PITCHER (8, 1)				

Batter	1	2	3	4	5	6	7	8	9	AB	R	H	RBI	BB	SO	LOB	TOP										
Rafael Landestoy, S OBP: 0.299, SLG: 0.301 (1, 6)	G3		F5				CS			4	0	2	0	0	0	1	Houston Astros @ San Francisco Giants Candlestick Park, San Francisco, CA Sat Sep 23 1978, 6:33 AM EDT Att: 6,433 - Unknown										
Joe Cannon, L OBP: 0.154, SLG: 0.154 (1, 8)	F9		F9				CS	K	4	0	1	1	0	1	1												
Denny Walling, L OBP: 0.332, SLG: 0.357 (1, 7)	4-3			HBP	4-3			K	3	1	0	0	0	1	1												
Jose Cruz, L OBP: 0.369, SLG: 0.451 (1, 9)		BB		F9	L5			K	3	0	0	0	1	1	2												
Enos Cabell, R OBP: 0.323, SLG: 0.403 (1, 5)		K					F7		4	0	1	0	0	1	1												
Jim Obradovich, L OBP: 0.200, SLG: 0.333 (1, 3)		K					F6		4	0	0	0	0	1	3												
Keith Drumright, L OBP: 0.188, SLG: 0.133 Wilbur Howard, S OBP: 0.271, SLG: 0.301 (9, PH)		K					F7		3	0	1	0	0	1	1												
Bruce Bochy, R OBP: 0.313, SLG: 0.390 (1, 2)								6-3	3	0	1	0	0	1	2												
J.R. Richard, R OBP: 0.180, SLG: 0.172 Joaquin Andujar, S OBP: 0.167, SLG: 0.174 Dan Warthen, S (8, 1)									3	1	1	0	0	1	1												
									0	0	0	0	0	0	0												
									0	0	0	0	0	0	0												
Inning Stats	R: 0 E: 0 K: 0 S: 3	H: 0 LOB: 0 BB: 0 P: 3	R: 0 E: 0 K: 3 S: 9	H: 0 LOB: 1 BB: 1 P: 13	R: 0 E: 0 K: 1 S: 6	H: 1 LOB: 1 BB: 0 P: 6	R: 1 E: 1 K: 1 S: 7	H: 2 LOB: 2 BB: 0 P: 8	R: 1 E: 0 K: 0 S: 5	H: 3 LOB: 1 BB: 0 P: 5	R: 0 E: 0 K: 0 S: 3	H: 0 LOB: 0 BB: 0 P: 3	R: 0 E: 0 K: 0 S: 3	H: 1 LOB: 0 BB: 0 P: 3	R: 0 E: 0 K: 3 S: 9	H: 0 LOB: 0 BB: 0 P: 9	R: 0 E: 0 K: 0 S: 3	H: 0 LOB: 0 BB: 0 P: 3	1B: 7 2B: 0 3B: 0 HR: 0	SF: 0 SAC: 0 DP: 0 HBP: 1	WP: 0 PB: 0 SB: 1 CS: 1	PA: 35					
PITCHER	IP	WLS	BF	H	R	ER	SO	BB	IBB	HBP	BLK	WP	HR	S	P	ERA	WHIP										
Ed Halicki, R ERA: 2.94 (1, 1)	6.0		25	6	2	1	5	1	0	1	0	0	0	33	38	1.50	1.167										
Gary Lavelle, L ERA: 3.47 (7, 1)	2.0	W	6	1	0	0	3	0	0	0	0	0	0	12	12	0.00	0.500										
Randy Moffitt, R ERA: 3.2 (9, 1)	1.0	S	3	0	0	0	0	0	0	0	0	0	0	3	3	0.00	0.000										

Batter	1	2	3	4	5	6	7	8	9	AB	R	H	RBI	BB	SO	LOB	BOTTOM										
Terry Whitfield, L OBP: 0.343, SLG: 0.412 (1, 7)	BB		6-3					F8		4	1	1	0	1	0	4	Houston Astros @ San Francisco Giants Candlestick Park, San Francisco, CA Sat Sep 23 1978, 6:33 AM EDT Att: 6,433 - Unknown										
Jim Dwyer, L OBP: 0.326, SLG: 0.354 Mike Ivie, R OBP: 0.366, SLG: 0.470 (8, PH)	BB		BB		F4				2	0	0	0	2	1	1												
Jack Clark, R OBP: 0.362, SLG: 0.541 (1, 9)	BB		BB		E8			FC5	4	1	2	1	1	0	5												
Darrell Evans, L OBP: 0.365, SLG: 0.408 (1, 5)	F7				2B			F5	3	0	1	0	1	0	2												
Hector Cruz, R OBP: 0.296, SLG: 0.364 Larry Hemdon, R OBP: 0.312, SLG: 0.337 (8, 8)		4-3			F7			K	4	0	0	0	0	1	5												
Marc Hill, R OBP: 0.325, SLG: 0.304 Vic Harris, S OBP: 0.230, SLG: 0.220 Randy Moffitt, R OBP: 0.230, SLG: 0.143 (9, 1)		K			6-3			SH2-3	4	0	1	0	0	2	0												
Roger Metzger, S OBP: 0.287, SLG: 0.276 (1, 6)					F7			SH2-3	3	0	2	0	0	0	0												
Rob Andrews, R OBP: 0.308, SLG: 0.301 John Tamargo, S OBP: 0.355, SLG: 0.318 (9, 2)								BB	2	0	0	0	0	1	1												
Ed Halicki, R OBP: 0.156, SLG: 0.143 Bill Madlock, R OBP: 0.304, SLG: 0.408 Gary Lavelle, S OBP: 0.267, SLG: 0.087 Skip James, S OBP: 0.246, SLG: 0.192 Tom Heinzelman, R OBP: 0.258, SLG: 0.437 (9, 4)					K			FC5	2	0	0	0	0	2	0												
									0	0	0	0	0	1	0												
									0	0	0	0	0	0	0												
									0	0	0	0	0	0	0												
Inning Stats	R: 0 E: 0 K: 0 S: 2	H: 0 LOB: 1 BB: 2 P: 10	R: 0 E: 0 K: 1 S: 6	H: 1 LOB: 0 BB: 0 P: 6	R: 0 E: 0 K: 1 S: 5	H: 0 LOB: 3 BB: 3 P: 17	R: 0 E: 0 K: 1 S: 5	H: 0 LOB: 0 BB: 0 P: 5	R: 2 E: 1 K: 1 S: 8	H: 3 LOB: 1 BB: 0 P: 8	R: 0 E: 0 K: 1 S: 6	H: 1 LOB: 1 BB: 1 P: 10	R: 0 E: 0 K: 2 S: 8	H: 1 LOB: 0 BB: 0 P: 8	R: 0 E: 0 K: 0 S: 5	H: 2 LOB: 3 BB: 2 P: 13	R: 0 E: 0 K: 0 S: 5	H: 0 LOB: 2 BB: 2 P: 13	1B: 3 2B: 5 3B: 0 HR: 0	SF: 0 SAC: 2 DP: 1 HBP: 0	WP: 1 PB: 0 SB: 2 CS: 0	PA: 39					
PITCHER	IP	WLS	BF	H	R	ER	SO	BB	IBB	HBP	BLK	WP	HR	S	P	ERA	WHIP										
J.R. Richard, R ERA: 3.16 (1, 1)	7.0		32	6	2	2	7	6	0	0	0	0	0	40	64	2.57	1.714										
Joaquin Andujar, R ERA: 3.39 (8, 1)	0.1	L	3	1	1	1	0	1	0	0	0	0	0	2	6	27.00	6.000										
Dan Warthen, L ERA: 10.8 (8, 1)	0.2		4	1	0	0	0	1	0	0	0	0	0	3	7	0.00	3.000										



Batter	1	2	3	4	5	6	7	8	9	AB	R	H	RBI	BB	SO	LOB	TOP					
Wilbur Howard, S OBP: 0.264, SLG: 0.293 (1, 8)	0-0 5-3		0-0 5-3		0-3 K			0-0 F8		4	0	0	0	0	1	1	Houston Astros @ San Francisco Giants Candlestick Park, San Francisco, CA Sun Sep 24 1978, 6:33 AM EDT Unknown livebaseballscorecards.com					
Mike Fischlin, R OBP: 0.167, SLG: 0.129 (1, 6)	0-0 E5		0-0 F9		0-3 K			0-0 F9		4	0	0	0	0	1	1						
Jose Cruz, L OBP: 0.371, SLG: 0.455 (1, 9)	0-0 F2						0-0 G4-6-3 1B			4	0	3	0	0	0	1						
Bob Watson, R OBP: 0.359, SLG: 0.460 (1, 3)	0-3 K		0-0 F8				0-0 G4-6-3 1B			4	0	1	0	0	1	3						
Enos Cabell, R OBP: 0.323, SLG: 0.402 (1, 5)		0-0 F8		0-0 4-3			0-0 G4-6-3 1B			4	0	1	0	0	0	2						
Jesus Alou, R OBP: 0.350, SLG: 0.425 (1, 7)		0-3 K		0-0 4-3			0-0 F8			4	0	0	0	0	1	2						
Julio Gonzalez, R OBP: 0.256, SLG: 0.257 (1, 4)				0-0 F8				0-0 G3		4	0	1	0	0	0	1						
Bruce Bochy, R OBP: 0.316, SLG: 0.393 (1, 2)		0-0 K					0-0 F7			4	0	2	0	0	0	1						
Floyd Bannister, L OBP: 0.188, SLG: 0.194 Rick Williams, R (6, 1)		0-3 K					0-0 F7			2	0	0	0	0	1	3						
Jimmy Sexton, R OBP: 0.265, SLG: 0.269 Mark Lemongello, R OBP: 0.221, SLG: 0.188 Dan Warthen, S (8, 1)							0-3 K			0	0	0	0	0	0	0						
Inning Stats	R: 0 E: 1 K: 1 S: 6	H: 0 LOB: 1 BB: 0 P: 6	R: 0 E: 0 K: 2 S: 9	H: 2 LOB: 2 BB: 0 P: 9	R: 0 E: 0 K: 0 S: 4	H: 1 LOB: 1 BB: 0 P: 4	R: 0 E: 0 K: 0 S: 3	H: 0 LOB: 0 BB: 0 P: 3	R: 0 E: 0 K: 2 S: 8	H: 1 LOB: 1 BB: 0 P: 8	R: 0 E: 0 K: 0 S: 4	H: 2 LOB: 1 BB: 0 P: 4	R: 0 E: 0 K: 1 S: 5	H: 0 LOB: 0 BB: 0 P: 5	R: 0 E: 0 K: 0 S: 4	H: 1 LOB: 1 BB: 0 P: 4	R: 0 E: 0 K: 0 S: 4	H: 1 LOB: 1 BB: 0 P: 4	1B: 7 2B: 1 3B: 0 HR: 0	SF: 0 SAC: 0 DP: 1 HBP: 0	WP: 0 PB: 0 SB: 0 CS: 0	PA: 35
PITCHER Vida Blue, L ERA: 2.71 (1, 1)	IP: 9.0 WLS: W BF: 35 H: 8 R: 0 ER: 0 SO: 6 BB: 0 IBB: 0 HBP: 0 BLK: 0 WP: 0 HR: 0 S: 47 P: 47 ERA: 0.00 WHIP: 0.889															PITCHER						

Batter	1	2	3	4	5	6	7	8	9	AB	R	H	RBI	BB	SO	LOB	BOTTOM					
Larry Herndon, R OBP: 0.311, SLG: 0.336 (1, 8)	0-0 F2		0-0 HR 1B		0-0 6-3			0-0 F9		4	1	1	0	0	0	0	Houston Astros @ San Francisco Giants Candlestick Park, San Francisco, CA Sun Sep 24 1978, 6:33 AM EDT Unknown livebaseballscorecards.com					
Darrell Evans, L OBP: 0.394, SLG: 0.414 Terry Whitfield, L OBP: 0.343, SLG: 0.411 (7, 7)	0-0 F9		0-0 1-H HR				0-0 G3			3	1	1	2	0	0	0						
Jack Clark, R OBP: 0.365, SLG: 0.549 (1, 9)	0-3 K		0-0 CS 2B				0-0 2B 1B			4	2	3	1	0	1	0						
Mike Ivie, R OBP: 0.364, SLG: 0.470 (1, 3)		0-3 K	0-3 K				0-0 1-H HR 2B			4	1	1	1	0	2	1						
Hector Cruz, R OBP: 0.299, SLG: 0.381 (7, 5)		0-0 2B 2B		0-0 F9			0-0 2-H HR			4	2	2	2	0	0	0						
Marc Hill, R OBP: 0.325, SLG: 0.307 (1, 2)		0-0 2-H 2B		0-0 F3			0-0 F9			3	0	1	1	0	0	0						
Johnnie LeMaster, R OBP: 0.296, SLG: 0.338 (1, 6)		0-3 K		0-0 F7			0-0 F8			3	0	0	0	0	1	1						
Rob Andrews, R OBP: 0.303, SLG: 0.296 (1, 4)		0-0 F8			0-0 5-3			0-0 6-3		3	0	0	0	0	0	1						
Vida Blue, S OBP: 0.237, SLG: 0.130 (1, 1)			0-3 K		0-3 K		0-3 K			3	0	0	0	0	3	0						
Inning Stats	R: 0 E: 0 K: 1 S: 5	H: 0 LOB: 0 BB: 0 P: 5	R: 1 E: 0 K: 2 S: 9	H: 2 LOB: 1 BB: 0 P: 9	R: 2 E: 0 K: 2 S: 9	H: 3 LOB: 0 BB: 0 P: 9	R: 0 E: 0 K: 0 S: 3	H: 0 LOB: 0 BB: 0 P: 3	R: 0 E: 0 K: 1 S: 5	H: 0 LOB: 0 BB: 0 P: 5	R: 3 E: 0 K: 0 S: 6	H: 3 LOB: 0 BB: 0 P: 6	R: 0 E: 0 K: 1 S: 5	H: 0 LOB: 0 BB: 0 P: 5	R: 1 E: 0 K: 0 S: 4	H: 1 LOB: 0 BB: 0 P: 4		R: 0 E: 0 K: 0 S: 4	H: 0 LOB: 0 BB: 0 P: 4	1B: 2 2B: 4 3B: 0 HR: 3	SF: 0 SAC: 0 DP: 0 HBP: 0	WP: 0 PB: 0 SB: 0 CS: 1
PITCHER Floyd Bannister, L ERA: 4.81 Rick Williams, R ERA: 4.36 Mark Lemongello, R ERA: 3.99 Dan Warthen, L ERA: 10.13 (1, 1)	IP: 5.1 WLS: L BF: 23 H: 8 R: 6 ER: 6 SO: 6 BB: 0 IBB: 0 HBP: 0 BLK: 0 WP: 0 HR: 2 S: 35 P: 35 ERA: 10.12 WHIP: 1.500															PITCHER						

Batter	1	2	3	4	5	6	7	8	9	AB	R	H	RBI	BB	SO	LOB	TOP								
Rafael Landestoy, S OBP: 0.301, SLG: 0.303 (1, 6) (7, 8)	F6		1-2 1B			1B E 1B	6-3	4-3		5	1	2	0	0	0	3									
Joe Cannon, L OBP: 0.188, SLG: 0.188 Reggie Baldwin, R OBP: 0.265, SLG: 0.338 Bruce Bochy, R OBP: 0.316, SLG: 0.390 (1, 8) (7, PH) (7, 2)	F6		4-3			F 1B 1B	2-3	5-3		3	1	1	0	0	0	2									
Wilbur Howard, S OBP: 0.261, SLG: 0.290 (1, 7)	5-3			FC3-6 1B		F6 1-3 3-H	F8	6-3		5	0	1	0	0	0	3									
Jose Cruz, L OBP: 0.372, SLG: 0.455 Terry Puhl, L OBP: 0.344, SLG: 0.373 (1, 9) (8, PR) (8, 9)	F7			FC3-6 5-3 1-2		FC4-6 1B 3-H		F8 1B 1B		4	0	2	1	0	0	1									
Enos Cabell, R OBP: 0.323, SLG: 0.402 (1, 5)	6-3			5-3 1-2		FC4-6 1B 1-2		1B 1B		5	1	2	0	0	0	2									
Dave Bergman, L OBP: 0.368, SLG: 0.274 Bob Watson, R OBP: 0.356, SLG: 0.458 (1, 3) (6, PH) (6, 3)	1-3			F7		FC4-6 1-2 2-3		F8		2	0	0	0	0	0	1									
Keith Drumright, L OBP: 0.180, SLG: 0.128 Jesus Alou, R OBP: 0.347, SLG: 0.422 Julio Gonzalez, R OBP: 0.259, SLG: 0.261 (1, 4) (6, PH) (6, 4)			F9		4-3	F4		1B 1-2 3-H		2	0	0	0	0	0	0									
Luis Pujols, R OBP: 0.200, SLG: 0.212 Mike Fischlin, R OBP: 0.167, SLG: 0.129 Jim Obradovich, L OBP: 0.188, SLG: 0.313 Mark Lemongello, R OBP: 0.221, SLG: 0.188 (1, 2) (7, 6) (8, PH) (8, 1)			FC6-4 BB		8-3 1B	6-3 SH2-4		F9		1	0	1	0	2	0	0									
Tom Dixon, R OBP: 0.128, SLG: 0.105 Joe Sambito, L OBP: 0.266, SLG: 0.167 Denny Walling, L OBP: 0.335, SLG: 0.359 Jimmy Sexton, R OBP: 0.265, SLG: 0.269 (1, 1) (7, 1) (6, PH) (8, PR) (8, 6)			FC6-4 1B 1-2		8-3 1-2	SH2-4 1-2		1B 1-2 2-H		2	0	0	0	0	0	2									
Inning Stats	R: 0 E: 0 K: 0 S: 3	H: 0 LOB: 0 BB: 0 P: 3	R: 0 E: 0 K: 0 S: 3	H: 0 LOB: 0 BB: 0 P: 3	R: 0 E: 0 K: 0 S: 4	H: 1 LOB: 2 BB: 1 P: 8	R: 0 E: 0 K: 0 S: 4	H: 1 LOB: 1 BB: 0 P: 4	R: 0 E: 0 K: 0 S: 3	H: 1 LOB: 0 BB: 0 P: 3	R: 2 E: 1 K: 0 S: 7	H: 4 LOB: 2 BB: 0 P: 7	R: 0 E: 0 K: 0 S: 3	H: 0 LOB: 2 BB: 2 P: 11	R: 2 E: 0 K: 0 S: 7	H: 4 LOB: 2 BB: 0 P: 7	R: 0 E: 0 K: 0 S: 3	H: 0 LOB: 1 BB: 1 P: 7	1B: 11 2B: 1 3B: 0 HR: 0	SF: 0 SAC: 1 DP: 1 HBP: 0	WP: 0 PB: 0 SB: 0 CS: 0	PA: 41			
PITCHER	IP	WLS	BF	H	R	ER	SO	BB	IBB	HBP	BLK	WP	HR	S	P	ERA	WHIP								
Jim Barr, R ERA: 3.45 Gary Lavelle, L ERA: 3.41 Randy Moffitt, R ERA: 3.35 (1, 1) (6, 1) (8, 1)	5.1	W	23	7	2	2	0	1	0	0	0	0	0	22	26	3.38	1.500								

Houston Astros @ San Francisco Giants
Candlestick Park, San Francisco, CA
Sun Sep 24 1978, 6:38 AM EDT
Att: 25,276 - Unknown

AB	36
R	4
H	11
RBI	3
BB	4
SO	0
LOB	22



Batter	1	2	3	4	5	6	7	8	9	AB	R	H	RBI	BB	SO	LOB	BOTTOM								
Terry Whitfield, L OBP: 0.342, SLG: 0.410 (1, 7)	4-3			SH1-3 3B 1B	F7		K			4	1	1	0	0	1	1									
Jim Dwyer, L OBP: 0.323, SLG: 0.351 Mike Ivie, R OBP: 0.363, SLG: 0.469 (1, 3) (7, PH) (8, 3)	K			SH1-3 1-2		K	K			2	0	0	0	0	2	0									
Jack Clark, R OBP: 0.364, SLG: 0.551 (1, 9)	1-3			SF 2H 3B		5-3		F9		4	1	1	1	0	0	0									
Darrell Evans, L OBP: 0.363, SLG: 0.412 Larry Herndon, R OBP: 0.311, SLG: 0.335 (1, 5) (7, 8)	K			SF 2B		F5		6-3		2	1	0	1	0	1	0									
Hector Cruz, R OBP: 0.295, SLG: 0.375 (1, 8) (7, 5)	F7			6-3		F5		E5 SH5-4 3B	F7	4	1	0	0	0	0	1									
John Tamargo, S OBP: 0.356, SLG: 0.333 (1, 2)	G3			2B				SH5-4 1-2		2	0	1	1	0	0	0									
Roger Metzger, S OBP: 0.287, SLG: 0.282 (1, 6)			F9	F3						3	0	1	1	0	0	1									
Rob Andrews, R OBP: 0.304, SLG: 0.292 (1, 4)			6-3		F8			2B IBB		2	1	0	0	1	0	0									
Jim Barr, R OBP: 0.100, SLG: 0.100 Gary Lavelle, S OBP: 0.067, SLG: 0.067 Bill Madlock, R OBP: 0.385, SLG: 0.492 Randy Moffitt, R OBP: 0.250, SLG: 0.143 (1, 1) (6, 1) (7, PH) (8, 1)	F8				2-3			2B		2	0	0	0	0	0	0									
Inning Stats	R: 0 E: 0 K: 1 S: 5	H: 0 LOB: 0 BB: 0 P: 5	R: 0 E: 0 K: 1 S: 5	H: 0 LOB: 0 BB: 0 P: 5	R: 0 E: 0 K: 0 S: 3	H: 0 LOB: 0 BB: 0 P: 3	R: 3 E: 1 K: 0 S: 7	H: 3 LOB: 1 BB: 0 P: 7	R: 0 E: 0 K: 1 S: 5	H: 0 LOB: 0 BB: 0 P: 5	R: 3 E: 1 K: 2 S: 10	H: 2 LOB: 1 BB: 1 P: 14	R: 0 E: 0 K: 0 S: 3	H: 0 LOB: 0 BB: 0 P: 3	R: 0 E: 0 K: 0 S: 3	H: 0 LOB: 0 BB: 0 P: 3	1B: 1 2B: 2 3B: 2 HR: 0	SF: 1 SAC: 2 DP: 0 HBP: 0	WP: 0 PB: 0 SB: 0 CS: 0	PA: 32					
PITCHER	IP	WLS	BF	H	R	ER	SO	BB	IBB	HBP	BLK	WP	HR	S	P	ERA	WHIP								
Tom Dixon, R ERA: 3.96 Joe Sambito, L ERA: 3.18 Mark Lemongello, R ERA: 3.97 (1, 1) (7, 1) (8, 1)	6.1	L	27	5	6	4	3	0	0	0	0	0	0	32	36	5.68	0.789								

Houston Astros @ San Francisco Giants
Candlestick Park, San Francisco, CA
Sun Sep 24 1978, 6:38 AM EDT
Att: 25,276 - Unknown

AB	28
R	5
H	5
RBI	6
BB	1
SO	5
LOB	4



Batter	1	2	3	4	5	6	7	8	9	AB	R	H	RBI	BB	SO	LOB	TOP			
Rafael Landestoy S (1, 6) OBP: 0.299, SLG: 0.301	4-3		6-3		1B		4-3		FC6-4	5	0	1	0	0	0	2				
Jeffrey Leonard R (1, 7) OBP: 0.308, SLG: 0.308	6-3		F8		1B				6-3	4	0	1	0	0	0	0				
Terry Puhl L (1, 8) OBP: 0.345, SLG: 0.372	PB S 1B BB			G3	3-1				1B BB	2	1	0	0	2	0	2				
Jose Cruz L (1, 9) OBP: 0.374, SLG: 0.456	1H 1B			K 1B S					G4-3 1B	3	1	2	1	1	1	0				
Enos Cabell R (1, 5) OBP: 0.321, SLG: 0.399	F9			F9			6-3		G4-3 1B	4	0	0	0	0	0	5				
Bob Watson R (1, 3) OBP: 0.383, SLG: 0.460										2	0	2	0	2	0	0				
Jimmy Sexton R (9, PR) OBP: 0.265, SLG: 0.269										0	0	0	0	0	0	0				
Dave Bergman L (9, 3) OBP: 0.368, SLG: 0.274										0	0	0	0	0	0	0				
Julio Gonzalez R (1, 4) OBP: 0.283, SLG: 0.265									E5 1B	4	0	2	1	0	0	2				
Luis Pujols R (1, 2) OBP: 0.195, SLG: 0.207									E5 1B	4	0	0	0	0	3	2				
Joe Niekro R (1, 1) OBP: 0.141, SLG: 0.172										4	0	0	0	0	2	2				
Ken Forsch R (9, 1) OBP: 0.192, SLG: 0.192									F3	0	0	0	0	0	0	0				
Inning Stats	R: 1 E: 0 K: 0 S: 4	H: 1 LOB: 1 BB: 1 P: 8	R: 0 E: 0 K: 1 S: 4	H: 0 LOB: 0 BB: 1 P: 8	R: 0 E: 0 K: 1 S: 5	H: 0 LOB: 0 BB: 0 P: 5	R: 1 E: 0 K: 2 S: 6	H: 1 LOB: 2 BB: 1 P: 10	R: 0 E: 0 K: 0 S: 3	H: 1 LOB: 0 BB: 0 P: 7	R: 0 E: 0 K: 1 S: 5	H: 0 LOB: 0 BB: 0 P: 5	R: 0 E: 0 K: 0 S: 3	H: 1 LOB: 1 BB: 1 P: 7	R: 0 E: 1 K: 0 S: 5	H: 2 LOB: 2 BB: 0 P: 5	1B: 8 2B: 0 3B: 0 HR: 0	SF: 0 SAC: 0 DP: 2 HBP: 0	WP: 0 PB: 2 SB: 3 CS: 0	PA: 37
PITCHER Phil Niekro R ERA: 2.84	IP: 9.0 WLS: L BF: 37 H: 8 R: 2 ER: 1 SO: 6 BB: 5 IBB: 0 HBP: 0 BLK: 0 WP: 0 HR: 0 S: 44 P: 64 ERA: 1.00 WHIP: 1.444																			

Houston Astros @ Atlanta Braves
Atlanta-Fulton County Stadium, Atlanta, GA
Tue Sep 26 1978, 7:05 PM EDT
Att: 3,089 - Unknown

AB	32
R	2
H	8
RBI	2
BB	5
SO	6
LOB	15



Batter	1	2	3	4	5	6	7	8	9	AB	R	H	RBI	BB	SO	LOB	BOTTOM					
Jerry Royster R (1, 6) OBP: 0.326, SLG: 0.328	FC6-5 HBP		2-3		4-3		7-4-2			3	0	0	0	0	0	3						
Rowland Office L (1, 8) OBP: 0.301, SLG: 0.360	FC6-5 HBP		G3				F8		4-3	3	0	0	0	0	0	0						
Gary Matthews R (1, 9) OBP: 0.366, SLG: 0.468	K				6-3		1B		2B	4	0	2	0	0	1	2						
Jeff Burroughs R (1, 7) OBP: 0.436, SLG: 0.537	FC6-5 1-2 2-3				K		F9		K	4	0	0	0	0	2	4						
Joe Nolan L (1, 2) OBP: 0.342, SLG: 0.354	F9				WP BB 1B		4-3		F3	4	0	1	0	0	0	4						
Dale Murphy R (1, 3) OBP: 0.287, SLG: 0.399					WP BB		6-3		1B BB	2	0	0	0	2	1	0						
Glenn Hubbard R (1, 4) OBP: 0.344, SLG: 0.338					F8		1B 7-4-2 1B		G4-3 1B	4	0	2	0	0	0	2						
Rod Gilbreath R (1, 5) OBP: 0.303, SLG: 0.338							1B		F3	4	0	1	0	0	0	2						
Phil Niekro R (1, 1) OBP: 0.238, SLG: 0.239										3	0	1	0	0	0	0						
Bob Beall S (9, PH) OBP: 0.368, SLG: 0.295					F7				G4-3	1	0	0	0	0	0	2						
Inning Stats	R: 0 E: 0 K: 1 S: 5	H: 0 LOB: 0 BB: 0 P: 7	R: 0 E: 0 K: 1 S: 5	H: 0 LOB: 0 BB: 0 P: 5	R: 0 E: 0 K: 0 S: 3	H: 0 LOB: 0 BB: 0 P: 3	R: 0 E: 0 K: 1 S: 6	H: 1 LOB: 2 BB: 1 P: 10	R: 0 E: 0 K: 0 S: 3	H: 0 LOB: 0 BB: 0 P: 3	R: 0 E: 0 K: 0 S: 4	H: 1 LOB: 1 BB: 0 P: 4	R: 0 E: 0 K: 0 S: 5	H: 3 LOB: 2 BB: 0 P: 5	R: 0 E: 0 K: 1 S: 6	H: 1 LOB: 1 BB: 0 P: 6	R: 0 E: 0 K: 0 S: 3	H: 1 LOB: 1 BB: 1 P: 7	1B: 6 2B: 2 3B: 0 HR: 0	SF: 0 SAC: 0 DP: 2 HBP: 2	WP: 1 PB: 0 SB: 1 CS: 0	PA: 36
PITCHER Joe Niekro R ERA: 3.96	IP: 8.0 WLS: W BF: 33 H: 6 R: 0 ER: 0 SO: 4 BB: 2 IBB: 0 HBP: 2 BLK: 0 WP: 1 HR: 0 S: 37 P: 47 ERA: 0.00 WHIP: 1.000																					
PITCHER Ken Forsch R ERA: 2.73	IP: 1.0 WLS: S BF: 3 H: 1 R: 0 ER: 0 SO: 0 BB: 0 IBB: 0 HBP: 0 BLK: 0 WP: 0 HR: 0 S: 3 P: 3 ERA: 0.00 WHIP: 1.000																					

Houston Astros @ Atlanta Braves
Atlanta-Fulton County Stadium, Atlanta, GA
Tue Sep 26 1978, 7:05 PM EDT
Att: 3,089 - Unknown


AB	32
R	0
H	7
RBI	0
BB	2
SO	4
LOB	19



Batter	1	2	3	4	5	6	7	8	9	AB	R	H	RBI	BB	SO	LOB	TOP		
Rafael Landestoy, S (1.6) OBP: 0.294, SLG: 0.295	K			F7			4-3	FC3-2 2B		4	1	0	0	0	1	3			
Jeffrey Leonard, R (1.7) OBP: 0.353, SLG: 0.412	L5-3 1B			K			F3	2B		4	0	2	3	0	1	0			
Terry Puhl, L (1.8) OBP: 0.346, SLG: 0.372	L5-3			F8			1B	BB		3	0	1	0	1	0	1			
Jose Cruz, L (1.9) OBP: 0.372, SLG: 0.453				F9			6-3	F9		4	0	0	0	0	0	3			
Enos Cabell, R (1.5) OBP: 0.322, SLG: 0.400				6-3			6-3	1B SF8 1B	6-3 6-4-3	4	1	2	0	0	0	0			
Dave Bergman, L (1.3) OBP: 0.366, SLG: 0.273				F8			F7	E FC3-2 1B	6-4-3	4	0	1	0	0	0	1			
Keith Drumright, L (1.4) OBP: 0.185, SLG: 0.137				G3			6-3	FC3-2 2B 1B	6-3	4	1	1	0	0	0	1			
Bruce Bochy, R (1.2) OBP: 0.308, SLG: 0.382				6-3			5-3	SF8	K	3	0	0	1	0	1	1			
Vern Ruhle, R (1.1) OBP: 0.150, SLG: 0.056				K			K	FC3-2 2B IBB		2	0	0	0	0	2	0			
Jim Obradovich, L (8, PH) OBP: 0.235, SLG: 0.313								1-2 2-3 3-H		0	1	0	0	1	0	0			
Joe Sambito, L (8, 1) OBP: 0.286, SLG: 0.167								1-2 IBB		0	0	0	0	0	0	0			
Inning Stats	R: 0 E: 0 K: 1 S: 5	H: 1 LOB: 0 BB: 0 P: 5	R: 0 E: 0 K: 0 S: 3	H: 0 LOB: 0 BB: 0 P: 3	R: 0 E: 0 K: 1 S: 5	H: 0 LOB: 0 BB: 0 P: 5	R: 0 E: 0 K: 1 S: 5	H: 0 LOB: 0 BB: 0 P: 3	R: 0 E: 0 K: 0 S: 3	H: 0 LOB: 0 BB: 0 P: 5	R: 0 E: 0 K: 0 S: 4	H: 1 LOB: 1 BB: 0 P: 4	R: 4 E: 1 K: 0 S: 7	H: 4 LOB: 2 BB: 2 P: 15	R: 0 E: 0 K: 1 S: 6	H: 1 LOB: 1 BB: 0 P: 6	1B: 6 2B: 2 3B: 0 HR: 0	SF: 1 SAC: 0 DP: 1 HBP: 0	WP: 0 PA: 35 PB: 0 SB: 1 CS: 0
PITCHER	IP WLS BF H R ER SO BB IBB HBP BLK WP HR S P ERA WHIP	IP WLS BF H R ER SO BB IBB HBP BLK WP HR S P ERA WHIP	IP WLS BF H R ER SO BB IBB HBP BLK WP HR S P ERA WHIP	IP WLS BF H R ER SO BB IBB HBP BLK WP HR S P ERA WHIP	IP WLS BF H R ER SO BB IBB HBP BLK WP HR S P ERA WHIP	IP WLS BF H R ER SO BB IBB HBP BLK WP HR S P ERA WHIP	IP WLS BF H R ER SO BB IBB HBP BLK WP HR S P ERA WHIP	IP WLS BF H R ER SO BB IBB HBP BLK WP HR S P ERA WHIP	IP WLS BF H R ER SO BB IBB HBP BLK WP HR S P ERA WHIP	IP WLS BF H R ER SO BB IBB HBP BLK WP HR S P ERA WHIP	IP WLS BF H R ER SO BB IBB HBP BLK WP HR S P ERA WHIP	IP WLS BF H R ER SO BB IBB HBP BLK WP HR S P ERA WHIP	IP WLS BF H R ER SO BB IBB HBP BLK WP HR S P ERA WHIP	IP WLS BF H R ER SO BB IBB HBP BLK WP HR S P ERA WHIP	IP WLS BF H R ER SO BB IBB HBP BLK WP HR S P ERA WHIP	IP WLS BF H R ER SO BB IBB HBP BLK WP HR S P ERA WHIP	IP WLS BF H R ER SO BB IBB HBP BLK WP HR S P ERA WHIP	IP WLS BF H R ER SO BB IBB HBP BLK WP HR S P ERA WHIP	

Houston Astros @ Atlanta Braves
Atlanta-Fulton County Stadium, Atlanta, GA
Wed Sep 27 1978, 7:05 PM EDT
Att: 2,710 - Unknown


AB 32
R 4
H 7
RBI 4
BB 2
SO 5
LOB 10



Batter	1	2	3	4	5	6	7	8	9	AB	R	H	RBI	BB	SO	LOB	BOTTOM		
Jerry Royster, R (1.6) OBP: 0.329, SLG: 0.330	CS BB			FC6-4 1B				G3		3	0	2	0	1	0	0			
Glenn Hubbard, R (1.4) OBP: 0.335, SLG: 0.329	K			F8			F7	F6		4	0	0	0	0	1	5			
Gary Matthews, R (1.9) OBP: 0.367, SLG: 0.467	BB			FC6-4			G5-4-3 1B	K		3	0	1	0	1	1	2			
Jeff Burroughs, R (1.7) OBP: 0.435, SLG: 0.533	F8			K			G5-4-3	1B BB	4-0	3	0	0	0	1	1	2			
Larry Whisenton, L (9, PR) OBP: 0.200, SLG: 0.200				K			G5-4-3	1B BB	4-0	0	0	0	0	0	0	0			
Rowland Office, L (1.8) OBP: 0.299, SLG: 0.358				G3			F6	G6-4-3 1B	1-2	3	0	0	0	0	0	0			
Dale Murphy, R (9, PH) OBP: 0.288, SLG: 0.400				4-3			F6	G6-4-3 1B	1-2	1	0	1	0	0	0	0			
Hank Small, R (1.3)				6-3			F8	G6-4-3	1-2	4	0	0	0	0	0	2			
Rod Gilbreath, R (1.5) OBP: 0.300, SLG: 0.334				4-3			F8	F7		3	0	0	0	0	0	0			
Bruce Benedict, R (1.2) OBP: 0.356, SLG: 0.300							F8	5-3		2	0	1	0	1	0	0			
Frank LaCorte, R (1.1)				1B SH1-4 1B						1	0	0	0	0	1	1			
Mike Davey, R (8, 1)				SH1-4						0	0	0	0	0	0	0			
Bob Beall, S (8, PH) OBP: 0.367, SLG: 0.293				SH1-4						1	0	0	0	0	0	0			
Duane Theiss, R (9, 1)								F9		0	0	0	0	0	0	0			
Inning Stats	R: 0 E: 0 K: 1 S: 4	H: 0 LOB: 1 BB: 2 P: 12	R: 0 E: 0 K: 0 S: 3	H: 0 LOB: 0 BB: 0 P: 3	R: 0 E: 0 K: 0 S: 5	H: 2 LOB: 2 BB: 0 P: 5	R: 0 E: 0 K: 1 S: 5	H: 0 LOB: 0 BB: 0 P: 5	R: 0 E: 0 K: 1 S: 6	H: 1 LOB: 2 BB: 1 P: 10	R: 0 E: 0 K: 0 S: 3	H: 1 LOB: 0 BB: 0 P: 3	R: 0 E: 0 K: 0 S: 3	H: 0 LOB: 0 BB: 0 P: 3	R: 0 E: 0 K: 1 S: 5	H: 1 LOB: 2 BB: 1 P: 9	1B: 5 2B: 0 3B: 0 HR: 0	SF: 0 SAC: 1 DP: 2 HBP: 0	WP: 0 PA: 33 PB: 0 SB: 0 CS: 1
PITCHER	IP WLS BF H R ER SO BB IBB HBP BLK WP HR S P ERA WHIP	IP WLS BF H R ER SO BB IBB HBP BLK WP HR S P ERA WHIP	IP WLS BF H R ER SO BB IBB HBP BLK WP HR S P ERA WHIP	IP WLS BF H R ER SO BB IBB HBP BLK WP HR S P ERA WHIP	IP WLS BF H R ER SO BB IBB HBP BLK WP HR S P ERA WHIP	IP WLS BF H R ER SO BB IBB HBP BLK WP HR S P ERA WHIP	IP WLS BF H R ER SO BB IBB HBP BLK WP HR S P ERA WHIP	IP WLS BF H R ER SO BB IBB HBP BLK WP HR S P ERA WHIP	IP WLS BF H R ER SO BB IBB HBP BLK WP HR S P ERA WHIP	IP WLS BF H R ER SO BB IBB HBP BLK WP HR S P ERA WHIP	IP WLS BF H R ER SO BB IBB HBP BLK WP HR S P ERA WHIP	IP WLS BF H R ER SO BB IBB HBP BLK WP HR S P ERA WHIP	IP WLS BF H R ER SO BB IBB HBP BLK WP HR S P ERA WHIP	IP WLS BF H R ER SO BB IBB HBP BLK WP HR S P ERA WHIP	IP WLS BF H R ER SO BB IBB HBP BLK WP HR S P ERA WHIP	IP WLS BF H R ER SO BB IBB HBP BLK WP HR S P ERA WHIP	IP WLS BF H R ER SO BB IBB HBP BLK WP HR S P ERA WHIP	IP WLS BF H R ER SO BB IBB HBP BLK WP HR S P ERA WHIP	

Houston Astros @ Atlanta Braves
Atlanta-Fulton County Stadium, Atlanta, GA
Wed Sep 27 1978, 7:05 PM EDT
Att: 2,710 - Unknown

AB 28
R 0
H 5
RBI 0
BB 4
SO 4
LOB 12



Batter	1	2	3	4	5	6	7	8	9	AB	R	H	RBI	BB	SO	LOB	TOP																			
Bill Madlock , R (1, 4) OBP: 0.382, SLG: 0.486	F8		F6			2-3 1B		6-3		4	0	1	0	0	0	0	San Francisco Giants @ Houston Astros Astrodome, Houston, TX Fri Sep 29 1978, 8:05 PM EDT Att: 8,339 - Unknown																			
Darrell Evans , L (1, 5) OBP: 0.360, SLG: 0.407	F8			K		SF9		G3		3	0	0	1	0	1	0																				
Jack Clark , R (1, 9) OBP: 0.361, SLG: 0.543	F8					3-H				3	0	1	0	0	0	1																				
Terry Whitfield , L (9, PH) OBP: 0.338, SLG: 0.405	F8			G6-4-3 1B		F8				1	0	0	0	0	1	0																				
Mike Ivie , R (1, 3) OBP: 0.366, SLG: 0.481		5-3		G6-4-3 1B						4	1	2	1	0	0	1																				
Hector Cruz , R (1, 7) OBP: 0.287, SLG: 0.364		6-3				F8		F5		4	0	0	0	0	1	1																				
Larry Hemdon , R (1, 8) OBP: 0.311, SLG: 0.335						4-3		F6		3	0	1	0	0	0	0																				
Johnnie LetMaster , R (1, 6) OBP: 0.293, SLG: 0.335						5-3		5-3		3	0	0	0	0	0	1																				
Marc Hill , R (1, 2) OBP: 0.325, SLG: 0.311				6-3				6-3		3	1	1	0	0	0	0																				
Ed Halicki , R (1, 1) OBP: 0.149, SLG: 0.136				F3		3-1		5-3		3	0	0	0	0	0	1																				
Inning Stats	R: 0 E: 0 K: 0 S: 3	H: 0 LOB: 0 BB: 0 P: 3	R: 0 E: 0 K: 0 S: 4	H: 1 LOB: 1 BB: 0 P: 4	R: 0 E: 0 K: 0 S: 3	H: 0 LOB: 0 BB: 0 P: 3	R: 0 E: 0 K: 1 S: 5	H: 1 LOB: 0 BB: 0 P: 5	R: 0 E: 0 K: 0 S: 3	H: 0 LOB: 0 BB: 0 P: 3	R: 1 E: 0 K: 0 S: 5	H: 2 LOB: 1 BB: 0 P: 5	R: 1 E: 0 K: 0 S: 4	H: 1 LOB: 0 BB: 0 P: 4	R: 0 E: 0 K: 0 S: 3	H: 0 LOB: 0 BB: 0 P: 3	R: 0 E: 0 K: 2 S: 8	H: 1 LOB: 1 BB: 0 P: 8	1B: 4 2B: 1 3B: 0 HR: 1	SF: 1 SAC: 0 DP: 1 HBP: 0	WP: 0 PB: 0 SB: 0 CS: 0	PA: 32														
PITCHER	IP	WLS	BF	H	R	ER	SO	BB	IBB	HBP	BLK	WP	HR	S	P	ERA	WHIP	PITCHER		IP	WLS	BF	H	R	ER	SO	BB	IBB	HBP	BLK	WP	HR	S	P	ERA	WHIP
Dan Warthen , L (1, 1) ERA: 4.22	8.0	L	28	5	2	2	1	0	0	0	1	0	1	30	30	2.25	0.625																			
Joaquin Andujar , R (9, 1) ERA: 3.4	1.0		4	1	0	0	2	0	0	0	0	0	0	8	8	0.00	1.000																			

Batter	1	2	3	4	5	6	7	8	9	AB	R	H	RBI	BB	SO	LOB	BOTTOM																			
Terry Puhl , L (1, 7) OBP: 0.343, SLG: 0.368	K		F7		3-1			4-3		4	0	0	0	0	1	1	San Francisco Giants @ Houston Astros Astrodome, Houston, TX Fri Sep 29 1978, 8:05 PM EDT Att: 8,339 - Unknown																			
Keith Drumright , L (1, 4) OBP: 0.207, SLG: 0.164	WP 1B		K			F3				4	0	2	0	0	1	0																				
Cesar Cedeno , R (1, 8) OBP: 0.333, SLG: 0.439	5-3		K			E 1B		F8		4	0	1	0	0	1	2																				
Jose Cruz , L (1, 9) OBP: 0.374, SLG: 0.453	BB				6-3	F7				3	1	1	0	1	0	1																				
Enos Cabell , R (1, 5) OBP: 0.320, SLG: 0.397	4-3				F9	6-3				4	0	1	0	0	0	3																				
Dave Bergman , L (1, 3) OBP: 0.361, SLG: 0.269			G3		F7			K		3	0	0	0	0	1	0																				
Jimmy Sexton , R (1, 6) OBP: 0.287, SLG: 0.277						S 2B				3	0	1	0	0	2	0																				
Denny Walling , L (9, PH) OBP: 0.333, SLG: 0.358			K					K		1	0	0	1	0	0	1																				
Luis Pujols , R (1, 2) OBP: 0.198, SLG: 0.216								F9		3	0	1	0	0	1	1																				
Jim Obradovich , L (9, PH) OBP: 0.222, SLG: 0.294										1	0	0	0	0	0	1																				
Dan Warthen , S (1, 1) Joe Cannon, L (8, PH) Joaquin Andujar, S (9, 1)								F9		2	0	0	0	0	2	2																				
Inning Stats	R: 0 E: 0 K: 1 S: 6	H: 1 LOB: 2 BB: 1 P: 10	R: 0 E: 0 K: 2 S: 8	H: 1 LOB: 0 BB: 0 P: 8	R: 0 E: 0 K: 2 S: 7	H: 0 LOB: 0 BB: 0 P: 7	R: 0 E: 0 K: 0 S: 3	H: 0 LOB: 0 BB: 0 P: 3	R: 0 E: 1 K: 0 S: 4	H: 1 LOB: 1 BB: 0 P: 4	R: 0 E: 0 K: 2 S: 7	H: 0 LOB: 0 BB: 0 P: 7	R: 0 E: 0 K: 0 S: 4	H: 1 LOB: 1 BB: 0 P: 4	R: 1 E: 0 K: 0 S: 5	H: 2 LOB: 1 BB: 0 P: 5	1B: 5 2B: 2 3B: 0 HR: 0	SF: 0 SAC: 1 DP: 0 HBP: 0	WP: 1 PB: 0 SB: 1 CS: 0	PA: 35																
PITCHER	IP	WLS	BF	H	R	ER	SO	BB	IBB	HBP	BLK	WP	HR	S	P	ERA	WHIP	PITCHER		IP	WLS	BF	H	R	ER	SO	BB	IBB	HBP	BLK	WP	HR	S	P	ERA	WHIP
Ed Halicki , R (1, 1) ERA: 2.85	9.0	W	35	7	1	1	9	1	0	0	0	1	0	52	56	1.00	0.889																			

AB	31
R	2
H	6
RBI	2
BB	0
SO	3
LOB	5

AB	33
R	1
H	7
RBI	1
BB	1
SO	9
LOB	12



Batter	1	2	3	4	5	6	7	8	9	AB	R	H	RBI	BB	SO	LOB	TOP					
Bill Madlock, R OBP: 0.378, SLG: 0.481 (1, 4)	F9		G3		F9		G3	F7		5	0	0	0	0	0	4	San Francisco Giants @ Houston Astros Astrodome, Houston, TX Sat Sep 30 1978, 8:05 PM EDT Att: 10,182 - Unknown					
Terry Whitfield, L OBP: 0.335, SLG: 0.401 (1, 7)	F7		3-1		F9		F3	4-3		5	0	0	0	0	0	4						
Mike Ivie, R OBP: 0.364, SLG: 0.476 (1, 3)	6-3				F4		F6			5	0	1	0	0	1	0						
Darrell Evans, L OBP: 0.360, SLG: 0.405 (1, 5)		F8			FC4-6 1B BB		F9			3	1	0	0	2	1	0						
Jack Clark, R OBP: 0.360, SLG: 0.541 (1, 9)		F4					F8			4	0	1	0	0	1	2						
Jim Barr, R OBP: 0.100, SLG: 0.100 (7, 1)										0	0	0	0	0	0	0						
Gary Lavelle, S OBP: 0.067, SLG: 0.067 (8, 1)										0	0	0	0	0	0	0						
Tom Heintzelman, R OBP: 0.273, SLG: 0.452 (9, PH)										1	0	0	0	0	1	0						
Jim Dwyer, L OBP: 0.326, SLG: 0.370 (1, 8) (7, 9)		F9			FC4-6 1B BB					4	3	2	1	0	0	2						
Roger Metzger, S OBP: 0.292, SLG: 0.285 (1, 6)										0	0	0	0	0	0	0						
Marc Hill, R OBP: 0.329, SLG: 0.316 (1, 2)										4	0	3	3	0	0	1						
Vida Blue, S OBP: 0.240, SLG: 0.127 (1, 1)										2	0	0	0	0	2	4						
Hector Cruz, R OBP: 0.289, SLG: 0.364 (7, 8)										0	0	0	0	1	0	0						
Inning Stats	R: 0 E: 0 K: 0 S: 3	H: 0 LOB: 0 BB: 0 P: 3	R: 0 E: 0 K: 0 S: 3	H: 0 LOB: 0 BB: 0 P: 3	R: 0 E: 0 K: 0 S: 4	H: 1 LOB: 2 BB: 0 P: 5	R: 2 E: 0 K: 1 S: 7	H: 2 LOB: 2 BB: 2 P: 15	R: 0 E: 0 K: 0 S: 3	H: 0 LOB: 0 BB: 0 P: 3	R: 1 E: 0 K: 1 S: 8	H: 3 LOB: 2 BB: 0 P: 8	R: 0 E: 0 K: 1 S: 6	H: 1 LOB: 2 BB: 1 P: 10	R: 1 E: 0 K: 0 S: 5	H: 2 LOB: 2 BB: 1 P: 9	R: 0 E: 0 K: 3 S: 9	H: 0 LOB: 0 BB: 0 P: 9	1B: 7 2B: 1 3B: 0 HR: 1	SF: 0 SAC: 0 DP: 0 HBP: 1	WP: 1 PB: 0 SB: 0 CS: 0	PA: 41
PITCHER	IP WLS BF H R ER SO BB IBB HBP BLK WP HR S P ERA WHIP																					
Tom Dixon, R ERA: 3.99 (1, 1)	6.0 W 27 6 3 3 2 2 0 1 0 0 0 28 37 4.50 1.333																					
Joaquin Andujar, R ERA: 3.42 (7, 1)	2.0 S 11 3 1 1 1 2 0 0 0 1 1 11 19 4.50 2.500																					
Joe Sambito, L ERA: 3.07 (9, 1)	1.0 S 3 0 0 0 3 0 0 0 0 0 0 0 9 9 0.00 0.000																					

Batter	1	2	3	4	5	6	7	8	9	AB	R	H	RBI	BB	SO	LOB	BOTTOM					
Rafael Landestoy, S OBP: 0.292, SLG: 0.298 (1, 6)	F9									4	0	0	0	0	1	2	San Francisco Giants @ Houston Astros Astrodome, Houston, TX Sat Sep 30 1978, 8:05 PM EDT Att: 10,182 - Unknown					
Joaquin Andujar, R OBP: 0.197, SLG: 0.174 (7, 1)		FC5-4								0	0	0	0	0	0	0						
Art Howe, R OBP: 0.348, SLG: 0.439 (8, PH)										1	0	0	0	0	0	2						
Joe Sambito, L OBP: 0.286, SLG: 0.167 (9, 1)										0	0	0	0	0	0	0						
Wilbur Howard, S OBP: 0.288, SLG: 0.291 (1, 7)										3	0	1	0	1	1	0						
Terry Puhl, L OBP: 0.343, SLG: 0.368 (8, 7)										0	0	0	0	0	0	0						
Jeffrey Leonard, R OBP: 0.400, SLG: 0.417 (1, 8)										3	0	1	0	1	0	1						
Bob Watson, R OBP: 0.357, SLG: 0.452 (1, 3)										4	0	0	0	0	0	3						
Dave Bergman, L OBP: 0.361, SLG: 0.269 (8, 3)										0	0	0	0	0	0	0						
Enos Cabell, R OBP: 0.323, SLG: 0.400 (1, 5)										4	2	3	0	0	0	2						
Jose Cruz, L OBP: 0.376, SLG: 0.460 (1, 9)										4	3	3	1	0	0	2						
Julio Gonzalez, R OBP: 0.262, SLG: 0.268 (1, 4)										2	2	1	2	0	0	0						
Bruce Bochy, R OBP: 0.317, SLG: 0.384 (1, 2)										3	0	2	1	1	0	1						
Tom Dixon, R OBP: 0.122, SLG: 0.100 (5, PH)										2	0	0	0	0	0	2						
Jesus Alou, R OBP: 0.302, SLG: 0.426 (5, PH)										1	0	1	1	0	0	0						
Jimmy Sosa, R OBP: 0.287, SLG: 0.277 (7, 6)										0	0	0	0	0	0	0						
Denny Walling, L OBP: 0.333, SLG: 0.358 (5, PH)										0	0	0	0	0	0	0						
Reggie Baldwin, R OBP: 0.296, SLG: 0.373 (5, PH)										1	0	1	2	0	0	0						
Mike Fischlin, R OBP: 0.167, SLG: 0.129 (8, 6)										0	0	0	0	0	0	0						
Inning Stats	R: 0 E: 0 K: 1 S: 4	H: 0 LOB: 0 BB: 1 P: 8	R: 3 E: 1 K: 0 S: 7	H: 3 LOB: 1 BB: 0 P: 7	R: 0 E: 0 K: 0 S: 4	H: 1 LOB: 2 BB: 1 P: 8	R: 0 E: 0 K: 0 S: 3	H: 1 LOB: 0 BB: 0 P: 3	R: 0 E: 0 K: 1 S: 7	H: 2 LOB: 2 BB: 0 P: 7	R: 2 E: 0 K: 0 S: 5	H: 3 LOB: 1 BB: 0 P: 5	R: 0 E: 0 K: 0 S: 3	H: 0 LOB: 0 BB: 0 P: 3	R: 2 E: 0 K: 0 S: 5	H: 3 LOB: 2 BB: 1 P: 9	R: 0 E: 0 K: 0 S: 3	H: 0 LOB: 0 BB: 0 P: 9	1B: 9 2B: 3 3B: 1 HR: 0	SF: 0 SAC: 2 DP: 2 HBP: 0	WP: 0 PB: 0 SB: 0 CS: 2	PA: 39
PITCHER	IP WLS BF H R ER SO BB IBB HBP BLK WP HR S P ERA WHIP																					
Vida Blue, L ERA: 2.79 (1, 1)	6.0 L 28 10 5 4 2 2 0 1 0 0 0 0 30 38 6.00 2.000																					
Jim Barr, R ERA: 3.53 (7, 1)	1.1 7 2 2 2 0 0 0 1 0 0 0 0 6 10 13.50 1.500																					
Gary Lavelle, L ERA: 3.32 (8, 1)	0.2 2 1 0 0 0 0 0 0 0 0 0 0 2 2 0.00 1.500																					

Batter	1	2	3	4	5	6	7	8	9	AB	R	H	RBI	BB	SO	LOB	TOP					
Terry Whitfield, L (1.7) OBP: 0.335, SLG: 0.400	F7			1B		K		K		4	0	1	0	0	2	0	San Francisco Giants @ Houston Astros Astrodome, Houston, TX Sun Oct 01 1978, 4:33 AM EDT Att: 7,077 - Unknown					
Roger Metzger, S (1.6) OBP: 0.292, SLG: 0.285	K			1B		K		F8		0	0	0	0	0	0	0						
Jim Dwyer, L (1.3) OBP: 0.325, SLG: 0.366	F3			F1		F9		BB		3	0	0	0	1	0	2						
Jack Clark, R (1.9) OBP: 0.358, SLG: 0.537		F8		K			F6	F7		4	0	0	0	0	1	3						
John Tamargo, S (1.2) OBP: 0.342, SLG: 0.316		G3		F9			E3 1B 1B		F8	4	0	0	0	0	0	2						
Hector Cruz, R (1.8) OBP: 0.292, SLG: 0.370		F9					1B	F7		4	0	2	0	0	0	0						
Tom Heintzelman, R (1.5) OBP: 0.270, SLG: 0.429			6-3		5-3		1B	F2		4	0	1	0	0	0	1						
Rob Andrews, R (1.4) OBP: 0.299, SLG: 0.288			F8		6-3		F9			3	0	0	0	0	0	4						
Philip Nastu, L (1.1) OBP: 0.360, SLG: 0.404			F5		G3		K			1	0	0	0	0	0	0						
Darrell Evans, L (5, PH) Ed Plank, R (5, PH) Mike Ivie, R (7, PH) John Curtis, L (7, 1)										1	0	0	0	0	0	1						
Inning Stats	R: 0 E: 0 K: 1 S: 5	H: 0 LOB: 0 BB: 0 P: 5	R: 0 E: 0 K: 0 S: 3	H: 0 LOB: 0 BB: 0 P: 3	R: 0 E: 0 K: 0 S: 3	H: 0 LOB: 0 BB: 0 P: 3	R: 0 E: 0 K: 1 S: 7	H: 2 LOB: 2 BB: 0 P: 7	R: 0 E: 0 K: 0 S: 4	H: 1 LOB: 1 BB: 0 P: 4	R: 0 E: 0 K: 2 S: 7	H: 0 LOB: 0 BB: 0 P: 7	R: 0 E: 1 K: 1 S: 8	H: 2 LOB: 3 BB: 0 P: 8	R: 0 E: 0 K: 1 S: 5	H: 0 LOB: 0 BB: 1 P: 9	R: 0 E: 0 K: 0 S: 3	H: 0 LOB: 0 BB: 0 P: 3	1B: 4 2B: 1 3B: 0 HR: 0	SF: 0 SAC: 0 DP: 0 HBP: 0	WP: 0 PB: 0 SB: 0 CS: 0	PA: 34
PITCHER	IP WLS BF H R ER SO BB IBB HBP BLK WP HR S P ERA WHIP																					
Joe Niekro, R (1.1) ERA: 3.86	5.0 W 18 3 0 0 2 0 0 0 0 0 0 0 22 22 0.00 0.600																					
Vern Ruhle, R (6.1) ERA: 2.12	2.0 9 2 0 0 3 0 0 0 0 0 0 0 15 15 0.00 1.000																					
Mark Lemongello, R (8.1) ERA: 3.94	2.0 S 7 0 0 0 1 1 0 0 0 0 0 0 8 12 0.00 0.500																					

Batter	1	2	3	4	5	6	7	8	9	AB	R	H	RBI	BB	SO	LOB	BOTTOM					
Enos Cabell, R (1.5) OBP: 0.321, SLG: 0.398	6-3									3	0	0	0	0	0	0	San Francisco Giants @ Houston Astros Astrodome, Houston, TX Sun Oct 01 1978, 4:33 AM EDT Att: 7,077 - Unknown					
Vern Ruhle, R (6.1) OBP: 0.150, SLG: 0.056	6-3		5-3		5-3					0	0	0	0	0	0	0						
Joe Cannon, L (8.7) OBP: 0.222, SLG: 0.222	6-3									1	0	1	0	0	0	0						
Jimmy Sexton, R (1.6) OBP: 0.273, SLG: 0.298	4-3 3B		K					F8		4	1	2	0	0	1	1						
Cesar Cedeno, R (1.8) OBP: 0.333, SLG: 0.453	4-3			HR		K				3	1	1	2	0	1	1						
Art Howe, R (1.3) OBP: 0.343, SLG: 0.436	5-3					G3				3	0	0	0	0	1	0						
Jeffrey Leonard, R (1.9) OBP: 0.407, SLG: 0.462		G3 1B 2B			5-3			4-3		2	1	1	0	0	0	0						
Denny Walling, L (7.9) OBP: 0.332, SLG: 0.356										1	0	0	0	0	0	0						
Jesus Alou, R (1.7) OBP: 0.345, SLG: 0.417		G3			5-3			4-3		3	0	0	0	0	0	1						
Mark Lemongello, R (8.1) OBP: 0.221, SLG: 0.188										0	0	0	0	0	0	0						
Julio Gonzalez, R (1.4) OBP: 0.283, SLG: 0.269					F9			1-3		3	0	1	1	0	0	0						
Bruce Bochy, R (1.2) OBP: 0.311, SLG: 0.377								F9		3	0	0	0	0	1	1						
Joe Niekro, R (1.1) OBP: 0.138, SLG: 0.169										1	0	0	0	0	0	1						
Bob Watson, R (5, PH) Mike Fischlin, R (6.6) OBP: 0.165, SLG: 0.128		F7			6-3			K		1	0	0	0	0	0	0						
1	0	0	0	1	0	0	0	1	0	1	0	0	0	1	0	0						
Inning Stats	R: 1 E: 0 K: 0 S: 4	H: 1 LOB: 0 BB: 0 P: 4	R: 1 E: 0 K: 1 S: 7	H: 2 LOB: 1 BB: 0 P: 7	R: 1 E: 0 K: 2 S: 8	H: 1 LOB: 0 BB: 0 P: 8	R: 0 E: 0 K: 0 S: 3	H: 0 LOB: 0 BB: 0 P: 3	R: 0 E: 0 K: 0 S: 3	H: 0 LOB: 0 BB: 0 P: 3	R: 0 E: 0 K: 1 S: 5	H: 1 LOB: 0 BB: 0 P: 5	R: 0 E: 0 K: 0 S: 3	H: 0 LOB: 0 BB: 0 P: 3	R: 0 E: 0 K: 1 S: 6	H: 1 LOB: 1 BB: 0 P: 6	R: 0 E: 0 K: 0 S: 3	H: 0 LOB: 0 BB: 0 P: 3	1B: 3 2B: 1 3B: 1 HR: 1	SF: 0 SAC: 0 DP: 0 HBP: 0	WP: 0 PB: 0 SB: 1 CS: 1	PA: 29
PITCHER	IP WLS BF H R ER SO BB IBB HBP BLK WP HR S P ERA WHIP																					
Philip Nastu, L (1.1) ERA: 5.63	4.0 L 16 4 3 3 3 0 0 0 0 0 0 0 22 22 6.75 1.000																					
Ed Plank, R (5.1) ERA: 4.05	2.0 6 1 0 0 1 0 0 0 0 0 0 0 8 8 0.00 0.500																					
John Curtis, L (7.1) ERA: 3.71	2.0 7 1 0 0 1 0 0 0 0 0 0 0 9 9 0.00 0.500																					

AB	29
R	0
H	4
RBI	0
BB	1
SO	4
LOB	16

