Houston Astros - 1979

Batter	1	2	3	4	5	6	7	8	9	AB	R	H	RBI	BB	SO	LOB
Barry Bonnell, R (1, 8)	K	F9			F4		FC1-4 1-2f			4	0	0	0	0	1	3
Gary Matthews, R (1, 9) OBP: 0.500, SLG: 0.500	BB 1B 1B		G6-4-3 1B		K		F8			4	0	2	0	0	1	1
Bob Horner, R (1, 5) OBP: 0.333, SLG: 0.333	BB 1B 1-2		G6-4-3 1-2f		5-3		2-3			3	0	1	0	0	0	1
Jerry Royster, R (7, PH)										1	0	0	0	0	0	1
Jerry Royster, R (7, 5)																
Jeff Burroughs, R (1, 7)	BB G6-4-3 1-2 2-3		1B BB			WP BB		K		1	1	0	0	3	1	0
Mike Lum, L (1, 3) OBP: 0.250, SLG: 0.250	G6-4-3 1-2f		1-2 1B			K 1-H		K		4	0	1	0	0	2	3
Dale Murphy, R (1, 2) OBP: 0.500, SLG: 0.333		E BB	K			2-3 1B		4-3		3	0	1	0	1	1	2
Glenn Hubbard, R (1, 4) OBP: 0.250, SLG: 0.250		K	G5-4-3 1B			2-3 1-2			F8	4	0	1	0	0	1	2
Pepe Frias, R (1, 6)		F2	G5-4-3 1-2f			F7		K		2	0	0	0	0	0	2
Bob Beall, S (6, PH)										1	0	0	0	0	0	1
Darrel Chaney, S (6, 6)										0	0	0	0	0	0	0
Rowland Office, L (9, PH)										1	0	0	0	0	1	0
Phil Niekro, R (1, 1) OBP: 0.333, SLG: 0.333		E5 1-2	2-3				FC1-4 1B		K	3	0	1	0	0	0	1
Charlie Spikes, R (9, PH)										1	0	0	0	0	1	0
Inning Stats	R: 0 E: 0 K: 1 S: 6 / H: 2 LOB: 2 BB: 1 P: 10	R: 0 E: 1 K: 1 S: 6 / H: 0 LOB: 2 BB: 1 P: 10	R: 0 E: 0 K: 1 S: 6 / H: 2 LOB: 2 BB: 1 P: 10	R: 0 E: 0 K: 0 S: 3 / H: 1 LOB: 0 BB: 0 P: 3	R: 0 E: 0 K: 1 S: 5 / H: 0 LOB: 0 BB: 0 P: 5	R: 1 E: 0 K: 1 S: 6 / H: 1 LOB: 1 BB: 1 P: 10	R: 0 E: 0 K: 0 S: 4 / H: 1 LOB: 1 BB: 0 P: 4	R: 0 E: 0 K: 2 S: 7 / H: 0 LOB: 0 BB: 0 P: 7	R: 0 E: 0 K: 2 S: 7 / H: 0 LOB: 0 BB: 0 P: 7	1B: 7 2B: 0 3B: 0 HR: 0	SF: 0 SAC: 0 DP: 3 HBP: 0			WP: 3 PB: 0 SB: 0 CS: 0	PA: 36		

PITCHER	IP	WLS	BF	H	R	ER	SO	BB	IBB	HBP	BLK	WP	HR	S	P	ERA	WHIP
J.R. Richard, R (1, 1) ERA: 1.69	5.1	W	24	6	1	1	5	4	0	0	0	1	0	30	46	1.69	1.875
Joaquin Andujar, R (6, 1) ERA:	3.2	S	12	1	0	0	4	0	0	0	0	0	0	20	20	0.00	0.273

PITCHER	IP	WLS	BF	H	R	ER	SO	BB	IBB	HBP	BLK	WP	HR	S	P	ERA	WHIP

Atlanta Braves @ Houston Astros

Astrodome, Houston, TX

Fri Apr 06 1979, 7:05 PM EST

Att. 28,998 - Dome

TOP

livebaseballscorecards.com

AB	32
R	1
H	7
RBI	0
BB	4
SO	9
LOB	17

Batter	1	2	3	4	5	6	7	8	9	AB	R	H	RBI	BB	SO	LOB
Terry Puhl, L (1, 9) OBP: 0.500, SLG: 0.333	BBBB 4-0 WP S 1B BB		x 0-0 ① 4-1			x 0-0 SH1-3 1B		x 0-0 ② 4-3		3	1	1	0	1	0	0
Craig Reynolds, L (1, 6)	x 0-0 ① F3 1-2		x 0-0 ② G3			x 0-0 ① SH1-3 1-2		x 0-0 ③ F4		3	0	0	0	0	0	1
Cesar Cedeno, R (1, 8)	x 0-0 ② F8		x 0-0 ③ F7			SSS 0-3 ② K				3	0	0	0	0	1	2
Jose Cruz, L (1, 7)	BBBB 4-0 S 1B 2-3 BB			x 0-0 ① F2		x 0-0 ③ 5-3				2	1	0	0	1	0	1
Enos Cabell, R (1, 5) (8, 3) OBP: 0.667, SLG: 1.000	x 0-0 S 1B 1-H 3-H			x 0-0 ② 4-3			x 0-0 2B			3	0	2	2	0	0	0
Bob Watson, R (1, 3) Rafael Landestoy, S (8, 4)	SSS 0-3 ③ K 1-2			SSS 0-3 ③ K			x 0-0 ① F3			3 0	0 0	0 0	0 0	0 0	2 0	2 0
Art Howe, R (1, 4) (8, 5)		x 0-0 ① 5-3			x 0-0 ① 4-3		x 0-0 ② F8			3	0	0	0	0	0	1
Alan Ashby, S (1, 2)		x 0-0 ② F7			x 0-0 ② G3		x 0-0 ③ F7			3	0	0	0	0	0	1
J.R. Richard, R (1, 1) Joaquin Andujar, S (6, 1)		SSS 0-3 ③ K			x 0-0 ③ F8			SSS 0-3 ① K		2 1	0 0	0 0	0 0	0 0	1 1	0 0
Inning Stats	R: 2 E: 0 K: 1 S: 6 H: 1 LOB: 1 BB: 2 P: 14	R: 0 E: 0 K: 1 S: 5 H: 0 LOB: 0 BB: 0 P: 5	R: 0 E: 0 K: 0 S: 3 H: 0 LOB: 0 BB: 0 P: 3	R: 0 E: 0 K: 1 S: 5 H: 0 LOB: 0 BB: 0 P: 5	R: 0 E: 0 K: 0 S: 3 H: 0 LOB: 0 BB: 0 P: 3	R: 0 E: 0 K: 1 S: 6 H: 1 LOB: 1 BB: 0 P: 6	R: 0 E: 0 K: 0 S: 4 H: 1 LOB: 1 BB: 0 P: 4	R: 0 E: 0 K: 1 S: 5 H: 0 LOB: 0 BB: 0 P: 5		1B: 2 2B: 1 3B: 0 HR: 0	SF: 0 SAC: 1 DP: 0 HBP: 0					

PITCHER	IP	WLS	BF	H	R	ER	SO	BB	IBB	HBP	BLK	WP	HR	S	P	ERA	WHIP
Phil Niekro, R (1, 1) ERA: 2.25	8.0	L	29	3	2	2	5	2	0	0	0	1	0	37	45	2.25	0.625

PITCHER	IP	WLS	BF	H	R	ER	SO	BB	IBB	HBP	BLK	WP	HR	S	P	ERA	WHIP

Atlanta Braves @ Houston Astros

Astrodome, Houston, TX

Fri Apr 06 1979, 7:05 PM EST

Att. 28,998 - Dome

BOTTOM

livebaseballscorecards.com

AB	26
R	2
H	3
RBI	2
BB	2
SO	5
LOB	8

1B: 2 2B: 1 3B: 0 HR: 0 SF: 0 SAC: 1 DP: 0 HBP: 0

WP: 1 PB: 0 SB: 3 CS: 0 PA: 29

Batter	1	2	3	4	5	6	7	8	9	AB	R	H	RBI	BB	SO	LOB
Jerry Royster, R (1, 5)	F8		1-3			6-3			6-3	4	0	0	0	0	0	0
Glenn Hubbard, R (1, 4) OBP: 0.125, SLG: 0.125	F8			5-3			F8		6-3	4	0	0	0	0	0	0
Gary Matthews, R (1, 9) OBP: 0.286, SLG: 0.286	6-3			K			6-3			3	0	0	0	0	1	0
Jeff Burroughs, R (1, 7)		BB FC1-6		F8			K			2	0	0	0	1	1	0
Mike Lum, L (1, 3) OBP: 0.143, SLG: 0.143		F5			F8			4-3		3	0	0	0	0	0	1
Dale Murphy, R (1, 2) OBP: 0.286, SLG: 0.167		FC1-6 1-2f			G3			6-3		3	0	0	0	0	0	1
Barry Bonnell, R (1, 8)		K			F8			BB 4-0		2	0	0	0	1	1	1
Pepe Frias, R (1, 6)			F7			1-3		F4		2	0	0	0	0	0	0
Bob Beall, S (8, PH)										1	0	0	0	0	0	1
Darrel Chaney, S (8, 6)										0	0	0	0	0	0	0
Larry McWilliams, L (1, 1)			1-3			2-3			4-3	2	0	0	0	0	0	0
Craig Skok, R (7, 1)										0	0	0	0	0	0	0
Adrian Devine, R (8, 1)										0	0	0	0	0	0	0
Rowland Office, L (9, PH)										1	0	0	0	0	0	0
Inning Stats	R: 0 E: 0 K: 0 S: 3 H: 0 LOB: 0 BB: 0 P: 3	R: 0 E: 0 K: 1 S: 5 H: 0 LOB: 1 BB: 1 P: 9	R: 0 E: 0 K: 0 S: 3 H: 0 LOB: 0 BB: 0 P: 3	R: 0 E: 0 K: 1 S: 5 H: 0 LOB: 0 BB: 0 P: 5	R: 0 E: 0 K: 0 S: 3 H: 0 LOB: 0 BB: 0 P: 3	R: 0 E: 0 K: 0 S: 3 H: 0 LOB: 0 BB: 0 P: 3	R: 0 E: 0 K: 1 S: 5 H: 0 LOB: 0 BB: 0 P: 5	R: 0 E: 0 K: 0 S: 3 H: 0 LOB: 1 BB: 1 P: 7	R: 0 E: 0 K: 0 S: 3 H: 0 LOB: 0 BB: 0 P: 3	1B: 0 2B: 0 3B: 0 HR: 0	SF: 0 SAC: 0 DP: 0 HBP: 0						

TOP

Atlanta Braves @ Houston Astros

Astrodome, Houston, TX

Sat Apr 07 1979, 7:05 PM EST

Att. 24,325 - Dome

livebaseballscorecards.com

AB	27
R	0
H	0
RBI	0
BB	2
SO	3
LOB	4

WP: 0 PB: 0 SB: 0 CS: 0 PA: 29

PITCHER	IP	WLS	BF	H	R	ER	SO	BB	IBB	HBP	BLK	WP	HR	S	P	ERA	WHIP
Ken Forsch, R (1, 1)	9.0	W	29	0	0	0	3	2	0	0	0	0	0	33	41	0.00	0.222

ERA:

PITCHER	IP	WLS	BF	H	R	ER	SO	BB	IBB	HBP	BLK	WP	HR	S	P	ERA	WHIP

Batter	1	2	3	4	5	6	7	8	9	AB	R	H	RBI	BB	SO	LOB
Terry Puhl, L (1, 9) OBP: 0.625, SLG: 0.571	E SH2-3 1B	CS 1B			F9		1B 3-H 1B			4	1	3	1	0	0	0
Craig Reynolds, L (1, 6)	SH2-3 1-2	CS 1-2	1-3		1-3		F4			3	0	0	0	0	0	1
Cesar Cedeno, R (1, 8) OBP: 0.286, SLG: 0.429	E6 1B 2B 2-H		F9			F6	1-3 1B			4	1	2	1	0	0	0
Bob Watson, R (1, 3) S Rafael Landestoy, S (8, 4) S	K		6-3			F5	L5			4	0	0	0	0	1	3
										0	0	0	0	0	0	0
Enos Cabell, R (1, 5) OBP: 0.429, SLG: 0.571 (8, 3)	E 1B 3-H			6-3		6-3		E5 4-3 S 1B		4	1	1	1	0	0	0
Art Howe, R (1, 4) OBP: 0.143, SLG: 0.143 (8, 5)	E5 1-2			F5			1B 3B 1B	L3 1-2		4	1	1	0	0	0	2
Jose Cruz, L (1, 7) OBP: 0.429, SLG: 0.667	G3			3B			1-3 3B 1B	4-3 2-3		4	1	2	0	0	0	3
Alan Ashby, S (1, 2) OBP: 0.286, SLG: 0.571		G3		3-1			1-H 1B 3B 3-H	FC6-4 3-H 1B		4	1	2	3	0	0	1
Ken Forsch, R (1, 1)		S K			S K		S K	FC6-4 1-2f		4	0	0	0	0	3	2
Inning Stats	R: 2 H: 3 E: 2 LOB: 2 K: 1 BB: 0 S: 9 P: 9	R: 0 H: 1 E: 0 LOB: 0 K: 1 BB: 0 S: 5 P: 5	R: 0 H: 0 E: 0 LOB: 0 K: 0 BB: 0 S: 3 P: 3	R: 0 H: 1 E: 0 LOB: 1 K: 0 BB: 0 S: 4 P: 4	R: 0 H: 0 E: 0 LOB: 0 K: 1 BB: 0 S: 5 P: 5	R: 0 H: 0 E: 0 LOB: 0 K: 0 BB: 0 S: 3 P: 3	R: 3 H: 5 E: 0 LOB: 2 K: 1 BB: 0 S: 10 P: 10	R: 1 H: 1 E: 1 LOB: 1 K: 0 BB: 0 S: 5 P: 5		1B: 8 SF: 0 2B: 1 SAC: 1 3B: 2 DP: 0 HR: 0 HBP: 0						

BOTTOM

Atlanta Braves @ Houston Astros

Astrodome, Houston, TX

Sat Apr 07 1979, 7:05 PM EST

Att. 24,325 - Dome

livebaseballscorecards.com

AB	35
R	6
H	11
RBI	6
BB	0
SO	4
LOB	12

WP: 0 PA: 37
PB: 0
SB: 1
CS: 1

PITCHER		IP	WLS	BF	H	R	ER	SO	BB	IBB	HBP	BLK	WP	HR	S	P	ERA	WHIP
Larry McWilliams, L ERA: 7.5	(1, 1)	6.0	L	26	8	5	5	3	0	0	0	0	0	0	32	32	7.50	1.333
Craig Skok, L ERA:	(7, 1)	1.0		5	2	0	0	1	0	0	0	0	0	0	7	7	0.00	2.000
Adrian Devine, R ERA:	(8, 1)	1.0		5	1	1	0	0	0	0	0	0	0	0	5	5	0.00	1.000

PITCHER	IP	WLS	BF	H	R	ER	SO	BB	IBB	HBP	BLK	WP	HR	S	P	ERA	WHIP

Batter	1	2	3	4	5	6	7	8	9	AB	R	H	RBI	BB	SO	LOB
Jerry Royster, R (1, 5) OBP: 0.222, SLG: 0.222	x 0-0 S 1B		x 0-0 1B			S S S 0-3 ① K2-3		x 0-0 ③ F3		4	0	2	0	0	1	0
Glenn Hubbard, R (1, 4) OBP: 0.167, SLG: 0.167	S S S 0-3 ① K 1-2		S S S 0-3 ③ K			x 0-0 1B			x 0-0 ① L5	4	0	1	0	0	2	2
Gary Matthews, R (1, 9) OBP: 0.182, SLG: 0.182	x 0-0 ② F9			x 0-0 ① F9		x 0-0 ② F8			x 0-0 ② 6-3	4	0	0	0	0	0	2
Jeff Burroughs, R (1, 7)	S S S 0-3 ③ K			x 0-0 ② F9		S S S 0-3 ③ K			x 0-0 ③ 4-3	4	0	0	0	0	2	2
Mike Lum, L (1, 3) OBP: 0.100, SLG: 0.100		x 0-0 ① F8		x 0-0 ③ 4-3			x 0-0 ① F8			3	0	0	0	0	0	0
Dale Murphy, R (1, 2) OBP: 0.300, SLG: 0.222		x 0-0 G6-4-3 1B			S S S 0-3 ① K		x 0-0 ② F9			3	0	1	0	0	1	0
Barry Bonnell, R (1, 8) OBP: 0.200, SLG: 0.111		x 0-0 ② ③ G6-4-3 1-2f			x 0-0 FC1-4 1B		x 0-0 ③ F8			3	0	1	0	0	0	1
Pepe Frias, R (1, 6) Bob Beall, S (8, PH) Darrel Chaney, S (8, 6)			x 0-0 ① F9		x 0-0 ② FC1-4 1-2f			x 0-0 ① 3-1		2 1 0	0 0 0	0 0 0	0 0 0	0 0 0	0 0 0	1 0 0
Rick Matula, R (1, 1) Joe Nolan, L (8, PH) Gene Garber, R (8, 1)			x 0-0 ② G3		x 0-0 ③ 1-3			S S S 0-3 ② K		2 1 0	0 0 0	0 0 0	0 0 0	0 0 0	0 1 0	1 0 0
Inning Stats	R: 0 H: 1 E: 0 LOB: 1 K: 2 BB: 0 S: 8 P: 8	R: 0 H: 1 E: 0 LOB: 0 K: 0 BB: 0 S: 3 P: 3	R: 0 H: 1 E: 0 LOB: 1 K: 1 BB: 0 S: 6 P: 6	R: 0 H: 0 E: 0 LOB: 0 K: 0 BB: 0 S: 3 P: 3	R: 0 H: 1 E: 0 LOB: 1 K: 1 BB: 0 S: 6 P: 6	R: 0 H: 1 E: 0 LOB: 1 K: 2 BB: 0 S: 8 P: 8	R: 0 H: 0 E: 0 LOB: 0 K: 0 BB: 0 S: 3 P: 3	R: 0 H: 0 E: 0 LOB: 0 K: 1 BB: 0 S: 5 P: 5	R: 0 H: 0 E: 0 LOB: 0 K: 0 BB: 0 S: 3 P: 3	1B: 5 2B: 0 3B: 0 HR: 0	SF: 0 SAC: 0 DP: 1 HBP: 0						

PITCHER	IP	WLS	BF	H	R	ER	SO	BB	IBB	HBP	BLK	WP	HR	S	P	ERA	WHIP
Joe Niekro, R (1, 1) ERA:	9.0	W	31	5	0	0	7	0	0	0	0	0	0	45	45	0.00	0.556

PITCHER	IP	WLS	BF	H	R	ER	SO	BB	IBB	HBP	BLK	WP	HR	S	P	ERA	WHIP

TOP

Atlanta Braves @ Houston Astros

Astrodome, Houston, TX

Sun Apr 08 1979, 4:33 AM EST

Att. 16,501 - Dome

livebaseballscorecards.com

AB	31
R	0
H	5
RBI	0
BB	0
SO	7
LOB	9

PA: 31

WP: 0
PB: 0
SB: 1
CS: 0

Batter	1	2	3	4	5	6	7	8	9	AB	R	H	RBI	BB	SO	LOB
Terry Puhl, L (1, 9) OBP: 0.500, SLG: 0.455	G3	F8			F6			K		4	1	1	0	0	1	1
Craig Reynolds, L (1, 6) OBP: 0.100, SLG: 0.100	G3		2-3		F9			CS		4	0	1	0	0	0	1
Cesar Cedeno, R (1, 8) OBP: 0.364, SLG: 0.545			K		CS			F9		4	1	2	1	0	1	1
Jose Cruz, L (1, 7) OBP: 0.400, SLG: 0.556	S		E4		CS	1-3				3	0	1	1	0	0	0
Enos Cabell, R (1, 5) (8, 3) OBP: 0.300, SLG: 0.400	5-3		K			5-3				3	0	0	0	0	1	2
Bob Watson, R (1, 3) Rafael Landestoy, S (8, 4)	F7			6-3		F8				3 0	0 0	0 0	0 0	0 0	0 0	1 0
Art Howe, R (1, 4) (8, 5) OBP: 0.100, SLG: 0.100		K		5-3			F8			3	0	0	0	0	1	0
Alan Ashby, S (1, 2) OBP: 0.400, SLG: 0.600		FC2-6					L4			3	0	2	0	0	0	0
Joe Niekro, R (1, 1)		FC2-6		4-3			F9			3	0	0	0	0	0	2
Inning Stats	R: 2 E: 0 K: 0 S: 6 H: 3 LOB: 1 BB: 0 P: 6	R: 0 E: 0 K: 1 S: 6 H: 1 LOB: 1 BB: 0 P: 6	R: 0 E: 1 K: 2 S: 8 H: 0 LOB: 1 BB: 0 P: 8	R: 0 E: 0 K: 0 S: 4 H: 1 LOB: 1 BB: 0 P: 4	R: 0 E: 0 K: 0 S: 3 H: 1 LOB: 0 BB: 0 P: 3	R: 0 E: 0 K: 0 S: 3 H: 0 LOB: 0 BB: 0 P: 3	R: 0 E: 0 K: 0 S: 3 H: 0 LOB: 0 BB: 0 P: 3	R: 0 E: 0 K: 1 S: 5 H: 1 LOB: 0 BB: 0 P: 5		1B: 6 2B: 1 3B: 0 HR: 0 SF: 0 SAC: 0 DP: 0 HBP: 0						

PITCHER	IP	WLS	BF	H	R	ER	SO	BB	IBB	HBP	BLK	WP	HR	S	P	ERA	WHIP
Rick Matula, R (1, 1) ERA: 2.57	7.0	L	27	6	2	2	3	0	0	0	0	0	0	33	33	2.57	0.857
Gene Garber, R (8, 1) ERA:	1.0		3	1	0	0	1	0	0	0	0	0	0	5	5	0.00	1.000

PITCHER	IP	WLS	BF	H	R	ER	SO	BB	IBB	HBP	BLK	WP	HR	S	P	ERA	WHIP

BOTTOM

Atlanta Braves @ Houston Astros

Astrodome, Houston, TX

Sun Apr 08 1979, 4:33 AM EST

Att. 16,501 - Dome

livebaseballscorecards.com

AB	30
R	2
H	7
RBI	2
BB	0
SO	4
LOB	8

WP: 0 PA: 31
PB: 0
SB: 2
CS: 2

Los Angeles Dodgers @ Houston Astros

Astrodome, Houston, TX

Mon Apr 09 1979, 7:05 PM EST

Att. 12,116 - Dome

TOP

livebaseballscorecards.com

Batter	1	2	3	4	5	6	7	8	9	AB	R	H	RBI	BB	SO	LOB
Davey Lopes, R (1, 4) OBP: 0.417, SLG: 0.500	F7		K		5-3			F5		4	0	0	0	0	1	2
Bill Russell, R (1, 6) OBP: 0.545, SLG: 0.762	F8		2-3			HR		FC5-4 1B		4	1	2	1	0	0	1
Reggie Smith, S (1, 9) OBP: 0.318, SLG: 0.389	FC5-4 HBP			K		K		F7		3	0	0	0	0	2	1
Steve Garvey, R (1, 3) OBP: 0.381, SLG: 0.476	FC5-4 1-2f			1-3		K		FC5-4 1-2f		4	0	0	0	0	1	2
Ron Cey, R (1, 5) OBP: 0.409, SLG: 0.412		5-3		K		L8			BB	3	0	0	0	1	1	0
Dusty Baker Jr., R (1, 7) OBP: 0.286, SLG: 0.316		K			1B 2B		K		5-3 1-2	4	1	1	0	0	2	1
Rick Monday, L (1, 8) OBP: 0.400, SLG: 0.333		F5			4-3		S 1B		4-3	3	0	1	0	0	0	1
Derrel Thomas, S (7, PR) (7, 8) OBP: 0.111, SLG: 0.111										1	0	0	0	0	0	1
Joe Ferguson, R (1, 2) OBP: 0.429, SLG: 0.545			F5		SH2-4 1B 2-H		3-1 1-2		IBB	3	0	1	1	1	0	1
Ted Martinez, R (9, PR)										0	0	0	0	0	0	0
Steve Yeager, R (9, 2)										0	0	0	0	0	0	0
Bob Welch, R (1, 1)			HBP		SH2-4 1-2					0	0	0	0	0	0	0
Jerry Reuss, L (6, 1)							K		K	2	0	0	0	0	2	4
Inning Stats	R: 0 E: 0 K: 0 S: 3 H: 0 LOB: 1 BB: 0 P: 4	R: 0 E: 0 K: 1 S: 5 H: 0 LOB: 0 BB: 0 P: 5	R: 0 E: 0 K: 1 S: 5 H: 0 LOB: 1 BB: 0 P: 6	R: 0 E: 0 K: 2 S: 7 H: 0 LOB: 0 BB: 0 P: 7	R: 1 E: 0 K: 0 S: 5 H: 2 LOB: 1 BB: 0 P: 5	R: 1 E: 0 K: 2 S: 8 H: 1 LOB: 0 BB: 0 P: 8	R: 0 E: 0 K: 2 S: 8 H: 1 LOB: 2 BB: 0 P: 8	R: 0 E: 0 K: 0 S: 4 H: 1 LOB: 1 BB: 0 P: 4	R: 0 E: 0 K: 1 S: 5 H: 0 LOB: 2 BB: 2 P: 13	1B: 3 2B: 1 3B: 0 HR: 1 SF: 0 SAC: 1 DP: 0 HBP: 2	WP: 0 PB: 0 SB: 2 CS: 0 PA: 36					

	AB	31
	R	2
	H	5
	RBI	2
	BB	2
	SO	9
	LOB	14

PITCHER		IP	WLS	BF	H	R	ER	SO	BB	IBB	HBP	BLK	WP	HR	S	P	ERA	WHIP
Vern Ruhle, R ERA: 2.25	(1, 1)	8.0	L	31	5	2	2	8	0	0	2	0	0	1	45	47	2.25	0.625
Joaquin Andujar, R ERA:	(9, 1)	1.0		5	0	0	0	1	1	1	0	0	0	0	5	13	0.00	1.000

PITCHER	IP	WLS	BF	H	R	ER	SO	BB	IBB	HBP	BLK	WP	HR	S	P	ERA	WHIP

Los Angeles Dodgers @ Houston Astros

Astrodome, Houston, TX

Mon Apr 09 1979, 7:05 PM EST

Att. 12,116 - Dome

livebaseballscorecards.com

Batter	1	2	3	4	5	6	7	8	9	AB	R	H	RBI	BB	SO	LOB
Terry Puhl, L (1, 9) OBP: 0.375, SLG: 0.333	F8		F7		1-3			4-3		4	0	0	0	0	0	3
Craig Reynolds, L (1, 6) OBP: 0.071, SLG: 0.071	F3			F8		1-6-3		G3		4	0	0	0	0	0	0
Cesar Cedeno, R (1, 8) OBP: 0.333, SLG: 0.467	F9			5-3		5-3			SH1-4 1B	4	0	1	0	0	0	0
Jose Cruz, L (1, 7) OBP: 0.308, SLG: 0.417		L8		K		4-3			SH1-4 1-2	3	0	0	0	0	1	0
Julio Gonzalez, R (9, PH)										0	0	0	0	0	0	0
Enos Cabell, R (1, 5) OBP: 0.357, SLG: 0.385		L3			1B G3 1B		SH1-4 BB		F6	3	1	1	0	1	0	1
Bob Watson, R (1, 3)		K			F8		SH1-4 1-2		6-3	3	0	0	0	0	1	2
Art Howe, R (1, 4) OBP: 0.154, SLG: 0.154			F7		G3 1-3 1B		6-3			3	0	1	0	0	0	1
Alan Ashby, S (1, 2) OBP: 0.385, SLG: 0.538			SH3 1B		G3 1-2 3-H		6-3			3	0	1	1	0	0	2
Vern Ruhle, R (1, 1)			SH3 1-2		BB			6-3		0	0	0	0	1	0	0
Jesus Alou, R (8, PH)										1	0	0	0	0	0	0
Joaquin Andujar, S (9, 1)										0	0	0	0	0	0	0

Inning Stats	1	2	3	4	5	6	7	8	9		
	R: 0 H: 0	R: 0 H: 0	R: 0 H: 1	R: 0 H: 0	R: 1 H: 2	R: 0 H: 0	R: 0 H: 0	R: 0 H: 0	R: 0 H: 1	1B: 4 SF: 0	WP: 0 PA: 33
	E: 0 LOB: 0	E: 0 LOB: 0	E: 0 LOB: 1	E: 0 LOB: 0	E: 0 LOB: 2	E: 0 LOB: 0	E: 0 LOB: 1	E: 0 LOB: 0	E: 0 LOB: 1	2B: 0 SAC: 3	PB: 0
	K: 0 BB: 0	K: 1 BB: 0	K: 0 BB: 0	K: 1 BB: 0	K: 0 BB: 1	K: 0 BB: 0	K: 0 BB: 1	K: 0 BB: 0	K: 0 BB: 0	3B: 0 DP: 0	SB: 0
	S: 3 P: 3	S: 5 P: 5	S: 4 P: 4	S: 5 P: 5	S: 5 P: 9	S: 3 P: 3	S: 3 P: 7	S: 3 P: 3	S: 4 P: 4	HR: 0 HBP: 0	CS: 0

PITCHER		IP	WLS	BF	H	R	ER	SO	BB	IBB	HBP	BLK	WP	HR	S	P	ERA	WHIP
Bob Welch, R ERA: 1.8	(1, 1)	5.0	W	19	3	1	1	2	1	0	0	0	0	0	22	26	1.80	0.800
Jerry Reuss, L ERA:	(6, 1)	4.0	S	14	1	0	0	0	1	0	0	0	0	0	13	17	0.00	0.500

PITCHER	IP	WLS	BF	H	R	ER	SO	BB	IBB	HBP	BLK	WP	HR	S	P	ERA	WHIP

AB	28
R	1
H	4
RBI	1
BB	2
SO	2
LOB	9

Batter	1	2	3	4	5	6	7	8	9	AB	R	H	RBI	BB	SO	LOB
Davey Lopes, R (1, 4) OBP: 0.379, SLG: 0.409	4-3		K		BB		K		K	4	0	0	0	1	3	2
Bill Russell, R (1, 6) OBP: 0.538, SLG: 0.708	CS 1B			L6	F7			FC4-6 BB		3	0	1	0	1	0	2
Reggie Smith, S (1, 9) OBP: 0.308, SLG: 0.364	F8			K WP S		1B S 1B		FC4-6 PB S		4	0	1	0	0	1	2
Derrel Thomas, S (8, PR) OBP: 0.111, SLG: 0.111 (8, 8)	1-2							1-2f		0	0	0	0	0	0	0
Steve Garvey, R (1, 3) OBP: 0.360, SLG: 0.440		5-3		F8		WP		K		4	0	1	0	0	1	2
				1-2		1-3		1-3								
Ron Cey, R (1, 5) OBP: 0.423, SLG: 0.450		2B		K		K		BB		3	0	1	0	1	2	3
				2-3		1-2										
Dusty Baker Jr., R (1, 7) OBP: 0.280, SLG: 0.304		K			WP 2B 1B	K		K		4	1	1	0	0	3	5
Rick Monday, L (1, 8) OBP: 0.286, SLG: 0.231 (8, 9)		4-3			K	K			G3	4	0	0	0	0	2	4
					1-2											
Joe Ferguson, R (1, 2) OBP: 0.444, SLG: 0.571			K		WP 2B	6-3			F8 WP BB	3	0	1	1	1	1	0
Ted Martinez, R (9, PR)					2-H					0	0	0	0	0	0	0
Burt Hooton, R (1, 1) OBP: 0.200, SLG: 0.400			6-3		F7	F8			F8	2	0	0	0	0	0	1
Gary Thomasson, L (7, PH)										1	0	0	0	0	0	0
Charlie Hough, R (7, 1)									1-3	0	0	0	0	0	0	0
Von Joshua, L (9, PH)										1	0	0	0	0	0	1
Inning Stats	R: 0 E: 0 K: 0 S: 3 H: 1 LOB: 0 BB: 0 P: 3	R: 0 E: 0 K: 1 S: 6 H: 1 LOB: 1 BB: 0 P: 6	R: 0 E: 0 K: 2 S: 7 H: 0 LOB: 0 BB: 0 P: 7	R: 0 E: 0 K: 2 S: 8 H: 0 LOB: 1 BB: 0 P: 8	R: 1 E: 0 K: 1 S: 7 H: 2 LOB: 2 BB: 1 P: 11	R: 0 E: 0 K: 3 S: 11 H: 2 LOB: 2 BB: 0 P: 11	R: 0 E: 0 K: 1 S: 5 H: 0 LOB: 0 BB: 0 P: 5	R: 0 E: 0 K: 2 S: 7 H: 0 LOB: 2 BB: 2 P: 15	R: 0 E: 0 K: 1 S: 5 H: 0 LOB: 2 BB: 1 P: 9	1B: 4 2B: 2 3B: 0 HR: 0	SF: 0 SAC: 0 DP: 0 HBP: 0						

PITCHER		IP	W/L/S	BF	H	R	ER	SO	BB	IBB	HBP	BLK	WP	HR	S	P	ERA	WHIP
J.R. Richard, R ERA: 1.26	(1, 1)	9.0	W	37	6	1	1	13	4	0	0	0	6	0	59	75	1.00	1.111

PITCHER		IP	W/L/S	BF	H	R	ER	SO	BB	IBB	HBP	BLK	WP	HR	S	P	ERA	WHIP

TOP

Los Angeles Dodgers @ Houston Astros

Astrodome, Houston, TX

Tue Apr 10 1979, 7:05 PM EST

Att. 14,091 - Dome

livebaseballscorecards.com

AB	33
R	1
H	6
RBI	1
BB	4
SO	13
LOB	22

1B: 4	SF: 0	WP: 6	PA: 37
2B: 2	SAC: 0	PB: 1	
3B: 0	DP: 0	SB: 3	
HR: 0	HBP: 0	CS: 1	

BOTTOM

Los Angeles Dodgers @ Houston Astros

Astrodome, Houston, TX

Tue Apr 10 1979, 7:05 PM EST

Att. 14,091 - Dome

livebaseballscorecards.com

Batter	1	2	3	4	5	6	7	8	9	AB	R	H	RBI	BB	SO	LOB
Terry Puhl, L (1, 9) OBP: 0.300, SLG: 0.263	4-3		K		F5			F5		4	0	0	0	0	1	1
Craig Reynolds, L (1, 6) OBP: 0.056, SLG: 0.056	K			G3	G3			4-3		4	0	0	0	0	1	0
Cesar Cedeno, R (1, 8) OBP: 0.368, SLG: 0.579	6-3			2B		K		2B		4	1	2	0	0	1	0
Jose Cruz, L (1, 7) OBP: 0.353, SLG: 0.467		K		2B		F7		BB		3	1	1	1	1	1	0
Enos Cabell, R (1, 5) (8, 3) OBP: 0.333, SLG: 0.412		F4		2B		F9		K		4	0	1	1	0	1	2
Bob Watson, R (1, 3) Rafael Landestoy, S (8, 4)		F4		F9			F7			3 0	0 0	0 0	0 0	0 0	0 0	1 0
Art Howe, R (1, 4) (8, 5) OBP: 0.188, SLG: 0.133			4-3	BB			G3			2	0	0	0	1	0	0
Bruce Bochy, R (1, 2) OBP: 0.667, SLG: 0.500			FC5-4 1B	K			BB			2	0	1	0	1	1	2
J.R. Richard, R (1, 1)			FC5-4		5-3		F9			3	0	0	0	0	0	2
Inning Stats	R: 0 E: 0 K: 1 S: 5 H: 0 LOB: 0 BB: 0 P: 5	R: 0 E: 0 K: 1 S: 5 H: 0 LOB: 0 BB: 0 P: 5	R: 0 E: 0 K: 1 S: 6 H: 1 LOB: 1 BB: 0 P: 6	R: 2 E: 0 K: 1 S: 8 H: 3 LOB: 2 BB: 1 P: 12	R: 0 E: 0 K: 0 S: 3 H: 0 LOB: 0 BB: 0 P: 3	R: 0 E: 0 K: 1 S: 5 H: 0 LOB: 0 BB: 0 P: 5	R: 0 E: 0 K: 0 S: 3 H: 0 LOB: 1 BB: 1 P: 7	R: 0 E: 0 K: 1 S: 6 H: 1 LOB: 2 BB: 1 P: 10		1B: 1 2B: 4 3B: 0 HR: 0 SF: 0 SAC: 0 DP: 0 HBP: 0						

	AB	29
	R	2
	H	5
	RBI	2
	BB	3
	SO	6
	LOB	8

WP: 0 PA: 32
PB: 0
SB: 0
CS: 0

PITCHER		IP	WLS	BF	H	R	ER	SO	BB	IBB	HBP	BLK	WP	HR	S	P	ERA	WHIP
Burt Hooton, R ERA: 3.14	(1, 1)	6.0	L	23	4	2	2	5	1	0	0	0	0	0	32	36	3.00	0.833
Charlie Hough, R ERA: 1.42	(7, 1)	2.0		9	1	0	0	1	2	0	0	0	0	0	9	17	0.00	1.500

PITCHER	IP	WLS	BF	H	R	ER	SO	BB	IBB	HBP	BLK	WP	HR	S	P	ERA	WHIP

Batter	1	2	3	4	5	6	7	8	9	AB	R	H	RBI	BB	SO	LOB
Davey Lopes, R (1, 4) OBP: 0.353, SLG: 0.370	0-0 E 1B	0-0 FC5-2 1B 1-2 2-3 3-Hf		0-0 F8			0-0 F7		0-0 F7	5	0	1	0	0	0	4
Bill Russell, R (1, 6) OBP: 0.516, SLG: 0.690	0-0 1-3 1-2	0-0 1B 1-2 2-H 3-H			0-0 F8		0-0 2B		0-0 G1-6-3 1-2f	5	0	2	1	0	0	2
Gary Thomasson, L (1, 9) OBP: 0.409, SLG: 0.471	0-0 F8		0-0 F7		4-0 BB		0-0 F8			3	0	0	0	1	0	2
Steve Garvey, R (1, 3) OBP: 0.345, SLG: 0.414	0-0 4-3		0-0 S E 1B		0-0 F9			0-0 F6		4	1	1	0	0	0	2
Ron Cey, R (1, 5) OBP: 0.433, SLG: 0.435		4-0 BB 1B 1B BB	0-3 K 1-2		0-0 4-3			0-0 1B		3	1	1	0	1	1	2
Dusty Baker Jr., R (1, 7) OBP: 0.310, SLG: 0.333		0-0 1B BB FC5-2 1-2 1B	0-0 E5 2-H 1B			0-0 F9		0-3 K		4	0	2	0	0	1	1
Rick Monday, L (1, 8) OBP: 0.278, SLG: 0.235		0-3 K	0-3 K			0-0 F8		0-0 1-2 1B		4	0	1	0	0	2	3
Joe Ferguson, R (1, 2) OBP: 0.409, SLG: 0.471		4-0 FC5-2 1B 1B 1-2 2-3 BB		0-3 K		0-0 6-3		0-3 K		3	1	0	0	1	2	2
Don Sutton, R (1, 1) OBP: 0.200, SLG: 0.200	0-0 FC5-2 1B 1-2 2-3 3-H			0-0 5-3			0-0 2-3		0-0 G1-6-3 1B	2	0	1	1	0	0	0
Vic Davalillo, L (7, PH)										1	0	0	0	0	0	0
Charlie Hough, R (7, 1)										0	0	0	0	0	0	0
Lance Rautzhan, R (8, 1)										0	0	0	0	0	0	0
Von Joshua, L (9, PH) OBP: 0.500, SLG: 0.500										1	0	1	0	0	0	0
Inning Stats	R: 0 E: 1 K: 0 S: 4 H: 1 LOB: 1 BB: 0 P: 4	R: 2 E: 0 K: 1 S: 7 H: 3 LOB: 2 BB: 2 P: 15	R: 1 E: 1 K: 2 S: 9 H: 2 LOB: 1 BB: 0 P: 9	R: 0 E: 0 K: 1 S: 5 H: 0 LOB: 0 BB: 0 P: 5	R: 0 E: 0 K: 0 S: 3 H: 0 LOB: 1 BB: 1 P: 7	R: 0 E: 0 K: 0 S: 3 H: 0 LOB: 0 BB: 0 P: 3	R: 0 E: 0 K: 0 S: 4 H: 1 LOB: 1 BB: 0 P: 4	R: 0 E: 0 K: 2 S: 9 H: 2 LOB: 2 BB: 0 P: 9	R: 0 E: 0 K: 0 S: 3 H: 1 LOB: 0 BB: 0 P: 3	1B: 9 2B: 1 3B: 0 HR: 0 SF: 0 SAC: 0 DP: 1 HBP: 0						

PITCHER	IP	WLS	BF	H	R	ER	SO	BB	IBB	HBP	BLK	WP	HR	S	P	ERA	WHIP
Ken Forsch, R (1, 1) ERA: 1.0	9.0	W	38	10	3	2	6	3	0	0	0	0	0	47	59	2.00	1.444

PITCHER	IP	WLS	BF	H	R	ER	SO	BB	IBB	HBP	BLK	WP	HR	S	P	ERA	WHIP

TOP

Los Angeles Dodgers @ Houston Astros

Astrodome, Houston, TX

Wed Apr 11 1979, 7:05 PM EST

Att. 15,964 - Dome

livebaseballscorecards.com

AB	35
R	3
H	10
RBI	2
BB	3
SO	6
LOB	18

WP: 0	PA: 38																
PB: 0																	
SB: 1																	
CS: 0																	

BOTTOM

Los Angeles Dodgers @ Houston Astros

Astrodome, Houston, TX

Wed Apr 11 1979, 7:05 PM EST

Att. 15,964 - Dome

livebaseballscorecards.com

Batter	1	2	3	4	5	6	7	8	9	AB	R	H	RBI	BB	SO	LOB
Terry Puhl, L (1, 9) OBP: 0.240, SLG: 0.208	F5		5-3		F6		1-3	G3		5	0	0	0	0	0	5
Craig Reynolds, L (1, 6) OBP: 0.043, SLG: 0.043	F8		F8		F7		F3	K		5	0	0	0	0	1	5
Cesar Cedeno, R (1, 8) OBP: 0.391, SLG: 0.696	F5		F8		HR (1-H, 2-H)			1B (WP)		4	2	2	3	0	0	0
Jeffrey Leonard, R (9, 8)										0	0	0	0	0	0	0
Jose Cruz, L (1, 7) OBP: 0.476, SLG: 0.563		2B (1B)		BB (1B, SF7)	BB (S)			BB (WP, 1B, SF8; 1-2)		1	3	1	0	3	0	0
Enos Cabell, R (1, 5) OBP: 0.409, SLG: 0.476 (9, 3)	1B (2-H)		1B (SF7, S; 1-3 CS)		5-3 (1-2)			1B (SF8, WP; 1-2, 2-H)		4	2	3	2	0	0	1
Bob Watson, R (1, 3) OBP: 0.100, SLG: 0.056 Rafael Landestoy, S (8, PR) (9, 4)	FC5-4 1B (2-H)		SF7 (1-3, 3-H)		F7			BB (SF8, 1B; 1-2, 2-3)		2	0	1	2	1	0	0
										0	1	0	0	0	0	0
Art Howe, R (1, 4) OBP: 0.150, SLG: 0.111 (9, 5)	FC5-4 (1-2f)		K (3-H)		L6			SF8 (1-2, 2-3, 3-H)		3	0	0	1	0	1	2
Alan Ashby, S (1, 2) OBP: 0.412, SLG: 0.500	K				BB (E, HR)	F8		1B (2B; 2-H, 3-H)		3	1	1	2	1	1	1
Ken Forsch, R (1, 1) OBP: 0.125, SLG: 0.250	K				E3 (HR; 1-2)		6-3	2B (1-3)		4	1	1	0	0	1	2
Inning Stats	R: 0 E: 0 K: 0 S: 3 H: 0 LOB: 0 BB: 0 P: 3	R: 2 E: 0 K: 2 S: 10 H: 3 LOB: 1 BB: 0 P: 10	R: 0 E: 0 K: 0 S: 3 H: 0 LOB: 0 BB: 0 P: 3	R: 1 E: 0 K: 1 S: 5 H: 1 LOB: 0 BB: 1 P: 9	R: 3 E: 1 K: 0 S: 5 H: 1 LOB: 1 BB: 2 P: 13	R: 0 E: 0 K: 0 S: 3 H: 0 LOB: 0 BB: 0 P: 3	R: 0 E: 0 K: 0 S: 3 H: 0 LOB: 0 BB: 0 P: 3	R: 4 E: 0 K: 1 S: 9 H: 4 LOB: 3 BB: 2 P: 17		1B: 6 2B: 2 3B: 0 HR: 1	SF: 2 SAC: 0 DP: 0 HBP: 0					

	AB	31
	R	10
	H	9
	RBI	10
	BB	5
	SO	4
	LOB	16

WP: 2 PB: 0 SB: 2 CS: 1 PA: 38

PITCHER		IP	WLS	BF	H	R	ER	SO	BB	IBB	HBP	BLK	WP	HR	S	P	ERA	WHIP
Don Sutton, R ERA: 2.4	(1, 1)	6.0	L	26	5	6	3	3	3	0	0	0	0	1	29	41	4.50	1.333
Charlie Hough, R ERA: 5.87	(7, 1)	1.1		10	4	4	4	0	2	0	0	0	2	0	8	16	27.00	4.500
Lance Rautzhan, L ERA: 3.38	(8, 1)	0.2		2	0	0	0	1	0	0	0	0	0	0	4	4	0.00	0.000

PITCHER	IP	WLS	BF	H	R	ER	SO	BB	IBB	HBP	BLK	WP	HR	S	P	ERA	WHIP

Houston Astros @ San Francisco Giants

Candlestick Park, San Francisco, CA

Fri Apr 13 1979, 9:05 PM EST

Att. 16,822 - Unknown

TOP

livebaseballscorecards.com

Batter	1	2	3	4	5	6	7	8	9	AB	R	H	RBI	BB	SO	LOB
Terry Puhl, L (1, 9) OBP: 0.267, SLG: 0.241	F9		5-3		F2		1B	2-3 1B		5	0	2	0	0	0	0
Craig Reynolds, L (1, 6) OBP: 0.111, SLG: 0.148	F9		1B			FC4-6 FC5-4 2B	F9	F6		4	1	2	0	0	0	1
Tom Dixon, R (7, 1)										0	0	0	0	0	0	0
Jesus Alou, R (8, PH)										1	0	0	0	0	0	2
Joe Sambito, L (8, 1)										0	0	0	0	0	0	0
Cesar Cedeno, R (1, 8) OBP: 0.360, SLG: 0.640	K		F9			BBBB FC4-6 BB		BB E 1B	SSS K	2	0	0	0	0	1	1
Jeffrey Leonard, R (5, 8) OBP: 0.667, SLG: 0.500										2	1	1	0	1	1	0
Jose Cruz, L (1, 7) OBP: 0.462, SLG: 0.500		5-3 2B 1B		F9		FC4-6 FC5-4 1-2f 2-3		BBBB E 1-2 1B BB	SSS K	4	2	1	0	1	1	2
Enos Cabell, R (1, 5) OBP: 0.333, SLG: 0.385	5-3 1-2			F9		FC5-4 S 1-2f 3-H		E6 BB 1B 1-3 2-H	6-3	5	1	0	1	0	0	3
Bob Watson, R (1, 3) OBP: 0.208, SLG: 0.190	2-H 2B			1B		F4 1-2		BBBB 1B 6-3 1-2 BB		3	1	2	1	1	0	1
Art Howe, R (1, 4) OBP: 0.208, SLG: 0.318	6-3			F9			HR	1B 6-3 1-3 2-H 3-H 1B		4	1	2	3	0	0	2
Alan Ashby, S (1, 2) OBP: 0.350, SLG: 0.421	SSS K				SSS K		SSS K	F8		3	0	0	0	0	3	1
Bruce Bochy, R (8, PH) OBP: 0.500, SLG: 0.333										1	0	0	0	0	0	2
(8, 2)																
Joe Niekro, R (1, 1)			5-3		F8		6-3	6-3 1-2 3-H		1	0	0	0	0	0	0
Gary Wilson, R (4, 1)										0	0	0	0	0	0	0
Jimmy Sexton, R (5, PH)										1	0	0	0	0	0	0
Frank Riccelli, L (5, 1)										0	0	0	0	0	0	0
Rafael Landestoy, S (7, PH)										2	0	0	1	0	0	1
(7, 6)																

AB	38
R	7
H	10
RBI	6
BB	3
SO	6
LOB	16

Inning Stats										
	R: 0 H: 0 E: 0 LOB: 0 K: 1 BB: 0 S: 5 P: 5	R: 1 H: 2 E: 0 LOB: 1 K: 1 BB: 0 S: 7 P: 7	R: 0 H: 1 E: 0 LOB: 1 K: 0 BB: 0 S: 4 P: 4	R: 0 H: 1 E: 0 LOB: 1 K: 0 BB: 0 S: 4 P: 4	R: 0 H: 0 E: 0 LOB: 0 K: 1 BB: 0 S: 5 P: 5	R: 1 H: 1 E: 0 LOB: 1 K: 0 BB: 1 S: 4 P: 8	R: 1 H: 2 E: 0 LOB: 1 K: 1 BB: 0 S: 7 P: 7	R: 4 H: 3 E: 1 LOB: 2 K: 0 BB: 2 S: 7 P: 15	R: 0 H: 0 E: 0 LOB: 0 K: 2 BB: 0 S: 7 P: 7	1B: 7 SF: 0 2B: 2 SAC: 0 3B: 0 DP: 0 HR: 1 HBP: 0	WP: 0 PA: 41 PB: 0 SB: 1 CS: 0

PITCHER		IP	WLS	BF	H	R	ER	SO	BB	IBB	HBP	BLK	WP	HR	S	P	ERA	WHIP
Ed Halicki, R ERA: 2.25	(1, 1)	7.0	W	29	7	3	3	4	1	0	0	0	0	1	36	40	3.86	1.143
John Curtis, L ERA: 40.5	(8, 1)	0.0		3	1	3	2	0	1	0	0	0	0	0	2	6	∞	∞
Joe Coleman, R ERA:	(8, 1)	0.0		2	1	0	0	0	1	0	0	0	0	0	1	5	∞	∞
Gary Lavelle, L ERA:	(8, 1)	2.0	S	7	1	1	0	2	0	0	0	0	0	0	11	11	0.00	0.500

PITCHER	IP	WLS	BF	H	R	ER	SO	BB	IBB	HBP	BLK	WP	HR	S	P	ERA	WHIP

BOTTOM

Houston Astros @ San Francisco Giants

Candlestick Park, San Francisco, CA

Fri Apr 13 1979, 9:05 PM EST

Att. 16,822 - Unknown

livebaseballscorecards.com

Batter	1	2	3	4	5	6	7	8	9	AB	R	H	RBI	BB	SO	LOB
Bill North, S (1, 8) OBP: 0.306, SLG: 0.167 Larry Herndon, R (7, 8)	BBBB 4-0 2B 1B BB	SSS 0-3 ③ K		BBBB 4-0 WP 1B 1-2 HR BB		SSS 0-3 ① K		SSS 0-3 ③ K		2 1	2 0	0 0	0 0	2 0	2 1	0 0
Terry Whitfield, L (1, 7) OBP: 0.353, SLG: 0.387	x 0-0 1-3 1B 2B		x 0-0 ① G3	x 0-0 WP HR 1-2 2-3 1B		SSS 0-3 ② K				4	2	2	0	0	1	0
Bill Madlock, R (1, 4) OBP: 0.200, SLG: 0.194	x 0-0 FC6-4 2-H 3-H 1B		x 0-0 ② F8	x 0-0 ② SF8 3-H		BBBB 4-0 BB				2	0	1	3	1	0	0
Jack Clark, R (1, 9) OBP: 0.441, SLG: 0.571	x 0-0 ① FC6-4 BB 1-2f		x 0-0 1B 3B	x 0-0 1-H 2-H HR		x 0-0 ③ F8				4	2	2	3	0	0	2
Darrell Evans, L (1, 5) OBP: 0.371, SLG: 0.433	BBBB 4-0 FC6-4 1-2 BB		BBBB 4-0 E 1B WP BB	x 0-0 ③ F4			x 0-0 ① G3			2	1	0	0	2	0	0
Mike Ivie, R (1, 3) OBP: 0.455, SLG: 0.621	SSS 0-3 ② K		x 0-0 E7 1-3 3-H 1B		x 0-0 ① F8		x 0-0 ② L5			4	0	1	1	0	1	2
Marc Hill, R (1, 2) OBP: 0.233, SLG: 0.148 John Curtis, L (8, 1) Joe Coleman, R (8, 1) Gary Lavelle, S (8, 1)	x 0-0 ③ FC6-4 1-2f		x 0-0 ③ 4-3 3-H		x 0-0 1B		x 0-0 ③ 5-3			4 0 0 0	0 0 0 0	1 0 0 0	0 0 0 0	0 0 0 0	0 0 0 0	3 0 0 0
Roger Metzger, S (1, 6) OBP: 0.269, SLG: 0.320		x 0-0 ① G3		x 0-0 ① G3	x 0-0 ② F9			x 0-0 ① F9		4	0	0	0	0	0	1
Ed Halicki, R (1, 1) OBP: 0.200, SLG: 0.200 Mike Sadek, R (8, 2)		SSS 0-3 ② K		x 0-0 1B BB SF8 1B	SSS 0-3 ③ K			SSS 0-3 ② K		3 1	1 0	1 0	0 0	0 0	2 1	1 0
Inning Stats	R: 2 H: 2 E: 0 LOB: 2 K: 1 BB: 2 S: 7 P: 15	R: 0 H: 0 E: 0 LOB: 0 K: 2 BB: 0 S: 7 P: 7	R: 2 H: 2 E: 1 LOB: 1 K: 0 BB: 1 S: 5 P: 9	R: 4 H: 3 E: 0 LOB: 0 K: 0 BB: 1 S: 6 P: 10	R: 0 H: 1 E: 0 LOB: 1 K: 1 BB: 0 S: 6 P: 6	R: 0 H: 0 E: 0 LOB: 1 K: 2 BB: 1 S: 7 P: 11	R: 0 H: 0 E: 0 LOB: 0 K: 0 BB: 0 S: 3 P: 3	R: 0 H: 0 E: 0 LOB: 0 K: 2 BB: 0 S: 7 P: 7		1B: 5 SF: 1 2B: 1 SAC: 0 3B: 1 DP: 0 HR: 1 HBP: 0						

	AB	31
	R	8
	H	8
	RBI	7
	BB	5
	SO	8
	LOB	9

WP: 2 PA: 37
PB: 0
SB: 0
CS: 0

PITCHER		IP	WLS	BF	H	R	ER	SO	BB	IBB	HBP	BLK	WP	HR	S	P	ERA	WHIP
Joe Niekro, R ERA: 4.38	(1, 1)	3.1	L	20	6	7	6	3	4	0	0	0	1	0	22	38	16.20	3.000
Gary Wilson, R ERA: 13.5	(4, 1)	0.2		3	1	1	1	0	0	0	0	0	1	1	3	3	13.50	1.500
Frank Riccelli, L ERA:	(5, 1)	2.0		8	1	0	0	3	1	0	0	0	0	0	13	17	0.00	1.000
Tom Dixon, R ERA:	(7, 1)	1.0		3	0	0	0	0	0	0	0	0	0	0	3	3	0.00	0.000
Joe Sambito, L ERA:	(8, 1)	1.0		3	0	0	0	2	0	0	0	0	0	0	7	7	0.00	0.000

PITCHER	IP	WLS	BF	H	R	ER	SO	BB	IBB	HBP	BLK	WP	HR	S	P	ERA	WHIP

Batter	1	2	3	4	5	6	7	8	9	AB	R	H	RBI	BB	SO	LOB
Terry Puhl, L (1, 9) OBP: 0.265, SLG: 0.242	K		4-3			F9		1B SF8 1B		4	1	1	0	0	1	0
Craig Reynolds, L (1, 6) OBP: 0.161, SLG: 0.258	4-3		3B			F9		1-3 FC5-4 1B		4	0	2	0	0	0	0
Jeffrey Leonard, R (1, 8) OBP: 0.571, SLG: 0.800	2B		5-3			1B 1B		SF8 3-H		3	0	2	1	0	0	1
Bob Watson, R (1, 3) OBP: 0.250, SLG: 0.240	6-3			FC1-6 1B		1-3 1B		FC5-4 1-2f		4	0	2	0	0	0	2
Rafael Landestoy, S (8, PR) (8, 4)										0	0	0	0	0	0	0
Enos Cabell, R (1, 5) OBP: 0.290, SLG: 0.333 (8, 3)		6-3		FC1-6 G4-6-3 1-2f		1-3		K		4	0	0	0	0	1	4
Art Howe, R (1, 4) OBP: 0.250, SLG: 0.385 (8, 5)		2B		G4-6-3 1-2f			FC5-4 1B		F4	4	0	2	0	0	0	1
Jose Cruz, L (1, 7) OBP: 0.400, SLG: 0.417		F5			G3		K		1-3	4	0	0	0	0	1	2
Alan Ashby, S (1, 2) OBP: 0.304, SLG: 0.364		K			K		K		K	3	0	0	0	0	3	2
Jesus Alou, R (9, PH)										1	0	0	0	0	1	0
Vern Ruhle, R (1, 1)			K		L6		FC5-4 1-2f			2	0	0	0	0	1	0
Cesar Cedeno, R (7, PH) OBP: 0.346, SLG: 0.615										1	0	0	0	0	0	1
Joe Sambito, L (7, 1)										0	0	0	0	0	0	0
Inning Stats	R: 0 H: 1 E: 0 LOB: 1 K: 1 BB: 0 S: 6 P: 6	R: 0 H: 1 E: 0 LOB: 1 K: 1 BB: 0 S: 6 P: 6	R: 0 H: 1 E: 0 LOB: 1 K: 1 BB: 0 S: 6 P: 6	R: 0 H: 1 E: 0 LOB: 0 K: 0 BB: 0 S: 3 P: 3	R: 0 H: 0 E: 0 LOB: 0 K: 1 BB: 0 S: 5 P: 5	R: 0 H: 2 E: 0 LOB: 2 K: 0 BB: 0 S: 5 P: 5	R: 0 H: 1 E: 0 LOB: 1 K: 2 BB: 0 S: 8 P: 8	R: 1 H: 2 E: 0 LOB: 1 K: 1 BB: 0 S: 7 P: 7	R: 0 H: 0 E: 0 LOB: 0 K: 1 BB: 0 S: 5 P: 5	1B: 6 SF: 1 2B: 2 SAC: 0 3B: 1 DP: 1 HR: 0 HBP: 0						

TOP

Houston Astros @ San Francisco Giants

Candlestick Park, San Francisco, CA

Sat Apr 14 1979, 6:33 AM EST

Att. 15,931 - Unknown - 62 F

livebaseballscorecards.com

AB	34
R	1
H	9
RBI	1
BB	0
SO	8
LOB	13

PITCHER	IP	WLS	BF	H	R	ER	SO	BB	IBB	HBP	BLK	WP	HR	S	P	ERA	WHIP
Vida Blue, L (1, 1) ERA: 2.67	9.0	W	35	9	1	1	8	0	0	0	0	0	0	51	51	1.00	1.000

PITCHER	IP	WLS	BF	H	R	ER	SO	BB	IBB	HBP	BLK	WP	HR	S	P	ERA	WHIP

Batter	1	2	3	4	5	6	7	8	9	AB	R	H	RBI	BB	SO	LOB
Bill North, S (1, 8) OBP: 0.300, SLG: 0.152 Larry Herndon, R (9, 8)	4-3		4-3		FC3-6 S 1-2f			BBB 4-0 SH1-3 BB		3 0	0 0	0 0	0 0	1 0	0 0	1 0
Terry Whitfield, L (1, 7) OBP: 0.351, SLG: 0.382	F7			PB 1B FC3-6 1B	4-3 1-2			SH1-3 1-2		3	1	1	0	0	0	1
Bill Madlock, R (1, 4) OBP: 0.179, SLG: 0.171 Rob Andrews, R (9, 4) OBP: 1.000, SLG: 1.000	F3			F7		4-3		F9		4 0	0 0	0 0	0 0	0 0	0 0	2 0
Jack Clark, R (1, 9) OBP: 0.459, SLG: 0.567		BBB 4-0 1B BB		FC3-6 1-2 1B		SSS 0-3 K				2	0	1	0	1	1	0
Darrell Evans, L (1, 5) OBP: 0.368, SLG: 0.424		G6-4-3 1-2 1B		FC3-6 3B 1-2f 2-H		F6				3	1	1	1	0	0	1
Mike Ivie, R (1, 3) OBP: 0.444, SLG: 0.656		F8		3B 3-H			5-3			3	0	1	1	0	0	2
Marc Hill, R (1, 2) OBP: 0.212, SLG: 0.133		G6-4-3 1-2f		F8			4-3			3	0	0	0	0	0	3
Roger Metzger, S (1, 6) OBP: 0.241, SLG: 0.286	4-3				L3		F9			3	0	0	0	0	0	0
Vida Blue, S (1, 1)	SSS 0-3 K		BBB 4-0 FC3-6 BB					6-3		2	0	0	0	1	1	0
Inning Stats	R: 0 E: 0 K: 0 S: 3 H: 0 LOB: 0 BB: 0 P: 3	R: 0 E: 0 K: 0 S: 3 H: 1 LOB: 1 BB: 1 P: 7	R: 0 E: 0 K: 1 S: 5 H: 0 LOB: 0 BB: 0 P: 5	R: 2 E: 1 K: 0 S: 6 H: 3 LOB: 1 BB: 0 P: 6	R: 0 E: 0 K: 0 S: 3 H: 0 LOB: 1 BB: 1 P: 7	R: 0 E: 0 K: 1 S: 5 H: 0 LOB: 0 BB: 0 P: 5	R: 0 E: 0 K: 0 S: 3 H: 0 LOB: 0 BB: 0 P: 3	R: 0 E: 0 K: 0 S: 3 H: 0 LOB: 1 BB: 1 P: 7		1B: 3 2B: 0 3B: 1 HR: 0	SF: 0 SAC: 1 DP: 1 HBP: 0			WP: 0 PB: 1 SB: 1 CS: 0	PA: 30	

PITCHER		IP	WLS	BF	H	R	ER	SO	BB	IBB	HBP	BLK	WP	HR	S	P	ERA	WHIP
Vern Ruhle, R ERA: 2.57	(1, 1)	6.0	L	23	4	2	2	2	2	0	0	0	0	0	25	33	3.00	1.000
Joe Sambito, L ERA:	(7, 1)	2.0		7	0	0	0	0	1	0	0	0	0	0	6	10	0.00	0.500

PITCHER	IP	WLS	BF	H	R	ER	SO	BB	IBB	HBP	BLK	WP	HR	S	P	ERA	WHIP

BOTTOM

Houston Astros @ San Francisco Giants

Candlestick Park, San Francisco, CA

Sat Apr 14 1979, 6:33 AM EST

Att. 15,931 - Unknown - 62 F

livebaseballscorecards.com

AB	26
R	2
H	4
RBI	2
BB	3
SO	2
LOB	10

Batter	1	2	3	4	5	6	7	8	9	AB	R	H	RBI	BB	SO	LOB
Terry Puhl, L (1, 8) (9, 9) OBP: 0.289, SLG: 0.270	B C B X 2-1 ① B1-3			F B F B X 2-2 2B 1-3-1 1B		B S C X 1-2 G3 S FC 1B		C B F B X 2-2 ② F3		4	2	2	0	0	0	0
Craig Reynolds, L (1, 6) OBP: 0.171, SLG: 0.286	C C X 0-2 ② 4-3			C B X 1-1 1-3-1 HR 1-3 2B		C S X 0-2 ① G3 1-3		X 0-0 ③ F7		4	1	1	0	0	0	1
Denny Walling, L (1, 9) Jeffrey Leonard, R (9, PH) (9, 8) OBP: 0.625, SLG: 0.800	C B C X 1-2 ③ F7			B X 1-0 ① 1-3-1 2-3 3-H		F S X 0-2 FC E 3-H			B B C B C B 4-2 BB 1-3 BB	3 0	0 0	0 0	2 0	0 1	0 0	1 0
Jose Cruz, L (1, 7) OBP: 0.382, SLG: 0.500		X 0-0 ① F2		X 0-0 HR 3-H		B B C X 2-1 E4 9-6-4 S 1-3			F X 0-1 ① 1-3 1-2	4	1	1	2	0	0	2
Enos Cabell, R (1, 5) (7, 3) OBP: 0.314, SLG: 0.333		B X 1-0 1-3 S CS 1B		X 0-0 ② F8		X 0-0 ② ③ 9-6-4 1-3f			I I I I 4-0 BB IBB	3	0	1	0	1	0	2
Bob Watson, R (1, 3) OBP: 0.226, SLG: 0.214 Joe Sambito, L (7, 1)		C B B B X 3-1 ② 1-3 1-3		C C S 0-3 ③ K			C F X 0-2 ① F2		B F F B B B 4-2 1-2 2-3 BB	3 0	0 0	0 0	0 0	0 1	1 0	1 0
Art Howe, R (1, 4) (7, 5) OBP: 0.219, SLG: 0.333		B B 2-0 ③ CS 3-H	B F X 1-1 ① 6-3		C F F F B F B F B 3-2 X ① 5-3		B B B F F F X 3-2 ② 6-3		C F S 0-3 ② K	4	0	0	0	0	1	3
Alan Ashby, S (1, 2) OBP: 0.296, SLG: 0.346			C B B X 2-1 G3-6-3 1B		B B S S X 2-2 ② L4		C B X 1-1 ③ 5-3		F C S 0-3 ③ K	4	0	1	0	0	1	3
J.R. Richard, R (1, 1) Rafael Landestoy, S (7, 4)			B X 1-0 ② ③ G3-6-3 1-2f		F B C S 1-3 ③ K			B C F B F S 2-3 ① K		2 1	0 0	0 0	0 0	0 0	1 1	1 0
Inning Stats	R: 0 H: 0 E: 0 LOB: 0 K: 0 BB: 0 S: 8 P: 11	R: 0 H: 1 E: 0 LOB: 0 K: 0 BB: 0 S: 4 P: 10	R: 0 H: 1 E: 0 LOB: 0 K: 0 BB: 0 S: 5 P: 9	R: 3 H: 3 E: 0 LOB: 0 K: 1 BB: 0 S: 11 P: 15	R: 0 H: 0 E: 0 LOB: 0 K: 1 BB: 0 S: 13 P: 19	R: 1 H: 1 E: 1 LOB: 1 K: 0 BB: 0 S: 12 P: 15	R: 0 H: 0 E: 0 LOB: 0 K: 0 BB: 0 S: 9 P: 13	R: 0 H: 0 E: 0 LOB: 3 K: 1 BB: 3 S: 8 P: 12	R: 0 H: 0 E: 0 LOB: 0 K: 2 BB: 3 S: 12 P: 24	1B: 4 SF: 0 2B: 2 SAC: 0 3B: 0 DP: 2 HR: 1 HBP: 0						WP: 0 PA: 36 PB: 0 SB: 3 CS: 1	

TOP

Houston Astros @ San Francisco Giants

Candlestick Park, San Francisco, CA

Sun Apr 15 1979, 6:33 AM EST

Cloudy - 62 F

livebaseballscorecards.com

AB	32
R	4
H	6
RBI	4
BB	3
SO	5
LOB	14

PITCHER		IP	WLS	BF	H	R	ER	SO	BB	IBB	HBP	BLK	WP	HR	S	P	ERA	WHIP
John Montefusco, R ERA: 4.12	(1, 1)	7.0	L	26	6	4	4	2	0	0	0	0	0	1	62	92	5.14	0.857
Dave Roberts, L ERA:	(8, 1)	2.0		9	0	0	0	3	2	1	0	0	0	0	20	36	0.00	1.000

PITCHER	IP	WLS	BF	H	R	ER	SO	BB	IBB	HBP	BLK	WP	HR	S	P	ERA	WHIP

Batter	1	2	3	4	5	6	7	8	9	AB	R	H	RBI	BB	SO	LOB
Bill North, S (1, 8) OBP: 0.341, SLG: 0.171	C B F C 1-3 ① K		B F F B B F F B 4-2 1B SF8 BB		B C B F B B B 4-2 2B 1B BB		C X 0-1 S 1B			2	2	1	0	2	1	0
Dave Roberts, L (8, 1)										0	0	0	0	0	0	0
Terry Whitfield, L (1, 7) OBP: 0.390, SLG: 0.447	B B X 2-0 CS 1B		X 0-0 1B 1-3 1B		X 0-0 1B WP 1-3 2B		B F C X 1-2 ② F7 1-2			4	1	3	0	0	0	1
Bill Madlock, R (1, 4) OBP: 0.186, SLG: 0.184	X 0-0 ② F7		B B S X 2-1 ② SF8 3-H		X 0-0 WP 2-3 3-H 1B		X 0-0 ③ 6-3			3	0	1	2	0	0	2
Jack Clark, R (1, 9) OBP: 0.439, SLG: 0.529	0-0 ③ CS 1-2	C S S 0-3 ① K	F F X 0-2 1-2 1B		S B B B C X 3-2 ② 5-3 1-2 3-H			B X 1-0 ① F2		4	0	1	0	0	1	1
Darrell Evans, L (1, 5) OBP: 0.357, SLG: 0.405		X 0-0 1B 1B	B B B C X 3-1 ③ F8		B B B X 3-0 ③ F9			B C B F B F X 3-2 ② F4		4	0	1	0	0	0	3
Mike Ivie, R (1, 3) OBP: 0.425, SLG: 0.611		F S X 0-2 1-2 1B		B X 1-0 ① 5-3		B S F B B F F F X 3-2 ① F3		B F C S 1-3 ③ K		4	0	1	0	0	1	0
Marc Hill, R (1, 2) OBP: 0.189, SLG: 0.118		S C F B S 1-3 ② K		F B B S F C 2-3 ② K		X 0-0 ② F8			X 0-0 ① 4-3	4	0	0	0	0	2	2
Roger Metzger, S (1, 6) OBP: 0.219, SLG: 0.258		X 0-0 ③ F5		X 0-0 ③ 1-3		B B X 2-0 ③ 4-3			S S S 0-3 ② K	3	0	0	0	0	0	2
Hector Cruz, R (9, PH)										1	0	0	0	0	1	0
John Montefusco, R (1, 1)									X 0-0 ③ L1	2	0	0	0	0	1	0
Larry Herndon, R (7, PH)										1	0	0	0	0	1	0
(8, 8)																
Willie McCovey, L (9, PH) OBP: 0.750, SLG: 1.250			X 0-0 ① 5-3		B F C S 1-3 ① K		B B C C C 2-3 ① K			1	0	0	0	0	0	0
Inning Stats	R: 0 E: 0 K: 1 S: 5 H: 1 LOB: 0 BB: 0 P: 8	R: 0 E: 0 K: 2 S: 12 H: 2 LOB: 2 BB: 0 P: 13	R: 1 E: 0 K: 0 S: 13 H: 2 LOB: 2 BB: 1 P: 22	R: 0 E: 0 K: 1 S: 6 H: 0 LOB: 0 BB: 0 P: 9	R: 2 E: 0 K: 1 S: 11 H: 2 LOB: 1 BB: 1 P: 22	R: 0 E: 0 K: 0 S: 8 H: 0 LOB: 0 BB: 0 P: 13	R: 0 E: 0 K: 1 S: 9 H: 1 LOB: 1 BB: 0 P: 12	R: 0 E: 0 K: 1 S: 8 H: 0 LOB: 0 BB: 0 P: 13	R: 0 E: 0 K: 1 S: 5 H: 0 LOB: 0 BB: 0 P: 5	1B: 7 2B: 1 3B: 0 HR: 0	SF: 1 SAC: 0 DP: 0 HBP: 0						

PITCHER		IP	WLS	BF	H	R	ER	SO	BB	IBB	HBP	BLK	WP	HR	S	P	ERA	WHIP
J.R. Richard, R ERA: 2.21	(1, 1)	6.0	W	26	7	3	3	5	2	0	0	0	1	0	55	87	4.50	1.500
Joe Sambito, L ERA:	(7, 1)	3.0	S	10	1	0	0	3	0	0	0	0	0	0	22	30	0.00	0.333

PITCHER	IP	WLS	BF	H	R	ER	SO	BB	IBB	HBP	BLK	WP	HR	S	P	ERA	WHIP

BOTTOM

Houston Astros @ San Francisco Giants

Candlestick Park, San Francisco, CA

Sun Apr 15 1979, 6:33 AM EST

Cloudy - 62 F

livebaseballscorecards.com

AB	33
R	3
H	8
RBI	2
BB	2
SO	8
LOB	11

Batter	1	2	3	4	5	6	7	8	9	AB	R	H	RBI	BB	SO	LOB
Terry Puhl, L (1, 9) OBP: 0.349, SLG: 0.317	S, SH1-3, 1B; 1B	F8			WP, SH5-3, HR; 1B		BBB; 4-0, CS; BB	1-2, WP, 1B; 1B		4	3	3	0	1	0	1
Craig Reynolds, L (1, 6) OBP: 0.184, SLG: 0.289	SH1-3; 1-2		WP; 1B		SH5-3; 1-2		SSS; 0-0, E4, 1B; 1-2	SSS; 0-3, K; 1-2, 2-3		3	1	1	0	0	1	3
Jeffrey Leonard, R (1, 8) OBP: 0.692, SLG: 0.714	1-0, S, 1B; 2-3, HBP		SSS; 0-3, K; 1-3		BBBB; 4-0, HR; 2-3, BB		0-0, 1B, SF8; 1-2, 1B	BBBB; 4-0, PB, 1B; BB		2	3	1	0	2	1	1
Jose Cruz, L (1, 7) OBP: 0.436, SLG: 0.625	SSS; 0-3, K; 1-2		IIII; 4-0, S, IBB		0-0; 1-H, 3-H, HR		0-0, E; 1-3, 2-H, 1B	0-0, PB; 1-2, 2-H, 3-H, 1B		4	1	3	6	1	1	2
Enos Cabell, R (1, 5) OBP: 0.316, SLG: 0.333 Rafael Landestoy, S (6, 4)	0-0, S; 2-H, 3-H, 1B		SSS; 0-3, K; 1-2		0-0, E5, F7		0-0, SF8; 3-H	0-0, 4-3; 1-2, 2-3		3 1	0 0	1 0	2 1	0 0	1 0	2 2
Bob Watson, R (1, 3) OBP: 0.222, SLG: 0.212	SSS; 0-3, K; 1-2		SSS; 0-3, K		0-0, F7; 1-2		0-0, E6; 1-2		0-0, 1-3, 1B	5	0	1	0	0	2	5
Art Howe, R (1, 4) OBP: 0.189, SLG: 0.286 (6, 5)		0-0, 4-3		0-0, F3		0-0, 6-3	0-0, F7		0-0, 1-3; 1-2	5	0	0	0	0	0	3
Bruce Bochy, R (1, 2) OBP: 0.333, SLG: 0.250		SSS; 0-3, K		0-0, 6-3		0-0, F7		0-0, WP, 1B, 1B	0-0, 5-3	5	1	1	0	0	1	1
Joaquin Andujar, S (1, 1)		BBBB; 4-0, BB		0-0, F3		0-0, F2		SSS; 0-3, K	SSS; 0-3, K	4	0	0	0	1	2	2
Inning Stats	R: 2 E: 0 K: 2 S: 9 H: 2 LOB: 1 BB: 0 P: 10	R: 0 E: 0 K: 1 S: 5 H: 0 LOB: 1 BB: 1 P: 9	R: 0 E: 0 K: 3 S: 10 H: 1 LOB: 2 BB: 1 P: 14	R: 0 E: 0 K: 0 S: 3 H: 0 LOB: 0 BB: 0 P: 3	R: 3 E: 1 K: 0 S: 5 H: 2 LOB: 1 BB: 1 P: 9	R: 0 E: 0 K: 0 S: 3 H: 0 LOB: 0 BB: 0 P: 3	R: 2 E: 2 K: 0 S: 6 H: 2 LOB: 2 BB: 1 P: 10	R: 2 E: 0 K: 2 S: 10 H: 3 LOB: 2 BB: 1 P: 14	R: 0 E: 0 K: 1 S: 6 H: 1 LOB: 1 BB: 0 P: 6	1B: 10 2B: 0 3B: 0 HR: 1 SF: 1 SAC: 2 DP: 0 HBP: 1						

PITCHER	IP	WLS	BF	H	R	ER	SO	BB	IBB	HBP	BLK	WP	HR	S	P	ERA	WHIP
Tom Griffin, R (1, 1) ERA: 6.48	5.0	L	24	5	5	5	6	2	1	1	0	2	1	32	45	9.00	1.400
Joe Coleman, R (6, 1) ERA:	2.0		10	2	2	0	0	1	0	0	0	0	0	9	13	0.00	1.500
John Curtis, L (8, 1) ERA: 16.88	2.0		11	4	2	2	3	1	0	0	0	1	0	16	20	9.00	2.500

PITCHER	IP	WLS	BF	H	R	ER	SO	BB	IBB	HBP	BLK	WP	HR	S	P	ERA	WHIP

TOP

Houston Astros @ San Francisco Giants

Candlestick Park, San Francisco, CA

Sun Apr 15 1979, 6:38 AM EST

Att. 37,384 - Unknown

livebaseballscorecards.com

AB	36
R	9
H	11
RBI	9
BB	5
SO	9
LOB	22

Batter	1	2	3	4	5	6	7	8	9	AB	R	H	RBI	BB	SO	LOB
Larry Herndon, R (1, 8)	1-3		6-3		1B BB 1-2			5-3		3	0	0	0	1	0	0
Terry Whitfield, L (1, 7) OBP: 0.400, SLG: 0.439	HBP		6-3		1B 1-2 2-H			6-3		3	0	1	1	0	0	0
Bill Madlock, R (1, 4) OBP: 0.191, SLG: 0.190	F3		1-3		K			1B		4	0	1	0	0	1	3
Jack Clark, R (1, 9) OBP: 0.422, SLG: 0.500	K			5-3		F6		1B 1-2		4	0	1	0	0	1	1
Darrell Evans, L (1, 5) OBP: 0.348, SLG: 0.390		6-3 1B		F9		3-1		3-1		4	0	1	0	0	0	2
Mike Ivie, R (1, 3) OBP: 0.386, SLG: 0.550		K		F7		6-3			1-3	4	0	0	0	0	1	1
Johnnie LeMaster, R (1, 6) OBP: 0.556, SLG: 0.429		6-3 1-2			FC5-4 BB		G5-4-3 1B		F3	3	0	1	0	1	0	1
Mike Sadek, R (1, 2)		BB			FC5-4 BB 1B 1-2f		G5-4-3 1-2f		4-3	3	1	0	0	1	0	2
Tom Griffin, R (1, 1)		F8			F2		F9			1	0	0	0	0	0	2
Max Venable, L (5, PH)										1	0	0	0	0	0	1
Joe Coleman, R (6, 1)										0	0	0	0	0	0	0
John Tamargo, S (7, PH) OBP: 0.250, SLG: 1.000										1	0	0	0	0	0	0
John Curtis, L (8, 1)										0	0	0	0	0	0	0
Inning Stats	R: 0 E: 0 K: 1 S: 5 H: 0 LOB: 1 BB: 0 P: 6	R: 0 E: 0 K: 1 S: 6 H: 1 LOB: 2 BB: 1 P: 10	R: 0 E: 0 K: 0 S: 3 H: 0 LOB: 0 BB: 0 P: 3	R: 0 E: 0 K: 0 S: 3 H: 0 LOB: 0 BB: 0 P: 3	R: 1 E: 0 K: 1 S: 6 H: 1 LOB: 2 BB: 2 P: 14	R: 0 E: 0 K: 0 S: 3 H: 0 LOB: 0 BB: 0 P: 3	R: 0 E: 0 K: 0 S: 3 H: 1 LOB: 0 BB: 0 P: 3	R: 0 E: 0 K: 0 S: 5 H: 2 LOB: 2 BB: 0 P: 5	R: 0 E: 0 K: 0 S: 3 H: 0 LOB: 0 BB: 0 P: 3	1B: 5 2B: 0 3B: 0 HR: 0	SF: 0 SAC: 0 DP: 1 HBP: 1			WP: 0 PB: 0 SB: 0 CS: 0	PA: 35		

PITCHER	IP	WLS	BF	H	R	ER	SO	BB	IBB	HBP	BLK	WP	HR	S	P	ERA	WHIP
Joaquin Andujar, R (1, 1) ERA: 0.66	9.0	W	35	5	1	1	3	3	0	1	0	0	0	37	50	1.00	0.889

PITCHER	IP	WLS	BF	H	R	ER	SO	BB	IBB	HBP	BLK	WP	HR	S	P	ERA	WHIP

BOTTOM

Houston Astros @ San Francisco Giants

Candlestick Park, San Francisco, CA

Sun Apr 15 1979, 6:38 AM EST

Att. 37,384 - Unknown

livebaseballscorecards.com

AB	31
R	1
H	5
RBI	1
BB	3
SO	3
LOB	13

Batter	1	2	3	4	5	6	7	8	9	AB	R	H	RBI	BB	SO	LOB
Terry Puhl, L (1, 9) OBP: 0.354, SLG: 0.311	B B B B 4-0 3B BB	S S S 0-3 ③ K			x 0-0 ③ P2			x 0-0 SH5-3 1B 1B	x 0-0 ③ 4-3	4	2	1	0	1	1	1
Craig Reynolds, L (1, 6) OBP: 0.171, SLG: 0.268	x 0-0 ① F9		x 0-0 ① F8			x 0-0 ① 5-3		x 0-0 ① SH5-3 1-2		3	0	0	0	0	0	1
Jeffrey Leonard, R (1, 8) OBP: 0.647, SLG: 0.800	x 0-0 1-H 1B 3B		S S S 0-3 ② K			x 0-0 ② F7		B B B B 4-0 1B 1B BB		3	2	1	1	1	1	0
Jose Cruz, L (1, 7) OBP: 0.419, SLG: 0.583	x 0-0 PB S 3-H 1B		x 0-0 ③ F7			x 0-0 ③ 4-3		x 0-0 ② F8		4	0	1	1	0	0	2
Enos Cabell, R (1, 5) (7, 3) OBP: 0.333, SLG: 0.350	S S S 0-3 ② K 1-3			x 0-0 ① 6-3			x 0-0 1-3 1B	x 0-0 1B 1-2 2-H 1B		4	0	2	1	0	1	1
Bob Watson, R (1, 3) OBP: 0.205, SLG: 0.194 Rafael Landestoy, S (7, 4) OBP: 0.167, SLG: 0.200	x 0-0 ③ F3			x 0-0 ② 6-3			x 0-0 ① 1-3 1-2	x 0-0 1-3 2-H 1B		3 1	0 0	0 1	0 1	0 0	0 0	2 0
Art Howe, R (1, 4) (7, 5) OBP: 0.195, SLG: 0.263		B B B B 4-0 BB		x 0-0 ③ 5-3			x 0-0 ② F2	x 0-0 ③ 4-3		3	0	0	0	1	0	3
Alan Ashby, S (1, 2) OBP: 0.290, SLG: 0.310		x 0-0 ① F2			x 0-0 ① 4-3		I I I 4-0 IBB		S S S 0-3 ① K	3	0	0	0	1	1	1
Ken Forsch, R (1, 1) OBP: 0.083, SLG: 0.167		x 0-0 ② P3			x 0-0 ② 6-3		x 0-0 ③ F9		x 0-0 ② 1-3	4	0	0	0	0	0	3
Inning Stats	R: 2 H: 2 E: 0 LOB: 1 K: 1 BB: 1 S: 7 P: 11	R: 0 H: 0 E: 0 LOB: 1 K: 1 BB: 1 S: 5 P: 9	R: 0 H: 0 E: 0 LOB: 0 K: 1 BB: 0 S: 5 P: 5	R: 0 H: 0 E: 0 LOB: 0 K: 0 BB: 0 S: 3 P: 3	R: 0 H: 0 E: 0 LOB: 0 K: 0 BB: 0 S: 3 P: 3	R: 0 H: 0 E: 0 LOB: 0 K: 0 BB: 0 S: 3 P: 3	R: 0 H: 1 E: 0 LOB: 2 K: 0 BB: 1 S: 4 P: 8	R: 2 H: 3 E: 0 LOB: 2 K: 0 BB: 1 S: 6 P: 10	R: 0 H: 0 E: 0 LOB: 0 K: 1 BB: 0 S: 5 P: 5	1B: 5 SF: 0 2B: 0 SAC: 1 3B: 1 DP: 0 HR: 0 HBP: 0						

PITCHER		IP	WLS	BF	H	R	ER	SO	BB	IBB	HBP	BLK	WP	HR	S	P	ERA	WHIP
Don Sutton, R ERA: 3.18	(1, 1)	7.2	L	33	6	4	4	3	3	1	0	0	0	0	35	51	4.70	1.174
Lance Rautzhan, L ERA: 9.0	(8, 1)	1.1		4	0	0	0	1	0	0	0	0	0	0	6	6	0.00	0.000

PITCHER	IP	WLS	BF	H	R	ER	SO	BB	IBB	HBP	BLK	WP	HR	S	P	ERA	WHIP

TOP

Houston Astros @ Los Angeles Dodgers

Dodger Stadium, Los Angeles, CA

Mon Apr 16 1979, 6:05 PM PST

Att. 29,092 - Unknown

livebaseballscorecards.com

AB	32
R	4
H	6
RBI	4
BB	4
SO	4
LOB	14

Batter	1	2	3	4	5	6	7	8	9	AB	R	H	RBI	BB	SO	LOB
Davey Lopes, R (1, 4) OBP: 0.309, SLG: 0.340	4-3			K		2B		P4		4	0	1	0	0	1	1
Bill Russell, R (1, 6) OBP: 0.423, SLG: 0.489	F9			F7		L5		FC5-4 1-2f		4	0	0	0	0	0	2
Gary Thomasson, L (1, 8) OBP: 0.385, SLG: 0.409	F8			L3		K			4-3	4	0	0	0	0	1	1
Steve Garvey, R (1, 3) OBP: 0.280, SLG: 0.367		BB G6-4-3			6-3		1B 5-3		F2	3	0	1	0	1	0	0
Ron Cey, R (1, 5) OBP: 0.314, SLG: 0.279		G6-4-3 1-2f			P4		F8		6-3	4	0	0	0	0	0	2
Dusty Baker Jr., R (1, 7) OBP: 0.333, SLG: 0.318		4-3			1B 1B		1-2 5-3			3	0	1	0	0	0	1
Rick Monday, L (1, 9) OBP: 0.364, SLG: 0.300			F7		1-3 1B		4-3			3	0	1	0	0	0	1
Lance Rautzhan, R (8, 1)										0	0	0	0	0	0	0
Joe Ferguson, R (1, 2) OBP: 0.333, SLG: 0.387			F2		P4			F7		3	0	0	0	0	0	2
Don Sutton, R (1, 1) OBP: 0.143, SLG: 0.143			6-3			K		FC5-4 1B		2	0	0	0	0	1	0
Von Joshua, L (8, 9) OBP: 0.400, SLG: 0.400										1	0	1	0	0	0	0
Inning Stats	R: 0 E: 0 K: 0 S: 3 H: 0 LOB: 0 BB: 0 P: 3	R: 0 E: 0 K: 0 S: 2 H: 0 LOB: 0 BB: 1 P: 6	R: 0 E: 0 K: 0 S: 3 H: 0 LOB: 0 BB: 0 P: 3	R: 0 E: 0 K: 1 S: 5 H: 0 LOB: 0 BB: 0 P: 5	R: 0 E: 0 K: 0 S: 5 H: 2 LOB: 2 BB: 0 P: 5	R: 0 E: 0 K: 2 S: 8 H: 1 LOB: 1 BB: 0 P: 8	R: 0 E: 0 K: 0 S: 4 H: 1 LOB: 1 BB: 0 P: 4	R: 0 E: 0 K: 0 S: 4 H: 1 LOB: 1 BB: 0 P: 4	R: 0 E: 0 K: 0 S: 3 H: 0 LOB: 0 BB: 0 P: 3	1B: 4 2B: 1 3B: 0 HR: 0	SF: 0 SAC: 0 DP: 1 HBP: 0						

PITCHER	IP	WLS	BF	H	R	ER	SO	BB	IBB	HBP	BLK	WP	HR	S	P	ERA	WHIP
Ken Forsch, R (1, 1) ERA: 0.67	9.0	W	32	5	0	0	3	1	0	0	0	0	0	37	41	0.00	0.667

PITCHER	IP	WLS	BF	H	R	ER	SO	BB	IBB	HBP	BLK	WP	HR	S	P	ERA	WHIP

BOTTOM

Houston Astros @ Los Angeles Dodgers

Dodger Stadium, Los Angeles, CA

Mon Apr 16 1979, 6:05 PM PST

Att. 29,092 - Unknown

livebaseballscorecards.com

AB	31
R	0
H	5
RBI	0
BB	1
SO	3
LOB	10

1B: 4	SF: 0	WP: 0	PA: 32
2B: 1	SAC: 0	PB: 0	
3B: 0	DP: 1	SB: 0	
HR: 0	HBP: 0	CS: 0	

Batter	1	2	3	4	5	6	7	8	9	AB	R	H	RBI	BB	SO	LOB
Terry Puhl, L (1, 9) OBP: 0.358, SLG: 0.320	P4		CS 1B			HR 1B		6-3	P6	5	1	2	0	0	0	1
Craig Reynolds, L (1, 6) OBP: 0.196, SLG: 0.283	1B 6-3 1B		5-3 1-2			1-2 HR 1B		6-3	G3	5	2	2	0	0	0	2
Cesar Cedeno, R (1, 8) OBP: 0.400, SLG: 0.724	6-3 1-3 1B			F5		1-H 2-H HR		BBBB BB 1B		3	2	2	3	1	0	0
Jose Cruz, L (1, 7) OBP: 0.404, SLG: 0.538	6-3 1-2 3-H			F3		P4		BBBB 1B 1-2 1B		3	1	0	1	1	0	1
Enos Cabell, R (1, 5) (8, 3) OBP: 0.326, SLG: 0.341	F9			F7		5-3		1B 1-3 2-H 1B		4	0	1	1	0	0	1
Bob Watson, R (1, 3) OBP: 0.256, SLG: 0.250 Rafael Landestoy, S (8, PR) OBP: 0.167, SLG: 0.200 (8, 4)		G5-4-3 1B			FC5-4 1B	4-3		FC4 1-2 3-H 1B		4 0	0 0	3 0	1 0	0 0	0 0	0 0
Art Howe, R (1, 4) (8, 5) OBP: 0.178, SLG: 0.238		G5-4-3 1-2f			F9	4-3		FC4 1-2f		4	0	0	0	0	0	4
Alan Ashby, S (1, 2) OBP: 0.265, SLG: 0.281 Jeffrey Leonard, R (9, PH) OBP: 0.611, SLG: 0.727	SSS K			F5		F9			SSS K	3 1	0 0	0 0	0 0	1 1	1 0	1 0
Joe Niekro, R (1, 1) Frank Riccelli, L (5, 1) Bo McLaughlin, R (6, 1) Jimmy Sexton, R (7, PH) Tom Dixon, R (7, 1) Gary Wilson, R (8, 1) Jesus Alou, R (9, PH)			SSS K		FC5-4 1-2f	F7			E6	2 0 0 1 0 0 1	0 0 0 0 0 0 0	0 0 0 0 0 0 0	0 0 0 0 0 0 0	0 0 0 0 0 0 0	1 0 0 0 0 0 0	1 0 0 0 0 0 0
Inning Stats	R: 1 E: 0 K: 0 S: 5 H: 2 LOB: 1 BB: 0 P: 5	R: 0 E: 0 K: 1 S: 5 H: 1 LOB: 0 BB: 0 P: 5	R: 0 E: 0 K: 1 S: 5 H: 1 LOB: 0 BB: 0 P: 5	R: 0 E: 0 K: 0 S: 3 H: 0 LOB: 0 BB: 0 P: 3	R: 0 E: 0 K: 0 S: 4 H: 1 LOB: 1 BB: 0 P: 4	R: 3 E: 0 K: 0 S: 6 H: 3 LOB: 0 BB: 0 P: 6	R: 0 E: 0 K: 0 S: 3 H: 0 LOB: 0 BB: 0 P: 3	R: 2 E: 0 K: 0 S: 5 H: 2 LOB: 2 BB: 2 P: 13	R: 0 E: 1 K: 1 S: 6 H: 0 LOB: 1 BB: 0 P: 6	1B: 9 2B: 0 3B: 0 HR: 1	SF: 0 SAC: 0 DP: 1 HBP: 0					

PITCHER		IP	WLS	BF	H	R	ER	SO	BB	IBB	HBP	BLK	WP	HR	S	P	ERA	WHIP
Andy Messersmith, R ERA: 4.19	(1, 1)	6.0		24	8	4	4	2	0	0	0	0	0	1	28	28	6.00	1.333
Jerry Reuss, L ERA: 3.6	(7, 1)	3.0	W	14	2	2	2	1	2	0	0	0	0	0	14	22	6.00	1.333

PITCHER	IP	WLS	BF	H	R	ER	SO	BB	IBB	HBP	BLK	WP	HR	S	P	ERA	WHIP

TOP

Houston Astros @ Los Angeles Dodgers

Dodger Stadium, Los Angeles, CA

Tue Apr 17 1979, 6:05 PM PST

Att. 27,635 - Unknown

livebaseballscorecards.com

AB	36
R	6
H	10
RBI	6
BB	2
SO	3
LOB	11

1B: 9 SF: 0
2B: 0 SAC: 0
3B: 0 DP: 1
HR: 1 HBP: 0

WP: 0 PA: 38
PB: 0
SB: 0
CS: 1

Batter	1	2	3	4	5	6	7	8	9	AB	R	H	RBI	BB	SO	LOB
Davey Lopes, R (1, 4) OBP: 0.333, SLG: 0.353	1-3		BBB 4-0 E 6-3 S BB		x 0-0 E E S 1B	x 0-0 L9		x 0-0 E SF7 1-2 1B 1B		4	3	2	0	1	0	2
Bill Russell, R (1, 6) OBP: 0.404, SLG: 0.462	F7		x 0-0 6-3 1-H		x 0-0 5-3 1-3		x 0-0 P6	x 0-0 E7 1-3 2-H 1B		5	0	1	2	0	0	1
Ron Cey, R (1, 5) OBP: 0.304, SLG: 0.277	P3		x 0-0 5-3		x 0-0 E5 HR 3-H		x 0-0 1B	x 0-0 SF7 3-H		4	1	1	1	0	0	0
Steve Garvey, R (1, 3) OBP: 0.309, SLG: 0.491		x 0-0 HR	BBB 4-0 CS BB		x 0-0 1-H HR		x 0-0 P4	x 0-0 F7		4	2	2	3	1	0	2
Gary Thomasson, L (1, 8) (7, 9) OBP: 0.367, SLG: 0.360		H 1-0 FC4-6 HBP	0-0 CS 1-2	x 0-0 F7	x 0-0 5-3		x 0-0 F8			3	0	0	0	0	0	1
Dusty Baker Jr., R (1, 7) OBP: 0.365, SLG: 0.404		x 0-0 FC4-6 S 1-2f		x 0-0 HR		x 0-0 CS 1B		BBB 4-0 FC3-6 BB		3	1	2	1	1	0	1
Von Joshua, L (1, 9) OBP: 0.286, SLG: 0.286		x 0-0 P6 1-2	SSS 0-3 K			BBB 4-0 1B 1-2 BB		x 0-0 FC3-6 HR 1-2f		2	0	0	0	0	1	1
Manny Mota, R (6, PH)										0	0	0	0	1	0	0
Jerry Reuss, L (7, 1)										1	1	0	0	0	0	1
Steve Yeager, R (1, 2) OBP: 0.214, SLG: 0.385		BBB 4-0 BB		x 0-0 F8		x 0-0 4-3 1-3 1B		x 0-0 1-H HR		3	1	2	2	1	0	0
Andy Messersmith, R (1, 1)		x 0-0 F8			x 0-0 F7	x 0-0 4-3 1-2		x 0-0 1B 1B 1B		2	0	0	0	0	0	2
Derrel Thomas, S (6, PH) (7, 8) OBP: 0.133, SLG: 0.133										2	1	1	0	0	0	2
Inning Stats	R: 0 E: 0 K: 0 S: 3 H: 0 LOB: 0 BB: 0 P: 3	R: 1 E: 0 K: 0 S: 4 H: 1 LOB: 2 BB: 1 P: 9	R: 1 E: 0 K: 0 S: 2 H: 0 LOB: 0 BB: 2 P: 10	R: 1 E: 0 K: 1 S: 6 H: 1 LOB: 0 BB: 0 P: 6	R: 3 E: 1 K: 0 S: 6 H: 2 LOB: 0 BB: 0 P: 6	R: 0 E: 0 K: 0 S: 4 H: 2 LOB: 2 BB: 1 P: 8	R: 0 E: 0 K: 0 S: 4 H: 1 LOB: 1 BB: 0 P: 4	R: 4 E: 1 K: 0 S: 7 H: 4 LOB: 1 BB: 1 P: 11		1B: 7 2B: 0 3B: 0 HR: 4	SF: 1 SAC: 0 DP: 0 HBP: 1					

BOTTOM

Houston Astros @ Los Angeles Dodgers

Dodger Stadium, Los Angeles, CA

Tue Apr 17 1979, 6:05 PM PST

Att. 27,635 - Unknown

livebaseballscorecards.com

AB	33
R	10
H	11
RBI	9
BB	5
SO	1
LOB	13

WP: 0 PB: 0 SB: 3 CS: 2 PA: 41

PITCHER		IP	WLS	BF	H	R	ER	SO	BB	IBB	HBP	BLK	WP	HR	S	P	ERA	WHIP
Joe Niekro, R ERA: 4.24	(1, 1)	4.2		22	4	6	2	1	3	0	1	0	0	3	20	33	3.86	1.500
Frank Riccelli, L ERA:	(5, 1)	1.0		5	2	0	0	0	1	0	0	0	0	0	4	8	0.00	3.000
Bo McLaughlin, R ERA:	(6, 1)	0.1		1	0	0	0	0	0	0	0	0	0	0	1	1	0.00	0.000
Tom Dixon, R ERA: 11.57	(7, 1)	1.1	L	10	5	4	3	0	1	0	0	0	0	1	9	13	20.25	4.500
Gary Wilson, R ERA: 6.75	(8, 1)	0.2		2	0	0	0	0	0	0	0	0	0	0	2	2	0.00	0.000

PITCHER	IP	WLS	BF	H	R	ER	SO	BB	IBB	HBP	BLK	WP	HR	S	P	ERA	WHIP

Batter	1	2	3	4	5	6	7	8	9	AB	R	H	RBI	BB	SO	LOB
Terry Puhl, L (1, 9) OBP: 0.379, SLG: 0.333	F7	BB CS			CS 1B 1B		FC4-6 2-3 1B		K	4	0	2	0	1	1	0
Craig Reynolds, L (1, 6) OBP: 0.196, SLG: 0.275	F9	CS 1-2	F9		1-2 1B		FC4-6 1-2f PB		F8	5	0	1	0	0	0	2
Cesar Cedeno, R (1, 8) OBP: 0.412, SLG: 0.688	BB		S 1B		F8 2-3		5-3 1-2			3	0	1	0	1	0	4
Bob Watson, R (1, 3) OBP: 0.255, SLG: 0.250 Rafael Landestoy, S (8, PR) OBP: 0.167, SLG: 0.200 (8, 4)	5-3		L9 1-2		6-3			SH1-3 BB SF8 1B		4 0	0 1	1 0	0 0	0 0	0 0	3 0
Enos Cabell, R (1, 5) OBP: 0.340, SLG: 0.340 (8, 3)		BB 2B 1B	6-3			F9		BB 1-2 SH1-3		3	1	1	0	1	0	1
Art Howe, R (1, 4) OBP: 0.188, SLG: 0.227 (8, 5)		2B 1-2 WP BB		6-3		F8		SH1-3 1-2 2-3		2	1	0	0	1	0	0
Jose Cruz, L (1, 7) OBP: 0.392, SLG: 0.548		WP 1-3 SF8 2-H 2B		4-3		K		SF8 3-H		3	1	1	2	0	1	0
Alan Ashby, S (1, 2) OBP: 0.289, SLG: 0.294		SF8 2-H 3-H		1B			1B SH1-4 BB	K		2	0	1	1	1	1	2
Vern Ruhle, R (1, 1)		P5		K			SH1-4 1-2		K	3	0	0	0	0	2	1
Inning Stats	R: 0 H: 0 E: 0 LOB: 1 K: 0 BB: 1 S: 3 P: 7	R: 3 H: 2 E: 0 LOB: 0 K: 0 BB: 2 S: 4 P: 12	R: 0 H: 1 E: 0 LOB: 1 K: 0 BB: 0 S: 4 P: 4	R: 0 H: 1 E: 0 LOB: 1 K: 1 BB: 0 S: 6 P: 6	R: 0 H: 2 E: 0 LOB: 1 K: 0 BB: 0 S: 4 P: 4	R: 0 H: 0 E: 0 LOB: 0 K: 1 BB: 0 S: 5 P: 5	R: 0 H: 1 E: 0 LOB: 2 K: 0 BB: 1 S: 4 P: 8	R: 1 H: 1 E: 0 LOB: 2 K: 1 BB: 1 S: 6 P: 10	R: 0 H: 0 E: 0 LOB: 0 K: 2 BB: 0 S: 7 P: 7	1B: 7 SF: 2 2B: 1 SAC: 2 3B: 0 DP: 0 HR: 0 HBP: 0						

TOP

Houston Astros @ Los Angeles Dodgers

Dodger Stadium, Los Angeles, CA

Wed Apr 18 1979, 6:05 PM PST

Att. 30,811 - Unknown - 59 F

livebaseballscorecards.com

AB	29
R	4
H	8
RBI	3
BB	5
SO	5
LOB	13

| | | | | | |

BOTTOM

Houston Astros @ Los Angeles Dodgers

Dodger Stadium, Los Angeles, CA

Wed Apr 18 1979, 6:05 PM PST

Att. 30,811 - Unknown - 59 F

livebaseballscorecards.com

Batter	1	2	3	4	5	6	7	8	9	AB	R	H	RBI	BB	SO	LOB
Davey Lopes, R (1, 4) OBP: 0.313, SLG: 0.327	F8		F3			1-3		6-3		4	0	0	0	0	0	1
Bill Russell, R (1, 6) OBP: 0.377, SLG: 0.429	6-3		6-3			F7		F7		4	0	0	0	0	0	1
Ron Cey, R (1, 5) OBP: 0.333, SLG: 0.314	E7 1B			F8		FC6-4 1B			G6-4-3 1B	4	0	3	0	0	0	0
Steve Garvey, R (1, 3) OBP: 0.288, SLG: 0.456	F8			K		FC6-4 1-2f			G6-4-3 1-2f	4	0	0	0	0	1	3
Gary Thomasson, L (1, 9) OBP: 0.353, SLG: 0.345		G6-4-3 1B		4-3			4-3		6-3	4	0	1	0	0	0	0
Dusty Baker Jr., R (1, 7) OBP: 0.345, SLG: 0.380		G6-4-3 1-2f			F8		P4			3	0	0	0	0	0	1
Derrel Thomas, S (1, 8) OBP: 0.222, SLG: 0.176		F8			FC6 1B		BB			2	0	1	0	1	0	0
Steve Yeager, R (1, 2) OBP: 0.176, SLG: 0.313			F8		K		L3			3	0	0	0	0	1	2
Doug Rau, L (1, 1) OBP: 0.333, SLG: 0.667 Vic Davalillo, L (5, PH) Charlie Hough, R (6, 1) Lance Rautzhan, R (8, 1) Von Joshua, L (8, PH) OBP: 0.250, SLG: 0.250 Rick Sutcliffe, L (9, 1) OBP: 0.333, SLG: 0.667			2B		FC6 1-2f			4-3		1 1 0 0 1 0	0 0 0 0 0 0	1 0 0 0 0 0	0 0 0 0 0 0	0 0 0 0 0 0	0 0 0 0 0 0	0 1 0 0 0 0

	AB	31
	R	0
	H	6
	RBI	0
	BB	1
	SO	2
	LOB	9

Inning Stats	1	2	3	4	5	6	7	8	9
	R: 0 E: 1 K: 0 S: 4	H: 1 LOB: 1 BB: 0 P: 4	R: 0 E: 0 K: 0 S: 3	H: 1 LOB: 0 BB: 0 P: 3	R: 0 E: 0 K: 0 S: 4	H: 1 LOB: 1 BB: 0 P: 4	R: 0 E: 0 K: 1 S: 5	H: 0 LOB: 0 BB: 0 P: 5	R: 0 E: 0 K: 1 S: 6	H: 1 LOB: 1 BB: 0 P: 6	R: 0 E: 0 K: 0 S: 4	H: 1 LOB: 1 BB: 0 P: 4	R: 0 E: 0 K: 0 S: 3	H: 0 LOB: 1 BB: 1 P: 7	R: 0 E: 0 K: 0 S: 3	H: 0 LOB: 0 BB: 0 P: 3	R: 0 E: 0 K: 0 S: 3	H: 1 LOB: 0 BB: 0 P: 3

	1B: 5	SF: 0	WP: 0	PA: 32
	2B: 1	SAC: 0	PB: 0	
	3B: 0	DP: 2	SB: 0	
	HR: 0	HBP: 0	CS: 0	

PITCHER	IP	WLS	BF	H	R	ER	SO	BB	IBB	HBP	BLK	WP	HR	S	P	ERA	WHIP
Vern Ruhle, R (1, 1) ERA: 1.57	9.0	W	32	6	0	0	2	1	0	0	0	0	0	35	39	0.00	0.778

PITCHER	IP	WLS	BF	H	R	ER	SO	BB	IBB	HBP	BLK	WP	HR	S	P	ERA	WHIP

Batter	1	2	3	4	5	6	7	8	9	10	AB	R	H	RBI	BB	SO	LOB
Omar Moreno, L (1, 8) OBP: 0.417, SLG: 0.429	G3		F8		E 3B 3-H			WP S SF8 1B		HBP CS	4	2	2	1	0	0	1
Phil Garner, R (1, 5) OBP: 0.327, SLG: 0.478	K			G3 WP 2B	E6 3-H			K 1-3		1-3 1-2	5	1	1	0	0	2	2
Dave Parker, L (1, 9) OBP: 0.360, SLG: 0.442	4-3			G3 2-3	K			SF8 3-H			3	0	0	1	0	1	2
Willie Stargell, L (1, 3) OBP: 0.300, SLG: 0.533		K		K 3-H		K		K			4	0	0	0	0	4	0
John Milner, L (1, 7) OBP: 0.542, SLG: 1.000		K		S BB		F9			WP SH3 BB		2	0	0	0	2	1	0
Matt Alexander, S (9, PR)											0	0	0	0	0	0	0
Dale Berra, R (9, 6) OBP: 0.200, SLG: 0.200											0	0	0	0	0	0	0
Ed Ott, L (1, 2) OBP: 0.346, SLG: 0.692		4-3		K 1-2		K			SH3 1-2		3	0	0	0	0	2	1
Rennie Stennett, R (1, 4) OBP: 0.262, SLG: 0.231			1B		FC 3B 1B		6-3		5-3 2-3		4	1	2	0	0	0	2
Tim Foli, R (1, 6)			F2		P4		F8		K		3	0	0	0	0	0	2
Lee Lacy, R (9, PH) OBP: 0.300, SLG: 0.222											1	0	0	0	0	1	2
Enrique Romo, R (9, 1)											0	0	0	0	0	0	0
Jim Bibby, R (9, 1) OBP: 0.333, SLG: 0.333											0	0	0	0	0	0	0
John Candelaria, L (10, 1)											0	0	0	0	0	0	0
Bruce Kison, R (1, 1) OBP: 0.250, SLG: 0.500			K		FC 1-3		F9			K	2	0	0	0	0	1	2
Ed Whitson, R (5, 1)											0	0	0	0	0	0	0
Mike Easler, L (7, PH)											1	0	0	0	0	0	0
Grant Jackson, S (7, 1)											0	0	0	0	0	0	0
Kent Tekulve, R (8, 1)											0	0	0	0	0	0	0
Bill Robinson, R (9, 7) OBP: 0.277, SLG: 0.455											1	0	0	0	0	1	0
Inning Stats	R: 0 E: 0 K: 1 S: 5 H: 0 LOB: 0 BB: 0 P: 5	R: 0 E: 0 K: 2 S: 7 H: 0 LOB: 0 BB: 0 P: 7	R: 0 E: 0 K: 1 S: 6 H: 1 LOB: 1 BB: 0 P: 6	R: 1 E: 0 K: 2 S: 8 H: 1 LOB: 1 BB: 1 P: 12	R: 2 E: 2 K: 1 S: 8 H: 2 LOB: 1 BB: 0 P: 8	R: 0 E: 0 K: 2 S: 7 H: 0 LOB: 0 BB: 0 P: 7	R: 0 E: 0 K: 0 S: 3 H: 0 LOB: 0 BB: 0 P: 3	R: 1 E: 0 K: 2 S: 8 H: 1 LOB: 0 BB: 0 P: 8	R: 0 E: 0 K: 1 S: 5 H: 0 LOB: 2 BB: 1 P: 9	R: 0 E: 0 K: 1 S: 4 H: 0 LOB: 0 BB: 0 P: 5	1B: 3 2B: 1 3B: 1 HR: 0	SF: 1 SAC: 2 DP: 0 HBP: 1	WP: 3 PB: 0 SB: 2 CS: 1	PA: 38				

PITCHER	IP	WLS	BF	H	R	ER	SO	BB	IBB	HBP	BLK	WP	HR	S	P	ERA	WHIP
J.R. Richard, R (1, 1) ERA: 2.51	8.1		33	5	4	3	11	2	0	0	0	2	0	53	61	3.24	0.840
Joaquin Andujar, R (9, 1) ERA: 0.63	0.2		2	0	0	0	1	0	0	0	0	1	0	4	4	0.00	0.000
Joe Sambito, L (10, 1) ERA:	1.0	W	3	0	0	0	1	0	0	1	0	0	0	4	5	0.00	0.000

PITCHER	IP	WLS	BF	H	R	ER	SO	BB	IBB	HBP	BLK	WP	HR	S	P	ERA	WHIP

TOP

Pittsburgh Pirates @ Houston Astros

Astrodome, Houston, TX

Fri Apr 20 1979, 7:05 PM EST

Att. 19,834 - Dome

livebaseballscorecards.com

AB	33
R	4
H	5
RBI	2
BB	2
SO	13
LOB	14

Pittsburgh Pirates @ Houston Astros

Astrodome, Houston, TX

Fri Apr 20 1979, 7:05 PM EST

Att. 19,834 - Dome

livebaseballscorecards.com

Batter	1	2	3	4	5	6	7	8	9	10	AB	R	H	RBI	BB	SO	LOB
Terry Puhl, L (1, 9) OBP: 0.397, SLG: 0.362	0-0 4-1 S SF9 1B	0-0 1-3 2B			4-0 S BB		0-0 ① F7		0-0 ③ F7		4	1	2	0	1	0	0
Craig Reynolds, L (1, 6) OBP: 0.196, SLG: 0.268	0-0 ① 4-1 1-3	0-0 ③ 4-3			0-0 ② F7 1-2		0-0 G6-4-3 1B			0-0 E5 SF8	5	1	1	0	0	0	4
Cesar Cedeno, R (1, 8) OBP: 0.410, SLG: 0.657	0-0 ② SF9 3-H		0-0 G6-3 1B		0-0 ③ F7		0-0 ②③ G6-4-3 1-2f			4-0 S IBB	3	0	1	1	1	0	2
Jose Cruz, L (1, 7) OBP: 0.393, SLG: 0.511	4-0 BB		0-0 ①② G6-3 1-2f			0-0 ① 6-3		4-0 SH1-4 BB		0-3 ① K	3	0	0	0	2	1	3
Enos Cabell, R (1, 5) OBP: 0.352, SLG: 0.340 (9, 3)	0-0 ③ 6-3		0-0 ③ 4-3			0-0 S 1B 1B		0-0 ① SH1-4 1-2		4-0 1-2 IBB	3	1	1	0	1	0	1
Bob Watson, R (1, 3) OBP: 0.255, SLG: 0.250 Rafael Landestoy, S (9, 4) OBP: 0.167, SLG: 0.200 Jeffrey Leonard, R (10, PH) OBP: 0.579, SLG: 0.727		0-0 SH1-3 1B 1B		0-3 ① K		0-3 ② K 1-2		0-3 ② K		0-0 ② SF8 3-H	4 0 0	1 0 0	1 0 0	0 0 1	0 0 0	3 0 0	2 0 0
Art Howe, R (1, 4) OBP: 0.196, SLG: 0.234 (9, 5)		0-0 ① SH1-3 1-2		0-3 ② K		0-0 2B 2-H 1B		0-0 ③ 6-3			3	1	1	1	0	1	1
Alan Ashby, S (1, 2) OBP: 0.286, SLG: 0.316		0-3 ② K		0-0 ③ G3		0-0 1-H 2B			0-3 ① K		4	0	1	1	0	2	1
J.R. Richard, R (1, 1) OBP: 0.100, SLG: 0.100 Joaquin Andujar, S (9, 1) Jesus Alou, R (9, PH) Joe Sambito, L (10, 1)	0-0 2B 2-H 1B			0-0 ① F8		0-0 ③ P6			0-3 ② K		3 0 1 0	0 0 0 0	1 0 0 0	1 0 0 0	0 0 1 0	0 0 0 0	1 0 0 0
Inning Stats	R: 1 H: 1 E: 0 LOB: 1 K: 0 BB: 1 S: 4 P: 8	R: 1 H: 3 E: 0 LOB: 2 K: 1 BB: 0 S: 8 P: 8	R: 0 H: 1 E: 0 LOB: 0 K: 0 BB: 0 S: 3 P: 3	R: 0 H: 0 E: 0 LOB: 0 K: 2 BB: 0 S: 7 P: 7	R: 0 H: 0 E: 0 LOB: 1 K: 0 BB: 1 S: 3 P: 7	R: 2 H: 3 E: 0 LOB: 1 K: 1 BB: 0 S: 8 P: 8	R: 0 H: 1 E: 0 LOB: 0 K: 0 BB: 0 S: 3 P: 3	R: 0 H: 0 E: 0 LOB: 1 K: 1 BB: 1 S: 5 P: 9	R: 0 H: 0 E: 0 LOB: 0 K: 2 BB: 0 S: 7 P: 7	R: 1 H: 0 E: 1 LOB: 2 K: 1 BB: 2 S: 5 P: 13	1B: 7 SF: 2 2B: 2 SAC: 2 3B: 0 DP: 2 HR: 0 HBP: 0						

BOTTOM

AB	33
R	5
H	9
RBI	5
BB	5
SO	8
LOB	15

WP: 0 PA: 42
PB: 0
SB: 4
CS: 0

PITCHER		IP	WLS	BF	H	R	ER	SO	BB	IBB	HBP	BLK	WP	HR	S	P	ERA	WHIP
Bruce Kison, R ERA: 5.27	(1, 1)	4.0		17	5	2	2	3	1	0	0	0	0	0	22	26	4.50	1.500
Ed Whitson, R ERA: 3.75	(5, 1)	2.0		10	3	2	2	1	1	0	0	0	0	0	11	15	9.00	2.000
Grant Jackson, L ERA: 2.84	(7, 1)	1.0		4	1	0	0	0	1	0	0	0	0	0	3	7	0.00	2.000
Kent Tekulve, R ERA: 7.45	(8, 1)	1.0		3	0	0	0	1	0	0	0	0	0	0	5	5	0.00	0.000
Enrique Romo, R ERA: 5.14	(9, 1)	0.2		2	0	0	0	2	0	0	0	0	0	0	6	6	0.00	0.000
Jim Bibby, R ERA: 7.11	(9, 1)	0.1	L	3	0	1	0	0	0	1	0	0	0	0	2	6	0.00	0.000
John Candelaria, L ERA: 2.31	(10, 1)	0.2		3	0	0	0	1	0	1	0	0	0	0	4	8	0.00	0.000

Batter	1	2	3	4	5	6	7	8	9	10	AB	R	H	RBI	BB	SO	LOB
Omar Moreno, L (1, 8) OBP: 0.396, SLG: 0.404	4-3		F8		K		1B		FC3-6 1-2f		5	0	1	0	0	1	2
Phil Garner, R (1, 5) (8, 4) OBP: 0.315, SLG: 0.471	4-3			1B 1B 2B		F8	F8		F9		5	1	1	0	0	0	2
Dave Parker, L (1, 9) OBP: 0.364, SLG: 0.438	4-3			2-3 1B		F8		G3 S 1B		1-3	5	0	2	0	0	0	0
Willie Stargell, L (1, 3) OBP: 0.314, SLG: 0.600		F8		3-H HR 1B		HR		S S S K 1-2		F9	5	2	2	2	0	1	1
John Milner, L (1, 7) OBP: 0.517, SLG: 1.000		F9		1-H HR		1B 1B		G3 2-3		F9	5	1	2	2	0	0	1
Ed Ott, L (1, 2) OBP: 0.345, SLG: 0.655		1-6-3		G3		1-3 1B		B B B 4-0 BB			3	0	1	0	0	0	0
Lee Lacy, R (8, PH) OBP: 0.364, SLG: 0.222											0	0	0	0	1	0	0
Steve Nicosia, R (8, 2) OBP: 0.227, SLG: 0.409											0	0	0	0	0	0	0
Rennie Stennett, R (1, 4) OBP: 0.261, SLG: 0.233			G6-4-3 1B	1-3		1-3		S S S K			4	0	1	0	0	1	4
Kent Tekulve, R (8, 1)											0	0	0	0	0	0	0
Tim Foli, R (1, 6)			G6-4-3 1-2f		6-3		5-3		1-3		4	0	0	0	0	0	1
Bert Blyleven, R (1, 1) OBP: 0.250, SLG: 0.375			2B		6-3		6-3		B B B B 4-0 FC3-6 BB		2	0	1	0	0	0	0
Grant Jackson, S (6, 1)											1	0	0	0	0	0	0
Dale Berra, R (8, 5) OBP: 0.273, SLG: 0.200											0	0	0	0	1	0	0
Inning Stats	R: 0 E: 0 K: 0 S: 3 H: 0 LOB: 0 BB: 0 P: 3	R: 0 E: 0 K: 0 S: 3 H: 0 LOB: 0 BB: 0 P: 3	R: 0 E: 0 K: 0 S: 4 H: 2 LOB: 1 BB: 0 P: 4	R: 3 E: 0 K: 0 S: 6 H: 4 LOB: 0 BB: 0 P: 6	R: 0 E: 0 K: 1 S: 5 H: 0 LOB: 0 BB: 0 P: 5	R: 1 E: 0 K: 0 S: 6 H: 3 LOB: 2 BB: 0 P: 6	R: 0 E: 0 K: 0 S: 4 H: 1 LOB: 1 BB: 0 P: 4	R: 0 E: 0 K: 2 S: 8 H: 1 LOB: 2 BB: 1 P: 12	R: 0 E: 0 K: 0 S: 3 H: 0 LOB: 1 BB: 1 P: 7	R: 0 E: 0 K: 0 S: 3 H: 0 LOB: 0 BB: 0 P: 3	1B: 7 2B: 2 3B: 0 HR: 2 SF: 0 SAC: 0 DP: 1 HBP: 0	WP: 0 PB: 0 SB: 1 CS: 0 PA: 41					

PITCHER		IP	WLS	BF	H	R	ER	SO	BB	IBB	HBP	BLK	WP	HR	S	P	ERA	WHIP
Ken Forsch, R ERA: 1.64	(1, 1)	6.0		25	9	4	4	1	0	0	0	0	0	2	27	27	6.00	1.500
Joe Sambito, L ERA:	(7, 1)	1.0		4	1	0	0	0	0	0	0	0	0	0	4	4	0.00	1.000
Frank Riccelli, L ERA:	(8, 1)	0.2		3	1	0	0	1	0	0	0	0	0	0	5	5	0.00	1.500
Joaquin Andujar, R ERA: 0.54	(8, 1)	2.1	W	9	0	0	0	1	2	0	0	0	0	0	9	17	0.00	0.857

PITCHER	IP	WLS	BF	H	R	ER	SO	BB	IBB	HBP	BLK	WP	HR	S	P	ERA	WHIP

TOP

Pittsburgh Pirates @ Houston Astros

Astrodome, Houston, TX

Sat Apr 21 1979, 7:05 PM EST

Att. 48,977 - Dome

livebaseballscorecards.com

AB	39
R	4
H	11
RBI	4
BB	2
SO	3
LOB	11

Pittsburgh Pirates @ Houston Astros

Astrodome, Houston, TX

Sat Apr 21 1979, 7:05 PM EST

Att. 48,977 - Dome

livebaseballscorecards.com

BOTTOM

Batter	1	2	3	4	5	6	7	8	9	10	AB	R	H	RBI	BB	SO	LOB
Terry Puhl, L (1, 9) OBP: 0.406, SLG: 0.365	0-0 SH5-3 2B 1B	4-0 S 3B BB		0-0 ① 6-3		0-0 BB 1B 1-2 1B		0-0 ① F9		0-0 E5 FC5-2 SH 1-2 1B	5	3	2	0	1	0	1
Craig Reynolds, L (1, 6) OBP: 0.217, SLG: 0.317	0-0 ① SH5-3 1-2	0-0 1-H 3B		0-0 ② F8		0-0 BB 1-2 2-H 1B		0-0 ② F9		0-0 SH 1B FC5-2 1-2 2-3	4	0	2	2	0	0	0
Cesar Cedeno, R (1, 8) OBP: 0.400, SLG: 0.625	0-3 ② K	0-3 ③ K		0-0 ③ 5-3		4-0 BB 1-2 2-3		0-0 2B		0-0 ① FC5-2 1B 1-2 2-3 3-Hf	5	0	1	0	1	2	5
Jose Cruz, L (1, 7) OBP: 0.419, SLG: 0.580	0-0 1B 1B 2-H 2B		0-3 ① K	0-0 4-3 3B	0-0 ③ 4-3		4-0 FC6-4 IBB			0-0 1-2 2-3 3-H 1B	5	1	3	2	1	1	3
Enos Cabell, R (1, 5) OBP: 0.356, SLG: 0.345 (10, 3)	0-0 1B 2-3 1B		0-0 5-3 S 1B	0-0 ① ② 4-3 3-H		0-0 ① 6-3		0-0 ③ FC6-4 1-2f			5	0	2	0	0	0	3
Bob Watson, R (1, 3) OBP: 0.286, SLG: 0.269 Rafael Landestoy, S (10, 4) OBP: 0.167, SLG: 0.200	0-0 1-3 3-H 1B		4-0 5-3 1-2 BB	0-0 ③ F2			0-0 BB 1B		0-0 ① 6-3		4 0	0 0	2 0	1 0	1 0	0 0	0 0
Art Howe, R (1, 4) OBP: 0.196, SLG: 0.216 (10, 5)	0-0 ③ F8		0-0 ② 5-3 1-2 2-3			0-0 ① F3	4-0 1-2 BB		0-0 ② 1-3		4	0	0	0	1	0	4
Alan Ashby, S (1, 2) OBP: 0.277, SLG: 0.286		0-0 ① 4-3	4-0 IBB			0-0 ② F8	0-0 ② P6		0-0 ③ F8		4	0	0	0	1	0	2
Ken Forsch, R (1, 1) OBP: 0.133, SLG: 0.200 Joe Sambito, L (7, 1) Jesus Alou, R (7, PH) Frank Riccelli, L (8, 1) Joaquin Andujar, S (8, 1) Denny Walling, L (10, PH) OBP: 0.250, SLG: 0.250		0-0 ② 4-3	0-3 ③ K			0-0 1B 1B 1B	0-0 ③ F9			0-0 SH E FC5-2 1B	3 0 1 0 0 1	1 0 0 0 0 0	1 0 0 0 0 1	0 0 0 0 0 0	0 0 0 0 0 0	1 0 0 0 0 0	3 0 2 0 0 0
Inning Stats	R: 2 E: 0 K: 1 S: 9 H: 4 LOB: 2 BB: 0 P: 9	R: 1 E: 0 K: 1 S: 6 H: 1 LOB: 1 BB: 1 P: 10	R: 0 E: 0 K: 2 S: 8 H: 1 LOB: 3 BB: 2 P: 16	R: 0 E: 0 K: 0 S: 3 H: 0 LOB: 0 BB: 0 P: 3	R: 0 E: 0 K: 0 S: 3 H: 1 LOB: 0 BB: 0 P: 3	R: 1 E: 0 K: 0 S: 6 H: 3 LOB: 3 BB: 1 P: 10	R: 0 E: 0 K: 0 S: 4 H: 1 LOB: 2 BB: 1 P: 8	R: 0 E: 0 K: 0 S: 4 H: 1 LOB: 2 BB: 1 P: 8	R: 0 E: 0 K: 0 S: 3 H: 0 LOB: 0 BB: 0 P: 3	R: 1 E: 1 K: 0 S: 5 H: 2 LOB: 3 BB: 0 P: 5	1B: 10 2B: 2 3B: 2 HR: 0	SF: 0 SAC: 2 DP: 0 HBP: 0					

	AB	41
	R	5
	H	14
	RBI	5
	BB	6
	SO	4
	LOB	23

WP: 0 PA: 49
PB: 0
SB: 2
CS: 0

PITCHER		IP	WLS	BF	H	R	ER	SO	BB	IBB	HBP	BLK	WP	HR	S	P	ERA	WHIP
Bert Blyleven, R ERA: 6.94	(1, 1)	5.2		30	10	4	4	4	3	1	0	0	0	0	34	50	6.35	2.294
Grant Jackson, L ERA: 2.16	(6, 1)	2.0		9	2	0	0	0	1	0	0	0	0	0	8	12	0.00	1.500
Kent Tekulve, R ERA: 6.35	(8, 1)	1.2	L	10	2	1	0	0	0	1	0	0	0	0	9	13	0.00	1.200

PITCHER	IP	WLS	BF	H	R	ER	SO	BB	IBB	HBP	BLK	WP	HR	S	P	ERA	WHIP

Batter	1	2	3	4	5	6	7	8	9	AB	R	H	RBI	BB	SO	LOB
Omar Moreno, L (1, 8) OBP: 0.368, SLG: 0.373	F5		P1			4-3		K		4	0	0	0	0	1	0
Phil Garner, R (1, 5) OBP: 0.310, SLG: 0.473	K			4-3 PB 2B		K		5-3		4	1	1	0	0	2	0
Dave Parker, L (1, 9) OBP: 0.356, SLG: 0.412	S BB			F7		4-3			K	3	0	0	0	1	1	1
Willie Stargell, L (1, 3) OBP: 0.333, SLG: 0.641	L4 1-2			4-3 2-3			2B 2B		5-3 2B	4	1	2	0	0	0	2
Matt Alexander, S (9, PR)										0	0	0	0	0	0	0
John Milner, L (1, 7) OBP: 0.545, SLG: 1.000		4-1		PB BB			G3 FC4-2 2B 2-H		5-3 BB	2	0	1	1	2	0	0
Ed Ott, L (1, 2) OBP: 0.313, SLG: 0.594		K		F8 1-2 3-H			G3 2-3		5-3 1-2 2-3	3	0	0	0	0	1	2
Lee Lacy, R (9, PH) OBP: 0.333, SLG: 0.200										1	0	0	0	0	0	2
Rennie Stennett, R (1, 4) OBP: 0.240, SLG: 0.213		4-3			G3		FC4-2 3-H		L6	4	0	0	0	0	0	3
Tim Foli, R (1, 6)			6-3		F3		K2-3			3	0	0	0	0	1	1
John Candelaria, L (1, 1)			K		F8			6-3		3	0	0	0	0	1	0
Kent Tekulve, R (8, 1)										0	0	0	0	0	0	0
Inning Stats	R: 0 E: 0 K: 1 S: 5 H: 0 LOB: 1 BB: 1 P: 9	R: 0 E: 0 K: 1 S: 5 H: 0 LOB: 0 BB: 0 P: 5	R: 0 E: 0 K: 1 S: 5 H: 0 LOB: 0 BB: 0 P: 5	R: 1 E: 0 K: 0 S: 4 H: 1 LOB: 1 BB: 1 P: 8	R: 0 E: 0 K: 0 S: 3 H: 0 LOB: 0 BB: 0 P: 3	R: 0 E: 0 K: 1 S: 5 H: 0 LOB: 0 BB: 0 P: 5	R: 1 E: 0 K: 1 S: 7 H: 2 LOB: 1 BB: 0 P: 7	R: 0 E: 0 K: 1 S: 5 H: 0 LOB: 0 BB: 0 P: 5	R: 0 E: 0 K: 1 S: 6 H: 1 LOB: 2 BB: 1 P: 10	1B: 0 2B: 4 3B: 0 HR: 0 SF: 0 SAC: 0 DP: 0 HBP: 0						

TOP

Pittsburgh Pirates @ Houston Astros

Astrodome, Houston, TX

Sun Apr 22 1979, 4:33 AM EST

Att. 22,403 - Dome

livebaseballscorecards.com

AB	31
R	2
H	4
RBI	1
BB	3
SO	7
LOB	11

WP: 0 PB: 1 SB: 1 CS: 0 PA: 34

PITCHER		IP	WLS	BF	H	R	ER	SO	BB	IBB	HBP	BLK	WP	HR	S	P	ERA	WHIP
Joe Niekro, R ERA: 3.38	(1, 1)	7.0		26	3	2	1	5	2	0	0	0	0	0	34	42	1.29	0.714
Joaquin Andujar, R ERA: 0.5	(8, 1)	1.1	W	5	1	0	0	2	0	0	0	0	0	0	9	9	0.00	0.750
Joe Sambito, L ERA:	(9, 1)	0.2	S	3	0	0	0	0	1	0	0	0	0	0	2	6	0.00	1.500

PITCHER	IP	WLS	BF	H	R	ER	SO	BB	IBB	HBP	BLK	WP	HR	S	P	ERA	WHIP

Pittsburgh Pirates @ Houston Astros

Astrodome, Houston, TX

Sun Apr 22 1979, 4:33 AM EST

Att. 22,403 - Dome

BOTTOM

livebaseballscorecards.com

Batter	1	2	3	4	5	6	7	8	9	AB	R	H	RBI	BB	SO	LOB
Terry Puhl, L (1, 9) OBP: 0.397, SLG: 0.388	SF8 3B		F2			L8		4-3		4	1	1	0	0	0	0
Craig Reynolds, L (1, 6) OBP: 0.234, SLG: 0.359	K		2B			K		E 2B		4	1	2	0	0	2	1
Cesar Cedeno, R (1, 8) OBP: 0.408, SLG: 0.643	SF8 3-H		P6			2B 2B		E FC6-2 IBB		2	1	1	1	1	0	1
Bob Watson, R (1, 3) OBP: 0.283, SLG: 0.286 Rafael Landestoy, S (8, PR) OBP: 0.167, SLG: 0.200 (9, 4)	F9			5-3		2B 2-H		E6 E 1-3 2-H		4 0	0 0	1 0	1 0	0 0	0 0	1 0
Enos Cabell, R (1, 5) OBP: 0.333, SLG: 0.322 (9, 3)		P1		F8		6-3		FC6-2 1-3 3-H		4	0	0	0	0	0	3
Art Howe, R (1, 4) OBP: 0.183, SLG: 0.200 (9, 5)		1-3		F8			6-3	F9		4	0	0	0	0	0	3
Jose Cruz, L (1, 7) OBP: 0.431, SLG: 0.577		BB			4-3		S 1B			2	0	1	0	1	0	0
Bruce Bochy, R (1, 2) OBP: 0.250, SLG: 0.182		F7			5-3		E5 G1-6-3 1-2			3	0	0	0	0	0	2
Joe Niekro, R (1, 1) Jesus Alou, R (7, PH) Joaquin Andujar, S (8, 1) Joe Sambito, L (9, 1)			F8		K		G1-6-3 1-2f			2 1 0 0	0 0 0 0	0 0 0 0	0 0 0 0	1 0 0 0	0 0 0 0	0 2 0 0
Inning Stats	R: 1 H: 1 E: 0 LOB: 0 K: 1 BB: 0 S: 6 P: 6	R: 0 H: 0 E: 0 LOB: 1 K: 0 BB: 1 S: 3 P: 7	R: 0 H: 1 E: 0 LOB: 1 K: 0 BB: 0 S: 4 P: 4	R: 0 H: 0 E: 0 LOB: 0 K: 0 BB: 0 S: 3 P: 3	R: 0 H: 0 E: 0 LOB: 0 K: 1 BB: 0 S: 5 P: 5	R: 1 H: 2 E: 0 LOB: 1 K: 1 BB: 0 S: 7 P: 7	R: 0 H: 1 E: 1 LOB: 1 K: 0 BB: 0 S: 4 P: 4	R: 1 H: 1 E: 2 LOB: 3 K: 0 BB: 1 S: 5 P: 9		1B: 1 SF: 1 2B: 4 SAC: 0 3B: 1 DP: 1 HR: 0 HBP: 0						

	AB	30
	R	3
	H	6
	RBI	2
	BB	2
	SO	3
	LOB	13

WP: 0 PA: 33
PB: 0
SB: 1
CS: 0

PITCHER		IP	WLS	BF	H	R	ER	SO	BB	IBB	HBP	BLK	WP	HR	S	P	ERA	WHIP
John Candelaria, L ERA: 2.37	(1, 1)	7.1	L	31	6	3	2	3	1	1	0	0	0	0	35	43	2.46	0.955
Kent Tekulve, R ERA: 6.0	(8, 1)	0.2		2	0	0	0	0	0	0	0	0	0	0	2	2	0.00	0.000

PITCHER	IP	WLS	BF	H	R	ER	SO	BB	IBB	HBP	BLK	WP	HR	S	P	ERA	WHIP

Batter	1	2	3	4	5	6	7	8	9	AB	R	H	RBI	BB	SO	LOB
Terry Puhl, L (1, 9) OBP: 0.390, SLG: 0.380	G4-3-6 1B		FC4-6 1-2f			6-3			5-3	4	0	1	0	0	0	1
Craig Reynolds, L (1, 6) OBP: 0.235, SLG: 0.353	G4-3-6 1-2f		G3			G5-4-3 1B			4-3	4	0	1	0	0	0	2
Cesar Cedeno, R (1, 8) OBP: 0.396, SLG: 0.609	E5 1B 1B			FC6-4 1B		G5-4-3 1-2f			6-3	4	0	1	0	0	0	1
Jose Cruz, L (1, 7) OBP: 0.426, SLG: 0.564	1-H 1B			FC6-4 5-3 1-2f			E4 CS			3	0	1	0	0	0	1
Enos Cabell, R (1, 5) OBP: 0.318, SLG: 0.306		4-3		5-3 1-2			F2 1-2			3	0	0	0	0	0	2
Bob Watson, R (1, 3) OBP: 0.286, SLG: 0.288		G6-4-3 1B		K			P4			3	0	1	0	0	1	1
Art Howe, R (1, 4) OBP: 0.175, SLG: 0.190		G6-4-3 1-2f			6-3			P4		3	0	0	0	0	0	1
Alan Ashby, S (1, 2) OBP: 0.280, SLG: 0.273			FC4-6 BB		K			F9		2	0	0	0	1	1	0
Vern Ruhle, R (1, 1)			K		K			L8		2	0	0	0	0	2	1
Jeffrey Leonard, R (8, PH) OBP: 0.550, SLG: 0.667										1	0	0	0	0	0	0
Frank Riccelli, L (8, 1)										0	0	0	0	0	0	0
Inning Stats	R: 0 E: 1 K: 0 S: 4 H: 2 LOB: 2 BB: 0 P: 4	R: 0 E: 0 K: 0 S: 3 H: 1 LOB: 0 BB: 0 P: 3	R: 0 E: 0 K: 1 S: 5 H: 0 LOB: 1 BB: 1 P: 9	R: 0 E: 0 K: 1 S: 6 H: 1 LOB: 1 BB: 0 P: 6	R: 0 E: 0 K: 2 S: 7 H: 0 LOB: 0 BB: 0 P: 7	R: 0 E: 0 K: 0 S: 3 H: 1 LOB: 0 BB: 0 P: 3	R: 0 E: 1 K: 0 S: 3 H: 0 LOB: 0 BB: 0 P: 3	R: 0 E: 0 K: 0 S: 3 H: 0 LOB: 0 BB: 0 P: 3	R: 0 E: 0 K: 0 S: 3 H: 0 LOB: 0 BB: 0 P: 3	1B: 5 2B: 0 3B: 0 HR: 0	SF: 0 SAC: 0 DP: 3 HBP: 0						

PITCHER		IP	WLS	BF	H	R	ER	SO	BB	IBB	HBP	BLK	WP	HR	S	P	ERA	WHIP
Dennis Lamp, R ERA: 1.25	(1, 1)	9.0	W	30	5	0	0	4	1	0	0	0	0	0	37	41	0.00	0.667

PITCHER		IP	WLS	BF	H	R	ER	SO	BB	IBB	HBP	BLK	WP	HR	S	P	ERA	WHIP

TOP

Houston Astros @ Chicago Cubs

Wrigley Field, Chicago, IL

Wed Apr 25 1979, 3:33 AM CST

Att. 6,388 - Overcast - 66 F

livebaseballscorecards.com

AB	29
R	0
H	5
RBI	0
BB	1
SO	4
LOB	10

WP: 0	PA: 30
PB: 0	
SB: 0	
CS: 1	

Batter	1	2	3	4	5	6	7	8	9	AB	R	H	RBI	BB	SO	LOB
Ivan De Jesus, R (1, 6) OBP: 0.254, SLG: 0.351	S S S 0-3 K ①		x 0-0 F9 ③			x 0-0 F7 ①		x 0-0 6-3 ①		4	0	0	0	0	1	1
Scot Thompson, L (1, 8) OBP: 0.429, SLG: 0.556 Jerry Martin, R (8, PH) OBP: 0.268, SLG: 0.243 (9, 8)	x 0-0 3-1 ②			x 0-0 F7 ①		x 0-0 F5 ②		B B B B 4-0 FC1-6 BB		3 0	0 0	0 0	0 0	0 1	0 0	0 0
Bill Buckner, L (1, 3) OBP: 0.271, SLG: 0.352	x 0-0 CS 1B			x 0-0 6-3 ②		x 0-0 P5 ③		x 0-0 FC1-6 ② BB BB 1-2f		4	0	1	0	0	0	1
Dave Kingman, R (1, 7) OBP: 0.400, SLG: 0.745 Sam Mejias, R (8, PR) (9, 7)	0-0 CS ③ 1-2	S S S 0-3 K ①		x 0-0 5-3 ③			x 0-0 HR	B B B B 4-0 BB 1-2 BB		3 0	1 0	1 0	1 0	1 0	1 0	0 0
Steve Ontiveros, S (1, 5) OBP: 0.377, SLG: 0.326		x 0-0 4-3 ②			x 0-0 HR 1B		x 0-0 FC3-6 1B	B B B B 4-0 1-2 2-3 BB		3	1	2	0	1	0	0
Bobby Murcer, L (1, 9) OBP: 0.359, SLG: 0.323		x 0-0 G3 ③			x 0-0 1-H HR		x 0-0 FC3-6 ① 1-2f 1B 5-3	x 0-0 L7 ③		4	2	1	2	0	0	4
Barry Foote, R (1, 2) OBP: 0.214, SLG: 0.250			x 0-0 L9 ①		x 0-0 L8 ①		x 0-0 5-3 ② 1-2			3	0	0	0	0	0	1
Ted Sizemore, R (1, 4) OBP: 0.360, SLG: 0.326			x 0-0 1B		x 0-0 6-3 ②		x 0-0 2-H 1B			3	0	2	1	0	0	0
Dennis Lamp, R (1, 1)			S S S 0-3 K ②		x 0-0 F2 ③		x 0-0 6-3 ③			3	0	0	0	0	1	2
Inning Stats	R: 0 E: 0 K: 1 S: 5 H: 1 LOB: 0 BB: 0 P: 5	R: 0 E: 0 K: 1 S: 5 H: 0 LOB: 0 BB: 0 P: 5	R: 0 E: 0 K: 1 S: 6 H: 1 LOB: 1 BB: 0 P: 6	R: 0 E: 0 K: 0 S: 3 H: 0 LOB: 0 BB: 0 P: 3	R: 2 E: 0 K: 0 S: 5 H: 2 LOB: 0 BB: 0 P: 5	R: 0 E: 0 K: 0 S: 3 H: 0 LOB: 0 BB: 0 P: 3	R: 2 E: 0 K: 0 S: 6 H: 3 LOB: 1 BB: 0 P: 6	R: 0 E: 0 K: 0 S: 3 H: 0 LOB: 3 BB: 3 P: 15		1B: 5 2B: 0 3B: 0 HR: 2	SF: 0 SAC: 0 DP: 0 HBP: 0						

BOTTOM

Houston Astros @ Chicago Cubs

Wrigley Field, Chicago, IL

Wed Apr 25 1979, 3:33 AM CST

Att. 6,388 - Overcast - 66 F

livebaseballscorecards.com

AB	30
R	4
H	7
RBI	4
BB	3
SO	3
LOB	9

PITCHER		IP	WLS	BF	H	R	ER	SO	BB	IBB	HBP	BLK	WP	HR	S	P	ERA	WHIP
Vern Ruhle, R ERA: 2.4	(1, 1)	7.0	L	27	7	4	4	3	0	0	0	0	0	2	33	33	5.14	1.000
Frank Riccelli, L ERA:	(8, 1)	1.0		6	0	0	0	0	3	0	0	0	0	0	3	15	0.00	3.000

PITCHER		IP	WLS	BF	H	R	ER	SO	BB	IBB	HBP	BLK	WP	HR	S	P	ERA	WHIP

WP: 0 PB: 0 SB: 0 CS: 1 PA: 34

Batter	1	2	3	4	5	6	7	8	9	AB	R	H	RBI	BB	SO	LOB
Terry Puhl, L (1, 9) OBP: 0.390, SLG: 0.373	P5		P6		E7 2B 1B	BBB 4-0 1B 1-2 2-3 BB		FC4-6 1-2f		4	1	1	0	1	0	1
Craig Reynolds, L (1, 6) OBP: 0.247, SLG: 0.370	SSS 0-3 K		L9		3-H 2B	1-3 2-H 3-H 1B			1-3	5	0	2	3	0	1	0
Cesar Cedeno, R (1, 8) OBP: 0.379, SLG: 0.569	L9		F7		6-3	6-3			1B	5	0	1	0	0	0	3
Jose Cruz, L (1, 7) OBP: 0.417, SLG: 0.542		L9		4-3 1B 1B	6-3		3-1		P3	4	1	1	0	0	0	1
Jeffrey Leonard, R (9, PH) OBP: 0.524, SLG: 0.615 (9, 7)										1	0	0	0	0	0	1
Enos Cabell, R (1, 5) OBP: 0.310, SLG: 0.299 (7, 3)		SSS K		4-3 1-2	5-3		CS 1B		F9	5	0	1	0	0	1	3
Bob Watson, R (1, 3) OBP: 0.299, SLG: 0.290		BBB 4-0 1B BB		1B 1B 2-H 1B		SSS K	SSS K 1-2			3	1	1	1	1	2	1
Rafael Landestoy, S (7, 4) OBP: 0.167, SLG: 0.200										0	0	0	0	0	0	0
Art Howe, R (1, 4) OBP: 0.209, SLG: 0.213 (7, 5)		1-2 1B		1B 1-2 1B		BBBB 4-0 BB 1B BB		F9		3	1	2	0	1	0	0
Alan Ashby, S (1, 2) OBP: 0.278, SLG: 0.271		G3		FC6 1-3 2-H 1B		F8		E1 FC4-6		4	0	1	1	0	0	3
J.R. Richard, R (1, 1) OBP: 0.231, SLG: 0.417			HR	FC6 1-2f		BBBB 4-0 BB 1-2 1B BB		F7		2	2	1	1	1	0	1
Joe Sambito, L (6, 1)										1	0	0	0	0	0	1
Inning Stats	R: 0 H: 0 E: 0 LOB: 0 K: 1 BB: 0 S: 5 P: 5	R: 0 H: 1 E: 0 LOB: 2 K: 1 BB: 1 S: 6 P: 10	R: 1 H: 1 E: 0 LOB: 0 K: 0 BB: 0 S: 4 P: 4	R: 2 H: 4 E: 0 LOB: 1 K: 0 BB: 0 S: 6 P: 6	R: 1 H: 2 E: 1 LOB: 1 K: 0 BB: 0 S: 5 P: 5	R: 2 H: 1 E: 0 LOB: 2 K: 1 BB: 3 S: 6 P: 18	R: 0 H: 1 E: 0 LOB: 0 K: 1 BB: 0 S: 5 P: 5	R: 0 H: 0 E: 1 LOB: 1 K: 0 BB: 0 S: 4 P: 4	R: 0 H: 1 E: 0 LOB: 1 K: 0 BB: 0 S: 4 P: 4	1B: 9 SF: 0 2B: 1 SAC: 0 3B: 0 DP: 0 HR: 1 HBP: 0						

TOP

Houston Astros @ Chicago Cubs

Wrigley Field, Chicago, IL

Thu Apr 26 1979, 3:33 AM CST

Att. 4,777 - Overcast - 44 F

livebaseballscorecards.com

AB	37
R	6
H	11
RBI	6
BB	4
SO	4
LOB	15

PITCHER		IP	WLS	BF	H	R	ER	SO	BB	IBB	HBP	BLK	WP	HR	S	P	ERA	WHIP
Lynn McGlothen, R ERA: 4.91	(1, 1)	4.0	L	19	7	4	4	2	1	0	0	0	0	1	22	26	9.00	2.000
Ken Holtzman, L ERA: 4.38	(5, 1)	1.0		4	1	0	0	0	0	0	0	0	0	0	4	4	0.00	1.000
Ray Burris, R ERA: 7.27	(6, 1)	2.0		10	2	2	2	2	3	0	0	0	0	0	11	23	9.00	2.500
Willie Hernandez, L ERA: 4.05	(8, 1)	2.0		8	1	0	0	0	0	0	0	0	0	0	8	8	0.00	0.500

PITCHER		IP	WLS	BF	H	R	ER	SO	BB	IBB	HBP	BLK	WP	HR	S	P	ERA	WHIP

WP: 0 PA: 41
PB: 0
SB: 0
CS: 1

BOTTOM

Houston Astros @ Chicago Cubs

Wrigley Field, Chicago, IL

Thu Apr 26 1979, 3:33 AM CST

Att. 4,777 - Overcast - 44 F

Batter	1	2	3	4	5	6	7	8	9	AB	R	H	RBI	BB	SO	LOB
Ivan De Jesus, R (1, 6) OBP: 0.254, SLG: 0.333	6-3		K		FC6-4 BB		4-3			3	0	0	0	1	1	1
Scot Thompson, L (1, 8) OBP: 0.387, SLG: 0.500 Jerry Martin, R (8, PH) OBP: 0.286, SLG: 0.342 (9, 8)	K			F8	FC6-4 1-2f			HR		3 1	0 1	0 1	0 1	0 0	1 0	3 0
Bill Buckner, L (1, 3) OBP: 0.270, SLG: 0.345	K			P4		FC5-4 1B		4-3		4	0	1	0	0	1	0
Dave Kingman, R (1, 7) OBP: 0.373, SLG: 0.686		K		F5		FC5-4 1-2f 1B		K		4	0	0	0	0	2	1
Steve Ontiveros, S (1, 5) OBP: 0.404, SLG: 0.347		L4-3 BB			2-3 BB 1B 1B	1-2 1B		K		3	1	2	0	1	1	0
Bobby Murcer, L (1, 9) OBP: 0.349, SLG: 0.294		L4-3 1-2			1B 2-3 1-2 BB	F2			F8	3	0	0	0	1	0	3
Barry Foote, R (1, 2) OBP: 0.217, SLG: 0.250			1-3 1B		2-3 1-2 2-3	K			L6	4	0	1	0	0	1	4
Ted Sizemore, R (1, 4) OBP: 0.370, SLG: 0.340			K		BB 2-3 3-H 1B		K		1B	4	0	2	1	0	2	1
Lynn McGlothen, L (1, 1) OBP: 0.250, SLG: 0.250 Ken Holtzman, R (5, 1) Larry Biittner, L (5, PH) OBP: 0.200, SLG: 0.200 Ray Burris, R (6, 1) Gene Clines, R (7, PH) OBP: 0.143, SLG: 0.143 Willie Hernandez, L (8, 1) Mike Vail, R (9, PH) OBP: 0.667, SLG: 0.833			1-3 1-2		K		L4-3		K	1 0 1 0 1 0 1	0 0 0 0 0 0 0	0 0 0 0 0 0 0	0 0 0 0 0 0 0	0 0 0 0 0 0 0	0 0 1 0 0 0 1	1 0 2 0 0 0 1
Inning Stats	R: 0 H: 0 E: 0 LOB: 0 K: 2 BB: 0 S: 7 P: 7	R: 0 H: 0 E: 0 LOB: 0 K: 1 BB: 1 S: 4 P: 8	R: 0 H: 1 E: 0 LOB: 1 K: 2 BB: 0 S: 8 P: 8	R: 0 H: 0 E: 0 LOB: 0 K: 0 BB: 0 S: 3 P: 3	R: 1 H: 2 E: 0 LOB: 3 K: 1 BB: 2 S: 7 P: 15	R: 0 H: 2 E: 0 LOB: 2 K: 1 BB: 0 S: 7 P: 7	R: 0 H: 0 E: 0 LOB: 0 K: 1 BB: 0 S: 5 P: 5	R: 1 H: 1 E: 0 LOB: 0 K: 2 BB: 0 S: 8 P: 8	R: 0 H: 1 E: 0 LOB: 1 K: 1 BB: 0 S: 6 P: 6	1B: 6 SF: 0 2B: 1 SAC: 0 3B: 0 DP: 1 HR: 1 HBP: 0						WP: 0 PA: 36 PB: 0 SB: 0 CS: 0

PITCHER		IP	WLS	BF	H	R	ER	SO	BB	IBB	HBP	BLK	WP	HR	S	P	ERA	WHIP
J.R. Richard, R ERA: 2.41	(1, 1)	5.0	W	20	3	1	1	6	3	0	0	0	0	0	29	41	1.80	1.200
Joe Sambito, L ERA: 0.71	(6, 1)	4.0	S	16	4	1	1	5	0	0	0	0	0	1	26	26	2.25	1.000

PITCHER	IP	WLS	BF	H	R	ER	SO	BB	IBB	HBP	BLK	WP	HR	S	P	ERA	WHIP

AB	33
R	2
H	7
RBI	2
BB	3
SO	11
LOB	17

livebaseballscorecards.com

Batter	1	2	3	4	5	6	7	8	9	10	11	AB	R	H	RBI	BB	SO	LOB
Terry Puhl, L (1, 9) OBP: 0.364, SLG: 0.346	P3	K	L6			F7		P4		6-3		6	0	0	0	0	1	2
Craig Reynolds, L (1, 6) OBP: 0.278, SLG: 0.392	BB 1B 1B	BB 1B 2-3		K		F9		1B			SH1-4 1B 1B	6	2	4	0	0	1	0
Cesar Cedeno, R (1, 8) OBP: 0.403, SLG: 0.566 Jeffrey Leonard, R (8, PH) OBP: 0.500, SLG: 0.571 (8, 8)	1B FC5-2 BB 1-2	BB 1-2		F7		1B		K			SH1-4 1-2	2 1	0 0	1 0	0 0	2 0	0 1	0 1
Bob Watson, R (1, 3) OBP: 0.292, SLG: 0.284 Rafael Landestoy, S (9, 4) OBP: 0.143, SLG: 0.167	FC5-2 2B 1B 1-3 2-H	K		E6 2B		K			K		K	5 1	2 0	1 0	1 0	0 0	3 1	4 1
Enos Cabell, R (1, 5) OBP: 0.338, SLG: 0.375 (9, 3)	FC5-2 2B 1-2 3-H		1B 2B 1B	2B 1-H			HR		1-3		IBB 1B	5	3	3	2	1	0	2
Art Howe, R (1, 4) OBP: 0.247, SLG: 0.313 (9, 5)	2B 1-H 2-H		2B 6-3 1B 1-3	F3			4-3		HR		1B 1-3 2-H	6	2	4	4	0	0	1
Jose Cruz, L (1, 7) OBP: 0.397, SLG: 0.523	4-3		1-3 2B 1-3 3-H		K		K		3-1		F7	6	0	1	1	0	2	3
Bruce Bochy, R (1, 2) OBP: 0.235, SLG: 0.188		1B SH3-4 1B	6-3 3-H		1-3		F9			K		5	0	1	1	0	1	1
Ken Forsch, R (1, 1) OBP: 0.118, SLG: 0.176 Joaquin Andujar, S (7, 1) Denny Walling, L (10, PH) OBP: 0.200, SLG: 0.200 Bo McLaughlin, R (10, 1) Frank Riccelli, L (10, 1)		SH3-4 1-2	1-3 2-3		4-3			K		4-3		2 1 1 0 0	0 0 0 0 0	0 0 0 0 0	0 0 0 0 0	0 1 0 0 0	0 0 0 0 0	1 0 0 0 0
Inning Stats	R: 3 E: 0 K: 0 S: 6 H: 3 LOB: 1 BB: 1 P: 10	R: 0 E: 0 K: 2 S: 9 H: 2 LOB: 3 BB: 1 P: 13	R: 2 E: 0 K: 0 S: 6 H: 3 LOB: 1 BB: 0 P: 6	R: 1 E: 1 K: 1 S: 7 H: 1 LOB: 1 BB: 0 P: 7	R: 0 E: 0 K: 1 S: 5 H: 0 LOB: 0 BB: 0 P: 5	R: 0 E: 0 K: 1 S: 6 H: 1 LOB: 1 BB: 0 P: 6	R: 1 E: 0 K: 1 S: 6 H: 1 LOB: 0 BB: 0 P: 6	R: 0 E: 0 K: 2 S: 8 H: 1 LOB: 1 BB: 0 P: 8	R: 1 E: 0 K: 1 S: 6 H: 1 LOB: 0 BB: 0 P: 6	R: 0 E: 0 K: 1 S: 5 H: 0 LOB: 0 BB: 0 P: 5	R: 1 E: 0 K: 1 S: 7 H: 2 LOB: 2 BB: 1 P: 11	1B: 10 2B: 3 3B: 0 HR: 2	SF: 0 SAC: 2 DP: 0 HBP: 0		WP: 0 PB: 0 SB: 0 CS: 0	PA: 52		

PITCHER		IP	WLS	BF	H	R	ER	SO	BB	IBB	HBP	BLK	WP	HR	S	P	ERA	WHIP
John Candelaria, L ERA: 3.75	(1, 1)	5.0		27	9	6	5	4	2	0	0	0	0	0	33	41	9.00	2.200
Jim Bibby, R ERA: 6.48	(6, 1)	2.0		8	2	1	1	2	0	0	0	0	0	1	12	12	4.50	1.000
Enrique Romo, R ERA: 4.15	(8, 1)	1.0		4	1	0	0	2	0	0	0	0	0	0	8	8	0.00	1.000
Kent Tekulve, R ERA: 4.67	(9, 1)	2.0		7	1	1	1	2	0	0	0	0	0	1	11	11	4.50	0.500
Ed Whitson, R ERA: 4.15	(11, 1)	1.0	L	6	2	1	1	1	0	1	0	0	0	0	7	11	9.00	2.000

PITCHER	IP	WLS	BF	H	R	ER	SO	BB	IBB	HBP	BLK	WP	HR	S	P	ERA	WHIP

TOP

Houston Astros @ Pittsburgh Pirates

Three Rivers Stadium, Pittsburgh, PA

Fri Apr 27 1979, 6:05 PM EST

Att. 5,767 - Unknown

livebaseballscorecards.com

AB	47
R	9
H	15
RBI	9
BB	3
SO	11
LOB	16

Batter	1	2	3	4	5	6	7	8	9	10	11	AB	R	H	RBI	BB	SO	LOB
Omar Moreno, L (1, 8) OBP: 0.384, SLG: 0.424	5-3			4-3 S 2B 1B	1B 1-2 BB		E 2B 2-H	FC4-2 1-2 2-3 3-Hf		WP 1B 1B		5	2	3	1	1	0	3
Tim Foli, R (1, 6) OBP: 0.103, SLG: 0.071	4-3			6-3 1-2	1-3 2-H 3-H 1B		E G3 BB	P5		BB 1-2 1B		3	1	1	2	1	0	1
Bill Robinson, R (8, PH) OBP: 0.264, SLG: 0.420												2	0	1	0	0	0	3
(9, 5)																		
Dave Parker, L (1, 9) OBP: 0.373, SLG: 0.545	F7			4-3 2-3	G3		E3 G3 1-3 2-H		HR	4-0 1-2 2-3 BB		5	1	1	1	1	0	4
Willie Stargell, L (1, 3) OBP: 0.333, SLG: 0.667		F5		3-H 2B		3-1	G3 2-3 3-H		HR	K		6	1	2	3	0	1	4
Lee Lacy, R (1, 7) OBP: 0.304, SLG: 0.421		K		4-3		3B	6-3		K		K	6	0	1	0	0	3	2
Phil Garner, R (1, 5) OBP: 0.292, SLG: 0.418		F8			4-3	K		FC1-5 1B BB	K		K	3	0	0	0	1	1	1
Matt Alexander, S (8, PR)												0	0	0	0	0	0	0
Dale Berra, R (9, 6) OBP: 0.214, SLG: 0.154												2	0	0	0	0	2	0
Ed Ott, L (1, 2) OBP: 0.318, SLG: 0.523		F2			PB 6-3 1B 1B	P4		BB FC1-5 1-2 FC4-2 1B	F7		1B	6	1	3	0	0	0	1
Rennie Stennett, R (1, 4) OBP: 0.234, SLG: 0.246		K			6-3 1-2		F8	FC1-5 FC4-2 BB 1-2 2-3f		4-3	K	6	0	0	0	0	2	4
John Candelaria, L (1, 1) Mike Easler, L (8, PH) Jim Bibby, R (8, 1) 2-for-3, RBI, R, BB, SO, 3 SB Manny Sanguillen, R (7, PH) pinch-hit for Ott, 0-for-1 Enrique Romo, R (8, 1) John Milner, L (8, PH) 1-for-1, RBI, BB, 1 SB Kent Tekulve, R (9, 1) Steve Nicosia, R (10, PH) 0-for-1, SO Ed Whitson, R (11, 1)		F7			6-3 1-2 BB 1B 2-3 BB		2B 2B	FC4-2 1-2 2-3 BB		F7		1 0 0 0 0 0 0 0 1 0 0 1 0 0 0 0 0 0 0 0 0 1 1 1 0 0 0 0 0 0 0 0 0 0 0 0 0 0 0 1 0 0 0 0 0 0 0 0 0 1 0 0 0 0 0 0 0 0 0 0 0 0 0							
Inning Stats	R: 0 E: 0 K: 0 S: 3 H: 0 LOB: 0 BB: 0 P: 3	R: 0 E: 0 K: 1 S: 5 H: 0 LOB: 0 BB: 0 P: 5	R: 0 E: 0 K: 1 S: 5 H: 0 LOB: 0 BB: 0 P: 5	R: 1 E: 0 K: 0 S: 5 H: 2 LOB: 1 BB: 0 P: 5	R: 2 E: 0 K: 0 S: 5 H: 2 LOB: 2 BB: 2 P: 13	R: 0 E: 0 K: 1 S: 6 H: 1 LOB: 1 BB: 0 P: 6	R: 3 E: 1 K: 0 S: 6 H: 2 LOB: 1 BB: 1 P: 10	R: 0 E: 0 K: 0 S: 4 H: 1 LOB: 3 BB: 2 P: 12	R: 2 E: 0 K: 2 S: 9 H: 2 LOB: 0 BB: 0 P: 9	R: 0 E: 0 K: 1 S: 7 H: 2 LOB: 3 BB: 1 P: 11	R: 0 E: 0 K: 3 S: 10 H: 1 LOB: 1 BB: 0 P: 10	1B: 7 2B: 3 3B: 1 HR: 2	SF: 0 SAC: 0 DP: 0 HBP: 0		WP: 1 PB: 1 SB: 1 CS: 0	PA: 53			

PITCHER		IP	WLS	BF	H	R	ER	SO	BB	IBB	HBP	BLK	WP	HR	S	P	ERA	WHIP
Ken Forsch, R ERA: 2.29	(1, 1)	6.1		29	7	6	4	3	3	0	0	0	0	0	32	44	5.68	1.579
Joaquin Andujar, R ERA: 1.31	(7, 1)	2.2		14	3	2	2	2	2	0	0	0	0	2	16	24	6.75	1.875
Bo McLaughlin, R ERA:	(10, 1)	0.2		4	2	0	0	0	0	0	0	0	0	0	4	4	0.00	3.000
Frank Riccelli, L ERA:	(10, 1)	1.1	W	6	1	0	0	4	1	0	0	0	1	0	13	17	0.00	1.500

PITCHER	IP	WLS	BF	H	R	ER	SO	BB	IBB	HBP	BLK	WP	HR	S	P	ERA	WHIP

BOTTOM

Houston Astros @ Pittsburgh Pirates

Three Rivers Stadium, Pittsburgh, PA

Fri Apr 27 1979, 6:05 PM EST

Att. 5,767 - Unknown

livebaseballscorecards.com

AB	47
R	8
H	13
RBI	7
BB	6
SO	9
LOB	23

Batter	1	2	3	4	5	6	7	8	9	AB	R	H	RBI	BB	SO	LOB
Terry Puhl, L (1, 9) OBP: 0.355, SLG: 0.372	HR		4-3			F7	F8		K	5	1	1	1	0	1	2
Craig Reynolds, L (1, 6) OBP: 0.286, SLG: 0.393	E9 WP 1B		6-3			F8		1B 1B 1B 1B	5-3	5	2	2	0	0	0	0
Cesar Cedeno, R (1, 8) OBP: 0.388, SLG: 0.526	K 3-H			4-3		BB		L6	F9	4	0	0	0	1	1	1
Jose Cruz, L (1, 7) OBP: 0.402, SLG: 0.522	L3			E8 1B		F8		1B 1-2 1B		4	1	2	0	0	0	1
Enos Cabell, R (1, 5) OBP: 0.333, SLG: 0.368	F9			K			6-3	BB 1B 1-2 2-3 1B		4	0	1	0	0	1	1
Bob Watson, R (1, 3) OBP: 0.289, SLG: 0.282		G3-6-3 1B		6-3			E6 1B 1B SF8	K		4	1	1	0	0	1	4
Art Howe, R (1, 4) OBP: 0.260, SLG: 0.324		F8			K		SF8 1B 1-2 1B	BB 1-2 2-H 3-H 1B		4	0	2	2	0	1	1
Alan Ashby, S (1, 2) OBP: 0.293, SLG: 0.275		G3-6-3 1-2f			F8		1-2 2-3 1B	1-2 2-3 BB		3	0	1	0	1	0	1
Joe Niekro, R (1, 1)			4-3		F9		SF8 2-3 3-H	K		1	0	0	0	0	0	0
Frank Riccelli, L (4, 1)										1	0	0	0	0	0	0
Jeffrey Leonard, R (7, PH) OBP: 0.478, SLG: 0.571										0	0	0	1	0	0	0
Bo McLaughlin, R (7, 1)										0	0	0	0	0	0	0
Denny Walling, L (8, PH) OBP: 0.200, SLG: 0.200										0	0	0	0	0	0	0
Jesus Alou, R (8, PH)										1	0	0	0	0	1	3
Gary Wilson, R (8, 1)										0	0	0	0	0	0	0
Inning Stats	R: 2 E: 1 K: 1 S: 7 H: 2 LOB: 0 BB: 0 P: 7	R: 0 E: 0 K: 0 S: 3 H: 1 LOB: 0 BB: 0 P: 3	R: 0 E: 0 K: 0 S: 3 H: 0 LOB: 0 BB: 0 P: 3	R: 0 E: 1 K: 1 S: 6 H: 1 LOB: 1 BB: 0 P: 6	R: 0 E: 0 K: 1 S: 5 H: 0 LOB: 0 BB: 0 P: 5	R: 0 E: 0 K: 0 S: 3 H: 0 LOB: 1 BB: 1 P: 7	R: 1 E: 1 K: 0 S: 6 H: 2 LOB: 2 BB: 0 P: 6	R: 2 E: 0 K: 2 S: 11 H: 4 LOB: 3 BB: 1 P: 15	R: 0 E: 0 K: 1 S: 5 H: 0 LOB: 0 BB: 0 P: 5	1B: 9 2B: 0 3B: 0 HR: 1	SF: 1 SAC: 0 DP: 1 HBP: 0						

PITCHER		IP	WLS	BF	H	R	ER	SO	BB	IBB	HBP	BLK	WP	HR	S	P	ERA	WHIP
Don Robinson, R ERA: 2.43	(1, 1)	0.0		1	1	1	1	0	0	0	0	0	0	1	1	1	∞	∞
Bruce Kison, R ERA: 4.29	(1, 1)	7.1	W	31	8	4	2	3	1	0	0	0	1	0	36	40	2.46	1.227
Kent Tekulve, R ERA: 4.58	(8, 1)	0.1		3	1	0	0	1	1	0	0	0	0	0	4	8	0.00	6.000
Grant Jackson, L ERA: 1.8	(8, 1)	1.1	S	4	0	0	0	2	0	0	0	0	0	0	8	8	0.00	0.000

PITCHER	IP	WLS	BF	H	R	ER	SO	BB	IBB	HBP	BLK	WP	HR	S	P	ERA	WHIP

TOP

Houston Astros @ Pittsburgh Pirates

Three Rivers Stadium, Pittsburgh, PA

Sun Apr 29 1979, 3:33 AM EDT

Att. 7,598 - Unknown

livebaseballscorecards.com

AB	36
R	5
H	10
RBI	4
BB	2
SO	6
LOB	14

1B: 9 SF: 1
2B: 0 SAC: 0
3B: 0 DP: 1
HR: 1 HBP: 0

WP: 1 PA: 39
PB: 0
SB: 0
CS: 0

Batter	1	2	3	4	5	6	7	8	9	AB	R	H	RBI	BB	SO	LOB
Omar Moreno, L (1, 8) OBP: 0.410, SLG: 0.443	0-0 1B S 4-3 1B	0-0 G4-6-3 1-2f		4-0 1-2 1B BB	0-0 CS 2-H 3-H 1B		0-0 S 2-H 1B			4	2	3	3	1	0	1
Tim Foli, R (1, 6) OBP: 0.176, SLG: 0.152	0-0 4-3 BB 1-3 1B		0-0 2B SF8 1B	0-0 1B 1-2 2-H 1B	0-0 CS 1-2	0-0 P6	0-0 F7 1-2			5	1	3	1	0	0	1
Dave Parker, L (1, 9) OBP: 0.400, SLG: 0.571	4-0 4-3 1-2 BB	0-0 1-3 2B	0-0 F8			0-0 WP S 1B		0-0 1B 1B 1B		4	1	3	0	1	0	2
Willie Stargell, L (1, 3) OBP: 0.321, SLG: 0.636	0-0 4-3 1-2 2-3 3-H	0-0 SF8 3-H	0-0 1-3 2-H 1B			S S S 0-3 K 1-3		S S S 0-3 K		4	0	1	3	0	2	4
John Milner, L (1, 7) OBP: 0.571, SLG: 1.031 Bill Robinson, R (5, 7) OBP: 0.273, SLG: 0.423	4-0 BB	4-0 FC4-6 BB	0-0 F5		0-0 F9			0-0 1-H 1B		1 2	0 0	0 1	0 1	2 0	0 0	2 1
Phil Garner, R (1, 5) OBP: 0.312, SLG: 0.429	0-0 P6	0-0 F5		4-0 SH1-4 BB 1B BB			0-0 1-3 1B 2B	4-0 1B 1B BB		3	3	1	0	2	0	5
Ed Ott, L (1, 2) OBP: 0.306, SLG: 0.490	0-0 F8	0-0 FC4-6 1-2f		0-0 F7		0-0 1-3 2-3		0-0 1B 1-2 1B		5	0	1	0	0	0	7
Rennie Stennett, R (1, 4) OBP: 0.261, SLG: 0.262	0-0 F9		0-0 6-3	4-0 SH1-4 1-2 1B BB		0-0 WP SH3-4 1B 3-H 1B		0-0 1-2 2-H 1B		4	2	2	2	1	0	0
Don Robinson, R (1, 1) OBP: 0.364, SLG: 0.364 Bruce Kison, R (1, 1) OBP: 0.333, SLG: 0.400 Kent Tekulve, R (8, 1) Grant Jackson, S (8, 1)	S S S 0-3 K G4-6-3	4-0 BB 1B BB		0-0 SH1-4 1-2 2-3		0-0 SH3-4 1-2		0-0 F7		0 1 0 1	0 1 0 0	0 0 0 0	0 0 0 0	0 1 0 0	0 1 0 0	0 0 0 2
Inning Stats	R: 1 E: 0 K: 0 S: 5 H: 2 LOB: 3 BB: 2 P: 13	R: 0 E: 0 K: 1 S: 5 H: 0 LOB: 0 BB: 0 P: 5	R: 1 E: 0 K: 0 S: 5 H: 2 LOB: 2 BB: 1 P: 9	R: 2 E: 0 K: 0 S: 5 H: 2 LOB: 2 BB: 2 P: 13	R: 2 E: 0 K: 0 S: 3 H: 1 LOB: 0 BB: 2 P: 11	R: 0 E: 0 K: 1 S: 6 H: 1 LOB: 1 BB: 0 P: 6	R: 2 E: 0 K: 0 S: 6 H: 3 LOB: 1 BB: 0 P: 6	R: 2 E: 0 K: 1 S: 8 H: 4 LOB: 2 BB: 1 P: 12		1B: 13 2B: 2 3B: 0 HR: 0	SF: 1 SAC: 2 DP: 1 HBP: 0					

BOTTOM

Houston Astros @ Pittsburgh Pirates

Three Rivers Stadium, Pittsburgh, PA

Sun Apr 29 1979, 3:33 AM EDT

Att. 7,598 - Unknown

livebaseballscorecards.com

AB	34
R	10
H	15
RBI	10
BB	8
SO	3
LOB	25

WP: 2 PB: 1 SB: 3 CS: 1 PA: 46

PITCHER		IP	WLS	BF	H	R	ER	SO	BB	IBB	HBP	BLK	WP	HR	S	P	ERA	WHIP
Joe Niekro, R ERA: 4.23	(1, 1)	3.2	L	22	6	4	4	1	5	0	0	0	0	0	19	39	9.82	3.000
Frank Riccelli, L ERA: 2.16	(4, 1)	2.1		10	2	2	2	1	2	0	0	0	1	0	10	18	7.71	1.714
Bo McLaughlin, R ERA: 9.0	(7, 1)	1.0		6	3	2	2	0	0	0	0	0	1	0	6	6	18.00	3.000
Gary Wilson, R ERA: 11.57	(8, 1)	1.0		7	4	2	2	1	1	0	0	0	0	0	8	12	18.00	5.000

PITCHER		IP	WLS	BF	H	R	ER	SO	BB	IBB	HBP	BLK	WP	HR	S	P	ERA	WHIP

Batter	1	2	3	4	5	6	7	8	9	AB	R	H	RBI	BB	SO	LOB
Terry Puhl, L (1, 9) OBP: 0.357, SLG: 0.407	0-0 SH2-3 2B 1B		0-0 ① F7		0-0 ③ G1		S S S 0-3 ③ K		0-0 1-H HR	5	2	2	2	0	1	1
Craig Reynolds, L (1, 6) OBP: 0.284, SLG: 0.386	0-0 ① SH2-3 1-2		0-0 G1-4-3 1B			0-0 ① L3		S S S 0-3 ① K	0-0 ③ 5-3	4	0	1	0	0	1	1
Cesar Cedeno, R (1, 8) OBP: 0.380, SLG: 0.500	S S S 0-3 ② K		0-0 ② ③ G1-4-3 1-2f			B B B B 4-0 S BB		0-0 ② 5-3		3	0	0	0	1	1	2
Jose Cruz, L (1, 7) OBP: 0.407, SLG: 0.534	0-0 2-H 1B 2B			0-0 FC6 1B		0-0 ② F7 1-2		0-0 ③ 6-3		4	1	2	1	0	0	1
Enos Cabell, R (1, 5) (9, 3) OBP: 0.353, SLG: 0.385	B B B B 4-0 BB			0-0 ① FC6 S 1-2f		B B B B 4-0 FC6-4 BB			0-0 1B 1B 2B	2	1	1	0	2	0	1
Bob Watson, R (1, 3) Jimmy Sexton, R (9, PR) (9, 4) OBP: 0.300, SLG: 0.293	0-0 ③ 2-H 1B			S S S 0-3 ② K 1-2		0-0 ③ FC6-4 1-2f			0-0 1B SF8 2-3 1B	4 0	0 1	2 0	1 0	0 0	1 0	3 0
Art Howe, R (1, 4) (9, 5) OBP: 0.259, SLG: 0.320		0-0 ① F5		0-0 ③ 5-3			0-0 ① 6-3		0-0 HR 1-3 3-H 1B	4	1	1	1	0	0	1
Alan Ashby, S (1, 2) OBP: 0.279, SLG: 0.259 Jeffrey Leonard, R (9, PH) OBP: 0.458, SLG: 0.571 Joaquin Andujar, S (9, 1)		S S S 0-3 ② K			0-0 ① 4-3		0-0 ② L4		0-0 ① SF8 3-H	3 0 0	0 0 0	0 0 0	0 1 0	0 0 0	1 0 0	0 0 0
Vern Ruhle, R (1, 1) Rafael Landestoy, S (7, PH) OBP: 0.250, SLG: 0.286 Joe Sambito, L (7, 1) Bruce Bochy, R (9, PH) OBP: 0.222, SLG: 0.176 (9, 2)		0-0 ③ 3-1			S S S 0-3 ② K		0-0 1B		0-0 ② F8	2 1 0 1	0 0 0 0	0 1 0 0	0 0 0 0	0 0 0 0	1 0 0 0	0 0 0 1
Inning Stats	R: 2 E: 0 K: 1 S: 7 H: 3 LOB: 1 BB: 1 P: 11	R: 0 E: 0 K: 1 S: 5 H: 0 LOB: 0 BB: 0 P: 5	R: 0 E: 0 K: 0 S: 3 H: 1 LOB: 0 BB: 0 P: 3	R: 0 E: 0 K: 1 S: 6 H: 1 LOB: 1 BB: 0 P: 6	R: 0 E: 0 K: 1 S: 5 H: 0 LOB: 0 BB: 0 P: 5	R: 0 E: 0 K: 0 S: 3 H: 0 LOB: 2 BB: 2 P: 11	R: 0 E: 0 K: 1 S: 6 H: 1 LOB: 1 BB: 0 P: 6	R: 0 E: 0 K: 1 S: 5 H: 0 LOB: 0 BB: 0 P: 5	R: 4 E: 0 K: 0 S: 7 H: 4 LOB: 1 BB: 0 P: 7	1B: 7 2B: 2 3B: 0 HR: 1 SF: 1 SAC: 1 DP: 1 HBP: 0						

TOP

Houston Astros @ St. Louis Cardinals

Busch Stadium, St. Louis, MO

Mon Apr 30 1979, 7:05 PM CDT

Att. 10,778 - Unknown

livebaseballscorecards.com

AB	33
R	6
H	10
RBI	6
BB	3
SO	6
LOB	11

WP: 0 PB: 0 SB: 2 CS: 0 PA: 38

PITCHER		IP	WLS	BF	H	R	ER	SO	BB	IBB	HBP	BLK	WP	HR	S	P	ERA	WHIP
Bob Forsch, R ERA: 4.6	(1, 1)	6.2		27	6	2	2	4	3	0	0	0	0	0	32	44	2.70	1.350
Darold Knowles, L ERA: 4.76	(7, 1)	1.1		4	0	0	0	2	0	0	0	0	0	0	8	8	0.00	0.000
Tom Bruno, R ERA: 2.13	(9, 1)	0.0	L	3	3	3	3	0	0	0	0	0	0	0	3	3	∞	∞
Buddy Schultz, L ERA: 5.19	(9, 1)	1.0		4	1	1	1	0	0	0	0	0	0	1	4	4	9.00	1.000

PITCHER	IP	WLS	BF	H	R	ER	SO	BB	IBB	HBP	BLK	WP	HR	S	P	ERA	WHIP

Batter	1	2	3	4	5	6	7	8	9	AB	R	H	RBI	BB	SO	LOB
Garry Templeton, S (1, 6) OBP: 0.322, SLG: 0.372	6-3		4-3		G3			6-3	1-2 2-3 1B	5	0	1	0	0	0	0
Lou Brock, L (1, 7) OBP: 0.352, SLG: 0.412	4-3		CS 1B			4-3 1B		1B 3B	3-H SF8	4	1	3	0	0	0	0
Tom Bruno, R (9, 1)										0	0	0	0	0	0	0
Buddy Schultz, R (9, 1)										0	0	0	0	0	0	0
Bernie Carbo, L (9, PH) OBP: 0.143, SLG: 0.167										0	0	0	1	0	0	0
Keith Hernandez, L (1, 3) OBP: 0.281, SLG: 0.427	P6		1-2 F8			F8		G3	3-1	5	0	0	0	0	0	5
Ted Simmons, S (1, 2) OBP: 0.381, SLG: 0.486		4-1		F3		4-3 1-2		BBBB 1B BB		3	0	0	0	1	0	1
George Hendrick, R (1, 9) OBP: 0.353, SLG: 0.383		2B 2B		5-3		F9		1-2 3-H 1B		4	1	2	1	0	0	1
Tony Scott, S (1, 8) OBP: 0.329, SLG: 0.464		2-H 2B		G3			SSS 0-3 K	P4		4	1	1	1	0	1	2
Ken Reitz, R (1, 5) OBP: 0.380, SLG: 0.493		P6			HR		FC1-5-4 2B		BBBB 1B SF8 BB	3	1	2	1	1	0	1
Ken Oberkfell, L (9, PR) OBP: 0.412, SLG: 0.467										0	1	0	0	0	0	0
Mike Tyson, R (1, 4) OBP: 0.327, SLG: 0.500		2-H 2B			F8		IIII 4-0 FC1-5-4 IBB		1-2 1B	2	0	1	1	1	0	0
Dane Iorg, L (9, PH) OBP: 0.294, SLG: 0.333										1	0	1	0	0	0	0
Bob Forsch, R (1, 1) OBP: 0.273, SLG: 0.333		6-3			L7		1-2 2-3 FC1-5-4		SSS 0-3 K	2	0	0	0	0	0	1
Darold Knowles, L (7, 1)										1	0	0	0	0	0	2
Jerry Mumphrey, S (9, 7) OBP: 0.286, SLG: 0.167										1	0	0	0	0	1	2
Inning Stats	R: 0 H: 0 E: 0 LOB: 0 K: 0 BB: 0 S: 3 P: 3	R: 2 H: 3 E: 0 LOB: 1 K: 0 BB: 0 S: 6 P: 6	R: 0 H: 1 E: 0 LOB: 0 K: 0 BB: 0 S: 3 P: 3	R: 0 H: 0 E: 0 LOB: 0 K: 0 BB: 0 S: 3 P: 3	R: 1 H: 1 E: 0 LOB: 0 K: 0 BB: 0 S: 4 P: 4	R: 0 H: 1 E: 0 LOB: 1 K: 0 BB: 0 S: 4 P: 4	R: 0 H: 1 E: 0 LOB: 1 K: 1 BB: 1 S: 5 P: 9	R: 1 H: 2 E: 0 LOB: 2 K: 0 BB: 1 S: 5 P: 9	R: 1 H: 2 E: 0 LOB: 2 K: 1 BB: 1 S: 7 P: 11							

PITCHER		IP	WLS	BF	H	R	ER	SO	BB	IBB	HBP	BLK	WP	HR	S	P	ERA	WHIP
Vern Ruhle, R ERA: 2.75	(1, 1)	6.0		23	6	3	3	0	0	0	0	0	0	1	23	23	4.50	1.000
Joe Sambito, L ERA: 1.23	(7, 1)	2.0	W	10	3	1	1	1	1	1	0	0	0	0	10	18	4.50	2.000
Joaquin Andujar, R ERA: 1.66	(9, 1)	1.0	S	6	2	1	1	1	1	0	0	0	0	0	7	11	9.00	3.000

PITCHER	IP	WLS	BF	H	R	ER	SO	BB	IBB	HBP	BLK	WP	HR	S	P	ERA	WHIP

BOTTOM

Houston Astros @ St. Louis Cardinals

Busch Stadium, St. Louis, MO

Mon Apr 30 1979, 7:05 PM CDT

Att. 10,778 - Unknown

livebaseballscorecards.com

AB	35
R	5
H	11
RBI	5
BB	3
SO	2
LOB	15

1B: 5	SF: 1	WP: 0	PA: 39
2B: 4	SAC: 0	PB: 0	
3B: 1	DP: 1	SB: 0	
HR: 1	HBP: 0	CS: 1	

Batter	1	2	3	4	5	6	7	8	9	10	11	AB	R	H	RBI	BB	SO	LOB
Terry Puhl, L (1, 9) OBP: 0.337, SLG: 0.381	F9		4-3			L9		L7		L7	4-3	6	0	0	0	0	0	4
Craig Reynolds, L (1, 6) OBP: 0.280, SLG: 0.387	F8			F9		G3		1B 2B (2-H)		3-1		5	1	1	1	0	0	0
Cesar Cedeno, R (1, 8) OBP: 0.408, SLG: 0.516	F3			BBBB S BB		2B		BBBB 1B BB			BBBB 1-3 S FC BB	2	1	1	0	3	0	0
Jose Cruz, L (1, 7) OBP: 0.418, SLG: 0.545		1B 2B		BBBB 1-2 BB		G3		1-2 2-H 1B			1-3 (1-3)	4	1	2	1	1	0	2
Enos Cabell, R (1, 5) (11, 3) OBP: 0.344, SLG: 0.373		CS 2-H 1B		L9			F7	SSS K			FC S 1B (3-H)	5	1	1	2	0	1	4
Bob Watson, R (1, 3) OBP: 0.306, SLG: 0.291		5-3 1-2 1B		2-3			6-3		1-4-3		IIII 1B 2B (1-2) IBB	4	0	1	0	1	0	2
Rafael Landestoy, S (11, PR) (11, 4) OBP: 0.250, SLG: 0.286												0	1	0	0	0	0	0
Art Howe, R (1, 4) (11, 5) OBP: 0.244, SLG: 0.300		5-3 1-2			6-3		6-3		SSS K		F8	5	0	0	0	0	1	3
Alan Ashby, S (1, 2) OBP: 0.281, SLG: 0.281			P4		SSS K			2B 2B	F8		2B 1-2 2-H 1B	3	0	1	0	0	1	0
Jimmy Sexton, R (8, PR)												0	1	0	0	0	0	0
Bruce Bochy, R (8, 2) OBP: 0.250, SLG: 0.211												2	0	1	1	0	0	0
J.R. Richard, R (1, 1) OBP: 0.200, SLG: 0.357			P5		P6			SSS K		1-3	2B 1-3 2-H	2	0	0	0	0	0	0
Denny Walling, L (8, PH) OBP: 0.167, SLG: 0.167												1	0	0	0	0	1	1
Joaquin Andujar, S (8, 1)												0	0	0	0	0	0	0
Jesus Alou, R (10, PH)												1	0	0	0	0	0	0
Joe Sambito, L (10, 1) OBP: 0.667, SLG: 1.000												1	0	1	1	0	0	0
Inning Stats	R: 0 E: 0 K: 0 S: 3 H: 0 LOB: 0 BB: 0 P: 3	R: 1 E: 0 K: 0 S: 4 H: 3 LOB: 0 BB: 0 P: 4	R: 0 E: 0 K: 0 S: 3 H: 0 LOB: 0 BB: 0 P: 3	R: 0 E: 0 K: 0 S: 3 H: 0 LOB: 2 BB: 2 P: 11	R: 0 E: 0 K: 1 S: 5 H: 0 LOB: 0 BB: 0 P: 5	R: 0 E: 0 K: 0 S: 4 H: 1 LOB: 1 BB: 0 P: 4	R: 0 E: 0 K: 0 S: 3 H: 0 LOB: 0 BB: 0 P: 3	R: 2 E: 0 K: 2 S: 10 H: 3 LOB: 2 BB: 1 P: 14	R: 0 E: 0 K: 1 S: 5 H: 0 LOB: 0 BB: 0 P: 5	R: 0 E: 0 K: 0 S: 3 H: 0 LOB: 0 BB: 0 P: 3	R: 3 E: 0 K: 0 S: 6 H: 2 LOB: 3 BB: 2 P: 14	1B: 4 2B: 5 3B: 0 HR: 0	SF: 0 SAC: 0 DP: 0 HBP: 0					

PITCHER		IP	WLS	BF	H	R	ER	SO	BB	IBB	HBP	BLK	WP	HR	S	P	ERA	WHIP
Silvio Martinez, R ERA: 2.21	(1, 1)	7.2		31	7	3	3	2	3	0	0	0	0	0	32	44	3.52	1.304
Mark Littell, R ERA: 1.98	(8, 1)	2.1		7	0	0	0	2	0	0	0	0	0	0	11	11	0.00	0.000
Tom Bruno, R ERA: 4.05	(11, 1)	0.2		7	2	3	3	0	1	1	0	0	0	0	5	13	40.50	4.500
Darold Knowles, L ERA: 4.5	(11, 1)	0.1	W	1	0	0	0	0	0	0	0	0	0	0	1	1	0.00	0.000

PITCHER	IP	WLS	BF	H	R	ER	SO	BB	IBB	HBP	BLK	WP	HR	S	P	ERA	WHIP

TOP

Houston Astros @ St. Louis Cardinals

Busch Stadium, St. Louis, MO

Tue May 01 1979, 7:05 PM CDT

Att. 6,349 - Unknown

livebaseballscorecards.com

AB	41
R	6
H	9
RBI	6
BB	5
SO	4
LOB	16

1B: 4	SF: 0	WP: 0	PA: 46
2B: 5	SAC: 0	PB: 0	
3B: 0	DP: 0	SB: 3	
HR: 0	HBP: 0	CS: 1	

Batter	1	2	3	4	5	6	7	8	9	10	11	AB	R	H	RBI	BB	SO	LOB
Garry Templeton, S (1, 6) OBP: 0.323, SLG: 0.391	F6		K		6-3		1-H 3B			BB FC1-5 1-2 1B	K	6	0	2	1	0	2	4
Lou Brock, L (1, 7) OBP: 0.345, SLG: 0.400	F7		F8 1-2			G6-3 1B	6-3			FC1-5 BB 1-2 2-3f	1-H 2-H 3-H HR	4	0	1	0	0	0	2
Jerry Mumphrey, S (8, 7) OBP: 0.250, SLG: 0.143												1	0	0	0	0	0	2
Roger Freed, R (11, PH) OBP: 0.286, SLG: 0.667												1	1	1	4	0	0	0
Keith Hernandez, L (1, 3) OBP: 0.266, SLG: 0.402	1-3			1-3		G6-3 1-2f		4-3			K	5	0	0	0	0	1	3
Ted Simmons, S (1, 2) OBP: 0.404, SLG: 0.534		HR		2B BB		2B 1B		1-3		1-2 2-3 BB		3	2	2	1	2	0	0
Tom Bruno, R (11, 1)												0	0	0	0	0	0	0
Darold Knowles, L (11, 1)												0	0	0	0	0	0	0
George Hendrick, R (1, 9) OBP: 0.356, SLG: 0.415		L8		1-3 2B		1-H 2B		K		F8		5	0	2	1	0	1	3
Tony Scott, S (1, 8) OBP: 0.322, SLG: 0.449		4-3		F8		4-3			L4		BB BB HR 1B	5	1	1	0	0	0	3
Ken Reitz, R (1, 5) OBP: 0.369, SLG: 0.474		K		F5			FC3-6 1B		1-3		K	5	0	1	0	0	2	3
Mike Tyson, R (1, 4) OBP: 0.327, SLG: 0.477			S BB		5-3		K		F8		1-2 HR BB	2	0	0	0	1	1	1
Dane Iorg, L (9, PH) OBP: 0.286, SLG: 0.324												1	0	0	0	0	0	0
Ken Oberkfell, L (10, 4) OBP: 0.444, SLG: 0.467												0	1	0	0	1	0	0
Silvio Martinez, R (1, 1)			F2		K		FC3-6 1-2f 3B			FC1-5 1B BB	1-2 2-3 HR BB	3	1	0	0	0	1	2
Mark Littell, L (8, 1)												0	0	0	0	0	0	0
Tom Grieve, R (10, PH) OBP: 0.368, SLG: 0.267												0	0	0	0	1	0	0
Mike Phillips, L (10, PR) OBP: 0.200, SLG: 0.200												0	0	0	0	0	0	0
Steve Swisher, R (11, 2)												0	1	0	0	1	0	0
Inning Stats	R: 0 E: 0 K: 0 S: 3 H: 0 LOB: 0 BB: 0 P: 3	R: 1 E: 0 K: 1 S: 6 H: 1 LOB: 0 BB: 0 P: 6	R: 0 E: 0 K: 1 S: 5 H: 0 LOB: 1 BB: 1 P: 9	R: 0 E: 0 K: 0 S: 4 H: 1 LOB: 2 BB: 1 P: 8	R: 0 E: 0 K: 1 S: 5 H: 0 LOB: 0 BB: 0 P: 5	R: 1 E: 0 K: 0 S: 5 H: 3 LOB: 1 BB: 0 P: 5	R: 1 E: 0 K: 1 S: 7 H: 2 LOB: 1 BB: 0 P: 7	R: 0 E: 0 K: 1 S: 5 H: 0 LOB: 0 BB: 0 P: 5	R: 0 E: 0 K: 0 S: 3 H: 0 LOB: 0 BB: 0 P: 3	R: 0 E: 0 K: 1 S: 6 H: 1 LOB: 3 BB: 2 P: 14	R: 4 E: 0 K: 2 S: 8 H: 2 LOB: 0 BB: 2 P: 16	1B: 5 2B: 2 3B: 1 HR: 2	SF: 0 SAC: 0 DP: 1 HBP: 0					

PITCHER		IP	WLS	BF	H	R	ER	SO	BB	IBB	HBP	BLK	WP	HR	S	P	ERA	WHIP
J.R. Richard, R ERA: 2.66	(1, 1)	7.0		29	7	3	3	4	2	0	0	0	0	1	35	43	3.86	1.286
Joaquin Andujar, R ERA: 1.52	(8, 1)	2.0		6	0	0	0	1	0	0	0	0	0	0	8	8	0.00	0.000
Joe Sambito, L ERA: 3.31	(10, 1)	1.2	L	12	3	4	4	3	4	0	0	0	0	1	14	30	21.60	4.200

PITCHER	IP	WLS	BF	H	R	ER	SO	BB	IBB	HBP	BLK	WP	HR	S	P	ERA	WHIP

BOTTOM

Houston Astros @ St. Louis Cardinals

Busch Stadium, St. Louis, MO

Tue May 01 1979, 7:05 PM CDT

Att. 6,349 - Unknown

livebaseballscorecards.com

AB	41
R	7
H	10
RBI	7
BB	6
SO	8
LOB	23

WP: 0	PA: 47
PB: 0	
SB: 1	
CS: 0	

Batter	1	2	3	4	5	6	7	8	9	AB	R	H	RBI	BB	SO	LOB
Terry Puhl, L (1, 9) OBP: 0.324, SLG: 0.366	3-1	G3		FC4-6 1-2f			F8			4	0	0	0	0	0	2
Craig Reynolds, L (1, 6) OBP: 0.299, SLG: 0.389	BLK 2B BB		G6-4-3 BB		6-3 1B		4-3			2	1	1	0	2	0	0
Cesar Cedeno, R (1, 8) OBP: 0.400, SLG: 0.515	WP 1-H 2B		G6-4-3 1-2f		6-3 1-2			F8		4	0	1	1	0	0	2
Jose Cruz, L (1, 7) OBP: 0.421, SLG: 0.538	S 2-3 BB		1B 1B		K			4-3		3	0	1	0	1	1	1
Enos Cabell, R (1, 5) OBP: 0.351, SLG: 0.372	G4-6-3 1-2 IBB		1-3 1B		1-3			G3		3	0	1	0	1	0	1
Bob Watson, R (1, 3) OBP: 0.303, SLG: 0.325	G4-6-3 1-2f			HR		F8			4-3 1B	4	1	1	1	0	0	3
Art Howe, R (1, 4) OBP: 0.244, SLG: 0.298		F7		6-3		4-3				4	0	1	0	0	0	0
Alan Ashby, S (1, 2) OBP: 0.294, SLG: 0.295		SH3-4 1B		FC3-6 1B		F8			F7	4	0	2	0	0	0	1
Ken Forsch, R (1, 1) OBP: 0.105, SLG: 0.158		SH3-4 1-2		FC3-6 1-2f FC4-6			5-3		L6	2	0	0	0	0	0	1
Denny Walling, L (9, PH) OBP: 0.143, SLG: 0.143										1	0	0	0	0	0	1

TOP

Houston Astros @ St. Louis Cardinals

Busch Stadium, St. Louis, MO

Wed May 02 1979, 7:05 PM CDT

Att. 5,190 - Unknown

livebaseballscorecards.com

AB	31
R	2
H	8
RBI	2
BB	4
SO	1
LOB	12

Inning Stats	1	2	3	4	5	6	7	8	9
	R: 1 E: 0 K: 0 S: 3	R: 0 E: 0 K: 0 S: 4	R: 0 E: 0 K: 0 S: 3	R: 1 E: 0 K: 0 S: 5	R: 0 E: 0 K: 1 S: 6	R: 0 E: 0 K: 0 S: 3	R: 0 E: 0 K: 0 S: 3	R: 0 E: 0 K: 0 S: 3	R: 0 E: 0 K: 0 S: 4
	H: 1 LOB: 2 BB: 3 P: 15	H: 1 LOB: 1 BB: 0 P: 4	H: 2 LOB: 2 BB: 1 P: 7	H: 2 LOB: 1 BB: 0 P: 5	H: 1 LOB: 1 BB: 0 P: 6	H: 0 LOB: 0 BB: 0 P: 3	H: 0 LOB: 0 BB: 0 P: 3	H: 0 LOB: 0 BB: 0 P: 3	H: 1 LOB: 1 BB: 0 P: 4

1B: 6	SF: 0
2B: 1	SAC: 1
3B: 0	DP: 2
HR: 1	HBP: 0

WP: 1	PA: 36
PB: 0	
SB: 1	
CS: 0	

PITCHER	IP	WLS	BF	H	R	ER	SO	BB	IBB	HBP	BLK	WP	HR	S	P	ERA	WHIP
John Denny, R (1, 1) ERA: 3.0	9.0	W	36	8	2	2	1	3	1	0	1	1	1	34	50	2.00	1.222

PITCHER	IP	WLS	BF	H	R	ER	SO	BB	IBB	HBP	BLK	WP	HR	S	P	ERA	WHIP

Batter	1	2	3	4	5	6	7	8	9	AB	R	H	RBI	BB	SO	LOB
Garry Templeton, S (1, 6) OBP: 0.320, SLG: 0.385	G3		K		CS 1B 3-H			6-3		4	0	1	1	0	1	0
Tony Scott, S (1, 8) OBP: 0.340, SLG: 0.484	SF8 3B		6-3		CS 1-2	FC3-6 1B		E S 1B 1B		4	2	3	0	0	0	0
Keith Hernandez, L (1, 3) OBP: 0.265, SLG: 0.393	SF8 3-H			G3		FC3-6 1B 1-2f		1B SF8 1-3 IBB		2	1	0	1	1	0	1
Ted Simmons, S (1, 2) OBP: 0.409, SLG: 0.532	P5			F9		1B 1-2		1B 1-3 3-H 1B		4	0	2	1	0	0	0
George Hendrick, R (1, 9) OBP: 0.351, SLG: 0.412		1B		F5		F7		SF8 3-H		3	0	1	1	0	0	2
Dane Iorg, L (1, 7) OBP: 0.282, SLG: 0.316 Jerry Mumphrey, S (8, PR) OBP: 0.250, SLG: 0.143 (9, 7)	F7				E6 G3 2B	3-1		FC5-4 1B 1-2		4 0	1 0	1 0	0 0	0 0	0 0	3 0
Ken Reitz, R (1, 5) OBP: 0.352, SLG: 0.450	F8				G3 1-2		1-3	FC5-4 1-2f		4	0	0	0	0	0	4
Mike Tyson, R (1, 4) OBP: 0.327, SLG: 0.489	P6				4-3 1B 2B 2-H		6-3			3	1	1	1	0	0	1
John Denny, R (1, 1)			K		4-3 2-3		L8			3	0	0	0	0	1	1
Inning Stats	R: 1 H: 1 E: 0 LOB: 0 K: 0 BB: 0 S: 4 P: 4	R: 0 H: 1 E: 0 LOB: 1 K: 0 BB: 0 S: 4 P: 4	R: 0 H: 0 E: 0 LOB: 0 K: 2 BB: 0 S: 7 P: 7	R: 0 H: 0 E: 0 LOB: 0 K: 0 BB: 0 S: 3 P: 3	R: 2 H: 2 E: 1 LOB: 0 K: 0 BB: 0 S: 5 P: 5	R: 0 H: 2 E: 0 LOB: 2 K: 0 BB: 0 S: 5 P: 5	R: 0 H: 0 E: 0 LOB: 0 K: 0 BB: 0 S: 3 P: 3	R: 2 H: 3 E: 0 LOB: 2 K: 0 BB: 1 S: 6 P: 10		1B: 7 SF: 2 2B: 1 SAC: 0 3B: 1 DP: 0 HR: 0 HBP: 0						

PITCHER	IP	WLS	BF	H	R	ER	SO	BB	IBB	HBP	BLK	WP	HR	S	P	ERA	WHIP
Ken Forsch, R (1, 1) ERA: 2.47	8.0	L	34	9	5	3	2	0	1	0	0	0	0	37	41	3.38	1.125

PITCHER	IP	WLS	BF	H	R	ER	SO	BB	IBB	HBP	BLK	WP	HR	S	P	ERA	WHIP

BOTTOM

Houston Astros @ St. Louis Cardinals

Busch Stadium, St. Louis, MO

Wed May 02 1979, 7:05 PM CDT

Att. 5,190 - Unknown

livebaseballscorecards.com

AB	31
R	5
H	9
RBI	5
BB	1
SO	2
LOB	12

Batter	1	2	3	4	5	6	7	8	9	AB	R	H	RBI	BB	SO	LOB
Terry Puhl, L (1, 9) OBP: 0.336, SLG: 0.377	CS 1B		L5 1B 1B		5-3		K		FC6-4 2-3 1B	5	0	3	0	0	1	1
Craig Reynolds, L (1, 6) OBP: 0.294, SLG: 0.380	F8 1-2		1-2 1B		4-3			G3	K	5	0	1	0	0	1	3
Cesar Cedeno, R (1, 8) OBP: 0.388, SLG: 0.493	1B		L5 2-3			6-3		F7	FC6-4 1-2f	5	0	1	0	0	0	4
Jose Cruz, L (1, 7) OBP: 0.424, SLG: 0.560 Jeffrey Leonard, R (8, 7) OBP: 0.458, SLG: 0.571	5-3			6-3		G5-4-3 1B		3B		4 0	0 0	2 0	0 0	0 0	0 0	1 0
Enos Cabell, R (1, 5) (7, 3) OBP: 0.357, SLG: 0.411		F8 S 1B		HR		G5-4-3 1-2f		5-3		4	1	2	1	0	0	2
Bob Watson, R (1, 3) OBP: 0.293, SLG: 0.314 Rafael Landestoy, S (7, 4) OBP: 0.333, SLG: 0.375		F8 1-3		4-3			G3		E BB E 1B	3 1	0 1	0 1	0 0	0 0	0 0	1 0
Art Howe, R (1, 4) (7, 5) OBP: 0.266, SLG: 0.310		1-3		1B			2B 1B		E E 1-2 5-3 BB	3	2	2	0	1	0	1
Alan Ashby, S (1, 2) OBP: 0.306, SLG: 0.323		F5		4-1			1-H 2B		E3 1B 1-3 2-H 1B	4	0	2	2	0	0	2
Joe Niekro, R (1, 1) Joe Sambito, L (8, 1) OBP: 0.667, SLG: 1.000 Julio Gonzalez, R (9, PH) Joaquin Andujar, S (9, 1)			K		F7		K		5-3 3-H	3 0 1 0	0 0 0 0	0 0 0 0	0 0 1 0	0 0 0 0	2 0 0 0	1 0 1 0
Inning Stats	R: 0 H: 2 E: 0 LOB: 1 K: 0 BB: 0 S: 4 P: 4	R: 0 H: 1 E: 0 LOB: 1 K: 0 BB: 0 S: 4 P: 4	R: 0 H: 2 E: 0 LOB: 1 K: 1 BB: 0 S: 6 P: 6	R: 1 H: 2 E: 0 LOB: 1 K: 0 BB: 0 S: 5 P: 5	R: 0 H: 0 E: 0 LOB: 0 K: 0 BB: 0 S: 3 P: 3	R: 0 H: 1 E: 0 LOB: 0 K: 0 BB: 0 S: 3 P: 3	R: 1 H: 2 E: 0 LOB: 1 K: 2 BB: 0 S: 9 P: 9	R: 0 H: 1 E: 0 LOB: 1 K: 0 BB: 0 S: 4 P: 4	R: 2 H: 3 E: 2 LOB: 2 K: 1 BB: 1 S: 8 P: 12	1B: 11 SF: 0 2B: 2 SAC: 0 3B: 1 DP: 2 HR: 1 HBP: 0						

PITCHER	IP	WLS	BF	H	R	ER	SO	BB	IBB	HBP	BLK	WP	HR	S	P	ERA	WHIP
Pete Vuckovich, R (1, 1) ERA: 2.25	8.0	L	32	11	2	2	3	0	0	0	0	0	1	38	38	2.25	1.375
Mark Littell, R (9, 1) ERA: 3.29	0.0		2	1	2	2	0	1	0	0	0	0	0	1	5	∞	∞
Darold Knowles, L (9, 1) ERA: 4.05	0.2		4	2	0	0	1	0	0	0	0	0	0	6	6	0.00	3.000
Tom Bruno, R (9, 1) ERA: 3.95	0.1		1	0	0	0	0	0	0	0	0	0	0	1	1	0.00	0.000

PITCHER	IP	WLS	BF	H	R	ER	SO	BB	IBB	HBP	BLK	WP	HR	S	P	ERA	WHIP

Houston Astros @ St. Louis Cardinals

Busch Stadium, St. Louis, MO

Thu May 03 1979, 3:33 AM CDT

Att. 7,530 - Overcast

TOP

livebaseballscorecards.com

AB	38
R	4
H	14
RBI	4
BB	1
SO	4
LOB	17

BOTTOM

Houston Astros @ St. Louis Cardinals

Busch Stadium, St. Louis, MO

Thu May 03 1979, 3:33 AM CDT

Att. 7,530 - Overcast

livebaseballscorecards.com

Batter	1	2	3	4	5	6	7	8	9	AB	R	H	RBI	BB	SO	LOB
Garry Templeton, S (1, 6) OBP: 0.308, SLG: 0.370	L8		5-3			F9		F3		4	0	0	0	0	0	2
Lou Brock, L (1, 7) OBP: 0.371, SLG: 0.424	1-3			CS, 1B		CS, 1B		1-2, 2-H, 1B		4	0	3	1	0	0	0
Mark Littell, L (9, 1)										0	0	0	0	0	0	0
Darold Knowles, L (9, 1)										0	0	0	0	0	0	0
Tom Bruno, R (9, 1)										0	0	0	0	0	0	0
Keith Hernandez, L (1, 3) OBP: 0.284, SLG: 0.419	2B			E7, 1-2, 1B		CS, 1-2	1-3, WP, 1B	F5		4	0	3	0	0	0	2
Ted Simmons, S (1, 2) OBP: 0.392, SLG: 0.506	G3			SSS, K			F8, 1-2		4-3	4	0	0	0	0	1	3
George Hendrick, R (1, 9) OBP: 0.346, SLG: 0.394		6-3		F9			1-3, 2-3		BBBB, 4-0, BB	3	0	0	0	1	0	2
Tony Scott, S (1, 8) OBP: 0.327, SLG: 0.464		4-3			F8		P5		SSS, K	4	0	0	0	0	1	2
Ken Reitz, R (1, 5) OBP: 0.352, SLG: 0.458		5-3			6-3			1B, 2B	F7	3	0	1	0	0	0	0
Ken Oberkfell, L (8, PR) OBP: 0.421, SLG: 0.438										1	1	0	0	0	0	1
(9, 5)																
Mike Tyson, R (1, 4) OBP: 0.310, SLG: 0.460			6-3		5-3			F8		3	0	0	0	0	0	1
Pete Vuckovich, R (1, 1) OBP: 0.286, SLG: 0.286			6-3			SSS, K		BBBB, 1B, BB		2	0	0	0	0	1	0
Dane Iorg, L (8, PH) OBP: 0.300, SLG: 0.316										0	0	0	0	1	0	0
(9, 7)																

Inning Stats	1	2	3	4	5	6	7	8	9
R	0	0	0	0	0	0	0	1	0
E	0	0	0	1	0	0	0	0	0
K	0	0	0	1	0	1	1	0	1
S	4	3	3	6	3	5	4	5	5
H	1	0	0	2	0	1	1	2	0
LOB	1	0	0	1	0	0	1	2	1
BB	0	0	0	0	0	0	0	1	1
P	4	3	3	6	3	5	4	9	9

1B	5
2B	2
3B	0
HR	0
SF	0
SAC	0
DP	0
HBP	0
WP	1
PB	0
SB	0
CS	2
PA	35

PITCHER		IP	WLS	BF	H	R	ER	SO	BB	IBB	HBP	BLK	WP	HR	S	P	ERA	WHIP
Joe Niekro, R ERA: 3.57	(1, 1)	7.2	W	29	7	1	1	2	1	0	0	0	1	0	32	36	1.17	1.043
Joe Sambito, L ERA: 3.24	(8, 1)	0.1		1	0	0	0	0	0	0	0	0	0	0	1	1	0.00	0.000
Joaquin Andujar, R ERA: 1.46	(9, 1)	1.0	S	4	0	0	0	1	1	0	0	0	0	0	5	9	0.00	1.000

PITCHER	IP	WLS	BF	H	R	ER	SO	BB	IBB	HBP	BLK	WP	HR	S	P	ERA	WHIP

Batter	1	2	3	4	5	6	7	8	9	10	AB	R	H	RBI	BB	SO	LOB
Terry Puhl, L (1, 9) OBP: 0.331, SLG: 0.369	FC5-6 1B		E1 1B HR 2-3	G3		F8			K		5	1	1	0	0	1	3
Craig Reynolds, L (1, 6) OBP: 0.290, SLG: 0.371	FC5-6 1B SF8 1-2f		HR 1-2 3-H 1B		P3		E3 G4-6-3 BB		F6		5	2	1	1	0	0	1
Cesar Cedeno, R (1, 8) OBP: 0.400, SLG: 0.486	SF8 S 1-3 1B		F7		6-3		BBBB 4-0 G4-6-3 1-2 BB		BBBB BB		3	0	1	0	2	0	2
Jose Cruz, L (1, 7) OBP: 0.413, SLG: 0.545	SF8 1-3 3-H		L3		1B		G4-6-3 1-2f 2-3		F7		4	0	1	1	0	0	5
Enos Cabell, R (1, 5) OBP: 0.350, SLG: 0.432 (8, 3)	F9		1-H 2-H HR		4-3		5-3			F8	5	1	1	3	0	0	3
Bob Watson, R (1, 3) OBP: 0.292, SLG: 0.311 Rafael Landestoy, S (8, 4) OBP: 0.300, SLG: 0.333		F8	1B			F3		6-3		G3	4 1	0 0	1 0	0 0	0 0	0 0	0 0
Art Howe, R (1, 4) OBP: 0.273, SLG: 0.319 (8, 5)		6-3	6-3			4-3 2B		F9		BBBB 2B BB	4	0	1	0	1	0	1
Alan Ashby, S (1, 2) OBP: 0.299, SLG: 0.329	SSS K			4-3		4-3 2-3		E6		1-3 2B	5	0	1	0	0	1	1
Vern Ruhle, R (1, 1) OBP: 0.167, SLG: 0.182 Jimmy Sexton, R (6, PH) Joe Sambito, L (6, 1) OBP: 0.500, SLG: 0.667 Bo McLaughlin, R (8, 1) Denny Walling, L (10, PH) OBP: 0.125, SLG: 0.125 Frank Riccelli, L (10, 1) Rick Williams, R (10, 1)			E 1B 2B	SSS K		BBBB BB		F9		G3	2 0 1 0 1 0 0	1 0 0 0 0 0 0	1 0 0 0 0 0 0	0 1 0 0 0 0 0	0 0 0 0 0 0 0	1 0 0 0 0 0 0	0 0 1 0 2 0 0
Inning Stats	R: 1 H: 2 E: 0 LOB: 1 K: 0 BB: 0 S: 5 P: 5	R: 0 H: 0 E: 0 LOB: 0 K: 1 BB: 0 S: 5 P: 5	R: 4 H: 4 E: 1 LOB: 1 K: 0 BB: 0 S: 8 P: 8	R: 0 H: 0 E: 0 LOB: 0 K: 1 BB: 0 S: 5 P: 5	R: 0 H: 1 E: 0 LOB: 1 K: 0 BB: 0 S: 4 P: 4	R: 0 H: 1 E: 0 LOB: 2 K: 0 BB: 1 S: 4 P: 8	R: 0 H: 0 E: 1 LOB: 1 K: 0 BB: 1 S: 3 P: 7	R: 0 H: 0 E: 1 LOB: 1 K: 0 BB: 0 S: 4 P: 4	R: 0 H: 0 E: 0 LOB: 1 K: 1 BB: 1 S: 5 P: 9	R: 0 H: 1 E: 0 LOB: 2 K: 0 BB: 1 S: 4 P: 8	1B: 5 SF: 1 2B: 3 SAC: 0 3B: 0 DP: 1 HR: 1 HBP: 0						

PITCHER		IP	WLS	BF	H	R	ER	SO	BB	IBB	HBP	BLK	WP	HR	S	P	ERA	WHIP
Tom Seaver, R ERA: 3.86	(1, 1)	1.0		5	2	1	1	0	0	0	0	0	0	0	5	5	9.00	2.000
Paul Moskau, R ERA: 1.04	(2, 1)	5.0		25	6	4	1	2	2	0	0	0	0	1	27	35	1.80	1.600
Dave Tomlin, L ERA: 3.0	(7, 1)	0.2		1	0	0	0	0	0	0	0	0	0	0	1	1	0.00	0.000
Pedro Borbon, R ERA: 3.12	(7, 1)	1.1		5	0	0	0	0	0	0	0	0	0	0	5	5	0.00	0.000
Doug Bair, R ERA: 2.19	(9, 1)	2.0	W	9	1	0	0	1	2	0	0	0	0	0	9	17	0.00	1.500

PITCHER	IP	WLS	BF	H	R	ER	SO	BB	IBB	HBP	BLK	WP	HR	S	P	ERA	WHIP

Houston Astros @ Cincinnati Reds

Riverfront Stadium, Cincinnati, OH

Fri May 04 1979, 7:05 PM EDT

Att. 20,988 - Unknown

TOP

livebaseballscorecards.com

AB	40
R	5
H	9
RBI	5
BB	4
SO	3
LOB	19

1B: 5 SF: 1 PA: 45
2B: 3 SAC: 0
3B: 0 DP: 1
HR: 1 HBP: 0

WP: 0
PB: 0
SB: 1
CS: 0

Batter	1	2	3	4	5	6	7	8	9	10	AB	R	H	RBI	BB	SO	LOB
Ken Griffey, L (1, 8) (8, 9) OBP: 0.419, SLG: 0.542	4-3	BB		K		SH2-3 1B		F8		BB BB 1B 1B	5	1	2	0	1	1	1
Dave Concepcion, R (1, 6) OBP: 0.369, SLG: 0.400	1B	L6		K		SH2-3 1-2		BB 1-2 1B		1B BB 1-2 BB	4	0	2	0	1	1	3
Joe Morgan, L (1, 4) OBP: 0.414, SLG: 0.518	F9		5-3	E 2B		F2		K		1B 1-2 2-3 BB	5	0	1	0	1	1	4
George Foster, R (1, 7) OBP: 0.421, SLG: 0.543	K		K	E5 2-3		F9		BB 1-2 2-3		1B 1-2 2-3 3-H	5	0	1	1	1	2	3
Champ Summers, L (1, 9) OBP: 0.250, SLG: 0.222		F7	HR	L4			E 1B	4-3			2	1	0	0	1	0	2
Dave Collins, S (7, PH) (8, 8) OBP: 0.400, SLG: 0.400		BB	BB								2	0	1	0	0	0	3
Doug Bair, R (9, 1)											0	0	0	0	0	0	0
Dan Driessen, L (1, 3) OBP: 0.324, SLG: 0.443	1B 1B 1B		1B 1-H HR		BB		P3		SF7 3B		4	3	3	2	1	0	1
Ray Knight, R (1, 5) OBP: 0.394, SLG: 0.405	SH1-4 1B 1-2 1B		WP 1B 1B		6-3 1-2		L6 1-2		6-3		5	1	2	0	0	0	3
Johnny Bench, R (1, 2) OBP: 0.321, SLG: 0.303	SH1-4 1-2 2-H 1B		1B 1B		F7		P3		SF7 3-H		4	0	2	3	0	0	2
Tom Seaver, R (1, 1) OBP: 0.111, SLG: 0.444	SH1-4 1-2 2-3		F8		6-3			BB 1B 1B		F2	0	0	0	0	0	0	0
Paul Moskau, R (2, 1) OBP: 0.125, SLG: 0.125											2	0	0	0	0	0	2
Dave Tomlin, L (7, 1)											0	0	0	0	0	0	0
Pedro Borbon, R (7, 1)											0	0	0	0	0	0	0
Rick Auerbach, R (8, PH) OBP: 0.200, SLG: 0.267											1	0	1	0	0	0	0
Cesar Geronimo, L (9, 8) OBP: 0.244, SLG: 0.229											1	0	0	0	0	0	0
Inning Stats	R: 0 E: 0 K: 1 S: 6 H: 1 LOB: 1 BB: 0 P: 6	R: 1 E: 0 K: 0 S: 6 H: 3 LOB: 3 BB: 1 P: 10	R: 3 E: 0 K: 1 S: 8 H: 3 LOB: 1 BB: 1 P: 12	R: 0 E: 1 K: 2 S: 9 H: 1 LOB: 2 BB: 0 P: 9	R: 0 E: 0 K: 0 S: 3 H: 0 LOB: 1 BB: 1 P: 7	R: 0 E: 0 K: 0 S: 4 H: 1 LOB: 1 BB: 0 P: 4	R: 0 E: 1 K: 0 S: 4 H: 1 LOB: 1 BB: 0 P: 4	R: 0 E: 0 K: 1 S: 7 H: 2 LOB: 3 BB: 1 P: 11	R: 1 E: 0 K: 0 S: 4 H: 1 LOB: 0 BB: 0 P: 4	R: 1 E: 0 K: 0 S: 2 H: 2 LOB: 3 BB: 2 P: 10	1B: 12 2B: 1 3B: 1 HR: 1	SF: 1 SAC: 2 DP: 0 HBP: 0						

PITCHER		IP	WLS	BF	H	R	ER	SO	BB	IBB	HBP	BLK	WP	HR	S	P	ERA	WHIP
Vern Ruhle, R ERA: 3.29	(1, 1)	5.0		27	8	4	4	4	3	0	0	0	1	1	32	44	7.20	2.200
Joe Sambito, L ERA: 2.79	(6, 1)	2.2		12	4	0	0	1	0	0	0	0	0	0	14	14	0.00	1.500
Bo McLaughlin, R ERA: 8.1	(8, 1)	1.1		6	1	1	1	0	1	0	0	0	0	0	5	9	6.75	1.500
Frank Riccelli, L ERA: 3.24	(10, 1)	0.0	L	3	1	1	1	0	2	0	0	0	0	0	1	9	∞	∞
Rick Williams, R ERA:	(10, 1)	0.0		1	1	0	0	0	0	0	0	0	0	0	1	1	∞	∞

PITCHER	IP	WLS	BF	H	R	ER	SO	BB	IBB	HBP	BLK	WP	HR	S	P	ERA	WHIP

BOTTOM

Houston Astros @ Cincinnati Reds

Riverfront Stadium, Cincinnati, OH

Fri May 04 1979, 7:05 PM EDT

Att. 20,988 - Unknown

livebaseballscorecards.com

AB	40
R	6
H	15
RBI	6
BB	6
SO	5
LOB	24

WP: 1 PB: 0 SB: 0 CS: 0 PA: 49

Batter	1	2	3	4	5	6	7	8	9	AB	R	H	RBI	BB	SO	LOB
Terry Puhl, L (1, 9) OBP: 0.336, SLG: 0.383	G3			1B SF9 2B		F7		1B		4	1	2	0	0	0	0
Craig Reynolds, L (1, 6) OBP: 0.306, SLG: 0.385	G1-6-3 1B			2-3 1B		P6		1-3 1B		4	0	3	0	0	0	0
Cesar Cedeno, R (1, 8) OBP: 0.394, SLG: 0.519	G1-6-3 1-2f			SF9 3-H		HR		P4		3	1	1	2	0	0	3
Jose Cruz, L (1, 7) OBP: 0.407, SLG: 0.533		F9		FC6-4 1-2 1B		F2		K		4	0	1	0	0	1	2
Enos Cabell, R (1, 5) OBP: 0.346, SLG: 0.424		9-6 1B		F8			5-3		F8	4	0	1	0	0	0	2
Bob Watson, R (1, 3) OBP: 0.280, SLG: 0.298		9-6 1-2f		FC6-4 1-2f			6-3		K	4	0	0	0	0	1	3
Art Howe, R (1, 4) OBP: 0.272, SLG: 0.316			4-3		K		1B		K	4	0	1	0	0	2	0
Alan Ashby, S (1, 2) OBP: 0.288, SLG: 0.315			3-4-1		F8		F8			3	0	0	0	0	0	1
Joaquin Andujar, S (1, 1)			F8		1-3			P8		0	0	0	0	0	0	0
Jimmy Sexton, R (3, PH)										1	0	0	0	0	0	0
Gary Wilson, R (3, 1)										0	0	0	0	0	0	0
Julio Gonzalez, R (5, PH)										1	0	0	0	0	0	0
Rick Williams, R (5, 1)										0	0	0	0	0	0	0
Rafael Landestoy, S (8, PH) OBP: 0.273, SLG: 0.300										1	0	0	0	0	0	0
Bo McLaughlin, R (8, 1)										0	0	0	0	0	0	0
Inning Stats	R: 0 E: 0 K: 0 S: 3	H: 1 LOB: 0 BB: 0 P: 3	R: 0 E: 0 K: 0 S: 3	H: 1 LOB: 0 BB: 0 P: 3	R: 0 E: 0 K: 0 S: 3	H: 0 LOB: 0 BB: 0 P: 3	R: 1 E: 0 K: 0 S: 6	H: 3 LOB: 2 BB: 0 P: 6	R: 0 E: 0 K: 1 S: 5	H: 0 LOB: 0 BB: 0 P: 5	R: 1 E: 0 K: 0 S: 4	H: 1 LOB: 0 BB: 0 P: 4	R: 0 E: 0 K: 0 S: 4	H: 1 LOB: 1 BB: 0 P: 4	R: 0 E: 0 K: 1 S: 7	H: 2 LOB: 2 BB: 0 P: 7	R: 0 E: 0 K: 2 S: 7	H: 0 LOB: 0 BB: 0 P: 7

TOP

Houston Astros @ Cincinnati Reds

Riverfront Stadium, Cincinnati, OH

Sat May 05 1979, 3:33 AM EDT

Att. 25,044 - Unknown

livebaseballscorecards.com

AB	33
R	2
H	9
RBI	2
BB	0
SO	4
LOB	11

1B: 7 SF: 1
2B: 2 SAC: 0
3B: 0 DP: 2
HR: 1 HBP: 0

WP: 0 PA: 34
PB: 0
SB: 0
CS: 0

PITCHER		IP	WLS	BF	H	R	ER	SO	BB	IBB	HBP	BLK	WP	HR	S	P	ERA	WHIP
Tom Hume, R ERA: 4.75	(1, 1)	7.1	W	29	9	2	2	1	0	0	0	0	0	1	31	31	2.46	1.227
Frank Pastore, R ERA: 4.41	(8, 1)	1.2	S	5	0	0	0	3	0	0	0	0	0	0	11	11	0.00	0.000

Batter	1	2	3	4	5	6	7	8	9	AB	R	H	RBI	BB	SO	LOB
Ken Griffey, L (1, 9) OBP: 0.418, SLG: 0.530	F5	2B 2B 1B	BB		4-3			F8		4	1	1	0	1	0	0
Dave Concepcion, R (1, 6) OBP: 0.379, SLG: 0.423	BB 1B BB	1-3 2B 2B	1-3 2B		4-3			F9		4	2	2	0	1	0	0
Joe Morgan, L (1, 4) OBP: 0.417, SLG: 0.523	1-2 1B E BB	2-H 3-H 1B 1B 2B	K			4-3				3	2	1	2	1	1	2
George Foster, R (1, 7) OBP: 0.423, SLG: 0.541	1-3 2-H BB E 1B	1-3	K			G4-6-3 1B				4	0	2	1	0	1	3
Champ Summers, L (1, 3) OBP: 0.250, SLG: 0.190	E6 1-2 3-H BB	1B 1B BB		F7		G4-6-3 1-2f				3	1	0	1	1	0	2
Ray Knight, R (1, 5) OBP: 0.388, SLG: 0.398	F7	1-2 2-3 1B		F8			K			4	0	1	0	0	1	2
Rick Auerbach, R (8, 5) OBP: 0.200, SLG: 0.267										0	0	0	0	0	0	0
Johnny Bench, R (1, 2) OBP: 0.341, SLG: 0.309	1-2 2-3 BB	1-3 2-H 3-H 1B		BB			1-3			2	0	1	2	2	0	0
Cesar Geronimo, L (1, 8) OBP: 0.234, SLG: 0.218	4-3	6-3		F7			3-1			4	0	0	0	0	0	6
Tom Hume, R (1, 1) OBP: 0.167, SLG: 0.176		6-3	F9		4-3			F9		3	0	0	0	0	0	0
Frank Pastore, R (8, 1)										1	0	0	0	0	0	0
Inning Stats	R: 2 E: 1 K: 0 S: 5 H: 1 LOB: 3 BB: 3 P: 17	R: 4 E: 0 K: 0 S: 8 H: 5 LOB: 2 BB: 1 P: 12	R: 0 E: 0 K: 2 S: 8 H: 1 LOB: 2 BB: 1 P: 12	R: 0 E: 0 K: 0 S: 3 H: 0 LOB: 1 BB: 1 P: 7	R: 0 E: 0 K: 0 S: 3 H: 0 LOB: 0 BB: 0 P: 3	R: 0 E: 0 K: 0 S: 3 H: 1 LOB: 0 BB: 0 P: 3	R: 0 E: 0 K: 1 S: 5 H: 0 LOB: 0 BB: 0 P: 5	R: 0 E: 0 K: 0 S: 3 H: 0 LOB: 0 BB: 0 P: 3		1B: 5 2B: 3 3B: 0 HR: 0 SF: 0 SAC: 0 DP: 1 HBP: 0						

PITCHER	IP	WLS	BF	H	R	ER	SO	BB	IBB	HBP	BLK	WP	HR	S	P	ERA	WHIP
Joaquin Andujar, R (1, 1) ERA: 3.38	2.0	L	17	6	6	6	0	4	0	0	0	0	0	13	29	27.00	5.000
Gary Wilson, R (3, 1) ERA: 6.23	2.0		9	1	0	0	2	2	0	0	0	0	0	11	19	0.00	1.500
Rick Williams, R (5, 1) ERA:	3.0		9	1	0	0	1	0	0	0	0	0	0	11	11	0.00	0.333
Bo McLaughlin, R (8, 1) ERA: 6.23	1.0		3	0	0	0	0	0	0	0	0	0	0	3	3	0.00	0.000

PITCHER	IP	WLS	BF	H	R	ER	SO	BB	IBB	HBP	BLK	WP	HR	S	P	ERA	WHIP

BOTTOM

Houston Astros @ Cincinnati Reds

Riverfront Stadium, Cincinnati, OH

Sat May 05 1979, 3:33 AM EDT

Att. 25,044 - Unknown

livebaseballscorecards.com

AB	32
R	6
H	8
RBI	6
BB	6
SO	3
LOB	15

Houston Astros @ Cincinnati Reds

Riverfront Stadium, Cincinnati, OH

Sun May 06 1979, 7:05 PM EDT

Unknown

TOP

livebaseballscorecards.com

Batter	1	2	3	4	5	6	7	8	9	AB	R	H	RBI	BB	SO	LOB
Terry Puhl, L (1, 9) OBP: 0.331, SLG: 0.375	F8	P6		4-3 1-2		FC6-4 2-H 1B			F7	5	0	1	1	0	0	3
Craig Reynolds, L (1, 6) OBP: 0.293, SLG: 0.368	F8	FC4-6 1-2f		4-3 2-3		FC6-4 1-2f			FC4-6 1-2f	5	0	0	0	0	0	4
Cesar Cedeno, R (1, 8) OBP: 0.388, SLG: 0.500	BB 1B 1B	4-3		K			5-3		F3	3	1	0	0	1	1	2
Jesus Alou, R (8, 9)										1	0	0	0	0	0	1
Jose Cruz, L (1, 7) OBP: 0.402, SLG: 0.521	1B HR 1-2 1B		4-3		1-3		4-3			4	1	1	0	0	0	0
Denny Walling, L (7, 7) OBP: 0.125, SLG: 0.125										0	0	0	0	0	0	0
Enos Cabell, R (1, 5) OBP: 0.351, SLG: 0.437	HR 1-3 2-H 1B		FC5-4 2B		K		5-3			4	1	2	1	0	1	0
Jimmy Sexton, R (8, 5)										0	0	0	0	0	0	0
Bob Watson, R (1, 3) OBP: 0.288, SLG: 0.330	HR 1-H 3-H		BB FC5-4		F7			P4		3	1	1	3	1	0	0
Art Howe, R (1, 4) OBP: 0.280, SLG: 0.316	HBP	FC5-4 1-2f 2-3				F2		G6-4-3 1B		3	0	1	0	0	0	2
Julio Gonzalez, R (8, 4)										0	0	0	0	0	0	0
Alan Ashby, S (1, 2) OBP: 0.286, SLG: 0.325	F7	K				1B 2B		G6-4-3 1-2f		4	1	1	0	0	1	4
J.R. Richard, R (1, 1) OBP: 0.250, SLG: 0.400		FC4-6 1B		BB 4-3 4-3		F7			FC4-6 1B	1	0	1	0	0	0	0
Rick Williams, R (2, 1)										0	0	0	0	1	0	0
Rafael Landestoy, S (6, PH) OBP: 0.250, SLG: 0.273										1	0	0	0	0	0	1
Bo McLaughlin, R (6, 1)										0	0	0	0	0	0	0
Gary Wilson, R (6, 1)										0	0	0	0	0	0	0
Jeffrey Leonard, R (9, PH) OBP: 0.480, SLG: 0.600										1	0	1	0	0	0	0

	AB	35
	R	5
	H	9
	RBI	5
	BB	3
	SO	3
	LOB	17

Inning Stats										
	R: 4	H: 3	R: 0	H: 1	R: 0	H: 1	R: 0	H: 0	R: 1	H: 2
	E: 0	LOB: 1	E: 0	LOB: 1	E: 0	LOB: 2	E: 0	LOB: 0	E: 0	LOB: 1
	K: 0	BB: 1	K: 0	BB: 0	K: 1	BB: 1	K: 1	BB: 0	K: 0	BB: 0
	S: 6	P: 11	S: 4	P: 4	S: 6	P: 10	S: 5	P: 5	S: 5	P: 5

Inning Stats										
	R: 0	H: 0	R: 0	H: 1	R: 0	H: 1	R: 0	H: 0	1B: 6	SF: 0
	E: 0	LOB: 1	E: 0	LOB: 1	E: 0	LOB: 0	E: 0	LOB: 0	2B: 2	SAC: 0
	K: 1	BB: 1	K: 0	BB: 0	K: 0	BB: 0	K: 0	BB: 0	3B: 0	DP: 1
	S: 5	P: 9	S: 3	P: 3	S: 3	P: 3	S: 4	P: 4	HR: 1	HBP: 1

PITCHER		IP	WLS	BF	H	R	ER	SO	BB	IBB	HBP	BLK	WP	HR	S	P	ERA	WHIP
Bill Bonham, R (1, 1) ERA: 4.5		3.0		17	5	4	4	1	2	0	1	0	0	1	16	25	12.00	2.333
Pedro Borbon, R (4, 1) ERA: 2.7		6.0	W	22	4	1	1	2	1	0	0	0	0	0	25	29	1.50	0.833

PITCHER	IP	WLS	BF	H	R	ER	SO	BB	IBB	HBP	BLK	WP	HR	S	P	ERA	WHIP

BOTTOM

Houston Astros @ Cincinnati Reds

Riverfront Stadium, Cincinnati, OH

Sun May 06 1979, 7:05 PM EDT

Unknown

Batter	1	2	3	4	5	6	7	8	9	AB	R	H	RBI	BB	SO	LOB
Ken Griffey, L (1, 9) OBP: 0.422, SLG: 0.538	K	F9		F7		1B, BB 1-2 2-H	HR, 1B 2-3 3-H	1-H		6	2	3	3	0	1	0
Dave Concepcion, R (1, 6) OBP: 0.388, SLG: 0.454	K BB S 1B	HR		F9		1B 1-2 2-3	HR 1-2 3-H	K		4	2	2	2	1	1	0
Rick Auerbach, R (7, PR) OBP: 0.188, SLG: 0.250 (8, 6)						BB	1B			1	1	0	0	0	1	1
Joe Morgan, L (1, 4) OBP: 0.426, SLG: 0.556	BB 1-2 1B BB	HR		F8		1-3 2-H 3-H 1B	P3			4	2	2	3	1	0	2
Junior Kennedy, R (8, 4) OBP: 0.333, SLG: 0.333										0	0	0	0	0	0	0
George Foster, R (1, 7) OBP: 0.414, SLG: 0.520	BB 1B 1-2 2-3 3B BB	6-3			P4	K	F5			4	1	0	0	1	1	3
Champ Summers, L (1, 3) OBP: 0.379, SLG: 0.440	BB 1-2 2-H 3-H 3B 1B	FC4 1B			1B	BB	1-H 2-H HR			4	2	4	5	1	0	0
Ray Knight, R (1, 5) OBP: 0.369, SLG: 0.376	F8	FC4 1-2f			P6	F9	6-3			5	0	0	0	0	0	7
Johnny Bench, R (1, 2) OBP: 0.344, SLG: 0.306	1-2 2-3 3B BB	4-3			F8		1B 1B E 1B	F2		4	2	1	0	1	0	1
Cesar Geronimo, L (1, 8) OBP: 0.253, SLG: 0.261	1-H 2-H 3-H 3B	F8				1B 1B	E 1-2 1B	E6 2B		5	3	3	3	0	0	0
Bill Bonham, R (1, 1)	K	6-3				BB 1B 1-2 1B	E6 1B 1-3 2-H 1B	K		1	0	0	0	0	1	1
Arturo DeFreitas, R (3, PH) OBP: 0.250, SLG: 0.429										1	0	0	0	0	0	0
Pedro Borbon, R (4, 1) OBP: 0.400, SLG: 0.400										3	2	2	0	0	1	1
Inning Stats	R: 5 E: 0 K: 3 S: 12 H: 2 LOB: 1 BB: 3 P: 24	R: 2 E: 0 K: 0 S: 6 H: 3 LOB: 1 BB: 0 P: 6	R: 0 E: 0 K: 0 S: 3 H: 0 LOB: 0 BB: 0 P: 3	R: 0 E: 0 K: 0 S: 3 H: 0 LOB: 0 BB: 0 P: 3	R: 0 E: 0 K: 0 S: 4 H: 1 LOB: 1 BB: 0 P: 4	R: 3 E: 0 K: 1 S: 8 H: 4 LOB: 2 BB: 2 P: 16	R: 6 E: 1 K: 0 S: 9 H: 6 LOB: 1 BB: 0 P: 9	R: 1 E: 1 K: 2 S: 9 H: 1 LOB: 1 BB: 0 P: 9		1B: 12 2B: 1 3B: 1 HR: 3 SF: 0 SAC: 0 DP: 0 HBP: 0					

livebaseballscorecards.com

AB	42
R	17
H	17
RBI	16
BB	5
SO	6
LOB	16

WP: 0 PA: 47
PB: 1
SB: 1
CS: 0

PITCHER		IP	WLS	BF	H	R	ER	SO	BB	IBB	HBP	BLK	WP	HR	S	P	ERA	WHIP
J.R. Richard, R ERA: 3.21	(1, 1)	1.1	L	12	4	7	3	3	3	0	0	0	0	2	15	27	20.25	5.250
Rick Williams, R ERA:	(2, 1)	3.2		13	2	0	0	0	0	0	0	0	0	0	13	13	0.00	0.545
Bo McLaughlin, R ERA: 12.46	(6, 1)	0.0		4	3	3	3	0	1	0	0	0	0	0	3	7	∞	∞
Gary Wilson, R ERA: 11.05	(6, 1)	3.0		18	8	7	6	3	1	0	0	0	0	1	23	27	18.00	3.000

PITCHER	IP	WLS	BF	H	R	ER	SO	BB	IBB	HBP	BLK	WP	HR	S	P	ERA	WHIP

Houston Astros @ Cincinnati Reds

Riverfront Stadium, Cincinnati, OH

Sun May 06 1979, 7:10 PM EDT

Att. 33,618 - Unknown

TOP

livebaseballscorecards.com

Batter	1	2	3	4	5	6	7	8	9	AB	R	H	RBI	BB	SO	LOB
Terry Puhl, L (1, 7) OBP: 0.333, SLG: 0.371	B B B B 4-0 BB		x 0-0 ② F8		x 0-0 1B 1B 1B	S S S 0-3 ② K		x 0-0 ① L1		4	1	1	0	1	1	3
Craig Reynolds, L (1, 6) OBP: 0.289, SLG: 0.361	S S S 0-3 ① K		x 0-0 ③ F8		x 0-0 BB 1-3 1B 1B	S S S 0-3 ③ K		x 0-0 ② 5-3		5	1	1	0	0	2	4
Cesar Cedeno, R (1, 8) OBP: 0.388, SLG: 0.482	S S S 0-3 ② K			B B B B 4-0 2B BB	B B B B 4-0 1B 1-2 1B BB		x 0-0 ① L8	x 0-0 ③ F3		3	2	0	0	2	1	3
Jeffrey Leonard, R (1, 9) OBP: 0.467, SLG: 0.600	S S S 0-3 ③ K			x 0-0 1-H 1B 2B	S S S 0-3 ② K		x 0-0 G6-4-3 1B		x 0-0 ① 6-3	5	1	2	1	0	2	4
Enos Cabell, R (1, 5) (8, 3) OBP: 0.353, SLG: 0.435		x 0-0 ① L5		x 0-0 CS 2-H 1B	x 0-0 1B 1-3 2-H 3-H 1B		x 0-0 ②③ G6-4-3 1-2f		x 0-0 ② 5-3	5	0	2	3	0	0	1
Bob Watson, R (1, 3) OBP: 0.306, SLG: 0.347 Julio Gonzalez, R (8, PR) (8, 5)		x 0-0 ② F7		x 0-0 ① 1-2 1B	x 0-0 1-2 3-H 1B			x 0-0 HBP SH 2B 1B	S S S 0-3 ③ K	4 1	0 1	3 0	1 0	0 0	0 1	0 0
Rafael Landestoy, S (1, 4) OBP: 0.267, SLG: 0.231	B B B B 4-0 FC6-4 BB		x 0-0 ② F7	x 0-0 ③ F8				x 0-0 SH HBP 1-2 2B		2	1	0	0	1	0	3
Bruce Bochy, R (1, 2) OBP: 0.292, SLG: 0.273	x 0-0 ③ FC6-4 1-2f		S S S 0-3 ③ K2-3			x 0-0 2B		H 1-0 1-2 2-3 2B HBP		3	1	1	0	0	1	2
Frank Riccelli, L (1, 1) OBP: 0.200, SLG: 0.400 Ken Forsch, R (9, 1) OBP: 0.105, SLG: 0.158			x 0-0 ① 4-3		x 0-0 ① F8	S S S 0-3 ① K		x 0-0 1-H 2-H 3-H 2B		4 0	0 0	1 0	3 0	0 0	1 0	1 0

	AB	36
	R	8
	H	11
	RBI	8
	BB	4
	SO	9
	LOB	21

Inning Stats	1	2	3	4	5	6	7	8	9	1B: 8 SF: 0	WP: 0 PA: 42
	R: 0 H: 0 E: 0 LOB: 1 K: 3 BB: 1 S: 9 P: 13	R: 0 H: 0 E: 0 LOB: 1 K: 0 BB: 1 S: 3 P: 7	R: 0 H: 0 E: 0 LOB: 0 K: 0 BB: 0 S: 3 P: 3	R: 2 H: 3 E: 0 LOB: 1 K: 1 BB: 1 S: 7 P: 11	R: 3 H: 4 E: 0 LOB: 2 K: 1 BB: 1 S: 9 P: 13	R: 0 H: 1 E: 0 LOB: 1 K: 3 BB: 0 S: 10 P: 10	R: 0 H: 1 E: 0 LOB: 0 K: 0 BB: 0 S: 3 P: 3	R: 3 H: 2 E: 1 LOB: 2 K: 0 BB: 0 S: 6 P: 7	R: 0 H: 0 E: 0 LOB: 0 K: 1 BB: 0 S: 5 P: 5	2B: 3 SAC: 1 3B: 0 DP: 1 HR: 0 HBP: 1	PB: 0 SB: 0 CS: 1

PITCHER		IP	WLS	BF	H	R	ER	SO	BB	IBB	HBP	BLK	WP	HR	S	P	ERA	WHIP
Fred Norman, L ERA: 4.1	(1, 1)	4.1	L	21	5	5	5	4	4	0	0	0	0	0	25	41	10.38	2.077
Frank Pastore, R ERA: 4.0	(5, 1)	1.2		8	3	0	0	4	0	0	0	0	0	0	16	16	0.00	1.800
Dave Tomlin, L ERA: 3.75	(7, 1)	3.0		13	3	3	2	1	0	0	1	0	0	0	14	15	6.00	1.000

PITCHER	IP	WLS	BF	H	R	ER	SO	BB	IBB	HBP	BLK	WP	HR	S	P	ERA	WHIP

Houston Astros @ Cincinnati Reds

Riverfront Stadium, Cincinnati, OH

Sun May 06 1979, 7:10 PM EDT

Att. 33,618 - Unknown

BOTTOM

livebaseballscorecards.com

Batter	1	2	3	4	5	6	7	8	9	AB	R	H	RBI	BB	SO	LOB
Ken Griffey, L (1, 8) OBP: 0.408, SLG: 0.518	F9		4-3		1-3 1-2 3-H			K		4	0	0	1	0	1	2
Junior Kennedy, R (1, 4) OBP: 0.313, SLG: 0.313	K			F8	F9			1-4-3 1B		4	0	1	0	0	1	1
Dave Concepcion, R (1, 6) OBP: 0.384, SLG: 0.441	K			E4 F8 S		BB		1-4-3 1-2		3	0	0	0	1	1	1
George Foster, R (1, 7) OBP: 0.408, SLG: 0.505		BB CS		F8 1-3		K		P4		3	0	0	0	1	1	3
Arturo DeFreitas, R (1, 3) OBP: 0.200, SLG: 0.333 Frank Pastore, R (5, 1) Rick Auerbach, R (6, PH) OBP: 0.176, SLG: 0.235 Dave Tomlin, L (7, 1) Joe Morgan, L (9, PH) OBP: 0.431, SLG: 0.556		K 1-2		K		K			BB	2 0 1 0 0	0 0 0 0 0	0 0 0 0 0	0 0 0 0 1	0 0 0 0 0	2 0 1 0 0	2 0 1 0 0
Champ Summers, L (1, 9) OBP: 0.394, SLG: 0.407		BB CS			P6	F9			BB 1-2	2	0	0	0	2	0	1
Ray Knight, R (1, 5) OBP: 0.374, SLG: 0.381		CS 1-2			BB 1B		F9		F9	4	1	2	0	0	0	2
Vic Correll, R (1, 2) OBP: 0.440, SLG: 0.429			FC1-6 1-2		1B 1-3 1-2	BB	F3		K	3	1	1	0	1	1	2
Fred Norman, S (1, 1) OBP: 0.222, SLG: 0.125 Dave Collins, S (5, 3) OBP: 0.385, SLG: 0.385			FC1-6 1-2f		1-3 1-3 2-H		G3		K	1 3	0 0	0 1	0 1	0 0	0 1	1 2
Inning Stats	R: 0 E: 0 K: 2 S: 7 H: 0 LOB: 0 P: 7	R: 0 E: 0 K: 1 S: 3 H: 0 LOB: 0 BB: 2 P: 11	R: 0 E: 0 K: 0 S: 4 H: 2 LOB: 1 BB: 0 P: 4	R: 0 E: 1 K: 1 S: 6 H: 0 LOB: 1 BB: 0 P: 6	R: 2 E: 0 K: 0 S: 5 H: 2 LOB: 1 BB: 1 P: 9	R: 0 E: 0 K: 2 S: 7 H: 0 LOB: 1 BB: 1 P: 11	R: 0 E: 0 K: 0 S: 3 H: 0 LOB: 0 BB: 0 P: 3	R: 0 E: 0 K: 1 S: 6 H: 1 LOB: 1 BB: 0 P: 6	R: 0 E: 0 K: 2 S: 7 H: 0 LOB: 2 BB: 2 P: 15	1B: 5 2B: 1 3B: 0 HR: 0 SF: 0 SAC: 0 DP: 1 HBP: 0						

	AB	30
	R	2
	H	5
	RBI	2
	BB	6
	SO	9
	LOB	18

WP: 0 PB: 0 SB: 1 CS: 3 PA: 37

PITCHER		IP	WLS	BF	H	R	ER	SO	BB	IBB	HBP	BLK	WP	HR	S	P	ERA	WHIP
Frank Riccelli, L ERA: 2.76	(1, 1)	8.0	W	33	5	2	2	7	6	0	0	0	0	0	41	65	2.25	1.375
Ken Forsch, R ERA: 2.42	(9, 1)	1.0		3	0	0	0	2	0	0	0	0	0	0	7	7	0.00	0.000

PITCHER	IP	WLS	BF	H	R	ER	SO	BB	IBB	HBP	BLK	WP	HR	S	P	ERA	WHIP

Batter	1	2	3	4	5	6	7	8	9	AB	R	H	RBI	BB	SO	LOB
Garry Templeton, S (1, 6) OBP: 0.276, SLG: 0.328	1-3		4-3		L7			6-3	G3	5	0	0	0	0	0	1
Lou Brock, L (1, 7) OBP: 0.392, SLG: 0.465	1-3		3-1			F8		4-3		3	0	0	0	0	0	0
Jerry Mumphrey, S (6, 7) OBP: 0.222, SLG: 0.125										1	0	0	0	0	0	0
Keith Hernandez, L (1, 3) OBP: 0.303, SLG: 0.436	2B			CS 1B		1B		HR BB 1B		4	1	4	0	0	0	0
Ted Simmons, S (1, 2) OBP: 0.407, SLG: 0.560	4-3			G3 1-2		F8		1-2 HR BB		3	1	0	0	1	0	3
George Hendrick, R (1, 9) OBP: 0.371, SLG: 0.483		L3 1B		FC5 2B		F7		1-H 2-H HR		4	1	3	3	0	0	1
Tony Scott, S (1, 8) OBP: 0.330, SLG: 0.442		L3 1-2		BB			F7	4-3		3	0	0	0	1	0	1
Ken Reitz, R (1, 5) OBP: 0.355, SLG: 0.448		1B		FC5 2-3f			F7		F7	4	0	1	0	0	0	2
Mike Tyson, R (1, 4) OBP: 0.286, SLG: 0.419	K				F7		HR		BB	2	0	0	0	0	1	1
Dane Iorg, L (7, PH) OBP: 0.378, SLG: 0.488										1	1	1	1	0	0	0
Ken Oberkfell, L (7, 4) OBP: 0.450, SLG: 0.438										0	0	0	0	1	0	0
Pete Vuckovich, R (1, 1) OBP: 0.235, SLG: 0.235			K		5-3		1-3		K	3	0	0	0	0	1	0
Mark Littell, L (8, 1)										1	0	0	0	0	1	1
Darold Knowles, L (9, 1)										0	0	0	0	0	0	0
Inning Stats	R: 0 E: 0 K: 0 S: 4 H: 1 LOB: 1 BB: 0 P: 4	R: 0 E: 0 K: 1 S: 6 H: 2 LOB: 1 BB: 0 P: 6	R: 0 E: 0 K: 1 S: 5 H: 0 LOB: 0 BB: 0 P: 5	R: 0 E: 0 K: 0 S: 4 H: 2 LOB: 2 BB: 1 P: 8	R: 0 E: 0 K: 0 S: 3 H: 0 LOB: 0 BB: 0 P: 3	R: 0 E: 0 K: 0 S: 4 H: 1 LOB: 1 BB: 0 P: 4	R: 1 E: 0 K: 0 S: 4 H: 1 LOB: 0 BB: 0 P: 4	R: 3 E: 0 K: 0 S: 5 H: 2 LOB: 0 BB: 1 P: 9	R: 0 E: 0 K: 1 S: 5 H: 0 LOB: 1 BB: 1 P: 9	1B: 5 2B: 3 3B: 0 HR: 2 SF: 0 SAC: 0 DP: 1 HBP: 0						

PITCHER	IP	WLS	BF	H	R	ER	SO	BB	IBB	HBP	BLK	WP	HR	S	P	ERA	WHIP
Ken Forsch, R (1, 1) ERA: 2.67	9.0	L	37	9	4	4	3	3	0	0	0	0	2	40	52	4.00	1.333

PITCHER	IP	WLS	BF	H	R	ER	SO	BB	IBB	HBP	BLK	WP	HR	S	P	ERA	WHIP

TOP

St. Louis Cardinals @ Houston Astros

Astrodome, Houston, TX

Tue May 08 1979, 8:05 PM EDT

Att. 15,645 - Unknown

livebaseballscorecards.com

AB	34
R	4
H	9
RBI	4
BB	3
SO	3
LOB	10

WP: 0 PB: 0 SB: 0 CS: 1 PA: 37

Batter	1	2	3	4	5	6	7	8	9	AB	R	H	RBI	BB	SO	LOB
Terry Puhl, L (1, 9) OBP: 0.321, SLG: 0.357	6-3		F2		L8		L3		F5	5	0	0	0	0	0	5
Craig Reynolds, L (1, 6) OBP: 0.280, SLG: 0.350	F9			1-3		F8		P5	FC5 2-3f	4	0	0	0	0	0	0
Jeffrey Leonard, R (9, PH) OBP: 0.452, SLG: 0.571										1	0	0	0	0	0	2
Cesar Cedeno, R (1, 8) OBP: 0.374, SLG: 0.460	5-3			F5		P6		F8		4	0	0	0	0	0	0
Jose Cruz, L (1, 7) OBP: 0.414, SLG: 0.530		F7		PB 1B		1B 1B		E 1B 1B		4	0	3	0	0	0	0
Enos Cabell, R (1, 5) OBP: 0.358, SLG: 0.438		K		5-3 1-2		1-2 1B		E6 1-3 1B		4	0	2	0	0	1	1
Bob Watson, R (1, 3) OBP: 0.313, SLG: 0.352		1B			BLK SH3-4 1B 1B	P3		6-3		4	1	2	0	0	0	4
Art Howe, R (1, 4) OBP: 0.278, SLG: 0.313		F3			SH3-4 1-2		E1 SH2-4		FC5 BB 1B	1	0	0	0	0	0	1
Rafael Landestoy, S (3, 4) OBP: 0.250, SLG: 0.214										1	0	0	0	0	0	0
Julio Gonzalez, R (7, PR) (8, 4) OBP: 0.250, SLG: 0.250										1	0	1	0	0	0	0
Bruce Bochy, R (1, 2) OBP: 0.250, SLG: 0.231			F9		K 2-3		F8		F9	4	0	0	0	0	1	3
Ken Forsch, R (1, 1) OBP: 0.143, SLG: 0.190			K		3-H 1B		SH2-4 1-2		BB 1-2	2	0	1	1	0	1	0
Denny Walling, L (9, PH) OBP: 0.222, SLG: 0.125										0	0	0	0	1	0	0
Inning Stats	R: 0 H: 0 E: 0 LOB: 0 K: 0 BB: 0 S: 3 P: 3	R: 0 H: 1 E: 0 LOB: 1 K: 1 BB: 0 S: 6 P: 6	R: 0 H: 0 E: 0 LOB: 0 K: 1 BB: 0 S: 5 P: 5	R: 0 H: 1 E: 0 LOB: 1 K: 0 BB: 0 S: 4 P: 4	R: 1 H: 2 E: 0 LOB: 1 K: 1 BB: 0 S: 7 P: 7	R: 0 H: 2 E: 0 LOB: 2 K: 0 BB: 0 S: 5 P: 5	R: 0 H: 0 E: 1 LOB: 2 K: 0 BB: 0 S: 4 P: 4	R: 0 H: 2 E: 1 LOB: 2 K: 0 BB: 0 S: 5 P: 5	R: 0 H: 1 E: 0 LOB: 2 K: 0 BB: 1 S: 4 P: 8	1B: 9 SF: 0 2B: 0 SAC: 2 3B: 0 DP: 0 HR: 0 HBP: 0						

PITCHER		IP	WLS	BF	H	R	ER	SO	BB	IBB	HBP	BLK	WP	HR	S	P	ERA	WHIP
Pete Vuckovich, R ERA: 2.03	(1, 1)	7.2	W	32	8	1	1	3	0	0	0	1	0	0	38	38	1.17	1.043
Mark Littell, R ERA: 3.14	(8, 1)	0.2		4	1	0	0	0	1	0	0	0	0	0	3	7	0.00	3.000
Darold Knowles, L ERA: 3.12	(9, 1)	0.2	S	2	0	0	0	0	0	0	0	0	0	0	2	2	0.00	0.000

PITCHER	IP	WLS	BF	H	R	ER	SO	BB	IBB	HBP	BLK	WP	HR	S	P	ERA	WHIP

BOTTOM

St. Louis Cardinals @ Houston Astros

Astrodome, Houston, TX

Tue May 08 1979, 8:05 PM EDT

Att. 15,645 - Unknown

livebaseballscorecards.com

AB	35
R	1
H	9
RBI	1
BB	1
SO	3
LOB	16

WP: 0	PA: 38																	
PB: 1																		
SB: 0																		
CS: 0																		

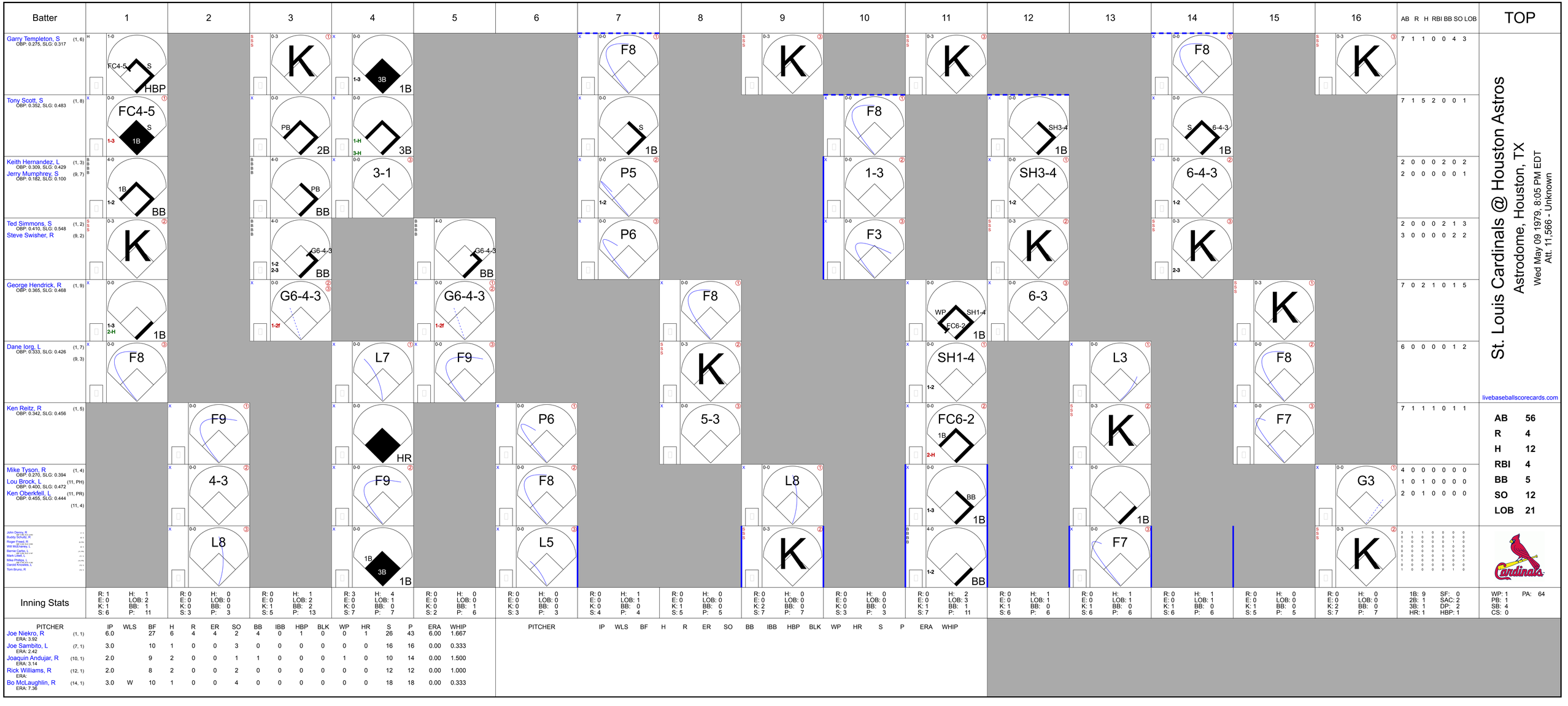
Batter
1
2
3
4
5
6
7
8
9
10
11
12
13
14
15
16
AB R H RBI BB SO LOB
TOP
Garry Templeton, S (1, 6) OBP: 0.275, SLG: 0.317
Tony Scott, S (1, 8) OBP: 0.352, SLG: 0.483
Keith Hernandez, L (1, 3) OBP: 0.309, SLG: 0.429
Jerry Mumphrey, S (9, 7) OBP: 0.182, SLG: 0.100
Ted Simmons, S (1, 2) OBP: 0.410, SLG: 0.548
Steve Swisher, R (9, 2)
George Hendrick, R (1, 9) OBP: 0.365, SLG: 0.468
Dane Iorg, L (1, 7) OBP: 0.333, SLG: 0.426
(9, 3)
Ken Reitz, R (1, 5) OBP: 0.342, SLG: 0.456
Mike Tyson, R (1, 4) OBP: 0.270, SLG: 0.394
Lou Brock, L (11, PH) OBP: 0.400, SLG: 0.472
Ken Oberkfell, L (11, PR) OBP: 0.455, SLG: 0.444
(11, 4)
John Denny, R
Buddy Schultz, R
Roger Freed, R
Will McEnaney, L
Bernie Carbo, L
Mark Littell, L
Mike Phillips, L
Darrell Knowles, C
Tom Bruno, R
Inning Stats
PITCHER IP WLS BF H R ER SO BB IBB HBP BLK WP HR S P ERA WHIP
Joe Niekro, R (1, 1) ERA: 3.92 6.0 27 6 4 4 2 4 0 1 0 0 0 1 26 43 6.00 1.667
Joe Sambito, L (7, 1) ERA: 2.42 3.0 10 1 0 0 3 0 0 0 0 0 0 0 16 16 0.00 0.333
Joaquin Andujar, R (10, 1) ERA: 3.14 2.0 9 2 0 0 1 1 0 0 0 1 0 0 10 14 0.00 1.500
Rick Williams, R (12, 1) ERA: 2.0 8 2 0 0 2 0 0 0 0 0 0 0 0 12 12 0.00 1.000
Bo McLaughlin, R (14, 1) ERA: 7.36 3.0 W 10 1 0 0 4 0 0 0 0 0 0 0 18 18 0.00 0.333
PITCHER IP WLS BF H R ER SO BB IBB HBP BLK WP HR S P ERA WHIP
St. Louis Cardinals @ Houston Astros
Astrodome, Houston, TX
Wed May 09 1979, 8:05 PM EDT
Att. 11,566 - Unknown
livebaseballscorecards.com
AB 56
R 4
H 12
RBI 4
BB 5
SO 12
LOB 21
1B: 9 SF: 0
2B: 1 SAC: 2
3B: 1 DP: 2
HR: 1 HBP: 1
WP: 1 PA: 64
PB: 1
SB: 4
CS: 0

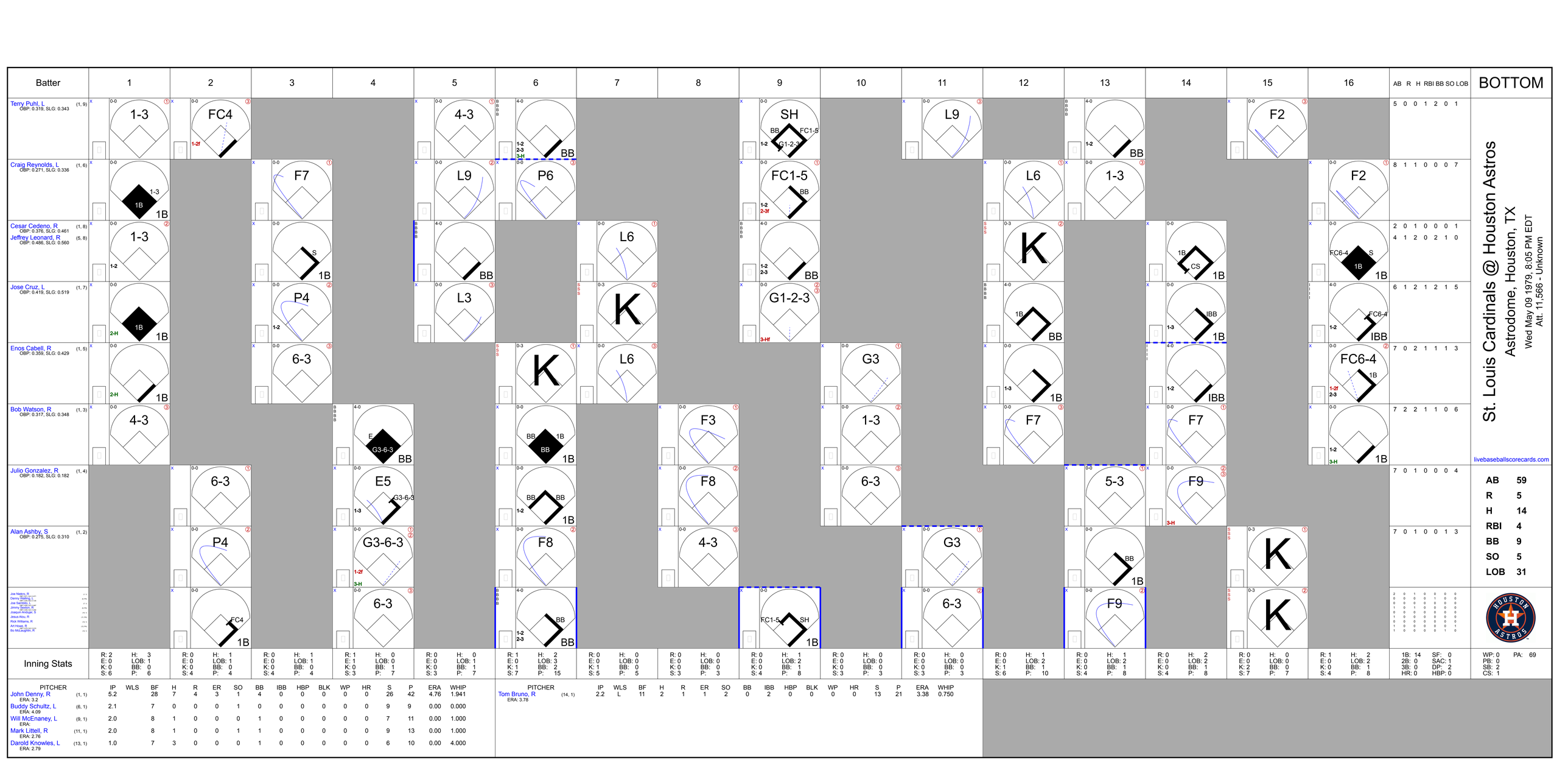
Batter
1
2
3
4
5
6
7
8
9
10
11
12
13
14
15
16
AB R H RBI BB SO LOB
BOTTOM
Terry Puhl, L (1, 9) OBP: 0.315, SLG: 0.343
1-3
FC4
1-2f
4-3
BB
SH
BB
FC1-5
1-2
G1-2-3
3-H
L9
BB
F2
5 0 0 1 2 0 1
Craig Reynolds, L (1, 6) OBP: 0.271, SLG: 0.336
1-3
1B
1B
F7
S
1B
L9
P6
FC1-5
BB
1-2
2-3f
L6
1-3
F2
8 1 1 0 0 0 7
Cesar Cedeno, R (1, 8) OBP: 0.376, SLG: 0.461
Jeffrey Leonard, R (5, 8) OBP: 0.486, SLG: 0.560
1-3
1-2
S
1B
BB
L6
K
1B
CS
1B
FC6-4
S
1B
1B
2 0 1 0 0 0 1
4 1 2 0 2 1 0
Jose Cruz, L (1, 7) OBP: 0.419, SLG: 0.519
1B
2-H
1B
P4
1-2
L3
G1-2-3
3-Hf
K
1B
BB
IBB
1-3
1B
FC6-4
IBB
1-2
6 1 2 1 2 1 5
Enos Cabell, R (1, 5) OBP: 0.359, SLG: 0.429
2-H
1B
6-3
K
L6
G3
1-3
1B
IBB
1-2
FC6-4
1B
1-2f
2-3
7 0 2 1 1 1 3
Bob Watson, R (1, 3) OBP: 0.317, SLG: 0.348
4-3
E
G3-6-3
BB
1B
BB
1B
F3
1-3
F7
F7
7 2 2 1 1 0 6
Julio Gonzalez, R (1, 4) OBP: 0.182, SLG: 0.182
6-3
E5
G3-6-3
1-3
BB
BB
1B
1-2
F8
6-3
5-3
BB
1B
F9
3-H
7 0 1 0 0 0 4
Alan Ashby, S (1, 2) OBP: 0.275, SLG: 0.310
P4
G3-6-3
1-2f
3-H
F8
4-3
G3
BB
1B
K
7 0 1 0 0 1 3
Joe Niekro, R (1-1, 1)
Denny Walling, L (0-0, 0.00)
Joe Sambito, L (1-1, 4.50)
Jimmy Sexton, R (0-0, 0.00)
Joaquin Andujar, R (0-1, 18.00)
Jesus Alou, R (1-0, 27.00)
Rick Williams, R (0-0, -.---)
Art Howe, R (0-0, 27.00)
Bo McLaughlin, R (0-0, -.---)
FC4
1B
6-3
BB
FC1-5
SH
1B
F9
K
2 0 1 0 0 0 0
0 0 0 0 1 0 0
0 0 0 0 0 0 0
1 0 0 1 0 0 0
0 0 0 0 0 0 0
1 0 0 0 0 0 0
0 0 0 0 0 0 0
1 0 0 0 0 0 1
1 0 0 0 0 0 0
St. Louis Cardinals @ Houston Astros
Astrodome, Houston, TX
Wed May 09 1979, 8:05 PM EDT
Att. 11,566 - Unknown
livebaseballscorecards.com
AB 59
R 5
H 14
RBI 4
BB 9
SO 5
LOB 31
Inning Stats
1: R: 2 E: 0 K: 0 S: 6 | H: 3 LOB: 1 BB: 0 P: 6
2: R: 0 E: 0 K: 0 S: 4 | H: 1 LOB: 1 BB: 0 P: 4
3: R: 0 E: 0 K: 0 S: 4 | H: 1 LOB: 1 BB: 0 P: 4
4: R: 1 E: 1 K: 0 S: 3 | H: 0 LOB: 0 BB: 1 P: 7
5: R: 0 E: 0 K: 0 S: 3 | H: 0 LOB: 1 BB: 1 P: 7
6: R: 1 E: 0 K: 1 S: 7 | H: 2 LOB: 3 BB: 2 P: 15
7: R: 0 E: 0 K: 1 S: 5 | H: 0 LOB: 0 BB: 0 P: 5
8: R: 0 E: 0 K: 0 S: 3 | H: 0 LOB: 0 BB: 0 P: 3
9: R: 0 E: 0 K: 0 S: 4 | H: 1 LOB: 2 BB: 1 P: 8
10: R: 0 E: 0 K: 0 S: 3 | H: 0 LOB: 0 BB: 0 P: 3
11: R: 0 E: 0 K: 0 S: 3 | H: 0 LOB: 0 BB: 0 P: 3
12: R: 0 E: 0 K: 1 S: 6 | H: 1 LOB: 2 BB: 1 P: 10
13: R: 0 E: 0 K: 0 S: 4 | H: 1 LOB: 2 BB: 1 P: 8
14: R: 0 E: 0 K: 0 S: 4 | H: 2 LOB: 2 BB: 1 P: 8
15: R: 0 E: 0 K: 2 S: 7 | H: 0 LOB: 0 BB: 0 P: 7
16: R: 1 E: 0 K: 0 S: 4 | H: 2 LOB: 2 BB: 1 P: 8
1B: 14 2B: 0 3B: 0 HR: 0
SF: 0 SAC: 1 DP: 2 HBP: 0
WP: 0 PB: 0 SB: 2 CS: 1
PA: 69
PITCHER IP WLS BF H R ER SO BB IBB HBP BLK WP HR S P ERA WHIP
John Denny, R (1, 1) ERA: 3.2 5.2 28 7 4 3 1 4 0 0 0 0 0 26 42 4.76 1.941
Buddy Schultz, L (6, 1) ERA: 4.09 2.1 7 0 0 0 1 0 0 0 0 0 0 9 9 0.00 0.000
Will McEnaney, L (9, 1) ERA: 2.0 8 1 0 0 0 1 0 0 0 0 0 0 7 11 0.00 1.000
Mark Littell, R (11, 1) ERA: 2.76 2.0 8 1 0 0 1 1 0 0 0 0 0 9 13 0.00 1.000
Darold Knowles, L (13, 1) ERA: 2.79 1.0 7 3 0 0 0 1 0 0 0 0 0 6 10 0.00 4.000
PITCHER IP WLS BF H R ER SO BB IBB HBP BLK WP HR S P ERA WHIP
Tom Bruno, R (14, 1) ERA: 3.78 2.2 L 11 2 1 1 2 0 2 0 0 0 0 13 21 3.38 0.750

Batter	1	2	3	4	5	6	7	8	9	AB	R	H	RBI	BB	SO	LOB
Garry Templeton, S (1, 6) OBP: 0.274, SLG: 0.315	SSS 0-3 ① K		SSS 0-3 ③ K			SSS 0-3 ③ K2-3		x 0-0 CS 2-H 1B		4	0	1	1	0	3	0
Tony Scott, S (1, 8) OBP: 0.349, SLG: 0.476	x 0-0 ② P6			x 0-0 ① G3			x 0-0 ① P4	x 0-0 ② 1B 1-2 1B		4	0	1	0	0	0	0
Keith Hernandez, L (1, 3) OBP: 0.315, SLG: 0.431	x 0-0 ③ F8			SSS 0-3 ② K			x 0-0 2B 1B	x 0-0 1-2 1B		4	1	2	0	0	1	0
Ted Simmons, S (1, 2) OBP: 0.405, SLG: 0.546		x 0-0 ① 4-3		x 0-0 ③ P4			x 0-0 1-H 1B 2B	x 0-0 ③ 3-1		4	1	1	1	0	0	2
George Hendrick, R (1, 9) OBP: 0.370, SLG: 0.469		SSS 0-3 ② K			x 0-0 ① 6-3		x 0-0 2-H 1B		x 0-0 G6-4-3 1B	4	0	2	1	0	1	0
Dane Iorg, L (1, 7) Jerry Mumphrey, S (9, 7) OBP: 0.327, SLG: 0.412 OBP: 0.182, SLG: 0.100		x 0-0 1B			x 0-0 ② 6-3		x 0-0 ② F7		x 0-0 ① F8	4 0	0 0	1 0	0 0	0 0	0 0	2 0
Ken Reitz, R (1, 5) OBP: 0.331, SLG: 0.439		x 0-0 ③ F7			x 0-0 ③ F9		x 0-0 ③ 4-3		x 0-0 ② ③ G6-4-3 1-2f	4	0	0	0	0	0	3
Ken Oberkfell, L (1, 4) OBP: 0.440, SLG: 0.429			x 0-0 ① 6-3			SSS 0-3 ① K		x 0-0 SH5-4 1B 1B		3	1	1	0	0	1	0
Bob Sykes, S (1, 1) OBP: 0.273, SLG: 0.111 Darold Knowles, L (8, 1) Mark Littell, L (8, 1)			SSS 0-3 ② K			x 0-0 ② 1-3		x 0-0 ① SH5-4 1-2		2 0 0	0 0 0	0 0 0	0 0 0	0 0 0	1 0 0	0 0 0
Inning Stats	R: 0 E: 0 K: 1 S: 5 H: 0 LOB: 0 BB: 0 P: 5	R: 0 E: 0 K: 1 S: 6 H: 1 LOB: 1 BB: 0 P: 6	R: 0 E: 0 K: 2 S: 7 H: 0 LOB: 0 BB: 0 P: 7	R: 0 E: 0 K: 1 S: 5 H: 0 LOB: 0 BB: 0 P: 5	R: 0 E: 0 K: 0 S: 3 H: 0 LOB: 0 BB: 0 P: 3	R: 0 E: 0 K: 2 S: 7 H: 0 LOB: 0 BB: 0 P: 7	R: 2 E: 0 K: 0 S: 6 H: 3 LOB: 1 BB: 0 P: 6	R: 1 E: 0 K: 0 S: 6 H: 4 LOB: 2 BB: 0 P: 6	R: 0 E: 0 K: 0 S: 3 H: 1 LOB: 0 BB: 0 P: 3	1B: 8 2B: 1 3B: 0 HR: 0	SF: 0 SAC: 1 DP: 1 HBP: 0						

PITCHER		IP	WLS	BF	H	R	ER	SO	BB	IBB	HBP	BLK	WP	HR	S	P	ERA	WHIP
J.R. Richard, R ERA: 3.28	(1, 1)	7.1	L	28	6	3	3	7	0	0	0	0	0	0	42	42	3.68	0.818
Joe Sambito, L ERA: 2.25	(8, 1)	1.2		6	3	0	0	0	0	0	0	0	0	0	6	6	0.00	1.800

PITCHER	IP	WLS	BF	H	R	ER	SO	BB	IBB	HBP	BLK	WP	HR	S	P	ERA	WHIP

TOP

St. Louis Cardinals @ Houston Astros

Astrodome, Houston, TX

Thu May 10 1979, 8:05 PM EDT

Att. 15,420 - Unknown

livebaseballscorecards.com

AB	33
R	3
H	9
RBI	3
BB	0
SO	7
LOB	7

1B: 8	SF: 0	WP: 0	PA: 34
2B: 1	SAC: 1	PB: 0	
3B: 0	DP: 1	SB: 0	
HR: 0	HBP: 0	CS: 1	

Batter	1	2	3	4	5	6	7	8	9	AB	R	H	RBI	BB	SO	LOB
Terry Puhl, L (1, 9) OBP: 0.331, SLG: 0.353	BBBB 4-0 SH5-3 BB		x 0-0 2B			SSS 0-3 ① K		BBBB 4-0 FC2-4 BB		2	0	1	0	2	1	0
Craig Reynolds, L (1, 6) OBP: 0.272, SLG: 0.331	x 0-0 ① SH5-3 1-2		x 0-0 ② F9			BBBB 4-0 4-3 BB		x 0-0 ① FC2-4 3-1 1B 1-2f		2	0	0	0	1	0	2
Jeffrey Leonard, R (1, 8) OBP: 0.463, SLG: 0.517	x 0-0 ② 5-3		x 0-0 ③ F9			x 0-0 ② 4-3 1-2		x 0-0 3-1 1-2 1B		4	0	1	0	0	0	3
Jose Cruz, L (1, 7) OBP: 0.414, SLG: 0.505	x 0-0 ③ F8			BBBB 4-0 G6-4-3 BB		x 0-0 ③ F9		x 0-0 ② 3-1 1-2 2-3		3	0	0	0	1	0	4
Enos Cabell, R (1, 5) OBP: 0.356, SLG: 0.431		x 0-0 G4-6-3 2B		x 0-0 ①② G6-4-3 1-2f			x 0-0 ① P3	x 0-0 ③ F8		4	0	1	0	0	0	3
Bob Watson, R (1, 3) OBP: 0.323, SLG: 0.357		BBBB 4-0 G4-6-3 BB		x 0-0 ③ P3			x 0-0 E 2B		x 0-0 ① F7	3	1	1	0	1	0	0
Julio Gonzalez, R (1, 4) OBP: 0.214, SLG: 0.214 Denny Walling, L (9, PH) OBP: 0.364, SLG: 0.125	x 0-0 ①② G4-6-3 1-2f 2-3				SSS 0-3 ① K		x 0-0 E2 2-H 1B		BBBB 4-0 5-3 BB	3 0	0 0	1 0	1 0	0 1	1 0	2 0
Bruce Bochy, R (1, 2) OBP: 0.250, SLG: 0.207	x 0-0 ③ F9				BBBB 4-0 G6-4-3 BB		x 0-0 ② L8		x 0-0 ② 5-3 1-2	3	0	0	0	1	0	3
J.R. Richard, R (1, 1) OBP: 0.211, SLG: 0.333 Joe Sambito, L (8, 1) OBP: 0.500, SLG: 0.667 Alan Ashby, S (9, PH) OBP: 0.272, SLG: 0.306			x 0-0 ① 4-3		x 0-0 ②③ G6-4-3 1-2f		x 0-0 ③ 6-3		SSS 0-3 ③ K	3 0 1	0 0 0	0 0 0	0 0 0	0 0 1	2 0 1	
Inning Stats	R: 0 E: 0 K: 0 S: 3 H: 0 LOB: 1 BB: 1 P: 7	R: 0 E: 0 K: 0 S: 3 H: 1 LOB: 1 BB: 1 P: 7	R: 0 E: 0 K: 0 S: 4 H: 1 LOB: 1 BB: 0 P: 4	R: 0 E: 0 K: 0 S: 2 H: 0 LOB: 0 BB: 1 P: 6	R: 0 E: 0 K: 1 S: 4 H: 0 LOB: 0 BB: 1 P: 8	R: 0 E: 0 K: 1 S: 5 H: 0 LOB: 1 BB: 1 P: 9	R: 1 E: 1 K: 0 S: 5 H: 2 LOB: 1 BB: 0 P: 5	R: 0 E: 0 K: 0 S: 4 H: 1 LOB: 2 BB: 1 P: 8	R: 0 E: 0 K: 1 S: 5 H: 0 LOB: 1 BB: 1 P: 9	1B: 2 2B: 3 3B: 0 HR: 0	SF: 0 SAC: 1 DP: 3 HBP: 0						

PITCHER	IP	WLS	BF	H	R	ER	SO	BB	IBB	HBP	BLK	WP	HR	S	P	ERA	WHIP
Bob Sykes, L (1, 1) ERA: 4.41	7.1	W	30	5	1	1	2	6	0	0	0	0	0	28	52	1.23	1.500
Darold Knowles, L (8, 1) ERA: 2.7	0.1		1	0	0	0	0	0	0	0	0	0	0	1	1	0.00	0.000
Mark Littell, R (8, 1) ERA: 2.55	1.1	S	5	0	0	0	1	1	0	0	0	0	0	6	10	0.00	0.750

PITCHER	IP	WLS	BF	H	R	ER	SO	BB	IBB	HBP	BLK	WP	HR	S	P	ERA	WHIP

BOTTOM

St. Louis Cardinals @ Houston Astros

Astrodome, Houston, TX

Thu May 10 1979, 8:05 PM EDT

Att. 15,420 - Unknown

livebaseballscorecards.com

AB	28
R	1
H	5
RBI	1
BB	7
SO	3
LOB	20

Chicago Cubs @ Houston Astros

Astrodome, Houston, TX

Fri May 11 1979, 8:05 PM EDT

Att. 14,715 - Unknown

TOP

Batter	1	2	3	4	5	6	7	8	9	AB	R	H	RBI	BB	SO	LOB
Ivan De Jesus, R (1, 6) OBP: 0.280, SLG: 0.343	5-3	FC6 1-2f			BB 1B BB	FC6-4 1-2f			4-3	4	1	0	0	1	0	2
Bobby Murcer, L (1, 9) OBP: 0.400, SLG: 0.461	K		F7		1B 1-2 BB		CS BB		3B	3	0	1	0	2	1	0
Bill Buckner, L (1, 3) OBP: 0.289, SLG: 0.447	4-3		S 1B 1B		1-2 2-H 1B		F7 1-2		K	5	1	2	1	0	1	2
Dave Kingman, R (1, 7) OBP: 0.383, SLG: 0.588		E 1B 1B	F9 1-2		K		BB			3	1	1	0	1	1	3
Steve Ontiveros, S (1, 5) OBP: 0.398, SLG: 0.402		E6 1B 1-2 2B	2-H 1B		F7		K			4	1	1	1	0	1	4
Mick Kelleher, R (7, 5) OBP: 0.250, SLG: 0.250										0	0	0	0	0	0	0
Jerry Martin, R (1, 8) OBP: 0.302, SLG: 0.411		2B 6-3 1-2 2-H 1B	F8		F7			K		4	1	1	1	0	1	3
Barry Foote, R (1, 2) OBP: 0.212, SLG: 0.317		FC1-5 1-3 2-H 2B		6-3		F9		K		4	0	1	1	0	1	0
Ted Sizemore, R (1, 4) OBP: 0.373, SLG: 0.352		6-3 3-H		F9		FC6 2B		F3		4	0	1	1	0	0	1
Bruce Sutter, R (8, 1)										0	0	0	0	0	0	0
Rick Reuschel, R (1, 1)		FC1-5 FC6 2-3		K		FC6 FC6-4 2-3			F6	3	0	0	0	0	1	2
Willie Hernandez, L (6, 1) OBP: 1.000, SLG: 1.000										0	0	0	0	0	0	0
Steve Dillard, R (8, 4)										1	0	0	0	0	0	0
Inning Stats	R: 0 E: 0 K: 1 S: 5 H: 0 LOB: 0 BB: 0 P: 5	R: 3 E: 1 K: 0 S: 7 H: 3 LOB: 1 BB: 0 P: 7	R: 1 E: 0 K: 0 S: 5 H: 2 LOB: 1 BB: 0 P: 5	R: 0 E: 0 K: 1 S: 5 H: 0 LOB: 0 BB: 0 P: 5	R: 1 E: 0 K: 1 S: 6 H: 1 LOB: 2 BB: 2 P: 14	R: 0 E: 0 K: 0 S: 4 H: 1 LOB: 1 BB: 0 P: 4	R: 0 E: 0 K: 1 S: 4 H: 0 LOB: 1 BB: 2 P: 12	R: 0 E: 0 K: 2 S: 7 H: 0 LOB: 0 BB: 0 P: 7	R: 0 E: 0 K: 1 S: 6 H: 1 LOB: 1 BB: 0 P: 6	1B: 5 2B: 2 3B: 1 HR: 0 SF: 0 SAC: 0 DP: 0 HBP: 0						

AB	35
R	5
H	8
RBI	5
BB	4
SO	7
LOB	17

WP: 0 PB: 0 SB: 1 CS: 1 PA: 39

livebaseballscorecards.com

PITCHER		IP	WLS	BF	H	R	ER	SO	BB	IBB	HBP	BLK	WP	HR	S	P	ERA	WHIP
Frank Riccelli, L ERA: 3.54	(1, 1)	4.0	L	18	5	4	3	2	0	0	0	0	0	0	22	22	6.75	1.250
Gary Wilson, R ERA: 12.27	(5, 1)	0.0		3	1	1	1	0	2	0	0	0	0	0	1	9	∞	∞
Bo McLaughlin, R ERA: 6.48	(5, 1)	1.0		3	0	0	0	1	0	0	0	0	0	0	5	5	0.00	0.000
Joaquin Andujar, R ERA: 2.93	(6, 1)	2.0		8	1	0	0	1	2	0	0	0	0	0	8	16	0.00	1.500
Vern Ruhle, R ERA: 3.16	(8, 1)	1.2		5	0	0	0	2	0	0	0	0	0	0	9	9	0.00	0.000

PITCHER		IP	WLS	BF	H	R	ER	SO	BB	IBB	HBP	BLK	WP	HR	S	P	ERA	WHIP
Joe Sambito, L ERA: 2.22	(9, 1)	0.1		2	1	0	0	1	0	0	0	0	0	0	4	4	0.00	3.000

Chicago Cubs @ Houston Astros

Astrodome, Houston, TX

Fri May 11 1979, 8:05 PM EDT

Att. 14,715 - Unknown

BOTTOM

Batter	1	2	3	4	5	6	7	8	9	AB	R	H	RBI	BB	SO	LOB
Terry Puhl, L (1, 9) OBP: 0.327, SLG: 0.348	1-3		CS 1B		F6		F4		F8	5	0	1	0	0	0	4
Craig Reynolds, L (1, 6) OBP: 0.262, SLG: 0.321	4-3		SF9 1-2 3-H		F7		3-1		K	4	0	0	1	0	1	4
Jeffrey Leonard, R (1, 8) OBP: 0.457, SLG: 0.545	WP 1B 2-4-5 HBP		F8			K		SF7 3B	K	4	1	1	0	0	2	1
Jose Cruz, L (1, 7) OBP: 0.409, SLG: 0.500	1-2 1B			6-3		4-3		SF7 3-H		3	0	1	1	0	0	0
Enos Cabell, R (1, 5) OBP: 0.368, SLG: 0.457	2-4-5 2-H	F8 1B 2B		1-3		2B		1B		4	1	3	0	0	0	0
Bob Watson, R (1, 3) OBP: 0.328, SLG: 0.356		F8 2-3		4-3		BB		1-3 1B		3	0	1	0	1	0	1
Alan Ashby, S (1, 2) OBP: 0.274, SLG: 0.307		G1-6-3 3-H 1B			F6	6-3		K		3	0	1	1	0	0	2
Cesar Cedeno, R (8, PH) OBP: 0.373, SLG: 0.456										1	0	0	0	0	1	2
Bruce Bochy, R (9, 2) OBP: 0.250, SLG: 0.207										0	0	0	0	0	0	0
Julio Gonzalez, R (1, 4) OBP: 0.294, SLG: 0.353		G1-6-3 1-2f			1B 2B		1B	K		3	0	2	0	0	0	1
Denny Walling, L (8, PH) OBP: 0.333, SLG: 0.111										1	0	0	0	0	1	2
Jimmy Sexton, R (9, 4) OBP: 0.400, SLG: 0.250										0	0	0	0	0	0	0
Joe Sambito, L (9, 1) OBP: 0.500, SLG: 0.667										0	0	0	0	0	0	0
Frank Riccelli, L (1, 1) OBP: 0.333, SLG: 0.500			1B SF9 1B		2-3 1B		F3		1B	1	1	1	0	0	0	0
Gary Wilson, R (5, 1)										0	0	0	0	0	0	0
Bo McLaughlin, R (5, 1)										0	0	0	0	0	0	0
Rafael Landestoy, S (5, PH) OBP: 0.294, SLG: 0.267										1	0	1	0	0	0	0
Joaquin Andujar, S (6, 1)										0	0	0	0	0	0	0
Jesus Alou, R (7, PH)										1	0	0	0	0	0	1
Vern Ruhle, R (8, 1) OBP: 0.167, SLG: 0.182										0	0	0	0	0	0	0
Art Howe, R (9, 4) OBP: 0.262, SLG: 0.317										1	0	1	0	0	0	0

livebaseballscorecards.com

	AB	R	H	RBI	BB	SO	LOB
	35	3	13	3	1	5	18

Inning Stats	1	2	3	4	5	6	7	8	9
R:	0	1	1	0	0	0	0	1	0
E:	0	0	0	0	0	1	0	0	0
K:	0	0	0	0	0	1	0	2	2
S:	3	4	4	3	5	6	4	10	8
H:	1	2	2	0	2	1	1	3	1
LOB:	2	0	0	0	2	2	1	2	1
BB:	0	0	0	0	0	1	0	0	0
P:	4	4	4	3	5	10	4	10	8

1B:	9
2B:	3
3B:	1
HR:	0
SF:	2
SAC:	0
DP:	1
HBP:	1

WP:	1
PB:	0
SB:	0
CS:	1
PA:	39

PITCHER		IP	WLS	BF	H	R	ER	SO	BB	IBB	HBP	BLK	WP	HR	S	P	ERA	WHIP
Rick Reuschel, R ERA: 4.74	(1, 1)	5.2	W	25	8	2	2	1	1	0	1	0	1	0	24	29	3.18	1.588
Willie Hernandez, L ERA: 2.81	(6, 1)	1.2		9	4	1	1	0	0	0	0	0	0	0	9	9	5.40	2.400
Bruce Sutter, R ERA: 1.06	(8, 1)	1.2	S	6	1	0	0	4	0	0	0	0	0	0	14	14	0.00	0.600

PITCHER		IP	WLS	BF	H	R	ER	SO	BB	IBB	HBP	BLK	WP	HR	S	P	ERA	WHIP

Batter	1	2	3	4	5	6	7	8	9	AB	R	H	RBI	BB	SO	LOB
Ivan De Jesus, R (1, 6) OBP: 0.270, SLG: 0.330	F4		F4		1-3			5-3		4	0	0	0	0	0	0
Bobby Murcer, L (1, 9) OBP: 0.408, SLG: 0.462	1B 1B E 1B		BBBB FC3-6 BB		4-3			G1		2	1	1	0	1	0	0
Larry Biittner, L (6, 7) OBP: 0.333, SLG: 0.273										1	0	0	0	0	0	0
Bill Buckner, L (1, 3) OBP: 0.288, SLG: 0.441	E E 1-2 1B		FC3-6 1B 1-2f		G3			F7		4	1	1	0	0	0	1
Dave Kingman, R (1, 7) OBP: 0.393, SLG: 0.596	E7 1-H 2-H 1B		1-3 1B			4-3			G4-6-3 1B	2	0	2	0	0	0	0
Scot Thompson, L (4, 7) OBP: 0.350, SLG: 0.436										2	0	1	0	0	0	0
Steve Ontiveros, S (6, 9) OBP: 0.385, SLG: 0.387	4-3		4-3			SSS K			G4-6-3 1-2f	4	0	0	0	0	1	4
Jerry Martin, R (1, 8) OBP: 0.303, SLG: 0.409	4-3			1-3 1B		L6			G3	3	1	1	0	0	0	1
Bill Caudill, R (6, 1)										0	0	0	0	0	0	0
Mike Vail, R (9, PH) OBP: 0.500, SLG: 0.933										1	0	0	0	0	0	0
Barry Foote, R (1, 2) OBP: 0.205, SLG: 0.306		F9		1-3 1-2			F2			3	0	0	0	0	0	1
Ted Sizemore, R (1, 4) OBP: 0.371, SLG: 0.352		3-1		2-H 1B			1-3			3	0	1	1	0	0	0
Lynn McGlothen, L (1, 1) OBP: 0.273, SLG: 0.364		4-3		SSS K			F9			0	0	0	0	0	0	0
Donnie Moore, L (1, 1)										2	0	0	0	0	1	0
Sam Mejias, R (6, 8)										1	0	0	0	0	0	0
Inning Stats	R: 2 H: 3 E: 1 LOB: 1 K: 0 BB: 0 S: 6 P: 6	R: 0 H: 0 E: 0 LOB: 0 K: 0 BB: 0 S: 3 P: 3	R: 0 H: 1 E: 0 LOB: 2 K: 0 BB: 1 S: 4 P: 8	R: 1 H: 2 E: 0 LOB: 0 K: 1 BB: 0 S: 6 P: 6	R: 0 H: 0 E: 0 LOB: 0 K: 0 BB: 0 S: 3 P: 3	R: 0 H: 0 E: 0 LOB: 0 K: 1 BB: 0 S: 5 P: 5	R: 0 H: 0 E: 0 LOB: 0 K: 0 BB: 0 S: 3 P: 3	R: 0 H: 0 E: 0 LOB: 0 K: 0 BB: 0 S: 3 P: 3	R: 0 H: 1 E: 0 LOB: 0 K: 0 BB: 0 S: 3 P: 3	1B: 7 SF: 0 2B: 0 SAC: 0 3B: 0 DP: 1 HR: 0 HBP: 0						

PITCHER		IP	WLS	BF	H	R	ER	SO	BB	IBB	HBP	BLK	WP	HR	S	P	ERA	WHIP
Ken Forsch, R ERA: 2.58	(1, 1)	9.0	W	33	7	3	2	2	1	0	0	0	0	0	36	40	2.00	0.889

PITCHER		IP	WLS	BF	H	R	ER	SO	BB	IBB	HBP	BLK	WP	HR	S	P	ERA	WHIP

TOP

Chicago Cubs @ Houston Astros

Astrodome, Houston, TX

Sat May 12 1979, 8:05 PM EDT

Unknown

livebaseballscorecards.com

AB	32
R	3
H	7
RBI	1
BB	1
SO	2
LOB	7

PA: 33

Chicago Cubs @ Houston Astros

Astrodome, Houston, TX

Sat May 12 1979, 8:05 PM EDT

Unknown

BOTTOM

Batter	1	2	3	4	5	6	7	8	9	AB	R	H	RBI	BB	SO	LOB
Terry Puhl, L (1, 9) OBP: 0.342, SLG: 0.366	0-0 S 1B	0-0 2B	4-0 SF8-4-3 IBB		0-0 1B		0-0 F7 ①			4	2	3	2	1	0	0
Craig Reynolds, L (1, 6) OBP: 0.274, SLG: 0.331	0-0 E S 1B 1-H	0-0 1B S FC6	0-0 SF8-4-3 1-3 2-H 3-H		0-0 F9 ①		0-3 K ②			5	2	3	3	0	1	1
Cesar Cedeno, R (1, 8) OBP: 0.383, SLG: 0.457	4-0 1B 2B 1-3 BB	0-0 FC6 1-3	0-0 SF8-4-3 ②③ 1-2 3-H		0-0 F6 ②		1-0 HBP			2	1	1	1	1	0	1
Jose Cruz, L (1, 7) OBP: 0.419, SLG: 0.509 Jeffrey Leonard, R (7, 7) OBP: 0.447, SLG: 0.529	0-0 2B 1B 1-2 3-H	0-0 FC6 ① 4-3 1-2 3-H		0-0 1B FC3-2	0-0 1-2		0-0 F9 ③			4 1	1 0	3 0	2 0	0 0	0 0	1 1
Enos Cabell, R (1, 5) OBP: 0.355, SLG: 0.439 Jimmy Sexton, R (9, 5) OBP: 0.400, SLG: 0.250	0-3 K ①	0-0 4-3 ② 2-3		0-0 F9 ①	0-0 F9 ③			0-3 K ①		5 0	0 0	0 0	0 0	0 0	2 0	6 0
Bob Watson, R (1, 3) OBP: 0.331, SLG: 0.366	0-0 1B 2B 1-3 2-H	0-0 F7 ③		0-0 BB FC3-2 1-3		0-0 F8 ①		0-0 E6 1B		5	2	2	1	0	0	1
Alan Ashby, S (1, 2) OBP: 0.300, SLG: 0.319	4-0 1B 2B IBB		0-0 SH1-4 1B 1B	0-0 FC3-2 ② BB 1-2 3-H		B B B B WP BB		0-0 2-H 1B		3	2	2	1	2	0	2
Julio Gonzalez, R (1, 4) OBP: 0.364, SLG: 0.381	0-0 2B 1-2 2-3 3-H		0-0 SH1-4 1-2 1B	B B B 4-0 1-2 2-3 BB		0-0 F5 ② 1-2		0-0 F8 ②		4	1	2	1	1	0	2
Ken Forsch, R (1, 1) OBP: 0.120, SLG: 0.160	0-3 K ②		0-0 SH1-4 ① 1-2 2-3	0-3 K ③		0-3 K ③		0-3 K ③		4	0	0	0	0	4	8
Inning Stats	R: 6 E: 0 K: 2 S: 12 H: 6 LOB: 2 BB: 2 P: 20	R: 1 E: 1 K: 0 S: 5 H: 2 LOB: 1 BB: 0 P: 5	R: 3 E: 0 K: 0 S: 5 H: 3 LOB: 0 BB: 1 P: 9	R: 0 E: 0 K: 1 S: 7 H: 2 LOB: 3 BB: 1 P: 11	R: 0 E: 0 K: 0 S: 5 H: 2 LOB: 2 BB: 0 P: 5	R: 0 E: 0 K: 1 S: 5 H: 0 LOB: 1 BB: 1 P: 9	R: 0 E: 0 K: 1 S: 5 H: 0 LOB: 1 BB: 0 P: 6	R: 1 E: 1 K: 2 S: 9 H: 1 LOB: 1 BB: 0 P: 9		1B: 14 2B: 3 3B: 0 HR: 0		SF: 1 SAC: 1 DP: 1 HBP: 1				

livebaseballscorecards.com

AB	37
R	11
H	16
RBI	11
BB	5
SO	7
LOB	23

PITCHER		IP	WLS	BF	H	R	ER	SO	BB	IBB	HBP	BLK	WP	HR	S	P	ERA	WHIP
Lynn McGlothen, R ERA: 5.89	(1, 1)	0.1	L	8	5	6	6	1	1	1	0	0	0	0	8	16	162.00	18.000
Donnie Moore, R ERA: 5.14	(1, 1)	4.2		24	10	4	4	2	1	1	0	0	0	0	26	34	7.71	2.357
Bill Caudill, R ERA:	(6, 1)	3.0		13	1	1	0	4	1	0	1	0	1	0	19	24	0.00	0.667

PITCHER	IP	WLS	BF	H	R	ER	SO	BB	IBB	HBP	BLK	WP	HR	S	P	ERA	WHIP

WP: 1 PA: 45
PB: 0
SB: 3
CS: 0

Batter	1	2	3	4	5	6	7	8	9	AB	R	H	RBI	BB	SO	LOB
Mick Kelleher, R (1, 6) OBP: 0.125, SLG: 0.125	6-3	K		SH1-4		5-3		F3		4	0	0	0	0	1	3
Bobby Murcer, L (1, 9) OBP: 0.408, SLG: 0.482	1B 2B	4-3		G3		2B		F9		5	1	2	1	0	0	3
Bill Buckner, L (1, 3) OBP: 0.292, SLG: 0.439	1B 1B	1B 1B		F9		F5			4-3	5	0	2	1	0	0	1
Dave Kingman, R (1, 7) OBP: 0.385, SLG: 0.577 Sam Mejias, R (9, 7)	K	K			BB 1B		K		K	5 0	0 0	1 0	0 0	0 0	4 0	2 0
Steve Ontiveros, S (1, 5) OBP: 0.402, SLG: 0.394	FC6-4 1B	1B 1B			BB BB		BB		F7	3	0	2	0	2	0	0
Jerry Martin, R (1, 8) OBP: 0.301, SLG: 0.402	FC6-4	F9			F9		1B			4	0	1	0	0	0	6
Tim Blackwell, S (1, 2) OBP: 0.480, SLG: 0.375		K	FC6-4 1B		F8		F7			4	0	1	0	0	1	4
Ted Sizemore, R (1, 4) OBP: 0.367, SLG: 0.340		BB	FC6-4		F3		L4			3	0	0	0	1	0	7
Ken Holtzman, R (1, 1) OBP: 0.538, SLG: 0.545		1B	G3 SH1-4 1B			5-3 2B 1B		K		4	1	3	0	0	1	0
Inning Stats	R: 1 E: 0 K: 1 S: 8 H: 3 LOB: 2 BB: 0 P: 8	R: 0 E: 0 K: 2 S: 8 H: 1 LOB: 2 BB: 1 P: 12	R: 0 E: 0 K: 1 S: 8 H: 3 LOB: 3 BB: 0 P: 8	R: 0 E: 0 K: 0 S: 4 H: 1 LOB: 1 BB: 0 P: 4	R: 0 E: 0 K: 0 S: 4 H: 1 LOB: 2 BB: 1 P: 8	R: 1 E: 0 K: 0 S: 4 H: 2 LOB: 0 BB: 0 P: 4	R: 0 E: 0 K: 1 S: 6 H: 1 LOB: 2 BB: 1 P: 10	R: 0 E: 0 K: 1 S: 5 H: 0 LOB: 0 BB: 0 P: 5	R: 0 E: 0 K: 1 S: 5 H: 0 LOB: 0 BB: 0 P: 5	1B: 10 2B: 2 3B: 0 HR: 0 SF: 0 SAC: 1 DP: 0 HBP: 0						

PITCHER	IP	WLS	BF	H	R	ER	SO	BB	IBB	HBP	BLK	WP	HR	S	P	ERA	WHIP
Rick Williams, R (1, 1) ERA: 0.66	5.0	L	26	9	1	1	4	2	0	0	0	0	0	32	40	1.80	2.200
Bo McLaughlin, R (6, 1) ERA: 5.56	3.0		12	3	1	1	2	1	0	0	0	0	0	15	19	3.00	1.333
Joaquin Andujar, R (9, 1) ERA: 2.84	1.0		3	0	0	0	1	0	0	0	0	0	0	5	5	0.00	0.000

PITCHER	IP	WLS	BF	H	R	ER	SO	BB	IBB	HBP	BLK	WP	HR	S	P	ERA	WHIP

TOP

Chicago Cubs @ Houston Astros

Astrodome, Houston, TX

Sat May 12 1979, 8:05 PM EDT

Att. 35,997 - Unknown

livebaseballscorecards.com

AB	37
R	2
H	12
RBI	2
BB	3
SO	7
LOB	26

WP: 0 PB: 0 SB: 0 CS: 0 PA: 41

Chicago Cubs @ Houston Astros

Astrodome, Houston, TX

Sat May 12 1979, 8:05 PM EDT

Att. 35,997 - Unknown

BOTTOM

Batter	1	2	3	4	5	6	7	8	9	AB	R	H	RBI	BB	SO	LOB
Jimmy Sexton, R (1, 6) OBP: 0.333, SLG: 0.250	0-0 1B		0-0 5-3			0-0 F7		0-0 F7		4	0	1	0	0	0	0
Terry Puhl, L (1, 9) OBP: 0.340, SLG: 0.358	0-0 F2			BBBB 4-0 CS BB		0-0 F9			0-0 G3	3	0	0	0	1	0	1
Jeffrey Leonard, R (1, 8) OBP: 0.431, SLG: 0.500	0-0 L6			SSS 0-3 K 1-2		0-0 E5 1B			0-0 5-3	4	0	1	0	0	1	2
Bob Watson, R (1, 3) OBP: 0.336, SLG: 0.365	0-0 F8			BBBB 4-0 BB		0-0 F8			0-0 1B 1B	3	0	1	0	1	0	2
Enos Cabell, R (1, 5) OBP: 0.352, SLG: 0.434		SSS 0-3 K		0-0 F7			0-0 5-3		0-0 1-2 1B	4	0	1	0	0	1	1
Jose Cruz, L (1, 7) OBP: 0.414, SLG: 0.500		0-0 6-3			0-0 FC3-6 1B		0-0 F7		0-0 4-3	4	0	1	0	0	0	2
Julio Gonzalez, R (1, 4) OBP: 0.320, SLG: 0.333		0-0 6-3			0-0 FC3-6 1B 1-2f		0-0 4-3			3	0	0	0	0	0	1
Bruce Bochy, R (1, 2) OBP: 0.257, SLG: 0.219			0-0 F8		0-0 G6-4-3 1B 1-2			0-0 6-3		3	0	1	0	0	0	0
Rick Williams, R (1, 1)			SSS 0-3 K		0-0 G6-4-3 1-2f			SSS 0-3 K2-3		1	0	0	0	0	1	0
Art Howe, R (5, PH) OBP: 0.279, SLG: 0.314										1	0	0	0	0	0	2
Bo McLaughlin, R (6, 1)										0	0	0	0	0	0	0
Jesus Alou, R (8, PH)										1	0	0	0	0	1	0
Joaquin Andujar, S (9, 1)										0	0	0	0	0	0	0
Inning Stats	R: 0 E: 0 K: 0 S: 4 H: 1 LOB: 1 BB: 0 P: 4	R: 0 E: 0 K: 1 S: 5 H: 0 LOB: 0 BB: 0 P: 5	R: 0 E: 0 K: 1 S: 5 H: 0 LOB: 0 BB: 0 P: 5	R: 0 E: 0 K: 1 S: 4 H: 0 LOB: 1 BB: 2 P: 12	R: 0 E: 0 K: 0 S: 4 H: 2 LOB: 1 BB: 0 P: 4	R: 0 E: 1 K: 0 S: 4 H: 1 LOB: 1 BB: 0 P: 4	R: 0 E: 0 K: 0 S: 3 H: 0 LOB: 0 BB: 0 P: 3	R: 0 E: 0 K: 1 S: 5 H: 0 LOB: 0 BB: 0 P: 5	R: 0 E: 0 K: 0 S: 5 H: 2 LOB: 2 BB: 0 P: 5							

livebaseballscorecards.com

AB	31
R	0
H	6
RBI	0
BB	2
SO	4
LOB	11

1B: 6 SF: 0 WP: 0 PA: 33
2B: 0 SAC: 0 PB: 0
3B: 0 DP: 1 SB: 0
HR: 0 HBP: 0 CS: 1

PITCHER		IP	WLS	BF	H	R	ER	SO	BB	IBB	HBP	BLK	WP	HR	S	P	ERA	WHIP
Ken Holtzman, L ERA: 2.78	(1, 1)	9.0	W	33	6	0	0	4	2	0	0	0	0	0	39	47	0.00	0.889

PITCHER	IP	WLS	BF	H	R	ER	SO	BB	IBB	HBP	BLK	WP	HR	S	P	ERA	WHIP

Chicago Cubs @ Houston Astros

Astrodome, Houston, TX

Sun May 13 1979, 4:33 AM EDT

Att. 13,604 - Unknown

TOP

livebaseballscorecards.com

Batter	1	2	3	4	5	6	7	8	9	AB	R	H	RBI	BB	SO	LOB
Mick Kelleher, R (1, 6) OBP: 0.167, SLG: 0.167	F4		F1		1B (1-2)			F8		4	0	1	0	0	0	1
Bobby Murcer, L (1, 9) OBP: 0.393, SLG: 0.460	F8			F4	F8			F2		4	0	0	0	0	0	2
Bill Buckner, L (1, 3) OBP: 0.284, SLG: 0.425	3-1			4-3		4-3		G3		4	0	0	0	0	0	0
Dave Kingman, R (1, 7) OBP: 0.389, SLG: 0.570		F7		1B		BBBB 1-3 BB			L5	3	0	1	0	1	0	0
Steve Ontiveros, S (1, 5) OBP: 0.397, SLG: 0.389		SSS K		FC4-6 1B (1-2)		1-3 (1-2)			4-3	4	0	1	0	0	1	1
Jerry Martin, R (1, 8) OBP: 0.290, SLG: 0.386		F7		FC4-6 (1-2f)		6-3			F8	4	0	0	0	0	0	3
Tim Blackwell, S (1, 2) OBP: 0.429, SLG: 0.316			6-3		F7		F8			3	0	0	0	0	0	0
Ted Sizemore, R (1, 4) OBP: 0.366, SLG: 0.340			SH1-4 1B		F7		F7			3	0	1	0	0	0	0
Mike Krukow, R (1, 1) OBP: 0.300, SLG: 0.400			SH1-4 (1-2)		1B		G3			1	0	1	0	0	0	0
Scot Thompson, L (7, PH) OBP: 0.341, SLG: 0.425										1	0	0	0	0	0	0
Willie Hernandez, L (7, 1) OBP: 1.000, SLG: 1.000										0	0	0	0	0	0	0

	AB	31
	R	0
	H	5
	RBI	0
	BB	1
	SO	1
	LOB	7

Inning Stats	1	2	3	4	5	6	7	8	9
	R: 0 E: 0 K: 0 S: 3	H: 0 LOB: 0 BB: 0 P: 3	R: 0 E: 0 K: 1 S: 5	H: 0 LOB: 0 BB: 0 P: 5	R: 0 E: 0 K: 0 S: 4	H: 1 LOB: 1 BB: 0 P: 4	R: 0 E: 0 K: 0 S: 5	H: 2 LOB: 2 BB: 0 P: 5	R: 0 E: 0 K: 0 S: 5	H: 2 LOB: 2 BB: 0 P: 5	R: 0 E: 0 K: 0 S: 3	H: 0 LOB: 1 BB: 1 P: 7	R: 0 E: 0 K: 0 S: 3	H: 0 LOB: 0 BB: 0 P: 3	R: 0 E: 0 K: 0 S: 3	H: 0 LOB: 0 BB: 0 P: 3	R: 0 E: 0 K: 0 S: 3	H: 0 LOB: 0 BB: 0 P: 3

	1B: 5	SF: 0
	2B: 0	SAC: 1
	3B: 0	DP: 0
	HR: 0	HBP: 0

	WP: 0	PA: 33
	PB: 0	
	SB: 0	
	CS: 0	

PITCHER	IP	WLS	BF	H	R	ER	SO	BB	IBB	HBP	BLK	WP	HR	S	P	ERA	WHIP
Joe Niekro, R (1, 1) ERA: 3.22	9.0	W	33	5	0	0	1	1	0	0	0	0	0	34	38	0.00	0.667

PITCHER	IP	WLS	BF	H	R	ER	SO	BB	IBB	HBP	BLK	WP	HR	S	P	ERA	WHIP

Chicago Cubs @ Houston Astros

Astrodome, Houston, TX

Sun May 13 1979, 4:33 AM EDT

Att. 13,604 - Unknown

BOTTOM

Batter	1	2	3	4	5	6	7	8	9	AB	R	H	RBI	BB	SO	LOB
Terry Puhl, L (1, 9) OBP: 0.337, SLG: 0.351	1-3		E SH2-3 BB	K			G3 1-2			3	1	0	0	1	1	2
Craig Reynolds, L (1, 6) OBP: 0.268, SLG: 0.324	F9		SH2-3 1-2		F5		4-3			3	0	0	0	0	0	1
Jeffrey Leonard, R (1, 8) OBP: 0.436, SLG: 0.488	F4		E2 2B 2-H 1B		CS BB			K		3	1	1	1	1	1	0
Jose Cruz, L (1, 7) OBP: 0.417, SLG: 0.504		S 1B BB	2-H 2B		G3 1-2			3-1		3	1	1	1	1	0	1
Enos Cabell, R (1, 5) OBP: 0.345, SLG: 0.424		K 1-2	K			F9		5-3		3	0	0	0	0	2	2
Jimmy Sexton, R (8, 5) OBP: 0.300, SLG: 0.222										1	0	0	0	0	0	0
Bob Watson, R (1, 3) OBP: 0.336, SLG: 0.359		1B BB	5-3			K				2	0	0	0	1	1	1
Alan Ashby, S (1, 2) OBP: 0.301, SLG: 0.319		1-2 2-H 1B		6-3		6-3				3	0	1	1	0	0	0
Julio Gonzalez, R (1, 4) OBP: 0.286, SLG: 0.296		F6		5-3			F4			3	0	0	0	0	0	2
Joe Niekro, R (1, 1) OBP: 0.118, SLG: 0.176		K		2B			K G3			3	0	1	0	0	2	2
Inning Stats	R: 0 E: 0 K: 0 S: 3 H: 0 LOB: 0 BB: 0 P: 3	R: 1 E: 0 K: 2 S: 8 H: 1 LOB: 2 BB: 2 P: 16	R: 2 E: 1 K: 1 S: 7 H: 2 LOB: 1 BB: 1 P: 11	R: 0 E: 0 K: 1 S: 6 H: 1 LOB: 1 BB: 0 P: 6	R: 0 E: 0 K: 0 S: 2 H: 0 LOB: 0 BB: 1 P: 6	R: 0 E: 0 K: 1 S: 5 H: 0 LOB: 0 BB: 0 P: 5	R: 0 E: 0 K: 1 S: 6 H: 0 LOB: 1 BB: 0 P: 6	R: 0 E: 0 K: 1 S: 5 H: 0 LOB: 0 BB: 0 P: 5		1B: 2 2B: 2 3B: 0 HR: 0 SF: 0 SAC: 1 DP: 0 HBP: 0						

livebaseballscorecards.com

AB	27
R	3
H	4
RBI	3
BB	4
SO	7
LOB	11

WP: 0 PB: 1 SB: 1 CS: 1 PA: 32

PITCHER		IP	WLS	BF	H	R	ER	SO	BB	IBB	HBP	BLK	WP	HR	S	P	ERA	WHIP
Mike Krukow, R ERA: 3.89	(1, 1)	6.0	L	25	4	3	2	5	4	0	0	0	0	0	31	47	3.00	1.333
Willie Hernandez, L ERA: 2.5	(7, 1)	2.0		7	0	0	0	2	0	0	0	0	0	0	11	11	0.00	0.000

PITCHER	IP	WLS	BF	H	R	ER	SO	BB	IBB	HBP	BLK	WP	HR	S	P	ERA	WHIP

Batter	1	2	3	4	5	6	7	8	9	AB	R	H	RBI	BB	SO	LOB
Bill Madlock, R (1, 4) OBP: 0.226, SLG: 0.240	C B X 1-1 ① F8	B B S B B B 4-1 ③ FC4-6 1-2 2-3 BB	X 0-0 ③ F8		X 0-0 1B			X 0-0 ① F3		3	0	1	0	1	0	2
Rob Andrews, R (6, 4) OBP: 0.286, SLG: 0.231										1	0	0	0	0	0	0
Terry Whitfield, L (1, 7) OBP: 0.375, SLG: 0.454	X 0-0 PB 2B	F B X 1-1 ② FC4-6 1-2f 2-3 3-H 2B		X 0-0 ① 1-3	X 0-0 ③ F8			X 0-0 ② 3-1		4	2	1	1	0	0	3
Max Venable, L (7, 7) OBP: 0.429, SLG: 0.333										1	0	0	0	0	0	0
Jack Clark, R (1, 9) OBP: 0.354, SLG: 0.435	C C S 0-3 ② K	B F S B B X 2-2 1-H 3-H 2B		X 0-0 ② 1-3		X 0-0 ① 6-3		X 0-0 ③ 6-3		5	0	1	2	0	1	1
Willie McCovey, L (1, 3) OBP: 0.286, SLG: 0.365	B S S B B B 4-2 1B 2-H BB	S X 0-1 ③ 4-3		B B B 4-0 BB 2B BB		X 0-0 HR			X 0-0 ① F5	3	2	1	1	2	0	1
Darrell Evans, L (1, 5) OBP: 0.364, SLG: 0.418	B X 1-0 1-2 1B	B F C B X 2-2 SH1-4 1B 1B		B B B B 4-0 1-2 2B BB		X 0-0 ② 4-1			X 0-0 ② F9	4	2	2	0	1	0	0
Larry Herndon, R (1, 8) OBP: 0.353, SLG: 0.567	B C S S B C 2-3 ③ K		F X 0-1 ① SH1-4 1-2	X 0-0 1-H 2-H 2B		X 0-0 ③ L5			X 0-0 ③ 5-3	4	0	1	2	0	1	2
Marc Hill, R (1, 2) OBP: 0.232, SLG: 0.198		S B C S S 1-3 ① K	B F B B B 4-1 1B BB	X 0-0 ③ 1-3			X 0-0 ① 6-3			3	0	0	0	1	1	1
Roger Metzger, S (1, 6) OBP: 0.227, SLG: 0.256		F C B X 1-2 BB SH FC4-6 1B	B X 1-0 ② F7		X 0-0 ① 3-1		C C C 0-3 ② K			4	1	1	0	0	1	2
Philip Nastu, L (1, 1) OBP: 0.250, SLG: 0.143		X 0-0 SH FC4-6 BB 1-2 2B	B S B X 2-1 1-2 2-H 1B		X 0-0 ② F8		X 0-0 ③ 6-3			3	1	1	1	0	0	0
Inning Stats	R: 1 E: 0 K: 2 S: 12 H: 2 LOB: 2 BB: 1 P: 20	R: 3 E: 0 K: 1 S: 15 H: 2 LOB: 1 BB: 1 P: 24	R: 1 E: 0 K: 0 S: 10 H: 2 LOB: 2 BB: 1 P: 19	R: 2 E: 0 K: 0 S: 4 H: 1 LOB: 1 BB: 2 P: 12	R: 0 E: 0 K: 0 S: 4 H: 1 LOB: 1 BB: 0 P: 4	R: 1 E: 0 K: 0 S: 4 H: 1 LOB: 0 BB: 0 P: 4	R: 0 E: 0 K: 1 S: 5 H: 0 LOB: 0 BB: 0 P: 5	R: 0 E: 0 K: 0 S: 3 H: 0 LOB: 0 BB: 0 P: 3	R: 0 E: 0 K: 0 S: 3 H: 0 LOB: 0 BB: 0 P: 3	1B: 5 2B: 3 3B: 0 HR: 1 SF: 0 SAC: 2 DP: 0 HBP: 0						

TOP

San Francisco Giants @ Houston Astros

Astrodome, Houston, TX

Tue May 15 1979, 8:05 PM EDT

Att. 13,196 - Unknown

livebaseballscorecards.com

AB	35
R	8
H	9
RBI	7
BB	5
SO	4
LOB	12

WP: 0 PB: 2 SB: 0 CS: 0 PA: 42

PITCHER		IP	WLS	BF	H	R	ER	SO	BB	IBB	HBP	BLK	WP	HR	S	P	ERA	WHIP
J.R. Richard, R ERA: 3.98	(1, 1)	2.2	L	18	6	5	5	3	3	0	0	0	0	0	36	62	16.88	3.375
Tom Dixon, R ERA: 9.64	(3, 1)	2.1		11	2	2	2	0	2	0	0	0	0	0	9	17	7.71	1.714
Bo McLaughlin, R ERA: 5.4	(6, 1)	2.0		7	1	1	1	1	0	0	0	0	0	1	9	9	4.50	0.500
Joaquin Andujar, R ERA: 2.67	(8, 1)	2.0		6	0	0	0	0	0	0	0	0	0	0	6	6	0.00	0.000

PITCHER	IP	WLS	BF	H	R	ER	SO	BB	IBB	HBP	BLK	WP	HR	S	P	ERA	WHIP

Batter	1	2	3	4	5	6	7	8	9	AB	R	H	RBI	BB	SO	LOB
Jimmy Sexton, R (1, 6) OBP: 0.214, SLG: 0.154	F C B X 1-2 ① F3		S X 0-1 ① 5-3		X 0-0 ② 6-3			F X 0-1 ① F8		4	0	0	0	0	0	0
Jeffrey Leonard, R (1, 9) OBP: 0.424, SLG: 0.455	B B S T B B 4-2 CS BB		F X 0-1 ② F8		C S X 0-2 ③ F9			X 0-0 ② L5		3	0	0	0	1	0	0
Cesar Cedeno, R (1, 8) OBP: 0.395, SLG: 0.468	B B C S B B 4-2 ② 1-2 BB		C B B B B 4-1 BB			C B B B C X 3-2 ① F6		X 0-0 2B		2	0	1	0	2	0	0
Bob Watson, R (1, 3) OBP: 0.326, SLG: 0.348	B B S S S 2-3 ③ K		B X 1-0 ③ F7			B B B C X 3-1 ② F8		X 0-0 ③ 4-3		4	0	0	0	0	1	3
Enos Cabell, R (1, 5) OBP: 0.349, SLG: 0.441		X 0-0 ① 6-3		F B B X 2-1 2B		B F F F X 1-2 2B			F B B X 2-1 ① 5-3	4	0	2	0	0	0	0
Jose Cruz, L (1, 7) OBP: 0.405, SLG: 0.488		B B F F B X 3-1 ② F7		C F F C 0-3 ① K		X 0-0 ③ F9			B X 1-0 ② G3	4	0	0	0	0	1	2
Art Howe, R (1, 4) OBP: 0.278, SLG: 0.311		B B C F B F X 3-2 E 1B		F F B B X 2-2 ② F9			X 0-0 ① F5		C F B S 1-3 ③ K	4	1	1	0	0	1	1
Alan Ashby, S (1, 2) OBP: 0.302, SLG: 0.330		X 0-0 E7 1-H 2B		X 0-0 ③ G3			F B X 1-1 ② 4-3			3	0	1	1	0	0	1
J.R. Richard, R (1, 1) OBP: 0.200, SLG: 0.316 Tom Dixon, R (3, 1) Rafael Landestoy, S (5, PH) OBP: 0.278, SLG: 0.250 Bo McLaughlin, R (6, 1) Terry Puhl, L (7, PH) OBP: 0.335, SLG: 0.349 Joaquin Andujar, S (8, 1)		S F C 0-3 ③ K			B C X 1-1 ① F4		B F C F F X 1-2 ③ F9			1 0 1 0 1 0	0 0 0 0 0 0	0 0 0 0 0 0	0 0 0 0 0 0	0 0 0 0 0 0	1 0 0 0 0 0	1 0 0 0 0 0
Inning Stats	R: 0 E: 0 K: 1 S: 10 H: 0 LOB: 1 BB: 2 P: 21	R: 1 E: 1 K: 1 S: 11 H: 2 LOB: 1 BB: 0 P: 17	R: 0 E: 0 K: 0 S: 6 H: 0 LOB: 1 BB: 1 P: 11	R: 0 E: 0 K: 1 S: 10 H: 1 LOB: 1 BB: 0 P: 14	R: 0 E: 0 K: 0 S: 6 H: 0 LOB: 0 BB: 0 P: 7	R: 0 E: 0 K: 0 S: 10 H: 1 LOB: 1 BB: 0 P: 17	R: 0 E: 0 K: 0 S: 8 H: 0 LOB: 0 BB: 0 P: 10	R: 0 E: 0 K: 0 S: 5 H: 1 LOB: 1 BB: 0 P: 5	R: 0 E: 0 K: 1 S: 6 H: 0 LOB: 0 BB: 0 P: 10	1B: 1 2B: 4 3B: 0 HR: 0	SF: 0 SAC: 0 DP: 0 HBP: 0			WP: 0 PB: 0 SB: 0 CS: 1	PA: 34	

PITCHER		IP	WLS	BF	H	R	ER	SO	BB	IBB	HBP	BLK	WP	HR	S	P	ERA	WHIP
Philip Nastu, L ERA: 2.92	(1, 1)	9.0	W	34	5	1	1	4	3	0	0	0	0	0	72	112	1.00	0.889

PITCHER	IP	WLS	BF	H	R	ER	SO	BB	IBB	HBP	BLK	WP	HR	S	P	ERA	WHIP

BOTTOM

San Francisco Giants @ Houston Astros

Astrodome, Houston, TX

Tue May 15 1979, 8:05 PM EDT

Att. 13,196 - Unknown

livebaseballscorecards.com

AB	31
R	1
H	5
RBI	1
BB	3
SO	4
LOB	8

Batter	1	2	3	4	5	6	7	8	9	10	AB	R	H	RBI	BB	SO	LOB
Bill Madlock, R (1, 4) (8, 3) OBP: 0.224, SLG: 0.237	1-0 6-3		2-1 5-3		2-0 F8		0-3 K		0-0 F9	0-0 1B 1-3 2-H 3-H	6	1	1	2	0	1	0
Terry Whitfield, L (1, 7) OBP: 0.373, SLG: 0.456	0-0 F8		1-2 F6			2-2 4-3 1B 2B	0-0 4-3		0-0 1-3	0-0 1B 1-2 3-H	6	1	2	1	0	0	0
Jack Clark, R (1, 9) OBP: 0.366, SLG: 0.446	2-0 1B		0-1 1B			1-0 4-3 2-3	0-0 1-3		0-0 1B	0-0 1-2 2-H 1B	6	0	4	1	0	0	1
Willie McCovey, L (1, 3) OBP: 0.300, SLG: 0.352 Johnnie LeMaster, R (8, PR) OBP: 0.409, SLG: 0.447 (8, 6)	1-1 4-3		0-0 F7			4-0 4-3 1B BB BB		4-0 SH5-4 BB SF7 BB	0-0 F7	0-3 K	2	1	0	0	2	0	2
											2	1	0	0	0	1	3
Darrell Evans, L (1, 5) OBP: 0.372, SLG: 0.429		3-2 2B 2B		0-0 L3		0-0 BB 4-3 1-2 3-H 1B		4-0 SF7 SH5-4 1-2 BB		0-0 F3	4	1	2	1	1	0	0
Larry Herndon, R (1, 8) OBP: 0.342, SLG: 0.529		2-0 F9		1-2 G3		0-0 4-3 1-2 2-3		0-0 SH5-4 1-2 2-3		0-0 FC6-4 E 1B	4	1	1	0	0	0	3
Marc Hill, R (1, 2) OBP: 0.240, SLG: 0.191	0-1 5-3		0-2 6-3			4-0 BB		4-0 IBB		0-0 E6 FC6-4 1-2	3	0	0	0	2	0	2
Roger Metzger, S (1, 6) OBP: 0.242, SLG: 0.274 Rob Andrews, R (8, PH) OBP: 0.250, SLG: 0.214 (8, 4)	2-2 2-H 2B				0-1 L3	4-0 1-2 2-3 3-H BB		0-0 SF7 2-3 3-H		0-0 FC6-4 BB 1-2f 2-3 1B	2	0	1	2	1	0	0
											1	1	0	1	0	0	2
Bob Knepper, L (1, 1) OBP: 0.158, SLG: 0.263 John Tamargo, S (6, PH) OBP: 0.158, SLG: 0.270 Tom Griffin, R (6, 1) Hector Cruz, R (8, PH) Gary Lavelle, S (8, 1) Bill North, S (10, PH) OBP: 0.383, SLG: 0.269 Randy Moffitt, R (10, 1)	1-1 4-3				0-0 4-3	0-3 K				4-0 1B 1B 1-2 BB	2	0	0	0	0	0	1
											1	0	0	0	0	1	3
											0	0	0	0	0	0	0
											1	0	0	0	0	0	2
											0	0	0	0	0	0	0
											0	1	0	0	1	0	0
											0	0	0	0	0	0	0
Inning Stats	R: 0 E: 0 K: 0 S: 5 H: 1 LOB: 1 BB: 0 P: 9	R: 1 E: 0 K: 0 S: 12 H: 2 LOB: 1 BB: 0 P: 20	R: 0 E: 0 K: 0 S: 8 H: 1 LOB: 1 BB: 0 P: 11	R: 0 E: 0 K: 0 S: 8 H: 0 LOB: 0 BB: 0 P: 9	R: 0 E: 0 K: 0 S: 4 H: 0 LOB: 0 BB: 0 P: 6	R: 2 E: 0 K: 1 S: 9 H: 2 LOB: 3 BB: 3 P: 24	R: 0 E: 0 K: 1 S: 5 H: 0 LOB: 0 BB: 0 P: 5	R: 1 E: 0 K: 0 S: 3 H: 0 LOB: 2 BB: 3 P: 15	R: 0 E: 0 K: 0 S: 4 H: 1 LOB: 1 BB: 0 P: 4	R: 4 E: 1 K: 1 S: 10 H: 4 LOB: 2 BB: 1 P: 14	1B: 8 2B: 3 3B: 0 HR: 0 SF: 1 SAC: 1 DP: 0 HBP: 0						

PITCHER		IP	WLS	BF	H	R	ER	SO	BB	IBB	HBP	BLK	WP	HR	S	P	ERA	WHIP
Rick Williams, R ERA: 1.89	(1, 1)	5.1		23	6	3	3	0	1	0	0	0	0	0	42	67	5.06	1.312
Joaquin Andujar, R ERA: 2.8	(6, 1)	1.2		9	0	1	1	2	4	0	0	0	0	0	9	25	5.40	2.400
Joe Sambito, L ERA: 2.05	(8, 1)	2.0		8	1	0	0	0	0	1	0	0	0	0	7	11	0.00	0.500
Bo McLaughlin, R ERA: 5.02	(10, 1)	1.0	L	9	4	4	0	1	1	0	0	0	0	0	10	14	0.00	5.000

PITCHER	IP	WLS	BF	H	R	ER	SO	BB	IBB	HBP	BLK	WP	HR	S	P	ERA	WHIP

TOP

San Francisco Giants @ Houston Astros

Astrodome, Houston, TX

Wed May 16 1979, 8:05 PM EDT
Att. 10,094 - Unknown

livebaseballscorecards.com

AB	40
R	8
H	11
RBI	8
BB	7
SO	3
LOB	19

WP: 0 PA: 49
PB: 0
SB: 0
CS: 0

Batter	1	2	3	4	5	6	7	8	9	10	AB	R	H	RBI	BB	SO	LOB
Terry Puhl, L (1, 9) OBP: 0.343, SLG: 0.344	B B C X 2-1 F2 ①	B C B S B B 4-2 1B BB		B B B B 4-0 5-3 BB 1-2		H 1-0 CS HBP			X 0-0 F5 ②		2	0	0	0	2	0	0
Craig Reynolds, L (1, 6) OBP: 0.286, SLG: 0.336	B F B B C F F X 3-2 FC6-4 S 1B	C X 0-1 1B 1-3 2-H 3-H		C S F F X 0-2 5-3 ② 1-2 2-3		0-0 CS ③ 1-2	X 0-0 1-3 1B		B B B B 4-0 2B BB		4	0	3	2	1	0	2
Cesar Cedeno, R (1, 8) OBP: 0.395, SLG: 0.469	F F B B B B B 4-2 FC6-4 1-2 BB	S S B X 1-2 G3 ③		B F B C S 2-3 K ③			X 0-0 1-3 ① 1-2		X 0-0 2B 1-3		4	0	1	0	1	1	5
Bob Watson, R (1, 3) OBP: 0.322, SLG: 0.365	X 0-0 FC6-4 ② 1-2f 2-3		F B X 1-1 HR	B X 1-0 F8 ①			X 0-0 6-3 ②		X 0-0 6-3 ③		5	1	1	1	0	0	5
Enos Cabell, R (1, 5) OBP: 0.338, SLG: 0.426	X 0-0 6-3 ③		X 0-0 6-3 ①	C F X 0-2 6-3 ②			X 0-0 1-3 ③			S S S 0-3 K ①	5	0	0	0	0	1	3
Jose Cruz, L (1, 7) OBP: 0.395, SLG: 0.473 Jeffrey Leonard, R (9, 7) OBP: 0.433, SLG: 0.467		B F B C B X 3-2 F6 ① B X 1-0 6-3 ②	X 0-0 F8 ② C B B F B X 3-2 6-3 ③	X 0-0 5-3 ③		S S S 0-3 K ① X 0-0 HR		X 0-0 4-3 ① B B B B 4-0 G6-4-3 BB		X 0-0 G4-3 1B X 0-0 G4-3 ②③ 1-2f	4 1	0 0	0 1	0 0	0 0	0 0	0 0
Art Howe, R (1, 4) OBP: 0.277, SLG: 0.303 Rafael Landestoy, S (8, PR) OBP: 0.263, SLG: 0.235 (9, 4)											3 1	0 0	0 0	0 0	1 0	1 0	0 1
Bruce Bochy, R (1, 2) OBP: 0.282, SLG: 0.333	B X 1-0 2B 1B 1B	C F B X 1-2 L6 ①				X 0-0 F9 ②			X 0-0 6-3 ①		4	2	2	1	0	0	1
Rick Williams, R (1, 1) OBP: 0.750, SLG: 1.000 Joaquin Andujar, S (6, 1) Joe Sambito, L (8, 1) OBP: 0.500, SLG: 0.667 Jesus Alou, R (9, PH) Bo McLaughlin, R (10, 1)	F B X 1-1 1B 1-3 2B	C F X 0-2 5-3 BB 1B									2 1 0 1 0	1 0 0 0 0	2 0 0 0 0	0 0 0 0 0	0 0 0 0 0	0 0 0 0 0	0 0 0 0 0
Inning Stats	R: 0 H: 1 E: 0 LOB: 2 K: 0 BB: 1 S: 11 P: 20	R: 2 H: 3 E: 0 LOB: 2 K: 0 BB: 1 S: 14 P: 25	R: 1 H: 1 E: 0 LOB: 0 K: 0 BB: 0 S: 7 P: 11	R: 0 H: 1 E: 0 LOB: 2 K: 1 BB: 1 S: 14 P: 21	R: 0 H: 0 E: 0 LOB: 0 K: 0 BB: 0 S: 5 P: 6	R: 1 H: 1 E: 0 LOB: 0 K: 1 BB: 0 S: 5 P: 6	R: 0 H: 1 E: 0 LOB: 1 K: 0 BB: 0 S: 4 P: 4	R: 0 H: 0 E: 0 LOB: 1 K: 0 BB: 1 S: 2 P: 6	R: 0 H: 1 E: 0 LOB: 2 K: 0 BB: 1 S: 4 P: 8	R: 0 H: 1 E: 0 LOB: 0 K: 1 BB: 0 S: 5 P: 5	1B: 6 2B: 2 3B: 0 HR: 2	SF: 0 SAC: 0 DP: 2 HBP: 1					

PITCHER		IP	WLS	BF	H	R	ER	SO	BB	IBB	HBP	BLK	WP	HR	S	P	ERA	WHIP
Bob Knepper, L ERA: 3.1	(1, 1)	5.0		24	6	3	3	1	3	0	0	0	0	1	51	83	5.40	1.800
Tom Griffin, R ERA: 4.91	(6, 1)	2.0		8	2	1	1	1	0	0	1	0	0	1	9	10	4.50	1.000
Gary Lavelle, L ERA: 1.07	(8, 1)	2.0	W	8	1	0	0	0	2	0	0	0	0	0	6	14	0.00	1.500
Randy Moffitt, R ERA: 9.95	(10, 1)	1.0		3	1	0	0	1	0	0	0	0	0	0	5	5	0.00	1.000

PITCHER	IP	WLS	BF	H	R	ER	SO	BB	IBB	HBP	BLK	WP	HR	S	P	ERA	WHIP

BOTTOM

San Francisco Giants @ Houston Astros

Astrodome, Houston, TX

Wed May 16 1979, 8:05 PM EDT
Att. 10,094 - Unknown

livebaseballscorecards.com

AB	37
R	4
H	10
RBI	4
BB	5
SO	3
LOB	17

WP: 0	PA: 44	1B: 6	SF: 0														
PB: 0		2B: 2	SAC: 0														
SB: 1		3B: 0	DP: 2														
CS: 1		HR: 2	HBP: 1														

Batter	1	2	3	4	5	6	7	8	9	AB	R	H	RBI	BB	SO	LOB
Rob Andrews, R (1, 4) OBP: 0.250, SLG: 0.176	6-3			5-3		6-3	BB		SH3-2-4	3	0	0	0	1	0	0
Terry Whitfield, L (1, 7) OBP: 0.370, SLG: 0.446	1-3			6-3		4-3	BB		BB	3	0	0	1	1	0	0
Hector Cruz, R (9, PH) (9, 7)										0	0	0	0	1	0	0
Jack Clark, R (1, 9) OBP: 0.361, SLG: 0.437	L7			1B		F8	K		F9	5	0	1	0	0	1	5
Willie McCovey, L (1, 3) OBP: 0.297, SLG: 0.345		4-3		F8			F5	HBP, 1B	K	4	0	1	0	0	0	1
Max Venable, L (8, PR) OBP: 0.429, SLG: 0.333										0	0	0	0	0	0	0
Mike Ivie, R (8, 3) OBP: 0.255, SLG: 0.376										1	0	0	0	0	1	2
Darrell Evans, L (1, 5) OBP: 0.376, SLG: 0.426		4-3			K		3B, 1B	FC6-4, HBP		3	1	1	0	0	1	0
Larry Herndon, R (1, 8) OBP: 0.357, SLG: 0.579		6-3			S, 1B		1B, 3B	F4		4	1	2	1	0	0	2
Marc Hill, R (1, 2) OBP: 0.250, SLG: 0.196			G1-6-3, 1B		F9		SH1-4, BB	F6		3	1	1	0	1	0	3
Roger Metzger, S (1, 6) OBP: 0.253, SLG: 0.276			F8		BB		BB, SH1-4, 1B	FC6-4		3	0	1	1	1	0	3
Ed Halicki, R (1, 1) OBP: 0.263, SLG: 0.316			G1-6-3		K		SH1-4		SH3-2-4, 1B	3	0	1	0	0	1	3

TOP

San Francisco Giants @ Houston Astros

Astrodome, Houston, TX

Thu May 17 1979, 8:05 PM EDT

Att. 10,626 - Unknown

livebaseballscorecards.com

AB	32
R	3
H	8
RBI	3
BB	5
SO	4
LOB	19

Inning Stats	1	2	3	4	5	6	7	8	9
	R: 0 E: 0 K: 0 S: 5	H: 0 LOB: 0 BB: 0 P: 5	R: 0 E: 0 K: 0 S: 10	H: 0 LOB: 0 BB: 0 P: 11	R: 0 E: 0 K: 0 S: 7	H: 1 LOB: 0 BB: 0 P: 11	R: 0 E: 0 K: 0 S: 8	H: 1 LOB: 1 BB: 0 P: 15	R: 0 E: 0 K: 2 S: 13	H: 1 LOB: 2 BB: 1 P: 23	R: 0 E: 0 K: 0 S: 3	H: 0 LOB: 0 BB: 0 P: 4	R: 3 E: 0 K: 1 S: 10	H: 3 LOB: 3 BB: 3 P: 25	R: 0 E: 0 K: 0 S: 4	H: 1 LOB: 2 BB: 0 P: 5	R: 0 E: 0 K: 1 S: 6	H: 1 LOB: 2 BB: 1 P: 10

1B: 7	SF: 0	WP: 0	PA: 40
2B: 0	SAC: 2	PB: 0	
3B: 1	DP: 1	SB: 1	
HR: 0	HBP: 1	CS: 0	

PITCHER		IP	WLS	BF	H	R	ER	SO	BB	IBB	HBP	BLK	WP	HR	S	P	ERA	WHIP
Ken Forsch, R ERA: 2.71	(1, 1)	6.2	L	27	6	3	3	2	2	0	0	0	0	0	52	82	4.05	1.200
Joe Sambito, L ERA: 1.95	(7, 1)	1.1		8	1	0	0	1	2	0	1	0	0	0	8	17	0.00	2.250
Tom Dixon, R ERA: 7.94	(9, 1)	1.0		5	1	0	0	1	1	0	0	0	0	0	6	10	0.00	2.000

PITCHER	IP	WLS	BF	H	R	ER	SO	BB	IBB	HBP	BLK	WP	HR	S	P	ERA	WHIP

Batter	1	2	3	4	5	6	7	8	9	AB	R	H	RBI	BB	SO	LOB
Terry Puhl, L (1, 9) OBP: 0.337, SLG: 0.338	C X 0-1 L9 ①		B F X 1-1 F9 ③			X 0-0 SH SH2-4 1-2		X 0-0 F6 ②		3	0	0	0	0	0	0
Craig Reynolds, L (1, 6) OBP: 0.280, SLG: 0.329	B F B X 2-1 F7 ②			B X 1-0 F5 ①		F X 0-1 SH2-4 ① 1-2 2-3		C B X 1-1 F3 ③		3	0	0	0	0	0	0
Cesar Cedeno, R (1, 8) OBP: 0.398, SLG: 0.465	B B B C B 4-1 S BB			F S X 0-2 S 1B		X 0-0 F4 ②			B S X 1-1 F4 ①	3	0	1	0	1	0	2
Jose Cruz, L (1, 7) OBP: 0.397, SLG: 0.466	S T B B B F F F 4-2 B CS 1-2 BB			B B X 2-0 L7 ② 1-2		I I I 4-0 IBB			B X 1-0 G3 ②	2	0	0	0	2	0	1
Enos Cabell, R (1, 5) OBP: 0.335, SLG: 0.421	B 1-0 CS ③ 1-2	B B X 2-0 4-3 ①		B B C X 2-1 6-3 ③		X 0-0 4-3 ③			X 0-0 DI 1B	4	0	1	0	0	0	4
Bob Watson, R (1, 3) OBP: 0.320, SLG: 0.357		C B B B X 3-1 F8 ②			X 0-0 F9 ①		X 0-0 5-3 ①		F F B B B F B B 4-2 FC5-4 1-2 BB	3	0	0	0	1	0	0
Art Howe, R (1, 4) OBP: 0.268, SLG: 0.292		B C X 1-1 5-3 ③			B F X 1-1 5-3 ②		X 0-0 P1-4 ②		F B X 1-1 FC5-4 ③ 1-2f	4	0	0	0	0	0	2
Alan Ashby, S (1, 2) OBP: 0.294, SLG: 0.320			B X 1-0 F7 ①		B C X 1-1 6-3 ③		B X 1-0 4-3 ③			3	0	0	0	0	0	0
Ken Forsch, R (1, 1) OBP: 0.148, SLG: 0.154 Joe Sambito, L (7, 1) OBP: 0.500, SLG: 0.667 Rafael Landestoy, S (8, PH) OBP: 0.250, SLG: 0.222 Tom Dixon, R (9, 1)			B F B X 2-1 F4 ②			B C B B B 4-1 SH2-4 SH BB		C X 0-1 F9 ①		1 0 1 0	0 0 0 0	0 0 0 0	0 0 0 0	1 0 0 0	0 0 0 0	0 0 0 0
Inning Stats	R: 0 E: 0 K: 0 S: 11 H: 0 LOB: 1 BB: 2 P: 22	R: 0 E: 0 K: 0 S: 5 H: 0 LOB: 0 BB: 0 P: 11	R: 0 E: 0 K: 0 S: 5 H: 0 LOB: 0 BB: 0 P: 9	R: 0 E: 0 K: 0 S: 7 H: 1 LOB: 1 BB: 0 P: 12	R: 0 E: 0 K: 0 S: 5 H: 0 LOB: 0 BB: 0 P: 7	R: 0 E: 0 K: 0 S: 6 H: 0 LOB: 3 BB: 2 P: 14	R: 0 E: 0 K: 0 S: 3 H: 0 LOB: 0 BB: 0 P: 4	R: 0 E: 0 K: 0 S: 5 H: 0 LOB: 0 BB: 0 P: 6	R: 0 E: 0 K: 0 S: 9 H: 1 LOB: 2 BB: 1 P: 16	1B: 2 2B: 0 3B: 0 HR: 0	SF: 0 SAC: 2 DP: 0 HBP: 0					

PITCHER	IP	WLS	BF	H	R	ER	SO	BB	IBB	HBP	BLK	WP	HR	S	P	ERA	WHIP
Ed Halicki, R (1, 1) ERA: 3.72	9.0	W	34	2	0	0	0	4	1	0	0	0	0	56	101	0.00	0.667

PITCHER	IP	WLS	BF	H	R	ER	SO	BB	IBB	HBP	BLK	WP	HR	S	P	ERA	WHIP

BOTTOM

San Francisco Giants @ Houston Astros

Astrodome, Houston, TX

Thu May 17 1979, 8:05 PM EDT

Att. 10,626 - Unknown

livebaseballscorecards.com

AB	27
R	0
H	2
RBI	0
BB	5
SO	0
LOB	9

WP: 0		PA:	35
PB: 0			
SB: 2			
CS: 1			

San Diego Padres @ Houston Astros

Astrodome, Houston, TX

Fri May 18 1979, 8:05 PM EDT

Att. 9,445 - Unknown

TOP

livebaseballscorecards.com

Batter	1	2	3	4	5	6	7	8	9	AB	R	H	RBI	BB	SO	LOB
Gene Richards, L (1, 8) OBP: 0.312, SLG: 0.377	F8		6-3 3B		G4-6-3 1-2f			HR		4	2	2	1	0	0	1
Broderick Perkins, L (1, 3) OBP: 0.375, SLG: 0.306	K		6-3 3-H			4-3		BB		3	0	0	1	1	1	0
Rollie Fingers, R (8, 1) OBP: 0.125, SLG: 0.125										0	0	0	0	0	0	0
Jerry Turner, L (1, 7) OBP: 0.337, SLG: 0.377	BB		F4			G1		F9		3	0	0	0	1	0	1
Dave Winfield, R (1, 9) OBP: 0.405, SLG: 0.620	BB 1-2			6-3		2-3		L7		3	0	0	0	1	0	1
Kurt Bevacqua, R (1, 5) OBP: 0.429, SLG: 0.410	F8			6-3			E6 CS		WP 1B	4	0	1	0	0	0	2
Barry Evans, R (9, PR) OBP: 0.227, SLG: 0.238										0	0	0	0	0	0	0
Gene Tenace, R (1, 2) OBP: 0.389, SLG: 0.384		L7		BB			K 1-2		F8 1-2	3	0	0	0	1	1	2
Bill Almon, R (1, 4) OBP: 0.333, SLG: 0.341		1-3		K			E5 1B		F5	4	0	1	0	0	1	3
(7, 6)																
Ozzie Smith, S (1, 6) OBP: 0.230, SLG: 0.193		F7			G3		K		F6	2	0	0	0	0	0	0
Dan Briggs, L (7, PH) OBP: 0.345, SLG: 0.490										1	0	0	0	0	1	1
Fernando Gonzalez, R (7, 4) OBP: 0.301, SLG: 0.388										1	0	0	0	0	0	2
Bob Owchinko, L (1, 1)			L5		G4-6-3 BB			L5		1	0	0	0	1	0	0
Mike Hargrove, L (8, PH) OBP: 0.330, SLG: 0.220										1	0	0	0	0	0	0
(8, 3)																

	AB	30
	R	2
	H	4
	RBI	2
	BB	5
	SO	4
	LOB	13

Inning Stats	1	2	3	4	5	6	7	8	9
R	0	0	1	0	0	0	0	1	0
E	0	0	0	0	0	0	2	0	0
K	1	0	0	1	0	0	2	0	0
S	5	3	4	5	2	3	8	4	4
H	0	0	1	0	0	0	1	1	1
LOB	2	0	0	1	0	0	1	1	2
BB	2	0	0	1	0	0	0	1	0
P	13	3	4	9	6	3	8	8	4

	1B	2	SF	0
	2B	1	SAC	0
	3B	1	DP	2
	HR	1	HBP	0

	WP	1	PA	35
	PB	0		
	SB	0		
	CS	1		

PITCHER	IP	WLS	BF	H	R	ER	SO	BB	IBB	HBP	BLK	WP	HR	S	P	ERA	WHIP
Joe Niekro, R (1, 1) ERA: 3.03	9.0	W	35	4	2	2	4	5	0	0	0	1	1	38	58	2.00	1.000

PITCHER	IP	WLS	BF	H	R	ER	SO	BB	IBB	HBP	BLK	WP	HR	S	P	ERA	WHIP

Batter	1	2	3	4	5	6	7	8	9	AB	R	H	RBI	BB	SO	LOB
Terry Puhl, L (1, 9) OBP: 0.337, SLG: 0.338	F7		SH3-4 1-2		1B 1B		4-3			3	0	1	0	0	0	1
Craig Reynolds, L (1, 6) OBP: 0.292, SLG: 0.340	F5		1B 2-3 1B		G6-4-3 1-3 1B			1B S 1B 1B		4	1	3	0	0	0	0
Jeffrey Leonard, R (1, 8) OBP: 0.422, SLG: 0.449	5-3		G4-6-3 1-2 3-H 1B		G6-4-3 1-2f			F7 1-2		4	0	1	1	0	0	3
Bob Watson, R (1, 3) OBP: 0.318, SLG: 0.350		BBB FC5-4 BB	G4-6-3 1-2f			6-3		SSS K		3	0	0	0	1	1	3
Rafael Landestoy, S (9, 4) OBP: 0.250, SLG: 0.222										0	0	0	0	0	0	0
Enos Cabell, R (1, 5) (9, 3) OBP: 0.333, SLG: 0.417		FC5-4 1B 1-2f		F8		5-3		1B 2-3 1B		4	0	1	0	0	0	1
Jose Cruz, L (1, 7) OBP: 0.400, SLG: 0.467		1B 1-2 1B		1-3		5-3		1B 1-3 3-H 1B		4	0	2	1	0	0	0
Art Howe, R (1, 4) (9, 5) OBP: 0.260, SLG: 0.282		F8		F6			F8	F4		4	0	0	0	0	0	4
Alan Ashby, S (1, 2) OBP: 0.304, SLG: 0.359		SSS K			HR		SH1-4 1B			3	1	2	1	0	1	2
Joe Niekro, R (1, 1) OBP: 0.105, SLG: 0.158			E5 1B SH3-4 1B		SSS K		SH1-4 1-2			2	1	0	0	0	1	0
Inning Stats	R: 0 E: 0 K: 0 S: 3 H: 0 LOB: 0 BB: 0 P: 3	R: 0 E: 0 K: 1 S: 6 H: 1 LOB: 2 BB: 1 P: 10	R: 1 E: 1 K: 0 S: 5 H: 2 LOB: 1 BB: 0 P: 5	R: 0 E: 0 K: 0 S: 3 H: 0 LOB: 0 BB: 0 P: 3	R: 1 E: 0 K: 1 S: 7 H: 3 LOB: 1 BB: 0 P: 7	R: 0 E: 0 K: 0 S: 3 H: 0 LOB: 0 BB: 0 P: 3	R: 0 E: 0 K: 0 S: 4 H: 1 LOB: 1 BB: 0 P: 4	R: 1 E: 0 K: 1 S: 8 H: 3 LOB: 2 BB: 0 P: 8		1B: 9 2B: 0 3B: 0 HR: 1	SF: 0 SAC: 2 DP: 2 HBP: 0					

PITCHER	IP	WLS	BF	H	R	ER	SO	BB	IBB	HBP	BLK	WP	HR	S	P	ERA	WHIP
Bob Owchinko, L (1, 1) ERA: 4.3	7.0		28	7	2	1	2	1	0	0	0	0	1	31	35	1.29	1.143
Rollie Fingers, R (8, 1) ERA: 3.82	1.0	L	6	3	1	1	1	0	0	0	0	0	0	8	8	9.00	3.000

PITCHER	IP	WLS	BF	H	R	ER	SO	BB	IBB	HBP	BLK	WP	HR	S	P	ERA	WHIP

BOTTOM

San Diego Padres @ Houston Astros

Astrodome, Houston, TX

Fri May 18 1979, 8:05 PM EDT

Att. 9,445 - Unknown

livebaseballscorecards.com

AB	31
R	3
H	10
RBI	3
BB	1
SO	3
LOB	14

Batter	1	2	3	4	5	6	7	8	9	10	11	AB	R	H	RBI	BB	SO	LOB
Gene Richards, L (1, 8) OBP: 0.322, SLG: 0.385	G3-6-3 1B		E SF7 2-H 1B		6-3			SH2-6-4 1B		FC3-6 FC4 1-2f		5	1	3	1	0	0	1
Broderick Perkins, L (1, 3) OBP: 0.341, SLG: 0.282	G3-6-3 1-2f		SF7 1-H		F8			SH2-6-4 1-2		FC4 WP 1-2f		3	0	0	1	0	0	2
Jerry Turner, L (1, 7) OBP: 0.333, SLG: 0.371 Rollie Fingers, R (10, 1) OBP: 0.125, SLG: 0.125	3-1		K			1B		G3		K 1-2		5 0	0 0	1 0	0 0	0 0	2 0	2 0
Dave Winfield, R (1, 9) OBP: 0.405, SLG: 0.617		2B		K		F9		IBB			L1	4	0	1	0	1	1	1
Kurt Bevacqua, R (1, 5) OBP: 0.423, SLG: 0.390 Barry Evans, R (6, 5) OBP: 0.231, SLG: 0.266		K		BB		K		F4			HR	2 2	0 1	0 1	0 1	1 0	2 0	2 2
Gene Tenace, R (1, 2) OBP: 0.389, SLG: 0.408		F4		BB 1-2		5-3			F7		HR	4	1	1	1	1	0	2
Bill Almon, R (1, 4) OBP: 0.302, SLG: 0.306		K		K			K		5-3		1-3	5	0	0	0	0	3	3
Ozzie Smith, S (1, 6) OBP: 0.229, SLG: 0.187			SH3-4 1B BB	F2			1-6-3		4-3		F8	4	1	0	0	1	0	2
Randy Jones, R (1, 1) OBP: 0.143, SLG: 0.143 Mike Hargrove, L (10, PH) OBP: 0.336, SLG: 0.228 Don Reynolds, R (10, PR) OBP: 0.409, SLG: 0.500 (10, 7)			SH3-4 1-2		K		K			FC3-6 1B		2 1 0	0 0 0	0 1 0	0 0 0	0 0 0	2 0 0	0 0 0
Inning Stats	R: 0 E: 0 K: 0 S: 3 H: 1 LOB: 0 BB: 0 P: 3	R: 0 E: 0 K: 2 S: 8 H: 1 LOB: 1 BB: 0 P: 8	R: 2 E: 1 K: 1 S: 6 H: 1 LOB: 0 BB: 1 P: 10	R: 0 E: 0 K: 2 S: 7 H: 0 LOB: 2 BB: 2 P: 15	R: 0 E: 0 K: 1 S: 5 H: 0 LOB: 0 BB: 0 P: 5	R: 0 E: 0 K: 1 S: 6 H: 1 LOB: 1 BB: 0 P: 6	R: 0 E: 0 K: 2 S: 7 H: 0 LOB: 0 BB: 0 P: 7	R: 0 E: 0 K: 0 S: 4 H: 1 LOB: 2 BB: 1 P: 8	R: 0 E: 0 K: 0 S: 3 H: 0 LOB: 0 BB: 0 P: 3	R: 0 E: 0 K: 1 S: 6 H: 1 LOB: 2 BB: 0 P: 6	R: 2 E: 0 K: 0 S: 5 H: 2 LOB: 0 BB: 0 P: 5	1B: 5 2B: 1 3B: 0 HR: 2	SF: 1 SAC: 2 DP: 1 HBP: 0					

PITCHER	IP	WLS	BF	H	R	ER	SO	BB	IBB	HBP	BLK	WP	HR	S	P	ERA	WHIP
J.R. Richard, R (1, 1) ERA: 3.71	11.0	L	44	8	4	3	10	3	1	0	0	1	2	60	76	2.46	1.000

PITCHER	IP	WLS	BF	H	R	ER	SO	BB	IBB	HBP	BLK	WP	HR	S	P	ERA	WHIP

TOP

San Diego Padres @ Houston Astros

Astrodome, Houston, TX

Sat May 19 1979, 8:05 PM EDT

Att. 18,494 - Unknown

livebaseballscorecards.com

AB	37
R	4
H	8
RBI	4
BB	4
SO	10
LOB	17

WP: 1 PB: 0 SB: 0 CS: 0

PA: 44

San Diego Padres @ Houston Astros

Astrodome, Houston, TX

Sat May 19 1979, 8:05 PM EDT

Att. 18,494 - Unknown

livebaseballscorecards.com

Batter	1	2	3	4	5	6	7	8	9	10	11	AB	R	H	RBI	BB	SO	LOB
Terry Puhl, L (1, 9) OBP: 0.331, SLG: 0.331	G3		G3			K		5-3			1B	3	0	0	0	0	1	0
Jeffrey Leonard, R (8, PH) OBP: 0.424, SLG: 0.451 (9, 9)												2	0	1	0	0	0	2
Craig Reynolds, L (1, 6) OBP: 0.295, SLG: 0.342	4-3			G5-3 1B 1B		F9		CS 2-H 1B			F8	5	0	2	1	0	0	1
Cesar Cedeno, R (1, 8) OBP: 0.391, SLG: 0.453	5-3			G5-3 1-2 1B 1B		L7		CS 1-2	F6		K	5	1	1	0	0	1	1
Bob Watson, R (1, 3) OBP: 0.319, SLG: 0.349		F9		G5-3 1-2 2-3f			FC5-4 1B		6-3			3	0	1	0	0	0	2
Rafael Landestoy, S (7, PR) OBP: 0.238, SLG: 0.211 (8, 4)												1	0	0	0	0	0	0
Enos Cabell, R (1, 5) OBP: 0.331, SLG: 0.413 (8, 3)		E6 BB		1B 2-H			FC5-4 G3 S 1-2f		L4			4	0	1	1	0	0	1
Jose Cruz, L (1, 7) OBP: 0.396, SLG: 0.457		G4-3 1-2 BB			K		G3 1-3			F7		3	0	0	0	1	1	1
Art Howe, R (1, 4) OBP: 0.260, SLG: 0.281 (8, 5)		G4-3 1-2f			FC6 1B		4-3			K		4	0	1	0	0	1	4
Alan Ashby, S (1, 2) OBP: 0.298, SLG: 0.352			L8		K			SH2-4 1B BB		K		2	0	0	0	0	1	1
Jesus Alou, R (8, PH)												0	0	0	0	1	0	0
Jimmy Sexton, R (8, PR) OBP: 0.214, SLG: 0.154												0	1	0	0	0	0	0
Bruce Bochy, R (9, 2) OBP: 0.275, SLG: 0.324												1	0	0	0	0	1	0
J.R. Richard, R (1, 1) OBP: 0.182, SLG: 0.286			4-3		FC6 1-2f			SH2-4 1-2			6-3	2	0	0	0	0	0	1
Denny Walling, L (11, PH) OBP: 0.308, SLG: 0.100												1	0	0	0	0	0	0
Inning Stats	R: 0 H: 0 E: 0 LOB: 0 K: 0 BB: 0 S: 3 P: 3	R: 0 H: 0 E: 1 LOB: 1 K: 0 BB: 1 S: 3 P: 7	R: 0 H: 0 E: 0 LOB: 0 K: 0 BB: 0 S: 3 P: 3	R: 1 H: 3 E: 0 LOB: 1 K: 0 BB: 0 S: 4 P: 4	R: 0 H: 1 E: 0 LOB: 1 K: 2 BB: 0 S: 8 P: 8	R: 0 H: 0 E: 0 LOB: 0 K: 1 BB: 0 S: 5 P: 5	R: 0 H: 1 E: 0 LOB: 2 K: 0 BB: 0 S: 4 P: 4	R: 1 H: 1 E: 0 LOB: 1 K: 0 BB: 1 S: 3 P: 7	R: 0 H: 0 E: 0 LOB: 0 K: 0 BB: 0 S: 3 P: 3	R: 0 H: 0 E: 0 LOB: 0 K: 2 BB: 0 S: 7 P: 7	R: 0 H: 1 E: 0 LOB: 1 K: 1 BB: 0 S: 6 P: 6	1B: 7 SF: 0 2B: 0 SAC: 1 3B: 0 DP: 2 HR: 0 HBP: 0						

	AB	36
	R	2
	H	7
	RBI	2
	BB	2
	SO	6
	LOB	14

WP: 0 PB: 0 SB: 1 CS: 1 PA: 40

PITCHER	IP	WLS	BF	H	R	ER	SO	BB	IBB	HBP	BLK	WP	HR	S	P	ERA	WHIP
Randy Jones, L (1, 1) ERA: 4.2	9.0		32	6	2	2	3	2	0	0	0	0	0	36	44	2.00	0.889
Rollie Fingers, R (10, 1) ERA: 3.6	2.0	W	7	1	0	0	3	0	0	0	0	0	0	13	13	0.00	0.500

PITCHER	IP	WLS	BF	H	R	ER	SO	BB	IBB	HBP	BLK	WP	HR	S	P	ERA	WHIP

Batter	1	2	3	4	5	6	7	8	9	AB	R	H	RBI	BB	SO	LOB
Gene Richards, L (1, 8) OBP: 0.320, SLG: 0.381	F4		4-3			F9		G6-4-3 1B 1-2		4	0	1	0	0	0	0
Barry Evans, R (1, 5) OBP: 0.226, SLG: 0.260	6-3		1-3			E3 G6-4-3		G6-4-3 1-2f		3	0	0	0	0	0	0
Kurt Bevacqua, R (8, PH) OBP: 0.415, SLG: 0.381 (8, 5)										1	0	0	0	0	0	2
Jerry Turner, L (1, 7) OBP: 0.326, SLG: 0.361	F4			4-3		G6-4-3 1-2f			L4	4	0	0	0	0	0	1
Dave Winfield, R (1, 9) OBP: 0.395, SLG: 0.601		6-3		5-3			6-3		F7	4	0	0	0	0	0	0
Broderick Perkins, L (1, 3) OBP: 0.333, SLG: 0.279		1B 1B		4-3			G3		F7	4	0	1	0	0	0	0
Bill Fahey, L (1, 2) OBP: 0.333, SLG: 0.419		1-2 1B			L4		1B			3	0	2	0	0	0	0
Bill Almon, R (1, 4) OBP: 0.286, SLG: 0.288		F8			6-3		K			3	0	0	0	0	1	3
Ozzie Smith, S (1, 6) OBP: 0.231, SLG: 0.190		F9			E9 S 1B			G3		3	0	1	0	0	0	2
Gaylord Perry, R (1, 1) OBP: 0.211, SLG: 0.474			1-3		K 2-3			BB 1B		2	0	0	0	0	1	1
Dan Briggs, L (8, PH) OBP: 0.357, SLG: 0.490										0	0	0	0	1	0	0
Don Reynolds, R (8, PR) OBP: 0.409, SLG: 0.500										0	0	0	0	0	0	0
Bob Shirley, R (8, 1)										0	0	0	0	0	0	0
Inning Stats	R: 0 E: 0 K: 0 S: 3 H: 0 LOB: 0 BB: 0 P: 3	R: 0 E: 0 K: 0 S: 5 H: 2 LOB: 2 BB: 0 P: 5	R: 0 E: 0 K: 0 S: 3 H: 0 LOB: 0 BB: 0 P: 3	R: 0 E: 0 K: 0 S: 3 H: 0 LOB: 0 BB: 0 P: 3	R: 0 E: 1 K: 1 S: 6 H: 1 LOB: 1 BB: 0 P: 6	R: 0 E: 1 K: 0 S: 3 H: 0 LOB: 0 BB: 0 P: 3	R: 0 E: 0 K: 1 S: 6 H: 1 LOB: 1 BB: 0 P: 6	R: 0 E: 0 K: 0 S: 3 H: 1 LOB: 2 BB: 1 P: 7	R: 0 E: 0 K: 0 S: 3 H: 0 LOB: 0 BB: 0 P: 3	1B: 5 2B: 0 3B: 0 HR: 0 SF: 0 SAC: 0 DP: 2 HBP: 0						

PITCHER	IP	WLS	BF	H	R	ER	SO	BB	IBB	HBP	BLK	WP	HR	S	P	ERA	WHIP
Rick Williams, R (1, 1) ERA: 1.29	9.0	W	32	5	0	0	2	1	0	0	0	0	0	35	39	0.00	0.667

PITCHER	IP	WLS	BF	H	R	ER	SO	BB	IBB	HBP	BLK	WP	HR	S	P	ERA	WHIP

TOP

San Diego Padres @ Houston Astros

Astrodome, Houston, TX

Sun May 20 1979, 4:33 AM EDT

Unknown

livebaseballscorecards.com

AB	31
R	0
H	5
RBI	0
BB	1
SO	2
LOB	9

WP: 0 PA: 32
PB: 0
SB: 1
CS: 0

Batter	1	2	3	4	5	6	7	8	9	AB	R	H	RBI	BB	SO	LOB
Terry Puhl, L (1, 8) OBP: 0.332, SLG: 0.349	HR		6-3		SH3 1-2			K		3	1	1	1	0	1	0
Craig Reynolds, L (1, 6) OBP: 0.300, SLG: 0.345	4-3		G6-4-3 1B		F8			1B S 1B		4	0	2	0	0	0	1
Cesar Cedeno, R (1, 3) OBP: 0.387, SLG: 0.445	5-3 1B		G6-4-3 1-2f		F9			F2 1-2		4	0	1	0	0	0	3
Jose Cruz, L (1, 7) OBP: 0.399, SLG: 0.458	5-3 1-2			1B 1B		L7		 2-3 1B		4	0	2	0	0	0	1
Enos Cabell, R (1, 5) OBP: 0.329, SLG: 0.409	K			1-2 1B		F9		F8		4	0	1	0	0	1	3
Denny Walling, L (1, 9) OBP: 0.313, SLG: 0.083 Jeffrey Leonard, R (9, 9) OBP: 0.424, SLG: 0.451		BBB FC4-6 BB		F8		F7				2 0	0 0	0 0	0 0	1 0	0 0	2 0
Alan Ashby, S (1, 2) OBP: 0.291, SLG: 0.343		FC4-6 FC4-6 1-2f		K			F9			3	0	0	0	0	1	3
Rafael Landestoy, S (1, 4) OBP: 0.208, SLG: 0.182		FC4-6 FC6-4 1-2f		F9			F7			3	0	0	0	0	0	3
Rick Williams, R (1, 1) OBP: 0.571, SLG: 0.600		FC6-4 1-2f			BBB SH3 BB		SSS K			2	0	0	0	1	1	1
Inning Stats	R: 1 E: 0 K: 1 S: 7 H: 2 LOB: 1 BB: 0 P: 7	R: 0 E: 0 K: 0 S: 3 H: 0 LOB: 1 BB: 1 P: 7	R: 0 E: 0 K: 0 S: 3 H: 1 LOB: 0 BB: 0 P: 3	R: 0 E: 0 K: 1 S: 7 H: 2 LOB: 2 BB: 0 P: 7	R: 0 E: 0 K: 0 S: 3 H: 0 LOB: 1 BB: 1 P: 7	R: 0 E: 0 K: 0 S: 3 H: 0 LOB: 0 BB: 0 P: 3	R: 0 E: 0 K: 1 S: 5 H: 0 LOB: 0 BB: 0 P: 5	R: 0 E: 0 K: 1 S: 7 H: 2 LOB: 2 BB: 0 P: 7		1B: 6 2B: 0 3B: 0 HR: 1 SF: 0 SAC: 1 DP: 1 HBP: 0						

PITCHER		IP	WLS	BF	H	R	ER	SO	BB	IBB	HBP	BLK	WP	HR	S	P	ERA	WHIP
Gaylord Perry, R ERA: 3.14	(1, 1)	7.0	L	27	5	1	1	3	2	0	0	0	0	1	31	39	1.29	1.000
Bob Shirley, L ERA: 5.4	(8, 1)	1.0		5	2	0	0	1	0	0	0	0	0	0	7	7	0.00	2.000

PITCHER	IP	WLS	BF	H	R	ER	SO	BB	IBB	HBP	BLK	WP	HR	S	P	ERA	WHIP

BOTTOM

San Diego Padres @ Houston Astros

Astrodome, Houston, TX

Sun May 20 1979, 4:33 AM EDT

Unknown

livebaseballscorecards.com

AB	29
R	1
H	7
RBI	1
BB	2
SO	4
LOB	17

Batter	1	2	3	4	5	6	7	8	9	AB	R	H	RBI	BB	SO	LOB
Gene Richards, L (1, 8) OBP: 0.329, SLG: 0.389	F7		6-3		1B		E9 SF9 1B		1-2 3-H 1B	5	1	3	1	0	0	0
Mike Hargrove, L (1, 3) OBP: 0.333, SLG: 0.223	BB CS		G3		F7		SF9 3-H		K	2	0	0	1	1	0	1
Jerry Turner, L (9, PH) OBP: 0.324, SLG: 0.359										1	0	0	0	0	1	2
Don Reynolds, R (1, 7) OBP: 0.407, SLG: 0.458	BB E 1-2			F7		F9 1B 4-3 1B	F8		F8	4	1	1	0	1	0	2
Dave Winfield, R (1, 9) OBP: 0.398, SLG: 0.599	E6 1-3			FC5-4 BLK 1B		4-3 BB 1-2 1B		6-3		4	0	2	0	0	0	1
Gene Tenace, R (1, 2) OBP: 0.385, SLG: 0.396	L5			BB FC5-4 1-2		F9 2-3		K		3	0	0	0	1	1	4
Kurt Bevacqua, R (1, 5) OBP: 0.404, SLG: 0.356		5-3		FC5-4 FC5-6-4 1-2f 2-3		BB 4-3 1-2		6-3		3	0	0	0	1	0	2
Barry Evans, R (8, 5) OBP: 0.226, SLG: 0.260										0	0	0	0	0	0	0
Fernando Gonzalez, R (1, 4) OBP: 0.291, SLG: 0.375		F9		FC5-6-4 1-2f		4-3 1-2 2-3 3-H			F9	4	0	0	1	0	0	4
Ozzie Smith, S (1, 6) OBP: 0.225, SLG: 0.185		F9			F8	6-3			E4 1B 1B	4	1	0	0	0	0	2
Mickey Lolich, S (1, 1)			F9		6-3		6-3		1B 1-3 1B	2	0	0	0	0	0	0
Bill Almon, R (7, PH) OBP: 0.281, SLG: 0.283										1	0	0	0	0	0	0
John D'Acquisto, R (7, 1) OBP: 0.143, SLG: 0.286										0	0	0	0	0	0	0
Bob Shirley, R (8, 1)										0	0	0	0	0	0	0
Fred Kendall, R (9, PH) OBP: 0.308, SLG: 0.250										1	0	1	0	0	0	0
Inning Stats	R: 0 E: 1 K: 0 S: 3 H: 0 LOB: 2 BB: 2 P: 11	R: 0 E: 0 K: 0 S: 3 H: 0 LOB: 0 BB: 0 P: 3	R: 0 E: 0 K: 0 S: 3 H: 0 LOB: 0 BB: 0 P: 3	R: 0 E: 0 K: 0 S: 4 H: 1 LOB: 2 BB: 1 P: 8	R: 0 E: 0 K: 0 S: 4 H: 1 LOB: 1 BB: 0 P: 4	R: 1 E: 0 K: 0 S: 5 H: 2 LOB: 2 BB: 1 P: 9	R: 1 E: 1 K: 0 S: 4 H: 1 LOB: 0 BB: 0 P: 4	R: 0 E: 0 K: 1 S: 5 H: 0 LOB: 0 BB: 0 P: 5	R: 1 E: 1 K: 1 S: 8 H: 2 LOB: 2 BB: 0 P: 8	1B: 7 2B: 0 3B: 0 HR: 0 SF: 1 SAC: 0 DP: 0 HBP: 0							

PITCHER	IP	WLS	BF	H	R	ER	SO	BB	IBB	HBP	BLK	WP	HR	S	P	ERA	WHIP
Randy Niemann, L (1, 1) ERA: 1.29	7.0		30	5	2	1	0	4	0	0	1	0	0	26	42	1.29	1.286
Joaquin Andujar, R (8, 1) ERA: 2.72	1.0	W	3	0	0	0	1	0	0	0	0	0	0	5	5	0.00	0.000
Joe Sambito, L (9, 1) ERA: 1.88	1.0		6	2	1	0	1	0	0	0	0	0	0	8	8	0.00	2.000

PITCHER	IP	WLS	BF	H	R	ER	SO	BB	IBB	HBP	BLK	WP	HR	S	P	ERA	WHIP

TOP

San Diego Padres @ Houston Astros

Astrodome, Houston, TX

Sun May 20 1979, 4:38 AM EDT

Att. 15,039 - Unknown

livebaseballscorecards.com

AB	34
R	3
H	7
RBI	3
BB	4
SO	2
LOB	18

WP: 0 PB: 0 SB: 0 CS: 1 PA: 39

Batter	1	2	3	4	5	6	7	8	9	AB	R	H	RBI	BB	SO	LOB
Jeffrey Leonard, R (1, 9) OBP: 0.429, SLG: 0.473	0-0 1B		0-0 SH5-4 2B		0-0 6-3			0-3 K		4	0	2	0	0	1	1
Craig Reynolds, L (1, 6) OBP: 0.301, SLG: 0.345	0-0 F8		0-0 SH5-4 2-3			0-0 4-3		0-0 1-3 SF 1B		3	1	1	0	0	0	1
Cesar Cedeno, R (1, 8) OBP: 0.376, SLG: 0.434	0-0 F9		0-0 F3			0-0 F8		0-0 SF 1B 1-H 3-H		3	1	0	1	0	0	2
Bob Watson, R (1, 3) OBP: 0.317, SLG: 0.342 Rafael Landestoy, S (8, PR) OBP: 0.208, SLG: 0.182 (9, 4)	0-0 F9		0-0 B1-3			0-0 F4		BBBB 4-0 1B CS BB		3 0	0 1	0 0	0 0	1 0	0 0	2 0
Enos Cabell, R (1, 5) OBP: 0.333, SLG: 0.417 (9, 3)		0-0 F8 6-3 2B		SSS 0-3 K			0-0 6-3	0-0 CS 1B 1-3 3-H 1B		4	2	2	1	0	1	0
Jose Cruz, L (1, 7) OBP: 0.395, SLG: 0.449 Joe Sambito, L (9, 1) OBP: 0.500, SLG: 0.667		0-0 F8 2-3		0-0 F8			BBBB 4-0 FC5-4 BB	SSS 0-3 K 1-2 3-H		3 0	0 0	0 0	0 0	1 0	1 0	2 0
Art Howe, R (1, 4) OBP: 0.259, SLG: 0.280 (9, 5)		0-0 6-3 3-H		0-0 F6			0-0 FC5-4 1-2f	0-0 FC6-4 2-H 1B		4	0	1	2	0	0	1
Bruce Bochy, R (1, 2) OBP: 0.273, SLG: 0.317		0-0 1B			SSS 0-3 K		0-0 F9	0-0 FC6-4 1-2f		4	0	1	0	0	1	2
Randy Niemann, L (1, 1) Joaquin Andujar, S (8, 1) Denny Walling, L (8, PH) OBP: 0.353, SLG: 0.083 Terry Puhl, L (9, 7) OBP: 0.332, SLG: 0.349		0-0 4-3			SSS 0-3 K			BBBB 4-0 1B SF BB		2 0 0 0	0 0 1 0	0 0 0 0	0 0 0 0	0 0 1 0	1 0 0 0	1 0 0 0
Inning Stats	R: 0 E: 0 K: 0 S: 4 H: 1 LOB: 1 BB: 0 P: 4	R: 1 E: 0 K: 0 S: 5 H: 2 LOB: 1 BB: 0 P: 5	R: 0 E: 0 K: 0 S: 4 H: 1 LOB: 1 BB: 0 P: 4	R: 0 E: 0 K: 1 S: 5 H: 0 LOB: 0 BB: 0 P: 5	R: 0 E: 0 K: 2 S: 7 H: 0 LOB: 0 BB: 0 P: 7	R: 0 E: 0 K: 0 S: 3 H: 0 LOB: 0 BB: 0 P: 3	R: 0 E: 0 K: 0 S: 3 H: 0 LOB: 1 BB: 1 P: 7	R: 5 E: 1 K: 2 S: 11 H: 3 LOB: 1 BB: 2 P: 19		1B: 5 2B: 2 3B: 0 HR: 0	SF: 1 SAC: 1 DP: 0 HBP: 0					

PITCHER		IP	WLS	BF	H	R	ER	SO	BB	IBB	HBP	BLK	WP	HR	S	P	ERA	WHIP
Mickey Lolich, L ERA: 3.55	(1, 1)	6.0		22	4	1	1	3	0	0	0	0	0	0	28	28	1.50	0.667
John D'Acquisto, R ERA: 7.24	(7, 1)	1.1	L	9	1	4	2	1	3	0	0	0	0	0	8	20	13.50	3.000
Bob Shirley, L ERA: 5.28	(8, 1)	0.2		4	2	1	0	1	0	0	0	0	0	0	6	6	0.00	3.000

PITCHER	IP	WLS	BF	H	R	ER	SO	BB	IBB	HBP	BLK	WP	HR	S	P	ERA	WHIP

BOTTOM

San Diego Padres @ Houston Astros

Astrodome, Houston, TX

Sun May 20 1979, 4:38 AM EDT

Att. 15,039 - Unknown

livebaseballscorecards.com

AB	30
R	6
H	7
RBI	4
BB	3
SO	5
LOB	12

Batter	1	2	3	4	5	6	7	8	9	AB	R	H	RBI	BB	SO	LOB
Terry Puhl, L (1, 9) OBP: 0.339, SLG: 0.371	HR	FC6-4 CS 1-2f			G6-4-3 1B		BB 1-2 BB		G3-6 1-2f	4	1	2	1	1	0	2
Julio Gonzalez, R (1, 6) OBP: 0.313, SLG: 0.276	HBP 1B PB PB	 1-2	F9		G6-4-3 1-2f		BB 1-2 2-3 BB			3	1	0	0	1	0	2
Joaquin Andujar, S (7, 1)										0	0	0	0	0	0	0
Cesar Cedeno, R (1, 8) OBP: 0.386, SLG: 0.435	1B S PB K 1-3		BB 5-3			1-3	BB 1-2 2-3 3-H			2	1	1	1	2	0	0
Jose Cruz, L (1, 7) OBP: 0.392, SLG: 0.444	1B K S SF8 1-2 3-H		5-3 1-2			F5	F8			4	1	1	0	0	0	4
Enos Cabell, R (1, 5) OBP: 0.331, SLG: 0.409	K SF8 S F8 1-3 2-H			6-3		BB FC6-4		1-3		3	0	0	0	1	1	1
Bob Watson, R (1, 3) OBP: 0.315, SLG: 0.338	SF8 1-3 3-H			BB		FC6-4 1-2f		5-3		2	0	0	1	1	0	1
Art Howe, R (1, 4) OBP: 0.252, SLG: 0.271	F8 3-H			F8			K	5-3		4	0	0	0	0	1	2
Alan Ashby, S (1, 2) OBP: 0.281, SLG: 0.330		K		F3			4-3		3-4-1	4	0	0	0	0	1	1
Tom Dixon, R (1, 1) OBP: 1.000, SLG: 1.000					P4		BB BB BB		G3-6	1	0	1	0	0	0	0
Jimmy Sexton, R (5, PH) OBP: 0.200, SLG: 0.143										1	0	0	0	0	0	0
Bo McLaughlin, R (5, 1)										0	0	0	0	0	0	0
Rafael Landestoy, S (7, PH) OBP: 0.269, SLG: 0.182		FC6-4 1B								0	1	0	0	2	0	0
(7, 6)																

TOP

Houston Astros @ Atlanta Braves

Atlanta-Fulton County Stadium, Atlanta, GA

Mon May 21 1979, 7:05 PM EDT

Att. 1,988 - Cloudy - 75 F

livebaseballscorecards.com

AB	28
R	5
H	5
RBI	3
BB	8
SO	3
LOB	13

Inning Stats	1	2	3	4	5	6	7	8	9
	R: 4 E: 1 K: 1 S: 8	R: 0 E: 0 K: 1 S: 5	R: 0 E: 0 K: 0 S: 2	R: 0 E: 0 K: 0 S: 3	R: 0 E: 0 K: 0 S: 3	R: 0 E: 0 K: 0 S: 3	R: 1 E: 0 K: 1 S: 5	R: 0 E: 0 K: 0 S: 3	R: 0 E: 0 K: 0 S: 2
	H: 3 LOB: 1 BB: 0 P: 9	H: 1 LOB: 0 BB: 0 P: 5	H: 0 LOB: 0 BB: 1 P: 6	H: 0 LOB: 1 BB: 1 P: 7	H: 1 LOB: 0 BB: 0 P: 3	H: 0 LOB: 1 BB: 1 P: 7	H: 0 LOB: 3 BB: 4 P: 21	H: 0 LOB: 0 BB: 0 P: 3	H: 0 LOB: 0 BB: 1 P: 6

1B: 4	SF: 1	WP: 0
2B: 0	SAC: 0	PB: 2
3B: 0	DP: 2	SB: 3
HR: 1	HBP: 1	CS: 1
		PA: 38

PITCHER		IP	WLS	BF	H	R	ER	SO	BB	IBB	HBP	BLK	WP	HR	S	P	ERA	WHIP
Phil Niekro, R ERA: 3.89	(1, 1)	6.2	W	31	5	5	4	3	7	0	1	0	0	1	28	57	5.40	1.800
Craig Skok, L ERA: 4.39	(7, 1)	0.1		1	0	0	0	0	0	0	0	0	0	0	1	1	0.00	0.000
Gene Garber, R ERA: 4.89	(8, 1)	2.0	S	6	0	0	0	0	1	0	0	0	0	0	5	9	0.00	0.500

PITCHER	IP	WLS	BF	H	R	ER	SO	BB	IBB	HBP	BLK	WP	HR	S	P	ERA	WHIP

Houston Astros @ Atlanta Braves

Atlanta-Fulton County Stadium, Atlanta, GA

Mon May 21 1979, 7:05 PM EDT

Att. 1,988 - Cloudy - 75 F

livebaseballscorecards.com

BOTTOM

Batter	1	2	3	4	5	6	7	8	9	AB	R	H	RBI	BB	SO	LOB
Jerry Royster, R (1, 5) OBP: 0.378, SLG: 0.381	F8		HR 1B	5-3		2B		4-3 1-2		5	1	2	0	0	0	3
Gary Matthews, R (1, 9) OBP: 0.343, SLG: 0.556	F7		1-H HR		E HR 2B	SSS K		F8		5	2	2	2	0	1	2
Jeff Burroughs, R (1, 7) OBP: 0.358, SLG: 0.364	BB 1B		G6-4-3 1B		E5 HR 2-3	SSS K		6-3		5	1	2	0	0	1	3
Barry Bonnell, R (9, 7) OBP: 0.319, SLG: 0.455										0	0	0	0	0	0	0
Dale Murphy, R (1, 2) OBP: 0.421, SLG: 0.660	BBBB 1-2 BB		G6-4-3 1-2f		F8		BBBB FC5-4 BB			2	0	0	0	2	0	3
Bob Horner, R (1, 3) OBP: 0.345, SLG: 0.640	F8			5-3	1-H HR 3-H		FC5-4 1-2f 2B			4	1	1	3	0	0	3
Darrel Chaney, S (7, PR) OBP: 0.172, SLG: 0.154										0	1	0	0	0	0	0
Gene Garber, R (8, 1) OBP: 0.667, SLG: 0.500										0	0	0	0	0	0	0
Rowland Office, L (1, 8) OBP: 0.324, SLG: 0.455		P8		4-3	F7		PB 2-H 2B			4	0	1	1	0	0	0
Glenn Hubbard, R (1, 4) OBP: 0.315, SLG: 0.293		F7		2B 1B	2B		FC5-2-5-1-2-6-3- 2-H			4	1	2	0	0	0	1
Pepe Frias, R (1, 6) OBP: 0.288, SLG: 0.343		F9		1B 1-H 2B	5-3		6-3			4	0	1	1	0	0	2
Phil Niekro, R (1, 1) OBP: 0.188, SLG: 0.161			6-3	2-3 1B	SSS K			4-3 1B		3	0	1	0	0	1	0
Craig Skok, R (7, 1)										0	0	0	0	0	0	0
Mike Lum, L (8, 3) OBP: 0.304, SLG: 0.337										1	0	1	0	0	0	0
Inning Stats	R: 0 E: 0 K: 0 S: 4 H: 1 LOB: 2 BB: 1 P: 8	R: 0 E: 0 K: 0 S: 3 H: 0 LOB: 0 BB: 0 P: 3	R: 2 E: 0 K: 0 S: 5 H: 3 LOB: 0 BB: 0 P: 5	R: 1 E: 0 K: 0 S: 6 H: 3 LOB: 2 BB: 0 P: 6	R: 3 E: 1 K: 0 S: 7 H: 3 LOB: 1 BB: 0 P: 7	R: 0 E: 0 K: 3 S: 10 H: 1 LOB: 1 BB: 0 P: 10	R: 1 E: 1 K: 0 S: 4 H: 1 LOB: 1 BB: 1 P: 8	R: 0 E: 0 K: 0 S: 4 H: 1 LOB: 1 BB: 0 P: 4		1B: 6 2B: 5 3B: 0 HR: 2	SF: 0 SAC: 0 DP: 1 HBP: 0						

AB	37
R	7
H	13
RBI	7
BB	2
SO	3
LOB	17

WP: 0 PB: 1 SB: 0 CS: 0 PA: 39

PITCHER	IP	WLS	BF	H	R	ER	SO	BB	IBB	HBP	BLK	WP	HR	S	P	ERA	WHIP
Tom Dixon, R (1, 1) ERA: 7.45	4.0		19	7	3	3	0	1	0	0	0	0	1	18	22	6.75	2.000
Bo McLaughlin, R (5, 1) ERA: 5.51	2.0	L	11	4	3	2	3	0	0	0	0	0	1	17	17	9.00	2.000
Joaquin Andujar, R (7, 1) ERA: 2.58	2.0		9	2	1	0	0	1	0	0	0	0	0	8	12	0.00	1.500

PITCHER	IP	WLS	BF	H	R	ER	SO	BB	IBB	HBP	BLK	WP	HR	S	P	ERA	WHIP

Batter	1	2	3	4	5	6	7	8	9	AB	R	H	RBI	BB	SO	LOB
Julio Gonzalez, R (1, 6) OBP: 0.297, SLG: 0.265	4-3		5-3		1B		F8		5-3	5	1	1	0	0	0	0
Jose Cruz, L (1, 7) OBP: 0.392, SLG: 0.449	K		2B		E 1B E 1-2		L1		4-3	5	1	2	0	0	1	0
Cesar Cedeno, R (1, 8) OBP: 0.396, SLG: 0.441	1B		F5		E7 E 1-3 2-H		BB			3	1	2	1	1	0	1
Jeffrey Leonard, R (1, 9) OBP: 0.405, SLG: 0.441	F9			K	E3 1-3 2-3 3-H		F9			4	0	0	0	0	1	3
Enos Cabell, R (1, 5) (8, 3) OBP: 0.335, SLG: 0.429		4-3		HR	FC6-4 1-2 3-H			5-3		4	1	2	2	0	0	0
Bob Watson, R (1, 3) OBP: 0.314, SLG: 0.335 Rafael Landestoy, S (8, 4) OBP: 0.269, SLG: 0.182		1B		F9	FC6-4 1-2f			F8		4 0	0 0	1 0	0 0	0 0	0 0	2 0
Art Howe, R (1, 4) (8, 5) OBP: 0.252, SLG: 0.265		P6		F7		6-3		BB		3	0	0	0	1	0	1
Alan Ashby, S (1, 2) OBP: 0.272, SLG: 0.319		G3			K	4-3		4-3		4	0	0	0	0	1	2
Joe Niekro, R (1, 1) OBP: 0.087, SLG: 0.130			K		5-3	F9			K	4	0	0	0	0	2	0
Inning Stats	R: 0 E: 0 K: 1 S: 6 H: 1 LOB: 1 BB: 0 P: 6	R: 0 E: 0 K: 0 S: 4 H: 1 LOB: 1 BB: 0 P: 4	R: 0 E: 0 K: 1 S: 6 H: 1 LOB: 1 BB: 0 P: 6	R: 1 E: 0 K: 1 S: 6 H: 1 LOB: 0 BB: 0 P: 6	R: 3 E: 2 K: 1 S: 10 H: 4 LOB: 2 BB: 0 P: 10	R: 0 E: 0 K: 0 S: 3 H: 0 LOB: 0 BB: 0 P: 3	R: 0 E: 0 K: 0 S: 3 H: 0 LOB: 1 BB: 1 P: 7	R: 0 E: 0 K: 0 S: 3 H: 0 LOB: 1 BB: 1 P: 7	R: 0 E: 0 K: 1 S: 5 H: 0 LOB: 0 BB: 0 P: 5	1B: 6 2B: 1 3B: 0 HR: 1 SF: 0 SAC: 0 DP: 0 HBP: 0						

PITCHER	IP	WLS	BF	H	R	ER	SO	BB	IBB	HBP	BLK	WP	HR	S	P	ERA	WHIP
Mickey Mahler, L (1, 1) ERA: 5.13	8.0	L	35	8	4	2	4	2	0	0	0	0	1	41	49	2.25	1.250
Adrian Devine, R (9, 1) ERA: 2.21	1.0		3	0	0	0	1	0	0	0	0	0	0	5	5	0.00	0.000

PITCHER	IP	WLS	BF	H	R	ER	SO	BB	IBB	HBP	BLK	WP	HR	S	P	ERA	WHIP

TOP

Houston Astros @ Atlanta Braves

Atlanta-Fulton County Stadium, Atlanta, GA

Tue May 22 1979, 7:05 PM EDT
Att. 5,091 - Unknown - 80 F

livebaseballscorecards.com

AB	36
R	4
H	8
RBI	3
BB	2
SO	5
LOB	9

WP	0
PB	0
SB	0
CS	0
PA	38

BOTTOM

Batter	1	2	3	4	5	6	7	8	9	AB	R	H	RBI	BB	SO	LOB
Jerry Royster, R (1, 5) OBP: 0.369, SLG: 0.371	K		F3			F8		F8		4	0	0	0	0	1	3
Glenn Hubbard, R (1, 4) OBP: 0.314, SLG: 0.291	5-3			F9		P3			6-3 1B 1B	4	1	1	0	0	0	0
Gary Matthews, R (1, 9) OBP: 0.341, SLG: 0.555	F7			2B			5-3		F3	4	0	1	0	0	0	1
Jeff Burroughs, R (1, 7) OBP: 0.349, SLG: 0.354		6-3		5-3			F7		6-3 1-2	4	0	0	0	0	0	2
Bob Horner, R (1, 3) OBP: 0.333, SLG: 0.586		F8		6-3			F9		2-H 1B	4	0	1	1	0	0	1
Rowland Office, L (1, 8) OBP: 0.350, SLG: 0.457		F4			G3-6-1 1B			BB FC6-4 1B		2	0	1	0	1	0	0
Bruce Benedict, R (1, 2) OBP: 0.295, SLG: 0.216			BB 1B		G3-6-1 1-2f			1-2 FC6-4 1B		2	0	1	0	1	0	1
Pepe Frias, R (1, 6) OBP: 0.281, SLG: 0.333			F9		P3			FC6-4 1-2f 2-3		3	0	0	0	0	0	3
Mickey Mahler, S (1, 1) OBP: 0.143, SLG: 0.214			1-3 1B			F9		F4		2	0	1	0	0	0	0
Mike Lum, L (8, PH) OBP: 0.301, SLG: 0.333										1	0	0	0	0	0	2
Adrian Devine, R (9, 1)										0	0	0	0	0	0	0
Inning Stats	R: 0 E: 0 K: 1 S: 5 H: 0 LOB: 0 BB: 0 P: 5	R: 0 E: 0 K: 0 S: 3 H: 0 LOB: 0 BB: 0 P: 3	R: 0 E: 0 K: 0 S: 3 H: 1 LOB: 1 BB: 1 P: 7	R: 0 E: 0 K: 0 S: 4 H: 1 LOB: 1 BB: 0 P: 4	R: 0 E: 0 K: 0 S: 3 H: 1 LOB: 0 BB: 0 P: 3	R: 0 E: 0 K: 0 S: 3 H: 0 LOB: 0 BB: 0 P: 3	R: 0 E: 0 K: 0 S: 3 H: 0 LOB: 0 BB: 0 P: 3	R: 0 E: 0 K: 0 S: 4 H: 1 LOB: 2 BB: 1 P: 8	R: 1 E: 0 K: 0 S: 4 H: 2 LOB: 1 BB: 0 P: 4	1B: 5 2B: 1 3B: 0 HR: 0	SF: 0 SAC: 0 DP: 1 HBP: 0						

PITCHER	IP	WLS	BF	H	R	ER	SO	BB	IBB	HBP	BLK	WP	HR	S	P	ERA	WHIP
Joe Niekro, R (1, 1) ERA: 2.77	9.0	W	32	6	1	1	1	2	0	0	0	0	0	32	40	1.00	0.889

PITCHER	IP	WLS	BF	H	R	ER	SO	BB	IBB	HBP	BLK	WP	HR	S	P	ERA	WHIP

Houston Astros @ Atlanta Braves

Atlanta-Fulton County Stadium, Atlanta, GA

Tue May 22 1979, 7:05 PM EDT

Att. 5,091 - Unknown - 80 F

livebaseballscorecards.com

AB	30
R	1
H	6
RBI	1
BB	2
SO	1
LOB	13

Batter	1	2	3	4	5	6	7	8	9	AB	R	H	RBI	BB	SO	LOB
Terry Puhl, L (1, 8) OBP: 0.335, SLG: 0.366	K	F5			F9		F8		1B	5	0	1	1	0	1	1
Craig Reynolds, L (1, 6) OBP: 0.298, SLG: 0.341	1B	L6			4-3		F5		G3	5	1	1	0	0	0	2
Cesar Cedeno, R (1, 3) OBP: 0.399, SLG: 0.446	2B		E5			BB		K		3	1	1	0	1	1	0
Jose Cruz, L (1, 7) OBP: 0.400, SLG: 0.459	2B		K			BB		1B		3	1	2	2	1	1	1
Enos Cabell, R (1, 5) OBP: 0.333, SLG: 0.425	1B		G1-4-6-3			P4		P6		4	1	1	1	0	0	4
Jeffrey Leonard, R (1, 9) OBP: 0.385, SLG: 0.413	K			F7		K		K		4	0	0	0	0	3	4
Alan Ashby, S (1, 2) OBP: 0.271, SLG: 0.317	1B			4-3		G1			3-1	4	0	1	1	0	0	2
Julio Gonzalez, R (1, 4) OBP: 0.300, SLG: 0.270 Denny Walling, L (9, PH) OBP: 0.389, SLG: 0.154	F9			6-3			S 1B		4-3 1B	3 1	0 1	1 1	0 0	0 0	0 0	1 0
J.R. Richard, R (1, 1) OBP: 0.160, SLG: 0.250 Joaquin Andujar, S (8, 1) Joe Sambito, L (8, 1) OBP: 0.500, SLG: 0.667 Bob Watson, R (9, PH) OBP: 0.312, SLG: 0.333		5-3			4-3		K		4-3	3 0 0 1	0 0 0 0	0 0 0 0	0 0 0 0	1 0 0 0	1 0 0 1	1 0 0 1
Inning Stats	R: 4 E: 0 K: 2 S: 12 H: 5 LOB: 1 BB: 0 P: 12	R: 0 E: 0 K: 0 S: 3 H: 0 LOB: 0 BB: 0 P: 3	R: 0 E: 1 K: 1 S: 5 H: 0 LOB: 0 BB: 0 P: 5	R: 0 E: 0 K: 0 S: 3 H: 0 LOB: 0 BB: 0 P: 3	R: 0 E: 0 K: 3 S: 3 H: 0 LOB: 0 BB: 0 P: 3	R: 0 E: 0 K: 1 S: 5 H: 0 LOB: 2 BB: 2 P: 13	R: 0 E: 0 K: 1 S: 6 H: 1 LOB: 1 BB: 0 P: 6	R: 0 E: 0 K: 2 S: 8 H: 1 LOB: 1 BB: 0 P: 8	R: 1 E: 0 K: 0 S: 5 H: 2 LOB: 1 BB: 0 P: 5	1B: 7 2B: 2 3B: 0 HR: 0	SF: 0 SAC: 0 DP: 1 HBP: 0						

TOP

Houston Astros @ Atlanta Braves

Atlanta-Fulton County Stadium, Atlanta, GA

Wed May 23 1979, 7:05 PM EDT

Att. 1,623 - Overcast - 80 F

livebaseballscorecards.com

AB	36
R	5
H	9
RBI	5
BB	2
SO	7
LOB	17

PITCHER		IP	WLS	BF	H	R	ER	SO	BB	IBB	HBP	BLK	WP	HR	S	P	ERA	WHIP
Tony Brizzolara, R ERA: 3.86	(1, 1)	8.0	W	33	7	4	4	7	2	0	0	0	0	0	45	53	4.50	1.125
Gene Garber, R ERA: 5.0	(9, 1)	1.0	S	5	2	1	1	0	0	0	0	0	0	0	5	5	9.00	2.000

PITCHER		IP	WLS	BF	H	R	ER	SO	BB	IBB	HBP	BLK	WP	HR	S	P	ERA	WHIP

BOTTOM

Houston Astros @ Atlanta Braves

Atlanta-Fulton County Stadium, Atlanta, GA

Wed May 23 1979, 7:05 PM EDT

Att. 1,623 - Overcast - 80 F

livebaseballscorecards.com

Batter	1	2	3	4	5	6	7	8	9	AB	R	H	RBI	BB	SO	LOB
Jerry Royster, R (1, 5) OBP: 0.366, SLG: 0.367	F8		K			K		SH2-4 E 1B 1-2 2-H 3-H		4	1	1	2	0	2	1
Mike Lum, L (1, 3) OBP: 0.302, SLG: 0.344	F8		6-3			2B 2-H		SH2-4 1-2 2-3		3	0	1	1	0	0	0
Gary Matthews, R (1, 9) OBP: 0.339, SLG: 0.545	K		K			F8		WP 2B IBB		3	1	0	0	1	2	1
Jeff Burroughs, R (1, 7) OBP: 0.341, SLG: 0.345		F7	6-3				5-3	F3		4	0	0	0	0	0	3
Gene Garber, R (9, 1) OBP: 0.667, SLG: 0.500										0	0	0	0	0	0	0
Rowland Office, L (1, 8) OBP: 0.341, SLG: 0.462		F4			F9		G1	1-H 2-H 3-H 2B		4	0	1	1	0	0	0
Joe Nolan, L (1, 2) OBP: 0.353, SLG: 0.467		2B			G1		K	K		4	0	1	0	0	2	1
Darrel Chaney, S (1, 4) OBP: 0.188, SLG: 0.143		K			F9			BB 1B 1B BB		2	1	0	0	1	1	1
Pepe Frias, R (1, 6) OBP: 0.291, SLG: 0.342			F7			2B BLK 1B		BB 1B 1-2 1B		3	2	2	0	0	0	0
Tony Brizzolara, R (1, 1)			K			K 1-2		SH2-4 1B WP 1-2 2-3 BB		2	0	0	0	0	2	1
Charlie Spikes, R (8, PH) OBP: 0.429, SLG: 0.706										0	1	0	0	1	0	0
Barry Bonnell, R (9, 7) OBP: 0.319, SLG: 0.455										0	0	0	0	0	0	0
Inning Stats	R: 0 E: 0 K: 1 S: 5 H: 0 LOB: 0 BB: 0 P: 5	R: 0 E: 0 K: 1 S: 6 H: 1 LOB: 1 BB: 0 P: 6	R: 0 E: 0 K: 2 S: 7 H: 0 LOB: 0 BB: 0 P: 7	R: 0 E: 0 K: 1 S: 5 H: 0 LOB: 0 BB: 0 P: 5	R: 0 E: 0 K: 0 S: 3 H: 0 LOB: 0 BB: 0 P: 3	R: 1 E: 0 K: 2 S: 9 H: 2 LOB: 1 BB: 0 P: 9	R: 0 E: 0 K: 1 S: 5 H: 0 LOB: 0 BB: 0 P: 5	R: 5 E: 0 K: 1 S: 8 H: 3 LOB: 1 BB: 3 P: 20		1B: 3 2B: 3 3B: 0 HR: 0 SF: 0 SAC: 1 DP: 0 HBP: 0						

PITCHER	IP	WLS	BF	H	R	ER	SO	BB	IBB	HBP	BLK	WP	HR	S	P	ERA	WHIP
J.R. Richard, R (1, 1) ERA: 3.73	7.0		26	4	3	3	8	1	0	0	1	0	0	41	45	3.86	0.714
Joaquin Andujar, R (8, 1) ERA: 3.23	0.2	L	6	2	3	3	0	1	1	0	0	1	0	4	12	40.50	4.500
Joe Sambito, L (8, 1) ERA: 1.86	0.1		1	0	0	0	1	0	0	0	0	0	0	3	3	0.00	0.000

PITCHER	IP	WLS	BF	H	R	ER	SO	BB	IBB	HBP	BLK	WP	HR	S	P	ERA	WHIP

AB	29
R	6
H	6
RBI	4
BB	3
SO	9
LOB	8

WP: 3 PB: 0 SB: 0 CS: 0 PA: 33

Batter	1	2	3	4	5	6	7	8	9	10	AB	R	H	RBI	BB	SO	LOB
Terry Puhl, L (1, 9) OBP: 0.333, SLG: 0.363	G3		G1-6-3 1-2f			B1-3			SH5-4 3-H 1B		4	0	1	1	0	0	1
Craig Reynolds, L (1, 6) OBP: 0.293, SLG: 0.335	4-3			F8		6-3			SH5-4 1-2		3	0	0	0	0	0	0
Cesar Cedeno, R (1, 8) OBP: 0.389, SLG: 0.432	4-3			5-3			1-3		F3		4	0	0	0	0	0	1
Jose Cruz, L (1, 7) OBP: 0.402, SLG: 0.463		F7		2B			6-3		FC6-4 IBB		3	0	1	0	1	0	0
Enos Cabell, R (1, 5) OBP: 0.326, SLG: 0.415		K		4-3			F8		FC6-4 1-2f		4	0	0	0	0	1	3
Bob Watson, R (1, 3) OBP: 0.311, SLG: 0.327		BB			1-3			F4		5-3	3	0	0	0	1	0	0
Alan Ashby, S (1, 2) OBP: 0.273, SLG: 0.317 Jimmy Sexton, R (8, PR) OBP: 0.200, SLG: 0.143 Bruce Bochy, R (8, 2) OBP: 0.267, SLG: 0.310		F5			1-3			CS 1B		L8	3 0 1	0 0 0	1 0 0	0 0 0	0 0 0	0 0 0	1 0 0
Rafael Landestoy, S (1, 4) OBP: 0.267, SLG: 0.192			G1-6-3 1B		6-3			6-3 1-2		K	4	0	1	0	0	1	1
Rick Williams, R (1, 1) OBP: 0.444, SLG: 0.429 Denny Walling, L (9, PH) OBP: 0.421, SLG: 0.286 Joe Sambito, L (9, 1) OBP: 0.500, SLG: 0.667			K			K			E5 1B 2B		2 1 0	0 1 0	0 1 0	0 0 0	0 0 0	2 0 0	1 0 0
Inning Stats	R: 0 E: 0 K: 0 S: 3 H: 0 LOB: 0 BB: 0 P: 3	R: 0 E: 0 K: 1 S: 5 H: 0 LOB: 1 BB: 1 P: 9	R: 0 E: 0 K: 1 S: 5 H: 1 LOB: 0 BB: 0 P: 5	R: 0 E: 0 K: 0 S: 4 H: 1 LOB: 1 BB: 0 P: 4	R: 0 E: 0 K: 0 S: 3 H: 0 LOB: 0 BB: 0 P: 3	R: 0 E: 0 K: 1 S: 5 H: 0 LOB: 0 BB: 0 P: 5	R: 0 E: 0 K: 0 S: 3 H: 0 LOB: 0 BB: 0 P: 3	R: 0 E: 0 K: 0 S: 3 H: 1 LOB: 1 BB: 0 P: 3	R: 1 E: 1 K: 0 S: 5 H: 2 LOB: 2 BB: 1 P: 9	R: 0 E: 0 K: 1 S: 5 H: 0 LOB: 0 BB: 0 P: 5	1B: 3 2B: 2 3B: 0 HR: 0	SF: 0 SAC: 1 DP: 1 HBP: 0						

PITCHER	IP	WLS	BF	H	R	ER	SO	BB	IBB	HBP	BLK	WP	HR	S	P	ERA	WHIP
Gaylord Perry, R (1, 1) ERA: 2.76	9.0		32	5	1	0	3	1	1	0	0	0	0	36	44	0.00	0.667
Rollie Fingers, R (10, 1) ERA: 3.23	1.0	W	3	0	0	0	1	0	0	0	0	0	0	5	5	0.00	0.000

PITCHER	IP	WLS	BF	H	R	ER	SO	BB	IBB	HBP	BLK	WP	HR	S	P	ERA	WHIP

TOP

Houston Astros @ San Diego Padres

San Diego Stadium, San Diego, CA

Fri May 25 1979, 10:05 PM EDT
Att. 15,289 - Unknown

livebaseballscorecards.com

AB	32
R	1
H	5
RBI	1
BB	2
SO	4
LOB	8

WP: 0	PA: 35		
PB: 0			
SB: 0			
CS: 1			

Houston Astros @ San Diego Padres

San Diego Stadium, San Diego, CA

Fri May 25 1979, 10:05 PM EDT

Att. 15,289 - Unknown

livebaseballscorecards.com

BOTTOM

Batter	1	2	3	4	5	6	7	8	9	10	AB	R	H	RBI	BB	SO	LOB
Gene Richards, L (1, 8) OBP: 0.331, SLG: 0.381	E3 1B CS		F6 ①		L4 ③			G3 ①		H 1-0 E SH SF7 HBP	4	1	0	0	0	0	0
Kurt Bevacqua, R (1, 5) OBP: 0.342, SLG: 0.290	F8 ① 1-2		F8 ②			F8 ①		1-3 ②		SH 1-3	4	0	0	0	0	0	1
Barry Evans, R (9, 5) OBP: 0.223, SLG: 0.256											0	0	0	0	0	0	0
Dan Briggs, L (1, 7) OBP: 0.355, SLG: 0.472	5-3 ②		F9 ③			1B		BBBB 4-0 FC6-4 BB		SF7 ① 3-H	3	0	1	1	1	0	1
Dave Winfield, R (1, 9) OBP: 0.402, SLG: 0.599	2-3 1B			5-3 ①		F9 ②		FC6-4 ③ 1-2f			4	0	1	0	0	0	2
Gene Tenace, R (1, 2) OBP: 0.392, SLG: 0.392	F3 ③			F3 ②		F6 ③				1B 2B	4	0	1	0	0	0	3
Bill Almon, R (9, PR) (10, 6) OBP: 0.293, SLG: 0.283											0	0	0	0	0	0	0
Mike Hargrove, L (1, 3) OBP: 0.341, SLG: 0.240		F8 ①		1B			1B			F2 ①	4	0	2	0	0	0	1
Fernando Gonzalez, R (1, 4) OBP: 0.297, SLG: 0.416		HR		1-3 ③			F7 ①			L7 ②	4	1	1	1	0	0	3
Ozzie Smith, S (1, 6) OBP: 0.233, SLG: 0.181		F4 ②			SSS K ①		F4 ②			2-3 1B	3	0	0	0	0	1	1
Fred Kendall, R (9, PH) (10, 2) OBP: 0.412, SLG: 0.375											1	0	1	0	0	0	0
Gaylord Perry, R (1, 1) OBP: 0.182, SLG: 0.409		F8 ③			6-3 ②		F5 ③			5-3 ③	3	0	0	0	0	0	1
Don Reynolds, R (9, PH) OBP: 0.379, SLG: 0.440											1	0	0	0	0	0	3
Rollie Fingers, R (10, 1) OBP: 0.111, SLG: 0.111											0	0	0	0	0	0	0
Inning Stats	R: 0 H: 1 E: 1 LOB: 2 K: 0 BB: 0 S: 5 P: 5	R: 1 H: 1 E: 0 LOB: 0 K: 0 BB: 0 S: 4 P: 4	R: 0 H: 0 E: 0 LOB: 0 K: 0 BB: 0 S: 3 P: 3	R: 0 H: 1 E: 0 LOB: 1 K: 0 BB: 0 S: 4 P: 4	R: 0 H: 0 E: 0 LOB: 0 K: 1 BB: 0 S: 5 P: 5	R: 0 H: 1 E: 0 LOB: 1 K: 0 BB: 0 S: 4 P: 4	R: 0 H: 1 E: 0 LOB: 1 K: 0 BB: 0 S: 4 P: 4	R: 0 H: 0 E: 0 LOB: 1 K: 0 BB: 1 S: 3 P: 7	R: 0 H: 2 E: 0 LOB: 3 K: 0 BB: 0 S: 5 P: 5	R: 1 H: 0 E: 1 LOB: 1 K: 0 BB: 0 S: 2 P: 3	1B: 5 SF: 1 2B: 1 SAC: 1 3B: 0 DP: 0 HR: 1 HBP: 1						

	AB	35
	R	2
	H	7
	RBI	2
	BB	1
	SO	1
	LOB	16

WP: 0 PA: 39
PB: 0
SB: 0
CS: 1

PITCHER		IP	WLS	BF	H	R	ER	SO	BB	IBB	HBP	BLK	WP	HR	S	P	ERA	WHIP
Rick Williams, R ERA: 1.25	(1, 1)	8.0		31	5	1	1	1	1	0	0	0	0	1	32	36	1.12	0.750
Joe Sambito, L ERA: 1.78	(9, 1)	1.1	L	8	2	1	0	0	0	0	1	0	0	0	7	8	0.00	1.500

PITCHER	IP	WLS	BF	H	R	ER	SO	BB	IBB	HBP	BLK	WP	HR	S	P	ERA	WHIP

Batter	1	2	3	4	5	6	7	8	9	AB	R	H	RBI	BB	SO	LOB
Terry Puhl, L (1, 8) OBP: 0.335, SLG: 0.364	0-0 SH2-3 1B 1B	0-0 1B 2-3 3-H 1B		0-0 ① F9	0-0 ① F7			0-0 ① 4-3		5	2	2	1	0	0	0
Craig Reynolds, L (1, 6) OBP: 0.293, SLG: 0.335	0-0 ① SH2-3 1-2	0-0 ② 4-3		0-0 2B 1B 1B	0-0 ② 4-3			0-0 ② F8		3	1	1	0	0	0	2
Jimmy Sexton, R (8, PH) OBP: 0.188, SLG: 0.133 (8, 6)										1	0	0	0	0	0	0
Cesar Cedeno, R (1, 3) OBP: 0.389, SLG: 0.434	0-0 ② 5-3	B B B 4-0 1B BB		0-0 1B 1-3 2B	0-0 ③ 5-3			0-0 ③ F8		4	1	1	0	1	0	1
Jeffrey Leonard, R (1, 9) OBP: 0.398, SLG: 0.426	0-0 1B 2-H 1B	0-0 FC6-4 1-2 2-H 3-H 1B		0-0 E 1B 1B 2-H 3-H 1B		0-0 ① F8			0-0 ① 6-3	5	1	3	5	0	0	0
Enos Cabell, R (1, 5) OBP: 0.330, SLG: 0.417	0-0 1-2 1B	0-0 ③ FC6-4 1-2f		0-0 E 1B 1-2 1B		0-0 ② F7			0-0 3B	4	1	2	0	0	0	2
Art Howe, R (6, 5) OBP: 0.257, SLG: 0.286										1	0	1	0	0	0	0
Jose Cruz, L (1, 7) OBP: 0.399, SLG: 0.476	0-0 ③ 1-3		0-0 HR	0-0 ② F5		0-0 ③ 4-3			0-0 ② 4-3	4	1	1	1	0	0	4
Jesus Alou, R (9, PH) (9, 7)										1	0	0	0	0	0	1
Julio Gonzalez, R (1, 4) OBP: 0.289, SLG: 0.262		0-0 SH5-4 E 1B 1B	0-0 ① 5-3	0-0 E6 E 1B 1-2 2-3			S S S 0-3 ① K		0-0 ③ F3	5	1	1	0	0	1	3
Alan Ashby, S (1, 2) OBP: 0.272, SLG: 0.315		0-0 E3 1B SH5-4 1-2 1B	0-0 ② 4-3	0-0 E9 1-3 2-H 3-H 1B			S S S 0-3 ② K			4	1	1	2	0	1	1
Joe Niekro, R (1, 1) OBP: 0.077, SLG: 0.115		0-0 ① SH5-4 1-2 2-3	S S S 0-3 ③ K	0-0 ③ F9			S S S 0-3 ③ K			3	0	0	0	0	2	2
Inning Stats	R: 1 H: 3 E: 0 LOB: 2 K: 0 BB: 0 S: 6 P: 6	R: 3 H: 3 E: 1 LOB: 2 K: 0 BB: 1 S: 7 P: 11	R: 1 H: 1 E: 0 LOB: 0 K: 1 BB: 0 S: 6 P: 6	R: 4 H: 5 E: 2 LOB: 2 K: 0 BB: 0 S: 9 P: 9	R: 0 H: 0 E: 0 LOB: 0 K: 0 BB: 0 S: 3 P: 3	R: 0 H: 0 E: 0 LOB: 0 K: 0 BB: 0 S: 3 P: 3	R: 0 H: 0 E: 0 LOB: 0 K: 3 BB: 0 S: 9 P: 9	R: 0 H: 0 E: 0 LOB: 0 K: 0 BB: 0 S: 3 P: 3	R: 0 H: 1 E: 0 LOB: 1 K: 0 BB: 0 S: 4 P: 4	1B: 10 SF: 0 2B: 1 SAC: 2 3B: 1 DP: 0 HR: 1 HBP: 0						

TOP

Houston Astros @ San Diego Padres

San Diego Stadium, San Diego, CA

Sat May 26 1979, 10:05 PM EDT

Att. 27,331 - Unknown

livebaseballscorecards.com

AB	40
R	9
H	13
RBI	9
BB	1
SO	4
LOB	16

PITCHER		IP	WLS	BF	H	R	ER	SO	BB	IBB	HBP	BLK	WP	HR	S	P	ERA	WHIP
Mickey Lolich, L ERA: 4.0	(1, 1)	1.2	L	13	6	4	2	0	1	0	0	0	0	0	12	16	10.80	4.200
Dennis Kinney, L ERA: 3.38	(2, 1)	1.2		9	4	4	3	1	0	0	0	0	0	1	11	11	16.20	2.400
John D'Acquisto, R ERA: 6.68	(4, 1)	2.2		11	2	1	0	0	0	0	0	0	0	0	11	11	0.00	0.750
Bob Shirley, L ERA: 4.23	(7, 1)	3.0		10	1	0	0	3	0	0	0	0	0	0	16	16	0.00	0.333

PITCHER		IP	WLS	BF	H	R	ER	SO	BB	IBB	HBP	BLK	WP	HR	S	P	ERA	WHIP

Houston Astros @ San Diego Padres

San Diego Stadium, San Diego, CA

Sat May 26 1979, 10:05 PM EDT

Att. 27,331 - Unknown

livebaseballscorecards.com

BOTTOM

Batter	1	2	3	4	5	6	7	8	9	AB	R	H	RBI	BB	SO	LOB
Gene Richards, L (1, 8) (9, 7) OBP: 0.335, SLG: 0.384	4-3 6-4-3 1B		G3		G4-6-3 1-2f			G6-4-3 1B		4	0	2	0	0	0	2
Kurt Bevacqua, R (1, 5) OBP: 0.350, SLG: 0.292	6-4-3 1-2		BB			G6-4-3 BB 1B		F9		3	0	1	0	1	0	2
Dan Briggs, L (1, 7) OBP: 0.344, SLG: 0.455	4-3 2-3		4-3			G6-4-3 1-2 BB		G6-4-3 1-2f		2	0	0	0	0	0	2
John D'Acquisto, R (4, 1) OBP: 0.143, SLG: 0.286										0	0	0	0	0	0	0
Don Reynolds, R (6, PH) (7, 9) OBP: 0.387, SLG: 0.423										1	0	0	0	1	0	1
Barry Evans, R (9, 4) OBP: 0.223, SLG: 0.256										0	0	0	0	0	0	0
Dave Winfield, R (1, 9) OBP: 0.396, SLG: 0.589	K			6-3		G6-4-3 1-2f 2-3			E4 BB	3	0	0	0	0	1	3
Bob Shirley, R (7, 1)										0	0	0	0	0	0	0
Broderick Perkins, L (9, PH) OBP: 0.350, SLG: 0.309										1	0	0	0	0	0	0
Gene Tenace, R (1, 2) OBP: 0.394, SLG: 0.388		BB		1-3		G3			K	1	0	0	0	1	0	0
Bill Fahey, L (6, 2) OBP: 0.320, SLG: 0.400										2	0	0	0	0	1	2
Mike Hargrove, L (1, 3) OBP: 0.346, SLG: 0.243		F9		F5			FC5-4 1B		BB 1-2	3	0	1	0	1	0	1
Fernando Gonzalez, R (1, 4) OBP: 0.293, SLG: 0.410		F9			K2-3		FC5-4 G3 1-2f		K	2	0	0	0	0	1	1
Bill Almon, R (6, 4) (9, 8) OBP: 0.283, SLG: 0.273										2	0	0	0	0	1	3
Ozzie Smith, S (1, 6) OBP: 0.233, SLG: 0.182		G3			1B 1B		G3 1-2		F7	4	0	1	0	0	0	4
Mickey Lolich, S (1, 1)										0	0	0	0	0	0	0
Dennis Kinney, L (2, 1)										1	0	0	0	0	1	0
Jerry Turner, L (4, 7) (9, 9) OBP: 0.312, SLG: 0.343			K		G4-6-3 1-3 1B		F5			2	0	1	0	0	0	1

	AB	31
	R	0
	H	6
	RBI	0
	BB	4
	SO	5
	LOB	22

Inning Stats	1	2	3	4	5	6	7	8	9
	R: 0 H: 1 E: 0 LOB: 1 K: 1 BB: 0 S: 6 P: 6	R: 0 H: 0 E: 0 LOB: 1 K: 0 BB: 1 S: 3 P: 7	R: 0 H: 0 E: 0 LOB: 1 K: 1 BB: 1 S: 5 P: 9	R: 0 H: 0 E: 0 LOB: 0 K: 0 BB: 0 S: 3 P: 3	R: 0 H: 2 E: 0 LOB: 1 K: 1 BB: 0 S: 6 P: 6	R: 0 H: 1 E: 0 LOB: 1 K: 0 BB: 1 S: 3 P: 7	R: 0 H: 1 E: 0 LOB: 1 K: 0 BB: 0 S: 4 P: 4	R: 0 H: 1 E: 0 LOB: 0 K: 0 BB: 0 S: 3 P: 3	R: 0 H: 0 E: 1 LOB: 2 K: 2 BB: 1 S: 8 P: 12

	1B: 6	SF: 0	WP: 0	PA: 35
	2B: 0	SAC: 0	PB: 0	
	3B: 0	DP: 3	SB: 0	
	HR: 0	HBP: 0	CS: 0	

PITCHER		IP	WLS	BF	H	R	ER	SO	BB	IBB	HBP	BLK	WP	HR	S	P	ERA	WHIP
Joe Niekro, R ERA: 2.44	(1, 1)	9.0	W	35	6	0	0	5	4	0	0	0	0	0	41	57	0.00	1.111

PITCHER		IP	WLS	BF	H	R	ER	SO	BB	IBB	HBP	BLK	WP	HR	S	P	ERA	WHIP

Batter	1	2	3	4	5	6	7	8	9	AB	R	H	RBI	BB	SO	LOB
Terry Puhl, L (1, 8) OBP: 0.338, SLG: 0.369	B5-3		2-H 2B			4-3	BBB 1-2 2-3 E BB			3	0	1	1	1	0	0
Craig Reynolds, L (1, 6) OBP: 0.293, SLG: 0.333	L9		F9			BLK 1B	1-2 2-3 3-H F5			4	0	1	0	0	0	3
Cesar Cedeno, R (1, 3) OBP: 0.380, SLG: 0.421	6-3			F8		6-3 1-2		1-3		4	0	0	0	0	0	1
Jose Cruz, L (1, 7) OBP: 0.396, SLG: 0.471		6-3		4-3			1B 1B 1B	F7		4	1	1	0	0	0	0
Enos Cabell, R (1, 5) OBP: 0.333, SLG: 0.419		G6-3 1B		F7			1-3 E 1B FC3-2 1B	F9		4	0	2	0	0	0	0
Denny Walling, L (1, 9) OBP: 0.409, SLG: 0.294 Jeffrey Leonard, R (8, 9) OBP: 0.393, SLG: 0.420		G6-3 1-2f			F5		1-2 3-H FC3-2 E SF8 1B		F9	3 1	1 0	1 0	1 0	0 0	0 0	1 0
Alan Ashby, S (1, 2) OBP: 0.279, SLG: 0.315			L3		G3		BBB 1-2 2-3 4-0 BB FC3-2 E BB		FC5-4 1B	3	1	1	0	1	0	0
Rafael Landestoy, S (1, 4) OBP: 0.265, SLG: 0.200			SH2-4 2B 1B		5-3		1-2 2-3 3-Hf FC3-2 E BB		FC5-4 1-2f FC6-4	4	1	1	0	0	0	4
J.R. Richard, R (1, 1) OBP: 0.143, SLG: 0.231			SH2-4 1-2			6-3	3-H SF8		FC6-4 1-2f	2	0	0	1	0	0	1
Inning Stats	R: 0 E: 0 K: 0 S: 3 H: 0 LOB: 0 BB: 0 P: 3	R: 0 E: 0 K: 0 S: 3 H: 1 LOB: 0 BB: 0 P: 3	R: 1 E: 0 K: 0 S: 5 H: 2 LOB: 0 BB: 0 P: 5	R: 0 E: 0 K: 0 S: 3 H: 0 LOB: 0 BB: 0 P: 3	R: 0 E: 0 K: 0 S: 3 H: 0 LOB: 0 BB: 0 P: 3	R: 0 E: 0 K: 0 S: 4 H: 1 LOB: 1 BB: 0 P: 4	R: 3 E: 2 K: 0 S: 6 H: 3 LOB: 2 BB: 2 P: 14	R: 0 E: 0 K: 0 S: 3 H: 0 LOB: 0 BB: 0 P: 3	R: 0 E: 0 K: 0 S: 4 H: 1 LOB: 1 BB: 0 P: 4	1B: 7 2B: 1 3B: 0 HR: 0 SF: 1 SAC: 1 DP: 1 HBP: 0							

PITCHER		IP	WLS	BF	H	R	ER	SO	BB	IBB	HBP	BLK	WP	HR	S	P	ERA	WHIP
Eric Rasmussen, R ERA: 4.74	(1, 1)	6.2	L	28	7	4	3	0	2	0	0	1	0	0	26	34	4.05	1.350
Dennis Kinney, L ERA: 3.0	(7, 1)	1.1		4	0	0	0	0	0	0	0	0	0	0	4	4	0.00	0.000
Rollie Fingers, R ERA: 3.15	(9, 1)	1.0		4	1	0	0	0	0	0	0	0	0	0	4	4	0.00	1.000

PITCHER	IP	WLS	BF	H	R	ER	SO	BB	IBB	HBP	BLK	WP	HR	S	P	ERA	WHIP

TOP

Houston Astros @ San Diego Padres

San Diego Stadium, San Diego, CA

Sun May 27 1979, 6:33 AM EDT

Att. 17,199 - Unknown

livebaseballscorecards.com

AB	32
R	4
H	8
RBI	3
BB	2
SO	0
LOB	10

WP: 0 PB: 0 SB: 0 CS: 0 PA: 36

BOTTOM

Houston Astros @ San Diego Padres

San Diego Stadium, San Diego, CA

Sun May 27 1979, 6:33 AM EDT

Att. 17,199 - Unknown

livebaseballscorecards.com

Batter	1	2	3	4	5	6	7	8	9	AB	R	H	RBI	BB	SO	LOB
Gene Richards, L (1, 8) OBP: 0.333, SLG: 0.381	F8		4-3		F6			FC5-4 1B; 3-1; 1-3 1B		4	1	1	0	0	0	4
Bill Almon, R (1, 4) OBP: 0.270, SLG: 0.259	5-3			K	K					3	0	0	0	0	2	0
Broderick Perkins, L (8, PH) OBP: 0.361, SLG: 0.321										1	0	1	1	0	0	0
Barry Evans, R (9, 5) OBP: 0.223, SLG: 0.256								FC5-4; 1-2; 3-H 1B		0	0	0	0	0	0	0
Dan Briggs, L (1, 7) OBP: 0.343, SLG: 0.448	K			CS 1B		6-3		FC5-4; 3-1; 1-2f; 2-3		3	0	1	0	0	1	0
Dennis Kinney, L (7, 1)										0	0	0	0	0	0	0
Fernando Gonzalez, R (8, PH) OBP: 0.291, SLG: 0.407										1	0	0	0	0	0	2
(9, 4)																
Dave Winfield, R (1, 9) OBP: 0.393, SLG: 0.582		1B		F8; 1-2		5-3		3-1; 1-2; 3-H		4	0	1	1	0	0	2
Kurt Bevacqua, R (1, 5) OBP: 0.357, SLG: 0.304	F4				CS FC3-2 1B		1B	F8		4	0	2	0	0	0	1
Rollie Fingers, R (9, 1) OBP: 0.111, SLG: 0.111										0	0	0	0	0	0	0
Mike Hargrove, L (1, 3) OBP: 0.336, SLG: 0.234	L8				FC3-2; 1B 1B; 1-H		F8		F8	4	0	0	0	0	0	2
Gene Tenace, R (1, 2) OBP: 0.390, SLG: 0.384			K		1B; 1-2 1B		F9		K	4	0	1	0	0	2	1
Ozzie Smith, S (1, 6) OBP: 0.239, SLG: 0.190			SH1-4 1B		1-2; 2-3 1B		4-3		5-3	4	0	2	0	0	0	1
Eric Rasmussen, R (1, 1) OBP: 0.143, SLG: 0.077			SH1-4; 1-2		K			1B; 1B 1B		1	0	0	0	0	1	3
Jerry Turner, L (7, 7) OBP: 0.316, SLG: 0.347										1	1	1	0	0	0	0
Inning Stats	R: 0 H: 0 E: 0 LOB: 0 K: 1 BB: 0 S: 5 P: 5	R: 0 H: 1 E: 0 LOB: 0 K: 0 BB: 0 S: 3 P: 3	R: 0 H: 1 E: 0 LOB: 1 K: 1 BB: 0 S: 6 P: 6	R: 0 H: 1 E: 0 LOB: 0 K: 1 BB: 0 S: 5 P: 5	R: 0 H: 3 E: 0 LOB: 3 K: 1 BB: 0 S: 8 P: 8	R: 0 H: 0 E: 0 LOB: 0 K: 1 BB: 0 S: 5 P: 5	R: 0 H: 1 E: 0 LOB: 1 K: 0 BB: 0 S: 4 P: 4	R: 2 H: 3 E: 0 LOB: 1 K: 0 BB: 0 S: 6 P: 6	R: 0 H: 0 E: 0 LOB: 0 K: 1 BB: 0 S: 5 P: 5	1B: 10 SF: 0 2B: 0 SAC: 1 3B: 0 DP: 0 HR: 0 HBP: 0							WP: 0 PA: 35 PB: 0 SB: 0 CS: 2

PITCHER	IP	WLS	BF	H	R	ER	SO	BB	IBB	HBP	BLK	WP	HR	S	P	ERA	WHIP
J.R. Richard, R (1, 1) ERA: 3.53	9.0	W	35	10	2	2	6	0	0	0	0	0	0	47	47	2.00	1.111

PITCHER	IP	WLS	BF	H	R	ER	SO	BB	IBB	HBP	BLK	WP	HR	S	P	ERA	WHIP

AB	34
R	2
H	10
RBI	2
BB	0
SO	6
LOB	16

Houston Astros @ San Diego Padres

San Diego Stadium, San Diego, CA

Mon May 28 1979, 10:05 PM EDT

Att. 14,728 - Unknown

TOP

livebaseballscorecards.com

Batter	1	2	3	4	5	6	7	8	9	AB	R	H	RBI	BB	SO	LOB
Terry Puhl, L (1, 8) OBP: 0.341, SLG: 0.374	BBBB; 4-0; S SH5-3 4-3 BB		x 0-0 1B 2B		x 0-0 ① 4-3			x 0-0 ① F8		3	2	1	0	1	0	0
Craig Reynolds, L (1, 6) OBP: 0.293, SLG: 0.333	x 0-0 ① SH5-3 1-2		x 0-0 1B 1B 2-H 1B		x 0-0 ② 4-3			x 0-0 ② L9		3	1	1	1	0	0	0
Cesar Cedeno, R (1, 3) OBP: 0.371, SLG: 0.409	x 0-0 ② 4-3 2-H		x 0-0 ② 6-3		x 0-0 ③ 1-4-3			x 0-0 ③ 6-3		4	0	0	1	0	0	1
Jeffrey Leonard, R (1, 9) OBP: 0.386, SLG: 0.411	S S S; 0-3 ③ K		x 0-0 1B 2-3 1B			x 0-0 ① 6-3			S S S; 0-3 ① K	4	0	1	0	0	2	0
Enos Cabell, R (1, 5) OBP: 0.337, SLG: 0.421		x 0-0 ① 4-3	x 0-0 1-3 3-H 1B			x 0-0 ② 5-3			x 0-0 FC4-6 1B	4	0	2	1	0	0	0
Jose Cruz, L (1, 7) OBP: 0.393, SLG: 0.466		x 0-0 6-3 1B	x 0-0 ③ 3-1			S S S; 0-3 ③ K			x 0-0 ② FC4-6 E 1-2f 1B	4	1	1	0	0	1	3
Julio Gonzalez, R (1, 4) OBP: 0.292, SLG: 0.267		x 0-0 ② 6-3 1-2		x 0-0 G5-4-3 1B			x 0-0 ① L8		x 0-0 E5 1B 1-2	3	0	1	0	0	0	1
Bob Watson, R (9, PH) OBP: 0.309, SLG: 0.325										1	0	0	0	0	0	1
Jimmy Sexton, R (9, PR) OBP: 0.188, SLG: 0.133										0	0	0	0	0	0	0
Bruce Bochy, R (1, 2) OBP: 0.265, SLG: 0.304		x 0-0 ③ F3		x 0-0 ① ② G5-4-3 1-2f			S S S; 0-3 ② K		x 0-0 1-2 2-H 1B	4	0	1	1	0	1	2
Joaquin Andujar, S (1, 1)			S S S; 0-3 ① K	x 0-0 ③ 6-3			x 0-0 ③ F9		x 0-0 ③ 6-3	2	0	0	0	0	1	0
Joe Sambito, L (6, 1) OBP: 0.500, SLG: 0.667										0	0	0	0	0	0	0
Rafael Landestoy, S (7, PH) OBP: 0.257, SLG: 0.194										1	0	0	0	0	0	0
Bert Roberge, R (7, 1)										0	0	0	0	0	0	0
Art Howe, R (9, PH) OBP: 0.257, SLG: 0.286										0	0	0	0	0	0	0
Denny Walling, L (9, PH) OBP: 0.391, SLG: 0.278										1	0	0	0	0	0	2

AB	34
R	4
H	8
RBI	4
BB	1
SO	5
LOB	10

Inning Stats	1	2	3	4	5	6	7	8	9
	R: 1 E: 0 K: 1 S: 5	R: 0 E: 0 K: 0 S: 4	R: 2 E: 0 K: 1 S: 9	R: 0 E: 0 K: 0 S: 3	R: 0 E: 0 K: 0 S: 3	R: 0 E: 0 K: 1 S: 5	R: 0 E: 0 K: 1 S: 5	R: 0 E: 0 K: 0 S: 3	R: 1 E: 1 K: 1 S: 8
	H: 0 LOB: 0 BB: 1 P: 9	H: 1 LOB: 1 BB: 0 P: 4	H: 4 LOB: 2 BB: 0 P: 9	H: 1 LOB: 0 BB: 0 P: 3	H: 0 LOB: 0 BB: 0 P: 3	H: 0 LOB: 0 BB: 0 P: 5	H: 0 LOB: 0 BB: 0 P: 5	H: 0 LOB: 0 BB: 0 P: 3	H: 2 LOB: 2 BB: 0 P: 8

| | | | | | | | | | |

BOTTOM

Houston Astros @ San Diego Padres

San Diego Stadium, San Diego, CA

Mon May 28 1979, 10:05 PM EDT

Att. 14,728 - Unknown

livebaseballscorecards.com

Batter	1	2	3	4	5	6	7	8	9	AB	R	H	RBI	BB	SO	LOB
Gene Richards, L (1, 8) OBP: 0.340, SLG: 0.380	3-1	S 2-3 1B		BB 1-2 1B BB		FC3-2 1B 1B 3-H		BB		3	2	1	0	2	0	1
Ozzie Smith, S (1, 6) OBP: 0.243, SLG: 0.192	F8	F9 1-2		1B 1-2 2-3 BB		1B 1-2 1B		F7		4	0	1	0	1	0	3
Dave Winfield, R (1, 9) OBP: 0.400, SLG: 0.585	WP 1B		L4	FC6-4 1-3 2-H 3-H 1B		FC6 1-2 2-H 1B				4	0	3	3	0	0	0
Jerry Turner, L (1, 7) OBP: 0.314, SLG: 0.345	K 1-3		1B	FC6-4 1-2f		FC6 1-2f				4	0	1	0	0	1	5
Kurt Bevacqua, R (1, 5) OBP: 0.341, SLG: 0.288 Broderick Perkins, L (8, 3) OBP: 0.361, SLG: 0.321	1-3	F3	K	5-3						4 0	0 0	0 0	0 0	0 0	1 0	1 0
Mike Hargrove, L (1, 3) OBP: 0.341, SLG: 0.229 Barry Evans, R (7, PR) OBP: 0.223, SLG: 0.256 (8, 5)	BB 2B BB	1-3-1	4-3	G6-4-3 BB						2 0	1 0	0 0	0 0	2 0	0 0	1 0
Fred Kendall, R (1, 2) OBP: 0.429, SLG: 0.333	1-2 2B BB		6-3	BB BB 1B BB			G6-4-3 1-2f			2	2	0	0	2	0	1
Bill Almon, R (1, 4) OBP: 0.269, SLG: 0.258	F3			K		SH2-4 S FC3-2 1B		6-3		4	0	1	0	0	1	3
Randy Jones, R (1, 1) OBP: 0.160, SLG: 0.200 Rollie Fingers, R (9, 1) OBP: 0.111, SLG: 0.111	1B 1-H 2-H 2B			K		SH2-4 1-3		L5		3 0	0 0	1 0	2 0	0 0	1 0	1 0
Inning Stats	R: 0 H: 1 E: 0 LOB: 1 K: 1 BB: 0 S: 6 P: 6	R: 2 H: 2 E: 0 LOB: 2 K: 0 BB: 2 S: 5 P: 13	R: 0 H: 1 E: 0 LOB: 1 K: 0 BB: 0 S: 4 P: 4	R: 2 H: 1 E: 0 LOB: 2 K: 2 BB: 3 S: 8 P: 20	R: 0 H: 0 E: 0 LOB: 0 K: 1 BB: 0 S: 5 P: 5	R: 1 H: 3 E: 0 LOB: 2 K: 0 BB: 0 S: 6 P: 6	R: 0 H: 0 E: 0 LOB: 1 K: 0 BB: 1 S: 2 P: 6	R: 0 H: 0 E: 0 LOB: 1 K: 0 BB: 1 S: 3 P: 7		1B: 7 SF: 0 2B: 1 SAC: 1 3B: 0 DP: 1 HR: 0 HBP: 0						

	AB	30
	R	5
	H	8
	RBI	5
	BB	7
	SO	4
	LOB	16

WP: 2 PA: 38
PB: 0
SB: 2
CS: 0

PITCHER		IP	WLS	BF	H	R	ER	SO	BB	IBB	HBP	BLK	WP	HR	S	P	ERA	WHIP
Joaquin Andujar, R ERA: 3.83	(1, 1)	5.2	L	30	8	5	5	4	5	0	0	0	1	0	33	53	7.94	2.294
Joe Sambito, L ERA: 1.76	(6, 1)	0.1		1	0	0	0	0	0	0	0	0	0	0	1	1	0.00	0.000
Bert Roberge, R ERA:	(7, 1)	2.0		7	0	0	0	0	2	0	0	0	0	0	5	13	0.00	1.000

PITCHER	IP	WLS	BF	H	R	ER	SO	BB	IBB	HBP	BLK	WP	HR	S	P	ERA	WHIP

Batter	1	2	3	4	5	6	7	8	9	AB	R	H	RBI	BB	SO	LOB
Ken Griffey, L (1, 9) OBP: 0.345, SLG: 0.446	P5		F9		F8			F7		4	0	0	0	0	0	0
Junior Kennedy, R (1, 4) OBP: 0.351, SLG: 0.370	5-3		L6		1-3			G6-3, 1B		4	0	1	0	0	0	0
Dave Concepcion, R (1, 6) OBP: 0.361, SLG: 0.454	K		2B, 1B			P4		G6-3 1-2f		4	0	1	0	0	1	1
Johnny Bench, R (1, 2) OBP: 0.373, SLG: 0.365		4-3, BLK, 1B, 1B	1-3, 2B			6-3			1B	4	1	3	0	0	0	0
Dan Driessen, L (1, 3) OBP: 0.349, SLG: 0.483		4-3 1-3	G3			K			F9	4	0	0	0	0	1	4
Ken Henderson, S (1, 7) OBP: 0.364, SLG: 0.300		1B, 1B 3-H		1-3			P3		K	4	0	1	1	0	1	1
Cesar Geronimo, L (9, 8) OBP: 0.267, SLG: 0.331										0	0	0	0	0	0	0
Ray Knight, R (1, 5) OBP: 0.392, SLG: 0.417		FC6-4, 1B 1-2		5-3			K		F9	4	0	1	0	0	1	1
Paul Blair, R (1, 8) OBP: 0.188, SLG: 0.233 (9, 7)		F7		K			FC4, 1B			3	0	1	0	0	1	2
Paul Moskau, R (1, 1) OBP: 0.048, SLG: 0.050		FC6-4 1-2f			K		FC4 1-2f			3	0	0	0	0	1	3
Doug Bair, R (9, 1)										0	0	0	0	0	0	0

TOP

Cincinnati Reds @ Houston Astros

Astrodome, Houston, TX

Tue May 29 1979, 8:05 PM EDT

Att. 17,458 - Unknown

livebaseballscorecards.com

AB	34
R	1
H	8
RBI	1
BB	0
SO	6
LOB	12

Inning Stats	1	2	3	4	5	6	7	8	9
	R: 0 E: 0 K: 1 S: 5	R: 1 E: 0 K: 0 S: 6	R: 0 E: 0 K: 0 S: 5	R: 0 E: 0 K: 1 S: 5	R: 0 E: 0 K: 1 S: 5	R: 0 E: 0 K: 1 S: 5	R: 0 E: 0 K: 1 S: 6	R: 0 E: 0 K: 0 S: 3	R: 0 E: 0 K: 1 S: 6
	H: 0 LOB: 0 BB: 0 P: 5	H: 3 LOB: 2 BB: 0 P: 6	H: 2 LOB: 2 BB: 0 P: 5	H: 0 LOB: 0 BB: 0 P: 5	H: 0 LOB: 0 BB: 0 P: 5	H: 0 LOB: 0 BB: 0 P: 5	H: 1 LOB: 1 BB: 0 P: 6	H: 1 LOB: 0 BB: 0 P: 3	H: 1 LOB: 1 BB: 0 P: 6

1B: 7	SF: 0
2B: 1	SAC: 0
3B: 0	DP: 1
HR: 0	HBP: 0

WP: 0	PA: 34
PB: 0	
SB: 0	
CS: 0	

PITCHER	IP	WLS	BF	H	R	ER	SO	BB	IBB	HBP	BLK	WP	HR	S	P	ERA	WHIP
Randy Niemann, L (1, 1) ERA: 1.13	9.0	W	34	8	1	1	6	0	0	0	1	0	0	46	46	1.00	0.889

PITCHER	IP	WLS	BF	H	R	ER	SO	BB	IBB	HBP	BLK	WP	HR	S	P	ERA	WHIP

Batter	1	2	3	4	5	6	7	8	9	AB	R	H	RBI	BB	SO	LOB
Terry Puhl, L (1, 8) OBP: 0.335, SLG: 0.366	5-3		F7			6-3		G3 1-2		4	0	0	0	0	0	1
Craig Reynolds, L (1, 6) OBP: 0.297, SLG: 0.337	L6		G3			S 1B			1B 1B	4	1	2	0	0	0	0
Cesar Cedeno, R (1, 3) OBP: 0.379, SLG: 0.414	E S 3B 1B			K		BB 1-2			1B 1-3	3	1	2	0	1	1	0
Jose Cruz, L (1, 7) OBP: 0.395, SLG: 0.475	1-H 3B			F7		P6			1B IBB	3	0	1	1	1	0	2
Enos Cabell, R (1, 5) OBP: 0.335, SLG: 0.418 Art Howe, R (4, PH) OBP: 0.253, SLG: 0.281 (5, 5) Denny Walling, L (9, PH) OBP: 0.417, SLG: 0.316	5-3			6-3			6-3		1-2 2-3 3-H 1B	1 2 1	0 0 0	0 0 1	0 0 1	0 0 0	0 0 0	1 0 0
Jeffrey Leonard, R (1, 9) OBP: 0.385, SLG: 0.408		F8		K			G1-6-3 1B			3	0	1	0	0	1	0
Alan Ashby, S (1, 2) OBP: 0.273, SLG: 0.308		1-3		L1			G1-6-3 1-2f			3	0	0	0	0	0	1
Rafael Landestoy, S (1, 4) OBP: 0.263, SLG: 0.182		4-3		1-3				CS BB		2	0	0	0	1	0	0
Randy Niemann, L (1, 1)			6-3			K		K		3	0	0	0	0	2	1
Inning Stats	R: 1 H: 2 E: 0 LOB: 1 K: 0 BB: 0 S: 5 P: 5	R: 0 H: 0 E: 0 LOB: 0 K: 0 BB: 0 S: 3 P: 3	R: 0 H: 0 E: 0 LOB: 0 K: 0 BB: 0 S: 3 P: 3	R: 0 H: 0 E: 0 LOB: 0 K: 1 BB: 0 S: 5 P: 5	R: 0 H: 0 E: 0 LOB: 0 K: 1 BB: 0 S: 5 P: 5	R: 0 H: 1 E: 0 LOB: 2 K: 1 BB: 1 S: 6 P: 10	R: 0 H: 1 E: 0 LOB: 0 K: 0 BB: 0 S: 3 P: 3	R: 0 H: 0 E: 0 LOB: 0 K: 1 BB: 1 S: 4 P: 8	R: 1 H: 3 E: 0 LOB: 3 K: 0 BB: 1 S: 3 P: 7	1B: 6 SF: 0 2B: 0 SAC: 0 3B: 1 DP: 1 HR: 0 HBP: 0						

PITCHER		IP	WLS	BF	H	R	ER	SO	BB	IBB	HBP	BLK	WP	HR	S	P	ERA	WHIP
Paul Moskau, R ERA: 2.6	(1, 1)	8.0	L	30	6	2	2	4	2	0	0	0	0	0	36	44	2.25	1.000
Doug Bair, R ERA: 2.81	(9, 1)	0.0		2	1	0	0	0	0	1	0	0	0	0	1	5	∞	∞

PITCHER	IP	WLS	BF	H	R	ER	SO	BB	IBB	HBP	BLK	WP	HR	S	P	ERA	WHIP

BOTTOM

Cincinnati Reds @ Houston Astros

Astrodome, Houston, TX

Tue May 29 1979, 8:05 PM EDT

Att. 17,458 - Unknown

livebaseballscorecards.com

AB	29
R	2
H	7
RBI	2
BB	3
SO	4
LOB	6

Cincinnati Reds @ Houston Astros

Astrodome, Houston, TX

Wed May 30 1979, 8:05 PM EDT

Att. 21,757 - Unknown

TOP

Batter	1	2	3	4	5	6	7	8	9	AB	R	H	RBI	BB	SO	LOB
Ken Griffey, L (1, 9) OBP: 0.344, SLG: 0.439	F5		F9		F7			BB G4-6-3 1-2 2-3		3	0	0	0	1	0	0
Junior Kennedy, R (1, 4) OBP: 0.346, SLG: 0.355	E4 G3		BB 1B			5-3		G4-6-3 1-2f 2-3 3-H		3	0	0	0	1	0	2
Dave Concepcion, R (1, 6) OBP: 0.359, SLG: 0.450	G3 2-3		1B 1-2			F8		F9		4	0	1	0	0	0	2
Dan Driessen, L (1, 3) OBP: 0.341, SLG: 0.471	F7		F7			F5			F7	4	0	0	0	0	0	3
Johnny Bench, R (1, 2) OBP: 0.371, SLG: 0.362		5-3		6-3			1-3		1B 2B 1B	4	1	1	0	0	0	0
Ray Knight, R (1, 5) OBP: 0.389, SLG: 0.410		BB E5		F8			F7		F8	3	0	0	0	1	0	1
Dave Collins, S (1, 7) OBP: 0.396, SLG: 0.457		E5 1-3		K			F7		2B 1-2 1B	4	1	1	0	0	1	1
Cesar Geronimo, L (1, 8) OBP: 0.273, SLG: 0.343		F8			1-3			BB G4-6-3 1B	2B 1-H 2-H	4	1	2	2	0	0	1
Tom Seaver, R (1, 1) OBP: 0.071, SLG: 0.286			5-3		F8			G4-6-3 BB 1-2 1B	6-3	2	0	0	0	0	0	0
Frank Pastore, R (6, 1)										0	0	0	0	0	0	0
Dave Tomlin, L (6, 1)										0	0	0	0	0	0	0
Arturo DeFreitas, R (8, PH) OBP: 0.250, SLG: 0.368										1	0	1	0	0	0	0
Pedro Borbon, R (8, 1) OBP: 0.333, SLG: 0.333										0	0	0	0	0	0	0
Rick Auerbach, R (9, PH) OBP: 0.154, SLG: 0.231										1	0	0	0	0	0	1

Inning Stats	1	2	3	4	5	6	7	8	9
R	0	0	0	0	0	0	0	1	2
E	1	1	0	0	0	0	0	0	0
K	0	0	0	1	0	0	0	0	0
S	4	3	4	5	3	3	3	4	6
H	0	0	1	0	0	0	0	2	3
LOB	1	1	2	0	0	0	0	1	1
BB	0	1	1	0	0	0	0	1	0
P	4	7	8	5	3	3	3	8	6

1B	SF	WP	PA
5	0	0	36
2B	SAC	PB	
1	0	0	
3B	DP	SB	
0	1	0	
HR	HBP	CS	
0	0	0	

	AB	33
	R	3
	H	6
	RBI	2
	BB	3
	SO	1
	LOB	11

livebaseballscorecards.com

PITCHER	IP	WLS	BF	H	R	ER	SO	BB	IBB	HBP	BLK	WP	HR	S	P	ERA	WHIP
Joe Niekro, R (1, 1) ERA: 2.51	8.2	W	35	6	3	3	1	3	0	0	0	0	0	34	46	3.12	1.038
Joe Sambito, L (9, 1) ERA: 1.74	0.1	S	1	0	0	0	0	0	0	0	0	0	0	1	1	0.00	0.000

PITCHER	IP	WLS	BF	H	R	ER	SO	BB	IBB	HBP	BLK	WP	HR	S	P	ERA	WHIP

Cincinnati Reds @ Houston Astros

Astrodome, Houston, TX

Wed May 30 1979, 8:05 PM EDT

Att. 21,757 - Unknown

BOTTOM

Batter	1	2	3	4	5	6	7	8	9	AB	R	H	RBI	BB	SO	LOB
Terry Puhl, L (1, 8) OBP: 0.332, SLG: 0.364	E6 1B 1B	SF7 3-H		G3		F7		6-3		4	1	1	1	0	0	3
Craig Reynolds, L (1, 6) OBP: 0.291, SLG: 0.330	F2	F2			F8	E6 BB 1-2 2-3				4	0	0	0	0	0	4
Cesar Cedeno, R (1, 3) OBP: 0.388, SLG: 0.441	1B 2-H 1B		HR		F8 B B B	4-0 1-2 2-3 3-H BB				3	1	2	3	1	0	0
Jose Cruz, L (1, 7) OBP: 0.388, SLG: 0.464	F9		4-3		S S S K	F8				4	0	0	0	0	1	4
Jeffrey Leonard, R (1, 9) OBP: 0.389, SLG: 0.413	1-3 1B		S S S K			S 1B 1B	F8			4	1	2	0	0	1	0
Art Howe, R (1, 5) OBP: 0.253, SLG: 0.281	P6		P6			1B 1-H SF8 1B	4-3			4	1	1	1	0	0	2
Alan Ashby, S (1, 2) OBP: 0.279, SLG: 0.314		FC1-6 1B		S S S K		E BB BB 1-3 1B	G3			4	1	2	0	0	1	0
Rafael Landestoy, S (1, 4) OBP: 0.286, SLG: 0.171		FC1-6 1B SF7 1-2f		B B B B S BB		B B B B BB E 1-2 BB		6-3		2	1	0	0	2	0	1
Joe Niekro, R (1, 1) OBP: 0.100, SLG: 0.138 Joe Sambito, L (9, 1) OBP: 0.500, SLG: 0.667	1-3 1B			S S S K 1-2		SF8 3-H		F7		3 0	0 0	1 0	1 0	0 0	1 0	1 0
Inning Stats	R: 1 E: 1 K: 0 S: 6 H: 3 LOB: 2 BB: 0 P: 6	R: 1 E: 0 K: 0 S: 5 H: 2 LOB: 1 BB: 0 P: 5	R: 1 E: 0 K: 1 S: 6 H: 1 LOB: 0 BB: 0 P: 6	R: 0 E: 0 K: 2 S: 7 H: 0 LOB: 1 BB: 1 P: 11	R: 0 E: 0 K: 1 S: 5 H: 0 LOB: 0 BB: 0 P: 5	R: 3 E: 1 K: 0 S: 7 H: 3 LOB: 3 BB: 2 P: 15	R: 0 E: 0 K: 0 S: 3 H: 0 LOB: 0 BB: 0 P: 3	R: 0 E: 0 K: 0 S: 3 H: 0 LOB: 0 BB: 0 P: 3		1B: 8 2B: 0 3B: 0 HR: 1 SF: 2 SAC: 0 DP: 0 HBP: 0						

livebaseballscorecards.com

AB	32
R	6
H	9
RBI	6
BB	3
SO	4
LOB	15

PITCHER		IP	WLS	BF	H	R	ER	SO	BB	IBB	HBP	BLK	WP	HR	S	P	ERA	WHIP
Tom Seaver, R ERA: 5.68	(1, 1)	5.0	L	24	8	5	5	4	1	0	0	0	0	1	31	35	9.00	1.800
Frank Pastore, R ERA: 7.48	(6, 1)	0.1		3	1	0	0	0	1	0	0	0	0	0	2	6	0.00	6.000
Dave Tomlin, L ERA: 2.42	(6, 1)	1.2		7	0	1	0	0	1	0	0	0	0	0	6	10	0.00	0.600
Pedro Borbon, R ERA: 2.91	(8, 1)	1.0		3	0	0	0	0	0	0	0	0	0	0	3	3	0.00	0.000

PITCHER		IP	WLS	BF	H	R	ER	SO	BB	IBB	HBP	BLK	WP	HR	S	P	ERA	WHIP

WP: 0 PB: 0 SB: 2 CS: 0 PA: 37

Batter	1	2	3	4	5	6	7	8	9	AB	R	H	RBI	BB	SO	LOB
Ken Griffey, L (1, 9) OBP: 0.342, SLG: 0.433	B B B B 4-0 FC6-4 BB		x 0-0 ② F8		x 0-0 ③ F8			x 0-0 ① B1-3		3	0	0	0	1	0	2
Dave Collins, S (1, 7) OBP: 0.365, SLG: 0.420	x 0-0 ① FC6-4 S 1-2f		x 0-0 ③ G3			x 0-0 ① F9		x 0-0 ② 4-3		4	0	0	0	0	0	1
Ray Knight, R (1, 5) OBP: 0.391, SLG: 0.412	S S S 0-3 ② K 1-2			x 0-0 CS 1B		x 0-0 ② 5-3		x 0-0 BB 1B		4	0	2	0	0	1	1
Dan Driessen, L (1, 3) OBP: 0.339, SLG: 0.462	x 0-0 ③ F7			x 0-0 ① P5		x 0-0 ③ F8		B B B B 4-0 1-2 BB		3	0	0	0	1	0	2
Johnny Bench, R (1, 2) OBP: 0.368, SLG: 0.359		x 0-0 G1-6-3 1B		S S S 0-3 ②③ K 1-2			x 0-0 ① F9 S S S	0-3 ③ K		4	0	1	0	0	2	3
Cesar Geronimo, L (1, 8) OBP: 0.278, SLG: 0.342		x 0-0 ①② G1-6-3 1-2f			x 0-0 FC1-5 4-3 1B		B B B B 4-0 FC5-4 BB		x 0-0 ① P5	3	0	1	0	1	0	1
Junior Kennedy, R (1, 4) OBP: 0.341, SLG: 0.350		x 0-0 S 1B			x 0-0 ① 4-3 1-2		x 0-0 ② FC5-4 1B 1-2f		x 0-0 ② F9	4	0	1	0	0	0	2
Rick Auerbach, R (1, 6) OBP: 0.167, SLG: 0.233		x 0-0 ③ F7 1-2			x 0-0 ② FC1-5 1B 2-3		x 0-0 1-3 1B		x 0-0 ③ P3	4	0	1	0	0	0	2
Fred Norman, S (1, 1) OBP: 0.235, SLG: 0.133 Tom Hume, R (6, 1) OBP: 0.174, SLG: 0.182 George Foster, R (7, PH) OBP: 0.398, SLG: 0.513 Pedro Borbon, R (7, 1) OBP: 0.333, SLG: 0.333			S S S 0-3 ① K		x 0-0 1-2 1B		x 0-0 ③ F7			2 0 1 0	0 0 0 0	1 0 0 0	0 0 0 0	0 0 0 0	1 0 0 0	0 0 2 0
Inning Stats	R: 0 H: 0 E: 0 LOB: 1 K: 1 BB: 1 S: 5 P: 9	R: 0 H: 2 E: 0 LOB: 1 K: 0 BB: 0 S: 4 P: 4	R: 0 H: 0 E: 0 LOB: 0 K: 1 BB: 0 S: 5 P: 5	R: 0 H: 1 E: 0 LOB: 1 K: 1 BB: 0 S: 5 P: 5	R: 0 H: 2 E: 0 LOB: 2 K: 0 BB: 0 S: 5 P: 5	R: 0 H: 0 E: 0 LOB: 0 K: 0 BB: 0 S: 3 P: 3	R: 0 H: 1 E: 0 LOB: 2 K: 0 BB: 1 S: 4 P: 8	R: 0 H: 1 E: 0 LOB: 2 K: 1 BB: 1 S: 6 P: 10	R: 0 H: 0 E: 0 LOB: 0 K: 0 BB: 0 S: 3 P: 3	1B: 7 SF: 0 2B: 1 SAC: 0 3B: 0 DP: 2 HR: 0 HBP: 0						WP: 0 PA: 35 PB: 0 SB: 2 CS: 1

PITCHER	IP	WLS	BF	H	R	ER	SO	BB	IBB	HBP	BLK	WP	HR	S	P	ERA	WHIP
Rick Williams, R (1, 1) ERA: 1.0	9.0	W	35	7	0	0	4	3	0	0	0	0	0	40	52	0.00	1.111

PITCHER	IP	WLS	BF	H	R	ER	SO	BB	IBB	HBP	BLK	WP	HR	S	P	ERA	WHIP

TOP

Cincinnati Reds @ Houston Astros

Astrodome, Houston, TX

Thu May 31 1979, 8:05 PM EDT

Att. 25,453 - Unknown

livebaseballscorecards.com

AB	32
R	0
H	7
RBI	0
BB	3
SO	4
LOB	16

Batter	1	2	3	4	5	6	7	8	9	AB	R	H	RBI	BB	SO	LOB
Terry Puhl, L (1, 8) OBP: 0.326, SLG: 0.356	K		4-3		4-3		1-3			4	0	0	0	0	1	2
Craig Reynolds, L (1, 6) OBP: 0.296, SLG: 0.333	FC4-6 1B		F9			BB HR 1B	4-3			4	1	2	0	0	0	0
Cesar Cedeno, R (1, 3) OBP: 0.385, SLG: 0.432	FC4-6 1-2f			5-3		BBB HR 1-2 BB	6-3			3	1	0	0	1	0	1
Jose Cruz, L (1, 7) OBP: 0.385, SLG: 0.476	5-3			G3		HR 1-H 2-H		4-3		4	1	1	3	0	0	1
Jeffrey Leonard, R (1, 9) OBP: 0.404, SLG: 0.429		FC1-4 1B		PO 1B		FC2-5 S 1B		1-3		4	0	3	0	0	0	0
Art Howe, R (1, 5) OBP: 0.260, SLG: 0.296		FC1-4 1B 1-2f		PO 1-2	F7	BBB FC2-5 1-2 BB		3B		3	0	1	0	1	0	1
Julio Gonzalez, R (1, 4) OBP: 0.308, SLG: 0.286		1-3 1B			1B 1B	FC2-5 1-2 2-3f		P3		4	0	2	0	0	0	3
Alan Ashby, S (1, 2) OBP: 0.273, SLG: 0.307		F7			F9	F7				3	0	0	0	0	0	4
Rick Williams, R (1, 1) OBP: 0.417, SLG: 0.400			K		1-2 1B	K				3	0	1	0	0	2	2
Inning Stats	R: 0 E: 0 K: 1 S: 6 H: 1 LOB: 1 BB: 0 P: 6	R: 0 E: 0 K: 0 S: 4 H: 2 LOB: 1 BB: 0 P: 4	R: 0 E: 0 K: 1 S: 5 H: 0 LOB: 0 BB: 0 P: 5	R: 0 E: 0 K: 0 S: 3 H: 1 LOB: 0 BB: 0 P: 3	R: 0 E: 0 K: 0 S: 5 H: 2 LOB: 2 BB: 0 P: 5	R: 3 E: 0 K: 1 S: 8 H: 3 LOB: 2 BB: 2 P: 16	R: 0 E: 0 K: 0 S: 3 H: 0 LOB: 0 BB: 0 P: 3	R: 0 E: 0 K: 0 S: 4 H: 1 LOB: 1 BB: 0 P: 4		1B: 8 2B: 0 3B: 1 HR: 1 SF: 0 SAC: 0 DP: 0 HBP: 0						

PITCHER		IP	WLS	BF	H	R	ER	SO	BB	IBB	HBP	BLK	WP	HR	S	P	ERA	WHIP
Fred Norman, L ERA: 3.41	(1, 1)	5.0	L	23	9	3	3	2	1	0	0	0	0	1	26	30	5.40	2.000
Tom Hume, R ERA: 4.47	(6, 1)	1.0		4	0	0	0	1	1	0	0	0	0	0	5	9	0.00	1.000
Pedro Borbon, R ERA: 2.75	(7, 1)	2.0		7	1	0	0	0	0	0	0	0	0	0	7	7	0.00	0.500

PITCHER	IP	WLS	BF	H	R	ER	SO	BB	IBB	HBP	BLK	WP	HR	S	P	ERA	WHIP

Cincinnati Reds @ Houston Astros

Astrodome, Houston, TX

Thu May 31 1979, 8:05 PM EDT

Att. 25,453 - Unknown

BOTTOM

livebaseballscorecards.com

AB	32
R	3
H	10
RBI	3
BB	2
SO	3
LOB	14

WP: 0 PA: 35
PB: 0
SB: 1
CS: 0

Batter	1	2	3	4	5	6	7	8	9	AB	R	H	RBI	BB	SO	LOB
Andre Dawson, R (1, 8) OBP: 0.311, SLG: 0.552	SSS 0-3 ① K		x 0-0 G6-4-3 1B			SSS 0-3 ② K		x 0-0 ② F3		4	0	1	0	0	2	1
Rodney Scott, S (1, 4) OBP: 0.308, SLG: 0.271	x 0-0 ② L4		x 0-0 ② ③ G6-4-3 1-2f			x 0-0 ③ 4-3		x 0-0 ③ 3-1		4	0	0	0	0	0	2
Warren Cromartie, L (1, 7) OBP: 0.342, SLG: 0.492	BBBB 4-0 BB			x 0-0 ① F8			x 0-0 1B 2B		x 0-0 2B 2B	3	2	2	0	1	0	0
Tony Solaita, L (1, 3) OBP: 0.567, SLG: 0.739	x 0-0 ③ F9			SSS 0-3 ② K			x 0-0 FC3-6 1B 2-H 1B		x 0-0 L4 2B 2-H 2B	4	0	2	2	0	1	1
Steve Rogers, R (9, PR) OBP: 0.300, SLG: 0.321										0	0	0	0	0	0	0
Gary Carter, R (1, 2) OBP: 0.376, SLG: 0.566		SSS 0-3 ① K		x 0-0 ③ 5-3			x 0-0 FC3-6 1B 1-2 1B		SSS 0-3 ① K	4	0	1	0	0	2	1
Ellis Valentine, R (1, 9) OBP: 0.303, SLG: 0.399		x 0-0 1B			SSS 0-3 ① K		x 0-0 ① FC3-6 G6-4-3 1-2f 2-3		x 0-0 ② ③ L4 2-3	4	0	1	0	0	1	3
Larry Parrish, R (1, 5) OBP: 0.333, SLG: 0.400		x 0-0 ② F3			SSS 0-3 ② K		x 0-0 ② ③ G6-4-3 1-2f			3	0	0	0	0	1	3
Jim Mason, L (1, 6) OBP: 0.318, SLG: 0.350		SSS 0-3 ③ K			x 0-0 ③ F8			BBBB 4-0 G3 BB		2	0	0	0	1	1	1
Ross Grimsley, L (1, 1) OBP: 0.095, SLG: 0.095			x 0-0 ① L1			x 0-0 ① F7		x 0-0 ① G3 1-2		1	0	0	0	0	0	0
Jerry White, S (6, PH) OBP: 0.271, SLG: 0.391										1	0	0	0	0	0	0
Stan Bahnsen, R (6, 1)										0	0	0	0	0	0	0
Tom Hutton, L (8, PH) OBP: 0.333, SLG: 0.313										1	0	0	0	0	0	1
Elias Sosa, R (8, 1) OBP: 0.286, SLG: 0.429										0	0	0	0	0	0	0
Inning Stats	R: 0 E: 0 K: 1 S: 5 H: 0 LOB: 1 BB: 1 P: 9	R: 0 E: 0 K: 2 S: 8 H: 1 LOB: 1 BB: 0 P: 8	R: 0 E: 0 K: 0 S: 3 H: 1 LOB: 0 BB: 0 P: 3	R: 0 E: 0 K: 1 S: 5 H: 0 LOB: 0 BB: 0 P: 5	R: 0 E: 0 K: 2 S: 7 H: 0 LOB: 0 BB: 0 P: 7	R: 0 E: 0 K: 1 S: 5 H: 0 LOB: 0 BB: 0 P: 5	R: 1 E: 0 K: 0 S: 5 H: 3 LOB: 1 BB: 0 P: 5	R: 0 E: 0 K: 0 S: 3 H: 0 LOB: 1 BB: 1 P: 7	R: 1 E: 0 K: 1 S: 6 H: 2 LOB: 1 BB: 0 P: 6	1B: 4 2B: 4 3B: 0 HR: 0	SF: 0 SAC: 0 DP: 3 HBP: 0						

PITCHER	IP	WLS	BF	H	R	ER	SO	BB	IBB	HBP	BLK	WP	HR	S	P	ERA	WHIP
J.R. Richard, R (1, 1) ERA: 3.38	9.0	W	33	7	2	2	8	2	0	0	0	0	0	47	55	2.00	1.000

PITCHER	IP	WLS	BF	H	R	ER	SO	BB	IBB	HBP	BLK	WP	HR	S	P	ERA	WHIP

TOP

Montreal Expos @ Houston Astros

Astrodome, Houston, TX

Fri Jun 01 1979, 8:05 PM EDT

Att. 14,346 - Dome

livebaseballscorecards.com

AB	31
R	2
H	7
RBI	2
BB	2
SO	8
LOB	13

WP: 0 PB: 0 SB: 0 CS: 0 PA: 33

Batter	1	2	3	4	5	6	7	8	9	AB	R	H	RBI	BB	SO	LOB
Terry Puhl, L (1, 8) OBP: 0.333, SLG: 0.388	1B 1B		HR		F5			3B		4	2	3	1	0	0	0
Craig Reynolds, L (1, 6) OBP: 0.300, SLG: 0.342	1B 4-3 1-2		4-3		L1			F2		4	1	2	0	0	0	1
Cesar Cedeno, R (1, 3) OBP: 0.387, SLG: 0.433	4-3 9-2 1-3 2-H		5-3			CS		L4		4	0	2	1	0	0	2
Jose Cruz, L (1, 7) OBP: 0.380, SLG: 0.468	4-3 2-3 3-H		4-3 2-3			F7 1-2				3	0	0	1	0	0	3
Jeffrey Leonard, R (1, 9) OBP: 0.392, SLG: 0.414	9-2 3-Hf		6-3			4-3				3	0	0	0	0	0	2
Art Howe, R (1, 5) OBP: 0.255, SLG: 0.290		5-3		1-3			F9			3	0	0	0	0	0	0
Julio Gonzalez, R (1, 4) OBP: 0.327, SLG: 0.308		1B 1B		F8			G5-4-3 1B			3	0	2	0	0	0	0
Alan Ashby, S (1, 2) OBP: 0.275, SLG: 0.308		G6-4-3 1-2 1B		4-3			G5-4-3 1-2f			3	0	1	0	0	0	1
J.R. Richard, R (1, 1) OBP: 0.129, SLG: 0.207		G6-4-3 1-2f			F9			4-3		3	0	0	0	0	0	2
Inning Stats	R: 2 E: 0 K: 0 S: 5 H: 3 LOB: 0 BB: 0 P: 5	R: 0 E: 0 K: 0 S: 4 H: 2 LOB: 1 BB: 0 P: 4	R: 1 E: 0 K: 0 S: 5 H: 2 LOB: 1 BB: 0 P: 5	R: 0 E: 0 K: 0 S: 3 H: 0 LOB: 0 BB: 0 P: 3	R: 0 E: 0 K: 0 S: 3 H: 0 LOB: 0 BB: 0 P: 3	R: 0 E: 0 K: 0 S: 3 H: 1 LOB: 0 BB: 0 P: 3	R: 0 E: 0 K: 0 S: 3 H: 1 LOB: 0 BB: 0 P: 3	R: 0 E: 0 K: 0 S: 4 H: 1 LOB: 1 BB: 0 P: 4		1B: 7 2B: 2 3B: 1 HR: 1 SF: 0 SAC: 0 DP: 3 HBP: 0						

PITCHER		IP	WLS	BF	H	R	ER	SO	BB	IBB	HBP	BLK	WP	HR	S	P	ERA	WHIP
Ross Grimsley, L ERA: 4.92	(1, 1)	5.0	L	20	7	3	3	0	0	0	0	0	0	1	20	20	5.40	1.400
Stan Bahnsen, R ERA: 3.38	(6, 1)	2.0		6	2	0	0	0	0	0	0	0	0	0	6	6	0.00	1.000
Elias Sosa, R ERA: 1.39	(8, 1)	1.0		4	1	0	0	0	0	0	0	0	0	0	4	4	0.00	1.000

PITCHER	IP	WLS	BF	H	R	ER	SO	BB	IBB	HBP	BLK	WP	HR	S	P	ERA	WHIP

BOTTOM

Montreal Expos @ Houston Astros

Astrodome, Houston, TX

Fri Jun 01 1979, 8:05 PM EDT

Att. 14,346 - Dome

livebaseballscorecards.com

AB	30
R	3
H	10
RBI	3
BB	0
SO	0
LOB	11

WP: 0 PA: 30
PB: 0
SB: 0
CS: 1

Batter	1	2	3	4	5	6	7	8	9	AB	R	H	RBI	BB	SO	LOB
Andre Dawson, R (1, 8) OBP: 0.303, SLG: 0.538	F2		F7		F7		F9		F2	5	0	0	0	0	0	2
Rodney Scott, S (1, 4) OBP: 0.302, SLG: 0.265	4-3		3-1		4-3			K		4	0	0	0	0	1	0
Warren Cromartie, L (1, 7) OBP: 0.345, SLG: 0.497	2B 2B		1-3			F7		F8 1B 1B		4	1	2	0	0	0	0
Tony Perez, R (1, 3) OBP: 0.337, SLG: 0.458	2-H 2B			E1 4-3 1B		F8		1-2 1B		4	0	2	1	0	0	0
Gary Carter, R (1, 2) OBP: 0.373, SLG: 0.557	K			4-3 1-2		1B		F8 2-3		4	0	1	0	0	1	4
Ellis Valentine, R (1, 9) OBP: 0.302, SLG: 0.395		K		1B 2-H 1B		F8		2-3		4	0	1	0	0	1	3
Larry Parrish, R (1, 5) OBP: 0.331, SLG: 0.396		K		1-3 1B			5-3		K	4	0	1	0	0	2	0
Chris Speier, R (1, 6) OBP: 0.339, SLG: 0.338 Jerry White, S (9, PH) OBP: 0.265, SLG: 0.383	FC5-4 BB			F8			K		G3	2 1	0 0	0 0	0 0	1 0	1 0	2 0
Dan Schatzeder, L (1, 1) OBP: 0.286, SLG: 0.417 Elias Sosa, R (7, 1) OBP: 0.286, SLG: 0.429 Tony Solaita, L (9, PH) OBP: 0.581, SLG: 0.739 Steve Rogers, R (9, PR) OBP: 0.300, SLG: 0.321		FC5-4 1-2f			4-3			BB	BB	2 0 0 0	0 0 0 0	0 0 0 0	0 0 1 0	1 0 0 0	0 0 0 0	1 0 0 0
Inning Stats	R: 1 E: 0 K: 1 S: 7 H: 2 LOB: 1 BB: 0 P: 7	R: 0 E: 0 K: 2 S: 7 H: 0 LOB: 1 BB: 1 P: 11	R: 0 E: 0 K: 0 S: 3 H: 0 LOB: 0 BB: 0 P: 3	R: 0 E: 1 K: 0 S: 5 H: 2 LOB: 2 BB: 0 P: 5	R: 0 E: 0 K: 0 S: 3 H: 0 LOB: 0 BB: 0 P: 3	R: 0 E: 0 K: 0 S: 4 H: 1 LOB: 1 BB: 0 P: 4	R: 0 E: 0 K: 1 S: 5 H: 0 LOB: 1 BB: 1 P: 9	R: 0 E: 0 K: 1 S: 7 H: 2 LOB: 2 BB: 0 P: 7	R: 0 E: 0 K: 1 S: 5 H: 0 LOB: 1 BB: 1 P: 9	1B: 5 2B: 2 3B: 0 HR: 0 SF: 0 SAC: 0 DP: 0 HBP: 0						

PITCHER	IP	WLS	BF	H	R	ER	SO	BB	IBB	HBP	BLK	WP	HR	S	P	ERA	WHIP
Joaquin Andujar, R (1, 1) ERA: 3.35	9.0	W	37	7	1	1	6	3	0	0	0	0	0	46	58	1.00	1.111

PITCHER	IP	WLS	BF	H	R	ER	SO	BB	IBB	HBP	BLK	WP	HR	S	P	ERA	WHIP

TOP

Montreal Expos @ Houston Astros

Astrodome, Houston, TX

Sat Jun 02 1979, 8:05 PM EDT

Att. 43,893 - Dome

livebaseballscorecards.com

AB	34
R	1
H	7
RBI	1
BB	3
SO	6
LOB	12

Montreal Expos @ Houston Astros

Astrodome, Houston, TX

Sat Jun 02 1979, 8:05 PM EDT

Att. 43,893 - Dome

BOTTOM

Batter	1	2	3	4	5	6	7	8	9	AB	R	H	RBI	BB	SO	LOB
Terry Puhl, L (1, 8) OBP: 0.338, SLG: 0.394	K		G6-4-3 1B BB		SH3-4 1-2		2B			2	0	1	0	1	1	0
Craig Reynolds, L (1, 6) OBP: 0.308, SLG: 0.346	FC6-4 1B		G6-4-3 1B 1-2		F5		BB			3	0	2	0	1	0	1
Cesar Cedeno, R (1, 3) OBP: 0.384, SLG: 0.425	FC6-4 FC6-4 1-2f		G6-4-3 1-2f 2-3		FC4-6 IBB		4-3			3	0	0	0	1	0	5
Jose Cruz, L (1, 7) OBP: 0.382, SLG: 0.463	FC6-4 1-2f		BB		FC4-6 1-2f			SH3-4 3B BB		2	1	0	0	2	0	3
Jeffrey Leonard, R (1, 9) OBP: 0.381, SLG: 0.400		6-3	5-3			F8		SH3-4 1-2		3	0	0	0	0	0	2
Art Howe, R (1, 5) OBP: 0.255, SLG: 0.295		1B 2B		F8		6-3		F9		4	1	1	0	0	0	1
Julio Gonzalez, R (1, 4) OBP: 0.328, SLG: 0.309				F7		F7				3	0	1	1	0	0	0
Denny Walling, L (8, PH) OBP: 0.440, SLG: 0.450		2-H 1B						2-H 3B		1	0	1	1	0	0	0
Rafael Landestoy, S (9, 4) OBP: 0.286, SLG: 0.171										0	0	0	0	0	0	0
Alan Ashby, S (1, 2) OBP: 0.274, SLG: 0.301		K		K			4-3	IBB		3	0	0	0	1	2	1
Joaquin Andujar, S (1, 1) OBP: 0.143, SLG: 0.077		K			SH3-4 1B		F6	1-3		4	0	1	0	0	1	3
Inning Stats	R: 0 H: 1 E: 0 LOB: 1 K: 1 BB: 0 S: 6 P: 6	R: 1 H: 2 E: 0 LOB: 1 K: 2 BB: 0 S: 9 P: 9	R: 0 H: 1 E: 0 LOB: 2 K: 0 BB: 2 S: 3 P: 11	R: 0 H: 0 E: 0 LOB: 0 K: 1 BB: 0 S: 5 P: 5	R: 0 H: 1 E: 0 LOB: 2 K: 0 BB: 1 S: 4 P: 8	R: 0 H: 0 E: 0 LOB: 0 K: 0 BB: 0 S: 3 P: 3	R: 0 H: 1 E: 0 LOB: 2 K: 0 BB: 1 S: 4 P: 8	R: 1 H: 1 E: 0 LOB: 2 K: 0 BB: 2 S: 4 P: 12		1B: 4 SF: 0 2B: 2 SAC: 2 3B: 1 DP: 1 HR: 0 HBP: 0						

	AB	28
	R	2
	H	7
	RBI	2
	BB	6
	SO	4
	LOB	16

WP: 0 PA: 36
PB: 0
SB: 0
CS: 0

livebaseballscorecards.com

PITCHER		IP	WLS	BF	H	R	ER	SO	BB	IBB	HBP	BLK	WP	HR	S	P	ERA	WHIP
Dan Schatzeder, L ERA: 2.25	(1, 1)	6.2		29	6	1	1	4	3	1	0	0	0	0	33	49	1.35	1.350
Elias Sosa, R ERA: 1.6	(7, 1)	1.1	L	7	1	1	1	0	1	1	0	0	0	0	5	13	6.75	1.500

PITCHER	IP	WLS	BF	H	R	ER	SO	BB	IBB	HBP	BLK	WP	HR	S	P	ERA	WHIP

Batter	1	2	3	4	5	6	7	8	9	AB	R	H	RBI	BB	SO	LOB
Andre Dawson, R (1, 8) OBP: 0.307, SLG: 0.537	6-3		G3-4-3 1-3 2-H 1B		E7 1-3 3-H 1B		F8			4	0	2	2	0	0	1
Rodney Scott, S (1, 4) OBP: 0.297, SLG: 0.259	F8		G3-4-3 1-2f 3-H		F5			F8		4	0	0	0	0	0	3
Warren Cromartie, L (1, 7) OBP: 0.343, SLG: 0.492	F7			L4		F7		L4-3 1B		4	0	1	0	0	0	0
Tony Perez, R (1, 3) OBP: 0.329, SLG: 0.446		G3		S S S K		F8		L4-3 1-2		4	0	0	0	0	1	1
Gary Carter, R (1, 2) OBP: 0.364, SLG: 0.542		F5		F3		6-3			F7	4	0	0	0	0	0	0
Ellis Valentine, R (1, 9) OBP: 0.301, SLG: 0.391		F8			1B E 1B		F9		F7	4	1	1	0	0	0	0
Larry Parrish, R (1, 5) OBP: 0.335, SLG: 0.419			1B FC1-5 1B		F9		HR		F7	4	1	2	1	0	0	1
Chris Speier, R (1, 6) OBP: 0.345, SLG: 0.345			FC1-5 1-3 1B 1B		E 1-3 1B		F7			3	1	2	0	0	0	0
Steve Rogers, R (1, 1) OBP: 0.290, SLG: 0.310			FC1-5 1B 1-2 G3-4-3 3-H		F5		1B			1	1	0	0	0	0	2
Tom Hutton, L (5, PH) OBP: 0.316, SLG: 0.294										1	0	0	0	0	0	2
Rudy May, L (5, 1)										0	0	0	0	0	0	0
Jerry White, S (7, PH) OBP: 0.280, SLG: 0.396										1	0	1	0	0	0	0
Woodie Fryman, R (7, 1)										0	0	0	0	0	0	0
Inning Stats	R: 0 E: 0 K: 0 S: 3 H: 0 LOB: 0 BB: 0 P: 3	R: 0 E: 0 K: 0 S: 3 H: 0 LOB: 0 BB: 0 P: 3	R: 2 E: 0 K: 0 S: 5 H: 3 LOB: 0 BB: 0 P: 5	R: 0 E: 0 K: 1 S: 5 H: 0 LOB: 0 BB: 0 P: 5	R: 1 E: 1 K: 0 S: 6 H: 3 LOB: 2 BB: 0 P: 6	R: 0 E: 0 K: 0 S: 3 H: 0 LOB: 0 BB: 0 P: 3	R: 1 E: 0 K: 0 S: 5 H: 2 LOB: 1 BB: 0 P: 5	R: 0 E: 0 K: 0 S: 3 H: 1 LOB: 0 BB: 0 P: 3	R: 0 E: 0 K: 0 S: 3 H: 0 LOB: 0 BB: 0 P: 3	1B: 8 2B: 1 3B: 0 HR: 1 SF: 0 SAC: 0 DP: 2 HBP: 0						

PITCHER	IP	WLS	BF	H	R	ER	SO	BB	IBB	HBP	BLK	WP	HR	S	P	ERA	WHIP
Joe Niekro, R (1, 1) ERA: 2.7	7.1	W	30	9	4	4	1	0	0	0	0	0	1	32	32	4.91	1.227
Bert Roberge, R (8, 1) ERA:	1.2	S	4	0	0	0	0	0	0	0	0	0	0	4	4	0.00	0.000

PITCHER	IP	WLS	BF	H	R	ER	SO	BB	IBB	HBP	BLK	WP	HR	S	P	ERA	WHIP

TOP

Montreal Expos @ Houston Astros

Astrodome, Houston, TX

Sun Jun 03 1979, 8:05 PM EDT

Att. 33,821 - Dome

livebaseballscorecards.com

AB	34
R	4
H	9
RBI	3
BB	0
SO	1
LOB	10

1B: 8	SF: 0	WP: 0	PA: 34
2B: 1	SAC: 0	PB: 0	
3B: 0	DP: 2	SB: 0	
HR: 1	HBP: 0	CS: 0	

Montreal Expos @ Houston Astros

Astrodome, Houston, TX

Sun Jun 03 1979, 8:05 PM EDT

Att. 33,821 - Dome

livebaseballscorecards.com

BOTTOM

Batter	1	2	3	4	5	6	7	8	9	AB	R	H	RBI	BB	SO	LOB
Terry Puhl, L (1, 8) OBP: 0.336, SLG: 0.392	6-3		FC6-5, 1B 2-3 1B	F8		F7				4	0	1	0	0	0	2
Craig Reynolds, L (1, 6) OBP: 0.312, SLG: 0.349	K		FC6-5 1-2 3-H 1B		K	CS 1B				4	1	2	1	0	2	0
Cesar Cedeno, R (1, 3) OBP: 0.381, SLG: 0.420	K		FC6-5 1-2 2-3f 1B 2B		1-3 S 1B	K	K			4	1	1	0	0	2	3
Jose Cruz, L (1, 7) OBP: 0.379, SLG: 0.459		F7	1-2 2-H 2B 1B		1-3 1-3		K 1-2			4	1	1	1	0	1	2
Jeffrey Leonard, R (1, 9) OBP: 0.376, SLG: 0.404		F3	1-H 2-H 2B		L6			F3		4	0	1	2	0	0	1
Art Howe, R (1, 5) OBP: 0.261, SLG: 0.301		1B	5-3			SH4 1B 1B		F7		4	1	2	0	0	0	1
Alan Ashby, S (1, 2) OBP: 0.275, SLG: 0.297		4-3		K		SH4 1-2		BB		2	0	0	0	1	1	1
Rafael Landestoy, S (1, 4) OBP: 0.304, SLG: 0.184			1B SH3-4 1B BB	4-3		F8 2-H 1B		F9		3	1	1	1	1	0	1
Joe Niekro, R (1, 1) OBP: 0.125, SLG: 0.161 Bert Roberge, R (8, 1)			SH3-4 1-2	1B		F8 2-3				2 0	0 0	1 0	0 0	0 0	0 0	1 0
Inning Stats	R: 0 E: 0 K: 2 S: 7 H: 0 LOB: 0 BB: 0 P: 7	R: 0 E: 0 K: 0 S: 4 H: 1 LOB: 1 BB: 0 P: 4	R: 4 E: 0 K: 0 S: 7 H: 4 LOB: 1 BB: 1 P: 11	R: 0 E: 0 K: 1 S: 6 H: 1 LOB: 1 BB: 0 P: 6	R: 0 E: 0 K: 1 S: 6 H: 1 LOB: 1 BB: 0 P: 6	R: 1 E: 0 K: 0 S: 5 H: 2 LOB: 1 BB: 0 P: 5	R: 0 E: 0 K: 2 S: 7 H: 1 LOB: 1 BB: 0 P: 7	R: 0 E: 0 K: 0 S: 3 H: 0 LOB: 1 BB: 1 P: 7		1B: 9 2B: 2 3B: 0 HR: 0 SF: 0 SAC: 2 DP: 1 HBP: 0				WP: 0 PB: 0 SB: 1 CS: 1 PA: 35		

	AB	31
	R	5
	H	10
	RBI	5
	BB	2
	SO	6
	LOB	12

PITCHER		IP	WLS	BF	H	R	ER	SO	BB	IBB	HBP	BLK	WP	HR	S	P	ERA	WHIP
Steve Rogers, R ERA: 2.85	(1, 1)	4.0	L	19	6	4	4	3	1	0	0	0	0	0	24	28	9.00	1.750
Rudy May, L ERA: 3.94	(5, 1)	2.0		9	3	1	1	1	0	0	0	0	0	0	11	11	4.50	1.500
Woodie Fryman, L ERA: 1.86	(7, 1)	2.0		7	1	0	0	2	1	0	0	0	0	0	10	14	0.00	1.000

PITCHER	IP	WLS	BF	H	R	ER	SO	BB	IBB	HBP	BLK	WP	HR	S	P	ERA	WHIP

Batter	1	2	3	4	5	6	7	8	9	AB	R	H	RBI	BB	SO	LOB
Garry Maddox, R (1, 8) OBP: 0.312, SLG: 0.489	F8		F9		FC6-4 1-2f			4-3		4	0	0	0	0	0	1
Bud Harrelson, S (1, 6) OBP: 0.400, SLG: 0.435	K		L5			6-3		2B		4	0	1	0	0	1	0
Pete Rose, S (1, 3) OBP: 0.421, SLG: 0.485 Tug McGraw, R (8, 1) OBP: 1.000, SLG: 1.000	1B 1B			F9		F8		6-3		4 0	0 0	1 0	0 0	0 0	0 0	1 0
Greg Luzinski, R (1, 7) OBP: 0.359, SLG: 0.433	1-2 1B			K		5-3			K	4	0	1	0	0	2	0
Mike Schmidt, R (1, 5) OBP: 0.383, SLG: 0.589	F8			1B			F9		3B	4	0	2	0	0	0	2
Jose Cardenal, R (1, 9) OBP: 0.310, SLG: 0.174 (8, 3)		6-3		5-3			BB		K	3	0	0	0	1	1	2
Bob Boone, R (1, 2) OBP: 0.354, SLG: 0.390		6-3			5-3		F8		6-3	4	0	0	0	0	0	2
Ramon Aviles, R (1, 4) OBP: 0.368, SLG: 0.317		6-3			4-3		F1			3	0	0	0	0	0	1
Larry Christenson, R (1, 1) OBP: 0.500, SLG: 0.571 Mike Anderson, R (8, PH) OBP: 0.400, SLG: 0.300 (8, 9)			F7		FC6-4 1B			5-3		2 1	0 0	1 0	0 0	0 0	0 0	0 0
Inning Stats	R: 0 H: 2 E: 0 LOB: 2 K: 1 BB: 0 S: 7 P: 7	R: 0 H: 0 E: 0 LOB: 0 K: 0 BB: 0 S: 3 P: 3	R: 0 H: 0 E: 0 LOB: 0 K: 0 BB: 0 S: 3 P: 3	R: 0 H: 1 E: 0 LOB: 1 K: 1 BB: 0 S: 6 P: 6	R: 0 H: 1 E: 0 LOB: 1 K: 0 BB: 0 S: 4 P: 4	R: 0 H: 0 E: 0 LOB: 0 K: 0 BB: 0 S: 3 P: 3	R: 0 H: 0 E: 0 LOB: 1 K: 0 BB: 1 S: 3 P: 7	R: 0 H: 1 E: 0 LOB: 1 K: 0 BB: 0 S: 4 P: 4	R: 0 H: 1 E: 0 LOB: 1 K: 2 BB: 0 S: 8 P: 8	1B: 4 SF: 0 2B: 1 SAC: 0 3B: 1 DP: 0 HR: 0 HBP: 0						

PITCHER	IP	WLS	BF	H	R	ER	SO	BB	IBB	HBP	BLK	WP	HR	S	P	ERA	WHIP
Randy Niemann, L (1, 1) ERA: 0.72	9.0	W	34	6	0	0	4	1	0	0	0	0	0	41	45	0.00	0.778

PITCHER	IP	WLS	BF	H	R	ER	SO	BB	IBB	HBP	BLK	WP	HR	S	P	ERA	WHIP

TOP

Philadelphia Phillies @ Houston Astros

Astrodome, Houston, TX

Mon Jun 04 1979, 8:05 PM EDT

Att. 19,062 - Dome

livebaseballscorecards.com

AB	33
R	0
H	6
RBI	0
BB	1
SO	4
LOB	9

Batter	1	2	3	4	5	6	7	8	9	AB	R	H	RBI	BB	SO	LOB
Terry Puhl, L (1, 8) OBP: 0.339, SLG: 0.395	P6			1B 2B		F8		BB 6-3 FC1-5 1-2		3	1	1	0	1	0	0
Craig Reynolds, L (1, 6) OBP: 0.311, SLG: 0.347	L6			G3 3B 1B 2-H		F7		FC1-5 6-3 1-2 2-3f		4	1	1	1	0	0	2
Cesar Cedeno, R (1, 3) OBP: 0.374, SLG: 0.410	F4			G3 1-2		5-3		6-3 1-2 2-3		4	0	0	0	0	0	3
Jose Cruz, L (1, 7) OBP: 0.382, SLG: 0.470		CS 1B		FC5-2 3B 2-H			6-3	4-3		4	0	2	1	0	0	2
Jeffrey Leonard, R (1, 9) OBP: 0.375, SLG: 0.412		K S S S 1-2		FC5-2 3-H			F9 1B 2B			3	1	1	0	0	1	2
Art Howe, R (1, 5) OBP: 0.256, SLG: 0.295		K S S S		6-3			F9 2-3			3	0	0	0	0	1	2
Alan Ashby, S (1, 2) OBP: 0.276, SLG: 0.298			F4		4-3		F9 1B 3-H			3	0	1	1	0	0	0
Rafael Landestoy, S (1, 4) OBP: 0.286, SLG: 0.171			K S S S		L6		F8			3	0	0	0	0	1	1
Randy Niemann, L (1, 1) OBP: 0.125, SLG: 0.125			K S S S		5-3			FC1-5 BB 1B		3	0	1	0	0	1	0
Inning Stats	R: 0 E: 0 K: 0 S: 3 H: 0 LOB: 0 BB: 0 P: 3	R: 0 E: 0 K: 2 S: 7 H: 1 LOB: 0 BB: 0 P: 7	R: 0 E: 0 K: 2 S: 7 H: 0 LOB: 0 BB: 0 P: 7	R: 2 E: 0 K: 0 S: 6 H: 3 LOB: 1 BB: 0 P: 6	R: 0 E: 0 K: 0 S: 3 H: 0 LOB: 0 BB: 0 P: 3	R: 0 E: 0 K: 0 S: 3 H: 0 LOB: 0 BB: 0 P: 3	R: 1 E: 0 K: 0 S: 5 H: 2 LOB: 1 BB: 0 P: 5	R: 0 E: 0 K: 0 S: 4 H: 1 LOB: 2 BB: 1 P: 8		1B: 4 2B: 2 3B: 1 HR: 0 SF: 0 SAC: 0 DP: 0 HBP: 0						

PITCHER		IP	WLS	BF	H	R	ER	SO	BB	IBB	HBP	BLK	WP	HR	S	P	ERA	WHIP
Larry Christenson, R ERA: 3.45	(1, 1)	7.0	L	26	6	3	3	4	0	0	0	0	0	0	34	34	3.86	0.857
Tug McGraw, L ERA: 2.7	(8, 1)	1.0		5	1	0	0	0	1	0	0	0	0	0	4	8	0.00	2.000

PITCHER	IP	WLS	BF	H	R	ER	SO	BB	IBB	HBP	BLK	WP	HR	S	P	ERA	WHIP

BOTTOM

Philadelphia Phillies @ Houston Astros

Astrodome, Houston, TX

Mon Jun 04 1979, 8:05 PM EDT

Att. 19,062 - Dome

livebaseballscorecards.com

AB	30
R	3
H	7
RBI	3
BB	1
SO	4
LOB	12

WP: 0 PA: 31
PB: 0
SB: 0
CS: 1

Philadelphia Phillies @ Houston Astros

Astrodome, Houston, TX

Tue Jun 05 1979, 8:05 PM EDT

Att. 28,244 - Dome

TOP

livebaseballscorecards.com

Batter	1	2	3	4	5	6	7	8	9	AB	R	H	RBI	BB	SO	LOB
Bake McBride, L (1, 9) OBP: 0.291, SLG: 0.367	4-1		4-3	FC6-4 1-2 1B		F7	1-3 3-H 2B		F7	6	0	2	1	0	0	2
Bud Harrelson, S (1, 4) OBP: 0.387, SLG: 0.370 (7, 6)	1-6-3		H 1-0 HBP	FC6-4 1-2f 2-3 1B		F9	B B B B 4-0 BB		S S S 0-3 K	4	0	0	0	1	1	4
Pete Rose, S (1, 3) OBP: 0.425, SLG: 0.488 Ramon Aviles, R (7, 4) OBP: 0.368, SLG: 0.317	1B 1B		F9	1-2 3-H 1B		FC5-4 1B	F7			5 0	0 0	3 0	1 0	0 0	0 0	4 0
Greg Luzinski, R (1, 7) OBP: 0.362, SLG: 0.435 Del Unser, L (7, 3) OBP: 0.314, SLG: 0.391	1-3 1B			1B 1B 2B 1B F9		FC5-4 1-2f		F5		4 1	1 0	2 0	0 0	0 0	0 0	3 0
Mike Schmidt, R (1, 5) OBP: 0.388, SLG: 0.603	F8			1B 1-2 2B 1B	HR		B B B B 4-0 1B 1B BB	F8		4	3	2	1	1	0	2
Garry Maddox, R (1, 8) OBP: 0.314, SLG: 0.486		4-3		2B 1-2 2-3 1B	FC6-4 S L5 1B		F8	P4		5	1	2	0	0	0	1
Tim McCarver, L (1, 2) OBP: 0.339, SLG: 0.380		4-3		1B 1-3 2-H 3-H 2B	B B B 4-0 FC6-4 1-2 BB		1B 1-3 2B 1B		3-1	4	2	2	2	1	0	0
Rudy Meoli, L (1, 6) OBP: 0.289, SLG: 0.284 Jose Cardenal, R (7, PH) OBP: 0.333, SLG: 0.208 Mike Anderson, R (7, 7) OBP: 0.423, SLG: 0.333		G3		G3	FC6-4 S 1-2f 2-3		2B 1-3 3-H 1B		1B 1B	3 1 1	0 0 0	0 1 1	0 1 0	0 0 0	0 0 0	4 0 0
Steve Carlton, L (1, 1) OBP: 0.256, SLG: 0.244			F7	FC6-4 1B 2-H 3-H 1B	L5 1-2 3-H		S S S 0-3 K		1-2 1B	5	1	2	2	0	1	4

	AB	43
	R	8
	H	17
	RBI	8
	BB	3
	SO	2
	LOB	24

Inning Stats																																
	R: 0	H: 2	R: 0	H: 0	R: 0	H: 0	R: 5	H: 7	R: 1	H: 2	R: 0	H: 1	R: 2	H: 3	R: 0	H: 0	R: 0	H: 2	1B: 14	SF: 0	WP: 0	PA: 47
	E: 0	LOB: 2	E: 0	LOB: 0	E: 0	LOB: 1	E: 0	LOB: 2	E: 0	LOB: 1	E: 0	LOB: 1	E: 0	LOB: 3	E: 0	LOB: 0	E: 0	LOB: 2	2B: 3	SAC: 0	PB: 0	
	K: 0	BB: 0	K: 0	BB: 0	K: 0	BB: 0	K: 0	BB: 0	K: 0	BB: 1	K: 0	BB: 0	K: 1	BB: 2	S: 3	P: 3	K: 1	BB: 0	3B: 0	DP: 1	SB: 2	
	S: 5	P: 5	S: 3	P: 3	S: 3	P: 4	S: 10	P: 10	S: 4	P: 8	S: 4	P: 4	S: 8	P: 16			K: 1	P: 7	HR: 1	HBP: 1	CS: 0	
																	S: 7					

PITCHER		IP	WLS	BF	H	R	ER	SO	BB	IBB	HBP	BLK	WP	HR	S	P	ERA	WHIP
Rick Williams, R ERA: 1.86	(1, 1)	3.1	L	19	8	5	5	0	0	0	1	0	0	0	18	19	13.50	2.400
George Throop, R ERA: 8.44	(4, 1)	2.2		12	4	1	1	0	1	0	0	0	0	1	11	15	3.38	1.875
Frank Riccelli, L ERA: 4.29	(7, 1)	0.2		7	3	2	2	1	2	0	0	0	0	0	7	15	27.00	7.500
Tom Dixon, R ERA: 6.0	(7, 1)	2.1		9	2	0	0	1	0	0	0	0	0	0	11	11	0.00	0.857

PITCHER	IP	WLS	BF	H	R	ER	SO	BB	IBB	HBP	BLK	WP	HR	S	P	ERA	WHIP

Philadelphia Phillies @ Houston Astros

Astrodome, Houston, TX

Tue Jun 05 1979, 8:05 PM EDT

Att. 28,244 - Dome

BOTTOM

livebaseballscorecards.com

Batter	1	2	3	4	5	6	7	8	9	AB	R	H	RBI	BB	SO	LOB
Terry Puhl, L (1, 8) OBP: 0.333, SLG: 0.388	4-3			F9		K			P6	4	0	0	0	0	1	1
Craig Reynolds, L (1, 6) OBP: 0.306, SLG: 0.343	K			F2		F3			F9	3	0	0	0	0	1	1
Tom Dixon, R (7, 1) OBP: 1.000, SLG: 1.000										0	0	0	0	0	0	0
Bob Watson, R (9, PH) OBP: 0.307, SLG: 0.323										1	0	0	0	0	0	0
Cesar Cedeno, R (1, 3) OBP: 0.376, SLG: 0.405	6-3			BLK BB		FC6-4 1-2f			BB	2	0	0	0	2	0	1
Jeffrey Leonard, R (1, 9) OBP: 0.379, SLG: 0.410		F4		1-2 BB			G4-6-3 1B		F9	3	0	1	0	1	0	1
Enos Cabell, R (1, 5) OBP: 0.330, SLG: 0.412		4-3		5-3			G4-6-3 1-2f			3	0	0	0	0	0	3
Jose Cruz, L (1, 7) OBP: 0.377, SLG: 0.463		F4			K		3-1			3	0	0	0	0	1	0
Art Howe, R (1, 4) OBP: 0.251, SLG: 0.289			F8		F8			5-3		3	0	0	0	0	0	0
Alan Ashby, S (1, 2) OBP: 0.273, SLG: 0.294			4-3		1-3			F9		2	0	0	0	0	0	0
Bruce Bochy, R (8, 2) OBP: 0.260, SLG: 0.298										1	0	0	0	0	0	0
Rick Williams, R (1, 1) OBP: 0.385, SLG: 0.364			K			FC6-4 BB		F8		1	0	0	0	0	1	0
George Throop, R (4, 1)										0	0	0	0	0	0	0
Jesus Alou, R (6, PH)										0	0	0	0	1	0	0
Frank Riccelli, L (7, 1) OBP: 0.333, SLG: 0.500										0	0	0	0	0	0	0
Julio Gonzalez, R (7, 6) OBP: 0.322, SLG: 0.304										1	0	0	0	0	0	0

	AB	27
	R	0
	H	1
	RBI	0
	BB	4
	SO	4
	LOB	7

Inning Stats	1	2	3	4	5	6	7	8	9
	R: 0 E: 0 K: 1 S: 5 H: 0 LOB: 0 BB: 0 P: 5	R: 0 E: 0 K: 0 S: 3 H: 0 LOB: 0 BB: 0 P: 3	R: 0 E: 0 K: 1 S: 5 H: 0 LOB: 0 BB: 0 P: 5	R: 0 E: 0 K: 0 S: 3 H: 0 LOB: 2 BB: 2 P: 11	R: 0 E: 0 K: 1 S: 5 H: 0 LOB: 0 BB: 0 P: 5	R: 0 E: 0 K: 1 S: 5 H: 0 LOB: 1 BB: 1 P: 9	R: 0 E: 0 K: 0 S: 3 H: 1 LOB: 0 BB: 0 P: 3	R: 0 E: 0 K: 0 S: 3 H: 0 LOB: 0 BB: 0 P: 3	R: 0 E: 0 K: 0 S: 3 H: 0 LOB: 1 BB: 1 P: 7

	1B: 1	SF: 0	WP: 0	PA: 31
	2B: 0	SAC: 0	PB: 0	
	3B: 0	DP: 1	SB: 0	
	HR: 0	HBP: 0	CS: 0	

PITCHER	IP	WLS	BF	H	R	ER	SO	BB	IBB	HBP	BLK	WP	HR	S	P	ERA	WHIP
Steve Carlton, L (1, 1) ERA: 3.0	9.0	W	31	1	0	0	4	4	0	0	1	0	0	35	51	0.00	0.556

PITCHER	IP	WLS	BF	H	R	ER	SO	BB	IBB	HBP	BLK	WP	HR	S	P	ERA	WHIP

Batter	1	2	3	4	5	6	7	8	9	AB	R	H	RBI	BB	SO	LOB
Bake McBride, L (1, 9) OBP: 0.295, SLG: 0.370	F7	S 1B 2-H			F7			S 1B		4	0	2	1	0	0	0
Bud Harrelson, S (1, 4) OBP: 0.371, SLG: 0.333	BBBB E S BB	4-3 1-2			4-3			F3 1-2		3	0	0	0	1	0	2
Pete Rose, S (1, 3) OBP: 0.418, SLG: 0.479	SSS K 1-3		L7		4-3			6-3		4	0	0	0	0	1	2
Greg Luzinski, R (1, 7) OBP: 0.359, SLG: 0.427	L4		BBBB BB			F4		F4		3	0	0	0	1	0	2
Tug McGraw, R (8, 1) OBP: 1.000, SLG: 1.000										0	0	0	0	0	0	0
Mike Schmidt, R (1, 5) OBP: 0.381, SLG: 0.591		SSS K	SSS K			5-3			L6	4	0	0	0	0	2	1
Garry Maddox, R (1, 8) OBP: 0.323, SLG: 0.489		S HR 1B	F8			CS 1B			BBBB 1B BB	3	1	2	0	1	0	1
Bob Boone, R (1, 2) OBP: 0.357, SLG: 0.414		1-H HR	SSS K		CS 1-2		F7		G6-3 1-2 1B	4	1	2	2	0	1	0
Rudy Meoli, L (1, 6) OBP: 0.278, SLG: 0.271		6-3	SSS K				4-3		G6-3 1-2f	3	0	0	0	0	1	0
Jose Cardenal, R (9, PH) OBP: 0.333, SLG: 0.208										0	0	0	0	0	0	0
Del Unser, L (9, PH) OBP: 0.310, SLG: 0.385										1	0	0	0	0	0	2
Randy Lerch, L (1, 1) OBP: 0.129, SLG: 0.258		1B 2B			F7		4-3			3	1	1	0	0	0	0
Ron Reed, R (7, 1) OBP: 0.400, SLG: 0.500										0	0	0	0	0	0	0
Mike Anderson, R (8, 7) OBP: 0.423, SLG: 0.333										0	0	0	0	0	0	0
Inning Stats	R: 0 E: 0 K: 1 S: 5 H: 0 LOB: 1 BB: 1 P: 9	R: 3 E: 0 K: 1 S: 9 H: 4 LOB: 1 BB: 0 P: 9	R: 0 E: 0 K: 1 S: 5 H: 0 LOB: 1 BB: 1 P: 9	R: 0 E: 0 K: 2 S: 7 H: 0 LOB: 0 BB: 0 P: 7	R: 0 E: 0 K: 0 S: 3 H: 0 LOB: 0 BB: 0 P: 3	R: 0 E: 0 K: 0 S: 3 H: 1 LOB: 0 BB: 0 P: 3	R: 0 E: 0 K: 0 S: 3 H: 0 LOB: 0 BB: 0 P: 3	R: 0 E: 0 K: 0 S: 4 H: 1 LOB: 1 BB: 0 P: 4	R: 0 E: 0 K: 0 S: 3 H: 1 LOB: 1 BB: 1 P: 7	1B: 5 2B: 1 3B: 0 HR: 1 SF: 0 SAC: 0 DP: 1 HBP: 0						

PITCHER		IP	WLS	BF	H	R	ER	SO	BB	IBB	HBP	BLK	WP	HR	S	P	ERA	WHIP
J.R. Richard, R ERA: 3.41	(1, 1)	7.0		27	5	3	3	5	2	0	0	0	0	1	35	43	3.86	1.000
Joe Sambito, L ERA: 1.67	(8, 1)	1.1	W	7	2	0	0	0	1	0	0	0	0	0	6	10	0.00	2.250
Bert Roberge, R ERA:	(9, 1)	0.2	S	1	0	0	0	0	0	0	0	0	0	0	1	1	0.00	0.000

PITCHER	IP	WLS	BF	H	R	ER	SO	BB	IBB	HBP	BLK	WP	HR	S	P	ERA	WHIP

TOP

Philadelphia Phillies @ Houston Astros

Astrodome, Houston, TX

Wed Jun 06 1979, 8:05 PM EDT

Att. 28,955 - Dome

livebaseballscorecards.com

AB	32
R	3
H	7
RBI	3
BB	3
SO	5
LOB	10

WP: 0 PB: 0 SB: 4 CS: 1 PA: 36

Batter	1	2	3	4	5	6	7	8	9	AB	R	H	RBI	BB	SO	LOB
Terry Puhl, L (1, 8) OBP: 0.336, SLG: 0.387	BBBB 4-0 SH2-3 BB		x 0-0 G3 ②			x 0-0 F9 BB 1B	x 0-0 5-3 ②			3	0	1	0	1	0	0
Julio Gonzalez, R (1, 6) OBP: 0.323, SLG: 0.293	x 0-0 SH2-3 ① 1-2		x 0-0 5-3 ③			BBBB 4-0 1-2 BB	x 0-0 5-3 ③			2	0	0	0	1	0	0
Cesar Cedeno, R (1, 3) OBP: 0.379, SLG: 0.404	BBBB 4-0 G1-6-3 BB			x 0-0 5-3 ①		x 0-0 F9 ① 2-3		x 0-0 E S FC6-4 1B		3	1	1	0	1	0	2
Jeffrey Leonard, R (1, 9) OBP: 0.367, SLG: 0.394	x 0-0 G1-6-3 ② ③ 1-2f			x 0-0 F8 ②		x 0-0 L4 ②		SSS 0-3 K ① 1-3		4	0	0	0	0	1	5
Enos Cabell, R (1, 5) OBP: 0.329, SLG: 0.409		x 0-0 6-3 ①		x 0-0 L9 ③		x 0-0 4-3 ③		x 0-0 FC6-4 1B		4	0	1	0	0	0	2
Jose Cruz, L (1, 7) OBP: 0.374, SLG: 0.459		x 0-0 4-3 ②			x 0-0 1-3 ①		x 0-0 1B HR 1B	x 0-0 FC6-4 ② S 1-2f 3-H		4	1	1	1	0	0	1
Art Howe, R (1, 4) OBP: 0.269, SLG: 0.309 Rafael Landestoy, S (8, PR) OBP: 0.286, SLG: 0.171 (9, 4)		x 0-0 1B			x 0-0 2B		x 0-0 1-2 HR 1B	BBBB 4-0 1-2 BB		3 0	1 0	3 0	0 0	1 0	0 0	0 0
Bruce Bochy, R (1, 2) OBP: 0.250, SLG: 0.286 Bob Watson, R (7, PH) OBP: 0.306, SLG: 0.321 Alan Ashby, S (8, 2) OBP: 0.271, SLG: 0.292		x 0-0 5-3 ③			x 0-0 6-3 ②		SSS 0-3 K ①	SSS 0-3 K ③		2 1 1	0 0 0	0 0 0	0 0 0	0 0 0	0 1 1	2 2 2
J.R. Richard, R (1, 1) OBP: 0.121, SLG: 0.194 Denny Walling, L (7, PH) OBP: 0.462, SLG: 0.619 Joe Sambito, L (8, 1) OBP: 0.500, SLG: 0.667 Bert Roberge, R (9, 1)			x 0-0 L4 ①		x 0-0 5-3 ③		x 0-0 1-H 2-H HR			2 1 0 0	0 1 0 0	0 1 0 0	0 3 0 0	0 0 0 0	0 0 0 0	1 0 0 0
Inning Stats	R: 0 H: 0 E: 0 LOB: 1 K: 0 BB: 2 S: 2 P: 10	R: 0 H: 1 E: 0 LOB: 1 K: 0 BB: 0 S: 4 P: 4	R: 0 H: 0 E: 0 LOB: 0 K: 0 BB: 0 S: 3 P: 3	R: 0 H: 0 E: 0 LOB: 0 K: 0 BB: 0 S: 3 P: 3	R: 0 H: 1 E: 0 LOB: 1 K: 0 BB: 0 S: 4 P: 4	R: 0 H: 1 E: 0 LOB: 2 K: 0 BB: 1 S: 4 P: 8	R: 3 H: 3 E: 0 LOB: 0 K: 1 BB: 0 S: 8 P: 8	R: 1 H: 2 E: 0 LOB: 2 K: 2 BB: 1 S: 9 P: 13		1B: 6 SF: 0 2B: 1 SAC: 1 3B: 0 DP: 1 HR: 1 HBP: 0						

PITCHER		IP	WLS	BF	H	R	ER	SO	BB	IBB	HBP	BLK	WP	HR	S	P	ERA	WHIP
Randy Lerch, L ERA: 3.53	(1, 1)	6.0		25	5	2	2	0	3	0	0	0	0	0	22	34	3.00	1.333
Ron Reed, R ERA: 4.06	(7, 1)	1.2	L	9	3	2	2	2	1	0	0	0	0	1	12	16	10.80	2.400
Tug McGraw, L ERA: 2.66	(8, 1)	0.1		1	0	0	0	1	0	0	0	0	0	0	3	3	0.00	0.000

PITCHER	IP	WLS	BF	H	R	ER	SO	BB	IBB	HBP	BLK	WP	HR	S	P	ERA	WHIP

BOTTOM

Philadelphia Phillies @ Houston Astros

Astrodome, Houston, TX

Wed Jun 06 1979, 8:05 PM EDT

Att. 28,955 - Dome

livebaseballscorecards.com

AB	30
R	4
H	8
RBI	4
BB	4
SO	3
LOB	17

WP: 0	PA: 35		
PB: 0			
SB: 2			
CS: 0			

Houston Astros @ New York Mets

Shea Stadium, Flushing, NY

Fri Jun 08 1979, 7:05 PM EDT

Att. 12,196 - Unknown

TOP

Batter	1	2	3	4	5	6	7	8	9	AB	R	H	RBI	BB	SO	LOB
Terry Puhl, L (1, 8) OBP: 0.341, SLG: 0.389	CS 1B		SH5-3 1B		BBBB 4-0 FC9-6 BB	FC4-6 BLK 1-2f 2-3 3-H			L6	4	0	2	1	1	0	2
Craig Reynolds, L (1, 6) OBP: 0.301, SLG: 0.336	F5 1-2		SH5-3 1-2		FC9-6 1-2f	6-3 1-2 3-H			6-3	4	0	0	0	0	0	3
Cesar Cedeno, R (1, 3) OBP: 0.379, SLG: 0.400	BBBB 4-0 BB		FC5-4 1B		F6		F7		1-3	4	0	1	0	1	0	1
Jose Cruz, L (1, 7) OBP: 0.368, SLG: 0.450	F8		F8			F9	F4-3			4	0	0	0	0	0	3
Enos Cabell, R (1, 5) OBP: 0.332, SLG: 0.411		E S 1B 1B	FC5-4 1-2f			WP 1B BB 1B SSS	K			4	2	2	0	0	1	2
Jeffrey Leonard, R (1, 9) OBP: 0.371, SLG: 0.398		F4-3 1-H 1B		F9		BB WP BB 1-2 1B		5-3		4	1	2	1	0	0	0
Art Howe, R (1, 4) OBP: 0.268, SLG: 0.303		F9		1-3	IIII	4-0 BB BB FC4-6 IBB 1-2 2-3		5-3		3	1	0	0	1	0	1
Rafael Landestoy, S (8, 4) OBP: 0.286, SLG: 0.171										0	0	0	0	0	0	0
Alan Ashby, S (1, 2) OBP: 0.276, SLG: 0.293		F4-3 1-2		F4	BBBB	4-0 FC4-6 BB BLK BB 1-2 2-3 3-H		1B		3	1	1	1	1	0	1
Joe Niekro, R (1, 1) OBP: 0.139, SLG: 0.147		F4			1-3	BBBB 4-0 FC4-6 BB 1-2 2-3 3-H		L8		3	0	0	1	1	0	2
Inning Stats	R: 0 H: 1 E: 0 LOB: 1 K: 0 BB: 1 S: 3 P: 7	R: 1 H: 2 E: 0 LOB: 1 K: 0 BB: 0 S: 5 P: 5	R: 0 H: 2 E: 0 LOB: 2 K: 0 BB: 0 S: 5 P: 5	R: 0 H: 0 E: 0 LOB: 0 K: 0 BB: 0 S: 3 P: 3	R: 0 H: 0 E: 0 LOB: 1 K: 0 BB: 1 S: 3 P: 7	R: 4 H: 2 E: 0 LOB: 1 K: 0 BB: 3 S: 5 P: 17	R: 0 H: 0 E: 0 LOB: 0 K: 1 BB: 0 S: 5 P: 5	R: 0 H: 1 E: 0 LOB: 1 K: 0 BB: 0 S: 4 P: 4	R: 0 H: 0 E: 0 LOB: 0 K: 0 BB: 0 S: 3 P: 3	1B: 8 SF: 0 2B: 0 SAC: 1 3B: 0 DP: 0 HR: 0 HBP: 0						

livebaseballscorecards.com

	AB	33
	R	5
	H	8
	RBI	4
	BB	5
	SO	1
	LOB	15

WP: 1 PA: 39
PB: 0
SB: 1
CS: 1

PITCHER		IP	WLS	BF	H	R	ER	SO	BB	IBB	HBP	BLK	WP	HR	S	P	ERA	WHIP
Pat Zachry, R ERA: 3.59	(1, 1)	5.1	L	26	7	5	5	0	3	1	0	0	1	0	22	38	8.44	1.875
Mike Scott, R ERA: 4.78	(6, 1)	0.2		3	0	0	0	0	1	0	0	1	0	0	2	6	0.00	1.500
Pete Falcone, L ERA: 5.19	(7, 1)	2.0		7	1	0	0	1	0	0	0	0	0	0	9	9	0.00	0.500
Wayne Twitchell, R ERA: 5.32	(9, 1)	1.0		3	0	0	0	0	0	0	0	0	0	0	3	3	0.00	0.000

PITCHER	IP	WLS	BF	H	R	ER	SO	BB	IBB	HBP	BLK	WP	HR	S	P	ERA	WHIP

Houston Astros @ New York Mets

Shea Stadium, Flushing, NY

Fri Jun 08 1979, 7:05 PM EDT

Att. 12,196 - Unknown

BOTTOM

Batter	1	2	3	4	5	6	7	8	9	AB	R	H	RBI	BB	SO	LOB
Joel Youngblood, R (1, 9) OBP: 0.372, SLG: 0.549	L6		F7			F8		P3		4	0	0	0	0	0	1
Frank Taveras, R (1, 6) OBP: 0.266, SLG: 0.267	K			F7		1B		P3		4	0	1	0	0	1	0
Lee Mazzilli, S (1, 8) OBP: 0.417, SLG: 0.512	G3			G3		G3			F8	4	0	0	0	0	0	1
Willie Montanez, L (1, 3) OBP: 0.281, SLG: 0.316		4-3		4-3			K		F2	4	0	0	0	0	1	0
John Stearns, R (1, 2) OBP: 0.320, SLG: 0.341		1-3			CS 1B		L6		WP BB	3	0	1	0	1	0	0
Steve Henderson, R (1, 7) OBP: 0.359, SLG: 0.388		K			K 1-2		BB HBP		L1 1-2	3	0	0	0	0	2	2
Alex Trevino, R (1, 5) OBP: 0.452, SLG: 0.553			4-3		2B		FC6-4 1-2 BB			2	0	1	0	1	0	0
Doug Flynn, R (1, 4) OBP: 0.254, SLG: 0.297			F1-3		F9		FC6-4 1-2f			3	0	0	0	0	0	3
Pat Zachry, R (1, 1) OBP: 0.125, SLG: 0.125 Mike Scott, R (6, 1) Bruce Boisclair, L (6, PH) OBP: 0.250, SLG: 0.350 Pete Falcone, L (7, 1) OBP: 0.222, SLG: 0.176 Elliott Maddox, R (8, PH) OBP: 0.327, SLG: 0.298 Wayne Twitchell, R (9, 1) OBP: 0.333, SLG: 0.333			1B			4-3		F3		1 0 1 0 1 0	0 0 0 0 0 0	1 0 0 0 0 0	0 0 0 0 0 0	0 0 0 0 0 0	0 0 0 0 0 0	0 0 0 0 0 0
Inning Stats	R: 0 E: 0 K: 1 S: 5 H: 0 LOB: 0 BB: 0 P: 5	R: 0 E: 0 K: 1 S: 5 H: 0 LOB: 0 BB: 0 P: 5	R: 0 E: 0 K: 0 S: 4 H: 1 LOB: 1 BB: 0 P: 4	R: 0 E: 0 K: 0 S: 3 H: 0 LOB: 0 BB: 0 P: 3	R: 0 E: 0 K: 1 S: 6 H: 2 LOB: 1 BB: 0 P: 6	R: 0 E: 0 K: 0 S: 4 H: 1 LOB: 1 BB: 0 P: 4	R: 0 E: 0 K: 1 S: 5 H: 0 LOB: 2 BB: 1 P: 10	R: 0 E: 0 K: 0 S: 3 H: 0 LOB: 0 BB: 0 P: 3	R: 0 E: 0 K: 0 S: 3 H: 0 LOB: 1 BB: 1 P: 7	1B: 3 2B: 1 3B: 0 HR: 0	SF: 0 SAC: 0 DP: 0 HBP: 1		WP: 1 PB: 0 SB: 0 CS: 1	PA: 33			

livebaseballscorecards.com

	AB	30
	R	0
	H	4
	RBI	0
	BB	2
	SO	4
	LOB	7

PITCHER		IP	WLS	BF	H	R	ER	SO	BB	IBB	HBP	BLK	WP	HR	S	P	ERA	WHIP
Joe Niekro, R ERA: 2.46	(1, 1)	9.0	W	33	4	0	0	4	2	0	1	0	1	0	38	47	0.00	0.667

PITCHER	IP	WLS	BF	H	R	ER	SO	BB	IBB	HBP	BLK	WP	HR	S	P	ERA	WHIP

Batter	1	2	3	4	5	6	7	8	9	AB	R	H	RBI	BB	SO	LOB
Terry Puhl, L (1, 8) OBP: 0.344, SLG: 0.391	F4-1		F4-3			1B		1B 1-2		4	0	2	0	0	0	0
Craig Reynolds, L (1, 6) OBP: 0.300, SLG: 0.339	2B		F9			P6		F5		4	0	1	0	0	0	3
Cesar Cedeno, R (1, 3) OBP: 0.377, SLG: 0.397	6-3			5-3		F9		1B 1-2 2-3		4	0	1	0	0	0	2
Jose Cruz, L (1, 7) OBP: 0.362, SLG: 0.441	K			P5			P5	F3		4	0	0	0	0	1	4
Enos Cabell, R (1, 5) OBP: 0.335, SLG: 0.412		1B		F9			1B		5-3	4	0	2	0	0	0	0
Denny Walling, L (1, 9) OBP: 0.400, SLG: 0.520		F7 1-2			F8		F7		F8	4	0	0	0	0	0	2
Art Howe, R (1, 4) OBP: 0.262, SLG: 0.296		F4			5-3		K		F8	4	0	0	0	0	1	2
Alan Ashby, S (1, 2) OBP: 0.277, SLG: 0.294		F4-3			F9			1B 1B 1B		3	0	1	0	0	0	1
Joaquin Andujar, S (1, 1) OBP: 0.125, SLG: 0.067 George Throop, R (7, 1) Rafael Landestoy, S (8, PH) OBP: 0.280, SLG: 0.167 Tom Dixon, R (8, 1) OBP: 1.000, SLG: 1.000			K			1-3		F4		2 0 1 0	0 0 0 0	0 0 0 0	0 0 0 0	0 0 0 0	1 0 0 0	0 0 1 0
Inning Stats	R: 0 E: 0 K: 1 S: 6 H: 1 LOB: 1 BB: 0 P: 6	R: 0 E: 0 K: 0 S: 4 H: 1 LOB: 1 BB: 0 P: 4	R: 0 E: 0 K: 1 S: 5 H: 0 LOB: 0 BB: 0 P: 5	R: 0 E: 0 K: 0 S: 3 H: 0 LOB: 0 BB: 0 P: 3	R: 0 E: 0 K: 0 S: 3 H: 0 LOB: 0 BB: 0 P: 3	R: 0 E: 0 K: 0 S: 4 H: 1 LOB: 1 BB: 0 P: 4	R: 0 E: 0 K: 1 S: 6 H: 1 LOB: 1 BB: 0 P: 6	R: 0 E: 0 K: 0 S: 6 H: 3 LOB: 3 BB: 0 P: 6	R: 0 E: 0 K: 0 S: 3 H: 0 LOB: 0 BB: 0 P: 3	1B: 6 2B: 1 3B: 0 HR: 0 SF: 0 SAC: 0 DP: 0 HBP: 0						

PITCHER	IP	WLS	BF	H	R	ER	SO	BB	IBB	HBP	BLK	WP	HR	S	P	ERA	WHIP
Craig Swan, R (1, 1) ERA: 3.07	9.0	W	34	7	0	0	3	0	0	0	0	0	0	40	40	0.00	0.778

PITCHER	IP	WLS	BF	H	R	ER	SO	BB	IBB	HBP	BLK	WP	HR	S	P	ERA	WHIP

TOP

Houston Astros @ New York Mets

Shea Stadium, Flushing, NY

Sat Jun 09 1979, 3:33 AM EDT

Att. 10,499 - Unknown

livebaseballscorecards.com

AB	34
R	0
H	7
RBI	0
BB	0
SO	3
LOB	15

PA: 34

WP: 0
PB: 0
SB: 1
CS: 0

Batter	1	2	3	4	5	6	7	8	9	AB	R	H	RBI	BB	SO	LOB
Joel Youngblood, R (1, 9) OBP: 0.370, SLG: 0.540	BBBB 4-0 BB 1B 1B BB		x 0-0 E4 S		x 0-0 ③ 6-3			x 0-0 ① 5-3		3	1	0	0	1	0	0
Frank Taveras, R (1, 6) OBP: 0.270, SLG: 0.275	x 0-0 BB 1-2 1B 1B		x 0-0 ① P4 1-2			x 0-0 1B 2B		x 0-0 ② 6-3		4	2	2	0	0	0	1
Lee Mazzilli, S (1, 8) OBP: 0.414, SLG: 0.507	x 0-0 ① F8		x 0-0 ② F7			x 0-0 1B G6-4-3 1B		x 0-0 ③ L4		4	1	1	0	0	0	3
Willie Montanez, L (1, 3) OBP: 0.282, SLG: 0.316	x 0-0 ② P5		x 0-0 ③ F8			x 0-0 G6-4-3 1-3 2-H 1B				3	0	1	1	0	0	3
John Stearns, R (1, 2) OBP: 0.320, SLG: 0.337	BBBB 4-0 1B 1-2 2-3 BB			SSS 0-3 ① K		x 0-0 ①② G6-4-3 1-2f 3-H				2	0	0	0	1	1	1
Steve Henderson, R (1, 7) OBP: 0.358, SLG: 0.387	x 0-0 ③ 1-3 2-H 3-H 1B			SSS 0-3 ② K		x 0-0 ③ 4-3				3	0	1	2	0	1	0
Alex Trevino, R (1, 5) OBP: 0.422, SLG: 0.512		SSS 0-3 ① K		x 0-0 ③ 4-3			x 0-0 ① F6			3	0	0	0	0	1	0
Doug Flynn, R (1, 4) OBP: 0.250, SLG: 0.292		x 0-0 ② F5-3			x 0-0 ① F4-3		x 0-0 ② F3			3	0	0	0	0	0	0
Craig Swan, R (1, 1) OBP: 0.167, SLG: 0.121		SSS 0-3 ③ K			x 0-0 ② 6-3		SSS 0-3 ③ K			3	0	0	0	0	2	0
Inning Stats	R: 2 H: 2 E: 0 LOB: 2 K: 0 BB: 2 S: 4 P: 12	R: 0 H: 0 E: 0 LOB: 0 K: 2 BB: 0 S: 7 P: 7	R: 0 H: 0 E: 1 LOB: 1 K: 0 BB: 0 S: 4 P: 4	R: 0 H: 0 E: 0 LOB: 0 K: 2 BB: 0 S: 7 P: 7	R: 0 H: 0 E: 0 LOB: 0 K: 0 BB: 0 S: 3 P: 3	R: 2 H: 3 E: 0 LOB: 0 K: 0 BB: 0 S: 5 P: 5	R: 0 H: 0 E: 0 LOB: 0 K: 1 BB: 0 S: 5 P: 5	R: 0 H: 0 E: 0 LOB: 0 K: 0 BB: 0 S: 3 P: 3		1B: 4 SF: 0 2B: 1 SAC: 0 3B: 0 DP: 1 HR: 0 HBP: 0						

BOTTOM

Houston Astros @ New York Mets

Shea Stadium, Flushing, NY

Sat Jun 09 1979, 3:33 AM EDT

Att. 10,499 - Unknown

livebaseballscorecards.com

AB	28
R	4
H	5
RBI	3
BB	2
SO	5
LOB	8

1B: 4 SF: 0 WP: 0 PA: 30
2B: 1 SAC: 0 PB: 0
3B: 0 DP: 1 SB: 1
HR: 0 HBP: 0 CS: 0

PITCHER		IP	WLS	BF	H	R	ER	SO	BB	IBB	HBP	BLK	WP	HR	S	P	ERA	WHIP
Joaquin Andujar, R ERA: 3.62	(1, 1)	6.0	L	24	5	4	4	4	2	0	0	0	0	0	30	38	6.00	1.167
George Throop, R ERA: 7.11	(7, 1)	1.0		3	0	0	0	1	0	0	0	0	0	0	5	5	0.00	0.000
Tom Dixon, R ERA: 5.54	(8, 1)	1.0		3	0	0	0	0	0	0	0	0	0	0	3	3	0.00	0.000

PITCHER	IP	WLS	BF	H	R	ER	SO	BB	IBB	HBP	BLK	WP	HR	S	P	ERA	WHIP

Batter	1	2	3	4	5	6	7	8	9	AB	R	H	RBI	BB	SO	LOB
Terry Puhl, L (1, 8) OBP: 0.349, SLG: 0.393	F9		SH5-3 E 1B	BLK 1B BB 1-2 2-3		F4-3		1B 1-2		4	2	2	0	1	0	0
Craig Reynolds, L (1, 6) OBP: 0.308, SLG: 0.346	1B		SH5-3 1-2	PB 1B 1B 1-H 2-H 3-H		FC5-4 1B		3-1		4	1	3	2	0	0	2
Cesar Cedeno, R (1, 3) OBP: 0.377, SLG: 0.397	F8		F3	1B 1B 1-H		FC5-4 1-2f			F5-4-3 1B	5	0	2	1	0	0	3
Jeffrey Leonard, R (1, 9) OBP: 0.372, SLG: 0.398	F8		E6 2-H	1B 1-2			1B 1B		F9	5	0	2	0	0	0	2
Enos Cabell, R (1, 5) OBP: 0.332, SLG: 0.407		F8	F7	K			CS 1B 1-3		F5-4-3 1-2	5	0	1	0	0	1	4
Jose Cruz, L (1, 7) OBP: 0.360, SLG: 0.435		S BB		F4-3	F2		F7 1-2			3	0	0	0	1	0	1
Art Howe, R (1, 4) OBP: 0.273, SLG: 0.308 Rafael Landestoy, S (8, 4) OBP: 0.280, SLG: 0.167		BB BB 1-3		BB BLK 2B	F4-6-3 1B			F9		3 0	1 0	2 0	0 0	1 0	0 0	0 0
Alan Ashby, S (1, 2) OBP: 0.277, SLG: 0.288		K		BLK BB 1B BB	F4-6-3 1-2			P6		3	1	0	0	1	1	3
Randy Niemann, L (1, 1) OBP: 0.111, SLG: 0.111 George Throop, R (3, 1) Joe Sambito, L (6, 1) OBP: 0.600, SLG: 0.667		K	P1			K		1B BB		1 2 0	0 0 0	0 0 0	0 0 0	0 0 1	1 1 0	2 2 0
Inning Stats	R: 0 E: 0 K: 0 S: 4 H: 1 LOB: 1 BB: 0 P: 4	R: 0 E: 0 K: 2 S: 7 H: 0 LOB: 2 BB: 2 P: 15	R: 1 E: 1 K: 0 S: 5 H: 1 LOB: 1 BB: 0 P: 5	R: 4 E: 0 K: 1 S: 9 H: 4 LOB: 2 BB: 2 P: 17	R: 0 E: 0 K: 0 S: 3 H: 1 LOB: 0 BB: 0 P: 3	R: 0 E: 0 K: 1 S: 6 H: 1 LOB: 1 BB: 0 P: 6	R: 0 E: 0 K: 0 S: 3 H: 2 LOB: 0 BB: 0 P: 3	R: 0 E: 0 K: 0 S: 4 H: 1 LOB: 2 BB: 1 P: 8	R: 0 E: 0 K: 0 S: 3 H: 1 LOB: 0 BB: 0 P: 3	1B: 11 2B: 1 3B: 0 HR: 0 SF: 0 SAC: 1 DP: 2 HBP: 0						

TOP

Houston Astros @ New York Mets

Shea Stadium, Flushing, NY

Sun Jun 10 1979, 3:33 AM EDT

Att. 15,879 - Unknown

livebaseballscorecards.com

AB	35
R	5
H	12
RBI	3
BB	5
SO	4
LOB	19

WP: 0 PB: 1 SB: 2 CS: 1 PA: 41

PITCHER		IP	WLS	BF	H	R	ER	SO	BB	IBB	HBP	BLK	WP	HR	S	P	ERA	WHIP
Kevin Kobel, L ERA: 3.61	(1, 1)	5.0	L	26	7	5	4	3	4	0	0	1	0	0	28	44	7.20	2.200
Wayne Twitchell, R ERA: 5.11	(6, 1)	1.0		4	1	0	0	1	0	0	0	0	0	0	6	6	0.00	1.000
Ed Glynn, L ERA: 1.35	(7, 1)	2.0		8	3	0	0	0	1	0	0	0	0	0	7	11	0.00	2.000
Dale Murray, R ERA: 3.38	(9, 1)	1.0		3	1	0	0	0	0	0	0	0	0	0	3	3	0.00	1.000

PITCHER	IP	WLS	BF	H	R	ER	SO	BB	IBB	HBP	BLK	WP	HR	S	P	ERA	WHIP

Batter	1	2	3	4	5	6	7	8	9	AB	R	H	RBI	BB	SO	LOB
Joel Youngblood, R (1, 9) OBP: 0.366, SLG: 0.530	4-3		1B		K 1-2	1-3		K		5	0	1	0	0	2	6
Frank Taveras, R (1, 6) OBP: 0.276, SLG: 0.279	1B S SF8 1B		G6-4-3 1-2 1B		2B 6-3 BB		6-3		F3	4	2	2	0	1	0	0
Lee Mazzilli, S (1, 8) OBP: 0.414, SLG: 0.510	1B 1-3 1B		K		6-3 1-3 2-H 2B		K		K	5	0	2	1	0	3	2
John Stearns, R (1, 2) OBP: 0.312, SLG: 0.330	SF8 3-H		G6-4-3 1-2f		6-3 2-3 3-H		4-3		F9	4	0	0	2	0	0	3
Willie Montanez, L (1, 3) OBP: 0.281, SLG: 0.315	FC6-4 1-3 1B			P5	5-3			F9		4	0	1	0	0	0	1
Steve Henderson, R (1, 7) OBP: 0.366, SLG: 0.400	FC6-4 1-2f			2B		SH2-4 1B		FC5-4 BB 1B		4	0	3	0	0	0	2
Alex Trevino, R (1, 5) OBP: 0.449, SLG: 0.512			F4-3 BB	K		SH2-4 1-2 1B		FC5-4 1-2 BB		2	0	1	0	2	1	1
Doug Flynn, R (1, 4) OBP: 0.246, SLG: 0.287			F4-3 1-2	F4-3		SH2-4 1-2 2-3		FC5-4 BB 1-2f 2-3		3	0	0	0	0	0	4
Kevin Kobel, R (1, 1) OBP: 0.133, SLG: 0.133 Bruce Boisclair, L (5, PH) OBP: 0.244, SLG: 0.341 Wayne Twitchell, R (6, 1) OBP: 0.333, SLG: 0.333 Elliott Maddox, R (6, PH) OBP: 0.321, SLG: 0.292 Ed Glynn, R (7, 1) Gil Flores, R (8, PH) OBP: 0.261, SLG: 0.238 Dale Murray, R (9, 1)	F8				E9 WP 2B		K		BB 1-2	1 1 0 1 0 0 0 0	0 1 0 0 0 0 0 0	0 0 0 0 0 0 1 1	0 0 0 0 0 1 0 0	0 0 0 0 0 0 0 0	0 0 0 0 1 0 0 0	0 0 0 0 2 0 0 0
Inning Stats	R: 1 H: 3 E: 0 LOB: 2 K: 0 BB: 0 S: 6 P: 6	R: 0 H: 0 E: 0 LOB: 0 K: 0 BB: 1 S: 2 P: 6	R: 0 H: 2 E: 0 LOB: 1 K: 1 BB: 0 S: 6 P: 6	R: 0 H: 1 E: 0 LOB: 1 K: 1 BB: 0 S: 6 P: 6	R: 2 H: 1 E: 1 LOB: 1 K: 1 BB: 1 S: 7 P: 11	R: 0 H: 2 E: 0 LOB: 2 K: 1 BB: 0 S: 7 P: 7	R: 0 H: 0 E: 0 LOB: 0 K: 1 BB: 0 S: 5 P: 5	R: 0 H: 1 E: 0 LOB: 3 K: 1 BB: 2 S: 6 P: 14	R: 0 H: 0 E: 0 LOB: 0 K: 1 BB: 0 S: 5 P: 5	1B: 8 2B: 3 3B: 0 HR: 0	SF: 1 SAC: 1 DP: 2 HBP: 0					

PITCHER	IP	WLS	BF	H	R	ER	SO	BB	IBB	HBP	BLK	WP	HR	S	P	ERA	WHIP
Randy Niemann, L (1, 1) ERA: 1.0	2.0		11	5	1	1	0	1	0	0	0	0	0	10	14	4.50	3.000
George Throop, R (3, 1) ERA: 4.82	3.0	W	14	4	2	0	3	1	0	0	0	1	0	19	23	0.00	1.667
Joe Sambito, L (6, 1) ERA: 1.49	4.0	S	15	1	0	0	4	2	0	0	0	0	0	21	29	0.00	0.750

PITCHER	IP	WLS	BF	H	R	ER	SO	BB	IBB	HBP	BLK	WP	HR	S	P	ERA	WHIP

BOTTOM

Houston Astros @ New York Mets

Shea Stadium, Flushing, NY

Sun Jun 10 1979, 3:33 AM EDT

Att. 15,879 - Unknown

livebaseballscorecards.com

AB	34
R	3
H	10
RBI	3
BB	4
SO	7
LOB	21

WP: 1 PA: 40
PB: 0
SB: 1
CS: 0

Batter	1	2	3	4	5	6	7	8	9	AB	R	H	RBI	BB	SO	LOB
Terry Puhl, L (1, 8) OBP: 0.346, SLG: 0.389	P6		P4		WP 1B			P4	F9	5	0	1	0	0	0	1
Craig Reynolds, L (1, 6) OBP: 0.315, SLG: 0.351	F7		BB 1B 1B		G6-4-3 HBP 1-2			E 1B 1B		3	1	2	0	0	0	0
Cesar Cedeno, R (1, 3) OBP: 0.384, SLG: 0.398	FC5-4 BB		1B BB 1-2		G6-4-3 1-2f			E 1B 1-2		2	0	1	0	2	0	2
Jeffrey Leonard, R (1, 9) OBP: 0.368, SLG: 0.393	FC5-4 1-2f		1B 1-2 2-H			6-3		F8		4	0	1	1	0	0	3
Enos Cabell, R (1, 5) OBP: 0.330, SLG: 0.405		S 2B 1B	1-3			F9		E5 1-2 2-3		4	1	1	0	0	0	4
Jose Cruz, L (1, 7) OBP: 0.359, SLG: 0.436		F9 9-2 2B 1-H		F6		F8		K		4	0	1	1	0	1	3
Art Howe, R (1, 4) OBP: 0.272, SLG: 0.307		F9 2-3		G6-4-3 1B			F8		F8	4	0	1	0	0	0	1
Bruce Bochy, R (1, 2) OBP: 0.236, SLG: 0.269 Bob Watson, R (9, PH) OBP: 0.304, SLG: 0.319	9-2 3-Hf		G6-4-3 1-2f				F8		6-3	3 1	0 0	0 0	0 0	0 0	0 0	2 0
J.R. Richard, R (1, 1) OBP: 0.111, SLG: 0.176 Jesus Alou, R (9, PH) OBP: 0.167, SLG: 0.063 Jimmy Sexton, R (9, PR) OBP: 0.188, SLG: 0.133			4-3		4-3		K		1B	3 1 0	0 0 0	0 1 0	0 0 0	0 0 0	1 0 0	0 0 0
Inning Stats	R: 0 E: 0 K: 0 S: 3 H: 0 LOB: 1 BB: 1 P: 7	R: 1 E: 0 K: 0 S: 4 H: 2 LOB: 0 BB: 0 P: 4	R: 1 E: 0 K: 0 S: 5 H: 2 LOB: 2 BB: 1 P: 9	R: 0 E: 0 K: 0 S: 3 H: 1 LOB: 0 BB: 0 P: 3	R: 0 E: 0 K: 0 S: 3 H: 1 LOB: 1 BB: 0 P: 4	R: 0 E: 0 K: 0 S: 3 H: 0 LOB: 0 BB: 0 P: 3	R: 0 E: 0 K: 1 S: 5 H: 0 LOB: 0 BB: 0 P: 5	R: 0 E: 1 K: 1 S: 8 H: 2 LOB: 3 BB: 0 P: 8	R: 0 E: 0 K: 0 S: 4 H: 1 LOB: 1 BB: 0 P: 4	1B: 8 2B: 2 3B: 0 HR: 0	SF: 0 SAC: 0 DP: 3 HBP: 1						

PITCHER	IP	WLS	BF	H	R	ER	SO	BB	IBB	HBP	BLK	WP	HR	S	P	ERA	WHIP
Randy Lerch, L (1, 1) ERA: 3.38	9.0	W	37	9	2	2	2	2	0	1	0	1	0	38	47	2.00	1.222

PITCHER	IP	WLS	BF	H	R	ER	SO	BB	IBB	HBP	BLK	WP	HR	S	P	ERA	WHIP

TOP

Houston Astros @ Philadelphia Phillies

Veterans Stadium, Philadelphia, PA

Mon Jun 11 1979, 7:05 PM EDT

Att. 31,085 - Unknown

livebaseballscorecards.com

AB	34
R	2
H	9
RBI	2
BB	2
SO	2
LOB	16

WP: 1	PA: 37		
PB: 0			
SB: 1			
CS: 0			

Batter	1	2	3	4	5	6	7	8	9	AB	R	H	RBI	BB	SO	LOB
Pete Rose, S (1, 3) OBP: 0.431, SLG: 0.485	1-4-3	BB		K			1B 2B BB			2	1	0	0	2	1	2
Larry Bowa, S (1, 6) OBP: 0.368, SLG: 0.387	3B	K			6-3		2B BB 1B 1-2 2-H			4	0	2	1	0	1	2
Garry Maddox, R (1, 8) OBP: 0.315, SLG: 0.475	L4		F7		F9		2B 1-3 2-H			4	0	1	1	0	0	1
Greg Luzinski, R (1, 7) OBP: 0.352, SLG: 0.406 Mike Anderson, R (7, PR) OBP: 0.423, SLG: 0.333 (8, 7)	K		P6		K		BB 3-H			3 0	0 0	0 0	0 0	1 0	2 0	1 0
Mike Schmidt, R (1, 5) OBP: 0.382, SLG: 0.568		1B BB	F7			K	F8			3	1	0	0	1	1	2
Bake McBride, L (1, 9) OBP: 0.294, SLG: 0.374		1B SF8 S 1-3 1B		3-1		1-3		F8		4	1	1	0	0	0	0
Bob Boone, R (1, 2) OBP: 0.346, SLG: 0.403		1-3 1-2		K		F8		F4		4	0	0	0	0	1	2
Bud Harrelson, S (1, 4) OBP: 0.404, SLG: 0.341		S 2-3 3-H 1B		BB 1B			5-3 1B BB	F7		3	1	2	1	1	0	0
Randy Lerch, L (1, 1) OBP: 0.147, SLG: 0.250		SF8 1-2 3-H		1-2 BB			5-3 1-2			1	0	0	1	1	0	1
Inning Stats	R: 0 H: 1 E: 0 LOB: 1 K: 1 BB: 0 S: 6 P: 6	R: 2 H: 2 E: 0 LOB: 2 K: 1 BB: 2 S: 7 P: 15	R: 0 H: 0 E: 0 LOB: 0 K: 0 BB: 0 S: 3 P: 3	R: 0 H: 1 E: 0 LOB: 2 K: 2 BB: 1 S: 8 P: 12	R: 0 H: 0 E: 0 LOB: 0 K: 1 BB: 0 S: 5 P: 5	R: 0 H: 0 E: 0 LOB: 0 K: 1 BB: 0 S: 5 P: 5	R: 2 H: 2 E: 0 LOB: 2 K: 0 BB: 3 S: 4 P: 16	R: 0 H: 0 E: 0 LOB: 0 K: 0 BB: 0 S: 3 P: 3		1B: 4 SF: 1 2B: 1 SAC: 0 3B: 1 DP: 0 HR: 0 HBP: 0						WP: 0 PA: 35 PB: 0 SB: 2 CS: 0

PITCHER	IP	WLS	BF	H	R	ER	SO	BB	IBB	HBP	BLK	WP	HR	S	P	ERA	WHIP
J.R. Richard, R (1, 1) ERA: 3.5	8.0	L	35	6	4	4	6	6	0	0	0	0	0	41	65	4.50	1.500

PITCHER	IP	WLS	BF	H	R	ER	SO	BB	IBB	HBP	BLK	WP	HR	S	P	ERA	WHIP

BOTTOM

Houston Astros @ Philadelphia Phillies

Veterans Stadium, Philadelphia, PA

Mon Jun 11 1979, 7:05 PM EDT

Att. 31,085 - Unknown

livebaseballscorecards.com

AB	28
R	4
H	6
RBI	4
BB	6
SO	6
LOB	11

Houston Astros @ Philadelphia Phillies

Veterans Stadium, Philadelphia, PA

Tue Jun 12 1979, 7:05 PM EDT

Att. 34,177 - Unknown

TOP

livebaseballscorecards.com

Batter	1	2	3	4	5	6	7	8	9	AB	R	H	RBI	BB	SO	LOB
Terry Puhl, L (1, 8) OBP: 0.341, SLG: 0.383	F7		F8		F7			F7		4	0	0	0	0	0	3
Craig Reynolds, L (1, 6) OBP: 0.318, SLG: 0.353	FC6-4 1B		F2			F9		1B		4	0	2	0	0	0	1
Cesar Cedeno, R (1, 3) OBP: 0.377, SLG: 0.389	F8			F8		5-3		F8		4	0	0	0	0	0	2
Jose Cruz, L (1, 7) OBP: 0.357, SLG: 0.433	FC6-4 1-2f			F9		FC6-4 1B			6-3	4	0	1	0	0	0	1
Enos Cabell, R (1, 5) OBP: 0.325, SLG: 0.397		5-3		5-3		FC6-4 1-2f			K	4	0	0	0	0	1	1
Jeffrey Leonard, R (1, 9) OBP: 0.358, SLG: 0.380		F3			6-3		6-3		5-3	4	0	0	0	0	0	0
Art Howe, R (1, 4) OBP: 0.273, SLG: 0.307		F4			1B 1B		F4			3	0	1	0	0	0	0
Alan Ashby, S (1, 2) OBP: 0.283, SLG: 0.295			SH1-4 1B		1-2 1B		4-3			3	0	2	0	0	0	0
Rick Williams, R (1, 1) OBP: 0.357, SLG: 0.333			SH1-4 1-2		K			3-1		1	0	0	0	0	1	2
Bert Roberge, R (7, 1)										0	0	0	0	0	0	0
Rafael Landestoy, S (8, PH) OBP: 0.275, SLG: 0.163										1	0	0	0	0	0	0
Tom Dixon, R (8, 1) OBP: 1.000, SLG: 1.000										0	0	0	0	0	0	0

	AB	32
	R	0
	H	6
	RBI	0
	BB	0
	SO	2
	LOB	10

Inning Stats	1	2	3	4	5	6	7	8	9
	R: 0 E: 0 K: 0 S: 4	H: 1 LOB: 1 BB: 0 P: 4	R: 0 E: 0 K: 0 S: 3	H: 0 LOB: 0 BB: 0 P: 3	R: 0 E: 0 K: 0 S: 4	H: 1 LOB: 1 BB: 0 P: 4	R: 0 E: 0 K: 0 S: 3	H: 0 LOB: 0 BB: 0 P: 3	R: 0 E: 0 K: 1 S: 7	H: 2 LOB: 2 BB: 0 P: 7	R: 0 E: 0 K: 0 S: 4	H: 1 LOB: 1 BB: 0 P: 4	R: 0 E: 0 K: 0 S: 3	H: 0 LOB: 0 BB: 0 P: 3	R: 0 E: 0 K: 0 S: 4	H: 1 LOB: 1 BB: 0 P: 4	R: 0 E: 0 K: 1 S: 5	H: 0 LOB: 0 BB: 0 P: 5

	1B: 6	SF: 0	WP: 0	PA: 33
	2B: 0	SAC: 1	PB: 0	
	3B: 0	DP: 0	SB: 0	
	HR: 0	HBP: 0	CS: 0	

PITCHER	IP	WLS	BF	H	R	ER	SO	BB	IBB	HBP	BLK	WP	HR	S	P	ERA	WHIP
Nino Espinosa, R (1, 1) ERA: 2.67	9.0	W	33	6	0	0	2	0	0	0	0	0	0	37	37	0.00	0.667

PITCHER	IP	WLS	BF	H	R	ER	SO	BB	IBB	HBP	BLK	WP	HR	S	P	ERA	WHIP

Batter	1	2	3	4	5	6	7	8	9	AB	R	H	RBI	BB	SO	LOB
Pete Rose, S (1, 3) OBP: 0.429, SLG: 0.478	4-3			F7		3-1		BB, CS		3	0	0	0	1	0	0
Larry Bowa, S (1, 6) OBP: 0.366, SLG: 0.395	F7			4-3		3B		G3 1-2		4	0	1	0	0	0	1
Garry Maddox, R (1, 8) OBP: 0.309, SLG: 0.466	F8			L9		F9		L3		4	0	0	0	0	0	1
Greg Luzinski, R (1, 7) OBP: 0.357, SLG: 0.403 Mike Anderson, R (7, PR) OBP: 0.423, SLG: 0.333 (8, 7)		K			HR, BB		BB, BB, 1B, HBP			1 0	1 1	0 0	0 0	1 0	1 0	0 0
Mike Schmidt, R (1, 5) OBP: 0.385, SLG: 0.582	F5				1-H, HR		BB, 1-2, 1B			2	2	1	2	1	0	0
Bake McBride, L (1, 9) OBP: 0.295, SLG: 0.370	K				F7		CS, 1B, 1-2, 2-3			2	0	0	0	1	1	0
Bob Boone, R (1, 2) OBP: 0.346, SLG: 0.401		K			F9		2-4, BB, 1B, 1-2, 2-H, 3-H			3	0	1	2	0	1	0
Bud Harrelson, S (1, 4) OBP: 0.400, SLG: 0.326		6-3			4-3		BB, 1-2, 2-3			2	0	0	0	1	0	0
Nino Espinosa, R (1, 1) OBP: 0.129, SLG: 0.100		1-3				K	2-4, 2-3f			3	0	0	0	0	1	2
Inning Stats	R: 0 E: 0 K: 0 S: 3 H: 0 LOB: 0 BB: 0 P: 3	R: 0 E: 0 K: 2 S: 7 H: 0 LOB: 0 BB: 0 P: 7	R: 0 E: 0 K: 1 S: 5 H: 0 LOB: 0 BB: 0 P: 5	R: 0 E: 0 K: 0 S: 3 H: 0 LOB: 0 BB: 0 P: 3	R: 2 E: 0 K: 0 S: 4 H: 1 LOB: 0 BB: 1 P: 8	R: 0 E: 0 K: 1 S: 6 H: 1 LOB: 1 BB: 0 P: 6	R: 2 E: 0 K: 0 S: 2 H: 1 LOB: 1 BB: 3 P: 15	R: 0 E: 0 K: 0 S: 2 H: 0 LOB: 0 BB: 1 P: 6		1B: 1 2B: 1 3B: 1 HR: 1 SF: 0 SAC: 0 DP: 1 HBP: 1		WP: 0 PB: 0 SB: 0 CS: 2 PA: 30		

PITCHER		IP	WLS	BF	H	R	ER	SO	BB	IBB	HBP	BLK	WP	HR	S	P	ERA	WHIP
Rick Williams, R ERA: 2.32	(1, 1)	6.0	L	25	3	4	4	4	3	0	1	0	0	1	29	42	6.00	1.000
Bert Roberge, R ERA:	(7, 1)	1.0		2	0	0	0	0	1	0	0	0	0	0	1	5	0.00	1.000
Tom Dixon, R ERA: 5.14	(8, 1)	1.0		3	0	0	0	0	1	0	0	0	0	0	2	6	0.00	1.000

PITCHER	IP	WLS	BF	H	R	ER	SO	BB	IBB	HBP	BLK	WP	HR	S	P	ERA	WHIP

BOTTOM

Houston Astros @ Philadelphia Phillies

Veterans Stadium, Philadelphia, PA

Tue Jun 12 1979, 7:05 PM EDT

Att. 34,177 - Unknown

livebaseballscorecards.com

AB	24
R	4
H	3
RBI	4
BB	5
SO	4
LOB	4

Batter	1	2	3	4	5	6	7	8	9	AB	R	H	RBI	BB	SO	LOB
Terry Puhl, L (1, 8) OBP: 0.353, SLG: 0.393	E S 1B 1B		S 1B 1B	BB 1B HBP		BB 1B		1B		4	2	4	0	0	0	0
Craig Reynolds, L (1, 6) OBP: 0.316, SLG: 0.350	E3 1B 1-3 1B		F9 1-2	F9		K		3-1		5	0	1	0	0	1	4
Cesar Cedeno, R (1, 3) OBP: 0.386, SLG: 0.397	FC6-4 1-2 3-H 1B		2-H 1B	BB 1-2 2-H 1B		BB 1-2 BB		F9		4	0	3	3	1	0	0
Jose Cruz, L (1, 7) OBP: 0.362, SLG: 0.432	F7		FC5-4 IBB	BB 1-2 2-3 BB		K			CS 1B	3	0	1	0	2	1	4
Enos Cabell, R (1, 5) OBP: 0.322, SLG: 0.393	P3		FC5-4 1-2f	F9			FC3-6 1B		F3 1-2	5	0	1	0	0	0	8
Jeffrey Leonard, R (1, 9) OBP: 0.359, SLG: 0.376	FC6-4 1-2f		F9		G5-4-3 1B		FC3-6 3-1 S 1-2f		BB	4	0	1	0	1	0	5
Art Howe, R (1, 4) OBP: 0.278, SLG: 0.324		F8		HR	G5-4-3 1-2f		3-1 1-2 IBB		G3	3	1	1	1	1	0	1
Rafael Landestoy, S (7, PR) (7, 4) OBP: 0.275, SLG: 0.163										0	0	0	0	0	0	0
Denny Walling, L (9, PH) OBP: 0.387, SLG: 0.500										1	0	0	0	0	0	1
Julio Gonzalez, R (9, 4) OBP: 0.323, SLG: 0.293										0	0	0	0	0	0	0
Alan Ashby, S (1, 2) OBP: 0.283, SLG: 0.300		K		1B 2B	K		3-1 1-2 2-3			4	1	1	0	0	2	2
Joe Niekro, R (1, 1) OBP: 0.125, SLG: 0.132		K		3-4		F8	K			4	0	0	0	0	2	4
Inning Stats	R: 1 E: 1 K: 0 S: 6 / H: 3 LOB: 2 BB: 0 P: 6	R: 0 E: 0 K: 2 S: 7 / H: 0 LOB: 0 BB: 0 P: 7	R: 1 E: 0 K: 0 S: 5 / H: 2 LOB: 2 BB: 1 P: 9	R: 2 E: 0 K: 0 S: 6 / H: 3 LOB: 3 BB: 1 P: 11	R: 0 E: 0 K: 1 S: 5 / H: 1 LOB: 0 BB: 0 P: 5	R: 0 E: 0 K: 2 S: 8 / H: 1 LOB: 2 BB: 1 P: 12	R: 0 E: 0 K: 1 S: 6 / H: 1 LOB: 3 BB: 1 P: 10	R: 0 E: 0 K: 0 S: 3 / H: 1 LOB: 0 BB: 0 P: 3	R: 0 E: 0 K: 0 S: 3 / H: 1 LOB: 1 BB: 1 P: 7	1B: 11 2B: 1 3B: 0 HR: 1	SF: 0 SAC: 0 DP: 1 HBP: 1					

TOP

Houston Astros @ Philadelphia Phillies

Veterans Stadium, Philadelphia, PA

Wed Jun 13 1979, 7:05 PM EDT

Att. 33,627 - Unknown

livebaseballscorecards.com

AB	37
R	4
H	13
RBI	4
BB	5
SO	6
LOB	29

PA: 43

WP: 0 PB: 0 SB: 3 CS: 1

PITCHER		IP	WLS	BF	H	R	ER	SO	BB	IBB	HBP	BLK	WP	HR	S	P	ERA	WHIP
Dick Ruthven, R ERA: 3.67	(1, 1)	3.2	L	21	8	4	4	2	0	1	1	0	0	1	23	28	9.82	2.182
Ron Reed, R ERA: 4.93	(4, 1)	0.1		2	0	0	0	0	1	0	0	0	0	0	1	5	0.00	3.000
Tug McGraw, L ERA: 2.2	(5, 1)	3.0		13	3	0	0	4	1	1	0	0	0	0	19	27	0.00	1.333
Doug Bird, R ERA: 5.74	(8, 1)	1.0		3	1	0	0	0	0	0	0	0	0	0	3	3	0.00	1.000
Rawly Eastwick, R ERA: 6.65	(9, 1)	1.0		4	1	0	0	0	1	0	0	0	0	0	3	7	0.00	2.000

PITCHER	IP	WLS	BF	H	R	ER	SO	BB	IBB	HBP	BLK	WP	HR	S	P	ERA	WHIP

Houston Astros @ Philadelphia Phillies

Veterans Stadium, Philadelphia, PA

Wed Jun 13 1979, 7:05 PM EDT

Att. 33,627 - Unknown

BOTTOM

Batter	1	2	3	4	5	6	7	8	9	AB	R	H	RBI	BB	SO	LOB
Pete Rose, S (1, 3) OBP: 0.428, SLG: 0.475	0-0 ① 1B		FC4-6 2B E 1-2f 0-0 ②		4-3 0-0 ①		BBBB 4-0 1B BB		E7 0-0	4	1	1	0	1	0	1
Larry Bowa, S (1, 6) OBP: 0.372, SLG: 0.403	BBBB 4-0 BB		E9 1-H 2B 0-0		F9 0-0 ②		1-2 1B 0-0		6-3 0-0 ①	4	0	2	0	1	0	1
Garry Maddox, R (1, 8) OBP: 0.306, SLG: 0.460	F8 0-0 ②		1-3 0-0 ③		1B 0-0		P3 0-0 ②		6-3 0-0 ②	5	0	1	0	0	0	5
Greg Luzinski, R (1, 7) OBP: 0.349, SLG: 0.392	P4 0-0 ③			SSS K 0-3 ①	SSS K 0-3 ③		F9 0-0 ③		1-3 0-0 ③	5	0	0	0	0	2	5
Mike Schmidt, R (1, 5) OBP: 0.387, SLG: 0.590		F3 0-0 ①		BB 1B WP 1B 0-0		SSS K 0-3 ①		SF8 3B 0-0		4	2	2	0	0	1	0
Bake McBride, L (1, 9) OBP: 0.298, SLG: 0.374		4-3 0-0 ②		WP BB 1-2 1B 0-0		S 1B 0-0		SF8 3-H 0-0 ①		3	0	2	1	0	0	0
Bob Boone, R (1, 2) OBP: 0.344, SLG: 0.394		F8 0-0 ③		BBB 4-0 WP 1-2 2-3 BB		SSS K 0-3 ② 1-2		F5 0-0 ②		3	0	0	0	1	1	1
Bud Harrelson, S (1, 4) OBP: 0.390, SLG: 0.320			6-3 0-0 ①	SSS K 0-3 ②	SSS K 0-3 ③			1B 0-0		4	0	1	0	0	2	4
Dick Ruthven, R (1, 1) OBP: 0.206, SLG: 0.129			BBBB 4-0 FC4-6 BB	SSS K 0-3 ③ 1-2 2-3 3-H			G3 0-0 ①	G3 0-0 ③		0	0	0	0	1	0	0
Ron Reed, R (4, 1) OBP: 0.400, SLG: 0.500										0	0	0	0	0	0	0
Greg Gross, L (4, PH) OBP: 0.289, SLG: 0.429										1	0	0	0	0	1	2
Tug McGraw, R (5, 1) OBP: 1.000, SLG: 1.000										0	0	0	0	0	0	0
Tim McCarver, L (7, PH) OBP: 0.339, SLG: 0.365										1	0	0	0	0	0	0
Doug Bird, R (8, 1)										0	0	0	0	0	0	0
Del Unser, L (8, PH) OBP: 0.307, SLG: 0.377										1	0	0	0	0	0	1
Rawly Eastwick, R (9, 1)										0	0	0	0	0	0	0

Inning Stats	1	2	3	4	5	6	7	8	9
	R: 0 H: 1	R: 0 H: 0	R: 1 H: 1	R: 1 H: 2	R: 0 H: 1	R: 0 H: 1	R: 0 H: 1	R: 1 H: 2	R: 0 H: 0
	E: 0 LOB: 1	E: 0 LOB: 0	E: 1 LOB: 1	E: 0 LOB: 2	E: 0 LOB: 1	E: 0 LOB: 1	E: 0 LOB: 2	E: 0 LOB: 1	E: 1 LOB: 1
	K: 0 BB: 1	K: 0 BB: 0	K: 0 BB: 1	K: 3 BB: 1	K: 1 BB: 0	K: 0 BB: 0	K: 0 BB: 1	K: 0 BB: 0	K: 0 BB: 0
	S: 3 P: 7	S: 3 P: 3	S: 4 P: 8	S: 11 P: 15	S: 6 P: 6	S: 10 P: 10	S: 4 P: 8	S: 5 P: 5	S: 4 P: 4

| | | | | | | | | | |

Batter	1	2	3	4	5	6	7	8	9	AB	R	H	RBI	BB	SO	LOB
Terry Puhl, L (1, 8) OBP: 0.351, SLG: 0.390	4-3		BLK 1B		F8		FC4 CS 1-2f			4	0	1	0	0	0	2
Craig Reynolds, L (1, 6) OBP: 0.311, SLG: 0.344	G3		F4 1-2		L9		CS 1-2	1-3		4	0	0	0	0	0	2
Cesar Cedeno, R (1, 3) OBP: 0.392, SLG: 0.398	S BB			F9 S 1B 1B		G3 S BB		5-3		2	1	1	0	2	0	0
Jose Cruz, L (1, 7) OBP: 0.360, SLG: 0.426	F7 1-2			F9 1-3		G3 1-2 BB		F5		3	0	0	0	1	0	2
Enos Cabell, R (1, 5) OBP: 0.317, SLG: 0.386		L9				K			5-3	4	0	0	0	0	1	3
Denny Walling, L (1, 9) OBP: 0.400, SLG: 0.483 Jeffrey Leonard, R (9, 9) OBP: 0.359, SLG: 0.376		K		3-H 1B		G3 1-2 2-3			2B BB	3 0	1 0	1 0	1 0	1 0	1 0	2 0
Art Howe, R (1, 4) OBP: 0.277, SLG: 0.328 Rafael Landestoy, S (9, 4) OBP: 0.275, SLG: 0.163	F4			K		K			4-3 1-H 2B	4 0	0 0	1 0	1 0	0 0	2 0	3 0
Alan Ashby, S (1, 2) OBP: 0.287, SLG: 0.301			1-6-3		WP HBP		FC4 1B		4-3 2-3	3	0	1	0	0	0	1
Joaquin Andujar, S (1, 1) OBP: 0.100, SLG: 0.053			K		K 1-2		K		K	4	0	0	0	0	4	3
Inning Stats	R: 0 H: 0 E: 0 LOB: 1 K: 0 BB: 1 S: 3 P: 7	R: 0 H: 0 E: 0 LOB: 0 K: 1 BB: 0 S: 5 P: 5	R: 0 H: 1 E: 0 LOB: 1 K: 1 BB: 0 S: 6 P: 6	R: 1 H: 2 E: 0 LOB: 1 K: 1 BB: 0 S: 7 P: 7	R: 0 H: 0 E: 0 LOB: 1 K: 1 BB: 0 S: 5 P: 6	R: 0 H: 0 E: 0 LOB: 2 K: 2 BB: 2 S: 7 P: 15	R: 0 H: 1 E: 0 LOB: 0 K: 1 BB: 0 S: 5 P: 5	R: 0 H: 0 E: 0 LOB: 0 K: 0 BB: 0 S: 3 P: 3	R: 1 H: 1 E: 0 LOB: 1 K: 1 BB: 1 S: 6 P: 10	1B: 4 SF: 0 2B: 1 SAC: 0 3B: 0 DP: 0 HR: 0 HBP: 1						WP: 1 PA: 37 PB: 0 SB: 3 CS: 1

TOP

Houston Astros @ Montreal Expos

Olympic Stadium, Montreal, QB

Fri Jun 15 1979, 7:05 PM EDT

Att. 28,786 - Unknown

livebaseballscorecards.com

AB	31
R	2
H	5
RBI	2
BB	4
SO	8
LOB	18

PITCHER		IP	WLS	BF	H	R	ER	SO	BB	IBB	HBP	BLK	WP	HR	S	P	ERA	WHIP
Scott Sanderson, R ERA: 3.1	(1, 1)	5.0		20	3	1	1	4	1	0	1	1	1	0	26	31	1.80	0.800
Rudy May, L ERA: 3.94	(6, 1)	0.0		2	0	0	0	0	2	0	0	0	0	0	0	8	∞	∞
Stan Bahnsen, R ERA: 2.94	(6, 1)	3.0		9	1	0	0	3	0	0	0	0	0	0	15	15	0.00	0.333
Elias Sosa, R ERA: 1.96	(9, 1)	1.0	L	5	1	1	1	1	1	0	0	0	0	0	6	10	9.00	2.000

PITCHER	IP	WLS	BF	H	R	ER	SO	BB	IBB	HBP	BLK	WP	HR	S	P	ERA	WHIP

Houston Astros @ Montreal Expos

Olympic Stadium, Montreal, QB

Fri Jun 15 1979, 7:05 PM EDT

Att. 28,786 - Unknown

BOTTOM

livebaseballscorecards.com

Batter	1	2	3	4	5	6	7	8	9	AB	R	H	RBI	BB	SO	LOB
Warren Cromartie, L (1, 7) OBP: 0.329, SLG: 0.449	G1		4-3			G3		G3 IBB		3	0	0	0	1	0	0
Rodney Scott, S (1, 4) OBP: 0.304, SLG: 0.259	4-3		4-3			1B		G3 1-2 2-3		4	0	1	0	0	0	2
Andre Dawson, R (1, 8) OBP: 0.291, SLG: 0.483	K			K		F4		F3		4	0	0	0	0	2	3
Tony Perez, R (1, 3) OBP: 0.335, SLG: 0.440		1-3		L4		F9			G5-4-3 1B	4	0	1	0	0	0	1
Jerry White, S (9, PR) OBP: 0.281, SLG: 0.382										0	0	0	0	0	0	0
Gary Carter, R (1, 2) OBP: 0.347, SLG: 0.513		SF8 3B		6-3			F8		G5-4-3 1-2f	4	1	1	0	0	0	1
Ellis Valentine, R (1, 9) OBP: 0.300, SLG: 0.394		SF8 3-H			FC5-4 1B		F9		5-3	3	0	1	1	0	0	1
Larry Parrish, R (1, 5) OBP: 0.350, SLG: 0.440		S 1B			FC5-4 4-3 1-2f		F7			3	0	1	0	0	0	1
Chris Speier, R (1, 6) OBP: 0.328, SLG: 0.322		6-3 1-2			4-3 1-2			BBBB G3 SH1 BB		2	0	0	0	1	0	2
Scott Sanderson, R (1, 1) OBP: 0.154, SLG: 0.192			6-3		6-3			SH1 1-2		1	0	0	0	0	0	0
Tom Hutton, L (5, PH) OBP: 0.400, SLG: 0.333										1	0	0	0	0	0	1
Rudy May, L (6, 1)										0	0	0	0	0	0	0
Stan Bahnsen, R (6, 1)										0	0	0	0	0	0	0
Dave Cash, R (8, PH) OBP: 0.545, SLG: 0.556										0	0	0	0	0	0	0
Elias Sosa, R (9, 1) OBP: 0.250, SLG: 0.375										0	0	0	0	0	0	0

Inning Stats	1	2	3	4	5	6	7	8	9
	R: 0 H: 0 E: 0 LOB: 0 K: 1 BB: 0 S: 5 P: 5	R: 1 H: 2 E: 0 LOB: 1 K: 0 BB: 0 S: 5 P: 5	R: 0 H: 0 E: 0 LOB: 0 K: 0 BB: 0 S: 3 P: 3	R: 0 H: 0 E: 0 LOB: 0 K: 1 BB: 0 S: 5 P: 5	R: 0 H: 1 E: 0 LOB: 1 K: 0 BB: 0 S: 4 P: 4	R: 0 H: 1 E: 0 LOB: 1 K: 0 BB: 0 S: 4 P: 4	R: 0 H: 0 E: 0 LOB: 0 K: 0 BB: 0 S: 3 P: 3	R: 0 H: 0 E: 0 LOB: 2 K: 0 BB: 2 S: 3 P: 11	R: 0 H: 1 E: 0 LOB: 1 K: 0 BB: 0 S: 3 P: 3

1B: 4	SF: 1	WP: 0 PA: 33
2B: 0	SAC: 1	PB: 0
3B: 1	DP: 1	SB: 1
HR: 0	HBP: 0	CS: 0

AB	29
R	1
H	5
RBI	1
BB	2
SO	2
LOB	12

PITCHER	IP	WLS	BF	H	R	ER	SO	BB	IBB	HBP	BLK	WP	HR	S	P	ERA	WHIP
Joaquin Andujar, R (1, 1) ERA: 3.28	9.0	W	33	5	1	1	2	1	1	0	0	0	0	35	43	1.00	0.667

PITCHER	IP	WLS	BF	H	R	ER	SO	BB	IBB	HBP	BLK	WP	HR	S	P	ERA	WHIP

Batter	1	2	3	4	5	6	7	8	9	AB	R	H	RBI	BB	SO	LOB
Terry Puhl, L (1, 8) OBP: 0.352, SLG: 0.391	K		F5		S 1B			FC6-5 1B 1B	G3	5	0	2	0	0	1	2
Craig Reynolds, L (1, 6) OBP: 0.310, SLG: 0.343	G3		4-3		F4 1-2			FC6-5 1-2 1B		4	0	1	0	0	0	1
Cesar Cedeno, R (1, 3) OBP: 0.390, SLG: 0.395	E S 1B 1B		6-3		L6			K		4	1	1	0	0	1	3
Jeffrey Leonard, R (1, 9) OBP: 0.356, SLG: 0.372	1B 1-H 1B			4-3		4-3		FC6-5 1-2 2-3f		4	0	1	1	0	0	2
Enos Cabell, R (1, 5) OBP: 0.316, SLG: 0.384	1-2 1B			F8		6-3		F2		4	0	1	0	0	0	2
Jose Cruz, L (1, 7) OBP: 0.358, SLG: 0.423	4-3			2B 1B		F7			F8	4	1	1	0	0	0	2
Art Howe, R (1, 4) OBP: 0.277, SLG: 0.332		1-3		1-H 2B			6-3		F9	4	0	1	1	0	0	0
Alan Ashby, S (1, 2) OBP: 0.286, SLG: 0.305		F7		F7			F5		1B 2B	4	0	1	0	0	0	1
J.R. Richard, R (1, 1) OBP: 0.103, SLG: 0.162		L5			F9		F3		2-3 1B	3	0	0	0	0	0	0
Denny Walling, L (9, PH) OBP: 0.417, SLG: 0.500										1	0	1	0	0	0	0
Inning Stats	R: 1 E: 0 K: 1 S: 8 H: 3 LOB: 2 BB: 0 P: 8	R: 0 E: 0 K: 0 S: 3 H: 0 LOB: 0 BB: 0 P: 3	R: 0 E: 0 K: 0 S: 3 H: 0 LOB: 0 BB: 0 P: 3	R: 1 E: 0 K: 0 S: 5 H: 2 LOB: 0 BB: 0 P: 5	R: 0 E: 0 K: 0 S: 4 H: 1 LOB: 1 BB: 0 P: 4	R: 0 E: 0 K: 0 S: 3 H: 0 LOB: 0 BB: 0 P: 3	R: 0 E: 0 K: 0 S: 3 H: 0 LOB: 0 BB: 0 P: 3	R: 0 E: 0 K: 1 S: 7 H: 2 LOB: 2 BB: 0 P: 7	R: 0 E: 0 K: 0 S: 5 H: 2 LOB: 2 BB: 0 P: 5	1B: 8 2B: 2 3B: 0 HR: 0	SF: 0 SAC: 0 DP: 0 HBP: 0						

TOP

Houston Astros @ Montreal Expos

Olympic Stadium, Montreal, QB

Sat Jun 16 1979, 7:05 PM EDT

Att. 24,336 - Unknown

livebaseballscorecards.com

AB	37
R	2
H	10
RBI	2
BB	0
SO	2
LOB	13

WP: 0 PB: 0 SB: 2 CS: 0 PA: 37

PITCHER		IP	WLS	BF	H	R	ER	SO	BB	IBB	HBP	BLK	WP	HR	S	P	ERA	WHIP
Ross Grimsley, L ERA: 4.63	(1, 1)	7.0	W	29	8	2	2	1	0	0	0	0	0	0	31	31	2.57	1.143
Elias Sosa, R ERA: 1.87	(8, 1)	2.0	S	8	2	0	0	1	0	0	0	0	0	0	10	10	0.00	1.000

PITCHER	IP	WLS	BF	H	R	ER	SO	BB	IBB	HBP	BLK	WP	HR	S	P	ERA	WHIP

Houston Astros @ Montreal Expos

Olympic Stadium, Montreal, QB

Sat Jun 16 1979, 7:05 PM EDT

Att. 24,336 - Unknown

livebaseballscorecards.com

BOTTOM

Batter	1	2	3	4	5	6	7	8	9	AB	R	H	RBI	BB	SO	LOB
Warren Cromartie, L (1, 7) OBP: 0.324, SLG: 0.441	G3		4-3		K	G3				4	0	0	0	0	1	2
Rodney Scott, S (1, 4) OBP: 0.307, SLG: 0.260	L7		1B		BB		K			3	1	1	0	1	1	0
Andre Dawson, R (1, 8) OBP: 0.294, SLG: 0.481	6-3		1B 1-H		BB 1-3		K			3	0	1	1	1	1	0
Tony Perez, R (1, 3) OBP: 0.329, SLG: 0.431		K	F9 1-2		K 1-2		F3			4	0	0	0	0	2	3
Gary Carter, R (1, 2) OBP: 0.359, SLG: 0.523		HR 1B	1B	1B	1B	FC5-4 1B	1B	1B		4	1	4	0	0	0	0
Ellis Valentine, R (1, 9) OBP: 0.300, SLG: 0.406		HR 1-H		L9		FC5-4 1B 1B 1-2f		K		4	2	1	2	0	1	3
Larry Parrish, R (1, 5) OBP: 0.343, SLG: 0.431		6-3		F8	K			F5		4	0	0	0	0	1	3
Chris Speier, R (1, 6) OBP: 0.327, SLG: 0.320		K		K		1B 1-2		K		4	0	1	0	0	3	2
Ross Grimsley, L (1, 1) OBP: 0.172, SLG: 0.207			B1-3		K	1B 1-2 2-H				3	0	1	1	0	1	0
Elias Sosa, R (8, 1) OBP: 0.250, SLG: 0.375										0	0	0	0	0	0	0

	AB	33
	R	4
	H	9
	RBI	4
	BB	2
	SO	11
	LOB	13

Inning Stats	1	2	3	4	5	6	7	8	9
	R: 0 H: 0 E: 0 LOB: 0 K: 0 BB: 0 S: 3 P: 3	R: 2 H: 2 E: 0 LOB: 0 K: 2 BB: 0 S: 9 P: 9	R: 1 H: 2 E: 0 LOB: 1 K: 0 BB: 0 S: 5 P: 5	R: 0 H: 1 E: 0 LOB: 1 K: 1 BB: 0 S: 6 P: 6	R: 0 H: 0 E: 0 LOB: 2 K: 3 BB: 2 S: 9 P: 17	R: 1 H: 3 E: 0 LOB: 2 K: 1 BB: 0 S: 8 P: 8	R: 0 H: 0 E: 0 LOB: 0 K: 2 BB: 0 S: 7 P: 7	R: 0 H: 1 E: 0 LOB: 1 K: 2 BB: 0 S: 8 P: 8	

	1B: 8	SF: 0	WP: 0	PA: 35
	2B: 0	SAC: 0	PB: 0	
	3B: 0	DP: 0	SB: 4	
	HR: 1	HBP: 0	CS: 0	

PITCHER	IP	WLS	BF	H	R	ER	SO	BB	IBB	HBP	BLK	WP	HR	S	P	ERA	WHIP
J.R. Richard, R (1, 1) ERA: 3.57	8.0	L	35	9	4	4	11	2	0	0	0	0	1	55	63	4.50	1.375

PITCHER	IP	WLS	BF	H	R	ER	SO	BB	IBB	HBP	BLK	WP	HR	S	P	ERA	WHIP

Houston Astros @ Montreal Expos

Olympic Stadium, Montreal, QB

Sun Jun 17 1979, 3:33 AM EDT

Att. 30,245 - Unknown

TOP

livebaseballscorecards.com

Batter	1	2	3	4	5	6	7	8	9	AB	R	H	RBI	BB	SO	LOB
Terry Puhl, L (1, 8) OBP: 0.346, SLG: 0.383	F3		F9		4-3		L7		F8	5	0	0	0	0	0	3
Craig Reynolds, L (1, 6) OBP: 0.307, SLG: 0.340	F8		6-3			1B		F9		2	0	0	0	0	0	0
Jimmy Sexton, R (6, PH) OBP: 0.222, SLG: 0.176 (6, 6)						1B				2	1	1	0	0	0	0
Cesar Cedeno, R (1, 3) OBP: 0.389, SLG: 0.391	BB		F8			F8		2-3		2	0	0	0	1	0	1
Rafael Landestoy, S (6, 4) OBP: 0.269, SLG: 0.159	1B									1	0	0	0	0	0	0
Jeffrey Leonard, R (1, 9) OBP: 0.360, SLG: 0.376	FC6-4 1-2 1B			F9		BB 1B 1-2 FC3-6-1-2 1B				4	1	2	0	0	0	0
Frank Riccelli, L (8, 1) OBP: 0.333, SLG: 0.500									F9	0	0	0	0	0	0	0
Enos Cabell, R (1, 5) OBP: 0.316, SLG: 0.383	FC6-4 1-2f			F3		BB 1-2 FC3-6-1-2 1B 2-H			5-3	3	0	1	1	0	0	2
Randy Niemann, L (6, 1) OBP: 0.111, SLG: 0.111										0	0	0	0	0	0	0
Denny Walling, L (8, 9) OBP: 0.405, SLG: 0.484										1	0	0	0	0	0	0
Art Howe, R (1, 4) OBP: 0.281, SLG: 0.347		F8		HR		BB 1-2 2-3 FC3-6-1-2			F7	3	1	1	1	1	0	0
(6, 3)																
Jose Cruz, L (1, 7) OBP: 0.356, SLG: 0.419		F3		4-3		FC3-6-1-2 1-2f 2-H 3-H			BB 1B	2	0	0	0	0	0	0
Tom Dixon, R (5, 1) OBP: 1.000, SLG: 1.000										0	0	0	0	0	0	0
Julio Gonzalez, R (6, PH) OBP: 0.328, SLG: 0.300 (6, 5)										2	0	1	1	0	0	2
Alan Ashby, S (1, 2) OBP: 0.290, SLG: 0.309		E6			6-3		F8		BB 1-2 1B	1	0	1	0	0	0	0
Bruce Bochy, R (5, PH) OBP: 0.241, SLG: 0.273 (5, 2)	1B									3	0	1	0	0	0	0
Joe Niekro, R (1, 1) OBP: 0.122, SLG: 0.128		F3			F7		4-3		BB 1-2 2-3	1	0	0	0	0	0	1
George Throop, R (3, 1)										0	0	0	0	0	0	0
Bert Roberge, R (4, 1)										0	0	0	0	0	0	0
Jesus Alou, R (5, PH) OBP: 0.190, SLG: 0.056 (5, 7)										2	0	0	0	1	0	0

	AB	34
	R	3
	H	8
	RBI	3
	BB	3
	SO	0
	LOB	9

Inning Stats																		
	R: 0	H: 1	R: 0	H: 1	R: 0	H: 0	R: 1	H: 1	R: 0	H: 0	R: 2	H: 3	R: 0	H: 0	R: 0	H: 0	R: 0	H: 2
	E: 0	LOB: 2	E: 1	LOB: 1	E: 0	LOB: 0	E: 0	LOB: 0	E: 0	LOB: 0	E: 0	LOB: 3	E: 0	LOB: 0	E: 0	LOB: 0	E: 0	LOB: 3
	K: 0	BB: 1	K: 0	BB: 0	K: 0	BB: 0	K: 0	BB: 0	K: 0	BB: 0	K: 0	BB: 1	K: 0	BB: 0	K: 0	BB: 0	K: 0	BB: 1
	S: 4	P: 8	S: 4	P: 4	S: 3	P: 3	S: 4	P: 4	S: 3	P: 3	S: 5	P: 9	S: 3	P: 3	S: 3	P: 3	S: 5	P: 9

	1B: 7	SF: 0	WP: 0	PA: 37
	2B: 0	SAC: 0	PB: 0	
	3B: 0	DP: 0	SB: 0	
	HR: 1	HBP: 0	CS: 0	

PITCHER		IP	WLS	BF	H	R	ER	SO	BB	IBB	HBP	BLK	WP	HR	S	P	ERA	WHIP
Dan Schatzeder, L ERA: 2.61	(1, 1)	6.0	W	25	6	3	3	0	2	0	0	0	0	1	23	31	4.50	1.333
David Palmer, R ERA: 3.65	(7, 1)	2.0		6	0	0	0	0	0	0	0	0	0	0	6	6	0.00	0.000
Rudy May, L ERA: 3.71	(9, 1)	1.0		6	2	0	0	0	1	0	0	0	0	0	5	9	0.00	3.000

PITCHER	IP	WLS	BF	H	R	ER	SO	BB	IBB	HBP	BLK	WP	HR	S	P	ERA	WHIP

Batter	1	2	3	4	5	6	7	8	9	AB	R	H	RBI	BB	SO	LOB
Warren Cromartie, L (1, 7) OBP: 0.328, SLG: 0.444	BBBB 4-0 5-3 HR BB	0-0 ③ G3	0-0 E9 2-H 1B	0-0 ①② 8-6-3 1-2f			0-0 1B 2B	0-0 ② F8		5	2	2	1	1	0	3
Rodney Scott, S (1, 4) OBP: 0.302, SLG: 0.256 Dave Cash, R (6, 4) OBP: 0.615, SLG: 0.636	0-0 ① L8	0-3 K 0-3 K	0-0 ③ 1-3				0-0 1B 2-H 1B	0-0 1B		4 2	0 1	0 2	0 1	0 0	2 0	2 0
Andre Dawson, R (1, 8) OBP: 0.294, SLG: 0.477 Jerry White, S (6, 8) OBP: 0.271, SLG: 0.368	0-0 ② 5-3 1-3	SSS 0-3 ② K	0-0 HR 1B	SSS 0-3 ① K			0-0 ① F9	SSS 0-3 ③ K		4 2	1 0	1 0	0 0	0 0	2 1	1 2
Tony Perez, R (1, 3) OBP: 0.338, SLG: 0.470 Tony Solaita, L (5, 3) OBP: 0.512, SLG: 0.594	0-0 3-H HR	0-0 HBP 2B 1B	0-0 1-H HR	0-0 1B 1B			0-0 2B 2-H 3B 1B			3 2	3 1	3 2	4 1	0 0	0 0	0 0
Gary Carter, R (1, 2) OBP: 0.367, SLG: 0.540 Duffy Dyer, R (6, 2) OBP: 0.350, SLG: 0.444	0-0 ③ F8	H 1-0 1-2 2B HBP	0-0 HR	0-0 G1-6-3 1-2 1B			0-0 1-3 3B 2B			3 1	2 1	2 1	1 1	0 0	0 0	0 0
Ellis Valentine, R (1, 9) OBP: 0.305, SLG: 0.429 Tom Hutton, L (5, 9) OBP: 0.407, SLG: 0.435	0-0 ① 5-3	0-0 HR 1-H 2-H 2B	0-0 HR	0-0 ②③ G1-6-3 1-2f			0-0 1B 2-H 3-H 3B			3 2	2 1	2 1	3 2	0 0	0 0	0 2
Larry Parrish, R (1, 5) OBP: 0.351, SLG: 0.453 Ken Macha, R (7, 5) OBP: 0.211, SLG: 0.118	0-0 ② 1-3	0-0 2-H HR	0-0 2B 1B	0-0 FC3-6 1B			0-0 G4-6-3 3-H 1B			4 1	2 0	3 1	2 1	0 0	0 0	0 0
Chris Speier, R (1, 6) OBP: 0.337, SLG: 0.333 Jim Mason, L (5, 6) OBP: 0.300, SLG: 0.296	BBBB 4-0 BB BB	0-0 2B 1B	0-0 1-H 1B 2B	0-0 ① FC3-6 G6-3 1-2f			0-0 ②③ G4-6-3 1-2f			2 2	2 0	2 0	1 0	1 0	0 0	0 2
Dan Schatzeder, L (1, 1) OBP: 0.389, SLG: 0.533 David Palmer, R (6, PH) (7, 1) Rudy May, L (9, 1)	BBBB 4-0 1-2 BB	0-0 1-H E 2B	0-0 8-6-3 2-H 1B	0-0 ②③ G6-3 1-2f			0-0 ① 6-3			2 2 0	1 0 0	2 0 0	2 0 0	1 0 0	0 0 0	0 1 0
Inning Stats	R: 2 H: 1 E: 0 LOB: 0 K: 0 BB: 1 S: 4 P: 8	R: 0 H: 0 E: 0 LOB: 2 K: 0 BB: 2 S: 3 P: 11	R: 6 H: 6 E: 1 LOB: 1 K: 3 BB: 0 S: 15 P: 16	R: 6 H: 7 E: 0 LOB: 0 K: 0 BB: 0 S: 9 P: 9	R: 0 H: 2 E: 0 LOB: 1 K: 1 BB: 0 S: 6 P: 6	R: 0 H: 1 E: 0 LOB: 0 K: 0 BB: 0 S: 3 P: 3	R: 5 H: 6 E: 0 LOB: 0 K: 0 BB: 0 S: 8 P: 8	R: 0 H: 1 E: 0 LOB: 1 K: 1 BB: 0 S: 6 P: 6		1B: 13 SF: 0 2B: 6 SAC: 0 3B: 1 DP: 4 HR: 5 HBP: 1						

BOTTOM

Houston Astros @ Montreal Expos

Olympic Stadium, Montreal, QB

Sun Jun 17 1979, 3:33 AM EDT

Att. 30,245 - Unknown

livebaseballscorecards.com

AB	44
R	19
H	24
RBI	19
BB	3
SO	5
LOB	13

PITCHER		IP	WLS	BF	H	R	ER	SO	BB	IBB	HBP	BLK	WP	HR	S	P	ERA	WHIP
Joe Niekro, R ERA: 3.0	(1, 1)	2.2	L	18	6	8	8	2	3	0	1	0	0	2	18	31	27.00	3.375
George Throop, R ERA: 8.38	(3, 1)	0.1		6	5	4	4	1	0	0	0	0	0	3	8	8	108.00	15.000
Bert Roberge, R ERA: 2.84	(4, 1)	1.0		5	3	2	2	0	0	0	0	0	0	0	5	5	18.00	3.000
Tom Dixon, R ERA: 4.8	(5, 1)	1.0		4	2	0	0	1	0	0	0	0	0	0	6	6	0.00	2.000
Randy Niemann, L ERA: 2.48	(6, 1)	2.0		11	7	5	5	0	0	0	0	0	0	0	11	11	22.50	3.500

PITCHER		IP	WLS	BF	H	R	ER	SO	BB	IBB	HBP	BLK	WP	HR	S	P	ERA	WHIP
Frank Riccelli, L ERA: 4.09	(8, 1)	1.0		4	1	0	0	1	0	0	0	0	0	0	6	6	0.00	1.000

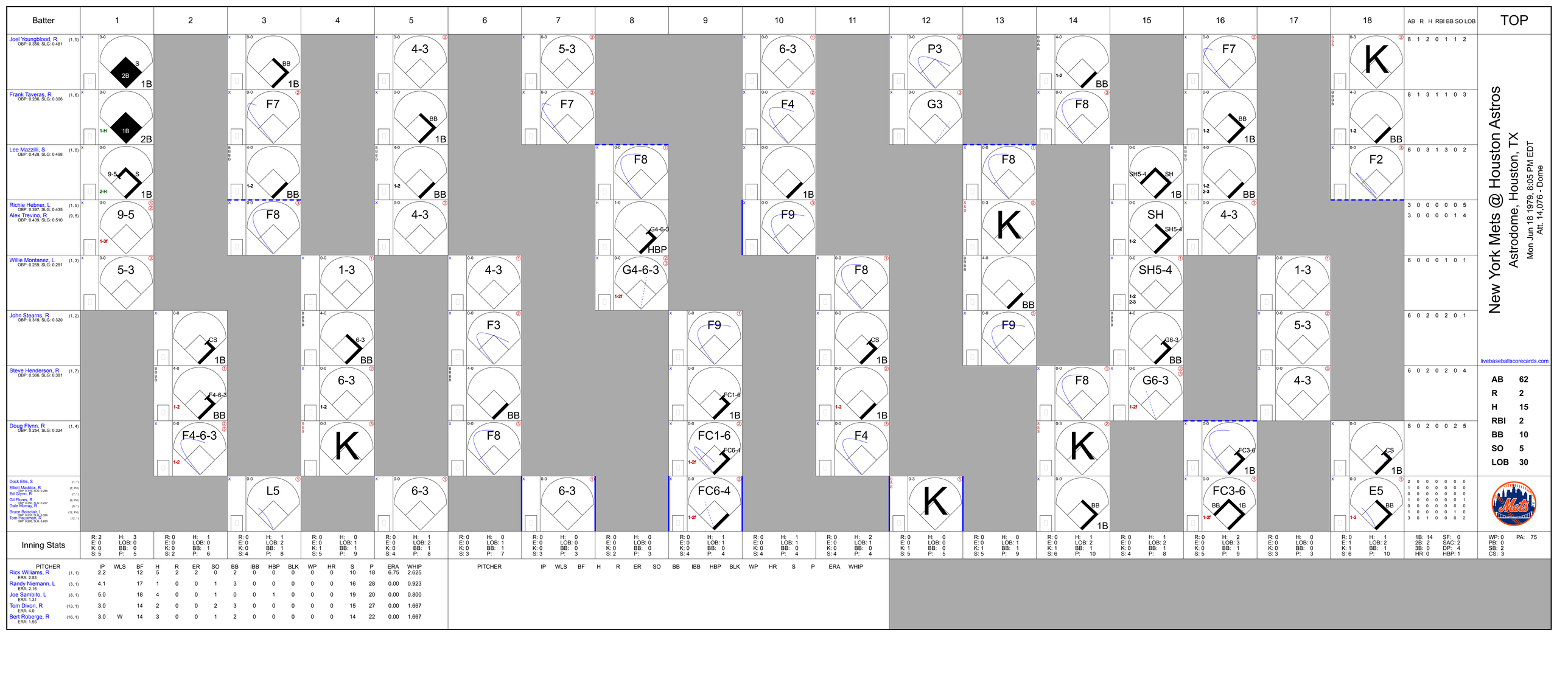
Batter
1
2
3
4
5
6
7
8
9
10
11
12
13
14
15
16
17
18
AB R H RBI BB SO LOB
TOP
Joel Youngblood, R (1, 9) OBP: 0.350, SLG: 0.481
8 1 2 0 1 1 2
Frank Taveras, R (1, 6) OBP: 0.286, SLG: 0.306
8 1 3 1 1 0 3
Lee Mazzilli, S (1, 8) OBP: 0.428, SLG: 0.498
6 0 3 1 3 0 2
Richie Hebner, L (1, 5) OBP: 0.397, SLG: 0.435
3 0 0 0 0 0 5
Alex Trevino, R (9, 5) OBP: 0.439, SLG: 0.510
3 0 0 0 0 1 4
Willie Montanez, L (1, 3) OBP: 0.259, SLG: 0.281
6 0 0 0 1 0 1
John Stearns, R (1, 2) OBP: 0.319, SLG: 0.320
6 0 2 0 2 0 1
Steve Henderson, R (1, 7) OBP: 0.366, SLG: 0.381
6 0 2 0 2 0 4
Doug Flynn, R (1, 4) OBP: 0.254, SLG: 0.324
8 0 2 0 0 2 5
Dock Ellis, S (1, 1)
Elliott Maddox, R (7, PH) OBP: 0.286, SLG: 0.286
Ed Glynn, R (7, 1)
Gil Flores, R (9, PH) OBP: 0.250, SLG: 0.227
Dale Murray, R (9, 1)
Bruce Boisclair, L (12, PH) OBP: 0.326, SLG: 0.326
Tom Hausman, R (12, 1) OBP: 0.200, SLG: 0.200
2 0 0 0 0 0 0
1 0 0 0 0 0 0
0 0 0 0 0 0 0
1 0 0 0 0 0 1
0 0 0 0 0 0 0
1 0 0 0 0 1 0
3 0 1 0 0 0 2
1B: 14 SF: 0
2B: 2 SAC: 2
3B: 0 DP: 4
HR: 0 HBP: 1
WP: 0 PA: 75
PB: 0
SB: 2
CS: 3
New York Mets @ Houston Astros
Astrodome, Houston, TX
Mon Jun 18 1979, 8:05 PM EDT
Att. 14,076 - Dome
livebaseballscorecards.com
AB 62
R 2
H 15
RBI 2
BB 10
SO 5
LOB 30
Inning Stats
R: 2 E: 0 K: 0 S: 5
H: 3 LOB: 0 BB: 0 P: 5
R: 0 E: 0 K: 0 S: 2
H: 1 LOB: 0 BB: 1 P: 6
R: 0 E: 0 K: 0 S: 4
H: 1 LOB: 2 BB: 1 P: 8
R: 0 E: 0 K: 1 S: 5
H: 0 LOB: 1 BB: 1 P: 9
R: 0 E: 0 K: 0 S: 4
H: 1 LOB: 2 BB: 1 P: 8
R: 0 E: 0 K: 0 S: 3
H: 0 LOB: 1 BB: 1 P: 7
R: 0 E: 0 K: 0 S: 3
H: 0 LOB: 0 BB: 0 P: 3
R: 0 E: 0 K: 0 S: 2
H: 0 LOB: 0 BB: 0 P: 3
R: 0 E: 0 K: 0 S: 4
H: 1 LOB: 1 BB: 0 P: 4
R: 0 E: 0 K: 0 S: 4
H: 1 LOB: 1 BB: 0 P: 4
R: 0 E: 0 K: 0 S: 4
H: 2 LOB: 1 BB: 0 P: 4
R: 0 E: 0 K: 1 S: 5
H: 0 LOB: 0 BB: 0 P: 5
R: 0 E: 0 K: 1 S: 5
H: 0 LOB: 1 BB: 1 P: 9
R: 0 E: 0 K: 1 S: 6
H: 1 LOB: 2 BB: 1 P: 10
R: 0 E: 0 K: 0 S: 4
H: 1 LOB: 2 BB: 1 P: 8
R: 0 E: 0 K: 0 S: 5
H: 2 LOB: 3 BB: 1 P: 9
R: 0 E: 0 K: 0 S: 3
H: 0 LOB: 0 BB: 0 P: 3
R: 0 E: 1 K: 1 S: 6
H: 1 LOB: 2 BB: 1 P: 10
PITCHER IP WLS BF H R ER SO BB IBB HBP BLK WP HR S P ERA WHIP
Rick Williams, R (1, 1) ERA: 2.53 2.2 12 5 2 2 0 2 0 0 0 0 0 10 18 6.75 2.625
Randy Niemann, L (3, 1) ERA: 2.16 4.1 17 1 0 0 1 3 0 0 0 0 0 16 28 0.00 0.923
Joe Sambito, L (8, 1) ERA: 1.31 5.0 18 4 0 0 1 0 0 1 0 0 0 19 20 0.00 0.800
Tom Dixon, R (13, 1) ERA: 4.0 3.0 14 2 0 0 2 3 0 0 0 0 0 15 27 0.00 1.667
Bert Roberge, R (16, 1) ERA: 1.93 3.0 W 14 3 0 0 1 2 0 0 0 0 0 14 22 0.00 1.667
PITCHER IP WLS BF H R ER SO BB IBB HBP BLK WP HR S P ERA WHIP

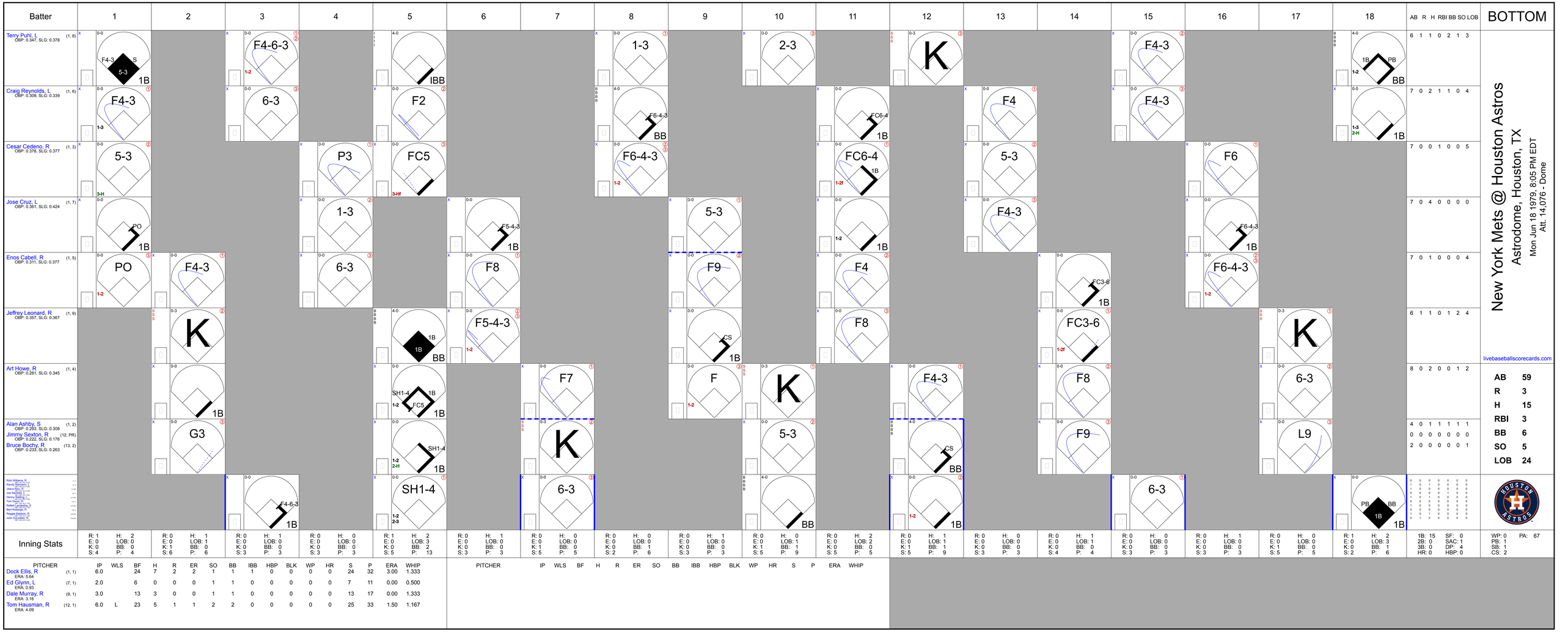

New York Mets @ Houston Astros

Astrodome, Houston, TX

Mon Jun 18 1979, 8:05 PM EDT

Att. 14,076 - Dome

livebaseballscorecards.com

Batter	1	2	3	4	5	6	7	8	9	10	11	12	13	14	15	16	17	18	AB	R	H	RBI	BB	SO	LOB
Terry Puhl, L (1, 8) OBP: 0.347, SLG: 0.378	F4-3 S 5-3 1B		F4-6-3 1-2		IBB			1-3		2-3		K			F4-3			1B PB 1-2 BB	6	1	1	0	2	1	3
Craig Reynolds, L (1, 6) OBP: 0.309, SLG: 0.339	F4-3 1-3		6-3		F2			F6-4-3 BB			FC6-4 1B		F4		F4-3			1-3 2-H 1B	7	0	2	1	1	0	4
Cesar Cedeno, R (1, 3) OBP: 0.378, SLG: 0.377	5-3 3-H			P3	FC5 3-Hf			F6-4-3 1-2			FC6-4 1B 1-2f		5-3			F6			7	0	0	1	0	0	5
Jose Cruz, L (1, 7) OBP: 0.361, SLG: 0.424	PO 1B			1-3		F5-4-3 1B			5-3		1-2 1B		F4-3			F6-4-3 1B			7	0	4	0	0	0	0
Enos Cabell, R (1, 5) OBP: 0.311, SLG: 0.377	PO 1-2	F4-3		6-3		F8			F9		F4			FC3-6 1B		F6-4-3 1-2			7	0	1	0	0	0	4
Jeffrey Leonard, R (1, 9) OBP: 0.357, SLG: 0.367		K			1B 1B BB	F5-4-3 1-2			CS 1B		F8			FC3-6 1-2f			K		6	1	1	0	1	2	4
Art Howe, R (1, 4) OBP: 0.281, SLG: 0.345		1B			SH1-4 1B 1-2 FC5 1B		F7		F 1-2	K		F4-3		F8			6-3		8	0	2	0	0	1	2
Alan Ashby, S (1, 2) OBP: 0.293, SLG: 0.308		G3			SH1-4 1-2 2-H 1B		K			5-3		CS BB		F9			L9		4	0	1	1	1	1	1
Jimmy Sexton, R (12, PR) OBP: 0.222, SLG: 0.176																			0	0	0	0	0	0	0
Bruce Bochy, R (13, 2) OBP: 0.233, SLG: 0.263																			2	0	0	0	0	0	1
Rick Williams, R (1, 1) Randy Martinez, L (2, 1) Jesse Barfield, R (3, 1) Joe Sambito, L (4, 1) Denny Walling, L (5, 1) Tom Dixon, R (6, 1) Rafael Landestoy, S (7, 1) Bert Roberge, R (8, 1) Reggie Sanders, R (9, 1) Julio Gonzalez, R (10, 1)			F4-6-3 1B		SH1-4 1-2 2-3		6-3			BB		1-2 1B			6-3			PB BB 1B 1B	0	0	1	0	0	0	0
Inning Stats	R: 1 H: 2 E: 0 LOB: 0 K: 0 BB: 0 S: 4 P: 4	R: 0 H: 1 E: 0 LOB: 1 K: 1 BB: 0 S: 6 P: 6	R: 0 H: 1 E: 0 LOB: 0 K: 0 BB: 0 S: 3 P: 3	R: 0 H: 0 E: 0 LOB: 0 K: 0 BB: 0 S: 3 P: 3	R: 1 H: 2 E: 0 LOB: 3 K: 0 BB: 2 S: 5 P: 13	R: 0 H: 1 E: 0 LOB: 0 K: 0 BB: 0 S: 3 P: 3	R: 0 H: 0 E: 0 LOB: 0 K: 1 BB: 0 S: 5 P: 5	R: 0 H: 0 E: 0 LOB: 0 K: 0 BB: 1 S: 2 P: 6	R: 0 H: 1 E: 0 LOB: 0 K: 0 BB: 0 S: 3 P: 3	R: 0 H: 0 E: 0 LOB: 1 K: 1 BB: 1 S: 5 P: 9	R: 0 H: 2 E: 0 LOB: 2 K: 0 BB: 0 S: 5 P: 5	R: 0 H: 1 E: 0 LOB: 1 K: 1 BB: 1 S: 5 P: 9	R: 0 H: 0 E: 0 LOB: 0 K: 0 BB: 0 S: 3 P: 3	R: 0 H: 1 E: 0 LOB: 1 K: 0 BB: 0 S: 4 P: 4	R: 0 H: 0 E: 0 LOB: 0 K: 0 BB: 0 S: 3 P: 3	R: 0 H: 1 E: 0 LOB: 0 K: 0 BB: 0 S: 3 P: 3	R: 0 H: 0 E: 0 LOB: 0 K: 1 BB: 0 S: 5 P: 5	R: 1 H: 2 E: 0 LOB: 3 K: 0 BB: 1 S: 2 P: 6	1B: 15 SF: 0 2B: 0 SAC: 1 3B: 0 DP: 4 HR: 0 HBP: 0	WP: 0 PA: 67 PB: 1 SB: 1 CS: 2

PITCHER		IP	WLS	BF	H	R	ER	SO	BB	IBB	HBP	BLK	WP	HR	S	P	ERA	WHIP
Dock Ellis, R ERA: 5.64	(1, 1)	6.0		24	7	2	2	1	1	1	0	0	0	0	24	32	3.00	1.333
Ed Glynn, L ERA: 0.93	(7, 1)	2.0		6	0	0	0	1	1	0	0	0	0	0	7	11	0.00	0.500
Dale Murray, R ERA: 3.16	(9, 1)	3.0		13	3	0	0	1	1	0	0	0	0	0	13	17	0.00	1.333
Tom Hausman, R ERA: 4.09	(12, 1)	6.0	L	23	5	1	1	2	2	0	0	0	0	0	25	33	1.50	1.167

PITCHER	IP	WLS	BF	H	R	ER	SO	BB	IBB	HBP	BLK	WP	HR	S	P	ERA	WHIP

Batter	1	2	3	4	5	6	7	8	9	AB	R	H	RBI	BB	SO	LOB
Frank Taveras, R (1, 6) OBP: 0.289, SLG: 0.303	BBBB 4-0 CS BB		x 0-0 ② 5-3			x 0-0 ① 6-3		BBBB 4-0 1B BB		2	0	0	0	2	0	0
Willie Montanez, L (1, 3) OBP: 0.259, SLG: 0.281	x 0-0 ①② 1-3 1-2		x 0-0 ③ 6-3			x 0-0 ② 6-3		x 0-0 BB 1B 1-3 2-H		4	0	1	1	0	0	1
Lee Mazzilli, S (1, 8) OBP: 0.425, SLG: 0.492	x 0-0 ③ 4-3			x 0-0 ① F9		x 0-0 ③ 4-3		BBBB 4-0 1-2 BB		3	0	0	0	1	0	0
Richie Hebner, L (1, 5) OBP: 0.394, SLG: 0.428		x 0-0 ① 4-3		x 0-0 ② G3			BBBB 4-0 FC1-6 BB	x 0-0 ③ F8		3	0	0	0	1	0	3
Joel Youngblood, R (1, 9) OBP: 0.344, SLG: 0.472		x 0-0 ② 5-3		x 0-0 ③ F8			x 0-0 ① FC1-6 G6-3 1-2f		x 0-0 ① F8	4	0	0	0	0	0	1
John Stearns, R (1, 2) OBP: 0.318, SLG: 0.319		x 0-0 S 1B			x 0-0 ① 6-3		x 0-0 ②③ G6-3 1-2f		x 0-0 ② F7	4	0	1	0	0	0	1
Steve Henderson, R (1, 7) OBP: 0.372, SLG: 0.380		BBBB 4-0 1-2 BB			BBBB 4-0 F3 S BB			BBBB 4-0 G3 1B BB	x 0-0 ③ F8	1	1	0	0	3	0	0
Doug Flynn, R (1, 4) OBP: 0.252, SLG: 0.321 Ed Kranepool, L (8, PH) OBP: 0.250, SLG: 0.286 Sergio Ferrer, S (8, 4)	SSS 0-3 ③ K				x 0-0 ② F3 1-3			x 0-0 ① G3 1-2		2	0	0	0	0	1	3
										1	0	0	0	0	0	1
										0	0	0	0	0	0	0
Andy Hassler, L (1, 1) Ron Hodges, L (8, PH) OBP: 0.258, SLG: 0.192 Ed Glynn, R (8, 1)			x 0-0 ① 1-3		SSS 0-3 ③ K			x 0-0 ② F7		2	0	0	0	0	1	1
										1	0	0	0	0	0	1
										0	0	0	0	0	0	0
Inning Stats	R: 0 E: 0 K: 0 S: 2	H: 0 LOB: 0 BB: 1 P: 6	R: 0 E: 0 K: 1 S: 6	H: 1 LOB: 2 BB: 1 P: 10	R: 0 E: 0 K: 0 S: 3	H: 0 LOB: 0 BB: 0 P: 3	R: 0 E: 0 K: 0 S: 3	H: 0 LOB: 0 BB: 0 P: 3	R: 0 E: 0 K: 1 S: 5	H: 0 LOB: 1 BB: 1 P: 9	R: 0 E: 0 K: 0 S: 3	H: 0 LOB: 0 BB: 0 P: 3	R: 0 E: 0 K: 0 S: 2	H: 0 LOB: 0 BB: 1 P: 6	R: 1 E: 0 K: 0 S: 4	H: 1 LOB: 3 BB: 3 P: 16	R: 0 E: 0 K: 0 S: 3	H: 0 LOB: 0 BB: 0 P: 3	1B: 2 2B: 0 3B: 0 HR: 0	SF: 0 SAC: 0 DP: 1 HBP: 0	WP: 0 PB: 0 SB: 2 CS: 1	PA: 34

TOP

New York Mets @ Houston Astros

Astrodome, Houston, TX

Tue Jun 19 1979, 8:05 PM EDT

Att. 14,036 - Dome

livebaseballscorecards.com

AB	27
R	1
H	2
RBI	1
BB	7
SO	2
LOB	12

PITCHER		IP	WLS	BF	H	R	ER	SO	BB	IBB	HBP	BLK	WP	HR	S	P	ERA	WHIP
Joaquin Andujar, R ERA: 3.01	(1, 1)	9.0	W	34	2	1	1	2	7	0	0	0	0	0	31	59	1.00	1.000

PITCHER	IP	WLS	BF	H	R	ER	SO	BB	IBB	HBP	BLK	WP	HR	S	P	ERA	WHIP

New York Mets @ Houston Astros

Astrodome, Houston, TX

Tue Jun 19 1979, 8:05 PM EDT

Att. 14,036 - Dome

BOTTOM

Batter	1	2	3	4	5	6	7	8	9	AB	R	H	RBI	BB	SO	LOB
Terry Puhl, L (1, 8) OBP: 0.349, SLG: 0.378	BBB 4-0 S SH1-4 2B BB		0-0 1B E 1B	0-0 3-2 3-Hf			SSS 0-3 K			3	2	1	0	1	1	2
Julio Gonzalez, R (1, 6) OBP: 0.328, SLG: 0.302	0-0 SH1-4 1-2		0-0 E5 1-H 1B		0-0 F8		0-0 F7			3	0	1	0	0	0	0
Cesar Cedeno, R (1, 3) OBP: 0.380, SLG: 0.385	0-0 1-3 2-H 2B		0-0 FC		0-0 6-3		0-0 WP BLK 1B			4	0	2	1	0	0	1
Jeffrey Leonard, R (1, 9) OBP: 0.348, SLG: 0.357	0-0 1-3 2-3		SSS 0-3 K		SSS 0-3 K		0-0 6-3 1-3			4	0	0	0	0	2	4
Enos Cabell, R (1, 5) OBP: 0.310, SLG: 0.375	0-0 6-3		0-0 6-3			0-0 F7		0-0 5-3-2 SH5-4 1B		4	0	1	0	0	0	3
Jose Cruz, L (1, 7) OBP: 0.364, SLG: 0.427		0-0 1-3		0-0 2B FC6-4 1B		0-0 S 1B		0-0 SH5-4 1-2		3	1	2	0	0	0	0
Art Howe, R (1, 4) OBP: 0.288, SLG: 0.353 Rafael Landestoy, S (5, 4) OBP: 0.255, SLG: 0.149	BBB 4-0 9-3 BB			0-0 FC6-4 1-3 3-2 2B			SSS 0-3 K 1-2	0-0 5-3-2 2-3f		1 2	0 0	1 0	0 0	1 0	0 1	0 2
Bruce Bochy, R (1, 2) OBP: 0.254, SLG: 0.259	0-0 9-3 1-2f			4-0 FC6-4 IBB		4-0 IBB				1	0	0	0	2	0	1
Joaquin Andujar, S (1, 1) OBP: 0.087, SLG: 0.045			SSS 0-3 K	0-0 FC6-4 1-2f 2-3 3-H		SSS 0-3 K				3	0	0	1	0	2	4
Inning Stats	R: 1 H: 1 E: 0 LOB: 1 K: 0 BB: 1 S: 4 P: 8	R: 0 H: 0 E: 0 LOB: 0 K: 0 BB: 1 S: 2 P: 6	R: 1 H: 2 E: 1 LOB: 2 K: 2 BB: 0 S: 10 P: 10	R: 1 H: 2 E: 0 LOB: 1 K: 0 BB: 1 S: 4 P: 8	R: 0 H: 0 E: 0 LOB: 0 K: 1 BB: 0 S: 5 P: 5	R: 0 H: 1 E: 0 LOB: 2 K: 2 BB: 1 S: 8 P: 12	R: 0 H: 1 E: 0 LOB: 1 K: 1 BB: 0 S: 6 P: 6	R: 0 H: 1 E: 0 LOB: 0 K: 0 BB: 0 S: 3 P: 3		1B: 6 SF: 0 2B: 5 SAC: 2 3B: 0 DP: 3 HR: 0 HBP: 0						

livebaseballscorecards.com

AB	28
R	3
H	8
RBI	2
BB	4
SO	6
LOB	17

WP: 1 PA: 34
PB: 0
SB: 2
CS: 0

PITCHER		IP	WLS	BF	H	R	ER	SO	BB	IBB	HBP	BLK	WP	HR	S	P	ERA	WHIP
Andy Hassler, L ERA: 7.25	(1, 1)	7.0	L	31	7	3	3	6	2	2	0	1	1	0	39	55	3.86	1.286
Ed Glynn, L ERA: 0.84	(8, 1)	1.0		3	1	0	0	0	0	0	0	0	0	0	3	3	0.00	1.000

PITCHER	IP	WLS	BF	H	R	ER	SO	BB	IBB	HBP	BLK	WP	HR	S	P	ERA	WHIP

Batter	1	2	3	4	5	6	7	8	9	AB	R	H	RBI	BB	SO	LOB
Frank Taveras, R (1, 6) OBP: 0.292, SLG: 0.306	CS 1B		2B 1B 2-3		4-3			K		4	1	2	0	0	1	0
Willie Montanez, L (1, 3) OBP: 0.259, SLG: 0.280	K 1-2		2B SF9 1B 1-2 3-H		K			F7		4	1	1	1	0	2	1
Lee Mazzilli, S (1, 8) OBP: 0.427, SLG: 0.494	F8		SF9 2B 1-3 2-H			1B E G6-4-3 BB		F9		3	1	1	1	1	0	0
Richie Hebner, L (1, 5) OBP: 0.392, SLG: 0.426		F7	SF9 2-3 3-H			G6-4-3 1-3 1B			F7	3	0	1	1	0	0	0
Steve Henderson, R (1, 7) OBP: 0.370, SLG: 0.377		1-3	1-4-3			G6-4-3 1-2f 3-H			K S 1B	4	0	1	0	0	0	2
Ron Hodges, L (1, 2) OBP: 0.265, SLG: 0.207 John Stearns, R (9, PH) OBP: 0.317, SLG: 0.317		1B		6-3		4-3			K 1-3	3 1	0 0	1 0	0 0	0 0	0 1	0 1
Joel Youngblood, R (1, 9) OBP: 0.344, SLG: 0.468		K		K			F6 BB			2	0	0	0	1	2	1
Doug Flynn, R (1, 4) OBP: 0.253, SLG: 0.326			1B 2B	F6-3			F6 1-2			3	1	1	0	0	0	1
Craig Swan, R (1, 1) OBP: 0.143, SLG: 0.103			K		K		K			3	0	0	0	0	3	1
Inning Stats	R: 0 E: 0 K: 1 S: 5 H: 1 LOB: 0 BB: 0 P: 5	R: 0 E: 0 K: 1 S: 6 H: 1 LOB: 1 BB: 0 P: 6	R: 3 E: 0 K: 1 S: 9 H: 4 LOB: 1 BB: 0 P: 9	R: 0 E: 0 K: 1 S: 5 H: 0 LOB: 0 BB: 0 P: 5	R: 0 E: 0 K: 2 S: 7 H: 0 LOB: 0 BB: 0 P: 7	R: 1 E: 1 K: 0 S: 3 H: 1 LOB: 0 BB: 1 P: 7	R: 0 E: 0 K: 1 S: 4 H: 0 LOB: 0 BB: 1 P: 8	R: 0 E: 0 K: 1 S: 5 H: 0 LOB: 0 BB: 0 P: 5	R: 0 E: 0 K: 1 S: 5 H: 1 LOB: 0 BB: 0 P: 5	1B: 6 2B: 3 3B: 0 HR: 0 SF: 1 SAC: 0 DP: 2 HBP: 0						

TOP

New York Mets @ Houston Astros

Astrodome, Houston, TX

Wed Jun 20 1979, 8:05 PM EDT

Att. 15,946 - Dome

livebaseballscorecards.com

AB	30
R	4
H	8
RBI	3
BB	2
SO	9
LOB	7

WP: 0 PB: 0 SB: 1 CS: 1 PA: 33

PITCHER		IP	WLS	BF	H	R	ER	SO	BB	IBB	HBP	BLK	WP	HR	S	P	ERA	WHIP
J.R. Richard, R ERA: 3.58	(1, 1)	7.0		27	7	4	3	7	2	0	0	0	0	0	39	47	3.86	1.286
Joe Sambito, L ERA: 1.25	(8, 1)	2.0	W	6	1	0	0	2	0	0	0	0	0	0	10	10	0.00	0.500

PITCHER		IP	WLS	BF	H	R	ER	SO	BB	IBB	HBP	BLK	WP	HR	S	P	ERA	WHIP

New York Mets @ Houston Astros

Astrodome, Houston, TX

Wed Jun 20 1979, 8:05 PM EDT

Att. 15,946 - Dome

BOTTOM

Batter	1	2	3	4	5	6	7	8	9	AB	R	H	RBI	BB	SO	LOB
Terry Puhl, L (1, 8) OBP: 0.354, SLG: 0.383	1B		F5		CS 3-H			3B		4	2	3	1	0	0	0
Craig Reynolds, L (1, 6) OBP: 0.312, SLG: 0.349	1-2		F7		F8 1-2			1-H		4	1	2	1	0	0	1
Cesar Cedeno, R (1, 3) OBP: 0.378, SLG: 0.387	1-H 2-H		6-3			F4		F7		4	0	1	2	0	0	1
Jose Cruz, L (1, 7) OBP: 0.366, SLG: 0.423	B B B B			F8		F8			IBB	2	0	0	0	2	0	0
Enos Cabell, R (1, 5) OBP: 0.306, SLG: 0.369	F7-4-3 1-2			F3		F4-3		S S S K		4	0	0	0	0	1	4
Denny Walling, L (1, 9) OBP: 0.415, SLG: 0.571	L3			HR			1-3			3	1	1	1	0	0	1
Alan Ashby, S (1, 2) OBP: 0.289, SLG: 0.303		S S S K		F9			G3			3	0	0	0	0	1	0
Rafael Landestoy, S (1, 4) OBP: 0.259, SLG: 0.200 Joe Sambito, L (8, 1) OBP: 0.667, SLG: 0.667		S S S K			1B 3B		F8			3 0	1 0	1 0	0 0	0 0	1 0	0 0
J.R. Richard, R (1, 1) OBP: 0.098, SLG: 0.154 Julio Gonzalez, R (8, 4) OBP: 0.324, SLG: 0.297		F3			F4			F7		2 1	0 0	0 0	0 0	0 0	1 0	1 0
Inning Stats	R: 2 E: 0 K: 0 S: 5 H: 3 LOB: 1 BB: 1 P: 9	R: 0 E: 0 K: 2 S: 7 H: 0 LOB: 0 BB: 0 P: 7	R: 0 E: 0 K: 0 S: 3 H: 0 LOB: 0 BB: 0 P: 3	R: 1 E: 0 K: 0 S: 4 H: 1 LOB: 0 BB: 0 P: 4	R: 1 E: 0 K: 0 S: 4 H: 2 LOB: 0 BB: 0 P: 4	R: 0 E: 0 K: 0 S: 3 H: 0 LOB: 0 BB: 0 P: 3	R: 0 E: 0 K: 0 S: 3 H: 0 LOB: 0 BB: 0 P: 3	R: 1 E: 0 K: 1 S: 7 H: 2 LOB: 2 BB: 1 P: 11		1B: 4 2B: 2 3B: 2 HR: 1 SF: 0 SAC: 0 DP: 1 HBP: 0						

PITCHER	IP	WLS	BF	H	R	ER	SO	BB	IBB	HBP	BLK	WP	HR	S	P	ERA	WHIP
Craig Swan, R (1, 1) ERA: 3.09	8.0	L	32	8	5	5	3	1	1	0	0	0	1	36	44	5.62	1.125

PITCHER	IP	WLS	BF	H	R	ER	SO	BB	IBB	HBP	BLK	WP	HR	S	P	ERA	WHIP

AB	30
R	5
H	8
RBI	5
BB	2
SO	3
LOB	8

PA: 32

WP: 0
PB: 0
SB: 0
CS: 1

livebaseballscorecards.com

San Diego Padres @ Houston Astros

Astrodome, Houston, TX

Fri Jun 22 1979, 8:05 PM EDT

Att. 30,954 - Unknown

livebaseballscorecards.com

Batter	1	2	3	4	5	6	7	8	9	AB	R	H	RBI	BB	SO	LOB
Gene Richards, L (1, 8) OBP: 0.327, SLG: 0.331	4-3		F7		F8			FC4-6 BB 1B 1-2f		4	0	0	0	0	0	1
Paul Dade, R (1, 5) OBP: 0.338, SLG: 0.382	F8		K		5-3			BB 1B 1-2		4	0	1	0	0	1	0
Dave Winfield, R (1, 9) OBP: 0.417, SLG: 0.625	F2		3B			CS BB		BB 1-2 2-3		2	0	1	0	2	0	0
Jerry Turner, L (1, 7) OBP: 0.327, SLG: 0.402		F3	F7			F7 1-2		K		4	0	0	0	0	1	5
Gene Tenace, R (1, 2) OBP: 0.397, SLG: 0.420		FC5-4 1B 1B BB		E5 4-3		F5		1-3		3	1	0	0	1	0	3
Jay Johnstone, L (1, 3) OBP: 0.281, SLG: 0.323		FC5-4 1-2 1B		4-3 1-2			G6-3 1B		F4	4	0	2	0	0	0	1
Fernando Gonzalez, R (1, 4) OBP: 0.272, SLG: 0.390		FC5-4 1B 1-2f 2-3		F8			G6-3 1-2f		K	4	0	0	0	0	1	4
Ozzie Smith, S (1, 6) OBP: 0.241, SLG: 0.215		1B 1-2 3-H		F3			F3		K	3	0	1	1	0	0	1
Rollie Fingers, R (7, 1) OBP: 0.100, SLG: 0.100										0	0	0	0	0	0	0
Kurt Bevacqua, R (9, PH) OBP: 0.341, SLG: 0.279										1	0	0	0	0	1	0
Bob Shirley, R (1, 1) OBP: 0.133, SLG: 0.200		F9			5-3			FC4-6 1B		2	0	0	0	0	0	2
Bill Almon, R (7, 6) OBP: 0.290, SLG: 0.274										1	0	1	0	0	0	0

Inning Stats	1	2	3	4	5	6	7	8	9		
	R: 0 H: 0 E: 0 LOB: 0 K: 0 BB: 0 S: 3 P: 3	R: 1 H: 2 E: 0 LOB: 2 K: 0 BB: 1 S: 5 P: 9	R: 0 H: 1 E: 0 LOB: 1 K: 1 BB: 0 S: 6 P: 6	R: 0 H: 0 E: 1 LOB: 1 K: 0 BB: 0 S: 4 P: 4	R: 0 H: 0 E: 0 LOB: 0 K: 0 BB: 0 S: 3 P: 3	R: 0 H: 0 E: 0 LOB: 0 K: 0 BB: 1 S: 2 P: 6	R: 0 H: 1 E: 0 LOB: 0 K: 0 BB: 0 S: 3 P: 3	R: 0 H: 2 E: 0 LOB: 3 K: 1 BB: 1 S: 7 P: 11	R: 0 H: 0 E: 0 LOB: 0 K: 2 BB: 0 S: 7 P: 7	1B: 5 SF: 0 2B: 0 SAC: 0 3B: 1 DP: 1 HR: 0 HBP: 0	WP: 0 PA: 35 PB: 0 SB: 0 CS: 1

PITCHER	IP	WLS	BF	H	R	ER	SO	BB	IBB	HBP	BLK	WP	HR	S	P	ERA	WHIP
Joe Niekro, R (1, 1) ERA: 2.89	7.1	W	30	6	1	1	1	3	0	0	0	0	0	29	41	1.23	1.227
Joe Sambito, L (8, 1) ERA: 1.2	1.2	S	5	0	0	0	3	0	0	0	0	0	0	11	11	0.00	0.000

PITCHER	IP	WLS	BF	H	R	ER	SO	BB	IBB	HBP	BLK	WP	HR	S	P	ERA	WHIP

Batter	1	2	3	4	5	6	7	8	9	AB	R	H	RBI	BB	SO	LOB
Terry Puhl, L (1, 8) OBP: 0.350, SLG: 0.378	F3		K			F3		4-3		4	0	0	0	0	1	0
Craig Reynolds, L (1, 6) OBP: 0.311, SLG: 0.345	F4			6-3			2B, BB	F8		3	1	0	0	1	0	0
Cesar Cedeno, R (1, 3) OBP: 0.378, SLG: 0.383	CS, BB			F9			F7			2	0	0	0	1	0	1
Jeffrey Leonard, R (1, 9) OBP: 0.354, SLG: 0.370	CS (1-2)	1B		4-3			1B (1-H), 2B			3	1	2	1	0	0	0
Enos Cabell, R (1, 5) OBP: 0.302, SLG: 0.364		K (1-2)			F5		5-3			3	0	0	0	0	1	2
Jose Cruz, L (1, 7) OBP: 0.366, SLG: 0.420		6-3			K		1B, IBB			2	0	0	0	1	1	1
Julio Gonzalez, R (1, 4) OBP: 0.314, SLG: 0.288		F8			F6		FC6-4 (1-2, 2-H), 1B			2	0	0	0	0	0	1
Denny Walling, L (7, PH) OBP: 0.429, SLG: 0.583										1	0	1	1	0	0	0
Rafael Landestoy, S (8, 4) OBP: 0.259, SLG: 0.200										0	0	0	0	0	0	0
Alan Ashby, S (1, 2) OBP: 0.284, SLG: 0.298			K			6-3	FC6-4 (1-2f)			3	0	0	0	0	1	2
Joe Niekro, R (1, 1) OBP: 0.116, SLG: 0.122			6-3			1-3		F7		2	0	0	0	0	0	0
Joe Sambito, L (8, 1) OBP: 0.571, SLG: 0.500										1	0	0	0	0	0	0
Inning Stats	R: 0, E: 0, K: 0, S: 2, H: 0, LOB: 0, BB: 1, P: 6	R: 0, E: 0, K: 1, S: 6, H: 1, LOB: 1, BB: 0, P: 6	R: 0, E: 0, K: 2, S: 7, H: 0, LOB: 0, BB: 0, P: 7	R: 0, E: 0, K: 0, S: 3, H: 0, LOB: 0, BB: 0, P: 3	R: 0, E: 0, K: 1, S: 5, H: 0, LOB: 0, BB: 0, P: 5	R: 0, E: 0, K: 0, S: 3, H: 0, LOB: 0, BB: 0, P: 3	R: 2, E: 0, K: 0, S: 5, H: 2, LOB: 2, BB: 2, P: 13	R: 0, E: 0, K: 0, S: 3, H: 0, LOB: 0, BB: 0, P: 3		1B: 2, 2B: 1, 3B: 0, HR: 0		SF: 0, SAC: 0, DP: 0, HBP: 0				

PITCHER		IP	WLS	BF	H	R	ER	SO	BB	IBB	HBP	BLK	WP	HR	S	P	ERA	WHIP
Bob Shirley, L ERA: 3.09	(1, 1)	6.1	L	22	2	2	2	4	2	0	0	0	0	0	28	36	2.84	0.632
Rollie Fingers, R ERA: 2.75	(7, 1)	1.2		7	1	0	0	0	0	1	0	0	0	0	6	10	0.00	0.600

PITCHER	IP	WLS	BF	H	R	ER	SO	BB	IBB	HBP	BLK	WP	HR	S	P	ERA	WHIP

BOTTOM

San Diego Padres @ Houston Astros

Astrodome, Houston, TX

Fri Jun 22 1979, 8:05 PM EDT

Att. 30,954 - Unknown

livebaseballscorecards.com

AB	26
R	2
H	3
RBI	2
BB	3
SO	4
LOB	7

1B: 2, 2B: 1, 3B: 0, HR: 0 | SF: 0, SAC: 0, DP: 0, HBP: 0 | WP: 0, PB: 0, SB: 1, CS: 1 | PA: 30

Batter	1	2	3	4	5	6	7	8	9	AB	R	H	RBI	BB	SO	LOB
Paul Dade, R (1, 5) OBP: 0.336, SLG: 0.379	5-3		K		1B (2-H)			6-3		4	0	1	1	0	1	1
Jay Johnstone, L (1, 8) OBP: 0.279, SLG: 0.308	F3			6-3 1B BB	4-3			F7		3	1	0	0	1	0	1
Bill Fahey, L (8, 2) OBP: 0.313, SLG: 0.377										0	0	0	0	0	0	0
Dave Winfield, R (1, 9) OBP: 0.412, SLG: 0.615	K			6-3 (1-2)		K			6-3	4	0	0	0	0	2	1
Jerry Turner, L (1, 7) OBP: 0.326, SLG: 0.399		F3		1B (2-H)		4-3			F5	4	0	1	1	0	0	0
Gene Tenace, R (1, 2) (8, 3) OBP: 0.390, SLG: 0.411		6-3		F7		1-3			F8	4	0	0	0	0	0	1
Dan Briggs, L (1, 3) (8, 8) OBP: 0.293, SLG: 0.407		F9		F8			F6			3	0	0	0	0	0	1
Fernando Gonzalez, R (1, 4) OBP: 0.273, SLG: 0.386			SH5-4 BB		6-3		1-3			2	0	0	0	1	0	0
Ozzie Smith, S (1, 6) OBP: 0.242, SLG: 0.220			F3		1B 2B		F7			3	1	1	0	0	0	1
Randy Jones, R (1, 1) OBP: 0.162, SLG: 0.189			SH5-4 (1-2)		K			K		2	0	0	0	0	2	1
Rollie Fingers, R (8, 1) OBP: 0.100, SLG: 0.100										0	0	0	0	0	0	0
Inning Stats	R: 0 E: 0 K: 1 S: 5 H: 0 LOB: 0 BB: 0 P: 5	R: 0 E: 0 K: 0 S: 3 H: 0 LOB: 0 BB: 0 P: 3	R: 0 E: 0 K: 1 S: 5 H: 0 LOB: 1 BB: 1 P: 9	R: 1 E: 0 K: 0 S: 4 H: 1 LOB: 1 BB: 1 P: 8	R: 1 E: 0 K: 1 S: 7 H: 2 LOB: 1 BB: 0 P: 7	R: 0 E: 0 K: 1 S: 5 H: 0 LOB: 0 BB: 0 P: 5	R: 0 E: 0 K: 0 S: 3 H: 0 LOB: 0 BB: 0 P: 3	R: 0 E: 0 K: 1 S: 5 H: 0 LOB: 0 BB: 0 P: 5	R: 0 E: 0 K: 0 S: 3 H: 0 LOB: 0 BB: 0 P: 3	1B: 2 2B: 1 3B: 0 HR: 0	SF: 0 SAC: 1 DP: 0 HBP: 0						

TOP

San Diego Padres @ Houston Astros

Astrodome, Houston, TX

Sat Jun 23 1979, 8:05 PM EDT

Att. 41,429 - Dome

livebaseballscorecards.com

AB	29
R	2
H	3
RBI	2
BB	2
SO	5
LOB	7

WP: 0 PB: 0 SB: 0 CS: 0 PA: 32

PITCHER		IP	WLS	BF	H	R	ER	SO	BB	IBB	HBP	BLK	WP	HR	S	P	ERA	WHIP
Rick Williams, R ERA: 2.49	(1, 1)	8.0		29	3	2	2	5	2	0	0	0	0	0	37	45	2.25	0.625
Tom Dixon, R ERA: 3.79	(9, 1)	1.0	W	3	0	0	0	0	0	0	0	0	0	0	3	3	0.00	0.000

PITCHER	IP	WLS	BF	H	R	ER	SO	BB	IBB	HBP	BLK	WP	HR	S	P	ERA	WHIP

Batter	1	2	3	4	5	6	7	8	9	AB	R	H	RBI	BB	SO	LOB
Terry Puhl, L (1, 8) OBP: 0.348, SLG: 0.376	F9		L9			3-1		2-H 1B		4	0	1	1	0	0	0
Craig Reynolds, L (1, 6) OBP: 0.307, SLG: 0.340	4-3		4-3			3-1		F4		4	0	0	0	0	0	2
Cesar Cedeno, R (1, 3) OBP: 0.380, SLG: 0.382	WP BB			K			K		S 1B	3	1	1	0	1	2	0
Jeffrey Leonard, R (1, 9) OBP: 0.353, SLG: 0.365 Denny Walling, L (9, PH) OBP: 0.442, SLG: 0.595	K 1-2			K			FC5-4 BB		3-1 1-H 1B	2 1	0 1	0 1	0 1	1 0	2 0	1 0
Enos Cabell, R (1, 5) OBP: 0.301, SLG: 0.363		FC6-5 G3 1B		K			FC5-4 S 1-2f		3-1 2-3	4	0	1	0	0	1	2
Jose Cruz, L (1, 7) OBP: 0.364, SLG: 0.415		G3 1-2			G3		L4 1-2		1B S IBB	3	0	0	0	1	0	2
Julio Gonzalez, R (1, 4) OBP: 0.311, SLG: 0.275		FC6-5 FC4 2-3			5-3			K	1B 1-2 BB	3	0	0	0	1	1	1
Bruce Bochy, R (1, 2) OBP: 0.242, SLG: 0.246 Alan Ashby, S (9, PH) OBP: 0.288, SLG: 0.302		FC4 1-2f			1-3			F8	1-2 2-3 3-H 1B	3 1	0 0	0 1	0 1	0 0	0 0	1 0
Rick Williams, R (1, 1) OBP: 0.313, SLG: 0.286 Art Howe, R (8, PH) OBP: 0.291, SLG: 0.361 Jimmy Sexton, R (8, PR) OBP: 0.222, SLG: 0.176 Tom Dixon, R (9, 1) OBP: 1.000, SLG: 1.000			K			K		1B 2B		2 1 0 0	0 0 1 0	0 1 0 0	0 0 0 0	2 0 0 0	0 0 0 0	0 0 0 0
Inning Stats	R: 0 E: 0 K: 1 S: 5 H: 0 LOB: 1 BB: 1 P: 9	R: 0 E: 0 K: 0 S: 4 H: 1 LOB: 1 BB: 0 P: 4	R: 0 E: 0 K: 1 S: 5 H: 0 LOB: 0 BB: 0 P: 5	R: 0 E: 0 K: 3 S: 9 H: 0 LOB: 0 BB: 0 P: 9	R: 0 E: 0 K: 0 S: 3 H: 0 LOB: 0 BB: 0 P: 3	R: 0 E: 0 K: 1 S: 5 H: 0 LOB: 0 BB: 0 P: 5	R: 0 E: 0 K: 1 S: 5 H: 0 LOB: 1 BB: 1 P: 9	R: 1 E: 0 K: 1 S: 7 H: 2 LOB: 2 BB: 0 P: 7	R: 2 E: 0 K: 0 S: 4 H: 3 LOB: 3 BB: 2 P: 12	1B: 5 2B: 1 3B: 0 HR: 0	SF: 0 SAC: 0 DP: 0 HBP: 0			WP: 1 PB: 0 SB: 3 CS: 0	PA: 35		

PITCHER		IP	WLS	BF	H	R	ER	SO	BB	IBB	HBP	BLK	WP	HR	S	P	ERA	WHIP
Randy Jones, L ERA: 3.97	(1, 1)	7.2		28	3	1	1	8	2	0	0	0	1	0	42	50	1.17	0.652
Rollie Fingers, R ERA: 3.04	(8, 1)	0.2	L	7	3	2	2	0	1	1	0	0	0	0	5	13	27.00	6.000

PITCHER	IP	WLS	BF	H	R	ER	SO	BB	IBB	HBP	BLK	WP	HR	S	P	ERA	WHIP

BOTTOM

San Diego Padres @ Houston Astros

Astrodome, Houston, TX

Sat Jun 23 1979, 8:05 PM EDT

Att. 41,429 - Dome

livebaseballscorecards.com

AB	31
R	3
H	6
RBI	3
BB	4
SO	8
LOB	9

Batter	1	2	3	4	5	6	7	8	9	AB	R	H	RBI	BB	SO	LOB
Gene Richards, L (1, 8) OBP: 0.333, SLG: 0.335	BBBB 4-0 4-3 BB		x 0-0 F8 1B			x 0-0 ① 1-3		x 0-0 1B 1B		3	0	2	0	1	0	0
Paul Dade, R (1, 5) OBP: 0.335, SLG: 0.374	x 0-0 ①② 4-3 1-2		x 0-0 ② F8 1-2			BBBB 4-0 1B 1B BB		x 0-0 ① F9		3	1	0	0	1	0	3
Dave Winfield, R (1, 9) OBP: 0.410, SLG: 0.610	x 0-0 ③ 5-3		x 0-0 ③ F8			x 0-0 ② F4		x 0-0 1-2 1B		4	0	1	0	0	0	2
Jerry Turner, L (1, 7) OBP: 0.332, SLG: 0.402		x 0-0 FC6-4 1B		BBBB 4-0 FC1-6 BB		x 0-0 1B 1-2 1B		x 0-0 ② F8		3	0	2	0	1	0	2
Dan Briggs, L (1, 3) OBP: 0.292, SLG: 0.402		x 0-0 ① FC6-4 1B 1-2f		x 0-0 ① FC1-6 G6-4-3 1-2f		x 0-0 1-2 2-H 1B		x 0-0 ③ F7		4	0	1	1	0	0	4
Gene Tenace, R (1, 2) OBP: 0.384, SLG: 0.403		SSS 0-3 ② K		x 0-0 ②③ G6-4-3 1-2f		x 0-0 ③ F8			x 0-0 ① 5-3	4	0	0	0	0	1	4
Bill Almon, R (1, 4) OBP: 0.295, SLG: 0.279 Jay Johnstone, L (7, PH) OBP: 0.275, SLG: 0.303 John D'Acquisto, R (7, 1) OBP: 0.111, SLG: 0.222 Broderick Perkins, L (9, PH) OBP: 0.304, SLG: 0.260		x 0-0 1-2 1B			SSS 0-3 ① K		x 0-0 ① F7		x 0-0 ② F7	2 1 0 1	0 0 0 0	1 0 0 0	0 0 0 0	0 0 0 0	1 0 0 0	0 0 0 0
Ozzie Smith, S (1, 6) OBP: 0.239, SLG: 0.218 Kurt Bevacqua, R (9, PH) OBP: 0.338, SLG: 0.277		x 0-0 ③ F9			x 0-0 ② F8		x 0-0 ② 4-3		x 0-0 ③ 5-3	3 1	0 0	0 0	0 0	0 0	0 0	2 0
Eric Rasmussen, R (1, 1) OBP: 0.120, SLG: 0.043 Dennis Kinney, L (4, 1) Bill Fahey, L (5, PH) OBP: 0.309, SLG: 0.371 Bob Owchinko, L (5, 1) OBP: 0.235, SLG: 0.133 Fernando Gonzalez, R (7, PH) OBP: 0.272, SLG: 0.385 (7, 4)			x 0-0 ① 1-3		x 0-0 ③ L8		x 0-0 ③ F9			1 0 1 0 1	0 0 0 0 0	0 0 0 0 0	0 0 0 0 0	0 0 0 0 0	0 0 0 0 0	0 0 0 0 0
Inning Stats	R: 0 E: 0 K: 0 S: 2 H: 0 LOB: 0 BB: 1 P: 6	R: 0 E: 0 K: 1 S: 7 H: 2 LOB: 2 BB: 0 P: 7	R: 0 E: 0 K: 0 S: 4 H: 1 LOB: 1 BB: 0 P: 4	R: 0 E: 0 K: 0 S: 2 H: 0 LOB: 0 BB: 1 P: 6	R: 0 E: 0 K: 1 S: 5 H: 0 LOB: 0 BB: 0 P: 5	R: 1 E: 0 K: 0 S: 5 H: 2 LOB: 2 BB: 1 P: 9	R: 0 E: 0 K: 0 S: 3 H: 0 LOB: 0 BB: 0 P: 3	R: 0 E: 0 K: 0 S: 5 H: 2 LOB: 2 BB: 0 P: 5	R: 0 E: 0 K: 0 S: 3 H: 0 LOB: 0 BB: 0 P: 3	1B: 7 2B: 0 3B: 0 HR: 0 SF: 0 SAC: 0 DP: 1 HBP: 0						

PITCHER		IP	W/L/S	BF	H	R	ER	SO	BB	IBB	HBP	BLK	WP	HR	S	P	ERA	WHIP
Joaquin Andujar, R ERA: 2.8	(1, 1)	9.0	W	35	7	1	1	2	3	0	0	0	0	0	36	48	1.00	1.111

PITCHER	IP	W/L/S	BF	H	R	ER	SO	BB	IBB	HBP	BLK	WP	HR	S	P	ERA	WHIP

TOP

San Diego Padres @ Houston Astros

Astrodome, Houston, TX

Sun Jun 24 1979, 4:33 AM EDT

Att. 19,315 - Dome

livebaseballscorecards.com

AB	32
R	1
H	7
RBI	1
BB	3
SO	2
LOB	17
PA:	35
WP:	0
PB:	0
SB:	0
CS:	0

San Diego Padres @ Houston Astros

Astrodome, Houston, TX

Sun Jun 24 1979, 4:33 AM EDT

Att. 19,315 - Dome

BOTTOM

livebaseballscorecards.com

Batter	1	2	3	4	5	6	7	8	9	AB	R	H	RBI	BB	SO	LOB
Terry Puhl, L (1, 8) OBP: 0.352, SLG: 0.375	0-0 1B S SF9 1B	0-0 ③ F8			0-0 ① G3	4-0 FC4-6 IBB		4-0 IBB		3	1	1	0	2	0	0
Craig Reynolds, L (1, 6) OBP: 0.309, SLG: 0.344	0-0 FC6-4 1-3 1B		0-0 ① 4-3		0-0 1B 2B	0-0 ③ FC4-6 1-2f		0-0 ③ F8		5	1	2	0	0	0	5
Cesar Cedeno, R (1, 3) OBP: 0.374, SLG: 0.377	0-0 ① SF9 3-H		0-0 ② 5-3		0-0 ② F6		SSS 0-3 ① K			3	0	0	1	0	1	1
Jose Cruz, L (1, 7) OBP: 0.363, SLG: 0.412	0-0 ② FC6-4 1-2f		SSS 0-3 ③ K		0-0 2-H 1B		0-0 ② F8			4	0	1	1	0	1	1
Enos Cabell, R (1, 5) OBP: 0.301, SLG: 0.361	0-0 ③ F8			0-0 ① F6	SSS 0-3 ③ K		0-0 1B			4	0	1	0	0	1	2
Denny Walling, L (1, 9) OBP: 0.447, SLG: 0.634		0-0 2B 1B		SSS 0-3 ② K		0-0 FC4-2 3B	0-0 ③ F8			4	1	2	0	0	1	1
Alan Ashby, S (1, 2) OBP: 0.291, SLG: 0.311		0-0 G3 1-H SF7 2B		0-0 2B		0-0 ① FC4-2 1-4 1B 3-H		0-0 ① 6-3		1	1	1	1	0	0	0
Bruce Bochy, R (3, 2) OBP: 0.246, SLG: 0.266										3	0	1	0	0	0	1
Rafael Landestoy, S (1, 4) OBP: 0.290, SLG: 0.212		0-0 ① G3 2-3		4-0 IBB		0-0 1-4 1B 1-2		BBBB 4-0 SH1-4 BB		2	0	1	0	2	0	1
Joaquin Andujar, S (1, 1) OBP: 0.077, SLG: 0.042		0-0 ② SF7 3-H		SSS 0-3 ③ K		0-0 ② 1-4 1-2 2-3		0-0 ② SH1-4 1-2		2	0	0	1	0	1	4
Inning Stats	R: 1 E: 0 K: 0 S: 5 H: 2 LOB: 1 BB: 0 P: 5	R: 2 E: 0 K: 0 S: 5 H: 2 LOB: 0 BB: 0 P: 5	R: 0 E: 0 K: 1 S: 5 H: 0 LOB: 0 BB: 0 P: 5	R: 0 E: 0 K: 2 S: 8 H: 1 LOB: 2 BB: 1 P: 12	R: 1 E: 0 K: 1 S: 7 H: 2 LOB: 1 BB: 0 P: 7	R: 0 E: 0 K: 0 S: 5 H: 2 LOB: 3 BB: 1 P: 9	R: 0 E: 0 K: 1 S: 6 H: 1 LOB: 1 BB: 0 P: 6	R: 0 E: 0 K: 0 S: 3 H: 0 LOB: 2 BB: 2 P: 11		1B: 6 2B: 3 3B: 1 HR: 0	SF: 2 SAC: 1 DP: 0 HBP: 0					

	AB	31
	R	4
	H	10
	RBI	4
	BB	4
	SO	5
	LOB	16

WP: 0 PB: 0 SB: 1 CS: 0 PA: 38

PITCHER		IP	WLS	BF	H	R	ER	SO	BB	IBB	HBP	BLK	WP	HR	S	P	ERA	WHIP
Eric Rasmussen, R ERA: 4.43	(1, 1)	3.2	L	16	5	3	3	2	0	0	0	0	0	0	20	20	7.36	1.364
Dennis Kinney, L ERA: 3.5	(4, 1)	0.1		2	0	0	0	1	0	1	0	0	0	0	3	7	0.00	0.000
Bob Owchinko, L ERA: 4.85	(5, 1)	2.0		11	4	1	1	1	0	1	0	0	0	0	12	16	4.50	2.000
John D'Acquisto, R ERA: 5.52	(7, 1)	2.0		9	1	0	0	1	1	1	0	0	0	0	9	17	0.00	1.000

PITCHER	IP	WLS	BF	H	R	ER	SO	BB	IBB	HBP	BLK	WP	HR	S	P	ERA	WHIP

Batter	1	2	3	4	5	6	7	8	9	AB	R	H	RBI	BB	SO	LOB
Dave Concepcion, R (1, 6) OBP: 0.345, SLG: 0.440	SSS 0-3 ① K		x 0-0 ① F9		SSS 0-3 ③ K			x 0-0 ③ F8		4	0	0	0	0	2	1
Joe Morgan, L (1, 4) OBP: 0.385, SLG: 0.406	x 0-0 CS 1B		SSS 0-3 ② K			x 0-0 ① 4-3			SSS 0-3 ① K	4	0	1	0	0	2	1
Ken Griffey, L (1, 9) OBP: 0.351, SLG: 0.451	BBBB 4-0 ② 1-2 HR BB		x 0-0 ③ 1-3			x 0-0 ② 6-3			x 0-0 G3 1B 1B	3	1	1	0	1	0	1
George Foster, R (1, 7) OBP: 0.405, SLG: 0.605	x 0-0 1-H HR			BBBB 4-0 FC6-4 BB		SSS 0-3 ③ K			x 0-0 1-2 G3 1B	3	1	2	2	1	1	0
Dan Driessen, L (1, 3) OBP: 0.328, SLG: 0.460	SSS 0-3 ③ K			x 0-0 ① F9			x 0-0 ① 4-3		x 0-0 ② G3 1-2 2-3	4	0	0	0	0	1	3
Johnny Bench, R (1, 2) OBP: 0.358, SLG: 0.392		SSS 0-3 ① K		SSS 0-3 ② K			x 0-0 ② 5-3		x 0-0 ③ 5-3	4	0	0	0	0	2	3
Ray Knight, R (1, 5) OBP: 0.375, SLG: 0.398		x 0-0 ② 1-3		x 0-0 ③ FC6-4 1-2f			x 0-0 ③ F9			3	0	0	0	0	0	1
Cesar Geronimo, L (1, 8) OBP: 0.304, SLG: 0.380		x 0-0 ③ 1-3			x 0-0 ① 5-3			x 0-0 ① P3		3	0	0	0	0	0	0
Tom Seaver, R (1, 1) OBP: 0.167, SLG: 0.400			x 0-0 1B		x 0-0 ② F8			SSS 0-3 ② K		3	0	1	0	0	1	0
Dave Tomlin, L (8, 1)										0	0	0	0	0	0	0
Doug Bair, R (9, 1)										0	0	0	0	0	0	0

TOP

Cincinnati Reds @ Houston Astros

Astrodome, Houston, TX

Mon Jun 25 1979, 8:05 PM EDT

Unknown

livebaseballscorecards.com

AB	31
R	2
H	5
RBI	2
BB	2
SO	9
LOB	10

Inning Stats	1	2	3	4	5	6	7	8	9	1B: 4	SF: 0	WP: 0	PA: 33
	R: 2 E: 0 K: 2 S: 8 H: 2 LOB: 0 BB: 1 P: 12	R: 0 E: 0 K: 1 S: 5 H: 0 LOB: 0 BB: 0 P: 5	R: 0 E: 0 K: 1 S: 6 H: 1 LOB: 1 BB: 0 P: 6	R: 0 E: 0 K: 1 S: 5 H: 0 LOB: 1 BB: 1 P: 9	R: 0 E: 0 K: 1 S: 5 H: 0 LOB: 0 BB: 0 P: 5	R: 0 E: 0 K: 1 S: 5 H: 0 LOB: 0 BB: 0 P: 5	R: 0 E: 0 K: 0 S: 3 H: 0 LOB: 0 BB: 0 P: 3	R: 0 E: 0 K: 1 S: 5 H: 0 LOB: 0 BB: 0 P: 5	R: 0 E: 0 K: 1 S: 7 H: 2 LOB: 2 BB: 0 P: 7	2B: 0 3B: 0 HR: 1	SAC: 0 DP: 0 HBP: 0	PB: 0 SB: 0 CS: 1	

PITCHER	IP	WLS	BF	H	R	ER	SO	BB	IBB	HBP	BLK	WP	HR	S	P	ERA	WHIP
J.R. Richard, R (1, 1) ERA: 3.5	8.0	L	28	3	2	2	8	2	0	0	0	0	1	42	50	2.25	0.625
Joe Sambito, L (9, 1) ERA: 1.17	1.0		5	2	0	0	1	0	0	0	0	0	0	7	7	0.00	2.000

PITCHER	IP	WLS	BF	H	R	ER	SO	BB	IBB	HBP	BLK	WP	HR	S	P	ERA	WHIP

BOTTOM

Batter	1	2	3	4	5	6	7	8	9	AB	R	H	RBI	BB	SO	LOB
Jeffrey Leonard, R (1, 8) OBP: 0.351, SLG: 0.358	F7		K			K		BB		3	0	0	0	1	2	1
Craig Reynolds, L (1, 6) OBP: 0.308, SLG: 0.350	SF7 3B		4-3			F7		F9		4	1	1	0	0	0	3
Cesar Cedeno, R (1, 3) OBP: 0.372, SLG: 0.377	SF7 3-H			F8			S 1B		5-3	3	0	1	1	0	0	0
Jose Cruz, L (1, 7) OBP: 0.358, SLG: 0.406	G3			4-3			K 1-2		F2	4	0	0	0	0	1	1
Enos Cabell, R (1, 5) OBP: 0.296, SLG: 0.356		F8		4-3			5-3		P6	4	0	0	0	0	0	1
Denny Walling, L (1, 9) OBP: 0.440, SLG: 0.605		F8			CS BB		G3			2	0	0	0	1	0	1
Alan Ashby, S (1, 2) OBP: 0.287, SLG: 0.306		K		4-3 1-2				F8		3	0	0	0	0	1	1
Rafael Landestoy, S (1, 4) OBP: 0.292, SLG: 0.218			E4 SH2-4					S 1B		3	0	1	0	0	0	0
J.R. Richard, R (1, 1) OBP: 0.095, SLG: 0.150			SH2-4 1-2			F9		F9 1-2		1	0	0	0	0	0	0
Terry Puhl, L (8, PH) OBP: 0.351, SLG: 0.374										1	0	0	0	0	0	1
Joe Sambito, L (9, 1) OBP: 0.571, SLG: 0.500										0	0	0	0	0	0	0
Inning Stats	R: 1 H: 1 E: 0 LOB: 0 K: 0 BB: 0 S: 4 P: 4	R: 0 H: 0 E: 0 LOB: 0 K: 1 BB: 0 S: 5 P: 5	R: 0 H: 0 E: 1 LOB: 1 K: 1 BB: 0 S: 6 P: 6	R: 0 H: 0 E: 0 LOB: 0 K: 0 BB: 0 S: 3 P: 3	R: 0 H: 0 E: 0 LOB: 0 K: 0 BB: 1 S: 2 P: 6	R: 0 H: 0 E: 0 LOB: 0 K: 1 BB: 0 S: 5 P: 5	R: 0 H: 1 E: 0 LOB: 1 K: 1 BB: 0 S: 6 P: 6	R: 0 H: 1 E: 0 LOB: 2 K: 0 BB: 1 S: 4 P: 8	R: 0 H: 0 E: 0 LOB: 0 K: 0 BB: 0 S: 3 P: 3	1B: 2 SF: 1 2B: 0 SAC: 1 3B: 1 DP: 0 HR: 0 HBP: 0						

PITCHER		IP	WLS	BF	H	R	ER	SO	BB	IBB	HBP	BLK	WP	HR	S	P	ERA	WHIP
Tom Seaver, R ERA: 4.18	(1, 1)	7.2	W	28	3	1	1	4	2	0	0	0	0	0	34	42	1.17	0.652
Dave Tomlin, L ERA: 2.03	(8, 1)	0.1		1	0	0	0	0	0	0	0	0	0	0	1	1	0.00	0.000
Doug Bair, R ERA: 3.61	(9, 1)	1.0	S	3	0	0	0	0	0	0	0	0	0	0	3	3	0.00	0.000

PITCHER	IP	WLS	BF	H	R	ER	SO	BB	IBB	HBP	BLK	WP	HR	S	P	ERA	WHIP

Cincinnati Reds @ Houston Astros
Astrodome, Houston, TX
Mon Jun 25 1979, 8:05 PM EDT
Unknown

livebaseballscorecards.com

AB	28
R	1
H	3
RBI	1
BB	2
SO	4
LOB	9

WP: 0	PA: 32
PB: 0	
SB: 2	
CS: 1	

Cincinnati Reds @ Houston Astros

Astrodome, Houston, TX

Mon Jun 25 1979, 8:05 PM EDT

Att. 46,313 - Dome

TOP

livebaseballscorecards.com

Batter	1	2	3	4	5	6	7	8	9	AB	R	H	RBI	BB	SO	LOB
Dave Collins, S (1, 9) OBP: 0.382, SLG: 0.443	6-3		4-3			1B		6-3		4	0	1	0	0	0	0
Joe Morgan, L (1, 4) OBP: 0.382, SLG: 0.402	4-3			4-3		G6-4-3 1-2 1B		G3		4	0	1	0	0	0	0
Pedro Borbon, R (8, 1) OBP: 0.333, SLG: 0.333										0	0	0	0	0	0	0
Dave Concepcion, R (1, 6) OBP: 0.347, SLG: 0.441	FC6-4 1B			P4		G6-4-3 1-2f			FC4-6 1B	4	0	2	0	0	0	2
George Foster, R (1, 7) OBP: 0.403, SLG: 0.598	FC6-4 1-2f			BB B B B			P1		F7	3	0	0	0	1	0	2
Dan Driessen, L (1, 3) OBP: 0.327, SLG: 0.457		K S S S		F9			1B		FC4-6 1-2f	4	0	1	0	0	1	2
Ray Knight, R (1, 5) OBP: 0.373, SLG: 0.395		6-3			F9		1-3 1B		F9	4	0	1	0	0	0	1
Paul Blair, R (1, 8) OBP: 0.247, SLG: 0.356		F8			F8		5-3			3	0	0	0	0	0	2
Vic Correll, R (1, 2) OBP: 0.339, SLG: 0.411			5-3		5-3		6-3			3	0	0	0	0	0	2
Michael LaCoss, R (1, 1) OBP: 0.105, SLG: 0.105			4-3			B2-3		F9		2	0	0	0	0	0	0
Dave Tomlin, L (7, 1)										0	0	0	0	0	0	0
Manny Sarmiento, R (7, 1)										0	0	0	0	0	0	0
Junior Kennedy, R (8, PH) (8, 4) OBP: 0.348, SLG: 0.307										1	0	0	0	0	0	0

	AB	32
	R	0
	H	6
	RBI	0
	BB	1
	SO	1
	LOB	11

Inning Stats										
	R: 0 E: 0 K: 0 S: 4	H: 1 LOB: 1 BB: 0 P: 4	R: 0 E: 0 K: 1 S: 5	H: 0 LOB: 0 BB: 0 P: 5	R: 0 E: 0 K: 0 S: 3	H: 0 LOB: 0 BB: 0 P: 3	R: 0 E: 0 K: 0 S: 3	H: 0 LOB: 1 BB: 1 P: 7	R: 0 E: 0 K: 0 S: 3	H: 0 LOB: 0 BB: 0 P: 3
	R: 0 E: 0 K: 0 S: 4	H: 2 LOB: 1 BB: 0 P: 4	R: 0 E: 0 K: 0 S: 5	H: 2 LOB: 2 BB: 0 P: 5	R: 0 E: 0 K: 0 S: 3	H: 0 LOB: 0 BB: 0 P: 3	R: 0 E: 0 K: 0 S: 4	H: 1 LOB: 1 BB: 0 P: 4	1B: 6 2B: 0 3B: 0 HR: 0	SF: 0 SAC: 0 DP: 1 HBP: 0

	WP: 0	PA: 33
	PB: 0	
	SB: 0	
	CS: 0	

PITCHER		IP	WLS	BF	H	R	ER	SO	BB	IBB	HBP	BLK	WP	HR	S	P	ERA	WHIP
Randy Niemann, L ERA: 1.7	(1, 1)	9.0	W	33	6	0	0	1	1	0	0	0	0	0	34	38	0.00	0.778

PITCHER		IP	WLS	BF	H	R	ER	SO	BB	IBB	HBP	BLK	WP	HR	S	P	ERA	WHIP

Batter	1	2	3	4	5	6	7	8	9	AB	R	H	RBI	BB	SO	LOB
Rafael Landestoy, S (1, 4) OBP: 0.286, SLG: 0.217	1-3		6-3		2-3 1B	5-3		4-3		5	0	1	0	0	0	3
Craig Reynolds, L (1, 6) OBP: 0.309, SLG: 0.358	5-3		1-3		2-3 1-2		BB 2B 1B	3B		5	1	2	0	0	0	1
Cesar Cedeno, R (1, 3) OBP: 0.373, SLG: 0.372	5-3			G3	BB		2B 3B 1-2 BB	K		3	1	0	0	2	1	1
Jose Cruz, L (1, 7) OBP: 0.355, SLG: 0.406		6-3		E3 BB S	L6		3B 2B 1-3 2-H	5-3		5	1	1	1	0	0	3
Enos Cabell, R (1, 5) OBP: 0.296, SLG: 0.361		G3		F7 1-2		5-3	1B 3B 2-H 3-H			4	1	1	2	0	0	1
Denny Walling, L (1, 9) OBP: 0.463, SLG: 0.609		BB 1B		BB		4-3	FC5-4 1B 3-H			3	0	2	1	1	0	0
Jeffrey Leonard, R (1, 8) OBP: 0.366, SLG: 0.366		4-0 1-2 BB		4-0 1-2 2-3 BB		1B	FC5-4 1-2 1B			2	0	2	0	2	0	0
Bruce Bochy, R (1, 2) OBP: 0.247, SLG: 0.265		K		5-3		BB 1-3 1B	FC5-4 G4-6-3 1-2f 2-3			4	0	1	0	0	1	7
Randy Niemann, L (1, 1) OBP: 0.214, SLG: 0.154			F7		1-3	4-0 1-2 BB	G4-6-3 1-2f			3	0	0	0	1	0	2
Inning Stats	R: 0 E: 0 K: 0 S: 3 H: 0 LOB: 0 BB: 0 P: 3	R: 0 E: 0 K: 1 S: 6 H: 1 LOB: 2 BB: 1 P: 10	R: 0 E: 0 K: 0 S: 3 H: 0 LOB: 0 BB: 0 P: 3	R: 0 E: 1 K: 0 S: 4 H: 0 LOB: 3 BB: 2 P: 12	R: 0 E: 0 K: 0 S: 4 H: 1 LOB: 2 BB: 1 P: 8	R: 0 E: 0 K: 0 S: 5 H: 2 LOB: 3 BB: 1 P: 9	R: 4 E: 0 K: 0 S: 7 H: 5 LOB: 1 BB: 1 P: 11	R: 0 E: 0 K: 1 S: 6 H: 1 LOB: 1 BB: 0 P: 6		1B: 7 2B: 1 3B: 2 HR: 0 SF: 0 SAC: 0 DP: 1 HBP: 0						

PITCHER	IP	WLS	BF	H	R	ER	SO	BB	IBB	HBP	BLK	WP	HR	S	P	ERA	WHIP
Michael LaCoss, R (1, 1) ERA: 2.41	6.0	L	30	5	2	2	1	6	0	0	0	0	0	26	50	3.00	1.833
Dave Tomlin, L (7, 1) ERA: 2.32	0.0		1	1	0	0	0	0	0	0	0	0	0	1	1	∞	∞
Manny Sarmiento, R (7, 1) ERA: 4.97	1.0		5	3	2	2	0	0	0	0	0	0	0	5	5	18.00	3.000
Pedro Borbon, R (8, 1) ERA: 3.43	1.0		4	1	0	0	1	0	0	0	0	0	0	6	6	0.00	1.000

PITCHER	IP	WLS	BF	H	R	ER	SO	BB	IBB	HBP	BLK	WP	HR	S	P	ERA	WHIP

Cincinnati Reds @ Houston Astros

Astrodome, Houston, TX

Mon Jun 25 1979, 8:05 PM EDT

Att. 46,313 - Dome

BOTTOM

livebaseballscorecards.com

AB	34
R	4
H	10
RBI	4
BB	6
SO	2
LOB	18

Cincinnati Reds @ Houston Astros

Astrodome, Houston, TX

Tue Jun 26 1979, 8:05 PM EDT

Att. 37,114 - Dome

TOP

livebaseballscorecards.com

Batter	1	2	3	4	5	6	7	8	9	AB	R	H	RBI	BB	SO	LOB
Dave Concepcion, R (1, 6) OBP: 0.341, SLG: 0.433	6-3	E6 2-3		6-3			6-3		F8	5	0	0	0	0	0	2
Joe Morgan, L (1, 4) OBP: 0.378, SLG: 0.399	BB HR 1B	SF9 3-H			F5		K		4-3	4	1	1	1	0	1	1
Ken Griffey, L (1, 9) OBP: 0.353, SLG: 0.450	1-2 HR BB	4-3			K		1B			3	1	1	0	1	1	1
George Foster, R (1, 7) OBP: 0.404, SLG: 0.620	1-H 2-H HR		G3		HR		6-3			4	2	2	4	0	0	1
Dan Driessen, L (1, 3) OBP: 0.330, SLG: 0.455	1B		F9		1-3			G6-4-3 BB		3	0	1	0	1	0	0
Johnny Bench, R (1, 2) OBP: 0.360, SLG: 0.389	K		BB			BB		G6-4-3 1-2f		2	0	0	0	2	1	2
Ray Knight, R (1, 5) OBP: 0.372, SLG: 0.394	F7		F8			F8		K		1	0	0	0	0	0	1
Rick Auerbach, R (2, 5) OBP: 0.195, SLG: 0.231										3	0	0	0	0	1	2
Cesar Geronimo, L (1, 8) OBP: 0.308, SLG: 0.376		E SH1-4 SF9 BB		3-1		F3			BB	2	1	0	0	2	0	1
Paul Moskau, R (1, 1)		SH1-4 1-2		F8		P5			F8	2	0	0	0	0	0	1
Doug Bair, R (8, 1)										0	0	0	0	0	0	0
Dave Tomlin, L (8, 1)										0	0	0	0	0	0	0
Ken Henderson, S (9, PH) OBP: 0.294, SLG: 0.313										1	0	0	0	0	0	1
Inning Stats	R: 3 E: 0 K: 1 S: 8 H: 3 LOB: 1 BB: 1 P: 12	R: 1 E: 1 K: 0 S: 4 H: 0 LOB: 1 BB: 1 P: 8	R: 0 E: 0 K: 0 S: 3 H: 0 LOB: 1 BB: 1 P: 7	R: 0 E: 0 K: 0 S: 3 H: 0 LOB: 0 BB: 0 P: 3	R: 1 E: 0 K: 1 S: 6 H: 1 LOB: 0 BB: 0 P: 6	R: 0 E: 0 K: 0 S: 3 H: 0 LOB: 1 BB: 1 P: 7	R: 0 E: 0 K: 1 S: 6 H: 1 LOB: 1 BB: 0 P: 6	R: 0 E: 0 K: 1 S: 4 H: 0 LOB: 0 BB: 1 P: 8	R: 0 E: 0 K: 0 S: 3 H: 0 LOB: 1 BB: 1 P: 7	1B: 3 2B: 0 3B: 0 HR: 2 SF: 1 SAC: 1 DP: 1 HBP: 0							

	AB	30
	R	5
	H	5
	RBI	5
	BB	6
	SO	4
	LOB	13

WP: 0 PB: 0 SB: 0 CS: 0 PA: 38

PITCHER	IP	WLS	BF	H	R	ER	SO	BB	IBB	HBP	BLK	WP	HR	S	P	ERA	WHIP
Joe Niekro, R (1, 1) ERA: 3.02	7.0		31	5	5	4	3	4	0	0	0	0	2	33	49	5.14	1.286
Bert Roberge, R (8, 1) ERA: 1.74	1.0	W	3	0	0	0	1	1	0	0	0	0	0	4	8	0.00	1.000
Tom Dixon, R (9, 1) ERA: 3.79	0.0		1	0	0	0	0	1	0	0	0	0	0	0	4	∞	∞
Joe Sambito, L (9, 1) ERA: 1.15	1.0	S	3	0	0	0	0	0	0	0	0	0	0	3	3	0.00	0.000

PITCHER	IP	WLS	BF	H	R	ER	SO	BB	IBB	HBP	BLK	WP	HR	S	P	ERA	WHIP

Batter	1	2	3	4	5	6	7	8	9	AB	R	H	RBI	BB	SO	LOB
Terry Puhl, L (1, 8) OBP: 0.349, SLG: 0.371	0-0 1B 2B 1B	0-3 K		0-3 K			0-0 G3	0-0 G3		5	1	1	0	0	2	6
Craig Reynolds, L (1, 6) OBP: 0.308, SLG: 0.357	0-0 2B 1-2 1B	0-0 F7			0-0 6-3			0-0 F8		4	0	1	0	0	0	2
Cesar Cedeno, R (1, 3) OBP: 0.371, SLG: 0.370	0-0 P3		0-0 P4		0-0 L4			0-0 BB HR 1B		4	1	1	0	0	0	2
Jose Cruz, L (1, 7) OBP: 0.360, SLG: 0.410	0-0 1-3 2-H 2B		B B B B 4-0 G5-4-3 BB		0-0 F7			B B B B 4-0 1-2 HR BB		2	1	1	1	2	0	0
Enos Cabell, R (1, 5) OBP: 0.292, SLG: 0.356	0-0 1-3		0-0 G5-4-3 1-2f			0-0 F8		S S S 0-3 K		4	0	0	0	0	1	5
Denny Walling, L (1, 9) OBP: 0.466, SLG: 0.680	S S S 0-3 K			0-0 SH1-4 2B		0-0 P6		0-0 1-H 2-H HR		4	1	2	3	0	1	2
Alan Ashby, S (1, 2) OBP: 0.291, SLG: 0.310		0-0 SH1-4 1B 1B		0-0 6-3		0-0 4-3		0-0 WP 2B 1B		4	0	2	0	0	0	1
Jimmy Sexton, R (8, PR) OBP: 0.222, SLG: 0.176										0	1	0	0	0	0	0
Bruce Bochy, R (9, 2) OBP: 0.247, SLG: 0.265										0	0	0	0	0	0	0
Rafael Landestoy, S (1, 4) OBP: 0.311, SLG: 0.226		0-0 SH1-4 1-2 1B	B B B B 4-0 SH1-4 BB				0-0 L3	B B B B 4-0 1-2 2B BB		2	1	1	0	2	0	0
Joe Niekro, R (1, 1) OBP: 0.116, SLG: 0.122		0-0 SH1-4 1-2 2-3		0-0 SH1-4 1-2 2-3			0-0 5-3	0-0 1-H 2-H 2B		0	0	0	0	0	0	0
Reggie Baldwin, R (7, PH) OBP: 0.500, SLG: 0.500										1	0	0	0	0	0	0
Bert Roberge, R (8, 1)										0	0	0	0	0	0	0
Jesus Alou, R (8, PH) OBP: 0.217, SLG: 0.150										1	0	1	2	0	0	0
Tom Dixon, R (9, 1) OBP: 1.000, SLG: 1.000										0	0	0	0	0	0	0
Joe Sambito, L (9, 1) OBP: 0.571, SLG: 0.500										0	0	0	0	0	0	0
Inning Stats	R: 1 E: 0 K: 1 S: 8 H: 3 LOB: 2 BB: 0 P: 8	R: 0 E: 0 K: 1 S: 7 H: 2 LOB: 2 BB: 0 P: 7	R: 0 E: 0 K: 0 S: 2 H: 0 LOB: 0 BB: 1 P: 6	R: 0 E: 0 K: 1 S: 6 H: 1 LOB: 2 BB: 1 P: 10	R: 0 E: 0 K: 0 S: 3 H: 0 LOB: 0 BB: 0 P: 3	R: 0 E: 0 K: 0 S: 3 H: 0 LOB: 0 BB: 0 P: 3	R: 0 E: 0 K: 0 S: 3 H: 0 LOB: 0 BB: 0 P: 3	R: 5 E: 0 K: 1 S: 9 H: 4 LOB: 2 BB: 2 P: 17		1B: 6 2B: 3 3B: 0 HR: 1	SF: 0 SAC: 2 DP: 1 HBP: 0						

PITCHER		IP	WLS	BF	H	R	ER	SO	BB	IBB	HBP	BLK	WP	HR	S	P	ERA	WHIP
Paul Moskau, R ERA: 3.39	(1, 1)	7.2		33	8	4	4	4	3	0	0	0	0	1	38	50	4.70	1.435
Doug Bair, R ERA: 4.04	(8, 1)	0.0	L	3	2	2	2	0	1	0	0	0	1	0	2	6	∞	∞
Dave Tomlin, L ERA: 2.3	(8, 1)	0.1		1	0	0	0	0	0	0	0	0	0	0	1	1	0.00	0.000

PITCHER	IP	WLS	BF	H	R	ER	SO	BB	IBB	HBP	BLK	WP	HR	S	P	ERA	WHIP

Cincinnati Reds @ Houston Astros

Astrodome, Houston, TX

Tue Jun 26 1979, 8:05 PM EDT

Att. 37,114 - Dome

BOTTOM

livebaseballscorecards.com

AB	31
R	6
H	10
RBI	6
BB	4
SO	4
LOB	18

WP: 1 PA: 37
PB: 0
SB: 0
CS: 0

Houston Astros @ San Francisco Giants

Candlestick Park, San Francisco, CA

Wed Jun 27 1979, 10:05 PM EDT

Att. 11,563 - Unknown

TOP

livebaseballscorecards.com

Batter	1	2	3	4	5	6	7	8	9	AB	R	H	RBI	BB	SO	LOB
Terry Puhl, L (1, 8) OBP: 0.348, SLG: 0.367	C B B B X 3-1 4-3		X 0-0 1-3		B F C X 1-2 F9		I I I I 4-0 IBB			3	0	0	0	1	0	0
Julio Gonzalez, R (1, 6) OBP: 0.308, SLG: 0.264	H 1-0 1B 1B HBP		X 0-0 L7		F B B B X 3-1 F1		X 0-0 5-3			3	1	0	0	0	0	2
Cesar Cedeno, R (1, 3) OBP: 0.376, SLG: 0.368	X 0-0 F9		B B C B C B 4-2 E S 8-2 BB			B B S F B B 4-2 CS BB		B B B B 4-0 5-3 BB		1	0	0	0	3	0	1
Jeffrey Leonard, R (1, 9) OBP: 0.363, SLG: 0.363	X 0-0 1B 1-3 1B		B B S C 2 SAFE 2-2 8-2 1-H	X 0-0 6-3		B 1 SAFE S F S 1-3 K 1-2		1 SAFE X 0-0 5-3 1-2		4	0	1	0	0	1	2
Enos Cabell, R (1, 5) OBP: 0.295, SLG: 0.369	B B S X 2-1 1-3 3-H 1B			B B X 2-0 HR		C C X 0-2 5-3		X 0-0 4-3		4	1	2	2	0	0	0
Jose Cruz, L (1, 7) OBP: 0.362, SLG: 0.410	S F X 0-2 5-3			C X 0-1 F7			B B B 4-0 3B BB		X 0-0 WP PB 1B	3	1	1	0	1	0	2
Bruce Bochy, R (1, 2) OBP: 0.247, SLG: 0.264		X 0-0 F7		B B B X 3-0 FC5-4 1B			C C C 0-3 K		B B S S S 2-3 K 1-3	4	0	1	0	0	2	2
Rafael Landestoy, S (1, 4) OBP: 0.308, SLG: 0.258		F B F X 1-2 F9		S X 0-1 FC5-4 1-2f			X 0-0 1-H FC1-2-5 3B		X 0-0 1-3	4	0	1	1	0	0	2
Ken Forsch, R (1, 1) Tom Dixon, R (8, 1) Joe Sambito, L (8, 1) Reggie Baldwin, R (9, PH) OBP: 0.133, SLG: 0.138 OBP: 1.000, SLG: 1.000 OBP: 0.571, SLG: 0.500 OBP: 0.333, SLG: 0.333		B B B C C C 3-3 K			C B F F B X 2-2 F9		X 0-0 FC1-2-5 3-H		X 0-0 F9	3 0 0 1	0 0 0 0	0 0 0 0	0 0 0 0	1 0 0 0	1 0 0 0	1 0 0 1

AB	30
R	3
H	6
RBI	3
BB	5
SO	4
LOB	13

Inning Stats	1	2	3	4	5	6	7	8	9
	R: 1 E: 0 K: 0 S: 9	R: 0 E: 0 K: 1 S: 7	R: 0 E: 1 K: 0 S: 6	R: 1 E: 0 K: 0 S: 7	R: 0 E: 0 K: 0 S: 9	R: 0 E: 0 K: 1 S: 8	R: 1 E: 0 K: 1 S: 6	R: 0 E: 0 K: 0 S: 2	R: 0 E: 0 K: 1 S: 6
	H: 2 LOB: 2 BB: 0 P: 15	H: 0 LOB: 0 BB: 0 P: 11	H: 0 LOB: 1 BB: 1 P: 12	H: 2 LOB: 1 BB: 0 P: 12	H: 0 LOB: 0 BB: 0 P: 15	H: 0 LOB: 0 BB: 1 P: 13	H: 1 LOB: 2 BB: 2 P: 14	H: 0 LOB: 0 BB: 1 P: 6	H: 1 LOB: 1 BB: 0 P: 8

| | | |

BOTTOM

Houston Astros @ San Francisco Giants

Candlestick Park, San Francisco, CA

Wed Jun 27 1979, 10:05 PM EDT

Att. 11,563 - Unknown

livebaseballscorecards.com

Batter	1	2	3	4	5	6	7	8	9	AB	R	H	RBI	BB	SO	LOB
Bill North, S (1, 8) OBP: 0.412, SLG: 0.382	C B X 1-1 ① 1-3		B C X 1-1 ③ 6-3			B B S C S 2-3 ③ K		X 0-0 E S 1B 2-H 3-H 1B		4	1	1	2	0	1	1
Terry Whitfield, L (1, 7) OBP: 0.372, SLG: 0.444	X 0-0 ② 4-3			X 0-0 L3 1B			F B X 1-1 1B	B B B B 4-0 1B FC 1B 1-3 BB		3	1	2	0	1	0	0
Jack Clark, R (1, 9) OBP: 0.361, SLG: 0.491	S F B X 1-2 ③ 6-3			S S B B S 2-3 ① K			X 0-0 ① F8	X 0-0 FC 1B 1B 1-2		4	1	0	0	0	1	4
Willie McCovey, L (1, 3) OBP: 0.339, SLG: 0.509 Dave Roberts, L (8, PR) (9, 1)		B C C F C 1-3 ① K		X 0-0 ②③ L3 1-2			B B B C X 3-1 ② F8	X 0-0 1B 1-2 2-3 3-H 1B		4 0	0 0	1 0	1 0	0 0	1 0	2 0
Darrell Evans, L (1, 5) OBP: 0.342, SLG: 0.369		B C B B C X 3-2 ② 3-1			F B X 1-1 ① F5		X 0-0 ③ G3	X 0-0 ② 1-3 2-H 3-H 1B		4	0	1	2	0	0	1
Roger Metzger, S (1, 4) OBP: 0.252, SLG: 0.278	X 0-0 ③ 4-3				F B F F X 1-2 ② 4-3			X 0-0 ① F6 B B B 0-3 ③ K		4	0	0	0	0	1	2
Johnnie LeMaster, R (1, 6) OBP: 0.317, SLG: 0.312			C B X 1-1 ① 5-3		F F X 0-2 ③ F7			X 0-0 1B 2B 1B		3	1	1	0	0	0	0
Marc Hill, R (1, 2) OBP: 0.304, SLG: 0.262			X 0-0 6-3 2B			B X 1-0 ① 5-3		X 0-0 2B 1B 1-2 1B		3	1	2	0	0	0	0
Philip Nastu, L (1, 1) OBP: 0.154, SLG: 0.043 Larry Herndon, R (6, PH) OBP: 0.361, SLG: 0.525 Greg Minton, S (7, 1) Mike Ivie, R (8, PH) OBP: 0.308, SLG: 0.490 (9, 3)			F F B X 1-2 ② 6-3 2-3			B S B X 2-1 ② 5-3		X 0-0 1B 1-3 2-H 2B		1 1 0 1	0 0 0 1	0 0 0 1	0 0 0 1	0 0 0 0	0 0 0 0	1 0 0 0
Inning Stats	R: 0 E: 0 K: 0 S: 6 H: 0 LOB: 0 BB: 0 P: 8	R: 0 E: 0 K: 1 S: 8 H: 0 LOB: 0 BB: 0 P: 12	R: 0 E: 0 K: 0 S: 8 H: 1 LOB: 1 BB: 0 P: 11	R: 0 E: 0 K: 1 S: 5 H: 1 LOB: 0 BB: 0 P: 7	R: 0 E: 0 K: 0 S: 9 H: 0 LOB: 0 BB: 0 P: 11	R: 0 E: 0 K: 1 S: 6 H: 0 LOB: 0 BB: 0 P: 11	R: 0 E: 0 K: 0 S: 6 H: 1 LOB: 1 BB: 0 P: 10	R: 6 E: 0 K: 1 S: 11 H: 6 LOB: 2 BB: 1 P: 15		1B: 7 2B: 3 3B: 0 HR: 0		SF: 0 SAC: 0 DP: 1 HBP: 0		WP: 0 PB: 0 SB: 1 CS: 0	PA: 33	

	AB	32
	R	6
	H	9
	RBI	6
	BB	1
	SO	4
	LOB	11

PITCHER		IP	WLS	BF	H	R	ER	SO	BB	IBB	HBP	BLK	WP	HR	S	P	ERA	WHIP
Ken Forsch, R ERA: 2.8	(1, 1)	7.1		27	6	3	3	3	0	0	0	0	0	0	52	74	3.68	0.818
Tom Dixon, R ERA: 5.21	(8, 1)	0.0	L	3	1	0	0	0	1	0	0	0	0	0	2	6	∞	∞
Joe Sambito, L ERA: 1.13	(8, 1)	0.2		3	2	3	3	1	0	0	0	0	0	0	5	5	40.50	3.000

PITCHER	IP	WLS	BF	H	R	ER	SO	BB	IBB	HBP	BLK	WP	HR	S	P	ERA	WHIP

Batter	1	2	3	4	5	6	7	8	9	AB	R	H	RBI	BB	SO	LOB
Terry Puhl, L (1, 8) OBP: 0.351, SLG: 0.369	F C B B F X 2-2 ① F6		C B F B B B 4-2 WP S 4-3 BB	X 0-0 E9 1-H 1B 1B	X 0-0 ③ 1-3			X 0-0 FC5-4 1B		4	2	2	0	1	0	0
Craig Reynolds, L (1, 6) OBP: 0.310, SLG: 0.361	B F F X 1-2 2B		B C F F B X 2-2 ① 4-3 1-H	X 0-0 1B BB 3-H 1B		X 0-0 ① 1-3		X 0-0 ② FC5-4 S 1-2f		5	1	2	2	0	0	1
Cesar Cedeno, R (1, 3) OBP: 0.380, SLG: 0.370	X 0-0 ② F5		C B B X 2-1 S 2B 1B	X 0-0 BB S 1-3 1B		X 0-0 ② 4-3		4-0 1-2 IBB		4	1	2	0	1	0	1
Jose Cruz, L (1, 7) OBP: 0.360, SLG: 0.409	C B S B X 2-2 ③ L4		C C B X 1-2 ② F5 1-2	X 0-0 ② F5 1-2		X 0-0 2B		X 0-0 ③ 6-3		5	0	1	0	0	0	6
Enos Cabell, R (1, 5) OBP: 0.296, SLG: 0.371		C X 0-1 ① 5-3	B C B B F X 2-2 2-H 2B	4-0 BB IBB		X 0-0 ③ 4-3			S S S 0-3 ① K	4	0	1	1	1	1	1
Denny Walling, L (1, 9) OBP: 0.468, SLG: 0.654 Jeffrey Leonard, R (9, PH) OBP: 0.361, SLG: 0.361 (9, 9)		B F B B B 4-1 BB BB	C F B B B X 3-2 ③ 6-3	B B B 4-0 FC4-6 1-2 2-3 3-H BB			S S S 0-3 ① K		X 0-0 ② 6-3	2 1	0 0	0 0	1 0	2 0	1 0	1 0
Alan Ashby, S (1, 2) OBP: 0.289, SLG: 0.322		B B B C F S 3-3 ② K		2-2 HR FC4-6 1-2f			X 0-0 ② 6-3		S S S 0-3 ③ K	5	1	1	1	0	2	4
Rafael Landestoy, S (1, 4) OBP: 0.317, SLG: 0.250		B B C B B 4-1 1-2 BB		B B S B B 4-1 FC1-6 BB	S S S 0-3 ① K		X 0-0 ③ 1-3			2	0	0	0	2	1	0
Rick Williams, R (1, 1) OBP: 0.250, SLG: 0.222 Randy Niemann, L (8, 1) OBP: 0.214, SLG: 0.154		B C C B X 2-2 ③ 1-3		F B F B X 2-2 ① FC1-6 1B 1-2f E	C C C 0-3 ② K			S S S 0-3 ① K		4 0	1 0	0 0	0 0	0 0	2 0	3 0
Inning Stats	R: 0 H: 1 E: 0 LOB: 1 K: 0 BB: 0 S: 11 P: 16	R: 0 H: 0 E: 0 LOB: 2 K: 1 BB: 2 S: 10 P: 23	R: 2 H: 2 E: 0 LOB: 1 K: 0 BB: 1 S: 17 P: 31	R: 4 H: 4 E: 1 LOB: 3 K: 0 BB: 3 S: 12 P: 28	R: 0 H: 0 E: 0 LOB: 0 K: 2 BB: 0 S: 7 P: 7	R: 0 H: 1 E: 0 LOB: 1 K: 0 BB: 0 S: 4 P: 4	R: 0 H: 0 E: 0 LOB: 0 K: 1 BB: 0 S: 5 P: 5	R: 0 H: 1 E: 0 LOB: 2 K: 1 BB: 1 S: 6 P: 10	R: 0 H: 0 E: 0 LOB: 0 K: 2 BB: 0 S: 7 P: 7	1B: 5 SF: 0 2B: 3 SAC: 0 3B: 0 DP: 0 HR: 1 HBP: 0						WP: 1 PA: 43 PB: 0 SB: 4 CS: 0	

PITCHER		IP	WLS	BF	H	R	ER	SO	BB	IBB	HBP	BLK	WP	HR	S	P	ERA	WHIP
Ed Halicki, R ERA: 3.89	(1, 1)	3.1		18	4	4	4	1	4	0	0	0	1	1	45	85	10.80	2.400
John Curtis, L ERA: 4.87	(4, 1)	0.2	L	7	3	2	2	0	1	1	0	0	0	0	5	13	27.00	6.000
Greg Minton, R ERA: 2.4	(5, 1)	3.0		10	1	0	0	3	0	0	0	0	0	0	16	16	0.00	0.333
Gary Lavelle, L ERA: 2.44	(8, 1)	2.0		8	1	0	0	3	0	1	0	0	0	0	13	17	0.00	0.500

PITCHER	IP	WLS	BF	H	R	ER	SO	BB	IBB	HBP	BLK	WP	HR	S	P	ERA	WHIP

TOP

Houston Astros @ San Francisco Giants

Candlestick Park, San Francisco, CA

Thu Jun 28 1979, 10:05 PM EDT

Att. 15,624 - Unknown

livebaseballscorecards.com

AB	36
R	6
H	9
RBI	5
BB	7
SO	7
LOB	17

BOTTOM

Houston Astros @ San Francisco Giants

Candlestick Park, San Francisco, CA

Thu Jun 28 1979, 10:05 PM EDT

Att. 15,624 - Unknown

livebaseballscorecards.com

Batter	1	2	3	4	5	6	7	8	9	AB	R	H	RBI	BB	SO	LOB
Bill North, S (1, 8) OBP: 0.412, SLG: 0.391	B B C C B X 3-2 E 3B	B X 1-0 ② L3		X 0-0 ③ 6-3			X 0-0 ② F9		X 0-0 S 1B	5	1	2	0	0	0	0
Roger Metzger, S (1, 6) (9, 4) OBP: 0.256, SLG: 0.277	B B B B 4-0 E HR BB	X 0-0 1B			X 0-0 ① G3		X 0-0 ③ F5		X 0-0 ② F9	4	1	1	0	1	0	1
Jack Clark, R (1, 9) OBP: 0.362, SLG: 0.488	X 0-0 FC1 HR 1-2 3-H	B F X 1-1 ③ F8			S S S 0-3 ② K			X 0-0 SH3-4 1B 6-3 1B	 4-0 1-2 IBB	4	2	1	1	1	1	2
Willie McCovey, L (1, 3) OBP: 0.348, SLG: 0.531 Johnnie LeMaster, R (8, PR) OBP: 0.314, SLG: 0.309 (9, 6)	X 0-0 HR 1-H 2-H		B B F B B 4-1 FC9-6 BB		X 0-0 ③ F5			X 0-0 6-3 SH3-4 1-2 1B	X 0-0 ③ F7	3 1	1 0	2 0	3 0	1 0	0 0	0 2
Darrell Evans, L (1, 5) OBP: 0.342, SLG: 0.366	F C B B B B 4-2 5-3 BB		B B X 2-0 ① FC9-6 FC1-6 1-2f			X 0-0 ① G3		X 0-0 ① SH3-4 1-2 2-3		2	0	0	0	1	0	1
Terry Whitfield, L (1, 7) OBP: 0.370, SLG: 0.441	X 0-0 ① 5-3 1-2		X 0-0 ② FC1-6 E 1-2f			X 0-0 1B		X 0-0 ② 6-3 2-3 3-H		4	0	1	1	0	0	4
Joe Strain, R (1, 4) Mike Ivie, R (8, PH) OBP: 0.312, SLG: 0.490 (9, 3)	C B X 1-1 ② F9		1 SAFE X 0-0 ③ 1-3 1-2			X 0-0 ② F9		B B B B 4-0 S BB		3 0	0 0	0 0	0 0	0 1	0 0	3 0
Marc Hill, R (1, 2) OBP: 0.297, SLG: 0.255	C X 0-1 ③ 1-3			X 0-0 ① F9		X 0-0 ③ F7		S S S 0-3 ③ K 1-2		4	0	0	0	0	1	4
Ed Halicki, R (1, 1) OBP: 0.231, SLG: 0.240 John Curtis, L (4, 1) OBP: 0.083, SLG: 0.083 Max Venable, L (4, PH) OBP: 0.375, SLG: 0.467 Greg Minton, S (5, 1) Larry Herndon, R (7, PH) OBP: 0.358, SLG: 0.520 Gary Lavelle, S (8, 1) Rob Andrews, R (9, PH) OBP: 0.302, SLG: 0.298		B B X 2-0 ① F9		X 0-0 ② F8			X 0-0 ① F4		X 0-0 ① F8	1 0 0 1 0 0 1 0 1	0 0 0 0 0 0 0 0 0	0 0 0 0 0 0 0 0 0	0 0 0 0 0 0 0 0 0	0 0 0 0 0 0 0 0 0	0 0 0 0 0 0 0 0 0	0 0 0 0 0 0 0 0 0
Inning Stats	R: 4 H: 2 E: 1 LOB: 1 K: 0 BB: 2 S: 12 P: 24	R: 0 H: 1 E: 0 LOB: 1 K: 0 BB: 0 S: 5 P: 9	R: 0 H: 0 E: 1 LOB: 1 K: 0 BB: 1 S: 4 P: 10	R: 0 H: 0 E: 0 LOB: 0 K: 0 BB: 0 S: 3 P: 3	R: 0 H: 0 E: 0 LOB: 0 K: 1 BB: 0 S: 5 P: 5	R: 0 H: 1 E: 0 LOB: 1 K: 0 BB: 0 S: 4 P: 4	R: 0 H: 0 E: 0 LOB: 0 K: 0 BB: 0 S: 3 P: 3	R: 1 H: 2 E: 0 LOB: 3 K: 1 BB: 1 S: 7 P: 11	R: 0 H: 1 E: 0 LOB: 2 K: 0 BB: 1 S: 4 P: 8	1B: 5 2B: 0 3B: 1 HR: 1	SF: 0 SAC: 1 DP: 0 HBP: 0			WP: 0 PB: 0 SB: 2 CS: 0	PA: 40		

PITCHER		IP	WLS	BF	H	R	ER	SO	BB	IBB	HBP	BLK	WP	HR	S	P	ERA	WHIP
Rick Williams, R ERA: 2.75	(1, 1)	7.0	W	31	6	5	4	1	3	0	0	0	0	1	38	60	5.14	1.286
Randy Niemann, L ERA: 1.62	(8, 1)	2.0	S	9	1	0	0	1	1	1	0	0	0	0	9	17	0.00	1.000

PITCHER	IP	WLS	BF	H	R	ER	SO	BB	IBB	HBP	BLK	WP	HR	S	P	ERA	WHIP

Batter	1	2	3	4	5	6	7	8	9	AB	R	H	RBI	BB	SO	LOB
Terry Puhl, L (1, 8) OBP: 0.352, SLG: 0.377	HR		K		F2	4-3			BB	4	1	1	1	1	1	1
Craig Reynolds, L (1, 6) OBP: 0.308, SLG: 0.358	E6 FC8-4		F9		FC1-6 1B		F8		G3 1-2	5	1	1	0	0	0	1
Cesar Cedeno, R (1, 3) OBP: 0.382, SLG: 0.372	FC8-4 CS 1-2f			S E 2B 1B	FC1-6 1-3 1B		F9			4	1	2	0	0	0	1
Jose Cruz, L (1, 7) OBP: 0.355, SLG: 0.404	K 1-2			E4 S 2B 1-2	FC1-6 S 1-2f 3-H		F4			4	1	0	1	0	1	3
Enos Cabell, R (1, 5) OBP: 0.296, SLG: 0.367		5-3		K 1-2 2-3	BB 1-2			F8		3	0	0	0	1	1	2
Denny Walling, L (1, 9) OBP: 0.470, SLG: 0.630		BB		2B IBB	F8			1-3		2	0	0	0	2	0	2
Alan Ashby, S (1, 2) OBP: 0.284, SLG: 0.316		L7		L4	3-1			K		4	0	0	0	0	1	4
Rafael Landestoy, S (1, 4) OBP: 0.326, SLG: 0.268		F5		2B 1-3 2-H 3-H	SH3-4 BB				K	3	0	1	2	1	1	1
Joaquin Andujar, S (1, 1) OBP: 0.069, SLG: 0.037			K	K	SH3-4 1-2				F4	3	0	0	0	0	2	2
Inning Stats	R: 1 E: 1 K: 1 S: 6 H: 1 LOB: 0 BB: 0 P: 6	R: 0 E: 0 K: 0 S: 3 H: 0 LOB: 1 BB: 1 P: 7	R: 0 E: 0 K: 2 S: 7 H: 0 LOB: 0 BB: 0 P: 7	R: 2 E: 1 K: 2 S: 10 H: 2 LOB: 2 BB: 1 P: 14	R: 1 E: 0 K: 0 S: 5 H: 2 LOB: 2 BB: 1 P: 9	R: 0 E: 0 K: 0 S: 3 H: 0 LOB: 1 BB: 1 P: 7	R: 0 E: 0 K: 0 S: 3 H: 0 LOB: 0 BB: 0 P: 3	R: 0 E: 0 K: 1 S: 5 H: 0 LOB: 0 BB: 0 P: 5	R: 0 E: 0 K: 1 S: 5 H: 0 LOB: 1 BB: 1 P: 9	1B: 3 2B: 1 3B: 0 HR: 1 SF: 0 SAC: 1 DP: 0 HBP: 0						

TOP

Houston Astros @ San Diego Padres

San Diego Stadium, San Diego, CA

Fri Jun 29 1979, 10:05 PM EDT

Att. 41,822 - Unknown

livebaseballscorecards.com

AB	32
R	4
H	5
RBI	4
BB	5
SO	7
LOB	17

PITCHER		IP	WLS	BF	H	R	ER	SO	BB	IBB	HBP	BLK	WP	HR	S	P	ERA	WHIP
Gaylord Perry, R ERA: 2.48	(1, 1)	8.0	L	34	5	4	2	6	3	1	0	0	0	1	42	58	2.25	1.000
Steve Mura, R ERA: 3.32	(9, 1)	1.0		4	0	0	0	1	1	0	0	0	0	0	5	9	0.00	1.000

PITCHER	IP	WLS	BF	H	R	ER	SO	BB	IBB	HBP	BLK	WP	HR	S	P	ERA	WHIP

WP: 0 PB: 0 SB: 4 CS: 1 PA: 38

Batter	1	2	3	4	5	6	7	8	9	AB	R	H	RBI	BB	SO	LOB
Paul Dade, R (1, 5) OBP: 0.326, SLG: 0.384	F3		L8			F9		1-2 BB 1B		4	0	1	0	0	0	1
Dan Briggs, L (1, 8) OBP: 0.304, SLG: 0.397	K			F9		F7		BBBB 4-0 1-2 2-3 BB		3	0	0	0	1	1	0
Dave Winfield, R (1, 9) OBP: 0.408, SLG: 0.613	F6			HR		K		K		4	1	1	1	0	2	3
Jerry Turner, L (1, 7) OBP: 0.329, SLG: 0.399		G3-6-3 1B		G1-6-3 1B			F8		F7	4	0	2	0	0	0	0
Jay Johnstone, L (1, 3) OBP: 0.292, SLG: 0.298		G3-6-3 1-2f		G1-6-3 1-2f			F9		4-3	4	0	0	0	0	0	2
Gene Tenace, R (1, 2) OBP: 0.395, SLG: 0.400		K			FC6-4 1B		K		1B	4	0	2	0	0	2	0
Fernando Gonzalez, R (1, 4) OBP: 0.270, SLG: 0.392			3B		F8			F5	F3	4	0	1	0	0	0	2
Ozzie Smith, S (1, 6) OBP: 0.239, SLG: 0.215			F8		F9			6-3		2	0	0	0	0	0	2
Gene Richards, L (8, PH) OBP: 0.328, SLG: 0.329										1	0	0	0	0	0	0
Steve Mura, R (9, 1)										0	0	0	0	0	0	0
Gaylord Perry, R (1, 1) OBP: 0.171, SLG: 0.275			3-4		FC6-4 1-2f			BBBB 4-0 BB 1B BB		2	0	0	0	0	0	2
Kurt Bevacqua, R (8, PH) OBP: 0.345, SLG: 0.276										0	0	0	0	1	0	0
Bill Almon, R (8, PR) OBP: 0.296, SLG: 0.276										0	0	0	0	0	0	0
(9, 6)																
Inning Stats	R: 0 H: 0 E: 0 LOB: 0 K: 1 BB: 0 S: 5 P: 5	R: 0 H: 1 E: 0 LOB: 0 K: 1 BB: 0 S: 5 P: 5	R: 0 H: 1 E: 0 LOB: 1 K: 0 BB: 0 S: 4 P: 4	R: 1 H: 2 E: 0 LOB: 0 K: 0 BB: 0 S: 4 P: 4	R: 0 H: 1 E: 0 LOB: 1 K: 0 BB: 0 S: 4 P: 4	R: 0 H: 0 E: 0 LOB: 0 K: 1 BB: 0 S: 5 P: 5	R: 0 H: 0 E: 0 LOB: 0 K: 1 BB: 0 S: 5 P: 5	R: 0 H: 1 E: 0 LOB: 3 K: 1 BB: 2 S: 6 P: 14	R: 0 H: 1 E: 0 LOB: 1 K: 0 BB: 0 S: 4 P: 4	1B: 5 SF: 0 2B: 0 SAC: 0 3B: 1 DP: 2 HR: 1 HBP: 0						

PITCHER	IP	WLS	BF	H	R	ER	SO	BB	IBB	HBP	BLK	WP	HR	S	P	ERA	WHIP
Joaquin Andujar, R (1, 1) ERA: 2.63	9.0	W	34	7	1	1	5	2	0	0	0	0	1	42	50	1.00	1.000

PITCHER	IP	WLS	BF	H	R	ER	SO	BB	IBB	HBP	BLK	WP	HR	S	P	ERA	WHIP

BOTTOM

Houston Astros @ San Diego Padres

San Diego Stadium, San Diego, CA

Fri Jun 29 1979, 10:05 PM EDT

Att. 41,822 - Unknown

livebaseballscorecards.com

AB	32
R	1
H	7
RBI	1
BB	2
SO	5
LOB	12

Batter	1	2	3	4	5	6	7	8	9	AB	R	H	RBI	BB	SO	LOB
Terry Puhl, L (1, 8) OBP: 0.351, SLG: 0.379	5-3		4-3		2B 1-3 3-H		F8			4	0	1	1	0	0	1
Craig Reynolds, L (1, 6) OBP: 0.304, SLG: 0.353	1-3			K	6-3			4-3		4	0	0	0	0	1	2
Cesar Cedeno, R (1, 3) OBP: 0.380, SLG: 0.383	F8			F8		HR		F8		4	1	1	1	0	0	0
Jeffrey Leonard, R (1, 9) OBP: 0.359, SLG: 0.354		K		4-3		5-3		BB		3	0	0	0	1	1	0
Enos Cabell, R (1, 5) OBP: 0.292, SLG: 0.362		K			F3	K		F8		4	0	0	0	0	2	1
Jose Cruz, L (1, 7) OBP: 0.360, SLG: 0.408		F8			1B 1B	1B			SH3-4 1B	4	1	3	0	0	0	0
Julio Gonzalez, R (1, 4) OBP: 0.309, SLG: 0.267			6-3		1B 1-3 2B	4-3			SH3-4 1-2	3	1	1	0	0	0	1
Alan Ashby, S (1, 2) OBP: 0.283, SLG: 0.314			4-3		2B 2-3 3-H		K		K	4	0	1	1	0	2	1
J.R. Richard, R (1, 1) OBP: 0.109, SLG: 0.159			1B		K		K		K	4	0	1	0	0	3	3
Inning Stats	R: 0 E: 0 K: 0 S: 3 H: 0 LOB: 0 BB: 0 P: 3	R: 0 E: 0 K: 2 S: 7 H: 0 LOB: 0 BB: 0 P: 7	R: 0 E: 0 K: 0 S: 4 H: 1 LOB: 1 BB: 0 P: 4	R: 0 E: 0 K: 1 S: 5 H: 0 LOB: 0 BB: 0 P: 5	R: 2 E: 0 K: 1 S: 9 H: 4 LOB: 2 BB: 0 P: 9	R: 1 E: 0 K: 1 S: 7 H: 2 LOB: 1 BB: 0 P: 7	R: 0 E: 0 K: 2 S: 7 H: 0 LOB: 0 BB: 0 P: 7	R: 0 E: 0 K: 0 S: 3 H: 0 LOB: 1 BB: 1 P: 7	R: 0 E: 0 K: 2 S: 8 H: 1 LOB: 1 BB: 0 P: 8	1B: 6 2B: 1 3B: 0 HR: 1	SF: 0 SAC: 1 DP: 0 HBP: 0						

TOP

Houston Astros @ San Diego Padres

San Diego Stadium, San Diego, CA

Sat Jun 30 1979, 10:05 PM EDT

Att. 20,154 - Unknown

livebaseballscorecards.com

AB	34
R	3
H	8
RBI	3
BB	1
SO	9
LOB	9

WP: 0 PB: 0 SB: 0 CS: 0 PA: 36

PITCHER	IP	WLS	BF	H	R	ER	SO	BB	IBB	HBP	BLK	WP	HR	S	P	ERA	WHIP
Bob Shirley, L (1, 1) ERA: 2.79	8.0	L	32	7	3	3	7	1	0	0	0	0	1	45	49	3.38	1.000
Bob Owchinko, L (9, 1) ERA: 4.76	1.0		4	1	0	0	2	0	0	0	0	0	0	8	8	0.00	1.000

PITCHER	IP	WLS	BF	H	R	ER	SO	BB	IBB	HBP	BLK	WP	HR	S	P	ERA	WHIP

Batter	1	2	3	4	5	6	7	8	9	AB	R	H	RBI	BB	SO	LOB
Paul Dade, R (1, 5) OBP: 0.325, SLG: 0.381	F9		K			G3-6-3 1B		5-3		4	0	1	0	0	1	1
Ozzie Smith, S (1, 6) OBP: 0.236, SLG: 0.212	K			6-3		G3-6-3 1-2f			F8	3	0	0	0	0	1	1
Kurt Bevacqua, R (9, PH) OBP: 0.343, SLG: 0.274										1	0	0	0	0	0	0
Dave Winfield, R (1, 9) OBP: 0.407, SLG: 0.608	1-3			F7		FC4-6 1B			F2	4	0	1	0	0	0	0
Jerry Turner, L (1, 7) OBP: 0.325, SLG: 0.394		4-3		3-1		FC4-6 1-2f			G3	4	0	0	0	0	0	1
Jay Johnstone, L (1, 3) OBP: 0.293, SLG: 0.310		L8			2B		G3			3	0	1	0	0	0	0
Gene Tenace, R (1, 2) OBP: 0.390, SLG: 0.394		6-3			K		K			3	0	0	0	0	2	1
Dan Briggs, L (1, 8) OBP: 0.298, SLG: 0.388			4-3		F5		4-3			3	0	0	0	0	0	1
Bill Almon, R (1, 4) OBP: 0.300, SLG: 0.273			K		BB			K		1	0	0	0	1	1	0
Gene Richards, L (8, PH) OBP: 0.327, SLG: 0.327										1	0	0	0	0	1	0
Bob Owchinko, L (9, 1) OBP: 0.211, SLG: 0.118										0	0	0	0	0	0	0
Bob Shirley, R (1, 1) OBP: 0.150, SLG: 0.158			BB		5-3			F3		1	0	0	0	1	0	2
Fernando Gonzalez, R (8, PH) OBP: 0.269, SLG: 0.390										1	0	0	0	0	0	0
(9, 4)																
Inning Stats	R: 0 E: 0 K: 1 S: 5 H: 0 LOB: 0 BB: 0 P: 5	R: 0 E: 0 K: 0 S: 3 H: 0 LOB: 0 BB: 0 P: 3	R: 0 E: 0 K: 2 S: 7 H: 0 LOB: 1 BB: 1 P: 11	R: 0 E: 0 K: 0 S: 3 H: 0 LOB: 0 BB: 0 P: 3	R: 0 E: 0 K: 1 S: 6 H: 1 LOB: 2 BB: 1 P: 10	R: 0 E: 0 K: 0 S: 4 H: 2 LOB: 1 BB: 0 P: 4	R: 0 E: 0 K: 1 S: 5 H: 0 LOB: 0 BB: 0 P: 5	R: 0 E: 0 K: 1 S: 5 H: 0 LOB: 0 BB: 0 P: 5	R: 0 E: 0 K: 0 S: 3 H: 0 LOB: 0 BB: 0 P: 3	1B: 2 2B: 1 3B: 0 HR: 0 SF: 0 SAC: 0 DP: 1 HBP: 0						

PITCHER	IP	WLS	BF	H	R	ER	SO	BB	IBB	HBP	BLK	WP	HR	S	P	ERA	WHIP
J.R. Richard, R (1, 1) ERA: 3.27	9.0	W	31	3	0	0	6	2	0	0	0	0	0	41	49	0.00	0.556

PITCHER	IP	WLS	BF	H	R	ER	SO	BB	IBB	HBP	BLK	WP	HR	S	P	ERA	WHIP

BOTTOM

Houston Astros @ San Diego Padres

San Diego Stadium, San Diego, CA

Sat Jun 30 1979, 10:05 PM EDT

Att. 20,154 - Unknown

livebaseballscorecards.com

AB	29
R	0
H	3
RBI	0
BB	2
SO	6
LOB	7

PA: 31

Houston Astros @ San Diego Padres

San Diego Stadium, San Diego, CA

Sun Jul 01 1979, 6:33 AM EDT

Att. 11,615 - Unknown

livebaseballscorecards.com

Batter	1	2	3	4	5	6	7	8	9	AB	R	H	RBI	BB	SO	LOB
Terry Puhl, L (1, 8) OBP: 0.350, SLG: 0.377	F9		1-3			K			BB SH1-4 E 1B	4	1	1	0	0	1	0
Craig Reynolds, L (1, 6) OBP: 0.304, SLG: 0.356	2B			F8		L9			SH1-4 1-2	3	0	1	0	0	0	0
Cesar Cedeno, R (1, 3) OBP: 0.382, SLG: 0.382	K			G6-4-3 1B			1-3		BB E IBB	3	1	1	0	1	1	1
Jeffrey Leonard, R (1, 9) OBP: 0.353, SLG: 0.348	1-3			G6-4-3 1-2f			K		E 1B BB 1-2 2-3	3	0	0	0	0	1	2
Art Howe, R (9, PH) OBP: 0.294, SLG: 0.361										0	0	0	0	1	0	0
Denny Walling, L (9, PR) OBP: 0.470, SLG: 0.630										0	1	0	0	0	0	0
Enos Cabell, R (1, 5) OBP: 0.291, SLG: 0.360		G6-4-3 1B			4-3		K		E5 1B SH1-3 1-3 2-H 3-H	4	1	1	0	0	1	1
Jose Cruz, L (1, 7) OBP: 0.365, SLG: 0.413		K			CS 1B			SH3-4 1B	S SH1-3 1-3 3-H 1B	4	0	3	1	0	1	1
Julio Gonzalez, R (1, 4) OBP: 0.301, SLG: 0.260		G6-4-3 1-2f			E6 1-2			SH3-4 1-2	SH1-3 1-2 3-H	2	0	0	1	0	0	2
Alan Ashby, S (1, 2) OBP: 0.283, SLG: 0.310			K		K			F7	IBB 2-3	3	0	0	0	1	2	2
Joe Niekro, R (1, 1) OBP: 0.106, SLG: 0.111			K			5-3		5-3	2-3	4	0	0	0	0	1	3
Joe Sambito, L (9, 1) OBP: 0.571, SLG: 0.500										0	0	0	0	0	0	0

Inning Stats	1	2	3	4	5	6	7	8	9	
	R: 0 H: 1 E: 0 LOB: 1 K: 1 BB: 0 S: 6 P: 6	R: 0 H: 1 E: 0 LOB: 0 K: 1 BB: 0 S: 5 P: 5	R: 0 H: 0 E: 0 LOB: 0 K: 2 BB: 0 S: 7 P: 7	R: 0 H: 1 E: 0 LOB: 0 K: 0 BB: 0 S: 3 P: 3	R: 0 H: 1 E: 1 LOB: 1 K: 1 BB: 0 S: 6 P: 6	R: 0 H: 0 E: 0 LOB: 0 K: 1 BB: 0 S: 5 P: 5	R: 0 H: 0 E: 0 LOB: 0 K: 2 BB: 0 S: 7 P: 7	R: 0 H: 1 E: 0 LOB: 1 K: 0 BB: 0 S: 4 P: 4	R: 4 H: 2 E: 1 LOB: 2 K: 0 BB: 3 S: 6 P: 18	1B: 6 SF: 0 2B: 1 SAC: 3 3B: 0 DP: 2 HR: 0 HBP: 0

WP: 0 PA: 36
PB: 0
SB: 1
CS: 1

PITCHER	IP	WLS	BF	H	R	ER	SO	BB	IBB	HBP	BLK	WP	HR	S	P	ERA	WHIP
Randy Jones, L (1, 1) ERA: 3.69	9.0	L	36	7	4	2	8	1	2	0	0	0	0	49	61	2.00	0.889

PITCHER	IP	WLS	BF	H	R	ER	SO	BB	IBB	HBP	BLK	WP	HR	S	P	ERA	WHIP

AB	30
R	4
H	7
RBI	2
BB	3
SO	8
LOB	12

Houston Astros @ San Diego Padres

San Diego Stadium, San Diego, CA

Sun Jul 01 1979, 6:33 AM EDT

Att. 11,615 - Unknown

livebaseballscorecards.com

BOTTOM

Batter	1	2	3	4	5	6	7	8	9	AB	R	H	RBI	BB	SO	LOB
Gene Richards, L (1, 8) OBP: 0.329, SLG: 0.327	FC6-4 HBP		G3-6 1-2f			L7 SH1-4 1B		1-3		3	0	1	0	0	0	1
Ozzie Smith, S (1, 6) OBP: 0.241, SLG: 0.217	B3			5-3 S 1B		SH1-4 1-2		CS 1B		3	0	2	0	0	0	1
Paul Dade, R (1, 5) OBP: 0.324, SLG: 0.379	FC6-4 S 1-2f			K 1-2		L7 2-3		CS 1-2	2B 1B	4	1	1	0	0	1	3
Dave Winfield, R (1, 9) OBP: 0.402, SLG: 0.600	K2-3 1-2			5-3 2-3		G3			F3	4	0	0	0	0	1	4
Jerry Turner, L (1, 7) OBP: 0.324, SLG: 0.395		4-3		F3			4-3		BB 1-H 2B	4	0	1	1	0	0	1
Jay Johnstone, L (1, 3) OBP: 0.313, SLG: 0.322		K			FC5 6-3 1B		1B		BB BB	3	0	2	0	1	1	0
Fred Kendall, R (1, 2) OBP: 0.333, SLG: 0.310 Gene Tenace, R (9, PH) OBP: 0.393, SLG: 0.394		K			6-3 1-2		F8		1-2 2-3 BB	3 0	0 0	0 0	0 0	0 1	1 0	2 0
Bill Almon, R (1, 4) OBP: 0.292, SLG: 0.265 Kurt Bevacqua, R (9, PH) OBP: 0.340, SLG: 0.271			K		F8		F7		F3	3 1	0 0	0 0	0 0	0 0	1 0	2 3
Randy Jones, R (1, 1) OBP: 0.190, SLG: 0.214 Fernando Gonzalez, R (9, PH) OBP: 0.268, SLG: 0.389			G3-6 1B		FC5 2-3			F8	K	3 1	0 0	1 0	0 0	0 0	0 1	1 3
Inning Stats	R: 0 H: 0 E: 0 LOB: 1 K: 1 BB: 0 S: 5 P: 6	R: 0 H: 0 E: 0 LOB: 0 K: 2 BB: 0 S: 7 P: 7	R: 0 H: 1 E: 0 LOB: 0 K: 1 BB: 0 S: 5 P: 5	R: 0 H: 1 E: 0 LOB: 1 K: 1 BB: 0 S: 6 P: 6	R: 0 H: 1 E: 0 LOB: 1 K: 0 BB: 0 S: 4 P: 4	R: 0 H: 1 E: 0 LOB: 1 K: 0 BB: 0 S: 4 P: 4	R: 0 H: 1 E: 0 LOB: 1 K: 0 BB: 0 S: 4 P: 4	R: 0 H: 1 E: 0 LOB: 0 K: 0 BB: 0 S: 3 P: 3	R: 1 H: 2 E: 0 LOB: 3 K: 1 BB: 2 S: 7 P: 15	1B: 7 SF: 0 2B: 1 SAC: 1 3B: 0 DP: 1 HR: 0 HBP: 1							WP: 0 PA: 37 PB: 0 SB: 2 CS: 1

PITCHER	IP	WLS	BF	H	R	ER	SO	BB	IBB	HBP	BLK	WP	HR	S	P	ERA	WHIP
Joe Niekro, R (1, 1) ERA: 2.9	8.1	W	34	8	1	1	5	2	0	1	0	0	0	41	50	1.08	1.200
Joe Sambito, L (9, 1) ERA: 1.12	0.2	S	2	0	0	0	1	0	0	0	0	0	0	4	4	0.00	0.000

PITCHER	IP	WLS	BF	H	R	ER	SO	BB	IBB	HBP	BLK	WP	HR	S	P	ERA	WHIP

AB	32
R	1
H	8
RBI	1
BB	2
SO	6
LOB	21

Batter	1	2	3	4	5	6	7	8	9	AB	R	H	RBI	BB	SO	LOB
Terry Puhl, L (1, 8) OBP: 0.351, SLG: 0.377	F8			1B 2B 1B		K		BB 1-2		3	1	1	0	1	1	0
Craig Reynolds, L (1, 6) OBP: 0.304, SLG: 0.355	1-3			2B 1-2 1B		P5		6-4-3-2-5 2-3f		4	1	1	0	0	0	2
Cesar Cedeno, R (1, 3) OBP: 0.380, SLG: 0.384	F3			4-3 1-H 2-H 2B		F9			F8	4	0	1	2	0	0	0
Jeffrey Leonard, R (1, 9) OBP: 0.346, SLG: 0.339		G3		4-3 2-3			K		6-3	4	0	0	0	0	1	1
Enos Cabell, R (1, 5) OBP: 0.294, SLG: 0.362		K		F8			FC6-4 1B		S 2B 1B	4	1	2	0	0	1	1
Jose Cruz, L (1, 7) OBP: 0.363, SLG: 0.414		F7		G3			F8		WP 1-H 2B	4	0	1	1	0	0	2
Art Howe, R (1, 4) OBP: 0.289, SLG: 0.354			F8		3-1		FC6-4 1-2f		F8 2-3	4	0	0	0	0	0	2
Rafael Landestoy, S (9, 4) OBP: 0.326, SLG: 0.268										0	0	0	0	0	0	0
Alan Ashby, S (1, 2) OBP: 0.283, SLG: 0.310			G3		K			BB 1B		3	0	1	0	0	1	0
Jimmy Sexton, R (8, PR) OBP: 0.222, SLG: 0.176										0	0	0	0	0	0	0
Bruce Bochy, R (8, 2) OBP: 0.247, SLG: 0.264										0	0	0	0	0	0	0
Ken Forsch, R (1, 1) OBP: 0.121, SLG: 0.125			2-3		F9			K		3	0	0	0	0	1	1
Inning Stats	R: 0 E: 0 K: 0 S: 3 H: 0 LOB: 0 BB: 0 P: 3	R: 0 E: 0 K: 1 S: 5 H: 0 LOB: 0 BB: 0 P: 5	R: 0 E: 0 K: 0 S: 3 H: 0 LOB: 0 BB: 0 P: 3	R: 2 E: 0 K: 0 S: 6 H: 3 LOB: 1 BB: 0 P: 6	R: 0 E: 0 K: 1 S: 5 H: 0 LOB: 0 BB: 0 P: 5	R: 0 E: 0 K: 1 S: 5 H: 0 LOB: 0 BB: 0 P: 5	R: 0 E: 0 K: 1 S: 6 H: 1 LOB: 1 BB: 0 P: 6	R: 0 E: 0 K: 1 S: 5 H: 1 LOB: 1 BB: 1 P: 9	R: 1 E: 0 K: 0 S: 5 H: 2 LOB: 1 BB: 0 P: 5	1B: 5 2B: 3 3B: 0 HR: 0	SF: 0 SAC: 0 DP: 1 HBP: 0						

TOP

Houston Astros @ Cincinnati Reds

Riverfront Stadium, Cincinnati, OH

Tue Jul 03 1979, 7:05 PM EDT

Att. 36,787 - Unknown

livebaseballscorecards.com

AB	33
R	3
H	7
RBI	3
BB	1
SO	5
LOB	9

WP: 1 PB: 0 SB: 1 CS: 0 PA: 34

PITCHER		IP	WLS	BF	H	R	ER	SO	BB	IBB	HBP	BLK	WP	HR	S	P	ERA	WHIP
Fred Norman, L ERA: 3.28	(1, 1)	8.0		29	5	2	2	5	1	0	0	0	0	0	38	42	2.25	0.750
Doug Bair, R ERA: 3.88	(9, 1)	1.0	L	5	2	1	1	0	0	0	0	0	1	0	5	5	9.00	2.000

PITCHER	IP	WLS	BF	H	R	ER	SO	BB	IBB	HBP	BLK	WP	HR	S	P	ERA	WHIP

Houston Astros @ Cincinnati Reds

Riverfront Stadium, Cincinnati, OH

Tue Jul 03 1979, 7:05 PM EDT

Att. 36,787 - Unknown

BOTTOM

Batter	1	2	3	4	5	6	7	8	9	AB	R	H	RBI	BB	SO	LOB
Ken Griffey, L (1, 9) OBP: 0.356, SLG: 0.443	F8		6-3			4-3		1B		4	0	1	0	0	0	0
Cesar Geronimo, L (1, 8) OBP: 0.299, SLG: 0.358	5-3			F8		F9		4-3		4	0	0	0	0	0	1
Joe Morgan, L (1, 4) OBP: 0.396, SLG: 0.420	CS 1B			G3		BBB FC6-4 BB			F9	3	0	1	0	1	0	0
Johnny Bench, R (1, 2) OBP: 0.360, SLG: 0.385	CS 1-2	1B G6-4-3 2B		6-3		FC6-4 1-2f			F7	4	1	1	0	0	0	1
Dan Driessen, L (1, 3) OBP: 0.332, SLG: 0.442		G6-4-3 1B 2-3			4-3		F9		G3	4	0	1	0	0	0	0
Dave Concepcion, R (1, 6) OBP: 0.347, SLG: 0.430		G6-4-3 1-2f 3-H			1B 2B		F8			3	1	1	0	0	0	1
Ray Knight, R (1, 5) OBP: 0.368, SLG: 0.389		F8			6-3		F9			3	0	0	0	0	0	1
Hector Cruz, R (1, 7) OBP: 0.222, SLG: 0.125			F8		2-H 1B			5-3		3	0	1	1	0	0	0
Fred Norman, S (1, 1) OBP: 0.226, SLG: 0.111			6-3		F7			SSS K		2	0	0	0	0	0	1
Harry Spilman, L (8, PH) OBP: 0.455, SLG: 0.444										1	0	0	0	0	1	0
Doug Bair, R (9, 1)										0	0	0	0	0	0	0
Inning Stats	R: 0 E: 0 K: 0 S: 3 H: 1 LOB: 0 BB: 0 P: 3	R: 1 E: 0 K: 0 S: 4 H: 2 LOB: 0 BB: 0 P: 4	R: 0 E: 0 K: 0 S: 3 H: 0 LOB: 0 BB: 0 P: 3	R: 0 E: 0 K: 0 S: 3 H: 0 LOB: 0 BB: 0 P: 3	R: 1 E: 0 K: 0 S: 5 H: 2 LOB: 1 BB: 0 P: 5	R: 0 E: 0 K: 0 S: 3 H: 0 LOB: 1 BB: 1 P: 7	R: 0 E: 0 K: 0 S: 3 H: 0 LOB: 0 BB: 0 P: 3	R: 0 E: 0 K: 1 S: 6 H: 1 LOB: 1 BB: 0 P: 6	R: 0 E: 0 K: 0 S: 3 H: 0 LOB: 0 BB: 0 P: 3	1B: 4 2B: 2 3B: 0 HR: 0 SF: 0 SAC: 0 DP: 1 HBP: 0						

PITCHER	IP	WLS	BF	H	R	ER	SO	BB	IBB	HBP	BLK	WP	HR	S	P	ERA	WHIP
Ken Forsch, R (1, 1) ERA: 2.72	9.0	W	32	6	2	2	1	1	0	0	0	0	0	33	37	2.00	0.778

PITCHER	IP	WLS	BF	H	R	ER	SO	BB	IBB	HBP	BLK	WP	HR	S	P	ERA	WHIP

AB	31
R	2
H	6
RBI	1
BB	1
SO	1
LOB	5

WP: 0 PA: 33
PB: 0
SB: 0
CS: 1

livebaseballscorecards.com

Batter	1	2	3	4	5	6	7	8	9	AB	R	H	RBI	BB	SO	LOB
Terry Puhl, L (1, 8) OBP: 0.347, SLG: 0.372	F8			L4		K		1-3		4	0	0	0	0	1	0
Craig Reynolds, L (1, 6) OBP: 0.303, SLG: 0.354	K			K			FC1-6 1B	F9		4	0	1	0	0	2	0
Cesar Cedeno, R (1, 3) OBP: 0.377, SLG: 0.381 Rafael Landestoy, S (6, 4) OBP: 0.318, SLG: 0.260	1-3			F9			FC1-6 1-2f 2B		6-3	2 2	0 1	0 0	0 0	0 0	0 0	0 1
Jose Cruz, L (1, 7) OBP: 0.365, SLG: 0.419		FC6-4 1B			F8		1B 1-H 1B 2B		F8	4	1	2	1	0	0	0
Enos Cabell, R (1, 5) (6, 3) OBP: 0.293, SLG: 0.361		FC6-4 7-6-3 1-2f			5-3		1B 2-3 1B		F9	4	0	1	0	0	0	1
Denny Walling, L (1, 9) OBP: 0.456, SLG: 0.607 Jeffrey Leonard, R (7, PH) (7, 9) OBP: 0.349, SLG: 0.343		7-6-3 1-2f			1-3		1-2 3-H 1B			2 1	0 0	0 1	0 1	0 0	0 0	1 0
Art Howe, R (1, 4) (6, 5) OBP: 0.289, SLG: 0.354			P6			E7 6-3 1B	F8			3	1	1	0	0	0	2
Alan Ashby, S (1, 2) OBP: 0.280, SLG: 0.306			4-3			6-3 3-H	F7			3	0	0	1	0	0	2
Joaquin Andujar, S (1, 1) OBP: 0.063, SLG: 0.033 Joe Sambito, L (8, 1) OBP: 0.571, SLG: 0.500			4-3			6-3		K		3 0	0 0	0 0	0 0	0 0	1 0	0 0
Inning Stats	R: 0 E: 0 K: 1 S: 5 H: 0 LOB: 0 BB: 0 P: 5	R: 0 E: 0 K: 0 S: 3 H: 1 LOB: 0 BB: 0 P: 3	R: 0 E: 0 K: 0 S: 3 H: 0 LOB: 0 BB: 0 P: 3	R: 0 E: 0 K: 1 S: 5 H: 0 LOB: 0 BB: 0 P: 5	R: 0 E: 0 K: 0 S: 3 H: 0 LOB: 0 BB: 0 P: 3	R: 1 E: 1 K: 1 S: 6 H: 1 LOB: 0 BB: 0 P: 6	R: 2 E: 0 K: 0 S: 7 H: 4 LOB: 2 BB: 0 P: 7	R: 0 E: 0 K: 1 S: 5 H: 0 LOB: 0 BB: 0 P: 5	R: 0 E: 0 K: 0 S: 3 H: 0 LOB: 0 BB: 0 P: 3	1B: 5 2B: 2 3B: 0 HR: 0	SF: 0 SAC: 0 DP: 1 HBP: 0						

TOP

Houston Astros @ Cincinnati Reds

Riverfront Stadium, Cincinnati, OH

Wed Jul 04 1979, 3:33 AM EDT

Att. 25,713 - Unknown

livebaseballscorecards.com

AB	32
R	3
H	6
RBI	3
BB	0
SO	4
LOB	7

PITCHER		IP	WLS	BF	H	R	ER	SO	BB	IBB	HBP	BLK	WP	HR	S	P	ERA	WHIP
Bill Bonham, R ERA: 4.24	(1, 1)	6.1	L	23	5	3	2	3	0	0	0	0	0	0	29	29	2.84	0.789
Dave Tomlin, L ERA: 2.16	(7, 1)	1.2		6	1	0	0	1	0	0	0	0	0	0	8	8	0.00	0.600
Doug Bair, R ERA: 3.8	(9, 1)	1.0		3	0	0	0	0	0	0	0	0	0	0	3	3	0.00	0.000

PITCHER	IP	WLS	BF	H	R	ER	SO	BB	IBB	HBP	BLK	WP	HR	S	P	ERA	WHIP

Houston Astros @ Cincinnati Reds

Riverfront Stadium, Cincinnati, OH

Wed Jul 04 1979, 3:33 AM EDT

Att. 25,713 - Unknown

BOTTOM

Batter	1	2	3	4	5	6	7	8	9	AB	R	H	RBI	BB	SO	LOB
Ken Griffey, L (1, 9) OBP: 0.355, SLG: 0.451	HR		F9			3-1		K		4	1	1	1	0	1	0
Dave Concepcion, R (1, 6) OBP: 0.346, SLG: 0.429	K			K		P6			P6	1	0	0	0	0	1	0
Rick Auerbach, R (3, 6) OBP: 0.234, SLG: 0.283										3	0	0	0	0	1	0
Joe Morgan, L (1, 4) OBP: 0.393, SLG: 0.421	P4			G3		2B			F8	4	0	1	0	0	0	0
Johnny Bench, R (1, 2) OBP: 0.355, SLG: 0.379	2-3			1-3		P4			F5	4	0	0	0	0	0	1
Dan Driessen, L (1, 3) OBP: 0.332, SLG: 0.444		F8			1-3 1B 2B		P3			3	1	1	0	0	0	0
Ray Knight, R (1, 5) OBP: 0.365, SLG: 0.386		6-3			1-3 2-3		6-3			2	0	0	0	0	0	1
Junior Kennedy, R (6, 5) OBP: 0.349, SLG: 0.306										1	0	0	0	0	0	0
Hector Cruz, R (1, 7) OBP: 0.205, SLG: 0.114		6-3			P4		6-3			3	0	0	0	0	0	1
Cesar Geronimo, L (1, 8) OBP: 0.300, SLG: 0.357			6-3		3-H 1B			K		3	0	1	1	0	1	0
Bill Bonham, R (1, 1) OBP: 0.138, SLG: 0.207			F7		P5			K		2	0	0	0	0	0	1
Dave Tomlin, L (7, 1)										0	0	0	0	0	0	0
Paul Blair, R (8, PH) OBP: 0.225, SLG: 0.313										1	0	0	0	0	1	0
Doug Bair, R (9, 1)										0	0	0	0	0	0	0
Inning Stats	R: 1 E: 0 K: 1 S: 6 H: 1 LOB: 0 BB: 0 P: 6	R: 0 E: 0 K: 0 S: 3 H: 0 LOB: 0 BB: 0 P: 3	R: 0 E: 0 K: 0 S: 3 H: 0 LOB: 0 BB: 0 P: 3	R: 0 E: 0 K: 1 S: 5 H: 0 LOB: 0 BB: 0 P: 5	R: 1 E: 0 K: 0 S: 5 H: 2 LOB: 1 BB: 0 P: 5	R: 0 E: 0 K: 0 S: 4 H: 1 LOB: 1 BB: 0 P: 4	R: 0 E: 0 K: 0 S: 3 H: 0 LOB: 0 BB: 0 P: 3	R: 0 E: 0 K: 3 S: 9 H: 0 LOB: 0 BB: 0 P: 9	R: 0 E: 0 K: 0 S: 3 H: 0 LOB: 0 BB: 0 P: 3	1B: 1 2B: 2 3B: 0 HR: 1	SF: 0 SAC: 0 DP: 0 HBP: 0	WP: 0 PB: 0 SB: 0 CS: 0	PA: 31				

PITCHER	IP	WLS	BF	H	R	ER	SO	BB	IBB	HBP	BLK	WP	HR	S	P	ERA	WHIP
Joaquin Andujar, R (1, 1) ERA: 2.63	7.0	W	25	4	2	2	2	0	0	0	0	0	1	29	29	2.57	0.571
Joe Sambito, L (8, 1) ERA: 1.07	2.0	S	6	0	0	0	3	0	0	0	0	0	0	12	12	0.00	0.000

PITCHER	IP	WLS	BF	H	R	ER	SO	BB	IBB	HBP	BLK	WP	HR	S	P	ERA	WHIP

livebaseballscorecards.com

AB	31
R	2
H	4
RBI	2
BB	0
SO	5
LOB	4

Batter	1	2	3	4	5	6	7	8	9	AB	R	H	RBI	BB	SO	LOB
Terry Puhl, L (1, 8) OBP: 0.348, SLG: 0.373	SH5-3 1B		P4			2B 2B 1B	4-3		F9 2-3	5	1	2	0	0	0	1
Craig Reynolds, L (1, 6) OBP: 0.302, SLG: 0.356	SH5-3 1-2		P6			1-3 2B 2B	P6		FC4-2 FC4-6 3-H	4	1	1	0	0	0	2
Cesar Cedeno, R (1, 3) OBP: 0.375, SLG: 0.381	P2			F8		2B 2-H 3-H 2B	6-3		FC4-6 1-2f	5	1	1	2	0	0	3
Jose Cruz, L (1, 7) OBP: 0.361, SLG: 0.413	P3			1-3		F7		4-3		4	0	0	0	0	0	2
Enos Cabell, R (1, 5) OBP: 0.296, SLG: 0.362		K		1B		6-3		1B SF9 1B		4	1	2	0	0	1	1
Denny Walling, L (1, 9) OBP: 0.458, SLG: 0.593		G3		4-3		4-0 2B IBB		1-3 1B		3	0	1	0	1	0	1
Art Howe, R (1, 4) OBP: 0.293, SLG: 0.363		1B			F7	1-3 2-H 2B		SF9 3-H		3	0	2	2	0	0	0
Alan Ashby, S (1, 2) OBP: 0.279, SLG: 0.302		F7			P6	4-0 IBB		F8		3	0	0	0	1	0	2
J.R. Richard, R (1, 1) OBP: 0.102, SLG: 0.149			K		6-3	P6			F9 FC4-2 2B	3	0	0	0	0	1	3
Reggie Baldwin, R (9, PH) OBP: 0.500, SLG: 0.750										1	0	1	0	0	0	0
Jimmy Sexton, R (9, PR) OBP: 0.222, SLG: 0.176										0	0	0	0	0	0	0
Inning Stats	R: 0 E: 0 K: 0 S: 4 H: 1 LOB: 1 BB: 0 P: 4	R: 0 E: 0 K: 1 S: 6 H: 1 LOB: 1 BB: 0 P: 6	R: 0 E: 0 K: 1 S: 5 H: 0 LOB: 0 BB: 0 P: 5	R: 0 E: 0 K: 0 S: 4 H: 1 LOB: 1 BB: 0 P: 4	R: 0 E: 0 K: 0 S: 3 H: 0 LOB: 0 BB: 0 P: 3	R: 3 E: 0 K: 0 S: 7 H: 4 LOB: 3 BB: 2 P: 15	R: 0 E: 0 K: 0 S: 3 H: 0 LOB: 0 BB: 0 P: 3	R: 1 E: 0 K: 0 S: 5 H: 2 LOB: 1 BB: 0 P: 5	R: 0 E: 0 K: 0 S: 4 H: 1 LOB: 2 BB: 0 P: 4	1B: 6 2B: 4 3B: 0 HR: 0	SF: 1 SAC: 1 DP: 0 HBP: 0						

PITCHER		IP	WLS	BF	H	R	ER	SO	BB	IBB	HBP	BLK	WP	HR	S	P	ERA	WHIP
Tom Seaver, R ERA: 3.82	(1, 1)	6.0	W	27	7	3	3	2	0	2	0	0	0	0	29	37	4.50	1.167
Manny Sarmiento, R ERA: 5.51	(7, 1)	2.0		9	3	1	1	0	0	0	0	0	0	0	9	9	4.50	1.500
Dave Tomlin, L ERA: 2.12	(9, 1)	0.2		2	0	0	0	0	0	0	0	0	0	0	2	2	0.00	0.000
Doug Bair, R ERA: 3.78	(9, 1)	0.1	S	1	0	0	0	0	0	0	0	0	0	0	1	1	0.00	0.000

PITCHER	IP	WLS	BF	H	R	ER	SO	BB	IBB	HBP	BLK	WP	HR	S	P	ERA	WHIP

TOP

Houston Astros @ Cincinnati Reds

Riverfront Stadium, Cincinnati, OH

Thu Jul 05 1979, 7:05 PM EDT

Att. 28,249 - Unknown

livebaseballscorecards.com

AB	35
R	4
H	10
RBI	4
BB	2
SO	2
LOB	15

Batter	1	2	3	4	5	6	7	8	9	AB	R	H	RBI	BB	SO	LOB
Ken Griffey, L (1, 9) OBP: 0.359, SLG: 0.453	F7	1B		1B 2B		E BB 1B	F8			5	2	3	0	0	0	0
Cesar Geronimo, L (1, 8) OBP: 0.306, SLG: 0.363	G3	K		2B 1B		E5 BB SF8 1B		BB 1B		5	1	3	0	0	1	2
Joe Morgan, L (1, 4) OBP: 0.406, SLG: 0.429	1B BB		WP BB	1-3 2-H 2B		BB IBB		1-2 BB		1	0	1	1	4	0	0
Johnny Bench, R (1, 2) OBP: 0.352, SLG: 0.375	1-3 1B		6-3 1-2	K		K		K		5	0	1	0	0	3	8
Dan Driessen, L (1, 3) OBP: 0.337, SLG: 0.447	F9		BB		SH1-3 2B	1-2 2-3 3-H BB		F8		3	0	1	1	2	0	4
Ray Knight, R (1, 5) OBP: 0.364, SLG: 0.383		1B FC4-6 HBP	K		SH1-3 2-3	SF8 3-H		F9		2	1	0	1	0	1	4
Hector Cruz, R (1, 7) OBP: 0.209, SLG: 0.128		FC4-6 1-3 1B	F8		K	F7				4	0	1	0	0	1	5
Rick Auerbach, R (1, 6) OBP: 0.221, SLG: 0.266		K	K	K	K		K			4	0	0	0	0	4	3
Tom Seaver, R (1, 1) OBP: 0.143, SLG: 0.343		FC4-6 1-2f 3-H 1B	K			1B 1B E 1B	K			2	0	0	1	0	1	1
Harry Spilman, L (6, PH) OBP: 0.500, SLG: 0.500										1	1	1	0	0	0	0
Manny Sarmiento, R (7, 1)										1	0	0	0	0	1	0
Dave Tomlin, L (9, 1)										0	0	0	0	0	0	0
Doug Bair, R (9, 1)										0	0	0	0	0	0	0
Inning Stats	R: 0 E: 0 K: 0 S: 4 H: 1 LOB: 2 BB: 1 P: 8	R: 1 E: 0 K: 2 S: 9 H: 2 LOB: 2 BB: 0 P: 10	R: 0 E: 0 K: 1 S: 5 H: 0 LOB: 2 BB: 2 P: 13	R: 1 E: 0 K: 3 S: 12 H: 3 LOB: 2 BB: 0 P: 12	R: 0 E: 0 K: 2 S: 8 H: 1 LOB: 1 BB: 0 P: 8	R: 3 E: 1 K: 1 S: 8 H: 3 LOB: 2 BB: 2 P: 16	R: 0 E: 0 K: 2 S: 7 H: 0 LOB: 0 BB: 0 P: 7	R: 0 E: 0 K: 1 S: 6 H: 1 LOB: 2 BB: 1 P: 10		1B: 9 2B: 2 3B: 0 HR: 0 SF: 1 SAC: 1 DP: 0 HBP: 1				WP: 1 PB: 0 SB: 0 CS: 0 PA: 42		

PITCHER	IP	WLS	BF	H	R	ER	SO	BB	IBB	HBP	BLK	WP	HR	S	P	ERA	WHIP
J.R. Richard, R (1, 1) ERA: 3.4	8.0	L	42	11	5	5	12	5	1	1	0	1	0	59	84	5.62	2.000

PITCHER	IP	WLS	BF	H	R	ER	SO	BB	IBB	HBP	BLK	WP	HR	S	P	ERA	WHIP

BOTTOM

Houston Astros @ Cincinnati Reds

Riverfront Stadium, Cincinnati, OH

Thu Jul 05 1979, 7:05 PM EDT

Att. 28,249 - Unknown

livebaseballscorecards.com

AB	33
R	5
H	11
RBI	4
BB	6
SO	12
LOB	27

Batter	1	2	3	4	5	6	7	8	9	AB	R	H	RBI	BB	SO	LOB
Terry Puhl, L (1, 8) OBP: 0.352, SLG: 0.379	P4	FC4-6 1B		CS 1B 2-H		4-3 2B		3-4		5	0	3	1	0	0	1
Craig Reynolds, L (1, 6) OBP: 0.301, SLG: 0.353	L4	FC4-6 1-2f		1B 1B 1-2		4-3 2-3		P4		5	0	1	0	0	0	3
Cesar Cedeno, R (1, 3) OBP: 0.375, SLG: 0.382	HR 1B	F8		1-2		5-3			K	5	1	2	0	0	1	2
Jose Cruz, L (1, 7) OBP: 0.361, SLG: 0.423	HR 1-H	4-3 1B		3-1			F9		K	5	1	2	2	0	1	2
Enos Cabell, R (1, 5) OBP: 0.301, SLG: 0.364	BB 1B BB	F7			1B		CS 1B		6-3	4	0	2	0	1	0	1
Denny Walling, L (1, 9) OBP: 0.447, SLG: 0.571	BB 1B 1-2	4-3 1-2			L7		F8 1-2			4	0	1	0	0	0	3
Art Howe, R (1, 4) OBP: 0.297, SLG: 0.363 Rafael Landestoy, S (8, 4) OBP: 0.318, SLG: 0.260	BB 1-2 2-3	P3			K			E 1B		3 0	1 0	1 0	0 0	1 0	1 0	2 0
Alan Ashby, S (1, 2) OBP: 0.283, SLG: 0.310	K			SH3-4 1B 1B	6-3			E6 1-H		4	1	2	1	0	1	4
Joe Niekro, R (1, 1) OBP: 0.100, SLG: 0.104 Joe Sambito, L (8, 1) OBP: 0.571, SLG: 0.500		K		SH3-4 1-2		4-3		1-3		3 0	0 0	0 0	0 0	0 0	1 0	1 0
Inning Stats	R: 2 E: 0 K: 1 S: 8 H: 3 LOB: 3 BB: 2 P: 16	R: 0 E: 0 K: 1 S: 6 H: 1 LOB: 1 BB: 0 P: 6	R: 0 E: 0 K: 0 S: 4 H: 1 LOB: 1 BB: 0 P: 4	R: 1 E: 0 K: 0 S: 6 H: 4 LOB: 2 BB: 0 P: 6	R: 0 E: 0 K: 1 S: 6 H: 1 LOB: 1 BB: 0 P: 6	R: 0 E: 0 K: 0 S: 4 H: 1 LOB: 1 BB: 0 P: 4	R: 0 E: 0 K: 0 S: 3 H: 1 LOB: 0 BB: 0 P: 3	R: 1 E: 1 K: 0 S: 5 H: 2 LOB: 1 BB: 0 P: 5	R: 0 E: 0 K: 2 S: 7 H: 0 LOB: 0 BB: 0 P: 7	1B: 11 2B: 2 3B: 0 HR: 1 SF: 0 SAC: 1 DP: 0 HBP: 0						

PITCHER	IP	WLS	BF	H	R	ER	SO	BB	IBB	HBP	BLK	WP	HR	S	P	ERA	WHIP
Lynn McGlothen, R (1, 1) ERA: 4.35	5.0	L	26	10	3	3	3	2	0	0	0	0	1	30	38	5.40	2.400
Willie Hernandez, L (6, 1) ERA: 4.28	2.0		7	2	0	0	0	0	0	0	0	0	0	7	7	0.00	1.000
Dick Tidrow, R (8, 1) ERA: 4.62	2.0		8	2	1	1	2	0	0	0	0	0	0	12	12	4.50	1.000

PITCHER	IP	WLS	BF	H	R	ER	SO	BB	IBB	HBP	BLK	WP	HR	S	P	ERA	WHIP

TOP

Houston Astros @ Chicago Cubs

Wrigley Field, Chicago, IL

Fri Jul 06 1979, 3:33 AM CDT

Att. 25,612 - Sunny - 67 F

livebaseballscorecards.com

AB	38
R	4
H	14
RBI	4
BB	2
SO	5
LOB	19

WP: 0	PB: 0	SB: 0	CS: 2
PA: 41			

Houston Astros @ Chicago Cubs

Wrigley Field, Chicago, IL

Fri Jul 06 1979, 3:33 AM CDT

Att. 25,612 - Sunny - 67 F

BOTTOM

Batter	1	2	3	4	5	6	7	8	9	AB	R	H	RBI	BB	SO	LOB
Ivan De Jesus, R (1, 6) OBP: 0.351, SLG: 0.350	BBBB 4-0 G4-3 BB		BBBB 4-0 S BB		SSS 0-3 ③ K		x 0-0 ③ F8		x 0-0 1-2 1B	3	0	1	0	2	1	4
Scot Thompson, L (1, 9) OBP: 0.353, SLG: 0.406	x 0-0 ①② G4-3 1-2f		x 0-0 ③ F7 1-2			x 0-0 4-3 2B		x 0-0 ① F9	x 0-0 ③ F7	5	0	1	0	0	0	4
Bill Buckner, L (1, 3) OBP: 0.326, SLG: 0.479	x 0-0 ③ L1			x 0-0 ① L8		x 0-0 ① 4-3 2-3		x 0-0 ② 6-3		4	0	0	0	0	0	1
Dave Kingman, R (1, 7) OBP: 0.373, SLG: 0.656		x 0-0 ① 6-3		x 0-0 ② G3		x 0-0 ② P3		x 0-0 HR		4	1	1	1	0	0	1
Jerry Martin, R (1, 8) OBP: 0.348, SLG: 0.502		x 0-0 HR		x 0-0 ③ P6		x 0-0 ③ F7		x 0-0 FC6-4 1B		4	1	2	1	0	0	1
Steve Ontiveros, S (1, 5) OBP: 0.359, SLG: 0.352		x 0-0 ② P6			SSS 0-3 ① K		x 0-0 ① L4	x 0-0 ③ FC6-4 1-2f		4	0	0	0	0	1	1
Barry Foote, R (1, 2) OBP: 0.294, SLG: 0.382 Steve Dillard, R (9, PR) OBP: 0.545, SLG: 0.357		x 0-0 ③ F8			x 0-0 G3 1B 1B		x 0-0 ② F7		x 0-0 1B 1B	4 0	0 0	2 0	0 0	0 0	0 0	0 0
Ted Sizemore, R (1, 4) OBP: 0.337, SLG: 0.325			x 0-0 ① F8		x 0-0 G3 1-2 1B		BBBB 4-0 BB BB		x 0-0 ① F7	3	0	1	0	1	0	1
Lynn McGlothen, L (1, 1) OBP: 0.219, SLG: 0.226 Larry Bittner, L (5, PH) OBP: 0.316, SLG: 0.371 Willie Hernandez, L (6, 1) OBP: 0.500, SLG: 0.500 Ken Henderson, S (7, PH) OBP: 0.333, SLG: 0.286 Dick Tidrow, R (8, 1) OBP: 0.333, SLG: 0.333 Mike Vail, R (9, PH) OBP: 0.380, SLG: 0.562			x 0-0 ② L6		x 0-0 ② G3 1-2 2-3		BBBB 4-0 1-2 BB		SSS 0-3 ② K	1 1 0 0 0 1	0 0 0 0 0 0	0 0 0 1 0 1	0 0 0 0 0 1	0 0 0 0 0 1	0 2 0 0 0 1	0 0 0 0 0 1
Inning Stats	R: 0 E: 0 K: 0 S: 2 H: 0 LOB: 0 BB: 1 P: 6	R: 1 E: 0 K: 0 S: 4 H: 1 LOB: 0 BB: 0 P: 4	R: 0 E: 0 K: 0 S: 3 H: 0 LOB: 1 BB: 1 P: 7	R: 0 E: 0 K: 0 S: 3 H: 0 LOB: 0 BB: 0 P: 3	R: 0 E: 0 K: 2 S: 9 H: 2 LOB: 2 BB: 0 P: 9	R: 0 E: 0 K: 0 S: 4 H: 1 LOB: 1 BB: 0 P: 4	R: 0 E: 0 K: 0 S: 3 H: 0 LOB: 2 BB: 2 P: 11	R: 1 E: 0 K: 0 S: 5 H: 2 LOB: 1 BB: 0 P: 5	R: 0 E: 0 K: 1 S: 7 H: 2 LOB: 2 BB: 0 P: 7	1B: 5 2B: 1 3B: 0 HR: 2	SF: 0 SAC: 0 DP: 1 HBP: 0						

	AB	34
	R	2
	H	8
	RBI	2
	BB	4
	SO	3
	LOB	16

WP: 0 PB: 0 SB: 1 CS: 0 PA: 38

livebaseballscorecards.com

PITCHER		IP	WLS	BF	H	R	ER	SO	BB	IBB	HBP	BLK	WP	HR	S	P	ERA	WHIP
Joe Niekro, R ERA: 2.87	(1, 1)	7.2	W	32	6	2	2	2	4	0	0	0	0	2	32	48	2.35	1.304
Joe Sambito, L ERA: 1.05	(8, 1)	1.1	S	6	2	0	0	1	0	0	0	0	0	0	8	8	0.00	1.500

PITCHER	IP	WLS	BF	H	R	ER	SO	BB	IBB	HBP	BLK	WP	HR	S	P	ERA	WHIP

Houston Astros @ Chicago Cubs

Wrigley Field, Chicago, IL

Sat Jul 07 1979, 3:33 AM CDT

Sunny - 66 F

TOP

livebaseballscorecards.com

Batter	1	2	3	4	5	6	7	8	9	AB	R	H	RBI	BB	SO	LOB
Terry Puhl, L (1, 8) OBP: 0.351, SLG: 0.376	G3		BBB 4-0 1B 1-2 BB			F7		F9		3	0	0	0	1	0	0
Julio Gonzalez, R (1, 6) OBP: 0.299, SLG: 0.259	6-3		0-0 G4-6-3 1B 1-2 2-3			F9			F9	4	0	1	0	0	0	0
Reggie Baldwin, R (1, 3) OBP: 0.375, SLG: 0.500	6-3		G4-6-3 1-2f			1B			1-3	4	0	1	0	0	0	3
Art Howe, R (1, 4) OBP: 0.296, SLG: 0.361		G6-4-3 1B		4-3		F9			6-3	4	0	1	0	0	0	1
Enos Cabell, R (1, 5) OBP: 0.298, SLG: 0.361		G6-4-3 1-2f		4-3			SSS K			3	0	0	0	0	1	1
Jose Cruz, L (1, 7) OBP: 0.361, SLG: 0.420		BBBB BB		G3			F7			2	0	0	0	1	0	0
Jeffrey Leonard, R (1, 9) OBP: 0.344, SLG: 0.337		1-3			F9		4-3			3	0	0	0	0	0	1
Bruce Bochy, R (1, 2) OBP: 0.238, SLG: 0.253			SSS K		F7			4-3		3	0	0	0	0	1	0
Rick Williams, R (1, 1) OBP: 0.273, SLG: 0.211			BBBB 1B BB BB		4-3			4-3		1	0	0	0	1	0	0
Tom Dixon, R (6, 1) OBP: 1.000, SLG: 1.000										0	0	0	0	0	0	0
Jimmy Sexton, R (8, PH) OBP: 0.211, SLG: 0.167										1	0	0	0	0	0	0
Bert Roberge, R (8, 1)										0	0	0	0	0	0	0

	AB	28
	R	0
	H	3
	RBI	0
	BB	3
	SO	2
	LOB	6

Inning Stats	1	2	3	4	5	6	7	8	9
	R: 0 E: 0 K: 0 S: 3	H: 0 LOB: 0 BB: 0 P: 3	R: 0 E: 0 K: 0 S: 3	H: 1 LOB: 1 BB: 1 P: 7	R: 0 E: 0 K: 1 S: 5	H: 1 LOB: 2 BB: 2 P: 13	R: 0 E: 0 K: 0 S: 3	H: 0 LOB: 0 BB: 0 P: 3	R: 0 E: 0 K: 0 S: 3	H: 0 LOB: 0 BB: 0 P: 3	R: 0 E: 0 K: 0 S: 4	H: 1 LOB: 1 BB: 0 P: 4	R: 0 E: 0 K: 1 S: 5	H: 0 LOB: 0 BB: 0 P: 5	R: 0 E: 0 K: 0 S: 3	H: 0 LOB: 0 BB: 0 P: 3	R: 0 E: 0 K: 0 S: 3	H: 0 LOB: 0 BB: 0 P: 3

1B: 3 SF: 0 WP: 0 PA: 31
2B: 0 SAC: 0 PB: 0
3B: 0 DP: 2 SB: 0
HR: 0 HBP: 0 CS: 0

PITCHER	IP	WLS	BF	H	R	ER	SO	BB	IBB	HBP	BLK	WP	HR	S	P	ERA	WHIP
Ken Holtzman, L (1, 1) ERA: 4.47	9.0	W	31	3	0	0	2	3	0	0	0	0	0	32	44	0.00	0.667

PITCHER	IP	WLS	BF	H	R	ER	SO	BB	IBB	HBP	BLK	WP	HR	S	P	ERA	WHIP

Batter	1	2	3	4	5	6	7	8	9	AB	R	H	RBI	BB	SO	LOB
Ivan De Jesus, R (1, 6) OBP: 0.358, SLG: 0.355	0-0 SF8 1B 1B 1B	0-0 1B 1-2 1B		BBBB 4-0 1B E BB		0-0 ① 6-3	0-0 E 2-H 1B			4	2	3	1	1	0	0
Scot Thompson, L (1, 9) OBP: 0.383, SLG: 0.436	0-0 SF8 1B 1-2 FC5-2-6 1B	0-0 FC4-6 1-3 2-H 1B		0-0 1-3 1B		0-0 BB 1B	0-0 E9 2-H 1B			5	0	5	2	0	0	0
Bill Buckner, L (1, 3) OBP: 0.324, SLG: 0.474	0-0 FC5-2-6 1-2 2-3 1B	0-0 ③ FC4-6 1-2f		0-0 ③ 6-3		0-0 ② L9	0-0 ③ 6-3			5	0	1	0	0	0	6
Dave Kingman, R (1, 7) OBP: 0.373, SLG: 0.652 Miguel Dilone, S (8, PR) OBP: 0.237, SLG: 0.275 (9, 7)	0-0 ① SF8 2-3 3-H		0-0 ① 3-1		0-0 ① 6-3	BBBB 4-0 FC6-4 1-2 BB		0-0 CS 1B		3 0	0 0	1 0	1 0	1 0	0 0	0 0
Jerry Martin, R (1, 8) OBP: 0.345, SLG: 0.496	0-0 ② FC5-2-6 FC6 1-2 3-H		SSS 0-3 ② K		0-0 1B 1B 1B	0-0 ③ FC6-4 1-2f		0-0 ① ② 6-3 1-2		5	1	1	0	0	1	5
Steve Ontiveros, S (1, 5) OBP: 0.359, SLG: 0.351	0-0 ③ FC6 1-2f		BBBB 4-0 BB		0-0 1B 1-2 1B		0-0 ① F7	0-0 ③ L8		4	0	1	0	1	0	3
Barry Foote, R (1, 2) OBP: 0.289, SLG: 0.376		0-0 ① 5-3	0-0 ③ P6		0-0 ② F7		0-0 E5 2B			4	1	0	0	0	0	3
Ted Sizemore, R (1, 4) OBP: 0.339, SLG: 0.328		0-0 1B 1B 1B		0-0 ① P6	0-0 1-3 2-H 1B		0-0 ② P4			4	1	2	1	0	0	1
Ken Holtzman, R (1, 1) OBP: 0.306, SLG: 0.353		0-0 ② L7		0-0 ② 6-3	SSS 0-3 ③ K		0-0 1-H 1B 2B			4	1	1	1	0	1	3
Inning Stats	R: 1 E: 0 K: 0 S: 6 H: 3 LOB: 2 BB: 0 P: 6	R: 1 E: 0 K: 0 S: 6 H: 3 LOB: 2 BB: 0 P: 6	R: 0 E: 0 K: 1 S: 5 H: 0 LOB: 1 BB: 1 P: 9	R: 0 E: 1 K: 0 S: 4 H: 1 LOB: 2 BB: 1 P: 8	R: 1 E: 0 K: 1 S: 8 H: 3 LOB: 2 BB: 0 P: 8	R: 0 E: 0 K: 0 S: 4 H: 1 LOB: 2 BB: 1 P: 8	R: 3 E: 2 K: 0 S: 7 H: 3 LOB: 1 BB: 0 P: 7	R: 0 E: 0 K: 0 S: 3 H: 1 LOB: 1 BB: 0 P: 3		1B: 14 2B: 1 3B: 0 HR: 0	SF: 1 SAC: 0 DP: 0 HBP: 0					

BOTTOM

Houston Astros @ Chicago Cubs

Wrigley Field, Chicago, IL

Sat Jul 07 1979, 3:33 AM CDT

Sunny - 66 F

livebaseballscorecards.com

AB	38
R	6
H	15
RBI	6
BB	3
SO	2
LOB	21

WP: 0 PB: 0 SB: 0 CS: 1 PA: 42

PITCHER		IP	WLS	BF	H	R	ER	SO	BB	IBB	HBP	BLK	WP	HR	S	P	ERA	WHIP
Rick Williams, R ERA: 2.9	(1, 1)	5.2	L	31	11	3	3	2	3	0	0	0	0	0	32	44	4.76	2.471
Tom Dixon, R ERA: 4.87	(6, 1)	1.1		8	3	3	0	0	0	0	0	0	0	0	8	8	0.00	2.250
Bert Roberge, R ERA: 1.59	(8, 1)	1.0		3	1	0	0	0	0	0	0	0	0	0	3	3	0.00	1.000

PITCHER	IP	WLS	BF	H	R	ER	SO	BB	IBB	HBP	BLK	WP	HR	S	P	ERA	WHIP

Batter	1	2	3	4	5	6	7	8	9	AB	R	H	RBI	BB	SO	LOB
Rafael Landestoy, S (1, 4) OBP: 0.315, SLG: 0.260	G3			6-3		4-3		1-3 3-H 1B		4	0	1	1	0	0	1
Craig Reynolds, L (1, 6) OBP: 0.297, SLG: 0.349	6-3			G3			5-3	L9		4	0	0	0	0	0	2
Terry Puhl, L (1, 8) OBP: 0.349, SLG: 0.374	4-3			3-1			4-3 1B 1B	4-3		4	1	1	0	0	0	2
Jose Cruz, L (1, 7) OBP: 0.361, SLG: 0.419		5-3 1B			5-3		4-3 1-2		G3 SF7 2B	3	0	1	0	0	0	1
Jesus Alou, R (7, 7) OBP: 0.250, SLG: 0.238										1	1	1	0	0	0	0
Denny Walling, L (1, 9) OBP: 0.438, SLG: 0.552	SSS	K			SSS K		FC6-4 2-H 1B		G3 2-3	4	0	1	1	0	2	2
Art Howe, R (1, 3) OBP: 0.291, SLG: 0.356		5-3 1-2			6-3		FC6-4 1-2f		SF7 3-H	3	0	0	1	0	0	2
Julio Gonzalez, R (1, 5) OBP: 0.292, SLG: 0.253			1-3			F8		FC1-6 1B	F8	2	0	0	0	0	0	0
Jimmy Sexton, R (6, 5) OBP: 0.238, SLG: 0.200										2	0	1	0	0	0	0
Alan Ashby, S (1, 2) OBP: 0.285, SLG: 0.316			4-3			2B		FC1-6 FC 1-2f 1B		2	0	1	0	0	0	0
Bert Roberge, R (6, 1)										0	0	0	0	0	0	0
Jeffrey Leonard, R (8, PH) OBP: 0.342, SLG: 0.335										1	1	0	0	0	0	1
Tom Dixon, R (8, 1) OBP: 1.000, SLG: 1.000										0	0	0	0	0	0	0
Randy Niemann, L (1, 1) OBP: 0.200, SLG: 0.143			4-3			L8		FC 1B 2-3		1	0	0	0	0	0	0
George Throop, R (4, 1)										0	0	0	0	0	0	0
Reggie Baldwin, R (6, PH) OBP: 0.300, SLG: 0.400										2	0	0	0	0	0	2
(6, 2)																

TOP

Houston Astros @ Chicago Cubs

Wrigley Field, Chicago, IL

Sat Jul 07 1979, 3:38 AM CDT

Att. 36,135 - Sunny

livebaseballscorecards.com

AB	33
R	3
H	7
RBI	3
BB	0
SO	2
LOB	13

Inning Stats	1	2	3	4	5	6	7	8	9
	R: 0 E: 0 K: 0 S: 3	H: 0 LOB: 0 BB: 0 P: 3	R: 0 E: 0 K: 1 S: 5	H: 1 LOB: 0 BB: 0 P: 5	R: 0 E: 0 K: 0 S: 3	H: 0 LOB: 0 BB: 0 P: 3	R: 0 E: 0 K: 0 S: 3	H: 0 LOB: 0 BB: 0 P: 3	R: 0 E: 0 K: 1 S: 5	H: 0 LOB: 0 BB: 0 P: 5
	R: 0 E: 0 K: 0 S: 4	H: 1 LOB: 1 BB: 0 P: 4	R: 1 E: 0 K: 0 S: 5	H: 2 LOB: 1 BB: 0 P: 5	R: 1 E: 1 K: 0 S: 6	H: 2 LOB: 2 BB: 0 P: 6	R: 1 E: 0 K: 0 S: 4	H: 1 LOB: 0 BB: 0 P: 4		

| | | | | | | | | | | | | | | | |

Batter	1	2	3	4	5	6	7	8	9	AB	R	H	RBI	BB	SO	LOB
Ivan De Jesus, R (1, 6) OBP: 0.364, SLG: 0.356	BBBB 4-0 SH1-3 BB	x 0-0 E6 1B 1-H 1B 1B		BBBB 4-0 FC4-6 BB	BBBB 4-0 BB		x 0-0 ③ P4			2	1	1	0	3	0	0
Ted Sizemore, R (1, 4) OBP: 0.339, SLG: 0.328	x 0-0 ① SH1-3 1-2	x 0-0 1B 1-3 1B		x 0-0 ① F7	SSS 0-3 ② K			x 0-0 ① F8		3	0	1	0	0	1	3
Mick Kelleher, R (6, 4) OBP: 0.286, SLG: 0.295										1	0	0	0	0	0	0
Bill Buckner, L (1, 3) OBP: 0.322, SLG: 0.470	x 0-0 ② L5	x 0-0 1-2 3-H 1B		x 0-0 ② FC4-6 BB 1B 1-2f 1B	x 0-0 ③ 4-3			x 0-0 ② P4		5	1	1	1	0	0	4
Dave Kingman, R (1, 7) OBP: 0.372, SLG: 0.647	x 0-0 ③ SSS 6-3	0-3 ③ K		x 0-0 BB 1-2 1B 1B		SSS 0-3 ① K		x 0-0 ③ P4		4	1	1	0	0	2	3
Ken Henderson, S (7, 7) OBP: 0.320, SLG: 0.273										1	0	0	0	0	0	0
Jerry Martin, R (1, 8) OBP: 0.351, SLG: 0.502		x 0-0 FC4-6 1B 2B 1B	x 0-0 HR 2B	BBBB 4-0 1B 1-2 2-3 BB		x 0-0 ② 6-3				3	2	2	0	1	0	0
Miguel Dilone, S (7, 8) OBP: 0.237, SLG: 0.275										0	0	0	0	0	0	0
Mike Vail, R (1, 9) OBP: 0.410, SLG: 0.618		x 0-0 FC4-6 1-2 1B	x 0-0 2-H HR	x 0-0 1-3 2-H 3-H 1B		BBBB 4-0 BB				3	1	3	4	1	0	0
Steve Ontiveros, S (1, 5) OBP: 0.354, SLG: 0.345		x 0-0 ① FC4-6 1-2f 2-3 2B	x 0-0 ① F7	x 0-0 ③ 4-3		SSS 0-3 ③ K				4	1	0	0	0	1	5
Tim Blackwell, S (1, 2) OBP: 0.367, SLG: 0.277		x 0-0 FC6-5 1-H 3-H 2B	x 0-0 ② 5-3		BBBB 4-0 SH3-4 BB		SSS 0-3 ① K			3	0	1	2	1	1	0
Dennis Lamp, R (1, 1) OBP: 0.250, SLG: 0.259		x 0-0 ② FC6-5 1B E 2-3	x 0-0 ③ G3		x 0-0 ① SH3-4 1-2		x 0-0 ② 3-1			3	1	0	0	0	0	1
Inning Stats	R: 0 H: 0 E: 0 LOB: 1 K: 0 BB: 1 S: 3 P: 7	R: 4 H: 6 E: 1 LOB: 2 K: 1 BB: 0 S: 11 P: 11	R: 2 H: 2 E: 0 LOB: 0 K: 0 BB: 0 S: 5 P: 5	R: 2 H: 2 E: 0 LOB: 2 K: 0 BB: 2 S: 5 P: 13	R: 0 H: 0 E: 0 LOB: 2 K: 1 BB: 2 S: 5 P: 13	R: 0 H: 0 E: 0 LOB: 1 K: 2 BB: 1 S: 7 P: 11	R: 0 H: 0 E: 0 LOB: 0 K: 1 BB: 0 S: 5 P: 5	R: 0 H: 0 E: 0 LOB: 0 K: 0 BB: 0 S: 3 P: 3		1B: 7 SF: 0 2B: 2 SAC: 2 3B: 0 DP: 0 HR: 1 HBP: 0				WP: 0 PA: 40 PB: 0 SB: 0 CS: 0		

BOTTOM

Houston Astros @ Chicago Cubs

Wrigley Field, Chicago, IL

Sat Jul 07 1979, 3:38 AM CDT

Att. 36,135 - Sunny

livebaseballscorecards.com

AB	32
R	8
H	10
RBI	7
BB	6
SO	5
LOB	16

PITCHER		IP	WLS	BF	H	R	ER	SO	BB	IBB	HBP	BLK	WP	HR	S	P	ERA	WHIP
Randy Niemann, L ERA: 2.81	(1, 1)	3.2	L	22	9	8	7	1	2	0	0	0	0	1	22	30	17.18	3.000
George Throop, R ERA: 7.36	(4, 1)	1.1		8	1	0	0	1	3	0	0	0	0	0	7	19	0.00	3.000
Bert Roberge, R ERA: 1.35	(6, 1)	2.0		7	0	0	0	3	1	0	0	0	0	0	12	16	0.00	0.500
Tom Dixon, R ERA: 4.64	(8, 1)	1.0		3	0	0	0	0	0	0	0	0	0	0	3	3	0.00	0.000

PITCHER	IP	WLS	BF	H	R	ER	SO	BB	IBB	HBP	BLK	WP	HR	S	P	ERA	WHIP

Batter	1	2	3	4	5	6	7	8	9	AB	R	H	RBI	BB	SO	LOB
Terry Puhl, L (1, 8) OBP: 0.351, SLG: 0.376	P5		1B		F8			6-3 1B		4	0	2	0	0	0	1
Craig Reynolds, L (1, 6) OBP: 0.295, SLG: 0.346	L8		F9			F9		6-3 1-2		3	0	0	0	0	0	1
Julio Gonzalez, R (6, 6) OBP: 0.289, SLG: 0.250										1	0	0	0	0	0	1
Denny Walling, L (1, 9) OBP: 0.429, SLG: 0.535	6-3			F8		BB 1B		S S S K		4	0	1	0	0	1	1
Jose Cruz, L (1, 7) OBP: 0.365, SLG: 0.425		2B		FC5-4 1B		B B B 4-0 G6-4-3 BB 1-2		G3		3	0	2	0	1	0	1
Enos Cabell, R (1, 3) OBP: 0.294, SLG: 0.356		6-3		FC5-4 1-2f		G6-4-3 1-2f			5-3	4	0	0	0	0	0	4
Art Howe, R (1, 5) OBP: 0.290, SLG: 0.354		S S S K		F8			5-3		G6-3 1B	4	0	1	0	0	1	2
Alan Ashby, S (1, 2) OBP: 0.281, SLG: 0.312		S S S K	F9				3-1		G6-3 1-2f	3	0	0	0	0	1	1
Reggie Baldwin, R (7, 2) OBP: 0.273, SLG: 0.364										1	0	0	0	0	0	1
Rafael Landestoy, S (1, 4) OBP: 0.316, SLG: 0.263			4-3		F7		1B			3	0	1	0	0	0	0
Ken Forsch, R (1, 1) OBP: 0.118, SLG: 0.121			S S S K		B B B 4-0 BB		S S S K			1	0	0	0	0	1	0
Jimmy Sexton, R (5, PH) OBP: 0.273, SLG: 0.200										0	0	0	0	1	0	0
Tom Dixon, R (5, 1) OBP: 1.000, SLG: 1.000										0	0	0	0	0	0	0
George Throop, R (6, 1)										0	0	0	0	0	0	0
Jesus Alou, R (7, PH) OBP: 0.240, SLG: 0.227										1	0	0	0	0	1	1
Bert Roberge, R (7, 1)										0	0	0	0	0	0	0
Inning Stats	R: 0 E: 0 K: 0 S: 3 H: 0 LOB: 0 BB: 0 P: 3	R: 0 E: 0 K: 2 S: 8 H: 1 LOB: 1 BB: 0 P: 8	R: 0 E: 0 K: 1 S: 6 H: 1 LOB: 1 BB: 0 P: 6	R: 0 E: 0 K: 0 S: 4 H: 1 LOB: 1 BB: 0 P: 4	R: 0 E: 0 K: 0 S: 3 H: 0 LOB: 1 BB: 1 P: 7	R: 0 E: 0 K: 0 S: 3 H: 1 LOB: 1 BB: 1 P: 7	R: 0 E: 0 K: 1 S: 6 H: 1 LOB: 1 BB: 0 P: 6	R: 0 E: 0 K: 1 S: 6 H: 1 LOB: 1 BB: 0 P: 6	R: 0 E: 0 K: 0 S: 3 H: 1 LOB: 0 BB: 0 P: 3	1B: 6 2B: 1 3B: 0 HR: 0 SF: 0 SAC: 0 DP: 2 HBP: 0						

TOP

Houston Astros @ Chicago Cubs

Wrigley Field, Chicago, IL

Sun Jul 08 1979, 3:33 AM CDT

Att. 37,614 - Sunny - 68 F

livebaseballscorecards.com

AB	32
R	0
H	7
RBI	0
BB	2
SO	5
LOB	14

WP: 0 PB: 0 SB: 0 CS: 0 PA: 34

PITCHER		IP	WLS	BF	H	R	ER	SO	BB	IBB	HBP	BLK	WP	HR	S	P	ERA	WHIP
Mike Krukow, R ERA: 3.75	(1, 1)	6.0	W	23	4	0	0	3	2	0	0	0	0	0	27	35	0.00	1.000
Donnie Moore, R ERA: 6.6	(7, 1)	3.0	S	11	3	0	0	2	0	0	0	0	0	0	15	15	0.00	1.000

PITCHER	IP	WLS	BF	H	R	ER	SO	BB	IBB	HBP	BLK	WP	HR	S	P	ERA	WHIP

Batter	1	2	3	4	5	6	7	8	9	AB	R	H	RBI	BB	SO	LOB
Ivan De Jesus, R (1, 6) OBP: 0.368, SLG: 0.366	4-3	HR		BB	BB	K		E4 WP		3	1	1	3	2	1	1
Steve Dillard, R (7, 4) OBP: 0.522, SLG: 0.333										1	0	0	0	0	0	0
Scot Thompson, L (1, 9) OBP: 0.363, SLG: 0.411	6-3	G3		F8	F8			P4	K	6	0	0	0	0	1	6
Bill Buckner, L (1, 3) OBP: 0.323, SLG: 0.469	4-3		F7	1B		1-3	BB 1B	1B		5	0	2	0	0	0	0
Ken Henderson, S (1, 7) OBP: 0.333, SLG: 0.269		4-3	BB	P6		1B 1B	K			4	1	1	0	1	1	4
Jerry Martin, R (1, 8) OBP: 0.353, SLG: 0.502		1B 1B	K	G3		1B 1B	BB			4	2	2	0	0	1	4
Miguel Dilone, S (7, 8) OBP: 0.245, SLG: 0.283										1	0	1	0	0	0	0
Steve Ontiveros, S (1, 5) OBP: 0.366, SLG: 0.353		1B 2B 1B	1B		BB 1B BB	1B 1B	BB			3	2	3	1	2	0	0
Barry Foote, R (1, 2) OBP: 0.292, SLG: 0.378		2B HR 1B	F8		F9	1B SF9 1B	1-3			4	2	2	2	0	0	3
Tim Blackwell, S (7, PH) OBP: 0.361, SLG: 0.271 (8, 2)										1	0	0	0	0	0	3
Ted Sizemore, R (1, 4) OBP: 0.348, SLG: 0.346		HR 2B		1B 2B	BB 1B			5-3		4	2	4	2	0	0	0
Mick Kelleher, R (6, PR) OBP: 0.281, SLG: 0.290 (7, 6)										1	0	0	0	0	0	0
Mike Krukow, R (1, 1) OBP: 0.324, SLG: 0.484	K			1B BB 1B	K	SF9		K		3	0	1	2	0	2	4
Donnie Moore, L (7, 1) OBP: 0.182, SLG: 0.364										1	0	0	0	0	1	0
Inning Stats	R: 0 E: 0 K: 0 S: 3 H: 0 LOB: 0 BB: 0 P: 3	R: 5 E: 0 K: 1 S: 10 H: 5 LOB: 0 BB: 0 P: 10	R: 0 E: 0 K: 1 S: 6 H: 1 LOB: 2 BB: 1 P: 10	R: 1 E: 0 K: 0 S: 6 H: 3 LOB: 3 BB: 1 P: 10	R: 0 E: 0 K: 1 S: 6 H: 1 LOB: 3 BB: 2 P: 14	R: 4 E: 0 K: 1 S: 10 H: 5 LOB: 1 BB: 0 P: 10	R: 0 E: 0 K: 1 S: 7 H: 2 LOB: 3 BB: 1 P: 11	R: 0 E: 1 K: 2 S: 8 H: 0 LOB: 1 BB: 0 P: 8		1B: 14 2B: 2 3B: 0 HR: 1	SF: 1 SAC: 0 DP: 0 HBP: 0						

PITCHER		IP	WLS	BF	H	R	ER	SO	BB	IBB	HBP	BLK	WP	HR	S	P	ERA	WHIP
Ken Forsch, R ERA: 3.18	(1, 1)	4.0	L	23	9	6	6	2	2	0	0	0	0	1	25	33	13.50	2.750
Tom Dixon, R ERA: 5.96	(5, 1)	1.1		12	6	4	4	1	2	0	0	0	0	0	12	20	27.00	6.000
George Throop, R ERA: 6.94	(6, 1)	0.2		2	0	0	0	1	0	0	0	0	0	0	4	4	0.00	0.000
Bert Roberge, R ERA: 1.17	(7, 1)	2.0		10	2	0	0	3	1	0	0	0	1	0	15	19	0.00	1.500

PITCHER	IP	WLS	BF	H	R	ER	SO	BB	IBB	HBP	BLK	WP	HR	S	P	ERA	WHIP

BOTTOM

Houston Astros @ Chicago Cubs

Wrigley Field, Chicago, IL

Sun Jul 08 1979, 3:33 AM CDT

Att. 37,614 - Sunny - 68 F

livebaseballscorecards.com

AB	41
R	10
H	17
RBI	10
BB	5
SO	7
LOB	25

WP: 1 PA: 47
PB: 0
SB: 0
CS: 0

Batter	1	2	3	4	5	6	7	8	9	AB	R	H	RBI	BB	SO	LOB
Omar Moreno, L (1, 8) OBP: 0.346, SLG: 0.420	4-3		1-H 3B		1-3 1B 2B		SH SH2-4 1-2		F8	4	1	2	1	0	0	0
Tim Foli, R (1, 6) OBP: 0.331, SLG: 0.355	5-3		4-3		P4		SH2-4 1-2 2-3		2B	4	0	1	0	0	0	3
Dave Parker, L (1, 9) OBP: 0.363, SLG: 0.523	L3			4-3	2-H 3-H 1B		G4-6-3 IBB		K	4	0	1	2	1	1	1
Willie Stargell, L (1, 3) OBP: 0.365, SLG: 0.595		G1-4-3 1B		F9	4-3		G4-6-3 1-2f		K	5	0	1	0	0	1	5
John Milner, L (1, 7) OBP: 0.349, SLG: 0.448		K		2B 1B		F8		F8 1B SF8 1B		4	1	2	0	0	1	1
Bill Madlock, R (1, 5) OBP: 0.311, SLG: 0.398		G1-4-3 1-2f		1-3 2B		5-3		1-2 1B		4	0	2	0	0	0	1
Ed Ott, L (1, 2) OBP: 0.291, SLG: 0.401			4-3	5-3		1B		F8 2-3		4	0	1	0	0	0	4
Rennie Stennett, R (1, 4) OBP: 0.282, SLG: 0.283			3B 1B		BB 2B 1B	4-3		SF8 3-H		2	2	1	1	1	0	1
Jim Bibby, R (1, 1)			K		K		SH2-4 SH HBP	K		3	0	0	0	0	3	3
Grant Jackson, S (9, 1)										0	0	0	0	0	0	0
Enrique Romo, R (9, 1) OBP: 0.167, SLG: 0.167										0	0	0	0	0	0	0
Kent Tekulve, R (9, 1) OBP: 0.600, SLG: 0.500										0	0	0	0	0	0	0
Inning Stats	R: 0 E: 0 K: 0 S: 3 H: 0 LOB: 0 BB: 0 P: 3	R: 0 E: 0 K: 1 S: 5 H: 1 LOB: 0 BB: 0 P: 5	R: 1 E: 0 K: 1 S: 7 H: 2 LOB: 0 BB: 0 P: 7	R: 0 E: 0 K: 0 S: 5 H: 2 LOB: 2 BB: 0 P: 5	R: 2 E: 0 K: 1 S: 7 H: 2 LOB: 1 BB: 1 P: 11	R: 0 E: 0 K: 0 S: 4 H: 1 LOB: 1 BB: 0 P: 4	R: 0 E: 0 K: 0 S: 3 H: 0 LOB: 2 BB: 1 P: 8	R: 1 E: 0 K: 1 S: 7 H: 2 LOB: 1 BB: 0 P: 7	R: 0 E: 0 K: 2 S: 8 H: 1 LOB: 1 BB: 0 P: 8	1B: 7 2B: 3 3B: 1 HR: 0	SF: 1 SAC: 2 DP: 2 HBP: 1					

Pittsburgh Pirates @ Houston Astros

Astrodome, Houston, TX

Tue Jul 10 1979, 8:05 PM EDT

Att. 31,341 - Unknown

TOP

livebaseballscorecards.com

AB	34
R	4
H	11
RBI	4
BB	2
SO	6
LOB	19

PITCHER		IP	WLS	BF	H	R	ER	SO	BB	IBB	HBP	BLK	WP	HR	S	P	ERA	WHIP
Joaquin Andujar, R ERA: 2.73	(1, 1)	6.0	L	26	8	3	3	3	1	0	0	0	0	0	31	35	4.50	1.500
Randy Niemann, L ERA: 2.92	(7, 1)	1.1		8	2	1	1	0	0	1	1	0	0	0	6	11	6.75	1.500
Rick Williams, R ERA: 2.87	(8, 1)	0.2		2	0	0	0	1	0	0	0	0	0	0	4	4	0.00	0.000
Joe Sambito, L ERA: 1.03	(9, 1)	1.0		4	1	0	0	2	0	0	0	0	0	0	8	8	0.00	1.000

PITCHER	IP	WLS	BF	H	R	ER	SO	BB	IBB	HBP	BLK	WP	HR	S	P	ERA	WHIP

Pittsburgh Pirates @ Houston Astros

Astrodome, Houston, TX

Tue Jul 10 1979, 8:05 PM EDT

Att. 31,341 - Unknown

BOTTOM

Batter	1	2	3	4	5	6	7	8	9	AB	R	H	RBI	BB	SO	LOB
Rafael Landestoy, S (1, 6) OBP: 0.303, SLG: 0.250	SSS 0-3 ① K		x 0-0 ② 4-3			x 0-0 ② F8		x 0-0 ③ F7		4	0	0	0	0	1	0
Terry Puhl, L (1, 8) OBP: 0.355, SLG: 0.378	BBBB 4-0 1B BB		x 0-0 ③ F8			x 0-0 2B 1B			x 0-0 2B BLK 1B	3	2	2	0	1	0	0
Cesar Cedeno, R (1, 3) OBP: 0.380, SLG: 0.395	x 0-0 G4-6-3 1-3 1B			x 0-0 ① P4		x 0-0 1-H 2B			x 0-0 BLK 1-3 1B 2B	4	1	3	1	0	0	0
Jose Cruz, L (1, 7) OBP: 0.361, SLG: 0.420	x 0-0 ②③ G4-6-3 1-2f			x 0-0 ② 4-3		x 0-0 ③ G3			x 0-0 ① F8	4	0	0	0	0	0	5
Enos Cabell, R (1, 5) OBP: 0.294, SLG: 0.355		x 0-0 WP S 1B		x 0-0 ③ 6-3			x 0-0 ① F8		x 0-0 ② 5-3 2-3 3-H	4	0	1	0	0	0	1
Denny Walling, L (1, 9) OBP: 0.420, SLG: 0.520		SSS 0-3 ① K 1-3			x 0-0 ① 4-3		x 0-0 ② F8		x 0-0 E 1B 3-H 1B	4	0	1	1	0	1	1
Art Howe, R (1, 4) OBP: 0.290, SLG: 0.352 Julio Gonzalez, R (9, PR) OBP: 0.289, SLG: 0.250		SSS 0-3 ② K			SSS 0-3 ② K		SSS 0-3 ③ K		x 0-0 E8 1-3 1B	4 0	0 0	1 0	0 0	0 0	3 0	1 0
Alan Ashby, S (1, 2) OBP: 0.281, SLG: 0.308		x 0-0 ③ P6			x 0-0 ③ F7			x 0-0 ① F9	BBBB 4-0 BB	3	0	0	0	1	0	1
Joaquin Andujar, S (1, 1) OBP: 0.061, SLG: 0.032 Jimmy Sexton, R (6, PH) OBP: 0.261, SLG: 0.190 Randy Niemann, L (7, 1) OBP: 0.200, SLG: 0.143 Rick Williams, R (8, 1) OBP: 0.273, SLG: 0.211 Craig Reynolds, L (8, PH) OBP: 0.294, SLG: 0.345 Joe Sambito, L (9, 1) OBP: 0.571, SLG: 0.500 Reggie Baldwin, R (9, PH) OBP: 0.250, SLG: 0.333			SSS 0-3 ① K			SSS 0-3 ① K		x 0-0 ② L5	x 0-0 ③ 1-3	1 1 0 0 1 0 1	0 0 0 0 0 0 0	0 0 0 0 0 0 0	0 0 0 0 0 0 0	1 0 0 0 0 0 0	0 0 0 0 0 0 0	0 0 0 0 0 0 3
Inning Stats	R: 0 E: 0 K: 1 S: 5 H: 1 LOB: 1 BB: 1 P: 9	R: 0 E: 0 K: 2 S: 8 H: 1 LOB: 1 BB: 0 P: 8	R: 0 E: 0 K: 1 S: 5 H: 0 LOB: 0 BB: 0 P: 5	R: 0 E: 0 K: 0 S: 3 H: 0 LOB: 0 BB: 0 P: 3	R: 0 E: 0 K: 1 S: 5 H: 0 LOB: 0 BB: 0 P: 5	R: 1 E: 0 K: 1 S: 7 H: 2 LOB: 1 BB: 0 P: 7	R: 0 E: 0 K: 1 S: 5 H: 0 LOB: 0 BB: 0 P: 5	R: 0 E: 0 K: 0 S: 3 H: 0 LOB: 0 BB: 0 P: 3	R: 2 E: 1 K: 0 S: 7 H: 4 LOB: 3 BB: 1 P: 11	1B: 6 2B: 2 3B: 0 HR: 0	SF: 0 SAC: 0 DP: 1 HBP: 0						

PITCHER		IP	WLS	BF	H	R	ER	SO	BB	IBB	HBP	BLK	WP	HR	S	P	ERA	WHIP
Jim Bibby, R ERA: 3.07	(1, 1)	8.0	W	30	6	3	3	7	1	0	0	0	1	0	43	47	3.38	0.875
Grant Jackson, L ERA: 3.35	(9, 1)	0.1		1	0	0	0	0	0	0	0	0	0	0	1	1	0.00	0.000
Enrique Romo, R ERA: 2.29	(9, 1)	0.1		4	2	0	0	0	1	0	0	1	0	0	3	7	0.00	9.000
Kent Tekulve, R ERA: 3.75	(9, 1)	0.1	S	1	0	0	0	0	0	0	0	0	0	0	1	1	0.00	0.000

PITCHER	IP	WLS	BF	H	R	ER	SO	BB	IBB	HBP	BLK	WP	HR	S	P	ERA	WHIP

livebaseballscorecards.com

AB	34
R	3
H	8
RBI	2
BB	2
SO	7
LOB	12

WP: 1 PB: 0 SB: 1 CS: 0 PA: 36

Batter	1	2	3	4	5	6	7	8	9	AB	R	H	RBI	BB	SO	LOB
Omar Moreno, L (1, 8) OBP: 0.344, SLG: 0.417	0-0 CS 1B		0-3 K			0-0 F9	0-0 4-2 3-Hf		0-0 F5	5	0	1	0	0	1	3
Tim Foli, R (1, 6) OBP: 0.326, SLG: 0.349	0-0 F8 1-2			0-3 K G6-4-3		0-0 L6		0-3 K		4	0	0	0	0	2	1
Dave Parker, L (1, 9) OBP: 0.362, SLG: 0.529	0-0 L6			0-0 G6-4-3 1-2f			0-0 HR	0-3 K		4	1	1	1	0	1	1
Willie Stargell, L (1, 3) OBP: 0.365, SLG: 0.606 Bill Robinson, R (7, 7) OBP: 0.302, SLG: 0.560		0-3 K		0-0 F4			0-0 HR	4-0 PB S 1B BB		3 0	1 1	1 0	1 0	0 1	1 0	0 0
John Milner, L (1, 7) OBP: 0.353, SLG: 0.463 (7, 3)		0-0 F7			0-0 4-3		0-0 1B 3B	0-0 1-H 1B		4	1	2	1	0	0	0
Bill Madlock, R (1, 5) OBP: 0.314, SLG: 0.399		0-0 1B			0-0 6-3		0-0 E 1B 4-3 3-H 1B	0-3 K		4	1	2	1	0	1	1
Ed Ott, L (1, 2) OBP: 0.295, SLG: 0.408		0-0 G3			0-0 2B		0-0 E3 1B 4-3 1-3 4-2 1B		0-0 F4	4	0	2	0	0	0	1
Rennie Stennett, R (1, 4) OBP: 0.282, SLG: 0.286			0-3 K		0-0 F2		0-0 4-3 1-2 3-H		0-0 2B	4	0	1	1	0	1	2
Bruce Kison, R (1, 1) OBP: 0.125, SLG: 0.130			0-3 K			0-0 P4	0-0 2-3 1B		0-3 K	4	0	1	0	0	2	1
Inning Stats	R: 0 E: 0 K: 0 S: 3 H: 1 LOB: 0 BB: 0 P: 3	R: 0 E: 0 K: 1 S: 6 H: 1 LOB: 1 BB: 0 P: 6	R: 0 E: 0 K: 3 S: 9 H: 0 LOB: 0 BB: 0 P: 9	R: 0 E: 0 K: 1 S: 5 H: 0 LOB: 0 BB: 0 P: 5	R: 0 E: 0 K: 0 S: 4 H: 1 LOB: 1 BB: 0 P: 4	R: 0 E: 0 K: 0 S: 3 H: 0 LOB: 0 BB: 0 P: 3	R: 4 E: 1 K: 0 S: 8 H: 6 LOB: 1 BB: 0 P: 8	R: 1 E: 0 K: 3 S: 10 H: 1 LOB: 1 BB: 1 P: 14	R: 0 E: 0 K: 1 S: 6 H: 1 LOB: 1 BB: 0 P: 6	1B: 6 2B: 3 3B: 1 HR: 2	SF: 0 SAC: 0 DP: 2 HBP: 0						

TOP

Pittsburgh Pirates @ Houston Astros

Astrodome, Houston, TX

Wed Jul 11 1979, 8:05 PM EDT

Att. 25,330 - Unknown

livebaseballscorecards.com

AB	36
R	5
H	11
RBI	5
BB	1
SO	9
LOB	10

PITCHER		IP	WLS	BF	H	R	ER	SO	BB	IBB	HBP	BLK	WP	HR	S	P	ERA	WHIP
J.R. Richard, R ERA: 3.52	(1, 1)	7.2	L	32	10	5	5	7	1	0	0	0	1	2	45	49	5.87	1.435
George Throop, R ERA: 6.75	(8, 1)	0.1		1	0	0	0	1	0	0	0	0	0	0	3	3	0.00	0.000
Bert Roberge, R ERA: 1.1	(9, 1)	1.0		4	1	0	0	1	0	0	0	0	0	0	6	6	0.00	1.000

PITCHER	IP	WLS	BF	H	R	ER	SO	BB	IBB	HBP	BLK	WP	HR	S	P	ERA	WHIP

Batter	1	2	3	4	5	6	7	8	9	AB	R	H	RBI	BB	SO	LOB
Terry Puhl, L (1, 8) OBP: 0.354, SLG: 0.377	4-3		4-3		1-3			1B		4	0	1	0	0	0	2
Craig Reynolds, L (1, 6) OBP: 0.294, SLG: 0.342	F5			5-3 1B HBP		P4		F7		2	1	0	0	0	0	0
Julio Gonzalez, R (7, 6) OBP: 0.286, SLG: 0.247										1	0	0	0	0	0	1
Cesar Cedeno, R (1, 3) OBP: 0.378, SLG: 0.393	6-3			K		G4-6-3 1B			K	4	0	1	0	0	2	1
Jose Cruz, L (1, 7) OBP: 0.360, SLG: 0.421		4-3 4-3 2B		5-3 1-2		G4-6-3 1-2f			3-1	4	0	1	0	0	0	2
Enos Cabell, R (1, 5) OBP: 0.293, SLG: 0.354		4-3 2-3		2-H 1B			P6		K	4	0	1	1	0	1	1
Denny Walling, L (1, 9) OBP: 0.407, SLG: 0.500		4-3 3-H		K			1-3			3	0	0	0	0	1	2
Art Howe, R (1, 4) OBP: 0.290, SLG: 0.352			SH1-4 1B		5-3		5-3			3	0	1	0	0	0	0
Alan Ashby, S (1, 2) OBP: 0.281, SLG: 0.312			K		1-3 2B			4-3		3	0	1	0	0	1	1
J.R. Richard, R (1, 1) OBP: 0.100, SLG: 0.146			SH1-4 1-2		1-3 2-3			L5		1	0	0	0	0	0	1
George Throop, R (8, 1)										0	0	0	0	0	0	0
Rafael Landestoy, S (8, PH) OBP: 0.300, SLG: 0.247										1	0	0	0	0	0	0
Bert Roberge, R (9, 1)										0	0	0	0	0	0	0
Inning Stats	R: 0 E: 0 K: 0 S: 3 H: 0 LOB: 0 BB: 0 P: 3	R: 0 E: 0 K: 0 S: 3 H: 1 LOB: 0 BB: 0 P: 3	R: 0 E: 0 K: 1 S: 6 H: 1 LOB: 1 BB: 0 P: 6	R: 1 E: 0 K: 2 S: 8 H: 1 LOB: 1 BB: 0 P: 9	R: 0 E: 0 K: 0 S: 4 H: 1 LOB: 1 BB: 0 P: 4	R: 0 E: 0 K: 0 S: 3 H: 1 LOB: 0 BB: 0 P: 3	R: 0 E: 0 K: 0 S: 3 H: 0 LOB: 0 BB: 0 P: 3	R: 0 E: 0 K: 0 S: 4 H: 1 LOB: 1 BB: 0 P: 4	R: 0 E: 0 K: 2 S: 7 H: 0 LOB: 0 BB: 0 P: 7	1B: 4 2B: 2 3B: 0 HR: 0	SF: 0 SAC: 1 DP: 1 HBP: 1						

PITCHER		IP	WLS	BF	H	R	ER	SO	BB	IBB	HBP	BLK	WP	HR	S	P	ERA	WHIP
Bruce Kison, R ERA: 3.1	(1, 1)	9.0	W	32	6	1	1	5	0	0	1	0	0	0	41	42	1.00	0.667

PITCHER	IP	WLS	BF	H	R	ER	SO	BB	IBB	HBP	BLK	WP	HR	S	P	ERA	WHIP

BOTTOM

Pittsburgh Pirates @ Houston Astros

Astrodome, Houston, TX

Wed Jul 11 1979, 8:05 PM EDT

Att. 25,330 - Unknown

livebaseballscorecards.com

AB	30
R	1
H	6
RBI	1
BB	0
SO	5
LOB	11

1B: 4	SF: 0	WP: 0	PA: 32
2B: 2	SAC: 1	PB: 0	
3B: 0	DP: 1	SB: 0	
HR: 0	HBP: 1	CS: 0	

Pittsburgh Pirates @ Houston Astros

Astrodome, Houston, TX

Thu Jul 12 1979, 8:05 PM EDT

Att. 22,956 - Unknown

TOP

livebaseballscorecards.com

Batter	1	2	3	4	5	6	7	8	9	AB	R	H	RBI	BB	SO	LOB
Omar Moreno, L (1, 8) OBP: 0.343, SLG: 0.415	4-3		1-3			4-3		S 1B 1B		4	1	1	0	0	0	0
Tim Foli, R (1, 6) OBP: 0.325, SLG: 0.347	F9			1-3		F4		1-H 1B 1B		4	1	1	1	0	0	0
Dave Parker, L (1, 9) OBP: 0.363, SLG: 0.529	F7			4-3			G4-6-3 1B	2-H 1B		4	0	2	1	0	0	0
Willie Stargell, L (1, 3) OBP: 0.363, SLG: 0.614		G3		HR			G4-6-3 1-2f	4-3		4	1	1	1	0	0	2
John Milner, L (1, 7) OBP: 0.352, SLG: 0.456 Bill Robinson, R (8, 7) OBP: 0.301, SLG: 0.558		F4		4-3			BBBB HR BB		F4	2 1	1 0	0 0	0 0	1 0	0 0	0 0
Bill Madlock, R (1, 5) OBP: 0.319, SLG: 0.412		BBBB S BB			FC4-6 1B		1-H HR		F4	3	1	2	2	1	0	0
Ed Ott, L (1, 2) OBP: 0.290, SLG: 0.400		F7 1-2			FC4-6 G4-6-3 1-2f		F4	SSS K		4	0	0	0	0	1	2
Rennie Stennett, R (1, 4) OBP: 0.278, SLG: 0.283			6-3		G4-6-3 1-2f			6-3		3	0	0	0	0	0	1
Bert Blyleven, R (1, 1) OBP: 0.163, SLG: 0.186 Kent Tekulve, R (7, 1) OBP: 0.500, SLG: 0.400			SSS K			F9		1-6-3		2 1	0 0	0 0	0 0	1 0	0 0	0 0

	AB	32
	R	5
	H	7
	RBI	5
	BB	2
	SO	2
	LOB	5

Inning Stats	1	2	3	4	5	6	7	8	9
	R: 0 E: 0 K: 0 S: 3	H: 0 LOB: 0 BB: 0 P: 3	R: 0 E: 0 K: 0 S: 3	H: 0 LOB: 1 BB: 1 P: 7	R: 0 E: 0 K: 1 S: 5	H: 0 LOB: 0 BB: 0 P: 5	R: 1 E: 0 K: 0 S: 4	H: 1 LOB: 0 BB: 0 P: 4	R: 0 E: 0 K: 0 S: 3	H: 1 LOB: 0 BB: 0 P: 3	R: 0 E: 0 K: 0 S: 3	H: 0 LOB: 0 BB: 0 P: 3	R: 2 E: 0 K: 0 S: 4	H: 2 LOB: 0 BB: 1 P: 8	R: 2 E: 0 K: 0 S: 6	H: 3 LOB: 1 BB: 0 P: 6	R: 0 E: 0 K: 1 S: 5	H: 0 LOB: 0 BB: 0 P: 5

	1B: 5	SF: 0	WP: 0	PA: 34
	2B: 0	SAC: 0	PB: 0	
	3B: 0	DP: 2	SB: 2	
	HR: 2	HBP: 0	CS: 0	

PITCHER		IP	WLS	BF	H	R	ER	SO	BB	IBB	HBP	BLK	WP	HR	S	P	ERA	WHIP
Joe Niekro, R ERA: 3.02	(1, 1)	7.2	L	29	6	5	5	1	2	0	0	0	0	2	29	37	5.87	1.043
Joe Sambito, L ERA: 1.0	(8, 1)	1.1		5	1	0	0	1	0	0	0	0	0	0	7	7	0.00	0.750

PITCHER	IP	WLS	BF	H	R	ER	SO	BB	IBB	HBP	BLK	WP	HR	S	P	ERA	WHIP

Batter	1	2	3	4	5	6	7	8	9	AB	R	H	RBI	BB	SO	LOB
Terry Puhl, L (1, 8) OBP: 0.353, SLG: 0.375	S S S 0-3 ① K		x 0-0 ① SH3-4 1-2		x 0-0 ① F7		x 0-0 E 1-2 1B		x 0-0 ③ 5-3	4	0	1	0	0	1	0
Julio Gonzalez, R (1, 6) OBP: 0.274, SLG: 0.236	x 0-0 ② 4-1		x 0-0 ② 4-3 2-3		S S S 0-3 ② K		x 0-0 E4 G4-6-3 1-2 2-3			4	0	0	0	0	1	3
Cesar Cedeno, R (1, 3) OBP: 0.377, SLG: 0.391	x 0-0 S 2B 1B		x 0-0 ③ F7		x 0-0 ③ F7		x 0-0 ②③ G4-6-3 1-2f			4	1	1	0	0	0	4
Jose Cruz, L (1, 7) OBP: 0.364, SLG: 0.424	x 0-0 1-H 2B			B B B B 4-0 S 1B BB		B B B B 4-0 FC6-4 BB		x 0-0 ① 4-3		2	1	1	1	2	0	0
Enos Cabell, R (1, 5) OBP: 0.293, SLG: 0.352	x 0-0 ③ F9			x 0-0 4-3 1-H 1B		x 0-0 ① FC6-4 4-3 1-2f		x 0-0 ② 5-3		4	0	1	1	0	0	2
Denny Walling, L (1, 9) OBP: 0.389, SLG: 0.476		S S S 0-3 ① K		x 0-0 ① 4-3 2-3		x 0-0 ② 4-3 1-2		x 0-0 ③ 4-3		4	0	0	0	0	1	2
Art Howe, R (1, 4) OBP: 0.290, SLG: 0.354		x 0-0 ② F6		S S S 0-3 ② K		x 0-0 ③ 4-3			x 0-0 4-3 6-3 2B	4	1	1	0	0	1	2
Alan Ashby, S (1, 2) OBP: 0.281, SLG: 0.308		x 0-0 ③ L8		4-0 IBB			x 0-0 ① F8		x 0-0 ① 4-3 2-3	3	0	0	0	1	0	1
Joe Niekro, R (1, 1) OBP: 0.132, SLG: 0.137 Joe Sambito, L (8, 1) OBP: 0.571, SLG: 0.500 Jeffrey Leonard, R (9, PH) OBP: 0.340, SLG: 0.333			x 0-0 4-3 SH3-4 1B	x 0-0 ③ 5-3			x 0-0 E 1B 1B		x 0-0 ② 6-3 3-H	3 0 1	0 0 0	2 0 0	0 0 1	0 0 0	0 0 0	2 0 0
Inning Stats	R: 1 E: 0 K: 1 S: 7 H: 2 LOB: 1 BB: 0 P: 7	R: 0 E: 0 K: 1 S: 5 H: 0 LOB: 0 BB: 0 P: 5	R: 0 E: 0 K: 0 S: 4 H: 1 LOB: 1 BB: 0 P: 4	R: 1 E: 0 K: 1 S: 6 H: 1 LOB: 2 BB: 2 P: 14	R: 0 E: 0 K: 1 S: 5 H: 0 LOB: 0 BB: 0 P: 5	R: 0 E: 0 K: 0 S: 3 H: 0 LOB: 1 BB: 1 P: 7	R: 0 E: 1 K: 0 S: 5 H: 2 LOB: 2 BB: 0 P: 5	R: 0 E: 0 K: 0 S: 3 H: 0 LOB: 0 BB: 0 P: 3	R: 1 E: 0 K: 0 S: 4 H: 1 LOB: 0 BB: 0 P: 4	1B: 5 2B: 2 3B: 0 HR: 0	SF: 0 SAC: 1 DP: 1 HBP: 0						

PITCHER		IP	WLS	BF	H	R	ER	SO	BB	IBB	HBP	BLK	WP	HR	S	P	ERA	WHIP
Bert Blyleven, R ERA: 3.66	(1, 1)	6.1	W	28	6	2	2	4	2	1	0	0	0	0	33	45	2.84	1.263
Kent Tekulve, R ERA: 3.73	(7, 1)	2.2	S	9	1	1	1	0	0	0	0	0	0	0	9	9	3.38	0.375

PITCHER	IP	WLS	BF	H	R	ER	SO	BB	IBB	HBP	BLK	WP	HR	S	P	ERA	WHIP

Pittsburgh Pirates @ Houston Astros

Astrodome, Houston, TX

Thu Jul 12 1979, 8:05 PM EDT

Att. 22,956 - Unknown

livebaseballscorecards.com

BOTTOM

AB	33
R	3
H	7
RBI	3
BB	3
SO	4
LOB	16

1B: 5 2B: 2 3B: 0 HR: 0 | SF: 0 SAC: 1 DP: 1 HBP: 0

WP: 0 PB: 0 SB: 2 CS: 0 | PA: 37

Batter	1	2	3	4	5	6	7	8	9	AB	R	H	RBI	BB	SO	LOB
Garry Templeton, S (1, 6) OBP: 0.344, SLG: 0.455	S S S 0-3 ① K		x 0-0 ① 1-2 1B		x 0-0 ① SH1-3 1-2			x 0-0 ① 1-3		3	0	1	0	0	1	0
Lou Brock, L (1, 7) OBP: 0.352, SLG: 0.438	x 0-0 ② 4-3		x 0-0 ③ G3		x 0-0 ②③ 8-5-1-4 2-3f			x 0-0 ② 4-3		4	0	0	0	0	0	3
Tony Scott, S (1, 8) OBP: 0.315, SLG: 0.396	S S S 0-3 ③ K			x 0-0 ① 1-3		x 0-0 ① G3		x 0-0 ③ G3		4	0	0	0	0	1	0
Keith Hernandez, L (1, 3) OBP: 0.392, SLG: 0.500		x 0-0 ① 4-3		B B B B 4-0 1B FC4-6 BB		x 0-0 ② 4-3			x 0-0 1B 1B	3	1	1	0	1	0	0
George Hendrick, R (1, 9) OBP: 0.379, SLG: 0.470		x 0-0 ② 3-1		x 0-0 FC4-6 1-3 1B		B B B B 4-0 FC6-4 BB			x 0-0 ① F8	3	0	1	0	1	0	1
Terry Kennedy, L (1, 2) OBP: 0.328, SLG: 0.455		x 0-0 ③ 4-3		x 0-0 ② FC4-6 1B 1-2f 3-H		x 0-0 ③ FC6-4 1-2f			S S S 0-3 ② K	4	0	0	1	0	1	3
Ken Reitz, R (1, 5) OBP: 0.312, SLG: 0.404			x 0-0 ① F7	x 0-0 1-2 1B			x 0-0 ① 6-3		x 0-0 FC5-4 1-2 1B	4	0	2	0	0	0	0
Ken Oberkfell, L (1, 4) OBP: 0.387, SLG: 0.453 Roger Freed, R (9, PH) OBP: 0.333, SLG: 0.550 Mike Tyson, R (9, 4) OBP: 0.272, SLG: 0.367			x 0-0 ② 6-3	S S S 0-3 ③ K			x 0-0 ② 4-3		x 0-0 ③ FC5-4 1-2f	3 1 0	0 0 0	0 0 0	0 0 0	0 0 0	1 0 0	2 2 0
Silvio Martinez, R (1, 1) OBP: 0.114, SLG: 0.121			x 0-0 1B 1B		x 0-0 8-5-1-4 SH1-3 1B		x 0-0 ③ 6-3			3	0	2	0	0	0	0
Inning Stats	R: 0 E: 0 K: 2 S: 7 H: 0 LOB: 0 BB: 0 P: 7	R: 0 E: 0 K: 0 S: 3 H: 0 LOB: 0 BB: 0 P: 3	R: 0 E: 0 K: 0 S: 5 H: 2 LOB: 2 BB: 0 P: 5	R: 1 E: 0 K: 1 S: 7 H: 2 LOB: 2 BB: 1 P: 11	R: 0 E: 0 K: 0 S: 3 H: 1 LOB: 0 BB: 0 P: 3	R: 0 E: 0 K: 0 S: 3 H: 0 LOB: 1 BB: 1 P: 7	R: 0 E: 0 K: 0 S: 3 H: 0 LOB: 0 BB: 0 P: 3	R: 0 E: 0 K: 0 S: 3 H: 0 LOB: 0 BB: 0 P: 3	R: 0 E: 0 K: 1 S: 7 H: 2 LOB: 2 BB: 0 P: 7	1B: 7 2B: 1 3B: 0 HR: 0 SF: 0 SAC: 1 DP: 1 HBP: 0						

PITCHER		IP	WLS	BF	H	R	ER	SO	BB	IBB	HBP	BLK	WP	HR	S	P	ERA	WHIP
Ken Forsch, R ERA: 3.02	(1, 1)	8.0	L	30	5	1	1	3	2	0	0	0	0	0	34	42	1.12	0.875
Joe Sambito, L ERA: 0.98	(9, 1)	1.0		5	2	0	0	1	0	0	0	0	0	0	7	7	0.00	2.000

PITCHER	IP	WLS	BF	H	R	ER	SO	BB	IBB	HBP	BLK	WP	HR	S	P	ERA	WHIP

TOP

St. Louis Cardinals @ Houston Astros

Astrodome, Houston, TX

Fri Jul 13 1979, 8:05 PM EDT

Att. 26,041 - Unknown

livebaseballscorecards.com

AB	32
R	1
H	7
RBI	1
BB	2
SO	4
LOB	11

WP: 0	PA: 35																	
PB: 0																		
SB: 0																		
CS: 0																		

St. Louis Cardinals @ Houston Astros

Astrodome, Houston, TX

Fri Jul 13 1979, 8:05 PM EDT

Att. 26,041 - Unknown

BOTTOM

Batter	1	2	3	4	5	6	7	8	9	AB	R	H	RBI	BB	SO	LOB
Terry Puhl, L (1, 8) OBP: 0.355, SLG: 0.377	P2		F8			S 1B 1-2		FC4-6 1B 1-3		4	0	2	0	0	0	0
Craig Reynolds, L (1, 6) OBP: 0.291, SLG: 0.338	1-3			L4		L9 2-3		FC4-6 1-2f		4	0	0	0	0	0	4
Cesar Cedeno, R (1, 3) OBP: 0.375, SLG: 0.386	K			P6		K 1-2			BB CS	3	0	0	0	1	2	2
Jose Cruz, L (1, 7) OBP: 0.363, SLG: 0.425		FC1-6 2B		L4			3-1		K 1-2	4	0	1	0	0	1	1
Enos Cabell, R (1, 5) OBP: 0.292, SLG: 0.349		FC1-6 4-3 2-3			F8		4-3		BB	3	0	0	0	1	0	1
Denny Walling, L (1, 9) OBP: 0.384, SLG: 0.465		4-3 1-2			G6-3 1B		F8		F3	4	0	1	0	0	0	2
Art Howe, R (1, 4) OBP: 0.286, SLG: 0.350		K			G6-3 1-2f			5-3		3	0	0	0	0	1	2
Alan Ashby, S (1, 2) OBP: 0.278, SLG: 0.305			K			4-3		K		3	0	0	0	0	2	0
Ken Forsch, R (1, 1) OBP: 0.139, SLG: 0.143			F3			L9 1B 1B		1B BB		2	0	1	0	0	0	0
Jeffrey Leonard, R (8, PH) OBP: 0.343, SLG: 0.333										0	0	0	0	1	0	0
Joe Sambito, L (9, 1) OBP: 0.571, SLG: 0.500										0	0	0	0	0	0	0
Inning Stats	R: 0 E: 0 K: 1 S: 5 H: 0 LOB: 0 BB: 0 P: 5	R: 0 E: 0 K: 1 S: 6 H: 1 LOB: 1 BB: 0 P: 6	R: 0 E: 0 K: 1 S: 5 H: 0 LOB: 0 BB: 0 P: 5	R: 0 E: 0 K: 0 S: 3 H: 0 LOB: 0 BB: 0 P: 3	R: 0 E: 0 K: 0 S: 3 H: 1 LOB: 0 BB: 0 P: 3	R: 0 E: 0 K: 1 S: 7 H: 2 LOB: 2 BB: 0 P: 7	R: 0 E: 0 K: 0 S: 3 H: 0 LOB: 0 BB: 0 P: 3	R: 0 E: 0 K: 1 S: 6 H: 1 LOB: 2 BB: 1 P: 10	R: 0 E: 0 K: 1 S: 4 H: 0 LOB: 1 BB: 2 P: 12	1B: 4 2B: 1 3B: 0 HR: 0 SF: 0 SAC: 0 DP: 1 HBP: 0							

PITCHER	IP	WLS	BF	H	R	ER	SO	BB	IBB	HBP	BLK	WP	HR	S	P	ERA	WHIP
Silvio Martinez, R (1, 1) ERA: 2.99	9.0	W	33	5	0	0	6	3	0	0	0	0	0	42	54	0.00	0.889

PITCHER	IP	WLS	BF	H	R	ER	SO	BB	IBB	HBP	BLK	WP	HR	S	P	ERA	WHIP

livebaseballscorecards.com

AB	30
R	0
H	5
RBI	0
BB	3
SO	6
LOB	12

WP: 0 PB: 0 SB: 1 CS: 1 PA: 33

Batter	1	2	3	4	5	6	7	8	9	AB	R	H	RBI	BB	SO	LOB
Garry Templeton, S (1, 6) OBP: 0.342, SLG: 0.455	P4		BB, 2B		F7		F7		F9	5	0	1	0	0	0	0
Lou Brock, L (1, 7) OBP: 0.350, SLG: 0.432	4-3		BBBB, FC5, BB, BB		4-3		4-3			3	0	0	0	1	0	0
Tony Scott, S (1, 8) OBP: 0.314, SLG: 0.395	6-3		F7			1B, FC5-2-5-1, 1B	F7			4	0	1	0	0	0	2
Keith Hernandez, L (1, 3) OBP: 0.396, SLG: 0.502		F7	BBBB, 1-2, 2-3, BB			FC5-2-5-1, 1-3, 1B, 1B		B1-6, S, 1B		3	1	2	0	1	0	0
George Hendrick, R (1, 9) OBP: 0.378, SLG: 0.465		SSS, K	2-3f, FC5			FC5-2-5-1, 1B, 1-3, E, 3-H		BBBB, 1-2, FC6-4, BB		3	1	0	0	1	1	5
Terry Kennedy, L (1, 2) OBP: 0.339, SLG: 0.448		BBBB, 1B, BB, BB		F7		E, 1-3, 3-H, 1B		2-3f, B1-6		3	0	1	1	1	0	2
Ken Reitz, R (1, 5) OBP: 0.311, SLG: 0.401		BBBB, 1B, 1-2, BB		F8		F8		1-2f, FC6-4		3	0	0	0	1	0	3
Ken Oberkfell, L (1, 4) OBP: 0.386, SLG: 0.450 Mike Tyson, R (9, PH) OBP: 0.270, SLG: 0.365		1-2, 2-H, 1B		F7		E6, 1-3, 3-H			4-3	3 1	0 0	1 0	0 0	0 0	0 0	1 0
Pete Vuckovich, R (1, 1) OBP: 0.152, SLG: 0.156 Roger Freed, R (9, PH) OBP: 0.320, SLG: 0.524			F8	4-3		L5			SSS, K	3 1	0 0	0 0	0 0	0 1	0 0	2 0
Inning Stats	R: 0 E: 0 K: 0 S: 3 H: 0 LOB: 0 BB: 0 P: 3	R: 0 E: 0 K: 1 S: 5 H: 1 LOB: 2 BB: 2 P: 13	R: 0 E: 0 K: 0 S: 4 H: 1 LOB: 3 BB: 2 P: 12	R: 0 E: 0 K: 0 S: 3 H: 0 LOB: 0 BB: 0 P: 3	R: 0 E: 0 K: 0 S: 3 H: 0 LOB: 0 BB: 0 P: 3	R: 2 E: 1 K: 0 S: 7 H: 3 LOB: 2 BB: 0 P: 7	R: 0 E: 0 K: 0 S: 3 H: 0 LOB: 0 BB: 0 P: 3	R: 0 E: 0 K: 0 S: 3 H: 1 LOB: 1 BB: 1 P: 7	R: 0 E: 0 K: 1 S: 5 H: 0 LOB: 0 BB: 0 P: 5	1B: 5 2B: 2 3B: 0 HR: 0 SF: 0 SAC: 0 DP: 1 HBP: 0						

PITCHER		IP	WLS	BF	H	R	ER	SO	BB	IBB	HBP	BLK	WP	HR	S	P	ERA	WHIP
Joaquin Andujar, R ERA: 2.65	(1, 1)	7.0	W	32	6	2	1	1	5	0	0	0	0	0	29	49	1.29	1.571
Joe Sambito, L ERA: 0.95	(8, 1)	2.0	S	5	0	0	0	1	0	0	0	0	0	0	7	7	0.00	0.000

PITCHER	IP	WLS	BF	H	R	ER	SO	BB	IBB	HBP	BLK	WP	HR	S	P	ERA	WHIP

TOP

St. Louis Cardinals @ Houston Astros

Astrodome, Houston, TX

Sat Jul 14 1979, 8:05 PM EDT

Att. 45,834 - Unknown

livebaseballscorecards.com

AB	32
R	2
H	6
RBI	1
BB	5
SO	2
LOB	15

WP: 0	PA: 37		
PB: 0			
SB: 1			
CS: 0			

BOTTOM

St. Louis Cardinals @ Houston Astros

Astrodome, Houston, TX

Sat Jul 14 1979, 8:05 PM EDT

Att. 45,834 - Unknown

livebaseballscorecards.com

Batter	1	2	3	4	5	6	7	8	9	AB	R	H	RBI	BB	SO	LOB
Terry Puhl, L (1, 8) OBP: 0.356, SLG: 0.381	P4			F7		FC3-6 1B	1B 2B			4	1	2	0	0	0	0
Craig Reynolds, L (1, 6) OBP: 0.293, SLG: 0.340	F7			BB 1B		FC3-6 1B 5-3 1B 1-2f	2-H 1B			4	1	2	1	0	0	1
Cesar Cedeno, R (1, 3) OBP: 0.371, SLG: 0.381	1-3			K		5-3 1-2	L3			4	0	0	0	0	1	3
Jose Cruz, L (1, 7) OBP: 0.370, SLG: 0.427		BB G6-4-3		BB 1-2		S 1B 1B 2-3		BB G5-4-3		1	1	1	0	3	0	0
Enos Cabell, R (1, 5) OBP: 0.292, SLG: 0.348		G6-4-3 1-2f		L9		1B 1B 1-H 3-H		G5-4-3 1-2f		4	0	1	2	0	0	4
Denny Walling, L (1, 9) OBP: 0.382, SLG: 0.461	4-3				K	1-2 1B		F3		3	0	1	0	0	1	0
Jeffrey Leonard, R (8, 9) OBP: 0.342, SLG: 0.331										1	0	0	0	0	0	0
Art Howe, R (1, 4) OBP: 0.287, SLG: 0.347			L4		BB	5-3				2	0	0	0	1	0	2
Rafael Landestoy, S (7, 4) OBP: 0.300, SLG: 0.247										0	0	0	0	0	0	0
Alan Ashby, S (1, 2) OBP: 0.274, SLG: 0.301			6-3		K		F8			3	0	0	0	0	1	1
Joaquin Andujar, S (1, 1) OBP: 0.056, SLG: 0.029			K		1-3		6-3			3	0	0	0	0	1	1
Joe Sambito, L (8, 1) OBP: 0.571, SLG: 0.500										0	0	0	0	0	0	0
Inning Stats	R: 0 H: 0 E: 0 LOB: 0 K: 0 BB: 0 S: 3 P: 3	R: 0 H: 0 E: 0 LOB: 0 K: 0 BB: 1 S: 2 P: 6	R: 0 H: 0 E: 0 LOB: 0 K: 1 BB: 0 S: 5 P: 5	R: 0 H: 1 E: 0 LOB: 2 K: 1 BB: 1 S: 6 P: 10	R: 0 H: 0 E: 0 LOB: 1 K: 2 BB: 1 S: 7 P: 11	R: 2 H: 4 E: 0 LOB: 2 K: 0 BB: 0 S: 7 P: 7	R: 1 H: 2 E: 0 LOB: 1 K: 0 BB: 0 S: 5 P: 5	R: 0 H: 0 E: 0 LOB: 0 K: 0 BB: 1 S: 2 P: 6		1B: 6 SF: 0 2B: 1 SAC: 0 3B: 0 DP: 2 HR: 0 HBP: 0						

	AB	29
	R	3
	H	7
	RBI	3
	BB	4
	SO	4
	LOB	12

WP: 0 PA: 33
PB: 0
SB: 1
CS: 0

PITCHER	IP	WLS	BF	H	R	ER	SO	BB	IBB	HBP	BLK	WP	HR	S	P	ERA	WHIP
Pete Vuckovich, R (1, 1) ERA: 3.31	8.0	L	33	7	3	3	4	4	0	0	0	0	0	37	53	3.38	1.375

PITCHER	IP	WLS	BF	H	R	ER	SO	BB	IBB	HBP	BLK	WP	HR	S	P	ERA	WHIP

Batter	1	2	3	4	5	6	7	8	9	AB	R	H	RBI	BB	SO	LOB
Garry Templeton, S (1, 6) OBP: 0.339, SLG: 0.449	6-3		6-3		L7		F9			4	0	0	0	0	0	3
Jerry Mumphrey, S (1, 9) OBP: 0.319, SLG: 0.364	5-3		4-3		FC5 2-3f			BB 2B		3	1	0	0	1	0	2
Tony Scott, S (1, 8) OBP: 0.310, SLG: 0.390	F8		G1			K		F8		4	0	0	0	0	1	1
Keith Hernandez, L (1, 3) OBP: 0.397, SLG: 0.503		BB 1B FC3-6		K		G3		F8 1-H 2B		3	1	1	1	1	1	0
Dane Iorg, L (1, 7) OBP: 0.319, SLG: 0.364		FC3-6 1-3 1B		6-3		K		F8 2-3		4	0	1	0	0	1	1
Terry Kennedy, L (1, 2) OBP: 0.318, SLG: 0.419		FC3-6 1B 1-2f 3-H		F9			1-3	K		4	0	0	1	0	1	2
Ken Oberkfell, L (1, 5) OBP: 0.395, SLG: 0.462		1-2 1B			E3 FC5 SH		1B 2B		BB G5-4-3	3	1	2	0	1	0	0
Mike Phillips, L (1, 4) OBP: 0.322, SLG: 0.339		K			F8		SH3-4 2-H 1B		G5-4-3 1-2f	4	0	1	1	0	1	4
John Fulgham, R (1, 1) OBP: 0.273, SLG: 0.111		K			SH 1-2		SH3-4 1-2		6-3	2	0	0	0	0	1	2
Inning Stats	R: 0 E: 0 K: 0 S: 3 H: 0 LOB: 0 BB: 0 P: 3	R: 1 E: 0 K: 2 S: 9 H: 2 LOB: 2 BB: 1 P: 13	R: 0 E: 0 K: 0 S: 3 H: 0 LOB: 0 BB: 0 P: 3	R: 0 E: 0 K: 1 S: 5 H: 0 LOB: 0 BB: 0 P: 5	R: 0 E: 1 K: 0 S: 5 H: 0 LOB: 2 BB: 0 P: 5	R: 0 E: 0 K: 2 S: 7 H: 0 LOB: 0 BB: 0 P: 7	R: 1 E: 0 K: 0 S: 5 H: 2 LOB: 1 BB: 0 P: 5	R: 1 E: 0 K: 1 S: 6 H: 1 LOB: 1 BB: 1 P: 10	R: 0 E: 0 K: 0 S: 2 H: 0 LOB: 0 BB: 1 P: 6	1B: 3 2B: 2 3B: 0 HR: 0 SF: 0 SAC: 2 DP: 1 HBP: 0						

TOP

St. Louis Cardinals @ Houston Astros

Astrodome, Houston, TX

Sun Jul 15 1979, 4:33 AM EDT

Att. 41,601 - Unknown

livebaseballscorecards.com

AB	31
R	3
H	5
RBI	3
BB	3
SO	6
LOB	15

WP: 0 PB: 0 SB: 0 CS: 0 PA: 36

PITCHER	IP	WLS	BF	H	R	ER	SO	BB	IBB	HBP	BLK	WP	HR	S	P	ERA	WHIP
J.R. Richard, R (1, 1) ERA: 3.52	8.0	L	33	5	3	3	6	2	0	0	0	0	0	43	51	3.38	0.875
Bert Roberge, R (9, 1) ERA: 1.04	1.0		3	0	0	0	0	1	0	0	0	0	0	2	6	0.00	1.000

PITCHER	IP	WLS	BF	H	R	ER	SO	BB	IBB	HBP	BLK	WP	HR	S	P	ERA	WHIP

BOTTOM

St. Louis Cardinals @ Houston Astros

Astrodome, Houston, TX

Sun Jul 15 1979, 4:33 AM EDT

Att. 41,601 - Unknown

Batter	1	2	3	4	5	6	7	8	9	AB	R	H	RBI	BB	SO	LOB
Terry Puhl, L (1, 8) OBP: 0.355, SLG: 0.380	4-3		G3			S 1B 1-3		F9		4	0	1	0	0	0	1
Craig Reynolds, L (1, 6) OBP: 0.290, SLG: 0.336	K			P5		K 1-2		K		4	0	0	0	0	3	2
Cesar Cedeno, R (1, 3) OBP: 0.369, SLG: 0.382	K			4-3 2B		1-3			F8	4	0	1	0	0	1	2
Jose Cruz, L (1, 7) OBP: 0.374, SLG: 0.436		8-3 BB		4-3 2-3		IBB			HR	2	1	1	1	2	0	1
Enos Cabell, R (1, 5) OBP: 0.289, SLG: 0.344		8-3 1-2f		F9		L3			4-3	4	0	0	0	0	0	5
Denny Walling, L (1, 9) OBP: 0.368, SLG: 0.441		4-3			F8		G3		4-3	4	0	0	0	0	0	0
Art Howe, R (1, 4) OBP: 0.284, SLG: 0.343			K		P3		F8			3	0	0	0	0	1	0
Alan Ashby, S (1, 2) OBP: 0.275, SLG: 0.301			1B		L5		P5			3	0	1	0	0	0	0
J.R. Richard, R (1, 1) OBP: 0.115, SLG: 0.160			K			1B 1B		F8		2	0	1	0	0	1	1
Jeffrey Leonard, R (8, PH) OBP: 0.340, SLG: 0.330										1	0	0	0	0	0	0
Bert Roberge, R (9, 1)										0	0	0	0	0	0	0
Inning Stats	R: 0 E: 0 K: 2 S: 7 H: 0 LOB: 0 BB: 0 P: 7	R: 0 E: 0 K: 0 S: 2 H: 0 LOB: 0 BB: 1 P: 6	R: 0 E: 0 K: 2 S: 8 H: 1 LOB: 1 BB: 0 P: 8	R: 0 E: 0 K: 0 S: 4 H: 1 LOB: 1 BB: 0 P: 4	R: 0 E: 0 K: 0 S: 3 H: 0 LOB: 0 BB: 0 P: 3	R: 0 E: 0 K: 1 S: 7 H: 2 LOB: 3 BB: 1 P: 11	R: 0 E: 0 K: 0 S: 3 H: 0 LOB: 0 BB: 0 P: 3	R: 0 E: 0 K: 1 S: 5 H: 0 LOB: 0 BB: 0 P: 5	R: 1 E: 0 K: 0 S: 4 H: 1 LOB: 0 BB: 0 P: 4	1B: 3 2B: 2 3B: 0 HR: 1 SF: 0 SAC: 0 DP: 1 HBP: 0						

livebaseballscorecards.com

AB	31
R	1
H	5
RBI	1
BB	2
SO	6
LOB	12

WP: 0 PB: 0 SB: 1 CS: 0 PA: 33

PITCHER	IP	WLS	BF	H	R	ER	SO	BB	IBB	HBP	BLK	WP	HR	S	P	ERA	WHIP
John Fulgham, R (1, 1) ERA: 2.81	9.0	W	33	5	1	1	6	1	1	0	0	0	1	43	51	1.00	0.667

Batter	1	2	3	4	5	6	7	8	9	AB	R	H	RBI	BB	SO	LOB
Rafael Landestoy, S (1, 4) OBP: 0.295, SLG: 0.244	K	FC3-6 CS 1-2f		F7		F9 SH5-3 1B		E4 BB		5	0	1	0	0	1	3
Craig Reynolds, L (1, 6) OBP: 0.298, SLG: 0.342	3B 1B	1-2 1B		FC4 1-2 2-H 1B		SH5-3 1-2		BBBB 1-2 BB		3	1	3	1	1	0	0
Terry Puhl, L (1, 8) OBP: 0.353, SLG: 0.383	1-H 1B 3B	K		FC4 1-2f 2-3		F9 2-3		F9		5	1	1	1	0	1	6
Jose Cruz, L (1, 7) OBP: 0.371, SLG: 0.431	BBBB CS BB		F8	4-3		1-3		K		4	0	0	0	1	1	5
Enos Cabell, R (1, 3) OBP: 0.287, SLG: 0.342	S 1-2 3-H 1B		4-3		G3		F9		F9	5	1	1	1	0	0	0
Jeffrey Leonard, R (1, 9) OBP: 0.337, SLG: 0.322	BBBB 1B 1-2 BB		K		F8		L5		1-3	4	0	0	0	1	1	0
Art Howe, R (1, 5) OBP: 0.293, SLG: 0.364	1-3 2-H 1B			HR	1B		1B		5-3	5	1	4	2	0	0	0
Bruce Bochy, R (1, 2) OBP: 0.250, SLG: 0.256	K			BBBB 1B 1B BB	1-2 1B		4-3			3	1	1	0	1	1	3
Ken Forsch, R (1, 1) OBP: 0.179, SLG: 0.162		BBBB FC3-6 BB		FC4 1-2 1B	5-3			SSS K		2	0	1	0	1	0	2
Randy Niemann, L (7, 1) OBP: 0.200, SLG: 0.143										0	0	0	0	0	0	0
Denny Walling, L (8, PH) OBP: 0.364, SLG: 0.436										1	0	0	0	0	1	0
Bert Roberge, R (8, 1)										0	0	0	0	0	0	0
Inning Stats	R: 3 E: 0 K: 2 S: 10 H: 4 LOB: 2 BB: 2 P: 18	R: 0 E: 0 K: 1 S: 5 H: 1 LOB: 1 BB: 1 P: 9	R: 0 E: 0 K: 1 S: 5 H: 0 LOB: 0 BB: 0 P: 5	R: 2 E: 0 K: 0 S: 6 H: 3 LOB: 2 BB: 1 P: 10	R: 0 E: 0 K: 0 S: 5 H: 2 LOB: 2 BB: 0 P: 5	R: 0 E: 0 K: 0 S: 4 H: 1 LOB: 1 BB: 0 P: 4	R: 0 E: 0 K: 0 S: 4 H: 1 LOB: 1 BB: 0 P: 4	R: 0 E: 1 K: 2 S: 8 H: 0 LOB: 2 BB: 1 P: 12	R: 0 E: 0 K: 0 S: 3 H: 0 LOB: 0 BB: 0 P: 3	1B: 10 2B: 0 3B: 1 HR: 1	SF: 0 SAC: 1 DP: 0 HBP: 0						

TOP

Houston Astros @ Pittsburgh Pirates

Three Rivers Stadium, Pittsburgh, PA

Thu Jul 19 1979, 7:05 PM EDT

Unknown

livebaseballscorecards.com

AB	37
R	5
H	12
RBI	5
BB	5
SO	6
LOB	19

WP: 0 PB: 0 SB: 1 CS: 2 PA: 43

PITCHER		IP	WLS	BF	H	R	ER	SO	BB	IBB	HBP	BLK	WP	HR	S	P	ERA	WHIP
Bert Blyleven, R ERA: 3.9	(1, 1)	3.1		20	8	5	5	4	4	0	0	0	0	1	24	40	13.50	3.600
Dave Roberts, L ERA: 2.47	(4, 1)	2.2	W	11	3	0	0	0	0	0	0	0	0	0	11	11	0.00	1.125
Enrique Romo, R ERA: 2.48	(7, 1)	1.1		7	1	0	0	1	1	0	0	0	0	0	8	12	0.00	1.500
Grant Jackson, L ERA: 3.48	(8, 1)	0.2		2	0	0	0	1	0	0	0	0	0	0	4	4	0.00	0.000
Kent Tekulve, R ERA: 3.62	(9, 1)	1.0		3	0	0	0	0	0	0	0	0	0	0	3	3	0.00	0.000

PITCHER	IP	WLS	BF	H	R	ER	SO	BB	IBB	HBP	BLK	WP	HR	S	P	ERA	WHIP

Houston Astros @ Pittsburgh Pirates

Three Rivers Stadium, Pittsburgh, PA

Thu Jul 19 1979, 7:05 PM EDT

Unknown

BOTTOM

Batter	1	2	3	4	5	6	7	8	9	AB	R	H	RBI	BB	SO	LOB
Omar Moreno, L (1, 8) OBP: 0.348, SLG: 0.427	4-3	4-3			4-3		FC SF8 2B			4	1	1	0	0	0	1
Tim Foli, R (1, 6) OBP: 0.315, SLG: 0.339	L1		F8		5-3		FC CS 2-3			4	0	0	0	0	0	1
Dave Parker, L (1, 9) OBP: 0.361, SLG: 0.519	6-3		HR BB		1B		SF8 3-H			2	1	1	1	1	0	0
Willie Stargell, L (1, 3) OBP: 0.361, SLG: 0.634		1B 1B 2B	1-H HR		F9		SSS K 1-2			4	2	2	2	0	1	2
Bill Robinson, R (1, 7) OBP: 0.308, SLG: 0.566		E SF8 1B 2-3 1B	6-3			4-3		SF7 3B		4	2	2	0	0	0	0
Bill Madlock, R (1, 5) OBP: 0.331, SLG: 0.416		E7 S 1B 1-3 3-H 1B	L7			BBBB HR BB		BBBB CS S BB		2	2	1	1	2	0	0
Rennie Stennett, R (9, 4) OBP: 0.277, SLG: 0.285										0	0	0	0	0	0	0
Ed Ott, L (1, 2) OBP: 0.287, SLG: 0.393		SF8 1-2 3-H		P6		F8		SF7 1-2 3-H		2	0	0	2	0	0	1
Phil Garner, R (1, 4) (9, 5) OBP: 0.366, SLG: 0.445		SH1-3 2-H 1B		4-3		1-H HR		BBBB BB		3	1	2	3	1	0	0
Bert Blyleven, R (1, 1) OBP: 0.163, SLG: 0.186										0	0	0	0	0	0	0
Dave Roberts, L (4, 1)										1	0	0	0	0	0	0
John Milner, L (6, PH) OBP: 0.355, SLG: 0.448										1	0	0	0	0	0	0
Enrique Romo, R (7, 1) OBP: 0.143, SLG: 0.143										0	0	0	0	0	0	0
Grant Jackson, S (8, 1)										0	0	0	0	0	0	0
Mike Easler, L (8, PH) OBP: 0.441, SLG: 0.538										1	0	0	0	0	1	2
Kent Tekulve, R (9, 1) OBP: 0.500, SLG: 0.400		SH1-3 2-3		4-3		L9	SSS K 2-3			0	0	0	0	0	0	0
Inning Stats	R: 0 E: 0 K: 0 S: 3 H: 0 LOB: 0 BB: 0 P: 3	R: 3 E: 1 K: 0 S: 7 H: 4 LOB: 1 BB: 0 P: 7	R: 2 E: 0 K: 0 S: 4 H: 1 LOB: 0 BB: 1 P: 8	R: 0 E: 0 K: 0 S: 3 H: 0 LOB: 0 BB: 0 P: 3	R: 0 E: 0 K: 0 S: 4 H: 1 LOB: 1 BB: 0 P: 4	R: 2 E: 0 K: 0 S: 4 H: 1 LOB: 0 BB: 1 P: 8	R: 1 E: 0 K: 1 S: 6 H: 1 LOB: 1 BB: 0 P: 6	R: 1 E: 0 K: 1 S: 5 H: 1 LOB: 2 BB: 2 P: 13		1B: 4 2B: 4 3B: 1 HR: 2	SF: 3 SAC: 1 DP: 2 HBP: 0					

	AB	28
	R	9
	H	9
	RBI	9
	BB	4
	SO	2
	LOB	7

WP: 0 PB: 0 SB: 2 CS: 2 PA: 36

livebaseballscorecards.com

PITCHER		IP	WLS	BF	H	R	ER	SO	BB	IBB	HBP	BLK	WP	HR	S	P	ERA	WHIP
Ken Forsch, R ERA: 3.35	(1, 1)	6.0	L	27	7	7	6	0	2	0	0	0	0	2	25	33	9.00	1.500
Randy Niemann, L ERA: 3.04	(7, 1)	1.0		4	1	1	1	1	0	0	0	0	0	0	6	6	9.00	1.000
Bert Roberge, R ERA: 1.47	(8, 1)	1.0		5	1	1	1	1	2	0	0	0	0	0	5	13	9.00	3.000

PITCHER	IP	WLS	BF	H	R	ER	SO	BB	IBB	HBP	BLK	WP	HR	S	P	ERA	WHIP

Batter	1	2	3	4	5	6	7	8	9	AB	R	H	RBI	BB	SO	LOB
Rafael Landestoy, S (1, 4) OBP: 0.294, SLG: 0.245	F7		4-3			4-3			G6-4-3 1B 2-H 3-H	4	0	1	2	0	0	1
Craig Reynolds, L (1, 6) OBP: 0.295, SLG: 0.339	K			F9			4-3		G6-4-3 1-2f	3	0	0	0	0	1	0
Jesus Alou, R (9, PH) OBP: 0.231, SLG: 0.217										1	0	0	0	0	0	1
Terry Puhl, L (1, 8) OBP: 0.350, SLG: 0.378	F4			6-3			4-3		L4	4	0	0	0	0	0	0
Jose Cruz, L (1, 7) OBP: 0.371, SLG: 0.430		G5-4-3 1B		F9			F9			3	0	1	0	0	0	0
Enos Cabell, R (1, 3) OBP: 0.285, SLG: 0.339		F8			K			F4		3	0	0	0	0	1	1
Jeffrey Leonard, R (1, 9) OBP: 0.332, SLG: 0.317		G5-4-3 1-2f			5-3			K		3	0	0	0	0	1	1
Art Howe, R (1, 5) OBP: 0.290, SLG: 0.360			5-3		5-3			K		3	0	0	0	0	1	0
Alan Ashby, S (1, 2) OBP: 0.279, SLG: 0.306			SH1-4 1B			6-3			2B 1B	3	1	2	0	0	0	0
Joe Niekro, R (1, 1) OBP: 0.132, SLG: 0.137										0	0	0	0	0	0	0
Bert Roberge, R (5, 1)										0	0	0	0	0	0	0
Jimmy Sexton, R (6, PH) OBP: 0.250, SLG: 0.182										1	0	0	0	0	1	0
Rick Williams, R (6, 1) OBP: 0.273, SLG: 0.211										0	0	0	0	0	0	0
Julio Gonzalez, R (9, PH) OBP: 0.281, SLG: 0.256										1	1	1	0	0	0	0
Inning Stats	R: 0 E: 0 K: 1 S: 5 H: 0 LOB: 0 BB: 0 P: 5	R: 0 E: 0 K: 0 S: 3 H: 1 LOB: 0 BB: 0 P: 3	R: 0 E: 0 K: 0 S: 4 H: 1 LOB: 1 BB: 0 P: 4	R: 0 E: 0 K: 0 S: 3 H: 0 LOB: 0 BB: 0 P: 3	R: 0 E: 0 K: 1 S: 5 H: 0 LOB: 0 BB: 0 P: 5	R: 0 E: 0 K: 1 S: 5 H: 0 LOB: 0 BB: 0 P: 5	R: 0 E: 0 K: 0 S: 3 H: 0 LOB: 0 BB: 0 P: 3	R: 0 E: 0 K: 2 S: 7 H: 0 LOB: 0 BB: 0 P: 7	R: 2 E: 0 K: 0 S: 5 H: 3 LOB: 0 BB: 0 P: 5	1B: 4 2B: 1 3B: 0 HR: 0 SF: 0 SAC: 1 DP: 2 HBP: 0						

PITCHER		IP	WLS	BF	H	R	ER	SO	BB	IBB	HBP	BLK	WP	HR	S	P	ERA	WHIP
Bruce Kison, R ERA: 3.03	(1, 1)	8.0	W	27	4	2	2	5	0	0	0	0	0	0	37	37	2.25	0.500
Grant Jackson, L ERA: 3.4	(9, 1)	1.0	S	3	1	0	0	0	0	0	0	0	0	0	3	3	0.00	1.000

PITCHER		IP	WLS	BF	H	R	ER	SO	BB	IBB	HBP	BLK	WP	HR	S	P	ERA	WHIP

TOP

Houston Astros @ Pittsburgh Pirates

Three Rivers Stadium, Pittsburgh, PA

Thu Jul 19 1979, 7:05 PM EDT

Att. 33,464 - Unknown

livebaseballscorecards.com

AB	29
R	2
H	5
RBI	2
BB	0
SO	5
LOB	4

WP: 0	PA: 30
PB: 0	
SB: 0	
CS: 0	

Houston Astros @ Pittsburgh Pirates

Three Rivers Stadium, Pittsburgh, PA

Thu Jul 19 1979, 7:05 PM EDT

Att. 33,464 - Unknown

livebaseballscorecards.com

BOTTOM

Batter	1	2	3	4	5	6	7	8	9	AB	R	H	RBI	BB	SO	LOB
Omar Moreno, L (1, 8) OBP: 0.347, SLG: 0.425	F5		4-3		SF7 1B 1-2 1B		F8			4	0	1	0	0	0	0
Tim Foli, R (1, 6) OBP: 0.318, SLG: 0.342	HR 1B		F9		BB 1-2 2-3 1B		F4			4	1	2	0	0	0	0
Dave Parker, L (1, 9) OBP: 0.360, SLG: 0.517	L7			F9	SF7 2-3 3-H			G3-6-3 1B		3	0	1	1	0	0	1
John Milner, L (1, 3) OBP: 0.364, SLG: 0.468	1-H HR			BBBB FC6-4 BB	BBBB 1-2 BB			G3-6-3 1-2f		2	1	1	2	2	0	1
Lee Lacy, R (1, 7) OBP: 0.362, SLG: 0.495 Bill Robinson, R (9, 7) OBP: 0.308, SLG: 0.566	F3			F8	F9			6-3		4 0	0 0	0 0	0 0	0 0	0 0	4 0
Phil Garner, R (1, 5) OBP: 0.363, SLG: 0.440	SSS K			FC6-4 1-2f	F8					3	0	0	0	0	1	1
Rennie Stennett, R (1, 4) OBP: 0.278, SLG: 0.286	F7				5-3 1B 1B		F8			3	1	1	0	0	0	0
Steve Nicosia, R (1, 2) OBP: 0.299, SLG: 0.394	F5				5-3 1-2		F7			3	0	0	0	0	0	1
Bruce Kison, R (1, 1) OBP: 0.148, SLG: 0.154 Grant Jackson, S (9, 1)			5-3		1B 1B SF7 2-H 1B		F9			3 0	1 0	1 0	1 0	0 0	0 0	0 0
Inning Stats	R: 2 H: 2 E: 0 LOB: 0 K: 0 BB: 0 S: 5 P: 5	R: 0 H: 0 E: 0 LOB: 0 K: 1 BB: 0 S: 5 P: 5	R: 0 H: 0 E: 0 LOB: 0 K: 0 BB: 0 S: 3 P: 3	R: 0 H: 0 E: 0 LOB: 1 K: 0 BB: 1 S: 3 P: 7	R: 2 H: 4 E: 0 LOB: 3 K: 0 BB: 1 S: 7 P: 11	R: 0 H: 0 E: 0 LOB: 0 K: 0 BB: 0 S: 3 P: 3	R: 0 H: 0 E: 0 LOB: 0 K: 0 BB: 0 S: 3 P: 3	R: 0 H: 1 E: 0 LOB: 0 K: 0 BB: 0 S: 3 P: 3		1B: 6 SF: 1 2B: 0 SAC: 0 3B: 0 DP: 1 HR: 1 HBP: 0						

	AB	29
	R	4
	H	7
	RBI	4
	BB	2
	SO	1
	LOB	8

WP: 0 PA: 32
PB: 0
SB: 0
CS: 0

PITCHER		IP	WLS	BF	H	R	ER	SO	BB	IBB	HBP	BLK	WP	HR	S	P	ERA	WHIP
Joe Niekro, R ERA: 3.16	(1, 1)	4.2	L	22	6	4	4	1	2	0	0	0	0	1	22	30	7.71	1.714
Bert Roberge, R ERA: 1.45	(5, 1)	0.1		1	0	0	0	0	0	0	0	0	0	0	1	1	0.00	0.000
Rick Williams, R ERA: 2.77	(6, 1)	3.0		9	1	0	0	0	0	0	0	0	0	0	9	9	0.00	0.333

PITCHER		IP	WLS	BF	H	R	ER	SO	BB	IBB	HBP	BLK	WP	HR	S	P	ERA	WHIP

Batter	1	2	3	4	5	6	7	8	9	AB	R	H	RBI	BB	SO	LOB
Rafael Landestoy, S (1, 4) OBP: 0.281, SLG: 0.232	F2		FC4-6 1-2f		1-3		K		F9	5	0	0	0	0	1	4
Julio Gonzalez, R (1, 6) OBP: 0.267, SLG: 0.242	F8		F8		G3		K		4-3	5	0	0	0	0	1	4
Terry Puhl, L (1, 8) OBP: 0.346, SLG: 0.374	G3			F6		4-3	F4			4	0	0	0	0	0	1
Jeffrey Leonard, R (1, 9) OBP: 0.335, SLG: 0.321		4-3		5-3 E 1B		S 1B		F9		4	2	2	0	0	0	0
Enos Cabell, R (1, 3) OBP: 0.287, SLG: 0.341		CS 1B		5-3 1-2		1B 1-H 1B		5-3		4	0	2	1	0	0	1
Jose Cruz, L (1, 7) OBP: 0.367, SLG: 0.425		4-3 1-2		E4 2-H		F3		F7		4	0	0	0	0	0	2
Art Howe, R (1, 5) OBP: 0.300, SLG: 0.376			HR	BB		1-2 1B			4-3 1B BB	2	1	2	1	2	0	0
Alan Ashby, S (1, 2) OBP: 0.280, SLG: 0.303 Jesus Alou, R (9, PH) OBP: 0.259, SLG: 0.250			FC4-6 BB	6-3		K			4-3 1-2 1B	2 1	0 0	0 1	0 0	1 0	1 0	4 0
J.R. Richard, R (1, 1) OBP: 0.111, SLG: 0.154 Bert Roberge, R (6, 1) Jimmy Sexton, R (7, PH) OBP: 0.280, SLG: 0.217 Frank LaCorte, R (7, 1) Reggie Baldwin, R (9, PH) OBP: 0.231, SLG: 0.308			K	5-3		1B			4-3 1-2 2-3	2 0 1 0 1	0 0 0 0 0	0 0 1 0 0	0 0 0 0 0	1 0 0 0 0	1 0 0 0 2	1 0 0 0 2

Inning Stats										
	R: 0 E: 0 K: 0 S: 3	H: 0 LOB: 0 BB: 0 P: 3	R: 0 E: 0 K: 0 S: 3	H: 1 LOB: 0 BB: 0 P: 3	R: 1 E: 0 K: 1 S: 6	H: 1 LOB: 1 BB: 1 P: 10	R: 1 E: 1 K: 0 S: 5	H: 1 LOB: 2 BB: 1 P: 9	R: 0 E: 0 K: 0 S: 3	H: 0 LOB: 0 BB: 0 P: 3
	R: 1 E: 0 K: 1 S: 8	H: 3 LOB: 2 BB: 0 P: 8	R: 0 E: 0 K: 2 S: 8	H: 1 LOB: 1 BB: 0 P: 8	R: 0 E: 0 K: 0 S: 3	H: 0 LOB: 0 BB: 0 P: 3	R: 0 E: 0 K: 0 S: 4	H: 1 LOB: 2 BB: 1 P: 8	1B: 7 2B: 0 3B: 0 HR: 1	SF: 0 SAC: 0 DP: 0 HBP: 0	WP: 0 PB: 0 SB: 1 CS: 1	PA: 38

PITCHER	IP	WLS	BF	H	R	ER	SO	BB	IBB	HBP	BLK	WP	HR	S	P	ERA	WHIP
John Candelaria, L (1, 1) ERA: 3.3	9.0	W	38	8	3	2	4	3	0	0	0	0	1	43	55	2.00	1.222

PITCHER	IP	WLS	BF	H	R	ER	SO	BB	IBB	HBP	BLK	WP	HR	S	P	ERA	WHIP

TOP

Houston Astros @ Pittsburgh Pirates

Three Rivers Stadium, Pittsburgh, PA

Fri Jul 20 1979, 7:05 PM EDT

Att. 23,585 - Unknown

livebaseballscorecards.com

AB	35
R	3
H	8
RBI	2
BB	3
SO	4
LOB	19

Batter	1	2	3	4	5	6	7	8	9	AB	R	H	RBI	BB	SO	LOB
Omar Moreno, L (1, 8) OBP: 0.345, SLG: 0.422	F8	F7		4-3		1-4-3 S 2B 1B 2-H		F6		5	1	1	1	0	0	0
Tim Foli, R (1, 6) OBP: 0.316, SLG: 0.339	1B FC6-5 1B		F7	6-3		1-4-3 1-3		F7		5	1	1	0	0	0	1
Dave Parker, L (1, 9) OBP: 0.363, SLG: 0.521	FC6-5 1-3 1B		BB 1B 1B	K		3-H 2B		K		5	1	3	1	0	2	0
Willie Stargell, L (1, 3) OBP: 0.360, SLG: 0.627	FC6-5 1B 2B 2-3 3-H		BB 1-2 1B		K	4-3				4	2	1	1	0	1	2
Bill Robinson, R (1, 7) OBP: 0.310, SLG: 0.563	2B 1-2 1B		K		L3 BB		F5			3	1	1	0	1	1	2
Ed Ott, L (1, 2) OBP: 0.290, SLG: 0.396	1-H 2-H 2B		1B 1-2 2-3 BB		L3 1-2		K 1-6-3 1B			3	1	1	2	1	1	1
Phil Garner, R (1, 5) OBP: 0.365, SLG: 0.452	F4		S 1-3 2-H 3-H 1B			HR	1-6-3 1-2			4	1	2	3	0	0	2
Rennie Stennett, R (1, 4) OBP: 0.285, SLG: 0.294		4-3	1-2 BB			1B 2B	2-H 1B			3	1	2	1	1	0	0
John Candelaria, L (1, 1) OBP: 0.156, SLG: 0.227		K	4-3			K	F7			4	0	0	0	0	2	5
Inning Stats	R: 3 H: 4 E: 0 LOB: 1 K: 0 BB: 0 S: 7 P: 7	R: 0 H: 0 E: 0 LOB: 0 K: 1 BB: 0 S: 5 P: 5	R: 2 H: 3 E: 0 LOB: 3 K: 1 BB: 2 S: 8 P: 16	R: 0 H: 0 E: 0 LOB: 0 K: 1 BB: 0 S: 5 P: 5	R: 0 H: 0 E: 0 LOB: 0 K: 1 BB: 1 S: 4 P: 8	R: 3 H: 4 E: 0 LOB: 1 K: 1 BB: 0 S: 9 P: 9	R: 1 H: 1 E: 0 LOB: 1 K: 1 BB: 0 S: 7 P: 7	R: 0 H: 0 E: 0 LOB: 0 K: 1 BB: 0 S: 5 P: 5		1B: 8 SF: 0 2B: 4 SAC: 0 3B: 0 DP: 1 HR: 1 HBP: 0						

BOTTOM

Houston Astros @ Pittsburgh Pirates

Three Rivers Stadium, Pittsburgh, PA

Fri Jul 20 1979, 7:05 PM EDT

Att. 23,585 - Unknown

livebaseballscorecards.com

AB	36
R	9
H	12
RBI	9
BB	3
SO	7
LOB	13

WP: 1 PA: 39
PB: 0
SB: 2
CS: 0

PITCHER		IP	WLS	BF	H	R	ER	SO	BB	IBB	HBP	BLK	WP	HR	S	P	ERA	WHIP
J.R. Richard, R ERA: 3.84	(1, 1)	5.1	L	28	10	8	8	5	3	0	0	0	0	1	35	47	13.50	2.438
Bert Roberge, R ERA: 1.4	(6, 1)	0.2		3	1	0	0	0	0	0	0	0	0	0	3	3	0.00	1.500
Frank LaCorte, R ERA: 6.97	(7, 1)	2.0		8	1	1	1	2	0	0	0	0	1	0	12	12	4.50	0.500

PITCHER	IP	WLS	BF	H	R	ER	SO	BB	IBB	HBP	BLK	WP	HR	S	P	ERA	WHIP

Houston Astros @ Pittsburgh Pirates

Three Rivers Stadium, Pittsburgh, PA

Sat Jul 21 1979, 3:33 AM EDT

Att. 19,570 - Unknown

TOP

livebaseballscorecards.com

Batter	1	2	3	4	5	6	7	8	9	AB	R	H	RBI	BB	SO	LOB
Julio Gonzalez, R (1, 4) OBP: 0.283, SLG: 0.290	0-0 1B 3B	0-0 ③ L4		0-0 1-2 2-H 1B		0-0 2-H 2B		0-0 ③ F7		5	1	3	2	0	0	3
Craig Reynolds, L (1, 6) OBP: 0.295, SLG: 0.338 Jesus Alou, R (9, PH) OBP: 0.286, SLG: 0.280 Jimmy Sexton, R (9, PR) OBP: 0.280, SLG: 0.217	0-0 G4-3 3-H 1B		S S S 0-3 ① K	S S S 0-3 ③ K		0-0 ③ 1-3			0-0 6-3 1B	4 1 0	0 0 0	1 1 0	1 0 0	0 0 0	2 0 0	3 0 0
Terry Puhl, L (1, 8) OBP: 0.347, SLG: 0.375	0-0 ① ② G4-3 1-2f		0-0 ② 4-3		0-0 FC1-6 1B		0-0 CS BLK 1B		0-0 ① 6-3 1-2	5	0	2	0	0	0	2
Jeffrey Leonard, R (1, 9) OBP: 0.327, SLG: 0.313	0-0 ③ F8		0-0 E9 FC6-4		0-0 ① FC1-6 FC5-4 1-2f		0-0 ① F4 1-2		S S S 0-3 ② K	5	0	0	0	0	1	4
Enos Cabell, R (1, 3) OBP: 0.289, SLG: 0.344		0-0 1B 2B	0-0 ③ FC6-4 1-2f		0-0 ② FC5-4 1-2f		0-0 ② CS 2-3 1B		0-0 ③ 1-3	5	1	2	0	0	0	4
Jose Cruz, L (1, 7) OBP: 0.371, SLG: 0.429		0-0 E 1B 2-H 1B		0-0 S 1B 1B	0-0 ③ 5-3		0-0 ③ CS 1-2	0-0 S WP 1B 1B		4	2	3	1	0	0	1
Art Howe, R (1, 5) OBP: 0.306, SLG: 0.377		0-0 E 1-2 1B	B B B B 4-0 1B 1-2 BB			X 0-0 ① F3		B B B 4-0 1B 1-3 BB		2	0	1	0	2	0	0
Bruce Bochy, R (1, 2) OBP: 0.250, SLG: 0.268	S S S 0-3 ① K 1-2 2-3			0-0 ① F9		0-0 2B 2B		S S S 0-3 ① K		4	1	1	0	0	2	6
Joaquin Andujar, S (1, 1) OBP: 0.051, SLG: 0.027 Denny Walling, L (8, PH) OBP: 0.370, SLG: 0.442 Joe Sambito, L (8, 1) OBP: 0.571, SLG: 0.500		0-0 ② F4		S S S 0-3 ② K		S S S 0-3 ② K		0-0 ② 1-3 3-H 1B		3 1 0	0 0 0	0 1 0	0 1 0	0 0 0	2 0 0	5 0 0
Inning Stats	R: 1 E: 0 K: 0 S: 4 H: 2 LOB: 0 BB: 0 P: 4	R: 1 E: 1 K: 1 S: 8 H: 3 LOB: 2 BB: 0 P: 8	R: 0 E: 1 K: 1 S: 6 H: 0 LOB: 1 BB: 0 P: 6	R: 1 E: 0 K: 2 S: 9 H: 2 LOB: 2 BB: 1 P: 13	R: 0 E: 0 K: 0 S: 4 H: 1 LOB: 1 BB: 0 P: 4	R: 1 E: 0 K: 1 S: 7 H: 2 LOB: 1 BB: 0 P: 7	R: 0 E: 0 K: 0 S: 3 H: 2 LOB: 0 BB: 0 P: 3	R: 1 E: 0 K: 1 S: 6 H: 2 LOB: 1 BB: 1 P: 10	R: 0 E: 0 K: 1 S: 6 H: 1 LOB: 2 BB: 0 P: 6	1B: 11 2B: 3 3B: 1 HR: 0	SF: 0 SAC: 0 DP: 1 HBP: 0						

	AB	39
	R	5
	H	15
	RBI	5
	BB	2
	SO	7
	LOB	28

WP: 1 PB: 0 SB: 2 CS: 2 PA: 42

PITCHER	IP	WLS	BF	H	R	ER	SO	BB	IBB	HBP	BLK	WP	HR	S	P	ERA	WHIP
Dave Roberts, L (1, 1) ERA: 2.73	5.0		24	8	3	3	4	1	0	0	0	0	0	31	35	5.40	1.800
Enrique Romo, R (6, 1) ERA: 2.64	3.0	W	13	6	2	2	2	1	0	0	1	1	0	16	20	6.00	2.333
Grant Jackson, L (9, 1) ERA: 3.38	0.1		2	1	0	0	0	0	0	0	0	0	0	2	2	0.00	3.000
Kent Tekulve, R (9, 1) ERA: 3.58	0.2	S	2	0	0	0	1	0	0	0	0	0	0	4	4	0.00	0.000

PITCHER	IP	WLS	BF	H	R	ER	SO	BB	IBB	HBP	BLK	WP	HR	S	P	ERA	WHIP

Houston Astros @ Pittsburgh Pirates

Three Rivers Stadium, Pittsburgh, PA

Sat Jul 21 1979, 3:33 AM EDT

Att. 19,570 - Unknown

BOTTOM

Batter	1	2	3	4	5	6	7	8	9	AB	R	H	RBI	BB	SO	LOB
Omar Moreno, L (1, 8) OBP: 0.346, SLG: 0.422	4-3		1B FC4-6 1B	S 2B 1B		F7		F8		5	2	2	0	0	0	1
Tim Foli, R (1, 6) OBP: 0.322, SLG: 0.348	1B		FC4-6 1-3 1B	1-H 2B			F9			4	0	3	1	0	0	0
Dave Parker, L (1, 9) OBP: 0.359, SLG: 0.515	F7		FC4-6 HR 1-2f 3-H	F9			6-3			4	1	0	1	0	0	3
John Milner, L (1, 3) OBP: 0.366, SLG: 0.488	G3		1-H HR		CS 1B		F9			4	1	2	2	0	0	1
Bill Robinson, R (1, 7) OBP: 0.310, SLG: 0.570		L4	1-3		K 1-2			HR		4	1	1	1	0	1	1
Bill Madlock, R (1, 5) OBP: 0.336, SLG: 0.417		BBBB 1-3 1B BB	1B		BBBB BB			L9		2	0	1	0	2	0	0
Rennie Stennett, R (9, 4) OBP: 0.285, SLG: 0.294										0	0	0	0	0	0	0
Ed Ott, L (1, 2) OBP: 0.290, SLG: 0.394		1-2 1-3 1B	4-3		4-3			F4		4	0	1	0	0	0	2
Phil Garner, R (1, 4) OBP: 0.363, SLG: 0.459 (9, 5)		1-2 2-3 1-3		6-3		F7		HR		4	1	1	1	0	0	2
Dave Roberts, L (1, 1)										2	0	0	0	0	0	2
Enrique Romo, R (6, 1) OBP: 0.125, SLG: 0.125		G3								1	0	0	0	0	0	0
Lee Lacy, R (8, PH) OBP: 0.368, SLG: 0.500				4-3		1-6-3		1B		1	0	1	0	0	0	0
Grant Jackson, S (9, 1)										0	0	0	0	0	0	0
Kent Tekulve, R (9, 1) OBP: 0.500, SLG: 0.400										0	0	0	0	0	0	0
Inning Stats	R: 0 E: 0 K: 0 S: 4 H: 1 LOB: 1 BB: 0 P: 4	R: 0 E: 0 K: 0 S: 4 H: 1 LOB: 2 BB: 1 P: 8	R: 3 E: 0 K: 0 S: 7 H: 4 LOB: 1 BB: 0 P: 7	R: 1 E: 0 K: 0 S: 5 H: 2 LOB: 1 BB: 0 P: 5	R: 0 E: 0 K: 1 S: 5 H: 1 LOB: 1 BB: 1 P: 9	R: 0 E: 0 K: 0 S: 3 H: 0 LOB: 0 BB: 0 P: 3	R: 0 E: 0 K: 0 S: 3 H: 0 LOB: 0 BB: 0 P: 3	R: 2 E: 0 K: 0 S: 6 H: 3 LOB: 1 BB: 0 P: 6		1B: 8 2B: 2 3B: 0 HR: 3	SF: 0 SAC: 0 DP: 1 HBP: 0						

livebaseballscorecards.com

	AB	35
	R	6
	H	12
	RBI	6
	BB	2
	SO	1
	LOB	12

WP: 0 PB: 0 SB: 1 CS: 1 PA: 37

PITCHER		IP	WLS	BF	H	R	ER	SO	BB	IBB	HBP	BLK	WP	HR	S	P	ERA	WHIP
Joaquin Andujar, R ERA: 2.79	(1, 1)	7.0		31	9	4	4	1	2	0	0	0	0	1	31	39	5.14	1.571
Joe Sambito, L ERA: 1.24	(8, 1)	1.0	L	6	3	2	2	0	0	0	0	0	0	2	6	6	18.00	3.000

PITCHER	IP	WLS	BF	H	R	ER	SO	BB	IBB	HBP	BLK	WP	HR	S	P	ERA	WHIP

Batter	1	2	3	4	5	6	7	8	9	AB	R	H	RBI	BB	SO	LOB
Julio Gonzalez, R (1, 4) OBP: 0.288, SLG: 0.295	FC6-4 1B	5-3		5-3			F8		BLK SH1-3 1B	5	1	2	0	0	0	1
Craig Reynolds, L (1, 6) OBP: 0.294, SLG: 0.337	FC6-4 G3 1-2f		4-3		G4-6-3 1B		L3		SH1-3 1-2	4	0	1	0	0	0	1
Terry Puhl, L (1, 8) OBP: 0.348, SLG: 0.383	G3 1-2		HR		G4-6-3 1-2f		2B 1B		P6 2-3	5	2	2	1	0	0	3
Jose Cruz, L (1, 7) OBP: 0.374, SLG: 0.433	F7		F5		BBB BB		1B 2B 1-H		CS 1B 3-H	4	1	2	2	1	0	1
Enos Cabell, R (1, 3) OBP: 0.294, SLG: 0.352		E 1B 1B	1B 2B		4-3		1B 2-H		CS 1-2	4	2	3	1	0	0	1
Jeffrey Leonard, R (1, 9) OBP: 0.335, SLG: 0.321		E SF7 1B 1-2	1B 2-H			1B G3 1B	5-3			4	1	3	1	0	0	1
Art Howe, R (1, 5) OBP: 0.306, SLG: 0.373		E6 1-3 2-H	P4			G3 1-2		BBB G4-6-3 BB		3	0	0	0	1	0	3
Alan Ashby, S (1, 2) OBP: 0.280, SLG: 0.304		SF7 3-H		3-1		G6-4-3 2-3 1B		F7		3	0	1	1	0	0	1
Randy Niemann, L (1, 1) OBP: 0.200, SLG: 0.143 Rick Williams, R (1, 1) OBP: 0.261, SLG: 0.200 Frank LaCorte, R (2, 1) Denny Walling, L (6, PH) OBP: 0.387, SLG: 0.438 George Throop, R (6, 1) Jesus Alou, R (8, PH) OBP: 0.276, SLG: 0.269 Joe Sambito, L (8, 1) OBP: 0.571, SLG: 0.500	SSS	K		L4		G6-4-3 1-2f		G4-6-3 1-2f		0 1 1 1 0 1	0 0 0 0 0 0	0 0 0 0 0 0	0 0 0 0 0 0	0 1 0 0 0 1	0 0 0 0 0 0	0 1 0 2 0 1
Inning Stats	R: 0 E: 0 K: 0 S: 4 H: 1 LOB: 1 BB: 0 P: 4	R: 2 E: 1 K: 1 S: 8 H: 2 LOB: 1 BB: 0 P: 8	R: 2 E: 0 K: 0 S: 6 H: 3 LOB: 1 BB: 0 P: 6	R: 0 E: 0 K: 0 S: 3 H: 0 LOB: 0 BB: 0 P: 3	R: 0 E: 0 K: 0 S: 3 H: 1 LOB: 1 BB: 1 P: 7	R: 0 E: 0 K: 0 S: 4 H: 2 LOB: 1 BB: 0 P: 4	R: 2 E: 0 K: 0 S: 6 H: 3 LOB: 1 BB: 0 P: 6	R: 0 E: 0 K: 0 S: 2 H: 0 LOB: 0 BB: 1 P: 6	R: 1 E: 0 K: 0 S: 4 H: 2 LOB: 0 BB: 0 P: 4	1B: 11 2B: 2 3B: 0 HR: 1	SF: 1 SAC: 1 DP: 3 HBP: 0					

TOP

Houston Astros @ St. Louis Cardinals

Busch Stadium, St. Louis, MO

Sun Jul 22 1979, 3:33 AM CDT
Att. 27,973 - Unknown

livebaseballscorecards.com

AB	36
R	7
H	14
RBI	6
BB	2
SO	1
LOB	16

WP: 0 PB: 0 SB: 0 CS: 1 PA: 41

PITCHER		IP	WLS	BF	H	R	ER	SO	BB	IBB	HBP	BLK	WP	HR	S	P	ERA	WHIP
Bob Forsch, R ERA: 5.08	(1, 1)	5.0		23	7	4	3	1	1	0	0	0	0	1	24	28	5.40	1.600
Roy Thomas, R ERA: 3.97	(6, 1)	3.0		13	5	2	2	0	1	0	0	0	0	0	12	16	6.00	2.000
Will McEnaney, L ERA: 2.79	(9, 1)	1.0	L	4	2	1	1	0	0	0	0	1	0	0	4	4	9.00	2.000

PITCHER	IP	WLS	BF	H	R	ER	SO	BB	IBB	HBP	BLK	WP	HR	S	P	ERA	WHIP

BOTTOM

Houston Astros @ St. Louis Cardinals

Busch Stadium, St. Louis, MO

Sun Jul 22 1979, 3:33 AM CDT

Att. 27,973 - Unknown

livebaseballscorecards.com

Batter	1	2	3	4	5	6	7	8	9	AB	R	H	RBI	BB	SO	LOB
Jerry Mumphrey, S (1, 7) OBP: 0.329, SLG: 0.388	0-0 S 1B 1B	0-0 2-H HR	0-0 ③ F7			0-0 ① 5-3		0-0 ③ FC6 1-2f		5	2	2	2	0	0	3
Ken Oberkfell, L (1, 4) Garry Templeton, S (9, PH) OBP: 0.380, SLG: 0.432 OBP: 0.338, SLG: 0.453	S S S 0-3 ① K 1-2	0-0 ② F9		0-0 ① F7		0-0 ② 3-1			S S S 0-3 ① K	4 1	0 0	0 0	0 0	0 0	1 1	1 0
Keith Hernandez, L (1, 3) OBP: 0.396, SLG: 0.497	B B B B 4-0 1B SF8 BB	0-0 1B 2B		B B B 4-0 FC5 S BB		0-0 ③ F5			0-0 ② 4-3	3	2	1	0	2	0	0
George Hendrick, R (1, 9) OBP: 0.377, SLG: 0.464	0-0 1-3 2-H 1B 1B	0-0 2-H 1B		0-0 ② F8 1-2			0-0 ① 6-3		0-0 ③ 6-3	5	1	2	2	0	0	1
Tony Scott, S (1, 8) OBP: 0.314, SLG: 0.388	0-0 ② SF8 3-H	0-0 ③ F5		4-0 IBB			0-0 ② 4-3			2	0	0	1	1	0	1
Ken Reitz, R (1, 5) OBP: 0.313, SLG: 0.401	0-0 2-H 1B		0-0 ① F8	0-0 ③ FC5 2-3f			0-0 ③ 5-3			4	0	1	1	0	0	2
Steve Swisher, R (1, 2) OBP: 0.180, SLG: 0.196	0-0 ③ F8	0-0 2B		S S S 0-3 ① K				0-0 ① F7		4	0	1	0	0	1	1
Mike Phillips, L (1, 6) OBP: 0.292, SLG: 0.306		0-0 ① 4-3	0-0 ② F7	0-0 ② 4-3				S S S 0-3 ② K		4	0	0	0	0	1	1
Bob Forsch, R (1, 1) OBP: 0.256, SLG: 0.306 Lou Brock, L (5, PH) OBP: 0.351, SLG: 0.429 Roy Thomas, R (6, 1) OBP: 0.167, SLG: 0.333 Roger Freed, R (8, PH) OBP: 0.346, SLG: 0.545 Silvio Martinez, R (8, PR) OBP: 0.158, SLG: 0.167 Will McEnaney, L (9, 1)		0-0 HR 2B	B B B 4-0 BB		0-0 ③ F7			0-0 FC6 1B		1 1 0 1 0 0 0	1 0 0 0 0 0 0	1 0 0 1 0 0 0	0 0 0 0 0 0 0	1 0 0 0 0 0 0	0 0 0 0 0 0 0	0 0 0 0 0 0 0
Inning Stats	R: 3 E: 0 K: 1 S: 8 H: 3 LOB: 1 BB: 1 P: 12	R: 3 E: 0 K: 0 S: 7 H: 4 LOB: 1 BB: 0 P: 7	R: 0 E: 0 K: 0 S: 4 H: 1 LOB: 2 BB: 1 P: 8	R: 0 E: 0 K: 0 S: 3 H: 0 LOB: 2 BB: 2 P: 11	R: 0 E: 0 K: 1 S: 5 H: 0 LOB: 0 BB: 0 P: 5	R: 0 E: 0 K: 0 S: 3 H: 0 LOB: 0 BB: 0 P: 3	R: 0 E: 0 K: 0 S: 3 H: 0 LOB: 0 BB: 0 P: 3	R: 0 E: 0 K: 1 S: 6 H: 1 LOB: 1 BB: 0 P: 6	R: 0 E: 0 K: 1 S: 5 H: 0 LOB: 0 BB: 0 P: 5	1B: 5 2B: 3 3B: 0 HR: 1	SF: 1 SAC: 0 DP: 0 HBP: 0			WP: 0 PB: 0 SB: 2 CS: 0	PA: 40	

PITCHER		IP	WLS	BF	H	R	ER	SO	BB	IBB	HBP	BLK	WP	HR	S	P	ERA	WHIP
Randy Niemann, L ERA: 3.53	(1, 1)	0.2		6	3	3	3	1	1	0	0	0	0	0	7	11	40.50	6.000
Rick Williams, R ERA: 3.06	(1, 1)	1.0		7	4	3	3	0	0	0	0	0	0	1	7	7	27.00	4.000
Frank LaCorte, R ERA: 5.27	(2, 1)	3.1		14	1	0	0	1	2	1	0	0	0	0	13	25	0.00	0.900
George Throop, R ERA: 5.79	(6, 1)	2.0		6	0	0	0	0	0	0	0	0	0	0	6	6	0.00	0.000
Joe Sambito, L ERA: 1.2	(8, 1)	2.0	W	7	1	0	0	2	0	0	0	0	0	0	11	11	0.00	0.500

PITCHER	IP	WLS	BF	H	R	ER	SO	BB	IBB	HBP	BLK	WP	HR	S	P	ERA	WHIP

Batter	1	2	3	4	5	6	7	8	9	AB	R	H	RBI	BB	SO	LOB
Julio Gonzalez, R (1, 4) OBP: 0.293, SLG: 0.300	6-3	F7		1B		F9			1B	5	0	2	0	0	0	0
Craig Reynolds, L (1, 6) OBP: 0.293, SLG: 0.335	K	BB BB 1B		F2			F7		F7	5	0	1	0	0	1	2
Terry Puhl, L (1, 8) OBP: 0.351, SLG: 0.383	1B S HBP	1-2 BB			1B S SF8 1B		4-3			2	2	1	0	1	0	0
Jose Cruz, L (1, 7) OBP: 0.375, SLG: 0.432	1-H 3B 1B	1-2 2-3 BB			F5 1-2		3-1			3	1	1	1	1	0	1
Enos Cabell, R (1, 3) OBP: 0.296, SLG: 0.359	1-H 3B	K			2-3 1B			L6		4	0	2	1	0	1	3
Jeffrey Leonard, R (1, 9) OBP: 0.333, SLG: 0.318	BB	F3			SF8 3-H			K		2	0	0	1	1	1	3
Art Howe, R (1, 5) OBP: 0.301, SLG: 0.367	4-3	F8			1-3			P4		4	0	0	0	0	0	6
Alan Ashby, S (1, 2) OBP: 0.276, SLG: 0.299		4-3		4-3		F9			4-3	4	0	0	0	0	0	0
Joe Niekro, R (1, 1) OBP: 0.123, SLG: 0.127		5-3		5-3		F2			F9	4	0	0	0	0	0	0
Inning Stats	R: 2 E: 0 K: 1 S: 7 H: 2 LOB: 2 BB: 1 P: 12	R: 0 E: 0 K: 0 S: 3 H: 0 LOB: 0 BB: 0 P: 3	R: 0 E: 0 K: 1 S: 6 H: 1 LOB: 3 BB: 2 P: 14	R: 0 E: 0 K: 0 S: 4 H: 1 LOB: 1 BB: 0 P: 4	R: 1 E: 0 K: 0 S: 5 H: 2 LOB: 1 BB: 0 P: 5	R: 0 E: 0 K: 0 S: 3 H: 0 LOB: 0 BB: 0 P: 3	R: 0 E: 0 K: 0 S: 3 H: 0 LOB: 0 BB: 0 P: 3	R: 0 E: 0 K: 1 S: 5 H: 0 LOB: 0 BB: 0 P: 5	R: 0 E: 0 K: 0 S: 4 H: 1 LOB: 1 BB: 0 P: 4	1B: 6 2B: 0 3B: 1 HR: 0 SF: 1 SAC: 0 DP: 0 HBP: 1							

TOP

Houston Astros @ St. Louis Cardinals

Busch Stadium, St. Louis, MO

Mon Jul 23 1979, 7:05 PM CDT

Att. 18,075 - Unknown

livebaseballscorecards.com

AB	33
R	3
H	7
RBI	3
BB	3
SO	3
LOB	15

WP: 0 PB: 0 SB: 2 CS: 0 PA: 38

PITCHER		IP	WLS	BF	H	R	ER	SO	BB	IBB	HBP	BLK	WP	HR	S	P	ERA	WHIP
John Fulgham, R ERA: 2.96	(1, 1)	7.0	L	31	6	3	3	2	3	0	1	0	0	0	31	44	3.86	1.286
Mark Littell, R ERA: 2.64	(8, 1)	2.0		7	1	0	0	1	0	0	0	0	0	0	9	9	0.00	0.500

PITCHER	IP	WLS	BF	H	R	ER	SO	BB	IBB	HBP	BLK	WP	HR	S	P	ERA	WHIP

Batter	1	2	3	4	5	6	7	8	9	AB	R	H	RBI	BB	SO	LOB
Lou Brock, L (1, 7) OBP: 0.349, SLG: 0.434	S S S 0-3 K ①		x 0-0 3B		x 0-0 6-3 ①		x 0-0 4-3 ③			4	0	1	0	0	1	0
Ken Oberkfell, L (1, 4) OBP: 0.377, SLG: 0.428	x 0-0 4-3 ②		x 0-0 P5 ③		x 0-0 S 1B			x 0-0 4-3 ①		4	0	1	0	0	0	1
Tony Scott, S (1, 8) OBP: 0.311, SLG: 0.383	S S S 0-3 K ③			x 0-0 4-3 ①	x 0-0 L8 ② 1-2			x 0-0 L8 ②		4	0	0	0	0	1	1
Keith Hernandez, L (1, 3) OBP: 0.395, SLG: 0.493		x 0-0 6-3 ①		B B B 4-0 1B 1B BB	x 0-0 3-1 ③			x 0-0 F9 ③		3	1	0	0	1	0	1
George Hendrick, R (1, 9) OBP: 0.378, SLG: 0.464		x 0-0 1B		x 0-0 1B 1B 1-3 1B		x 0-0 F8 ①			x 0-0 F8 ①	4	1	2	0	0	0	0
Terry Kennedy, L (1, 2) OBP: 0.313, SLG: 0.387		x 0-0 F8 ②		x 0-0 1B 1-2 3-H 1B		x 0-0 F7 ②			S S S 0-3 K ②	4	0	1	1	0	1	1
Ken Reitz, R (1, 5) OBP: 0.313, SLG: 0.399		S S S 0-3 K ③		x 0-0 1-2 2-H 1B		x 0-0 5-3 ③			x 0-0 5-3 ③	4	0	1	1	0	1	1
Mike Phillips, L (1, 6) OBP: 0.279, SLG: 0.292			x 0-0 F8 ①	x 0-0 F7 ②			x 0-0 G3 ①			3	0	0	0	0	0	2
John Fulgham, R (1, 1) OBP: 0.231, SLG: 0.091 Jerry Mumphrey, S (7, PH) OBP: 0.327, SLG: 0.386 Mark Littell, L (8, 1)			x 0-0 4-3 ②	S S S 0-3 K ③			S S S 0-3 K ②			2 1 0	0 0 0	0 0 0	0 0 0	0 0 0	1 1 0	2 0 0
Inning Stats	R: 0 H: 0 E: 0 LOB: 0 K: 2 BB: 0 S: 7 P: 7	R: 0 H: 1 E: 0 LOB: 1 K: 1 BB: 0 S: 6 P: 6	R: 0 H: 1 E: 0 LOB: 1 K: 0 BB: 0 S: 4 P: 4	R: 2 H: 3 E: 0 LOB: 2 K: 1 BB: 1 S: 8 P: 12	R: 0 H: 1 E: 0 LOB: 1 K: 0 BB: 0 S: 4 P: 4	R: 0 H: 0 E: 0 LOB: 0 K: 0 BB: 0 S: 3 P: 3	R: 0 H: 0 E: 0 LOB: 0 K: 1 BB: 0 S: 5 P: 5	R: 0 H: 0 E: 0 LOB: 0 K: 0 BB: 0 S: 3 P: 3	R: 0 H: 0 E: 0 LOB: 0 K: 1 BB: 0 S: 5 P: 5	1B: 5 SF: 0 2B: 0 SAC: 0 3B: 1 DP: 0 HR: 0 HBP: 0						

PITCHER	IP	WLS	BF	H	R	ER	SO	BB	IBB	HBP	BLK	WP	HR	S	P	ERA	WHIP
Joe Niekro, R (1, 1) ERA: 3.1	9.0	W	34	6	2	2	6	1	0	0	0	0	0	45	49	2.00	0.778

PITCHER	IP	WLS	BF	H	R	ER	SO	BB	IBB	HBP	BLK	WP	HR	S	P	ERA	WHIP

BOTTOM

Houston Astros @ St. Louis Cardinals

Busch Stadium, St. Louis, MO

Mon Jul 23 1979, 7:05 PM CDT

Att. 18,075 - Unknown

livebaseballscorecards.com

AB	33
R	2
H	6
RBI	2
BB	1
SO	6
LOB	9

Chicago Cubs @ Houston Astros

Astrodome, Houston, TX

Tue Jul 24 1979, 8:05 PM EDT

Att. 28,431 - Unknown

TOP

livebaseballscorecards.com

Batter	1	2	3	4	5	6	7	8	9	AB	R	H	RBI	BB	SO	LOB
Ivan De Jesus, R (1, 6) OBP: 0.356, SLG: 0.368	F8		E7 4-3 1B			F9		6-3		4	0	1	0	0	0	0
Scot Thompson, L (1, 8) OBP: 0.383, SLG: 0.421	4-3		4-3 2-3			5-3			G4-6-3 1B	4	0	1	0	0	0	1
Bill Buckner, L (1, 3) OBP: 0.311, SLG: 0.438	6-3		4-3			3-1			F7	4	0	0	0	0	0	2
Larry Biittner, L (1, 9) OBP: 0.356, SLG: 0.412		BBBB 1B BB		4-3			F7		G4-6-3 1-2f	3	0	0	0	1	0	1
Dave Kingman, R (1, 7) OBP: 0.370, SLG: 0.639		F8		F8			F8			3	0	0	0	0	0	1
Steve Ontiveros, S (1, 5) OBP: 0.378, SLG: 0.386		1-2 1B		G3			F9			3	0	1	0	0	0	0
Barry Foote, R (1, 2) OBP: 0.302, SLG: 0.401		F7			F4			F8		3	0	0	0	0	0	2
Tim Blackwell, S (8, 2) OBP: 0.388, SLG: 0.275										0	0	0	0	0	0	0
Steve Dillard, R (1, 4) OBP: 0.415, SLG: 0.394		F7			F9			6-3		3	0	0	0	0	0	2
Dennis Lamp, R (1, 1) OBP: 0.242, SLG: 0.226			5-3		5-3			HR		1	0	0	0	0	0	0
Ken Holtzman, R (4, 1) OBP: 0.282, SLG: 0.324										1	0	0	0	0	0	0
Ken Henderson, S (8, PH) OBP: 0.473, SLG: 0.452										1	1	1	1	0	0	0
Donnie Moore, L (8, 1) OBP: 0.182, SLG: 0.364										0	0	0	0	0	0	0

Inning Stats	1	2	3	4	5	6	7	8	9
	R: 0 E: 0 K: 0 S: 3	H: 0 LOB: 0 BB: 0 P: 3	R: 0 E: 0 K: 0 S: 4	H: 1 LOB: 2 BB: 1 P: 8	R: 0 E: 1 K: 0 S: 4	H: 1 LOB: 1 BB: 0 P: 4	R: 0 E: 0 K: 0 S: 3	H: 0 LOB: 0 BB: 0 P: 3	R: 0 E: 0 K: 0 S: 3	H: 0 LOB: 0 BB: 0 P: 3	R: 0 E: 0 K: 0 S: 3	H: 0 LOB: 0 BB: 0 P: 3	R: 1 E: 0 K: 0 S: 4	H: 1 LOB: 0 BB: 0 P: 4	R: 0 E: 0 K: 0 S: 3	H: 1 LOB: 0 BB: 0 P: 3

	AB	30
	R	1
	H	4
	RBI	1
	BB	1
	SO	0
	LOB	9

	1B: 3	SF: 0	WP: 0	PA: 31
	2B: 0	SAC: 0	PB: 0	
	3B: 0	DP: 1	SB: 0	
	HR: 1	HBP: 0	CS: 0	

PITCHER	IP	WLS	BF	H	R	ER	SO	BB	IBB	HBP	BLK	WP	HR	S	P	ERA	WHIP
Ken Forsch, R (1, 1) ERA: 3.17	9.0	W	31	4	1	1	0	1	0	0	0	0	1	30	34	1.00	0.556

PITCHER	IP	WLS	BF	H	R	ER	SO	BB	IBB	HBP	BLK	WP	HR	S	P	ERA	WHIP

Batter	1	2	3	4	5	6	7	8	9	AB	R	H	RBI	BB	SO	LOB
Julio Gonzalez, R (1, 4) OBP: 0.298, SLG: 0.313	6-3		F4	2B 1-H 2-H		FC3-6 1-2f 2-3		SH2-3 1-2 1B		5	0	2	2	0	0	2
Craig Reynolds, L (1, 6) OBP: 0.295, SLG: 0.345	FC5-2 3B		6-3 2B	3-1		3-1		SH2-3 1-2 2-3		4	0	2	0	0	0	3
Terry Puhl, L (1, 8) OBP: 0.347, SLG: 0.379	FC5-2 S 1B 3-H		6-3 2-3		3-1		E3 1B G4-6-3	G3		5	2	0	0	0	0	4
Jose Cruz, L (1, 7) OBP: 0.378, SLG: 0.433	1-H 1B		1-3		5-3		G4-6-3 1-3 1B	IBB		4	0	2	1	1	0	1
Enos Cabell, R (1, 3) OBP: 0.295, SLG: 0.357	4-3			1B E 1B	S S S K		G4-6-3 1-2f 3-H	F4		5	1	1	0	0	1	5
Jeffrey Leonard, R (1, 9) OBP: 0.341, SLG: 0.327		5-3		FC1-5 E 1-3 1B		FC4-6 1B 1B	BB 1B			4	1	3	0	0	0	0
Art Howe, R (1, 5) OBP: 0.307, SLG: 0.371		1B 1B	F3			FC4-6 1-2 1B	B B B BB 1-2			3	0	2	0	1	0	2
Alan Ashby, S (1, 2) OBP: 0.275, SLG: 0.298		G6-4-3 1-3 1B	E6 FC1-5 1-2 2B 3-H			FC4-6 FC3-6 1B 1-2f 2-3	F9			4	1	1	1	0	0	5
Ken Forsch, R (1, 1) OBP: 0.209, SLG: 0.195		G6-4-3 1-2f	FC1-5 2B 1-2 2-3f			FC3-6 1-2 3-H 1B		SH2-3 1B 1B		4	1	2	1	0	0	4
Inning Stats	R: 1 H: 2 E: 0 LOB: 1 K: 0 BB: 0 S: 5 P: 5	R: 0 H: 2 E: 0 LOB: 1 K: 0 BB: 0 S: 4 P: 4	R: 0 H: 1 E: 0 LOB: 1 K: 0 BB: 0 S: 4 P: 4	R: 3 H: 3 E: 1 LOB: 1 K: 0 BB: 0 S: 7 P: 7	R: 0 H: 0 E: 0 LOB: 0 K: 1 BB: 0 S: 5 P: 5	R: 1 H: 3 E: 0 LOB: 2 K: 0 BB: 0 S: 6 P: 6	R: 1 H: 2 E: 1 LOB: 2 K: 0 BB: 1 S: 5 P: 9	R: 0 H: 2 E: 0 LOB: 3 K: 0 BB: 1 S: 5 P: 9		1B: 12 SF: 0 2B: 2 SAC: 1 3B: 1 DP: 2 HR: 0 HBP: 0						

BOTTOM

Chicago Cubs @ Houston Astros

Astrodome, Houston, TX

Tue Jul 24 1979, 8:05 PM EDT

Att. 28,431 - Unknown

livebaseballscorecards.com

AB	38
R	6
H	15
RBI	5
BB	2
SO	1
LOB	26

PITCHER		IP	WLS	BF	H	R	ER	SO	BB	IBB	HBP	BLK	WP	HR	S	P	ERA	WHIP
Dennis Lamp, R ERA: 4.57	(1, 1)	3.2	L	19	8	4	2	0	0	0	0	0	0	0	19	19	4.91	2.182
Ken Holtzman, L ERA: 4.6	(4, 1)	3.1		16	5	2	1	1	1	0	0	0	0	0	17	21	2.70	1.800
Donnie Moore, R ERA: 5.73	(8, 1)	1.0		6	2	0	0	0	0	1	0	0	0	0	5	9	0.00	2.000

PITCHER	IP	WLS	BF	H	R	ER	SO	BB	IBB	HBP	BLK	WP	HR	S	P	ERA	WHIP

Batter	1	2	3	4	5	6	7	8	9	AB	R	H	RBI	BB	SO	LOB
Ivan De Jesus, R (1, 6) OBP: 0.355, SLG: 0.367	S S S 0-3 ① K			S S S 0-3 ① K		S S S 0-3 ① K		x 0-0 E 1B BB 1B 1-3 2-H		4	1	1	1	0	3	0
Scot Thompson, L (1, 9) OBP: 0.385, SLG: 0.435	x 0-0 ② F7			x 0-0 1B 3B		S S S 0-3 ② K		x 0-0 BB E 1B 1-2 3-H		4	1	2	1	0	1	0
Bill Buckner, L (1, 3) OBP: 0.310, SLG: 0.436 Miguel Dilone, S (8, PR) OBP: 0.242, SLG: 0.280 (8, 8)	x 0-0 ③ F4			x 0-0 5-3 1B 3-H		S S S 0-3 ③ K		x 0-0 E5 BB 1-2 2-3		4 0	0 0	1 0	1 0	0 0	1 0	2 0
Larry Biittner, L (1, 7) OBP: 0.351, SLG: 0.398 (8, 3)		x 0-0 ① 4-3		x 0-0 ② 5-3 1-2			x 0-0 ① 4-3	B B B 4-0 BB 1-2 2-3 3-H		3	0	0	1	1	0	1
Steve Ontiveros, S (1, 5) OBP: 0.373, SLG: 0.381		S S S 0-3 ② K		S S S 0-3 ③ K			x 0-0 ② F7	S S S 0-3 ② K		4	0	0	0	0	3	4
Jerry Martin, R (1, 8) OBP: 0.350, SLG: 0.490 Dick Tidrow, R (8, 1) OBP: 0.250, SLG: 0.250		x 0-0 ③ 5-3			S S S 0-3 ① K		S S S 0-3 ③ K	S S S 0-3 ③ K		4 0	0 0	0 0	0 0	0 0	3 0	3 0
Tim Blackwell, S (1, 2) OBP: 0.394, SLG: 0.264			x 0-0 ① 4-3		B B B 4-0 FC6-4 BB			B B B 4-0 1B 1B BB	S S S 0-3 ① K	2	1	0	0	2	1	0
Ted Sizemore, R (1, 4) OBP: 0.325, SLG: 0.329 Mike Vail, R (8, PH) OBP: 0.394, SLG: 0.565 Steve Dillard, R (8, PR) OBP: 0.405, SLG: 0.382 (8, 4)			x 0-0 ② F3		S S S 0-3 ② K			x 0-0 1B 1B 1B 1-2	S S S 0-3 ② K	2 1 1	0 0 1	0 1 0	0 0 0	0 0 0	1 0 1	1 0 0
Rick Reuschel, R (1, 1) OBP: 0.182, SLG: 0.128 Willie Hernandez, L (6, 1) OBP: 0.333, SLG: 0.333 Ken Henderson, S (8, PH) OBP: 0.456, SLG: 0.432 (8, 7)			S S S 0-3 ③ K		x 0-0 ③ FC6-4 1-2f			S S S 0-3 ① K	x 0-0 ③ 5-3	2 0 2	0 0 0	0 0 0	0 0 0	0 0 0	1 0 1	1 0 2
Inning Stats	R: 0 E: 0 K: 1 S: 5 H: 0 LOB: 0 BB: 0 P: 5	R: 0 E: 0 K: 1 S: 5 H: 0 LOB: 0 BB: 0 P: 5	R: 0 E: 0 K: 1 S: 5 H: 0 LOB: 0 BB: 0 P: 5	R: 1 E: 0 K: 2 S: 9 H: 2 LOB: 1 BB: 0 P: 9	R: 0 E: 0 K: 2 S: 7 H: 0 LOB: 1 BB: 1 P: 11	R: 0 E: 0 K: 3 S: 9 H: 0 LOB: 0 BB: 0 P: 9	R: 0 E: 0 K: 1 S: 5 H: 0 LOB: 0 BB: 0 P: 5	R: 3 E: 1 K: 3 S: 13 H: 3 LOB: 3 BB: 2 P: 21	R: 0 E: 0 K: 2 S: 7 H: 0 LOB: 0 BB: 0 P: 7	1B: 4 2B: 0 3B: 1 HR: 0 SF: 0 SAC: 0 DP: 0 HBP: 0						

PITCHER		IP	WLS	BF	H	R	ER	SO	BB	IBB	HBP	BLK	WP	HR	S	P	ERA	WHIP
J.R. Richard, R ERA: 3.83	(1, 1)	7.1	W	28	4	4	3	12	2	0	0	0	0	0	50	58	3.68	0.818
Joe Sambito, L ERA: 1.17	(8, 1)	1.2	S	8	1	0	0	4	1	0	0	0	0	0	15	19	0.00	1.200

PITCHER	IP	WLS	BF	H	R	ER	SO	BB	IBB	HBP	BLK	WP	HR	S	P	ERA	WHIP

TOP

Chicago Cubs @ Houston Astros

Astrodome, Houston, TX

Wed Jul 25 1979, 8:05 PM EDT

Att. 21,910 - Unknown

livebaseballscorecards.com

AB	33
R	4
H	5
RBI	4
BB	3
SO	16
LOB	14

WP: 0 PA: 36
PB: 0
SB: 0
CS: 0

Batter	1	2	3	4	5	6	7	8	9	AB	R	H	RBI	BB	SO	LOB
Julio Gonzalez, R (1, 4) OBP: 0.310, SLG: 0.319	6-3	G3		FC3-2 HBP		1B 1B		S 1B		4	1	2	0	0	0	1
Craig Reynolds, L (1, 6) OBP: 0.294, SLG: 0.343	4-3		F7	FC3-2		1B 1B		F8		5	0	1	1	0	0	3
Terry Puhl, L (1, 8) OBP: 0.348, SLG: 0.377	2B HBP		3-1	F9				G3		4	1	1	0	0	0	3
Jose Cruz, L (1, 7) OBP: 0.382, SLG: 0.436	1B 2B		S 1B E BB		1B 1-3 BB	F8				2	2	1	1	2	0	2
Enos Cabell, R (1, 3) OBP: 0.299, SLG: 0.363	CS 1B		S 1B		1-3		WP SF8 2B			4	1	3	1	0	0	1
Jeffrey Leonard, R (1, 9) OBP: 0.343, SLG: 0.327	CS	S E 1B	S BB		F8		6-3			3	1	1	0	1	0	2
Art Howe, R (1, 5) OBP: 0.307, SLG: 0.370		E4	4-3		CS 1B		SF8			3	0	1	1	0	0	2
Alan Ashby, S (1, 2) OBP: 0.275, SLG: 0.297		5-3		4-3	CS	SH3-4 1B	3-1			4	0	1	0	0	0	1
J.R. Richard, R (1, 1) OBP: 0.125, SLG: 0.204 Joe Sambito, L (8, 1) OBP: 0.500, SLG: 0.400	K			FC3-2 3B		SH3-4		4-3		2 1	0 0	1 0	0 0	0 0	1 0	1 0
Inning Stats	R: 2 H: 2 E: 0 LOB: 0 K: 0 BB: 0 S: 4 P: 5	R: 1 H: 1 E: 1 LOB: 1 K: 1 BB: 0 S: 7 P: 7	R: 1 H: 1 E: 0 LOB: 2 K: 0 BB: 2 S: 4 P: 12	R: 0 H: 1 E: 0 LOB: 2 K: 0 BB: 0 S: 4 P: 5	R: 0 H: 1 E: 0 LOB: 1 K: 0 BB: 1 S: 3 P: 7	R: 1 H: 4 E: 0 LOB: 2 K: 0 BB: 0 S: 6 P: 6	R: 1 H: 1 E: 0 LOB: 0 K: 0 BB: 0 S: 4 P: 4	R: 0 H: 1 E: 0 LOB: 1 K: 0 BB: 0 S: 4 P: 4		1B: 9 SF: 1 2B: 2 SAC: 1 3B: 1 DP: 0 HR: 0 HBP: 2						

BOTTOM

Chicago Cubs @ Houston Astros

Astrodome, Houston, TX

Wed Jul 25 1979, 8:05 PM EDT

Att. 21,910 - Unknown

livebaseballscorecards.com

AB	32
R	6
H	12
RBI	4
BB	3
SO	1
LOB	16

PITCHER		IP	WLS	BF	H	R	ER	SO	BB	IBB	HBP	BLK	WP	HR	S	P	ERA	WHIP
Rick Reuschel, R ERA: 3.91	(1, 1)	5.2	L	30	10	5	3	1	3	0	2	0	0	0	27	41	4.76	2.294
Willie Hernandez, L ERA: 5.44	(6, 1)	1.1		5	1	1	1	0	0	0	0	0	1	0	5	5	6.75	0.750
Dick Tidrow, R ERA: 3.82	(8, 1)	1.0		4	1	0	0	0	0	0	0	0	0	0	4	4	0.00	1.000

PITCHER		IP	WLS	BF	H	R	ER	SO	BB	IBB	HBP	BLK	WP	HR	S	P	ERA	WHIP

Los Angeles Dodgers @ Houston Astros

Astrodome, Houston, TX

Thu Jul 26 1979, 8:05 PM EDT

Att. 26,834 - Unknown

TOP

Batter	1	2	3	4	5	6	7	8	9	AB	R	H	RBI	BB	SO	LOB
Davey Lopes, R (1, 4) OBP: 0.358, SLG: 0.501	5-3	E7 1-H 3-H			FC6-4 6-3 1-2f		BB		F2	4	0	0	0	1	0	3
Bill Russell, R (1, 6) OBP: 0.286, SLG: 0.360	F8	F8			6-3 1-2		3-1			4	0	0	0	0	0	3
Steve Garvey, R (1, 3) OBP: 0.357, SLG: 0.489	P4		G3			5-3		6-3		4	0	0	0	0	0	0
Ron Cey, R (1, 5) OBP: 0.389, SLG: 0.500 Ted Martinez, R (8, 5) OBP: 0.353, SLG: 0.388		BB 1B 1B 1B	K			5-3		P4		4 0	1 0	1 0	0 0	0 0	1 0	0 0
Dusty Baker Jr., R (1, 7) OBP: 0.333, SLG: 0.454		BB 1-2 1B 1B	F3			3-1		F8		4	1	1	0	0	0	0
Joe Ferguson, R (1, 9) OBP: 0.379, SLG: 0.436		K		G6-4-3 BB			SH1-4 E BB		4-3 SH5-4 1B	2	1	1	0	2	1	2
Steve Yeager, R (1, 2) OBP: 0.297, SLG: 0.402		1B E 1-2 2-3 BB		G6-4-3 1-2f			SH1-4 1-2		SH5-4 1-2	1	1	0	0	1	0	1
Derrel Thomas, S (1, 8) OBP: 0.344, SLG: 0.349		E 1-3 2-H 3-H 1B		5-3			E5 2-H 3B		4-3 2-3	4	2	2	3	0	0	1
Don Sutton, R (1, 1) OBP: 0.185, SLG: 0.170 Joe Beckwith, L (5, 1) Terry Forster, L (8, 1)		K			FC6-4 1B		F8		BB	2 1 0	0 0 0	1 0 0	0 0 0	0 0 1	1 0 0	2 0 0
Inning Stats	R: 0 E: 0 K: 0 S: 3 H: 0 LOB: 0 BB: 0 P: 3	R: 4 E: 1 K: 2 S: 11 H: 3 LOB: 1 BB: 1 P: 15	R: 0 E: 0 K: 1 S: 5 H: 0 LOB: 0 BB: 0 P: 5	R: 0 E: 0 K: 0 S: 2 H: 0 LOB: 0 BB: 1 P: 6	R: 0 E: 0 K: 0 S: 3 H: 1 LOB: 0 BB: 0 P: 3	R: 0 E: 0 K: 0 S: 3 H: 0 LOB: 0 BB: 0 P: 3	R: 2 E: 1 K: 0 S: 4 H: 1 LOB: 1 BB: 2 P: 12	R: 0 E: 0 K: 0 S: 3 H: 0 LOB: 0 BB: 0 P: 3	R: 0 E: 0 K: 0 S: 4 H: 1 LOB: 2 BB: 1 P: 8	1B: 5 2B: 0 3B: 1 HR: 0 SF: 0 SAC: 2 DP: 1 HBP: 0						

livebaseballscorecards.com

AB	30
R	6
H	6
RBI	3
BB	5
SO	3
LOB	12

PITCHER	IP	WLS	BF	H	R	ER	SO	BB	IBB	HBP	BLK	WP	HR	S	P	ERA	WHIP
Joaquin Andujar, R (1, 1) ERA: 2.8	9.0	L	37	6	6	3	3	5	0	0	0	0	0	38	58	3.00	1.222

PITCHER	IP	WLS	BF	H	R	ER	SO	BB	IBB	HBP	BLK	WP	HR	S	P	ERA	WHIP

BOTTOM

Batter	1	2	3	4	5	6	7	8	9	AB	R	H	RBI	BB	SO	LOB
Julio Gonzalez, R (1, 4) (7, 6) (9, 5) OBP: 0.298, SLG: 0.306	F7		1-3		4-3		K		L4	5	0	0	0	0	1	1
Craig Reynolds, L (1, 6) OBP: 0.294, SLG: 0.343	K		F7		S 2B 1B 3-H		F8		4-3	3	1	1	1	0	1	0
Rafael Landestoy, S (7, 4) OBP: 0.276, SLG: 0.228										2	0	0	0	0	0	0
Terry Puhl, L (1, 8) OBP: 0.347, SLG: 0.378	4-3			4-3	1-H 2B		P5			4	0	1	1	0	0	0
Jose Cruz, L (1, 7) OBP: 0.388, SLG: 0.439		BB 1B S 1B BB		1B	FC6-4 BB			1B 1B		2	2	2	0	2	0	0
Enos Cabell, R (1, 3) OBP: 0.299, SLG: 0.362		CS 1B 1-3 1B		F8	FC6-4 1-2f			P4		4	0	1	0	0	0	4
Jeffrey Leonard, R (1, 9) OBP: 0.350, SLG: 0.335		CS 1-2 3-H 1B		L5		4-3 1B		1B 1-2 1B		4	0	3	1	0	0	1
Art Howe, R (1, 5) OBP: 0.309, SLG: 0.372		K 1-2 2-3			3B 1B	4-3 1-2		G4-6-3 1-2 2-H 1B		4	1	2	0	0	1	3
Jimmy Sexton, R (8, PR) OBP: 0.280, SLG: 0.217										0	0	0	0	0	0	0
(9, 6)																
Alan Ashby, S (1, 2) OBP: 0.276, SLG: 0.305		3-1			1-H 1B 3B	F7		G4-6-3 1-2f		3	1	1	1	0	0	2
Jesus Alou, R (8, PH) OBP: 0.267, SLG: 0.259										1	0	0	0	0	0	2
Bruce Bochy, R (9, 2) OBP: 0.250, SLG: 0.268										0	0	0	0	0	0	0
Joaquin Andujar, S (1, 1) OBP: 0.048, SLG: 0.025			F9		K	K			6-3	3	0	0	0	0	2	2
Reggie Baldwin, R (9, PH) OBP: 0.214, SLG: 0.286										1	0	0	0	0	0	0
Inning Stats	R: 0 E: 0 K: 1 S: 5 H: 0 LOB: 0 BB: 0 P: 5	R: 1 E: 0 K: 1 S: 6 H: 2 LOB: 1 BB: 1 P: 10	R: 0 E: 0 K: 0 S: 3 H: 0 LOB: 0 BB: 0 P: 3	R: 0 E: 0 K: 0 S: 4 H: 1 LOB: 1 BB: 0 P: 4	R: 3 E: 0 K: 1 S: 9 H: 4 LOB: 2 BB: 1 P: 13	R: 0 E: 0 K: 1 S: 6 H: 1 LOB: 1 BB: 0 P: 6	R: 0 E: 0 K: 1 S: 5 H: 0 LOB: 0 BB: 0 P: 5	R: 1 E: 0 K: 0 S: 5 H: 3 LOB: 2 BB: 0 P: 5	R: 0 E: 0 K: 0 S: 3 H: 0 LOB: 0 BB: 0 P: 3	1B: 9 2B: 2 3B: 1 HR: 0	SF: 0 SAC: 0 DP: 2 HBP: 0	WP: 0 PB: 0 SB: 2 CS: 2	PA: 38				

PITCHER	IP	WLS	BF	H	R	ER	SO	BB	IBB	HBP	BLK	WP	HR	S	P	ERA	WHIP
Don Sutton, R (1, 1) ERA: 4.63	4.2		21	7	4	4	3	1	0	0	0	0	0	26	30	7.71	1.714
Joe Beckwith, R (5, 1) ERA: 4.76	2.2	W	13	4	1	1	2	1	0	0	0	0	0	16	20	3.38	1.875
Terry Forster, L (8, 1) ERA: 3.6	1.2	S	4	0	0	0	0	0	0	0	0	0	0	4	4	0.00	0.000

PITCHER	IP	WLS	BF	H	R	ER	SO	BB	IBB	HBP	BLK	WP	HR	S	P	ERA	WHIP

Los Angeles Dodgers @ Houston Astros

Astrodome, Houston, TX

Thu Jul 26 1979, 8:05 PM EDT

Att. 26,834 - Unknown

livebaseballscorecards.com

AB	36
R	5
H	11
RBI	4
BB	2
SO	5
LOB	15

Batter	1	2	3	4	5	6	7	8	9	AB	R	H	RBI	BB	SO	LOB
Davey Lopes, R (1, 4) OBP: 0.358, SLG: 0.497	6-3	BB	FC6-4 1-2f 2-3 3-H			FC6-4 1B	F7		L7	5	0	1	1	1	0	5
Bill Russell, R (1, 6) OBP: 0.285, SLG: 0.357	K	F7	FC6 1-2 3-H			FC6-4 1B 1-2f HR	F7			3	0	0	0	1	1	3
Ted Martinez, R (6, PR) OBP: 0.346, SLG: 0.380 (6, 6)			BB							1	1	0	0	0	0	1
Steve Garvey, R (1, 3) OBP: 0.357, SLG: 0.488	F7	FC5-2 1B FC6 1-2f				1-2 HR 1B		6-3		5	1	2	0	0	0	2
Ron Cey, R (1, 5) OBP: 0.391, SLG: 0.500		1B 1B	WP FC5-2 1-3 BB 1B	5-3		P3		P4-3 1B		4	2	2	0	0	0	2
Manny Mota, R (8, PH) OBP: 0.367, SLG: 0.321										1	0	1	0	0	0	0
Von Joshua, L (8, PR) OBP: 0.320, SLG: 0.454 (8, 9)										0	0	0	0	0	0	0
Dusty Baker Jr., R (1, 7) OBP: 0.334, SLG: 0.462		1-2 E 1B	FC5-2 BB WP 1-2 1B 3-H	4-3		1-H 2-H HR		P4-3 1-2f		5	3	2	3	0	0	3
Joe Ferguson, R (1, 9) OBP: 0.383, SLG: 0.439		E7 1-H 2-H 1B	1B BB 1-2 2-3 1B IBB	F8		FC4 1B			SH1-4 1B	1	2	1	1	1	0	0
Gary Thomasson, L (3, 9) OBP: 0.357, SLG: 0.383 (8, 8)										3	0	2	0	0	0	0
Steve Yeager, R (1, 2) OBP: 0.295, SLG: 0.394		K	1B 1B 1-2 2-3 3-H FC6-4 BB		F9	1-2f FC4			F9	4	1	0	1	1	1	3
Derrel Thomas, S (1, 8) OBP: 0.353, SLG: 0.356 (8, 5)		S 3-H 1B	FC6-4 1B 1-2 2-3 3-H S 1B		K		SH1-4 BB		SH1-4 1-2 1B	4	1	3	2	1	1	0
Charlie Hough, R (1, 1) OBP: 0.214, SLG: 0.286		6-3 1-2	FC6-4 1-2 2-3 3-H 1B		5-3		SH1-4 1-2		SH1-4 1-2 2-3	3	0	1	1	0	0	1
Lerrin LaGrow, R (8, 1)										0	0	0	0	0	0	0
Dave Patterson, R (8, 1)										0	0	0	0	0	0	0
Inning Stats	R: 0 E: 0 K: 1 S: 5 H: 0 LOB: 0 BB: 0 P: 5	R: 3 E: 1 K: 1 S: 9 H: 4 LOB: 2 BB: 1 P: 13	R: 5 E: 0 K: 0 S: 7 H: 4 LOB: 3 BB: 3 P: 19	R: 0 E: 0 K: 0 S: 3 H: 0 LOB: 0 BB: 0 P: 3	R: 0 E: 0 K: 1 S: 5 H: 0 LOB: 0 BB: 0 P: 5	R: 3 E: 0 K: 0 S: 7 H: 4 LOB: 1 BB: 0 P: 7	R: 0 E: 0 K: 0 S: 3 H: 0 LOB: 1 BB: 1 P: 7	R: 0 E: 0 K: 0 S: 3 H: 1 LOB: 1 BB: 0 P: 3	R: 0 E: 0 K: 0 S: 5 H: 2 LOB: 2 BB: 0 P: 5	1B: 14 2B: 1 3B: 0 HR: 1 SF: 0 SAC: 2 DP: 1 HBP: 0						

PITCHER		IP	WLS	BF	H	R	ER	SO	BB	IBB	HBP	BLK	WP	HR	S	P	ERA	WHIP
Joe Niekro, R ERA: 3.38	(1, 1)	2.1	L	16	6	7	6	2	2	1	0	0	1	0	17	29	23.14	3.429
Rick Williams, R ERA: 3.14	(3, 1)	0.2		5	2	1	1	0	1	0	0	0	0	0	4	8	13.50	4.500
Frank LaCorte, R ERA: 5.94	(4, 1)	3.0		13	4	3	3	1	0	0	0	0	0	1	15	15	9.00	1.333
George Throop, R ERA: 5.4	(7, 1)	1.0		4	0	0	0	0	1	0	0	0	0	0	3	7	0.00	1.000
Bert Roberge, R ERA: 1.33	(8, 1)	1.0		3	1	0	0	0	0	0	0	0	0	0	3	3	0.00	1.000

PITCHER		IP	WLS	BF	H	R	ER	SO	BB	IBB	HBP	BLK	WP	HR	S	P	ERA	WHIP
Randy Niemann, L ERA: 3.46	(9, 1)	1.0		5	2	0	0	0	0	0	0	0	0	0	5	5	0.00	2.000

TOP

Los Angeles Dodgers @ Houston Astros

Astrodome, Houston, TX

Fri Jul 27 1979, 8:05 PM EDT

Att. 39,071 - Unknown

livebaseballscorecards.com

AB	39
R	11
H	15
RBI	9
BB	5
SO	3
LOB	20

WP: 1 PB: 0 SB: 3 CS: 0

PA: 46

BOTTOM

Batter	1	2	3	4	5	6	7	8	9	AB	R	H	RBI	BB	SO	LOB
Julio Gonzalez, R (1, 4) (7, 6) OBP: 0.294, SLG: 0.302	F8			G3		K		2B 1B 4-3		5	1	1	0	0	1	1
Craig Reynolds, L (1, 6) OBP: 0.295, SLG: 0.343	F6			P3		1B		1-3 1B 2B	4-3	3	0	1	0	0	0	0
Rafael Landestoy, S (6, PR) (7, 4) OBP: 0.280, SLG: 0.243										2	1	1	0	0	0	0
Terry Puhl, L (1, 8) OBP: 0.350, SLG: 0.380	1-3			BB		F9		2-H 3-H 3B 1B	1B	4	1	2	2	1	0	1
Jose Cruz, L (1, 7) OBP: 0.390, SLG: 0.444		G6-4-3 1B		K			WP FC6-4 2B	1-H 1B 3B	FC5-4 1-2 1B	3	1	2	0	0	1	1
Denny Walling, L (8, 7) OBP: 0.378, SLG: 0.469										2	1	2	1	0	0	0
Enos Cabell, R (1, 3) OBP: 0.299, SLG: 0.360		F8			F9		FC6-4 2-3 HBP	BB 1B BB	K	2	0	0	0	0	0	1
Bert Roberge, R (8, 1)										0	0	0	0	0	0	0
Bruce Bochy, R (8, PH) OBP: 0.258, SLG: 0.268										0	1	0	0	1	0	0
Randy Niemann, L (9, 1) OBP: 0.200, SLG: 0.143										0	0	0	0	0	0	0
Cesar Cedeno, R (9, PH) OBP: 0.368, SLG: 0.381										1	0	0	0	0	1	2
Jeffrey Leonard, R (1, 9) OBP: 0.351, SLG: 0.333		G6-4-3 1-2f			1B 1B		FC6-4 1-2f S 3-H	1B FC6-4 1-2 BB	FC5-4 1-2f	4	1	1	1	1	0	4
Art Howe, R (1, 5) OBP: 0.312, SLG: 0.374			G6-4-3 1B		G6-4-3 1-2 1B		F7 1-2	F9		4	0	2	0	0	0	4
Alan Ashby, S (1, 2) OBP: 0.274, SLG: 0.303										2	0	0	0	0	0	3
George Throop, R (7, 1)			G6-4-3 1-2f		G6-4-3 1-2f		BB	FC6-4 1-3 2-H 3-H 1B		0	0	0	0	0	0	0
Jesus Alou, R (7, PH) OBP: 0.313, SLG: 0.286										1	0	1	2	1	0	0
(8, 3)																
Joe Niekro, R (1, 1) OBP: 0.123, SLG: 0.127						6-3	K	FC6-4 1-2f 3-H		0	0	0	0	0	0	0
Rick Williams, R (3, 1) OBP: 0.261, SLG: 0.200			F7							0	0	0	0	0	0	0
Jimmy Sexton, R (3, PH) OBP: 0.269, SLG: 0.208										1	0	0	0	0	0	0
Frank LaCorte, R (4, 1)										0	0	0	0	0	0	0
Reggie Baldwin, R (6, PH) OBP: 0.176, SLG: 0.235										3	0	0	1	0	1	3
(7, 2)																
Inning Stats	R: 0 E: 0 K: 0 S: 3 H: 0 LOB: 0 BB: 0 P: 3	R: 0 E: 0 K: 0 S: 3 H: 1 LOB: 0 BB: 0 P: 3	R: 0 E: 0 K: 0 S: 3 H: 1 LOB: 0 BB: 0 P: 3	R: 0 E: 0 K: 1 S: 5 H: 0 LOB: 1 BB: 1 P: 9	R: 0 E: 0 K: 0 S: 4 H: 2 LOB: 1 BB: 0 P: 4	R: 0 E: 0 K: 1 S: 6 H: 1 LOB: 1 BB: 0 P: 6	R: 1 E: 0 K: 1 S: 6 H: 1 LOB: 2 BB: 1 P: 11	R: 6 E: 0 K: 0 S: 8 H: 5 LOB: 1 BB: 2 P: 16	R: 0 E: 0 K: 1 S: 7 H: 2 LOB: 2 BB: 0 P: 7	1B: 10 2B: 2 3B: 1 HR: 0 SF: 0 SAC: 0 DP: 3 HBP: 1						

PITCHER		IP	WLS	BF	H	R	ER	SO	BB	IBB	HBP	BLK	WP	HR	S	P	ERA	WHIP
Charlie Hough, R ERA: 4.35	(1, 1)	7.0	W	29	8	3	3	3	2	0	1	0	1	0	32	41	3.86	1.429
Lerrin LaGrow, R ERA: 6.7	(8, 1)	0.0		3	2	1	1	0	1	0	0	0	0	0	2	6	∞	∞
Dave Patterson, R ERA: 5.68	(8, 1)	2.0		10	3	3	3	1	1	0	0	0	0	0	11	15	13.50	2.000

PITCHER	IP	WLS	BF	H	R	ER	SO	BB	IBB	HBP	BLK	WP	HR	S	P	ERA	WHIP

Los Angeles Dodgers @ Houston Astros
Astrodome, Houston, TX
Fri Jul 27 1979, 8:05 PM EDT
Att. 39,071 - Unknown

livebaseballscorecards.com

AB	37
R	7
H	13
RBI	7
BB	4
SO	4
LOB	20

1B: 10 SF: 0 PA: 42
2B: 2 SAC: 0
3B: 1 DP: 3
HR: 0 HBP: 1
WP: 1
PB: 0
SB: 1
CS: 0

Batter	1	2	3	4	5	6	7	8	9	AB	R	H	RBI	BB	SO	LOB
Davey Lopes, R (1, 4) OBP: 0.354, SLG: 0.492	P3			4-3		F8			5-3	4	0	0	0	0	0	0
Bill Russell, R (1, 6) OBP: 0.283, SLG: 0.354	5-3			F8		F9			6-3	4	0	0	0	0	0	0
Steve Garvey, R (1, 3) OBP: 0.354, SLG: 0.483	K			F8		4-3			5-3	4	0	0	0	0	1	0
Ron Cey, R (1, 5) OBP: 0.387, SLG: 0.495		P4			F7		F9			3	0	0	0	0	0	0
Dusty Baker Jr., R (1, 7) OBP: 0.334, SLG: 0.461		6-3			1B 2B 1B		F9			3	1	1	0	0	0	0
Joe Ferguson, R (1, 9) OBP: 0.383, SLG: 0.437		F8			1-2 2B 1B		F8			3	1	1	0	0	0	0
Steve Yeager, R (1, 2) OBP: 0.291, SLG: 0.388			F9		F8			6-3		3	0	0	0	0	0	2
Derrel Thomas, S (1, 8) OBP: 0.353, SLG: 0.360			4-3		1-H 2-H 2B			G3		3	0	1	2	0	0	0
Jerry Reuss, L (1, 1) OBP: 0.143, SLG: 0.053			K		6-3			K		2	0	0	0	0	1	1
Von Joshua, L (8, PH) OBP: 0.317, SLG: 0.449										1	0	0	0	0	1	0
Ken Brett, L (8, 1) OBP: 0.333, SLG: 0.333										0	0	0	0	0	0	0
Dave Patterson, R (8, 1)										0	0	0	0	0	0	0
Inning Stats	R: 0 E: 0 K: 1 S: 5 H: 0 LOB: 0 BB: 0 P: 5	R: 0 E: 0 K: 0 S: 3 H: 0 LOB: 0 BB: 0 P: 3	R: 0 E: 0 K: 1 S: 5 H: 0 LOB: 0 BB: 0 P: 5	R: 0 E: 0 K: 0 S: 3 H: 0 LOB: 0 BB: 0 P: 3	R: 2 E: 0 K: 0 S: 6 H: 3 LOB: 1 BB: 0 P: 6	R: 0 E: 0 K: 0 S: 3 H: 0 LOB: 0 BB: 0 P: 3	R: 0 E: 0 K: 0 S: 3 H: 0 LOB: 0 BB: 0 P: 3	R: 0 E: 0 K: 1 S: 5 H: 0 LOB: 0 BB: 0 P: 5	R: 0 E: 0 K: 0 S: 3 H: 0 LOB: 0 BB: 0 P: 3	1B: 2 2B: 1 3B: 0 HR: 0	SF: 0 SAC: 0 DP: 0 HBP: 0						

TOP

Los Angeles Dodgers @ Houston Astros

Astrodome, Houston, TX

Sat Jul 28 1979, 8:05 PM EDT

Att. 39,747 - Unknown

livebaseballscorecards.com

AB	30
R	2
H	3
RBI	2
BB	0
SO	3
LOB	3

WP: 0 PB: 0 SB: 0 CS: 0 PA: 30

PITCHER	IP	WLS	BF	H	R	ER	SO	BB	IBB	HBP	BLK	WP	HR	S	P	ERA	WHIP
Ken Forsch, R (1, 1) ERA: 3.09	9.0	W	30	3	2	2	3	0	0	0	0	0	0	36	36	2.00	0.333

PITCHER	IP	WLS	BF	H	R	ER	SO	BB	IBB	HBP	BLK	WP	HR	S	P	ERA	WHIP

Batter	1	2	3	4	5	6	7	8	9	AB	R	H	RBI	BB	SO	LOB
Cesar Cedeno, R (1, 3) OBP: 0.370, SLG: 0.386	L6			FC4-6 1B	2-H 2B		FC4-6 1B CS 1-2f			4	0	2	1	0	0	1
Julio Gonzalez, R (1, 6) (9, 5) OBP: 0.293, SLG: 0.301	6-3			FC4-6 WP 2B 1-2f	6-3		1-3 1B			4	1	1	0	0	0	2
Terry Puhl, L (1, 8) OBP: 0.351, SLG: 0.386	6-3			4-3 2B 1-H 2B		2B 2B	CS 3-H	F9		4	2	2	1	0	0	0
Jeffrey Leonard, R (1, 9) OBP: 0.350, SLG: 0.336		SSS K		4-3 2-3		2-H 2B		6-3		4	0	1	1	0	1	1
Enos Cabell, R (1, 5) OBP: 0.301, SLG: 0.363 Jimmy Sexton, R (8, PR) (9, 6) OBP: 0.269, SLG: 0.208		6-3		1B 3-H 2B		1-3		HBP		3 0	1 0	1 0	1 0	0 0	0 0	1 0
Jose Cruz, L (1, 7) OBP: 0.388, SLG: 0.441		4-3		CS 2-H 1B		F7		4-3		4	0	1	1	0	0	2
Art Howe, R (1, 4) OBP: 0.312, SLG: 0.374 Rafael Landestoy, S (7, 4) OBP: 0.280, SLG: 0.243		6-3		CS 1-2	SH2-3 2B 1B	F9				3 0	1 0	1 0	0 0	0 0	0 0	1 0
Bruce Bochy, R (1, 2) OBP: 0.261, SLG: 0.271		F9			SSS K		FC2-6 1B			3	0	1	0	0	1	1
Ken Forsch, R (1, 1) OBP: 0.200, SLG: 0.186		SSS K			SH2-3 1-2		FC2-6 FC4-6 1-2f			2	0	0	0	0	1	1
Inning Stats	R: 0 H: 0 E: 0 LOB: 0 K: 0 BB: 0 S: 3 P: 3	R: 0 H: 0 E: 0 LOB: 0 K: 1 BB: 0 S: 5 P: 5	R: 0 H: 0 E: 0 LOB: 0 K: 1 BB: 0 S: 5 P: 5	R: 3 H: 4 E: 0 LOB: 0 K: 0 BB: 0 S: 6 P: 6	R: 1 H: 2 E: 0 LOB: 1 K: 1 BB: 0 S: 7 P: 7	R: 1 H: 2 E: 0 LOB: 1 K: 0 BB: 0 S: 5 P: 5	R: 0 H: 2 E: 0 LOB: 1 K: 0 BB: 0 S: 4 P: 4	R: 0 H: 0 E: 0 LOB: 1 K: 0 BB: 0 S: 3 P: 4		1B: 5 SF: 0 2B: 5 SAC: 1 3B: 0 DP: 0 HR: 0 HBP: 1						

BOTTOM

Los Angeles Dodgers @ Houston Astros

Astrodome, Houston, TX

Sat Jul 28 1979, 8:05 PM EDT

Att. 39,747 - Unknown

livebaseballscorecards.com

AB	31
R	5
H	10
RBI	5
BB	0
SO	3
LOB	10

WP: 1 PA: 35
PB: 0
SB: 0
CS: 2

PITCHER		IP	WLS	BF	H	R	ER	SO	BB	IBB	HBP	BLK	WP	HR	S	P	ERA	WHIP
Jerry Reuss, L ERA: 5.16	(1, 1)	7.0	L	29	10	5	5	3	0	0	0	0	1	0	35	35	6.43	1.429
Ken Brett, L ERA: 4.5	(8, 1)	0.2		3	0	0	0	0	0	0	1	0	0	0	2	3	0.00	0.000
Dave Patterson, R ERA: 5.61	(8, 1)	0.1		1	0	0	0	0	0	0	0	0	0	0	1	1	0.00	0.000

PITCHER	IP	WLS	BF	H	R	ER	SO	BB	IBB	HBP	BLK	WP	HR	S	P	ERA	WHIP

Batter	1	2	3	4	5	6	7	8	9	AB	R	H	RBI	BB	SO	LOB
Davey Lopes, R (1, 4) OBP: 0.358, SLG: 0.492	L7		BB			1B		BB		2	1	1	0	2	0	0
Bill Russell, R (1, 6) OBP: 0.285, SLG: 0.356	F4		G6-4-3			L3		K		4	0	2	1	0	1	1
Steve Garvey, R (1, 3) OBP: 0.351, SLG: 0.479	K		G6-4-3			L3		P4		4	0	0	0	0	1	4
Ron Cey, R (1, 5) OBP: 0.389, SLG: 0.497		BB		K		2B		F8		3	0	1	0	1	1	1
Dusty Baker Jr., R (1, 7) OBP: 0.333, SLG: 0.457		K		F9		4-3			BB	3	0	0	0	1	1	2
Gary Thomasson, L (1, 9) OBP: 0.352, SLG: 0.378		K		3-1			P6		SH1-4	3	0	0	0	0	1	1
Terry Forster, L (9, 1)										0	0	0	0	0	0	0
Derrel Thomas, S (1, 8) OBP: 0.351, SLG: 0.371		K			K		HR		4-3	4	1	1	1	0	2	2
Johnny Oates, L (1, 2) OBP: 0.158, SLG: 0.059			BB		G3		4-3		6-3	3	1	0	0	1	0	1
Burt Hooton, R (1, 1) OBP: 0.186, SLG: 0.224			L3		4-3		K			3	0	0	0	0	1	1
Von Joshua, L (9, 9) OBP: 0.317, SLG: 0.449										0	0	0	0	0	0	0
Inning Stats	R: 0 E: 0 K: 1 S: 5 H: 0 LOB: 0 BB: 0 P: 5	R: 0 E: 0 K: 3 S: 9 H: 0 LOB: 1 BB: 1 P: 13	R: 1 E: 0 K: 0 S: 3 H: 1 LOB: 1 BB: 2 P: 11	R: 0 E: 0 K: 1 S: 5 H: 0 LOB: 0 BB: 0 P: 5	R: 0 E: 0 K: 1 S: 5 H: 0 LOB: 0 BB: 0 P: 5	R: 1 E: 1 K: 0 S: 5 H: 3 LOB: 1 BB: 0 P: 5	R: 1 E: 0 K: 1 S: 6 H: 1 LOB: 0 BB: 0 P: 6	R: 0 E: 1 K: 1 S: 5 H: 0 LOB: 1 BB: 1 P: 9	R: 0 E: 0 K: 0 S: 3 H: 0 LOB: 1 BB: 1 P: 7	1B: 3 2B: 2 3B: 0 HR: 1 SF: 0 SAC: 1 DP: 2 HBP: 0	WP: 0 PB: 0 SB: 1 CS: 0 PA: 35					

PITCHER	IP	WLS	BF	H	R	ER	SO	BB	IBB	HBP	BLK	WP	HR	S	P	ERA	WHIP
J.R. Richard, R (1, 1) ERA: 3.79	9.0	W	35	5	3	3	8	5	0	0	0	0	1	46	66	3.00	1.111

PITCHER	IP	WLS	BF	H	R	ER	SO	BB	IBB	HBP	BLK	WP	HR	S	P	ERA	WHIP

TOP

Los Angeles Dodgers @ Houston Astros

Astrodome, Houston, TX

Sun Jul 29 1979, 8:05 PM EDT

Att. 46,754 - Unknown

livebaseballscorecards.com

AB	29
R	3
H	5
RBI	2
BB	5
SO	8
LOB	13

BOTTOM

Batter	1	2	3	4	5	6	7	8	9	AB	R	H	RBI	BB	SO	LOB
Cesar Cedeno, R (1, 3) OBP: 0.373, SLG: 0.397	S S S 0-3 ① K	x 0-0 ③ F3			x 0-0 CS 1B		x 0-0 CS 1B		x 0-0 1-H 3B	5	0	3	1	0	1	1
Craig Reynolds, L (1, 6) OBP: 0.299, SLG: 0.346	B B B B 4-0 2B BB		x 0-0 4-3 1B		x 0-0 ① ② 3-1 1-2		x 0-0 ② 1-2 1B			3	1	2	0	1	0	1
Terry Puhl, L (1, 8) OBP: 0.348, SLG: 0.382	x 0-0 ② F9		x 0-0 ① 4-3 1-2		x 0-0 ③ 4-3		x 0-0 ③ 4-3			4	0	0	0	0	0	3
Jose Cruz, L (1, 7) OBP: 0.394, SLG: 0.451	x 0-0 1-H 1B 2B		B B B B 4-0 BB			x 0-0 G3 FC 2B		x 0-0 SH3 1B		3	2	3	1	1	0	0
Enos Cabell, R (1, 5) OBP: 0.301, SLG: 0.362	x 0-0 S 2-H 1B		x 0-0 ② P4			x 0-0 ① G3 2-3		x 0-0 ① SH3 1-2		3	0	1	1	0	0	3
Jeffrey Leonard, R (1, 9) OBP: 0.344, SLG: 0.330	x 0-0 ③ F9 1-2		x 0-0 ③ F8			x 0-0 FC S 3-H		x 0-0 ② F8		4	0	0	1	0	0	4
Alan Ashby, S (1, 2) OBP: 0.270, SLG: 0.299		S S S 0-3 ① K		x 0-0 ① G3		x 0-0 ② P6 1-2		x 0-0 ③ L6		4	0	0	0	0	1	2
Rafael Landestoy, S (1, 4) OBP: 0.279, SLG: 0.243		x 0-0 SH3 1B		S S S 0-3 ② K		S S S 0-3 ③ K			x 0-0 ① G3	4	0	1	0	0	2	1
J.R. Richard, R (1, 1) OBP: 0.136, SLG: 0.211		x 0-0 ② SH3 1-2		S S S 0-3 ③ K			x 0-0 ① 1-3		x 0-0 3B 1B	3	1	1	0	0	1	0
Inning Stats	R: 2 E: 0 K: 1 S: 7 H: 2 LOB: 1 BB: 1 P: 11	R: 0 E: 0 K: 1 S: 6 H: 1 LOB: 1 BB: 0 P: 6	R: 0 E: 0 K: 0 S: 4 H: 1 LOB: 2 BB: 1 P: 8	R: 0 E: 0 K: 2 S: 7 H: 0 LOB: 0 BB: 0 P: 7	R: 0 E: 0 K: 0 S: 3 H: 1 LOB: 0 BB: 0 P: 3	R: 1 E: 0 K: 1 S: 7 H: 1 LOB: 1 BB: 0 P: 7	R: 0 E: 0 K: 0 S: 4 H: 2 LOB: 1 BB: 0 P: 4	R: 0 E: 0 K: 0 S: 4 H: 1 LOB: 1 BB: 0 P: 4	R: 1 E: 0 K: 0 S: 3 H: 2 LOB: 1 BB: 0 P: 3	1B: 8 2B: 2 3B: 1 HR: 0	SF: 0 SAC: 2 DP: 0 HBP: 0						

PITCHER	IP	WLS	BF	H	R	ER	SO	BB	IBB	HBP	BLK	WP	HR	S	P	ERA	WHIP
Burt Hooton, R (1, 1) ERA: 3.08	8.0		34	9	3	3	5	2	0	0	0	0	0	42	50	3.38	1.375
Terry Forster, L (9, 1) ERA: 4.11	0.1	L	3	2	1	1	0	0	0	0	0	0	0	3	3	27.00	6.000

PITCHER	IP	WLS	BF	H	R	ER	SO	BB	IBB	HBP	BLK	WP	HR	S	P	ERA	WHIP

Los Angeles Dodgers @ Houston Astros

Astrodome, Houston, TX

Sun Jul 29 1979, 8:05 PM EDT

Att. 46,754 - Unknown

livebaseballscorecards.com

AB	33
R	4
H	11
RBI	4
BB	2
SO	5
LOB	15

1B: 8	SF: 0	WP: 0	PA: 37
2B: 2	SAC: 2	PB: 0	
3B: 1	DP: 0	SB: 2	
HR: 0	HBP: 0	CS: 2	

San Francisco Giants @ Houston Astros

Astrodome, Houston, TX

Mon Jul 30 1979, 8:05 PM EDT

Att. 18,995 - Unknown

TOP

livebaseballscorecards.com

Batter	1	2	3	4	5	6	7	8	9	AB	R	H	RBI	BB	SO	LOB
Bill North, S (1, 8) OBP: 0.394, SLG: 0.379	SSS 0-3 ① K		x 0-0 ① F6		BBB 4-0 S 1B BB	x 0-0 S E 2B	x 0-0 2-3 1B			4	2	2	0	1	1	0
Larry Herndon, R (7, 8) OBP: 0.318, SLG: 0.436										0	0	0	0	0	0	0
Joe Strain, R (1, 4) OBP: 0.336, SLG: 0.351	BBBB 4-0 1B BB		x 0-0 ② F7		x 0-0 FC4-6 1-H 1B	x 0-0 E6 2-H	x 0-0 ③ 5-3			4	0	1	1	1	0	2
Rob Andrews, R (7, 4) OBP: 0.305, SLG: 0.284										0	0	0	0	0	0	0
Jack Clark, R (1, 9) OBP: 0.341, SLG: 0.472	x 0-0 G4-6-3 1-2 1B		x 0-0 E3 1B		x 0-0 ① FC4-6 1-2f 1B	SSS 0-3 ③ K		x 0-0 ① 4-3		4	1	1	0	0	1	2
Greg Johnston, L (8, PH) (8, 9)										1	0	0	0	0	0	0
Willie McCovey, L (1, 3) OBP: 0.331, SLG: 0.474	x 0-0 ② ③ G4-6-3 1-2f		x 0-0 ③ 2-H 1B		x 0-0 1B 2-H 1B		x 0-0 ① 5-3	x 0-0 ② F7		5	0	2	1	0	0	2
Darrell Evans, L (1, 5) OBP: 0.348, SLG: 0.402		x 0-0 ① F8		SSS 0-3 ① K	x 0-0 G4-6-3 1-3 1B		BBBB 4-0 2B 2B BB	x 0-0 ③ G3		4	1	1	0	1	1	0
Terry Whitfield, L (1, 7) OBP: 0.356, SLG: 0.401		x 0-0 E3 S 2B	x 0-0 ② G3	x 0-0 ② ③ G4-6-3 1-2f			x 0-0 1-3 2B 2B		x 0-0 ① F8	5	2	1	0	0	0	2
Roger Metzger, S (1, 6) OBP: 0.282, SLG: 0.299		x 0-0 F8 1-H 2B	x 0-0 S 1B		x 0-0 E4 4-3 SH3-4 1B	CCC 0-3 ② K			x 0-0 ② L6	5	1	3	1	0	1	2
Dennis Littlejohn, R (1, 2) OBP: 0.269, SLG: 0.239		x 0-0 ② F8 2-3	BBBB 4-0 1-2 BB		x 0-0 ① 4-3 2-3	IIII 4-0 2B IBB			x 0-0 ③ 6-3	3	1	0	0	2	0	2
Bob Knepper, L (1, 1) OBP: 0.200, SLG: 0.327		x 0-0 ③ F8	x 0-0 ③ F9		x 0-0 ② SH3-4 3-H	x 0-0 1B 1-H 2-H 3-H 2B				3	0	1	4	0	0	3

	AB	38
	R	8
	H	12
	RBI	7
	BB	5
	SO	4
	LOB	15

Inning Stats										
	R: 0 E: 0 K: 1 S: 5	H: 1 LOB: 1 BB: 1 P: 9	R: 1 E: 1 K: 0 S: 5	H: 1 LOB: 1 BB: 0 P: 5	R: 0 E: 1 K: 0 S: 4	H: 1 LOB: 2 BB: 0 P: 4	R: 0 E: 0 K: 1 S: 6	H: 1 LOB: 2 BB: 1 P: 10	R: 2 E: 1 K: 0 S: 5	H: 3 LOB: 1 BB: 1 P: 9
	R: 2 E: 2 K: 1 S: 8	H: 2 LOB: 1 BB: 0 P: 8	R: 3 E: 0 K: 1 S: 8	H: 3 LOB: 2 BB: 2 P: 16	R: 0 E: 0 K: 0 S: 3	H: 0 LOB: 0 BB: 0 P: 3	R: 0 E: 0 K: 0 S: 3	H: 0 LOB: 0 BB: 0 P: 3	1B: 8 2B: 4 3B: 0 HR: 0	SF: 0 SAC: 1 DP: 2 HBP: 0
	WP: 0 PB: 0 SB: 4 CS: 0	PA: 44								

PITCHER		IP	WLS	BF	H	R	ER	SO	BB	IBB	HBP	BLK	WP	HR	S	P	ERA	WHIP
Joaquin Andujar, R ERA: 2.85	(1, 1)	4.1	L	23	7	3	2	2	3	0	0	0	0	0	24	36	4.15	2.308
Randy Niemann, L ERA: 3.98	(5, 1)	2.1		14	5	5	4	2	1	1	0	0	0	0	16	24	15.43	2.571
Bert Roberge, R ERA: 1.25	(7, 1)	1.1		4	0	0	0	0	0	0	0	0	0	0	4	4	0.00	0.000
George Throop, R ERA: 5.06	(9, 1)	1.0		3	0	0	0	0	0	0	0	0	0	0	3	3	0.00	0.000

PITCHER	IP	WLS	BF	H	R	ER	SO	BB	IBB	HBP	BLK	WP	HR	S	P	ERA	WHIP

BOTTOM

San Francisco Giants @ Houston Astros

Astrodome, Houston, TX

Mon Jul 30 1979, 8:05 PM EDT

Att. 18,995 - Unknown

livebaseballscorecards.com

Batter	1	2	3	4	5	6	7	8	9	AB	R	H	RBI	BB	SO	LOB
Cesar Cedeno, R (1, 3) OBP: 0.374, SLG: 0.397	2-1 1B		1-2 F4 ②			1-0 F8 ①		0-2 F9 ②		2	0	1	0	0	0	0
Rafael Landestoy, S (5, 4) OBP: 0.274, SLG: 0.239										2	0	0	0	0	0	2
Julio Gonzalez, R (1, 6) OBP: 0.285, SLG: 0.292	0-1 F8 ①		2-0 F8 ③			2-2 L6 ②		0-0 4-3 ③		4	0	0	0	0	0	3
Terry Puhl, L (1, 8) OBP: 0.347, SLG: 0.381	2-2 G6-4-3 1B 1-3			2-1 G3 ①		3-3 K ③			0-0 F9 ①	4	0	1	0	0	1	0
Jeffrey Leonard, R (1, 9) OBP: 0.343, SLG: 0.329	1-1 G6-4-3 ②③ 1-2f			2-1 S 1B			1-2 F4 ①		0-0 F7 ②	4	0	1	0	0	0	2
Enos Cabell, R (1, 5) OBP: 0.298, SLG: 0.359 (5, 3)		1-2 5-3 ①		0-0 F2 ②			0-0 F8 ②		0-1 F8 ③	4	0	0	0	0	0	1
Jose Cruz, L (1, 7) OBP: 0.392, SLG: 0.449		0-0 3-1 ②		3-2 6-3 ③ 1-2			0-2 1-3 ③			2	0	0	0	0	0	1
Jesus Alou, R (7, PH) OBP: 0.303, SLG: 0.276 (8, 7)										1	0	0	0	0	0	0
Art Howe, R (1, 4) OBP: 0.312, SLG: 0.371 (5, 5)		4-1 S BB			2-3 K ①			2-1 E6 1B 1B		2	0	0	0	1	1	0
Bruce Bochy, R (1, 2) OBP: 0.263, SLG: 0.273		1-2 F9 ③ 1-2			3-2 5-3 ②			0-0 1B 1-2 1B		3	0	1	0	0	0	1
Joaquin Andujar, S (1, 1) OBP: 0.047, SLG: 0.024			1-0 4-3 ①		2-3 K ③			2-0 ① 1-3 2-3 1B		1	0	0	0	0	0	0
Randy Niemann, L (5, 1) OBP: 0.188, SLG: 0.133										1	0	0	0	0	1	0
Bert Roberge, R (7, 1)										0	0	0	0	0	0	0
Reggie Baldwin, R (8, PH) OBP: 0.222, SLG: 0.278										1	0	1	0	0	0	0
George Throop, R (9, 1)										0	0	0	0	0	0	0
Inning Stats	R: 0 E: 0 K: 0 S: 11 H: 2 LOB: 1 BB: 0 P: 16	R: 0 E: 0 K: 0 S: 10 H: 0 LOB: 1 BB: 1 P: 16	R: 0 E: 0 K: 0 S: 5 H: 0 LOB: 0 BB: 0 P: 9	R: 0 E: 0 K: 0 S: 10 H: 1 LOB: 1 BB: 0 P: 17	R: 0 E: 0 K: 2 S: 10 H: 0 LOB: 0 BB: 0 P: 17	R: 0 E: 0 K: 1 S: 7 H: 0 LOB: 0 BB: 0 P: 13	R: 0 E: 0 K: 0 S: 7 H: 0 LOB: 0 BB: 0 P: 8	R: 0 E: 1 K: 0 S: 8 H: 2 LOB: 2 BB: 0 P: 12	R: 0 E: 0 K: 0 S: 4 H: 0 LOB: 0 BB: 0 P: 4	1B: 5 2B: 0 3B: 0 HR: 0 SF: 0 SAC: 0 DP: 1 HBP: 0						

	AB	31
	R	0
	H	5
	RBI	0
	BB	1
	SO	3
	LOB	10

PITCHER		IP	WLS	BF	H	R	ER	SO	BB	IBB	HBP	BLK	WP	HR	S	P	ERA	WHIP
Bob Knepper, L ERA: 3.97	(1, 1)	9.0	W	32	5	0	0	3	1	0	0	0	0	0	72	112	0.00	0.667

PITCHER	IP	WLS	BF	H	R	ER	SO	BB	IBB	HBP	BLK	WP	HR	S	P	ERA	WHIP

Batter	1	2	3	4	5	6	7	8	9	AB	R	H	RBI	BB	SO	LOB
Bill North, S (1, 8) OBP: 0.394, SLG: 0.378	S S S 0-3 ① K2-3		x 0-0 ① L6		B B B B 4-0 FC6-4 BB		x 0-0 1B 1-2 1B 1B	S S S 0-3 ③ K		4	1	1	0	1	2	2
Joe Strain, R (1, 4) OBP: 0.339, SLG: 0.371	x 0-0 ② 6-3		x 0-0 2B		x 0-0 ① FC6-4 G6-4-3 1-2f		x 0-0 ② L7		x 0-0 1B 2B	5	1	2	0	0	0	3
Jack Clark, R (1, 9) (7, 5) OBP: 0.344, SLG: 0.472	B B B B 4-0 BB		x 0-0 ② 5-3		x 0-0 ② ③ G6-4-3 1-2f		x 0-0 1B 1-2 2-H 1B		x 0-0 WP 1B 2-H 1B	4	0	2	2	1	0	2
Willie McCovey, L (1, 3) OBP: 0.332, SLG: 0.472 John Montefusco, R (9, PR) OBP: 0.200, SLG: 0.320	x 0-0 ③ G3		S S S 0-3 ③ K			x 0-0 ① F8	x 0-0 1B 1-2 2-H 1B		x 0-0 WP 1-2 1B	5 0	0 0	2 0	1 0	0 0	1 0	2 0
Darrell Evans, L (1, 5) OBP: 0.349, SLG: 0.399 Tom Griffin, R (7, 1) OBP: 0.083, SLG: 0.083 Mike Ivie, R (9, PH) OBP: 0.360, SLG: 0.564		B B B B 4-0 BB BB		B B B B 4-0 FC4-6 1B BB		x 0-0 ② F9	S S S 0-3 ③ K		x 0-0 ① F5 1-2 2-3	2 0 1	0 0 0	0 0 0	0 0 0	2 0 0	1 0 0	2 0 2
Terry Whitfield, L (1, 7) OBP: 0.360, SLG: 0.402		B B B B 4-0 1-2 BB		x 0-0 FC4-6 1-2 1B		S S S 0-3 ③ K		x 0-0 BB 1B	S S S 0-3 ② K2-3	4	0	2	0	1	2	3
Roger Metzger, S (1, 6) OBP: 0.283, SLG: 0.300 Johnnie LeMaster, R (8, PH) OBP: 0.307, SLG: 0.340 (8, 6)		S S S 0-3 ① K		x 0-0 ① FC4-6 WP 1-2f 2-3			x 0-0 E FC4-6 1B	x 0-0 ① F9	x 0-0 ③ 6-3	3 2	1 0	1 0	0 0	0 0	1 0	4 4
Dennis Littlejohn, R (1, 2) OBP: 0.250, SLG: 0.220		S S S 0-3 ② K		S S S 0-3 ② K			x 0-0 E6 FC4-6 1-3	S S S 0-3 ② K		4	0	0	0	0	3	6
Ed Whitson, R (1, 1) OBP: 0.115, SLG: 0.080 Philip Nastu, L (2, 1) OBP: 0.154, SLG: 0.043 Greg Johnston, L (4, PH) Ed Halicki, R (4, 1) OBP: 0.214, SLG: 0.222 Larry Herndon, R (7, PH) OBP: 0.320, SLG: 0.434 (7, 9)		x 0-0 ③ F3		S S S 0-3 ③ K 1-2			x 0-0 ① FC4-6 1B 1-2f 3-H 1B	B B B B 4-0 1-2 BB		1 0 1 0 1	0 0 0 0 1	0 0 0 0 1	0 0 0 0 1	0 0 1 0 1	0 0 2 0 0	2 0 2 0 1

Inning Stats									
	R: 0 E: 0 K: 1 S: 5	H: 0 LOB: 1 BB: 1 P: 9	R: 0 E: 0 K: 2 S: 7	H: 0 LOB: 2 BB: 2 P: 15	R: 0 E: 0 K: 1 S: 6	H: 1 LOB: 1 BB: 0 P: 6	R: 0 E: 0 K: 2 S: 8	H: 1 LOB: 2 BB: 1 P: 12	R: 0 E: 0 K: 0 S: 2	H: 0 LOB: 0 BB: 1 P: 6
	R: 0 E: 0 K: 1 S: 5	H: 0 LOB: 0 BB: 0 P: 5	R: 3 E: 1 K: 1 S: 10	H: 4 LOB: 2 BB: 0 P: 10	R: 0 E: 0 K: 2 S: 8	H: 1 LOB: 2 BB: 1 P: 12	R: 1 E: 0 K: 1 S: 8	H: 3 LOB: 3 BB: 0 P: 8	1B: 8 2B: 2 3B: 0 HR: 0	SF: 0 SAC: 0 DP: 1 HBP: 0	WP: 2 PB: 0 SB: 0 CS: 0	PA: 43

PITCHER		IP	WLS	BF	H	R	ER	SO	BB	IBB	HBP	BLK	WP	HR	S	P	ERA	WHIP
Joe Niekro, R ERA: 3.25	(1, 1)	6.2	W	30	5	3	0	7	5	0	0	0	1	0	39	59	0.00	1.500
Joe Sambito, L ERA: 1.29	(7, 1)	1.1		10	5	1	1	3	1	0	0	0	0	0	15	19	6.75	4.500
Bert Roberge, R ERA: 1.19	(9, 1)	1.0	S	3	0	0	0	1	0	0	0	0	1	0	5	5	0.00	0.000

PITCHER	IP	WLS	BF	H	R	ER	SO	BB	IBB	HBP	BLK	WP	HR	S	P	ERA	WHIP

TOP

San Francisco Giants @ Houston Astros

Astrodome, Houston, TX

Tue Jul 31 1979, 8:05 PM EDT

Att. 18,047 - Unknown

livebaseballscorecards.com

AB	37
R	4
H	10
RBI	4
BB	6
SO	11
LOB	35

BOTTOM

San Francisco Giants @ Houston Astros

Astrodome, Houston, TX

Tue Jul 31 1979, 8:05 PM EDT

Att. 18,047 - Unknown

livebaseballscorecards.com

Batter	1	2	3	4	5	6	7	8	9	AB	R	H	RBI	BB	SO	LOB
Cesar Cedeno, R (1, 3) OBP: 0.372, SLG: 0.393	C B S B X 2-2 F7 ①	B S B B B C F F B 4-2 3B BB		S S S 0-3 K ②			S S S 0-3 K ①			3	1	0	0	1	2	0
Craig Reynolds, L (1, 6) OBP: 0.301, SLG: 0.355	S C F X 0-2 2B 2B	X 0-0 1-H 2-H 6-3 3B		X 0-0 F6 ③			S S S 0-3 K ②			4	2	2	2	0	1	0
Terry Puhl, L (1, 8) OBP: 0.346, SLG: 0.382	X 0-0 6-3 2-H 1B 2B	X 0-0 6-3 ② 3-H			X 0-0 F9 ①		X 0-0 F5 ③			4	1	1	2	0	0	0
Jose Cruz, L (1, 7) OBP: 0.391, SLG: 0.445	B X 1-0 6-3 ② 2-3	S S S 0-3 K ③			S S S 0-3 K ②			B B B B 4-0 4-3 S BB		3	0	0	0	1	2	1
Enos Cabell, R (1, 5) OBP: 0.298, SLG: 0.358	X 0-0 S E 3-H 1B		X 0-0 F9 ①		X 0-0 F8 ③			X 0-0 4-3 ① 1-3		4	1	1	1	0	0	1
Jeffrey Leonard, R (1, 9) OBP: 0.345, SLG: 0.336	B C X 1-1 E2 1-H 1B		S S S 0-3 K ②			X 0-0 2B		S S S 0-3 K ②		4	0	2	1	0	2	1
Art Howe, R (1, 4) OBP: 0.312, SLG: 0.374 Rafael Landestoy, S (7, 4) OBP: 0.272, SLG: 0.236	B B X 2-0 F3 ③		X 0-0 2B			X 0-0 5-3 ①		X 0-0 F8 ③		3 1	0 0	1 0	0 0	0 0	0 0	2 1
Alan Ashby, S (1, 2) OBP: 0.271, SLG: 0.296		B F S F F B B B 4-2 SH1-4 3B BB	X 0-0 4-3 ③			S S S 0-3 K ②				2	1	0	0	1	1	2
Joe Niekro, R (1, 1) OBP: 0.119, SLG: 0.123 Joe Sambito, L (7, 1) OBP: 0.500, SLG: 0.400 Bert Roberge, R (9, 1)		C F X 0-2 SH1-4 ① 1-2		X 0-0 F6 ①		X 0-0 F4 ③				2 0 0	0 0 0	0 0 0	0 0 0	0 0 0	0 0 0	1 0 0
Inning Stats	R: 3 E: 1 K: 0 S: 13 H: 4 LOB: 1 BB: 0 P: 19	R: 3 E: 0 K: 1 S: 16 H: 1 LOB: 0 BB: 2 P: 24	R: 0 E: 0 K: 1 S: 6 H: 1 LOB: 1 BB: 0 P: 6	R: 0 E: 0 K: 1 S: 5 H: 0 LOB: 0 BB: 0 P: 5	R: 0 E: 0 K: 1 S: 5 H: 0 LOB: 0 BB: 0 P: 5	R: 0 E: 0 K: 1 S: 6 H: 1 LOB: 1 BB: 0 P: 6	R: 0 E: 0 K: 2 S: 7 H: 0 LOB: 0 BB: 0 P: 7	R: 0 E: 0 K: 1 S: 5 H: 0 LOB: 1 BB: 1 P: 9		1B: 2 2B: 4 3B: 1 HR: 0	SF: 0 SAC: 1 DP: 0 HBP: 0					

	AB	30
	R	6
	H	7
	RBI	6
	BB	3
	SO	8
	LOB	9

WP: 0 PB: 0 SB: 2 CS: 0 PA: 34

PITCHER		IP	WLS	BF	H	R	ER	SO	BB	IBB	HBP	BLK	WP	HR	S	P	ERA	WHIP
Ed Whitson, R ERA: 5.25	(1, 1)	1.1	L	11	5	6	6	0	2	0	0	0	0	0	25	39	40.50	5.250
Philip Nastu, L ERA: 3.99	(2, 1)	1.2		6	1	0	0	2	0	0	0	0	0	0	10	10	0.00	0.600
Ed Halicki, R ERA: 4.36	(4, 1)	3.0		10	1	0	0	3	0	0	0	0	0	0	16	16	0.00	0.333
Tom Griffin, R ERA: 3.68	(7, 1)	2.0		7	0	0	0	3	1	0	0	0	0	0	12	16	0.00	0.500

PITCHER		IP	WLS	BF	H	R	ER	SO	BB	IBB	HBP	BLK	WP	HR	S	P	ERA	WHIP

Batter	1	2	3	4	5	6	7	8	9	AB	R	H	RBI	BB	SO	LOB
Bill North, S (1, 8) OBP: 0.389, SLG: 0.372	F7	K			4-3	F8		4-3		5	0	0	0	0	1	0
Tom Griffin, R (8, 1) OBP: 0.083, SLG: 0.083										0	0	0	0	0	0	0
Joe Strain, R (1, 4) OBP: 0.341, SLG: 0.372	2B 1B	5-3			F5		BB 1B SF7 1B	6-3		5	2	2	0	0	0	0
Jack Clark, R (1, 9) OBP: 0.349, SLG: 0.481	E 2B 1-H 2B		G1-6-3 1B		1B 2B 2B		BB BB 1-2 1B		6-3	5	2	4	1	0	0	0
Willie McCovey, L (1, 3) OBP: 0.337, SLG: 0.471	2B 2-3 BB		G1-6-3 1-2f		2B 2-3 1B		BB 1-2 2-3 BB		3-1	3	0	1	0	2	0	1
Darrell Evans, L (1, 5) OBP: 0.350, SLG: 0.406	1-3 3-H 2B		F7		1-3 3-H 2B		SF7 3-H		F7	4	0	2	3	0	0	0
Mike Ivie, R (1, 7) OBP: 0.362, SLG: 0.559	FC6-4 IBB			K	BB		F7			2	0	0	0	2	1	2
Roger Metzger, S (1, 6) OBP: 0.282, SLG: 0.295	K			K	4-3		1-2 2-3 BB			3	0	0	0	1	2	6
Dennis Littlejohn, R (1, 2) OBP: 0.254, SLG: 0.212	FC6-4 1-2f			BB	5-3		G3			2	0	0	0	1	0	3
Terry Whitfield, L (7, PH) OBP: 0.359, SLG: 0.401										1	0	0	0	0	0	3
Mike Sadek, R (7, 2) OBP: 0.330, SLG: 0.299										0	0	0	0	0	0	0
Vida Blue, S (1, 1) OBP: 0.217, SLG: 0.204		F3		G3		F9		F9		2	0	0	0	0	0	1
Pedro Borbon, R (4, 1) OBP: 0.333, SLG: 0.333										0	0	0	0	0	0	0
Greg Johnston, L (6, PH)										1	0	0	0	0	0	0
Philip Nastu, L (6, 1) OBP: 0.154, SLG: 0.043										0	0	0	0	0	0	0
Larry Herndon, R (8, PH) OBP: 0.316, SLG: 0.432										1	0	0	0	0	0	0
(8, 8)																
Inning Stats	R: 2 E: 1 K: 1 S: 8 H: 3 LOB: 3 BB: 2 P: 16	R: 0 E: 0 K: 1 S: 5 H: 0 LOB: 0 BB: 0 P: 5	R: 0 E: 0 K: 0 S: 3 H: 1 LOB: 0 BB: 0 P: 3	R: 0 E: 0 K: 2 S: 7 H: 0 LOB: 1 BB: 1 P: 11	R: 1 E: 0 K: 0 S: 6 H: 3 LOB: 3 BB: 1 P: 10	R: 0 E: 0 K: 0 S: 3 H: 0 LOB: 0 BB: 0 P: 3	R: 1 E: 0 K: 0 S: 5 H: 2 LOB: 3 BB: 2 P: 13	R: 0 E: 0 K: 0 S: 3 H: 0 LOB: 0 BB: 0 P: 3	R: 0 E: 0 K: 0 S: 3 H: 0 LOB: 0 BB: 0 P: 3	1B: 5 2B: 4 3B: 0 HR: 0 SF: 1 SAC: 0 DP: 1 HBP: 0	WP: 0 PB: 0 SB: 0 CS: 0 PA: 41					

PITCHER		IP	WLS	BF	H	R	ER	SO	BB	IBB	HBP	BLK	WP	HR	S	P	ERA	WHIP
Ken Forsch, R ERA: 3.18	(1, 1)	5.0	W	25	7	3	3	4	3	1	0	0	0	0	29	45	5.40	2.000
Rick Williams, R ERA: 3.21	(6, 1)	1.0		5	2	1	1	0	0	0	0	0	0	0	5	5	9.00	2.000
Randy Niemann, L ERA: 3.95	(7, 1)	0.1		2	0	0	0	0	1	0	0	0	0	0	1	5	0.00	3.000
Bert Roberge, R ERA: 1.07	(7, 1)	2.2	S	9	0	0	0	0	1	0	0	0	0	0	8	12	0.00	0.375

PITCHER	IP	WLS	BF	H	R	ER	SO	BB	IBB	HBP	BLK	WP	HR	S	P	ERA	WHIP

TOP

San Francisco Giants @ Houston Astros

Astrodome, Houston, TX

Wed Aug 01 1979, 8:05 PM EDT

Att. 21,207 - Unknown

livebaseballscorecards.com

AB	34
R	4
H	9
RBI	4
BB	6
SO	4
LOB	16

Batter	1	2	3	4	5	6	7	8	9	AB	R	H	RBI	BB	SO	LOB
Cesar Cedeno, R (1, 3) OBP: 0.373, SLG: 0.389	BBBB 4-0 1B 4-3 1B BB		SSS 0-3 ① K	X 0-0 ② F9		BBBB 4-0 1-2 BB		SSS 0-3 ③ K		3	1	0	0	2	2	1
Craig Reynolds, L (1, 6) OBP: 0.298, SLG: 0.351	X 0-0 ① 4-3 1-2		X 0-0 ② F5	X 0-0 ③ FC6-4 1-2f		X 0-0 ③ F4				4	0	0	0	0	0	5
Terry Puhl, L (1, 8) OBP: 0.348, SLG: 0.382	X 0-0 1-3 1B 2-3 1B		BBBB 4-0 CS BB		X 0-0 ① 6-3		X 0-0 ① 4-3			3	0	1	0	1	0	0
Jeffrey Leonard, R (1, 9) OBP: 0.351, SLG: 0.349	X 0-0 1-3 1-2 3-H 1B		0-0 ③ CS 1-2	X 0-0 1B 3B	X 0-0 ② G3		BBBB 4-0 5-3 BB			3	1	2	1	1	0	0
Enos Cabell, R (1, 5) OBP: 0.297, SLG: 0.357	X 0-0 ② 1-3 1-2 2-3			X 0-0 S 3B 3-H 1B	X 0-0 ③ 6-3		X 0-0 ② 5-3 1-2			4	1	1	1	0	0	3
Art Howe, R (1, 4) OBP: 0.315, SLG: 0.372 Rafael Landestoy, S (7, PR) OBP: 0.272, SLG: 0.236 (8, 4)	X 0-0 ③ F4			BBBB 4-0 1-3 3B BB		SSS 0-3 ① K	III 4-0 IBB			2 0	1 0	0 0	0 0	2 0	1 0	2 0
Denny Walling, L (1, 7) OBP: 0.383, SLG: 0.490		SSS 0-3 ① K	X 0-0 1-H 1B 3-H 3B		X 0-0 1B 1B	X 0-0 ③ F4				4	1	2	2	0	1	2
Alan Ashby, S (1, 2) OBP: 0.267, SLG: 0.292		X 0-0 ② F4	X 0-0 ① F5		SSS 0-3 ② K			X 0-0 ① 3-1		4	0	0	0	0	1	2
Ken Forsch, R (1, 1) OBP: 0.213, SLG: 0.200 Rick Williams, R (6, 1) OBP: 0.292, SLG: 0.238 Randy Niemann, L (7, 1) OBP: 0.188, SLG: 0.133 Bert Roberge, R (7, 1)		SSS 0-3 ③ K	X 0-0 FC6-4 3-H 1B		X 0-0 BB 1-3 1B			SSS 0-3 ② K		2 1 0 1	0 0 0 0	1 1 0 0	1 0 0 0	0 0 0 0	1 0 0 1	0 0 0 0
Inning Stats	R: 1 H: 2 E: 0 LOB: 2 K: 0 BB: 1 S: 5 P: 9	R: 0 H: 0 E: 0 LOB: 0 K: 2 BB: 0 S: 7 P: 7	R: 0 H: 0 E: 0 LOB: 0 K: 1 BB: 1 S: 4 P: 8	R: 4 H: 4 E: 0 LOB: 1 K: 0 BB: 1 S: 7 P: 11	R: 0 H: 0 E: 0 LOB: 0 K: 0 BB: 0 S: 3 P: 3	R: 0 H: 2 E: 0 LOB: 3 K: 2 BB: 1 S: 9 P: 13	R: 0 H: 0 E: 0 LOB: 2 K: 0 BB: 2 S: 3 P: 11	R: 0 H: 0 E: 0 LOB: 0 K: 2 BB: 0 S: 7 P: 7		1B: 6 SF: 0 2B: 0 SAC: 0 3B: 2 DP: 0 HR: 0 HBP: 0						

PITCHER		IP	WLS	BF	H	R	ER	SO	BB	IBB	HBP	BLK	WP	HR	S	P	ERA	WHIP
Vida Blue, L ERA: 5.58	(1, 1)	3.1	L	18	6	5	5	3	3	0	0	0	0	0	21	33	13.50	2.700
Pedro Borbon, R ERA: 3.97	(4, 1)	1.2		5	0	0	0	0	0	0	0	0	0	0	5	5	0.00	0.000
Philip Nastu, L ERA: 3.9	(6, 1)	2.0		11	2	0	0	2	2	1	0	0	0	0	12	24	0.00	2.000
Tom Griffin, R ERA: 3.63	(8, 1)	1.0		3	0	0	0	2	0	0	0	0	0	0	7	7	0.00	0.000

PITCHER	IP	WLS	BF	H	R	ER	SO	BB	IBB	HBP	BLK	WP	HR	S	P	ERA	WHIP

BOTTOM

San Francisco Giants @ Houston Astros

Astrodome, Houston, TX

Wed Aug 01 1979, 8:05 PM EDT

Att. 21,207 - Unknown

livebaseballscorecards.com

AB	31
R	5
H	8
RBI	5
BB	6
SO	7
LOB	15

Atlanta Braves @ Houston Astros

Astrodome, Houston, TX

Fri Aug 03 1979, 8:05 PM EDT

Att. 20,716 - Unknown

TOP

livebaseballscorecards.com

Batter	1	2	3	4	5	6	7	8	9	AB	R	H	RBI	BB	SO	LOB
Jerry Royster, R (1, 4) OBP: 0.331, SLG: 0.337	SSS 0-3 ① K		BBBB 4-0 S 1B BB		x 0-0 ② F7		x 0-0 ③ F5		SSS 0-3 ③ K	4	1	0	0	1	2	4
Gary Matthews, R (1, 9) OBP: 0.371, SLG: 0.552	x 0-0 ② F7		BBBB 4-0 1B 1-2 BB		SSS 0-3 ③ K			SSS 0-3 ① K		3	0	0	0	1	2	0
Rowland Office, L (1, 8) OBP: 0.328, SLG: 0.348	SSS 0-3 ③ K		SSS 0-3 ② K			x 0-0 ① G3		x 0-0 1B		4	0	1	0	0	2	2
Bob Horner, R (1, 5) OBP: 0.363, SLG: 0.561		SSS 0-3 ① K	x 0-0 1-2 2-H 1B			SSS 0-3 ② K		x 0-0 ② F7		4	0	1	1	0	2	1
Dale Murphy, R (1, 3) OBP: 0.376, SLG: 0.567		SSS 0-3 K 1B	x 0-0 ③ F7			x 0-0 ③ F8		x 0-0 ③ G3		4	0	0	0	0	1	3
Mike Lum, L (1, 7) OBP: 0.296, SLG: 0.335		x 0-0 1-2 1B		x 0-0 ① 4-3			x 0-0 ① 4-3		BBBB 4-0 1B BB	3	0	1	0	1	0	0
Joe Nolan, L (1, 2) OBP: 0.361, SLG: 0.404		SSS 0-3 ② K		x 0-0 ② F8			x 0-0 1B		SSS 0-3 ① K	4	0	1	0	0	2	3
Pepe Frias, R (1, 6) OBP: 0.330, SLG: 0.375		x 0-0 ③ F9		x 0-0 ③ 6-3			x 0-0 1-2 1B		x 0-0 1-2 1B	4	0	2	0	0	0	2
Rick Matula, R (1, 1) OBP: 0.079, SLG: 0.054			SSS 0-3 ① K		SSS 0-3 ① K		SSS 0-3 ② K		SSS 0-3 ② K	1	0	0	0	0	1	0
Larry Bradford, R (4, 1)										0	0	0	0	0	0	0
Darrel Chaney, S (5, PH) OBP: 0.260, SLG: 0.190										1	0	0	0	0	1	0
Bo McLaughlin, R (5, 1)										0	0	0	0	0	0	0
Jeff Burroughs, R (7, PH) OBP: 0.344, SLG: 0.355										1	0	0	0	0	1	2
Adrian Devine, R (7, 1)										0	0	0	0	0	0	0
Charlie Spikes, R (9, PH) OBP: 0.337, SLG: 0.519										1	0	0	0	0	1	2

	AB	34
	R	1
	H	6
	RBI	1
	BB	3
	SO	15
	LOB	19

Inning Stats	1	2	3	4	5	6	7	8	9							
	R: 0 E: 0 K: 2 S: 7	H: 0 LOB: 0 BB: 0 P: 7	R: 0 E: 0 K: 3 S: 11	H: 1 LOB: 2 BB: 0 P: 11	R: 1 E: 0 K: 2 S: 8	H: 1 LOB: 2 BB: 2 P: 16	R: 0 E: 0 K: 0 S: 3	H: 0 LOB: 0 BB: 0 P: 3	R: 0 E: 0 K: 2 S: 7	H: 0 LOB: 0 BB: 0 P: 7	R: 0 E: 0 K: 1 S: 5	H: 0 LOB: 0 BB: 0 P: 5	R: 0 E: 0 K: 1 S: 7	H: 2 LOB: 2 BB: 0 P: 7	R: 0 E: 0 K: 1 S: 6	H: 1 LOB: 1 BB: 0 P: 6	R: 0 E: 0 K: 3 S: 10	H: 1 LOB: 2 BB: 1 P: 14

1B: 6	SF: 0	WP: 1	PA: 37
2B: 0	SAC: 0	PB: 0	
3B: 0	DP: 0	SB: 1	
HR: 0	HBP: 0	CS: 0	

PITCHER		IP	WLS	BF	H	R	ER	SO	BB	IBB	HBP	BLK	WP	HR	S	P	ERA	WHIP
J.R. Richard, R ERA: 3.66	(1, 1)	9.0	W	37	6	1	1	15	3	0	0	0	1	0	64	76	1.00	1.000

PITCHER		IP	WLS	BF	H	R	ER	SO	BB	IBB	HBP	BLK	WP	HR	S	P	ERA	WHIP

Batter	1	2	3	4	5	6	7	8	9	AB	R	H	RBI	BB	SO	LOB
Cesar Cedeno, R (1, 3) OBP: 0.374, SLG: 0.389	F4	BB		FC5-4 1B 1-2		F6				3	0	1	0	1	0	0
Craig Reynolds, L (1, 6) OBP: 0.295, SLG: 0.348	6-3	F8		FC5-4 2B 1-2f 2-3		F5				4	1	0	0	0	0	4
Terry Puhl, L (1, 8) OBP: 0.349, SLG: 0.385	S 1B		4-3	BLK 2B 1-H 3-H			L9			4	0	2	2	0	0	0
Jose Cruz, L (1, 7) OBP: 0.390, SLG: 0.446	F7 1-2		FC6-5 2B	K 2-3			5-3			4	0	1	0	0	1	2
Enos Cabell, R (1, 5) OBP: 0.299, SLG: 0.358		S 2B 1B	FC6-5 S 2-3		FC5-4 1B		F6			4	1	2	0	0	0	1
Jeffrey Leonard, R (1, 9) OBP: 0.350, SLG: 0.345		K 1-2	BB 1-2		FC5-4 1-2f			5-3		3	0	0	0	1	1	2
Art Howe, R (1, 4) OBP: 0.314, SLG: 0.373 Rafael Landestoy, S (9, 4) OBP: 0.272, SLG: 0.236	1B 2B 2-H		F2		F9			F7		4 0	1 0	1 0	1 0	0 0	0 0	3 0
Alan Ashby, S (1, 2) OBP: 0.270, SLG: 0.299	SH2 1B 2-H			F8	4-3			2B		4	0	2	1	0	0	1
J.R. Richard, R (1, 1) OBP: 0.145, SLG: 0.217	SH2 1-2			FC5-4 1B 2B		K		6-3		3	1	1	0	0	1	1
Inning Stats	R: 0 E: 0 K: 0 S: 4 H: 1 LOB: 1 BB: 0 P: 4	R: 2 E: 0 K: 1 S: 8 H: 3 LOB: 2 BB: 1 P: 12	R: 0 E: 0 K: 0 S: 4 H: 1 LOB: 2 BB: 1 P: 8	R: 2 E: 0 K: 1 S: 8 H: 3 LOB: 1 BB: 0 P: 8	R: 0 E: 0 K: 0 S: 4 H: 1 LOB: 1 BB: 0 P: 4	R: 0 E: 0 K: 1 S: 5 H: 0 LOB: 0 BB: 0 P: 5	R: 0 E: 0 K: 0 S: 3 H: 0 LOB: 0 BB: 0 P: 3	R: 0 E: 0 K: 0 S: 4 H: 1 LOB: 1 BB: 0 P: 4		1B: 6 2B: 4 3B: 0 HR: 0	SF: 0 SAC: 1 DP: 0 HBP: 0					

PITCHER		IP	WLS	BF	H	R	ER	SO	BB	IBB	HBP	BLK	WP	HR	S	P	ERA	WHIP
Rick Matula, R ERA: 3.83	(1, 1)	3.2	L	21	8	4	4	1	2	0	0	0	0	0	21	29	9.82	2.727
Larry Bradford, L ERA:	(4, 1)	0.1		1	0	0	0	1	0	0	0	1	0	0	3	3	0.00	0.000
Bo McLaughlin, R ERA: 4.7	(5, 1)	2.0		7	1	0	0	1	0	0	0	0	0	0	9	9	0.00	0.500
Adrian Devine, R ERA: 2.96	(7, 1)	2.0		7	1	0	0	0	0	0	0	0	0	0	7	7	0.00	0.500

PITCHER	IP	WLS	BF	H	R	ER	SO	BB	IBB	HBP	BLK	WP	HR	S	P	ERA	WHIP

Atlanta Braves @ Houston Astros

Astrodome, Houston, TX

Fri Aug 03 1979, 8:05 PM EDT

Att. 20,716 - Unknown

BOTTOM

livebaseballscorecards.com

AB	33
R	4
H	10
RBI	4
BB	2
SO	3
LOB	14

1B: 6	SF: 0	WP: 0	PA: 36
2B: 4	SAC: 1	PB: 0	
3B: 0	DP: 0	SB: 3	
HR: 0	HBP: 0	CS: 0	

Batter	1	2	3	4	5	6	7	8	9	AB	R	H	RBI	BB	SO	LOB
Jerry Royster, R (1, 4) OBP: 0.330, SLG: 0.341	0-0 3B		0-0 6-3 ③			0-0 F6 ①		0-0 F6 ②		4	0	1	0	0	0	1
Gary Matthews, R (1, 9) OBP: 0.370, SLG: 0.548	0-3 K ①			0-0 6-3 ①		0-0 L3 ②		BBBB 4-0 2B 1-2 BB		3	1	0	0	1	1	1
Rowland Office, L (1, 8) OBP: 0.335, SLG: 0.360	0-0 F5 ②			0-0 E1 1B		0-0 FC4-6 1B		0-0 1B 1-H 2-H 2B		4	1	3	2	0	0	1
Bob Horner, R (1, 5) OBP: 0.361, SLG: 0.557	0-0 L1 ③			0-0 F4 ②		0-0 FC4-6 ③ 1-2f		0-0 1B 2-H 1B		4	0	1	1	0	0	3
Dale Murphy, R (1, 3) OBP: 0.373, SLG: 0.560		0-0 F5 ①		0-0 F8 ③			0-0 4-3 ①	0-0 1-2 1B		4	0	1	0	0	0	1
Mike Lum, L (1, 7) OBP: 0.296, SLG: 0.332 Charlie Spikes, R (8, PH) OBP: 0.333, SLG: 0.513 Gene Garber, R (8, 1) OBP: 0.545, SLG: 0.375		BBBB 4-0 G3-6 BB			0-0 F9 ①		0-0 4-3 ②	SSS 0-3 K ③		2 1 0	0 0 0	0 0 0	0 0 0	1 0 0	0 1 0	0 2 0
Joe Nolan, L (1, 2) OBP: 0.355, SLG: 0.396 Joey McLaughlin, R (7, 1) OBP: 0.400, SLG: 0.600 Barry Bonnell, R (8, 7) OBP: 0.303, SLG: 0.417		0-0 G3-6 ②③ 1-2f			0-0 F8 ②		0-0 F9 ③		0-0 F3 ①	3 0 1	0 0 0	0 0 0	0 0 0	0 0 0	0 0 0	1 0 0
Pepe Frias, R (1, 6) OBP: 0.331, SLG: 0.374 Jim Wessinger, R (5, PR) Adrian Devine, R (5, 1) Larry Bradford, R (6, 1) Bruce Benedict, R (7, 2) OBP: 0.311, SLG: 0.273			0-0 6-3 ①		H 1-0 HBP			0-0 1-3 ①	0-0 F4 ②	1 0 0 0 2	0 0 0 0 0	0 0 0 0 0	0 0 0 0 0	0 0 0 0 0	0 0 0 0 0	0 0 0 0 0
Preston Hanna, R (1, 1) Darrel Chaney, S (5, PH) OBP: 0.263, SLG: 0.185 (5, 6)			SSS 0-3 K ②		0-0 1-3 ③			BBBB 4-0 BB 2B BB	SSS 0-3 K ③	1 2	0 1	0 0	0 1	0 1	1 1	0 1
Inning Stats	R: 0 H: 1 E: 0 LOB: 1 K: 1 BB: 0 S: 6 P: 6	R: 0 H: 0 E: 0 LOB: 0 K: 0 BB: 1 S: 2 P: 6	R: 0 H: 0 E: 0 LOB: 0 K: 1 BB: 0 S: 5 P: 5	R: 0 H: 1 E: 1 LOB: 1 K: 0 BB: 0 S: 4 P: 4	R: 0 H: 0 E: 0 LOB: 1 K: 0 BB: 0 S: 3 P: 4	R: 0 H: 1 E: 0 LOB: 1 K: 0 BB: 0 S: 4 P: 4	R: 0 H: 0 E: 0 LOB: 0 K: 0 BB: 0 S: 3 P: 3	R: 3 H: 3 E: 0 LOB: 2 K: 1 BB: 2 S: 8 P: 16	R: 0 H: 0 E: 0 LOB: 0 K: 1 BB: 0 S: 5 P: 5	1B: 4 SF: 0 2B: 1 SAC: 0 3B: 1 DP: 1 HR: 0 HBP: 1						WP: 0 PA: 36 PB: 0 SB: 0 CS: 0	

PITCHER		IP	WLS	BF	H	R	ER	SO	BB	IBB	HBP	BLK	WP	HR	S	P	ERA	WHIP
Joaquin Andujar, R ERA: 2.88	(1, 1)	7.2		30	4	3	3	2	3	0	1	0	0	0	30	43	3.52	0.913
Bert Roberge, R ERA: 1.07	(8, 1)	0.0		2	2	0	0	0	0	0	0	0	0	0	2	2	∞	∞
Joe Sambito, L ERA: 1.26	(8, 1)	1.1	W	4	0	0	0	2	0	0	0	0	0	0	8	8	0.00	0.000

PITCHER	IP	WLS	BF	H	R	ER	SO	BB	IBB	HBP	BLK	WP	HR	S	P	ERA	WHIP

TOP

Atlanta Braves @ Houston Astros

Astrodome, Houston, TX

Sat Aug 04 1979, 8:05 PM EDT

Unknown

livebaseballscorecards.com

AB	32
R	3
H	6
RBI	3
BB	3
SO	4
LOB	11

Atlanta Braves @ Houston Astros

Astrodome, Houston, TX

Sat Aug 04 1979, 8:05 PM EDT

Unknown

BOTTOM

Batter	1	2	3	4	5	6	7	8	9	AB	R	H	RBI	BB	SO	LOB
Cesar Cedeno, R (1, 3)	1-3	L6		E6 G4-6-3 1-2		E5 WP 1-2 2-3	K			5	0	0	0	0	1	7
Julio Gonzalez, R (9, 5)										0	0	0	0	0	0	0
OBP: 0.369, SLG: 0.383 / OBP: 0.285, SLG: 0.292																
Craig Reynolds, L (1, 6)	1-3	4-3		G4-6-3 1-2f 2-3		SF7 3-H		F9		4	0	0	1	0	0	4
OBP: 0.292, SLG: 0.344																
Terry Puhl, L (1, 8)	1B	1B		S 3-H		5-3 1-2 2-3		K		5	0	3	1	0	1	2
OBP: 0.352, SLG: 0.387																
Jose Cruz, L (1, 7)	1-2	S 1-3		F7 1-2		BB		F9		4	0	2	0	1	0	1
OBP: 0.392, SLG: 0.446																
Enos Cabell, R (1, 5) (9, 3)	5-3	F9 1-2			6-3	F7			1B S 1B	5	1	1	0	0	0	7
OBP: 0.298, SLG: 0.356																
Jeffrey Leonard, R (1, 9)		BB	K		F9	S			K 1-2	4	1	1	0	1	2	3
OBP: 0.351, SLG: 0.343																
Art Howe, R (1, 4)		1B 1-3	IBB		F9	BB 1-2			1B 2-3	2	0	1	0	2	0	0
Rafael Landestoy, S (7, PR) (8, 4)										1	0	1	0	0	0	0
OBP: 0.319, SLG: 0.374 / OBP: 0.278, SLG: 0.243																
Alan Ashby, S (1, 2)		F6	K			E SH SF7	F7		IBB	4	1	1	0	1	1	7
OBP: 0.272, SLG: 0.298						1B										
Joaquin Andujar, S (1, 1)		1-2 3-H		G4-6-3 E 1B		SH WP E 1-2	K		1-2 2-3 3-H	2	1	1	1	1	1	2
Bert Roberge, R (8, 1)		1B		BB					1B	0	0	0	0	0	0	0
Joe Sambito, L (8, 1)										0	0	0	0	0	0	0
Denny Walling, L (9, PH)										1	0	1	1	0	0	0
OBP: 0.500, SLG: 0.400 / OBP: 0.388, SLG: 0.495																

livebaseballscorecards.com

	AB	37
	R	4
	H	12
	RBI	4
	BB	6
	SO	6
	LOB	33

Inning Stats	1	2	3	4	5	6	7	8	9
	R: 0 E: 0 K: 0 S: 5 H: 2 LOB: 2 BB: 0 P: 5	R: 1 E: 0 K: 0 S: 5 H: 2 LOB: 2 BB: 1 P: 9	R: 0 E: 0 K: 2 S: 9 H: 2 LOB: 3 BB: 1 P: 13	R: 1 E: 1 K: 0 S: 4 H: 1 LOB: 1 BB: 1 P: 8	R: 0 E: 0 K: 0 S: 3 H: 0 LOB: 0 BB: 0 P: 3	R: 1 E: 2 K: 0 S: 6 H: 1 LOB: 3 BB: 1 P: 10	R: 0 E: 0 K: 2 S: 8 H: 1 LOB: 2 BB: 1 P: 12	R: 0 E: 0 K: 1 S: 5 H: 0 LOB: 0 BB: 0 P: 5	R: 1 E: 0 K: 1 S: 6 H: 3 LOB: 3 BB: 1 P: 10

1B: 12 SF: 1
2B: 0 SAC: 1
3B: 0 DP: 1
HR: 0 HBP: 0

WP: 1 PA: 45
PB: 0
SB: 4
CS: 0

PITCHER		IP	WLS	BF	H	R	ER	SO	BB	IBB	HBP	BLK	WP	HR	S	P	ERA	WHIP
Preston Hanna, R	(1, 1)	4.0		22	7	2	1	2	2	1	0	0	0	0	23	35	2.25	2.250
ERA: 3.72																		
Adrian Devine, R	(5, 1)	1.0		6	1	1	0	0	0	0	0	0	0	0	6	6	0.00	1.000
ERA: 2.91																		
Larry Bradford, L	(6, 1)	1.1		7	1	0	0	0	2	0	0	0	1	0	5	13	0.00	2.250
ERA:																		
Joey McLaughlin, R	(7, 1)	0.2		2	0	0	0	2	0	0	0	0	0	0	6	6	0.00	0.000
ERA: 1.76																		
Gene Garber, R	(8, 1)	1.1	L	8	3	1	1	2	0	1	0	0	0	0	11	15	6.75	2.250
ERA: 4.13																		

PITCHER	IP	WLS	BF	H	R	ER	SO	BB	IBB	HBP	BLK	WP	HR	S	P	ERA	WHIP

Batter	1	2	3	4	5	6	7	8	9	AB	R	H	RBI	BB	SO	LOB
Jim Wessinger, R (1, 4) Jerry Royster, R (8, PH) OBP: 0.331, SLG: 0.341 (8, 4)	SSS 0-3 ① K		SSS 0-3 ③ K		X 0-0 ③ 5-3			BBB 4-0 1B BB		3 0 0 0 0 2 1 0 0 0 0 1 0 0						
Gary Matthews, R (1, 9) OBP: 0.369, SLG: 0.545	X 0-0 ② 5-3			SSS 0-3 ① K		X 0-0 ① F9		X 0-0 1-2 1B		4 0 1 0 0 1 0						
Rowland Office, L (1, 8) OBP: 0.339, SLG: 0.362 Charlie Spikes, R (8, PH) OBP: 0.330, SLG: 0.506 (8, 7)	X 0-0 1B			BBB 4-0 HR BB		X 0-0 ② G3		SSS 0-3 ① K		2 1 1 0 1 0 0 1 0 0 0 0 1 2						
Bob Horner, R (1, 5) OBP: 0.360, SLG: 0.563	X 0-0 ③ F5			X 0-0 1-H HR		SSS 0-3 ③ K		X 0-0 ② F3		4 1 1 2 0 1 3						
Dale Murphy, R (1, 3) OBP: 0.371, SLG: 0.552		X 0-0 ① 6-3		X 0-0 ② F9			BBB 4-0 1B BB	X 0-0 ③ F4		3 0 0 0 1 0 2						
Barry Bonnell, R (1, 7) OBP: 0.298, SLG: 0.410 (8, 8)		X 0-0 ② F9		SSS 0-3 ③ K			X 0-0 ① F8		SSS 0-3 ① K	4 0 0 0 0 2 1						
Darrel Chaney, S (1, 6) OBP: 0.250, SLG: 0.174		X 0-0 ③ 4-3			X 0-0 ① F8		SSS 0-3 ② K		SSS 0-3 ② K	4 0 0 0 0 2 1						
Bruce Benedict, R (1, 2) OBP: 0.313, SLG: 0.277 Joe Nolan, L (6, 2) OBP: 0.357, SLG: 0.397			SSS 0-3 ① K		X 0-0 1B		X 0-0 1-2 1B		X 0-0 ③ 3-1	2 0 1 0 0 1 0 2 0 1 0 0 0 0						
Phil Niekro, R (1, 1) OBP: 0.226, SLG: 0.247			SSS 0-3 ② K		X 0-0 ② F4		SSS 0-3 ③ K			3 0 0 0 0 2 3						
Inning Stats	R: 0 E: 0 K: 1 S: 6 H: 1 LOB: 1 BB: 0 P: 6	R: 0 E: 0 K: 0 S: 3 H: 0 LOB: 0 BB: 0 P: 3	R: 0 E: 0 K: 3 S: 9 H: 0 LOB: 0 BB: 0 P: 9	R: 2 E: 0 K: 2 S: 8 H: 1 LOB: 0 BB: 1 P: 12	R: 0 E: 0 K: 0 S: 4 H: 1 LOB: 1 BB: 0 P: 4	R: 0 E: 0 K: 1 S: 5 H: 0 LOB: 0 BB: 0 P: 5	R: 0 E: 0 K: 2 S: 8 H: 1 LOB: 2 BB: 1 P: 12	R: 0 E: 0 K: 1 S: 6 H: 1 LOB: 2 BB: 1 P: 10	R: 0 E: 0 K: 2 S: 7 H: 0 LOB: 0 BB: 0 P: 7	1B: 4 2B: 0 3B: 0 HR: 1 SF: 0 SAC: 0 DP: 0 HBP: 0						

PITCHER	IP	WLS	BF	H	R	ER	SO	BB	IBB	HBP	BLK	WP	HR	S	P	ERA	WHIP
Frank LaCorte, R (1, 1) ERA: 5.4	0.0	W	0	0	0	0	0	0	0	0	0	0	0	0	0	∞	∞
George Throop, R (6, 1) ERA: 4.5	2.0		10	2	0	0	3	2	0	0	0	0	0	14	22	0.00	2.000
Joe Sambito, L (8, 1) ERA: 1.22	2.0	S	6	0	0	0	3	0	0	0	0	0	0	12	12	0.00	0.000

PITCHER	IP	WLS	BF	H	R	ER	SO	BB	IBB	HBP	BLK	WP	HR	S	P	ERA	WHIP

TOP

Atlanta Braves @ Houston Astros

Astrodome, Houston, TX

Sat Aug 04 1979, 8:05 PM EDT

Att. 45,110 - Unknown

livebaseballscorecards.com

AB	32
R	2
H	5
RBI	2
BB	3
SO	12
LOB	13

Atlanta Braves @ Houston Astros

Astrodome, Houston, TX

Sat Aug 04 1979, 8:05 PM EDT

Att. 45,110 - Unknown

BOTTOM

livebaseballscorecards.com

Batter	1	2	3	4	5	6	7	8	9	AB	R	H	RBI	BB	SO	LOB
Rafael Landestoy, S (1, 4) OBP: 0.285, SLG: 0.246	K			4-3	BB		CS 1B			3	0	1	0	1	1	0
Craig Reynolds, L (1, 6) OBP: 0.291, SLG: 0.343	G3			F7	F5		1B S 1B			4	0	1	0	0	0	2
Terry Puhl, L (1, 8) OBP: 0.353, SLG: 0.389	K2-3			5-3		WP 2B 1B	1-3 1B			4	1	2	0	0	1	0
Denny Walling, L (9, 9) OBP: 0.388, SLG: 0.495										0	0	0	0	0	0	0
Jose Cruz, L (1, 7) OBP: 0.391, SLG: 0.447		2-3			WP WP 2B	K 1-2	K			4	1	1	0	0	2	3
Enos Cabell, R (1, 3) OBP: 0.295, SLG: 0.353		K2-3			K 2-3	6-3		F9		4	0	0	0	0	2	2
Jeffrey Leonard, R (1, 9) OBP: 0.356, SLG: 0.349 (9, 8)		K			WP WP WP BB	1B 2B 2-H		WP 1B BB		2	3	1	1	2	1	0
Art Howe, R (1, 5) OBP: 0.318, SLG: 0.372			K		F8 1-2	1B 2-H		F2 1-2		4	0	1	1	0	1	3
Bruce Bochy, R (1, 2) OBP: 0.263, SLG: 0.272			4-3		K WP E 2-3 3-H	F8		1B 2-H		4	1	1	1	0	1	2
Frank LaCorte, R (1, 1)			K		K S 1-H 3-H		2-3	F9		1	0	0	0	0	1	0
Jimmy Sexton, R (5, PH) OBP: 0.259, SLG: 0.200										1	0	0	0	0	1	0
George Throop, R (6, 1)										1	0	0	0	0	0	0
Joe Sambito, L (8, 1) OBP: 0.444, SLG: 0.333										1	0	0	0	0	0	1
Inning Stats	R: 0 E: 0 K: 2 S: 7 H: 0 LOB: 0 BB: 0 P: 7	R: 0 E: 0 K: 2 S: 7 H: 0 LOB: 0 BB: 0 P: 7	R: 0 E: 0 K: 2 S: 7 H: 0 LOB: 0 BB: 0 P: 7	R: 0 E: 0 K: 0 S: 3 H: 0 LOB: 0 BB: 0 P: 3	R: 3 E: 1 K: 3 S: 12 H: 1 LOB: 2 BB: 2 P: 20	R: 2 E: 0 K: 1 S: 8 H: 3 LOB: 1 BB: 0 P: 8	R: 0 E: 0 K: 1 S: 7 H: 3 LOB: 2 BB: 0 P: 7	R: 1 E: 0 K: 0 S: 4 H: 1 LOB: 1 BB: 1 P: 8		1B: 6 2B: 2 3B: 0 HR: 0 SF: 0 SAC: 0 DP: 0 HBP: 0						

	AB	33
	R	6
	H	8
	RBI	3
	BB	3
	SO	11
	LOB	13

PITCHER	IP	WLS	BF	H	R	ER	SO	BB	IBB	HBP	BLK	WP	HR	S	P	ERA	WHIP
Phil Niekro, R (1, 1) ERA: 3.72	8.0	L	36	8	6	5	11	3	0	0	0	6	0	55	67	5.62	1.375

PITCHER	IP	WLS	BF	H	R	ER	SO	BB	IBB	HBP	BLK	WP	HR	S	P	ERA	WHIP

Batter	1	2	3	4	5	6	7	8	9	AB	R	H	RBI	BB	SO	LOB
Jerry Royster, R (1, 4) OBP: 0.330, SLG: 0.338	6-3		F9 2-3		1-3		BB 1-2		4-3	4	0	0	0	1	0	2
Gary Matthews, R (1, 9) OBP: 0.369, SLG: 0.543	S 1B		6-3		6-3		F9			4	0	1	0	0	0	3
Mike Lum, L (1, 7) OBP: 0.300, SLG: 0.335	F6 1-2			2B 1B		F8 WP K 1B	F8			4	1	2	0	0	0	3
Bob Horner, R (1, 5) OBP: 0.362, SLG: 0.564	K			1-H 2B		BB 1-2		6-3		3	0	1	1	1	1	1
Dale Murphy, R (1, 3) OBP: 0.369, SLG: 0.545		BB G6-4-3		1-3		F8 2-3		F9		3	0	0	0	1	0	3
Joe Nolan, L (1, 2) OBP: 0.349, SLG: 0.387		K		F6		K 3-H		G3		4	0	0	0	0	2	4
Barry Bonnell, R (1, 8) OBP: 0.305, SLG: 0.411		G6-4-3 1-2f		BB			SH3-4 1B 1B		4-3 BB	2	1	1	0	2	0	1
Pepe Frias, R (1, 6) OBP: 0.328, SLG: 0.371			F3	L6			SH3-4 1-2		4-3 1-2	3	0	0	0	0	0	3
Eddie Solomon, R (1, 1) OBP: 0.195, SLG: 0.225 Gene Garber, R (7, 1) OBP: 0.545, SLG: 0.375 Rowland Office, L (9, PH) OBP: 0.339, SLG: 0.362 Charlie Spikes, R (9, PH) OBP: 0.326, SLG: 0.500			WP 2B		6-3		BB 2-H 1B		K	3 0 0 1	0 0 0 0	2 0 0 0	1 0 0 0	0 0 0 1	0 0 0 1	0 0 0 1

TOP

Atlanta Braves @ Houston Astros

Astrodome, Houston, TX

Sun Aug 05 1979, 8:05 PM EDT

Att. 35,399 - Unknown

livebaseballscorecards.com

AB	31
R	2
H	7
RBI	2
BB	5
SO	4
LOB	21

Inning Stats	1	2	3	4	5	6	7	8	9
	R: 0 E: 0 K: 1 S: 6	R: 0 E: 0 K: 1 S: 4	R: 0 E: 0 K: 0 S: 4	R: 1 E: 0 K: 0 S: 5	R: 0 E: 0 K: 0 S: 3	R: 0 E: 0 K: 1 S: 5	R: 1 E: 0 K: 0 S: 5	R: 0 E: 0 K: 0 S: 3	R: 0 E: 0 K: 1 S: 5
	H: 1 LOB: 1 BB: 0 P: 6	H: 0 LOB: 0 BB: 1 P: 8	H: 1 LOB: 1 BB: 0 P: 4	H: 2 LOB: 2 BB: 1 P: 9	H: 0 LOB: 0 BB: 0 P: 3	H: 1 LOB: 1 BB: 1 P: 9	H: 2 LOB: 2 BB: 1 P: 9	H: 0 LOB: 0 BB: 0 P: 3	H: 0 LOB: 1 BB: 1 P: 9

1B: 5	SF: 0	WP: 2	PA: 37
2B: 2	SAC: 1	PB: 0	
3B: 0	DP: 1	SB: 1	
HR: 0	HBP: 0	CS: 0	

PITCHER		IP	WLS	BF	H	R	ER	SO	BB	IBB	HBP	BLK	WP	HR	S	P	ERA	WHIP
Joe Niekro, R ERA: 3.22	(1, 1)	7.0		30	7	2	2	3	4	0	0	0	2	0	32	48	2.57	1.571
Bert Roberge, R ERA: 1.01	(8, 1)	1.1	W	5	0	0	0	0	1	0	0	0	0	0	4	8	0.00	0.750
Joe Sambito, L ERA: 1.21	(9, 1)	0.2	S	2	0	0	0	1	0	0	0	0	0	0	4	4	0.00	0.000

PITCHER	IP	WLS	BF	H	R	ER	SO	BB	IBB	HBP	BLK	WP	HR	S	P	ERA	WHIP

Batter	1	2	3	4	5	6	7	8	9	AB	R	H	RBI	BB	SO	LOB
Rafael Landestoy, S (1, 4) OBP: 0.299, SLG: 0.256	S S S 0-3 ① K		x 0-0 S 1B			B B B B 4-0 4-3 S BB		x 0-0 5-3 1B 1B		3	1	2	0	1	1	0
Craig Reynolds, L (1, 6) OBP: 0.291, SLG: 0.341	B B B B 4-0 1-3 S BB		x 0-0 ③ F6 1-2			S S S 0-3 ① K 1-2		x 0-0 ① 5-3 1-2		3	0	0	0	1	1	3
Terry Puhl, L (1, 8) OBP: 0.350, SLG: 0.385	x 0-0 ② 1-3 1-3			x 0-0 ① 3-1		x 0-0 ② 4-3 2-3		x 0-0 ② L1		4	0	0	0	0	0	3
Jose Cruz, L (1, 7) OBP: 0.392, SLG: 0.448	x 0-0 ③ F9			x 0-0 CS 1B		x 0-0 ③ 6-3		x 0-0 S 2-H 1B 1B		4	1	2	1	0	0	2
Enos Cabell, R (1, 3) OBP: 0.297, SLG: 0.353		x 0-0 ① F2		x 0-0 ② ③ 6-3 1-2			x 0-0 1B S CS 1B	4-0 1B 1-2 1B IBB		3	1	1	0	1	0	1
Jeffrey Leonard, R (1, 9) OBP: 0.355, SLG: 0.347		S S S 0-3 ② K	x 0-0 ① F8				x 0-0 ① F9 1-2	x 0-0 ③ 1-H 2-H 1B		4	0	1	1	0	1	1
Art Howe, R (1, 5) OBP: 0.321, SLG: 0.375		x 0-0 ③ L4	x 0-0 S 1B				x 0-0 CS S 2-3 1B			3	0	2	0	0	0	0
Alan Ashby, S (1, 2) OBP: 0.270, SLG: 0.295			S S S 0-3 ① K		S S S 0-3 ② K 1-2		S S S 0-3 ② K 1-3 3-H			3	0	0	0	0	3	2
Joe Niekro, R (1, 1) OBP: 0.115, SLG: 0.119			x 0-0 ② 4-3		x 0-0 ③ F3		x 0-0 ③ 4-3			2	0	0	0	0	0	1
Denny Walling, L (7, PH) OBP: 0.385, SLG: 0.490										1	0	0	0	0	0	1
Bert Roberge, R (8, 1)										0	0	0	0	0	0	0
Joe Sambito, L (9, 1) OBP: 0.444, SLG: 0.333										0	0	0	0	0	0	0
Inning Stats	R: 0 H: 0 E: 0 LOB: 1 K: 1 BB: 1 S: 5 P: 9	R: 0 H: 0 E: 0 LOB: 0 K: 1 BB: 0 S: 5 P: 5	R: 0 H: 1 E: 0 LOB: 1 K: 1 BB: 0 S: 6 P: 6	R: 0 H: 1 E: 0 LOB: 0 K: 0 BB: 0 S: 3 P: 3	R: 0 H: 1 E: 0 LOB: 1 K: 1 BB: 0 S: 6 P: 6	R: 0 H: 0 E: 0 LOB: 1 K: 1 BB: 1 S: 5 P: 9	R: 1 H: 2 E: 0 LOB: 1 K: 1 BB: 0 S: 7 P: 7	R: 2 H: 3 E: 0 LOB: 2 K: 0 BB: 1 S: 5 P: 9		1B: 8 SF: 0 2B: 0 SAC: 0 3B: 0 DP: 0 HR: 0 HBP: 0						

PITCHER		IP	WLS	BF	H	R	ER	SO	BB	IBB	HBP	BLK	WP	HR	S	P	ERA	WHIP
Eddie Solomon, R ERA: 4.87	(1, 1)	6.1		25	5	1	0	5	2	0	0	0	0	0	33	41	0.00	1.105
Gene Garber, R ERA: 4.26	(7, 1)	1.2	L	8	3	2	2	1	0	1	0	0	0	0	9	13	10.80	1.800

PITCHER	IP	WLS	BF	H	R	ER	SO	BB	IBB	HBP	BLK	WP	HR	S	P	ERA	WHIP

Atlanta Braves @ Houston Astros

Astrodome, Houston, TX

Sun Aug 05 1979, 8:05 PM EDT

Att. 35,399 - Unknown

BOTTOM

livebaseballscorecards.com

AB	30
R	3
H	8
RBI	2
BB	3
SO	6
LOB	14

1B: 8	SF: 0	WP: 0	PA: 33		
2B: 0	SAC: 0	PB: 0			
3B: 0	DP: 0	SB: 7			
HR: 0	HBP: 0	CS: 3			

Batter	1	2	3	4	5	6	7	8	9	AB	R	H	RBI	BB	SO	LOB
Rafael Landestoy, S (1, 4) OBP: 0.307, SLG: 0.262	6-3		1B		E 1B	FC4-6 E 1-2f 1B	BB		F7	5	2	2	0	1	0	2
Julio Gonzalez, R (1, 6) OBP: 0.282, SLG: 0.289	P4		FC5-6-8 CS 1B		F8	E4 1B	K			5	1	1	0	0	1	4
Terry Puhl, L (1, 8) OBP: 0.350, SLG: 0.385	1-5-3		1B		E1 1B	S 2B 1B		F7		5	2	2	2	0	0	1
Jeffrey Leonard, R (1, 9) OBP: 0.356, SLG: 0.352		F7	CS	5-3	1B	3B		F8		5	1	2	3	0	0	0
Enos Cabell, R (1, 3) OBP: 0.301, SLG: 0.360		S 1B		5-3	K	3B		1B		5	0	3	1	0	1	1
Jose Cruz, L (1, 7) OBP: 0.394, SLG: 0.448		F7		BB 1B	5-3 E 1B IBB			F2		4	1	2	0	1	0	2
Art Howe, R (1, 5) OBP: 0.326, SLG: 0.375		BB		FC6-4 BB	E6 5-3 1B K				1-3 1B	3	1	1	0	2	1	3
Bruce Bochy, R (1, 2) OBP: 0.252, SLG: 0.260 Craig Reynolds, L (9, PH) OBP: 0.290, SLG: 0.340		K		FC6-4		5-3 6-3			1-3	4 1	0 0	0 0	0 0	0 0	1 0	6 1
Ken Forsch, R (1, 1) OBP: 0.229, SLG: 0.200 Jimmy Sexton, R (5, PH) OBP: 0.250, SLG: 0.192 Rick Williams, R (5, 1) OBP: 0.282, SLG: 0.238 Jesus Alou, R (6, PH) OBP: 0.324, SLG: 0.300 Bert Roberge, R (6, 1) Joe Sambito, L (8, 1) OBP: 0.444, SLG: 0.333 Denny Walling, L (9, PH) OBP: 0.381, SLG: 0.486			BB		F9	FC4-6 1B	K		F7	0 1 0 1 1 0 0 1	0 0 0 0 0 0 0 0	0 0 0 1 1 0 0 1	0 0 0 2 0 1 0 0	1 0 0 0 0 0 0 0	0 0 0 0 0 0 0 0	0 0 0 0 0 0 0 1
Inning Stats	R: 0 E: 0 K: 0 S: 3 H: 0 LOB: 0 BB: 0 P: 3	R: 0 E: 0 K: 1 S: 6 H: 1 LOB: 2 BB: 1 P: 10	R: 0 E: 0 K: 0 S: 3 H: 2 LOB: 1 BB: 1 P: 7	R: 0 E: 0 K: 0 S: 4 H: 1 LOB: 2 BB: 1 P: 8	R: 2 E: 1 K: 1 S: 8 H: 2 LOB: 1 BB: 0 P: 8	R: 6 E: 2 K: 1 S: 12 H: 6 LOB: 2 BB: 1 P: 16	R: 0 E: 0 K: 2 S: 7 H: 0 LOB: 1 BB: 1 P: 11	R: 0 E: 0 K: 0 S: 4 H: 1 LOB: 1 BB: 0 P: 4	R: 0 E: 0 K: 0 S: 4 H: 1 LOB: 1 BB: 0 P: 4	1B: 12 2B: 2 3B: 1 HR: 0 SF: 0 SAC: 0 DP: 1 HBP: 0						

PITCHER		IP	WLS	BF	H	R	ER	SO	BB	IBB	HBP	BLK	WP	HR	S	P	ERA	WHIP
Jerry Reuss, L ERA: 4.95	(1, 1)	5.1		27	8	5	2	2	3	0	0	0	0	0	28	40	3.38	2.062
Joe Beckwith, R ERA: 5.11	(6, 1)	1.2		11	4	3	2	3	1	1	0	0	0	0	15	23	10.80	3.000
Ken Brett, L ERA: 4.12	(8, 1)	1.0	W	4	1	0	0	0	0	0	0	0	0	0	4	4	0.00	1.000
Dave Patterson, R ERA: 5.4	(9, 1)	1.0	S	4	1	0	0	0	0	0	0	0	0	0	4	4	0.00	1.000

PITCHER	IP	WLS	BF	H	R	ER	SO	BB	IBB	HBP	BLK	WP	HR	S	P	ERA	WHIP

TOP

Houston Astros @ Los Angeles Dodgers

Dodger Stadium, Los Angeles, CA

Tue Aug 07 1979, 7:05 PM PDT

Att. 34,538 - Unknown

livebaseballscorecards.com

AB	41
R	8
H	14
RBI	8
BB	5
SO	5
LOB	21

WP: 0 PA: 47
PB: 0
SB: 3
CS: 1

Batter	1	2	3	4	5	6	7	8	9	AB	R	H	RBI	BB	SO	LOB
Davey Lopes, R (1, 4) OBP: 0.362, SLG: 0.494	1-3		2-H: 1B 1B		P5		F5	SH 1-2 3-H		4	0	1	2	0	0	0
Bill Russell, R (1, 6) OBP: 0.298, SLG: 0.367	6-3		1-2: G5-4-3 1B		F3			1B G5-3 2-3f		5	1	2	0	0	0	2
Steve Garvey, R (1, 3) OBP: 0.361, SLG: 0.492	F3		G5-4-3 1-2f		F7			BB 1-3 1B		4	1	1	0	0	0	2
Ron Cey, R (1, 5) OBP: 0.393, SLG: 0.496		P3		5-3		BBBB FC5-4 BB		BBBB 1B HR 1-2 BB		2	1	0	0	2	0	0
Dusty Baker Jr., R (1, 7) OBP: 0.345, SLG: 0.466		6-3		6-3		FC5-4 1B 1-2f		HR 1-3 2-H 3-H 1B		4	1	1	2	0	0	1
Joe Ferguson, R (1, 9) OBP: 0.388, SLG: 0.456		HR		HR		G6-4-3 1-2 1B		F2		4	2	3	2	0	0	2
Steve Yeager, R (1, 2) OBP: 0.287, SLG: 0.396		4-3		HR		G6-4-3 1-2f		1-H 3-H HR		4	2	2	4	0	0	2
Derrel Thomas, S (1, 8) OBP: 0.349, SLG: 0.357			SH3-4 1B 1B	1B			F7	1B S SH 1B		4	2	3	0	0	0	0
Jerry Reuss, L (1, 1) OBP: 0.136, SLG: 0.050			SH3-4 1-2	K			3-1	G5-3 SH 1-3 1B		1	0	0	0	0	1	1
Joe Beckwith, L (6, 1)										0	0	0	0	0	0	0
Von Joshua, L (7, PH) OBP: 0.311, SLG: 0.431										1	0	0	0	0	0	0
Ken Brett, L (8, 1) OBP: 0.429, SLG: 0.429										0	0	0	0	0	0	0
Manny Mota, R (8, PH) OBP: 0.412, SLG: 0.375										1	0	1	0	0	0	0
Ted Martinez, R (8, PR) OBP: 0.316, SLG: 0.345										0	0	0	0	0	0	0
Dave Patterson, R (9, 1)										0	0	0	0	0	0	0
Inning Stats	R: 0 E: 0 K: 0 S: 3 H: 0 LOB: 0 BB: 0 P: 3	R: 1 E: 0 K: 0 S: 4 H: 1 LOB: 0 BB: 0 P: 4	R: 1 E: 0 K: 0 S: 5 H: 3 LOB: 1 BB: 0 P: 5	R: 2 E: 0 K: 1 S: 8 H: 3 LOB: 1 BB: 0 P: 8	R: 0 E: 0 K: 0 S: 3 H: 0 LOB: 0 BB: 0 P: 3	R: 0 E: 0 K: 0 S: 3 H: 1 LOB: 1 BB: 1 P: 7	R: 0 E: 0 K: 0 S: 3 H: 0 LOB: 0 BB: 0 P: 3	R: 6 E: 0 K: 0 S: 9 H: 6 LOB: 1 BB: 1 P: 13		1B: 10 2B: 0 3B: 0 HR: 4 SF: 0 SAC: 2 DP: 3 HBP: 0						

PITCHER		IP	WLS	BF	H	R	ER	SO	BB	IBB	HBP	BLK	WP	HR	S	P	ERA	WHIP
Ken Forsch, R ERA: 3.35	(1, 1)	4.0		18	7	4	4	1	0	0	0	0	0	3	20	20	9.00	1.750
Rick Williams, R ERA: 3.18	(5, 1)	1.0		3	0	0	0	0	0	0	0	0	0	0	3	3	0.00	0.000
Bert Roberge, R ERA: 1.88	(6, 1)	2.0		10	3	3	3	0	2	0	0	0	0	0	8	16	13.50	2.500
Joe Sambito, L ERA: 1.59	(8, 1)	1.0	L	7	4	3	3	0	0	0	0	0	0	1	7	7	27.00	4.000

PITCHER	IP	WLS	BF	H	R	ER	SO	BB	IBB	HBP	BLK	WP	HR	S	P	ERA	WHIP

BOTTOM

Houston Astros @ Los Angeles Dodgers

Dodger Stadium, Los Angeles, CA

Tue Aug 07 1979, 7:05 PM PDT

Att. 34,538 - Unknown

livebaseballscorecards.com

AB	34
R	10
H	14
RBI	10
BB	2
SO	1
LOB	10

WP: 0 PA: 38
PB: 0
SB: 1
CS: 0

Batter	1	2	3	4	5	6	7	8	9	AB	R	H	RBI	BB	SO	LOB
Rafael Landestoy, S (1, 4) OBP: 0.299, SLG: 0.254	F2		F7		G1 1-2 2-3			L4		4	0	0	0	0	0	2
Craig Reynolds, L (1, 6) OBP: 0.290, SLG: 0.339	K			K	2-3 3-H 1B			F3		4	0	1	1	0	2	0
Terry Puhl, L (1, 8) OBP: 0.350, SLG: 0.391	HR			F9	4-3			L3		4	1	1	1	0	0	2
Jose Cruz, L (1, 7) OBP: 0.395, SLG: 0.449	CS 1B			4-3		G5-4-3 1B			K	4	0	2	0	0	1	0
Enos Cabell, R (1, 3) OBP: 0.298, SLG: 0.357	CS 1-2	6-3			E6 G3 1B 1B	G5-4-3 1-2f			6-3	4	1	0	0	0	0	1
Jeffrey Leonard, R (1, 9) OBP: 0.358, SLG: 0.354		5-3			G3 1-2 1B	F8			1B	4	1	2	0	0	0	0
Art Howe, R (1, 5) OBP: 0.322, SLG: 0.370		K			G3 1-2 2-3		F8		1-3	4	0	0	0	0	1	3
Alan Ashby, S (1, 2) OBP: 0.270, SLG: 0.293			K		G1 1B 1B IBB		F5			2	1	0	0	1	1	0
J.R. Richard, R (1, 1) OBP: 0.154, SLG: 0.222			K		1B G1 1-2 2-H 3-H 1B		F8			3	0	1	2	0	1	0
Inning Stats	R: 1 E: 0 K: 1 S: 6 H: 2 LOB: 0 BB: 0 P: 6	R: 0 E: 0 K: 1 S: 5 H: 0 LOB: 0 BB: 0 P: 5	R: 0 E: 0 K: 2 S: 7 H: 0 LOB: 0 BB: 0 P: 7	R: 0 E: 0 K: 1 S: 5 H: 0 LOB: 0 BB: 0 P: 5	R: 3 E: 1 K: 0 S: 7 H: 3 LOB: 2 BB: 1 P: 11	R: 0 E: 0 K: 0 S: 3 H: 1 LOB: 0 BB: 0 P: 3	R: 0 E: 0 K: 0 S: 3 H: 0 LOB: 0 BB: 0 P: 3	R: 0 E: 0 K: 0 S: 3 H: 0 LOB: 0 BB: 0 P: 3	R: 0 E: 0 K: 1 S: 6 H: 1 LOB: 1 BB: 0 P: 6	1B: 6 2B: 0 3B: 0 HR: 1 SF: 0 SAC: 0 DP: 1 HBP: 0						

TOP

Houston Astros @ Los Angeles Dodgers

Dodger Stadium, Los Angeles, CA

Wed Aug 08 1979, 7:05 PM PDT

Att. 41,584 - Unknown

livebaseballscorecards.com

AB	33
R	4
H	7
RBI	4
BB	1
SO	6
LOB	8

PITCHER		IP	WLS	BF	H	R	ER	SO	BB	IBB	HBP	BLK	WP	HR	S	P	ERA	WHIP
Burt Hooton, R ERA: 3.09	(1, 1)	5.0	L	21	5	4	2	5	0	1	0	0	0	1	30	34	3.60	1.000
Bobby Castillo, R ERA:	(6, 1)	2.0		6	1	0	0	0	0	0	0	0	0	0	6	6	0.00	0.500
Ken Brett, L ERA: 3.92	(8, 1)	2.0		7	1	0	0	1	0	0	0	0	0	0	9	9	0.00	0.500

PITCHER	IP	WLS	BF	H	R	ER	SO	BB	IBB	HBP	BLK	WP	HR	S	P	ERA	WHIP

Batter	1	2	3	4	5	6	7	8	9	AB	R	H	RBI	BB	SO	LOB
Davey Lopes, R (1, 4) OBP: 0.361, SLG: 0.491	S S S 0-3 K ①		S S S 0-3 K ①		B B B B 4-0 1-2 BB		x 0-0 P6 ③			3	0	0	0	1	2	0
Bill Russell, R (1, 6) OBP: 0.295, SLG: 0.364	x 0-0 P6 ②		S S S 0-3 K ②		x 0-0 1-3 ③			x 0-0 5-3 ①		4	0	0	0	0	1	2
Steve Garvey, R (1, 3) OBP: 0.360, SLG: 0.490	x 0-0 2B 1B		x 0-0 5-3 ③			x 0-0 6-3 ①		x 0-0 F7 ②		4	1	1	0	0	0	0
Ron Cey, R (1, 5) OBP: 0.392, SLG: 0.496	x 0-0 1-H 2B			x 0-0 6-3 ①		x 0-0 5-3 ②		x 0-0 6-3 ③		4	0	1	1	0	0	0
Dusty Baker Jr., R (1, 7) OBP: 0.347, SLG: 0.466	S S S 0-3 K ③			S S S 0-3 K ②		x 0-0 1B 1B			x 0-0 1B	4	0	2	0	0	2	1
Joe Ferguson, R (1, 9) OBP: 0.386, SLG: 0.453		S S S 0-3 K ①		S S S 0-3 K ③		x 0-0 1-2 1B			S S S 0-3 K ①	4	0	1	0	0	3	1
Steve Yeager, R (1, 2) OBP: 0.287, SLG: 0.394		S S S 0-3 K ②			x 0-0 BB 1B	S S S 0-3 K ③			S S S 0-3 K ②	4	0	1	0	0	3	3
Derrel Thomas, S (1, 8) OBP: 0.348, SLG: 0.352		B B B B 4-0 BB			x 0-0 P4 ①		x 0-0 6-3 ①		x 0-0 F9 ③	3	0	0	0	1	0	2
Burt Hooton, R (1, 1) OBP: 0.185, SLG: 0.219 Gary Thomasson, L (5, PH) OBP: 0.343, SLG: 0.366 Bobby Castillo, R (6, 1) Von Joshua, L (7, PH) OBP: 0.308, SLG: 0.427 Ken Brett, L (8, 1) OBP: 0.429, SLG: 0.429		S S S 0-3 K ③			x 0-0 F9 ②		x 0-0 F7 ②			1 1 0 1 0	0 0 0 0 0	0 0 0 0 0	0 0 0 0 0	0 0 0 0 0	1 0 0 0 0	1 1 0 0 0
Inning Stats	R: 1 H: 2 E: 0 LOB: 1 K: 2 BB: 0 S: 9 P: 9	R: 0 H: 0 E: 0 LOB: 1 K: 3 BB: 1 S: 9 P: 13	R: 0 H: 0 E: 0 LOB: 0 K: 2 BB: 0 S: 7 P: 7	R: 0 H: 0 E: 0 LOB: 0 K: 2 BB: 0 S: 7 P: 7	R: 0 H: 1 E: 0 LOB: 2 K: 0 BB: 1 S: 4 P: 8	R: 0 H: 2 E: 0 LOB: 2 K: 1 BB: 0 S: 7 P: 7	R: 0 H: 0 E: 0 LOB: 0 K: 0 BB: 0 S: 3 P: 3	R: 0 H: 0 E: 0 LOB: 0 K: 0 BB: 0 S: 3 P: 3	R: 0 H: 1 E: 0 LOB: 1 K: 2 BB: 0 S: 8 P: 8	1B: 5 2B: 1 3B: 0 HR: 0	SF: 0 SAC: 0 DP: 0 HBP: 0			WP: 0 PB: 0 SB: 0 CS: 0	PA: 35		

PITCHER	IP	WLS	BF	H	R	ER	SO	BB	IBB	HBP	BLK	WP	HR	S	P	ERA	WHIP
J.R. Richard, R (1, 1) ERA: 3.54	9.0	W	35	6	1	1	12	2	0	0	0	0	0	57	65	1.00	0.889

PITCHER	IP	WLS	BF	H	R	ER	SO	BB	IBB	HBP	BLK	WP	HR	S	P	ERA	WHIP

BOTTOM

Houston Astros @ Los Angeles Dodgers

Dodger Stadium, Los Angeles, CA

Wed Aug 08 1979, 7:05 PM PDT

Att. 41,584 - Unknown

livebaseballscorecards.com

AB	33
R	1
H	6
RBI	1
BB	2
SO	12
LOB	11

Houston Astros @ Los Angeles Dodgers

Dodger Stadium, Los Angeles, CA

Thu Aug 09 1979, 3:33 AM PDT

Att. 30,973 - Unknown

livebaseballscorecards.com

Batter	1	2	3	4	5	6	7	8	9	AB	R	H	RBI	BB	SO	LOB
Rafael Landestoy, S (1, 4) OBP: 0.295, SLG: 0.252	0-0 3-1 SH5-3 1B		0-0 F7 ①	0-0 L1 ③		0-0 4-3 ② 2-3		0-0 4-3 ③		5	0	1	0	0	0	4
Craig Reynolds, L (1, 6) OBP: 0.292, SLG: 0.341	0-0 SH5-3 ① 1-2		0-0 1B 1B		0-0 F9 ①	0-0 1B 3-H			0-0 F7 ①	4	0	2	1	0	0	0
Terry Puhl, L (1, 8) OBP: 0.350, SLG: 0.389	0-0 3-1 ② 2-3		0-0 1-2 1B		4-0 1B 3B BB B B B B	0-0 F9 ③			0-0 F8 ②	4	1	1	0	1	0	2
Jose Cruz, L (1, 7) OBP: 0.391, SLG: 0.443	0-0 L3 ③		0-0 F2 ②		0-0 P6 ②		0-0 P4 ①		0-0 L5 ③	5	0	0	0	0	0	4
Enos Cabell, R (1, 3) OBP: 0.298, SLG: 0.356		S S S 0-3 K ①	S S S 0-3 K ③		0-0 1-3 3B 1B		0-0 6-3 ②			4	1	1	0	0	2	2
Jeffrey Leonard, R (1, 9) OBP: 0.363, SLG: 0.368		0-0 FC5-4 1B 1B		0-0 SH3-4 1B 1B	0-0 1-H 3-H 3B		0-0 F8 ③			4	0	3	2	0	0	0
Art Howe, R (1, 5) OBP: 0.324, SLG: 0.372 Julio Gonzalez, R (8, PR) OBP: 0.282, SLG: 0.289 (8, 5)		0-0 1-2 FC5-4 1B		0-0 P8 ①	0-0 5-3 ③			0-0 1B		4 0	0 0	2 0	0 0	0 0	0 0	2 0
Bruce Bochy, R (1, 2) OBP: 0.262, SLG: 0.280		0-0 FC5-4 ② 1-2f 2-3		0-0 SH3-4 1-2 1B		0-0 4-3 1B 2B		0-0 F8 ①		4	1	2	0	0	0	3
Joaquin Andujar, S (1, 1) OBP: 0.083, SLG: 0.044 Denny Walling, L (8, PH) OBP: 0.378, SLG: 0.481 Bert Roberge, R (8, 1)		S S S 0-3 K ③		0-0 SH3-4 ② 1-2 2-3		0-0 F9 ①		0-0 F8 ②		2 1 0	0 0 0	0 0 0	0 0 0	1 0 0	3 1 0
Inning Stats	R: 0 H: 1 E: 0 LOB: 1 K: 0 BB: 0 S: 4 P: 4	R: 0 H: 2 E: 0 LOB: 2 K: 2 BB: 0 S: 9 P: 9	R: 0 H: 2 E: 0 LOB: 2 K: 1 BB: 0 S: 7 P: 7	R: 0 H: 2 E: 0 LOB: 2 K: 0 BB: 0 S: 5 P: 5	R: 2 H: 2 E: 0 LOB: 1 K: 0 BB: 1 S: 5 P: 9	R: 1 H: 2 E: 0 LOB: 1 K: 0 BB: 0 S: 5 P: 5	R: 0 H: 0 E: 0 LOB: 0 K: 0 BB: 0 S: 3 P: 3	R: 0 H: 1 E: 0 LOB: 1 K: 0 BB: 0 S: 4 P: 4	R: 0 H: 0 E: 0 LOB: 0 K: 0 BB: 0 S: 3 P: 3	1B: 10 SF: 0 2B: 1 SAC: 2 3B: 1 DP: 0 HR: 0 HBP: 0						

	AB	37
	R	3
	H	12
	RBI	3
	BB	1
	SO	3
	LOB	21

WP: 0 PA: 40
PB: 0
SB: 0
CS: 0

PITCHER		IP	WLS	BF	H	R	ER	SO	BB	IBB	HBP	BLK	WP	HR	S	P	ERA	WHIP
Rick Sutcliffe, R ERA: 4.04	(1, 1)	5.2	W	29	11	3	3	3	1	0	0	0	0	0	34	38	4.76	2.118
Dave Patterson, R ERA: 5.03	(6, 1)	2.1		8	1	0	0	0	0	0	0	0	0	0	8	8	0.00	0.429
Joe Beckwith, R ERA: 4.73	(9, 1)	1.0	S	3	0	0	0	0	0	0	0	0	0	0	3	3	0.00	0.000

PITCHER	IP	WLS	BF	H	R	ER	SO	BB	IBB	HBP	BLK	WP	HR	S	P	ERA	WHIP

Batter	1	2	3	4	5	6	7	8	9	AB	R	H	RBI	BB	SO	LOB
Davey Lopes, R (1, 4) OBP: 0.367, SLG: 0.493	BBBB 4-0 FC5 1B BB		x 0-0 S HR 1B		x 0-0 E 1B 2B 1B	BBBB 4-0 BB				2	2	2	0	2	0	0
Derrel Thomas, S (1, 8) OBP: 0.347, SLG: 0.351	x 0-0 1-2 1B		x 0-0 ② F5 1-2		x 0-0 ① F7	x 0-0 ③ L3				4	0	1	0	0	0	3
Steve Garvey, R (1, 3) OBP: 0.361, SLG: 0.497	x 0-0 ① L5		x 0-0 2-H HR		x 0-0 E7 1-3 2B 1B		x 0-0 ① F7			4	2	2	2	0	0	2
Ron Cey, R (1, 5) OBP: 0.390, SLG: 0.493	x 0-0 ② P5		x 0-0 1B		x 0-0 ② P5		SSS 0-3 ② K			4	0	1	0	0	1	4
Dusty Baker Jr., R (1, 7) OBP: 0.348, SLG: 0.468	x 0-0 ③ FC5 2-3f		x 0-0 ③ 4-3		x 0-0 2-H 3-H 2B		BBBB 4-0 BB			3	0	1	2	1	0	3
Joe Ferguson, R (1, 9) OBP: 0.384, SLG: 0.447		SSS 0-3 ① K		x 0-0 ① L8	4-0 IBB		x 0-0 ③ F7			3	0	0	0	1	1	1
Steve Yeager, R (1, 2) OBP: 0.286, SLG: 0.389		SSS 0-3 ② K		BBBB 4-0 BB	x 0-0 ③ F5			SSS 0-3 ① K		3	0	0	0	1	2	2
Ted Martinez, R (1, 6) OBP: 0.311, SLG: 0.339		x 0-0 ③ G3		x 0-0 ② F2		x 0-0 ① F9		x 0-0 CS 1B		4	0	1	0	0	0	1
Rick Sutcliffe, L (1, 1) OBP: 0.220, SLG: 0.305			x 0-0 ① F8	SSS 0-3 ③ K		x 0-0 ② 1-3		x 0-0 ②③ 6-3 1-2		2	0	0	0	0	1	1
Dave Patterson, R (6, 1)										1	0	0	0	0	0	0
Manny Mota, R (8, PH) OBP: 0.400, SLG: 0.364										1	0	0	0	0	0	1
Joe Beckwith, L (9, 1)										0	0	0	0	0	0	0
Inning Stats	R: 0 E: 0 K: 0 S: 4 H: 1 LOB: 2 BB: 1 P: 8	R: 0 E: 0 K: 2 S: 7 H: 0 LOB: 0 BB: 0 P: 7	R: 2 E: 0 K: 0 S: 6 H: 3 LOB: 1 BB: 0 P: 6	R: 0 E: 0 K: 1 S: 5 H: 0 LOB: 1 BB: 1 P: 9	R: 2 E: 1 K: 0 S: 6 H: 3 LOB: 2 BB: 1 P: 10	R: 0 E: 0 K: 0 S: 3 H: 0 LOB: 1 BB: 1 P: 7	R: 0 E: 0 K: 1 S: 5 H: 0 LOB: 1 BB: 1 P: 9	R: 0 E: 0 K: 1 S: 5 H: 1 LOB: 0 BB: 0 P: 5		1B: 6 2B: 1 3B: 0 HR: 1	SF: 0 SAC: 0 DP: 0 HBP: 0					

PITCHER		IP	WLS	BF	H	R	ER	SO	BB	IBB	HBP	BLK	WP	HR	S	P	ERA	WHIP
Joaquin Andujar, R ERA: 2.93	(1, 1)	7.0	L	33	7	4	3	4	4	1	0	0	0	1	36	56	3.86	1.571
Bert Roberge, R ERA: 1.82	(8, 1)	1.0		3	1	0	0	1	0	0	0	0	0	0	5	5	0.00	1.000

PITCHER	IP	WLS	BF	H	R	ER	SO	BB	IBB	HBP	BLK	WP	HR	S	P	ERA	WHIP

BOTTOM

Houston Astros @ Los Angeles Dodgers

Dodger Stadium, Los Angeles, CA

Thu Aug 09 1979, 3:33 AM PDT

Att. 30,973 - Unknown

livebaseballscorecards.com

AB	31
R	4
H	8
RBI	4
BB	5
SO	5
LOB	18

WP: 0 PB: 0 SB: 1 CS: 1 PA: 36

Houston Astros @ Atlanta Braves

Atlanta-Fulton County Stadium, Atlanta, GA

Fri Aug 10 1979, 7:05 PM EDT

Att. 10,394 - Unknown - 80 F

TOP

livebaseballscorecards.com

Batter	1	2	3	4	5	6	7	8	9	AB	R	H	RBI	BB	SO	LOB
Rafael Landestoy, S (1, 4) OBP: 0.288, SLG: 0.244	G3			G3		F8		L3 1-2		4	0	0	0	0	0	3
Craig Reynolds, L (1, 6) OBP: 0.294, SLG: 0.342	CS 1B			F9			4-3		F9 SH1-3 1B	4	0	2	0	0	0	0
Terry Puhl, L (1, 8) OBP: 0.348, SLG: 0.387	F8 1-2			4-3			G3		SH1-3 1-2	3	0	0	0	0	0	1
Jose Cruz, L (1, 7) OBP: 0.387, SLG: 0.439		G3			6-3		F8		F9 2-3	4	0	0	0	0	0	1
Enos Cabell, R (1, 3) OBP: 0.297, SLG: 0.355		6-3			L6			1B 1B	5-3	4	1	1	0	0	0	1
Jeffrey Leonard, R (1, 9) OBP: 0.363, SLG: 0.368		F7			K			PB 1B 1-3		3	1	1	0	0	1	0
Art Howe, R (1, 5) OBP: 0.327, SLG: 0.375			F9			SH1 1B		SH1-4 1B 1-H 3-H		3	0	2	2	0	0	0
Alan Ashby, S (1, 2) OBP: 0.269, SLG: 0.291			6-3			K		SH1-4 1-2		2	0	0	0	0	1	1
Joe Niekro, R (1, 1) OBP: 0.127, SLG: 0.117 Joe Sambito, L (9, 1) OBP: 0.444, SLG: 0.333			K			SH1 1-2		BB L3		1 0	0 0	0 0	0 0	1 0	1 0	0 0
Inning Stats	R: 0 E: 0 K: 0 S: 3 H: 1 LOB: 0 BB: 0 P: 3	R: 0 E: 0 K: 0 S: 3 H: 0 LOB: 0 BB: 0 P: 3	R: 0 E: 0 K: 1 S: 5 H: 0 LOB: 0 BB: 0 P: 5	R: 0 E: 0 K: 0 S: 3 H: 0 LOB: 0 BB: 0 P: 3	R: 0 E: 0 K: 1 S: 5 H: 0 LOB: 0 BB: 0 P: 5	R: 0 E: 0 K: 1 S: 6 H: 1 LOB: 1 BB: 0 P: 6	R: 0 E: 0 K: 0 S: 3 H: 0 LOB: 0 BB: 0 P: 3	R: 2 E: 0 K: 0 S: 5 H: 3 LOB: 1 BB: 1 P: 9	R: 0 E: 0 K: 0 S: 4 H: 1 LOB: 1 BB: 0 P: 4	1B: 6 2B: 1 3B: 0 HR: 0	SF: 0 SAC: 3 DP: 1 HBP: 0						

	AB	28
	R	2
	H	6
	RBI	2
	BB	1
	SO	3
	LOB	7

WP: 0 PB: 1 SB: 0 CS: 1 PA: 32

PITCHER		IP	WLS	BF	H	R	ER	SO	BB	IBB	HBP	BLK	WP	HR	S	P	ERA	WHIP
Eddie Solomon, R ERA: 4.67	(1, 1)	7.0	L	25	5	2	1	3	0	0	0	0	0	0	31	31	1.29	0.714
Larry Bradford, L ERA:	(8, 1)	1.2		6	1	0	0	0	1	0	0	0	0	0	5	9	0.00	1.200
Joey McLaughlin, R ERA: 1.83	(9, 1)	0.1		1	0	0	0	0	0	0	0	0	0	0	1	1	0.00	0.000

PITCHER	IP	WLS	BF	H	R	ER	SO	BB	IBB	HBP	BLK	WP	HR	S	P	ERA	WHIP

BOTTOM

Houston Astros @ Atlanta Braves

Atlanta-Fulton County Stadium, Atlanta, GA

Fri Aug 10 1979, 7:05 PM EDT

Att. 10,394 - Unknown - 80 F

livebaseballscorecards.com

Batter	1	2	3	4	5	6	7	8	9	AB	R	H	RBI	BB	SO	LOB
Jerry Royster, R (1, 4) OBP: 0.333, SLG: 0.339	0-0 F8 S 1B 1B	0-0 1B 1B		4-0 BBBB S BB		0-0 ③ 1-3			0-0 ② FC6-4 1-2f	4	1	2	0	1	0	1
Gary Matthews, R (1, 9) OBP: 0.363, SLG: 0.527	0-0 ① F8 1-3	0-0 1-2 1B		0-0 ② F8 1-2			0-0 ① F2		0-0 ③ L9	5	0	1	0	0	0	3
Rowland Office, L (1, 8) OBP: 0.331, SLG: 0.352	0-0 BB S 3-H 1B	0-0 ③ 1-3		0-0 ③ 6-3			4-0 BBBB CS BB			3	0	1	1	1	0	3
Bob Horner, R (1, 5) OBP: 0.363, SLG: 0.572	0-0 E5 BB 1-2		0-0 ① P3		0-0 ① F8		0-0 ② ③ 5-3 1-2			4	0	0	0	0	0	2
Dale Murphy, R (1, 3) OBP: 0.360, SLG: 0.515	BBBB 4-0 1-2 2-3 BB		0-0 ② 6-3		0-0 ② 4-3			0-0 ① F9		3	0	0	0	1	0	0
Joe Nolan, L (1, 2) OBP: 0.340, SLG: 0.374	0-0 ② F5		0-0 1B 1B		0-0 S 1B			0-0 ② F7		4	0	2	0	0	0	3
Barry Bonnell, R (1, 7) OBP: 0.302, SLG: 0.407	SSS 0-3 ③ K		0-0 FC6-4 1-3 1B		0-0 ③ 6-3 1-2			0-0 ③ 5-3		4	0	1	0	0	1	4
Pepe Frias, R (1, 6) OBP: 0.317, SLG: 0.355		0-0 ① F5	0-0 ③ FC6-4 1-2f			0-0 ① F9			0-0 ① F6	4	0	0	0	0	0	2
Eddie Solomon, R (1, 1) OBP: 0.182, SLG: 0.209		0-0 ② 6-3		0-0 ① 5-3		0-0 ② F6			BBBB 4-0 FC6-4 BB	3	0	0	0	0	0	0
Larry Bradford, R (8, 1)										0	0	0	0	0	0	0
Joey McLaughlin, R (9, 1) OBP: 0.400, SLG: 0.600										0	0	0	0	0	0	0
Mike Lum, L (9, PH) OBP: 0.304, SLG: 0.335										0	0	0	0	1	0	0
Jim Wessinger, R (9, PR)										0	0	0	0	0	0	0
Inning Stats	R: 1 E: 1 K: 1 S: 8 H: 2 LOB: 3 BB: 1 P: 12	R: 0 E: 0 K: 0 S: 5 H: 2 LOB: 2 BB: 0 P: 5	R: 0 E: 0 K: 0 S: 5 H: 2 LOB: 2 BB: 0 P: 5	R: 0 E: 0 K: 0 S: 3 H: 0 LOB: 1 BB: 1 P: 7	R: 0 E: 0 K: 0 S: 4 H: 1 LOB: 1 BB: 0 P: 4	R: 0 E: 0 K: 0 S: 3 H: 0 LOB: 0 BB: 0 P: 3	R: 0 E: 0 K: 0 S: 2 H: 0 LOB: 0 BB: 1 P: 6	R: 0 E: 0 K: 0 S: 3 H: 0 LOB: 0 BB: 0 P: 3	R: 0 E: 0 K: 0 S: 3 H: 0 LOB: 1 BB: 1 P: 7	1B: 7 2B: 0 3B: 0 HR: 0 SF: 0 SAC: 0 DP: 0 HBP: 0						

AB	34
R	1
H	7
RBI	1
BB	4
SO	1
LOB	18

WP: 0 PB: 0 SB: 4 CS: 1 PA: 38

PITCHER		IP	WLS	BF	H	R	ER	SO	BB	IBB	HBP	BLK	WP	HR	S	P	ERA	WHIP
Joe Niekro, R ERA: 3.13	(1, 1)	8.1	W	36	7	1	1	1	4	0	0	0	0	0	34	50	1.08	1.320
Joe Sambito, L ERA: 1.57	(9, 1)	0.2	S	2	0	0	0	0	0	0	0	0	0	0	2	2	0.00	0.000

PITCHER	IP	WLS	BF	H	R	ER	SO	BB	IBB	HBP	BLK	WP	HR	S	P	ERA	WHIP

Batter	1	2	3	4	5	6	7	8	9	AB	R	H	RBI	BB	SO	LOB
Rafael Landestoy, S (1, 4) OBP: 0.293, SLG: 0.246	P5		1-2 1B		BBBB 1-2 BB			F7		3	0	1	0	1	0	0
Craig Reynolds, L (1, 6) OBP: 0.293, SLG: 0.344	SSS K		SSS K		F8			1B 2B		4	1	1	0	0	2	4
Terry Puhl, L (1, 8) OBP: 0.347, SLG: 0.386	G3		F7			G3		1B SF8 2-H 1B		4	1	1	1	0	0	2
Jose Cruz, L (1, 7) OBP: 0.386, SLG: 0.437		G3		6-3		SSS K		PB 1-3 1B		4	0	1	0	0	1	0
Enos Cabell, R (1, 3) OBP: 0.297, SLG: 0.355		SSS K		CS 1B		SSS K		SF8 3-H		3	0	1	1	0	2	0
Jeffrey Leonard, R (1, 9) OBP: 0.365, SLG: 0.367		BBBB BB		SSS K 1-2			S 1B	6-3 1-2		3	0	1	0	1	1	2
Art Howe, R (1, 5) OBP: 0.323, SLG: 0.370		SSS K			1-3		F8 1-2		F8	4	0	0	0	0	1	2
Alan Ashby, S (1, 2) George Throop, R (7, 1) Denny Walling, L (9, PH) OBP: 0.375, SLG: 0.477			G3		F6		BBBB G5-4-3 BB		F8	2	0	0	0	1	0	0
										0	0	0	0	0	0	0
			1B 1B		BB 1B		G5-4-3 1-2f		K	1	0	0	0	0	0	0
Rick Williams, R (1, 1) OBP: 0.346, SLG: 0.304 Alan Knicely, R (7, PH) (7, 2)										2	0	2	0	0	0	0
										2	0	0	0	0	1	2
Inning Stats	R: 0 E: 0 K: 1 S: 5 H: 0 LOB: 0 BB: 0 P: 5	R: 0 E: 0 K: 2 S: 7 H: 0 LOB: 1 BB: 1 P: 11	R: 0 E: 0 K: 1 S: 7 H: 2 LOB: 2 BB: 0 P: 7	R: 0 E: 0 K: 1 S: 5 H: 1 LOB: 0 BB: 0 P: 5	R: 0 E: 0 K: 0 S: 4 H: 1 LOB: 2 BB: 1 P: 8	R: 0 E: 0 K: 2 S: 7 H: 0 LOB: 0 BB: 0 P: 7	R: 0 E: 0 K: 0 S: 3 H: 1 LOB: 1 BB: 1 P: 7	R: 2 E: 0 K: 0 S: 6 H: 3 LOB: 1 BB: 0 P: 6	R: 0 E: 0 K: 1 S: 5 H: 0 LOB: 0 BB: 0 P: 5	1B: 7 2B: 1 3B: 0 HR: 0	SF: 1 SAC: 0 DP: 1 HBP: 0						

TOP

Houston Astros @ Atlanta Braves

Atlanta-Fulton County Stadium, Atlanta, GA

Sun Aug 12 1979, 7:05 PM EDT

Att. 7,557 - Unknown - 75 F

livebaseballscorecards.com

AB	32
R	2
H	8
RBI	2
BB	3
SO	8
LOB	12

PITCHER		IP	WLS	BF	H	R	ER	SO	BB	IBB	HBP	BLK	WP	HR	S	P	ERA	WHIP
Phil Niekro, R ERA: 3.64	(1, 1)	9.0	W	36	8	2	2	8	3	0	0	0	0	0	49	61	2.00	1.222

PITCHER	IP	WLS	BF	H	R	ER	SO	BB	IBB	HBP	BLK	WP	HR	S	P	ERA	WHIP

BOTTOM

Houston Astros @ Atlanta Braves

Atlanta-Fulton County Stadium, Atlanta, GA

Sun Aug 12 1979, 7:05 PM EDT

Att. 7,557 - Unknown - 75 F

Batter	1	2	3	4	5	6	7	8	9	AB	R	H	RBI	BB	SO	LOB
Jerry Royster, R (1, 4) OBP: 0.332, SLG: 0.338	F7		F8		1B 1B 2-3		5-3			4	0	1	0	0	0	0
Gary Matthews, R (1, 9) OBP: 0.362, SLG: 0.524	4-3 BB		6-3		F9		F8			3	0	0	0	1	0	2
Rowland Office, L (1, 8) OBP: 0.337, SLG: 0.356	4-3 1-2			E6 1B 1B 1B	G6-4-3 1-2 3-H 1B		1B BB			3	1	2	1	1	0	1
Bob Horner, R (1, 5) OBP: 0.364, SLG: 0.571	F8			1B 2-3 1B	G6-4-3 1-2f		1-2 1B			4	0	2	0	0	0	3
Dale Murphy, R (1, 3) OBP: 0.355, SLG: 0.506		F9		P4		K	F8			4	0	0	0	0	1	4
Barry Bonnell, R (1, 7) OBP: 0.308, SLG: 0.422		6-3 1B		1-2 3-H 1B		HR		F7		4	1	3	2	0	0	0
Pepe Frias, R (1, 6) OBP: 0.313, SLG: 0.351		6-3 1-2		F9		L4		F8		4	0	0	0	0	0	3
Bruce Benedict, R (1, 2) OBP: 0.314, SLG: 0.270		1-4-3		K		FC6-4 BB		BB		2	0	0	0	2	1	3
Phil Niekro, R (1, 1) OBP: 0.222, SLG: 0.253			F5		1B 1B 2B	FC6-4 1-2f		1-3		4	1	1	0	0	0	2
Inning Stats	R: 0 E: 0 K: 0 S: 3 H: 0 LOB: 1 BB: 1 P: 7	R: 0 E: 0 K: 0 S: 4 H: 1 LOB: 1 BB: 0 P: 4	R: 0 E: 0 K: 0 S: 3 H: 0 LOB: 0 BB: 0 P: 3	R: 1 E: 1 K: 1 S: 8 H: 3 LOB: 2 BB: 0 P: 8	R: 1 E: 0 K: 0 S: 5 H: 3 LOB: 1 BB: 0 P: 5	R: 1 E: 0 K: 1 S: 6 H: 1 LOB: 1 BB: 1 P: 10	R: 0 E: 0 K: 0 S: 4 H: 1 LOB: 2 BB: 1 P: 8	R: 0 E: 0 K: 0 S: 3 H: 0 LOB: 1 BB: 1 P: 7		1B: 7 2B: 1 3B: 0 HR: 1 SF: 0 SAC: 0 DP: 1 HBP: 0						

livebaseballscorecards.com

AB	32
R	3
H	9
RBI	3
BB	4
SO	2
LOB	18

WP: 0 PB: 0 SB: 0 CS: 0 PA: 36

PITCHER		IP	WLS	BF	H	R	ER	SO	BB	IBB	HBP	BLK	WP	HR	S	P	ERA	WHIP
Rick Williams, R ERA: 3.26	(1, 1)	6.0	L	27	8	3	3	2	2	0	0	0	0	1	29	37	4.50	1.667
George Throop, R ERA: 4.05	(7, 1)	2.0		9	1	0	0	0	2	0	0	0	0	0	7	15	0.00	1.500

PITCHER	IP	WLS	BF	H	R	ER	SO	BB	IBB	HBP	BLK	WP	HR	S	P	ERA	WHIP

Batter	1	2	3	4	5	6	7	8	9	AB	R	H	RBI	BB	SO	LOB
Warren Cromartie, L (1, 7) OBP: 0.311, SLG: 0.412	2B		F7			K			G3, 1B	4	1	2	0	0	1	0
Rodney Scott, S (1, 4) OBP: 0.322, SLG: 0.301	BB, G6-4-3			5-3			5-3		G3, 1-2	3	0	0	0	1	0	1
Andre Dawson, R (1, 8) OBP: 0.305, SLG: 0.470	F3			4-3			6-3		1B, 2-H	4	0	1	1	0	0	2
Tony Perez, R (1, 3) OBP: 0.331, SLG: 0.446	G6-4-3, 1-2f			F9			1B		K	4	0	1	0	0	1	3
Gary Carter, R (1, 2) OBP: 0.331, SLG: 0.467		F8			K		4-3			3	0	0	0	0	1	1
Ellis Valentine, R (1, 9) OBP: 0.309, SLG: 0.499		K			6-3			G3		3	0	0	0	0	1	0
Larry Parrish, R (1, 5) OBP: 0.362, SLG: 0.520		K			5-3			G5-4-3, 1B		3	0	1	0	0	1	0
Chris Speier, R (1, 6) OBP: 0.305, SLG: 0.315 Tom Hutton, L (8, PH) OBP: 0.394, SLG: 0.410 Jim Mason, L (8, 6) OBP: 0.250, SLG: 0.258			K			K		G5-4-3, 1-2f		2 1 0	0 0 0	0 0 0	0 0 0	0 0 0	2 0 0	0 1 0
Steve Rogers, R (1, 1) OBP: 0.194, SLG: 0.186 Rudy May, L (5, 1) OBP: 0.273, SLG: 0.200 Jerry White, S (6, PH) OBP: 0.353, SLG: 0.410 Stan Bahnsen, R (6, 1) Dave Cash, R (9, PH) OBP: 0.432, SLG: 0.476			1-3			5-3			1-3	1 0 1 0 1	0 0 0 0 0	0 0 0 0 0	0 0 0 0 0	0 0 0 0 0	0 0 0 0 0	0 0 0 0 0
Inning Stats	R: 0 E: 0 K: 0 S: 3 H: 1 LOB: 1 BB: 1 P: 7	R: 0 E: 0 K: 2 S: 7 H: 0 LOB: 0 BB: 0 P: 7	R: 0 E: 0 K: 1 S: 5 H: 0 LOB: 0 BB: 0 P: 5	R: 0 E: 0 K: 0 S: 3 H: 0 LOB: 0 BB: 0 P: 3	R: 0 E: 0 K: 1 S: 5 H: 0 LOB: 0 BB: 0 P: 5	R: 0 E: 0 K: 2 S: 7 H: 0 LOB: 0 BB: 0 P: 7	R: 0 E: 0 K: 0 S: 4 H: 1 LOB: 1 BB: 0 P: 4	R: 0 E: 0 K: 0 S: 3 H: 1 LOB: 0 BB: 0 P: 3	R: 1 E: 0 K: 1 S: 7 H: 2 LOB: 1 BB: 0 P: 7	1B: 4 2B: 1 3B: 0 HR: 0 SF: 0 SAC: 0 DP: 2 HBP: 0						

PITCHER	IP	WLS	BF	H	R	ER	SO	BB	IBB	HBP	BLK	WP	HR	S	P	ERA	WHIP
J.R. Richard, R (1, 1) ERA: 3.43	9.0	W	31	5	1	1	7	1	0	0	0	0	0	44	48	1.00	0.667

PITCHER	IP	WLS	BF	H	R	ER	SO	BB	IBB	HBP	BLK	WP	HR	S	P	ERA	WHIP

TOP

Montreal Expos @ Houston Astros

Astrodome, Houston, TX

Mon Aug 13 1979, 8:05 PM EDT

Att. 21,011 - Unknown

livebaseballscorecards.com

AB	30
R	1
H	5
RBI	1
BB	1
SO	7
LOB	8

PA: 31

WP: 0
PB: 0
SB: 0
CS: 0

Batter	1	2	3	4	5	6	7	8	9	AB	R	H	RBI	BB	SO	LOB
Rafael Landestoy, S (1, 4) OBP: 0.298, SLG: 0.248	1-3		S 1B		BB 4-0 SH 1B		1-3			3	1	1	0	1	0	0
Craig Reynolds, L (1, 6) OBP: 0.291, SLG: 0.341	F9		F8 1-2		SH 1B 1-2 SF8		F9			3	1	0	0	0	0	1
Terry Puhl, L (1, 8) OBP: 0.350, SLG: 0.389	5-3			1-3 1B	1-3 2-H 1B			CS 1B		4	1	3	1	0	0	0
Jose Cruz, L (1, 7) OBP: 0.385, SLG: 0.435		BB 4-0 CS		1-3 1-2	SF8 3-H			S S S 0-3 K 1-2		2	0	0	1	1	1	2
Enos Cabell, R (1, 3) OBP: 0.294, SLG: 0.351		F2 1-2		S S S 0-3 K	S S S 0-3 K			F9		4	0	0	0	0	2	2
Jeffrey Leonard, R (1, 9) OBP: 0.371, SLG: 0.378		2B	2-H 2B 1B			CS 1B				3	1	3	1	0	0	0
Art Howe, R (1, 5) OBP: 0.323, SLG: 0.373		F8	1-H 2B			1-3 1-2				3	0	1	1	0	0	2
Alan Ashby, S (1, 2) OBP: 0.270, SLG: 0.287			6-3	IBB		4-3				2	0	0	0	1	0	0
J.R. Richard, R (1, 1) OBP: 0.147, SLG: 0.212			5-3	1-3			F4			3	0	0	0	0	0	2
Inning Stats	R: 0 E: 0 K: 0 S: 3 H: 0 LOB: 0 BB: 0 P: 3	R: 0 E: 0 K: 0 S: 3 H: 1 LOB: 1 BB: 1 P: 7	R: 0 E: 0 K: 0 S: 4 H: 1 LOB: 1 BB: 0 P: 4	R: 2 E: 0 K: 1 S: 8 H: 3 LOB: 2 BB: 1 P: 12	R: 2 E: 1 K: 1 S: 6 H: 1 LOB: 0 BB: 1 P: 10	R: 0 E: 0 K: 0 S: 3 H: 1 LOB: 0 BB: 0 P: 3	R: 0 E: 0 K: 0 S: 3 H: 0 LOB: 0 BB: 0 P: 3	R: 0 E: 0 K: 1 S: 5 H: 1 LOB: 0 BB: 0 P: 5		1B: 6 2B: 2 3B: 0 HR: 0	SF: 1 SAC: 1 DP: 0 HBP: 0			WP: 0 PB: 0 SB: 1 CS: 3		PA: 32

PITCHER		IP	WLS	BF	H	R	ER	SO	BB	IBB	HBP	BLK	WP	HR	S	P	ERA	WHIP
Steve Rogers, R ERA: 2.79	(1, 1)	4.1	L	21	6	4	3	1	2	1	0	0	0	0	20	32	6.23	1.846
Rudy May, L ERA: 2.32	(5, 1)	0.2		2	0	0	0	1	0	0	0	0	0	0	4	4	0.00	0.000
Stan Bahnsen, R ERA: 3.19	(6, 1)	3.0		9	2	0	0	1	0	0	0	0	0	0	11	11	0.00	0.667

PITCHER	IP	WLS	BF	H	R	ER	SO	BB	IBB	HBP	BLK	WP	HR	S	P	ERA	WHIP

Montreal Expos @ Houston Astros

Astrodome, Houston, TX

Mon Aug 13 1979, 8:05 PM EDT

Att. 21,011 - Unknown

BOTTOM

livebaseballscorecards.com

AB	27
R	4
H	8
RBI	4
BB	3
SO	3
LOB	9

Batter	1	2	3	4	5	6	7	8	9	AB	R	H	RBI	BB	SO	LOB
Warren Cromartie, L (1, 7) OBP: 0.309, SLG: 0.409	F7		4-3			FC3-6 1-2f			FC4-6 1-2f	4	0	0	0	0	0	2
Rodney Scott, S (1, 4) OBP: 0.320, SLG: 0.299	6-3			4-3		F9			F6	3	0	0	0	0	0	1
Rusty Staub, L (9, PH) OBP: 0.334, SLG: 0.398										1	0	0	0	0	0	1
Andre Dawson, R (1, 8) OBP: 0.302, SLG: 0.466	F9			5-3			F9		L5	4	0	0	0	0	0	1
Tony Perez, R (1, 3) OBP: 0.328, SLG: 0.443		K		4-3			6-3			3	0	0	0	0	1	0
Gary Carter, R (1, 2) OBP: 0.328, SLG: 0.463		F8			F9		4-3			3	0	0	0	0	0	0
Ellis Valentine, R (1, 9) OBP: 0.309, SLG: 0.497		1-3			F8			F3 1B		3	0	1	0	0	0	0
Larry Parrish, R (1, 5) OBP: 0.362, SLG: 0.521			4-3 4-3 2B		F6			F3 1-2		3	1	1	0	0	0	1
Chris Speier, R (1, 6) OBP: 0.302, SLG: 0.312			4-3 2-3			F9		6-3		3	0	0	0	0	0	1
Bill Lee, L (1, 1) OBP: 0.192, SLG: 0.192			4-3 3-H			FC3-6 1B			FC4-6 1B	2	0	1	1	0	0	0
Tom Hutton, L (9, PH) OBP: 0.403, SLG: 0.419										1	0	1	0	0	0	0

TOP

Montreal Expos @ Houston Astros

Astrodome, Houston, TX

Tue Aug 14 1979, 8:05 PM EDT

Att. 21,871 - Unknown

livebaseballscorecards.com

AB	30
R	1
H	4
RBI	1
BB	0
SO	1
LOB	7

Inning Stats	1	2	3	4	5	6	7	8	9
R	0	0	1	0	0	0	0	0	0
E	0	0	0	0	0	1	0	0	0
K	0	1	0	0	0	0	0	0	0
S	3	5	4	3	3	4	3	3	4
H	0	0	1	0	0	1	0	1	1
LOB	0	0	0	0	0	1	0	0	1
BB	0	0	0	0	0	0	0	0	0
P	3	5	4	3	3	4	3	3	4

PITCHER		IP	WLS	BF	H	R	ER	SO	BB	IBB	HBP	BLK	WP	HR	S	P	ERA	WHIP	PITCHER		IP	WLS	BF	H	R	ER	SO	BB	IBB	HBP	BLK	WP	HR	S	P	ERA	WHIP
Joaquin Andujar, R (1, 1) ERA: 2.82		9.0	W	30	4	1	1	1	0	0	0	0	0	0	32	32	1.00	0.444																			

PITCHER		IP	WLS	BF	H	R	ER	SO	BB	IBB	HBP	BLK	WP	HR	S	P	ERA	WHIP	PITCHER		IP	WLS	BF	H	R	ER	SO	BB	IBB	HBP	BLK	WP	HR	S	P	ERA	WHIP

Batter	1	2	3	4	5	6	7	8	9	AB	R	H	RBI	BB	SO	LOB
Julio Gonzalez, R (1, 4) OBP: 0.288, SLG: 0.295	F9 1B	1B			6-3			4-3		4	0	2	0	0	0	0
Craig Reynolds, L (1, 6) OBP: 0.291, SLG: 0.340	F9 1-2	1-3			CS 1B			4-3		4	0	1	0	0	0	2
Terry Puhl, L (1, 8) OBP: 0.352, SLG: 0.388	BBBB S BB		4-3		CS 1-2 1B			G3		3	0	1	0	1	0	0
Jeffrey Leonard, R (1, 9) OBP: 0.374, SLG: 0.379	BBBB 1-2 BB		F8		CS 1-2	G4-6-3 1B				2	0	1	0	1	0	0
Enos Cabell, R (1, 3) OBP: 0.292, SLG: 0.349	F9		1-3			G4-6-3 1-2f				3	0	0	0	0	0	3
Jose Cruz, L (1, 7) OBP: 0.383, SLG: 0.432		F7		F8		G3				3	0	0	0	0	0	0
Art Howe, R (1, 5) OBP: 0.323, SLG: 0.372		IHR 1B		1-3			G3			3	1	1	0	0	0	0
Alan Ashby, S (1, 2) OBP: 0.270, SLG: 0.285		SSS K		H HBP			4-3			2	0	0	0	0	1	1
Joaquin Andujar, S (1, 1) OBP: 0.098, SLG: 0.125		1-H IHR		SSS K			SSS K			3	1	1	2	0	2	1
Inning Stats	R: 0 E: 0 K: 0 S: 3 H: 1 LOB: 2 BB: 2 P: 11	R: 2 E: 0 K: 1 S: 8 H: 3 LOB: 1 BB: 0 P: 8	R: 0 E: 0 K: 0 S: 3 H: 0 LOB: 0 BB: 0 P: 3	R: 0 E: 0 K: 1 S: 5 H: 0 LOB: 1 BB: 0 P: 6	R: 0 E: 0 K: 0 S: 3 H: 2 LOB: 0 BB: 0 P: 3	R: 0 E: 0 K: 0 S: 3 H: 1 LOB: 0 BB: 0 P: 3	R: 0 E: 0 K: 1 S: 5 H: 0 LOB: 0 BB: 0 P: 5	R: 0 E: 0 K: 0 S: 3 H: 0 LOB: 0 BB: 0 P: 3		1B: 6 2B: 0 3B: 0 HR: 1 SF: 0 SAC: 0 DP: 1 HBP: 1				WP: 0 PB: 0 SB: 1 CS: 2 PA: 31		

PITCHER	IP	WLS	BF	H	R	ER	SO	BB	IBB	HBP	BLK	WP	HR	S	P	ERA	WHIP
Bill Lee, L (1, 1) ERA: 3.3	8.0	L	30	7	2	2	3	2	0	1	0	0	0	33	42	2.25	1.125

PITCHER	IP	WLS	BF	H	R	ER	SO	BB	IBB	HBP	BLK	WP	HR	S	P	ERA	WHIP

Montreal Expos @ Houston Astros

Astrodome, Houston, TX

Tue Aug 14 1979, 8:05 PM EDT

Att. 21,871 - Unknown

BOTTOM

livebaseballscorecards.com

AB	27
R	2
H	7
RBI	2
BB	2
SO	3
LOB	7

Batter	1	2	3	4	5	6	7	8	9	AB	R	H	RBI	BB	SO	LOB
Warren Cromartie, L (1, 7) OBP: 0.308, SLG: 0.406	5-3		G1		WP 1-2 1B	FC4-6 1-2f		F6		5	0	1	0	0	0	4
Rodney Scott, S (1, 4) OBP: 0.321, SLG: 0.297	K		S BB		F9 1-2 2-3		F7		FC9-6 BB	3	0	0	0	2	1	2
Andre Dawson, R (1, 8) OBP: 0.303, SLG: 0.466	S 1B		F9 1-2		6-3 3-H		1B		FC9-6 CS 1-2f	5	0	2	1	0	0	3
Tony Perez, R (1, 3) OBP: 0.325, SLG: 0.438 Tom Hutton, L (9, PH) OBP: 0.397, SLG: 0.413 (9, 3)	F7 1-2		6-3		F9		F7		K 1-2	4 1	0 0	0 0	0 0	0 0	0 1	4 1
Gary Carter, R (1, 2) OBP: 0.328, SLG: 0.461		1B E G6-4-3 1B		5-3		K	F9			4	1	1	0	0	1	1
Ellis Valentine, R (1, 9) OBP: 0.309, SLG: 0.495		E5 G6-4-3 1B 1-2		K		F9		6-3 S FC1-2-5 1B		4	0	1	0	0	1	1
Larry Parrish, R (1, 5) OBP: 0.366, SLG: 0.522		G6-4-3 1-2 2-3 1B		1B		1B BB		6-3 1-3		3	1	2	0	1	0	1
Chris Speier, R (1, 6) OBP: 0.305, SLG: 0.312		G6-4-3 1-2f 2-3 3-H		4-3		1B 1-2 1B		FC1-2-5 BB		3	0	1	0	1	0	3
Dan Schatzeder, L (1, 1) OBP: 0.302, SLG: 0.342 Jerry White, S (6, PH) OBP: 0.358, SLG: 0.415 Scott Sanderson, R (6, 1) OBP: 0.175, SLG: 0.225		F7			WP 1B 6-3 1B	FC4-6 1-2 2-H 1B		FC1-2-5 1-2 3-H		2 1 1	1 0 0	1 1 0	0 1 0	0 0 0	0 0 0	1 0 2
Inning Stats	R: 0 H: 1 E: 0 LOB: 1 K: 1 BB: 0 S: 6 P: 6	R: 1 H: 2 E: 1 LOB: 1 K: 0 BB: 0 S: 5 P: 5	R: 0 H: 0 E: 0 LOB: 1 K: 0 BB: 1 S: 3 P: 7	R: 0 H: 1 E: 0 LOB: 1 K: 1 BB: 0 S: 6 P: 6	R: 1 H: 2 E: 0 LOB: 1 K: 0 BB: 0 S: 5 P: 5	R: 1 H: 2 E: 0 LOB: 2 K: 1 BB: 1 S: 7 P: 11	R: 0 H: 1 E: 0 LOB: 1 K: 0 BB: 0 S: 4 P: 4	R: 0 H: 1 E: 0 LOB: 2 K: 0 BB: 1 S: 4 P: 8	R: 0 H: 0 E: 0 LOB: 0 K: 1 BB: 1 S: 4 P: 8	1B: 10 SF: 0 2B: 0 SAC: 0 3B: 0 DP: 1 HR: 0 HBP: 0						

PITCHER	IP	WLS	BF	H	R	ER	SO	BB	IBB	HBP	BLK	WP	HR	S	P	ERA	WHIP
Joe Niekro, R (1, 1) ERA: 3.11	7.0	L	32	9	3	2	3	2	0	0	0	1	0	36	44	2.57	1.571
Bert Roberge, R (8, 1) ERA: 1.8	0.1		3	1	0	0	0	1	0	0	0	0	0	2	6	0.00	6.000
Rick Williams, R (8, 1) ERA: 3.25	0.1		1	0	0	0	0	0	0	0	0	0	0	1	1	0.00	0.000
Randy Niemann, L (8, 1) ERA: 3.86	1.1		4	0	0	0	1	1	0	0	0	0	0	5	9	0.00	0.750

PITCHER	IP	WLS	BF	H	R	ER	SO	BB	IBB	HBP	BLK	WP	HR	S	P	ERA	WHIP

TOP

Montreal Expos @ Houston Astros

Astrodome, Houston, TX

Wed Aug 15 1979, 8:05 PM EDT

Att. 24,885 - Unknown

livebaseballscorecards.com

AB	36
R	3
H	10
RBI	2
BB	4
SO	4
LOB	23

WP: 1	PA: 40
PB: 0	
SB: 3	
CS: 1	

Batter	1	2	3	4	5	6	7	8	9	AB	R	H	RBI	BB	SO	LOB
Cesar Cedeno, R (1, 3) OBP: 0.373, SLG: 0.385	1B WP 1B		BBBB 4-3 SH5-3 BB		1-3			FC6-4 1B		3	0	2	0	1	0	0
Craig Reynolds, L (1, 6) OBP: 0.289, SLG: 0.338	F2 1-2		SH5-3 1-2		4-3			P6		3	0	0	0	0	0	2
Terry Puhl, L (1, 8) OBP: 0.353, SLG: 0.389	BB 1B 2-3		4-3 2-3			CS 1B		P4		4	0	2	0	0	0	2
Jeffrey Leonard, R (1, 9) OBP: 0.369, SLG: 0.374	SSS K		F9			6-3 1-2		FC6-4 1-2f		4	0	0	0	0	1	5
Enos Cabell, R (1, 5) OBP: 0.294, SLG: 0.349	BBBB BB 1-2			L5		1B			4-3	3	0	1	0	1	0	0
Jose Cruz, L (1, 7) OBP: 0.381, SLG: 0.429	F8			BBBB 4-3 BB		4-3			F7	3	0	0	0	1	0	4
Julio Gonzalez, R (1, 4) OBP: 0.280, SLG: 0.287		P4		4-3 1-2			SSS K		1-3	4	0	0	0	0	1	1
Alan Ashby, S (1, 2) OBP: 0.268, SLG: 0.282		F7		5-3			F8			3	0	0	0	0	0	1
Joe Niekro, R (1, 1) OBP: 0.123, SLG: 0.113		F8			5-3		SSS K			2	0	0	0	0	0	0
Alan Knicely, R (7, PH)										1	0	0	0	0	1	0
Bert Roberge, R (8, 1)										0	0	0	0	0	0	0
Rick Williams, R (8, 1) OBP: 0.346, SLG: 0.304										0	0	0	0	0	0	0
Randy Niemann, L (8, 1) OBP: 0.188, SLG: 0.133										0	0	0	0	0	0	0
Inning Stats	R: 0 E: 0 K: 1 S: 7 H: 2 LOB: 3 BB: 1 P: 11	R: 0 E: 0 K: 0 S: 3 H: 0 LOB: 0 BB: 0 P: 3	R: 0 E: 0 K: 0 S: 3 H: 0 LOB: 1 BB: 1 P: 7	R: 0 E: 0 K: 0 S: 3 H: 0 LOB: 1 BB: 1 P: 7	R: 0 E: 0 K: 0 S: 3 H: 0 LOB: 0 BB: 0 P: 3	R: 0 E: 0 K: 0 S: 4 H: 2 LOB: 1 BB: 0 P: 4	R: 0 E: 0 K: 2 S: 7 H: 0 LOB: 0 BB: 0 P: 7	R: 0 E: 0 K: 0 S: 4 H: 1 LOB: 1 BB: 0 P: 4	R: 0 E: 0 K: 0 S: 3 H: 0 LOB: 0 BB: 0 P: 3	1B: 5 2B: 0 3B: 0 HR: 0	SF: 0 SAC: 1 DP: 0 HBP: 0					

PITCHER	IP	WLS	BF	H	R	ER	SO	BB	IBB	HBP	BLK	WP	HR	S	P	ERA	WHIP
Dan Schatzeder, L (1, 1) ERA: 3.0	5.0	W	20	2	0	0	1	3	0	0	0	1	0	19	31	0.00	1.000
Scott Sanderson, R (6, 1) ERA: 3.5	4.0	S	14	3	0	0	2	0	0	0	0	0	0	18	18	0.00	0.750

PITCHER	IP	WLS	BF	H	R	ER	SO	BB	IBB	HBP	BLK	WP	HR	S	P	ERA	WHIP

BOTTOM

Montreal Expos @ Houston Astros

Astrodome, Houston, TX

Wed Aug 15 1979, 8:05 PM EDT

Att. 24,885 - Unknown

livebaseballscorecards.com

AB	30
R	0
H	5
RBI	0
BB	3
SO	3
LOB	15

1B: 5	SF: 0	WP: 1	PA: 34
2B: 0	SAC: 1	PB: 0	
3B: 0	DP: 0	SB: 0	
HR: 0	HBP: 0	CS: 1	

Philadelphia Phillies @ Houston Astros

Astrodome, Houston, TX

Fri Aug 17 1979, 8:05 PM EDT

Att. 33,782 - Unknown

TOP

Batter	1	2	3	4	5	6	7	8	9	AB	R	H	RBI	BB	SO	LOB
Bake McBride, L (1, 9) OBP: 0.319, SLG: 0.411	BBBB 4-0 BB 3B BB	X 0-0 FC1-5 CI 3-H 1B		X 0-0 L9 ①	SSS 0-3 K ③		0-0 CS ③ 1-2	X 0-0 L8 ①	4	1	1	1	1	1	1
Pete Rose, S (1, 3) OBP: 0.400, SLG: 0.424	BBBBB 4-0 1-2 3B BB	S 0-1 CI FC1-5 1-2		X 0-0 L5 ②	SSS 0-3 K ①			X 0-0 4-3 ②	3	1	0	0	1	1	0
Mike Schmidt, R (1, 5) OBP: 0.396, SLG: 0.621	X 0-0 SF8 1-H 2-H 3B	X 0-0 FC1-5 ② FC4-6 1-2 2-3f		X 0-0 P5 ③			SSS 0-3 K ②	BBBB 4-0 BB	4	1	1	2	1	1	2
Greg Luzinski, R (1, 7) OBP: 0.356, SLG: 0.450 Mike Anderson, R (9, 7) OBP: 0.352, SLG: 0.333	X 0-0 SF8 ① 3-H	X 0-0 FC4-6 ③ 1-2f			SSS 0-3 K ①		H 1-0 HBP	X 0-0 P6 ③	3 0	0 0	0 0	1 0	0 0	1 0	3 0
Bob Boone, R (1, 2) OBP: 0.379, SLG: 0.462	SSS 0-3 K ②		X 0-0 4-3 2B		X 0-0 L8 ②		SSS 0-3 K ③		4	0	1	0	0	2	1
Garry Maddox, R (1, 8) OBP: 0.299, SLG: 0.430	X 0-0 1B		X 0-0 L6 ①		X 0-0 5-3 ③			X 0-0 1B FC5-2 2B	4	0	2	0	0	0	1
Larry Bowa, S (1, 6) OBP: 0.332, SLG: 0.325	SSS 0-3 K ③		X 0-0 4-3 ② 2-3			X 0-0 4-3 5-3 1B		X 0-0 FC5-2 S FC4-6 2-3 1B	4	1	2	0	0	1	2
Manny Trillo, R (1, 4) OBP: 0.296, SLG: 0.342		X 0-0 SH2-3 1B 2B	BBBB 4-0 BB			X 0-0 5-3 ① 1-2		X 0-0 FC5-2 ① FC4-6 1-3 3-H	3	1	1	0	1	0	3
Randy Lerch, L (1, 1) OBP: 0.130, SLG: 0.192		X 0-0 SH2-3 ① 2-3	X 0-0 4-3 ③			X 0-0 4-3 ② 2-3		X 0-0 FC4-6 ② CS 1-2f 3-H	3	0	0	1	0	0	4
Inning Stats	R: 3 E: 0 K: 2 S: 9 H: 2 LOB: 1 BB: 2 P: 17	R: 1 E: 1 K: 0 S: 6 H: 2 LOB: 2 BB: 0 P: 6	R: 0 E: 0 K: 0 S: 4 H: 1 LOB: 2 BB: 1 P: 8	R: 0 E: 0 K: 0 S: 3 H: 0 LOB: 0 BB: 0 P: 3	R: 0 E: 0 K: 1 S: 5 H: 0 LOB: 0 BB: 0 P: 5	R: 0 E: 0 K: 1 S: 6 H: 1 LOB: 1 BB: 0 P: 6	R: 0 E: 0 K: 3 S: 9 H: 0 LOB: 1 BB: 0 P: 10	R: 1 E: 0 K: 0 S: 4 H: 2 LOB: 0 BB: 0 P: 4	R: 0 E: 0 K: 0 S: 3 H: 0 LOB: 1 BB: 1 P: 7	1B: 4 2B: 3 3B: 1 HR: 0	SF: 1 SAC: 1 DP: 0 HBP: 1			WP: 0 PB: 0 SB: 1 CS: 1	PA: 41		

livebaseballscorecards.com

	AB	32
	R	5
	H	8
	RBI	5
	BB	4
	SO	7
	LOB	17

PITCHER		IP	WLS	BF	H	R	ER	SO	BB	IBB	HBP	BLK	WP	HR	S	P	ERA	WHIP
Frank LaCorte, R ERA: 6.65	(1, 1)	1.1	L	10	4	4	4	2	2	0	0	0	0	0	12	20	27.00	4.500
Rick Williams, R ERA: 3.13	(2, 1)	3.2		14	1	0	0	1	1	0	0	0	0	0	15	19	0.00	0.545
George Throop, R ERA: 3.91	(6, 1)	3.0		12	3	1	1	4	0	0	1	0	0	0	19	20	3.00	1.000
Pete Ladd, R ERA:	(9, 1)	1.0		4	0	0	0	0	1	0	0	0	0	0	3	7	0.00	1.000

PITCHER	IP	WLS	BF	H	R	ER	SO	BB	IBB	HBP	BLK	WP	HR	S	P	ERA	WHIP

Batter	1	2	3	4	5	6	7	8	9	AB	R	H	RBI	BB	SO	LOB
Cesar Cedeno, R (1, 3) OBP: 0.372, SLG: 0.387	PB 6-3 2B		FC6-4 FC6-4 1-2f		5-3			F7		4	1	1	0	0	0	2
Julio Gonzalez, R (1, 6) OBP: 0.280, SLG: 0.286	L8 2-3		FC6-4 1-2f			F8		1B		4	0	1	0	0	0	2
Terry Puhl, L (1, 8) OBP: 0.352, SLG: 0.388	6-3 3-H			F9		1B		F2		4	0	1	1	0	0	1
Jeffrey Leonard, R (1, 9) OBP: 0.367, SLG: 0.372	6-3			F9		F8			FC6-4 1B	4	0	1	0	0	0	1
Enos Cabell, R (1, 5) OBP: 0.294, SLG: 0.355		K		HR		F8			FC6-4 1-2f	4	1	1	1	0	1	2
Jose Cruz, L (1, 7) OBP: 0.378, SLG: 0.425		4-3		3-1			1-3		F8	4	0	0	0	0	0	1
Art Howe, R (1, 4) OBP: 0.320, SLG: 0.368		4-3			F8		F8		F9	4	0	0	0	0	0	1
Bruce Bochy, R (1, 2) OBP: 0.273, SLG: 0.291			FC6-4 1B		FC6-4 1B		K			3	0	2	0	0	1	0
Frank LaCorte, R (1, 1) Rick Williams, R (2, 1) OBP: 0.333, SLG: 0.292 Jesus Alou, R (5, PH) OBP: 0.314, SLG: 0.290 George Throop, R (6, 1) Jimmy Sexton, R (8, PH) OBP: 0.241, SLG: 0.185 Pete Ladd, R (9, 1)			K		FC6-4 1-2f			6-3		0 1 1 0 1 0	0 0 0 0 0 0	0 1 0 0 0 0	0 1 1 0 0 0	0 0 0 0 0 0	0 1 1 0 0 0	0 1 1 0 0 0
Inning Stats	R: 1 H: 1 E: 0 LOB: 0 K: 0 BB: 0 S: 4 P: 4	R: 0 H: 0 E: 0 LOB: 0 K: 1 BB: 0 S: 5 P: 5	R: 0 H: 1 E: 0 LOB: 1 K: 1 BB: 0 S: 6 P: 6	R: 1 H: 1 E: 0 LOB: 0 K: 0 BB: 0 S: 4 P: 4	R: 0 H: 1 E: 0 LOB: 1 K: 0 BB: 0 S: 4 P: 4	R: 0 H: 1 E: 0 LOB: 1 K: 0 BB: 0 S: 4 P: 4	R: 0 H: 0 E: 0 LOB: 0 K: 1 BB: 0 S: 5 P: 5	R: 0 H: 1 E: 0 LOB: 1 K: 0 BB: 0 S: 4 P: 4	R: 0 H: 1 E: 0 LOB: 1 K: 0 BB: 0 S: 4 P: 4	1B: 5 SF: 0 2B: 1 SAC: 0 3B: 0 DP: 0 HR: 1 HBP: 0						WP: 0 PA: 34 PB: 1 SB: 0 CS: 0	

PITCHER	IP	WLS	BF	H	R	ER	SO	BB	IBB	HBP	BLK	WP	HR	S	P	ERA	WHIP
Randy Lerch, L (1, 1) ERA: 4.2	9.0	W	34	7	2	1	3	0	0	0	0	0	1	40	40	1.00	0.778

PITCHER	IP	WLS	BF	H	R	ER	SO	BB	IBB	HBP	BLK	WP	HR	S	P	ERA	WHIP

BOTTOM

Philadelphia Phillies @ Houston Astros

Astrodome, Houston, TX

Fri Aug 17 1979, 8:05 PM EDT

Att. 33,782 - Unknown

livebaseballscorecards.com

AB	34
R	2
H	7
RBI	2
BB	0
SO	3
LOB	12

Batter	1	2	3	4	5	6	7	8	9	AB	R	H	RBI	BB	SO	LOB
Bake McBride, L (1, 9) OBP: 0.318, SLG: 0.409	x 0-0 ① G3			x 0-0 BB E 1B		SSS 0-3 ① K		x 0-0 ② F7		4	0	1	0	0	1	1
Greg Gross, L (1, 7) OBP: 0.405, SLG: 0.438	x 0-0 ② 6-3			x 0-0 ① F7 1-2		x 0-0 1B		x 0-0 1-H 3B		4	0	2	1	0	0	1
Pete Rose, S (1, 3) OBP: 0.401, SLG: 0.422	x 0-0 ③ L6			BBBB 4-0 BB BB		x 0-0 ② F8		4-0 FC6-4 IBB		2	0	0	0	2	0	1
Mike Schmidt, R (1, 5) OBP: 0.393, SLG: 0.615		x 0-0 ① P3		x 0-0 ② F7		SSS 0-3 ③ K		x 0-0 ③ FC6-4 1-2f		4	0	0	0	0	1	5
Bob Boone, R (1, 2) OBP: 0.378, SLG: 0.458		x 0-0 ② F7		BBBB 4-0 1-2 2-3 BB			x 0-0 ① 1-3		x 0-0 ① F3	3	0	0	0	1	0	0
Garry Maddox, R (1, 8) OBP: 0.297, SLG: 0.426		SSS 0-3 ③ K		x 0-0 ③ F9			x 0-0 ② 6-3		x 0-0 ② F8	4	0	0	0	0	1	3
Larry Bowa, S (1, 6) OBP: 0.329, SLG: 0.322			x 0-0 ① 6-3		x 0-0 ① 4-3		x 0-0 ③ 6-3		x 0-0 ③ 4-3	4	0	0	0	0	0	0
Manny Trillo, R (1, 4) OBP: 0.296, SLG: 0.342			x 0-0 ② 6-3		x 0-0 CS 1B			SSS 0-3 ① K		3	0	1	0	0	1	0
Larry Christenson, R (1, 1) OBP: 0.407, SLG: 0.680 Del Unser, L (8, PH) OBP: 0.356, SLG: 0.487 Tug McGraw, R (8, 1) OBP: 0.167, SLG: 0.167 Ron Reed, R (9, 1) OBP: 0.333, SLG: 0.375			SSS 0-3 ③ K		SSS 0-3 ② ③ K 1-2			BBBB 4-0 3B BB		2 0 0 0	0 1 0 0	0 0 0 0	0 0 0 0	0 1 0 0	2 0 0 0	1 0 0 0
Inning Stats	R: 0 E: 0 K: 0 S: 3 H: 0 LOB: 0 BB: 0 P: 3	R: 0 E: 0 K: 1 S: 5 H: 0 LOB: 0 BB: 0 P: 5	R: 0 E: 0 K: 1 S: 5 H: 0 LOB: 0 BB: 0 P: 5	R: 0 E: 1 K: 0 S: 4 H: 1 LOB: 3 BB: 2 P: 12	R: 0 E: 0 K: 1 S: 5 H: 1 LOB: 0 BB: 0 P: 5	R: 0 E: 0 K: 2 S: 8 H: 1 LOB: 1 BB: 0 P: 8	R: 0 E: 0 K: 0 S: 3 H: 0 LOB: 0 BB: 0 P: 3	R: 1 E: 0 K: 1 S: 6 H: 1 LOB: 2 BB: 2 P: 14	R: 0 E: 0 K: 0 S: 3 H: 0 LOB: 0 BB: 0 P: 3	1B: 3 2B: 0 3B: 1 HR: 0 SF: 0 SAC: 0 DP: 0 HBP: 0						

PITCHER	IP	WLS	BF	H	R	ER	SO	BB	IBB	HBP	BLK	WP	HR	S	P	ERA	WHIP
J.R. Richard, R (1, 1) ERA: 3.33	9.0	L	34	4	1	1	6	3	1	0	0	0	0	42	58	1.00	0.778

PITCHER	IP	WLS	BF	H	R	ER	SO	BB	IBB	HBP	BLK	WP	HR	S	P	ERA	WHIP

TOP

Philadelphia Phillies @ Houston Astros

Astrodome, Houston, TX

Sat Aug 18 1979, 8:05 PM EDT

Att. 37,735 - Unknown

livebaseballscorecards.com

AB	30
R	1
H	4
RBI	1
BB	4
SO	6
LOB	12

WP: 0	PA: 34																
PB: 0																	
SB: 0																	
CS: 1																	

Batter	1	2	3	4	5	6	7	8	9	AB	R	H	RBI	BB	SO	LOB
Cesar Cedeno, R (1, 3) OBP: 0.373, SLG: 0.388	BB S 1B		CS 1B		5-3			K		4	0	2	0	0	1	0
Craig Reynolds, L (1, 6) OBP: 0.289, SLG: 0.337	F8 1-2		FC5-4 1B 1-2			F9		4-3		4	0	1	0	0	0	1
Terry Puhl, L (1, 8) OBP: 0.353, SLG: 0.388	BB BB		FC5-4 PO 1-2f			CS 1B		P6		3	0	1	0	1	0	1
Jose Cruz, L (1, 7) OBP: 0.381, SLG: 0.426	G4-6-3 BB 1-2 2-3		PO 1-2	G5-4-3 1B		K 1-2			1B 1B	3	0	2	0	1	1	1
Enos Cabell, R (1, 5) OBP: 0.295, SLG: 0.356	G4-6-3 1-2f			G5-4-3 1B 1-2			F9		G1-6-3 1-3	4	0	2	0	0	0	3
Jeffrey Leonard, R (1, 9) OBP: 0.363, SLG: 0.367		L4		G5-4-3 1-2f 2-3			F8		G1-6-3 1-2f	4	0	0	0	0	0	4
Alan Ashby, S (1, 2) OBP: 0.268, SLG: 0.281 Denny Walling, L (9, PH) OBP: 0.372, SLG: 0.472		K		4-3			BB 2B		L8	2 1	0 0	0 0	0 0	1 0	1 0	1 1
Rafael Landestoy, S (1, 4) OBP: 0.305, SLG: 0.264		1B			4-3		2B 1-3			3	0	2	0	0	0	0
J.R. Richard, R (1, 1) OBP: 0.141, SLG: 0.203		K			4-3		G3			3	0	0	0	0	1	3
Inning Stats	R: 0 H: 1 E: 0 LOB: 2 K: 0 BB: 2 S: 3 P: 11	R: 0 H: 1 E: 0 LOB: 1 K: 2 BB: 0 S: 8 P: 8	R: 0 H: 2 E: 0 LOB: 0 K: 0 BB: 0 S: 3 P: 3	R: 0 H: 2 E: 0 LOB: 1 K: 0 BB: 0 S: 4 P: 4	R: 0 H: 0 E: 0 LOB: 0 K: 0 BB: 0 S: 3 P: 3	R: 0 H: 1 E: 0 LOB: 0 K: 1 BB: 0 S: 5 P: 5	R: 0 H: 1 E: 0 LOB: 2 K: 0 BB: 1 S: 4 P: 8	R: 0 H: 0 E: 0 LOB: 0 K: 1 BB: 0 S: 5 P: 5	R: 0 H: 2 E: 0 LOB: 1 K: 0 BB: 0 S: 4 P: 4	1B: 9 2B: 1 3B: 0 HR: 0	SF: 0 SAC: 0 DP: 3 HBP: 0						

PITCHER		IP	WLS	BF	H	R	ER	SO	BB	IBB	HBP	BLK	WP	HR	S	P	ERA	WHIP
Larry Christenson, R ERA: 4.53	(1, 1)	7.0	W	27	8	0	0	3	3	0	0	0	0	0	30	42	0.00	1.571
Tug McGraw, L ERA: 4.77	(8, 1)	1.0		5	2	0	0	1	0	0	0	0	0	0	7	7	0.00	2.000
Ron Reed, R ERA: 4.03	(9, 1)	1.0	S	2	0	0	0	0	0	0	0	0	0	0	2	2	0.00	0.000

PITCHER	IP	WLS	BF	H	R	ER	SO	BB	IBB	HBP	BLK	WP	HR	S	P	ERA	WHIP

BOTTOM

Philadelphia Phillies @ Houston Astros

Astrodome, Houston, TX

Sat Aug 18 1979, 8:05 PM EDT

Att. 37,735 - Unknown

livebaseballscorecards.com

AB	31
R	0
H	10
RBI	0
BB	3
SO	4
LOB	15

WP: 0 PA: 35
PB: 0
SB: 1
CS: 2

Batter	1	2	3	4	5	6	7	8	9	AB	R	H	RBI	BB	SO	LOB
Bake McBride, L (1, 9) OBP: 0.319, SLG: 0.409	3-1		F9		K		CS 1B		FC5 S 1B 2-3	5	0	2	0	0	1	0
Pete Rose, S (1, 3) OBP: 0.403, SLG: 0.423	E S 1B		6-3		4-3		CS 1-2	G6-4-3 1B	BB 1-2	4	0	2	0	1	0	0
Mike Schmidt, R (1, 5) OBP: 0.391, SLG: 0.610	F3 1-3		L6			1B 1B		F3	FC5 2-3f	5	0	1	0	0	0	5
Greg Luzinski, R (1, 7) OBP: 0.355, SLG: 0.448	F3			FC3-6 1B SF9 1B		F8		G6-4-3 1-2f		4	1	1	0	0	0	3
Mike Anderson, R (9, 7) OBP: 0.352, SLG: 0.333										0	0	0	0	0	0	0
Bob Boone, R (1, 2) OBP: 0.379, SLG: 0.459		E6 FC6-4		FC3-6 1-2 1B		F9			3B 1B	4	0	2	0	0	0	1
Bud Harrelson, S (9, PR) OBP: 0.412, SLG: 0.309										0	1	0	0	0	0	0
Dave Rader, L (9, 2) OBP: 0.267, SLG: 0.293										0	0	0	0	0	0	0
Garry Maddox, R (1, 8) OBP: 0.299, SLG: 0.431		FC6-4 S 1-2f		FC3-6 FC6-4 1-2f 2-3		1-2 1B			1B 3B 1-H	4	1	2	1	0	0	3
Larry Bowa, S (1, 6) OBP: 0.328, SLG: 0.322		F8 1-2		SF9 3-H		1-3			1B 4-3 1B 3-H	3	0	1	2	0	0	3
Manny Trillo, R (1, 4) OBP: 0.295, SLG: 0.339		BB		FC6-4 1-2f			F8		4-3 1-2	3	0	0	0	1	0	2
Steve Carlton, L (1, 1) OBP: 0.237, SLG: 0.236		L9			K		F7		F5	4	0	0	0	0	1	4

Inning Stats	1	2	3	4	5	6	7	8	9
	R: 0 E: 0 K: 0 S: 4	H: 1 LOB: 1 BB: 0 P: 4	R: 0 E: 1 K: 0 S: 4	H: 0 LOB: 2 BB: 1 P: 8	R: 0 E: 0 K: 0 S: 3	H: 0 LOB: 0 BB: 0 P: 3	R: 1 E: 0 K: 0 S: 5	H: 2 LOB: 1 BB: 0 P: 5	R: 0 E: 0 K: 2 S: 7	H: 0 LOB: 0 BB: 0 P: 7	R: 0 E: 0 K: 0 S: 5	H: 2 LOB: 2 BB: 0 P: 5	R: 0 E: 0 K: 0 S: 3	H: 1 LOB: 0 BB: 0 P: 3	R: 0 E: 0 K: 0 S: 3	H: 1 LOB: 0 BB: 0 P: 3	R: 2 E: 0 K: 0 S: 7	H: 4 LOB: 3 BB: 1 P: 11

1B: 10 SF: 1
2B: 0 SAC: 0
3B: 1 DP: 1
HR: 0 HBP: 0

WP: 0 PA: 40
PB: 0
SB: 3
CS: 1

PITCHER		IP	WLS	BF	H	R	ER	SO	BB	IBB	HBP	BLK	WP	HR	S	P	ERA	WHIP
Joaquin Andujar, R ERA: 2.84	(1, 1)	8.1	L	35	10	3	3	2	1	0	0	0	0	0	38	42	3.24	1.320
Joe Sambito, L ERA: 1.56	(9, 1)	0.2		4	1	0	0	0	1	0	0	0	0	0	3	7	0.00	3.000

PITCHER	IP	WLS	BF	H	R	ER	SO	BB	IBB	HBP	BLK	WP	HR	S	P	ERA	WHIP

TOP

Philadelphia Phillies @ Houston Astros

Astrodome, Houston, TX

Sun Aug 19 1979, 8:05 PM EDT
Att. 30,631 - Unknown

livebaseballscorecards.com

AB	36
R	3
H	11
RBI	3
BB	2
SO	2
LOB	21

Batter	1	2	3	4	5	6	7	8	9	AB	R	H	RBI	BB	SO	LOB
Rafael Landestoy, S (1, 4) OBP: 0.298, SLG: 0.257	F2		G3			F9		6-3		4	0	0	0	0	0	0
Craig Reynolds, L (1, 6) Art Howe, R (9, PH) Jimmy Sexton, R (9, PR) OBP: 0.289, SLG: 0.336 OBP: 0.322, SLG: 0.368 OBP: 0.241, SLG: 0.185	3B BB		K			1-3			CS BB	2 0 0	1 0 0	0 0 0	0 0 0	1 1 0	1 0 0	0 0 0
Terry Puhl, L (1, 8) OBP: 0.354, SLG: 0.392	1-H SF7 3B		PO BB			F9			1-2 K	3	1	1	1	1	1	1
Cesar Cedeno, R (1, 3) OBP: 0.369, SLG: 0.385	SF7 3-H		PO 1-2	F9			P3		5-3	3	0	0	1	0	0	1
Enos Cabell, R (1, 5) OBP: 0.294, SLG: 0.354	K			5-3			5-3			3	0	0	0	0	1	0
Jeffrey Leonard, R (1, 9) OBP: 0.363, SLG: 0.364		5-3		4-3			BB			2	0	0	0	1	0	0
Jose Cruz, L (1, 7) OBP: 0.381, SLG: 0.424		K			G5-4-3 BB		F9			2	0	0	0	1	1	1
Bruce Bochy, R (1, 2) OBP: 0.274, SLG: 0.292		1B			G5-4-3 1-2f			6-3		3	0	1	0	0	0	1
Joaquin Andujar, S (1, 1) Joe Sambito, L (9, 1) OBP: 0.093, SLG: 0.118 OBP: 0.444, SLG: 0.333		1-3			K			K2-3		3 0	0 0	0 0	0 0	0 0	2 0	1 0
Inning Stats	R: 2 E: 0 K: 1 S: 6 H: 1 LOB: 0 BB: 1 P: 10	R: 0 E: 0 K: 1 S: 6 H: 1 LOB: 1 BB: 0 P: 6	R: 0 E: 0 K: 1 S: 4 H: 0 LOB: 0 BB: 1 P: 8	R: 0 E: 0 K: 0 S: 3 H: 0 LOB: 0 BB: 0 P: 3	R: 0 E: 0 K: 1 S: 4 H: 0 LOB: 0 BB: 1 P: 8	R: 0 E: 0 K: 0 S: 3 H: 0 LOB: 0 BB: 0 P: 3	R: 0 E: 0 K: 0 S: 3 H: 0 LOB: 1 BB: 1 P: 7	R: 0 E: 0 K: 1 S: 5 H: 0 LOB: 0 BB: 0 P: 5	R: 0 E: 0 K: 1 S: 4 H: 0 LOB: 1 BB: 1 P: 8	1B: 1 2B: 1 3B: 1 HR: 0	SF: 1 SAC: 0 DP: 2 HBP: 0						

PITCHER	IP	WLS	BF	H	R	ER	SO	BB	IBB	HBP	BLK	WP	HR	S	P	ERA	WHIP
Steve Carlton, L (1, 1) ERA: 3.64	9.0	W	31	2	2	2	6	5	0	0	0	0	0	38	58	2.00	0.778

PITCHER	IP	WLS	BF	H	R	ER	SO	BB	IBB	HBP	BLK	WP	HR	S	P	ERA	WHIP

BOTTOM

Philadelphia Phillies @ Houston Astros

Astrodome, Houston, TX

Sun Aug 19 1979, 8:05 PM EDT

Att. 30,631 - Unknown

livebaseballscorecards.com

AB	25
R	2
H	2
RBI	2
BB	5
SO	6
LOB	5

Houston Astros @ New York Mets

Shea Stadium, Flushing, NY

Mon Aug 20 1979, 7:05 PM EDT

Att. 10,922 - Unknown

TOP

livebaseballscorecards.com

Batter	1	2	3	4	5	6	7	8	9	AB	R	H	RBI	BB	SO	LOB
Rafael Landestoy, S (1, 4) OBP: 0.306, SLG: 0.268	0-0 SH5-4 1B		0-0 P6 ②	0-0 E2 2-H 3-H 1B			0-0 F8 ①	0-0 1-2 2-H 1B		5	0	3	3	0	0	0
Craig Reynolds, L (1, 6) OBP: 0.291, SLG: 0.338	0-0 SH5-4 ① 1-2		0-0 2B	0-0 F7 ③			B B B B 4-0 1B BLK BB	0-0 L7 ③		3	1	1	0	1	0	3
Terry Puhl, L (1, 8) OBP: 0.356, SLG: 0.391	0-0 6-3 ②		B B B B 4-0 BB		0-0 F8 ①		0-0 PB BLK 1-3 1B		B B B B 4-0 5-3 2B BB	3	1	1	0	2	0	1
Cesar Cedeno, R (1, 3) OBP: 0.365, SLG: 0.379	0-0 F4-3 ③		0-0 L7 ③		0-0 P6 ②		0-0 F4 ② 1-3 3-H		0-0 5-3 ① 1-2	5	0	0	0	0	0	5
Jose Cruz, L (1, 7) OBP: 0.383, SLG: 0.424		0-0 1B 1B		B B B B 4-0 1B 1B BB	0-0 F5 ③		0-0 F8 ③		B B B B 4-0 2B FC4-6 BB	3	2	1	0	2	0	1
Enos Cabell, R (1, 5) OBP: 0.295, SLG: 0.356		0-0 F9 ①	0-0 SH1-3 1B 1-2 E 1B		0-0 5-3 ①			0-0 F7 ①	0-0 FC4-6 1-3 2-H 2B	5	1	2	1	0	0	1
Jeffrey Leonard, R (1, 9) OBP: 0.369, SLG: 0.376		0-0 ② 1-3 1B	0-0 SH1-3 1-2 2-H E 1B		0-0 SF8 3B			0-0 F9 ②	4-0 FC4-6 IBB	4	2	3	1	1	0	0
Alan Ashby, S (1, 2) OBP: 0.267, SLG: 0.280		0-0 F3 ③	0-0 P5 ①		0-0 SF8 ② 3-H			0-0 1B 1B 1B	0-0 FC4-6 ② 1-2f 2-3 3-H	4	1	1	2	0	0	5
Joe Niekro, R (1, 1) OBP: 0.130, SLG: 0.121			0-0 F9 ①	0-0 SH1-3 ② 1-2 2-3	0-0 F8 ③			0-0 1B 1-2 1B	S S S 0-3 K ③	4	0	1	0	0	1	2
Inning Stats	R: 0 E: 0 K: 0 S: 4 H: 1 LOB: 1 BB: 0 P: 4	R: 0 E: 0 K: 0 S: 4 H: 2 LOB: 1 BB: 0 P: 4	R: 0 E: 0 K: 0 S: 4 H: 1 LOB: 2 BB: 1 P: 8	R: 3 E: 1 K: 0 S: 6 H: 3 LOB: 1 BB: 1 P: 10	R: 0 E: 0 K: 0 S: 3 H: 0 LOB: 0 BB: 0 P: 3	R: 1 E: 0 K: 0 S: 4 H: 1 LOB: 0 BB: 0 P: 4	R: 1 E: 0 K: 0 S: 4 H: 1 LOB: 1 BB: 1 P: 8	R: 1 E: 0 K: 0 S: 6 H: 3 LOB: 2 BB: 0 P: 6	R: 2 E: 0 K: 1 S: 6 H: 1 LOB: 2 BB: 3 P: 18	1B: 10 2B: 2 3B: 1 HR: 0 SF: 1 SAC: 2 DP: 0 HBP: 0							

	AB	36
	R	8
	H	13
	RBI	7
	BB	6
	SO	1
	LOB	18

WP: 0 PB: 1 SB: 0 CS: 0 PA: 45

PITCHER		IP	WLS	BF	H	R	ER	SO	BB	IBB	HBP	BLK	WP	HR	S	P	ERA	WHIP
Craig Swan, R ERA: 3.22	(1, 1)	8.0	L	38	12	6	6	0	3	0	0	1	0	0	35	47	6.75	1.875
Ed Glynn, L ERA: 3.16	(9, 1)	1.0		7	1	2	2	1	2	1	0	0	0	0	6	18	18.00	3.000

PITCHER	IP	WLS	BF	H	R	ER	SO	BB	IBB	HBP	BLK	WP	HR	S	P	ERA	WHIP

Batter	1	2	3	4	5	6	7	8	9	AB	R	H	RBI	BB	SO	LOB
Gil Flores, R (1, 9) OBP: 0.250, SLG: 0.246	6-3		4-3			K		G3		4	0	0	0	0	1	1
Ed Glynn, R (9, 1)										0	0	0	0	0	0	0
Frank Taveras, R (1, 6) OBP: 0.292, SLG: 0.335	L5		F2			F8			K	4	0	0	0	0	1	0
Lee Mazzilli, S (1, 8) OBP: 0.402, SLG: 0.474	K			P4		L4			P4	4	0	0	0	0	1	0
John Stearns, R (1, 5) OBP: 0.329, SLG: 0.387		1B 4-3 HBP		4-3 WP 1B			G6-3 BB		K	2	1	1	0	1	1	0
Ed Kranepool, L (1, 3) OBP: 0.315, SLG: 0.342		F2		4-3 1-3			G6-3 1-2f			3	0	0	0	0	0	3
Joel Youngblood, R (1, 7) OBP: 0.363, SLG: 0.479		4-3 1B 1-3		K			6-3			3	0	1	0	0	1	1
Ron Hodges, L (1, 2) OBP: 0.290, SLG: 0.196		4-3 1-2 3-H			1-3			F1-6-3 BB		2	0	0	1	1	0	1
Doug Flynn, R (1, 4) OBP: 0.269, SLG: 0.328		F7			F7			F1-6-3 1-2		3	0	0	0	0	0	2
Craig Swan, R (1, 1) OBP: 0.197, SLG: 0.138			K		F7			BB		2	0	0	0	0	1	0
Dan Norman, R (8, PH) OBP: 0.244, SLG: 0.300 (9, 9)										0	0	0	0	1	0	0
Inning Stats	R: 0 E: 0 K: 1 S: 5 H: 0 LOB: 0 BB: 0 P: 5	R: 1 E: 0 K: 0 S: 4 H: 1 LOB: 1 BB: 0 P: 5	R: 0 E: 0 K: 1 S: 5 H: 0 LOB: 0 BB: 0 P: 5	R: 0 E: 0 K: 1 S: 6 H: 1 LOB: 1 BB: 0 P: 6	R: 0 E: 0 K: 0 S: 3 H: 0 LOB: 0 BB: 0 P: 3	R: 0 E: 0 K: 1 S: 5 H: 0 LOB: 0 BB: 0 P: 5	R: 0 E: 0 K: 0 S: 2 H: 0 LOB: 0 BB: 1 P: 6	R: 0 E: 0 K: 0 S: 2 H: 0 LOB: 1 BB: 2 P: 10	R: 0 E: 0 K: 2 S: 7 H: 0 LOB: 0 BB: 0 P: 7	1B: 2 2B: 0 3B: 0 HR: 0	SF: 0 SAC: 0 DP: 2 HBP: 1						

PITCHER	IP	WLS	BF	H	R	ER	SO	BB	IBB	HBP	BLK	WP	HR	S	P	ERA	WHIP
Joe Niekro, R (1, 1) ERA: 3.01	9.0	W	31	2	1	1	6	3	0	1	0	1	0	39	52	1.00	0.556

PITCHER	IP	WLS	BF	H	R	ER	SO	BB	IBB	HBP	BLK	WP	HR	S	P	ERA	WHIP

BOTTOM

Houston Astros @ New York Mets

Shea Stadium, Flushing, NY

Mon Aug 20 1979, 7:05 PM EDT

Att. 10,922 - Unknown

livebaseballscorecards.com

AB	27
R	1
H	2
RBI	1
BB	3
SO	6
LOB	8

Batter	1	2	3	4	5	6	7	8	9	AB	R	H	RBI	BB	SO	LOB
Rafael Landestoy, S (1, 4) OBP: 0.299, SLG: 0.261	S S S 0-3 ① K		S S S 0-3 ③ K		x 0-0 ③ F9			x 0-0 ① F4		4	0	0	0	0	2	2
Craig Reynolds, L (1, 6) OBP: 0.293, SLG: 0.338	B B B B 4-0 S BB			x 0-0 FC6-4 1B		S S S 0-3 ① K		x 0-0 ② P5		3	0	1	0	1	1	0
Terry Puhl, L (1, 8) OBP: 0.356, SLG: 0.392	x 0-0 ② F9 1-2			x 0-0 ① FC6-4 1-2f		x 0-0 2B		x 0-0 ③ F4-3		4	0	1	0	0	0	2
Cesar Cedeno, R (1, 3) OBP: 0.361, SLG: 0.374	S S S 0-3 ③ K			x 0-0 ② F4		x 0-0 ② F8			x 0-0 ① F7	4	0	0	0	0	1	3
Enos Cabell, R (1, 5) OBP: 0.294, SLG: 0.354		x 0-0 ① F9		x 0-0 ③ F8		B B B B 4-0 BB			x 0-0 ② 5-3	3	0	0	0	1	0	1
Jeffrey Leonard, R (1, 9) OBP: 0.368, SLG: 0.375		x 0-0 ② F8			x 0-0 ① 6-3	x 0-0 ③ F8			x 0-0 1B	4	0	1	0	0	0	2
Jose Cruz, L (1, 7) OBP: 0.382, SLG: 0.422		S S S 0-3 ③ K			x 0-0 ② F4-3		x 0-0 F6-4-3 1B		x 0-0 ③ F4-3	4	0	1	0	0	1	1
Bruce Bochy, R (1, 2) OBP: 0.276, SLG: 0.294			x 0-0 ① P3		x 0-0 BB 1B		x 0-0 ①② F6-4-3 1-2			3	0	1	0	0	0	1
Frank LaCorte, R (1, 1) Alan Knicely, R (5, PH) George Throop, R (5, 1) Art Howe, R (7, PH) OBP: 0.321, SLG: 0.367 Pete Ladd, R (7, 1)			S S S 0-3 ② K		B B B 4-0 1-2 BB		x 0-0 ③ F4			1 0 0 1 0	0 0 0 0 0	0 0 0 0 0	0 0 0 0 0	0 1 0 0 0	1 0 0 0 0	0 0 0 0 0
Inning Stats	R: 0 E: 0 K: 2 S: 7 H: 0 LOB: 1 BB: 1 P: 11	R: 0 E: 0 K: 1 S: 5 H: 0 LOB: 0 BB: 0 P: 5	R: 0 E: 0 K: 2 S: 7 H: 0 LOB: 0 BB: 0 P: 7	R: 0 E: 0 K: 0 S: 4 H: 1 LOB: 1 BB: 0 P: 4	R: 0 E: 0 K: 0 S: 4 H: 1 LOB: 2 BB: 1 P: 8	R: 0 E: 0 K: 1 S: 6 H: 1 LOB: 2 BB: 1 P: 10	R: 0 E: 0 K: 0 S: 3 H: 1 LOB: 0 BB: 0 P: 3	R: 0 E: 0 K: 0 S: 3 H: 0 LOB: 0 BB: 0 P: 3	R: 0 E: 0 K: 0 S: 4 H: 1 LOB: 1 BB: 0 P: 4	1B: 4 2B: 1 3B: 0 HR: 0	SF: 0 SAC: 0 DP: 1 HBP: 0						

TOP

Houston Astros @ New York Mets

Shea Stadium, Flushing, NY

Tue Aug 21 1979, Postponed
Att. 9,337 - Unknown

livebaseballscorecards.com

AB	31
R	0
H	5
RBI	0
BB	3
SO	6
LOB	12

WP: 0 PB: 0 SB: 1 CS: 0 PA: 34

PITCHER		IP	WLS	BF	H	R	ER	SO	BB	IBB	HBP	BLK	WP	HR	S	P	ERA	WHIP
Pete Falcone, L ERA: 4.26	(1, 1)	8.2	W	33	5	0	0	6	3	0	0	0	0	0	42	54	0.00	0.923
Kevin Kobel, L ERA: 3.37	(9, 1)	0.1		1	0	0	0	0	0	0	0	0	0	0	1	1	0.00	0.000

PITCHER	IP	WLS	BF	H	R	ER	SO	BB	IBB	HBP	BLK	WP	HR	S	P	ERA	WHIP

Houston Astros @ New York Mets

Shea Stadium, Flushing, NY

Tue Aug 21 1979, Postponed
Att. 9,337 - Unknown

livebaseballscorecards.com

Batter	1	2	3	4	5	6	7	8	9	AB	R	H	RBI	BB	SO	LOB
Frank Taveras, R (1, 6) OBP: 0.292, SLG: 0.336	P3	K		F9		2B				4	0	1	0	0	1	2
Alex Trevino, R (1, 2) OBP: 0.384, SLG: 0.388	6-3		F8		F9	F8				4	0	0	0	0	0	1
Lee Mazzilli, S (1, 8) OBP: 0.403, SLG: 0.472	BB		F8		BB		F8			2	1	0	0	2	0	0
John Stearns, R (1, 5) OBP: 0.328, SLG: 0.386	E5		6-3		4-3		K			4	1	1	1	0	1	1
Sergio Ferrer, S (8, 5)										0	0	0	0	0	0	0
Ed Kranepool, L (1, 3) OBP: 0.313, SLG: 0.329	1-3			BB	4-3		F7			3	1	0	0	1	0	3
Joel Youngblood, R (1, 7) OBP: 0.364, SLG: 0.484		2B		K	2B			5-3		4	1	2	1	0	1	1
Dan Norman, R (1, 9) OBP: 0.265, SLG: 0.302		5-3		E7	4-3			HBP		3	1	1	0	0	0	2
Doug Flynn, R (1, 4) OBP: 0.273, SLG: 0.335		SH1-4		2B		F4-3		G4-6-3		4	0	3	3	0	0	0
Pete Falcone, L (1, 1) OBP: 0.244, SLG: 0.205		SH1-4		K		F7		G4-6-3		3	0	0	0	0	1	3
Kevin Kobel, R (9, 1) OBP: 0.171, SLG: 0.171										0	0	0	0	0	0	0
Inning Stats	R: 0 E: 1 K: 0 S: 4 H: 0 LOB: 2 BB: 1 P: 8	R: 1 E: 0 K: 1 S: 7 H: 2 LOB: 1 BB: 0 P: 7	R: 0 E: 0 K: 0 S: 3 H: 0 LOB: 0 BB: 0 P: 3	R: 2 E: 1 K: 2 S: 9 H: 2 LOB: 1 BB: 1 P: 13	R: 2 E: 0 K: 0 S: 5 H: 2 LOB: 1 BB: 1 P: 9	R: 0 E: 0 K: 0 S: 4 H: 1 LOB: 1 BB: 0 P: 4	R: 0 E: 0 K: 1 S: 5 H: 0 LOB: 0 BB: 0 P: 5	R: 0 E: 0 K: 0 S: 3 H: 1 LOB: 1 BB: 0 P: 4		1B: 4 2B: 4 3B: 0 HR: 0 SF: 0 SAC: 1 DP: 1 HBP: 1							

PITCHER	IP	WLS	BF	H	R	ER	SO	BB	IBB	HBP	BLK	WP	HR	S	P	ERA	WHIP
Frank LaCorte, R (1, 1) ERA: 6.33	4.0	L	19	4	3	2	3	2	0	0	0	0	0	23	31	4.50	1.500
George Throop, R (5, 1) ERA: 4.32	2.0		10	3	2	2	0	1	0	0	0	0	0	9	13	9.00	2.000
Pete Ladd, R (7, 1) ERA:	2.0		7	1	0	0	1	0	0	1	0	0	0	8	9	0.00	0.500

PITCHER	IP	WLS	BF	H	R	ER	SO	BB	IBB	HBP	BLK	WP	HR	S	P	ERA	WHIP

BOTTOM	
AB	31
R	5
H	8
RBI	5
BB	3
SO	4
LOB	13

WP: 0 PB: 0 SB: 1 CS: 0 PA: 36

Batter	1	2	3	4	5	6	7	8	9	AB	R	H	RBI	BB	SO	LOB
Julio Gonzalez, R (1, 4) OBP: 0.279, SLG: 0.285	F4-3		P6			1B		6-3		4	0	1	0	0	0	0
Craig Reynolds, L (1, 6) OBP: 0.294, SLG: 0.339	1B		F4			1-2 1B			F4-3	4	0	2	0	0	0	0
Terry Puhl, L (1, 8) OBP: 0.355, SLG: 0.391	F5			F9		P3			1B 1B	4	1	1	0	0	0	3
Cesar Cedeno, R (1, 3) OBP: 0.360, SLG: 0.373	F7			2-3		2-3			1-3 S 1B	4	1	1	0	0	0	3
Enos Cabell, R (1, 5) OBP: 0.292, SLG: 0.351		F8		F9			F4		L6 1-2	4	0	0	0	0	0	2
Jeffrey Leonard, R (1, 9) OBP: 0.366, SLG: 0.373		F4-3			K		5-3		1B 2-H 3-H 1B	4	0	1	2	0	1	0
Jose Cruz, L (1, 7) OBP: 0.383, SLG: 0.430					F4-3		K		1-3 1B	4	1	2	1	0	1	0
Denny Walling, L (9, 7) OBP: 0.372, SLG: 0.472		HR								0	0	0	0	0	0	0
Alan Ashby, S (1, 2) OBP: 0.264, SLG: 0.277		G3			3-1			K	K	4	0	0	0	0	2	2
J.R. Richard, R (1, 1) OBP: 0.135, SLG: 0.194			6-3			F7		6-3		3	0	0	0	0	0	0
Inning Stats	R: 0 E: 0 K: 0 S: 4 H: 1 LOB: 1 BB: 0 P: 4	R: 1 E: 0 K: 0 S: 4 H: 1 LOB: 0 BB: 0 P: 4	R: 0 E: 0 K: 0 S: 3 H: 0 LOB: 0 BB: 0 P: 3	R: 0 E: 0 K: 0 S: 3 H: 0 LOB: 0 BB: 0 P: 3	R: 0 E: 0 K: 1 S: 5 H: 0 LOB: 0 BB: 0 P: 5	R: 0 E: 0 K: 0 S: 5 H: 2 LOB: 2 BB: 0 P: 5	R: 0 E: 0 K: 1 S: 5 H: 0 LOB: 0 BB: 0 P: 5	R: 0 E: 0 K: 1 S: 5 H: 0 LOB: 0 BB: 0 P: 5	R: 2 E: 0 K: 1 S: 9 H: 4 LOB: 2 BB: 0 P: 9	1B: 7 2B: 0 3B: 0 HR: 1	SF: 0 SAC: 0 DP: 0 HBP: 0						

TOP

Houston Astros @ New York Mets

Shea Stadium, Flushing, NY

Wed Aug 22 1979, 3:33 AM EDT

Att. 10,477 - Unknown

AB	35	
R	3	
H	8	
RBI	3	
BB	0	
SO	4	
LOB	10	

WP: 0 PB: 0 SB: 1 CS: 0 PA: 35

livebaseballscorecards.com

PITCHER		IP	WLS	BF	H	R	ER	SO	BB	IBB	HBP	BLK	WP	HR	S	P	ERA	WHIP
Kevin Kobel, L ERA: 3.25	(1, 1)	7.0	L	25	4	1	1	2	0	0	0	0	0	1	29	29	1.29	0.571
Neil Allen, R ERA: 3.86	(8, 1)	1.2		9	4	2	2	1	0	0	0	0	0	0	11	11	10.80	2.400
Andy Hassler, L ERA: 4.96	(9, 1)	0.1		1	0	0	0	1	0	0	0	0	0	0	3	3	0.00	0.000

PITCHER	IP	WLS	BF	H	R	ER	SO	BB	IBB	HBP	BLK	WP	HR	S	P	ERA	WHIP

Houston Astros @ New York Mets

Shea Stadium, Flushing, NY

Wed Aug 22 1979, 3:33 AM EDT

Att. 10,477 - Unknown

BOTTOM

Batter	1	2	3	4	5	6	7	8	9	AB	R	H	RBI	BB	SO	LOB
Frank Taveras, R (1, 6) OBP: 0.295, SLG: 0.338	BBBB 4-0 CS BB		x 0-0 S 1B		x 0-0 1-2 1B			x 0-0 ① F8		3	0	2	0	1	0	0
John Stearns, R (1, 5) OBP: 0.330, SLG: 0.385	x 0-0 ① E7 1-2 1B		BBBB 4-0 1-2 BB		x 0-0 ③ FC5 2-3f			x 0-0 ② F8		3	0	1	0	1	0	2
Lee Mazzilli, S (1, 8) OBP: 0.400, SLG: 0.468	SSS 0-3 ② K		x 0-0 ③ F8			SSS 0-3 ① K		x 0-0 ③ F8		4	0	0	0	0	2	3
Ed Kranepool, L (1, 3) OBP: 0.300, SLG: 0.314	SSS 0-3 ③ K			x 0-0 ① F4		x 0-0 ② F8			SSS 0-3 ① K	4	0	0	0	0	2	1
Joel Youngblood, R (1, 7) OBP: 0.363, SLG: 0.484		x 0-0 ① F8		SSS 0-3 ② K		x 0-0 ③ 5-3			x 0-0 E 1B 2B	4	1	1	0	0	1	0
Ron Hodges, L (1, 2) OBP: 0.273, SLG: 0.182 Sergio Ferrer, S (9, PR)		x 0-0 ② P5		SSS 0-3 ③ K			x 0-0 ① F7		x 0-0 E 1B 2-3 E4	4	0	0	0	0	1	1
										0	0	0	0	0	0	0
Dan Norman, R (1, 9) OBP: 0.264, SLG: 0.298		SSS 0-3 ③ K			SSS 0-3 ① K		x 0-0 FC1-6 1B		SSS 0-3 ② K	4	0	1	0	0	3	2
Doug Flynn, R (1, 4) OBP: 0.273, SLG: 0.334			x 0-0 ① F4-3		x 0-0 ② F8		x 0-0 ② FC1-6 1-2f		x 0-0 1-3 3-H 1B	4	0	1	1	0	0	1
Kevin Kobel, R (1, 1) OBP: 0.189, SLG: 0.189 Richie Hebner, L (7, PH) OBP: 0.346, SLG: 0.358 Neil Allen, R (8, 1) Andy Hassler, L (9, 1) Alex Trevino, R (9, PH) OBP: 0.381, SLG: 0.385			x 0-0 ② F7		x 0-0 FC5 1B		x 0-0 ③ F7		SSS 0-3 ③ K	2	0	1	0	0	0	0
										1	0	0	0	0	0	1
										0	0	0	0	0	0	0
										0	0	0	0	0	0	0
										1	0	0	0	0	1	2
Inning Stats	R: 0 E: 1 K: 2 S: 7 H: 1 LOB: 1 BB: 1 P: 11	R: 0 E: 0 K: 1 S: 5 H: 0 LOB: 0 BB: 0 P: 5	R: 0 E: 0 K: 0 S: 4 H: 1 LOB: 2 BB: 1 P: 8	R: 0 E: 0 K: 2 S: 7 H: 0 LOB: 0 BB: 0 P: 7	R: 0 E: 0 K: 1 S: 7 H: 2 LOB: 2 BB: 0 P: 7	R: 0 E: 0 K: 1 S: 5 H: 0 LOB: 0 BB: 0 P: 5	R: 0 E: 0 K: 0 S: 4 H: 1 LOB: 1 BB: 0 P: 4	R: 0 E: 0 K: 0 S: 3 H: 0 LOB: 0 BB: 0 P: 3	R: 1 E: 1 K: 3 S: 12 H: 2 LOB: 2 BB: 0 P: 12	1B: 6 2B: 1 3B: 0 HR: 0	SF: 0 SAC: 0 DP: 0 HBP: 0						

livebaseballscorecards.com

AB	34
R	1
H	7
RBI	1
BB	2
SO	10
LOB	13

WP: 0 PB: 0 SB: 1 CS: 1 PA: 36

PITCHER	IP	WLS	BF	H	R	ER	SO	BB	IBB	HBP	BLK	WP	HR	S	P	ERA	WHIP
J.R. Richard, R (1, 1) ERA: 3.2	9.0	W	36	7	1	0	10	2	0	0	0	0	0	54	62	0.00	1.000

PITCHER	IP	WLS	BF	H	R	ER	SO	BB	IBB	HBP	BLK	WP	HR	S	P	ERA	WHIP

Batter	1	2	3	4	5	6	7	8	9	AB	R	H	RBI	BB	SO	LOB
Julio Gonzalez, R (1, 4) OBP: 0.272, SLG: 0.278	F9		K		F8 1-3		F8			4	0	0	0	0	1	2
Craig Reynolds, L (1, 6) OBP: 0.294, SLG: 0.343	4-3		K2-3		1B 3B 3-H		K			4	1	1	1	0	2	1
Terry Puhl, L (1, 8) OBP: 0.356, SLG: 0.392	1B			F5	FC4-6 1B 3-H			K		4	0	2	1	0	1	0
Cesar Cedeno, R (1, 3) OBP: 0.359, SLG: 0.371	K			3B 1B	FC4-6 1-2f			F8		4	1	1	0	0	1	2
Enos Cabell, R (1, 5) OBP: 0.294, SLG: 0.357		G5-4-3 1B		1-H 3B	F7			F9		4	0	2	1	0	0	1
Jeffrey Leonard, R (1, 9) OBP: 0.365, SLG: 0.369		G5-4-3 1-2f		BB		6-3			F9	3	0	0	0	1	0	1
Jose Cruz, L (1, 7) OBP: 0.380, SLG: 0.426		4-3		K		G3			K	4	0	0	0	0	2	2
Bruce Bochy, R (1, 2) OBP: 0.269, SLG: 0.286			K	F8		K			L5	3	0	0	0	0	2	2
Jesus Alou, R (9, PH) OBP: 0.306, SLG: 0.281										1	0	0	0	0	0	0
Joaquin Andujar, S (1, 1) OBP: 0.109, SLG: 0.154		2B			F8 WP 3B BB		5-3			1	0	1	0	0	0	0
Jimmy Sexton, R (5, PH) OBP: 0.267, SLG: 0.185										0	1	0	0	1	0	0
Pete Ladd, R (5, 1)										0	0	0	0	0	0	0
Rafael Landestoy, S (7, PH) OBP: 0.298, SLG: 0.259										1	0	0	0	0	0	0
Randy Niemann, L (7, 1) OBP: 0.188, SLG: 0.133										0	0	0	0	0	0	0
Inning Stats	R: 0 E: 0 K: 1 S: 6 H: 1 LOB: 1 BB: 0 P: 6	R: 0 E: 0 K: 0 S: 3 H: 1 LOB: 0 BB: 0 P: 3	R: 0 E: 0 K: 3 S: 10 H: 1 LOB: 0 BB: 0 P: 10	R: 1 E: 0 K: 1 S: 7 H: 2 LOB: 2 BB: 1 P: 11	R: 2 E: 0 K: 0 S: 5 H: 2 LOB: 1 BB: 1 P: 9	R: 0 E: 0 K: 1 S: 5 H: 0 LOB: 0 BB: 0 P: 5	R: 0 E: 0 K: 1 S: 5 H: 0 LOB: 0 BB: 0 P: 5	R: 0 E: 0 K: 1 S: 5 H: 0 LOB: 0 BB: 0 P: 5	R: 0 E: 0 K: 1 S: 5 H: 0 LOB: 0 BB: 0 P: 5	1B: 4 2B: 1 3B: 2 HR: 0 SF: 0 SAC: 0 DP: 1 HBP: 0						

PITCHER	IP	WLS	BF	H	R	ER	SO	BB	IBB	HBP	BLK	WP	HR	S	P	ERA	WHIP
Steve Carlton, L (1, 1) ERA: 3.61	9.0	W	35	7	3	3	9	2	0	0	0	1	0	51	59	3.00	1.000

PITCHER	IP	WLS	BF	H	R	ER	SO	BB	IBB	HBP	BLK	WP	HR	S	P	ERA	WHIP

TOP

Houston Astros @ Philadelphia Phillies

Veterans Stadium, Philadelphia, PA

Fri Aug 24 1979, 7:05 PM EDT

Att. 32,124 - Unknown

livebaseballscorecards.com

AB	33
R	3
H	7
RBI	3
BB	2
SO	9
LOB	11

1B: 4 2B: 1 3B: 2 HR: 0	SF: 0 SAC: 0 DP: 1 HBP: 0	WP: 1 PB: 0 SB: 0 CS: 0	PA: 35

Houston Astros @ Philadelphia Phillies

Veterans Stadium, Philadelphia, PA

Fri Aug 24 1979, 7:05 PM EDT

Att. 32,124 - Unknown

BOTTOM

livebaseballscorecards.com

Batter	1	2	3	4	5	6	7	8	9	AB	R	H	RBI	BB	SO	LOB
Bake McBride, L (1, 9) OBP: 0.314, SLG: 0.407	SH1-3 E SF7 1B	F8		SF7 3-H			F9			3	1	1	1	0	0	1
Larry Bowa, S (1, 6) OBP: 0.320, SLG: 0.313	SH1-3 1-3	L4		1-6-3			5-3			3	0	0	0	0	0	2
Pete Rose, S (1, 3) OBP: 0.398, SLG: 0.413	SF7 3-H		4-3		3-1		4-3			3	0	0	1	0	0	0
Mike Schmidt, R (1, 5) OBP: 0.396, SLG: 0.605	BBBB E BB		5-3		F5			F7		3	1	0	0	1	0	0
Greg Luzinski, R (1, 7) OBP: 0.357, SLG: 0.449 Mike Anderson, R (8, 7) OBP: 0.347, SLG: 0.328	E9 1-H 2B		F8		F7			SSS K		3 1	0 0	1 0	1 0	0 0	0 1	0 0
Garry Maddox, R (1, 8) OBP: 0.295, SLG: 0.424	F7			F6		E3		6-3		4	0	0	0	0	0	1
Tim McCarver, L (1, 2) OBP: 0.347, SLG: 0.311		S 1B 1B		BBBB 1B 2B BB		F5				2	2	1	0	1	0	1
Manny Trillo, R (1, 4) OBP: 0.292, SLG: 0.343		F9 1-2		2B 1-3 SF7 1B		L1				3	1	1	0	0	0	2
Steve Carlton, L (1, 1) OBP: 0.253, SLG: 0.267		2-H 1B		1-3 3-H 2B		SSS K				3	0	2	2	0	1	1
Inning Stats	R: 2 E: 2 K: 0 S: 5 / H: 2 LOB: 1 BB: 1 P: 9	R: 1 E: 0 K: 0 S: 5 / H: 2 LOB: 1 BB: 0 P: 5	R: 0 E: 0 K: 0 S: 3 / H: 0 LOB: 0 BB: 0 P: 3	R: 2 E: 0 K: 0 S: 5 / H: 2 LOB: 1 BB: 1 P: 9	R: 0 E: 0 K: 0 S: 3 / H: 0 LOB: 0 BB: 0 P: 3	R: 0 E: 1 K: 1 S: 6 / H: 0 LOB: 1 BB: 0 P: 6	R: 0 E: 0 K: 0 S: 3 / H: 0 LOB: 0 BB: 0 P: 3	R: 0 E: 0 K: 1 S: 5 / H: 0 LOB: 0 BB: 0 P: 5		1B: 4 2B: 2 3B: 0 HR: 0	SF: 2 SAC: 1 DP: 0 HBP: 0					

	AB	28
	R	5
	H	6
	RBI	5
	BB	2
	SO	2
	LOB	8

WP: 0 PB: 0 SB: 1 CS: 0 PA: 33

PITCHER		IP	WLS	BF	H	R	ER	SO	BB	IBB	HBP	BLK	WP	HR	S	P	ERA	WHIP
Joaquin Andujar, R ERA: 2.93	(1, 1)	4.0	L	20	6	5	3	0	2	0	0	0	0	0	18	26	6.75	2.000
Pete Ladd, R ERA:	(5, 1)	2.0		7	0	0	0	1	0	0	0	0	0	0	9	9	0.00	0.000
Randy Niemann, L ERA: 3.72	(7, 1)	2.0		6	0	0	0	1	0	0	0	0	0	0	8	8	0.00	0.000

PITCHER	IP	WLS	BF	H	R	ER	SO	BB	IBB	HBP	BLK	WP	HR	S	P	ERA	WHIP

Batter	1	2	3	4	5	6	7	8	9	AB	R	H	RBI	BB	SO	LOB
Cesar Cedeno, R (1, 3) OBP: 0.355, SLG: 0.367	L4		4-3		3-1		FC6-4 FC6-4 1-2f			4	0	0	0	0	0	2
Craig Reynolds, L (1, 6) OBP: 0.294, SLG: 0.347	F8			4-3		1B 3B	FC6-4 1-2f			4	1	1	0	0	0	1
Terry Puhl, L (1, 8) OBP: 0.355, SLG: 0.391	P6			F7		E FC5-2 3-H 1B		5-3		4	0	1	1	0	0	0
Jose Cruz, L (1, 7) OBP: 0.379, SLG: 0.431		6-3		HR		6-3 1-3		K S S S		4	1	1	1	0	1	1
Enos Cabell, R (1, 5) OBP: 0.293, SLG: 0.356		6-3		CS 1B		FC5-2 1B 3-H		K S S S		4	0	1	0	0	1	1
Jeffrey Leonard, R (1, 9) OBP: 0.367, SLG: 0.371		1B		CS 1-2	F9	1-2 1B			F9	4	0	2	0	0	0	0
Alan Ashby, S (1, 2) OBP: 0.264, SLG: 0.280		F8			2B 2B	K S S S			L5	4	1	1	0	0	1	3
Rafael Landestoy, S (1, 4) OBP: 0.291, SLG: 0.253			4-3		F5		6-3		F9	4	0	0	0	0	0	1
Joe Niekro, R (1, 1) OBP: 0.141, SLG: 0.147 Joe Sambito, L (6, 1) OBP: 0.500, SLG: 0.333			2-3		2-H 2B		B B B B FC6-4 BB			2 0	0 0	1 0	1 0	0 1	0 0	0 0
Inning Stats	R: 0 E: 0 K: 0 S: 3 H: 0 LOB: 0 BB: 0 P: 3	R: 0 E: 0 K: 0 S: 4 H: 1 LOB: 1 BB: 0 P: 4	R: 0 E: 0 K: 0 S: 3 H: 0 LOB: 0 BB: 0 P: 3	R: 1 E: 0 K: 0 S: 4 H: 2 LOB: 0 BB: 0 P: 4	R: 1 E: 0 K: 0 S: 5 H: 2 LOB: 1 BB: 0 P: 5	R: 1 E: 1 K: 1 S: 8 H: 3 LOB: 2 BB: 0 P: 8	R: 0 E: 0 K: 0 S: 3 H: 0 LOB: 1 BB: 1 P: 7	R: 0 E: 0 K: 2 S: 7 H: 0 LOB: 0 BB: 0 P: 7	R: 0 E: 0 K: 0 S: 3 H: 0 LOB: 0 BB: 0 P: 3	1B: 4 2B: 2 3B: 1 HR: 1 SF: 0 SAC: 0 DP: 0 HBP: 0						

TOP

Houston Astros @ Philadelphia Phillies

Veterans Stadium, Philadelphia, PA

Sat Aug 25 1979, 7:05 PM EDT

Att. 43,109 - Unknown

livebaseballscorecards.com

AB	34
R	3
H	8
RBI	3
BB	1
SO	3
LOB	9

PITCHER		IP	WLS	BF	H	R	ER	SO	BB	IBB	HBP	BLK	WP	HR	S	P	ERA	WHIP
Nino Espinosa, R ERA: 3.54	(1, 1)	5.0	L	21	7	3	3	0	0	0	0	0	0	1	21	21	5.40	1.400
Kevin Saucier, L ERA: 3.33	(6, 1)	2.0		8	1	0	0	1	1	0	0	0	0	0	9	13	0.00	1.000
Tug McGraw, L ERA: 4.63	(8, 1)	2.0		6	0	0	0	2	0	0	0	0	0	0	10	10	0.00	0.000

PITCHER	IP	WLS	BF	H	R	ER	SO	BB	IBB	HBP	BLK	WP	HR	S	P	ERA	WHIP

BOTTOM

Houston Astros @ Philadelphia Phillies

Veterans Stadium, Philadelphia, PA

Sat Aug 25 1979, 7:05 PM EDT

Att. 43,109 - Unknown

livebaseballscorecards.com

Batter	1	2	3	4	5	6	7	8	9	AB	R	H	RBI	BB	SO	LOB
Bake McBride, L (1, 9) OBP: 0.312, SLG: 0.403	K	4-3			P3		K			4	0	0	0	0	2	1
Larry Bowa, S (1, 6) OBP: 0.319, SLG: 0.312	1B	F7			4-3			6-3		4	0	1	0	0	0	1
Pete Rose, S (1, 3) OBP: 0.396, SLG: 0.412	S		F8		4-3			6-3		4	0	1	0	0	0	0
Mike Schmidt, R (1, 5) OBP: 0.397, SLG: 0.602	F9		BB			BB		F3		2	0	0	0	2	0	2
Greg Luzinski, R (1, 7) OBP: 0.356, SLG: 0.446	BB		K			K			K	3	0	0	0	1	3	2
Garry Maddox, R (1, 8) OBP: 0.292, SLG: 0.421	F7		F7			K			K	4	0	0	0	0	2	5
Bob Boone, R (1, 2) OBP: 0.377, SLG: 0.451		WP 2B BB	F8			K			F5	3	1	0	0	1	1	1
Manny Trillo, R (1, 4) OBP: 0.289, SLG: 0.340		K	K				F3			3	0	0	0	0	2	1
Nino Espinosa, R (1, 1) OBP: 0.231, SLG: 0.213		4-3 2B	P6				F9			2	0	1	1	0	0	0
Kevin Saucier, L (6, 1) OBP: 0.125, SLG: 0.125										0	0	0	0	0	0	0
Mike Anderson, R (7, PH) OBP: 0.342, SLG: 0.323										1	0	0	0	0	0	0
Tug McGraw, R (8, 1) OBP: 0.167, SLG: 0.167										0	0	0	0	0	0	0
Inning Stats	R: 0 E: 0 K: 1 S: 7 H: 2 LOB: 3 BB: 1 P: 11	R: 1 E: 0 K: 1 S: 6 H: 1 LOB: 1 BB: 1 P: 10	R: 0 E: 0 K: 1 S: 5 H: 0 LOB: 1 BB: 1 P: 9	R: 0 E: 0 K: 1 S: 5 H: 0 LOB: 0 BB: 0 P: 5	R: 0 E: 0 K: 0 S: 3 H: 0 LOB: 0 BB: 0 P: 3	R: 0 E: 0 K: 3 S: 9 H: 0 LOB: 1 BB: 1 P: 13	R: 0 E: 0 K: 1 S: 5 H: 0 LOB: 0 BB: 0 P: 5	R: 0 E: 0 K: 0 S: 3 H: 0 LOB: 0 BB: 0 P: 3	R: 0 E: 0 K: 2 S: 7 H: 0 LOB: 0 BB: 0 P: 7	1B: 2 2B: 1 3B: 0 HR: 0 SF: 0 SAC: 0 DP: 0 HBP: 0						

AB	30
R	1
H	3
RBI	1
BB	4
SO	10
LOB	13

PITCHER		IP	WLS	BF	H	R	ER	SO	BB	IBB	HBP	BLK	WP	HR	S	P	ERA	WHIP
Joe Niekro, R ERA: 2.98	(1, 1)	5.2	W	24	3	1	1	6	4	0	0	0	1	0	32	48	1.59	1.235
Joe Sambito, L ERA: 1.49	(6, 1)	3.1	S	10	0	0	0	4	0	0	0	0	0	0	18	18	0.00	0.000

PITCHER	IP	WLS	BF	H	R	ER	SO	BB	IBB	HBP	BLK	WP	HR	S	P	ERA	WHIP

Batter	1	2	3	4	5	6	7	8	9	AB	R	H	RBI	BB	SO	LOB
Cesar Cedeno, R (1, 3) OBP: 0.363, SLG: 0.385	0-0 WP SH5-4 1B		0-0 BB SH5-4 1B		0-0 2B			0-0 1B 3B	0-0 1B 1-2 1B	5	1	5	0	0	0	0
Craig Reynolds, L (1, 6) OBP: 0.296, SLG: 0.349	0-0 ① SH5-4 1-2		0-0 ① SH5-4 1-2		0-3 ③ K			0-0 SH 1B 3-H	0-0 G4-6-3 1B 1-2 2-3	3	1	2	1	0	1	1
Terry Puhl, L (1, 8) OBP: 0.356, SLG: 0.389	4-0 BB 2-3		4-0 ② S BB 2-3			0-0 ① 5-3		0-0 ② SH FC4-2 1-H	0-0 ② ③ G4-6-3 1-2f	2	0	0	0	2	0	3
Jeffrey Leonard, R (1, 9) OBP: 0.362, SLG: 0.366	0-0 ② F4		0-0 ③ 6-3 1-2			0-0 ② 6-3		0-0 ① L6		4	0	0	0	0	0	4
Enos Cabell, R (1, 5) OBP: 0.291, SLG: 0.353	0-0 ③ 4-3			0-0 ① 5-3		0-0 ③ F7		0-0 ② FC4-2 S 3-H		4	0	0	0	0	0	3
Jose Cruz, L (1, 7) OBP: 0.378, SLG: 0.431		0-0 SH1-4 SF8 2B		0-0 ② F8			0-3 ① K	0-0 ③ 4-3 1-2		4	1	1	0	0	1	1
Alan Ashby, S (1, 2) OBP: 0.265, SLG: 0.283		0-0 ① SH1-4 2-3		0-0 ③ 5-3			0-0 ② 6-3		0-0 4-3 1B 2B	3	1	1	0	0	0	0
Rafael Landestoy, S (1, 4) OBP: 0.290, SLG: 0.255		0-0 ② SF8 3-H			0-0 ① 4-3		0-0 1B		0-0 ① 4-3 2-3	3	0	1	1	0	0	1
Rick Williams, R (1, 1) OBP: 0.310, SLG: 0.269		0-3 ③ K			0-3 ② K		0-0 ③ F9		0-0 1B 1B 1B 3-H	2	0	0	0	0	2	0
Jesus Alou, R (7, PH) OBP: 0.297, SLG: 0.273										1	0	0	0	0	0	1
Pete Ladd, R (7, 1)										0	0	0	0	0	0	0
Joe Sambito, L (8, 1) OBP: 0.545, SLG: 0.429										1	0	1	1	0	0	0
Inning Stats	R: 0 H: 1 E: 0 LOB: 2 K: 0 BB: 1 S: 4 P: 8	R: 1 H: 1 E: 0 LOB: 0 K: 1 BB: 0 S: 6 P: 6	R: 0 H: 1 E: 0 LOB: 1 K: 0 BB: 1 S: 3 P: 7	R: 0 H: 0 E: 0 LOB: 0 K: 0 BB: 0 S: 3 P: 3	R: 0 H: 1 E: 0 LOB: 1 K: 2 BB: 0 S: 8 P: 8	R: 0 H: 0 E: 0 LOB: 0 K: 0 BB: 0 S: 3 P: 3	R: 0 H: 1 E: 0 LOB: 1 K: 1 BB: 0 S: 6 P: 6	R: 2 H: 2 E: 1 LOB: 1 K: 0 BB: 0 S: 6 P: 6	R: 1 H: 4 E: 0 LOB: 2 K: 0 BB: 0 S: 6 P: 6	1B: 7 SF: 1 2B: 3 SAC: 4 3B: 1 DP: 1 HR: 0 HBP: 0							WP: 1 PA: 39 PB: 0 SB: 2 CS: 0

PITCHER		IP	WLS	BF	H	R	ER	SO	BB	IBB	HBP	BLK	WP	HR	S	P	ERA	WHIP
Randy Lerch, L ERA: 4.15	(1, 1)	7.0		27	5	1	1	4	2	0	0	0	1	0	33	41	1.29	1.000
Kevin Saucier, L ERA: 3.52	(8, 1)	0.0	L	3	2	2	1	0	0	0	0	0	0	0	3	3	∞	∞
Rawly Eastwick, R ERA: 4.95	(8, 1)	1.1		7	3	1	1	0	0	0	0	0	0	0	7	7	6.75	2.250
Tug McGraw, L ERA: 4.59	(9, 1)	0.2		2	1	0	0	0	0	0	0	0	0	0	2	2	0.00	1.500

PITCHER	IP	WLS	BF	H	R	ER	SO	BB	IBB	HBP	BLK	WP	HR	S	P	ERA	WHIP

TOP

Houston Astros @ Philadelphia Phillies

Veterans Stadium, Philadelphia, PA

Sun Aug 26 1979, 7:05 PM EDT

Att. 32,559 - Unknown

livebaseballscorecards.com

AB	32
R	4
H	11
RBI	3
BB	2
SO	4
LOB	14

BOTTOM

Houston Astros @ Philadelphia Phillies

Veterans Stadium, Philadelphia, PA

Sun Aug 26 1979, 7:05 PM EDT

Att. 32,559 - Unknown

livebaseballscorecards.com

Batter	1	2	3	4	5	6	7	8	9	AB	R	H	RBI	BB	SO	LOB
Greg Gross, L (1, 7) (9, 9) OBP: 0.384, SLG: 0.404	5-3		F7		3-1		F7		F7	5	0	0	0	0	0	2
Larry Bowa, S (1, 6) OBP: 0.319, SLG: 0.310	F3		K		G3			WP 4-3 BB		3	0	0	0	1	1	0
Pete Rose, S (1, 3) OBP: 0.395, SLG: 0.411	BB 1B		F8		6-3			4-3 1-2		4	0	1	0	0	0	1
Mike Schmidt, R (1, 5) OBP: 0.397, SLG: 0.603	1-2 BB			1-3 1B 2B		F8		K 2-3		3	1	1	0	1	1	1
Bake McBride, L (1, 9) OBP: 0.310, SLG: 0.401 Greg Luzinski, R (8, PH) OBP: 0.357, SLG: 0.446 Bud Harrelson, S (8, PR) OBP: 0.412, SLG: 0.309 (9, 7)	F8			1-3 2-3		F4		BB		3 0 0	0 0 0	0 0 0	0 0 0	0 1 0	0 0 0	3 0 0
Bob Boone, R (1, 2) OBP: 0.375, SLG: 0.449		4-3		E 1B B3-2-3 1B 3-H		6-3		P4		4	0	1	1	0	0	2
Garry Maddox, R (1, 8) OBP: 0.294, SLG: 0.421		F9		E 1-2 1B			SH1-4 1B		K	4	0	2	0	0	1	0
Manny Trillo, R (1, 4) OBP: 0.290, SLG: 0.340		1B		E3 1-2 2-3			SH1-4 1-2		E9	3	0	1	0	0	0	2
Randy Lerch, L (1, 1) OBP: 0.138, SLG: 0.196 Del Unser, L (7, PH) OBP: 0.356, SLG: 0.479 Kevin Saucier, L (8, 1) OBP: 0.125, SLG: 0.125 Rawly Eastwick, R (8, 1) Tug McGraw, R (9, 1) OBP: 0.167, SLG: 0.167 Mike Anderson, R (9, PH) OBP: 0.338, SLG: 0.317	F8		B3-2-3 3-Hf				K		K	2 1 0 0 0 1	0 0 0 0 0 0	0 0 0 0 0 0	0 1 0 0 0 1	0 1 0 0 0 1	0 0 0 0 0 0	4 1 0 0 0 1
Inning Stats	R: 0 E: 0 K: 0 S: 4 H: 1 LOB: 2 BB: 1 P: 8	R: 0 E: 0 K: 0 S: 4 H: 1 LOB: 1 BB: 0 P: 4	R: 0 E: 0 K: 1 S: 5 H: 0 LOB: 0 BB: 0 P: 5	R: 1 E: 1 K: 0 S: 6 H: 3 LOB: 2 BB: 0 P: 6	R: 0 E: 0 K: 0 S: 3 H: 0 LOB: 0 BB: 0 P: 3	R: 0 E: 0 K: 0 S: 3 H: 0 LOB: 0 BB: 0 P: 3	R: 0 E: 0 K: 1 S: 6 H: 1 LOB: 1 BB: 0 P: 6	R: 0 E: 0 K: 1 S: 5 H: 0 LOB: 2 BB: 2 P: 13	R: 0 E: 1 K: 2 S: 8 H: 0 LOB: 1 BB: 0 P: 8	1B: 5 2B: 1 3B: 0 HR: 0	SF: 0 SAC: 1 DP: 1 HBP: 0						

AB	33
R	1
H	6
RBI	1
BB	3
SO	5
LOB	17

PITCHER		IP	WLS	BF	H	R	ER	SO	BB	IBB	HBP	BLK	WP	HR	S	P	ERA	WHIP
Rick Williams, R ERA: 3.03	(1, 1)	6.0		24	5	1	1	1	1	0	0	0	0	0	25	29	1.50	1.000
Pete Ladd, R ERA:	(7, 1)	1.2	W	7	1	0	0	2	1	0	0	0	1	0	10	14	0.00	1.200
Joe Sambito, L ERA: 1.46	(8, 1)	1.1	S	6	0	0	0	2	1	0	0	0	0	0	9	13	0.00	0.750

PITCHER	IP	WLS	BF	H	R	ER	SO	BB	IBB	HBP	BLK	WP	HR	S	P	ERA	WHIP

WP: 1 PA: 37
PB: 0
SB: 0
CS: 0

Batter	1	2	3	4	5	6	7	8	9	AB	R	H	RBI	BB	SO	LOB
Cesar Cedeno, R (1, 3) OBP: 0.364, SLG: 0.389	SH2-3 BLK 1B		2-H 2B		1-3		6-3			4	0	2	1	0	0	0
Craig Reynolds, L (1, 6) OBP: 0.296, SLG: 0.349	SH2-3 1-3		F9			PB BB 1B 1B		F5		3	1	1	0	0	0	1
Terry Puhl, L (1, 8) OBP: 0.355, SLG: 0.387	F5		4-3			BBBB 4-0 PB 1B 1-2 BB		SSS 0-3 K		3	1	0	0	1	1	2
Jeffrey Leonard, R (1, 9) OBP: 0.364, SLG: 0.368	SSS 0-3 K			1B 1B		SSS 0-3 K 1-2 2-3		CS 1B		4	0	2	0	0	2	3
Enos Cabell, R (1, 5) OBP: 0.292, SLG: 0.354		4-3		CS 1B 1-3		S 1B 2-H 3-H		CS 1-2	SSS 0-3 K	4	0	2	2	0	1	0
Jose Cruz, L (1, 7) OBP: 0.375, SLG: 0.428		SSS 0-3 K		SSS 0-3 K 1-2		F7 1-2			1-3	4	0	0	0	0	2	3
Alan Ashby, S (1, 2) OBP: 0.262, SLG: 0.280		F8		F7		SSS 0-3 K			SSS 0-3 K	4	0	0	0	0	2	2
Rafael Landestoy, S (1, 4) OBP: 0.291, SLG: 0.251			BBBB 4-0 SH2-3 2B BB		F7		F8			2	1	0	0	1	0	0
J.R. Richard, R (1, 1) OBP: 0.132, SLG: 0.189			SH2-3 1-2		SSS 0-3 K		L3			2	0	0	0	0	1	0
Inning Stats	R: 0 H: 1 E: 0 LOB: 1 K: 1 BB: 0 S: 6 P: 6	R: 0 H: 0 E: 0 LOB: 0 K: 1 BB: 0 S: 5 P: 5	R: 1 H: 1 E: 0 LOB: 1 K: 0 BB: 1 S: 4 P: 8	R: 0 H: 2 E: 0 LOB: 1 K: 1 BB: 0 S: 6 P: 6	R: 0 H: 0 E: 0 LOB: 0 K: 1 BB: 0 S: 5 P: 5	R: 2 H: 2 E: 0 LOB: 1 K: 2 BB: 1 S: 9 P: 13	R: 0 H: 0 E: 0 LOB: 0 K: 0 BB: 0 S: 3 P: 3	R: 0 H: 1 E: 0 LOB: 0 K: 1 BB: 0 S: 5 P: 5	R: 0 H: 0 E: 0 LOB: 0 K: 2 BB: 0 S: 7 P: 7	1B: 6 SF: 0 2B: 2 SAC: 2 3B: 0 DP: 1 HR: 0 HBP: 0						

TOP

Houston Astros @ Montreal Expos

Olympic Stadium, Montreal, QB

Mon Aug 27 1979, 7:05 PM EDT

Att. 30,410 - Unknown

livebaseballscorecards.com

AB	30
R	3
H	7
RBI	3
BB	2
SO	9
LOB	11

WP: 0 PA: 35
PB: 1
SB: 1
CS: 2

PITCHER		IP	WLS	BF	H	R	ER	SO	BB	IBB	HBP	BLK	WP	HR	S	P	ERA	WHIP
Rudy May, L ERA: 2.31	(1, 1)	5.0	L	19	4	1	1	4	1	0	0	1	0	0	26	30	1.80	1.000
Scott Sanderson, R ERA: 3.43	(6, 1)	2.0		9	2	2	1	2	1	0	0	0	0	0	12	16	4.50	1.500
Woodie Fryman, L ERA: 3.12	(8, 1)	2.0		6	1	0	0	3	0	0	0	0	0	0	12	12	0.00	0.500

PITCHER	IP	WLS	BF	H	R	ER	SO	BB	IBB	HBP	BLK	WP	HR	S	P	ERA	WHIP

BOTTOM

Houston Astros @ Montreal Expos

Olympic Stadium, Montreal, QB

Mon Aug 27 1979, 7:05 PM EDT

Att. 30,410 - Unknown

Batter	1	2	3	4	5	6	7	8	9	AB	R	H	RBI	BB	SO	LOB
Warren Cromartie, L (1, 7) OBP: 0.311, SLG: 0.403	BBBB 4-0 BB		SSS 0-3 ③ K			x 0-0 ① G3	x 0-0 ③ F7			3	0	0	0	1	1	2
Dave Cash, R (1, 4) OBP: 0.420, SLG: 0.447	BBBB 4-0 ① S 1-2 BB			x 0-0 ① 6-3		x 0-0 ② 4-3		x 0-0 ① 4-3		3	0	0	0	1	0	0
Andre Dawson, R (1, 8) OBP: 0.303, SLG: 0.457	SSS 0-3 ② K 1-2			SSS 0-3 ② K		H 1-0 BB HBP		SSS 0-3 ② K		3	0	0	0	0	3	1
Tony Perez, R (1, 3) OBP: 0.331, SLG: 0.451	SSS 0-3 ③ K			BBBB 4-0 BB		BBBB 4-0 1-2 BB		SSS 0-3 ③ K		2	0	0	0	2	2	1
Gary Carter, R (1, 2) OBP: 0.320, SLG: 0.461		x 0-0 ① 6-3		SSS 0-3 ③ K		x 0-0 ③ F7			x 0-0 1-3 1B	4	0	1	0	0	1	3
Ellis Valentine, R (1, 9) OBP: 0.305, SLG: 0.483		SSS 0-3 ② K			x 0-0 SH1-3 1B		BBBB 4-0 BB		x 0-0 ① 1-3 1-2	3	0	1	0	1	1	1
Larry Parrish, R (1, 5) OBP: 0.355, SLG: 0.521		SSS 0-3 ③ K			x 0-0 ① SH1-3 1-2		x 0-0 ① F8		x 0-0 ② 6-3	3	0	0	0	0	1	2
Chris Speier, R (1, 6) OBP: 0.305, SLG: 0.304			x 0-0 ① 4-3		SSS 0-3 ② K		x 0-0 ② F9		x 0-0 ③ F5	1	0	0	0	0	0	0
Tom Hutton, L (5, PH) OBP: 0.375, SLG: 0.386										1	0	0	0	0	1	1
Jim Mason, L (6, 6) OBP: 0.247, SLG: 0.242										2	0	0	0	0	0	2
Rudy May, L (1, 1) OBP: 0.231, SLG: 0.167			SSS 0-3 ② K		SSS 0-3 ③ K		BBBB 4-0 1-2 BB			1	0	0	0	0	1	0
Rusty Staub, L (5, PH) OBP: 0.337, SLG: 0.416										1	0	0	0	0	1	1
Scott Sanderson, R (6, 1) OBP: 0.190, SLG: 0.238										0	0	0	0	0	0	0
John Tamargo, S (7, PH) OBP: 0.278, SLG: 0.391										0	0	0	0	1	0	0
Woodie Fryman, R (8, 1)										0	0	0	0	0	0	0
Inning Stats	R: 0 E: 0 K: 2 S: 6 H: 0 LOB: 1 BB: 2 P: 14	R: 0 E: 0 K: 2 S: 7 H: 0 LOB: 0 BB: 0 P: 7	R: 0 E: 0 K: 2 S: 7 H: 0 LOB: 0 BB: 0 P: 7	R: 0 E: 0 K: 2 S: 7 H: 0 LOB: 1 BB: 1 P: 11	R: 0 E: 0 K: 2 S: 8 H: 1 LOB: 1 BB: 0 P: 8	R: 0 E: 0 K: 0 S: 3 H: 0 LOB: 2 BB: 1 P: 8	R: 0 E: 0 K: 0 S: 3 H: 0 LOB: 2 BB: 2 P: 11	R: 0 E: 0 K: 2 S: 7 H: 0 LOB: 0 BB: 0 P: 7	R: 0 E: 0 K: 0 S: 4 H: 1 LOB: 1 BB: 0 P: 4	1B: 2 2B: 0 3B: 0 HR: 0	SF: 0 SAC: 1 DP: 0 HBP: 1						

livebaseballscorecards.com

AB	27
R	0
H	2
RBI	0
BB	6
SO	12
LOB	14

PITCHER	IP	WLS	BF	H	R	ER	SO	BB	IBB	HBP	BLK	WP	HR	S	P	ERA	WHIP
J.R. Richard, R (1, 1) ERA: 3.07	9.0	W	35	2	0	0	12	6	0	1	0	0	0	52	77	0.00	0.889

PITCHER	IP	WLS	BF	H	R	ER	SO	BB	IBB	HBP	BLK	WP	HR	S	P	ERA	WHIP

Houston Astros @ Montreal Expos

Olympic Stadium, Montreal, QB

Tue Aug 28 1979, 7:05 PM EDT

Att. 30,513 - Unknown

TOP

livebaseballscorecards.com

Batter	1	2	3	4	5	6	7	8	9	AB	R	H	RBI	BB	SO	LOB
Cesar Cedeno, R (1, 3) OBP: 0.363, SLG: 0.387	K	6-3			SH1-4 1B		K			4	0	1	0	0	2	0
Craig Reynolds, L (1, 6) OBP: 0.294, SLG: 0.346	F9		F8		SH1-4 1-2			K		3	0	0	0	0	1	0
Terry Puhl, L (1, 8) OBP: 0.353, SLG: 0.384	2-3		1-6-3		K			K		4	0	0	0	0	2	1
Jose Cruz, L (1, 7) OBP: 0.374, SLG: 0.426		6-3	4-3		K			1B		4	0	1	0	0	1	1
Enos Cabell, R (1, 5) OBP: 0.294, SLG: 0.354		1B E HBP		2B 1B		6-3		K		3	2	1	0	0	1	1
Denny Walling, L (1, 9) OBP: 0.376, SLG: 0.482		1-3 E 1B		F8 FC 2B 1-H		F8			F7	4	2	2	1	0	0	0
Alan Ashby, S (1, 2) OBP: 0.259, SLG: 0.276		E6 HR 1-H 3-H		F8 2-3		4-3			K	4	1	0	1	0	1	1
Rafael Landestoy, S (1, 4) OBP: 0.290, SLG: 0.251		L7		FC CS 3-H			4-3		FC6-4 1B	4	0	1	1	0	0	1
Joaquin Andujar, S (1, 1) OBP: 0.121, SLG: 0.218				K 1-2			K		FC6-4 1-2f	3	1	1	2	0	2	1
Randy Niemann, L (7, 1) OBP: 0.188, SLG: 0.133										0	0	0	0	0	0	0
Art Howe, R (9, PH) OBP: 0.320, SLG: 0.366										1	0	0	0	0	0	1
Pete Ladd, R (9, 1)										0	0	0	0	0	0	0
Joe Sambito, L (9, 1) OBP: 0.545, SLG: 0.429		HR 1-H								0	0	0	0	0	0	0

	AB	34
	R	6
	H	7
	RBI	5
	BB	0
	SO	10
	LOB	7

Inning Stats	1	2	3	4	5	6	7	8	9	1B: 5	SF: 0	WP: 0	PA: 36
	R: 0 E: 0 K: 1 S: 5	H: 0 LOB: 0 BB: 0 P: 5	R: 4 E: 1 K: 0 S: 6	H: 2 LOB: 0 BB: 0 P: 7	R: 0 E: 0 K: 0 S: 3	H: 0 LOB: 0 BB: 0 P: 3	R: 2 E: 0 K: 1 S: 7	H: 2 LOB: 0 BB: 0 P: 7	R: 0 E: 0 K: 2 S: 8	H: 1 LOB: 1 BB: 0 P: 8	R: 0 E: 0 K: 0 S: 3	H: 0 LOB: 0 BB: 0 P: 3	R: 0 E: 0 K: 2 S: 7	H: 0 LOB: 0 BB: 0 P: 7	R: 0 E: 0 K: 3 S: 10	H: 1 LOB: 1 BB: 0 P: 10	R: 0 E: 0 K: 1 S: 6	H: 1 LOB: 1 BB: 0 P: 6	2B: 1 3B: 0 HR: 1	SAC: 1 DP: 0 HBP: 1	PB: 0 SB: 0 CS: 1	

PITCHER		IP	WLS	BF	H	R	ER	SO	BB	IBB	HBP	BLK	WP	HR	S	P	ERA	WHIP
Steve Rogers, R ERA: 2.86	(1, 1)	4.0		18	4	6	3	2	0	0	1	0	0	1	21	22	6.75	1.000
David Palmer, R ERA: 2.77	(5, 1)	5.0	W	18	3	0	0	8	0	0	0	0	0	0	34	34	0.00	0.600

PITCHER	IP	WLS	BF	H	R	ER	SO	BB	IBB	HBP	BLK	WP	HR	S	P	ERA	WHIP

Batter	1	2	3	4	5	6	7	8	9	AB	R	H	RBI	BB	SO	LOB
Rodney Scott, S (1, 6) OBP: 0.316, SLG: 0.285	4-3		2B 1B 1-2 2-3		6-3		4-3 1-3 1B		F9	5	1	2	0	0	0	3
Dave Cash, R (1, 4) OBP: 0.400, SLG: 0.423	F8		F5		G3-6-3 1B		4-3 1-2 3-H		F9	5	0	1	1	0	0	7
Warren Cromartie, L (1, 7) OBP: 0.311, SLG: 0.404	F7		1B 2B 1-H 2-H 3-H		G3-6-3 1-2f		G3		BB 1-2 2-3 3-H	4	1	1	4	1	0	2
Tony Perez, R (1, 3) OBP: 0.330, SLG: 0.449		1-3	FC6-4 2-H 1B			1-3		K		4	0	1	1	0	1	0
Gary Carter, R (1, 2) OBP: 0.317, SLG: 0.456		F8	FC6-4 1-2f			4-3		4-3		4	0	0	0	0	0	1
Ellis Valentine, R (1, 9) OBP: 0.303, SLG: 0.478		6-3		K		6-3		K		4	0	0	0	0	2	0
Larry Parrish, R (1, 5) OBP: 0.359, SLG: 0.529			BB 1B 1B 2B	L6			HR		BB 1B BB WP BB	3	3	2	1	1	0	0
Jerry White, S (1, 8) OBP: 0.385, SLG: 0.420			1B 2B 1-2	1B			1B 4-3		BB BB 1-2	3	2	3	0	1	0	0
Steve Rogers, R (1, 1) OBP: 0.182, SLG: 0.175			K	L9			B2		BB 1-2 2-3	1	0	0	0	0	1	2
John Tamargo, S (4, PH) OBP: 0.274, SLG: 0.385										1	0	0	0	0	0	1
David Palmer, R (5, 1) OBP: 0.111, SLG: 0.059										1	0	0	0	0	0	1
Tom Hutton, L (9, PH) OBP: 0.375, SLG: 0.386										0	0	0	0	0	0	0
Chris Speier, R (9, PH) OBP: 0.307, SLG: 0.304										0	0	0	0	1	0	0
Inning Stats	R: 0 E: 0 K: 0 S: 3 H: 0 LOB: 0 BB: 0 P: 3	R: 0 E: 0 K: 0 S: 3 H: 0 LOB: 0 BB: 0 P: 3	R: 4 E: 0 K: 1 S: 9 H: 4 LOB: 1 BB: 1 P: 13	R: 0 E: 0 K: 1 S: 6 H: 1 LOB: 1 BB: 0 P: 6	R: 0 E: 0 K: 0 S: 3 H: 1 LOB: 0 BB: 0 P: 3	R: 0 E: 0 K: 0 S: 3 H: 0 LOB: 0 BB: 0 P: 3	R: 2 E: 0 K: 0 S: 6 H: 3 LOB: 1 BB: 0 P: 6	R: 0 E: 0 K: 2 S: 7 H: 0 LOB: 0 BB: 0 P: 7	R: 1 E: 0 K: 0 S: 3 H: 1 LOB: 3 BB: 3 P: 15	1B: 8 2B: 1 3B: 0 HR: 1 SF: 0 SAC: 0 DP: 1 HBP: 0						

PITCHER		IP	WLS	BF	H	R	ER	SO	BB	IBB	HBP	BLK	WP	HR	S	P	ERA	WHIP
Joaquin Andujar, R ERA: 3.12	(1, 1)	6.2		29	9	6	6	2	1	0	0	0	0	1	32	36	8.10	1.500
Randy Niemann, L ERA: 3.64	(7, 1)	1.1		4	0	0	0	2	0	0	0	0	0	0	8	8	0.00	0.000
Pete Ladd, R ERA: 1.35	(9, 1)	0.0	L	2	1	1	1	0	1	0	0	0	1	0	1	5	∞	∞
Joe Sambito, L ERA: 1.45	(9, 1)	0.2		4	0	0	0	0	2	0	0	0	0	0	2	10	0.00	3.000

PITCHER	IP	WLS	BF	H	R	ER	SO	BB	IBB	HBP	BLK	WP	HR	S	P	ERA	WHIP

BOTTOM

Houston Astros @ Montreal Expos

Olympic Stadium, Montreal, QB

Tue Aug 28 1979, 7:05 PM EDT

Att. 30,513 - Unknown

livebaseballscorecards.com

AB	35
R	7
H	10
RBI	7
BB	4
SO	4
LOB	17

WP: 1 PA: 39
PB: 0
SB: 0
CS: 0

Batter	1	2	3	4	5	6	7	8	9	AB	R	H	RBI	BB	SO	LOB
Rafael Landestoy, S (1, 4) OBP: 0.283, SLG: 0.244	4-3	2-3			3-1 2-3		6-3		1-3	5	0	0	0	0	0	3
Jimmy Sexton, R (1, 6) OBP: 0.257, SLG: 0.188	6-3		F9		F8		1B		4-3	5	0	1	0	0	0	1
Terry Puhl, L (1, 8) OBP: 0.352, SLG: 0.383	FC6-4 1B		F9			F9	K			4	0	1	0	0	1	1
Cesar Cedeno, R (1, 3) OBP: 0.362, SLG: 0.388	FC6-4 1-2f		6-3			1B 1B 2B		F9		4	1	1	0	0	0	1
Enos Cabell, R (1, 5) OBP: 0.296, SLG: 0.354		F8		1-6-3		1B 2-3 1B		BBBB 5-3 2B BB		3	1	1	0	1	0	0
Jeffrey Leonard, R (1, 9) OBP: 0.363, SLG: 0.366		SSS K		5-3		1-2 3-H 1B		1-2 5-3		4	0	1	1	0	1	1
Jose Cruz, L (1, 7) OBP: 0.375, SLG: 0.429		1B 1B 1B		3-1		F6		2-H 2B		4	1	2	1	0	0	2
Alan Ashby, S (1, 2) OBP: 0.262, SLG: 0.278 Bruce Bochy, R (7, 2) OBP: 0.269, SLG: 0.286 Denny Walling, L (8, PH) OBP: 0.373, SLG: 0.478 Alan Knicely, R (8, 2)		1B 1-2 1B			BBBB 3-1 SH2-4 BB	6-3		SSS K		2 0 1 0	0 0 0 0	1 0 0 0	0 0 0 0	1 0 0 0	0 0 1 0	2 0 1 0
Joe Niekro, R (1, 1) OBP: 0.153, SLG: 0.159 Julio Gonzalez, R (7, PH) OBP: 0.271, SLG: 0.276 Rick Williams, R (7, 1) OBP: 0.310, SLG: 0.269 Craig Reynolds, L (9, PH) OBP: 0.294, SLG: 0.346		1-2 2-H 1B			SH2-4 1-2		SSS K		F6	1 1 0 1	0 0 0 0	1 0 0 0	1 0 0 0	0 0 0 0	0 1 0 0	0 0 0 0
Inning Stats	R: 0 E: 0 K: 0 S: 4 H: 1 LOB: 1 BB: 0 P: 4	R: 1 E: 0 K: 1 S: 8 H: 3 LOB: 2 BB: 0 P: 8	R: 0 E: 0 K: 0 S: 3 H: 0 LOB: 0 BB: 0 P: 3	R: 0 E: 0 K: 0 S: 3 H: 0 LOB: 0 BB: 0 P: 3	R: 0 E: 0 K: 0 S: 3 H: 0 LOB: 1 BB: 1 P: 7	R: 1 E: 0 K: 0 S: 6 H: 3 LOB: 2 BB: 0 P: 6	R: 0 E: 0 K: 2 S: 8 H: 1 LOB: 1 BB: 0 P: 8	R: 1 E: 0 K: 1 S: 6 H: 1 LOB: 1 BB: 1 P: 10	R: 0 E: 0 K: 0 S: 3 H: 0 LOB: 0 BB: 0 P: 3	1B: 7 2B: 2 3B: 0 HR: 0 SF: 0 SAC: 1 DP: 0 HBP: 0						

PITCHER		IP	WLS	BF	H	R	ER	SO	BB	IBB	HBP	BLK	WP	HR	S	P	ERA	WHIP
Bill Lee, L ERA: 3.07	(1, 1)	7.0	W	30	8	2	2	3	1	0	0	0	0	0	35	39	2.57	1.286
Elias Sosa, R ERA: 1.83	(8, 1)	2.0	S	8	1	1	1	1	1	0	0	0	0	0	9	13	4.50	1.000

PITCHER		IP	WLS	BF	H	R	ER	SO	BB	IBB	HBP	BLK	WP	HR	S	P	ERA	WHIP

Houston Astros @ Montreal Expos

Olympic Stadium, Montreal, QB

Wed Aug 29 1979, 7:05 PM EDT

Att. 25,064 - Unknown

TOP

livebaseballscorecards.com

AB	35
R	3
H	9
RBI	3
BB	2
SO	4
LOB	12

PA: 38

WP: 0
PB: 0
SB: 0
CS: 0

BOTTOM

Houston Astros @ Montreal Expos

Olympic Stadium, Montreal, QB

Wed Aug 29 1979, 7:05 PM EDT

Att. 25,064 - Unknown

Batter	1	2	3	4	5	6	7	8	9	AB	R	H	RBI	BB	SO	LOB
Warren Cromartie, L (1, 7) OBP: 0.313, SLG: 0.405	8-4 1-3 1B		4-3		4-3		1B 1B 1B			4	1	2	0	0	0	1
Dave Cash, R (1, 4) OBP: 0.390, SLG: 0.411	1-3 1-2			5-3		F3	1B 1-2			4	0	1	0	0	0	1
Andre Dawson, R (1, 8) OBP: 0.303, SLG: 0.456	8-4 2-3f			F8		K	G5-4-3 1-2 2-H			4	0	1	1	0	1	1
Tony Perez, R (1, 3) OBP: 0.332, SLG: 0.448		F4		WP BB		PB HR 1B	G5-4-3 1-2f			3	1	1	0	1	0	2
Gary Carter, R (1, 2) OBP: 0.318, SLG: 0.454		F4		FC5-4 1-2 BB		HR 1-2 BB		F7		2	1	0	0	2	0	0
Ellis Valentine, R (1, 9) OBP: 0.302, SLG: 0.483		K		FC5-4 1-2f		1-H 2-H HR		F3		4	1	1	3	0	1	2
Larry Parrish, R (1, 5) OBP: 0.360, SLG: 0.535			F8		HR	BB		F6		3	1	1	1	1	0	0
Chris Speier, R (1, 6) OBP: 0.307, SLG: 0.305			SH1-3 1B		F4	K2-3				3	0	1	0	0	1	1
Bill Lee, L (1, 1) OBP: 0.207, SLG: 0.207			SH1-3 1-2		K		G3			1	0	0	0	0	1	0
Jerry White, S (7, PH) OBP: 0.382, SLG: 0.416										1	0	0	0	0	0	0
Elias Sosa, R (8, 1) OBP: 0.250, SLG: 0.273										0	0	0	0	0	0	0
Inning Stats	R: 0 H: 1 E: 0 LOB: 0 K: 0 BB: 0 S: 3 P: 3	R: 0 H: 0 E: 0 LOB: 0 K: 1 BB: 0 S: 5 P: 5	R: 0 H: 1 E: 0 LOB: 1 K: 0 BB: 0 S: 4 P: 4	R: 0 H: 0 E: 0 LOB: 2 K: 0 BB: 2 S: 3 P: 11	R: 1 H: 1 E: 0 LOB: 0 K: 1 BB: 0 S: 6 P: 6	R: 3 H: 2 E: 0 LOB: 1 K: 2 BB: 2 S: 9 P: 17	R: 1 H: 3 E: 0 LOB: 1 K: 0 BB: 0 S: 5 P: 5	R: 0 H: 0 E: 0 LOB: 0 K: 0 BB: 0 S: 3 P: 3		1B: 6 SF: 0 2B: 1 SAC: 1 3B: 0 DP: 2 HR: 2 HBP: 0				WP: 1 PA: 34 PB: 1 SB: 0 CS: 0		

livebaseballscorecards.com

	AB	29
	R	5
	H	8
	RBI	5
	BB	4
	SO	4
	LOB	8

PITCHER		IP	WLS	BF	H	R	ER	SO	BB	IBB	HBP	BLK	WP	HR	S	P	ERA	WHIP
Joe Niekro, R ERA: 3.06	(1, 1)	6.0	L	26	5	4	4	4	4	0	0	0	1	2	30	46	6.00	1.500
Rick Williams, R ERA: 3.06	(7, 1)	2.0		8	3	1	1	0	0	0	0	0	0	0	8	8	4.50	1.500

PITCHER	IP	WLS	BF	H	R	ER	SO	BB	IBB	HBP	BLK	WP	HR	S	P	ERA	WHIP

New York Mets @ Houston Astros

Astrodome, Houston, TX

Fri Aug 31 1979, 8:05 PM EDT

Att. 19,883 - Unknown

TOP

livebaseballscorecards.com

Batter	1	2	3	4	5	6	7	8	9	AB	R	H	RBI	BB	SO	LOB
Joel Youngblood, R (1, 7) OBP: 0.353, SLG: 0.475	F7		F8			F7			P6	4	0	0	0	0	0	0
Frank Taveras, R (1, 6) OBP: 0.294, SLG: 0.339	FC4-6, 1B			F8			F6		P4	4	0	1	0	0	0	0
Lee Mazzilli, S (1, 8) OBP: 0.399, SLG: 0.459	FC4-6, 1-2f			F8			BB, 1B		K	4	0	1	0	0	1	1
Richie Hebner, L (1, 5) (7, 3) OBP: 0.345, SLG: 0.358	F9			K			BB, 1-2			2	0	0	0	1	1	1
John Stearns, R (1, 2) OBP: 0.318, SLG: 0.370		6-3			1-3		F7			3	0	0	0	0	0	2
Ed Kranepool, L (1, 3) OBP: 0.314, SLG: 0.314 Elliott Maddox, R (7, PH) (7, 5) OBP: 0.348, SLG: 0.333		P4			G3		F8			2 1	0 0	0 0	0 0	0 0	0 0	0 2
Dan Norman, R (1, 9) OBP: 0.250, SLG: 0.262		F8			4-3			P3		3	0	0	0	0	0	0
Doug Flynn, R (1, 4) OBP: 0.276, SLG: 0.336			F4-3			F6-3		G5-4-3, 1B		3	0	1	0	0	0	0
Craig Swan, R (1, 1) OBP: 0.203, SLG: 0.162 Alex Trevino, R (8, PH) OBP: 0.366, SLG: 0.363 Andy Hassler, L (8, 1)			K			K		G5-4-3, 1-2f		2 1 0	0 0 0	0 0 0	0 0 0	0 0 0	2 0 0	0 1 0

	AB	29
	R	0
	H	3
	RBI	0
	BB	1
	SO	4
	LOB	7

Inning Stats																		
	R: 0	H: 1	R: 0	H: 0	R: 0	H: 0	R: 0	H: 0	R: 0	H: 0	R: 0	H: 1	R: 0	H: 1	R: 0	H: 0	1B: 3	SF: 0
	E: 0	LOB: 1	E: 0	LOB: 0	E: 0	LOB: 0	E: 0	LOB: 0	E: 0	LOB: 0	E: 0	LOB: 2	E: 0	LOB: 0	E: 0	LOB: 0	2B: 0	SAC: 0
	K: 0	BB: 0	K: 0	BB: 0	K: 1	BB: 0	K: 1	BB: 0	K: 0	BB: 0	K: 0	BB: 1	K: 0	BB: 0	K: 1	BB: 0	3B: 0	DP: 1
	S: 4	P: 4	S: 3	P: 3	S: 5	P: 5	S: 5	P: 5	S: 3	P: 3	S: 4	P: 8	S: 3	P: 3	S: 5	P: 5	HR: 0	HBP: 0

	WP: 0	PA: 30
	PB: 0	
	SB: 0	
	CS: 0	

PITCHER	IP	WLS	BF	H	R	ER	SO	BB	IBB	HBP	BLK	WP	HR	S	P	ERA	WHIP
Ken Forsch, R (1, 1) ERA: 3.23	5.0	W	16	1	0	0	2	0	0	0	0	0	0	20	20	0.00	0.200
Randy Niemann, L (6, 1) ERA: 3.47	3.0		11	2	0	0	1	1	0	0	0	0	0	12	16	0.00	1.000
Joe Sambito, L (9, 1) ERA: 1.43	1.0	S	3	0	0	0	1	0	0	0	0	0	0	5	5	0.00	0.000

PITCHER	IP	WLS	BF	H	R	ER	SO	BB	IBB	HBP	BLK	WP	HR	S	P	ERA	WHIP

BOTTOM

New York Mets @ Houston Astros

Astrodome, Houston, TX

Fri Aug 31 1979, 8:05 PM EDT

Att. 19,883 - Unknown

Batter	1	2	3	4	5	6	7	8	9	AB	R	H	RBI	BB	SO	LOB
Cesar Cedeno, R (1, 3) OBP: 0.363, SLG: 0.388	6-3		E9 WP 1B 1-3		BBBB 4-0 CS BB			F9		3	0	1	0	1	0	0
Craig Reynolds, L (1, 6) OBP: 0.291, SLG: 0.343	6-3		SF9 3-H		P6 1-2			SSS 0-3 K WP		3	0	0	1	0	1	1
Terry Puhl, L (1, 8) OBP: 0.350, SLG: 0.380	6-3		F6 1-2			6-3		F4-3 1-2		4	0	0	0	0	0	2
Jose Cruz, L (1, 7) OBP: 0.373, SLG: 0.426		F7	3-1			F4-3				3	0	0	0	0	0	1
Enos Cabell, R (1, 5) OBP: 0.296, SLG: 0.356		F4		2B		F9				3	0	1	0	0	0	0
Jeffrey Leonard, R (1, 9) OBP: 0.362, SLG: 0.369		E 2B		5-3			1-3			3	1	1	0	0	0	1
Bruce Bochy, R (1, 2) OBP: 0.262, SLG: 0.278		E9 2-H	SSS 0-3 K				F8			3	0	0	0	0	1	1
Rafael Landestoy, S (1, 4) OBP: 0.279, SLG: 0.240		F7		3-1			F4-3			3	0	0	0	0	0	2
Ken Forsch, R (1, 1) OBP: 0.245, SLG: 0.200			BBBB 4-0 E 1B SF9 BB		P5			SSS 0-3 K		0	1	0	0	1	0	0
Danny Heep, L (5, PH)										1	0	0	0	0	0	0
Randy Niemann, L (6, 1) OBP: 0.188, SLG: 0.133										0	0	0	0	0	0	0
Jesus Alou, R (8, PH) OBP: 0.289, SLG: 0.265										1	0	0	0	0	1	0
Joe Sambito, L (9, 1) OBP: 0.545, SLG: 0.429										0	0	0	0	0	0	0
Inning Stats	R: 0 E: 0 K: 0 S: 3 H: 0 LOB: 0 BB: 0 P: 3	R: 1 E: 1 K: 0 S: 5 H: 1 LOB: 1 BB: 0 P: 5	R: 1 E: 1 K: 0 S: 4 H: 1 LOB: 1 BB: 1 P: 8	R: 0 E: 0 K: 1 S: 6 H: 1 LOB: 1 BB: 0 P: 6	R: 0 E: 0 K: 0 S: 2 H: 0 LOB: 0 BB: 1 P: 6	R: 0 E: 0 K: 0 S: 3 H: 0 LOB: 0 BB: 0 P: 3	R: 0 E: 0 K: 0 S: 3 H: 0 LOB: 0 BB: 0 P: 3	R: 0 E: 0 K: 2 S: 8 H: 0 LOB: 1 BB: 0 P: 8		1B: 1 2B: 2 3B: 0 HR: 0	SF: 1 SAC: 0 DP: 0 HBP: 0					

	AB	27
	R	2
	H	3
	RBI	1
	BB	2
	SO	3
	LOB	8

WP: 3 PB: 0 SB: 0 CS: 1 PA: 30

livebaseballscorecards.com

PITCHER		IP	WLS	BF	H	R	ER	SO	BB	IBB	HBP	BLK	WP	HR	S	P	ERA	WHIP
Craig Swan, R ERA: 3.18	(1, 1)	7.0	L	26	3	2	0	1	2	0	0	0	1	0	26	34	0.00	0.714
Andy Hassler, L ERA: 4.72	(8, 1)	1.0		4	0	0	0	2	0	0	0	0	2	0	8	8	0.00	0.000

PITCHER	IP	WLS	BF	H	R	ER	SO	BB	IBB	HBP	BLK	WP	HR	S	P	ERA	WHIP

Batter	1	2	3	4	5	6	7	8	9	AB	R	H	RBI	BB	SO	LOB
Frank Taveras, R (1, 6) OBP: 0.291, SLG: 0.336	SSS 0-3 K WP S		x 0-0 ③ F8		SSS 0-3 ② K		x 0-0 E3 G6-4-3 1-2		x 0-0 ③ 5-3	5	0	0	0	0	2	4
John Stearns, R (1, 7) OBP: 0.317, SLG: 0.369	SSS 0-3 ① K 1-3			x 0-0 WP E SF8 1B	x 0-0 ③ 6-3		x 0-0 ②③ G6-4-3 1-2f			4	1	1	0	0	1	5
Lee Mazzilli, S (1, 8) OBP: 0.398, SLG: 0.457	x 0-0 ② 6-3			x 0-0 ① F1 1-3		x 0-0 ① P4		x 0-0 CI 1B		4	0	1	0	0	0	2
Richie Hebner, L (1, 5) OBP: 0.348, SLG: 0.359	x 0-0 ③ 6-3			BBB 4-0 SF8 BB		x 0-0 1B 1B		S 0-1 CI G4-6-3 1-2		2	0	1	0	1	0	1
Joel Youngblood, R (1, 9) OBP: 0.350, SLG: 0.472		x 0-0 ① 6-3		x 0-0 ② SF8 1-2 3-H		x 0-0 ② F9		x 0-0 ① F3		3	0	0	1	0	0	3
Ed Kranepool, L (1, 3) OBP: 0.312, SLG: 0.312		SSS 0-3 ② K		x 0-0 ③ G1		x 0-0 1-3 1B		x 0-0 ②③ G4-6-3 1-2f		4	0	1	0	0	1	3
Alex Trevino, R (1, 2) OBP: 0.363, SLG: 0.356		x 0-0 ③ 6-3			BBB 4-0 SH1-4 1B BB	x 0-0 ③ 4-3			x 0-0 ① P4	3	0	0	0	1	0	2
Doug Flynn, R (1, 4) OBP: 0.278, SLG: 0.338			x 0-0 ① F4-3		x 0-0 SH1-4 1-2 1B		x 0-0 E 1B		x 0-0 ② F8	4	0	2	0	0	0	0
Pete Falcone, L (1, 1) OBP: 0.222, SLG: 0.186			SSS 0-3 ② K		x 0-0 ① SH1-4 1-2 2-3		x 0-0 ① P5		x 0-0 2B	2	0	0	0	0	1	1
Jeff Reardon, R (8, 1)										0	0	0	0	0	0	0
Ron Hodges, L (9, PH) OBP: 0.286, SLG: 0.207										1	0	1	0	0	0	0
Inning Stats	R: 0 H: 0 E: 0 LOB: 1 K: 2 BB: 0 S: 8 P: 8	R: 0 H: 0 E: 0 LOB: 0 K: 1 BB: 0 S: 5 P: 5	R: 0 H: 0 E: 0 LOB: 0 K: 1 BB: 0 S: 5 P: 5	R: 1 H: 1 E: 1 LOB: 1 K: 0 BB: 1 S: 4 P: 8	R: 0 H: 1 E: 0 LOB: 2 K: 1 BB: 1 S: 6 P: 10	R: 0 H: 2 E: 0 LOB: 2 K: 0 BB: 0 S: 5 P: 5	R: 0 H: 1 E: 1 LOB: 1 K: 0 BB: 0 S: 4 P: 4	R: 0 H: 1 E: 1 LOB: 1 K: 0 BB: 0 S: 4 P: 4	R: 0 H: 1 E: 0 LOB: 1 K: 0 BB: 0 S: 4 P: 4	1B: 6 SF: 1 2B: 1 SAC: 1 3B: 0 DP: 2 HR: 0 HBP: 0						

TOP

New York Mets @ Houston Astros

Astrodome, Houston, TX

Sat Sep 01 1979, 8:05 PM EDT

Att. 23,573 - Dome

livebaseballscorecards.com

AB	32
R	1
H	7
RBI	1
BB	2
SO	5
LOB	21

WP: 2 PA: 37
PB: 1
SB: 1
CS: 0

PITCHER	IP	WLS	BF	H	R	ER	SO	BB	IBB	HBP	BLK	WP	HR	S	P	ERA	WHIP
J.R. Richard, R (1, 1) ERA: 2.96	9.0	W	37	7	1	0	5	2	0	0	0	2	0	45	53	0.00	1.000

PITCHER	IP	WLS	BF	H	R	ER	SO	BB	IBB	HBP	BLK	WP	HR	S	P	ERA	WHIP

BOTTOM

New York Mets @ Houston Astros

Astrodome, Houston, TX

Sat Sep 01 1979, 8:05 PM EDT

Att. 23,573 - Dome

livebaseballscorecards.com

Batter	1	2	3	4	5	6	7	8	9	AB	R	H	RBI	BB	SO	LOB
Rafael Landestoy, S (1, 4) OBP: 0.278, SLG: 0.240	1B 1B		F8			F4		K		4	1	1	0	0	1	0
Craig Reynolds, L (1, 6) OBP: 0.291, SLG: 0.343	F2 1-2			F4-3 1B		K		K		4	0	1	0	0	2	2
Jose Cruz, L (1, 7) OBP: 0.372, SLG: 0.425	CS 1B 2-H			F7		F8		F8		4	0	1	1	0	0	2
Cesar Cedeno, R (1, 3) OBP: 0.362, SLG: 0.392	5-3 1-2			F4-3 1-2			SF7 3B	P6		4	1	1	0	0	0	3
Enos Cabell, R (1, 5) OBP: 0.296, SLG: 0.357		F7			F4-3 2B		F3			3	0	1	0	0	0	1
Jeffrey Leonard, R (1, 8) OBP: 0.362, SLG: 0.367		F8			F4-3		IBB			2	0	0	0	1	0	1
Denny Walling, L (1, 9) OBP: 0.364, SLG: 0.470		F9			F4-3 2-3		SF7 3-H			2	0	0	1	0	0	1
Bruce Bochy, R (1, 2) OBP: 0.264, SLG: 0.274			K		IBB		P6			2	0	0	0	1	1	1
J.R. Richard, R (1, 1) OBP: 0.139, SLG: 0.234			F4-3		G3			HR		3	1	1	1	0	0	2
Inning Stats	R: 1 E: 0 K: 0 S: 4 H: 2 LOB: 0 BB: 0 P: 4	R: 0 E: 0 K: 0 S: 3 H: 0 LOB: 0 BB: 0 P: 3	R: 0 E: 0 K: 1 S: 5 H: 0 LOB: 0 BB: 0 P: 5	R: 0 E: 0 K: 0 S: 3 H: 1 LOB: 0 BB: 0 P: 3	R: 0 E: 0 K: 0 S: 4 H: 1 LOB: 2 BB: 1 P: 8	R: 0 E: 0 K: 1 S: 5 H: 0 LOB: 0 BB: 0 P: 5	R: 1 E: 0 K: 0 S: 4 H: 1 LOB: 1 BB: 1 P: 8	R: 1 E: 0 K: 2 S: 9 H: 1 LOB: 1 BB: 0 P: 9		1B: 3 2B: 1 3B: 1 HR: 1	SF: 1 SAC: 0 DP: 1 HBP: 0					

	AB	28
	R	3
	H	6
	RBI	3
	BB	2
	SO	4
	LOB	13

WP: 1 PB: 0 SB: 1 CS: 1 PA: 31

PITCHER		IP	WLS	BF	H	R	ER	SO	BB	IBB	HBP	BLK	WP	HR	S	P	ERA	WHIP
Pete Falcone, L ERA: 4.17	(1, 1)	7.2	L	30	6	3	3	4	0	2	0	0	1	1	36	44	3.52	0.783
Jeff Reardon, R ERA: 8.1	(8, 1)	0.1		1	0	0	0	0	0	0	0	0	0	0	1	1	0.00	0.000

PITCHER		IP	WLS	BF	H	R	ER	SO	BB	IBB	HBP	BLK	WP	HR	S	P	ERA	WHIP

Batter	1	2	3	4	5	6	7	8	9	AB	R	H	RBI	BB	SO	LOB
Frank Taveras, R (1, 6) OBP: 0.291, SLG: 0.336	F9		1B 1B 1-3 2-H 1B	F3			SH2-4 1-2		F2 1-2	4	1	1	1	0	0	2
John Stearns, R (1, 7) OBP: 0.318, SLG: 0.373	5-3		FC1-5 1B 2-3 3-H 1B		F8		E FC6 2-H 2B		S S S K	4	1	2	2	0	0	0
Andy Hassler, L (7, 1)										1	0	0	0	0	1	1
Neil Allen, R (9, 1)										0	0	0	0	0	0	0
Lee Mazzilli, S (1, 8) OBP: 0.398, SLG: 0.456	1B		FC1-5 1-2 3-H 1B		F5		E9 FC6 2-3		F9	5	0	2	1	0	0	2
Richie Hebner, L (1, 5) OBP: 0.347, SLG: 0.356	G3		P6		B B B 4-0 WP BB		FC6 FC5-4 1-2f 3-H			3	0	0	1	1	0	4
Joel Youngblood, R (1, 9) OBP: 0.348, SLG: 0.468		F7	FC1-5 1-2 2-3f		4-3 1-2		FC5-4 1-2f			4	0	0	0	0	0	4
Ed Kranepool, L (1, 3) OBP: 0.302, SLG: 0.301		6-3	4-3			F6		4-3		4	0	0	0	0	0	2
Ron Hodges, L (1, 2) OBP: 0.284, SLG: 0.197		3-1		B B B 4-0 1B BB		4-3		1-3		3	0	0	0	1	0	0
Doug Flynn, R (1, 4) OBP: 0.280, SLG: 0.339			SH 1B 1B	1-3 1B		F5-3		F1		4	1	2	0	0	0	0
Kevin Kobel, R (1, 1) OBP: 0.175, SLG: 0.175			SH 1B 1-2 1B	S S S K			SH2-4 2B 1B		B B B S BB	1	1	0	0	0	1	1
Elliott Maddox, R (7, PH) OBP: 0.357, SLG: 0.339										1	1	1	0	1	0	0
(7, 9)																

TOP

New York Mets @ Houston Astros

Astrodome, Houston, TX

Sun Sep 02 1979, 4:33 AM EDT

Att. 14,215 - Unknown

livebaseballscorecards.com

AB	34
R	5
H	8
RBI	5
BB	3
SO	2
LOB	16

Inning Stats	1	2	3	4	5	6	7	8	9
	R: 0 E: 0 K: 0 S: 4	R: 0 E: 0 K: 0 S: 3	R: 3 E: 1 K: 0 S: 8	R: 0 E: 0 K: 1 S: 5	R: 0 E: 0 K: 0 S: 3	R: 0 E: 0 K: 0 S: 3	R: 2 E: 1 K: 0 S: 6	R: 0 E: 0 K: 0 S: 3	R: 0 E: 0 K: 1 S: 5
	H: 1 LOB: 1 BB: 0 P: 4	H: 0 LOB: 0 BB: 0 P: 3	H: 4 LOB: 2 BB: 0 P: 8	H: 1 LOB: 1 BB: 1 P: 9	H: 0 LOB: 1 BB: 1 P: 7	H: 0 LOB: 0 BB: 0 P: 3	H: 2 LOB: 1 BB: 0 P: 6	H: 0 LOB: 0 BB: 0 P: 3	H: 0 LOB: 1 BB: 1 P: 9

PITCHER		IP	WLS	BF	H	R	ER	SO	BB	IBB	HBP	BLK	WP	HR	S	P	ERA	WHIP	PITCHER		IP	WLS	BF	H	R	ER	SO	BB	IBB	HBP	BLK	WP	HR	S	P	ERA	WHIP
Joaquin Andujar, R ERA: 3.14	(1, 1)	5.0		23	6	3	2	1	2	0	0	0	1	0	23	31	3.60	1.600																			
Randy Niemann, L ERA: 3.5	(6, 1)	2.0	L	9	2	2	1	0	0	0	0	0	0	0	9	9	4.50	1.000																			
Pete Ladd, R ERA: 1.04	(8, 1)	2.0		7	0	0	0	1	1	0	0	0	0	0	8	12	0.00	0.500																			

1B: 7	SF: 0	WP: 1	PA: 39
2B: 1	SAC: 2	PB: 0	
3B: 0	DP: 0	SB: 1	
HR: 0	HBP: 0	CS: 0	

BOTTOM

New York Mets @ Houston Astros

Astrodome, Houston, TX

Sun Sep 02 1979, 4:33 AM EDT

Att. 14,215 - Unknown

Batter	1	2	3	4	5	6	7	8	9	AB	R	H	RBI	BB	SO	LOB
Rafael Landestoy, S (1, 4) OBP: 0.281, SLG: 0.251	SF8 3B		6-3		FC5-2-5 FC4-6 1-2 3-H		1B 1-2 BB		5-3 2-3 3-H	4	1	1	1	1	0	3
Craig Reynolds, L (1, 6) OBP: 0.288, SLG: 0.339	K		F4-3		FC4-6 1-2f 2-H		F5		F8	5	0	0	0	0	1	5
Jose Cruz, L (1, 7) OBP: 0.371, SLG: 0.424	SF8 3-H			3-1	F4-3		1B 1-2 2-H			3	0	1	1	0	0	1
Cesar Cedeno, R (1, 3) OBP: 0.359, SLG: 0.388	F8			K		5-3		5-3		4	0	0	0	0	1	0
Enos Cabell, R (1, 5) OBP: 0.298, SLG: 0.363		5-3		2B		G5-3 2B		6-3		4	0	2	0	0	0	0
Jeffrey Leonard, R (1, 8) OBP: 0.364, SLG: 0.366 (7, 9)		F4-3 S 1B		F8		IBB		K		3	0	1	0	1	1	1
Denny Walling, L (1, 9) OBP: 0.366, SLG: 0.479 Alan Knicely, R (6, PH) Terry Puhl, L (7, 8) OBP: 0.351, SLG: 0.381		F4-3 1-3			1B 2B	G5-3 2-3f			3-1 1B 5-3 1B	2 1 1	1 0 1	1 0 1	0 0 0	0 0 0	0 0 0	1 2 0
Bruce Bochy, R (1, 2) OBP: 0.273, SLG: 0.271 Julio Gonzalez, R (9, PH) OBP: 0.275, SLG: 0.280		6-3			1B FC5-2-5 BB		BB 1B BB		5-3 3-1 1-2 1B	1 1	0 0	0 1	0 0	2 0	0 0	1 0
Joaquin Andujar, S (1, 1) OBP: 0.119, SLG: 0.214 Jesus Alou, R (5, PH) OBP: 0.308, SLG: 0.286 Randy Niemann, L (6, 1) OBP: 0.188, SLG: 0.133 Jimmy Sexton, R (7, PH) OBP: 0.250, SLG: 0.182 Pete Ladd, R (8, 1) Art Howe, R (9, PH) OBP: 0.320, SLG: 0.366 Danny Heep, L (9, PH)			K		E FC5-2-5 1-3 2-H 1B		L7		3-1 1-2 2-3	1 1 0 1 0 0 0	0 1 0 0 0 0 0	0 1 0 0 0 0 0	0 0 0 0 0 0 0	1 0 0 0 0 0 0	0 0 0 1 0 0 0	0 0 0 1 0 0 2
Inning Stats	R: 1 H: 1 E: 0 LOB: 0 K: 1 BB: 0 S: 6 P: 6	R: 0 H: 1 E: 0 LOB: 1 K: 0 BB: 0 S: 4 P: 4	R: 0 H: 0 E: 0 LOB: 0 K: 1 BB: 0 S: 5 P: 5	R: 0 H: 1 E: 0 LOB: 1 K: 1 BB: 0 S: 6 P: 6	R: 2 H: 2 E: 1 LOB: 1 K: 0 BB: 1 S: 5 P: 9	R: 0 H: 1 E: 0 LOB: 1 K: 0 BB: 1 S: 3 P: 7	R: 0 H: 1 E: 0 LOB: 2 K: 0 BB: 2 S: 3 P: 11	R: 0 H: 0 E: 0 LOB: 0 K: 1 BB: 0 S: 5 P: 5	R: 1 H: 2 E: 0 LOB: 1 K: 0 BB: 0 S: 5 P: 5	1B: 5 SF: 1 2B: 3 SAC: 0 3B: 1 DP: 1 HR: 0 HBP: 0						

livebaseballscorecards.com

AB	33
R	4
H	9
RBI	3
BB	4
SO	4
LOB	17

WP: 0 PA: 38
PB: 0
SB: 1
CS: 0

PITCHER		IP	WLS	BF	H	R	ER	SO	BB	IBB	HBP	BLK	WP	HR	S	P	ERA	WHIP
Kevin Kobel, L ERA: 3.41	(1, 1)	6.0	W	25	6	3	2	3	1	1	0	0	0	0	29	37	3.00	1.167
Andy Hassler, L ERA: 4.71	(7, 1)	2.0		10	3	1	1	1	2	0	0	0	0	0	10	18	4.50	2.500
Neil Allen, R ERA: 4.19	(9, 1)	1.0	S	3	0	0	0	0	0	0	0	0	0	0	3	3	0.00	0.000

PITCHER	IP	WLS	BF	H	R	ER	SO	BB	IBB	HBP	BLK	WP	HR	S	P	ERA	WHIP

Batter	1	2	3	4	5	6	7	8	9	AB	R	H	RBI	BB	SO	LOB
Davey Lopes, R (1, 4) OBP: 0.372, SLG: 0.488	BBBB 4-0 FC5-4 BB		x 0-0 4-3 ③			x 0-0 3B		x 0-0 F5 ③		3	0	1	0	1	0	0
Bill Russell, R (1, 6) OBP: 0.287, SLG: 0.345	x 0-0 FC5-4 ① L1-6 PB 1-2f			x 0-0 F9 ①		x 0-0 F6 ③			x 0-0 F8 ①	4	0	0	0	0	0	2
Steve Garvey, R (1, 3) OBP: 0.347, SLG: 0.488	x 0-0 L1-6 ②③ 1-3			x 0-0 F9 ②			x 0-0 4-3 ①		x 0-0 5-3 ②	4	0	0	0	0	0	1
Ron Cey, R (1, 5) OBP: 0.387, SLG: 0.490		SSS 0-3 K ①		x 0-0 F8 ③			x 0-0 BB WP 1B		x 0-0 1B	4	0	2	0	0	1	0
Dusty Baker Jr., R (1, 7) OBP: 0.342, SLG: 0.468		x 0-0 F9 ②			x 0-0 F5 ①		BBBB 4-0 WP ② 1-3 1B BB		x 0-0 F4 ③	3	1	0	0	1	0	1
Joe Ferguson, R (1, 9) OBP: 0.374, SLG: 0.453		BBBB 4-0 BB			x 0-0 6-3 ②		x 0-0 1-H 1B			2	0	1	1	1	0	0
Derrel Thomas, S (1, 8) OBP: 0.326, SLG: 0.352		x 0-0 G3 ③			SSS 0-3 K ③		x 0-0 F9 ③			3	0	0	0	0	1	2
Johnny Oates, L (1, 2) OBP: 0.171, SLG: 0.094 Steve Yeager, R (8, 2) OBP: 0.292, SLG: 0.388			x 0-0 4-3 ①			x 0-0 B1-6-4 1B		x 0-0 4-3 ①		3 0	0 0	1 0	0 0	0 0	0 0	0 0
Jerry Reuss, L (1, 1) OBP: 0.143, SLG: 0.121			x 0-0 1-3 ②			x 0-0 ①② B1-6-4 1-2f		x 0-0 1-3 ②		3	0	0	0	0	0	1
Inning Stats	R: 0 E: 0 K: 0 S: 2 H: 0 LOB: 0 BB: 1 P: 6	R: 0 E: 0 K: 1 S: 5 H: 0 LOB: 1 BB: 1 P: 9	R: 0 E: 0 K: 0 S: 3 H: 0 LOB: 0 BB: 0 P: 3	R: 0 E: 0 K: 0 S: 3 H: 0 LOB: 0 BB: 0 P: 3	R: 0 E: 0 K: 1 S: 5 H: 0 LOB: 0 BB: 0 P: 5	R: 0 E: 0 K: 0 S: 4 H: 2 LOB: 1 BB: 0 P: 4	R: 1 E: 0 K: 0 S: 4 H: 2 LOB: 1 BB: 1 P: 8	R: 0 E: 0 K: 0 S: 3 H: 0 LOB: 0 BB: 0 P: 3	R: 0 E: 0 K: 0 S: 4 H: 1 LOB: 1 BB: 0 P: 4	1B: 4 2B: 1 3B: 1 HR: 0	SF: 0 SAC: 0 DP: 2 HBP: 0			WP: 2 PB: 1 SB: 0 CS: 0	PA: 32		

PITCHER	IP	WLS	BF	H	R	ER	SO	BB	IBB	HBP	BLK	WP	HR	S	P	ERA	WHIP
Joe Niekro, R (1, 1) ERA: 2.98	9.0	L	32	5	1	1	2	3	0	0	0	2	0	33	45	1.00	0.889

PITCHER	IP	WLS	BF	H	R	ER	SO	BB	IBB	HBP	BLK	WP	HR	S	P	ERA	WHIP

TOP

Los Angeles Dodgers @ Houston Astros

Astrodome, Houston, TX

Mon Sep 03 1979, 8:05 PM EDT

Att. 19,280 - Unknown

livebaseballscorecards.com

AB	29
R	1
H	5
RBI	1
BB	3
SO	2
LOB	7

Batter	1	2	3	4	5	6	7	8	9	AB	R	H	RBI	BB	SO	LOB
Rafael Landestoy, S (1, 4) OBP: 0.277, SLG: 0.247	5-3			5-3		F3			K	3	0	0	0	0	0	0
Art Howe, R (9, PH) OBP: 0.319, SLG: 0.364										1	0	0	0	0	1	0
Craig Reynolds, L (1, 6) OBP: 0.286, SLG: 0.336	4-3			4-3		5-3			F3	4	0	0	0	0	0	0
Terry Puhl, L (1, 8) OBP: 0.349, SLG: 0.379	K			1-3			4-3			3	0	0	0	0	1	0
Cesar Cedeno, R (1, 3) OBP: 0.357, SLG: 0.385		4-3			5-3		K			3	0	0	0	0	1	0
Enos Cabell, R (1, 5) OBP: 0.296, SLG: 0.360		6-3			K		F7			3	0	0	0	0	1	0
Jeffrey Leonard, R (1, 9) OBP: 0.363, SLG: 0.366		4-3			1B			F3		3	0	1	0	0	0	0
Jose Cruz, L (1, 7) OBP: 0.371, SLG: 0.423			G3		1-2 1B			4-3		3	0	1	0	0	0	0
Luis Pujols, R (1, 2)			F3		3-1			6-3		3	0	0	0	0	0	2
Joe Niekro, R (1, 1) OBP: 0.149, SLG: 0.155			K			K2-3			K	2	0	0	0	0	2	0
Jesus Alou, R (9, PH) OBP: 0.300, SLG: 0.278										1	0	0	0	0	1	0
Inning Stats	R: 0 H: 0 E: 0 LOB: 0 K: 1 BB: 0 S: 5 P: 5	R: 0 H: 0 E: 0 LOB: 0 K: 0 BB: 0 S: 3 P: 3	R: 0 H: 0 E: 0 LOB: 0 K: 1 BB: 0 S: 5 P: 5	R: 0 H: 0 E: 0 LOB: 0 K: 0 BB: 0 S: 3 P: 3	R: 0 H: 2 E: 0 LOB: 2 K: 1 BB: 0 S: 7 P: 7	R: 0 H: 0 E: 0 LOB: 0 K: 1 BB: 0 S: 5 P: 5	R: 0 H: 0 E: 0 LOB: 0 K: 1 BB: 0 S: 5 P: 5	R: 0 H: 0 E: 0 LOB: 0 K: 0 BB: 0 S: 3 P: 3	R: 0 H: 0 E: 0 LOB: 0 K: 2 BB: 0 S: 7 P: 7	1B: 2 SF: 0 2B: 0 SAC: 0 3B: 0 DP: 0 HR: 0 HBP: 0						

PITCHER	IP	WLS	BF	H	R	ER	SO	BB	IBB	HBP	BLK	WP	HR	S	P	ERA	WHIP
Jerry Reuss, L (1, 1) ERA: 4.08	9.0	W	29	2	0	0	7	0	0	0	0	0	0	43	43	0.00	0.222

PITCHER	IP	WLS	BF	H	R	ER	SO	BB	IBB	HBP	BLK	WP	HR	S	P	ERA	WHIP

BOTTOM

Los Angeles Dodgers @ Houston Astros

Astrodome, Houston, TX

Mon Sep 03 1979, 8:05 PM EDT

Att. 19,280 - Unknown

livebaseballscorecards.com

AB	29
R	0
H	2
RBI	0
BB	0
SO	7
LOB	2

Batter	1	2	3	4	5	6	7	8	9	AB	R	H	RBI	BB	SO	LOB
Davey Lopes, R (1, 4) OBP: 0.374, SLG: 0.488	SH5-3 BLK 1B 1B		G4-6-3 1B		G4-6-3 1-2f		SF9 1B 1-2 BB		L4	4	1	2	0	1	0	2
Bill Russell, R (1, 6) OBP: 0.286, SLG: 0.343 Ted Martinez, R (6, 6) OBP: 0.329, SLG: 0.357	SH5-3 1-3		G4-6-3 1-2f			6-3	1-2 2-3 1B			2 1	0 0	0 1	0 0	0 0	0 0	1 0
Steve Garvey, R (1, 3) OBP: 0.348, SLG: 0.488	3-H 1B		K			HR BB	SF9 2-3 3-H			2	1	1	2	1	1	0
Ron Cey, R (1, 5) OBP: 0.384, SLG: 0.485	L7			K		K	F4			4	0	0	0	0	2	4
Dusty Baker Jr., R (1, 7) OBP: 0.342, SLG: 0.472	F6			6-3		1-H HR		K		4	1	1	2	0	1	1
Joe Ferguson, R (1, 9) OBP: 0.375, SLG: 0.453		4-3 1B		F8		E6 1B		K		4	0	2	0	0	1	0
Derrel Thomas, S (1, 8) OBP: 0.325, SLG: 0.350		4-3 1-2			F9 E 1B	F5		F8		4	0	1	0	0	0	2
Johnny Oates, L (1, 2) OBP: 0.154, SLG: 0.083		5-3			E3 G4-6-3 1-2		F4		4-3	4	0	0	0	0	0	2
Burt Hooton, R (1, 1) OBP: 0.158, SLG: 0.187 Joe Beckwith, L (1, 1) Gary Thomasson, L (5, PH) OBP: 0.344, SLG: 0.414 Dave Patterson, R (5, 1) Von Joshua, L (7, PH) OBP: 0.314, SLG: 0.421 Lerrin LaGrow, R (7, 1) Mickey Hatcher, R (9, PH) OBP: 0.404, SLG: 0.480		K			F9 2-3		1B BB SF9 1B		5-3	0 1 1 0 1 0 1	0 0 0 0 1 0 0	0 0 0 0 1 0 0	0 0 0 0 0 0 0	0 1 0 0 0 0 0	0 1 0 0 0 0 0	0 1 2 0 0 0 0
Inning Stats	R: 1 H: 2 E: 0 LOB: 1 K: 0 BB: 0 S: 5 P: 5	R: 0 H: 1 E: 0 LOB: 1 K: 1 BB: 0 S: 6 P: 6	R: 0 H: 1 E: 0 LOB: 0 K: 1 BB: 0 S: 5 P: 5	R: 0 H: 0 E: 0 LOB: 0 K: 1 BB: 0 S: 5 P: 5	R: 0 H: 1 E: 1 LOB: 1 K: 0 BB: 0 S: 4 P: 4	R: 2 H: 2 E: 1 LOB: 1 K: 1 BB: 1 S: 7 P: 11	R: 1 H: 2 E: 0 LOB: 2 K: 0 BB: 1 S: 5 P: 9	R: 0 H: 0 E: 0 LOB: 0 K: 2 BB: 0 S: 7 P: 7	R: 0 H: 0 E: 0 LOB: 0 K: 0 BB: 0 S: 3 P: 3	1B: 8 SF: 1 2B: 0 SAC: 1 3B: 0 DP: 2 HR: 1 HBP: 0						

PITCHER		IP	WLS	BF	H	R	ER	SO	BB	IBB	HBP	BLK	WP	HR	S	P	ERA	WHIP
Rick Williams, R ERA: 3.15	(1, 1)	5.2	W	24	7	3	3	4	1	0	0	1	0	1	31	35	4.76	1.412
Pete Ladd, R ERA: 1.93	(6, 1)	0.2		5	2	1	1	0	1	0	0	0	0	0	4	8	13.50	4.500
Joaquin Andujar, R ERA: 3.09	(7, 1)	2.2	S	8	0	0	0	2	0	0	0	0	0	0	12	12	0.00	0.000

PITCHER	IP	WLS	BF	H	R	ER	SO	BB	IBB	HBP	BLK	WP	HR	S	P	ERA	WHIP

TOP

Los Angeles Dodgers @ Houston Astros

Astrodome, Houston, TX

Tue Sep 04 1979, 8:05 PM EDT

Att. 14,404 - Unknown

livebaseballscorecards.com

AB	33
R	4
H	9
RBI	4
BB	2
SO	6
LOB	15

1B: 8	SF: 1	WP: 0	PA: 37
2B: 0	SAC: 1	PB: 0	
3B: 0	DP: 2	SB: 0	
HR: 1	HBP: 0	CS: 0	

Batter	1	2	3	4	5	6	7	8	9	AB	R	H	RBI	BB	SO	LOB
Cesar Cedeno, R (1, 3) OBP: 0.359, SLG: 0.389	F8	BB 1-2 2-3	F4		BB		SF8 3B			3	1	1	0	2	0	1
Craig Reynolds, L (1, 6) OBP: 0.285, SLG: 0.334	BB 1B BB	F4	F7		3-2 3-Hf		SF8 3-H			3	1	0	1	1	0	6
Terry Puhl, L (1, 8) OBP: 0.349, SLG: 0.378	FC6-4 1B 1-2 BB	F8		3-1		S 2B 1B	F5			4	1	1	0	1	0	3
Jose Cruz, L (1, 7) OBP: 0.373, SLG: 0.426	FC6-4 1-2 2-H 1B		S E 1B	PB S 2B 1B		6-3 1-H CS 2B	4-3			2	1	2	1	0	0	0
Denny Walling, L (4, 7) OBP: 0.373, SLG: 0.492										3	1	2	1	0	0	0
Enos Cabell, R (1, 5) OBP: 0.297, SLG: 0.363	FC6-4 1-2f 2-3		E2 1-H 1B 1B	1B 1-H 2B		6-3 2-3		4-3		5	1	2	2	0	0	3
Jeffrey Leonard, R (1, 9) OBP: 0.369, SLG: 0.369	1-3		3B 3-H 1B	G5-4-3 2-3 1B		CS 2B IBB		S BB		3	2	2	1	2	0	2
Luis Pujols, R (1, 2) OBP: 0.250, SLG: 0.625		K	1B 1-H 3B	G5-4-3 1-2f		1-H 3-H 2B		F9 1-2		5	1	2	2	0	1	3
Rafael Landestoy, S (1, 4) OBP: 0.294, SLG: 0.269		BB 1B 1B	SH2-4 3-H 1B		3-2 3B		IBB	BB		3	0	3	1	2	0	0
Rick Williams, R (1, 1) OBP: 0.323, SLG: 0.286		BB 1-2 1B	SH2-4 1-2		K	1-3		F2		2	0	1	0	0	1	1
Pete Ladd, R (6, 1)										1	0	0	0	0	0	2
Joaquin Andujar, S (7, 1) OBP: 0.117, SLG: 0.211										1	0	0	0	0	0	2
Inning Stats	R: 1 E: 0 K: 0 S: 4 H: 1 LOB: 2 BB: 2 P: 12	R: 0 E: 0 K: 1 S: 7 H: 2 LOB: 3 BB: 1 P: 11	R: 4 E: 1 K: 0 S: 8 H: 5 LOB: 1 BB: 0 P: 8	R: 1 E: 0 K: 0 S: 5 H: 3 LOB: 1 BB: 0 P: 5	R: 0 E: 0 K: 1 S: 5 H: 1 LOB: 1 BB: 1 P: 9	R: 2 E: 0 K: 0 S: 5 H: 3 LOB: 2 BB: 2 P: 13	R: 1 E: 0 K: 0 S: 4 H: 1 LOB: 0 BB: 0 P: 4	R: 0 E: 0 K: 0 S: 3 H: 0 LOB: 2 BB: 2 P: 11		1B: 10 2B: 4 3B: 3 HR: 0 SF: 1 SAC: 1 DP: 2 HBP: 0						

PITCHER		IP	WLS	BF	H	R	ER	SO	BB	IBB	HBP	BLK	WP	HR	S	P	ERA	WHIP
Burt Hooton, R ERA: 2.97	(1, 1)	0.1		2	0	1	1	0	1	0	0	0	0	0	1	5	27.00	3.000
Joe Beckwith, R ERA: 6.17	(1, 1)	3.2	L	23	11	5	5	1	2	0	0	0	0	0	23	31	12.27	3.545
Dave Patterson, R ERA: 5.15	(5, 1)	2.0		11	4	2	2	1	1	2	0	0	0	0	10	22	9.00	2.500
Lerrin LaGrow, R ERA: 6.31	(7, 1)	2.0		9	1	1	1	0	2	0	0	0	0	0	7	15	4.50	1.500

PITCHER	IP	WLS	BF	H	R	ER	SO	BB	IBB	HBP	BLK	WP	HR	S	P	ERA	WHIP

BOTTOM

Los Angeles Dodgers @ Houston Astros

Astrodome, Houston, TX

Tue Sep 04 1979, 8:05 PM EDT

Att. 14,404 - Unknown

livebaseballscorecards.com

AB	35
R	9
H	16
RBI	9
BB	8
SO	2
LOB	23

Batter	1	2	3	4	5	6	7	8	9	10	AB	R	H	RBI	BB	SO	LOB
Gene Richards, L (1, 7) OBP: 0.331, SLG: 0.342	F6		1B 3B		4-3		K		F8		4	1	1	0	0	1	1
Mark Lee, R (7, 1) OBP: 0.333, SLG: 0.333											0	0	0	0	0	0	0
Mickey Lolich, S (8, 1)											0	0	0	0	0	0	0
Kurt Bevacqua, R (9, PH) OBP: 0.342, SLG: 0.336											1	0	0	0	0	0	1
John D'Acquisto, R (9, 1) OBP: 0.229, SLG: 0.194											0	0	0	0	0	0	0
Tim Flannery, L (1, 4) OBP: 0.385, SLG: 0.273	6-3		4-3 3-H		G5-4-3 1B		F5		4-3		5	0	2	1	0	0	2
Paul Dade, R (1, 5) OBP: 0.309, SLG: 0.366	F8		4-3 1-2		G5-4-3 1-2f			4-3 WP 1B		F9	5	1	1	0	0	0	2
Dave Winfield, R (1, 9) OBP: 0.397, SLG: 0.551		F8	F8			6-3		K 1-2		1B	5	0	1	0	0	1	2
Gene Tenace, R (1, 3) OBP: 0.408, SLG: 0.435		K		HR		F4		4-3 2-3		F6	5	1	1	1	0	1	2
Bill Fahey, L (1, 2) OBP: 0.384, SLG: 0.437		BB		FC3-6		FC4-6				1B	5	0	5	1	0	0	0
Dan Briggs, L (1, 8) OBP: 0.277, SLG: 0.359		1-2 BB		K		FC4-6 1-2f		1-3		F8	3	0	0	0	1	1	3
Jim Wilhelm, R (10, PH) OBP: 0.247, SLG: 0.340											1	0	0	0	0	0	2
(10, 8)																	
Ozzie Smith, S (1, 6) OBP: 0.260, SLG: 0.264		F9		FC3-6 1-2f				2B		F7	4	0	1	0	0	0	3
Randy Jones, R (1, 1) OBP: 0.184, SLG: 0.213			5-3	F3				4-3		1B	2	0	0	0	0	0	1
Jerry Turner, L (7, PH) OBP: 0.300, SLG: 0.381											2	0	1	0	0	0	1
(7, 7)																	
Inning Stats	R: 0 H: 0 E: 0 LOB: 0 K: 0 BB: 0 S: 3 P: 3	R: 0 H: 1 E: 0 LOB: 2 K: 1 BB: 1 S: 6 P: 10	R: 1 H: 2 E: 0 LOB: 1 K: 0 BB: 0 S: 5 P: 5	R: 1 H: 2 E: 0 LOB: 1 K: 1 BB: 0 S: 7 P: 7	R: 0 H: 1 E: 0 LOB: 0 K: 0 BB: 0 S: 3 P: 3	R: 0 H: 1 E: 0 LOB: 1 K: 0 BB: 0 S: 4 P: 4	R: 0 H: 1 E: 0 LOB: 1 K: 1 BB: 0 S: 6 P: 6	R: 1 H: 2 E: 0 LOB: 1 K: 1 BB: 0 S: 7 P: 7	R: 0 H: 1 E: 0 LOB: 1 K: 0 BB: 0 S: 4 P: 4	R: 0 H: 2 E: 0 LOB: 2 K: 0 BB: 0 S: 5 P: 5	1B: 10 SF: 0 2B: 1 SAC: 0 3B: 1 DP: 1 HR: 1 HBP: 0						

PITCHER		IP	WLS	BF	H	R	ER	SO	BB	IBB	HBP	BLK	WP	HR	S	P	ERA	WHIP
Ken Forsch, R ERA: 3.22	(1, 1)	6.0		25	7	2	2	2	1	0	0	0	0	1	28	32	3.00	1.333
Vern Ruhle, R ERA: 3.22	(7, 1)	2.0		9	3	1	1	2	0	0	0	0	1	0	13	13	4.50	1.500
Joe Sambito, L ERA: 1.39	(9, 1)	2.0	W	9	3	0	0	0	0	0	0	0	0	0	9	9	0.00	1.500

PITCHER	IP	WLS	BF	H	R	ER	SO	BB	IBB	HBP	BLK	WP	HR	S	P	ERA	WHIP

TOP

San Diego Padres @ Houston Astros

Astrodome, Houston, TX

Wed Sep 05 1979, 8:05 PM EDT
Att. 12,592 - Unknown

livebaseballscorecards.com

AB	42
R	3
H	13
RBI	3
BB	1
SO	4
LOB	20

WP: 1 PA: 43
PB: 0
SB: 0
CS: 0

Batter	1	2	3	4	5	6	7	8	9	10	AB	R	H	RBI	BB	SO	LOB
Cesar Cedeno, R (1, 3) OBP: 0.362, SLG: 0.391	0-0 ① 6-3		0-0 ② 4-3	2-H 0-0 1B		4-0 IBB		1-2 0-0 1B		1-2 0-0 ① SH1-3	4	0	2	1	1	0	0
Craig Reynolds, L (1, 6) OBP: 0.285, SLG: 0.336	FC6-4 0-0 2B		S 0-0 1B	SSS 0-3 ③ K		0-0 ③ G3		0-0 ② F6		0-0 ② F9	6	0	2	0	0	1	7
Terry Puhl, L (1, 8) OBP: 0.353, SLG: 0.378	BBBB 4-0 FC6-4 BB		1-2 4-0 BB		0-0 ① F8		G5-3 0-0 E 1B	0-0 ③ 4-3		IIII 4-0 BB BB IBB	3	0	1	0	3	0	2
Jeffrey Leonard, R (1, 9) OBP: 0.366, SLG: 0.363	0-0 ② FC6-4 1-2f 2-3		0-0 ③ 4-3		0-0 ② 1-3		E5 0-0 G5-3 1-2		SSS 0-3 ① K	BBBB 4-0 1-2 2-3 BB BB	5	0	0	0	1	1	5
Enos Cabell, R (1, 5) OBP: 0.297, SLG: 0.360	0-0 ③ 1-3			BBBB 4-0 3B BB	SSS 0-3 ③ K		0-0 ①② G5-3 1-2 2-3f		0-0 ② 6-3	BBBB 4-0 1-2 2-3 3-H BB	4	1	0	1	2	1	4
Jose Cruz, L (1, 7) OBP: 0.377, SLG: 0.430		SSS 0-3 ① K	1-H 0-0 1B 3B			BBB 4-0 1B 1B BB	III 4-0 IBB		BBBB 4-0 S BB		2	1	1	1	3	1	0
Luis Pujols, R (1, 2) OBP: 0.308, SLG: 0.500		0-0 ② 5-3	0-0 ① 6-3			0-0 1B 1-2 1B	0-0 ③ L4		BBBB 4-0 1-2 BB		4	0	1	0	1	0	3
Rafael Landestoy, S (1, 4) OBP: 0.302, SLG: 0.279 Denny Walling, L (9, PH) OBP: 0.370, SLG: 0.488 Julio Gonzalez, R (10, 4) OBP: 0.275, SLG: 0.280		SSS 0-3 ③ K		0-0 SH1-4 1B 3-H 1B		0-0 ① 1-3 2-H 1B		1-2 0-0 1B	0-0 ③ F7		4 1 0	1 0 0	3 0 0	1 0 0	0 0 0	1 0 0	0 2 0
Ken Forsch, R (1, 1) OBP: 0.240, SLG: 0.196 Art Howe, R (6, PH) OBP: 0.318, SLG: 0.363 Vern Ruhle, R (7, 1) OBP: 0.167, SLG: 0.182 Dave Bergman, L (8, PH) Joe Sambito, L (9, 1) OBP: 0.583, SLG: 0.429			0-0 ① 6-3	0-0 ② SH1-4 1-2		0-0 ② 4-3		0-0 ① F5		BBBB 4-0 BB SH1-3 BB BB	1 1 0 1 0	0 0 0 0 1	0 0 0 0 0	0 0 0 0 0	0 0 0 0 1	0 0 0 1 0	0 2 0 1 0
Inning Stats	R: 0 E: 0 K: 0 S: 4 H: 1 LOB: 2 BB: 1 P: 8	R: 0 E: 0 K: 2 S: 7 H: 0 LOB: 0 BB: 0 P: 7	R: 0 E: 0 K: 0 S: 4 H: 1 LOB: 2 BB: 1 P: 8	R: 3 E: 0 K: 1 S: 8 H: 3 LOB: 1 BB: 1 P: 12	R: 0 E: 0 K: 1 S: 5 H: 0 LOB: 0 BB: 0 P: 5	R: 0 E: 0 K: 0 S: 4 H: 2 LOB: 3 BB: 2 P: 12	R: 0 E: 1 K: 0 S: 4 H: 1 LOB: 2 BB: 1 P: 8	R: 0 E: 0 K: 0 S: 5 H: 2 LOB: 2 BB: 0 P: 5	R: 0 E: 0 K: 1 S: 5 H: 0 LOB: 2 BB: 2 P: 13	R: 1 E: 0 K: 0 S: 2 H: 0 LOB: 3 BB: 4 P: 18	1B: 8 2B: 1 3B: 1 HR: 0	SF: 0 SAC: 2 DP: 1 HBP: 0						

PITCHER		IP	WLS	BF	H	R	ER	SO	BB	IBB	HBP	BLK	WP	HR	S	P	ERA	WHIP
Randy Jones, L ERA: 3.68	(1, 1)	6.0		29	7	3	3	4	4	1	0	0	0	0	32	52	4.50	1.833
Mark Lee, R ERA: 4.33	(7, 1)	1.1		8	3	0	0	0	0	1	0	0	0	0	7	11	0.00	2.250
Mickey Lolich, L ERA: 3.97	(8, 1)	0.2		2	0	0	0	0	0	0	0	0	0	0	2	2	0.00	0.000
John D'Acquisto, R ERA: 4.78	(9, 1)	1.2	L	11	0	1	1	1	5	1	0	0	0	0	7	31	5.40	3.000

PITCHER	IP	WLS	BF	H	R	ER	SO	BB	IBB	HBP	BLK	WP	HR	S	P	ERA	WHIP

BOTTOM

San Diego Padres @ Houston Astros

Astrodome, Houston, TX

Wed Sep 05 1979, 8:05 PM EDT

Att. 12,592 - Unknown

livebaseballscorecards.com

AB	36
R	4
H	10
RBI	4
BB	12
SO	5
LOB	26

1B: 8 SF: 0 WP: 0 PA: 50
2B: 1 SAC: 2 PB: 0
3B: 1 DP: 1 SB: 2
HR: 0 HBP: 0 CS: 0

Batter	1	2	3	4	5	6	7	8	9	AB	R	H	RBI	BB	SO	LOB
Gene Richards, L (1, 8) OBP: 0.330, SLG: 0.343	S S S 0-3 ① K		S S S 0-3 ③ K			x 0-0 2B			x 0-0 ① F8	4	0	1	0	0	2	1
Tim Flannery, L (1, 4) OBP: 0.294, SLG: 0.200	S S S 0-3 ② K2-3			x 0-0 ① G3		x 0-0 ③ 4-3			x 0-0 ② F7	4	0	0	0	0	1	1
Jay Johnstone, L (1, 9) OBP: 0.329, SLG: 0.347	x 0-0 ③ 6-3			x 0-0 ② 6-3			x 0-0 ① F7		x 0-0 1B	4	0	1	0	0	0	0
Jerry Turner, L (1, 7) OBP: 0.298, SLG: 0.378		x 0-0 ① G3		x 0-0 ③ 4-3			S S S 0-3 ② K		x 0-0 ③ F5	4	0	0	0	0	1	1
Bill Fahey, L (1, 2) OBP: 0.377, SLG: 0.428		x 0-0 ② F5			x 0-0 ① F3		S S S 0-3 ③ K			3	0	0	0	0	1	0
Gene Tenace, R (1, 3) OBP: 0.406, SLG: 0.431		S S S 0-3 ③ K			x 0-0 ② F2			S S S 0-3 ① K		3	0	0	0	0	2	0
Paul Dade, R (1, 5) OBP: 0.310, SLG: 0.366			x 0-0 S 1B		S S S 0-3 ③ K			x 0-0 ② F8		3	0	1	0	0	1	0
Ozzie Smith, S (1, 6) OBP: 0.259, SLG: 0.262			x 0-0 ① F8 1-2			x 0-0 ① F8		x 0-0 E6		3	0	0	0	0	0	1
Bob Owchinko, L (1, 1) OBP: 0.167, SLG: 0.107			S S S 0-3 ② K			x 0-0 ② 4-3		x 0-0 ③ F9		1	0	0	0	0	1	1
Bobby Tolan, L (6, PH) OBP: 0.150, SLG: 0.250										1	0	0	0	0	0	0
Steve Mura, R (6, 1)										0	0	0	0	0	0	0
Dave Winfield, R (8, PH) OBP: 0.396, SLG: 0.550										1	0	0	0	0	0	1
Mark Lee, R (8, 1) OBP: 0.333, SLG: 0.333										0	0	0	0	0	0	0
Inning Stats	R: 0 E: 0 K: 2 S: 7 H: 0 LOB: 0 BB: 0 P: 7	R: 0 E: 0 K: 1 S: 5 H: 0 LOB: 0 BB: 0 P: 5	R: 0 E: 0 K: 2 S: 8 H: 1 LOB: 1 BB: 0 P: 8	R: 0 E: 0 K: 0 S: 3 H: 0 LOB: 0 BB: 0 P: 3	R: 0 E: 0 K: 1 S: 5 H: 0 LOB: 0 BB: 0 P: 5	R: 0 E: 0 K: 0 S: 4 H: 1 LOB: 1 BB: 0 P: 4	R: 0 E: 0 K: 2 S: 7 H: 0 LOB: 0 BB: 0 P: 7	R: 0 E: 1 K: 1 S: 6 H: 0 LOB: 1 BB: 0 P: 6	R: 0 E: 0 K: 0 S: 4 H: 1 LOB: 1 BB: 0 P: 4	1B: 2 2B: 1 3B: 0 HR: 0	SF: 0 SAC: 0 DP: 0 HBP: 0						

PITCHER	IP	WLS	BF	H	R	ER	SO	BB	IBB	HBP	BLK	WP	HR	S	P	ERA	WHIP
J.R. Richard, R (1, 1) ERA: 2.85	9.0	W	31	3	0	0	9	0	0	0	0	0	0	49	49	0.00	0.333

PITCHER	IP	WLS	BF	H	R	ER	SO	BB	IBB	HBP	BLK	WP	HR	S	P	ERA	WHIP

TOP

San Diego Padres @ Houston Astros

Astrodome, Houston, TX

Thu Sep 06 1979, 8:05 PM EDT

Att. 12,416 - Unknown

livebaseballscorecards.com

AB	31
R	0
H	3
RBI	0
BB	0
SO	9
LOB	6

1B: 2	SF: 0	WP: 0	PA: 31
2B: 1	SAC: 0	PB: 0	
3B: 0	DP: 0	SB: 1	
HR: 0	HBP: 0	CS: 0	

Batter	1	2	3	4	5	6	7	8	9	AB	R	H	RBI	BB	SO	LOB
Cesar Cedeno, R (1, 3) OBP: 0.365, SLG: 0.391	BBBB 4-0 CS BB		x 0-0 F9 BB 1B	IIII 4-0 BB IBB		x 0-0 ② 6-3 2-3				2	0	1	0	2	0	1
Craig Reynolds, L (1, 6) OBP: 0.285, SLG: 0.334	SSS 0-3 ①② K 1-2		x 0-0 ① F9	BBBB 4-0 1-2 2-3 3-H BB		x 0-0 ③ 4-3				3	0	0	1	1	1	3
Terry Puhl, L (1, 8) OBP: 0.355, SLG: 0.380	x 0-0 2B		BBBB 4-0 1-2 BB	x 0-0 ③ 4-3			BBBB 4-0 G6-4-3 BB			2	0	1	0	2	0	3
Jeffrey Leonard, R (1, 9) OBP: 0.365, SLG: 0.360	x 0-0 ③ F7		x 0-0 ② F9 2-3		BBBB 4-0 FC5-4 BB		x 0-0 ① F9			3	0	0	0	1	0	4
Enos Cabell, R (1, 5) OBP: 0.297, SLG: 0.361		x 0-0 F9 FC 2B	x 0-0 ③ F7		x 0-0 ① FC5-4 FC6-4 1-2f		x 0-0 ②③ G6-4-3 1-2f			4	1	1	0	0	0	4
Jose Cruz, L (1, 7) OBP: 0.375, SLG: 0.427		x 0-0 ① F9 2-3	x 0-0 ① 6-3	SSS 0-3 ② K				x 0-0 ① 4-3		4	0	0	0	0	1	2
Luis Pujols, R (1, 2) OBP: 0.294, SLG: 0.438		x 0-0 FC 1B 3-H	x 0-0 SH1-4 1B BB 1B	x 0-0 ③ FC6-4 1-2f				x 0-0 ② F8		4	1	1	1	0	0	1
Rafael Landestoy, S (1, 4) OBP: 0.310, SLG: 0.285		x 0-0 G4-6-3 1-3 1B	x 0-0 BB SH1-4 1-2 1B			BBBB 4-0 6-3 SH1-4 BB		x 0-0 ③ 1-3		3	0	2	0	1	0	0
J.R. Richard, R (1, 1) OBP: 0.138, SLG: 0.231		x 0-0 ②③ G4-6-3 1-2f	x 0-0 ② SH1-4 1-2 2-3			x 0-0 ① SH1-4 1-2				1	0	0	0	0	0	2
Inning Stats	R: 0 H: 1 E: 0 LOB: 1 K: 1 BB: 1 S: 5 P: 9	R: 1 H: 2 E: 0 LOB: 1 K: 0 BB: 0 S: 5 P: 5	R: 0 H: 1 E: 0 LOB: 2 K: 0 BB: 1 S: 4 P: 8	R: 1 H: 2 E: 0 LOB: 3 K: 0 BB: 2 S: 5 P: 13	R: 0 H: 0 E: 0 LOB: 1 K: 1 BB: 1 S: 5 P: 9	R: 0 H: 0 E: 0 LOB: 1 K: 0 BB: 1 S: 3 P: 7	R: 0 H: 0 E: 0 LOB: 0 K: 0 BB: 1 S: 2 P: 6	R: 0 H: 0 E: 0 LOB: 0 K: 0 BB: 0 S: 3 P: 3		1B: 4 SF: 0 2B: 2 SAC: 2 3B: 0 DP: 2 HR: 0 HBP: 0				WP: 0 PA: 35 PB: 0 SB: 0 CS: 1		

PITCHER		IP	WLS	BF	H	R	ER	SO	BB	IBB	HBP	BLK	WP	HR	S	P	ERA	WHIP
Bob Owchinko, L ERA: 3.99	(1, 1)	5.0	L	25	6	2	2	2	4	1	0	0	0	0	24	44	3.60	2.000
Steve Mura, R ERA: 2.77	(6, 1)	2.0		7	0	0	0	0	2	0	0	0	0	0	5	13	0.00	1.000
Mark Lee, R ERA: 4.25	(8, 1)	1.0		3	0	0	0	0	0	0	0	0	0	0	3	3	0.00	0.000

PITCHER	IP	WLS	BF	H	R	ER	SO	BB	IBB	HBP	BLK	WP	HR	S	P	ERA	WHIP

BOTTOM

San Diego Padres @ Houston Astros

Astrodome, Houston, TX

Thu Sep 06 1979, 8:05 PM EDT

Att. 12,416 - Unknown

livebaseballscorecards.com

AB	26
R	2
H	6
RBI	2
BB	7
SO	2
LOB	20

Batter	1	2	3	4	5	6	7	8	9	AB	R	H	RBI	BB	SO	LOB
Max Venable, L (1, 9) OBP: 0.385, SLG: 0.313	C B B C C 2-3 ① K		B C B F X 2-2 E 1B 1B	X 0-0 FC BB 1B 2-3 3-H	S S S 0-3 ③ K		B B B 4-0 BB		X 0-0 ③ F9	5	2	1	1	1	2	2
Rob Andrews, R (1, 4) OBP: 0.308, SLG: 0.352	C C B B B F F B X 3-2 2B 1B		1 SAFE C F X 0-2 S 1B 1B 1-H	B B B 4-0 1B 1B 1-2 BB		X 0-0 S 2B 1B	X 0-0 ③ F8			4	3	3	1	1	0	1
Mike Ivie, R (1, 3) OBP: 0.373, SLG: 0.581	X 0-0 ② F6		F B C F B B C 3-3 ② K 1-2	X 0-0 1B 1B 1B 1-2 2-H 3-H		S S S 0-3 ① K		X 0-0 ① F7		5	1	1	2	0	2	3
Darrell Evans, L (1, 5) OBP: 0.356, SLG: 0.406	X 0-0 1-3 2B		B B S S S B B 4-2 1B BB	C C C 0-3 ② K		S S S 0-3 ② K 1-2		X 0-0 ② F8		4	0	1	0	1	2	3
Larry Herndon, R (1, 8) OBP: 0.310, SLG: 0.401	C B C B X 2-2 ③ 5-3		X 0-0 1-2 2-H 1B	X 0-0 1B 1B 1-2 2-H		X 0-0 1B 2-H 2B		B B B B 4-0 BB		4	1	3	3	1	0	2
Greg Johnston, L (1, 7) OBP: 0.235, SLG: 0.306		X 0-0 ① 4-3	B S X 1-1 ③ 4-3	X 0-0 1-3 2-H 1B		X 0-0 2-H 1B		X 0-0 ③ 6-3		5	0	2	2	0	0	3
Johnnie LeMaster, R (1, 6) OBP: 0.307, SLG: 0.317	S B F B F X 2-2 ② 5-3	4-0 SH1-4 1B FC BB x 0-0 ③ F7				X 0-0 ③ 6-3			X 0-0 ① 6-3	4	1	0	0	1	0	3
Dennis Littlejohn, R (1, 2) OBP: 0.270, SLG: 0.265	B B C X 2-1 ③ 6-3		C X 0-1 FC SH1-4 1B 1B 1-2	X 0-0 ① F8			X 0-0 ① F7		X 0-0 1B	5	1	2	0	0	0	0
Vida Blue, S (1, 1) OBP: 0.190, SLG: 0.178			C X 0-1 ① F7	X 0-0 ① SH1-4 1-2 2-3	C C C 0-3 ② K		X 0-0 ② F4		S S S 0-3 ② K	4	0	0	0	0	2	1

Inning Stats	1	2	3	4	5	6	7	8	9
	R: 0 E: 0 K: 1 S: 13	R: 0 E: 0 K: 0 S: 7	R: 2 E: 1 K: 1 S: 17	R: 5 E: 0 K: 1 S: 11	R: 0 E: 0 K: 2 S: 7	R: 2 E: 0 K: 2 S: 10	R: 0 E: 0 K: 0 S: 3	R: 0 E: 0 K: 0 S: 3	R: 0 E: 0 K: 1 S: 6
	H: 2 LOB: 2 BB: 0 P: 20	H: 0 LOB: 0 BB: 0 P: 11	H: 3 LOB: 2 BB: 1 P: 27	H: 4 LOB: 2 BB: 2 P: 19	H: 0 LOB: 0 BB: 0 P: 7	H: 3 LOB: 1 BB: 0 P: 10	H: 0 LOB: 1 BB: 1 P: 7	H: 0 LOB: 1 BB: 1 P: 7	H: 1 LOB: 1 BB: 0 P: 6

1B: 11 SF: 0
2B: 2 SAC: 1
3B: 0 DP: 0
HR: 0 HBP: 0

WP: 0 PA: 46
PB: 0
SB: 2
CS: 0

PITCHER		IP	WLS	BF	H	R	ER	SO	BB	IBB	HBP	BLK	WP	HR	S	P	ERA	WHIP
Joaquin Andujar, R ERA: 3.23	(1, 1)	3.1	L	18	6	4	4	2	2	0	0	0	0	0	40	65	10.80	2.400
Randy Niemann, L ERA: 3.78	(4, 1)	0.0		2	0	0	0	0	1	0	0	0	0	0	1	5	∞	∞
Rick Williams, R ERA: 3.21	(4, 1)	0.2		5	3	3	3	1	0	0	0	0	0	0	7	7	40.50	4.500
Frank LaCorte, R ERA: 6.52	(5, 1)	2.0		9	3	2	2	4	0	0	0	0	0	0	17	17	9.00	1.500
Bobby Sprowl, L ERA:	(7, 1)	2.0		8	0	0	0	0	2	0	0	0	0	0	6	14	0.00	1.000

PITCHER		IP	WLS	BF	H	R	ER	SO	BB	IBB	HBP	BLK	WP	HR	S	P	ERA	WHIP
Gordie Pladson, R ERA:	(9, 1)	1.0		4	1	0	0	1	0	0	0	0	0	0	6	6	0.00	1.000

TOP

San Francisco Giants @ Houston Astros

Astrodome, Houston, TX

Fri Sep 07 1979, 8:05 PM EDT
Att. 23,723 - Unknown

livebaseballscorecards.com

AB	40
R	9
H	13
RBI	9
BB	5
SO	8
LOB	18

Batter	1	2	3	4	5	6	7	8	9	AB	R	H	RBI	BB	SO	LOB
Cesar Cedeno, R (1, 3) OBP: 0.366, SLG: 0.390	2-2 E 1B SH1-3 1B	4-0 FC4-6 IBB		0-1 ③ FC6-4 1-2f		0-0 ③ FC6-4 1-2f			2-1 ② F8	4	1	1	0	1	0	3
Craig Reynolds, L (1, 6) OBP: 0.284, SLG: 0.333	0-0 ① SH1-3 1-2	0-0 ② FC4-6 1-2f 2-3 3-H			1-0 ① F7		1-0 ① F8		1-3 ③ K	2	0	0	1	0	0	2
Jimmy Sexton, R (7, 6) OBP: 0.237, SLG: 0.171										2	0	0	0	0	1	0
Terry Puhl, L (1, 8) OBP: 0.355, SLG: 0.379	2-0 E4 1B 2-3 FC1-5-2	0-0 ③ F3			0-0 1B		0-0 ② F9			4	0	1	0	0	0	3
Jeffrey Leonard, R (1, 9) OBP: 0.364, SLG: 0.359	1-1 CS 1B 1-3 3-H		2-2 ① F7		1-1 ② F8		3-2 ③ 6-3			4	0	1	1	0	0	1
Enos Cabell, R (1, 5) OBP: 0.295, SLG: 0.359	2-2 ② FC1-5-2 1-2 3-H		1-2 ② F8		0-2 ③ 6-3			1-3 ① K		3	0	0	0	0	0	3
Danny Heep, L (7, 7)										1	0	0	0	0	1	0
Jose Cruz, L (1, 7) OBP: 0.373, SLG: 0.424	0-0 ③ 6-3		1-1 ③ F5			1-3 ① K		4-2 2B BB		3	0	0	0	0	1	2
Bobby Sprowl, L (7, 1)										0	0	0	0	0	0	0
Art Howe, R (8, PH) OBP: 0.320, SLG: 0.363										0	0	0	0	1	0	0
Mike Mendoza, R (8, PR)										0	0	0	0	0	0	0
Gordie Pladson, R (9, 1)										0	0	0	0	0	0	0
Luis Pujols, R (1, 2) OBP: 0.333, SLG: 0.500		0-2 SH3-4 1B FC4-6 1B		3-2 ① 6-3		1-0 ② 6-3		3-1 L1-6 1-3 2B		4	1	2	0	0	0	0
Rafael Landestoy, S (1, 4) OBP: 0.313, SLG: 0.294		0-0 FC4-6 SH3-4 1-2 1B		3-2 ② 6-3		2-0 2B		0-0 ② ③ L1-6 2-3		4	0	2	0	0	0	3
Joaquin Andujar, S (1, 1) OBP: 0.117, SLG: 0.211		1-1 ① SH3-4 1-2 2-3		4-0 FC6-4 BB		4-0 FC6-4 BB			3-3 ① K	0	0	0	0	0	0	0
Randy Niemann, L (4, 1) OBP: 0.188, SLG: 0.133										0	0	0	0	0	0	0
Rick Williams, R (4, 1) OBP: 0.323, SLG: 0.286										0	0	0	0	0	0	0
Julio Gonzalez, R (4, PH) OBP: 0.279, SLG: 0.280										0	0	0	1	0	0	0
Frank LaCorte, R (5, 1)										0	0	0	0	0	0	0
Alan Knicely, R (6, PH)										1	0	0	0	1	1	0
(7, 5)																
Inning Stats	R: 1 E: 1 K: 0 S: 12 H: 2 LOB: 2 BB: 0 P: 19	R: 1 E: 0 K: 0 S: 8 H: 2 LOB: 2 BB: 1 P: 13	R: 0 E: 0 K: 0 S: 8 H: 0 LOB: 0 BB: 0 P: 12	R: 0 E: 0 K: 0 S: 8 H: 0 LOB: 1 BB: 1 P: 18	R: 0 E: 0 K: 0 S: 7 H: 1 LOB: 1 BB: 0 P: 9	R: 0 E: 0 K: 1 S: 7 H: 1 LOB: 2 BB: 1 P: 15	R: 0 E: 0 K: 0 S: 5 H: 0 LOB: 0 BB: 0 P: 9	R: 0 E: 0 K: 1 S: 8 H: 1 LOB: 2 BB: 1 P: 16	R: 0 E: 0 K: 2 S: 10 H: 0 LOB: 0 BB: 0 P: 16	1B: 5 2B: 3 3B: 0 HR: 0 SF: 0 SAC: 2 DP: 1 HBP: 0							

PITCHER	IP	WLS	BF	H	R	ER	SO	BB	IBB	HBP	BLK	WP	HR	S	P	ERA	WHIP
Vida Blue, L (1, 1) ERA: 5.05	9.0	W	38	7	2	2	4	3	1	0	0	0	0	73	127	2.00	1.111

PITCHER	IP	WLS	BF	H	R	ER	SO	BB	IBB	HBP	BLK	WP	HR	S	P	ERA	WHIP

BOTTOM

San Francisco Giants @ Houston Astros

Astrodome, Houston, TX

Fri Sep 07 1979, 8:05 PM EDT

Att. 23,723 - Unknown

livebaseballscorecards.com

AB	32
R	2
H	7
RBI	2
BB	4
SO	4
LOB	17

WP: 0 PB: 0 SB: 0 CS: 1 PA: 38

San Francisco Giants @ Houston Astros

Astrodome, Houston, TX

Sat Sep 08 1979, 8:05 PM EDT

Att. 32,300 - Unknown

TOP

livebaseballscorecards.com

Batter	1	2	3	4	5	6	7	8	9	AB	R	H	RBI	BB	SO	LOB
Max Venable, L (1, 9) (8, 7) OBP: 0.364, SLG: 0.278	B B B C X 3-1 ① F6		B B B C F B 4-2 BB E BB	B C F B F S 2-3 ③ K			C B F F F B F S 2-3 ② K		X 0-0 ② F8	4	0	0	0	1	2	2
Rob Andrews, R (1, 4) OBP: 0.319, SLG: 0.357	B F S B X 2-2 FC1-4 1B		C B B X 2-1 E5 BB 1-2		B B F B B 4-1 G3 BB		B X 1-0 S 1B		X 0-0 ③ F8	4	0	2	0	1	0	1
Mike Ivie, R (1, 3) OBP: 0.369, SLG: 0.574	B X 1-0 ② FC1-4 S 1-2f		F B B B X 3-1 ② F7		B X 1-0 ① F9		F B B B X 3-1 ③ F5 1-2			4	0	0	0	0	0	5
Darrell Evans, L (1, 5) OBP: 0.355, SLG: 0.404	C X 0-1 ③ 4-3 1-2		B B F B B 4-1 BB 1-2 2-3		B B F X 2-1 ② G3 1-2			F B B F B X 3-2 ① F8		3	0	0	0	1	0	2
Larry Herndon, R (1, 8) OBP: 0.313, SLG: 0.401		F B F F B F B B 4-2 CS S BB	C C B X 1-2 ③ 6-3		B X 1-0 ③ 6-3			X 0-0 IHR 1B		3	1	1	0	1	0	4
Greg Johnston, L (1, 7) OBP: 0.222, SLG: 0.288 Willie McCovey, L (8, PH) OBP: 0.330, SLG: 0.425 Jack Clark, R (8, 9) OBP: 0.350, SLG: 0.479		B C B S T F B F S 3-3 ① K 1-2		F F X 0-2 ① F3		C C C 0-3 ① K		S S S 0-3 ② K		3 1 0	0 0 0	0 0 0	0 0 0	0 1 0	2 1 0	1 1 0
Johnnie LeMaster, R (1, 6) OBP: 0.313, SLG: 0.333		B F B X 2-1 ② WP 1B 2-3		S B S S 1-3 ② K		B B C X 2-1 G6-4-3 1B		X 0-0 1-H IHR		4	1	3	2	0	1	0
Dennis Littlejohn, R (1, 2) OBP: 0.269, SLG: 0.259		B B B C C X 3-2 ③ 6-3 1-2		B B C B F F F F B 4-2 1B BB		B F X 1-1 ② ③ G6-4-3 1-2f		S S S 0-3 ③ K		3	0	0	0	1	1	2
Ed Whitson, R (1, 1) OBP: 0.154, SLG: 0.132 Bill North, S (7, PH) OBP: 0.388, SLG: 0.356 Greg Minton, S (7, 1) Gary Lavelle, S (9, 1) OBP: 0.250, SLG: 0.250			C B F B S 2-3 ① K	X 0-0 1-2 1B			B C B S C 2-3 ① K		C C C 0-3 ① K	2 1 1 0	0 0 0 0	1 0 0 0	0 0 0 0	0 0 0 0	1 1 1 0	0 0 0 0

	AB	33
	R	2
	H	7
	RBI	2
	BB	5
	SO	10
	LOB	18

Inning Stats																		
	R: 0	H: 1	R: 0	H: 1	R: 0	H: 0	R: 0	H: 1	R: 0	H: 0	R: 0	H: 1	R: 2	H: 2	R: 0	H: 0	1B: 6	SF: 0
	E: 0	LOB: 1	E: 0	LOB: 1	E: 1	LOB: 3	E: 0	LOB: 2	E: 0	LOB: 1	E: 0	LOB: 0	E: 0	LOB: 0	E: 0	LOB: 0	2B: 0	SAC: 0
	K: 0	BB: 0	K: 1	BB: 1	K: 1	BB: 2	K: 2	BB: 1	K: 0	BB: 1	K: 1	BB: 0	K: 2	BB: 0	K: 1	BB: 0	3B: 0	DP: 1
	S: 8	P: 14	S: 15	P: 27	S: 13	P: 29	S: 16	P: 23	S: 5	P: 13	S: 7	P: 10	S: 12	P: 20	S: 11	P: 14	HR: 1	HBP: 0

	WP: 1	PA: 38
	PB: 0	
	SB: 3	
	CS: 1	

PITCHER		IP	WLS	BF	H	R	ER	SO	BB	IBB	HBP	BLK	WP	HR	S	P	ERA	WHIP
Joe Niekro, R ERA: 2.92	(1, 1)	7.1		32	6	1	1	7	5	0	0	0	1	0	80	143	1.23	1.500
Joe Sambito, L ERA: 1.47	(8, 1)	1.2	L	6	1	1	1	3	0	0	0	0	0	0	12	12	5.40	0.600

PITCHER		IP	WLS	BF	H	R	ER	SO	BB	IBB	HBP	BLK	WP	HR	S	P	ERA	WHIP

Batter	1	2	3	4	5	6	7	8	9	AB	R	H	RBI	BB	SO	LOB
Cesar Cedeno, R (1, 3) OBP: 0.367, SLG: 0.391	F9		1-2 1B		S 3-H 1B			K		4	0	2	1	0	1	0
Craig Reynolds, L (1, 6) OBP: 0.282, SLG: 0.330	4-3		F4		6-3 1-2			4-3		4	0	0	0	0	0	3
Terry Puhl, L (1, 8) OBP: 0.356, SLG: 0.379	F8			FC4-6 1B 1B	F8			BB		3	0	1	0	1	0	1
Jose Cruz, L (1, 7) OBP: 0.372, SLG: 0.424		CS 1B		F9		F9		4-3		3	0	1	0	0	0	1
Denny Walling, L (8, PH) (9, 7) OBP: 0.368, SLG: 0.484										1	0	0	0	0	0	1
Enos Cabell, R (1, 5) OBP: 0.297, SLG: 0.360		K 1-2		1-2 FC4-6 1B		F8			1B SH2-4 1B	4	0	2	0	0	1	1
Jeffrey Leonard, R (1, 9) OBP: 0.361, SLG: 0.356		6-3		FC4-6 1-2f 2-3		5-3			SH2-4 1-2	3	0	0	0	0	0	2
Luis Pujols, R (1, 2) OBP: 0.292, SLG: 0.435			F6	F9			F8		2-3 1B	3	0	0	0	0	0	2
Danny Heep, L (9, PH) OBP: 0.250, SLG: 0.250										1	0	1	0	0	0	0
Jimmy Sexton, R (9, PR) OBP: 0.237, SLG: 0.171										0	0	0	0	0	0	0
Rafael Landestoy, S (1, 4) OBP: 0.312, SLG: 0.298			F8		SH1-4 1B 2B		4-3		F7	4	1	1	0	0	0	2
Joe Niekro, R (1, 1) OBP: 0.158, SLG: 0.164			1B 1B		SH1-4 2-3		F5		5-3	2	0	1	0	0	0	0
Joe Sambito, L (8, 1) OBP: 0.583, SLG: 0.429										0	0	0	0	0	0	0
Art Howe, R (9, PH) OBP: 0.319, SLG: 0.362										1	0	0	0	0	0	2
Inning Stats	R: 0 E: 0 K: 0 S: 7 H: 0 LOB: 0 BB: 0 P: 9	R: 0 E: 0 K: 1 S: 6 H: 1 LOB: 0 BB: 0 P: 10	R: 0 E: 0 K: 0 S: 7 H: 2 LOB: 2 BB: 0 P: 8	R: 0 E: 0 K: 0 S: 14 H: 2 LOB: 2 BB: 0 P: 17	R: 1 E: 0 K: 0 S: 8 H: 2 LOB: 1 BB: 0 P: 11	R: 0 E: 0 K: 0 S: 5 H: 0 LOB: 0 BB: 0 P: 10	R: 0 E: 0 K: 0 S: 3 H: 0 LOB: 0 BB: 0 P: 3	R: 0 E: 0 K: 1 S: 5 H: 0 LOB: 1 BB: 1 P: 9	R: 0 E: 0 K: 0 S: 5 H: 2 LOB: 2 BB: 0 P: 5	1B: 8 2B: 1 3B: 0 HR: 0	SF: 0 SAC: 2 DP: 0 HBP: 0						

PITCHER	IP	WLS	BF	H	R	ER	SO	BB	IBB	HBP	BLK	WP	HR	S	P	ERA	WHIP
Ed Whitson, R (1, 1) ERA: 4.52	6.0		24	7	1	1	1	0	0	0	0	0	0	47	65	1.50	1.167
Greg Minton, R (7, 1) ERA: 1.92	2.1	W	10	2	0	0	1	1	0	0	0	0	0	11	15	0.00	1.286
Gary Lavelle, L (9, 1) ERA: 2.15	0.2	S	2	0	0	0	0	0	0	0	0	0	0	2	2	0.00	0.000

PITCHER	IP	WLS	BF	H	R	ER	SO	BB	IBB	HBP	BLK	WP	HR	S	P	ERA	WHIP

BOTTOM

San Francisco Giants @ Houston Astros

Astrodome, Houston, TX

Sat Sep 08 1979, 8:05 PM EDT

Att. 32,300 - Unknown

livebaseballscorecards.com

AB	33
R	1
H	9
RBI	1
BB	1
SO	2
LOB	15

1B: 8 SF: 0
2B: 1 SAC: 2
3B: 0 DP: 0
HR: 0 HBP: 0

WP: 0 PA: 36
PB: 0
SB: 1
CS: 1

Batter	1	2	3	4	5	6	7	8	9	AB	R	H	RBI	BB	SO	LOB
Max Venable, L (1, 9) OBP: 0.354, SLG: 0.300	2B		F8			F9	F9			4	0	1	0	0	0	3
Rob Andrews, R (1, 4) (8, 5) OBP: 0.324, SLG: 0.362	K		1-3			FC4-6 1B 1-2		G5-4-3		4	0	2	0	0	1	1
Mike Ivie, R (1, 3) OBP: 0.367, SLG: 0.570	5-3			6-3		FC4-6 1-2 2-3		G5-4-3 1-2f		4	0	1	0	0	0	2
Darrell Evans, L (1, 5) OBP: 0.354, SLG: 0.401 Tom Griffin, R (8, 1) OBP: 0.077, SLG: 0.077	BB			G3		FC4-6 1-2f 2-3 3-H		F8		3 0	0 0	0 0	1 0	1 0	0 0	2 0
Larry Herndon, R (1, 8) OBP: 0.309, SLG: 0.395	L5			F8		F7			K	4	0	0	0	0	1	4
Greg Johnston, L (1, 7) OBP: 0.211, SLG: 0.273 Bill North, S (9, PH) OBP: 0.388, SLG: 0.355		G3			6-3		F7		F8	3 1	0 0	0 0	0 0	0 0	0 0	0 0
Johnnie LeMaster, R (1, 6) OBP: 0.312, SLG: 0.336		F7			K		F8		2B	4	0	1	0	0	1	0
Dennis Littlejohn, R (1, 2) OBP: 0.269, SLG: 0.259		F3			K		1B		5-3	4	0	1	0	0	1	1
Ed Halicki, R (1, 1) OBP: 0.250, SLG: 0.258 Greg Minton, S (7, 1) Gary Lavelle, S (8, 1) OBP: 0.250, SLG: 0.250 Joe Strain, R (8, 4) OBP: 0.289, SLG: 0.303			K			1B 1B FC4-6 1B	1-2 1B			3 0 0 0	1 0 0 0	2 0 0 0	0 0 0 0	0 0 0 0	1 0 0 0	0 0 0 0
Inning Stats	R: 0 E: 0 K: 1 S: 6 H: 1 LOB: 2 BB: 1 P: 10	R: 0 E: 0 K: 0 S: 3 H: 0 LOB: 0 BB: 0 P: 3	R: 0 E: 0 K: 1 S: 5 H: 0 LOB: 0 BB: 0 P: 5	R: 0 E: 0 K: 0 S: 3 H: 0 LOB: 0 BB: 0 P: 3	R: 0 E: 0 K: 2 S: 7 H: 0 LOB: 0 BB: 0 P: 7	R: 1 E: 0 K: 0 S: 6 H: 3 LOB: 2 BB: 0 P: 6	R: 0 E: 0 K: 0 S: 5 H: 2 LOB: 2 BB: 0 P: 5	R: 0 E: 0 K: 0 S: 3 H: 1 LOB: 0 BB: 0 P: 3	R: 0 E: 0 K: 1 S: 6 H: 1 LOB: 1 BB: 0 P: 6	1B: 6 2B: 2 3B: 0 HR: 0	SF: 0 SAC: 0 DP: 1 HBP: 0						

PITCHER	IP	WLS	BF	H	R	ER	SO	BB	IBB	HBP	BLK	WP	HR	S	P	ERA	WHIP
Vern Ruhle, R (1, 1) ERA: 3.02	6.0		23	4	1	1	4	1	0	0	0	0	0	30	34	1.50	0.833
Ken Forsch, R (7, 1) ERA: 3.18	2.0	W	8	3	0	0	0	0	0	0	0	0	0	8	8	0.00	1.500
Joe Sambito, L (9, 1) ERA: 1.46	1.0	S	4	1	0	0	1	0	0	0	0	0	0	6	6	0.00	1.000

PITCHER	IP	WLS	BF	H	R	ER	SO	BB	IBB	HBP	BLK	WP	HR	S	P	ERA	WHIP

TOP

San Francisco Giants @ Houston Astros

Astrodome, Houston, TX

Sun Sep 09 1979, 4:33 AM EDT

Att. 11,570 - Dome

livebaseballscorecards.com

AB	34
R	1
H	8
RBI	1
BB	1
SO	5
LOB	13

1B: 6	SF: 0	WP: 0	PA: 35
2B: 2	SAC: 0	PB: 0	
3B: 0	DP: 1	SB: 0	
HR: 0	HBP: 0	CS: 0	

BOTTOM

San Francisco Giants @ Houston Astros

Astrodome, Houston, TX

Sun Sep 09 1979, 4:33 AM EDT

Att. 11,570 - Dome

livebaseballscorecards.com

Batter	1	2	3	4	5	6	7	8	9	AB	R	H	RBI	BB	SO	LOB
Cesar Cedeno, R (1, 3) (9, 8) OBP: 0.366, SLG: 0.389	K		F7			F5		2B 1B		4	1	1	0	0	1	2
Craig Reynolds, L (1, 6) OBP: 0.282, SLG: 0.330	L3 1B		F8			3-1		1B 2B		3	0	1	0	0	0	2
Jesus Alou, R (8, PH) OBP: 0.317, SLG: 0.324										1	0	1	2	0	0	0
Julio Gonzalez, R (8, PR) (9, 6) OBP: 0.279, SLG: 0.280										0	1	0	0	0	0	0
Terry Puhl, L (1, 8) (9, 7) OBP: 0.353, SLG: 0.376	L3			L4		4-3		K		4	0	0	0	0	1	2
Denny Walling, L (1, 7) OBP: 0.371, SLG: 0.492		K		G3			2B	2B 1B		4	1	2	1	0	1	0
Joe Sambito, L (9, 1) OBP: 0.583, SLG: 0.429										0	0	0	0	0	0	0
Enos Cabell, R (1, 5) OBP: 0.297, SLG: 0.361		K		K			K	2B		4	0	1	1	0	3	1
Jeffrey Leonard, R (1, 9) OBP: 0.360, SLG: 0.353		F9			6-3		L4	IBB		3	0	0	0	1	0	1
Luis Pujols, R (1, 2) OBP: 0.308, SLG: 0.440			PB 1B		F6		4-3	K		2	0	1	0	0	0	0
Danny Heep, L (7, PH) OBP: 0.200, SLG: 0.200										1	0	0	0	0	0	1
Bruce Bochy, R (8, 2) OBP: 0.271, SLG: 0.269										1	0	0	0	0	1	2
Rafael Landestoy, S (1, 4) OBP: 0.316, SLG: 0.300			BB		1B			6-3		2	0	1	0	1	0	0
Vern Ruhle, R (1, 1) OBP: 0.143, SLG: 0.154			K		1-3			1B 2B 1B		2	0	0	0	0	1	3
Ken Forsch, R (7, 1) OBP: 0.240, SLG: 0.196										0	0	0	0	0	0	0
Dave Bergman, L (8, PH) (9, 3) OBP: 0.500, SLG: 0.500										1	1	1	0	0	0	0
Inning Stats	R: 0 E: 0 K: 1 S: 5 H: 1 LOB: 0 BB: 0 P: 5	R: 0 E: 0 K: 2 S: 7 H: 0 LOB: 0 BB: 0 P: 7	R: 0 E: 0 K: 1 S: 6 H: 1 LOB: 2 BB: 1 P: 10	R: 0 E: 0 K: 1 S: 5 H: 0 LOB: 0 BB: 0 P: 5	R: 0 E: 0 K: 0 S: 4 H: 1 LOB: 1 BB: 0 P: 4	R: 0 E: 0 K: 0 S: 3 H: 0 LOB: 0 BB: 0 P: 3	R: 0 E: 0 K: 1 S: 6 H: 1 LOB: 1 BB: 0 P: 6	R: 4 E: 0 K: 2 S: 12 H: 5 LOB: 2 BB: 1 P: 16		1B: 6 2B: 4 3B: 0 HR: 0	SF: 0 SAC: 0 DP: 1 HBP: 0						

AB	32
R	4
H	9
RBI	4
BB	2
SO	8
LOB	14

WP: 0 PB: 1 SB: 0 CS: 0 PA: 34

PITCHER		IP	WLS	BF	H	R	ER	SO	BB	IBB	HBP	BLK	WP	HR	S	P	ERA	WHIP
Ed Halicki, R ERA: 4.22	(1, 1)	6.0		22	4	0	0	5	1	0	0	0	0	0	31	35	0.00	0.833
Greg Minton, R ERA: 2.15	(7, 1)	1.1	L	6	2	2	2	1	0	0	0	0	0	0	8	8	13.50	1.500
Gary Lavelle, L ERA: 2.34	(8, 1)	0.1		3	2	1	1	1	0	0	0	0	0	0	5	5	27.00	6.000
Tom Griffin, R ERA: 3.78	(8, 1)	0.1		3	1	1	1	1	0	1	0	0	0	0	4	8	27.00	3.000

PITCHER	IP	WLS	BF	H	R	ER	SO	BB	IBB	HBP	BLK	WP	HR	S	P	ERA	WHIP

Houston Astros @ Cincinnati Reds

Riverfront Stadium, Cincinnati, OH

Tue Sep 11 1979, 7:05 PM EDT

Att. 40,574 - Unknown

TOP

livebaseballscorecards.com

Batter	1	2	3	4	5	6	7	8	9	AB	R	H	RBI	BB	SO	LOB
Cesar Cedeno, R (1, 3) OBP: 0.364, SLG: 0.387	PB 1B / 1B		F8		6-3	L9		F9		5	0	1	0	0	0	2
Craig Reynolds, L (1, 6) OBP: 0.285, SLG: 0.330	PB 1-2 / 1B		F8		2B / BB		FC6-4 / BB	G3		3	0	1	0	2	0	0
Terry Puhl, L (1, 8) OBP: 0.352, SLG: 0.376	K 1-2 2-3		K		1-3 2-H / 2B		FC6-4 1B 1-2f / 2B	F8		5	1	1	1	0	2	3
Jose Cruz, L (1, 7) OBP: 0.373, SLG: 0.423	K			K	F8		2B 1-3 / SF7 / 1B		1B / G6-3 / 1B	5	2	2	0	0	2	4
Enos Cabell, R (1, 5) OBP: 0.297, SLG: 0.363	P3			6-3		F8	1B 1-3 3-H / 2B		G6-3 1-3 / 1B	5	1	2	1	0	0	2
Jeffrey Leonard, R (1, 9) OBP: 0.360, SLG: 0.354		K		1-3		CS / 2B	1B / IBB		G6-3 1-2f 3-H	4	0	1	0	1	1	1
Luis Pujols, R (1, 2) OBP: 0.345, SLG: 0.464		F7			2B / 1B	2B 2-3 / 1B	SF7 3-H		1B / 2B	3	2	2	0	0	0	0
Danny Heep, L (7, PH) OBP: 0.167, SLG: 0.200										0	0	0	1	0	0	0
Bruce Bochy, R (7, 2) OBP: 0.271, SLG: 0.269										0	0	0	0	0	0	0
Jesus Alou, R (9, PH) OBP: 0.333, SLG: 0.368										1	0	1	0	0	0	0
Jimmy Sexton, R (9, PR) OBP: 0.237, SLG: 0.171										0	0	0	0	0	0	0
Rafael Landestoy, S (1, 4) OBP: 0.331, SLG: 0.321		FC6 / 1B			1-H / 2B / 2B	1-2 / 2B / 1B	1-3 2-H / 1B		2-3 / 1B	5	2	5	2	0	0	0
J.R. Richard, R (1, 1) OBP: 0.134, SLG: 0.225	FC6 1-2f				K	1-H 2-H / 2B	K		K	2	0	0	0	0	1	2
Denny Walling, L (6, PH) OBP: 0.376, SLG: 0.504										1	0	1	2	0	0	0
Joaquin Andujar, S (6, 1) OBP: 0.117, SLG: 0.211										0	0	0	0	0	0	0
Randy Niemann, L (6, 1) OBP: 0.188, SLG: 0.133										0	0	0	0	0	0	0
Dave Bergman, L (7, PH) OBP: 0.333, SLG: 0.333										1	0	0	0	0	1	2
Joe Sambito, L (7, 1) OBP: 0.583, SLG: 0.429										0	0	0	0	0	0	0
Gordie Pladson, R (7, 1)										0	0	0	0	0	0	0
Art Howe, R (9, PH) OBP: 0.318, SLG: 0.361										1	0	0	0	0	1	3
Inning Stats	R: 0 E: 0 K: 2 S: 9 H: 2 LOB: 2 BB: 0 P: 9	R: 0 E: 0 K: 1 S: 6 H: 1 LOB: 1 BB: 0 P: 6	R: 0 E: 0 K: 1 S: 5 H: 0 LOB: 0 BB: 0 P: 5	R: 0 E: 0 K: 1 S: 5 H: 0 LOB: 0 BB: 0 P: 5	R: 2 E: 0 K: 1 S: 8 H: 3 LOB: 2 BB: 1 P: 12	R: 2 E: 0 K: 0 S: 6 H: 4 LOB: 1 BB: 0 P: 6	R: 3 E: 0 K: 1 S: 8 H: 3 LOB: 2 BB: 2 P: 16	R: 0 E: 0 K: 0 S: 3 H: 0 LOB: 0 BB: 0 P: 3	R: 1 E: 0 K: 1 S: 8 H: 4 LOB: 3 BB: 0 P: 8	1B: 11 2B: 6 3B: 0 HR: 0	SF: 1 SAC: 0 DP: 1 HBP: 0						

	AB	41
	R	8
	H	17
	RBI	7
	BB	3
	SO	8
	LOB	19

WP: 0 PB: 1 SB: 0 CS: 1 PA: 45

PITCHER		IP	WLS	BF	H	R	ER	SO	BB	IBB	HBP	BLK	WP	HR	S	P	ERA	WHIP
Tom Seaver, R (1, 1) ERA: 3.43		5.2		27	10	4	4	6	1	0	0	0	0	0	38	42	6.35	1.941
Doug Bair, R (6, 1) ERA: 4.14		0.2		5	2	3	3	0	1	0	0	0	0	0	4	8	40.50	4.500
Tom Hume, R (7, 1) ERA: 2.79		2.2	W	13	5	1	1	2	0	1	0	0	0	0	16	20	3.38	1.875

PITCHER	IP	WLS	BF	H	R	ER	SO	BB	IBB	HBP	BLK	WP	HR	S	P	ERA	WHIP

Houston Astros @ Cincinnati Reds

Riverfront Stadium, Cincinnati, OH

Tue Sep 11 1979, 7:05 PM EDT

Att. 40,574 - Unknown

BOTTOM

Batter	1	2	3	4	5	6	7	8	9	AB	R	H	RBI	BB	SO	LOB
Dave Collins, S (1, 9) OBP: 0.360, SLG: 0.395	K			2B BB 1B	G4-6-3 1-2f		E1 1-2 HR	G6-4-3 1-2f		4	2	1	0	0	1	2
Paul Blair, R (8, 8) OBP: 0.208, SLG: 0.239										1	0	0	0	0	0	1
Joe Morgan, L (1, 4) OBP: 0.390, SLG: 0.387	F9			BB 1-3 2B	4-3		P5 2-3			4	1	1	0	0	0	2
Dave Concepcion, R (1, 6) OBP: 0.360, SLG: 0.433	4-3			BB 2B BB		E9 E 2B	1-H HR			3	3	2	2	1	0	0
George Foster, R (1, 7) OBP: 0.397, SLG: 0.589		K		1-2 2-3 3-H 2B BB		FC5 3-H 2B	HR			3	2	1	2	1	1	0
Johnny Bench, R (1, 2) OBP: 0.366, SLG: 0.448		P6		1-H 2-H 3-H SF8 2B		1-3	1B 1B			4	1	2	2	0	0	1
Dan Driessen, L (1, 3) OBP: 0.333, SLG: 0.419		6-3		SF8 3-H		F8	1-3 1B			3	0	1	1	0	0	1
Ray Knight, R (1, 5) OBP: 0.359, SLG: 0.450			F5	1B		2-H 2B	F9			4	0	2	1	0	0	2
Cesar Geronimo, L (1, 8) OBP: 0.317, SLG: 0.339			K	K		4-3		FC3-6 1B		3	0	0	0	0	2	2
Tom Hume, R (7, 1) OBP: 0.200, SLG: 0.205										1	0	1	0	0	0	0
Tom Seaver, R (1, 1) OBP: 0.179, SLG: 0.303			K		G4-6-3 BB		P5 E BB	FC3-6 1-2f G6-4-3		1	0	0	0	1	1	0
Doug Bair, R (6, 1)										0	0	0	0	0	0	0
Hector Cruz, R (7, 8) OBP: 0.335, SLG: 0.363										1	0	0	0	1	0	1
(8, 9)																
Inning Stats	R: 0 E: 0 K: 1 S: 5 H: 0 LOB: 0 BB: 0 P: 5	R: 0 E: 0 K: 1 S: 5 H: 0 LOB: 0 BB: 0 P: 5	R: 0 E: 0 K: 2 S: 7 H: 0 LOB: 0 BB: 0 P: 7	R: 4 E: 0 K: 1 S: 8 H: 4 LOB: 1 BB: 2 P: 16	R: 0 E: 0 K: 0 S: 2 H: 0 LOB: 0 BB: 1 P: 6	R: 2 E: 2 K: 0 S: 6 H: 2 LOB: 1 BB: 0 P: 6	R: 3 E: 1 K: 0 S: 7 H: 4 LOB: 2 BB: 1 P: 11	R: 0 E: 0 K: 0 S: 3 H: 1 LOB: 0 BB: 0 P: 3		1B: 5 2B: 4 3B: 0 HR: 2	SF: 1 SAC: 0 DP: 2 HBP: 0						

livebaseballscorecards.com

AB	32
R	9
H	11
RBI	8
BB	4
SO	5
LOB	12

WP: 0 PB: 0 SB: 0 CS: 0 PA: 37

PITCHER		IP	WLS	BF	H	R	ER	SO	BB	IBB	HBP	BLK	WP	HR	S	P	ERA	WHIP
J.R. Richard, R ERA: 2.94	(1, 1)	5.0		20	4	4	4	5	3	0	0	0	0	0	27	39	7.20	1.400
Joaquin Andujar, R ERA: 3.22	(6, 1)	0.2		5	2	2	0	0	0	0	0	0	0	0	5	5	0.00	3.000
Randy Niemann, L ERA: 3.76	(6, 1)	0.1		1	0	0	0	0	0	0	0	0	0	0	1	1	0.00	0.000
Joe Sambito, L ERA: 1.78	(7, 1)	0.2	L	7	4	3	3	0	1	0	0	0	0	2	6	10	40.50	7.500
Gordie Pladson, R ERA:	(7, 1)	1.1		4	1	0	0	0	0	0	0	0	0	0	4	4	0.00	0.750

PITCHER	IP	WLS	BF	H	R	ER	SO	BB	IBB	HBP	BLK	WP	HR	S	P	ERA	WHIP

Batter	1	2	3	4	5	6	7	8	9	AB	R	H	RBI	BB	SO	LOB
Cesar Cedeno, R (1, 3) OBP: 0.365, SLG: 0.387	0-0 G3 SH3-4 1B 1B	0-0 5-3			0-0 1B 1B SF9 1B		0-0 6-3		S S S 0-3 K	5	2	2	0	0	0	1
Craig Reynolds, L (1, 6) OBP: 0.285, SLG: 0.329	0-0 SH3-4 1-2		0-0 5-3		0-0 1B 1-2 2B 1B		0-0 P4		0-0 L6	4	1	1	0	0	0	1
Terry Puhl, L (1, 8) OBP: 0.351, SLG: 0.375	0-0 G3 2-3		0-0 F8		0-0 1-2 2-3 2B 1B		0-0 F8		0-0 F8	2	0	0	1	1	0	1
Jose Cruz, L (1, 7) OBP: 0.373, SLG: 0.426	0-0 E S S 3-H 1B		0-0 F9		0-0 SF9 3-H			B B B B 4-0 1B BB		4	0	2	3	0	0	1
Enos Cabell, R (1, 5) OBP: 0.299, SLG: 0.366	0-0 S 1-H			0-0 L5	0-0 1-H 2-H 2B			0-0 F8		5	0	2	0	0	0	2
Jeffrey Leonard, R (1, 9) OBP: 0.362, SLG: 0.356		0-0 1B 2B		0-0 3-1	0-0 F8			0-0 1-2 1B		4	0	2	0	0	1	2
Luis Pujols, R (1, 2) OBP: 0.313, SLG: 0.419		0-0 CS 2-3 1B		0-0 1B		0-0 F3		S S S 0-3 K		3	0	0	0	0	2	3
Denny Walling, L (8, PH) OBP: 0.373, SLG: 0.500										1	0	0	0	0	1	2
Bruce Bochy, R (8, 2) OBP: 0.271, SLG: 0.269										0	0	0	0	0	0	0
Rafael Landestoy, S (1, 4) OBP: 0.333, SLG: 0.321	S S S 0-3 K 1-2			0-0 P3		S S S 0-3 K		S S S 0-3 K		3	0	1	0	1	0	0
Joe Niekro, R (1, 1) OBP: 0.188, SLG: 0.182 Randy Niemann, L (4, 1) OBP: 0.188, SLG: 0.133 Dave Bergman, L (5, PH) OBP: 0.000, SLG: 0.000 Pete Ladd, R (6, 1) Bobby Sprowl, L (6, 1) Jimmy Sexton, R (7, PH) OBP: 0.231, SLG: 0.231 Joaquin Andujar, S (7, 1) OBP: 0.111, SLG: 0.111 Joe Sambito, L (8, 1) OBP: 0.563, SLG: 0.429 Danny Heep, L (9, PH) OBP: 0.143, SLG: 0.167	B B B B 4-0 BB				0-0 3-1	0-0 F7			0-0 1B	1 0 1 0 0 1 0 0 1	0 0 1 0 0 0 0 0 0	0 0 0 0 0 0 0 0 1	0 0 0 0 0 0 0 0 0	0 0 0 0 0 0 0 0 0	0 0 0 0 0 0 0 0 1	2 0 0 0 0 0 0 0 1
Inning Stats	R: 1 E: 1 K: 0 S: 4 H: 2 LOB: 1 BB: 0 P: 4	R: 0 E: 0 K: 1 S: 6 H: 2 LOB: 2 BB: 1 P: 10	R: 0 E: 0 K: 0 S: 3 H: 0 LOB: 0 BB: 0 P: 3	R: 0 E: 0 K: 0 S: 4 H: 1 LOB: 1 BB: 0 P: 4	R: 3 E: 0 K: 0 S: 7 H: 4 LOB: 1 BB: 0 P: 7	R: 0 E: 0 K: 1 S: 5 H: 0 LOB: 0 BB: 0 P: 5	R: 0 E: 0 K: 0 S: 3 H: 0 LOB: 0 BB: 0 P: 3	R: 0 E: 0 K: 2 S: 8 H: 1 LOB: 2 BB: 1 P: 12	R: 0 E: 0 K: 1 S: 6 H: 1 LOB: 1 BB: 0 P: 6	1B: 9 2B: 2 3B: 0 HR: 0	SF: 1 SAC: 1 DP: 0 HBP: 0					

TOP

Houston Astros @ Cincinnati Reds

Riverfront Stadium, Cincinnati, OH

Wed Sep 12 1979, 7:05 PM EDT

Att. 42,035 - Unknown

livebaseballscorecards.com

AB	35
R	4
H	11
RBI	4
BB	2
SO	5
LOB	16

PITCHER		IP	WLS	BF	H	R	ER	SO	BB	IBB	HBP	BLK	WP	HR	S	P	ERA	WHIP	PITCHER		IP	WLS	BF	H	R	ER	SO	BB	IBB	HBP	BLK	WP	HR	S	P	ERA	WHIP
Michael LaCoss, R (1, 1) ERA: 3.32		4.2		23	9	4	4	1	1	0	0	0	0	0	23	27	7.71	2.143																			
Frank Pastore, R (5, 1) ERA: 5.2		3.1	W	12	1	0	0	3	1	0	0	0	0	0	17	21	0.00	0.600																			
Tom Hume, R (9, 1) ERA: 2.78		1.0	S	4	1	0	0	1	0	0	0	0	0	0	6	6	0.00	1.000																			

WP: 0 PB: 0 SB: 1 CS: 1 PA: 39

Batter	1	2	3	4	5	6	7	8	9	AB	R	H	RBI	BB	SO	LOB
Dave Collins, S (1, 9) OBP: 0.367, SLG: 0.401	PB 2B 1B		G6-4-3 1B	1-3 2-H 1B			BBB G4-6-3 1B BB	SSS K		3	1	3	1	1	0	0
Hector Cruz, R (7, PR) OBP: 0.333, SLG: 0.361 (8, 9)										1	0	0	0	0	1	3
Joe Morgan, L (1, 4) OBP: 0.390, SLG: 0.390	1-H 2B 2B		F8		P5		G4-6-3 1-2 1B	4-3		5	1	2	1	0	0	4
Dave Concepcion, R (1, 6) OBP: 0.361, SLG: 0.434	PB G6-4-3 2-H 2B		G6-4-3 1-2f		BBB BB		G4-6-3 1-2f 2-3			3	1	1	1	1	0	3
George Foster, R (1, 7) OBP: 0.400, SLG: 0.589	BBBB G6-4-3 2-3 BB			WP 1B SF8 1B	F9		IBB			2	1	1	0	2	0	1
Johnny Bench, R (1, 2) OBP: 0.365, SLG: 0.446	G6-4-3 1-2f 3-H			SF8 WP 1-2 1B 1B	F8		F9			4	1	1	0	0	0	4
Dan Driessen, L (1, 3) OBP: 0.334, SLG: 0.419	L8			SF8 1-3 2-H		H 1B G4-6-3 HBP		2B 1B		2	1	1	1	0	0	0
Ray Knight, R (1, 5) OBP: 0.362, SLG: 0.455		6-3		WP 1B 3-H 1B		G4-6-3 1-3 1B		1-3 2B		4	1	3	1	0	0	0
Cesar Geronimo, L (1, 8) OBP: 0.317, SLG: 0.336		F5		BBB 1B 1-2 BB		G4-6-3 1-2f 3-H		SSS K		3	0	0	0	1	1	3
Michael LaCoss, R (1, 1) OBP: 0.169, SLG: 0.147		SSS K		SSS K		SSS K		IBB		2	0	0	0	0	2	2
Frank Pastore, R (5, 1) OBP: 0.188, SLG: 0.188										1	0	0	0	0	1	0
Rick Auerbach, R (8, PH) OBP: 0.324, SLG: 0.333										0	0	0	0	1	0	0
Tom Hume, R (9, 1) OBP: 0.200, SLG: 0.205										0	0	0	0	0	0	0
Inning Stats	R: 3 E: 0 K: 0 S: 5 H: 3 LOB: 0 BB: 1 P: 9	R: 0 E: 0 K: 1 S: 5 H: 0 LOB: 0 BB: 0 P: 5	R: 0 E: 0 K: 0 S: 3 H: 1 LOB: 0 BB: 0 P: 3	R: 3 E: 0 K: 1 S: 8 H: 4 LOB: 2 BB: 1 P: 12	R: 0 E: 0 K: 0 S: 3 H: 0 LOB: 1 BB: 1 P: 7	R: 1 E: 0 K: 1 S: 5 H: 1 LOB: 0 BB: 0 P: 6	R: 0 E: 0 K: 0 S: 3 H: 1 LOB: 2 BB: 2 P: 11	R: 0 E: 0 K: 2 S: 9 H: 2 LOB: 3 BB: 1 P: 13		1B: 9 2B: 3 3B: 0 HR: 0 SF: 1 SAC: 0 DP: 4 HBP: 1				WP: 2 PB: 2 SB: 0 CS: 0 PA: 38		

PITCHER		IP	WLS	BF	H	R	ER	SO	BB	IBB	HBP	BLK	WP	HR	S	P	ERA	WHIP
Joe Niekro, R ERA: 3.07	(1, 1)	3.1	L	17	7	6	5	1	2	0	0	0	2	0	17	25	13.50	2.700
Randy Niemann, L ERA: 3.72	(4, 1)	0.2		2	1	0	0	1	0	0	0	0	0	0	4	4	0.00	1.500
Pete Ladd, R ERA: 2.61	(5, 1)	1.0		6	1	1	1	0	1	0	1	0	0	0	4	9	9.00	2.000
Bobby Sprowl, L ERA:	(6, 1)	1.0		2	0	0	0	1	0	0	0	0	0	0	4	4	0.00	0.000
Joaquin Andujar, R ERA: 3.2	(7, 1)	1.0		7	3	0	0	0	1	1	0	0	0	0	5	13	0.00	4.000

PITCHER		IP	WLS	BF	H	R	ER	SO	BB	IBB	HBP	BLK	WP	HR	S	P	ERA	WHIP
Joe Sambito, L ERA: 1.76	(8, 1)	1.0		4	0	0	0	2	0	1	0	0	0	0	7	11	0.00	0.000

BOTTOM

Houston Astros @ Cincinnati Reds

Riverfront Stadium, Cincinnati, OH

Wed Sep 12 1979, 7:05 PM EDT

Att. 42,035 - Unknown

livebaseballscorecards.com

AB	30
R	7
H	12
RBI	5
BB	6
SO	5
LOB	20

TOP

Houston Astros @ San Francisco Giants

Candlestick Park, San Francisco, CA

Fri Sep 14 1979, 10:05 PM EDT

Att. 7,817 - Unknown

livebaseballscorecards.com

Batter	1	2	3	4	5	6	7	8	9	AB	R	H	RBI	BB	SO	LOB
Cesar Cedeno, R (1, 3) OBP: 0.365, SLG: 0.386	F2		4-1 E 1B 1-2 BB	1-1 E5 2-H 3-H		1-1 F8			0-0 G3 1-2 2B 1B	4	1	1	0	1	0	1
Craig Reynolds, L (1, 6) OBP: 0.282, SLG: 0.326	2-2 6-3		1-0 F5	1-0 4-3			0-0 4-3		0-0 G3 1-2 2-3	5	0	0	0	0	0	5
Terry Puhl, L (1, 8) (7, 7) OBP: 0.352, SLG: 0.374	2-2 F2		2-0 E9 1-3 2-H 1B		0-0 L4		0-0 6-3		4-0 2B IBB	4	0	1	1	1	0	0
Jose Cruz, L (1, 7) OBP: 0.371, SLG: 0.423 Tom Wiedenbauer, R (7, 8) OBP: 1.000, SLG: 2.000		1-2 4-3	0-1 F9		0-1 G3		0-0 1-3		0-0 1-3 2-H 3-H 2B	4 1	0 0	0 1	0 2	0 0	0 0	2 0
Enos Cabell, R (1, 5) OBP: 0.296, SLG: 0.363		1-2 L6		0-1 5-3	1-1 F6			0-0 L5	0-0 5-3	5	0	0	0	0	0	2
Jeffrey Leonard, R (1, 9) OBP: 0.365, SLG: 0.361		4-2 BB		0-0 2B 2B		3-1 4-3 S FC 1B		0-3 K		3	2	2	0	1	1	0
Luis Pujols, R (1, 2) OBP: 0.306, SLG: 0.400		0-0 F4		0-1 2B E 1B		2-2 4-3 1-3		0-0 F7		4	1	1	0	0	0	2
Rafael Landestoy, S (1, 4) OBP: 0.336, SLG: 0.329			0-1 S 1B 1B	0-0 E 1-3 2-H 2B		1-0 FC S 3-H			0-0 E1 FC2-6	4	2	2	2	0	0	0
Vern Ruhle, R (1, 1) OBP: 0.111, SLG: 0.118			0-3 K	2-3 K		3-3 K 1-2			0-0 FC2-6 G3 1B 1-2f 2B	4	1	0	0	0	3	5

	AB	R	H	RBI	BB	SO	LOB
	38	7	8	5	3	4	17

Inning Stats																																
	R: 0	H: 0		R: 0	H: 0		R: 1	H: 2		R: 3	H: 3		R: 0	H: 0		R: 1	H: 1		R: 0	H: 0		R: 0	H: 0		R: 2	H: 2		1B: 5	SF: 0		WP: 0	PA: 41	
	E: 0	LOB: 0		E: 0	LOB: 1		E: 1	LOB: 2		E: 1	LOB: 1		E: 0	LOB: 0		E: 0	LOB: 1		E: 0	LOB: 0		E: 0	LOB: 0		E: 1	LOB: 2		2B: 3	SAC: 0		PB: 0		
	K: 0	BB: 0		K: 0	BB: 1		K: 1	BB: 1		K: 1	BB: 0		K: 0	BB: 0		K: 1	BB: 0		K: 0	BB: 0		K: 1	BB: 0		K: 0	BB: 1		3B: 0	DP: 0		SB: 3		
	S: 9	P: 13		S: 10	P: 16		S: 10	P: 17		S: 12	P: 16		S: 5	P: 6		S: 11	P: 21		S: 3	P: 3		S: 5	P: 5		S: 6	P: 10		HR: 0	HBP: 0		CS: 0		

PITCHER		IP	WLS	BF	H	R	ER	SO	BB	IBB	HBP	BLK	WP	HR	S	P	ERA	WHIP
Ed Halicki, R ERA: 4.23	(1, 1)	6.0	L	28	6	5	3	3	2	0	0	0	0	0	57	89	4.50	1.333
Pedro Borbon, R ERA: 4.11	(7, 1)	2.0		6	0	0	0	1	0	0	0	0	0	0	8	8	0.00	0.000
Ed Plank, R ERA:	(9, 1)	1.0		7	2	2	0	0	0	1	0	0	0	0	6	10	0.00	2.000

PITCHER		IP	WLS	BF	H	R	ER	SO	BB	IBB	HBP	BLK	WP	HR	S	P	ERA	WHIP

BOTTOM

Houston Astros @ San Francisco Giants

Candlestick Park, San Francisco, CA

Fri Sep 14 1979, 10:05 PM EDT

Att. 7,817 - Unknown

livebaseballscorecards.com

Batter	1	2	3	4	5	6	7	8	9	AB	R	H	RBI	BB	SO	LOB
Bill North, S (1, 8) OBP: 0.386, SLG: 0.352	2-2 G6-3 1B		0-1 4-3			3-1 G4-6-3 1-2f		0-0 4-3		4	0	1	0	0	0	2
Rob Andrews, R (1, 4) OBP: 0.304, SLG: 0.336	0-2 G6-3 1-2f			0-0 F8		1-2 F7			0-0 6-3	4	0	0	0	0	0	1
Mike Ivie, R (1, 7) OBP: 0.368, SLG: 0.577	0-0 5-3			X 0-0 F7			4-1 E BB		0-0 F5	3	0	0	0	1	0	0
Willie McCovey, L (1, 3) OBP: 0.332, SLG: 0.425		1-3 K		C 0-1 6-3			X 0-0 F7		0-0 2-3	4	0	0	0	0	1	1
Darrell Evans, L (1, 5) OBP: 0.352, SLG: 0.400		0-2 F8			1-2 2B		X 0-0 F6			3	0	1	0	0	0	1
Max Venable, L (1, 9) OBP: 0.328, SLG: 0.269		0-1 F4			2-2 F9		X 0-0 E4 1-2			3	0	0	0	0	0	2
Johnnie LeMaster, R (1, 6) OBP: 0.301, SLG: 0.323			0-1 5-3		0-1 6-3		X 0-0 F6			3	0	0	0	0	0	3
Dennis Littlejohn, R (1, 2) OBP: 0.267, SLG: 0.260			X 0-0 2B		C 0-1 5-3			S 0-3 K		3	0	1	0	0	1	1
Ed Halicki, R (1, 1) OBP: 0.242, SLG: 0.250			X 0-0 5-3			X 0-0 G4-6-3 1B		X 0-0 4-3		1	0	0	0	0	0	1
Greg Johnston, L (6, PH) OBP: 0.222, SLG: 0.279										1	0	1	0	0	0	0
Pedro Borbon, R (7, 1) OBP: 0.333, SLG: 0.333										0	0	0	0	0	0	0
Terry Whitfield, L (8, PH) OBP: 0.352, SLG: 0.393										1	0	0	0	0	0	0
Ed Plank, R (9, 1)										0	0	0	0	0	0	0

Inning Stats	1	2	3	4	5	6	7	8	9
	R: 0 E: 0 K: 0 S: 7	H: 1 LOB: 0 BB: 0 P: 9	R: 0 E: 0 K: 1 S: 8	H: 0 LOB: 0 BB: 0 P: 9	R: 0 E: 0 K: 0 S: 6	H: 1 LOB: 1 BB: 0 P: 6	R: 0 E: 0 K: 0 S: 4	H: 0 LOB: 0 BB: 0 P: 4	R: 0 E: 0 K: 0 S: 12	H: 1 LOB: 1 BB: 0 P: 15	R: 0 E: 0 K: 0 S: 6	H: 1 LOB: 0 BB: 0 P: 10	R: 0 E: 1 K: 0 S: 5	H: 0 LOB: 2 BB: 1 P: 9	R: 0 E: 0 K: 1 S: 5	H: 0 LOB: 0 BB: 0 P: 5	R: 0 E: 0 K: 0 S: 3	H: 0 LOB: 0 BB: 0 P: 3

1B: 2 SF: 0
2B: 2 SAC: 0
3B: 0 DP: 2
HR: 0 HBP: 0

WP: 0 PA: 31
PB: 0
SB: 0
CS: 0

	AB	30
	R	0
	H	4
	RBI	0
	BB	1
	SO	2
	LOB	12

PITCHER	IP	WLS	BF	H	R	ER	SO	BB	IBB	HBP	BLK	WP	HR	S	P	ERA	WHIP
Vern Ruhle, R (1, 1) ERA: 2.56	9.0	W	31	4	0	0	2	1	0	0	0	0	0	56	70	0.00	0.556

PITCHER	IP	WLS	BF	H	R	ER	SO	BB	IBB	HBP	BLK	WP	HR	S	P	ERA	WHIP

Batter	1	2	3	4	5	6	7	8	9	AB	R	H	RBI	BB	SO	LOB
Rafael Landestoy, S (1, 4) OBP: 0.337, SLG: 0.330	F B F X 1-2 F9 ①		C F B X 1-2 S 1B 1B		C B B X 2-1 5-3 ②	X 0-0 F5 ③			X 0-0 1B	5	1	2	0	0	0	3
Cesar Cedeno, R (1, 8) OBP: 0.361, SLG: 0.381	X 0-0 6-3 ②		B C B F S 2-3 K ①		C B F F X 1-2 5-3 ③		X 0-0 F8 ①		X 0-0 4-3 ③	5	0	0	0	0	1	2
Jose Cruz, L (1, 7) OBP: 0.372, SLG: 0.423 Tom Wiedenbauer, R (8, 7) OBP: 1.000, SLG: 2.000	X 0-0 1B		S B C F C 1-3 K 1-2 ②			X 0-0 2B BB 1B	X 0-0 F8 ②			4 0	1 0	2 0	0 0	0 0	1 0	1 0
Jeffrey Leonard, R (1, 9) OBP: 0.364, SLG: 0.360	C F B F S 1-3 K ③		B F X 1-1 2-H 1B			X 0-0 F9 ①	X 0-0 6-3 ③			4	0	1	1	0	1	2
Enos Cabell, R (1, 3) OBP: 0.298, SLG: 0.366		C B F F F F F X 1-2 6-3 ①	B X 1-0 F9 ③			C B B X 2-1 BB 1-3 BB 2B		X 0-0 CS 1B		4	1	2	0	0	0	1
Art Howe, R (1, 5) OBP: 0.317, SLG: 0.358		B B X 2-0 6-3 ②		B F F B F X 2-2 F9 ①		I I I I 4-0 BB BB IBB		X 0-0 F1 ①		3	0	0	0	1	0	1
Bruce Bochy, R (1, 2) OBP: 0.275, SLG: 0.267 Jesus Alou, R (6, PH) OBP: 0.349, SLG: 0.368 Luis Pujols, R (6, 2) OBP: 0.297, SLG: 0.389		B C B B B 4-1 BB BB		F F B F B S 2-3 K ②		B B B C B 4-1 1-2 2-3 3-H BB BB		S S S 0-3 1-2 K ② ③		1 0 1	0 0 0	0 0 0	0 1 0	1 1 0	1 0 1	0 0 1
Jimmy Sexton, R (1, 6) OBP: 0.262, SLG: 0.162 Danny Heep, L (9, PH) OBP: 0.125, SLG: 0.143		C B B F B B 4-2 1-2 BB		C B B F X 2-2 F4 ③		C F B B F B B 4-2 1-2 2-3 3-H BB			X 0-0 4-3 ①	1 1	0 0	0 0	1 0	2 0	0 0	0 0
Ken Forsch, R (1, 1) OBP: 0.226, SLG: 0.184 Joaquin Andujar, S (8, 1) OBP: 0.117, SLG: 0.211 Joe Sambito, L (8, 1) OBP: 0.583, SLG: 0.429 Denny Walling, L (9, PH) OBP: 0.371, SLG: 0.496		B C C S 1-3 K ③			C B F S 1-3 K ①	S S S 0-3 K ②			C C C 0-3 K ②	3 0 0 1	0 0 0 0	0 0 0 0	0 0 0 0	0 0 0 0	3 0 0 1	5 0 0 0
Inning Stats	R: 0 E: 0 K: 1 S: 9 H: 1 LOB: 1 BB: 0 P: 11	R: 0 E: 0 K: 1 S: 14 H: 0 LOB: 2 BB: 2 P: 26	R: 1 E: 0 K: 2 S: 13 H: 2 LOB: 1 BB: 0 P: 19	R: 0 E: 0 K: 1 S: 11 H: 0 LOB: 0 BB: 0 P: 17	R: 0 E: 0 K: 1 S: 9 H: 0 LOB: 0 BB: 0 P: 13	R: 2 E: 0 K: 1 S: 12 H: 2 LOB: 3 BB: 3 P: 26	R: 0 E: 0 K: 0 S: 3 H: 0 LOB: 0 BB: 0 P: 3	R: 0 E: 0 K: 1 S: 5 H: 1 LOB: 0 BB: 0 P: 5	R: 0 E: 0 K: 1 S: 6 H: 1 LOB: 1 BB: 0 P: 6	1B: 6 2B: 1 3B: 0 HR: 0	SF: 0 SAC: 0 DP: 0 HBP: 0						

TOP

Houston Astros @ San Francisco Giants

Candlestick Park, San Francisco, CA

Sat Sep 15 1979, 6:33 AM EDT

Att. 9,795 - Unknown

livebaseballscorecards.com

AB	33
R	3
H	7
RBI	3
BB	5
SO	9
LOB	16

		WP: 0	PA: 38
		PB: 0	
		SB: 1	
		CS: 1	

PITCHER		IP	WLS	BF	H	R	ER	SO	BB	IBB	HBP	BLK	WP	HR	S	P	ERA	WHIP
Bob Knepper, L ERA: 4.6	(1, 1)	5.1		26	5	3	3	6	4	1	0	0	0	0	64	108	5.06	1.688
Tom Griffin, R ERA: 3.66	(6, 1)	0.2		2	0	0	0	1	0	0	0	0	0	0	4	4	0.00	0.000
Pedro Borbon, R ERA: 4.02	(7, 1)	2.0	W	6	1	0	0	1	0	0	0	0	0	0	8	8	0.00	0.500
Greg Minton, R ERA: 2.06	(9, 1)	1.0	S	4	1	0	0	1	0	0	0	0	0	0	6	6	0.00	1.000

PITCHER	IP	WLS	BF	H	R	ER	SO	BB	IBB	HBP	BLK	WP	HR	S	P	ERA	WHIP

Batter	1	2	3	4	5	6	7	8	9	AB	R	H	RBI	BB	SO	LOB
Bill North, S (1, 8) OBP: 0.386, SLG: 0.351	F5		G3-6-3 1-2f			E S 1B		WP SH3-4 1-2 1B BB		3	1	1	0	1	0	1
Rob Andrews, R (1, 4) OBP: 0.298, SLG: 0.329	L4			5-3		L7		SH3-4 1-2 2-3		3	0	0	0	0	0	1
Mike Ivie, R (1, 7) OBP: 0.369, SLG: 0.574 (9, 3)	5-3			K		1-3 BB		1B 2-3 3-H 3B BB		2	1	0	0	2	1	0
Willie McCovey, L (1, 3) OBP: 0.328, SLG: 0.420 Greg Minton, S (9, 1)		1-3		L1		F5		F5		4 0	0 0	0 0	0 0	0 0	0 0	4 0
Darrell Evans, L (1, 5) OBP: 0.353, SLG: 0.401		F4			3-1		G4-6-3 1B	S 1-3 3-H 3B 1B		4	1	2	1	0	0	0
Max Venable, L (1, 9) OBP: 0.328, SLG: 0.259 Larry Herndon, R (8, PH) OBP: 0.304, SLG: 0.394 (9, 7)		E6			CS S BB		F4	1-H 3-H 3B		2 1	0 0	0 1	0 2	1 0	0 0	1 0
Johnnie LeMaster, R (1, 6) OBP: 0.301, SLG: 0.320	K				CS 1-2 BB		G4-6-3 1-2f	K		3	0	0	0	1	2	4
Dennis Littlejohn, R (1, 2) OBP: 0.274, SLG: 0.280			FC1-6 1B		6-3 1-2 2-3			1B 3B		3	1	2	0	0	0	2
Bob Knepper, L (1, 1) OBP: 0.200, SLG: 0.297 Tom Griffin, R (6, 1) OBP: 0.077, SLG: 0.077 Greg Johnston, L (6, PH) OBP: 0.219, SLG: 0.274 Pedro Borbon, R (7, 1) OBP: 0.333, SLG: 0.333 Terry Whitfield, L (8, PH) OBP: 0.354, SLG: 0.395 Jack Clark, R (8, PR) OBP: 0.349, SLG: 0.477 (9, 9)			FC1-6 G3-6-3 1-2f			F9		SH3-4 BB WP 3-H 1B		1 0 1 0 1 0	0 0 0 0 0 1	0 0 0 0 0 0	0 0 0 0 0 1	0 0 0 0 0 0	0 0 0 0 0 0	1 0 0 0 0 0
Inning Stats	R: 0 E: 0 K: 0 S: 7 H: 0 LOB: 0 BB: 0 P: 10	R: 0 E: 1 K: 1 S: 8 H: 0 LOB: 1 BB: 0 P: 11	R: 0 E: 0 K: 0 S: 8 H: 1 LOB: 0 BB: 0 P: 10	R: 0 E: 0 K: 1 S: 7 H: 0 LOB: 0 BB: 0 P: 9	R: 0 E: 0 K: 0 S: 12 H: 0 LOB: 1 BB: 2 P: 24	R: 0 E: 0 K: 0 S: 4 H: 1 LOB: 2 BB: 1 P: 8	R: 0 E: 0 K: 0 S: 3 H: 1 LOB: 0 BB: 0 P: 3	R: 5 E: 0 K: 1 S: 9 H: 4 LOB: 2 BB: 2 P: 17		1B: 5 2B: 0 3B: 2 HR: 0	SF: 0 SAC: 1 DP: 2 HBP: 0			WP: 1 PB: 0 SB: 3 CS: 2	PA: 34	

PITCHER		IP	WLS	BF	H	R	ER	SO	BB	IBB	HBP	BLK	WP	HR	S	P	ERA	WHIP
Ken Forsch, R ERA: 3.2	(1, 1)	7.1		29	5	4	4	2	4	0	0	0	0	0	52	82	4.91	1.227
Joaquin Andujar, R ERA: 3.25	(8, 1)	0.0	L	1	0	0	0	0	1	0	0	0	1	0	0	4	∞	∞
Joe Sambito, L ERA: 1.85	(8, 1)	0.2		4	2	1	1	1	0	0	0	0	0	0	6	6	13.50	3.000

PITCHER	IP	WLS	BF	H	R	ER	SO	BB	IBB	HBP	BLK	WP	HR	S	P	ERA	WHIP

BOTTOM

Houston Astros @ San Francisco Giants

Candlestick Park, San Francisco, CA

Sat Sep 15 1979, 6:33 AM EDT

Att. 9,795 - Unknown

livebaseballscorecards.com

AB	28
R	5
H	7
RBI	4
BB	5
SO	3
LOB	14

Batter	1	2	3	4	5	6	7	8	9	AB	R	H	RBI	BB	SO	LOB
Cesar Cedeno, R (1, 3) OBP: 0.362, SLG: 0.381	X 0-0 ① 4-3		S C F B B X 2-2 L6-3 1-H 1B		H 1-0 1B HBP		X 0-0 ① SH1-4 1-2		X 0-0 ① 6-3	3	0	1	1	0	0	0
Craig Reynolds, L (1, 6) OBP: 0.283, SLG: 0.327	B B C B C X 3-2 ② 6-3		B C F X 1-2 ②③ L6-3 1-2		B B F X 2-1 FC4-6 1-2 1B		C X 0-1 ② 1B 2-H 1B		X 0-0 ② F8	5	0	2	0	0	0	1
Terry Puhl, L (1, 8) OBP: 0.352, SLG: 0.375	X 0-0 ③ G3			B B C X 2-1 2B	B C B X 2-1 ③ FC4-6 1-2f		I I I 4-0 1B IBB		X 0-0 ③ 6-3	4	0	1	0	1	0	2
Jose Cruz, L (1, 7) OBP: 0.371, SLG: 0.422		B C F S 1-3 ① K		B B X 2-0 ① F4		C B F B C 2-3 ① K	F B S X 1-2 ③ 1B 1-2 2-H			4	0	1	0	0	2	1
Enos Cabell, R (1, 5) OBP: 0.299, SLG: 0.367		S C X 0-2 S 1B		S X 0-1 ② F8		X 0-0 1B 1B		X 0-0 ① 6-3		4	0	2	0	0	0	1
Jeffrey Leonard, R (1, 9) OBP: 0.366, SLG: 0.360		C B B F S 2-3 ② K 1-2		I I I 4-0 IBB		X 0-0 ② F8		X 0-0 FC4-6 1B		3	0	1	0	1	1	2
Luis Pujols, R (1, 2) OBP: 0.300, SLG: 0.385 Danny Heep, L (8, PH) OBP: 0.111, SLG: 0.125 Bruce Bochy, R (8, 2) OBP: 0.275, SLG: 0.267		F S B B S 2-3 ③ K		C B B S C 2-3 ③ K		X 0-0 1-2 1B		X 0-0 ② FC4-6 WP 1-2f		3 1 0	0 0 0	1 0 0	0 0 0	0 0 0	2 0 0	3 1 0
Rafael Landestoy, S (1, 4) OBP: 0.340, SLG: 0.330			S B B B X 3-1 S 1B 1B		X 0-0 ① F9	B B F F X 2-2 ③ F8		B I I I 4-0 FC6-4 1-2 IBB		3	1	1	0	1	0	2
J.R. Richard, R (1, 1) OBP: 0.128, SLG: 0.214			F B F S 1-3 ① K		F B F S 1-3 ② K		X 0-0 E9 SH1-4 1B	X 0-0 ③ FC6-4 1-2f		4	0	0	0	0	2	3
Inning Stats	R: 0 H: 0 E: 0 LOB: 0 K: 0 BB: 0 S: 5 P: 8	R: 0 H: 1 E: 0 LOB: 1 K: 3 BB: 0 S: 12 P: 17	R: 1 H: 2 E: 0 LOB: 0 K: 1 BB: 0 S: 12 P: 19	R: 0 H: 1 E: 0 LOB: 2 K: 1 BB: 1 S: 8 P: 18	R: 0 H: 1 E: 0 LOB: 2 K: 1 BB: 0 S: 8 P: 14	R: 0 H: 2 E: 0 LOB: 2 K: 1 BB: 0 S: 9 P: 13	R: 0 H: 2 E: 1 LOB: 2 K: 0 BB: 1 S: 7 P: 12	R: 0 H: 1 E: 0 LOB: 2 K: 0 BB: 1 S: 4 P: 8	R: 0 H: 0 E: 0 LOB: 0 K: 0 BB: 0 S: 3 P: 3	1B: 9 SF: 0 2B: 2 SAC: 1 3B: 0 DP: 1 HR: 0 HBP: 1						

PITCHER		IP	WLS	BF	H	R	ER	SO	BB	IBB	HBP	BLK	WP	HR	S	P	ERA	WHIP
John Montefusco, R ERA: 3.94	(1, 1)	7.0		31	9	1	1	7	0	2	1	0	0	0	61	101	1.29	1.286
Greg Minton, R ERA: 2.0	(8, 1)	2.0	W	8	1	0	0	0	0	1	0	0	1	0	7	11	0.00	0.500

PITCHER	IP	WLS	BF	H	R	ER	SO	BB	IBB	HBP	BLK	WP	HR	S	P	ERA	WHIP

TOP

Houston Astros @ San Francisco Giants

Candlestick Park, San Francisco, CA

Sun Sep 16 1979, 6:33 AM EDT

Att. 12,077 - Unknown

livebaseballscorecards.com

AB	34
R	1
H	10
RBI	1
BB	3
SO	7
LOB	16

Batter	1	2	3	4	5	6	7	8	9	AB	R	H	RBI	BB	SO	LOB
Bill North, S (1, 8) OBP: 0.387, SLG: 0.351	4-3	1B			K			L6-4 S BB		3	0	1	1	1	1	0
Joe Strain, R (1, 4) OBP: 0.288, SLG: 0.302	FC5-4 1B	F4			K			L6-4		4	0	1	0	0	1	4
Mike Ivie, R (1, 3) OBP: 0.368, SLG: 0.571	FC5-4		K			K			2B 1B	4	1	1	0	0	2	1
Darrell Evans, L (1, 5) OBP: 0.352, SLG: 0.402	K		F9			F9			1B 2B	4	0	1	0	0	1	1
Max Venable, L (1, 9) OBP: 0.324, SLG: 0.246		K	K			4-3			1B IBB	3	0	0	0	1	2	0
Larry Herndon, R (1, 7) OBP: 0.306, SLG: 0.393		BB S 1B BB		K			5-3		1B	3	1	1	1	1	1	0
Roger Metzger, S (1, 6) OBP: 0.299, SLG: 0.315 Greg Minton, S (8, 1)		1B BB BB		4-3			4-3			2 0 0 0 1 0 0 0 0 0 0 0 0 0						
Dennis Littlejohn, R (1, 2) OBP: 0.275, SLG: 0.277		1B BB		K			F7			2	0	0	0	1	1	0
John Montefusco, R (1, 1) OBP: 0.186, SLG: 0.286 Johnnie LeMaster, R (8, 6) OBP: 0.300, SLG: 0.319	K				K			F8		2 0 0 0 0 2 3 1 0 0 0 0 0 0						
Inning Stats	R: 0 E: 0 K: 1 S: 13 H: 1 LOB: 1 BB: 0 P: 21	R: 1 E: 0 K: 2 S: 11 H: 1 LOB: 3 BB: 3 P: 24	R: 0 E: 0 K: 2 S: 10 H: 0 LOB: 0 BB: 0 P: 13	R: 0 E: 0 K: 2 S: 9 H: 0 LOB: 0 BB: 0 P: 14	R: 0 E: 0 K: 3 S: 10 H: 0 LOB: 0 BB: 0 P: 16	R: 0 E: 0 K: 1 S: 7 H: 0 LOB: 0 BB: 0 P: 12	R: 0 E: 0 K: 0 S: 9 H: 0 LOB: 0 BB: 0 P: 14	R: 0 E: 0 K: 0 S: 9 H: 0 LOB: 0 BB: 1 P: 15	R: 1 E: 0 K: 0 S: 4 H: 3 LOB: 3 BB: 1 P: 9	1B: 4 2B: 2 3B: 0 HR: 0 SF: 0 SAC: 0 DP: 1 HBP: 0						

PITCHER	IP	WLS	BF	H	R	ER	SO	BB	IBB	HBP	BLK	WP	HR	S	P	ERA	WHIP
J.R. Richard, R (1, 1) ERA: 2.92	8.0	L	33	5	2	2	11	4	1	0	0	0	0	82	138	2.25	1.125

PITCHER	IP	WLS	BF	H	R	ER	SO	BB	IBB	HBP	BLK	WP	HR	S	P	ERA	WHIP

BOTTOM

Houston Astros @ San Francisco Giants

Candlestick Park, San Francisco, CA

Sun Sep 16 1979, 6:33 AM EDT

Att. 12,077 - Unknown

livebaseballscorecards.com

AB	28
R	2
H	5
RBI	2
BB	5
SO	11
LOB	9

Batter	1	2	3	4	5	6	7	8	9	AB	R	H	RBI	BB	SO	LOB
Rafael Landestoy, S (1, 4) OBP: 0.342, SLG: 0.342	G6-4-3 1B		5-3			6-3			SF9 3B	4	1	2	0	0	0	1
Cesar Cedeno, R (1, 8) OBP: 0.359, SLG: 0.378	G6-4-3 1-2f		5-3			6-3			SF9 3-H	3	0	0	1	0	0	2
Terry Puhl, L (1, 7) OBP: 0.350, SLG: 0.372	G3			3-1		6-3			G3	4	0	0	0	0	0	0
Jeffrey Leonard, R (1, 9) OBP: 0.362, SLG: 0.356		5-3		6-3			F8		6-3	4	0	0	0	0	0	0
Enos Cabell, R (1, 3) OBP: 0.298, SLG: 0.365		K		6-3			6-3			3	0	0	0	0	1	0
Art Howe, R (1, 5) OBP: 0.318, SLG: 0.358		1B			F9		5-3			3	0	1	0	0	0	0
Luis Pujols, R (1, 2) OBP: 0.279, SLG: 0.357		F8			F7			K		3	0	0	0	0	1	1
Julio Gonzalez, R (1, 6) OBP: 0.286, SLG: 0.299			SH1-3 1B		3B			4-3		3	0	2	0	0	0	0
Joe Niekro, R (1, 1) OBP: 0.152, SLG: 0.158			SH1-3 1-2		4-3			6-3		2	0	0	0	0	0	1
Inning Stats	R: 0 E: 0 K: 0 S: 3 H: 1 LOB: 0 BB: 0 P: 3	R: 0 E: 0 K: 1 S: 6 H: 1 LOB: 1 BB: 0 P: 6	R: 0 E: 0 K: 0 S: 4 H: 1 LOB: 1 BB: 0 P: 4	R: 0 E: 0 K: 0 S: 3 H: 0 LOB: 0 BB: 0 P: 3	R: 0 E: 0 K: 0 S: 4 H: 1 LOB: 1 BB: 0 P: 4	R: 0 E: 0 K: 0 S: 3 H: 0 LOB: 0 BB: 0 P: 3	R: 0 E: 0 K: 0 S: 3 H: 0 LOB: 0 BB: 0 P: 3	R: 0 E: 0 K: 1 S: 5 H: 0 LOB: 0 BB: 0 P: 5	R: 1 E: 0 K: 0 S: 4 H: 1 LOB: 0 BB: 0 P: 4	1B: 3 2B: 0 3B: 2 HR: 0 SF: 1 SAC: 1 DP: 1 HBP: 0						

PITCHER	IP	WLS	BF	H	R	ER	SO	BB	IBB	HBP	BLK	WP	HR	S	P	ERA	WHIP
Bob Owchinko, L (1, 1) ERA: 3.65	9.0	L	31	5	1	1	2	0	0	0	0	0	0	35	35	1.00	0.556

PITCHER	IP	WLS	BF	H	R	ER	SO	BB	IBB	HBP	BLK	WP	HR	S	P	ERA	WHIP

TOP

Houston Astros @ San Diego Padres

San Diego Stadium, San Diego, CA

Mon Sep 17 1979, 10:05 PM EDT

Att. 9,452 - Unknown - 89 F

livebaseballscorecards.com

AB	29
R	1
H	5
RBI	1
BB	0
SO	2
LOB	5

WP: 0 PA: 31
PB: 0
SB: 0
CS: 0

BOTTOM

Houston Astros @ San Diego Padres

San Diego Stadium, San Diego, CA

Mon Sep 17 1979, 10:05 PM EDT

Att. 9,452 - Unknown - 89 F

livebaseballscorecards.com

Batter	1	2	3	4	5	6	7	8	9	AB	R	H	RBI	BB	SO	LOB
Gene Richards, L (1, 8) OBP: 0.337, SLG: 0.350	E4 G4-6-3		4-3		FC6-5 S 2-3			F9		4	0	0	0	0	0	1
Tim Flannery, L (1, 4) OBP: 0.216, SLG: 0.170	G4-6-3 1-2f		1B		4-3 1-2			F9		4	0	1	0	0	0	2
Gene Tenace, R (1, 3) OBP: 0.403, SLG: 0.448	F9		F3			L5		K		4	0	0	0	0	1	1
Dave Winfield, R (1, 9) OBP: 0.388, SLG: 0.546		6-3		L3 1B		F7			4-3	4	0	1	0	0	0	0
Bill Fahey, L (1, 2) OBP: 0.374, SLG: 0.425		2B		L3 1-2		6-3			6-3	4	0	1	0	0	0	1
Kurt Bevacqua, R (1, 5) OBP: 0.343, SLG: 0.338		FC4-6 BB		1B			F8		F8	3	0	1	0	1	0	0
Jay Johnstone, L (1, 7) OBP: 0.327, SLG: 0.344		FC4-6 1-2f		F7			G3 1B			3	0	1	0	0	0	3
Ozzie Smith, S (1, 6) OBP: 0.259, SLG: 0.265		F3			FC6-5 SH5-4 1B		G3 1-2			3	0	1	0	0	0	3
Bob Owchinko, L (1, 1) OBP: 0.152, SLG: 0.097			K		SH5-4 1-2		6-3			2	0	0	0	0	1	1
Inning Stats	R: 0 H: 0 E: 1 LOB: 0 K: 0 BB: 0 S: 3 P: 3	R: 0 H: 1 E: 0 LOB: 2 K: 0 BB: 1 S: 4 P: 8	R: 0 H: 1 E: 0 LOB: 1 K: 1 BB: 0 S: 6 P: 6	R: 0 H: 2 E: 0 LOB: 1 K: 0 BB: 0 S: 4 P: 4	R: 0 H: 1 E: 0 LOB: 1 K: 0 BB: 0 S: 4 P: 4	R: 0 H: 0 E: 0 LOB: 0 K: 0 BB: 0 S: 3 P: 3	R: 0 H: 1 E: 0 LOB: 1 K: 0 BB: 0 S: 4 P: 4	R: 0 H: 0 E: 0 LOB: 0 K: 1 BB: 0 S: 5 P: 5	R: 0 H: 0 E: 0 LOB: 0 K: 0 BB: 0 S: 3 P: 3	1B: 5 SF: 0 2B: 2 SAC: 1 3B: 0 DP: 2 HR: 0 HBP: 0							

	AB	31
	R	0
	H	6
	RBI	0
	BB	1
	SO	2
	LOB	12

WP: 0 PB: 0 SB: 1 CS: 0 PA: 33

PITCHER	IP	WLS	BF	H	R	ER	SO	BB	IBB	HBP	BLK	WP	HR	S	P	ERA	WHIP
Joe Niekro, R (1, 1) ERA: 2.96	9.0	W	33	6	0	0	2	1	0	0	0	0	0	36	40	0.00	0.778

PITCHER	IP	WLS	BF	H	R	ER	SO	BB	IBB	HBP	BLK	WP	HR	S	P	ERA	WHIP

Batter	1	2	3	4	5	6	7	8	9	AB	R	H	RBI	BB	SO	LOB
Cesar Cedeno, R (1, 3) OBP: 0.359, SLG: 0.377	F9		G6-3 1-2f			P5		1B		4	0	1	0	0	0	1
Craig Reynolds, L (1, 6) OBP: 0.283, SLG: 0.326	5-3		F9			4-3		1-2 1B		4	0	1	0	0	0	0
Jimmy Sexton, R (8, PR) OBP: 0.262, SLG: 0.162 (8, 6)										0	0	0	0	0	0	0
Denny Walling, L (1, 9) OBP: 0.381, SLG: 0.500	BBBB E BB			S 1B		1B		4-3		3	0	2	0	1	0	2
Jose Cruz, L (1, 7) OBP: 0.370, SLG: 0.421	E4 FC6-4 1-2			SSS K 1-2		1-3			S 1B	4	0	1	0	0	1	3
Enos Cabell, R (1, 5) OBP: 0.296, SLG: 0.362	FC6-4 1-2f			L3			F8		F9 1-2	4	0	0	0	0	0	4
Jeffrey Leonard, R (1, 8) OBP: 0.359, SLG: 0.352		4-3		6-3			6-3		F8	4	0	0	0	0	0	2
Luis Pujols, R (1, 2) OBP: 0.261, SLG: 0.333		SSS K			4-3		F3		4-3	3	0	0	0	0	1	0
Terry Puhl, L (9, PH) OBP: 0.349, SLG: 0.371										1	0	0	0	0	0	1
Rafael Landestoy, S (1, 4) OBP: 0.338, SLG: 0.338		F8			SSS K			F8		3	0	0	0	0	1	0
Rick Williams, R (1, 1) OBP: 0.333, SLG: 0.300			G6-3 1B		F9			1-3		2	0	1	0	0	0	0
Randy Niemann, L (6, 1) OBP: 0.188, SLG: 0.133										0	0	0	0	0	0	0
Frank LaCorte, R (7, 1)										0	0	0	0	0	0	0
Danny Heep, L (8, PH) OBP: 0.100, SLG: 0.111										1	0	0	0	0	0	0
Joe Sambito, L (8, 1) OBP: 0.583, SLG: 0.429										0	0	0	0	0	0	0
Inning Stats	R: 0 E: 1 K: 0 S: 4 H: 0 LOB: 2 BB: 1 P: 8	R: 0 E: 0 K: 1 S: 5 H: 0 LOB: 0 BB: 0 P: 5	R: 0 E: 0 K: 0 S: 3 H: 1 LOB: 0 BB: 0 P: 3	R: 0 E: 0 K: 1 S: 6 H: 1 LOB: 1 BB: 0 P: 6	R: 0 E: 0 K: 1 S: 5 H: 0 LOB: 0 BB: 0 P: 5	R: 0 E: 0 K: 0 S: 4 H: 1 LOB: 1 BB: 0 P: 4	R: 0 E: 0 K: 0 S: 3 H: 0 LOB: 0 BB: 0 P: 3	R: 0 E: 0 K: 0 S: 5 H: 2 LOB: 2 BB: 0 P: 5	R: 0 E: 0 K: 0 S: 4 H: 1 LOB: 1 BB: 0 P: 4	1B: 6 2B: 0 3B: 0 HR: 0 SF: 0 SAC: 0 DP: 1 HBP: 0						

PITCHER	IP	WLS	BF	H	R	ER	SO	BB	IBB	HBP	BLK	WP	HR	S	P	ERA	WHIP
Eric Rasmussen, R (1, 1) ERA: 3.52	9.0	W	34	6	0	0	3	1	0	0	0	0	0	39	43	0.00	0.778

PITCHER	IP	WLS	BF	H	R	ER	SO	BB	IBB	HBP	BLK	WP	HR	S	P	ERA	WHIP

TOP

Houston Astros @ San Diego Padres

San Diego Stadium, San Diego, CA

Tue Sep 18 1979, 10:05 PM EDT

Att. 6,349 - Unknown - 85 F

livebaseballscorecards.com

AB	33
R	0
H	6
RBI	0
BB	1
SO	3
LOB	13

WP: 0 PA: 34
PB: 0
SB: 2
CS: 0

Batter	1	2	3	4	5	6	7	8	9	AB	R	H	RBI	BB	SO	LOB
Gene Richards, L (1, 8) OBP: 0.335, SLG: 0.348	6-3		5-3		F8		SF8			3	0	0	1	0	0	0
Kurt Bevacqua, R (1, 5) OBP: 0.345, SLG: 0.342	6-3		BB			FC5-4 2B	F7			3	1	1	0	1	0	1
Gene Tenace, R (1, 3) OBP: 0.406, SLG: 0.449	1B		K			FC5-4 1B	BB			3	0	2	0	1	1	1
Dave Winfield, R (1, 9) OBP: 0.388, SLG: 0.547	1B			4-3 2B		FC5-4	P6			4	2	2	1	0	0	3
Bill Fahey, L (1, 2) OBP: 0.366, SLG: 0.415	P3			4-3		4-3		K		4	0	0	0	0	1	4
Jay Johnstone, L (1, 7) OBP: 0.329, SLG: 0.346		F2		G1-6-3 1B		1B		6-3		4	0	2	2	0	0	0
Tim Flannery, L (1, 4) OBP: 0.218, SLG: 0.176		F5		G1-6-3		P6		1B		4	0	1	0	0	0	2
Ozzie Smith, S (1, 6) OBP: 0.259, SLG: 0.265		4-3			L9		SF8 1B	F3		4	1	1	0	0	0	1
Eric Rasmussen, R (1, 1) OBP: 0.114, SLG: 0.031			5-3		F7		SH BB			2	0	0	0	0	0	0
Inning Stats	R: 0 H: 2 E: 0 LOB: 2 K: 0 BB: 0 S: 5 P: 5	R: 0 H: 0 E: 0 LOB: 0 K: 0 BB: 0 S: 3 P: 3	R: 0 H: 0 E: 0 LOB: 1 K: 1 BB: 1 S: 5 P: 9	R: 1 H: 2 E: 0 LOB: 0 K: 0 BB: 0 S: 4 P: 4	R: 0 H: 0 E: 0 LOB: 0 K: 0 BB: 0 S: 3 P: 3	R: 2 H: 3 E: 1 LOB: 1 K: 0 BB: 0 S: 6 P: 6	R: 1 H: 1 E: 0 LOB: 2 K: 0 BB: 1 S: 5 P: 9	R: 0 H: 1 E: 0 LOB: 1 K: 1 BB: 0 S: 6 P: 6		1B: 7 SF: 1 2B: 2 SAC: 1 3B: 0 DP: 1 HR: 0 HBP: 0						

BOTTOM

Houston Astros @ San Diego Padres

San Diego Stadium, San Diego, CA

Tue Sep 18 1979, 10:05 PM EDT

Att. 6,349 - Unknown - 85 F

livebaseballscorecards.com

AB	31
R	4
H	9
RBI	4
BB	2
SO	2
LOB	12

WP: 0 PA: 35
PB: 0
SB: 1
CS: 0

PITCHER		IP	WLS	BF	H	R	ER	SO	BB	IBB	HBP	BLK	WP	HR	S	P	ERA	WHIP
Rick Williams, R ERA: 3.3	(1, 1)	5.1	L	22	6	3	3	1	1	0	0	0	0	0	23	27	5.06	1.312
Randy Niemann, L ERA: 3.8	(6, 1)	1.0		6	2	1	1	0	0	0	0	0	0	0	6	6	9.00	2.000
Frank LaCorte, R ERA: 6.37	(7, 1)	0.2		3	0	0	0	0	1	0	0	0	0	0	2	6	0.00	1.500
Joe Sambito, L ERA: 1.83	(8, 1)	1.0		4	1	0	0	1	0	0	0	0	0	0	6	6	0.00	1.000

PITCHER	IP	WLS	BF	H	R	ER	SO	BB	IBB	HBP	BLK	WP	HR	S	P	ERA	WHIP

Atlanta Braves @ Houston Astros

Astrodome, Houston, TX

Wed Sep 19 1979, 8:05 PM EDT

Att. 11,369 - Unknown

TOP

Batter	1	2	3	4	5	6	7	8	9	AB	R	H	RBI	BB	SO	LOB
Eddie Miller, S (1, 8) (5, 7) OBP: 0.342, SLG: 0.314	5-3		HR, S; 2-3 3-H 1B	4-3; 1-2 2-3			K		K	5	1	1	1	0	2	3
Glenn Hubbard, R (1, 4) OBP: 0.284, SLG: 0.291	5-3		HR; 1-H 3-H	BB; FC6-4			F2		K	3	1	1	3	1	0	0
Gene Garber, R (7, 1) OBP: 0.462, SLG: 0.300										1	0	0	0	0	1	1
Gary Matthews, R (1, 9) OBP: 0.363, SLG: 0.501	F8		5-3	FC6-4; 1-2f			K			4	0	0	0	0	1	3
Bob Horner, R (1, 5) OBP: 0.342, SLG: 0.543		L7	HR		F8			1B		4	1	2	1	0	0	0
Dale Murphy, R (1, 3) OBP: 0.352, SLG: 0.497		4-3	F3		4-3			F9		4	0	0	0	0	0	1
Larry Whisenton, L (1, 7) OBP: 0.300, SLG: 0.389		5-3		1B 2B;	G3			L8		3	1	1	0	0	0	0
Bo McLaughlin, R (5, 1)										0	0	0	0	0	0	0
Jerry Royster, R (7, 4) OBP: 0.333, SLG: 0.340										1	0	0	0	0	0	1
Joe Nolan, L (1, 2) OBP: 0.324, SLG: 0.361			E3; 2B 1B	F7		G3		G3		4	1	0	0	0	0	2
Darrel Chaney, S (1, 6) OBP: 0.234, SLG: 0.170			1B HR; 1-3 2B	4-3 1B; 2-H 1B		F7			5-3	4	1	2	1	0	0	0
Larry McWilliams, L (1, 1) OBP: 0.190, SLG: 0.211			K	4-3; 1-2 1B		K			BB	2	0	1	0	0	1	2
Rowland Office, L (5, 8) OBP: 0.325, SLG: 0.341										1	0	0	0	1	1	0

AB	36
R	6
H	8
RBI	6
BB	2
SO	6
LOB	13

Inning Stats	1	2	3	4	5	6	7	8	9
	R: 0 E: 0 K: 0 S: 3	H: 0 LOB: 0 BB: 0 P: 3	R: 0 E: 0 K: 0 S: 3	H: 0 LOB: 0 BB: 0 P: 3	R: 5 E: 1 K: 1 S: 10	H: 4 LOB: 0 BB: 0 P: 10	R: 1 E: 0 K: 0 S: 6	H: 3 LOB: 3 BB: 1 P: 10	R: 0 E: 0 K: 0 S: 3	H: 0 LOB: 0 BB: 0 P: 3
	R: 0 E: 0 K: 1 S: 5	H: 0 LOB: 0 BB: 0 P: 5	R: 0 E: 0 K: 2 S: 7	H: 0 LOB: 0 BB: 0 P: 7	R: 0 E: 0 K: 0 S: 4	H: 1 LOB: 1 BB: 0 P: 4	R: 0 E: 0 K: 2 S: 7	H: 0 LOB: 1 BB: 1 P: 11	1B: 4 2B: 2 3B: 0 HR: 2	SF: 0 SAC: 0 DP: 0 HBP: 0	WP: 0 PB: 0 SB: 1 CS: 0	PA: 38

PITCHER	IP	WLS	BF	H	R	ER	SO	BB	IBB	HBP	BLK	WP	HR	S	P	ERA	WHIP
Vern Ruhle, R (1, 1) ERA: 2.89	2.2	L	13	4	5	3	1	0	0	0	0	0	2	15	15	10.12	1.500
Gordie Pladson, R (3, 1) ERA: 2.45	1.1		8	3	1	1	0	1	0	0	0	0	0	7	11	6.75	3.000
Frank LaCorte, R (5, 1) ERA: 5.97	0.0		0	0	0	0	0	0	0	0	0	0	0	0	0	∞	∞
Tom Dixon, R (7, 1) ERA: 5.47	2.0		7	1	0	0	2	0	0	0	0	0	0	11	11	0.00	0.500
Joe Sambito, L (9, 1) ERA: 1.81	1.0		4	0	0	0	2	1	0	0	0	0	0	7	11	0.00	1.000

PITCHER	IP	WLS	BF	H	R	ER	SO	BB	IBB	HBP	BLK	WP	HR	S	P	ERA	WHIP

livebaseballscorecards.com

BOTTOM

Atlanta Braves @ Houston Astros

Astrodome, Houston, TX

Wed Sep 19 1979, 8:05 PM EDT

Att. 11,369 - Unknown

Batter	1	2	3	4	5	6	7	8	9	AB	R	H	RBI	BB	SO	LOB
Rafael Landestoy, S (1, 4) OBP: 0.347, SLG: 0.353	WP S 1B	1-H 2-H 3B		1-2 2B HBP		K		1-2 1B		4	1	3	2	0	1	1
Cesar Cedeno, R (1, 8) OBP: 0.357, SLG: 0.377	F7 1-3	6-3		1-H 2-H 2B			5-3	F8		5	0	1	2	0	0	4
Jose Cruz, L (1, 7) OBP: 0.367, SLG: 0.417	K	4-3	F7				4-3		4-3	5	0	0	0	0	1	2
Jeffrey Leonard, R (1, 9) OBP: 0.364, SLG: 0.355	BB	1B			L3		S 2B 1B		S BB	3	1	2	0	2	0	0
Enos Cabell, R (1, 3) OBP: 0.295, SLG: 0.362	F7	F9			F8		1-H 2B		1-2 K	5	0	1	1	0	1	4
Art Howe, R (1, 5) OBP: 0.313, SLG: 0.353		F7	F7		K		5-3		F9	5	0	0	0	0	1	3
Julio Gonzalez, R (1, 6) OBP: 0.287, SLG: 0.300 Craig Reynolds, L (8, PH) OBP: 0.283, SLG: 0.326 (9, 6)	FC1-5 1B 1B			F7		K		4-3		3 1	0 0	1 0	0 0	0 0	1 0	0 0
Bruce Bochy, R (1, 2) OBP: 0.284, SLG: 0.270 Terry Puhl, L (8, PH) OBP: 0.350, SLG: 0.373 Joe Sambito, L (9, 1) OBP: 0.583, SLG: 0.429	1-2 FC1-5 3B 1B			HBP 2B BB		F7		FC4-6 1B		2 1 0	2 0 0	1 1 0	0 0 0	1 0 0	0 0 0	0 0 0
Vern Ruhle, R (1, 1) OBP: 0.105, SLG: 0.111 Gordie Pladson, R (3, 1) Reggie Baldwin, R (4, PH) OBP: 0.211, SLG: 0.263 Frank LaCorte, R (5, 1) Dave Bergman, L (6, PH) OBP: 0.500, SLG: 0.600 Tom Dixon, R (7, 1) OBP: 1.000, SLG: 1.000 Denny Walling, L (8, PH) OBP: 0.378, SLG: 0.496 Luis Pujols, R (9, 2) OBP: 0.261, SLG: 0.333	1-2 2-3f FC1-5 3B			F3		1B		1-2f FC4-6 1B		1 0 1 0 1 0 0 1 0	1 0 0 0 0 0 0 0 0	0 0 0 0 0 0 0 0 0	0 0 0 0 0 0 0 0 0	0 0 0 0 0 0 0 0 0	0 0 1 0 0 0 0 1 0	2 0 1 0 0 0 0 1 0
Inning Stats	R: 0 E: 0 K: 1 S: 6 H: 1 LOB: 2 BB: 1 P: 10	R: 2 E: 0 K: 0 S: 6 H: 3 LOB: 1 BB: 0 P: 6	R: 0 E: 0 K: 0 S: 4 H: 1 LOB: 1 BB: 0 P: 4	R: 2 E: 0 K: 0 S: 4 H: 1 LOB: 1 BB: 1 P: 9	R: 0 E: 0 K: 1 S: 5 H: 0 LOB: 0 BB: 0 P: 5	R: 0 E: 0 K: 2 S: 8 H: 1 LOB: 1 BB: 0 P: 8	R: 1 E: 0 K: 0 S: 5 H: 2 LOB: 1 BB: 0 P: 5	R: 0 E: 0 K: 0 S: 5 H: 2 LOB: 2 BB: 0 P: 5	R: 0 E: 0 K: 1 S: 5 H: 0 LOB: 1 BB: 1 P: 9	1B: 8 2B: 2 3B: 1 HR: 0	SF: 0 SAC: 0 DP: 0 HBP: 1						

	AB	38
	R	5
	H	11
	RBI	5
	BB	3
	SO	5
	LOB	18

livebaseballscorecards.com

PITCHER		IP	WLS	BF	H	R	ER	SO	BB	IBB	HBP	BLK	WP	HR	S	P	ERA	WHIP
Larry McWilliams, L ERA: 6.88	(1, 1)	4.0		21	6	4	4	1	2	0	1	0	1	0	20	29	9.00	2.000
Bo McLaughlin, R ERA: 4.73	(5, 1)	2.2	W	11	3	1	1	3	0	0	0	0	0	0	17	17	3.38	1.125
Gene Garber, R ERA: 4.37	(7, 1)	2.1	S	10	2	0	0	1	1	0	0	0	0	0	11	15	0.00	1.286

PITCHER	IP	WLS	BF	H	R	ER	SO	BB	IBB	HBP	BLK	WP	HR	S	P	ERA	WHIP

Batter	1	2	3	4	5	6	7	8	9	AB	R	H	RBI	BB	SO	LOB
Eddie Miller, S (1, 7) OBP: 0.333, SLG: 0.307	S S S 0-3 ① K		x 0-0 4-3 S 1B		x 0-0 ① 6-3		x 0-0 E4		x 0-0 ③ 4-3	5	0	1	0	0	1	0
Bob Beall, S (1, 3) OBP: 0.235, SLG: 0.154	x 0-0 FC1 2B		x 0-0 ① L7 1-2		x 0-0 ② 4-3		x 0-0 ③ G3			4	0	1	0	0	0	2
Larry Whisenton, L (1, 9) OBP: 0.292, SLG: 0.333	x 0-0 ② FC1 1B 2-3		x 0-0 ② 4-3 2-3		x 0-0 ③ 1-3			B B B B 4-0 4-3 BLK 1B BB		3	1	0	0	1	0	2
Bob Horner, R (1, 5) OBP: 0.343, SLG: 0.542	x 0-0 1-2 1B		x 0-0 ③ F7			x 0-0 1B 1B		S S S 0-3 ① K 1-2		4	0	2	0	0	1	2
Rowland Office, L (1, 8) OBP: 0.320, SLG: 0.336	x 0-0 ③ F7			x 0-0 ① F8		x 0-0 ① F9		x 0-0 ② 4-3 2-3		4	0	0	0	0	0	4
Joe Nolan, L (1, 2) OBP: 0.331, SLG: 0.368		x 0-0 ① G3		x 0-0 1B 1B 1B		x 0-0 ② FC5-4 1-3 1B		x 0-0 3-H 1B		4	0	3	1	0	0	0
Glenn Hubbard, R (1, 4) OBP: 0.284, SLG: 0.291		x 0-0 E3 4-3		x 0-0 1B 1-2 1B		x 0-0 ③ FC5-4 1-2f		x 0-0 ③ F8		4	0	1	0	0	0	2
Darrel Chaney, S (1, 6) OBP: 0.234, SLG: 0.173		x 0-0 ② 4-3 1-2		x 0-0 G6-4-3 1-2 2-3 1B			x 0-0 ① L9		x 0-0 ① F8	4	0	1	0	0	0	1
Tommy Boggs, R (1, 1) OBP: 0.333, SLG: 0.333 Mike Lum, L (4, PH) OBP: 0.302, SLG: 0.358 Mickey Mahler, S (4, 1) OBP: 0.143, SLG: 0.148 Biff Pocoroba, S (7, PH) OBP: 0.442, SLG: 0.444 Larry Bradford, R (7, 1) Jerry Royster, R (9, PH) OBP: 0.333, SLG: 0.340		x 0-0 ③ 5-3		x 0-0 ② ③ G6-4-3 1-2f			x 0-0 ② G3		x 0-0 ② 5-3	1 0 0 0 0 0 1 1 0 0 0 0 0 3 0 0 0 0 0 0 0 1 0 0 0 0 0 0 0 0 0 0 0 0 0 1 0 0 0 0 0 0						
Inning Stats	R: 0 H: 2 E: 0 LOB: 2 K: 1 BB: 0 S: 7 P: 7	R: 0 H: 0 E: 1 LOB: 1 K: 0 BB: 0 S: 4 P: 4	R: 0 H: 1 E: 0 LOB: 1 K: 0 BB: 0 S: 4 P: 4	R: 0 H: 3 E: 0 LOB: 2 K: 0 BB: 0 S: 5 P: 5	R: 0 H: 0 E: 0 LOB: 0 K: 0 BB: 0 S: 3 P: 3	R: 0 H: 2 E: 0 LOB: 1 K: 0 BB: 0 S: 4 P: 4	R: 0 H: 0 E: 1 LOB: 1 K: 0 BB: 0 S: 4 P: 4	R: 1 H: 1 E: 0 LOB: 1 K: 1 BB: 1 S: 6 P: 10	R: 0 H: 0 E: 0 LOB: 0 K: 0 BB: 0 S: 3 P: 3	1B: 8 SF: 0 2B: 1 SAC: 0 3B: 0 DP: 1 HR: 0 HBP: 0						WP: 0 PA: 37 PB: 0 SB: 1 CS: 0

PITCHER		IP	WLS	BF	H	R	ER	SO	BB	IBB	HBP	BLK	WP	HR	S	P	ERA	WHIP
Ken Forsch, R ERA: 3.08	(1, 1)	9.0	W	37	9	1	1	2	1	0	0	1	0	0	40	44	1.00	1.111

PITCHER	IP	WLS	BF	H	R	ER	SO	BB	IBB	HBP	BLK	WP	HR	S	P	ERA	WHIP

TOP

Atlanta Braves @ Houston Astros

Astrodome, Houston, TX

Thu Sep 20 1979, 8:05 PM EDT

Att. 22,584 - Unknown

livebaseballscorecards.com

AB	36
R	1
H	9
RBI	1
BB	1
SO	2
LOB	17

Batter	1	2	3	4	5	6	7	8	9	AB	R	H	RBI	BB	SO	LOB
Terry Puhl, L (1, 8) OBP: 0.352, SLG: 0.378	S 1B 1B		SH1-3 1B 2B	4-3			F8	2-H 3-H 2B		5	2	3	2	0	0	0
Craig Reynolds, L (1, 6) OBP: 0.282, SLG: 0.324	F9 1-2		SH1-3 2-3		1B BB		1-3	K		3	0	0	0	1	1	2
Cesar Cedeno, R (1, 3) OBP: 0.358, SLG: 0.378	F9		S E 3-H 1B		F7		S 1B			4	1	2	1	0	0	2
Jose Cruz, L (1, 7) OBP: 0.366, SLG: 0.415	FC6-4 2-H 1B		6-3 1-2		F9		5-3 1-2			4	0	1	1	0	0	3
Enos Cabell, R (1, 5) OBP: 0.294, SLG: 0.362	FC6-4 1-2f		E6 S 2-H 1B		1-2 1B			E6 1B 1B		4	2	1	0	0	0	1
Jeffrey Leonard, R (1, 9) OBP: 0.365, SLG: 0.356		F8 S 1-H 1B			F9			FC4-6 1B 1-2 2B 1B		4	1	2	1	0	0	2
Luis Pujols, R (1, 2) OBP: 0.280, SLG: 0.347		FC4-6 1B	4-3 1-2			K		FC4-6 1-2 2-H 1B		4	0	2	1	0	1	1
Rafael Landestoy, S (1, 4) OBP: 0.342, SLG: 0.347		FC4-6 1-2f		P5		L4		FC4-6 S 1-2f 2-3 2B		4	1	0	0	0	0	3
Ken Forsch, R (1, 1) OBP: 0.211, SLG: 0.170		F9		K		K		K 1-2		4	0	0	0	0	3	3
Inning Stats	R: 1 H: 2 E: 0 LOB: 1 K: 0 BB: 0 S: 5 P: 5	R: 0 H: 1 E: 0 LOB: 1 K: 0 BB: 0 S: 4 P: 4	R: 3 H: 3 E: 1 LOB: 1 K: 0 BB: 0 S: 7 P: 7	R: 0 H: 0 E: 0 LOB: 0 K: 1 BB: 0 S: 5 P: 5	R: 0 H: 1 E: 0 LOB: 2 K: 0 BB: 1 S: 4 P: 8	R: 0 H: 0 E: 0 LOB: 0 K: 2 BB: 0 S: 7 P: 7	R: 0 H: 1 E: 0 LOB: 1 K: 0 BB: 0 S: 4 P: 4	R: 3 H: 3 E: 1 LOB: 1 K: 2 BB: 0 S: 11 P: 11		1B: 9 SF: 0 2B: 2 SAC: 1 3B: 0 DP: 0 HR: 0 HBP: 0						

Atlanta Braves @ Houston Astros

Astrodome, Houston, TX

Thu Sep 20 1979, 8:05 PM EDT

Att. 22,584 - Unknown

BOTTOM

livebaseballscorecards.com

AB	36
R	7
H	11
RBI	6
BB	1
SO	5
LOB	17

PITCHER		IP	WLS	BF	H	R	ER	SO	BB	IBB	HBP	BLK	WP	HR	S	P	ERA	WHIP
Tommy Boggs, R ERA: 7.04	(1, 1)	3.0	L	16	6	4	2	0	0	0	0	0	0	0	16	16	6.00	2.000
Mickey Mahler, L ERA: 5.81	(4, 1)	3.0		11	1	0	0	3	1	0	0	0	0	0	16	20	0.00	0.667
Larry Bradford, L ERA: 0.98	(7, 1)	2.0		11	4	3	0	2	0	0	0	0	0	0	15	15	0.00	2.000

PITCHER	IP	WLS	BF	H	R	ER	SO	BB	IBB	HBP	BLK	WP	HR	S	P	ERA	WHIP

Batter	1	2	3	4	5	6	7	8	9	10	11	12	13	AB	R	H	RBI	BB	SO	LOB
Dave Collins, S (1, 9) OBP: 0.355, SLG: 0.395 Dave Tomlin, L (10, 1) OBP: 0.500, SLG: 0.500 Tom Hume, R (10, 1) OBP: 0.191, SLG: 0.196	4-3		P6		F7			B1-3		K			K	5 0 1	0 0 0	0 0 0	0 0 0	1 0 1	1 0 0	1 0 0
Joe Morgan, L (1, 4) OBP: 0.379, SLG: 0.380	F9		1B			F8		F2		K2-3			4-3	6	0	1	0	0	1	1
Dave Concepcion, R (1, 6) OBP: 0.353, SLG: 0.422	K		1-3 1B			5-3		K			1-3		K	6	0	1	0	0	3	0
George Foster, R (1, 7) OBP: 0.389, SLG: 0.557		K	6-3			K			F8		K			5	0	0	0	0	3	2
Johnny Bench, R (1, 2) OBP: 0.370, SLG: 0.467		F5		K			F9		4-3		K			5	0	0	0	0	2	0
Dan Driessen, L (1, 3) OBP: 0.332, SLG: 0.420		HR 1B		K			F7		1B			F8		5	1	2	0	0	1	0
Ray Knight, R (1, 5) OBP: 0.359, SLG: 0.455		1-H HR		K			2B		K			1B		5	1	3	2	0	2	1
Cesar Geronimo, L (1, 8) OBP: 0.315, SLG: 0.332		4-3			F7		IBB			L8		F7		4	0	0	0	1	0	1
Tom Seaver, R (1, 1) OBP: 0.176, SLG: 0.288 Harry Spilman, L (10, PH) OBP: 0.345, SLG: 0.300 Ron Oester, S (10, PR) Hector Cruz, R (10, 9) OBP: 0.339, SLG: 0.361			K		K		K			1B			K	3 1 0 1	0 0 0 0	0 1 0 0	0 0 0 0	0 0 0 1	3 0 0 1	2 0 0 1
Inning Stats	R: 0 E: 0 K: 1 S: 5 H: 0 LOB: 0 BB: 0 P: 5	R: 2 E: 0 K: 1 S: 7 H: 2 LOB: 0 BB: 0 P: 7	R: 0 E: 0 K: 1 S: 7 H: 2 LOB: 2 BB: 0 P: 7	R: 0 E: 0 K: 3 S: 9 H: 0 LOB: 0 BB: 0 P: 9	R: 0 E: 0 K: 1 S: 5 H: 0 LOB: 0 BB: 0 P: 5	R: 0 E: 0 K: 1 S: 5 H: 0 LOB: 0 BB: 0 P: 5	R: 0 E: 0 K: 1 S: 6 H: 1 LOB: 2 BB: 1 P: 10	R: 0 E: 0 K: 1 S: 5 H: 0 LOB: 0 BB: 0 P: 5	R: 0 E: 0 K: 1 S: 6 H: 1 LOB: 1 BB: 0 P: 6	R: 0 E: 0 K: 2 S: 8 H: 1 LOB: 1 BB: 0 P: 8	R: 0 E: 0 K: 2 S: 7 H: 0 LOB: 0 BB: 0 P: 7	R: 0 E: 0 K: 1 S: 6 H: 1 LOB: 1 BB: 0 P: 6	R: 0 E: 0 K: 2 S: 7 H: 0 LOB: 0 BB: 0 P: 7	1B: 6 2B: 1 3B: 0 HR: 1 SF: 0 SAC: 0 DP: 0 HBP: 0	WP: 0 PB: 0 SB: 0 CS: 0 PA: 48						

PITCHER	IP	WLS	BF	H	R	ER	SO	BB	IBB	HBP	BLK	WP	HR	S	P	ERA	WHIP
J.R. Richard, R (1, 1) ERA: 2.87	11.0		41	7	2	2	15	0	1	0	0	0	1	70	74	1.64	0.636
Joe Sambito, L (12, 1) ERA: 1.77	2.0	W	7	1	0	0	3	0	0	0	0	0	0	13	13	0.00	0.500

PITCHER	IP	WLS	BF	H	R	ER	SO	BB	IBB	HBP	BLK	WP	HR	S	P	ERA	WHIP

TOP

Cincinnati Reds @ Houston Astros

Astrodome, Houston, TX

Fri Sep 21 1979, 8:05 PM EDT

Att. 44,975 - Unknown

livebaseballscorecards.com

AB	47
R	2
H	8
RBI	2
BB	1
SO	18
LOB	9

Batter	1	2	3	4	5	6	7	8	9	10	11	12	13	AB	R	H	RBI	BB	SO	LOB
Terry Puhl, L (1, 8) OBP: 0.352, SLG: 0.378	F9		S 1B 2-H		F7		FC6 1B 2-H			P4 1-2		4-3		6	0	2	2	0	0	1
Craig Reynolds, L (1, 6) OBP: 0.286, SLG: 0.330	G6-4-3 1B		L1 1-2		2B		FC6 1-2f			1B			FC4-6 SH1-4 1B 1B	6	1	4	0	0	0	2
Cesar Cedeno, R (1, 3) OBP: 0.357, SLG: 0.376	G6-4-3 1-2f		P4		K SSS			CS 1B		5-3			SH1-4 1-2	5	0	1	0	0	1	4
Jose Cruz, L (1, 7) OBP: 0.366, SLG: 0.413		K SSS		P8		F8		K SSS 1-2			FC3-6 1B		FC4-6 IBB	5	0	1	0	1	2	1
Enos Cabell, R (1, 5) OBP: 0.293, SLG: 0.360		6-3		5-3		CS 1B		5-3			FC3-6 FC5-4 1-2f		FC4-6 1B IBB 1-2f 2-3	6	0	1	0	0	0	3
Jeffrey Leonard, R (1, 9) OBP: 0.363, SLG: 0.354 Joe Sambito, L (12, 1) OBP: 0.583, SLG: 0.429 Danny Heep, L (13, PH) OBP: 0.182, SLG: 0.111		1B		E9		K SSS 1-2			4-3		FC5-4 1-2f		1B IBB 1-2	5 0 0	0 0 0	1 0 0	0 0 0	1 0 1	2 0 0
Luis Pujols, R (1, 2) OBP: 0.288, SLG: 0.340 Dave Bergman, L (7, PH) OBP: 0.500, SLG: 0.500 Bruce Bochy, R (8, 2) OBP: 0.285, SLG: 0.272	G3		BB BBB		F9			F9		P4			1B 1-2 2-3 3-H	1 1 3	0 0 0	0 0 1	0 0 1	1 0 0	0 0 1	1 0 1
Rafael Landestoy, S (1, 4) OBP: 0.339, SLG: 0.344		F8		G3			SH1 1B 1B		P6			4-3		5	1	1	0	0	0	2
J.R. Richard, R (1, 1) OBP: 0.135, SLG: 0.218 Denny Walling, L (12, 9) OBP: 0.376, SLG: 0.493		E3 1B			K SSS		SH1 1-2			CS 1B		G3		3 1	1 0	1 0	0 0	1 0	0 0	1 0
Inning Stats	R: 0 E: 0 K: 0 S: 3 H: 1 LOB: 0 BB: 0 P: 3	R: 0 E: 0 K: 1 S: 6 H: 1 LOB: 1 BB: 0 P: 6	R: 1 E: 1 K: 0 S: 5 H: 1 LOB: 1 BB: 0 P: 5	R: 0 E: 1 K: 0 S: 4 H: 0 LOB: 2 BB: 1 P: 8	R: 0 E: 0 K: 2 S: 8 H: 1 LOB: 1 BB: 0 P: 8	R: 0 E: 0 K: 1 S: 5 H: 1 LOB: 0 BB: 0 P: 5	R: 1 E: 0 K: 0 S: 5 H: 2 LOB: 1 BB: 0 P: 5	R: 0 E: 0 K: 1 S: 5 H: 1 LOB: 0 BB: 0 P: 5	R: 0 E: 0 K: 0 S: 3 H: 0 LOB: 0 BB: 0 P: 3	R: 0 E: 0 K: 0 S: 4 H: 2 LOB: 1 BB: 0 P: 4	R: 0 E: 0 K: 0 S: 4 H: 1 LOB: 1 BB: 0 P: 4	R: 0 E: 0 K: 0 S: 3 H: 0 LOB: 0 BB: 0 P: 3	R: 1 E: 0 K: 0 S: 4 H: 2 LOB: 3 BB: 2 P: 12	1B: 12 2B: 1 3B: 0 HR: 0	SF: 0 SAC: 2 DP: 1 HBP: 0	WP: 0 PB: 0 SB: 1 CS: 3	PA: 52		

PITCHER		IP	WLS	BF	H	R	ER	SO	BB	IBB	HBP	BLK	WP	HR	S	P	ERA	WHIP
Tom Seaver, R ERA: 3.17	(1, 1)	9.0		35	8	2	1	5	1	0	0	0	0	0	44	48	1.00	1.000
Dave Tomlin, L ERA: 2.8	(10, 1)	0.2		3	2	0	0	0	0	0	0	0	0	0	3	3	0.00	3.000
Tom Hume, R ERA: 2.8	(10, 1)	3.0	L	14	3	1	1	0	0	2	0	0	0	0	12	20	3.00	1.000

PITCHER	IP	WLS	BF	H	R	ER	SO	BB	IBB	HBP	BLK	WP	HR	S	P	ERA	WHIP

BOTTOM

Cincinnati Reds @ Houston Astros

Astrodome, Houston, TX

Fri Sep 21 1979, 8:05 PM EDT

Att. 44,975 - Unknown

livebaseballscorecards.com

AB	47
R	3
H	13
RBI	3
BB	3
SO	5
LOB	17

Batter	1	2	3	4	5	6	7	8	9	AB	R	H	RBI	BB	SO	LOB
Dave Collins, S (1, 9) OBP: 0.359, SLG: 0.400	H 1-0 F9 BB FC6-4 HBP		x 0-0 ① G3		x 0-0 1B			x 0-0 G3 2B		3	1	2	0	0	0	0
Joe Morgan, L (1, 4) OBP: 0.378, SLG: 0.377	B B B B 4-0 FC6-4 S 1-2 BB		x 0-0 ② F9		x 0-0 ③ 4-3			x 0-0 ② G3 2-3		3	0	0	0	1	0	2
Dave Concepcion, R (1, 6) OBP: 0.354, SLG: 0.421	x 0-0 ① F9 2-3		x 0-0 FC5-4 1B			B B B B 4-0 G6-3 BB		x 0-0 ③ 6-3		3	0	1	0	1	0	3
George Foster, R (1, 7) OBP: 0.390, SLG: 0.555	B B B B 4-0 FC6-4 1-2 BB		x 0-0 ③ FC5-4 1-2f			x 0-0 ① ② G6-3 1-2f			x 0-0 1B BB 1B	3	0	1	0	1	0	2
Johnny Bench, R (1, 2) OBP: 0.369, SLG: 0.464	x 0-0 ② FC6-4 1-2f 2-3 3-H			x 0-0 ① 6-3		x 0-0 ③ P3			B B B B 4-0 1B 1-2 BB	3	0	0	1	1	0	2
Ray Knight, R (1, 5) OBP: 0.358, SLG: 0.454 Paul Blair, R (9, PR) OBP: 0.206, SLG: 0.238	x 0-0 ③ F9			x 0-0 ② 6-3			S S S 0-3 ① K		x 0-0 1-2 2-3 1B	4 0	0 0	1 0	0 0	0 0	1 0	2 0
Harry Spilman, L (1, 3) OBP: 0.328, SLG: 0.283 Hector Cruz, R (9, PH) OBP: 0.338, SLG: 0.359		x 0-0 ① 4-3		x 0-0 ③ F7			x 0-0 ② F7		S S S 0-3 ① K	3 1	0 0	0 0	0 0	0 0	0 1	0 3
Cesar Geronimo, L (1, 8) OBP: 0.313, SLG: 0.330 Rick Auerbach, R (9, PH) OBP: 0.315, SLG: 0.323		S S S 0-3 ② K			x 0-0 ① P3		x 0-0 ③ 6-3		S S S 0-3 ② K	3 1	0 0	0 0	0 0	0 0	1 1	0 3
Michael LaCoss, R (1, 1) OBP: 0.164, SLG: 0.143 Rafael Santo Domingo, S (8, PH) Doug Bair, R (8, 1) Mario Soto, R (8, 1) OBP: 0.571, SLG: 0.571 Dave Tomlin, L (8, 1) OBP: 0.500, SLG: 0.500 Junior Kennedy, R (9, PH) OBP: 0.343, SLG: 0.305		S S S 0-3 ③ K			x 0-0 ② 6-3			S S S 0-3 ① K	x 0-0 ③ F9	2 1 0 0 0 0 1	0 0 0 0 0 0 0	0 0 0 0 0 0 0	0 0 0 0 0 0 0	1 1 0 0 0 0 0	0 0 0 0 0 0 0	0 0 0 0 0 0 3
Inning Stats	R: 1 H: 0 E: 0 LOB: 2 K: 0 BB: 2 S: 3 P: 12	R: 0 H: 0 E: 0 LOB: 0 K: 2 BB: 0 S: 7 P: 7	R: 0 H: 1 E: 0 LOB: 1 K: 0 BB: 0 S: 4 P: 4	R: 0 H: 0 E: 0 LOB: 0 K: 0 BB: 0 S: 3 P: 3	R: 0 H: 1 E: 0 LOB: 1 K: 0 BB: 0 S: 4 P: 4	R: 0 H: 0 E: 0 LOB: 0 K: 0 BB: 1 S: 2 P: 6	R: 0 H: 0 E: 0 LOB: 0 K: 1 BB: 0 S: 5 P: 5	R: 0 H: 1 E: 0 LOB: 1 K: 1 BB: 0 S: 6 P: 6	R: 0 H: 2 E: 0 LOB: 3 K: 2 BB: 1 S: 9 P: 13	1B: 4 SF: 0 2B: 1 SAC: 0 3B: 0 DP: 1 HR: 0 HBP: 1						

PITCHER		IP	WLS	BF	H	R	ER	SO	BB	IBB	HBP	BLK	WP	HR	S	P	ERA	WHIP
Joe Niekro, R ERA: 2.9	(1, 1)	8.0	W	33	5	1	1	4	4	0	1	0	0	0	36	53	1.12	1.125
Joe Sambito, L ERA: 1.75	(9, 1)	1.0	S	3	0	0	0	2	0	0	0	0	0	0	7	7	0.00	0.000

PITCHER	IP	WLS	BF	H	R	ER	SO	BB	IBB	HBP	BLK	WP	HR	S	P	ERA	WHIP

TOP

Cincinnati Reds @ Houston Astros

Astrodome, Houston, TX

Sat Sep 22 1979, 8:05 PM EDT

Att. 46,037 - Unknown

livebaseballscorecards.com

AB	31
R	1
H	5
RBI	1
BB	4
SO	6
LOB	20

WP: 0	PA: 36		
PB: 0			
SB: 1			
CS: 0			

Batter	1	2	3	4	5	6	7	8	9	AB	R	H	RBI	BB	SO	LOB
Terry Puhl, L (1, 8) OBP: 0.353, SLG: 0.378	L5		SH3 1B		F9		CS 1B	G3		5	0	2	0	0	0	3
Craig Reynolds, L (1, 6) OBP: 0.289, SLG: 0.332	4-3 BB		SH3 1-2		1B 2B		F2			2	1	1	0	1	0	1
Cesar Cedeno, R (1, 3) OBP: 0.356, SLG: 0.375 Dave Bergman, L (9, 3) OBP: 0.500, SLG: 0.500	4-3 1-2		5-3		1B 2-H 1B		K 1-2			4 0	1 0	1 0	1 0	0 0	1 0	3 0
Jose Cruz, L (1, 7) OBP: 0.367, SLG: 0.417	E6		F7		1B IBB			WP 3B		3	1	1	0	1	0	2
Enos Cabell, R (1, 5) OBP: 0.293, SLG: 0.359	6-3			F9	1-3 2-H 1B			K SH2-4 S 3-H		4	0	1	1	0	1	2
Jeffrey Leonard, R (1, 9) OBP: 0.364, SLG: 0.354		6-3		1B 4-3 1B	F8			BB SH2-4 1-2		3	1	1	0	1	0	1
Luis Pujols, R (1, 2) OBP: 0.291, SLG: 0.340		F6		4-3 1-3 1B	K			SH2-4 1-2 2-3		3	0	1	0	0	1	0
Rafael Landestoy, S (1, 4) OBP: 0.342, SLG: 0.344		1B		4-3 1-2 3-H	3-1			IBB		3	0	1	1	1	0	1
Joe Niekro, R (1, 1) OBP: 0.145, SLG: 0.150 Joe Sambito, L (9, 1) OBP: 0.583, SLG: 0.429		P4		F2	K			L6		4 0	0 0	0 0	0 0	0 0	1 0	5 0
Inning Stats	R: 0 E: 1 K: 0 S: 4 H: 0 LOB: 2 BB: 1 P: 8	R: 0 E: 0 K: 0 S: 4 H: 1 LOB: 1 BB: 0 P: 4	R: 0 E: 0 K: 0 S: 4 H: 1 LOB: 1 BB: 0 P: 4	R: 1 E: 0 K: 0 S: 5 H: 2 LOB: 1 BB: 0 P: 5	R: 2 E: 0 K: 0 S: 5 H: 3 LOB: 1 BB: 1 P: 9	R: 0 E: 0 K: 2 S: 7 H: 0 LOB: 0 BB: 0 P: 7	R: 0 E: 0 K: 1 S: 5 H: 1 LOB: 1 BB: 0 P: 5	R: 1 E: 0 K: 1 S: 7 H: 1 LOB: 3 BB: 2 P: 15		1B: 7 2B: 2 3B: 1 HR: 0 SF: 0 SAC: 2 DP: 1 HBP: 0						

PITCHER		IP	WLS	BF	H	R	ER	SO	BB	IBB	HBP	BLK	WP	HR	S	P	ERA	WHIP
Michael LaCoss, R ERA: 3.55	(1, 1)	7.0	L	30	8	3	3	3	1	1	0	0	0	0	34	42	3.86	1.286
Doug Bair, R ERA: 4.09	(8, 1)	0.0		3	1	1	1	1	1	0	0	0	1	0	4	8	∞	∞
Mario Soto, R ERA: 4.37	(8, 1)	0.2		3	0	0	0	0	0	1	0	0	0	0	2	6	0.00	0.000
Dave Tomlin, L ERA: 2.78	(8, 1)	0.1		1	0	0	0	0	0	0	0	0	0	0	1	1	0.00	0.000

PITCHER	IP	WLS	BF	H	R	ER	SO	BB	IBB	HBP	BLK	WP	HR	S	P	ERA	WHIP

BOTTOM

Cincinnati Reds @ Houston Astros

Astrodome, Houston, TX

Sat Sep 22 1979, 8:05 PM EDT

Att. 46,037 - Unknown

livebaseballscorecards.com

AB	31
R	4
H	9
RBI	3
BB	4
SO	4
LOB	18

Cincinnati Reds @ Houston Astros

Astrodome, Houston, TX

Sun Sep 23 1979, 4:33 AM EDT

Att. 42,067 - Unknown

TOP

Batter	1	2	3	4	5	6	7	8	9	AB	R	H	RBI	BB	SO	LOB
Dave Collins, S (1, 9) OBP: 0.360, SLG: 0.404	G3		4-3	E4 1-H 3-H 3B		BBB 4-0 S BB	G3			4	1	1	2	1	0	3
Paul Blair, R (8, 8) OBP: 0.206, SLG: 0.238										0	0	0	0	0	0	0
Joe Morgan, L (1, 4) OBP: 0.378, SLG: 0.376	4-3		1B	F2		BBBB 4-0 1-2 BB		F8		4	0	1	0	1	0	0
Dave Concepcion, R (1, 6) OBP: 0.351, SLG: 0.417	F9		F9		4-3	6-3		F9		5	0	0	0	0	0	3
George Foster, R (1, 7) OBP: 0.390, SLG: 0.561		HR		F7	E 1B		F9	K		5	1	2	1	0	1	0
Johnny Bench, R (1, 2) OBP: 0.369, SLG: 0.466		K		1B 1B 2B	E9 1-3		1B 1B BB 1B		K	5	2	2	0	0	2	1
Dan Driessen, L (1, 3) OBP: 0.333, SLG: 0.419		K		F7	G6-4-3 IBB		BB 1B 1-2 1B		F7	4	0	1	0	1	1	1
Ray Knight, R (1, 5) OBP: 0.360, SLG: 0.457		2B		1B 2-3 1B	G6-4-3 1-2f		BB 1-2 2-3 1B		K	5	1	3	0	0	1	3
Hector Cruz, R (1, 8) (8, 9) OBP: 0.341, SLG: 0.359		K		1B E 1-2 3-H 1B		2-3	BBBB 4-0 1-2 2-3 3-H BB			3	1	1	2	1	1	1
Frank Pastore, R (1, 1) OBP: 0.182, SLG: 0.182			F8	1-3 2-H E 1B		K	F9			4	1	1	1	0	1	3

	AB	39
	R	7
	H	12
	RBI	6
	BB	4
	SO	7
	LOB	15

livebaseballscorecards.com

Inning Stats																																		
	R: 0	E: 0	K: 0	S: 3	H: 0	LOB: 0	BB: 0	P: 3	R: 1	E: 0	K: 3	S: 11	H: 2	LOB: 1	BB: 0	P: 11	R: 0	E: 0	K: 0	S: 4	H: 1	LOB: 1	BB: 0	P: 4	R: 5	E: 1	K: 0	S: 8	H: 5	LOB: 0	BB: 0	P: 8
	R: 0	E: 1	K: 0	S: 4	H: 1	LOB: 2	BB: 1	P: 8	R: 0	E: 0	K: 1	S: 5	H: 0	LOB: 2	BB: 2	P: 13	R: 1	E: 0	K: 0	S: 6	H: 3	LOB: 3	BB: 1	P: 10	R: 0	E: 0	K: 1	S: 5	H: 0	LOB: 0	BB: 0	P: 5
	R: 0	E: 0	K: 2	S: 7	H: 0	LOB: 0	BB: 0	P: 7	1B: 8	2B: 2	3B: 1	HR: 1	SF: 0	SAC: 0	DP: 1	HBP: 0	WP: 0	PB: 0	SB: 1	CS: 0	PA: 43														

PITCHER		IP	WLS	BF	H	R	ER	SO	BB	IBB	HBP	BLK	WP	HR	S	P	ERA	WHIP
Vern Ruhle, R ERA: 3.41	(1, 1)	3.2	L	19	8	6	5	3	0	0	0	0	0	1	25	25	12.27	2.182
Randy Niemann, L ERA: 3.78	(4, 1)	0.1		1	0	0	0	0	0	0	0	0	0	0	1	1	0.00	0.000
Joaquin Andujar, R ERA: 3.21	(5, 1)	2.0		10	1	0	0	1	2	1	0	0	0	0	9	21	0.00	1.500
Tom Dixon, R ERA: 5.76	(7, 1)	0.1		5	3	1	1	0	1	0	0	0	0	0	4	8	27.00	12.000
Frank LaCorte, R ERA: 5.5	(7, 1)	2.2		8	0	0	0	3	0	0	0	0	0	0	14	14	0.00	0.000

PITCHER	IP	WLS	BF	H	R	ER	SO	BB	IBB	HBP	BLK	WP	HR	S	P	ERA	WHIP

Cincinnati Reds @ Houston Astros

Astrodome, Houston, TX

Sun Sep 23 1979, 4:33 AM EDT

Att. 42,067 - Unknown

livebaseballscorecards.com

BOTTOM

Batter	1	2	3	4	5	6	7	8	9	AB	R	H	RBI	BB	SO	LOB
Terry Puhl, L (1, 8) OBP: 0.351, SLG: 0.376	6-3		F9	1-2 2-3 1B		FC6-4 1-2f			P6	5	0	1	0	0	0	1
Craig Reynolds, L (1, 6) OBP: 0.288, SLG: 0.331	E4 P4		1B 1B	P4			L4			4	0	1	0	0	0	3
Cesar Cedeno, R (1, 3) OBP: 0.355, SLG: 0.374	P4 1-2		1-2 1B		K		F7			4	0	1	0	0	1	1
Jose Cruz, L (1, 7) OBP: 0.368, SLG: 0.417		S 2B 1B	F8		E3 G3 1B		4-3			4	1	2	0	0	0	2
Enos Cabell, R (1, 5) OBP: 0.291, SLG: 0.356		F3 1-2	4-3		G3 2-3			F8		4	0	0	0	0	0	4
Jeffrey Leonard, R (1, 9) OBP: 0.366, SLG: 0.358		2-H 2B		1B 1B	5-3			F8		4	0	2	1	0	0	1
Luis Pujols, R (1, 2) OBP: 0.271, SLG: 0.316		P6	K			F5		5-3		4	0	0	0	0	1	2
Rafael Landestoy, S (1, 4) OBP: 0.344, SLG: 0.344		IBB		1-2 1B					F9	3	0	1	0	1	1	0
Vern Ruhle, R (1, 1) OBP: 0.100, SLG: 0.105 Randy Niemann, L (4, 1) OBP: 0.188, SLG: 0.133 Danny Heep, L (4, PH) OBP: 0.167, SLG: 0.100 Joaquin Andujar, S (5, 1) OBP: 0.117, SLG: 0.211 Julio Gonzalez, R (6, PH) OBP: 0.291, SLG: 0.304 Tom Dixon, R (7, 1) OBP: 1.000, SLG: 1.000 Frank LaCorte, R (7, 1) Dave Bergman, L (9, PH) OBP: 0.429, SLG: 0.429		F9	K			FC6-4 1B			K	1 0 1 0 1 0 0 1	0 0 0 0 0 0 0 0	0 0 0 0 1 0 0 0	0 0 0 0 0 0 0 0	0 0 0 0 0 0 0 0	0 0 1 0 0 0 0 0	2 0 2 0 0 0 0 0
Inning Stats	R: 0 E: 1 K: 0 S: 3 H: 0 LOB: 0 BB: 0 P: 3	R: 1 E: 0 K: 0 S: 5 H: 2 LOB: 2 BB: 1 P: 9	R: 0 E: 0 K: 0 S: 5 H: 2 LOB: 2 BB: 0 P: 5	R: 0 E: 0 K: 2 S: 10 H: 3 LOB: 3 BB: 0 P: 10	R: 0 E: 1 K: 1 S: 6 H: 1 LOB: 1 BB: 0 P: 6	R: 0 E: 0 K: 1 S: 6 H: 1 LOB: 1 BB: 0 P: 6	R: 0 E: 0 K: 0 S: 3 H: 0 LOB: 0 BB: 0 P: 3	R: 0 E: 0 K: 0 S: 3 H: 0 LOB: 0 BB: 0 P: 3	R: 0 E: 0 K: 1 S: 5 H: 0 LOB: 0 BB: 0 P: 5	1B: 8 2B: 1 3B: 0 HR: 0	SF: 0 SAC: 0 DP: 0 HBP: 0						

AB	36
R	1
H	9
RBI	1
BB	1
SO	5
LOB	18

WP: 0 PB: 0 SB: 1 CS: 0 PA: 37

PITCHER	IP	WLS	BF	H	R	ER	SO	BB	IBB	HBP	BLK	WP	HR	S	P	ERA	WHIP
Frank Pastore, R (1, 1) ERA: 4.69	9.0	W	37	9	1	1	5	0	1	0	0	0	0	46	50	1.00	1.000

PITCHER	IP	WLS	BF	H	R	ER	SO	BB	IBB	HBP	BLK	WP	HR	S	P	ERA	WHIP

Houston Astros @ Atlanta Braves

Atlanta-Fulton County Stadium, Atlanta, GA

Mon Sep 24 1979, 7:05 PM EDT

Unknown

TOP

livebaseballscorecards.com

Batter	1	2	3	4	5	6	7	8	9	AB	R	H	RBI	BB	SO	LOB
Rafael Landestoy, S (1, 4) OBP: 0.341, SLG: 0.341	F3		2B 1B		F9		4-3	L3		5	0	1	0	0	0	3
Julio Gonzalez, R (1, 6) OBP: 0.290, SLG: 0.309	P4		1-3 2B		F7		6-3			4	0	1	0	0	0	0
(8, 5) Denny Walling, L (9, PH) OBP: 0.380, SLG: 0.496									FC5-4 1B	1	0	1	0	0	0	0
(9, 9)																
Cesar Cedeno, R (1, 8) OBP: 0.352, SLG: 0.370	P4		F8		F8		F7		FC5-4 S 1B 1-2f	5	1	0	0	0	0	3
(9, 3)																
Jeffrey Leonard, R (1, 9) OBP: 0.364, SLG: 0.354		F9		F8		F9		BBB 4-0 1B S BLK BB	SSS 0-3 K 1-2	4	1	0	0	1	1	1
(9, 8)																
Enos Cabell, R (1, 3) OBP: 0.295, SLG: 0.360		E 1B		FC6-4 1B		1B 1B		SSS 0-3 K 1-2	2-H S 1B	5	0	4	1	0	1	1
(9, 5)																
Art Howe, R (1, 5) OBP: 0.313, SLG: 0.351	F8 1-2			FC6-4 HR 1-2f		F8		0-0 BLK BB FC5-2 1B 2-3	4-0 BB 1-2	4	1	1	0	0	0	3
Jimmy Sexton, R (8, PR) OBP: 0.262, SLG: 0.162										0	0	0	0	0	0	0
Craig Reynolds, L (8, 6) OBP: 0.290, SLG: 0.331										0	0	0	0	1	0	0
Jose Cruz, L (1, 7) OBP: 0.370, SLG: 0.423	F9 2-2			1-H HR		IBB 1B 1-3		BBB 4-0 FC5-2 BLK BB 1-2	0-0 4-3	4	1	2	2	1	0	3
Bruce Bochy, R (1, 2) OBP: 0.293, SLG: 0.276		6-3		1B		IBB 1-2		4-0 FC5-2 IBB 1-2 2-3 3-H		2	0	1	0	1	0	0
Jesus Alou, R (8, PH) OBP: 0.364, SLG: 0.368										0	0	0	0	1	0	0
Tom Wiedenbauer, R (8, PR) OBP: 1.000, SLG: 2.000										0	0	0	0	0	0	0
Luis Pujols, R (8, 2) OBP: 0.271, SLG: 0.316										0	0	0	0	0	0	0
Ken Forsch, R (1, 1) OBP: 0.200, SLG: 0.161		SSS 0-3 K		6-3		1-3		0-0 FC5-2 1-2 2-3 3-Hf		3	0	0	0	0	1	4
Reggie Baldwin, R (8, PH) OBP: 0.200, SLG: 0.250										1	0	0	0	0	0	3
Frank LaCorte, R (8, 1)										0	0	0	0	0	0	0
Joe Sambito, L (8, 1) OBP: 0.583, SLG: 0.429										0	0	0	0	0	0	0

Inning Stats										
	R: 0 H: 0 E: 0 LOB: 0 K: 0 BB: 0 S: 3 P: 3	R: 0 H: 1 E: 1 LOB: 1 K: 0 BB: 0 S: 4 P: 4	R: 0 H: 2 E: 0 LOB: 2 K: 1 BB: 0 S: 7 P: 7	R: 2 H: 3 E: 0 LOB: 1 K: 0 BB: 0 S: 6 P: 6	R: 0 H: 0 E: 0 LOB: 0 K: 0 BB: 0 S: 3 P: 3	R: 0 H: 2 E: 0 LOB: 3 K: 0 BB: 1 S: 5 P: 9	R: 0 H: 0 E: 0 LOB: 0 K: 0 BB: 0 S: 3 P: 3	R: 1 H: 1 E: 0 LOB: 3 K: 1 BB: 3 S: 6 P: 18	R: 1 H: 2 E: 0 LOB: 2 K: 1 BB: 1 S: 7 P: 11	1B: 9 SF: 0 2B: 1 SAC: 0 3B: 0 DP: 0 HR: 1 HBP: 0	WP: 0 PA: 43 PB: 0 SB: 3 CS: 0

	AB	38
	R	4
	H	11
	RBI	3
	BB	5
	SO	3
	LOB	21

PITCHER		IP	WLS	BF	H	R	ER	SO	BB	IBB	HBP	BLK	WP	HR	S	P	ERA	WHIP
Larry McWilliams, L ERA: 6.36	(1, 1)	7.0		30	8	2	2	1	0	1	0	0	0	1	31	35	2.57	1.143
Joey McLaughlin, R ERA: 2.39	(8, 1)	0.1		3	1	1	1	1	1	0	0	0	0	0	4	8	27.00	6.000
Larry Bradford, L ERA: 0.96	(8, 1)	0.1		3	0	0	0	0	1	1	0	1	0	0	1	9	0.00	3.000
Gene Garber, R ERA: 4.36	(8, 1)	1.0		6	2	1	1	1	1	0	0	0	0	0	7	11	9.00	3.000
Mickey Mahler, L ERA: 5.79	(9, 1)	0.1	W	1	0	0	0	0	0	0	0	0	0	0	1	1	0.00	0.000

PITCHER		IP	WLS	BF	H	R	ER	SO	BB	IBB	HBP	BLK	WP	HR	S	P	ERA	WHIP

Batter	1	2	3	4	5	6	7	8	9	AB	R	H	RBI	BB	SO	LOB
Eddie Miller, S (1, 8) OBP: 0.359, SLG: 0.333	0-0 1B 1B		0-0 4-3 2-3 ②		0-3 K ①		0-0 FC6 1-3 1B		4-0 1B IBB	4	0	2	0	1	1	2
Jerry Royster, R (1, 4) OBP: 0.336, SLG: 0.342	0-0 G5-4-3 1-3 1B		0-0 3-H 1B		0-0 F3 ②		0-0 FC6 ② 1-2f 3-H		0-0 1-2 2-3 3-H 1B	5	0	3	3	0	0	2
Gary Matthews, R (1, 9) OBP: 0.364, SLG: 0.502	0-3 K ①		0-0 G1 ③		0-0 1-3 ③		0-0 F2 ③			4	0	0	0	0	1	6
Bob Horner, R (1, 5) OBP: 0.346, SLG: 0.562	0-0 G5-4-3 ② ③ 1-2f			0-0 1B 1B		0-0 HR		0-0 HR		4	2	3	2	0	0	2
Dale Murphy, R (1, 3) OBP: 0.353, SLG: 0.490		0-0 G1-6-3 1B		0-0 F7 ①		0-3 K ①		0-0 5-3 ①		4	0	1	0	0	1	1
Larry Whisenton, L (1, 7) OBP: 0.290, SLG: 0.321 Barry Bonnell, R (8, PH) OBP: 0.303, SLG: 0.420 (9, 7)		0-0 G1-6-3 ① ② 1-2f		0-0 1-2 1B		0-0 F7 ②		0-0 F3 ②		3 1	0 0	1 0	0 0	0 0	0 0	1 0
Joe Nolan, L (1, 2) OBP: 0.325, SLG: 0.366 Charlie Spikes, R (8, PH) OBP: 0.310, SLG: 0.462 Bruce Benedict, R (9, 2) OBP: 0.327, SLG: 0.277		0-3 K ③		0-0 F9 ②		0-0 4-3 ③		0-3 K ③		3 1 0	0 0 0	0 0 0	0 0 0	0 0 0	1 1 0	2 0 0
Pepe Frias, R (1, 6) OBP: 0.292, SLG: 0.323 Darrel Chaney, S (9, PR) OBP: 0.244, SLG: 0.173			0-0 G3 ①	0-0 1-3 ③			0-0 F7 ①		0-0 2B 1B 1B	4 0	0 1	1 0	0 0	0 0	0 0	2 0
Larry McWilliams, L (1, 1) OBP: 0.261, SLG: 0.333 Mike Lum, L (7, PH) OBP: 0.305, SLG: 0.361 Jim Wessinger, R (7, PR) Joey McLaughlin, R (8, 1) OBP: 0.182, SLG: 0.273 Larry Bradford, R (8, 1) Gene Garber, R (8, 1) OBP: 0.462, SLG: 0.300 Mickey Mahler, S (9, 1) OBP: 0.143, SLG: 0.148 Bob Beall, S (9, PH) OBP: 0.278, SLG: 0.286			0-0 4-3 1B 2B		0-0 1B		0-0 1B FC6 1B		0-0 1B 1-3 2B	2 1 0 0 0 0 0 1	1 0 1 0 0 0 0 0	2 1 0 0 0 0 0 1	0 0 0 0 0 0 0 0	0 0 0 0 0 0 0 0	0 0 0 0 0 0 0 0	0 0 0 0 0 0 0 0
Inning Stats	R: 0 E: 0 K: 1 S: 6 H: 2 LOB: 1 BB: 0 P: 6	R: 0 E: 0 K: 1 S: 5 H: 1 LOB: 0 BB: 0 P: 5	R: 1 E: 0 K: 0 S: 5 H: 2 LOB: 1 BB: 0 P: 5	R: 0 E: 0 K: 0 S: 5 H: 2 LOB: 2 BB: 0 P: 5	R: 0 E: 0 K: 1 S: 6 H: 1 LOB: 1 BB: 0 P: 6	R: 1 E: 0 K: 1 S: 6 H: 1 LOB: 0 BB: 0 P: 6	R: 1 E: 1 K: 0 S: 5 H: 2 LOB: 2 BB: 0 P: 5	R: 1 E: 0 K: 1 S: 6 H: 1 LOB: 0 BB: 0 P: 6	R: 1 E: 0 K: 0 S: 3 H: 3 LOB: 3 BB: 1 P: 7	1B: 11 2B: 2 3B: 0 HR: 2	SF: 0 SAC: 0 DP: 2 HBP: 0						

PITCHER		IP	WLS	BF	H	R	ER	SO	BB	IBB	HBP	BLK	WP	HR	S	P	ERA	WHIP
Ken Forsch, R ERA: 3.11	(1, 1)	7.0		30	11	3	3	4	0	0	0	0	0	1	38	38	3.86	1.571
Frank LaCorte, R ERA: 5.71	(8, 1)	0.1		2	1	1	1	0	0	0	0	0	0	1	2	2	27.00	3.000
Joe Sambito, L ERA: 1.83	(8, 1)	0.2	L	6	3	1	1	1	0	1	0	0	0	0	7	11	13.50	4.500

PITCHER	IP	WLS	BF	H	R	ER	SO	BB	IBB	HBP	BLK	WP	HR	S	P	ERA	WHIP

BOTTOM

Houston Astros @ Atlanta Braves

Atlanta-Fulton County Stadium, Atlanta, GA

Mon Sep 24 1979, 7:05 PM EDT

Unknown

livebaseballscorecards.com

AB	37
R	5
H	15
RBI	5
BB	1
SO	5
LOB	18

1B: 11	SF: 0	WP: 0	PA: 38
2B: 2	SAC: 0	PB: 0	
3B: 0	DP: 2	SB: 0	
HR: 2	HBP: 0	CS: 0	

Batter	1	2	3	4	5	6	7	8	9	AB	R	H	RBI	BB	SO	LOB
Terry Puhl, L (1, 8) OBP: 0.351, SLG: 0.375	x 0-0 CS 1B			x 0-0 ① G3		SSS 0-3 ③ K			x 0-0 ① P3	4	0	1	0	0	1	0
Craig Reynolds, L (1, 6) OBP: 0.291, SLG: 0.333	x 0-0 ①② 6-3 1-2			x 0-0 ② P3			BBBB 4-0 1B BB		x 0-0 2B 2B	3	1	1	0	1	0	1
Cesar Cedeno, R (1, 3) OBP: 0.351, SLG: 0.371	x 0-0 ③ F7			x 0-0 ③ 5-3			x 0-0 ① F7		x 0-0 2-H 2B	4	0	1	1	0	0	1
Jose Cruz, L (1, 7) OBP: 0.369, SLG: 0.421		BBBB 4-0 CS BB			x 0-0 ① F8		x 0-0 ② F8		x 0-0 ② F9	3	0	0	0	1	0	2
Enos Cabell, R (1, 5) OBP: 0.296, SLG: 0.363		x 0-0 ①② P6 1-2			x 0-0 2B		x 0-0 1-2 1B		x 0-0 ③ P4	4	0	2	0	0	0	2
Jeffrey Leonard, R (1, 9) OBP: 0.361, SLG: 0.352		x 0-0 ③ F9			SSS 0-3 ② K		SSS 0-3 ③ K			3	0	0	0	0	2	3
Luis Pujols, R (1, 2) OBP: 0.258, SLG: 0.300			x 0-0 ① F7		x 0-0 ③ 4-3			x 0-0 ① 6-3		3	0	0	0	0	0	1
Rafael Landestoy, S (1, 4) OBP: 0.338, SLG: 0.337			SSS 0-3 ② K			x 0-0 ① P5		x 0-0 ② G1		3	0	0	0	0	1	0
Rick Williams, R (1, 1) OBP: 0.324, SLG: 0.290			SSS 0-3 ③ K			x 0-0 ② L3		x 0-0 ③ 4-3		1	0	0	0	0	1	0
Dave Bergman, L (6, PH) OBP: 0.375, SLG: 0.375										1	0	0	0	0	0	0
Joaquin Andujar, S (6, 1) OBP: 0.117, SLG: 0.211										0	0	0	0	0	0	0
Gordie Pladson, R (6, 1)										0	0	0	0	0	0	0
Bert Roberge, R (7, 1)										0	0	0	0	0	0	0
Denny Walling, L (8, PH) OBP: 0.377, SLG: 0.493										1	0	0	0	0	0	0
Pete Ladd, R (8, 1)										0	0	0	0	0	0	0
Inning Stats	R: 0 E: 0 K: 0 S: 3 H: 1 LOB: 0 BB: 0 P: 3	R: 0 E: 0 K: 0 S: 2 H: 0 LOB: 0 BB: 1 P: 6	R: 0 E: 0 K: 2 S: 7 H: 0 LOB: 0 BB: 0 P: 7	R: 0 E: 0 K: 0 S: 3 H: 0 LOB: 0 BB: 0 P: 3	R: 0 E: 0 K: 1 S: 6 H: 1 LOB: 1 BB: 0 P: 6	R: 0 E: 0 K: 1 S: 5 H: 0 LOB: 0 BB: 0 P: 5	R: 0 E: 0 K: 1 S: 6 H: 1 LOB: 2 BB: 1 P: 10	R: 0 E: 0 K: 0 S: 3 H: 0 LOB: 0 BB: 0 P: 3	R: 1 E: 0 K: 0 S: 5 H: 2 LOB: 1 BB: 0 P: 5	1B: 2 2B: 3 3B: 0 HR: 0 SF: 0 SAC: 0 DP: 0 HBP: 0							

TOP

Houston Astros @ Atlanta Braves

Atlanta-Fulton County Stadium, Atlanta, GA

Mon Sep 24 1979, 7:05 PM EDT

Att. 2,321 - Unknown - 70 F

livebaseballscorecards.com

AB	30
R	1
H	5
RBI	1
BB	2
SO	5
LOB	10

WP: 0 PB: 0 SB: 0 CS: 2 PA: 32

PITCHER		IP	WLS	BF	H	R	ER	SO	BB	IBB	HBP	BLK	WP	HR	S	P	ERA	WHIP
Eddie Solomon, R ERA: 4.25	(1, 1)	9.0	W	32	5	1	1	5	2	0	0	0	0	0	40	48	1.00	0.778

PITCHER	IP	WLS	BF	H	R	ER	SO	BB	IBB	HBP	BLK	WP	HR	S	P	ERA	WHIP

Houston Astros @ Atlanta Braves

Atlanta-Fulton County Stadium, Atlanta, GA

Mon Sep 24 1979, 7:05 PM EDT

Att. 2,321 - Unknown - 70 F

livebaseballscorecards.com

BOTTOM

Batter	1	2	3	4	5	6	7	8	9	AB	R	H	RBI	BB	SO	LOB
Eddie Miller, S (1, 8) OBP: 0.371, SLG: 0.341	0-0 1B S FC6-4 1B		0-0 ② G3		0-0 SH5-4 1-2 1B	BBB 4-0 1B 1B BB	0-0 ③ 6-3			4	2	2	0	1	0	1
Glenn Hubbard, R (1, 4) OBP: 0.289, SLG: 0.294	0-0 FC6-4 1-3 1B		BBB 4-0 BB		0-0 ① SH5-4 1-2 2-3	0-0 1B 1B 1-2 2-H 3-H 1B		0-0 ① F8		3	1	2	2	1	0	0
Gary Matthews, R (1, 9) OBP: 0.363, SLG: 0.501 Larry Whisenton, L (9, 9) OBP: 0.290, SLG: 0.321	0-0 ① FC6-4 G6-4-3 1-2f 3-H		0-0 ③ 1-3		0-0 ② SF 3-H	0-0 1B 1-H 2-H 1B		0-0 ② F7		4 0	0 0	1 0	4 0	0 0	0 0	2 0
Bob Horner, R (1, 5) OBP: 0.347, SLG: 0.559	0-0 ② ③ G6-4-3 1-2f			0-0 ① G3	0-0 ③ L6	0-0 1-2 1B		BBB 4-0 BB		4	0	1	0	1	0	2
Dale Murphy, R (1, 3) OBP: 0.354, SLG: 0.492		0-0 ① F8		0-0 2B		1B 1B K		0-0 ③ P3		5	1	2	0	0	1	3
Barry Bonnell, R (1, 7) OBP: 0.308, SLG: 0.433		0-0 1B		0-0 ② F3		0-0 6-3 1B 1-2 1B 1B		0-0 HR		4	2	3	1	0	0	1
Darrel Chaney, S (1, 6) OBP: 0.260, SLG: 0.187		0-0 ② F7		4-0 IBB		0-0 6-3 1-2 2-H 1B 1B		0-0 G6-4-3 BB 1B		3	1	2	1	1	0	1
Bruce Benedict, R (1, 2) OBP: 0.326, SLG: 0.273		0-0 ③ F7		0-0 ③ F7		0-0 ① 6-3 1-2 2-3	BBBB 4-0 G6-4-3 1-2 BB			3	0	0	0	1	0	5
Eddie Solomon, R (1, 1) OBP: 0.222, SLG: 0.258			0-0 ① F7		0-0 SH5-4 1B SF 1B	0-0 ② 1-3	0-0 ① ② G6-4-3 1-2f 2-3			4	1	1	0	0	0	4
Inning Stats	R: 1 E: 0 K: 0 S: 4 H: 2 LOB: 0 BB: 0 P: 4	R: 0 E: 0 K: 0 S: 4 H: 1 LOB: 1 BB: 0 P: 4	R: 0 E: 0 K: 0 S: 3 H: 0 LOB: 1 BB: 1 P: 7	R: 0 E: 0 K: 0 S: 4 H: 1 LOB: 2 BB: 1 P: 8	R: 1 E: 0 K: 0 S: 5 H: 2 LOB: 1 BB: 0 P: 5	R: 5 E: 0 K: 1 S: 11 H: 6 LOB: 2 BB: 1 P: 15	R: 1 E: 0 K: 0 S: 4 H: 2 LOB: 1 BB: 1 P: 8	R: 0 E: 0 K: 0 S: 3 H: 0 LOB: 1 BB: 1 P: 7		1B: 12 2B: 1 3B: 0 HR: 1		SF: 1 SAC: 1 DP: 2 HBP: 0		WP: 0 PB: 0 SB: 1 CS: 0		PA: 41

	AB	34
	R	8
	H	14
	RBI	8
	BB	5
	SO	1
	LOB	19

PITCHER		IP	WLS	BF	H	R	ER	SO	BB	IBB	HBP	BLK	WP	HR	S	P	ERA	WHIP
Rick Williams, R ERA: 3.31	(1, 1)	5.0	L	22	6	2	2	0	1	1	0	0	0	0	20	28	3.60	1.400
Joaquin Andujar, R ERA: 3.43	(6, 1)	0.2		7	4	5	5	0	1	0	0	0	0	0	6	10	67.50	7.500
Gordie Pladson, R ERA: 4.5	(6, 1)	0.1		6	4	1	1	1	1	0	0	0	0	1	7	11	27.00	15.000
Bert Roberge, R ERA: 1.74	(7, 1)	1.0		2	0	0	0	0	0	0	0	0	0	0	2	2	0.00	0.000
Pete Ladd, R ERA: 2.38	(8, 1)	1.0		4	0	0	0	0	1	0	0	0	0	0	3	7	0.00	1.000

PITCHER	IP	WLS	BF	H	R	ER	SO	BB	IBB	HBP	BLK	WP	HR	S	P	ERA	WHIP

Batter	1	2	3	4	5	6	7	8	9	AB	R	H	RBI	BB	SO	LOB
Terry Puhl, L (1, 8) OBP: 0.353, SLG: 0.377	4-3		1B		6-3 1B	G4-6-3 1-2f		2-H 1B		5	0	3	0	0	0	2
Craig Reynolds, L (1, 6) OBP: 0.292, SLG: 0.334	F9		4-3		6-3 1-2		1B 5-3 1B		BB 1B 1B	5	1	2	0	0	0	2
Cesar Cedeno, R (1, 3) OBP: 0.351, SLG: 0.372	2B			2B 1B HBP	4-3		5-3 1-2		F7	4	1	1	0	0	0	3
Jose Cruz, L (1, 7) OBP: 0.369, SLG: 0.423	4-3			1-3 1B 2B	4-3		S 2-3 1B		L6	5	1	2	0	0	0	3
Enos Cabell, R (1, 5) OBP: 0.299, SLG: 0.365		F9		1B 1-3 2-H 3-H 1B		2B 1B 1B	K 1-2		BB 1-2 1B	5	3	3	2	0	1	2
Denny Walling, L (1, 9) OBP: 0.391, SLG: 0.507		G5-4-3 1B		1-3 1-3 1B		1B 1-3 1B 2B	K		1B 1-2 2-3 BB	4	2	3	0	1	1	2
Luis Pujols, R (1, 2) OBP: 0.269, SLG: 0.308		G5-4-3 1-2f		F7		1B 2-3 3-H 1B		K	1B 1-2 2-H 3-H 1B	5	0	2	3	0	1	3
Rafael Landestoy, S (1, 4) OBP: 0.342, SLG: 0.346			F7	1-3 1-2 3-H		G4-6-3 1-2 3-H 1B		1B 2B	1-3 2-H 1B	5	0	3	3	0	0	1
J.R. Richard, R (1, 1) OBP: 0.129, SLG: 0.209			5-3	F8		K		K		4	0	0	0	0	2	4
Inning Stats	R: 0 E: 0 K: 0 S: 4 H: 1 LOB: 1 BB: 0 P: 4	R: 0 E: 0 K: 0 S: 3 H: 1 LOB: 0 BB: 0 P: 3	R: 0 E: 0 K: 0 S: 4 H: 1 LOB: 1 BB: 0 P: 4	R: 3 E: 0 K: 0 S: 6 H: 3 LOB: 1 BB: 0 P: 7	R: 0 E: 0 K: 0 S: 4 H: 1 LOB: 1 BB: 0 P: 4	R: 2 E: 0 K: 1 S: 8 H: 4 LOB: 1 BB: 0 P: 8	R: 0 E: 0 K: 2 S: 9 H: 2 LOB: 2 BB: 0 P: 9	R: 0 E: 0 K: 2 S: 8 H: 2 LOB: 2 BB: 0 P: 8	R: 3 E: 0 K: 0 S: 6 H: 4 LOB: 2 BB: 1 P: 10	1B: 15 2B: 4 3B: 0 HR: 0 SF: 0 SAC: 0 DP: 2 HBP: 1							

PITCHER	IP	WLS	BF	H	R	ER	SO	BB	IBB	HBP	BLK	WP	HR	S	P	ERA	WHIP
Tommy Boggs, R (1, 1) ERA: 6.39	5.0	L	22	7	3	3	0	0	0	1	0	0	0	21	22	5.40	1.400
Mickey Mahler, L (6, 1) ERA: 5.85	2.0		11	6	2	2	3	0	0	0	0	0	0	17	17	9.00	3.000
Rick Mahler, R (8, 1) ERA: 6.14	1.0		4	2	0	0	2	0	0	0	0	0	0	8	8	0.00	2.000
Bo McLaughlin, R (9, 1) ERA: 5.07	1.0		7	4	3	3	0	1	0	0	0	0	0	6	10	27.00	5.000

PITCHER	IP	WLS	BF	H	R	ER	SO	BB	IBB	HBP	BLK	WP	HR	S	P	ERA	WHIP

TOP

Houston Astros @ Atlanta Braves

Atlanta-Fulton County Stadium, Atlanta, GA

Tue Sep 25 1979, 7:05 PM EDT

Att. 1,737 - Unknown - 65 F

livebaseballscorecards.com

AB	42
R	8
H	19
RBI	8
BB	1
SO	5
LOB	22

1B: 15	SF: 0	WP: 0	PA: 44
2B: 4	SAC: 0	PB: 0	
3B: 0	DP: 2	SB: 1	
HR: 0	HBP: 1	CS: 0	

Batter	1	2	3	4	5	6	7	8	9	AB	R	H	RBI	BB	SO	LOB
Eddie Miller, S (1, 8) OBP: 0.366, SLG: 0.337	6-3			S 1B		1-3		K		4	0	1	0	0	1	1
Glenn Hubbard, R (1, 4) OBP: 0.289, SLG: 0.294	F9			K 1-2		G4-3 1B		P6		4	0	1	0	0	1	2
Barry Bonnell, R (1, 7) OBP: 0.307, SLG: 0.429	K			HBP		G4-3 1-2f		K		3	0	0	0	0	2	2
Bob Horner, R (1, 5) OBP: 0.344, SLG: 0.554		6-3		K			K		F7	4	0	0	0	0	2	2
Dale Murphy, R (1, 3) OBP: 0.350, SLG: 0.486		K		K			5-3		K	4	0	0	0	0	3	2
Larry Whisenton, L (1, 9) OBP: 0.286, SLG: 0.313		4-3			K		BB 1B		F7	4	0	1	0	0	1	0
Darrel Chaney, S (1, 6) OBP: 0.270, SLG: 0.193			F9		1B		BB 1-2			2	0	1	0	1	0	0
Bruce Benedict, R (1, 2) OBP: 0.323, SLG: 0.270			F5		K		K			2	0	0	0	0	1	1
Mike Lum, L (7, PH) OBP: 0.304, SLG: 0.359										1	0	0	0	0	1	2
Rick Mahler, R (8, 1) OBP: 0.500, SLG: 0.500										0	0	0	0	0	0	0
Bo McLaughlin, R (9, 1)										0	0	0	0	0	0	0
Tommy Boggs, R (1, 1) OBP: 0.250, SLG: 0.250			K		5-3			BB		1	0	0	0	0	1	0
Biff Pocoroba, S (5, PH) OBP: 0.432, SLG: 0.432										1	0	0	0	0	0	1
Mickey Mahler, S (6, 1) OBP: 0.143, SLG: 0.148										0	0	0	0	0	0	0
Joe Nolan, L (8, 2) OBP: 0.328, SLG: 0.366										0	0	0	0	1	0	0

Inning Stats	1	2	3	4	5	6	7	8	9
	R: 0 H: 0 E: 0 LOB: 0 K: 1 BB: 0 S: 5 P: 5	R: 0 H: 0 E: 0 LOB: 0 K: 1 BB: 0 S: 5 P: 5	R: 0 H: 0 E: 0 LOB: 0 K: 1 BB: 0 S: 5 P: 5	R: 0 H: 1 E: 0 LOB: 2 K: 3 BB: 0 S: 10 P: 11	R: 0 H: 1 E: 0 LOB: 1 K: 2 BB: 0 S: 8 P: 8	R: 0 H: 1 E: 0 LOB: 0 K: 0 BB: 0 S: 3 P: 3	R: 0 H: 1 E: 0 LOB: 2 K: 2 BB: 1 S: 8 P: 12	R: 0 H: 0 E: 0 LOB: 1 K: 2 BB: 1 S: 7 P: 11	R: 0 H: 0 E: 0 LOB: 0 K: 1 BB: 0 S: 5 P: 5

PITCHER		IP	WLS	BF	H	R	ER	SO	BB	IBB	HBP	BLK	WP	HR	S	P	ERA	WHIP
J.R. Richard, R ERA: 2.78	(1, 1)	9.0	W	33	4	0	0	13	2	0	1	0	0	0	56	65	0.00	0.667

PITCHER	IP	WLS	BF	H	R	ER	SO	BB	IBB	HBP	BLK	WP	HR	S	P	ERA	WHIP

BOTTOM

Houston Astros @ Atlanta Braves

Atlanta-Fulton County Stadium, Atlanta, GA

Tue Sep 25 1979, 7:05 PM EDT

Att. 1,737 - Unknown - 65 F

livebaseballscorecards.com

AB	30
R	0
H	4
RBI	0
BB	2
SO	13
LOB	13

1B: 4	SF: 0	WP: 0	PA: 33
2B: 0	SAC: 0	PB: 0	
3B: 0	DP: 1	SB: 1	
HR: 0	HBP: 1	CS: 0	

Batter	1	2	3	4	5	6	7	8	9	AB	R	H	RBI	BB	SO	LOB
Terry Puhl, L (1, 8) OBP: 0.354, SLG: 0.378	F9		PB 1B		F5			4-3 1B		4	0	2	0	0	0	1
Craig Reynolds, L (1, 6) OBP: 0.290, SLG: 0.332	1-3		K 1-2			4-3		4-3 1-2		4	0	0	0	0	1	2
Cesar Cedeno, R (1, 3) OBP: 0.349, SLG: 0.369	G3			1-3		K		F9		4	0	0	0	0	1	1
Jose Cruz, L (1, 7) OBP: 0.368, SLG: 0.423		4-3 2B		K		F8			G3	4	0	1	0	0	1	0
Enos Cabell, R (1, 5) OBP: 0.299, SLG: 0.366		4-3 2-3		6-3			F9		4-3 1B 2B	4	1	1	0	0	0	1
Denny Walling, L (1, 9) OBP: 0.394, SLG: 0.503		K			F7		G1-4-3 1B		4-3 1B BB	3	1	1	0	1	1	1
Luis Pujols, R (1, 2) OBP: 0.257, SLG: 0.294 Danny Heep, L (9, PH) OBP: 0.154, SLG: 0.091		K			E3 E 1B 4-3		G1-4-3 1-2f		4-3 1-2 2-3	3 1	1 0	0 0	0 0	0 0	1 0	2 2
Rafael Landestoy, S (1, 4) OBP: 0.344, SLG: 0.348			F5		E7 4-3 1-3 1B			K	1B 2-H 3-H	4	0	2	2	0	1	0
Joe Niekro, R (1, 1) OBP: 0.143, SLG: 0.148 Rick Williams, R (3, 1) OBP: 0.231, SLG: 0.290 Art Howe, PR (5, PH) Tom Dixon, R (6, 1) OBP: 1.000, SLG: 1.000 Randy Niemann, L (1, 1) OBP: 0.158, SLG: 0.133 Pete Laird, R (8, 1) Bert Roberge, R (7, 1) Dave Bergman, L (8, PH) OBP: 0.444, SLG: 0.778 Mike Mendoza, R (8, 1) Alan Ashby, S (9, PH) OBP: 0.250, SLG: 0.277		5-3		4-3 1-2 3-H					G3	1 0 1 0 0 0 0 1 0	0 0 0 0 0 0 0 1 0	0 0 0 0 0 0 0 1 0	0 0 1 0 0 0 0 1 0	0 0 0 0 0 0 0 0 0	0 0 1 0 0 0 0 1 0	0 0 1 0 0 0 0 1 0
Inning Stats	R: 0 E: 0 K: 0 S: 3 H: 0 LOB: 0 BB: 0 P: 3	R: 0 E: 0 K: 2 S: 8 H: 1 LOB: 1 BB: 0 P: 8	R: 0 E: 0 K: 1 S: 6 H: 1 LOB: 1 BB: 0 P: 6	R: 0 E: 0 K: 1 S: 5 H: 0 LOB: 0 BB: 0 P: 5	R: 1 E: 2 K: 0 S: 5 H: 1 LOB: 1 BB: 0 P: 5	R: 0 E: 0 K: 1 S: 5 H: 0 LOB: 0 BB: 0 P: 5	R: 0 E: 0 K: 0 S: 3 H: 1 LOB: 0 BB: 0 P: 3	R: 1 E: 0 K: 1 S: 7 H: 2 LOB: 1 BB: 0 P: 7	R: 2 E: 0 K: 0 S: 5 H: 2 LOB: 1 BB: 1 P: 9	1B: 5 2B: 2 3B: 0 HR: 1	SF: 0 SAC: 0 DP: 1 HBP: 0						

PITCHER	IP	WLS	BF	H	R	ER	SO	BB	IBB	HBP	BLK	WP	HR	S	P	ERA	WHIP
Phil Niekro, R (1, 1) ERA: 3.43	9.0	W	36	8	4	3	6	1	0	0	0	0	1	47	51	3.00	1.000

PITCHER	IP	WLS	BF	H	R	ER	SO	BB	IBB	HBP	BLK	WP	HR	S	P	ERA	WHIP

TOP

Houston Astros @ Atlanta Braves

Atlanta-Fulton County Stadium, Atlanta, GA

Wed Sep 26 1979, 7:05 PM EDT

Att. 2,248 - Unknown - 65 F

livebaseballscorecards.com

AB	35
R	4
H	8
RBI	4
BB	1
SO	6
LOB	12

1B: 5	SF: 0	WP: 0	PA: 36
2B: 2	SAC: 0	PB: 1	
3B: 0	DP: 1	SB: 0	
HR: 1	HBP: 0	CS: 0	

Batter	1	2	3	4	5	6	7	8	9	AB	R	H	RBI	BB	SO	LOB
Eddie Miller, S (1, 8) OBP: 0.349, SLG: 0.320	G3	6-3		1-3	L9		F8			5	0	0	0	0	0	3
Jerry Royster, R (1, 4) OBP: 0.337, SLG: 0.343	L5		WP, 1B, 2B	F3		E3, HR	FC6-4, BB			4	2	1	0	1	0	0
Gary Matthews, R (1, 9) OBP: 0.363, SLG: 0.505	E6, PB		1B, 1B; 2-H: 1B		F9	1-H: HR	FC6-4; 1-2f			5	2	2	3	0	0	1
Bob Horner, R (1, 5) OBP: 0.347, SLG: 0.554	F8; 1-2		FC4-6, 1B; 1-2: 1B		1B, 1B	BB; FC4-6		5-3		4	1	2	0	1	0	1
Dale Murphy, R (1, 3) OBP: 0.349, SLG: 0.482		F8	K		IBB, 1B; 1-2: 1B	F3		F7		5	1	1	0	0	1	3
Barry Bonnell, R (1, 7) OBP: 0.311, SLG: 0.430		BB; PB, S, 2B	FC4-6; 1-2, 2-H: 1B		1-2, 2-H: IBB, 1B	FC4-6, 2B; 1-2f		4-3		4	2	2	2	1	0	1
Darrel Chaney, S (1, 6) OBP: 0.277, SLG: 0.205		BB; PB, 1-2, 2B	FC4-6, FC5-4; 1-2f, 2-3		K	1-3: 2B				3	1	1	0	1	1	4
Bruce Benedict, R (1, 2) OBP: 0.326, SLG: 0.271		1-2, 2-3, 2B, 1B	FC5-4; 1-2f		1-2, 2-3: IBB	K				3	0	1	0	1	1	4
Phil Niekro, R (1, 1) OBP: 0.220, SLG: 0.252		1-H, 2-H, 3-H: 2B	F9	1-2, 2-H, 3-H: 1B			K			4	0	2	4	0	1	0
Inning Stats	R: 0 E: 1 K: 0 S: 4 H: 0 LOB: 1 BB: 0 P: 4	R: 2 E: 0 K: 0 S: 4 H: 2 LOB: 1 BB: 2 P: 12	R: 2 E: 0 K: 1 S: 9 H: 4 LOB: 2 BB: 0 P: 9	R: 0 E: 0 K: 0 S: 3 H: 0 LOB: 0 BB: 0 P: 3	R: 3 E: 0 K: 1 S: 9 H: 4 LOB: 2 BB: 1 P: 13	R: 2 E: 1 K: 1 S: 8 H: 2 LOB: 2 BB: 1 P: 12	R: 0 E: 0 K: 1 S: 5 H: 0 LOB: 1 BB: 1 P: 9	R: 0 E: 0 K: 0 S: 3 H: 0 LOB: 0 BB: 0 P: 3		1B: 8 2B: 3 3B: 0 HR: 1 SF: 0 SAC: 0 DP: 0 HBP: 0						

PITCHER		IP	WLS	BF	H	R	ER	SO	BB	IBB	HBP	BLK	WP	HR	S	P	ERA	WHIP
Joe Niekro, R ERA: 3.02	(1, 1)	2.1	L	15	6	4	4	1	2	0	0	0	1	0	15	23	15.43	3.429
Rick Williams, R ERA: 3.26	(3, 1)	1.2		5	0	0	0	0	0	0	0	0	0	0	5	5	0.00	0.000
Tom Dixon, R ERA: 6.66	(5, 1)	0.2		7	4	3	3	1	0	1	0	0	0	0	8	12	40.50	6.000
Randy Niemann, L ERA: 3.76	(5, 1)	0.1		1	0	0	0	0	0	0	0	0	0	0	1	1	0.00	0.000
Pete Ladd, R ERA: 2.92	(6, 1)	1.0		7	2	2	1	1	1	0	0	0	0	1	8	12	9.00	3.000

PITCHER		IP	WLS	BF	H	R	ER	SO	BB	IBB	HBP	BLK	WP	HR	S	P	ERA	WHIP
Bert Roberge, R ERA: 1.69	(7, 1)	1.0		4	0	0	0	1	1	0	0	0	0	0	5	9	0.00	1.000
Mike Mendoza, R ERA:	(8, 1)	1.0		3	0	0	0	0	0	0	0	0	0	0	3	3	0.00	0.000

BOTTOM

Houston Astros @ Atlanta Braves

Atlanta-Fulton County Stadium, Atlanta, GA

Wed Sep 26 1979, 7:05 PM EDT

Att. 2,248 - Unknown - 65 F

livebaseballscorecards.com

AB	37
R	9
H	12
RBI	9
BB	5
SO	4
LOB	17

WP: 1 PA: 42
PB: 2
SB: 1
CS: 0

Batter	1	2	3	4	5	6	7	8	9	AB	R	H	RBI	BB	SO	LOB
Terry Puhl, L (1, 8) OBP: 0.353, SLG: 0.377	4-3		K			F8		HR 1B		4	1	1	0	0	1	0
Craig Reynolds, L (1, 6) OBP: 0.291, SLG: 0.333	G6-4-3 1B			F2			CS 1B	K		4	0	2	0	0	1	2
Cesar Cedeno, R (1, 3) OBP: 0.348, SLG: 0.374	G6-4-3			P5			K	HR		4	1	1	3	0	1	2
Jose Cruz, L (1, 7) OBP: 0.368, SLG: 0.422		F9		P4			3B 1B	F7		4	1	1	0	0	0	1
Enos Cabell, R (1, 5) OBP: 0.300, SLG: 0.369		6-3			F8		3B		CS BB	3	0	1	1	1	0	0
Jeffrey Leonard, R (1, 9) OBP: 0.360, SLG: 0.351		1B			F8		L1		K	4	0	1	0	0	1	2
Bruce Bochy, R (1, 2) OBP: 0.294, SLG: 0.271		5-3			F7			SH3-4 1B	3-1	2	0	0	0	1	0	1
Jimmy Sexton, R (8, PR) OBP: 0.262, SLG: 0.162								BB		0	1	0	0	0	0	0
Luis Pujols, R (8, 2) OBP: 0.257, SLG: 0.294										0	0	0	0	0	0	0
Denny Walling, L (9, PH) OBP: 0.391, SLG: 0.500										1	0	0	0	0	0	0
Rafael Landestoy, S (1, 4) OBP: 0.342, SLG: 0.345			F5			F2		SH3-4		2	0	0	0	0	0	0
Ken Forsch, R (1, 1) OBP: 0.194, SLG: 0.155			F7			5-3		1B HR 1B		2	0	0	0	0	0	0
Dave Bergman, L (8, PH) OBP: 0.500, SLG: 0.800										1	1	1	1	0	0	0
Vern Ruhle, R (8, 1) OBP: 0.100, SLG: 0.105										0	0	0	0	0	0	0
Frank LaCorte, R (8, 1)										0	0	0	0	0	0	0
Inning Stats	R: 0 H: 1 E: 0 LOB: 0 K: 0 BB: 0 S: 3 P: 3	R: 0 H: 1 E: 0 LOB: 1 K: 0 BB: 0 S: 4 P: 4	R: 0 H: 0 E: 0 LOB: 0 K: 1 BB: 0 S: 5 P: 5	R: 0 H: 0 E: 0 LOB: 0 K: 0 BB: 0 S: 3 P: 3	R: 0 H: 0 E: 0 LOB: 0 K: 0 BB: 0 S: 3 P: 3	R: 0 H: 0 E: 0 LOB: 0 K: 0 BB: 0 S: 3 P: 3	R: 1 H: 3 E: 0 LOB: 1 K: 1 BB: 0 S: 7 P: 7	R: 4 H: 3 E: 0 LOB: 1 K: 1 BB: 1 S: 8 P: 12	R: 0 H: 0 E: 0 LOB: 0 K: 1 BB: 1 S: 4 P: 8	1B: 6 SF: 0 2B: 0 SAC: 1 3B: 1 DP: 1 HR: 1 HBP: 0						

PITCHER		IP	WLS	BF	H	R	ER	SO	BB	IBB	HBP	BLK	WP	HR	S	P	ERA	WHIP
Charlie Hough, R ERA: 4.76	(1, 1)	8.0	W	31	8	5	5	3	1	0	0	0	0	1	36	40	5.62	1.125
Bobby Castillo, R ERA: 1.11	(9, 1)	1.0	S	3	0	0	0	1	1	0	0	0	0	0	4	8	0.00	1.000

PITCHER		IP	WLS	BF	H	R	ER	SO	BB	IBB	HBP	BLK	WP	HR	S	P	ERA	WHIP

TOP

Houston Astros @ Los Angeles Dodgers

Dodger Stadium, Los Angeles, CA

Fri Sep 28 1979, 7:05 PM PDT

Att. 27,719 - Unknown

livebaseballscorecards.com

AB	31
R	5
H	8
RBI	5
BB	2
SO	4
LOB	8

Batter	1	2	3	4	5	6	7	8	9	AB	R	H	RBI	BB	SO	LOB
Davey Lopes, R (1, 4) OBP: 0.372, SLG: 0.464	1-3		P3			F7		HR, 1B 1-2 3-H		2	0	0	0	0	0	0
Von Joshua, L (6, PH) (7, 9) OBP: 0.326, SLG: 0.430								1B		2	1	1	1	0	0	0
Derrel Thomas, S (1, 8) (7, 6) OBP: 0.332, SLG: 0.350	F8		K			1B		HR, 1B 1-2 2-3		4	1	2	0	0	1	0
Steve Garvey, R (1, 3) OBP: 0.352, SLG: 0.499	F7			F9		F3		HR 1-H 2-H 3-H		4	1	1	4	0	0	1
Ron Cey, R (1, 5) OBP: 0.389, SLG: 0.499		F9		5-3			F7	K		4	0	0	0	0	1	0
Dusty Baker Jr., R (1, 7) OBP: 0.341, SLG: 0.456		6-3		5-3			K	BB		3	0	0	0	1	1	0
Gary Thomasson, L (1, 9) (7, 8) OBP: 0.343, SLG: 0.429		1B			F7		F8	F7 1-2		4	0	1	0	0	0	1
Ted Martinez, R (1, 6) (7, 4) OBP: 0.312, SLG: 0.352		F8			6-3			1B, 1B 2B		3	1	1	0	0	0	1
Steve Yeager, R (1, 2) OBP: 0.284, SLG: 0.388			HR		F9			F8		3	1	1	1	0	0	1
Charlie Hough, R (1, 1) OBP: 0.158, SLG: 0.184			P3			6-3		1B, 1B HR 2-3		2	0	0	0	0	0	0
Vic Davalillo, L (8, PH) OBP: 0.296, SLG: 0.280								1B		1	1	1	0	0	0	0
Bobby Castillo, R (9, 1)										0	0	0	0	0	0	0
Inning Stats	R: 0 E: 0 K: 0 S: 3 H: 0 LOB: 0 BB: 0 P: 3	R: 0 E: 0 K: 0 S: 4 H: 1 LOB: 1 BB: 0 P: 4	R: 1 E: 0 K: 1 S: 6 H: 1 LOB: 0 BB: 0 P: 6	R: 0 E: 0 K: 0 S: 3 H: 0 LOB: 0 BB: 0 P: 3	R: 0 E: 0 K: 0 S: 3 H: 0 LOB: 0 BB: 0 P: 3	R: 0 E: 0 K: 0 S: 4 H: 1 LOB: 1 BB: 0 P: 4	R: 0 E: 0 K: 1 S: 5 H: 0 LOB: 0 BB: 0 P: 5	R: 5 E: 0 K: 1 S: 10 H: 5 LOB: 1 BB: 1 P: 14		1B: 5 2B: 1 3B: 0 HR: 2 SF: 0 SAC: 0 DP: 0 HBP: 0					

PITCHER		IP	WLS	BF	H	R	ER	SO	BB	IBB	HBP	BLK	WP	HR	S	P	ERA	WHIP
Ken Forsch, R ERA: 3.04	(1, 1)	7.0		24	3	1	1	2	0	0	0	0	0	1	28	28	1.29	0.429
Vern Ruhle, R ERA: 4.07	(8, 1)	0.1	L	6	5	5	5	0	0	0	0	0	0	1	6	6	135.00	15.000
Frank LaCorte, R ERA: 5.6	(8, 1)	0.2		3	0	0	0	1	1	0	0	0	0	0	4	8	0.00	1.500

PITCHER	IP	WLS	BF	H	R	ER	SO	BB	IBB	HBP	BLK	WP	HR	S	P	ERA	WHIP

BOTTOM

Houston Astros @ Los Angeles Dodgers

Dodger Stadium, Los Angeles, CA

Fri Sep 28 1979, 7:05 PM PDT

Att. 27,719 - Unknown

livebaseballscorecards.com

AB	32
R	6
H	8
RBI	6
BB	1
SO	3
LOB	4

PA: 33

WP: 0
PB: 0
SB: 1
CS: 0

Batter	1	2	3	4	5	6	7	8	9	AB	R	H	RBI	BB	SO	LOB
Rafael Landestoy, S (1, 4) OBP: 0.341, SLG: 0.348	4-3		4-3 FC1-5 2B	FC6 1-2f		SH5-3 2-3		4-3		4	0	1	0	0	0	2
Julio Gonzalez, R (1, 5) OBP: 0.282, SLG: 0.300 Enos Cabell, R (9, 5) OBP: 0.300, SLG: 0.369	6-3		4-3 2-3		1-3	G3		G3		5 0	0 0	0 0	0 0	0 0	0 0	2 0
Jeffrey Leonard, R (1, 8) OBP: 0.359, SLG: 0.349	1B 1B		FC1-5 E 3-H		L5	K		F8		5	1	1	0	0	1	2
Jesus Alou, R (1, 7) OBP: 0.347, SLG: 0.349 Terry Puhl, L (9, 7) OBP: 0.353, SLG: 0.377	1-3 1B		E6 2-H		E5 1B		6-3		F7	5 0	1 0	1 0	0 0	0 0	0 0	0 0
Art Howe, R (1, 3) OBP: 0.314, SLG: 0.350 Dave Bergman, L (8, 3) OBP: 0.545, SLG: 0.818	K		1-3		1B 3-H 1B	BB	1B 1B BB		1B	3 1	1 0	1 1	1 0	1 0	1 0	3 0
Tom Wiedenbauer, R (1, 9) OBP: 0.667, SLG: 0.833		K2-3		1B 1B	BB 1-3 1B		1B 1-3 1B		K	5	0	3	0	0	2	1
Jimmy Sexton, R (1, 6) OBP: 0.298, SLG: 0.195		FC4-6 1B		FC6 1-2 1B	BB 1-2 BB		K		K	4	0	2	0	1	2	3
Luis Pujols, R (1, 2) OBP: 0.257, SLG: 0.292		FC4-6 1-2f		F8	G3		1-3 3-H 1B			4	0	1	1	0	0	6
J.R. Richard, R (1, 1) OBP: 0.134, SLG: 0.221 Joe Sambito, L (8, 1) OBP: 0.583, SLG: 0.429		4-3		K		SH5-3 2B	L9			4 0	0 0	1 0	0 0	0 0	1 0	5 0
Inning Stats	R: 0 E: 0 K: 1 S: 7 H: 2 LOB: 2 BB: 0 P: 7	R: 0 E: 0 K: 1 S: 6 H: 1 LOB: 1 BB: 0 P: 6	R: 1 E: 1 K: 0 S: 5 H: 1 LOB: 1 BB: 0 P: 5	R: 0 E: 0 K: 1 S: 7 H: 2 LOB: 2 BB: 0 P: 7	R: 1 E: 1 K: 0 S: 6 H: 2 LOB: 3 BB: 1 P: 10	R: 0 E: 0 K: 1 S: 6 H: 1 LOB: 1 BB: 0 P: 6	R: 1 E: 0 K: 1 S: 7 H: 2 LOB: 2 BB: 1 P: 11	R: 0 E: 0 K: 0 S: 3 H: 0 LOB: 0 BB: 0 P: 3	R: 0 E: 0 K: 2 S: 8 H: 1 LOB: 1 BB: 0 P: 8	1B: 10 2B: 2 3B: 0 HR: 0 SF: 0 SAC: 1 DP: 0 HBP: 0						

TOP

Houston Astros @ Los Angeles Dodgers

Dodger Stadium, Los Angeles, CA

Sat Sep 29 1979, 3:33 AM PDT

Att. 20,647 - Unknown

livebaseballscorecards.com

AB	40
R	3
H	12
RBI	2
BB	2
SO	7
LOB	24

WP: 0 PB: 0 SB: 0 CS: 0 PA: 43

PITCHER		IP	WLS	BF	H	R	ER	SO	BB	IBB	HBP	BLK	WP	HR	S	P	ERA	WHIP
Jerry Reuss, L ERA: 3.54	(1, 1)	8.0	L	39	11	3	1	5	2	0	0	0	0	0	47	55	1.12	1.625
Lerrin LaGrow, R ERA: 5.27	(9, 1)	1.0		4	1	0	0	2	0	0	0	0	0	0	8	8	0.00	1.000

PITCHER	IP	WLS	BF	H	R	ER	SO	BB	IBB	HBP	BLK	WP	HR	S	P	ERA	WHIP

BOTTOM

Houston Astros @ Los Angeles Dodgers

Dodger Stadium, Los Angeles, CA

Sat Sep 29 1979, 3:33 AM PDT

Att. 20,647 - Unknown

livebaseballscorecards.com

Batter	1	2	3	4	5	6	7	8	9	AB	R	H	RBI	BB	SO	LOB
Derrel Thomas, S (1, 6) OBP: 0.331, SLG: 0.352	0-0 E 2B		0-3 ① K		0-0 ③ F7			0-0 ① F7		4	0	1	0	0	1	2
Von Joshua, L (1, 9) OBP: 0.324, SLG: 0.420	0-0 ① F7 2-3		4-0 E BB 1-2			0-0 ① 4-3		0-0 ② F7		3	0	0	0	1	0	2
Steve Garvey, R (1, 3) OBP: 0.351, SLG: 0.498 Vic Davalillo, L (3, PR) OBP: 0.310, SLG: 0.296 (4, 7)	0-0 ② F9		0-0 E6 L3 1-2 2-3			0-0 WP 1B		0-0 ③ 4-3		2 2	0 0	0 1	0 0	0 0	0 0	3 1
Ron Cey, R (1, 5) OBP: 0.389, SLG: 0.499 Mickey Hatcher, R (1, PH) OBP: 0.320, SLG: 0.360 (2, 5)	0-3 ③ K		0-0 ②③ L3 1-2			0-0 ② F9 1-2			0-0 ① 4-3	0 4	0 0	0 0	0 0	0 0	0 1	0 5
Pedro Guerrero, R (1, 7) OBP: 0.250, SLG: 0.379 (4, 3)		0-3 ① K		0-0 ① 6-3		0-3 ③ K			0-0 G4-6-3 1B	4	0	1	0	0	2	1
Gary Thomasson, L (1, 8) OBP: 0.342, SLG: 0.426		0-0 S 1B		0-3 ② K			0-3 ① K		0-0 ②③ G4-6-3 1-2f	4	0	1	0	0	2	1
Ted Martinez, R (1, 4) OBP: 0.304, SLG: 0.343		0-3 ② K 1-2		0-3 ③ K			0-0 ② F9			3	0	0	0	0	2	1
Steve Yeager, R (1, 2) OBP: 0.282, SLG: 0.384		0-3 ③ K			0-3 ① K		0-0 ③ F2			3	0	0	0	0	2	1
Jerry Reuss, L (1, 1) OBP: 0.239, SLG: 0.190 Manny Mota, R (8, PH) OBP: 0.386, SLG: 0.341 Lerrin LaGrow, R (9, 1) OBP: 0.333, SLG: 0.333			4-0 E BB BB		0-3 ② K			0-0 1B		1 1 0	0 0 0	0 1 0	0 0 0	1 0 0	1 0 0	0 0 0
Inning Stats	R: 0 H: 1 E: 1 LOB: 1 K: 1 BB: 0 S: 6 P: 6	R: 0 H: 1 E: 0 LOB: 1 K: 3 BB: 0 S: 10 P: 10	R: 0 H: 0 E: 1 LOB: 3 K: 1 BB: 2 S: 5 P: 13	R: 0 H: 0 E: 0 LOB: 0 K: 2 BB: 0 S: 7 P: 7	R: 0 H: 0 E: 0 LOB: 0 K: 2 BB: 0 S: 7 P: 7	R: 0 H: 1 E: 0 LOB: 1 K: 1 BB: 0 S: 6 P: 6	R: 0 H: 0 E: 0 LOB: 0 K: 1 BB: 0 S: 5 P: 5	R: 0 H: 1 E: 0 LOB: 1 K: 0 BB: 0 S: 4 P: 4	R: 0 H: 1 E: 0 LOB: 0 K: 0 BB: 0 S: 3 P: 3	1B: 4 SF: 0 2B: 2 SAC: 0 3B: 0 DP: 2 HR: 0 HBP: 0						

	AB	31
	R	0
	H	5
	RBI	0
	BB	2
	SO	11
	LOB	17

WP: 1 PA: 33
PB: 0
SB: 1
CS: 0

PITCHER		IP	WLS	BF	H	R	ER	SO	BB	IBB	HBP	BLK	WP	HR	S	P	ERA	WHIP
J.R. Richard, R ERA: 2.71	(1, 1)	7.0	W	26	3	0	0	11	2	0	0	0	1	0	46	54	0.00	0.714
Joe Sambito, L ERA: 1.79	(8, 1)	2.0	S	7	2	0	0	0	0	0	0	0	0	0	7	7	0.00	1.000

PITCHER	IP	WLS	BF	H	R	ER	SO	BB	IBB	HBP	BLK	WP	HR	S	P	ERA	WHIP

Batter	1	2	3	4	5	6	7	8	9	AB	R	H	RBI	BB	SO	LOB
Rafael Landestoy, S (1, 4) OBP: 0.338, SLG: 0.344	F8		6-3			B2-3		SH2-3 1-2		3	0	0	0	0	0	0
Jeffrey Leonard, R (1, 8) OBP: 0.360, SLG: 0.350	F8		K			S 1B 1B		E S SF8 2-H 1B		4	2	2	1	0	1	0
Denny Walling, L (1, 9) OBP: 0.394, SLG: 0.497	2-3			L9		S 1-H 1B		BBBB 4-0 1-3 BB		3	0	1	1	1	0	0
Danny Heep, L (1, 7) OBP: 0.176, SLG: 0.143		WP 1B		K		F8 1-2		SF8 3-H		3	0	1	1	0	1	1
Dave Bergman, L (1, 3) OBP: 0.400, SLG: 0.600		K 1-2		F5		F2		L3		4	0	0	0	0	1	3
Enos Cabell, R (1, 5) OBP: 0.299, SLG: 0.368 Julio Gonzalez, R (2, 5) OBP: 0.280, SLG: 0.298 Terry Puhl, L (7, PH) OBP: 0.352, SLG: 0.377 Art Howe, R (7, 5) OBP: 0.316, SLG: 0.352		K			K		P4		1B	1 1 1 1	0 0 0 0	0 0 0 1	0 0 0 0	0 0 0 0	1 1 0 0	1 0 0 0
Jimmy Sexton, R (1, 6) OBP: 0.320, SLG: 0.209 Alan Knicely, R (8, 2)		BBBB 4-0 BB			5-3 1B		K		P5	2 1	0 0	1 0	0 0	1 0	1 0	0 1
Luis Pujols, R (1, 2) OBP: 0.247, SLG: 0.280 Bobby Sprowl, L (8, 1) Jose Cruz, L (9, PH) OBP: 0.367, SLG: 0.421 Joe Sambito, L (9, 1) OBP: 0.583, SLG: 0.429		4-3			5-3 1-2		K		F7	3 0 1 0	0 0 0 0	0 0 0 0	0 0 0 0	1 0 0 0	3 0 1 0	3 0 1 0
Joe Niekro, R (1, 1) OBP: 0.140, SLG: 0.145 Craig Reynolds, L (8, PH) OBP: 0.292, SLG: 0.333 (8, 6)			F7		6-3			SH2-3 1B 1B	F9	2 2	0 1	0 1	0 0	0 0	0 0	1 1
Inning Stats	R: 0 H: 0 E: 0 LOB: 0 K: 0 BB: 0 S: 3 P: 3	R: 0 H: 1 E: 0 LOB: 2 K: 2 BB: 1 S: 8 P: 12	R: 0 H: 0 E: 0 LOB: 0 K: 1 BB: 0 S: 5 P: 5	R: 0 H: 0 E: 0 LOB: 0 K: 1 BB: 0 S: 5 P: 5	R: 0 H: 1 E: 0 LOB: 1 K: 1 BB: 0 S: 6 P: 6	R: 1 H: 2 E: 0 LOB: 1 K: 0 BB: 0 S: 5 P: 5	R: 0 H: 0 E: 0 LOB: 0 K: 2 BB: 0 S: 7 P: 7	R: 2 H: 2 E: 0 LOB: 1 K: 0 BB: 1 S: 5 P: 9	R: 0 H: 1 E: 0 LOB: 1 K: 0 BB: 0 S: 4 P: 4	1B: 7 SF: 1 2B: 0 SAC: 1 3B: 0 DP: 0 HR: 0 HBP: 0						

PITCHER		IP	WLS	BF	H	R	ER	SO	BB	IBB	HBP	BLK	WP	HR	S	P	ERA	WHIP
Rick Sutcliffe, R ERA: 3.46	(1, 1)	9.0	L	36	7	3	2	7	2	0	0	0	1	0	48	56	2.00	1.000

PITCHER	IP	WLS	BF	H	R	ER	SO	BB	IBB	HBP	BLK	WP	HR	S	P	ERA	WHIP

TOP

Houston Astros @ Los Angeles Dodgers

Dodger Stadium, Los Angeles, CA

Sun Sep 30 1979, 3:33 AM PDT

Att. 46,741 - Cloudy - 78 F

livebaseballscorecards.com

AB	32
R	3
H	7
RBI	3
BB	2
SO	7
LOB	12

WP: 1 PA: 36
PB: 0
SB: 3
CS: 0

Batter	1	2	3	4	5	6	7	8	9	AB	R	H	RBI	BB	SO	LOB
Derrel Thomas, S (1, 6) OBP: 0.330, SLG: 0.350	S 1B 1B	FC4-6 1-2f		K			K		FC5 2-3f	5	1	1	0	0	2	5
Von Joshua, L (1, 9) OBP: 0.315, SLG: 0.408 (9, 8)	F7 1-2		P6		F8			F8		4	0	0	0	0	0	1
Steve Garvey, R (1, 3) OBP: 0.351, SLG: 0.497	K		1B		F7			K		3	0	1	0	0	1	1
Vic Davalillo, L (6, 7) OBP: 0.310, SLG: 0.296										0	0	0	0	0	0	0
Joe Ferguson, R (8, PH) OBP: 0.380, SLG: 0.466 (9, 9)										1	0	0	0	0	1	0
Ron Cey, R (1, 5) OBP: 0.389, SLG: 0.499	2-H 1B		L9		6-3			1B		0	0	0	0	0	0	0
Mickey Hatcher, R (1, PH) OBP: 0.327, SLG: 0.366 (2, 5)										4	0	2	1	0	0	1
Gary Thomasson, L (1, 8) OBP: 0.339, SLG: 0.422	P4		F7			F7		K		3	0	0	0	0	0	2
Dusty Baker Jr., R (8, PH) OBP: 0.340, SLG: 0.455 (9, 7)										1	0	0	0	0	1	1
Pedro Guerrero, R (1, 7) OBP: 0.250, SLG: 0.371 (6, 3)		6-3 1B 1B		F7		L8			F3	4	1	1	0	0	0	0
Ted Martinez, R (1, 4) OBP: 0.293, SLG: 0.330		6-3 1-2		F8		F9			1-3	4	0	0	0	0	0	1
Johnny Oates, L (1, 2) OBP: 0.200, SLG: 0.174		P6		1B 1B			F5		FC5 1B 1B	3	0	1	0	0	0	1
Manny Mota, R (9, PH) OBP: 0.400, SLG: 0.357										1	0	1	0	0	0	0
Rick Sutcliffe, L (1, 1) OBP: 0.253, SLG: 0.318		FC4-6 2-H 1B		1-2 1B			K		1-2 1B	3	0	2	1	0	1	0
Bill Russell, R (9, PH) OBP: 0.297, SLG: 0.359										1	0	1	0	0	0	0
Inning Stats	R: 1 E: 0 K: 1 S: 7 H: 2 LOB: 1 BB: 0 P: 7	R: 1 E: 0 K: 0 S: 5 H: 2 LOB: 1 BB: 0 P: 5	R: 0 E: 0 K: 0 S: 4 H: 1 LOB: 1 BB: 0 P: 4	R: 0 E: 0 K: 1 S: 7 H: 2 LOB: 2 BB: 0 P: 7	R: 0 E: 0 K: 0 S: 3 H: 1 LOB: 0 BB: 0 P: 3	R: 0 E: 0 K: 0 S: 3 H: 0 LOB: 0 BB: 0 P: 3	R: 0 E: 0 K: 2 S: 7 H: 0 LOB: 0 BB: 0 P: 7	R: 0 E: 0 K: 2 S: 8 H: 1 LOB: 1 BB: 0 P: 8	R: 0 E: 0 K: 0 S: 5 H: 2 LOB: 2 BB: 0 P: 5	1B: 10 2B: 0 3B: 0 HR: 0	SF: 0 SAC: 0 DP: 0 HBP: 0					

PITCHER	IP	WLS	BF	H	R	ER	SO	BB	IBB	HBP	BLK	WP	HR	S	P	ERA	WHIP
Joe Niekro, R (1, 1) ERA: 3.0	7.0	W	28	7	2	2	4	0	0	0	0	0	0	36	36	2.57	1.000
Bobby Sprowl, L (8, 1) ERA:	1.0		4	1	0	0	2	0	0	0	0	0	0	8	8	0.00	1.000
Joe Sambito, L (9, 1) ERA: 1.77	1.0	S	5	2	0	0	0	0	0	0	0	0	0	5	5	0.00	2.000

PITCHER	IP	WLS	BF	H	R	ER	SO	BB	IBB	HBP	BLK	WP	HR	S	P	ERA	WHIP

BOTTOM

Houston Astros @ Los Angeles Dodgers

Dodger Stadium, Los Angeles, CA

Sun Sep 30 1979, 3:33 AM PDT

Att. 46,741 - Cloudy - 78 F

livebaseballscorecards.com

AB	37
R	2
H	10
RBI	2
BB	0
SO	6
LOB	13

1B: 10 2B: 0 3B: 0 HR: 0 SF: 0 SAC: 0 DP: 0 HBP: 0

WP: 0 PB: 0 SB: 1 CS: 0 PA: 37