Houston Astros - 1980

Batter	1	2	3	4	5	6	7	8	9	AB	R	H	RBI	BB	SO	LOB
Davey Lopes, R (1, 4)	K			K			4-3		F7	4	0	0	0	0	2	0
Rudy Law, L (1, 8) OBP: 0.250, SLG: 0.250	4-3			5-3			2B E 1B		6-3	4	1	1	0	0	0	0
Reggie Smith, S (1, 9) OBP: 0.250, SLG: 0.500	K			4-1			1-3 E SF8 2B		5-3	4	1	1	0	0	1	0
Steve Garvey, R (1, 3)		K			K		E5 S 2-3 3-H			3	0	0	1	0	2	1
Dusty Baker Jr., R (1, 7)		K			F8		SF8 1-2 3-H			2	0	0	1	0	1	0
Ron Cey, R (1, 5)		K			K		K			3	0	0	0	0	3	1
Derrel Thomas, S (1, 6)			6-3			K		F7		3	0	0	0	0	1	0
Steve Yeager, R (1, 2)			K			6-3		K		2	0	0	0	0	1	0
Jay Johnstone, L (8, PH)										1	0	0	0	0	1	0
Joe Ferguson, R (8, 2)										0	0	0	0	0	0	0
Burt Hooton, R (1, 1)			K			6-3		4-3		0	0	0	0	0	0	0
Rick Monday, L (3, PH)										1	0	0	0	0	1	0
Jerry Reuss, L (3, 1)										1	0	0	0	0	0	0
Gary Thomasson, L (8, PH)										1	0	0	0	0	0	0
Bobby Castillo, R (8, 1)										0	0	0	0	0	0	0
Inning Stats	R: 0 E: 0 K: 2 S: 7 H: 0 LOB: 0 BB: 0 P: 7	R: 0 E: 0 K: 3 S: 9 H: 0 LOB: 0 BB: 0 P: 9	R: 0 E: 0 K: 2 S: 7 H: 0 LOB: 0 BB: 0 P: 7	R: 0 E: 0 K: 1 S: 5 H: 0 LOB: 0 BB: 0 P: 5	R: 0 E: 0 K: 2 S: 7 H: 0 LOB: 0 BB: 0 P: 7	R: 0 E: 0 K: 1 S: 5 H: 0 LOB: 0 BB: 0 P: 5	R: 2 E: 1 K: 1 S: 8 H: 2 LOB: 1 BB: 0 P: 8	R: 0 E: 0 K: 1 S: 5 H: 0 LOB: 0 BB: 0 P: 5	R: 0 E: 0 K: 0 S: 3 H: 0 LOB: 0 BB: 0 P: 3	1B: 1 2B: 1 3B: 0 HR: 0 SF: 1 SAC: 0 DP: 0 HBP: 0						

TOP

Los Angeles Dodgers @ Houston Astros

Astrodome, Houston, TX

Thu Apr 10 1980, 7:05 PM EST

Att. 33,270 - Unknown

livebaseballscorecards.com

AB	29
R	2
H	2
RBI	2
BB	0
SO	13
LOB	2

WP: 0 PB: 0 SB: 1 CS: 0 PA: 30

PITCHER		IP	WLS	BF	H	R	ER	SO	BB	IBB	HBP	BLK	WP	HR	S	P	ERA	WHIP
J.R. Richard, R ERA: 1.13	(1, 1)	8.0	W	27	2	2	1	13	0	0	0	0	0	0	53	53	1.12	0.250
Joe Sambito, L ERA:	(9, 1)	1.0	S	3	0	0	0	0	0	0	0	0	0	0	3	3	0.00	0.000

PITCHER		IP	WLS	BF	H	R	ER	SO	BB	IBB	HBP	BLK	WP	HR	S	P	ERA	WHIP

Batter	1	2	3	4	5	6	7	8	9	AB	R	H	RBI	BB	SO	LOB
Terry Puhl, L (1, 9) OBP: 0.250, SLG: 1.000	HR		4-3		P6			K		4	1	1	1	0	1	1
Craig Reynolds, L (1, 6)	E6 G5-4-3		6-3		3-1			L3-6 1-2		4	0	0	0	0	0	1
Cesar Cedeno, R (1, 8)	G5-4-3 1-2f		BBB 1B BB			5-3				2	0	0	0	1	0	1
Joe Morgan, L (1, 4) OBP: 0.333, SLG: 0.333	4-3		1-2 1B			1-3				3	0	1	0	0	0	0
Jose Cruz, L (1, 7) OBP: 0.333, SLG: 1.333		HR	1-3			4-3				3	1	1	1	0	0	2
Enos Cabell, R (1, 5)		G3		1-3			5-3			3	0	0	0	0	0	0
Art Howe, R (1, 3) OBP: 0.333, SLG: 1.000		1B 3B		F8			F7			3	1	1	0	0	0	0
Alan Ashby, S (1, 2) OBP: 0.333, SLG: 0.333		K2-3 3-H 1B		K			1-3			3	0	1	1	0	1	0
J.R. Richard, R (1, 1) OBP: 0.333, SLG: 0.333 Joe Sambito, L (9, 1)		K2-3 1-2			K				L3-6 1B	3 0	0 0	1 0	0 0	0 0	2 0	1 0
Inning Stats	R: 1 E: 1 K: 0 S: 4 H: 1 LOB: 0 BB: 0 P: 4	R: 2 E: 0 K: 1 S: 7 H: 3 LOB: 0 BB: 0 P: 7	R: 0 E: 0 K: 0 S: 4 H: 1 LOB: 2 BB: 1 P: 8	R: 0 E: 0 K: 1 S: 5 H: 0 LOB: 0 BB: 0 P: 5	R: 0 E: 0 K: 1 S: 5 H: 0 LOB: 0 BB: 0 P: 5	R: 0 E: 0 K: 0 S: 3 H: 0 LOB: 0 BB: 0 P: 3	R: 0 E: 0 K: 0 S: 3 H: 0 LOB: 0 BB: 0 P: 3	R: 0 E: 0 K: 1 S: 5 H: 1 LOB: 0 BB: 0 P: 5		1B: 3 2B: 1 3B: 1 HR: 2 SF: 0 SAC: 0 DP: 2 HBP: 0						

PITCHER		IP	WLS	BF	H	R	ER	SO	BB	IBB	HBP	BLK	WP	HR	S	P	ERA	WHIP
Burt Hooton, R ERA: 13.5	(1, 1)	2.0	L	9	4	3	3	1	0	0	0	0	0	2	11	11	13.50	2.000
Jerry Reuss, L ERA:	(3, 1)	5.0		17	1	0	0	2	1	0	0	0	0	0	20	24	0.00	0.400
Bobby Castillo, R ERA:	(8, 1)	1.0		3	1	0	0	1	0	0	0	0	0	0	5	5	0.00	1.000

PITCHER	IP	WLS	BF	H	R	ER	SO	BB	IBB	HBP	BLK	WP	HR	S	P	ERA	WHIP

BOTTOM

Los Angeles Dodgers @ Houston Astros

Astrodome, Houston, TX

Thu Apr 10 1980, 7:05 PM EST

Att. 33,270 - Unknown

livebaseballscorecards.com

AB	28
R	3
H	6
RBI	3
BB	1
SO	4
LOB	6

WP: 0 PA: 29
PB: 0
SB: 0
CS: 0

Los Angeles Dodgers @ Houston Astros

Astrodome, Houston, TX

Fri Apr 11 1980, 7:05 PM EST

Att. 30,701 - Unknown

TOP

livebaseballscorecards.com

Batter	1	2	3	4	5	6	7	8	9	AB	R	H	RBI	BB	SO	LOB
Davey Lopes, R (1, 4)	BBBB 4-0 E 1B BB		SSS 0-3 ① K	BBBB 4-0 1B 1-2 2-3 3-H BB		SSS 0-3 ① K		BBBB 4-0 1B 1-2 BB		2	1	0	1	3	2	0
Rudy Law, L (1, 8) OBP: 0.222, SLG: 0.222	X 0-0 E3 1B 1-3 SF7		X 0-0 ② F8	X 0-0 ② F7		X 0-0 ② L4		X 0-0 1-2 2-3 1B		5	1	1	0	0	0	4
Reggie Smith, S (1, 9) OBP: 0.556, SLG: 0.667	X 0-0 1-3 1-3 3-H 1B		X 0-0 1B	X 0-0 1-3 2-H 3-H 1B		X 0-0 CS 1B		X 0-0 ② F2		5	0	4	3	0	0	3
Steve Garvey, R (1, 3)	X 0-0 ① 1-3 1-2		X 0-0 ③ 4-3	X 0-0 ③ P4		0-0 ③ CS 1-2	X 0-0 ① 1-3	X 0-0 ③ 6-3		5	0	0	0	0	0	8
Dusty Baker Jr., R (1, 7) OBP: 0.375, SLG: 0.400	X 0-0 ② SF7 3-H			X 0-0 ① 1B E 1B	X 0-0 ① F2		X 0-0 FC5-4 1B		BBBB 4-0 G4-3 BB	3	1	2	1	1	0	0
Ron Cey, R (1, 5)	SSS 0-3 ③ K			X 0-0 ① P4	X 0-0 ② 2-3		X 0-0 ② F7		SSS 0-3 ① K	5	0	0	0	0	2	4
Derrel Thomas, S (1, 6) OBP: 0.125, SLG: 0.250		SSS 0-3 ① K		X 0-0 E5 E 1B 1-2 BB	X 0-0 2B		X 0-0 ③ FC5-4 1-2f		X 0-0 ②③ G4-3 1-2f	5	1	1	0	0	1	3
Steve Yeager, R (1, 2) OBP: 0.333, SLG: 0.200		SSS 0-3 ② K		X 0-0 BB E 1B 1-2 2-3 1B	BBBB 4-0 BB			SSS 0-3 ① K		3	1	1	0	1	2	0
Rick Sutcliffe, L (1, 1)		X 0-0 ③ F8		X 0-0 E6 BB 1B 1-2 2-3 3-H	X 0-0 L6			BBBB 4-0 1B BB BB		3	1	0	1	0	0	4
Don Stanhouse, R (7, 1)										0	0	0	0	1	0	0
Steve Howe, L (8, 1)										0	0	0	0	0	0	0

Inning Stats																															
	R: 2	E: 1	K: 1	S: 7	H: 1	LOB: 1	BB: 1	P: 11	R: 0	E: 0	K: 2	S: 7	H: 0	LOB: 0	BB: 0	P: 7	R: 0	E: 0	K: 1	S: 6	H: 1	LOB: 1	BB: 0	P: 6	R: 4	E: 2	K: 0	S: 8	H: 3	LOB: 2	BB: 1	P: 12
	R: 0	E: 0	K: 0	S: 4	H: 1	LOB: 2	BB: 1	P: 8	R: 0	E: 0	K: 1	S: 5	H: 1	LOB: 0	BB: 0	P: 5	R: 0	E: 0	K: 0	S: 4	H: 1	LOB: 1	BB: 0	P: 4	R: 0	E: 0	K: 1	S: 6	H: 1	LOB: 3	BB: 2	P: 14
	R: 0	E: 0	K: 1	S: 4	H: 0	LOB: 0	BB: 1	P: 8	1B: 8	2B: 1	3B: 0	HR: 0	SF: 1	SAC: 0	DP: 1	HBP: 0	WP: 0	PB: 0	SB: 0	CS: 1	PA: 44											

PITCHER		IP	WLS	BF	H	R	ER	SO	BB	IBB	HBP	BLK	WP	HR	S	P	ERA	WHIP
Joe Niekro, R ERA: 1.8	(1, 1)	5.0		27	6	6	1	4	3	0	0	0	0	0	32	44	1.80	1.800
Joaquin Andujar, R ERA:	(6, 1)	2.0		7	2	0	0	1	0	0	0	0	0	0	9	9	0.00	1.000
Dave Smith, R ERA:	(8, 1)	1.0	W	6	1	0	0	1	2	0	0	0	0	0	6	14	0.00	3.000
Frank LaCorte, R ERA:	(9, 1)	1.0		3	0	0	0	1	1	0	0	0	0	0	4	8	0.00	1.000

PITCHER	IP	WLS	BF	H	R	ER	SO	BB	IBB	HBP	BLK	WP	HR	S	P	ERA	WHIP

AB	36
R	6
H	9
RBI	6
BB	6
SO	7
LOB	26

BOTTOM

Los Angeles Dodgers @ Houston Astros

Astrodome, Houston, TX

Fri Apr 11 1980, 7:05 PM EST

Att. 30,701 - Unknown

livebaseballscorecards.com

Batter	1	2	3	4	5	6	7	8	9	AB	R	H	RBI	BB	SO	LOB
Terry Puhl, L (1, 9) OBP: 0.111, SLG: 0.444	P4	K			F9		F8	4-3 1-2		5	0	0	0	0	1	3
Craig Reynolds, L (1, 6) OBP: 0.250, SLG: 0.625	F7		G6-4-3 1B			P3		HR		4	1	2	1	0	0	0
Cesar Cedeno, R (1, 8) OBP: 0.429, SLG: 0.200	CS BB		G6-4-3 1-2f			K		1B S 2B 1B		3	1	1	0	1	1	1
Joe Morgan, L (1, 4) OBP: 0.286, SLG: 0.286	CS 1-2	1B 1B 1B	4-3			G3		P5 1-2		4	1	1	0	0	0	1
Jose Cruz, L (1, 7) OBP: 0.714, SLG: 1.200		1B S E 1-3 1B		G6-4-3 BB			1B 2B 1B	1B 2B IBB		2	3	2	0	2	0	0
Enos Cabell, R (1, 5) OBP: 0.429, SLG: 0.429 Frank LaCorte, R (9, 1)	E 1-3 3-H 1B		G6-4-3 1-2f				1-2 2B 1B	2B E 1-2 2-3 1B		4 0	3 0	3 0	1 0	0 0	0 0	1 0
Dave Bergman, L (1, 3) Dave Smith, R (8, 1) Denny Walling, L (8, PH) (9, 3)	P5		P5				F8	L6		3 0 1	0 0 0	0 0 0	0 0 0	0 0 0	0 0 0	4 0 3
Alan Ashby, S (1, 2) OBP: 0.333, SLG: 0.500 Julio Gonzalez, R (7, PR) Luis Pujols, R (8, 2) OBP: 1.000, SLG: 2.000	1-3				K		1-H 2-H 2B	E6 1-H 2-H 3-H 1B 2B		3 0 1	0 0 1	1 0 1	2 0 2	0 0 0	1 0 0	2 0 0
Joe Niekro, R (1, 1) OBP: 1.000, SLG: 1.000 Jeffrey Leonard, R (5, PH) Joaquin Andujar, S (6, 1) Art Howe, R (7, PH) OBP: 0.400, SLG: 0.800 (8, 3) (9, 5)	E2 2-H 3-H 1B				6-3		4-3	S 3-H 1B		1 1 0 2	0 0 0 0	1 0 0 1	2 0 0 1	0 0 0 0	0 0 0 1	0 0 0 1
Inning Stats	R: 0 E: 0 K: 0 S: 2 H: 0 LOB: 0 BB: 1 P: 6	R: 3 E: 1 K: 1 S: 9 H: 4 LOB: 1 BB: 0 P: 9	R: 0 E: 0 K: 0 S: 3 H: 1 LOB: 0 BB: 0 P: 3	R: 0 E: 0 K: 0 S: 2 H: 0 LOB: 0 BB: 1 P: 6	R: 0 E: 0 K: 1 S: 5 H: 0 LOB: 0 BB: 0 P: 5	R: 0 E: 0 K: 1 S: 5 H: 0 LOB: 0 BB: 0 P: 5	R: 2 E: 0 K: 0 S: 6 H: 3 LOB: 1 BB: 0 P: 6	R: 5 E: 1 K: 0 S: 8 H: 5 LOB: 1 BB: 1 P: 12		1B: 10 2B: 2 3B: 0 HR: 1 SF: 0 SAC: 0 DP: 2 HBP: 0						

AB	34
R	10
H	13
RBI	9
BB	3
SO	3
LOB	16

WP: 0 PB: 0 SB: 3 CS: 1 PA: 38

PITCHER		IP	WLS	BF	H	R	ER	SO	BB	IBB	HBP	BLK	WP	HR	S	P	ERA	WHIP
Rick Sutcliffe, R ERA: 7.11	(1, 1)	6.1		26	8	5	5	3	2	0	0	0	0	0	30	38	7.11	1.579
Don Stanhouse, R ERA: 36.0	(7, 1)	1.0	L	7	3	4	4	0	0	1	0	0	0	1	6	10	36.00	3.000
Steve Howe, L ERA: 13.5	(8, 1)	0.2		4	2	1	1	0	0	0	0	0	0	0	4	4	13.50	3.000

PITCHER		IP	WLS	BF	H	R	ER	SO	BB	IBB	HBP	BLK	WP	HR	S	P	ERA	WHIP

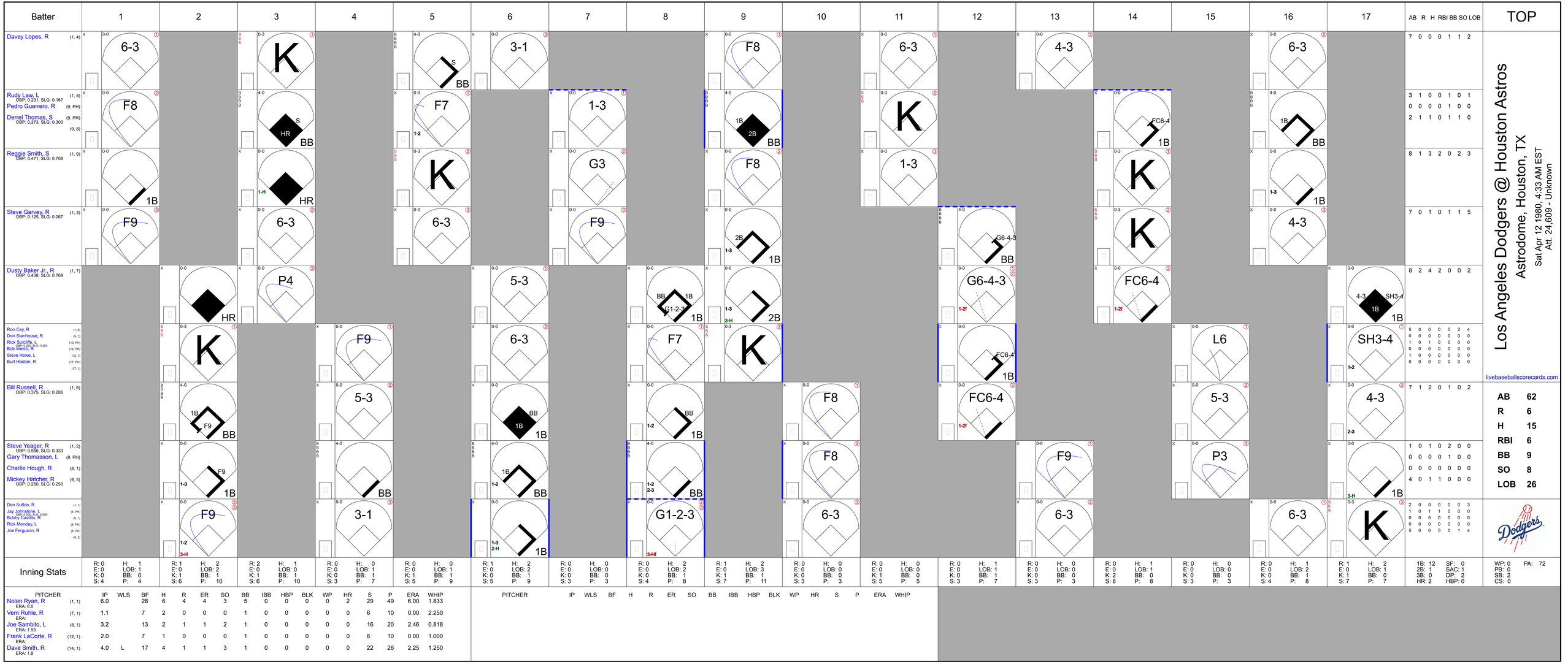
Batter
1
2
3
4
5
6
7
8
9
10
11
12
13
14
15
16
17
AB R H RBI BB SO LOB
TOP
Davey Lopes, R (1, 4)
7 0 0 0 1 1 2
Rudy Law, L (1, 8)
OBP: 0.231, SLG: 0.167
Pedro Guerrero, R (9, PH)
Derrel Thomas, S (9, PR)
OBP: 0.273, SLG: 0.300
(9, 8)
3 1 0 0 1 0 1
0 0 0 0 1 0 0
2 1 1 0 1 1 0
Reggie Smith, S (1, 9)
OBP: 0.471, SLG: 0.706
8 1 3 2 0 2 3
Steve Garvey, R (1, 3)
OBP: 0.125, SLG: 0.067
7 0 1 0 1 1 5
Dusty Baker Jr., R (1, 7)
OBP: 0.438, SLG: 0.769
8 2 4 2 0 0 2
Ron Cey, R (1, 5)
Don Stanhouse, R (9, 1)
Rick Sutcliffe, L (12, PH)
OBP: 0.200, SLG: 0.250
Bob Welch, R (12, PR)
Steve Howe, L (12, 1)
Burt Hooton, R (17, PH)
(17, 1)
5 0 0 0 0 2 4
0 0 0 0 0 0 0
1 0 1 0 0 0 0
0 0 0 0 0 0 0
1 0 0 0 0 0 0
0 0 0 0 0 0 0
Bill Russell, R (1, 6)
OBP: 0.375, SLG: 0.286
7 1 2 0 1 0 2
Steve Yeager, R (1, 2)
OBP: 0.556, SLG: 0.333
Gary Thomasson, L (8, PH)
Charlie Hough, R (8, 1)
Mickey Hatcher, R (9, 5)
OBP: 0.250, SLG: 0.250
1 0 1 0 2 0 0
0 0 0 0 1 0 0
0 0 0 0 0 0 0
4 0 1 1 0 0 0
Don Sutton, R (1, 1)
Jay Johnstone, L (6, PH)
OBP: 0.000, SLG: 0.500
Bobby Castillo, R (8, 1)
Rick Monday, L (8, PH)
Joe Ferguson, R (8, PH)
(8, 2)
2 0 0 0 0 0 3
1 0 0 1 0 0 0
0 0 0 0 0 0 0
0 0 0 0 0 0 0
5 0 0 0 0 0 1 4
Los Angeles Dodgers @ Houston Astros
Astrodome, Houston, TX
Sat Apr 12 1980, 4:33 AM EST
Att. 24,609 - Unknown
livebaseballscorecards.com
AB 62
R 6
H 15
RBI 6
BB 9
SO 8
LOB 26
Inning Stats
R: 0 H: 1 E: 0 LOB: 1 K: 0 BB: 0 S: 4 P: 4
R: 1 H: 2 E: 0 LOB: 2 K: 1 BB: 1 S: 6 P: 10
R: 2 H: 1 E: 0 LOB: 0 K: 1 BB: 1 S: 6 P: 10
R: 0 H: 0 E: 0 LOB: 0 K: 0 BB: 1 S: 3 P: 7
R: 0 H: 0 E: 0 LOB: 1 K: 1 BB: 1 S: 5 P: 9
R: 1 H: 2 E: 0 LOB: 2 K: 0 BB: 1 S: 5 P: 9
R: 0 H: 0 E: 0 LOB: 0 K: 0 BB: 0 S: 3 P: 3
R: 0 H: 2 E: 0 LOB: 2 K: 0 BB: 1 S: 4 P: 8
R: 1 H: 2 E: 0 LOB: 3 K: 1 BB: 1 S: 7 P: 11
R: 0 H: 0 E: 0 LOB: 0 K: 0 BB: 0 S: 3 P: 3
R: 0 H: 0 E: 0 LOB: 0 K: 1 BB: 0 S: 5 P: 5
R: 0 H: 1 E: 0 LOB: 1 K: 0 BB: 1 S: 3 P: 7
R: 0 H: 0 E: 0 LOB: 0 K: 0 BB: 0 S: 3 P: 3
R: 0 H: 1 E: 0 LOB: 1 K: 2 BB: 0 S: 8 P: 8
R: 0 H: 0 E: 0 LOB: 0 K: 0 BB: 0 S: 3 P: 3
R: 0 H: 1 E: 0 LOB: 2 K: 0 BB: 1 S: 4 P: 8
R: 1 H: 2 E: 0 LOB: 1 K: 1 BB: 0 S: 7 P: 7
1B: 12 SF: 0
2B: 1 SAC: 1
3B: 0 DP: 2
HR: 2 HBP: 0
WP: 0 PA: 72
PB: 0
SB: 2
CS: 0
PITCHER IP WLS BF H R ER SO BB IBB HBP BLK WP HR S P ERA WHIP
Nolan Ryan, R (1, 1) ERA: 6.0 6.0 28 6 4 4 3 5 0 0 0 0 2 29 49 6.00 1.833
Vern Ruhle, R (7, 1) ERA: 1.1 7 2 0 0 0 1 0 0 0 0 0 6 10 0.00 2.250
Joe Sambito, L (8, 1) ERA: 1.93 3.2 13 2 1 1 2 1 0 0 0 0 0 16 20 2.46 0.818
Frank LaCorte, R (12, 1) ERA: 2.0 7 1 0 0 0 1 0 0 0 0 0 0 6 10 0.00 1.000
Dave Smith, R (14, 1) ERA: 1.8 4.0 L 17 4 1 1 3 1 0 0 0 0 0 22 26 2.25 1.250
PITCHER IP WLS BF H R ER SO BB IBB HBP BLK WP HR S P ERA WHIP

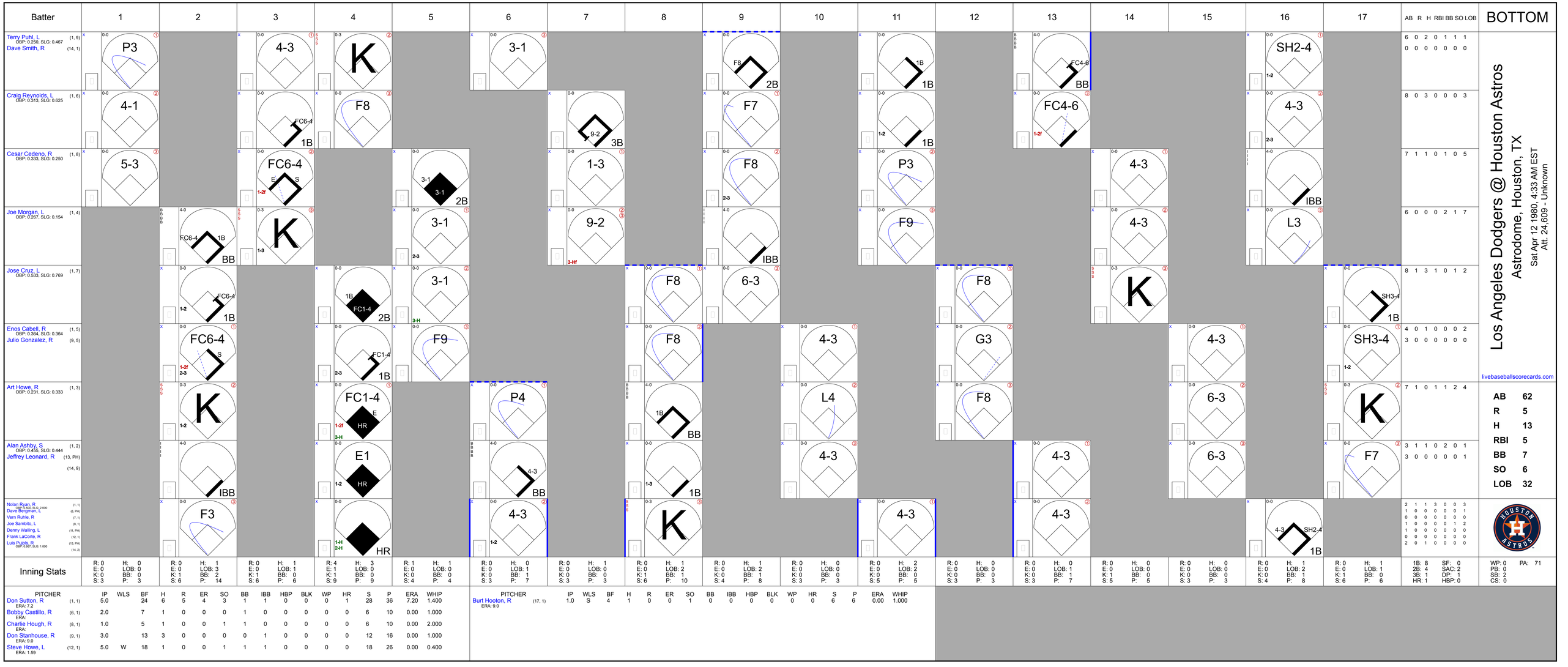
Batter
1
2
3
4
5
6
7
8
9
10
11
12
13
14
15
16
17
AB R H RBI BB SO LOB
BOTTOM
Terry Puhl, L (1, 9)
OBP: 0.250, SLG: 0.467
Dave Smith, R (14, 1)
P3
4-3
K
3-1
F8
2B
1B
SH2-4
6 0 2 0 1 1 1
0 0 0 0 0 0 0
Craig Reynolds, L (1, 6)
OBP: 0.313, SLG: 0.625
4-1
FC6-4
1B
F8
9-2
3B
F7
1B
FC4-6
BB
FC4-6
4-3
8 0 3 0 0 0 3
Cesar Cedeno, R (1, 8)
OBP: 0.333, SLG: 0.250
5-3
FC6-4
E
S
3-1
2B
1-3
F8
P3
4-3
IBB
7 1 1 0 1 0 5
Joe Morgan, L (1, 4)
OBP: 0.267, SLG: 0.154
FC6-4
1B
BB
K
3-1
9-2
IBB
F9
4-3
L3
6 0 0 0 2 1 7
Jose Cruz, L (1, 7)
OBP: 0.533, SLG: 0.769
FC6-4
1B
1B
FC1-4
2B
3-1
F8
6-3
F8
K
SH3-4
1B
8 1 3 1 0 1 2
Enos Cabell, R (1, 5)
OBP: 0.364, SLG: 0.364
Julio Gonzalez, R (9, 5)
FC6-4
S
FC1-4
1B
F9
F8
4-3
G3
4-3
SH3-4
4 0 1 0 0 0 2
3 0 0 0 0 0 0
Art Howe, R (1, 3)
OBP: 0.231, SLG: 0.333
K
FC1-4
E
HR
P4
1B
BB
L4
F8
6-3
K
7 1 0 1 1 2 4
Alan Ashby, S (1, 2)
OBP: 0.455, SLG: 0.444
Jeffrey Leonard, R (13, PH)
(14, 9)
IBB
E1
HR
4-3
BB
4-3
1B
4-3
6-3
F7
3 1 1 0 2 0 1
3 0 0 0 0 0 1
Nolan Ryan, R (1, 1)
OBP: 0.000, SLG: 2.000
Dave Bergman, L (6, PH)
Vern Ruhle, R (7, 1)
Joe Sambito, L (8, 1)
Denny Walling, L (11, PH)
Frank LaCorte, R (12, 1)
Luis Pujols, R (13, PH)
OBP: 0.667, SLG: 1.000
(14, 2)
F3
HR
4-3
1-2
K
4-3
4-3
4-3
SH2-4
1B
2 1 1 3 0 0 3
1 1 0 0 0 0 1
0 0 0 0 0 0 0
1 0 0 0 0 1 2
1 0 0 0 0 0 0
0 0 1 0 0 0 0
2 0 1 0 0 0 0
Los Angeles Dodgers @ Houston Astros
Astrodome, Houston, TX
Sat Apr 12 1980, 4:33 AM EST
Att. 24,609 - Unknown
livebaseballscorecards.com
AB 62
R 5
H 13
RBI 5
BB 7
SO 6
LOB 32
Inning Stats
R: 0 E: 0 K: 0 S: 3
H: 0 LOB: 0 BB: 0 P: 3
R: 0 E: 0 K: 1 S: 6
H: 1 LOB: 3 BB: 2 P: 14
R: 0 E: 0 K: 1 S: 6
H: 1 LOB: 1 BB: 0 P: 6
R: 4 E: 1 K: 1 S: 9
H: 3 LOB: 0 BB: 0 P: 9
R: 1 E: 0 K: 0 S: 4
H: 1 LOB: 0 BB: 0 P: 4
R: 0 E: 0 K: 0 S: 3
H: 0 LOB: 1 BB: 1 P: 7
R: 0 E: 0 K: 0 S: 3
H: 1 LOB: 0 BB: 0 P: 3
R: 0 E: 0 K: 1 S: 6
H: 1 LOB: 2 BB: 1 P: 10
R: 0 E: 0 K: 0 S: 4
H: 1 LOB: 2 BB: 1 P: 8
R: 0 E: 0 K: 0 S: 3
H: 0 LOB: 0 BB: 0 P: 3
R: 0 E: 0 K: 0 S: 5
H: 2 LOB: 2 BB: 0 P: 5
R: 0 E: 0 K: 0 S: 3
H: 0 LOB: 0 BB: 0 P: 3
R: 0 E: 0 K: 0 S: 3
H: 0 LOB: 1 BB: 1 P: 7
R: 0 E: 0 K: 1 S: 5
H: 0 LOB: 0 BB: 0 P: 5
R: 0 E: 0 K: 0 S: 3
H: 0 LOB: 0 BB: 0 P: 3
R: 0 E: 0 K: 0 S: 4
H: 1 LOB: 2 BB: 1 P: 8
R: 0 E: 0 K: 1 S: 6
H: 1 LOB: 1 BB: 0 P: 6
1B: 8 2B: 4 3B: 1 HR: 1
SF: 0 SAC: 2 DP: 1 HBP: 0
WP: 0 PB: 0 SB: 2 CS: 0
PA: 71
PITCHER
IP WLS BF H R ER SO BB IBB HBP BLK WP HR H S P ERA WHIP
Don Sutton, R (1, 1) ERA: 7.2
5.0 W 18 1 0 0 1 1 1 0 0 0 0 18 26 0.00 0.400
Bobby Castillo, R (6, 1) ERA:
2.0 7 1 0 0 0 1 0 0 0 0 0 6 10 0.00 1.000
Charlie Hough, R (8, 1) ERA:
1.0 5 1 0 0 0 1 1 0 0 0 0 6 10 0.00 2.000
Don Stanhouse, R (9, 1) ERA: 9.0
3.0 13 3 0 0 0 0 1 0 0 0 0 12 16 0.00 1.000
Steve Howe, L (12, 1) ERA: 1.59
5.0 W 18 1 0 0 1 1 1 0 0 0 0 18 26 0.00 0.400
PITCHER
IP WLS BF H R ER SO BB IBB HBP BLK WP HR S P ERA WHIP
Burt Hooton, R (17, 1) ERA: 9.0
1.0 S 4 1 0 0 0 0 0 0 0 0 0 0 6 6 0.00 1.000

Batter	1	2	3	4	5	6	7	8	9	AB	R	H	RBI	BB	SO	LOB
Davey Lopes, R (1, 4) OBP: 0.333, SLG: 0.176	F8 1B		P3			1B		BB 1B 1B		4	1	3	0	0	0	0
Rudy Law, L (1, 8) OBP: 0.176, SLG: 0.125	F8 1-2		F9			K		F2		4	0	0	0	0	1	3
Reggie Smith, S (1, 9) OBP: 0.524, SLG: 0.737	2B			BB G1-4-3		F8		1B 1-2 BB		2	0	1	0	2	0	1
Steve Garvey, R (1, 3) OBP: 0.150, SLG: 0.105	F8			G1-4-3 1-2f			L6	1B 1-2 2-H		4	0	1	1	0	0	2
Dusty Baker Jr., R (1, 7) OBP: 0.400, SLG: 0.706		K		F8			1B 2B	5-3		4	1	1	0	0	1	2
Ron Cey, R (1, 5) OBP: 0.059, SLG: 0.059		F7			L5		1-6-3 2-H 1B		F7	4	0	1	1	0	0	0
Bill Russell, R (1, 6) OBP: 0.333, SLG: 0.200		HBP			P6		1-6-3 1-2		5-3	3	0	0	0	0	0	1
Joe Ferguson, R (1, 2) Derrel Thomas, S (9, PR) OBP: 0.273, SLG: 0.300		K			F8		5-3		BB	3 0	0 0	0 0	0 0	1 0	1 0	2 0
Dave Goltz, R (1, 1) Gary Thomasson, L (8, PH) Charlie Hough, R (8, 1) Jay Johnstone, L (9, PH) OBP: 0.333, SLG: 0.333			K			1-3		F5	1-3	2 1 0 1	0 0 0 0	0 0 0 0	0 0 0 0	1 0 0 0	0 0 0 0	0 0 0 1
Inning Stats	R: 0 E: 0 K: 0 S: 4 H: 2 LOB: 1 BB: 0 P: 4	R: 0 E: 0 K: 2 S: 7 H: 0 LOB: 1 BB: 0 P: 8	R: 0 E: 0 K: 1 S: 5 H: 0 LOB: 0 BB: 0 P: 5	R: 0 E: 0 K: 0 S: 2 H: 0 LOB: 0 BB: 1 P: 6	R: 0 E: 0 K: 0 S: 3 H: 0 LOB: 0 BB: 0 P: 3	R: 0 E: 0 K: 1 S: 6 H: 1 LOB: 1 BB: 0 P: 6	R: 1 E: 0 K: 0 S: 5 H: 2 LOB: 1 BB: 0 P: 5	R: 1 E: 0 K: 0 S: 5 H: 2 LOB: 2 BB: 1 P: 9	R: 0 E: 0 K: 0 S: 3 H: 0 LOB: 1 BB: 1 P: 7	1B: 5 2B: 2 3B: 0 HR: 0 SF: 0 SAC: 0 DP: 1 HBP: 1						

TOP

Los Angeles Dodgers @ Houston Astros

Astrodome, Houston, TX

Sun Apr 13 1980, 4:33 AM EST

Att. 33,676 - Unknown

livebaseballscorecards.com

AB	32
R	2
H	7
RBI	2
BB	3
SO	4
LOB	12

WP: 0 PB: 0 SB: 0 CS: 0 PA: 36

PITCHER		IP	WLS	BF	H	R	ER	SO	BB	IBB	HBP	BLK	WP	HR	S	P	ERA	WHIP
Ken Forsch, R ERA: 2.35	(1, 1)	7.2	W	31	7	2	2	4	2	0	1	0	0	0	36	45	2.35	1.174
Frank LaCorte, R ERA:	(8, 1)	1.1	S	5	0	0	0	0	1	0	0	0	0	0	4	8	0.00	0.750

PITCHER		IP	WLS	BF	H	R	ER	SO	BB	IBB	HBP	BLK	WP	HR	S	P	ERA	WHIP

BOTTOM

Los Angeles Dodgers @ Houston Astros

Astrodome, Houston, TX

Sun Apr 13 1980, 4:33 AM EST

Att. 33,676 - Unknown

Batter	1	2	3	4	5	6	7	8	9	AB	R	H	RBI	BB	SO	LOB
Rafael Landestoy, S (1, 4)	1-3	K		P6		5-3		BB		4	0	0	0	1	1	2
Craig Reynolds, L (1, 6) OBP: 0.286, SLG: 0.524	4-3	FC6-4 1-2f		G2			F9 SH3-4 1B	G3		5	0	1	0	0	0	4
Terry Puhl, L (1, 8) OBP: 0.263, SLG: 0.500	4-3		1-3 1B 2B		6-3		SH3-4 1-2			3	1	1	0	0	0	0
Jose Cruz, L (1, 7) OBP: 0.579, SLG: 0.750		1B 1B 1B	BB 1B FC6-2 1-3		CS 1B		F9 2-3			3	1	2	0	1	0	1
Denny Walling, L (1, 3) OBP: 0.500, SLG: 0.250		1B 1B 1B 1-3	1-3 1-2 2-3		BB 1B 1-2		FC5-4 BB			2	1	1	0	2	0	2
Enos Cabell, R (1, 5) OBP: 0.467, SLG: 0.467		1B 1B 1B 1-2 3-H	FC6-2 S 1B 2-3 3-H		1B 1-2		FC5-4 1-2f			4	1	3	2	0	0	2
Jeffrey Leonard, R (1, 9) OBP: 0.250, SLG: 0.375		1B 1B 1-2 2-3	FC6-2 FC6-4 1B 1-3 3-H		F8			2B		4	0	2	0	0	0	4
Luis Pujols, R (1, 2) OBP: 0.286, SLG: 0.429		F8	FC6-4 1-2f			6-3		K		4	0	0	0	0	1	6
Ken Forsch, R (1, 1) OBP: 0.333, SLG: 0.333 Frank LaCorte, R (8, 1)		FC6-4 1-3 2-H 3-H 1B		K		F8		K		3 1	0 0	1 0	2 0	0 0	1 1	0 1
Inning Stats	R: 0 E: 0 K: 0 S: 3 H: 0 LOB: 0 BB: 0 P: 3	R: 3 E: 0 K: 1 S: 10 H: 5 LOB: 2 BB: 0 P: 10	R: 1 E: 0 K: 0 S: 5 H: 2 LOB: 2 BB: 1 P: 9	R: 0 E: 0 K: 1 S: 5 H: 0 LOB: 0 BB: 0 P: 5	R: 0 E: 0 K: 0 S: 4 H: 2 LOB: 2 BB: 1 P: 8	R: 0 E: 0 K: 0 S: 3 H: 0 LOB: 0 BB: 0 P: 3	R: 0 E: 0 K: 0 S: 4 H: 1 LOB: 2 BB: 1 P: 8	R: 0 E: 0 K: 2 S: 8 H: 1 LOB: 2 BB: 1 P: 12		1B: 9 2B: 2 3B: 0 HR: 0 SF: 0 SAC: 1 DP: 0 HBP: 0						

livebaseballscorecards.com

AB	33
R	4
H	11
RBI	4
BB	4
SO	4
LOB	22

WP: 0 PB: 0 SB: 1 CS: 1 PA: 38

PITCHER		IP	WLS	BF	H	R	ER	SO	BB	IBB	HBP	BLK	WP	HR	S	P	ERA	WHIP
Dave Goltz, R ERA: 5.14	(1, 1)	7.0	L	33	10	4	4	2	3	0	0	0	0	0	34	46	5.14	1.857
Charlie Hough, R ERA:	(8, 1)	1.0		5	1	0	0	2	1	0	0	0	0	0	8	12	0.00	2.000

PITCHER		IP	WLS	BF	H	R	ER	SO	BB	IBB	HBP	BLK	WP	HR	S	P	ERA	WHIP

Batter	1	2	3	4	5	6	7	8	9	AB	R	H	RBI	BB	SO	LOB
Jerry Royster, R (1, 4) OBP: 0.238, SLG: 0.167	BBBB 4-0 S BB	x 0-0 9-2 ②③ 3-Hf			x 0-0 5-3 ①		BBBB 4-0 BB	SSS 0-3 K ②		3	0	0	0	2	1	3
Biff Pocoroba, S (1, 2) OBP: 0.444, SLG: 0.308	BBBB 4-0 1-2 BB		x 0-0 4-3 ①		BBBB 4-0 1B BB		SSS 0-3 K ①	x 0-0 1-3 ③		3	0	0	0	2	1	2
Gary Matthews, R (1, 7) OBP: 0.333, SLG: 0.350	SSS 0-3 K ①		SSS 0-3 K ②		SSS 0-3 K ②		SSS 0-3 K ②		x 0-0 F8 ①	5	0	0	0	0	4	4
Chris Chambliss, L (1, 3) OBP: 0.421, SLG: 0.444	x 0-0 F9 ②		BBBB 4-0 BB		x 0-0 1-2 1B		x 0-0 F9 ③		x 0-0 1-3 ②	4	0	1	0	1	0	3
Bob Horner, R (1, 5) OBP: 0.105, SLG: 0.105	SSS 0-3 K ③		x 0-0 F8 ③		SSS 0-3 K ③			x 0-0 2B 1B	x 0-0 6-3 ③	5	1	1	0	0	2	5
Dale Murphy, R (1, 9) OBP: 0.222, SLG: 0.125		BBBB 4-0 1B 1B BB		x 0-0 FC4-6 1B		x 0-0 FC6-4 BB 1B		x 0-0 F9 ①		3	1	2	0	1	0	1
Brian Asselstine, L (1, 8) OBP: 0.429, SLG: 0.500		x 0-0 1B 1-3 9-2 1B		x 0-0 FC4-6 ① 1-2f		BBBB 4-0 FC6-4 1-2 BB		x 0-0 E 1-H 2B 2B		3	1	2	1	1	0	1
Luis Gomez, R (1, 6) OBP: 0.250, SLG: 0.182 Larvell Blanks, R (8, PH) (8, 6)		x 0-0 1-3 3-H 1B		SSS 0-3 K ②		x 0-0 FC6-4 ① G4-6-3 1-2f 2-3		x 0-0 E9 2B 2-3		3 1	0 1	1 0	1 0	0 0	1 0	3 1
Doyle Alexander, R (1, 1) Mike Lum, L (6, PH) OBP: 0.333, SLG: 0.667 Larry Bradford, R (6, 1) Jeff Burroughs, R (8, PH) OBP: 0.500, SLG: 1.000 Eddie Miller, S (8, PR) OBP: 0.188, SLG: 0.188 Gene Garber, R (8, 1) Al Hrabosky, R (9, 1)		SSS 0-3 K ①		x 0-0 6-3 ③		x 0-0 G4-6-3 ②③ 1-2f		x 0-0 1-H 3-H 2B		2 1 0 1 0 0 0	0 0 0 0 0 0 0	0 0 0 1 0 0 0	0 0 0 2 0 0 0	0 0 0 0 0 0 0	1 0 0 0 0 0 0	3 2 0 0 0 0 0
Inning Stats	R: 0 H: 0 E: 0 LOB: 2 K: 2 BB: 2 S: 7 P: 15	R: 1 H: 2 E: 0 LOB: 1 K: 1 BB: 1 S: 6 P: 10	R: 0 H: 0 E: 0 LOB: 1 K: 1 BB: 1 S: 5 P: 9	R: 0 H: 1 E: 0 LOB: 1 K: 1 BB: 0 S: 6 P: 6	R: 0 H: 1 E: 0 LOB: 2 K: 2 BB: 1 S: 8 P: 12	R: 0 H: 1 E: 0 LOB: 1 K: 0 BB: 1 S: 3 P: 7	R: 0 H: 0 E: 0 LOB: 1 K: 2 BB: 1 S: 7 P: 11	R: 3 H: 3 E: 1 LOB: 1 K: 1 BB: 0 S: 9 P: 9	R: 0 H: 0 E: 0 LOB: 0 K: 0 BB: 0 S: 3 P: 3	1B: 6 2B: 3 3B: 0 HR: 0	SF: 0 SAC: 0 DP: 2 HBP: 0			WP: 0 PB: 0 SB: 1 CS: 0	PA: 41		

PITCHER		IP	WLS	BF	H	R	ER	SO	BB	IBB	HBP	BLK	WP	HR	S	P	ERA	WHIP
J.R. Richard, R ERA: 1.38	(1, 1)	5.0		23	4	1	1	7	5	0	0	0	0	0	32	52	1.80	1.800
Vern Ruhle, R ERA: 4.91	(6, 1)	2.1		11	3	2	2	2	2	0	0	0	0	0	13	21	7.71	2.143
Joe Sambito, L ERA: 1.42	(8, 1)	1.2	W	7	1	1	0	1	0	0	0	0	0	0	9	9	0.00	0.600

PITCHER	IP	WLS	BF	H	R	ER	SO	BB	IBB	HBP	BLK	WP	HR	S	P	ERA	WHIP

Atlanta Braves @ Houston Astros

Astrodome, Houston, TX

Mon Apr 14 1980, 7:05 PM EST

Att. 15,017 - Unknown

TOP

livebaseballscorecards.com

AB	34
R	4
H	8
RBI	4
BB	7
SO	10
LOB	28

BOTTOM

Atlanta Braves @ Houston Astros

Astrodome, Houston, TX

Mon Apr 14 1980, 7:05 PM EST

Att. 15,017 - Unknown

Batter	1	2	3	4	5	6	7	8	9	AB	R	H	RBI	BB	SO	LOB
Terry Puhl, L (1, 9) OBP: 0.348, SLG: 0.500 Jeffrey Leonard, R (8, 9) OBP: 0.222, SLG: 0.333	P1	BB		2B 1B		CS HBP		K		2 1	1 0	1 0	0 0	1 0	0 1	0 0
Craig Reynolds, L (1, 6) OBP: 0.269, SLG: 0.462	E 1B 1B	F8		F9		P6 1-2		6-3		5	0	1	0	0	0	4
Cesar Cedeno, R (1, 8) OBP: 0.450, SLG: 0.471	E6 1-3		E S SF9 1B	1-H			5-3		E S SF9 1B	5	2	4	1	0	0	0
Joe Morgan, L (1, 4) OBP: 0.300, SLG: 0.176	F6		SF9 S 1B 1-3 BB	F9			K		IBB 1-3 1B	4	1	1	0	1	1	3
Jose Cruz, L (1, 7) OBP: 0.583, SLG: 0.722	IBB		SF9 1-3 3-H		F9		2B 1B		IBB 1-2	2	1	1	1	2	0	0
Enos Cabell, R (1, 5) OBP: 0.450, SLG: 0.526	K		FC5-4 1B 3-H		K		1-H 2B		SF9 3-H	4	0	2	3	0	2	3
Art Howe, R (1, 3) OBP: 0.294, SLG: 0.333		K	FC5-4 1-2f		1B		IBB			3	0	1	0	1	1	1
Alan Ashby, S (1, 2) OBP: 0.400, SLG: 0.385		SH1-4 1B	4-3		G3		K			4	0	1	0	0	1	4
J.R. Richard, R (1, 1) OBP: 0.250, SLG: 0.250 Vern Ruhle, R (6, 1) Joe Sambito, L (8, 1)		SH1-4 1-2		K		3-1		K		1 1 1	0 0 0	0 0 0	0 0 0	0 0 0	1 0 1	0 0 0
Inning Stats	R: 0 E: 1 K: 1 S: 7 H: 2 LOB: 3 BB: 1 P: 11	R: 0 E: 0 K: 1 S: 6 H: 1 LOB: 2 BB: 1 P: 10	R: 2 E: 1 K: 0 S: 5 H: 2 LOB: 1 BB: 1 P: 9	R: 1 E: 0 K: 1 S: 7 H: 2 LOB: 1 BB: 0 P: 7	R: 0 E: 0 K: 1 S: 6 H: 1 LOB: 1 BB: 0 P: 6	R: 0 E: 0 K: 0 S: 2 H: 0 LOB: 0 BB: 0 P: 3	R: 1 E: 0 K: 2 S: 9 H: 2 LOB: 2 BB: 1 P: 13	R: 0 E: 0 K: 2 S: 7 H: 0 LOB: 0 BB: 0 P: 7	R: 1 E: 0 K: 0 S: 3 H: 2 LOB: 2 BB: 1 P: 7	1B: 10 2B: 2 3B: 0 HR: 0 SF: 2 SAC: 1 DP: 0 HBP: 1						

livebaseballscorecards.com

AB	33
R	5
H	12
RBI	5
BB	5
SO	8
LOB	15

PITCHER		IP	WLS	BF	H	R	ER	SO	BB	IBB	HBP	BLK	WP	HR	S	P	ERA	WHIP
Doyle Alexander, R ERA: 5.4	(1, 1)	5.0		26	8	3	3	4	2	1	0	0	0	0	31	43	5.40	2.000
Larry Bradford, L ERA: 1.93	(6, 1)	2.0		9	2	1	1	2	0	1	1	0	0	0	11	16	4.50	1.000
Gene Garber, R ERA: 16.2	(8, 1)	1.0	L	4	1	1	1	2	0	0	0	0	0	0	8	8	9.00	1.000
Al Hrabosky, L ERA: 7.71	(9, 1)	0.1		3	1	0	0	0	0	1	0	0	0	0	2	6	0.00	3.000

PITCHER	IP	WLS	BF	H	R	ER	SO	BB	IBB	HBP	BLK	WP	HR	S	P	ERA	WHIP

Atlanta Braves @ Houston Astros

Astrodome, Houston, TX

Tue Apr 15 1980, 7:05 PM EST

Att. 15,712 - Unknown

TOP

livebaseballscorecards.com

Batter	1	2	3	4	5	6	7	8	9	AB	R	H	RBI	BB	SO	LOB
Jerry Royster, R (1, 4) OBP: 0.280, SLG: 0.273	6-3			1B G6-4-3 1B		4-3			WP 1-H 2B	4	1	2	1	0	0	0
Biff Pocoroba, S (1, 2) OBP: 0.409, SLG: 0.294	G3			1-3 G6-4-3 1B		G3			F4 2-3	4	0	1	0	0	0	1
Gary Matthews, R (1, 7) OBP: 0.280, SLG: 0.292	F6			G6-4-3 1-2f 3-H			F8		K	4	0	0	0	0	1	2
Chris Chambliss, L (1, 3) OBP: 0.348, SLG: 0.364		F8		4-3			F5		F7	4	0	0	0	0	0	1
Bob Horner, R (1, 5) OBP: 0.091, SLG: 0.091		F6			F8		F4			3	0	0	0	0	0	0
Dale Murphy, R (1, 9) OBP: 0.286, SLG: 0.211		K			1B			G6-3 1B		3	0	2	0	0	1	0
Brian Asselstine, L (1, 8) OBP: 0.300, SLG: 0.333			3-1		K			G6-3 1-2f		3	0	0	0	0	1	2
Luis Gomez, R (1, 6) OBP: 0.214, SLG: 0.154			4-3		F4			K		2	0	0	0	0	0	1
Larvell Blanks, R (8, PH) (8, 6)										1	0	0	0	0	1	0
Larry McWilliams, L (1, 1) Tommy Boggs, R (2, 1) OBP: 0.500, SLG: 0.500 Mike Lum, L (6, PH) OBP: 0.250, SLG: 0.500 Rick Camp, R (6, 1) Al Hrabosky, R (8, 1) Joe Nolan, L (9, PH) OBP: 1.000, SLG: 1.000			K			K			2B 1B	0 1 1 0 0 1	0 0 0 0 0 1	0 0 0 0 0 1	0 0 0 0 0 0	0 0 0 0 0 0	0 1 0 0 0 0	0 0 0 0 0 0

	AB	31
	R	2
	H	6
	RBI	1
	BB	0
	SO	6
	LOB	7

Inning Stats	1	2	3	4	5	6	7	8	9	1B: 5	SF: 0	WP: 1	PA: 31
R	0	0	0	1	0	0	0	0	1	2B: 1	SAC: 0	PB: 0	
E	0	0	0	0	0	0	0	0	0	3B: 0	DP: 2	SB: 0	
K	0	1	1	0	1	1	0	0	1	HR: 0	HBP: 0	CS: 0	
S	3	5	5	4	6	5	3	5	7				
H	0	0	0	2	1	0	0	1	2				
LOB	0	0	0	0	1	0	0	0	1				
BB	0	0	0	0	0	0	0	0	0				
P	3	5	5	4	6	5	3	5	7				

PITCHER	IP	WLS	BF	H	R	ER	SO	BB	IBB	HBP	BLK	WP	HR	S	P	ERA	WHIP
Joe Niekro, R (1, 1) ERA: 1.93	9.0	W	31	6	2	2	6	0	0	0	0	1	0	43	43	2.00	0.667

PITCHER	IP	WLS	BF	H	R	ER	SO	BB	IBB	HBP	BLK	WP	HR	S	P	ERA	WHIP

BOTTOM

Atlanta Braves @ Houston Astros

Astrodome, Houston, TX

Tue Apr 15 1980, 7:05 PM EST

Att. 15,712 - Unknown

livebaseballscorecards.com

Batter	1	2	3	4	5	6	7	8	9	AB	R	H	RBI	BB	SO	LOB
Jeffrey Leonard, R (1, 9) OBP: 0.286, SLG: 0.357	0-0 S 1B 1B	0-0 2B 3-H 1B		0-0 ① 6-3		0-0 ② 6-3		0-0 E6 2-3		5	2	2	1	0	0	1
Julio Gonzalez, R (1, 6) (8, 5) OBP: 0.250, SLG: 0.375	0-0 ① F8 1-2	0-0 1B 1-H 2B		0-0 ② G3		0-0 FC6-4 1B		S S S 0-3 ③ K		5	1	2	1	0	1	3
Cesar Cedeno, R (1, 8) OBP: 0.417, SLG: 0.429	S S S 0-3 ② K	0-0 WP FC 2-H 1B		0-0 ③ 1-3		0-0 ③ FC6-4 1-2f				4	1	1	1	0	1	2
Joe Morgan, L (1, 4) OBP: 0.333, SLG: 0.250	B B B B 4-0 1B 1B BB	0-0 FC 3-1 S 2-H			0-0 2B		0-0 ① F8			3	1	1	1	1	0	0
Jose Cruz, L (1, 7) OBP: 0.571, SLG: 0.667	0-0 1B 1-2 2-H 1B	0-0 ② 3-1 1-3			B B B B 4-0 BB		S S S 0-3 ② K			3	0	1	1	1	1	1
Enos Cabell, R (1, 5) OBP: 0.417, SLG: 0.478 Rafael Landestoy, S (8, 6)	0-0 1-2 2-H 1B	S S S 0-3 ③ K			S S S 0-3 ① K		0-0 ③ 6-3			4 0	0 0	1 0	1 0	0 0	2 0	3 0
Art Howe, R (1, 3) OBP: 0.238, SLG: 0.263	0-0 ③ F8		0-0 ① 5-3		S S S 0-3 ② K			0-0 ① F9		4	0	0	0	0	1	4
Luis Pujols, R (1, 2) OBP: 0.364, SLG: 0.545		0-0 SH1 1B 2B	0-0 ② 6-3		0-0 ③ 6-3			0-0 E SH3-4 1B		4	1	2	0	0	0	2
Joe Niekro, R (1, 1) OBP: 0.333, SLG: 0.333		0-0 ① SH1 2-3	0-0 ③ 5-3			0-0 ① 6-3		0-0 ② SH3-4 1-2		2	0	0	0	0	0	0
Inning Stats	R: 2 H: 3 E: 0 LOB: 2 K: 1 BB: 1 S: 8 P: 12	R: 4 H: 4 E: 0 LOB: 1 K: 1 BB: 0 S: 10 P: 10	R: 0 H: 0 E: 0 LOB: 0 K: 0 BB: 0 S: 3 P: 3	R: 0 H: 0 E: 0 LOB: 0 K: 0 BB: 0 S: 3 P: 3	R: 0 H: 1 E: 0 LOB: 2 K: 2 BB: 1 S: 8 P: 12	R: 0 H: 1 E: 0 LOB: 1 K: 0 BB: 0 S: 4 P: 4	R: 0 H: 0 E: 0 LOB: 0 K: 1 BB: 0 S: 5 P: 5	R: 0 H: 1 E: 1 LOB: 2 K: 1 BB: 0 S: 7 P: 7		1B: 7 SF: 0 2B: 3 SAC: 2 3B: 0 DP: 0 HR: 0 HBP: 0						

AB	34
R	6
H	10
RBI	6
BB	2
SO	6
LOB	16

WP: 1 PA: 38
PB: 0
SB: 2
CS: 0

PITCHER		IP	WLS	BF	H	R	ER	SO	BB	IBB	HBP	BLK	WP	HR	S	P	ERA	WHIP
Larry McWilliams, L ERA: 54.0	(1, 1)	1.1	L	11	6	5	5	1	1	0	0	0	0	0	12	16	33.75	5.250
Tommy Boggs, R ERA: 1.04	(2, 1)	3.2		15	2	1	1	3	1	0	0	0	1	0	20	24	2.46	0.818
Rick Camp, R ERA: 2.25	(6, 1)	2.0		7	1	0	0	1	0	0	0	0	0	0	9	9	0.00	0.500
Al Hrabosky, L ERA: 5.4	(8, 1)	1.0		5	1	0	0	1	0	0	0	0	0	0	7	7	0.00	1.000

PITCHER	IP	WLS	BF	H	R	ER	SO	BB	IBB	HBP	BLK	WP	HR	S	P	ERA	WHIP

Batter	1	2	3	4	5	6	7	8	9	AB	R	H	RBI	BB	SO	LOB
Terry Puhl, L (1, 9) OBP: 0.357, SLG: 0.600	HR		1B		F4		F7		3-1	5	1	2	1	0	0	0
Craig Reynolds, L (1, 6) OBP: 0.300, SLG: 0.448	G1-4-3 1B		BB 1-2		4-3			4-3		3	0	1	0	1	0	0
Cesar Cedeno, R (1, 8) OBP: 0.393, SLG: 0.400	G1-4-3 1-2f		K		K			4-3 1B		4	1	1	0	0	2	3
Joe Morgan, L (1, 4) OBP: 0.393, SLG: 0.238	BB		F2			F9 1B BB				1	1	0	0	3	0	2
Jose Cruz, L (1, 7) OBP: 0.531, SLG: 0.583	K 1-2			1B BB		F9 1-3		4-3 1-2 2-H		3	1	0	1	1	1	3
Enos Cabell, R (1, 5) OBP: 0.429, SLG: 0.462		6-3		F9 1-2		CS 3-H 1B		IBB		3	0	1	1	1	0	1
Art Howe, R (1, 3) OBP: 0.200, SLG: 0.217		K		6-3		6-3 1-2		1-3		4	0	0	0	0	1	4
Luis Pujols, R (1, 2) OBP: 0.333, SLG: 0.467		F7		2-H 1B			6-3		K	4	0	1	1	0	1	0
Nolan Ryan, R (1, 1) OBP: 0.250, SLG: 1.000			K	K			F8		K	2	0	0	0	0	2	1
Julio Gonzalez, R (7, PH) OBP: 0.222, SLG: 0.333										1	0	0	0	0	0	0
Dave Smith, R (7, 1)										0	0	0	0	0	0	0
Frank LaCorte, R (8, 1)										0	0	0	0	0	0	0
Rafael Landestoy, S (9, PH)										1	0	0	0	0	1	0
Inning Stats	R: 1 E: 0 K: 1 S: 6 H: 2 LOB: 1 BB: 1 P: 10	R: 0 E: 0 K: 1 S: 5 H: 0 LOB: 0 BB: 0 P: 5	R: 0 E: 0 K: 2 S: 8 H: 1 LOB: 2 BB: 1 P: 12	R: 1 E: 0 K: 1 S: 6 H: 1 LOB: 1 BB: 1 P: 10	R: 0 E: 0 K: 1 S: 5 H: 0 LOB: 0 BB: 0 P: 5	R: 1 E: 0 K: 0 S: 3 H: 1 LOB: 0 BB: 1 P: 7	R: 0 E: 0 K: 0 S: 3 H: 0 LOB: 0 BB: 0 P: 3	R: 1 E: 0 K: 0 S: 4 H: 1 LOB: 2 BB: 2 P: 12	R: 0 E: 0 K: 2 S: 7 H: 0 LOB: 0 BB: 0 P: 7	1B: 5 2B: 0 3B: 0 HR: 1 SF: 0 SAC: 0 DP: 1 HBP: 0						

PITCHER	IP	WLS	BF	H	R	ER	SO	BB	IBB	HBP	BLK	WP	HR	S	P	ERA	WHIP
Don Sutton, R (1, 1) ERA: 5.73	6.0		25	5	3	3	6	4	0	0	0	0	1	33	49	4.50	1.500
Jerry Reuss, L (7, 1) ERA: 1.13	3.0	W	12	1	1	1	2	1	1	0	0	0	0	14	22	3.00	0.667

PITCHER	IP	WLS	BF	H	R	ER	SO	BB	IBB	HBP	BLK	WP	HR	S	P	ERA	WHIP

TOP

Houston Astros @ Los Angeles Dodgers

Dodger Stadium, Los Angeles, CA

Thu Apr 17 1980, 3:33 AM PST

Att. 45,476 - Unknown

livebaseballscorecards.com

AB	31
R	4
H	6
RBI	4
BB	6
SO	8
LOB	14

Batter	1	2	3	4	5	6	7	8	9	AB	R	H	RBI	BB	SO	LOB
Davey Lopes, R (1, 4) OBP: 0.325, SLG: 0.382	F9 ①		3B 1B	5-3 ③			5-3 ①			4	1	1	0	0	0	0
Rudy Law, L (1, 8) OBP: 0.306, SLG: 0.382	L6 ②		1-H 1B 3B		4-3 ①		SSS K ②			4	1	1	1	0	1	0
Reggie Smith, S (1, 9) OBP: 0.564, SLG: 0.697	2B		CS BB 3-H 1B		SSS K ②		4-3 ③			4	0	2	1	0	1	0
Steve Garvey, R (1, 3) OBP: 0.211, SLG: 0.229	BB		BBBB 4-0 CS HR 1-2 BB		F9 ③			2B 1B 1B		2	2	1	0	2	0	0
Dusty Baker Jr., R (1, 7) OBP: 0.432, SLG: 0.781	F9 ③		SSS 0-3 ① ② K 1-2 2-3			SH3-4 2B		1-3 1B 2B		4	1	2	0	0	1	4
Ron Cey, R (1, 5) OBP: 0.382, SLG: 0.433 Mickey Hatcher, R (8, PR) OBP: 0.200, SLG: 0.200 (9, 5)		1B CS 1B	2-H HR			BBBB 4-0 SH3-4 BB		CS 2-H 3-H 1B		3 0	1 0	3 0	4 0	1 0	0 0	0 0
Derrel Thomas, S (1, 2) OBP: 0.333, SLG: 0.316		1-3 1B	SSS 0-3 ③ K			0-0 ① SH3-4 1-2 2-3		0-0 ① 5-3 1-2 1B		3	0	2	0	0	1	0
Bill Russell, R (1, 6) OBP: 0.179, SLG: 0.115		SSS 0-3 ① ② K 3-H		F8 ①		5-3 ②		5-3 1-2		4	0	0	0	0	1	5
Don Sutton, R (1, 1) Jay Johnstone, L (6, PH) OBP: 0.167, SLG: 0.167 Jerry Reuss, L (7, 1)		SSS 0-3 ③ K		F2 ②		4-3 ③		6-3 ③		2 1 1	0 0 0	0 0 0	0 0 0	0 0 0	1 0 0	1 2 2
Inning Stats	R: 0 H: 1 E: 0 LOB: 2 K: 0 BB: 1 S: 4 P: 8	R: 0 H: 2 E: 0 LOB: 1 K: 2 BB: 0 S: 8 P: 8	R: 4 H: 4 E: 0 LOB: 0 K: 2 BB: 1 S: 10 P: 14	R: 0 H: 0 E: 0 LOB: 0 K: 0 BB: 0 S: 3 P: 3	R: 0 H: 0 E: 0 LOB: 0 K: 1 BB: 0 S: 5 P: 5	R: 0 H: 1 E: 0 LOB: 2 K: 0 BB: 1 S: 4 P: 8	R: 0 H: 0 E: 0 LOB: 0 K: 1 BB: 0 S: 5 P: 5	R: 2 H: 4 E: 0 LOB: 2 K: 0 BB: 0 S: 6 P: 6		1B: 7 SF: 0 2B: 4 SAC: 1 3B: 1 DP: 1 HR: 1 HBP: 0						WP: 0 PA: 36 PB: 0 SB: 0 CS: 4

PITCHER		IP	WLS	BF	H	R	ER	SO	BB	IBB	HBP	BLK	WP	HR	S	P	ERA	WHIP
Nolan Ryan, R ERA: 6.0	(1, 1)	6.0		27	8	4	4	5	3	0	0	0	0	1	34	46	6.00	1.833
Dave Smith, R ERA: 4.26	(7, 1)	1.1	L	7	4	2	2	1	0	0	0	0	0	0	9	9	13.50	3.000
Frank LaCorte, R ERA:	(8, 1)	0.2		2	0	0	0	0	0	0	0	0	0	0	2	2	0.00	0.000

PITCHER	IP	WLS	BF	H	R	ER	SO	BB	IBB	HBP	BLK	WP	HR	S	P	ERA	WHIP

BOTTOM

Houston Astros @ Los Angeles Dodgers

Dodger Stadium, Los Angeles, CA

Thu Apr 17 1980, 3:33 AM PST

Att. 45,476 - Unknown

livebaseballscorecards.com

AB	32
R	6
H	12
RBI	6
BB	3
SO	6
LOB	14

Houston Astros @ Los Angeles Dodgers

Dodger Stadium, Los Angeles, CA

Fri Apr 18 1980, 6:05 PM PST

Att. 41,112 - Unknown

TOP

livebaseballscorecards.com

Batter	1	2	3	4	5	6	7	8	9	AB	R	H	RBI	BB	SO	LOB
Terry Puhl, L (1, 9) OBP: 0.412, SLG: 0.586	K		4-3 1B FC1-2 BB		BB BB 1-2 1B	BB		1B SH1-4 1B	F7 2-3	4	1	2	0	2	1	1
Craig Reynolds, L (1, 6) OBP: 0.294, SLG: 0.424	1-3		FC1-2 4-3 1-2 1B		F8	4-3		SH1-4 1-2		4	0	1	0	0	0	4
Cesar Cedeno, R (1, 8) OBP: 0.364, SLG: 0.345	K		4-3 1-2 2-3		K		F7	1B PB IBB		4	1	0	0	1	2	4
Joe Morgan, L (1, 4) OBP: 0.424, SLG: 0.250		6-3	FC1-2 2-3 3-H		BB 1-2 2-3 BB		1B 1B BB	PB SF9 1-3 2-H 1B		3	2	1	1	2	0	2
Jose Cruz, L (1, 7) OBP: 0.541, SLG: 0.593		1B 1B	1-3		FC6-4 1-2 2-3 3-H BB		1B WP 1-3 1B	SF9 2-H 3-H		3	2	2	2	1	0	2
Enos Cabell, R (1, 5) OBP: 0.424, SLG: 0.452		1B 1-2 1B		5-3	FC6-4 1-2f		WP FC1-5 1-2 3-H 1B	F9		5	0	2	1	0	0	3
Denny Walling, L (1, 3) OBP: 0.545, SLG: 0.500		1B 1-3 2-H		4-3		WP 2B	FC5 1-3 2-H IBB		K2-3	4	0	2	1	1	1	0
Luis Pujols, R (1, 2) OBP: 0.250, SLG: 0.350	K			4-3		6-3 2-3	FC1-5 3-H		E5 PB SH3-4	5	0	0	0	0	1	5
Ken Forsch, R (1, 1) OBP: 0.333, SLG: 0.333 Jeffrey Leonard, R (7, PH) OBP: 0.267, SLG: 0.333 Joaquin Andujar, S (7, 1)	K				BB 1B BB 1B	K	FC5 2-3f		SH3-4 1-2	3 1 0	1 0 0	1 0 0	0 0 0	0 0 0	2 0 0	3 2 0
Inning Stats	R: 0 E: 0 K: 2 S: 7 H: 0 LOB: 0 BB: 0 P: 7	R: 1 E: 0 K: 2 S: 10 H: 3 LOB: 2 BB: 0 P: 10	R: 0 E: 0 K: 0 S: 4 H: 1 LOB: 2 BB: 1 P: 8	R: 0 E: 0 K: 0 S: 3 H: 0 LOB: 0 BB: 0 P: 3	R: 1 E: 0 K: 1 S: 7 H: 2 LOB: 3 BB: 2 P: 15	R: 0 E: 0 K: 1 S: 6 H: 1 LOB: 2 BB: 1 P: 10	R: 2 E: 0 K: 0 S: 5 H: 2 LOB: 2 BB: 2 P: 13	R: 3 E: 0 K: 0 S: 5 H: 2 LOB: 0 BB: 1 P: 9	R: 0 E: 1 K: 1 S: 6 H: 0 LOB: 1 BB: 0 P: 6	1B: 10 2B: 1 3B: 0 HR: 0	SF: 1 SAC: 2 DP: 0 HBP: 0					

AB	36
R	7
H	11
RBI	5
BB	7
SO	7
LOB	26

WP: 3 PB: 2 SB: 0 CS: 0 PA: 46

PITCHER		IP	WLS	BF	H	R	ER	SO	BB	IBB	HBP	BLK	WP	HR	S	P	ERA	WHIP
Dave Goltz, R ERA: 5.4	(1, 1)	6.1	L	33	9	4	4	6	5	0	0	0	1	0	40	60	5.68	2.211
Bobby Castillo, R ERA: 4.05	(7, 1)	0.2		3	0	0	0	0	0	1	0	0	1	0	2	6	0.00	0.000
Steve Howe, L ERA: 4.05	(8, 1)	1.0		6	2	3	2	0	0	1	0	0	0	0	5	9	18.00	2.000
Charlie Hough, R ERA: 1.29	(9, 1)	1.0		4	0	0	0	1	0	0	0	0	0	0	6	6	0.00	0.000

PITCHER	IP	WLS	BF	H	R	ER	SO	BB	IBB	HBP	BLK	WP	HR	S	P	ERA	WHIP

BOTTOM

Batter	1	2	3	4	5	6	7	8	9	AB	R	H	RBI	BB	SO	LOB
Davey Lopes, R (1, 4) OBP: 0.333, SLG: 0.385	5-3		F2		FC4 1B		FC4-6 1B		K	5	0	2	0	0	1	0
Rudy Law, L (1, 8) OBP: 0.341, SLG: 0.410	1B 1B		1B		FC4 1B 1-2f		FC4-6 1-2f		4-3 PB WP 1B	5	2	3	0	0	0	2
Reggie Smith, S (1, 9) OBP: 0.523, SLG: 0.632	F7		1-3 1B		F8		K		4-3 1-3	5	0	1	0	0	1	4
Steve Garvey, R (1, 3) OBP: 0.233, SLG: 0.250	1-H 1B		F9		1-3 1B			6-3	E5 3-H	5	0	2	1	0	0	2
Dusty Baker Jr., R (1, 7) OBP: 0.405, SLG: 0.703		5-3	1B SF7		5-3			K	L6	5	1	1	0	0	1	3
Ron Cey, R (1, 5) OBP: 0.368, SLG: 0.412		K	F7			K		1B 1B		4	0	1	0	0	2	1
Derrel Thomas, S (1, 2) OBP: 0.400, SLG: 0.522		HR	FC6-4 1-3 1B			F7		1B 1-2 1B		4	1	3	1	0	0	0
Bill Russell, R (1, 6) OBP: 0.188, SLG: 0.138		6-3	SF7 3-H			5-3		1-2 2-3 1B		3	0	1	1	0	0	0
Dave Goltz, R (1, 1) Bobby Castillo, R (7, 1) Rick Monday, L (7, PH) Steve Howe, L (8, 1) Jay Johnstone, L (8, PH) OBP: 0.143, SLG: 0.143 Charlie Hough, R (9, 1)			K	FC6-4 1-2f			K	P4		2 0 1 0 1 0	0 0 0 0 0 0	0 0 0 0 0 0	0 0 0 0 0 0	0 0 1 0 0 0	1 0 0 0 0 0	1 0 0 0 3 0
Inning Stats	R: 1 H: 2 E: 0 LOB: 1 K: 0 BB: 0 S: 4 P: 4	R: 1 H: 1 E: 0 LOB: 0 K: 1 BB: 0 S: 6 P: 6	R: 0 H: 2 E: 0 LOB: 2 K: 1 BB: 0 S: 7 P: 7	R: 1 H: 2 E: 0 LOB: 1 K: 0 BB: 0 S: 5 P: 5	R: 0 H: 2 E: 0 LOB: 2 K: 0 BB: 0 S: 5 P: 5	R: 0 H: 0 E: 0 LOB: 0 K: 1 BB: 0 S: 5 P: 5	R: 0 H: 1 E: 0 LOB: 1 K: 2 BB: 0 S: 8 P: 8	R: 0 H: 3 E: 0 LOB: 3 K: 1 BB: 0 S: 8 P: 8	R: 1 H: 1 E: 1 LOB: 1 K: 1 BB: 0 S: 7 P: 7	1B: 13 SF: 1 2B: 0 SAC: 0 3B: 0 DP: 0 HR: 1 HBP: 0						

PITCHER	IP	WLS	BF	H	R	ER	SO	BB	IBB	HBP	BLK	WP	HR	S	P	ERA	WHIP
Ken Forsch, R (1, 1) ERA: 3.29	6.0	W	26	9	3	3	3	0	0	0	0	0	1	32	32	4.50	1.500
Joaquin Andujar, R (7, 1) ERA: 1.8	3.0	S	15	5	1	1	4	0	0	0	0	1	0	23	23	3.00	1.667

PITCHER	IP	WLS	BF	H	R	ER	SO	BB	IBB	HBP	BLK	WP	HR	S	P	ERA	WHIP

Houston Astros @ Los Angeles Dodgers

Dodger Stadium, Los Angeles, CA

Fri Apr 18 1980, 6:05 PM PST

Att. 41,112 - Unknown

livebaseballscorecards.com

AB	40
R	4
H	14
RBI	3
BB	0
SO	7
LOB	16

WP: 1 PA: 41
PB: 1
SB: 0
CS: 0

Batter	1	2	3	4	5	6	7	8	9	AB	R	H	RBI	BB	SO	LOB
Terry Puhl, L (1, 9) OBP: 0.395, SLG: 0.531	F2			BBBB 4-0 1B SH2-3 SF9 BB		1-4-3		P4		3	1	0	0	1	0	0
Craig Reynolds, L (1, 6) OBP: 0.270, SLG: 0.389	K			SH2-3 1-2		4-3			K 4-3 5-3	3	0	0	0	0	2	0
Cesar Cedeno, R (1, 8) OBP: 0.351, SLG: 0.333	L1			SF9 1B 2-3 1B		6-3			5-3 1-2	4	1	1	0	0	0	1
Joe Morgan, L (1, 4) OBP: 0.378, SLG: 0.222		P5		SF9 1-2 3-H			F9		4-3 2-3	3	0	0	1	0	0	1
Jose Cruz, L (1, 7) OBP: 0.512, SLG: 0.548		6-3		2-H 1B			F7		K	4	0	1	1	0	1	1
Enos Cabell, R (1, 5) OBP: 0.417, SLG: 0.424		F9		P4			BBBB 4-0 E BB			2	0	0	0	1	0	1
Denny Walling, L (1, 3) OBP: 0.429, SLG: 0.364			F8		F5		5-3 1-3			3	0	0	0	0	0	1
Luis Pujols, R (1, 2) OBP: 0.217, SLG: 0.304			K		F8			F8		3	0	0	0	0	1	0
J.R. Richard, R (1, 1) OBP: 0.143, SLG: 0.143			K		K			K		3	0	0	0	0	3	0
Inning Stats	R: 0 E: 0 K: 1 S: 5 H: 0 LOB: 0 BB: 0 P: 5	R: 0 E: 0 K: 0 S: 3 H: 0 LOB: 0 BB: 0 P: 3	R: 0 E: 0 K: 2 S: 7 H: 0 LOB: 0 BB: 0 P: 7	R: 2 E: 0 K: 0 S: 5 H: 2 LOB: 1 BB: 1 P: 9	R: 0 E: 0 K: 1 S: 5 H: 0 LOB: 0 BB: 0 P: 5	R: 0 E: 0 K: 0 S: 3 H: 0 LOB: 0 BB: 0 P: 3	R: 0 E: 1 K: 0 S: 3 H: 0 LOB: 1 BB: 1 P: 7	R: 0 E: 0 K: 1 S: 5 H: 0 LOB: 0 BB: 0 P: 5	R: 0 E: 0 K: 2 S: 8 H: 0 LOB: 1 BB: 0 P: 8	1B: 2 2B: 0 3B: 0 HR: 0 SF: 1 SAC: 1 DP: 0 HBP: 0						

PITCHER		IP	WLS	BF	H	R	ER	SO	BB	IBB	HBP	BLK	WP	HR	S	P	ERA	WHIP
Bob Welch, R ERA: 1.2	(1, 1)	8.0	L	28	2	2	2	5	2	0	0	0	0	0	36	44	2.25	0.500
Steve Howe, L ERA: 3.52	(9, 1)	1.0		4	0	0	0	2	0	0	0	0	0	0	8	8	0.00	0.000

PITCHER	IP	WLS	BF	H	R	ER	SO	BB	IBB	HBP	BLK	WP	HR	S	P	ERA	WHIP

TOP

Houston Astros @ Los Angeles Dodgers

Dodger Stadium, Los Angeles, CA

Sat Apr 19 1980, 6:05 PM PST

Att. 50,112 - Unknown

livebaseballscorecards.com

AB	28
R	2
H	2
RBI	2
BB	2
SO	7
LOB	5

Batter	1	2	3	4	5	6	7	8	9	AB	R	H	RBI	BB	SO	LOB
Davey Lopes, R (1, 4) OBP: 0.306, SLG: 0.349	K			5-3	K			F3		4	0	0	0	0	2	1
Rudy Law, L (1, 8) OBP: 0.333, SLG: 0.381	6-3			F7		4-3			3-1 S BB	3	0	0	0	1	0	0
Reggie Smith, S (1, 9) OBP: 0.500, SLG: 0.595	F8			E 1B		K			3-1 1-3	4	0	1	0	0	1	1
Steve Garvey, R (1, 3) OBP: 0.213, SLG: 0.227		K		E9 BB 1-3		K			K	4	0	0	0	0	3	2
Dusty Baker Jr., R (1, 7) OBP: 0.391, SLG: 0.650		1-3		1-2 BB			K		F8	3	0	0	0	1	1	1
Ron Cey, R (1, 5) OBP: 0.341, SLG: 0.378		K		P4			6-3			3	0	0	0	0	1	3
Bill Russell, R (1, 6) OBP: 0.200, SLG: 0.129			P6		SH3 BB		K			2	0	0	0	1	1	0
Steve Yeager, R (1, 2) OBP: 0.455, SLG: 0.250			5-3		K			4-3		2	0	0	0	0	1	1
Jay Johnstone, L (8, PH) OBP: 0.125, SLG: 0.125										1	0	0	0	0	0	0
Derrel Thomas, S (9, 2) OBP: 0.400, SLG: 0.522										0	0	0	0	0	0	0
Bob Welch, R (1, 1) OBP: 0.333, SLG: 0.333			K		SH3 1-2			K		1	0	0	0	0	1	0
Gary Thomasson, L (8, PH)										1	0	0	0	0	1	0
Steve Howe, L (9, 1)										0	0	0	0	0	0	0
Inning Stats	R: 0 E: 0 K: 1 S: 5 H: 0 LOB: 0 BB: 0 P: 5	R: 0 E: 0 K: 2 S: 7 H: 0 LOB: 0 BB: 0 P: 7	R: 0 E: 0 K: 1 S: 5 H: 0 LOB: 0 BB: 0 P: 5	R: 0 E: 1 K: 0 S: 5 H: 1 LOB: 3 BB: 1 P: 9	R: 0 E: 0 K: 2 S: 7 H: 0 LOB: 1 BB: 1 P: 11	R: 0 E: 0 K: 2 S: 7 H: 0 LOB: 0 BB: 0 P: 7	R: 0 E: 0 K: 2 S: 7 H: 0 LOB: 0 BB: 0 P: 7	R: 0 E: 0 K: 1 S: 5 H: 0 LOB: 0 BB: 0 P: 5	R: 0 E: 0 K: 1 S: 5 H: 0 LOB: 1 BB: 1 P: 9	1B: 1 2B: 0 3B: 0 HR: 0 SF: 0 SAC: 1 DP: 0 HBP: 0						

PITCHER	IP	WLS	BF	H	R	ER	SO	BB	IBB	HBP	BLK	WP	HR	S	P	ERA	WHIP
J.R. Richard, R (1, 1) ERA: 0.82	9.0	W	32	1	0	0	12	3	0	0	0	0	0	53	65	0.00	0.444

PITCHER	IP	WLS	BF	H	R	ER	SO	BB	IBB	HBP	BLK	WP	HR	S	P	ERA	WHIP

BOTTOM

Houston Astros @ Los Angeles Dodgers

Dodger Stadium, Los Angeles, CA

Sat Apr 19 1980, 6:05 PM PST

Att. 50,112 - Unknown

livebaseballscorecards.com

AB	28
R	0
H	1
RBI	0
BB	3
SO	12
LOB	9

Batter	1	2	3	4	5	6	7	8	9	AB	R	H	RBI	BB	SO	LOB
Rafael Landestoy, S (1, 4) OBP: 0.222, SLG: 0.250	F8		2B		F7		SF7 3-H		K	3	0	1	0	0	0	0
Joe Morgan, L (7, PH) (7, 4) OBP: 0.359, SLG: 0.214										1	0	0	1	0	1	1
Craig Reynolds, L (1, 6) OBP: 0.268, SLG: 0.375	F2		F5			L3 1B	F8			4	0	1	0	0	0	3
Terry Puhl, L (1, 8) OBP: 0.357, SLG: 0.472	F9		F2			F8		4-3		4	0	0	0	0	0	2
Jose Cruz, L (1, 7) OBP: 0.467, SLG: 0.486		F5		5-3		L3 1-2		K		4	0	0	0	0	1	1
Denny Walling, L (1, 3) OBP: 0.500, SLG: 0.385		BBBB G3 BB		BBBB S BB			G3	FC4 1B		2	0	1	0	2	0	0
Enos Cabell, R (1, 5) OBP: 0.400, SLG: 0.432		G3 1-2		5-3 1-2			1B 2B	1-2f		4	1	1	0	0	0	3
Jeffrey Leonard, R (1, 9) OBP: 0.316, SLG: 0.333		BBBB BB		6-3			1B BLK SF7 2-H 1B		4-3	3	1	1	1	1	0	1
Luis Pujols, R (1, 2) OBP: 0.259, SLG: 0.308		SSS K			5-3		1B 1-2 HBP		1B	3	0	1	0	0	1	2
Joe Niekro, R (1, 1) OBP: 0.333, SLG: 0.333			F3		5-3		1-2 2-3 1B		F8	3	0	1	0	0	0	0
Art Howe, R (9, PH) OBP: 0.192, SLG: 0.208										1	0	0	0	0	0	1

TOP

Houston Astros @ Los Angeles Dodgers

Dodger Stadium, Los Angeles, CA

Sun Apr 20 1980, 3:33 AM PST

Att. 39,442 - Unknown

livebaseballscorecards.com

AB	32
R	2
H	7
RBI	2
BB	3
SO	3
LOB	14

Inning Stats	1	2	3	4	5	6	7	8	9
	R: 0 E: 0 K: 0 S: 3	H: 0 LOB: 0 BB: 0 P: 3	R: 0 E: 0 K: 1 S: 5	H: 0 LOB: 2 BB: 2 P: 13	R: 0 E: 0 K: 0 S: 4	H: 1 LOB: 1 BB: 0 P: 4	R: 0 E: 0 K: 0 S: 3	H: 0 LOB: 1 BB: 1 P: 7	R: 0 E: 0 K: 0 S: 3	H: 0 LOB: 0 BB: 0 P: 3	R: 0 E: 0 K: 0 S: 3	H: 1 LOB: 0 BB: 0 P: 3	R: 2 E: 0 K: 0 S: 6	H: 3 LOB: 2 BB: 0 P: 7	R: 0 E: 0 K: 1 S: 6	H: 1 LOB: 1 BB: 0 P: 6	R: 0 E: 0 K: 1 S: 6	H: 1 LOB: 1 BB: 0 P: 6

| | | | | | | | | | |

Batter	1	2	3	4	5	6	7	8	9	AB	R	H	RBI	BB	SO	LOB
Davey Lopes, R (1, 4) OBP: 0.308, SLG: 0.391	SF7 3B		5-3 3-H		6-3			SH3-4 1-2		3	1	1	0	0	0	0
Rudy Law, L (1, 8) OBP: 0.347, SLG: 0.386	SF7 3-H		F8			BBBB G6-4-3 BB		S SF8 S 2-H 1B		2	1	1	2	1	0	0
Dusty Baker Jr., R (1, 7) OBP: 0.380, SLG: 0.605	K			F7		G6-4-3 1-2f		S 1-2 IBB		3	0	0	0	1	1	1
Steve Garvey, R (1, 3) OBP: 0.255, SLG: 0.255	F8			HBP 1B		1B		1-2 2-3 IBB		3	0	2	0	1	0	0
Ron Cey, R (1, 5) OBP: 0.311, SLG: 0.350		K		F8		5-3		SF8 3-H		3	0	0	1	0	1	2
Rick Monday, L (1, 9)		F7		FC6-4 1-2 HBP			F7	4-3		3	0	0	0	0	0	2
Bill Russell, R (1, 6) OBP: 0.184, SLG: 0.118		K		FC6-4 1-2f			6-3			3	0	0	0	0	1	2
Mike Scioscia, L (1, 2) OBP: 0.333, SLG: 0.667			SH5-4 WP 2B		6-3		F6			3	1	1	0	0	0	0
Rick Sutcliffe, L (1, 1) OBP: 0.167, SLG: 0.167 Jerry Reuss, L (7, 1)			SH5-4 2-3		1-4-3			E7 SH3-4 1B		1 1	0 1	0 0	0 0	0 0	0 0	0 0
Inning Stats	R: 1 H: 1 E: 0 LOB: 0 K: 1 BB: 0 S: 6 P: 6	R: 0 H: 0 E: 0 LOB: 0 K: 2 BB: 0 S: 7 P: 7	R: 1 H: 1 E: 0 LOB: 0 K: 0 BB: 0 S: 4 P: 4	R: 0 H: 1 E: 0 LOB: 2 K: 0 BB: 0 S: 4 P: 5	R: 0 H: 0 E: 0 LOB: 0 K: 0 BB: 0 S: 3 P: 3	R: 0 H: 1 E: 0 LOB: 1 K: 0 BB: 1 S: 3 P: 7	R: 0 H: 0 E: 0 LOB: 0 K: 0 BB: 0 S: 3 P: 3	R: 2 H: 1 E: 1 LOB: 2 K: 0 BB: 2 S: 5 P: 13		1B: 3 SF: 2 2B: 1 SAC: 2 3B: 1 DP: 1 HR: 0 HBP: 1						

PITCHER	IP	WLS	BF	H	R	ER	SO	BB	IBB	HBP	BLK	WP	HR	S	P	ERA	WHIP
Joe Niekro, R (1, 1) ERA: 2.05	8.0	L	33	5	4	2	3	1	2	1	0	1	0	35	48	2.25	0.750

PITCHER	IP	WLS	BF	H	R	ER	SO	BB	IBB	HBP	BLK	WP	HR	S	P	ERA	WHIP

BOTTOM

Houston Astros @ Los Angeles Dodgers

Dodger Stadium, Los Angeles, CA

Sun Apr 20 1980, 3:33 AM PST

Att. 39,442 - Unknown

livebaseballscorecards.com

AB	25
R	4
H	5
RBI	3
BB	3
SO	3
LOB	7

WP: 1 PA: 33
PB: 0
SB: 3
CS: 0

Cincinnati Reds @ Houston Astros

Astrodome, Houston, TX

Mon Apr 21 1980, 7:05 PM EST

Att. 29,067 - Unknown

TOP

livebaseballscorecards.com

Batter	1	2	3	4	5	6	7	8	9	AB	R	H	RBI	BB	SO	LOB
Dave Collins, S (1, 8) OBP: 0.333, SLG: 0.354	4-3 S 1B 1B	F8		1-2 2-H 2B 1B		4-3		K		2	1	1	0	0	0	0
Cesar Geronimo, L (2, 8) OBP: 0.333, SLG: 0.333										3	1	1	1	0	1	0
Ken Griffey, L (1, 9) OBP: 0.292, SLG: 0.310	4-3 1-3		G3	1-H 2-H 2B		K			F7	5	0	1	2	0	1	1
Dave Concepcion, R (1, 6) OBP: 0.294, SLG: 0.520	K		6-3	F8			1-3		K	5	0	0	0	0	2	2
George Foster, R (1, 7) OBP: 0.420, SLG: 0.628	1B 3-H 1B		1B		HR		1B 1B		BB 1B	5	1	5	2	0	0	0
Dan Driessen, L (1, 3) OBP: 0.333, SLG: 0.400	1-3 1B		F7		K		F5		1-2 BB	4	0	1	0	1	1	2
Johnny Bench, R (1, 2) OBP: 0.351, SLG: 0.424	F9			F6	5-3		1-2 1B		L5	5	0	1	0	0	0	4
Ray Knight, R (1, 5) OBP: 0.372, SLG: 0.600		SF8 3B		1B 1B BB	BB		K			2	2	1	0	2	1	2
Junior Kennedy, R (1, 4) OBP: 0.400, SLG: 0.474		SF8 3-H		F8	G3			P4		3	0	0	1	0	0	2
Michael LaCoss, R (1, 1) OBP: 0.250, SLG: 0.375		F7		1B 2B 1B		F8		K		3	1	1	0	0	0	0
Mario Soto, R (6, 1)										0	0	0	0	0	0	0
Dave Tomlin, L (7, 1)										0	0	0	0	0	0	0
Doug Bair, R (7, 1)										1	0	0	0	0	1	0
Tom Hume, R (8, 1)										0	0	0	0	0	0	0
Inning Stats	R: 1 E: 0 K: 1 S: 8 H: 3 LOB: 2 BB: 0 P: 8	R: 1 E: 0 K: 0 S: 4 H: 1 LOB: 0 BB: 0 P: 4	R: 0 E: 0 K: 0 S: 4 H: 1 LOB: 1 BB: 0 P: 4	R: 3 E: 0 K: 0 S: 6 H: 3 LOB: 1 BB: 1 P: 10	R: 1 E: 0 K: 1 S: 6 H: 1 LOB: 1 BB: 1 P: 10	R: 0 E: 0 K: 1 S: 5 H: 0 LOB: 0 BB: 0 P: 5	R: 0 E: 0 K: 1 S: 7 H: 2 LOB: 2 BB: 0 P: 7	R: 0 E: 0 K: 2 S: 7 H: 0 LOB: 0 BB: 0 P: 7	R: 0 E: 0 K: 1 S: 6 H: 1 LOB: 2 BB: 1 P: 10	1B: 9 2B: 1 3B: 1 HR: 1 SF: 1 SAC: 0 DP: 0 HBP: 0						

AB	38
R	6
H	12
RBI	6
BB	3
SO	7
LOB	13

WP: 0 PB: 0 SB: 1 CS: 0 PA: 42

PITCHER		IP	WLS	BF	H	R	ER	SO	BB	IBB	HBP	BLK	WP	HR	S	P	ERA	WHIP
Vern Ruhle, R ERA: 8.59	(1, 1)	3.2	L	19	7	5	5	1	1	0	0	0	0	0	20	24	12.27	2.182
Randy Niemann, L ERA:	(4, 1)	0.1		2	1	0	0	0	0	0	0	0	0	0	2	2	0.00	3.000
Joaquin Andujar, R ERA: 3.0	(5, 1)	1.0		5	1	1	1	1	1	0	0	0	0	1	6	10	9.00	2.000
Dave Smith, R ERA: 3.68	(6, 1)	1.0		3	0	0	0	1	0	0	0	0	0	0	5	5	0.00	0.000
Joe Sambito, L ERA: 1.08	(7, 1)	2.0		8	2	0	0	3	0	0	0	0	0	0	14	14	0.00	1.000

PITCHER		IP	WLS	BF	H	R	ER	SO	BB	IBB	HBP	BLK	WP	HR	S	P	ERA	WHIP
Frank LaCorte, R ERA:	(9, 1)	1.0		5	1	0	0	1	1	0	0	0	0	0	6	10	0.00	2.000

Batter	1	2	3	4	5	6	7	8	9	AB	R	H	RBI	BB	SO	LOB
Jeffrey Leonard, R (1, 8) OBP: 0.292, SLG: 0.304	L6-3 1B		5-3		FC1-2 2-3 3-H	K		F9		5	0	1	0	0	1	7
Craig Reynolds, L (1, 6) OBP: 0.283, SLG: 0.364	L6-3 1-2			P6	4-3		1B BB 1B	1-2 BB		4	1	1	0	1	0	3
Denny Walling, L (1, 9) OBP: 0.478, SLG: 0.444	1-3			4-3		F8 1B 2B	BB BB 1-3 G4-6-3 1B	F7		5	2	2	0	0	0	2
Joe Morgan, L (1, 4) OBP: 0.364, SLG: 0.219		F2		1B		F8 2-3	G4-6-3 BB 1-2 BB		F7	4	0	1	0	1	0	1
Jose Cruz, L (1, 7) OBP: 0.460, SLG: 0.462		F8		4-3		BB 1B 3-H 1B	G4-6-3 1-2 2-3 3-H BB		F7	4	1	1	2	1	0	1
Enos Cabell, R (1, 5) OBP: 0.400, SLG: 0.429		CS 1B			BB E 1B	P5	G4-6-3 1-2f 2-3 3-H		4-3	5	1	2	0	0	0	3
Art Howe, R (1, 3) OBP: 0.233, SLG: 0.192		CS 1-2	F4		E FC1-2 1-2 BB	BB 1B 1-2 BB	K			2	0	0	0	2	1	1
Luis Pujols, R (1, 2) OBP: 0.258, SLG: 0.300			L3		E1 FC1-2 1-3 2-H	BB 1-2 2-H 1B		P4		4	0	1	1	0	0	1
Vern Ruhle, R (1, 1) Randy Niemann, L (4, 1) Joaquin Andujar, S (5, 1) Dave Bergman, L (5, PH) Dave Smith, R (8, 1) Rafael Landestoy, S (6, PH) OBP: 0.500, SLG: 0.500 Joe Sambito, L (7, 1) Alan Ashby, S (8, PH) OBP: 0.429, SLG: 0.429 Terry Puhl, L (9, PH) OBP: 0.467, SLG: 0.472 Frank LaCorte, R (9, 1)					6-3				BB 1B	0 0 0 1 0 0 0 0 0 1 0 0	0 0 0 0 0 0 0 0 0 0 0 0	0 0 0 0 0 0 0 0 0 1 0 0	0 0 0 0 0 0 0 0 0 0 0 0	1 0 0 0 1 0 0 0 0 0 0 0	0 0 0 0 0 0 0 0 0 0 0 0	0 0 0 2 0 0 0 0 0 0 0 0
Inning Stats	R: 0 E: 0 K: 0 S: 3 H: 1 LOB: 0 BB: 0 P: 3	R: 0 E: 0 K: 0 S: 3 H: 1 LOB: 0 BB: 0 P: 3	R: 0 E: 0 K: 0 S: 3 H: 0 LOB: 1 BB: 1 P: 7	R: 0 E: 0 K: 0 S: 4 H: 1 LOB: 1 BB: 0 P: 4	R: 1 E: 1 K: 0 S: 5 H: 1 LOB: 2 BB: 1 P: 9	R: 2 E: 0 K: 1 S: 8 H: 3 LOB: 3 BB: 2 P: 16	R: 2 E: 0 K: 1 S: 6 H: 2 LOB: 1 BB: 2 P: 14	R: 0 E: 0 K: 0 S: 4 H: 1 LOB: 2 BB: 1 P: 8	R: 0 E: 0 K: 0 S: 3 H: 0 LOB: 0 BB: 0 P: 3	1B: 9 2B: 2 3B: 0 HR: 0 SF: 0 SAC: 0 DP: 2 HBP: 0						

PITCHER		IP	WLS	BF	H	R	ER	SO	BB	IBB	HBP	BLK	WP	HR	S	P	ERA	WHIP
Michael LaCoss, R ERA: 2.61	(1, 1)	5.2	W	26	7	3	3	0	3	0	0	0	0	0	23	35	4.76	1.765
Mario Soto, R ERA: 11.57	(6, 1)	0.1		4	2	2	2	1	1	0	0	0	0	0	5	9	54.00	9.000
Dave Tomlin, L ERA: 10.8	(7, 1)	0.0		2	0	0	0	0	2	0	0	0	0	0	0	8	∞	∞
Doug Bair, R ERA:	(7, 1)	1.2		6	1	0	0	1	1	0	0	0	0	0	7	11	0.00	1.200
Tom Hume, R ERA:	(8, 1)	1.1	S	4	0	0	0	0	0	0	0	0	0	0	4	4	0.00	0.000

PITCHER	IP	WLS	BF	H	R	ER	SO	BB	IBB	HBP	BLK	WP	HR	S	P	ERA	WHIP

BOTTOM

Cincinnati Reds @ Houston Astros

Astrodome, Houston, TX

Mon Apr 21 1980, 7:05 PM EST

Att. 29,067 - Unknown

livebaseballscorecards.com

AB	35
R	5
H	10
RBI	3
BB	7
SO	2
LOB	21

1B: 9 SF: 0
2B: 2 SAC: 0
3B: 0 DP: 2
HR: 0 HBP: 0

WP: 0 PA: 43
PB: 0
SB: 0
CS: 1

Batter	1	2	3	4	5	6	7	8	9	AB	R	H	RBI	BB	SO	LOB
Ken Griffey, L (1, 9) OBP: 0.302, SLG: 0.319	K	1-2 2-3 1B			BB 1B		3-1		B2-3	5	0	2	0	0	1	0
Junior Kennedy, R (1, 4) OBP: 0.400, SLG: 0.439	1B BB	K			K		BB		G3	3	0	0	0	2	2	4
Dave Concepcion, R (1, 6) OBP: 0.273, SLG: 0.481	P3		P3		F9		F9			4	0	0	0	0	0	3
George Foster, R (1, 7) OBP: 0.463, SLG: 0.636	1-2 1B		G4-6-3 BB		1-2 BB		1-2 BB			1	0	1	0	3	0	0
Dan Driessen, L (1, 3) OBP: 0.308, SLG: 0.364	K		G4-6-3 1-2f		4-3		P6			4	0	0	0	0	1	7
Johnny Bench, R (1, 2) OBP: 0.350, SLG: 0.417 Don Werner, R (6, 2) OBP: 0.154, SLG: 0.083		F9		5-3		FC4-6 1B		5-3		3 1	0 0	1 0	0 0	0 0	0 0	0 0
Ray Knight, R (1, 5) OBP: 0.370, SLG: 0.605 Rick Auerbach, R (6, 5)		F9		2B		FC4-6 1-2f		6-3		3 1	0 0	1 0	0 0	0 0	0 0	1 0
Cesar Geronimo, L (1, 8) OBP: 0.300, SLG: 0.222		1B 1B BB		K		K		6-3		3	0	0	0	1	2	2
Frank Pastore, R (1, 1) OBP: 0.429, SLG: 0.333 Paul Moskau, R (3, 1) Hector Cruz, R (6, PH) Dave Tomlin, L (6, 1) Ron Oester, S (9, PH)		1-2 1B		F8		K			6-3	1 1 1 0 1	0 0 0 0 0	1 0 0 0 0	0 0 0 0 0	0 0 0 0 0	0 1 1 0 0	0 1 1 0 0

Inning Stats	1	2	3	4	5	6	7	8	9
	R: 0 E: 0 K: 2 S: 8	R: 0 E: 0 K: 1 S: 7	R: 0 E: 0 K: 0 S: 2	R: 0 E: 0 K: 1 S: 6	R: 0 E: 0 K: 1 S: 6	R: 0 E: 0 K: 2 S: 8	R: 0 E: 0 K: 0 S: 3	R: 0 E: 0 K: 0 S: 3	R: 0 E: 0 K: 0 S: 3
	H: 1 LOB: 2 BB: 1 P: 12	H: 2 LOB: 3 BB: 1 P: 11	H: 0 LOB: 0 BB: 1 P: 6	H: 1 LOB: 1 BB: 0 P: 6	H: 1 LOB: 2 BB: 1 P: 10	H: 1 LOB: 1 BB: 0 P: 8	H: 0 LOB: 2 BB: 2 P: 11	H: 0 LOB: 0 BB: 0 P: 3	H: 0 LOB: 0 BB: 0 P: 3

1B: 5 SF: 0
2B: 1 SAC: 0
3B: 0 DP: 1
HR: 0 HBP: 0

WP: 0 PA: 38
PB: 0
SB: 0
CS: 0

PITCHER		IP	W/L/S	BF	H	R	ER	SO	BB	IBB	HBP	BLK	WP	HR	S	P	ERA	WHIP
Nolan Ryan, R ERA: 3.79	(1, 1)	7.0	W	32	6	0	0	7	6	0	0	0	0	0	40	64	0.00	1.714
Dave Smith, R ERA: 2.89	(8, 1)	2.0		6	0	0	0	0	0	0	0	0	0	0	6	6	0.00	0.000

PITCHER		IP	W/L/S	BF	H	R	ER	SO	BB	IBB	HBP	BLK	WP	HR	S	P	ERA	WHIP

TOP

Cincinnati Reds @ Houston Astros

Astrodome, Houston, TX

Tue Apr 22 1980, 7:05 PM EST

Att. 30,094 - Unknown

livebaseballscorecards.com

AB	32
R	0
H	6
RBI	0
BB	6
SO	7
LOB	19

Batter	1	2	3	4	5	6	7	8	9	AB	R	H	RBI	BB	SO	LOB
Jeffrey Leonard, R (1, 8) OBP: 0.345, SLG: 0.370	0-0 1B E 3B 1B	0-0 2B		4-0 F8 SH1-3 2B BB	0-3 ③ K			0-0 ① 4-3		4	2	2	0	1	1	0
Craig Reynolds, L (1, 6) OBP: 0.300, SLG: 0.375	0-0 BB 1-3 3B 1B	0-0 ② F8		0-0 ① SH1-3 1-2		0-0 ① 4-3		0-0 1B		4	1	2	0	0	0	1
Denny Walling, L (1, 9) OBP: 0.393, SLG: 0.348	0-3 ① K	0-0 ③ G3		0-0 ② F8 2-3		0-0 ② F8		0-3 ② K		5	0	0	0	0	2	5
Joe Morgan, L (1, 4) OBP: 0.408, SLG: 0.257 Rafael Landestoy, S (9, 4) OBP: 0.300, SLG: 0.250	4-0 1-2 3B BB		0-0 1B SF8 1B	4-0 2B BB		0-0 1B		0-0 ③ F7		3	3	2	0	2	0	1
										0	0	0	0	0	0	0
Jose Cruz, L (1, 7) OBP: 0.481, SLG: 0.558	0-0 1-H 2-H 3-H SF9 3B		0-0 4-3 1-3 1B	0-0 1-H 3-H 3B 2B		0-0 ③ 4-3				4	2	3	5	0	0	1
Enos Cabell, R (1, 5) OBP: 0.388, SLG: 0.477 Julio Gonzalez, R (8, 5) OBP: 0.222, SLG: 0.333	0-0 ② SF9 3-H		0-0 ① SF8 3-H	0-0 2-H 3B			0-3 ① K			2	0	1	3	0	1	0
										0	0	0	0	0	0	0
Dave Bergman, L (1, 3) OBP: 0.222, SLG: 0.222	0-0 1B		0-0 ② 4-3 1-2	0-0 ③ F7			0-0 1B			4	0	2	0	0	0	2
Alan Ashby, S (1, 2) OBP: 0.400, SLG: 0.353	0-0 ③ 4-3		4-0 IBB		0-0 ① 4-3		0-3 ② K			3	0	0	0	1	1	2
Nolan Ryan, R (1, 1) OBP: 0.143, SLG: 0.571 Cesar Cedeno, R (7, PH) OBP: 0.342, SLG: 0.324 Dave Smith, R (8, 1)		0-3 ① K	0-3 ③ K		0-0 ② F9		0-0 ③ L6			3	0	0	0	0	2	2
										1	0	0	0	0	0	1
										0	0	0	0	0	0	0
Inning Stats	R: 4 H: 4 E: 1 LOB: 1 K: 1 BB: 1 S: 9 P: 13	R: 0 H: 1 E: 0 LOB: 1 K: 1 BB: 0 S: 6 P: 6	R: 1 H: 2 E: 0 LOB: 2 K: 1 BB: 1 S: 7 P: 11	R: 3 H: 2 E: 0 LOB: 1 K: 0 BB: 2 S: 5 P: 13	R: 0 H: 0 E: 0 LOB: 0 K: 1 BB: 0 S: 5 P: 5	R: 0 H: 1 E: 0 LOB: 1 K: 0 BB: 0 S: 4 P: 4	R: 0 H: 1 E: 0 LOB: 1 K: 2 BB: 0 S: 8 P: 8	R: 0 H: 1 E: 0 LOB: 1 K: 1 BB: 0 S: 6 P: 6		1B: 8 SF: 2 2B: 2 SAC: 1 3B: 2 DP: 0 HR: 0 HBP: 0						

PITCHER		IP	WLS	BF	H	R	ER	SO	BB	IBB	HBP	BLK	WP	HR	S	P	ERA	WHIP
Frank Pastore, R ERA: 2.7	(1, 1)	2.0	L	14	7	5	5	2	1	0	0	0	0	0	17	21	22.50	4.000
Paul Moskau, R ERA: 6.0	(3, 1)	3.0		14	2	3	3	2	2	1	0	0	0	0	15	27	9.00	1.333
Dave Tomlin, L ERA: 3.86	(6, 1)	3.0		12	3	0	0	3	0	0	0	0	0	0	18	18	0.00	1.000

PITCHER	IP	WLS	BF	H	R	ER	SO	BB	IBB	HBP	BLK	WP	HR	S	P	ERA	WHIP

BOTTOM

Cincinnati Reds @ Houston Astros

Astrodome, Houston, TX

Tue Apr 22 1980, 7:05 PM EST

Att. 30,094 - Unknown

livebaseballscorecards.com

AB	33
R	8
H	12
RBI	8
BB	4
SO	7
LOB	15

Batter	1	2	3	4	5	6	7	8	9	10	11	12	AB	R	H	RBI	BB	SO	LOB
Ken Griffey, L (1, 9) OBP: 0.322, SLG: 0.358	0-0 1B BLK 2B	0-0 F7		0-3 K			0-0 FC1-6 1B		0-0 G6-4-3 1B			0-0 F8	6	1	3	0	0	1	3
Junior Kennedy, R (1, 4) OBP: 0.357, SLG: 0.383	0-0 1-3		0-3 K		0-0 P4		0-0 FC1-6 G6-4-3 1-2f		0-0 G6-4-3 1-2f			0-0 4-3 2-3	6	0	0	0	0	1	4
Dave Concepcion, R (1, 6) OBP: 0.295, SLG: 0.483	0-0 FC6-5 BLK 2-3 1B		0-0 S 1B 1B		0-0 E5		0-0 G6-4-3 1-2f			0-0 5-3		0-0 FC6-4 3-H 1B	6	1	3	1	0	0	1
George Foster, R (1, 7) OBP: 0.417, SLG: 0.560	0-0 FC6-5 BB 1-3 3-H		0-3 K 1-2		0-0 L6			0-0 P6		0-3 K		0-0 FC6-4 1-2f	6	0	0	0	0	2	4
Dan Driessen, L (1, 3) OBP: 0.316, SLG: 0.354	4-0 1-2 BB		0-0 2-H 1B		0-0 P5			0-0 4-1		0-0 F7			4	0	1	1	1	0	1
Johnny Bench, R (1, 2) OBP: 0.333, SLG: 0.390	0-0 F2		0-3 K			0-0 1-3		0-0 1B			0-3 K		5	0	1	0	0	2	3
Ray Knight, R (1, 5) OBP: 0.373, SLG: 0.583		0-0 F9		0-0 P4		0-0 1B		0-0 1-2 1B			0-0 F9		5	0	2	0	0	0	0
Cesar Geronimo, L (1, 8) OBP: 0.385, SLG: 0.333		0-0 SH2-3 1B		0-0 S 1B		0-0 P6		0-0 F8			0-3 K		3	0	2	0	0	0	1
Hector Cruz, R (8, PH)													1	0	0	0	0	0	2
(8, 8)																			
Sam Mejias, R (10, 8)													1	0	0	0	0	1	0
Charlie Leibrandt, R (1, 1) OBP: 0.250, SLG: 0.250		0-0 SH2-3 1-2		0-0 6-3 1-2		0-0 B1-3			0-0 F8			0-0 4-3 1B 2B	2	0	0	0	0	0	2
Rick Auerbach, R (9, PH)													1	0	0	0	0	0	0
Tom Hume, R (9, 1)													0	0	0	0	0	0	0
Harry Spilman, L (12, PH) OBP: 0.600, SLG: 0.800													1	1	1	0	0	0	0
Doug Bair, R (12, 1)													0	0	0	0	0	0	0
Inning Stats	R: 1 E: 0 K: 0 S: 5 H: 2 LOB: 2 BB: 1 P: 9	R: 0 E: 0 K: 0 S: 4 H: 1 LOB: 1 BB: 0 P: 4	R: 1 E: 0 K: 3 S: 11 H: 2 LOB: 1 BB: 0 P: 11	R: 0 E: 0 K: 1 S: 6 H: 1 LOB: 1 BB: 0 P: 6	R: 0 E: 1 K: 0 S: 4 H: 0 LOB: 1 BB: 0 P: 4	R: 0 E: 0 K: 0 S: 4 H: 1 LOB: 1 BB: 0 P: 4	R: 0 E: 0 K: 0 S: 3 H: 1 LOB: 0 BB: 0 P: 3	R: 0 E: 0 K: 0 S: 5 H: 2 LOB: 2 BB: 0 P: 5	R: 0 E: 0 K: 0 S: 3 H: 1 LOB: 0 BB: 0 P: 3	R: 0 E: 0 K: 1 S: 5 H: 0 LOB: 0 BB: 0 P: 5	R: 0 E: 0 K: 2 S: 7 H: 0 LOB: 0 BB: 0 P: 7	R: 1 E: 0 K: 0 S: 5 H: 2 LOB: 1 BB: 0 P: 5	1B: 11 2B: 2 3B: 0 HR: 0	SF: 0 SAC: 1 DP: 2 HBP: 0						

PITCHER		IP	WLS	BF	H	R	ER	SO	BB	IBB	HBP	BLK	WP	HR	S	P	ERA	WHIP
Ken Forsch, R ERA: 3.05	(1, 1)	7.0		30	8	2	2	4	1	0	0	1	0	0	37	41	2.57	1.286
Joe Sambito, L ERA: 0.87	(8, 1)	2.0		8	3	0	0	0	0	0	0	0	0	0	8	8	0.00	1.500
Frank LaCorte, R ERA:	(10, 1)	2.0		6	0	0	0	3	0	0	0	0	0	0	12	12	0.00	0.000
Joaquin Andujar, R ERA: 3.86	(12, 1)	1.0	L	5	2	1	1	0	0	0	0	0	0	0	5	5	9.00	2.000

PITCHER	IP	WLS	BF	H	R	ER	SO	BB	IBB	HBP	BLK	WP	HR	S	P	ERA	WHIP

TOP

Cincinnati Reds @ Houston Astros

Astrodome, Houston, TX

Wed Apr 23 1980, 7:05 PM EST

Att. 29,828 - Unknown

livebaseballscorecards.com

AB	47
R	3
H	13
RBI	2
BB	1
SO	7
LOB	21

WP: 0 PB: 0 SB: 2 CS: 0 PA: 49

Cincinnati Reds @ Houston Astros

Astrodome, Houston, TX

Wed Apr 23 1980, 7:05 PM EST

Att. 29,828 - Unknown

livebaseballscorecards.com

BOTTOM

Batter	1	2	3	4	5	6	7	8	9	10	11	12	AB	R	H	RBI	BB	SO	LOB
Jeffrey Leonard, R (1, 9) OBP: 0.303, SLG: 0.323	F7		G1-6-3 1-2f		1-3		5-3		BBBB 4-0 FC4-6 BB 1-2 2-3		BBBB 4-0 BB 1-2 2-3		4	0	0	0	0	0	1
Denny Walling, L (9, PH) OBP: 0.414, SLG: 0.348													0	0	0	0	1	0	0
Frank LaCorte, R (10, 1)													0	0	0	0	0	0	0
Rafael Landestoy, S (11, PH) OBP: 0.364, SLG: 0.250													0	0	0	0	1	0	0
Joaquin Andujar, S (12, 1)													0	0	0	0	0	0	0
Craig Reynolds, L (1, 6) OBP: 0.304, SLG: 0.358	SSS 0-3 K		BBBB 4-0 2B BB		0-0 1B		SSS 0-3 K		0-0 FC4-6 1-2f		0-0 3-1		5	1	1	0	1	2	6
Joe Morgan, L (1, 4) OBP: 0.400, SLG: 0.317	2B		1-H 3B 2B		F8			F9		F9		G3	6	1	2	1	0	0	1
Art Howe, R (1, 3) OBP: 0.278, SLG: 0.290	BBBB 4-0 BB		2-H 3B			4-3 F9 1B		P4		1-3		F7	5	0	2	1	1	0	0
Jose Cruz, L (1, 7) OBP: 0.433, SLG: 0.490	4-3		4-3			1-2 F9		3-1		SSS 0-3 K		P4	6	0	0	0	0	1	4
Enos Cabell, R (1, 5) OBP: 0.370, SLG: 0.438		1-3		6-3		2-3 4-3			SSS 0-3 K		BBBB 4-0 BB SH1-4 BB		4	0	0	0	1	1	1
Cesar Cedeno, R (1, 8) OBP: 0.381, SLG: 0.351		6-3		L5-3 1B		BBBB 4-0 BB			0-0 BB 1-3 1B		1-2 0-0 SH1-4		3	0	2	0	1	0	0
Alan Ashby, S (1, 2) OBP: 0.360, SLG: 0.286		6-3		1-2 L5-3		F7			1-2 0-0 1-3		IIII 4-0 BB IBB		4	0	0	0	1	0	4
Ken Forsch, R (1, 1) OBP: 0.375, SLG: 0.375			G1-6-3 1B		F9		6-3		4-0 BB IBB		0-0 F8		2	0	1	0	0	0	0
Julio Gonzalez, R (7, PH) OBP: 0.200, SLG: 0.300													1	0	0	0	0	0	0
Joe Sambito, L (8, 1)													0	0	0	0	0	0	0
Dave Bergman, L (9, PH) OBP: 0.273, SLG: 0.200													1	0	0	0	1	0	2
(10, 9)																			
Inning Stats	R: 0 E: 0 K: 1 S: 6 H: 1 LOB: 2 BB: 1 P: 10	R: 0 E: 0 K: 0 S: 3 H: 0 LOB: 0 BB: 0 P: 3	R: 2 E: 0 K: 0 S: 5 H: 3 LOB: 1 BB: 1 P: 9	R: 0 E: 0 K: 0 S: 3 H: 1 LOB: 0 BB: 0 P: 3	R: 0 E: 0 K: 0 S: 4 H: 1 LOB: 1 BB: 0 P: 4	R: 0 E: 0 K: 0 S: 4 H: 1 LOB: 2 BB: 1 P: 8	R: 0 E: 0 K: 1 S: 5 H: 0 LOB: 0 BB: 0 P: 5	R: 0 E: 0 K: 0 S: 3 H: 0 LOB: 0 BB: 0 P: 3	R: 0 E: 0 K: 1 S: 6 H: 1 LOB: 3 BB: 2 P: 14	R: 0 E: 0 K: 1 S: 5 H: 0 LOB: 0 BB: 0 P: 5	R: 0 E: 0 K: 0 S: 3 H: 0 LOB: 3 BB: 3 P: 15	R: 0 E: 0 K: 0 S: 3 H: 0 LOB: 0 BB: 0 P: 3	1B: 5 2B: 3 3B: 1 HR: 0	SF: 0 SAC: 1 DP: 2 HBP: 0					

PITCHER		IP	WLS	BF	H	R	ER	SO	BB	IBB	HBP	BLK	WP	HR	S	P	ERA	WHIP
Charlie Leibrandt, L ERA: 1.88	(1, 1)	8.0		32	7	2	2	2	3	0	0	0	0	0	33	45	2.25	1.250
Tom Hume, R ERA:	(9, 1)	3.0	W	15	1	0	0	2	3	2	0	0	0	0	14	34	0.00	1.333
Doug Bair, R ERA:	(12, 1)	1.0	S	3	0	0	0	0	0	0	0	0	0	0	3	3	0.00	0.000

PITCHER	IP	WLS	BF	H	R	ER	SO	BB	IBB	HBP	BLK	WP	HR	S	P	ERA	WHIP

AB	41
R	2
H	8
RBI	2
BB	8
SO	4
LOB	19

WP: 0 PB: 0 SB: 0 CS: 0 PA: 50

Batter	1	2	3	4	5	6	7	8	9	AB	R	H	RBI	BB	SO	LOB
Frank Taveras, R (1, 6) OBP: 0.288, SLG: 0.327	6-3		K			K		4-3		4	0	0	0	0	2	1
John Stearns, R (1, 2) OBP: 0.339, SLG: 0.460	K2-3			3-1		K		F7		4	0	0	0	0	2	1
Lee Mazzilli, S (1, 3) OBP: 0.464, SLG: 0.325	K			F7		G3			BB 6-3 S 2B	3	1	0	0	1	1	0
Joel Youngblood, R (1, 9) OBP: 0.396, SLG: 0.463		K		K			5-3		6-3 1-3	4	0	0	0	0	2	1
Mike Jorgensen, L (1, 7) OBP: 0.476, SLG: 0.375		BB			WP 1B 1B		F7		2B BB	2	2	1	0	2	0	0
Jerry Morales, R (1, 8) OBP: 0.320, SLG: 0.349		F9			F8 1-2		F3		1-H 3-H 2B	4	0	1	2	0	0	2
Phil Mankowski, L (1, 5) OBP: 0.400, SLG: 0.375		K			2-H 1B			BB FC6-4	K	3	0	1	1	1	2	2
Doug Flynn, R (1, 4) OBP: 0.260, SLG: 0.306			F5-3		F3			FC6-4 1-2f 2B	K	3	1	0	0	0	0	2
Mario Ramirez, R (8, 4)										0	0	0	0	0	0	0
Jose Cardenal, R (9, PH)										1	0	0	0	0	1	1
Pete Falcone, L (1, 1) OBP: 0.200, SLG: 0.200			L7		2-3			4-3 1-H 2B		2	0	0	0	0	0	1
Tom Hausman, R (6, 1)										0	0	0	0	0	0	0
John Pacella, R (7, 1)										0	0	0	0	0	0	0
Ron Hodges, L (8, PH) OBP: 0.200, SLG: 0.400										1	0	1	1	0	0	0
Kevin Kobel, R (8, 1)										0	0	0	0	0	0	0
Inning Stats	R: 0 E: 0 K: 2 S: 7 H: 0 LOB: 0 BB: 0 P: 7	R: 0 E: 0 K: 2 S: 7 H: 0 LOB: 1 BB: 1 P: 11	R: 0 E: 0 K: 1 S: 5 H: 0 LOB: 0 BB: 0 P: 5	R: 0 E: 0 K: 1 S: 5 H: 0 LOB: 0 BB: 0 P: 5	R: 1 E: 0 K: 0 S: 5 H: 2 LOB: 1 BB: 0 P: 5	R: 0 E: 0 K: 2 S: 7 H: 0 LOB: 0 BB: 0 P: 7	R: 0 E: 0 K: 0 S: 3 H: 0 LOB: 0 BB: 0 P: 3	R: 1 E: 0 K: 0 S: 4 H: 1 LOB: 1 BB: 1 P: 8	R: 2 E: 0 K: 2 S: 8 H: 1 LOB: 1 BB: 2 P: 16	1B: 2 2B: 2 3B: 0 HR: 0 SF: 0 SAC: 0 DP: 0 HBP: 0							

TOP

New York Mets @ Houston Astros

Astrodome, Houston, TX

Fri Apr 25 1980, 7:05 PM EST

Att. 24,140 - Unknown

livebaseballscorecards.com

AB	31
R	4
H	4
RBI	4
BB	4
SO	10
LOB	11

PITCHER		IP	WLS	BF	H	R	ER	SO	BB	IBB	HBP	BLK	WP	HR	S	P	ERA	WHIP
J.R. Richard, R ERA: 1.78	(1, 1)	8.1	W	32	3	4	4	8	4	0	0	0	1	0	44	60	4.32	0.840
Dave Smith, R ERA: 2.7	(9, 1)	0.2		3	1	0	0	2	0	0	0	0	0	0	7	7	0.00	1.500

PITCHER	IP	WLS	BF	H	R	ER	SO	BB	IBB	HBP	BLK	WP	HR	S	P	ERA	WHIP

New York Mets @ Houston Astros

Astrodome, Houston, TX

Fri Apr 25 1980, 7:05 PM EST

Att. 24,140 - Unknown

BOTTOM

Batter	1	2	3	4	5	6	7	8	9	AB	R	H	RBI	BB	SO	LOB
Jeffrey Leonard, R (1, 9) OBP: 0.316, SLG: 0.417	SH5-3 1B 1B	FC5-4 1-2f			HR	K		K		5	2	2	1	0	2	3
Craig Reynolds, L (1, 6) OBP: 0.305, SLG: 0.375	SH5-3 1-2	K			F8		1B 2B			3	1	1	0	0	1	0
Joe Morgan, L (1, 4) OBP: 0.390, SLG: 0.311 Rafael Landestoy, S (8, 4) OBP: 0.364, SLG: 0.250	K	F8			K		2-H 1B			4 0	0 0	1 0	1 0	0 0	2 0	1 0
Art Howe, R (1, 3) OBP: 0.300, SLG: 0.343	FC6-4 2-H 1B	F9			F7		1B 2B			4	1	2	1	0	0	0
Enos Cabell, R (1, 5) OBP: 0.397, SLG: 0.481 Julio Gonzalez, R (8, 5) OBP: 0.200, SLG: 0.300	FC6-4 1-2f			1B 2B		1B FC6-4 1B	2-H 1B			4 0	2 0	3 0	1 0	0 0	0 0	1 0
Jose Cruz, L (1, 7) OBP: 0.422, SLG: 0.472		K		K		S E 1-3 1B	F8			4	1	1	0	0	2	2
Cesar Cedeno, R (1, 8) OBP: 0.348, SLG: 0.317		K		K		K 1-2	K			4	0	0	0	0	4	4
Alan Ashby, S (1, 2) OBP: 0.414, SLG: 0.333		WP 1B		2-H 1B		FC6-4 IBB		E5 L4-3		3	0	2	1	1	0	0
J.R. Richard, R (1, 1) OBP: 0.091, SLG: 0.091 Dave Smith, R (9, 1)	K FC5-4 1-2			F7		FC6-4 1-2f 2-H 3-H		L4-3 1-2		4 0	0 0	0 0	1 0	0 0	1 0	4 0
Inning Stats	R: 1 E: 0 K: 1 S: 7 H: 2 LOB: 1 BB: 0 P: 7	R: 0 E: 0 K: 3 S: 11 H: 1 LOB: 2 BB: 0 P: 11	R: 0 E: 0 K: 1 S: 5 H: 0 LOB: 0 BB: 0 P: 5	R: 1 E: 0 K: 2 S: 9 H: 2 LOB: 1 BB: 0 P: 9	R: 1 E: 0 K: 1 S: 6 H: 1 LOB: 0 BB: 0 P: 6	R: 2 E: 1 K: 2 S: 9 H: 2 LOB: 1 BB: 1 P: 13	R: 2 E: 0 K: 1 S: 8 H: 4 LOB: 1 BB: 0 P: 8	R: 0 E: 1 K: 1 S: 5 H: 0 LOB: 0 BB: 0 P: 5		1B: 8 2B: 4 3B: 0 HR: 1 SF: 0 SAC: 1 DP: 1 HBP: 0					

livebaseballscorecards.com

AB	35
R	7
H	12
RBI	6
BB	1
SO	12
LOB	15

WP: 1 PA: 37
PB: 0
SB: 1
CS: 0

PITCHER		IP	WLS	BF	H	R	ER	SO	BB	IBB	HBP	BLK	WP	HR	S	P	ERA	WHIP
Pete Falcone, L ERA: 3.21	(1, 1)	5.0	L	24	8	5	4	8	0	0	0	0	1	1	40	40	7.20	1.600
Tom Hausman, R ERA: 7.27	(6, 1)	1.1		7	3	2	2	2	0	1	0	0	0	0	10	14	13.50	2.250
John Pacella, R ERA: 3.52	(7, 1)	0.2		3	1	0	0	1	0	0	0	0	0	0	5	5	0.00	1.500
Kevin Kobel, L ERA: 7.71	(8, 1)	1.0		3	0	0	0	1	0	0	0	0	0	0	5	5	0.00	0.000

PITCHER	IP	WLS	BF	H	R	ER	SO	BB	IBB	HBP	BLK	WP	HR	S	P	ERA	WHIP

New York Mets @ Houston Astros

Astrodome, Houston, TX

Sat Apr 26 1980, 7:05 PM EST

Att. 44,540 - Unknown

TOP

livebaseballscorecards.com

Batter	1	2	3	4	5	6	7	8	9	AB	R	H	RBI	BB	SO	LOB
Frank Taveras, R (1, 6) OBP: 0.297, SLG: 0.310	4-0 BB S BB		0-3 ② K		x 0-0 ② F3			x 0-0 ① L5	B B B B 4-0 1-2 2-3 BB	3	0	0	0	2	1	0
John Stearns, R (1, 2) OBP: 0.328, SLG: 0.426	B B B B 4-0 BB 1-2 BB		x 0-0 ③ 6-3		x 0-0 ③ 6-3			x 0-0 ② F8	x 0-0 ② F4	4	0	0	0	1	0	3
Lee Mazzilli, S (1, 3) OBP: 0.459, SLG: 0.318	B B B B 4-0 G4-6-3 1-2 2-3 BB			x 0-0 ① 4-3		x 0-0 ① F7		x 0-0 1B BB 1B	x 0-0 ③ F8	4	0	1	0	1	0	3
Joel Youngblood, R (1, 9) (8, 8) OBP: 0.404, SLG: 0.477	x 0-0 ① F2			x 0-0 4-3 2B		x 0-0 ② 1-3		B B B B 4-0 1B 1-2 BB		3	0	1	0	1	0	3
Mike Jorgensen, L (1, 7) OBP: 0.440, SLG: 0.350	x 0-0 ② ③ G4-6-3 1-2f			x 0-0 ② 4-3 2-3		x 0-0 ③ F2		x 0-0 FC4 1-2 2-3 1B		4	0	1	0	0	0	4
Jerry Morales, R (1, 8) OBP: 0.333, SLG: 0.348 Kevin Kobel, R (8, 1)		S S S 0-3 ① K		B B B B 4-0 BB BB			x 0-0 F1-3 1B	x 0-0 ③ FC4 1-2f		3 0	0 0	1 0	0 0	1 0	1 0	3 0
Elliott Maddox, R (1, 5) OBP: 0.438, SLG: 0.381		S S S 0-3 ② K		B B B B 4-0 1-2 BB			x 0-0 ① F8		x 0-0 BB BB 1B	3	0	1	0	1	1	1
Doug Flynn, R (1, 4) OBP: 0.259, SLG: 0.288	x 0-0 ③ F6			x 0-0 ③ F2			x 0-0 ② F1-3 1-2		B B B B 4-0 BB 1-2 BB	3	0	0	0	1	0	4
Craig Swan, R (1, 1) OBP: 0.625, SLG: 0.400 Phil Mankowski, L (5, PH) OBP: 0.364, SLG: 0.333 Jeff Reardon, R (5, 1) Alex Trevino, R (7, PH) Ed Glynn, R (7, 1) Neil Allen, R (7, 1) Dan Norman, R (8, 9) OBP: 0.143, SLG: 0.571			S S S 0-3 ① K		x 0-0 ① 6-3		x 0-0 ③ 4-3		x 0-0 ① F6	1 1 0 1 0 0 1	0 0 0 0 0 0 0	0 0 0 0 0 0 0	0 0 0 0 0 0 0	1 0 0 0 0 0 0	0 0 0 0 0 0 0	0 0 0 1 0 0 2
Inning Stats	R: 0 E: 0 K: 0 S: 2 H: 0 LOB: 2 BB: 3 P: 14	R: 0 E: 0 K: 2 S: 7 H: 0 LOB: 0 BB: 0 P: 7	R: 0 E: 0 K: 2 S: 7 H: 0 LOB: 0 BB: 0 P: 7	R: 0 E: 0 K: 0 S: 4 H: 1 LOB: 3 BB: 2 P: 12	R: 0 E: 0 K: 0 S: 3 H: 0 LOB: 0 BB: 0 P: 3	R: 0 E: 0 K: 0 S: 3 H: 0 LOB: 0 BB: 0 P: 3	R: 0 E: 0 K: 0 S: 4 H: 1 LOB: 1 BB: 0 P: 4	R: 0 E: 0 K: 0 S: 5 H: 2 LOB: 3 BB: 1 P: 9	R: 0 E: 0 K: 0 S: 4 H: 1 LOB: 3 BB: 2 P: 12	1B: 4 2B: 1 3B: 0 HR: 0	SF: 0 SAC: 0 DP: 1 HBP: 0						

	AB	31
	R	0
	H	5
	RBI	0
	BB	8
	SO	4
	LOB	24

WP: 0 PB: 0 SB: 1 CS: 0 PA: 39

PITCHER		IP	WLS	BF	H	R	ER	SO	BB	IBB	HBP	BLK	WP	HR	S	P	ERA	WHIP
Joe Niekro, R ERA: 1.52	(1, 1)	7.2	W	32	4	0	0	4	6	0	0	0	0	0	34	58	0.00	1.304
Frank LaCorte, R ERA:	(8, 1)	1.1	S	7	1	0	0	0	2	0	0	0	0	0	5	13	0.00	2.250

PITCHER		IP	WLS	BF	H	R	ER	SO	BB	IBB	HBP	BLK	WP	HR	S	P	ERA	WHIP

BOTTOM

New York Mets @ Houston Astros

Astrodome, Houston, TX

Sat Apr 26 1980, 7:05 PM EST

Att. 44,540 - Unknown

Batter	1	2	3	4	5	6	7	8	9	AB	R	H	RBI	BB	SO	LOB
Jeffrey Leonard, R (1, 9) OBP: 0.302, SLG: 0.390	K		K			F4-3		SH: SF8 1B FC6-4		5	1	1	0	0	2	5
Craig Reynolds, L (1, 6) OBP: 0.290, SLG: 0.356	G3		9-6 1-2f			F5		SH: SF8 3B 1-3		3	1	0	0	0	0	2
Denny Walling, L (1, 3) OBP: 0.424, SLG: 0.385	1B			F4-3			1B: SH3-4 1B 1B	SF8 2-3 3-H		3	1	2	1	0	0	0
Joe Morgan, L (1, 4) OBP: 0.387, SLG: 0.354 Rafael Landestoy, S (9, 4) OBP: 0.364, SLG: 0.250	K			F4-3			SH3-4 1-2	1B 3-H 3B		3 0	1 0	1 0	1 0	0 0	1 0	1 0
Jose Cruz, L (1, 7) OBP: 0.426, SLG: 0.464		E3 L9-3		5-3			BB 1B 1B	6-3: 1B 1B 3-H		3	2	1	1	1	0	0
Enos Cabell, R (1, 5) OBP: 0.387, SLG: 0.464 Julio Gonzalez, R (9, 5) OBP: 0.200, SLG: 0.300		F8			F9		K	1B: 6-3 1-2 1B		4 0	0 0	1 0	0 0	0 0	1 0	3 0
Cesar Cedeno, R (1, 8) OBP: 0.340, SLG: 0.311		L9-3 1-2			5-3		1B 1-2 2-3 1B	6-3 1-2 2-3		4	0	1	0	0	0	3
Luis Pujols, R (1, 2) OBP: 0.286, SLG: 0.303			E5 SH		F2		1-3 2-H 3-H 1B	1B IBB		3	0	1	2	1	0	0
Joe Niekro, R (1, 1) OBP: 0.250, SLG: 0.250 Frank LaCorte, R (8, 1) OBP: 0.500, SLG: 0.500			SH 0-6 1-2			K	K	FC6-4 1-2 2-3 3-H 1B		2 1	0 0	0 1	0 1	0 0	2 0	2 0
Inning Stats	R: 0 E: 0 K: 2 S: 8 H: 1 LOB: 1 BB: 0 P: 8	R: 0 E: 1 K: 0 S: 3 H: 0 LOB: 0 BB: 0 P: 3	R: 0 E: 1 K: 1 S: 6 H: 0 LOB: 1 BB: 0 P: 6	R: 0 E: 0 K: 0 S: 3 H: 0 LOB: 0 BB: 0 P: 3	R: 0 E: 0 K: 0 S: 3 H: 0 LOB: 0 BB: 0 P: 3	R: 0 E: 0 K: 1 S: 5 H: 0 LOB: 0 BB: 0 P: 5	R: 2 E: 0 K: 2 S: 10 H: 3 LOB: 2 BB: 1 P: 14	R: 4 E: 1 K: 0 S: 9 H: 5 LOB: 3 BB: 1 P: 13		1B: 8 2B: 2 3B: 1 HR: 0 SF: 1 SAC: 3 DP: 2 HBP: 0					

livebaseballscorecards.com

AB	31
R	6
H	9
RBI	6
BB	2
SO	6
LOB	16

WP: 0 PB: 0 SB: 0 CS: 0 PA: 37

PITCHER		IP	WLS	BF	H	R	ER	SO	BB	IBB	HBP	BLK	WP	HR	S	P	ERA	WHIP
Craig Swan, R ERA: 3.0	(1, 1)	4.0		14	1	0	0	3	0	0	0	0	0	0	20	20	0.00	0.250
Jeff Reardon, R ERA: 3.86	(5, 1)	2.0		6	0	0	0	1	0	0	0	0	0	0	8	8	0.00	0.000
Ed Glynn, L ERA: 7.36	(7, 1)	0.1	L	3	1	2	2	0	1	0	0	0	0	0	2	6	54.00	6.000
Neil Allen, R ERA: 8.31	(7, 1)	1.0		8	4	3	3	2	0	0	0	0	0	0	12	12	27.00	4.000
Kevin Kobel, L ERA: 8.22	(8, 1)	0.2		6	3	1	1	0	0	1	0	0	0	0	5	9	13.50	4.500

PITCHER	IP	WLS	BF	H	R	ER	SO	BB	IBB	HBP	BLK	WP	HR	S	P	ERA	WHIP

Batter	1	2	3	4	5	6	7	8	9	10	11	12	AB	R	H	RBI	BB	SO	LOB
Jose Cardenal, R (1, 9) OBP: 0.250, SLG: 0.143	BBBB 4-0 CS SH1-4 BB		SSS 0-3 K 1-2			x 0-0 BB FC5-4 1B 1B	x 0-0 F8			x 0-0 G4-6-3 1-2f		x 0-0 5-3	4	1	1	0	1	1	3
Neil Allen, R (10, 1)													1	0	0	0	0	0	1
Frank Taveras, R (1, 6) OBP: 0.294, SLG: 0.306	x 0-0 SH1-4 1-2			SSS 0-3 K		x 0-0 FC5-4 BB 1-2 1B 1B		x 0-0 F6		x 0-0 F6			4	1	1	0	0	1	0
Lee Mazzilli, S (1, 3) OBP: 0.470, SLG: 0.319	x 0-0 2-3 1B			x 0-0 F8		BBBB 4-0 FC5-4 1-2 2-3 BB		BBBB 4-0 BB			x 0-0 F7		3	0	1	0	2	0	0
Joel Youngblood, R (1, 8) OBP: 0.368, SLG: 0.429	x 0-0 F8			x 0-0 5-3		x 0-0 FC5-4 1B 1-2f 2-3 3-H		x 0-0 F9			x 0-0 F8		5	0	0	1	0	0	4
(10, 9)																			
Mike Jorgensen, L (1, 7) OBP: 0.400, SLG: 0.320		SSS 0-3 K			x 0-0 F8	x 0-0 1-2 3-H 1B		x 0-0 F9			x 0-0 F5		5	0	1	1	0	1	1
Ron Hodges, L (1, 2) OBP: 0.250, SLG: 0.286	BBBB 4-0 G6-4-3 BB				SSS 0-3 K	x 0-0 4-3			x 0-0 F4			x 0-0 FC5-4 1B	2	0	0	0	1	1	2
Alex Trevino, R (9, PH) OBP: 0.250, SLG: 0.250													2	0	1	0	0	0	0
(9, 2)																			
Elliott Maddox, R (1, 5) OBP: 0.434, SLG: 0.356	x 0-0 G6-4-3 1-2f			BBBB 4-0 BB		BBBB 4-0 F4-3 BB		x 0-0 F8			x 0-0 FC5-4 1B 1-2f SF8		3	1	0	0	2	0	2
Doug Flynn, R (1, 4) OBP: 0.271, SLG: 0.316			x 0-0 FC1-5 2B		x 0-0 F5-3		x 0-0 F4-3 1-2		x 0-0 F4-3			x 0-0 1-3 1B	5	0	2	0	0	0	2
Ray Burris, R (1, 1)			x 0-0 FC1-5 CS 2-3			SSS 0-3 K	x 0-0 F8			x 0-0 G4-6-3 1B		x 0-0 SF8 3-H	2	0	0	0	0	1	1
Phil Mankowski, L (7, PH) OBP: 0.333, SLG: 0.300													1	0	0	0	0	0	1
Jeff Reardon, R (7, 1)													0	0	0	0	0	0	0
Jerry Morales, R (10, PH) OBP: 0.339, SLG: 0.362													1	0	1	1	0	0	0
(10, 8)																			
Inning Stats	R: 0 E: 0 K: 0 S: 3 H: 1 LOB: 1 BB: 1 P: 7	R: 0 E: 0 K: 1 S: 4 H: 0 LOB: 0 BB: 1 P: 8	R: 0 E: 0 K: 1 S: 5 H: 1 LOB: 1 BB: 0 P: 5	R: 0 E: 0 K: 1 S: 5 H: 0 LOB: 0 BB: 0 P: 5	R: 0 E: 0 K: 1 S: 5 H: 0 LOB: 1 BB: 1 P: 9	R: 2 E: 0 K: 1 S: 8 H: 3 LOB: 2 BB: 1 P: 12	R: 0 E: 0 K: 0 S: 3 H: 0 LOB: 1 BB: 1 P: 7	R: 0 E: 0 K: 0 S: 3 H: 0 LOB: 1 BB: 1 P: 7	R: 0 E: 0 K: 0 S: 3 H: 0 LOB: 0 BB: 0 P: 3	R: 0 E: 0 K: 0 S: 3 H: 1 LOB: 0 BB: 0 P: 3	R: 0 E: 0 K: 0 S: 3 H: 0 LOB: 0 BB: 0 P: 3	R: 1 E: 0 K: 0 S: 5 H: 2 LOB: 1 BB: 0 P: 5	1B: 7 2B: 2 3B: 0 HR: 0	SF: 1 SAC: 1 DP: 3 HBP: 0	WP: 0 PB: 0 SB: 0 CS: 2	PA: 46			

PITCHER		IP	WLS	BF	H	R	ER	SO	BB	IBB	HBP	BLK	WP	HR	S	P	ERA	WHIP
Nolan Ryan, R ERA: 3.33	(1, 1)	8.0		32	5	2	2	5	6	0	0	0	0	0	36	60	2.25	1.375
Joe Sambito, L ERA: 0.73	(9, 1)	2.0		6	1	0	0	0	0	0	0	0	0	0	6	6	0.00	0.500
Frank LaCorte, R ERA: 0.79	(11, 1)	2.0	W	8	2	1	1	0	0	0	0	0	0	0	8	8	4.50	1.000

PITCHER	IP	WLS	BF	H	R	ER	SO	BB	IBB	HBP	BLK	WP	HR	S	P	ERA	WHIP

TOP

New York Mets @ Houston Astros

Astrodome, Houston, TX

Sun Apr 27 1980, 4:33 AM EDT

Att. 20,828 - Unknown

livebaseballscorecards.com

AB	38
R	3
H	8
RBI	3
BB	6
SO	5
LOB	17

Batter	1	2	3	4	5	6	7	8	9	10	11	12	AB	R	H	RBI	BB	SO	LOB
Jeffrey Leonard, R (1, 9) OBP: 0.306, SLG: 0.383	E6 F8		3-1			1B CS		K		5-3		1B 1-2 2-H 3-H	6	0	2	2	0	1	1
Craig Reynolds, L (1, 6) OBP: 0.269, SLG: 0.328	F8 1-2		K			F9 1-2		F2			F5		5	0	0	0	0	1	3
Denny Walling, L (1, 3) OBP: 0.395, SLG: 0.333	F7			F4-3		F9			BB F4-3 S		F9		4	0	0	0	1	0	0
Joe Morgan, L (1, 4) OBP: 0.403, SLG: 0.340		F6		BB 1B BLK			BB F3-4-3		K 1-2		BB		2	0	0	0	3	1	1
Jose Cruz, L (1, 7) OBP: 0.425, SLG: 0.450		G3		1B CS 1-3			K		IBB F4-3		G3		4	0	1	0	1	1	2
Enos Cabell, R (1, 5) OBP: 0.373, SLG: 0.433		5-3		F 1-2	5-3		F3-4-3 1-2		F4-3 1-2 2-3			BB CS	5	0	0	0	1	0	4
Cesar Cedeno, R (1, 8) OBP: 0.364, SLG: 0.354			3B 2B		5-3		BB		F3			BB 2B 1B 1-2	3	2	1	0	2	0	2
Alan Ashby, S (1, 2) OBP: 0.441, SLG: 0.552 Terry Puhl, L (12, PR) OBP: 0.357, SLG: 0.472			2B 3-H		HR		K			G1		2B 1B 1-3	5 0	1 1	3 0	2 0	0 0	1 0	2 0
Nolan Ryan, R (1, 1) OBP: 0.111, SLG: 0.444 Rafael Landestoy, S (8, PH) OBP: 0.333, SLG: 0.222 Joe Sambito, L (9, 1) Dave Bergman, L (10, PH) OBP: 0.250, SLG: 0.182 Frank LaCorte, R (11, 1) OBP: 0.500, SLG: 0.500 Art Howe, R (12, PH) OBP: 0.317, SLG: 0.343			K		K			K		K		IBB 1B	2 1 0 1 0 0 0	0 0 0 0 0 0 0	0 0 0 0 0 0 0	0 0 0 0 0 0 1	0 0 0 0 0 0 0	2 1 0 0 0 0 0	1 0 0 0 0 0 0
Inning Stats	R: 0 H: 0 E: 1 LOB: 0 K: 0 BB: 0 S: 3 P: 3	R: 0 H: 0 E: 0 LOB: 0 K: 0 BB: 0 S: 3 P: 3	R: 1 H: 2 E: 0 LOB: 1 K: 2 BB: 0 S: 9 P: 9	R: 0 H: 1 E: 0 LOB: 0 K: 0 BB: 1 S: 2 P: 6	R: 1 H: 1 E: 0 LOB: 0 K: 1 BB: 0 S: 6 P: 6	R: 0 H: 1 E: 0 LOB: 0 K: 0 BB: 0 S: 3 P: 3	R: 0 H: 0 E: 0 LOB: 2 K: 2 BB: 2 S: 7 P: 15	R: 0 H: 0 E: 0 LOB: 0 K: 2 BB: 0 S: 7 P: 7	R: 0 H: 0 E: 0 LOB: 2 K: 1 BB: 2 S: 5 P: 13	R: 0 H: 0 E: 0 LOB: 0 K: 1 BB: 0 S: 5 P: 5	R: 0 H: 0 E: 0 LOB: 1 K: 0 BB: 1 S: 3 P: 7	R: 2 H: 2 E: 0 LOB: 2 K: 0 BB: 3 S: 2 P: 14	1B: 3 SF: 0 2B: 2 SAC: 0 3B: 1 DP: 0 HR: 1 HBP: 0						

PITCHER		IP	WLS	BF	H	R	ER	SO	BB	IBB	HBP	BLK	WP	HR	S	P	ERA	WHIP
Ray Burris, R ERA: 3.68	(1, 1)	6.0		22	5	2	2	3	1	0	0	1	0	1	26	30	3.00	1.000
Jeff Reardon, R ERA: 2.7	(7, 1)	3.0		13	0	0	0	5	3	1	0	0	0	0	19	35	0.00	1.000
Neil Allen, R ERA: 8.22	(10, 1)	2.1	L	12	2	2	2	1	3	1	0	0	0	0	10	26	7.71	2.143

PITCHER	IP	WLS	BF	H	R	ER	SO	BB	IBB	HBP	BLK	WP	HR	S	P	ERA	WHIP

BOTTOM

New York Mets @ Houston Astros

Astrodome, Houston, TX

Sun Apr 27 1980, 4:33 AM EDT

Att. 20,828 - Unknown

livebaseballscorecards.com

AB	38
R	4
H	7
RBI	4
BB	9
SO	9
LOB	16

WP: 0 PA: 47
PB: 0
SB: 1
CS: 3

Batter	1	2	3	4	5	6	7	8	9	AB	R	H	RBI	BB	SO	LOB
Rafael Landestoy, S (1, 6) OBP: 0.313, SLG: 0.231	S 1B		4-3		F9		6-3			4	0	1	0	0	0	0
Jeffrey Leonard, R (1, 9) OBP: 0.302, SLG: 0.360	K 1-2		K		S BB		F8			3	0	0	0	1	2	1
Joe Morgan, L (1, 4) OBP: 0.394, SLG: 0.333	P4			1B S G6-4-3 1B	F8 1-2			4-3		4	1	1	0	0	0	2
Art Howe, R (1, 3) OBP: 0.311, SLG: 0.333	6-3			G6-4-3 1-3 1B		K		F9		4	0	1	0	0	1	1
Enos Cabell, R (1, 5) OBP: 0.366, SLG: 0.422		6-3		G6-4-3 1-2f 3-H		FC3-6 1B		F7		4	0	1	0	0	0	1
Jose Cruz, L (1, 7) OBP: 0.416, SLG: 0.438		K		FC5 S 1B		FC3-6 HR 1-2f			F3	4	1	1	0	0	1	1
Cesar Cedeno, R (1, 8) OBP: 0.390, SLG: 0.420		S BB		1-2 BB		1-H HR			6-3	2	1	1	2	2	0	0
Alan Ashby, S (1, 2) OBP: 0.421, SLG: 0.576		K 1-2		FC5 2-3f		5-3			3B	4	0	1	0	0	1	3
Ken Forsch, R (1, 1) OBP: 0.250, SLG: 0.250			P4		F8		K		4-3	4	0	0	0	0	1	1
Inning Stats	R: 0 E: 0 K: 1 S: 6 H: 1 LOB: 1 BB: 0 P: 6	R: 0 E: 0 K: 2 S: 7 H: 0 LOB: 1 BB: 1 P: 11	R: 0 E: 0 K: 1 S: 5 H: 0 LOB: 0 BB: 0 P: 5	R: 1 E: 0 K: 0 S: 5 H: 3 LOB: 2 BB: 1 P: 9	R: 0 E: 0 K: 0 S: 3 H: 0 LOB: 1 BB: 1 P: 7	R: 2 E: 0 K: 1 S: 7 H: 2 LOB: 0 BB: 0 P: 7	R: 0 E: 0 K: 1 S: 5 H: 0 LOB: 0 BB: 0 P: 5	R: 0 E: 0 K: 0 S: 3 H: 0 LOB: 0 BB: 0 P: 3	R: 0 E: 0 K: 0 S: 4 H: 1 LOB: 1 BB: 0 P: 4	1B: 5 2B: 0 3B: 1 HR: 1 SF: 0 SAC: 0 DP: 1 HBP: 0						

PITCHER		IP	WLS	BF	H	R	ER	SO	BB	IBB	HBP	BLK	WP	HR	S	P	ERA	WHIP
Charlie Leibrandt, L ERA: 2.25	(1, 1)	8.0	L	32	6	3	3	6	3	0	0	0	0	1	41	53	3.38	1.125
Doug Bair, R ERA: 1.17	(9, 1)	1.0		4	1	0	0	0	0	0	0	0	0	0	4	4	0.00	1.000

PITCHER	IP	WLS	BF	H	R	ER	SO	BB	IBB	HBP	BLK	WP	HR	S	P	ERA	WHIP

TOP

Houston Astros @ Cincinnati Reds

Riverfront Stadium, Cincinnati, OH

Tue Apr 29 1980, 7:05 PM EDT

Att. 18,092 - Unknown

livebaseballscorecards.com

AB	33
R	3
H	7
RBI	2
BB	3
SO	6
LOB	10

WP: 0	PA: 36		
PB: 0			
SB: 5			
CS: 0			

Houston Astros @ Cincinnati Reds

Riverfront Stadium, Cincinnati, OH

Tue Apr 29 1980, 7:05 PM EDT

Att. 18,092 - Unknown

BOTTOM

livebaseballscorecards.com

Batter	1	2	3	4	5	6	7	8	9	AB	R	H	RBI	BB	SO	LOB
Ken Griffey, L (1, 9) OBP: 0.319, SLG: 0.344	BBBB 4-0 FC5-4 BB		x 0-0 4-3 ③		SSS 0-3 K ③			x 0-0 FC4-6 ② 1-2f		3	0	0	0	1	1	4
Junior Kennedy, R (1, 4) OBP: 0.368, SLG: 0.379	x 0-0 FC5-4 ① 1-2f			x 0-0 G4-3 1B		x 0-0 L4 ①		x 0-0 4-3 ③		4	0	1	0	0	0	2
Dave Concepcion, R (1, 6) OBP: 0.276, SLG: 0.446	x 0-0 F8 ②			SSS 0-3 K ①		x 0-0 F8 ②			x 0-0 6-3 ①	4	0	0	0	0	1	2
George Foster, R (1, 7) OBP: 0.378, SLG: 0.476 Hector Cruz, R (5, 7) OBP: 0.167, SLG: 0.250	x 0-0 5-3 ③			x 0-0 G4-3 ②③ 1-2f		x 0-0 5-3 ③			x 0-0 5-3 ②	2 2	0 0	0 0	0 0	0 0	0 0	2 0
Harry Spilman, L (1, 3) OBP: 0.357, SLG: 0.429		x 0-0 4-3 ①			x 0-0 FC6-5 6-3 1B		x 0-0 F8 ①		x 0-0 F7 ③	4	0	1	0	0	0	0
Johnny Bench, R (1, 2) OBP: 0.328, SLG: 0.389		x 0-0 F4 ②			x 0-0 6-3 ① 1-2		x 0-0 6-3 ②			3	0	0	0	0	0	1
Ray Knight, R (1, 5) OBP: 0.318, SLG: 0.524		x 0-0 6-3 ③			x 0-0 FC6-5 ② 2B 2-3		x 0-0 F9 ③			3	0	0	0	0	0	1
Cesar Geronimo, L (1, 8) OBP: 0.286, SLG: 0.300			x 0-0 5-3 ①		x 0-0 2B 1-3			x 0-0 F8 ①		3	0	1	0	0	0	0
Charlie Leibrandt, R (1, 1) OBP: 0.300, SLG: 0.222 Dan Driessen, L (8, PH) OBP: 0.303, SLG: 0.309 Doug Bair, R (9, 1)			x 0-0 4-3 ②		BBBB 4-0 BB			BBBB 4-0 FC4-6 BB		1 0 0	0 0 0	0 0 0	0 0 0	1 1 0	0 0 0	0 0 0
Inning Stats	R: 0 E: 0 K: 0 S: 3 H: 0 LOB: 1 BB: 1 P: 7	R: 0 E: 0 K: 0 S: 3 H: 0 LOB: 0 BB: 0 P: 3	R: 0 E: 0 K: 0 S: 3 H: 0 LOB: 0 BB: 0 P: 3	R: 0 E: 0 K: 1 S: 5 H: 1 LOB: 0 BB: 0 P: 5	R: 0 E: 0 K: 1 S: 7 H: 2 LOB: 3 BB: 1 P: 11	R: 0 E: 0 K: 0 S: 3 H: 0 LOB: 0 BB: 0 P: 3	R: 0 E: 0 K: 0 S: 3 H: 0 LOB: 0 BB: 0 P: 3	R: 0 E: 0 K: 0 S: 3 H: 0 LOB: 1 BB: 1 P: 7	R: 0 E: 0 K: 0 S: 3 H: 0 LOB: 0 BB: 0 P: 3	1B: 2 2B: 1 3B: 0 HR: 0	SF: 0 SAC: 0 DP: 1 HBP: 0						

	AB	29
	R	0
	H	3
	RBI	0
	BB	3
	SO	2
	LOB	12

WP: 0 PB: 0 SB: 0 CS: 0 PA: 32

PITCHER	IP	WLS	BF	H	R	ER	SO	BB	IBB	HBP	BLK	WP	HR	S	P	ERA	WHIP
Ken Forsch, R (1, 1) ERA: 2.12	9.0	W	32	3	0	0	2	3	0	0	0	0	0	33	45	0.00	0.667

PITCHER	IP	WLS	BF	H	R	ER	SO	BB	IBB	HBP	BLK	WP	HR	S	P	ERA	WHIP

Batter	1	2	3	4	5	6	7	8	9	AB	R	H	RBI	BB	SO	LOB
Jeffrey Leonard, R (1, 9) OBP: 0.293, SLG: 0.345	F8		K		FC4-6 1B			K	4-3	5	0	1	0	0	2	2
Craig Reynolds, L (1, 6) OBP: 0.254, SLG: 0.309	P4		3-1		FC4-6 1-2f			4-3		4	0	0	0	0	0	2
Denny Walling, L (1, 3) OBP: 0.381, SLG: 0.353	3-1			K		G3		1B 2B		4	1	1	0	0	1	0
Joe Morgan, L (1, 4) OBP: 0.400, SLG: 0.397		6-3		P4		HR		1B 2-H 1B		4	1	2	2	0	0	0
Jose Cruz, L (1, 7) OBP: 0.407, SLG: 0.426		P6		P5		6-3		1-2 1B		4	0	1	0	0	0	0
Enos Cabell, R (1, 5) OBP: 0.347, SLG: 0.397		F3			5-3	4-3		K		4	0	0	0	0	1	2
Cesar Cedeno, R (1, 8) OBP: 0.413, SLG: 0.491			BBBB 4-0 S 2B BB		HR		F8		0-0 S 1B	3	2	2	1	1	0	0
Alan Ashby, S (1, 2) OBP: 0.405, SLG: 0.568			SH5-4 1-H 2B		K		6-3		1-3 1-2	4	0	1	1	0	1	1
J.R. Richard, R (1, 1) OBP: 0.154, SLG: 0.385 Dave Smith, R (8, 1)			SH5-4 2-3		HR		K		4-3	2 1	1 0	1 0	1 0	0 0	1 0	0 1
Inning Stats	R: 0 E: 0 K: 0 S: 3 H: 0 LOB: 0 BB: 0 P: 3	R: 0 E: 0 K: 0 S: 3 H: 0 LOB: 0 BB: 0 P: 3	R: 1 E: 0 K: 1 S: 6 H: 1 LOB: 1 BB: 1 P: 10	R: 0 E: 0 K: 1 S: 5 H: 0 LOB: 0 BB: 0 P: 5	R: 2 E: 0 K: 1 S: 8 H: 3 LOB: 1 BB: 0 P: 8	R: 1 E: 0 K: 0 S: 4 H: 1 LOB: 0 BB: 0 P: 4	R: 0 E: 0 K: 1 S: 5 H: 0 LOB: 0 BB: 0 P: 5	R: 1 E: 0 K: 2 S: 10 H: 3 LOB: 2 BB: 0 P: 10	R: 0 E: 0 K: 0 S: 4 H: 1 LOB: 1 BB: 0 P: 4	1B: 4 2B: 2 3B: 0 HR: 3 SF: 0 SAC: 1 DP: 0 HBP: 0						

PITCHER		IP	WLS	BF	H	R	ER	SO	BB	IBB	HBP	BLK	WP	HR	S	P	ERA	WHIP
Tom Seaver, R ERA: 4.01	(1, 1)	6.0	L	24	5	4	4	3	1	0	0	0	0	0	29	33	6.00	1.000
Mario Soto, R ERA: 8.31	(7, 1)	2.0		9	3	1	1	3	0	0	0	0	0	0	15	15	4.50	1.500
Tom Hume, R ERA:	(9, 1)	1.0		4	1	0	0	0	0	0	0	0	0	0	4	4	0.00	1.000

PITCHER		IP	WLS	BF	H	R	ER	SO	BB	IBB	HBP	BLK	WP	HR	S	P	ERA	WHIP

TOP

Houston Astros @ Cincinnati Reds

Riverfront Stadium, Cincinnati, OH

Wed Apr 30 1980, 7:05 PM EDT

Att. 19,821 - Unknown

livebaseballscorecards.com

AB	35
R	5
H	9
RBI	5
BB	1
SO	6
LOB	8

WP: 0 PB: 0 SB: 2 CS: 0

PA: 37

Batter	1	2	3	4	5	6	7	8	9	AB	R	H	RBI	BB	SO	LOB
Ken Griffey, L (1, 9) OBP: 0.316, SLG: 0.328	BBB 4-0 S 2B BB		SSS 0-3 ② K		x 0-0 ③ G3			x 0-0 ② FC6-4 1-2f		3	1	0	0	1	1	1
Cesar Geronimo, L (1, 8) OBP: 0.280, SLG: 0.333	x 0-0 1-H 2B		x 0-0 ③ F8			x 0-0 ① 5-3		x 0-0 ③ L5		4	0	1	1	0	0	1
Dave Concepcion, R (1, 6) OBP: 0.275, SLG: 0.449	SSS 0-3 ① K			x 0-0 ① F9		SSS 0-3 ② K			x 0-0 2B	4	0	1	0	0	2	1
Ray Knight, R (1, 5) OBP: 0.314, SLG: 0.507	SSS 0-3 ② K			x 0-0 5-3 BB 1B		x 0-0 ③ 4-3			x 0-0 ① 6-3	4	0	1	0	0	1	2
Harry Spilman, L (1, 3) OBP: 0.333, SLG: 0.353	x 0-0 ③ 5-3			BBB 4-0 5-3 1-2 BB			x 0-0 ① L6		x 0-0 ② L6	3	0	0	0	1	0	2
Johnny Bench, R (1, 2) OBP: 0.306, SLG: 0.362		x 0-0 ① P6		x 0-0 ② 5-3 1-2 2-3			SSS 0-3 ② K		SSS 0-3 ③ K	4	0	0	0	0	2	3
Hector Cruz, R (1, 7) OBP: 0.133, SLG: 0.200		SSS 0-3 ② K		x 0-0 ③ 6-3			x 0-0 ③ 1-3			3	0	0	0	0	1	2
Junior Kennedy, R (1, 4) OBP: 0.352, SLG: 0.361		x 0-0 ③ F8			SSS 0-3 ① K			x 0-0 ① F7		3	0	0	0	0	1	0
Tom Seaver, R (1, 1) OBP: 0.250, SLG: 0.286			x 0-0 ① 5-3		SSS 0-3 ② K			x 0-0 FC6-4 1B		2	0	0	0	0	1	0
Mario Soto, R (7, 1)										0	0	0	0	0	0	0
Ron Oester, S (8, PH) OBP: 0.167, SLG: 0.167										1	0	1	0	0	0	0
Tom Hume, R (9, 1)										0	0	0	0	0	0	0
Inning Stats	R: 1 H: 1 E: 0 LOB: 1 K: 2 BB: 1 S: 8 P: 12	R: 0 H: 0 E: 0 LOB: 0 K: 1 BB: 0 S: 5 P: 5	R: 0 H: 0 E: 0 LOB: 0 K: 1 BB: 0 S: 5 P: 5	R: 0 H: 1 E: 0 LOB: 2 K: 0 BB: 1 S: 4 P: 8	R: 0 H: 0 E: 0 LOB: 0 K: 2 BB: 0 S: 7 P: 7	R: 0 H: 0 E: 0 LOB: 0 K: 1 BB: 0 S: 5 P: 5	R: 0 H: 0 E: 0 LOB: 0 K: 1 BB: 0 S: 5 P: 5	R: 0 H: 1 E: 0 LOB: 1 K: 0 BB: 0 S: 4 P: 4	R: 0 H: 1 E: 0 LOB: 1 K: 1 BB: 0 S: 6 P: 6	1B: 2 2B: 2 3B: 0 HR: 0	SF: 0 SAC: 0 DP: 0 HBP: 0			WP: 0 PB: 0 SB: 1 CS: 0	PA: 33		

PITCHER		IP	WLS	BF	H	R	ER	SO	BB	IBB	HBP	BLK	WP	HR	S	P	ERA	WHIP
J.R. Richard, R ERA: 1.67	(1, 1)	7.1	W	27	3	1	1	8	2	0	0	0	0	0	41	49	1.23	0.682
Dave Smith, R ERA: 2.31	(8, 1)	1.2		6	1	0	0	1	0	0	0	0	0	0	8	8	0.00	0.600

PITCHER	IP	WLS	BF	H	R	ER	SO	BB	IBB	HBP	BLK	WP	HR	S	P	ERA	WHIP

BOTTOM

Houston Astros @ Cincinnati Reds

Riverfront Stadium, Cincinnati, OH

Wed Apr 30 1980, 7:05 PM EDT

Att. 19,821 - Unknown

livebaseballscorecards.com

AB	31
R	1
H	4
RBI	1
BB	2
SO	9
LOB	12

Houston Astros @ Cincinnati Reds

Riverfront Stadium, Cincinnati, OH

Thu May 01 1980, 7:05 PM EDT

Att. 18,215 - Unknown

TOP

livebaseballscorecards.com

Batter	1	2	3	4	5	6	7	8	9	AB	R	H	RBI	BB	SO	LOB
Jeffrey Leonard, R (1, 9) OBP: 0.288, SLG: 0.339	6-3		1B 2B		F9	E 1B IBB	6-3			1	0	0	0	0	0	0
Terry Puhl, L (1, 9) OBP: 0.370, SLG: 0.487										3	2	1	0	1	0	1
Craig Reynolds, L (1, 6) OBP: 0.263, SLG: 0.315	2B 1B		4-3 2-H 1B		4-3	E6 1B 1B 1-2 2-H 3-H		P6		5	1	2	2	0	0	1
Denny Walling, L (1, 3) OBP: 0.404, SLG: 0.410	1-3 2B		4-3 2-3		HR 1B	1B 1B 1-3 2-H		G1		5	1	3	1	0	0	1
Dave Bergman, L (9, 3) OBP: 0.250, SLG: 0.182										0	0	0	0	0	0	0
Joe Morgan, L (1, 4) OBP: 0.413, SLG: 0.452	F6		P6		1-H HR	G4-6-3 1B 1-2 3-H		BB BB		4	1	2	3	1	0	3
Rafael Landestoy, S (9, 4) OBP: 0.313, SLG: 0.231										0	0	0	0	0	0	0
Jose Cruz, L (1, 7) OBP: 0.395, SLG: 0.403	1-3			F9	3-1	G4-6-3 1-2f		BB 1-2		4	0	0	0	1	0	4
Enos Cabell, R (1, 5) OBP: 0.367, SLG: 0.423		K		1B 1B		2B E BB	1B 2B	F9		3	2	2	0	1	1	0
Julio Gonzalez, R (7, 5) OBP: 0.182, SLG: 0.273										1	0	0	0	0	0	2
Cesar Cedeno, R (1, 8) OBP: 0.426, SLG: 0.517	6-3		1-2 1B		E E 2B 1-3	S 2-H 1B			K	5	1	3	1	0	1	0
Luis Pujols, R (1, 2) OBP: 0.250, SLG: 0.263	4-3		K		E4 SH1-4 E 2-3 3-H	L9 1-2			4-3	5	1	0	0	0	1	4
Joe Niekro, R (1, 1) OBP: 0.167, SLG: 0.167		5-3	F7		SH1-4 1-2	5-3			F2	4	0	0	0	0	0	3

AB	40
R	9
H	13
RBI	7
BB	4
SO	3
LOB	19

Inning Stats	1	2	3	4	5	6	7	8	9
	R: 0 E: 0 K: 0 S: 5	H: 2 LOB: 2 BB: 0 P: 5	R: 0 E: 0 K: 1 S: 5	H: 0 LOB: 0 BB: 0 P: 5	R: 1 E: 0 K: 0 S: 5	H: 2 LOB: 1 BB: 0 P: 5	R: 0 E: 0 K: 0 S: 5	H: 2 LOB: 2 BB: 0 P: 7	R: 2 E: 0 K: 0 S: 5	H: 2 LOB: 0 BB: 0 P: 5
	R: 5 E: 2 K: 0 S: 7	H: 3 LOB: 1 BB: 2 P: 15	R: 1 E: 0 K: 0 S: 5	H: 2 LOB: 1 BB: 0 P: 5	R: 0 E: 0 K: 0 S: 3	H: 0 LOB: 2 BB: 2 P: 11	R: 0 E: 0 K: 1 S: 5	H: 0 LOB: 0 BB: 0 P: 5	1B: 8 2B: 4 3B: 0 HR: 1	SF: 0 SAC: 1 DP: 1 HBP: 0

WP: 0 PA: 45
PB: 0
SB: 1
CS: 0

PITCHER	IP	WLS	BF	H	R	ER	SO	BB	IBB	HBP	BLK	WP	HR	S	P	ERA	WHIP
Michael LaCoss, R (1, 1) ERA: 3.09	5.1	L	30	10	8	3	2	1	1	0	0	0	1	32	40	5.06	2.062
Dave Tomlin, L (6, 1) ERA: 5.4	1.2		7	3	1	1	0	0	0	0	0	0	0	7	7	5.40	1.800
Mario Soto, R (8, 1) ERA: 5.68	2.0		8	0	0	0	1	2	0	0	0	0	0	8	16	0.00	1.000

PITCHER	IP	WLS	BF	H	R	ER	SO	BB	IBB	HBP	BLK	WP	HR	S	P	ERA	WHIP

Houston Astros @ Cincinnati Reds

Riverfront Stadium, Cincinnati, OH

Thu May 01 1980, 7:05 PM EDT

Att. 18,215 - Unknown

BOTTOM

Batter	1	2	3	4	5	6	7	8	9	AB	R	H	RBI	BB	SO	LOB
Ken Griffey, L (1, 9) OBP: 0.350, SLG: 0.357	0-0 S 1B		BBBB 4-0 BB S 2B BB		0-0 S 1B		0-0 1B		0-0 ③ 4-3	3	1	3	0	1	0	0
Mario Soto, R (8, 1)										0	0	0	0	0	0	0
Ron Oester, S (9, PH) OBP: 0.143, SLG: 0.143										1	0	0	0	0	0	2
Cesar Geronimo, L (1, 8) OBP: 0.276, SLG: 0.296	SSS 0-3 ① K 1-2		BBBB 4-0 BB 1-2 2B BB		SSS 0-3 ② K 1-2		L6 ③			3	1	0	0	1	2	3
Dave Concepcion, R (1, 6) OBP: 0.274, SLG: 0.432	SSS 0-3 ② K		BBBB 4-0 1-2 2B 2-3 BB		0-0 ③ F9			0-0 ① 5-3		3	1	0	0	1	1	2
Ray Knight, R (1, 5) OBP: 0.311, SLG: 0.507	0-0 ③ P3		0-0 1-H 2-H 3-H 2B			0-0 ① 6-3		0-0 ② F9		4	0	1	3	0	0	1
Harry Spilman, L (1, 3) OBP: 0.273, SLG: 0.286		0-0 ① F8	0-0 ③ 3-1			0-0 ② G3		0-0 ③ 1-3		4	0	0	0	0	0	1
Johnny Bench, R (1, 2) OBP: 0.297, SLG: 0.350		0-0 ② 1-3		0-0 ① 5-3		0-0 1B			BBBB 4-0 1B 5-3 BB	2	0	0	0	0	0	0
Don Werner, R (6, PH) OBP: 0.235, SLG: 0.133										1	0	1	0	1	0	0
(7, 2)																
Hector Cruz, R (1, 7) OBP: 0.105, SLG: 0.158	SSS 0-3 ③ K			0-0 ② L1		0-0 ③ F8			0-0 ① 5-3 1-2	4	0	0	0	0	1	2
Junior Kennedy, R (1, 4) OBP: 0.333, SLG: 0.338			SSS 0-3 ① K	0-0 ③ 1-3			0-0 ① F8		0-0 ② F9	4	0	0	0	0	1	1
Michael LaCoss, R (1, 1) OBP: 0.250, SLG: 0.333			SSS 0-3 ② K		0-0 ① 6-3		0-0 ② F9		0-0 2-3 1B	2	0	0	0	0	1	0
Dave Tomlin, L (6, 1)										0	0	0	0	0	0	0
Sam Mejias, R (7, PH) OBP: 0.500, SLG: 0.455										2	0	1	0	0	0	0
(8, 9)																

Inning Stats	1	2	3	4	5	6	7	8	9
	R: 0 H: 1 E: 0 LOB: 1 K: 2 BB: 0 S: 8 P: 8	R: 0 H: 0 E: 0 LOB: 0 K: 1 BB: 0 S: 5 P: 5	R: 3 H: 1 E: 0 LOB: 1 K: 2 BB: 3 S: 8 P: 20	R: 0 H: 0 E: 0 LOB: 0 K: 0 BB: 0 S: 3 P: 3	R: 0 H: 1 E: 0 LOB: 1 K: 1 BB: 0 S: 6 P: 6	R: 0 H: 1 E: 0 LOB: 1 K: 0 BB: 0 S: 4 P: 4	R: 0 H: 1 E: 0 LOB: 1 K: 0 BB: 0 S: 4 P: 4	R: 0 H: 0 E: 0 LOB: 0 K: 0 BB: 0 S: 3 P: 3	R: 0 H: 1 E: 0 LOB: 2 K: 0 BB: 1 S: 4 P: 8

1B: 5 SF: 0
2B: 1 SAC: 0
3B: 0 DP: 0
HR: 0 HBP: 0

WP: 0 PA: 37
PB: 0
SB: 3
CS: 0

	AB	33
	R	3
	H	6
	RBI	3
	BB	4
	SO	6
	LOB	12

livebaseballscorecards.com

PITCHER	IP	WLS	BF	H	R	ER	SO	BB	IBB	HBP	BLK	WP	HR	S	P	ERA	WHIP
Joe Niekro, R (1, 1) ERA: 1.86	9.0	W	37	6	3	3	6	4	0	0	0	0	0	45	61	3.00	1.111

PITCHER	IP	WLS	BF	H	R	ER	SO	BB	IBB	HBP	BLK	WP	HR	S	P	ERA	WHIP

Batter	1	2	3	4	5	6	7	8	9	AB	R	H	RBI	BB	SO	LOB
Terry Puhl, L (1, 9) OBP: 0.353, SLG: 0.455	4-3		SH5-4 1-2 1B		1-3		3-1		G3	5	0	1	0	0	0	0
Craig Reynolds, L (1, 6) OBP: 0.266, SLG: 0.316	4-3		SH5-4 1-2 2-3		1B 1B		F7			3	0	1	0	0	0	0
Denny Walling, L (1, 3) OBP: 0.431, SLG: 0.429	BB		6-3 3-H		1-2 1B		WP 1B			3	0	2	1	1	0	1
Joe Morgan, L (1, 4) OBP: 0.393, SLG: 0.424 Rafael Landestoy, S (8, 4) OBP: 0.313, SLG: 0.231	F8		1-3		SSS K		6-3 1-2			4 0	0 0	0 0	0 0	0 0	1 0	5 0
Jose Cruz, L (1, 7) OBP: 0.400, SLG: 0.400		G4-6-3 1B	BBBB 4-3 BLK FC1-2-5-1 BB		F9			4-3		3	0	1	0	1	0	2
Enos Cabell, R (1, 5) OBP: 0.349, SLG: 0.400		G4-6-3 1-2f	4-3 1-3		F8			3-1		4	0	0	0	0	0	2
Cesar Cedeno, R (1, 8) OBP: 0.431, SLG: 0.532		2B	FC1-2-5-1 3-H		3-1 S 1B			SSS K		4	0	2	0	0	1	1
Alan Ashby, S (1, 2) OBP: 0.400, SLG: 0.538 Bruce Bochy, R (8, 2)	F8		BBBB BB		3-1 1-3				6-3	2 1	0 0	0 0	0 0	1 0	0 0	2 0
Nolan Ryan, R (1, 1) OBP: 0.167, SLG: 0.364 Joe Sambito, L (7, 1) Frank LaCorte, R (7, 1) OBP: 0.500, SLG: 0.500 Art Howe, R (9, PH) OBP: 0.304, SLG: 0.325			BBBB SH5-4 1B 6-3 BB		1-3		5-3		SSS K	2 0 0 1	1 0 0 0	0 0 0 0	0 0 0 0	1 0 0 0	0 0 0 1	3 0 0 0
Inning Stats	R: 0 H: 0 E: 0 LOB: 1 K: 0 BB: 1 S: 3 P: 7	R: 0 H: 2 E: 0 LOB: 1 K: 0 BB: 0 S: 4 P: 4	R: 1 H: 1 E: 0 LOB: 1 K: 0 BB: 1 S: 4 P: 8	R: 0 H: 0 E: 0 LOB: 2 K: 0 BB: 2 S: 3 P: 11	R: 0 H: 2 E: 0 LOB: 2 K: 1 BB: 0 S: 7 P: 7	R: 0 H: 1 E: 0 LOB: 1 K: 0 BB: 0 S: 4 P: 4	R: 0 H: 1 E: 0 LOB: 1 K: 0 BB: 0 S: 4 P: 4	R: 0 H: 0 E: 0 LOB: 0 K: 1 BB: 0 S: 5 P: 5	R: 0 H: 0 E: 0 LOB: 0 K: 1 BB: 0 S: 5 P: 5	1B: 6 SF: 0 2B: 1 SAC: 1 3B: 0 DP: 1 HR: 0 HBP: 0						WP: 1 PA: 37 PB: 0 SB: 1 CS: 0

PITCHER		IP	WLS	BF	H	R	ER	SO	BB	IBB	HBP	BLK	WP	HR	S	P	ERA	WHIP
Bob Forsch, R ERA: 3.82	(1, 1)	1.0		5	1	0	0	0	1	0	0	0	0	0	4	8	0.00	2.000
Don Hood, L ERA: 2.19	(2, 1)	5.2	W	25	6	1	1	1	3	0	0	1	0	0	24	36	1.59	1.588
Jim Kaat, L ERA: 4.0	(7, 1)	2.1	S	7	0	0	0	2	0	0	0	0	1	0	11	11	0.00	0.000

PITCHER	IP	WLS	BF	H	R	ER	SO	BB	IBB	HBP	BLK	WP	HR	S	P	ERA	WHIP

TOP

Houston Astros @ St. Louis Cardinals

Busch Stadium, St. Louis, MO

Fri May 02 1980, 7:05 PM CDT
Att. 23,009 - Unknown

livebaseballscorecards.com

AB	32
R	1
H	7
RBI	1
BB	4
SO	3
LOB	16

Batter	1	2	3	4	5	6	7	8	9	AB	R	H	RBI	BB	SO	LOB
Garry Templeton, S (1, 6) OBP: 0.386, SLG: 0.463	x 0-0 CS 1B		x 0-0 ① 4-3		x 0-0 ③ 5-3		x 0-0 S 1B 2-3 3-H 1B			4	1	2	1	0	0	0
Ken Oberkfell, L (1, 4) OBP: 0.357, SLG: 0.351	B B B B 4-0 ① 2-3 BB 1-2 BB		x 0-0 ② G3			S S S 0-3 ① K	B B B B 4-0 1B HR 1-2 BB			2	1	0	0	2	1	0
Keith Hernandez, L (1, 3) OBP: 0.383, SLG: 0.520	B B B B 4-0 2-3 1-2 BB		x 0-0 ③ 4-3			B B B B 4-0 WP S SF8 BB	x 0-0 HR 1-3 2-H 3-H 1B			2	2	1	2	2	0	0
Ted Simmons, S (1, 2) OBP: 0.441, SLG: 0.491	x 0-0 ② 2-3 1-2 2-3			B B B B 4-0 4-3 WP 1B BB		x 0-0 ② SF8 1-H	x 0-0 1-H 3-H HR			2	2	1	4	1	0	2
Bobby Bonds, R (1, 7) OBP: 0.274, SLG: 0.386	x 0-0 ③ F8			x 0-0 ① 4-3 1-3		x 0-0 ③ 4-3	S S S 0-3 ② K			4	0	0	0	0	1	3
George Hendrick, R (1, 9) OBP: 0.392, SLG: 0.575		S S S 0-3 ① K		x 0-0 G6-4-3 3-H 1B			x 0-0 1B 2B			4	1	2	1	0	2	0
							0-3 ③ K									
Ken Reitz, R (1, 5) OBP: 0.440, SLG: 0.537		x 0-0 1B		x 0-0 ② ③ G6-4-3 1-2f			x 0-0 2B 1B 2-H 1B	x 0-0 ① 6-3		4	1	2	1	0	0	1
Tony Scott, S (1, 8) OBP: 0.257, SLG: 0.250		S S S 0-3 ② K			S S S 0-3 ① K		x 0-0 1B 1B 1-3 2B	x 0-0 ② F7		4	1	1	0	0	2	1
Bob Forsch, R (1, 1) Don Hood, L (2, 1) Jim Kaat, L (7, 1)		x 0-0 ③ 5-3			S S S 0-3 ② K		S S S 0-3 ① K	S S S 0-3 ③ K		0 2 2	0 0 0	0 0 0	0 0 0	0 0 0	0 1 2	0 1 2
Inning Stats	R: 0 H: 1 E: 0 LOB: 2 K: 0 BB: 2 S: 3 P: 11	R: 0 H: 1 E: 0 LOB: 1 K: 2 BB: 0 S: 8 P: 8	R: 0 H: 0 E: 0 LOB: 0 K: 0 BB: 0 S: 3 P: 3	R: 1 H: 1 E: 0 LOB: 0 K: 0 BB: 1 S: 3 P: 7	R: 0 H: 0 E: 0 LOB: 0 K: 2 BB: 0 S: 7 P: 7	R: 1 H: 0 E: 0 LOB: 0 K: 1 BB: 1 S: 5 P: 9	R: 7 H: 6 E: 0 LOB: 0 K: 3 BB: 1 S: 15 P: 19	R: 0 H: 0 E: 0 LOB: 0 K: 1 BB: 0 S: 5 P: 5		1B: 6 SF: 1 2B: 2 SAC: 0 3B: 0 DP: 1 HR: 1 HBP: 0				WP: 2 PA: 36 PB: 0 SB: 2 CS: 1		

PITCHER		IP	WLS	BF	H	R	ER	SO	BB	IBB	HBP	BLK	WP	HR	S	P	ERA	WHIP
Nolan Ryan, R ERA: 4.05	(1, 1)	6.1	L	27	6	5	5	6	4	0	0	0	2	0	35	51	7.11	1.579
Joe Sambito, L ERA: 3.65	(7, 1)	0.0		4	3	4	4	0	1	0	0	0	0	1	3	7	∞	∞
Frank LaCorte, R ERA: 0.69	(7, 1)	1.2		5	0	0	0	3	0	0	0	0	0	0	11	11	0.00	0.000

PITCHER	IP	WLS	BF	H	R	ER	SO	BB	IBB	HBP	BLK	WP	HR	S	P	ERA	WHIP

BOTTOM

Houston Astros @ St. Louis Cardinals

Busch Stadium, St. Louis, MO

Fri May 02 1980, 7:05 PM CDT

Att. 23,009 - Unknown

livebaseballscorecards.com

AB	30
R	9
H	9
RBI	9
BB	5
SO	9
LOB	10

Houston Astros @ St. Louis Cardinals

Busch Stadium, St. Louis, MO

Sat May 03 1980, 7:05 PM CDT

Att. 23,292 - Unknown

TOP

livebaseballscorecards.com

Batter	1	2	3	4	5	6	7	8	9	AB	R	H	RBI	BB	SO	LOB
Terry Puhl, L (1, 9) OBP: 0.375, SLG: 0.458	4-3	2-H 1B		BBBB BB		F8			SH1-3 1B	4	0	2	1	1	0	1
Craig Reynolds, L (1, 6) OBP: 0.253, SLG: 0.300	F9	F7		P4			5-3		SH1-3 1-2	4	0	0	0	0	0	3
Denny Walling, L (1, 3) OBP: 0.446, SLG: 0.409	BBBB BB		P5		F9 BLK 1B BB		BBBB 1B BB		F7	2	1	0	0	3	0	1
Joe Morgan, L (1, 4) OBP: 0.393, SLG: 0.406	BBBB 1-2 BB		BBBB F8 BB		F9 1-3		P6		F8	3	0	0	0	2	0	3
Jose Cruz, L (1, 7) OBP: 0.404, SLG: 0.405	P6		F8 1-2		CS 3-H 1B		1-2 1B			4	0	2	1	0	0	3
Enos Cabell, R (1, 5) OBP: 0.333, SLG: 0.380		5-3		F9	F9 1-2		SSS K			4	0	0	0	0	1	3
Cesar Cedeno, R (1, 8) OBP: 0.434, SLG: 0.523		S 2B 1B		BBBB S 2B BB		6-3		F9		3	2	1	0	1	0	0
Alan Ashby, S (1, 2) OBP: 0.388, SLG: 0.535		1-H 1B 2B		P4 1-2		5-3		4-3		4	1	1	1	0	0	1
Vern Ruhle, R (1, 1) OBP: 0.500, SLG: 0.600		5-3		2-H 2B		1B		4-3		4	0	2	1	0	0	1
Joe Sambito, L (9, 1)										0	0	0	0	0	0	0

	AB	32
	R	4
	H	8
	RBI	4
	BB	7
	SO	1
	LOB	16

Inning Stats										
	R: 0 E: 0 K: 0 S: 3	H: 0 LOB: 2 BB: 2 P: 11	R: 2 E: 0 K: 0 S: 6	H: 3 LOB: 1 BB: 0 P: 6	R: 0 E: 0 K: 0 S: 2	H: 0 LOB: 0 BB: 1 P: 6	R: 1 E: 0 K: 0 S: 4	H: 1 LOB: 2 BB: 2 P: 12	R: 1 E: 0 K: 0 S: 3	H: 1 LOB: 0 BB: 1 P: 7
	R: 0 E: 0 K: 0 S: 4	H: 1 LOB: 2 BB: 1 P: 10	R: 0 E: 0 K: 1 S: 6	H: 1 LOB: 2 BB: 1 P: 10	R: 0 E: 0 K: 0 S: 3	H: 0 LOB: 0 BB: 0 P: 3	R: 0 E: 0 K: 0 S: 4	H: 1 LOB: 1 BB: 0 P: 4	1B: 6 2B: 2 3B: 0 HR: 0	SF: 0 SAC: 1 DP: 0 HBP: 0
	WP: 0 PB: 0 SB: 2 CS: 1	PA: 40								

PITCHER		IP	WLS	BF	H	R	ER	SO	BB	IBB	HBP	BLK	WP	HR	S	P	ERA	WHIP
Silvio Martinez, R ERA: 2.96	(1, 1)	3.2	L	19	4	3	3	0	5	0	0	0	0	0	14	34	7.36	2.455
Donnie Moore, R ERA: 4.15	(4, 1)	2.1		9	2	1	1	0	1	0	0	1	0	0	8	12	3.86	1.286
Pedro Borbon, R ERA:	(7, 1)	3.0		12	2	0	0	1	1	0	0	0	0	0	13	17	0.00	1.000

PITCHER	IP	WLS	BF	H	R	ER	SO	BB	IBB	HBP	BLK	WP	HR	S	P	ERA	WHIP

Batter	1	2	3	4	5	6	7	8	9	AB	R	H	RBI	BB	SO	LOB
Garry Templeton, S (1, 6) OBP: 0.380, SLG: 0.453	3-1			G6-3 1B			L6		4-3	4	0	1	0	0	0	0
Ken Oberkfell, L (1, 4) OBP: 0.365, SLG: 0.367	BB G5-4-3			G6-3 1-2f			6-3		2B	3	0	1	0	1	0	1
Keith Hernandez, L (1, 3) OBP: 0.365, SLG: 0.494	G5-4-3 1-2f			5-3			F7		L8	4	0	0	0	0	0	2
Ted Simmons, S (1, 2) OBP: 0.437, SLG: 0.482		K			G3			HR 1B		3	1	1	0	0	1	0
Bobby Bonds, R (1, 7) OBP: 0.262, SLG: 0.367		6-3			6-3			F3		3	0	0	0	0	0	1
George Hendrick, R (1, 9) OBP: 0.390, SLG: 0.605		6-3			K			1-H HR		3	1	1	2	0	1	0
Ken Reitz, R (1, 5) OBP: 0.423, SLG: 0.514			5-3			5-3		F5		3	0	0	0	0	0	0
Tony Scott, S (1, 8) OBP: 0.247, SLG: 0.239			6-3			K		K		3	0	0	0	0	2	0
Silvio Martinez, R (1, 1) Donnie Moore, L (4, 1) OBP: 1.000, SLG: 1.000 Bernie Carbo, L (6, PH) Pedro Borbon, R (7, 1) Dane Iorg, L (9, PH) OBP: 0.182, SLG: 0.429			5-3			F9			F9	1 0 1 0 1	0 0 0 0 0	0 0 0 0 0	0 0 0 0 0	0 0 0 0 0	0 0 0 0 0	0 0 0 0 0
Inning Stats	R: 0 E: 0 K: 0 S: 2 H: 0 LOB: 0 BB: 1 P: 6	R: 0 E: 0 K: 1 S: 5 H: 0 LOB: 0 BB: 0 P: 5	R: 0 E: 0 K: 0 S: 3 H: 0 LOB: 0 BB: 0 P: 3	R: 0 E: 0 K: 0 S: 3 H: 1 LOB: 0 BB: 0 P: 3	R: 0 E: 0 K: 1 S: 5 H: 0 LOB: 0 BB: 0 P: 5	R: 0 E: 0 K: 1 S: 5 H: 0 LOB: 0 BB: 0 P: 5	R: 0 E: 0 K: 0 S: 3 H: 0 LOB: 0 BB: 0 P: 3	R: 2 E: 0 K: 1 S: 7 H: 2 LOB: 0 BB: 0 P: 7	R: 0 E: 0 K: 0 S: 4 H: 1 LOB: 1 BB: 0 P: 4	1B: 2 2B: 1 3B: 0 HR: 1 SF: 0 SAC: 0 DP: 2 HBP: 0						

PITCHER	IP	WLS	BF	H	R	ER	SO	BB	IBB	HBP	BLK	WP	HR	S	P	ERA	WHIP
Vern Ruhle, R (1, 1) ERA: 5.06	8.2	W	29	4	2	2	4	1	0	0	0	0	1	36	40	2.08	0.577
Joe Sambito, L (9, 1) ERA: 3.55	0.1	S	1	0	0	0	0	0	0	0	0	0	0	1	1	0.00	0.000

PITCHER	IP	WLS	BF	H	R	ER	SO	BB	IBB	HBP	BLK	WP	HR	S	P	ERA	WHIP

BOTTOM

Houston Astros @ St. Louis Cardinals

Busch Stadium, St. Louis, MO

Sat May 03 1980, 7:05 PM CDT

Att. 23,292 - Unknown

livebaseballscorecards.com

AB	29
R	2
H	4
RBI	2
BB	1
SO	4
LOB	4

WP: 0 PA: 30
PB: 0
SB: 0
CS: 0

Batter	1	2	3	4	5	6	7	8	9	AB	R	H	RBI	BB	SO	LOB
Rafael Landestoy, S (1, 4) OBP: 0.286, SLG: 0.278	5-3		1B 2B	1-3		FC4-6 1-2f			P6	5	1	1	0	0	0	2
Julio Gonzalez, R (1, 6) OBP: 0.188, SLG: 0.250	F8		L3		4-3 S 1B		F7		F3	5	0	1	0	0	0	1
Terry Puhl, L (1, 9) OBP: 0.383, SLG: 0.462	FC5-4 1B		2-H 1B		4-3 1-3		L9			4	0	2	1	0	0	1
Art Howe, R (1, 3) OBP: 0.300, SLG: 0.302	FC5-4 1-2f		BBB G6-4-3 BB		SSS K		5-3			3	0	0	0	1	1	2
Enos Cabell, R (1, 5) OBP: 0.330, SLG: 0.386		4-3 1B 2B	G6-4-3 1-2f		1-3			4-3		4	1	1	0	0	0	3
Cesar Cedeno, R (1, 8) OBP: 0.425, SLG: 0.536		4-3 2-3		SF7 3B		F9		SSS K		4	1	1	0	0	1	1
Jose Cruz, L (1, 7) OBP: 0.408, SLG: 0.407		FC6-4 3-H 1B		SF7 3-H		E5 S 1B		BBB E BB		2	1	1	2	1	0	0
Luis Pujols, R (1, 2) OBP: 0.227, SLG: 0.238		FC6-4 1-2f		L6		SSS K 1-2		F8 1-2		4	0	0	0	0	1	3
Ken Forsch, R (1, 1) OBP: 0.333, SLG: 0.400 Joe Sambito, L (7, 1) Frank LaCorte, R (9, 1) OBP: 0.500, SLG: 0.500		SSS K		2B		FC4-6 2-H 1B			F8	3 1 0	0 0 0	2 0 0	1 0 0	0 0 0	1 0 0	1 0 0
Inning Stats	R: 0 E: 0 K: 0 S: 4 H: 1 LOB: 1 BB: 0 P: 4	R: 1 E: 0 K: 1 S: 7 H: 2 LOB: 1 BB: 0 P: 7	R: 1 E: 0 K: 0 S: 4 H: 2 LOB: 1 BB: 1 P: 8	R: 1 E: 0 K: 0 S: 5 H: 2 LOB: 1 BB: 0 P: 5	R: 0 E: 0 K: 1 S: 6 H: 1 LOB: 1 BB: 0 P: 6	R: 1 E: 1 K: 1 S: 7 H: 1 LOB: 1 BB: 0 P: 7	R: 0 E: 0 K: 0 S: 3 H: 0 LOB: 0 BB: 0 P: 3	R: 0 E: 0 K: 1 S: 5 H: 0 LOB: 1 BB: 1 P: 9	R: 0 E: 0 K: 0 S: 3 H: 0 LOB: 0 BB: 0 P: 3	1B: 5 2B: 3 3B: 1 HR: 0	SF: 1 SAC: 0 DP: 1 HBP: 0						

PITCHER		IP	WLS	BF	H	R	ER	SO	BB	IBB	HBP	BLK	WP	HR	S	P	ERA	WHIP
Bob Sykes, L ERA: 8.83	(1, 1)	4.0	L	19	7	3	3	1	1	0	0	0	0	0	20	24	6.75	2.000
Roy Thomas, R ERA: 6.17	(5, 1)	3.0		12	2	1	0	2	0	0	0	0	0	0	16	16	0.00	0.667
Mark Littell, R ERA: 7.88	(8, 1)	2.0		7	0	0	0	1	1	0	0	0	0	0	8	12	0.00	0.500

PITCHER	IP	WLS	BF	H	R	ER	SO	BB	IBB	HBP	BLK	WP	HR	S	P	ERA	WHIP

TOP

Houston Astros @ St. Louis Cardinals

Busch Stadium, St. Louis, MO

Sun May 04 1980, 3:33 AM CDT
Att. 17,262 - Unknown

livebaseballscorecards.com

AB	35
R	4
H	9
RBI	4
BB	2
SO	4
LOB	14

BOTTOM

Houston Astros @ St. Louis Cardinals

Busch Stadium, St. Louis, MO

Sun May 04 1980, 3:33 AM CDT

Att. 17,262 - Unknown

Batter	1	2	3	4	5	6	7	8	9	AB	R	H	RBI	BB	SO	LOB
Garry Templeton, S (1, 6) OBP: 0.371, SLG: 0.440	1B		P5		F7		E5 1-2		K	5	1	1	0	0	1	5
Ken Oberkfell, L (1, 4) OBP: 0.351, SLG: 0.349	L7		F5		G4-6-3 1-2f		K			3	0	0	0	0	0	3
Ted Simmons, S (7, PH) OBP: 0.431, SLG: 0.474										1	0	0	0	0	1	2
Mike Phillips, L (8, 4)										0	0	0	0	0	0	0
Keith Hernandez, L (1, 3) OBP: 0.360, SLG: 0.482	1B 1-2 9-2 1B		FC4-6 1-2f			G3		4-3		4	0	1	0	0	0	1
Dane Iorg, L (1, 7) OBP: 0.269, SLG: 0.480	1-3 2-H 1B			BB 1B		G3-6-3 1B		K		4	0	3	1	0	1	0
Terry Kennedy, L (1, 2) OBP: 0.421, SLG: 0.500	9-2 3-Hf			F8		G3-6-3 1-2f		4-3		4	0	0	0	0	0	4
George Hendrick, R (1, 9) OBP: 0.388, SLG: 0.620		5-3		K			SF8 3B		CI FC2-5 1B	3	1	1	0	0	1	1
Ken Reitz, R (1, 5) OBP: 0.427, SLG: 0.514		5-3		1-2 BB			SF8 3-H		FC2-5 1-2 1B	2	0	1	1	1	0	0
Tom Herr, S (9, PR) OBP: 0.267, SLG: 0.267										0	0	0	0	0	0	0
Tony Scott, S (1, 8) OBP: 0.247, SLG: 0.240		F8		4-3			E 1B		FC2-5 1-2 2-3f	4	0	1	0	0	0	4
Bob Sykes, S (1, 1) OBP: 0.500, SLG: 0.400			FC4-6 1B		G4-6-3 1B		F7		K	1	0	1	0	0	0	0
Roy Thomas, R (5, 1) OBP: 0.500, SLG: 0.500										1	0	1	0	0	0	0
Bernie Carbo, L (7, PH)										1	0	0	0	0	0	1
Mark Littell, L (8, 1)										0	0	0	0	0	0	0
Bobby Bonds, R (9, PH) OBP: 0.258, SLG: 0.361										1	0	0	0	0	1	2
Inning Stats	R: 1 E: 0 K: 0 S: 5 H: 3 LOB: 1 BB: 0 P: 5	R: 0 E: 0 K: 0 S: 3 H: 0 LOB: 0 BB: 0 P: 3	R: 0 E: 0 K: 0 S: 4 H: 1 LOB: 1 BB: 0 P: 4	R: 0 E: 0 K: 1 S: 6 H: 1 LOB: 2 BB: 1 P: 10	R: 0 E: 0 K: 0 S: 3 H: 1 LOB: 0 BB: 0 P: 3	R: 0 E: 0 K: 0 S: 3 H: 1 LOB: 0 BB: 0 P: 3	R: 1 E: 1 K: 1 S: 8 H: 2 LOB: 2 BB: 0 P: 8	R: 0 E: 0 K: 1 S: 5 H: 0 LOB: 0 BB: 0 P: 5	R: 0 E: 1 K: 2 S: 9 H: 1 LOB: 2 BB: 0 P: 9	1B: 9 2B: 1 3B: 1 HR: 0	SF: 1 SAC: 0 DP: 3 HBP: 0						

	AB	34
	R	2
	H	10
	RBI	2
	BB	1
	SO	5
	LOB	23

WP: 0 PB: 0 SB: 0 CS: 0 PA: 37

livebaseballscorecards.com

PITCHER	IP	WLS	BF	H	R	ER	SO	BB	IBB	HBP	BLK	WP	HR	S	P	ERA	WHIP
Ken Forsch, R (1, 1) ERA: 2.23	6.2	W	28	9	2	2	1	1	0	0	0	0	0	29	33	2.70	1.500
Joe Sambito, L (7, 1) ERA: 3.14	1.2		7	1	0	0	2	0	0	0	0	0	0	11	11	0.00	0.600
Frank LaCorte, R (9, 1) ERA: 0.66	0.2	S	2	0	0	0	2	0	0	0	0	0	0	6	6	0.00	0.000

PITCHER	IP	WLS	BF	H	R	ER	SO	BB	IBB	HBP	BLK	WP	HR	S	P	ERA	WHIP

Batter	1	2	3	4	5	6	7	8	9	AB	R	H	RBI	BB	SO	LOB
Terry Puhl, L (1, 9) OBP: 0.359, SLG: 0.429	G3		F8			K		4-3		4	0	0	0	0	1	1
Craig Reynolds, L (1, 6) OBP: 0.244, SLG: 0.289	K		FC4-6 1-2f			4-3		1B		3	0	0	0	0	1	1
Randy Niemann, L (6, 1)										0	0	0	0	0	0	0
Jeffrey Leonard, R (8, PH) OBP: 0.300, SLG: 0.351										1	0	1	0	0	0	0
Dave Smith, R (8, 1)										0	0	0	0	0	0	0
Denny Walling, L (1, 3) OBP: 0.417, SLG: 0.375	K			K			F8	4-3		4	0	0	0	0	2	1
Joe Morgan, L (1, 4) OBP: 0.391, SLG: 0.403		3-1		5-3			BB 1B		G3	3	1	1	0	0	0	0
Julio Gonzalez, R (7, 6) OBP: 0.176, SLG: 0.235							1B			1	0	0	0	0	0	0
Jose Cruz, L (1, 7) OBP: 0.416, SLG: 0.422		6-3 2B		F7			BBBB		F7	2	0	1	0	1	0	0
Dave Bergman, L (7, 7) OBP: 0.231, SLG: 0.167							PB 1B 1-2 BB			1	0	0	0	0	0	0
Enos Cabell, R (1, 5) OBP: 0.319, SLG: 0.372		6-3 2-3			K		F8		1B	3	0	0	0	0	1	3
Art Howe, R (7, 5) OBP: 0.314, SLG: 0.318										1	0	1	0	0	0	0
Cesar Cedeno, R (1, 8) OBP: 0.417, SLG: 0.521	K				5-3		PB 1-2 2-H 1B		F9	4	0	1	1	0	1	2
Alan Ashby, S (1, 2) OBP: 0.373, SLG: 0.511			4-3		4-3		6-3 1-2 2-3			2	0	0	0	0	0	0
Bruce Bochy, R (5, 2)										1	0	0	0	0	0	2
J.R. Richard, R (1, 1) OBP: 0.154, SLG: 0.385			FC4-6 1B			K		4-3		0	0	0	0	0	0	0
Joaquin Andujar, S (1, 1) OBP: 1.000, SLG: 1.000										1	0	1	0	0	0	0
Rafael Landestoy, S (6, PH) OBP: 0.261, SLG: 0.250										2	0	0	0	0	1	0
(6, 6)																
(7, 4)																
Inning Stats	R: 0 E: 0 K: 2 S: 7 H: 0 LOB: 0 BB: 0 P: 7	R: 0 E: 0 K: 1 S: 6 H: 1 LOB: 1 BB: 0 P: 6	R: 0 E: 0 K: 0 S: 4 H: 1 LOB: 1 BB: 0 P: 4	R: 0 E: 0 K: 1 S: 5 H: 0 LOB: 0 BB: 0 P: 5	R: 0 E: 0 K: 1 S: 5 H: 0 LOB: 0 BB: 0 P: 5	R: 0 E: 0 K: 2 S: 7 H: 0 LOB: 0 BB: 0 P: 7	R: 1 E: 0 K: 0 S: 5 H: 2 LOB: 2 BB: 1 P: 9	R: 0 E: 0 K: 0 S: 4 H: 1 LOB: 1 BB: 0 P: 4	R: 0 E: 0 K: 0 S: 4 H: 1 LOB: 1 BB: 0 P: 4	1B: 5 2B: 1 3B: 0 HR: 0 SF: 0 SAC: 0 DP: 0 HBP: 0						

TOP

Houston Astros @ Montreal Expos

Olympic Stadium, Montreal, QB

Mon May 05 1980, 3:33 AM EDT

Att. 5,477 - Unknown

livebaseballscorecards.com

AB	33
R	1
H	6
RBI	1
BB	1
SO	7
LOB	10

WP: 0 PB: 1 SB: 0 CS: 0 PA: 34

PITCHER		IP	WLS	BF	H	R	ER	SO	BB	IBB	HBP	BLK	WP	HR	S	P	ERA	WHIP
David Palmer, R ERA: 1.69	(1, 1)	6.2	W	24	3	1	1	7	1	0	0	0	0	0	37	41	1.35	0.600
Woodie Fryman, L ERA: 1.69	(7, 1)	1.1		6	2	0	0	0	0	0	0	0	0	0	6	6	0.00	1.500
Dale Murray, R ERA: 5.68	(9, 1)	1.0		4	1	0	0	0	0	0	0	0	0	0	4	4	0.00	1.000

PITCHER		IP	WLS	BF	H	R	ER	SO	BB	IBB	HBP	BLK	WP	HR	S	P	ERA	WHIP

Houston Astros @ Montreal Expos

Olympic Stadium, Montreal, QB

Mon May 05 1980, 3:33 AM EDT

Att. 5,477 - Unknown

BOTTOM

livebaseballscorecards.com

Batter	1	2	3	4	5	6	7	8	9	AB	R	H	RBI	BB	SO	LOB
Ron LeFlore, R (1, 7) OBP: 0.370, SLG: 0.402	E8	K		CS S 2-H		2-3 1-2 3-H	2-H			5	2	4	3	0	1	0
Rodney Scott, S (1, 6) OBP: 0.300, SLG: 0.212	2-3	4-3		K 1-3		2-3 1-2 2-3	6-3			4	1	1	0	0	1	3
Chris Speier, R (7, 6) OBP: 0.233, SLG: 0.333										1	0	0	0	0	0	1
Rowland Office, L (1, 8) OBP: 0.522, SLG: 0.688	1-3 3-H	1-3			1B E	4-3		BBB G4-6-3		4	2	2	1	1	0	2
Ellis Valentine, R (1, 9) OBP: 0.284, SLG: 0.459	F4		1B		E8 1-H	BB 2-H 3-H		G4-6-3 1-2f		4	0	3	2	0	0	2
Tom Hutton, L (6, PR) (7, 3) OBP: 0.100, SLG: 0.100										1	0	0	0	0	0	1
Gary Carter, R (1, 2) OBP: 0.278, SLG: 0.376	BBBB 1B	K	1-3		BBBB BB 1-2			K		2	1	0	0	2	1	2
Woodie Fryman, R (7, 1)										0	0	0	0	0	0	0
Bill Lee, L (8, PH) OBP: 0.200, SLG: 0.200										1	0	0	0	0	1	0
Dale Murray, R (9, 1)										0	0	0	0	0	0	0
Warren Cromartie, L (1, 3) OBP: 0.322, SLG: 0.500	1-2 2-H 3-H	G4-6-3 1-2		F8	1-3					4	0	2	2	0	0	3
Jerry White, S (7, 9) OBP: 0.350, SLG: 0.389										0	0	0	0	0	0	0
Ken Macha, R (1, 5) OBP: 0.550, SLG: 0.824	1-3 2-H	G4-6-3 1-2f		L6			5-3			4	1	2	1	0	0	3
Tony Bernazard, S (1, 4) OBP: 0.404, SLG: 0.420	K			SH1-3		PB S	5-3 1-2			4	2	2	0	0	1	3
David Palmer, R (1, 1) OBP: 0.429, SLG: 0.200	1-3			SH1-3 1-2		BBBB 2-3 1B 1-3	F9			1	1	0	0	1	0	2
John Tamargo, S (7, 2) OBP: 0.250, SLG: 0.143										1	0	0	0	0	0	1
Inning Stats	R: 4 E: 1 K: 1 S: 10	H: 5 LOB: 2 BB: 1 P: 14	R: 0 E: 0 K: 1 S: 5	H: 0 LOB: 0 BB: 0 P: 5	R: 0 E: 0 K: 1 S: 6	H: 2 LOB: 1 BB: 0 P: 6	R: 1 E: 0 K: 1 S: 6	H: 2 LOB: 1 BB: 0 P: 6	R: 1 E: 1 K: 0 S: 5	H: 2 LOB: 1 BB: 0 P: 5	R: 3 E: 0 K: 0 S: 6	H: 3 LOB: 2 BB: 2 P: 14	R: 1 E: 0 K: 0 S: 5	H: 2 LOB: 1 BB: 0 P: 5	R: 0 E: 0 K: 1 S: 4	H: 0 LOB: 0 BB: 1 P: 8	

	AB	36
	R	10
	H	16
	RBI	9
	BB	4
	SO	5
	LOB	23

	1B: 14	SF: 0	WP: 0	PA: 41
	2B: 2	SAC: 1	PB: 1	
	3B: 1	DP: 3	SB: 2	
	HR: 0	HBP: 0	CS: 1	

PITCHER		IP	WLS	BF	H	R	ER	SO	BB	IBB	HBP	BLK	WP	HR	S	P	ERA	WHIP
J.R. Richard, R ERA: 2.61	(1, 1)	0.1	L	7	5	4	4	0	1	0	0	0	0	0	6	10	108.00	18.000
Joaquin Andujar, R ERA: 3.09	(1, 1)	4.2		18	6	2	1	4	0	0	0	0	0	0	26	26	1.93	1.286
Randy Niemann, L ERA: 15.43	(6, 1)	2.0		13	5	4	4	0	2	0	0	0	0	0	11	19	18.00	3.500
Dave Smith, R ERA: 2.13	(8, 1)	1.0		3	0	0	0	1	1	0	0	0	0	0	4	8	0.00	1.000

PITCHER	IP	WLS	BF	H	R	ER	SO	BB	IBB	HBP	BLK	WP	HR	S	P	ERA	WHIP

Batter	1	2	3	4	5	6	7	8	9	AB	R	H	RBI	BB	SO	LOB
Rafael Landestoy, S (1, 6) OBP: 0.296, SLG: 0.333	0-0 1B 2B	0-0 1B		0-0 ① SH5-3 1-2		SSS 0-3 ② K		0-0 ① F9		4	1	2	0	0	1	0
Terry Puhl, L (1, 9) OBP: 0.348, SLG: 0.410 (6, 8)	0-0 1B E 2B 2-3 1B	0-0 ② F9		SSS 0-3 ② K		0-0 ③ L1		0-0 ② F7		5	1	1	0	0	1	2
Joe Morgan, L (1, 4) OBP: 0.381, SLG: 0.390	0-0 E5 1B 1-2 2B	0-0 1-2 1B		0-0 ③ 4-3			0-0 ① F9	0-0 ③ F8		5	1	1	0	0	0	3
Cesar Cedeno, R (1, 8) OBP: 0.425, SLG: 0.526 Denny Walling, L (6, 9) OBP: 0.419, SLG: 0.380	0-0 2B 1B 1-2 2-3 3-H 1B	0-0 ③ 4-3			0-0 BB 1B		0-0 1B 1B		0-0 ① 3-1	3 2	1 1	2 1	1 0	0 0	0 0	2 0
Enos Cabell, R (1, 5) OBP: 0.354, SLG: 0.404	0-0 1B 1-3 2-H 3-H 2B		0-0 FC4-6 1B	BBBB 4-0 1-2 BB			0-0 1B 1-2 1B		BBBB 4-0 FC5 1B BB	3	3	3	2	2	0	0
Art Howe, R (1, 3) OBP: 0.304, SLG: 0.306	0-0 ① F9		0-0 ① F8		0-0 ① F4		0-0 1B 1-2 2-H 1B		0-0 FC5 1B 1-2	5	0	1	1	0	0	6
Jose Cruz, L (1, 7) OBP: 0.425, SLG: 0.432	0-0 G4-3 2-H 3-H 1B		0-0 ② FC4-6 1-2f	SSS 0-3 ② K			0-0 1-2 2-H 1B		0-0 1-2 2-H 1B	5	0	3	4	0	1	3
Luis Pujols, R (1, 2) OBP: 0.204, SLG: 0.213	0-0 ②③ G4-3 1-2f		0-0 ③ 1-3	SSS 0-3 ③ K			0-0 ② F3		0-0 ② F2	5	0	0	0	0	1	8
Joe Niekro, R (1, 1) OBP: 0.176, SLG: 0.125		0-0 ① F7		BBBB 4-0 SH5-3 BB		0-0 ① 4-3	SSS 0-3 ③ K		SSS 0-3 ③ K	4	0	0	0	1	2	4
Inning Stats	R: 5 H: 5 E: 1 LOB: 0 K: 0 BB: 0 S: 8 P: 8	R: 0 H: 2 E: 0 LOB: 2 K: 0 BB: 0 S: 5 P: 5	R: 0 H: 1 E: 0 LOB: 1 K: 0 BB: 0 S: 4 P: 4	R: 0 H: 0 E: 0 LOB: 1 K: 1 BB: 1 S: 5 P: 9	R: 0 H: 1 E: 0 LOB: 2 K: 2 BB: 1 S: 8 P: 12	R: 0 H: 0 E: 0 LOB: 0 K: 1 BB: 0 S: 5 P: 5	R: 2 H: 4 E: 0 LOB: 2 K: 1 BB: 0 S: 9 P: 9	R: 0 H: 0 E: 0 LOB: 0 K: 0 BB: 0 S: 3 P: 3	R: 1 H: 1 E: 0 LOB: 2 K: 1 BB: 1 S: 7 P: 11	1B: 12 SF: 0 2B: 2 SAC: 1 3B: 0 DP: 1 HR: 0 HBP: 0						

TOP

Houston Astros @ Montreal Expos

Olympic Stadium, Montreal, QB

Tue May 06 1980, 3:33 AM EDT

Att. 5,503 - Unknown

livebaseballscorecards.com

AB	41
R	8
H	14
RBI	8
BB	3
SO	6
LOB	28

PITCHER		IP	WLS	BF	H	R	ER	SO	BB	IBB	HBP	BLK	WP	HR	S	P	ERA	WHIP
Ross Grimsley, L ERA: 5.06	(1, 1)	3.0	L	17	8	5	5	0	0	0	0	0	0	0	17	17	15.00	2.667
Fred Norman, L ERA: 6.11	(4, 1)	2.0		9	1	0	0	3	2	0	0	0	0	0	13	21	0.00	1.500
Dale Murray, R ERA: 6.43	(6, 1)	1.1		7	3	2	2	1	0	0	0	0	0	0	9	9	13.50	2.250
Woodie Fryman, L ERA: 1.29	(7, 1)	1.2		6	1	0	0	1	0	0	0	0	0	0	8	8	0.00	0.600
Stan Bahnsen, R ERA: 0.96	(9, 1)	1.0		6	1	1	1	1	1	0	0	0	0	0	7	11	9.00	2.000

PITCHER	IP	WLS	BF	H	R	ER	SO	BB	IBB	HBP	BLK	WP	HR	S	P	ERA	WHIP

BOTTOM

Houston Astros @ Montreal Expos

Olympic Stadium, Montreal, QB

Tue May 06 1980, 3:33 AM EDT

Att. 5,503 - Unknown

Batter	1	2	3	4	5	6	7	8	9	AB	R	H	RBI	BB	SO	LOB
Ron LeFlore, R (1, 7) OBP: 0.375, SLG: 0.419	4-3			FC4-6 1B		1B PB 2B		FC4-6 S 1-2f		4	1	2	0	0	0	1
Rodney Scott, S (1, 6) OBP: 0.313, SLG: 0.218	F7			K		4-3 PB SF8 2-3 1B		BBBB G4-6-3 1-2 BB		3	1	1	0	1	1	1
Rowland Office, L (1, 8) OBP: 0.444, SLG: 0.550	G3			FC4-6 2B 1-2f		4-3 1-3 3-H		G4-6-3 1-2f		4	1	0	0	0	0	4
Ellis Valentine, R (1, 9) OBP: 0.293, SLG: 0.477		F7		2B 2-H		SF8 3-H			1B FC4-6 1B	3	1	2	2	0	0	0
Gary Carter, R (1, 2) OBP: 0.277, SLG: 0.371		5-3		K		F5			FC4-6 1-3 1B	4	0	1	0	0	1	1
Warren Cromartie, L (1, 3) OBP: 0.308, SLG: 0.477		F8			F7		4-3		L6	4	0	0	0	0	0	2
Ken Macha, R (1, 5) OBP: 0.500, SLG: 0.714			6-3		1-3 1B		F9		FC4-6 1-2f 3-H	4	0	1	1	0	0	1
Tony Bernazard, S (1, 4) OBP: 0.377, SLG: 0.389			K2-3		1-3 1-2		6-3		3-1	4	0	0	0	0	1	2
Ross Grimsley, L (1, 1) OBP: 0.167, SLG: 0.167 Bill Almon, R (3, PH) OBP: 0.207, SLG: 0.259 Fred Norman, S (4, 1) Tom Hutton, L (5, PH) OBP: 0.091, SLG: 0.091 Dale Murray, R (6, 1) Woodie Fryman, R (7, 1) Jerry White, S (8, PH) OBP: 0.381, SLG: 0.389 Stan Bahnsen, R (9, 1)			4-3		4-3			BBBB FC4-6 BB		0 1 0 1 0 0 0 0 0	0 0 0 0 0 0 0 0 0	0 0 0 0 0 0 0 1 0	0 0 0 0 0 0 0 0 0	0 0 0 0 0 1 0 0 0	0 0 0 0 0 0 0 0 0	0 0 0 1 0 0 0 0 0
Inning Stats	R: 0 H: 0 E: 0 LOB: 0 K: 0 BB: 0 S: 3 P: 3	R: 0 H: 0 E: 0 LOB: 0 K: 0 BB: 0 S: 3 P: 3	R: 0 H: 0 E: 0 LOB: 0 K: 1 BB: 0 S: 5 P: 5	R: 1 H: 2 E: 1 LOB: 1 K: 2 BB: 0 S: 9 P: 9	R: 0 H: 1 E: 0 LOB: 1 K: 0 BB: 0 S: 4 P: 4	R: 2 H: 2 E: 0 LOB: 0 K: 0 BB: 0 S: 5 P: 5	R: 0 H: 0 E: 0 LOB: 0 K: 0 BB: 0 S: 3 P: 3	R: 0 H: 0 E: 0 LOB: 1 K: 0 BB: 2 S: 2 P: 10	R: 1 H: 2 E: 0 LOB: 1 K: 0 BB: 0 S: 5 P: 5	1B: 5 SF: 1 2B: 2 SAC: 0 3B: 0 DP: 1 HR: 0 HBP: 0						

livebaseballscorecards.com

AB	32
R	4
H	7
RBI	3
BB	2
SO	3
LOB	13

WP: 0 PA: 35
PB: 1
SB: 1
CS: 0

PITCHER		IP	WLS	BF	H	R	ER	SO	BB	IBB	HBP	BLK	WP	HR	S	P	ERA	WHIP
Joe Niekro, R ERA: 2.08	(1, 1)	9.0	W	35	7	4	3	3	2	0	0	0	0	0	39	47	3.00	1.000

PITCHER	IP	WLS	BF	H	R	ER	SO	BB	IBB	HBP	BLK	WP	HR	S	P	ERA	WHIP

Batter	1	2	3	4	5	6	7	8	9	AB	R	H	RBI	BB	SO	LOB
Terry Puhl, L (1, 8) OBP: 0.342, SLG: 0.400	x 0-0 CS 1B		SSS 0-3 ② K		0-0 ③ CS 1-2	x 0-0 ① 4-3		SSS 0-3 ① K		4	0	1	0	0	2	0
Craig Reynolds, L (1, 6) OBP: 0.244, SLG: 0.287	x 0-0 ①② F9 1-2		SSS 0-3 ③ K			x 0-0 1B		x 0-0 ② F3		4	0	1	0	0	1	1
Denny Walling, L (1, 9) OBP: 0.394, SLG: 0.352	x 0-0 ③ F8			x 0-0 ① G3		x 0-0 ② F8		x 0-0 ③ 4-3		4	0	0	0	0	0	1
Joe Morgan, L (1, 4) OBP: 0.366, SLG: 0.370		x 0-0 ① G3		SSS 0-3 ② K		x 0-0 ③ F7			SSS 0-3 ① K	4	0	0	0	0	2	1
Jose Cruz, L (1, 7) OBP: 0.427, SLG: 0.440		x 0-0 ② F6		BBBB 4-0 BB			x 0-0 4-3 2B		x 0-0 ② 4-3	3	0	1	0	1	0	0
Enos Cabell, R (1, 5) OBP: 0.359, SLG: 0.419		x 0-0 1B 1B		x 0-0 ③ 1-3			x 0-0 ① 4-3 2-3		x 0-0 2B	4	0	2	0	0	0	2
Art Howe, R (1, 3) OBP: 0.322, SLG: 0.314 Julio Gonzalez, R (7, PR) OBP: 0.176, SLG: 0.235 Joe Sambito, L (7, 1) Frank LaCorte, R (8, 1) OBP: 0.500, SLG: 0.500 Rafael Landestoy, S (9, PH) OBP: 0.286, SLG: 0.320		x 0-0 1-2 1B			x 0-0 ① F9		H 1-0 HBP		x 0-0 ③ F6	2 0 0 0 1	0 0 0 0 0	1 0 0 0 0	0 0 0 0 0	0 0 0 0 0	0 0 0 0 1	0 0 0 0 1
Alan Ashby, S (1, 2) OBP: 0.352, SLG: 0.479		SSS 0-3 ③ K			x 0-0 ② 1-3		x 0-0 ② F4			3	0	0	0	0	1	4
Nolan Ryan, R (1, 1) OBP: 0.214, SLG: 0.333 Dave Bergman, L (7, PH) OBP: 0.214, SLG: 0.154 (7, 3)			SSS 0-3 ① K		BBBB 4-0 CS BB		x 0-0 ③ F8			1 1	0 0	0 0	0 0	1 0	1 0	0 2
Inning Stats	R: 0 E: 0 K: 0 S: 3 H: 1 LOB: 0 BB: 0 P: 3	R: 0 E: 0 K: 1 S: 7 H: 2 LOB: 2 BB: 0 P: 7	R: 0 E: 0 K: 3 S: 9 H: 0 LOB: 0 BB: 0 P: 9	R: 0 E: 0 K: 1 S: 5 H: 0 LOB: 1 BB: 1 P: 9	R: 0 E: 0 K: 0 S: 2 H: 0 LOB: 0 BB: 1 P: 6	R: 0 E: 0 K: 0 S: 4 H: 1 LOB: 1 BB: 0 P: 4	R: 0 E: 0 K: 0 S: 4 H: 1 LOB: 2 BB: 0 P: 5	R: 0 E: 0 K: 1 S: 5 H: 0 LOB: 0 BB: 0 P: 5	R: 0 E: 0 K: 1 S: 6 H: 1 LOB: 1 BB: 0 P: 6	1B: 4 2B: 2 3B: 0 HR: 0	SF: 0 SAC: 0 DP: 0 HBP: 1						

PITCHER		IP	WLS	BF	H	R	ER	SO	BB	IBB	HBP	BLK	WP	HR	S	P	ERA	WHIP
Scott Sanderson, R ERA: 4.2	(1, 1)	7.0	W	27	5	0	0	5	2	0	1	0	0	0	34	43	0.00	1.000
Woodie Fryman, L ERA: 1.0	(8, 1)	2.0	S	7	1	0	0	2	0	0	0	0	0	0	11	11	0.00	0.500

PITCHER	IP	WLS	BF	H	R	ER	SO	BB	IBB	HBP	BLK	WP	HR	S	P	ERA	WHIP

TOP

Houston Astros @ Montreal Expos

Olympic Stadium, Montreal, QB

Wed May 07 1980, 3:33 AM EDT

Att. 7,386 - Unknown

livebaseballscorecards.com

AB	31
R	0
H	6
RBI	0
BB	2
SO	7
LOB	12

1B: 4	SF: 0	WP: 0	PA: 35
2B: 2	SAC: 0	PB: 0	
3B: 0	DP: 0	SB: 0	
HR: 0	HBP: 1	CS: 2	

Batter	1	2	3	4	5	6	7	8	9	AB	R	H	RBI	BB	SO	LOB
Ron LeFlore, R (1, 7) OBP: 0.370, SLG: 0.404	BBBB 4-0 WP S 1-3 BB		SSS 0-3 ① K			x 0-0 ① F8		SSS 0-3 ① K		3	1	0	0	1	2	0
Rodney Scott, S (1, 6) OBP: 0.309, SLG: 0.207	x 0-0 ① 1-3 1-H		x 0-0 ② 4-3			BBBB 4-0 1B BB		SSS 0-3 ② K		3	0	0	1	1	1	0
Rowland Office, L (1, 8) OBP: 0.419, SLG: 0.500	x 0-0 ② F8		x 0-0 ③ F5			x 0-0 ② F7		x 0-0 BB BB 1B		4	0	1	0	0	0	1
Ellis Valentine, R (1, 9) OBP: 0.302, SLG: 0.473	x 0-0 ③ F9			x 0-0 ① 5-3		x 0-0 FC6-4 1-3 1B		BBBB 4-0 BB 1-2 BB		3	0	1	0	1	0	0
Gary Carter, R (1, 2) OBP: 0.296, SLG: 0.367		BBBB 4-0 2B 1B BB		BBBB 4-0 G4-6-3 BB		x 0-0 ③ FC6-4 1-2f		BBBB 4-0 1-2 2-3 BB		1	1	0	0	3	0	2
Warren Cromartie, L (1, 3) OBP: 0.316, SLG: 0.489		x 0-0 1B 1-3 G4-6-3 2B		x 0-0 ② ③ G4-6-3 1-2f			x 0-0 G1-4-3 1B	x 0-0 ③ F8		4	1	2	0	0	0	4
Ken Macha, R (1, 5) OBP: 0.481, SLG: 0.667		x 0-0 G4-6-3 2-3 3-H 1B			SSS 0-3 ① K		x 0-0 ① ② G1-4-3 1-2f			3	0	1	1	0	1	1
Tony Bernazard, S (1, 4) OBP: 0.375, SLG: 0.375		x 0-0 ① ② G4-6-3 1-2f 3-H			SSS 0-3 ② K		BBBB 4-0 BB			2	0	0	0	1	1	1
Scott Sanderson, R (1, 1) OBP: 0.286, SLG: 0.333 Jerry White, S (7, PH) OBP: 0.364, SLG: 0.368 Woodie Fryman, R (8, 1)		SSS 0-3 ③ K			SSS 0-3 ③ K		x 0-0 ③ F3			2 1 0	0 0 0	0 0 0	0 0 0	0 0 0	2 0 0	0 1 0
Inning Stats	R: 1 H: 0 E: 0 LOB: 0 K: 0 BB: 1 S: 3 P: 7	R: 2 H: 2 E: 0 LOB: 0 K: 1 BB: 1 S: 6 P: 10	R: 0 H: 0 E: 0 LOB: 0 K: 1 BB: 0 S: 5 P: 5	R: 0 H: 0 E: 0 LOB: 0 K: 0 BB: 1 S: 2 P: 6	R: 0 H: 0 E: 0 LOB: 0 K: 3 BB: 0 S: 9 P: 9	R: 0 H: 1 E: 0 LOB: 2 K: 0 BB: 1 S: 4 P: 8	R: 0 H: 1 E: 0 LOB: 1 K: 0 BB: 1 S: 3 P: 7	R: 0 H: 1 E: 0 LOB: 3 K: 2 BB: 2 S: 8 P: 16		1B: 4 SF: 0 2B: 1 SAC: 0 3B: 0 DP: 3 HR: 0 HBP: 0						WP: 1 PA: 33 PB: 0 SB: 1 CS: 0	

PITCHER		IP	WLS	BF	H	R	ER	SO	BB	IBB	HBP	BLK	WP	HR	S	P	ERA	WHIP
Nolan Ryan, R ERA: 4.12	(1, 1)	6.0	L	23	3	3	3	5	4	0	0	0	1	0	29	45	4.50	1.167
Joe Sambito, L ERA: 2.93	(7, 1)	1.0		4	1	0	0	0	1	0	0	0	0	0	3	7	0.00	2.000
Frank LaCorte, R ERA: 0.61	(8, 1)	1.0		6	1	0	0	2	2	0	0	0	0	0	8	16	0.00	3.000

PITCHER	IP	WLS	BF	H	R	ER	SO	BB	IBB	HBP	BLK	WP	HR	S	P	ERA	WHIP

BOTTOM

Houston Astros @ Montreal Expos

Olympic Stadium, Montreal, QB

Wed May 07 1980, 3:33 AM EDT

Att. 7,386 - Unknown

livebaseballscorecards.com

AB	26
R	3
H	5
RBI	2
BB	7
SO	7
LOB	10

Batter	1	2	3	4	5	6	7	8	9	AB	R	H	RBI	BB	SO	LOB
Terry Puhl, L (1, 9) OBP: 0.364, SLG: 0.507	HR		CS 1B		HR		G3			4	2	3	2	0	0	0
Julio Gonzalez, R (1, 6) OBP: 0.143, SLG: 0.190	6-3		F7 1-2		5-3			6-3		4	0	0	0	0	0	1
Joe Morgan, L (1, 4) OBP: 0.371, SLG: 0.405	4-3			HR		BBBB CS BB		6-3		3	1	1	1	1	0	0
Cesar Cedeno, R (1, 8) OBP: 0.418, SLG: 0.513	1B			L6		F7 1-2		1-3		4	0	1	0	0	0	1
Enos Cabell, R (1, 5) OBP: 0.364, SLG: 0.423	F9			1-3 1B		FC5-4 1B			F7	4	0	2	0	0	0	1
Jeffrey Leonard, R (1, 3) OBP: 0.297, SLG: 0.344		4-3		1-3 1-2		FC5-4 1-2f			G6-4-3 1B	4	0	1	0	0	0	2
Jose Cruz, L (1, 7) OBP: 0.412, SLG: 0.421		K		6-3			F4		G6-4-3 1-2f	4	0	0	0	0	1	2
Alan Ashby, S (1, 2) OBP: 0.333, SLG: 0.451		5-3			6-3		L5			3	0	0	0	0	0	0
Ken Forsch, R (1, 1) OBP: 0.294, SLG: 0.353			6-3		K		HR			2	0	0	0	0	1	0
Rafael Landestoy, S (7, PH) OBP: 0.310, SLG: 0.462										1	1	1	1	0	0	0
Dave Smith, R (7, 1)										0	0	0	0	0	0	0
Randy Niemann, L (7, 1)										0	0	0	0	0	0	0
Frank LaCorte, R (7, 1) OBP: 0.500, SLG: 0.500										0	0	0	0	0	0	0
Inning Stats	R: 1 E: 0 K: 0 S: 5 H: 2 LOB: 1 BB: 0 P: 5	R: 0 E: 0 K: 1 S: 5 H: 0 LOB: 0 BB: 0 P: 5	R: 0 E: 0 K: 0 S: 3 H: 1 LOB: 0 BB: 0 P: 3	R: 1 E: 0 K: 0 S: 5 H: 2 LOB: 1 BB: 0 P: 5	R: 1 E: 0 K: 1 S: 6 H: 1 LOB: 0 BB: 0 P: 6	R: 0 E: 0 K: 0 S: 3 H: 1 LOB: 1 BB: 1 P: 7	R: 1 E: 0 K: 0 S: 4 H: 1 LOB: 0 BB: 0 P: 4	R: 0 E: 0 K: 0 S: 3 H: 0 LOB: 0 BB: 0 P: 3	R: 0 E: 0 K: 0 S: 3 H: 1 LOB: 0 BB: 0 P: 3	1B: 5 2B: 0 3B: 0 HR: 4 SF: 0 SAC: 0 DP: 1 HBP: 0						

PITCHER		IP	WLS	BF	H	R	ER	SO	BB	IBB	HBP	BLK	WP	HR	S	P	ERA	WHIP
Larry McWilliams, L ERA: 5.11	(1, 1)	7.0	W	28	8	4	4	2	1	0	0	0	0	4	31	35	5.14	1.286
Rick Camp, R ERA: 3.38	(8, 1)	1.1		5	1	0	0	0	0	0	0	0	0	0	5	5	0.00	0.750
Larry Bradford, L ERA: 1.46	(9, 1)	0.2	S	1	0	0	0	0	0	0	0	0	0	0	1	1	0.00	0.000

PITCHER	IP	WLS	BF	H	R	ER	SO	BB	IBB	HBP	BLK	WP	HR	S	P	ERA	WHIP

TOP

Houston Astros @ Atlanta Braves

Atlanta-Fulton County Stadium, Atlanta, GA

Fri May 09 1980, 7:05 PM EDT

Att. 11,111 - Unknown

livebaseballscorecards.com

AB	33
R	4
H	9
RBI	4
BB	1
SO	2
LOB	7

WP: 0	PA: 34
PB: 0	
SB: 0	
CS: 2	

Houston Astros @ Atlanta Braves

Atlanta-Fulton County Stadium, Atlanta, GA

Fri May 09 1980, 7:05 PM EDT

Att. 11,111 - Unknown

BOTTOM

Batter	1	2	3	4	5	6	7	8	9	AB	R	H	RBI	BB	SO	LOB
Jerry Royster, R (1, 4) OBP: 0.333, SLG: 0.309	F9	G4-6-3 1-2f			F8		E4 S			4	0	0	0	0	0	1
Larvell Blanks, R (1, 5) OBP: 0.208, SLG: 0.235	BB 1B 1B	5-3			6-3		K 1-2			4	1	1	0	0	1	1
Dale Murphy, R (1, 9) OBP: 0.364, SLG: 0.424	BB 1-2 1B 1B		5-3		K		BB			2	1	0	0	2	1	0
Chris Chambliss, L (1, 3) OBP: 0.343, SLG: 0.495	1B 1-2 2-H E 1B		2B			K	F8			4	1	2	1	0	1	2
Jeff Burroughs, R (1, 7) OBP: 0.344, SLG: 0.375	E 1-3 2-H 1B		F7			HR 1B	5-3			4	1	2	1	0	0	3
Brian Asselstine, L (1, 8) OBP: 0.295, SLG: 0.378	E3 1-2 3-H		4-3			HR 1-H		K		4	1	1	3	0	1	2
Bruce Benedict, R (1, 2) OBP: 0.289, SLG: 0.278	F8			G6-4-3 1B		K		F7		4	0	1	0	0	1	2
Luis Gomez, R (1, 6) OBP: 0.275, SLG: 0.219	3-1			G6-4-3 1-2f		BB		K		3	0	0	0	1	1	3
Larry McWilliams, L (1, 1) OBP: 0.500, SLG: 0.500 Rick Camp, R (8, 1) Larry Bradford, R (9, 1)		G4-6-3 1B		K		K				3 0 0	0 0 0	1 0 0	0 0 0	0 0 0	2 0 0	1 0 0
Inning Stats	R: 3 E: 1 K: 0 S: 7 H: 3 LOB: 2 BB: 1 P: 11	R: 0 E: 0 K: 0 S: 3 H: 1 LOB: 0 BB: 0 P: 3	R: 0 E: 0 K: 0 S: 4 H: 1 LOB: 1 BB: 0 P: 4	R: 0 E: 0 K: 1 S: 5 H: 1 LOB: 0 BB: 0 P: 5	R: 0 E: 0 K: 1 S: 5 H: 0 LOB: 0 BB: 0 P: 5	R: 2 E: 0 K: 3 S: 11 H: 2 LOB: 1 BB: 1 P: 15	R: 0 E: 1 K: 1 S: 6 H: 0 LOB: 2 BB: 1 P: 10	R: 0 E: 0 K: 2 S: 7 H: 0 LOB: 0 BB: 0 P: 7		1B: 6 2B: 1 3B: 0 HR: 1 SF: 0 SAC: 0 DP: 2 HBP: 0						

livebaseballscorecards.com

AB	32
R	5
H	8
RBI	5
BB	3
SO	8
LOB	15

PITCHER		IP	WLS	BF	H	R	ER	SO	BB	IBB	HBP	BLK	WP	HR	S	P	ERA	WHIP
Ken Forsch, R ERA: 2.98	(1, 1)	6.0	L	27	8	5	5	5	2	0	0	0	0	1	35	43	7.50	1.667
Dave Smith, R ERA: 2.08	(7, 1)	0.1		3	0	0	0	1	1	0	0	0	0	0	4	8	0.00	3.000
Randy Niemann, L ERA: 13.5	(7, 1)	0.1		1	0	0	0	0	0	0	0	0	0	0	1	1	0.00	0.000
Frank LaCorte, R ERA: 0.56	(7, 1)	1.1		4	0	0	0	2	0	0	0	0	0	0	8	8	0.00	0.000

PITCHER	IP	WLS	BF	H	R	ER	SO	BB	IBB	HBP	BLK	WP	HR	S	P	ERA	WHIP

WP: 0 PB: 0 SB: 1 CS: 0 PA: 35

Batter	1	2	3	4	5	6	7	8	9	10	11	AB	R	H	RBI	BB	SO	LOB
Terry Puhl, L (1, 8) OBP: 0.386, SLG: 0.507	F7		4-3		G3		3-1			FC5-4 / BB	BB	4	1	2	1	2	0	0
Craig Reynolds, L (1, 6) OBP: 0.240, SLG: 0.280	4-3		F8		F8 G3		3-1			FC5-4 CS	F9	6	0	1	0	0	0	5
Denny Walling, L (1, 9) OBP: 0.371, SLG: 0.328 Jeffrey Leonard, R (10, PH) OBP: 0.308, SLG: 0.355 (10, 9)	K		4-3		G3		K			1B		4 1	0 0	0 1	1 0	0 0	2 0	2 0
Joe Morgan, L (1, 4) OBP: 0.364, SLG: 0.393		G3		1B G3	F8			F3		F2		5	0	1	0	0	0	2
Jose Cruz, L (1, 7) OBP: 0.403, SLG: 0.410		E4		G3	4-3			G3			SH1-4 BB FC4-2 / 1B	5	1	1	0	0	0	2
Enos Cabell, R (1, 5) OBP: 0.366, SLG: 0.416		4-3		S		P4		F4			FC4-2 SH1-4 BB / BB	4	1	1	0	1	0	1
Dave Bergman, L (1, 3) OBP: 0.222, SLG: 0.125		1B / BB		K		4-3			1-3		SH1-4	3	0	0	0	1	1	2
Alan Ashby, S (1, 2) OBP: 0.355, SLG: 0.444		1-3 1B		FC5-4 / IBB		1-3			L3		BB FC4-2 / IBB	3	0	1	1	2	0	0
J.R. Richard, R (1, 1) OBP: 0.118, SLG: 0.294 Frank LaCorte, R (10, 1) OBP: 0.500, SLG: 0.500 Rafael Landestoy, S (11, PH) OBP: 0.300, SLG: 0.444 Joe Sambito, L (11, 1)		G3		FC5-4			K		6-3		FC4-2 / BB	4 0 1 0	0 0 0 0	0 0 0 0	0 0 0 0	1 0 0 0	5 0 3 0	
Inning Stats	R: 0 H: 0 E: 0 LOB: 0 K: 1 BB: 0 S: 5 P: 5	R: 1 H: 1 E: 1 LOB: 2 K: 0 BB: 1 S: 5 P: 9	R: 0 H: 0 E: 0 LOB: 0 K: 0 BB: 0 S: 3 P: 3	R: 0 H: 2 E: 0 LOB: 3 K: 1 BB: 1 S: 7 P: 11	R: 1 H: 2 E: 0 LOB: 1 K: 0 BB: 0 S: 5 P: 5	R: 0 H: 0 E: 0 LOB: 0 K: 0 BB: 0 S: 3 P: 3	R: 0 H: 1 E: 0 LOB: 1 K: 2 BB: 0 S: 8 P: 8	R: 0 H: 0 E: 0 LOB: 0 K: 0 BB: 0 S: 3 P: 3	R: 0 H: 0 E: 0 LOB: 0 K: 0 BB: 0 S: 3 P: 3	R: 0 H: 1 E: 0 LOB: 1 K: 0 BB: 1 S: 3 P: 7	R: 1 H: 1 E: 0 LOB: 3 K: 0 BB: 3 S: 4 P: 16	1B: 8 SF: 0 2B: 0 SAC: 1 3B: 0 DP: 0 HR: 0 HBP: 0						

PITCHER		IP	WLS	BF	H	R	ER	SO	BB	IBB	HBP	BLK	WP	HR	S	P	ERA	WHIP
Rick Matula, R ERA: 1.8	(1, 1)	8.0		33	6	2	1	4	1	1	0	0	0	0	39	47	1.12	0.875
Larry Bradford, L ERA: 1.26	(9, 1)	2.0		7	1	0	0	0	1	0	0	0	0	0	6	10	0.00	1.000
Gene Garber, R ERA: 8.49	(11, 1)	0.2	L	5	1	1	1	0	1	1	0	0	0	0	3	11	13.50	3.000
Al Hrabosky, L ERA: 5.11	(11, 1)	0.1		2	0	0	0	0	1	0	0	0	0	0	1	5	0.00	3.000

PITCHER	IP	WLS	BF	H	R	ER	SO	BB	IBB	HBP	BLK	WP	HR	S	P	ERA	WHIP

TOP

Houston Astros @ Atlanta Braves

Atlanta-Fulton County Stadium, Atlanta, GA

Sat May 10 1980, 7:05 PM EDT
Att. 13,798 - Unknown

livebaseballscorecards.com

AB	40
R	3
H	8
RBI	3
BB	6
SO	4
LOB	22

WP: 0 PA: 47
PB: 0
SB: 2
CS: 1

Batter	1	2	3	4	5	6	7	8	9	10	11	AB	R	H	RBI	BB	SO	LOB
Jerry Royster, R (1, 4) OBP: 0.336, SLG: 0.306	BBBB 4-0 FC6-4-5 6-3 BB		x 0-0 PO 1B		x 0-0 ③ F7			SSS 0-3 ② K		x 0-0 ②③ 6-3-5 1-3f		4	0	1	0	1	1	1
Larvell Blanks, R (1, 5) OBP: 0.208, SLG: 0.233 (11, 6)	x 0-0 ① 6-3 1-2		0-0 ③ PO 1-2	x 0-0 2B 1B 1B		SSS 0-3 ① K		x 0-0 ③ F8			x 0-0 ① 6-3	5	1	1	0	0	1	1
Dale Murphy, R (1, 9) OBP: 0.356, SLG: 0.422	x 0-0 ② FC6-4-5 2-3			x 0-0 1B 1-3 4-3 2B		SSS 0-3 ② K			x 0-0 ① F7		SSS 0-3 ② K	5	1	1	0	0	2	1
Chris Chambliss, L (1, 3) OBP: 0.346, SLG: 0.500	x 0-0 ③ 4-3			x 0-0 4-3 2-3 3-H 1B		x 0-0 ③ 2B			SSS 0-3 ② K		SSS 0-3 ③ K	5	0	2	1	0	2	1
Mike Lum, L (1, 7) OBP: 0.176, SLG: 0.250		x 0-0 ① F5		SSS 0-3 ① K			x 0-0 ① 3-1		x 0-0 2B			4	0	1	0	0	1	2
Brian Asselstine, L (1, 8) OBP: 0.293, SLG: 0.364		SSS 0-3 ② K		x 0-0 ② 4-3 1-2 3-H			SSS 0-3 ② K		III 4-0 FC6-4 IBB			3	0	0	1	1	2	1
Bruce Benedict, R (1, 2) OBP: 0.286, SLG: 0.275		x 0-0 ③ 6-3		x 0-0 ③ 6-3			x 0-0 1B		x 0-0 ③ FC6-4 1-2f			4	0	1	0	0	0	3
Luis Gomez, R (1, 6) OBP: 0.264, SLG: 0.209 Gary Matthews, R (10, PH) OBP: 0.245, SLG: 0.273 Gene Garber, R (11, 1) Al Hrabosky, R (11, 1)			x 0-0 ① 6-3		x 0-0 ① F9		x 0-0 ③ 3-1			BBBB 4-0 6-3-5 BB		3	0	0	0	0	0	1
												0	0	0	0	1	0	0
												0	0	0	0	0	0	0
												0	0	0	0	0	0	0
Rick Matula, R (1, 1) Joe Nolan, L (8, PH) OBP: 0.412, SLG: 0.400 Larry Bradford, R (9, 1) Chico Ruiz, R (10, PH) OBP: 0.250, SLG: 0.375 (11, 5)			SSS 0-3 ② K		x 0-0 ② G3			x 0-0 ① 1-3		x 0-0 ① F2		2	0	0	0	0	1	0
												1	0	0	0	0	0	0
												0	0	0	0	0	0	0
												1	0	0	0	0	0	1
Inning Stats	R: 0 H: 0 E: 0 LOB: 1 K: 0 BB: 1 S: 3 P: 7	R: 0 H: 0 E: 0 LOB: 0 K: 1 BB: 0 S: 5 P: 5	R: 0 H: 1 E: 0 LOB: 0 K: 1 BB: 0 S: 5 P: 5	R: 2 H: 3 E: 0 LOB: 1 K: 1 BB: 0 S: 8 P: 8	R: 0 H: 0 E: 0 LOB: 0 K: 0 BB: 0 S: 3 P: 3	R: 0 H: 1 E: 0 LOB: 1 K: 2 BB: 0 S: 7 P: 7	R: 0 H: 1 E: 0 LOB: 1 K: 1 BB: 0 S: 6 P: 6	R: 0 H: 0 E: 0 LOB: 0 K: 1 BB: 0 S: 5 P: 5	R: 0 H: 1 E: 0 LOB: 2 K: 1 BB: 1 S: 6 P: 10	R: 0 H: 0 E: 0 LOB: 0 K: 0 BB: 1 S: 2 P: 6	R: 0 H: 0 E: 0 LOB: 0 K: 2 BB: 0 S: 7 P: 7						

PITCHER		IP	WLS	BF	H	R	ER	SO	BB	IBB	HBP	BLK	WP	HR	S	P	ERA	WHIP
J.R. Richard, R ERA: 2.49	(1, 1)	9.0		34	7	2	2	8	1	1	0	0	0	0	48	56	2.00	0.889
Frank LaCorte, R ERA: 0.53	(10, 1)	1.0	W	3	0	0	0	0	1	0	0	0	0	0	2	6	0.00	1.000
Joe Sambito, L ERA: 2.76	(11, 1)	1.0	S	3	0	0	0	2	0	0	0	0	0	0	7	7	0.00	0.000

PITCHER	IP	WLS	BF	H	R	ER	SO	BB	IBB	HBP	BLK	WP	HR	S	P	ERA	WHIP

BOTTOM

Houston Astros @ Atlanta Braves

Atlanta-Fulton County Stadium, Atlanta, GA

Sat May 10 1980, 7:05 PM EDT

Att. 13,798 - Unknown

livebaseballscorecards.com

AB	37
R	2
H	7
RBI	2
BB	3
SO	10
LOB	12

1B:	4	SF:	0	WP:	0	PA:	41
2B:	4	SAC:	0	PB:	0		
3B:	0	DP:	1	SB:	0		
HR:	0	HBP:	0	CS:	0		

Batter	1	2	3	4	5	6	7	8	9	AB	R	H	RBI	BB	SO	LOB
Terry Puhl, L (1, 8) OBP: 0.375, SLG: 0.481	3-1		P4		BB		F9		F9	4	0	0	0	1	0	2
Craig Reynolds, L (1, 6) OBP: 0.240, SLG: 0.274	G6-3 BB		F8		SF6 3-H		G3		F9	2	0	0	1	1	0	2
Dave Smith, R (7, 1)										0	0	0	0	0	0	0
Dave Bergman, L (9, PH) OBP: 0.211, SLG: 0.118										1	0	0	0	0	0	0
Jeffrey Leonard, R (1, 9) OBP: 0.314, SLG: 0.338	G6-3 1-2f			F9	1-2 2-3 BB			1B G3 1B BB	K	3	1	0	0	2	1	1
Joe Morgan, L (1, 4) OBP: 0.351, SLG: 0.376		K		E4 G3-6	P4			G3 1-2		4	0	0	0	0	1	4
Jose Cruz, L (1, 7) OBP: 0.398, SLG: 0.404		6-3		G3-6 1-2f		4-3		BB 1B SF7 2-3 1B		4	1	1	0	0	0	1
Enos Cabell, R (1, 5) OBP: 0.379, SLG: 0.429		F8			1B 2B 1B	S 1B		BB 1-2 3-H 1B		4	1	3	1	0	0	0
Denny Walling, L (1, 3) OBP: 0.392, SLG: 0.333			SH5-3 E 1B		F7	G6-4-3 1-2 BB		1-2 2-3 BB		2	0	1	0	2	0	1
Luis Pujols, R (1, 2) OBP: 0.208, SLG: 0.220			E6 SH5-3 1-2		2B SF6 1-2 1B	G6-4-3 1-2f		SF7 3-H		3	1	1	1	0	0	3
Joe Niekro, R (1, 1) OBP: 0.222, SLG: 0.235			SH5-3 1-2 2-3		BB 1-3 2-H 2B		K	3-1		1	0	1	1	0	0	0
Vern Ruhle, R (6, 1) OBP: 0.500, SLG: 0.600										0	0	0	0	0	0	0
Rafael Landestoy, S (7, PH) OBP: 0.281, SLG: 0.414										2	0	0	0	0	1	2
(7, 6)																
Inning Stats	R: 0 E: 0 K: 0 S: 2 H: 0 LOB: 0 BB: 1 P: 6	R: 0 E: 0 K: 1 S: 5 H: 0 LOB: 0 BB: 0 P: 5	R: 0 E: 1 K: 0 S: 5 H: 1 LOB: 2 BB: 0 P: 5	R: 0 E: 1 K: 0 S: 3 H: 0 LOB: 0 BB: 0 P: 3	R: 2 E: 0 K: 0 S: 6 H: 3 LOB: 3 BB: 2 P: 14	R: 0 E: 0 K: 0 S: 3 H: 1 LOB: 1 BB: 1 P: 7	R: 0 E: 0 K: 1 S: 5 H: 0 LOB: 0 BB: 0 P: 5	R: 2 E: 0 K: 0 S: 5 H: 2 LOB: 2 BB: 2 P: 13	R: 0 E: 0 K: 1 S: 5 H: 0 LOB: 0 BB: 0 P: 5	1B: 6 2B: 1 3B: 0 HR: 0 SF: 2 SAC: 1 DP: 3 HBP: 0						

PITCHER	IP	WLS	BF	H	R	ER	SO	BB	IBB	HBP	BLK	WP	HR	S	P	ERA	WHIP
Phil Niekro, R (1, 1) ERA: 4.29	9.0	W	39	7	4	4	3	6	0	0	0	0	0	39	63	4.00	1.444

PITCHER	IP	WLS	BF	H	R	ER	SO	BB	IBB	HBP	BLK	WP	HR	S	P	ERA	WHIP

TOP

Houston Astros @ Atlanta Braves

Atlanta-Fulton County Stadium, Atlanta, GA

Sun May 11 1980, 3:33 AM EDT

Att. 10,871 - Unknown

livebaseballscorecards.com

AB	30
R	4
H	7
RBI	4
BB	6
SO	3
LOB	16

Batter	1	2	3	4	5	6	7	8	9	AB	R	H	RBI	BB	SO	LOB
Jerry Royster, R (1, 4) OBP: 0.339, SLG: 0.324	B B B B 4-0 FC4-6 BB		S S S 0-3 ① K		x 0-0 ② 6-3	x 0-0 ② FC5-2-5 2-H 3-H 3B		x 0-0 ② F8		4	0	1	2	1	1	0
Bob Horner, R (1, 5) OBP: 0.077, SLG: 0.053 Larvell Blanks, R (7, 5) OBP: 0.205, SLG: 0.230	x 0-0 ① FC4-6 1B 2B 1-2f		x 0-0 ② 6-3		x 0-0 E5 E	x 0-0 ② FC5-2-5 1B 3-H		x 0-0 ③ 5-3		4 1	2 0	0 0	0 0	0 0	0 0	2 0
Gary Matthews, R (1, 9) OBP: 0.283, SLG: 0.313	x 0-0 ② F9		x 0-0 1B 1B		x 0-0 E2 2-H 1B	x 0-0 1-2 1B				4	0	3	1	0	0	1
Chris Chambliss, L (1, 3) OBP: 0.352, SLG: 0.500	x 0-0 1-3 2B 1B		x 0-0 1-2 1B		x 0-0 ③ F8	x 0-0 ③ F7				4	1	2	0	0	0	3
Jeff Burroughs, R (1, 7) OBP: 0.369, SLG: 0.407	x 0-0 1-H 3-H 2B		x 0-0 ③ 6-3			x 0-0 1B 1B 1B 1B	H 1-0 G4-6-3 HBP			3	1	2	2	0	0	2
Brian Asselstine, L (1, 8) OBP: 0.291, SLG: 0.358	S S S 0-3 ③ K			x 0-0 ① F7		x 0-0 1B 1-2 1B	x 0-0 ① ② G4-6-3 1-2f			4	1	1	0	0	1	2
Bruce Benedict, R (1, 2) OBP: 0.304, SLG: 0.295		x 0-0 ① F7		x 0-0 ② 5-3		x 0-0 SH3-4 1B 1-2 2-3 3B 1B	x 0-0 1B			4	1	2	0	0	0	0
Luis Gomez, R (1, 6) OBP: 0.263, SLG: 0.211		x 0-0 ② F8		x 0-0 ③ 6-3		x 0-0 SH3-4 1-2 2-H 3-H 3B 1B	x 0-0 ③ F3			4	1	1	2	0	0	1
Phil Niekro, R (1, 1) OBP: 0.133, SLG: 0.200		x 0-0 ③ F3			x 0-0 ① 4-3	x 0-0 ① SH3-4 1-2 2-3		x 0-0 ① 6-3		3	0	0	0	0	0	0
Inning Stats	R: 2 E: 0 K: 1 S: 7 H: 2 LOB: 1 BB: 1 P: 11	R: 0 E: 0 K: 0 S: 3 H: 0 LOB: 0 BB: 0 P: 3	R: 0 E: 0 K: 1 S: 7 H: 2 LOB: 2 BB: 0 P: 7	R: 0 E: 0 K: 0 S: 3 H: 0 LOB: 0 BB: 0 P: 3	R: 1 E: 2 K: 0 S: 5 H: 1 LOB: 1 BB: 0 P: 5	R: 4 E: 0 K: 0 S: 9 H: 6 LOB: 2 BB: 0 P: 9	R: 0 E: 0 K: 0 S: 3 H: 1 LOB: 1 BB: 0 P: 4	R: 0 E: 0 K: 0 S: 3 H: 0 LOB: 0 BB: 0 P: 3		1B: 10 2B: 1 3B: 1 HR: 0	SF: 0 SAC: 1 DP: 1 HBP: 1					

PITCHER		IP	WLS	BF	H	R	ER	SO	BB	IBB	HBP	BLK	WP	HR	S	P	ERA	WHIP
Joe Niekro, R ERA: 2.91	(1, 1)	5.0	L	26	9	7	6	2	1	0	0	0	0	0	29	33	10.80	2.000
Vern Ruhle, R ERA: 4.76	(6, 1)	1.0		5	2	0	0	0	0	0	0	0	0	0	5	5	0.00	2.000
Dave Smith, R ERA: 1.8	(7, 1)	2.0		7	1	0	0	0	0	0	1	0	0	0	6	7	0.00	0.500

PITCHER	IP	WLS	BF	H	R	ER	SO	BB	IBB	HBP	BLK	WP	HR	S	P	ERA	WHIP

BOTTOM

Houston Astros @ Atlanta Braves

Atlanta-Fulton County Stadium, Atlanta, GA

Sun May 11 1980, 3:33 AM EDT

Att. 10,871 - Unknown

livebaseballscorecards.com

AB	35
R	7
H	12
RBI	7
BB	1
SO	2
LOB	11

Batter	1	2	3	4	5	6	7	8	9	AB	R	H	RBI	BB	SO	LOB
Ron LeFlore, R (1, 7) OBP: 0.342, SLG: 0.379	F8	PO 1B			4-3	K			4-3	5	0	1	0	0	1	2
Rodney Scott, S (1, 6) OBP: 0.313, SLG: 0.246	E1 WP S	PO 1-2	2B 1B		1B BB	K	K			3	2	1	0	1	1	0
Andre Dawson, R (1, 8) OBP: 0.344, SLG: 0.500	S 2B 2-3 BB		1-H 2B		F9	K	K			2	1	1	1	1	0	1
Rowland Office, L (5, 8) OBP: 0.350, SLG: 0.375										1	0	0	0	0	1	0
Ellis Valentine, R (1, 9) OBP: 0.299, SLG: 0.450	F6 1-2 3-H		4-3		1-3 1B		L6			4	0	1	0	0	0	2
Larry Parrish, R (1, 5) OBP: 0.295, SLG: 0.488	2-H 2B		1-3		K			F8		4	0	1	1	0	1	3
Gary Carter, R (1, 2) OBP: 0.312, SLG: 0.404	BB		K			4-3		F9		3	0	0	0	1	1	1
Warren Cromartie, L (1, 3) OBP: 0.311, SLG: 0.465	K			F9		1B 1B		3-1		4	0	1	0	0	1	2
Tony Bernazard, S (1, 4) OBP: 0.347, SLG: 0.343		K		K		K			K	4	0	0	0	0	4	1
David Palmer, R (1, 1) OBP: 0.400, SLG: 0.250		4-3		1-3		1-2 1B			K	3	0	1	0	0	0	0
Woodie Fryman, R (8, 1)										1	0	0	0	0	1	0
Inning Stats	R: 2 E: 1 K: 1 S: 7 H: 1 LOB: 2 BB: 2 P: 15	R: 0 E: 0 K: 1 S: 5 H: 1 LOB: 0 BB: 0 P: 5	R: 1 E: 0 K: 1 S: 7 H: 2 LOB: 1 BB: 0 P: 7	R: 0 E: 0 K: 1 S: 5 H: 0 LOB: 0 BB: 0 P: 5	R: 0 E: 0 K: 1 S: 6 H: 1 LOB: 2 BB: 1 P: 10	R: 0 E: 0 K: 2 S: 9 H: 2 LOB: 2 BB: 0 P: 9	R: 0 E: 0 K: 2 S: 7 H: 0 LOB: 0 BB: 0 P: 7	R: 0 E: 0 K: 0 S: 3 H: 0 LOB: 0 BB: 0 P: 3	R: 0 E: 0 K: 2 S: 7 H: 0 LOB: 0 BB: 0 P: 7	1B: 5 2B: 2 3B: 0 HR: 0	SF: 0 SAC: 0 DP: 0 HBP: 0					

PITCHER	IP	WLS	BF	H	R	ER	SO	BB	IBB	HBP	BLK	WP	HR	S	P	ERA	WHIP
Nolan Ryan, R (1, 1) ERA: 3.61	8.0	L	34	7	3	1	9	3	0	0	0	1	0	49	61	1.12	1.250
Joe Sambito, L (9, 1) ERA: 2.6	1.0		3	0	0	0	2	0	0	0	0	0	0	7	7	0.00	0.000

PITCHER	IP	WLS	BF	H	R	ER	SO	BB	IBB	HBP	BLK	WP	HR	S	P	ERA	WHIP

TOP

Montreal Expos @ Houston Astros

Astrodome, Houston, TX

Tue May 13 1980, 8:05 PM EDT

Att. 24,835 - Unknown

livebaseballscorecards.com

AB	34
R	3
H	7
RBI	2
BB	3
SO	11
LOB	12

1B: 5	SF: 0	WP: 1	PA: 38
2B: 2	SAC: 0	PB: 0	
3B: 0	DP: 0	SB: 2	
HR: 0	HBP: 0	CS: 0	

Batter	1	2	3	4	5	6	7	8	9	AB	R	H	RBI	BB	SO	LOB
Terry Puhl, L (1, 8) OBP: 0.391, SLG: 0.500	G3 1B		BB S BB		PB SF8		G3			3	2	2	0	1	0	0
Craig Reynolds, L (1, 6) OBP: 0.231, SLG: 0.265	G3 1-2		F9 1-2		SF8 2-H			G3		3	0	0	1	0	0	2
Denny Walling, L (1, 3) OBP: 0.423, SLG: 0.365	BB 2-H 1B		BB BB		1B			S 1B		3	0	3	1	1	0	0
Joe Morgan, L (1, 4) OBP: 0.356, SLG: 0.368 Joe Sambito, L (9, 1)	G6-3 1-2 BB		 1-2 2-3 BB		3-1			F9 1-2		2 0	0 0	0 0	0 0	2 0	0 0	2 0
Jose Cruz, L (1, 7) OBP: 0.386, SLG: 0.389	G6-3 1-2f		4-3			F8		F7		4	0	0	0	0	0	6
Enos Cabell, R (1, 5) OBP: 0.367, SLG: 0.413		K		F5		F9			F9	4	0	0	0	0	1	0
Jeffrey Leonard, R (1, 9) OBP: 0.297, SLG: 0.319		K		F8		4-3			K	4	0	0	0	0	2	0
Alan Ashby, S (1, 2) OBP: 0.338, SLG: 0.421 Art Howe, R (9, PH) OBP: 0.317, SLG: 0.308		K		4-3			4-3		K	3 1	0 0	0 0	0 0	1 1	0 0	0 0
Nolan Ryan, R (1, 1) OBP: 0.176, SLG: 0.267 Rafael Landestoy, S (9, 4) OBP: 0.281, SLG: 0.414			F9		L6		F6			3 0	0 0	0 0	0 0	0 0	0 0	0 0
Inning Stats	R: 1 E: 0 K: 0 S: 4 H: 2 LOB: 1 BB: 1 P: 8	R: 0 E: 0 K: 3 S: 9 H: 0 LOB: 0 BB: 0 P: 9	R: 0 E: 0 K: 0 S: 3 H: 0 LOB: 3 BB: 3 P: 15	R: 0 E: 0 K: 0 S: 3 H: 0 LOB: 0 BB: 0 P: 3	R: 1 E: 0 K: 0 S: 5 H: 2 LOB: 1 BB: 0 P: 5	R: 0 E: 0 K: 0 S: 3 H: 0 LOB: 0 BB: 0 P: 3	R: 0 E: 0 K: 0 S: 3 H: 0 LOB: 0 BB: 0 P: 3	R: 0 E: 0 K: 0 S: 4 H: 1 LOB: 1 BB: 0 P: 4	R: 0 E: 0 K: 2 S: 7 H: 0 LOB: 0 BB: 0 P: 7	1B: 4 2B: 1 3B: 0 HR: 0 SF: 1 SAC: 0 DP: 1 HBP: 0						

PITCHER		IP	WLS	BF	H	R	ER	SO	BB	IBB	HBP	BLK	WP	HR	S	P	ERA	WHIP
David Palmer, R ERA: 1.88	(1, 1)	7.1	W	30	5	2	2	3	4	0	0	0	0	0	32	48	2.46	1.227
Woodie Fryman, L ERA: 0.84	(8, 1)	1.2	S	5	0	0	0	2	0	0	0	0	0	0	9	9	0.00	0.000

PITCHER	IP	WLS	BF	H	R	ER	SO	BB	IBB	HBP	BLK	WP	HR	S	P	ERA	WHIP

Montreal Expos @ Houston Astros

Astrodome, Houston, TX

Tue May 13 1980, 8:05 PM EDT

Att. 24,835 - Unknown

BOTTOM

livebaseballscorecards.com

AB	30
R	2
H	5
RBI	2
BB	4
SO	5
LOB	10

PA: 35

Batter	1	2	3	4	5	6	7	8	9	AB	R	H	RBI	BB	SO	LOB
Jerry White, S (1, 7) OBP: 0.346, SLG: 0.348	3-1		F7		F9			CS 1B		4	0	1	0	0	0	1
Rodney Scott, S (1, 6) OBP: 0.298, SLG: 0.233	6-3			4-3		F7		CS 1-2	F7	4	0	0	0	0	0	0
Andre Dawson, R (1, 8) OBP: 0.351, SLG: 0.500 Rowland Office, L (9, 8) OBP: 0.350, SLG: 0.375	2B 1B			1-3 1B		K			K	4 0	0 0	2 0	0 0	0 0	2 0	0 0
Ellis Valentine, R (1, 9) OBP: 0.306, SLG: 0.471	1-H 2B			1-3 1-2		K			2B	4	0	2	0	0	1	1
Larry Parrish, R (1, 5) OBP: 0.293, SLG: 0.471		F3		F2			5-3		BB	3	0	0	0	1	0	1
Gary Carter, R (1, 2) OBP: 0.319, SLG: 0.402		G6-4-3 1B			6-3 2B BB		K2-3		F8	3	1	1	0	1	1	2
Warren Cromartie, L (1, 3) OBP: 0.303, SLG: 0.452		G6-4-3 1-2f			6-3 1-2		G1			3	0	0	0	0	0	2
Tony Bernazard, S (1, 4) OBP: 0.346, SLG: 0.357			F9		1-3 2B 2-H			4-3		3	0	1	1	0	0	0
Scott Sanderson, R (1, 1) OBP: 0.222, SLG: 0.250 Woodie Fryman, R (6, 1)			K		1-3 2-3			1-3		2 1	0 0	0 0	0 0	0 0	1 0	1 0
Inning Stats	R: 0 H: 2 E: 0 LOB: 2 K: 0 BB: 0 S: 4 P: 4	R: 0 H: 1 E: 0 LOB: 0 K: 0 BB: 0 S: 3 P: 3	R: 0 H: 0 E: 0 LOB: 0 K: 1 BB: 0 S: 5 P: 5	R: 0 H: 1 E: 0 LOB: 1 K: 0 BB: 0 S: 4 P: 4	R: 1 H: 1 E: 0 LOB: 1 K: 0 BB: 1 S: 4 P: 8	R: 0 H: 0 E: 0 LOB: 0 K: 2 BB: 0 S: 7 P: 7	R: 0 H: 0 E: 0 LOB: 0 K: 1 BB: 0 S: 5 P: 5	R: 0 H: 1 E: 0 LOB: 0 K: 0 BB: 0 S: 3 P: 3	R: 0 H: 1 E: 0 LOB: 2 K: 1 BB: 1 S: 6 P: 10	1B: 4 SF: 0 2B: 3 SAC: 0 3B: 0 DP: 1 HR: 0 HBP: 0						

TOP

Montreal Expos @ Houston Astros

Astrodome, Houston, TX

Wed May 14 1980, 8:05 PM EDT

Att. 20,636 - Unknown

livebaseballscorecards.com

AB	31
R	1
H	7
RBI	1
BB	2
SO	5
LOB	8

PITCHER		IP	WLS	BF	H	R	ER	SO	BB	IBB	HBP	BLK	WP	HR	S	P	ERA	WHIP
Ken Forsch, R ERA: 2.68	(1, 1)	8.0	L	28	6	1	1	4	1	0	0	0	0	0	35	39	1.12	0.875
Frank LaCorte, R ERA: 0.5	(9, 1)	1.0		5	1	0	0	1	1	0	0	0	0	0	6	10	0.00	2.000

PITCHER		IP	WLS	BF	H	R	ER	SO	BB	IBB	HBP	BLK	WP	HR	S	P	ERA	WHIP

Montreal Expos @ Houston Astros

Astrodome, Houston, TX

Wed May 14 1980, 8:05 PM EDT

Att. 20,636 - Unknown

BOTTOM

Batter	1	2	3	4	5	6	7	8	9	AB	R	H	RBI	BB	SO	LOB
Terry Puhl, L (1, 8) OBP: 0.396, SLG: 0.494	S S S 0-3 K ①		B B B B 4-0 BB		x 0-0 1-2 1B		x 0-0 F7 ③			3	0	1	0	1	1	0
Craig Reynolds, L (1, 6) OBP: 0.224, SLG: 0.257 Rafael Landestoy, S (8, PH) (9, 6) OBP: 0.273, SLG: 0.400	x 0-0 F4 ②		x 0-0 F5 ②		x 0-0 F9 ②			x 0-0 4-3 ①		3 1	0 0	0 0	0 0	0 0	0 0	4 0
Denny Walling, L (1, 3) OBP: 0.415, SLG: 0.358	x 0-0 1B		S S S 0-3 K ③		x 0-0 F7 ③			S S S 0-3 K ②		4	0	1	0	0	2	4
Joe Morgan, L (1, 4) OBP: 0.352, SLG: 0.357	x 0-0 F3 ③			x 0-0 G3 ①		B B B B 4-0 G3 BB		S S S 0-3 K ③		3	0	0	0	1	1	1
Jose Cruz, L (1, 7) OBP: 0.382, SLG: 0.384		x 0-0 4-3 ①		x 0-0 4-3 S 1B		x 0-0 G3 ① 1-2			S S S 0-3 K ①	4	0	1	0	0	1	1
Enos Cabell, R (1, 5) OBP: 0.355, SLG: 0.398		x 0-0 5-3 ②		x 0-0 4-3 ② 1-3		x 0-0 5-3 ②			S S S 0-3 K ②	4	0	0	0	0	1	2
Jeffrey Leonard, R (1, 9) OBP: 0.282, SLG: 0.301		S S S 0-3 K ③		S S S 0-3 K ③		x 0-0 G3 ③			x 0-0 4-3 ③	4	0	0	0	0	2	2
Alan Ashby, S (1, 2) OBP: 0.343, SLG: 0.414 Luis Pujols, R (7, PH) (8, 2) OBP: 0.204, SLG: 0.216			B B B B 4-0 SH2-4 BB		x 0-0 F7 ①		x 0-0 6-3 ①			1 1	0 0	0 0	0 0	1 0	0 0	0 0
Ken Forsch, R (1, 1) OBP: 0.316, SLG: 0.368 Frank LaCorte, R (9, 1) OBP: 0.500, SLG: 0.500			x 0-0 SH2-4 ① 1-2		x 0-0 1B		S S S 0-3 K ②			2 0	0 0	1 0	0 0	0 0	1 0	0 0
Inning Stats	R: 0 E: 0 K: 1 S: 6 H: 1 LOB: 1 BB: 0 P: 6	R: 0 E: 0 K: 1 S: 5 H: 0 LOB: 0 BB: 0 P: 5	R: 0 E: 0 K: 1 S: 5 H: 0 LOB: 2 BB: 2 P: 13	R: 0 E: 0 K: 1 S: 6 H: 1 LOB: 1 BB: 0 P: 6	R: 0 E: 0 K: 0 S: 5 H: 2 LOB: 2 BB: 0 P: 5	R: 0 E: 0 K: 0 S: 3 H: 0 LOB: 1 BB: 1 P: 7	R: 0 E: 0 K: 1 S: 5 H: 0 LOB: 0 BB: 0 P: 5	R: 0 E: 0 K: 2 S: 7 H: 0 LOB: 0 BB: 0 P: 7	R: 0 E: 0 K: 2 S: 7 H: 0 LOB: 0 BB: 0 P: 7	1B: 4 2B: 0 3B: 0 HR: 0	SF: 0 SAC: 1 DP: 0 HBP: 0						

livebaseballscorecards.com

AB	30
R	0
H	4
RBI	0
BB	3
SO	9
LOB	14

PITCHER		IP	WLS	BF	H	R	ER	SO	BB	IBB	HBP	BLK	WP	HR	S	P	ERA	WHIP
Scott Sanderson, R ERA: 3.6	(1, 1)	5.0	W	22	4	0	0	4	3	0	0	0	0	0	27	39	0.00	1.400
Woodie Fryman, L ERA: 0.61	(6, 1)	4.0	S	12	0	0	0	5	0	0	0	0	0	0	22	22	0.00	0.000

PITCHER	IP	WLS	BF	H	R	ER	SO	BB	IBB	HBP	BLK	WP	HR	S	P	ERA	WHIP

WP: 0 PB: 0 SB: 1 CS: 0 PA: 34

Philadelphia Phillies @ Houston Astros

Astrodome, Houston, TX

Fri May 16 1980, 8:05 PM EDT

Att. 33,610 - Unknown

livebaseballscorecards.com

Batter	1	2	3	4	5	6	7	8	9	AB	R	H	RBI	BB	SO	LOB
Pete Rose, S (1, 3) OBP: 0.333, SLG: 0.349	4-3		G6-4-3 1-2f			4-3		1B BB		3	0	0	0	1	0	1
Bake McBride, L (1, 9) OBP: 0.311, SLG: 0.446	K			K		1B		1-3 2-H 3-H 1B		4	0	2	2	0	2	0
Del Unser, L (1, 8) OBP: 0.381, SLG: 0.632	K			SF8 3B		L4		K		4	1	1	0	0	2	2
Mike Schmidt, R (1, 5) OBP: 0.356, SLG: 0.632		4-3 S 1B		SF8 3-H			F8		F8	3	0	1	1	0	0	0
Bob Boone, R (1, 2) OBP: 0.278, SLG: 0.363		K 1-2		F7			5-3		5-3	4	0	0	0	0	1	1
Greg Gross, L (1, 7) OBP: 0.171, SLG: 0.205		4-3 2-3			F7		L7		4-3	4	0	0	0	0	0	1
Larry Bowa, S (1, 6) OBP: 0.284, SLG: 0.378		4-3			5-3			E6 SH3-4 1B 1B		3	1	0	0	0	0	1
Manny Trillo, R (1, 4) OBP: 0.400, SLG: 0.474			F9		6-3			SH3-4 1-2 1B 1B		3	1	1	0	0	0	0
Dick Ruthven, R (1, 1) OBP: 0.308, SLG: 0.385			G6-4-3 1B			K		SH3-4 1-2 2-3		2	0	1	0	0	1	0

Inning Stats	1	2	3	4	5	6	7	8	9	AB	R	H	RBI	BB	SO	LOB
	R: 0 E: 0 K: 2 S: 7	H: 0 LOB: 0 BB: 0 P: 7	R: 0 E: 0 K: 1 S: 6	H: 1 LOB: 1 BB: 0 P: 6	R: 0 E: 0 K: 0 S: 3	H: 1 LOB: 0 BB: 0 P: 3	R: 1 E: 0 K: 1 S: 6	H: 1 LOB: 0 BB: 0 P: 6	R: 0 E: 0 K: 0 S: 3	H: 0 LOB: 0 BB: 0 P: 3	R: 0 E: 0 K: 1 S: 6	H: 1 LOB: 1 BB: 0 P: 6	R: 0 E: 0 K: 0 S: 3	H: 0 LOB: 0 BB: 0 P: 3	R: 2 E: 1 K: 1 S: 7	H: 2 LOB: 1 BB: 1 P: 11	R: 0 E: 0 K: 0 S: 3	H: 0 LOB: 0 BB: 0 P: 3

1B: 5	SF: 1
2B: 0	SAC: 1
3B: 1	DP: 1
HR: 0	HBP: 0

WP: 0 PA: 33
PB: 0
SB: 1
CS: 0

PITCHER		IP	WLS	BF	H	R	ER	SO	BB	IBB	HBP	BLK	WP	HR	S	P	ERA	WHIP
J.R. Richard, R ERA: 2.45	(1, 1)	8.0	L	30	6	3	2	6	1	0	0	0	0	0	41	45	2.25	0.875
Dave Smith, R ERA: 1.69	(9, 1)	1.0		3	0	0	0	0	0	0	0	0	0	0	3	3	0.00	0.000

PITCHER	IP	WLS	BF	H	R	ER	SO	BB	IBB	HBP	BLK	WP	HR	S	P	ERA	WHIP

Batter	1	2	3	4	5	6	7	8	9	AB	R	H	RBI	BB	SO	LOB
Denny Walling, L (1, 3) OBP: 0.395, SLG: 0.338	4-3		7-2 3-Hf			4-3		L8		4	0	0	0	0	0	1
Terry Puhl, L (1, 9) OBP: 0.390, SLG: 0.483	F8			4-3		3-1 S 1B		F9		4	0	1	0	0	0	0
Joe Morgan, L (1, 4) OBP: 0.357, SLG: 0.356	F8			FC6-4 1B		B B B B 4-0 3-1 1-2 BB			F8	3	0	1	0	1	0	0
Jose Cruz, L (1, 7) OBP: 0.378, SLG: 0.379		6-3 1B		FC6-4 1-2f		3-1 1-2 2-3			P6	4	0	1	0	0	0	3
Cesar Cedeno, R (1, 8) OBP: 0.400, SLG: 0.488		6-3 1-2		4-3		F7			5-3	4	0	0	0	0	0	4
Enos Cabell, R (1, 5) OBP: 0.346, SLG: 0.388		5-3			F7		6-3			3	0	0	0	0	0	1
Alan Ashby, S (1, 2) OBP: 0.343, SLG: 0.410		S S S K			FC3-6 1B		F8			3	0	1	0	0	1	1
Craig Reynolds, L (1, 6) OBP: 0.227, SLG: 0.279			7-2 3B		FC6-4 1-2f		P3			3	0	1	0	0	0	1
J.R. Richard, R (1, 1) OBP: 0.105, SLG: 0.263			1-3		4-3			6-3		2	0	0	0	0	0	2
Rafael Landestoy, S (8, PH) OBP: 0.265, SLG: 0.387										1	0	0	0	0	0	0
Dave Smith, R (9, 1)										0	0	0	0	0	0	0
Inning Stats	R: 0 H: 0 E: 0 LOB: 0 K: 0 BB: 0 S: 3 P: 3	R: 0 H: 1 E: 0 LOB: 1 K: 1 BB: 0 S: 6 P: 6	R: 0 H: 1 E: 0 LOB: 0 K: 0 BB: 0 S: 3 P: 3	R: 0 H: 1 E: 0 LOB: 1 K: 0 BB: 0 S: 4 P: 4	R: 0 H: 1 E: 0 LOB: 1 K: 0 BB: 0 S: 4 P: 4	R: 0 H: 1 E: 0 LOB: 2 K: 0 BB: 1 S: 4 P: 8	R: 0 H: 0 E: 0 LOB: 0 K: 0 BB: 0 S: 3 P: 3	R: 0 H: 0 E: 0 LOB: 0 K: 0 BB: 0 S: 3 P: 3	R: 0 H: 0 E: 0 LOB: 0 K: 0 BB: 0 S: 3 P: 3	1B: 4 2B: 1 3B: 1 HR: 0	SF: 0 SAC: 0 DP: 1 HBP: 0					

PITCHER	IP	WLS	BF	H	R	ER	SO	BB	IBB	HBP	BLK	WP	HR	S	P	ERA	WHIP
Dick Ruthven, R (1, 1) ERA: 4.53	9.0	W	32	5	0	0	1	1	0	0	0	0	0	33	37	0.00	0.667

PITCHER	IP	WLS	BF	H	R	ER	SO	BB	IBB	HBP	BLK	WP	HR	S	P	ERA	WHIP

BOTTOM

Philadelphia Phillies @ Houston Astros

Astrodome, Houston, TX

Fri May 16 1980, 8:05 PM EDT

Att. 33,610 - Unknown

livebaseballscorecards.com

AB	31
R	0
H	5
RBI	0
BB	1
SO	1
LOB	13

1B: 4	SF: 0	WP: 0	PA: 32
2B: 1	SAC: 0	PB: 0	
3B: 1	DP: 1	SB: 1	
HR: 0	HBP: 0	CS: 0	

Batter	1	2	3	4	5	6	7	8	9	AB	R	H	RBI	BB	SO	LOB
Pete Rose, S (1, 3) OBP: 0.336, SLG: 0.351	6-3	3-1			1B		G3 1B		G1-6-3 1-2f	5	0	2	0	0	0	1
Bake McBride, L (1, 9) OBP: 0.308, SLG: 0.438	L8-3 1B		K		F8		G3 1-2			4	0	1	0	0	1	2
Mike Schmidt, R (1, 5) OBP: 0.352, SLG: 0.618	L8-3 1-2		1B 1B		P4		5-3			4	0	1	0	0	0	3
Greg Luzinski, R (1, 7) OBP: 0.353, SLG: 0.510 Greg Gross, L (8, 7) OBP: 0.171, SLG: 0.205		WP BB FC4 1B	1-2 1B		1-3			K		4 0	1 0	2 0	0 0	0 0	1 0	1 0
Bob Boone, R (1, 2) OBP: 0.277, SLG: 0.352		FC4 1-2 BB	P4			3-1		P4		3	0	0	0	1	0	2
Garry Maddox, R (1, 8) OBP: 0.281, SLG: 0.352		L8 2-3	K			S 1B		E 1B		4	0	2	0	0	1	4
Larry Bowa, S (1, 6) OBP: 0.274, SLG: 0.363		FC4 1B 1-2f HR 3-H		1-3		K 1-2		F7 1-2		4	1	0	1	0	1	3
Manny Trillo, R (1, 4) OBP: 0.409, SLG: 0.476		HR 1-2 1B		K2-3		5-3			1B	4	1	2	0	0	1	1
Larry Christenson, R (1, 1) OBP: 0.571, SLG: 1.000 Kevin Saucier, L (6, 1) George Vukovich, L (9, PH) OBP: 0.364, SLG: 0.500 Dickie Noles, R (9, 1) OBP: 0.667, SLG: 0.667		HR 1-H 2-H		1-3			6-3		G1-6-3 1B	2 1 1 0	1 0 0 0	1 0 1 0	3 0 0 0	0 0 0 0	0 0 0 0	0 0 0 0
Inning Stats	R: 0 E: 0 K: 0 S: 3 H: 1 LOB: 0 BB: 0 P: 3	R: 4 E: 0 K: 0 S: 6 H: 3 LOB: 0 BB: 1 P: 10	R: 0 E: 0 K: 2 S: 9 H: 2 LOB: 2 BB: 0 P: 9	R: 0 E: 0 K: 1 S: 5 H: 0 LOB: 0 BB: 0 P: 5	R: 0 E: 0 K: 0 S: 4 H: 1 LOB: 1 BB: 0 P: 4	R: 0 E: 0 K: 1 S: 6 H: 1 LOB: 1 BB: 0 P: 6	R: 0 E: 0 K: 0 S: 4 H: 1 LOB: 1 BB: 0 P: 4	R: 0 E: 1 K: 1 S: 6 H: 1 LOB: 1 BB: 0 P: 6	R: 0 E: 0 K: 0 S: 3 H: 2 LOB: 0 BB: 0 P: 3	1B: 11 2B: 1 3B: 0 HR: 1	SF: 0 SAC: 0 DP: 2 HBP: 0						

PITCHER		IP	WLS	BF	H	R	ER	SO	BB	IBB	HBP	BLK	WP	HR	S	P	ERA	WHIP
Joe Niekro, R ERA: 3.17	(1, 1)	7.0	L	30	9	4	4	4	1	0	0	0	1	1	37	41	5.14	1.429
Joaquin Andujar, R ERA: 2.63	(8, 1)	2.0		7	3	0	0	1	0	0	0	0	0	0	9	9	0.00	1.500

PITCHER		IP	WLS	BF	H	R	ER	SO	BB	IBB	HBP	BLK	WP	HR	S	P	ERA	WHIP

TOP

Philadelphia Phillies @ Houston Astros

Astrodome, Houston, TX

Sat May 17 1980, 8:05 PM EDT

Att. 43,525 - Unknown

livebaseballscorecards.com

AB	36
R	4
H	12
RBI	4
BB	1
SO	5
LOB	17

WP: 1	PA: 37
PB: 0	
SB: 1	
CS: 0	

BOTTOM

Batter	1	2	3	4	5	6	7	8	9	AB	R	H	RBI	BB	SO	LOB
Denny Walling, L (1, 3) OBP: 0.378, SLG: 0.320	F9		K		5-3		2-3			4	0	0	0	0	1	1
Terry Puhl, L (1, 9) OBP: 0.394, SLG: 0.495	L8		BB, 1B, 1-2		2B			F8		4	1	2	0	0	0	0
Joe Morgan, L (1, 4) OBP: 0.362, SLG: 0.371	PO 1B		F9		F8			2B		4	0	2	0	0	0	3
Jose Cruz, L (1, 7) OBP: 0.388, SLG: 0.387	PO, 1-2	1B	PO, 1B, BB, 1-2, 2-3			K		FC5-4 1B		3	0	2	0	1	1	0
Cesar Cedeno, R (1, 8) OBP: 0.394, SLG: 0.477		K	1B, 1-2, 2-H, 3-H			F8		FC5-4, 1-2f		4	0	1	2	0	1	2
Enos Cabell, R (1, 5) OBP: 0.344, SLG: 0.378		K	PO, 2-3	P4		FC5-4, BB			1-3	3	0	0	0	1	1	1
Alan Ashby, S (1, 2) OBP: 0.338, SLG: 0.400	1B, 1-2		K			FC5-4, 1-2f			P6	4	0	1	0	0	1	1
Craig Reynolds, L (1, 6) OBP: 0.223, SLG: 0.274 Rafael Landestoy, S (7, PH) (8, 6) OBP: 0.250, SLG: 0.364	F7		L9				P3		K2-3	2 2	0 0	0 0	0 0	0 0	0 1	2 0
Joe Niekro, R (1, 1) OBP: 0.250, SLG: 0.263 Julio Gonzalez, R (7, PH) OBP: 0.136, SLG: 0.182 Joaquin Andujar, S (8, 1) OBP: 1.000, SLG: 1.000			BB, 1B, 1B		K		F9			2 1 0	1 0 0	1 0 0	0 0 0	0 0 0	1 0 0	0 0 0
Inning Stats	R: 0 E: 0 K: 0 S: 3 H: 1 LOB: 0 BB: 0 P: 3	R: 0 E: 0 K: 2 S: 9 H: 2 LOB: 2 BB: 0 P: 9	R: 2 E: 0 K: 1 S: 7 H: 3 LOB: 1 BB: 1 P: 11	R: 0 E: 0 K: 1 S: 5 H: 0 LOB: 0 BB: 0 P: 5	R: 0 E: 0 K: 1 S: 6 H: 1 LOB: 1 BB: 0 P: 6	R: 0 E: 0 K: 1 S: 5 H: 0 LOB: 1 BB: 1 P: 9	R: 0 E: 0 K: 0 S: 3 H: 0 LOB: 0 BB: 0 P: 3	R: 0 E: 0 K: 0 S: 4 H: 2 LOB: 1 BB: 0 P: 4	R: 0 E: 0 K: 1 S: 5 H: 0 LOB: 0 BB: 0 P: 5	1B: 7 2B: 2 3B: 0 HR: 0 SF: 0 SAC: 0 DP: 0 HBP: 0						

PITCHER	IP	WLS	BF	H	R	ER	SO	BB	IBB	HBP	BLK	WP	HR	S	P	ERA	WHIP
Larry Christenson, R (1, 1) ERA: 4.76	5.0	W	21	7	2	2	5	1	0	0	0	0	0	30	34	3.60	1.600
Kevin Saucier, L (6, 1) ERA: 3.18	3.0		11	2	0	0	1	1	0	0	0	0	0	12	16	0.00	1.000
Dickie Noles, R (9, 1) ERA: 2.2	1.0	S	3	0	0	0	1	0	0	0	0	0	0	5	5	0.00	0.000

PITCHER	IP	WLS	BF	H	R	ER	SO	BB	IBB	HBP	BLK	WP	HR	S	P	ERA	WHIP

Philadelphia Phillies @ Houston Astros

Astrodome, Houston, TX

Sat May 17 1980, 8:05 PM EDT

Att. 43,525 - Unknown

livebaseballscorecards.com

AB	33
R	2
H	9
RBI	2
BB	2
SO	7
LOB	10

WP: 0	PA: 37		
PB: 0			
SB: 0			
CS: 0			

Batter	1	2	3	4	5	6	7	8	9	AB	R	H	RBI	BB	SO	LOB
Pete Rose, S (1, 3) OBP: 0.348, SLG: 0.365	x 0-0 BB 1B		x 0-0 6-3 ②			x 0-0 4-3 1B		x 0-0 1-2 1B		4	0	3	0	0	0	0
Bake McBride, L (1, 9) OBP: 0.297, SLG: 0.422	S S S 0-3 K ①		S S S 0-3 K ③			x 0-0 4-3 1-2 ①		S S S 0-3 K ①		4	0	0	0	0	3	4
Mike Schmidt, R (1, 5) OBP: 0.357, SLG: 0.607	B B B B 4-0 1-2 BB			B B B 4-0 G5-4-3 BB		S S S 0-3 K ②		S S S 0-3 K ②		2	0	0	0	2	2	3
Greg Luzinski, R (1, 7) OBP: 0.350, SLG: 0.495 Tug McGraw, R (8, 1) OBP: 1.000, SLG: 1.000	S S S 0-3 K ②			S S S 0-3 K ①		B B B B 4-0 BB		S S S 0-3 K ③		3 0	0 0	0 0	0 0	1 0	3 0	5 0
Bob Boone, R (1, 2) OBP: 0.267, SLG: 0.339	x 0-0 P6 ③			x 0-0 G5-4-3 ② ③ 1-2f		x 0-0 F8 ③			x 0-0 4-3 ①	4	0	0	0	0	0	5
Garry Maddox, R (1, 8) OBP: 0.270, SLG: 0.337		S S S 0-3 K ①			x 0-0 F9 ①		x 0-0 L9 ①		x 0-0 6-3 ②	4	0	0	0	0	1	0
Larry Bowa, S (1, 6) OBP: 0.264, SLG: 0.349		x 0-0 F9 ②			x 0-0 F7 ②		x 0-0 1-3 ②		x 0-0 4-3 ③	4	0	0	0	0	0	0
Manny Trillo, R (1, 4) OBP: 0.404, SLG: 0.511		x 0-0 4-3 ③			x 0-0 3B		x 0-0 L9 ③			3	0	1	0	0	0	0
Randy Lerch, L (1, 1) OBP: 0.529, SLG: 0.538 George Vukovich, L (5, PH) OBP: 0.333, SLG: 0.455 Ron Reed, R (5, 1) Greg Gross, L (8, PH) OBP: 0.190, SLG: 0.205 (8, 7)			S S S 0-3 K ①		x 0-0 5-3 ③			B B B 4-0 1B BB		1 1 0 0	0 0 0 0	0 0 0 0	0 0 0 0	0 0 0 1	1 0 0 0	0 1 0 0
Inning Stats	R: 0 E: 0 K: 2 S: 8 H: 1 LOB: 2 BB: 1 P: 12	R: 0 E: 0 K: 1 S: 5 H: 0 LOB: 0 BB: 0 P: 5	R: 0 E: 0 K: 2 S: 7 H: 0 LOB: 0 BB: 0 P: 7	R: 0 E: 0 K: 1 S: 4 H: 0 LOB: 0 BB: 1 P: 8	R: 0 E: 0 K: 0 S: 4 H: 1 LOB: 1 BB: 0 P: 4	R: 0 E: 0 K: 1 S: 6 H: 1 LOB: 2 BB: 1 P: 10	R: 0 E: 0 K: 0 S: 3 H: 0 LOB: 0 BB: 0 P: 3	R: 0 E: 0 K: 3 S: 10 H: 1 LOB: 2 BB: 1 P: 14	R: 0 E: 0 K: 0 S: 3 H: 0 LOB: 0 BB: 0 P: 3	1B: 3 2B: 0 3B: 1 HR: 0	SF: 0 SAC: 0 DP: 1 HBP: 0			WP: 0 PB: 0 SB: 0 CS: 0	PA: 34	

PITCHER		IP	WLS	BF	H	R	ER	SO	BB	IBB	HBP	BLK	WP	HR	S	P	ERA	WHIP
Nolan Ryan, R ERA: 3.04	(1, 1)	9.0	W	34	4	0	0	10	4	0	0	0	0	0	50	66	0.00	0.889

PITCHER	IP	WLS	BF	H	R	ER	SO	BB	IBB	HBP	BLK	WP	HR	S	P	ERA	WHIP

TOP

Philadelphia Phillies @ Houston Astros

Astrodome, Houston, TX

Sun May 18 1980, 4:33 AM EDT

Att. 33,950 - Unknown

livebaseballscorecards.com

AB	30
R	0
H	4
RBI	0
BB	4
SO	10
LOB	18

BOTTOM

Philadelphia Phillies @ Houston Astros

Astrodome, Houston, TX

Sun May 18 1980, 4:33 AM EDT

Att. 33,950 - Unknown

Batter	1	2	3	4	5	6	7	8	9	AB	R	H	RBI	BB	SO	LOB
Rafael Landestoy, S (1, 4) OBP: 0.275, SLG: 0.378	0-0 SH3-4 1B 1B	0-0 ② 1-3 2-H 1B			0-0 ① 1-3		0-0 ② 3-1			4	1	2	1	0	0	0
Terry Puhl, L (1, 7) OBP: 0.402, SLG: 0.500	0-0 ① SH3-4 1-2	0-0 3-H 1B			0-0 S 1B		0-0 ③ 2-3			3	0	2	1	0	0	0
Jeffrey Leonard, R (1, 9) OBP: 0.293, SLG: 0.312	0-0 BB 2-H 1B	0-3 ③ K			0-3 ② K 1-2			0-0 F9 1B 1B		4	0	2	1	0	2	2
Cesar Cedeno, R (1, 8) OBP: 0.398, SLG: 0.473	0-3 ② K		0-0 ① F8		4-0 FC6-4 IBB			0-0 G4-6-3 1-2 1B		3	0	1	0	1	1	1
Enos Cabell, R (1, 5) OBP: 0.341, SLG: 0.369	4-0 1-2 BB		0-0 ② 1-3		0-0 ③ FC6-4 1-2f			0-0 ① F9 2-3		3	0	0	0	1	0	4
Art Howe, R (1, 3) OBP: 0.297, SLG: 0.286	0-0 ③ 3-1		0-0 ③ 6-3			0-0 ① P5		0-0 ② ③ G4-6-3 1-2f		4	0	0	0	0	0	4
Julio Gonzalez, R (1, 6) OBP: 0.120, SLG: 0.160		0-3 ① K		0-0 ① F8		0-0 ② L4				3	0	0	0	0	1	0
Luis Pujols, R (1, 2) OBP: 0.211, SLG: 0.241		0-0 1B 2B		0-0 ② L9		0-0 ③ F9				3	1	1	0	0	0	0
Nolan Ryan, R (1, 1) OBP: 0.200, SLG: 0.235		4-0 1B 1B BB		0-0 ③ G1			0-0 ① 4-3			2	1	0	0	1	0	0
Inning Stats	R: 1 E: 0 K: 1 S: 7 H: 2 LOB: 2 BB: 1 P: 11	R: 2 E: 0 K: 2 S: 9 H: 3 LOB: 1 BB: 1 P: 13	R: 0 E: 0 K: 0 S: 3 H: 0 LOB: 0 BB: 0 P: 3	R: 0 E: 0 K: 0 S: 3 H: 0 LOB: 0 BB: 0 P: 3	R: 0 E: 0 K: 1 S: 6 H: 1 LOB: 2 BB: 1 P: 10	R: 0 E: 0 K: 0 S: 3 H: 0 LOB: 0 BB: 0 P: 3	R: 0 E: 0 K: 0 S: 3 H: 0 LOB: 0 BB: 0 P: 3	R: 0 E: 0 K: 0 S: 4 H: 2 LOB: 1 BB: 0 P: 4		1B: 7 2B: 1 3B: 0 HR: 0 SF: 0 SAC: 1 DP: 1 HBP: 0						

	AB	29
	R	3
	H	8
	RBI	3
	BB	3
	SO	4
	LOB	11

WP: 0 PB: 0 SB: 1 CS: 0 PA: 33

livebaseballscorecards.com

PITCHER		IP	WLS	BF	H	R	ER	SO	BB	IBB	HBP	BLK	WP	HR	S	P	ERA	WHIP
Randy Lerch, L ERA: 5.18	(1, 1)	4.0	L	18	5	3	3	3	2	0	0	0	0	0	22	30	6.75	1.750
Ron Reed, R ERA: 3.5	(5, 1)	3.0		11	1	0	0	1	0	1	0	0	0	0	12	16	0.00	0.333
Tug McGraw, L ERA: 2.7	(8, 1)	1.0		4	2	0	0	0	0	0	0	0	0	0	4	4	0.00	2.000

PITCHER	IP	WLS	BF	H	R	ER	SO	BB	IBB	HBP	BLK	WP	HR	S	P	ERA	WHIP

Batter	1	2	3	4	5	6	7	8	9	AB	R	H	RBI	BB	SO	LOB
Terry Puhl, L (1, 9) OBP: 0.411, SLG: 0.526	BBBB 4-0 S BB		BBBB 4-0 1B BB BB		x 0-0 ① F9		x 0-0 HR		SSS 0-3 ② K	3	2	1	1	2	1	0
Craig Reynolds, L (1, 6) OBP: 0.222, SLG: 0.270	x 0-0 ① P3 1-2		x 0-0 BB BB ① 1-3 1B		SSS 0-3 ② K		x 0-0 ① F6		x 0-0 ③ F4	5	0	1	0	0	1	1
Jeffrey Leonard, R (1, 3) OBP: 0.302, SLG: 0.304 Dave Bergman, L (7, 3) OBP: 0.211, SLG: 0.118	SSS 0-3 ② K		BBBB 4-0 BB 1-2 BB		BBBB 4-0 BB		SSS 0-3 ② K			2 0	0 0	0 0	0 0	2 0	2 0	1 0
Joe Morgan, L (1, 4) OBP: 0.358, SLG: 0.361 Rafael Landestoy, S (8, 4) OBP: 0.275, SLG: 0.378	SSS 0-3 ③ K		BBBB 4-0 1-2 2-3 3-H BB		x 0-0 ③ F4		x 0-0 ③ F9			3 0	0 0	0 0	1 0	1 0	1 0	2 0
Jose Cruz, L (1, 7) OBP: 0.392, SLG: 0.390		x 0-0 F9-4-5 S 1B	x 0-0 ② F2			x 0-0 1B 1B		x 0-0 ① P6		4	0	2	0	0	0	3
Enos Cabell, R (1, 5) OBP: 0.345, SLG: 0.373		x 0-0 ①② F9-4-5 1-3	x 0-0 ③ F7			x 0-0 CS 1-3 1B		x 0-0 1B		4	0	2	0	0	0	4
Cesar Cedeno, R (1, 8) OBP: 0.393, SLG: 0.457		SSS 0-3 ③ K		x 0-0 ① 1-3		BBBB 4-0 ① 1-2 BB		x 0-0 ② F4		3	0	0	0	1	1	1
Alan Ashby, S (1, 2) OBP: 0.333, SLG: 0.435			x 0-0 HR	x 0-0 ② G3		x 0-0 ② P3		x 0-0 ③ F6		4	1	1	1	0	0	3
Ken Forsch, R (1, 1) OBP: 0.261, SLG: 0.304			x 0-0 ① F8	SSS 0-3 ③ K		SSS 0-3 ③ K			SSS 0-3 ① K	4	0	0	0	0	3	2
Inning Stats	R: 0 E: 0 K: 2 S: 7 H: 0 LOB: 1 BB: 1 P: 11	R: 0 E: 0 K: 1 S: 5 H: 1 LOB: 0 BB: 0 P: 5	R: 2 E: 0 K: 0 S: 5 H: 2 LOB: 3 BB: 3 P: 17	R: 0 E: 0 K: 1 S: 5 H: 0 LOB: 0 BB: 0 P: 5	R: 0 E: 0 K: 1 S: 5 H: 0 LOB: 1 BB: 1 P: 9	R: 0 E: 0 K: 1 S: 6 H: 2 LOB: 2 BB: 1 P: 10	R: 1 E: 0 K: 1 S: 6 H: 1 LOB: 0 BB: 0 P: 6	R: 0 E: 0 K: 0 S: 4 H: 1 LOB: 1 BB: 0 P: 4	R: 0 E: 0 K: 2 S: 7 H: 0 LOB: 0 BB: 0 P: 7	1B: 5 2B: 1 3B: 0 HR: 2 SF: 0 SAC: 0 DP: 1 HBP: 0						

PITCHER		IP	WLS	BF	H	R	ER	SO	BB	IBB	HBP	BLK	WP	HR	S	P	ERA	WHIP
Craig Swan, R ERA: 2.81	(1, 1)	7.0	L	31	6	3	3	7	6	0	0	0	0	2	39	63	3.86	1.714
Jeff Reardon, R ERA: 3.0	(8, 1)	2.0		7	1	0	0	2	0	0	0	0	0	0	11	11	0.00	0.500

PITCHER	IP	WLS	BF	H	R	ER	SO	BB	IBB	HBP	BLK	WP	HR	S	P	ERA	WHIP

TOP

Houston Astros @ New York Mets

Shea Stadium, Flushing, NY

Tue May 20 1980, 7:05 PM EDT

Att. 8,466 - Unknown

livebaseballscorecards.com

AB	32
R	3
H	7
RBI	3
BB	6
SO	9
LOB	17

WP: 0	PA: 38				
PB: 0					
SB: 2					
CS: 1					

Houston Astros @ New York Mets

Shea Stadium, Flushing, NY

Tue May 20 1980, 7:05 PM EDT

Att. 8,466 - Unknown

BOTTOM

Batter	1	2	3	4	5	6	7	8	9	AB	R	H	RBI	BB	SO	LOB
Lee Mazzilli, S (1, 3) OBP: 0.390, SLG: 0.342	F7		4-3			SH1-3 3B	FC4-6 1B 1-3			4	1	2	0	0	0	0
Frank Taveras, R (1, 6) OBP: 0.298, SLG: 0.295	1B			6-3		SH1-3 3-H	FC4-6 1-2f			3	0	1	1	0	0	2
Mike Jorgensen, L (1, 9) OBP: 0.390, SLG: 0.354	F8			1-3		L3		6-3		4	0	0	0	0	0	1
Steve Henderson, R (1, 7) OBP: 0.358, SLG: 0.372	K			1B		S 2B 1B		K		4	1	2	0	0	2	1
John Stearns, R (1, 2) OBP: 0.346, SLG: 0.435		F8		1-3		1-H 2B		G3		4	0	1	1	0	0	1
Joel Youngblood, R (1, 8) OBP: 0.338, SLG: 0.414		F8			5-3	5-3			5-3	4	0	0	0	0	0	1
Elliott Maddox, R (1, 5) OBP: 0.402, SLG: 0.292		6-3			FC1-4 1B		F9		L6	4	0	1	0	0	0	0
Doug Flynn, R (1, 4) OBP: 0.236, SLG: 0.237			F4-3		FC1-4 1-2f		F6-3		4-3	3	0	0	0	0	0	1
Ron Hodges, L (9, PH) OBP: 0.348, SLG: 0.278										1	0	0	0	0	0	0
Craig Swan, R (1, 1) OBP: 0.313, SLG: 0.154			6-3		L3		1B 1B			2	0	0	0	0	0	1
Dan Norman, R (7, PH) OBP: 0.250, SLG: 0.406										1	0	1	0	0	0	0
Jeff Reardon, R (8, 1)										0	0	0	0	0	0	0
Inning Stats	R: 0 H: 1 E: 0 LOB: 1 K: 1 BB: 0 S: 6 P: 6	R: 0 H: 0 E: 0 LOB: 0 K: 0 BB: 0 S: 3 P: 3	R: 0 H: 0 E: 0 LOB: 0 K: 0 BB: 0 S: 3 P: 3	R: 0 H: 1 E: 0 LOB: 1 K: 0 BB: 0 S: 4 P: 4	R: 0 H: 1 E: 0 LOB: 1 K: 0 BB: 0 S: 4 P: 4	R: 2 H: 3 E: 0 LOB: 1 K: 0 BB: 0 S: 6 P: 6	R: 0 H: 2 E: 0 LOB: 2 K: 0 BB: 0 S: 5 P: 5	R: 0 H: 0 E: 0 LOB: 0 K: 1 BB: 0 S: 5 P: 5	R: 0 H: 0 E: 0 LOB: 0 K: 0 BB: 0 S: 3 P: 3	1B: 6 SF: 0 2B: 1 SAC: 1 3B: 1 DP: 0 HR: 0 HBP: 0						

livebaseballscorecards.com

AB	34
R	2
H	8
RBI	2
BB	0
SO	2
LOB	8

WP: 0 PA: 35
PB: 0
SB: 1
CS: 0

PITCHER	IP	WLS	BF	H	R	ER	SO	BB	IBB	HBP	BLK	WP	HR	S	P	ERA	WHIP
Ken Forsch, R (1, 1) ERA: 2.58	9.0	W	35	8	2	2	2	0	0	0	0	0	0	39	39	2.00	0.889

PITCHER	IP	WLS	BF	H	R	ER	SO	BB	IBB	HBP	BLK	WP	HR	S	P	ERA	WHIP

Batter	1	2	3	4	5	6	7	8	9	AB	R	H	RBI	BB	SO	LOB
Rafael Landestoy, S (1, 4) OBP: 0.250, SLG: 0.341	F8		K			6-3		F2		4	0	0	0	0	1	0
Terry Puhl, L (1, 7) OBP: 0.405, SLG: 0.515	F9			F4-3		1B		F7		4	0	1	0	0	0	0
Jeffrey Leonard, R (1, 9) OBP: 0.300, SLG: 0.293	F9			F4-3		F4-3			2B, BB	3	0	0	0	1	0	1
Cesar Cedeno, R (1, 8) OBP: 0.387, SLG: 0.459		E6		K			F6		1-3, 2B	4	0	1	0	0	1	0
Enos Cabell, R (1, 5) OBP: 0.343, SLG: 0.392		K			F6		HR		G3	4	1	1	1	0	1	3
Art Howe, R (1, 3) OBP: 0.284, SLG: 0.271		G2			F4		K		L3	3	0	0	0	0	1	1
Joe Morgan, L (9, PH) OBP: 0.356, SLG: 0.358										1	0	0	0	0	0	2
Luis Pujols, R (1, 2) OBP: 0.233, SLG: 0.250		6-3			1B		BB		BB	2	0	1	0	1	0	1
Denny Walling, L (9, PH) OBP: 0.385, SLG: 0.320										0	0	0	0	1	0	0
Craig Reynolds, L (1, 6) OBP: 0.217, SLG: 0.263			F4-3		K		F7		K	3	0	0	0	0	1	2
Jose Cruz, L (9, PH) OBP: 0.389, SLG: 0.387										1	0	0	0	0	1	3
J.R. Richard, R (1, 1) OBP: 0.095, SLG: 0.238			K			6-3		F8		2	0	0	0	0	1	0
Julio Gonzalez, R (8, PH) OBP: 0.115, SLG: 0.154										1	0	0	0	0	0	0
Dave Smith, R (8, 1)										0	0	0	0	0	0	0
Inning Stats	R: 0 E: 0 K: 0 S: 3 H: 0 LOB: 0 BB: 0 P: 3	R: 0 E: 1 K: 1 S: 6 H: 0 LOB: 1 BB: 0 P: 6	R: 0 E: 0 K: 2 S: 7 H: 0 LOB: 0 BB: 0 P: 7	R: 0 E: 0 K: 1 S: 5 H: 0 LOB: 0 BB: 0 P: 5	R: 0 E: 0 K: 1 S: 6 H: 1 LOB: 1 BB: 0 P: 6	R: 0 E: 0 K: 0 S: 4 H: 1 LOB: 1 BB: 0 P: 4	R: 1 E: 0 K: 1 S: 6 H: 1 LOB: 1 BB: 1 P: 10	R: 0 E: 0 K: 0 S: 3 H: 0 LOB: 0 BB: 0 P: 3	R: 0 E: 0 K: 1 S: 6 H: 1 LOB: 3 BB: 2 P: 14	1B: 2 2B: 1 3B: 0 HR: 1 SF: 0 SAC: 0 DP: 0 HBP: 0						

PITCHER		IP	WLS	BF	H	R	ER	SO	BB	IBB	HBP	BLK	WP	HR	S	P	ERA	WHIP
Pete Falcone, L ERA: 4.14	(1, 1)	8.0	W	31	4	1	1	6	2	0	0	0	0	1	41	49	1.12	0.750
Neil Allen, R ERA: 5.22	(9, 1)	1.0	S	4	0	0	0	1	1	0	0	0	0	0	5	9	0.00	1.000

PITCHER	IP	WLS	BF	H	R	ER	SO	BB	IBB	HBP	BLK	WP	HR	S	P	ERA	WHIP

TOP

Houston Astros @ New York Mets

Shea Stadium, Flushing, NY

Wed May 21 1980, 7:05 PM EDT

Att. 4,233 - Unknown

livebaseballscorecards.com

AB	32
R	1
H	4
RBI	1
BB	3
SO	7
LOB	13

WP: 0 PB: 0 SB: 0 CS: 0 PA: 35

Houston Astros @ New York Mets

Shea Stadium, Flushing, NY

Wed May 21 1980, 7:05 PM EDT

Att. 4,233 - Unknown

BOTTOM

livebaseballscorecards.com

Batter	1	2	3	4	5	6	7	8	9	AB	R	H	RBI	BB	SO	LOB
Lee Mazzilli, S (1, 3) OBP: 0.400, SLG: 0.360	BBBB 4-0 SH2-3 BB	x 0-0 ③ 1-3 2-H 1B			x 0-0 ② F8		x 0-0 1B 3-H 2B			3	1	2	2	1	0	1
Frank Taveras, R (1, 6) OBP: 0.313, SLG: 0.311	x 0-0 ① ② SH2-3 1-3		x 0-0 G4-3 1B		x 0-0 E S 2-H 1B		x 0-0 S 2-H 1B			3	0	3	2	0	0	0
Mike Jorgensen, L (1, 9) OBP: 0.383, SLG: 0.348	x 0-0 1B		x 0-0 ① ② G4-3 1-2f		x 0-0 ③ F8 1-3		x 0-0 ③ F7 1-2			4	0	1	0	0	0	3
Steve Henderson, R (1, 7) OBP: 0.354, SLG: 0.367	x 0-0 ③ F6		SSS 0-3 ③ K			x 0-0 ① 6-3		x 0-0 2-3 1B		4	0	1	0	0	1	1
John Stearns, R (1, 2) OBP: 0.344, SLG: 0.424		BBBB 4-0 E S 1B BB		x 0-0 ① L5		x 0-0 ② 6-3		x 0-0 ① 2-3 1-2		3	1	0	0	1	0	1
Jerry Morales, R (1, 8) OBP: 0.244, SLG: 0.238		x 0-0 ① F8 1-2		x 0-0 ② 1-3		x 0-0 ③ 5-3		SSS 0-3 ② K		4	0	0	0	0	1	2
Elliott Maddox, R (1, 5) OBP: 0.387, SLG: 0.280		SSS 0-3 ② K		x 0-0 ③ F8			x 0-0 ① F9	x 0-0 ③ 1-3		4	0	0	0	0	1	2
Doug Flynn, R (1, 4) OBP: 0.238, SLG: 0.233		x 0-0 F5 1B 1B 2-3			BBBB 4-0 SH2-4 1B BB		x 0-0 F4 F3 2B			2	3	0	0	1	0	1
Pete Falcone, L (1, 1) OBP: 0.182, SLG: 0.182 Neil Allen, R (9, 1)		x 0-0 1B 1-2 3-H 1B			x 0-0 ① SH2-4 1-2		x 0-0 ② F3 2-3			2	0	1	1	0	0	1
										0	0	0	0	0	0	0
Inning Stats	R: 0 E: 0 K: 0 S: 3 H: 1 LOB: 1 BB: 1 P: 7	R: 2 E: 1 K: 1 S: 7 H: 2 LOB: 2 BB: 1 P: 11	R: 0 E: 0 K: 1 S: 5 H: 1 LOB: 0 BB: 0 P: 5	R: 0 E: 0 K: 0 S: 3 H: 0 LOB: 0 BB: 0 P: 3	R: 1 E: 0 K: 0 S: 4 H: 1 LOB: 1 BB: 1 P: 8	R: 0 E: 0 K: 0 S: 3 H: 0 LOB: 0 BB: 0 P: 3	R: 2 E: 1 K: 0 S: 6 H: 2 LOB: 1 BB: 0 P: 6	R: 0 E: 0 K: 1 S: 6 H: 1 LOB: 1 BB: 0 P: 6		1B: 7 2B: 1 3B: 0 HR: 0 SF: 0 SAC: 2 DP: 1 HBP: 0						

	AB	29
	R	5
	H	8
	RBI	5
	BB	3
	SO	3
	LOB	12

WP: 0 PB: 0 SB: 3 CS: 0 PA: 34

PITCHER		IP	WLS	BF	H	R	ER	SO	BB	IBB	HBP	BLK	WP	HR	S	P	ERA	WHIP
J.R. Richard, R ERA: 2.32	(1, 1)	7.0	L	30	7	5	1	2	3	0	0	0	0	0	31	43	1.29	1.429
Dave Smith, R ERA: 1.59	(8, 1)	1.0		4	1	0	0	1	0	0	0	0	0	0	6	6	0.00	1.000

PITCHER	IP	WLS	BF	H	R	ER	SO	BB	IBB	HBP	BLK	WP	HR	S	P	ERA	WHIP

Batter	1	2	3	4	5	6	7	8	9	AB	R	H	RBI	BB	SO	LOB
Rafael Landestoy, S (1, 4) OBP: 0.280, SLG: 0.362	CS 1B	F4-3 1B	F4-3			1B S F4-6-3 1B	K		1-3	6	1	3	0	0	1	4
Craig Reynolds, L (1, 6) OBP: 0.224, SLG: 0.294	HR	F4-3	F9			F4-6-3 1B	6-3			5	1	2	1	0	0	4
Terry Puhl, L (1, 9) OBP: 0.397, SLG: 0.495	F8	P6	1-3			F4-6-3		1B BB		4	0	0	0	1	0	3
Jose Cruz, L (1, 7) OBP: 0.389, SLG: 0.388	HBP E 1B		F2	F9		K		1-3 1B		5	0	2	0	0	1	0
Jeffrey Leonard, R (1, 3) OBP: 0.295, SLG: 0.299 Dave Bergman, L (8, 3) OBP: 0.211, SLG: 0.118	E6 HBP	1B 2B		F8			E5 S 1B	K		5 0	2 0	1 0	0 0	0 0	1 0	3 0
Enos Cabell, R (1, 5) OBP: 0.361, SLG: 0.406 Julio Gonzalez, R (7, 5) OBP: 0.111, SLG: 0.148	HBP	1B 2B 1B		HR 1B			1B 1B	F9		3 1	3 0	3 0	1 0	0 0	0 0	0 2
Cesar Cedeno, R (1, 8) OBP: 0.388, SLG: 0.485	F8	F7		HR			1B	K		5	1	2	2	0	1	7
Alan Ashby, S (1, 2) OBP: 0.341, SLG: 0.438 Luis Pujols, R (7, PR) OBP: 0.230, SLG: 0.246 (7, 2)		F4-3	2B 1B	F7			1-3 2-H 1B		F4-3	4 1	0 0	2 0	2 0	0 0	0 0	0 0
Joe Niekro, R (1, 1) OBP: 0.292, SLG: 0.348 Frank LaCorte, R (7, 1) OBP: 0.333, SLG: 0.333		F4-3 1B	2B	6-3			K		5-3	4 1	0 0	2 0	1 0	0 0	1 0	2 0
Inning Stats	R: 1 E: 1 K: 0 S: 6 H: 3 LOB: 3 BB: 0 P: 7	R: 0 E: 0 K: 0 S: 5 H: 2 LOB: 2 BB: 0 P: 5	R: 2 E: 0 K: 0 S: 7 H: 4 LOB: 2 BB: 0 P: 7	R: 0 E: 0 K: 0 S: 3 H: 0 LOB: 0 BB: 0 P: 3	R: 2 E: 0 K: 0 S: 5 H: 2 LOB: 0 BB: 0 P: 5	R: 1 E: 0 K: 1 S: 6 H: 2 LOB: 0 BB: 0 P: 6	R: 2 E: 1 K: 2 S: 11 H: 3 LOB: 2 BB: 0 P: 11	R: 0 E: 0 K: 2 S: 8 H: 1 LOB: 2 BB: 1 P: 12	R: 0 E: 0 K: 0 S: 3 H: 0 LOB: 0 BB: 0 P: 3	1B: 13 2B: 2 3B: 0 HR: 2 SF: 0 SAC: 0 DP: 1 HBP: 1						

TOP

Houston Astros @ New York Mets

Shea Stadium, Flushing, NY

Thu May 22 1980, 7:05 PM EDT

Att. 7,812 - Unknown

livebaseballscorecards.com

AB	44
R	8
H	17
RBI	7
BB	1
SO	5
LOB	25

WP: 0 PB: 0 SB: 2 CS: 1 PA: 46

PITCHER		IP	WLS	BF	H	R	ER	SO	BB	IBB	HBP	BLK	WP	HR	S	P	ERA	WHIP
Mark Bomback, R ERA: 4.83	(1, 1)	1.1		10	5	1	1	0	0	0	1	0	0	1	9	10	6.75	3.750
Kevin Kobel, L ERA: 7.45	(2, 1)	3.2	L	17	6	4	4	0	0	0	0	0	0	1	17	17	9.82	1.636
Tom Hausman, R ERA: 5.09	(6, 1)	1.0		8	5	3	2	1	0	0	0	0	0	0	10	10	18.00	5.000
John Pacella, R ERA: 3.6	(7, 1)	1.0		3	0	0	0	2	0	0	0	0	0	0	7	7	0.00	0.000
Ed Glynn, L ERA: 3.46	(8, 1)	2.0		8	1	0	0	2	1	0	0	0	0	0	11	15	0.00	1.000

PITCHER	IP	WLS	BF	H	R	ER	SO	BB	IBB	HBP	BLK	WP	HR	S	P	ERA	WHIP

BOTTOM

Houston Astros @ New York Mets

Shea Stadium, Flushing, NY

Thu May 22 1980, 7:05 PM EDT

Att. 7,812 - Unknown

livebaseballscorecards.com

Batter	1	2	3	4	5	6	7	8	9	AB	R	H	RBI	BB	SO	LOB
Lee Mazzilli, S (1, 3) OBP: 0.400, SLG: 0.356 Mario Ramirez, R (9, 5)	G3		K		1B BB		1B 2B 1B	K		4 0	1 0	1 0	0 0	1 0	2 0	1 0
Frank Taveras, R (1, 6) OBP: 0.329, SLG: 0.329	6-3		CS 1B		1-2 1B		1-2 2B 1B		G4-6-3 1B	5	1	4	0	0	0	0
Mike Jorgensen, L (1, 9) OBP: 0.384, SLG: 0.378 (8, 8) (9, 3)	F9		CS 1-2	PB 3B 2B	F9		1-H 2-H E 2B		G4-6-3 1-2f	5	2	2	2	0	0	3
John Stearns, R (1, 2) OBP: 0.346, SLG: 0.423		P2-4 1B		5-3 2-3		6-3	F6		1B	5	0	2	0	0	0	2
Jerry Morales, R (1, 8) OBP: 0.245, SLG: 0.238 Ed Glynn, R (8, 1) Ron Hodges, L (9, PH) OBP: 0.333, SLG: 0.263		P2-4 1-2f	K	K	K	K	E5 2-H 1B		K	4 0 1	0 0 0	1 0 0	0 0 0	0 0 0	2 0 1	2 0 1
Steve Henderson, R (1, 7) OBP: 0.369, SLG: 0.415		WP 2B		3-H 3B		BB 1B	K			4	1	3	1	0	1	1
Elliott Maddox, R (1, 5) OBP: 0.391, SLG: 0.274 (9, 8)		2-H BB		F3		1-2 BB		5-3		2	0	0	0	2	0	1
Doug Flynn, R (1, 4) OBP: 0.231, SLG: 0.226		F4-3			F6-3	F9		F4-3		4	0	0	0	0	0	3
Mark Bomback, R (1, 1) OBP: 0.182, SLG: 0.200 Kevin Kobel, R (2, 1) Dan Norman, R (5, PH) OBP: 0.242, SLG: 0.394 Tom Hausman, R (6, 1) John Pacella, R (7, 1) OBP: 0.500, SLG: 0.500 Jose Cardenal, R (7, PH) OBP: 0.320, SLG: 0.227 (8, 9)			1-3		F9		4-3	BB		0 1 1 0 0 0 1	0 0 0 0 0 0 0	0 0 0 0 0 0 1	0 0 0 0 0 0 1	0 0 0 0 0 0 0	0 0 0 0 0 0 0	0 0 0 0 0 0 0
Inning Stats	R: 0 E: 0 K: 0 S: 3 H: 0 LOB: 0 BB: 0 P: 3	R: 1 E: 0 K: 0 S: 4 H: 2 LOB: 1 BB: 1 P: 8	R: 0 E: 0 K: 1 S: 5 H: 1 LOB: 0 BB: 0 P: 5	R: 1 E: 0 K: 1 S: 7 H: 2 LOB: 1 BB: 0 P: 7	R: 0 E: 0 K: 0 S: 4 H: 1 LOB: 2 BB: 1 P: 8	R: 0 E: 0 K: 1 S: 6 H: 1 LOB: 2 BB: 1 P: 10	R: 3 E: 1 K: 1 S: 9 H: 4 LOB: 1 BB: 0 P: 9	R: 0 E: 0 K: 1 S: 5 H: 0 LOB: 1 BB: 1 P: 9	R: 0 E: 0 K: 1 S: 6 H: 2 LOB: 1 BB: 0 P: 6	1B: 9 2B: 4 3B: 1 HR: 0	SF: 0 SAC: 0 DP: 2 HBP: 0						

	AB	37
	R	5
	H	13
	RBI	3
	BB	4
	SO	6
	LOB	14

WP: 2 PB: 1 SB: 0 CS: 1 PA: 42

PITCHER		IP	WLS	BF	H	R	ER	SO	BB	IBB	HBP	BLK	WP	HR	S	P	ERA	WHIP
Joe Niekro, R ERA: 3.39	(1, 1)	6.2	W	32	11	5	4	3	3	0	0	0	1	0	35	47	5.40	2.100
Frank LaCorte, R ERA: 0.44	(7, 1)	2.1	S	9	2	0	0	3	1	0	0	0	0	0	14	18	0.00	1.286

PITCHER	IP	WLS	BF	H	R	ER	SO	BB	IBB	HBP	BLK	WP	HR	S	P	ERA	WHIP

Batter	1	2	3	4	5	6	7	8	9	AB	R	H	RBI	BB	SO	LOB
Rafael Landestoy, S (1, 4) OBP: 0.278, SLG: 0.353	x 0-0 ① F9		x 0-0 ③ F8			x 0-0 G4-6-3 1B		x 0-0 ③ 4-3		4	0	1	0	0	0	1
Craig Reynolds, L (1, 6) OBP: 0.217, SLG: 0.285	S S S 0-3 ② K			x 0-0 ① F9		x 0-0 ① ② G4-6-3 1-2f			x 0-0 ① F8	4	0	0	0	0	1	1
Terry Puhl, L (1, 9) OBP: 0.392, SLG: 0.486	S S S 0-3 ③ K			x 0-0 1-3 BB 1B		x 0-0 ③ L6			S S S 0-3 ② K	4	0	1	0	0	2	0
Cesar Cedeno, R (1, 8) OBP: 0.400, SLG: 0.486		B B B B 4-0 BLK BB		B B B B 4-0 1-3 1-2 BB			x 0-0 ① 5-3		x 0-0 FC6-4 1B	2	0	1	0	2	0	0
Enos Cabell, R (1, 5) OBP: 0.351, SLG: 0.394		x 0-0 ① 6-3 1-2		x 0-0 ② 1-3 1-2 2-3			x 0-0 ② F3		x 0-0 ③ FC6-4 1-2f	4	0	0	0	0	0	4
Jeffrey Leonard, R (1, 3) OBP: 0.286, SLG: 0.289		S S S 0-3 ② K		x 0-0 ③ 1-3			S S S 0-3 ③ K			3	0	0	0	0	2	3
Jose Cruz, L (1, 7) OBP: 0.382, SLG: 0.379		S S S 0-3 ③ K			x 0-0 ① F8			x 0-0 ① 4-3		3	0	0	0	0	1	1
Luis Pujols, R (1, 2) OBP: 0.234, SLG: 0.250			S S S 0-3 ① K		x 0-0 G6-4-3 1B			x 0-0 ② 5-3		3	0	1	0	0	1	0
Nolan Ryan, R (1, 1) OBP: 0.190, SLG: 0.222 Randy Niemann, L (4, 1) Julio Gonzalez, R (5, PH) OBP: 0.107, SLG: 0.143 Vern Ruhle, R (5, 1) OBP: 0.500, SLG: 0.600 Bruce Bochy, R (8, PH) Joe Sambito, L (8, 1)			S S S 0-3 ② K		x 0-0 ② ③ G6-4-3 1-2f			B B B B 4-0 BB		1 0 0 0 0 1 0 0 0 0 0 0 0 0 1 0 0 0 0 0 1 0 0 0 0 0 0 0 0 0 0 0 1 0 0 0 0 0 0 0 0 0						
Inning Stats	R: 0 H: 0 E: 0 LOB: 0 K: 2 BB: 0 S: 7 P: 7	R: 0 H: 0 E: 0 LOB: 1 K: 2 BB: 1 S: 7 P: 11	R: 0 H: 0 E: 0 LOB: 0 K: 2 BB: 0 S: 7 P: 7	R: 0 H: 1 E: 0 LOB: 2 K: 0 BB: 1 S: 4 P: 8	R: 0 H: 1 E: 0 LOB: 0 K: 0 BB: 0 S: 3 P: 3	R: 0 H: 1 E: 0 LOB: 0 K: 0 BB: 0 S: 3 P: 3	R: 0 H: 0 E: 0 LOB: 0 K: 1 BB: 0 S: 5 P: 5	R: 0 H: 0 E: 0 LOB: 1 K: 0 BB: 1 S: 3 P: 7	R: 0 H: 1 E: 0 LOB: 1 K: 1 BB: 0 S: 6 P: 6	1B: 4 SF: 0 2B: 0 SAC: 0 3B: 0 DP: 2 HR: 0 HBP: 0						

PITCHER		IP	WLS	BF	H	R	ER	SO	BB	IBB	HBP	BLK	WP	HR	S	P	ERA	WHIP
Steve Carlton, L ERA: 2.08	(1, 1)	9.0	W	32	4	0	0	8	3	0	0	1	0	0	45	57	0.00	0.778

PITCHER	IP	WLS	BF	H	R	ER	SO	BB	IBB	HBP	BLK	WP	HR	S	P	ERA	WHIP

TOP

Houston Astros @ Philadelphia Phillies

Veterans Stadium, Philadelphia, PA

Fri May 23 1980, 7:05 PM EDT

Att. 27,822 - Unknown

livebaseballscorecards.com

AB	29
R	0
H	4
RBI	0
BB	3
SO	8
LOB	11

1B: 4	SF: 0	WP: 0	PA: 32
2B: 0	SAC: 0	PB: 0	
3B: 0	DP: 2	SB: 0	
HR: 0	HBP: 0	CS: 0	

Batter	1	2	3	4	5	6	7	8	9	AB	R	H	RBI	BB	SO	LOB
Pete Rose, S (1, 3) OBP: 0.360, SLG: 0.357	BBBB 4-0 CS BB		x 0-0 1B HR 1B	BBBB 4-0 BB		BBBB 4-0 4-3 BB				1	1	1	0	3	0	0
Bake McBride, L (1, 9) OBP: 0.310, SLG: 0.441	x 0-0 ① F7		x 0-0 1-2 HR 1B	x 0-0 ③ P2		x 0-0 ② 4-3 1-2 2-3				4	1	1	0	0	0	6
Mike Schmidt, R (1, 5) OBP: 0.357, SLG: 0.630	x 0-0 ② F7		x 0-0 1-H 2-H HR		x 0-0 ① F8	x 0-0 ③ 5-3				4	1	1	3	0	0	3
Greg Luzinski, R (1, 7) OBP: 0.380, SLG: 0.610 Greg Gross, L (8, 7) OBP: 0.186, SLG: 0.200	0-0 ③ CS 1-2	x 0-0 ① F7	x 0-0 2B		BBBB 4-0 1B 1B BB		SSS 0-3 ① K			3 0	0 0	1 0	0 0	1 0	1 0	0 0
Bob Boone, R (1, 2) OBP: 0.264, SLG: 0.328		x 0-0 E 1B	x 0-0 ③ F9		x 0-0 1B 1-2 1B		x 0-0 ② F4			4	0	2	0	0	0	1
Garry Maddox, R (1, 8) OBP: 0.282, SLG: 0.376		x 0-0 E5 G5-4-3 1-3		x 0-0 ① F9	x 0-0 ② 1-3 2-H 1B		x 0-0 ③ 6-3			4	0	1	0	0	0	1
Manny Trillo, R (1, 4) OBP: 0.397, SLG: 0.508		x 0-0 ② ③ G5-4-3 1-2f		x 0-0 SH1-3 BB 1B	x 0-0 ③ F8			x 0-0 ① 5-3		4	0	1	0	0	0	4
Ramon Aviles, R (1, 6) OBP: 0.379, SLG: 0.500			x 0-0 ① F9	BBBB 4-0 SH1-3 1-2 BB		x 0-0 4-3 SH5-3 1B		x 0-0 ② F8		3	0	1	0	1	0	0
Steve Carlton, L (1, 1) OBP: 0.154, SLG: 0.160			SSS 0-3 ② K	x 0-0 ② SH1-3 1-2 2-3		x 0-0 ① SH5-3 1-2		x 0-0 ③ L6		2	0	0	0	0	1	0
Inning Stats	R: 0 E: 0 K: 0 S: 2 H: 0 LOB: 0 BB: 1 P: 6	R: 0 E: 1 K: 0 S: 4 H: 1 LOB: 1 BB: 0 P: 4	R: 3 E: 0 K: 1 S: 9 H: 4 LOB: 1 BB: 0 P: 9	R: 0 E: 0 K: 0 S: 4 H: 1 LOB: 3 BB: 2 P: 12	R: 0 E: 0 K: 0 S: 4 H: 2 LOB: 2 BB: 1 P: 8	R: 0 E: 0 K: 0 S: 4 H: 1 LOB: 2 BB: 1 P: 8	R: 0 E: 0 K: 1 S: 5 H: 0 LOB: 0 BB: 0 P: 5	R: 0 E: 0 K: 0 S: 3 H: 0 LOB: 0 BB: 0 P: 3		1B: 7 2B: 1 3B: 0 HR: 1	SF: 0 SAC: 2 DP: 1 HBP: 0					

PITCHER		IP	WLS	BF	H	R	ER	SO	BB	IBB	HBP	BLK	WP	HR	S	P	ERA	WHIP
Nolan Ryan, R ERA: 3.3	(1, 1)	3.2	L	19	6	3	3	1	3	0	0	0	0	1	18	30	7.36	2.455
Randy Niemann, L ERA: 12.0	(4, 1)	0.1		1	0	0	0	0	0	0	0	0	0	0	1	1	0.00	0.000
Vern Ruhle, R ERA: 4.05	(5, 1)	3.0		13	3	0	0	1	2	0	0	0	0	0	13	21	0.00	1.667
Joe Sambito, L ERA: 2.45	(8, 1)	1.0		3	0	0	0	0	0	0	0	0	0	0	3	3	0.00	0.000

PITCHER	IP	WLS	BF	H	R	ER	SO	BB	IBB	HBP	BLK	WP	HR	S	P	ERA	WHIP

BOTTOM

Houston Astros @ Philadelphia Phillies

Veterans Stadium, Philadelphia, PA

Fri May 23 1980, 7:05 PM EDT

Att. 27,822 - Unknown

livebaseballscorecards.com

AB	29
R	3
H	9
RBI	3
BB	5
SO	2
LOB	15

Batter	1	2	3	4	5	6	7	8	9	AB	R	H	RBI	BB	SO	LOB
Rafael Landestoy, S (1, 4) OBP: 0.293, SLG: 0.364	F7		6-3			3-1 S SF9 1B		2B 6-3 1B		4	2	2	0	0	0	0
Craig Reynolds, L (1, 6) OBP: 0.218, SLG: 0.291	F9		6-3			3-1 1-3		6-3 1-3 G3 2B		4	1	1	0	0	0	1
Terry Puhl, L (1, 9) OBP: 0.388, SLG: 0.500	3B		6-3			SF9 3-H		6-3 2-3 3-H		3	0	1	2	0	0	1
Jose Cruz, L (1, 7) OBP: 0.378, SLG: 0.382	4-3			F7		2B		G3 3-H		4	0	1	1	0	0	1
Denny Walling, L (1, 3) OBP: 0.379, SLG: 0.354		HR		P3		3-1		4-3		4	1	1	1	0	0	1
Enos Cabell, R (1, 5) OBP: 0.342, SLG: 0.383		F9		4-3			F9		5-3	4	0	0	0	0	0	0
Cesar Cedeno, R (1, 8) OBP: 0.403, SLG: 0.477		BBBB 4-0 WP S BB BB			F8		BBBB 4-0 BB		F7	2	0	0	0	2	0	0
Alan Ashby, S (1, 2) OBP: 0.341, SLG: 0.427 Jeffrey Leonard, R (9, PH) OBP: 0.283, SLG: 0.286		BBBB 4-0 BLK 1-H BB			G3		F6		SSS 0-3 K	2 1	0 0	0 0	0 0	1 0	0 1	1 0
Joaquin Andujar, S (1, 1) OBP: 0.333, SLG: 0.333 Joe Sambito, L (6, 1) Joe Morgan, L (7, PH) OBP: 0.353, SLG: 0.355 Dave Smith, R (7, 1)		F7 1-2			SSS K		F3			2 0 1 0	0 0 0 0	0 0 0 0	0 0 0 0	0 0 0 0	1 0 0 0	1 0 1 0
Inning Stats	R: 0 H: 1 E: 0 LOB: 1 K: 0 BB: 0 S: 4 P: 4	R: 1 H: 1 E: 0 LOB: 1 K: 0 BB: 2 S: 3 P: 11	R: 0 H: 0 E: 0 LOB: 0 K: 0 BB: 0 S: 3 P: 3	R: 0 H: 0 E: 0 LOB: 0 K: 0 BB: 0 S: 3 P: 3	R: 0 H: 0 E: 0 LOB: 0 K: 1 BB: 0 S: 5 P: 5	R: 1 H: 2 E: 0 LOB: 1 K: 0 BB: 0 S: 5 P: 5	R: 0 H: 0 E: 0 LOB: 1 K: 0 BB: 1 S: 3 P: 7	R: 2 H: 2 E: 0 LOB: 0 K: 0 BB: 0 S: 5 P: 5	R: 0 H: 0 E: 0 LOB: 0 K: 1 BB: 0 S: 5 P: 5	1B: 2 SF: 1 2B: 2 SAC: 0 3B: 1 DP: 0 HR: 1 HBP: 0						WP: 1 PA: 35 PB: 0 SB: 2 CS: 0	

TOP

Houston Astros @ Philadelphia Phillies

Veterans Stadium, Philadelphia, PA

Sat May 24 1980, 7:05 PM EDT

Att. 28,539 - Unknown

livebaseballscorecards.com

AB	31
R	4
H	6
RBI	4
BB	3
SO	2
LOB	7

PITCHER		IP	WLS	BF	H	R	ER	SO	BB	IBB	HBP	BLK	WP	HR	S	P	ERA	WHIP
Dan Larson, R ERA: 3.38	(1, 1)	5.1		20	3	2	2	1	2	0	0	1	1	1	20	28	3.38	0.938
Kevin Saucier, L ERA: 3.0	(6, 1)	0.2	W	3	1	0	0	0	0	0	0	0	0	0	3	3	0.00	1.500
Tug McGraw, L ERA: 2.95	(7, 1)	3.0	S	12	2	2	2	1	1	0	0	0	0	0	13	17	6.00	1.000

PITCHER	IP	WLS	BF	H	R	ER	SO	BB	IBB	HBP	BLK	WP	HR	S	P	ERA	WHIP

Batter	1	2	3	4	5	6	7	8	9	AB	R	H	RBI	BB	SO	LOB
Pete Rose, S (1, 3) OBP: 0.357, SLG: 0.348	L1		BBB 5-3 3B BB		4-3		4-3			3	1	0	0	1	0	0
Bake McBride, L (1, 9) OBP: 0.316, SLG: 0.473	3B		5-3 1-2		1-3		5-3 3B			4	1	2	0	0	0	1
Mike Schmidt, R (1, 5) OBP: 0.361, SLG: 0.638	P3		1B 2-H 3B			F9	5-3 BB IBB			3	1	1	1	1	0	1
Greg Luzinski, R (1, 7) OBP: 0.390, SLG: 0.620	6-3		S 3-H 1B			FC6-4 1B 2B	BBB 5-3 1-2 BB			3	1	2	1	1	0	1
Greg Gross, L (7, PR) (8, 7) OBP: 0.186, SLG: 0.200										0	0	0	0	0	0	0
Bob Boone, R (1, 2) OBP: 0.263, SLG: 0.320		4-3	F7 1-2			BBB FC6-4 BB	5-3 1-2 2-3 3-H			3	0	0	1	1	0	3
Garry Maddox, R (1, 8) OBP: 0.273, SLG: 0.363		6-3		6-3		FC6-4 1B 1-2f 2-3	6-3			4	1	0	0	0	0	5
Larry Bowa, S (1, 6) OBP: 0.258, SLG: 0.336		S 1B		4-3		1B S 1-3 3-H 1B		G3		4	0	2	1	0	0	0
Manny Trillo, R (1, 4) OBP: 0.388, SLG: 0.492		SSS 0-3 K 1-2		4-3		1-3 3-H 1B		1-3		4	0	1	1	0	1	1
Dan Larson, R (1, 1)			SSS 0-3 K		1-3	SSS 0-3 K		4-3		2	0	0	0	0	1	0
Kevin Saucier, L (6, 1)										0	0	0	0	0	0	0
George Vukovich, L (6, PH) OBP: 0.385, SLG: 0.500										0	0	0	0	0	0	0
Keith Moreland, R (6, PH) OBP: 0.214, SLG: 0.500										1	0	0	0	0	1	2
Tug McGraw, R (7, 1) OBP: 0.500, SLG: 0.500										1	0	0	0	0	0	0
Inning Stats	R: 0 E: 0 K: 0 S: 4 H: 1 LOB: 1 BB: 0 P: 4	R: 0 E: 0 K: 1 S: 6 H: 1 LOB: 1 BB: 0 P: 6	R: 2 E: 0 K: 1 S: 7 H: 2 LOB: 1 BB: 1 P: 11	R: 0 E: 0 K: 0 S: 3 H: 0 LOB: 0 BB: 0 P: 3	R: 0 E: 0 K: 0 S: 3 H: 0 LOB: 0 BB: 0 P: 3	R: 2 E: 0 K: 1 S: 8 H: 3 LOB: 2 BB: 1 P: 12	R: 1 E: 0 K: 0 S: 4 H: 1 LOB: 3 BB: 2 P: 12	R: 0 E: 0 K: 0 S: 3 H: 0 LOB: 0 BB: 0 P: 3								

PITCHER		IP	WLS	BF	H	R	ER	SO	BB	IBB	HBP	BLK	WP	HR	S	P	ERA	WHIP
Joaquin Andujar, R ERA: 3.72	(1, 1)	5.2	L	26	7	4	4	2	2	0	0	0	0	0	28	36	6.35	1.588
Joe Sambito, L ERA: 2.41	(6, 1)	0.1		1	0	0	0	1	0	0	0	0	0	0	3	3	0.00	0.000
Dave Smith, R ERA: 1.89	(7, 1)	2.0		9	1	1	1	0	1	1	0	0	0	0	7	15	4.50	1.000

PITCHER	IP	WLS	BF	H	R	ER	SO	BB	IBB	HBP	BLK	WP	HR	S	P	ERA	WHIP

BOTTOM

Houston Astros @ Philadelphia Phillies

Veterans Stadium, Philadelphia, PA

Sat May 24 1980, 7:05 PM EDT

Att. 28,539 - Unknown

livebaseballscorecards.com

AB	32
R	5
H	8
RBI	5
BB	4
SO	3
LOB	14

1B: 4	SF: 0	WP: 0	PA: 36
2B: 1	SAC: 0	PB: 0	
3B: 3	DP: 0	SB: 3	
HR: 0	HBP: 0	CS: 0	

Batter	1	2	3	4	5	6	7	8	9	AB	R	H	RBI	BB	SO	LOB
Rafael Landestoy, S (1, 5) OBP: 0.274, SLG: 0.339	G3	5-3			F9		K			4	0	0	0	0	1	2
Craig Reynolds, L (1, 6) OBP: 0.219, SLG: 0.305	SF9 3B		F9		L6			F7		4	1	1	0	0	0	0
Terry Puhl, L (1, 9) OBP: 0.391, SLG: 0.522	SF9 3-H		FC6-2 3B		5-3			FC4 1B		3	0	2	1	0	0	0
Joe Morgan, L (1, 4) OBP: 0.350, SLG: 0.351	6-3		FC6-2 2B 3-H			G4-6-3 BB 1B		FC4 1-2f 2B		4	0	1	0	0	0	2
Jose Cruz, L (1, 7) OBP: 0.388, SLG: 0.403		F5	1-3 2B			B B B B 4-0 G4-6-3 1-2 BB		1-H 2B		3	0	2	0	1	0	0
Denny Walling, L (1, 3) OBP: 0.364, SLG: 0.337		F5	G3			G4-6-3 1-2f 2-3			F7	4	0	0	0	0	0	4
Cesar Cedeno, R (1, 8) OBP: 0.398, SLG: 0.486		E 3B		F5		F5			F4	4	1	1	0	0	0	1
Alan Ashby, S (1, 2) OBP: 0.326, SLG: 0.405		E1 1B 3-H		1-3			F8		F8	4	0	0	0	0	0	0
Ken Forsch, R (1, 1) OBP: 0.280, SLG: 0.320		1-3 1B		K			F9			2	0	1	0	0	1	0
Dave Bergman, L (7, PH) OBP: 0.200, SLG: 0.111										1	0	0	0	0	0	0
Randy Niemann, L (7, 1)										0	0	0	0	0	0	0
Inning Stats	R: 1 E: 0 K: 0 S: 4 H: 1 LOB: 0 BB: 0 P: 4	R: 1 E: 1 K: 0 S: 6 H: 2 LOB: 2 BB: 0 P: 6	R: 0 E: 0 K: 0 S: 5 H: 2 LOB: 2 BB: 0 P: 5	R: 0 E: 0 K: 1 S: 5 H: 0 LOB: 0 BB: 0 P: 5	R: 0 E: 0 K: 0 S: 3 H: 0 LOB: 0 BB: 0 P: 3	R: 0 E: 0 K: 0 S: 3 H: 1 LOB: 1 BB: 1 P: 7	R: 0 E: 0 K: 1 S: 5 H: 0 LOB: 0 BB: 0 P: 5	R: 0 E: 0 K: 0 S: 4 H: 2 LOB: 2 BB: 0 P: 4	R: 0 E: 0 K: 0 S: 3 H: 0 LOB: 0 BB: 0 P: 3	1B: 3 2B: 2 3B: 3 HR: 0 SF: 1 SAC: 0 DP: 1 HBP: 0						

PITCHER	IP	WLS	BF	H	R	ER	SO	BB	IBB	HBP	BLK	WP	HR	S	P	ERA	WHIP
Dick Ruthven, R (1, 1) ERA: 4.34	8.0	W	32	8	2	1	2	1	0	0	0	0	0	35	39	1.12	1.125
Dickie Noles, R (9, 1) ERA: 2.0	1.0		3	0	0	0	0	0	0	0	0	0	0	3	3	0.00	0.000

PITCHER	IP	WLS	BF	H	R	ER	SO	BB	IBB	HBP	BLK	WP	HR	S	P	ERA	WHIP

TOP

Houston Astros @ Philadelphia Phillies

Veterans Stadium, Philadelphia, PA

Sun May 25 1980, 7:05 PM EDT

Att. 37,349 - Unknown

livebaseballscorecards.com

AB	33
R	2
H	8
RBI	1
BB	1
SO	2
LOB	9

Batter	1	2	3	4	5	6	7	8	9	AB	R	H	RBI	BB	SO	LOB
Pete Rose, S (1, 3) OBP: 0.354, SLG: 0.341	F7	1B, 1-2, 2-3, HBP		6-3		F8				3	0	0	0	0	0	1
Bake McBride, L (1, 9) OBP: 0.314, SLG: 0.467 Greg Gross, L (7, 9) OBP: 0.186, SLG: 0.200	F7	1-3, 2-H, 3-H, 1B		5-3		4-3				4 0	0 0	1 0	2 0	0 0	0 0	1 0
Mike Schmidt, R (1, 5) OBP: 0.364, SLG: 0.664 Dickie Noles, R (9, 1) OBP: 0.667, SLG: 0.667	2B		5-3		HR		F7			4 0	1 0	2 0	1 0	0 0	0 0	0 0
Greg Luzinski, R (1, 7) OBP: 0.393, SLG: 0.648 Lonnie Smith, R (8, 7) OBP: 0.375, SLG: 0.500	6-3		1B, 2B		HR		F6			4 0	2 0	2 0	1 0	0 0	0 0	1 0
Bob Boone, R (1, 2) OBP: 0.263, SLG: 0.318		F7	2-H, 1B		F6		F7			4	0	1	1	0	0	0
Garry Maddox, R (1, 8) OBP: 0.280, SLG: 0.393		HR	F6		1B			4-3		4	1	2	1	0	0	1
Larry Bowa, S (1, 6) OBP: 0.250, SLG: 0.325		L4	4-3		E6, S			F6		4	0	0	0	0	0	1
Manny Trillo, R (1, 4) OBP: 0.408, SLG: 0.522		HBP, 1B, 2B		SH1-4, 1B	K, 1-2			6-3, 1B		4	1	3	0	0	1	1
Dick Ruthven, R (1, 1) OBP: 0.313, SLG: 0.333 John Vukovich, R (8, PH) OBP: 0.250, SLG: 0.250 (9, 5)		BBBB, HBP, 1B, BB		SH1-4, 1-2		5-3		6-3, 1-2		1 1	1 0	0 0	0 0	1 0	0 0	0 1
Inning Stats	R: 0 E: 0 K: 0 S: 4 H: 1 LOB: 1 BB: 0 P: 4	R: 3 E: 0 K: 0 S: 5 H: 3 LOB: 2 BB: 1 P: 10	R: 1 E: 0 K: 0 S: 5 H: 2 LOB: 1 BB: 0 P: 5	R: 0 E: 0 K: 0 S: 4 H: 1 LOB: 1 BB: 0 P: 4	R: 2 E: 1 K: 1 S: 8 H: 3 LOB: 1 BB: 0 P: 8	R: 0 E: 0 K: 0 S: 3 H: 0 LOB: 0 BB: 0 P: 3	R: 0 E: 0 K: 0 S: 3 H: 0 LOB: 0 BB: 0 P: 3	R: 0 E: 0 K: 0 S: 4 H: 1 LOB: 1 BB: 0 P: 4		1B: 5 2B: 3 3B: 0 HR: 3 SF: 0 SAC: 1 DP: 0 HBP: 1				WP: 0 PB: 0 SB: 1 CS: 0 PA: 36	

PITCHER		IP	WLS	BF	H	R	ER	SO	BB	IBB	HBP	BLK	WP	HR	S	P	ERA	WHIP
Ken Forsch, R ERA: 3.17	(1, 1)	6.0	L	29	10	6	6	1	1	0	1	0	0	3	29	34	9.00	1.833
Randy Niemann, L ERA: 7.2	(7, 1)	2.0		7	1	0	0	0	0	0	0	0	0	0	7	7	0.00	0.500

PITCHER	IP	WLS	BF	H	R	ER	SO	BB	IBB	HBP	BLK	WP	HR	S	P	ERA	WHIP

BOTTOM

Houston Astros @ Philadelphia Phillies

Veterans Stadium, Philadelphia, PA

Sun May 25 1980, 7:05 PM EDT

Att. 37,349 - Unknown

livebaseballscorecards.com

AB	33
R	6
H	11
RBI	6
BB	1
SO	1
LOB	7

Batter	1	2	3	4	5	6	7	8	9	AB	R	H	RBI	BB	SO	LOB
Ozzie Smith, S (1, 6) OBP: 0.328, SLG: 0.268	BBBB 4-0 G6-4-3 BB		x 0-0 ① SH1-3 1-3		SSS 0-3 ② K		x 0-0 S 1B		x 0-0 WP 1-2 1B	3	0	2	0	1	1	0
Dave Cash, R (1, 4) OBP: 0.277, SLG: 0.253	x 0-0 ①② G6-4-3 1-2f		x 0-0 G4-3 3-H 1B		BBBB 4-0 1B BB		x 0-0 ③ G3 1-2		x 0-0 ③ 6-3 1-2 2-3	4	0	1	1	1	0	4
Gene Richards, L (1, 7) (8, 9) OBP: 0.350, SLG: 0.373	BBBB 4-0 BB		x 0-0 ②③ G4-3 1-2f		x 0-0 1-2 1B			SSS 0-3 ① K		3	0	1	0	1	1	1
Dave Winfield, R (1, 8) OBP: 0.407, SLG: 0.449	x 0-0 ③ F5			BBBB 4-0 FC1-4 1B BB	SSS 0-3 ③ K			BBBB 4-0 BB		2	0	0	0	2	1	3
Willie Montanez, L (1, 3) OBP: 0.297, SLG: 0.329		x 0-0 WP 1B		x 0-0 FC1-4 1-2 1B		SSS 0-3 ① K		SSS 0-3 ② K		4	0	2	0	0	2	1
Jerry Turner, L (1, 9) OBP: 0.345, SLG: 0.340 Kurt Bevacqua, R (8, PH) OBP: 0.429, SLG: 0.577 (8, 7)		x 0-0 ① F7 1-2		SSS 0-3 ① K		x 0-0 ② F9		x 0-0 ③ F7		3 1	0 0	0 0	0 0	0 0	1 0	3 1
Bill Fahey, L (1, 2) OBP: 0.270, SLG: 0.296 Barry Evans, R (7, 5) OBP: 0.375, SLG: 0.394		SSS 0-3 ② K		x 0-0 ② FC1-4 FC3-6 1-2f 2-3		x 0-0 ③ F8			x 0-0 ① F7	3 1	0 0	0 0	0 0	0 0	1 0	3 0
Aurelio Rodriguez, R (1, 5) OBP: 0.280, SLG: 0.392 Gene Tenace, R (7, PH) OBP: 0.351, SLG: 0.370 (7, 2)		SSS 0-3 ③ K2-3		x 0-0 ③ FC3-6 1-2f			x 0-0 ① F2		BBBB 4-0 WP 1B BB	2 1	0 0	0 0	0 0	0 1	1 0	3 0
John Curtis, L (1, 1) OBP: 0.158, SLG: 0.059 Jerry Mumphrey, S (7, PH) OBP: 0.328, SLG: 0.325 Eric Rasmussen, R (7, 1) OBP: 0.125, SLG: 0.250 Bob Shirley, R (8, 1) Paul Dade, R (9, PH) OBP: 0.290, SLG: 0.185			BBBB 4-0 SH1-3 PB 1B BB		x 0-0 ① 5-3		SSS 0-3 ② K		SSS 0-3 ② K	1 1 0 0 1	1 0 0 0 0	0 0 0 0 0	0 0 0 0 0	1 0 0 0 0	0 1 0 0 1	0 0 0 0 1
Inning Stats	R: 0 E: 0 K: 0 S: 2 H: 0 LOB: 1 BB: 2 P: 10	R: 0 E: 0 K: 2 S: 8 H: 1 LOB: 1 BB: 0 P: 8	R: 1 E: 0 K: 0 S: 3 H: 1 LOB: 0 BB: 1 P: 7	R: 0 E: 0 K: 1 S: 6 H: 1 LOB: 2 BB: 1 P: 10	R: 0 E: 0 K: 2 S: 8 H: 1 LOB: 2 BB: 1 P: 12	R: 0 E: 0 K: 1 S: 5 H: 0 LOB: 0 BB: 0 P: 5	R: 0 E: 0 K: 1 S: 6 H: 1 LOB: 1 BB: 0 P: 6	R: 0 E: 0 K: 2 S: 7 H: 0 LOB: 1 BB: 1 P: 11	R: 0 E: 0 K: 1 S: 6 H: 1 LOB: 2 BB: 1 P: 10	1B: 6 2B: 0 3B: 0 HR: 0		SF: 0 SAC: 1 DP: 2 HBP: 0			WP: 2 PB: 1 SB: 1 CS: 0	PA: 38

TOP

San Diego Padres @ Houston Astros

Astrodome, Houston, TX

Mon May 26 1980, 8:05 PM EDT

Att. 18,242 - Unknown

livebaseballscorecards.com

AB	30
R	1
H	6
RBI	1
BB	7
SO	10
LOB	20

PITCHER		IP	WLS	BF	H	R	ER	SO	BB	IBB	HBP	BLK	WP	HR	S	P	ERA	WHIP
J.R. Richard, R ERA: 2.09	(1, 1)	7.0	W	29	5	1	0	7	5	0	0	0	1	0	38	58	0.00	1.429
Joe Sambito, L ERA: 2.18	(8, 1)	2.0	S	9	1	0	0	3	2	0	0	0	1	0	13	21	0.00	1.500

PITCHER		IP	WLS	BF	H	R	ER	SO	BB	IBB	HBP	BLK	WP	HR	S	P	ERA	WHIP

San Diego Padres @ Houston Astros

Astrodome, Houston, TX

Mon May 26 1980, 8:05 PM EDT

Att. 18,242 - Unknown

BOTTOM

Batter	1	2	3	4	5	6	7	8	9	AB	R	H	RBI	BB	SO	LOB
Rafael Landestoy, S (1, 4) OBP: 0.258, SLG: 0.317	1-3		6-3		FC6 FC3-2 1-2 2-3		6-3			4	0	0	0	0	0	3
Craig Reynolds, L (1, 6) OBP: 0.227, SLG: 0.319	F9		1B		FC3-2 FC4-6 1-2 2-3 3-Hf			E9 1B 2B		4	1	2	0	0	0	3
Terry Puhl, L (1, 8) OBP: 0.380, SLG: 0.504	F9		1-3		FC4-6 1-2f			F5		4	0	0	0	0	0	4
Jose Cruz, L (1, 7) OBP: 0.390, SLG: 0.406		S 1B 1B		F5		F9		BB 1B 3-H 1B		4	1	2	1	0	0	0
Enos Cabell, R (1, 5) OBP: 0.346, SLG: 0.386		S 1-H 2B 1B		G3		F8		BB 1-2 1B		4	1	2	1	0	0	0
Jeffrey Leonard, R (1, 9) OBP: 0.301, SLG: 0.301		1-H 1B 2B		L6		B B B B 4-0 FC6-4 BB		B B B B 4-0 1-2 2-3 BB		2	1	1	1	2	0	0
Art Howe, R (1, 3) OBP: 0.296, SLG: 0.302		2-H 1B			SH FC3-2 2B	FC6-4 1-2f		F6		4	0	2	1	0	0	4
Luis Pujols, R (1, 2) OBP: 0.235, SLG: 0.238		4-3			B B B B 4-0 FC6 SH BB		F3	F8		3	0	0	0	1	0	3
J.R. Richard, R (1, 1) OBP: 0.091, SLG: 0.227 Dave Bergman, L (7, PH) OBP: 0.190, SLG: 0.105 Joe Sambito, L (8, 1)		4-3			SH FC3-2 FC6 1-2 2-3		4-3			1 1 0	0 0 0	0 0 0	0 0 0	0 0 0	0 0 0	0 0 0
Inning Stats	R: 0 E: 0 K: 0 S: 3 H: 0 LOB: 0 BB: 0 P: 3	R: 3 E: 0 K: 0 S: 6 H: 4 LOB: 0 BB: 0 P: 6	R: 0 E: 0 K: 0 S: 3 H: 1 LOB: 0 BB: 0 P: 3	R: 0 E: 0 K: 0 S: 3 H: 0 LOB: 0 BB: 0 P: 3	R: 0 E: 0 K: 0 S: 5 H: 1 LOB: 3 BB: 1 P: 9	R: 0 E: 0 K: 0 S: 3 H: 0 LOB: 1 BB: 1 P: 7	R: 0 E: 0 K: 0 S: 3 H: 0 LOB: 0 BB: 0 P: 3	R: 1 E: 1 K: 0 S: 6 H: 3 LOB: 3 BB: 1 P: 10		1B: 6 2B: 3 3B: 0 HR: 0 SF: 0 SAC: 1 DP: 0 HBP: 0				WP: 0 PB: 0 SB: 2 CS: 0 PA: 35		

livebaseballscorecards.com

	AB	31
	R	4
	H	9
	RBI	4
	BB	3
	SO	0
	LOB	17

PITCHER	IP	WLS	BF	H	R	ER	SO	BB	IBB	HBP	BLK	WP	HR	S	P	ERA	WHIP
John Curtis, L (1, 1) ERA: 3.43	6.0	L	25	6	3	3	0	2	0	0	0	0	0	23	31	4.50	1.333
Eric Rasmussen, R (7, 1) ERA: 5.26	1.0		3	0	0	0	0	0	0	0	0	0	0	3	3	0.00	0.000
Bob Shirley, L (8, 1) ERA: 1.61	1.0		7	3	1	1	0	1	0	0	0	0	0	6	10	9.00	4.000

PITCHER	IP	WLS	BF	H	R	ER	SO	BB	IBB	HBP	BLK	WP	HR	S	P	ERA	WHIP

Batter	1	2	3	4	5	6	7	8	9	AB	R	H	RBI	BB	SO	LOB
Ozzie Smith, S (1, 6) OBP: 0.330, SLG: 0.272	FC6-5 S 1B		6-3		FC4-6 1B	K			1-3	5	0	2	0	0	1	2
Jerry Mumphrey, S (1, 8) OBP: 0.324, SLG: 0.321	K		4-3		FC4-6 BB BB BB		FC1-6 1B		K	5	1	1	0	0	2	4
Gene Richards, L (1, 7) OBP: 0.351, SLG: 0.370	FC6-5 FC6-4			1B 2B 1B	BB BB BB		FC1-6 1B 2-1		4-3	4	1	1	0	1	0	2
Dave Winfield, R (1, 9) OBP: 0.415, SLG: 0.454	FC6-4			2B 1B	FC5 BB BB		1-3 1B			3	0	2	1	1	0	1
Willie Montanez, L (1, 3) OBP: 0.302, SLG: 0.336		F8		1-H 2-H 2B	1-2 2-3 3-H BB		F9			3	0	1	2	1	0	2
Bill Fahey, L (1, 2) OBP: 0.263, SLG: 0.288		G3		F9	FC5		2-1 3-H		BB	2	0	0	0	0	0	1
Gene Tenace, R (5, PH) (5, 2) OBP: 0.353, SLG: 0.366					2-3f					1	0	0	0	1	0	3
Dave Cash, R (1, 4) OBP: 0.271, SLG: 0.247		5-3		F9		4-3			K	4	0	0	0	0	1	2
Barry Evans, R (1, 5) OBP: 0.395, SLG: 0.472			6-3 S 1B		K	CS 3B			F9	3	0	2	0	0	1	0
Von Joshua, L (8, PH) OBP: 0.353, SLG: 0.400										1	0	0	0	0	0	1
Rollie Fingers, R (8, 1) OBP: 0.250, SLG: 0.500										0	0	0	0	0	0	0
Gary Lucas, L (1, 1) OBP: 0.267, SLG: 0.214			K		FC4-6 1B BB	BB			G3	2	1	1	0	1	1	1
John D'Acquisto, R (6, 1)										0	0	0	0	0	0	0
Aurelio Rodriguez, R (8, PH) (8, 5) OBP: 0.277, SLG: 0.388										1	0	0	0	0	0	1
Inning Stats	R: 0 E: 0 K: 1 S: 6 H: 1 LOB: 1 BB: 0 P: 6	R: 0 E: 0 K: 0 S: 3 H: 0 LOB: 0 BB: 0 P: 3	R: 0 E: 0 K: 1 S: 6 H: 1 LOB: 1 BB: 0 P: 6	R: 1 E: 0 K: 0 S: 5 H: 3 LOB: 1 BB: 0 P: 5	R: 2 E: 0 K: 1 S: 7 H: 2 LOB: 3 BB: 3 P: 19	R: 0 E: 0 K: 1 S: 5 H: 1 LOB: 1 BB: 1 P: 9	R: 0 E: 0 K: 0 S: 4 H: 2 LOB: 2 BB: 0 P: 4	R: 0 E: 0 K: 1 S: 5 H: 0 LOB: 1 BB: 1 P: 9	R: 0 E: 0 K: 1 S: 5 H: 0 LOB: 0 BB: 0 P: 5	1B: 8 2B: 1 3B: 1 HR: 0	SF: 0 SAC: 0 DP: 0 HBP: 0						

San Diego Padres @ Houston Astros

Astrodome, Houston, TX

Tue May 27 1980, 8:05 PM EDT

Att. 18,246 - Unknown

TOP

livebaseballscorecards.com

AB	34
R	3
H	10
RBI	3
BB	5
SO	6
LOB	20

WP: 0 PB: 0 SB: 2 CS: 1 PA: 39

PITCHER		IP	WLS	BF	H	R	ER	SO	BB	IBB	HBP	BLK	WP	HR	S	P	ERA	WHIP
Joe Niekro, R ERA: 3.55	(1, 1)	4.2		23	7	3	3	3	3	0	0	0	0	0	26	38	5.79	2.143
Randy Niemann, L ERA: 5.14	(5, 1)	2.0		9	3	0	0	1	1	0	0	0	0	0	10	14	0.00	2.000
Dave Smith, R ERA: 1.86	(7, 1)	0.1		1	0	0	0	0	0	0	0	0	0	0	0	0	0.00	0.000
Frank LaCorte, R ERA: 0.4	(8, 1)	2.0	W	7	0	0	0	2	1	0	0	0	0	0	10	14	0.00	0.500

PITCHER	IP	WLS	BF	H	R	ER	SO	BB	IBB	HBP	BLK	WP	HR	S	P	ERA	WHIP

Batter	1	2	3	4	5	6	7	8	9	AB	R	H	RBI	BB	SO	LOB
Rafael Landestoy, S (1, 4) OBP: 0.243, SLG: 0.299	0-0 6-3		0-0 F7		0-0 6-3			0-0 6-3		4	0	0	0	0	0	1
Craig Reynolds, L (1, 6) OBP: 0.234, SLG: 0.319	0-0 F3			0-0 BB 3B 1B		0-0 1-3		BBBB 4-0 S 1B BB		3	2	1	0	1	0	0
Terry Puhl, L (1, 8) OBP: 0.376, SLG: 0.492	0-0 F8			BBBB 4-0 1-2 3B BB		0-0 L4		0-0 F6 1-2		3	1	0	0	1	0	1
Jose Cruz, L (1, 7) OBP: 0.393, SLG: 0.408		0-0 F3		SSS 0-3 K		0-0 3B 1B		0-0 S 2-H 1B		4	1	2	1	0	1	2
Enos Cabell, R (1, 5) OBP: 0.344, SLG: 0.396		0-0 F7		0-0 F3		0-0 1-H 3B		0-0 4-3 1-2		4	0	1	1	0	0	3
Jeffrey Leonard, R (1, 9) OBP: 0.302, SLG: 0.323		0-0 F4		0-0 1-H 2-H 3B		0-0 4-3				3	0	1	2	0	0	1
Art Howe, R (1, 3) OBP: 0.297, SLG: 0.318			0-0 6-3 2B	0-0 F8			0-0 F4			3	0	1	0	0	0	1
Luis Pujols, R (1, 2) OBP: 0.225, SLG: 0.227			0-0 6-3 2-3		0-0 6-3		0-0 G3			3	0	0	0	0	0	1
Joe Niekro, R (1, 1) OBP: 0.280, SLG: 0.333			SSS 0-3 K		0-0 G3		0-0 F7			1	0	0	0	0	1	1
Randy Niemann, L (5, 1)										1	0	0	0	0	0	0
Dave Smith, R (7, 1)										0	0	0	0	0	0	0
Dave Bergman, L (7, PH) OBP: 0.182, SLG: 0.100										1	0	0	0	0	0	0
Frank LaCorte, R (8, 1) OBP: 0.333, SLG: 0.333										0	0	0	0	0	0	0
Inning Stats	R: 0 E: 0 K: 0 S: 3 H: 0 LOB: 0 BB: 0 P: 3	R: 0 E: 0 K: 0 S: 3 H: 0 LOB: 0 BB: 0 P: 3	R: 0 E: 0 K: 1 S: 6 H: 1 LOB: 1 BB: 0 P: 6	R: 2 E: 0 K: 1 S: 7 H: 2 LOB: 1 BB: 1 P: 11	R: 0 E: 0 K: 0 S: 3 H: 0 LOB: 0 BB: 0 P: 3	R: 1 E: 0 K: 0 S: 5 H: 2 LOB: 1 BB: 0 P: 5	R: 0 E: 0 K: 0 S: 3 H: 0 LOB: 0 BB: 0 P: 3	R: 1 E: 0 K: 0 S: 4 H: 1 LOB: 1 BB: 1 P: 8		1B: 3 2B: 1 3B: 2 HR: 0 SF: 0 SAC: 0 DP: 0 HBP: 0						WP: 0 PB: 0 SB: 2 CS: 0 PA: 32	

PITCHER		IP	WLS	BF	H	R	ER	SO	BB	IBB	HBP	BLK	WP	HR	S	P	ERA	WHIP
Gary Lucas, L ERA: 3.4	(1, 1)	5.2		23	5	3	3	2	1	0	0	0	0	0	26	30	4.76	1.059
John D'Acquisto, R ERA: 2.08	(6, 1)	1.1		4	0	0	0	0	0	0	0	0	0	0	4	4	0.00	0.000
Rollie Fingers, R ERA: 3.0	(8, 1)	1.0	L	5	1	1	1	0	1	0	0	0	0	0	4	8	9.00	2.000

PITCHER	IP	WLS	BF	H	R	ER	SO	BB	IBB	HBP	BLK	WP	HR	S	P	ERA	WHIP

BOTTOM

San Diego Padres @ Houston Astros

Astrodome, Houston, TX

Tue May 27 1980, 8:05 PM EDT

Att. 18,246 - Unknown

livebaseballscorecards.com

AB	30
R	4
H	6
RBI	4
BB	2
SO	2
LOB	11

Batter	1	2	3	4	5	6	7	8	9	AB	R	H	RBI	BB	SO	LOB
Ozzie Smith, S (1, 6) OBP: 0.328, SLG: 0.272	5-3		K			F9		1B		4	0	1	0	0	1	1
Jerry Mumphrey, S (1, 8) OBP: 0.315, SLG: 0.311	4-3		1-3			F7		F7		4	0	0	0	0	0	2
Gene Richards, L (1, 7) OBP: 0.355, SLG: 0.365	BB		4-3			6-3		BB		2	0	0	0	2	0	1
Bob Shirley, R (8, 1)										0	0	0	0	0	0	0
Dave Winfield, R (1, 9) OBP: 0.417, SLG: 0.448	BB			F2			E 4-3	K		2	0	0	0	2	1	2
Willie Montanez, L (1, 3) OBP: 0.294, SLG: 0.327	K			F8			4-3		F8	4	0	0	0	0	1	3
Gene Tenace, R (1, 2) OBP: 0.350, SLG: 0.354		F6		K			K		BB	3	0	0	0	1	2	1
Dave Cash, R (1, 4) OBP: 0.268, SLG: 0.244		F7			L8		E3		F8	2	0	0	0	0	0	0
Jerry Turner, L (7, PH) OBP: 0.339, SLG: 0.333										1	0	0	0	0	0	1
Barry Evans, R (7, 4) OBP: 0.386, SLG: 0.459										1	0	0	0	0	0	1
Aurelio Rodriguez, R (1, 5) OBP: 0.271, SLG: 0.378		5-3			5-3		K		F7	2	0	0	0	0	0	0
Von Joshua, L (7, PH) OBP: 0.343, SLG: 0.387										1	0	0	0	0	1	2
Paul Dade, R (7, 5) OBP: 0.290, SLG: 0.185										0	0	0	0	0	0	0
Bill Fahey, L (9, PH) OBP: 0.260, SLG: 0.284										1	0	0	0	0	0	1
Rick Wise, R (1, 1) OBP: 0.143, SLG: 0.200			2B		K			2-3		2	0	1	0	0	1	0
Kurt Bevacqua, R (8, PH) OBP: 0.414, SLG: 0.556										1	0	0	0	0	0	0
(8, 7)																
Inning Stats	R: 0 E: 0 K: 1 S: 5 H: 0 LOB: 2 BB: 2 P: 13	R: 0 E: 0 K: 0 S: 3 H: 0 LOB: 0 BB: 0 P: 3	R: 0 E: 0 K: 1 S: 6 H: 1 LOB: 1 BB: 0 P: 6	R: 0 E: 0 K: 1 S: 5 H: 0 LOB: 0 BB: 0 P: 5	R: 0 E: 0 K: 1 S: 5 H: 0 LOB: 0 BB: 0 P: 5	R: 0 E: 0 K: 0 S: 3 H: 0 LOB: 0 BB: 0 P: 3	R: 0 E: 1 K: 2 S: 8 H: 0 LOB: 2 BB: 1 P: 12	R: 0 E: 0 K: 1 S: 6 H: 1 LOB: 2 BB: 1 P: 10	R: 0 E: 0 K: 0 S: 3 H: 0 LOB: 1 BB: 1 P: 7	1B: 1 2B: 1 3B: 0 HR: 0 SF: 0 SAC: 0 DP: 0 HBP: 0						

TOP

San Diego Padres @ Houston Astros

Astrodome, Houston, TX

Wed May 28 1980, 8:05 PM EDT

Att. 19,697 - Unknown

livebaseballscorecards.com

AB	30
R	0
H	2
RBI	0
BB	5
SO	7
LOB	15

WP: 0 PB: 0 SB: 1 CS: 0 PA: 35

PITCHER	IP	WLS	BF	H	R	ER	SO	BB	IBB	HBP	BLK	WP	HR	S	P	ERA	WHIP
Nolan Ryan, R (1, 1) ERA: 2.87	9.0	W	35	2	0	0	7	5	0	0	0	0	0	44	64	0.00	0.778

PITCHER	IP	WLS	BF	H	R	ER	SO	BB	IBB	HBP	BLK	WP	HR	S	P	ERA	WHIP

Batter	1	2	3	4	5	6	7	8	9	AB	R	H	RBI	BB	SO	LOB
Terry Puhl, L (1, 8) OBP: 0.372, SLG: 0.480	F8		BBBB SH5-3 BB		4-3			1-3		3	0	0	0	1	0	0
Craig Reynolds, L (1, 6) OBP: 0.230, SLG: 0.312	6-3		SH5-3 1-2		G3			SSS K		3	0	0	0	0	1	0
Joe Morgan, L (1, 4) OBP: 0.340, SLG: 0.339	3-1		F7			F3		F6		4	0	0	0	0	0	1
Rafael Landestoy, S (9, 4) OBP: 0.243, SLG: 0.299										0	0	0	0	0	0	0
Jose Cruz, L (1, 7) OBP: 0.398, SLG: 0.413		4-3 S 1B 1B	F7			CS 1B				3	1	2	0	0	0	1
Denny Walling, L (1, 3) OBP: 0.373, SLG: 0.372		4-3 1-3		FC5-2 3B		CS 1-2 1B				3	0	2	0	0	0	1
Art Howe, R (9, 3) OBP: 0.297, SLG: 0.318										0	0	0	0	0	0	0
Enos Cabell, R (1, 5) OBP: 0.343, SLG: 0.395		S 3-H 1B		5-3		CS 1-2	F4			3	0	1	1	0	0	1
Jeffrey Leonard, R (1, 9) OBP: 0.294, SLG: 0.313		SSS K 1-2		FC5-2 3-H			SSS K			3	0	0	0	0	2	2
Alan Ashby, S (1, 2) OBP: 0.337, SLG: 0.407		IIII IBB		F8			1B			2	0	1	0	1	0	1
Nolan Ryan, R (1, 1) OBP: 0.167, SLG: 0.190		1-3			6-3		G3			3	0	0	0	0	0	3
Inning Stats	R: 0 E: 0 K: 0 S: 3 H: 0 LOB: 0 BB: 0 P: 3	R: 1 E: 0 K: 1 S: 7 H: 2 LOB: 2 BB: 1 P: 11	R: 0 E: 0 K: 0 S: 3 H: 0 LOB: 1 BB: 1 P: 7	R: 0 E: 0 K: 0 S: 4 H: 1 LOB: 1 BB: 0 P: 4	R: 0 E: 0 K: 0 S: 3 H: 0 LOB: 0 BB: 0 P: 3	R: 0 E: 0 K: 0 S: 3 H: 2 LOB: 0 BB: 0 P: 3	R: 0 E: 0 K: 1 S: 6 H: 1 LOB: 1 BB: 0 P: 6	R: 0 E: 0 K: 1 S: 5 H: 0 LOB: 0 BB: 0 P: 5		1B: 5 2B: 0 3B: 1 HR: 0 SF: 0 SAC: 1 DP: 0 HBP: 0						

PITCHER	IP	WLS	BF	H	R	ER	SO	BB	IBB	HBP	BLK	WP	HR	S	P	ERA	WHIP
Rick Wise, R (1, 1) ERA: 3.43	7.0	L	27	6	1	1	2	1	1	0	0	0	0	29	37	1.29	1.000
Bob Shirley, L (8, 1) ERA: 1.55	1.0		3	0	0	0	1	0	0	0	0	0	0	5	5	0.00	0.000

PITCHER	IP	WLS	BF	H	R	ER	SO	BB	IBB	HBP	BLK	WP	HR	S	P	ERA	WHIP

BOTTOM

San Diego Padres @ Houston Astros

Astrodome, Houston, TX

Wed May 28 1980, 8:05 PM EDT

Att. 19,697 - Unknown

livebaseballscorecards.com

AB	27
R	1
H	6
RBI	1
BB	2
SO	3
LOB	10

Houston Astros @ San Francisco Giants

Candlestick Park, San Francisco, CA

Fri May 30 1980, 10:05 PM EDT

Att. 10,511 - Unknown

livebaseballscorecards.com

Batter	1	2	3	4	5	6	7	8	9	AB	R	H	RBI	BB	SO	LOB
Rafael Landestoy, S (1, 4) OBP: 0.270, SLG: 0.304	BBBB 4-0 CS BB		BBBB 4-0 BB		x 0-0 5-3 ③			x 0-0 CS 1B		2	0	1	0	2	0	0
Julio Gonzalez, R (1, 6) OBP: 0.094, SLG: 0.125	SSS 0-3 ① ② K 1-2		x 0-0 1-3 ③			SSS 0-3 ① K		SSS 0-3 ② ③ K 1-2		4	0	0	0	0	3	3
Terry Puhl, L (1, 8) OBP: 0.365, SLG: 0.469	x 0-0 E3			x 0-0 F4 ①		x 0-0 F8 ②			x 0-0 F6 ①	4	0	0	0	0	0	0
Jose Cruz, L (1, 7) OBP: 0.394, SLG: 0.429	x 0-0 4-3 ③			x 0-0 HR		x 0-0 6-3 ③			x 0-0 F7 ②	4	1	1	1	0	0	1
Enos Cabell, R (1, 5) OBP: 0.341, SLG: 0.391		SSS 0-3 ① K		x 0-0 F8 ②			x 0-0 CS 1B		x 0-0 F3 ③	4	0	1	0	0	1	0
Art Howe, R (1, 3) OBP: 0.312, SLG: 0.377		x 0-0 6-3 ②		x 0-0 HR			x 0-0 1-2 ① 1B			3	1	2	1	0	0	0
Jeffrey Leonard, R (1, 9) OBP: 0.286, SLG: 0.304		x 0-0 F9 ③		x 0-0 L1 ③			SSS 0-3 ② K			3	0	0	0	0	1	1
Luis Pujols, R (1, 2) OBP: 0.216, SLG: 0.217			x 0-0 1-3 ①		x 0-0 F9 ①		SSS 0-3 ③ K			3	0	0	0	0	1	1
Ken Forsch, R (1, 1) OBP: 0.259, SLG: 0.296			x 0-0 5-3 ②		SSS 0-3 ② K			x 0-0 F7 ①		2	0	0	0	0	1	0
Joe Morgan, L (8, PH) OBP: 0.338, SLG: 0.336										1	0	0	0	0	0	0
Joe Sambito, L (8, 1)										0	0	0	0	0	0	0

Inning Stats	1	2	3	4	5	6	7	8	9			
	R: 0 H: 0	R: 0 H: 0	R: 0 H: 0	R: 2 H: 2	R: 0 H: 0	R: 0 H: 0	R: 0 H: 2	R: 0 H: 1	R: 0 H: 0	1B: 3 SF: 0	WP: 0 PA: 32
	E: 1 LOB: 1	E: 0 LOB: 0	E: 0 LOB: 1	E: 0 LOB: 0	E: 0 LOB: 0	E: 0 LOB: 0	E: 0 LOB: 1	E: 0 LOB: 1	E: 0 LOB: 0	2B: 1 SAC: 0	PB: 0
	K: 1 BB: 1	K: 1 BB: 0	K: 0 BB: 1	K: 0 BB: 0	K: 1 BB: 0	K: 1 BB: 0	K: 2 BB: 0	K: 1 BB: 0	K: 0 BB: 0	3B: 0 DP: 1	SB: 0
	S: 5 P: 9	S: 5 P: 5	S: 3 P: 7	S: 5 P: 5	S: 5 P: 5	S: 5 P: 5	S: 8 P: 8	S: 5 P: 5	S: 3 P: 3	HR: 2 HBP: 0	CS: 3

PITCHER	IP	WLS	BF	H	R	ER	SO	BB	IBB	HBP	BLK	WP	HR	S	P	ERA	WHIP
Vida Blue, L (1, 1) ERA: 2.89	9.0	W	32	5	2	2	7	2	0	0	0	0	2	44	52	2.00	0.778

PITCHER	IP	WLS	BF	H	R	ER	SO	BB	IBB	HBP	BLK	WP	HR	S	P	ERA	WHIP

AB	30
R	2
H	5
RBI	2
BB	2
SO	7
LOB	6

Batter	1	2	3	4	5	6	7	8	9	AB	R	H	RBI	BB	SO	LOB
Bill North, S (1, 8) OBP: 0.401, SLG: 0.339	FC1-6 1B	L5		1-3			FC3-6 1B			4	0	2	0	0	0	2
Joe Strain, R (1, 4) OBP: 0.306, SLG: 0.300	FC1-6 2B 1-2f	FC5 2-3f			6-3		FC3-6 1-2f			4	1	0	0	0	0	4
Jack Clark, R (1, 9) OBP: 0.373, SLG: 0.523	F4		6-3		6-3		F3			4	0	0	0	0	0	2
Willie McCovey, L (1, 3) OBP: 0.271, SLG: 0.298	1B 2B 1-H		3-1		L4		L6			4	1	1	1	0	0	1
Darrell Evans, L (1, 5) OBP: 0.373, SLG: 0.409	1B 1B 2-H		BB B B B B			1-3		BB B B B B		2	0	1	1	2	0	0
Terry Whitfield, L (1, 7) OBP: 0.291, SLG: 0.344	1B 2-H		1B 1-2			1B SH5-3	1B	K S S S		4	1	3	0	0	1	1
Milt May, L (1, 2) OBP: 0.333, SLG: 0.386		FC3-5 1B	F8			SH5-3 1-3	1B	F8		4	0	2	0	0	0	3
Johnnie LeMaster, R (1, 6) OBP: 0.257, SLG: 0.364		FC5 FC3-5 1-2		5-3		SH5-3 1-2 3-H		F7		3	0	1	1	0	0	1
Vida Blue, S (1, 1) OBP: 0.188, SLG: 0.133		FC3-5 1-2 2-3f		K S S S		K S S S				3	0	0	0	0	2	3
Inning Stats	R: 2 E: 0 K: 0 S: 6 H: 4 LOB: 2 BB: 0 P: 6	R: 0 E: 0 K: 0 S: 5 H: 2 LOB: 2 BB: 0 P: 5	R: 0 E: 0 K: 0 S: 4 H: 1 LOB: 2 BB: 1 P: 8	R: 0 E: 0 K: 1 S: 5 H: 0 LOB: 0 BB: 0 P: 5	R: 0 E: 0 K: 0 S: 3 H: 0 LOB: 0 BB: 0 P: 3	R: 1 E: 0 K: 1 S: 7 H: 2 LOB: 1 BB: 0 P: 7	R: 0 E: 0 K: 0 S: 4 H: 1 LOB: 1 BB: 0 P: 4	R: 0 E: 0 K: 1 S: 5 H: 0 LOB: 1 BB: 1 P: 9		1B: 9 2B: 1 3B: 0 HR: 0 SF: 0 SAC: 1 DP: 0 HBP: 0						

PITCHER		IP	WLS	BF	H	R	ER	SO	BB	IBB	HBP	BLK	WP	HR	S	P	ERA	WHIP
Ken Forsch, R ERA: 3.24	(1, 1)	7.0	L	31	10	3	3	2	1	0	0	0	0	0	34	38	3.86	1.571
Joe Sambito, L ERA: 2.08	(8, 1)	1.0		4	0	0	0	1	1	0	0	0	0	0	5	9	0.00	1.000

PITCHER	IP	WLS	BF	H	R	ER	SO	BB	IBB	HBP	BLK	WP	HR	S	P	ERA	WHIP

BOTTOM

Houston Astros @ San Francisco Giants

Candlestick Park, San Francisco, CA

Fri May 30 1980, 10:05 PM EDT

Att. 10,511 - Unknown

livebaseballscorecards.com

AB	32
R	3
H	10
RBI	3
BB	2
SO	3
LOB	17

PA: 35

Batter	1	2	3	4	5	6	7	8	9	AB	R	H	RBI	BB	SO	LOB
Terry Puhl, L (1, 8) OBP: 0.359, SLG: 0.459	F7	F4		2-H 1B		F8			L4-3 1-2	5	0	1	1	0	0	4
Craig Reynolds, L (1, 6) OBP: 0.224, SLG: 0.303	F9		F5	F7			L5			4	0	0	0	0	0	1
Joe Morgan, L (1, 4) OBP: 0.336, SLG: 0.358	K		F2		HR		K			4	1	1	1	0	2	0
Jose Cruz, L (1, 7) OBP: 0.391, SLG: 0.424		F7	S 1B		F6		6-3			4	0	1	0	0	0	0
Denny Walling, L (1, 9) OBP: 0.368, SLG: 0.367		FC3-6 1B	6-3 1-2		4-3			F5		4	0	1	0	0	0	1
Enos Cabell, R (1, 5) OBP: 0.333, SLG: 0.381		FC3-6 1-2f 2B		6-3	K			F9		4	1	0	0	0	1	1
Art Howe, R (1, 3) OBP: 0.309, SLG: 0.384		1-H 1B 2B		E5 1B E		5-3		5-3		4	2	1	1	0	0	0
Alan Ashby, S (1, 2) OBP: 0.365, SLG: 0.422		1B IBB		E9 1-H 1B 1B		1B			L4-3 BB	2	1	2	0	2	0	0
J.R. Richard, R (1, 1) OBP: 0.115, SLG: 0.231		1-3 2-H 1B		K		K			K	4	0	1	1	0	3	3
Inning Stats	R: 0 E: 0 K: 1 S: 5 H: 0 LOB: 0 BB: 0 P: 5	R: 2 E: 0 K: 0 S: 6 H: 3 LOB: 2 BB: 1 P: 10	R: 0 E: 0 K: 0 S: 4 H: 1 LOB: 1 BB: 0 P: 4	R: 2 E: 2 K: 1 S: 8 H: 2 LOB: 1 BB: 0 P: 8	R: 1 E: 0 K: 1 S: 6 H: 1 LOB: 0 BB: 0 P: 6	R: 0 E: 0 K: 1 S: 6 H: 1 LOB: 1 BB: 0 P: 6	R: 0 E: 0 K: 1 S: 5 H: 0 LOB: 0 BB: 0 P: 5	R: 0 E: 0 K: 0 S: 3 H: 0 LOB: 0 BB: 0 P: 3	R: 0 E: 0 K: 1 S: 4 H: 0 LOB: 0 BB: 1 P: 8	1B: 6 2B: 2 3B: 0 HR: 1	SF: 0 SAC: 0 DP: 1 HBP: 0						

TOP

Houston Astros @ San Francisco Giants

Candlestick Park, San Francisco, CA

Sat May 31 1980, 6:33 AM EDT

Att. 11,649 - Unknown

livebaseballscorecards.com

AB	35
R	5
H	8
RBI	4
BB	2
SO	6
LOB	10

PITCHER		IP	WLS	BF	H	R	ER	SO	BB	IBB	HBP	BLK	WP	HR	S	P	ERA	WHIP
John Montefusco, R ERA: 4.1	(1, 1)	6.0	L	28	8	5	3	4	0	1	0	0	0	1	35	39	4.50	1.333
Gary Lavelle, L ERA: 2.63	(7, 1)	2.0		6	0	0	0	1	0	0	0	0	0	0	8	8	0.00	0.000
Tom Griffin, R ERA: 5.94	(9, 1)	1.0		3	0	0	0	1	1	0	0	0	0	0	4	8	0.00	1.000

PITCHER		IP	WLS	BF	H	R	ER	SO	BB	IBB	HBP	BLK	WP	HR	S	P	ERA	WHIP

BOTTOM

Houston Astros @ San Francisco Giants

Candlestick Park, San Francisco, CA

Sat May 31 1980, 6:33 AM EDT

Att. 11,649 - Unknown

livebaseballscorecards.com

Batter	1	2	3	4	5	6	7	8	9	AB	R	H	RBI	BB	SO	LOB
Bill North, S (1, 8) OBP: 0.397, SLG: 0.330	E6 CS		6-3			BBBB 4-0 G4-6-3 BB			4-3	3	0	0	0	1	0	0
Joe Strain, R (1, 4) OBP: 0.292, SLG: 0.286	SSS 0-3 K 1-2			F9		G4-6-3 1-2f			6-3	3	0	0	0	0	1	2
Gary Lavelle, S (7, 1)										0	0	0	0	0	0	0
Tom Griffin, R (9, 1)										0	0	0	0	0	0	0
Jim Wohlford, R (9, PH) OBP: 0.270, SLG: 0.375										1	0	0	0	0	0	0
Jack Clark, R (1, 9) OBP: 0.372, SLG: 0.519	F4			5-3			G4-6-3 1B			3	0	1	0	0	0	0
Willie McCovey, L (1, 3) OBP: 0.263, SLG: 0.287		SSS 0-3 K		G3			G4-6-3 1-2f			3	0	0	0	0	1	1
Darrell Evans, L (1, 5) OBP: 0.372, SLG: 0.407		SSS 0-3 K			1B		SSS 0-3 K			3	0	1	0	0	2	0
Terry Whitfield, L (1, 7) OBP: 0.302, SLG: 0.347		BBBB 4-0 BB			F7			L3 1B		2	0	1	0	1	0	1
Milt May, L (1, 2) OBP: 0.326, SLG: 0.376		SSS 0-3 K			F8			L3 1-2		3	0	0	0	0	1	3
Johnnie LeMaster, R (1, 6) OBP: 0.252, SLG: 0.357			F7		G3			F7		3	0	0	0	0	0	1
John Montefusco, R (1, 1) OBP: 0.125, SLG: 0.067			SSS 0-3 K			F8			F4	1	0	0	0	0	1	0
Rennie Stennett, R (6, PH) OBP: 0.250, SLG: 0.302										2	0	0	0	0	0	0
(7, 4)																

Inning Stats									
	R: 0 E: 1 K: 1 S: 5	H: 0 LOB: 0 BB: 0 P: 5	R: 0 E: 0 K: 3 S: 9	H: 0 LOB: 1 BB: 1 P: 13	R: 0 E: 0 K: 1 S: 5	H: 0 LOB: 0 BB: 0 P: 5	R: 0 E: 0 K: 0 S: 3	H: 0 LOB: 0 BB: 0 P: 3	R: 0 E: 0 K: 0 S: 4	H: 1 LOB: 1 BB: 0 P: 4
	R: 0 E: 0 K: 0 S: 2	H: 0 LOB: 0 BB: 1 P: 6	R: 0 E: 0 K: 1 S: 5	H: 1 LOB: 0 BB: 0 P: 5	R: 0 E: 0 K: 0 S: 3	H: 1 LOB: 0 BB: 0 P: 3	R: 0 E: 0 K: 0 S: 3	H: 0 LOB: 0 BB: 0 P: 3	1B: 3 2B: 1 3B: 0 HR: 0	SF: 0 SAC: 0 DP: 3 HBP: 0

WP: 0 PB: 0 SB: 0 CS: 1 PA: 29

PITCHER	IP	WLS	BF	H	R	ER	SO	BB	IBB	HBP	BLK	WP	HR	S	P	ERA	WHIP
J.R. Richard, R (1, 1) ERA: 1.85	9.0	W	29	3	0	0	6	2	0	0	0	0	0	39	47	0.00	0.556

PITCHER	IP	WLS	BF	H	R	ER	SO	BB	IBB	HBP	BLK	WP	HR	S	P	ERA	WHIP

AB	27
R	0
H	3
RBI	0
BB	2
SO	6
LOB	8

Batter	1	2	3	4	5	6	7	8	9	AB	R	H	RBI	BB	SO	LOB
Rafael Landestoy, S (1, 6) OBP: 0.286, SLG: 0.333	S 1B 1B		SH1-3 2-3		2B			1-3		3	1	2	0	0	0	0
Terry Puhl, L (1, 8) OBP: 0.357, SLG: 0.460	F5 1-2		4-3 3-H 2B		F5			K		4	0	1	1	0	1	2
Joe Morgan, L (1, 4) OBP: 0.327, SLG: 0.346	F3		4-3 2-3			K			F8	4	0	0	0	0	1	2
Jose Cruz, L (1, 7) OBP: 0.388, SLG: 0.420	2-H 1B		F7			1-3			4-3	4	0	1	1	0	0	1
Enos Cabell, R (1, 5) OBP: 0.326, SLG: 0.372	K			F6		5-3			K	4	0	0	0	0	2	1
Art Howe, R (1, 3) OBP: 0.310, SLG: 0.382		G4-6-3 1B		6-3			5-3			3	0	1	0	0	0	0
Jeffrey Leonard, R (1, 9) OBP: 0.278, SLG: 0.295		G4-6-3 1-2f		4-3			F7			3	0	0	0	0	0	1
Luis Pujols, R (1, 2) OBP: 0.208, SLG: 0.208		5-3			F6		F9			3	0	0	0	0	0	0
Alan Ashby, S (7, 2) OBP: 0.365, SLG: 0.422										0	0	0	0	0	0	0
Joe Niekro, R (1, 1) OBP: 0.296, SLG: 0.385			SH1-3 2B 2B		K			K		2	1	1	0	0	1	0
Joaquin Andujar, S (5, 1) OBP: 0.333, SLG: 0.333										0	0	0	0	0	0	0
Julio Gonzalez, R (8, PH) OBP: 0.091, SLG: 0.121										1	0	0	0	0	1	0
Joe Sambito, L (8, 1)										0	0	0	0	0	0	0
Inning Stats	R: 1 E: 0 K: 1 S: 7 H: 2 LOB: 1 BB: 0 P: 7	R: 0 E: 0 K: 0 S: 3 H: 1 LOB: 0 BB: 0 P: 3	R: 1 E: 0 K: 0 S: 5 H: 2 LOB: 1 BB: 0 P: 5	R: 0 E: 0 K: 0 S: 3 H: 0 LOB: 0 BB: 0 P: 3	R: 0 E: 0 K: 1 S: 6 H: 1 LOB: 1 BB: 0 P: 6	R: 0 E: 0 K: 1 S: 5 H: 0 LOB: 0 BB: 0 P: 5	R: 0 E: 0 K: 0 S: 3 H: 0 LOB: 0 BB: 0 P: 3	R: 0 E: 0 K: 2 S: 7 H: 0 LOB: 0 BB: 0 P: 7	R: 0 E: 0 K: 1 S: 5 H: 0 LOB: 0 BB: 0 P: 5	1B: 3 2B: 3 3B: 0 HR: 0 SF: 0 SAC: 1 DP: 1 HBP: 0						

PITCHER		IP	WLS	BF	H	R	ER	SO	BB	IBB	HBP	BLK	WP	HR	S	P	ERA	WHIP
Bob Knepper, L ERA: 4.82	(1, 1)	9.0	W	32	6	2	2	6	0	0	0	0	0	0	44	44	2.00	0.667

PITCHER	IP	WLS	BF	H	R	ER	SO	BB	IBB	HBP	BLK	WP	HR	S	P	ERA	WHIP

TOP

Houston Astros @ San Francisco Giants

Candlestick Park, San Francisco, CA

Sun Jun 01 1980, 6:33 AM EDT

Att. 19,801 - Unknown

livebaseballscorecards.com

AB	31
R	2
H	6
RBI	2
BB	0
SO	6
LOB	7

WP: 0 PB: 0 SB: 1 CS: 0 PA: 32

Batter	1	2	3	4	5	6	7	8	9	AB	R	H	RBI	BB	SO	LOB
Bill North, S (1, 8) OBP: 0.411, SLG: 0.339	FC5-4 1B		4-3 S 2B 1B		BBBB 4-0 S 1B SF BB		BBBB 4-0 L5-3 BB	0-0 F9 ③		3	2	2	0	2	0	2
Darrell Evans, L (1, 5) OBP: 0.370, SLG: 0.404	0-0 ① FC5-4 FC6-4 1-2f		0-0 ② 4-3 1-3		0-0 K SF 1-2 1B		SSS 0-3 ① K			4	0	1	0	0	1	3
Jack Clark, R (1, 9) OBP: 0.370, SLG: 0.522	0-0 ② FC6-4 1B 1-2f		0-0 2B 3-H		0-0 SF 1-2 2-H		0-0 ②③ L5-3 1-2			3	0	1	2	0	0	2
Willie McCovey, L (1, 3) OBP: 0.272, SLG: 0.297	0-0 1-2 1B		0-0 ③ F8		SSS 0-3 ①② K 2-3			0-0 F9 HBP 1B 1B		4	1	2	0	0	1	3
Terry Whitfield, L (1, 7) OBP: 0.303, SLG: 0.340 Jim Wohlford, R (8, PH) OBP: 0.280, SLG: 0.375 Larry Herndon, R (8, PR) OBP: 0.285, SLG: 0.385 (9, 7)	0-0 ③ F9			BBBB 4-0 4-3 SH5-3 2B BB	SSS 0-3 ③ K			H 1-0 1B 1-2 2B HBP		2 0 0	1 0 1	0 0 0	0 0 0	1 0 0	1 0 0	3 0 0
Milt May, L (1, 2) OBP: 0.318, SLG: 0.367		0-0 ① L6		0-0 ① SH5-3 1-2		0-0 ① F9		0-0 ① F9 2-3		3	0	0	0	0	0	2
Rennie Stennett, R (1, 4) OBP: 0.250, SLG: 0.301		0-0 ② 6-3		0-0 ② 4-3 2-3		0-0 ② 6-3		0-0 2B 1-2 3-H 1B		4	1	1	1	0	0	1
Johnnie LeMaster, R (1, 6) OBP: 0.258, SLG: 0.367		0-0 ③ F7		0-0 2B 3-H		0-0 1B		0-0 ② F4		4	0	2	1	0	0	2
Bob Knepper, L (1, 1) OBP: 0.250, SLG: 0.333			0-0 ① 4-3	SSS 0-3 ③ K		0-0 ③ 1-4-3		0-0 1-H 2-H 2B		4	0	1	2	0	1	2
Inning Stats	R: 0 H: 2 E: 0 LOB: 2 K: 0 BB: 0 S: 5 P: 5	R: 0 H: 0 E: 0 LOB: 0 K: 0 BB: 0 S: 3 P: 3	R: 1 H: 2 E: 0 LOB: 1 K: 0 BB: 0 S: 5 P: 5	R: 1 H: 1 E: 0 LOB: 1 K: 1 BB: 1 S: 6 P: 10	R: 1 H: 1 E: 1 LOB: 1 K: 2 BB: 1 S: 8 P: 12	R: 0 H: 1 E: 0 LOB: 1 K: 0 BB: 0 S: 4 P: 4	R: 0 H: 0 E: 0 LOB: 0 K: 1 BB: 1 S: 4 P: 8	R: 3 H: 3 E: 0 LOB: 2 K: 0 BB: 0 S: 6 P: 7		1B: 7 SF: 1 2B: 4 SAC: 1 3B: 0 DP: 1 HR: 0 HBP: 1						

PITCHER		IP	WLS	BF	H	R	ER	SO	BB	IBB	HBP	BLK	WP	HR	S	P	ERA	WHIP
Joe Niekro, R ERA: 3.72	(1, 1)	4.0	L	21	6	3	3	1	2	0	0	0	0	0	21	29	6.75	2.000
Joaquin Andujar, R ERA: 3.22	(5, 1)	3.0		9	1	0	0	3	1	0	0	0	0	0	14	18	0.00	0.667
Joe Sambito, L ERA: 3.18	(8, 1)	1.0		7	3	3	3	0	0	0	1	0	0	0	6	7	27.00	3.000

PITCHER	IP	WLS	BF	H	R	ER	SO	BB	IBB	HBP	BLK	WP	HR	S	P	ERA	WHIP

BOTTOM

Houston Astros @ San Francisco Giants

Candlestick Park, San Francisco, CA

Sun Jun 01 1980, 6:33 AM EDT

Att. 19,801 - Unknown

livebaseballscorecards.com

AB	31
R	6
H	10
RBI	6
BB	3
SO	4
LOB	20

WP: 0 PA: 37
PB: 0
SB: 2
CS: 0

Houston Astros @ San Diego Padres

San Diego Stadium, San Diego, CA

Mon Jun 02 1980, 6:33 AM EDT

Att. 27,176 - Unknown

TOP

livebaseballscorecards.com

Batter	1	2	3	4	5	6	7	8	9	AB	R	H	RBI	BB	SO	LOB
Terry Puhl, L (1, 8) OBP: 0.354, SLG: 0.454	G3		FC4-6 1-2f			G6-3 S 1B		FC6-4 1-2f		4	0	1	0	0	0	2
Craig Reynolds, L (1, 6) OBP: 0.224, SLG: 0.297	F6		4-3			BBBB 4-0 G6-3 1-2 BB		F8		3	0	0	0	1	0	2
Joe Morgan, L (1, 4) OBP: 0.318, SLG: 0.336	F8			F4		G6-3 1-2f 2-3			3-1	4	0	0	0	0	0	2
Jose Cruz, L (1, 7) OBP: 0.380, SLG: 0.410		G3		4-3		6-3			F8	4	0	0	0	0	0	1
Denny Walling, L (1, 9) OBP: 0.355, SLG: 0.351		F5		F9			4-3		F9	4	0	0	0	0	0	0
Enos Cabell, R (1, 5) OBP: 0.331, SLG: 0.377		1B			S 1B		6-3			3	0	2	0	0	0	0
Art Howe, R (1, 3) OBP: 0.299, SLG: 0.367		F9			F8 1-2		F3			3	0	0	0	0	0	2
Alan Ashby, S (1, 2) OBP: 0.364, SLG: 0.419			4-1		6-3			FC6-4 1B		3	0	1	0	0	0	1
Nolan Ryan, R (1, 1) OBP: 0.192, SLG: 0.182			BBBB 4-0 FC4-6 BB		5-3			F7		1	0	0	0	1	0	1
Dave Bergman, L (8, PH) OBP: 0.174, SLG: 0.095										1	0	0	0	0	0	1
Frank LaCorte, R (8, 1) OBP: 0.333, SLG: 0.333										0	0	0	0	0	0	0
Inning Stats	R: 0 E: 0 K: 0 S: 3 H: 0 LOB: 0 BB: 0 P: 3	R: 0 E: 0 K: 0 S: 4 H: 1 LOB: 1 BB: 0 P: 4	R: 0 E: 0 K: 0 S: 3 H: 0 LOB: 1 BB: 1 P: 7	R: 0 E: 0 K: 0 S: 3 H: 0 LOB: 0 BB: 0 P: 3	R: 0 E: 0 K: 0 S: 4 H: 1 LOB: 1 BB: 0 P: 4	R: 0 E: 0 K: 0 S: 3 H: 1 LOB: 1 BB: 1 P: 7	R: 0 E: 0 K: 0 S: 3 H: 0 LOB: 0 BB: 0 P: 3	R: 0 E: 0 K: 0 S: 4 H: 1 LOB: 1 BB: 0 P: 4	R: 0 E: 0 K: 0 S: 3 H: 0 LOB: 0 BB: 0 P: 3	1B: 4 2B: 0 3B: 0 HR: 0 SF: 0 SAC: 0 DP: 1 HBP: 0						

	AB	30
	R	0
	H	4
	RBI	0
	BB	2
	SO	0
	LOB	12

WP: 0 PB: 0 SB: 2 CS: 0 PA: 32

PITCHER	IP	WLS	BF	H	R	ER	SO	BB	IBB	HBP	BLK	WP	HR	S	P	ERA	WHIP
Rick Wise, R (1, 1) ERA: 3.16	5.0	W	20	3	0	0	0	2	0	0	0	0	0	18	26	0.00	1.000
Eric Rasmussen, R (6, 1) ERA: 4.6	4.0	S	12	1	0	0	0	0	0	0	0	0	0	12	12	0.00	0.250

PITCHER	IP	WLS	BF	H	R	ER	SO	BB	IBB	HBP	BLK	WP	HR	S	P	ERA	WHIP

Houston Astros @ San Diego Padres

San Diego Stadium, San Diego, CA

Mon Jun 02 1980, 6:33 AM EDT

Att. 27,176 - Unknown

BOTTOM

Batter	1	2	3	4	5	6	7	8	9	AB	R	H	RBI	BB	SO	LOB
Gene Richards, L (1, 7) OBP: 0.347, SLG: 0.356	BB, 1B, 1B 1B	G3			L6-3 1B		1-3			4	1	2	0	0	0	0
Ozzie Smith, S (1, 6) OBP: 0.313, SLG: 0.266	BB 1-2 1B 1B	E1 CS			L6-3 1-2			F7		4	1	1	0	0	0	1
Jerry Mumphrey, S (1, 8) OBP: 0.321, SLG: 0.323	F7	CS 1-2	CS 1B		4-3			G3		4	0	1	0	0	0	2
Dave Winfield, R (1, 9) OBP: 0.418, SLG: 0.469	1B 1-2 2-3 SF8 BB		6-3 1-2			5-3		K		3	1	0	0	1	1	1
Willie Montanez, L (1, 3) OBP: 0.313, SLG: 0.339	SF8 1-3 2-H 3-H 1B		K			FC4-6 1B				3	0	2	2	0	1	0
Bill Fahey, L (1, 2) OBP: 0.273, SLG: 0.286	IBB			6-3		F7				2	0	0	0	1	0	1
Dave Cash, R (1, 4) OBP: 0.266, SLG: 0.246	SF8 2-3 3-H			BB		FC4-6 1-2f				1	0	0	1	1	0	1
Barry Evans, R (1, 5) OBP: 0.339, SLG: 0.396	F7			K			6-3			3	0	0	0	0	1	3
Rick Wise, R (1, 1) OBP: 0.130, SLG: 0.182		6-3		K			K			2	0	0	0	0	1	1
Eric Rasmussen, R (6, 1) OBP: 0.111, SLG: 0.222										1	0	0	0	0	1	0
Inning Stats	R: 3 E: 0 K: 0 S: 6 H: 3 LOB: 2 BB: 2 P: 14	R: 0 E: 1 K: 0 S: 3 H: 0 LOB: 0 BB: 0 P: 3	R: 0 E: 0 K: 1 S: 5 H: 1 LOB: 0 BB: 0 P: 5	R: 0 E: 0 K: 2 S: 7 H: 0 LOB: 1 BB: 1 P: 11	R: 0 E: 0 K: 0 S: 3 H: 1 LOB: 0 BB: 0 P: 3	R: 0 E: 0 K: 0 S: 4 H: 1 LOB: 1 BB: 0 P: 4	R: 0 E: 0 K: 1 S: 5 H: 0 LOB: 0 BB: 0 P: 5	R: 0 E: 0 K: 1 S: 5 H: 0 LOB: 0 BB: 0 P: 5								

AB	27
R	3
H	6
RBI	3
BB	3
SO	5
LOB	10

1B: 6 SF: 1
2B: 1 SAC: 0
3B: 0 DP: 1
HR: 0 HBP: 0

WP: 0 PA: 32
PB: 0
SB: 0
CS: 2

livebaseballscorecards.com

PITCHER		IP	WLS	BF	H	R	ER	SO	BB	IBB	HBP	BLK	WP	HR	S	P	ERA	WHIP
Nolan Ryan, R ERA: 2.96	(1, 1)	7.0	L	28	6	3	3	4	2	1	0	0	0	0	33	45	3.86	1.143
Frank LaCorte, R ERA: 0.39	(8, 1)	1.0		3	0	0	0	1	0	0	0	0	0	0	5	5	0.00	0.000

PITCHER	IP	WLS	BF	H	R	ER	SO	BB	IBB	HBP	BLK	WP	HR	S	P	ERA	WHIP

Houston Astros @ San Diego Padres

San Diego Stadium, San Diego, CA

Tue Jun 03 1980, 10:05 PM EDT

Att. 12,363 - Unknown

TOP

livebaseballscorecards.com

Batter	1	2	3	4	5	6	7	8	9	AB	R	H	RBI	BB	SO	LOB
Rafael Landestoy, S (1, 4) OBP: 0.284, SLG: 0.355	5-3		4-3			F3		1B 3B 1-H 2-H		4	1	1	2	0	0	0
Craig Reynolds, L (1, 6) OBP: 0.231, SLG: 0.303	4-3		4-3				FC4-6 1B	1B 1B 3-H 9-3-6-2		4	0	2	1	0	0	0
Terry Puhl, L (1, 9) OBP: 0.352, SLG: 0.448	3-1		4-3				FC4-6 1B 1-2f	1B 1-3		4	0	1	0	0	0	1
Jose Cruz, L (1, 7) OBP: 0.377, SLG: 0.406		4-3	G3				1B 1-2	9-3-6-2 3-Hf		4	0	1	0	0	0	2
Enos Cabell, R (1, 5) OBP: 0.335, SLG: 0.380		1-3 1B			G6-4-3 1B		F8		F9	4	0	2	0	0	0	2
Art Howe, R (1, 3) OBP: 0.286, SLG: 0.349		1-3 1-2			G6-4-3 1-2f		F8		5-3	4	0	0	0	0	0	4
Cesar Cedeno, R (1, 8) OBP: 0.394, SLG: 0.478		K			K			E S FC1-2 1B	6-3	4	0	1	0	0	2	1
Bruce Bochy, R (1, 2) OBP: 0.500, SLG: 0.250			B2-6-3 1B			F8		FC1-2 3B 1-3		2	0	1	0	1	0	0
Dave Bergman, L (8, PR) OBP: 0.174, SLG: 0.095								BB		0	1	0	0	0	0	0
Alan Ashby, S (8, 2) OBP: 0.364, SLG: 0.419										0	0	0	0	0	0	0
Vern Ruhle, R (1, 1) OBP: 0.375, SLG: 0.429			B2-6-3 1-2f			K		FC1-2 3B 1-2 3-H		2	0	0	0	0	1	1
Jeffrey Leonard, R (8, PH) OBP: 0.276, SLG: 0.292										1	1	0	0	0	0	2
Frank LaCorte, R (8, 1) OBP: 0.333, SLG: 0.333										0	0	0	0	0	0	0
Inning Stats	R: 0 E: 0 K: 0 S: 3 H: 0 LOB: 0 BB: 0 P: 3	R: 0 E: 0 K: 1 S: 6 H: 1 LOB: 1 BB: 0 P: 6	R: 0 E: 0 K: 0 S: 3 H: 1 LOB: 0 BB: 0 P: 3	R: 0 E: 0 K: 0 S: 3 H: 0 LOB: 0 BB: 0 P: 3	R: 0 E: 0 K: 1 S: 5 H: 1 LOB: 0 BB: 0 P: 5	R: 0 E: 0 K: 1 S: 5 H: 0 LOB: 0 BB: 0 P: 5	R: 0 E: 0 K: 0 S: 5 H: 2 LOB: 2 BB: 0 P: 5	R: 3 E: 0 K: 0 S: 6 H: 4 LOB: 1 BB: 1 P: 10	R: 0 E: 0 K: 0 S: 3 H: 0 LOB: 0 BB: 0 P: 3	1B: 8 2B: 1 3B: 1 HR: 0 SF: 0 SAC: 0 DP: 3 HBP: 0						

	AB	33
	R	3
	H	9
	RBI	3
	BB	1
	SO	3
	LOB	13

WP: 0 PB: 0 SB: 1 CS: 0 PA: 34

PITCHER		IP	WLS	BF	H	R	ER	SO	BB	IBB	HBP	BLK	WP	HR	S	P	ERA	WHIP
Randy Jones, L ERA: 2.74	(1, 1)	7.1	L	28	7	3	3	3	1	0	0	0	0	0	33	37	3.68	1.091
Bob Shirley, L ERA: 1.57	(8, 1)	1.2		6	2	0	0	0	0	0	0	0	0	0	6	6	0.00	1.200

PITCHER		IP	WLS	BF	H	R	ER	SO	BB	IBB	HBP	BLK	WP	HR	S	P	ERA	WHIP

Houston Astros @ San Diego Padres

San Diego Stadium, San Diego, CA

Tue Jun 03 1980, 10:05 PM EDT

Att. 12,363 - Unknown

livebaseballscorecards.com

BOTTOM

Batter	1	2	3	4	5	6	7	8	9	AB	R	H	RBI	BB	SO	LOB
Gene Richards, L (1, 7) OBP: 0.348, SLG: 0.354	6-3		G3, 2B, 1B		BBB, 4-0, SH5-3, BB		SSS, 0-3, K		FC4-6, 1-2f	4	1	1	0	1	1	1
Ozzie Smith, S (1, 6) OBP: 0.309, SLG: 0.262	F7		G3, 1-2		SH5-3, 1-2		3-1			3	0	0	0	0	0	1
Jerry Mumphrey, S (1, 8) OBP: 0.320, SLG: 0.327	E3, E, 1B		2-H, 2B		6-3			SSS, K		4	0	1	1	0	1	1
Dave Winfield, R (1, 9) OBP: 0.415, SLG: 0.464	E8, 1-3, 1B		L6			6-3		SSS, K		4	0	1	0	0	1	1
Willie Montanez, L (1, 3) OBP: 0.306, SLG: 0.331	F7			4-3		4-3		SSS, K		4	0	0	0	0	1	2
Bill Fahey, L (1, 2) OBP: 0.272, SLG: 0.284		6-3		F9		1B, 1B			F2	4	0	1	0	0	0	0
Dave Cash, R (1, 4) OBP: 0.272, SLG: 0.249 Gene Tenace, R (9, PH) OBP: 0.364, SLG: 0.356		5-3		BBB, 4-0, FC6-4, BB		1-3, 1B			SSS, K	2 1	0 0	1 0	0 0	1 0	0 1	0 0
Aurelio Rodriguez, R (1, 5) OBP: 0.237, SLG: 0.330 Jerry Turner, L (6, PH) OBP: 0.333, SLG: 0.382 Barry Evans, R (7, 5) OBP: 0.339, SLG: 0.396 Kurt Bevacqua, R (9, PH) OBP: 0.486, SLG: 0.688		F9		FC6-4, 1-2f		F6			1B, 2B	2 1 0 1	0 0 0 1	0 0 0 1	0 0 0 0	0 0 0 0	0 0 0 0	1 2 0 0
Randy Jones, R (1, 1) OBP: 0.071, SLG: 0.037 Bob Shirley, R (8, 1) Tim Flannery, L (9, PH) OBP: 1.000, SLG: 1.000			F8		SSS, K		F9		FC4-6, 2-H, 1B	3 0 1	0 0 0	0 0 1	0 0 1	0 0 0	1 0 0	0 0 0
Inning Stats	R: 0 E: 2 K: 0 S: 5 H: 1 LOB: 2 BB: 0 P: 5	R: 0 E: 0 K: 0 S: 3 H: 0 LOB: 0 BB: 0 P: 3	R: 1 E: 0 K: 0 S: 5 H: 2 LOB: 1 BB: 0 P: 5	R: 0 E: 0 K: 0 S: 3 H: 0 LOB: 1 BB: 1 P: 7	R: 0 E: 0 K: 1 S: 5 H: 0 LOB: 1 BB: 1 P: 9	R: 0 E: 0 K: 0 S: 5 H: 2 LOB: 2 BB: 0 P: 5	R: 0 E: 0 K: 1 S: 5 H: 0 LOB: 0 BB: 0 P: 5	R: 0 E: 0 K: 3 S: 9 H: 0 LOB: 0 BB: 0 P: 9	R: 1 E: 0 K: 1 S: 7 H: 2 LOB: 1 BB: 0 P: 7	1B: 5 2B: 2 3B: 0 HR: 0	SF: 0 SAC: 1 DP: 0 HBP: 0						

	AB	34
	R	2
	H	7
	RBI	2
	BB	2
	SO	6
	LOB	9

WP: 0 PB: 0 SB: 0 CS: 0 PA: 37

PITCHER		IP	WLS	BF	H	R	ER	SO	BB	IBB	HBP	BLK	WP	HR	S	P	ERA	WHIP
Vern Ruhle, R ERA: 3.33	(1, 1)	7.0	W	29	5	1	1	2	2	0	0	0	0	0	31	39	1.29	1.000
Frank LaCorte, R ERA: 0.71	(8, 1)	2.0	S	8	2	1	1	4	0	0	0	0	0	0	16	16	4.50	1.000

PITCHER	IP	WLS	BF	H	R	ER	SO	BB	IBB	HBP	BLK	WP	HR	S	P	ERA	WHIP

Houston Astros @ San Diego Padres

San Diego Stadium, San Diego, CA

Wed Jun 04 1980, 10:05 PM EDT

Att. 13,619 - Unknown

TOP

livebaseballscorecards.com

Batter	1	2	3	4	5	6	7	8	9	AB	R	H	RBI	BB	SO	LOB
Rafael Landestoy, S (1, 4) OBP: 0.291, SLG: 0.350	B B B B 4-0 SH1-3 2B BB		x 0-0 E4 1B S		S S S 0-3 ① K		x 0-0 ③ 6-3		x 0-0 CS 3-H 1B	4	1	1	1	1	1	0
Craig Reynolds, L (1, 6) OBP: 0.226, SLG: 0.295	x 0-0 ① SH1-3 1-2		x 0-0 ② F8 1-2		x 0-0 ② F6			S S S 0-3 ① K	x 0-0 ② ③ 1-3 1-2	4	0	0	0	0	1	3
Terry Puhl, L (1, 8) OBP: 0.355, SLG: 0.450	x 0-0 ② F8		x 0-0 S 2-3 1B		x 0-0 ③ 4-3			x 0-0 ② 1B		4	0	2	0	0	0	1
Jose Cruz, L (1, 7) OBP: 0.385, SLG: 0.416	x 0-0 2-H 2B		I I I 4-0 FC4-6 1-2 IBB			x 0-0 ① 4-3		x 0-0 1B		3	0	2	1	1	0	0
Denny Walling, L (1, 9) OBP: 0.351, SLG: 0.347	x 0-0 ③ 4-3		x 0-0 ③ FC4-6 1-2f			x 0-0 1B		x 0-0 ③ 4-3		4	0	1	0	0	0	5
Enos Cabell, R (1, 5) OBP: 0.333, SLG: 0.377		x 0-0 ① 5-3		x 0-0 ① F9		x 0-0 ② F8			x 0-0 1B WP 1B	4	1	1	0	0	0	1
Dave Bergman, L (1, 3) OBP: 0.185, SLG: 0.120		x 0-0 ② F7		x 0-0 ② F5		x 0-0 ③ F7			x 0-0 1-3 2B 1B	4	1	1	0	0	0	1
Alan Ashby, S (1, 2) OBP: 0.369, SLG: 0.433 Julio Gonzalez, R (9, PR) OBP: 0.091, SLG: 0.121 Luis Pujols, R (9, 2) OBP: 0.208, SLG: 0.208		x 0-0 ③ 3-1		x 0-0 1B			x 0-0 ① F8		x 0-0 1-H 3-H 1B 2B	4 0 0	0 1 0	2 0 0	1 0 0	0 0 0	0 0 0	0 0 0
Ken Forsch, R (1, 1) OBP: 0.233, SLG: 0.267 Joe Morgan, L (9, PH) OBP: 0.316, SLG: 0.333 Joe Sambito, L (9, 1)			S S S 0-3 ① K	x 0-0 ③ F8			x 0-0 ② 4-3		x 0-0 ① F8	3 1 0	0 0 0	0 0 0	0 0 0	1 0 0	1 0 0	1 1 0
Inning Stats	R: 1 H: 1 E: 0 LOB: 1 K: 0 BB: 1 S: 4 P: 8	R: 0 H: 0 E: 0 LOB: 0 K: 0 BB: 0 S: 3 P: 3	R: 0 H: 1 E: 1 LOB: 3 K: 1 BB: 1 S: 7 P: 11	R: 0 H: 1 E: 0 LOB: 1 K: 0 BB: 0 S: 4 P: 4	R: 0 H: 0 E: 0 LOB: 0 K: 1 BB: 0 S: 5 P: 5	R: 0 H: 1 E: 0 LOB: 1 K: 0 BB: 0 S: 4 P: 4	R: 0 H: 0 E: 0 LOB: 0 K: 0 BB: 0 S: 3 P: 3	R: 0 H: 2 E: 0 LOB: 1 K: 1 BB: 0 S: 6 P: 6	R: 3 H: 4 E: 0 LOB: 1 K: 0 BB: 0 S: 6 P: 6	1B: 8 SF: 0 2B: 2 SAC: 1 3B: 0 DP: 0 HR: 0 HBP: 0						

	AB	35
	R	4
	H	10
	RBI	3
	BB	2
	SO	3
	LOB	13

WP: 1 PA: 38
PB: 0
SB: 2
CS: 1

PITCHER		IP	WLS	BF	H	R	ER	SO	BB	IBB	HBP	BLK	WP	HR	S	P	ERA	WHIP
Steve Mura, R ERA: 5.72	(1, 1)	5.0		21	3	1	1	2	1	1	0	0	0	0	23	31	1.80	0.800
Dennis Kinney, L ERA: 3.13	(6, 1)	3.0		11	3	0	0	1	0	0	0	0	0	0	13	13	0.00	1.000
Rollie Fingers, R ERA: 4.0	(9, 1)	0.0	L	3	3	3	3	0	0	0	0	0	1	0	3	3	∞	∞
Bob Shirley, L ERA: 1.53	(9, 1)	1.0		3	1	0	0	0	0	0	0	0	0	0	3	3	0.00	1.000

PITCHER		IP	WLS	BF	H	R	ER	SO	BB	IBB	HBP	BLK	WP	HR	S	P	ERA	WHIP

BOTTOM

Houston Astros @ San Diego Padres

San Diego Stadium, San Diego, CA

Wed Jun 04 1980, 10:05 PM EDT

Att. 13,619 - Unknown

livebaseballscorecards.com

Batter	1	2	3	4	5	6	7	8	9	AB	R	H	RBI	BB	SO	LOB
Gene Richards, L (1, 7) OBP: 0.351, SLG: 0.373	F5		2-H 1B			L4		1-H HR		4	1	2	3	0	0	0
Ozzie Smith, S (1, 6) OBP: 0.312, SLG: 0.263	4-3		F9			BLK 1B		BBBB BB		3	0	1	0	1	0	1
Kurt Bevacqua, R (1, 5) OBP: 0.436, SLG: 0.611	F8			6-3		F9 1-2		F8		4	0	0	0	0	0	2
Aurelio Rodriguez, R (9, 5) OBP: 0.237, SLG: 0.330										0	0	0	0	0	0	0
Dave Winfield, R (1, 9) OBP: 0.407, SLG: 0.453		6-3		6-3			6-3		6-3	4	0	0	0	0	0	0
Willie Montanez, L (1, 3) OBP: 0.300, SLG: 0.324		F7		4-3			G3		SSS K	4	0	0	0	0	1	0
Jerry Mumphrey, S (1, 8) OBP: 0.318, SLG: 0.325		1-3			3-1		F9		1B	4	0	1	0	0	0	0
Gene Tenace, R (1, 2) OBP: 0.360, SLG: 0.346			BBBB 4-3 1B BB		F6			SSS K	F3	3	1	0	0	1	1	1
Tim Flannery, L (1, 4) OBP: 0.250, SLG: 0.250			4-3 1-2		4-3			1-4-3		3	0	0	0	0	0	1
Steve Mura, R (1, 1) OBP: 0.333, SLG: 0.667			6-3			SSS K		HR 1B		1	0	0	0	0	0	1
Dennis Kinney, L (6, 1) OBP: 0.500, SLG: 0.333										1	0	0	0	0	1	0
Jerry Turner, L (8, PH) OBP: 0.344, SLG: 0.393										1	1	1	0	0	0	0
Rollie Fingers, R (9, 1) OBP: 0.250, SLG: 0.500										0	0	0	0	0	0	0
Bob Shirley, R (9, 1)										0	0	0	0	0	0	0
Inning Stats	R: 0 E: 0 K: 0 S: 3 H: 0 LOB: 0 BB: 0 P: 3	R: 0 E: 0 K: 0 S: 3 H: 0 LOB: 0 BB: 0 P: 3	R: 1 E: 0 K: 0 S: 4 H: 1 LOB: 1 BB: 1 P: 8	R: 0 E: 0 K: 0 S: 3 H: 0 LOB: 0 BB: 0 P: 3	R: 0 E: 0 K: 0 S: 3 H: 0 LOB: 0 BB: 0 P: 3	R: 0 E: 0 K: 1 S: 6 H: 1 LOB: 1 BB: 0 P: 6	R: 0 E: 0 K: 0 S: 3 H: 0 LOB: 0 BB: 0 P: 3	R: 2 E: 0 K: 1 S: 7 H: 2 LOB: 1 BB: 1 P: 11	R: 0 E: 0 K: 1 S: 6 H: 1 LOB: 1 BB: 0 P: 6	1B: 4 2B: 0 3B: 0 HR: 1	SF: 0 SAC: 0 DP: 0 HBP: 0						

PITCHER	IP	WLS	BF	H	R	ER	SO	BB	IBB	HBP	BLK	WP	HR	S	P	ERA	WHIP
Ken Forsch, R (1, 1) ERA: 3.25	8.0	W	30	4	3	3	2	2	0	0	1	0	1	32	40	3.38	0.750
Joe Sambito, L (9, 1) ERA: 3.04	1.0	S	4	1	0	0	1	0	0	0	0	0	0	6	6	0.00	1.000

PITCHER	IP	WLS	BF	H	R	ER	SO	BB	IBB	HBP	BLK	WP	HR	S	P	ERA	WHIP

AB	32
R	3
H	5
RBI	3
BB	2
SO	3
LOB	6

WP: 0 PB: 0 SB: 0 CS: 0 PA: 34

Batter	1	2	3	4	5	6	7	8	9	AB	R	H	RBI	BB	SO	LOB
Bill North, S (1, 8) OBP: 0.390, SLG: 0.328	K		K			4-3			6-3	4	0	0	0	0	2	0
Joe Strain, R (1, 4) OBP: 0.307, SLG: 0.301	6-3		K			F9			1B	4	0	1	0	0	1	0
Jack Clark, R (1, 9) OBP: 0.360, SLG: 0.494	1B			6-3			K		K	4	0	1	0	0	2	1
Darrell Evans, L (1, 5) OBP: 0.353, SLG: 0.378	K			K			F5			3	0	0	0	0	2	1
Willie McCovey, L (1, 3) OBP: 0.280, SLG: 0.298		F5		K			4-3			3	0	0	0	0	1	0
Milt May, L (1, 2) OBP: 0.319, SLG: 0.371		1B			L8			K		3	0	1	0	0	1	0
Terry Whitfield, L (1, 7) OBP: 0.308, SLG: 0.351		K			3-1			L4		3	0	0	0	0	1	1
Roger Metzger, S (1, 6) OBP: 0.130, SLG: 0.048		1-3			F7			K		3	0	0	0	0	1	1
Bob Knepper, L (1, 1) OBP: 0.233, SLG: 0.310			3-1			K			K	2	0	0	0	0	1	0
Jim Wohlford, R (9, PH) OBP: 0.266, SLG: 0.355										1	0	0	0	0	1	0
Inning Stats	R: 0 E: 0 K: 2 S: 8 H: 1 LOB: 1 BB: 0 P: 8	R: 0 E: 0 K: 1 S: 6 H: 1 LOB: 1 BB: 0 P: 6	R: 0 E: 0 K: 2 S: 7 H: 0 LOB: 0 BB: 0 P: 7	R: 0 E: 0 K: 2 S: 7 H: 0 LOB: 0 BB: 0 P: 7	R: 0 E: 0 K: 0 S: 3 H: 0 LOB: 0 BB: 0 P: 3	R: 0 E: 0 K: 1 S: 5 H: 0 LOB: 0 BB: 0 P: 5	R: 0 E: 0 K: 1 S: 5 H: 0 LOB: 0 BB: 0 P: 5	R: 0 E: 0 K: 2 S: 7 H: 0 LOB: 0 BB: 0 P: 7	R: 0 E: 0 K: 2 S: 8 H: 1 LOB: 1 BB: 0 P: 8	1B: 3 2B: 0 3B: 0 HR: 0 SF: 0 SAC: 0 DP: 0 HBP: 0						

PITCHER	IP	WLS	BF	H	R	ER	SO	BB	IBB	HBP	BLK	WP	HR	S	P	ERA	WHIP
J.R. Richard, R (1, 1) ERA: 1.66	9.0	W	30	3	0	0	13	0	0	0	0	0	0	56	56	0.00	0.333

PITCHER	IP	WLS	BF	H	R	ER	SO	BB	IBB	HBP	BLK	WP	HR	S	P	ERA	WHIP

TOP

San Francisco Giants @ Houston Astros

Astrodome, Houston, TX

Fri Jun 06 1980, 8:05 PM EDT

Att. 26,822 - Unknown

livebaseballscorecards.com

AB	30
R	0
H	3
RBI	0
BB	0
SO	13
LOB	4

PA: 30

WP: 0
PB: 0
SB: 0
CS: 0

BOTTOM

San Francisco Giants @ Houston Astros

Astrodome, Houston, TX

Fri Jun 06 1980, 8:05 PM EDT

Att. 26,822 - Unknown

Batter	1	2	3	4	5	6	7	8	9	AB	R	H	RBI	BB	SO	LOB
Rafael Landestoy, S (1, 6) (9, 4) OBP: 0.289, SLG: 0.369	K		6-3		4-3 3B		F9			4	1	1	0	0	1	0
Terry Puhl, L (1, 9) OBP: 0.364, SLG: 0.464	S 1B		1B 1B		L3		2B			4	0	3	0	0	0	1
Jose Cruz, L (1, 7) OBP: 0.382, SLG: 0.412	K 1-2		1-3 1B		4-3 3-H		4-3			4	0	1	1	0	1	2
Cesar Cedeno, R (1, 8) OBP: 0.390, SLG: 0.471	5-3		L4		6-3			CS 1B		4	0	1	0	0	0	3
Enos Cabell, R (1, 5) OBP: 0.326, SLG: 0.369		1-3		F2		K		F9 1-2		4	0	0	0	0	1	1
Joe Morgan, L (1, 4) OBP: 0.321, SLG: 0.338		F9		1B S 1B		3B 1B		F7		4	1	2	0	0	0	0
Craig Reynolds, L (9, 6) OBP: 0.226, SLG: 0.295										0	0	0	0	0	0	0
Art Howe, R (1, 3) OBP: 0.309, SLG: 0.395		1B		1-3 1B		1-H L1-5 3B				3	0	3	1	0	0	0
Alan Ashby, S (1, 2) OBP: 0.358, SLG: 0.419		F3		F5		L1-5 3-H				3	0	0	0	0	0	4
J.R. Richard, R (1, 1) OBP: 0.103, SLG: 0.207			6-3	K2-3			6-3			3	0	0	0	0	1	2
Inning Stats	R: 0 H: 1 E: 0 LOB: 1 K: 2 BB: 0 S: 8 P: 8	R: 0 H: 1 E: 0 LOB: 1 K: 0 BB: 0 S: 4 P: 4	R: 0 H: 2 E: 0 LOB: 2 K: 0 BB: 0 S: 5 P: 5	R: 0 H: 2 E: 0 LOB: 2 K: 1 BB: 0 S: 7 P: 7	R: 1 H: 1 E: 0 LOB: 0 K: 0 BB: 0 S: 4 P: 4	R: 1 H: 2 E: 0 LOB: 0 K: 1 BB: 0 S: 6 P: 6	R: 0 H: 1 E: 0 LOB: 1 K: 0 BB: 0 S: 4 P: 4	R: 0 H: 1 E: 0 LOB: 0 K: 0 BB: 0 S: 3 P: 3		1B: 8 SF: 0 2B: 2 SAC: 0 3B: 2 DP: 1 HR: 0 HBP: 0						

livebaseballscorecards.com

	AB	33
	R	2
	H	11
	RBI	2
	BB	0
	SO	4
	LOB	13

WP: 0 PB: 0 SB: 2 CS: 1 PA: 33

PITCHER	IP	WLS	BF	H	R	ER	SO	BB	IBB	HBP	BLK	WP	HR	S	P	ERA	WHIP
Bob Knepper, L (1, 1) ERA: 4.6	8.0	L	33	11	2	2	4	0	0	0	0	0	0	41	41	2.25	1.375

PITCHER	IP	WLS	BF	H	R	ER	SO	BB	IBB	HBP	BLK	WP	HR	S	P	ERA	WHIP

Batter	1	2	3	4	5	6	7	8	9	AB	R	H	RBI	BB	SO	LOB
Bill North, S (1, 8) OBP: 0.387, SLG: 0.326 Al Holland, R (8, 1)	6-3		FC5-4-5 2-3			1-2 1B		K		4 0	0 0	1 0	0 0	0 0	1 0	1 0
Joe Strain, R (1, 4) OBP: 0.295, SLG: 0.289 Gary Lavelle, S (6, 1) Larry Herndon, R (8, 8) OBP: 0.271, SLG: 0.371	F9			6-3		F7			K	3 0 1	0 0 0	0 0 0	0 0 0	0 0 0	0 0 1	2 0 0
Jack Clark, R (1, 9) OBP: 0.353, SLG: 0.483	K			F3		F2			L6	4	0	0	0	0	1	2
Darrell Evans, L (1, 5) OBP: 0.352, SLG: 0.376		F5		G3		F8			1B	4	0	1	0	0	0	2
Terry Whitfield, L (1, 7) OBP: 0.306, SLG: 0.348		K			FC5-4 1B		6-3		F7	4	0	1	0	0	1	1
Rich Murray, R (1, 3)		5-3			FC5-4 S 1-2f		K			3	0	0	0	0	1	1
Milt May, L (1, 2) OBP: 0.313, SLG: 0.363			F6		F7 1-2		4-3			3	0	0	0	0	0	1
Johnnie LeMaster, R (1, 6) OBP: 0.265, SLG: 0.356			FC5-4-5 SH5-3 1B		4-3			F8		3	0	1	0	0	0	1
Ed Whitson, R (1, 1) OBP: 0.083, SLG: 0.043 Rennie Stennett, R (6, PH) OBP: 0.271, SLG: 0.336 (6, 4)			SH5-3 1-2			1B 1B		F9		0 2	0 0	0 1	0 0	0 0	0 0	0 0

TOP

San Francisco Giants @ Houston Astros

Astrodome, Houston, TX

Sat Jun 07 1980, 8:05 PM EDT

Att. 42,263 - Unknown

livebaseballscorecards.com

AB	31
R	0
H	5
RBI	0
BB	0
SO	5
LOB	11

Inning Stats	1	2	3	4	5	6	7	8	9
	R: 0 E: 0 K: 1 S: 5	H: 0 LOB: 0 BB: 0 P: 5	R: 0 E: 0 K: 1 S: 5	H: 0 LOB: 0 BB: 0 P: 5	R: 0 E: 0 K: 0 S: 4	H: 1 LOB: 0 BB: 1 P: 4	R: 0 E: 0 K: 0 S: 3	H: 0 LOB: 0 BB: 0 P: 3	R: 0 E: 0 K: 0 S: 4	H: 1 LOB: 1 BB: 0 P: 4
	R: 0 E: 0 K: 1 S: 5	H: 2 LOB: 2 BB: 0 P: 5	R: 0 E: 0 K: 1 S: 5	H: 0 LOB: 0 BB: 0 P: 5	R: 0 E: 0 K: 1 S: 5	H: 0 LOB: 0 BB: 0 P: 5	R: 0 E: 0 K: 1 S: 6	H: 1 LOB: 1 BB: 0 P: 6	1B: 5 2B: 0 3B: 0 HR: 0	SF: 0 SAC: 1 DP: 0 HBP: 0

	WP: 0	PA: 32
	PB: 0	
	SB: 1	
	CS: 0	

PITCHER	IP	WLS	BF	H	R	ER	SO	BB	IBB	HBP	BLK	WP	HR	S	P	ERA	WHIP
Joe Niekro, R (1, 1) ERA: 3.32	9.0	W	32	5	0	0	5	0	0	0	0	0	0	42	42	0.00	0.556

PITCHER	IP	WLS	BF	H	R	ER	SO	BB	IBB	HBP	BLK	WP	HR	S	P	ERA	WHIP

Batter	1	2	3	4	5	6	7	8	9	AB	R	H	RBI	BB	SO	LOB
Rafael Landestoy, S (1, 6) (9, 4) OBP: 0.287, SLG: 0.386	3-1		K		3B		3-1			4	1	1	0	0	1	0
Terry Puhl, L (1, 8) OBP: 0.362, SLG: 0.459	G3		S 2B 1B		G3		L6			4	1	1	0	0	0	1
Joe Morgan, L (1, 4) OBP: 0.331, SLG: 0.364	G3		1-H 1B 2B		1B 2B 3-H			1-3 1B		4	1	3	2	0	0	0
Craig Reynolds, L (9, 6) OBP: 0.226, SLG: 0.295										0	0	0	0	0	0	0
Jose Cruz, L (1, 7) OBP: 0.384, SLG: 0.414		CS 1B	2-H 1B		F7			1-3 1-2		4	0	2	0	0	0	2
Denny Walling, L (1, 9) OBP: 0.364, SLG: 0.363		FC6-4 1-2 1B		5-3 1B	2-H 1B			F8		4	0	3	1	0	0	0
Enos Cabell, R (1, 5) OBP: 0.321, SLG: 0.363		FC6-4 S 1-2f		5-3 1-2		4-3				3	0	0	0	0	0	2
Art Howe, R (1, 3) OBP: 0.309, SLG: 0.386		BB 1-2		F8		F3				2	0	0	0	1	0	1
Alan Ashby, S (1, 2) OBP: 0.358, SLG: 0.411		2-3		IBB		F6				2	0	0	0	1	0	2
Joe Niekro, R (1, 1) OBP: 0.267, SLG: 0.345			F4	F9			K			3	0	0	0	0	1	2
Inning Stats	R: 0 H: 0 E: 0 LOB: 0 K: 0 BB: 0 S: 3 P: 3	R: 0 H: 2 E: 1 LOB: 2 K: 0 BB: 1 S: 4 P: 8	R: 1 H: 3 E: 0 LOB: 2 K: 1 BB: 0 S: 7 P: 7	R: 0 H: 1 E: 0 LOB: 2 K: 0 BB: 1 S: 4 P: 8	R: 2 H: 3 E: 0 LOB: 1 K: 0 BB: 0 S: 5 P: 5	R: 0 H: 0 E: 0 LOB: 0 K: 0 BB: 0 S: 3 P: 3	R: 0 H: 0 E: 0 LOB: 0 K: 1 BB: 0 S: 5 P: 5	R: 0 H: 1 E: 0 LOB: 0 K: 0 BB: 0 S: 3 P: 3		1B: 7 SF: 0 2B: 2 SAC: 0 3B: 1 DP: 0 HR: 0 HBP: 0						WP: 0 PA: 32 PB: 0 SB: 2 CS: 1

BOTTOM

San Francisco Giants @ Houston Astros

Astrodome, Houston, TX

Sat Jun 07 1980, 8:05 PM EDT

Att. 42,263 - Unknown

livebaseballscorecards.com

AB	30
R	3
H	10
RBI	3
BB	2
SO	2
LOB	10

PITCHER		IP	WLS	BF	H	R	ER	SO	BB	IBB	HBP	BLK	WP	HR	S	P	ERA	WHIP
Ed Whitson, R ERA: 3.76	(1, 1)	5.0	L	23	9	3	3	1	1	1	0	0	0	0	23	31	5.40	2.000
Gary Lavelle, L ERA: 2.89	(6, 1)	2.0		6	0	0	0	1	0	0	0	0	0	0	8	8	0.00	0.000
Al Holland, L ERA: 0.76	(8, 1)	1.0		3	1	0	0	0	0	0	0	0	0	0	3	3	0.00	1.000

PITCHER	IP	WLS	BF	H	R	ER	SO	BB	IBB	HBP	BLK	WP	HR	S	P	ERA	WHIP

Batter	1	2	3	4	5	6	7	8	9	AB	R	H	RBI	BB	SO	LOB
Bill North, S (1, 8) OBP: 0.377, SLG: 0.317	SSS 0-3 ① K		SSS 0-3 ① K		SSS 0-3 ③ K			SSS 0-3 ② K	0-0 ③ CS 1-2	4	0	0	0	0	4	0
Terry Whitfield, L (1, 7) OBP: 0.305, SLG: 0.345 Mike Sadek, R (8, 2) OBP: 0.350, SLG: 0.316	SSS 0-3 ② K		SSS 0-3 ② K			X 0-0 ① F8		X 0-0 HR 1B		4 0	1 0	1 0	0 0	0 0	2 0	0 0
Jack Clark, R (1, 9) OBP: 0.351, SLG: 0.494	X 0-0 ③ L3		X 0-0 ③ F7			X 0-0 ② 4-3		X 0-0 1-H HR		4	1	1	2	0	0	0
Darrell Evans, L (1, 5) OBP: 0.359, SLG: 0.380		BBBB 4-0 1B 1B BB		X 0-0 ① F6		X 0-0 1B		X 0-0 1B		3	1	2	0	1	0	0
Milt May, L (1, 2) OBP: 0.320, SLG: 0.365 Larry Herndon, R (8, PH) OBP: 0.270, SLG: 0.368 Greg Minton, S (8, 1) Al Holland, R (9, 1)		X 0-0 1B G3 1-3 1B		BBBB 4-0 BB		X 0-0 ③ G3		SSS 0-3 ③ K		2 1 0 0	0 0 0 0	1 0 0 0	0 0 0 0	1 0 0 0	0 1 0 0	1 1 0 0
Rich Murray, R (1, 3)		X 0-0 ① G3 1-2		X 0-0 ② F9			SSS 0-3 ① K		X 0-0 ① 4-3	4	0	0	0	0	1	3
Rennie Stennett, R (1, 4) OBP: 0.264, SLG: 0.326		SSS 0-3 ② K		X 0-0 ③ 4-3			X 0-0 ② 6-3		SSS 0-3 ② K	4	0	0	0	0	2	3
Johnnie LeMaster, R (1, 6) OBP: 0.270, SLG: 0.372		X 0-0 2-3 3-H 1B			SSS 0-3 ① K		X 0-0 ③ F7		X 0-0 1B 3B	4	1	2	1	0	1	0
Vida Blue, S (1, 1) OBP: 0.167, SLG: 0.118 Jim Wohlford, R (8, PH) OBP: 0.272, SLG: 0.359 (8, 7)		SSS 0-3 ③ K2-3			X 0-0 ② F7			X 0-0 ① F9	X 0-0 3-H CS 1B	2 2	0 0	0 1	0 1	0 0	1 0	2 0
Inning Stats	R: 0 E: 0 K: 2 S: 7 H: 0 LOB: 0 BB: 0 P: 7	R: 1 E: 0 K: 2 S: 9 H: 2 LOB: 2 BB: 1 P: 13	R: 0 E: 0 K: 2 S: 7 H: 0 LOB: 0 BB: 0 P: 7	R: 0 E: 0 K: 0 S: 3 H: 0 LOB: 1 BB: 1 P: 7	R: 0 E: 0 K: 2 S: 7 H: 0 LOB: 0 BB: 0 P: 7	R: 0 E: 0 K: 0 S: 4 H: 1 LOB: 1 BB: 0 P: 4	R: 0 E: 0 K: 1 S: 5 H: 0 LOB: 0 BB: 0 P: 5	R: 2 E: 0 K: 2 S: 10 H: 3 LOB: 1 BB: 0 P: 10	R: 1 E: 0 K: 1 S: 6 H: 2 LOB: 0 BB: 0 P: 6	1B: 6 2B: 0 3B: 1 HR: 1	SF: 0 SAC: 0 DP: 0 HBP: 0					

PITCHER		IP	WLS	BF	H	R	ER	SO	BB	IBB	HBP	BLK	WP	HR	S	P	ERA	WHIP
Nolan Ryan, R ERA: 3.01	(1, 1)	7.2		31	6	3	3	10	2	0	0	0	0	1	49	57	3.52	1.043
Joe Sambito, L ERA: 3.24	(8, 1)	1.1	W	5	2	1	1	2	0	0	0	0	0	0	9	9	6.75	1.500

PITCHER	IP	WLS	BF	H	R	ER	SO	BB	IBB	HBP	BLK	WP	HR	S	P	ERA	WHIP

TOP

San Francisco Giants @ Houston Astros

Astrodome, Houston, TX

Sun Jun 08 1980, 8:05 PM EDT

Att. 28,327 - Unknown

livebaseballscorecards.com

AB	34
R	4
H	8
RBI	4
BB	2
SO	12
LOB	10

WP: 0	PA: 37								
PB: 0									
SB: 0									
CS: 1									

BOTTOM

San Francisco Giants @ Houston Astros

Astrodome, Houston, TX

Sun Jun 08 1980, 8:05 PM EDT

Att. 28,327 - Unknown

livebaseballscorecards.com

Batter	1	2	3	4	5	6	7	8	9	AB	R	H	RBI	BB	SO	LOB
Rafael Landestoy, S (1, 6) (9, 4) OBP: 0.283, SLG: 0.376	F8		F8		1-3 1B		6-3		E6 1-2 2-H	5	1	1	0	0	0	2
Terry Puhl, L (1, 9) OBP: 0.354, SLG: 0.447	3-1		F9		1-3 1-2		F5			4	0	0	0	0	0	2
Jose Cruz, L (1, 7) OBP: 0.382, SLG: 0.422	K			SF8 3B	F7		G3			4	1	1	0	0	1	1
Cesar Cedeno, R (1, 8) OBP: 0.386, SLG: 0.467		5-3		SF8 3-H	1B 2-H			F6		3	0	1	2	0	0	0
Enos Cabell, R (1, 5) OBP: 0.320, SLG: 0.371		SF8 3B		4-3	6-3			L1		4	1	1	0	0	0	1
Joe Morgan, L (1, 4) OBP: 0.329, SLG: 0.371		SF8 3-H		E9 1B 2B		L9		F4		3	1	1	1	0	0	0
Craig Reynolds, L (9, 6) OBP: 0.226, SLG: 0.295										0	0	0	0	0	0	0
Art Howe, R (1, 3) OBP: 0.317, SLG: 0.385		4-3		BBB 1B BB		1-3			SH3-4 E 1B	3	0	1	0	1	0	0
Julio Gonzalez, R (9, PR) OBP: 0.091, SLG: 0.121										0	1	0	0	0	0	0
Luis Pujols, R (1, 2) OBP: 0.238, SLG: 0.240			1B	1-2 3-H 1B		1B			SH3-4 1-2	3	0	3	1	0	0	0
Nolan Ryan, R (1, 1) OBP: 0.172, SLG: 0.160			F2	6-3		K			E IBB	3	0	0	0	0	1	4
Joe Sambito, L (8, 1)										0	0	0	0	0	0	0
Dave Bergman, L (9, PH) OBP: 0.185, SLG: 0.120										0	0	0	0	0	0	0
Bruce Bochy, R (9, PH) OBP: 0.571, SLG: 0.250										0	0	0	0	1	0	0
Inning Stats	R: 0 E: 0 K: 1 S: 5 H: 0 LOB: 0 BB: 0 P: 5	R: 1 E: 0 K: 0 S: 4 H: 1 LOB: 0 BB: 0 P: 4	R: 0 E: 0 K: 0 S: 4 H: 1 LOB: 1 BB: 0 P: 4	R: 2 E: 1 K: 0 S: 6 H: 3 LOB: 2 BB: 1 P: 10	R: 1 E: 0 K: 0 S: 5 H: 2 LOB: 1 BB: 0 P: 5	R: 0 E: 0 K: 1 S: 6 H: 1 LOB: 1 BB: 0 P: 6	R: 0 E: 0 K: 0 S: 3 H: 0 LOB: 0 BB: 0 P: 3	R: 0 E: 0 K: 0 S: 3 H: 0 LOB: 0 BB: 0 P: 3	R: 1 E: 1 K: 0 S: 3 H: 1 LOB: 2 BB: 1 P: 7	1B: 6 2B: 1 3B: 2 HR: 0	SF: 2 SAC: 1 DP: 0 HBP: 0					

	AB	32
	R	5
	H	9
	RBI	4
	BB	2
	SO	2
	LOB	10

WP: 0 PB: 0 SB: 0 CS: 0 PA: 37

PITCHER		IP	WLS	BF	H	R	ER	SO	BB	IBB	HBP	BLK	WP	HR	S	P	ERA	WHIP
Vida Blue, L ERA: 2.85	(1, 1)	7.0		30	8	4	3	2	1	0	0	0	0	0	33	37	3.86	1.286
Greg Minton, R ERA: 2.96	(8, 1)	1.1	L	5	1	1	0	0	0	0	0	0	0	0	5	5	0.00	0.750
Al Holland, L ERA: 0.76	(9, 1)	0.0		2	0	0	0	0	0	1	0	0	0	0	1	5	∞	∞

PITCHER	IP	WLS	BF	H	R	ER	SO	BB	IBB	HBP	BLK	WP	HR	S	P	ERA	WHIP

Chicago Cubs @ Houston Astros

Astrodome, Houston, TX

Mon Jun 09 1980, 8:05 PM EDT

Att. 19,022 - Unknown

TOP

livebaseballscorecards.com

Batter	1	2	3	4	5	6	7	8	9	AB	R	H	RBI	BB	SO	LOB
Ivan De Jesus, R (1, 6) OBP: 0.308, SLG: 0.383	6-3			6-3		F8		E9 1-H 2B		4	0	1	0	0	0	2
Mike Tyson, R (1, 4) OBP: 0.286, SLG: 0.365	G4-6-3 HBP			4-3		1-3 2-H 2B		F9		3	0	1	1	0	0	1
Larry Biittner, L (1, 3) OBP: 0.375, SLG: 0.435	G4-6-3 1-2f			4-3		4-3			BB 1B	4	0	1	0	0	0	3
Dave Kingman, R (1, 7) OBP: 0.347, SLG: 0.549		F9			K		6-3		1-2 BB	3	0	0	0	1	1	0
Mike Vail, R (1, 9) OBP: 0.398, SLG: 0.540		K			5-3		6-3		K	4	0	0	0	0	2	2
Scot Thompson, L (1, 8) OBP: 0.339, SLG: 0.350		6-3			L8		5-3		K	3	0	0	0	0	0	0
Doug Capilla, L (7, 1)										0	0	0	0	0	0	0
Ken Henderson, S (9, PH) OBP: 0.324, SLG: 0.400										1	0	0	0	0	1	2
Steve Ontiveros, S (1, 5) OBP: 0.333, SLG: 0.289			F5			1B 2B 1B		F7	F7	4	1	1	0	0	0	2
Tim Blackwell, S (1, 2) OBP: 0.284, SLG: 0.308			B1-6-3 BB			2B 1-2 1B		K		2	0	1	0	1	1	0
Dennis Lamp, R (1, 1) OBP: 0.214, SLG: 0.120			B1-6-3 1-2f			F2		2B E BB		1	0	0	0	0	0	1
Willie Hernandez, L (3, 1) OBP: 0.375, SLG: 0.500										0	0	0	0	0	0	0
Jesus Figueroa, L (6, PH) OBP: 0.355, SLG: 0.286										1	0	0	0	0	0	2
Dick Tidrow, R (6, 1)										0	0	0	0	0	0	0
Jerry Martin, R (7, 8) OBP: 0.333, SLG: 0.471										0	1	0	0	1	0	0

	AB	30
	R	2
	H	5
	RBI	1
	BB	3
	SO	5
	LOB	15

Inning Stats	1	2	3	4	5	6	7	8	9
	R: 0 E: 0 K: 0 S: 2	H: 0 LOB: 0 BB: 0 P: 3	R: 0 E: 0 K: 1 S: 5	H: 0 LOB: 0 BB: 0 P: 5	R: 0 E: 0 K: 0 S: 2	H: 0 LOB: 0 BB: 1 P: 6	R: 0 E: 0 K: 0 S: 3	H: 0 LOB: 0 BB: 0 P: 3	R: 0 E: 0 K: 1 S: 5	H: 0 LOB: 0 BB: 0 P: 5
	R: 1 E: 0 K: 0 S: 6	H: 3 LOB: 2 BB: 0 P: 6	R: 0 E: 0 K: 0 S: 3	H: 0 LOB: 0 BB: 0 P: 3	R: 1 E: 1 K: 1 S: 6	H: 1 LOB: 1 BB: 1 P: 10	R: 0 E: 0 K: 2 S: 8	H: 1 LOB: 2 BB: 1 P: 12		

	1B: 3	SF: 0	WP: 0	PA: 34
	2B: 2	SAC: 0	PB: 0	
	3B: 0	DP: 2	SB: 0	
	HR: 0	HBP: 1	CS: 0	

PITCHER		IP	WLS	BF	H	R	ER	SO	BB	IBB	HBP	BLK	WP	HR	S	P	ERA	WHIP
Ken Forsch, R ERA: 3.14	(1, 1)	5.2	W	20	3	1	1	2	1	0	1	0	0	0	22	27	1.59	0.706
Randy Niemann, L ERA: 4.32	(6, 1)	1.1		4	0	0	0	0	0	0	0	0	0	0	4	4	0.00	0.000
Frank LaCorte, R ERA: 0.66	(8, 1)	2.0		10	2	1	0	3	2	0	0	0	0	0	14	22	0.00	2.000

PITCHER	IP	WLS	BF	H	R	ER	SO	BB	IBB	HBP	BLK	WP	HR	S	P	ERA	WHIP

Batter	1	2	3	4	5	6	7	8	9	AB	R	H	RBI	BB	SO	LOB
Rafael Landestoy, S (1, 6) (8, 4) OBP: 0.298, SLG: 0.375	x 0-0 ① 4-3	BBB 4-0 1B 1-2 BB	BBB 4-0 FC3-6 1-2 BB		x 0-0 ③ 1-3		x 0-0 1B 1-2 1B			3	0	1	0	2	0	1
Terry Puhl, L (1, 9) OBP: 0.355, SLG: 0.446	x 0-0 ② 4-3	x 0-0 1B 1-2 2-3	x 0-0 ② FC3-6 CS 1-2f 2-3			x 0-0 ① L9	x 0-0 1B 1-2 2-H			5	0	2	1	0	0	2
Joe Morgan, L (1, 4) OBP: 0.326, SLG: 0.372 Frank LaCorte, R (8, 1) OBP: 0.333, SLG: 0.333	x 0-0 1B 2B	x 0-0 ③ F8	x 0-0 ③ CS 1-2	x 0-0 ① 6-3		x 0-0 ② 4-3	SSS 0-3 ③ K			5	1	1	0	0	1	5
										0	0	0	0	0	0	0
Jose Cruz, L (1, 7) OBP: 0.387, SLG: 0.423	x 0-0 S 2-H 1B		x 0-0 1B 1B 1B	x 0-0 ② 1-3		BBB 4-0 1B BB		x 0-0 ① 4-3		4	0	2	1	1	0	0
Denny Walling, L (1, 3) OBP: 0.382, SLG: 0.377	BBB 4-0 1-2 BB		x 0-0 1B 1B 1-2 1B	x 0-0 1B		x 0-0 1-2 1B		x 0-0 ② F4		4	1	3	0	1	0	0
Enos Cabell, R (1, 5) OBP: 0.317, SLG: 0.366	SSS 0-3 ③ K		x 0-0 ① 1B 1B 1-2 2-3 1B	x 0-0 ③ 1-3		x 0-0 ③ L4		x 0-0 ③ F8		5	1	1	0	0	1	5
Cesar Cedeno, R (1, 8) OBP: 0.389, SLG: 0.464		x 0-0 ① 5-3	x 0-0 1B 1B 1-2 2-H 1B		BBB 4-0 5-3 BB		x 0-0 ① F8			3	1	1	1	1	0	0
Alan Ashby, S (1, 2) OBP: 0.363, SLG: 0.408		x 0-0 ② 4-3	x 0-0 1B E 1-2 2-H 1B		x 0-0 ① 5-3 1-2		BBB 4-0 1B 1B BB			3	2	1	1	1	0	1
Ken Forsch, R (1, 1) OBP: 0.273, SLG: 0.303 Randy Niemann, L (6, 1) Dave Bergman, L (7, PH) OBP: 0.179, SLG: 0.115 Craig Reynolds, L (8, 6) OBP: 0.226, SLG: 0.295		x 0-0 1B BB 1B	x 0-0 E7 FC3-6 BB 1-H 2-H 1B		SSS 0-3 ② K		SSS 0-3 ② K			3	0	2	1	0	1	1
										0	0	0	0	0	0	0
										1	0	0	0	0	1	1
										0	0	0	0	0	0	0
Inning Stats	R: 1 E: 0 K: 1 S: 7 H: 2 LOB: 2 BB: 1 P: 11	R: 0 E: 0 K: 0 S: 5 H: 2 LOB: 3 BB: 1 P: 9	R: 4 E: 1 K: 0 S: 7 H: 6 LOB: 1 BB: 1 P: 11	R: 0 E: 0 K: 0 S: 4 H: 1 LOB: 1 BB: 0 P: 4	R: 0 E: 0 K: 1 S: 5 H: 0 LOB: 1 BB: 1 P: 9	R: 0 E: 0 K: 0 S: 4 H: 1 LOB: 2 BB: 1 P: 8	R: 1 E: 0 K: 2 S: 9 H: 2 LOB: 2 BB: 1 P: 13	R: 0 E: 0 K: 0 S: 3 H: 0 LOB: 0 BB: 0 P: 3		1B: 13 2B: 1 3B: 0 HR: 0	SF: 0 SAC: 0 DP: 0 HBP: 0					

BOTTOM

Chicago Cubs @ Houston Astros

Astrodome, Houston, TX

Mon Jun 09 1980, 8:05 PM EDT

Att. 19,022 - Unknown

livebaseballscorecards.com

AB	36
R	6
H	14
RBI	5
BB	6
SO	4
LOB	16

WP: 0 PB: 0 SB: 1 CS: 1 PA: 43

PITCHER		IP	WLS	BF	H	R	ER	SO	BB	IBB	HBP	BLK	WP	HR	S	P	ERA	WHIP
Dennis Lamp, R ERA: 5.02	(1, 1)	2.1	L	18	10	5	5	1	2	0	0	0	0	0	18	26	19.29	5.143
Willie Hernandez, L ERA: 4.34	(3, 1)	2.2		10	1	0	0	1	2	0	0	0	0	0	10	18	0.00	1.125
Dick Tidrow, R ERA: 2.27	(6, 1)	1.2		10	3	1	1	1	2	0	0	0	0	0	10	18	5.40	3.000
Doug Capilla, L ERA: 1.86	(7, 1)	1.1		4	0	0	0	1	0	0	0	0	0	0	6	6	0.00	0.000

PITCHER	IP	WLS	BF	H	R	ER	SO	BB	IBB	HBP	BLK	WP	HR	S	P	ERA	WHIP

Batter	1	2	3	4	5	6	7	8	9	AB	R	H	RBI	BB	SO	LOB
Ivan De Jesus, R (1, 6) OBP: 0.312, SLG: 0.379	6-3			1-3		BBBB 4-0 G4-6-3 BB			H 1-0 G3 2B HBP	2	1	0	0	1	0	0
Lenny Randle, S (1, 5) OBP: 0.338, SLG: 0.379	F5			4-3		G4-6-3 1-2f			G3 1-2	4	0	0	0	0	0	3
Larry Biittner, L (1, 3) OBP: 0.370, SLG: 0.427	4-1			SSS 0-3 K			G6-4-3 1B		SSS 0-3 K	4	0	1	0	0	2	1
Dave Kingman, R (1, 7) OBP: 0.344, SLG: 0.547		SSS 0-3 K			E6 FC5-4		G6-4-3 1-2f		2-H 2B	4	0	1	1	0	1	1
Mike Vail, R (1, 9) OBP: 0.387, SLG: 0.524 Doug Capilla, L (7, 1) Dick Tidrow, R (7, 1) Bill Buckner, L (9, PH) OBP: 0.307, SLG: 0.382		F9			FC5-4 1-2f		F8		1-3	3 0 0 1	0 0 0 0	0 0 0 0	0 0 0 0	0 0 0 0	0 0 0 0	1 0 0 1
Jerry Martin, R (1, 8) OBP: 0.333, SLG: 0.474		5-3			F9			6-3 4-3 2B		3	1	1	0	0	0	1
Mike Tyson, R (1, 4) OBP: 0.271, SLG: 0.345			SSS 0-3 K		F4			6-3 2-3		3	0	0	0	0	1	2
Tim Blackwell, S (1, 2) OBP: 0.279, SLG: 0.301 Ken Henderson, S (8, PH) OBP: 0.314, SLG: 0.387 Mike O'Berry, R (8, 2)			6-3			5-3		4-3 3-H		2 1 0	0 0 0	0 0 0	0 1 0	0 0 0	0 0 0	0 0 0
Mike Krukow, R (1, 1) OBP: 0.185, SLG: 0.185 Jesus Figueroa, L (6, PH) OBP: 0.375, SLG: 0.345 Bill Caudill, R (6, 1) Scot Thompson, L (7, 9) OBP: 0.336, SLG: 0.347			5-3			2B		F8		1 1 0 1	0 0 0 0	0 1 0 0	0 0 0 0	0 0 0 0	0 0 0 0	0 0 0 0
Inning Stats	R: 0 E: 0 K: 0 S: 3 H: 0 LOB: 0 BB: 0 P: 3	R: 0 E: 0 K: 1 S: 5 H: 0 LOB: 0 BB: 0 P: 5	R: 0 E: 0 K: 1 S: 5 H: 0 LOB: 0 BB: 0 P: 5	R: 0 E: 0 K: 1 S: 5 H: 0 LOB: 0 BB: 0 P: 5	R: 0 E: 1 K: 0 S: 4 H: 0 LOB: 1 BB: 0 P: 4	R: 0 E: 0 K: 0 S: 3 H: 1 LOB: 1 BB: 1 P: 7	R: 0 E: 0 K: 0 S: 3 H: 1 LOB: 0 BB: 0 P: 3	R: 1 E: 0 K: 0 S: 4 H: 1 LOB: 0 BB: 0 P: 4	R: 1 E: 0 K: 1 S: 6 H: 1 LOB: 1 BB: 0 P: 7	1B: 1 2B: 3 3B: 0 HR: 0 SF: 0 SAC: 0 DP: 2 HBP: 1						

PITCHER	IP	WLS	BF	H	R	ER	SO	BB	IBB	HBP	BLK	WP	HR	S	P	ERA	WHIP
Vern Ruhle, R (1, 1) ERA: 2.65	7.0	W	23	2	0	0	3	1	0	0	0	0	0	28	32	0.00	0.429
Dave Smith, R (8, 1) ERA: 2.53	2.0		9	2	2	2	1	0	0	1	0	0	0	10	11	9.00	1.000

PITCHER	IP	WLS	BF	H	R	ER	SO	BB	IBB	HBP	BLK	WP	HR	S	P	ERA	WHIP

TOP

Chicago Cubs @ Houston Astros

Astrodome, Houston, TX

Tue Jun 10 1980, 8:05 PM EDT

Att. 22,201 - Unknown

livebaseballscorecards.com

AB	30
R	2
H	4
RBI	2
BB	1
SO	4
LOB	10

1B: 1	SF: 0	WP: 0	PA: 32
2B: 3	SAC: 0	PB: 0	
3B: 0	DP: 2	SB: 0	
HR: 0	HBP: 1	CS: 0	

Chicago Cubs @ Houston Astros

Astrodome, Houston, TX

Tue Jun 10 1980, 8:05 PM EDT

Att. 22,201 - Unknown

BOTTOM

Batter	1	2	3	4	5	6	7	8	9	AB	R	H	RBI	BB	SO	LOB
Rafael Landestoy, S (1, 6) (8, 4) OBP: 0.306, SLG: 0.367	F4		1B 1-2 BB		G3		1B 1-2 BB			2	1	0	0	2	0	0
Terry Puhl, L (1, 9) OBP: 0.363, SLG: 0.459	4-3		1-3 2-H 2B 1B		2B		BB 1B 1-2 2-H 1B			4	1	3	1	0	0	0
Joe Morgan, L (1, 4) OBP: 0.341, SLG: 0.380	S 1B		2B BB		BB		BB 1-2 2-H 1B			2	1	2	1	2	0	0
Craig Reynolds, L (8, 6) OBP: 0.226, SLG: 0.295										0	0	0	0	0	0	0
Jose Cruz, L (1, 7) OBP: 0.384, SLG: 0.425	F5 1-2		WP 1-H 2-H 2B		L7		F7			4	0	1	2	0	0	5
Denny Walling, L (1, 3) OBP: 0.386, SLG: 0.376		G3	K 2-3			CS 1B	BB 1-2 2-3			3	0	1	0	1	1	1
Dave Smith, R (8, 1)										0	0	0	0	0	0	0
Enos Cabell, R (1, 5) OBP: 0.316, SLG: 0.361		6-3		6-3		CS 1-2 BB	F9			3	0	0	0	1	0	3
Cesar Cedeno, R (1, 8) OBP: 0.392, SLG: 0.484		F8		K		HR 1-2		3-1 BB		3	1	1	1	1	1	0
Alan Ashby, S (1, 2) OBP: 0.350, SLG: 0.392			4-3	F7		3-1		3-1 1-2		4	0	0	0	0	0	1
Vern Ruhle, R (1, 1) OBP: 0.400, SLG: 0.444			BB 1B 1B		F8		BB 1B BB		G3	2	1	1	0	0	0	0
Dave Bergman, L (7, PH) (8, 3) OBP: 0.200, SLG: 0.111										1	0	0	0	1	0	0
Inning Stats	R: 0 E: 0 K: 0 S: 4 H: 1 LOB: 1 BB: 0 P: 4	R: 0 E: 0 K: 0 S: 3 H: 0 LOB: 0 BB: 0 P: 3	R: 3 E: 0 K: 1 S: 7 H: 3 LOB: 1 BB: 2 P: 15	R: 0 E: 0 K: 1 S: 5 H: 0 LOB: 0 BB: 0 P: 5	R: 0 E: 0 K: 0 S: 4 H: 1 LOB: 2 BB: 1 P: 8	R: 1 E: 0 K: 0 S: 3 H: 2 LOB: 0 BB: 1 P: 7	R: 1 E: 0 K: 0 S: 4 H: 2 LOB: 3 BB: 3 P: 16	R: 0 E: 0 K: 0 S: 2 H: 0 LOB: 0 BB: 1 P: 6		1B: 6 2B: 2 3B: 0 HR: 1	SF: 0 SAC: 0 DP: 0 HBP: 0						

livebaseballscorecards.com

AB	28
R	5
H	9
RBI	5
BB	8
SO	2
LOB	10

WP: 1 PB: 0 SB: 1 CS: 2 PA: 36

PITCHER		IP	WLS	BF	H	R	ER	SO	BB	IBB	HBP	BLK	WP	HR	S	P	ERA	WHIP
Mike Krukow, R ERA: 3.63	(1, 1)	5.0	L	22	5	3	3	2	3	0	0	0	1	0	23	35	5.40	1.600
Bill Caudill, R ERA: 2.37	(6, 1)	1.1		7	3	2	2	0	3	0	0	0	0	1	4	16	13.50	4.500
Doug Capilla, L ERA: 1.8	(7, 1)	0.1		3	1	0	0	0	1	0	0	0	0	0	2	6	0.00	6.000
Dick Tidrow, R ERA: 2.19	(7, 1)	1.1		4	0	0	0	0	1	0	0	0	0	0	3	7	0.00	0.750

PITCHER	IP	WLS	BF	H	R	ER	SO	BB	IBB	HBP	BLK	WP	HR	S	P	ERA	WHIP

Batter	1	2	3	4	5	6	7	8	9	AB	R	H	RBI	BB	SO	LOB
Ivan De Jesus, R (1, 6) OBP: 0.312, SLG: 0.376	S S S 0-3 ① K		B B B B 4-0 G4-6-3 1-2 BB		S S S 0-3 ③ K			X 0-0 ①② G3-6-1 1-2f		2	0	0	0	1	2	1
Ken Henderson, S (8, PH) OBP: 0.306, SLG: 0.375										1	0	0	0	0	0	1
Mick Kelleher, R (8, 6) OBP: 0.216, SLG: 0.171										0	0	0	0	0	0	0
Lenny Randle, S (1, 5) OBP: 0.342, SLG: 0.379	X 0-0 ② 4-3		X 0-0 ②③ G4-6-3 1-2f			B B B B 4-0 BB		X 0-0 S 1B		3	0	1	0	1	0	2
Larry Biittner, L (1, 3) OBP: 0.356, SLG: 0.409	X 0-0 ③ F8			S S S 0-3 ① K		X 0-0 ① F8		X 0-0 ③ 6-3 1-2		4	0	0	0	0	1	2
Dave Kingman, R (1, 7) OBP: 0.348, SLG: 0.546		X 0-0 FC6-4 1B		X 0-0 F8		S S S 0-3 ② K			X 0-0 S 1B	4	0	2	0	0	1	1
Mike Vail, R (1, 9) OBP: 0.383, SLG: 0.509		X 0-0 ① FC6-4 1-2f FC6		B B B B 4-0 BB		S S S 0-3 ③ K			S S S 0-3 ① K 1-2	3	0	0	0	1	2	3
Scot Thompson, L (1, 8) OBP: 0.325, SLG: 0.333		X 0-0 ② F8		S S S 0-3 ③ K			X 0-0 ① 4-3		X 0-0 ② F7	4	0	0	0	0	1	3
Mike Tyson, R (1, 4) OBP: 0.270, SLG: 0.356		X 0-0 ③ FC6 1-2f			X 0-0 4-3 2B		X 0-0 ② F9		X 0-0 ③ F8	4	0	1	0	0	0	2
Tim Blackwell, S (1, 2) OBP: 0.280, SLG: 0.302			X 0-0 BB 1B		X 0-0 ① 4-3 2-3		X 0-0 ③ F7			3	0	1	0	0	0	1
Rick Reuschel, R (1, 1) OBP: 0.188, SLG: 0.250			S S S 0-3 ① K		X 0-0 ② F3			X 0-0 G3-6-1 1B		2	0	0	0	0	1	2
Jesus Figueroa, L (8, PH) OBP: 0.394, SLG: 0.367										1	0	1	0	0	0	0
Willie Hernandez, L (8, 1) OBP: 0.375, SLG: 0.500										0	0	0	0	0	0	0
Dick Tidrow, R (8, 1)										0	0	0	0	0	0	0
Inning Stats	R: 0 H: 0 E: 0 LOB: 0 K: 1 BB: 0 S: 5 P: 5	R: 0 H: 1 E: 0 LOB: 1 K: 0 BB: 0 S: 4 P: 4	R: 0 H: 1 E: 0 LOB: 1 K: 1 BB: 1 S: 5 P: 9	R: 0 H: 0 E: 0 LOB: 1 K: 2 BB: 1 S: 7 P: 11	R: 0 H: 1 E: 0 LOB: 1 K: 1 BB: 0 S: 6 P: 6	R: 0 H: 0 E: 0 LOB: 1 K: 2 BB: 1 S: 7 P: 11	R: 0 H: 0 E: 0 LOB: 0 K: 0 BB: 0 S: 3 P: 3	R: 0 H: 2 E: 0 LOB: 1 K: 0 BB: 0 S: 4 P: 4	R: 0 H: 1 E: 0 LOB: 1 K: 1 BB: 0 S: 6 P: 6	1B: 5 2B: 1 3B: 0 HR: 0	SF: 0 SAC: 0 DP: 2 HBP: 0					

TOP

Chicago Cubs @ Houston Astros

Astrodome, Houston, TX

Wed Jun 11 1980, 8:05 PM EDT

Att. 31,599 - Unknown

livebaseballscorecards.com

AB	31
R	0
H	6
RBI	0
BB	3
SO	8
LOB	18

PITCHER		IP	WLS	BF	H	R	ER	SO	BB	IBB	HBP	BLK	WP	HR	S	P	ERA	WHIP
J.R. Richard, R ERA: 1.5	(1, 1)	9.0	W	34	6	0	0	8	3	0	0	0	0	0	47	59	0.00	1.000

PITCHER	IP	WLS	BF	H	R	ER	SO	BB	IBB	HBP	BLK	WP	HR	S	P	ERA	WHIP

Batter	1	2	3	4	5	6	7	8	9	AB	R	H	RBI	BB	SO	LOB
Rafael Landestoy, S (1, 6) (9, 4) OBP: 0.295, SLG: 0.353	F7	FC1-2 1B 2-3 3-H			G3	6-3				4	0	0	0	0	0	2
Terry Puhl, L (1, 9) OBP: 0.366, SLG: 0.460	S 2B 1B	S 1-3 3-H 1B			G3			4-3		4	1	2	1	0	0	0
Joe Morgan, L (1, 4) OBP: 0.333, SLG: 0.370 Craig Reynolds, L (9, 6) OBP: 0.226, SLG: 0.295	F8 1-2	K 1-2			4-3			F7		4 0	0 0	0 0	0 0	0 0	1 0	3 0
Jose Cruz, L (1, 7) OBP: 0.391, SLG: 0.437	1B 2-H 2B		G1-6-3 1B			5-3 2B		1B 1B		4	1	3	1	0	0	0
Denny Walling, L (1, 3) OBP: 0.397, SLG: 0.398 Dave Bergman, L (9, 3) OBP: 0.200, SLG: 0.111	2-H 1B		G1-6-3 1-2f					1-2 1B		4 0	0 0	3 0	1 0	0 0	0 0	1 0
Enos Cabell, R (1, 5) OBP: 0.310, SLG: 0.354	K	K	K			F8		5-3		4	0	0	0	0	2	4
Cesar Cedeno, R (1, 8) OBP: 0.391, SLG: 0.477		SH5-4 1B FC1-2 BB		K	K					2	0	0	0	1	2	1
Alan Ashby, S (1, 2) OBP: 0.350, SLG: 0.390		FC1-2 SH5-4 1-2 1B 1B		6-3			5-3			3	1	1	0	0	0	0
J.R. Richard, R (1, 1) OBP: 0.097, SLG: 0.194		SH5-4 1-2 2-3		5-3			K			2	0	0	0	0	1	0
Inning Stats	R: 2 E: 0 K: 1 S: 8 H: 3 LOB: 1 BB: 0 P: 8	R: 1 E: 0 K: 1 S: 7 H: 2 LOB: 2 BB: 1 P: 11	R: 0 E: 0 K: 1 S: 5 H: 1 LOB: 0 BB: 0 P: 5	R: 0 E: 0 K: 1 S: 5 H: 0 LOB: 0 BB: 0 P: 5	R: 0 E: 0 K: 0 S: 3 H: 0 LOB: 0 BB: 0 P: 3	R: 0 E: 0 K: 1 S: 6 H: 1 LOB: 1 BB: 0 P: 6	R: 0 E: 0 K: 1 S: 5 H: 0 LOB: 0 BB: 0 P: 5	R: 0 E: 0 K: 0 S: 5 H: 2 LOB: 2 BB: 0 P: 5		1B: 7 2B: 2 3B: 0 HR: 0 SF: 0 SAC: 1 DP: 1 HBP: 0				WP: 0 PB: 0 SB: 2 CS: 0 PA: 33		

PITCHER	IP	WLS	BF	H	R	ER	SO	BB	IBB	HBP	BLK	WP	HR	S	P	ERA	WHIP
Rick Reuschel, R (1, 1) ERA: 3.65	7.0	L	28	7	3	3	6	1	0	0	0	0	0	39	43	3.86	1.143
Willie Hernandez, L (8, 1) ERA: 4.26	0.2		4	2	0	0	0	0	0	0	0	0	0	4	4	0.00	3.000
Dick Tidrow, R (8, 1) ERA: 2.17	0.1		1	0	0	0	0	0	0	0	0	0	0	1	1	0.00	0.000

PITCHER	IP	WLS	BF	H	R	ER	SO	BB	IBB	HBP	BLK	WP	HR	S	P	ERA	WHIP

BOTTOM

Chicago Cubs @ Houston Astros

Astrodome, Houston, TX

Wed Jun 11 1980, 8:05 PM EDT

Att. 31,599 - Unknown

livebaseballscorecards.com

AB	31
R	3
H	9
RBI	3
BB	1
SO	6
LOB	11

Houston Astros @ Pittsburgh Pirates

Three Rivers Stadium, Pittsburgh, PA

Fri Jun 13 1980, 7:05 PM EDT

Att. 31,854 - Unknown

TOP

livebaseballscorecards.com

Batter	1	2	3	4	5	6	7	8	9	AB	R	H	RBI	BB	SO	LOB
Rafael Landestoy, S (1, 6) OBP: 0.293, SLG: 0.343	F2			6-3		BB, 1B		L4		3	1	0	0	1	0	0
Terry Puhl, L (1, 9) OBP: 0.364, SLG: 0.452	P2-3, BB			G3		F7		F3		3	0	0	0	1	0	1
Joe Morgan, L (1, 4) OBP: 0.332, SLG: 0.363	P2-3 1-2f			F3		1B, BB 1-2			F3	3	0	0	0	1	0	1
Jose Cruz, L (1, 7) OBP: 0.393, SLG: 0.438		K			F8	1B 1-2 2-H			3B, 1B	4	1	2	1	0	1	0
Denny Walling, L (1, 3) OBP: 0.400, SLG: 0.419		5-3			2B, 1B	4-3			1-H, 3B	4	1	2	1	0	0	2
Enos Cabell, R (1, 5) OBP: 0.309, SLG: 0.356		5-3			1-H, 2B		3-1		F7	4	0	1	1	0	0	1
Cesar Cedeno, R (1, 8) OBP: 0.381, SLG: 0.463			F4		F7		6-3		K	4	0	0	0	0	1	2
Alan Ashby, S (1, 2) OBP: 0.341, SLG: 0.380			K		3-1		4-3			3	0	0	0	0	1	1
Joe Niekro, R (1, 1) OBP: 0.258, SLG: 0.333 Joaquin Andujar, S (5, 1) OBP: 0.333, SLG: 0.333 Julio Gonzalez, R (6, PH) OBP: 0.088, SLG: 0.118 Randy Niemann, L (6, 1) Dave Bergman, L (8, PH) OBP: 0.194, SLG: 0.107 Dave Smith, R (8, 1)			F8			4-3		F8		1 0 1 0 1 0	0 0 0 0 0 0	0 0 0 0 0 0	0 0 0 0 0 0	0 0 0 0 0 0	0 0 0 0 0 0	0 0 0 0 0 0

Inning Stats	1	2	3	4	5	6	7	8	9
R	0	0	0	0	1	1	0	0	1
E	0	0	0	0	0	0	0	0	0
K	0	1	1	0	0	0	0	0	1
S	2	5	5	3	5	4	3	3	7
H	0	0	0	0	2	1	0	0	2
LOB	0	0	0	0	1	2	0	1	0
BB	1	0	0	0	0	2	0	0	0
P	6	5	5	3	5	12	3	3	7

1B	3
2B	2
3B	1
HR	0
SF	0
SAC	0
DP	1
HBP	0
WP	0
PB	0
SB	0
CS	0
PA	34

AB	31
R	3
H	5
RBI	3
BB	3
SO	3
LOB	8

PITCHER		IP	WLS	BF	H	R	ER	SO	BB	IBB	HBP	BLK	WP	HR	S	P	ERA	WHIP
Eddie Solomon, R ERA: 2.58	(1, 1)	8.1	W	32	5	3	3	2	3	0	0	0	0	0	33	45	3.24	0.960
Kent Tekulve, R ERA: 3.74	(9, 1)	0.2	S	2	0	0	0	1	0	0	0	0	0	0	4	4	0.00	0.000

PITCHER	IP	WLS	BF	H	R	ER	SO	BB	IBB	HBP	BLK	WP	HR	S	P	ERA	WHIP

Batter	1	2	3	4	5	6	7	8	9	AB	R	H	RBI	BB	SO	LOB
Omar Moreno, L (1, 8) OBP: 0.316, SLG: 0.358	FC1-5 S 1B		F8 ①	FC4-6 ③ 1-2f		K ① S S S		K ① S S S		5	0	1	0	0	2	1
Tim Foli, R (1, 6) OBP: 0.295, SLG: 0.317	FC1-5 ① 4-3 HR 1-3		PB 1B 1B		HR 2B	F6 ②		6-3 ②		5	3	2	0	0	0	1
Dave Parker, L (1, 9) OBP: 0.314, SLG: 0.447	4-3 ② 1-2		6-3 ② 1-2		3-1 ① B B B B	2B BB		L9 ③		4	0	0	0	1	0	3
Willie Stargell, L (1, 3) OBP: 0.410, SLG: 0.619	HR 2-H		1B 2-H 1B		HR 2-H	1-3 2B				4	2	4	5	0	0	0
Mike Easler, L (1, 7) OBP: 0.474, SLG: 0.857 Bill Robinson, R (6, 7) OBP: 0.313, SLG: 0.504	PB 1B		FC6-4 1-3 1B		B B B B G3 1B BB	F5 ③				2 1	0 0	2 0	0 0	1 0	0 0	0 2
Phil Garner, R (1, 4) OBP: 0.333, SLG: 0.410	4-3 ③ 1-2		FC6-4 ③ 1-2f		G3 1-2 1B		5-3 ①			4	0	1	0	0	0	3
Ed Ott, L (1, 2) OBP: 0.340, SLG: 0.353		F8 ① S S S		4-3 ① S S S	G3 ② 1-2 2-3	3-1 ②				4	0	0	0	0	0	2
Dale Berra, R (1, 5) OBP: 0.295, SLG: 0.354		K ② S S S		6-3 ② S S S	IBB	E7 1B				3	0	1	0	1	1	0
Eddie Solomon, R (1, 1) OBP: 0.250, SLG: 0.250 Kent Tekulve, R (9, 1)		F9 ③		FC4-6 1B	K ③	K ③				4 0	0 0	1 0	0 0	0 0	2 0	4 0
Inning Stats	R: 2 E: 0 K: 0 S: 6 H: 3 LOB: 1 BB: 0 P: 6		R: 0 E: 0 K: 1 S: 5 H: 0 LOB: 0 BB: 0 P: 5	R: 1 E: 0 K: 0 S: 6 H: 3 LOB: 2 BB: 0 P: 6	R: 0 E: 0 K: 0 S: 4 H: 1 LOB: 1 BB: 0 P: 4	R: 2 E: 0 K: 1 S: 8 H: 3 LOB: 3 BB: 2 P: 16	R: 0 E: 0 K: 1 S: 6 H: 1 LOB: 2 BB: 1 P: 10	R: 0 E: 1 K: 1 S: 6 H: 1 LOB: 1 BB: 0 P: 6	R: 0 E: 0 K: 1 S: 5 H: 0 LOB: 0 BB: 0 P: 5							

PITCHER		IP	WLS	BF	H	R	ER	SO	BB	IBB	HBP	BLK	WP	HR	S	P	ERA	WHIP
Joe Niekro, R ERA: 3.67	(1, 1)	4.1	L	23	9	5	5	1	1	0	0	0	0	2	24	28	10.38	2.308
Joaquin Andujar, R ERA: 3.13	(5, 1)	0.2		4	1	0	0	1	0	1	0	0	0	0	5	9	0.00	1.500
Randy Niemann, L ERA: 3.48	(6, 1)	2.0		9	2	0	0	2	1	0	0	0	0	0	12	16	0.00	1.500
Dave Smith, R ERA: 2.42	(8, 1)	1.0		3	0	0	0	1	0	0	0	0	0	0	5	5	0.00	0.000

PITCHER	IP	WLS	BF	H	R	ER	SO	BB	IBB	HBP	BLK	WP	HR	S	P	ERA	WHIP

BOTTOM

Houston Astros @ Pittsburgh Pirates

Three Rivers Stadium, Pittsburgh, PA

Fri Jun 13 1980, 7:05 PM EDT

Att. 31,854 - Unknown

livebaseballscorecards.com

AB	36
R	5
H	12
RBI	5
BB	3
SO	5
LOB	16

1B: 8	SF: 0	WP: 0	PA: 39
2B: 2	SAC: 0	PB: 2	
3B: 0	DP: 0	SB: 1	
HR: 2	HBP: 0	CS: 0	

Houston Astros @ Pittsburgh Pirates

Three Rivers Stadium, Pittsburgh, PA

Sat Jun 14 1980, 7:05 PM EDT

Att. 33,922 - Unknown

TOP

livebaseballscorecards.com

Batter	1	2	3	4	5	6	7	8	9	AB	R	H	RBI	BB	SO	LOB
Rafael Landestoy, S (1, 6) (9, 4) OBP: 0.295, SLG: 0.373	E6	SF8 3-H		4-3		F8	L7		1-3	5	2	2	1	0	0	1
Terry Puhl, L (1, 9) OBP: 0.365, SLG: 0.462	4-3	F9		4-3 3-H		1B		SF9		5	1	2	1	0	0	1
Joe Morgan, L (1, 4) OBP: 0.344, SLG: 0.373	BB S 1B	1B 1-2		1B		S 1-3 1B		4-3		4	0	3	0	1	0	1
Craig Reynolds, L (9, 6) OBP: 0.226, SLG: 0.295										0	0	0	0	0	0	0
Jose Cruz, L (1, 7) OBP: 0.389, SLG: 0.431	BB 1B 1-2	F8		4-3		K 1-2		SF9 3-H		3	0	0	1	1	1	5
Denny Walling, L (1, 3) OBP: 0.407, SLG: 0.421	1B 1-2 2-H	F8			E9 5-3 1B	BB		F8		4	0	2	0	1	0	0
Dave Bergman, L (9, 3) OBP: 0.194, SLG: 0.107										0	0	0	0	0	0	0
Enos Cabell, R (1, 5) OBP: 0.306, SLG: 0.353	4-3	5-3			K	F9			HR 1B	5	1	1	0	0	1	6
Cesar Cedeno, R (1, 8) OBP: 0.394, SLG: 0.493		1B 1B 1B	1B		5-3 IBB		F6		1-H HR	4	2	3	2	1	0	0
Alan Ashby, S (1, 2) OBP: 0.336, SLG: 0.372		1B 1-2 SF8	G3		5-3 1-2 2-3	L5	L5		K	5	1	1	0	0	1	3
Nolan Ryan, R (1, 1) OBP: 0.212, SLG: 0.207		1B 1-3 2-H		6-3	K		1B		L5	4	0	2	1	0	1	2
Joaquin Andujar, S (7, 1) OBP: 0.333, SLG: 0.333										0	0	0	0	0	0	0
Joe Sambito, L (8, 1)										0	0	0	0	0	0	0
Frank LaCorte, R (8, 1) OBP: 0.250, SLG: 0.250										1	0	0	0	0	0	0
Inning Stats	R: 1 E: 1 K: 0 S: 4 H: 2 LOB: 2 BB: 2 P: 12	R: 2 E: 0 K: 0 S: 7 H: 4 LOB: 2 BB: 0 P: 7	R: 0 E: 0 K: 0 S: 4 H: 1 LOB: 1 BB: 0 P: 4	R: 1 E: 0 K: 0 S: 5 H: 2 LOB: 1 BB: 0 P: 5	R: 0 E: 1 K: 2 S: 8 H: 1 LOB: 2 BB: 1 P: 12	R: 0 E: 0 K: 1 S: 7 H: 2 LOB: 3 BB: 1 P: 11	R: 0 E: 0 K: 0 S: 4 H: 1 LOB: 1 BB: 0 P: 4	R: 1 E: 0 K: 0 S: 4 H: 1 LOB: 0 BB: 0 P: 4	R: 2 E: 0 K: 1 S: 7 H: 2 LOB: 0 BB: 0 P: 7	1B: 12 2B: 1 3B: 2 HR: 1 SF: 2 SAC: 0 DP: 0 HBP: 0	WP: 0 PB: 0 SB: 2 CS: 0 PA: 46					

	AB	40
	R	7
	H	16
	RBI	6
	BB	4
	SO	4
	LOB	19

PITCHER		IP	WLS	BF	H	R	ER	SO	BB	IBB	HBP	BLK	WP	HR	S	P	ERA	WHIP
Don Robinson, R ERA: 4.82	(1, 1)	3.2	L	21	9	4	4	0	2	0	0	0	0	0	19	27	9.82	3.000
Rod Scurry, L ERA: 1.86	(4, 1)	1.1		6	1	0	0	2	0	1	0	0	0	0	9	13	0.00	0.750
Grant Jackson, L ERA: 2.19	(6, 1)	2.0		10	3	0	0	1	1	0	0	0	0	0	11	15	0.00	2.000
Enrique Romo, R ERA: 2.72	(8, 1)	2.0		9	3	3	3	1	0	0	0	0	0	1	11	11	13.50	1.500

PITCHER	IP	WLS	BF	H	R	ER	SO	BB	IBB	HBP	BLK	WP	HR	S	P	ERA	WHIP

BOTTOM

Houston Astros @ Pittsburgh Pirates

Three Rivers Stadium, Pittsburgh, PA

Sat Jun 14 1980, 7:05 PM EDT

Att. 33,922 - Unknown

Batter	1	2	3	4	5	6	7	8	9	AB	R	H	RBI	BB	SO	LOB
Omar Moreno, L (1, 8) OBP: 0.317, SLG: 0.361	F9 2B		G6-4-3 1-2f		K			4-3 S E BB	4-3	4	1	1	0	1	1	2
Tim Foli, R (1, 6) OBP: 0.288, SLG: 0.309	F9 2-3			E5 BB 1B	1-3			4-3 1-3		4	1	0	0	0	0	3
Dave Parker, L (1, 9) OBP: 0.317, SLG: 0.446	F7			1B 1-2 BB		E4 1B		E8 3-1 1B 3-H		3	1	1	1	1	0	1
Willie Stargell, L (1, 3) OBP: 0.399, SLG: 0.598	F7			F9		L8		3-1 3-H		4	0	0	1	0	0	4
Mike Easler, L (1, 7) OBP: 0.485, SLG: 0.851		K 1B		1-2 2-H 1B		G6-3 1-3 1B		2B BB		3	0	2	1	1	1	0
Phil Garner, R (1, 4) OBP: 0.336, SLG: 0.417		CS 1B		F3		G6-3 1-2f		1-3 2B		4	0	2	0	0	0	4
Ed Ott, L (1, 2) OBP: 0.340, SLG: 0.348 Bill Robinson, R (8, PH) OBP: 0.311, SLG: 0.500 Steve Nicosia, R (9, 2) OBP: 0.293, SLG: 0.258		6-3 1-2		K			G4-6-3 BB	K		2 1 0	0 0 0	0 0 0	0 0 0	1 0 0	1 1 0	3 2 0
Dale Berra, R (1, 5) OBP: 0.283, SLG: 0.337			E6 G6-4-3		F9		F8		F3	4	0	0	0	0	0	1
Don Robinson, R (1, 1) OBP: 0.389, SLG: 0.389 Rod Scurry, L (4, 1) OBP: 0.333, SLG: 0.333 Manny Sanguillen, R (5, PH) OBP: 0.467, SLG: 0.600 Grant Jackson, S (6, 1) John Milner, L (7, PH) OBP: 0.265, SLG: 0.270 Enrique Romo, R (8, 1) OBP: 0.500, SLG: 0.400 Lee Lacy, R (9, PH) OBP: 0.470, SLG: 0.645			L7		E6 1B		G4-6-3 1-2f		6-3	1 0 1 0 1 0 1	0 0 0 0 0 0 0	0 0 1 0 0 0 0	0 0 0 0 0 0 0	0 0 0 0 0 0 0	0 0 0 0 0 0 0	1 0 0 0 1 0 0
Inning Stats	R: 0 H: 1 E: 0 LOB: 1 K: 0 BB: 0 S: 4 P: 4	R: 0 H: 1 E: 0 LOB: 0 K: 1 BB: 0 S: 5 P: 5	R: 0 H: 0 E: 1 LOB: 0 K: 0 BB: 0 S: 3 P: 3	R: 1 H: 1 E: 1 LOB: 2 K: 1 BB: 1 S: 7 P: 11	R: 0 H: 1 E: 1 LOB: 1 K: 1 BB: 0 S: 6 P: 6	R: 0 H: 1 E: 1 LOB: 1 K: 0 BB: 0 S: 4 P: 4	R: 0 H: 0 E: 0 LOB: 0 K: 0 BB: 1 S: 2 P: 6	R: 2 H: 2 E: 1 LOB: 2 K: 1 BB: 2 S: 7 P: 15	R: 0 H: 0 E: 0 LOB: 0 K: 0 BB: 0 S: 3 P: 3	1B: 5 2B: 2 3B: 0 HR: 0	SF: 0 SAC: 0 DP: 3 HBP: 0					

livebaseballscorecards.com

AB	33
R	3
H	7
RBI	3
BB	4
SO	4
LOB	22

WP: 0 PA: 37
PB: 0
SB: 1
CS: 1

PITCHER		IP	WLS	BF	H	R	ER	SO	BB	IBB	HBP	BLK	WP	HR	S	P	ERA	WHIP
Nolan Ryan, R ERA: 2.81	(1, 1)	6.0	W	25	5	1	0	3	2	0	0	0	0	0	29	37	0.00	1.167
Joaquin Andujar, R ERA: 3.7	(7, 1)	1.1		5	1	2	2	0	1	0	0	0	0	0	4	8	13.50	1.500
Joe Sambito, L ERA: 3.2	(8, 1)	0.1		3	1	0	0	0	1	0	0	0	0	0	2	6	0.00	6.000
Frank LaCorte, R ERA: 0.63	(8, 1)	1.1	S	4	0	0	0	1	0	0	0	0	0	0	6	6	0.00	0.000

PITCHER	IP	WLS	BF	H	R	ER	SO	BB	IBB	HBP	BLK	WP	HR	S	P	ERA	WHIP

Houston Astros @ Pittsburgh Pirates

Three Rivers Stadium, Pittsburgh, PA

Sun Jun 15 1980, 3:33 AM EDT

Att. 49,541 - Unknown

TOP

livebaseballscorecards.com

Batter	1	2	3	4	5	6	7	8	9	AB	R	H	RBI	BB	SO	LOB
Rafael Landestoy, S (1, 4) OBP: 0.294, SLG: 0.368	0-0 1B 2B 1B	0-0 4-3			0-0 4-3		0-0 FC1-6-5 1-2 2-3			4	1	1	0	0	0	3
Terry Puhl, L (1, 9) OBP: 0.357, SLG: 0.452	0-0 F9		0-0 5-3		0-0 F8			S S S 0-3 K		4	0	0	0	0	1	2
Jose Cruz, L (1, 7) OBP: 0.391, SLG: 0.433	0-0 2B 1-2 1B		0-0 G5-4-3 1B			0-0 4-3		0-0 G3		4	0	2	0	0	0	0
Cesar Cedeno, R (1, 8) OBP: 0.402, SLG: 0.504	0-0 1-3 2-H 2B		0-0 G5-4-3 1-2f			B B B B 4-0 S BB		0-0 1B 1B		3	0	2	1	1	0	1
Enos Cabell, R (1, 5) OBP: 0.305, SLG: 0.351	0-0 L4			S S S 0-3 K		0-0 F9 1-2		0-0 1-2 1B		4	0	1	0	0	1	3
Art Howe, R (1, 3) OBP: 0.314, SLG: 0.372 Dave Smith, R (8, 1)	B B B B 4-0 BB			0-0 L8		0-0 4-3		0-0 F7		3	0	0	0	1	0	3
										0	0	0	0	0	0	0
Julio Gonzalez, R (1, 6) OBP: 0.105, SLG: 0.132	0-0 5-3			0-0 F5			0-0 FC1-6-5 1B 1B		0-0 F8	4	0	1	0	0	0	3
Luis Pujols, R (1, 2) OBP: 0.250, SLG: 0.244		S S S 0-3 K			B B B B 4-0 SH1-3 BB		0-0 FC1-6-5 1-2 1B		0-0 F2	3	0	1	0	1	1	0
Ken Forsch, R (1, 1) OBP: 0.265, SLG: 0.294 Bruce Bochy, R (7, PH) OBP: 0.500, SLG: 0.200 Joaquin Andujar, S (7, 1) OBP: 0.333, SLG: 0.333 Jeffrey Leonard, R (8, 3) OBP: 0.274, SLG: 0.290		0-0 1-3			0-0 SH1-3 1-2		0-0 F7		0-0 F8	1	0	0	0	0	0	0
										1	0	0	0	0	0	2
										0	0	0	0	0	0	0
										1	0	0	0	0	0	0
Inning Stats	R: 1 E: 0 K: 0 S: 6 H: 3 LOB: 3 BB: 1 P: 10	R: 0 E: 0 K: 1 S: 5 H: 0 LOB: 0 BB: 0 P: 5	R: 0 E: 0 K: 0 S: 3 H: 1 LOB: 0 BB: 0 P: 3	R: 0 E: 0 K: 1 S: 5 H: 0 LOB: 0 BB: 0 P: 5	R: 0 E: 0 K: 0 S: 3 H: 0 LOB: 1 BB: 1 P: 7	R: 0 E: 0 K: 0 S: 3 H: 0 LOB: 1 BB: 1 P: 7	R: 0 E: 0 K: 0 S: 4 H: 2 LOB: 1 BB: 0 P: 4	R: 0 E: 0 K: 1 S: 7 H: 2 LOB: 2 BB: 0 P: 7	R: 0 E: 0 K: 0 S: 3 H: 0 LOB: 0 BB: 0 P: 3	1B: 7 2B: 2 3B: 0 HR: 0	SF: 0 SAC: 1 DP: 2 HBP: 0						

	AB	32
	R	1
	H	8
	RBI	1
	BB	3
	SO	3
	LOB	17

WP: 0 PB: 0 SB: 1 CS: 0 PA: 36

PITCHER	IP	WLS	BF	H	R	ER	SO	BB	IBB	HBP	BLK	WP	HR	S	P	ERA	WHIP
John Candelaria, L (1, 1) ERA: 3.42	9.0	W	36	8	1	1	3	3	0	0	0	0	0	39	51	1.00	1.222

PITCHER	IP	WLS	BF	H	R	ER	SO	BB	IBB	HBP	BLK	WP	HR	S	P	ERA	WHIP

Batter	1	2	3	4	5	6	7	8	9	AB	R	H	RBI	BB	SO	LOB
Omar Moreno, L (1, 8) OBP: 0.316, SLG: 0.359	F7			6-3		S 1B 1B		L3		4	1	1	0	0	0	0
Tim Foli, R (1, 6) OBP: 0.287, SLG: 0.314	F3			6-3		1-3 1-2		4-3 2B		4	0	1	0	0	0	1
Mike Easler, L (1, 7) OBP: 0.476, SLG: 0.824	F7			4-3		2-H 1B		4-3 2-3		4	0	1	1	0	0	1
Bill Robinson, R (1, 9) OBP: 0.309, SLG: 0.492		G3-6-3 1B			F7	F8		F8		4	0	1	0	0	0	2
John Milner, L (1, 3) OBP: 0.268, SLG: 0.273		G3-6-3 1-2f			1B 1B	S S S K				3	1	1	0	0	1	2
Phil Garner, R (1, 4) OBP: 0.336, SLG: 0.415		5-3			1B 1-2 6-3 1B		5-3			3	1	1	0	0	0	0
Ed Ott, L (1, 2) OBP: 0.353, SLG: 0.384			CS 1B		6-3 1-3 2-H 1B		HR			3	1	3	2	0	0	0
Dale Berra, R (1, 5) OBP: 0.274, SLG: 0.326			S S S K 1-2		6-3 1-2 3-H		S S S K			3	0	0	1	0	2	2
John Candelaria, L (1, 1) OBP: 0.219, SLG: 0.200			G3		1-3		F7			3	0	0	0	0	0	1
Inning Stats	R: 0 H: 0 E: 0 LOB: 0 K: 0 BB: 0 S: 3 P: 3	R: 0 H: 1 E: 0 LOB: 0 K: 0 BB: 0 S: 3 P: 3	R: 0 H: 1 E: 0 LOB: 0 K: 1 BB: 0 S: 5 P: 5	R: 0 H: 0 E: 0 LOB: 0 K: 0 BB: 0 S: 3 P: 3	R: 2 H: 3 E: 0 LOB: 1 K: 0 BB: 0 S: 6 P: 6	R: 1 H: 2 E: 0 LOB: 1 K: 1 BB: 0 S: 7 P: 7	R: 1 H: 1 E: 0 LOB: 0 K: 1 BB: 0 S: 6 P: 6	R: 0 H: 1 E: 0 LOB: 1 K: 0 BB: 0 S: 4 P: 4		1B: 7 SF: 0 2B: 2 SAC: 0 3B: 0 DP: 2 HR: 1 HBP: 0						

PITCHER		IP	WLS	BF	H	R	ER	SO	BB	IBB	HBP	BLK	WP	HR	S	P	ERA	WHIP
Ken Forsch, R ERA: 3.23	(1, 1)	6.0	L	23	7	3	3	2	0	0	0	0	0	0	27	27	4.50	1.167
Joaquin Andujar, R ERA: 3.91	(7, 1)	1.0		4	1	1	1	1	0	0	0	0	0	1	6	6	9.00	1.000
Dave Smith, R ERA: 2.31	(8, 1)	1.0		4	1	0	0	0	0	0	0	0	0	0	4	4	0.00	1.000

PITCHER	IP	WLS	BF	H	R	ER	SO	BB	IBB	HBP	BLK	WP	HR	S	P	ERA	WHIP

BOTTOM

Houston Astros @ Pittsburgh Pirates

Three Rivers Stadium, Pittsburgh, PA

Sun Jun 15 1980, 3:33 AM EDT

Att. 49,541 - Unknown

livebaseballscorecards.com

AB	31
R	4
H	9
RBI	4
BB	0
SO	3
LOB	9

Batter	1	2	3	4	5	6	7	8	9	AB	R	H	RBI	BB	SO	LOB
Terry Puhl, L (1, 9) OBP: 0.360, SLG: 0.455	2-3 FC3-2-5-1 2B		K		1-3		WP 1-2 2-3 3-H BB			3	0	1	1	1	1	0
Denny Walling, L (1, 3) OBP: 0.406, SLG: 0.419	2-3 2-3		1B			F4	4-3 1-2 2-3 3-H			3	0	1	0	0	0	1
Art Howe, R (7, PH) (7, 3) OBP: 0.311, SLG: 0.368										1	0	0	0	0	0	2
Joe Morgan, L (1, 4) OBP: 0.342, SLG: 0.366	BB FC3-2-5-1		F6			F9		4-3		3	0	0	0	1	0	1
Jose Cruz, L (1, 7) OBP: 0.384, SLG: 0.425	FC3-2-5-1 1-3 3-H		G2			2-3		K		4	0	0	0	0	1	3
Cesar Cedeno, R (1, 8) OBP: 0.393, SLG: 0.490	K			F8			4-3	4-3		4	0	0	0	0	1	2
Enos Cabell, R (1, 5) OBP: 0.300, SLG: 0.344		K		F2			5-3		F7	4	0	0	0	0	1	0
Alan Ashby, S (1, 2) OBP: 0.336, SLG: 0.371		5-3		K			BB WP BB 1B		4-3	3	0	1	0	0	1	0
Julio Gonzalez, R (7, PR) (7, 6) OBP: 0.103, SLG: 0.128										1	1	0	0	0	0	0
Craig Reynolds, L (1, 6) OBP: 0.229, SLG: 0.293		BB			4-3		1-2 BB WP BB		K	1	0	0	0	1	0	0
Bruce Bochy, R (7, PH) OBP: 0.556, SLG: 0.200										0	0	0	0	1	0	0
Jeffrey Leonard, R (7, PR) OBP: 0.274, SLG: 0.290										0	1	0	0	0	0	0
Luis Pujols, R (7, 2) OBP: 0.247, SLG: 0.241										1	0	0	0	0	1	0
Vern Ruhle, R (1, 1) OBP: 0.333, SLG: 0.364		5-3			K		1-2 2-3 WP BB BB			2	0	0	0	0	1	1
Rafael Landestoy, S (7, PH) OBP: 0.299, SLG: 0.368										0	0	0	0	1	0	0
Dave Smith, R (7, 1)										0	0	0	0	0	0	0
Inning Stats	R: 0 E: 0 K: 1 S: 6 H: 1 LOB: 2 BB: 1 P: 10	R: 0 E: 0 K: 1 S: 5 H: 0 LOB: 1 BB: 1 P: 9	R: 0 E: 0 K: 1 S: 6 H: 1 LOB: 1 BB: 0 P: 6	R: 0 E: 0 K: 1 S: 5 H: 0 LOB: 0 BB: 0 P: 5	R: 0 E: 0 K: 1 S: 5 H: 0 LOB: 0 BB: 0 P: 5	R: 0 E: 0 K: 0 S: 3 H: 0 LOB: 0 BB: 0 P: 3	R: 2 E: 0 K: 0 S: 4 H: 1 LOB: 3 BB: 3 P: 16	R: 0 E: 0 K: 1 S: 5 H: 0 LOB: 0 BB: 0 P: 5	R: 0 E: 0 K: 1 S: 5 H: 0 LOB: 0 BB: 0 P: 5	1B: 2 2B: 1 3B: 0 HR: 0 SF: 0 SAC: 0 DP: 0 HBP: 0						

PITCHER		IP	WLS	BF	H	R	ER	SO	BB	IBB	HBP	BLK	WP	HR	S	P	ERA	WHIP
Rick Reuschel, R ERA: 3.61	(1, 1)	1.0		5	1	0	0	1	1	0	0	0	0	0	6	10	0.00	2.000
Willie Hernandez, L ERA: 4.23	(2, 1)	5.2	L	21	2	2	2	4	2	0	0	0	1	0	27	35	3.18	0.706
Bill Caudill, R ERA: 2.25	(7, 1)	0.0		2	0	0	0	0	2	0	0	0	0	0	0	8	∞	∞
Doug Capilla, L ERA: 1.74	(7, 1)	0.1		1	0	0	0	0	0	0	0	0	1	0	1	1	0.00	0.000
Dick Tidrow, R ERA: 1.94	(8, 1)	2.0		6	0	0	0	2	0	0	0	0	0	0	10	10	0.00	0.000

PITCHER	IP	WLS	BF	H	R	ER	SO	BB	IBB	HBP	BLK	WP	HR	S	P	ERA	WHIP

TOP

Houston Astros @ Chicago Cubs

Wrigley Field, Chicago, IL

Mon Jun 16 1980, 3:33 AM CDT

Att. 15,289 - Unknown

livebaseballscorecards.com

AB	30
R	2
H	3
RBI	1
BB	5
SO	7
LOB	10

1B: 2	SF: 0	WP: 2	PA: 35
2B: 1	SAC: 0	PB: 0	
3B: 0	DP: 0	SB: 0	
HR: 0	HBP: 0	CS: 0	

Houston Astros @ Chicago Cubs

Wrigley Field, Chicago, IL

Mon Jun 16 1980, 3:33 AM CDT

Att. 15,289 - Unknown

livebaseballscorecards.com

BOTTOM

Batter	1	2	3	4	5	6	7	8	9	AB	R	H	RBI	BB	SO	LOB
Ivan De Jesus, R (1, 6) OBP: 0.326, SLG: 0.377	4-3		F4		F9			K		4	0	0	0	0	1	1
Lenny Randle, S (1, 5) OBP: 0.358, SLG: 0.385	F6			F7		F5		FC4-6 1B		4	0	1	0	0	0	0
Bill Buckner, L (1, 3) OBP: 0.321, SLG: 0.404	1B			2B		BB 1B		FC4-6 1-2f		4	0	3	0	0	0	1
Mike Vail, R (1, 9) OBP: 0.406, SLG: 0.512	6-3			F3		BBBB 4-0 1-2 BB		F7		3	0	0	0	1	0	3
Larry Biittner, L (1, 7) OBP: 0.361, SLG: 0.389		4-3		F7		F9			G3	4	0	0	0	0	0	3
Jerry Martin, R (1, 8) OBP: 0.328, SLG: 0.503		F7			HR	5-3			5-3	4	1	1	1	0	0	2
Barry Foote, R (1, 2) OBP: 0.310, SLG: 0.509		5-3			E6 FC5-4		F4		K	4	0	0	0	0	1	0
Mike Tyson, R (1, 4) OBP: 0.278, SLG: 0.319			K		FC5-4 SH1-4 1-2f		F7			3	0	0	0	0	1	1
Rick Reuschel, R (1, 1) OBP: 0.188, SLG: 0.250 Willie Hernandez, L (2, 1) OBP: 0.333, SLG: 0.444 Bill Caudill, R (7, 1) Doug Capilla, L (7, 1) Ken Henderson, S (7, PH) OBP: 0.316, SLG: 0.364 Dick Tidrow, R (8, 1)			K		SH1-4 1-2		6-3			0 1 0 0 1 0	0 0 0 0 0 0	0 0 0 0 0 0	0 0 0 0 0 0	0 1 0 0 0 0	0 0 0 0 0 0	0 0 0 0 0 0
Inning Stats	R: 0 E: 0 K: 0 S: 4 H: 1 LOB: 1 BB: 0 P: 4	R: 0 E: 0 K: 0 S: 3 H: 0 LOB: 0 BB: 0 P: 3	R: 0 E: 0 K: 2 S: 7 H: 0 LOB: 0 BB: 0 P: 7	R: 0 E: 0 K: 0 S: 4 H: 1 LOB: 1 BB: 0 P: 4	R: 1 E: 1 K: 0 S: 5 H: 1 LOB: 1 BB: 0 P: 5	R: 0 E: 0 K: 0 S: 4 H: 1 LOB: 2 BB: 1 P: 8	R: 0 E: 0 K: 0 S: 3 H: 0 LOB: 0 BB: 0 P: 3	R: 0 E: 0 K: 1 S: 6 H: 1 LOB: 1 BB: 0 P: 6	R: 0 E: 0 K: 1 S: 5 H: 0 LOB: 0 BB: 0 P: 5	1B: 3 2B: 1 3B: 0 HR: 1	SF: 0 SAC: 1 DP: 0 HBP: 0						

	AB	32
	R	1
	H	5
	RBI	1
	BB	1
	SO	4
	LOB	11

PITCHER		IP	WLS	BF	H	R	ER	SO	BB	IBB	HBP	BLK	WP	HR	S	P	ERA	WHIP
Vern Ruhle, R ERA: 2.48	(1, 1)	6.0	W	24	4	1	1	2	1	0	0	0	0	1	27	31	1.50	0.833
Dave Smith, R ERA: 2.05	(7, 1)	3.0	S	10	1	0	0	2	0	0	0	0	0	0	14	14	0.00	0.333

PITCHER	IP	WLS	BF	H	R	ER	SO	BB	IBB	HBP	BLK	WP	HR	S	P	ERA	WHIP

Batter	1	2	3	4	5	6	7	8	9	AB	R	H	RBI	BB	SO	LOB
Terry Puhl, L (1, 9) OBP: 0.370, SLG: 0.455	F9	1B HR BB	S 1B 2-H	FC6-4 HBP					E BB BB	2	1	1	1	2	0	0
Denny Walling, L (1, 3) OBP: 0.405, SLG: 0.419 Rafael Landestoy, S (9, 4) OBP: 0.299, SLG: 0.368	2B 1B 1B	HR 1B 1-2	K 1-2			FC6-4 1-2f			F8	5 0	2 0	2 0	0 0	0 0	1 0	3 0
Joe Morgan, L (1, 4) OBP: 0.340, SLG: 0.369 Dave Bergman, L (9, PH) OBP: 0.219, SLG: 0.107 (9, 3)	1B 2B 1-3	K		F5		K			E BB 1-2	4 0	1 0	1 0	0 0	0 1	2 0	3 0
Jose Cruz, L (1, 7) OBP: 0.384, SLG: 0.435	1B 1B IBB	HR 1-H 2-H		K			1-3		K	4	2	1	3	1	2	2
Cesar Cedeno, R (1, 8) OBP: 0.387, SLG: 0.480	K	CS 1B		K			5-3		E5 1-2 2-3	5	0	1	0	0	2	5
Enos Cabell, R (1, 5) OBP: 0.298, SLG: 0.341	E 1B 1B 1-2 2-H 3-H	5-3 1-2			K		K		F9	5	0	1	2	0	2	4
Alan Ashby, S (1, 2) OBP: 0.333, SLG: 0.367	E 1B 1-2 2-H		6-3		F7			F7		4	0	1	1	0	0	0
Craig Reynolds, L (1, 6) OBP: 0.224, SLG: 0.286	E3 1-2 2-3		4-3		F9			K		4	0	0	0	0	1	2
J.R. Richard, R (1, 1) OBP: 0.118, SLG: 0.235 Joaquin Andujar, S (6, 1) OBP: 0.250, SLG: 0.250	F9	1B 2B				5-3		K		3 1	1 0	1 0	0 0	0 0	0 1	3 0
Inning Stats	R: 3 E: 1 K: 1 S: 10 H: 4 LOB: 3 BB: 1 P: 14	R: 3 E: 0 K: 1 S: 7 H: 3 LOB: 0 BB: 1 P: 11	R: 1 E: 0 K: 1 S: 7 H: 2 LOB: 1 BB: 0 P: 7	R: 0 E: 0 K: 2 S: 7 H: 0 LOB: 0 BB: 0 P: 7	R: 0 E: 0 K: 1 S: 5 H: 0 LOB: 0 BB: 0 P: 5	R: 0 E: 0 K: 1 S: 5 H: 0 LOB: 1 BB: 0 P: 6	R: 0 E: 0 K: 1 S: 5 H: 0 LOB: 0 BB: 0 P: 5	R: 0 E: 0 K: 2 S: 7 H: 0 LOB: 0 BB: 0 P: 7	R: 0 E: 1 K: 1 S: 6 H: 0 LOB: 3 BB: 2 P: 14	1B: 6 2B: 2 3B: 0 HR: 1 SF: 0 SAC: 0 DP: 0 HBP: 1						

TOP

Houston Astros @ Chicago Cubs

Wrigley Field, Chicago, IL

Tue Jun 17 1980, 3:33 AM CDT

Att. 19,480 - Unknown

livebaseballscorecards.com

AB	37
R	7
H	9
RBI	7
BB	4
SO	11
LOB	22

WP: 0 PB: 0 SB: 1 CS: 1 PA: 42

PITCHER		IP	WLS	BF	H	R	ER	SO	BB	IBB	HBP	BLK	WP	HR	S	P	ERA	WHIP
Lynn McGlothen, R ERA: 6.95	(1, 1)	1.1	L	14	7	6	6	2	1	1	0	0	0	1	16	24	40.50	6.000
Doug Capilla, L ERA: 1.69	(2, 1)	5.2		19	2	1	1	6	0	0	1	0	0	0	30	31	1.59	0.353
Bill Caudill, R ERA: 2.14	(8, 1)	2.0		9	0	0	0	3	2	0	0	0	0	0	13	21	0.00	1.000

PITCHER	IP	WLS	BF	H	R	ER	SO	BB	IBB	HBP	BLK	WP	HR	S	P	ERA	WHIP

Houston Astros @ Chicago Cubs

Wrigley Field, Chicago, IL

Tue Jun 17 1980, 3:33 AM CDT

Att. 19,480 - Unknown

livebaseballscorecards.com

BOTTOM

Batter	1	2	3	4	5	6	7	8	9	AB	R	H	RBI	BB	SO	LOB
Ivan De Jesus, R (1, 6) OBP: 0.329, SLG: 0.381	0-0 2B		0-0 5-3		4-0 BB			0-3 K		3	1	1	0	1	1	0
Lenny Randle, S (1, 5) OBP: 0.351, SLG: 0.378	0-3 K		0-0 E6 BB		0-0 F9			0-0 1-3		4	0	0	0	0	1	2
Bill Buckner, L (1, 3) OBP: 0.325, SLG: 0.409	0-0 2-H 2B		4-0 1-2 BB		0-0 5-3			0-0 G3		3	0	1	1	1	0	1
Mike Vail, R (1, 9) OBP: 0.394, SLG: 0.496	0-3 K		0-3 K			0-0 6-3			0-0 F9	4	0	0	0	0	2	3
Larry Biittner, L (1, 7) OBP: 0.349, SLG: 0.375	0-0 4-3		0-3 K2-3			0-0 4-3			0-3 K	4	0	0	0	0	2	3
Jerry Martin, R (1, 8) OBP: 0.327, SLG: 0.497		0-3 K		0-3 K		0-0 F7			0-0 1B	4	0	1	0	0	2	0
Barry Foote, R (1, 2) OBP: 0.303, SLG: 0.496		0-0 6-3		0-0 F7			0-0 F2		0-3 K	3	0	0	0	0	0	0
Tim Blackwell, S (8, 2) OBP: 0.278, SLG: 0.299										1	0	0	0	0	1	1
Mike Tyson, R (1, 4) OBP: 0.280, SLG: 0.311		4-0 BB		0-0 F9			0-3 K			2	0	0	0	1	1	0
Lynn McGlothen, L (1, 1) OBP: 0.429, SLG: 0.538		0-3 K			0-3 K		0-0 4-3			0	0	0	0	0	0	0
Doug Capilla, L (2, 1)										2	0	0	0	0	2	1
Scot Thompson, L (7, PH) OBP: 0.309, SLG: 0.315										1	0	0	0	0	0	0
Bill Caudill, R (8, 1)										0	0	0	0	0	0	0

	AB	31
	R	1
	H	3
	RBI	1
	BB	3
	SO	12
	LOB	11

Inning Stats	1	2	3	4	5	6	7	8	9
	R: 1 E: 0 K: 2 S: 9	H: 2 LOB: 1 BB: 0 P: 9	R: 0 E: 0 K: 2 S: 7	H: 0 LOB: 1 BB: 1 P: 11	R: 0 E: 1 K: 2 S: 8	H: 0 LOB: 2 BB: 1 P: 12	R: 0 E: 0 K: 1 S: 5	H: 0 LOB: 0 BB: 0 P: 5	R: 0 E: 0 K: 1 S: 5	H: 0 LOB: 1 BB: 1 P: 9	R: 0 E: 0 K: 0 S: 3	H: 0 LOB: 0 BB: 0 P: 3	R: 0 E: 0 K: 1 S: 5	H: 0 LOB: 0 BB: 0 P: 5	R: 0 E: 0 K: 1 S: 5	H: 0 LOB: 0 BB: 0 P: 5	R: 0 E: 0 K: 2 S: 8	H: 1 LOB: 1 BB: 0 P: 8

	1B: 1	SF: 0	WP: 0	PA: 34
	2B: 2	SAC: 0	PB: 0	
	3B: 0	DP: 0	SB: 0	
	HR: 0	HBP: 0	CS: 0	

PITCHER		IP	WLS	BF	H	R	ER	SO	BB	IBB	HBP	BLK	WP	HR	S	P	ERA	WHIP
J.R. Richard, R ERA: 1.51	(1, 1)	5.0	W	21	2	1	1	8	3	0	0	0	0	0	34	46	1.80	1.000
Joaquin Andujar, R ERA: 3.38	(6, 1)	4.0	S	13	1	0	0	4	0	0	0	0	0	0	21	21	0.00	0.250

PITCHER	IP	WLS	BF	H	R	ER	SO	BB	IBB	HBP	BLK	WP	HR	S	P	ERA	WHIP

Batter	1	2	3	4	5	6	7	8	9	AB	R	H	RBI	BB	SO	LOB
Garry Templeton, S (1, 6) OBP: 0.336, SLG: 0.386	3-1			1-4-3		K		F7		4	0	0	0	0	1	1
Leon Durham, L (1, 9) OBP: 0.256, SLG: 0.289	K			4-3		L9		1-3 2B		4	0	1	0	0	1	0
Kim Seaman, L (8, 1)										0	0	0	0	0	0	0
Keith Hernandez, L (1, 3) OBP: 0.423, SLG: 0.513	K			BB 1B		L7		F8		4	0	1	0	0	1	2
Ted Simmons, S (1, 2) OBP: 0.390, SLG: 0.514		G3		1-2 BB			F9		G3	3	0	0	0	1	0	0
Terry Kennedy, L (1, 7) OBP: 0.366, SLG: 0.473		P4		F9			1B		F7	4	0	1	0	0	0	2
Ken Reitz, R (1, 5) OBP: 0.350, SLG: 0.431		F5			G4-6-3 1B		F8		F9	4	0	1	0	0	0	1
Tony Scott, S (1, 8) OBP: 0.310, SLG: 0.290			6-3		1-2 G4-6-3 1B		1-3			3	0	1	0	0	0	1
Tom Herr, S (1, 4) OBP: 0.206, SLG: 0.286			F8		G4-6-3			2B 1B		2	0	0	0	0	0	2
Mike Phillips, L (8, PH) OBP: 0.176, SLG: 0.188					1-2f 2-3					1	0	1	0	0	0	0
(8, 4)																
Jim Kaat, L (1, 1)										2	0	0	0	0	2	1
Dane Iorg, L (8, PH) OBP: 0.368, SLG: 0.439								F8		1	0	0	0	0	0	1
(8, 9)																

TOP

St. Louis Cardinals @ Houston Astros

Astrodome, Houston, TX

Wed Jun 18 1980, 8:05 PM EDT

Att. 24,459 - Unknown

livebaseballscorecards.com

AB	32
R	0
H	6
RBI	0
BB	1
SO	5
LOB	11

Inning Stats	1	2	3	4	5	6	7	8	9
R	0	0	0	0	0	0	0	0	0
H	0	0	0	1	2	0	1	2	0
E	0	0	0	0	0	0	0	0	0
LOB	0	0	0	2	1	0	1	2	0
K	2	0	1	0	1	1	0	0	0
BB	0	0	0	1	0	0	0	0	0
S	7	3	5	4	6	5	4	5	3
P	7	3	5	8	6	5	4	5	3

| | | | | | | | | | | | | | | | |

St. Louis Cardinals @ Houston Astros

Astrodome, Houston, TX

Wed Jun 18 1980, 8:05 PM EDT

Att. 24,459 - Unknown

livebaseballscorecards.com

BOTTOM

Batter	1	2	3	4	5	6	7	8	9	AB	R	H	RBI	BB	SO	LOB
Rafael Landestoy, S (1, 6) (9, 4) OBP: 0.305, SLG: 0.368	BBBB 4-0 FC4-6 BB		x 0-0 1B 6-3 1B	x 0-0 ③ F8			x 0-0 ② 6-3 2-3			3	1	1	0	1	0	2
Terry Puhl, L (1, 9) OBP: 0.368, SLG: 0.451	x 0-0 ① FC4-6 1B 1B 1-2f		x 0-0 6-3 1B 1-3 1B		x 0-0 ① 3-1		x 0-0 ③ L9			4	1	1	0	0	0	2
Jose Cruz, L (1, 7) OBP: 0.382, SLG: 0.432	x 0-0 1B 1-2 1B		x 0-0 ① F7		x 0-0 ② 4-3			x 0-0 ① P1		4	0	1	0	0	0	2
Cesar Cedeno, R (1, 8) OBP: 0.384, SLG: 0.471	x 0-0 ② F5		x 0-0 ② 6-3 1-2 3-H		x 0-0 ③ 5-3			BBBB 4-0 BB S BB		3	0	0	1	1	0	3
Enos Cabell, R (1, 5) OBP: 0.301, SLG: 0.341	x 0-0 1-2 2-H 1B		SSS 0-3 ③ K			x 0-0 ① 5-3		IIII 4-0 BB 1-2 IBB		3	0	1	1	1	1	1
Joe Morgan, L (1, 4) OBP: 0.343, SLG: 0.368 Craig Reynolds, L (9, 6) OBP: 0.224, SLG: 0.286	x 0-0 ③ F9			x 0-0 BB 1B G6-4-3 1B		x 0-0 ② 6-3		BBBB 4-0 G6-3 1-2 2-3 BB		3 0	1 0	1 0	0 0	1 0	0 0	2 0
Art Howe, R (1, 3) OBP: 0.309, SLG: 0.364		x 0-0 ① 4-3		x 0-0 G6-4-3 BB 1-2 1B		x 0-0 ③ F7		x 0-0 ② ③ G6-3 1-2f		4	0	1	0	0	0	3
Luis Pujols, R (1, 2) OBP: 0.261, SLG: 0.247		x 0-0 ② 6-3	BBBB 4-0 G6-4-3 1-2 2-3 BB				x 0-0 6-3 SH3-4 1B			2	0	1	0	1	0	0
Joe Niekro, R (1, 1) OBP: 0.242, SLG: 0.313		x 0-0 ③ F8		x 0-0 ① ② G6-4-3 1-2f 2-3 3-H			x 0-0 ① SH3-4 1-2			2	0	0	0	0	0	2
Inning Stats	R: 1 H: 2 E: 0 LOB: 2 K: 0 BB: 1 S: 5 P: 9	R: 0 H: 0 E: 0 LOB: 0 K: 0 BB: 0 S: 3 P: 3	R: 1 H: 2 E: 0 LOB: 1 K: 1 BB: 0 S: 7 P: 7	R: 1 H: 2 E: 0 LOB: 1 K: 0 BB: 1 S: 4 P: 8	R: 0 H: 0 E: 0 LOB: 0 K: 0 BB: 0 S: 3 P: 3	R: 0 H: 0 E: 0 LOB: 0 K: 0 BB: 0 S: 3 P: 3	R: 0 H: 1 E: 0 LOB: 1 K: 0 BB: 0 S: 4 P: 4	R: 0 H: 0 E: 0 LOB: 2 K: 0 BB: 3 S: 2 P: 14		1B: 7 SF: 0 2B: 0 SAC: 1 3B: 0 DP: 2 HR: 0 HBP: 0						

	AB	28
	R	3
	H	7
	RBI	2
	BB	5
	SO	1
	LOB	17

WP: 0 PA: 34
PB: 0
SB: 1
CS: 0

PITCHER		IP	WLS	BF	H	R	ER	SO	BB	IBB	HBP	BLK	WP	HR	S	P	ERA	WHIP
Jim Kaat, L ERA: 4.47	(1, 1)	7.0	L	29	7	3	3	1	2	0	0	0	0	0	29	37	3.86	1.286
Kim Seaman, L ERA: 3.0	(8, 1)	1.0		5	0	0	0	0	2	1	0	0	0	0	2	14	0.00	2.000

PITCHER	IP	WLS	BF	H	R	ER	SO	BB	IBB	HBP	BLK	WP	HR	S	P	ERA	WHIP

Batter	1	2	3	4	5	6	7	8	9	AB	R	H	RBI	BB	SO	LOB
Garry Templeton, S (1, 6) OBP: 0.335, SLG: 0.387	4-3		6-3 2B			4-3		E5		4	0	1	0	0	0	0
Keith Hernandez, L (1, 3) OBP: 0.421, SLG: 0.506	BBBB 4-0 E S BB		6-3 2-3			G3		P4		3	0	0	0	1	0	2
Ted Simmons, S (1, 2) OBP: 0.383, SLG: 0.503	SSS 0-3 K 1-3		4-3			4-3			SSS 0-3 K	4	0	0	0	0	2	2
George Hendrick, R (1, 8) OBP: 0.339, SLG: 0.531	SSS 0-3 K			F8			BBBB 4-0 BB		4-3	3	0	0	0	1	1	1
Terry Kennedy, L (1, 7) OBP: 0.365, SLG: 0.461 Mike Ramsey, S (9, PH) OBP: 0.299, SLG: 0.409		BBBB 4-0 BB		1-3			SSS 0-3 K		P4	2 1	0 0	0 0	0 0	1 0	1 0	1 0
Leon Durham, L (1, 9) OBP: 0.261, SLG: 0.275		SSS 0-3 K		F7			BBBB 4-0 1-2 L6-4 BB			2	0	0	0	1	1	1
Ken Reitz, R (1, 5) OBP: 0.346, SLG: 0.425		0-0 F9			4-3		0-0 L6-4 1-2			3	0	0	0	0	0	3
Tom Herr, S (1, 4) OBP: 0.200, SLG: 0.277		SSS 0-3 K			1-3			0-0 L4		3	0	0	0	0	1	1
Bob Sykes, S (1, 1) OBP: 0.188, SLG: 0.133 Tony Scott, S (8, PH) OBP: 0.309, SLG: 0.289 Kim Seaman, L (8, 1) John Littlefield, R (8, 1)			SSS 0-3 K		SSS 0-3 K			SSS 0-3 K		2 1 0 0	0 0 0 0	0 0 0 0	0 0 0 0	0 0 0 0	2 1 0 0	0 0 0 0
Inning Stats	R: 0 H: 0 E: 0 LOB: 1 K: 2 BB: 1 S: 7 P: 11	R: 0 H: 0 E: 0 LOB: 1 K: 2 BB: 1 S: 7 P: 11	R: 0 H: 1 E: 0 LOB: 1 K: 1 BB: 0 S: 6 P: 6	R: 0 H: 0 E: 0 LOB: 0 K: 0 BB: 0 S: 3 P: 3	R: 0 H: 0 E: 0 LOB: 0 K: 1 BB: 0 S: 5 P: 5	R: 0 H: 0 E: 0 LOB: 0 K: 0 BB: 0 S: 3 P: 3	R: 0 H: 0 E: 0 LOB: 1 K: 1 BB: 2 S: 4 P: 12	R: 0 H: 0 E: 1 LOB: 1 K: 1 BB: 0 S: 6 P: 6	R: 0 H: 0 E: 0 LOB: 0 K: 1 BB: 0 S: 5 P: 5	1B: 0 2B: 2 3B: 0 HR: 0	SF: 0 SAC: 0 DP: 1 HBP: 0					

TOP

St. Louis Cardinals @ Houston Astros

Astrodome, Houston, TX

Thu Jun 19 1980, 8:05 PM EDT

Att. 24,663 - Unknown

livebaseballscorecards.com

AB	28
R	0
H	1
RBI	0
BB	4
SO	9
LOB	11

PITCHER		IP	WLS	BF	H	R	ER	SO	BB	IBB	HBP	BLK	WP	HR	S	P	ERA	WHIP
Nolan Ryan, R ERA: 2.61	(1, 1)	7.0	W	25	1	0	0	7	4	0	0	0	0	0	35	51	0.00	0.714
Joe Sambito, L ERA: 2.96	(8, 1)	2.0	S	7	0	0	0	2	0	0	0	0	0	0	11	11	0.00	0.000

PITCHER		IP	WLS	BF	H	R	ER	SO	BB	IBB	HBP	BLK	WP	HR	S	P	ERA	WHIP

Batter	1	2	3	4	5	6	7	8	9	AB	R	H	RBI	BB	SO	LOB
Rafael Landestoy, S (1, 6) (7, 4) OBP: 0.311, SLG: 0.388	SF9 3B		F8			1B SH1-4 1B		F3		4	2	2	0	0	0	0
Terry Puhl, L (1, 9) OBP: 0.372, SLG: 0.457	P6		2B			SH1-4 1-2		FC4-6 BB		2	0	1	0	1	0	1
Jose Cruz, L (1, 7) OBP: 0.380, SLG: 0.430	SF9 3-H		F9			2-H 1B		FC4-6 E 1-2f		3	0	1	2	0	0	2
Cesar Cedeno, R (1, 8) OBP: 0.376, SLG: 0.459	P5			6-3		F8		E6 1-2		4	0	0	0	0	0	2
Enos Cabell, R (1, 5) OBP: 0.300, SLG: 0.336		6-3		P3		IBB		L7		3	0	0	0	1	0	2
Joe Morgan, L (1, 4) OBP: 0.343, SLG: 0.364		BBBB 4-0 PB 1B BB		F9		F9				2	0	0	0	1	0	2
Craig Reynolds, L (7, 6) OBP: 0.224, SLG: 0.286										0	0	0	0	0	0	0
Art Howe, R (1, 3) OBP: 0.310, SLG: 0.363		1-H 1B			F8		F7			3	0	1	0	0	0	0
Alan Ashby, S (1, 2) OBP: 0.326, SLG: 0.358		3-1			5-3		6-3			3	0	0	0	0	0	1
Nolan Ryan, R (1, 1) OBP: 0.200, SLG: 0.194			SSS K		F9		6-3			2	0	0	0	0	1	0
Jeffrey Leonard, R (7, PH) OBP: 0.271, SLG: 0.287										1	0	0	0	0	0	0
Joe Sambito, L (8, 1)										0	0	0	0	0	0	0
Inning Stats	R: 1 E: 0 K: 0 S: 4 H: 1 LOB: 0 BB: 0 P: 4	R: 0 E: 0 K: 0 S: 3 H: 1 LOB: 1 BB: 1 P: 7	R: 0 E: 0 K: 1 S: 6 H: 1 LOB: 1 BB: 0 P: 6	R: 0 E: 0 K: 0 S: 3 H: 0 LOB: 0 BB: 0 P: 3	R: 0 E: 0 K: 0 S: 3 H: 0 LOB: 0 BB: 0 P: 3	R: 1 E: 0 K: 0 S: 5 H: 2 LOB: 2 BB: 1 P: 9	R: 0 E: 0 K: 0 S: 3 H: 0 LOB: 0 BB: 0 P: 3	R: 0 E: 1 K: 0 S: 4 H: 0 LOB: 2 BB: 1 P: 8		1B: 3 2B: 1 3B: 1 HR: 0	SF: 1 SAC: 1 DP: 0 HBP: 0					

PITCHER		IP	WLS	BF	H	R	ER	SO	BB	IBB	HBP	BLK	WP	HR	S	P	ERA	WHIP
Bob Sykes, L ERA: 5.92	(1, 1)	7.0	L	27	5	2	2	1	1	1	0	0	0	0	27	35	2.57	0.857
Kim Seaman, L ERA: 2.45	(8, 1)	0.2		4	0	0	0	0	1	0	0	0	0	0	3	7	0.00	1.500
John Littlefield, R ERA: 3.48	(8, 1)	0.1		1	0	0	0	0	0	0	0	0	0	0	1	1	0.00	0.000

PITCHER	IP	WLS	BF	H	R	ER	SO	BB	IBB	HBP	BLK	WP	HR	S	P	ERA	WHIP

BOTTOM

St. Louis Cardinals @ Houston Astros

Astrodome, Houston, TX

Thu Jun 19 1980, 8:05 PM EDT

Att. 24,663 - Unknown

livebaseballscorecards.com

AB	27
R	2
H	5
RBI	2
BB	3
SO	1
LOB	10

WP: 0 PB: 1 SB: 0 CS: 0 PA: 32

Pittsburgh Pirates @ Houston Astros

Astrodome, Houston, TX

Fri Jun 20 1980, 8:05 PM EDT

Att. 35,955 - Unknown

TOP

livebaseballscorecards.com

Batter	1	2	3	4	5	6	7	8	9	AB	R	H	RBI	BB	SO	LOB
Omar Moreno, L (1, 8) OBP: 0.319, SLG: 0.364	F7		1B		3-1			F2	F6	4	1	1	0	0	0	0
Dale Berra, R (9, PH) OBP: 0.284, SLG: 0.380										1	0	0	0	0	0	2
Tim Foli, R (1, 6) OBP: 0.308, SLG: 0.335	E 1B		F8 1-2			BBBB G4-6-3 BB		H 1-0 HBP		2	0	1	0	1	0	1
Mike Easler, L (1, 7) OBP: 0.443, SLG: 0.752	SSS K 1-2		2-H HR			G4-6-3 1-2f		SSS K2-3		4	1	1	2	0	2	3
Bill Robinson, R (1, 9) OBP: 0.286, SLG: 0.453	F7		SSS K			5-3			F7	4	0	0	0	0	1	1
John Milner, L (1, 3) OBP: 0.286, SLG: 0.295		2B		F7			1-3 1B		BB BB 1B 1B	4	1	3	0	0	0	0
Bill Madlock, R (1, 5) OBP: 0.314, SLG: 0.384		L7		4-3			1-3 1-2		BBBB 4-0 BB 1-2 1B BB	3	1	0	0	1	0	2
Ed Ott, L (1, 2) OBP: 0.343, SLG: 0.369		F4		L7			F8		BBBB 4-0 1B BB 1-2 2-3	3	0	0	0	0	0	2
Lee Lacy, R (9, PH) OBP: 0.455, SLG: 0.608										0	0	0	0	1	0	0
Phil Garner, R (1, 4) OBP: 0.332, SLG: 0.394		L8			6-3		6-3		L7	4	0	0	0	0	0	5
John Candelaria, L (1, 1) OBP: 0.206, SLG: 0.188			L7		SSS K			F9	1-3 2-H 3-H 1B	2	0	0	0	0	1	0
Manny Sanguillen, R (8, PH) OBP: 0.412, SLG: 0.529										1	0	0	0	0	0	0
Rod Scurry, L (8, 1) OBP: 0.333, SLG: 0.333										0	0	0	0	0	0	0
Dave Parker, L (9, PH) OBP: 0.316, SLG: 0.438										1	0	1	2	0	0	0
Matt Alexander, S (9, PR)										0	0	0	0	0	0	0

	AB	33
	R	4
	H	7
	RBI	4
	BB	3
	SO	4
	LOB	16

Inning Stats	1	2	3	4	5	6	7	8	9
	R: 0 E: 1 K: 1 S: 6	R: 0 E: 0 K: 0 S: 4	R: 2 E: 0 K: 1 S: 7	R: 0 E: 0 K: 0 S: 3	R: 0 E: 0 K: 1 S: 5	R: 0 E: 0 K: 0 S: 2	R: 0 E: 0 K: 0 S: 4	R: 0 E: 0 K: 1 S: 5	R: 2 E: 0 K: 0 S: 5
	H: 1 LOB: 1 BB: 0 P: 6	H: 1 LOB: 1 BB: 0 P: 4	H: 2 LOB: 0 BB: 0 P: 7	H: 0 LOB: 0 BB: 0 P: 3	H: 0 LOB: 0 BB: 0 P: 5	H: 0 LOB: 0 BB: 1 P: 6	H: 1 LOB: 1 BB: 0 P: 4	H: 0 LOB: 1 BB: 0 P: 6	H: 2 LOB: 2 BB: 2 P: 13

1B: 5 2B: 1 3B: 0 HR: 1 SF: 0 SAC: 0 DP: 1 HBP: 1

WP: 0 PB: 0 SB: 1 CS: 0 PA: 37

PITCHER		IP	WLS	BF	H	R	ER	SO	BB	IBB	HBP	BLK	WP	HR	S	P	ERA	WHIP
Ken Forsch, R ERA: 3.32	(1, 1)	8.1	W	33	6	4	4	4	2	0	1	0	0	1	38	47	4.32	0.960
Joe Sambito, L ERA: 2.89	(9, 1)	0.2	S	4	1	0	0	0	1	0	0	0	0	0	3	7	0.00	3.000

PITCHER	IP	WLS	BF	H	R	ER	SO	BB	IBB	HBP	BLK	WP	HR	S	P	ERA	WHIP

Batter	1	2	3	4	5	6	7	8	9	AB	R	H	RBI	BB	SO	LOB
Rafael Landestoy, S (1, 6) (9, 4) OBP: 0.307, SLG: 0.397	F7	1B 3B 1-H 2-H 3-H		6-3		6-3		K		5	1	1	3	0	1	3
Terry Puhl, L (1, 9) (8, 8) OBP: 0.370, SLG: 0.453	6-3	1B SF7 1B 3-H		F4			4-3			4	1	1	1	0	0	0
Jose Cruz, L (1, 7) OBP: 0.382, SLG: 0.429	1B 1B BB B B B	1B 1-3			4-3		L8			3	1	1	0	1	0	0
Cesar Cedeno, R (1, 8) OBP: 0.378, SLG: 0.469 Denny Walling, L (8, 9) OBP: 0.405, SLG: 0.419	1B 1B 1-2	SF7 3-H			L9		1B 2B			3 0	0 0	2 0	1 0	0 0	0 0	0 0
Art Howe, R (1, 5) OBP: 0.325, SLG: 0.387	1B 1-3 2-H	F7			2B		1B 2-H			4	0	3	1	0	0	1
Joe Morgan, L (1, 4) OBP: 0.341, SLG: 0.358 Craig Reynolds, L (9, 6) OBP: 0.224, SLG: 0.286	S S S K S S K	S S S K			4-3			B B B BB		3 0	0 0	0 0	0 0	1 0	2 0	1 0
Jeffrey Leonard, R (1, 3) OBP: 0.279, SLG: 0.295 Dave Bergman, L (9, 3) OBP: 0.219, SLG: 0.107	1B 1B 3B 1B	6-3				G5-4-3 1B		S S S K		4 0	1 0	2 0	0 0	0 0	1 0	1 0
Alan Ashby, S (1, 2) OBP: 0.331, SLG: 0.357	1B 3B 1B 1-2	5-3				G5-4-3 1-2f		B B B B BB 1-2		3	1	1	0	1	0	1
Ken Forsch, R (1, 1) OBP: 0.289, SLG: 0.342 Joe Sambito, L (9, 1)	3B 1B 1-2 2-3			S S S K		2B		S S S K		4 0	1 0	2 0	0 0	0 0	2 0	2 0
Inning Stats	R: 1 E: 0 K: 0 S: 4 H: 2 LOB: 2 BB: 1 P: 8	R: 5 E: 0 K: 1 S: 11 H: 6 LOB: 1 BB: 0 P: 11	R: 0 E: 0 K: 1 S: 5 H: 0 LOB: 0 BB: 0 P: 5	R: 0 E: 0 K: 1 S: 5 H: 0 LOB: 0 BB: 0 P: 5	R: 0 E: 0 K: 0 S: 4 H: 1 LOB: 1 BB: 0 P: 4	R: 0 E: 0 K: 0 S: 4 H: 2 LOB: 1 BB: 0 P: 4	R: 0 E: 0 K: 0 S: 4 H: 2 LOB: 2 BB: 0 P: 4	R: 0 E: 0 K: 3 S: 9 H: 0 LOB: 2 BB: 2 P: 17		1B: 9 2B: 3 3B: 1 HR: 0	SF: 1 SAC: 0 DP: 1 HBP: 0					

PITCHER		IP	WLS	BF	H	R	ER	SO	BB	IBB	HBP	BLK	WP	HR	S	P	ERA	WHIP
John Candelaria, L ERA: 3.71	(1, 1)	7.0	L	32	13	6	6	3	1	0	0	0	0	0	37	41	7.71	2.000
Rod Scurry, L ERA: 1.69	(8, 1)	1.0		5	0	0	0	3	2	0	0	0	0	0	9	17	0.00	2.000

PITCHER	IP	WLS	BF	H	R	ER	SO	BB	IBB	HBP	BLK	WP	HR	S	P	ERA	WHIP

BOTTOM

Pittsburgh Pirates @ Houston Astros

Astrodome, Houston, TX

Fri Jun 20 1980, 8:05 PM EDT

Att. 35,955 - Unknown

livebaseballscorecards.com

AB	33
R	6
H	13
RBI	6
BB	3
SO	6
LOB	9

1B: 9	SF: 1	WP: 0	PA: 37
2B: 3	SAC: 0	PB: 0	
3B: 1	DP: 1	SB: 0	
HR: 0	HBP: 0	CS: 0	

Pittsburgh Pirates @ Houston Astros

Astrodome, Houston, TX

Sat Jun 21 1980, 8:05 PM EDT

Att. 45,867 - Unknown

TOP

livebaseballscorecards.com

Batter	1	2	3	4	5	6	7	8	9	AB	R	H	RBI	BB	SO	LOB
Omar Moreno, L (1, 8) OBP: 0.325, SLG: 0.384	IHR		2B		1B		4-3		FC6-4	4	2	3	1	0	0	1
Lee Lacy, R (9, PH) OBP: 0.450, SLG: 0.602										1	0	0	0	0	0	2
Tim Foli, R (1, 6) OBP: 0.312, SLG: 0.339	1B		SH1-3		1B		6-3		F6	4	0	2	0	0	0	3
Mike Easler, L (1, 7) OBP: 0.429, SLG: 0.732	F8		5-3		SF7			1-3		3	0	0	1	0	0	2
Bill Robinson, R (1, 9) OBP: 0.291, SLG: 0.455	G4-6-3		K		K			BB		4	0	2	0	0	2	2
John Milner, L (1, 3) OBP: 0.284, SLG: 0.284	G4-6-3			3-1		K		G6-4-3		3	0	0	0	1	1	2
Bill Madlock, R (1, 5) OBP: 0.313, SLG: 0.387		G5-4-3		F3		F8		G6-4-3		4	0	1	0	0	0	2
Ed Ott, L (1, 2) OBP: 0.352, SLG: 0.375		G5-4-3				4-3			FC6-4 BB	3	0	2	0	1	0	0
Phil Garner, R (1, 4) OBP: 0.335, SLG: 0.393		G5-4-3		6-3			4-3		FC6-4	3	0	1	0	1	0	3
Bert Blyleven, R (1, 1) OBP: 0.077, SLG: 0.040		5-3				F6				2	0	0	0	0	0	1
Dave Parker, L (7, PH) OBP: 0.315, SLG: 0.436										1	0	0	0	0	1	1
Enrique Romo, R (7, 1) OBP: 0.500, SLG: 0.400										0	0	0	0	0	0	0
Grant Jackson, S (7, 1)										0	0	0	0	0	0	0
Willie Stargell, L (9, PH) OBP: 0.368, SLG: 0.541							K		K	1	0	0	0	0	1	2
Inning Stats	R: 1 E: 0 K: 0 S: 5 H: 3 LOB: 1 BB: 0 P: 5	R: 0 E: 0 K: 0 S: 4 H: 2 LOB: 1 BB: 0 P: 4	R: 0 E: 0 K: 1 S: 6 H: 1 LOB: 1 BB: 0 P: 6	R: 0 E: 0 K: 0 S: 4 H: 1 LOB: 1 BB: 0 P: 4	R: 1 E: 0 K: 1 S: 7 H: 2 LOB: 1 BB: 0 P: 7	R: 0 E: 0 K: 1 S: 5 H: 0 LOB: 0 BB: 0 P: 5	R: 0 E: 0 K: 1 S: 6 H: 1 LOB: 1 BB: 0 P: 6	R: 0 E: 0 K: 0 S: 3 H: 1 LOB: 1 BB: 1 P: 7	R: 0 E: 0 K: 1 S: 5 H: 0 LOB: 2 BB: 2 P: 13	1B: 8 2B: 2 3B: 0 HR: 1 SF: 1 SAC: 1 DP: 3 HBP: 0	WP: 0 PB: 0 SB: 0 CS: 0 PA: 38					

	AB	33
	R	2
	H	11
	RBI	2
	BB	3
	SO	5
	LOB	21

PITCHER		IP	WLS	BF	H	R	ER	SO	BB	IBB	HBP	BLK	WP	HR	S	P	ERA	WHIP
Vern Ruhle, R ERA: 2.47	(1, 1)	7.1	W	32	11	2	2	4	1	0	0	0	0	0	39	43	2.46	1.636
Frank LaCorte, R ERA: 0.61	(8, 1)	0.2		3	0	0	0	0	2	0	0	0	0	0	1	9	0.00	3.000
Joe Sambito, L ERA: 2.79	(9, 1)	1.0	S	3	0	0	0	1	0	0	0	0	0	0	5	5	0.00	0.000

PITCHER	IP	WLS	BF	H	R	ER	SO	BB	IBB	HBP	BLK	WP	HR	S	P	ERA	WHIP

Batter	1	2	3	4	5	6	7	8	9	AB	R	H	RBI	BB	SO	LOB
Rafael Landestoy, S (1, 6) (9, 4) OBP: 0.306, SLG: 0.388	S S S 0-3 ① K		B B B B 4-0 CS BB		x 0-0 ② 6-3		x 0-0 ② FC5-4 1-2f 2-3			3	0	0	0	1	1	2
Terry Puhl, L (1, 8) OBP: 0.368, SLG: 0.449	x 0-0 ② 4-3		x 0-0 ① CS 1B 1-2		x 0-0 ③ F8		x 0-0 ③ F7			4	0	1	0	0	0	2
Joe Morgan, L (1, 4) OBP: 0.340, SLG: 0.356	x 0-0 1B 1B 1B		x 0-0 ② ③ 4-3 1-2			x 0-0 ① F9		x 0-0 ① F8		4	1	1	0	0	0	1
Craig Reynolds, L (9, 6) OBP: 0.224, SLG: 0.286										0	0	0	0	0	0	0
Jose Cruz, L (1, 7) OBP: 0.380, SLG: 0.426	x 0-0 1B 1B 1-2 1B			x 0-0 ① 4-3		x 0-0 ② 6-3		S S S 0-3 ② K		4	0	1	0	0	1	0
Denny Walling, L (1, 9) OBP: 0.408, SLG: 0.429	x 0-0 1-2 2-H 1B			x 0-0 HR 2B		x 0-0 ③ 4-3		x 0-0 ③ F4		4	1	2	1	0	0	0
Art Howe, R (1, 5) OBP: 0.325, SLG: 0.413	x 0-0 ③ F7			x 0-0 2-H HR			x 0-0 ① F9			3	1	1	2	0	0	2
Dave Bergman, L (1, 3) OBP: 0.229, SLG: 0.161		x 0-0 ① F6		x 0-0 ② 4-3			x 0-0 1B 1B 2B			3	1	1	0	0	0	0
Alan Ashby, S (1, 2) OBP: 0.331, SLG: 0.357		x 0-0 ② F7		x 0-0 ③ F8			x 0-0 FC5-4 1B 2-3 1B			3	0	1	0	0	0	0
Vern Ruhle, R (1, 1) OBP: 0.333, SLG: 0.357		S S S 0-3 ③ K			S S S 0-3 ① K		x 0-0 FC5-4 1-2 3-H 1B			3	0	1	1	0	2	0
Frank LaCorte, R (8, 1) OBP: 0.250, SLG: 0.250										0	0	0	0	0	0	0
Joe Sambito, L (9, 1)										0	0	0	0	0	0	0
Inning Stats	R: 1 E: 0 K: 1 S: 8 H: 3 LOB: 2 BB: 0 P: 8	R: 0 E: 0 K: 1 S: 5 H: 0 LOB: 0 BB: 0 P: 5	R: 0 E: 0 K: 0 S: 2 H: 1 LOB: 0 BB: 1 P: 6	R: 2 E: 0 K: 0 S: 5 H: 2 LOB: 0 BB: 0 P: 5	R: 0 E: 0 K: 1 S: 5 H: 0 LOB: 0 BB: 0 P: 5	R: 0 E: 0 K: 0 S: 3 H: 0 LOB: 0 BB: 0 P: 3	R: 1 E: 0 K: 0 S: 6 H: 3 LOB: 2 BB: 0 P: 6	R: 0 E: 0 K: 1 S: 5 H: 0 LOB: 0 BB: 0 P: 5		1B: 6 2B: 2 3B: 0 HR: 1	SF: 0 SAC: 0 DP: 0 HBP: 0					

BOTTOM

Pittsburgh Pirates @ Houston Astros

Astrodome, Houston, TX

Sat Jun 21 1980, 8:05 PM EDT

Att. 45,867 - Unknown

livebaseballscorecards.com

AB	31
R	4
H	9
RBI	4
BB	1
SO	4
LOB	7

WP: 0 PB: 0 SB: 0 CS: 2 PA: 32

PITCHER		IP	WLS	BF	H	R	ER	SO	BB	IBB	HBP	BLK	WP	HR	S	P	ERA	WHIP
Bert Blyleven, R ERA: 4.09	(1, 1)	6.0	L	23	6	3	3	3	1	0	0	0	0	1	28	32	4.50	1.167
Enrique Romo, R ERA: 2.98	(7, 1)	0.2		5	3	1	1	0	0	0	0	0	0	0	5	5	13.50	4.500
Grant Jackson, L ERA: 1.93	(7, 1)	1.1		4	0	0	0	1	0	0	0	0	0	0	6	6	0.00	0.000

PITCHER	IP	WLS	BF	H	R	ER	SO	BB	IBB	HBP	BLK	WP	HR	S	P	ERA	WHIP

Batter	1	2	3	4	5	6	7	8	9	AB	R	H	RBI	BB	SO	LOB
Omar Moreno, L (1, 8) OBP: 0.329, SLG: 0.386	SH1-3 S 1B 1B	5-3			CS 1B		IBB		F7	4	1	2	0	1	0	0
Phil Garner, R (1, 4) OBP: 0.331, SLG: 0.387	SH1-3 1-3		K		K 1-2		F3			3	0	0	0	0	2	3
Dave Parker, L (1, 9) OBP: 0.318, SLG: 0.438	F3		G3-6-3 1B			CS 1B	F9			4	0	2	0	0	0	3
John Milner, L (1, 3) OBP: 0.304, SLG: 0.325	1B BB BB		G3-6-3 1-2f			1-2 HR		BB		2	1	1	1	2	0	1
Mike Easler, L (1, 7) OBP: 0.434, SLG: 0.728 Bill Robinson, R (6, 7) OBP: 0.289, SLG: 0.451	1B 1-2 BB			WP 1B		K2-3		F9		2 1	0 0	1 0	0 0	1 0	1 0	0 1
Bill Madlock, R (1, 5) OBP: 0.317, SLG: 0.389	1-2 2-3 3-H 1B			5-3 1-2				F8		4	0	2	1	0	0	2
Ed Ott, L (1, 2) OBP: 0.344, SLG: 0.366	4-3			F7		F8		F7		4	0	0	0	0	0	6
Dale Berra, R (1, 6) OBP: 0.283, SLG: 0.369		L5		F8			SH2-4 BB		6-3	3	0	0	0	1	0	1
Jim Bibby, R (1, 1) OBP: 0.225, SLG: 0.194 Willie Stargell, L (9, PH) OBP: 0.365, SLG: 0.537 Grant Jackson, S (9, 1)		K			K		SH2-4 1-2		K	2 1 0	0 0 0	0 0 0	0 0 0	0 1 0	2 0 0	0 0 0
Inning Stats	R: 1 E: 0 K: 0 S: 5 H: 2 LOB: 3 BB: 2 P: 13	R: 0 E: 0 K: 1 S: 5 H: 0 LOB: 0 BB: 0 P: 5	R: 0 E: 0 K: 1 S: 5 H: 1 LOB: 0 BB: 0 P: 5	R: 0 E: 0 K: 0 S: 4 H: 1 LOB: 1 BB: 0 P: 4	R: 0 E: 0 K: 2 S: 7 H: 1 LOB: 0 BB: 0 P: 7	R: 1 E: 0 K: 1 S: 7 H: 3 LOB: 1 BB: 0 P: 7	R: 0 E: 0 K: 0 S: 3 H: 0 LOB: 2 BB: 2 P: 11	R: 0 E: 0 K: 0 S: 3 H: 0 LOB: 1 BB: 1 P: 7	R: 0 E: 0 K: 1 S: 5 H: 0 LOB: 0 BB: 0 P: 5	1B: 7 2B: 0 3B: 0 HR: 1	SF: 0 SAC: 2 DP: 1 HBP: 0						

TOP

Pittsburgh Pirates @ Houston Astros

Astrodome, Houston, TX

Sun Jun 22 1980, 8:05 PM EDT

Att. 46,213 - Unknown

livebaseballscorecards.com

AB	30
R	2
H	8
RBI	2
BB	5
SO	6
LOB	17

WP: 1 PA: 37
PB: 0
SB: 1
CS: 2

PITCHER		IP	WLS	BF	H	R	ER	SO	BB	IBB	HBP	BLK	WP	HR	S	P	ERA	WHIP
Joe Niekro, R ERA: 3.25	(1, 1)	8.0	L	34	8	2	2	5	4	1	0	0	1	1	39	59	2.25	1.500
Dave Smith, R ERA: 1.98	(9, 1)	1.0		3	0	0	0	1	0	0	0	0	0	0	5	5	0.00	0.000

PITCHER	IP	WLS	BF	H	R	ER	SO	BB	IBB	HBP	BLK	WP	HR	S	P	ERA	WHIP

BOTTOM

Pittsburgh Pirates @ Houston Astros

Astrodome, Houston, TX

Sun Jun 22 1980, 8:05 PM EDT

Att. 46,213 - Unknown

Batter	1	2	3	4	5	6	7	8	9	AB	R	H	RBI	BB	SO	LOB
Rafael Landestoy, S (1, 6) OBP: 0.304, SLG: 0.383	F8		1B			F7		F9		4	0	1	0	0	0	0
Terry Puhl, L (1, 8) OBP: 0.370, SLG: 0.464	K		1-2 1B			HR			4-3	4	1	2	1	0	1	0
Joe Morgan, L (1, 4) OBP: 0.333, SLG: 0.348	F5		F7			F9			F7	4	0	0	0	0	0	2
Jose Cruz, L (1, 7) OBP: 0.374, SLG: 0.419		K		4-3		F7			6-3	4	0	0	0	0	1	0
Denny Walling, L (1, 9) OBP: 0.400, SLG: 0.419		F7		K			F8			3	0	0	0	0	1	0
Art Howe, R (1, 5) OBP: 0.325, SLG: 0.420		2B		F6			6-3			3	0	1	0	0	0	0
Dave Bergman, L (1, 3) OBP: 0.211, SLG: 0.147		5-3			6-3		K			3	0	0	0	0	1	1
Luis Pujols, R (1, 2) OBP: 0.256, SLG: 0.241			F6		F4			K		2	0	0	0	0	0	0
Alan Ashby, S (7, 2) OBP: 0.329, SLG: 0.354										1	0	0	0	0	1	0
Joe Niekro, R (1, 1) OBP: 0.229, SLG: 0.294			F5		F7			F9		2	0	0	0	0	0	0
Craig Reynolds, L (8, PH) OBP: 0.222, SLG: 0.284										1	0	0	0	0	0	0
Dave Smith, R (9, 1)										0	0	0	0	0	0	0
Inning Stats	R: 0 E: 0 K: 1 S: 5 H: 0 LOB: 0 BB: 0 P: 5	R: 0 E: 0 K: 1 S: 6 H: 1 LOB: 1 BB: 0 P: 6	R: 0 E: 0 K: 0 S: 5 H: 2 LOB: 2 BB: 0 P: 5	R: 0 E: 0 K: 1 S: 5 H: 0 LOB: 0 BB: 0 P: 5	R: 0 E: 0 K: 0 S: 3 H: 0 LOB: 0 BB: 0 P: 3	R: 1 E: 0 K: 0 S: 4 H: 1 LOB: 0 BB: 0 P: 4	R: 0 E: 0 K: 1 S: 5 H: 0 LOB: 0 BB: 0 P: 5	R: 0 E: 0 K: 1 S: 5 H: 0 LOB: 0 BB: 0 P: 5	R: 0 E: 0 K: 0 S: 3 H: 0 LOB: 0 BB: 0 P: 3	1B: 2 2B: 1 3B: 0 HR: 1 SF: 0 SAC: 0 DP: 0 HBP: 0						

livebaseballscorecards.com

AB	31
R	1
H	4
RBI	1
BB	0
SO	5
LOB	3

PITCHER		IP	WLS	BF	H	R	ER	SO	BB	IBB	HBP	BLK	WP	HR	S	P	ERA	WHIP
Jim Bibby, R ERA: 3.01	(1, 1)	8.0	W	28	4	1	1	5	0	0	0	0	0	1	38	38	1.12	0.500
Grant Jackson, L ERA: 1.86	(9, 1)	1.0	S	3	0	0	0	0	0	0	0	0	0	0	3	3	0.00	0.000

PITCHER	IP	WLS	BF	H	R	ER	SO	BB	IBB	HBP	BLK	WP	HR	S	P	ERA	WHIP

Batter	1	2	3	4	5	6	7	8	9	AB	R	H	RBI	BB	SO	LOB
Rudy Law, L (1, 8) OBP: 0.307, SLG: 0.311	4-3			F9	F7		K			4	0	0	0	0	1	3
Davey Lopes, R (1, 4) OBP: 0.320, SLG: 0.316	5-3			4-3	FC6-4 (1-2f)			F7		4	0	0	0	0	0	2
Jay Johnstone, L (1, 9) OBP: 0.377, SLG: 0.382	G3			K		CS 1B		F5		4	0	1	0	0	1	0
Derrel Thomas, S (8, 9) OBP: 0.313, SLG: 0.333										0	0	0	0	0	0	0
Steve Garvey, R (1, 3) OBP: 0.318, SLG: 0.480		G3			BB 2B 1B	F8 (1-2)			1B	4	1	2	0	0	0	1
Dusty Baker Jr., R (1, 7) OBP: 0.327, SLG: 0.571		6-3			F3	2B		F8		4	0	1	0	0	0	2
Ron Cey, R (1, 5) OBP: 0.350, SLG: 0.422		K			2B 1B BB (1-2)	6-3			6-3	3	1	0	0	1	1	1
Bill Russell, R (1, 6) OBP: 0.316, SLG: 0.397			6-3		1B 2B (1-3, 2-H)		S 1B		F4	4	1	2	1	0	0	0
Steve Yeager, R (1, 2) OBP: 0.304, SLG: 0.225			G3		1B BB		F9 (1-2)		2B	3	0	1	0	1	0	1
Rick Sutcliffe, L (1, 1) OBP: 0.176, SLG: 0.176			L9		FC6-4 1B (1-2, 2-H, 3-H)		K			3	0	1	2	0	1	1
Inning Stats	R: 0 E: 0 K: 0 S: 3 / H: 0 LOB: 0 BB: 0 P: 3	R: 0 E: 0 K: 1 S: 5 / H: 0 LOB: 0 BB: 0 P: 5	R: 0 E: 0 K: 0 S: 3 / H: 0 LOB: 0 BB: 0 P: 3	R: 0 E: 0 K: 1 S: 5 / H: 0 LOB: 0 BB: 0 P: 5	R: 3 E: 0 K: 0 S: 6 / H: 3 LOB: 2 BB: 2 P: 14	R: 0 E: 0 K: 0 S: 4 / H: 2 LOB: 1 BB: 0 P: 4	R: 0 E: 0 K: 2 S: 8 / H: 1 LOB: 1 BB: 0 P: 8	R: 0 E: 0 K: 0 S: 4 / H: 1 LOB: 1 BB: 0 P: 4	R: 0 E: 0 K: 0 S: 3 / H: 1 LOB: 1 BB: 0 P: 3	1B: 5 2B: 3 3B: 0 HR: 0	SF: 0 SAC: 0 DP: 0 HBP: 0						

TOP

Los Angeles Dodgers @ Houston Astros

Astrodome, Houston, TX

Mon Jun 23 1980, 8:05 PM EDT

Att. 29,753 - Unknown

livebaseballscorecards.com

	AB	R	H	RBI	BB	SO	LOB
	33	3	8	3	2	4	11

WP: 0 PB: 0 SB: 1 CS: 1 PA: 35

PITCHER	IP	WLS	BF	H	R	ER	SO	BB	IBB	HBP	BLK	WP	HR	S	P	ERA	WHIP
Joaquin Andujar, R (1, 1) ERA: 3.74	4.1	L	18	3	3	3	2	2	0	0	0	0	0	20	28	6.23	1.154
Randy Niemann, L (5, 1) ERA: 3.0	1.2		6	2	0	0	0	0	0	0	0	0	0	6	6	0.00	1.200
Dave Smith, R (7, 1) ERA: 1.84	2.0		8	2	0	0	2	0	0	0	0	0	0	12	12	0.00	1.000
Frank LaCorte, R (9, 1) ERA: 0.59	1.0		3	1	0	0	0	0	0	0	0	0	0	3	3	0.00	1.000

PITCHER	IP	WLS	BF	H	R	ER	SO	BB	IBB	HBP	BLK	WP	HR	S	P	ERA	WHIP

BOTTOM

Batter	1	2	3	4	5	6	7	8	9	AB	R	H	RBI	BB	SO	LOB
Terry Puhl, L (1, 9) OBP: 0.364, SLG: 0.455	S S S 0-3 ① **K**		x 0-0 ③ F3			x 0-0 ② F4			x 0-0 ① L3	4	0	0	0	0	1	0
Craig Reynolds, L (1, 6) OBP: 0.218, SLG: 0.279 Denny Walling, L (9, PH) OBP: 0.397, SLG: 0.416	x 0-0 ② 1-3			x 0-0 ① 4-3		x 0-0 ③ F6			x 0-0 ② 3-1	3 1	0 0	0 0	0 0	0 0	0 0	0 0
Joe Morgan, L (1, 4) OBP: 0.345, SLG: 0.366	x 0-0 3B			B B B B 4-0 CS BB			B B B B 4-0 FC5-4 BB		x 0-0 1B	2	0	2	0	2	0	0
Jose Cruz, L (1, 7) OBP: 0.368, SLG: 0.412	x 0-0 ③ 5-3			x 0-0 ②③ F3 1-2			x 0-0 ① F2		x 0-0 ③ F7	4	0	0	0	0	0	4
Cesar Cedeno, R (1, 8) OBP: 0.378, SLG: 0.472		x 0-0 ① F9			x 0-0 2B		x 0-0 ② F9			3	0	1	0	0	0	1
Enos Cabell, R (1, 5) OBP: 0.297, SLG: 0.332		x 0-0 ② 4-3			x 0-0 ① F8		x 0-0 ③ FC5-4 1-2f			3	0	0	0	0	0	2
Art Howe, R (1, 3) OBP: 0.317, SLG: 0.409		x 0-0 ③ F3			x 0-0 ② 6-3			x 0-0 ① 6-3		3	0	0	0	0	0	1
Alan Ashby, S (1, 2) OBP: 0.322, SLG: 0.346			x 0-0 ① 6-3		x 0-0 ③ G3			x 0-0 ② F8		3	0	0	0	0	0	1
Joaquin Andujar, S (1, 1) OBP: 0.200, SLG: 0.200 Randy Niemann, L (5, 1) Rafael Landestoy, S (6, PH) OBP: 0.302, SLG: 0.381 Dave Smith, R (7, 1) Jeffrey Leonard, R (8, PH) OBP: 0.276, SLG: 0.292 Frank LaCorte, R (9, 1) OBP: 0.250, SLG: 0.250			S S S 0-3 ② **K**			x 0-0 ① F6			x 0-0 ③ F9	1 0 1 0 1 0	0 0 0 0 0 0	0 0 0 0 0 0	0 0 0 0 0 0	0 0 0 0 0 0	1 0 0 0 0 0	0 0 0 0 0 0
Inning Stats	R: 0 E: 0 K: 1 S: 6 H: 1 LOB: 1 BB: 0 P: 6	R: 0 E: 0 K: 0 S: 3 H: 0 LOB: 0 BB: 0 P: 3	R: 0 E: 0 K: 1 S: 5 H: 0 LOB: 0 BB: 0 P: 5	R: 0 E: 0 K: 0 S: 2 H: 0 LOB: 0 BB: 1 P: 6	R: 0 E: 0 K: 0 S: 4 H: 1 LOB: 1 BB: 0 P: 4	R: 0 E: 0 K: 0 S: 3 H: 0 LOB: 0 BB: 0 P: 3	R: 0 E: 0 K: 0 S: 3 H: 0 LOB: 1 BB: 1 P: 7	R: 0 E: 0 K: 0 S: 3 H: 0 LOB: 0 BB: 0 P: 3	R: 0 E: 0 K: 0 S: 4 H: 1 LOB: 1 BB: 0 P: 4	1B: 1 2B: 1 3B: 1 HR: 0	SF: 0 SAC: 0 DP: 0 HBP: 0					

PITCHER	IP	WLS	BF	H	R	ER	SO	BB	IBB	HBP	BLK	WP	HR	S	P	ERA	WHIP
Rick Sutcliffe, R (1, 1) ERA: 5.86	9.0	W	31	3	0	0	2	2	0	0	0	0	0	33	41	0.00	0.556

PITCHER	IP	WLS	BF	H	R	ER	SO	BB	IBB	HBP	BLK	WP	HR	S	P	ERA	WHIP

Los Angeles Dodgers @ Houston Astros

Astrodome, Houston, TX

Mon Jun 23 1980, 8:05 PM EDT

Att. 29,753 - Unknown

livebaseballscorecards.com

AB	29
R	0
H	3
RBI	0
BB	2
SO	2
LOB	9

1B: 1	SF: 0	WP: 0	PA: 31
2B: 1	SAC: 0	PB: 0	
3B: 1	DP: 0	SB: 0	
HR: 0	HBP: 0	CS: 1	

Batter	1	2	3	4	5	6	7	8	9	10	11	12	AB	R	H	RBI	BB	SO	LOB
Rudy Law, L (1, 8) OBP: 0.304, SLG: 0.307	0-3 K	0-0 E1 1B; 1-2 2-H		0-0 6-3			0-0 K 1B		0-0 G3		0-0 F6		6	0	1	0	0	1	2
Davey Lopes, R (1, 4) OBP: 0.320, SLG: 0.316	0-0 E 1B 1B	0-0 1B; 1-2 2-H		0-0 4-3			0-3 K; 1-2		0-0 5-3		0-0 6-3		6	1	2	1	0	1	2
Jay Johnstone, L (1, 9) OBP: 0.369, SLG: 0.362 Derrel Thomas, S (9, PH) (9, 9) OBP: 0.307, SLG: 0.327	0-0 F9; 1-2	0-0 F8			1-0 HBP		0-0 F9		0-3 K			0-0 4-3	3 2	0 0	0 0	0 0	0 0	0 1	3 0
Steve Garvey, R (1, 3) OBP: 0.315, SLG: 0.473	0-0 BB 1B; 2-H	0-0 F6			0-0 F9			0-0 6-3		0-0 6-3		0-0 6-3	6	0	1	1	0	0	3
Dusty Baker Jr., R (1, 7) OBP: 0.323, SLG: 0.558	4-0 BB; 1-2		0-0 5-3		0-0 F7		0-3 K	0-0 E6 S 1B		0-3 K		0-3 K	5	1	0	0	1	2	1
Ron Cey, R (1, 5) OBP: 0.347, SLG: 0.417	0-0 L9		0-3 K		0-3 K			0-0 F7; 1-2		0-0 2B 1B			5	0	1	0	0	2	4
Bill Russell, R (1, 6) OBP: 0.321, SLG: 0.407		0-0 E 2B	0-0 F7			0-0 F9		4-0 1B BB		0-0 1-3 2B			4	1	2	0	1	0	0
Steve Yeager, R (1, 2) OBP: 0.295, SLG: 0.217 Reggie Smith, S (8, PH) OBP: 0.402, SLG: 0.548 Rick Sutcliffe, L (8, PR) OBP: 0.176, SLG: 0.176 Mike Scioscia, L (8, 2) OBP: 0.358, SLG: 0.400 Joe Ferguson, R (10, PH) (10, 2) OBP: 0.333, SLG: 0.268	0-0 F6	0-0 E3 SH3-4				0-0 F5		0-0 1-3 2-H		0-0 F8			3 1 0 0 1	0 0 0 0 0	0 1 0 0 0	0 1 0 0 0	0 0 0 0 0	0 0 0 0 0	1 0 0 0 2
Burt Hooton, R (1, 1) Steve Howe, L (7, 1) OBP: 0.167, SLG: 0.167 Bobby Castillo, R (9, 1) OBP: 0.250, SLG: 0.250 Rick Monday, L (11, PH) OBP: 0.294, SLG: 0.333 Joe Beckwith, L (11, 1)	4-0 E 1B BB	0-0 SH3-4; 1-2				0-0 F9		0-3 K			0-0 F8		1 1 0 1 0	1 0 0 0 0	0 0 0 0 0	0 0 0 0 0	1 0 0 0 0	0 1 0 0 0	0 2 0 0 0
Inning Stats	R: 1 H: 2 E: 1 LOB: 2 K: 1 BB: 1 S: 7 P: 11	R: 2 H: 2 E: 1 LOB: 2 K: 0 BB: 1 S: 6 P: 10	R: 0 H: 0 E: 0 LOB: 0 K: 1 BB: 0 S: 5 P: 5	R: 0 H: 0 E: 1 LOB: 1 K: 0 BB: 0 S: 4 P: 4	R: 0 H: 0 E: 0 LOB: 1 K: 1 BB: 0 S: 5 P: 6	R: 0 H: 0 E: 0 LOB: 0 K: 0 BB: 0 S: 3 P: 3	R: 0 H: 1 E: 0 LOB: 0 K: 1 BB: 0 S: 5 P: 5	R: 1 H: 1 E: 1 LOB: 2 K: 1 BB: 1 S: 7 P: 11	R: 0 H: 0 E: 0 LOB: 0 K: 1 BB: 0 S: 5 P: 5	R: 0 H: 2 E: 0 LOB: 2 K: 1 BB: 0 S: 7 P: 7	R: 0 H: 0 E: 0 LOB: 0 K: 0 BB: 0 S: 3 P: 3	R: 0 H: 0 E: 0 LOB: 0 K: 1 BB: 0 S: 5 P: 5	1B: 6 2B: 2 3B: 0 HR: 0	SF: 0 SAC: 1 DP: 0 HBP: 1		WP: 0 PB: 0 SB: 1 CS: 0		PA: 50	

PITCHER		IP	WLS	BF	H	R	ER	SO	BB	IBB	HBP	BLK	WP	HR	S	P	ERA	WHIP
Nolan Ryan, R ERA: 2.49	(1, 1)	8.0		36	6	4	1	5	3	0	1	0	0	0	42	55	1.12	1.125
Joe Sambito, L ERA: 2.64	(9, 1)	1.2		7	2	0	0	2	0	0	0	0	0	0	11	11	0.00	1.200
Frank LaCorte, R ERA: 0.55	(10, 1)	2.1	W	7	0	0	0	1	0	0	0	0	0	0	9	9	0.00	0.000

PITCHER		IP	WLS	BF	H	R	ER	SO	BB	IBB	HBP	BLK	WP	HR	S	P	ERA	WHIP

TOP

Los Angeles Dodgers @ Houston Astros

Astrodome, Houston, TX

Tue Jun 24 1980, 8:05 PM EDT

Att. 34,388 - Unknown

livebaseballscorecards.com

AB	45
R	4
H	8
RBI	3
BB	3
SO	8
LOB	20

Batter	1	2	3	4	5	6	7	8	9	10	11	12	AB	R	H	RBI	BB	SO	LOB
Rafael Landestoy, S (1, 6) OBP: 0.303, SLG: 0.374	F9 S 1B	6-3		K2-3		CS BB		FC4-6 1-2f 2-3		F8			5	0	1	0	1	1	4
Terry Puhl, L (1, 9) OBP: 0.363, SLG: 0.447	F9 1-3	1-3			S 2B BB	CS 1-2	SH1-4 BB	1-3			F4		4	1	0	0	2	0	3
Joe Morgan, L (1, 4) OBP: 0.342, SLG: 0.377	F9	K			F8 1-2		SH1-4 1-2		HR		F4		5	1	1	1	0	1	2
Jose Cruz, L (1, 7) OBP: 0.360, SLG: 0.402	K	E5 S 1B			K		K		3-1		G3		6	1	0	0	0	3	3
Cesar Cedeno, R (1, 8) OBP: 0.397, SLG: 0.500		1B S 1B 1B	S 1-H	1B	2-H 2B		IBB		L6 1B 1B			SH 2B	5	2	5	2	1	0	0
Denny Walling, L (1, 3) OBP: 0.409, SLG: 0.420		WP 1B 1B 1-3	FC6-4 1-2 BB		BB		F9		1-2 1B			SH IBB	1	0	1	0	2	0	0
Art Howe, R (7, PH) OBP: 0.326, SLG: 0.410 (8, 3) (10, 5)													2	0	1	0	1	0	2
Enos Cabell, R (1, 5) OBP: 0.295, SLG: 0.329 Frank LaCorte, R (10, 1) OBP: 0.250, SLG: 0.250 Craig Reynolds, L (12, PH) OBP: 0.218, SLG: 0.279	K	FC6-4 1-2f			K			FC4-6 5-3 1B	L6 2-3			SH 1-2 2-H	5	0	1	0	0	2	8
													0	0	0	0	0	0	0
													0	0	0	0	0	0	0
Alan Ashby, S (1, 2) OBP: 0.322, SLG: 0.346 Jeffrey Leonard, R (8, PH) OBP: 0.274, SLG: 0.289 Joe Sambito, L (9, 1) Dave Bergman, L (10, 3) OBP: 0.205, SLG: 0.143	WP 1-2 3-H 1B			F8		6-3		5-3 1-2		6-3			3	0	1	1	0	0	0
													1	0	0	0	0	0	1
													0	0	0	0	0	0	0
													1	0	0	0	0	0	0
Nolan Ryan, R (1, 1) OBP: 0.184, SLG: 0.176 Bruce Bochy, R (8, PH) OBP: 0.545, SLG: 0.167 (9, 2)	K 1-2 2-3			K		5-3		FC4-6 HBP		5-3			3	0	0	0	0	2	2
													1	0	0	0	0	0	0
Inning Stats	R: 0 E: 0 K: 1 S: 6 H: 1 LOB: 1 BB: 0 P: 6	R: 1 E: 0 K: 2 S: 10 H: 3 LOB: 2 BB: 0 P: 10	R: 1 E: 1 K: 1 S: 7 H: 1 LOB: 2 BB: 1 P: 11	R: 0 E: 0 K: 2 S: 7 H: 0 LOB: 0 BB: 0 P: 7	R: 1 E: 0 K: 2 S: 8 H: 1 LOB: 2 BB: 2 P: 16	R: 0 E: 0 K: 0 S: 2 H: 0 LOB: 0 BB: 1 P: 6	R: 0 E: 0 K: 1 S: 5 H: 0 LOB: 2 BB: 2 P: 13	R: 0 E: 0 K: 0 S: 4 H: 1 LOB: 2 BB: 0 P: 5	R: 1 E: 0 K: 0 S: 5 H: 3 LOB: 1 BB: 0 P: 5	R: 0 E: 0 K: 0 S: 3 H: 0 LOB: 0 BB: 0 P: 3	R: 0 E: 0 K: 0 S: 3 H: 0 LOB: 0 BB: 0 P: 3	R: 1 E: 1 K: 0 S: 2 H: 1 LOB: 2 BB: 1 P: 6	1B: 8 2B: 3 3B: 0 HR: 1	SF: 0 SAC: 2 DP: 1 HBP: 1	PA: 53				

PITCHER		IP	WLS	BF	H	R	ER	SO	BB	IBB	HBP	BLK	WP	HR	S	P	ERA	WHIP
Burt Hooton, R ERA: 3.51	(1, 1)	6.0		29	6	3	2	8	5	0	0	0	1	0	40	60	3.00	1.833
Steve Howe, L ERA: 2.23	(7, 1)	2.1		13	4	1	1	1	0	1	1	0	0	1	13	18	3.86	1.714
Bobby Castillo, R ERA: 3.11	(9, 1)	1.2		4	0	0	0	0	0	0	0	0	0	0	4	4	0.00	0.000
Joe Beckwith, R ERA: 1.95	(11, 1)	1.0	L	6	1	1	0	0	0	1	0	0	0	0	5	9	0.00	1.000

PITCHER	IP	WLS	BF	H	R	ER	SO	BB	IBB	HBP	BLK	WP	HR	S	P	ERA	WHIP

BOTTOM

Los Angeles Dodgers @ Houston Astros

Astrodome, Houston, TX

Tue Jun 24 1980, 8:05 PM EDT

Att. 34,388 - Unknown

livebaseballscorecards.com

AB	42
R	5
H	11
RBI	4
BB	7
SO	9
LOB	25

Batter	1	2	3	4	5	6	7	8	9	AB	R	H	RBI	BB	SO	LOB
Davey Lopes, R (1, 4) OBP: 0.321, SLG: 0.314	5-3	S 1B		E3 4-3		6-3	1-2 BB	F9		5	0	1	0	1	0	3
Rudy Law, L (1, 8) OBP: 0.313, SLG: 0.313	2B 1B	1-2 1B BB		4-3 1-2		S 1B	F8		S 1B 1B	5	2	3	0	1	0	3
Jay Johnstone, L (1, 9) OBP: 0.400, SLG: 0.419	1-H 1B 2B	1-2 1B		FC5-4 HBP		F8 1-2		FC6-5 2B	S 1-2 1B	4	1	3	1	0	0	1
Derrel Thomas, S (8, PR) OBP: 0.313, SLG: 0.333 (8, 9)										1	1	1	0	0	0	0
Steve Garvey, R (1, 3) OBP: 0.319, SLG: 0.471	1B 2-H 1B		K	FC5-4 1-2f			6-3 E HR BB	FC6-5 1B 2-3 1B	G6-4-3 1-H 2-H 1B	5	2	2	3	1	1	3
Pedro Guerrero, R (9, PR) OBP: 0.500, SLG: 0.750 (9, 3)										0	0	0	0	0	0	0
Dusty Baker Jr., R (1, 7) OBP: 0.335, SLG: 0.574	1-2 1B	E 2B			4-3 2B		F8	1B 1-2 1B	G6-4-3 1-2 1B	6	1	5	0	0	0	1
Ron Cey, R (1, 5) OBP: 0.343, SLG: 0.411	F5	F4			6-3		E5 6-3 1-2 HR	BB 1B 1-2 2-H 1B	G6-4-3 1-2f 2-3	6	1	1	1	0	0	7
Bill Russell, R (1, 6) OBP: 0.318, SLG: 0.401	K	E5 2-3			4-3 2-3		6-3 1-2 2-3	BB 1-2 2-H 1B	K	6	0	1	1	0	2	8
Steve Yeager, R (1, 2) OBP: 0.290, SLG: 0.250		F5	F8		F8		2-H 3-H HR	F8		5	1	1	3	0	0	5
Bob Welch, R (1, 1) OBP: 0.182, SLG: 0.182		4-3		K		F2	BB 1B	1-2 2-3 BB		4	0	1	0	0	1	0
Reggie Smith, S (8, PH) OBP: 0.404, SLG: 0.548										0	0	0	0	1	0	0
Bobby Castillo, R (8, 1) OBP: 0.250, SLG: 0.250										0	0	0	0	0	0	0
Inning Stats	R: 2 E: 0 K: 1 S: 9 H: 4 LOB: 2 BB: 0 P: 9	R: 0 E: 0 K: 0 S: 4 H: 2 LOB: 2 BB: 1 P: 8	R: 0 E: 1 K: 1 S: 7 H: 1 LOB: 2 BB: 0 P: 7	R: 0 E: 1 K: 1 S: 6 H: 0 LOB: 2 BB: 0 P: 7	R: 0 E: 0 K: 0 S: 4 H: 1 LOB: 1 BB: 0 P: 4	R: 0 E: 0 K: 0 S: 4 H: 1 LOB: 1 BB: 0 P: 4	R: 3 E: 1 K: 0 S: 6 H: 2 LOB: 2 BB: 2 P: 14	R: 2 E: 0 K: 0 S: 7 H: 4 LOB: 3 BB: 1 P: 11	R: 2 E: 0 K: 1 S: 8 H: 4 LOB: 2 BB: 0 P: 8	1B: 14 2B: 4 3B: 0 HR: 1 SF: 0 SAC: 0 DP: 1 HBP: 1							

PITCHER		IP	WLS	BF	H	R	ER	SO	BB	IBB	HBP	BLK	WP	HR	S	P	ERA	WHIP
Ken Forsch, R ERA: 3.28	(1, 1)	6.2	L	37	11	5	2	3	3	0	1	0	0	1	39	52	2.70	2.100
Dave Smith, R ERA: 2.35	(7, 1)	1.1		9	4	2	2	0	1	0	0	0	0	0	8	12	13.50	3.750
Vern Ruhle, R ERA: 2.79	(9, 1)	1.0		6	4	2	2	1	0	0	0	0	0	0	8	8	18.00	4.000

PITCHER	IP	WLS	BF	H	R	ER	SO	BB	IBB	HBP	BLK	WP	HR	S	P	ERA	WHIP

TOP

Los Angeles Dodgers @ Houston Astros

Astrodome, Houston, TX

Wed Jun 25 1980, 8:05 PM EDT

Att. 34,416 - Unknown

livebaseballscorecards.com

AB	47
R	9
H	19
RBI	9
BB	4
SO	4
LOB	31

1B: 14	SF: 0	WP: 0	PA: 52
2B: 4	SAC: 0	PB: 0	
3B: 0	DP: 1	SB: 4	
HR: 1	HBP: 1	CS: 0	

Batter	1	2	3	4	5	6	7	8	9	AB	R	H	RBI	BB	SO	LOB
Rafael Landestoy, S (1, 6) OBP: 0.300, SLG: 0.368	F7	2-H 1B			F7		5-3		3-1	5	0	1	0	0	0	0
Terry Puhl, L (1, 8) OBP: 0.356, SLG: 0.437	F8		F2		1-3		4-3		K	5	0	0	0	0	1	0
Joe Morgan, L (1, 4) OBP: 0.353, SLG: 0.383	BB		1B		1B		BB			2	0	2	0	2	0	0
Jose Cruz, L (1, 7) OBP: 0.362, SLG: 0.407	K		PO 2B		F8		1-2 1B			4	0	2	0	0	1	2
Denny Walling, L (1, 9) OBP: 0.411, SLG: 0.423		4-3	PO 2-3	G3 1B		4-3 1B	4-3			4	0	2	0	0	0	2
Enos Cabell, R (1, 5) OBP: 0.298, SLG: 0.332		1B 1B 1B		G3 1-2 1B		4-3 1-2		4-3		4	1	2	0	0	0	1
Art Howe, R (1, 3) OBP: 0.323, SLG: 0.405		1B 1-2 1B 1B		K		1-3		F7		4	0	1	0	0	1	3
Alan Ashby, S (1, 2) OBP: 0.327, SLG: 0.345		2B 1-H 2-H 1B		G3 1-2 2-3		IBB		F9		3	1	1	1	1	0	2
Vern Ruhle, R (9, 1) OBP: 0.333, SLG: 0.357										0	0	0	0	0	0	0
Ken Forsch, R (1, 1) OBP: 0.293, SLG: 0.366		2B 2-H 1B		K		K			1-3	3	0	1	1	0	2	4
Dave Smith, R (7, 1)										0	0	0	0	0	0	0
Bruce Bochy, R (9, 2) OBP: 0.500, SLG: 0.143										1	0	0	0	0	0	0
Inning Stats	R: 0 E: 0 K: 1 S: 5 H: 0 LOB: 1 BB: 1 P: 9	R: 2 E: 0 K: 0 S: 6 H: 5 LOB: 2 BB: 0 P: 6	R: 0 E: 0 K: 0 S: 3 H: 2 LOB: 0 BB: 0 P: 3	R: 0 E: 0 K: 2 S: 9 H: 2 LOB: 2 BB: 0 P: 9	R: 0 E: 0 K: 0 S: 4 H: 1 LOB: 1 BB: 0 P: 4	R: 0 E: 0 K: 1 S: 6 H: 1 LOB: 2 BB: 1 P: 10	R: 0 E: 0 K: 0 S: 4 H: 1 LOB: 2 BB: 1 P: 8	R: 0 E: 0 K: 0 S: 3 H: 0 LOB: 0 BB: 0 P: 3	R: 0 E: 0 K: 1 S: 5 H: 0 LOB: 0 BB: 0 P: 5	1B: 10 2B: 2 3B: 0 HR: 0	SF: 0 SAC: 0 DP: 0 HBP: 0						

PITCHER	IP	WLS	BF	H	R	ER	SO	BB	IBB	HBP	BLK	WP	HR	S	P	ERA	WHIP
Bob Welch, R (1, 1) ERA: 2.16	7.0	W	32	12	2	2	4	2	1	0	0	0	0	37	49	2.57	2.000
Bobby Castillo, R (8, 1) ERA: 2.95	2.0		6	0	0	0	1	0	0	0	0	0	0	8	8	0.00	0.000

PITCHER	IP	WLS	BF	H	R	ER	SO	BB	IBB	HBP	BLK	WP	HR	S	P	ERA	WHIP

BOTTOM

Los Angeles Dodgers @ Houston Astros

Astrodome, Houston, TX

Wed Jun 25 1980, 8:05 PM EDT

Att. 34,416 - Unknown

livebaseballscorecards.com

AB	35
R	2
H	12
RBI	2
BB	3
SO	5
LOB	14

Cincinnati Reds @ Houston Astros

Astrodome, Houston, TX

Fri Jun 27 1980, 8:05 PM EDT

Att. 36,648 - Unknown

TOP

livebaseballscorecards.com

Batter	1	2	3	4	5	6	7	8	9	AB	R	H	RBI	BB	SO	LOB
Dave Collins, S (1, 8) OBP: 0.340, SLG: 0.361	6-3			4-3		6-3 S 1B		L8		5	0	1	0	0	0	4
Hector Cruz, R (8, 7) OBP: 0.225, SLG: 0.289	L1									0	0	0	0	0	0	0
Junior Kennedy, R (1, 4) OBP: 0.356, SLG: 0.385	2B 1B	F9		F8		6-3 1-3			4-3	5	1	1	0	0	0	1
Ken Griffey, L (1, 9) OBP: 0.384, SLG: 0.486	K	4-3		L3		K			K	5	0	0	0	0	3	2
Dan Driessen, L (1, 3) OBP: 0.383, SLG: 0.450	1-H 1B 2B	S 1B			1-3		4-3		G3	5	1	2	1	0	0	0
Ray Knight, R (1, 5) OBP: 0.331, SLG: 0.494	2-H WP 1B 1B	1-2 P4			1B		K			4	1	2	1	0	1	1
George Foster, R (1, 7) OBP: 0.331, SLG: 0.389	1-2 1B 1B 1B BB		2B		1B 1B		L6			3	1	2	0	1	0	0
Cesar Geronimo, L (8, 8) OBP: 0.326, SLG: 0.345										0	0	0	0	0	0	0
Johnny Bench, R (1, 2) OBP: 0.338, SLG: 0.469	1-2 2-H 1B 1B 1B		6-3		1-2 1B			K		4	0	2	1	0	1	1
Dave Concepcion, R (1, 6) OBP: 0.284, SLG: 0.325	1-2 2-3 1B		6-3		K			6-3		4	0	1	0	0	1	3
Frank Pastore, R (1, 1) OBP: 0.205, SLG: 0.162			6-3			K				4	0	2	1	0	1	1
Tom Hume, R (8, 1) OBP: 0.167, SLG: 0.333	1-2 2-3 3-H 1B							1B		0	0	0	0	0	0	0

Inning Stats	R: 4	E: 0	K: 1	S: 11	H: 6	LOB: 3	BB: 1	P: 15	R: 0	E: 0	K: 0	S: 4	H: 1	LOB: 1	BB: 0	P: 4	R: 0	E: 0	K: 0	S: 4	H: 1	LOB: 1	BB: 0	P: 4	R: 0	E: 0	K: 0	S: 3	H: 0	LOB: 0	BB: 0	P: 3
	R: 0	E: 0	K: 1	S: 7	H: 3	LOB: 2	BB: 0	P: 7	R: 0	E: 0	K: 2	S: 8	H: 1	LOB: 1	BB: 0	P: 8	R: 0	E: 0	K: 1	S: 5	H: 0	LOB: 0	BB: 0	P: 5	R: 0	E: 0	K: 1	S: 6	H: 1	LOB: 1	BB: 0	P: 6
	R: 0	E: 0	K: 1	S: 5	H: 0	LOB: 0	BB: 0	P: 5	1B: 11	2B: 2	3B: 0	HR: 0	SF: 0	SAC: 0	DP: 0	HBP: 0	WP: 1	PB: 0	SB: 2	CS: 0	PA: 40											

PITCHER		IP	WLS	BF	H	R	ER	SO	BB	IBB	HBP	BLK	WP	HR	S	P	ERA	WHIP
Joe Niekro, R ERA: 3.34	(1, 1)	8.0	W	37	13	4	4	6	1	0	0	0	1	0	48	52	4.50	1.750
Joe Sambito, L ERA: 2.56	(9, 1)	1.0	S	3	0	0	0	1	0	0	0	0	0	0	5	5	0.00	0.000

PITCHER	IP	WLS	BF	H	R	ER	SO	BB	IBB	HBP	BLK	WP	HR	S	P	ERA	WHIP

AB	39
R	4
H	13
RBI	4
BB	1
SO	7
LOB	13

Cincinnati Reds @ Houston Astros

Astrodome, Houston, TX

Fri Jun 27 1980, 8:05 PM EDT

Att. 36,648 - Unknown

BOTTOM

livebaseballscorecards.com

Batter	1	2	3	4	5	6	7	8	9	AB	R	H	RBI	BB	SO	LOB
Terry Puhl, L (1, 9) OBP: 0.354, SLG: 0.434	0-0 1B SF8 1B		0-0 5-3 ②			0-0 F7 ①		0-0 F8 ①		4	1	1	0	0	0	2
Denny Walling, L (1, 3) OBP: 0.413, SLG: 0.421	0-0 1B FC5-4 1B 1-3		0-0 F8 ③			0-0 F9 ②		BBBBB 4-0 3B BB		3	2	1	0	1	0	1
Joe Morgan, L (1, 4) OBP: 0.347, SLG: 0.378	0-0 SF8 ① 3-H			0-0 3-1 ①		SSS 0-3 K ③		0-0 P6 ②		3	0	0	1	0	1	3
Joe Sambito, L (9, 1)										0	0	0	0	0	0	0
Jose Cruz, L (1, 7) OBP: 0.368, SLG: 0.421	0-0 FC5-4 1B 1-3			0-0 F9 ②			0-0 SH1-4 1B SF7 1B	0-0 3B 1-H 2-H		4	1	3	2	0	0	0
Cesar Cedeno, R (1, 8) OBP: 0.394, SLG: 0.494	0-0 FC5-4 CS ② 1-2f 3-H			0-0 5-3 ③			0-0 SH1-4 1B 1-2	0-0 4-3 ③		4	0	1	1	0	0	2
Enos Cabell, R (1, 5) OBP: 0.296, SLG: 0.329	0-0 CS ③ 1-2	0-0 P4 ①			0-0 F8 ①		0-0 SH1-4 ① 1-2 2-3			2	0	0	0	0	0	0
Alan Ashby, S (1, 2) OBP: 0.321, SLG: 0.340		0-0 4-3 ②			0-0 3-1 ②		0-0 SF7 ② 3-H			2	0	0	1	0	0	0
Craig Reynolds, L (1, 6) OBP: 0.215, SLG: 0.274		0-0 P6 ③			0-0 3-1 ③		0-0 F8 ③			3	0	0	0	0	0	1
Joe Niekro, R (1, 1) OBP: 0.243, SLG: 0.306			0-0 1-3 ①			0-0 1B		0-0 3B 2B		2	0	1	0	0	0	0
Rafael Landestoy, S (8, PH) OBP: 0.304, SLG: 0.379 (9, 4)										1	1	1	0	0	0	0
Inning Stats	R: 2 E: 0 K: 0 S: 5 H: 3 LOB: 0 BB: 0 P: 5	R: 0 E: 0 K: 0 S: 3 H: 0 LOB: 0 BB: 0 P: 3	R: 0 E: 0 K: 0 S: 3 H: 0 LOB: 0 BB: 0 P: 3	R: 0 E: 0 K: 0 S: 3 H: 0 LOB: 0 BB: 0 P: 3	R: 0 E: 0 K: 0 S: 3 H: 0 LOB: 0 BB: 0 P: 3	R: 0 E: 0 K: 1 S: 6 H: 1 LOB: 1 BB: 0 P: 6	R: 1 E: 0 K: 0 S: 5 H: 2 LOB: 1 BB: 0 P: 5	R: 2 E: 0 K: 0 S: 5 H: 2 LOB: 1 BB: 1 P: 9		1B: 6 2B: 1 3B: 1 HR: 0		SF: 2 SAC: 1 DP: 0 HBP: 0				

	AB	28
	R	5
	H	8
	RBI	5
	BB	1
	SO	1
	LOB	9

WP: 0 PB: 0 SB: 0 CS: 1 PA: 33

PITCHER		IP	WLS	BF	H	R	ER	SO	BB	IBB	HBP	BLK	WP	HR	S	P	ERA	WHIP
Frank Pastore, R ERA: 3.31	(1, 1)	7.1	L	29	7	5	5	1	1	0	0	0	0	0	30	34	6.14	1.091
Tom Hume, R ERA: 3.47	(8, 1)	0.2		3	1	0	0	0	0	0	0	0	0	0	3	3	0.00	1.500

PITCHER	IP	WLS	BF	H	R	ER	SO	BB	IBB	HBP	BLK	WP	HR	S	P	ERA	WHIP

Cincinnati Reds @ Houston Astros

Astrodome, Houston, TX

Sat Jun 28 1980, 8:05 PM EDT

Att. 44,025 - Unknown

TOP

livebaseballscorecards.com

Batter	1	2	3	4	5	6	7	8	9	AB	R	H	RBI	BB	SO	LOB
Dave Collins, S (1, 7) OBP: 0.345, SLG: 0.361	L5		F8 S 2B 1B	BBBB 1-2 3B BB		5-3		BBBB 1B 1-2 BB		3	2	1	0	2	0	0
Tom Hume, R (8, 1) OBP: 0.167, SLG: 0.333										0	0	0	0	0	0	0
Dave Concepcion, R (1, 6) OBP: 0.286, SLG: 0.331	1-4-3		BBBB 1-2 F8 2B BB	1-H 2-H 1B 3B		SSS K		SSS K		4	2	1	2	1	2	2
Ken Griffey, L (1, 9) OBP: 0.388, SLG: 0.488	E3 S		F8 1-2 2-3	1B 1B 3-H 1B		1B		1-3 S 2-H 1B		5	1	3	2	0	0	2
Dan Driessen, L (1, 3) OBP: 0.387, SLG: 0.449	BBBB 1-2 BB		BBBB 2B BB	1B 1-3 1B		4-3		L3 1-2		3	1	1	0	2	0	3
Ray Knight, R (1, 5) OBP: 0.329, SLG: 0.489	P4		P4	G6-4-3 1-2 3-H 1B			F9	F9		5	0	1	1	0	0	8
Johnny Bench, R (1, 2) OBP: 0.341, SLG: 0.475		F8	1-H 2-H 3-H 2B	G6-4-3 1-2f			E1 1B		4-3	4	0	2	3	0	0	2
Joe Nolan, L (9, PH) OBP: 0.351, SLG: 0.429 (9, 2)										1	0	0	0	0	0	0
Cesar Geronimo, L (1, 8) OBP: 0.330, SLG: 0.348		1B	6-3		G3		F9		WP 1B	5	0	2	0	0	0	2
Junior Kennedy, R (1, 4) OBP: 0.349, SLG: 0.376		SSS K		F8	F9		SSS K		1-2 F9	5	0	0	0	0	2	3
Joe Price, R (1, 1) OBP: 0.125, SLG: 0.125		P3		BB 3B 1B	6-3			BB 1B 1B	P4	3	1	1	0	0	0	1
Paul Moskau, R (6, 1) OBP: 0.125, SLG: 0.188										0	0	0	0	0	0	0
Harry Spilman, L (8, PH) OBP: 0.317, SLG: 0.414										1	0	1	0	0	0	0
Hector Cruz, R (8, PR) OBP: 0.220, SLG: 0.282 (8, 7)										1	1	0	0	0	0	1
Inning Stats	R: 0 E: 1 K: 0 S: 4 H: 0 LOB: 2 BB: 1 P: 8	R: 0 E: 0 K: 1 S: 6 H: 1 LOB: 1 BB: 0 P: 6	R: 3 E: 0 K: 0 S: 5 H: 2 LOB: 1 BB: 2 P: 13	R: 4 E: 0 K: 0 S: 7 H: 5 LOB: 1 BB: 1 P: 11	R: 0 E: 0 K: 0 S: 3 H: 0 LOB: 0 BB: 0 P: 3	R: 0 E: 0 K: 1 S: 6 H: 1 LOB: 1 BB: 0 P: 6	R: 0 E: 1 K: 1 S: 6 H: 1 LOB: 1 BB: 0 P: 6	R: 1 E: 0 K: 1 S: 7 H: 2 LOB: 3 BB: 1 P: 11	R: 0 E: 0 K: 0 S: 4 H: 1 LOB: 1 BB: 0 P: 4	1B: 11 2B: 1 3B: 1 HR: 0 SF: 0 SAC: 0 DP: 1 HBP: 0						

	AB	40
	R	8
	H	13
	RBI	8
	BB	5
	SO	4
	LOB	24

WP: 1 PB: 0 SB: 3 CS: 0 PA: 45

PITCHER		IP	WLS	BF	H	R	ER	SO	BB	IBB	HBP	BLK	WP	HR	S	P	ERA	WHIP
J.R. Richard, R ERA: 1.9	(1, 1)	3.1	L	19	4	5	5	1	4	0	0	0	0	0	17	33	13.50	2.400
Randy Niemann, L ERA: 3.95	(4, 1)	1.2		8	4	2	2	0	0	0	0	0	0	0	8	8	10.80	2.400
Joaquin Andujar, R ERA: 3.63	(6, 1)	1.0		4	1	0	0	1	0	0	0	0	0	0	6	6	0.00	1.000
Dave Smith, R ERA: 2.41	(7, 1)	3.0		14	4	1	1	2	1	0	0	0	1	0	17	21	3.00	1.667

PITCHER	IP	WLS	BF	H	R	ER	SO	BB	IBB	HBP	BLK	WP	HR	S	P	ERA	WHIP

Cincinnati Reds @ Houston Astros

Astrodome, Houston, TX

Sat Jun 28 1980, 8:05 PM EDT

Att. 44,025 - Unknown

BOTTOM

Batter	1	2	3	4	5	6	7	8	9	AB	R	H	RBI	BB	SO	LOB
Rafael Landestoy, S (1, 6) OBP: 0.295, SLG: 0.367	F8		6-3		6-3	F8			G3	5	0	0	0	0	0	2
Terry Puhl, L (1, 9) OBP: 0.359, SLG: 0.435	FC3-6 BB		E1 FC3-6		K		4-3 1B		FC6 1B	4	0	2	0	1	1	0
Jose Cruz, L (1, 7) OBP: 0.365, SLG: 0.420	FC3-6 1-2f		FC3-6 1B 1-2f			2B 2B	4-3 1-2		FC6 1-2f	5	1	1	0	0	0	4
Cesar Cedeno, R (1, 8) OBP: 0.396, SLG: 0.500	P6		1-3 1B			F9 2-H 1B 2B	L1			4	1	2	1	0	0	2
Enos Cabell, R (1, 5) OBP: 0.291, SLG: 0.324		K	G3			P4	4-3			4	0	0	0	0	1	4
Joe Morgan, L (1, 4) OBP: 0.354, SLG: 0.379		HR 1B		FC5-4 BB		1B 1B BB		G3		2	2	1	0	2	0	0
Art Howe, R (1, 3) OBP: 0.328, SLG: 0.427		1-H HR		FC5-4 G1-6-3 1-2f		F9 2-3		G4-6-3 BB		3	1	1	2	1	0	3
Alan Ashby, S (1, 2) OBP: 0.319, SLG: 0.338		4-3		G1-6-3 1-2f		1B 1-2 3-H 1B		G4-6-3 1-2f		4	0	1	1	0	0	2
J.R. Richard, R (1, 1) OBP: 0.114, SLG: 0.229		5-3			5-3	1-3 2-H 1B			4-3	1	0	0	0	0	0	0
Randy Niemann, L (4, 1)										0	0	0	0	0	0	0
Julio Gonzalez, R (5, PH) OBP: 0.100, SLG: 0.125										1	0	0	0	0	0	0
Joaquin Andujar, S (6, 1) OBP: 0.200, SLG: 0.200										0	0	0	0	0	0	0
Denny Walling, L (6, PH) OBP: 0.417, SLG: 0.425										1	0	1	1	0	0	0
Dave Smith, R (7, 1)										0	0	0	0	0	0	0
Dave Bergman, L (9, PH) OBP: 0.200, SLG: 0.139										1	0	0	0	0	0	0
Inning Stats	R: 0 E: 0 K: 0 S: 3 H: 0 LOB: 1 BB: 1 P: 7	R: 2 E: 0 K: 1 S: 7 H: 2 LOB: 0 BB: 0 P: 7	R: 0 E: 1 K: 0 S: 5 H: 1 LOB: 2 BB: 0 P: 5	R: 0 E: 0 K: 0 S: 2 H: 0 LOB: 0 BB: 1 P: 6	R: 0 E: 0 K: 1 S: 5 H: 0 LOB: 0 BB: 0 P: 5	R: 3 E: 0 K: 0 S: 7 H: 4 LOB: 2 BB: 1 P: 11	R: 0 E: 0 K: 0 S: 4 H: 1 LOB: 1 BB: 0 P: 4	R: 0 E: 0 K: 0 S: 2 H: 0 LOB: 0 BB: 1 P: 6	R: 0 E: 0 K: 0 S: 4 H: 1 LOB: 1 BB: 0 P: 4	1B: 6 2B: 2 3B: 0 HR: 1 SF: 0 SAC: 0 DP: 2 HBP: 0	WP: 0 PB: 0 SB: 0 CS: 0 PA: 39					

livebaseballscorecards.com

AB	35
R	5
H	9
RBI	5
BB	4
SO	2
LOB	17

PITCHER		IP	WLS	BF	H	R	ER	SO	BB	IBB	HBP	BLK	WP	HR	S	P	ERA	WHIP
Joe Price, L ERA: 6.52	(1, 1)	5.1	W	24	5	5	5	2	3	0	0	0	0	1	25	37	8.44	1.500
Paul Moskau, R ERA: 3.59	(6, 1)	1.2		8	3	0	0	0	0	0	0	0	0	0	8	8	0.00	1.800
Tom Hume, R ERA: 3.36	(8, 1)	2.0	S	7	1	0	0	0	1	0	0	0	0	0	6	10	0.00	1.000

PITCHER	IP	WLS	BF	H	R	ER	SO	BB	IBB	HBP	BLK	WP	HR	S	P	ERA	WHIP

Cincinnati Reds @ Houston Astros

Astrodome, Houston, TX

Sun Jun 29 1980, 8:05 PM EDT

Att. 38,408 - Unknown

TOP

livebaseballscorecards.com

Batter	1	2	3	4	5	6	7	8	9	AB	R	H	RBI	BB	SO	LOB
Dave Collins, S (1, 7) OBP: 0.348, SLG: 0.356	4-0 BBBB 3B BB		0-0 ① F7		4-0 BBBB FC4-6 1B 1-2 2-3 1B BB	4-0 BBBB CS 1B BB		0-0 ① 4-3	0-0 ③ P6	3	2	0	0	3	0	3
Dave Concepcion, R (1, 6) OBP: 0.291, SLG: 0.343	0-0 1-H SF7 3B		0-3 SSS ② K		0-0 FC4-6 1-2 2-3 3-H 1B	0-0 1-2 2-H 3-H 1B		0-0 ② F9		5	1	3	4	0	1	0
Ken Griffey, L (1, 9) OBP: 0.385, SLG: 0.480	4-0 BBBB S BB		0-0 ③ F9		0-0 ② FC4-6 1B 1-2f 2-3 3-H 1B	0-0 ②③ G3 2-3		0-0 ③ 4-3		4	1	0	1	1	0	4
Dan Driessen, L (1, 3) OBP: 0.391, SLG: 0.456	0-0 ① SF7 1-2 3-H			0-0 ① L9	0-0 1B 1-2 3-H 1B		4-0 BBBB SH 1B SF9 BB		0-0 1B WP 2B	3	2	2	2	1	0	0
Ray Knight, R (1, 5) OBP: 0.330, SLG: 0.487	0-0 ② 5-3			0-0 ② L9	0-0 1-2 2-H 1B		0-0 SF9 SH 1-2 1B		0-0 ① F7	5	0	2	1	0	0	2
Cesar Geronimo, L (1, 8) OBP: 0.327, SLG: 0.344	0-0 ③ F7			0-0 ③ 4-3	0-3 SSS ③ K		0-0 SH 1-2 2-3		0-0 WP 2-3 1B	4	0	1	0	0	1	3
Junior Kennedy, R (1, 4) OBP: 0.351, SLG: 0.378		0-0 ① F8			0-0 FC3-5 1B 1B	0-0 SH1-4 BB 1B 1B	0-0 ① L6		0-3 SSS ② K 1-3 3-H	4	1	2	0	0	0	3
George Foster, R (9, PH) OBP: 0.329, SLG: 0.387										1	0	0	0	0	1	1
Joe Nolan, L (1, 2) OBP: 0.381, SLG: 0.432		0-0 ② F9			0-0 BB FC3-5 1-2 1B 1B	4-0 BBBB SH1-4 1-2 1B BB	0-0 ② SF9 2-3 3-H		4-0 BBBB BB BB	2	2	1	1	2	0	0
Ron Oester, S (9, PR) OBP: 0.305, SLG: 0.351										0	0	0	0	0	0	0
Charlie Leibrandt, R (1, 1) OBP: 0.231, SLG: 0.250		0-0 ③ L8			0-0 ① FC3-5 1B BB 1-2 2-3f FC4-6	0-0 ① SH1-4 1-2 2-3	0-0 ③ 5-3		4-0 BBBB 1-2 BB	1	0	0	0	0	0	0
Mario Soto, R (2, 1)										2	1	0	0	0	0	4
Tom Hume, R (7, 1) OBP: 0.167, SLG: 0.333										0	0	0	0	0	0	0
Harry Spilman, L (9, PH) OBP: 0.317, SLG: 0.414										0	0	0	0	0	0	0
Johnny Bench, R (9, PH) OBP: 0.345, SLG: 0.475										0	0	0	0	1	0	0
Inning Stats	R: 2 E: 0 K: 0 S: 4 H: 1 LOB: 1 BB: 2 P: 12	R: 0 E: 0 K: 0 S: 3 H: 0 LOB: 0 BB: 0 P: 3	R: 0 E: 0 K: 1 S: 5 H: 0 LOB: 0 BB: 0 P: 5	R: 0 E: 0 K: 0 S: 3 H: 0 LOB: 0 BB: 0 P: 3	R: 4 E: 0 K: 1 S: 10 H: 5 LOB: 2 BB: 1 P: 14	R: 2 E: 0 K: 0 S: 4 H: 2 LOB: 1 BB: 2 P: 12	R: 1 E: 1 K: 0 S: 5 H: 1 LOB: 2 BB: 1 P: 9	R: 0 E: 0 K: 0 S: 3 H: 0 LOB: 0 BB: 0 P: 3	R: 1 E: 0 K: 1 S: 7 H: 2 LOB: 3 BB: 2 P: 15	1B: 9 2B: 1 3B: 1 HR: 0	SF: 2 SAC: 2 DP: 0 HBP: 0						

	AB	34
	R	10
	H	11
	RBI	9
	BB	8
	SO	3
	LOB	20

WP: 2 PB: 0 SB: 1 CS: 1 PA: 46

PITCHER		IP	WLS	BF	H	R	ER	SO	BB	IBB	HBP	BLK	WP	HR	S	P	ERA	WHIP
Nolan Ryan, R ERA: 2.88	(1, 1)	4.2		22	5	6	6	1	3	0	0	0	0	0	21	33	11.57	1.714
Joaquin Andujar, R ERA: 4.08	(5, 1)	0.2		7	3	2	2	1	2	0	0	0	0	0	7	15	27.00	7.500
Randy Niemann, L ERA: 3.77	(6, 1)	0.2		1	0	0	0	0	0	0	0	0	0	0	1	1	0.00	0.000
Frank LaCorte, R ERA: 0.76	(7, 1)	2.2	W	14	3	2	1	1	2	0	0	0	1	0	14	22	3.38	1.875
Joe Sambito, L ERA: 2.53	(9, 1)	0.1	S	2	0	0	0	0	1	0	0	0	0	0	1	5	0.00	3.000

PITCHER	IP	WLS	BF	H	R	ER	SO	BB	IBB	HBP	BLK	WP	HR	S	P	ERA	WHIP

Batter	1	2	3	4	5	6	7	8	9	AB	R	H	RBI	BB	SO	LOB
Rafael Landestoy, S (1, 4) OBP: 0.294, SLG: 0.370 Frank LaCorte, R (7, 1) OBP: 0.200, SLG: 0.200 Joe Sambito, L (9, 1)	4-3	1-H 2B		F8		6-3	1-3			4 1 0	0 0 0	1 0 0	1 0 0	0 0 0	0 0 0	0 2 0
Terry Puhl, L (1, 9) OBP: 0.360, SLG: 0.438	4-3 BLK 1B	G3		L3		3-1		1B 2B		5	1	2	0	0	0	0
Jose Cruz, L (1, 7) OBP: 0.366, SLG: 0.418	4-3 1-3	S 1B		4-3			B B B 4-0 1B 1B BB	F9		4	1	1	0	1	0	2
Cesar Cedeno, R (1, 8) OBP: 0.391, SLG: 0.492	1-3	5-3 1-2			S S S 0-3 K		F7	2-H S 1B 1B		5	1	1	1	0	1	3
Enos Cabell, R (1, 5) OBP: 0.297, SLG: 0.327		1B 1B	S S S 0-3 K		S S S 0-3 K		1B 1-2 2B 1B	B B B 4-0 1B 1-2 BB		4	2	2	0	1	2	0
Art Howe, R (1, 3) OBP: 0.345, SLG: 0.450 (7, 4)		1B 1-3 3B 1B		0-0 2B		0-0 F3	1-3 2-H 2B 1B	1-2 2-H 1B		5	2	4	2	0	0	0
Luis Pujols, R (1, 2) OBP: 0.258, SLG: 0.244 Joe Morgan, L (7, PH) OBP: 0.357, SLG: 0.387 Alan Ashby, S (7, PR) OBP: 0.317, SLG: 0.336 (8, 2)		1-2 3-H 3B 1B	S S S 0-3 K			P6	1-H 3-H 2B	S S S 0-3 K		3 1 1	1 0 0	1 1 0	1 2 0	0 0 0	1 0 1	1 0 2
Craig Reynolds, L (1, 6) OBP: 0.225, SLG: 0.291		1-H 2-H 1B 3B	I I I I 4-0 IBB			HR 1B	F7	F8		4	2	2	2	1	0	3
Nolan Ryan, R (1, 1) OBP: 0.200, SLG: 0.194 Joaquin Andujar, S (5, 1) OBP: 0.200, SLG: 0.200 Randy Niemann, L (6, 1) Denny Walling, L (6, PH) OBP: 0.424, SLG: 0.449 (7, 3)		3-H 2B 1B	S S S 0-3 K			1-H HR	I I I I 4-0 IBB			2 0 0 1	1 0 0 1	1 0 0 1	1 0 0 2	0 0 0 1	1 0 0 0	2 0 0 0
Inning Stats	R: 0 E: 0 K: 0 S: 4 H: 1 LOB: 1 BB: 0 P: 4	R: 5 E: 0 K: 0 S: 9 H: 7 LOB: 1 BB: 0 P: 9	R: 0 E: 0 K: 3 S: 10 H: 1 LOB: 2 BB: 1 P: 14	R: 0 E: 0 K: 0 S: 3 H: 0 LOB: 0 BB: 0 P: 3	R: 0 E: 0 K: 2 S: 7 H: 0 LOB: 0 BB: 0 P: 7	R: 2 E: 0 K: 0 S: 5 H: 2 LOB: 0 BB: 0 P: 5	R: 3 E: 0 K: 0 S: 6 H: 3 LOB: 2 BB: 2 P: 14	R: 2 E: 0 K: 1 S: 8 H: 3 LOB: 2 BB: 1 P: 12		1B: 11 2B: 4 3B: 1 HR: 1 SF: 0 SAC: 0 DP: 0 HBP: 0				WP: 0 PB: 0 SB: 2 CS: 0 PA: 44		

PITCHER		IP	WLS	BF	H	R	ER	SO	BB	IBB	HBP	BLK	WP	HR	S	P	ERA	WHIP
Charlie Leibrandt, L ERA: 3.69	(1, 1)	1.2		12	8	5	5	0	0	0	0	1	0	0	12	12	27.00	4.800
Mario Soto, R ERA: 4.99	(2, 1)	4.2	L	21	5	5	5	5	1	1	0	0	0	1	29	37	9.64	1.286
Tom Hume, R ERA: 3.56	(7, 1)	1.2		11	4	2	2	1	1	1	0	0	0	0	11	19	10.80	3.000

PITCHER	IP	WLS	BF	H	R	ER	SO	BB	IBB	HBP	BLK	WP	HR	S	P	ERA	WHIP

BOTTOM

Cincinnati Reds @ Houston Astros

Astrodome, Houston, TX

Sun Jun 29 1980, 8:05 PM EDT

Att. 38,408 - Unknown

livebaseballscorecards.com

AB	40
R	12
H	17
RBI	12
BB	4
SO	6
LOB	15

Houston Astros @ Atlanta Braves

Atlanta-Fulton County Stadium, Atlanta, GA

Mon Jun 30 1980, 7:05 PM EDT

Att. 8,208 - Unknown

livebaseballscorecards.com

TOP

Batter	1	2	3	4	5	6	7	8	9	10	11	AB	R	H	RBI	BB	SO	LOB
Rafael Landestoy, S (1, 4) (8, 6) OBP: 0.299, SLG: 0.369	4-3		F7			CS 1B		SH5-4 1-2 2-3		BB S		3	0	1	0	1	0	1
Terry Puhl, L (1, 9) OBP: 0.361, SLG: 0.448	HR		1-3			BB 1B 1-2		4-3 2-3 3-H		F8 1-2		4	1	1	2	1	0	3
Denny Walling, L (1, 3) OBP: 0.417, SLG: 0.441 Joe Sambito, L (10, 1)	K			K		G4-6-3 1B 1-3		F8		K		5 0	0 0	1 0	0 0	3 0	2 0	0 0
Jose Cruz, L (1, 7) OBP: 0.369, SLG: 0.444	4-3			G5-4-3 1B		G4-6-3 1-2f			HR		HR	5	2	3	2	0	0	2
Cesar Cedeno, R (1, 8) OBP: 0.382, SLG: 0.478		F8		G5-4-3 1-2f			F7		F5		6-3	5	0	0	0	0	0	1
Enos Cabell, R (1, 5) OBP: 0.299, SLG: 0.332		6-3			G3 FC4-2 2B		4-3		S 1B		5-3	5	0	2	0	0	0	0
Alan Ashby, S (1, 2) OBP: 0.308, SLG: 0.325		4-3			G3 2-3		P6		F7 1-2		5-3	5	0	0	0	0	0	2
Craig Reynolds, L (1, 6) OBP: 0.228, SLG: 0.289 Joe Morgan, L (8, PH) (8, 4) OBP: 0.358, SLG: 0.385			BB SH1-4		FC4-2 FC6-4 3-H			SH5-4 BLK 4-3 BB	F9			1 1	0 1	0 1	0 1	1 0	0 1	1 1
Ken Forsch, R (1, 1) OBP: 0.286, SLG: 0.357 Art Howe, R (8, PH) OBP: 0.350, SLG: 0.450 Dave Smith, R (8, 1) Jeffrey Leonard, R (10, PH) OBP: 0.272, SLG: 0.287 (10, 3)			SH1-4 1-2		FC6-4 1-2f			4-3 SH5-4 1-2 BB		F8		1 0 0 1	0 0 0 0	0 0 0 0	0 1 0 0	0 0 0 0	0 0 0 0	1 0 0 0
Inning Stats	R: 1 E: 0 K: 1 S: 6 H: 1 LOB: 0 BB: 0 P: 6	R: 0 E: 0 K: 0 S: 3 H: 0 LOB: 0 BB: 0 P: 3	R: 0 E: 0 K: 0 S: 3 H: 0 LOB: 1 BB: 1 P: 7	R: 0 E: 0 K: 1 S: 5 H: 1 LOB: 0 BB: 0 P: 5	R: 0 E: 0 K: 0 S: 4 H: 1 LOB: 1 BB: 0 P: 4	R: 0 E: 0 K: 0 S: 3 H: 2 LOB: 1 BB: 1 P: 7	R: 0 E: 0 K: 0 S: 3 H: 0 LOB: 0 BB: 0 P: 3	R: 1 E: 0 K: 0 S: 3 H: 0 LOB: 1 BB: 2 P: 11	R: 1 E: 0 K: 0 S: 5 H: 2 LOB: 1 BB: 0 P: 5	R: 0 E: 0 K: 1 S: 5 H: 0 LOB: 1 BB: 1 P: 9	R: 1 E: 0 K: 0 S: 4 H: 1 LOB: 0 BB: 0 P: 4	1B: 4 2B: 1 3B: 0 HR: 3	SF: 0 SAC: 2 DP: 2 HBP: 0					

PITCHER		IP	WLS	BF	H	R	ER	SO	BB	IBB	HBP	BLK	WP	HR	S	P	ERA	WHIP
Rick Matula, R ERA: 3.52	(1, 1)	7.0		27	5	2	2	2	4	0	0	1	0	1	27	43	2.57	1.286
Larry Bradford, L ERA: 3.41	(8, 1)	1.0		4	1	1	1	0	0	0	0	0	0	1	4	4	9.00	1.000
Gene Garber, R ERA: 4.3	(9, 1)	1.0		4	1	0	0	0	0	0	0	0	0	0	4	4	0.00	1.000
Al Hrabosky, L ERA: 3.73	(10, 1)	2.0	W	8	1	1	1	1	1	0	0	0	0	1	9	13	4.50	1.000

AB	36
R	4
H	8
RBI	4
BB	5
SO	3
LOB	14

WP: 0 PB: 0 SB: 2 CS: 1 PA: 43

Batter	1	2	3	4	5	6	7	8	9	10	11	AB	R	H	RBI	BB	SO	LOB
Glenn Hubbard, R (1, 4) OBP: 0.363, SLG: 0.531	S 1B		BBBB G4-6-3 BB		F8		P3		SH3 1-2		2-H HR	4	1	2	2	1	0	0
Dale Murphy, R (1, 8) OBP: 0.362, SLG: 0.502	F9 1-2		G4-6-3 1-2f		HBP 1B 1B		P6		SSS K			5	1	1	0	0	1	3
Chris Chambliss, L (1, 3) OBP: 0.333, SLG: 0.459	SSS K		1B 1B		1B 1-2 HBP		SSS K		III IBB			3	0	1	0	1	2	1
Gary Matthews, R (1, 9) OBP: 0.308, SLG: 0.392	F7		1-2 1B		1-3 2-H 1B			E5 SH1-4 1B SF8	SSS K			5	1	2	1	0	1	3
Bob Horner, R (1, 5) OBP: 0.215, SLG: 0.392		3-1 1B 1B	F8			HR		SF8 SH1-4 1-2 1B		F8		4	1	3	1	0	0	2
Jerry Royster, R (8, PR) OBP: 0.305, SLG: 0.306 (9, 5)												1	0	0	0	0	0	0
Jeff Burroughs, R (1, 7) OBP: 0.359, SLG: 0.445		3-1 1-2 1B		L6		SSS K		SH1-4 1-2 2-3		G4-6-3 HBP		3	0	1	0	0	1	0
Bruce Benedict, R (1, 2) OBP: 0.275, SLG: 0.298	SSS K			6-3		L5		SF8 2-3 3-H		G4-6-3 1-2f		3	0	0	0	0	1	2
Mike Lum, L (8, PH) OBP: 0.250, SLG: 0.226												0	0	0	1	0	0	0
Bill Nahorodny, R (9, 2) OBP: 0.296, SLG: 0.507												1	0	0	0	0	0	1
Luis Gomez, R (1, 6) OBP: 0.282, SLG: 0.230		3-1 1-2 2-3		F7		1B		4-3			SH1-3 HR 1B	4	0	1	0	0	0	4
Charlie Spikes, R (11, PH) OBP: 0.500, SLG: 0.526												1	1	1	0	0	0	0
Rick Matula, R (1, 1) OBP: 0.032, SLG: 0.032		2-3			1-6-3	SSS K			BBBB SH3 BB		1-2 SH1-3	3	0	0	0	0	1	3
Larry Bradford, R (8, 1)												0	0	0	0	0	0	0
Gene Garber, R (9, 1)												0	0	0	0	0	0	0
Biff Pocoroba, S (9, PH) OBP: 0.364, SLG: 0.316												0	0	0	1	0	0	0
Al Hrabosky, R (10, 1)												0	0	0	0	0	0	0
Larvell Blanks, R (11, PH) OBP: 0.246, SLG: 0.254												0	0	0	0	0	0	0
Inning Stats	R: 0 E: 0 K: 1 S: 6 H: 1 LOB: 1 BB: 0 P: 6	R: 0 E: 0 K: 1 S: 7 H: 2 LOB: 2 BB: 0 P: 7	R: 0 E: 0 K: 0 S: 4 H: 2 LOB: 2 BB: 1 P: 8	R: 0 E: 0 K: 0 S: 3 H: 0 LOB: 0 BB: 0 P: 3	R: 1 E: 0 K: 0 S: 4 H: 2 LOB: 2 BB: 0 P: 5	R: 1 E: 0 K: 2 S: 9 H: 2 LOB: 1 BB: 0 P: 9	R: 0 E: 0 K: 1 S: 5 H: 0 LOB: 0 BB: 0 P: 5	R: 1 E: 1 K: 0 S: 5 H: 1 LOB: 2 BB: 0 P: 5	R: 0 E: 0 K: 2 S: 7 H: 0 LOB: 2 BB: 2 P: 15	R: 0 E: 0 K: 0 S: 2 H: 0 LOB: 0 BB: 0 P: 3	R: 2 E: 0 K: 0 S: 3 H: 2 LOB: 0 BB: 0 P: 3	1B: 10 2B: 0 3B: 0 HR: 2 SF: 1 SAC: 3 DP: 2 HBP: 2	WP: 0 PB: 0 SB: 1 CS: 0 PA: 46					

PITCHER		IP	WLS	BF	H	R	ER	SO	BB	IBB	HBP	BLK	WP	HR	S	P	ERA	WHIP
Ken Forsch, R ERA: 3.24	(1, 1)	7.0		30	9	2	2	5	1	0	1	0	0	1	38	43	2.57	1.429
Dave Smith, R ERA: 2.27	(8, 1)	2.0		10	1	1	0	2	1	1	0	0	0	0	12	20	0.00	1.000
Joe Sambito, L ERA: 2.97	(10, 1)	1.1	L	6	2	2	2	0	0	0	1	0	0	1	5	6	13.50	1.500

PITCHER	IP	WLS	BF	H	R	ER	SO	BB	IBB	HBP	BLK	WP	HR	S	P	ERA	WHIP

BOTTOM

Houston Astros @ Atlanta Braves

Atlanta-Fulton County Stadium, Atlanta, GA

Mon Jun 30 1980, 7:05 PM EDT

Att. 8,208 - Unknown

livebaseballscorecards.com

AB	37
R	5
H	12
RBI	5
BB	3
SO	7
LOB	19

Houston Astros @ Atlanta Braves

Atlanta-Fulton County Stadium, Atlanta, GA

Tue Jul 01 1980, 7:05 PM EDT

Att. 9,546 - Unknown

TOP

livebaseballscorecards.com

Batter	1	2	3	4	5	6	7	8	9	AB	R	H	RBI	BB	SO	LOB
Terry Puhl, L (1, 9) OBP: 0.361, SLG: 0.451	0-0 1B 1B 1B		0-0 3-1 SF8 2B	0-3 K			0-0 F6		0-0 FC4-6 FC3-6 1-2f	5	2	2	0	0	1	3
Denny Walling, L (1, 3) OBP: 0.411, SLG: 0.433	0-0 1B 1B 1-2		0-0 3-1 2-3		0-0 P6		0-0 4-3		0-0 FC3-6 1-2f	5	0	1	0	0	0	3
Joe Morgan, L (1, 4) OBP: 0.354, SLG: 0.381 Rafael Landestoy, S (7, 4) OBP: 0.295, SLG: 0.365	0-0 F8		0-0 SF8 3-H		0-0 F2			0-0 F5	0-0 5-3	2	0	0	1	0	0	2
										2	0	0	0	0	0	1
Jose Cruz, L (1, 7) OBP: 0.369, SLG: 0.440 Dave Bergman, L (7, 7) OBP: 0.220, SLG: 0.162	0-0 P6		B B B 4-0 1B BB		0-0 F9			0-0 4-3 1B 1B		2	0	0	0	1	0	2
										1	1	1	0	0	0	0
Cesar Cedeno, R (1, 8) OBP: 0.386, SLG: 0.481 Jeffrey Leonard, R (7, 8) OBP: 0.278, SLG: 0.293	0-0 1-2 2-H		0-0 S 1-3			0-0 P5		0-0 4-3 1-2		3	0	2	1	0	0	0
										1	1	1	0	0	0	0
Enos Cabell, R (1, 5) OBP: 0.296, SLG: 0.328 Julio Gonzalez, R (7, 5) OBP: 0.098, SLG: 0.122	S S S 0-3 K		0-0 F7 1-2			0-0 E5 G6-4-3		0-0 4-3 1-2 2-3		3	0	0	0	0	1	4
										1	0	0	0	0	0	2
Alan Ashby, S (1, 2) OBP: 0.308, SLG: 0.331 Frank LaCorte, R (8, 1) OBP: 0.200, SLG: 0.200		0-0 4-3		0-0 2B		0-0 G6-4-3 1-2f		0-0 FC5-4 2-H 3-H		3	0	1	0	0	0	1
										0	0	0	0	0	0	0
Craig Reynolds, L (1, 6) OBP: 0.223, SLG: 0.282		0-0 G3		0-0 F9			0-0 F7	0-0 FC5-4 1-2f		4	0	0	0	0	0	2
Joe Niekro, R (1, 1) OBP: 0.231, SLG: 0.289 Randy Niemann, L (6, 1) Joaquin Andujar, S (6, 1) OBP: 0.333, SLG: 0.333 Bruce Bochy, R (6, 2) OBP: 0.571, SLG: 0.444		0-0 4-3		0-0 5-3			0-0 2B		0-0 FC4-6 1B	2	0	0	0	0	0	1
										0	0	0	0	0	0	0
										1	0	1	2	0	0	0
										2	0	2	0	0	0	0
AB	**37**															
R	**4**															
H	**11**															
RBI	**4**															
BB	**1**															
SO	**2**															
LOB	**21**															

Inning Stats	1	2	3	4	5	6	7	8	9
	R: 1 E: 0 K: 1 S: 8	H: 3 LOB: 2 BB: 0 P: 8	R: 0 E: 0 K: 0 S: 3	H: 0 LOB: 0 BB: 0 P: 3	R: 1 E: 0 K: 0 S: 5	H: 2 LOB: 2 BB: 1 P: 9	R: 0 E: 0 K: 1 S: 6	H: 1 LOB: 1 BB: 0 P: 6	R: 0 E: 0 K: 0 S: 3	H: 0 LOB: 0 BB: 0 P: 3	R: 0 E: 1 K: 0 S: 3	H: 0 LOB: 0 BB: 0 P: 3	R: 0 E: 0 K: 0 S: 4	H: 1 LOB: 1 BB: 0 P: 4	R: 2 E: 0 K: 0 S: 6	H: 3 LOB: 1 BB: 0 P: 6	R: 0 E: 0 K: 0 S: 4	H: 1 LOB: 1 BB: 0 P: 4

PITCHER		IP	WLS	BF	H	R	ER	SO	BB	IBB	HBP	BLK	WP	HR	S	P	ERA	WHIP	PITCHER		IP	WLS	BF	H	R	ER	SO	BB	IBB	HBP	BLK	WP	HR	S	P	ERA	WHIP
Doyle Alexander, R (1, 1) ERA: 3.46		7.0	W	29	7	2	2	2	1	0	0	0	0	0	32	36	2.57	1.143																			
Preston Hanna, R (8, 1) ERA: 5.4		2.0		10	4	2	2	0	0	0	0	0	0	0	10	10	9.00	2.000																			

1B: 8	SF: 1	WP: 0	PA: 39
2B: 3	SAC: 0	PB: 0	
3B: 0	DP: 1	SB: 1	
HR: 0	HBP: 0	CS: 0	

Batter	1	2	3	4	5	6	7	8	9	AB	R	H	RBI	BB	SO	LOB
Glenn Hubbard, R (1, 4) OBP: 0.364, SLG: 0.521	6-3		K		F9	1B	BB			4	1	1	0	1	1	0
Dale Murphy, R (1, 8) OBP: 0.367, SLG: 0.504	F8		1B		1B BB	1-3	K			5	2	3	0	0	1	1
Chris Chambliss, L (1, 3) OBP: 0.339, SLG: 0.461	F9		G6-4-3 1-3		1-2	1-2 3-H	4-3			3	2	2	1	1	0	0
Mike Lum, L (7, 3) OBP: 0.243, SLG: 0.219										1	0	0	0	0	0	1
Gary Matthews, R (1, 9) OBP: 0.311, SLG: 0.394		4-3	G6-4-3 1-2f		HR 1-2 2-3	2B 1-2 2-H		F8		4	1	2	1	0	0	2
Brian Asselstine, L (6, PR) OBP: 0.295, SLG: 0.372										1	1	0	0	0	0	0
(7, 9)																
Bob Horner, R (1, 5) OBP: 0.230, SLG: 0.398		2B 1B BB		F9	HR 1-2 2-H 3-H	2B 1-2 2-H		F5		3	2	2	3	1	0	0
Jerry Royster, R (6, PR) OBP: 0.303, SLG: 0.304										1	1	0	0	0	0	0
(7, 5)																
Jeff Burroughs, R (1, 7) OBP: 0.368, SLG: 0.477		K		BB	HR 1-H 2-H	1-3 2-H 2B		K		3	2	2	4	1	1	1
Charlie Spikes, R (7, 7) OBP: 0.476, SLG: 0.500										1	0	0	0	0	1	0
Bruce Benedict, R (1, 2) OBP: 0.281, SLG: 0.310		E 1-3 2B		K	P4	2-H 3-H 1B				4	1	2	2	0	1	1
Luis Gomez, R (1, 6) OBP: 0.281, SLG: 0.231		E3 2-H 3-H 1B		K		4-3				4	0	1	1	0	1	2
Larvell Blanks, R (7, 6) OBP: 0.246, SLG: 0.254						4-3				0	0	0	0	0	0	0
Doyle Alexander, R (1, 1) OBP: 0.143, SLG: 0.167		5-3			6-3	F3	6-3			4	0	0	0	0	0	1
Preston Hanna, R (8, 1)										0	0	0	0	0	0	0
Inning Stats	R: 0 E: 0 K: 0 S: 3 H: 0 LOB: 0 BB: 0 P: 3	R: 2 E: 1 K: 1 S: 7 H: 2 LOB: 1 BB: 1 P: 11	R: 0 E: 0 K: 1 S: 6 H: 2 LOB: 1 BB: 0 P: 6	R: 0 E: 0 K: 2 S: 7 H: 0 LOB: 1 BB: 1 P: 11	R: 5 E: 0 K: 0 S: 7 H: 4 LOB: 0 BB: 1 P: 11	R: 6 E: 0 K: 0 S: 10 H: 7 LOB: 1 BB: 0 P: 10	R: 0 E: 0 K: 1 S: 5 H: 0 LOB: 1 BB: 1 P: 9	R: 0 E: 0 K: 1 S: 5 H: 0 LOB: 0 BB: 0 P: 5		1B: 12 2B: 2 3B: 0 HR: 1 SF: 0 SAC: 0 DP: 1 HBP: 0						

PITCHER		IP	WLS	BF	H	R	ER	SO	BB	IBB	HBP	BLK	WP	HR	S	P	ERA	WHIP
Joe Niekro, R ERA: 3.93	(1, 1)	5.2	L	31	12	11	10	4	3	0	0	0	0	1	36	48	15.88	2.647
Randy Niemann, L ERA: 5.02	(6, 1)	0.0		3	3	2	2	0	0	0	0	0	0	0	3	3	∞	∞
Joaquin Andujar, R ERA: 3.93	(6, 1)	1.1		5	0	0	0	1	1	0	0	0	0	0	6	10	0.00	0.750
Frank LaCorte, R ERA: 0.74	(8, 1)	1.0		3	0	0	0	1	0	0	0	0	0	0	5	5	0.00	0.000

PITCHER	IP	WLS	BF	H	R	ER	SO	BB	IBB	HBP	BLK	WP	HR	S	P	ERA	WHIP

BOTTOM

Houston Astros @ Atlanta Braves

Atlanta-Fulton County Stadium, Atlanta, GA

Tue Jul 01 1980, 7:05 PM EDT

Att. 9,546 - Unknown

livebaseballscorecards.com

AB	38
R	13
H	15
RBI	12
BB	4
SO	6
LOB	9

Batter	1	2	3	4	5	6	7	8	9	AB	R	H	RBI	BB	SO	LOB
Terry Puhl, L (1, 9) OBP: 0.361, SLG: 0.449	0-0 1B		0-0 F5		0-0 F8		0-0 4-3			3	0	1	0	0	0	2
Denny Walling, L (6, 9) OBP: 0.409, SLG: 0.430										1	0	0	0	0	0	1
Joe Morgan, L (1, 4) OBP: 0.353, SLG: 0.380	0-0 1-2 1B		0-0 F3		0-0 FC3-6 FC5-4 1-2f			0-0 G3		3	0	1	0	0	0	2
Rafael Landestoy, S (6, 4) OBP: 0.294, SLG: 0.363										1	0	0	0	0	0	0
Art Howe, R (1, 3) OBP: 0.340, SLG: 0.436	0-3 K		0-0 FC5-4 1-2f		0-0 FC5-4 1-2f			0-0 F7		4	0	0	0	0	1	4
Jose Cruz, L (1, 7) OBP: 0.369, SLG: 0.437	0-3 K			4-0 FC6-4 BB		0-0 F3		4-0 BB		2	0	0	0	1	1	2
Dave Bergman, L (6, 7) OBP: 0.238, SLG: 0.162										0	0	0	0	1	0	0
Cesar Cedeno, R (1, 8) OBP: 0.381, SLG: 0.474	0-0 F8			0-0 FC6-4 WP 1B 1-2f		0-0 P3		0-0 F8		3	0	0	0	0	0	3
Jeffrey Leonard, R (6, 8) OBP: 0.276, SLG: 0.291										1	0	0	0	0	0	1
Enos Cabell, R (1, 5) OBP: 0.296, SLG: 0.328		0-3 K		0-0 WP 1-2 1B		0-0 6-3			0-0 F7	3	0	1	0	0	1	0
Julio Gonzalez, R (6, 5) OBP: 0.095, SLG: 0.119										1	0	0	0	0	0	0
Bruce Bochy, R (1, 2) OBP: 0.444, SLG: 0.308		0-3 K2-3		0-3 K 1-2 2-3			0-0 E6		0-3 K	4	0	0	0	0	3	2
Craig Reynolds, L (1, 6) OBP: 0.219, SLG: 0.276		0-0 F9		0-0 F2			0-3 K		0-0 P6	4	0	0	0	0	1	3
Vern Ruhle, R (1, 1) OBP: 0.375, SLG: 0.400			0-0 FC5-4		0-0 FC3-6					1	0	1	0	0	0	0
Randy Niemann, L (3, 1) OBP: 0.500, SLG: 0.500										1	0	1	0	0	0	0
Luis Pujols, R (7, PH) OBP: 0.255, SLG: 0.241										1	0	0	0	0	0	1
Dave Smith, R (7, 1)										0	0	0	0	0	0	0
Frank LaCorte, R (8, 1) OBP: 0.200, SLG: 0.200							0-0 F2			0	0	0	0	0	0	0
Inning Stats	R: 0 E: 0 K: 2 S: 9 H: 2 LOB: 2 BB: 0 P: 9	R: 0 E: 0 K: 2 S: 7 H: 0 LOB: 0 BB: 0 P: 7	R: 0 E: 0 K: 0 S: 4 H: 1 LOB: 1 BB: 0 P: 4	R: 0 E: 0 K: 1 S: 6 H: 1 LOB: 2 BB: 1 P: 10	R: 0 E: 0 K: 0 S: 4 H: 1 LOB: 1 BB: 0 P: 4	R: 0 E: 0 K: 0 S: 3 H: 0 LOB: 0 BB: 0 P: 3	R: 0 E: 1 K: 1 S: 6 H: 0 LOB: 1 BB: 0 P: 6	R: 0 E: 0 K: 0 S: 3 H: 0 LOB: 1 BB: 1 P: 7	R: 0 E: 0 K: 1 S: 5 H: 0 LOB: 0 BB: 0 P: 5	1B: 5 2B: 0 3B: 0 HR: 0	SF: 0 SAC: 0 DP: 0 HBP: 0						

PITCHER	IP	WLS	BF	H	R	ER	SO	BB	IBB	HBP	BLK	WP	HR	S	P	ERA	WHIP
Phil Niekro, R (1, 1) ERA: 3.87	9.0	W	35	5	0	0	7	2	0	0	0	1	0	47	55	0.00	0.778

PITCHER	IP	WLS	BF	H	R	ER	SO	BB	IBB	HBP	BLK	WP	HR	S	P	ERA	WHIP

TOP

Houston Astros @ Atlanta Braves

Atlanta-Fulton County Stadium, Atlanta, GA

Wed Jul 02 1980, 7:05 PM EDT

Att. 21,908 - Unknown

livebaseballscorecards.com

AB	33
R	0
H	5
RBI	0
BB	2
SO	7
LOB	21

1B: 5	SF: 0	WP: 1	PA: 35
2B: 0	SAC: 0	PB: 0	
3B: 0	DP: 0	SB: 0	
HR: 0	HBP: 0	CS: 0	

Houston Astros @ Atlanta Braves

Atlanta-Fulton County Stadium, Atlanta, GA

Wed Jul 02 1980, 7:05 PM EDT

Att. 21,908 - Unknown

livebaseballscorecards.com

BOTTOM

Batter	1	2	3	4	5	6	7	8	9	AB	R	H	RBI	BB	SO	LOB
Glenn Hubbard, R (1, 4) OBP: 0.383, SLG: 0.533	G6-4-3 1B	2-H 1B	1-2 1B 1B		FC3-6 BB		K			3	1	3	1	1	0	0
Jerry Royster, R (6, 4) OBP: 0.302, SLG: 0.302										1	0	0	0	0	1	0
Dale Murphy, R (1, 8) OBP: 0.366, SLG: 0.502	G6-4-3 1-2f	K	1-2 2-3 1B 1B		FC3-6 FC1-6 1-2f		K			3	1	1	0	0	1	2
Brian Asselstine, L (4, 8) OBP: 0.292, SLG: 0.368							K			2	0	0	0	0	1	1
Chris Chambliss, L (1, 3) OBP: 0.341, SLG: 0.472	HR	K 1-2 2-H 3-H 1B			FC1-6 1B HR 1-2f		K			4	1	2	3	0	1	1
Mike Lum, L (5, PR) OBP: 0.237, SLG: 0.212 (6, 3)							K			1	1	0	0	0	1	0
Gary Matthews, R (1, 9) OBP: 0.323, SLG: 0.404	S 1B 1B	HBP E E 1B 1-2 2-H 1B			HR 1-3 1B			K		4	3	4	1	0	0	0
Charlie Spikes, R (6, 9) OBP: 0.455, SLG: 0.476										1	0	0	0	0	1	0
Bob Horner, R (1, 5) OBP: 0.236, SLG: 0.420	1-H 1B	E5 HBP 1-2 E F9			1-H 3-H HR			P4		5	2	2	4	0	0	3
Jeff Burroughs, R (1, 7) OBP: 0.364, SLG: 0.487	F7	F9	6-3		5-3			HR		5	1	1	1	0	0	4
Bruce Benedict, R (1, 2) OBP: 0.297, SLG: 0.322		SH1-4 1B 1B	E 1-2 2-3 1B HBP		FC4-6 1B		5-3	1B		4	2	3	0	0	0	0
Luis Gomez, R (1, 6) OBP: 0.283, SLG: 0.234		SH1-4 1-2	E7 1-3 2-H 3-H 1B		FC4-6 1-2f		F8	K		2	1	1	2	0	0	1
Larvell Blanks, R (6, 6) OBP: 0.244, SLG: 0.251										2	0	0	0	0	1	1
Phil Niekro, R (1, 1) OBP: 0.109, SLG: 0.152		5-3	1B 1B 1B 2-H 3-H 1B		5-3		G1			4	1	1	2	0	0	2
Inning Stats	R: 2 E: 0 K: 0 S: 6 H: 4 LOB: 1 BB: 0 P: 6	R: 1 E: 0 K: 1 S: 7 H: 2 LOB: 1 BB: 0 P: 7	R: 7 E: 2 K: 1 S: 13 H: 7 LOB: 2 BB: 0 P: 14	R: 0 E: 0 K: 0 S: 4 H: 1 LOB: 1 BB: 0 P: 4	R: 3 E: 0 K: 0 S: 5 H: 2 LOB: 1 BB: 1 P: 9	R: 0 E: 0 K: 3 S: 3 H: 0 LOB: 0 BB: 0 P: 3	R: 0 E: 0 K: 3 S: 9 H: 0 LOB: 0 BB: 0 P: 9	R: 1 E: 0 K: 2 S: 9 H: 2 LOB: 1 BB: 0 P: 9		1B: 15 2B: 0 3B: 0 HR: 3 SF: 0 SAC: 1 DP: 1 HBP: 1					

AB	41
R	14
H	18
RBI	14
BB	1
SO	7
LOB	15

WP: 0 PB: 0 SB: 1 CS: 0 PA: 44

PITCHER		IP	WLS	BF	H	R	ER	SO	BB	IBB	HBP	BLK	WP	HR	S	P	ERA	WHIP
Vern Ruhle, R ERA: 3.18	(1, 1)	2.2	L	20	11	10	3	2	0	0	1	0	0	1	23	24	10.12	4.125
Randy Niemann, L ERA: 5.6	(3, 1)	3.1		16	5	3	3	0	1	0	0	0	0	1	15	19	8.10	1.800
Dave Smith, R ERA: 2.21	(7, 1)	1.0		3	0	0	0	3	0	0	0	0	0	0	9	9	0.00	0.000
Frank LaCorte, R ERA: 0.96	(8, 1)	1.0		5	2	1	1	2	0	0	0	0	0	1	9	9	9.00	2.000

PITCHER	IP	WLS	BF	H	R	ER	SO	BB	IBB	HBP	BLK	WP	HR	S	P	ERA	WHIP

Houston Astros @ Atlanta Braves

Atlanta-Fulton County Stadium, Atlanta, GA

Thu Jul 03 1980, 7:05 PM EDT

Att. 15,769 - Unknown

TOP

livebaseballscorecards.com

Batter	1	2	3	4	5	6	7	8	9	AB	R	H	RBI	BB	SO	LOB
Terry Puhl, L (1, 9) OBP: 0.365, SLG: 0.460	4-3		BBB G3 BB		4-3		HR	BBB FC4 1-2 BB		3	1	1	1	2	0	1
Denny Walling, L (1, 3) OBP: 0.403, SLG: 0.442	4-3		G3 1-2			HR	F8	FC4 1-2f		5	1	1	1	0	0	4
Frank LaCorte, R (8, 1) OBP: 0.200, SLG: 0.200										0	0	0	0	0	0	0
Joe Morgan, L (1, 4) OBP: 0.352, SLG: 0.378	G3		F9			1B 1B	F6		6-3 E 2B	4	1	1	0	0	0	1
Dave Smith, R (7, 1)										0	0	0	0	0	0	0
Joe Sambito, L (8, 1)										0	0	0	0	0	0	0
Enos Cabell, R (8, 3) OBP: 0.299, SLG: 0.335										1	1	1	0	0	0	0
Jose Cruz, L (1, 7) OBP: 0.369, SLG: 0.436		4-3		G3		G6-4-3 1B 1-3 1B	1B		6-3 2-3	5	1	2	0	0	0	1
Cesar Cedeno, R (1, 8) OBP: 0.377, SLG: 0.467		E5 CS		4-3		G6-4-3 1-2 3-H 1B	F8		E6 G3-6 3-H	5	0	1	1	0	0	1
Art Howe, R (1, 5) OBP: 0.342, SLG: 0.435		1B 1-2 1B		P6		G6-4-3 1-2f 2-3		1B 6-3 1B	G3-6 1-2f	5	0	2	0	0	0	3
Alan Ashby, S (1, 2) OBP: 0.313, SLG: 0.335		1-2 1B			6-3	1B 3-H 1B		F9		4	0	2	1	0	0	1
Craig Reynolds, L (1, 6) OBP: 0.219, SLG: 0.276		4-3			F8	1-2 1B		6-3 1-2		4	0	1	0	0	0	3
J.R. Richard, R (1, 1) OBP: 0.132, SLG: 0.237			4-3		1B	1-3		BB 2-3 1B		3	0	1	0	0	0	2
Rafael Landestoy, S (7, 4) OBP: 0.298, SLG: 0.366										1	0	1	0	0	0	0
Inning Stats	R: 0 E: 0 K: 0 S: 3 H: 0 LOB: 0 BB: 0 P: 3	R: 0 E: 1 K: 0 S: 5 H: 2 LOB: 2 BB: 0 P: 5	R: 0 E: 0 K: 0 S: 3 H: 0 LOB: 1 BB: 1 P: 7	R: 0 E: 0 K: 0 S: 3 H: 0 LOB: 0 BB: 0 P: 3	R: 0 E: 0 K: 0 S: 4 H: 1 LOB: 1 BB: 0 P: 4	R: 3 E: 0 K: 0 S: 8 H: 6 LOB: 2 BB: 0 P: 8	R: 1 E: 0 K: 0 S: 5 H: 2 LOB: 1 BB: 0 P: 5	R: 0 E: 0 K: 0 S: 5 H: 2 LOB: 3 BB: 1 P: 9	R: 1 E: 1 K: 0 S: 4 H: 1 LOB: 0 BB: 0 P: 4	1B: 11 2B: 1 3B: 0 HR: 2	SF: 0 SAC: 0 DP: 2 HBP: 0					

AB	40
R	5
H	14
RBI	4
BB	2
SO	0
LOB	17

WP: 0 PB: 0 SB: 0 CS: 1 PA: 42

PITCHER	IP	WLS	BF	H	R	ER	SO	BB	IBB	HBP	BLK	WP	HR	S	P	ERA	WHIP
Tommy Boggs, R (1, 1) ERA: 3.86	5.0	L	22	6	3	3	0	1	0	0	0	0	1	21	25	5.40	1.400
Rick Camp, R (6, 1) ERA: 2.8	1.0		5	3	0	0	0	0	0	0	0	0	0	5	5	0.00	3.000
Al Hrabosky, L (7, 1) ERA: 3.9	1.0		5	2	1	1	0	0	0	0	0	0	1	5	5	9.00	2.000
Gene Garber, R (8, 1) ERA: 4.02	2.0		10	3	1	0	0	1	0	0	0	0	0	9	13	0.00	2.000

PITCHER	IP	WLS	BF	H	R	ER	SO	BB	IBB	HBP	BLK	WP	HR	S	P	ERA	WHIP

Batter	1	2	3	4	5	6	7	8	9	AB	R	H	RBI	BB	SO	LOB
Glenn Hubbard, R (1, 4) OBP: 0.372, SLG: 0.516	K			6-3		K		5-3		4	0	0	0	0	2	0
Dale Murphy, R (1, 8) OBP: 0.372, SLG: 0.519	6-3			4-0 BB		HR		2B		3	1	2	1	1	0	0
Chris Chambliss, L (1, 3) OBP: 0.343, SLG: 0.483	K			1-2 1B		HR		P6		4	1	2	1	0	1	1
Gary Matthews, R (1, 9) OBP: 0.317, SLG: 0.397		K		K		K		P6		4	0	0	0	0	3	3
Bob Horner, R (1, 5) OBP: 0.230, SLG: 0.408		K		F7			F8		F8	4	0	0	0	0	1	2
Jeff Burroughs, R (1, 7) OBP: 0.361, SLG: 0.481		4-3			K		2B 1B		F9	4	1	1	0	0	1	0
Bill Nahorodny, R (1, 2) OBP: 0.297, SLG: 0.514			F9		5-3		1-3 1-H 2B		1B BB	3	0	1	1	0	0	0
Jerry Royster, R (7, PR) OBP: 0.302, SLG: 0.302										0	0	0	0	0	0	0
Larvell Blanks, R (8, 6) OBP: 0.248, SLG: 0.251										0	0	0	0	1	0	0
Luis Gomez, R (1, 6) OBP: 0.280, SLG: 0.231			F9		5-3		1-3 2-3		1-2 1B	2	0	0	0	0	0	0
Mike Lum, L (7, PH) OBP: 0.231, SLG: 0.206										1	0	0	0	0	0	1
Bruce Benedict, R (8, 2) OBP: 0.302, SLG: 0.327										1	0	1	0	0	0	0
Tommy Boggs, R (1, 1) OBP: 0.083, SLG: 0.087			4-3			F7	6-3		P3	1	0	0	0	0	0	0
Rick Camp, R (6, 1)										0	0	0	0	0	0	0
Biff Pocoroba, S (6, PH) OBP: 0.356, SLG: 0.308										1	0	0	0	0	0	0
Al Hrabosky, R (7, 1)										0	0	0	0	0	0	0
Brian Asselstine, L (7, PH) OBP: 0.290, SLG: 0.366										1	0	0	0	0	0	2
Gene Garber, R (8, 1)										0	0	0	0	0	0	0
Charlie Spikes, R (9, PH) OBP: 0.435, SLG: 0.455										1	0	0	0	0	0	2
Inning Stats	R: 0 E: 0 K: 2 S: 7 H: 0 LOB: 0 BB: 0 P: 7	R: 0 E: 0 K: 2 S: 7 H: 0 LOB: 0 BB: 0 P: 7	R: 0 E: 0 K: 0 S: 3 H: 0 LOB: 0 BB: 0 P: 3	R: 0 E: 0 K: 1 S: 6 H: 1 LOB: 2 BB: 1 P: 10	R: 0 E: 0 K: 1 S: 5 H: 0 LOB: 0 BB: 0 P: 5	R: 2 E: 0 K: 2 S: 9 H: 2 LOB: 0 BB: 0 P: 9	R: 1 E: 0 K: 0 S: 5 H: 2 LOB: 2 BB: 0 P: 5	R: 0 E: 0 K: 0 S: 4 H: 1 LOB: 1 BB: 0 P: 4	R: 0 E: 0 K: 0 S: 4 H: 1 LOB: 2 BB: 1 P: 8	1B: 3 2B: 2 3B: 0 HR: 2 SF: 0 SAC: 0 DP: 0 HBP: 0						

PITCHER		IP	WLS	BF	H	R	ER	SO	BB	IBB	HBP	BLK	WP	HR	S	P	ERA	WHIP
J.R. Richard, R ERA: 1.96	(1, 1)	6.0	W	22	3	2	2	8	1	0	0	0	0	2	37	41	3.00	0.667
Dave Smith, R ERA: 2.37	(7, 1)	1.1		7	3	1	1	0	0	0	0	0	0	0	7	7	6.75	2.250
Joe Sambito, L ERA: 2.94	(8, 1)	0.1		1	0	0	0	0	0	0	0	0	0	0	1	1	0.00	0.000
Frank LaCorte, R ERA: 0.93	(8, 1)	1.1	S	6	1	0	0	0	1	0	0	0	0	0	5	9	0.00	1.500

PITCHER	IP	WLS	BF	H	R	ER	SO	BB	IBB	HBP	BLK	WP	HR	S	P	ERA	WHIP

BOTTOM

Houston Astros @ Atlanta Braves

Atlanta-Fulton County Stadium, Atlanta, GA

Thu Jul 03 1980, 7:05 PM EDT

Att. 15,769 - Unknown

livebaseballscorecards.com

AB	34
R	3
H	7
RBI	3
BB	2
SO	8
LOB	11

WP: 0	PB: 0	SB: 0	CS: 0
PA: 36			

Batter	1	2	3	4	5	6	7	8	9	AB	R	H	RBI	BB	SO	LOB
Rafael Landestoy, S (1, 6) OBP: 0.297, SLG: 0.364	0-0 4-3 S 1B		0-0 3-1 ②			0-0 4-3 ②			0-0 6-3 ①	4	0	1	0	0	0	0
Terry Puhl, L (1, 9) OBP: 0.364, SLG: 0.457	0-0 4-3 ① 1-3		0-0 1-3 ③			0-0 L9 ③			0-0 FC6-4 1B	4	0	1	0	0	0	1
Jose Cruz, L (1, 7) OBP: 0.365, SLG: 0.430	S S S 0-3 K ②			0-0 4-3 ①			0-0 G3 ①		0-0 FC6-4 ② 1-2f	4	0	0	0	0	1	2
Cesar Cedeno, R (1, 8) OBP: 0.374, SLG: 0.478	0-0 4-3 ③			S S S 0-3 K ②			0-0 HR		S S S 0-3 K ③	4	1	1	1	0	2	2
Art Howe, R (1, 3) OBP: 0.335, SLG: 0.426		0-0 6-3 ①		0-0 5-3 ③			0-0 4-1 ②			3	0	0	0	0	0	0
Joe Morgan, L (1, 4) OBP: 0.348, SLG: 0.373 Julio Gonzalez, R (7, 4) OBP: 0.095, SLG: 0.119		S S S 0-3 K ②			0-0 F8 ①		0-0 F6 ③			3 0	0 0	0 0	0 0	0 0	1 0	0 0
Enos Cabell, R (1, 5) OBP: 0.299, SLG: 0.342	0-0 3B				0-0 5-3 ②			0-0 F8 ①		3	0	1	0	0	0	0
Alan Ashby, S (1, 2) OBP: 0.309, SLG: 0.331 Randy Niemann, L (5, 1) OBP: 0.500, SLG: 0.500 Jeffrey Leonard, R (8, PH) OBP: 0.273, SLG: 0.288 Joe Sambito, L (8, 1)		S S S 0-3 K ③			S S S 0-3 K ③			0-0 4-3 ②		2 0 1 0	0 0 0 0	0 0 0 0	0 0 0 0	0 0 0 0	2 0 0 0	1 0 0 0
Nolan Ryan, R (1, 1) OBP: 0.195, SLG: 0.189 Luis Pujols, R (5, 2) OBP: 0.250, SLG: 0.236			0-0 4-3 ①			0-0 4-3 ①		0-0 F9 ③		1 2	0 0	0 0	0 0	0 0	0 0	0 0
Inning Stats	R: 0 H: 1 E: 0 LOB: 1 K: 1 BB: 0 S: 6 P: 6	R: 0 H: 1 E: 0 LOB: 1 K: 2 BB: 0 S: 8 P: 8	R: 0 H: 0 E: 0 LOB: 0 K: 0 BB: 0 S: 3 P: 3	R: 0 H: 0 E: 0 LOB: 0 K: 1 BB: 0 S: 5 P: 5	R: 0 H: 0 E: 0 LOB: 0 K: 1 BB: 0 S: 5 P: 5	R: 0 H: 0 E: 0 LOB: 0 K: 0 BB: 0 S: 3 P: 3	R: 1 H: 1 E: 0 LOB: 0 K: 0 BB: 0 S: 4 P: 4	R: 0 H: 0 E: 0 LOB: 0 K: 0 BB: 0 S: 3 P: 3	R: 0 H: 1 E: 0 LOB: 1 K: 1 BB: 0 S: 6 P: 6	1B: 2 2B: 0 3B: 1 HR: 1	SF: 0 SAC: 0 DP: 0 HBP: 0						

TOP

Houston Astros @ Cincinnati Reds

Riverfront Stadium, Cincinnati, OH

Fri Jul 04 1980, 7:05 PM EDT

Att. 37,047 - Unknown

livebaseballscorecards.com

AB	31
R	1
H	4
RBI	1
BB	0
SO	6
LOB	6

WP: 0 PB: 0 SB: 1 CS: 0 PA: 31

PITCHER		IP	WLS	BF	H	R	ER	SO	BB	IBB	HBP	BLK	WP	HR	S	P	ERA	WHIP
Charlie Leibrandt, L ERA: 3.48	(1, 1)	9.0	W	31	4	1	1	6	0	0	0	0	0	1	43	43	1.00	0.444

PITCHER	IP	WLS	BF	H	R	ER	SO	BB	IBB	HBP	BLK	WP	HR	S	P	ERA	WHIP

Houston Astros @ Cincinnati Reds

Riverfront Stadium, Cincinnati, OH

Fri Jul 04 1980, 7:05 PM EDT

Att. 37,047 - Unknown

BOTTOM

Batter	1	2	3	4	5	6	7	8	9	AB	R	H	RBI	BB	SO	LOB
Dave Collins, S (1, 7) OBP: 0.349, SLG: 0.354 Sam Mejias, R (7, 9) OBP: 0.340, SLG: 0.392	BBBB 4-0 S BB	x 0-0 1-2 1B		SSS 0-3 ② K		x 0-0 S 1B 1B	x 0-0 ③ F8			3 1	1 0	2 0	0 0	1 0	1 0	0 1
Dave Concepcion, R (1, 6) OBP: 0.289, SLG: 0.343	x 0-0 ① 4-3 1-2	SSS 0-3 ③ K		x 0-0 ③ 4-3		SSS 0-3 ① K 1-2		SSS 0-3 ① K		5	0	0	0	0	3	4
Ken Griffey, L (1, 9) OBP: 0.393, SLG: 0.474 Hector Cruz, R (7, 7) OBP: 0.217, SLG: 0.256	SSS 0-3 ② K		x 0-0 ① L9		BBBB 4-0 E WP E BB	BBBB 4-0 1B SF7 BB		x 0-0 ② P6		2 1	2 0	0 0	0 0	2 0	1 0	1 0
Dan Driessen, L (1, 3) OBP: 0.396, SLG: 0.462	SSS 0-3 ③ K		x 0-0 HR		BBBB 4-0 E E 1-2 2B BB	x 0-0 1-3 2-H 1B		SSS 0-3 ③ K		4	2	2	2	1	2	1
Ray Knight, R (1, 5) OBP: 0.335, SLG: 0.486		BBBB 4-0 G1 BB 1B BB	x 0-0 ② L7		SSS 0-3 ① K2-3 1-2 2-3	x 0-0 ② SF7 3-H				2	1	0	1	1	1	2
Cesar Geronimo, L (1, 8) OBP: 0.333, SLG: 0.330		SSS 0-3 ① K	BBB 4-0 S BB		x 0-0 E2 2B 2-3 3-H 1B	SSS 0-3 ③ K				3	1	1	1	1	2	2
Junior Kennedy, R (1, 4) OBP: 0.358, SLG: 0.382		BBBB 4-0 G1 1-2 1B BB	BBBB 4-0 1-2 BB		x 0-0 2-H 3-H 2B	x 0-0 2B				2	1	2	2	2	0	0
Joe Nolan, L (1, 2) OBP: 0.333, SLG: 0.396		x 0-0 ② G1 1-2 2-3	x 0-0 ③ G3		x 0-0 ② 4-3	x 0-0 ① F9				4	0	0	0	0	0	6
Charlie Leibrandt, R (1, 1) OBP: 0.233, SLG: 0.250		x 0-0 1B 2-H 3-H 1B		x 0-0 ① F8	SSS 0-3 ③ K	x 0-0 ② 5-3				4	0	1	2	0	1	2
Inning Stats	R: 0 E: 0 K: 2 S: 7 H: 0 LOB: 1 BB: 1 P: 11	R: 2 E: 0 K: 2 S: 9 H: 2 LOB: 2 BB: 2 P: 17	R: 1 E: 0 K: 0 S: 4 H: 1 LOB: 2 BB: 2 P: 12	R: 0 E: 0 K: 1 S: 5 H: 0 LOB: 0 BB: 0 P: 5	R: 3 E: 2 K: 2 S: 9 H: 2 LOB: 1 BB: 2 P: 17	R: 2 E: 0 K: 2 S: 9 H: 2 LOB: 1 BB: 1 P: 13	R: 0 E: 0 K: 0 S: 4 H: 1 LOB: 1 BB: 0 P: 4	R: 0 E: 0 K: 2 S: 7 H: 0 LOB: 0 BB: 0 P: 7		1B: 5 2B: 2 3B: 0 HR: 1 SF: 1 SAC: 0 DP: 0 HBP: 0				WP: 1 PB: 0 SB: 3 CS: 0 PA: 40	

livebaseballscorecards.com

	AB	31
	R	8
	H	8
	RBI	8
	BB	8
	SO	11
	LOB	19

PITCHER		IP	WLS	BF	H	R	ER	SO	BB	IBB	HBP	BLK	WP	HR	S	P	ERA	WHIP
Nolan Ryan, R ERA: 3.25	(1, 1)	4.1	L	25	5	6	6	6	7	0	0	0	1	1	30	58	12.46	2.769
Randy Niemann, L ERA: 5.75	(5, 1)	2.2		12	3	2	2	3	1	0	0	0	0	0	17	21	6.75	1.500
Joe Sambito, L ERA: 2.86	(8, 1)	1.0		3	0	0	0	2	0	0	0	0	0	0	7	7	0.00	0.000

PITCHER	IP	WLS	BF	H	R	ER	SO	BB	IBB	HBP	BLK	WP	HR	S	P	ERA	WHIP

Houston Astros @ Cincinnati Reds

Riverfront Stadium, Cincinnati, OH

Sat Jul 05 1980, 7:05 PM EDT

Unknown

TOP

livebaseballscorecards.com

Batter	1	2	3	4	5	6	7	8	9	AB	R	H	RBI	BB	SO	LOB
Terry Puhl, L (1, 9) OBP: 0.362, SLG: 0.451	BB	FC4-6		F8			G3			3	1	0	0	1	0	2
Joe Morgan, L (1, 4) OBP: 0.346, SLG: 0.370	K			P5			P5			4	1	1	0	0	1	2
Denny Walling, L (1, 3) OBP: 0.395, SLG: 0.431	K 1-2	K			4-3			P6		4	0	0	0	0	2	2
Jose Cruz, L (1, 7) OBP: 0.363, SLG: 0.435	1B 2-H 3-H 3B	F7			F9			F9		4	1	1	2	0	0	0
Cesar Cedeno, R (1, 8) OBP: 0.372, SLG: 0.473	1B S 2B 3-H 1B	F2			F8			6-3		4	1	1	1	0	0	0
Enos Cabell, R (1, 5) OBP: 0.302, SLG: 0.345	2B 1-3 1B 1B		K			F9			1B	4	1	2	0	0	1	0
Alan Ashby, S (1, 2) OBP: 0.313, SLG: 0.341	1-3 1B 3-H 2B		L1-3			F9			K	4	1	2	1	0	1	1
Craig Reynolds, L (1, 6) OBP: 0.221, SLG: 0.273	FC4-6 1B BB		L1-3 1-2			6-3			K	2	0	0	0	1	0	1
Ken Forsch, R (1, 1) OBP: 0.295, SLG: 0.364 Joe Sambito, L (6, 1) Rafael Landestoy, S (6, 6) OBP: 0.293, SLG: 0.359 Art Howe, R (9, PH) OBP: 0.333, SLG: 0.423	FC4-6 1-2 2-H 3-H 1B			F9			4-3		5-3	2	0	1	2	0	0	0
										0	0	0	0	0	0	0
										2	0	0	0	0	0	1
										1	0	0	0	0	1	1

	AB	34
	R	6
	H	8
	RBI	6
	BB	2
	SO	6
	LOB	10

Inning Stats	1	2	3	4	5	6	7	8	9	1B: 6	SF: 0	WP: 0	PA: 36
	R: 6 E: 0 K: 2 S: 13	H: 6 LOB: 2 BB: 2 P: 21	R: 0 E: 0 K: 1 S: 5	H: 0 LOB: 0 BB: 0 P: 5	R: 0 E: 0 K: 1 S: 5	H: 1 LOB: 0 BB: 0 P: 5	R: 0 E: 0 K: 0 S: 3	H: 0 LOB: 0 BB: 0 P: 3	R: 0 E: 0 K: 0 S: 3	H: 0 LOB: 0 BB: 0 P: 3	R: 0 E: 0 K: 0 S: 3	H: 0 LOB: 0 BB: 0 P: 3	R: 0 E: 0 K: 0 S: 3	H: 0 LOB: 0 BB: 0 P: 3	R: 0 E: 0 K: 2 S: 8	H: 1 LOB: 1 BB: 0 P: 8	2B: 2 3B: 1 HR: 0	SAC: 0 DP: 1 HBP: 0	PB: 0 SB: 2 CS: 0	

PITCHER		IP	WLS	BF	H	R	ER	SO	BB	IBB	HBP	BLK	WP	HR	S	P	ERA	WHIP
Bruce Berenyi, R ERA: 162.0	(1, 1)	0.1		7	5	6	6	1	1	0	0	0	0	0	8	12	162.00	18.000
Mario Soto, R ERA: 4.33	(1, 1)	8.2	W	29	3	0	0	5	1	0	0	0	0	0	38	42	0.00	0.462

PITCHER		IP	WLS	BF	H	R	ER	SO	BB	IBB	HBP	BLK	WP	HR	S	P	ERA	WHIP

Houston Astros @ Cincinnati Reds

Riverfront Stadium, Cincinnati, OH

Sat Jul 05 1980, 7:05 PM EDT

Unknown

livebaseballscorecards.com

BOTTOM

Batter	1	2	3	4	5	6	7	8	9	AB	R	H	RBI	BB	SO	LOB
Dave Collins, S (1, 7) OBP: 0.350, SLG: 0.353	BBB 4-0 S 1B BB	x 0-0 1B 1-2 2-3 1B		x 0-0 ① F8	SSS 0-3 ③ K			x 0-0 ① 6-3		4	1	1	0	1	1	2
Hector Cruz, R (9, 7) OBP: 0.217, SLG: 0.256										0	0	0	0	0	0	0
Dave Concepcion, R (1, 6) OBP: 0.288, SLG: 0.341	x 0-0 ① 6-3 1-2	x 0-0 1-2 2-H 3-H 1B		x 0-0 ② 6-3		x 0-0 E5 1B SF9		x 0-0 E6 F8 S		5	1	1	2	0	0	1
Ken Griffey, L (1, 9) OBP: 0.393, SLG: 0.473	x 0-0 2-H 1B	x 0-0 ③ G3		x 0-0 ③ F8		x 0-0 1-3 1B		x 0-0 ② F8 1-3		5	0	2	1	0	0	3
Dan Driessen, L (1, 3) OBP: 0.396, SLG: 0.456	x 0-0 ② F5		BBB 4-0 4-3 1B 1B BB		x 0-0 E8 1B	x 0-0 ① P4		BBB 4-0 BB		3	2	0	0	2	0	3
Ray Knight, R (1, 5) OBP: 0.333, SLG: 0.483	x 0-0 ③ F9		x 0-0 ① F3		x 0-0 1B SH3-4 1B 3-H 1B	x 0-0 ② SF9 3-H		x 0-0 ③ L9		4	1	1	2	0	0	4
Cesar Geronimo, L (1, 8) OBP: 0.330, SLG: 0.327	x 0-0 E3 FC1-5 E	x 0-0 4-3 1-2 1B		x 0-0 ① SH3-4 1-2	SSS 0-3 ③ K					1	0	0	0	0	0	0
Sam Mejias, R (3, 8) OBP: 0.345, SLG: 0.396										2	1	1	0	0	1	1
Junior Kennedy, R (1, 4) OBP: 0.357, SLG: 0.380	x 0-0 E5 1B FC1-5 1B 1-2	x 0-0 ② 4-3 1-2 2-3		x 0-0 FC1-5 1B 2-3 1B		x 0-0 ① 6-3				4	1	1	0	0	0	3
Joe Nolan, L (1, 2) OBP: 0.345, SLG: 0.404	x 0-0 ① P4	x 0-0 FC6-4 2-H 3-H 1B		x 0-0 FC1-5 1-2 3-H 1B		SSS 0-3 ② K				4	0	2	3	0	1	2
Bruce Berenyi, R (1, 1)	x 0-0 ② FC1-5 1B 1-2 2-3f 1B	x 0-0 ③ FC6-4 1-2f		x 0-0 ② FC1-5 1-2 2-3f		x 0-0 ③ G3				0	0	0	0	0	0	0
Mario Soto, R (1, 1)										4	1	0	0	0	0	5
Inning Stats	R: 1 E: 0 K: 0 S: 4 H: 1 LOB: 1 BB: 1 P: 8	R: 2 E: 2 K: 0 S: 7 H: 2 LOB: 2 BB: 0 P: 7	R: 2 E: 0 K: 0 S: 5 H: 2 LOB: 1 BB: 1 P: 9	R: 0 E: 0 K: 0 S: 3 H: 0 LOB: 0 BB: 0 P: 3	R: 2 E: 1 K: 1 S: 9 H: 3 LOB: 2 BB: 0 P: 9	R: 1 E: 1 K: 1 S: 7 H: 1 LOB: 1 BB: 0 P: 7	R: 0 E: 0 K: 1 S: 5 H: 0 LOB: 0 BB: 0 P: 5	R: 0 E: 1 K: 0 S: 4 H: 0 LOB: 2 BB: 1 P: 8		1B: 9 2B: 0 3B: 0 HR: 0	SF: 1 SAC: 1 DP: 0 HBP: 0						

	AB	36
	R	8
	H	9
	RBI	8
	BB	3
	SO	3
	LOB	24

PITCHER		IP	WLS	BF	H	R	ER	SO	BB	IBB	HBP	BLK	WP	HR	S	P	ERA	WHIP
Ken Forsch, R (1, 1) ERA: 3.4		5.0	L	30	9	8	4	1	2	0	0	0	0	0	30	38	7.20	2.200
Joe Sambito, L (6, 1) ERA: 2.63		3.0		11	0	0	0	2	1	0	0	0	0	0	14	18	0.00	0.333

PITCHER	IP	WLS	BF	H	R	ER	SO	BB	IBB	HBP	BLK	WP	HR	S	P	ERA	WHIP

TOP

Houston Astros @ Cincinnati Reds

Riverfront Stadium, Cincinnati, OH

Sat Jul 05 1980, 7:05 PM EDT

Att. 44,083 - Unknown

livebaseballscorecards.com

Batter	1	2	3	4	5	6	7	8	9	AB	R	H	RBI	BB	SO	LOB
Rafael Landestoy, S (1, 4) (8, 8) OBP: 0.291, SLG: 0.355	5-3		1B 1B		6-3		P4		4-3	5	0	1	0	0	0	1
Terry Puhl, L (1, 9) OBP: 0.364, SLG: 0.450	6-3		1-2 1B			F7	BB			3	0	1	0	1	0	0
Denny Walling, L (1, 3) OBP: 0.394, SLG: 0.426	BB		4-3			1-3	F9			2	0	0	0	1	0	2
Art Howe, R (7, PH) (7, 3) OBP: 0.331, SLG: 0.420										1	0	0	0	0	0	2
Jose Cruz, L (1, 7) OBP: 0.365, SLG: 0.437	F9			4-3 2B		BB		6-3		3	1	1	0	1	0	1
Cesar Cedeno, R (1, 8) OBP: 0.370, SLG: 0.474		F8		K		1-H 2B		F8		4	0	1	1	0	1	1
Frank LaCorte, R (8, 1) OBP: 0.200, SLG: 0.200										0	0	0	0	0	0	0
Enos Cabell, R (1, 5) OBP: 0.301, SLG: 0.347		6-3		2-3 4-3		F8		WP 2B		4	0	1	0	0	0	2
Craig Reynolds, L (1, 6) OBP: 0.218, SLG: 0.268		P6		3-1			F9	2-3 G3		3	0	0	0	0	0	1
Joe Morgan, L (8, PH) (8, 4) OBP: 0.345, SLG: 0.369										1	0	0	0	0	0	1
Luis Pujols, R (1, 2) OBP: 0.250, SLG: 0.237			6-3		F9		3B 1B		K	4	1	1	0	0	1	0
Joaquin Andujar, S (1, 1) OBP: 0.286, SLG: 0.286										1	0	0	0	0	0	0
Dave Bergman, L (5, PH) OBP: 0.233, SLG: 0.158										1	0	0	0	0	0	0
Vern Ruhle, R (5, 1) OBP: 0.375, SLG: 0.400										0	0	0	0	0	0	0
Jeffrey Leonard, R (7, PH) OBP: 0.279, SLG: 0.311			B5		F8		1-H 3B		6-3	1	0	1	1	0	0	0
Dave Smith, R (7, 1)										0	0	0	0	0	0	0
Julio Gonzalez, R (8, 6) OBP: 0.095, SLG: 0.119										0	0	0	0	0	0	0
Alan Ashby, S (9, PH) OBP: 0.311, SLG: 0.339										1	0	0	0	0	0	0
Inning Stats	R: 0 E: 0 K: 0 S: 3 H: 0 LOB: 1 BB: 1 P: 7	R: 0 E: 0 K: 0 S: 3 H: 0 LOB: 0 BB: 0 P: 3	R: 0 E: 0 K: 0 S: 5 H: 2 LOB: 2 BB: 0 P: 5	R: 0 E: 0 K: 1 S: 6 H: 1 LOB: 1 BB: 0 P: 6	R: 0 E: 0 K: 0 S: 3 H: 0 LOB: 0 BB: 0 P: 3	R: 1 E: 0 K: 0 S: 4 H: 1 LOB: 1 BB: 1 P: 8	R: 1 E: 0 K: 0 S: 5 H: 2 LOB: 2 BB: 1 P: 9	R: 0 E: 0 K: 0 S: 4 H: 1 LOB: 1 BB: 0 P: 4	R: 0 E: 0 K: 1 S: 5 H: 0 LOB: 0 BB: 0 P: 5	1B: 3 2B: 3 3B: 1 HR: 0	SF: 0 SAC: 0 DP: 0 HBP: 0						

	AB	34
	R	2
	H	7
	RBI	2
	BB	3
	SO	2
	LOB	11

WP: 1 PB: 0 SB: 0 CS: 0 PA: 37

PITCHER		IP	WLS	BF	H	R	ER	SO	BB	IBB	HBP	BLK	WP	HR	S	P	ERA	WHIP
Michael LaCoss, R ERA: 5.18	(1, 1)	6.2	W	29	6	2	2	1	3	0	0	0	0	0	28	40	2.70	1.350
Dave Tomlin, L ERA: 5.4	(7, 1)	0.2		2	0	0	0	0	0	0	0	0	0	0	2	2	0.00	0.000
Tom Hume, R ERA: 3.41	(8, 1)	1.2	S	6	1	0	0	1	0	0	0	0	1	0	8	8	0.00	0.600

PITCHER	IP	WLS	BF	H	R	ER	SO	BB	IBB	HBP	BLK	WP	HR	S	P	ERA	WHIP

Houston Astros @ Cincinnati Reds

Riverfront Stadium, Cincinnati, OH

Sat Jul 05 1980, 7:05 PM EDT

Att. 44,083 - Unknown

BOTTOM

Batter	1	2	3	4	5	6	7	8	9	AB	R	H	RBI	BB	SO	LOB
Dave Collins, S (1, 7) OBP: 0.349, SLG: 0.351	6-3		P6		FC5-2 1B		F8			4	0	1	0	0	0	0
Sam Mejias, R (1, 8) OBP: 0.339, SLG: 0.386	E5 CS			P4	FC5-2 BB 1-3 1B		P6			4	0	1	0	0	0	0
Dave Concepcion, R (1, 6) OBP: 0.290, SLG: 0.339	6-3 1-2			2B 2B BB	L4 FC5-2 1-2 BB		K			2	1	0	0	2	1	1
Dan Driessen, L (1, 3) OBP: 0.397, SLG: 0.461		F9 S 1B		1-3 2B 2B	FC5-2 1-2 2-3 3-Hf			L4		4	1	2	0	0	0	3
Ray Knight, R (1, 5) OBP: 0.332, SLG: 0.483		F9 1-3		PB 1B 2-H 3-H 2B	L4 2-3			F7		4	1	1	2	0	0	4
Joe Nolan, L (1, 2) OBP: 0.339, SLG: 0.382		K		1B 2-3 BB		3-1		K		3	0	0	0	1	2	1
Junior Kennedy, R (1, 4) OBP: 0.356, SLG: 0.379		F9		1-2 3-H 1B		5-3				3	0	1	1	0	0	1
Hector Cruz, R (1, 9) OBP: 0.224, SLG: 0.244			6-3	K		BB				2	0	0	0	1	1	2
Michael LaCoss, R (1, 1) OBP: 0.118, SLG: 0.121			6-3	P4		K				3	0	0	0	0	1	3
Dave Tomlin, L (7, 1)										0	0	0	0	0	0	0
Tom Hume, R (8, 1) OBP: 0.167, SLG: 0.333										0	0	0	0	0	0	0
Inning Stats	R: 0 E: 1 K: 0 S: 3 H: 0 LOB: 0 BB: 0 P: 3	R: 0 E: 0 K: 1 S: 6 H: 1 LOB: 1 BB: 0 P: 6	R: 0 E: 0 K: 0 S: 3 H: 0 LOB: 0 BB: 0 P: 3	R: 3 E: 0 K: 1 S: 8 H: 3 LOB: 2 BB: 2 P: 16	R: 0 E: 0 K: 0 S: 4 H: 2 LOB: 2 BB: 1 P: 8	R: 0 E: 0 K: 1 S: 5 H: 0 LOB: 1 BB: 1 P: 9	R: 0 E: 0 K: 1 S: 5 H: 0 LOB: 0 BB: 0 P: 5	R: 0 E: 0 K: 1 S: 5 H: 0 LOB: 0 BB: 0 P: 5		1B: 4 2B: 3 3B: 0 HR: 0 SF: 0 SAC: 0 DP: 1 HBP: 0						

livebaseballscorecards.com

AB	29
R	3
H	6
RBI	3
BB	4
SO	5
LOB	15

PITCHER		IP	WLS	BF	H	R	ER	SO	BB	IBB	HBP	BLK	WP	HR	S	P	ERA	WHIP
Joaquin Andujar, R ERA: 3.98	(1, 1)	4.0	L	18	4	3	2	2	2	0	0	0	0	0	20	28	4.50	1.500
Vern Ruhle, R ERA: 3.06	(5, 1)	2.0		9	2	0	0	1	2	0	0	0	0	0	9	17	0.00	2.000
Dave Smith, R ERA: 2.31	(7, 1)	1.0		3	0	0	0	1	0	0	0	0	0	0	5	5	0.00	0.000
Frank LaCorte, R ERA: 0.91	(8, 1)	1.0		3	0	0	0	1	0	0	0	0	0	0	5	5	0.00	0.000

PITCHER	IP	WLS	BF	H	R	ER	SO	BB	IBB	HBP	BLK	WP	HR	S	P	ERA	WHIP

Houston Astros @ Cincinnati Reds

Riverfront Stadium, Cincinnati, OH

Sun Jul 06 1980, 3:33 AM EDT

Att. 30,045 - Unknown

TOP

livebaseballscorecards.com

Batter	1	2	3	4	5	6	7	8	9	AB	R	H	RBI	BB	SO	LOB
Rafael Landestoy, S (1, 4) OBP: 0.294, SLG: 0.356	4-3	FC6-4 1-2f		E 2-3 1B			F7		S 1B	5	0	2	0	0	0	1
Terry Puhl, L (1, 9) OBP: 0.365, SLG: 0.449	G3 E 1B 1B		FC4-6 1B	E4 1-3 3-H			F7		F2 1-2	5	1	2	0	0	0	2
Denny Walling, L (1, 3) OBP: 0.386, SLG: 0.416	G3 1-3		FC4-6 FC6 1-2f	F7			4-3		4-3	4	0	0	0	0	0	4
Dave Bergman, L (7, 3) OBP: 0.227, SLG: 0.154										1	0	0	0	0	0	1
Jose Cruz, L (1, 7) OBP: 0.366, SLG: 0.438	1B 3-H 1B		F9		F7			CS 1B		4	0	2	1	0	0	1
Cesar Cedeno, R (1, 8) OBP: 0.372, SLG: 0.479	1-3 1B		FC6 1-2f		P4			1B 1-2 2B		4	0	2	0	0	0	1
Enos Cabell, R (1, 5) OBP: 0.300, SLG: 0.349	K			E 2B	6-3			K		4	1	1	0	0	2	3
Alan Ashby, S (1, 2) OBP: 0.316, SLG: 0.343		G3		E7 FC2-6 2-H 1B		3-1		2-3 1B		4	0	2	0	0	0	0
Craig Reynolds, L (1, 6) OBP: 0.214, SLG: 0.263		F8		FC2-6 1B SH3 1-2f E		F9		F2		4	1	0	0	0	0	3
Joe Niekro, R (1, 1) OBP: 0.238, SLG: 0.293		FC6-4 1B		SH3 1-2		F7			5-3	3	0	1	0	0	0	0
Frank LaCorte, R (9, 1) OBP: 0.200, SLG: 0.200										0	0	0	0	0	0	0
Inning Stats	R: 1 E: 1 K: 1 S: 8 H: 3 LOB: 2 BB: 0 P: 8	R: 0 E: 0 K: 0 S: 4 H: 1 LOB: 1 BB: 0 P: 4	R: 0 E: 0 K: 0 S: 4 H: 1 LOB: 1 BB: 0 P: 4	R: 2 E: 2 K: 0 S: 7 H: 3 LOB: 2 BB: 0 P: 7	R: 0 E: 0 K: 0 S: 3 H: 0 LOB: 0 BB: 0 P: 0	R: 0 E: 0 K: 0 S: 3 H: 0 LOB: 0 BB: 0 P: 3	R: 0 E: 0 K: 0 S: 3 H: 0 LOB: 0 BB: 0 P: 3	R: 0 E: 0 K: 1 S: 7 H: 3 LOB: 2 BB: 0 P: 7	R: 0 E: 0 K: 0 S: 4 H: 1 LOB: 1 BB: 0 P: 4	1B: 10 2B: 2 3B: 0 HR: 0 SF: 0 SAC: 1 DP: 0 HBP: 0							

	AB	38
	R	3
	H	12
	RBI	1
	BB	0
	SO	2
	LOB	16

WP: 0 PB: 0 SB: 1 CS: 1 PA: 39

PITCHER		IP	WLS	BF	H	R	ER	SO	BB	IBB	HBP	BLK	WP	HR	S	P	ERA	WHIP
Frank Pastore, R ERA: 3.18	(1, 1)	7.0	L	30	8	3	2	1	0	0	0	0	0	0	32	32	2.57	1.143
Tom Hume, R ERA: 3.31	(8, 1)	2.0		9	4	0	0	1	0	0	0	0	0	0	11	11	0.00	2.000

PITCHER	IP	WLS	BF	H	R	ER	SO	BB	IBB	HBP	BLK	WP	HR	S	P	ERA	WHIP

Batter	1	2	3	4	5	6	7	8	9	AB	R	H	RBI	BB	SO	LOB
Dave Collins, S (1, 7) OBP: 0.347, SLG: 0.350	S, 1B, 1B		F7 ①		F8 ②		G3 ③			4	1	1	0	0	0	1
Dave Concepcion, R (1, 6) OBP: 0.290, SLG: 0.338	1-H, 1B ①		F8 ②		F7 ③			SSS, K ①		4	0	1	1	0	1	1
Ken Griffey, L (1, 9) OBP: 0.388, SLG: 0.466	E3, S		F8 ③			F8 ①		G3 ②		4	0	0	0	0	0	0
Dan Driessen, L (1, 3) OBP: 0.392, SLG: 0.453	F8 ②, 1-2			4-3 ①		SSS, K, 1B, PB		F7 ③		4	0	0	0	0	1	1
Ray Knight, R (1, 5) OBP: 0.328, SLG: 0.477	F7 ③			F8 ②		F8 ②, 1-2			F9 ①	4	0	0	0	0	0	2
Johnny Bench, R (1, 2) OBP: 0.356, SLG: 0.492		G5-3, 1B, 1B		BBBB, 4-0, BB		2-3, 1B			HR	3	1	3	1	1	0	0
Junior Kennedy, R (1, 4) OBP: 0.355, SLG: 0.377		1-2, G5-3, 1B		SSS, K ③		P4 ③			F9 ②	4	0	1	0	0	1	3
Sam Mejias, R (1, 8) OBP: 0.323, SLG: 0.367 George Foster, R (9, PH) OBP: 0.325, SLG: 0.394	G5-3 ①②, 1-2, 2-3f				6-3 ①		5-3 ①		5-3 ③	3 1	0 0	0 0	0 0	0 0	0 0	2 0
Frank Pastore, R (1, 1) OBP: 0.196, SLG: 0.140 Harry Spilman, L (7, PH) OBP: 0.318, SLG: 0.410 Tom Hume, R (8, 1) OBP: 0.167, SLG: 0.333		F3 ③			BBBB, 4-0, BB		4-3 ②			1 1 0	0 0 0	0 0 0	0 0 0	1 0 0	0 0 0	1 0 0
Inning Stats	R: 1 E: 1 K: 0 S: 5 H: 2 LOB: 1 BB: 0 P: 5	R: 0 E: 0 K: 0 S: 4 H: 2 LOB: 1 BB: 0 P: 4	R: 0 E: 0 K: 0 S: 3 H: 0 LOB: 0 BB: 0 P: 3	R: 0 E: 0 K: 1 S: 5 H: 0 LOB: 1 BB: 1 P: 9	R: 0 E: 0 K: 0 S: 3 H: 0 LOB: 1 BB: 1 P: 7	R: 0 E: 0 K: 1 S: 7 H: 1 LOB: 2 BB: 0 P: 7	R: 0 E: 0 K: 0 S: 3 H: 0 LOB: 0 BB: 0 P: 3	R: 0 E: 0 K: 1 S: 5 H: 0 LOB: 0 BB: 0 P: 5	R: 1 E: 0 K: 0 S: 4 H: 1 LOB: 0 BB: 0 P: 4	1B: 5 2B: 0 3B: 0 HR: 1	SF: 0 SAC: 0 DP: 1 HBP: 0						

PITCHER	IP	WLS	BF	H	R	ER	SO	BB	IBB	HBP	BLK	WP	HR	S	P	ERA	WHIP
Joe Niekro, R (1, 1) ERA: 3.81	8.2	W	34	6	2	2	3	2	0	0	0	0	1	38	46	2.08	0.923
Frank LaCorte, R (9, 1) ERA: 0.9	0.1	S	1	0	0	0	0	0	0	0	0	0	0	1	1	0.00	0.000

PITCHER	IP	WLS	BF	H	R	ER	SO	BB	IBB	HBP	BLK	WP	HR	S	P	ERA	WHIP

Houston Astros @ Cincinnati Reds

Riverfront Stadium, Cincinnati, OH

Sun Jul 06 1980, 3:33 AM EDT

Att. 30,045 - Unknown

BOTTOM

livebaseballscorecards.com

AB	33
R	2
H	6
RBI	2
BB	2
SO	3
LOB	11

Batter	1	2	3	4	5	6	7	8	9	AB	R	H	RBI	BB	SO	LOB
Terry Puhl, L (1, 9) OBP: 0.362, SLG: 0.444	F2		PB S SF7 1B		F5		L5		P4	5	1	1	0	0	0	0
Joe Morgan, L (1, 4) OBP: 0.343, SLG: 0.364	F4		BBBB 4-0 S 1-3 BB		4-3		4-3		4-3	3	0	0	0	1	0	0
Rafael Landestoy, S (7, 4) OBP: 0.292, SLG: 0.354										1	0	0	0	0	0	0
Denny Walling, L (1, 3) OBP: 0.383, SLG: 0.415	F6		SF7 1-2 3-H		BB 1B		6-3		L9	3	0	1	1	0	0	0
Dave Bergman, L (7, 3) OBP: 0.222, SLG: 0.150										1	0	0	0	0	0	0
Jose Cruz, L (1, 7) OBP: 0.368, SLG: 0.437		4-3	F8		BBBB 4-0 1-2 BB			S 1B 1B		3	1	1	0	1	0	1
Cesar Cedeno, R (1, 8) OBP: 0.374, SLG: 0.484		1B 1B		4-3 1B 2B	SSS 0-3 K			L9 1-2		4	1	2	0	0	1	3
Enos Cabell, R (1, 5) OBP: 0.303, SLG: 0.351		1-2 1B		4-3 2-3		E4 S		S 2-H 1B		4	0	2	1	0	0	1
Alan Ashby, S (1, 2) OBP: 0.314, SLG: 0.341		F9		FC6 3-H 1B		F5 1-2		SSS 0-3 K 1-2		4	0	1	1	0	1	4
Craig Reynolds, L (1, 6) OBP: 0.211, SLG: 0.259		SSS 0-3 K		P5		SSS 0-3 K		IBB		3	0	0	0	0	2	4
Julio Gonzalez, R (8, PH) OBP: 0.116, SLG: 0.119										0	0	0	0	1	0	0
(8, 6)																
Nolan Ryan, R (1, 1) OBP: 0.178, SLG: 0.171			4-3	FC6 1-2f		SSS 0-3 K		SSS 0-3 K		4	0	0	0	0	2	4
Dave Smith, R (9, 1)										0	0	0	0	0	0	0
Inning Stats	R: 0 H: 0 E: 0 LOB: 0 K: 0 BB: 0 S: 3 P: 3	R: 0 H: 2 E: 0 LOB: 2 K: 1 BB: 0 S: 7 P: 7	R: 1 H: 1 E: 0 LOB: 1 K: 0 BB: 1 S: 4 P: 8	R: 1 H: 2 E: 0 LOB: 1 K: 0 BB: 0 S: 5 P: 5	R: 0 H: 1 E: 0 LOB: 2 K: 1 BB: 1 S: 6 P: 10	R: 0 H: 0 E: 1 LOB: 1 K: 2 BB: 0 S: 8 P: 8	R: 0 H: 0 E: 0 LOB: 0 K: 0 BB: 0 S: 3 P: 3	R: 1 H: 2 E: 0 LOB: 2 K: 2 BB: 1 S: 9 P: 13	R: 0 H: 0 E: 0 LOB: 0 K: 0 BB: 0 S: 3 P: 3	1B: 7 SF: 1 2B: 1 SAC: 0 3B: 0 DP: 0 HR: 0 HBP: 0						

TOP

Houston Astros @ Los Angeles Dodgers

Dodger Stadium, Los Angeles, CA

Thu Jul 10 1980, 7:05 PM PDT

Att. 49,692 - Unknown

livebaseballscorecards.com

AB	35
R	3
H	8
RBI	3
BB	3
SO	6
LOB	17

WP: 0 PA: 39
PB: 1
SB: 5
CS: 0

PITCHER		IP	WLS	BF	H	R	ER	SO	BB	IBB	HBP	BLK	WP	HR	S	P	ERA	WHIP
Burt Hooton, R ERA: 3.2	(1, 1)	6.0		27	6	2	1	4	2	0	0	0	0	0	33	41	1.50	1.333
Dave Goltz, R ERA: 5.62	(7, 1)	1.0		3	0	0	0	0	0	0	0	0	0	0	3	3	0.00	0.000
Rick Sutcliffe, R ERA: 5.55	(8, 1)	0.1		3	2	1	1	0	0	0	0	0	0	0	3	3	27.00	6.000
Steve Howe, L ERA: 2.09	(8, 1)	1.2	W	6	0	0	0	2	0	1	0	0	0	0	9	13	0.00	0.000

PITCHER	IP	WLS	BF	H	R	ER	SO	BB	IBB	HBP	BLK	WP	HR	S	P	ERA	WHIP

Houston Astros @ Los Angeles Dodgers

Dodger Stadium, Los Angeles, CA

Thu Jul 10 1980, 7:05 PM PDT

Att. 49,692 - Unknown

livebaseballscorecards.com

BOTTOM

Batter	1	2	3	4	5	6	7	8	9	AB	R	H	RBI	BB	SO	LOB
Davey Lopes, R (1, 4) OBP: 0.320, SLG: 0.321	5-3		F8			G6-3 1-2f		P6	1B 1-2 2-3 3-H	5	0	1	1	0	0	1
Rudy Law, L (1, 8) OBP: 0.332, SLG: 0.332	K			K		6-3		6-3		4	0	0	0	0	2	0
Reggie Smith, S (1, 9) OBP: 0.395, SLG: 0.549	1B			K			G3	K		4	0	1	0	0	2	0
Steve Garvey, R (1, 3) OBP: 0.329, SLG: 0.491	F3			WP 1B			1B 2B 1B		1B 2B 1B	4	1	3	0	0	0	1
Derrel Thomas, S (9, PR) OBP: 0.301, SLG: 0.341										0	1	0	0	0	0	0
Dusty Baker Jr., R (1, 7) OBP: 0.326, SLG: 0.539		F7		4-3 1-2			F9		K	4	0	0	0	0	1	3
Ron Cey, R (1, 5) OBP: 0.346, SLG: 0.423		6-3			F2		1B 2B 1B 1-2		1B 2B 1B 1-2	4	2	2	0	0	0	0
Bill Russell, R (1, 6) OBP: 0.321, SLG: 0.402		F3			F7		2B 1-H 2-H		2B 1B 1-3 2-H	4	0	2	3	0	0	0
Steve Yeager, R (1, 2) OBP: 0.286, SLG: 0.248	K				K		BB		IBB 1B	2	0	0	0	0	2	0
Gary Thomasson, L (7, PH) OBP: 0.355, SLG: 0.254										0	0	0	0	1	0	0
Mike Scioscia, L (8, 2) OBP: 0.367, SLG: 0.435										0	0	0	0	1	0	0
Burt Hooton, R (1, 1)			F3			G6-3	4-3		K	1	0	0	0	0	0	0
Rick Monday, L (6, PH) OBP: 0.324, SLG: 0.344										1	0	1	0	0	0	0
Dave Goltz, R (7, 1) OBP: 0.267, SLG: 0.120										0	0	0	0	0	0	0
Jay Johnstone, L (7, PH) OBP: 0.408, SLG: 0.400										1	0	0	0	0	0	2
Rick Sutcliffe, L (8, 1) OBP: 0.222, SLG: 0.176										0	0	0	0	0	0	0
Steve Howe, L (8, 1) OBP: 0.167, SLG: 0.167										0	0	0	0	0	0	0
Pedro Guerrero, R (9, PH) OBP: 0.464, SLG: 0.612										1	0	0	0	0	1	3

Inning Stats	1	2	3	4	5	6	7	8	9
R	0	0	0	0	0	0	2	0	2
H	1	0	0	1	0	1	3	0	4
E	0	0	0	0	0	0	0	0	0
LOB	1	0	0	1	0	0	2	0	3
K	1	0	1	0	0	0	0	1	2
BB	0	0	0	0	0	0	1	0	1
S	6	3	5	8	5	3	6	5	10
P	6	3	5	8	5	3	10	5	14

AB	35
R	4
H	10
RBI	4
BB	2
SO	8
LOB	10

1B: 8	SF: 0	WP: 1	PA: 37
2B: 2	SAC: 0	PB: 0	
3B: 0	DP: 1	SB: 0	
HR: 0	HBP: 0	CS: 0	

PITCHER

PITCHER		IP	WLS	BF	H	R	ER	SO	BB	IBB	HBP	BLK	WP	HR	S	P	ERA	WHIP
Nolan Ryan, R ERA: 3.32	(1, 1)	8.1	L	34	9	4	4	7	1	0	0	0	1	0	47	51	4.32	1.200
Dave Smith, R ERA: 2.29	(9, 1)	0.1		3	1	0	0	1	0	1	0	0	0	0	4	8	0.00	3.000

PITCHER

PITCHER	IP	WLS	BF	H	R	ER	SO	BB	IBB	HBP	BLK	WP	HR	S	P	ERA	WHIP

Houston Astros @ Los Angeles Dodgers

Dodger Stadium, Los Angeles, CA

Fri Jul 11 1980, 3:33 AM PDT

Att. 42,754 - Unknown

TOP

livebaseballscorecards.com

Batter	1	2	3	4	5	6	7	8	9	AB	R	H	RBI	BB	SO	LOB
Rafael Landestoy, S (1, 4) OBP: 0.286, SLG: 0.346 Frank LaCorte, R (8, 1) OBP: 0.200, SLG: 0.200	4-3		3-1			5-3 1-2		FC6-4 1-2f		4 0	0 0	0 0	0 0	0 0	0 0	3 0
Terry Puhl, L (1, 9) OBP: 0.357, SLG: 0.438	4-3			4-3		3-1		K2-3		4	0	0	0	0	1	2
Jose Cruz, L (1, 7) OBP: 0.364, SLG: 0.431	K			5-3			F7		6-3	4	0	0	0	0	1	0
Cesar Cedeno, R (1, 8) OBP: 0.381, SLG: 0.486		CS 1B		4-3			FC5-4 S 1B		1B 1B BB	3	1	2	0	1	0	0
Art Howe, R (1, 6) OBP: 0.342, SLG: 0.425		4-3 1-2			G5-4-3 1B		FC5-4 1-2 BB		1B SF9 1-3 1B	3	1	2	0	1	0	1
Enos Cabell, R (1, 5) OBP: 0.302, SLG: 0.350		K			G5-4-3 1-2f		FC5-4 1-2f 2-3		SF9 1-3 3-H 1B	4	0	1	1	0	1	3
Jeffrey Leonard, R (1, 3) OBP: 0.271, SLG: 0.303			3-1		F9		K		SF9 2-3 3-H	3	0	0	1	0	1	2
Luis Pujols, R (1, 2) OBP: 0.255, SLG: 0.234 Joe Morgan, L (8, PH) OBP: 0.345, SLG: 0.365 (8, 4)			E6 SH1-4			5-3 BB		FC6-4 1B	K	1 2	0 0	0 1	0 0	1 0	0 1	0 1
Ken Forsch, R (1, 1) OBP: 0.289, SLG: 0.356 Denny Walling, L (8, PH) OBP: 0.381, SLG: 0.412 Alan Ashby, S (8, 2) OBP: 0.314, SLG: 0.341			SH1-4 1-2			K		F7		1 1 0	0 0 0	0 0 0	0 0 0	1 0 0	1 0 0	1 1 0
Inning Stats	R: 0 E: 0 K: 1 S: 5 H: 0 LOB: 0 BB: 0 P: 5	R: 0 E: 0 K: 1 S: 5 H: 1 LOB: 0 BB: 0 P: 5	R: 0 E: 1 K: 0 S: 4 H: 0 LOB: 0 BB: 0 P: 4	R: 0 E: 0 K: 0 S: 3 H: 0 LOB: 0 BB: 0 P: 3	R: 0 E: 0 K: 0 S: 3 H: 1 LOB: 0 BB: 0 P: 3	R: 0 E: 0 K: 1 S: 5 H: 0 LOB: 1 BB: 1 P: 9	R: 0 E: 0 K: 1 S: 6 H: 1 LOB: 2 BB: 1 P: 10	R: 0 E: 0 K: 1 S: 6 H: 1 LOB: 1 BB: 0 P: 6	R: 2 E: 0 K: 1 S: 7 H: 2 LOB: 1 BB: 1 P: 11	1B: 6 2B: 0 3B: 0 HR: 0 SF: 1 SAC: 1 DP: 1 HBP: 0						

	AB	30
	R	2
	H	6
	RBI	2
	BB	3
	SO	6
	LOB	14

WP: 0 PB: 0 SB: 1 CS: 1 PA: 35

PITCHER		IP	WLS	BF	H	R	ER	SO	BB	IBB	HBP	BLK	WP	HR	S	P	ERA	WHIP
Jerry Reuss, L ERA: 1.84	(1, 1)	7.0	W	25	3	0	0	4	2	0	0	0	0	0	31	39	0.00	0.714
Bobby Castillo, R ERA: 3.17	(8, 1)	1.1		8	3	2	2	1	1	0	0	0	0	0	9	13	13.50	3.000
Dave Goltz, R ERA: 5.6	(9, 1)	0.1		1	0	0	0	0	0	0	0	0	0	0	1	1	0.00	0.000
Steve Howe, L ERA: 2.08	(9, 1)	0.1	S	1	0	0	0	1	0	0	0	0	0	0	3	3	0.00	0.000

PITCHER	IP	WLS	BF	H	R	ER	SO	BB	IBB	HBP	BLK	WP	HR	S	P	ERA	WHIP

Batter	1	2	3	4	5	6	7	8	9	AB	R	H	RBI	BB	SO	LOB
Davey Lopes, R (1, 4) OBP: 0.320, SLG: 0.320	5-3		S 1B		6-3		E5 1-H			4	0	1	0	0	0	0
Rudy Law, L (1, 8) OBP: 0.327, SLG: 0.327	K		K 1-2			2-3	4-3			4	0	0	0	0	2	2
Reggie Smith, S (1, 9) OBP: 0.396, SLG: 0.548	1B			1B 1B		F9		K		4	0	2	0	0	1	0
Steve Garvey, R (1, 3) OBP: 0.331, SLG: 0.491	1-3			F9		BB 1B		HR 1B		4	1	2	0	0	0	2
Dusty Baker Jr., R (1, 7) OBP: 0.334, SLG: 0.554		G5-4-3 1B		1-2 1B		4-0 1-2 BB		0-0 1-H HR		3	1	3	2	1	0	0
Ron Cey, R (1, 5) OBP: 0.342, SLG: 0.418		G5-4-3 1-2f		F7		P4		F8		4	0	0	0	0	0	5
Bill Russell, R (1, 6) OBP: 0.320, SLG: 0.398		F9		6-3			6-3	4-0 BB		3	0	0	0	1	0	2
Mike Scioscia, L (1, 2) OBP: 0.349, SLG: 0.411			4-3		G3		F8	K		4	0	0	0	0	1	1
Steve Howe, L (9, 1) OBP: 0.167, SLG: 0.167										0	0	0	0	0	0	0
Jerry Reuss, L (1, 1) OBP: 0.139, SLG: 0.118			1B		K		4-0 S E BB			2	0	1	0	0	1	0
Rick Monday, L (7, PH) OBP: 0.342, SLG: 0.344										0	1	0	0	1	0	0
Bobby Castillo, R (8, 1) OBP: 0.200, SLG: 0.200										0	0	0	0	0	0	0
Dave Goltz, R (9, 1) OBP: 0.267, SLG: 0.120										0	0	0	0	0	0	0
Joe Ferguson, R (9, 2) OBP: 0.348, SLG: 0.362										0	0	0	0	0	0	0
Inning Stats	R: 0 E: 0 K: 1 S: 6 H: 1 LOB: 1 BB: 0 P: 6	R: 0 E: 0 K: 0 S: 3 H: 1 LOB: 0 BB: 0 P: 3	R: 0 E: 0 K: 1 S: 6 H: 2 LOB: 1 BB: 0 P: 6	R: 0 E: 0 K: 0 S: 5 H: 2 LOB: 2 BB: 0 P: 5	R: 0 E: 0 K: 1 S: 5 H: 0 LOB: 0 BB: 0 P: 5	R: 0 E: 0 K: 0 S: 4 H: 1 LOB: 2 BB: 1 P: 8	R: 1 E: 1 K: 0 S: 4 H: 0 LOB: 1 BB: 1 P: 8	R: 2 E: 0 K: 2 S: 9 H: 2 LOB: 1 BB: 1 P: 13		1B: 8 2B: 0 3B: 0 HR: 1	SF: 0 SAC: 0 DP: 1 HBP: 0						

PITCHER	IP	WLS	BF	H	R	ER	SO	BB	IBB	HBP	BLK	WP	HR	S	P	ERA	WHIP
Ken Forsch, R (1, 1) ERA: 3.21	7.0	L	29	7	1	0	3	2	0	0	0	0	0	33	41	0.00	1.286
Frank LaCorte, R (8, 1) ERA: 1.32	1.0		6	2	2	2	2	1	0	0	0	0	1	9	13	18.00	3.000

PITCHER	IP	WLS	BF	H	R	ER	SO	BB	IBB	HBP	BLK	WP	HR	S	P	ERA	WHIP

BOTTOM

Houston Astros @ Los Angeles Dodgers

Dodger Stadium, Los Angeles, CA

Fri Jul 11 1980, 3:33 AM PDT

Att. 42,754 - Unknown

livebaseballscorecards.com

AB	32
R	3
H	9
RBI	2
BB	3
SO	5
LOB	12

WP: 0 PB: 0 SB: 2 CS: 0 PA: 35

Atlanta Braves @ Houston Astros

Astrodome, Houston, TX

Sat Jul 12 1980, 8:05 PM EDT

Att. 38,610 - Unknown

TOP

Batter	1	2	3	4	5	6	7	8	9	AB	R	H	RBI	BB	SO	LOB
Glenn Hubbard, R (1, 4) OBP: 0.350, SLG: 0.466 Jerry Royster, R (7, PH) OBP: 0.304, SLG: 0.304 (7, 4)	SSS 0-3 ① K		x 0-0 ① F9		x 0-0 ①② G4-6-3 1-2f		x 0-0 ① F7		x 0-0 BB 1B 1B	3 2	0 1	0 1	0 0	0 0	1 0	2 0
Dale Murphy, R (1, 8) OBP: 0.371, SLG: 0.521	x 0-0 S 1B		BBBB 4-0 E BB		x 0-0 1B 1B		BBBB 4-0 BB 1B BB		BBBB 4-0 1B 1B 1-2 1B BB	2	2	2	0	3	0	0
Chris Chambliss, L (1, 3) OBP: 0.347, SLG: 0.473 Mike Lum, L (7, PR) OBP: 0.262, SLG: 0.200 (7, 3)	BBBB 4-0 1-2 BB		x 0-0 ② SF8 3-H		x 0-0 1-2 1B		BBBB 4-0 1B 1-2 BB		x 0-0 ② F8	1 1	0 0	1 0	1 0	2 0	0 0	0 2
Gary Matthews, R (1, 9) OBP: 0.324, SLG: 0.426	x 0-0 ② P4		x 0-0 E7 1-3		x 0-0 ③ 5-3		x 0-0 G6-4-3 1-2 2-H 1B		x 0-0 1B 1-3 2-H 1B	5	0	2	2	0	0	5
Bob Horner, R (1, 5) OBP: 0.259, SLG: 0.458	x 0-0 ③ F7		x 0-0 ③ P4			x 0-0 HR	x 0-0 ②③ G6-4-3 1-2f		x 0-0 1-2 3-H 1B	5	1	2	2	0	0	6
Jeff Burroughs, R (1, 7) OBP: 0.353, SLG: 0.483		SSS 0-3 ① K		x 0-0 ① P6		x 0-0 ① 5-3		x 0-0 ① F7	SSS 0-3 ③ K	5	0	0	0	0	2	2
Bill Nahorodny, R (1, 2) OBP: 0.315, SLG: 0.529		x 0-0 ② 5-3		x 0-0 G6-3 1B		x 0-0 ② F9		x 0-0 ② L6		4	0	1	0	0	0	0
Luis Gomez, R (1, 6) OBP: 0.273, SLG: 0.228 Larvell Blanks, R (6, PH) OBP: 0.249, SLG: 0.253 (6, 6)		x 0-0 ③ 6-3		x 0-0 ②③ G6-3 1-2f		x 0-0 FC6 1B		x 0-0 ③ F9		2 2	0 0	0 1	0 0	0 0	0 0	1 0
Larry McWilliams, L (1, 1) OBP: 0.323, SLG: 0.250 Preston Hanna, R (2, 1) OBP: 0.333, SLG: 0.667 Rick Camp, R (5, 1) Brian Asselstine, L (6, PH) OBP: 0.287, SLG: 0.362 Larry Bradford, R (6, 1) Biff Pocoroba, S (9, PH) OBP: 0.327, SLG: 0.286			x 0-0 SF8 3B		x 0-0 G4-6-3 1B	x 0-0 ③ FC6 1-2f			x 0-0 ① P4	0 2 0 1 0 1	0 1 0 0 0 0	0 2 0 0 0 0	0 0 0 0 0 0	0 0 0 0 0 0	0 0 0 0 0 0	0 0 0 1 0 0
Inning Stats	R: 0 E: 0 K: 1 S: 6 H: 1 LOB: 2 BB: 1 P: 10	R: 0 E: 0 K: 1 S: 5 H: 0 LOB: 0 BB: 0 P: 5	R: 1 E: 1 K: 0 S: 5 H: 1 LOB: 2 BB: 1 P: 9	R: 0 E: 0 K: 0 S: 3 H: 1 LOB: 0 BB: 0 P: 3	R: 0 E: 0 K: 0 S: 5 H: 3 LOB: 2 BB: 0 P: 5	R: 1 E: 0 K: 0 S: 5 H: 2 LOB: 1 BB: 0 P: 5	R: 1 E: 0 K: 0 S: 3 H: 1 LOB: 2 BB: 2 P: 11	R: 0 E: 0 K: 0 S: 3 H: 0 LOB: 0 BB: 0 P: 3	R: 2 E: 0 K: 1 S: 8 H: 3 LOB: 2 BB: 1 P: 12	1B: 10 2B: 0 3B: 1 HR: 1 SF: 1 SAC: 0 DP: 3 HBP: 0						

livebaseballscorecards.com

AB	36
R	5
H	12
RBI	5
BB	5
SO	3
LOB	19

WP: 0 PB: 0 SB: 1 CS: 0 PA: 42

PITCHER		IP	WLS	BF	H	R	ER	SO	BB	IBB	HBP	BLK	WP	HR	S	P	ERA	WHIP
Joe Niekro, R ERA: 3.89	(1, 1)	8.2	W	41	12	5	5	2	5	0	0	0	0	1	40	60	5.19	1.962
Dave Smith, R ERA: 2.27	(9, 1)	0.1	S	1	0	0	0	1	0	0	0	0	0	0	3	3	0.00	0.000

PITCHER	IP	WLS	BF	H	R	ER	SO	BB	IBB	HBP	BLK	WP	HR	S	P	ERA	WHIP

Atlanta Braves @ Houston Astros

Astrodome, Houston, TX

Sat Jul 12 1980, 8:05 PM EDT

Att. 38,610 - Unknown

BOTTOM

Batter	1	2	3	4	5	6	7	8	9	AB	R	H	RBI	BB	SO	LOB
Rafael Landestoy, S (1, 4) OBP: 0.294, SLG: 0.353	0-0 HBP 2B 1B	0-0 1B 3B 1B 2-3	0-0 ② FC3-6 BB 1-2f 2-3		0-0 BB S 1B 1B		0-0 ① 4-3			5	3	3	0	0	0	2
Terry Puhl, L (1, 9) OBP: 0.361, SLG: 0.435 (5, 8)	H 1-0 1-2 2B HBP	0-0 ② P5	B B B B 4-0 1-2 BB		B B B B 4-0 BB 1-2 1B BB		S S S 0-3 ② K			2	2	0	0	2	1	2
Jose Cruz, L (1, 7) OBP: 0.370, SLG: 0.442	0-0 SH3-4 1-H 2-H 2B	0-0 1-3 3B 1B 3-H	0-0 ③ F8		B B B B 4-0 G1-4-3 1B 1-2 2-3 BB		0-0 2B			4	1	3	3	1	0	3
Cesar Cedeno, R (1, 8) OBP: 0.386, SLG: 0.498 Dave Bergman, L (4, PH) OBP: 0.229, SLG: 0.163 (5, 3)	B B B B 4-0 SH3-4 BB	0-0 1-H 3B 3-H		0-0 ① F8	0-0 G1-4-3 1-2 2-H 3-H 1B		0-0 ③ G3			1 3	0 0	1 1	2 2	1 0	0 0	0 1
Art Howe, R (1, 6) OBP: 0.345, SLG: 0.423 (7, 5)	0-0 ① SH3-4 1-2 2-3	0-0 ③ F7		B B B B 4-0 FC6 BB	0-0 ① ② G1-4-3 1-2f 2-3			0-0 G6-4-3 1B		3	0	1	0	1	0	3
Enos Cabell, R (1, 5) OBP: 0.302, SLG: 0.348 Craig Reynolds, L (7, 6) OBP: 0.214, SLG: 0.263	0-0 ② 5-3		0-0 6-3 1B 1B	0-0 ② FC6 1-2f S 1B	0-0 ③ P4			0-0 G6-4-3 1-2 1B		4 1	2 0	1 1	0 0	0 0	0 0	4 0
Jeffrey Leonard, R (1, 3) OBP: 0.268, SLG: 0.299 (5, 9)	0-0 ③ L5	0-0 ① 6-3 1-2	1B 0-0 1-H 1B		0-0 ① 6-3			0-0 ① ② G6-4-3 1-2f 2-3		5	0	1	1	0	0	5
Luis Pujols, R (1, 2) OBP: 0.262, SLG: 0.242		0-0 ① 6-3	0-0 FC3-6 2-H 1B	0-0 1-2 1B	0-0 ② F4			0-0 ③ F7		5	0	2	1	0	0	1
Joe Niekro, R (1, 1) OBP: 0.261, SLG: 0.318 Dave Smith, R (9, 1)		0-0 1B 1B 2B	B B B B 4-0 FC3-6 BB	0-0 ③ 5-3			S S S 0-3 ③ K			3 0	1 0	1 0	0 0	1 0	1 0	2 0
Inning Stats	R: 2 H: 2 E: 0 LOB: 2 K: 0 BB: 1 S: 5 P: 10	R: 3 H: 4 E: 0 LOB: 1 K: 0 BB: 0 S: 7 P: 7	R: 1 H: 2 E: 0 LOB: 3 K: 0 BB: 2 S: 5 P: 13	R: 1 H: 2 E: 0 LOB: 2 K: 0 BB: 1 S: 5 P: 9	R: 2 H: 2 E: 0 LOB: 1 K: 0 BB: 2 S: 4 P: 12	R: 0 H: 0 E: 0 LOB: 0 K: 1 BB: 0 S: 5 P: 5	R: 0 H: 1 E: 0 LOB: 1 K: 1 BB: 0 S: 6 P: 6	R: 0 H: 2 E: 0 LOB: 1 K: 0 BB: 0 S: 4 P: 4		1B: 11 SF: 0 2B: 3 SAC: 1 3B: 1 DP: 2 HR: 0 HBP: 1						

livebaseballscorecards.com

AB	36
R	9
H	15
RBI	9
BB	6
SO	2
LOB	23

PITCHER		IP	WLS	BF	H	R	ER	SO	BB	IBB	HBP	BLK	WP	HR	S	P	ERA	WHIP
Larry McWilliams, L ERA: 4.62	(1, 1)	1.2	L	13	6	5	5	0	1	0	1	0	0	0	11	16	27.00	4.200
Preston Hanna, R ERA: 6.31	(2, 1)	2.1		17	5	4	4	0	5	0	0	0	0	0	12	32	15.43	4.286
Rick Camp, R ERA: 2.94	(5, 1)	1.0		3	1	0	0	0	0	0	0	0	0	0	3	3	0.00	1.000
Larry Bradford, L ERA: 3.12	(6, 1)	3.0		11	3	0	0	2	0	0	0	0	0	0	15	15	0.00	1.000

PITCHER	IP	WLS	BF	H	R	ER	SO	BB	IBB	HBP	BLK	WP	HR	S	P	ERA	WHIP

Batter	1	2	3	4	5	6	7	8	9	AB	R	H	RBI	BB	SO	LOB
Glenn Hubbard, R (1, 4) OBP: 0.351, SLG: 0.461	1B		BB	F8		K			P4	4	1	1	0	1	1	2
Dale Murphy, R (1, 8) OBP: 0.372, SLG: 0.519	F9		1-3 1B		1B 2B 1B	K			K	5	1	2	0	0	2	2
Chris Chambliss, L (1, 3) OBP: 0.345, SLG: 0.468	F5		K		1-2 1B 2B		F7		F7	5	1	1	0	0	1	4
Gary Matthews, R (1, 9) OBP: 0.323, SLG: 0.425	L3		SF7 3-H		1-2 2-3 2B		F9			3	1	1	1	0	0	1
Bob Horner, R (1, 5) OBP: 0.264, SLG: 0.465		F9	1-2		1-H 2-H 3-H 1B		K			4	0	2	3	0	1	0
Jeff Burroughs, R (1, 7) OBP: 0.351, SLG: 0.478		E7 SF8	F8		K			6-3		4	1	1	0	0	1	3
Bruce Benedict, R (1, 2) OBP: 0.311, SLG: 0.335		2-3			2-H			5-3		4	0	3	0	0	0	0
Luis Gomez, R (1, 6) OBP: 0.268, SLG: 0.224		SF8 3-H		F8	3-1			F4		3	0	0	1	0	0	2
Rick Matula, R (1, 1) OBP: 0.027, SLG: 0.027 Al Hrabosky, R (7, 1) Gene Garber, R (7, 1) Larry Bradford, R (8, 1) Biff Pocoroba, S (9, PH) OBP: 0.340, SLG: 0.302 Jerry Royster, R (9, PR) OBP: 0.304, SLG: 0.304		6-3		K		4-3			1B	3 0 0 0 1 0	0 0 0 0 0 0	0 0 0 0 1 0	0 0 0 0 0 0	1 0 0 0 0 0	2 0 0 0 0 0	2 0 0 0 0 0
Inning Stats	R: 0 E: 0 K: 0 S: 4 H: 1 LOB: 1 BB: 0 P: 4	R: 1 E: 1 K: 0 S: 5 H: 2 LOB: 1 BB: 0 P: 5	R: 1 E: 0 K: 1 S: 7 H: 2 LOB: 2 BB: 1 P: 11	R: 0 E: 0 K: 1 S: 6 H: 1 LOB: 1 BB: 0 P: 6	R: 3 E: 0 K: 1 S: 9 H: 5 LOB: 1 BB: 0 P: 9	R: 0 E: 0 K: 2 S: 7 H: 0 LOB: 0 BB: 0 P: 7	R: 0 E: 0 K: 1 S: 5 H: 0 LOB: 0 BB: 0 P: 5	R: 0 E: 0 K: 0 S: 3 H: 0 LOB: 0 BB: 0 P: 3	R: 0 E: 0 K: 1 S: 6 H: 1 LOB: 1 BB: 0 P: 6	1B: 11 2B: 1 3B: 0 HR: 0	SF: 2 SAC: 0 DP: 0 HBP: 0					

TOP

Atlanta Braves @ Houston Astros

Astrodome, Houston, TX

Sun Jul 13 1980, 8:05 PM EDT

Unknown

livebaseballscorecards.com

AB	36
R	5
H	12
RBI	5
BB	1
SO	7
LOB	16

WP: 0 PB: 0 SB: 0 CS: 0 PA: 39

PITCHER		IP	WLS	BF	H	R	ER	SO	BB	IBB	HBP	BLK	WP	HR	S	P	ERA	WHIP
Joaquin Andujar, R ERA: 4.43	(1, 1)	4.0		23	10	5	4	2	1	0	0	0	0	0	26	30	9.00	2.750
Dave Smith, R ERA: 2.16	(5, 1)	2.0		6	1	0	0	3	0	0	0	0	0	0	12	12	0.00	0.500
Joe Sambito, L ERA: 2.5	(7, 1)	2.0	W	6	0	0	0	1	0	0	0	0	0	0	8	8	0.00	0.000
Frank LaCorte, R ERA: 1.29	(9, 1)	1.0	S	4	1	0	0	1	0	0	0	0	0	0	6	6	0.00	1.000

PITCHER	IP	WLS	BF	H	R	ER	SO	BB	IBB	HBP	BLK	WP	HR	S	P	ERA	WHIP

BOTTOM

Atlanta Braves @ Houston Astros

Astrodome, Houston, TX

Sun Jul 13 1980, 8:05 PM EDT

Unknown

livebaseballscorecards.com

Batter	1	2	3	4	5	6	7	8	9	AB	R	H	RBI	BB	SO	LOB
Terry Puhl, L (1, 9) OBP: 0.368, SLG: 0.448	1B, BLK, 1B	L6			4-1, 4-3, 1B		3B	1-2, 2-3, 1B		5	1	4	0	0	0	1
Joe Morgan, L (1, 4) OBP: 0.346, SLG: 0.366	BLK, 1-3, 1B	P5			4-3, 1-2		F8	1-2, 2-3, 3-H, 1B		5	0	2	1	0	0	2
Frank LaCorte, R (9, 1) OBP: 0.200, SLG: 0.200										0	0	0	0	0	0	0
Denny Walling, L (1, 3) OBP: 0.376, SLG: 0.406	F8, 1-2, 3-H	4-3			4-1, 2-3		B, B, B, B, G3-6-3, BB	P3		3	0	0	0	0	0	2
Art Howe, R (7, PH) (8, 3) OBP: 0.347, SLG: 0.420										1	0	0	0	1	0	3
Jose Cruz, L (1, 7) OBP: 0.366, SLG: 0.436	1-3	4-3			1-3		G3-6-3, 1-2f			4	0	0	0	0	0	4
Cesar Cedeno, R (1, 8) OBP: 0.383, SLG: 0.507	5-3			F9		L5		HR		4	1	1	1	0	0	1
Enos Cabell, R (1, 5) OBP: 0.301, SLG: 0.354		5-3		S, S, S, K		2B, 3B		S, S, S, K		4	1	1	0	0	2	0
Alan Ashby, S (1, 2) OBP: 0.323, SLG: 0.356		3B, 1B		BB, 1B		1B, 3-H, 2B		4-3		4	2	3	1	0	0	0
Craig Reynolds, L (1, 6) OBP: 0.229, SLG: 0.289		1-H, 3B		B, B, B, 1-2, BB		G4-6-3, 2-H, 1B		1B, 1B, 2B		3	1	3	2	1	0	0
Joaquin Andujar, S (1, 1) OBP: 0.222, SLG: 0.222		S, S, S, K		F7		G4-6-3, 1-2f		B, B, B, 1B, 1B, BB		2	0	0	0	0	1	3
Dave Smith, R (5, 1)										0	0	0	0	0	0	0
Dave Bergman, L (6, PH) OBP: 0.224, SLG: 0.159										1	0	0	0	0	0	1
Joe Sambito, L (7, 1)										0	0	0	0	0	0	0
Bruce Bochy, R (8, PH) OBP: 0.474, SLG: 0.308										0	0	0	0	1	0	0
Julio Gonzalez, R (8, PR) OBP: 0.116, SLG: 0.119										0	0	0	0	0	0	0
(9, 4)																
Inning Stats	R: 1 E: 0 K: 0 S: 5 H: 2 LOB: 1 BB: 0 P: 5	R: 1 E: 0 K: 1 S: 7 H: 2 LOB: 1 BB: 0 P: 7	R: 0 E: 0 K: 0 S: 3 H: 0 LOB: 0 BB: 0 P: 3	R: 0 E: 0 K: 1 S: 6 H: 1 LOB: 2 BB: 1 P: 10	R: 0 E: 0 K: 0 S: 4 H: 1 LOB: 1 BB: 0 P: 4	R: 2 E: 0 K: 0 S: 5 H: 3 LOB: 0 BB: 0 P: 5	R: 0 E: 0 K: 0 S: 3 H: 1 LOB: 1 BB: 1 P: 7	R: 2 E: 0 K: 1 S: 9 H: 4 LOB: 3 BB: 1 P: 13		1B: 8 2B: 2 3B: 3 HR: 1 SF: 0 SAC: 0 DP: 2 HBP: 0						

	AB	36
	R	6
	H	14
	RBI	5
	BB	3
	SO	3
	LOB	17

WP: 0 PA: 39
PB: 0
SB: 0
CS: 0

PITCHER		IP	WLS	BF	H	R	ER	SO	BB	IBB	HBP	BLK	WP	HR	S	P	ERA	WHIP
Rick Matula, R ERA: 3.53	(1, 1)	6.0		27	9	4	4	2	1	0	0	1	0	0	30	34	6.00	1.667
Al Hrabosky, L ERA: 3.93	(7, 1)	0.1		2	1	0	0	0	0	0	0	0	0	0	2	2	0.00	3.000
Gene Garber, R ERA: 4.63	(7, 1)	1.1	L	7	2	2	2	1	2	0	0	0	0	1	7	15	13.50	3.000
Larry Bradford, L ERA: 3.09	(8, 1)	0.1		3	2	0	0	0	0	0	0	0	0	0	3	3	0.00	6.000

PITCHER	IP	WLS	BF	H	R	ER	SO	BB	IBB	HBP	BLK	WP	HR	S	P	ERA	WHIP

Atlanta Braves @ Houston Astros

Astrodome, Houston, TX

Sun Jul 13 1980, 8:05 PM EDT

Att. 31,230 - Unknown

TOP

livebaseballscorecards.com

Batter	1	2	3	4	5	6	7	8	9	AB	R	H	RBI	BB	SO	LOB
Jerry Royster, R (1, 4) (4, 5) OBP: 0.313, SLG: 0.306	5-3		1B S 1B			BBBB 1B FC5-4 BB		BBBB FC5-4 BB		2	1	1	0	2	0	0
Dale Murphy, R (1, 8) OBP: 0.373, SLG: 0.519	1B		6-3 1-2			FC5-4 1-3 1B		P6		4	0	2	0	0	0	2
Gary Matthews, R (1, 9) OBP: 0.322, SLG: 0.423	F9		CS 2-3 1B			P4		FC5-4 1-2f		4	0	1	0	0	0	4
Bob Horner, R (1, 5) OBP: 0.261, SLG: 0.459	5-3		CS 1-2	5-3		FC5-4 1-2f 3-H			G3-6-1 1B	2	0	0	0	0	0	1
Glenn Hubbard, R (4, 4) OBP: 0.353, SLG: 0.461										2	0	1	1	0	0	1
Mike Lum, L (1, 3) OBP: 0.239, SLG: 0.179		SSS K		SSS K		F9			G3-6-1 1-2f	4	0	0	0	0	2	2
Brian Asselstine, L (1, 7) OBP: 0.286, SLG: 0.359		G3		F7			L4		1B	4	0	1	0	0	0	0
Bill Nahorodny, R (1, 2) OBP: 0.323, SLG: 0.527		1B			4-3		SSS K		1-2 1B	4	0	2	0	0	1	0
Larvell Blanks, R (1, 6) OBP: 0.244, SLG: 0.247		SSS K			F9		1-3		F8	4	0	0	0	0	1	3
Tommy Boggs, R (1, 1) OBP: 0.077, SLG: 0.080			4-3		SSS K2-3			P4		2	0	0	0	0	1	0
Rick Camp, R (7, 1)										0	0	0	0	0	0	0
Biff Pocoroba, S (8, PH) OBP: 0.333, SLG: 0.295										1	0	0	0	0	0	0
Al Hrabosky, R (8, 1)										0	0	0	0	0	0	0

Inning Stats	1	2	3	4	5	6	7	8	9
	R: 0 E: 0 K: 0 S: 4	H: 1 LOB: 1 BB: 0 P: 4	R: 0 E: 0 K: 2 S: 8	H: 1 LOB: 1 BB: 0 P: 8	R: 0 E: 0 K: 0 S: 4	H: 2 LOB: 1 BB: 0 P: 4	R: 0 E: 0 K: 1 S: 5	H: 0 LOB: 0 BB: 0 P: 5	R: 0 E: 0 K: 1 S: 5	H: 0 LOB: 0 BB: 0 P: 5	R: 1 E: 0 K: 0 S: 4	H: 1 LOB: 1 BB: 1 P: 8	R: 0 E: 0 K: 1 S: 5	H: 0 LOB: 0 BB: 0 P: 5	R: 0 E: 0 K: 0 S: 3	H: 0 LOB: 1 BB: 1 P: 7	R: 0 E: 0 K: 0 S: 5	H: 3 LOB: 2 BB: 0 P: 5

| | | | | | | | | | |

Batter	1	2	3	4	5	6	7	8	9	AB	R	H	RBI	BB	SO	LOB
Rafael Landestoy, S (1, 4) OBP: 0.306, SLG: 0.358	F7		CS 1B		1B 1B 1B 2-3	H 1-0 CS HBP		BBBB 4-0 FC4-6 BB		3	1	2	0	1	0	0
Terry Puhl, L (1, 9) OBP: 0.372, SLG: 0.462	F8		1-2 HR		F9 1B FC5-4 1B 1-3 3-H	0-0 CS 1-2	S 1B 1B	0-0 FC4-6 1-2f		5	3	3	2	0	0	1
Denny Walling, L (1, 3) OBP: 0.383, SLG: 0.413 Dave Bergman, L (8, 3) OBP: 0.220, SLG: 0.156	1B		P6		FC5-4 1B 1-2 3-H		1B 5-3 1B 1-H	F8		4 1	1 0	3 0	2 0	0 0	0 0	0 1
Jose Cruz, L (1, 7) OBP: 0.367, SLG: 0.437	F2			4-3 S 1B	F9 2-3		E S 1B 1-3			4	0	2	0	0	0	3
Cesar Cedeno, R (1, 8) OBP: 0.377, SLG: 0.498		SSS K		5-3 1-2	FC5-4 1B 1-2f 3-H		5-3 1-2 3-H			4	0	0	2	0	1	3
Enos Cabell, R (1, 5) OBP: 0.300, SLG: 0.353 Art Howe, R (8, 5) OBP: 0.347, SLG: 0.420		F9		4-3 2-3	1B 1-3		L3			4 0	0 0	1 0	0 0	0 0	0 0	2 0
Craig Reynolds, L (1, 6) OBP: 0.234, SLG: 0.286		BBBB 4-0 BB		BBBB 4-0 BB	F8		E4 2-3			2	0	0	0	2	0	3
Luis Pujols, R (1, 2) OBP: 0.252, SLG: 0.233		P3		SSS K		6-3	F8			4	0	0	0	0	1	5
Vern Ruhle, R (1, 1) OBP: 0.350, SLG: 0.421			G3		1B 1B 2B	6-3		SSS K		4	1	1	0	0	1	0
Inning Stats	R: 0 E: 0 K: 0 S: 4 H: 1 LOB: 1 BB: 0 P: 4	R: 0 E: 0 K: 1 S: 5 H: 0 LOB: 1 BB: 1 P: 9	R: 1 E: 0 K: 0 S: 4 H: 2 LOB: 0 BB: 0 P: 4	R: 0 E: 0 K: 1 S: 6 H: 1 LOB: 2 BB: 1 P: 10	R: 3 E: 0 K: 0 S: 8 H: 5 LOB: 2 BB: 0 P: 8	R: 0 E: 0 K: 0 S: 2 H: 0 LOB: 0 BB: 0 P: 3	R: 2 E: 1 K: 0 S: 7 H: 3 LOB: 2 BB: 0 P: 7	R: 0 E: 0 K: 1 S: 5 H: 0 LOB: 1 BB: 1 P: 9		1B: 10 2B: 1 3B: 0 HR: 1	SF: 0 SAC: 0 DP: 0 HBP: 1					

BOTTOM

Atlanta Braves @ Houston Astros

Astrodome, Houston, TX

Sun Jul 13 1980, 8:05 PM EDT

Att. 31,230 - Unknown

livebaseballscorecards.com

AB	35
R	6
H	12
RBI	6
BB	3
SO	3
LOB	18

WP: 0 PB: 0 SB: 3 CS: 2 PA: 40

PITCHER		IP	WLS	BF	H	R	ER	SO	BB	IBB	HBP	BLK	WP	HR	S	P	ERA	WHIP
Tommy Boggs, R ERA: 4.22	(1, 1)	6.0	L	31	12	6	6	2	2	0	1	0	0	1	32	41	9.00	2.333
Rick Camp, R ERA: 2.88	(7, 1)	1.0		4	0	0	0	0	0	0	0	0	0	0	4	4	0.00	0.000
Al Hrabosky, L ERA: 3.82	(8, 1)	1.0		4	0	0	0	1	1	0	0	0	0	0	5	9	0.00	1.000

PITCHER	IP	WLS	BF	H	R	ER	SO	BB	IBB	HBP	BLK	WP	HR	S	P	ERA	WHIP

Batter	1	2	3	4	5	6	7	8	9	AB	R	H	RBI	BB	SO	LOB
Glenn Hubbard, R (1, 4) OBP: 0.345, SLG: 0.449	S S S 0-3 ① K		x 0-0 ③ P4			x 0-0 ① P4		x 0-0 ② F9		4	0	0	0	0	1	1
Dale Murphy, R (1, 8) OBP: 0.372, SLG: 0.514	x 0-0 ② F4			B B B 4-0 FC3-6 BB		x 0-0 ② 6-3		S S S 0-3 ③ K		3	0	0	0	1	1	0
Chris Chambliss, L (1, 3) OBP: 0.341, SLG: 0.463	x 0-0 ③ 4-3			x 0-0 ① FC3-6 1-2f 1B		x 0-0 ③ 3-1			x 0-0 ① G3	4	0	0	0	0	0	1
Gary Matthews, R (1, 9) OBP: 0.324, SLG: 0.428		S S S 0-3 ① K		x 0-0 ② 2-H 1B			x 0-0 ① 5-3		x 0-0 L3-6 2B	4	0	2	0	0	1	0
Bob Horner, R (1, 5) OBP: 0.261, SLG: 0.472 Jerry Royster, R (9, 5) OBP: 0.313, SLG: 0.306		S S S 0-3 ② K		x 0-0 ③ F7			x 0-0 HR		x 0-0 ② ③ L3-6 2-3	4 0	1 0	1 0	1 0	0 0	1 0	2 0
Jeff Burroughs, R (1, 7) OBP: 0.346, SLG: 0.471		S S S 0-3 ③ K			x 0-0 E5 S 2B		x 0-0 ② F9			3	1	0	0	0	1	0
Bruce Benedict, R (1, 2) OBP: 0.318, SLG: 0.344			x 0-0 ① 5-3		x 0-0 SH3-4 1-H CS 2B		B B B 4-0 BB			2	0	1	1	1	0	0
Luis Gomez, R (1, 6) OBP: 0.270, SLG: 0.232			x 0-0 2B		x 0-0 ① SH3-4 2-3		x 0-0 ③ F9			2	0	1	0	0	0	1
Phil Niekro, R (1, 1) OBP: 0.120, SLG: 0.160			x 0-0 ② 5-3		S S S 0-3 ② ③ K 3-H			x 0-0 ① F8		3	0	0	0	0	1	2
Inning Stats	R: 0 E: 0 K: 1 S: 5 H: 0 LOB: 0 BB: 0 P: 5	R: 0 E: 0 K: 3 S: 9 H: 0 LOB: 0 BB: 0 P: 9	R: 0 E: 0 K: 0 S: 4 H: 1 LOB: 1 BB: 0 P: 4	R: 0 E: 1 K: 0 S: 3 H: 1 LOB: 1 BB: 1 P: 7	R: 1 E: 1 K: 1 S: 6 H: 1 LOB: 0 BB: 0 P: 6	R: 0 E: 0 K: 0 S: 3 H: 0 LOB: 0 BB: 0 P: 3	R: 1 E: 0 K: 0 S: 4 H: 1 LOB: 1 BB: 1 P: 8	R: 0 E: 0 K: 1 S: 5 H: 0 LOB: 0 BB: 0 P: 5	R: 0 E: 0 K: 0 S: 3 H: 1 LOB: 0 BB: 0 P: 3	1B: 1 2B: 4 3B: 0 HR: 1	SF: 0 SAC: 1 DP: 1 HBP: 0						

TOP

Atlanta Braves @ Houston Astros

Astrodome, Houston, TX

Mon Jul 14 1980, 8:05 PM EDT

Att. 20,247 - Unknown

livebaseballscorecards.com

AB	29
R	2
H	5
RBI	2
BB	2
SO	6
LOB	7

WP: 0 PB: 0 SB: 1 CS: 1 PA: 32

PITCHER		IP	WLS	BF	H	R	ER	SO	BB	IBB	HBP	BLK	WP	HR	S	P	ERA	WHIP
J.R. Richard, R ERA: 1.9	(1, 1)	3.1		12	1	0	0	4	1	0	0	0	0	0	19	23	0.00	0.600
Gordie Pladson, R ERA: 2.45	(4, 1)	3.2	L	14	3	2	1	1	1	0	0	0	0	1	15	19	2.46	1.091
Dave Smith, R ERA: 2.06	(8, 1)	2.0		6	1	0	0	1	0	0	0	0	0	0	8	8	0.00	0.500

PITCHER	IP	WLS	BF	H	R	ER	SO	BB	IBB	HBP	BLK	WP	HR	S	P	ERA	WHIP

Atlanta Braves @ Houston Astros

Astrodome, Houston, TX

Mon Jul 14 1980, 8:05 PM EDT

Att. 20,247 - Unknown

BOTTOM

Batter	1	2	3	4	5	6	7	8	9	AB	R	H	RBI	BB	SO	LOB
Rafael Landestoy, S (1, 4) OBP: 0.307, SLG: 0.354	BBBB 4-0 S BB		SSS 0-3 ① K			SSS 0-3 ① K2-3			X 0-0 1B	2	0	0	0	1	2	1
Joe Morgan, L (9, PH) OBP: 0.348, SLG: 0.368										1	0	1	0	0	0	0
Jeffrey Leonard, R (1, 9) OBP: 0.261, SLG: 0.290	X 0-0 ① L8 1-2		SSS 0-3 ② K			X 0-0 ② F7			X 0-0 ① F8	4	0	0	0	0	1	3
Jose Cruz, L (1, 7) OBP: 0.363, SLG: 0.431	SSS 0-3 ② K		SSS 0-3 ③ K			SSS 0-3 ③ K2-3			SSS 0-3 ② K	4	0	0	0	0	4	3
Cesar Cedeno, R (1, 8) OBP: 0.375, SLG: 0.491	BBBB 4-0 BB			SSS 0-3 ① K			X 0-0 ① L3		X 0-0 ③ 4-3	3	0	0	0	1	1	1
Art Howe, R (1, 3) (8, 5) OBP: 0.347, SLG: 0.414	X 0-0 ③ 6-3			X 0-0 ② F9			BBBB 4-0 G4-3 BB			2	0	0	0	1	0	2
Enos Cabell, R (1, 5) OBP: 0.297, SLG: 0.349		SSS 0-3 ① K		X 0-0 ③ F8			X 0-0 ②③ G4-3 1-2f			3	0	0	0	0	1	1
Dave Smith, R (8, 1)										0	0	0	0	0	0	0
Luis Pujols, R (1, 2) OBP: 0.248, SLG: 0.229		X 0-0 ② 5-3			SSS 0-3 ① K			X 0-0 ① G3		2	0	0	0	0	1	0
Alan Ashby, S (8, PH) OBP: 0.321, SLG: 0.354										1	0	0	0	0	0	0
(9, 2)																
Craig Reynolds, L (1, 6) OBP: 0.231, SLG: 0.282		X 0-0 ③ 4-3			X 0-0 ② 4-3			X 0-0 ② 6-3		3	0	0	0	0	0	0
J.R. Richard, R (1, 1) OBP: 0.154, SLG: 0.282			X 0-0 2B		SSS 0-3 ③ K			X 0-0 ③ 1-3		1	0	1	0	0	0	0
Gordie Pladson, R (4, 1)										1	0	0	0	0	1	0
Denny Walling, L (8, 3) OBP: 0.381, SLG: 0.411										1	0	0	0	0	0	0
Inning Stats	R: 0 E: 0 K: 1 S: 5 H: 0 LOB: 2 BB: 2 P: 13	R: 0 E: 0 K: 1 S: 5 H: 0 LOB: 0 BB: 0 P: 5	R: 0 E: 0 K: 3 S: 10 H: 1 LOB: 1 BB: 0 P: 10	R: 0 E: 0 K: 1 S: 5 H: 0 LOB: 0 BB: 0 P: 5	R: 0 E: 0 K: 2 S: 7 H: 0 LOB: 0 BB: 0 P: 7	R: 0 E: 0 K: 2 S: 7 H: 0 LOB: 0 BB: 0 P: 7	R: 0 E: 0 K: 0 S: 2 H: 0 LOB: 0 BB: 1 P: 6	R: 0 E: 0 K: 0 S: 3 H: 0 LOB: 0 BB: 0 P: 3	R: 0 E: 0 K: 1 S: 6 H: 1 LOB: 1 BB: 0 P: 6	1B: 1 2B: 1 3B: 0 HR: 0		SF: 0 SAC: 0 DP: 1 HBP: 0				

livebaseballscorecards.com

AB	28
R	0
H	2
RBI	0
BB	3
SO	11
LOB	11

WP: 0 PB: 0 SB: 1 CS: 0 PA: 31

PITCHER		IP	WLS	BF	H	R	ER	SO	BB	IBB	HBP	BLK	WP	HR	S	P	ERA	WHIP
Phil Niekro, R ERA: 3.87	(1, 1)	9.0	W	31	2	0	0	11	3	0	0	0	0	0	50	62	0.00	0.556

PITCHER	IP	WLS	BF	H	R	ER	SO	BB	IBB	HBP	BLK	WP	HR	S	P	ERA	WHIP

Batter	1	2	3	4	5	6	7	8	9	AB	R	H	RBI	BB	SO	LOB
Pete Rose, S (1, 3) OBP: 0.379, SLG: 0.401	1B		1-3			BBBB E 4-3 BB		G4-6-3 1-2f		3	2	1	0	1	0	1
Manny Trillo, R (1, 4) OBP: 0.377, SLG: 0.434	1-3 1B		3-1			E5 4-3 1-3		6-3		4	0	1	0	0	0	1
Bake McBride, L (1, 9) OBP: 0.323, SLG: 0.456	F7		3-1			4-3 2-3 3-H			G4-6-3 1B	4	0	1	1	0	0	2
Del Unser, L (1, 7) OBP: 0.333, SLG: 0.404	1B 3-H 1B			6-3		SSS K			G4-6-3 1-2f	4	0	1	1	0	1	2
Garry Maddox, R (1, 8) OBP: 0.293, SLG: 0.417	1-2 1B			6-3		1-3			5-3	4	0	1	0	0	0	1
Bob Boone, R (1, 2) OBP: 0.290, SLG: 0.339	4-3			3-1			SSS K			3	0	0	0	0	1	2
Larry Bowa, S (1, 6) OBP: 0.274, SLG: 0.317		F8			3-1		G5-4-3 1B			3	0	1	0	0	0	0
John Vukovich, R (1, 5) OBP: 0.208, SLG: 0.239		5-3			F7		G5-4-3 1-2f			3	0	0	0	0	0	1
Dick Ruthven, R (1, 1) OBP: 0.171, SLG: 0.176		F9			F9			G4-6-3 1B		3	0	1	0	0	0	0
Inning Stats	R: 1 E: 0 K: 0 S: 6 H: 4 LOB: 2 BB: 0 P: 6	R: 0 E: 0 K: 0 S: 3 H: 0 LOB: 0 BB: 0 P: 3	R: 0 E: 0 K: 0 S: 3 H: 0 LOB: 0 BB: 0 P: 3	R: 0 E: 0 K: 0 S: 3 H: 0 LOB: 0 BB: 0 P: 3	R: 0 E: 0 K: 0 S: 3 H: 0 LOB: 0 BB: 0 P: 3	R: 1 E: 1 K: 1 S: 6 H: 0 LOB: 1 BB: 1 P: 10	R: 0 E: 0 K: 1 S: 5 H: 1 LOB: 0 BB: 0 P: 5	R: 0 E: 0 K: 0 S: 3 H: 1 LOB: 0 BB: 0 P: 3	R: 0 E: 0 K: 0 S: 3 H: 1 LOB: 0 BB: 0 P: 3	1B: 7 2B: 0 3B: 0 HR: 0	SF: 0 SAC: 0 DP: 3 HBP: 0						

TOP

Philadelphia Phillies @ Houston Astros

Astrodome, Houston, TX

Tue Jul 15 1980, 8:05 PM EDT

Att. 24,223 - Unknown

livebaseballscorecards.com

AB	31
R	2
H	7
RBI	2
BB	1
SO	2
LOB	10

PITCHER		IP	WLS	BF	H	R	ER	SO	BB	IBB	HBP	BLK	WP	HR	S	P	ERA	WHIP
Nolan Ryan, R ERA: 3.18	(1, 1)	8.0		29	6	2	1	2	1	0	0	0	0	0	32	36	1.12	0.875
Joe Sambito, L ERA: 2.43	(9, 1)	1.0	W	3	1	0	0	0	0	0	0	0	0	0	3	3	0.00	1.000

PITCHER		IP	WLS	BF	H	R	ER	SO	BB	IBB	HBP	BLK	WP	HR	S	P	ERA	WHIP

BOTTOM

Philadelphia Phillies @ Houston Astros

Astrodome, Houston, TX

Tue Jul 15 1980, 8:05 PM EDT

Att. 24,223 - Unknown

livebaseballscorecards.com

Batter	1	2	3	4	5	6	7	8	9	AB	R	H	RBI	BB	SO	LOB
Rafael Landestoy, S (1, 4) (9, 5) OBP: 0.306, SLG: 0.352	1-3			6-3		1-3		1B 1B 1B		4	1	1	0	0	0	0
Terry Puhl, L (1, 9) OBP: 0.373, SLG: 0.462	3-1			E SF9 S 1B		F7		WP 1B 1-3 1B		4	1	2	0	0	0	0
Denny Walling, L (1, 3) OBP: 0.388, SLG: 0.426	3-1			B B B 1-3 BB		3B		WP 1-2 3-H 1B		3	0	2	1	1	0	0
Jose Cruz, L (1, 7) OBP: 0.359, SLG: 0.427		S S S K		SF9 3-H		6-3		G3 1-2 2-3		3	0	0	1	0	1	3
Cesar Cedeno, R (1, 8) OBP: 0.374, SLG: 0.485		L7		F7			5-3	IBB		3	0	0	0	1	0	1
Art Howe, R (1, 5) OBP: 0.339, SLG: 0.404 Joe Sambito, L (9, 1)		4-3			F7		E5 FC6-4	P4		4 0	0 0	0 0	0 0	0 0	0 0	3 0
Alan Ashby, S (1, 2) OBP: 0.320, SLG: 0.352 Jeffrey Leonard, R (9, PR) OBP: 0.261, SLG: 0.290			L8		L9		L8		1B BLK E 1B	4 0	0 1	1 0	0 0	0 0	0 0	1 0
Craig Reynolds, L (1, 6) OBP: 0.236, SLG: 0.286			6-3		1B		FC6-4 1-2f		E 1-3 1B	4	0	2	0	0	0	1
Nolan Ryan, R (1, 1) OBP: 0.170, SLG: 0.163 Joe Morgan, L (8, PH) (9, 4) OBP: 0.347, SLG: 0.367			S S S K		6-3			F9	E1 1-2 3-H	2 2	0 0	0 0	0 0	1 0	1 0	1 1
Inning Stats	R: 0 H: 0 E: 0 LOB: 0 K: 0 BB: 0 S: 3 P: 3	R: 0 H: 0 E: 0 LOB: 0 K: 1 BB: 0 S: 5 P: 5	R: 0 H: 0 E: 0 LOB: 0 K: 1 BB: 0 S: 5 P: 5	R: 1 H: 1 E: 0 LOB: 1 K: 0 BB: 1 S: 4 P: 8	R: 0 H: 1 E: 0 LOB: 1 K: 0 BB: 0 S: 4 P: 4	R: 0 H: 1 E: 0 LOB: 1 K: 0 BB: 0 S: 4 P: 4	R: 0 H: 0 E: 1 LOB: 1 K: 0 BB: 0 S: 4 P: 4	R: 1 H: 3 E: 0 LOB: 3 K: 0 BB: 1 S: 6 P: 10	R: 1 H: 2 E: 2 LOB: 2 K: 0 BB: 0 S: 2 P: 2	1B: 7 2B: 0 3B: 1 HR: 0	SF: 1 SAC: 0 DP: 0 HBP: 0						

PITCHER	IP	WLS	BF	H	R	ER	SO	BB	IBB	HBP	BLK	WP	HR	S	P	ERA	WHIP
Dick Ruthven, R (1, 1) ERA: 3.73	8.0	L	36	8	3	1	2	1	1	0	1	1	0	37	45	1.12	1.125

PITCHER	IP	WLS	BF	H	R	ER	SO	BB	IBB	HBP	BLK	WP	HR	S	P	ERA	WHIP

AB	33
R	3
H	8
RBI	2
BB	2
SO	2
LOB	11

WP: 1 PA: 36
PB: 0
SB: 1
CS: 0

Philadelphia Phillies @ Houston Astros

Astrodome, Houston, TX

Wed Jul 16 1980, 8:05 PM EDT

Att. 28,532 - Unknown

TOP

livebaseballscorecards.com

Batter	1	2	3	4	5	6	7	8	9	AB	R	H	RBI	BB	SO	LOB
Lonnie Smith, R (1, 7) OBP: 0.427, SLG: 0.527	P4	6-3		1B (1-3, 3-H)		5-3			3-1	5	0	1	1	0	0	2
Pete Rose, S (1, 3) OBP: 0.379, SLG: 0.407	1B 2B		5-3		1-3		1-3		2B	5	1	2	0	0	0	0
Bake McBride, L (1, 9) OBP: 0.324, SLG: 0.455	1B 6-3 1B (2-H)		3-1		1B		6-3		K	5	1	2	1	0	1	1
Keith Moreland, R (1, 2) OBP: 0.313, SLG: 0.517	6-3 1B (1-3)		WP 1B		P4		K			4	0	2	0	0	1	1
Garry Maddox, R (1, 8) OBP: 0.292, SLG: 0.414	6-3 (1-2, 3-H)		F7 (1-2)		F8			S 1B		4	0	1	1	0	0	3
Manny Trillo, R (1, 4) OBP: 0.379, SLG: 0.435	F8			E S 1B 1B		E SF7 1B		L3 (1-2)		4	2	2	0	0	0	2
Ramon Aviles, R (1, 6) OBP: 0.323, SLG: 0.357		L9		K (1-3)		E6 SH2-4 (1-3)		6-3		4	0	0	0	0	1	3
John Vukovich, R (1, 5) OBP: 0.192, SLG: 0.224		K		5-3		SF7 (3-H)		K		3	0	0	1	0	2	2
Bob Walk, R (1, 1) OBP: 0.333, SLG: 0.261		2B		1B BB		SH2-4 (1-2)			K	2	0	1	0	1	1	0
Inning Stats	R: 2 E: 0 K: 0 S: 6 / H: 3 LOB: 1 BB: 0 P: 6	R: 0 E: 0 K: 1 S: 6 / H: 1 LOB: 1 BB: 0 P: 6	R: 0 E: 0 K: 0 S: 4 / H: 1 LOB: 1 BB: 0 P: 4	R: 1 E: 0 K: 1 S: 6 / H: 2 LOB: 2 BB: 1 P: 10	R: 0 E: 0 K: 0 S: 4 / H: 1 LOB: 1 BB: 0 P: 4	R: 1 E: 1 K: 0 S: 5 / H: 1 LOB: 1 BB: 0 P: 5	R: 0 E: 0 K: 1 S: 5 / H: 0 LOB: 0 BB: 0 P: 5	R: 0 E: 0 K: 1 S: 6 / H: 1 LOB: 1 BB: 0 P: 6	R: 0 E: 0 K: 2 S: 8 / H: 1 LOB: 1 BB: 0 P: 8	1B: 8 2B: 3 3B: 0 HR: 0 / SF: 1 SAC: 1 DP: 0 HBP: 0							

	AB	36
	R	4
	H	11
	RBI	4
	BB	1
	SO	6
	LOB	14

WP: 1 PB: 0 SB: 2 CS: 0 — PA: 39

PITCHER		IP	WLS	BF	H	R	ER	SO	BB	IBB	HBP	BLK	WP	HR	S	P	ERA	WHIP
Ken Forsch, R (1, 1) ERA: 3.22		8.0	L	35	10	4	3	4	1	0	0	0	1	0	42	46	3.38	1.375
Joe Sambito, L (9, 1) ERA: 2.38		1.0		4	1	0	0	2	0	0	0	0	0	0	8	8	0.00	1.000

PITCHER	IP	WLS	BF	H	R	ER	SO	BB	IBB	HBP	BLK	WP	HR	S	P	ERA	WHIP

Batter	1	2	3	4	5	6	7	8	9	AB	R	H	RBI	BB	SO	LOB
Rafael Landestoy, S (1, 4) OBP: 0.301, SLG: 0.347	1-3		G3		L8			4-3		3	0	0	0	0	0	0
Denny Walling, L (8, PH) (9, 9) OBP: 0.386, SLG: 0.423										1	0	0	0	0	0	0
Terry Puhl, L (1, 9) OBP: 0.375, SLG: 0.459	BBBB 1B E BB		3-1		BBBB CS BB			4-3		2	0	0	0	2	0	0
Joe Sambito, L (9, 1)										0	0	0	0	0	0	0
Danny Heep, L (1, 3)	F5 1-2			SSS K	CS 1-2	SSS K			F7	4	0	0	0	0	2	1
Jose Cruz, L (1, 7) OBP: 0.361, SLG: 0.428	2-3 1B			6-3		3-1			FC5-4 1B	4	0	2	0	0	0	0
Cesar Cedeno, R (1, 8) OBP: 0.372, SLG: 0.479	F8			BBBB S HR BB		F7			FC5-4 FC5-4 1-2f	3	1	0	0	1	0	3
Art Howe, R (1, 5) OBP: 0.337, SLG: 0.419		5-3		1-H HR			6-3		FC5-4 1-2f	4	1	1	2	0	0	1
Alan Ashby, S (1, 2) OBP: 0.320, SLG: 0.348		F8		BBBB BB			4-3			2	0	0	0	1	0	0
Craig Reynolds, L (1, 6) OBP: 0.232, SLG: 0.282		F8		F8			L7			3	0	0	0	0	0	1
Ken Forsch, R (1, 1) OBP: 0.277, SLG: 0.340			SSS K		F8			3-1		2	0	0	0	0	1	0
Joe Morgan, L (8, PH) (9, 4) OBP: 0.345, SLG: 0.365										1	0	0	0	0	0	0
Inning Stats	R: 0 E: 1 K: 0 S: 4 H: 1 LOB: 2 BB: 1 P: 8	R: 0 E: 0 K: 0 S: 3 H: 0 LOB: 0 BB: 0 P: 3	R: 0 E: 0 K: 1 S: 5 H: 0 LOB: 0 BB: 0 P: 5	R: 2 E: 0 K: 1 S: 6 H: 1 LOB: 1 BB: 2 P: 14	R: 0 E: 0 K: 0 S: 2 H: 0 LOB: 0 BB: 1 P: 6	R: 0 E: 0 K: 1 S: 5 H: 0 LOB: 0 BB: 0 P: 5	R: 0 E: 0 K: 0 S: 3 H: 0 LOB: 0 BB: 0 P: 3	R: 0 E: 0 K: 0 S: 3 H: 0 LOB: 0 BB: 0 P: 3	R: 0 E: 0 K: 0 S: 4 H: 1 LOB: 1 BB: 0 P: 4	1B: 2 2B: 0 3B: 0 HR: 1	SF: 0 SAC: 0 DP: 0 HBP: 0						

PITCHER		IP	WLS	BF	H	R	ER	SO	BB	IBB	HBP	BLK	WP	HR	S	P	ERA	WHIP
Bob Walk, R ERA: 4.05	(1, 1)	9.0	W	33	3	2	2	3	4	0	0	0	0	1	35	51	2.00	0.778

PITCHER	IP	WLS	BF	H	R	ER	SO	BB	IBB	HBP	BLK	WP	HR	S	P	ERA	WHIP

BOTTOM

Philadelphia Phillies @ Houston Astros

Astrodome, Houston, TX

Wed Jul 16 1980, 8:05 PM EDT

Att. 28,532 - Unknown

livebaseballscorecards.com

AB	29
R	2
H	3
RBI	2
BB	4
SO	3
LOB	6

Batter	1	2	3	4	5	6	7	8	9	AB	R	H	RBI	BB	SO	LOB
Lonnie Smith, R (1, 7) OBP: 0.420, SLG: 0.516	F8		F9		F8 1-2		1B			4	0	1	0	0	0	2
John Vukovich, R (7, 5) OBP: 0.192, SLG: 0.224										0	0	0	0	0	0	0
Pete Rose, S (1, 3) OBP: 0.375, SLG: 0.402	4-3			K	6-3		4-3			4	0	0	0	0	1	2
Bake McBride, L (1, 9) OBP: 0.327, SLG: 0.455	3-1			WP S WP 1B		1B S 6-3 1B		K		4	2	2	0	0	1	0
Keith Moreland, R (1, 5) OBP: 0.299, SLG: 0.492		K		F7 1-3		F2 1-2		L4		3	0	0	0	0	1	2
Greg Gross, L (7, 7) OBP: 0.347, SLG: 0.338										1	0	0	0	0	0	0
Garry Maddox, R (1, 8) OBP: 0.292, SLG: 0.412		K		K 1B S 3-H		6-3 2-3 1B		P6		4	0	1	0	0	2	0
Bob Boone, R (1, 2) OBP: 0.289, SLG: 0.338		5-3		1-3 1B		6-3 1-3 3-H			4-3	4	0	1	1	0	0	1
Larry Bowa, S (1, 6) OBP: 0.270, SLG: 0.312			4-3	G3	F9				G3	4	0	0	0	0	0	3
Ramon Aviles, R (1, 4) OBP: 0.319, SLG: 0.350			L5		6-3		B5-6-4 1B		F9	4	0	1	0	0	0	0
Steve Carlton, L (1, 1) OBP: 0.138, SLG: 0.158			1B		PB 1B		B5-6-4 1-2f			3	0	2	0	0	0	1

TOP

Philadelphia Phillies @ Houston Astros

Astrodome, Houston, TX

Thu Jul 17 1980, 8:05 PM EDT

Att. 26,403 - Unknown

livebaseballscorecards.com

AB	35
R	2
H	8
RBI	1
BB	0
SO	5
LOB	11

Inning Stats	1	2	3	4	5	6	7	8	9
R	0	0	0	1	0	1	0	0	0
E	0	0	0	0	0	0	0	0	0
K	0	2	0	2	0	0	0	1	0
S	3	7	4	10	4	5	4	5	3
H	0	0	1	2	1	2	2	0	0
LOB	0	0	1	2	1	1	1	0	0
BB	0	0	0	0	0	0	0	0	0
P	3	7	4	10	4	5	4	5	3

1B	8
2B	0
3B	0
HR	0
SF	0
SAC	0
DP	1
HBP	0
WP	2
PB	1
SB	3
CS	0
PA	35

PITCHER	IP	WLS	BF	H	R	ER	SO	BB	IBB	HBP	BLK	WP	HR	S	P	ERA	WHIP
Joe Niekro, R (1, 1) ERA: 3.78	9.0	L	35	8	2	2	5	0	0	0	0	2	0	45	45	2.00	0.889

PITCHER	IP	WLS	BF	H	R	ER	SO	BB	IBB	HBP	BLK	WP	HR	S	P	ERA	WHIP

Batter	1	2	3	4	5	6	7	8	9	AB	R	H	RBI	BB	SO	LOB
Rafael Landestoy, S (1, 4) OBP: 0.308, SLG: 0.360	BBBB 4-0 4-3 E BB		x 0-0 ① P4		x 0-0 ① G3		x 0-0 1B		x 0-0 1-H 3B	4	0	2	1	1	0	0
Terry Puhl, L (1, 9) (4, 7) OBP: 0.369, SLG: 0.451	x 0-0 E6 4-3 1-2		x 0-0 ② L9		SSS 0-3 ② K		x 0-0 ③ F9		x 0-0 ③ G3	5	0	0	0	0	1	3
Jose Cruz, L (1, 7) OBP: 0.361, SLG: 0.427 Danny Heep, L (4, 3) OBP: 0.167, SLG: 0.167	x 0-0 ① 4-3 1-2 2-3		BBBB 4-0 FC6-4 BB		x 0-0 1B			x 0-0 ① F7		1 2	0 0	0 1	0 0	1 0	0 0	2 0
Cesar Cedeno, R (1, 8) OBP: 0.366, SLG: 0.471	x 0-0 ② L4		x 0-0 ③ FC6-4 1-2f		x 0-0 ③ F9			SSS 0-3 ② K		4	0	0	0	0	1	4
Art Howe, R (1, 5) OBP: 0.335, SLG: 0.415	x 0-0 ③ 6-3			SSS 0-3 ① K		x 0-0 ① F8		x 0-0 1B		4	0	1	0	0	1	2
Jeffrey Leonard, R (1, 3) (4, 9) OBP: 0.260, SLG: 0.289		SSS 0-3 ① K		x 0-0 4-3 BB 1B		SSS 0-3 ② K		SSS 0-3 ③ K		4	0	1	0	0	3	1
Luis Pujols, R (1, 2) OBP: 0.265, SLG: 0.241		x 0-0 1B		BBBB 4-0 4-3 1-2 BB		x 0-0 ③ F9			x 0-0 3B 1B	3	1	2	0	1	0	0
Craig Reynolds, L (1, 6) OBP: 0.229, SLG: 0.278 Denny Walling, L (9, PH) OBP: 0.384, SLG: 0.421		SSS 0-3 ② K		x 0-0 ② 4-3 1-2 2-3			x 0-0 ① P4		SSS 0-3 ① K	3 1	0 0	0 0	0 0	0 0	1 1	3 1
Joe Niekro, R (1, 1) OBP: 0.245, SLG: 0.298 Bruce Bochy, R (9, PH) OBP: 0.450, SLG: 0.286		x 0-0 ③ F9		SSS 0-3 ③ K			x 0-0 ② P4		SSS 0-3 ② K	3 1	0 0	0 0	0 0	0 0	1 1	3 1
Inning Stats	R: 0 H: 0 E: 1 LOB: 2 K: 0 BB: 1 S: 4 P: 8	R: 0 H: 1 E: 0 LOB: 1 K: 2 BB: 0 S: 8 P: 8	R: 0 H: 0 E: 0 LOB: 1 K: 0 BB: 1 S: 3 P: 7	R: 0 H: 1 E: 0 LOB: 2 K: 2 BB: 1 S: 8 P: 12	R: 0 H: 1 E: 0 LOB: 1 K: 1 BB: 0 S: 6 P: 6	R: 0 H: 0 E: 0 LOB: 0 K: 1 BB: 0 S: 5 P: 5	R: 0 H: 1 E: 0 LOB: 1 K: 0 BB: 0 S: 4 P: 4	R: 0 H: 1 E: 0 LOB: 1 K: 2 BB: 0 S: 8 P: 8	R: 1 H: 2 E: 0 LOB: 1 K: 2 BB: 0 S: 9 P: 9	1B: 6 SF: 0 2B: 0 SAC: 0 3B: 1 DP: 0 HR: 0 HBP: 0						

PITCHER	IP	WLS	BF	H	R	ER	SO	BB	IBB	HBP	BLK	WP	HR	S	P	ERA	WHIP
Steve Carlton, L (1, 1) ERA: 2.14	9.0	W	38	7	1	1	10	3	0	0	0	0	0	55	67	1.00	1.111

PITCHER	IP	WLS	BF	H	R	ER	SO	BB	IBB	HBP	BLK	WP	HR	S	P	ERA	WHIP

BOTTOM

Philadelphia Phillies @ Houston Astros

Astrodome, Houston, TX

Thu Jul 17 1980, 8:05 PM EDT

Att. 26,403 - Unknown

livebaseballscorecards.com

AB	35
R	1
H	7
RBI	1
BB	3
SO	10
LOB	20

Batter	1	2	3	4	5	6	7	8	9	10	11	AB	R	H	RBI	BB	SO	LOB
Jerry White, S (1, 7) OBP: 0.372, SLG: 0.518	K		FC4-6 1B		CS 1B			SF8 3B		K		5	1	3	0	0	2	1
Rodney Scott, S (1, 4) OBP: 0.315, SLG: 0.295	S 1B SF8 BB		FC4-6 BLK 1-2f		CS 1-2	F8		SF8 3-H		F9		3	1	0	1	1	0	2
Andre Dawson, R (1, 8) OBP: 0.366, SLG: 0.495	S 1-2 1B		8-6-3-2 1-3f			2B		5-3			4-3	5	0	2	0	0	0	1
Ellis Valentine, R (1, 9) OBP: 0.372, SLG: 0.523	SF8 1-2 2-H			E4 FC6-4		F6		4-3			WP 1B 1B	4	1	1	1	0	0	1
Warren Cromartie, L (1, 3) OBP: 0.369, SLG: 0.457	G3			F7		F9			K		1B 1-2 IBB	4	0	0	0	1	1	3
Gary Carter, R (1, 2) OBP: 0.313, SLG: 0.469		HR		FC6-4 1-2f			4-3		F8		G4-3 1-3 2-H 1B	5	1	2	2	0	0	1
Larry Parrish, R (1, 5) OBP: 0.306, SLG: 0.467		G4-3 1B		F7			K		F8		G4-3 1-2f	5	0	1	0	0	1	3
Tony Bernazard, S (1, 6) OBP: 0.301, SLG: 0.348		G4-3 1-2f			G3		HR			SH3-4 BB		3	1	1	1	1	0	1
Bill Lee, L (1, 1) OBP: 0.242, SLG: 0.273 Woodie Fryman, R (8, 1) OBP: 0.125, SLG: 0.125 Elias Sosa, R (11, 1) OBP: 0.200, SLG: 0.200 Fred Norman, S (11, 1)		K			K		F8			SH3-4 1-2		3 0 0 0	0 0 0 0	0 0 0 0	0 0 0 0	0 0 0 0	2 0 0 0	0 0 0 0
Inning Stats	R: 1 E: 0 K: 1 S: 6 H: 1 LOB: 1 BB: 1 P: 10	R: 1 E: 0 K: 1 S: 6 H: 2 LOB: 0 BB: 0 P: 6	R: 0 E: 0 K: 0 S: 3 H: 1 LOB: 0 BB: 0 P: 3	R: 0 E: 1 K: 0 S: 4 H: 0 LOB: 1 BB: 0 P: 4	R: 0 E: 0 K: 1 S: 5 H: 1 LOB: 0 BB: 0 P: 5	R: 0 E: 0 K: 0 S: 4 H: 1 LOB: 1 BB: 0 P: 4	R: 1 E: 0 K: 1 S: 6 H: 1 LOB: 0 BB: 0 P: 6	R: 1 E: 0 K: 0 S: 4 H: 1 LOB: 0 BB: 0 P: 4	R: 0 E: 0 K: 1 S: 5 H: 0 LOB: 0 BB: 0 P: 5	R: 0 E: 0 K: 1 S: 5 H: 0 LOB: 1 BB: 1 P: 9	R: 1 E: 0 K: 0 S: 4 H: 2 LOB: 1 BB: 1 P: 8	1B: 6 2B: 2 3B: 1 HR: 2 SF: 2 SAC: 1 DP: 3 HBP: 0						

PITCHER		IP	WLS	BF	H	R	ER	SO	BB	IBB	HBP	BLK	WP	HR	S	P	ERA	WHIP
Vern Ruhle, R ERA: 2.96	(1, 1)	8.0		31	8	4	4	4	1	0	0	1	0	2	38	42	4.50	1.125
Joe Sambito, L ERA: 2.27	(9, 1)	2.0		7	0	0	0	2	1	0	0	0	0	0	10	14	0.00	0.500
Dave Smith, R ERA: 2.22	(11, 1)	1.0	L	5	2	1	1	0	0	1	0	0	1	0	4	8	9.00	2.000

PITCHER	IP	WLS	BF	H	R	ER	SO	BB	IBB	HBP	BLK	WP	HR	S	P	ERA	WHIP

TOP

Montreal Expos @ Houston Astros

Astrodome, Houston, TX

Fri Jul 18 1980, 8:05 PM EDT

Att. 26,389 - Unknown

livebaseballscorecards.com

AB	37
R	5
H	10
RBI	5
BB	3
SO	6
LOB	13

Montreal Expos @ Houston Astros

Astrodome, Houston, TX

Fri Jul 18 1980, 8:05 PM EDT

Att. 26,389 - Unknown

BOTTOM

Batter	1	2	3	4	5	6	7	8	9	10	11	AB	R	H	RBI	BB	SO	LOB
Rafael Landestoy, S (1, 6) (10, 5) OBP: 0.316, SLG: 0.364	BBBB 4-0 S 2B BB	x 0-0 S 1B		x 0-0 FC4-6 1-2 1B		x 0-0 ② 5-3 1-2		x 0-0 ② 4-3 1-2 1B	SSS 0-3 ③ K		x 0-0 ② F9	6	1	3	0	1	1	5
Terry Puhl, L (1, 7) OBP: 0.367, SLG: 0.446	SSS 0-3 ① K 1-2	BBBB 4-0 1-2 BB		x 0-0 ② FC4-6 1-2f 2-3		x 0-0 ③ 2-H 1B		x 0-0 ② 4-3 1-2 2-3		x 0-0 ① F9	x 0-0 ③ 4-3	6	0	1	0	1	1	6
Danny Heep, L (1, 3) OBP: 0.182, SLG: 0.100	x 0-0 ② G3	x 0-0 ③ F9		x 0-0 ③ G3			x 0-0 ① G3	BBBB 4-0 BB		x 0-0 BB 1B FC3-2 1B		4	0	0	0	1	0	5
Joe Sambito, L (9, 1)												0	0	0	0	0	0	0
Denny Walling, L (10, PH) (11, 9) OBP: 0.387, SLG: 0.424												1	0	1	0	0	0	0
Cesar Cedeno, R (1, 8) OBP: 0.373, SLG: 0.480	x 0-0 1B 2-H 2B	x 0-0 CS 1B		x 0-0 6-3 S 1B 1B			x 0-0 ② L6	SSS 0-3 ③ K		x 0-0 FC3-2 BB 1-2 1B		6	2	4	1	0	1	3
Art Howe, R (1, 5) (10, 3) OBP: 0.346, SLG: 0.417	x 0-0 BB 2-H 1B	x 0-0 ① ② 3-1 1-2		x 0-0 ① 6-3 1-3			x 0-0 1B	BBBB 4-0 1B SH2-4 BB	BBBB 4-0 FC3-2 1-2 2-3 BB			4	0	2	1	2	0	2
Joe Morgan, L (1, 4) OBP: 0.350, SLG: 0.365	BBBB 4-0 1-2 BB	BBBB 4-0 BB		x 0-0 G4-6-3 3-H 1B			x 0-0 ③ 4-3	x 0-0 ① SH2-4 1-2	x 0-0 ② FC3-2 1-2 2-3 3-Hf			3	0	1	1	2	0	4
Jeffrey Leonard, R (1, 9) OBP: 0.263, SLG: 0.307	x 0-0 ③ 4-3	x 0-0 ③ F4		x 0-0 ② ③ G4-6-3 1-2f				x 0-0 HR	4-0 1B IBB	x 0-0 F9 ③		5	1	1	1	0	7	
Dave Smith, R (11, 1)												0	0	0	0	0	0	0
Luis Pujols, R (1, 2) OBP: 0.276, SLG: 0.254		x 0-0 ① 6-3		x 0-0 ① 6-3		x 0-0 5-3 1B 1B		x 0-0 F9 ①	x 0-0 1-2 2-3 1B		x 0-0 SH5-3 1B	6	0	3	0	0	0	0
Vern Ruhle, R (1, 1) OBP: 0.348, SLG: 0.409		SSS 0-3 ② K		x 0-0 FC4-6 1B 1B		SSS 0-3 ① K		x 0-0 4-3 1B 1B	x 0-0 F9 ②		x 0-0 ① SH5-3 1-2	3	0	1	0	0	2	1
Enos Cabell, R (8, PH) OBP: 0.000, SLG: 0.351												1	0	1	0	0	0	0
Dave Bergman, L (8, PR) (9, 3) OBP: 0.220, SLG: 0.156												0	0	0	0	0	0	0
Bruce Bochy, R (9, PH) OBP: 0.425, SLG: 0.267												1	0	0	0	0	0	3
Craig Reynolds, L (10, 6) OBP: 0.229, SLG: 0.278												0	0	0	0	0	0	0
Inning Stats	R: 2 E: 0 K: 1 S: 7 H: 2 LOB: 2 BB: 2 P: 15	R: 0 E: 0 K: 1 S: 6 H: 1 LOB: 2 BB: 1 P: 10	R: 0 E: 0 K: 0 S: 3 H: 1 LOB: 1 BB: 1 P: 7	R: 0 E: 0 K: 0 S: 5 H: 2 LOB: 2 BB: 0 P: 5	R: 1 E: 0 K: 0 S: 4 H: 2 LOB: 0 BB: 0 P: 4	R: 0 E: 0 K: 1 S: 6 H: 2 LOB: 2 BB: 0 P: 6	R: 0 E: 0 K: 0 S: 4 H: 1 LOB: 1 BB: 0 P: 4	R: 1 E: 0 K: 1 S: 8 H: 3 LOB: 3 BB: 1 P: 12	R: 0 E: 0 K: 1 S: 6 H: 1 LOB: 3 BB: 2 P: 14	R: 0 E: 0 K: 0 S: 5 H: 2 LOB: 3 BB: 1 P: 9	R: 0 E: 0 K: 0 S: 4 H: 1 LOB: 1 BB: 0 P: 4	1B: 16 2B: 1 3B: 0 HR: 1	SF: 0 SAC: 2 DP: 1 HBP: 0					

livebaseballscorecards.com

AB	46
R	4
H	18
RBI	4
BB	8
SO	5
LOB	36

WP: 0 PB: 0 SB: 3 CS: 1 PA: 56

PITCHER		IP	WLS	BF	H	R	ER	SO	BB	IBB	HBP	BLK	WP	HR	S	P	ERA	WHIP
Bill Lee, L ERA: 5.0	(1, 1)	7.1		36	13	4	4	3	4	0	0	0	0	1	38	54	4.91	2.318
Woodie Fryman, L ERA: 1.8	(8, 1)	2.2	W	16	4	0	0	2	3	1	0	0	0	0	16	32	0.00	2.625
Elias Sosa, R ERA: 3.61	(11, 1)	0.2		3	1	0	0	0	0	0	0	0	0	0	3	3	0.00	1.500
Fred Norman, L ERA: 4.91	(11, 1)	0.1	S	1	0	0	0	0	0	0	0	0	0	0	1	1	0.00	0.000

PITCHER		IP	WLS	BF	H	R	ER	SO	BB	IBB	HBP	BLK	WP	HR	S	P	ERA	WHIP

Batter	1	2	3	4	5	6	7	8	9	AB	R	H	RBI	BB	SO	LOB
Ron LeFlore, R (1, 7) OBP: 0.337, SLG: 0.362	S S S 0-3 ① K		x 0-0 ② F4			B B B B 4-0 S 6-3 BB		x 0-0 FC6 1B		3	1	1	0	1	1	0
Rodney Scott, S (1, 4) OBP: 0.314, SLG: 0.292	x 0-0 ② 4-3		x 0-0 ③ 6-3			B B B B 4-0 1-3 S BB		x 0-0 ① FC6 BLK 1-2f 1B		3	1	0	0	1	0	1
Andre Dawson, R (1, 8) OBP: 0.367, SLG: 0.498	x 0-0 2B			x 0-0 ① 6-3		x 0-0 ① 6-3 1-2 3-H		x 0-0 G6-4-3 1-H 1B		4	0	2	2	0	0	1
Ellis Valentine, R (1, 9) OBP: 0.365, SLG: 0.511	S S S 0-3 ③ K			x 0-0 ② 5-3		x 0-0 ② F4		x 0-0 ② ③ G6-4-3 1-2f		4	0	0	0	0	1	3
Warren Cromartie, L (1, 3) OBP: 0.367, SLG: 0.453		x 0-0 ① 4-3		S S S 0-3 ③ K		I I I 4-0 IBB			x 0-0 ① F8	3	0	0	0	1	1	0
Gary Carter, R (1, 2) OBP: 0.309, SLG: 0.463		x 0-0 ② F7			x 0-0 ① L8	x 0-0 ③ F7			x 0-0 ② F8	4	0	0	0	0	0	2
Larry Parrish, R (1, 5) OBP: 0.309, SLG: 0.468		x 0-0 FC6-4 1B			x 0-0 6-3 E 1B		x 0-0 ① F9		S S S 0-3 ③ K	4	0	2	0	0	1	0
Chris Speier, R (1, 6) OBP: 0.332, SLG: 0.308		x 0-0 ③ FC6-4 1-2f			x 0-0 ② 6-3 1-3		x 0-0 ② 4-3			3	0	0	0	0	0	2
Charlie Lea, R (1, 1)			x 0-0 ① 6-3		x 0-0 ③ 6-3		x 0-0 ③ F9			3	0	0	0	0	0	1
Fred Norman, S (7, 1)										0	0	0	0	0	0	0
Elias Sosa, R (7, 1) OBP: 0.200, SLG: 0.200										0	0	0	0	0	0	0

TOP

Montreal Expos @ Houston Astros

Astrodome, Houston, TX

Sat Jul 19 1980, 8:05 PM EDT

Att. 40,499 - Unknown

livebaseballscorecards.com

AB	31
R	2
H	5
RBI	2
BB	3
SO	4
LOB	10

Inning Stats	1	2	3	4	5	6	7	8	9
	R: 0 E: 0 K: 2 S: 8	R: 0 E: 0 K: 0 S: 4	R: 0 E: 0 K: 0 S: 3	R: 0 E: 0 K: 1 S: 5	R: 0 E: 1 K: 0 S: 4	R: 1 E: 0 K: 0 S: 3	R: 0 E: 0 K: 0 S: 3	R: 1 E: 0 K: 0 S: 4	R: 0 E: 0 K: 1 S: 5
	H: 1 LOB: 1 BB: 0 P: 8	H: 1 LOB: 1 BB: 0 P: 4	H: 0 LOB: 0 BB: 0 P: 3	H: 0 LOB: 0 BB: 0 P: 5	H: 1 LOB: 1 BB: 0 P: 4	H: 0 LOB: 2 BB: 3 P: 15	H: 0 LOB: 0 BB: 0 P: 3	H: 2 LOB: 0 BB: 0 P: 4	H: 0 LOB: 0 BB: 0 P: 5

1B: 4	SF: 0	WP: 0
2B: 1	SAC: 0	PB: 0
3B: 0	DP: 1	SB: 3
HR: 0	HBP: 0	CS: 0

PA: 34

PITCHER		IP	WLS	BF	H	R	ER	SO	BB	IBB	HBP	BLK	WP	HR	S	P	ERA	WHIP
Joaquin Andujar, R ERA: 4.01	(1, 1)	7.0	W	27	3	1	1	3	2	1	0	0	0	0	30	42	1.29	0.714
Dave Smith, R ERA: 2.31	(8, 1)	2.0	S	7	2	1	1	1	0	0	0	1	0	0	9	9	4.50	1.000

PITCHER	IP	WLS	BF	H	R	ER	SO	BB	IBB	HBP	BLK	WP	HR	S	P	ERA	WHIP

Montreal Expos @ Houston Astros

Astrodome, Houston, TX

Sat Jul 19 1980, 8:05 PM EDT

Att. 40,499 - Unknown

livebaseballscorecards.com

BOTTOM

Batter	1	2	3	4	5	6	7	8	9	AB	R	H	RBI	BB	SO	LOB
Terry Puhl, L (1, 9) OBP: 0.368, SLG: 0.441	B B B B 4-0 CS BB		x 0-0 ② 4-3		S S S 0-3 ③ K		I I I I 4-0 1-2 BB 1B IBB	x 0-0 ② F4		3	1	0	0	2	1	2
Joe Morgan, L (1, 4) OBP: 0.347, SLG: 0.359	x 0-0 ① ② F9 1-2		x 0-0 ③ F8			x 0-0 ① F7	B B B B 4-0 1-2 2-3 1B E BB	x 0-0 ③ F7		4	1	0	0	1	0	3
Denny Walling, L (1, 7) OBP: 0.385, SLG: 0.421	x 0-0 ③ G3			x 0-0 ① G3		x 0-0 ② F7	x 0-0 E 1-2 2-H 3-H 1B			4	0	1	2	0	0	0
Danny Heep, L (1, 3) OBP: 0.400, SLG: 0.308 Dave Smith, R (8, 1)		B B B B 4-0 FC5-4 BB		x 0-0 BB 1B		x 0-0 FC6-4 1B	x 0-0 E9 1-3 2-H 1B			3 0	0 0	3 0	1 0	1 0	0 0	0 0
Cesar Cedeno, R (1, 8) OBP: 0.375, SLG: 0.476		x 0-0 ① FC5-4 S 1-2f		B B B B 4-0 1-2 BB		x 0-0 ③ FC6-4 1-2f	B B B B 4-0 BB			2	0	0	0	2	0	2
Art Howe, R (1, 5) OBP: 0.339, SLG: 0.407		x 0-0 ② F8 1-2		S S S 0-3 ② K			0-3 K 4-3			4	0	0	0	0	2	6
Alan Ashby, S (1, 2) OBP: 0.324, SLG: 0.348	B B B B 4-0 BB			x 0-0 ③ 4-3			x 0-0 ② G3	x 0-0 2B 1B		3	0	1	0	1	0	2
Craig Reynolds, L (1, 6) OBP: 0.231, SLG: 0.292 Dave Bergman, L (8, 3) OBP: 0.235, SLG: 0.196	x 0-0 ③ F5				S S S 0-3 ① K		x 0-0 HR	x 0-0 1-3 2B		3 1	1 0	1 1	1 0	0 0	1 0	2 0
Joaquin Andujar, S (1, 1) OBP: 0.182, SLG: 0.182 Rafael Landestoy, S (7, PH) OBP: 0.318, SLG: 0.365 (8, 6)			S S S 0-3 ① K		S S S 0-3 ② K		x 0-0 BB S 1B	x 0-0 ① 4-3		2 2	0 1	0 1	0 1	0 0	2 0	0 2
Inning Stats	R: 0 E: 0 K: 0 S: 2 H: 0 LOB: 0 BB: 1 P: 6	R: 0 E: 0 K: 0 S: 3 H: 0 LOB: 2 BB: 2 P: 11	R: 0 E: 0 K: 1 S: 5 H: 0 LOB: 0 BB: 0 P: 5	R: 0 E: 0 K: 1 S: 6 H: 1 LOB: 2 BB: 1 P: 10	R: 0 E: 0 K: 3 S: 9 H: 0 LOB: 0 BB: 0 P: 9	R: 0 E: 0 K: 0 S: 4 H: 1 LOB: 1 BB: 0 P: 4	R: 4 E: 1 K: 1 S: 9 H: 4 LOB: 3 BB: 3 P: 21	R: 0 E: 0 K: 0 S: 5 H: 2 LOB: 2 BB: 0 P: 5		1B: 6 2B: 1 3B: 0 HR: 1	SF: 0 SAC: 0 DP: 0 HBP: 0			WP: 0 PB: 0 SB: 2 CS: 1	PA: 38		

	AB	31
	R	4
	H	8
	RBI	4
	BB	7
	SO	6
	LOB	19

PITCHER		IP	WLS	BF	H	R	ER	SO	BB	IBB	HBP	BLK	WP	HR	S	P	ERA	WHIP
Charlie Lea, R ERA: 2.89	(1, 1)	6.2	L	28	4	3	3	6	4	1	0	0	0	1	35	55	4.05	1.200
Fred Norman, L ERA: 5.13	(7, 1)	0.0		3	2	1	1	0	1	0	0	0	0	0	2	6	∞	∞
Elias Sosa, R ERA: 3.52	(7, 1)	1.1		7	2	0	0	0	1	0	0	0	0	0	6	10	0.00	2.250

PITCHER	IP	WLS	BF	H	R	ER	SO	BB	IBB	HBP	BLK	WP	HR	S	P	ERA	WHIP

Batter	1	2	3	4	5	6	7	8	9	AB	R	H	RBI	BB	SO	LOB
Ron LeFlore, R (1, 7) OBP: 0.339, SLG: 0.364	4-3 E, 1B; 1B	FC1-6, 1-3, 3-H; 1B		F9 ②			5-3 ②		SSS K ②	4	1	2	1	0	0	1
Jerry White, S (8, 7) OBP: 0.368, SLG: 0.512										1	0	0	0	0	1	1
Rodney Scott, S (1, 4) OBP: 0.310, SLG: 0.287	4-3 ①, 1-3	FC1-6, S, 1-2f ②		5-3 ③			G3 ③		F9 ③	5	0	0	0	0	0	5
Andre Dawson, R (1, 8) OBP: 0.366, SLG: 0.495	E 6-3, 3-H; 1B	5-3 ③, 1-2			5-3 ①			E6, S		4	1	1	1	0	0	2
Ellis Valentine, R (1, 9) OBP: 0.363, SLG: 0.522	6-3 ②, 1-H		HR		1-3 ②			SSS K, 1-2 ①		4	1	1	2	0	1	1
Warren Cromartie, L (1, 3) OBP: 0.363, SLG: 0.448	4-3 ③		6-3 ①		F7 ③			F7 ②		4	0	0	0	0	0	1
Larry Parrish, R (1, 5) OBP: 0.313, SLG: 0.466		FC1-6, 1B	4-3 ②			F7 ①		IIII IBB		3	0	1	0	1	0	0
Tony Bernazard, S (1, 6) OBP: 0.293, SLG: 0.338		FC1-6 ①, 1-2f, 2B	1-3 ③			G3 ②		SSS K ③		4	1	0	0	0	1	3
Bobby Ramos, R (1, 2) OBP: 0.375, SLG: 0.333		1B, 1-H; 1B 2B		BBBB BB		6-3 ③			SSS K ①	3	1	1	1	1	1	0
Bill Gullickson, R (1, 1) OBP: 0.308, SLG: 0.250		1B, 2-3; 1B		SSS K ①			F3 ①		1B	4	0	2	0	0	1	1
Inning Stats	R: 2 E: 2 K: 0 S: 5 H: 2 LOB: 0 BB: 0 P: 5	R: 2 E: 0 K: 0 S: 7 H: 4 LOB: 2 BB: 0 P: 7	R: 1 E: 0 K: 0 S: 4 H: 1 LOB: 0 BB: 0 P: 4	R: 0 E: 0 K: 1 S: 5 H: 0 LOB: 1 BB: 1 P: 9	R: 0 E: 0 K: 0 S: 3 H: 0 LOB: 0 BB: 0 P: 3	R: 0 E: 0 K: 0 S: 3 H: 0 LOB: 0 BB: 0 P: 3	R: 0 E: 0 K: 0 S: 3 H: 0 LOB: 0 BB: 0 P: 3	R: 0 E: 1 K: 2 S: 8 H: 0 LOB: 2 BB: 1 P: 12	R: 0 E: 0 K: 2 S: 8 H: 1 LOB: 1 BB: 0 P: 8	1B: 6 2B: 1 3B: 0 HR: 1 SF: 0 SAC: 0 DP: 0 HBP: 0							

TOP

Montreal Expos @ Houston Astros

Astrodome, Houston, TX

Sat Jul 19 1980, 8:05 PM EDT

Att. 39,507 - Unknown

livebaseballscorecards.com

AB	36
R	5
H	8
RBI	5
BB	2
SO	5
LOB	15

PITCHER		IP	WLS	BF	H	R	ER	SO	BB	IBB	HBP	BLK	WP	HR	S	P	ERA	WHIP
Gordie Pladson, R ERA: 7.2	(1, 1)	1.1	L	10	6	4	3	0	0	0	0	0	0	0	10	10	20.25	4.500
Bert Roberge, R ERA: 1.59	(2, 1)	5.2		19	1	1	1	1	1	0	0	0	0	1	20	24	1.59	0.353
Joe Sambito, L ERA: 2.17	(8, 1)	2.0		9	1	0	0	4	0	1	0	0	0	0	16	20	0.00	0.500

PITCHER	IP	WLS	BF	H	R	ER	SO	BB	IBB	HBP	BLK	WP	HR	S	P	ERA	WHIP

Montreal Expos @ Houston Astros

Astrodome, Houston, TX

Sat Jul 19 1980, 8:05 PM EDT

Att. 39,507 - Unknown

BOTTOM

Batter	1	2	3	4	5	6	7	8	9	AB	R	H	RBI	BB	SO	LOB
Rafael Landestoy, S (1, 4) OBP: 0.321, SLG: 0.362	BBBB 4-0 1B S BB BB		SSS 0-3 ① K		BBB 4-0 BB		x 0-0 ② 4-3 1-2			2	1	0	0	2	1	1
Denny Walling, L (1, 9) OBP: 0.386, SLG: 0.421 Terry Puhl, L (3, PR) OBP: 0.366, SLG: 0.438 (4, 9) (5, 8)	x 0-0 BB BB SF7 1-3 1B		x 0-0 E6		x 0-0 ③ F7		x 0-0 ③ G3			2 2	1 0	1 0	0 0	0 0	0 0	0 2
Danny Heep, L (1, 3) OBP: 0.316, SLG: 0.235	x 0-0 ① F5		x 0-0 ② F9			x 0-0 ① F9		x 0-0 ① F9		4	0	0	0	0	0	3
Jose Cruz, L (1, 7) OBP: 0.366, SLG: 0.427	BBBB 4-0 SF7 BB 1-2 BB		x 0-0 ③ G3			x 0-0 BB 1B		BBBB 4-0 G6-4-3 BB		2	0	1	0	2	0	1
Cesar Cedeno, R (1, 8) OBP: 0.375, SLG: 0.474 Jeffrey Leonard, R (5, 9) OBP: 0.260, SLG: 0.303	BBBB 4-0 CS 1-2 2-3 3-H BB			x 0-0 ① F7		SSS 0-3 ② K		x 0-0 ② ③ G6-4-3 1-2f		1 2	0 0	0 0	1 0	1 0	0 1	0 2
Art Howe, R (1, 5) OBP: 0.337, SLG: 0.402	x 0-0 ② SF7 2-3 3-H			x 0-0 ② 5-3		BBBB 4-0 1-2 BB			x 0-0 ① F3	2	0	0	1	1	0	0
Alan Ashby, S (1, 2) OBP: 0.318, SLG: 0.340	0-0 ③ CS 1-2	x 0-0 ① 4-3		x 0-0 ③ 4-3		x 0-0 ③ F7			x 0-0 ② G3	4	0	0	0	0	0	2
Craig Reynolds, L (1, 6) OBP: 0.235, SLG: 0.296		x 0-0 ② F8			x 0-0 G4-6-3 1B		x 0-0 ① F6		x 0-0 1B	4	0	2	0	0	0	0
Gordie Pladson, R (1, 1) Bert Roberge, R (2, 1) Dave Bergman, L (7, PH) OBP: 0.250, SLG: 0.213 Joe Sambito, L (8, 1) Joe Morgan, L (9, PH) OBP: 0.346, SLG: 0.357		SSS 0-3 ③ K			x 0-0 ① ② G4-6-3 1-2f		x 0-0 4-3 1B		x 0-0 ③ G3	0 2 1 0 1	0 0 0 0 0	0 0 1 0 0	0 0 0 0 0	0 1 0 0 0	0 1 0 0 1	0 1 0 0 1
Inning Stats	R: 2 E: 0 K: 0 S: 3 H: 1 LOB: 1 BB: 3 P: 15	R: 0 E: 0 K: 1 S: 5 H: 0 LOB: 0 BB: 0 P: 5	R: 0 E: 1 K: 1 S: 6 H: 0 LOB: 1 BB: 0 P: 6	R: 0 E: 0 K: 0 S: 3 H: 0 LOB: 0 BB: 0 P: 3	R: 0 E: 0 K: 0 S: 3 H: 1 LOB: 1 BB: 1 P: 7	R: 0 E: 0 K: 1 S: 6 H: 1 LOB: 2 BB: 1 P: 10	R: 0 E: 0 K: 0 S: 4 H: 1 LOB: 1 BB: 0 P: 4	R: 0 E: 0 K: 0 S: 2 H: 0 LOB: 0 BB: 1 P: 6	R: 0 E: 0 K: 0 S: 4 H: 1 LOB: 1 BB: 0 P: 4	1B: 5 2B: 0 3B: 0 HR: 0	SF: 1 SAC: 0 DP: 2 HBP: 0						

livebaseballscorecards.com

AB	29
R	2
H	5
RBI	2
BB	6
SO	3
LOB	13

WP: 0 PB: 0 SB: 1 CS: 1 PA: 37

PITCHER	IP	WLS	BF	H	R	ER	SO	BB	IBB	HBP	BLK	WP	HR	S	P	ERA	WHIP
Bill Gullickson, R (1, 1) ERA: 4.72	9.0	W	36	5	2	2	3	6	0	0	0	0	0	36	60	2.00	1.222

PITCHER	IP	WLS	BF	H	R	ER	SO	BB	IBB	HBP	BLK	WP	HR	S	P	ERA	WHIP

Batter	1	2	3	4	5	6	7	8	9	AB	R	H	RBI	BB	SO	LOB
Ron LeFlore, R (1, 7) OBP: 0.338, SLG: 0.362	F9		K2-3			1-3		1B		4	0	1	1	0	1	0
Rodney Scott, S (1, 4) OBP: 0.306, SLG: 0.283	K			4-3			K	F8		4	0	0	0	0	2	1
Andre Dawson, R (1, 8) OBP: 0.364, SLG: 0.492	K			4-3			1B		F8	4	0	1	0	0	1	0
Ellis Valentine, R (1, 9) OBP: 0.361, SLG: 0.532		K		K			K		HR	4	1	1	1	0	3	1
Warren Cromartie, L (1, 3) OBP: 0.362, SLG: 0.444		BB			F7		K		F9	3	0	0	0	1	1	1
Gary Carter, R (1, 2) OBP: 0.305, SLG: 0.457		F9 1-2			F8			4-3	K	4	0	0	0	0	1	1
Larry Parrish, R (1, 5) OBP: 0.308, SLG: 0.459		K			4-3			K		3	0	0	0	0	2	1
Chris Speier, R (1, 6) OBP: 0.332, SLG: 0.305			6-3			6-3		2B BB		2	1	0	0	1	0	0
Steve Rogers, R (1, 1) OBP: 0.269, SLG: 0.156			5-3			K		1B 2B		2	0	0	0	0	1	0
Tom Hutton, L (8, PH) OBP: 0.256, SLG: 0.231										1	1	1	1	0	0	0
Fred Norman, S (8, 1)										0	0	0	0	0	0	0
Inning Stats	R: 0 E: 0 K: 2 S: 7 H: 0 LOB: 0 BB: 0 P: 7	R: 0 E: 0 K: 2 S: 7 H: 0 LOB: 1 BB: 1 P: 11	R: 0 E: 0 K: 1 S: 5 H: 0 LOB: 0 BB: 0 P: 5	R: 0 E: 0 K: 1 S: 5 H: 0 LOB: 0 BB: 0 P: 5	R: 0 E: 0 K: 0 S: 3 H: 0 LOB: 0 BB: 0 P: 3	R: 0 E: 0 K: 1 S: 5 H: 0 LOB: 0 BB: 0 P: 5	R: 0 E: 0 K: 3 S: 10 H: 1 LOB: 1 BB: 0 P: 10	R: 2 E: 0 K: 1 S: 7 H: 2 LOB: 1 BB: 1 P: 11	R: 1 E: 0 K: 1 S: 6 H: 1 LOB: 0 BB: 0 P: 6	1B: 2 2B: 1 3B: 0 HR: 1 SF: 0 SAC: 0 DP: 0 HBP: 0						

PITCHER		IP	WLS	BF	H	R	ER	SO	BB	IBB	HBP	BLK	WP	HR	S	P	ERA	WHIP
Nolan Ryan, R ERA: 3.14	(1, 1)	7.2		28	3	2	2	11	2	0	0	0	0	0	48	56	2.35	0.652
Joe Sambito, L ERA: 2.3	(8, 1)	1.1	W	5	1	1	1	1	0	0	0	0	0	1	7	7	6.75	0.750

PITCHER		IP	WLS	BF	H	R	ER	SO	BB	IBB	HBP	BLK	WP	HR	S	P	ERA	WHIP

TOP

Montreal Expos @ Houston Astros

Astrodome, Houston, TX

Sun Jul 20 1980, 8:05 PM EDT

Att. 28,513 - Unknown

livebaseballscorecards.com

AB	31
R	3
H	4
RBI	3
BB	2
SO	12
LOB	5

WP: 0 PB: 0 SB: 1 CS: 0 PA: 33

Montreal Expos @ Houston Astros

Astrodome, Houston, TX

Sun Jul 20 1980, 8:05 PM EDT

Att. 28,513 - Unknown

BOTTOM

Batter	1	2	3	4	5	6	7	8	9	AB	R	H	RBI	BB	SO	LOB
Rafael Landestoy, S (1, 4) OBP: 0.315, SLG: 0.355	1-3	FC6-4 1-2f			K			F7		4	0	0	0	0	1	2
Craig Reynolds, L (1, 6) OBP: 0.236, SLG: 0.295	4-3		F7		K			1B		4	0	1	0	0	1	1
Terry Puhl, L (1, 8) OBP: 0.362, SLG: 0.433	F7		F9			4-3		F4		4	0	0	0	0	0	1
Jose Cruz, L (1, 7) OBP: 0.367, SLG: 0.425		BB 1B 3B	4-3			F8			BB SH	2	2	0	0	2	0	0
Danny Heep, L (1, 3) OBP: 0.273, SLG: 0.200		F8		F9		3-1			SH 1-H	3	0	0	0	0	0	1
Dave Bergman, L (9, 3) OBP: 0.250, SLG: 0.213										0	0	0	0	0	0	0
Enos Cabell, R (1, 5) OBP: 0.300, SLG: 0.351	1B 1-2 3B			6-3			6-3			3	1	1	0	0	0	0
Jeffrey Leonard, R (1, 9) OBP: 0.261, SLG: 0.317	3B 1-H 2-H SF8			5-3			5-3			3	1	1	2	0	0	0
Alan Ashby, S (1, 2) OBP: 0.318, SLG: 0.339	SF8 3-H				BB		F7			1	0	0	1	1	0	0
Nolan Ryan, R (1, 1) OBP: 0.184, SLG: 0.159	FC6-4 BB				K			G3		1	0	0	0	1	1	1
Joe Sambito, L (8, 1)										1	0	0	0	0	0	0

livebaseballscorecards.com

	AB	26
	R	4
	H	3
	RBI	3
	BB	4
	SO	3
	LOB	6

Inning Stats	1	2	3	4	5	6	7	8	9
R	0	3	0	0	0	0	0	0	1
H	0	2	0	0	0	0	0	1	0
E	0	0	0	0	0	0	0	0	0
LOB	0	1	0	0	1	0	0	1	1
K	0	0	0	0	3	0	3	0	0
BB	0	2	0	0	1	0	0	0	1
S	3	5	3	3	9	3	3	4	1
P	3	13	3	3	13	3	3	4	5

PITCHER		IP	WLS	BF	H	R	ER	SO	BB	IBB	HBP	BLK	WP	HR	S	P	ERA	WHIP	PITCHER	IP	WLS	BF	H	R	ER	SO	BB	IBB	HBP	BLK	WP	HR	S	P	ERA	WHIP
Steve Rogers, R ERA: 3.06	(1, 1)	7.0		26	2	3	3	3	3	0	0	0	0	0	29	41	3.86	0.714																	
Fred Norman, L ERA: 5.01	(8, 1)	1.0	L	6	1	1	0	0	1	0	0	0	0	0	5	9	0.00	2.000																	

	1B	2	SF	1
	2B	0	SAC	1
	3B	1	DP	0
	HR	0	HBP	0

	WP	0	PA	32
	PB	0		
	SB	0		
	CS	0		

Batter	1	2	3	4	5	6	7	8	9	AB	R	H	RBI	BB	SO	LOB
Lee Mazzilli, S (1, 3) OBP: 0.384, SLG: 0.484	G3		1B		6-3			F5		4	0	1	0	0	0	0
Frank Taveras, R (1, 6) OBP: 0.310, SLG: 0.321	PB 1B		1-2 1B		6-3			6-3		4	0	2	0	0	0	0
Claudell Washington, L (1, 9) OBP: 0.318, SLG: 0.456	K 1-2		F9			E E 1B 1B		K		4	1	1	0	0	2	3
John Stearns, R (1, 2) OBP: 0.350, SLG: 0.373	F9			6-3		CS 1-H 1B			5-3	4	0	1	1	0	0	1
Joel Youngblood, R (1, 8) OBP: 0.343, SLG: 0.397		5-3		5-3 E HBP		F9 1-2			F7	3	1	0	0	0	0	1
Steve Henderson, R (1, 7) OBP: 0.382, SLG: 0.426		F7		5-3 1-2		F9			K	4	0	0	0	0	1	1
Elliott Maddox, R (1, 5) OBP: 0.368, SLG: 0.350		F9		E9 2-H 1B			CS 1B			3	0	2	1	0	0	0
Doug Flynn, R (1, 4) OBP: 0.281, SLG: 0.281			F6-3	F5-3			F7 1-2			3	0	0	0	0	0	2
Tom Hausman, R (1, 1) OBP: 0.067, SLG: 0.067 Neil Allen, R (7, 1) OBP: 0.154, SLG: 0.154			4-3		4-3		K			3 0	0 0	0 0	0 0	1 0	0 0	0 0
Inning Stats	R: 0 E: 0 K: 1 S: 6 H: 1 LOB: 1 BB: 0 P: 6	R: 0 E: 0 K: 0 S: 3 H: 0 LOB: 0 BB: 0 P: 3	R: 0 E: 0 K: 0 S: 5 H: 2 LOB: 2 BB: 0 P: 5	R: 1 E: 1 K: 0 S: 4 H: 1 LOB: 1 BB: 0 P: 5	R: 0 E: 0 K: 0 S: 3 H: 0 LOB: 0 BB: 0 P: 3	R: 1 E: 1 K: 0 S: 4 H: 2 LOB: 0 BB: 0 P: 4	R: 0 E: 0 K: 1 S: 5 H: 1 LOB: 0 BB: 0 P: 5	R: 0 E: 0 K: 1 S: 5 H: 0 LOB: 0 BB: 0 P: 5	R: 0 E: 0 K: 1 S: 5 H: 0 LOB: 0 BB: 0 P: 5	1B: 7 2B: 0 3B: 0 HR: 0	SF: 0 SAC: 0 DP: 0 HBP: 1						

PITCHER		IP	WLS	BF	H	R	ER	SO	BB	IBB	HBP	BLK	WP	HR	S	P	ERA	WHIP
Ken Forsch, R ERA: 3.13	(1, 1)	7.0		27	7	2	1	2	0	0	1	0	0	0	30	31	1.29	1.000
Frank LaCorte, R ERA: 1.23	(8, 1)	2.0	W	6	0	0	0	2	0	0	0	0	0	0	10	10	0.00	0.000

PITCHER	IP	WLS	BF	H	R	ER	SO	BB	IBB	HBP	BLK	WP	HR	S	P	ERA	WHIP

New York Mets @ Houston Astros

Astrodome, Houston, TX

Mon Jul 21 1980, 8:05 PM EDT

Att. 20,548 - Unknown

TOP

livebaseballscorecards.com

AB	32
R	2
H	7
RBI	2
BB	0
SO	4
LOB	8

1B: 7 2B: 0 3B: 0 HR: 0 SF: 0 SAC: 0 DP: 0 HBP: 1

WP: 0 PB: 1 SB: 0 CS: 2 PA: 33

Batter	1	2	3	4	5	6	7	8	9	AB	R	H	RBI	BB	SO	LOB
Rafael Landestoy, S (1, 4) OBP: 0.318, SLG: 0.357	F4-3		SH3-4 1-2		1B		CS 3-H 1B		K	4	0	2	1	0	1	3
Terry Puhl, L (1, 9) OBP: 0.362, SLG: 0.430	F4-3 E BB		K		F4		CS 1-2	F4-3	1-2 2-3 3-H 1B	4	0	1	1	1	1	2
Danny Heep, L (1, 3) OBP: 0.231, SLG: 0.167	F4-3 1-3		F9			K		F7		4	0	0	0	0	1	2
Jose Cruz, L (1, 7) OBP: 0.363, SLG: 0.419	6-3			K2-3		1-3		E6		4	0	0	0	0	1	1
Cesar Cedeno, R (1, 8) OBP: 0.374, SLG: 0.469		5-3		E S BB		F4-3		K		3	0	0	0	1	1	1
Enos Cabell, R (1, 5) OBP: 0.299, SLG: 0.350		K		K 1-3			6-3 2B 1B		F3	4	1	1	0	0	2	1
Alan Ashby, S (1, 2) OBP: 0.321, SLG: 0.335 Jeffrey Leonard, R (9, PR) OBP: 0.261, SLG: 0.317		FC5-4 BB		F4-3			6-3 1-2		1B 1B BB	2 0	0 1	0 0	0 0	2 0	0 0	2 0
Craig Reynolds, L (1, 6) OBP: 0.240, SLG: 0.303		FC5-4 1-2f			K		WP 2-H 1B 2B		1B IBB 1-3 1B	4	1	2	1	0	1	1
Ken Forsch, R (1, 1) OBP: 0.286, SLG: 0.347 Joe Morgan, L (7, PH) OBP: 0.345, SLG: 0.356 Frank LaCorte, R (8, 1) OBP: 0.200, SLG: 0.200 Denny Walling, L (9, PH) OBP: 0.388, SLG: 0.421 Luis Pujols, R (9, PR) OBP: 0.276, SLG: 0.254			SH3-4 1B		K		F7 2-3		1B 1-2 IBB	2 1 0 0 0	0 0 0 0 0	1 0 0 0 0	0 0 0 0 0	0 0 0 0 0	1 0 0 1 0	0 1 0 0 0
Inning Stats	R: 0 E: 1 K: 0 S: 3 H: 0 LOB: 1 BB: 1 P: 7	R: 0 E: 0 K: 1 S: 5 H: 0 LOB: 1 BB: 1 P: 9	R: 0 E: 0 K: 1 S: 6 H: 1 LOB: 1 BB: 0 P: 6	R: 0 E: 0 K: 2 S: 7 H: 0 LOB: 1 BB: 1 P: 11	R: 0 E: 0 K: 2 S: 8 H: 1 LOB: 1 BB: 0 P: 8	R: 0 E: 0 K: 1 S: 5 H: 0 LOB: 0 BB: 0 P: 5	R: 2 E: 0 K: 0 S: 5 H: 3 LOB: 0 BB: 0 P: 5	R: 0 E: 1 K: 1 S: 6 H: 0 LOB: 1 BB: 0 P: 6	R: 1 E: 0 K: 1 S: 6 H: 2 LOB: 3 BB: 2 P: 14	1B: 6 2B: 1 3B: 0 HR: 0	SF: 0 SAC: 1 DP: 0 HBP: 0				WP: 1 PB: 0 SB: 1 CS: 1	PA: 39	

PITCHER		IP	WLS	BF	H	R	ER	SO	BB	IBB	HBP	BLK	WP	HR	S	P	ERA	WHIP
Tom Hausman, R ERA: 3.15	(1, 1)	6.1		26	4	2	2	7	3	0	0	0	0	0	37	49	2.84	1.105
Neil Allen, R ERA: 3.55	(7, 1)	2.1	L	12	3	1	1	2	1	1	0	0	1	0	14	22	3.86	1.714

PITCHER	IP	WLS	BF	H	R	ER	SO	BB	IBB	HBP	BLK	WP	HR	S	P	ERA	WHIP

BOTTOM

New York Mets @ Houston Astros

Astrodome, Houston, TX

Mon Jul 21 1980, 8:05 PM EDT

Att. 20,548 - Unknown

livebaseballscorecards.com

AB	32
R	3
H	7
RBI	3
BB	5
SO	9
LOB	14

New York Mets @ Houston Astros

Astrodome, Houston, TX

Tue Jul 22 1980, 8:05 PM EDT

Att. 26,815 - Unknown

TOP

livebaseballscorecards.com

Batter	1	2	3	4	5	6	7	8	9	AB	R	H	RBI	BB	SO	LOB
Lee Mazzilli, S (1, 8) OBP: 0.387, SLG: 0.485	S 1B		G3 S 3B 1B	WP 1B 1-3 2-H		4-3			K	5	1	3	1	0	1	0
Frank Taveras, R (1, 6) OBP: 0.309, SLG: 0.317	F7 1-2		K 1-2	5-3 1-2 3-H			G5-4-3 1B BB		L8	4	0	0	0	1	1	3
Claudell Washington, L (1, 9) OBP: 0.317, SLG: 0.452	K		G3 2-3	K			G5-4-3 1-2			4	0	1	0	0	2	3
Steve Henderson, R (1, 7) OBP: 0.384, SLG: 0.434	6-3		3B 3-H		1B		G5-4-3 1-2f 2-3			4	0	2	1	0	0	3
Mike Jorgensen, L (1, 3) OBP: 0.357, SLG: 0.424		K	F5		K		F9			4	0	0	0	0	2	3
John Stearns, R (1, 2) OBP: 0.348, SLG: 0.370		1B PB BB		L4	F8			4-3		3	1	0	0	1	0	1
Elliott Maddox, R (1, 5) OBP: 0.369, SLG: 0.350		PB 1-3 1B		1B 1B BB	F9			F7		3	1	1	0	1	0	1
Doug Flynn, R (1, 4) OBP: 0.281, SLG: 0.280		F8 1-2 3-H		1B 1B 1B 1-2		F4-3		F6-3		4	1	1	0	0	0	1
John Pacella, R (1, 1) OBP: 0.118, SLG: 0.176 Mark Bomback, R (3, 1) OBP: 0.333, SLG: 0.348 Alex Trevino, R (4, PH) OBP: 0.359, SLG: 0.340 Ed Glynn, R (4, 1) Dyar Miller, R (6, 1) Joel Youngblood, R (9, PH) OBP: 0.342, SLG: 0.395		6-3		WP 1B 1-2 2-H		K			F9	1 0 1 1 0 1	0 0 1 0 0 0	0 0 1 0 0 0	0 0 1 0 0 0	0 0 0 0 0 0	0 0 0 1 0 0	1 0 0 0 0 0
Inning Stats	R: 0 E: 0 K: 1 S: 6 H: 1 LOB: 1 BB: 0 P: 6	R: 1 E: 0 K: 1 S: 6 H: 1 LOB: 1 BB: 1 P: 10	R: 1 E: 0 K: 1 S: 7 H: 2 LOB: 1 BB: 0 P: 7	R: 3 E: 0 K: 1 S: 8 H: 3 LOB: 1 BB: 1 P: 12	R: 0 E: 0 K: 1 S: 6 H: 1 LOB: 1 BB: 0 P: 6	R: 0 E: 0 K: 1 S: 5 H: 0 LOB: 0 BB: 0 P: 5	R: 0 E: 0 K: 0 S: 3 H: 1 LOB: 1 BB: 1 P: 7	R: 0 E: 0 K: 0 S: 3 H: 0 LOB: 0 BB: 0 P: 3	R: 0 E: 0 K: 1 S: 5 H: 0 LOB: 0 BB: 0 P: 5	1B: 8 2B: 0 3B: 1 HR: 0 SF: 0 SAC: 0 DP: 1 HBP: 0						

AB	35
R	5
H	9
RBI	3
BB	3
SO	7
LOB	16

WP: 1 PB: 1 SB: 2 CS: 0 PA: 38

PITCHER		IP	WLS	BF	H	R	ER	SO	BB	IBB	HBP	BLK	WP	HR	S	P	ERA	WHIP
Joe Niekro, R ERA: 3.93	(1, 1)	3.1		19	7	5	4	3	2	0	0	0	0	0	23	31	10.80	2.700
Bert Roberge, R ERA: 1.08	(4, 1)	2.2	W	9	1	0	0	3	0	0	0	0	1	0	15	15	0.00	0.375
Dave Smith, R ERA: 2.17	(7, 1)	3.0	S	10	1	0	0	1	1	0	0	0	0	0	11	15	0.00	0.667

PITCHER	IP	WLS	BF	H	R	ER	SO	BB	IBB	HBP	BLK	WP	HR	S	P	ERA	WHIP

BOTTOM

New York Mets @ Houston Astros

Astrodome, Houston, TX

Tue Jul 22 1980, 8:05 PM EDT

Att. 26,815 - Unknown

Batter	1	2	3	4	5	6	7	8	9	AB	R	H	RBI	BB	SO	LOB
Rafael Landestoy, S (1, 4) OBP: 0.320, SLG: 0.356	BBBB 4-0 S 1B BB	x 0-0 2-H 1B		x 0-0 ① 1-3		x 0-0 ① F4-3	SSS 0-3 ③ K			4	0	1	1	1	1	1
Terry Puhl, L (1, 9) OBP: 0.365, SLG: 0.429	BBBB 4-0 BB 1B 1-2 BB	BBB 4-0 BB		x 0-0 ② F4		x 0-0 1B 1B 1B		x 0-0 ① G3		3	1	1	0	2	0	0
Danny Heep, L (1, 3) OBP: 0.233, SLG: 0.179 Dave Smith, R (7, 1)	SSS 0-3 ① K	x 0-0 ③ L6		x 0-0 ③ F4-3		x 0-0 BB 1B 1-2 1B		x 0-0 ② F4-3		4 1	0 0	1 0	0 0	0 0	1 0	4 0
Jose Cruz, L (1, 7) OBP: 0.366, SLG: 0.420	x 0-0 ② BB 1-2 2-H 1B		BBB 4-0 S 3B BB		x 0-0 ① 1-3	x 0-0 BB 1-2 2-H 1B		x 0-0 ③ F9		4	1	2	1	1	0	0
Cesar Cedeno, R (1, 8) OBP: 0.382, SLG: 0.480	BBBB 4-0 1-2 2-3 BB	x 0-0 1-H 1B 3B			x 0-0 S 1B	BBB 4-0 F4-6-3 1-2 2-3 BB				2	1	2	1	2	0	0
Enos Cabell, R (1, 5) OBP: 0.299, SLG: 0.348	SSS 0-3 ③ K	x 0-0 1B 3-H 1B			SSS 0-3 ② K 1-2	x 0-0 ②③ F4-6-3 1-2				4	0	1	1	0	2	7
Alan Ashby, S (1, 2) OBP: 0.323, SLG: 0.337 Luis Pujols, R (5, PH) OBP: 0.272, SLG: 0.250 (6, 2)		x 0-0 ① F7	x 0-0 F5-4-3 1-3 1B		x 0-0 ③ 1-3		x 0-0 ① 6-3			2 2	0 0	1 0	0 0	0 0	0 0	0 1
Craig Reynolds, L (1, 6) OBP: 0.244, SLG: 0.303		x 0-0 SH3-4 1B 1B	x 0-0 ① F6			BBBB 4-0 HR BB	x 0-0 ② G3			3	2	1	0	1	0	2
Joe Niekro, R (1, 1) OBP: 0.240, SLG: 0.292 Bert Roberge, R (4, 1) Jeffrey Leonard, R (6, PH) OBP: 0.266, SLG: 0.342 Dave Bergman, L (7, 3) OBP: 0.264, SLG: 0.229		x 0-0 ② SH3-4 1-2	x 0-0 ②③ F5-4-3 1-2			x 0-0 1-H HR	x 0-0 1B			1 0 1 1	0 0 1 0	0 0 1 1	0 0 2 0	0 0 0 0	0 0 0 0	2 0 0 0
Inning Stats	R: 0 E: 0 K: 2 S: 7 H: 1 LOB: 3 BB: 3 P: 19	R: 1 E: 0 K: 0 S: 5 H: 2 LOB: 2 BB: 1 P: 9	R: 2 E: 0 K: 0 S: 5 H: 3 LOB: 1 BB: 1 P: 9	R: 0 E: 0 K: 0 S: 3 H: 0 LOB: 0 BB: 0 P: 3	R: 0 E: 0 K: 1 S: 6 H: 1 LOB: 1 BB: 0 P: 6	R: 3 E: 0 K: 0 S: 6 H: 4 LOB: 2 BB: 2 P: 14	R: 0 E: 0 K: 1 S: 6 H: 1 LOB: 1 BB: 0 P: 6	R: 0 E: 0 K: 0 S: 3 H: 0 LOB: 0 BB: 0 P: 3		1B: 10 2B: 0 3B: 1 HR: 1	SF: 0 SAC: 1 DP: 2 HBP: 0					

PITCHER		IP	WLS	BF	H	R	ER	SO	BB	IBB	HBP	BLK	WP	HR	S	P	ERA	WHIP
John Pacella, R ERA: 3.75	(1, 1)	2.0		16	6	3	3	2	5	0	0	0	0	0	15	35	13.50	5.500
Mark Bomback, R ERA: 4.57	(3, 1)	1.0		2	0	0	0	0	0	0	0	0	0	0	2	2	0.00	0.000
Ed Glynn, L ERA: 3.4	(4, 1)	2.1	L	12	4	3	3	1	1	0	0	0	0	1	13	17	11.57	2.143
Dyar Miller, R ERA:	(6, 1)	2.2		10	2	0	0	1	1	0	0	0	0	0	11	15	0.00	1.125

PITCHER		IP	WLS	BF	H	R	ER	SO	BB	IBB	HBP	BLK	WP	HR	S	P	ERA	WHIP

AB	32
R	6
H	12
RBI	6
BB	7
SO	4
LOB	17

WP: 0 PB: 0 SB: 3 CS: 0 PA: 40

livebaseballscorecards.com

Batter	1	2	3	4	5	6	7	8	9	AB	R	H	RBI	BB	SO	LOB
Lee Mazzilli, S (1, 8) OBP: 0.389, SLG: 0.490	FC5-4 1B		1-3 E 2B		SSS K		S 1B		F4	5	1	3	0	0	1	0
Frank Taveras, R (1, 6) OBP: 0.308, SLG: 0.316	FC5-4 1-2f		FC6-2 E 3-H		S 1B		P5 1-2			4	1	1	0	0	0	4
Steve Henderson, R (1, 7) OBP: 0.379, SLG: 0.428	L8		E8 1-H 2-H		6-3 1-2		6-3			4	0	0	0	0	0	3
John Stearns, R (1, 2) OBP: 0.347, SLG: 0.368	6-3		L3			1B 1B 1B		4-3		4	1	1	0	0	0	2
Mike Jorgensen, L (1, 3) OBP: 0.355, SLG: 0.421		F6		G3		FC5 1B 1-3 1B		4-3		4	0	1	0	0	0	0
Joel Youngblood, R (1, 9) OBP: 0.341, SLG: 0.393		5-3		5-3		CS FC5 1-2 3-H 1B		SSS K		4	0	1	1	0	1	0
Elliott Maddox, R (1, 5) OBP: 0.368, SLG: 0.356		G3		E1 FC6-4		FC5 CS 1-2 2-3f			SF8 3B	4	1	1	0	0	0	2
Doug Flynn, R (1, 4) OBP: 0.277, SLG: 0.277			F7	FC6-4 1-2f		F6-3 1-2 2-3			F1-3	4	0	0	0	0	0	4
Pete Falcone, L (1, 1) OBP: 0.154, SLG: 0.120			2B FC6-2 1B		SSS K					2	0	1	0	0	1	0
Alex Trevino, R (7, PH) OBP: 0.356, SLG: 0.336							6-3		SF8 3-H	1	0	0	0	0	0	0
Jeff Reardon, R (7, 1)										0	0	0	0	0	0	0
Jerry Morales, R (9, PH) OBP: 0.299, SLG: 0.303										0	0	0	1	0	0	0
Neil Allen, R (9, 1) OBP: 0.154, SLG: 0.154										0	0	0	0	0	0	0
Inning Stats	R: 0 E: 0 K: 0 S: 4 H: 1 LOB: 1 BB: 0 P: 4	R: 0 E: 0 K: 0 S: 3 H: 0 LOB: 0 BB: 0 P: 3	R: 2 E: 1 K: 0 S: 6 H: 2 LOB: 1 BB: 0 P: 6	R: 0 E: 1 K: 0 S: 4 H: 0 LOB: 1 BB: 0 P: 4	R: 0 E: 0 K: 2 S: 8 H: 1 LOB: 1 BB: 0 P: 8	R: 1 E: 0 K: 0 S: 5 H: 3 LOB: 1 BB: 0 P: 5	R: 0 E: 0 K: 0 S: 4 H: 1 LOB: 1 BB: 0 P: 4	R: 0 E: 0 K: 1 S: 5 H: 0 LOB: 0 BB: 0 P: 5	R: 1 E: 0 K: 0 S: 4 H: 1 LOB: 0 BB: 0 P: 4	1B: 7 2B: 1 3B: 1 HR: 0	SF: 1 SAC: 0 DP: 0 HBP: 0						

TOP

New York Mets @ Houston Astros

Astrodome, Houston, TX

Wed Jul 23 1980, 8:05 PM EDT

Att. 30,236 - Unknown

livebaseballscorecards.com

AB	36
R	4
H	9
RBI	2
BB	0
SO	3
LOB	15

WP: 0 PB: 0 SB: 2 CS: 2 PA: 37

PITCHER		IP	WLS	BF	H	R	ER	SO	BB	IBB	HBP	BLK	WP	HR	S	P	ERA	WHIP
Vern Ruhle, R ERA: 2.84	(1, 1)	3.0		13	3	2	0	0	0	0	0	0	0	0	13	13	0.00	1.000
Joaquin Andujar, R ERA: 4.02	(4, 1)	2.0		11	4	1	1	2	0	0	0	0	0	0	15	15	4.50	2.000
Dave Smith, R ERA: 2.09	(6, 1)	2.0		6	1	0	0	0	0	0	0	0	0	0	6	6	0.00	0.500
Frank LaCorte, R ERA: 1.37	(8, 1)	2.0	L	7	1	1	1	1	0	0	0	0	0	0	9	9	4.50	0.500

PITCHER	IP	WLS	BF	H	R	ER	SO	BB	IBB	HBP	BLK	WP	HR	S	P	ERA	WHIP

BOTTOM

New York Mets @ Houston Astros

Astrodome, Houston, TX

Wed Jul 23 1980, 8:05 PM EDT

Att. 30,236 - Unknown

Batter	1	2	3	4	5	6	7	8	9	AB	R	H	RBI	BB	SO	LOB
Rafael Landestoy, S (1, 4) OBP: 0.315, SLG: 0.349	6-3	F4			F7		F8			4	0	0	0	0	0	2
Jeffrey Leonard, R (1, 9) OBP: 0.265, SLG: 0.347	K		F7		2B			F9		4	0	1	0	0	1	0
Jose Cruz, L (1, 7) OBP: 0.362, SLG: 0.415	K		6-3		F4-3			K		4	0	0	0	0	2	1
Cesar Cedeno, R (1, 8) OBP: 0.380, SLG: 0.481		K S 1B	6-3			6-3		E9 2B		4	1	1	0	0	1	0
Art Howe, R (1, 3) OBP: 0.335, SLG: 0.395		1B 1B BB (1-2)		6-3		F4-3		F4		3	1	0	0	1	0	1
Enos Cabell, R (1, 5) OBP: 0.301, SLG: 0.350		1B SF8 1B (1-3, 2-H)		E7 1B		5-3			F9	4	1	2	1	0	0	0
Luis Pujols, R (1, 2) OBP: 0.281, SLG: 0.269 Terry Puhl, L (9, PH) OBP: 0.364, SLG: 0.428	SH3-4 1B (1-3, 3-H)			K		2B			F9	3 1	0 0	2 0	1 0	0 0	1 0	1 0
Craig Reynolds, L (1, 6) OBP: 0.241, SLG: 0.301 Danny Heep, L (9, PH) OBP: 0.226, SLG: 0.172	SF8 (3-H)			F4-3			F9		F4-3	2 1	0 0	0 0	1 0	0 0	0 0	1 0
Vern Ruhle, R (1, 1) OBP: 0.348, SLG: 0.409 Joaquin Andujar, S (4, 1) OBP: 0.167, SLG: 0.167 Dave Smith, R (6, 1) Joe Morgan, L (7, PH) OBP: 0.347, SLG: 0.358 Frank LaCorte, R (8, 1) OBP: 0.200, SLG: 0.200	SH3-4 (1-2)				K		1B			0 1 0 1 0	0 0 0 0 0	0 0 0 1 0	0 0 0 0 0	0 1 0 0 0	0 0 0 0 0	0 0 0 0 0
Inning Stats	R: 0 E: 0 K: 2 S: 7 H: 0 LOB: 0 BB: 0 P: 7	R: 3 E: 0 K: 1 S: 8 H: 2 LOB: 1 BB: 1 P: 12	R: 0 E: 0 K: 0 S: 3 H: 0 LOB: 0 BB: 0 P: 3	R: 0 E: 1 K: 1 S: 6 H: 1 LOB: 1 BB: 0 P: 6	R: 0 E: 0 K: 1 S: 6 H: 1 LOB: 1 BB: 0 P: 6	R: 0 E: 0 K: 0 S: 3 H: 0 LOB: 0 BB: 0 P: 3	R: 0 E: 0 K: 0 S: 4 H: 2 LOB: 1 BB: 0 P: 4	R: 0 E: 1 K: 1 S: 6 H: 1 LOB: 1 BB: 0 P: 6	R: 0 E: 0 K: 0 S: 3 H: 0 LOB: 0 BB: 0 P: 3	1B: 4 2B: 3 3B: 0 HR: 0	SF: 1 SAC: 1 DP: 0 HBP: 0						

livebaseballscorecards.com

AB	32
R	3
H	7
RBI	3
BB	1
SO	6
LOB	6

WP: 0 PB: 1 SB: 1 CS: 0 PA: 35

PITCHER		IP	WLS	BF	H	R	ER	SO	BB	IBB	HBP	BLK	WP	HR	S	P	ERA	WHIP
Pete Falcone, L ERA: 5.18	(1, 1)	6.0		24	4	3	2	5	1	0	0	0	0	0	33	37	3.00	0.833
Jeff Reardon, R ERA: 3.21	(7, 1)	2.0	W	8	3	0	0	1	0	0	0	0	0	0	10	10	0.00	1.500
Neil Allen, R ERA: 3.49	(9, 1)	1.0	S	3	0	0	0	0	0	0	0	0	0	0	3	3	0.00	0.000

PITCHER	IP	WLS	BF	H	R	ER	SO	BB	IBB	HBP	BLK	WP	HR	S	P	ERA	WHIP

Batter	1	2	3	4	5	6	7	8	9	AB	R	H	RBI	BB	SO	LOB
Terry Puhl, L (1, 9) OBP: 0.364, SLG: 0.436	S S S 0-3 ① K	S S S 0-3 ② K			x 0-0 ② G3		x 0-0 3-1 E 1B		x 0-0 HR x 0-0 ② 4-3	6	1	2	1	0	2	3
Craig Reynolds, L (1, 6) OBP: 0.247, SLG: 0.303	x 0-0 1B 1B	x 0-0 ③ F5			x 0-0 1B		x 0-0 E1 3-1 1-2		B B B 4-0 2B 1B BB S S S 0-3 ③ K	5	1	2	0	1	1	4
Danny Heep, L (1, 3) OBP: 0.250, SLG: 0.212	x 0-0 ② F7	B B B B 4-0 FC6-4 BB			x 0-0 ③ F5		x 0-0 ② 3-1 1-2 2-3		x 0-0 1-3 1B 2B	4	1	1	0	1	0	4
Jose Cruz, L (1, 7) OBP: 0.366, SLG: 0.416	x 0-0 S 1-3 1B	x 0-0 ① F7				x 0-0 ① F6	B B B B 4-0 FC6 BB		x 0-0 BB 1B 1B 2-H 3-H 1B	4	1	2	2	1	0	1
Cesar Cedeno, R (1, 8) OBP: 0.378, SLG: 0.477 Jeffrey Leonard, R (3, 8) OBP: 0.273, SLG: 0.349	S S S 0-3 ③ K 1-2		x 0-0 ② FC6-4 CS 1-2f			B B B B 4-0 2B BB	x 0-0 ③ FC6 1-2f		x 0-0 1-2 BB 1B 1B	2 2	0 2	0 1	0 0	0 1	1 0	3 3
Joe Morgan, L (1, 4) OBP: 0.352, SLG: 0.365 Rafael Landestoy, S (9, 4) OBP: 0.315, SLG: 0.349		x 0-0 1B 2B	x 0-0 ③ CS 1-2	x 0-0 WP S CS 1B		x 0-0 ② F8		x 0-0 ① F7	B B B B 4-0 1-2 2-3 1B 2B BB	4 0	2 0	2 0	0 0	1 0	0 0	1 0
Enos Cabell, R (1, 5) OBP: 0.303, SLG: 0.354		x 0-0 ① 6-3		x 0-0 ① ② F9 1-H		x 0-0 1-H 2B		x 0-0 ② 6-3	x 0-0 1-3 2-H 3-H 2B 1B	5	1	2	3	0	0	2
Alan Ashby, S (1, 2) OBP: 0.329, SLG: 0.348		x 0-0 BB 2-H 1B		S S S 0-3 ③ K		x 0-0 ③ 4-3		x 0-0 1B	x 0-0 SH3-4 1-H 3-H 2B	5	0	3	3	0	1	1
Nolan Ryan, R (1, 1) OBP: 0.196, SLG: 0.156 Bert Roberge, R (5, 1) Dave Smith, R (6, 1) Dave Bergman, L (7, PH) OBP: 0.259, SLG: 0.224 Gordie Pladson, R (7, 1) Denny Walling, L (8, PH) OBP: 0.387, SLG: 0.419 Frank LaCorte, R (8, 1) OBP: 0.200, SLG: 0.200		B B B B 4-0 1-2 BB			x 0-0 ① 6-3		x 0-0 ① 5-3	S S S 0-3 ③ K	x 0-0 ① 2-3 SH3-4	1 0 0 1 0 0 1 0	0 0 0 0 0 0 0 0	0 0 0 0 0 0 0 0	0 0 0 0 0 0 0 0	1 0 0 0 0 0 1 0	0 0 0 0 0 0 1 0	0 0 0 0 0 0 1 0
Inning Stats	R: 0 E: 0 K: 2 S: 9 H: 2 LOB: 2 BB: 0 P: 9	R: 1 E: 0 K: 1 S: 7 H: 2 LOB: 2 BB: 1 P: 11	R: 0 E: 0 K: 0 S: 2 H: 0 LOB: 0 BB: 1 P: 6	R: 0 E: 0 K: 1 S: 5 H: 1 LOB: 0 BB: 0 P: 5	R: 0 E: 0 K: 0 S: 4 H: 1 LOB: 1 BB: 0 P: 4	R: 1 E: 0 K: 0 S: 4 H: 1 LOB: 1 BB: 1 P: 8	R: 0 E: 1 K: 0 S: 5 H: 1 LOB: 3 BB: 1 P: 9	R: 0 E: 0 K: 1 S: 6 H: 1 LOB: 1 BB: 0 P: 6	R: 7 E: 0 K: 1 S: 11 H: 6 LOB: 1 BB: 2 P: 19	1B: 10 2B: 4 3B: 0 HR: 1 SF: 0 SAC: 1 DP: 0 HBP: 0						

TOP

Houston Astros @ Montreal Expos

Olympic Stadium, Montreal, QB

Fri Jul 25 1980, 7:05 PM EDT

Att. 50,217 - Unknown

livebaseballscorecards.com

AB	40
R	9
H	15
RBI	9
BB	6
SO	6
LOB	23

WP: 1 PA: 48
PB: 0
SB: 2
CS: 2

PITCHER		IP	WLS	BF	H	R	ER	SO	BB	IBB	HBP	BLK	WP	HR	S	P	ERA	WHIP
Steve Rogers, R ERA: 3.18	(1, 1)	8.0		39	11	5	5	5	5	0	0	0	1	1	44	64	5.62	2.000
Fred Norman, L ERA: 4.91	(9, 1)	0.0		1	1	0	0	0	0	0	0	0	0	0	1	1	∞	∞
Elias Sosa, R ERA: 3.81	(9, 1)	0.0	L	4	3	4	4	0	1	0	0	0	0	0	3	7	∞	∞
Woodie Fryman, L ERA: 2.22	(9, 1)	1.0		3	0	0	0	1	0	0	0	0	0	0	5	5	0.00	0.000

PITCHER	IP	WLS	BF	H	R	ER	SO	BB	IBB	HBP	BLK	WP	HR	S	P	ERA	WHIP

Batter	1	2	3	4	5	6	7	8	9	AB	R	H	RBI	BB	SO	LOB
Ron LeFlore, R (1, 7) OBP: 0.333, SLG: 0.359	6-3		FC5-2 1B 1-2 1B	CS 1-H 2-H 2B		F7	F9			5	0	2	2	0	0	0
Rodney Scott, S (1, 6) OBP: 0.307, SLG: 0.281	F8		F4 FC5-2 1-2 2-3 1B	CS 2-3	BBB F9 SH 1B BB	1-3		G3		4	1	1	0	1	0	0
Tim Raines, S (1, 4) OBP: 0.333, SLG: 0.200	SSS K		FC5-2 S 1-2 2-3 3-Hf		SH S 1-2 1B	S E 1B		SSS K		4	2	1	0	0	2	3
Andre Dawson, R (1, 8) OBP: 0.362, SLG: 0.484		F9	F4 1-2 2-3		F9 2-3	E7 1-H 2B		F6		5	1	1	1	0	0	5
Ellis Valentine, R (1, 9) OBP: 0.379, SLG: 0.556		1B 1B		BLK 1B 2B	2B 1-H 3-H 1B	1B BB			F9	4	1	3	2	1	0	0
Warren Cromartie, L (1, 3) OBP: 0.366, SLG: 0.456		L9		BBB 1B 2-3 2B BB	1-3 2B	1-3 1B			4-3	4	1	2	0	1	0	1
Gary Carter, R (1, 2) OBP: 0.312, SLG: 0.480	1-2 1B			F2	IBB	SSS K			HR	4	1	2	1	1	1	4
Larry Parrish, R (1, 5) OBP: 0.307, SLG: 0.443		F4		1-2 3-H 2B 1B	F3	5-3			SSS K	5	1	1	1	0	1	5
Steve Rogers, R (1, 1) OBP: 0.268, SLG: 0.163 Fred Norman, S (9, 1) Elias Sosa, R (9, 1) OBP: 0.200, SLG: 0.200 Woodie Fryman, R (9, 1) OBP: 0.125, SLG: 0.125			1B 1B FC5-2 1B	F3	SSS K	F9				4 0 0 0	0 0 0 0	1 0 0 0	0 0 0 0	0 0 0 0	1 0 0 0	5 0 0 0
Inning Stats	R: 0 E: 0 K: 1 S: 5 H: 0 LOB: 0 BB: 0 P: 5	R: 0 E: 0 K: 0 S: 5 H: 2 LOB: 2 BB: 0 P: 5	R: 0 E: 0 K: 0 S: 5 H: 3 LOB: 2 BB: 0 P: 5	R: 3 E: 0 K: 0 S: 5 H: 3 LOB: 0 BB: 1 P: 9	R: 2 E: 1 K: 1 S: 8 H: 2 LOB: 3 BB: 2 P: 16	R: 2 E: 1 K: 1 S: 8 H: 3 LOB: 2 BB: 1 P: 12	R: 0 E: 0 K: 0 S: 3 H: 0 LOB: 0 BB: 0 P: 3	R: 0 E: 0 K: 1 S: 5 H: 0 LOB: 0 BB: 0 P: 5	R: 1 E: 0 K: 1 S: 6 H: 1 LOB: 0 BB: 0 P: 6	1B: 9 2B: 4 3B: 0 HR: 1 SF: 0 SAC: 1 DP: 0 HBP: 0						

PITCHER		IP	WLS	BF	H	R	ER	SO	BB	IBB	HBP	BLK	WP	HR	S	P	ERA	WHIP
Nolan Ryan, R ERA: 3.3	(1, 1)	4.1		23	9	5	4	1	2	0	0	1	0	0	23	31	8.31	2.538
Bert Roberge, R ERA: 2.79	(5, 1)	1.1		10	4	2	2	1	1	1	0	0	0	0	10	18	13.50	3.750
Dave Smith, R ERA: 2.08	(6, 1)	0.1		1	0	0	0	1	0	0	0	0	0	0	3	3	0.00	0.000
Gordie Pladson, R ERA: 6.0	(7, 1)	1.0		3	0	0	0	0	0	0	0	0	0	0	3	3	0.00	0.000
Frank LaCorte, R ERA: 1.5	(8, 1)	2.0	W	7	1	1	1	2	0	0	0	0	0	1	11	11	4.50	0.500

PITCHER	IP	WLS	BF	H	R	ER	SO	BB	IBB	HBP	BLK	WP	HR	S	P	ERA	WHIP

BOTTOM

Houston Astros @ Montreal Expos

Olympic Stadium, Montreal, QB

Fri Jul 25 1980, 7:05 PM EDT

Att. 50,217 - Unknown

livebaseballscorecards.com

AB	39
R	8
H	14
RBI	7
BB	4
SO	5
LOB	23

Houston Astros @ Montreal Expos

Olympic Stadium, Montreal, QB

Sat Jul 26 1980, 7:05 PM EDT

Att. 42,400 - Unknown

livebaseballscorecards.com

TOP

Batter	1	2	3	4	5	6	7	8	9	10	11	12	AB	R	H	RBI	BB	SO	LOB
Terry Puhl, L (1, 9) OBP: 0.359, SLG: 0.429	F5		K		F9			G3			F8		5	0	0	0	0	1	1
Craig Reynolds, L (1, 6) OBP: 0.247, SLG: 0.302	1-3			1-3 2B 1B		4-3		G3			F9		4	1	1	0	0	0	0
Rafael Landestoy, S (11, PH) OBP: 0.314, SLG: 0.348 (11, 6)													1	0	0	0	0	0	0
Joe Morgan, L (1, 4) OBP: 0.349, SLG: 0.359	F9			F4		F2			3-1		CS BB		4	0	0	0	1	0	1
Jose Cruz, L (1, 7) OBP: 0.369, SLG: 0.420		CS BB		1-3 1-2		2B			F4		CS 1-2	FC BB FC5-2 1B	4	0	2	0	1	0	1
Cesar Cedeno, R (1, 8) OBP: 0.378, SLG: 0.472		K 1-2		2B BB		F6			5-3			FC5-2 FC 1-2 L6-5 BB	3	0	0	0	2	1	2
Danny Heep, L (1, 3) OBP: 0.275, SLG: 0.270		K		1-3 2-H 2B			G6-3 1B			4-3		FC FC5-2 1-2 2-3	4	0	2	1	0	1	0
Art Howe, R (12, PH) OBP: 0.333, SLG: 0.393 (12, 3)													1	0	0	0	0	0	2
Enos Cabell, R (1, 5) OBP: 0.301, SLG: 0.352			E S 1B	F8			F7			F9		FC5-2 1-2 2-3 3-Hf	5	0	1	0	0	0	6
Alan Ashby, S (1, 2) OBP: 0.326, SLG: 0.341			K 1-3		K		G6-3 1-2f			BB		L6-5 3-H	4	0	0	0	1	2	5
Ken Forsch, R (1, 1) OBP: 0.269, SLG: 0.327			K		5-3			1-3			F7		3	0	0	0	0	1	1
Bruce Bochy, R (10, PH) OBP: 0.409, SLG: 0.250													1	0	0	0	0	0	1
Frank LaCorte, R (10, 1) OBP: 0.200, SLG: 0.200													0	0	0	0	0	0	0
Inning Stats	R: 0 E: 0 K: 0 S: 3 / H: 0 LOB: 0 BB: 0 P: 3	R: 0 E: 0 K: 2 S: 6 / H: 0 LOB: 0 BB: 1 P: 10	R: 0 E: 0 K: 3 S: 10 / H: 1 LOB: 1 BB: 0 P: 10	R: 1 E: 0 K: 0 S: 5 / H: 2 LOB: 2 BB: 1 P: 9	R: 0 E: 0 K: 1 S: 5 / H: 0 LOB: 0 BB: 0 P: 5	R: 0 E: 0 K: 0 S: 4 / H: 1 LOB: 1 BB: 0 P: 4	R: 0 E: 0 K: 0 S: 3 / H: 1 LOB: 0 BB: 0 P: 3	R: 0 E: 0 K: 0 S: 3 / H: 0 LOB: 0 BB: 0 P: 3	R: 0 E: 0 K: 0 S: 3 / H: 0 LOB: 0 BB: 0 P: 3	R: 0 E: 0 K: 0 S: 3 / H: 0 LOB: 1 BB: 1 P: 7	R: 0 E: 0 K: 0 S: 2 / H: 0 LOB: 0 BB: 1 P: 6	R: 0 E: 0 K: 0 S: 4 / H: 1 LOB: 2 BB: 1 P: 8	1B: 4 2B: 4 3B: 0 HR: 0 / SF: 0 SAC: 0 DP: 3 HBP: 0						

PITCHER	IP	WLS	BF	H	R	ER	SO	BB	IBB	HBP	BLK	WP	HR	S	P	ERA	WHIP
Scott Sanderson, R (1, 1) ERA: 2.96	9.0		32	5	1	1	6	2	0	0	0	0	0	42	50	1.00	0.778
Woodie Fryman, L (10, 1) ERA: 2.14	2.0		7	0	0	0	0	2	0	0	0	0	0	5	13	0.00	1.000
Fred Norman, L (12, 1) ERA: 4.91	0.0		3	1	0	0	0	1	0	0	0	0	0	2	6	∞	∞
Stan Bahnsen, R (12, 1) ERA: 3.09	1.0	W	2	0	0	0	0	0	0	0	0	0	0	2	2	0.00	0.000

PITCHER	IP	WLS	BF	H	R	ER	SO	BB	IBB	HBP	BLK	WP	HR	S	P	ERA	WHIP

AB	39
R	1
H	6
RBI	1
BB	5
SO	6
LOB	20

WP: 0 PA: 45
PB: 0
SB: 1
CS: 2

Houston Astros @ Montreal Expos

Olympic Stadium, Montreal, QB

Sat Jul 26 1980, 7:05 PM EDT

Att. 42,400 - Unknown

livebaseballscorecards.com

BOTTOM

Batter	1	2	3	4	5	6	7	8	9	10	11	12	AB	R	H	RBI	BB	SO	LOB
Ron LeFlore, R (1, 7) OBP: 0.334, SLG: 0.359	FC3-6 E 1B		1-3 1B		6-3		6-3		F9		BB		5	0	2	0	0	0	3
Woodie Fryman, R (10, 1) OBP: 0.125, SLG: 0.125													0	0	0	0	0	0	0
Rowland Office, L (11, PH) OBP: 0.323, SLG: 0.369													0	0	0	0	1	0	0
Fred Norman, S (12, 1)													0	0	0	0	0	0	0
Stan Bahnsen, R (12, 1) OBP: 0.300, SLG: 0.250													0	0	0	0	0	0	0
Rodney Scott, S (1, 6) OBP: 0.304, SLG: 0.276	E6 FC3-6 1-2		BBBB FC5-4 BB		F8		3-1		F8		F7		5	0	0	0	1	0	5
Tim Raines, S (1, 4) OBP: 0.250, SLG: 0.100	FC3-6 G6-4-3 1-2f 2-3		F7			6-3		L6		4-3		BBBB BB 1B BB	5	1	0	0	1	0	5
Andre Dawson, R (1, 8) OBP: 0.361, SLG: 0.481	G6-4-3 1-2f		FC5-4 1-2f			F8		6-3		S 1B		BB BB 1B 1-2	6	0	2	0	0	0	5
Ellis Valentine, R (1, 9) OBP: 0.373, SLG: 0.545		6-3		G3		1B 1B		F8		F9 1-2		F9	6	1	1	0	0	0	3
Warren Cromartie, L (1, 3) OBP: 0.368, SLG: 0.456		L6		FC5-4 1B		1B 1B 1-3			K	IBB		F6	5	0	2	0	1	1	2
Gary Carter, R (1, 2) OBP: 0.315, SLG: 0.479		K		FC5-4 1-2f		1B 1-2 3-H			1B	K		BB 1-2 2-3	5	0	2	1	1	2	3
Larry Parrish, R (1, 5) OBP: 0.316, SLG: 0.444			1B	F7		F8			BB 1-3		CS BB	BB 1-2 2-3 3-H	4	0	2	1	2	0	3
Scott Sanderson, R (1, 1) OBP: 0.105, SLG: 0.162			F3		K		F7		BB 1-2		F7 1-2		3	0	0	0	0	1	1
Jerry White, S (9, PH) OBP: 0.367, SLG: 0.506 (10, 7)													1	0	0	0	1	0	1

	AB	45
	R	2
	H	11
	RBI	2
	BB	8
	SO	4
	LOB	31

Inning Stats	1	2	3	4	5	6	7	8	9	10	11	12
	R: 0 E: 1 K: 0 S: 4	R: 0 E: 0 K: 1 S: 5	R: 0 E: 0 K: 0 S: 5	R: 0 E: 0 K: 0 S: 4	R: 0 E: 0 K: 1 S: 5	R: 1 E: 0 K: 0 S: 6	R: 0 E: 0 K: 0 S: 3	R: 0 E: 0 K: 0 S: 3	R: 0 E: 0 K: 1 S: 7	R: 0 E: 0 K: 1 S: 6	R: 0 E: 0 K: 0 S: 2	R: 1 E: 0 K: 0 S: 3
	H: 1 LOB: 1 BB: 0 P: 4	H: 0 LOB: 0 BB: 0 P: 5	H: 2 LOB: 3 BB: 1 P: 9	H: 1 LOB: 1 BB: 0 P: 4	H: 0 LOB: 0 BB: 0 P: 5	H: 3 LOB: 2 BB: 0 P: 6	H: 0 LOB: 0 BB: 0 P: 3	H: 0 LOB: 0 BB: 0 P: 3	H: 2 LOB: 3 BB: 1 P: 11	H: 1 LOB: 2 BB: 1 P: 10	H: 0 LOB: 1 BB: 2 P: 10	H: 1 LOB: 3 BB: 3 P: 15

	1B: 11	SF: 0	PA: 53
	2B: 0	SAC: 0	
	3B: 0	DP: 1	
	HR: 0	HBP: 0	

	WP: 0	
	PB: 0	
	SB: 1	
	CS: 1	

PITCHER	IP	WLS	BF	H	R	ER	SO	BB	IBB	HBP	BLK	WP	HR	S	P	ERA	WHIP
Ken Forsch, R (1, 1) ERA: 3.0	9.0		38	9	1	1	3	2	0	0	0	0	0	42	50	1.00	1.222
Frank LaCorte, R (10, 1) ERA: 1.6	2.2	L	15	2	1	1	1	5	1	0	0	0	0	11	35	3.38	2.625

PITCHER	IP	WLS	BF	H	R	ER	SO	BB	IBB	HBP	BLK	WP	HR	S	P	ERA	WHIP

Batter	1	2	3	4	5	6	7	8	9	AB	R	H	RBI	BB	SO	LOB
Rafael Landestoy, S (1, 4) OBP: 0.315, SLG: 0.357	0-0 E S 2B 1B	0-0 1-H 3B	0-0 F7 ②		0-0 L6 ③			0-3 S S S K ②		5	1	2	1	0	1	4
Terry Puhl, L (1, 9) OBP: 0.360, SLG: 0.425	B B B B 4-0 CS 1-3 BB	B B B B 4-0 BB	0-0 F7 ③			0-0 4-3 ①		0-0 4-3 ③		3	0	0	0	2	0	2
Jose Cruz, L (1, 7) OBP: 0.369, SLG: 0.421	0-0 1B FC4-6 1-2 3-H 2B ①	0-0 F7 ③		B B B B 4-0 G6-4-3 BB		0-0 F5 ②			S S S 0-3 K ①	4	1	1	1	1	1	2
Cesar Cedeno, R (1, 8) OBP: 0.385, SLG: 0.476	0-0 FC4-6 2-3 1B		B B B B 4-0 E S 1B BB	0-0 G6-4-3 ① ② 1-2f		0-0 S 1B			0-0 1B 1B	4	1	3	0	1	0	1
Art Howe, R (1, 3) OBP: 0.330, SLG: 0.385 Dave Bergman, L (9, 3) OBP: 0.259, SLG: 0.224	0-0 FC4-6 FC4-6 1-2f 3-H ②		B B B B 4-0 E 1-2 1B BB	0-0 L4 ③		S S S 0-3 K 1-2 ③			0-0 F9 ②	4 0	1 0	0 0	1 0	1 0	1 0	3 0
Enos Cabell, R (1, 5) OBP: 0.303, SLG: 0.353	0-0 FC4-6 1-2f ③		0-0 F6 ①		0-0 6-3 ①		0-0 CS 1B		0-0 FC6-4 1-2 1B	5	0	2	0	0	0	3
Luis Pujols, R (1, 2) OBP: 0.278, SLG: 0.260		0-0 F9 ①	0-0 E5 1B 1-2 2-3 1B		B B B B 4-0 1B BB		0-0 F9 ① ② 1-2		0-0 FC6-4 1-2f ③	4	1	0	0	1	0	5
Craig Reynolds, L (1, 6) OBP: 0.247, SLG: 0.301		0-0 F6 ②	0-0 1B 1-3 2-H 3-H 1B		S S S 0-3 K ②		S S S 0-3 K ③			4	0	1	2	0	2	1
Joe Niekro, R (1, 1) OBP: 0.283, SLG: 0.333 Dave Smith, R (6, 1)		0-0 3B 1B	0-0 2-3 3-H 1B		0-0 1-3 1B			0-0 3-1 ①		3 1	1 0	3 0	1 0	0 0	0 0	0 0
Inning Stats	R: 2 E: 0 K: 0 S: 5 H: 3 LOB: 1 BB: 1 P: 9	R: 1 E: 0 K: 0 S: 5 H: 2 LOB: 2 BB: 1 P: 9	R: 3 E: 1 K: 0 S: 6 H: 2 LOB: 2 BB: 2 P: 14	R: 0 E: 0 K: 0 S: 2 H: 0 LOB: 0 BB: 1 P: 6	R: 0 E: 0 K: 1 S: 6 H: 1 LOB: 2 BB: 1 P: 10	R: 0 E: 0 K: 1 S: 6 H: 1 LOB: 1 BB: 0 P: 6	R: 0 E: 0 K: 1 S: 5 H: 1 LOB: 0 BB: 0 P: 5	R: 0 E: 0 K: 1 S: 5 H: 0 LOB: 0 BB: 0 P: 5	R: 0 E: 0 K: 1 S: 7 H: 2 LOB: 2 BB: 0 P: 7	1B: 10 2B: 1 3B: 1 HR: 0	SF: 0 SAC: 0 DP: 1 HBP: 0						

TOP

Houston Astros @ Montreal Expos

Olympic Stadium, Montreal, QB

Sun Jul 27 1980, 3:33 AM EDT

Att. 41,107 - Unknown

livebaseballscorecards.com

AB	37
R	6
H	12
RBI	6
BB	6
SO	5
LOB	21

PITCHER		IP	WLS	BF	H	R	ER	SO	BB	IBB	HBP	BLK	WP	HR	S	P	ERA	WHIP
Bill Lee, L ERA: 5.6	(1, 1)	2.0	L	14	5	5	5	0	4	0	0	0	0	0	10	26	22.50	4.500
Dale Murray, R ERA: 6.75	(3, 1)	3.0		14	3	1	0	1	2	0	0	0	0	0	14	22	0.00	1.667
Elias Sosa, R ERA: 3.68	(6, 1)	2.0		7	2	0	0	2	0	0	0	0	0	0	11	11	0.00	1.000
Stan Bahnsen, R ERA: 2.98	(8, 1)	2.0		8	2	0	0	2	0	0	0	0	0	0	12	12	0.00	1.000

PITCHER	IP	WLS	BF	H	R	ER	SO	BB	IBB	HBP	BLK	WP	HR	S	P	ERA	WHIP

WP: 0 PB: 0 SB: 3 CS: 2 PA: 43

Batter	1	2	3	4	5	6	7	8	9	AB	R	H	RBI	BB	SO	LOB
Ron LeFlore, R (1, 7) OBP: 0.330, SLG: 0.355	K		K		L9		5-3		G4-6-3 1-2f	5	0	0	0	0	2	3
Rodney Scott, S (1, 6) OBP: 0.304, SLG: 0.276	BB, 1B 1B		F8 1-3			1-2-3	4-3			4	0	1	0	0	0	2
Tim Raines, S (1, 4) OBP: 0.313, SLG: 0.083	BB 1-2 BB		F8			1B BB		K		2	1	0	0	2	1	1
Andre Dawson, R (1, 8) OBP: 0.366, SLG: 0.483	1B 1-2 2-3 BB			6-3		1-2 1B		1B		3	1	2	0	1	0	0
Ellis Valentine, R (1, 9) OBP: 0.376, SLG: 0.544	1-H 2-H 3-H 1B			BB 1B		F9		K		4	0	2	2	0	1	3
Warren Cromartie, L (1, 3) OBP: 0.367, SLG: 0.452		F7		G6-4-3 1-2 BB		F4		F7		3	0	0	0	1	0	3
Larry Parrish, R (1, 5) OBP: 0.315, SLG: 0.445		F7		G6-4-3 1-2f			K	2B		4	0	1	0	0	1	2
Bobby Ramos, R (1, 2) OBP: 0.273, SLG: 0.222 Rowland Office, L (9, PH) OBP: 0.327, SLG: 0.369		6-3			4-3		E5 E		G4-6-3 BB	3 0	1 0	0 0	0 0	0 1	0 0	0 0
Bill Lee, L (1, 1) OBP: 0.222, SLG: 0.250 Dale Murray, R (3, 1) Tony Bernazard, S (5, PH) OBP: 0.288, SLG: 0.344 Elias Sosa, R (6, 1) OBP: 0.200, SLG: 0.200 Tom Hutton, L (7, PH) OBP: 0.267, SLG: 0.268 Stan Bahnsen, R (8, 1) OBP: 0.300, SLG: 0.250 Gary Carter, R (9, PH) OBP: 0.315, SLG: 0.478			1-3		F9		E8 1-H 2B		K	0 1 1 0 1 0 1	0 0 0 0 0 0 0	0 0 0 0 1 0 0	0 0 0 0 0 0 0	0 0 0 0 1 0 0	0 0 0 0 0 0 0	0 0 0 0 0 0 0
Inning Stats	R: 2 E: 0 K: 1 S: 5 H: 2 LOB: 3 BB: 2 P: 13	R: 0 E: 0 K: 0 S: 3 H: 0 LOB: 0 BB: 0 P: 3	R: 0 E: 0 K: 1 S: 6 H: 0 LOB: 1 BB: 0 P: 6	R: 0 E: 0 K: 0 S: 3 H: 1 LOB: 1 BB: 1 P: 7	R: 0 E: 0 K: 0 S: 3 H: 0 LOB: 0 BB: 0 P: 3	R: 0 E: 0 K: 0 S: 4 H: 1 LOB: 2 BB: 1 P: 8	R: 1 E: 2 K: 1 S: 7 H: 1 LOB: 1 BB: 0 P: 7	R: 0 E: 0 K: 2 S: 8 H: 1 LOB: 1 BB: 0 P: 8	R: 0 E: 0 K: 1 S: 5 H: 1 LOB: 1 BB: 1 P: 9	1B: 5 2B: 2 3B: 0 HR: 0	SF: 0 SAC: 0 DP: 2 HBP: 0			WP: 0 PB: 1 SB: 1 CS: 0		PA: 37	

PITCHER		IP	WLS	BF	H	R	ER	SO	BB	IBB	HBP	BLK	WP	HR	S	P	ERA	WHIP
Joe Niekro, R ERA: 3.92	(1, 1)	5.0	W	19	3	2	2	2	3	0	0	0	0	0	20	32	3.60	1.200
Dave Smith, R ERA: 1.93	(6, 1)	4.0	S	18	4	1	0	4	2	0	0	0	0	0	24	32	0.00	1.500

PITCHER	IP	WLS	BF	H	R	ER	SO	BB	IBB	HBP	BLK	WP	HR	S	P	ERA	WHIP

BOTTOM

Houston Astros @ Montreal Expos

Olympic Stadium, Montreal, QB

Sun Jul 27 1980, 3:33 AM EDT

Att. 41,107 - Unknown

livebaseballscorecards.com

AB	32
R	3
H	7
RBI	3
BB	5
SO	6
LOB	16

Batter	1	2	3	4	5	6	7	8	9	10	AB	R	H	RBI	BB	SO	LOB
Dave Bergman, L (1, 9) (10, 3) OBP: 0.254, SLG: 0.222	1-3		F9	F4			1B 1-3		4-3		5	0	1	0	0	0	0
Craig Reynolds, L (1, 6) OBP: 0.248, SLG: 0.310	F8		1B 3B		1-3		1-2 3-H 1B			F5	3	1	1	0	0	0	0
Art Howe, R (7, PH) (7, 6) OBP: 0.332, SLG: 0.386											2	0	1	1	0	0	0
Joe Morgan, L (1, 4) OBP: 0.353, SLG: 0.359	2B BB		1B BB		4-3		F6			CS 1B	3	0	1	0	2	0	2
Jose Cruz, L (1, 7) OBP: 0.372, SLG: 0.425	1-3 2B		S 1-3 3-H 1B		F9		F8			3B 1-2 BB	4	1	2	1	1	0	2
Cesar Cedeno, R (1, 8) OBP: 0.385, SLG: 0.480	F8		1-2 BB			F9		F8		1-H 3B	4	0	1	1	1	0	2
Danny Heep, L (1, 3) OBP: 0.244, SLG: 0.238		F4	F8			F7		K		3-1	5	0	0	0	0	1	4
Jeffrey Leonard, R (10, 9) OBP: 0.273, SLG: 0.349											0	0	0	0	0	0	0
Enos Cabell, R (1, 5) OBP: 0.302, SLG: 0.351		CS 1B	F9			F7		F6			4	0	1	0	0	0	3
Alan Ashby, S (1, 2) OBP: 0.329, SLG: 0.341		1-2 1B	4-3				1B 1B BB		3-1		3	1	1	0	1	0	0
Gordie Pladson, R (1, 1)		K		5-3			K		1-3		3	0	0	0	0	2	2
Denny Walling, L (9, PH) OBP: 0.385, SLG: 0.417											1	0	0	0	0	0	0
Joe Sambito, L (9, 1)											0	0	0	0	0	0	0
Inning Stats	R: 0 E: 0 K: 0 S: 4 H: 1 LOB: 2 BB: 1 P: 8	R: 0 E: 0 K: 1 S: 6 H: 2 LOB: 1 BB: 0 P: 6	R: 1 E: 0 K: 0 S: 5 H: 2 LOB: 3 BB: 2 P: 13	R: 0 E: 0 K: 0 S: 3 H: 0 LOB: 0 BB: 0 P: 3	R: 0 E: 0 K: 0 S: 3 H: 0 LOB: 0 BB: 0 P: 3	R: 0 E: 0 K: 0 S: 3 H: 0 LOB: 0 BB: 0 P: 3	R: 1 E: 0 K: 1 S: 7 H: 2 LOB: 2 BB: 1 P: 11	R: 0 E: 0 K: 1 S: 5 H: 0 LOB: 0 BB: 0 P: 5	R: 0 E: 0 K: 0 S: 3 H: 0 LOB: 0 BB: 0 P: 3	R: 1 E: 0 K: 0 S: 4 H: 2 LOB: 1 BB: 1 P: 8	1B: 6 2B: 1 3B: 2 HR: 0	SF: 0 SAC: 0 DP: 0 HBP: 0						

PITCHER		IP	WLS	BF	H	R	ER	SO	BB	IBB	HBP	BLK	WP	HR	S	P	ERA	WHIP
Nino Espinosa, R ERA: 3.67	(1, 1)	6.1		28	6	2	2	2	4	0	0	0	0	0	28	44	2.84	1.579
Tug McGraw, L ERA: 2.36	(7, 1)	1.2		6	1	0	0	1	0	0	0	0	0	0	8	8	0.00	0.600
Ron Reed, R ERA: 3.66	(9, 1)	2.0	L	8	2	1	1	0	1	0	0	0	0	0	7	11	4.50	1.500

PITCHER	IP	WLS	BF	H	R	ER	SO	BB	IBB	HBP	BLK	WP	HR	S	P	ERA	WHIP

TOP

Houston Astros @ Philadelphia Phillies

Veterans Stadium, Philadelphia, PA

Mon Jul 28 1980, 7:05 PM EDT

Att. 30,181 - Unknown

livebaseballscorecards.com

AB	37
R	3
H	9
RBI	3
BB	5
SO	3
LOB	15

WP: 0	PA: 42		
PB: 0			
SB: 1			
CS: 2			

Houston Astros @ Philadelphia Phillies

Veterans Stadium, Philadelphia, PA

Mon Jul 28 1980, 7:05 PM EDT

Att. 30,181 - Unknown

livebaseballscorecards.com

Batter	1	2	3	4	5	6	7	8	9	10	AB	R	H	RBI	BB	SO	LOB
Lonnie Smith, R (1, 7) OBP: 0.372, SLG: 0.482	4-3		1-4-3		4-3			K			4	0	0	0	0	1	0
Pete Rose, S (1, 3) OBP: 0.367, SLG: 0.379	F8			BB		4-3			G3		3	1	0	0	1	0	0
Bake McBride, L (1, 9) OBP: 0.330, SLG: 0.458	4-3			2B		CS 1B			F9		4	0	2	0	0	0	0
Mike Schmidt, R (1, 5) OBP: 0.352, SLG: 0.595		K		F3		L5			K		4	0	0	0	0	2	3
Garry Maddox, R (1, 8) OBP: 0.281, SLG: 0.395		5-3		6-3			F7			K	4	0	0	1	0	1	1
Manny Trillo, R (1, 4) OBP: 0.368, SLG: 0.431		3B		1-3			F7			F9	4	0	1	0	0	0	1
Larry Bowa, S (1, 6) OBP: 0.280, SLG: 0.323		G3			F8 S S 1B		B1-3			1B	3	1	1	0	0	0	1
Keith Moreland, R (10, PH) OBP: 0.329, SLG: 0.519											1	0	1	0	0	0	0
George Vukovich, L (10, PR) OBP: 0.306, SLG: 0.258											0	0	0	0	0	0	0
Bob Boone, R (1, 2) OBP: 0.285, SLG: 0.339			F7		F8 1-3			5-3		K	4	0	0	0	0	1	2
Nino Espinosa, R (1, 1)			6-3		K 3-H			F9			2	0	0	0	0	1	0
Tug McGraw, R (7, 1) OBP: 0.500, SLG: 0.500											0	0	0	0	0	0	0
Del Unser, L (8, PH) OBP: 0.309, SLG: 0.365											1	0	0	0	0	0	0
Ron Reed, R (9, 1) OBP: 0.400, SLG: 0.600											0	0	0	0	0	0	0

Inning Stats	1	2	3	4	5	6	7	8	9	10
	R: 0 H: 0 E: 0 LOB: 0 K: 0 BB: 0 S: 3 P: 3	R: 0 H: 1 E: 0 LOB: 1 K: 1 BB: 0 S: 6 P: 6	R: 0 H: 0 E: 0 LOB: 0 K: 0 BB: 0 S: 3 P: 3	R: 1 H: 1 E: 0 LOB: 1 K: 0 BB: 1 S: 4 P: 8	R: 1 H: 1 E: 0 LOB: 0 K: 1 BB: 0 S: 6 P: 6	R: 0 H: 1 E: 0 LOB: 0 K: 0 BB: 0 S: 3 P: 3	R: 0 H: 0 E: 0 LOB: 0 K: 0 BB: 0 S: 3 P: 3	R: 0 H: 0 E: 0 LOB: 0 K: 1 BB: 0 S: 5 P: 5	R: 0 H: 0 E: 0 LOB: 0 K: 1 BB: 0 S: 5 P: 5	R: 0 H: 1 E: 0 LOB: 1 K: 2 BB: 0 S: 8 P: 8

1B: 3 SF: 0 WP: 0 PA: 35
2B: 1 SAC: 0 PB: 0
3B: 1 DP: 0 SB: 2
HR: 0 HBP: 0 CS: 1

PITCHER		IP	WLS	BF	H	R	ER	SO	BB	IBB	HBP	BLK	WP	HR	S	P	ERA	WHIP
Gordie Pladson, R ERA: 3.86	(1, 1)	8.0		28	4	2	2	3	1	0	0	0	0	0	33	37	2.25	0.625
Joe Sambito, L ERA: 2.2	(9, 1)	2.0	W	7	1	0	0	3	0	0	0	0	0	0	13	13	0.00	0.500

PITCHER	IP	WLS	BF	H	R	ER	SO	BB	IBB	HBP	BLK	WP	HR	S	P	ERA	WHIP

AB	34
R	2
H	5
RBI	1
BB	1
SO	6
LOB	8

Batter	1	2	3	4	5	6	7	8	9	AB	R	H	RBI	BB	SO	LOB
Rafael Landestoy, S (1, 6) OBP: 0.319, SLG: 0.361	CS 1B		SH5-4 1-2 2-3	4-3 1-2		WP 1B 1B		3-1		3	0	2	0	0	0	1
Denny Walling, L (7, 4) OBP: 0.383, SLG: 0.415										1	0	0	0	0	0	1
Enos Cabell, R (8, PH) OBP: 0.309, SLG: 0.356	CS 1B 1-2		1B 1B 1B 2-3 3-H	F7		WP 1B 1-2		IBB		4	1	3	1	1	0	1
Jose Cruz, L (8, 3) OBP: 0.372, SLG: 0.421	5-3 1-2		K		BB E S SF8	IBB 1-2 2-3		4-3		3	1	0	0	2	1	5
Cesar Cedeno, R (1, 8) OBP: 0.382, SLG: 0.475		F9	BB 1B 1B 1-2 3-H		1-3 1-3	F7			K	5	0	1	1	0	1	4
Art Howe, R (1, 3) OBP: 0.333, SLG: 0.404		HR	BB 1B 1-2 2-H		SF8 3-H		6-3		5-3	4	1	2	3	0	0	0
Joe Morgan, L (8, 4) OBP: 0.352, SLG: 0.354		3-1	BB 1-2 2-3		5-3		4-3		F9	3	0	0	0	1	0	0
Craig Reynolds, L (1, 4) OBP: 0.247, SLG: 0.308										1	0	0	0	0	0	0
Jeffrey Leonard, R (7, 6) OBP: 0.272, SLG: 0.359		3-1	F4			SF8 3B	K			4	1	1	0	0	1	3
Luis Pujols, R (1, 9) OBP: 0.287, SLG: 0.272			SH5-4 BB 1B 1B	4-3 1B		SF8 3-H		SH1-4 2B		2	1	2	1	0	0	0
Alan Ashby, S (1, 2) OBP: 0.332, SLG: 0.349										1	0	1	0	0	0	0
Joaquin Andujar, S (7, 2) OBP: 0.214, SLG: 0.154			1B SH5-4 1B 1-2	K		K		SH1-4 2-3		1	1	0	0	1	1	1
Bert Roberge, R (1, 1)			BB							1	0	0	0	0	1	0
Frank LaCorte, R (5, 1) OBP: 0.200, SLG: 0.200										0	0	0	0	0	0	0
Inning Stats	R: 0 E: 0 K: 0 S: 3 H: 2 LOB: 0 BB: 0 P: 3	R: 1 E: 0 K: 0 S: 4 H: 1 LOB: 0 BB: 0 P: 4	R: 3 E: 0 K: 1 S: 9 H: 4 LOB: 3 BB: 2 P: 17	R: 0 E: 0 K: 1 S: 6 H: 1 LOB: 1 BB: 0 P: 6	R: 1 E: 0 K: 0 S: 3 H: 0 LOB: 0 BB: 1 P: 7	R: 1 E: 0 K: 1 S: 8 H: 3 LOB: 3 BB: 1 P: 12	R: 0 E: 0 K: 1 S: 5 H: 0 LOB: 0 BB: 0 P: 5	R: 0 E: 0 K: 0 S: 4 H: 1 LOB: 2 BB: 1 P: 8	R: 0 E: 0 K: 1 S: 5 H: 0 LOB: 0 BB: 0 P: 5	1B: 9 2B: 1 3B: 1 HR: 1 SF: 2 SAC: 2 DP: 0 HBP: 0						

TOP

Houston Astros @ Philadelphia Phillies

Veterans Stadium, Philadelphia, PA

Tue Jul 29 1980, 7:05 PM EDT

Att. 30,252 - Unknown

livebaseballscorecards.com

AB	33
R	6
H	12
RBI	6
BB	5
SO	5
LOB	16

PITCHER		IP	WLS	BF	H	R	ER	SO	BB	IBB	HBP	BLK	WP	HR	S	P	ERA	WHIP
Randy Lerch, L ERA: 5.03	(1, 1)	2.2		15	7	4	4	1	2	0	0	0	0	1	15	23	13.50	3.375
Dickie Noles, R ERA: 4.17	(3, 1)	3.1		16	4	2	1	2	1	1	0	0	1	0	18	26	2.70	1.500
Warren Brusstar, R ERA: 4.15	(7, 1)	1.1		5	1	0	0	1	0	0	0	0	0	0	7	7	0.00	0.750
Kevin Saucier, L ERA: 2.48	(8, 1)	0.2	W	3	0	0	0	0	0	1	0	0	0	0	2	6	0.00	0.000
Tug McGraw, L ERA: 2.31	(9, 1)	1.0	S	3	0	0	0	1	0	0	0	0	0	0	5	5	0.00	0.000

PITCHER	IP	WLS	BF	H	R	ER	SO	BB	IBB	HBP	BLK	WP	HR	S	P	ERA	WHIP

Batter	1	2	3	4	5	6	7	8	9	AB	R	H	RBI	BB	SO	LOB
Lonnie Smith, R (1, 7) OBP: 0.387, SLG: 0.486	1-3		E S 1B	BB S			F9 S 1B HBP	1B 1B 1B 1-2 2-H		3	3	2	1	1	0	0
Pete Rose, S (1, 3) OBP: 0.369, SLG: 0.382	1B 1B		E7 E 1B 1-H	3-1 1-2			F9 1-3	1B 1B 1-2 2-3		5	1	3	0	0	0	2
Bake McBride, L (1, 9) OBP: 0.340, SLG: 0.467	1-2 1B		E7 1B 1B 2-H		FC5 BB 1B		HR 3-H	1B 1-3 2-H 3-H		5	2	5	3	0	0	0
Mike Schmidt, R (1, 5) OBP: 0.355, SLG: 0.602	K		F8 1B BB		F3 FC5 1-2 BB		HR 1-H	F9		3	1	1	2	2	1	3
Keith Moreland, R (1, 2) OBP: 0.337, SLG: 0.519	P4		FC3-6 1-2 2-H		FC5 1-2 2-3f		G6-4-3 1B			4	0	2	1	0	0	4
Garry Maddox, R (1, 8) OBP: 0.278, SLG: 0.391		F7	F8 2-3		F3 2-3		G6-4-3 1-2f			4	0	0	0	0	0	5
Manny Trillo, R (1, 4) OBP: 0.364, SLG: 0.425		6-3	FC3-6 1-2f			F8		F8		4	0	0	0	0	0	2
Larry Bowa, S (1, 6) OBP: 0.279, SLG: 0.322		1-3		F4		F6		S 1B 1B		4	1	1	0	0	0	0
Randy Lerch, L (1, 1) OBP: 0.390, SLG: 0.361			K	F6		3-1		1B 1B 1B IBB 1-2		0	0	0	0	0	0	0
Dickie Noles, R (3, 1) OBP: 0.300, SLG: 0.300										2	0	0	0	0	1	0
George Vukovich, L (6, PH) OBP: 0.297, SLG: 0.250										1	0	0	0	0	0	0
Warren Brusstar, R (7, 1)										0	0	0	0	0	0	0
Kevin Saucier, L (8, 1)										0	0	0	0	0	0	0
Del Unser, L (8, PH) OBP: 0.319, SLG: 0.365										0	1	0	0	1	0	0
Tug McGraw, R (9, 1) OBP: 0.500, SLG: 0.500										0	0	0	0	0	0	0
Inning Stats	R: 0 E: 0 K: 1 S: 7 H: 2 LOB: 2 BB: 0 P: 7	R: 0 E: 0 K: 0 S: 3 H: 0 LOB: 0 BB: 0 P: 3	R: 3 E: 2 K: 1 S: 9 H: 4 LOB: 2 BB: 1 P: 13	R: 0 E: 0 K: 0 S: 3 H: 0 LOB: 1 BB: 1 P: 7	R: 0 E: 0 K: 0 S: 3 H: 1 LOB: 1 BB: 1 P: 7	R: 0 E: 0 K: 0 S: 3 H: 0 LOB: 0 BB: 0 P: 3	R: 3 E: 0 K: 0 S: 5 H: 3 LOB: 0 BB: 0 P: 6	R: 3 E: 0 K: 0 S: 6 H: 4 LOB: 1 BB: 1 P: 10		1B: 13 2B: 0 3B: 0 HR: 1 SF: 0 SAC: 0 DP: 1 HBP: 1						

PITCHER		IP	WLS	BF	H	R	ER	SO	BB	IBB	HBP	BLK	WP	HR	S	P	ERA	WHIP
Joaquin Andujar, R ERA: 4.21	(1, 1)	4.0		22	7	3	3	2	3	0	0	0	0	0	23	35	6.75	2.500
Bert Roberge, R ERA: 4.5	(5, 1)	2.1		10	3	3	3	0	0	0	1	0	0	1	9	10	11.57	1.286
Frank LaCorte, R ERA: 2.06	(7, 1)	1.2	L	8	4	3	3	0	0	1	0	0	0	0	7	11	16.20	2.400

PITCHER	IP	WLS	BF	H	R	ER	SO	BB	IBB	HBP	BLK	WP	HR	S	P	ERA	WHIP

BOTTOM

Houston Astros @ Philadelphia Phillies

Veterans Stadium, Philadelphia, PA

Tue Jul 29 1980, 7:05 PM EDT

Att. 30,252 - Unknown

livebaseballscorecards.com

AB	35
R	9
H	14
RBI	7
BB	4
SO	2
LOB	16

Batter	1	2	3	4	5	6	7	8	9	AB	R	H	RBI	BB	SO	LOB
Jeffrey Leonard, R (1, 9) OBP: 0.276, SLG: 0.360	F8		F9 1-2		E 1B 1B		F9		G6-4-3 1B	5	1	2	0	0	0	2
Enos Cabell, R (1, 5) OBP: 0.305, SLG: 0.351	6-3		F8		F6 1-3		FC5-4 1-2f		G6-4-3 1-2f	5	0	0	0	0	0	4
Joe Morgan, L (1, 4) OBP: 0.350, SLG: 0.353	3-1			F9	FC5 4-3 3-H 1B		SSS K			4	0	1	1	0	1	1
Jose Cruz, L (1, 7) OBP: 0.373, SLG: 0.425		6-3		FC5-4 1B	4-3 1-2			2B 2B		4	1	2	0	0	0	1
Cesar Cedeno, R (1, 8) OBP: 0.384, SLG: 0.482		2B		FC5-4 BB S 1-2f 1B	FC5 2-3			4-3 2-H 2B		4	1	2	1	0	0	2
Danny Heep, L (1, 3) OBP: 0.245, SLG: 0.222		4-3		BBBB 4-0 BB 1-2 1B BB		L3		4-3 2-3		3	1	0	0	1	0	2
Alan Ashby, S (1, 2) OBP: 0.332, SLG: 0.346 Dave Smith, R (6, 1) Art Howe, R (8, PH) OBP: 0.332, SLG: 0.402 Joe Sambito, L (8, 1)		5-3		BBBB 4-0 1B 1-2 2-3 BB		4-3		SSS 0-3 K		2 0 1 0	0 0 0 0	0 0 0 0	0 0 0 0	1 0 1 0	0 0 0 0	1 0 1 0
Craig Reynolds, L (1, 6) OBP: 0.248, SLG: 0.309 Rafael Landestoy, S (8, PH) OBP: 0.318, SLG: 0.360 (8, 6)			L4	1-2 2-H 3-H 1B		L1		G3		3 1	0 0	1 0	2 0	0 0	0 0	0 1
Nolan Ryan, R (1, 1) OBP: 0.208, SLG: 0.170 Bert Roberge, R (5, 1) Luis Pujols, R (6, 2) OBP: 0.290, SLG: 0.270			WP 1B	L4		BBBB 4-0 FC5-4 BB			SSS 0-3 K	2 0 1	0 0 0	1 0 0	0 0 0	0 0 1	0 0 1	2 0 0
Inning Stats	R: 0 E: 0 K: 0 S: 3 H: 0 LOB: 0 BB: 0 P: 3	R: 0 E: 0 K: 0 S: 4 H: 1 LOB: 1 BB: 0 P: 4	R: 0 E: 0 K: 0 S: 4 H: 1 LOB: 1 BB: 0 P: 4	R: 2 E: 0 K: 0 S: 5 H: 2 LOB: 2 BB: 2 P: 13	R: 1 E: 1 K: 0 S: 5 H: 2 LOB: 1 BB: 0 P: 5	R: 0 E: 0 K: 0 S: 3 H: 0 LOB: 0 BB: 0 P: 3	R: 0 E: 0 K: 1 S: 5 H: 0 LOB: 1 BB: 1 P: 9	R: 1 E: 0 K: 1 S: 7 H: 2 LOB: 1 BB: 0 P: 7	R: 0 E: 0 K: 1 S: 5 H: 1 LOB: 0 BB: 0 P: 5	1B: 6 2B: 3 3B: 0 HR: 0 SF: 0 SAC: 0 DP: 1 HBP: 0						

PITCHER		IP	WLS	BF	H	R	ER	SO	BB	IBB	HBP	BLK	WP	HR	S	P	ERA	WHIP
Dick Ruthven, R ERA: 3.77	(1, 1)	7.0	W	32	8	4	3	1	3	0	0	0	1	0	31	43	3.86	1.571
Tug McGraw, L ERA: 2.22	(8, 1)	2.0	S	6	1	0	0	2	0	0	0	0	0	0	10	10	0.00	0.500

PITCHER	IP	WLS	BF	H	R	ER	SO	BB	IBB	HBP	BLK	WP	HR	S	P	ERA	WHIP

TOP

Houston Astros @ Philadelphia Phillies

Veterans Stadium, Philadelphia, PA

Wed Jul 30 1980, 7:05 PM EDT

Att. 31,342 - Unknown

livebaseballscorecards.com

AB	35
R	4
H	9
RBI	4
BB	3
SO	3
LOB	17

PA: 38

WP: 1
PB: 0
SB: 1
CS: 0

Batter	1	2	3	4	5	6	7	8	9	AB	R	H	RBI	BB	SO	LOB
Lonnie Smith, R (1, 7) OBP: 0.387, SLG: 0.479	6-3		1B		K	5-3		BB		4	0	1	0	1	1	1
Pete Rose, S (1, 3) OBP: 0.368, SLG: 0.379	6-3		L7		BB, 1B	4-3		K		3	1	0	0	1	0	1
Greg Gross, L (8, 9) OBP: 0.345, SLG: 0.333										1	0	0	0	0	1	1
Bake McBride, L (1, 9) OBP: 0.342, SLG: 0.467	WP, 1B			BB, 1B	F8		K			4	1	2	0	0	1	2
Del Unser, L (8, 3) OBP: 0.319, SLG: 0.365										0	0	0	0	0	0	0
Mike Schmidt, R (1, 5) OBP: 0.358, SLG: 0.600	K			1B, 2B, BB	1B, 1B, BB		1B, HBP			1	1	0	0	2	1	1
John Vukovich, R (5, PR) OBP: 0.204, SLG: 0.220										0	1	0	0	0	0	0
(6, 5)																
Keith Moreland, R (1, 2) OBP: 0.356, SLG: 0.524		G4-6-3, BB		F3	1B		1B			3	1	2	2	1	0	2
Garry Maddox, R (1, 8) OBP: 0.280, SLG: 0.392	G4-6-3			2B, 1B	1B		F9			4	0	2	3	0	0	3
Manny Trillo, R (1, 4) OBP: 0.365, SLG: 0.429	K			1B, 2B	1B		K			4	0	2	1	0	2	2
Larry Bowa, S (1, 6) OBP: 0.276, SLG: 0.318			F7	1-3	F8			K		4	0	0	0	0	1	3
Dick Ruthven, R (1, 1) OBP: 0.186, SLG: 0.214			F8		BB, 1B, 2B	L6		F7		3	1	1	0	0	0	0
Tug McGraw, R (8, 1) OBP: 0.500, SLG: 0.500										0	0	0	0	0	0	0
Bob Boone, R (8, 2) OBP: 0.284, SLG: 0.338										1	0	0	0	0	0	0
Inning Stats	R: 0, E: 0, K: 1, S: 6 H: 1, LOB: 1, BB: 0, P: 6	R: 0, E: 0, K: 1, S: 4 H: 0, LOB: 0, BB: 1, P: 8	R: 0, E: 0, K: 0, S: 4 H: 1, LOB: 1, BB: 0, P: 4	R: 2, E: 0, K: 0, S: 5 H: 3, LOB: 1, BB: 1, P: 9	R: 4, E: 0, K: 1, S: 9 H: 4, LOB: 2, BB: 2, P: 17	R: 0, E: 0, K: 0, S: 3 H: 0, LOB: 0, BB: 0, P: 3	R: 0, E: 0, K: 2, S: 8 H: 1, LOB: 2, BB: 0, P: 9	R: 0, E: 0, K: 2, S: 7 H: 0, LOB: 1, BB: 1, P: 11		1B: 8, 2B: 2, 3B: 0, HR: 0 SF: 0, SAC: 0, DP: 1, HBP: 1						

PITCHER		IP	WLS	BF	H	R	ER	SO	BB	IBB	HBP	BLK	WP	HR	S	P	ERA	WHIP
Nolan Ryan, R ERA: 3.44	(1, 1)	4.2	L	24	8	6	4	3	4	0	0	0	1	0	26	42	7.71	2.571
Bert Roberge, R ERA: 4.38	(5, 1)	0.1		2	1	0	0	0	0	0	0	0	0	0	2	2	0.00	3.000
Dave Smith, R ERA: 1.86	(6, 1)	2.0		8	1	0	0	2	0	0	1	0	0	0	11	12	0.00	0.500
Joe Sambito, L ERA: 2.16	(8, 1)	1.0		4	0	0	0	2	1	0	0	0	0	0	7	11	0.00	1.000

PITCHER	IP	WLS	BF	H	R	ER	SO	BB	IBB	HBP	BLK	WP	HR	S	P	ERA	WHIP

BOTTOM

Houston Astros @ Philadelphia Phillies

Veterans Stadium, Philadelphia, PA

Wed Jul 30 1980, 7:05 PM EDT

Att. 31,342 - Unknown

livebaseballscorecards.com

AB	32
R	6
H	10
RBI	6
BB	5
SO	7
LOB	16

1B: 8 SF: 0
2B: 2 SAC: 0
3B: 0 DP: 1
HR: 0 HBP: 1

WP: 1 PA: 38
PB: 0
SB: 0
CS: 0

Batter	1	2	3	4	5	6	7	8	9	AB	R	H	RBI	BB	SO	LOB
Terry Puhl, L (1, 8) OBP: 0.360, SLG: 0.432	HR	BB		K			F5		F9	4	1	1	1	1	1	1
Enos Cabell, R (1, 5) OBP: 0.304, SLG: 0.350	CS 1B	FC5-4 1-2f			F4		F8			4	0	1	0	0	0	1
Joe Morgan, L (1, 4) OBP: 0.349, SLG: 0.349 Rafael Landestoy, S (7, 4) OBP: 0.318, SLG: 0.360	F9 1-2	L9			G3		BB			3 0	0 0	0 0	0 0	1 0	0 0	2 0
Jose Cruz, L (1, 7) OBP: 0.377, SLG: 0.425	2B 1B BB		BB		1B		F9			2	1	1	0	2	0	1
Danny Heep, L (1, 3) OBP: 0.245, SLG: 0.245	1B WP 2B 1-3		F4 1-2		F4-3			F7		4	1	1	0	0	0	2
Jeffrey Leonard, R (1, 9) OBP: 0.275, SLG: 0.354	WP 1B 1B BB		F7			F9		F3		3	1	0	0	1	0	0
Alan Ashby, S (1, 2) OBP: 0.335, SLG: 0.349	WP 1B 1B 1-2 2-3 3-H			1B		F4-3		F8		4	0	2	1	0	0	0
Craig Reynolds, L (1, 6) OBP: 0.252, SLG: 0.315	1B 1-H 2-H 3-H			K		2B			1-3	4	0	2	1	0	1	1
Ken Forsch, R (1, 1) OBP: 0.255, SLG: 0.309 Dave Smith, R (7, 1) Denny Walling, L (9, PH) OBP: 0.382, SLG: 0.413		K		F8		F4-3			K	3 0 1	0 0 0	0 0 0	0 0 0	0 0 0	1 0 1	2 0 0
Inning Stats	R: 4 E: 0 K: 0 S: 6 H: 5 LOB: 2 BB: 2 P: 14	R: 0 E: 0 K: 1 S: 5 H: 0 LOB: 1 BB: 1 P: 9	R: 0 E: 0 K: 0 S: 2 H: 0 LOB: 0 BB: 1 P: 6	R: 0 E: 0 K: 2 S: 8 H: 1 LOB: 1 BB: 0 P: 8	R: 0 E: 0 K: 0 S: 4 H: 1 LOB: 1 BB: 0 P: 4	R: 0 E: 0 K: 0 S: 4 H: 1 LOB: 1 BB: 0 P: 4	R: 0 E: 0 K: 0 S: 3 H: 0 LOB: 1 BB: 1 P: 7	R: 0 E: 0 K: 0 S: 3 H: 0 LOB: 0 BB: 0 P: 3	R: 0 E: 0 K: 1 S: 5 H: 0 LOB: 0 BB: 0 P: 5	1B: 5 2B: 2 3B: 0 HR: 1	SF: 0 SAC: 0 DP: 0 HBP: 0					

PITCHER		IP	WLS	BF	H	R	ER	SO	BB	IBB	HBP	BLK	WP	HR	S	P	ERA	WHIP
John Pacella, R ERA: 4.41	(1, 1)	3.0		15	5	4	4	1	4	0	0	0	1	1	13	29	12.00	3.000
Ed Glynn, L ERA: 3.97	(4, 1)	2.0		8	2	0	0	2	0	0	0	0	0	0	12	12	0.00	1.000
Dyar Miller, R ERA:	(6, 1)	2.0		8	1	0	0	0	1	0	0	0	0	0	7	11	0.00	1.000
Jeff Reardon, R ERA: 2.9	(8, 1)	2.0	W	6	0	0	0	1	0	0	0	0	0	0	8	8	0.00	0.000

PITCHER	IP	WLS	BF	H	R	ER	SO	BB	IBB	HBP	BLK	WP	HR	S	P	ERA	WHIP

TOP

Houston Astros @ New York Mets

Shea Stadium, Flushing, NY

Fri Aug 01 1980, 7:05 PM EDT

Att. 16,612 - Unknown

livebaseballscorecards.com

AB	32
R	4
H	8
RBI	3
BB	5
SO	4
LOB	10

1B: 5	SF: 0	WP: 1	PA: 37
2B: 2	SAC: 0	PB: 0	
3B: 0	DP: 0	SB: 0	
HR: 1	HBP: 0	CS: 2	

BOTTOM

Houston Astros @ New York Mets

Shea Stadium, Flushing, NY

Fri Aug 01 1980, 7:05 PM EDT

Att. 16,612 - Unknown

Batter	1	2	3	4	5	6	7	8	9	AB	R	H	RBI	BB	SO	LOB
Frank Taveras, R (1, 6) OBP: 0.315, SLG: 0.325	5-3		FC6-4 1B 1-2		1B 1-2		HR 1B 1-2	1B 1-2 3-H		5	1	4	1	0	0	0
Elliott Maddox, R (1, 5) OBP: 0.355, SLG: 0.345	F7		FC6-4 1-2f 2-3		F8		HR 1-H 2-H	K		3	0	0	0	0	0	4
Dyar Miller, R (6, 1)										0	0	0	0	0	0	0
Steve Henderson, R (7, PH) OBP: 0.380, SLG: 0.446										1	1	1	3	0	0	0
Jeff Reardon, R (8, 1)										1	0	0	0	0	1	2
Lee Mazzilli, S (1, 8) OBP: 0.380, SLG: 0.475	4-3		K S S S		G3		F7			4	0	0	0	0	1	4
Claudell Washington, L (1, 7) OBP: 0.322, SLG: 0.468		1-3		4-3		F8 1B 2B	4-3			4	1	1	0	0	0	0
Joel Youngblood, R (1, 9) OBP: 0.339, SLG: 0.390		F7		FC5-4 1B		F8 2-3	F8			4	0	1	0	0	0	1
(6, 5)																
(9, 9)																
Mike Jorgensen, L (1, 3) OBP: 0.361, SLG: 0.414	1B		FC5-4 1-2f			1B 3-H		4-3		4	0	2	1	0	0	1
Alex Trevino, R (1, 2) OBP: 0.326, SLG: 0.302	F6		F8			F9		1B 1B		4	1	1	0	0	0	3
Doug Flynn, R (1, 4) OBP: 0.288, SLG: 0.294			FC6-4 1B 1B		1B	F9		1B 1-3		4	0	3	0	0	0	1
John Pacella, R (1, 1) OBP: 0.111, SLG: 0.167			F2		K		HR 1B	K		0	0	0	0	0	0	0
Jose Cardenal, R (3, PH) OBP: 0.271, SLG: 0.195										1	0	0	0	0	0	1
Ed Glynn, R (4, 1)										0	0	0	0	0	0	0
Jerry Morales, R (5, PH) OBP: 0.294, SLG: 0.312										3	1	1	0	0	2	3
(6, 9)																
Bill Almon, R (9, 5) OBP: 0.296, SLG: 0.373										0	0	0	0	0	0	0
Inning Stats	R: 0 E: 0 K: 0 S: 3 H: 0 LOB: 0 BB: 0 P: 3	R: 0 E: 0 K: 0 S: 4 H: 1 LOB: 1 BB: 0 P: 4	R: 0 E: 0 K: 1 S: 7 H: 2 LOB: 2 BB: 0 P: 7	R: 0 E: 0 K: 0 S: 4 H: 1 LOB: 1 BB: 0 P: 4	R: 0 E: 0 K: 1 S: 7 H: 2 LOB: 2 BB: 0 P: 7	R: 1 E: 0 K: 0 S: 5 H: 2 LOB: 1 BB: 0 P: 5	R: 3 E: 0 K: 0 S: 6 H: 3 LOB: 0 BB: 0 P: 6	R: 1 E: 0 K: 2 S: 10 H: 3 LOB: 2 BB: 0 P: 10		1B: 12 2B: 1 3B: 0 HR: 1 SF: 0 SAC: 0 DP: 0 HBP: 0						

livebaseballscorecards.com

AB	38
R	5
H	14
RBI	5
BB	0
SO	4
LOB	20

PITCHER		IP	WLS	BF	H	R	ER	SO	BB	IBB	HBP	BLK	WP	HR	S	P	ERA	WHIP
Ken Forsch, R ERA: 3.06	(1, 1)	6.0		28	10	3	3	2	0	0	0	0	0	0	32	32	4.50	1.667
Dave Smith, R ERA: 2.1	(7, 1)	2.0	L	10	4	2	2	2	0	0	0	0	0	1	14	14	9.00	2.000

PITCHER	IP	WLS	BF	H	R	ER	SO	BB	IBB	HBP	BLK	WP	HR	S	P	ERA	WHIP

Batter	1	2	3	4	5	6	7	8	9	AB	R	H	RBI	BB	SO	LOB
Terry Puhl, L (1, 8) OBP: 0.363, SLG: 0.437	G3		2B		1-3 2-H 1B 1B		BB 1B 1B		F6	5	1	3	1	0	0	0
Enos Cabell, R (1, 5) OBP: 0.304, SLG: 0.349	6-3		F8		6-3		1-2 BB 1B			4	0	1	0	0	0	2
Joe Morgan, L (1, 4) OBP: 0.357, SLG: 0.365	HR			B B B B F4-3 F4-3 BB	2-H 1B		B B B B 1-2 2-3 BB			2	1	2	2	2	0	0
Jose Cruz, L (1, 7) OBP: 0.373, SLG: 0.421	F4-3			S S S F4-3 1-2	K		3-1			4	0	0	0	0	1	5
Danny Heep, L (1, 3) OBP: 0.250, SLG: 0.235 Dave Bergman, L (6, 3) OBP: 0.250, SLG: 0.218		F9		B B B B F4-3 BB		G3		S S S K		2 1	0 0	0 0	0 0	1 0	0 1	0 0
Jeffrey Leonard, R (1, 9) OBP: 0.269, SLG: 0.345		S S S K		F4-3 1-2 2-3		S S S K		S S S K		4	0	0	0	0	3	2
Alan Ashby, S (1, 2) OBP: 0.329, SLG: 0.342		6-3		6-3		1-3		6-3		4	0	0	0	0	0	2
Craig Reynolds, L (1, 6) OBP: 0.252, SLG: 0.314			F6		1B 1B 1B		F5		F9	4	1	1	0	0	0	0
Joe Niekro, R (1, 1) OBP: 0.286, SLG: 0.333 Joe Sambito, L (8, 1) Denny Walling, L (9, PH) OBP: 0.380, SLG: 0.411			S S S K		1B 1-2 1B		S S S K		F8	3 0 1	0 0 0	1 0 0	0 0 0	0 0 0	2 0 0	0 0 0
Inning Stats	R: 1 E: 0 K: 0 S: 4 H: 1 LOB: 0 BB: 0 P: 4	R: 0 E: 0 K: 1 S: 5 H: 0 LOB: 0 BB: 0 P: 5	R: 0 E: 0 K: 1 S: 6 H: 1 LOB: 1 BB: 0 P: 6	R: 0 E: 0 K: 0 S: 3 H: 0 LOB: 2 BB: 2 P: 11	R: 2 E: 0 K: 1 S: 8 H: 4 LOB: 1 BB: 0 P: 8	R: 0 E: 0 K: 1 S: 5 H: 0 LOB: 0 BB: 0 P: 5	R: 0 E: 0 K: 1 S: 7 H: 2 LOB: 3 BB: 1 P: 11	R: 0 E: 0 K: 2 S: 7 H: 0 LOB: 0 BB: 0 P: 7	R: 0 E: 0 K: 0 S: 3 H: 0 LOB: 0 BB: 0 P: 3	1B: 6 2B: 1 3B: 0 HR: 1 SF: 0 SAC: 0 DP: 0 HBP: 0				WP: 0 PB: 0 SB: 0 CS: 0	PA: 37	

TOP

Houston Astros @ New York Mets

Shea Stadium, Flushing, NY

Sat Aug 02 1980, 7:05 PM EDT

Att. 45,426 - Unknown

livebaseballscorecards.com

AB	34
R	3
H	8
RBI	3
BB	3
SO	7
LOB	11

PITCHER		IP	WLS	BF	H	R	ER	SO	BB	IBB	HBP	BLK	WP	HR	S	P	ERA	WHIP
Roy Lee Jackson, R ERA: 4.35	(1, 1)	4.2		21	6	3	3	2	2	0	0	0	0	1	23	31	5.79	1.714
Ed Glynn, L ERA: 3.94	(5, 1)	0.1		1	0	0	0	1	0	0	0	0	0	0	3	3	0.00	0.000
Tom Hausman, R ERA: 2.95	(6, 1)	2.0		9	2	0	0	2	1	0	0	0	0	0	12	16	0.00	1.500
Neil Allen, R ERA: 3.72	(8, 1)	2.0	W	6	0	0	0	2	0	0	0	0	0	0	10	10	0.00	0.000

PITCHER	IP	WLS	BF	H	R	ER	SO	BB	IBB	HBP	BLK	WP	HR	S	P	ERA	WHIP

BOTTOM

Batter	1	2	3	4	5	6	7	8	9	AB	R	H	RBI	BB	SO	LOB
Frank Taveras, R (1, 6) OBP: 0.318, SLG: 0.331	2-3		1-3 2B		1B		6-3 1-3 2-H	1-2 3-H 1B		5	0	3	1	0	0	1
Elliott Maddox, R (1, 5) OBP: 0.354, SLG: 0.343	P4		FC6-4 HBP		P4		SF7 3-H	K		2	0	0	1	0	0	1
Neil Allen, R (8, 1) OBP: 0.143, SLG: 0.143										1	0	0	0	0	1	2
Lee Mazzilli, S (1, 8) OBP: 0.379, SLG: 0.473	K		SF7 3-H		6-3		1B			3	0	1	1	0	1	1
Claudell Washington, L (1, 9) OBP: 0.321, SLG: 0.464		F9	FC6-4 1-2f			FC5-4 1B	F8			4	0	1	0	0	0	3
Steve Henderson, R (9, 7) OBP: 0.378, SLG: 0.447		5-3		4-3		L4		2B 2B		4	1	1	0	0	0	1
Bill Almon, R (1, 7) OBP: 0.296, SLG: 0.373										0	0	0	0	0	0	0
Mike Jorgensen, L (9, 5) OBP: 0.363, SLG: 0.413		BB		1B		L7		K		3	0	1	0	1	1	2
Alex Trevino, R (1, 2) OBP: 0.324, SLG: 0.308		F7		F5		FC5-4 1-2f		F9 2-H 1B 2B		4	1	1	1	0	0	3
Doug Flynn, R (1, 4) OBP: 0.291, SLG: 0.297			2B SF7 1B	F1-3			1B PB 1B	F9 2-3		4	2	2	0	0	0	2
Roy Lee Jackson, R (1, 1) OBP: 0.143, SLG: 0.429			F2		F9		PB 1-2 SF7 1B	1B IBB		1	0	0	0	0	0	1
Ed Glynn, R (5, 1) OBP: 0.183, SLG: 0.267										0	0	0	0	0	0	0
Dan Norman, R (5, PH) OBP: 0.087, SLG: 0.087										1	0	0	0	0	0	0
Tom Hausman, R (6, 1) OBP: 0.343, SLG: 0.392										0	0	0	0	0	0	0
Joel Youngblood, R (7, PH)										1	1	1	0	1	0	0
(8, 5)																
(9, 9)																
Inning Stats	R: 0 E: 0 K: 1 S: 5 H: 0 LOB: 0 BB: 0 P: 5	R: 0 E: 0 K: 0 S: 3 H: 0 LOB: 1 BB: 1 P: 7	R: 1 E: 0 K: 0 S: 5 H: 2 LOB: 2 BB: 0 P: 6	R: 0 E: 0 K: 0 S: 4 H: 1 LOB: 1 BB: 0 P: 4	R: 0 E: 0 K: 0 S: 4 H: 1 LOB: 1 BB: 0 P: 4	R: 0 E: 0 K: 0 S: 4 H: 1 LOB: 1 BB: 0 P: 4	R: 2 E: 0 K: 0 S: 6 H: 3 LOB: 1 BB: 0 P: 6	R: 2 E: 0 K: 2 S: 10 H: 3 LOB: 2 BB: 1 P: 14		1B: 8 2B: 3 3B: 0 HR: 0 SF: 2 SAC: 0 DP: 0 HBP: 1						

PITCHER		IP	WLS	BF	H	R	ER	SO	BB	IBB	HBP	BLK	WP	HR	S	P	ERA	WHIP
Joe Niekro, R ERA: 3.98	(1, 1)	7.0	L	32	9	4	4	1	1	0	1	0	0	0	32	37	5.14	1.429
Joe Sambito, L ERA: 2.29	(8, 1)	1.0		6	2	1	1	2	0	1	0	0	0	0	9	13	9.00	2.000

PITCHER	IP	WLS	BF	H	R	ER	SO	BB	IBB	HBP	BLK	WP	HR	S	P	ERA	WHIP

Houston Astros @ New York Mets

Shea Stadium, Flushing, NY

Sat Aug 02 1980, 7:05 PM EDT

Att. 45,426 - Unknown

livebaseballscorecards.com

AB	33
R	5
H	11
RBI	4
BB	2
SO	3
LOB	17

Houston Astros @ New York Mets

Shea Stadium, Flushing, NY

Sun Aug 03 1980, 3:33 AM EDT

Att. 22,492 - Unknown

livebaseballscorecards.com

TOP

Batter	1	2	3	4	5	6	7	8	9	10	AB	R	H	RBI	BB	SO	LOB
Terry Puhl, L (1, 9) OBP: 0.365, SLG: 0.436	F9		1B BB 1-2	6-3		1B 1-2			SH3-4 1-2		3	0	1	0	1	0	1
Enos Cabell, R (1, 5) OBP: 0.302, SLG: 0.346	1B		K		F8	F8			5-3		5	0	1	0	0	1	5
Jose Cruz, L (1, 7) OBP: 0.371, SLG: 0.418	K		F9		F4-3 1B 1B		K		F8		5	0	1	0	0	2	4
Cesar Cedeno, R (1, 8) OBP: 0.387, SLG: 0.495	1-3		FC6-4 1-3 2-H 1B		F4-3 1-2 1B		F7			HR	5	1	3	2	0	0	1
Art Howe, R (1, 3) OBP: 0.324, SLG: 0.392		K	FC6-4 1-2f		F4-3 1-2 2-3		F9			F8	5	0	0	0	0	1	4
Joe Morgan, L (1, 4) OBP: 0.355, SLG: 0.360		K		1B FC6-4 BB	F4-3			F4-3		K	4	1	0	0	1	2	2
Luis Pujols, R (1, 2) OBP: 0.294, SLG: 0.275		FC6-4 1B		FC6-4 1-3 1B		K		6-3		E1	5	0	2	0	0	1	0
Rafael Landestoy, S (1, 6) OBP: 0.313, SLG: 0.354		FC6-4 1-2f		FC6-4 SH1-4 1-2f 3-H		5-3		G3		BB	4	0	0	1	0	0	2
Joe Sambito, L (8, 1)											0	0	0	0	1	0	0
Vern Ruhle, R (1, 1) OBP: 0.375, SLG: 0.435			BB 1B 1B	SH1-4 1-2		1B 1B			SH3-4 1B	F6	1	1	1	0	0	0	0
Danny Heep, L (6, PH) OBP: 0.263, SLG: 0.250											1	0	1	0	0	0	0
Joaquin Andujar, S (6, 1) OBP: 0.214, SLG: 0.154											0	0	0	0	0	0	0
Craig Reynolds, L (8, 6) OBP: 0.254, SLG: 0.316											2	0	1	0	0	0	2

Inning Stats	1	2	3	4	5	6	7	8	9	10
	R: 0 E: 0 K: 1 S: 6	H: 1 LOB: 1 BB: 0 P: 6	R: 0 E: 0 K: 2 S: 8	H: 1 LOB: 1 BB: 0 P: 8	R: 1 E: 0 K: 1 S: 7	H: 2 LOB: 2 BB: 1 P: 11	R: 1 E: 0 K: 0 S: 4	H: 1 LOB: 1 BB: 1 P: 8	R: 0 E: 0 K: 0 S: 5	H: 2 LOB: 2 BB: 0 P: 5
	R: 0 E: 0 K: 1 S: 7	H: 2 LOB: 2 BB: 0 P: 7	R: 0 E: 0 K: 1 S: 5	H: 0 LOB: 0 BB: 0 P: 5	R: 0 E: 0 K: 0 S: 3	H: 0 LOB: 0 BB: 0 P: 3	R: 0 E: 0 K: 0 S: 4	H: 1 LOB: 1 BB: 0 P: 4	R: 1 E: 1 K: 1 S: 7	H: 1 LOB: 2 BB: 1 P: 11

1B: 10 SF: 0 WP: 0 PA: 45
2B: 0 SAC: 2 PB: 0
3B: 0 DP: 0 SB: 0
HR: 1 HBP: 0 CS: 0

PITCHER	IP	WLS	BF	H	R	ER	SO	BB	IBB	HBP	BLK	WP	HR	S	P	ERA	WHIP
Pete Falcone, L (1, 1) ERA: 5.33	5.0		24	7	2	2	4	2	0	0	0	0	0	30	38	3.60	1.800
Dyar Miller, R (6, 1) ERA:	2.0		8	2	0	0	2	0	0	0	0	0	0	12	12	0.00	1.000
Tom Hausman, R (8, 1) ERA: 2.88	2.0		7	1	0	0	0	0	0	0	0	0	0	7	7	0.00	0.500
Jeff Reardon, R (10, 1) ERA: 3.0	1.0	L	6	1	1	1	1	1	0	0	0	0	1	7	11	9.00	2.000

PITCHER	IP	WLS	BF	H	R	ER	SO	BB	IBB	HBP	BLK	WP	HR	S	P	ERA	WHIP

AB	40
R	3
H	11
RBI	3
BB	3
SO	7
LOB	21

Batter	1	2	3	4	5	6	7	8	9	10	AB	R	H	RBI	BB	SO	LOB
Frank Taveras, R (1, 6) OBP: 0.317, SLG: 0.332	6-3		2B		F7			K	F3		5	0	1	0	0	1	0
Joel Youngblood, R (1, 5) OBP: 0.343, SLG: 0.392	5-3		F8			1B		1B 1B		F8	5	1	2	0	0	0	1
Lee Mazzilli, S (1, 8) OBP: 0.379, SLG: 0.472	K		F7			1-3 1B		BB 1B 1-2		6-3	5	0	2	0	0	1	1
Claudell Washington, L (1, 9) OBP: 0.327, SLG: 0.472		E 2B		5-3 1B		K		BB 1-2 2-H 1B		K	5	1	3	1	0	2	2
Steve Henderson, R (1, 7) OBP: 0.374, SLG: 0.441		6-3		5-3 1-2		K		K			4	0	0	0	0	2	6
Mike Jorgensen, L (1, 3) OBP: 0.369, SLG: 0.414		E7 2-H 1B		BBBB G5-4-3 BB		F9		BBBB 1-2 2-3 BB			2	0	1	1	2	0	2
Alex Trevino, R (1, 2) OBP: 0.315, SLG: 0.299	P4		G5-4-3 1-2f				F8	F7			4	0	0	0	0	0	6
Doug Flynn, R (1, 4) OBP: 0.288, SLG: 0.293	F2				F2		F3		F3		4	0	0	0	0	0	1
Pete Falcone, L (1, 1) OBP: 0.179, SLG: 0.148			4-3		4-3		F7		P4		1	0	0	0	0	0	0
Dan Norman, R (5, PH) OBP: 0.180, SLG: 0.262											1	0	0	0	0	0	0
Dyar Miller, R (6, 1)											0	0	0	0	0	0	0
Jerry Morales, R (7, PH) OBP: 0.292, SLG: 0.309											1	0	0	0	0	0	0
Tom Hausman, R (8, 1) OBP: 0.067, SLG: 0.067											0	0	0	0	0	0	0
Jose Cardenal, R (9, PH) OBP: 0.265, SLG: 0.190											1	0	0	0	0	0	0
Jeff Reardon, R (10, 1)											0	0	0	0	0	0	0
Inning Stats	R: 0 E: 0 K: 1 S: 5 / H: 0 LOB: 0 BB: 0 P: 5	R: 1 E: 1 K: 0 S: 5 / H: 2 LOB: 1 BB: 0 P: 5	R: 0 E: 0 K: 0 S: 4 / H: 1 LOB: 1 BB: 0 P: 4	R: 0 E: 0 K: 0 S: 3 / H: 1 LOB: 1 BB: 1 P: 7	R: 0 E: 0 K: 0 S: 3 / H: 0 LOB: 0 BB: 0 P: 3	R: 0 E: 0 K: 2 S: 9 / H: 2 LOB: 2 BB: 0 P: 9	R: 0 E: 0 K: 0 S: 3 / H: 0 LOB: 0 BB: 0 P: 3	R: 1 E: 0 K: 2 S: 10 / H: 3 LOB: 3 BB: 1 P: 14	R: 0 E: 0 K: 0 S: 3 / H: 0 LOB: 0 BB: 0 P: 3	R: 0 E: 0 K: 1 S: 5 / H: 0 LOB: 0 BB: 0 P: 5	1B: 7 2B: 2 3B: 0 HR: 0	SF: 0 SAC: 0 DP: 1 HBP: 0						

PITCHER		IP	WLS	BF	H	R	ER	SO	BB	IBB	HBP	BLK	WP	HR	S	P	ERA	WHIP
Vern Ruhle, R ERA: 2.77	(1, 1)	5.0		19	4	1	1	1	1	0	0	0	0	0	20	24	1.80	1.000
Joaquin Andujar, R ERA: 4.18	(6, 1)	2.2		13	5	1	1	4	0	0	0	0	0	0	21	21	3.38	1.875
Joe Sambito, L ERA: 2.19	(8, 1)	2.1	W	8	0	0	0	1	1	0	0	0	0	0	9	13	0.00	0.429

PITCHER	IP	WLS	BF	H	R	ER	SO	BB	IBB	HBP	BLK	WP	HR	S	P	ERA	WHIP

BOTTOM

Houston Astros @ New York Mets

Shea Stadium, Flushing, NY

Sun Aug 03 1980, 3:33 AM EDT
Att. 22,492 - Unknown

livebaseballscorecards.com

AB	38
R	2
H	9
RBI	2
BB	2
SO	6
LOB	19

WP: 0 PB: 0 SB: 0 CS: 0 PA: 40

Batter	1	2	3	4	5	6	7	8	9	AB	R	H	RBI	BB	SO	LOB
Bill North, S (1, 8) OBP: 0.382, SLG: 0.285	BBBB 4-0 S SH1-3 E BB		x 0-0 2B 1B 1B		x 0-0 ① F8		x 0-0 ② FC6-4 1-2f			3	2	1	0	1	0	1
Joe Pettini, R (1, 6) OBP: 0.309, SLG: 0.328	x 0-0 ① SH1-3 1-2		x 0-0 2B 1-2 1B		x 0-0 ② F8		x 0-0 ③ 4-3			3	0	1	0	0	0	1
Jack Clark, R (1, 9) OBP: 0.380, SLG: 0.542	BBBB 4-0 G3-6-3 2-H BB		x 0-0 1-3 2-H 2B		x 0-0 ③ F8			x 0-0 ① 6-3		3	0	1	1	1	0	0
Darrell Evans, L (1, 5) OBP: 0.340, SLG: 0.376	x 0-0 ② ③ G3-6-3 1-2f		x 0-0 ③ G3			x 0-0 ① 6-3		SSS 0-3 ② K		4	0	0	0	0	1	3
Larry Herndon, R (1, 7) OBP: 0.285, SLG: 0.409		SSS 0-3 ① K		SSS 0-3 ① K		x 0-0 2B		x 0-0 ③ G3		4	0	1	0	0	2	0
Mike Ivie, R (1, 3) OBP: 0.293, SLG: 0.355		x 0-0 ② L8		BBBB 4-0 BB BB		x 0-0 ② F8			x 0-0 FC6-4 1B	3	0	1	0	1	0	1
Rennie Stennett, R (1, 4) OBP: 0.294, SLG: 0.335		x 0-0 ③ 4-3		SSS 0-3 ② K		SSS 0-3 ③ K			SSS 0-3 ① K	4	0	0	0	0	3	3
Mike Sadek, R (1, 2) OBP: 0.394, SLG: 0.354			x 0-0 ① F4	BBBB 4-0 1-2 BB			BBBB 4-0 FC6-4 BB		SSS 0-3 ② K	2	0	0	0	2	1	1
Alan Hargesheimer, R (1, 1) OBP: 0.364, SLG: 0.400 Max Venable, L (4, PH) OBP: 0.327, SLG: 0.313 Tom Griffin, R (4, 1) OBP: 0.250, SLG: 0.250 Terry Whitfield, L (7, PH) OBP: 0.308, SLG: 0.335 Mike Rowland, R (7, 1) Jim Wohlford, R (9, PH) OBP: 0.266, SLG: 0.314			SSS 0-3 ② K	SSS 0-3 ③ K			SSS 0-3 ① K		x 0-0 ③ FC6-4 1-2f	1 1 0 1 0 1	0 0 0 0 0 0	0 0 0 0 0 0	0 0 0 0 0 0	1 1 0 1 0 0	0 2 0 1 0 1	0 2 0 1 0 1
Inning Stats	R: 1 H: 0 E: 0 LOB: 0 K: 0 BB: 2 S: 2 P: 10	R: 0 H: 0 E: 0 LOB: 0 K: 1 BB: 0 S: 5 P: 5	R: 1 H: 3 E: 0 LOB: 2 K: 1 BB: 0 S: 8 P: 8	R: 0 H: 0 E: 0 LOB: 2 K: 3 BB: 2 S: 9 P: 17	R: 0 H: 0 E: 0 LOB: 0 K: 0 BB: 0 S: 3 P: 3	R: 0 H: 1 E: 0 LOB: 1 K: 1 BB: 0 S: 6 P: 6	R: 0 H: 0 E: 0 LOB: 1 K: 1 BB: 1 S: 5 P: 9	R: 0 H: 0 E: 0 LOB: 0 K: 1 BB: 0 S: 5 P: 5	R: 0 H: 1 E: 0 LOB: 1 K: 2 BB: 0 S: 8 P: 8	1B: 3 SF: 0 2B: 2 SAC: 1 3B: 0 DP: 1 HR: 0 HBP: 0						

PITCHER		IP	WLS	BF	H	R	ER	SO	BB	IBB	HBP	BLK	WP	HR	S	P	ERA	WHIP
Nolan Ryan, R ERA: 3.34	(1, 1)	7.0	W	29	4	2	1	7	5	0	0	0	0	0	38	58	1.29	1.286
Joe Sambito, L ERA: 2.11	(8, 1)	2.0	S	7	1	0	0	3	0	0	0	0	0	0	13	13	0.00	0.500

PITCHER		IP	WLS	BF	H	R	ER	SO	BB	IBB	HBP	BLK	WP	HR	S	P	ERA	WHIP

TOP

San Francisco Giants @ Houston Astros

Astrodome, Houston, TX

Mon Aug 04 1980, 8:05 PM EDT

Att. 27,040 - Unknown

livebaseballscorecards.com

AB	30
R	2
H	5
RBI	1
BB	5
SO	10
LOB	14

WP: 0 PA: 36
PB: 0
SB: 1
CS: 0

Batter	1	2	3	4	5	6	7	8	9	AB	R	H	RBI	BB	SO	LOB
Terry Puhl, L (1, 9) OBP: 0.363, SLG: 0.434	0-0 3B 1B	0-3 K			0-0 F6		0-0 F2			4	1	1	0	0	1	1
Enos Cabell, R (1, 5) OBP: 0.302, SLG: 0.351	0-0 1-H 1B 3B		0-0 F9		0-0 6-3			0-0 5-3		4	1	1	1	0	0	0
Joe Morgan, L (1, 4) OBP: 0.357, SLG: 0.363	0-0 F5		0-0 E9 SF9 2B		4-0 BLK BB			0-0 F8		3	1	1	0	1	0	1
Jose Cruz, L (1, 7) OBP: 0.368, SLG: 0.414	0-0 5-3		0-0 SF9 3-H		0-0 G3 1-2			0-0 F8		3	0	0	1	0	0	2
Cesar Cedeno, R (1, 8) OBP: 0.387, SLG: 0.493	0-0 3-H 1B		0-0 F8			0-3 K				3	0	1	1	0	1	0
Danny Heep, L (1, 3) OBP: 0.250, SLG: 0.236 Dave Bergman, L (7, 3) OBP: 0.250, SLG: 0.218		0-0 F8		0-0 G3		0-0 G3				3 0	0 0	0 0	0 0	0 0	0 0	0 0
Alan Ashby, S (1, 2) OBP: 0.333, SLG: 0.348		0-0 1B 2B		4-0 FC3-6 BB		0-0 4-3				2	1	1	0	1	0	0
Craig Reynolds, L (1, 6) OBP: 0.254, SLG: 0.316		0-0 2-H 1B		0-0 FC3-6 1-2f			0-0 F8			3	0	1	1	0	0	1
Nolan Ryan, R (1, 1) OBP: 0.200, SLG: 0.163 Rafael Landestoy, S (7, PH) OBP: 0.312, SLG: 0.352 Joe Sambito, L (8, 1)		0-0 L1		0-3 K			0-0 F8			2 1 0	0 0 0	0 0 0	0 0 0	0 0 0	1 0 0	2 0 0
Inning Stats	R: 2 H: 3 E: 0 LOB: 1 K: 0 BB: 0 S: 5 P: 5	R: 1 H: 2 E: 0 LOB: 1 K: 1 BB: 0 S: 7 P: 7	R: 1 H: 1 E: 1 LOB: 0 K: 0 BB: 0 S: 4 P: 4	R: 0 H: 0 E: 0 LOB: 1 K: 1 BB: 1 S: 5 P: 9	R: 0 H: 0 E: 0 LOB: 1 K: 0 BB: 1 S: 3 P: 7	R: 0 H: 0 E: 0 LOB: 0 K: 1 BB: 0 S: 5 P: 5	R: 0 H: 0 E: 0 LOB: 0 K: 0 BB: 0 S: 3 P: 3	R: 0 H: 0 E: 0 LOB: 0 K: 0 BB: 0 S: 3 P: 3		1B: 3 SF: 1 2B: 2 SAC: 0 3B: 1 DP: 0 HR: 0 HBP: 0						

PITCHER		IP	WLS	BF	H	R	ER	SO	BB	IBB	HBP	BLK	WP	HR	S	P	ERA	WHIP
Alan Hargesheimer, R ERA: 4.08	(1, 1)	3.0	L	14	6	4	3	1	0	0	0	0	0	0	16	16	9.00	2.000
Tom Griffin, R ERA: 3.3	(4, 1)	3.0		11	0	0	0	2	2	0	0	1	0	0	13	21	0.00	0.667
Mike Rowland, R ERA: 2.08	(7, 1)	2.0		6	0	0	0	0	0	0	0	0	0	0	6	6	0.00	0.000

PITCHER	IP	WLS	BF	H	R	ER	SO	BB	IBB	HBP	BLK	WP	HR	S	P	ERA	WHIP

BOTTOM

San Francisco Giants @ Houston Astros

Astrodome, Houston, TX

Mon Aug 04 1980, 8:05 PM EDT

Att. 27,040 - Unknown

livebaseballscorecards.com

AB	28
R	4
H	6
RBI	4
BB	2
SO	3
LOB	7

WP: 0 PA: 31
PB: 0
SB: 0
CS: 0

Batter	1	2	3	4	5	6	7	8	9	AB	R	H	RBI	BB	SO	LOB
Bill North, S (1, 8) OBP: 0.381, SLG: 0.286	4-3		1-3	FC1-2 1B 1-2 2-3 3-H	FC3-5 1-2 2-3f			K		3	1	1	1	0	0	0
Gary Lavelle, S (4, 1)										2	0	0	0	0	1	2
Al Holland, R (8, 1)										0	0	0	0	0	0	0
Joe Pettini, R (1, 6) OBP: 0.315, SLG: 0.313	BB		6-3	FC1-2 1B 1-2 2-3 3-Hf	F8			1B 2B BB		3	1	0	0	2	0	5
Jack Clark, R (1, 9) OBP: 0.382, SLG: 0.541	F9		S BB	1-3 2-H 3-H		F7		1-3 2B		4	1	2	2	1	0	1
Mike Ivie, R (1, 3) OBP: 0.291, SLG: 0.356	K		F8 1-2	F8		5-3		2-H 3-H 2B		5	0	1	2	0	1	4
Larry Herndon, R (1, 7) OBP: 0.284, SLG: 0.404 (4, 8)		F5		K	1B S 1B BB	F8		K		4	1	0	0	1	2	1
Darrell Evans, L (1, 5) OBP: 0.343, SLG: 0.375		6-3 S 1B		BB BB 1B BB	1B 1B BB 1-2		F9		F4	3	3	1	0	2	0	0
Rennie Stennett, R (1, 4) OBP: 0.296, SLG: 0.333		6-3 1-3		1B BB 1B BB 1-2	FC3-5 1B 1B 1-2 2-3		F9		4-3	4	1	1	0	1	0	1
Mike Sadek, R (1, 2) OBP: 0.404, SLG: 0.360		1B 3-H		1B 1B FC1-2 BB 1-2 2-3	FC3-5 1-2 2-H 3-H 1B		F8		4-3	4	0	2	3	1	0	0
Jeff Stember, R (1, 1)		K		FC1-2 1B 1-2 2-3 3-H 1B	F5			F7		1	0	0	0	0	1	1
Max Venable, L (4, PH) OBP: 0.327, SLG: 0.314 (4, 7)										3	1	1	1	0	0	2
Inning Stats	R: 0 H: 0 E: 0 LOB: 1 K: 1 BB: 1 S: 5 P: 9	R: 1 H: 2 E: 0 LOB: 1 K: 1 BB: 0 S: 7 P: 7	R: 0 H: 0 E: 0 LOB: 1 K: 0 BB: 1 S: 3 P: 7	R: 4 H: 3 E: 0 LOB: 2 K: 1 BB: 3 S: 8 P: 20	R: 2 H: 2 E: 0 LOB: 2 K: 0 BB: 2 S: 5 P: 13	R: 0 H: 0 E: 0 LOB: 0 K: 0 BB: 0 S: 3 P: 3	R: 0 H: 0 E: 0 LOB: 0 K: 0 BB: 0 S: 3 P: 3	R: 2 H: 2 E: 0 LOB: 1 K: 2 BB: 1 S: 9 P: 13	R: 0 H: 0 E: 0 LOB: 0 K: 0 BB: 0 S: 3 P: 3	1B: 8 SF: 0 2B: 1 SAC: 0 3B: 0 DP: 0 HR: 0 HBP: 0						

PITCHER	IP	WLS	BF	H	R	ER	SO	BB	IBB	HBP	BLK	WP	HR	S	P	ERA	WHIP
Gordie Pladson, R (1, 1) ERA: 5.19	3.1	L	17	2	4	4	3	5	0	0	0	0	0	18	38	10.80	2.100
Joaquin Andujar, R (4, 1) ERA: 4.28	0.2		5	3	1	1	0	0	0	0	0	0	0	5	5	13.50	4.500
Bert Roberge, R (5, 1) ERA: 5.84	0.0		3	1	2	2	0	2	0	0	0	0	0	1	9	∞	∞
Dave Smith, R (5, 1) ERA: 2.03	2.0		7	1	0	0	0	0	0	0	0	0	0	7	7	0.00	0.500
Frank LaCorte, R (7, 1) ERA: 2.28	3.0		12	2	2	2	2	1	0	0	0	0	0	15	19	6.00	1.000

PITCHER	IP	WLS	BF	H	R	ER	SO	BB	IBB	HBP	BLK	WP	HR	S	P	ERA	WHIP

San Francisco Giants @ Houston Astros

Astrodome, Houston, TX

Tue Aug 05 1980, 8:05 PM EDT

Att. 24,198 - Unknown

TOP

livebaseballscorecards.com

AB	36
R	9
H	9
RBI	9
BB	8
SO	5
LOB	17

PA: 44

WP: 0
PB: 0
SB: 3
CS: 0

Batter	1	2	3	4	5	6	7	8	9	AB	R	H	RBI	BB	SO	LOB
Terry Puhl, L (1, 9) (5, 8) OBP: 0.366, SLG: 0.445	HR		E4 1-2 3B	4-3			G3-6-3 1B		1B	5	2	3	1	0	0	3
Enos Cabell, R (1, 5) OBP: 0.298, SLG: 0.346	6-3 ①		F9 ①		SSS 0-3 K ①		F9 ①		F8 ②	5	0	0	0	0	1	4
Joe Morgan, L (1, 4) OBP: 0.351, SLG: 0.356	G3 ②		F9 ② 2-3		L5 ②		G3-6-3 ②③ 1-2f		F9 ③	5	0	0	0	0	0	4
Jose Cruz, L (1, 7) OBP: 0.371, SLG: 0.422	BB BLK BB		1-H 3-H 3B	4-3				1B 1B		3	0	2	2	1	0	0
Cesar Cedeno, R (1, 8) OBP: 0.384, SLG: 0.490	6-3 ③ 1-2		F6 ③			1B 1B		1-3 1B		2	0	0	0	0	0	2
Jeffrey Leonard, R (5, 9) OBP: 0.277, SLG: 0.353										2	0	2	0	0	0	0
Danny Heep, L (1, 3) OBP: 0.250, SLG: 0.237		4-3 ①		4-3 ①		1-2 1B		F5 ①		4	0	1	0	0	0	2
Alan Ashby, S (1, 2) OBP: 0.328, SLG: 0.342		F9 ②		SSS 0-3 K ②		F7 ①		F7 ②		4	0	0	0	0	1	4
Craig Reynolds, L (1, 6) OBP: 0.254, SLG: 0.315		F9 ③		1B 1B		SSS 0-3 K ②		SSS 0-3 K ③		4	0	1	0	0	2	4
Gordie Pladson, R (1, 1)			BBBB 4-0 F9 E 3B BB	1-3 1B	SSS 0-3 K ③				4-3 ①	0	1	0	0	1	0	0
Joaquin Andujar, S (4, 1) OBP: 0.214, SLG: 0.154										0	0	0	0	0	0	0
Bruce Bochy, R (4, PH) OBP: 0.435, SLG: 0.294										1	0	1	0	0	0	0
Bert Roberge, R (5, 1)										0	0	0	0	0	0	0
Dave Smith, R (5, 1)										0	0	0	0	0	0	0
Art Howe, R (6, PH) OBP: 0.323, SLG: 0.390										1	0	0	0	0	1	2
Frank LaCorte, R (7, 1) OBP: 0.200, SLG: 0.200										0	0	0	0	0	0	0
Rafael Landestoy, S (9, PH) OBP: 0.311, SLG: 0.351										1	0	0	0	0	0	0
Inning Stats	R: 1 E: 0 K: 0 S: 4 H: 1 LOB: 1 BB: 1 P: 8	R: 0 E: 0 K: 0 S: 3 H: 0 LOB: 0 BB: 0 P: 3	R: 2 E: 1 K: 0 S: 5 H: 1 LOB: 1 BB: 1 P: 9	R: 0 E: 0 K: 1 S: 7 H: 2 LOB: 2 BB: 0 P: 7	R: 0 E: 0 K: 1 S: 5 H: 0 LOB: 0 BB: 0 P: 5	R: 0 E: 0 K: 2 S: 9 H: 2 LOB: 2 BB: 0 P: 9	R: 0 E: 0 K: 0 S: 3 H: 1 LOB: 0 BB: 0 P: 3	R: 0 E: 0 K: 1 S: 7 H: 2 LOB: 2 BB: 0 P: 7	R: 0 E: 0 K: 0 S: 4 H: 1 LOB: 1 BB: 0 P: 4	1B: 8 2B: 0 3B: 1 HR: 1	SF: 0 SAC: 0 DP: 1 HBP: 0						

PITCHER		IP	WLS	BF	H	R	ER	SO	BB	IBB	HBP	BLK	WP	HR	S	P	ERA	WHIP
Jeff Stember, R ERA: 3.0	(1, 1)	3.0		14	2	3	1	0	2	0	0	1	0	1	12	20	3.00	1.333
Gary Lavelle, L ERA: 3.13	(4, 1)	4.0	W	18	7	0	0	4	0	0	0	0	0	0	26	26	0.00	1.750
Al Holland, L ERA: 1.0	(8, 1)	2.0		7	1	0	0	1	0	0	0	0	0	0	9	9	0.00	0.500

PITCHER	IP	WLS	BF	H	R	ER	SO	BB	IBB	HBP	BLK	WP	HR	S	P	ERA	WHIP

BOTTOM

San Francisco Giants @ Houston Astros

Astrodome, Houston, TX

Tue Aug 05 1980, 8:05 PM EDT

Att. 24,198 - Unknown

livebaseballscorecards.com

AB	37
R	3
H	10
RBI	3
BB	2
SO	5
LOB	25

PA: 39

WP: 0 PB: 0 SB: 0 CS: 0

Batter	1	2	3	4	5	6	7	8	9	AB	R	H	RBI	BB	SO	LOB
Bill North, S (1, 8) OBP: 0.383, SLG: 0.289	0-0 1B		0-0 6-3 ②			0-0 SH1-4 PB 1B		0-0 1-3 ①		4	0	2	0	0	0	0
Joe Pettini, R (1, 6) OBP: 0.316, SLG: 0.314	0-0 1-2 1B		0-0 F8 ③			0-0 SH1-4 ① 1-3		0-0 6-3 ②		3	0	1	0	0	0	0
Jack Clark, R (1, 9) OBP: 0.381, SLG: 0.538	0-0 F8 ①			0-0 G4-6-3 1B		0-0 F9 ②		0-0 L4 ③		4	0	1	0	0	0	3
Mike Ivie, R (1, 3) OBP: 0.285, SLG: 0.348	S S S 0-3 K ②			0-0 G4-6-3 ① ② 1-2f		S S S 0-3 K ③			S S S 0-3 K ①	4	0	0	0	0	3	4
Darrell Evans, L (1, 5) OBP: 0.342, SLG: 0.374	S S S 0-3 K ③			0-0 1B			0-0 F9 ①		0-0 3-1 ②	4	0	1	0	0	1	2
Larry Herndon, R (1, 7) OBP: 0.281, SLG: 0.399		0-0 6-3 ①		S S S 0-3 K ③			0-0 F8 ②		0-0 F8 ③	4	0	0	0	0	1	1
Rennie Stennett, R (1, 4) OBP: 0.296, SLG: 0.333		0-0 F8 ②			0-0 6-3 ①		0-0 BB 1B			3	0	1	0	0	0	0
Mike Sadek, R (1, 2) OBP: 0.402, SLG: 0.352		0-0 F7 ③			0-0 5-3 ②		B B B B 4-0 1-2 BB			2	0	0	0	1	0	0
Vida Blue, S (1, 1) OBP: 0.143, SLG: 0.128			0-0 G3 ①		S S S 0-3 K ③		0-0 F6 ③			2	0	0	0	0	1	0
Terry Whitfield, L (7, PH) OBP: 0.306, SLG: 0.333										1	0	0	0	0	0	2
Greg Minton, S (7, 1)										0	0	0	0	0	0	0

TOP

San Francisco Giants @ Houston Astros

Astrodome, Houston, TX

Wed Aug 06 1980, 8:05 PM EDT

Att. 23,478 - Unknown

livebaseballscorecards.com

AB	31
R	0
H	6
RBI	0
BB	1
SO	6
LOB	12

Inning Stats	1	2	3	4	5	6	7	8	9
	R: 0 E: 0 K: 2 S: 9	H: 2 LOB: 2 BB: 0 P: 9	R: 0 E: 0 K: 0 S: 3	H: 0 LOB: 0 BB: 0 P: 3	R: 0 E: 0 K: 0 S: 3	H: 0 LOB: 0 BB: 0 P: 3	R: 0 E: 0 K: 1 S: 6	H: 2 LOB: 1 BB: 0 P: 6	R: 0 E: 0 K: 1 S: 5	H: 0 LOB: 0 BB: 0 P: 5
	R: 0 E: 0 K: 1 S: 6	H: 1 LOB: 1 BB: 0 P: 6	R: 0 E: 0 K: 0 S: 4	H: 1 LOB: 2 BB: 1 P: 8	R: 0 E: 0 K: 0 S: 3	H: 0 LOB: 0 BB: 0 P: 3	R: 0 E: 0 K: 1 S: 5	H: 0 LOB: 0 BB: 0 P: 5		

| | | | | | | | | | |

BOTTOM

San Francisco Giants @ Houston Astros

Astrodome, Houston, TX

Wed Aug 06 1980, 8:05 PM EDT

Att. 23,478 - Unknown

livebaseballscorecards.com

Batter	1	2	3	4	5	6	7	8	9	AB	R	H	RBI	BB	SO	LOB
Rafael Landestoy, S (1, 6) (9, 4) OBP: 0.314, SLG: 0.353	4-3			F8		1B	1-2			4	1	2	0	0	0	0
Enos Cabell, R (1, 5) OBP: 0.297, SLG: 0.345	4-3			6-3		4-3 1-2	F8			4	0	1	0	0	0	2
Terry Puhl, L (1, 8) OBP: 0.365, SLG: 0.443	K			F8		4-3 1-2 2-H		F9		4	0	1	1	0	1	0
Jose Cruz, L (1, 7) OBP: 0.373, SLG: 0.423		F3			1B	4-3 1-2 2-3		S		4	0	2	0	0	0	2
Art Howe, R (1, 3) OBP: 0.330, SLG: 0.394		G4-6-3			1B 1-2	IBB		F8 1-2		3	0	2	0	1	0	1
Dave Bergman, L (9, 3) OBP: 0.250, SLG: 0.218										0	0	0	0	0	0	0
Joe Morgan, L (1, 4) OBP: 0.350, SLG: 0.353		G4-6-3 1-2f			K	K		IBB		3	0	0	0	1	2	5
Craig Reynolds, L (9, 6) OBP: 0.254, SLG: 0.315										0	0	0	0	0	0	0
Jeffrey Leonard, R (1, 9) OBP: 0.277, SLG: 0.351			K		1B 1-2		F8	K		4	0	1	0	0	2	2
Luis Pujols, R (1, 2) OBP: 0.288, SLG: 0.269			6-3		F9		G3			3	0	0	0	0	0	2
Ken Forsch, R (1, 1) OBP: 0.259, SLG: 0.310			K			K	1B			3	0	1	0	0	2	0
Inning Stats	R: 0 E: 0 K: 1 S: 5 H: 0 LOB: 0 BB: 0 P: 5	R: 0 E: 0 K: 0 S: 3 H: 1 LOB: 0 BB: 0 P: 3	R: 0 E: 0 K: 2 S: 7 H: 0 LOB: 0 BB: 0 P: 7	R: 0 E: 0 K: 0 S: 3 H: 0 LOB: 0 BB: 0 P: 3	R: 0 E: 0 K: 1 S: 7 H: 3 LOB: 2 BB: 0 P: 7	R: 1 E: 0 K: 2 S: 10 H: 3 LOB: 3 BB: 1 P: 14	R: 0 E: 0 K: 0 S: 5 H: 2 LOB: 2 BB: 0 P: 5	R: 0 E: 0 K: 1 S: 6 H: 1 LOB: 2 BB: 1 P: 10		1B: 10 2B: 0 3B: 0 HR: 0	SF: 0 SAC: 0 DP: 1 HBP: 0			WP: 0 PB: 0 SB: 1 CS: 0	PA: 34		

	AB	32
	R	1
	H	10
	RBI	1
	BB	2
	SO	7
	LOB	14

PITCHER		IP	WLS	BF	H	R	ER	SO	BB	IBB	HBP	BLK	WP	HR	S	P	ERA	WHIP
Vida Blue, L ERA: 3.04	(1, 1)	6.0	L	24	7	1	1	6	0	1	0	0	0	0	35	39	1.50	1.167
Greg Minton, R ERA: 2.33	(7, 1)	2.0		10	3	0	0	1	0	1	0	0	0	0	11	15	0.00	1.500

PITCHER	IP	WLS	BF	H	R	ER	SO	BB	IBB	HBP	BLK	WP	HR	S	P	ERA	WHIP

Batter	1	2	3	4	5	6	7	8	9	AB	R	H	RBI	BB	SO	LOB
Gene Richards, L (1, 7) OBP: 0.370, SLG: 0.386	SSS 0-3 ① K		BBBB 4-0 FC4 1-2 BB	BBBB 4-0 1-2 2-3 3-H BB		X 0-0 S 2B 1B	X 0-0 ③ F9			3	1	1	1	2	1	1
Ozzie Smith, S (1, 6) OBP: 0.332, SLG: 0.291	X 0-0 ② L1		X 0-0 ② FC4 1B 1-2f 2-3	X 0-0 ③ 4-3		BBBB 4-0 1-2 2B BB		X 0-0 1B 1B		4	1	1	0	1	0	5
Jerry Mumphrey, S (1, 8) OBP: 0.327, SLG: 0.341	X 0-0 ③ G3		X 0-0 S 1-3 3-H 1B		SSS 0-3 ① K	X 0-0 1-H 2-H 2B		X 0-0 1-2 1B		5	0	3	3	0	1	0
Dave Winfield, R (1, 9) OBP: 0.367, SLG: 0.447		X 0-0 ① 6-3	X 0-0 ③ 5-3 1-2		X 0-0 PB 1B	H 1-0 HBP		X 0-0 ① F8		4	0	1	0	0	0	4
Willie Montanez, L (1, 3) OBP: 0.324, SLG: 0.356		X 0-0 1B		X 0-0 BB BB FC1-2 1B	SSS 0-3 ② K 1-2	X 0-0 ③ 3-1		X 0-0 ② F5		5	0	2	0	0	1	5
Gene Tenace, R (1, 2) OBP: 0.381, SLG: 0.365	SSS 0-3 ② K			BBBB 4-0 FC1-2 BB 1-2 BB	BBBB 4-0 BB		BBBB 4-0 WP 1B BB	X 0-0 ③ 5-3		2	2	0	0	3	1	3
Barry Evans, R (1, 4) OBP: 0.311, SLG: 0.354	X 0-0 ③ F3			BBBB 4-0 BB FC1-2 1-2 2-3 BB	X 0-0 ③ F7		X 0-0 ① L6 1-2		X 0-0 ① F3	4	0	0	0	1	0	4
Tim Flannery, L (1, 5) OBP: 0.311, SLG: 0.305			X 0-0 ① F7	X 0-0 ① F9		X 0-0 ① F7	X 0-0 SH1-4 2-H 1B		X 0-0 ② 4-3	5	0	1	1	0	0	3
Bob Shirley, R (1, 1)			BBBB 4-0 FC4 BB 1B BB	X 0-0 ② FC1-2 BB 1-2 2-3 3-Hf		SSS 0-3 ② K	X 0-0 ② SH1-4 1-2		X 0-0 ③ 4-3	3	1	0	0	1	1	3
Inning Stats	R: 0 H: 0 E: 0 LOB: 0 K: 1 BB: 0 S: 5 P: 5	R: 0 H: 1 E: 0 LOB: 1 K: 1 BB: 0 S: 6 P: 6	R: 1 H: 1 E: 0 LOB: 2 K: 0 BB: 2 S: 4 P: 12	R: 1 H: 1 E: 0 LOB: 3 K: 0 BB: 3 S: 4 P: 16	R: 0 H: 1 E: 0 LOB: 2 K: 2 BB: 1 S: 8 P: 12	R: 2 H: 2 E: 0 LOB: 2 K: 1 BB: 1 S: 7 P: 12	R: 1 H: 1 E: 0 LOB: 1 K: 0 BB: 1 S: 4 P: 8	R: 0 H: 2 E: 0 LOB: 2 K: 0 BB: 0 S: 5 P: 5	R: 0 H: 0 E: 0 LOB: 0 K: 0 BB: 0 S: 3 P: 3	1B: 8 SF: 0 2B: 1 SAC: 1 3B: 0 DP: 0 HR: 0 HBP: 1						

PITCHER		IP	WLS	BF	H	R	ER	SO	BB	IBB	HBP	BLK	WP	HR	S	P	ERA	WHIP
Joe Niekro, R ERA: 4.06	(1, 1)	5.2	L	30	6	4	4	5	7	0	0	0	0	0	33	61	6.35	2.294
Bert Roberge, R ERA: 5.93	(6, 1)	1.1		7	1	1	1	0	1	0	1	0	1	0	5	10	6.75	1.500
Joaquin Andujar, R ERA: 4.14	(8, 1)	2.0		8	2	0	0	0	0	0	0	0	0	0	8	8	0.00	1.000

PITCHER	IP	WLS	BF	H	R	ER	SO	BB	IBB	HBP	BLK	WP	HR	S	P	ERA	WHIP

TOP

San Diego Padres @ Houston Astros

Astrodome, Houston, TX

Thu Aug 07 1980, 8:05 PM EDT

Att. 20,044 - Unknown

livebaseballscorecards.com

AB	35
R	5
H	9
RBI	5
BB	8
SO	5
LOB	28

1B: 8	SF: 0	WP: 1	PA: 45
2B: 1	SAC: 1	PB: 1	
3B: 0	DP: 0	SB: 2	
HR: 0	HBP: 1	CS: 0	

BOTTOM

San Diego Padres @ Houston Astros

Astrodome, Houston, TX

Thu Aug 07 1980, 8:05 PM EDT

Att. 20,044 - Unknown

Batter	1	2	3	4	5	6	7	8	9	AB	R	H	RBI	BB	SO	LOB
Rafael Landestoy, S (1, 6) OBP: 0.313, SLG: 0.352	F3	L6			FC5-4 1B		F7			4	0	1	0	0	0	4
Enos Cabell, R (1, 5) OBP: 0.294, SLG: 0.341	K		F4		FC5-4 1-2f			K		4	0	0	0	0	2	1
Terry Puhl, L (1, 8) OBP: 0.364, SLG: 0.441	5-3		F6			BB 1B		4-3		4	0	1	0	0	0	0
Jose Cruz, L (1, 7) OBP: 0.372, SLG: 0.421		BLK PB BB 1B	K			F8		4-3		4	1	1	0	0	1	1
Art Howe, R (1, 3) OBP: 0.329, SLG: 0.388		F7 1-2		F4		G6-3 1-2 BB			1-3	3	0	0	0	1	0	1
Joe Morgan, L (1, 4) OBP: 0.352, SLG: 0.352		BB BLK BB		4-3		G6-3 1-2f			FC6-4 1B	3	0	1	0	1	0	2
Jeffrey Leonard, R (1, 9) OBP: 0.276, SLG: 0.345		F2 1-2 2-3		F6			BB		L6	3	0	0	0	1	0	3
Luis Pujols, R (1, 2) OBP: 0.287, SLG: 0.263		BB IBB			6-3		F6		FC6-4 1-2f	3	0	0	0	1	0	2
Joe Niekro, R (1, 1) OBP: 0.293, SLG: 0.327 Bert Roberge, R (6, 1) Bruce Bochy, R (7, PH) OBP: 0.417, SLG: 0.278 Joaquin Andujar, S (8, 1) OBP: 0.214, SLG: 0.154		1-2 2-3 3-H BB			F8		F7			1 0 1 0	0 0 0 0	0 0 0 0	1 0 0 0	1 0 0 0	0 0 0 0	0 0 1 0

Inning Stats	1	2	3	4	5	6	7	8	9	1B: 4	SF: 0	WP: 0	PA: 35
R:	0	1	0	0	0	0	0	0	1	2B: 0	SAC: 0	PB: 1	
E:	0	0	0	0	0	0	0	0	0	3B: 0	DP: 1	SB: 0	
K:	1	0	1	0	0	1	0	1	0	HR: 0	HBP: 0	CS: 0	
S:	5	4	5	3	4	3	3	5	4				
H:	0	1	0	0	1	1	0	0	1				
LOB:	0	3	0	0	1	1	1	0	1				
BB:	0	3	0	0	0	1	1	0	0				
P:	5	16	5	3	4	7	7	5	4				

PITCHER	IP	WLS	BF	H	R	ER	SO	BB	IBB	HBP	BLK	WP	HR	S	P	ERA	WHIP
Bob Shirley, L (1, 1) ERA: 2.85	9.0	W	35	4	1	1	3	4	1	0	1	0	0	36	56	1.00	0.889

PITCHER	IP	WLS	BF	H	R	ER	SO	BB	IBB	HBP	BLK	WP	HR	S	P	ERA	WHIP

livebaseballscorecards.com

AB	30
R	1
H	4
RBI	1
BB	5
SO	3
LOB	15

Batter	1	2	3	4	5	6	7	8	9	AB	R	H	RBI	BB	SO	LOB
Gene Richards, L (1, 7) OBP: 0.371, SLG: 0.386	6-3		S 1B		F9		4-3		1B 2-H 1B	5	0	2	1	0	0	0
Ozzie Smith, S (1, 6) OBP: 0.333, SLG: 0.293	G4-6-3 1B		F8 1-2		4-3			L6	1-3 1B	5	0	2	0	0	0	1
Jerry Mumphrey, S (1, 8) OBP: 0.326, SLG: 0.339	G4-6-3 1-2f		F9		1B			F9	L1	5	0	1	0	0	0	4
Dave Winfield, R (1, 9) OBP: 0.368, SLG: 0.450		FC4-6 1B		3-1 1B 2B	F4			4-3		4	1	2	0	0	0	1
Willie Montanez, L (1, 3) OBP: 0.321, SLG: 0.353		FC4-6 BB 1-2f 1B		3-1 2-3		F7			E6 1B 2B	4	2	0	0	0	0	2
Gene Tenace, R (1, 2) OBP: 0.384, SLG: 0.363 Bill Fahey, L (8, 2) OBP: 0.305, SLG: 0.273 Dave Cash, R (9, PH) OBP: 0.280, SLG: 0.267 (9, 4)	B B B B	1B 1-2 BB	H	4-1 1B HBP		F6			S S S K	1	0	0	0	1	0	0
										0	0	0	0	0	0	0
										1	0	0	0	0	1	1
Barry Evans, R (1, 4) OBP: 0.321, SLG: 0.362 (9, 5)		G4-6-3 1-2 2-H 1B		4-1 1-2 3-H 1B		6-3			F9	4	0	2	2	0	0	1
Tim Flannery, L (1, 5) OBP: 0.305, SLG: 0.299 Fred Kendall, R (9, PH) OBP: 0.292, SLG: 0.292 (9, 2)		G4-6-3 1-2f		4-1 1-2 2-3			F9		1-2 2B 1B	3	0	0	0	0	0	4
										1	1	1	0	0	0	0
Randy Jones, R (1, 1) OBP: 0.116, SLG: 0.073 Jerry Turner, L (7, PH) OBP: 0.331, SLG: 0.381 Juan Eichelberger, R (7, 1) Von Joshua, L (9, PH) OBP: 0.299, SLG: 0.403 Rollie Fingers, R (9, 1) OBP: 0.250, SLG: 0.417			S S S K	F6			4-3		1-H 2-H 1B 2B	2	0	0	0	0	1	2
										1	0	0	0	0	0	0
										0	0	0	0	0	0	0
										1	1	1	2	0	0	0
										0	0	0	0	0	0	0
Inning Stats	R: 0 E: 0 K: 0 S: 3 H: 1 LOB: 0 BB: 0 P: 3	R: 1 E: 0 K: 0 S: 4 H: 2 LOB: 1 BB: 1 P: 8	R: 0 E: 0 K: 1 S: 6 H: 1 LOB: 0 BB: 0 P: 6	R: 1 E: 0 K: 0 S: 5 H: 2 LOB: 2 BB: 0 P: 6	R: 0 E: 0 K: 0 S: 4 H: 1 LOB: 1 BB: 0 P: 4	R: 0 E: 0 K: 0 S: 3 H: 0 LOB: 0 BB: 0 P: 3	R: 0 E: 0 K: 0 S: 3 H: 0 LOB: 0 BB: 0 P: 3	R: 0 E: 0 K: 0 S: 3 H: 0 LOB: 0 BB: 0 P: 3	R: 3 E: 1 K: 1 S: 10 H: 4 LOB: 2 BB: 0 P: 10	1B: 9 2B: 2 3B: 0 HR: 0 SF: 0 SAC: 0 DP: 2 HBP: 1							

PITCHER		IP	WLS	BF	H	R	ER	SO	BB	IBB	HBP	BLK	WP	HR	S	P	ERA	WHIP
Vern Ruhle, R ERA: 2.72	(1, 1)	8.0		31	7	2	2	1	1	0	1	0	0	0	31	36	2.25	1.000
Joe Sambito, L ERA: 2.08	(9, 1)	1.0	L	8	4	3	0	1	0	0	0	0	0	0	10	10	0.00	4.000

PITCHER	IP	WLS	BF	H	R	ER	SO	BB	IBB	HBP	BLK	WP	HR	S	P	ERA	WHIP

TOP

San Diego Padres @ Houston Astros

Astrodome, Houston, TX

Fri Aug 08 1980, 8:05 PM EDT
Att. 15,207 - Unknown

livebaseballscorecards.com

AB	37
R	5
H	11
RBI	5
BB	1
SO	2
LOB	16

WP: 0 PA: 39
PB: 0
SB: 1
CS: 0

BOTTOM

San Diego Padres @ Houston Astros

Astrodome, Houston, TX

Fri Aug 08 1980, 8:05 PM EDT

Att. 15,207 - Unknown

Batter	1	2	3	4	5	6	7	8	9	AB	R	H	RBI	BB	SO	LOB
Rafael Landestoy, S (1, 6) (9, 4) OBP: 0.314, SLG: 0.353	0-0 FC1-6 1B	0-0 4-3			0-0 4-3		0-0 FC6-4 1B		0-3 K	5	0	2	0	0	1	0
Enos Cabell, R (1, 5) OBP: 0.295, SLG: 0.342	0-0 FC1-6 E S 1B 1-2f		0-0 1B 4-1 1B		0-0 1B		0-0 FC6-4 BLK 1-2f		0-0 F9	5	1	2	0	0	0	2
Terry Puhl, L (1, 9) OBP: 0.362, SLG: 0.438	0-0 1B 1B 1-H 1B		0-0 4-1 1-2		0-0 L9		0-0 F8 1-2		0-0 F7	5	1	1	1	0	0	3
Cesar Cedeno, R (1, 8) OBP: 0.383, SLG: 0.486	SSS 0-3 K		0-0 G6-4-3 2-3 1B			0-0 6-3	0-0 5-3			4	0	1	0	0	1	2
Art Howe, R (1, 3) OBP: 0.333, SLG: 0.397 Denny Walling, L (8, PH) OBP: 0.378, SLG: 0.409 Dave Bergman, L (9, 3) OBP: 0.250, SLG: 0.218	0-0 1B 1B 1-3		0-0 G6-4-3 1-2f			0-0 E7 1B 2B		0-0 4-3		3 1 0	1 0 0	2 0 0	0 0 0	0 0 0	0 0 0	2 0 0
Jose Cruz, L (1, 7) OBP: 0.373, SLG: 0.422	0-0 1-2 3-H 1B			0-0 4-3		0-0 5-3 3-H 1B		0-0 6-3		4	0	2	2	0	0	0
Joe Morgan, L (1, 4) OBP: 0.351, SLG: 0.349 Joe Sambito, L (9, 1)	SSS 0-3 K			0-0 G3		0-0 5-3 1-2		BBB 4-0 1B BB		3 0	0	0	0	1	1	3 0
Luis Pujols, R (1, 2) OBP: 0.292, SLG: 0.264		0-0 F7		0-0 F8		4-0 IBB		0-0 1-2 1B		3	0	1	0	1	0	0
Vern Ruhle, R (1, 1) OBP: 0.333, SLG: 0.385 Craig Reynolds, L (8, PH) OBP: 0.253, SLG: 0.314 (9, 6)		SSS 0-3 K			0-0 6-3	0-0 L5		0-0 4-3		3 1	0 0	0 0	0 0	0 0	1 0	2 2
Inning Stats	R: 2 E: 0 K: 2 S: 11 H: 4 LOB: 2 BB: 0 P: 11	R: 0 E: 0 K: 1 S: 5 H: 0 LOB: 0 BB: 0 P: 5	R: 0 E: 0 K: 0 S: 4 H: 2 LOB: 1 BB: 0 P: 4	R: 0 E: 0 K: 0 S: 3 H: 0 LOB: 0 BB: 0 P: 3	R: 0 E: 0 K: 0 S: 4 H: 1 LOB: 1 BB: 0 P: 4	R: 1 E: 1 K: 0 S: 5 H: 2 LOB: 2 BB: 1 P: 9	R: 0 E: 0 K: 0 S: 4 H: 1 LOB: 1 BB: 0 P: 4	R: 0 E: 0 K: 0 S: 4 H: 1 LOB: 2 BB: 1 P: 8	R: 0 E: 0 K: 1 S: 5 H: 0 LOB: 0 BB: 0 P: 5	1B: 10 2B: 1 3B: 0 HR: 0	SF: 0 SAC: 0 DP: 1 HBP: 0						

livebaseballscorecards.com

	AB	37
	R	3
	H	11
	RBI	3
	BB	2
	SO	4
	LOB	16

WP: 0 PB: 0 SB: 1 CS: 0 PA: 39

PITCHER		IP	WLS	BF	H	R	ER	SO	BB	IBB	HBP	BLK	WP	HR	S	P	ERA	WHIP
Randy Jones, L ERA: 3.73	(1, 1)	6.0		27	9	3	3	3	0	1	0	0	0	0	32	36	4.50	1.500
Juan Eichelberger, R ERA: 2.5	(7, 1)	2.0	W	9	2	0	0	0	1	0	0	1	0	0	8	12	0.00	1.500
Rollie Fingers, R ERA: 3.04	(9, 1)	1.0	S	3	0	0	0	1	0	0	0	0	0	0	5	5	0.00	0.000

PITCHER	IP	WLS	BF	H	R	ER	SO	BB	IBB	HBP	BLK	WP	HR	S	P	ERA	WHIP

Batter	1	2	3	4	5	6	7	8	9	AB	R	H	RBI	BB	SO	LOB
Gene Richards, L (1, 7) OBP: 0.369, SLG: 0.384	4-3		4-3		F8		K		2B 1B	5	0	1	0	0	1	1
Ozzie Smith, S (1, 6) OBP: 0.337, SLG: 0.298	S 1B		CS HBP		1B BB		2-3		1-2 2B	3	0	2	0	1	0	1
Jerry Mumphrey, S (1, 8) OBP: 0.327, SLG: 0.338	K		6-3		1-3 1B		1B BB		F8	4	0	1	0	1	1	3
Dave Winfield, R (1, 9) OBP: 0.368, SLG: 0.449	F8			WP HR 1B		1-3 1B BB	1-2 2-H 1B		3-1	1	0	0	0	0	0	1
Jerry Turner, L (4, PH) (4, 9) OBP: 0.341, SLG: 0.387										3	2	2	1	1	0	1
Willie Montanez, L (1, 3) OBP: 0.323, SLG: 0.360		1B FC4-6 BB		1-H HR	1-3	1-2	5-3			3	2	1	2	1	0	3
Bill Fahey, L (1, 2) OBP: 0.304, SLG: 0.273		F7		G6-3 1B	F8			G3		4	0	1	0	0	0	2
Barry Evans, R (1, 4) OBP: 0.341, SLG: 0.375		1-3 FC4-6 1B		1-2f G6-3	1B BB			1B		3	0	2	0	1	0	1
Tim Flannery, L (1, 5) OBP: 0.304, SLG: 0.297		1-2f 3-H FC4-6		L4	1-3 2-H 1B			K		4	0	1	2	0	1	2
John Curtis, L (1, 1) OBP: 0.179, SLG: 0.162		K			K					1	0	0	0	0	1	1
John D'Acquisto, R (4, 1)										1	1	0	0	1	1	0
Rollie Fingers, R (7, 1) OBP: 0.250, SLG: 0.417										0	0	0	0	0	0	0
Von Joshua, L (8, PH) OBP: 0.294, SLG: 0.397										1	0	0	0	0	0	1
Dennis Kinney, L (8, 1) OBP: 0.222, SLG: 0.125						2-3 1B BB		F8		0	0	0	0	0	0	0
Inning Stats	R: 0 E: 0 K: 1 S: 6 H: 1 LOB: 1 BB: 0 P: 6	R: 1 E: 0 K: 1 S: 6 H: 1 LOB: 1 BB: 1 P: 10	R: 0 E: 0 K: 0 S: 2 H: 0 LOB: 0 BB: 0 P: 3	R: 2 E: 0 K: 0 S: 5 H: 3 LOB: 0 BB: 0 P: 5	R: 0 E: 0 K: 1 S: 5 H: 1 LOB: 2 BB: 1 P: 9	R: 1 E: 0 K: 0 S: 3 H: 1 LOB: 2 BB: 2 P: 11	R: 1 E: 0 K: 1 S: 6 H: 1 LOB: 2 BB: 2 P: 14	R: 0 E: 0 K: 1 S: 6 H: 1 LOB: 1 BB: 0 P: 6	R: 0 E: 0 K: 0 S: 4 H: 2 LOB: 0 BB: 0 P: 4	1B: 9 2B: 1 3B: 0 HR: 1	SF: 0 SAC: 0 DP: 1 HBP: 1						

PITCHER		IP	WLS	BF	H	R	ER	SO	BB	IBB	HBP	BLK	WP	HR	S	P	ERA	WHIP
Nolan Ryan, R ERA: 3.44	(1, 1)	6.0		26	7	4	4	3	4	0	1	0	1	1	27	44	6.00	1.833
Dave Smith, R ERA: 2.08	(7, 1)	3.0	W	14	4	1	1	2	2	0	0	0	0	0	16	24	3.00	2.000

PITCHER	IP	WLS	BF	H	R	ER	SO	BB	IBB	HBP	BLK	WP	HR	S	P	ERA	WHIP

TOP

San Diego Padres @ Houston Astros

Astrodome, Houston, TX

Sat Aug 09 1980, 8:05 PM EDT

Att. 21,233 - Unknown

livebaseballscorecards.com

AB	33
R	5
H	11
RBI	5
BB	6
SO	5
LOB	17

1B: 9 SF: 0
2B: 1 SAC: 0
3B: 0 DP: 1
HR: 1 HBP: 1

WP: 1 PA: 40
PB: 0
SB: 1
CS: 1

Batter	1	2	3	4	5	6	7	8	9	AB	R	H	RBI	BB	SO	LOB
Rafael Landestoy, S (1, 4) OBP: 0.316, SLG: 0.355	1-3			2B	6-3		HBP	F7		4	2	1	0	0	0	0
Enos Cabell, R (1, 5) OBP: 0.298, SLG: 0.346	5-3			1B	F9		2B			4	2	2	1	0	0	0
Terry Puhl, L (1, 9) OBP: 0.361, SLG: 0.434	F8			F3	F9		IBB			3	1	0	0	1	0	2
Cesar Cedeno, R (1, 8) OBP: 0.384, SLG: 0.493		4-3		2B		K	2B			4	1	2	4	0	1	0
Art Howe, R (1, 3) OBP: 0.332, SLG: 0.391		6-3		BB		K	6-3			3	1	0	0	1	1	1
Jose Cruz, L (1, 7) OBP: 0.376, SLG: 0.423		G3		1B		1B	IBB			3	1	2	1	1	0	0
Luis Pujols, R (1, 2) OBP: 0.291, SLG: 0.278		L4		3B		4-3	FC5			4	0	1	3	0	0	3
Craig Reynolds, L (1, 6) OBP: 0.253, SLG: 0.313		6-3		G3			1B	F5		4	1	1	0	0	0	1
Nolan Ryan, R (1, 1) OBP: 0.193, SLG: 0.157 Dave Smith, R (7, 1)		4-3		K			K	1-3		2 2	0 0	0 0	0 0	0 0	1 1	1 1
Inning Stats	R: 0 E: 0 K: 0 S: 3 H: 0 LOB: 0 BB: 0 P: 3	R: 0 E: 0 K: 0 S: 3 H: 0 LOB: 0 BB: 0 P: 3	R: 0 E: 0 K: 0 S: 3 H: 0 LOB: 0 BB: 0 P: 3	R: 5 E: 0 K: 1 S: 10 H: 5 LOB: 1 BB: 1 P: 14	R: 0 E: 0 K: 0 S: 3 H: 0 LOB: 0 BB: 0 P: 3	R: 0 E: 0 K: 2 S: 8 H: 1 LOB: 1 BB: 0 P: 8	R: 4 E: 0 K: 1 S: 8 H: 3 LOB: 2 BB: 2 P: 17	R: 0 E: 0 K: 0 S: 3 H: 0 LOB: 0 BB: 0 P: 3		1B: 4 2B: 4 3B: 1 HR: 0 SF: 0 SAC: 0 DP: 0 HBP: 1						

PITCHER		IP	WLS	BF	H	R	ER	SO	BB	IBB	HBP	BLK	WP	HR	S	P	ERA	WHIP
John Curtis, L ERA: 4.23	(1, 1)	3.1		16	5	5	5	0	1	0	0	0	0	0	15	19	13.50	1.800
John D'Acquisto, R ERA: 3.76	(4, 1)	3.0	L	14	3	4	4	4	0	1	1	0	0	0	20	25	12.00	1.000
Rollie Fingers, R ERA: 3.01	(7, 1)	0.2		4	1	0	0	0	0	1	0	0	0	0	3	7	0.00	1.500
Dennis Kinney, L ERA: 3.97	(8, 1)	1.0		3	0	0	0	0	0	0	0	0	0	0	3	3	0.00	0.000

PITCHER	IP	WLS	BF	H	R	ER	SO	BB	IBB	HBP	BLK	WP	HR	S	P	ERA	WHIP

BOTTOM

San Diego Padres @ Houston Astros

Astrodome, Houston, TX

Sat Aug 09 1980, 8:05 PM EDT

Att. 21,233 - Unknown

livebaseballscorecards.com

AB	33
R	9
H	9
RBI	9
BB	3
SO	4
LOB	9

Batter	1	2	3	4	5	6	7	8	9	AB	R	H	RBI	BB	SO	LOB
Gene Richards, L (1, 7) OBP: 0.370, SLG: 0.387	SH5-3 1B 2B		L3		1-2 2-H 1B			6-3		4	1	2	1	0	0	0
Ozzie Smith, S (1, 6) OBP: 0.335, SLG: 0.296	SH5-3 2-3		F8		K			6-3		3	0	0	0	0	1	2
Jerry Mumphrey, S (1, 8) OBP: 0.326, SLG: 0.337	1-3 3-H 1B			F7		K		F8		4	0	1	1	0	1	0
Dave Winfield, R (1, 9) OBP: 0.369, SLG: 0.449	1-3 1-2			G6-3 1B		K			1B 1B 1B	4	1	2	0	0	1	1
Willie Montanez, L (1, 3) OBP: 0.322, SLG: 0.359	4-3			G6-3 1-2f		1-3			1-3 1B	4	0	1	0	0	0	2
Bill Fahey, L (1, 2) OBP: 0.304, SLG: 0.270 Gene Tenace, R (9, PH) OBP: 0.383, SLG: 0.362 Fred Kendall, R (9, 2) OBP: 0.292, SLG: 0.292		4-3			BB 1B BB		K		F9	2 1 0	1 0 0	0 0 0	0 0 0	1 0 0	1 0 0	0 2 0
Barry Evans, R (1, 4) OBP: 0.353, SLG: 0.370 Jerry Turner, L (9, PH) OBP: 0.339, SLG: 0.384 Dave Cash, R (9, 4) OBP: 0.280, SLG: 0.267		6-3			1B 1-2 BB		BB		F3	1 1 0	0 0 0	0 0 0	0 0 0	2 0 0	0 0 0	0 2 0
Tim Flannery, L (1, 5) OBP: 0.302, SLG: 0.296		K			F1		K		1-2 3-H 1B	4	0	1	1	0	2	3
Rick Wise, R (1, 1) OBP: 0.175, SLG: 0.205			K		F1		K		F7	4	0	0	0	0	2	5
Inning Stats	R: 1 E: 0 K: 0 S: 5 H: 2 LOB: 1 BB: 0 P: 5	R: 0 E: 0 K: 1 S: 5 H: 0 LOB: 0 BB: 0 P: 5	R: 0 E: 0 K: 1 S: 5 H: 0 LOB: 0 BB: 0 P: 5	R: 0 E: 0 K: 0 S: 3 H: 1 LOB: 0 BB: 0 P: 3	R: 1 E: 0 K: 1 S: 6 H: 1 LOB: 2 BB: 2 P: 14	R: 0 E: 0 K: 2 S: 7 H: 0 LOB: 0 BB: 0 P: 7	R: 0 E: 0 K: 3 S: 9 H: 0 LOB: 1 BB: 1 P: 13	R: 0 E: 0 K: 0 S: 3 H: 0 LOB: 0 BB: 0 P: 3	R: 1 E: 0 K: 0 S: 6 H: 3 LOB: 2 BB: 0 P: 6	1B: 6 2B: 1 3B: 0 HR: 0 SF: 0 SAC: 1 DP: 1 HBP: 0	WP: 0 PB: 0 SB: 0 CS: 0 PA: 36					

TOP

San Diego Padres @ Houston Astros

Astrodome, Houston, TX

Sun Aug 10 1980, 4:33 AM EDT

Att. 20,514 - Unknown

livebaseballscorecards.com

	AB	R	H	RBI	BB	SO	LOB
	32	3	7	3	3	8	17

PITCHER		IP	WLS	BF	H	R	ER	SO	BB	IBB	HBP	BLK	WP	HR	S	P	ERA	WHIP
Joaquin Andujar, R ERA: 3.93	(1, 1)	8.0		30	4	2	2	8	3	0	0	0	0	0	43	55	2.25	0.875
Joe Sambito, L ERA: 2.24	(9, 1)	0.0	L	2	2	1	1	0	0	0	0	0	0	0	2	2	∞	∞
Frank LaCorte, R ERA: 2.24	(9, 1)	1.0		4	1	0	0	0	0	0	0	0	0	0	4	4	0.00	1.000

PITCHER	IP	WLS	BF	H	R	ER	SO	BB	IBB	HBP	BLK	WP	HR	S	P	ERA	WHIP

Batter	1	2	3	4	5	6	7	8	9	AB	R	H	RBI	BB	SO	LOB
Rafael Landestoy, S (1, 4) OBP: 0.312, SLG: 0.350	4-3		F7			6-3		F9		4	0	0	0	0	0	0
Enos Cabell, R (1, 5) OBP: 0.297, SLG: 0.345	F7		F9			S 1B		6-3		4	0	1	0	0	0	0
Terry Puhl, L (1, 9) OBP: 0.360, SLG: 0.432	S 2B 1B		F6			K 1-2			K	4	1	1	0	0	2	1
Jose Cruz, L (1, 7) OBP: 0.377, SLG: 0.425	1-H 2B			K		FC6-4 BB			5-3	3	0	1	1	1	1	0
Cesar Cedeno, R (1, 8) OBP: 0.383, SLG: 0.490	6-3			6-3		FC6-4 1-2f			S 1B	4	0	1	0	0	0	3
Denny Walling, L (1, 3) OBP: 0.376, SLG: 0.406		F8		F5			G4-6-3 1B		F7 1-2	4	0	1	0	0	0	1
Alan Ashby, S (1, 2) OBP: 0.328, SLG: 0.342		G4-6-3 1B			4-3		G4-6-3 1-2f			3	0	1	0	0	0	1
Craig Reynolds, L (1, 6) OBP: 0.251, SLG: 0.310		G4-6-3 1-2f			K		K			3	0	0	0	0	2	1
Joaquin Andujar, S (1, 1) OBP: 0.250, SLG: 0.400			HR		K			F8		2	1	1	1	0	1	0
Joe Morgan, L (8, PH) OBP: 0.350, SLG: 0.347										1	0	0	0	0	0	0
Joe Sambito, L (9, 1)										0	0	0	0	0	0	0
Frank LaCorte, R (9, 1) OBP: 0.200, SLG: 0.200										0	0	0	0	0	0	0
Inning Stats	R: 1 E: 0 K: 0 S: 5 H: 2 LOB: 1 BB: 0 P: 5	R: 0 E: 0 K: 0 S: 3 H: 1 LOB: 0 BB: 0 P: 3	R: 1 E: 0 K: 0 S: 4 H: 1 LOB: 0 BB: 0 P: 4	R: 0 E: 0 K: 1 S: 5 H: 0 LOB: 0 BB: 0 P: 5	R: 0 E: 0 K: 2 S: 7 H: 0 LOB: 0 BB: 0 P: 7	R: 0 E: 0 K: 1 S: 6 H: 1 LOB: 2 BB: 1 P: 10	R: 0 E: 0 K: 1 S: 5 H: 1 LOB: 0 BB: 0 P: 5	R: 0 E: 0 K: 0 S: 3 H: 0 LOB: 0 BB: 0 P: 3	R: 0 E: 0 K: 1 S: 6 H: 1 LOB: 1 BB: 0 P: 6	1B: 5 2B: 1 3B: 0 HR: 1	SF: 0 SAC: 0 DP: 2 HBP: 0						

PITCHER	IP	WLS	BF	H	R	ER	SO	BB	IBB	HBP	BLK	WP	HR	S	P	ERA	WHIP
Rick Wise, R (1, 1) ERA: 3.36	9.0	W	33	7	2	2	6	1	0	0	0	0	1	44	48	2.00	0.889

PITCHER	IP	WLS	BF	H	R	ER	SO	BB	IBB	HBP	BLK	WP	HR	S	P	ERA	WHIP

BOTTOM

San Diego Padres @ Houston Astros

Astrodome, Houston, TX

Sun Aug 10 1980, 4:33 AM EDT

Att. 20,514 - Unknown

livebaseballscorecards.com

AB	32
R	2
H	7
RBI	2
BB	1
SO	6
LOB	7

1B: 5	SF: 0	WP: 0	PA: 33
2B: 1	SAC: 0	PB: 0	
3B: 0	DP: 2	SB: 3	
HR: 1	HBP: 0	CS: 0	

Batter	1	2	3	4	5	6	7	8	9	AB	R	H	RBI	BB	SO	LOB
Joe Morgan, L (1, 4) OBP: 0.348, SLG: 0.343	F1		BB, 1B 1-2 BB	F4		4-3		F5		4	0	0	0	1	0	5
Frank LaCorte, R (8, 1) OBP: 0.200, SLG: 0.200										0	0	0	0	0	0	0
Enos Cabell, R (1, 5) OBP: 0.296, SLG: 0.344	6-3		K		WP 1B 1B		F8		K2-3	5	1	1	0	0	2	2
Jose Cruz, L (1, 7) OBP: 0.377, SLG: 0.428	E6 BLK		BB 1-2 2-3 1B		F8 1-2		1-3 2B		G3	5	0	2	0	0	0	1
Cesar Cedeno, R (1, 8) OBP: 0.380, SLG: 0.484	1-3 1-2		G6-4-3 1-2 2-3 3-H BB		K		1-3 2-3		F7	4	0	0	1	1	1	3
Art Howe, R (1, 3) OBP: 0.335, SLG: 0.408		HR	G6-4-3 1-2f		2-H 1B		F9			4	1	2	2	0	0	4
Jeffrey Leonard, R (1, 9) OBP: 0.276, SLG: 0.348		5-3		K	F7			1B 2B		4	1	1	0	0	1	1
Luis Pujols, R (1, 2) OBP: 0.296, SLG: 0.284		F8		FC6-4 1B	1-3			4-3 2-H 1B		4	0	2	1	0	0	0
Terry Puhl, L (8, PR) OBP: 0.360, SLG: 0.432										0	0	0	0	0	0	0
Craig Reynolds, L (8, 6) OBP: 0.251, SLG: 0.310										0	0	0	0	0	0	0
Rafael Landestoy, S (1, 6) OBP: 0.311, SLG: 0.346		4-3		FC6-4 BB 1-2f		BB		4-3 2-3		3	0	0	0	1	0	2
(8, 4)																
Ken Forsch, R (1, 1) OBP: 0.279, SLG: 0.317			1B, BB BB 1B	BB 1-2		K		K		2	1	1	0	1	1	1
Bruce Bochy, R (8, PH) OBP: 0.400, SLG: 0.263										1	0	0	0	0	1	2
(8, 2)																

Inning Stats	1	2	3	4	5	6	7	8	9
	R: 0 E: 1 K: 0 S: 4	H: 0 LOB: 1 BB: 0 P: 4	R: 1 E: 0 K: 0 S: 4	H: 1 LOB: 0 BB: 0 P: 4	R: 1 E: 0 K: 1 S: 6	H: 2 LOB: 2 BB: 2 P: 14	R: 0 E: 0 K: 1 S: 6	H: 1 LOB: 2 BB: 1 P: 10	R: 1 E: 0 K: 1 S: 7	H: 2 LOB: 1 BB: 0 P: 7
	R: 0 E: 0 K: 1 S: 5	H: 0 LOB: 1 BB: 1 P: 9	R: 0 E: 0 K: 0 S: 4	H: 1 LOB: 1 BB: 0 P: 4	R: 1 E: 0 K: 1 S: 7	H: 2 LOB: 2 BB: 0 P: 7	R: 0 E: 0 K: 1 S: 5	H: 0 LOB: 0 BB: 0 P: 5	1B: 6 2B: 2 3B: 0 HR: 1	SF: 0 SAC: 0 DP: 1 HBP: 0

PITCHER	IP	WLS	BF	H	R	ER	SO	BB	IBB	HBP	BLK	WP	HR	S	P	ERA	WHIP
Vida Blue, L (1, 1) ERA: 3.12	5.0	W	24	6	3	3	3	3	0	0	1	1	1	27	39	5.40	1.800
Al Holland, L (6, 1) ERA: 1.18	3.0		13	3	1	1	2	1	0	0	0	0	0	16	20	3.00	1.333
Greg Minton, R (9, 1) ERA: 2.83	1.0	S	3	0	0	0	1	0	0	0	0	0	0	5	5	0.00	0.000

PITCHER	IP	WLS	BF	H	R	ER	SO	BB	IBB	HBP	BLK	WP	HR	S	P	ERA	WHIP

TOP

Houston Astros @ San Francisco Giants

Candlestick Park, San Francisco, CA

Mon Aug 11 1980, 10:05 PM EDT

Att. 10,755 - Unknown

livebaseballscorecards.com

AB	36
R	4
H	9
RBI	4
BB	4
SO	6
LOB	21

WP: 1 PA: 40
PB: 0
SB: 0
CS: 0

Batter	1	2	3	4	5	6	7	8	9	AB	R	H	RBI	BB	SO	LOB
Bill North, S (1, 8) OBP: 0.381, SLG: 0.286	x 0-0 ① G3	B B B 4-0 1-2 2-3 3-H BB		x 0-0 S E 2-3 1B		x 0-0 ① F9		x 0-0 ③ FC6-4 1-2f		4	1	1	1	1	0	1
Johnnie LeMaster, R (1, 6) OBP: 0.254, SLG: 0.320	S S S 0-3 ② K	x 0-0 ③ L6		x 0-0 E3 BB 1-H 3-H		x 0-0 ② 6-3				4	0	0	1	0	1	3
Larry Herndon, R (1, 9) OBP: 0.276, SLG: 0.387	x 0-0 ③ 5-3		x 0-0 ① F8	S S S 0-3 ② K		x 0-0 ③ 6-3				4	0	0	0	0	1	1
Darrell Evans, L (1, 5) OBP: 0.346, SLG: 0.389		x 0-0 HR	x 0-0 4-3 S E 1B	B B B 4-0 BB BB			x 0-0 ① F9			3	2	2	1	1	0	0
Terry Whitfield, L (1, 7) OBP: 0.314, SLG: 0.353		x 0-0 BB 1B BB 1B	x 0-0 ② 4-3 1-3	B B B B 4-0 1-2 2-3 BB			x 0-0 ② 4-3			3	1	1	0	1	0	1
Mike Ivie, R (1, 3) OBP: 0.292, SLG: 0.347		x 0-0 BB BB 1-2 1B	x 0-0 E7 3-H 1B	x 0-0 ③ F9			S S S 0-3 ③ K			4	0	2	1	0	1	3
Rennie Stennett, R (1, 4) OBP: 0.290, SLG: 0.325	S S S 0-3 ① K	x 0-0 ③ 4-3			x 0-0 ① 6-3			S S S 0-3 ① K		4	0	0	0	0	2	3
Mike Sadek, R (1, 2) OBP: 0.373, SLG: 0.323		x 0-0 ② F6		x 0-0 1B SH5-4 E 1B	S S S 0-3 ② K			S S S 0-3 ② K		4	1	1	0	0	2	2
Vida Blue, S (1, 1) OBP: 0.157, SLG: 0.125 Al Holland, R (6, 1) Max Venable, L (8, PH) OBP: 0.328, SLG: 0.302 Greg Minton, S (9, 1)		B B B 4-0 BB 1-2 2-3 BB		x 0-0 ① SH5-4 1-2	S S S 0-3 ③ K			B B B 4-0 FC6-4 BB		1 0 0 0	0 0 0 0	0 0 0 0	0 0 0 0	1 0 1 0	1 0 0 0	0 0 0 0
Inning Stats	R: 0 E: 0 K: 1 S: 5 H: 0 LOB: 0 BB: 0 P: 5	R: 2 E: 0 K: 1 S: 8 H: 3 LOB: 3 BB: 2 P: 16	R: 1 E: 1 K: 0 S: 5 H: 2 LOB: 1 BB: 0 P: 5	R: 2 E: 1 K: 1 S: 8 H: 2 LOB: 3 BB: 2 P: 16	R: 0 E: 0 K: 2 S: 7 H: 0 LOB: 0 BB: 0 P: 7	R: 0 E: 0 K: 0 S: 3 H: 0 LOB: 0 BB: 0 P: 3	R: 0 E: 0 K: 1 S: 5 H: 0 LOB: 0 BB: 0 P: 5	R: 0 E: 0 K: 2 S: 7 H: 0 LOB: 1 BB: 1 P: 11		1B: 6 2B: 0 3B: 0 HR: 1	SF: 0 SAC: 1 DP: 0 HBP: 0					

PITCHER		IP	WLS	BF	H	R	ER	SO	BB	IBB	HBP	BLK	WP	HR	S	P	ERA	WHIP
Ken Forsch, R ERA: 3.03	(1, 1)	7.0	L	33	7	5	5	6	4	0	0	0	0	1	41	57	6.43	1.571
Frank LaCorte, R ERA: 2.2	(8, 1)	1.0		4	0	0	0	2	1	0	0	0	0	0	7	11	0.00	1.000

PITCHER	IP	WLS	BF	H	R	ER	SO	BB	IBB	HBP	BLK	WP	HR	S	P	ERA	WHIP

BOTTOM

Houston Astros @ San Francisco Giants

Candlestick Park, San Francisco, CA

Mon Aug 11 1980, 10:05 PM EDT

Att. 10,755 - Unknown

livebaseballscorecards.com

AB	31
R	5
H	7
RBI	4
BB	5
SO	8
LOB	14

1B: 6	SF: 0	WP: 0	PA: 37
2B: 0	SAC: 1	PB: 0	
3B: 0	DP: 0	SB: 2	
HR: 1	HBP: 0	CS: 0	

Houston Astros @ San Francisco Giants

Candlestick Park, San Francisco, CA

Tue Aug 12 1980, 10:05 PM EDT

Att. 29,770 - Unknown

TOP

livebaseballscorecards.com

Batter	1	2	3	4	5	6	7	8	9	AB	R	H	RBI	BB	SO	LOB
Joe Morgan, L (1, 4) OBP: 0.349, SLG: 0.342	G3		BBBB 4-0 FC6-4 BB		F9			S 1B		3	0	1	0	1	0	1
Enos Cabell, R (1, 5) OBP: 0.293, SLG: 0.340	4-3		FC6-4 1-2f			F9		F3 1-2		4	0	0	0	0	0	2
Terry Puhl, L (1, 9) OBP: 0.359, SLG: 0.430	S 1B			5-3		F9		SSS 0-3 K		4	0	1	0	0	1	1
Jose Cruz, L (1, 7) OBP: 0.379, SLG: 0.428	F3 1-2			S 1B 1B		S 1B			SSS 0-3 K	4	0	2	0	0	1	1
Cesar Cedeno, R (1, 8) OBP: 0.376, SLG: 0.478		SSS 0-3 K		SSS 0-3 K 1-2		F8 1-2			0-0 4-3	4	0	0	0	0	2	2
Denny Walling, L (1, 3) OBP: 0.378, SLG: 0.408		6-3		2-H 1B			FC5-4 1B		4-3	4	0	2	0	0	0	0
Alan Ashby, S (1, 2) OBP: 0.324, SLG: 0.338		6-3			1-3		FC5-4 G6-4-3 1-2f			3	0	0	0	0	0	1
Craig Reynolds, L (1, 6) OBP: 0.248, SLG: 0.306			L6		G3		G6-4-3 1-2f			3	0	0	0	0	0	1
Joe Niekro, R (1, 1) OBP: 0.300, SLG: 0.333 Dave Bergman, L (8, PH) OBP: 0.250, SLG: 0.218 Rafael Landestoy, S (8, PH) OBP: 0.310, SLG: 0.344 Frank LaCorte, R (8, 1) OBP: 0.200, SLG: 0.200			6-3		1B			F3		2	0	1	0	0	0	0
										0	0	0	0	0	0	0
										1	0	0	0	0	0	0
										0	0	0	0	0	0	0
Inning Stats	R: 0 E: 0 K: 0 S: 4 H: 1 LOB: 1 BB: 0 P: 4	R: 0 E: 0 K: 1 S: 5 H: 0 LOB: 0 BB: 0 P: 5	R: 0 E: 0 K: 0 S: 3 H: 0 LOB: 1 BB: 1 P: 7	R: 0 E: 0 K: 1 S: 6 H: 2 LOB: 2 BB: 0 P: 6	R: 0 E: 0 K: 0 S: 4 H: 1 LOB: 1 BB: 0 P: 4	R: 0 E: 0 K: 0 S: 4 H: 1 LOB: 1 BB: 0 P: 4	R: 0 E: 0 K: 0 S: 3 H: 1 LOB: 1 BB: 0 P: 3	R: 0 E: 0 K: 1 S: 6 H: 1 LOB: 1 BB: 0 P: 6	R: 0 E: 0 K: 1 S: 5 H: 0 LOB: 0 BB: 0 P: 5	1B: 7 2B: 0 3B: 0 HR: 0 SF: 0 SAC: 0 DP: 1 HBP: 0						

	AB	32
	R	0
	H	7
	RBI	0
	BB	1
	SO	4
	LOB	9

	WP: 0	PA: 33
	PB: 0	
	SB: 4	
	CS: 0	

PITCHER		IP	WLS	BF	H	R	ER	SO	BB	IBB	HBP	BLK	WP	HR	S	P	ERA	WHIP
Allen Ripley, R ERA: 3.05	(1, 1)	7.0	W	26	6	0	0	2	1	0	0	0	0	0	29	33	0.00	1.000
Gary Lavelle, L ERA: 2.94	(8, 1)	2.0	S	7	1	0	0	2	0	0	0	0	0	0	11	11	0.00	0.500

PITCHER		IP	WLS	BF	H	R	ER	SO	BB	IBB	HBP	BLK	WP	HR	S	P	ERA	WHIP

Batter	1	2	3	4	5	6	7	8	9	AB	R	H	RBI	BB	SO	LOB
Bill North, S (1, 8) OBP: 0.377, SLG: 0.282	6-3	6-3			6-3		K			4	0	0	0	0	1	3
Larry Herndon, R (1, 7) OBP: 0.278, SLG: 0.389	CS 1B		6-3			1B 1B	F9			4	1	2	0	0	0	1
Jack Clark, R (1, 9) OBP: 0.381, SLG: 0.545	BB 1B		1-3			1B 4-3 1B		6-3		4	1	2	0	0	0	0
Darrell Evans, L (1, 5) OBP: 0.347, SLG: 0.388	BB		4-3			F5		G6-4-3 1B		3	0	1	0	1	0	2
Mike Ivie, R (1, 3) OBP: 0.291, SLG: 0.345	K2-3			F9		4-3 1B		G6-4-3		4	0	1	1	0	1	3
Rennie Stennett, R (1, 4) OBP: 0.291, SLG: 0.325		F8		G4-3 1B		4-3				3	0	1	1	0	0	1
Johnnie LeMaster, R (1, 6) OBP: 0.254, SLG: 0.323		2B		G4-3		F8				3	0	1	0	0	0	2
Mike Sadek, R (1, 2) OBP: 0.380, SLG: 0.327		BB			F9		1B			2	0	1	0	1	0	0
Allen Ripley, R (1, 1) OBP: 0.185, SLG: 0.154		K			1-3		F2			3	0	0	0	0	1	3
Gary Lavelle, S (8, 1)										0	0	0	0	0	0	0
Inning Stats	R: 0 H: 2 E: 0 LOB: 2 K: 1 BB: 1 S: 6 P: 10	R: 0 H: 1 E: 0 LOB: 2 K: 1 BB: 1 S: 6 P: 10	R: 0 H: 0 E: 0 LOB: 0 K: 0 BB: 0 S: 3 P: 3	R: 0 H: 1 E: 0 LOB: 0 K: 0 BB: 0 S: 3 P: 3	R: 0 H: 0 E: 0 LOB: 0 K: 0 BB: 0 S: 3 P: 3	R: 2 H: 3 E: 0 LOB: 1 K: 0 BB: 0 S: 6 P: 6	R: 0 H: 1 E: 0 LOB: 1 K: 1 BB: 0 S: 6 P: 6	R: 0 H: 1 E: 0 LOB: 0 K: 0 BB: 0 S: 3 P: 3		1B: 8 SF: 0 2B: 1 SAC: 0 3B: 0 DP: 2 HR: 0 HBP: 0						

PITCHER		IP	WLS	BF	H	R	ER	SO	BB	IBB	HBP	BLK	WP	HR	S	P	ERA	WHIP
Joe Niekro, R ERA: 4.0	(1, 1)	7.0	L	29	8	2	2	3	2	0	0	0	0	0	33	41	2.57	1.429
Frank LaCorte, R ERA: 2.16	(8, 1)	1.0		3	1	0	0	0	0	0	0	0	0	0	3	3	0.00	1.000

PITCHER	IP	WLS	BF	H	R	ER	SO	BB	IBB	HBP	BLK	WP	HR	S	P	ERA	WHIP

BOTTOM

Houston Astros @ San Francisco Giants

Candlestick Park, San Francisco, CA

Tue Aug 12 1980, 10:05 PM EDT

Att. 29,770 - Unknown

livebaseballscorecards.com

AB	30
R	2
H	9
RBI	2
BB	2
SO	3
LOB	15

WP: 0	PA: 32		
PB: 0			
SB: 0			
CS: 1			

Houston Astros @ San Francisco Giants

Candlestick Park, San Francisco, CA

Wed Aug 13 1980, 6:33 AM EDT

Att. 10,149 - Unknown

TOP

livebaseballscorecards.com

Batter	1	2	3	4	5	6	7	8	9	10	11	12	AB	R	H	RBI	BB	SO	LOB
Rafael Landestoy, S (1, 4) OBP: 0.318, SLG: 0.353	0-0 1B FC5-2 1B		0-0 S 1B	0-0 S 1B			0-0 1B 1B		0-0 ② 5-3		0-0 ② FC5-2 1B 1-2 3-H		5	1	4	0	0	0	1
Joe Morgan, L (11, PH) OBP: 0.348, SLG: 0.341 (11, 4)													1	1	0	0	0	0	2
Enos Cabell, R (1, 5) OBP: 0.301, SLG: 0.346	0-0 FC5-2 G3 1B 1-3 1B		0-0 3-1 2B 1-H 1B	0-0 ③ F8 1-2			0-0 G3-6 1B 1-3		4-0 IBB		0-0 2B 1B 1-2 2-H		5	2	4	2	1	0	1
Terry Puhl, L (1, 9) OBP: 0.356, SLG: 0.429	0-0 ① G3 1-2		0-0 ① 3-1 2-3		0-0 ① 1-3		0-0 ② ③ G3-6 1-2f		0-0 ③ 4-3		0-0 2B 1-3 2-H		6	0	1	1	0	0	7
Cesar Cedeno, R (1, 8) OBP: 0.378, SLG: 0.479	0-0 ② FC5-2 1B 2-3 3-H		0-0 2B 3-H		0-0 ② F7			0-0 FC5 S 1B		0-0 ① F4	4-0 IBB		5	0	2	1	1	0	2
Art Howe, R (1, 3) OBP: 0.342, SLG: 0.408	0-0 1B 1-3 3-H		4-0 IBB		0-0 ③ 6-3			B B B B 4-0 FC5 BB 1-2		0-0 ② 4-3	0-0 ③ F5		2	0	1	1	2	0	0
Frank LaCorte, R (8, 1) OBP: 0.200, SLG: 0.200													0	0	0	0	0	0	0
Danny Heep, L (10, PH) OBP: 0.246, SLG: 0.233													1	0	0	0	0	0	0
Joe Sambito, L (10, 1)													1	0	0	0	0	0	3
Dave Smith, R (11, 1)													0	0	0	0	0	0	0
Jose Cruz, L (1, 7) OBP: 0.374, SLG: 0.422	0-0 ③ F8		S S S 0-3 ② K			0-0 ① 4-3		x 0-0 ① FC5 G6-4-3 1-2 2-3f		0-0 ③ 6-3		0-0 ① F8	6	0	0	0	0	1	6
Luis Pujols, R (1, 2) OBP: 0.291, SLG: 0.278		0-0 ① L6	0-0 ③ F9			0-0 ② 6-3		x 0-0 ② ③ G6-4-3 1-2f			0-0 ① 4-3	0-0 ② 1-3	3	0	0	0	0	0	2
Alan Ashby, S (8, PH) OBP: 0.321, SLG: 0.333 (8, 2)													3	0	0	0	0	0	2
Craig Reynolds, L (1, 6) OBP: 0.250, SLG: 0.307		0-0 ② 6-3		0-0 ① 4-3		S S S 0-3 ③ K			0-0 SH2-4 1B		0-0 1B FC5-2 1B	0-0 ③ 1-3	6	0	2	0	0	1	0
Vern Ruhle, R (1, 1) OBP: 0.300, SLG: 0.345		0-0 ③ 6-3		0-0 ② F2			0-0 ① F9		0-0 ① SH2-4 1-2		0-0 FC5-2 1B 1-3 1B		3	0	0	0	0	0	0
Dave Bergman, L (8, 3) OBP: 0.262, SLG: 0.232													1	1	1	0	0	0	0
Inning Stats	R: 1 H: 3 E: 0 LOB: 2 K: 0 BB: 0 S: 6 P: 6	R: 0 H: 0 E: 0 LOB: 0 K: 0 BB: 0 S: 3 P: 3	R: 2 H: 3 E: 0 LOB: 2 K: 1 BB: 1 S: 8 P: 12	R: 0 H: 1 E: 0 LOB: 1 K: 0 BB: 0 S: 4 P: 4	R: 0 H: 0 E: 0 LOB: 0 K: 0 BB: 0 S: 3 P: 3	R: 0 H: 0 E: 0 LOB: 0 K: 1 BB: 0 S: 5 P: 5	R: 0 H: 2 E: 0 LOB: 1 K: 0 BB: 0 S: 4 P: 4	R: 0 H: 1 E: 0 LOB: 1 K: 0 BB: 1 S: 3 P: 7	R: 0 H: 1 E: 0 LOB: 2 K: 0 BB: 1 S: 4 P: 8	R: 0 H: 0 E: 0 LOB: 0 K: 0 BB: 0 S: 3 P: 3	R: 2 H: 4 E: 0 LOB: 3 K: 0 BB: 1 S: 7 P: 11	R: 0 H: 0 E: 0 LOB: 0 K: 0 BB: 0 S: 3 P: 3	1B: 13 SF: 0 2B: 2 SAC: 1 3B: 0 DP: 2 HR: 0 HBP: 0						

	AB	48
	R	5
	H	15
	RBI	5
	BB	4
	SO	2
	LOB	26

WP: 0 PB: 0 SB: 3 CS: 0 PA: 53

PITCHER		IP	WLS	BF	H	R	ER	SO	BB	IBB	HBP	BLK	WP	HR	S	P	ERA	WHIP
Bob Knepper, L ERA: 4.05	(1, 1)	7.0		30	9	3	3	2	0	1	0	0	0	0	4	33	37	3.86	1.286
Greg Minton, R ERA: 2.79	(8, 1)	1.0		5	2	0	0	0	1	0	0	0	0	0	4	8	0.00	3.000
Gary Lavelle, L ERA: 2.9	(9, 1)	1.0		4	0	0	0	0	0	1	0	0	0	0	3	7	0.00	0.000
Tom Griffin, R ERA: 3.46	(10, 1)	2.0		11	4	2	2	0	0	1	0	0	0	0	10	14	9.00	2.000
Mike Rowland, R ERA: 1.54	(12, 1)	1.0	W	3	0	0	0	0	0	0	0	0	0	0	3	3	0.00	0.000

PITCHER		IP	WLS	BF	H	R	ER	SO	BB	IBB	HBP	BLK	WP	HR	S	P	ERA	WHIP

Houston Astros @ San Francisco Giants

Candlestick Park, San Francisco, CA

Wed Aug 13 1980, 6:33 AM EDT

Att. 10,149 - Unknown

livebaseballscorecards.com

BOTTOM

Batter	1	2	3	4	5	6	7	8	9	10	11	12	AB	R	H	RBI	BB	SO	LOB
Bill North, S (1, 8) OBP: 0.376, SLG: 0.281	0-0 FC5-4 BB 1B 1B	0-0 4-3			0-3 K			4-0 S 1B BB	0-0 6-3		0-0 F7		5	2	1	0	1	1	4
Larry Herndon, R (1, 7) OBP: 0.279, SLG: 0.388	0-0 FC5-4 BB 1-2 1B		0-0 G1-4-3 1B			0-0 F8		0-0 F3 1-2		0-3 K	0-0 F9		6	0	2	0	0	1	3
Jack Clark, R (1, 9) OBP: 0.380, SLG: 0.540	0-0 F8		0-0 G1-4-3 1-2f			4-0 1B BB		0-0 F8		0-0 F8		0-0 1B 1B 1B	5	1	1	0	1	0	4
Darrell Evans, L (1, 5) OBP: 0.351, SLG: 0.391	4-0 FC5-4 1-2 2-3 BB		0-0 F8			0-0 G6-4-3 1-2 1B		0-0 2-H 1B		0-0 F8		0-0 1B 1-3 1B	5	0	3	1	1	0	0
Mike Ivie, R (1, 3) OBP: 0.288, SLG: 0.337	0-0 FC5-4 1-2f 2-3 3-H			0-0 5-3		0-0 G6-4-3 1-2f		0-3 K			4-0 2B BB	0-0 F7	5	1	0	1	1	1	7
Rennie Stennett, R (1, 4) OBP: 0.295, SLG: 0.330	0-0 5-3			0-0 F8			0-0 F8		4-0 SH3-4 BB		0-0 SH1-4 1-H 1B 2B	0-0 1-2 3-H 1B	5	1	2	2	1	0	2
Johnnie LeMaster, R (1, 6) OBP: 0.258, SLG: 0.329		0-0 SH1-4 BLK SF9 1B		0-3 K			0-0 2B		0-0 SH3-4 1-2		0-0 SH1-4 2-3		3	1	2	0	0	1	0
Mike Sadek, R (1, 2) OBP: 0.376, SLG: 0.317		0-0 SH1-4 1-3			0-0 5-3		0-0 F4		0-0 F7		4-0 1B BB		3	0	0	0	1	0	2
Bob Knepper, L (1, 1) Max Venable, L (7, PH) OBP: 0.222, SLG: 0.296 Greg Minton, S (8, 1) Gary Lavelle, S (9, 1) Terry Whitfield, L (9, PH) OBP: 0.317, SLG: 0.353 Tom Griffin, R (10, 1) OBP: 0.200, SLG: 0.200 Jim Wohlford, R (11, PH) OBP: 0.271, SLG: 0.310 Mike Rowland, R (12, 1)	0-0 SF9 3-H		0-0 1-3				0-0 F9		4-0 IBB		0-0 1-2 3-H 1B		1 1 0 0 0 0 1 0	0 0 0 0 0 0 0 0	0 0 0 0 0 1 1 0	1 0 0 0 0 0 0 0	0 0 0 0 1 0 0 0	0 1 0 0 0 0 0 0	0 1 0 0 0 0 0 0
Inning Stats	R: 1 E: 0 K: 0 S: 5 H: 2 LOB: 2 BB: 1 P: 9	R: 1 E: 0 K: 0 S: 4 H: 1 LOB: 0 BB: 0 P: 4	R: 0 E: 0 K: 0 S: 3 H: 1 LOB: 0 BB: 0 P: 3	R: 0 E: 0 K: 1 S: 5 H: 0 LOB: 0 BB: 0 P: 5	R: 0 E: 0 K: 1 S: 5 H: 0 LOB: 0 BB: 0 P: 5	R: 0 E: 0 K: 0 S: 3 H: 1 LOB: 1 BB: 1 P: 7	R: 0 E: 0 K: 0 S: 4 H: 1 LOB: 1 BB: 0 P: 4	R: 1 E: 0 K: 1 S: 6 H: 1 LOB: 1 BB: 1 P: 10	R: 0 E: 0 K: 0 S: 3 H: 0 LOB: 2 BB: 2 P: 11	R: 0 E: 0 K: 1 S: 5 H: 0 LOB: 0 BB: 0 P: 5	R: 2 E: 0 K: 0 S: 5 H: 2 LOB: 2 BB: 2 P: 13	R: 1 E: 0 K: 0 S: 4 H: 3 LOB: 2 BB: 0 P: 4	1B: 10 2B: 2 3B: 0 HR: 0	SF: 1 SAC: 3 DP: 2 HBP: 0	WP: 0 PB: 0 SB: 1 CS: 0	PA: 51		

PITCHER		IP	WLS	BF	H	R	ER	SO	BB	IBB	HBP	BLK	WP	HR	S	P	ERA	WHIP
Vern Ruhle, R ERA: 2.71	(1, 1)	7.0		27	6	2	2	2	2	0	0	1	0	0	29	37	2.57	1.143
Frank LaCorte, R ERA: 2.24	(8, 1)	2.0		10	1	1	1	1	2	1	0	0	0	0	9	21	4.50	1.500
Joe Sambito, L ERA: 2.51	(10, 1)	1.0		5	1	2	2	1	1	0	0	0	0	0	6	10	18.00	2.000
Dave Smith, R ERA: 2.17	(11, 1)	1.1	L	9	4	1	1	0	1	0	0	0	0	0	8	12	6.75	3.750

PITCHER	IP	WLS	BF	H	R	ER	SO	BB	IBB	HBP	BLK	WP	HR	S	P	ERA	WHIP

AB	40
R	6
H	12
RBI	6
BB	7
SO	4
LOB	23

Batter	1	2	3	4	5	6	7	8	9	AB	R	H	RBI	BB	SO	LOB
Rafael Landestoy, S (1, 4) OBP: 0.314, SLG: 0.348	6-3		4-3		4-3			4-3		4	0	0	0	0	0	1
Enos Cabell, R (1, 5) OBP: 0.298, SLG: 0.342	5-3		6-3		6-3			F7		4	0	0	0	0	0	1
Jose Cruz, L (1, 7) OBP: 0.375, SLG: 0.425	2B			6-3 1B 1B		4-3		4-3		4	1	2	0	0	0	0
Cesar Cedeno, R (1, 8) OBP: 0.376, SLG: 0.477	1-3			F9		F4			4-3 S SF9 1B	4	1	1	0	0	0	2
Art Howe, R (1, 3) OBP: 0.340, SLG: 0.406		F9		6-3 1-2		1B			4-3 1-3	4	0	1	0	0	0	2
Jeffrey Leonard, R (1, 9) OBP: 0.280, SLG: 0.350		B B B B 4-0 S BB		2-H 1B		F8			SF9 3-H	2	0	1	2	1	0	1
Luis Pujols, R (1, 2) OBP: 0.284, SLG: 0.271		F5 1-2		4-3			F8		S S S K	4	0	0	0	0	1	2
Craig Reynolds, L (1, 6) OBP: 0.251, SLG: 0.307		F8			SH3-4 1B		6-3			3	0	1	0	0	0	1
Nolan Ryan, R (1, 1) OBP: 0.186, SLG: 0.151			F8		SH3-4 1-2		6-3			2	0	0	0	0	0	0
Inning Stats	R: 0 E: 0 K: 0 S: 4 H: 1 LOB: 1 BB: 0 P: 4	R: 0 E: 0 K: 0 S: 3 H: 0 LOB: 1 BB: 1 P: 7	R: 0 E: 0 K: 0 S: 3 H: 0 LOB: 0 BB: 0 P: 3	R: 1 E: 0 K: 0 S: 5 H: 2 LOB: 1 BB: 0 P: 5	R: 0 E: 0 K: 0 S: 4 H: 1 LOB: 1 BB: 0 P: 4	R: 0 E: 0 K: 0 S: 4 H: 1 LOB: 1 BB: 0 P: 4	R: 0 E: 0 K: 0 S: 3 H: 0 LOB: 0 BB: 0 P: 3	R: 0 E: 0 K: 0 S: 3 H: 0 LOB: 0 BB: 0 P: 3	R: 1 E: 0 K: 1 S: 6 H: 1 LOB: 0 BB: 0 P: 6	1B: 5 2B: 1 3B: 0 HR: 0 SF: 1 SAC: 1 DP: 0 HBP: 0						

TOP

Houston Astros @ San Diego Padres

San Diego Stadium, San Diego, CA

Thu Aug 14 1980, 6:33 AM EDT

Att. 12,150 - Unknown

livebaseballscorecards.com

AB	31
R	2
H	6
RBI	2
BB	1
SO	1
LOB	10

PITCHER		IP	WLS	BF	H	R	ER	SO	BB	IBB	HBP	BLK	WP	HR	S	P	ERA	WHIP
John Curtis, L ERA: 4.07	(1, 1)	9.0	L	34	6	2	2	1	1	0	0	0	0	0	35	39	2.00	0.778

PITCHER	IP	WLS	BF	H	R	ER	SO	BB	IBB	HBP	BLK	WP	HR	S	P	ERA	WHIP

Batter	1	2	3	4	5	6	7	8	9	AB	R	H	RBI	BB	SO	LOB
Gene Richards, L (1, 7) OBP: 0.365, SLG: 0.380	6-3		K			6-3		6-3		4	0	0	0	0	1	0
Ozzie Smith, S (1, 6) OBP: 0.335, SLG: 0.293	G3		1B			F5			6-3	4	0	1	0	0	0	0
Jerry Mumphrey, S (1, 8) OBP: 0.321, SLG: 0.338	K		K			F8			F7	4	0	0	0	0	2	1
Willie Montanez, L (1, 3) OBP: 0.317, SLG: 0.351		6-3		F9			BB		1B	3	0	1	0	1	0	0
Jerry Turner, L (1, 9) OBP: 0.335, SLG: 0.379		E6 FC6 SF9 1B		6-3			K		4-3	0	0	0	0	0	0	0
Dave Winfield, R (1, 9) OBP: 0.362, SLG: 0.438										4	1	1	0	0	1	2
Bill Fahey, L (1, 2) OBP: 0.299, SLG: 0.265		FC6 2-3		F7			F5			3	0	0	0	0	0	2
Barry Evans, R (1, 5) OBP: 0.320, SLG: 0.333		SF9 3-H			K		F8			2	0	0	1	0	1	1
Tim Flannery, L (1, 4) OBP: 0.298, SLG: 0.298		F7			F8			F7		3	0	0	0	0	0	1
John Curtis, L (1, 1) OBP: 0.167, SLG: 0.150			K		K			F7		3	0	0	0	0	2	0
Inning Stats	R: 0 E: 0 K: 1 S: 5 H: 0 LOB: 0 BB: 0 P: 5	R: 1 E: 1 K: 0 S: 5 H: 1 LOB: 1 BB: 0 P: 5	R: 0 E: 0 K: 3 S: 10 H: 1 LOB: 1 BB: 0 P: 10	R: 0 E: 0 K: 0 S: 3 H: 0 LOB: 0 BB: 0 P: 3	R: 0 E: 0 K: 2 S: 7 H: 0 LOB: 0 BB: 0 P: 7	R: 0 E: 0 K: 0 S: 3 H: 0 LOB: 0 BB: 0 P: 3	R: 0 E: 0 K: 1 S: 5 H: 0 LOB: 1 BB: 1 P: 9	R: 0 E: 0 K: 0 S: 3 H: 0 LOB: 0 BB: 0 P: 3	R: 0 E: 0 K: 0 S: 4 H: 1 LOB: 1 BB: 0 P: 4	1B: 3 2B: 0 3B: 0 HR: 0 SF: 1 SAC: 0 DP: 0 HBP: 0	WP: 0 PB: 0 SB: 0 CS: 0 PA: 32					

PITCHER	IP	WLS	BF	H	R	ER	SO	BB	IBB	HBP	BLK	WP	HR	S	P	ERA	WHIP
Nolan Ryan, R (1, 1) ERA: 3.25	9.0	W	32	3	1	0	7	1	0	0	0	0	0	45	49	0.00	0.444

PITCHER	IP	WLS	BF	H	R	ER	SO	BB	IBB	HBP	BLK	WP	HR	S	P	ERA	WHIP

BOTTOM

Houston Astros @ San Diego Padres

San Diego Stadium, San Diego, CA

Thu Aug 14 1980, 6:33 AM EDT

Att. 12,150 - Unknown

livebaseballscorecards.com

AB	30
R	1
H	3
RBI	1
BB	1
SO	7
LOB	7

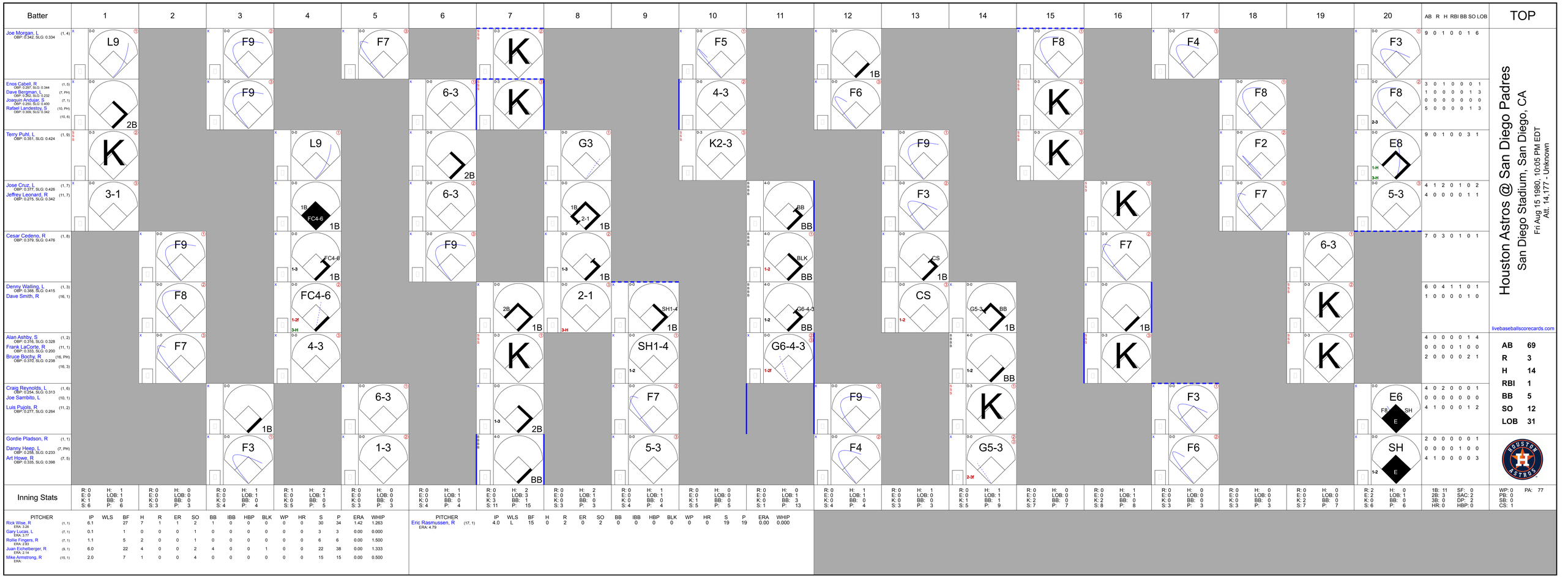
Batter
1
2
3
4
5
6
7
8
9
10
11
12
13
14
15
16
17
18
19
20
AB R H RBI BB SO LOB
TOP
Joe Morgan, L (1, 4)
DBP: 0.342, SLG: 0.334
L9
F9
F7
K
F5
1B
F8
F4
F3
9 0 1 0 0 1 6
Enos Cabell, R (1, 5)
Dave Bergman, L (7, PH)
DBP: 0.262, SLG: 0.232
Joaquin Andujar, S (7, 1)
DBP: 0.250, SLG: 0.400
Rafael Landestoy, S (10, PH)
DBP: 0.309, SLG: 0.342
2B
F9
6-3
K
4-3
F6
K
F8
F8
2-3
3 0 1 0 0 0 1
1 0 0 0 0 1 3
0 0 0 0 0 0 0
5 0 0 0 0 1 3
Terry Puhl, L (1, 9)
DBP: 0.351, SLG: 0.424
K
L9
2B
G3
K2-3
F9
K
F2
E8
1-H
3-H
9 0 1 0 0 3 1
Jose Cruz, L (1, 7)
DBP: 0.377, SLG: 0.426
Jeffrey Leonard, R (11, 7)
DBP: 0.275, SLG: 0.342
3-1
1B
FC4-6
1B
6-3
2B
1B
2-1
1B
BB
BB
F3
K
F7
5-3
4 1 2 0 1 0 2
4 0 0 0 0 1 1
Cesar Cedeno, R (1, 8)
DBP: 0.379, SLG: 0.476
F9
FC4-6
1-3
1B
F9
1-3
1B
BLK
1-2
BB
CS
1-2
1B
F7
6-3
7 0 3 0 1 0 1
Denny Walling, L (1, 3)
DBP: 0.388, SLG: 0.415
Dave Smith, R (16, 1)
F8
FC4-6
1-2f
3-H
2B
1B
2-1
3-H
SH1-4
1B
G6-4-3
BB
CS
1-2
G5-3
BB
1B
F7
K
6 0 4 1 1 0 1
1 0 0 0 0 1 0
Alan Ashby, S (1, 2)
DBP: 0.316, SLG: 0.328
Frank LaCorte, R (11, 1)
DBP: 0.333, SLG: 0.200
Bruce Bochy, R (16, PH)
DBP: 0.370, SLG: 0.238 (16, 3)
F7
4-3
K
SH1-4
1-2
G6-4-3
1-2f
1B
K
K
4 0 0 0 0 1 4
0 0 0 0 1 0 0
2 0 0 0 0 2 1
Craig Reynolds, L (1, 6)
DBP: 0.254, SLG: 0.313
Joe Sambito, L (10, 1)
Luis Pujols, R (11, 2)
DBP: 0.277, SLG: 0.264
1B
6-3
K
2B
F7
F9
K
F3
F3
E6
FB
SH
E
4 0 2 0 0 0 1
0 0 0 0 0 0 0
4 1 0 0 0 1 2
Gordie Pladson, R (1, 1)
Danny Heep, L (7, PH)
DBP: 0.258, SLG: 0.233
Art Howe, R (7, 5)
DBP: 0.335, SLG: 0.398
F3
1-3
BB
5-3
F4
G5-3
2-3f
F6
SH
2 0 0 0 0 0 1
0 0 0 0 1 0 0
4 1 0 0 0 0 3
Houston Astros @ San Diego Padres
San Diego Stadium, San Diego, CA
Fri Aug 15 1980, 10:05 PM EDT
Att. 14,177 - Unknown
livebaseballscorecards.com
Inning Stats
R: 0 H: 1 E: 0 LOB: 1 K: 1 BB: 0 S: 6 P: 6
R: 0 H: 0 E: 0 LOB: 0 K: 0 BB: 0 S: 3 P: 3
R: 0 H: 1 E: 0 LOB: 0 K: 0 BB: 0 S: 4 P: 4
R: 1 H: 2 E: 0 LOB: 1 K: 0 BB: 0 S: 5 P: 5
R: 0 H: 0 E: 0 LOB: 0 K: 0 BB: 0 S: 3 P: 3
R: 0 H: 1 E: 0 LOB: 1 K: 0 BB: 0 S: 4 P: 4
R: 0 H: 2 E: 0 LOB: 3 K: 3 BB: 1 S: 11 P: 15
R: 0 H: 2 E: 0 LOB: 1 K: 0 BB: 0 S: 3 P: 3
R: 0 H: 1 E: 0 LOB: 1 K: 0 BB: 1 S: 4 P: 4
R: 0 H: 0 E: 0 LOB: 0 K: 1 BB: 0 S: 5 P: 5
R: 0 H: 0 E: 0 LOB: 1 K: 1 BB: 3 S: 1 P: 13
R: 0 H: 1 E: 0 LOB: 1 K: 2 BB: 0 S: 4 P: 4
R: 0 H: 1 E: 0 LOB: 0 K: 0 BB: 0 S: 3 P: 3
R: 0 H: 1 E: 0 LOB: 1 K: 1 BB: 1 S: 5 P: 9
R: 0 H: 0 E: 0 LOB: 0 K: 2 BB: 0 S: 7 P: 7
R: 0 H: 1 E: 0 LOB: 1 K: 2 BB: 0 S: 8 P: 8
R: 0 H: 0 E: 0 LOB: 0 K: 0 BB: 0 S: 3 P: 3
R: 0 H: 0 E: 0 LOB: 0 K: 0 BB: 0 S: 3 P: 3
R: 0 H: 0 E: 0 LOB: 0 K: 2 BB: 0 S: 7 P: 7
R: 2 H: 0 E: 2 LOB: 1 K: 0 BB: 0 S: 6 P: 6
1B: 11 SF: 0
2B: 3 SAC: 2
3B: 0 DP: 2
HR: 0 HBP: 0
AB 69
R 3
H 14
RBI 1
BB 5
SO 12
LOB 31
WP: 0 PA: 77
PB: 0
SB: 0
CS: 1
PITCHER IP WLS BF H R ER SO BB IBB HBP BLK WP HR S P ERA WHIP
Rick Wise, R (1, 1) ERA: 3.26 6.1 27 7 1 1 2 1 0 0 0 0 0 30 34 1.42 1.263
Gary Lucas, L (7, 1) ERA: 3.77 0.1 1 0 0 0 1 0 0 0 0 0 0 3 3 0.00 0.000
Rollie Fingers, R (7, 1) ERA: 2.83 1.1 5 2 0 0 1 0 0 0 0 0 0 6 6 0.00 1.500
Juan Eichelberger, R (9, 1) ERA: 2.14 6.0 22 4 0 0 2 4 0 0 1 0 0 22 38 0.00 1.333
Mike Armstrong, R (15, 1) ERA: 2.0 7 1 0 0 4 0 0 0 0 0 0 15 15 0.00 0.500
PITCHER IP WLS BF H R ER SO BB IBB HBP BLK WP HR S P ERA WHIP
Eric Rasmussen, R (17, 1) ERA: 4.79 4.0 L 15 0 2 0 2 0 0 0 0 0 0 19 19 0.00 0.000

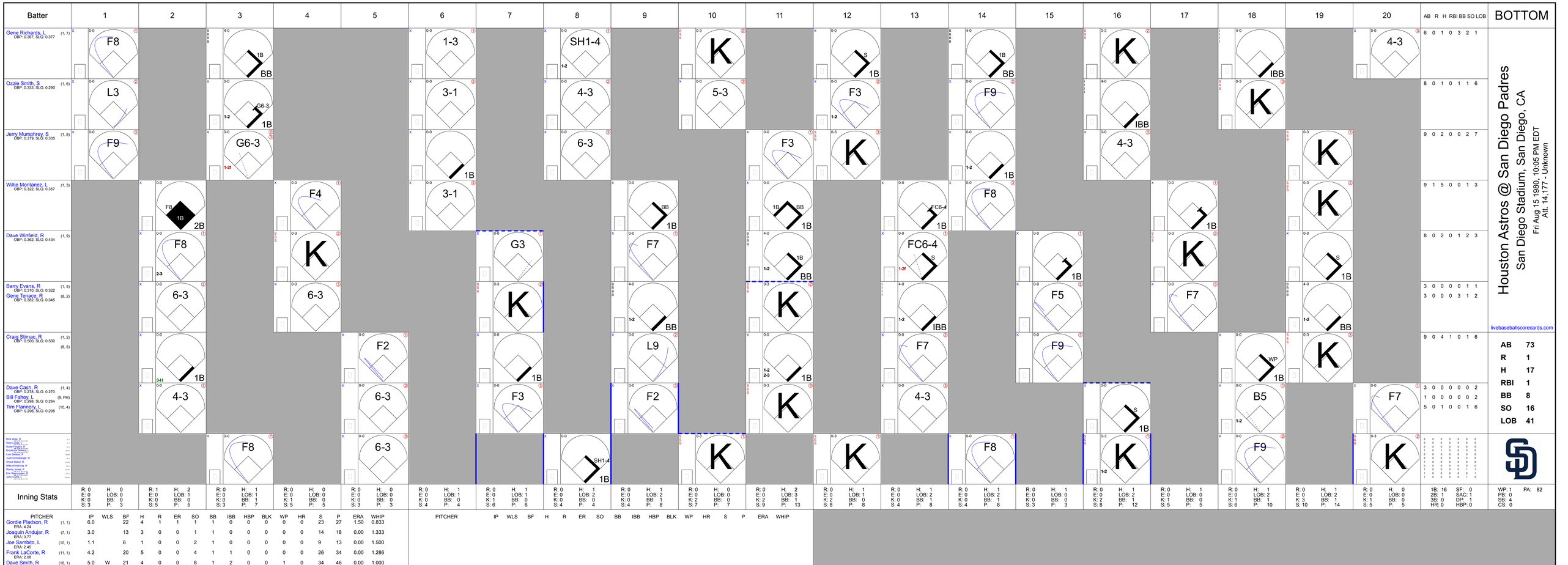
Batter
1
2
3
4
5
6
7
8
9
10
11
12
13
14
15
16
17
18
19
20
AB R H RBI BB SO LOB
BOTTOM
Gene Richards, L (1, 7) OBP: 0.367, SLG: 0.377
F8
1B
BB
1-3
SH1-4
1-2
K
S
1B
BB
F9
4-3
6 0 1 0 3 2 1
Ozzie Smith, S (1, 6) OBP: 0.333, SLG: 0.290
L3
G6-3
1-2
1B
3-1
4-3
5-3
F3
1-2
K
F9
IBB
K
8 0 1 0 1 1 6
Jerry Mumphrey, S (1, 8) OBP: 0.319, SLG: 0.335
F9
G6-3
1-2f
1B
3-1
6-3
F3
K
1-2
1B
4-3
K
9 0 2 0 0 2 7
Willie Montanez, L (1, 3) OBP: 0.322, SLG: 0.357
F8
1B
2B
F4
3-1
BB
1B
1B
BB
1B
FC6-4
1B
F8
1B
9 1 5 0 0 1 3
Dave Winfield, R (1, 9) OBP: 0.362, SLG: 0.434
F8
2-3
K
G3
K
F7
1-2
BB
1B
BB
FC6-4
S
1-2f
1B
F5
F7
K
S
1B
8 0 2 0 1 2 3
Barry Evans, R (1, 5) OBP: 0.310, SLG: 0.322
Gene Tenace, R (8, 2) OBP: 0.382, SLG: 0.345
6-3
6-3
K
1-2
BB
K
1-2
IBB
F5
F7
BB
3 0 0 0 0 1 1
3 0 0 0 3 1 2
Craig Stimac, R (1, 2) OBP: 0.500, SLG: 0.500 (8, 5)
3-H
1B
F2
L9
1-2
2-3
1B
F7
F9
WP
1B
K
9 0 4 1 0 1 6
Dave Cash, R (1, 4) OBP: 0.278, SLG: 0.270
Bill Fahey, L (9, PH) OBP: 0.298, SLG: 0.264
Tim Flannery, L (10, 4) OBP: 0.296, SLG: 0.295
4-3
6-3
F3
F2
K
4-3
S
1B
B5
1-2
F7
3 0 0 0 0 0 2
1 0 0 0 0 0 2
5 0 1 0 0 1 6
Rick Wise, R
Gary Lavelle, L
Rollie Fingers, R
Broderick Perkins, L
Luis Salazar, R
Juan Eichelberger, R
Chuck Baker, R
Mike Armstrong, R
Randy Jones, R
Eric Rasmussen, R
John Curtis, L
F8
6-3
SH1-4
1B
K
K
F8
S
1B
K
1-2
F9
K
Houston Astros @ San Diego Padres
San Diego Stadium, San Diego, CA
Fri Aug 15 1980, 10:05 PM EDT
Att. 14,177 - Unknown
livebaseballscorecards.com
AB 73
R 1
H 17
RBI 1
BB 8
SO 16
LOB 41
Inning Stats
R: 0 E: 0 K: 0 S: 3
H: 0 LOB: 0 BB: 0 P: 3
R: 1 E: 0 K: 0 S: 5
H: 2 LOB: 1 BB: 0 P: 5
R: 0 E: 0 K: 0 S: 3
H: 1 LOB: 1 BB: 1 P: 7
R: 0 E: 0 K: 1 S: 5
H: 0 LOB: 0 BB: 0 P: 5
R: 0 E: 0 K: 0 S: 3
H: 0 LOB: 0 BB: 0 P: 3
R: 0 E: 0 K: 0 S: 4
H: 1 LOB: 2 BB: 0 P: 4
R: 0 E: 0 K: 1 S: 6
H: 1 LOB: 1 BB: 0 P: 6
R: 0 E: 0 K: 0 S: 4
H: 1 LOB: 2 BB: 0 P: 4
R: 0 E: 0 K: 0 S: 4
H: 1 LOB: 2 BB: 1 P: 8
R: 0 E: 0 K: 2 S: 7
H: 0 LOB: 0 BB: 0 P: 7
R: 0 E: 0 K: 2 S: 9
H: 2 LOB: 3 BB: 1 P: 13
R: 0 E: 0 K: 2 S: 8
H: 1 LOB: 0 BB: 0 P: 8
R: 0 E: 0 K: 2 S: 4
H: 1 LOB: 1 BB: 0 P: 8
R: 0 E: 0 K: 0 S: 4
H: 1 LOB: 2 BB: 1 P: 8
R: 0 E: 0 K: 0 S: 3
H: 1 LOB: 1 BB: 0 P: 3
R: 0 E: 0 K: 2 S: 8
H: 1 LOB: 0 BB: 1 P: 12
R: 0 E: 0 K: 1 S: 5
H: 1 LOB: 0 BB: 0 P: 5
R: 0 E: 0 K: 1 S: 6
H: 1 LOB: 2 BB: 1 P: 10
R: 0 E: 0 K: 3 S: 10
H: 1 LOB: 2 BB: 1 P: 14
R: 0 E: 0 K: 1 S: 5
H: 0 LOB: 0 BB: 0 P: 5
1B: 16 2B: 1 3B: 0 HR: 0
SF: 0 SAC: 1 DP: 1 HBP: 0
WP: 1 PB: 0 SB: 4 CS: 0
PA: 82
PITCHER IP WLS BF H R ER SO BB IBB HBP BLK WP HR S P ERA WHIP
Gordie Pladson, R (1, 1) ERA: 4.24 6.0 22 4 1 1 1 1 0 0 0 0 0 0 23 27 1.50 0.833
Joaquin Andujar, R (7, 1) ERA: 3.77 3.0 13 3 0 0 1 1 0 0 0 0 0 0 14 18 0.00 1.333
Joe Sambito, L (10, 1) ERA: 2.45 1.1 6 1 0 0 2 1 0 0 0 0 0 0 9 13 0.00 1.500
Frank LaCorte, R (11, 1) ERA: 2.08 4.2 20 5 0 0 4 1 1 0 0 0 0 0 26 34 0.00 1.286
Dave Smith, R (16, 1) ERA: 2.02 5.0 W 21 4 0 0 8 1 2 0 0 1 0 34 46 0.00 1.000
PITCHER IP WLS BF H R ER SO BB IBB HBP BLK WP HR S P ERA WHIP

Houston Astros @ San Diego Padres

San Diego Stadium, San Diego, CA

Sun Aug 17 1980, 6:33 AM EDT

Unknown

TOP

livebaseballscorecards.com

Batter	1	2	3	4	5	6	7	8	9	AB	R	H	RBI	BB	SO	LOB
Joe Morgan, L (1, 4) OBP: 0.346, SLG: 0.345	2B	G3			1-3		1B		HR	5	2	3	0	0	0	1
Terry Puhl, L (1, 9) OBP: 0.352, SLG: 0.430	F6		BBBB FC4-6 BB		F9		F8		2-H HR	4	1	1	2	1	0	2
Jose Cruz, L (1, 7) OBP: 0.377, SLG: 0.435	2-H 2B		FC4-6 1-2f 2B			F8		HR	F5	5	2	2	2	0	0	1
Cesar Cedeno, R (1, 8) OBP: 0.383, SLG: 0.485	G3 2-H 2B		1-H 2B			FC6-4 1B		SSS K		4	0	3	1	0	1	0
Art Howe, R (1, 5) OBP: 0.329, SLG: 0.391	G3 2-3		F8			FC6-4 1B 1-2f		5-3		4	0	0	0	0	0	3
Jeffrey Leonard, R (1, 3) OBP: 0.279, SLG: 0.342	6-3			6-3		1-3 1B		BBBB BB		3	0	1	0	1	0	1
Luis Pujols, R (1, 2) OBP: 0.271, SLG: 0.258		6-3		F8		6-3		F9		4	0	0	0	0	0	3
Rafael Landestoy, S (1, 6) OBP: 0.308, SLG: 0.340		SH1-4 1B		5-3			F4		SSS K	4	0	1	0	0	1	0
Ken Forsch, R (1, 1) OBP: 0.266, SLG: 0.302		SH1-4 1-2			F8		L6		SSS K	3	0	0	0	0	1	0
Inning Stats	R: 2 E: 0 K: 0 S: 6 H: 3 LOB: 1 BB: 0 P: 6	R: 0 E: 0 K: 0 S: 4 H: 1 LOB: 1 BB: 0 P: 4	R: 0 E: 0 K: 0 S: 3 H: 1 LOB: 1 BB: 1 P: 7	R: 0 E: 0 K: 0 S: 3 H: 0 LOB: 0 BB: 0 P: 3	R: 0 E: 0 K: 0 S: 3 H: 0 LOB: 0 BB: 0 P: 3	R: 0 E: 0 K: 0 S: 5 H: 2 LOB: 2 BB: 0 P: 5	R: 0 E: 0 K: 0 S: 4 H: 1 LOB: 1 BB: 0 P: 4	R: 1 E: 0 K: 1 S: 6 H: 1 LOB: 1 BB: 1 P: 10	R: 2 E: 0 K: 2 S: 9 H: 2 LOB: 0 BB: 0 P: 9	1B: 4 2B: 5 3B: 0 HR: 2 SF: 0 SAC: 1 DP: 0 HBP: 0	WP: 0 PB: 0 SB: 0 CS: 0 PA: 39					

	AB	36
	R	5
	H	11
	RBI	5
	BB	2
	SO	3
	LOB	11

PITCHER		IP	WLS	BF	H	R	ER	SO	BB	IBB	HBP	BLK	WP	HR	S	P	ERA	WHIP
Randy Jones, L ERA: 3.7	(1, 1)	8.0	L	34	9	3	3	1	2	0	0	0	0	1	34	42	3.38	1.375
Mike Armstrong, R ERA: 4.5	(9, 1)	1.0		5	2	2	2	2	0	0	0	0	0	1	9	9	18.00	2.000

PITCHER	IP	WLS	BF	H	R	ER	SO	BB	IBB	HBP	BLK	WP	HR	S	P	ERA	WHIP

Batter	1	2	3	4	5	6	7	8	9	AB	R	H	RBI	BB	SO	LOB
Gene Richards, L (1, 7) OBP: 0.366, SLG: 0.376	F9		B1-3 2-3			S 1B		F3		4	0	1	0	0	0	2
Ozzie Smith, S (1, 6) OBP: 0.330, SLG: 0.287	F8			G3		F8 1-2			K	4	0	0	0	0	1	1
Jerry Mumphrey, S (1, 8) OBP: 0.316, SLG: 0.332	1-4-3			F8		5-3			F7	4	0	0	0	0	0	1
Willie Montanez, L (1, 3) OBP: 0.321, SLG: 0.356		F9		F7			L6		1B	4	0	1	0	0	0	0
Dave Winfield, R (1, 9) OBP: 0.359, SLG: 0.430		6-3			K		1-3		F9	4	0	0	0	0	1	1
Craig Stimac, R (1, 2) OBP: 0.385, SLG: 0.385		F9			F5		5-3			3	0	0	0	0	0	0
Luis Salazar, R (1, 5) OBP: 0.667, SLG: 0.667			F9		1B			4-3 6-3 1B		3	0	2	0	0	0	0
Barry Evans, R (1, 4) OBP: 0.311, SLG: 0.315			BBB E SH1-4 BB		F8			6-3 1-2		2	0	0	0	1	0	2
Randy Jones, R (1, 1) OBP: 0.109, SLG: 0.068			SH1-4 1-2			K		4-3 2-3		1	0	0	0	0	1	0
Broderick Perkins, L (8, PH) OBP: 0.333, SLG: 0.333										1	0	0	0	0	0	1
Mike Armstrong, R (9, 1)										0	0	0	0	0	0	0
Inning Stats	R: 0 E: 0 K: 0 S: 3 H: 0 LOB: 0 BB: 0 P: 3	R: 0 E: 0 K: 0 S: 3 H: 0 LOB: 0 BB: 0 P: 3	R: 0 E: 1 K: 0 S: 3 H: 0 LOB: 1 BB: 1 P: 7	R: 0 E: 0 K: 0 S: 3 H: 0 LOB: 0 BB: 0 P: 3	R: 0 E: 0 K: 1 S: 6 H: 1 LOB: 1 BB: 0 P: 6	R: 0 E: 0 K: 1 S: 6 H: 1 LOB: 1 BB: 0 P: 6	R: 0 E: 0 K: 0 S: 3 H: 0 LOB: 0 BB: 0 P: 3	R: 0 E: 0 K: 0 S: 4 H: 1 LOB: 1 BB: 0 P: 4	R: 0 E: 0 K: 1 S: 6 H: 1 LOB: 1 BB: 0 P: 6	1B: 4 2B: 0 3B: 0 HR: 0 SF: 0 SAC: 1 DP: 0 HBP: 0						

PITCHER	IP	WLS	BF	H	R	ER	SO	BB	IBB	HBP	BLK	WP	HR	S	P	ERA	WHIP
Ken Forsch, R (1, 1) ERA: 2.88	9.0	W	32	4	0	0	3	1	0	0	0	0	0	37	41	0.00	0.556

PITCHER	IP	WLS	BF	H	R	ER	SO	BB	IBB	HBP	BLK	WP	HR	S	P	ERA	WHIP

BOTTOM

Houston Astros @ San Diego Padres

San Diego Stadium, San Diego, CA

Sun Aug 17 1980, 6:33 AM EDT

Unknown

livebaseballscorecards.com

AB	30
R	0
H	4
RBI	0
BB	1
SO	3
LOB	8

WP: 0 PA: 32
PB: 0
SB: 1
CS: 0

Houston Astros @ San Diego Padres

San Diego Stadium, San Diego, CA

Sun Aug 17 1980, 6:38 AM EDT

Att. 16,120 - Unknown

TOP

livebaseballscorecards.com

Batter	1	2	3	4	5	6	7	8	9	AB	R	H	RBI	BB	SO	LOB
Joe Morgan, L (1, 4) OBP: 0.345, SLG: 0.344	F9	E S 2B 1B 2-H 3-H	4-3 2-3		4-3		F4			4	1	1	2	0	0	1
Luis Pujols, R (6, 5) OBP: 0.270, SLG: 0.256										1	0	0	0	0	0	1
Terry Puhl, L (1, 9) OBP: 0.350, SLG: 0.425	K S S S	2B 1B BB 1-3 B B B B	F7		F8			F9		4	1	0	0	1	1	1
Danny Heep, L (1, 3) OBP: 0.282, SLG: 0.292	1B	1B 2B 1-3 3-H		4-3 1B 2B	F8			G3		5	2	3	1	0	0	0
Jose Cruz, L (1, 7) OBP: 0.373, SLG: 0.430	F2	F2		4-3 2-3		F9		G3		5	0	0	0	0	0	4
Cesar Cedeno, R (1, 8) OBP: 0.386, SLG: 0.484		S 1B IBB		S 1B HBP		4-3			6-3	3	2	1	0	1	0	0
Art Howe, R (1, 5) OBP: 0.335, SLG: 0.390 (6, 4)		1B 1B BB 1-2 FC6-4 1-2 2-H 3-H 1B		1B IBB 1-2		F8			K S S S	3	1	1	2	2	1	0
Alan Ashby, S (1, 2) OBP: 0.314, SLG: 0.325		SH1-4 1B 1B 1-3 2-H FC6-4 1-2		F3			6-3		K S S S	5	1	1	1	0	1	5
Rafael Landestoy, S (1, 6) OBP: 0.317, SLG: 0.353		SH1-4 1B 1-2 3-H 4-3 SH1-4 1B		1B 1-2 2-H 3-H			2B			4	1	4	3	0	0	0
Joe Niekro, R (1, 1) OBP: 0.290, SLG: 0.322		SH1-4 1-2 2-3 SH1-4 1-2		F9			5-3			2	0	0	0	0	0	3

	AB	36
	R	9
	H	11
	RBI	9
	BB	4
	SO	3
	LOB	15

Inning Stats	1	2	3	4	5	6	7	8	9
	R: 0 E: 0 K: 1 S: 6	H: 1 LOB: 1 BB: 0 P: 6	R: 7 E: 0 K: 0 S: 9	H: 6 LOB: 2 BB: 3 P: 21	R: 0 E: 0 K: 0 S: 4	H: 1 LOB: 1 BB: 0 P: 4	R: 2 E: 0 K: 0 S: 5	H: 2 LOB: 2 BB: 1 P: 10	R: 0 E: 0 K: 0 S: 3	H: 0 LOB: 0 BB: 0 P: 3
	R: 0 E: 0 K: 0 S: 3	H: 0 LOB: 0 BB: 0 P: 3	R: 0 E: 0 K: 0 S: 4	H: 1 LOB: 1 BB: 0 P: 4	R: 0 E: 0 K: 0 S: 3	H: 0 LOB: 0 BB: 0 P: 3	R: 0 E: 0 K: 2 S: 7	H: 0 LOB: 0 BB: 0 P: 7		

	1B: 8	SF: 0	WP: 0	PA: 43
	2B: 3	SAC: 2	PB: 0	
	3B: 0	DP: 0	SB: 3	
	HR: 0	HBP: 1	CS: 0	

PITCHER		IP	WLS	BF	H	R	ER	SO	BB	IBB	HBP	BLK	WP	HR	S	P	ERA	WHIP
Steve Mura, R ERA: 4.19	(1, 1)	1.1	L	10	5	5	5	1	1	0	0	0	0	0	11	15	33.75	4.500
Dennis Kinney, L ERA: 4.31	(2, 1)	3.2		20	5	4	4	0	1	2	1	0	0	0	16	29	9.82	1.636
Eric Rasmussen, R ERA: 4.68	(6, 1)	2.0		7	1	0	0	0	0	0	0	0	0	0	7	7	0.00	0.500
Gary Lucas, L ERA: 3.7	(8, 1)	2.0		6	0	0	0	2	0	0	0	0	0	0	10	10	0.00	0.000

PITCHER	IP	WLS	BF	H	R	ER	SO	BB	IBB	HBP	BLK	WP	HR	S	P	ERA	WHIP

BOTTOM

Houston Astros @ San Diego Padres

San Diego Stadium, San Diego, CA

Sun Aug 17 1980, 6:38 AM EDT

Att. 16,120 - Unknown

livebaseballscorecards.com

Batter	1	2	3	4	5	6	7	8	9	AB	R	H	RBI	BB	SO	LOB
Gene Richards, L (1, 7) OBP: 0.364, SLG: 0.374	1B		F9		6-3		F8		6-3	5	0	1	0	0	0	0
Luis Salazar, R (1, 5) (4, 9) OBP: 0.571, SLG: 0.571	SH1-3 1-2 1B		K2-3		1-3		1B			4	0	2	0	0	1	0
Jerry Mumphrey, S (1, 8) OBP: 0.314, SLG: 0.329	SH1-3 1-2 2-3		K			6-3	G3			3	0	0	0	0	1	1
Dave Winfield, R (1, 9) OBP: 0.358, SLG: 0.429	K			4-3		2B SF8 1B		L6		1	0	0	0	0	1	2
Dave Cash, R (4, 4) OBP: 0.278, SLG: 0.271										3	1	1	0	0	0	0
Broderick Perkins, L (1, 3) OBP: 0.571, SLG: 0.667	BB			G3		SF8 1-3 2B		4-3 1B		3	0	2	0	1	0	0
Bill Fahey, L (1, 2) OBP: 0.292, SLG: 0.259	4-3			E3 1B		SF8 2-3 3-H		4-3 1-2		3	0	0	1	0	0	4
Barry Evans, R (1, 4) (4, 5) OBP: 0.308, SLG: 0.312		F8		FC6-4 1-2 1B		F8		F6		4	0	1	0	0	0	2
Chuck Baker, R (1, 6)		K2-3		FC6-4 1-2f			6-3		L5	4	0	0	0	0	1	2
Steve Mura, R (1, 1) OBP: 0.229, SLG: 0.179		K			F9		HR		F7	0	0	0	0	0	0	0
Dennis Kinney, L (2, 1) OBP: 0.200, SLG: 0.111										1	0	0	0	0	1	0
Willie Montanez, L (5, PH) OBP: 0.321, SLG: 0.356										1	0	0	0	0	0	0
Eric Rasmussen, R (6, 1) OBP: 0.111, SLG: 0.222										0	0	0	0	0	0	0
Gene Tenace, R (7, PH) OBP: 0.384, SLG: 0.362										1	1	1	1	0	0	0
Gary Lucas, L (8, 1) OBP: 0.226, SLG: 0.200										0	0	0	0	0	0	0
Tim Flannery, L (9, PH) OBP: 0.294, SLG: 0.294										1	0	0	0	0	0	0

	AB	34
	R	2
	H	8
	RBI	2
	BB	1
	SO	5
	LOB	11

Inning Stats	1	2	3	4	5	6	7	8	9
	R: 0 E: 0 K: 1 S: 7	H: 2 LOB: 3 BB: 1 P: 11	R: 0 E: 0 K: 2 S: 7	H: 0 LOB: 0 BB: 0 P: 7	R: 0 E: 0 K: 2 S: 7	H: 0 LOB: 0 BB: 0 P: 7	R: 0 E: 1 K: 0 S: 5	H: 1 LOB: 2 BB: 0 P: 5	R: 0 E: 0 K: 0 S: 3	H: 0 LOB: 0 BB: 0 P: 3
	R: 1 E: 0 K: 0 S: 5	H: 2 LOB: 1 BB: 0 P: 5	R: 1 E: 0 K: 0 S: 5	H: 2 LOB: 1 BB: 0 P: 5	R: 0 E: 0 K: 0 S: 4	H: 1 LOB: 1 BB: 0 P: 4	R: 0 E: 0 K: 0 S: 3	H: 0 LOB: 0 BB: 0 P: 3		

	1B: 6	SF: 1	WP: 0	PA: 37
	2B: 1	SAC: 1	PB: 0	
	3B: 0	DP: 0	SB: 0	
	HR: 1	HBP: 0	CS: 0	

PITCHER		IP	WLS	BF	H	R	ER	SO	BB	IBB	HBP	BLK	WP	HR	S	P	ERA	WHIP
Joe Niekro, R ERA: 3.9	(1, 1)	9.0	W	37	8	2	2	5	1	0	0	0	0	1	46	50	2.00	1.000

PITCHER	IP	WLS	BF	H	R	ER	SO	BB	IBB	HBP	BLK	WP	HR	S	P	ERA	WHIP

Batter	1	2	3	4	5	6	7	8	9	AB	R	H	RBI	BB	SO	LOB
Omar Moreno, L (1, 8) OBP: 0.313, SLG: 0.339	F6	F6			4-3			K		4	0	0	0	0	1	2
Tim Foli, R (1, 6) OBP: 0.316, SLG: 0.363	BB, 1B, 1B / 1B		F7		F7			2B		4	1	2	0	0	0	1
Dave Parker, L (1, 9) OBP: 0.333, SLG: 0.452	BB, 1B / 1-2 / 1B		6-3			K		6-3		4	1	1	0	0	1	1
John Milner, L (1, 3) OBP: 0.359, SLG: 0.342	1B / 1-2, 2-3 / BB		F6			F5			F1	3	0	0	0	1	0	0
Mike Easler, L (1, 7) OBP: 0.418, SLG: 0.636	K			6-3		G3			F7	4	0	0	0	0	1	3
Bill Madlock, R (1, 5) OBP: 0.327, SLG: 0.371	1B / 1-3, 2-H, 3-H			G6-3 / 1B			K		1B	4	0	3	2	0	1	0
Ed Ott, L (1, 2) OBP: 0.327, SLG: 0.390		K		G6-3 / 1-2f			K		K	4	0	0	0	0	3	2
Phil Garner, R (1, 4) OBP: 0.326, SLG: 0.368		1B			1-4, S / 1B		6-3			3	0	2	0	0	0	0
John Candelaria, L (1, 1) OBP: 0.226, SLG: 0.175		K			1-4 / 1-3			6-3		2	0	0	0	0	1	2
Kurt Bevacqua, R (8, PH) OBP: 0.333, SLG: 0.372										1	0	0	0	0	0	0
Enrique Romo, R (8, 1) OBP: 0.556, SLG: 0.500										0	0	0	0	0	0	0
Inning Stats	R: 2 E: 0 K: 1 S: 7 H: 3 LOB: 2 BB: 1 P: 11	R: 0 E: 0 K: 2 S: 8 H: 1 LOB: 1 BB: 0 P: 8	R: 0 E: 0 K: 0 S: 3 H: 0 LOB: 0 BB: 0 P: 3	R: 0 E: 0 K: 0 S: 3 H: 1 LOB: 0 BB: 0 P: 3	R: 0 E: 0 K: 0 S: 4 H: 1 LOB: 1 BB: 0 P: 4	R: 0 E: 0 K: 1 S: 5 H: 0 LOB: 0 BB: 0 P: 5	R: 0 E: 0 K: 2 S: 7 H: 0 LOB: 0 BB: 0 P: 7	R: 0 E: 0 K: 1 S: 6 H: 1 LOB: 1 BB: 0 P: 6	R: 0 E: 0 K: 1 S: 6 H: 1 LOB: 1 BB: 0 P: 6	1B: 7 2B: 1 3B: 0 HR: 0 SF: 0 SAC: 0 DP: 1 HBP: 0						

PITCHER		IP	WLS	BF	H	R	ER	SO	BB	IBB	HBP	BLK	WP	HR	S	P	ERA	WHIP
Nolan Ryan, R ERA: 3.22	(1, 1)	7.2	W	29	7	2	2	7	1	0	0	0	0	0	42	46	2.35	1.043
Joe Sambito, L ERA: 2.4	(8, 1)	1.1	S	5	1	0	0	1	0	0	0	0	0	0	7	7	0.00	0.750

PITCHER	IP	WLS	BF	H	R	ER	SO	BB	IBB	HBP	BLK	WP	HR	S	P	ERA	WHIP

TOP

Pittsburgh Pirates @ Houston Astros

Astrodome, Houston, TX

Tue Aug 19 1980, 8:05 PM EDT

Att. 39,415 - Unknown

livebaseballscorecards.com

AB	33
R	2
H	8
RBI	2
BB	1
SO	8
LOB	11

WP: 0 PA: 34
PB: 0
SB: 1
CS: 0

Batter	1	2	3	4	5	6	7	8	9	AB	R	H	RBI	BB	SO	LOB
Joe Morgan, L (1, 4) OBP: 0.347, SLG: 0.342	BBBB 4-0 1B 2B BB	SSS 0-3 ③ K			x 0-0 ③ F8			BBBB 4-0 S BB		2	1	0	0	2	1	1
Enos Cabell, R (1, 5) OBP: 0.299, SLG: 0.345	x 0-0 2B 4-3 1-2 1B		x 0-0 G4-6-3 1B			x 0-0 ① 6-3		SSS 0-3 ① K 1-2		4	1	2	0	0	1	1
Jose Cruz, L (1, 7) OBP: 0.374, SLG: 0.432	x 0-0 4-3 1B 1-3 2-H 2B		x 0-0 ① ② G4-6-3 1-2f			BBBB 4-0 3B BB		x 0-0 ② F7		3	2	1	1	1	0	2
Cesar Cedeno, R (1, 8) OBP: 0.387, SLG: 0.488	x 0-0 ① 4-3 2-3 3-H		x 0-0 ③ 5-3			x 0-0 SF8 1-H 3B		IIII 4-0 IBB		3	1	1	2	1	0	1
Art Howe, R (1, 3) OBP: 0.337, SLG: 0.394	x 0-0 G4-6-3 1B 3-H			x 0-0 G5-4-3 1B		x 0-0 ② SF8 3-H		x 0-0 ③ F5		3	0	2	2	0	0	2
Jeffrey Leonard, R (1, 9) OBP: 0.275, SLG: 0.337	x 0-0 ② ③ G4-6-3 1-2f			x 0-0 ① F9		x 0-0 ③ F8				3	0	0	0	0	0	2
Luis Pujols, R (1, 2) OBP: 0.265, SLG: 0.251		x 0-0 ① 6-3		x 0-0 ② ③ G5-4-3 1-2f			x 0-0 ① F8			3	0	0	0	0	0	1
Rafael Landestoy, S (1, 6) OBP: 0.317, SLG: 0.356		x 0-0 4-3 2B			x 0-0 ① F9		x 0-0 ② 1-3			3	0	1	0	0	0	0
Nolan Ryan, R (1, 1) OBP: 0.177, SLG: 0.143 Joe Sambito, L (8, 1)		x 0-0 ② 4-3 2-3			SSS 0-3 ② K		SSS 0-3 ③ K			3 0	0 0	0 0	0 0	0 0	2 0	1 0
Inning Stats	R: 3 H: 3 E: 0 LOB: 0 K: 0 BB: 1 S: 5 P: 9	R: 0 H: 1 E: 0 LOB: 1 K: 1 BB: 0 S: 6 P: 6	R: 0 H: 1 E: 0 LOB: 0 K: 0 BB: 0 S: 3 P: 3	R: 0 H: 1 E: 0 LOB: 0 K: 0 BB: 0 S: 3 P: 3	R: 0 H: 0 E: 0 LOB: 0 K: 1 BB: 0 S: 5 P: 5	R: 2 H: 1 E: 0 LOB: 0 K: 0 BB: 1 S: 4 P: 8	R: 0 H: 0 E: 0 LOB: 0 K: 1 BB: 0 S: 5 P: 5	R: 0 H: 0 E: 0 LOB: 2 K: 1 BB: 2 S: 5 P: 13		1B: 4 SF: 1 2B: 2 SAC: 0 3B: 1 DP: 3 HR: 0 HBP: 0						

PITCHER		IP	WLS	BF	H	R	ER	SO	BB	IBB	HBP	BLK	WP	HR	S	P	ERA	WHIP
John Candelaria, L ERA: 3.77	(1, 1)	7.0	L	27	7	5	5	3	2	0	0	0	0	0	31	39	6.43	1.286
Enrique Romo, R ERA: 3.4	(8, 1)	1.0		5	0	0	0	1	1	1	0	0	0	0	5	13	0.00	1.000

PITCHER	IP	WLS	BF	H	R	ER	SO	BB	IBB	HBP	BLK	WP	HR	S	P	ERA	WHIP

BOTTOM

Pittsburgh Pirates @ Houston Astros

Astrodome, Houston, TX

Tue Aug 19 1980, 8:05 PM EDT

Att. 39,415 - Unknown

livebaseballscorecards.com

AB	27
R	5
H	7
RBI	5
BB	4
SO	4
LOB	11

WP: 0 PA: 32
PB: 0
SB: 1
CS: 0

Batter	1	2	3	4	5	6	7	8	9	AB	R	H	RBI	BB	SO	LOB
Omar Moreno, L (1, 8) OBP: 0.313, SLG: 0.339	S 1B 1B	G3			F5		K			4	1	1	0	0	1	5
Tim Foli, R (1, 6) OBP: 0.313, SLG: 0.359	6-3 1-2		6-3		F9			1-3		4	0	0	0	0	0	2
Dave Parker, L (1, 9) OBP: 0.333, SLG: 0.450	2-H 1B		L6			F4		F7		4	0	1	1	0	0	0
John Milner, L (1, 3) OBP: 0.356, SLG: 0.346	F2		G3			G3		2B		4	0	1	0	0	0	1
Mike Easler, L (1, 7) OBP: 0.416, SLG: 0.630	G3			L5-3 1B		F9		4-3		4	0	1	0	0	0	2
Bill Madlock, R (1, 5) OBP: 0.326, SLG: 0.370		FC2-5 1B 1B		L5-3 1-2			5-3		5-3	4	0	1	0	0	0	1
Ed Ott, L (1, 2) OBP: 0.329, SLG: 0.392		FC2-5 1-2 1B		F7			4-3		5-3 1B	4	0	2	0	0	0	0
Phil Garner, R (1, 4) OBP: 0.328, SLG: 0.374		F8			2B		2B		5-3 1-2	4	0	2	0	0	0	3
Jim Bibby, R (1, 1) OBP: 0.209, SLG: 0.167 Grant Jackson, S (6, 1) Kurt Bevacqua, R (7, PH) OBP: 0.341, SLG: 0.372 Enrique Romo, R (7, 1) OBP: 0.556, SLG: 0.500 Manny Sanguillen, R (9, PH) OBP: 0.316, SLG: 0.378		FC2-5 1-2 2-3f			K		BB		F9	2 0 0 0 1	0 0 0 0 0	0 0 0 0 1	0 0 0 0 0	0 0 0 0 0	1 0 0 0 0	3 0 0 0 1

TOP

Pittsburgh Pirates @ Houston Astros

Astrodome, Houston, TX

Wed Aug 20 1980, 8:05 PM EDT

Att. 32,112 - Unknown

livebaseballscorecards.com

AB	35
R	1
H	9
RBI	1
BB	1
SO	2
LOB	18

Inning Stats	1	2	3	4	5	6	7	8	9
	R: 1 E: 0 K: 0 S: 5	R: 0 E: 0 K: 0 S: 5	R: 0 E: 0 K: 0 S: 3	R: 0 E: 0 K: 0 S: 3	R: 0 E: 0 K: 1 S: 6	R: 0 E: 0 K: 0 S: 3	R: 0 E: 0 K: 1 S: 6	R: 0 E: 0 K: 0 S: 4	R: 0 E: 0 K: 0 S: 4
	H: 2 LOB: 1 BB: 0 P: 5	H: 2 LOB: 2 BB: 0 P: 5	H: 0 LOB: 0 BB: 0 P: 3	H: 1 LOB: 0 BB: 0 P: 3	H: 1 LOB: 1 BB: 0 P: 6	H: 0 LOB: 0 BB: 0 P: 3	H: 1 LOB: 2 BB: 1 P: 10	H: 1 LOB: 1 BB: 0 P: 4	H: 1 LOB: 1 BB: 0 P: 4

| | | |

Batter	1	2	3	4	5	6	7	8	9	AB	R	H	RBI	BB	SO	LOB
Joe Morgan, L (1, 4) OBP: 0.352, SLG: 0.341	BBBB 4-0 BB		BBBB 4-0 BB S BB	x 0-0 ③ G3		BBBB 4-0 1B BB 1-2 2-3 3-H		BBBB 4-0 BB BB		1	0	0	1	4	0	2
Enos Cabell, R (1, 5) OBP: 0.303, SLG: 0.345	x 0-0 ① F8		BBBB 4-0 1-2 BB BB		SSS 0-3 ① K	x 0-0 ②③ 1B 1-3 2-H 3-H		BBBB 4-0 1-2 BB 2-3 3-H		3	0	1	3	2	1	1
Terry Puhl, L (1, 9) OBP: 0.351, SLG: 0.424	x 0-0 ② F8		BBBB 4-0 1-2 BB 2-3		x 0-0 ② F8		x 0-0 CS 1B	x 0-0 ③ F8		4	0	1	0	1	0	4
Jose Cruz, L (1, 7) OBP: 0.373, SLG: 0.430	x 0-0 ③ F5		x 0-0 ② F6		x 0-0 ③ 5-3		x 0-0 ① G4-6-3 1B 1-2			4	0	1	0	0	0	4
Cesar Cedeno, R (1, 8) OBP: 0.386, SLG: 0.485		x 0-0 S 1B	x 0-0 ③ F4			x 0-0 ① F7	x 0-0 ②③ G4-6-3 1-2f			4	0	1	0	0	0	4
Danny Heep, L (1, 3) OBP: 0.297, SLG: 0.309 Craig Reynolds, L (6, PR) OBP: 0.253, SLG: 0.312 (7, 6)		x 0-0 ① F7 1-2		x 0-0 FC4-6 1B		x 0-0 2B BB 1B		x 0-0 ① 5-3		3 1	0 1	2 0	0 0	0 0	0 0	1 0
Alan Ashby, S (1, 2) OBP: 0.316, SLG: 0.332		x 0-0 ② F8		x 0-0 ① F7		x 0-0 BB BB 2B 1-3		x 0-0 SH1-4 1B BB 1B		4	2	2	0	0	0	2
Rafael Landestoy, S (1, 6) OBP: 0.315, SLG: 0.354 Dave Bergman, L (6, PH) OBP: 0.266, SLG: 0.246 (7, 3)		x 0-0 ③ 5-3		x 0-0 ② FC4-6 E 1B 1-2f		4-0 BB BB 1B IBB		x 0-0 BB SH1-4 1-2 1B		2 1	0 1	0 1	0 1	0 0	1 0	2 0
Vern Ruhl, R (1, 1) OBP: 0.313, SLG: 0.355 Denny Walling, L (6, PH) OBP: 0.390, SLG: 0.415 Dave Smith, R (7, 1)			x 0-0 ① 5-3	x 0-0 E3 1B 1-3		BBBB 4-0 BB 1B BB 1-2 2-3 3-H		x 0-0 ② SH1-4 1-2 2-3		2 0 0	0 1 0	1 0 0	0 1 0	0 1 0	0 0 0	0 0 0
Inning Stats	R: 0 H: 0 E: 0 LOB: 1 K: 0 BB: 1 S: 3 P: 7	R: 0 H: 1 E: 0 LOB: 1 K: 0 BB: 0 S: 4 P: 4	R: 0 H: 0 E: 0 LOB: 3 K: 0 BB: 3 S: 3 P: 15	R: 0 H: 2 E: 1 LOB: 2 K: 0 BB: 0 S: 5 P: 5	R: 0 H: 0 E: 0 LOB: 0 K: 1 BB: 0 S: 5 P: 5	R: 4 H: 3 E: 0 LOB: 2 K: 0 BB: 3 S: 4 P: 16	R: 0 H: 2 E: 0 LOB: 0 K: 0 BB: 0 S: 3 P: 3	R: 1 H: 2 E: 0 LOB: 3 K: 0 BB: 2 S: 5 P: 13		1B: 9 SF: 0 2B: 1 SAC: 1 3B: 0 DP: 1 HR: 0 HBP: 0				WP: 0 PA: 39 PB: 0 SB: 2 CS: 1		

BOTTOM

Pittsburgh Pirates @ Houston Astros

Astrodome, Houston, TX

Wed Aug 20 1980, 8:05 PM EDT

Att. 32,112 - Unknown

livebaseballscorecards.com

AB	29
R	5
H	10
RBI	5
BB	9
SO	1
LOB	20

PITCHER		IP	WLS	BF	H	R	ER	SO	BB	IBB	HBP	BLK	WP	HR	S	P	ERA	WHIP
Jim Bibby, R ERA: 2.94	(1, 1)	5.1	L	27	5	4	4	1	5	1	0	0	0	0	23	47	6.75	1.875
Grant Jackson, L ERA: 2.09	(6, 1)	0.2		2	1	0	0	0	1	0	0	0	0	0	1	5	0.00	3.000
Enrique Romo, R ERA: 3.43	(7, 1)	2.0		10	4	1	1	0	2	0	0	0	0	0	8	16	4.50	3.000

PITCHER	IP	WLS	BF	H	R	ER	SO	BB	IBB	HBP	BLK	WP	HR	S	P	ERA	WHIP

Pittsburgh Pirates @ Houston Astros

Astrodome, Houston, TX

Thu Aug 21 1980, 8:05 PM EDT

Att. 33,884 - Unknown

TOP

livebaseballscorecards.com

Batter	1	2	3	4	5	6	7	8	9	AB	R	H	RBI	BB	SO	LOB
Omar Moreno, L (1, 8) OBP: 0.314, SLG: 0.339 Matt Alexander, S (7, 8)	S S S 0-3 ① K	x 0-0 1B 1-2 1B		x 0-0 ② F8	x 0-0 1-2 3-H 1B		x 0-0 ③ F8			5 0 2 1 0 1 0 0 0 0 0 0 0 0						
Tim Foli, R (1, 6) OBP: 0.318, SLG: 0.364 Dale Berra, R (7, 6) OBP: 0.285, SLG: 0.376	x 0-0 3-1 WP WP 1B	x 0-0 1-2 2-3 1B		x 0-0 S 2B 1B	x 0-0 ③ 4-3			x 0-0 ① F8		4 2 3 0 0 0 2 1 0 0 0 0 0 0						
Dave Parker, L (1, 9) OBP: 0.332, SLG: 0.451 Bill Robinson, R (7, 3) OBP: 0.300, SLG: 0.461	x 0-0 ② 3-1 1-3	x 0-0 ③ L9		x 0-0 1-H 2B 2B		S S S 0-3 ① K		x 0-0 ② 6-3		4 1 1 1 0 1 4 1 0 0 0 0 0 0						
Mike Easler, L (1, 7) OBP: 0.419, SLG: 0.634 (7, 9)	x 0-0 E6 1B 3-H		x 0-0 E 5-3 PB 1B	x 0-0 2-H 2B		x 0-0 1B 1B		S S S 0-3 ③ K		5 1 3 1 0 1 0						
Bill Madlock, R (1, 5) OBP: 0.325, SLG: 0.369 Lee Lacy, R (7, 5) OBP: 0.403, SLG: 0.509	x 0-0 FC4-6 1-3 1B		x 0-0 ① 5-3 1-2	x 0-0 ③ F7		x 0-0 ② F3			x 0-0 ① 1-3	4 0 1 0 0 0 3 1 0 0 0 0 0 0						
John Milner, L (1, 3) OBP: 0.363, SLG: 0.350 (7, 7)	x 0-0 ③ FC4-6 1-2f		x 0-0 2-H 1B		B B B 4-0 FC4-6 1B 1B BB	x 0-0 1-3 1B			x 0-0 ② 4-3	4 1 2 0 1 0 2						
Ed Ott, L (1, 2) OBP: 0.327, SLG: 0.388		x 0-0 ① 4-3	x 0-0 ② F8		x 0-0 FC4-6 1-2 1B	S S S 0-3 ③ K			S S S 0-3 ③ K	5 0 1 0 0 2 3						
Phil Garner, R (1, 4) OBP: 0.325, SLG: 0.371		x 0-0 ② 6-3	x 0-0 ③ 6-3		x 0-0 ① F6		x 0-0 ① 1-3			4 0 0 0 0 0 3						
Bert Blyleven, R (1, 1) OBP: 0.083, SLG: 0.064 Manny Sanguillen, R (4, PH) OBP: 0.308, SLG: 0.368 Eddie Solomon, R (4, 1) OBP: 0.226, SLG: 0.290 Kurt Bevacqua, R (5, PH) OBP: 0.337, SLG: 0.367 Grant Jackson, S (5, 1) Kent Tekulve, R (8, 1)		x 0-0 1B 1B 1B		x 0-0 ① 6-3	x 0-0 ② FC4-6 1-2f 2-3 1B		x 0-0 ② F8			1 0 1 0 0 0 0 1 0 0 0 0 0 0 0 0 0 0 0 0 0 1 0 0 0 0 0 2 1 0 0 0 0 0 0 0 0 0 0 0 0 0						

Inning Stats									
	R: 1 E: 1 K: 1 S: 8	H: 2 LOB: 2 BB: 0 P: 8	R: 0 E: 0 K: 0 S: 6	H: 3 LOB: 3 BB: 0 P: 6	R: 1 E: 1 K: 0 S: 5	H: 2 LOB: 1 BB: 0 P: 5	R: 2 E: 0 K: 0 S: 6	H: 3 LOB: 1 BB: 0 P: 6	R: 1 E: 0 K: 0 S: 5	H: 2 LOB: 2 BB: 1 P: 9
	R: 0 E: 0 K: 2 S: 9	H: 2 LOB: 2 BB: 0 P: 9	R: 0 E: 0 K: 0 S: 3	H: 0 LOB: 0 BB: 0 P: 3	R: 0 E: 0 K: 1 S: 5	H: 0 LOB: 0 BB: 0 P: 5	R: 0 E: 0 K: 1 S: 5	H: 0 LOB: 0 BB: 0 P: 5	1B: 12 2B: 2 3B: 0 HR: 0	SF: 0 SAC: 0 DP: 0 HBP: 0

	AB	42
	R	5
	H	14
	RBI	3
	BB	1
	SO	5
	LOB	19

WP: 2 PB: 1 SB: 1 CS: 0 PA: 43

PITCHER		IP	WLS	BF	H	R	ER	SO	BB	IBB	HBP	BLK	WP	HR	S	P	ERA	WHIP
Joe Niekro, R ERA: 4.01	(1, 1)	4.0		25	11	5	4	1	1	0	0	0	2	0	26	30	9.00	3.000
Bert Roberge, R ERA: 5.28	(5, 1)	1.2		8	3	0	0	1	0	0	0	0	0	0	10	10	0.00	1.800
Joe Sambito, L ERA: 2.27	(6, 1)	3.1	W	10	0	0	0	3	0	0	0	0	0	0	16	16	0.00	0.000

PITCHER	IP	WLS	BF	H	R	ER	SO	BB	IBB	HBP	BLK	WP	HR	S	P	ERA	WHIP

Batter	1	2	3	4	5	6	7	8	9	AB	R	H	RBI	BB	SO	LOB
Joe Morgan, L (1, 4) OBP: 0.351, SLG: 0.340	WP S 1B 1B	6-3		F7	4-3		L6			4	1	1	0	0	0	2
Rafael Landestoy, S (7, 4) OBP: 0.314, SLG: 0.352										1	0	0	0	0	0	0
Enos Cabell, R (1, 5) OBP: 0.307, SLG: 0.348	1B 1-3 BB		2B 2B 1B	S 1B 1B		F8	F6			3	2	2	0	1	0	0
Art Howe, R (7, PH) OBP: 0.336, SLG: 0.392										1	0	0	0	0	0	0
(8, 5)																
Terry Puhl, L (1, 9) OBP: 0.356, SLG: 0.431	1-3 3-H 2B 1B		1-3 2B 2B	1-H 2B 1B		1B S 2B 1B		K		5	4	4	2	0	1	0
Jose Cruz, L (1, 7) OBP: 0.376, SLG: 0.436	PB 1-H 2B		K	1-H 2B		2B 1-3 SF8 1B		4-3		5	1	3	2	0	1	2
Cesar Cedeno, R (1, 8) OBP: 0.387, SLG: 0.491	K 2-3		2-H 3-H 2B 2B	4-3		1-3 3-H E 2B		BB 1B BB		4	2	2	3	0	1	2
Jeffrey Leonard, R (8, 8) OBP: 0.278, SLG: 0.337										0	0	0	0	1	0	0
Danny Heep, L (1, 3) OBP: 0.295, SLG: 0.324	K		6-3 2-H 1B 2B	G3		SF8 3-H		FC3-6 1-3 1B		3	1	1	2	0	1	2
Dave Bergman, L (7, 3) OBP: 0.297, SLG: 0.259										1	0	1	0	0	0	0
Alan Ashby, S (1, 2) OBP: 0.318, SLG: 0.333		K	6-3 2-3		SH1 1B	E8 2-H 1B		FC3-6 1-2f		5	1	2	1	0	1	3
Craig Reynolds, L (1, 6) OBP: 0.256, SLG: 0.315		SH2-4 1B	FC6-4 3-H 1B		F8	5-3				4	0	2	1	0	0	1
Joe Niekro, R (1, 1) OBP: 0.286, SLG: 0.317		SH2-4 1-2	FC6-4 1-2f		SH1 1-2		K			1	0	0	0	0	0	1
Bert Roberge, R (5, 1)										0	0	0	0	0	0	0
Joe Sambito, L (6, 1)										1	0	0	0	0	1	0
Inning Stats	R: 2 E: 0 K: 2 S: 9 H: 3 LOB: 1 BB: 1 P: 13	R: 0 E: 0 K: 1 S: 6 H: 1 LOB: 1 BB: 0 P: 6	R: 4 E: 0 K: 1 S: 10 H: 5 LOB: 1 BB: 0 P: 10	R: 2 E: 0 K: 0 S: 6 H: 3 LOB: 1 BB: 0 P: 6	R: 0 E: 0 K: 0 S: 4 H: 1 LOB: 1 BB: 0 P: 4	R: 4 E: 1 K: 0 S: 7 H: 4 LOB: 0 BB: 0 P: 7	R: 0 E: 0 K: 1 S: 5 H: 0 LOB: 0 BB: 0 P: 5	R: 0 E: 0 K: 1 S: 6 H: 1 LOB: 2 BB: 1 P: 10		1B: 12 2B: 6 3B: 0 HR: 0 SF: 1 SAC: 2 DP: 0 HBP: 0						

PITCHER		IP	WLS	BF	H	R	ER	SO	BB	IBB	HBP	BLK	WP	HR	S	P	ERA	WHIP
Bert Blyleven, R ERA: 3.9	(1, 1)	3.0	L	18	9	6	6	4	1	0	0	0	1	0	25	29	18.00	3.333
Eddie Solomon, R ERA: 2.98	(4, 1)	1.0		6	3	2	2	0	0	0	0	0	0	0	6	6	18.00	3.000
Grant Jackson, L ERA: 2.44	(5, 1)	3.0		14	5	4	3	1	0	0	0	0	0	0	16	16	9.00	1.667
Kent Tekulve, R ERA: 2.66	(8, 1)	1.0		5	1	0	0	1	1	0	0	0	0	0	6	10	0.00	2.000

PITCHER	IP	WLS	BF	H	R	ER	SO	BB	IBB	HBP	BLK	WP	HR	S	P	ERA	WHIP

BOTTOM

Pittsburgh Pirates @ Houston Astros

Astrodome, Houston, TX

Thu Aug 21 1980, 8:05 PM EDT

Att. 33,884 - Unknown

livebaseballscorecards.com

AB	38
R	12
H	18
RBI	11
BB	2
SO	6
LOB	13

1B: 12 SF: 1 WP: 1 PA: 43
2B: 6 SAC: 2 PB: 1
3B: 0 DP: 0 SB: 3
HR: 0 HBP: 0 CS: 0

Batter	1	2	3	4	5	6	7	8	9	10	11	12	AB	R	H	RBI	BB	SO	LOB
Ivan De Jesus, R (1, 6) OBP: 0.341, SLG: 0.352	F8		F8		K		F7			BB		G3	5	0	0	0	1	1	1
Lenny Randle, S (1, 5) OBP: 0.353, SLG: 0.383	3B		1B			F7	F7			G4-3 1B		L1	6	1	3	0	0	0	0
Bill Buckner, L (1, 7) OBP: 0.362, SLG: 0.480	F8 1B		F8			E E 1B		F8		G4-3			5	1	2	1	0	0	4
Cliff Johnson, R (1, 3) OBP: 0.338, SLG: 0.422 Bruce Sutter, R (8, 1) OBP: 0.143, SLG: 0.143 Larry Biittner, L (11, PH) OBP: 0.314, SLG: 0.333 Mick Kelleher, R (11, 4) OBP: 0.258, SLG: 0.213	F8		K			E5		F9			F6		4 0 1 0	0 0 0 0	0 0 0 0	0 0 0 0	0 0 0 0	1 0 0 0	4 0 0 0
Scot Thompson, L (1, 9) OBP: 0.311, SLG: 0.310 (8, 3)	F8			G6-4-3 BB		E6 1B		F7			2B		4	0	1	0	1	0	3
Jerry Martin, R (1, 8) OBP: 0.296, SLG: 0.434 (8, 9)		F5		G6-4-3		1B			6-3		F6		5	0	1	1	0	0	2
Tim Blackwell, S (1, 2) OBP: 0.331, SLG: 0.404		F4		G3		K			K		IBB		4	0	0	0	1	2	3
Mike Tyson, R (1, 4) OBP: 0.287, SLG: 0.373 Mike Vail, R (11, PH) OBP: 0.324, SLG: 0.395 Bill Caudill, R (11, 1) OBP: 0.286, SLG: 0.429		F9			F7	F9			K		F3		4 1 0	0 0 0	0 0 0	0 0 0	1 0 0	3 2 0	0 0 0
Rick Reuschel, R (1, 1) OBP: 0.182, SLG: 0.231 Jesus Figueroa, L (8, 8) OBP: 0.301, SLG: 0.314			1B BB		6-3		F9			F6		F7	2 2	0 0	0 0	0 0	1 0	0 0	0 0
Inning Stats	R: 1 H: 2 E: 0 LOB: 1 K: 0 BB: 0 S: 5 P: 5	R: 0 H: 0 E: 0 LOB: 0 K: 0 BB: 0 S: 3 P: 3	R: 0 H: 1 E: 0 LOB: 2 K: 1 BB: 1 S: 6 P: 10	R: 0 H: 0 E: 0 LOB: 0 K: 0 BB: 1 S: 2 P: 6	R: 0 H: 0 E: 0 LOB: 0 K: 1 BB: 0 S: 5 P: 5	R: 1 H: 2 E: 2 LOB: 3 K: 1 BB: 0 S: 9 P: 9	R: 0 H: 0 E: 0 LOB: 0 K: 0 BB: 0 S: 3 P: 3	R: 0 H: 0 E: 0 LOB: 0 K: 0 BB: 0 S: 3 P: 3	R: 0 H: 0 E: 0 LOB: 0 K: 2 BB: 0 S: 7 P: 7	R: 0 H: 1 E: 0 LOB: 1 K: 0 BB: 1 S: 3 P: 7	R: 0 H: 1 E: 0 LOB: 2 K: 0 BB: 1 S: 4 P: 8	R: 0 H: 0 E: 0 LOB: 0 K: 0 BB: 0 S: 3 P: 3	1B: 5 2B: 1 3B: 1 HR: 0	SF: 0 SAC: 0 DP: 2 HBP: 0					

PITCHER	IP	WLS	BF	H	R	ER	SO	BB	IBB	HBP	BLK	WP	HR	S	P	ERA	WHIP
Gordie Pladson, R (1, 1) ERA: 3.56	7.0		29	5	2	1	3	2	0	0	0	0	0	33	41	1.29	1.000
Frank LaCorte, R (8, 1) ERA: 1.93	5.0	W	18	2	0	0	2	1	1	0	0	0	0	20	28	0.00	0.600

PITCHER	IP	WLS	BF	H	R	ER	SO	BB	IBB	HBP	BLK	WP	HR	S	P	ERA	WHIP

Chicago Cubs @ Houston Astros

Astrodome, Houston, TX

Fri Aug 22 1980, 8:05 PM EDT

Att. 34,118 - Unknown

TOP

livebaseballscorecards.com

AB	43
R	2
H	7
RBI	2
BB	4
SO	5
LOB	22

WP: 0 PA: 47
PB: 0
SB: 0
CS: 0

Batter	1	2	3	4	5	6	7	8	9	10	11	12	AB	R	H	RBI	BB	SO	LOB
Joe Morgan, L (1, 4) OBP: 0.351, SLG: 0.337	G3		FC5-4 1B		4-3			1B S 1B BB		F6		F8 1-2 2-3	5	1	1	0	1	0	2
Enos Cabell, R (1, 5) OBP: 0.307, SLG: 0.348	6-3		K			L1		G5-3 1B 1-3 1B		K		2-3 3-H 1B	6	0	2	1	0	2	1
Terry Puhl, L (1, 9) OBP: 0.352, SLG: 0.425	G3		FC5-4 1-2f			3-1		F8			K		5	0	0	0	0	1	3
Jose Cruz, L (1, 7) OBP: 0.378, SLG: 0.438		2B 4-3 1B	F5			K		1-2 3-H 1B			BLK 1B		5	1	3	1	0	1	1
Cesar Cedeno, R (1, 8) OBP: 0.387, SLG: 0.491		4-3 1-3 2B		F7			4-3 1B BB	G5-3 2-3f			K 1-2		4	0	1	0	1	1	3
Danny Heep, L (1, 3) OBP: 0.301, SLG: 0.329		K		G6-3 1B			4-3 1-2 1B		F8		4-3		5	0	2	0	0	1	3
Alan Ashby, S (1, 2) OBP: 0.312, SLG: 0.327		4-3 2-3 3-H		G6-3 1-2f			F7		4-3			4-3	5	0	0	1	0	0	4
Craig Reynolds, L (1, 6) OBP: 0.258, SLG: 0.314 Denny Walling, L (7, PH) OBP: 0.389, SLG: 0.413 Frank LaCorte, R (8, 1) OBP: 0.286, SLG: 0.167 Dave Bergman, L (12, PH) OBP: 0.308, SLG: 0.259		BB			3-1		4-3 1-2 2-3		K			BLK 1B BB	1 1 1 0	0 0 0 1	0 0 0 0	0 0 0 0	1 0 1 0	0 0 0 0	0 2 0 0
Gordie Pladson, R (1, 1) Rafael Landestoy, S (7, PH) OBP: 0.314, SLG: 0.352 (8, 6)	K				1-3		4-3			L4		1B BLK 1-2 1B	2 3	0 0	0 1	0 0	0 0	1 0	2 2
Inning Stats	R: 0 H: 0 E: 0 LOB: 0 K: 0 BB: 0 S: 3 P: 3	R: 1 H: 2 E: 0 LOB: 2 K: 2 BB: 1 S: 9 P: 13	R: 0 H: 1 E: 0 LOB: 1 K: 1 BB: 0 S: 6 P: 6	R: 0 H: 1 E: 0 LOB: 0 K: 0 BB: 0 S: 3 P: 3	R: 0 H: 0 E: 0 LOB: 0 K: 0 BB: 0 S: 3 P: 3	R: 0 H: 0 E: 0 LOB: 0 K: 1 BB: 0 S: 5 P: 5	R: 0 H: 1 E: 0 LOB: 2 K: 0 BB: 1 S: 4 P: 8	R: 1 H: 2 E: 0 LOB: 1 K: 0 BB: 1 S: 4 P: 8	R: 0 H: 0 E: 0 LOB: 0 K: 1 BB: 0 S: 5 P: 5	R: 0 H: 0 E: 0 LOB: 0 K: 1 BB: 0 S: 5 P: 5	R: 0 H: 1 E: 0 LOB: 1 K: 2 BB: 0 S: 8 P: 8	R: 1 H: 2 E: 0 LOB: 2 K: 0 BB: 1 S: 4 P: 8	1B: 9 2B: 1 3B: 0 HR: 0	SF: 0 SAC: 0 DP: 2 HBP: 0	WP: 0 PB: 0 SB: 1 CS: 0	PA: 47			

PITCHER	IP	WLS	BF	H	R	ER	SO	BB	IBB	HBP	BLK	WP	HR	S	P	ERA	WHIP
Rick Reuschel, R (1, 1) ERA: 3.27	7.0		27	5	1	1	4	2	0	0	0	0	0	33	41	1.29	1.000
Bruce Sutter, R (8, 1) ERA: 2.36	3.0		11	2	1	1	2	1	0	0	0	0	0	14	18	3.00	1.000
Bill Caudill, R (11, 1) ERA: 2.2	1.2	L	9	3	1	1	2	1	0	0	2	0	0	12	16	5.40	2.400

PITCHER	IP	WLS	BF	H	R	ER	SO	BB	IBB	HBP	BLK	WP	HR	S	P	ERA	WHIP

BOTTOM

Chicago Cubs @ Houston Astros

Astrodome, Houston, TX

Fri Aug 22 1980, 8:05 PM EDT

Att. 34,118 - Unknown

livebaseballscorecards.com

AB	43
R	3
H	10
RBI	3
BB	4
SO	8
LOB	23

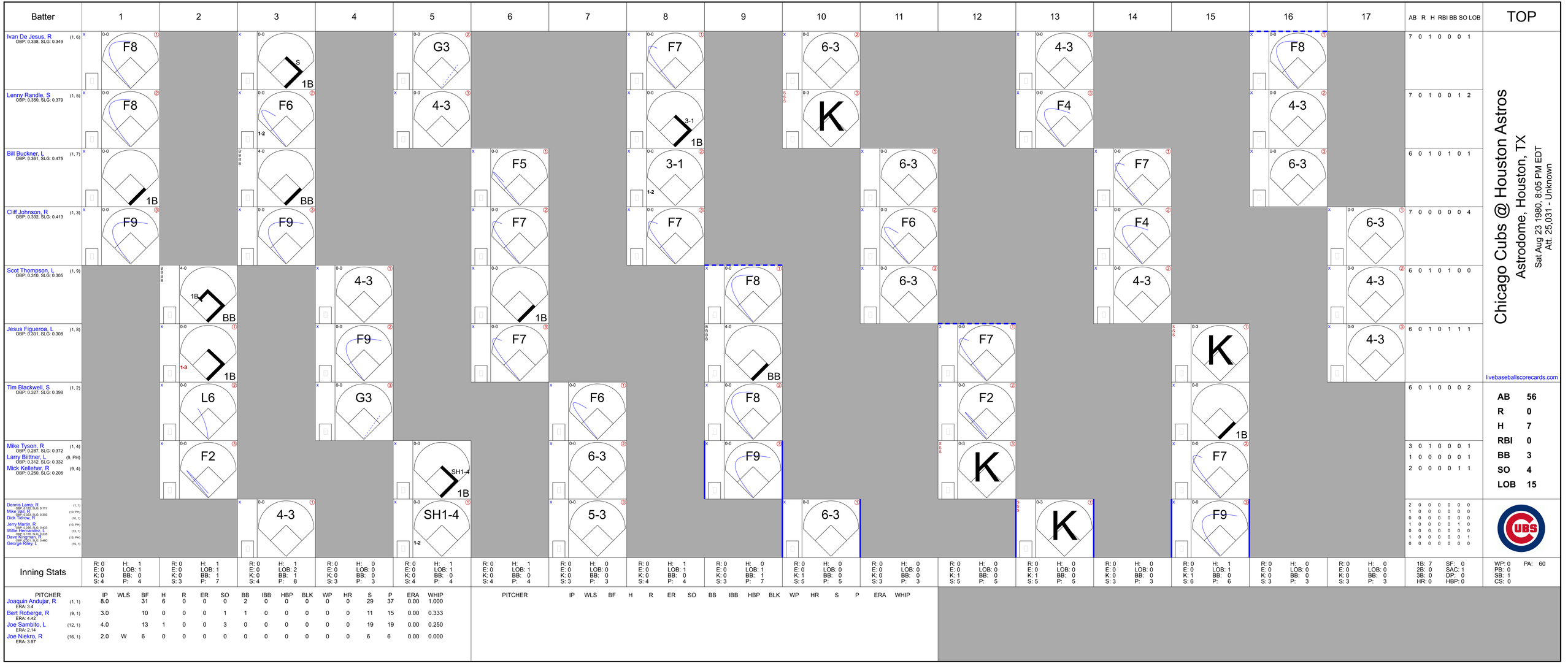

Chicago Cubs @ Houston Astros

Astrodome, Houston, TX

Sat Aug 23 1980, 8:05 PM EDT
Att. 25,031 - Unknown

livebaseballscorecards.com

Batter	1	2	3	4	5	6	7	8	9	10	11	12	13	14	15	16	17	AB	R	H	RBI	BB	SO	LOB
Ivan De Jesus, R (1, 6) OBP: 0.338, SLG: 0.349	F8		S 1B		G3			F7		6-3			4-3			F8		7	0	1	0	0	0	1
Lenny Randle, S (1, 5) OBP: 0.350, SLG: 0.379	F8		F6 1-2		4-3			3-1 1B		K			F4			4-3		7	0	1	0	0	1	2
Bill Buckner, L (1, 7) OBP: 0.361, SLG: 0.475	1B		BB			F5		3-1 1-2			6-3			F7		6-3		6	0	1	0	1	0	1
Cliff Johnson, R (1, 3) OBP: 0.332, SLG: 0.413	F9		F9			F7		F7			F6			F4			6-3	7	0	0	0	0	0	4
Scot Thompson, L (1, 9) OBP: 0.310, SLG: 0.305		1B BB		4-3		1B			F8		6-3			4-3			4-3	6	0	1	0	1	0	0
Jesus Figueroa, L (1, 8) OBP: 0.301, SLG: 0.308		1-3 1B		F9		F7			BB			F7			K		4-3	6	0	1	0	1	1	1
Tim Blackwell, S (1, 2) OBP: 0.327, SLG: 0.398		L6		G3			F6		F8			F2			1B			6	0	1	0	0	0	2
Mike Tyson, R (1, 4) OBP: 0.287, SLG: 0.372		F2			SH1-4 1B		6-3		F9			K			F7			3	0	1	0	0	0	1
Larry Biittner, L (9, PH) OBP: 0.312, SLG: 0.332																		1	0	0	0	0	0	1
Mick Kelleher, R (9, 4) OBP: 0.250, SLG: 0.206																		2	0	0	0	0	1	1
Dennis Lamp, R (1, 1) OBP: 0.172, SLG: 0.111			4-3		SH1-4 1-2		5-3			6-3			K		F9			2	0	0	0	0	0	0
Mike Vail, R (10, PH) OBP: 0.323, SLG: 0.393																		1	0	0	0	0	0	0
Dick Tidrow, R (10, 1)																		0	0	0	0	0	0	0
Jerry Martin, R (13, PH) OBP: 0.250, SLG: 0.433																		1	0	0	0	0	1	0
Willie Hernandez, L (13, 1) OBP: 0.178, SLG: 0.235																		0	0	0	0	0	0	0
Dave Kingman, R (15, PH) OBP: 0.250, SLG: 0.460																		1	0	0	0	0	0	1
George Riley, L (15, 1)																		0	0	0	0	0	0	0

Inning Stats	1	2	3	4	5	6	7	8	9	10	11	12	13	14	15	16	17	AB	R	H	RBI	BB	SO	LOB
	R: 0 E: 0 K: 0 S: 4	H: 1 LOB: 1 BB: 0 P: 4	R: 0 E: 0 K: 0 S: 3	H: 1 LOB: 1 BB: 1 P: 7	R: 0 E: 0 K: 0 S: 4	H: 1 LOB: 2 BB: 1 P: 8	R: 0 E: 0 K: 0 S: 3	H: 0 LOB: 0 BB: 0 P: 3	R: 0 E: 0 K: 0 S: 4	H: 1 LOB: 1 BB: 0 P: 4	R: 0 E: 0 K: 0 S: 3	H: 0 LOB: 1 BB: 1 P: 7	R: 0 E: 0 K: 1 S: 5	H: 0 LOB: 0 BB: 0 P: 5	R: 0 E: 0 K: 1 S: 5	H: 0 LOB: 0 BB: 0 P: 5	R: 0 E: 0 K: 0 S: 3	H: 0 LOB: 0 BB: 0 P: 3	R: 0 E: 0 K: 1 S: 6	H: 1 LOB: 1 BB: 0 P: 6	R: 0 E: 0 K: 0 S: 3	H: 0 LOB: 0 BB: 0 P: 3	R: 0 E: 0 K: 0 S: 3	H: 0 LOB: 0 BB: 0 P: 3	1B: 7 2B: 0 3B: 0 HR: 0	SF: 0 SAC: 1 DP: 0 HBP: 0

TOP	
AB	56
R	0
H	7
RBI	0
BB	3
SO	4
LOB	15

WP: 0 PB: 0 SB: 1 CS: 0 PA: 60

PITCHER	IP	WLS	BF	H	R	ER	SO	BB	IBB	HBP	BLK	WP	HR	S	P	ERA	WHIP
Joaquin Andujar, R (1, 1) ERA: 3.4	8.0		31	6	0	0	0	2	0	0	0	0	0	29	37	0.00	1.000
Bert Roberge, R (9, 1) ERA: 4.42	3.0		10	0	0	0	1	1	0	0	0	0	0	11	15	0.00	0.333
Joe Sambito, L (12, 1) ERA: 2.14	4.0		13	1	0	0	3	0	0	0	0	0	0	19	19	0.00	0.250
Joe Niekro, R (16, 1) ERA: 3.97	2.0	W	6	0	0	0	0	0	0	0	0	0	0	6	6	0.00	0.000

PITCHER	IP	WLS	BF	H	R	ER	SO	BB	IBB	HBP	BLK	WP	HR	S	P	ERA	WHIP

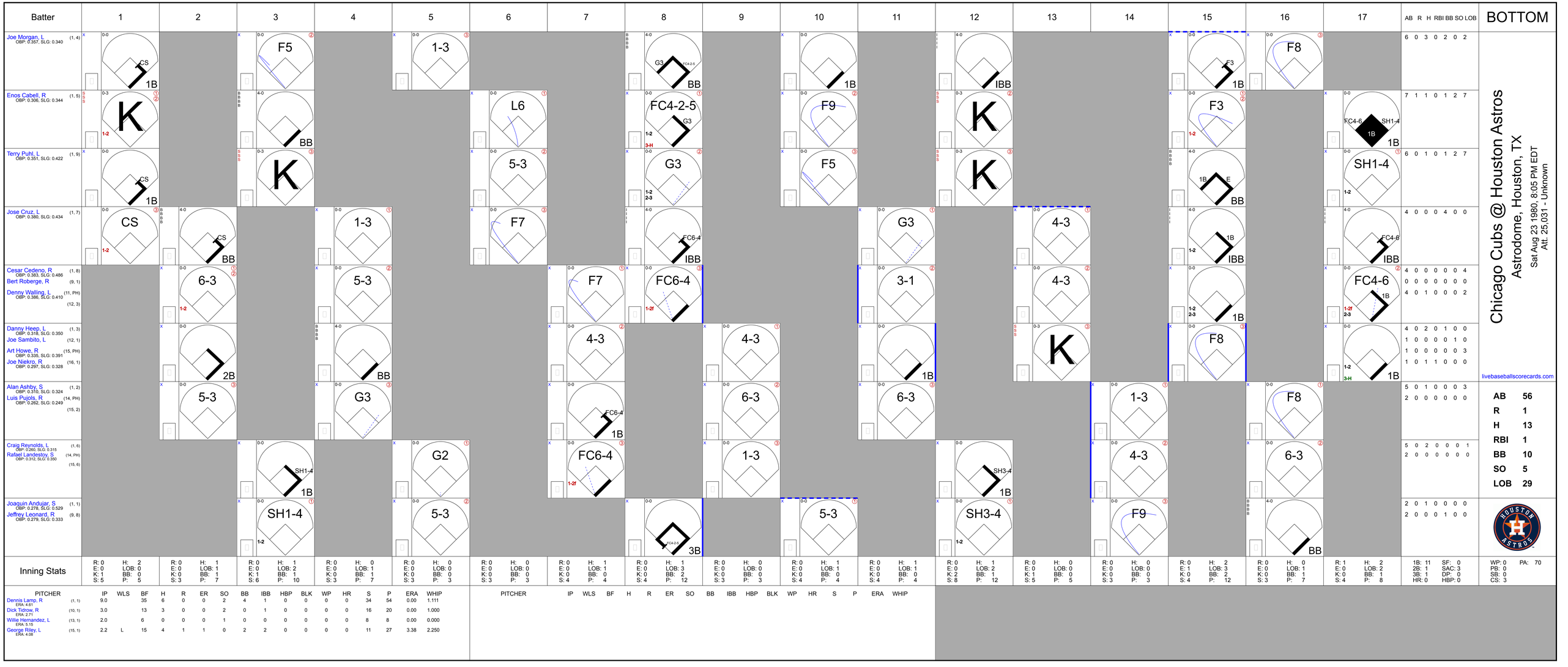
Batter
1
2
3
4
5
6
7
8
9
10
11
12
13
14
15
16
17
AB R H RBI BB SO LOB
BOTTOM
Joe Morgan, L
OBP: 0.357, SLG: 0.340
(1, 4)
CS 1B
1B
Enos Cabell, R
OBP: 0.306, SLG: 0.344
(1, 5)
K
1-2
F5
BB
L6
FC4-2-5
G3
1-2
3-H
F9
IBB
K
F3
1B
F8
FC4-6
SH1-4
1B
1B
Terry Puhl, L
OBP: 0.351, SLG: 0.422
(1, 9)
CS 1B
K
5-3
G3
1-2
2-3
F5
K
1B
E
BB
SH1-4
1-2
Jose Cruz, L
OBP: 0.380, SLG: 0.434
(1, 7)
CS
1-2
CS
BB
1-3
F7
FC6-4
IBB
G3
4-3
1B
IBB
FC4-6
IBB
Cesar Cedeno, R
OBP: 0.383, SLG: 0.486
(1, 8)
Bert Roberge, R
(9, 1)
Denny Walling, L
OBP: 0.386, SLG: 0.410
(11, PH)
(12, 3)
6-3
1-2
5-3
F7
FC6-4
1-2f
3-1
4-3
4-3
1-2
2-3
1B
FC4-6
1B
1-2f
2-3
Danny Heep, L
OBP: 0.318, SLG: 0.350
(1, 3)
Joe Sambito, L
(12, 1)
Art Howe, R
OBP: 0.335, SLG: 0.391
(15, PH)
Joe Niekro, R
OBP: 0.297, SLG: 0.328
(16, 1)
2B
BB
4-3
FC6-4
1B
4-3
6-3
1B
K
F8
1-2
3-H
1B
Alan Ashby, S
OBP: 0.310, SLG: 0.324
(1, 2)
Luis Pujols, R
OBP: 0.262, SLG: 0.249
(14, PH)
(15, 2)
5-3
G3
6-3
6-3
1-3
4-3
F8
6-3
BB
Craig Reynolds, L
OBP: 0.260, SLG: 0.315
(1, 6)
Rafael Landestoy, S
OBP: 0.312, SLG: 0.350
(14, PH)
(15, 6)
SH1-4
1B
G2
FC6-4
1-2f
1-3
SH3-4
1B
4-3
6-3
Joaquin Andujar, S
OBP: 0.278, SLG: 0.529
(1, 1)
Jeffrey Leonard, R
OBP: 0.279, SLG: 0.333
(9, 8)
SH1-4
1-2
5-3
5-3
3B
SH3-4
1-2
F9
BB
Inning Stats
R: 0 H: 2
E: 0 LOB: 0
K: 1 BB: 0
S: 5 P: 5
R: 0 H: 1
E: 0 LOB: 1
K: 0 BB: 1
S: 3 P: 7
R: 0 H: 1
E: 0 LOB: 2
K: 1 BB: 1
S: 6 P: 10
R: 0 H: 0
E: 0 LOB: 1
K: 0 BB: 1
S: 3 P: 7
R: 0 H: 0
E: 0 LOB: 0
K: 0 BB: 0
S: 3 P: 3
R: 0 H: 0
E: 0 LOB: 0
K: 0 BB: 0
S: 3 P: 3
R: 0 H: 1
E: 0 LOB: 1
K: 0 BB: 0
S: 4 P: 4
R: 0 H: 1
E: 0 LOB: 3
K: 0 BB: 2
S: 4 P: 12
R: 0 H: 0
E: 0 LOB: 0
K: 0 BB: 0
S: 3 P: 3
R: 0 H: 1
E: 0 LOB: 1
K: 0 BB: 0
S: 4 P: 4
R: 0 H: 1
E: 0 LOB: 1
K: 0 BB: 0
S: 4 P: 4
R: 0 H: 1
E: 0 LOB: 2
K: 2 BB: 1
S: 8 P: 12
R: 0 H: 0
E: 0 LOB: 0
K: 1 BB: 0
S: 5 P: 5
R: 0 H: 0
E: 0 LOB: 0
K: 0 BB: 0
S: 3 P: 3
R: 0 H: 2
E: 1 LOB: 3
K: 0 BB: 2
S: 4 P: 12
R: 0 H: 0
E: 0 LOB: 1
K: 0 BB: 1
S: 3 P: 7
R: 1 H: 2
E: 0 LOB: 2
K: 0 BB: 1
S: 4 P: 8
1B: 11 SF: 0
2B: 1 SAC: 3
3B: 1 DP: 0
HR: 0 HBP: 0
WP: 0 PA: 70
PB: 0
SB: 0
CS: 3
PITCHER IP WLS BF H R ER SO BB IBB HBP BLK WP HR S P ERA WHIP
Dennis Lamp, R (1, 1) ERA: 4.61 9.0 35 6 0 0 2 4 1 0 0 0 0 34 54 0.00 1.111
Dick Tidrow, R (10, 1) ERA: 2.71 3.0 13 3 0 0 2 0 1 0 0 0 0 16 20 0.00 1.000
Willie Hernandez, L (13, 1) ERA: 5.15 2.0 6 0 0 0 1 0 0 0 0 0 0 8 8 0.00 0.000
George Riley, L (15, 1) ERA: 4.08 2.2 L 15 4 1 1 0 2 2 0 0 0 0 11 27 3.38 2.250
PITCHER IP WLS BF H R ER SO BB IBB HBP BLK WP HR S P ERA WHIP
Chicago Cubs @ Houston Astros
Astrodome, Houston, TX
Sat Aug 23 1980, 8:05 PM EDT
Att. 25,031 - Unknown
livebaseballscorecards.com
AB 56
R 1
H 13
RBI 1
BB 10
SO 5
LOB 29

Chicago Cubs @ Houston Astros

Astrodome, Houston, TX

Sun Aug 24 1980, 8:05 PM EDT

Att. 25,703 - Unknown

TOP

livebaseballscorecards.com

Batter	1	2	3	4	5	6	7	8	9	AB	R	H	RBI	BB	SO	LOB
Ivan De Jesus, R (1, 6) OBP: 0.335, SLG: 0.346	K		F9			3-1			F3	4	0	0	0	0	1	0
Scot Thompson, L (1, 8) OBP: 0.303, SLG: 0.298	K			F7		F6			E3	4	0	0	0	0	1	0
Bill Buckner, L (1, 7) OBP: 0.358, SLG: 0.471	F7			3-1			F2		F6	4	0	0	0	0	0	1
Cliff Johnson, R (1, 3) OBP: 0.328, SLG: 0.408		4-3		K			F9		F7	4	0	0	0	0	1	1
Larry Biittner, L (1, 9) OBP: 0.313, SLG: 0.342		F7			SF8 3B		F7			3	1	1	0	0	0	0
Tim Blackwell, S (1, 2) OBP: 0.331, SLG: 0.401		BB			SF8 3-H			SH1-4 1B		1	0	1	1	1	0	0
Mike Tyson, R (1, 4) OBP: 0.285, SLG: 0.369		K			F9			SH1-4 1-2		2	0	0	0	0	1	1
Steve Dillard, R (1, 5) OBP: 0.296, SLG: 0.355			F8		K			4-3		2	0	0	0	0	1	0
Jesus Figueroa, L (8, PH) OBP: 0.299, SLG: 0.306										1	0	0	0	0	0	1
Mick Kelleher, R (8, 5) OBP: 0.250, SLG: 0.206										0	0	0	0	0	0	0
Doug Capilla, L (1, 1) OBP: 0.214, SLG: 0.357			K			1-3		F9		2	0	0	0	0	1	0
Mike Vail, R (8, PH) OBP: 0.322, SLG: 0.392										1	0	0	0	0	0	1
Bill Caudill, R (8, 1) OBP: 0.286, SLG: 0.429										0	0	0	0	0	0	0
Bruce Sutter, R (8, 1) OBP: 0.143, SLG: 0.143										0	0	0	0	0	0	0
Inning Stats	R: 0 E: 0 K: 2 S: 7 H: 0 LOB: 0 BB: 0 P: 7	R: 0 E: 0 K: 1 S: 5 H: 0 LOB: 1 BB: 1 P: 9	R: 0 E: 0 K: 1 S: 5 H: 0 LOB: 0 BB: 0 P: 5	R: 0 E: 0 K: 1 S: 5 H: 0 LOB: 0 BB: 0 P: 5	R: 1 E: 0 K: 1 S: 6 H: 1 LOB: 0 BB: 0 P: 6	R: 0 E: 0 K: 0 S: 3 H: 0 LOB: 0 BB: 0 P: 3	R: 0 E: 0 K: 0 S: 3 H: 0 LOB: 0 BB: 0 P: 3	R: 0 E: 0 K: 0 S: 4 H: 1 LOB: 1 BB: 0 P: 4	R: 0 E: 1 K: 0 S: 4 H: 0 LOB: 1 BB: 0 P: 4	1B: 1 2B: 0 3B: 1 HR: 0	SF: 1 SAC: 1 DP: 0 HBP: 0						

	AB	28
	R	1
	H	2
	RBI	1
	BB	1
	SO	6
	LOB	5

WP: 0 PB: 0 SB: 0 CS: 0 PA: 31

PITCHER	IP	WLS	BF	H	R	ER	SO	BB	IBB	HBP	BLK	WP	HR	S	P	ERA	WHIP
Nolan Ryan, R (1, 1) ERA: 3.11	9.0	W	31	2	1	1	6	1	0	0	0	0	0	42	46	1.00	0.333

PITCHER	IP	WLS	BF	H	R	ER	SO	BB	IBB	HBP	BLK	WP	HR	S	P	ERA	WHIP

Batter	1	2	3	4	5	6	7	8	9	AB	R	H	RBI	BB	SO	LOB
Rafael Landestoy, S (1, 4) OBP: 0.308, SLG: 0.345	6-3		G6-4-3 1-2f		K			K		4	0	0	0	0	2	4
Enos Cabell, R (1, 5) OBP: 0.303, SLG: 0.341	6-3			5-3		K		E4 1B 1B 2-3		4	0	0	0	0	1	1
Jose Cruz, L (1, 7) OBP: 0.381, SLG: 0.442	F8			HR		4-3		1B 1-2 3-H	1B	4	1	2	2	0	0	0
Cesar Cedeno, R (1, 8) OBP: 0.384, SLG: 0.486		1-3		1-3 1B		K		1-2 2-H	1B	4	0	2	0	0	1	0
Art Howe, R (1, 3) OBP: 0.335, SLG: 0.390		G6-4-3 1B		1-3 1-2			5-3			3	0	1	0	0	0	1
Jeffrey Leonard, R (1, 9) OBP: 0.275, SLG: 0.328		G6-4-3 1-2f		F8			F4			3	0	0	0	0	0	2
Luis Pujols, R (1, 2) OBP: 0.269, SLG: 0.251			4-3 BB		1B		F8			2	0	1	0	1	0	0
Craig Reynolds, L (1, 6) OBP: 0.261, SLG: 0.313			4-3 1-2		F6			E SH3-4 1B BB		2	1	0	0	1	0	2
Nolan Ryan, R (1, 1) OBP: 0.188, SLG: 0.140			G6-4-3 BB		K			SH3-4 1-2		1	0	0	0	1	1	1
Inning Stats	R: 0 E: 0 K: 0 S: 3 H: 0 LOB: 0 BB: 0 P: 3	R: 0 E: 0 K: 0 S: 3 H: 1 LOB: 0 BB: 0 P: 3	R: 0 E: 0 K: 0 S: 2 H: 0 LOB: 1 BB: 2 P: 10	R: 1 E: 0 K: 0 S: 5 H: 2 LOB: 1 BB: 0 P: 5	R: 0 E: 0 K: 2 S: 8 H: 1 LOB: 1 BB: 0 P: 8	R: 0 E: 0 K: 2 S: 7 H: 0 LOB: 0 BB: 0 P: 7	R: 0 E: 0 K: 0 S: 3 H: 0 LOB: 0 BB: 0 P: 3	R: 1 E: 1 K: 1 S: 7 H: 2 LOB: 2 BB: 1 P: 11		1B: 5 2B: 0 3B: 0 HR: 1 SF: 0 SAC: 1 DP: 2 HBP: 0						

PITCHER		IP	WLS	BF	H	R	ER	SO	BB	IBB	HBP	BLK	WP	HR	S	P	ERA	WHIP
Doug Capilla, L ERA: 2.91	(1, 1)	7.0		25	4	1	1	4	2	0	0	0	0	1	31	39	1.29	0.857
Bill Caudill, R ERA: 2.19	(8, 1)	0.2	L	4	0	1	0	1	1	0	0	0	0	0	5	9	0.00	1.500
Bruce Sutter, R ERA: 2.35	(8, 1)	0.1		2	2	0	0	0	0	0	0	0	0	0	2	2	0.00	6.000

PITCHER	IP	WLS	BF	H	R	ER	SO	BB	IBB	HBP	BLK	WP	HR	S	P	ERA	WHIP

BOTTOM

Chicago Cubs @ Houston Astros

Astrodome, Houston, TX

Sun Aug 24 1980, 8:05 PM EDT

Att. 25,703 - Unknown

livebaseballscorecards.com

AB	27
R	2
H	6
RBI	2
BB	3
SO	5
LOB	11

Batter	1	2	3	4	5	6	7	8	9	AB	R	H	RBI	BB	SO	LOB
Joe Morgan, L (1, 4) OBP: 0.353, SLG: 0.336	F8			4-3		3-1		L3		4	0	0	0	0	0	1
Enos Cabell, R (1, 5) OBP: 0.303, SLG: 0.340	6-3			6-3		2-H 1B			5-3	4	0	1	1	0	0	0
Jose Cruz, L (1, 7) OBP: 0.380, SLG: 0.440	F7			1B		L5			6-3	4	0	1	0	0	0	1
Cesar Cedeno, R (1, 8) OBP: 0.380, SLG: 0.481		F9		4-3			6-3		SSS K	4	0	0	0	0	1	1
Art Howe, R (1, 3) OBP: 0.331, SLG: 0.385		F7			G3		P3			3	0	0	0	0	0	0
Terry Puhl, L (1, 9) OBP: 0.353, SLG: 0.424		G3			G6-4-3 1B		1B			3	0	2	0	0	0	0
Luis Pujols, R (1, 2) OBP: 0.265, SLG: 0.247			4-3		G6-4-3 1-2f		F8			3	0	0	0	0	0	2
Rafael Landestoy, S (1, 6) OBP: 0.309, SLG: 0.343			BBBB G3-6-4 BB			F3		4-3		2	0	0	0	1	0	0
Vern Ruhle, R (1, 1) OBP: 0.324, SLG: 0.344			G3-6-4 1-2f			BBBB 3-1 1B BB		6-3		1	1	0	0	1	0	1
Jeffrey Leonard, R (8, PH) OBP: 0.274, SLG: 0.327										1	0	0	0	0	0	0
Dave Smith, R (8, 1)										0	0	0	0	0	0	0
Inning Stats	R: 0 H: 0 E: 0 LOB: 0 K: 0 BB: 0 S: 3 P: 3	R: 0 H: 0 E: 0 LOB: 0 K: 0 BB: 0 S: 3 P: 3	R: 0 H: 0 E: 0 LOB: 0 K: 0 BB: 1 S: 2 P: 6	R: 0 H: 1 E: 0 LOB: 1 K: 0 BB: 0 S: 4 P: 4	R: 0 H: 1 E: 0 LOB: 0 K: 0 BB: 0 S: 3 P: 3	R: 1 H: 1 E: 0 LOB: 1 K: 0 BB: 1 S: 4 P: 8	R: 0 H: 1 E: 0 LOB: 1 K: 0 BB: 0 S: 4 P: 4	R: 0 H: 0 E: 0 LOB: 0 K: 0 BB: 0 S: 3 P: 3	R: 0 H: 0 E: 0 LOB: 0 K: 1 BB: 0 S: 5 P: 5	1B: 4 SF: 0 2B: 0 SAC: 0 3B: 0 DP: 2 HR: 0 HBP: 0						

TOP

Houston Astros @ St. Louis Cardinals

Busch Stadium, St. Louis, MO

Mon Aug 25 1980, 7:05 PM CDT

Att. 9,185 - Unknown

livebaseballscorecards.com

AB	29
R	1
H	4
RBI	1
BB	2
SO	1
LOB	6

PITCHER	IP	WLS	BF	H	R	ER	SO	BB	IBB	HBP	BLK	WP	HR	S	P	ERA	WHIP
Don Hood, L (1, 1) ERA: 2.44	9.0	W	31	4	1	1	1	2	0	0	0	0	0	31	39	1.00	0.667

PITCHER	IP	WLS	BF	H	R	ER	SO	BB	IBB	HBP	BLK	WP	HR	S	P	ERA	WHIP

Batter	1	2	3	4	5	6	7	8	9	AB	R	H	RBI	BB	SO	LOB
Ken Oberkfell, L (1, 4) OBP: 0.375, SLG: 0.407	0-0 ② 4-3 1B	0-0 ② FC6-5-4 1B 2-3 3-H		0-0 ③ G3			0-0 ① 4-3			4	0	1	1	0	0	2
Dane Iorg, L (1, 9) OBP: 0.354, SLG: 0.444	0-0 ① 4-3 1-2	0-0 1B 1-2			0-0 ① F8		SSS 0-3 ② K			4	0	1	0	0	1	1
Keith Hernandez, L (1, 3) OBP: 0.402, SLG: 0.493	0-0 E6 FC6-4	0-0 F7			0-0 ② 4-3		BBBB 4-0 PO BB			3	0	0	0	1	0	3
Ted Simmons, S (1, 2) OBP: 0.385, SLG: 0.533	0-0 ② P4		0-0 ① F9		BBBB 4-0 BB		0-0 ③ PO 1-2	0-0 3B 1B		3	1	1	0	1	0	2
George Hendrick, R (1, 8) OBP: 0.360, SLG: 0.533	0-0 ③ FC6-4 1-2f		0-0 ② F7		0-0 ③ 5-3			SSS 0-3 ① K		4	0	0	0	0	1	4
Terry Kennedy, L (1, 7) OBP: 0.315, SLG: 0.393		BBBB 4-0 1B 2B BB	0-0 ③ 4-1			0-0 SH1-4 1B		0-0 1-H 3B		3	1	2	1	1	0	0
Ken Reitz, R (1, 5) OBP: 0.296, SLG: 0.370		0-0 2B 1-2 FC6-5-4 1B		0-0 ① P4		0-0 ① SH1-4 1-2		0-0 ② 5-3		3	1	1	0	0	0	1
Mike Phillips, L (1, 6) OBP: 0.268, SLG: 0.258		0-0 FC6-5-4 1-3 2-H 2B		0-0 ② 4-3		0-0 ② G3		4-0 IBB		3	0	1	1	1	0	1
Don Hood, L (1, 1) OBP: 0.143, SLG: 0.143		0-0 ① L6		0-0 1B		SSS 0-3 ③ K		SSS 0-3 ③ K		4	0	1	0	0	2	5
Inning Stats	R: 0 H: 1 E: 1 LOB: 2 K: 0 BB: 0 S: 5 P: 5	R: 2 H: 3 E: 0 LOB: 2 K: 0 BB: 1 S: 6 P: 10	R: 0 H: 0 E: 0 LOB: 0 K: 0 BB: 0 S: 3 P: 3	R: 0 H: 1 E: 0 LOB: 1 K: 0 BB: 0 S: 4 P: 4	R: 0 H: 0 E: 0 LOB: 1 K: 0 BB: 1 S: 3 P: 7	R: 0 H: 1 E: 0 LOB: 1 K: 1 BB: 0 S: 6 P: 6	R: 0 H: 0 E: 0 LOB: 0 K: 1 BB: 1 S: 4 P: 8	R: 1 H: 2 E: 0 LOB: 2 K: 2 BB: 1 S: 9 P: 13		1B: 6 SF: 0 2B: 1 SAC: 1 3B: 1 DP: 0 HR: 0 HBP: 0						

PITCHER		IP	WLS	BF	H	R	ER	SO	BB	IBB	HBP	BLK	WP	HR	S	P	ERA	WHIP
Vern Ruhle, R ERA: 2.63	(1, 1)	7.0	L	30	6	2	2	2	3	0	0	0	0	0	31	43	2.57	1.286
Dave Smith, R ERA: 2.03	(8, 1)	1.0		6	2	1	1	2	0	1	0	0	0	0	9	13	9.00	2.000

PITCHER	IP	WLS	BF	H	R	ER	SO	BB	IBB	HBP	BLK	WP	HR	S	P	ERA	WHIP

BOTTOM

Houston Astros @ St. Louis Cardinals

Busch Stadium, St. Louis, MO

Mon Aug 25 1980, 7:05 PM CDT

Att. 9,185 - Unknown

livebaseballscorecards.com

AB	31
R	3
H	8
RBI	3
BB	4
SO	4
LOB	19

Batter	1	2	3	4	5	6	7	8	9	AB	R	H	RBI	BB	SO	LOB
Joe Morgan, L (1, 4) OBP: 0.355, SLG: 0.338	4-3		G3		1B HR 1B 1-2	1B		F8		4	1	2	0	0	0	0
Craig Reynolds, L (6, PR) OBP: 0.260, SLG: 0.312 (6, 6)					1B					1	0	0	0	0	0	1
Enos Cabell, R (1, 5) OBP: 0.305, SLG: 0.342	FC5-4 1B		L9		1B HR 1B 1-2 2-H	F8		BBBB 4-0 BB		4	1	2	1	0	0	1
Dave Bergman, L (7, 3) OBP: 0.318, SLG: 0.259										0	0	0	0	1	0	0
Jose Cruz, L (1, 7) OBP: 0.382, SLG: 0.442	F8		1B		HR 1B 1-2 2-3	1B 1-2		L6		5	1	3	0	0	0	3
Cesar Cedeno, R (1, 8) OBP: 0.378, SLG: 0.485	FC5-4 1-2f		P4		HR 1-H 2-H 3-H	F9			G3	5	1	1	4	0	0	4
Art Howe, R (1, 3) (7, 5) OBP: 0.332, SLG: 0.389		FC4-6 1B	6-3		F9 1B 2B	P3			5-3	5	1	2	0	0	0	0
Terry Puhl, L (1, 9) OBP: 0.353, SLG: 0.424		FC4-6 2B 1-2f FC3-5-2-5-3	2B		F9 2-3	F3			BBBB 4-0 S BB	4	0	1	0	1	0	2
Luis Pujols, R (1, 2) OBP: 0.268, SLG: 0.257		FC3-5-2-5-3 WP 1-3 2B	F2		G6-4-3 1B 3-H	1-4-3			6-3 1-2	5	1	2	1	0	0	2
Rafael Landestoy, S (1, 6) (6, 4) OBP: 0.308, SLG: 0.340		FC3-5-2-5-3 WP 2-3 3-H	F8		G6-4-3 1-2f			BBBB 4-0 SH3-4 BB		3	0	0	0	1	0	4
Joe Niekro, R (1, 1) OBP: 0.299, SLG: 0.328		6-3 2-3 3-H			1B 1B 1B	6-3		SH3-4 1-2		3	1	1	0	0	0	1
Inning Stats	R: 0 E: 0 K: 0 S: 4 H: 1 LOB: 1 BB: 0 P: 4	R: 1 E: 0 K: 0 S: 5 H: 2 LOB: 1 BB: 0 P: 5	R: 0 E: 0 K: 0 S: 4 H: 1 LOB: 1 BB: 0 P: 4	R: 0 E: 0 K: 0 S: 4 H: 1 LOB: 1 BB: 0 P: 4	R: 6 E: 0 K: 0 S: 9 H: 7 LOB: 0 BB: 0 P: 9	R: 0 E: 0 K: 0 S: 5 H: 2 LOB: 2 BB: 0 P: 5	R: 0 E: 0 K: 0 S: 3 H: 0 LOB: 0 BB: 0 P: 3	R: 0 E: 0 K: 0 S: 3 H: 0 LOB: 2 BB: 2 P: 11	R: 0 E: 0 K: 0 S: 3 H: 0 LOB: 1 BB: 1 P: 7	1B: 10 2B: 3 3B: 0 HR: 1	SF: 0 SAC: 1 DP: 1 HBP: 0					

TOP

Houston Astros @ St. Louis Cardinals

Busch Stadium, St. Louis, MO

Tue Aug 26 1980, 7:05 PM CDT

Att. 10,859 - Unknown

livebaseballscorecards.com

AB	39
R	7
H	14
RBI	6
BB	3
SO	0
LOB	18

PITCHER		IP	WLS	BF	H	R	ER	SO	BB	IBB	HBP	BLK	WP	HR	S	P	ERA	WHIP
Jim Kaat, L ERA: 3.96	(1, 1)	4.0	L	23	11	7	7	0	0	0	0	0	1	1	23	23	15.75	2.750
John Urrea, R ERA: 3.61	(5, 1)	4.0		16	3	0	0	0	2	0	0	0	0	0	14	22	0.00	1.250
Jim Otten, R ERA: 6.02	(9, 1)	1.0		4	0	0	0	0	1	0	0	0	0	0	3	7	0.00	1.000

PITCHER	IP	WLS	BF	H	R	ER	SO	BB	IBB	HBP	BLK	WP	HR	S	P	ERA	WHIP

WP: 1	PB: 0	SB: 1	CS: 0	PA: 43													

Batter	1	2	3	4	5	6	7	8	9	AB	R	H	RBI	BB	SO	LOB
Ken Oberkfell, L (1, 4) OBP: 0.377, SLG: 0.415	FC4-6 1B		G3 ①			G3 ①		3B		4	0	2	0	0	0	0
Tony Scott, S (1, 8) OBP: 0.298, SLG: 0.292	FC4-6 ① 3-1 S PB 1-2f		4-3 ②			L9 2B		S S S 0-3 K ③		4	1	1	0	0	1	2
Keith Hernandez, L (1, 3) OBP: 0.401, SLG: 0.491	3-1 ② 1-3		1-3 ③			L9 ② 2-3			L8-3 1B	4	0	1	0	0	0	2
Ted Simmons, S (1, 2) OBP: 0.384, SLG: 0.529	B B B B 4-0 BB 3-H			L9 ①		6-3 ③			F8 ①	3	0	0	0	1	0	2
Dane Iorg, L (1, 9) OBP: 0.352, SLG: 0.440	F7 ③			L8 ②			G6-4-3 1B		L8-3 ② ③ 1-2	4	0	1	0	0	0	2
Terry Kennedy, L (1, 7) OBP: 0.310, SLG: 0.387		G3 ①		F8 ③			F7 ①			3	0	0	0	0	0	1
Ken Reitz, R (1, 5) OBP: 0.296, SLG: 0.370		G4-6-3 1B			F9 ①		G6-4-3 ② ③ 1-2f			3	0	1	0	0	0	1
Mike Phillips, L (1, 6) OBP: 0.260, SLG: 0.250		G4-6-3 ② ③ 1-2f			F7 ②			F8 ①		3	0	0	0	0	0	1
Jim Kaat, L (1, 1) OBP: 0.182, SLG: 0.258			HR		4-3 ③			F9 ②		1	1	1	1	0	0	0
John Urrea, R (5, 1) OBP: 0.111, SLG: 0.111										1	0	0	0	0	0	0
Leon Durham, L (8, PH) OBP: 0.286, SLG: 0.366										1	0	0	0	0	0	0
Jim Otten, R (9, 1) OBP: 0.200, SLG: 0.200										0	0	0	0	0	0	0
Inning Stats	R: 1 H: 1 E: 0 LOB: 1 K: 0 BB: 1 S: 4 P: 8	R: 0 H: 1 E: 0 LOB: 0 K: 0 BB: 0 S: 3 P: 3	R: 1 H: 1 E: 0 LOB: 0 K: 0 BB: 0 S: 4 P: 4	R: 0 H: 0 E: 0 LOB: 0 K: 0 BB: 0 S: 3 P: 3	R: 0 H: 0 E: 0 LOB: 0 K: 0 BB: 0 S: 3 P: 3	R: 0 H: 1 E: 0 LOB: 1 K: 0 BB: 0 S: 4 P: 4	R: 0 H: 1 E: 0 LOB: 0 K: 0 BB: 0 S: 3 P: 3	R: 0 H: 1 E: 0 LOB: 1 K: 1 BB: 0 S: 6 P: 6	R: 0 H: 1 E: 0 LOB: 0 K: 0 BB: 0 S: 3 P: 3	1B: 4 SF: 0 2B: 2 SAC: 0 3B: 1 DP: 3 HR: 1 HBP: 0					WP: 0 PA: 32 PB: 1 SB: 1 CS: 0		

PITCHER	IP	WLS	BF	H	R	ER	SO	BB	IBB	HBP	BLK	WP	HR	S	P	ERA	WHIP
Joe Niekro, R (1, 1) ERA: 3.83	9.0	W	32	7	2	1	1	1	0	0	0	0	1	33	37	1.00	0.889

PITCHER	IP	WLS	BF	H	R	ER	SO	BB	IBB	HBP	BLK	WP	HR	S	P	ERA	WHIP

BOTTOM

Houston Astros @ St. Louis Cardinals

Busch Stadium, St. Louis, MO

Tue Aug 26 1980, 7:05 PM CDT

Att. 10,859 - Unknown

livebaseballscorecards.com

AB	31
R	2
H	7
RBI	1
BB	1
SO	1
LOB	11

Batter	1	2	3	4	5	6	7	8	9	AB	R	H	RBI	BB	SO	LOB
Joe Morgan, L (1, 4) OBP: 0.356, SLG: 0.344	0-0 1B 3B		4-0 BB		0-3 K			0-0 F9		3	1	1	0	1	1	0
Enos Cabell, R (1, 5) OBP: 0.306, SLG: 0.345	0-0 CS 1B 3-H		0-0 F8			0-0 F8		0-0 4-3 2B		4	0	2	1	0	0	1
Terry Puhl, L (1, 9) OBP: 0.350, SLG: 0.420	0-3 K 1-2		0-3 K			0-0 6-3		0-0 4-3 2-3		4	0	0	0	0	2	3
Jose Cruz, L (1, 7) OBP: 0.379, SLG: 0.438	0-0 F9		0-0 F8			0-0 F9		0-0 F8		4	0	0	0	0	0	2
Cesar Cedeno, R (1, 8) OBP: 0.375, SLG: 0.480		0-0 4-3		0-0 1-3			0-0 5-3		0-0 5-3	4	0	0	0	0	0	0
Denny Walling, L (1, 3) OBP: 0.388, SLG: 0.420		0-0 2B 3B		0-0 4-3			0-0 1B 1B		0-0 4-3	4	1	2	0	0	0	0
Alan Ashby, S (1, 2) OBP: 0.313, SLG: 0.331		0-0 2B 3-H		0-0 P4			0-0 1B 1-3		0-0 4-3	4	0	2	1	0	0	0
Craig Reynolds, L (1, 6) OBP: 0.258, SLG: 0.310	0-0 F8				0-3 K		0-3 K			2	0	0	0	0	1	1
Rafael Landestoy, S (7, PH) OBP: 0.307, SLG: 0.339 (7, 6)										1	0	0	0	0	1	2
Ken Forsch, R (1, 1) OBP: 0.262, SLG: 0.297	0-0 6-3				0-3 K		0-0 F3			1	0	0	0	0	0	1
Bert Roberge, R (4, 1)										0	0	0	0	0	0	0
Jeffrey Leonard, R (5, PH) OBP: 0.273, SLG: 0.325										1	0	0	0	0	1	0
Gordie Pladson, R (5, 1)										0	0	0	0	0	0	0
Bruce Bochy, R (7, PH) OBP: 0.357, SLG: 0.227										1	0	0	0	0	0	2
Frank LaCorte, R (7, 1) OBP: 0.286, SLG: 0.167										0	0	0	0	0	0	0
Inning Stats	R: 1 H: 2 E: 0 LOB: 0 K: 1 BB: 0 S: 6 P: 6	R: 1 H: 2 E: 0 LOB: 1 K: 0 BB: 0 S: 5 P: 5	R: 0 H: 0 E: 0 LOB: 1 K: 1 BB: 1 S: 5 P: 9	R: 0 H: 0 E: 0 LOB: 0 K: 0 BB: 0 S: 3 P: 3	R: 0 H: 0 E: 0 LOB: 0 K: 3 BB: 0 S: 9 P: 9	R: 0 H: 0 E: 0 LOB: 0 K: 0 BB: 0 S: 3 P: 3	R: 0 H: 2 E: 0 LOB: 2 K: 1 BB: 0 S: 7 P: 7	R: 0 H: 1 E: 0 LOB: 1 K: 0 BB: 0 S: 4 P: 4	R: 0 H: 0 E: 0 LOB: 0 K: 0 BB: 0 S: 3 P: 3	1B: 3 SF: 0 2B: 3 SAC: 0 3B: 2 DP: 1 HR: 0 HBP: 0						

PITCHER		IP	WLS	BF	H	R	ER	SO	BB	IBB	HBP	BLK	WP	HR	S	P	ERA	WHIP
John Fulgham, R ERA: 3.38	(1, 1)	1.0		4	2	1	1	1	0	0	0	0	0	0	6	6	9.00	2.000
John Martin, L ERA: 1.29	(2, 1)	7.0	W	27	5	1	1	5	1	0	0	0	0	0	36	40	1.29	0.857
John Littlefield, R ERA: 2.82	(9, 1)	1.0		3	0	0	0	0	0	0	0	0	0	0	3	3	0.00	0.000

PITCHER	IP	WLS	BF	H	R	ER	SO	BB	IBB	HBP	BLK	WP	HR	S	P	ERA	WHIP

TOP

Houston Astros @ St. Louis Cardinals

Busch Stadium, St. Louis, MO

Wed Aug 27 1980, 7:05 PM CDT
Att. 10,025 - Unknown

livebaseballscorecards.com

AB	33
R	2
H	7
RBI	2
BB	1
SO	6
LOB	12

PA: 34
WP: 0
PB: 0
SB: 0
CS: 1

Houston Astros @ St. Louis Cardinals

Busch Stadium, St. Louis, MO

Wed Aug 27 1980, 7:05 PM CDT

Att. 10,025 - Unknown

BOTTOM

Batter	1	2	3	4	5	6	7	8	9	AB	R	H	RBI	BB	SO	LOB
Ken Oberkfell, L (1, 4) OBP: 0.384, SLG: 0.431	FC1-4 1B		G3 1B 2B	CS 1-2 1B		SH2-3 1-2 2-3		1-H 1B 2B		4	2	4	1	0	0	0
Tony Scott, S (1, 8) OBP: 0.296, SLG: 0.289	FC1-4 L9 S 1-2f 1B		G3 2-3	K 1-2 2-3		SF8 2-3 3-H		BBBB 1B SF8 BB		3	2	0	1	1	1	4
Keith Hernandez, L (1, 3) OBP: 0.403, SLG: 0.491	L9 1-3		BB 1B 3-H 1B		BBBB 1B BB	G3		1B 1-3 2-H 1B		4	1	2	2	1	0	2
George Hendrick, R (1, 9) OBP: 0.361, SLG: 0.532	1B 3-H 1B		BBBB 1B 1-2 2B BB		F5		K	SF8 3-H		3	1	1	2	1	1	1
Dane Iorg, L (1, 7) OBP: 0.364, SLG: 0.450	1-3 1B		1-3 2-H 2B 1B		F9		FC6-4 1B	1-2 1B		5	1	4	1	0	0	1
Terry Kennedy, L (1, 2) OBP: 0.312, SLG: 0.384		L5	2B IBB		1-3 1B		L8	P6		4	1	1	0	1	0	3
Ken Reitz, R (1, 5) OBP: 0.296, SLG: 0.371		L6	1-H 2-H 3-H 2B		L7		FC6-4 1-2f			4	0	1	3	0	0	3
Mike Phillips, L (1, 6) OBP: 0.269, SLG: 0.260		4-3	4-3			SH2-3 BB SF8 1B		2B 1B		4	2	2	0	0	0	1
John Fulgham, R (1, 1)			6-3	K 1B		BBBB SF8 SH2-3 1-2 BB		P4		0	0	0	0	0	0	0
John Martin, S (2, 1) OBP: 0.667, SLG: 0.500										2	0	1	0	1	0	0
Leon Durham, L (8, PH) OBP: 0.284, SLG: 0.365										1	0	0	0	0	0	1
John Littlefield, R (9, 1)										0	0	0	0	0	0	0
Inning Stats	R: 1 E: 0 K: 0 S: 5 H: 3 LOB: 2 BB: 0 P: 5	R: 0 E: 0 K: 0 S: 3 H: 0 LOB: 0 BB: 0 P: 3	R: 5 E: 0 K: 0 S: 7 H: 4 LOB: 1 BB: 2 P: 15	R: 0 E: 0 K: 1 S: 5 H: 2 LOB: 1 BB: 0 P: 5	R: 0 E: 0 K: 0 S: 4 H: 1 LOB: 2 BB: 1 P: 8	R: 1 E: 0 K: 0 S: 4 H: 1 LOB: 1 BB: 1 P: 8	R: 0 E: 0 K: 1 S: 6 H: 1 LOB: 1 BB: 0 P: 6	R: 3 E: 0 K: 0 S: 7 H: 4 LOB: 2 BB: 1 P: 11		1B: 13 2B: 4 3B: 0 HR: 0 SF: 2 SAC: 1 DP: 1 HBP: 0						

livebaseballscorecards.com

AB	34
R	10
H	16
RBI	10
BB	5
SO	2
LOB	16

WP: 0 PA: 42
PB: 0
SB: 1
CS: 1

PITCHER		IP	WLS	BF	H	R	ER	SO	BB	IBB	HBP	BLK	WP	HR	S	P	ERA	WHIP
Ken Forsch, R ERA: 3.13	(1, 1)	3.0	L	19	9	6	6	0	1	1	0	0	0	0	17	25	18.00	3.333
Bert Roberge, R ERA: 4.19	(4, 1)	1.0		1	0	0	0	1	0	0	0	0	0	0	3	3	0.00	0.000
Gordie Pladson, R ERA: 3.62	(5, 1)	2.0		10	2	1	1	0	2	0	0	0	0	0	8	16	4.50	2.000
Frank LaCorte, R ERA: 2.25	(7, 1)	2.0		12	5	3	3	1	1	0	0	0	0	0	13	17	13.50	3.000

PITCHER	IP	WLS	BF	H	R	ER	SO	BB	IBB	HBP	BLK	WP	HR	S	P	ERA	WHIP

Batter	1	2	3	4	5	6	7	8	9	AB	R	H	RBI	BB	SO	LOB
Rafael Landestoy, S (1, 4) OBP: 0.305, SLG: 0.336	0-0 CS 1B	0-0 F6		0-0 4-3		0-0 6-3		0-0 G3 2-3		5	0	1	0	0	0	2
Enos Cabell, R (1, 5) OBP: 0.308, SLG: 0.345	0-0 S 1B 1-2 1B		0-0 F4	0-0 6-3		4-0 IBB		0-0 F9		3	1	1	0	1	0	0
Art Howe, R (8, PH) OBP: 0.331, SLG: 0.388 (8, 5)										1	0	0	0	0	0	1
Terry Puhl, L (1, 9) OBP: 0.355, SLG: 0.423	0-0 FC6-4 E 1-H 1B		0-0 E S BB 1B		0-0 1B 1B	0-0 F3			B B B B 4-0 G4-6-3 BB	4	1	3	1	1	0	2
Jose Cruz, L (1, 7) OBP: 0.377, SLG: 0.434	0-0 E5 FC6-4 1-2		B B B 4-0 BB E 1-2 1B BB		0-0 F8		0-0 F7		0-0 G4-6-3 1-2f	4	1	0	0	1	0	3
Cesar Cedeno, R (1, 8) OBP: 0.375, SLG: 0.479	0-0 FC6-4 BB 1-2f 2-3		0-0 E4 BB 1-2 2-3 1B		0-0 FC6-4 1-3 1B		0-0 FC6-4 1B		0-0 F8	5	1	2	0	0	0	4
Denny Walling, L (1, 3) OBP: 0.390, SLG: 0.417	B B B B 4-0 1-2 BB		B B B B 4-0 1B 1-2 2-3 3-H BB		S S S 0-3 K		S S S 0-3 K			2	0	0	1	2	2	3
Joe Sambito, L (7, 1)										0	0	0	0	0	0	0
Alan Ashby, S (1, 2) OBP: 0.312, SLG: 0.330	0-0 G3		0-0 G4-6-3 1-3 2-H 3-H 1B		0-0 FC6-4 1-2f		0-0 FC6-4 1-2f			4	0	1	2	0	0	6
Craig Reynolds, L (1, 6) OBP: 0.258, SLG: 0.307		0-0 L8	0-0 G4-6-3 1-2f			B B B B 4-0 SH1-4 BB		0-0 F9		3	0	0	0	1	0	2
Joaquin Andujar, S (1, 1) OBP: 0.250, SLG: 0.474		0-0 F8		S S S 0-3 K		0-0 SH1-4 1-2		0-0 G3 2B		2	0	0	0	0	1	0
Dave Bergman, L (7, 3) OBP: 0.328, SLG: 0.288										1	0	1	0	0	0	0

Inning Stats																															
	R: 1	H: 3	R: 0	H: 0	R: 3	H: 2	R: 0	H: 0	R: 0	H: 2	R: 0	H: 0	R: 0	H: 1	R: 0	H: 1	R: 0	H: 0	1B: 8	SF: 0	WP: 0	PA: 41
	E: 1	LOB: 3	E: 0	LOB: 0	E: 1	LOB: 1	E: 0	LOB: 0	E: 0	LOB: 2	E: 0	LOB: 2	E: 0	LOB: 1	E: 0	LOB: 1	E: 0	LOB: 0	2B: 1	SAC: 1	PB: 0	
	K: 0	BB: 1	K: 0	BB: 0	K: 1	BB: 2	K: 1	BB: 0	K: 0	BB: 2	K: 1	BB: 0	K: 0	BB: 0	K: 0	BB: 0	K: 0	BB: 1	3B: 0	DP: 2	SB: 2	
	S: 6	P: 10	S: 3	P: 3	S: 5	P: 13	S: 5	P: 5	S: 7	P: 7	S: 3	P: 11	S: 6	P: 6	S: 4	P: 4	S: 2	P: 6	HR: 0	HBP: 0	CS: 1	

PITCHER		IP	WLS	BF	H	R	ER	SO	BB	IBB	HBP	BLK	WP	HR	S	P	ERA	WHIP
Dennis Lamp, R ERA: 4.65	(1, 1)	4.1	L	23	7	4	3	1	3	0	0	0	0	0	22	34	6.23	2.308
Willie Hernandez, L ERA: 5.0	(5, 1)	2.2		11	1	0	0	2	1	1	0	0	0	0	13	21	0.00	0.750
George Riley, L ERA: 3.82	(8, 1)	2.0		7	1	0	0	0	1	0	0	0	0	0	6	10	0.00	1.000

PITCHER	IP	WLS	BF	H	R	ER	SO	BB	IBB	HBP	BLK	WP	HR	S	P	ERA	WHIP

TOP

Houston Astros @ Chicago Cubs

Wrigley Field, Chicago, IL

Thu Aug 28 1980, 3:33 AM CDT

Att. 18,694 - Unknown

livebaseballscorecards.com

AB	34
R	4
H	9
RBI	4
BB	6
SO	3
LOB	23

Batter	1	2	3	4	5	6	7	8	9	AB	R	H	RBI	BB	SO	LOB
Ivan De Jesus, R (1, 6) OBP: 0.331, SLG: 0.341	F8 1B 1B		F9 ①		1-3 ③		K ③			4	0	1	0	0	1	2
Lenny Randle, S (1, 5) OBP: 0.351, SLG: 0.380	1-2 1B		1-3 ②			FC6-4 1B		K ①		4	0	2	0	0	1	0
Bill Buckner, L (1, 9) OBP: 0.355, SLG: 0.462	F8 ①		6-3 ③			FC6-4 ① 1-2f		F7 ②		4	0	0	0	0	0	3
Dave Kingman, R (1, 7) OBP: 0.304, SLG: 0.487	F8 ② 2-3			G4-6-3 1B		F2 ②		K ③		4	0	1	0	0	1	3
Cliff Johnson, R (1, 3) OBP: 0.325, SLG: 0.403	F9 ③			K ①		F7 ③			F7 ①	4	0	0	0	0	1	4
Scot Thompson, L (1, 8) OBP: 0.303, SLG: 0.299		F7 ①		G4-6-3 ②③ 1-2f			1B 2B		F8 ②	4	1	1	0	0	0	1
Tim Blackwell, S (1, 2) OBP: 0.332, SLG: 0.397		1B 1B			K ①		K ①		1-3 ③	4	0	1	0	0	2	1
Mike Tyson, R (1, 4) OBP: 0.282, SLG: 0.363		G6-4-3 1-3 1B			5-3 ②		5-3 ②			3	0	1	0	0	0	1
Dennis Lamp, R (1, 1) OBP: 0.169, SLG: 0.109		G6-4-3 ②③ 1-2f			1B		2-H 1B			1	0	0	0	0	0	2
Willie Hernandez, L (5, 1) OBP: 0.222, SLG: 0.278										1	0	1	0	0	0	0
Mike Vail, R (7, PH) OBP: 0.322, SLG: 0.391										1	0	1	1	0	0	0
George Riley, L (8, 1)										0	0	0	0	0	0	0
Inning Stats	R: 0 E: 0 K: 0 S: 5 H: 2 LOB: 2 BB: 0 P: 5	R: 0 E: 0 K: 0 S: 4 H: 2 LOB: 1 BB: 0 P: 4	R: 0 E: 0 K: 0 S: 3 H: 0 LOB: 0 BB: 0 P: 3	R: 0 E: 0 K: 1 S: 5 H: 1 LOB: 0 BB: 0 P: 5	R: 0 E: 0 K: 1 S: 6 H: 1 LOB: 1 BB: 0 P: 6	R: 0 E: 0 K: 0 S: 4 H: 1 LOB: 1 BB: 0 P: 4	R: 1 E: 0 K: 2 S: 9 H: 2 LOB: 1 BB: 0 P: 9	R: 0 E: 0 K: 2 S: 7 H: 0 LOB: 0 BB: 0 P: 7	R: 0 E: 0 K: 0 S: 3 H: 0 LOB: 0 BB: 0 P: 3	1B: 8 2B: 1 3B: 0 HR: 0	SF: 0 SAC: 0 DP: 2 HBP: 0						

PITCHER	IP	WLS	BF	H	R	ER	SO	BB	IBB	HBP	BLK	WP	HR	S	P	ERA	WHIP
Joaquin Andujar, R (1, 1) ERA: 3.17	6.0	W	23	7	0	0	2	0	0	0	0	0	0	27	27	0.00	1.167
Joe Sambito, L (7, 1) ERA: 2.18	3.0	S	11	2	1	1	4	0	0	0	0	0	0	19	19	3.00	0.667

PITCHER	IP	WLS	BF	H	R	ER	SO	BB	IBB	HBP	BLK	WP	HR	S	P	ERA	WHIP

BOTTOM

Houston Astros @ Chicago Cubs

Wrigley Field, Chicago, IL

Thu Aug 28 1980, 3:33 AM CDT

Att. 18,694 - Unknown

livebaseballscorecards.com

AB	34
R	1
H	9
RBI	1
BB	0
SO	6
LOB	17

Batter	1	2	3	4	5	6	7	8	9	AB	R	H	RBI	BB	SO	LOB
Joe Morgan, L (1, 4) OBP: 0.356, SLG: 0.345	1B 1B		F8		1B		F9		4-3 2-3	5	1	2	0	0	0	1
Enos Cabell, R (1, 5) OBP: 0.309, SLG: 0.346	F9		F8		1-3 1B		6-3		HBP 3-H 1B	5	0	2	1	0	0	1
Terry Puhl, L (1, 9) OBP: 0.355, SLG: 0.422	1B 4-3 1-3 1B		F5		S S S K		F9		H FC6-4 1-2 HBP	4	1	1	0	0	1	2
Jose Cruz, L (1, 7) OBP: 0.378, SLG: 0.438	4-3 S 1-3 3-H 1B			S S S K		1B 3B		6-3	FC6-4 1-2f	5	1	2	1	0	1	2
Cesar Cedeno, R (1, 8) OBP: 0.376, SLG: 0.482	4-3 1-3 3-H			4-3		3-1 S SF8 3-H 1B		BLK 1B 2B		4	2	2	2	0	0	1
Denny Walling, L (1, 3) OBP: 0.392, SLG: 0.416	F4			B B B B BB		3-1 1-3		CS 2-H 1B		3	0	1	1	1	0	2
Alan Ashby, S (1, 2) OBP: 0.308, SLG: 0.326		4-3		4-3		SF8 3-H		S S S K 1-2		3	0	0	1	0	1	2
Rafael Landestoy, S (1, 6) OBP: 0.308, SLG: 0.339		4-3			F7	1B			4-3 S 1B 1B	4	1	2	0	0	0	0
Nolan Ryan, R (1, 1) OBP: 0.182, SLG: 0.136		S S S K			F9	F9			F3 1-2	2	0	0	0	0	1	0
Jeffrey Leonard, R (6, PH) OBP: 0.271, SLG: 0.323										1	0	0	0	0	0	1
Dave Smith, R (6, 1)										0	0	0	0	0	0	0
Dave Bergman, L (9, PH) OBP: 0.324, SLG: 0.283										1	0	0	0	0	0	1
Frank LaCorte, R (9, 1) OBP: 0.286, SLG: 0.167										0	0	0	0	0	0	0
Inning Stats	R: 2 E: 0 K: 0 S: 6 H: 3 LOB: 1 BB: 0 P: 6	R: 0 E: 0 K: 1 S: 5 H: 0 LOB: 0 BB: 0 P: 5	R: 0 E: 0 K: 0 S: 3 H: 0 LOB: 0 BB: 0 P: 3	R: 0 E: 0 K: 1 S: 5 H: 0 LOB: 1 BB: 1 P: 9	R: 0 E: 0 K: 1 S: 7 H: 2 LOB: 2 BB: 0 P: 7	R: 2 E: 0 K: 0 S: 6 H: 3 LOB: 1 BB: 0 P: 6	R: 0 E: 0 K: 0 S: 3 H: 0 LOB: 0 BB: 0 P: 3	R: 1 E: 0 K: 1 S: 6 H: 2 LOB: 1 BB: 0 P: 6	R: 1 E: 0 K: 0 S: 5 H: 2 LOB: 2 BB: 0 P: 6	1B: 10 2B: 2 3B: 1 HR: 0 SF: 1 SAC: 0 DP: 1 HBP: 1							

TOP

Houston Astros @ Chicago Cubs

Wrigley Field, Chicago, IL

Fri Aug 29 1980, 3:33 AM CDT

Att. 9,994 - Unknown

livebaseballscorecards.com

AB	37
R	6
H	12
RBI	6
BB	1
SO	4
LOB	13

WP: 0 PB: 0 SB: 3 CS: 1 PA: 40

PITCHER		IP	WLS	BF	H	R	ER	SO	BB	IBB	HBP	BLK	WP	HR	S	P	ERA	WHIP
Mike Krukow, R ERA: 4.23	(1, 1)	5.0		23	7	4	4	3	1	0	0	0	0	0	28	32	7.20	1.600
Doug Capilla, L ERA: 2.86	(6, 1)	1.0		4	1	0	0	0	0	0	0	0	0	0	4	4	0.00	1.000
Bruce Sutter, R ERA: 2.4	(7, 1)	2.0		7	2	1	1	1	0	0	0	1	0	0	9	9	4.50	1.000
Dick Tidrow, R ERA: 2.74	(9, 1)	0.2	L	5	2	1	1	0	0	0	1	0	0	0	4	5	13.50	3.000
Willie Hernandez, L ERA: 4.99	(9, 1)	0.1		1	0	0	0	0	0	0	0	0	0	0	1	1	0.00	0.000

PITCHER	IP	WLS	BF	H	R	ER	SO	BB	IBB	HBP	BLK	WP	HR	S	P	ERA	WHIP

Houston Astros @ Chicago Cubs

Wrigley Field, Chicago, IL

Fri Aug 29 1980, 3:33 AM CDT

Att. 9,994 - Unknown

livebaseballscorecards.com

BOTTOM

Batter	1	2	3	4	5	6	7	8	9	AB	R	H	RBI	BB	SO	LOB
Ivan De Jesus, R (1, 6) OBP: 0.331, SLG: 0.342	6-3		SF7 1B 1-2 1B 1B	F9		1-2 2-3 1B			K	5	1	2	0	0	1	0
Lenny Randle, S (1, 5) OBP: 0.352, SLG: 0.379	F7		SF7 1-2 2-3 1B		F7	G3			BB	4	1	1	0	1	0	3
Bill Buckner, L (1, 7) OBP: 0.354, SLG: 0.459	F6		F7		5-3		FC6-4 1B		F9	5	0	1	0	0	0	4
Dave Kingman, R (1, 3) OBP: 0.301, SLG: 0.498		HR	SF7 1-2 2-3 3-H		F8		K		F7	4	1	1	2	0	1	2
Larry Biittner, L (1, 9) OBP: 0.309, SLG: 0.333		F9	BB 2-H 3-H 1B			K	FC6-4 1-2f			4	0	1	2	0	1	1
Scot Thompson, L (1, 8) OBP: 0.307, SLG: 0.299		F7	B B B B 4-0 1-2 BB			BB 1B 1B	4-3			3	1	1	0	1	0	1
Tim Blackwell, S (1, 2) OBP: 0.334, SLG: 0.396		1B	4-3			B B B B 4-0 1B 1B 1-2 BB		K		3	0	1	0	1	1	2
Mike Tyson, R (1, 4) OBP: 0.280, SLG: 0.360 Jesus Figueroa, L (6, PH) OBP: 0.296, SLG: 0.302 Mick Kelleher, R (7, 4) OBP: 0.257, SLG: 0.203		K		K		F4		K		2 1 1	0 0 0	0 0 0	0 0 0	0 0 0	2 0 1	1 2 0
Mike Krukow, R (1, 1) OBP: 0.232, SLG: 0.273 Doug Capilla, L (6, 1) OBP: 0.214, SLG: 0.357 Mike Vail, R (6, PH) OBP: 0.324, SLG: 0.393 Bruce Sutter, R (7, 1) OBP: 0.143, SLG: 0.143 Cliff Johnson, R (8, PH) OBP: 0.324, SLG: 0.402 Dick Tidrow, R (9, 1) Willie Hernandez, L (9, 1) OBP: 0.222, SLG: 0.278			1B SF7 1B 1B	6-3		1-2 2-H 1B 1B		K		2 0 1 0 1 0 0 0	1 0 0 0 0 0 0 0	1 0 1 0 0 0 0 0	0 0 1 0 0 0 0 0	0 0 0 0 0 1 0 0	0 0 0 0 0 0 0 0	0 0 0 0 0 0 0 0
Inning Stats	R: 0 E: 0 K: 0 S: 3 H: 0 LOB: 0 BB: 0 P: 3	R: 1 E: 0 K: 1 S: 7 H: 2 LOB: 1 BB: 0 P: 7	R: 3 E: 0 K: 0 S: 7 H: 4 LOB: 2 BB: 1 P: 11	R: 0 E: 0 K: 1 S: 5 H: 0 LOB: 0 BB: 0 P: 5	R: 0 E: 0 K: 0 S: 3 H: 0 LOB: 0 BB: 0 P: 3	R: 1 E: 0 K: 1 S: 8 H: 3 LOB: 3 BB: 1 P: 12	R: 0 E: 0 K: 1 S: 6 H: 1 LOB: 1 BB: 0 P: 6	R: 0 E: 0 K: 3 S: 9 H: 0 LOB: 0 BB: 0 P: 9	R: 0 E: 0 K: 1 S: 5 H: 0 LOB: 1 BB: 1 P: 9	1B: 9 2B: 0 3B: 0 HR: 1	SF: 1 SAC: 0 DP: 0 HBP: 0	WP: 0 PB: 0 SB: 0 CS: 0	PA: 40			

	AB	36
	R	5
	H	10
	RBI	5
	BB	3
	SO	8
	LOB	16

PITCHER		IP	WLS	BF	H	R	ER	SO	BB	IBB	HBP	BLK	WP	HR	S	P	ERA	WHIP
Nolan Ryan, R ERA: 3.22	(1, 1)	5.0		22	6	4	4	2	1	0	0	0	0	1	25	29	7.20	1.400
Dave Smith, R ERA: 2.07	(6, 1)	3.0	W	14	4	1	1	5	1	0	0	0	0	0	23	27	3.00	1.667
Frank LaCorte, R ERA: 2.22	(9, 1)	1.0	S	4	0	0	0	1	1	0	0	0	0	0	5	9	0.00	1.000

PITCHER	IP	WLS	BF	H	R	ER	SO	BB	IBB	HBP	BLK	WP	HR	S	P	ERA	WHIP

Batter	1	2	3	4	5	6	7	8	9	AB	R	H	RBI	BB	SO	LOB
Joe Morgan, L (1, 4) OBP: 0.357, SLG: 0.344	F9		FC3-6 2-3 1B		F5		IBB		E3 E SF8	4	1	1	0	1	0	0
Enos Cabell, R (1, 5) OBP: 0.310, SLG: 0.346	1B 1B		K			S 1B	4-3		E6 1-3 1B	5	0	2	0	0	1	5
Terry Puhl, L (1, 9) OBP: 0.356, SLG: 0.421	F8		FC3-6 1-2f 3-H			BBBB 1-2 BB		1B 1B 1B	SF8 3-H	3	0	1	2	1	0	2
Jose Cruz, L (1, 7) OBP: 0.380, SLG: 0.440	1-3 1B		1-3			F7		1B 1-2 1B	FC6-4 1-2 1B	5	0	3	0	0	0	3
Cesar Cedeno, R (1, 8) OBP: 0.374, SLG: 0.478	4-3			8-4 S 1B		K		K	FC6-4 1-2f	5	0	1	0	0	2	8
Denny Walling, L (1, 3) OBP: 0.390, SLG: 0.413 Dave Bergman, L (8, 3) OBP: 0.324, SLG: 0.283		G3		8-4 1-3f		4-3		1-3 2-H 1B		4 0	0 0	1 0	0 0	0 0	0 0	3 0
Alan Ashby, S (1, 2) OBP: 0.310, SLG: 0.326		F9		6-3			SH1-4 1B	IBB		3	0	1	0	1	0	0
Rafael Landestoy, S (1, 6) OBP: 0.304, SLG: 0.334		F7			6-3		F8	K		4	0	0	0	0	1	4
Vern Ruhle, R (1, 1) OBP: 0.324, SLG: 0.371			1B FC3-6 2B		F9		SH1-4 1-2		K	3	1	1	0	0	1	0
Inning Stats	R: 0 E: 0 K: 0 S: 5 H: 2 LOB: 2 BB: 0 P: 5	R: 0 E: 0 K: 0 S: 3 H: 0 LOB: 0 BB: 0 P: 3	R: 1 E: 0 K: 1 S: 7 H: 2 LOB: 0 BB: 0 P: 7	R: 0 E: 0 K: 0 S: 3 H: 1 LOB: 0 BB: 0 P: 3	R: 0 E: 0 K: 0 S: 3 H: 0 LOB: 0 BB: 0 P: 3	R: 0 E: 0 K: 1 S: 6 H: 1 LOB: 2 BB: 1 P: 10	R: 0 E: 0 K: 0 S: 4 H: 1 LOB: 2 BB: 1 P: 8	R: 0 E: 0 K: 2 S: 9 H: 3 LOB: 3 BB: 1 P: 13	R: 1 E: 2 K: 1 S: 8 H: 1 LOB: 2 BB: 0 P: 8	1B: 10 2B: 2 3B: 0 HR: 0 SF: 1 SAC: 1 DP: 1 HBP: 0	WP: 0 PB: 0 SB: 2 CS: 0 PA: 41					

TOP

Houston Astros @ Chicago Cubs

Wrigley Field, Chicago, IL

Sat Aug 30 1980, 3:33 AM CDT

Att. 18,803 - Unknown

livebaseballscorecards.com

AB	36
R	2
H	11
RBI	2
BB	3
SO	5
LOB	25

PITCHER		IP	WLS	BF	H	R	ER	SO	BB	IBB	HBP	BLK	WP	HR	S	P	ERA	WHIP
Lynn McGlothen, R ERA: 5.04	(1, 1)	7.0	L	29	7	1	1	2	1	1	0	0	0	0	31	39	1.29	1.143
Willie Hernandez, L ERA: 4.99	(8, 1)	0.0		2	2	0	0	0	0	0	0	0	0	0	2	2	∞	∞
Bill Caudill, R ERA: 2.12	(8, 1)	2.0		10	2	1	0	3	0	1	0	0	0	0	15	19	0.00	1.000

PITCHER	IP	WLS	BF	H	R	ER	SO	BB	IBB	HBP	BLK	WP	HR	S	P	ERA	WHIP

Houston Astros @ Chicago Cubs

Wrigley Field, Chicago, IL

Sat Aug 30 1980, 3:33 AM CDT

Att. 18,803 - Unknown

livebaseballscorecards.com

BOTTOM

Batter	1	2	3	4	5	6	7	8	9	AB	R	H	RBI	BB	SO	LOB
Ivan De Jesus, R (1, 6) OBP: 0.329, SLG: 0.339	F9		F7		F4		FC5-2 1-2 3-H			4	0	0	0	0	0	7
Lenny Randle, S (1, 5) OBP: 0.349, SLG: 0.375	K		F7		F5		F8			4	0	0	0	0	1	7
Bill Buckner, L (1, 7) OBP: 0.351, SLG: 0.455	L3			4-3		F9		F4		4	0	0	0	0	0	0
Dave Kingman, R (1, 3) OBP: 0.300, SLG: 0.498		K		F5		2B		3-1		4	0	1	0	0	1	0
Larry Biittner, L (1, 9) OBP: 0.304, SLG: 0.327		4-3		K		F4		1-3		4	0	0	0	0	1	1
Scot Thompson, L (1, 8) OBP: 0.306, SLG: 0.295		F5			BB 1B E	F8			F9	3	0	0	0	1	0	1
Tim Blackwell, S (1, 2) OBP: 0.337, SLG: 0.396			1B		BB 1-2 1B		K		F1	3	0	1	0	1	1	0
Steve Dillard, R (1, 4) OBP: 0.291, SLG: 0.347			1-3 1B		F7		E FC5-2 1B		6-3	2	0	1	0	0	0	2
Jesus Figueroa, L (7, PH) OBP: 0.300, SLG: 0.307										1	0	1	0	0	0	0
Mick Kelleher, R (8, 4) OBP: 0.257, SLG: 0.203										0	0	0	0	0	0	0
Jerry Martin, R (9, PH) OBP: 0.293, SLG: 0.428										1	0	0	0	0	0	0
Lynn McGlothen, L (1, 1) OBP: 0.282, SLG: 0.368			F9		1-2 2-3 1B		E4 1-3 FC5-2			2	0	1	0	0	0	2
Mike Vail, R (7, PH) OBP: 0.323, SLG: 0.391										1	0	0	0	0	0	1
Willie Hernandez, L (8, 1) OBP: 0.222, SLG: 0.278										0	0	0	0	0	0	0
Bill Caudill, R (8, 1) OBP: 0.286, SLG: 0.429										0	0	0	0	0	0	0
Inning Stats	R: 0 H: 0 E: 0 LOB: 0 K: 1 BB: 0 S: 5 P: 5	R: 0 H: 0 E: 0 LOB: 0 K: 1 BB: 0 S: 5 P: 5	R: 0 H: 2 E: 0 LOB: 2 K: 0 BB: 0 S: 5 P: 5	R: 0 H: 0 E: 0 LOB: 0 K: 1 BB: 0 S: 5 P: 5	R: 0 H: 1 E: 1 LOB: 3 K: 0 BB: 2 S: 4 P: 12	R: 0 H: 1 E: 0 LOB: 1 K: 0 BB: 0 S: 4 P: 4	R: 0 H: 1 E: 1 LOB: 2 K: 1 BB: 0 S: 7 P: 7	R: 0 H: 0 E: 0 LOB: 0 K: 0 BB: 0 S: 3 P: 3	R: 0 H: 0 E: 0 LOB: 0 K: 0 BB: 0 S: 3 P: 3	1B: 4 SF: 0 2B: 1 SAC: 0 3B: 0 DP: 0 HR: 0 HBP: 0						

	AB	33
	R	0
	H	5
	RBI	0
	BB	2
	SO	4
	LOB	21

WP: 0 PA: 35
PB: 0
SB: 0
CS: 0

PITCHER	IP	WLS	BF	H	R	ER	SO	BB	IBB	HBP	BLK	WP	HR	S	P	ERA	WHIP
Vern Ruhle, R (1, 1) ERA: 2.43	9.0	W	35	5	0	0	4	2	0	0	0	0	0	41	49	0.00	0.778

PITCHER	IP	WLS	BF	H	R	ER	SO	BB	IBB	HBP	BLK	WP	HR	S	P	ERA	WHIP

Houston Astros @ Chicago Cubs

Wrigley Field, Chicago, IL

Sun Aug 31 1980, 3:33 AM CDT

Att. 14,823 - Unknown

TOP

livebaseballscorecards.com

Batter	1	2	3	4	5	6	7	8	9	AB	R	H	RBI	BB	SO	LOB
Joe Morgan, L (1, 4) OBP: 0.353, SLG: 0.339	F8	F2		F8		F9			F9	5	0	0	0	0	0	3
Enos Cabell, R (1, 5) OBP: 0.309, SLG: 0.351	K		HR		F7		K		5-3	5	1	1	1	0	2	1
Terry Puhl, L (1, 9) OBP: 0.358, SLG: 0.423	HR 1B		4-3		F8		G1-6-3 1B		2-H 1B	5	1	3	1	0	0	0
Jose Cruz, L (1, 7) OBP: 0.380, SLG: 0.444	1-H HR		6-3		5-3		1-2f G1-6-3		IBB	4	1	1	2	1	0	1
Cesar Cedeno, R (1, 8) OBP: 0.374, SLG: 0.477	1B 1B		1B			5-3		5-3	K	5	0	2	0	0	1	2
Denny Walling, L (1, 3) OBP: 0.391, SLG: 0.414	1-2 1B		4-3			E6 G3 S 1B		4-3 1B 1B		4	2	2	0	0	0	1
Dave Bergman, L (8, 3) OBP: 0.324, SLG: 0.283										0	0	0	0	0	0	0
Alan Ashby, S (1, 2) OBP: 0.308, SLG: 0.324	F9			4-3		BBB 4-0 G3 1-2 1B BB		4-3 1-2		2	0	0	0	0	0	2
Luis Pujols, R (4, 2) OBP: 0.270, SLG: 0.256										1	1	0	0	1	0	1
Rafael Landestoy, S (1, 6) OBP: 0.304, SLG: 0.333		4-3		6-3		G3 1-2 2-3		2-H 1B		4	0	1	1	0	0	2
Frank LaCorte, R (8, 1) OBP: 0.286, SLG: 0.167										0	0	0	0	0	0	0
Joe Niekro, R (1, 1) OBP: 0.314, SLG: 0.343		K		1B		2-H 3-H 1B			5-3 1B 1B	3	0	2	2	0	1	0
Joe Sambito, L (8, 1)										0	0	0	0	0	0	0
Craig Reynolds, L (8, 6) OBP: 0.260, SLG: 0.309										1	1	1	0	0	0	0

	AB	39
	R	7
	H	13
	RBI	7
	BB	2
	SO	4
	LOB	13

Inning Stats																																		
	R: 2 E: 0 K: 1 S: 9	H: 4 LOB: 2 BB: 0 P: 9	R: 0 E: 0 K: 1 S: 5	H: 0 LOB: 0 BB: 0 P: 5	R: 1 E: 0 K: 0 S: 5	H: 2 LOB: 1 BB: 0 P: 5	R: 0 E: 0 K: 0 S: 4	H: 1 LOB: 1 BB: 0 P: 4	R: 0 E: 0 K: 0 S: 3	H: 0 LOB: 0 BB: 0 P: 3	R: 2 E: 1 K: 0 S: 5	H: 1 LOB: 1 BB: 1 P: 9	R: 0 E: 0 K: 1 S: 5	H: 1 LOB: 0 BB: 0 P: 5	R: 1 E: 0 K: 0 S: 4	H: 2 LOB: 1 BB: 0 P: 4	R: 1 E: 0 K: 1 S: 7	H: 2 LOB: 2 BB: 1 P: 11	1B: 11 2B: 0 3B: 0 HR: 2	SF: 0 SAC: 0 DP: 1 HBP: 0	WP: 0 PB: 0 SB: 1 CS: 0	PA: 41

PITCHER		IP	WLS	BF	H	R	ER	SO	BB	IBB	HBP	BLK	WP	HR	S	P	ERA	WHIP
Rick Reuschel, R ERA: 3.27	(1, 1)	8.0		35	11	6	4	3	1	0	0	0	0	2	40	44	4.50	1.500
Dick Tidrow, R ERA: 2.81	(9, 1)	1.0	W	6	2	1	1	1	0	1	0	0	0	0	7	11	9.00	2.000

PITCHER		IP	WLS	BF	H	R	ER	SO	BB	IBB	HBP	BLK	WP	HR	S	P	ERA	WHIP

Batter	1	2	3	4	5	6	7	8	9	AB	R	H	RBI	BB	SO	LOB
Ivan De Jesus, R (1, 6) OBP: 0.330, SLG: 0.339	FC1-6 1B	F4			5-3		F8		1B 1B	5	1	2	0	0	0	1
Lenny Randle, S (1, 5) OBP: 0.348, SLG: 0.373	K	K			BB 1B		F9		F3	5	0	1	0	0	2	2
Bill Buckner, L (1, 7) OBP: 0.349, SLG: 0.453	FC1-6 BB 1B	L1			K		L4		1B 1B	5	2	1	0	0	1	2
Cliff Johnson, R (1, 3) OBP: 0.327, SLG: 0.401 Scot Thompson, L (9, PR) OBP: 0.306, SLG: 0.295	E 1B BB	F8			FC6-4 BB			E5 WP 1B 2B	1B 1B	3 0	1 1	1 0	1 0	2 0	0 0	0 0
Larry Biittner, L (1, 9) OBP: 0.310, SLG: 0.333	E7 PB 1B			4-3	FC6-4			WP 2B 1B	1B 1B	5	1	3	2	0	0	2
Jerry Martin, R (1, 8) OBP: 0.290, SLG: 0.423	K			1-3		1-3		F8	K	5	0	0	0	0	2	6
Tim Blackwell, S (1, 2) OBP: 0.341, SLG: 0.399		SH2-4 1B		2B 1B		K		K	1B	5	1	3	1	0	2	2
Mike Tyson, R (1, 4) OBP: 0.284, SLG: 0.367 Dave Kingman, R (8, PH) OBP: 0.304, SLG: 0.505 Mick Kelleher, R (8, PR) OBP: 0.257, SLG: 0.203 (9, 4)		K		2B 2B		1B		2B		3 1 0	1 0 0	2 1 0	1 2 0	0 0 0	1 0 0	1 0 0
Rick Reuschel, R (1, 1) OBP: 0.194, SLG: 0.254 Mike Vail, R (8, PH) OBP: 0.322, SLG: 0.390 Dick Tidrow, R (9, 1)		SH2-4		2B		K		K		2 1 0	0 0 0	1 0 0	1 0 0	0 1 0	1 1 0	1 1 0
Inning Stats	R: 1 H: 2 E: 1 LOB: 2 K: 2 BB: 1 S: 9 P: 13	R: 0 H: 1 E: 0 LOB: 1 K: 1 BB: 0 S: 6 P: 6	R: 0 H: 0 E: 0 LOB: 0 K: 1 BB: 0 S: 5 P: 5	R: 2 H: 3 E: 0 LOB: 1 K: 0 BB: 0 S: 5 P: 5	R: 0 H: 1 E: 0 LOB: 2 K: 1 BB: 1 S: 6 P: 10	R: 0 H: 1 E: 0 LOB: 1 K: 2 BB: 0 S: 8 P: 8	R: 0 H: 0 E: 0 LOB: 0 K: 0 BB: 0 S: 3 P: 3	R: 2 H: 2 E: 1 LOB: 1 K: 2 BB: 0 S: 10 P: 10	R: 3 H: 5 E: 0 LOB: 2 K: 1 BB: 0 S: 9 P: 9	1B: 12 SF: 0 2B: 3 SAC: 1 3B: 0 DP: 0 HR: 0 HBP: 0						

PITCHER		IP	WLS	BF	H	R	ER	SO	BB	IBB	HBP	BLK	WP	HR	S	P	ERA	WHIP
Joe Niekro, R ERA: 3.83	(1, 1)	7.0		31	8	4	4	7	2	0	0	0	0	0	43	51	5.14	1.429
Joe Sambito, L ERA: 2.28	(8, 1)	0.2		4	2	1	0	1	0	0	0	0	1	0	6	6	0.00	3.000
Frank LaCorte, R ERA: 2.55	(8, 1)	1.0	L	8	5	3	3	2	0	0	0	0	0	0	12	12	27.00	5.000

PITCHER	IP	WLS	BF	H	R	ER	SO	BB	IBB	HBP	BLK	WP	HR	S	P	ERA	WHIP

BOTTOM

Houston Astros @ Chicago Cubs

Wrigley Field, Chicago, IL

Sun Aug 31 1980, 3:33 AM CDT

Att. 14,823 - Unknown

livebaseballscorecards.com

AB	40
R	8
H	15
RBI	8
BB	2
SO	10
LOB	18

WP: 1	PA: 43		
PB: 1			
SB: 0			
CS: 0			

Houston Astros @ Pittsburgh Pirates

Three Rivers Stadium, Pittsburgh, PA

Mon Sep 01 1980, 3:33 AM EDT

Unknown

TOP

livebaseballscorecards.com

Batter	1	2	3	4	5	6	7	8	9	AB	R	H	RBI	BB	SO	LOB
Joe Morgan, L (1, 4) OBP: 0.358, SLG: 0.348	HR	BB		F9	BB 1B IBB		G4-3 1-2 BB		F8	2	2	1	1	3	0	0
Julio Gonzalez, R (7, 6) OBP: 0.114, SLG: 0.116										1	0	0	0	0	0	1
Enos Cabell, R (1, 5) OBP: 0.312, SLG: 0.355	2B BLK 1B	K		2B	1B 1-2 2-3 3-H BB		G4-3 1-2f 2-3 3-H			4	1	2	1	1	1	3
Art Howe, R (7, 5) OBP: 0.331, SLG: 0.388										0	0	0	0	0	0	0
Terry Puhl, L (1, 9) OBP: 0.361, SLG: 0.426	BLK 1-3 1B 2B	K		BB	1B 1-2 2-H 3-H		G3			4	1	2	2	1	1	2
Scott Loucks, R (9, 9)										0	0	0	0	0	0	0
Jose Cruz, L (1, 7) OBP: 0.376, SLG: 0.440	F2 2-3 3-H	F4		F4	5-3			1-3		5	0	0	0	0	0	6
Gary Woods, R (8, 7)										0	0	0	0	0	0	0
Cesar Cedeno, R (1, 8) OBP: 0.379, SLG: 0.482	BB 2B 1B 3-H		G3 2B		S 3B BB	F7		6-3		2	2	2	1	1	0	0
Jeffrey Leonard, R (5, 8) OBP: 0.269, SLG: 0.320										2	0	0	0	0	0	0
Denny Walling, L (1, 3) OBP: 0.388, SLG: 0.418	F8		G3 2-3		BB 3B 1-H	F9		3-1		5	1	1	1	0	0	2
Alan Ashby, S (1, 2) OBP: 0.313, SLG: 0.324	2B 1-2 BB		5-3		BB G3 1B BB	4-3			1B	3	2	1	0	2	0	1
Rafael Landestoy, S (1, 6) OBP: 0.305, SLG: 0.337	2B 1-H 2-H		6-3		G3 1-2		E E G4-3 1B		F8	5	1	2	2	0	0	4
Ken Forsch, R (1, 1) OBP: 0.258, SLG: 0.292	K			5-3	F7		E2 G4-3 BB 1-3		K	1	0	0	0	0	1	1
Randy Niemann, L (3, 1) OBP: 0.333, SLG: 0.333										1	0	0	0	0	0	0
Danny Heep, L (5, PH) OBP: 0.315, SLG: 0.346										1	0	0	0	0	0	2
Dave Smith, R (5, 1)										2	0	0	0	0	1	2

Inning Stats										
	R: 5 E: 0 K: 1 S: 10	H: 5 LOB: 1 BB: 1 P: 14	R: 0 E: 0 K: 2 S: 7	H: 0 LOB: 1 BB: 1 P: 11	R: 0 E: 0 K: 0 S: 4	H: 1 LOB: 1 BB: 0 P: 4	R: 0 E: 0 K: 0 S: 4	H: 1 LOB: 2 BB: 1 P: 8	R: 4 E: 0 K: 0 S: 5	H: 2 LOB: 2 BB: 4 P: 21
	R: 0 E: 0 K: 0 S: 3	H: 0 LOB: 0 BB: 0 P: 3	R: 1 E: 2 K: 0 S: 4	H: 1 LOB: 1 BB: 1 P: 8	R: 0 E: 0 K: 0 S: 3	H: 0 LOB: 0 BB: 0 P: 3	R: 0 E: 0 K: 1 S: 6	H: 1 LOB: 1 BB: 0 P: 6	1B: 5 2B: 4 3B: 1 HR: 1	SF: 0 SAC: 0 DP: 1 HBP: 0

	WP: 0	PA: 46
	PB: 0	
	SB: 1	
	CS: 0	

	AB	38
	R	10
	H	11
	RBI	8
	BB	8
	SO	4
	LOB	24

PITCHER		IP	WLS	BF	H	R	ER	SO	BB	IBB	HBP	BLK	WP	HR	S	P	ERA	WHIP
Don Robinson, R ERA: 4.44	(1, 1)	0.2	L	8	5	5	5	0	1	0	0	1	0	1	7	11	67.50	9.000
Rod Scurry, L ERA: 2.21	(1, 1)	3.1		14	2	0	0	3	2	0	0	0	0	0	18	26	0.00	1.200
Mickey Mahler, L ERA:	(5, 1)	0.0		3	1	3	3	0	2	0	0	0	0	0	1	9	∞	∞
Eddie Solomon, R ERA: 2.83	(5, 1)	3.0		14	2	2	1	0	2	1	0	0	0	0	11	23	3.00	1.333
Mark Lee, R ERA:	(8, 1)	2.0		7	1	0	0	1	0	0	0	0	0	0	9	9	0.00	0.500

PITCHER	IP	WLS	BF	H	R	ER	SO	BB	IBB	HBP	BLK	WP	HR	S	P	ERA	WHIP

BOTTOM

Houston Astros @ Pittsburgh Pirates

Three Rivers Stadium, Pittsburgh, PA

Mon Sep 01 1980, 3:33 AM EDT

Unknown

livebaseballscorecards.com

Batter	1	2	3	4	5	6	7	8	9	AB	R	H	RBI	BB	SO	LOB
Omar Moreno, L (1, 8) OBP: 0.315, SLG: 0.339	BBBB 4-0 S HR BB	x 0-0 ③ F7		SSS 0-3 ③ K			x 0-0 ② F7		H 1-0 1-2 2-3 HBP	3	1	0	0	1	1	1
Tim Foli, R (1, 6) OBP: 0.309, SLG: 0.349	x 0-0 ① F7 1-2	x 0-0 ① F3	x 0-0 E4 1B				x 0-0 F8 ③		x 0-0 ③ 1-3	5	0	1	0	0	0	4
Bill Madlock, R (1, 5) OBP: 0.337, SLG: 0.392	x 0-0 2-H HR	x 0-0 HR	x 0-0 ① F7					SSS 0-3 ① K		4	2	2	3	0	1	1
Dave Parker, L (1, 9) OBP: 0.334, SLG: 0.458	x 0-0 2B	x 0-0 1B	x 0-0 ② 4-3					x 0-0 ② F5		4	0	2	0	0	0	1
Mike Easler, L (1, 7) OBP: 0.388, SLG: 0.576	x 0-0 ② L6	SSS 0-3 ② K	SSS 0-3 ③ K					x 0-0 ③ F8		4	0	0	0	0	2	3
John Milner, L (1, 3) OBP: 0.372, SLG: 0.359	SSS 0-3 ③ K	x 0-0 ③ L9				x 0-0 ① F3			x 0-0 ① F8	4	0	0	0	0	1	2
Ed Ott, L (1, 2) OBP: 0.327, SLG: 0.382		x 0-0 HR		x 0-0 1B		BBBB 4-0 G6-3 BB			x 0-0 ② F5	3	1	2	1	1	0	0
Phil Garner, R (1, 4) OBP: 0.311, SLG: 0.355		x 0-0 ① F4		x 0-0 ① F8		x 0-0 ② ③ G6-3 1-2f			x 0-0 HBP BB 1B	4	0	1	0	0	0	2
Don Robinson, R (1, 1) OBP: 0.366, SLG: 0.512 Rod Scurry, L (1, 1) OBP: 0.250, SLG: 0.250 Tony Pena, R (4, PH) Mickey Mahler, S (5, 1) Eddie Solomon, R (5, 1) OBP: 0.219, SLG: 0.281 Bob Beall, S (7, PH) Mark Lee, R (8, 1) Bernie Carbo, L (9, PH) OBP: 0.308, SLG: 0.182		x 0-0 ② 6-3		SSS 0-3 ② K			SSS 0-3 ① K		BBBB 4-0 1-2 HBP BB	0 1 1 0 0 0 1 0 0	0 0 0 0 0 0 0 0 0	0 0 0 0 0 0 0 0 0	0 0 0 0 0 0 0 0 0	0 0 1 0 0 0 1 0 0	0 0 1 0 0 0 0 0 0	0 0 1 0 0 0 0 0 0
Inning Stats	R: 2 H: 2 E: 0 LOB: 1 K: 1 BB: 1 S: 7 P: 11	R: 1 H: 1 E: 0 LOB: 0 K: 0 BB: 0 S: 4 P: 4	R: 1 H: 2 E: 0 LOB: 1 K: 1 BB: 0 S: 7 P: 7	R: 0 H: 1 E: 0 LOB: 1 K: 2 BB: 0 S: 8 P: 8	R: 0 H: 1 E: 1 LOB: 1 K: 1 BB: 0 S: 6 P: 6	R: 0 H: 0 E: 0 LOB: 0 K: 0 BB: 1 S: 2 P: 6	R: 0 H: 0 E: 0 LOB: 0 K: 1 BB: 0 S: 5 P: 5	R: 0 H: 0 E: 0 LOB: 0 K: 1 BB: 0 S: 5 P: 5	R: 0 H: 1 E: 0 LOB: 3 K: 0 BB: 1 S: 4 P: 9	1B: 4 SF: 0 2B: 1 SAC: 0 3B: 0 DP: 1 HR: 3 HBP: 1						WP: 0 PA: 38 PB: 0 SB: 1 CS: 0

PITCHER		IP	WLS	BF	H	R	ER	SO	BB	IBB	HBP	BLK	WP	HR	S	P	ERA	WHIP
Ken Forsch, R ERA: 3.28	(1, 1)	2.1		13	5	4	4	1	1	0	0	0	0	3	14	18	15.43	2.571
Randy Niemann, L ERA: 5.32	(3, 1)	1.2		6	1	0	0	3	0	0	0	0	0	0	12	12	0.00	0.600
Dave Smith, R ERA: 1.94	(5, 1)	5.0	W	19	2	0	0	3	2	0	1	0	0	0	22	31	0.00	0.800

PITCHER	IP	WLS	BF	H	R	ER	SO	BB	IBB	HBP	BLK	WP	HR	S	P	ERA	WHIP

Batter	1	2	3	4	5	6	7	8	9	AB	R	H	RBI	BB	SO	LOB
Joe Morgan, L (1, 4) OBP: 0.359, SLG: 0.354	G3	BBBB FC6-4 1-2 2-3 BB			SF9 3B		F9 1-2		F5	3	1	1	0	1	0	1
Julio Gonzalez, R (8, 6) OBP: 0.111, SLG: 0.114										1	0	0	0	0	0	0
Enos Cabell, R (1, 5) OBP: 0.311, SLG: 0.354	K	FC6-4 1-2f			SF9 3-H		BB 2-H 1B		F3	4	0	1	2	0	1	3
Terry Puhl, L (1, 8) OBP: 0.359, SLG: 0.422	3-1		F8		G3		BBBB 4-0 1-2 BB		F4	4	0	0	0	1	0	0
Jose Cruz, L (1, 7) OBP: 0.375, SLG: 0.440		1B 2B	F7		F8		F8			4	1	1	0	0	0	2
Denny Walling, L (1, 9) OBP: 0.386, SLG: 0.415		1B 1B 2-H 1B	F8			4-3		G3		4	1	1	1	0	0	0
Danny Heep, L (1, 3) OBP: 0.337, SLG: 0.361		FC5-6 1B 1-2 1B		PB G3 1B		BBBB 4-0 G4-6-3 BB		0-0 2B		2	0	2	0	1	0	0
Frank LaCorte, R (6, 1) OBP: 0.286, SLG: 0.167										0	0	0	0	0	0	0
Gary Woods, R (8, PH) OBP: 1.000, SLG: 2.000										1	0	1	0	0	0	0
Joe Sambito, L (8, 1)										0	0	0	0	0	0	0
Alan Ashby, S (1, 2) OBP: 0.313, SLG: 0.324		BB FC5-6 1-2 2-H 1B		F8		G4-6-3 1-2f		SSS K		3	0	1	1	0	0	2
Luis Pujols, R (8, PH) OBP: 0.269, SLG: 0.254										1	0	0	0	0	1	1
(8, 2)																
Rafael Landestoy, S (1, 6) OBP: 0.302, SLG: 0.333		SSS K		G3 1-2			SSS K	F9		4	0	0	0	0	2	4
(8, 4)																
Gordie Pladson, R (1, 1)		FC5-6 BB 1-2 2-3f		SSS K 2-3			WP 1B 1B		HR	2	0	0	0	0	1	3
Dave Bergman, L (6, 3) OBP: 0.333, SLG: 0.295										1	1	1	0	0	0	0
Art Howe, R (9, PH) OBP: 0.333, SLG: 0.402										1	1	1	1	0	0	0
Inning Stats	R: 0 E: 0 K: 1 S: 5 H: 0 LOB: 0 BB: 0 P: 5	R: 2 E: 0 K: 1 S: 9 H: 4 LOB: 3 BB: 1 P: 13	R: 0 E: 0 K: 0 S: 3 H: 0 LOB: 0 BB: 0 P: 3	R: 0 E: 0 K: 1 S: 6 H: 1 LOB: 1 BB: 0 P: 6	R: 1 E: 0 K: 0 S: 4 H: 1 LOB: 0 BB: 0 P: 4	R: 0 E: 0 K: 0 S: 2 H: 0 LOB: 0 BB: 1 P: 6	R: 1 E: 0 K: 1 S: 7 H: 2 LOB: 2 BB: 1 P: 11	R: 0 E: 0 K: 1 S: 6 H: 1 LOB: 1 BB: 0 P: 6	R: 1 E: 0 K: 0 S: 4 H: 1 LOB: 0 BB: 0 P: 4	1B: 6 2B: 2 3B: 1 HR: 1 SF: 1 SAC: 0 DP: 1 HBP: 0						

PITCHER	IP	WLS	BF	H	R	ER	SO	BB	IBB	HBP	BLK	WP	HR	S	P	ERA	WHIP
Rick Rhoden, R (1, 1) ERA: 4.18	6.2	W	29	8	4	4	4	2	0	0	0	1	0	35	43	5.40	1.500
Grant Jackson, L (7, 1) ERA: 2.59	2.1	S	10	2	1	1	1	1	0	0	0	0	1	11	15	3.86	1.286

PITCHER	IP	WLS	BF	H	R	ER	SO	BB	IBB	HBP	BLK	WP	HR	S	P	ERA	WHIP

TOP

Houston Astros @ Pittsburgh Pirates

Three Rivers Stadium, Pittsburgh, PA

Mon Sep 01 1980, 3:38 AM EDT

Att. 26,374 - Unknown

livebaseballscorecards.com

AB	35
R	5
H	10
RBI	5
BB	3
SO	5
LOB	16

WP: 1 PB: 1 SB: 0 CS: 0 PA: 39

Batter	1	2	3	4	5	6	7	8	9	AB	R	H	RBI	BB	SO	LOB
Lee Lacy, R (1, 7) OBP: 0.410, SLG: 0.515	F5		BB 2B	F8		BB S 1B		6-3		4	1	1	0	1	0	1
Phil Garner, R (1, 4) OBP: 0.312, SLG: 0.356	6-3		FC4-6 1-H 2-H 2B		G3	BB 1-2 BB		SSS K		4	0	1	2	1	1	0
Bill Madlock, R (1, 5) OBP: 0.340, SLG: 0.391	1B		BBBB FC4-6 BB		6-3	BBBB 1-2 2-3 BB		F8		3	0	1	0	2	0	0
Mike Easler, L (1, 9) OBP: 0.386, SLG: 0.582	F7		FC4-6 1-2f 2-3		HR	G3				4	1	1	1	0	0	6
Bill Robinson, R (1, 3) OBP: 0.309, SLG: 0.460		F7	1-3		F4		5-3			4	0	0	0	0	0	2
Ed Ott, L (1, 2) OBP: 0.326, SLG: 0.378		4-3		4-3		F4 BBBB 1B SF8 BB				3	1	0	0	1	0	0
Dale Berra, R (1, 6) OBP: 0.288, SLG: 0.389		SSS K		6-3		BBBB HR 1-3 BB	1-3 1B			3	1	1	0	1	1	0
Matt Alexander, S (1, 8) OBP: 0.333, SLG: 0.667			4-3	2B		1-3 1-2	SF8 3-H			3	1	1	0	0	0	1
Dave Parker, L (7, PH) OBP: 0.333, SLG: 0.458										0	0	0	1	0	0	0
Omar Moreno, L (8, 8) OBP: 0.315, SLG: 0.339										0	0	0	0	0	0	0
Rick Rhoden, R (1, 1) OBP: 0.448, SLG: 0.643			2B	2-H 2B		2-H HR	SSS K			3	2	3	3	0	0	0
Grant Jackson, S (7, 1)										1	0	0	0	0	1	1
Inning Stats	R: 0 E: 0 K: 0 S: 4 H: 1 LOB: 1 BB: 0 P: 4	R: 0 E: 0 K: 1 S: 5 H: 0 LOB: 0 BB: 0 P: 5	R: 2 E: 0 K: 0 S: 5 H: 2 LOB: 2 BB: 2 P: 13	R: 1 E: 0 K: 0 S: 5 H: 2 LOB: 1 BB: 0 P: 5	R: 1 E: 0 K: 0 S: 4 H: 1 LOB: 0 BB: 0 P: 4	R: 2 E: 0 K: 0 S: 5 H: 2 LOB: 3 BB: 3 P: 17	R: 1 E: 0 K: 1 S: 6 H: 1 LOB: 1 BB: 1 P: 10	R: 0 E: 0 K: 1 S: 5 H: 0 LOB: 0 BB: 0 P: 5		1B: 3 2B: 4 3B: 0 HR: 2 SF: 1 SAC: 0 DP: 0 HBP: 0				WP: 0 PB: 0 SB: 1 CS: 0 PA: 39		

BOTTOM

Houston Astros @ Pittsburgh Pirates

Three Rivers Stadium, Pittsburgh, PA

Mon Sep 01 1980, 3:38 AM EDT

Att. 26,374 - Unknown

livebaseballscorecards.com

AB	32
R	7
H	9
RBI	7
BB	6
SO	3
LOB	11

PITCHER		IP	WLS	BF	H	R	ER	SO	BB	IBB	HBP	BLK	WP	HR	S	P	ERA	WHIP
Gordie Pladson, R ERA: 4.5	(1, 1)	5.2	L	29	8	6	6	1	4	0	0	0	0	2	27	43	9.53	2.118
Frank LaCorte, R ERA: 2.63	(6, 1)	1.1		7	1	1	1	1	2	0	0	0	0	0	7	15	6.75	2.250
Joe Sambito, L ERA: 2.25	(8, 1)	1.0		3	0	0	0	1	0	0	0	0	0	0	5	5	0.00	0.000

PITCHER	IP	WLS	BF	H	R	ER	SO	BB	IBB	HBP	BLK	WP	HR	S	P	ERA	WHIP

Houston Astros @ Pittsburgh Pirates

Three Rivers Stadium, Pittsburgh, PA

Wed Sep 03 1980, 7:05 PM EDT

Att. 18,502 - Unknown

TOP

livebaseballscorecards.com

Batter	1	2	3	4	5	6	7	8	9	AB	R	H	RBI	BB	SO	LOB
Rafael Landestoy, S (1, 4) OBP: 0.300, SLG: 0.331	4-3		F8		SF9 1-3 2-H 1B		K		F8	5	0	1	1	0	1	2
Enos Cabell, R (1, 5) OBP: 0.308, SLG: 0.351	F1		FC6-4 1-2f		SF9 1-2 3-H		F4		F2	4	0	0	1	0	0	2
Gary Woods, R (1, 7) OBP: 0.400, SLG: 0.800	5-3			PB 2B 2B	6-3		K			4	1	1	0	0	1	1
Cesar Cedeno, R (1, 8) OBP: 0.375, SLG: 0.477		5-3		F4 2-3	F9			K		4	0	0	0	0	1	2
Art Howe, R (1, 3) OBP: 0.343, SLG: 0.428		HR		2B 3-H		1B 1B		1B		4	1	4	2	0	0	0
Jeffrey Leonard, R (1, 9) OBP: 0.271, SLG: 0.322 Terry Puhl, L (6, PH) OBP: 0.358, SLG: 0.420 (6, 9)		8-3 1B		F8		F7		F7		2 2	0 0	1 0	0 0	0 0	0 0	1 2
Luis Pujols, R (1, 2) OBP: 0.265, SLG: 0.250 Danny Heep, L (8, PH) OBP: 0.333, SLG: 0.357 Frank LaCorte, R (8, 1) OBP: 0.286, SLG: 0.167	8-3 1-2f			4-1		F9		G3		3 1 0	0 0 0	0 0 0	0 0 0	0 0 0	0 0 0	3 1 0
Julio Gonzalez, R (1, 6) OBP: 0.146, SLG: 0.149 Denny Walling, L (9, PH) OBP: 0.388, SLG: 0.418			F9		1B 1B	1-3			F8	3 1	1 0	2 1	0 0	0 0	0 0	0 0
Joaquin Andujar, S (1, 1) OBP: 0.286, SLG: 0.500 Scott Loucks, R (5, PH) OBP: 1.000, SLG: 1.000 Randy Niemann, L (5, 1) OBP: 0.333, SLG: 0.333 Jose Cruz, L (6, PH) OBP: 0.375, SLG: 0.439 Joe Sambito, L (6, 1) OBP: 0.312, SLG: 0.323 Alan Ashby, S (8, 2)			FC6-4		1B 1-2 SF9	F8			F8	1 1 0 1 0 1	0 1 0 0 0 0	1 1 0 0 0 0	0 0 0 0 0 0	0 0 0 0 0 0	0 0 0 2 0 1	0 0 0 0 0 1

| Inning Stats | | |

BOTTOM

Houston Astros @ Pittsburgh Pirates

Three Rivers Stadium, Pittsburgh, PA

Wed Sep 03 1980, 7:05 PM EDT

Att. 18,502 - Unknown

livebaseballscorecards.com

Batter	1	2	3	4	5	6	7	8	9	AB	R	H	RBI	BB	SO	LOB
Omar Moreno, L (1, 8) OBP: 0.314, SLG: 0.337	F8	4-3		S 1B		F8		F6		5	0	1	1	0	0	4
Tim Foli, R (1, 6) OBP: 0.310, SLG: 0.349	E1 1B		F7	F7			5-3	1-3 2-H 3-H 1B		5	1	2	2	0	0	1
Bill Madlock, R (1, 5) OBP: 0.342, SLG: 0.392 Dale Berra, R (6, 5) OBP: 0.287, SLG: 0.387	F9		BBB HR BB		HR 1B		SSS K			2 1	2 0	1 0	0 0	1 0	0 1	1 0
Dave Parker, L (1, 9) OBP: 0.339, SLG: 0.477 Lee Lacy, R (7, PR) (8, 7) OBP: 0.410, SLG: 0.515	2-H HR 1B		1-H HR		1-H HR		1B			4 0	3 0	4 0	5 0	0 0	0 0	0 0
Mike Easler, L (1, 7) (8, 9) OBP: 0.384, SLG: 0.587	1-H HR		SSS K		G3		SSS K			4	1	1	2	0	2	1
John Milner, L (1, 3) OBP: 0.370, SLG: 0.354	4-3		F9		L3			BBB BB 1B 1B BB		3	1	0	0	1	0	0
Ed Ott, L (1, 2) OBP: 0.328, SLG: 0.380		1B 1B		CS 1B	F6			F6		4	0	2	0	0	0	1
Phil Garner, R (1, 4) OBP: 0.316, SLG: 0.363		1-3 1B		1-2 1B 3B		F4		1-2 BB 1B 1B		4	2	3	0	0	0	0
John Candelaria, L (1, 1) OBP: 0.214, SLG: 0.169 Enrique Romo, R (6, 1) OBP: 0.545, SLG: 0.444		SSS K		1-3		5-3		1B 1-2 2-3 BB		2 1	0 0	0 0	0 0	0 1	1 0	2 0
Inning Stats	R: 3 E: 1 K: 0 S: 6 H: 3 LOB: 0 BB: 0 P: 6	R: 0 E: 0 K: 1 S: 6 H: 2 LOB: 1 BB: 0 P: 6	R: 2 E: 0 K: 1 S: 6 H: 1 LOB: 0 BB: 1 P: 10	R: 1 E: 0 K: 0 S: 5 H: 3 LOB: 1 BB: 0 P: 5	R: 2 E: 0 K: 0 S: 5 H: 2 LOB: 0 BB: 0 P: 5	R: 0 E: 0 K: 0 S: 3 H: 0 LOB: 0 BB: 0 P: 3	R: 0 E: 0 K: 2 S: 8 H: 1 LOB: 1 BB: 0 P: 8	R: 2 E: 0 K: 0 S: 4 H: 2 LOB: 2 BB: 2 P: 12		1B: 10 2B: 0 3B: 1 HR: 3 SF: 0 SAC: 0 DP: 0 HBP: 0						

	AB	35
	R	10
	H	14
	RBI	10
	BB	3
	SO	4
	LOB	10

WP: 0 PB: 0 SB: 1 CS: 1 PA: 38

PITCHER		IP	WLS	BF	H	R	ER	SO	BB	IBB	HBP	BLK	WP	HR	S	P	ERA	WHIP
Joaquin Andujar, R ERA: 3.62	(1, 1)	4.0	L	20	9	6	6	2	1	0	0	0	0	2	23	27	13.50	2.500
Randy Niemann, L ERA: 5.87	(5, 1)	1.0		5	2	2	2	0	0	0	0	0	0	1	5	5	18.00	2.000
Joe Sambito, L ERA: 2.19	(6, 1)	2.0		7	1	0	0	2	0	0	0	0	0	0	11	11	0.00	0.500
Frank LaCorte, R ERA: 2.83	(8, 1)	1.0		6	2	2	2	0	2	0	0	0	0	0	4	12	18.00	4.000

PITCHER	IP	WLS	BF	H	R	ER	SO	BB	IBB	HBP	BLK	WP	HR	S	P	ERA	WHIP

Batter	1	2	3	4	5	6	7	8	9	AB	R	H	RBI	BB	SO	LOB
Ken Oberkfell, L (1, 4) OBP: 0.390, SLG: 0.434	0-0 1B 2B		0-0 P6 ① 1B		0-0 FC3-6 1B	4-0 1B 1-2 BB		0-0 SH5-4 ① 1-2	4-0 BB	3	1	2	0	2	0	0
Tony Scott, S (1, 8) OBP: 0.306, SLG: 0.298	0-3 K ①		0-0 S 1B		0-0 FC3-6 ① 1B S 1-2f 2B	0-0 1-3 2-H 3-H 1B		4-0 BB	0-0 F3 ③	5	1	2	2	1	1	4
Keith Hernandez, L (1, 3) OBP: 0.401, SLG: 0.490	0-3 K ②		0-0 F8 ② 1-2		0-0 2B 1-3 1B	0-3 K ③		0-0 F8 ②		5	0	1	0	0	2	6
Ted Simmons, S (1, 2) OBP: 0.379, SLG: 0.521	0-0 1B 2-H 1B		0-0 F7 ③		0-0 2B 2-3 3-H 2B		0-0 F7 ①	0-0 F9 ③		5	0	2	2	0	0	3
George Hendrick, R (1, 9) OBP: 0.361, SLG: 0.528	0-0 1-2 1B			0-0 E5 1B WP	0-3 K ③		0-0 F8 ②		0-0 BB 2B 1B	5	1	2	0	0	1	1
Dane Iorg, L (1, 7) OBP: 0.364, SLG: 0.467 Keith Smith, R (9, PH) OBP: 0.174, SLG: 0.217 George Frazier, R (9, 1)	0-3 K ③			0-0 F7 ①		0-0 F7 ①	0-0 1B 2B		0-0 B1 ①	4 1 0	1 0 0	1 0 0	0 0 0	0 0 0	1 0 0	3 1 0
Ken Reitz, R (1, 5) OBP: 0.305, SLG: 0.396		0-3 K ①	0-3 K ②			0-0 1B 2B	0-0 2-H 1B		0-0 F2 ②	5	1	2	1	0	2	2
Mike Phillips, L (1, 6) OBP: 0.286, SLG: 0.276 Tito Landrum, R (9, PH) OBP: 0.360, SLG: 0.364 (9, 7)		0-3 K ②		0-0 1-3 1B		0-0 BB 2-3 1B	0-0 F8 ③		4-0 1-2 2B BB	4 0	1 1	2 0	0 0	0 1	1 0	1 0
Don Hood, L (1, 1) OBP: 0.158, SLG: 0.158 John Urrea, R (5, 1) OBP: 0.182, SLG: 0.182 Leon Durham, L (5, PH) OBP: 0.379, SLG: 0.379 Jim Otten, R (6, 1) OBP: 0.200, SLG: 0.200 Terry Kennedy, L (5, PH) OBP: 0.316, SLG: 0.395 Bobby Bonds, R (5, PR) OBP: 0.333, SLG: 0.333 John Littlefield, R (6, 1) Kim Seaman, L (6, 1) Mike Ramsey, S (5, PH) OBP: 0.267, SLG: 0.356 (6, 6)		0-3 K ③		0-0 5-3 ③		0-3 K ②		4-0 SH5-4 BB	0-0 1-H 2-H 2B	2 0 1 0 0 0 0 1	0 0 0 0 0 0 0 0	0 0 0 0 1 0 0 2	0 0 0 0 0 0 0 1	1 0 0 0 0 0 0 2	2 0 1 0 0 0 0 0	0 0 2 0 0 0 0 0
Inning Stats	R: 1 E: 0 K: 3 S: 12 H: 3 LOB: 2 BB: 0 P: 12	R: 0 E: 0 K: 3 S: 9 H: 0 LOB: 0 BB: 0 P: 9	R: 0 E: 0 K: 0 S: 4 H: 1 LOB: 1 BB: 0 P: 4	R: 0 E: 1 K: 1 S: 7 H: 1 LOB: 2 BB: 0 P: 7	R: 1 E: 0 K: 1 S: 7 H: 3 LOB: 1 BB: 0 P: 7	R: 2 E: 0 K: 2 S: 10 H: 3 LOB: 2 BB: 1 P: 14	R: 1 E: 0 K: 0 S: 5 H: 2 LOB: 1 BB: 0 P: 5	R: 0 E: 0 K: 0 S: 3 H: 0 LOB: 2 BB: 2 P: 11	R: 2 E: 0 K: 0 S: 5 H: 2 LOB: 2 BB: 2 P: 13	1B: 10 2B: 5 3B: 0 HR: 0	SF: 0 SAC: 1 DP: 0 HBP: 0						

TOP

St. Louis Cardinals @ Houston Astros

Astrodome, Houston, TX

Fri Sep 05 1980, 8:05 PM EDT

Att. 19,628 - Unknown

livebaseballscorecards.com

AB	41
R	7
H	15
RBI	7
BB	5
SO	10
LOB	25

WP: 1 PB: 0 SB: 2 CS: 0 PA: 47

PITCHER		IP	WLS	BF	H	R	ER	SO	BB	IBB	HBP	BLK	WP	HR	S	P	ERA	WHIP
Nolan Ryan, R ERA: 3.31	(1, 1)	5.2		29	11	4	4	9	1	0	0	0	1	0	46	50	6.35	2.118
Randy Niemann, L ERA: 5.79	(6, 1)	0.1		1	0	0	0	1	0	0	0	0	0	0	3	3	0.00	0.000
Dave Smith, R ERA: 2.02	(7, 1)	1.1		8	2	1	1	0	2	0	0	0	0	0	6	14	6.75	3.000
Joe Sambito, L ERA: 2.38	(8, 1)	1.2	L	9	2	2	2	0	2	0	0	0	0	0	7	15	10.80	2.400

PITCHER	IP	WLS	BF	H	R	ER	SO	BB	IBB	HBP	BLK	WP	HR	S	P	ERA	WHIP

St. Louis Cardinals @ Houston Astros

Astrodome, Houston, TX

Fri Sep 05 1980, 8:05 PM EDT

Att. 19,628 - Unknown

BOTTOM

Batter	1	2	3	4	5	6	7	8	9	AB	R	H	RBI	BB	SO	LOB
Joe Morgan, L (1, 4) OBP: 0.360, SLG: 0.355	P5		BB	P4		4-3		1B		4	0	1	0	1	0	1
Enos Cabell, R (1, 5) OBP: 0.308, SLG: 0.351	6-3		1-2 G6-4-3 1B		K	6-3		2-3 1B		5	0	2	0	0	1	0
Jose Cruz, L (1, 7) OBP: 0.375, SLG: 0.439	K		F7		3B 1B	S 1B		F9		5	1	2	0	0	1	4
Cesar Cedeno, R (1, 8) OBP: 0.376, SLG: 0.480		K	1-2f G6-4-3		1-H 1B 3B	1-2 IBB		K		4	1	1	1	1	2	4
Art Howe, R (1, 3) OBP: 0.350, SLG: 0.430 Denny Walling, L (6, PH) OBP: 0.385, SLG: 0.414 (7, 3)		1B BLK 1B		BB 1B 2B	BB 1B	1-3			F8	1 2	2 0	1 0	0 0	2 0	0 0	0 2
Gary Woods, R (1, 9) OBP: 0.500, SLG: 0.700		1-H S 1B		1-2 SF9 2B 1B	1-3 3-H 1B		B1-3		L5	5	1	3	2	0	0	0
Luis Pujols, R (1, 2) OBP: 0.261, SLG: 0.246 Alan Ashby, S (7, PH) OBP: 0.310, SLG: 0.321 (8, 2)		1-2 P4		F8	K		4-3		G3	3 2	0 0	0 0	0 0	0 0	1 0	5 0
Rafael Landestoy, S (1, 6) OBP: 0.305, SLG: 0.335 Joe Sambito, L (8, 1)		IBB		1-3 2-H 2B	IBB		G3			2 0	0 0	1 0	1 0	2 0	0 0	0 0
Nolan Ryan, R (1, 1) OBP: 0.174, SLG: 0.131 Randy Niemann, L (6, 1) OBP: 0.333, SLG: 0.333 Dave Smith, R (7, 1) Julio Gonzalez, R (8, 6) OBP: 0.146, SLG: 0.149 Terry Puhl, L (8, PH) OBP: 0.357, SLG: 0.420 Craig Reynolds, L (9, 6) OBP: 0.260, SLG: 0.309		4-3		SF9 3-H	K				F9	2 0 0 0 0 1 0	0 0 0 0 0 0 0	0 0 0 0 0 0 0	1 0 0 0 0 0 0	0 0 0 0 0 0 0	1 0 0 0 0 0 0	5 0 0 0 0 0 0
Inning Stats	R: 0 H: 0 E: 0 LOB: 0 K: 1 BB: 0 S: 5 P: 5	R: 1 H: 2 E: 0 LOB: 2 K: 1 BB: 1 S: 7 P: 11	R: 0 H: 1 E: 0 LOB: 1 K: 0 BB: 1 S: 3 P: 7	R: 2 H: 2 E: 0 LOB: 1 K: 0 BB: 1 S: 5 P: 9	R: 2 H: 3 E: 0 LOB: 3 K: 3 BB: 2 S: 12 P: 20	R: 0 H: 1 E: 0 LOB: 2 K: 0 BB: 1 S: 4 P: 8	R: 0 H: 0 E: 0 LOB: 0 K: 0 BB: 0 S: 3 P: 3	R: 0 H: 2 E: 0 LOB: 2 K: 1 BB: 0 S: 7 P: 7	R: 0 H: 0 E: 0 LOB: 0 K: 0 BB: 0 S: 3 P: 3	1B: 8 2B: 2 3B: 1 HR: 0	SF: 1 SAC: 0 DP: 1 HBP: 0					

livebaseballscorecards.com

AB	36
R	5
H	11
RBI	5
BB	6
SO	6
LOB	21

WP: 0 PA: 43
PB: 0
SB: 2
CS: 0

PITCHER		IP	WLS	BF	H	R	ER	SO	BB	IBB	HBP	BLK	WP	HR	S	P	ERA	WHIP
Don Hood, L ERA: 2.91	(1, 1)	4.1		24	8	5	5	3	3	1	0	1	0	0	26	42	10.38	2.538
John Urrea, R ERA: 3.73	(5, 1)	0.2		3	0	0	0	2	0	1	0	0	0	0	6	10	0.00	0.000
Jim Otten, R ERA: 6.25	(6, 1)	2.0		8	1	0	0	0	0	1	0	0	0	0	7	11	0.00	0.500
John Littlefield, R ERA: 2.78	(8, 1)	0.1		3	2	0	0	0	0	0	0	0	0	0	3	3	0.00	6.000
Kim Seaman, L ERA: 4.32	(8, 1)	0.2	W	2	0	0	0	1	0	0	0	0	0	0	4	4	0.00	0.000

PITCHER		IP	WLS	BF	H	R	ER	SO	BB	IBB	HBP	BLK	WP	HR	S	P	ERA	WHIP
George Frazier, R ERA: 4.97	(9, 1)	1.0	S	3	0	0	0	0	0	0	0	0	0	0	3	3	0.00	0.000

TOP

St. Louis Cardinals @ Houston Astros

Astrodome, Houston, TX

Sat Sep 06 1980, 8:05 PM EDT

Dome

livebaseballscorecards.com

Batter	1	2	3	4	5	6	7	8	9	AB	R	H	RBI	BB	SO	LOB
Ken Oberkfell, L (1, 4) OBP: 0.388, SLG: 0.432	5-3		G1-6-3 1-2f			3B 2B	G5-4-3 1B		BLK 1B	2	0	0	0	0	0	1
Tom Herr, S (5, 4) OBP: 0.241, SLG: 0.317										3	1	3	0	0	0	0
Tony Scott, S (1, 8) OBP: 0.304, SLG: 0.297	L9		6-3			1B 3B 2-H	L9		K 1-2	2	0	0	0	0	0	0
Tito Landrum, R (4, 8) OBP: 0.357, SLG: 0.440										3	1	1	1	0	1	2
Keith Hernandez, L (1, 3) OBP: 0.401, SLG: 0.489	1B BB			L7		F5	G5-4-3 1-2f			1	0	0	0	1	0	0
Joseph DeSa, L (4, 3)										2	0	0	0	0	0	2
Ted Simmons, S (1, 2) OBP: 0.379, SLG: 0.521	FC6-4 1-3 1B			F2		1B SF7 3-H 1B		K		2	0	1	0	0	0	0
Steve Swisher, R (5, 2) OBP: 0.238, SLG: 0.200										2	1	1	1	0	1	0
George Hendrick, R (1, 9) OBP: 0.360, SLG: 0.526	FC6-4 1-2f			P3		1B 1B 1-3 1B		4-3 3B		2	0	0	0	0	0	2
Leon Durham, L (4, 9) OBP: 0.290, SLG: 0.395										2	2	2	0	0	0	0
Dane Iorg, L (1, 7) OBP: 0.362, SLG: 0.465		1-3			1B 1B	SF7 3-H		4-3 3-H		3	0	1	2	0	0	0
Ken Reitz, R (1, 5) OBP: 0.304, SLG: 0.394		6-3			K	1B 1B 1-3		K		2	0	0	0	0	1	1
Tye Waller, R (5, 5) OBP: 0.500, SLG: 0.500										2	0	1	0	0	1	0
Mike Phillips, L (1, 6) OBP: 0.292, SLG: 0.283		F8			G3-6-1 1-2 1B	1B 1-3 3-H			5-3	4	0	2	1	0	0	0
Bob Sykes, S (1, 1) OBP: 0.143, SLG: 0.103			H G1-6-3 1-0 HBP		G3-6-1 1-2f	P4			6-3	0	0	0	0	0	0	0
Jim Otten, R (3, 1) OBP: 0.200, SLG: 0.200										0	0	0	0	0	0	0
Jeff Little, R (3, 1)										1	0	0	0	0	0	2
Keith Smith, R (6, PH) OBP: 0.167, SLG: 0.208										1	0	0	0	0	0	2
George Frazier, R (6, 1)										0	0	0	0	0	0	0
Bobby Bonds, R (9, PH) OBP: 0.308, SLG: 0.320										1	0	0	0	0	0	0

	AB	35
	R	5
	H	12
	RBI	5
	BB	1
	SO	4
	LOB	12

Inning Stats	1	2	3	4	5	6	7	8	9
	R: 0 E: 0 K: 0 S: 4	R: 0 E: 0 K: 0 S: 3	R: 0 E: 0 K: 0 S: 2	R: 0 E: 0 K: 0 S: 3	R: 0 E: 0 K: 1 S: 6	R: 4 E: 0 K: 0 S: 9	R: 0 E: 0 K: 0 S: 3	R: 1 E: 0 K: 2 S: 8	R: 0 E: 0 K: 1 S: 6
	H: 1 LOB: 2 BB: 1 P: 8	H: 0 LOB: 0 BB: 0 P: 3	H: 0 LOB: 0 BB: 0 P: 3	H: 0 LOB: 0 BB: 0 P: 3	H: 2 LOB: 1 BB: 0 P: 6	H: 6 LOB: 2 BB: 0 P: 9	H: 1 LOB: 0 BB: 0 P: 3	H: 1 LOB: 0 BB: 0 P: 8	H: 1 LOB: 1 BB: 0 P: 6

1B: 9	SF: 1	WP: 0	PA: 38
2B: 1	SAC: 0	PB: 0	
3B: 2	DP: 3	SB: 0	
HR: 0	HBP: 1	CS: 0	

PITCHER		IP	WLS	BF	H	R	ER	SO	BB	IBB	HBP	BLK	WP	HR	S	P	ERA	WHIP
Joe Niekro, R ERA: 3.89	(1, 1)	6.0	W	27	9	4	4	1	1	0	1	0	0	0	27	32	6.00	1.667
Randy Niemann, L ERA: 5.47	(7, 1)	3.0	S	11	3	1	1	3	0	0	0	1	0	0	17	17	3.00	1.000

PITCHER		IP	WLS	BF	H	R	ER	SO	BB	IBB	HBP	BLK	WP	HR	S	P	ERA	WHIP

Batter	1	2	3	4	5	6	7	8	9	AB	R	H	RBI	BB	SO	LOB
Joe Morgan, L (1, 4) OBP: 0.362, SLG: 0.358	F8		BB, WP, 1B 1B		K			K		3	1	2	1	0	0	0
Scott Loucks, R (5, PH) (6, 8) OBP: 0.333, SLG: 0.333			2-H 1B							2	0	0	0	0	2	2
Enos Cabell, R (1, 5) OBP: 0.309, SLG: 0.351	6-3		WP, BB 1-2 1B		K			K		3	1	1	0	0	0	1
Julio Gonzalez, R (5, PH) (6, 5) OBP: 0.140, SLG: 0.143			L6							2	0	0	0	0	2	2
Jose Cruz, L (1, 7) OBP: 0.375, SLG: 0.437	G3		WP, BB 1-2 2-3 1B	K		F8		3B		2	1	0	0	1	1	0
Jeffrey Leonard, R (6, 9) OBP: 0.273, SLG: 0.333										2	0	1	0	0	0	0
Cesar Cedeno, R (1, 8) OBP: 0.380, SLG: 0.483		1B, 1B 1B	E, 1B FC4-6 1-2 2-3 3-H BB	FC4-6 1B		F7		F9		2	2	2	0	1	0	0
Craig Reynolds, L (6, 6) OBP: 0.259, SLG: 0.307										2	0	0	0	0	0	1
Art Howe, R (1, 3) OBP: 0.353, SLG: 0.433		1-3 1B 1B	E 1-2 2-H 3-H E 1B	FC4-6 1-2f		S 1B				3	2	2	2	0	0	1
Dave Bergman, L (6, 3) OBP: 0.343, SLG: 0.306										1	0	1	0	0	0	0
Gary Woods, R (1, 9) (6, 7) OBP: 0.429, SLG: 0.571		4-3 2-H 3-H 1B	E3 FC4-6 1-2 2-3	F7		K 1-2				4	0	1	2	0	1	4
Luis Pujols, R (1, 2) OBP: 0.256, SLG: 0.241	4-3 2-3		FC4-6 1-2f 2-H 3-H 2B	P4		F8				4	1	0	1	0	0	2
Rafael Landestoy, S (1, 6) (6, 4) OBP: 0.304, SLG: 0.332	F9		F7	1B BB		6-3				3	0	0	0	1	0	2
Joe Niekro, R (1, 1) OBP: 0.329, SLG: 0.371	F9		2-H 1B 2B	1-3 1B		1-6-3				3	1	2	1	0	0	1
Randy Niemann, L (7, 1) OBP: 0.250, SLG: 0.250										1	0	0	0	0	0	0
Inning Stats	R: 0 H: 0 E: 0 LOB: 0 K: 0 BB: 0 S: 3 P: 3	R: 2 H: 3 E: 0 LOB: 1 K: 0 BB: 0 S: 6 P: 6	R: 7 H: 5 E: 2 LOB: 1 K: 0 BB: 2 S: 9 P: 17	R: 0 H: 1 E: 0 LOB: 1 K: 1 BB: 0 S: 6 P: 6	R: 0 H: 1 E: 0 LOB: 2 K: 2 BB: 1 S: 8 P: 12	R: 0 H: 1 E: 0 LOB: 1 K: 1 BB: 0 S: 6 P: 6	R: 0 H: 0 E: 0 LOB: 0 K: 0 BB: 0 S: 3 P: 3	R: 0 H: 1 E: 0 LOB: 1 K: 2 BB: 0 S: 8 P: 8		1B: 10 SF: 0 2B: 1 SAC: 0 3B: 1 DP: 0 HR: 0 HBP: 0						

BOTTOM

St. Louis Cardinals @ Houston Astros

Astrodome, Houston, TX

Sat Sep 06 1980, 8:05 PM EDT

Dome

livebaseballscorecards.com

AB	37
R	9
H	12
RBI	7
BB	3
SO	6
LOB	16

PITCHER		IP	WLS	BF	H	R	ER	SO	BB	IBB	HBP	BLK	WP	HR	S	P	ERA	WHIP
Bob Sykes, L ERA: 4.64	(1, 1)	2.0	L	13	5	6	6	0	2	0	0	0	1	0	11	19	27.00	3.500
Jim Otten, R ERA: 6.15	(3, 1)	0.2		5	2	2	0	0	0	0	0	0	0	0	5	5	0.00	3.000
Jeff Little, L ERA:	(3, 1)	2.1		11	3	1	0	3	1	0	0	0	0	0	16	20	0.00	1.714
George Frazier, R ERA: 4.02	(6, 1)	3.0		11	2	0	0	3	0	0	0	0	0	0	17	17	0.00	0.667

PITCHER	IP	WLS	BF	H	R	ER	SO	BB	IBB	HBP	BLK	WP	HR	S	P	ERA	WHIP

St. Louis Cardinals @ Houston Astros

Astrodome, Houston, TX

Sat Sep 06 1980, 8:05 PM EDT

Att. 34,350 - Dome

TOP

livebaseballscorecards.com

Batter	1	2	3	4	5	6	7	8	9	AB	R	H	RBI	BB	SO	LOB
Ken Oberkfell, L (1, 4) OBP: 0.388, SLG: 0.431	F8		L4			HR 1B		4-3		3	1	1	0	0	0	0
John Urrea, R (6, 1) OBP: 0.182, SLG: 0.182										0	0	0	0	0	0	0
Dane Iorg, L (8, PH) OBP: 0.360, SLG: 0.463										1	0	0	0	0	0	0
Kim Seaman, L (8, 1)										0	0	0	0	0	0	0
Tony Scott, S (1, 8) OBP: 0.306, SLG: 0.302	3B 2B		4-3			P5		E S 1B		4	1	2	0	0	0	1
Keith Hernandez, L (1, 3) OBP: 0.400, SLG: 0.487	6-3			F7		1-2 HR 1B		L4 1-3		4	1	1	0	0	0	2
Leon Durham, L (1, 7) OBP: 0.298, SLG: 0.426	2-H 3B			CS 1B		1-H 2-H HR		4-3		4	1	3	4	0	0	1
George Hendrick, R (1, 9) OBP: 0.357, SLG: 0.522	F8			K 1-2		6-3			K	4	0	0	0	0	2	2
Terry Kennedy, L (1, 2) OBP: 0.309, SLG: 0.377		F7			F7		4-3		G3	4	0	0	0	0	0	0
Ken Reitz, R (1, 5) OBP: 0.302, SLG: 0.391		F2			6-3		6-3		F8	4	0	0	0	0	0	0
Mike Ramsey, S (1, 6) OBP: 0.288, SLG: 0.358		4-3			F7		1B			3	0	1	0	0	0	0
John Martin, S (1, 1) OBP: 0.500, SLG: 0.333			L9			F7	F8			1	0	0	0	0	0	0
Tom Herr, S (6, PH) OBP: 0.238, SLG: 0.312 (6, 4)										2	0	0	0	0	0	1

Inning Stats	R: 1 E: 0 K: 0 S: 5	H: 2 LOB: 1 BB: 0 P: 5	R: 0 E: 0 K: 0 S: 3	H: 0 LOB: 0 BB: 0 P: 3	R: 0 E: 0 K: 0 S: 3	H: 0 LOB: 0 BB: 0 P: 3	R: 0 E: 0 K: 1 S: 5	H: 1 LOB: 0 BB: 0 P: 5	R: 0 E: 0 K: 0 S: 3	H: 0 LOB: 0 BB: 0 P: 3	R: 3 E: 0 K: 0 S: 6	H: 3 LOB: 0 BB: 0 P: 6	R: 0 E: 0 K: 0 S: 4	H: 1 LOB: 1 BB: 0 P: 4	R: 0 E: 0 K: 0 S: 4	H: 1 LOB: 1 BB: 0 P: 4	R: 0 E: 0 K: 1 S: 5	H: 0 LOB: 0 BB: 0 P: 5	1B: 5 2B: 1 3B: 1 HR: 1	SF: 0 SAC: 0 DP: 0 HBP: 0	WP: 0 PB: 0 SB: 1 CS: 1	PA: 34

PITCHER	IP	WLS	BF	H	R	ER	SO	BB	IBB	HBP	BLK	WP	HR	S	P	ERA	WHIP
Vern Ruhle, R (1, 1) ERA: 2.54	9.0	W	34	8	4	4	2	0	0	0	0	0	1	38	38	4.00	0.889

PITCHER	IP	WLS	BF	H	R	ER	SO	BB	IBB	HBP	BLK	WP	HR	S	P	ERA	WHIP

AB	34
R	4
H	8
RBI	4
BB	0
SO	2
LOB	7

BOTTOM

St. Louis Cardinals @ Houston Astros
Astrodome, Houston, TX
Sat Sep 06 1980, 8:05 PM EDT
Att. 34,350 - Dome

livebaseballscorecards.com

Batter	1	2	3	4	5	6	7	8	9	AB	R	H	RBI	BB	SO	LOB
Rafael Landestoy, S (1, 4) OBP: 0.306, SLG: 0.334	G3 0-0 ①		HR 1B 0-0 ① 1-2 1B		FC1-6 F8 0-0 ① 1-2f		1B 0-0 2-3 3-H			4	1	2	1	0	0	1
Enos Cabell, R (1, 5) OBP: 0.308, SLG: 0.350	P6 0-0 ②		HR 1B 0-0 1-2 2-3		F8 0-0 ②③ 1-2		4-3 0-0 ③			4	1	1	0	0	0	3
Jose Cruz, L (1, 7) OBP: 0.374, SLG: 0.442	F8 0-0 ③		HR 0-0 1-H 2-H 3-H			P4 0-0 ①		L8 0-0 ①		4	1	1	4	0	0	0
Cesar Cedeno, R (1, 8) OBP: 0.381, SLG: 0.484		L9 4-3 2B 0-0	F9 0-0 ②			F8 0-0 ②		BB B B B B 4-0		3	1	1	0	1	0	0
Art Howe, R (1, 3) OBP: 0.348, SLG: 0.426 Dave Bergman, L (9, 3) OBP: 0.343, SLG: 0.306		L9 0-0 ① 2-3	6-3 0-0 ③			F8 0-0 ③		F7 0-0 ②		4 0	0 0	0 0	0 0	0 0	0 0	2 0
Gary Woods, R (1, 9) OBP: 0.389, SLG: 0.471		4-3 0-0 ② 3-H		F8 0-0 ①			1B BB B B B B 4-0 5-3 1B	F8 0-0 ③		3	1	0	1	1	0	1
Alan Ashby, S (1, 2) OBP: 0.307, SLG: 0.317		L8 0-0 ③		5-3 0-0 ②			K S S S 0-3 ①			3	0	0	0	0	1	1
Craig Reynolds, L (1, 6) OBP: 0.259, SLG: 0.307			K S S S 0-3 ①	F7 0-0 ③			1B 5-3 0-0 1-2			3	0	1	0	0	1	0
Vern Ruhle, R (1, 1) OBP: 0.350, SLG: 0.378			HR 1B 1B BB B B B B 4-0		FC1-6 1B 0-0		5-3 0-0 ② 1-2 2-3			2	1	1	0	1	0	2
Inning Stats	R: 0 H: 0 E: 0 LOB: 0 K: 0 BB: 0 S: 3 P: 3	R: 1 H: 1 E: 0 LOB: 0 K: 0 BB: 0 S: 4 P: 4	R: 4 H: 3 E: 0 LOB: 0 K: 1 BB: 1 S: 8 P: 12	R: 0 H: 0 E: 0 LOB: 0 K: 0 BB: 0 S: 3 P: 3	R: 0 H: 1 E: 0 LOB: 0 K: 0 BB: 0 S: 3 P: 3	R: 0 H: 0 E: 0 LOB: 0 K: 0 BB: 0 S: 3 P: 3	R: 1 H: 2 E: 0 LOB: 2 K: 1 BB: 1 S: 7 P: 11	R: 0 H: 0 E: 0 LOB: 1 K: 0 BB: 1 S: 3 P: 7		1B: 5 SF: 0 2B: 1 SAC: 0 3B: 0 DP: 0 HR: 1 HBP: 0						WP: 0 PA: 33 PB: 0 SB: 0 CS: 0

PITCHER		IP	WLS	BF	H	R	ER	SO	BB	IBB	HBP	BLK	WP	HR	S	P	ERA	WHIP
John Martin, L ERA: 3.94	(1, 1)	5.0	L	20	5	5	5	1	1	0	0	0	0	1	21	25	9.00	1.200
John Urrea, R ERA: 3.76	(6, 1)	2.0		9	2	1	1	1	1	0	0	0	0	0	10	14	4.50	1.500
Kim Seaman, L ERA: 4.08	(8, 1)	1.0		4	0	0	0	0	1	0	0	0	0	0	3	7	0.00	1.000

PITCHER	IP	WLS	BF	H	R	ER	SO	BB	IBB	HBP	BLK	WP	HR	S	P	ERA	WHIP

AB	30
R	6
H	7
RBI	6
BB	3
SO	2
LOB	10

St. Louis Cardinals @ Houston Astros

Astrodome, Houston, TX

Sun Sep 07 1980, 8:05 PM EDT

Att. 16,475 - Dome

TOP

Batter	1	2	3	4	5	6	7	8	9	AB	R	H	RBI	BB	SO	LOB
Ken Oberkfell, L (1, 4) OBP: 0.386, SLG: 0.432	F7	1-3 2B			L9		4-3			4	0	1	0	0	0	0
Tony Scott, S (1, 8) OBP: 0.308, SLG: 0.304	4-3 1B 1B	6-3			1B			6-3		4	1	2	0	0	0	2
Keith Hernandez, L (1, 3) OBP: 0.397, SLG: 0.483	4-3 1-2		6-3		4-3			F9		4	0	0	0	0	0	2
Ted Simmons, S (1, 2) OBP: 0.378, SLG: 0.519	2-H 1B		B1-3			L9		P4		4	0	1	1	0	0	0
George Hendrick, R (1, 9) OBP: 0.354, SLG: 0.518	F9		6-3			6-3			L3	4	0	0	0	0	0	1
Leon Durham, L (1, 7) OBP: 0.306, SLG: 0.427		BBBB 4-3 1B BB		L9		S 1B			BBBB 4-3 BB	2	1	1	0	2	0	0
Tito Landrum, R (9, 7) OBP: 0.357, SLG: 0.440										0	0	0	0	0	0	0
Ken Reitz, R (1, 5) OBP: 0.299, SLG: 0.387		F9		L6		4-3 1-2			4-3 1-2	4	0	0	0	0	0	3
Mike Phillips, L (1, 6) OBP: 0.284, SLG: 0.274		4-3 1-2		G3			G3		F5	4	0	0	0	0	0	2
Pete Vuckovich, R (1, 1) OBP: 0.180, SLG: 0.250		2B 2-H 1B			6-3		L5			3	0	1	1	0	0	0
Inning Stats	R: 1 E: 0 K: 0 S: 5 H: 2 LOB: 1 BB: 0 P: 5	R: 1 E: 0 K: 0 S: 5 H: 2 LOB: 2 BB: 1 P: 9	R: 0 E: 0 K: 0 S: 3 H: 0 LOB: 0 BB: 0 P: 3	R: 0 E: 0 K: 0 S: 3 H: 0 LOB: 0 BB: 0 P: 3	R: 0 E: 0 K: 0 S: 4 H: 1 LOB: 1 BB: 0 P: 4	R: 0 E: 0 K: 0 S: 4 H: 1 LOB: 1 BB: 0 P: 4	R: 0 E: 0 K: 0 S: 3 H: 0 LOB: 0 BB: 0 P: 3	R: 0 E: 0 K: 0 S: 3 H: 0 LOB: 0 BB: 0 P: 3	R: 0 E: 0 K: 0 S: 3 H: 0 LOB: 1 BB: 1 P: 7	1B: 5 2B: 1 3B: 0 HR: 0	SF: 0 SAC: 0 DP: 0 HBP: 0						

livebaseballscorecards.com

AB	33
R	2
H	6
RBI	2
BB	2
SO	0
LOB	10

WP: 0 PB: 0 SB: 1 CS: 0 PA: 35

PITCHER		IP	WLS	BF	H	R	ER	SO	BB	IBB	HBP	BLK	WP	HR	S	P	ERA	WHIP
Ken Forsch, R ERA: 3.26	(1, 1)	7.0	L	28	6	2	2	0	1	0	0	0	0	0	27	31	2.57	1.000
Joe Sambito, L ERA: 2.32	(8, 1)	2.0		7	0	0	0	0	1	0	0	0	0	0	6	10	0.00	0.500

PITCHER	IP	WLS	BF	H	R	ER	SO	BB	IBB	HBP	BLK	WP	HR	S	P	ERA	WHIP

Batter	1	2	3	4	5	6	7	8	9	AB	R	H	RBI	BB	SO	LOB
Joe Morgan, L (1, 4) OBP: 0.361, SLG: 0.357	S S S 0-3 ① K		x 0-0 ① F8		x 0-0 ① G6-4-3 1B			x 0-0 ① 4-3		4	0	1	0	0	1	0
Enos Cabell, R (1, 5) OBP: 0.308, SLG: 0.350	x 0-0 ② L8		x 0-0 1B		x 0-0 ② ③ G6-4-3 1-2f			x 0-0 ② 5-3		4	0	1	0	0	0	1
Terry Puhl, L (1, 9) OBP: 0.358, SLG: 0.420	x 0-0 1B 1B		x 0-0 ② F8			x 0-0 ① F9		x 0-0 1B 1B		4	0	2	0	0	0	1
Jose Cruz, L (1, 7) OBP: 0.375, SLG: 0.442	x 0-0 FC6-4 1-2 1B		x 0-0 ③ L9			x 0-0 ② 4-3		x 0-0 1-3 1B		4	0	2	0	0	0	1
Cesar Cedeno, R (1, 8) OBP: 0.382, SLG: 0.487	x 0-0 ③ FC6-4 1-2f			x 0-0 4-3 2B		x 0-0 1B		x 0-0 ③ 1-3		4	0	2	0	0	0	4
Denny Walling, L (1, 3) OBP: 0.380, SLG: 0.408		x 0-0 ① P6	S S S 0-3 ① K			x 0-0 ③ L6			x 0-0 ① 6-3	4	0	0	0	0	1	2
Alan Ashby, S (1, 2) OBP: 0.304, SLG: 0.313		x 0-0 ② F8	x 0-0 ② 4-3 2-3				S S S 0-3 ① K		x 0-0 ② 4-3	4	0	0	0	0	1	1
Craig Reynolds, L (1, 6) OBP: 0.259, SLG: 0.305		B B B B 4-0 BB	x 0-0 ③ 6-3				x 0-0 ② F8		S S S 0-3 ③ K	3	0	0	0	1	1	1
Ken Forsch, R (1, 1) OBP: 0.250, SLG: 0.284 Dave Bergman, L (7, PH) OBP: 0.338, SLG: 0.302 Joe Sambito, L (8, 1)		S S S 0-3 ③ K			x 0-0 ① G3		S S S 0-3 ③ K			2 1 0	0 0 0	0 0 0	0 0 0	0 0 0	1 1 0	1 0 0
Inning Stats	R: 0 H: 2 E: 0 LOB: 2 K: 1 BB: 0 S: 7 P: 7	R: 0 H: 0 E: 0 LOB: 1 K: 1 BB: 1 S: 5 P: 9	R: 0 H: 1 E: 0 LOB: 1 K: 0 BB: 0 S: 4 P: 4	R: 0 H: 1 E: 0 LOB: 1 K: 1 BB: 0 S: 6 P: 6	R: 0 H: 1 E: 0 LOB: 0 K: 0 BB: 0 S: 3 P: 3	R: 0 H: 1 E: 0 LOB: 1 K: 0 BB: 0 S: 4 P: 4	R: 0 H: 0 E: 0 LOB: 0 K: 2 BB: 0 S: 7 P: 7	R: 0 H: 2 E: 0 LOB: 2 K: 0 BB: 0 S: 5 P: 5	R: 0 H: 0 E: 0 LOB: 0 K: 1 BB: 0 S: 5 P: 5	1B: 7 SF: 0 2B: 1 SAC: 0 3B: 0 DP: 1 HR: 0 HBP: 0						WP: 0 PA: 35 PB: 0 SB: 0 CS: 0	

PITCHER	IP	WLS	BF	H	R	ER	SO	BB	IBB	HBP	BLK	WP	HR	S	P	ERA	WHIP
Pete Vuckovich, R (1, 1) ERA: 3.39	9.0	W	35	8	0	0	6	1	0	0	0	0	0	46	50	0.00	1.000

PITCHER	IP	WLS	BF	H	R	ER	SO	BB	IBB	HBP	BLK	WP	HR	S	P	ERA	WHIP

BOTTOM

St. Louis Cardinals @ Houston Astros

Astrodome, Houston, TX

Sun Sep 07 1980, 8:05 PM EDT

Att. 16,475 - Dome

livebaseballscorecards.com

AB	34
R	0
H	8
RBI	0
BB	1
SO	6
LOB	12

Batter	1	2	3	4	5	6	7	8	9	AB	R	H	RBI	BB	SO	LOB
Davey Lopes, R (1, 4) OBP: 0.335, SLG: 0.368	F8		F3			F8	FC6-4 1-2f		G5-4-3 1-2 2-H 1B	5	0	1	1	0	0	2
Jay Johnstone, L (1, 9) OBP: 0.371, SLG: 0.391	P4			5-3		FC5-4 1B		SH1-3 BB 1B	G5-4-3 1-2f	4	0	2	0	0	0	0
Mickey Hatcher, R (9, PH) OBP: 0.222, SLG: 0.259										1	0	0	0	0	0	2
Dusty Baker Jr., R (1, 7) OBP: 0.343, SLG: 0.537	F9			FC6-4 BB		FC5-4 1-2f		SH1-3 1-2 BB		2	0	0	0	2	0	1
Steve Garvey, R (1, 3) OBP: 0.338, SLG: 0.464		6-3		P6			F8	SH1-3 1-2 2-3		3	0	0	0	0	0	1
Ron Cey, R (1, 5) OBP: 0.341, SLG: 0.445		K		FC6-4 1-2f			F3	K		4	0	0	0	0	2	3
Rick Monday, L (1, 8) OBP: 0.374, SLG: 0.490		F7			F7		BB 2B BB	P5		3	1	0	0	1	0	2
Mike Scioscia, L (1, 2) OBP: 0.342, SLG: 0.370			F7		F7		2B 1-2 1B BB		FC1-5 1B	2	0	0	0	1	0	0
Steve Yeager, R (7, PR) OBP: 0.282, SLG: 0.286										0	1	0	0	0	0	0
(7, 2)																
Bobby Mitchell, L (9, PH) OBP: 1.000, SLG: 1.000										1	0	1	0	0	0	0
Derrel Thomas, S (1, 6) OBP: 0.332, SLG: 0.340			SH3-4 1B		1-3		1B 1-3 2-H 2B		FC1-5 1-2 1B	4	2	3	1	0	0	0
Jerry Reuss, L (1, 1) OBP: 0.156, SLG: 0.167										0	0	0	0	0	0	0
Rudy Law, L (6, PH) OBP: 0.315, SLG: 0.307										1	0	0	0	0	0	0
Rick Sutcliffe, L (6, 1) OBP: 0.231, SLG: 0.167										0	0	0	0	0	0	0
Gary Thomasson, L (7, PH) OBP: 0.318, SLG: 0.264										1	0	1	2	0	0	0
Steve Howe, L (7, 1) OBP: 0.100, SLG: 0.100										0	0	0	0	0	0	0
Terry Forster, L (8, 1)										0	0	0	0	0	0	0
Bill Russell, R (9, PH) OBP: 0.295, SLG: 0.341			SH3-4 1-2			4-3	FC6-4 2-H 3-H 1B		FC1-5 1-2 2-3f 1B	1	0	0	0	0	2	0

TOP

Los Angeles Dodgers @ Houston Astros

Astrodome, Houston, TX

Tue Sep 09 1980, 8:05 PM EDT

Att. 34,546 - Dome

livebaseballscorecards.com

AB	32
R	4
H	8
RBI	4
BB	4
SO	2
LOB	13

Inning Stats	1	2	3	4	5	6	7	8	9
R	0	0	0	0	0	0	3	0	1
E	0	0	0	0	0	0	0	0	0
K	0	1	0	0	0	0	0	1	0
S	3	5	4	3	3	4	5	6	5
H	0	0	1	0	0	1	2	1	3
LOB	0	0	1	1	0	1	1	2	1
BB	0	0	0	1	0	1	2	1	0
P	3	5	4	7	3	4	13	10	5

1B	7
2B	1
3B	0
HR	0
SF	0
SAC	2
DP	1
HBP	0

WP	0
PB	0
SB	0
CS	0
PA	38

PITCHER		IP	WLS	BF	H	R	ER	SO	BB	IBB	HBP	BLK	WP	HR	S	P	ERA	WHIP
Joaquin Andujar, R ERA: 3.65	(1, 1)	6.2		26	3	3	3	1	3	0	0	0	0	0	25	37	4.05	0.900
Dave Smith, R ERA: 2.09	(7, 1)	1.1	W	9	4	1	1	1	1	0	0	0	0	0	10	14	6.75	3.750
Frank LaCorte, R ERA: 2.82	(9, 1)	0.1		2	1	0	0	0	0	0	0	0	0	0	2	2	0.00	3.000
Joe Sambito, L ERA: 2.3	(9, 1)	0.2	S	1	0	0	0	0	0	0	0	0	0	0	1	1	0.00	0.000

PITCHER	IP	WLS	BF	H	R	ER	SO	BB	IBB	HBP	BLK	WP	HR	S	P	ERA	WHIP

Batter	1	2	3	4	5	6	7	8	9	AB	R	H	RBI	BB	SO	LOB
Joe Morgan, L (1, 4) OBP: 0.362, SLG: 0.357	E4 G6-4-3	4-3		G6-4-3 1-3 3-H 1B			BBBB E SF9 BB	1B		3	1	1	1	1	0	1
Craig Reynolds, L (8, 6) OBP: 0.261, SLG: 0.307										1	0	1	0	0	0	0
Enos Cabell, R (1, 5) OBP: 0.307, SLG: 0.348	G6-4-3 1-2f		4-3 S 1B 1B	G6-4-3 1-2f			F7	K		5	1	1	0	0	1	6
Jose Cruz, L (1, 7) OBP: 0.374, SLG: 0.441	1B E 1B		4-3 1-3		3-1		E3 SF9 1-3 1B	1-3		4	2	1	0	0	0	2
Jeffrey Leonard, R (8, PH) OBP: 0.272, SLG: 0.332 (9, 9)										1	0	0	0	0	0	2
Cesar Cedeno, R (1, 8) OBP: 0.385, SLG: 0.488	E 1-3 1B		CS 3-H 1B		K		1B IBB			3	0	2	1	1	1	0
Art Howe, R (1, 3) OBP: 0.350, SLG: 0.433	E9 1-3 3-H 1B		1-2 2B		F7		SF9 2-3 3-H			3	0	2	2	0	0	0
Dave Bergman, L (8, 3) OBP: 0.338, SLG: 0.302										0	0	0	0	0	0	0
Gary Woods, R (1, 9) OBP: 0.364, SLG: 0.429 (9, 7)	4-3		6-3			F7	1-2 3-H 1B			4	0	1	1	0	0	3
Luis Pujols, R (1, 2) OBP: 0.256, SLG: 0.246		G1		E6 1B 1B		3-1 2B	F9			4	1	1	0	0	0	2
Rafael Landestoy, S (1, 6) OBP: 0.308, SLG: 0.336 (8, 4)		SH1-4 1B		1B 1-3 1B		3-1 2-3		E4 E		4	0	2	0	0	0	1
Joaquin Andujar, S (1, 1) OBP: 0.261, SLG: 0.455		SH1-4 1-2		P5		K		P3 1-3		2	0	0	0	0	1	3
Dave Smith, R (7, 1)										1	0	0	0	0	0	1
Frank LaCorte, R (9, 1) OBP: 0.286, SLG: 0.167										0	0	0	0	0	0	0
Joe Sambito, L (9, 1)										0	0	0	0	0	0	0
Inning Stats	R: 1 E: 2 K: 0 S: 6 H: 3 LOB: 2 BB: 0 P: 6	R: 0 E: 0 K: 0 S: 4 H: 1 LOB: 1 BB: 0 P: 4	R: 1 E: 0 K: 0 S: 5 H: 3 LOB: 1 BB: 0 P: 5	R: 1 E: 1 K: 0 S: 5 H: 2 LOB: 1 BB: 0 P: 5	R: 0 E: 0 K: 1 S: 5 H: 0 LOB: 0 BB: 0 P: 5	R: 0 E: 0 K: 1 S: 6 H: 1 LOB: 1 BB: 0 P: 6	R: 2 E: 1 K: 0 S: 5 H: 1 LOB: 2 BB: 2 P: 13	R: 0 E: 2 K: 1 S: 7 H: 1 LOB: 2 BB: 0 P: 7		1B: 10 2B: 2 3B: 0 HR: 0 SF: 1 SAC: 1 DP: 2 HBP: 0						

PITCHER		IP	WLS	BF	H	R	ER	SO	BB	IBB	HBP	BLK	WP	HR	S	P	ERA	WHIP
Jerry Reuss, L ERA: 2.24	(1, 1)	5.0		23	9	3	2	1	0	0	0	0	0	0	25	25	3.60	1.800
Rick Sutcliffe, R ERA: 5.66	(6, 1)	1.0		4	1	0	0	1	0	0	0	0	0	0	6	6	0.00	1.000
Steve Howe, L ERA: 1.66	(7, 1)	1.0	L	7	1	2	0	0	1	1	0	0	0	0	5	13	0.00	2.000
Terry Forster, L ERA: 1.13	(8, 1)	1.0		5	1	0	0	1	0	0	0	0	0	0	7	7	0.00	1.000

PITCHER	IP	WLS	BF	H	R	ER	SO	BB	IBB	HBP	BLK	WP	HR	S	P	ERA	WHIP

BOTTOM

Los Angeles Dodgers @ Houston Astros

Astrodome, Houston, TX

Tue Sep 09 1980, 8:05 PM EDT

Att. 34,546 - Dome

livebaseballscorecards.com

AB	35
R	5
H	12
RBI	5
BB	2
SO	3
LOB	21

WP: 0 PB: 0 SB: 1 CS: 1 PA: 39

Los Angeles Dodgers @ Houston Astros

Astrodome, Houston, TX

Wed Sep 10 1980, 8:05 PM EDT

Att. 37,632 - Dome

TOP

livebaseballscorecards.com

Batter	1	2	3	4	5	6	7	8	9	10	11	12	AB	R	H	RBI	BB	SO	LOB
Davey Lopes, R (1, 4) OBP: 0.337, SLG: 0.368	SSS 0-3 ① K	SSS 0-3 ③ K			x 0-0 1B		x 0-0 FC4-6 1B		BBB 4-0 1-2 2-3 G4-6-3 BB		x 0-0 ② P5		5	0	2	0	1	2	3
Jay Johnstone, L (1, 9) OBP: 0.369, SLG: 0.393 Bill Russell, R (7, 6) OBP: 0.295, SLG: 0.341 Manny Mota, R (9, PH) Steve Howe, L (9, 1) OBP: 0.100, SLG: 0.100 Joe Ferguson, R (11, PH) OBP: 0.357, SLG: 0.409	x 0-0 ② F9		x 0-0 F9 1B 2B		SSS 0-3 ① K		x 0-0 ③ FC4-6 1-2f		x 0-0 ② ③ G4-6-3 1-2f		x 0-0 ③ P6		4 0 1 0 1	1 0 0 0 0	1 0 0 0 0	0 0 0 0 0	0 0 0 0 0	1 0 0 0 0	2 0 3 0 1
Dusty Baker Jr., R (1, 7) OBP: 0.341, SLG: 0.539 (11, 9) (11, 7) (11, 9) (11, 7) (11, 9)	x 0-0 HR	x 0-0 F9 ① 2-3			x 0-0 ② F9			x 0-0 ① F8		x 0-0 ① F3		x 0-0 ① 6-3	6	1	1	1	0	0	2
Steve Garvey, R (1, 3) OBP: 0.338, SLG: 0.463	x 0-0 ③ 5-3		x 0-0 S 3-H 1B		x 0-0 ③ 5-3			x 0-0 1B 1B		x 0-0 ② F8		x 0-0 ② F8	6	0	2	1	0	0	1
Ron Cey, R (1, 5) OBP: 0.341, SLG: 0.443		BBB 4-0 1B E BB	x 0-0 ② F9			x 0-0 ① F8		x 0-0 1-2 G6-4-3 1B		x 0-0 ③ F7		x 0-0 ③ F8	5	1	1	0	1	0	1
Rick Monday, L (1, 8) OBP: 0.369, SLG: 0.480 (7, 9) (11, 8)		x 0-0 E 1-3 1B	x 0-0 ③ F7 1-2			x 0-0 ② 6-3		x 0-0 ② ③ G6-4-3 1-2f			x 0-0 ① F8		5	0	1	0	0	0	3
Mike Scioscia, L (1, 2) OBP: 0.333, SLG: 0.500 Mickey Hatcher, R (9, PH) OBP: 0.000, SLG: 0.000 Rudy Law, L (9, PR) OBP: 0.375, SLG: 0.357 Bobby Mitchell, L (8, 9) OBP: 0.000, SLG: 0.000 Bobby Castillo, R (11, 8) OBP: 0.100, SLG: 0.125	x 0-0 E4 S 1-3 3-H	x 0-0 ① F8			SSS 0-3 ③ K				x 0-0 BB SH 1B		BBB 4-0 2B 1B BB		3 1 0 0 0	0 1 0 1 0	0 0 0 0 0	1 0 0 0 0	0 0 0 1 0	1 0 0 0 0	1 0 0 0 0
Derrel Thomas, S (1, 6) OBP: 0.330, SLG: 0.343 (7, 8) (9, 6)	SSS 0-3 ① K	SSS 0-3 ② K					x 0-0 ① P4		x 0-0 SH BB 1-2		x 0-0 1B 2B 1-3		4	1	1	0	0	2	2
Burt Hooton, R (1, 1) OBP: 0.097, SLG: 0.102 Steve Yeager, R (9, 2) OBP: 0.282, SLG: 0.286 Gary Thomasson, L (11, PH) OBP: 0.324, SLG: 0.272 Don Stanhouse, R (11, 1) Rick Sutcliffe, L (11, 1) OBP: 0.231, SLG: 0.167	SSS 0-3 ② K 1-2	SSS 0-3 ③ K					SSS 0-3 ② K		x 0-0 ① F5		x 0-0 2-H 3-H 1B		4 0 1 0 0	0 0 0 0 0	0 0 1 0 0	0 0 2 0 0	3 0 0 0 0	0 0 0 0 0	4 0 0 0 0
Inning Stats	R: 1 E: 0 K: 1 S: 6 H: 1 LOB: 0 BB: 0 P: 6	R: 1 E: 1 K: 3 S: 11 H: 1 LOB: 2 BB: 1 P: 15	R: 1 E: 0 K: 0 S: 5 H: 2 LOB: 1 BB: 0 P: 5	R: 0 E: 0 K: 2 S: 7 H: 0 LOB: 0 BB: 0 P: 7	R: 0 E: 0 K: 1 S: 6 H: 1 LOB: 1 BB: 0 P: 6	R: 0 E: 0 K: 1 S: 5 H: 0 LOB: 0 BB: 0 P: 5	R: 0 E: 0 K: 1 S: 6 H: 1 LOB: 1 BB: 0 P: 6	R: 0 E: 0 K: 0 S: 4 H: 2 LOB: 1 BB: 0 P: 4	R: 0 E: 1 K: 0 S: 4 H: 1 LOB: 3 BB: 1 P: 8	R: 0 E: 0 K: 0 S: 3 H: 0 LOB: 0 BB: 0 P: 3	R: 2 E: 0 K: 0 S: 5 H: 2 LOB: 1 BB: 1 P: 9	R: 0 E: 0 K: 0 S: 3 H: 0 LOB: 0 BB: 0 P: 3	1B: 8 2B: 2 3B: 0 HR: 1 SF: 0 SAC: 1 DP: 2 HBP: 0						

PITCHER	IP	WLS	BF	H	R	ER	SO	BB	IBB	HBP	BLK	WP	HR	S	P	ERA	WHIP
Nolan Ryan, R (1, 1) ERA: 3.31	8.0		33	8	3	3	9	1	0	0	0	0	1	50	54	3.38	1.125
Joe Sambito, L (9, 1) ERA: 2.24	2.0		8	1	0	0	0	1	0	0	0	0	0	7	11	0.00	1.000
Dave Smith, R (11, 1) ERA: 2.28	1.0		6	2	2	2	0	1	0	0	0	0	0	5	9	18.00	3.000
Bert Roberge, R (12, 1) ERA: 3.98	1.0	W	3	0	0	0	0	0	0	0	0	0	0	3	3	0.00	0.000

PITCHER	IP	WLS	BF	H	R	ER	SO	BB	IBB	HBP	BLK	WP	HR	S	P	ERA	WHIP

AB	46
R	5
H	11
RBI	5
BB	3
SO	9
LOB	23

WP: 0 PA: 50
PB: 0
SB: 2
CS: 0

Los Angeles Dodgers @ Houston Astros

Astrodome, Houston, TX

Wed Sep 10 1980, 8:05 PM EDT

Att. 37,632 - Dome

livebaseballscorecards.com

BOTTOM

Batter	1	2	3	4	5	6	7	8	9	10	11	12	AB	R	H	RBI	BB	SO	LOB
Joe Morgan, L (1, 4) OBP: 0.362, SLG: 0.355	P1			4-3		FC6-5 S 1B		K		BB	1-2 2-3 3-H 1B		4	0	1	0	1	1	1
Dave Smith, R (11, 1)													0	0	0	0	0	0	0
Gary Woods, R (11, PH) OBP: 0.391, SLG: 0.455													1	0	1	1	0	0	0
Bert Roberge, R (12, 1)													0	0	0	0	0	0	0
Enos Cabell, R (1, 5) OBP: 0.305, SLG: 0.346	L5			4-3		FC6-5 CS 1-3		K		1-2 1B	3-Hf		6	0	1	0	0	1	5
Terry Puhl, L (1, 9) OBP: 0.356, SLG: 0.417	F9			F9		CS 1-2	3-1	L7		1-3 2-H 1B		6-3	6	0	1	0	0	0	1
Jose Cruz, L (1, 7) OBP: 0.375, SLG: 0.447		F7			1B 2B 1B		S 1B		F8	F3		HR	6	3	3	1	0	0	2
Cesar Cedeno, R (1, 8) OBP: 0.389, SLG: 0.492		K			S 1-3 2B 1B		1-H FC4-6 1B		1-3 1B		FC4-6 1B		5	1	4	1	0	1	0
Denny Walling, L (1, 3) OBP: 0.373, SLG: 0.400		4-3			F3 1-2		FC4-6 1-2f		1-3 1-2		FC4-6 1-2f 2B		5	1	0	0	0	0	5
Alan Ashby, S (1, 2) OBP: 0.307, SLG: 0.318			P6		L7-4 2-H 3-H 2B			IBB		IBB	BB 1-H 1B 2B		2	0	1	2	1	0	0
Jeffrey Leonard, R (9, PH) OBP: 0.275, SLG: 0.332													0	0	0	0	1	0	0
Luis Pujols, R (10, 2) OBP: 0.256, SLG: 0.246													0	0	0	0	0	0	0
Danny Heep, L (11, PH) OBP: 0.340, SLG: 0.376													1	0	1	1	0	0	0
Scott Loucks, R (11, PR) OBP: 0.333, SLG: 0.333													0	1	0	0	0	0	0
Bruce Bochty, R (12, 2) OBP: 0.357, SLG: 0.227													0	0	0	0	0	0	0
Craig Reynolds, L (1, 6) OBP: 0.259, SLG: 0.304		G3			L7-4 2-3		K		P6		BB 1B BB 9-2		3	0	0	0	0	1	3
Art Howe, R (9, PH) OBP: 0.351, SLG: 0.431													1	0	0	0	1	0	2
(10, 6)																			
Julio Gonzalez, R (11, PR) OBP: 0.140, SLG: 0.143													0	0	0	0	0	0	0
(12, 6)																			
Nolan Ryan, R (1, 1) OBP: 0.169, SLG: 0.127			6-3			F8		2B		4-3	1B 1-2 2-3 BB		2	0	0	0	0	0	0
Dave Bergman, L (8, PH) OBP: 0.347, SLG: 0.328													1	0	1	0	0	0	0
Joe Sambito, L (9, 1)													0	0	0	0	0	0	0
Rafael Landestoy, S (10, PH) OBP: 0.309, SLG: 0.335													1	0	0	0	1	0	0
(11, 4)																			
Inning Stats	R: 0 E: 0 K: 0 S: 3 H: 0 LOB: 0 BB: 0 P: 3	R: 0 E: 0 K: 1 S: 5 H: 0 LOB: 0 BB: 0 P: 5	R: 0 E: 0 K: 0 S: 3 H: 0 LOB: 0 BB: 0 P: 3	R: 0 E: 0 K: 0 S: 3 H: 0 LOB: 0 BB: 0 P: 3	R: 2 E: 0 K: 0 S: 5 H: 3 LOB: 0 BB: 0 P: 5	R: 0 E: 0 K: 0 S: 3 H: 1 LOB: 0 BB: 0 P: 3	R: 1 E: 1 K: 1 S: 7 H: 2 LOB: 2 BB: 1 P: 11	R: 0 E: 0 K: 2 S: 8 H: 1 LOB: 1 BB: 0 P: 8	R: 0 E: 0 K: 0 S: 4 H: 1 LOB: 2 BB: 1 P: 8	R: 0 E: 0 K: 0 S: 4 H: 2 LOB: 2 BB: 1 P: 8	R: 2 E: 0 K: 0 S: 5 H: 3 LOB: 2 BB: 2 P: 13	R: 1 E: 0 K: 0 S: 2 H: 1 LOB: 0 BB: 0 P: 2						

AB	44
R	6
H	14
RBI	6
BB	5
SO	4
LOB	19

PITCHER		IP	WLS	BF	H	R	ER	SO	BB	IBB	HBP	BLK	WP	HR	S	P	ERA	WHIP
Burt Hooton, R ERA: 3.14	(1, 1)	8.0		30	7	3	3	4	0	1	0	0	0	0	37	41	3.38	0.875
Steve Howe, L ERA: 1.62	(9, 1)	2.0		10	3	0	0	0	1	1	0	0	0	0	8	16	0.00	2.000
Don Stanhouse, R ERA: 5.66	(11, 1)	0.1		6	3	2	2	0	2	0	0	0	0	0	4	12	54.00	15.000
Rick Sutcliffe, R ERA: 5.7	(11, 1)	1.0	L	3	1	1	1	0	0	0	0	0	0	1	3	3	9.00	1.000

PITCHER	IP	WLS	BF	H	R	ER	SO	BB	IBB	HBP	BLK	WP	HR	S	P	ERA	WHIP

1B: 10	SF: 0	WP: 0	PA: 50
2B: 5	SAC: 0	PB: 0	
3B: 0	DP: 2	SB: 3	
HR: 1	HBP: 0	CS: 1	

Batter	1	2	3	4	5	6	7	8	9	AB	R	H	RBI	BB	SO	LOB
Max Venable, L (1, 8) OBP: 0.333, SLG: 0.310	0-0 9-6-3 1B		0-0 ① F9		0-0 2B 4-3 1B		0-0 ③ 4-3		SSS 0-3 ③ K	5	1	2	0	0	1	0
Larry Herndon, R (1, 9) OBP: 0.278, SLG: 0.381	0-0 ①② 9-6-3 1-2f		0-0 ② F9		0-0 4-3 1-3 2B			0-0 1B 3B		4	1	2	0	0	0	1
Darrell Evans, L (1, 5) OBP: 0.354, SLG: 0.401	0-0 1B 1B		BBBB 4-0 1B BB		0-0 ② 4-3 2-3 3-H			0-0 G3 2B 3-H 1B		3	1	2	2	1	0	1
Milt May, L (1, 2) OBP: 0.320, SLG: 0.394	0-0 1-3 1B		0-0 1-2 1B		0-0 ③ F8			0-0 ① G3 1-2		4	0	2	0	0	0	2
Terry Whitfield, L (1, 7) OBP: 0.345, SLG: 0.395	0-0 ③ 1-3		SSS 0-3 ③ K			0-0 G6-4-3 1B		0-0 2-H 2B		4	0	2	1	0	1	4
Rich Murray, R (1, 3) OBP: 0.281, SLG: 0.377		0-0 ① 6-3		SSS 0-3 ① K		0-0 ①② G6-4-3 1-2f		0-0 ② 5-3		4	0	0	0	0	1	2
Joe Pettini, R (1, 4) OBP: 0.317, SLG: 0.307		0-0 ② 5-3		0-0 CS 1B		0-0 ③ 5-3		0-0 ③ 5-3		3	0	1	0	0	0	0
Rennie Stennett, R (8, PH) OBP: 0.283, SLG: 0.304 (8, 4)										1	0	0	0	0	0	1
Johnnie LeMaster, R (1, 6) OBP: 0.258, SLG: 0.312		0-0 1B		0-0 ②③ F7 1-2			0-0 ① 6-3		0-0 ① 4-3	3	0	1	0	0	0	1
Joe Strain, R (9, PH) OBP: 0.328, SLG: 0.330										1	0	0	0	0	0	0
Ed Whitson, R (1, 1) OBP: 0.089, SLG: 0.073		SSS 0-3 ③ K			0-0 ① 4-3		0-0 ② F7		0-0 ② 4-3	2	0	0	0	0	1	1
Gary Lavelle, S (6, 1)										0	0	0	0	0	0	0
Bill North, S (7, PH) OBP: 0.371, SLG: 0.286										1	0	0	0	0	0	0
Al Holland, R (7, 1) OBP: 0.500, SLG: 0.750										0	0	0	0	0	0	0
Jim Wohlford, R (9, PH) OBP: 0.307, SLG: 0.352										1	0	0	0	0	0	0
Inning Stats	R: 0 E: 0 K: 0 S: 5 H: 3 LOB: 2 BB: 0 P: 5	R: 0 E: 0 K: 1 S: 6 H: 1 LOB: 1 BB: 0 P: 6	R: 0 E: 0 K: 1 S: 6 H: 1 LOB: 2 BB: 1 P: 10	R: 0 E: 0 K: 1 S: 5 H: 1 LOB: 0 BB: 0 P: 5	R: 1 E: 0 K: 0 S: 5 H: 2 LOB: 1 BB: 0 P: 5	R: 0 E: 0 K: 0 S: 3 H: 1 LOB: 0 BB: 0 P: 3	R: 0 E: 0 K: 0 S: 3 H: 0 LOB: 0 BB: 0 P: 3	R: 2 E: 0 K: 0 S: 6 H: 3 LOB: 1 BB: 0 P: 6	R: 0 E: 0 K: 1 S: 5 H: 0 LOB: 0 BB: 0 P: 5	1B: 9 2B: 3 3B: 1 HR: 0	SF: 0 SAC: 0 DP: 2 HBP: 0						

PITCHER		IP	WLS	BF	H	R	ER	SO	BB	IBB	HBP	BLK	WP	HR	S	P	ERA	WHIP
Joe Niekro, R ERA: 3.89	(1, 1)	7.1	W	32	12	3	3	3	1	0	0	0	0	0	37	41	3.68	1.773
Dave Smith, R ERA: 2.23	(8, 1)	1.2	S	5	0	0	0	1	0	0	0	0	0	0	7	7	0.00	0.000

PITCHER	IP	WLS	BF	H	R	ER	SO	BB	IBB	HBP	BLK	WP	HR	S	P	ERA	WHIP

TOP

San Francisco Giants @ Houston Astros

Astrodome, Houston, TX

Fri Sep 12 1980, 8:05 PM EDT

Att. 23,380 - Dome

livebaseballscorecards.com

AB	36
R	3
H	12
RBI	3
BB	1
SO	4
LOB	13

WP: 0 PB: 0 SB: 0 CS: 1 PA: 37

Batter	1	2	3	4	5	6	7	8	9	AB	R	H	RBI	BB	SO	LOB
Joe Morgan, L (1, 4) OBP: 0.361, SLG: 0.354	F9		F8		2-H 1B		F2			4	0	1	1	0	0	1
Rafael Landestoy, S (8, 4) OBP: 0.309, SLG: 0.335										0	0	0	0	0	0	0
Enos Cabell, R (1, 5) OBP: 0.305, SLG: 0.347	F7			6-3	4-3		2-H 1B 2B			4	1	1	1	0	0	1
Terry Puhl, L (1, 9) OBP: 0.355, SLG: 0.416	4-3			4-3		F7	2-H S 1B			4	0	1	1	0	0	0
Jose Cruz, L (1, 7) OBP: 0.376, SLG: 0.447		FC5-4 1B		F5		BB 1B	F8 1-2			4	0	2	0	0	0	1
Cesar Cedeno, R (1, 8) OBP: 0.386, SLG: 0.487		FC5-4 1-2f			L5	F2		F8		4	0	0	0	0	0	2
Denny Walling, L (1, 3) OBP: 0.375, SLG: 0.399		F7			3B 1B	B B B 1-2 BB		F8		3	1	1	0	1	0	1
Dave Bergman, L (9, 3)										0	0	0	0	0	0	0
Alan Ashby, S (1, 2) OBP: 0.308, SLG: 0.326	S S S K				1-H 1B 3B	5-3		6-3		2	1	1	1	0	1	1
Luis Pujols, R (6, PH) OBP: 0.254, SLG: 0.244										2	0	0	0	0	0	2
Craig Reynolds, L (1, 6) OBP: 0.263, SLG: 0.307			5-3		3-H SH5-4 1B		BLK SH1-4 2B 1B			3	2	2	1	0	0	0
Joe Niekro, R (1, 1) OBP: 0.324, SLG: 0.366			6-3		SH5-4 1-2		SH1-4 1-2			1	0	0	0	0	0	0
Dave Smith, R (8, 1)										0	0	0	0	0	0	0
Inning Stats	R: 0 E: 0 K: 0 S: 3 H: 0 LOB: 0 BB: 0 P: 3	R: 0 E: 0 K: 1 S: 6 H: 1 LOB: 1 BB: 0 P: 6	R: 0 E: 0 K: 0 S: 3 H: 0 LOB: 0 BB: 0 P: 3	R: 0 E: 0 K: 0 S: 3 H: 0 LOB: 0 BB: 0 P: 3	R: 3 E: 0 K: 0 S: 7 H: 4 LOB: 1 BB: 0 P: 7	R: 0 E: 0 K: 0 S: 4 H: 1 LOB: 2 BB: 1 P: 8	R: 2 E: 0 K: 0 S: 6 H: 3 LOB: 1 BB: 0 P: 6	R: 0 E: 0 K: 0 S: 3 H: 0 LOB: 0 BB: 0 P: 3		1B: 7 2B: 1 3B: 1 HR: 0	SF: 0 SAC: 2 DP: 0 HBP: 0					

PITCHER		IP	WLS	BF	H	R	ER	SO	BB	IBB	HBP	BLK	WP	HR	S	P	ERA	WHIP
Ed Whitson, R ERA: 3.1	(1, 1)	5.2	L	24	6	3	3	1	1	0	0	0	0	0	25	29	4.76	1.235
Gary Lavelle, L ERA: 3.18	(6, 1)	0.1		1	0	0	0	0	0	0	0	0	0	0	1	1	0.00	0.000
Al Holland, L ERA: 1.75	(7, 1)	2.0		9	3	2	2	0	0	0	0	1	0	0	9	9	9.00	1.500

PITCHER	IP	WLS	BF	H	R	ER	SO	BB	IBB	HBP	BLK	WP	HR	S	P	ERA	WHIP

BOTTOM

San Francisco Giants @ Houston Astros

Astrodome, Houston, TX

Fri Sep 12 1980, 8:05 PM EDT

Att. 23,380 - Dome

livebaseballscorecards.com

AB	31
R	5
H	9
RBI	5
BB	1
SO	1
LOB	9

Batter	1	2	3	4	5	6	7	8	9	AB	R	H	RBI	BB	SO	LOB
Max Venable, L (1, 8) OBP: 0.340, SLG: 0.318	5-3		6-3			G3 G3 1B 1-2 2-H		1B		4	0	2	1	0	0	0
Larry Herndon, R (1, 9) OBP: 0.280, SLG: 0.382	S 1B			G3-6-3 1B		G3 1-2 2-3		L5		4	0	2	0	0	0	3
Darrell Evans, L (1, 5) OBP: 0.352, SLG: 0.398	F5 1-2			G3-6-3 1-2f		G3 2-3 3-H		G3		4	0	0	1	0	0	4
Milt May, L (1, 2) OBP: 0.316, SLG: 0.389	G3			4-3		3-1			1-3	4	0	0	0	0	0	2
Terry Whitfield, L (1, 7) OBP: 0.344, SLG: 0.393		5-3			6-3		1B		4-3	4	0	1	0	0	0	0
Rich Murray, R (1, 3) OBP: 0.272, SLG: 0.364		6-3			L5		F9		6-3	4	0	0	0	0	0	1
Joe Pettini, R (1, 4) OBP: 0.310, SLG: 0.300		F9			6-3		F8			3	0	0	0	0	0	1
Johnnie LeMaster, R (1, 6) OBP: 0.259, SLG: 0.312			6-3			1B 1B 1B	1-3			3	1	1	0	0	0	1
Vida Blue, S (1, 1) OBP: 0.123, SLG: 0.097			F3			G3 1B G3 1-2		6-3		1	0	0	0	0	0	0
Bill North, S (6, PH) OBP: 0.372, SLG: 0.288										1	1	1	0	0	0	0
Tom Griffin, R (6, 1) OBP: 0.222, SLG: 0.556										0	0	0	0	0	0	0
Joe Strain, R (8, PH) OBP: 0.326, SLG: 0.328										1	0	0	0	0	0	0
Greg Minton, S (8, 1) OBP: 0.222, SLG: 0.125										0	0	0	0	0	0	0
Inning Stats	R: 0 E: 0 K: 0 S: 4 H: 1 LOB: 1 BB: 0 P: 4	R: 0 E: 0 K: 0 S: 3 H: 0 LOB: 0 BB: 0 P: 3	R: 0 E: 0 K: 0 S: 3 H: 0 LOB: 0 BB: 0 P: 3	R: 0 E: 0 K: 0 S: 3 H: 1 LOB: 0 BB: 0 P: 3	R: 0 E: 0 K: 0 S: 3 H: 0 LOB: 0 BB: 0 P: 3	R: 2 E: 0 K: 0 S: 6 H: 3 LOB: 1 BB: 0 P: 6	R: 0 E: 0 K: 0 S: 4 H: 1 LOB: 1 BB: 0 P: 4	R: 0 E: 0 K: 0 S: 4 H: 1 LOB: 1 BB: 0 P: 4	R: 0 E: 0 K: 0 S: 3 H: 0 LOB: 0 BB: 0 P: 3	1B: 7 2B: 0 3B: 0 HR: 0	SF: 0 SAC: 0 DP: 1 HBP: 0						

PITCHER	IP	WLS	BF	H	R	ER	SO	BB	IBB	HBP	BLK	WP	HR	S	P	ERA	WHIP
Ken Forsch, R (1, 1) ERA: 3.2	9.0	W	33	7	2	2	0	0	0	0	0	0	0	33	33	2.00	0.778

PITCHER	IP	WLS	BF	H	R	ER	SO	BB	IBB	HBP	BLK	WP	HR	S	P	ERA	WHIP

TOP

San Francisco Giants @ Houston Astros

Astrodome, Houston, TX

Sat Sep 13 1980, 8:05 PM EDT

Att. 32,526 - Dome

livebaseballscorecards.com

AB	33
R	2
H	7
RBI	2
BB	0
SO	0
LOB	12

WP: 0 PB: 0 SB: 1 CS: 0 PA: 33

Batter	1	2	3	4	5	6	7	8	9	AB	R	H	RBI	BB	SO	LOB
Joe Morgan, L (1, 4) OBP: 0.363, SLG: 0.361	4-3		2-H 2B		E3 6-3		1-3 2B			4	0	2	1	0	0	0
Craig Reynolds, L (8, 6) OBP: 0.263, SLG: 0.307										0	0	0	0	0	0	0
Enos Cabell, R (1, 5) OBP: 0.302, SLG: 0.344	6-3		F8		6-3 1-2		L6			4	0	0	0	0	0	4
Jose Cruz, L (1, 7) OBP: 0.375, SLG: 0.446	CS 1B			SSS K	1-3			4-3		4	0	1	0	0	1	1
Cesar Cedeno, R (1, 8) OBP: 0.387, SLG: 0.486	CS 1-2	5-3		1B 2B 1B		F2		BBB 4-0 CS BB		3	1	1	0	1	0	0
Art Howe, R (1, 3) OBP: 0.350, SLG: 0.429		6-3		2B 1B 1-2 1B		F7		F5 1-2		4	1	1	0	0	0	1
Dave Bergman, L (9, 3) OBP: 0.347, SLG: 0.328										0	0	0	0	0	0	0
Gary Woods, R (1, 9) OBP: 0.385, SLG: 0.480	SSS K		1B 1-3 2-H 2B			6-3				3	0	1	1	0	1	0
Luis Pujols, R (1, 2) OBP: 0.255, SLG: 0.245			6-3	G6-4-3 2-3 3-H 1B			5-3			3	0	1	1	0	0	0
Rafael Landestoy, S (1, 6) (8, 4) OBP: 0.310, SLG: 0.335			SH1-4 2B 1B	G6-4-3 1-2f			F6			3	1	1	0	0	0	2
Ken Forsch, R (1, 1) OBP: 0.257, SLG: 0.290			SH1-4 1-2		SSS K		2B 1B			2	0	1	0	0	1	0
Inning Stats	R: 0 E: 0 K: 0 S: 3 H: 1 LOB: 0 BB: 0 P: 3	R: 0 E: 0 K: 1 S: 5 H: 0 LOB: 0 BB: 0 P: 5	R: 1 E: 0 K: 0 S: 5 H: 2 LOB: 1 BB: 0 P: 5	R: 2 E: 0 K: 1 S: 8 H: 4 LOB: 1 BB: 0 P: 8	R: 0 E: 1 K: 1 S: 6 H: 0 LOB: 1 BB: 0 P: 6	R: 0 E: 0 K: 0 S: 3 H: 0 LOB: 0 BB: 0 P: 3	R: 0 E: 0 K: 0 S: 5 H: 2 LOB: 2 BB: 0 P: 5	R: 0 E: 0 K: 0 S: 2 H: 0 LOB: 0 BB: 1 P: 6		1B: 6 2B: 3 3B: 0 HR: 0	SF: 0 SAC: 1 DP: 1 HBP: 0					

PITCHER	IP	WLS	BF	H	R	ER	SO	BB	IBB	HBP	BLK	WP	HR	S	P	ERA	WHIP
Vida Blue, L (1, 1) ERA: 2.97	5.0	L	21	7	3	3	3	0	0	0	0	0	0	27	27	5.40	1.400
Tom Griffin, R (6, 1) ERA: 3.01	2.0		8	2	0	0	0	0	0	0	0	0	0	8	8	0.00	1.000
Greg Minton, R (8, 1) ERA: 2.4	1.0		3	0	0	0	0	1	0	0	0	0	0	2	6	0.00	1.000

PITCHER	IP	WLS	BF	H	R	ER	SO	BB	IBB	HBP	BLK	WP	HR	S	P	ERA	WHIP

BOTTOM

San Francisco Giants @ Houston Astros

Astrodome, Houston, TX

Sat Sep 13 1980, 8:05 PM EDT

Att. 32,526 - Dome

livebaseballscorecards.com

AB	30
R	3
H	9
RBI	3
BB	1
SO	3
LOB	8

1B: 6 2B: 3 3B: 0 HR: 0 | SF: 0 SAC: 1 DP: 1 HBP: 0

WP: 0 PB: 0 SB: 0 CS: 2 | PA: 33

Batter	1	2	3	4	5	6	7	8	9	AB	R	H	RBI	BB	SO	LOB
Max Venable, L (1, 8) OBP: 0.343, SLG: 0.323	G3 S 1B		4-3		F9		G3		1B	5	0	2	0	0	0	1
Larry Herndon, R (1, 9) OBP: 0.279, SLG: 0.380	K 1-2		G3			FC5-4 1B 1B	4-3		F8	5	1	1	0	0	1	2
Darrell Evans, L (1, 5) OBP: 0.355, SLG: 0.398	G3 BB			4-3 BB		F6		G3-6-3 1B		2	0	1	0	2	0	1
Milt May, L (1, 2) OBP: 0.316, SLG: 0.387	G3 1-2 2-3			4-3 1-2		FC5-4 1-2 1B		G3-6-3 1-2f		4	0	1	0	0	0	4
Terry Whitfield, L (1, 7) OBP: 0.343, SLG: 0.402	1-3			6-3		FC5-4 1B 1-2f 2-3		HR		4	2	1	1	0	0	5
Rich Murray, R (1, 3) OBP: 0.271, SLG: 0.361 Mike Rowland, R (8, 1)		F8		K		1B 1-2 3-H		5-3		4	0	1	1	0	1	1
										0	0	0	0	0	0	0
Rennie Stennett, R (1, 4) OBP: 0.285, SLG: 0.306		6-3			4-3	1B 1-2 2-H			1B WP G6-4-3	4	1	2	1	0	0	0
Johnnie LeMaster, R (1, 6) OBP: 0.260, SLG: 0.312 Jim Wohlford, R (6, PH) OBP: 0.306, SLG: 0.349 Al Holland, R (6, 1) OBP: 0.500, SLG: 0.750 Mike Ivie, R (8, 3) OBP: 0.288, SLG: 0.346		K			FC3-6 BB	4-3			G6-4-3 1-3 1B	1	0	0	0	1	1	0
										1	0	0	0	0	0	2
										0	0	0	0	0	0	0
										1	0	1	0	0	0	0
John Montefusco, R (1, 1) OBP: 0.094, SLG: 0.033 Gary Lavelle, S (2, 1) Joe Strain, R (5, PH) OBP: 0.325, SLG: 0.326 Philip Nastu, L (5, 1) Joe Pettini, R (6, 6) OBP: 0.308, SLG: 0.298 Bill North, S (9, PH) OBP: 0.371, SLG: 0.287			5-3		FC3-6 1-2f		K		G6-4-3 1-2f 3-H	0	0	0	0	0	0	0
										1	0	0	0	0	0	0
										1	0	0	0	0	0	1
										0	0	0	0	0	0	0
										1	0	0	0	0	1	0
										1	0	0	0	0	0	1
Inning Stats	R: 0 E: 0 K: 1 S: 6 H: 1 LOB: 2 BB: 1 P: 10	R: 0 E: 0 K: 1 S: 5 H: 0 LOB: 0 BB: 0 P: 5	R: 0 E: 0 K: 0 S: 3 H: 0 LOB: 0 BB: 0 P: 3	R: 0 E: 0 K: 1 S: 5 H: 0 LOB: 1 BB: 1 P: 9	R: 0 E: 0 K: 0 S: 3 H: 0 LOB: 1 BB: 1 P: 7	R: 2 E: 0 K: 0 S: 7 H: 4 LOB: 2 BB: 0 P: 7	R: 0 E: 0 K: 1 S: 5 H: 0 LOB: 0 BB: 0 P: 5	R: 1 E: 0 K: 0 S: 4 H: 2 LOB: 0 BB: 0 P: 4	R: 1 E: 0 K: 0 S: 5 H: 3 LOB: 1 BB: 0 P: 5	1B: 9 2B: 0 3B: 0 HR: 1 SF: 0 SAC: 0 DP: 2 HBP: 0							

PITCHER		IP	WLS	BF	H	R	ER	SO	BB	IBB	HBP	BLK	WP	HR	S	P	ERA	WHIP
Joaquin Andujar, R ERA: 3.71	(1, 1)	8.0	W	35	9	4	4	4	3	0	0	0	1	1	40	52	4.50	1.500
Joe Sambito, L ERA: 2.21	(9, 1)	1.0	S	3	1	0	0	0	0	0	0	0	0	0	3	3	0.00	1.000

PITCHER	IP	WLS	BF	H	R	ER	SO	BB	IBB	HBP	BLK	WP	HR	S	P	ERA	WHIP

San Francisco Giants @ Houston Astros

Astrodome, Houston, TX

Sun Sep 14 1980, 8:05 PM EDT

Att. 18,471 - Dome

TOP

livebaseballscorecards.com

AB	35
R	4
H	10
RBI	3
BB	3
SO	4
LOB	18

1B: 9	SF: 0	WP: 1	PA: 38
2B: 0	SAC: 0	PB: 0	
3B: 0	DP: 2	SB: 1	
HR: 1	HBP: 0	CS: 0	

BOTTOM

San Francisco Giants @ Houston Astros

Astrodome, Houston, TX

Sun Sep 14 1980, 8:05 PM EDT

Att. 18,471 - Dome

livebaseballscorecards.com

Batter	1	2	3	4	5	6	7	8	9	AB	R	H	RBI	BB	SO	LOB
Joe Morgan, L (1, 4) OBP: 0.364, SLG: 0.362	3-1	1B 1B 3-H		1B		F9		F7		4	0	2	1	0	0	0
Rafael Landestoy, S (8, 4) OBP: 0.309, SLG: 0.334										1	0	0	0	0	0	0
Enos Cabell, R (1, 5) OBP: 0.301, SLG: 0.343	K SSS	1B 1-2		F7		F2		F8		5	0	1	0	0	1	1
Terry Puhl, L (1, 9) OBP: 0.356, SLG: 0.423	5-3	G3			E4 3B		3-1 1B 2B			4	2	2	0	0	0	2
Jose Cruz, L (1, 7) OBP: 0.376, SLG: 0.446		S 1B 1B	4-3 S 1B		4-1		3-1 2-3			4	1	2	0	0	0	1
Cesar Cedeno, R (1, 8) OBP: 0.390, SLG: 0.487		1B 1B 1B 1-2 BB BBBB	K SSS 1-2		1B 1B		1B 3-H 1B			3	1	2	1	1	1	1
Denny Walling, L (1, 3) OBP: 0.377, SLG: 0.401		1B 1-3 2-H 1B	4-3 2-3		F8		FC6-4 1-2 1B			4	1	2	1	0	0	2
Dave Bergman, L (8, 3) OBP: 0.347, SLG: 0.328										0	0	0	0	0	0	0
Alan Ashby, S (1, 2) OBP: 0.310, SLG: 0.328		G6-4-3 1B 1B 2-H 3-H 1B	5-3		1-2 1B		F6			4	1	2	2	0	0	3
Craig Reynolds, L (1, 6) OBP: 0.263, SLG: 0.307		G6-4-3 1-2 1B		K SSS	4-3		FC6-4 1-2f			4	0	1	0	0	1	4
Joaquin Andujar, S (1, 1) OBP: 0.222, SLG: 0.385		G6-4-3 1-2f 2-3		K SSS		K SSS		4-3		4	0	0	0	0	2	2
Joe Sambito, L (9, 1)										0	0	0	0	0	0	0
Inning Stats	R: 0 E: 0 K: 1 S: 5 H: 0 LOB: 0 BB: 0 P: 5	R: 4 E: 0 K: 0 S: 8 H: 6 LOB: 2 BB: 1 P: 12	R: 0 E: 0 K: 1 S: 6 H: 1 LOB: 1 BB: 0 P: 6	R: 0 E: 0 K: 2 S: 8 H: 1 LOB: 1 BB: 0 P: 8	R: 1 E: 1 K: 0 S: 6 H: 3 LOB: 2 BB: 0 P: 6	R: 0 E: 0 K: 1 S: 5 H: 0 LOB: 0 BB: 0 P: 5	R: 1 E: 0 K: 0 S: 6 H: 3 LOB: 2 BB: 0 P: 6	R: 0 E: 0 K: 0 S: 3 H: 0 LOB: 0 BB: 0 P: 3		1B: 12 2B: 1 3B: 1 HR: 0 SF: 0 SAC: 0 DP: 1 HBP: 0						

	AB	37
	R	6
	H	14
	RBI	5
	BB	1
	SO	5
	LOB	16

WP: 0 PB: 0 SB: 2 CS: 0 PA: 38

PITCHER		IP	WLS	BF	H	R	ER	SO	BB	IBB	HBP	BLK	WP	HR	S	P	ERA	WHIP
John Montefusco, R ERA: 4.37	(1, 1)	1.2	L	10	5	4	4	1	1	0	0	0	0	0	11	15	21.60	3.600
Gary Lavelle, L ERA: 3.09	(2, 1)	2.1		10	3	0	0	3	0	0	0	0	0	0	16	16	0.00	1.286
Philip Nastu, L ERA: 8.31	(5, 1)	1.0		6	3	1	1	0	0	0	0	0	0	0	6	6	9.00	3.000
Al Holland, L ERA: 1.82	(6, 1)	2.0		9	3	1	1	1	0	0	0	0	0	0	11	11	4.50	1.500
Mike Rowland, R ERA: 1.93	(8, 1)	1.0		3	0	0	0	0	0	0	0	0	0	0	3	3	0.00	0.000

PITCHER	IP	WLS	BF	H	R	ER	SO	BB	IBB	HBP	BLK	WP	HR	S	P	ERA	WHIP

Batter	1	2	3	4	5	6	7	8	9	AB	R	H	RBI	BB	SO	LOB
Gene Richards, L (1, 7) OBP: 0.365, SLG: 0.383	4-3		FC7-6 1B	1-H 2-H 2B			BBB 4-0 FC4-6 E 1B BB		4-3	4	1	2	2	1	0	0
Ozzie Smith, S (1, 6) OBP: 0.323, SLG: 0.279	F8		FC7-6 S 1-2f 1B	SSS 0-3 K			0-0 E3 FC4-6 1-2		S 1B 1B	5	2	1	0	0	1	3
Jerry Mumphrey, S (1, 8) OBP: 0.347, SLG: 0.369	E5 1B		1-H 1B		4-3		FC4-6 1B 1-2f 2-3		S 1-H 1B	5	0	3	2	0	0	2
Randy Bass, L (1, 3) OBP: 0.360, SLG: 0.545 Broderick Perkins, L (7, PR) OBP: 0.508, SLG: 0.638 (7, 3)	BBBB 4-0 FC4-6 BB		F7		SSS K		1-3 3-H 1B		F5 1-2	3 1	0 0	1 0	1 0	1 0	1 0	1 1
Dave Winfield, R (1, 9) OBP: 0.360, SLG: 0.447	FC4-6 1-2f			1-3	4-3		5-3		SSS K	5	0	0	0	0	1	5
Bill Fahey, L (1, 2) OBP: 0.289, SLG: 0.256		F7		1B 1B 1B		4-3		4-3		4	1	1	0	0	0	0
Luis Salazar, R (1, 5) OBP: 0.406, SLG: 0.449		F9		FC1-5 1B 1-2 1B		F9		4-3		4	0	1	0	0	0	0
Tim Flannery, L (1, 4) OBP: 0.290, SLG: 0.291		F9		FC1-5 1-2 2-H 2B 1B		SSS K		2B		4	1	2	1	0	1	0
Bob Shirley, R (1, 1) OBP: 0.148, SLG: 0.042			SSS K	FC1-5 1-2 2-3f 2B			4-3	6-3		4	1	0	0	0	1	3

Inning Stats																						
	R: 0	H: 1	R: 0	H: 0	R: 1	H: 2	R: 3	H: 4	R: 0	H: 0	R: 0	H: 0	R: 1	H: 1	R: 0	H: 1	R: 1	H: 2	1B: 9	SF: 0	WP: 0	PA: 41
	E: 1	LOB: 2	E: 0	LOB: 0	E: 0	LOB: 1	E: 0	LOB: 1	E: 0	LOB: 0	E: 0	LOB: 0	E: 1	LOB: 2	E: 0	LOB: 1	E: 0	LOB: 1	2B: 2	SAC: 0	PB: 0	
	K: 0	BB: 1	K: 0	BB: 0	K: 1	BB: 0	K: 1	BB: 0	K: 1	BB: 0	K: 1	BB: 0	K: 0	BB: 1	K: 0	BB: 0	K: 1	BB: 0	3B: 0	DP: 0	SB: 3	
	S: 4	P: 8	S: 3	P: 3	S: 7	P: 7	S: 9	P: 9	S: 5	P: 5	S: 5	P: 5	S: 5	P: 9	S: 4	P: 4	S: 7	P: 7	HR: 0	HBP: 0	CS: 0	

PITCHER		IP	WLS	BF	H	R	ER	SO	BB	IBB	HBP	BLK	WP	HR	S	P	ERA	WHIP
Nolan Ryan, R ERA: 3.39	(1, 1)	6.0	L	26	7	4	4	4	1	0	0	0	0	0	33	37	6.00	1.333
Randy Niemann, L ERA: 5.33	(7, 1)	0.2		5	1	1	0	0	1	0	0	0	0	0	4	8	0.00	3.000
Gordie Pladson, R ERA: 4.46	(7, 1)	0.1		1	0	0	0	0	0	0	0	0	0	0	1	1	0.00	0.000
Bert Roberge, R ERA: 4.03	(8, 1)	2.0		9	3	1	1	1	0	0	0	0	0	0	11	11	4.50	1.500

PITCHER	IP	WLS	BF	H	R	ER	SO	BB	IBB	HBP	BLK	WP	HR	S	P	ERA	WHIP

TOP

San Diego Padres @ Houston Astros

Astrodome, Houston, TX

Mon Sep 15 1980, 8:05 PM EDT

Att. 9,578 - Dome

livebaseballscorecards.com

AB	39
R	6
H	11
RBI	6
BB	2
SO	5
LOB	15

San Diego Padres @ Houston Astros

Astrodome, Houston, TX

Mon Sep 15 1980, 8:05 PM EDT

Att. 9,578 - Dome

livebaseballscorecards.com

BOTTOM

Batter	1	2	3	4	5	6	7	8	9	AB	R	H	RBI	BB	SO	LOB
Joe Morgan, L (1, 4) OBP: 0.365, SLG: 0.367	S S S 0-3 K ①		x 0-0 2B 3B		B B B B 4-0 BB			x 0-0 G3 ①		3	1	1	0	1	1	0
Enos Cabell, R (1, 5) OBP: 0.303, SLG: 0.345	B B B B 4-0 BB 1B BB		x 0-0 3-H 2B ②		x 0-0 F4 ③			x 0-0 F9 ②		3	1	1	1	1	0	1
Jose Cruz, L (1, 7) OBP: 0.374, SLG: 0.443	x 0-0 F7 ②		x 0-0 G3 ③			x 0-0 G3 ①		x 0-0 F9 ③		4	0	0	0	0	0	1
Cesar Cedeno, R (1, 8) OBP: 0.389, SLG: 0.484	B B B B 4-0 1B 1-2 BB			S S S 0-3 K ①		x 0-0 F4 ②			x 0-0 F5 ①	3	0	0	0	1	1	0
Art Howe, R (1, 3) OBP: 0.352, SLG: 0.430	x 0-0 1-3 2-H 1B ③			x 0-0 4-3 ②		x 0-0 1B			x 0-0 6-3 ②	4	0	2	1	0	0	0
Gary Woods, R (1, 9) OBP: 0.400, SLG: 0.621		x 0-0 F9 ①		x 0-0 2B		x 0-0 F7 ③			x 0-0 HR	4	1	2	1	0	0	1
Luis Pujols, R (1, 2) OBP: 0.250, SLG: 0.240		S S S 0-3 K ②		S S S 0-3 K ③			x 0-0 F9 ①		x 0-0 4-3 ③	4	0	0	0	0	2	1
Rafael Landestoy, S (1, 6) OBP: 0.307, SLG: 0.332		x 0-0 6-3 ③			x 0-0 F4 ①		x 0-0 F6 ②			3	0	0	0	0	0	0
Nolan Ryan, R (1, 1) OBP: 0.164, SLG: 0.123			x 0-0 6-3 ①		x 0-0 6-3 ②		S S S 0-3 K ③			2	0	0	0	0	0	0
Randy Niemann, L (7, 1) OBP: 0.250, SLG: 0.250										0	0	0	0	0	0	0
Gordie Pladson, R (7, 1)										0	0	0	0	0	0	0
Alan Knicely, R (7, PH)										1	0	0	0	0	1	0
Bert Roberge, R (8, 1)										0	0	0	0	0	0	0
Inning Stats	R: 1 E: 0 K: 1 S: 5 H: 1 LOB: 2 BB: 2 P: 13	R: 0 E: 0 K: 1 S: 5 H: 0 LOB: 0 BB: 0 P: 5	R: 1 E: 0 K: 0 S: 4 H: 2 LOB: 0 BB: 0 P: 4	R: 0 E: 0 K: 2 S: 8 H: 1 LOB: 1 BB: 0 P: 8	R: 0 E: 0 K: 0 S: 3 H: 0 LOB: 1 BB: 1 P: 7	R: 0 E: 0 K: 0 S: 4 H: 1 LOB: 1 BB: 0 P: 4	R: 0 E: 0 K: 1 S: 5 H: 0 LOB: 0 BB: 0 P: 5	R: 0 E: 0 K: 0 S: 3 H: 0 LOB: 0 BB: 0 P: 3	R: 1 E: 0 K: 0 S: 4 H: 1 LOB: 0 BB: 0 P: 4	1B: 2 2B: 2 3B: 1 HR: 1	SF: 0 SAC: 0 DP: 0 HBP: 0					

	AB	31
	R	3
	H	6
	RBI	3
	BB	3
	SO	5
	LOB	4

WP: 0 PB: 0 SB: 0 CS: 0 PA: 34

PITCHER		IP	WLS	BF	H	R	ER	SO	BB	IBB	HBP	BLK	WP	HR	S	P	ERA	WHIP
Bob Shirley, L ERA: 3.6	(1, 1)	9.0	W	34	6	3	3	5	3	0	0	0	0	1	41	53	3.00	1.000

PITCHER	IP	WLS	BF	H	R	ER	SO	BB	IBB	HBP	BLK	WP	HR	S	P	ERA	WHIP

Batter	1	2	3	4	5	6	7	8	9	AB	R	H	RBI	BB	SO	LOB
Gene Richards, L (1, 7) OBP: 0.366, SLG: 0.384	0-0 1B 1B 1B	0-0 6-3 ①		0-0 G3-6-4 ①② 1-2f 2-3			0-0 SH1-3 2B 1B		0-0 F7 ①	5	2	2	0	0	0	2
Ozzie Smith, S (1, 6) OBP: 0.323, SLG: 0.279	0-0 SSS 1B 1-3 1B 1B	0-3 K ②		0-0 6-3 ③			0-0 SH1-3 ① 1-2		0-0 4-3 ②	4	1	1	0	0	1	1
Jerry Mumphrey, S (1, 8) OBP: 0.349, SLG: 0.374	0-0 1B S 1B 1-3 3-H 1B	0-0 1B			0-0 F7 ①		0-0 2-H 2B		0-3 SSS K ③	5	1	3	2	0	1	0
Randy Bass, L (1, 3) OBP: 0.393, SLG: 0.560 Dave Winfield, R (7, PH) OBP: 0.361, SLG: 0.447 (7, 9)	0-0 FC6-4 1B 1-3 3-H 1B	0-0 G3 ③			0-0 E 7-2 1B		4-0 IBB			3 0	0 0	2 0	1 0	0 1	0 0	1 0
Broderick Perkins, L (1, 9) OBP: 0.515, SLG: 0.656 Gene Tenace, R (7, PH) OBP: 0.394, SLG: 0.411 (7, 3)	0-0 FC6-4 1-2 3-H 1B		0-0 4-3 CS 2B		0-0 E6 1-3		0-0 F3 ②			3 1	0 0	2 0	1 0	0 0	0 0	1 2
Luis Salazar, R (1, 5) OBP: 0.391, SLG: 0.431	0-0 FC6-4 ① FC5 S 1-2f 2-3		0-0 4-3 ① 2-3		0-0 7-2 ②③ 3-Hf		0-0 F6 ③			4	0	0	0	0	0	7
Bill Fahey, L (1, 2) OBP: 0.284, SLG: 0.251	0-0 3-1 ② 1-2		0-0 F4 ②③ 3-H			0-0 3-1 ①		0-0 F9 ①		4	0	0	0	0	0	3
Tim Flannery, L (1, 4) OBP: 0.297, SLG: 0.296	4-0 IBB			0-0 G3-6-4 SH 1B		0-0 ② 1B		0-3 SSS K ②		3	0	2	0	1	1	0
John Curtis, L (1, 1) OBP: 0.193, SLG: 0.182 Rollie Fingers, R (8, 1) OBP: 0.235, SLG: 0.412	0-0 FC5 ③ 2-3f			0-0 SH G3-6-4 1-2		0-0 6-3 ③		0-3 SSS K ③		3 0	0 0	0 0	0 0	0 0	1 0	3 0
Inning Stats	R: 3 E: 0 K: 0 S: 8 H: 5 LOB: 3 BB: 1 P: 12	R: 0 E: 0 K: 1 S: 6 H: 1 LOB: 1 BB: 0 P: 6	R: 0 E: 0 K: 0 S: 3 H: 1 LOB: 1 BB: 0 P: 3	R: 0 E: 0 K: 0 S: 4 H: 1 LOB: 1 BB: 0 P: 4	R: 0 E: 1 K: 0 S: 4 H: 1 LOB: 1 BB: 0 P: 4	R: 0 E: 0 K: 0 S: 3 H: 1 LOB: 0 BB: 0 P: 3	R: 1 E: 0 K: 0 S: 5 H: 2 LOB: 2 BB: 1 P: 9	R: 0 E: 0 K: 2 S: 7 H: 0 LOB: 0 BB: 0 P: 7	R: 0 E: 0 K: 1 S: 5 H: 0 LOB: 0 BB: 0 P: 5	1B: 10 2B: 3 3B: 0 HR: 0	SF: 0 SAC: 2 DP: 2 HBP: 0						

PITCHER	IP	WLS	BF	H	R	ER	SO	BB	IBB	HBP	BLK	WP	HR	S	P	ERA	WHIP
Vern Ruhle, R (1, 1) ERA: 2.69	6.1	L	30	12	4	4	1	0	1	0	0	0	0	31	35	5.68	1.895
Joe Sambito, L (7, 1) ERA: 2.17	1.2		6	0	0	0	2	0	1	0	0	0	0	9	13	0.00	0.000
Dave Smith, R (9, 1) ERA: 2.21	1.0		3	0	0	0	1	0	0	0	0	0	0	5	5	0.00	0.000

PITCHER	IP	WLS	BF	H	R	ER	SO	BB	IBB	HBP	BLK	WP	HR	S	P	ERA	WHIP

San Diego Padres @ Houston Astros

Astrodome, Houston, TX

Tue Sep 16 1980, 8:05 PM EDT

Att. 20,383 - Dome

TOP

livebaseballscorecards.com

AB	35
R	4
H	12
RBI	4
BB	2
SO	4
LOB	20

1B: 10	SF: 0	WP: 0	PA: 39
2B: 3	SAC: 2	PB: 0	
3B: 0	DP: 2	SB: 2	
HR: 0	HBP: 0	CS: 1	

San Diego Padres @ Houston Astros

Astrodome, Houston, TX

Tue Sep 16 1980, 8:05 PM EDT

Att. 20,383 - Dome

livebaseballscorecards.com

BOTTOM

Batter	1	2	3	4	5	6	7	8	9	AB	R	H	RBI	BB	SO	LOB
Rafael Landestoy, S (1, 4) OBP: 0.308, SLG: 0.336	6-3	1-H 2-H 2B			E S 1B		F8			4	0	2	2	0	0	0
Enos Cabell, R (1, 5) OBP: 0.304, SLG: 0.346	4-3 1B	1-3			6-3 1-3			4-3 1B		4	0	2	0	0	0	2
Jose Cruz, L (1, 7) OBP: 0.371, SLG: 0.440	4-3 1-2		S S S K		5-3			F8		4	0	0	0	0	1	3
Cesar Cedeno, R (1, 8) OBP: 0.391, SLG: 0.486 Jeffrey Leonard, R (6, PR) OBP: 0.274, SLG: 0.330 (7, 8)	B B B B BB		4-3			4-3 E 2B		4-3 1-2		2 1	0 1	1 1	0 0	1 0	0 0	0 1
Art Howe, R (1, 3) OBP: 0.348, SLG: 0.425 Denny Walling, L (8, PH) OBP: 0.379, SLG: 0.401 (9, 3)	6-3		5-3			4-3 2-3		B B B B BB		3 0	0 0	0 0	0 0	0 1	0 0	3 0
Gary Woods, R (1, 9) OBP: 0.394, SLG: 0.594 Joe Sambito, L (7, 1) Joe Morgan, L (8, PH) OBP: 0.364, SLG: 0.366 Dave Smith, R (9, 1)		L5		F9		E8 L6-4 3-H 1B		F8		3 0 1	0 0 0	1 0 0	1 0 0	0 0 0	0 0 0	0 0 2
Luis Pujols, R (1, 2) OBP: 0.247, SLG: 0.237 Dave Bergman, L (9, PH) OBP: 0.342, SLG: 0.323		6-3		6-3		L6-4 2-3			5-3	3 1	0 0	0 0	0 0	0 0	0 0	1 0
Craig Reynolds, L (1, 6) OBP: 0.261, SLG: 0.305 Julio Gonzalez, R (7, PH) OBP: 0.137, SLG: 0.140 (8, 6) Danny Heep, L (9, PH) OBP: 0.337, SLG: 0.372		E6 BB 2B		F7			F8		L3	2 1 1	1 0 0	0 0 0	0 0 0	0 0 0	0 0 0	0 0 0
Vern Ruhle, R (1, 1) OBP: 0.357, SLG: 0.368 Scott Loucks, R (7, 9) OBP: 0.333, SLG: 0.333 Terry Puhl, L (7, PH) OBP: 0.355, SLG: 0.421 (8, 9)		B B B B 1-2 2B BB			S S S K		F7		6-3	1 0 2	1 0 0	0 0 0	0 0 0	1 0 0	1 0 0	0 0 0
Inning Stats	R: 0 E: 0 K: 0 S: 4 H: 1 LOB: 2 BB: 1 P: 8	R: 2 E: 1 K: 0 S: 5 H: 1 LOB: 1 BB: 1 P: 9	R: 0 E: 0 K: 1 S: 5 H: 0 LOB: 0 BB: 0 P: 5	R: 0 E: 0 K: 0 S: 3 H: 0 LOB: 0 BB: 0 P: 3	R: 0 E: 1 K: 1 S: 6 H: 1 LOB: 1 BB: 0 P: 6	R: 1 E: 1 K: 0 S: 4 H: 2 LOB: 1 BB: 0 P: 4	R: 0 E: 0 K: 0 S: 3 H: 0 LOB: 0 BB: 0 P: 3	R: 0 E: 0 K: 0 S: 4 H: 1 LOB: 2 BB: 1 P: 8	R: 0 E: 0 K: 0 S: 3 H: 0 LOB: 0 BB: 0 P: 3	1B: 4 2B: 3 3B: 0 HR: 0 SF: 0 SAC: 0 DP: 1 HBP: 0						

	AB	33
	R	3
	H	6
	RBI	3
	BB	3
	SO	2
	LOB	12

WP: 0 PB: 0 SB: 1 CS: 0 PA: 36

PITCHER		IP	WLS	BF	H	R	ER	SO	BB	IBB	HBP	BLK	WP	HR	S	P	ERA	WHIP
John Curtis, L ERA: 3.57	(1, 1)	7.2	W	31	6	3	1	2	2	0	0	0	0	0	33	41	1.17	1.043
Rollie Fingers, R ERA: 2.85	(8, 1)	1.1	S	5	0	0	0	0	1	0	0	0	0	0	4	8	0.00	0.750

PITCHER	IP	WLS	BF	H	R	ER	SO	BB	IBB	HBP	BLK	WP	HR	S	P	ERA	WHIP

Houston Astros @ Cincinnati Reds

Riverfront Stadium, Cincinnati, OH

Wed Sep 17 1980, 7:05 PM EDT

Att. 25,092 - Unknown

TOP

livebaseballscorecards.com

Batter	1	2	3	4	5	6	7	8	9	AB	R	H	RBI	BB	SO	LOB
Joe Morgan, L (1, 4) OBP: 0.365, SLG: 0.365	B B B B 4-0 S BB		x 0-0 ② F9		x 0-0 ③ F7		x 0-0 1-2 2-3 1B		x 0-0 ③ F5	4	0	1	0	1	0	0
Enos Cabell, R (1, 5) OBP: 0.302, SLG: 0.343	x 0-0 ① F8 1-2		x 0-0 ③ L9			x 0-0 ① 5-3	x 0-0 ③ P6			4	0	0	0	0	0	4
Terry Puhl, L (1, 9) OBP: 0.354, SLG: 0.419	S S S 0-3 ② K			x 0-0 ① 6-3		x 0-0 BLK 1B		x 0-0 ① 4-3		4	0	1	0	0	1	1
Jose Cruz, L (1, 7) OBP: 0.372, SLG: 0.439	B B B B 4-0 BB			x 0-0 E 1B		S S S 0-3 ② K 1-2		x 0-0 ② P6		3	0	1	0	1	1	1
Cesar Cedeno, R (1, 8) OBP: 0.389, SLG: 0.484	S S S 0-3 ③ K			x 0-0 E4 1-2		x 0-0 ③ F5		x 0-0 BB 1B		4	0	1	0	0	1	4
Denny Walling, L (1, 3) OBP: 0.380, SLG: 0.398		x 0-0 ① F5		x 0-0 ② F7			B B B B 4-0 1B 1B BB	B B B B 4-0 1-2 BB		2	0	0	0	2	0	2
Alan Ashby, S (1, 2) OBP: 0.307, SLG: 0.324		x 0-0 ② 6-3		x 0-0 ③ G3			S S S 0-3 ① K	x 0-0 ③ G3		4	0	0	0	0	1	5
Craig Reynolds, L (1, 6) OBP: 0.261, SLG: 0.304		S S S 0-3 ③ K			x 0-0 ① F8		x 0-0 1-2 1B 1B		x 0-0 ① G3	4	0	1	0	0	1	0
Joe Niekro, R (1, 1) OBP: 0.320, SLG: 0.361			x 0-0 ① 5-3		S S S 0-3 ② K		S S S 0-3 ② K		x 0-0 ② L1	1	0	0	0	0	0	0
Dave Bergman, L (5, PH) OBP: 0.338, SLG: 0.318										1	0	0	0	0	1	0
Randy Niemann, L (5, 1) OBP: 0.250, SLG: 0.250										0	0	0	0	0	0	0
Danny Heep, L (7, PH) OBP: 0.333, SLG: 0.368										1	0	0	0	0	1	2
Bert Roberge, R (7, 1)										0	0	0	0	0	0	0
Gordie Pladson, R (8, 1)										0	0	0	0	0	0	0
Rafael Landestoy, S (9, PH) OBP: 0.308, SLG: 0.335										1	0	0	0	0	0	0
Inning Stats	R: 0 E: 0 K: 2 S: 7 H: 0 LOB: 2 BB: 2 P: 15	R: 0 E: 0 K: 1 S: 5 H: 0 LOB: 0 BB: 0 P: 5	R: 0 E: 0 K: 0 S: 3 H: 0 LOB: 0 BB: 0 P: 3	R: 0 E: 1 K: 0 S: 5 H: 1 LOB: 2 BB: 0 P: 5	R: 0 E: 0 K: 1 S: 5 H: 0 LOB: 0 BB: 0 P: 5	R: 0 E: 0 K: 1 S: 6 H: 1 LOB: 1 BB: 0 P: 6	R: 0 E: 0 K: 2 S: 9 H: 2 LOB: 3 BB: 1 P: 13	R: 0 E: 0 K: 0 S: 4 H: 1 LOB: 2 BB: 1 P: 8	R: 0 E: 0 K: 0 S: 3 H: 0 LOB: 0 BB: 0 P: 3	1B: 5 2B: 0 3B: 0 HR: 0	SF: 0 SAC: 0 DP: 0 HBP: 0						

AB	33
R	0
H	5
RBI	0
BB	4
SO	7
LOB	19

WP: 0 PB: 0 SB: 1 CS: 0 PA: 37

PITCHER	IP	WLS	BF	H	R	ER	SO	BB	IBB	HBP	BLK	WP	HR	S	P	ERA	WHIP
Mario Soto, R (1, 1) ERA: 3.21	9.0	W	37	5	0	0	7	4	0	0	1	0	0	47	63	0.00	1.000

PITCHER	IP	WLS	BF	H	R	ER	SO	BB	IBB	HBP	BLK	WP	HR	S	P	ERA	WHIP

Houston Astros @ Cincinnati Reds

Riverfront Stadium, Cincinnati, OH

Wed Sep 17 1980, 7:05 PM EDT

Att. 25,092 - Unknown

BOTTOM

Batter	1	2	3	4	5	6	7	8	9	AB	R	H	RBI	BB	SO	LOB
Dave Collins, S (1, 8) OBP: 0.363, SLG: 0.371	S S S 0-3 ① K		x 0-0 ③ G3		x 0-0 S 2B		x 0-0 ② 4-3			4	0	1	0	0	1	0
Sam Mejias, R (8, 8) OBP: 0.306, SLG: 0.343										0	0	0	0	0	0	0
Ken Griffey, L (1, 9) OBP: 0.365, SLG: 0.432	x 0-0 ② F8			x 0-0 ① F8	S S S 0-3 ① K 2-3		x 0-0 ③ F9			4	0	0	0	0	1	1
Dave Concepcion, R (1, 6) OBP: 0.306, SLG: 0.364	x 0-0 ③ 6-3			x 0-0 FC3-6 S HR 1B	x 0-0 ② G4			x 0-0 2B 2B		4	2	2	0	0	0	1
George Foster, R (1, 7) OBP: 0.368, SLG: 0.487		x 0-0 HR		B B B B 4-0 FC3-6 1-2 BB	4-0 IBB			x 0-0 G5-4-3 1B 2-H 2B		2	2	2	2	2	0	0
Dan Driessen, L (1, 3) OBP: 0.383, SLG: 0.434		x 0-0 ① F8		x 0-0 ② FC3-6 BB HR 1-2f 2-3	x 0-0 ③ F9			B B B B 4-0 G5-4-3 BB		3	1	0	0	1	0	4
Johnny Bench, R (1, 2) OBP: 0.330, SLG: 0.499		x 0-0 ② 5-3		B B B B 4-0 HR 1-2 BB		S S S 0-3 ① K		x 0-0 ①② G5-4-3 1-2f 2-3		3	1	0	0	1	1	2
Ray Knight, R (1, 5) OBP: 0.309, SLG: 0.423		x 0-0 CS 1B		x 0-0 HR 1-H 2-H 3-H		x 0-0 ② F2		x 0-0 3-H 1B		4	1	3	5	0	0	0
Ron Oester, S (1, 4) OBP: 0.326, SLG: 0.371		0-0 ③ CS 1-2	x 0-0 ① F3	x 0-0 FC6 1B		x 0-0 ③ F8		x 0-0 ③ 4-3		4	0	1	0	0	0	1
Mario Soto, R (1, 1) OBP: 0.026, SLG: 0.026			S S S 0-3 ② K	x 0-0 ③ FC6 1-2f			x 0-0 ① B3			3	0	0	0	0	1	1
Inning Stats	R: 0 H: 0 E: 0 LOB: 0 K: 1 BB: 0 S: 5 P: 5	R: 1 H: 2 E: 0 LOB: 0 K: 0 BB: 0 S: 4 P: 4	R: 0 H: 0 E: 0 LOB: 0 K: 1 BB: 0 S: 5 P: 5	R: 4 H: 3 E: 0 LOB: 1 K: 0 BB: 2 S: 6 P: 14	R: 0 H: 1 E: 0 LOB: 2 K: 1 BB: 1 S: 6 P: 10	R: 0 H: 0 E: 0 LOB: 0 K: 1 BB: 0 S: 5 P: 5	R: 0 H: 0 E: 0 LOB: 0 K: 0 BB: 0 S: 3 P: 3	R: 2 H: 3 E: 0 LOB: 1 K: 0 BB: 1 S: 5 P: 9		1B: 4 SF: 0 2B: 3 SAC: 0 3B: 0 DP: 1 HR: 2 HBP: 0					WP: 0 PA: 36 PB: 0 SB: 2 CS: 1	

livebaseballscorecards.com

	AB	31
	R	7
	H	9
	RBI	7
	BB	4
	SO	4
	LOB	10

PITCHER		IP	WLS	BF	H	R	ER	SO	BB	IBB	HBP	BLK	WP	HR	S	P	ERA	WHIP
Joe Niekro, R ERA: 4.02	(1, 1)	4.0	L	18	5	5	5	2	2	0	0	0	0	2	20	28	11.25	1.750
Randy Niemann, L ERA: 4.97	(5, 1)	2.0		8	1	0	0	2	0	1	0	0	0	0	11	15	0.00	0.500
Bert Roberge, R ERA: 4.63	(7, 1)	1.0		6	2	2	2	0	1	0	0	0	0	0	5	9	18.00	3.000
Gordie Pladson, R ERA: 4.35	(8, 1)	1.0		3	1	0	0	0	0	0	0	0	0	0	3	3	0.00	1.000

PITCHER		IP	WLS	BF	H	R	ER	SO	BB	IBB	HBP	BLK	WP	HR	S	P	ERA	WHIP

Houston Astros @ Cincinnati Reds

Riverfront Stadium, Cincinnati, OH

Thu Sep 18 1980, 3:33 AM EDT

Att. 23,861 - Unknown

TOP

livebaseballscorecards.com

Batter	1	2	3	4	5	6	7	8	9	AB	R	H	RBI	BB	SO	LOB
Joe Morgan, L (1, 4) OBP: 0.365, SLG: 0.373	F5		F9			4-3	HR 2-H		E 1B 1-2 1B 1B	5	2	2	2	0	0	0
Rafael Landestoy, S (9, 4) OBP: 0.308, SLG: 0.335										0	0	0	0	0	0	0
Enos Cabell, R (1, 5) OBP: 0.303, SLG: 0.344	K			K		FC4-6 1B	6-3		E7 1-3 2-H 1B 1B	5	1	2	1	0	2	1
Terry Puhl, L (1, 9) OBP: 0.355, SLG: 0.419	P6			4-3		FC4-6 1B 1-2f		PB S WP 1B	HR 2-H 3-H 1B	5	2	2	2	0	0	1
Jose Cruz, L (1, 7) OBP: 0.372, SLG: 0.444		F7		P3		1-3 1B		F9 1-H	1-H HR	5	1	2	2	0	0	0
Cesar Cedeno, R (1, 8) OBP: 0.388, SLG: 0.480		6-3			BB E S	5-3		F9	K	4	1	0	0	1	1	2
Denny Walling, L (1, 3) OBP: 0.383, SLG: 0.401		1B			E9 4-3 1-H 1B		4-3	K		3	0	2	1	0	0	0
Luis Pujols, R (7, 2) OBP: 0.246, SLG: 0.236										1	0	0	0	0	1	0
Alan Ashby, S (1, 2) OBP: 0.307, SLG: 0.327		F7			4-3 2-3		2B 2B		K	3	0	1	0	0	0	2
Scott Loucks, R (7, PR) OBP: 0.333, SLG: 0.333										0	1	0	0	0	0	0
Joe Sambito, L (7, 1)										1	0	0	0	0	1	0
Craig Reynolds, L (1, 6) OBP: 0.258, SLG: 0.301			F8		F7		F8		5-3	4	0	0	0	0	0	2
Ken Forsch, R (1, 1) OBP: 0.250, SLG: 0.282			K		F8		HR 2-H 2B		1B 1B BB	2	0	0	0	0	1	1
Dave Bergman, L (7, PH) OBP: 0.355, SLG: 0.343										1	2	1	1	1	0	0
(7, 3)																

	AB	39
	R	10
	H	12
	RBI	9
	BB	2
	SO	6
	LOB	9

Inning Stats	1	2	3	4	5	6	7	8	9
	R: 0 E: 0 K: 1 S: 5	H: 0 LOB: 0 BB: 0 P: 5	R: 0 E: 0 K: 0 S: 4	H: 1 LOB: 1 BB: 0 P: 4	R: 0 E: 0 K: 1 S: 5	H: 0 LOB: 0 BB: 0 P: 5	R: 0 E: 0 K: 1 S: 5	H: 0 LOB: 0 BB: 0 P: 5	R: 1 E: 1 K: 0 S: 4	H: 1 LOB: 1 BB: 1 P: 8	R: 0 E: 0 K: 0 S: 5	H: 2 LOB: 2 BB: 0 P: 5	R: 3 E: 0 K: 0 S: 6	H: 3 LOB: 1 BB: 0 P: 6	R: 1 E: 0 K: 1 S: 6	H: 1 LOB: 0 BB: 0 P: 6	R: 5 E: 1 K: 2 S: 11	H: 4 LOB: 0 BB: 1 P: 15

	1B: 8	SF: 0	WP: 1	PA: 41
	2B: 2	SAC: 0	PB: 1	
	3B: 0	DP: 0	SB: 2	
	HR: 2	HBP: 0	CS: 0	

PITCHER		IP	WLS	BF	H	R	ER	SO	BB	IBB	HBP	BLK	WP	HR	S	P	ERA	WHIP
Frank Pastore, R ERA: 3.27	(1, 1)	7.0	L	29	7	4	4	3	1	0	0	0	0	1	34	38	5.14	1.143
Tom Hume, R ERA: 2.85	(8, 1)	1.2		9	3	4	4	2	1	0	0	0	1	0	12	16	21.60	2.400
Charlie Leibrandt, L ERA: 4.27	(9, 1)	0.1		3	2	2	2	1	0	0	0	0	0	1	5	5	54.00	6.000

PITCHER		IP	WLS	BF	H	R	ER	SO	BB	IBB	HBP	BLK	WP	HR	S	P	ERA	WHIP

Houston Astros @ Cincinnati Reds

Riverfront Stadium, Cincinnati, OH

Thu Sep 18 1980, 3:33 AM EDT

Att. 23,861 - Unknown

BOTTOM

Batter	1	2	3	4	5	6	7	8	9	AB	R	H	RBI	BB	SO	LOB
Dave Collins, S (1, 8) OBP: 0.362, SLG: 0.372	G3 2B	K			F7			B3		4	1	1	0	0	1	3
Ken Griffey, L (1, 9) OBP: 0.364, SLG: 0.433	G3 2-3		P6		G3			2B		4	0	1	0	0	0	2
Dave Concepcion, R (1, 6) OBP: 0.306, SLG: 0.365	BLK 4-3 2B 3-H		6-3			F8		F8		4	1	1	1	0	0	1
George Foster, R (1, 7) OBP: 0.365, SLG: 0.483	4-3 2-H		F8			5-3		K		4	0	0	1	0	1	1
Dan Driessen, L (1, 3) OBP: 0.380, SLG: 0.431	1-3			F9		K			3-1	4	0	0	0	0	1	0
Ray Knight, R (1, 5) OBP: 0.308, SLG: 0.421		6-3		K			1B		K	4	0	1	0	0	2	0
Joe Nolan, L (1, 2) OBP: 0.355, SLG: 0.418		L4		F9			P4		6-3	4	0	0	0	0	0	1
Ron Oester, S (1, 4) OBP: 0.326, SLG: 0.371		1B 1B			F8		F9			3	0	1	0	0	0	1
Frank Pastore, R (1, 1) OBP: 0.213, SLG: 0.172		1-2 1B			1B		F8			2	0	2	0	0	0	0
Johnny Bench, R (7, PH) OBP: 0.329, SLG: 0.497										1	0	0	0	0	0	1
Tom Hume, R (8, 1) OBP: 0.154, SLG: 0.231										0	0	0	0	0	0	0
Charlie Leibrandt, R (9, 1) OBP: 0.246, SLG: 0.245										0	0	0	0	0	0	0
Inning Stats	R: 2 H: 2 E: 0 LOB: 0 K: 0 BB: 0 S: 5 P: 5	R: 0 H: 2 E: 0 LOB: 2 K: 1 BB: 0 S: 7 P: 7	R: 0 H: 0 E: 0 LOB: 0 K: 0 BB: 0 S: 3 P: 3	R: 0 H: 0 E: 0 LOB: 0 K: 1 BB: 0 S: 5 P: 5	R: 0 H: 1 E: 0 LOB: 1 K: 0 BB: 0 S: 4 P: 4	R: 0 H: 0 E: 0 LOB: 0 K: 1 BB: 0 S: 5 P: 5	R: 0 H: 1 E: 0 LOB: 1 K: 0 BB: 0 S: 4 P: 4	R: 0 H: 1 E: 0 LOB: 1 K: 1 BB: 0 S: 6 P: 6	R: 0 H: 0 E: 0 LOB: 0 K: 1 BB: 0 S: 5 P: 5	1B: 4 SF: 0 2B: 3 SAC: 0 3B: 0 DP: 0 HR: 0 HBP: 0						

PITCHER		IP	WLS	BF	H	R	ER	SO	BB	IBB	HBP	BLK	WP	HR	S	P	ERA	WHIP
Ken Forsch, R ERA: 3.2	(1, 1)	6.0	W	23	5	2	2	3	0	0	0	1	0	0	29	29	3.00	0.833
Joe Sambito, L ERA: 2.09	(7, 1)	3.0	S	11	2	0	0	2	0	0	0	0	0	0	15	15	0.00	0.667

PITCHER	IP	WLS	BF	H	R	ER	SO	BB	IBB	HBP	BLK	WP	HR	S	P	ERA	WHIP

AB	34
R	2
H	7
RBI	2
BB	0
SO	5
LOB	10

livebaseballscorecards.com

WP: 0 PA: 34
PB: 0
SB: 0
CS: 0

Houston Astros @ San Francisco Giants

Candlestick Park, San Francisco, CA

Fri Sep 19 1980, 10:05 PM EDT

Att. 4,377 - Unknown

TOP

livebaseballscorecards.com

Batter	1	2	3	4	5	6	7	8	9	AB	R	H	RBI	BB	SO	LOB
Joe Morgan, L (1, 4) OBP: 0.364, SLG: 0.370	G3		FC6-4, BB		4-3		F3			3	0	0	0	1	0	1
Enos Cabell, R (1, 5) OBP: 0.301, SLG: 0.341	5-3		FC6-4		K			F3		4	1	0	0	0	1	2
Terry Puhl, L (1, 9) OBP: 0.356, SLG: 0.420	G3		3B, 1B		3-1			FC, 1B		4	1	2	1	0	0	0
Jose Cruz, L (1, 7) OBP: 0.373, SLG: 0.448		G3, 1B, 1B	3B			F9		FC, FC6-4		4	0	2	2	0	0	1
Cesar Cedeno, R (1, 8) OBP: 0.386, SLG: 0.477		G3, 1B	5-3			5-3		K		4	0	1	0	0	1	3
Denny Walling, L (1, 3) OBP: 0.379, SLG: 0.396		G3	K			5-3		FC6-4		3	0	0	0	0	1	3
Dave Smith, R (7, 1)										0	0	0	0	0	0	0
Gary Woods, R (8, PH) OBP: 0.382, SLG: 0.576										1	0	0	0	0	0	2
Joe Sambito, L (8, 1)										0	0	0	0	0	0	0
Alan Ashby, S (1, 2) OBP: 0.304, SLG: 0.324		K		K			F7		K	3	0	0	0	0	2	2
Rafael Landestoy, S (9, PH) OBP: 0.307, SLG: 0.334										1	0	0	0	0	1	0
Craig Reynolds, L (1, 6) OBP: 0.257, SLG: 0.299		F8		3-1			3B		4-3	2	0	0	0	0	0	2
Dave Bergman, L (7, PH) OBP: 0.364, SLG: 0.382										1	0	1	0	0	0	0
(7, 3)																
Jeffrey Leonard, R (9, PH) OBP: 0.273, SLG: 0.329										1	0	0	0	0	0	0
Joaquin Andujar, S (1, 1) OBP: 0.241, SLG: 0.370			FC6-4, BB, 1B, BB							1	1	0	0	1	1	0
Danny Heep, L (7, PH) OBP: 0.333, SLG: 0.368				K					K	0	0	0	0	0	0	0
Art Howe, R (7, PH) OBP: 0.346, SLG: 0.422							3B			2	0	0	0	0	2	1
(7, 6)							K									

	AB	34
	R	3
	H	6
	RBI	3
	BB	2
	SO	9
	LOB	17

Inning Stats	1	2	3	4	5	6	7	8	9	1B: 4	SF: 0	WP: 0	PA: 36
R:	0	0	3	0	0	0	0	0	0	2B: 0	SAC: 0	PB: 0	
E:	0	0	0	0	0	0	0	0	0	3B: 2	DP: 0	SB: 0	
K:	0	1	1	2	1	0	1	1	2	HR: 0	HBP: 0	CS: 0	
S:	3	7	7	7	5	3	6	7	7				
H:	0	2	2	0	0	0	1	1	0				
LOB:	0	2	2	0	0	0	1	0	0				
BB:	0	0	2	0	0	0	0	0	0				
P:	3	7	15	7	5	3	6	7	7				

PITCHER		IP	W/L/S	BF	H	R	ER	SO	BB	IBB	HBP	BLK	WP	HR	S	P	ERA	WHIP
Tom Griffin, R ERA: 3.03	(1, 1)	6.1	W	26	5	3	3	5	2	0	0	0	0	0	34	42	4.26	1.105
Al Holland, L ERA: 1.72	(7, 1)	2.2	S	10	1	0	0	4	0	0	0	0	0	0	18	18	0.00	0.375

PITCHER	IP	W/L	BF	H	R	ER	SO	BB	IBB	HBP	BLK	WP	HR	S	P	ERA	WHIP

Batter	1	2	3	4	5	6	7	8	9	AB	R	H	RBI	BB	SO	LOB
Max Venable, L (1, 8) OBP: 0.339, SLG: 0.308	0-0 S E 1B	0-0 ① F6			0-3 ① K			0-0 1B WP 1B		4	1	2	0	0	1	0
Joe Pettini, R (1, 6) OBP: 0.310, SLG: 0.287	0-0 E3 1B SF9 1-H	0-0 ② F7			0-3 ② K			0-0 FC1-4 1-3 1B		4	1	1	0	0	1	0
Larry Herndon, R (1, 9) OBP: 0.280, SLG: 0.380	0-0 1B FC 1-3 1B	0-0 ③ F8			0-0 ③ 6-3			0-0 ① FC1-4 CS 1-2f		4	1	1	0	0	0	2
Milt May, L (1, 2) OBP: 0.311, SLG: 0.381	0-0 ① SF9 3-H		0-0 ① 3-1			0-0 ① F4		0-0 ②③ 1-3 1-2		3	0	0	1	0	0	2
Terry Whitfield, L (1, 7) OBP: 0.340, SLG: 0.395	0-0 FC E 1-3 1B		0-0 ② F7			0-3 ② K				3	1	1	0	0	1	0
Rennie Stennett, R (1, 4) OBP: 0.288, SLG: 0.305	0-0 FC E 1-2 3-H		0-0 ③ 5-3			0-0 ③ L6				3	0	0	1	0	0	1
Rich Murray, R (1, 3) OBP: 0.250, SLG: 0.321	0-3 ② K			0-3 ① K			0-0 ① 4-3			3	0	0	0	0	2	2
Guy Sularz, R (1, 5) OBP: 0.281, SLG: 0.286	0-0 E6 1-2 2-H			0-0 ② 1-3			0-0 ② 3B			3	0	1	0	0	0	1
Tom Griffin, R (1, 1) OBP: 0.182, SLG: 0.455 Al Holland, R (7, 1) OBP: 0.429, SLG: 0.600	0-3 ③ K			0-3 ③ K			0-3 ③ K			2 1	0 0	0 0	0 0	0 0	2 1	2 0
Inning Stats	R: 4 E: 2 K: 2 S: 13 H: 3 LOB: 2 BB: 0 P: 13	R: 0 E: 0 K: 0 S: 3 H: 0 LOB: 0 BB: 0 P: 3	R: 0 E: 0 K: 0 S: 3 H: 0 LOB: 0 BB: 0 P: 3	R: 0 E: 0 K: 2 S: 7 H: 0 LOB: 0 BB: 0 P: 7	R: 0 E: 0 K: 2 S: 7 H: 0 LOB: 0 BB: 0 P: 7	R: 0 E: 0 K: 1 S: 5 H: 0 LOB: 0 BB: 0 P: 5	R: 0 E: 0 K: 1 S: 5 H: 1 LOB: 0 BB: 0 P: 5	R: 0 E: 0 K: 0 S: 4 H: 2 LOB: 1 BB: 0 P: 4		1B: 5 2B: 0 3B: 1 HR: 0 SF: 1 SAC: 0 DP: 0 HBP: 0						

PITCHER		IP	WLS	BF	H	R	ER	SO	BB	IBB	HBP	BLK	WP	HR	S	P	ERA	WHIP
Joaquin Andujar, R ERA: 3.59	(1, 1)	6.0	L	24	3	4	1	7	0	0	0	0	0	0	38	38	1.50	0.500
Dave Smith, R ERA: 2.18	(7, 1)	1.0		3	1	0	0	1	0	0	0	0	0	0	5	5	0.00	1.000
Joe Sambito, L ERA: 2.07	(8, 1)	1.0		4	2	0	0	0	0	0	0	0	1	0	4	4	0.00	2.000

PITCHER	IP	WLS	BF	H	R	ER	SO	BB	IBB	HBP	BLK	WP	HR	S	P	ERA	WHIP

BOTTOM

Houston Astros @ San Francisco Giants

Candlestick Park, San Francisco, CA

Fri Sep 19 1980, 10:05 PM EDT

Att. 4,377 - Unknown

livebaseballscorecards.com

AB	30
R	4
H	6
RBI	2
BB	0
SO	8
LOB	10

WP: 1 PA: 31
PB: 0
SB: 1
CS: 1

Batter	1	2	3	4	5	6	7	8	9	AB	R	H	RBI	BB	SO	LOB
Joe Morgan, L (1, 4) OBP: 0.364, SLG: 0.369	x 0-0 2B 1B		x 0-0 ③ F8		4-0 IBB		S S S 0-3 ③ K		x 0-0 ② F8	4	0	1	0	1	1	2
Enos Cabell, R (1, 5) OBP: 0.302, SLG: 0.344	x 0-0 ① 1-2 2B			x 0-0 G4-6-3 1B	x 0-0 ② F6			S S S 0-3 ① K	x 0-0 ③ F9	5	0	2	0	0	1	5
Terry Puhl, L (1, 9) OBP: 0.355, SLG: 0.419	x 0-0 ② 6-3			x 0-0 ① ② G4-6-3 1-2f	x 0-0 ③ F8			x 0-0 4-3 1B 1B		4	1	1	0	0	0	5
Jose Cruz, L (1, 7) OBP: 0.372, SLG: 0.446	x 0-0 ③ 5-3			B B B 4-0 BB		x 0-0 ① F8		x 0-0 ② 4-3 1-2		3	0	0	0	1	0	2
Cesar Cedeno, R (1, 8) OBP: 0.389, SLG: 0.480		x 0-0 CS 1B		x 0-0 ③ 5-3		x 0-0 CS BB 1B		x 0-0 2-H 1B		4	0	3	1	0	0	1
Dave Bergman, L (1, 3) OBP: 0.370, SLG: 0.394		x 0-0 ① ② F7 1-2			x 0-0 1B 1B 2B	B B B 4-0 1-2 BB		S S S 0-3 ③ K		3	1	1	0	1	1	2
Alan Ashby, S (1, 2) OBP: 0.305, SLG: 0.325		S S S 0-3 ③ K			x 0-0 SH5-3 1B 2-3 1B	S S S 0-3 ② ③ K 2-3			x 0-0 SH3-4 2B 1B	2	0	1	0	0	1	0
Gary Woods, R (6, PH) OBP: 0.371, SLG: 0.559										1	0	0	0	0	1	2
Luis Pujols, R (6, 2) OBP: 0.249, SLG: 0.239										1	0	1	0	0	0	0
Scott Loucks, R (9, PR) OBP: 0.333, SLG: 0.333										0	1	0	0	0	0	0
Bruce Bochy, R (9, 2) OBP: 0.357, SLG: 0.227										0	0	0	0	0	0	0
Craig Reynolds, L (1, 6) OBP: 0.258, SLG: 0.300			x 0-0 ① 4-3		x 0-0 SH5-3 1-2 3-H 1B		x 0-0 ① 6-3		x 0-0 ① SH3-4 1-2	2	0	1	1	0	0	0
Rafael Landestoy, S (7, PH) OBP: 0.306, SLG: 0.333										1	0	0	0	0	0	0
(7, 6)																
Nolan Ryan, R (1, 1) OBP: 0.162, SLG: 0.121			S S S 0-3 ② K		x 0-0 ① SH5-3 1-2 2-3		x 0-0 ② 5-3		x 0-0 2-H 2B	1	0	0	0	0	1	0
Art Howe, R (7, PH) OBP: 0.345, SLG: 0.420										1	0	0	0	0	0	0
Dave Smith, R (7, 1)										0	0	0	0	0	0	0
Jeffrey Leonard, R (9, PH) OBP: 0.276, SLG: 0.336										1	0	1	1	0	0	0
Joe Sambito, L (9, 1)										0	0	0	0	0	0	0
Inning Stats	R: 0 E: 0 K: 0 S: 4 H: 2 LOB: 1 BB: 0 P: 4	R: 0 E: 0 K: 1 S: 5 H: 1 LOB: 0 BB: 0 P: 5	R: 0 E: 0 K: 1 S: 5 H: 0 LOB: 0 BB: 0 P: 5	R: 0 E: 0 K: 0 S: 3 H: 1 LOB: 1 BB: 1 P: 7	R: 1 E: 0 K: 0 S: 6 H: 3 LOB: 3 BB: 1 P: 10	R: 0 E: 0 K: 1 S: 5 H: 1 LOB: 2 BB: 1 P: 9	R: 0 E: 0 K: 1 S: 5 H: 0 LOB: 0 BB: 0 P: 5	R: 1 E: 0 K: 2 S: 9 H: 2 LOB: 1 BB: 0 P: 9	R: 1 E: 0 K: 0 S: 5 H: 2 LOB: 2 BB: 0 P: 5	1B: 9 2B: 4 3B: 0 HR: 0 SF: 0 SAC: 2 DP: 2 HBP: 0						

PITCHER		IP	WLS	BF	H	R	ER	SO	BB	IBB	HBP	BLK	WP	HR	S	P	ERA	WHIP
Ed Whitson, R ERA: 2.96	(1, 1)	5.1		24	8	1	1	2	2	1	0	0	0	0	25	37	1.69	1.875
Gary Lavelle, L ERA: 3.16	(6, 1)	3.2	L	14	4	2	2	4	0	0	0	0	0	0	22	22	4.91	1.091

PITCHER	IP	WLS	BF	H	R	ER	SO	BB	IBB	HBP	BLK	WP	HR	S	P	ERA	WHIP

Houston Astros @ San Francisco Giants

Candlestick Park, San Francisco, CA

Sat Sep 20 1980, 6:33 AM EDT

Att. 16,770 - Unknown

TOP

livebaseballscorecards.com

AB	33
R	3
H	12
RBI	3
BB	3
SO	6
LOB	19

1B: 9 SF: 0
2B: 4 SAC: 2
3B: 0 DP: 2
HR: 0 HBP: 0

WP: 0 PA: 38
PB: 0
SB: 0
CS: 2

Batter	1	2	3	4	5	6	7	8	9	AB	R	H	RBI	BB	SO	LOB
Max Venable, L (1, 8) OBP: 0.336, SLG: 0.315	x 0-0 ① G3		x 0-0 1B FC3-6-2 2B		x 0-0 ① F7	x 0-0 ③ 6-3			x 0-0 ②③ G6-4-3 1-2f	4	0	1	0	0	0	1
Chris Bourjos, R (9, PH) OBP: 0.308, SLG: 0.545										1	0	0	0	0	0	1
Larry Herndon, R (1, 9) OBP: 0.284, SLG: 0.383	x 0-0 1B		x 0-0 FC3-6-2 2-3 1B		x 0-0 1B BB 1-3 1B		S S S 0-3 ① K			4	1	3	0	0	1	0
Darrell Evans, L (1, 5) OBP: 0.357, SLG: 0.404	x 0-0 ② F7		x 0-0 ①② FC3-6-2 S 1-2 3-H		x 0-0 BB 1B 1-2 3-H 1B		x 0-0 ② 4-3			4	0	1	1	0	0	3
Milt May, L (1, 2) OBP: 0.310, SLG: 0.378	x 0-0 ③ F8		B B B B 4-0 1-2 BB		x 0-0 ② F7		S S S 0-3 ③ K			3	0	0	0	1	1	3
Terry Whitfield, L (1, 7) OBP: 0.339, SLG: 0.393		x 0-0 ① 6-3	S S S 0-3 ③ K		x 0-0 BB 1-2 2-3 1B			x 0-0 ① F9		4	0	1	0	0	1	2
Rich Murray, R (1, 3) OBP: 0.257, SLG: 0.322		x 0-0 1B 1B		x 0-0 ① F8	B B B B 4-0 1-2 2-3 3-H BB			S S S 0-3 ② K		3	0	1	1	1	1	0
Joe Pettini, R (1, 6) OBP: 0.304, SLG: 0.281	S S S 0-3 ② K		S S S 0-3 ② K		x 0-0 ③ F9			x 0-0 ③ 4-3		3	0	0	0	0	2	4
Gary Lavelle, S (6, 1)										1	0	0	0	0	0	0
Guy Sularz, R (1, 4) OBP: 0.286, SLG: 0.290	x 0-0 1-2 1B		S S S 0-3 ③ K			x 0-0 ① F9			x 0-0 ① F4	3	0	1	0	0	1	0
Jack Clark, R (9, PH) OBP: 0.381, SLG: 0.539										1	0	0	0	0	0	0
Ed Whitson, R (1, 1) OBP: 0.113, SLG: 0.098	S S S 0-3 ③ K				x 0-0 1B 1B	S S S 0-3 ② K			B B B B 4-0 G6-4-3 BB	2	1	1	0	0	1	2
Johnnie LeMaster, R (6, 6) OBP: 0.258, SLG: 0.308										1	0	0	0	0	1	0
Jim Wohlford, R (9, PH) OBP: 0.323, SLG: 0.375										0	0	0	0	1	0	0
Inning Stats	R: 0 E: 0 K: 0 S: 4 H: 1 LOB: 1 BB: 0 P: 4	R: 0 E: 0 K: 2 S: 9 H: 2 LOB: 2 BB: 0 P: 9	R: 0 E: 0 K: 1 S: 6 H: 2 LOB: 2 BB: 1 P: 10	R: 0 E: 0 K: 2 S: 7 H: 0 LOB: 0 BB: 0 P: 7	R: 2 E: 0 K: 0 S: 7 H: 4 LOB: 3 BB: 1 P: 11	R: 0 E: 0 K: 1 S: 5 H: 0 LOB: 0 BB: 0 P: 5	R: 0 E: 0 K: 2 S: 7 H: 0 LOB: 0 BB: 0 P: 7	R: 0 E: 0 K: 1 S: 5 H: 0 LOB: 0 BB: 0 P: 5	R: 0 E: 0 K: 0 S: 2 H: 0 LOB: 0 BB: 1 P: 6	1B: 8 2B: 2 3B: 0 HR: 0	SF: 0 SAC: 0 DP: 2 HBP: 0						

PITCHER	IP	WLS	BF	H	R	ER	SO	BB	IBB	HBP	BLK	WP	HR	S	P	ERA	WHIP
Nolan Ryan, R (1, 1) ERA: 3.38	6.0		28	9	2	2	6	2	0	0	0	0	0	38	46	3.00	1.833
Dave Smith, R (7, 1) ERA: 2.14	2.0	W	6	0	0	0	3	0	0	0	0	0	0	12	12	0.00	0.000
Joe Sambito, L (9, 1) ERA: 2.05	1.0	S	3	0	0	0	0	1	0	0	0	0	0	2	6	0.00	1.000

PITCHER	IP	WLS	BF	H	R	ER	SO	BB	IBB	HBP	BLK	WP	HR	S	P	ERA	WHIP

BOTTOM

Houston Astros @ San Francisco Giants

Candlestick Park, San Francisco, CA

Sat Sep 20 1980, 6:33 AM EDT

Att. 16,770 - Unknown

livebaseballscorecards.com

AB	34
R	2
H	9
RBI	2
BB	3
SO	9
LOB	16

1B: 8	SF: 0	WP: 0	PA: 37
2B: 2	SAC: 0	PB: 0	
3B: 0	DP: 2	SB: 1	
HR: 0	HBP: 0	CS: 0	

Houston Astros @ San Francisco Giants

Candlestick Park, San Francisco, CA

Sun Sep 21 1980, 6:33 AM EDT

Att. 19,844 - Unknown

TOP

livebaseballscorecards.com

Batter	1	2	3	4	5	6	7	8	9	AB	R	H	RBI	BB	SO	LOB
Joe Morgan, L (1, 4) OBP: 0.363, SLG: 0.366	G3	F9			F8		4-3 2-3		FC3-6 BB	4	0	0	0	1	0	1
Craig Reynolds, L (9, 6) OBP: 0.258, SLG: 0.300										0	0	0	0	0	0	0
Enos Cabell, R (1, 5) OBP: 0.303, SLG: 0.347	5-3		CS 1B		2B		F4		FC3-6 BB 1B 1-2f	4	0	2	0	0	0	1
Dave Bergman, L (8, 3) OBP: 0.366, SLG: 0.389										1	1	0	0	0	0	1
Jose Cruz, L (1, 7) OBP: 0.372, SLG: 0.446	BB 1B 2B		K 1-2		K			4-3	1B BB 1-2	4	1	1	0	1	2	2
Cesar Cedeno, R (1, 8) OBP: 0.389, SLG: 0.478	1B BB BB		F8		K			F8	1-2 2-H 1B	4	0	1	1	1	1	1
Art Howe, R (1, 3) OBP: 0.349, SLG: 0.432	1B 1-2 2-3 BB			HR	1-3			2B 1B	F3	4	2	2	1	1	0	2
(8, 5)																
Gary Woods, R (1, 9) OBP: 0.385, SLG: 0.579	1B 1-2 2-3 3-H			K	F9			1B 1-H	2B	4	1	2	2	0	1	0
Luis Pujols, R (1, 2) OBP: 0.249, SLG: 0.239	K			6-3	5-3			1B 3-H	1B	4	0	1	1	0	1	3
Rafael Landestoy, S (1, 6) OBP: 0.306, SLG: 0.332		F7		E3			4-3 SH1-4 1B	F9		4	0	1	0	0	0	1
(9, 4)																
Vern Ruhle, R (1, 1) OBP: 0.333, SLG: 0.341		K		F8			SH1-4 1-2		5-3	3	0	0	0	0	1	1
Inning Stats	R: 1 E: 0 K: 1 S: 7 H: 2 LOB: 3 BB: 2 P: 15	R: 0 E: 0 K: 1 S: 5 H: 0 LOB: 0 BB: 0 P: 5	R: 0 E: 0 K: 1 S: 5 H: 1 LOB: 0 BB: 0 P: 5	R: 1 E: 1 K: 1 S: 7 H: 1 LOB: 1 BB: 0 P: 7	R: 0 E: 0 K: 2 S: 8 H: 1 LOB: 1 BB: 0 P: 8	R: 0 E: 0 K: 0 S: 3 H: 0 LOB: 0 BB: 0 P: 3	R: 0 E: 0 K: 0 S: 4 H: 1 LOB: 1 BB: 0 P: 4	R: 2 E: 0 K: 0 S: 6 H: 3 LOB: 1 BB: 0 P: 6	R: 1 E: 0 K: 0 S: 4 H: 1 LOB: 2 BB: 2 P: 12	1B: 6 2B: 4 3B: 0 HR: 1 SF: 0 SAC: 1 DP: 1 HBP: 0	WP: 0 PB: 0 SB: 0 CS: 1 PA: 41					

	AB	36
	R	5
	H	10
	RBI	5
	BB	4
	SO	6
	LOB	13

PITCHER		IP	WLS	BF	H	R	ER	SO	BB	IBB	HBP	BLK	WP	HR	S	P	ERA	WHIP
Vida Blue, L ERA: 2.91	(1, 1)	8.0	L	35	9	4	4	6	2	0	0	0	0	1	45	53	4.50	1.375
Al Holland, L ERA: 1.82	(9, 1)	0.2		5	1	1	1	0	2	0	0	0	0	0	3	11	13.50	4.500
Mike Rowland, R ERA: 2.25	(9, 1)	0.1		1	0	0	0	0	0	0	0	0	0	0	1	1	0.00	0.000

PITCHER		IP	WLS	BF	H	R	ER	SO	BB	IBB	HBP	BLK	WP	HR	S	P	ERA	WHIP

Batter	1	2	3	4	5	6	7	8	9	AB	R	H	RBI	BB	SO	LOB
Max Venable, L (1, 8) OBP: 0.325, SLG: 0.304	K		F9			G3			G3	4	0	0	0	0	1	1
Larry Herndon, R (1, 9) OBP: 0.283, SLG: 0.382	G3			K			6-3		1B, G3, 1B	4	1	1	0	0	1	0
Darrell Evans, L (1, 5) OBP: 0.356, SLG: 0.403	F8			F2			F9		1-3, G3, 1B	4	0	1	0	0	0	0
Milt May, L (1, 2) OBP: 0.306, SLG: 0.373		5-3		4-3			K		1-2, 3-H, G3	4	0	0	1	0	1	1
Terry Whitfield, L (1, 7) OBP: 0.334, SLG: 0.388		F8			4-3			G3, K	K	4	0	0	0	0	1	1
Rich Murray, R (1, 3) OBP: 0.252, SLG: 0.315		4-3			F9			1-3		3	0	0	0	0	0	0
Guy Sularz, R (1, 4) OBP: 0.270, SLG: 0.273 Joe Strain, R (8, PH) OBP: 0.326, SLG: 0.324 (9, 4)			5-3		L4			BBB, 1B, BB		2 0	0 0	0 0	0 0	0 1	0 0	0 0
Joe Pettini, R (1, 6) OBP: 0.301, SLG: 0.277 Jim Wohlford, R (8, PH) OBP: 0.326, SLG: 0.379 Johnnie LeMaster, R (9, 6) OBP: 0.258, SLG: 0.308			E4, SH2-4			F8		1-2, 1B		2 1 0	0 0 0	0 1 0	0 0 0	0 0 0	0 0 0	0 0 0
Vida Blue, S (1, 1) OBP: 0.118, SLG: 0.092 Jack Clark, R (8, PH) OBP: 0.380, SLG: 0.538 Al Holland, R (9, 1) OBP: 0.429, SLG: 0.600 Mike Rowland, R (9, 1)			1-2, SH2-4			K			F8	1 1 0 0	0 0 0 0	0 0 0 0	0 0 0 0	0 0 0 0	1 0 0 0	0 2 0 0
Inning Stats	R: 0 E: 0 K: 1 S: 5 H: 0 LOB: 0 BB: 0 P: 5	R: 0 E: 0 K: 0 S: 3 H: 0 LOB: 0 BB: 0 P: 3	R: 0 E: 1 K: 0 S: 4 H: 0 LOB: 1 BB: 0 P: 4	R: 0 E: 0 K: 1 S: 5 H: 0 LOB: 0 BB: 0 P: 5	R: 0 E: 0 K: 0 S: 3 H: 0 LOB: 0 BB: 0 P: 3	R: 0 E: 0 K: 1 S: 5 H: 0 LOB: 0 BB: 0 P: 5	R: 0 E: 0 K: 1 S: 5 H: 0 LOB: 0 BB: 0 P: 5	R: 0 E: 0 K: 0 S: 4 H: 1 LOB: 2 BB: 1 P: 8	R: 1 E: 0 K: 1 S: 7 H: 2 LOB: 1 BB: 0 P: 7	1B: 3 2B: 0 3B: 0 HR: 0 SF: 0 SAC: 1 DP: 0 HBP: 0						

PITCHER		IP	WLS	BF	H	R	ER	SO	BB	IBB	HBP	BLK	WP	HR	S	P	ERA	WHIP
Vern Ruhle, R ERA: 2.58	(1, 1)	9.0	W	32	3	1	1	5	1	0	0	0	0	0	41	45	1.00	0.444

PITCHER	IP	WLS	BF	H	R	ER	SO	BB	IBB	HBP	BLK	WP	HR	S	P	ERA	WHIP

Houston Astros @ San Francisco Giants

Candlestick Park, San Francisco, CA

Sun Sep 21 1980, 6:33 AM EDT

Att. 19,844 - Unknown

BOTTOM

livebaseballscorecards.com

AB	30
R	1
H	3
RBI	1
BB	1
SO	5
LOB	5

PA: 32

WP: 0	PB: 0	SB: 0	CS: 0															

Batter	1	2	3	4	5	6	7	8	9	AB	R	H	RBI	BB	SO	LOB
Joe Morgan, L (1, 4) OBP: 0.363, SLG: 0.373	0-0 ① 1B		SSS 0-3 ③ K		0-0 1-H HR		0-0 ② L3 2-3		SSS 0-3 ① K	5	1	2	2	0	2	2
Craig Reynolds, L (9, 6) OBP: 0.258, SLG: 0.300										0	0	0	0	0	0	0
Enos Cabell, R (1, 5) OBP: 0.303, SLG: 0.346	0-0 S 1B			0-0 ① 5-3	0-0 ② F4		0-0 ③ 6-3			4	0	1	0	0	0	1
Jose Cruz, L (1, 7) OBP: 0.370, SLG: 0.443	0-0 ② F4 1-2			0-0 ② F8	0-0 ③ 1-3			0-0 ① F6		4	0	0	0	0	0	1
Cesar Cedeno, R (1, 8) OBP: 0.392, SLG: 0.486	0-0 ③ F3			0-0 S 1B 1B		0-0 HR		BBBB 4-0 S BB		3	2	2	1	1	0	1
Art Howe, R (1, 3) OBP: 0.351, SLG: 0.431		0-0 G5-4-3 1B		BBBB 4-0 1B 1-2 BB		0-0 ① F7		0-0 ② F8 1-2		3	0	1	0	1	0	1
Dave Bergman, L (8, 3) OBP: 0.366, SLG: 0.389										0	0	0	0	0	0	0
Gary Woods, R (1, 9) OBP: 0.372, SLG: 0.548		0-0 ①② G5-4-3 1-2f		0-0 FC5-4 1-3 2-H 1B		SSS 0-3 ② K		0-0 ③ 5-3		4	0	1	1	0	1	2
Luis Pujols, R (1, 2) OBP: 0.245, SLG: 0.235		0-0 ③ 6-3		0-0 ③ FC5-4 1-2f		0-0 ③ L3			SSS 0-3 ① K	4	0	0	0	0	1	2
Rafael Landestoy, S (1, 6) (9, 4) OBP: 0.305, SLG: 0.330			0-0 ① 6-3		0-0 ① F7		H 1-0 S SH3 HBP		0-0 ② 6-3	3	0	0	0	0	0	0
Joe Niekro, R (1, 1) OBP: 0.333, SLG: 0.365			0-0 ② F9		BBBB 4-0 HR BB		0-0 ① SH3 1-2		0-0 1B	2	1	1	0	1	0	0
Inning Stats	R: 0 H: 2 E: 0 LOB: 1 K: 0 BB: 0 S: 4 P: 4	R: 0 H: 1 E: 0 LOB: 0 K: 0 BB: 0 S: 3 P: 3	R: 0 H: 0 E: 0 LOB: 0 K: 1 BB: 0 S: 5 P: 5	R: 1 H: 2 E: 0 LOB: 2 K: 0 BB: 1 S: 5 P: 9	R: 2 H: 1 E: 0 LOB: 0 K: 0 BB: 1 S: 4 P: 8	R: 1 H: 1 E: 0 LOB: 0 K: 1 BB: 0 S: 6 P: 6	R: 0 H: 0 E: 0 LOB: 1 K: 0 BB: 0 S: 3 P: 4	R: 0 H: 0 E: 0 LOB: 1 K: 0 BB: 1 S: 3 P: 7	R: 0 H: 1 E: 0 LOB: 1 K: 2 BB: 0 S: 8 P: 8	1B: 6 SF: 0 2B: 0 SAC: 1 3B: 0 DP: 1 HR: 2 HBP: 1						

PITCHER		IP	WLS	BF	H	R	ER	SO	BB	IBB	HBP	BLK	WP	HR	S	P	ERA	WHIP
Bob Shirley, L ERA: 3.71	(1, 1)	6.0	L	25	7	4	4	2	2	0	0	0	0	2	27	35	6.00	1.500
Eric Rasmussen, R ERA: 4.15	(7, 1)	1.0		4	0	0	0	0	0	0	1	0	0	0	3	4	0.00	0.000
Gary Lucas, L ERA: 3.21	(8, 1)	2.0		8	1	0	0	2	1	0	0	0	0	0	11	15	0.00	1.000

PITCHER	IP	WLS	BF	H	R	ER	SO	BB	IBB	HBP	BLK	WP	HR	S	P	ERA	WHIP

TOP

Houston Astros @ San Diego Padres

San Diego Stadium, San Diego, CA

Mon Sep 22 1980, 10:05 PM EDT

Att. 16,513 - Unknown

livebaseballscorecards.com

AB	32
R	4
H	8
RBI	4
BB	3
SO	4
LOB	10

WP: 0	PA: 37															
PB: 0																
SB: 4																
CS: 0																

Houston Astros @ San Diego Padres

San Diego Stadium, San Diego, CA

Mon Sep 22 1980, 10:05 PM EDT

Att. 16,513 - Unknown

livebaseballscorecards.com

BOTTOM

Batter	1	2	3	4	5	6	7	8	9	AB	R	H	RBI	BB	SO	LOB
Gene Richards, L (1, 7) OBP: 0.359, SLG: 0.377	F7		F6		F7		4-3			4	0	0	0	0	0	5
Ozzie Smith, S (1, 6) OBP: 0.321, SLG: 0.282	F7		SF8 1-3 2-H 2-1 1B			K		F9		4	0	1	1	0	1	0
Jerry Mumphrey, S (1, 8) OBP: 0.353, SLG: 0.375	CS 1B		SF8 2-3 3-H			4-3		5-3		3	0	1	1	0	0	0
Dave Winfield, R (1, 9) OBP: 0.362, SLG: 0.445	CS 1-2	K	2-1 3-H	6-3		BB		F7		3	0	0	0	1	1	0
Randy Bass, L (1, 3) OBP: 0.388, SLG: 0.548		4-3		F8		G3			FC6-4 BB	3	0	0	0	1	0	1
Luis Salazar, R (1, 5) OBP: 0.356, SLG: 0.398		HBP		F8			F7		F8	3	0	0	0	0	0	1
Tim Flannery, L (1, 4) OBP: 0.295, SLG: 0.294		F7			E3 SH3-4		K		FC6-4 1-2f	4	0	0	0	0	1	2
Bill Fahey, L (1, 2) OBP: 0.289, SLG: 0.260 Paul Dade, R (7, PR) OBP: 0.316, SLG: 0.188 Gene Tenace, R (8, 2) OBP: 0.392, SLG: 0.407			E 1B 1B		F6		BB 1B		L1	3 0 1	1 0 0	2 0 0	0 0 0	0 0 0	0 0 0	1 0 1
Bob Shirley, R (1, 1) OBP: 0.143, SLG: 0.040 Eric Rasmussen, R (7, 1) OBP: 0.095, SLG: 0.190 Broderick Perkins, L (7, PH) OBP: 0.500, SLG: 0.653 Gary Lucas, L (8, 1) OBP: 0.200, SLG: 0.176			E1 1B 1-2 SF8		SH3-4 1-2		BB 1-2			1 0 0 0	1 0 0 0	0 0 0 0	0 0 0 0	0 0 1 0	0 0 0 0	1 0 0 0
Inning Stats	R: 0 E: 0 K: 0 S: 3 H: 1 LOB: 0 BB: 0 P: 3	R: 0 E: 0 K: 1 S: 5 H: 0 LOB: 1 BB: 0 P: 6	R: 2 E: 1 K: 0 S: 5 H: 2 LOB: 1 BB: 0 P: 5	R: 0 E: 0 K: 0 S: 3 H: 0 LOB: 0 BB: 0 P: 3	R: 0 E: 1 K: 0 S: 4 H: 0 LOB: 1 BB: 0 P: 4	R: 0 E: 0 K: 1 S: 5 H: 0 LOB: 1 BB: 1 P: 9	R: 0 E: 0 K: 1 S: 6 H: 1 LOB: 2 BB: 1 P: 10	R: 0 E: 0 K: 0 S: 3 H: 0 LOB: 0 BB: 0 P: 3	R: 0 E: 0 K: 0 S: 3 H: 0 LOB: 1 BB: 1 P: 7	1B: 4 2B: 0 3B: 0 HR: 0 SF: 1 SAC: 1 DP: 0 HBP: 1						

PITCHER	IP	WLS	BF	H	R	ER	SO	BB	IBB	HBP	BLK	WP	HR	S	P	ERA	WHIP
Joe Niekro, R (1, 1) ERA: 3.86	9.0	W	36	4	2	0	3	3	0	1	0	0	0	37	50	0.00	0.778

PITCHER	IP	WLS	BF	H	R	ER	SO	BB	IBB	HBP	BLK	WP	HR	S	P	ERA	WHIP

AB	29
R	2
H	4
RBI	2
BB	3
SO	3
LOB	12

PA: 36

Batter	1	2	3	4	5	6	7	8	9	AB	R	H	RBI	BB	SO	LOB
Joe Morgan, L (1, 4) OBP: 0.364, SLG: 0.374	E S 1B	K		1-3			FC5-4 1B		K	4	0	2	0	0	1	2
Mike Fischlin, R (7, 6)										1	0	0	0	0	1	0
Enos Cabell, R (1, 5) OBP: 0.301, SLG: 0.344	K 1-3		5-3		F8		FC5-4 BB 1B 1-2f		K	4	1	0	0	0	1	2
Bobby Sprowl, L (7, 1)										0	0	0	0	0	0	0
Frank LaCorte, R (8, 1) OBP: 0.286, SLG: 0.167										0	0	0	0	0	0	0
Jeffrey Leonard, R (9, PH) OBP: 0.275, SLG: 0.335										1	0	0	0	0	1	0
Jose Cruz, L (1, 7) OBP: 0.371, SLG: 0.442	5-3		4-3		S 1B		BB 1B 1-2			3	0	1	0	1	0	1
Cesar Cedeno, R (1, 8) OBP: 0.393, SLG: 0.485	F8		BB		F9 1-2		1B 1-2 2-H			3	0	1	1	1	0	2
Scott Loucks, R (8, 8) OBP: 0.333, SLG: 0.333										0	0	0	0	0	0	0
Art Howe, R (1, 3) OBP: 0.350, SLG: 0.436		1B 3B	F9		F9		F3			4	1	1	0	0	0	4
Gary Woods, R (1, 9) OBP: 0.404, SLG: 0.565		BB G6-4-3 1B 1B 3-H		6-3 1B 1B		6-3		G4-6-3 1B		4	2	3	1	0	0	0
Luis Pujols, R (1, 2) OBP: 0.245, SLG: 0.235		G6-4-3 BB 1B 1-2		6-3 1B 1-2		K		G4-6-3 1-2f		4	0	1	0	0	1	2
Rafael Landestoy, S (1, 6) OBP: 0.307, SLG: 0.330 (7, 4)		G6-4-3 BB 1-2 2-3		1B 2-H 1B		G3		4-3		3	0	1	1	1	0	0
Randy Niemann, L (1, 1) OBP: 0.333, SLG: 0.333		G6-4-3 1-2f 2-3 3-H		2-3 1B			F4		F8	2	0	1	0	0	0	2
Bert Roberge, R (4, 1)										0	0	0	0	0	0	0
Gordie Pladson, R (5, 1)										0	0	0	0	0	0	0
Julio Gonzalez, R (7, PH) OBP: 0.132, SLG: 0.135 (7, 5)										2	0	0	0	0	0	0
Inning Stats	R: 0 E: 0 K: 1 S: 6 H: 1 LOB: 1 BB: 0 P: 6	R: 2 E: 0 K: 1 S: 7 H: 3 LOB: 1 BB: 1 P: 11	R: 0 E: 0 K: 0 S: 3 H: 0 LOB: 1 BB: 1 P: 7	R: 1 E: 0 K: 0 S: 5 H: 3 LOB: 1 BB: 0 P: 5	R: 0 E: 0 K: 0 S: 4 H: 1 LOB: 1 BB: 0 P: 4	R: 0 E: 0 K: 1 S: 5 H: 0 LOB: 0 BB: 0 P: 5	R: 1 E: 0 K: 0 S: 5 H: 2 LOB: 2 BB: 1 P: 9	R: 0 E: 0 K: 0 S: 3 H: 1 LOB: 0 BB: 0 P: 3	R: 0 E: 0 K: 2 S: 7 H: 0 LOB: 0 BB: 0 P: 7	1B: 10 2B: 0 3B: 1 HR: 0	SF: 0 SAC: 0 DP: 2 HBP: 0						

PITCHER	IP	WLS	BF	H	R	ER	SO	BB	IBB	HBP	BLK	WP	HR	S	P	ERA	WHIP
John Curtis, L (1, 1) ERA: 3.59	9.0	W	38	11	4	4	5	3	0	0	0	0	0	45	57	4.00	1.556

PITCHER	IP	WLS	BF	H	R	ER	SO	BB	IBB	HBP	BLK	WP	HR	S	P	ERA	WHIP

TOP

Houston Astros @ San Diego Padres

San Diego Stadium, San Diego, CA

Tue Sep 23 1980, 6:33 AM EDT

Att. 4,788 - Unknown

livebaseballscorecards.com

AB	35
R	4
H	11
RBI	3
BB	3
SO	5
LOB	15

WP: 0 PB: 0 SB: 2 CS: 0 PA: 38

BOTTOM

Houston Astros @ San Diego Padres

San Diego Stadium, San Diego, CA

Tue Sep 23 1980, 6:33 AM EDT

Att. 4,788 - Unknown

livebaseballscorecards.com

Batter	1	2	3	4	5	6	7	8	9	AB	R	H	RBI	BB	SO	LOB
Gene Richards, L (1, 7) OBP: 0.361, SLG: 0.381	0-0 4-3 2B		0-0 ② 4-3	0-0 ② L3 1-2 2-3	0-0 2-H 2B		BBB 4-0 S BB			4	0	2	1	1	0	2
Ozzie Smith, S (1, 6) OBP: 0.319, SLG: 0.279	0-0 ① B1-3		0-0 ③ F9	0-0 ③ G3	0-0 ③ 4-3		SSS 0-3 ③ K 1-2			5	0	0	0	0	1	6
Jerry Mumphrey, S (1, 8) OBP: 0.353, SLG: 0.374 Barry Evans, R (2, 5) OBP: 0.324, SLG: 0.325	0-0 ② 4-3 2-3			BBBB 4-0 BB 1B 1B BB	BBBB 4-0 BB 1B 1B BB	0-0 1B		0-0 ① F5		1 2	0 2	0 1	0 0	0 2	0 0	1 0
Dave Winfield, R (1, 9) OBP: 0.364, SLG: 0.445	BBBB 4-0 BB			0-0 BB 1B 1-2 1B	0-0 1B BB 1B 1-2 1B	0-0 ① L5		0-0 ② F6		4	2	2	0	1	0	1
Gene Tenace, R (1, 2) OBP: 0.392, SLG: 0.403	SSS 0-3 ③ K			BBBB 4-0 1B 1B SF9 1-2 2-3 BB	BBBB 4-0 1B 1B 1-2 2-3 BB	0-0 ② F6		0-0 ③ F7		3	2	0	0	2	1	3
Broderick Perkins, L (1, 3) OBP: 0.500, SLG: 0.645		0-0 ① 4-3		0-0 SF9 1B 1B 1-2 2-H 3-H 1B	0-0 1B 6-3 1-2 2-3 3-H 1B	0-0 ③ F8				4	2	2	3	0	0	1
Luis Salazar, R (1, 5) OBP: 0.368, SLG: 0.425 (2, 8)		0-0 ② F6		0-0 WP 1B 1-2 2-3 1B	0-0 6-3 2B 1-3 2-H 3-H 1B		0-0 3B			4	1	3	2	0	0	0
Tim Flannery, L (1, 4) OBP: 0.291, SLG: 0.291		0-0 ③ 4-3		0-0 ① SF9 2-3 3-H	0-0 ① 6-3 1-2 3-H		SSS 0-3 ① K			3	0	0	2	0	1	2
John Curtis, L (1, 1) OBP: 0.197, SLG: 0.186			SSS 0-3 ① K	0-0 WP 1-2 3-H 1B	SSS 0-3 ② K		SSS 0-3 ② K			4	0	1	1	0	3	2
Inning Stats	R: 0 E: 0 K: 1 S: 6 H: 1 LOB: 2 BB: 1 P: 10	R: 0 E: 0 K: 0 S: 3 H: 0 LOB: 0 BB: 0 P: 3	R: 0 E: 0 K: 1 S: 5 H: 0 LOB: 0 BB: 0 P: 5	R: 4 E: 0 K: 0 S: 7 H: 4 LOB: 2 BB: 2 P: 15	R: 5 E: 0 K: 1 S: 9 H: 4 LOB: 1 BB: 2 P: 17	R: 0 E: 0 K: 0 S: 4 H: 1 LOB: 1 BB: 0 P: 4	R: 0 E: 0 K: 3 S: 10 H: 1 LOB: 2 BB: 1 P: 14	R: 0 E: 0 K: 0 S: 3 H: 0 LOB: 0 BB: 0 P: 3		1B: 8 2B: 2 3B: 1 HR: 0	SF: 1 SAC: 0 DP: 0 HBP: 0					

	AB	34
	R	9
	H	11
	RBI	9
	BB	6
	SO	6
	LOB	18

WP: 1 PB: 0 SB: 1 CS: 0 PA: 41

PITCHER		IP	WLS	BF	H	R	ER	SO	BB	IBB	HBP	BLK	WP	HR	S	P	ERA	WHIP
Randy Niemann, L ERA: 5.63	(1, 1)	3.0	L	15	3	4	4	2	3	0	0	0	0	0	16	28	12.00	2.000
Bert Roberge, R ERA: 5.92	(4, 1)	1.0		9	4	4	4	0	2	0	0	0	1	0	7	15	36.00	6.000
Gordie Pladson, R ERA: 4.35	(5, 1)	2.0		9	3	1	1	1	0	0	0	0	0	0	11	11	4.50	1.500
Bobby Sprowl, L ERA:	(7, 1)	1.0		5	1	0	0	3	1	0	0	0	0	0	10	14	0.00	2.000
Frank LaCorte, R ERA: 2.78	(8, 1)	1.0		3	0	0	0	0	0	0	0	0	0	0	3	3	0.00	0.000

PITCHER	IP	WLS	BF	H	R	ER	SO	BB	IBB	HBP	BLK	WP	HR	S	P	ERA	WHIP

Batter	1	2	3	4	5	6	7	8	9	AB	R	H	RBI	BB	SO	LOB
Joe Morgan, L (1, 4) OBP: 0.361, SLG: 0.371	F9	G3			F9		F9			4	0	0	0	0	0	2
Enos Cabell, R (1, 5) OBP: 0.300, SLG: 0.343	E6 PB		G4-6-3 1B		5-3		5-3			4	0	1	0	0	0	0
Terry Puhl, L (1, 9) OBP: 0.356, SLG: 0.418	1-2 1B		F8		BBBB BB			G3		3	0	1	0	1	0	1
Jose Cruz, L (1, 7) OBP: 0.370, SLG: 0.441	F8		G4-6-3 1-2f		SSS K			G1-4-3		4	0	1	0	0	1	4
Cesar Cedeno, R (1, 8) OBP: 0.392, SLG: 0.482	SSS K			BBBB 1-3 HR BB		F7		G1-4-3 1-2f		3	1	0	0	1	1	3
Dave Bergman, L (1, 3) OBP: 0.349, SLG: 0.368		SSS K		1-3 1-2		SSS K			6-3	4	0	0	0	0	2	1
Alan Ashby, S (1, 2) OBP: 0.311, SLG: 0.340		SH1-4 BB 1B		2-H HR		1B			SSS K	4	1	3	2	0	1	0
Craig Reynolds, L (1, 6) OBP: 0.259, SLG: 0.298 Dave Smith, R (6, 1) Denny Walling, L (9, PH) OBP: 0.378, SLG: 0.395		BBBB SH1-4 1-2 BB		6-3		F7		F7		2 0 1	0 0 0	0 0 0	0 0 0	1 0 0	0 0 0	1 0 0
Joaquin Andujar, S (1, 1) OBP: 0.233, SLG: 0.357 Rafael Landestoy, S (6, 6) OBP: 0.306, SLG: 0.329		SH1-4 1-2 2-3		SSS K			F6			1 1	0 0	0 0	0 0	0 0	1 0	0 0
Inning Stats	R: 0 H: 1 E: 1 LOB: 2 K: 1 BB: 0 S: 7 P: 7	R: 0 H: 1 E: 0 LOB: 2 K: 1 BB: 1 S: 6 P: 10	R: 0 H: 1 E: 0 LOB: 0 K: 0 BB: 0 S: 3 P: 3	R: 2 H: 1 E: 0 LOB: 0 K: 1 BB: 1 S: 6 P: 10	R: 0 H: 0 E: 0 LOB: 1 K: 1 BB: 1 S: 5 P: 9	R: 0 H: 1 E: 0 LOB: 1 K: 1 BB: 0 S: 6 P: 6	R: 0 H: 0 E: 0 LOB: 0 K: 0 BB: 0 S: 3 P: 3	R: 0 H: 1 E: 0 LOB: 0 K: 0 BB: 0 S: 3 P: 3	R: 0 H: 0 E: 0 LOB: 0 K: 1 BB: 0 S: 5 P: 5	1B: 5 SF: 0 2B: 0 SAC: 1 3B: 0 DP: 2 HR: 1 HBP: 0						

TOP

Houston Astros @ Atlanta Braves

Atlanta-Fulton County Stadium, Atlanta, GA

Wed Sep 24 1980, 7:05 PM EDT

Att. 24,897 - Unknown

livebaseballscorecards.com

AB	31
R	2
H	6
RBI	2
BB	3
SO	6
LOB	12

WP: 0 PB: 1 SB: 0 CS: 0 PA: 35

PITCHER		IP	WLS	BF	H	R	ER	SO	BB	IBB	HBP	BLK	WP	HR	S	P	ERA	WHIP
Doyle Alexander, R ERA: 4.04	(1, 1)	7.1	W	31	6	2	2	5	3	0	0	0	0	1	38	50	2.46	1.227
Rick Camp, R ERA: 1.92	(8, 1)	1.2	S	4	0	0	0	1	0	0	0	0	0	0	6	6	0.00	0.000

PITCHER	IP	WLS	BF	H	R	ER	SO	BB	IBB	HBP	BLK	WP	HR	S	P	ERA	WHIP

Batter	1	2	3	4	5	6	7	8	9	AB	R	H	RBI	BB	SO	LOB
Terry Harper, R (1, 7) OBP: 0.273, SLG: 0.222	BBBB 4-0 2-3 S BB	x 0-0 ② F3		BBBB 4-0 1-2 BB		BBBB 4-0 1-2 2B BB				1	1	0	0	3	0	2
Rafael Ramirez, R (1, 6) OBP: 0.297, SLG: 0.364 Biff Pocoroba, S (6, PH) OBP: 0.375, SLG: 0.421 Luis Gomez, R (7, 6) OBP: 0.240, SLG: 0.213	x 0-0 ① 2-3 1-3	x 0-0 ③ FC6-4 1-2f		x 0-0 ②③ G1-2-3 3-Hf		x 0-0 1-H 2-H 2B				3 1 0	0 0 0	0 1 0	0 2 0	0 0 0	0 0 0	6 0 0
Gary Matthews, R (1, 9) OBP: 0.329, SLG: 0.427	SSS 0-3 ② K		SSS 0-3 ① K		BBBB 4-0 S BB	SSS 0-3 ③ K				3	0	0	0	1	3	2
Bob Horner, R (1, 5) OBP: 0.317, SLG: 0.555	BBBB 4-0 BB		x 0-0 HR		x 0-0 ① P6 1-2		SSS 0-3 ① K			3	1	1	1	1	1	1
Chris Chambliss, L (1, 3) OBP: 0.333, SLG: 0.428	x 0-0 ③ F8		x 0-0 ② F7		SSS 0-3 ② K		SSS 0-3 ② K			4	0	0	0	0	2	3
Dale Murphy, R (1, 8) OBP: 0.351, SLG: 0.508		x 0-0 HR	BBBB 4-0 CS BB		x 0-0 ③ 5-3		x 0-0 ③ G3			3	1	1	1	1	0	1
Glenn Hubbard, R (1, 4) OBP: 0.329, SLG: 0.390		x 0-0 SH 1B	0-0 ③ CS 1-2	x 0-0 ① F6		x 0-0 ① F8		x 0-0 ① F8		4	0	1	0	0	0	0
Bruce Benedict, R (1, 2) OBP: 0.308, SLG: 0.314		x 0-0 SH FC6-4 1-2		BBBB 4-0 1B G1-2-3 BB		x 0-0 ② 5-3		x 0-0 ② G3		2	0	0	0	1	0	0
Doyle Alexander, R (1, 1) OBP: 0.220, SLG: 0.228 Rick Camp, R (8, 1) OBP: 0.125, SLG: 0.250		SSS 0-3 ① K		x 0-0 BB 1-3 1B		BBBB 4-0 BB 2B BB		x 0-0 ③ L3		2 1	1 0	1 0	0 0	1 0	1 0	2 0
Inning Stats	R: 0 E: 0 K: 1 S: 5 H: 0 LOB: 2 BB: 2 P: 13	R: 1 E: 1 K: 1 S: 8 H: 2 LOB: 2 BB: 0 P: 8	R: 1 E: 0 K: 1 S: 5 H: 1 LOB: 0 BB: 1 P: 9	R: 0 E: 0 K: 0 S: 3 H: 1 LOB: 2 BB: 2 P: 11	R: 0 E: 0 K: 1 S: 5 H: 0 LOB: 1 BB: 1 P: 9	R: 2 E: 0 K: 1 S: 6 H: 1 LOB: 1 BB: 2 P: 14	R: 0 E: 0 K: 2 S: 7 H: 0 LOB: 0 BB: 0 P: 7	R: 0 E: 0 K: 0 S: 3 H: 0 LOB: 0 BB: 0 P: 3		1B: 2 2B: 1 3B: 0 HR: 2 SF: 0 SAC: 1 DP: 1 HBP: 0						

PITCHER		IP	WLS	BF	H	R	ER	SO	BB	IBB	HBP	BLK	WP	HR	S	P	ERA	WHIP
Joaquin Andujar, R ERA: 3.73	(1, 1)	5.2	L	29	5	4	4	4	8	0	0	0	0	2	29	61	6.35	2.294
Dave Smith, R ERA: 2.08	(6, 1)	2.1		7	0	0	0	3	0	0	0	0	0	0	13	13	0.00	0.000

PITCHER	IP	WLS	BF	H	R	ER	SO	BB	IBB	HBP	BLK	WP	HR	S	P	ERA	WHIP

BOTTOM

Houston Astros @ Atlanta Braves

Atlanta-Fulton County Stadium, Atlanta, GA

Wed Sep 24 1980, 7:05 PM EDT

Att. 24,897 - Unknown

livebaseballscorecards.com

AB	27
R	4
H	5
RBI	4
BB	8
SO	7
LOB	17

Houston Astros @ Atlanta Braves

Atlanta-Fulton County Stadium, Atlanta, GA

Thu Sep 25 1980, 7:05 PM EDT

Att. 7,926 - Unknown

TOP

livebaseballscorecards.com

Batter	1	2	3	4	5	6	7	8	9	AB	R	H	RBI	BB	SO	LOB
Joe Morgan, L (1, 4) OBP: 0.364, SLG: 0.379	F9		1-H HR		2-H 4-3 1B		BBB 4-0 SH1-4 1B 1-2 BB		F7	4	1	2	3	1	0	0
Rafael Landestoy, S (9, 4) OBP: 0.306, SLG: 0.329										0	0	0	0	0	0	0
Enos Cabell, R (1, 5) OBP: 0.299, SLG: 0.342	F7		F8		4-3 1-2		0-0 SH1-4 1-2 2-H 1B		F8	5	0	1	1	0	0	1
Terry Puhl, L (1, 9) OBP: 0.357, SLG: 0.417	4-3		BBB 4-0 BB		SSS 0-3 K		0-0 SH1-4 1-2 2-3		CS 1B	3	0	1	0	1	1	1
Jose Cruz, L (1, 7) OBP: 0.368, SLG: 0.438	4-3	G3		SSS 0-3 K	4-3				CS 1-2	4	0	0	0	0	1	3
Dave Smith, R (7, 1)										0	0	0	0	0	0	0
Cesar Cedeno, R (1, 8) OBP: 0.391, SLG: 0.480	1B 1B			F8	F8	SSS 0-3 K				4	0	1	0	0	1	2
Art Howe, R (1, 3) OBP: 0.355, SLG: 0.447	G1-6-3 1-2 1B			F9		3B		SH3-4 1B		4	0	3	0	0	0	0
Dave Bergman, L (9, 3) OBP: 0.349, SLG: 0.368										0	0	0	0	0	0	0
Alan Ashby, S (1, 2) OBP: 0.311, SLG: 0.338	G1-6-3 1-2f			1-3		BBB 4-0 BB		SH3-4 1-2		2	0	0	0	1	0	2
Craig Reynolds, L (1, 6) OBP: 0.259, SLG: 0.298		4-3			SH3-4 1B 1B	SSS 0-3 K		SSS 0-3 K		4	1	1	0	0	2	3
Nolan Ryan, R (1, 1) OBP: 0.173, SLG: 0.134		HR 1B			SH3-4 1-2		BB 1B 1B		F8	1	1	1	0	0	0	0
Frank LaCorte, R (6, 1) OBP: 0.286, SLG: 0.167										0	0	0	0	0	0	0
Jeffrey Leonard, R (7, PH) OBP: 0.277, SLG: 0.336										2	1	1	0	0	0	1
(7, 7)																

Inning Stats	1	2	3	4	5	6	7	8	9
R	0	0	2	0	1	0	1	0	0
E	0	0	0	0	0	0	0	0	0
K	0	0	0	0	1	2	1	1	0
S	3	4	5	3	7	8	7	6	3
H	0	2	2	0	2	1	2	1	1
LOB	0	1	1	0	1	2	2	1	0
BB	0	0	1	0	0	1	1	0	0
P	3	4	9	3	7	12	11	6	3

1B	9
2B	0
3B	1
HR	1
SF	0
SAC	3
DP	1
HBP	0

WP	0
PB	0
SB	0
CS	1
PA	40

AB	33
R	4
H	11
RBI	4
BB	3
SO	5
LOB	13

PITCHER		IP	WLS	BF	H	R	ER	SO	BB	IBB	HBP	BLK	WP	HR	S	P	ERA	WHIP
Phil Niekro, R ERA: 3.67	(1, 1)	6.0	L	29	9	4	4	3	3	0	0	0	0	1	32	44	6.00	2.000
Larry Bradford, L ERA: 2.5	(7, 1)	0.2		2	0	0	0	0	0	0	0	0	0	0	2	2	0.00	0.000
Gene Garber, R ERA: 3.92	(7, 1)	0.1		1	0	0	0	1	0	0	0	0	0	0	3	3	0.00	0.000
Al Hrabosky, L ERA: 3.79	(8, 1)	2.0		7	2	0	0	1	0	0	0	0	0	0	9	9	0.00	1.000

PITCHER	IP	WLS	BF	H	R	ER	SO	BB	IBB	HBP	BLK	WP	HR	S	P	ERA	WHIP

Houston Astros @ Atlanta Braves

Atlanta-Fulton County Stadium, Atlanta, GA

Thu Sep 25 1980, 7:05 PM EDT

Att. 7,926 - Unknown

livebaseballscorecards.com

BOTTOM

Batter	1	2	3	4	5	6	7	8	9	AB	R	H	RBI	BB	SO	LOB
Terry Harper, R (1, 7) OBP: 0.333, SLG: 0.318	6-3		WP, BB		CS, 1B		2B		F9	4	0	2	0	1	0	2
Rafael Ramirez, R (1, 6) OBP: 0.291, SLG: 0.356	5-3		K		K		K		F5	3	0	0	0	0	2	3
Jeff Burroughs, R (7, PH) OBP: 0.349, SLG: 0.457										1	0	0	0	0	1	1
Al Hrabosky, R (8, 1)										0	0	0	0	0	0	0
Brian Asselstine, L (9, PH) OBP: 0.318, SLG: 0.394										1	0	0	0	0	0	2
Gary Matthews, R (1, 9) OBP: 0.330, SLG: 0.426	K			BB, 1B, SF7, 1B	BB			K		3	1	1	0	1	2	0
Bob Horner, R (1, 5) OBP: 0.316, SLG: 0.552		K		SF7, BB, 1B, 1B	F4			6-3		4	1	1	0	0	1	1
Chris Chambliss, L (1, 3) OBP: 0.334, SLG: 0.428		P6		1B, BB		P5		1B		3	0	1	0	1	0	0
Dale Murphy, R (1, 8) OBP: 0.348, SLG: 0.505		3-1		F7		F7		K		4	0	0	0	0	1	4
Glenn Hubbard, R (1, 4) OBP: 0.326, SLG: 0.387			F8	SF7		K			5-3	3	0	0	1	0	1	0
Bruce Benedict, R (1, 2) OBP: 0.310, SLG: 0.316			G3				6-3		BB, 1B	4	0	2	1	0	0	0
Phil Niekro, R (1, 1) OBP: 0.151, SLG: 0.200			WP, BB, 1B	K			K		BB	2	0	1	0	0	1	2
Larry Bradford, R (7, 1)										0	0	0	0	0	0	0
Gene Garber, R (7, 1) OBP: 0.500, SLG: 0.500										0	0	0	0	0	0	0
Biff Pocoroba, S (7, PH) OBP: 0.371, SLG: 0.416										1	0	0	0	0	1	0
Luis Gomez, R (8, 6) OBP: 0.240, SLG: 0.213										0	0	0	0	0	0	0
Mike Lum, L (9, PH) OBP: 0.357, SLG: 0.253										0	0	0	0	1	0	0
Chico Ruiz, R (9, PR) OBP: 0.379, SLG: 0.462										0	0	0	0	0	0	0
Inning Stats	R: 0 E: 0 K: 1 S: 5 H: 0 LOB: 0 BB: 0 P: 5	R: 0 E: 0 K: 1 S: 5 H: 0 LOB: 0 BB: 0 P: 5	R: 0 E: 0 K: 1 S: 6 H: 1 LOB: 2 BB: 1 P: 10	R: 2 E: 0 K: 1 S: 8 H: 3 LOB: 2 BB: 1 P: 12	R: 0 E: 0 K: 1 S: 5 H: 1 LOB: 1 BB: 1 P: 9	R: 0 E: 0 K: 1 S: 5 H: 0 LOB: 0 BB: 0 P: 5	R: 0 E: 0 K: 2 S: 8 H: 1 LOB: 1 BB: 0 P: 8	R: 0 E: 0 K: 2 S: 8 H: 1 LOB: 1 BB: 0 P: 8	R: 0 E: 0 K: 0 S: 4 H: 1 LOB: 2 BB: 1 P: 8							

AB	33
R	2
H	8
RBI	2
BB	4
SO	10
LOB	15

1B: 7	SF: 1	WP: 1	PA: 38
2B: 1	SAC: 0	PB: 0	
3B: 0	DP: 0	SB: 0	
HR: 0	HBP: 0	CS: 1	

PITCHER		IP	WLS	BF	H	R	ER	SO	BB	IBB	HBP	BLK	WP	HR	S	P	ERA	WHIP
Nolan Ryan, R (1, 1) ERA: 3.38		5.0	W	22	5	2	2	5	3	0	0	0	1	0	29	41	3.60	1.600
Frank LaCorte, R (6, 1) ERA: 2.75		1.0		3	0	0	0	1	0	0	0	0	0	0	5	5	0.00	0.000
Dave Smith, R (7, 1) ERA: 2.02		3.0	S	13	3	0	0	4	1	0	0	0	0	0	20	24	0.00	1.333

PITCHER	IP	WLS	BF	H	R	ER	SO	BB	IBB	HBP	BLK	WP	HR	S	P	ERA	WHIP

Batter	1	2	3	4	5	6	7	8	9	AB	R	H	RBI	BB	SO	LOB
Dave Collins, S (1, 8) OBP: 0.361, SLG: 0.366	G4-3 1B			P6		6-3			1B	4	0	2	0	0	0	0
Ken Griffey, L (1, 9) OBP: 0.363, SLG: 0.448	G4-3 1-2f			K		F7			F8	4	0	0	0	0	1	2
Dave Concepcion, R (1, 6) OBP: 0.298, SLG: 0.357	5-3			2B		1-3			F8	4	0	1	0	0	0	1
George Foster, R (1, 7) OBP: 0.369, SLG: 0.477		5-3		4-3			P3		6-3	4	0	0	0	0	0	2
Dan Driessen, L (1, 3) OBP: 0.385, SLG: 0.431		4-3			K		L3			3	0	0	0	0	1	0
Johnny Bench, R (1, 2) OBP: 0.333, SLG: 0.497		P1			1B HBP		F7			2	0	0	0	0	0	0
Ray Knight, R (1, 5) OBP: 0.309, SLG: 0.419			F8		F8			L4		3	0	0	0	0	0	1
Ron Oester, S (1, 4) OBP: 0.340, SLG: 0.377			F6		1-2 1B			G3		3	0	1	0	0	0	0
Tom Seaver, R (1, 1) OBP: 0.255, SLG: 0.205			6-3		1-3				F9	2	0	0	0	0	0	2
Harry Spilman, L (8, PH) OBP: 0.330, SLG: 0.439										1	0	0	0	0	0	0
Doug Bair, R (8, 1)										0	0	0	0	0	0	0
Inning Stats	R: 0 E: 0 K: 0 S: 3 H: 1 LOB: 0 BB: 0 P: 3	R: 0 E: 0 K: 0 S: 3 H: 0 LOB: 0 BB: 0 P: 3	R: 0 E: 0 K: 0 S: 3 H: 0 LOB: 0 BB: 0 P: 3	R: 0 E: 0 K: 1 S: 6 H: 1 LOB: 1 BB: 0 P: 6	R: 0 E: 0 K: 1 S: 6 H: 1 LOB: 2 BB: 0 P: 7	R: 0 E: 0 K: 0 S: 3 H: 0 LOB: 0 BB: 0 P: 3	R: 0 E: 0 K: 0 S: 3 H: 0 LOB: 0 BB: 0 P: 3	R: 0 E: 0 K: 0 S: 3 H: 0 LOB: 0 BB: 0 P: 3	R: 0 E: 0 K: 0 S: 4 H: 1 LOB: 1 BB: 0 P: 4	1B: 3 2B: 1 3B: 0 HR: 0	SF: 0 SAC: 0 DP: 1 HBP: 1						

PITCHER	IP	WLS	BF	H	R	ER	SO	BB	IBB	HBP	BLK	WP	HR	S	P	ERA	WHIP
Vern Ruhle, R (1, 1) ERA: 2.43	9.0	W	31	4	0	0	2	0	0	1	0	0	0	34	35	0.00	0.444

PITCHER	IP	WLS	BF	H	R	ER	SO	BB	IBB	HBP	BLK	WP	HR	S	P	ERA	WHIP

TOP

Cincinnati Reds @ Houston Astros

Astrodome, Houston, TX

Fri Sep 26 1980, 8:05 PM EDT

Att. 42,486 - Unknown

livebaseballscorecards.com

AB	30
R	0
H	4
RBI	0
BB	0
SO	2
LOB	8

WP: 0	PA: 31				
PB: 0					
SB: 0					
CS: 0					

Batter	1	2	3	4	5	6	7	8	9	AB	R	H	RBI	BB	SO	LOB
Joe Morgan, L (1, 4) OBP: 0.367, SLG: 0.378	BBBB 4-0 G3 5-3 1B BB		BBBB 4-0 E S BB		x 0-0 ③ G3			BBBB 4-0 F9 BB		1	1	0	0	3	0	0
Rafael Landestoy, S (9, 4) OBP: 0.306, SLG: 0.329										0	0	0	0	0	0	0
Enos Cabell, R (1, 5) OBP: 0.297, SLG: 0.339	x 0-0 ① 5-3 1-2		SSS 0-3 ① K 1-3			x 0-0 ① F8		x 0-0 ②③ F9 1-2		4	0	0	0	0	1	3
Terry Puhl, L (1, 9) OBP: 0.357, SLG: 0.419	x 0-0 ② G3 2-3		x 0-0 ② 3-4			x 0-0 G3 2B				3	0	1	0	0	0	2
Jose Cruz, L (1, 7) OBP: 0.368, SLG: 0.438	x 0-0 S 3-H 1B		x 0-0 ③ F2			x 0-0 ② G3 2-3				3	0	1	1	0	0	2
Cesar Cedeno, R (1, 8) OBP: 0.389, SLG: 0.476	x 0-0 ③ 1-3 1-2			x 0-0 ① L8		x 0-0 ③ 1-3				3	0	0	0	0	0	2
Art Howe, R (1, 3) OBP: 0.354, SLG: 0.449		x 0-0 L9 SF9 2B		x 0-0 ② P6			x 0-0 ① F8			3	1	1	0	0	0	0
Dave Bergman, L (8, 3) OBP: 0.349, SLG: 0.368										0	0	0	0	0	0	0
Alan Ashby, S (1, 2) OBP: 0.308, SLG: 0.334		x 0-0 ① L9 2-3		x 0-0 ③ 3-1			SSS 0-3 ② K			3	0	0	0	0	1	1
Craig Reynolds, L (1, 6) OBP: 0.257, SLG: 0.296		x 0-0 ② SF9 3-H			x 0-0 ① 6-3		x 0-0 ③ F8			2	0	0	1	0	0	0
Vern Ruhle, R (1, 1) OBP: 0.313, SLG: 0.318		SSS 0-3 ③ K			SSS 0-3 ② K			x 0-0 ① F2		3	0	0	0	0	2	0
Inning Stats	R: 1 H: 1 E: 0 LOB: 1 K: 0 BB: 1 S: 4 P: 8	R: 1 H: 1 E: 0 LOB: 0 K: 1 BB: 0 S: 6 P: 6	R: 0 H: 0 E: 0 LOB: 1 K: 1 BB: 1 S: 5 P: 9	R: 0 H: 0 E: 0 LOB: 0 K: 0 BB: 0 S: 3 P: 3	R: 0 H: 0 E: 0 LOB: 0 K: 1 BB: 0 S: 5 P: 5	R: 0 H: 1 E: 0 LOB: 1 K: 0 BB: 0 S: 4 P: 4	R: 0 H: 0 E: 0 LOB: 0 K: 1 BB: 0 S: 5 P: 5	R: 0 H: 0 E: 0 LOB: 0 K: 0 BB: 1 S: 2 P: 6		1B: 1 SF: 1 2B: 2 SAC: 0 3B: 0 DP: 0 HR: 0 HBP: 0						

BOTTOM

Cincinnati Reds @ Houston Astros

Astrodome, Houston, TX

Fri Sep 26 1980, 8:05 PM EDT

Att. 42,486 - Unknown

livebaseballscorecards.com

AB	25
R	2
H	3
RBI	2
BB	3
SO	4
LOB	10

PITCHER		IP	WLS	BF	H	R	ER	SO	BB	IBB	HBP	BLK	WP	HR	S	P	ERA	WHIP
Tom Seaver, R ERA: 3.77	(1, 1)	7.0	L	26	3	2	2	4	2	0	0	0	0	0	32	40	2.57	0.714
Doug Bair, R ERA: 4.39	(8, 1)	1.0		3	0	0	0	0	1	0	0	0	0	0	2	6	0.00	1.000

PITCHER	IP	WLS	BF	H	R	ER	SO	BB	IBB	HBP	BLK	WP	HR	S	P	ERA	WHIP

Batter	1	2	3	4	5	6	7	8	9	AB	R	H	RBI	BB	SO	LOB
Dave Collins, S (1, 8) OBP: 0.358, SLG: 0.363	F8		1-3		4-3			F8		4	0	0	0	0	0	0
Ken Griffey, L (1, 9) OBP: 0.364, SLG: 0.451	2B		F9			G5-4-3 1B		F8		4	0	2	0	0	0	0
Dave Concepcion, R (1, 6) OBP: 0.300, SLG: 0.360	F7		K			G5-4-3 1-2		WP 2B		4	0	2	0	0	1	1
George Foster, R (1, 7) OBP: 0.366, SLG: 0.473	5-3			5-3		G5-4-3 1-2f 2-3		K 2-3		4	0	0	0	0	1	4
Dan Driessen, L (1, 3) OBP: 0.384, SLG: 0.429		F8		PB S BB		K			F8	3	0	0	0	1	1	1
Johnny Bench, R (1, 2) OBP: 0.333, SLG: 0.493		BB S BB		6-3 1-3			L5		K	3	0	0	0	1	1	1
Ray Knight, R (1, 5) OBP: 0.307, SLG: 0.416		P4 1-2		K			6-3		K	4	0	0	0	0	2	2
Ron Oester, S (1, 4) OBP: 0.343, SLG: 0.375		BB			4-3		BB			1	0	0	0	2	0	0
Mario Soto, R (1, 1) OBP: 0.023, SLG: 0.023		K			6-3		4-3			2	0	0	0	0	1	2
Joe Nolan, L (7, PH) OBP: 0.357, SLG: 0.415										1	0	0	0	0	0	1
Tom Hume, R (7, 1) OBP: 0.133, SLG: 0.200										0	0	0	0	0	0	0

TOP

Cincinnati Reds @ Houston Astros

Astrodome, Houston, TX

Sat Sep 27 1980, 4:33 AM EDT

Att. 40,305 - Unknown

livebaseballscorecards.com

AB	30
R	0
H	4
RBI	0
BB	4
SO	7
LOB	12

Inning Stats	1	2	3	4	5	6	7	8	9
	R: 0 E: 0 K: 0 S: 4	H: 1 LOB: 1 BB: 0 P: 4	R: 0 E: 0 K: 1 S: 5	H: 0 LOB: 2 BB: 2 P: 13	R: 0 E: 0 K: 1 S: 5	H: 0 LOB: 0 BB: 0 P: 5	R: 0 E: 0 K: 1 S: 5	H: 0 LOB: 1 BB: 1 P: 9	R: 0 E: 0 K: 0 S: 3	H: 0 LOB: 0 BB: 0 P: 3
	R: 0 E: 0 K: 1 S: 6	H: 2 LOB: 1 BB: 0 P: 6	R: 0 E: 0 K: 0 S: 3	H: 0 LOB: 1 BB: 1 P: 7	R: 0 E: 0 K: 1 S: 6	H: 1 LOB: 1 BB: 0 P: 6	R: 0 E: 0 K: 2 S: 7	H: 0 LOB: 0 BB: 0 P: 7		

| | | | | | | | | | |

Cincinnati Reds @ Houston Astros

Astrodome, Houston, TX

Sat Sep 27 1980, 4:33 AM EDT

Att. 40,305 - Unknown

livebaseballscorecards.com

BOTTOM

Batter	1	2	3	4	5	6	7	8	9	AB	R	H	RBI	BB	SO	LOB
Joe Morgan, L (1, 4) OBP: 0.364, SLG: 0.375 Rafael Landestoy, S (9, 4) OBP: 0.306, SLG: 0.329	F8		P6		1-3			K		4 0	0 0	0 0	0 0	0 0	1 0	2 0
Enos Cabell, R (1, 5) OBP: 0.297, SLG: 0.340	K			F9		2B		4-3		4	0	1	0	0	1	0
Terry Puhl, L (1, 9) OBP: 0.355, SLG: 0.417	F8			F9		F7				3	0	0	0	0	0	1
Jose Cruz, L (1, 7) OBP: 0.367, SLG: 0.436		5-3		P4		G5-4-3 IBB				2	0	0	0	1	0	0
Cesar Cedeno, R (1, 8) OBP: 0.386, SLG: 0.473		K			5-3	G5-4-3 1-2f				3	0	0	0	0	1	2
Denny Walling, L (1, 3) OBP: 0.378, SLG: 0.394 Dave Bergman, L (8, 3) OBP: 0.349, SLG: 0.368		F5			E 2B 1B		4-3			3 0	1 0	1 0	0 0	0 0	0 0	0 0
Alan Ashby, S (1, 2) OBP: 0.308, SLG: 0.332			SH3-4 BB		E8 2B 1-3		K			2	1	0	0	1	1	1
Craig Reynolds, L (1, 6) OBP: 0.258, SLG: 0.300			SH3-4 1-2		2B 2-H 3-H		4-3			2	0	1	2	0	0	0
Joe Niekro, R (1, 1) OBP: 0.325, SLG: 0.355 Dave Smith, R (8, 1)			F9		F8			4-3		2 1	0 0	0 0	0 0	0 0	0 0	2 0
Inning Stats	R: 0 E: 0 K: 1 S: 5 H: 0 LOB: 0 BB: 0 P: 5	R: 0 E: 0 K: 1 S: 5 H: 0 LOB: 0 BB: 0 P: 5	R: 0 E: 0 K: 0 S: 3 H: 0 LOB: 1 BB: 1 P: 7	R: 0 E: 0 K: 0 S: 3 H: 0 LOB: 0 BB: 0 P: 3	R: 2 E: 1 K: 0 S: 6 H: 2 LOB: 1 BB: 0 P: 6	R: 0 E: 0 K: 0 S: 3 H: 1 LOB: 1 BB: 1 P: 7	R: 0 E: 0 K: 1 S: 5 H: 0 LOB: 0 BB: 0 P: 5	R: 0 E: 0 K: 1 S: 5 H: 0 LOB: 0 BB: 0 P: 5		1B: 1 2B: 2 3B: 0 HR: 0 SF: 0 SAC: 1 DP: 1 HBP: 0						

AB	26
R	2
H	3
RBI	2
BB	2
SO	4
LOB	8

PITCHER		IP	WLS	BF	H	R	ER	SO	BB	IBB	HBP	BLK	WP	HR	S	P	ERA	WHIP
Mario Soto, R ERA: 3.01	(1, 1)	6.0	L	23	3	2	0	2	1	1	0	0	0	0	25	33	0.00	0.667
Tom Hume, R ERA: 2.66	(7, 1)	2.0		6	0	0	0	2	0	0	0	0	0	0	10	10	0.00	0.000

PITCHER	IP	WLS	BF	H	R	ER	SO	BB	IBB	HBP	BLK	WP	HR	S	P	ERA	WHIP

Batter	1	2	3	4	5	6	7	8	9	AB	R	H	RBI	BB	SO	LOB
Dave Collins, S (1, 8) OBP: 0.361, SLG: 0.365	BBBB 4-0 FC3-6 1B SF4 BB		x 0-0 ② G3		x 0-0 HR 1B		x 0-0 E 2B 3-H 1B	x 0-0 2-H 2B		3	3	2	1	1	0	0
Tom Hume, R (7, 1) OBP: 0.188, SLG: 0.313										1	0	1	1	0	0	0
Ken Griffey, L (1, 9) (7, 8) (8, 9) OBP: 0.368, SLG: 0.463	x 0-0 1-2 FC3-6 1B		x 0-0 2B		x 0-0 1-H HR		x 0-0 1-H 1B 2B	SSS 0-3 ③ K		5	2	4	3	0	1	1
Dave Concepcion, R (1, 6) OBP: 0.300, SLG: 0.359	x 0-0 ① FC3-6 1-2f 2-3		x 0-0 ③ F9		x 0-0 ③ 1-3		x 0-0 1B 2-H 1B		BBBB 4-0 S BB	4	0	1	1	1	0	3
George Foster, R (1, 7) OBP: 0.367, SLG: 0.473	x 0-0 ② SF4 3-H			BBBB 4-0 FC4-6 BB		SSS 0-3 ① K	x 0-0 1-3 1B		x 0-0 ① P9 1-2	3	0	1	1	1	1	1
Dan Driessen, L (1, 3) OBP: 0.381, SLG: 0.424	x 0-0 ③ F8			x 0-0 ① F7		x 0-0 ② P6	x 0-0 ② F8		SSS 0-3 ② K	5	0	0	0	0	1	5
Ray Knight, R (1, 5) OBP: 0.307, SLG: 0.420		BBBB 4-0 2-5 G3 BB		x 0-0 ② F9		x 0-0 HR	x 0-0 ③ P6		x 0-0 ③ 6-3	4	1	1	1	1	0	4
Joe Nolan, L (1, 2) OBP: 0.354, SLG: 0.411		SSS 0-3 ① K	x 0-0 ③ FC4-6 1-2f		x 0-0 ③ 3-1			x 0-0 SH5-4 2B 1B		4	1	1	0	0	1	2
Ron Oester, S (1, 4) OBP: 0.340, SLG: 0.372	x 0-0 ② G3 1-2				SSS 0-3 ① K		x 0-0 ① P6	x 0-0 ① SH5-4 1-2		3	0	0	0	0	1	1
Frank Pastore, R (1, 1) OBP: 0.200, SLG: 0.161 Joe Price, R (2, 1) OBP: 0.135, SLG: 0.135 Eddie Milner, L (5, PH) Michael LaCoss, R (5, 1) OBP: 0.123, SLG: 0.109 Paul Householder, S (7, PH) OBP: 0.262, SLG: 0.317 (7, 9) Sam Mejias, R (8, 8) OBP: 0.322, SLG: 0.370		0-0 ③ 2-5 2-3	x 0-0 ① 5-3		x 0-0 ② F8		x 0-0 1B 3B	SSS 0-3 ② K		0 1 1 0 2 0	0 0 0 0 1 0	0 0 0 0 1 0	0 0 0 0 0 0	0 0 0 0 0 0	0 0 0 0 1 0	0 0 0 0 1 0
Inning Stats	R: 1 H: 1 E: 0 LOB: 1 K: 0 BB: 1 S: 4 P: 8	R: 0 H: 0 E: 0 LOB: 1 K: 1 BB: 1 S: 4 P: 8	R: 0 H: 1 E: 0 LOB: 1 K: 0 BB: 0 S: 4 P: 4	R: 0 H: 0 E: 0 LOB: 1 K: 0 BB: 1 S: 3 P: 7	R: 2 H: 2 E: 0 LOB: 0 K: 1 BB: 0 S: 7 P: 7	R: 1 H: 1 E: 0 LOB: 0 K: 1 BB: 0 S: 6 P: 6	R: 3 H: 5 E: 1 LOB: 2 K: 0 BB: 0 S: 8 P: 8	R: 1 H: 2 E: 0 LOB: 1 K: 2 BB: 0 S: 9 P: 9	R: 0 H: 0 E: 0 LOB: 1 K: 1 BB: 1 S: 5 P: 9						

PITCHER		IP	WLS	BF	H	R	ER	SO	BB	IBB	HBP	BLK	WP	HR	S	P	ERA	WHIP
Ken Forsch, R ERA: 3.25	(1, 1)	5.0		22	4	3	3	2	3	0	0	0	0	1	22	34	5.40	1.400
Joaquin Andujar, R ERA: 3.91	(6, 1)	1.1	L	7	3	3	3	1	0	0	0	0	0	1	9	9	20.25	2.250
Joe Sambito, L ERA: 2.14	(7, 1)	0.1		4	3	1	1	0	0	0	0	0	0	0	4	4	27.00	9.000
Frank LaCorte, R ERA: 2.81	(7, 1)	1.1		6	2	1	1	2	0	0	0	0	0	0	10	10	6.75	1.500
Randy Niemann, L ERA: 5.45	(9, 1)	1.0		4	0	0	0	1	1	0	0	0	0	0	5	9	0.00	1.000

PITCHER	IP	WLS	BF	H	R	ER	SO	BB	IBB	HBP	BLK	WP	HR	S	P	ERA	WHIP

TOP

Cincinnati Reds @ Houston Astros

Astrodome, Houston, TX

Sun Sep 28 1980, 4:33 AM EDT

Att. 32,756 - Dome

livebaseballscorecards.com

AB	36
R	8
H	12
RBI	8
BB	4
SO	6
LOB	18

1B: 6 SF: 1
2B: 3 SAC: 1
3B: 1 DP: 0
HR: 2 HBP: 0

WP: 0 PA: 42
PB: 0
SB: 1
CS: 0

Cincinnati Reds @ Houston Astros

Astrodome, Houston, TX

Sun Sep 28 1980, 4:33 AM EDT

Att. 32,756 - Dome

BOTTOM

livebaseballscorecards.com

Batter	1	2	3	4	5	6	7	8	9	AB	R	H	RBI	BB	SO	LOB
Joe Morgan, L (1, 4) OBP: 0.368, SLG: 0.384	HR	BB		1B		4-3		BB		3	2	2	1	2	0	1
Enos Cabell, R (1, 5) OBP: 0.298, SLG: 0.344	3B	1B		6-3		K		1-3		5	1	2	0	0	1	4
Terry Puhl, L (1, 9) OBP: 0.354, SLG: 0.414	P9	FC4-3-6 1-2f 3-H			F8	K			G6-4-3 1B	5	0	1	1	0	1	3
Jose Cruz, L (1, 7) OBP: 0.368, SLG: 0.436	FC3-6 S 1B 3-H	F8			6-3		G3		G6-4-3 1-2	5	1	2	1	0	0	1
Cesar Cedeno, R (1, 8) OBP: 0.388, SLG: 0.474	FC3-6 1-2 BB		CS		S 1B		5-3		G6-4-3 1-2f 2-3	4	1	2	0	1	0	2
Denny Walling, L (1, 3) OBP: 0.375, SLG: 0.389	FC3-6 1B 1-2f 2-3		F9 1-2		1B 1-2 IBB		3-1		1-3	4	0	0	0	1	0	4
Alan Ashby, S (1, 2) OBP: 0.310, SLG: 0.334	1-3 3-H 1B		F8		1-2 2-H 1B			F7		4	0	2	2	0	0	0
Craig Reynolds, L (1, 6) OBP: 0.256, SLG: 0.298 Dave Bergman, L (8, PH) OBP: 0.345, SLG: 0.364 Rafael Landestoy, S (9, 6) OBP: 0.306, SLG: 0.329	P6			F8	L9			G3		3 1 0	0 0 0	0 0 0	0 0 0	0 0 0	0 0 0	4 0 0
Ken Forsch, R (1, 1) OBP: 0.243, SLG: 0.274 Joaquin Andujar, S (6, 1) OBP: 0.258, SLG: 0.357 Joe Sambito, L (7, 1) Frank LaCorte, R (7, 1) OBP: 0.286, SLG: 0.167 Danny Heep, L (8, PH) OBP: 0.340, SLG: 0.368 Randy Niemann, L (9, 1) OBP: 0.333, SLG: 0.333		6-3		K		4-3 BB		BB HBP		2 0 0 0 0 0 0	0 0 0 0 0 0 0	0 0 0 0 0 0 0	0 1 0 0 0 0 0	1 0 0 0 0 0 0	0 0 0 0 0 0 0	0 0 0 0 0 0 0
Inning Stats	R: 3 E: 0 K: 0 S: 7 H: 4 LOB: 2 BB: 1 P: 11	R: 1 E: 0 K: 0 S: 4 H: 1 LOB: 1 BB: 1 P: 8	R: 0 E: 0 K: 0 S: 3 H: 1 LOB: 0 BB: 0 P: 3	R: 0 E: 0 K: 1 S: 6 H: 1 LOB: 1 BB: 0 P: 6	R: 1 E: 0 K: 0 S: 5 H: 2 LOB: 2 BB: 1 P: 9	R: 0 E: 0 K: 2 S: 7 H: 0 LOB: 1 BB: 1 P: 11	R: 0 E: 0 K: 0 S: 3 H: 0 LOB: 0 BB: 0 P: 3	R: 0 E: 0 K: 0 S: 3 H: 0 LOB: 2 BB: 1 P: 8	R: 0 E: 0 K: 0 S: 4 H: 2 LOB: 1 BB: 0 P: 4	1B: 9 2B: 0 3B: 1 HR: 1	SF: 0 SAC: 0 DP: 1 HBP: 1					

	AB	36
	R	5
	H	11
	RBI	5
	BB	5
	SO	3
	LOB	19

PITCHER		IP	WLS	BF	H	R	ER	SO	BB	IBB	HBP	BLK	WP	HR	S	P	ERA	WHIP
Frank Pastore, R ERA: 3.33	(1, 1)	1.1		11	5	4	4	0	2	0	0	0	0	1	9	17	27.00	5.250
Joe Price, L ERA: 3.83	(2, 1)	2.2		9	2	0	0	1	0	0	0	0	0	0	11	11	0.00	0.750
Michael LaCoss, R ERA: 4.62	(5, 1)	2.0	W	10	2	1	1	2	1	1	0	0	0	0	12	20	4.50	1.500
Tom Hume, R ERA: 2.6	(7, 1)	3.0	S	12	2	0	0	0	1	0	1	0	0	0	10	15	0.00	1.000

PITCHER		IP	WLS	BF	H	R	ER	SO	BB	IBB	HBP	BLK	WP	HR	S	P	ERA	WHIP

WP: 0 PA: 42
PB: 0
SB: 2
CS: 1

Batter	1	2	3	4	5	6	7	8	9	AB	R	H	RBI	BB	SO	LOB
Terry Harper, R (1, 7) OBP: 0.366, SLG: 0.324	0-0 1B 1B		1-0 PB 1B HBP		0-3 ② K	0-0 ③ 1-2 2-H 1B			0-0 1B	4	0	3	0	0	1	0
Rafael Ramirez, R (1, 6) OBP: 0.299, SLG: 0.365	0-0 1-2 1B		0-0 PB 1-2 1B		0-0 ③ L3		0-0 ① 6-3		0-3 ① K	5	0	2	0	0	1	1
Gary Matthews, R (1, 9) OBP: 0.326, SLG: 0.419	0-3 ① K		0-3 ② K 1-2 2-3			0-0 ① 4-3	0-0 1B 1B		0-0 ② F7	5	0	1	0	0	2	5
Bob Horner, R (1, 5) OBP: 0.316, SLG: 0.549	0-0 ② F9		0-0 ③ L7			0-0 4-3 2B 1B	0-0 ② F3		0-0 ③ 5-3	5	1	1	0	0	0	6
Chris Chambliss, L (1, 3) OBP: 0.337, SLG: 0.436	0-0 ③ F8			0-0 ① F5		0-0 ② 4-3 1-2	0-0 1-2 1B			4	0	1	0	0	0	3
Dale Murphy, R (1, 8) OBP: 0.350, SLG: 0.505		0-3 ① K		0-0 1B		0-0 1B 2-H 2B	0-3 ③ K			4	1	2	1	0	2	2
Glenn Hubbard, R (1, 4) OBP: 0.326, SLG: 0.382		0-3 ② K		0-3 ② K		0-0 1B E 2-H 1B		0-0 ① 1-3		4	1	1	1	0	2	1
Bruce Benedict, R (1, 2) OBP: 0.313, SLG: 0.317		0-0 ③ F7		0-0 ③ L7		0-0 E 1-3 1B 1B		0-3 ② K		4	0	1	0	0	1	1
Doyle Alexander, R (1, 1) OBP: 0.214, SLG: 0.222 Gene Garber, R (5, 1) OBP: 0.500, SLG: 0.500 Al Hrabosky, R (5, 1) Biff Pocoroba, S (6, PH) OBP: 0.363, SLG: 0.405 Preston Hanna, R (6, 1) OBP: 0.143, SLG: 0.286 Mike Lum, L (8, PH) OBP: 0.350, SLG: 0.247 Larry Bradford, R (8, 1)			0-3 ① K		0-3 ① K	0-0 E3 1B 1-2 3-H		0-0 ③ F8		2 0 0 1 0 1 0	0 0 0 0 0 0 0	0 0 0 0 0 0 0	0 0 0 0 0 0 0	0 0 0 0 0 0 0	2 0 0 0 0 0 0	0 0 0 1 0 0 0
Inning Stats	R: 0 E: 0 K: 1 S: 7 H: 2 LOB: 2 BB: 0 P: 7	R: 0 E: 0 K: 2 S: 7 H: 0 LOB: 0 BB: 0 P: 7	R: 0 E: 0 K: 2 S: 8 H: 1 LOB: 2 BB: 0 P: 9	R: 0 E: 0 K: 1 S: 6 H: 1 LOB: 1 BB: 0 P: 6	R: 0 E: 0 K: 2 S: 7 H: 0 LOB: 0 BB: 0 P: 7	R: 3 E: 1 K: 0 S: 8 H: 5 LOB: 2 BB: 0 P: 8	R: 0 E: 0 K: 1 S: 7 H: 2 LOB: 2 BB: 0 P: 7	R: 0 E: 0 K: 1 S: 5 H: 0 LOB: 0 BB: 0 P: 5	R: 0 E: 0 K: 1 S: 6 H: 1 LOB: 1 BB: 0 P: 6	1B: 11 2B: 1 3B: 0 HR: 0	SF: 0 SAC: 0 DP: 0 HBP: 1			WP: 0 PB: 1 SB: 0 CS: 0	PA: 40	

PITCHER		IP	WLS	BF	H	R	ER	SO	BB	IBB	HBP	BLK	WP	HR	S	P	ERA	WHIP
Nolan Ryan, R ERA: 3.38	(1, 1)	5.2	W	26	8	3	2	8	0	0	1	0	0	0	41	42	3.18	1.412
Dave Smith, R ERA: 1.93	(6, 1)	3.1	S	14	4	0	0	3	0	0	0	0	0	0	20	20	0.00	1.200

PITCHER	IP	WLS	BF	H	R	ER	SO	BB	IBB	HBP	BLK	WP	HR	S	P	ERA	WHIP

Atlanta Braves @ Houston Astros

Astrodome, Houston, TX

Tue Sep 30 1980, 8:05 PM EDT

Att. 31,973 - Unknown

TOP

livebaseballscorecards.com

AB	39
R	3
H	12
RBI	2
BB	0
SO	11
LOB	20

Atlanta Braves @ Houston Astros

Astrodome, Houston, TX

Tue Sep 30 1980, 8:05 PM EDT

Att. 31,973 - Unknown

BOTTOM

livebaseballscorecards.com

Batter	1	2	3	4	5	6	7	8	9	AB	R	H	RBI	BB	SO	LOB
Joe Morgan, L (1, 4) OBP: 0.370, SLG: 0.385 Rafael Landestoy, S (9, 4) OBP: 0.306, SLG: 0.329	3B 1B	1-H 1B			BB 1B 2B	4-3		F3		4 0	2 0	2 0	1 0	1 0	0 0	0 0
Enos Cabell, R (1, 5) OBP: 0.300, SLG: 0.350	1-H 2B 3B	F9			1-3 BB 2B 1B	FC4-6 1B		5-3		5	2	3	1	0	0	1
Terry Puhl, L (1, 9) OBP: 0.355, SLG: 0.416	G3 3-H 2B		4-3		1-2 BB 2B	FC4-6 1-2f				3	1	1	1	1	0	1
Jose Cruz, L (1, 7) OBP: 0.367, SLG: 0.436	G3 2-3		F2		1-H 2-H 3-H 1B 2B		F7			4	0	1	3	0	0	1
Cesar Cedeno, R (1, 8) OBP: 0.387, SLG: 0.471	E5 F9		6-3		5-3		BB 1B SF7			3	1	0	0	1	0	2
Art Howe, R (1, 3) OBP: 0.356, SLG: 0.450 Dave Bergman, L (7, PR) OBP: 0.345, SLG: 0.364 (8, 3)	1-2 F9			K	2-3 BB 1B		1-3 1B			4 0	0 0	2 0	0 0	0 0	1 0	2 0
Alan Ashby, S (1, 2) OBP: 0.310, SLG: 0.332		1-3		4-3	BB 1-2		SF7 3-H			2	0	0	1	1	0	0
Craig Reynolds, L (1, 6) OBP: 0.256, SLG: 0.297		1B 1B 1B		6-3	4-3		F8			4	1	1	0	0	0	4
Nolan Ryan, R (1, 1) OBP: 0.169, SLG: 0.130 Dave Smith, R (6, 1)		K			K	K		1-3		2 2	0 0	0 0	0 0	0 0	2 1	1 0
Inning Stats	R: 2 E: 1 K: 0 S: 6 H: 3 LOB: 1 BB: 0 P: 6	R: 1 E: 0 K: 1 S: 7 H: 2 LOB: 1 BB: 0 P: 7	R: 0 E: 0 K: 0 S: 3 H: 0 LOB: 0 BB: 0 P: 3	R: 0 E: 0 K: 1 S: 5 H: 0 LOB: 0 BB: 0 P: 5	R: 3 E: 0 K: 1 S: 8 H: 3 LOB: 3 BB: 3 P: 20	R: 0 E: 0 K: 1 S: 6 H: 1 LOB: 1 BB: 0 P: 6	R: 1 E: 0 K: 0 S: 4 H: 1 LOB: 1 BB: 1 P: 8	R: 0 E: 0 K: 0 S: 3 H: 0 LOB: 0 BB: 0 P: 3		1B: 7 2B: 2 3B: 1 HR: 0 SF: 1 SAC: 0 DP: 0 HBP: 0						

AB	33
R	7
H	10
RBI	7
BB	4
SO	4
LOB	12

WP: 0 PB: 0 SB: 0 CS: 0 PA: 38

PITCHER		IP	WLS	BF	H	R	ER	SO	BB	IBB	HBP	BLK	WP	HR	S	P	ERA	WHIP
Doyle Alexander, R ERA: 4.21	(1, 1)	4.1	L	22	7	6	6	3	2	0	0	0	0	0	26	34	12.46	2.077
Gene Garber, R ERA: 3.87	(5, 1)	0.1		3	1	0	0	0	1	0	0	0	0	0	2	6	0.00	6.000
Al Hrabosky, L ERA: 3.77	(5, 1)	0.1		1	0	0	0	0	0	0	0	0	0	0	1	1	0.00	0.000
Preston Hanna, R ERA: 3.18	(6, 1)	2.0		9	2	1	1	1	1	0	0	0	0	0	10	14	4.50	1.500
Larry Bradford, L ERA: 2.44	(8, 1)	1.0		3	0	0	0	0	0	0	0	0	0	0	3	3	0.00	0.000

PITCHER	IP	WLS	BF	H	R	ER	SO	BB	IBB	HBP	BLK	WP	HR	S	P	ERA	WHIP

Atlanta Braves @ Houston Astros

Astrodome, Houston, TX

Wed Oct 01 1980, 8:05 PM EDT

Att. 35,600 - Dome

TOP

livebaseballscorecards.com

Batter	1	2	3	4	5	6	7	8	9	AB	R	H	RBI	BB	SO	LOB
Terry Harper, R (1, 7) OBP: 0.333, SLG: 0.289	F6	F8			G3			5-3		4	0	0	0	0	0	1
Rafael Ramirez, R (1, 6) OBP: 0.304, SLG: 0.368	E 1B		6-3			5-3 1B		F8		4	0	2	0	0	0	0
Gary Matthews, R (1, 9) OBP: 0.324, SLG: 0.416	F8 1-2		F8			5-3 1-2			F7	4	0	0	0	0	0	2
Bob Horner, R (1, 5) OBP: 0.313, SLG: 0.544	F7		6-3			F2			F8	4	0	0	0	0	0	2
Chris Chambliss, L (1, 3) OBP: 0.337, SLG: 0.437		F8 1B 2B		6-3		F7			F7	4	1	1	0	0	0	1
Dale Murphy, R (1, 8) OBP: 0.350, SLG: 0.503		F8 2-3		F8			BBB CS BB			2	0	0	0	1	0	1
Glenn Hubbard, R (1, 4) OBP: 0.326, SLG: 0.382		S 2B 1B 3-H		5-3			SSS K 1-2			3	1	1	1	0	1	1
Bruce Benedict, R (1, 2) OBP: 0.316, SLG: 0.323		2B 1-H			G3-6-4 1B		F2			3	0	2	1	0	0	0
Phil Niekro, R (1, 1)		F5			G3-6-4 1-2f			F8		2	0	0	0	0	0	2
Biff Pocoroba, S (8, PH) OBP: 0.359, SLG: 0.400										1	0	0	0	0	0	0
Rick Camp, R (8, 1) OBP: 0.111, SLG: 0.222										0	0	0	0	0	0	0

Inning Stats	1	2	3	4	5	6	7	8	9
R	0	2	0	0	0	0	0	0	0
E	1	0	0	0	0	0	0	0	0
K	0	0	0	0	0	0	1	0	0
S	4	6	3	3	3	4	4	3	3
H	1	3	0	0	1	1	0	0	0
LOB	1	1	0	0	0	1	0	0	0
BB	0	0	0	0	0	0	1	0	0
P	4	6	3	3	3	4	8	3	3

1B	4
2B	3
3B	0
HR	0
SF	0
SAC	0
DP	2
HBP	0

WP	0
PB	0
SB	1
CS	1

PA: 32

AB	31
R	2
H	6
RBI	2
BB	1
SO	1
LOB	10

PITCHER	IP	WLS	BF	H	R	ER	SO	BB	IBB	HBP	BLK	WP	HR	S	P	ERA	WHIP
Vern Ruhle, R (1, 1) ERA: 2.4	9.0	W	32	6	2	2	1	1	0	0	0	0	0	33	37	2.00	0.778

PITCHER	IP	WLS	BF	H	R	ER	SO	BB	IBB	HBP	BLK	WP	HR	S	P	ERA	WHIP

Atlanta Braves @ Houston Astros

Astrodome, Houston, TX

Wed Oct 01 1980, 8:05 PM EDT

Att. 35,600 - Dome

livebaseballscorecards.com

BOTTOM

Batter	1	2	3	4	5	6	7	8	9	AB	R	H	RBI	BB	SO	LOB
Joe Morgan, L (1, 4) OBP: 0.370, SLG: 0.383	0-0 BB 1B 1B	4-0 S 2B BB		0-0 F7 ②			0-0 G3 ①	0-0 F9 ③		4	1	1	0	1	0	2
Rafael Landestoy, S (9, 4) OBP: 0.306, SLG: 0.329										0	0	0	0	0	0	0
Enos Cabell, R (1, 5) OBP: 0.303, SLG: 0.352	0-0 F9 ①	4-0 1-2 2B BB		0-0 1B			0-0 1B			3	1	2	0	1	0	1
Terry Puhl, L (1, 9) OBP: 0.356, SLG: 0.418	0-0 BB 1-2 1B	0-0 1B 1-H 2-H 3-H 2B		0-3 K ③			0-0 L5 ②			4	1	2	3	0	1	2
Jose Cruz, L (1, 7) OBP: 0.366, SLG: 0.435	0-3 K ②	0-0 E 2-H 1B			0-0 F7 ①		0-0 F9 ③			4	0	1	1	0	1	3
Cesar Cedeno, R (1, 8) OBP: 0.388, SLG: 0.470	4-0 1-2 2-3 BB	0-0 F6 ③ 1-2			0-0 F4 ②			0-0 3-1 SH1-3 1B 1B		3	1	1	0	1	0	1
Art Howe, R (1, 3) OBP: 0.353, SLG: 0.445	0-3 K ③		0-0 5-3 ①		0-0 F8 ③			0-0 SH1-3 ① 1-2		3	0	0	0	0	1	3
Dave Bergman, L (9, 3) OBP: 0.345, SLG: 0.364										0	0	0	0	0	0	0
Alan Ashby, S (1, 2) OBP: 0.309, SLG: 0.334		0-0 F9 2B 2B	0-0 F8 ②			0-0 F8 ①		0-0 3-1 ② 2-3		4	1	1	0	0	0	1
Craig Reynolds, L (1, 6) OBP: 0.256, SLG: 0.296		0-0 F9 ① 2-3	0-0 6-3 ③			0-0 G3 ②		0-0 1B 3-H 1B		4	0	1	1	0	0	1
Vern Ruhle, R (1, 1) OBP: 0.308, SLG: 0.313		0-3 K ②		0-0 F7 ①		0-3 K ③		0-0 1-2 1B		4	0	1	0	0	2	1
Inning Stats	R: 0 E: 0 K: 2 S: 9 H: 2 LOB: 3 BB: 1 P: 13	R: 4 E: 1 K: 1 S: 8 H: 3 LOB: 1 BB: 2 P: 16	R: 0 E: 0 K: 0 S: 3 H: 0 LOB: 0 BB: 0 P: 3	R: 0 E: 0 K: 1 S: 6 H: 1 LOB: 1 BB: 0 P: 6	R: 0 E: 0 K: 0 S: 3 H: 0 LOB: 0 BB: 0 P: 3	R: 0 E: 0 K: 1 S: 5 H: 0 LOB: 0 BB: 0 P: 5	R: 0 E: 0 K: 0 S: 4 H: 1 LOB: 1 BB: 0 P: 4	R: 1 E: 0 K: 0 S: 6 H: 3 LOB: 2 BB: 0 P: 6		1B: 8 2B: 2 3B: 0 HR: 0	SF: 0 SAC: 1 DP: 0 HBP: 0					

	AB	33
	R	5
	H	10
	RBI	5
	BB	3
	SO	5
	LOB	15

WP: 0 PB: 0 SB: 1 CS: 0 PA: 37

PITCHER		IP	WLS	BF	H	R	ER	SO	BB	IBB	HBP	BLK	WP	HR	S	P	ERA	WHIP
Phil Niekro, R ERA: 3.71	(1, 1)	7.0	L	31	7	4	4	5	3	0	0	0	0	0	38	50	5.14	1.429
Rick Camp, R ERA: 1.95	(8, 1)	1.0		6	3	1	1	0	0	0	0	0	0	0	6	6	9.00	3.000

PITCHER	IP	WLS	BF	H	R	ER	SO	BB	IBB	HBP	BLK	WP	HR	S	P	ERA	WHIP

Batter	1	2	3	4	5	6	7	8	9	AB	R	H	RBI	BB	SO	LOB
Terry Harper, R (1, 7) OBP: 0.306, SLG: 0.262	6-3		F8			F6		6-3		4	0	0	0	0	0	0
Rafael Ramirez, R (1, 6) OBP: 0.298, SLG: 0.361	F3			K		4-3			6-3	3	0	0	0	0	1	0
Jeff Burroughs, R (9, PH) OBP: 0.347, SLG: 0.453										1	0	0	0	0	0	0
Gary Matthews, R (1, 9) OBP: 0.325, SLG: 0.419	6-3			E 1B		1-3			1B 2B	4	1	2	0	0	0	0
Bob Horner, R (1, 5) OBP: 0.313, SLG: 0.541		F8		E3 1-3			1B		5-3	4	0	1	0	0	0	2
Chris Chambliss, L (1, 3) OBP: 0.339, SLG: 0.444		HR		K			1B		S 2-H 1B	4	1	3	2	0	1	2
Gary Cooper, S (9, PR)										0	0	0	0	0	0	0
Dale Murphy, R (1, 8) OBP: 0.349, SLG: 0.501		L3 1B		5-3			F8		K 1-2	4	0	1	0	0	1	4
Glenn Hubbard, R (1, 4) OBP: 0.324, SLG: 0.379		L3 1-2			F8		K			3	0	0	0	0	1	2
Bruce Benedict, R (1, 2) OBP: 0.313, SLG: 0.320			F8		5-3			F3		3	0	0	0	0	0	0
Larry McWilliams, L (1, 1) OBP: 0.232, SLG: 0.157			K		K			F9		1	0	0	0	0	1	0
Mike Lum, L (5, PH) OBP: 0.347, SLG: 0.244										1	0	0	0	0	1	0
Rick Matula, R (5, 1) OBP: 0.136, SLG: 0.105										0	0	0	0	0	0	0
Al Hrabosky, R (5, 1)										0	0	0	0	0	0	0
Biff Pocoroba, S (8, PH) OBP: 0.355, SLG: 0.395										1	0	0	0	0	0	0
Gene Garber, R (8, 1) OBP: 0.500, SLG: 0.500										0	0	0	0	0	0	0
Inning Stats	R: 0 E: 0 K: 0 S: 3 H: 0 LOB: 0 BB: 0 P: 3	R: 1 E: 0 K: 0 S: 4 H: 2 LOB: 0 BB: 0 P: 4	R: 0 E: 0 K: 1 S: 5 H: 0 LOB: 0 BB: 0 P: 5	R: 0 E: 1 K: 2 S: 9 H: 1 LOB: 2 BB: 0 P: 9	R: 0 E: 0 K: 1 S: 5 H: 0 LOB: 0 BB: 0 P: 5	R: 0 E: 0 K: 0 S: 3 H: 0 LOB: 0 BB: 0 P: 3	R: 0 E: 0 K: 1 S: 6 H: 2 LOB: 1 BB: 0 P: 6	R: 0 E: 0 K: 0 S: 3 H: 0 LOB: 0 BB: 0 P: 3	R: 1 E: 0 K: 1 S: 7 H: 2 LOB: 2 BB: 0 P: 7	1B: 5 2B: 2 3B: 0 HR: 1 SF: 0 SAC: 0 DP: 1 HBP: 0							

TOP

Atlanta Braves @ Houston Astros

Astrodome, Houston, TX

Thu Oct 02 1980, 8:05 PM EDT

Att. 45,022 - Dome

livebaseballscorecards.com

AB	33
R	2
H	7
RBI	2
BB	0
SO	6
LOB	10

WP: 0 PB: 0 SB: 1 CS: 0 PA: 33

PITCHER		IP	WLS	BF	H	R	ER	SO	BB	IBB	HBP	BLK	WP	HR	S	P	ERA	WHIP
Joe Niekro, R ERA: 3.68	(1, 1)	8.2	W	31	6	2	2	5	0	0	0	0	0	1	41	41	2.08	0.692
Joe Sambito, L ERA: 2.14	(9, 1)	0.0		1	1	0	0	0	0	0	0	0	0	0	1	1	∞	∞
Frank LaCorte, R ERA: 2.8	(9, 1)	0.1	S	1	0	0	0	1	0	0	0	0	0	0	3	3	0.00	0.000

PITCHER	IP	WLS	BF	H	R	ER	SO	BB	IBB	HBP	BLK	WP	HR	S	P	ERA	WHIP

Batter	1	2	3	4	5	6	7	8	9	AB	R	H	RBI	BB	SO	LOB
Joe Morgan, L (1, 4) OBP: 0.373, SLG: 0.384	G3		BBBB 4-0 4-3 4-3 BB	0-0 2-H 3-H 1B			BBBB 4-0 6-3 BB			2	0	1	2	2	0	0
Enos Cabell, R (1, 5) OBP: 0.301, SLG: 0.349	0-3 K		0-0 4-3 1-2	0-0 5-3			0-0 6-3 1-2			4	0	0	0	0	1	3
Jose Cruz, L (1, 7) OBP: 0.367, SLG: 0.435	0-0 6-3		0-0 4-3 2-3		0-0 5-3 S 2-1 1B		0-0 BB 1B			4	0	2	0	0	0	1
Cesar Cedeno, R (1, 8) OBP: 0.387, SLG: 0.467		0-0 F7	0-0 F2		0-0 6-3 1-2		BBBB 4-0 1-2 BB			3	0	0	0	1	0	2
Art Howe, R (1, 3) OBP: 0.349, SLG: 0.439 Dave Bergman, L (8, 3) OBP: 0.345, SLG: 0.364		0-0 F7		0-0 F9	0-0 5-3 2-3		0-0 5-3			4 0	0 0	0 0	0 0	0 0	0 0	3 0
Gary Woods, R (1, 9) OBP: 0.420, SLG: 0.625 Terry Puhl, L (8, PH) OBP: 0.355, SLG: 0.418 (9, 9)		BBBB 4-0 BB 1B BB		0-0 HR	0-0 2-1 3-H		0-0 F7	0-0 F8		2 1	1 0	1 0	1 0	1 0	0 0	0 0
Rafael Landestoy, S (1, 6) OBP: 0.310, SLG: 0.333		0-0 BB 1-2 1B		0-0 SH2-3 1B 1B 1B			0-0 S 1B	0-0 4-3		4	1	3	0	0	0	0
Alan Ashby, S (1, 2) OBP: 0.314, SLG: 0.340		BBBB 4-0 FC4-6 1-2 2-3 BB		0-0 SH2-3 1-2 1B 1B			0-0 5-3 1-2	0-0 2B		3	1	2	0	1	0	1
Joe Niekro, R (1, 1) OBP: 0.317, SLG: 0.346 Joe Sambito, L (9, 1) Craig Reynolds, L (9, 6) OBP: 0.256, SLG: 0.296 Frank LaCorte, R (9, 1) OBP: 0.286, SLG: 0.167		0-0 FC4-6 1-2f		0-0 SH2-3 1-2 2-3			0-0 L6			2 0 0 0	0 0 0 0	0 0 0 0	0 0 0 0	0 0 0 0	0 0 0 0	4 0 0 0
Inning Stats	R: 0 E: 0 K: 1 S: 5 H: 0 LOB: 0 BB: 0 P: 5	R: 0 E: 0 K: 0 S: 4 H: 1 LOB: 3 BB: 2 P: 12	R: 0 E: 0 K: 0 S: 3 H: 0 LOB: 1 BB: 1 P: 7	R: 3 E: 0 K: 0 S: 7 H: 4 LOB: 1 BB: 0 P: 7	R: 0 E: 0 K: 0 S: 3 H: 1 LOB: 1 BB: 0 P: 3	R: 0 E: 0 K: 0 S: 4 H: 1 LOB: 2 BB: 0 P: 4	R: 0 E: 0 K: 0 S: 3 H: 1 LOB: 1 BB: 2 P: 11	R: 0 E: 0 K: 0 S: 3 H: 1 LOB: 1 BB: 0 P: 3		1B: 7 2B: 1 3B: 0 HR: 1 SF: 0 SAC: 1 DP: 0 HBP: 0						

PITCHER		IP	WLS	BF	H	R	ER	SO	BB	IBB	HBP	BLK	WP	HR	S	P	ERA	WHIP
Larry McWilliams, L ERA: 4.95	(1, 1)	4.0	L	20	5	3	3	1	3	0	0	0	0	1	19	31	6.75	2.000
Rick Matula, R ERA: 4.61	(5, 1)	0.2		3	1	0	0	0	0	0	0	0	0	0	3	3	0.00	1.500
Al Hrabosky, L ERA: 3.62	(5, 1)	2.1		10	2	0	0	0	2	0	0	0	0	0	7	15	0.00	1.714
Gene Garber, R ERA: 3.83	(8, 1)	1.0		3	1	0	0	0	0	0	0	0	0	0	3	3	0.00	1.000

PITCHER		IP	WLS	BF	H	R	ER	SO	BB	IBB	HBP	BLK	WP	HR	S	P	ERA	WHIP

BOTTOM

Atlanta Braves @ Houston Astros

Astrodome, Houston, TX

Thu Oct 02 1980, 8:05 PM EDT

Att. 45,022 - Dome

livebaseballscorecards.com

AB	29
R	3
H	9
RBI	3
BB	5
SO	1
LOB	14

WP: 0 PA: 35
PB: 0
SB: 2
CS: 0

Batter	1	2	3	4	5	6	7	8	9	10	AB	R	H	RBI	BB	SO	LOB
Joe Morgan, L (1, 4) OBP: 0.370, SLG: 0.381	E4 2B	F9		K 1-2 2-3			F2		K		4	0	0	0	0	1	3
Rafael Landestoy, S (7, 4) OBP: 0.310, SLG: 0.332											1	0	0	0	0	1	0
Enos Cabell, R (1, 5) OBP: 0.302, SLG: 0.349	F7	BBBB FC6 1-2 BB		K			P4		1B		4	0	1	0	1	1	3
Terry Puhl, L (1, 9) OBP: 0.355, SLG: 0.419	1-3 2B	FC6 1-2f			P3		4-3		1-2 1B		5	0	2	0	0	0	2
Jose Cruz, L (1, 7) OBP: 0.364, SLG: 0.432	P5		G3		6-3			F7	6-3		5	0	0	0	0	0	4
Cesar Cedeno, R (1, 8) OBP: 0.389, SLG: 0.468	BBBB BB		K		2B			BBBB 1B SF7 BB		K	3	1	1	0	2	2	0
Art Howe, R (1, 3) OBP: 0.348, SLG: 0.437	F9		6-3		F8			1-3 1B		L4	4	0	1	0	0	0	4
Dave Bergman, L (8, PR) (8, 3) OBP: 0.341, SLG: 0.359											1	0	0	0	0	0	0
Alan Ashby, S (1, 2) OBP: 0.315, SLG: 0.345		1B 2B		FC1-5 1B 1B		F9		SF7 3-H		K	4	1	2	1	0	1	0
Craig Reynolds, L (1, 6) OBP: 0.256, SLG: 0.296		F9		S FC1-5 1-2 1B		P6		F9			4	0	1	0	0	0	2
Ken Forsch, R (1, 1) OBP: 0.244, SLG: 0.273		2-H BB 1B		FC1-5 S 1-2 2-3f		K			L4		4	0	1	1	0	1	2
Inning Stats	R: 0 E: 1 K: 0 S: 5 H: 1 LOB: 3 BB: 1 P: 9	R: 1 E: 0 K: 0 S: 5 H: 2 LOB: 2 BB: 1 P: 9	R: 0 E: 0 K: 1 S: 5 H: 0 LOB: 0 BB: 0 P: 5	R: 0 E: 0 K: 2 S: 9 H: 2 LOB: 2 BB: 0 P: 9	R: 0 E: 0 K: 0 S: 4 H: 1 LOB: 1 BB: 0 P: 4	R: 0 E: 0 K: 1 S: 5 H: 0 LOB: 0 BB: 0 P: 5	R: 0 E: 0 K: 0 S: 3 H: 0 LOB: 0 BB: 0 P: 3	R: 1 E: 0 K: 0 S: 4 H: 1 LOB: 1 BB: 1 P: 8	R: 0 E: 0 K: 1 S: 7 H: 2 LOB: 2 BB: 0 P: 7	R: 0 E: 0 K: 2 S: 7 H: 0 LOB: 0 BB: 0 P: 7	1B: 6 2B: 3 3B: 0 HR: 0 SF: 1 SAC: 0 DP: 0 HBP: 0						

PITCHER	IP	WLS	BF	H	R	ER	SO	BB	IBB	HBP	BLK	WP	HR	S	P	ERA	WHIP
Don Sutton, R (1, 1) ERA: 2.21	8.0		35	7	2	2	4	3	0	0	0	0	0	40	52	2.25	1.250
Fernando Valenzuela, L (9, 1) ERA:	2.0	W	8	2	0	0	3	0	0	0	0	0	0	14	14	0.00	1.000

PITCHER	IP	WLS	BF	H	R	ER	SO	BB	IBB	HBP	BLK	WP	HR	S	P	ERA	WHIP

TOP

Houston Astros @ Los Angeles Dodgers

Dodger Stadium, Los Angeles, CA

Fri Oct 03 1980, 7:05 PM PDT

Att. 49,642 - Unknown

livebaseballscorecards.com

AB	39
R	2
H	9
RBI	2
BB	3
SO	7
LOB	20

PA: 43

WP: 0 PB: 0 SB: 2 CS: 0

Houston Astros @ Los Angeles Dodgers

Dodger Stadium, Los Angeles, CA

Fri Oct 03 1980, 7:05 PM PDT

Att. 49,642 - Unknown

BOTTOM

livebaseballscorecards.com

Batter	1	2	3	4	5	6	7	8	9	10	AB	R	H	RBI	BB	SO	LOB
Davey Lopes, R (1, 4) OBP: 0.325, SLG: 0.349	F8 ①			P4 ①		L3 ②			4-3 ①		2	0	0	0	0	0	0
Jack Perconte, L (5, 4) OBP: 0.353, SLG: 0.267											1	0	0	0	0	0	0
Jay Johnstone, L (9, PH) OBP: 0.375, SLG: 0.413											1	0	0	0	0	0	0
(10, 9)																	
Rick Monday, L (1, 9) OBP: 0.371, SLG: 0.486	F8 ②			2B 2B		FC1-6-4 1B			E 1B 1B		4	1	3	0	0	0	0
Rudy Law, L (9, PR) OBP: 0.307, SLG: 0.302											0	1	0	0	0	0	0
(10, 7)																	
Dusty Baker Jr., R (1, 7) OBP: 0.342, SLG: 0.510	K ③			P6 ②		FC1-6-4 ③ 1-2f			E4 1B 1-2		4	0	0	0	0	1	3
Gary Weiss, S (9, PR)											0	0	0	0	0	0	0
Pepe Frias, R (10, 6) OBP: 0.255, SLG: 0.275											0	0	0	0	0	0	0
Steve Garvey, R (1, 3) OBP: 0.341, SLG: 0.464		F9 ①		2-H 2B			5-3 ①		F8 ②		4	0	1	1	0	0	2
Ron Cey, R (1, 5) OBP: 0.344, SLG: 0.450		F9 ②		G3 ③			L4 ②		1-2 2-H FC6-4 1B		4	0	1	1	0	0	1
Pedro Guerrero, R (1, 8) OBP: 0.361, SLG: 0.506		6-3 ③			CS 1B		F7 ③		FC6-4 ③ 1-2f		4	0	1	0	0	0	2
Joe Ferguson, R (1, 2) OBP: 0.374, SLG: 0.444		F2 ①			K ① ② 1-2			6-3 ①		HR	4	1	1	1	0	1	1
Derrel Thomas, S (1, 6) OBP: 0.317, SLG: 0.351		4-3 ②			4-3 ③			2-3 ②			3	0	0	0	0	0	0
(10, 4)																	
Don Sutton, R (1, 1) OBP: 0.092, SLG: 0.078		P4 ③				F9 ①		4-3 ③			2	0	0	0	0	0	0
Gary Thomasson, L (8, PH) OBP: 0.323, SLG: 0.266											1	0	0	0	0	0	0
Fernando Valenzuela, L (9, 1)											0	0	0	0	0	0	0

Inning Stats	1	2	3	4	5	6	7	8	9	10
	R: 0 H: 0 E: 0 LOB: 0 K: 1 BB: 0 S: 5 P: 5	R: 0 H: 0 E: 0 LOB: 0 K: 0 BB: 0 S: 3 P: 3	R: 0 H: 0 E: 0 LOB: 0 K: 0 BB: 0 S: 3 P: 3	R: 1 H: 2 E: 0 LOB: 1 K: 0 BB: 0 S: 5 P: 5	R: 0 H: 1 E: 0 LOB: 0 K: 1 BB: 0 S: 5 P: 5	R: 0 H: 1 E: 0 LOB: 1 K: 0 BB: 0 S: 4 P: 4	R: 0 H: 0 E: 0 LOB: 0 K: 0 BB: 0 S: 3 P: 3	R: 0 H: 0 E: 0 LOB: 0 K: 0 BB: 0 S: 3 P: 3	R: 1 H: 2 E: 1 LOB: 2 K: 0 BB: 0 S: 6 P: 6	R: 1 H: 1 E: 0 LOB: 0 K: 0 BB: 0 S: 1 P: 1

1B: 4 SF: 0
2B: 3 SAC: 0
3B: 0 DP: 1
HR: 1 HBP: 0

WP: 0 PA: 34
PB: 0
SB: 0
CS: 1

	AB	34
	R	3
	H	7
	RBI	3
	BB	0
	SO	2
	LOB	9

PITCHER	IP	WLS	BF	H	R	ER	SO	BB	IBB	HBP	BLK	WP	HR	S	P	ERA	WHIP
Ken Forsch, R (1, 1) ERA: 3.2	9.0	L	34	7	3	2	2	0	0	0	0	0	1	38	38	2.00	0.778

PITCHER	IP	WLS	BF	H	R	ER	SO	BB	IBB	HBP	BLK	WP	HR	S	P	ERA	WHIP

Houston Astros @ Los Angeles Dodgers

Dodger Stadium, Los Angeles, CA

Sat Oct 04 1980, 3:33 AM PDT

Att. 46,085 - Unknown

TOP

livebaseballscorecards.com

Batter	1	2	3	4	5	6	7	8	9	AB	R	H	RBI	BB	SO	LOB
Joe Morgan, L (1, 4) OBP: 0.370, SLG: 0.378	B B B B 4-0 1B BB		0-0 ③ 3-1		0-0 ② ③ L4-6 2-3			0-0 ③ 1-3		3	0	0	0	1	0	2
Frank LaCorte, R (8, 1) OBP: 0.286, SLG: 0.167										0	0	0	0	0	0	0
Enos Cabell, R (1, 5) OBP: 0.304, SLG: 0.350	0-0 G4-6-3 1-2 1B			0-0 ① 6-3		0-0 G1-6-3 1B			0-0 ① 4-3	4	0	2	0	0	0	0
Jose Cruz, L (1, 7) OBP: 0.364, SLG: 0.430	0-0 ① P6			0-0 4-3 S 1B 1B		0-0 ① ② G1-6-3 1-2f			0-0 ② F8	4	1	1	0	0	0	3
Cesar Cedeno, R (1, 8) OBP: 0.388, SLG: 0.466	0-0 ② ③ G4-6-3 1-2f			0-0 ② 4-3 1-3		0-0 ③ F8			0-0 1B 1B	4	0	1	0	0	0	3
Art Howe, R (1, 3) OBP: 0.349, SLG: 0.438		S S S 0-3 ① K		0-0 3-H 1B			0-0 ① F5		0-0 1-3 1B	4	0	2	1	0	1	0
Dave Bergman, L (9, PR) OBP: 0.341, SLG: 0.359										0	0	0	0	0	0	0
Gary Woods, R (1, 9) OBP: 0.389, SLG: 0.577		S S S 0-3 ② K		S S S 0-3 ③ K			S S S 0-3 ② K		0-0 ③ 4-3	4	0	0	0	0	3	3
Rafael Landestoy, S (1, 6) OBP: 0.308, SLG: 0.330		X 0-0 ③ G3			0-0 ① 6-3		S S S 0-3 ③ K			3	0	0	0	0	1	0
(8, 4)																
Alan Ashby, S (1, 2) OBP: 0.316, SLG: 0.346			0-0 ① P4		0-0 L4-6 SH 1B			S S S 0-3 ① K		2	0	1	0	0	0	0
Terry Puhl, L (8, PH) OBP: 0.355, SLG: 0.419										1	0	0	0	0	1	0
Luis Pujols, R (8, 2) OBP: 0.245, SLG: 0.235			S S S 0-3 ② K		0-0 SH 1-2			0-0 ② F8		0	0	0	0	0	0	0
Nolan Ryan, R (1, 1) OBP: 0.167, SLG: 0.129										1	0	0	0	0	1	0
Jeffrey Leonard, R (8, PH) OBP: 0.275, SLG: 0.335										1	0	0	0	0	0	0
Craig Reynolds, L (8, 6) OBP: 0.256, SLG: 0.296										0	0	0	0	0	0	0

	AB	31
	R	1
	H	7
	RBI	1
	BB	1
	SO	7
	LOB	11

Inning Stats	1	2	3	4	5	6	7	8	9
	R: 0 E: 0 K: 0 S: 3	R: 0 E: 0 K: 2 S: 7	R: 0 E: 0 K: 1 S: 5	R: 1 E: 0 K: 1 S: 7	R: 0 E: 0 K: 0 S: 4	R: 0 E: 0 K: 0 S: 3	R: 0 E: 0 K: 2 S: 7	R: 0 E: 0 K: 1 S: 5	R: 0 E: 0 K: 0 S: 5
	H: 1 LOB: 1 BB: 1 P: 7	H: 0 LOB: 0 BB: 0 P: 7	H: 0 LOB: 0 BB: 0 P: 5	H: 2 LOB: 1 BB: 0 P: 7	H: 1 LOB: 1 BB: 0 P: 4	H: 1 LOB: 0 BB: 0 P: 3	H: 0 LOB: 0 BB: 0 P: 7	H: 0 LOB: 0 BB: 0 P: 5	H: 2 LOB: 2 BB: 0 P: 5

	1B	7	SF	0	WP	0	PA	33
	2B	1	SAC	1	PB	0		
	3B	0	DP	3	SB	1		
	HR	0	HBP	0	CS	0		

PITCHER	IP	WLS	BF	H	R	ER	SO	BB	IBB	HBP	BLK	WP	HR	S	P	ERA	WHIP
Jerry Reuss, L (1, 1) ERA: 2.51	9.0	W	33	7	1	1	7	1	0	0	0	0	0	46	50	1.00	0.889

PITCHER	IP	WLS	BF	H	R	ER	SO	BB	IBB	HBP	BLK	WP	HR	S	P	ERA	WHIP

Batter	1	2	3	4	5	6	7	8	9	AB	R	H	RBI	BB	SO	LOB
Davey Lopes, R (1, 4) OBP: 0.322, SLG: 0.346	P4		P5		F7		1-3			4	0	0	0	0	0	1
Jack Perconte, L (8, 4) OBP: 0.353, SLG: 0.267										0	0	0	0	0	0	0
Rick Monday, L (1, 9) OBP: 0.364, SLG: 0.476	K		K			F8		K		4	0	0	0	0	3	0
Mickey Hatcher, R (9, 9) OBP: 0.244, SLG: 0.288										0	0	0	0	0	0	0
Dusty Baker Jr., R (1, 7) OBP: 0.340, SLG: 0.506	5-3		K			F8		P6		4	0	0	0	0	1	0
Rudy Law, L (9, 7) OBP: 0.307, SLG: 0.302										0	0	0	0	0	0	0
Steve Garvey, R (1, 3) OBP: 0.343, SLG: 0.471		1B 1B 1B		HR		E 1B		P4		4	2	3	1	0	0	0
Ron Cey, R (1, 5) OBP: 0.342, SLG: 0.448		P4		F8		E5 FC6-4 1-2				3	0	0	0	0	0	2
Pedro Guerrero, R (1, 8) OBP: 0.361, SLG: 0.503		1B 1-2 1B		K		FC6-4 1-2f				3	0	1	0	0	1	2
Joe Ferguson, R (1, 2) OBP: 0.374, SLG: 0.442		K		K			1B			3	0	1	0	0	2	2
Derrel Thomas, S (1, 6) OBP: 0.318, SLG: 0.351		1-3 2-H 1B			6-3		F8			3	0	1	1	0	0	1
Jerry Reuss, L (1, 1) OBP: 0.162, SLG: 0.147		K			K		K			3	0	0	0	0	3	3
Inning Stats	R: 0 E: 0 K: 1 S: 5 H: 0 LOB: 0 BB: 0 P: 5	R: 1 E: 0 K: 2 S: 10 H: 3 LOB: 2 BB: 0 P: 10	R: 0 E: 0 K: 2 S: 7 H: 0 LOB: 0 BB: 0 P: 7	R: 1 E: 0 K: 2 S: 8 H: 1 LOB: 0 BB: 0 P: 8	R: 0 E: 0 K: 1 S: 5 H: 0 LOB: 0 BB: 0 P: 5	R: 0 E: 1 K: 0 S: 5 H: 1 LOB: 2 BB: 0 P: 5	R: 0 E: 0 K: 1 S: 6 H: 1 LOB: 1 BB: 0 P: 6	R: 0 E: 0 K: 1 S: 5 H: 0 LOB: 0 BB: 0 P: 5		1B: 5 2B: 0 3B: 0 HR: 1 SF: 0 SAC: 0 DP: 0 HBP: 0						

PITCHER		IP	WLS	BF	H	R	ER	SO	BB	IBB	HBP	BLK	WP	HR	S	P	ERA	WHIP
Nolan Ryan, R ERA: 3.35	(1, 1)	7.0	L	28	6	2	2	9	0	0	0	0	0	1	46	46	2.57	0.857
Frank LaCorte, R ERA: 2.77	(8, 1)	1.0		3	0	0	0	1	0	0	0	0	0	0	5	5	0.00	0.000

PITCHER	IP	WLS	BF	H	R	ER	SO	BB	IBB	HBP	BLK	WP	HR	S	P	ERA	WHIP

BOTTOM

Houston Astros @ Los Angeles Dodgers

Dodger Stadium, Los Angeles, CA

Sat Oct 04 1980, 3:33 AM PDT

Att. 46,085 - Unknown

livebaseballscorecards.com

AB	31
R	2
H	6
RBI	2
BB	0
SO	10
LOB	11

Batter	1	2	3	4	5	6	7	8	9	AB	R	H	RBI	BB	SO	LOB
Terry Puhl, L (1, 9) OBP: 0.358, SLG: 0.421	BBBB 4-0 S BB	BBB 4-0 1-2 2-3 BB		x 0-0 2-H 2B			BBB 4-0 S BB		x 0-0 ② FC4-6 1B 1-2f	2	0	1	1	3	0	1
Enos Cabell, R (1, 5) OBP: 0.303, SLG: 0.348	SSS 0-3 ① K 1-2	SSS 0-3 ② K		SSS 0-3 ③ K			x 0-0 ② F9 1-2		x 0-0 1-3 1B	5	0	1	0	0	3	6
Joe Morgan, L (1, 4) OBP: 0.367, SLG: 0.375 Rafael Landestoy, S (7, 4) OBP: 0.308, SLG: 0.330 Denny Walling, L (9, PH) OBP: 0.374, SLG: 0.387	SSS 0-3 ② K	x 0-0 ③ F2			x 0-0 ① 4-3		x 0-0 ③ F8		x 0-0 ③ 4-3	4 0 1	0 0 0	0 0 0	0 0 0	0 0 0	1 0 0	5 0 2
Jose Cruz, L (1, 7) OBP: 0.361, SLG: 0.428	x 0-0 ③ F9		SSS 0-3 ① K		x 0-0 ② F8			x 0-0 ① F2		4	0	0	0	0	1	1
Cesar Cedeno, R (1, 8) OBP: 0.389, SLG: 0.467		x 0-0 SH 1B S 1B	x 0-0 ② F7		x 0-0 ③ F9			x 0-0 1B		4	1	2	0	0	0	0
Art Howe, R (1, 3) OBP: 0.346, SLG: 0.434 Dave Bergman, L (8, 3) OBP: 0.341, SLG: 0.359		x 0-0 SH 1B 1-3 1B	x 0-0 ③ 1-3			x 0-0 ① F8		SSS 0-3 ② K		3 0	1 0	0 0	0 0	0 0	1 0	1 0
Alan Ashby, S (1, 2) OBP: 0.318, SLG: 0.348		x 0-0 FC1-5 1B 1-3 3-H 1B		x 0-0 SH5-3 2B 1B		SSS 0-3 ② K		x 0-0 ③ F8		4	1	2	1	0	1	1
Craig Reynolds, L (1, 6) OBP: 0.257, SLG: 0.297 Jeffrey Leonard, R (9, PH) OBP: 0.274, SLG: 0.333		x 0-0 BB FC1-5 1-2 3-H 1B		x 0-0 ① SH5-3 1-2		x 0-0 ③ G3			x 0-0 ① F9	2 1	0 0	1 0	1 0	0 0	0 0	0 0
Vern Ruhle, R (1, 1) OBP: 0.302, SLG: 0.306 Joaquin Andujar, S (3, 1) OBP: 0.250, SLG: 0.345 Joe Sambito, L (5, 1) Frank LaCorte, R (7, 1) OBP: 0.286, SLG: 0.167 Gary Woods, R (9, PH) OBP: 0.400, SLG: 0.585		x 0-0 ① FC1-5 BB 1-2 2-3f		SSS 0-3 ② K			x 0-0 ① F5		x 0-0 FC4-6 1B	1 1 1 0 1	0 0 0 0 0	0 0 0 0 1	0 0 0 0 0	0 1 0 0 0	0 1 0 0 0	2 1 0 0 0
Inning Stats	R: 0 E: 0 K: 2 S: 7 H: 0 LOB: 1 BB: 1 P: 11	R: 2 E: 1 K: 1 S: 9 H: 3 LOB: 3 BB: 1 P: 13	R: 0 E: 0 K: 1 S: 5 H: 0 LOB: 0 BB: 0 P: 5	R: 1 E: 0 K: 2 S: 9 H: 2 LOB: 1 BB: 0 P: 9	R: 0 E: 0 K: 0 S: 3 H: 0 LOB: 0 BB: 0 P: 3	R: 0 E: 0 K: 1 S: 5 H: 0 LOB: 0 BB: 0 P: 5	R: 0 E: 0 K: 0 S: 3 H: 0 LOB: 1 BB: 1 P: 7	R: 0 E: 0 K: 1 S: 6 H: 1 LOB: 1 BB: 0 P: 6	R: 0 E: 0 K: 0 S: 5 H: 2 LOB: 2 BB: 0 P: 5	1B: 7 2B: 1 3B: 0 HR: 0	SF: 0 SAC: 2 DP: 0 HBP: 0						

PITCHER		IP	WLS	BF	H	R	ER	SO	BB	IBB	HBP	BLK	WP	HR	S	P	ERA	WHIP
Burt Hooton, R ERA: 3.66	(1, 1)	1.0		8	3	2	1	2	1	0	0	0	0	0	11	15	9.00	4.000
Bobby Castillo, R ERA: 2.78	(2, 1)	4.0		15	2	1	1	4	1	0	0	0	0	0	22	26	2.25	0.750
Fernando Valenzuela, L ERA:	(6, 1)	2.0		7	0	0	0	1	1	0	0	0	0	0	8	12	0.00	0.500
Steve Howe, L ERA: 2.72	(8, 1)	1.2	W	8	3	0	0	1	0	0	0	0	0	0	10	10	0.00	1.800
Don Sutton, R ERA: 2.2	(9, 1)	0.1	S	1	0	0	0	0	0	0	0	0	0	0	1	1	0.00	0.000

PITCHER	IP	WLS	BF	H	R	ER	SO	BB	IBB	HBP	BLK	WP	HR	S	P	ERA	WHIP

TOP

Houston Astros @ Los Angeles Dodgers

Dodger Stadium, Los Angeles, CA

Sun Oct 05 1980, 3:33 AM PDT

Att. 52,339 - Unknown

livebaseballscorecards.com

AB	34
R	3
H	8
RBI	3
BB	3
SO	8
LOB	20

WP: 0 PB: 0 SB: 3 CS: 0 PA: 39

Batter	1	2	3	4	5	6	7	8	9	AB	R	H	RBI	BB	SO	LOB
Davey Lopes, R (1, 4) OBP: 0.324, SLG: 0.346	F8		BBBB 4-0 FC6-4 BB		0-0 G6-4-3 1-2 2-H 1B		0-0 5-3			3	0	1	1	1	0	3
Rick Monday, L (1, 9) OBP: 0.361, SLG: 0.471	SSS 0-3 K		0-0 FC6-4 1-2f		0-0 G6-4-3 1-2f		BBBB 4-0 BB			2	0	0	0	0	1	1
Mickey Hatcher, R (5, PH) (6, 9) OBP: 0.241, SLG: 0.284										1	0	0	0	0	0	2
Jay Johnstone, L (7, PH) (8, 9) OBP: 0.377, SLG: 0.413										0	0	0	0	1	0	0
Dusty Baker Jr., R (1, 7) OBP: 0.340, SLG: 0.504	6-3			1B		F9	F2			4	0	1	0	0	0	3
Steve Garvey, R (1, 3) OBP: 0.343, SLG: 0.469		1B		P3		SSS 0-3 K		E5 HR		4	1	1	0	0	1	1
Ron Cey, R (1, 5) OBP: 0.342, SLG: 0.452		F9		SSS 0-3 K		F7		1-H HR		4	1	1	2	0	1	2
Pedro Guerrero, R (1, 8) OBP: 0.359, SLG: 0.497		F9		SSS 0-3 K				P5		4	1	1	0	0	1	2
Pepe Frias, R (9, 6) OBP: 0.255, SLG: 0.275							SH5-4 1B 1B 1B			0	0	0	0	0	0	0
Joe Ferguson, R (1, 2) OBP: 0.373, SLG: 0.440		F9			6-3					3	0	1	0	0	0	1
Rudy Law, L (7, PR) OBP: 0.307, SLG: 0.302							1B SH5-4 1-2 1B	FC6-4 1B		0	0	0	0	0	0	0
Steve Yeager, R (8, 2) OBP: 0.274, SLG: 0.273										1	0	1	0	0	0	0
Derrel Thomas, S (1, 6) (9, 8) OBP: 0.321, SLG: 0.354			CS 1B		1B 1B		SSS SH5-4 1-2 2-3	SSS K		3	1	2	0	0	1	1
Burt Hooton, R (1, 1) OBP: 0.104, SLG: 0.109			SSS 0-3 K 1-2		1B 1-2		2-3 3-H 1B	FC6-4 1-2f		0	0	0	0	0	0	0
Bobby Castillo, R (2, 1) OBP: 0.111, SLG: 0.111										1	0	0	0	0	1	1
Gary Thomasson, L (5, PH) OBP: 0.328, SLG: 0.273										1	0	1	0	0	0	0
Fernando Valenzuela, L (6, 1)										0	0	0	0	0	0	0
Manny Mota, R (7, PH) OBP: 0.429, SLG: 0.429										1	0	1	1	0	0	0
Gary Weiss, S (7, PR)										0	0	0	0	0	0	0
Steve Howe, L (8, 1) OBP: 0.091, SLG: 0.091										1	0	0	0	0	0	1
Don Sutton, R (9, 1) OBP: 0.092, SLG: 0.078										0	0	0	0	0	0	0
Inning Stats	R: 0 E: 0 K: 1 S: 5 H: 0 LOB: 0 BB: 0 P: 5	R: 0 E: 0 K: 0 S: 4 H: 1 LOB: 1 BB: 0 P: 4	R: 0 E: 0 K: 1 S: 5 H: 1 LOB: 1 BB: 1 P: 9	R: 0 E: 0 K: 2 S: 8 H: 1 LOB: 1 BB: 0 P: 8	R: 1 E: 0 K: 0 S: 5 H: 3 LOB: 1 BB: 0 P: 5	R: 0 E: 0 K: 1 S: 5 H: 0 LOB: 0 BB: 0 P: 5	R: 1 E: 0 K: 0 S: 6 H: 3 LOB: 3 BB: 1 P: 10	R: 2 E: 1 K: 1 S: 8 H: 2 LOB: 1 BB: 0 P: 8		1B: 10 2B: 0 3B: 0 HR: 1	SF: 0 SAC: 1 DP: 1 HBP: 0						

PITCHER		IP	WLS	BF	H	R	ER	SO	BB	IBB	HBP	BLK	WP	HR	S	P	ERA	WHIP
Vern Ruhle, R ERA: 2.37	(1, 1)	2.0		8	2	0	0	1	0	0	0	0	0	0	10	10	0.00	1.000
Joaquin Andujar, R ERA: 3.91	(3, 1)	2.1		11	4	1	1	3	1	0	0	0	0	0	16	20	3.86	2.143
Joe Sambito, L ERA: 2.19	(5, 1)	2.0		8	3	1	1	1	0	0	0	0	0	0	10	10	4.50	1.500
Frank LaCorte, R ERA: 2.82	(7, 1)	1.2	L	9	2	2	1	1	1	0	0	0	0	1	10	14	5.40	1.800

PITCHER	IP	WLS	BF	H	R	ER	SO	BB	IBB	HBP	BLK	WP	HR	S	P	ERA	WHIP

BOTTOM

Houston Astros @ Los Angeles Dodgers

Dodger Stadium, Los Angeles, CA

Sun Oct 05 1980, 3:33 AM PDT

Att. 52,339 - Unknown

livebaseballscorecards.com

AB	33
R	4
H	11
RBI	4
BB	2
SO	6
LOB	18

WP: 0 PB: 0 SB: 0 CS: 1 PA: 36

Batter	1	2	3	4	5	6	7	8	9	AB	R	H	RBI	BB	SO	LOB
Terry Puhl, L (1, 9) OBP: 0.357, SLG: 0.419	E4	G3		SF8	4-3		F8			5	2	1	0	0	0	2
Enos Cabell, R (1, 5) OBP: 0.305, SLG: 0.351	E 4-3 1B	K		BB 1B BB	2B			5-3		4	2	2	0	1	1	1
Dave Bergman, L (8, 3) OBP: 0.341, SLG: 0.359										0	0	0	0	0	0	0
Joe Morgan, L (1, 4) OBP: 0.367, SLG: 0.373	K		F9	BB 1B BB	L5			4-3		2	1	0	0	1	1	2
Rafael Landestoy, S (4, 4) OBP: 0.306, SLG: 0.328										2	0	0	0	0	0	1
Jose Cruz, L (1, 7) OBP: 0.360, SLG: 0.426	FC5 1B 4-3		CS 1B	SF8		K		F5		4	0	1	1	0	1	1
Cesar Cedeno, R (1, 8) OBP: 0.389, SLG: 0.465	4-3		S HR 1B	1B BB		F8			F9	4	1	1	1	1	0	1
Art Howe, R (1, 3) OBP: 0.350, SLG: 0.445 (8, 5)	1B		HR	BB 1B		L5			F7	5	1	3	4	0	0	0
Alan Ashby, S (1, 2) OBP: 0.319, SLG: 0.347	F7		2B 1B	1B BB			F7		F7	4	0	1	0	1	0	2
Craig Reynolds, L (1, 6) OBP: 0.262, SLG: 0.304		G3 SH2-4 1B	1H 2B	K2-3			SH1-4 1B			4	0	3	0	0	1	3
Joe Niekro, R (1, 1) OBP: 0.310, SLG: 0.338		SH2-4		5-3	K		SH1-4			2	0	0	0	0	1	0
Inning Stats	R: 2 E: 2 K: 1 S: 9 H: 2 LOB: 2 BB: 0 P: 9	R: 0 E: 0 K: 1 S: 6 H: 1 LOB: 1 BB: 0 P: 6	R: 2 E: 0 K: 0 S: 6 H: 5 LOB: 2 BB: 0 P: 6	R: 3 E: 0 K: 1 S: 7 H: 2 LOB: 3 BB: 4 P: 23	R: 0 E: 0 K: 1 S: 6 H: 1 LOB: 1 BB: 0 P: 6	R: 0 E: 0 K: 1 S: 5 H: 0 LOB: 0 BB: 0 P: 5	R: 0 E: 0 K: 0 S: 4 H: 1 LOB: 1 BB: 0 P: 4	R: 0 E: 0 K: 0 S: 3 H: 0 LOB: 0 BB: 0 P: 3	R: 0 E: 0 K: 0 S: 3 H: 0 LOB: 0 BB: 0 P: 3	1B: 9 2B: 2 3B: 0 HR: 1	SF: 1 SAC: 2 DP: 0 HBP: 0					

TOP

Houston Astros @ Los Angeles Dodgers

Dodger Stadium, Los Angeles, CA

Mon Oct 06 1980, 3:33 AM PDT

Att. 51,127 - Unknown

livebaseballscorecards.com

AB	36
R	7
H	12
RBI	6
BB	4
SO	5
LOB	13

WP: 0 PB: 0 SB: 4 CS: 1 PA: 43

PITCHER		IP	WLS	BF	H	R	ER	SO	BB	IBB	HBP	BLK	WP	HR	S	P	ERA	WHIP
Dave Goltz, R ERA: 4.31	(1, 1)	3.0	L	17	8	4	2	2	0	0	0	0	0	1	21	21	6.00	2.667
Rick Sutcliffe, R ERA: 5.56	(4, 1)	0.1		4	1	3	3	0	2	0	0	0	0	0	2	10	81.00	9.000
Joe Beckwith, R ERA: 1.96	(4, 1)	0.1		3	1	0	0	0	1	0	0	0	0	0	2	6	0.00	6.000
Bobby Castillo, R ERA: 2.75	(4, 1)	1.1		6	1	0	0	2	1	0	0	0	0	0	9	13	0.00	1.500
Fernando Valenzuela, L ERA:	(6, 1)	2.0		7	1	0	0	1	0	0	0	0	0	0	9	9	0.00	0.500

PITCHER		IP	WLS	BF	H	R	ER	SO	BB	IBB	HBP	BLK	WP	HR	S	P	ERA	WHIP
Steve Howe, L ERA: 2.66	(8, 1)	2.0		6	0	0	0	0	0	0	0	0	0	0	6	6	0.00	0.000

BOTTOM

Houston Astros @ Los Angeles Dodgers

Dodger Stadium, Los Angeles, CA

Mon Oct 06 1980, 3:33 AM PDT

Att. 51,127 - Unknown

livebaseballscorecards.com

Batter	1	2	3	4	5	6	7	8	9	AB	R	H	RBI	BB	SO	LOB
Davey Lopes, R (1, 4) OBP: 0.321, SLG: 0.344	5-3		F7		F8		1-3			4	0	0	0	0	0	3
Steve Howe, L (8, 1) OBP: 0.091, SLG: 0.091										0	0	0	0	0	0	0
Jay Johnstone, L (1, 9) OBP: 0.372, SLG: 0.406	4-3		F5		K		1-3			4	0	0	0	0	1	3
Dusty Baker Jr., R (1, 7) OBP: 0.339, SLG: 0.503	K			E5 1B 1B		F7		K		4	1	1	0	0	2	0
Steve Garvey, R (1, 3) OBP: 0.341, SLG: 0.467		P4		K2-3		F8		6-3		4	0	0	0	0	1	1
Rick Monday, L (1, 8) OBP: 0.363, SLG: 0.469		L8		2-H 1B		PB 1B BB		F2		3	0	1	1	1	0	0
Joe Ferguson, R (1, 2) OBP: 0.371, SLG: 0.436		4-3		K		1-2 PB 1B			F5	4	0	1	0	0	1	1
Mickey Hatcher, R (1, 5) OBP: 0.244, SLG: 0.286			1B 1B	F8		K 1-2 2-3			4-3	3	0	1	0	0	1	3
Gary Thomasson, L (9, PH) OBP: 0.326, SLG: 0.270										1	0	0	0	0	0	0
Derrel Thomas, S (1, 6) OBP: 0.326, SLG: 0.357			1-3 1B		FC4 BB	F8			1B	3	0	2	0	1	0	3
Dave Goltz, R (1, 1) OBP: 0.241, SLG: 0.128			F7		FC4 1-2f		5-3		F3	0	0	0	0	0	0	0
Rudy Law, L (3, PH) OBP: 0.000, SLG: 0.302										1	0	0	0	0	0	2
Rick Sutcliffe, L (4, 1) OBP: 0.000, SLG: 0.148										0	0	0	0	0	0	0
Joe Beckwith, L (4, 1)										0	0	0	0	0	0	0
Bobby Castillo, R (4, 1) OBP: 0.333, SLG: 0.571										0	0	0	0	0	0	0
Vic Davalillo, L (5, PH) OBP: 0.167, SLG: 0.167										1	0	0	0	0	0	1
Fernando Valenzuela, L (6, 1)										0	0	0	0	0	0	0
Jack Perconte, L (7, PH) OBP: 0.316, SLG: 0.235										2	0	0	0	0	0	1
(8, 4)																

Inning Stats	1	2	3	4	5	6	7	8	9
	R: 0 H: 0 E: 0 LOB: 0 K: 1 BB: 0 S: 5 P: 5	R: 0 H: 0 E: 0 LOB: 0 K: 0 BB: 0 S: 3 P: 3	R: 0 H: 2 E: 0 LOB: 2 K: 0 BB: 0 S: 5 P: 5	R: 1 H: 2 E: 1 LOB: 1 K: 2 BB: 0 S: 9 P: 9	R: 0 H: 0 E: 0 LOB: 1 K: 1 BB: 1 S: 5 P: 9	R: 0 H: 1 E: 0 LOB: 3 K: 1 BB: 1 S: 7 P: 11	R: 0 H: 0 E: 0 LOB: 0 K: 0 BB: 0 S: 3 P: 3	R: 0 H: 0 E: 0 LOB: 0 K: 1 BB: 0 S: 5 P: 5	R: 0 H: 1 E: 0 LOB: 1 K: 0 BB: 0 S: 4 P: 4

AB	34
R	1
H	6
RBI	1
BB	2
SO	6
LOB	18

| | | | | | | | | | | | | | | | |

Batter	1	2	3	4	5	6	7	8	9	AB	R	H	RBI	BB	SO	LOB
Rafael Landestoy, S (1, 4)	L3	FC5-4 1-2f		4-3 2-3			4-3 1-2		4-3	5	0	0	0	0	0	5
Enos Cabell, R (1, 5) OBP: 0.250, SLG: 0.250	E6 4-3		F8	4-3			1B			4	0	1	0	0	0	1
Jose Cruz, L (1, 7) OBP: 0.500, SLG: 0.333	4-3 1-2		1B 1B 1B		G4-6-3 BB		G3			3	1	1	0	1	0	2
Cesar Cedeno, R (1, 8) OBP: 0.500, SLG: 0.333	BB		1B 1-2 1B		G4-6-3 1-2f			5-3		3	0	1	0	1	0	1
Art Howe, R (1, 3)	K		F9		F9			F8		4	0	0	0	0	1	4
Gary Woods, R (1, 9) OBP: 0.500, SLG: 0.500		FC5-4 1B	FC5-4 1-3 2-H 1B			K		4-3		4	0	2	1	0	1	0
Luis Pujols, R (1, 2) Dave Bergman, L (9, PR)		FC5-4 1-2f 1B	FC5-4 1-2f			F8			BB	3 0	0 0	0 0	0 0	1 0	0 0	3 0
Craig Reynolds, L (1, 6) Terry Puhl, L (9, PH)	K			4-3 SH3-4 BB		4-3			F7	2 1	0 0	0 0	0 0	1 0	1 0	1 1
Ken Forsch, R (1, 1) OBP: 1.000, SLG: 1.000 Jeffrey Leonard, R (9, PH)	FC5-4 1-2 1B			SH3-4 1-2			4-3 1B		K	2 1	0 0	2 0	0 0	0 0	0 1	0 1

Inning Stats										
	R: 0 E: 1 K: 1 S: 12	H: 0 LOB: 2 BB: 1 P: 21	R: 0 E: 0 K: 1 S: 10	H: 2 LOB: 2 BB: 0 P: 16	R: 1 E: 0 K: 0 S: 16	H: 3 LOB: 2 BB: 0 P: 23	R: 0 E: 0 K: 0 S: 7	H: 0 LOB: 1 BB: 1 P: 14	R: 0 E: 0 K: 0 S: 6	H: 0 LOB: 0 BB: 1 P: 10
	R: 0 E: 0 K: 1 S: 6	H: 0 LOB: 0 BB: 0 P: 8	R: 0 E: 0 K: 0 S: 10	H: 2 LOB: 1 BB: 0 P: 13	R: 0 E: 0 K: 0 S: 5	H: 0 LOB: 0 BB: 0 P: 9	R: 0 E: 0 K: 1 S: 10	H: 0 LOB: 1 BB: 1 P: 17	1B: 7 2B: 0 3B: 0 HR: 0	SF: 0 SAC: 1 DP: 1 HBP: 0	WP: 0 PB: 0 SB: 0 CS: 0	PA: 37

PITCHER		IP	WLS	BF	H	R	ER	SO	BB	IBB	HBP	BLK	WP	HR	S	P	ERA	WHIP
Steve Carlton, L ERA: 1.29	(1, 1)	7.0	W	30	7	1	1	3	3	0	0	0	0	0	67	105	1.29	1.429
Tug McGraw, L ERA:	(8, 1)	2.0	S	7	0	0	0	1	1	0	0	0	0	0	15	26	0.00	0.500

PITCHER	IP	WLS	BF	H	R	ER	SO	BB	IBB	HBP	BLK	WP	HR	S	P	ERA	WHIP

TOP

Houston Astros @ Philadelphia Phillies

Veterans Stadium, Philadelphia, PA

Tue Oct 07 1980, 7:05 PM EDT

Att. 65,277 - Unknown

livebaseballscorecards.com

AB	32
R	1
H	7
RBI	1
BB	4
SO	4
LOB	19

BOTTOM

Batter	1	2	3	4	5	6	7	8	9	AB	R	H	RBI	BB	SO	LOB
Pete Rose, S (1, 3) OBP: 0.500, SLG: 0.500	B C B F F F F F F 3-2 ① 6-3		F X 0-1 CS 1B			L B B F B X 3-2 HR 1B	F X 0-1 ③ 3-1			4	1	2	0	0	0	1
Bake McBride, L (1, 9) OBP: 0.250, SLG: 0.250	B X 1-0 S 1B		P F F X 1-2 ①② 6-3 1-2			F C F B 1 S 1-3 ① K SAFE		X 0-0 ① G3		4	0	1	0	0	1	2
Mike Schmidt, R (1, 5)	C B B B S S 3-3 ② K		X 0-0 ③ 6-3			F B X 1-1 ② F8		B B F B C B 4-2 BB		3	0	0	0	1	1	2
Greg Luzinski, R (1, 7) OBP: 0.250, SLG: 1.000 Del Unser, L (9, 7)	F F B S 1-3 ③ K 1-2			B S S B B X 3-2 ① P6		F B B F B F X 3-2 1-H HR		F X 0-1 ② F7		4 0	1 0	1 0	2 0	0 0	1 0	2 0
Manny Trillo, R (1, 4)		X 0-0 ① F7		F X 0-1 ② 6-3		C F S 0-3 ③ K		X 0-0 ③ F9		4	0	0	0	0	1	1
Garry Maddox, R (1, 8) OBP: 0.333, SLG: 0.333		F X 0-1 ② F7		X 0-0 ③ 4-3			X 0-0 S SH5-4 1B 1B			3	1	1	0	0	0	0
Larry Bowa, S (1, 6) OBP: 0.500, SLG: 0.500		F X 0-1 1B 1B			B F F X 1-2 ① 4-3		X 0-0 ① SH5-4 1-2			2	0	1	0	0	0	0
Bob Boone, R (1, 2) OBP: 0.333, SLG: 0.333		P X 1-0 1-2 1B			F X 0-1 ② 5-3		B F X 1-1 ② F7			3	0	1	0	0	0	1
Steve Carlton, L (1, 1) Greg Gross, L (7, PH) OBP: 1.000, SLG: 1.000 Tug McGraw, R (8, 1)		S S B S 1-3 ③ K			B B B C X 3-1 ③ F7		B B C F X 2-2 2-H 1B			2 1 0	0 0 0	0 1 0	0 1 0	0 0 0	1 0 0	2 0 0
Inning Stats	R: 0 H: 1 E: 0 LOB: 1 K: 2 BB: 0 S: 19 P: 27	R: 0 H: 2 E: 0 LOB: 2 K: 1 BB: 0 S: 10 P: 11	R: 0 H: 1 E: 0 LOB: 0 K: 0 BB: 0 S: 7 P: 7	R: 0 H: 0 E: 0 LOB: 0 K: 0 BB: 0 S: 6 P: 9	R: 0 H: 0 E: 0 LOB: 0 K: 0 BB: 0 S: 7 P: 11	R: 2 H: 2 E: 0 LOB: 0 K: 2 BB: 0 S: 16 P: 24	R: 1 H: 2 E: 0 LOB: 1 K: 0 BB: 0 S: 9 P: 12	R: 0 H: 0 E: 0 LOB: 1 K: 0 BB: 1 S: 6 P: 10		1B: 7 SF: 0 2B: 0 SAC: 1 3B: 0 DP: 0 HR: 1 HBP: 0						

PITCHER	IP	WLS	BF	H	R	ER	SO	BB	IBB	HBP	BLK	WP	HR	S	P	ERA	WHIP
Ken Forsch, R (1, 1) ERA: 3.38	8.0	L	32	8	3	3	5	1	0	0	0	0	1	80	111	3.38	1.125

PITCHER	IP	WLS	BF	H	R	ER	SO	BB	IBB	HBP	BLK	WP	HR	S	P	ERA	WHIP

Houston Astros @ Philadelphia Phillies

Veterans Stadium, Philadelphia, PA

Tue Oct 07 1980, 7:05 PM EDT

Att. 65,277 - Unknown

livebaseballscorecards.com

AB	30
R	3
H	8
RBI	3
BB	1
SO	5
LOB	11

Batter	1	2	3	4	5	6	7	8	9	10	AB	R	H	RBI	BB	SO	LOB
Terry Puhl, L (1, 9) OBP: 0.500, SLG: 0.667	F7		E5 2-H 1B			4-3	1-H 2B			SH3 E 1B	5	1	3	2	0	0	0
Enos Cabell, R (1, 5) OBP: 0.125, SLG: 0.125	6-3		K			K	F9			SH3 1-2	4	0	0	0	0	2	2
Joe Morgan, L (1, 4) OBP: 0.800, SLG: 1.000	F8			FC6-4 BB		1B BB		1B 2B		E FC IBB	2	1	1	0	3	0	0
Rafael Landestoy, S (10, PR) (10, 4)											0	1	0	0	0	0	0
Jose Cruz, L (1, 7) OBP: 0.556, SLG: 0.429	5-3	F7				1B BB		G6-4-3 1B		E9 FC 3B 1B	4	1	2	2	1	0	1
Cesar Cedeno, R (1, 8) OBP: 0.333, SLG: 0.250	4-3	FC6-4				1B		G6-4-3		FC 3B	5	1	1	1	0	0	4
Art Howe, R (1, 3) Dave Bergman, L (8, 3) OBP: 1.000, SLG: 3.000	3-1	6-3				K		4-3		3B	4	0	0	0	0	1	4
											1	0	1	2	0	0	0
Alan Ashby, S (1, 2)			4-3		F8		F9		4-3	5-3	5	0	0	0	0	0	2
Craig Reynolds, L (1, 6)			SH3 E BB		F7		3-1		4-3	IBB	3	1	0	0	2	0	0
Nolan Ryan, R (1, 1) Joe Sambito, L (7, 1) Dave Smith, R (7, 1) Jeffrey Leonard, R (9, PH) Frank LaCorte, R (9, 1) Joaquin Andujar, S (10, 1)			SH3 1-2		K		2B BB		K	5-3	1 0 0 1 1 0	1 0 0 0 0 0	0 0 0 0 0 0	0 0 0 0 0 0	1 0 0 0 0 0	1 0 0 1 0 0	0 0 0 0 2 0
Inning Stats	R: 0 E: 0 K: 0 S: 6 H: 0 LOB: 0 BB: 0 P: 9	R: 0 E: 0 K: 0 S: 4 H: 0 LOB: 0 BB: 0 P: 9	R: 1 E: 1 K: 1 S: 7 H: 1 LOB: 1 BB: 1 P: 14	R: 0 E: 0 K: 0 S: 9 H: 0 LOB: 1 BB: 1 P: 15	R: 0 E: 0 K: 1 S: 7 H: 0 LOB: 0 BB: 0 P: 11	R: 0 E: 0 K: 2 S: 13 H: 1 LOB: 3 BB: 2 P: 22	R: 1 E: 0 K: 0 S: 10 H: 1 LOB: 1 BB: 1 P: 16	R: 1 E: 0 K: 0 S: 9 H: 2 LOB: 0 BB: 0 P: 11	R: 0 E: 0 K: 1 S: 6 H: 0 LOB: 0 BB: 0 P: 8	R: 4 E: 1 K: 0 S: 14 H: 3 LOB: 2 BB: 2 P: 31	1B: 5 2B: 2 3B: 1 HR: 0	SF: 0 SAC: 2 DP: 1 HBP: 0						

PITCHER		IP	WLS	BF	H	R	ER	SO	BB	IBB	HBP	BLK	WP	HR	S	P	ERA	WHIP
Dick Ruthven, R ERA: 2.57	(1, 1)	7.0		29	3	2	2	4	5	0	0	0	0	0	56	96	2.57	1.143
Tug McGraw, L ERA: 3.0	(8, 1)	1.0		4	2	1	1	0	0	0	0	0	0	0	9	11	9.00	2.000
Ron Reed, R ERA: 27.0	(9, 1)	1.1	L	8	2	4	4	1	0	1	0	0	0	0	16	26	27.00	1.500
Kevin Saucier, L ERA:	(10, 1)	0.2		4	1	0	0	0	0	1	0	0	0	0	4	13	0.00	1.500

PITCHER	IP	WLS	BF	H	R	ER	SO	BB	IBB	HBP	BLK	WP	HR	S	P	ERA	WHIP

TOP

Houston Astros @ Philadelphia Phillies

Veterans Stadium, Philadelphia, PA

Wed Oct 08 1980, 7:05 PM EDT

Att. 65,476 - Unknown

livebaseballscorecards.com

AB	36
R	7
H	8
RBI	7
BB	7
SO	5
LOB	15

WP: 0	PA: 45																	
PB: 0																		
SB: 0																		
CS: 0																		

Batter	1	2	3	4	5	6	7	8	9	10	AB	R	H	RBI	BB	SO	LOB
Pete Rose, S (1, 3) OBP: 0.600, SLG: 0.500	C F B B B F B 4-2 BB		F B C B F X 2-2 1B		B X 1-0 1B		I I I I 4-0 IBB		S X 0-1 F8 ① C F X 0-2 FC4-6 ② 1-2f 2-H		4	0	2	0	2	0	1
Bake McBride, L (1, 9) OBP: 0.300, SLG: 0.222	B B 1 SAFE B C X 3-1 F7 ①		C X 0-1 1-3 ③		C 1 SAFE B S B F X 2-2 G3 ③		C B S S 1-3 K ②		B F B S X 2-2 1B 1B 1B	B B B C B 4-1 BB	5	0	1	0	1	1	6
Mike Schmidt, R (1, 5) OBP: 0.300, SLG: 0.333	C X 0-1 F8 ②			B C C F F X 1-2 2B 2B		C B S B X 2-2 F8 ①	B C B F C 2-3 K ③		C B X 1-1 1B 1-2 1B	B B B X 3-0 F9 ③	6	1	2	0	0	1	6
Greg Luzinski, R (1, 7) OBP: 0.375, SLG: 0.875 Lonnie Smith, R (8, PR) OBP: 1.000, SLG: 1.000 (9, 7)	C B C B S 2-3 K ③			C X 0-1 SH3-4 1B 2-H 2B		C B C B S 2-3 K ②		B X 1-0 SH3-4 1B 1B	C B B S B F F F F 3-2 F F X 1-2 2-3 1B		4 1	1 1	2 1	1 0	0 0	2 0	1 0
Manny Trillo, R (1, 4) OBP: 0.143, SLG: 0.143		C S S B X 1-2 G3 ①		X 0-0 SH3-4 2-3 ①		F B X 1-1 1B		1 SAFE 1 SAFE F P 1 SAFE X 1-1 SH3-4 1-2 ①	F B F S 1-3 K ②		3	0	1	0	0	1	3
Garry Maddox, R (1, 8) OBP: 0.375, SLG: 0.375		B S X 1-1 F9 ②		F B X 1-1 CS 3-H 1B		F 1 SAFE F S 0-3 K ③		F S F B B B F X 2-2 1B 2-H	X 0-0 F3 ③		5	0	2	2	0	1	4
Larry Bowa, S (1, 6) OBP: 0.571, SLG: 0.500	F F B S 1-3 K ③			P B X 2-0 F7 ②			F X 0-1 SH1-4 1B 1B	I I I I 4-0 IBB		B C B F X 2-2 BB E 1B	4	1	2	0	1	1	1
Bob Boone, R (1, 2) OBP: 0.375, SLG: 0.286			C X 0-1 F9 ①	1 SAFE B B 2-0 CS 1-2 ③	B C X 1-1 6-3 ①		X 0-0 SH1-4 1-2 1B	C B S S 1-3 K ②		B B B B 4-0 FC4-6 1-2 BB	4	0	1	0	1	1	2
Dick Ruthven, R (1, 1) Greg Gross, L (7, PH) Tug McGraw, R (8, 1) Del Unser, L (8, PH) Ron Reed, R (9, 1) Kevin Saucier, L (10, 1) George Vukovich, L (10, PH)			C S S 0-3 K2-3 ②		C C S 0-3 K ②		B B F X 2-1 SH1-4 1-2 2-3 ①	B X 1-0 F7 ③		B B C X 2-1 F7 ①	2 0 0 1 0 0 1	0 0 0 0 0 0 0	0 0 0 0 0 0 0	0 0 0 0 0 0 0	0 0 0 0 0 0 0	2 0 0 2 0 0 2	0 0 0 0 0 0 0
Inning Stats	R: 0 H: 0 E: 0 LOB: 1 K: 1 BB: 1 S: 10 P: 19	R: 0 H: 0 E: 0 LOB: 0 K: 1 BB: 0 S: 8 P: 11	R: 0 H: 1 E: 0 LOB: 1 K: 1 BB: 0 S: 11 P: 13	R: 2 H: 3 E: 0 LOB: 0 K: 0 BB: 0 S: 12 P: 17	R: 0 H: 1 E: 0 LOB: 1 K: 1 BB: 0 S: 10 P: 14	R: 0 H: 1 E: 0 LOB: 1 K: 2 BB: 0 S: 11 P: 16	R: 0 H: 2 E: 0 LOB: 3 K: 2 BB: 1 S: 11 P: 20	R: 1 H: 2 E: 0 LOB: 2 K: 1 BB: 1 S: 13 P: 22	R: 0 H: 3 E: 0 LOB: 3 K: 1 BB: 0 S: 20 P: 27	R: 1 H: 1 E: 1 LOB: 2 K: 0 BB: 2 S: 10 P: 25	1B: 12 2B: 2 3B: 0 HR: 0	SF: 0 SAC: 3 DP: 0 HBP: 0					

PITCHER		IP	WLS	BF	H	R	ER	SO	BB	IBB	HBP	BLK	WP	HR	S	P	ERA	WHIP
Nolan Ryan, R ERA: 2.84	(1, 1)	6.1		27	8	2	2	6	1	0	0	0	0	0	67	97	2.84	1.421
Joe Sambito, L ERA:	(7, 1)	0.1		2	0	0	0	1	0	1	0	0	0	0	3	8	0.00	0.000
Dave Smith, R ERA: 6.75	(7, 1)	1.1		7	2	1	1	2	0	1	0	0	0	0	16	27	6.75	1.500
Frank LaCorte, R ERA:	(9, 1)	1.0	W	8	4	1	0	1	1	0	0	0	0	0	23	36	0.00	5.000
Joaquin Andujar, R ERA:	(10, 1)	1.0	S	4	0	0	0	0	1	0	0	0	0	0	7	16	0.00	1.000

PITCHER	IP	WLS	BF	H	R	ER	SO	BB	IBB	HBP	BLK	WP	HR	S	P	ERA	WHIP

BOTTOM

Houston Astros @ Philadelphia Phillies

Veterans Stadium, Philadelphia, PA

Wed Oct 08 1980, 7:05 PM EDT

Att. 65,476 - Unknown

livebaseballscorecards.com

AB	40
R	4
H	14
RBI	3
BB	5
SO	10
LOB	28

WP: 0 PA: 49
PB: 0
SB: 0
CS: 1

Batter	1	2	3	4	5	6	7	8	9	10	11	AB	R	H	RBI	BB	SO	LOB
Pete Rose, S (1, 3) OBP: 0.467, SLG: 0.385	F C S 0-3 ① K		B X 1-0 1B FC5-2 1B		B F B F X 3-2 ② 4-3			B X 1-0 ① 4-3		1 SAFE B C X 1-1 ① FC5-6 1-2f		5	0	1	0	0	1	1
Bake McBride, L (1, 9) OBP: 0.267, SLG: 0.214	B X 1-0 ② F7		1 SAFE F B B S 1 SAFE X 2-2 FC5-2 PB 1-3 1B		B B C X 2-1 ③ F7			F B X 1-1 ② 5-3		1 SAFE P X 1-0 ② L8		5	0	1	0	0	0	1
Mike Schmidt, R (1, 5) OBP: 0.267, SLG: 0.286	F F X 0-2 S 1B		B S B F B F X 3-2 ② FC5-2 1-3 3-H			B C X 1-1 ① P6		B S X 1-1 ③ F8		1 SAFE C B 1 B F X 2-2 ③ 6-3		5	0	1	0	0	0	3
Greg Luzinski, R (1, 7) OBP: 0.231, SLG: 0.538	B S B 1 SAFE F B X 3-2 ③ 6-3 1-2		B X 1-0 ③ F7			X 0-0 ② G1			C S X 0-2 ① 6-3		C B S F C 1-3 ① K	5	0	0	0	0	1	3
Manny Trillo, R (1, 4) OBP: 0.250, SLG: 0.333		B B X 2-0 2B		X 0-0 ① F9		X 0-0 1B			X 0-0 ② F7		F F X 0-2 ② F8	5	0	2	0	0	0	0
Garry Maddox, R (1, 8) OBP: 0.462, SLG: 0.500		B F B X 2-1 ① P3		F S X 0-2 1B		B F 1 SAFE X 1-1 ③ F8			S H 1-1 S HBP		S F X 0-2 2B	4	0	2	0	0	0	2
Larry Bowa, S (1, 6) OBP: 0.500, SLG: 0.333		S X 0-1 ② F5		P C 1 SAFE X 1-1 ② F9			B X 1-0 ① L7		1 SAFE C I I I I 4-1 1-2 IBB		I I I 4-0 IBB	3	0	0	0	2	0	2
Bob Boone, R (1, 2) OBP: 0.250, SLG: 0.182 Del Unser, L (11, PH) Keith Moreland, R (11, 2)		B C X 1-1 ③ L7		B B 1 SAFE B C X 3-1 ③ 6-3			B X 1-0 ② 6-3		B C F B F F F X 2-2 ③ L7		C F S 0-3 ③ K	4 1 0	0 0 0	0 0 0	0 0 0	0 1 0	0 0 0	4 2 0
Larry Christenson, R (1, 1) George Vukovich, L (7, PH) Dickie Noles, R (7, 1) Tug McGraw, R (8, 1)			C B B C C 2-3 ① K		B B C X 2-1 ① 5-3		S X 0-1 ③ P6			F B X 1-1 E3 FC5-6		2 1 0 1	0 0 0 0	0 0 0 0	0 0 0 0	0 0 0 0	1 0 0 0	0 0 0 0
Inning Stats	R: 0 E: 0 K: 1 S: 10 H: 1 LOB: 1 BB: 0 P: 14	R: 0 E: 0 K: 0 S: 7 H: 1 LOB: 1 BB: 0 P: 12	R: 0 E: 0 K: 1 S: 12 H: 2 LOB: 2 BB: 0 P: 21	R: 0 E: 0 K: 0 S: 9 H: 1 LOB: 1 BB: 0 P: 12	R: 0 E: 0 K: 0 S: 8 H: 0 LOB: 0 BB: 0 P: 15	R: 0 E: 0 K: 0 S: 6 H: 1 LOB: 1 BB: 0 P: 8	R: 0 E: 0 K: 0 S: 4 H: 0 LOB: 0 BB: 0 P: 6	R: 0 E: 0 K: 0 S: 5 H: 0 LOB: 0 BB: 0 P: 8	R: 0 E: 0 K: 0 S: 12 H: 0 LOB: 2 BB: 1 P: 19	R: 0 E: 1 K: 0 S: 9 H: 0 LOB: 1 BB: 0 P: 13	R: 0 E: 0 K: 2 S: 13 H: 1 LOB: 2 BB: 1 P: 18	1B: 5 2B: 2 3B: 0 HR: 0	SF: 0 SAC: 0 DP: 0 HBP: 1			WP: 0 PB: 1 SB: 2 CS: 0	PA: 44		

PITCHER		IP	WLS	BF	H	R	ER	SO	BB	IBB	HBP	BLK	WP	HR	S	P	ERA	WHIP
Joe Niekro, R ERA:	(1, 1)	10.0		39	6	0	0	2	0	1	1	0	0	0	82	128	0.00	0.600
Dave Smith, R ERA: 3.86	(11, 1)	1.0	W	5	1	0	0	2	0	1	0	0	0	0	13	18	0.00	1.000

PITCHER	IP	WLS	BF	H	R	ER	SO	BB	IBB	HBP	BLK	WP	HR	S	P	ERA	WHIP

Philadelphia Phillies @ Houston Astros

Astrodome, Houston, TX

Fri Oct 10 1980, 4:33 AM EDT

Att. 44,443 - Dome

TOP

livebaseballscorecards.com

AB	41
R	0
H	7
RBI	0
BB	2
SO	4
LOB	18

Philadelphia Phillies @ Houston Astros

Astrodome, Houston, TX

Fri Oct 10 1980, 4:33 AM EDT

Att. 44,443 - Dome

livebaseballscorecards.com

Batter	1	2	3	4	5	6	7	8	9	10	11	AB	R	H	RBI	BB	SO	LOB
Terry Puhl, L (1, 9) (7, 8) OBP: 0.545, SLG: 0.700	3-1 4-3 2B		4-2 E BB		1-3 K			0-1 SH1-4 1B		0-1 G3		4	0	2	0	1	1	0
Enos Cabell, R (1, 5) OBP: 0.250, SLG: 0.250	0-0 4-3 2-3		1 SAFE 1 SAFE 1 SAFE 1 SAFE 1-0 1-3 1-2			0-1 G3 1B		0-0 SH1-4 1-2		1-1 CS 1B		4	0	2	0	0	0	2
Joe Morgan, L (1, 4) OBP: 0.600, SLG: 0.833	4-0 G6-4-3 BB			3-2 G3		2-1 G3 1-2		2-2 F8		2-1 CS 1-2	1-1 SF7 3B	4	0	1	0	1	0	2
Rafael Landestoy, S (11, PR)												0	1	0	0	0	0	0
Jose Cruz, L (1, 7) OBP: 0.643, SLG: 0.667	1-2 G6-4-3 1-2f			3-2 3B		4-0 G6-4-3 IBB		4-0 IBB			4-0 IBB	2	0	1	0	3	0	2
Cesar Cedeno, R (1, 8) OBP: 0.250, SLG: 0.182		0-1 P6		2-2 6-3		0-0 G6-4-3 1-2f		2-1 F9			4-0 IBB 1-2	3	0	0	0	0	0	3
Dave Bergman, L (7, 3) OBP: 0.500, SLG: 1.500												1	0	0	0	0	0	2
Art Howe, R (11, PH)												0	0	0	0	1	0	0
Denny Walling, L (1, 3) (7, 9)		0-1 F8		4-0 IBB			1-1 L8		2-0 4-3		0-2 SF7 3-H	3	0	0	1	1	0	0
Luis Pujols, R (1, 2)	1-1 F7			0-1 5-3			4-2 SH5-3 BB		2-2 F8			3	0	0	0	1	0	2
Craig Reynolds, L (1, 6)			0-0 4-3		0-0 L8		0-0 SH5-3 1-2		0-0 F9			3	0	0	0	0	0	0
Joe Niekro, R (1, 1)			2-3 K		0-1 6-3		3-1 F8			2-3 K		3	0	0	0	0	1	1
Gary Woods, R (10, PH) OBP: 0.400, SLG: 0.400												1	0	0	0	0	1	0
Dave Smith, R (11, 1)												0	0	0	0	0	0	0
Inning Stats	R: 0 H: 1 E: 0 LOB: 1 K: 0 BB: 1 S: 6 P: 14	R: 0 H: 0 E: 0 LOB: 0 K: 0 BB: 0 S: 6 P: 7	R: 0 H: 0 E: 1 LOB: 1 K: 1 BB: 1 S: 10 P: 17	R: 0 H: 1 E: 0 LOB: 2 K: 0 BB: 1 S: 12 P: 24	R: 0 H: 0 E: 0 LOB: 0 K: 1 BB: 0 S: 7 P: 8	R: 0 H: 1 E: 0 LOB: 1 K: 0 BB: 1 S: 5 P: 11	R: 0 H: 0 E: 0 LOB: 1 K: 0 BB: 1 S: 7 P: 15	R: 0 H: 1 E: 0 LOB: 2 K: 0 BB: 1 S: 9 P: 17	R: 0 H: 0 E: 0 LOB: 0 K: 0 BB: 0 S: 5 P: 9	R: 0 H: 1 E: 0 LOB: 0 K: 1 BB: 0 S: 10 P: 14	R: 1 H: 1 E: 0 LOB: 3 K: 0 BB: 2 S: 5 P: 14							

| | | | | | | | | | | | |

Batter	1	2	3	4	5	6	7	8	9	10	AB	R	H	RBI	BB	SO	LOB
Lonnie Smith, R (1, 7) OBP: 0.600, SLG: 0.600 Del Unser, L (9, 9) (10, 7)	C B B X 2-1 6-3 ①		C B X 1-1 S 1B		C F F B B X 2-2 6-3 ③			F B F X 1-2 1B 1B 1B		B B C S B S 3-3 K ①	4 1	1 0	2 0	0 0	0 0	0 1	0 0
Pete Rose, S (1, 3) OBP: 0.500, SLG: 0.412	C B X 1-1 L7 ②		1 SAFE 1 SAFE 1 SAFE S S B B B F B B B 4-2 1-2 BB			F F F B F S 1-3 K ①		L C B X 1-2 1B SF9-2-3 1-3 2-H 1B		B S X 1-1 2B 1B	4	2	2	1	1	1	0
Mike Schmidt, R (1, 5) OBP: 0.300, SLG: 0.316	B C B C S 2-3 K ③		X 0-0 P3 ③			C X 0-1 FC3-6 1B		F F F B B B X 3-2 SF9-2-3 2-3 3-H 1B		B 1 SAFE B B C S S X 3-2 L7 ②	5	0	2	1	0	1	3
Bake McBride, L (1, 9) OBP: 0.316, SLG: 0.278 (9, 7) Greg Luzinski, R (10, PH) OBP: 0.286, SLG: 0.643 Tug McGraw, R (10, 1)		B F X 1-1 4-3 S 1B		C S X 0-2 1B 1B		1 SAFE 1 SAFE B X 1-0 FC3-6 1-2f ②		S S F B S 1-3 K ①		B X 1-0 2B 1-H 2B	4 1 0	0 1 0	2 1 0	0 1 0	0 0 0	1 0 0	3 0 0
Manny Trillo, R (1, 4) OBP: 0.294, SLG: 0.438		1 SAFE P S B F X 2-2 4-3 1-3 ①		1 SAFE F 1 SAFE L 1 SAFE P 1 SAFE X 1-2 L1-3 1-2 1B		X 0-0 F8 ③		B F F X 1-2 SF9-2-3 1-2 3-H ② ③		X 0-0 2B 3-H 2B	4	0	2	2	0	0	2
Garry Maddox, R (1, 8) OBP: 0.389, SLG: 0.375		F F S 0-3 K ②		B F F X 1-2 L1-3 1-2 ① ②			F B F F F F F F X 1-2 5-3 ①		X 0-0 F9 ①	I I I I 4-0 IBB	4	0	0	0	1	1	3
Larry Bowa, S (1, 6) OBP: 0.412, SLG: 0.286		X 0-0 6-3 ③		X 0-0 4-3 ③			C F X 0-2 4-3 ②		B F X 1-1 S 1B	S S S 0-3 K ③	5	0	1	0	0	1	4
Bob Boone, R (1, 2) OBP: 0.188, SLG: 0.133			C B X 1-1 6-3 ①		X 0-0 5-3 ①		F X 0-1 P6 ③		1 SAFE 1 SAFE 1 SAFE B 1 SAFE B 1 SAFE B C 3-3 F 1 SAFE F S K 1-2 ②		4	0	0	0	0	1	1
Steve Carlton, L (1, 1) Dickie Noles, R (6, 1) Kevin Saucier, L (7, 1) Ron Reed, R (7, 1) Greg Gross, L (8, PH) OBP: 1.000, SLG: 1.000 Warren Brusstar, R (8, 1) George Vukovich, L (10, 9)			X 0-0 F8 ②		C X 0-1 4-3 ②			B C X 1-1 1B 1B 1B	C C S 0-3 K ③		2 0 0 0 1 1 0	0 0 0 0 1 0 0	0 0 0 0 1 0 0	0 0 0 0 0 0 0	0 0 0 0 0 0 0	0 0 0 0 0 1 0	0 0 0 0 0 1 0
Inning Stats	R: 0 E: 0 K: 1 S: 7 H: 0 LOB: 0 BB: 0 P: 12	R: 0 E: 0 K: 1 S: 10 H: 1 LOB: 1 BB: 0 P: 12	R: 0 E: 0 K: 0 S: 8 H: 1 LOB: 2 BB: 1 P: 14	R: 0 E: 0 K: 0 S: 11 H: 2 LOB: 0 BB: 0 P: 12	R: 0 E: 0 K: 0 S: 7 H: 0 LOB: 0 BB: 0 P: 9	R: 0 E: 1 K: 1 S: 9 H: 1 LOB: 1 BB: 0 P: 11	R: 0 E: 0 K: 0 S: 13 H: 0 LOB: 0 BB: 0 P: 14	R: 3 E: 0 K: 1 S: 19 H: 4 LOB: 0 BB: 0 P: 27	R: 0 E: 0 K: 2 S: 10 H: 1 LOB: 1 BB: 0 P: 14	R: 2 E: 0 K: 2 S: 13 H: 3 LOB: 2 BB: 1 P: 25	1B: 11 2B: 4 3B: 0 HR: 0	SF: 1 SAC: 0 DP: 2 HBP: 0						

PITCHER		IP	WLS	BF	H	R	ER	SO	BB	IBB	HBP	BLK	WP	HR	S	P	ERA	WHIP
Vern Ruhle, R ERA: 3.86	(1, 1)	7.0		29	8	3	3	3	1	0	0	0	0	0	73	95	3.86	1.286
Dave Smith, R ERA: 3.86	(8, 1)	0.0		1	1	0	0	0	0	0	0	0	0	0	4	7	∞	∞
Joe Sambito, L ERA: 5.4	(8, 1)	3.0	L	13	4	2	2	5	0	1	0	0	0	0	30	48	6.00	1.333

PITCHER	IP	WLS	BF	H	R	ER	SO	BB	IBB	HBP	BLK	WP	HR	S	P	ERA	WHIP

TOP

Philadelphia Phillies @ Houston Astros

Astrodome, Houston, TX

Sat Oct 11 1980, 4:33 AM EDT

Att. 44,952 - Dome

livebaseballscorecards.com

AB	40
R	5
H	13
RBI	5
BB	2
SO	8
LOB	17

WP: 0 PB: 0 SB: 3 CS: 0

PA: 43

Philadelphia Phillies @ Houston Astros

Astrodome, Houston, TX

Sat Oct 11 1980, 4:33 AM EDT

Att. 44,952 - Dome

BOTTOM

Batter	1	2	3	4	5	6	7	8	9	10	AB	R	H	RBI	BB	SO	LOB
Terry Puhl, L (1, 8) OBP: 0.563, SLG: 0.615	K		5-3		1 SAFE 1 SAFE 1 SAFE 1-2 BB		BB S BB		2-H F9-3 1B		3	0	1	1	2	1	0
Enos Cabell, R (1, 5) OBP: 0.294, SLG: 0.313	5-3			G3 SF7-5 2B	F8		1 SAFE 1 SAFE 1-2 BB		1-2 F9-3		4	1	1	0	1	0	3
Joe Morgan, L (1, 4) OBP: 0.533, SLG: 0.556	1-3			G3 2-3		FC5-4 BB	1-2 2-3 BB			K	3	0	0	0	2	1	1
Gary Woods, R (1, 9) OBP: 0.375, SLG: 0.286 Denny Walling, L (7, PH) Jeffrey Leonard, R (8, 9)		F9		SF7-5 BB		FC5-4 BB S 1-2f F9-1-5	G3			F9	2 1 1	0 0 0	0 0 0	0 0 0	1 0 0	0 0 0	1 3 0
Art Howe, R (1, 3) OBP: 0.214, SLG: 0.182		2B		SF7-5 1-2 3-H		1 SAFE 1 SAFE 1-2 IBB		F8		F8	3	0	1	1	1	0	0
Jose Cruz, L (1, 7) OBP: 0.556, SLG: 0.500		K	F8			1-2 2-3 BB		F8			3	0	0	0	1	1	1
Luis Pujols, R (1, 2) OBP: 0.273, SLG: 0.333 Bruce Bochy, R (8, 2)		F8			1B 3B	F9-1-5 3-H		L4			3 1	1 0	1 0	0 0	0 0	0 0	4 0
Rafael Landestoy, S (1, 6) OBP: 0.222, SLG: 0.125			5-3		S 3-H 1B		3-1		SH5-4 1B BB		3	1	1	1	1	0	0
Vern Ruhle, R (1, 1) Dave Smith, R (8, 1) Joe Sambito, L (8, 1)			F7		K		P5		SH5-4 1-2		3 0 0	0 0 0	0 0 0	0 0 0	0 0 0	1 0 0	1 0 0
Inning Stats	R: 0 E: 0 K: 1 S: 11 H: 0 LOB: 0 BB: 0 P: 16	R: 0 E: 0 K: 1 S: 9 H: 1 LOB: 1 BB: 0 P: 15	R: 0 E: 0 K: 0 S: 7 H: 0 LOB: 0 BB: 0 P: 10	R: 1 E: 0 K: 0 S: 10 H: 1 LOB: 0 BB: 1 P: 19	R: 1 E: 0 K: 1 S: 10 H: 2 LOB: 2 BB: 1 P: 20	R: 0 E: 0 K: 0 S: 7 H: 0 LOB: 2 BB: 3 P: 21	R: 0 E: 0 K: 0 S: 12 H: 0 LOB: 3 BB: 3 P: 27	R: 0 E: 0 K: 0 S: 5 H: 0 LOB: 0 BB: 0 P: 6	R: 1 E: 0 K: 0 S: 8 H: 1 LOB: 0 BB: 1 P: 14	R: 0 E: 0 K: 1 S: 8 H: 0 LOB: 0 BB: 0 P: 12	1B: 2 2B: 5 3B: 1 HR: 0 SF: 1 SAC: 1 DP: 3 HBP: 0						

	AB	30
	R	3
	H	5
	RBI	3
	BB	9
	SO	4
	LOB	14

WP: 0 PA: 41
PB: 0
SB: 3
CS: 0

livebaseballscorecards.com

Pitching

PITCHER		IP	WLS	BF	H	R	ER	SO	BB	IBB	HBP	BLK	WP	HR	S	P	ERA	WHIP
Steve Carlton, L ERA: 2.19	(1, 1)	5.1		24	4	2	2	3	4	1	0	0	0	0	52	97	3.38	1.500
Dickie Noles, R ERA:	(6, 1)	1.1		5	0	0	0	0	2	0	0	0	0	0	12	24	0.00	1.500
Kevin Saucier, L ERA:	(7, 1)	0.0		1	0	0	0	0	1	0	0	0	0	0	0	4	∞	∞
Ron Reed, R ERA: 21.6	(7, 1)	0.1		1	0	0	0	0	0	0	0	0	0	0	2	3	0.00	0.000
Warren Brusstar, R ERA: 4.5	(8, 1)	2.0	W	7	1	1	1	0	1	0	0	0	0	0	13	20	4.50	1.000

PITCHER		IP	WLS	BF	H	R	ER	SO	BB	IBB	HBP	BLK	WP	HR	S	P	ERA	WHIP
Tug McGraw, L ERA: 2.57	(10, 1)	1.0	S	3	0	0	0	1	0	0	0	0	0	0	8	12	0.00	0.000

Batter	1	2	3	4	5	6	7	8	9	10	AB	R	H	RBI	BB	SO	LOB
Pete Rose, S (1, 3) OBP: 0.520, SLG: 0.400	K		0-0 CS 1B			L1		FC4-6 BB 1-2 2-3 3-H	IBB		3	0	1	1	2	1	0
Bake McBride, L (1, 9) OBP: 0.273, SLG: 0.238 Keith Moreland, R (8, PH) Ramon Aviles, R (8, PR) Tug McGraw, R (8, 1) George Vukovich, L (9, PH) Dick Ruthven, R (9, 1)	F7		K			K		FC4-6 1B 3B 1-2f 2-3 3-H	6-3		3 1 0 0 1 0	0 0 1 0 0 0	0 0 0 0 0 0	0 1 0 0 0 0	0 0 0 0 0 0	2 0 0 0 0 0	1 2 0 0 0 2
Mike Schmidt, R (1, 5) OBP: 0.240, SLG: 0.250	F3		K 1-2			P4		K		K	5	0	0	0	0	3	3
Greg Luzinski, R (1, 7) OBP: 0.294, SLG: 0.588 Lonnie Smith, R (7, PR) OBP: 0.600, SLG: 0.600 Larry Christenson, R (7, 1) Ron Reed, R (7, 1) Del Unser, L (8, PH) OBP: 0.400, SLG: 0.600 (8, 9)		K	K	K			G5-4-3 1B	3B 1B 1-2 3-H		F8 2B	3 0 0 0 2	0 0 0 0 2	1 0 0 0 2	0 0 0 0 1	0 0 0 0 0	2 0 0 0 0	0 0 0 0 0
Manny Trillo, R (1, 4) OBP: 0.364, SLG: 0.571		1-3 BB 1B 1B		G6-4-3 1B			F8	3B		F8 2B 2-3	5	1	3	2	0	0	2
Garry Maddox, R (1, 8) OBP: 0.391, SLG: 0.400		SAFE 1-3 BB 1B 1-2		G6-4-3 1-2f			G5-4-3 1-2f	F8		2B 3-H	4	1	1	1	1	0	4
Larry Bowa, S (1, 6) OBP: 0.409, SLG: 0.316		1-3 1-2 2-3	K					1B 1B BB 1B	G3 SH3-4 1B	L4	5	1	2	0	0	1	3
Bob Boone, R (1, 2) OBP: 0.263, SLG: 0.222		FC6 1B 2-H 3-H	F9					BB 1B FC4-6 1B 1-2	SH3-4 1-2		3	1	2	2	0	0	0
Marty Bystrom, R (1, 1) Warren Brusstar, R (6, 1) Greg Gross, L (7, 7) OBP: 0.750, SLG: 0.750		FC6 1-2f	K					FC4-6 BB 1B 1-2 2-3	G3 2-3		2 0 2	0 0 1	0 0 1	0 0 1	0 0 0	1 0 0	1 0 1
Inning Stats	R: 0 E: 0 K: 1 S: 7 H: 0 LOB: 0 BB: 0 P: 12	R: 2 E: 0 K: 1 S: 13 H: 2 LOB: 1 BB: 1 P: 23	R: 0 E: 0 K: 2 S: 9 H: 1 LOB: 0 BB: 0 P: 13	R: 0 E: 0 K: 1 S: 9 H: 1 LOB: 0 BB: 0 P: 14	R: 0 E: 0 K: 2 S: 7 H: 0 LOB: 0 BB: 0 P: 11	R: 0 E: 0 K: 1 S: 9 H: 0 LOB: 0 BB: 0 P: 15	R: 0 E: 0 K: 0 S: 6 H: 1 LOB: 1 BB: 0 P: 6	R: 5 E: 0 K: 1 S: 20 H: 5 LOB: 2 BB: 1 P: 26	R: 0 E: 0 K: 0 S: 11 H: 1 LOB: 2 BB: 1 P: 19	R: 1 E: 0 K: 1 S: 8 H: 2 LOB: 1 BB: 0 P: 9	1B: 10 2B: 2 3B: 1 HR: 0 SF: 0 SAC: 1 DP: 2 HBP: 0						

PITCHER		IP	WLS	BF	H	R	ER	SO	BB	IBB	HBP	BLK	WP	HR	S	P	ERA	WHIP
Nolan Ryan, R ERA: 5.4	(1, 1)	7.0		28	8	6	6	8	2	0	0	0	0	0	67	106	7.71	1.429
Joe Sambito, L ERA: 4.91	(8, 1)	0.1		1	0	0	0	0	0	0	0	0	0	0	3	4	0.00	0.000
Ken Forsch, R ERA: 4.15	(8, 1)	0.2		4	2	1	1	1	0	0	0	0	0	0	10	10	13.50	3.000
Frank LaCorte, R ERA: 3.0	(9, 1)	2.0	L	10	3	1	1	1	0	1	0	0	0	0	19	28	4.50	1.500

PITCHER	IP	WLS	BF	H	R	ER	SO	BB	IBB	HBP	BLK	WP	HR	S	P	ERA	WHIP

TOP

Philadelphia Phillies @ Houston Astros

Astrodome, Houston, TX

Sun Oct 12 1980, 8:05 PM EDT

Att. 44,802 - Dome

livebaseballscorecards.com

AB	39
R	8
H	13
RBI	8
BB	3
SO	10
LOB	19

Batter	1	2	3	4	5	6	7	8	9	10	AB	R	H	RBI	BB	SO	LOB
Terry Puhl, L (1, 8) OBP: 0.591, SLG: 0.632	B B C X 2-1 F8 S 2B 1B		C X 0-1 BB 1B		F M F X 0-2 ① G3		B F B X 2-1 SH3-4 1B 1B	X 0-0 1B 1-3 1B 1B		X 0-0 ② L8	6	3	4	0	0	0	0
Enos Cabell, R (1, 5) OBP: 0.273, SLG: 0.286	1 SAFE 1 SAFE 1 SAFE P 1 SAFE B B X 3-0 ① F9		1 SAFE 1 SAFE X 0-0 ① F2		C B S F X 1-2 G3 E4 1B		X 0-0 ① SH3-4 1-2	S F B C 1-3 ② K		F B B B S X 3-2 ③ F8	5	0	1	0	0	1	4
Joe Morgan, L (1, 4) OBP: 0.421, SLG: 0.385 Rafael Landestoy, S (8, 4) OBP: 0.300, SLG: 0.222	C 1 B B B C X SAFE 2-2 ② F8 1-3		B 1 SAFE P X 2-0 ② F8		B 1 SAFE B B C X 3-1 ② G3 1-2		C F X 0-2 ② 5-3	S B X 1-1 1B 1-2 3-H 1B			4 1	0 0	0 1	0 1	0 0	0 0	4 0
Jose Cruz, L (1, 7) OBP: 0.609, SLG: 0.600	S B C F B F X 2-2 3-H 2B		B C F B F P B 4-2 1-2 BB		B X 1-0 ③ E4 2-H		I I I I 4-0 1B WP IBB	C B B F F X 2-2 FC6-4 1-3 2-H 1B			3	1	2	2	2	0	1
Denny Walling, L (1, 9) OBP: 0.182, SLG: 0.111 Frank LaCorte, R (9, 1)	X 0-0 ③ 4-3		B X 1-0 ③ F9			C B B B X 2-1 E7 1B	X 0-0 WP 3B 1-3 2-H 1B	B X 1-0 ③ FC6-4 1-2f			5 0	2 0	1 0	1 0	0 0	0 0	5 0
Art Howe, R (1, 3) OBP: 0.278, SLG: 0.400 Dave Bergman, L (7, PR) OBP: 0.333, SLG: 1.000 (8, 3)		C C B X 1-2 ① P4		B F B X 2-1 FC5-4 1B		B S B F F F X 2-2 ① 5-3	B X 1-0 1-H 3-H 3B		C B X 1-1 ① 4-3		4 1	0 0	2 0	1 0	0 0	0 0	1 0
Luis Pujols, R (1, 2) OBP: 0.308, SLG: 0.300 Alan Ashby, S (6, PH) OBP: 0.125, SLG: 0.125 (7, 2)	S B B B B 4-1 2B BB		B X 1-0 ① FC5-4 4-3 1-2f			B C B X 2-1 2-H 1B	S S B X 1-2 ③ F7		B X 1-0 ② 4-3		1 3	0 0	0 1	0 1	1 0	0 0	1 1
Craig Reynolds, L (1, 6) OBP: 0.313, SLG: 0.231	B X 1-0 ② 1-H 2B			X 0-0 ② 4-3 1-2		B B X 2-0 ② F8		B C S X 1-2 1B 1B 1B	X 0-0 ③ F8		5	1	2	0	0	0	2
Nolan Ryan, R (1, 1) Joe Sambito, L (8, 1) Ken Forsch, R (8, 1) OBP: 1.000, SLG: 1.000 Gary Woods, R (8, PH) OBP: 0.333, SLG: 0.250 (9, 9) Danny Heep, L (10, PH)	X 0-0 ③ 6-3		C C C 0-3 ③ K			B B B S X 2-1 ③ F9	C F F C 0-3 ① K			B C C B X 2-2 ① P6	3 0 0 1 1	0 0 0 0 0	0 0 0 0 0	0 0 0 0 0	1 0 0 0 0	0 0 0 1 0	3 0 0 1 0
Inning Stats	R: 1 H: 2 E: 0 LOB: 1 K: 0 BB: 0 S: 13 P: 21	R: 0 H: 1 E: 0 LOB: 1 K: 0 BB: 1 S: 6 P: 12	R: 0 H: 1 E: 0 LOB: 2 K: 0 BB: 1 S: 10 P: 15	R: 0 H: 1 E: 0 LOB: 1 K: 1 BB: 0 S: 7 P: 10	R: 0 H: 1 E: 1 LOB: 2 K: 0 BB: 0 S: 11 P: 16	R: 1 H: 1 E: 1 LOB: 1 K: 0 BB: 0 S: 12 P: 22	R: 3 H: 3 E: 0 LOB: 1 K: 0 BB: 1 S: 11 P: 19	R: 2 H: 4 E: 0 LOB: 2 K: 2 BB: 0 S: 18 P: 24	R: 0 H: 0 E: 0 LOB: 0 K: 0 BB: 0 S: 4 P: 6	R: 0 H: 0 E: 0 LOB: 0 K: 0 BB: 0 S: 7 P: 12	1B: 11 SF: 0 2B: 2 SAC: 1 3B: 1 DP: 0 HR: 0 HBP: 0						

PITCHER		IP	WLS	BF	H	R	ER	SO	BB	IBB	HBP	BLK	WP	HR	S	P	ERA	WHIP
Marty Bystrom, R ERA: 1.69	(1, 1)	5.1		25	7	2	1	1	2	0	0	0	0	0	56	89	1.69	1.688
Warren Brusstar, R ERA: 3.38	(6, 1)	0.2		2	0	0	0	0	0	0	0	0	0	0	3	7	0.00	0.000
Larry Christenson, R ERA: 4.05	(7, 1)	0.2		5	2	3	3	0	0	1	0	0	0	0	7	13	40.50	3.000
Ron Reed, R ERA: 18.0	(7, 1)	0.1		2	1	0	0	0	0	0	0	0	1	0	4	6	0.00	3.000
Tug McGraw, L ERA: 4.5	(8, 1)	1.0		7	4	2	2	2	0	0	0	0	0	0	18	24	18.00	4.000

PITCHER		IP	WLS	BF	H	R	ER	SO	BB	IBB	HBP	BLK	WP	HR	S	P	ERA	WHIP
Dick Ruthven, R ERA: 2.0	(9, 1)	2.0	W	6	0	0	0	0	0	0	0	0	0	0	11	18	0.00	0.000

BOTTOM

Philadelphia Phillies @ Houston Astros

Astrodome, Houston, TX

Sun Oct 12 1980, 8:05 PM EDT

Att. 44,802 - Dome

livebaseballscorecards.com

AB	43
R	7
H	14
RBI	6
BB	3
SO	3
LOB	23

1B: 11 SF: 0
2B: 2 SAC: 1
3B: 1 DP: 0
HR: 0 HBP: 0

WP: 1 PA: 47
PB: 0
SB: 1
CS: 0