



# Houston Astros - 1980

Batter	1	2	3	4	5	6	7	8	9	AB	R	H	RBI	BB	SO	LOB	TOP		
Davey Lopes, R (1,4)	0-3 K			0-3 K			0-0 4-3		0-0 F7	4	0	0	0	0	2	0	<b>Los Angeles Dodgers @ Houston Astros</b> Astrodome, Houston, TX Thu Apr 10 1980, 7:05 PM EST Att: 33,270 - Unknown  <b>AB 29</b> <b>R 2</b> <b>H 2</b> <b>RBI 2</b> <b>BB 0</b> <b>SO 13</b> <b>LOB 2</b> 		
Rudy Law, L (1,8) OBP: 0.250, SLG: 0.250	0-0 4-3			0-0 5-3			0-0 2B E 1B		0-0 6-3	4	1	1	0	0	0	0			
Reggie Smith, S (1,9) OBP: 0.250, SLG: 0.500	0-3 K			0-0 4-1			0-0 E 1-3 SF8 2B		0-0 5-3	4	1	1	0	0	1	0			
Steve Garvey, R (1,3)		0-3 K			0-3 K		0-0 E5 2-3 3-H			3	0	0	1	0	2	1			
Dusty Baker Jr., R (1,7)		0-3 K			0-0 F8		0-0 SF8 1-2 3-H			2	0	0	1	0	1	0			
Ron Cey, R (1,5)		0-3 K			0-3 K		0-3 K			3	0	0	0	0	3	1			
Derrel Thomas, S (1,6)			0-0 6-3		0-3 K		0-0 F7			3	0	0	0	0	1	0			
Steve Yeager, R (1,2)			0-3 K		0-0 6-3		0-3 K			2	0	0	0	0	1	0			
Jay Johnstone, L (8,PH)			0-3 K		0-0 6-3		0-3 K			1	0	0	0	0	1	0			
Joe Ferguson, R (8,2)			0-3 K		0-0 6-3		0-0 4-3			0	0	0	0	0	0	0			
Burt Hooton, R (1,1)			0-3 K		0-0 6-3					0	0	0	0	0	0	0			
Rick Monday, L (3,PH)										1	0	0	0	0	1	0			
Jerry Reuss, L (3,1)										1	0	0	0	0	0	0			
Gary Thomasson, L (8,PH)										1	0	0	0	0	0	0			
Bobby Castillo, R (8,1)										0	0	0	0	0	0	0			
<b>Inning Stats</b>	R: 0 H: 0 E: 0 K: 2 S: 7	H: 0 LOB: 0 BB: 0 P: 7	R: 0 H: 0 E: 0 K: 3 S: 9	H: 0 LOB: 0 BB: 0 P: 9	R: 0 H: 0 E: 0 K: 2 S: 7	H: 0 LOB: 0 BB: 0 P: 7	R: 0 H: 0 E: 0 K: 1 S: 5	H: 0 LOB: 0 BB: 0 P: 5	R: 0 H: 0 E: 0 K: 2 S: 7	H: 0 LOB: 0 BB: 0 P: 7	R: 2 H: 2 E: 1 K: 1 S: 8	H: 2 LOB: 1 BB: 0 P: 8	R: 0 H: 0 E: 0 K: 1 S: 5	H: 0 LOB: 0 BB: 0 P: 5	R: 0 H: 0 E: 0 K: 0 S: 3	H: 0 LOB: 0 BB: 0 P: 3	1B: 1 2B: 1 3B: 0 HR: 0	SF: 1 SAC: 0 DP: 0 HBP: 0	WP: 0 PA: 30 PB: 0 SB: 1 CS: 0
<b>PITCHER</b>	IP WLS BF H R ER SO BB IBB HBP BLK WP HR S P ERA WHIP																		
J.R. Richard, R (1,1) ERA: 1.13	8.0 W 27 2 2 1 13 0 0 0 0 0 0 0 53 53 1.12 0.250																		
Joe Sambito, L (9,1) ERA:	1.0 S 3 0 0 0 0 0 0 0 0 0 0 0 3 3 0.00 0.000																		

Batter	1	2	3	4	5	6	7	8	9	AB	R	H	RBI	BB	SO	LOB	BOTTOM
Terry Puhl, L (1,9) OBP: 0.250, SLG: 1.000	0-0 HR		0-0 4-3		0-0 P6			0-3 K		4	1	1	1	0	1	1	<b>Los Angeles Dodgers @ Houston Astros</b> Astrodome, Houston, TX Thu Apr 10 1980, 7:05 PM EST Att: 33,270 - Unknown  <b>AB 28</b> <b>R 3</b> <b>H 6</b> <b>RBI 3</b> <b>BB 1</b> <b>SO 4</b> <b>LOB 6</b> 
Craig Reynolds, L (1,6)	0-0 E6 G5-4-3		0-0 6-3		0-0 3-1			0-0 L3-6 1-2		4	0	0	0	0	0	1	
Cesar Cedeno, R (1,8)	0-0 G5-4-3 1-2		4-0 1B BB		0-0 5-3					2	0	0	0	1	0	1	
Joe Morgan, L (1,4)	0-0 4-3		0-0 1B		0-0 1-3					3	0	1	0	0	0	0	
Jose Cruz, L (1,7) OBP: 0.333, SLG: 1.333		0-0 HR	0-0 1-3		0-0 4-3					3	1	1	1	0	0	2	
Enos Cabell, R (1,5)		0-0 G3		0-0 1-3			0-0 5-3			3	0	0	0	0	0	0	
Art Howe, R (1,3) OBP: 0.333, SLG: 1.000		0-0 1B 3B		0-0 F8			0-0 F7			3	1	1	0	0	0	0	
Alan Ashby, S (1,2) OBP: 0.333, SLG: 0.333		0-0 K2-3 1B		0-3 K			0-0 1-3			3	0	1	1	0	1	0	
J.R. Richard, R (1,1) OBP: 0.333, SLG: 0.333		0-3 K2-3 1-2		0-3 K				0-0 L3-6 1B		3	0	1	0	0	2	1	
Joe Sambito, L (9,1) ERA:										0	0	0	0	0	0	0	
<b>Inning Stats</b>	R: 1 H: 1 E: 1 K: 0 S: 4	H: 3 LOB: 0 BB: 0 P: 4	R: 2 H: 3 E: 0 K: 1 S: 7	H: 3 LOB: 0 BB: 0 P: 7	R: 0 H: 1 E: 0 K: 0 S: 4	H: 1 LOB: 2 BB: 1 P: 8	R: 0 H: 0 E: 0 K: 1 S: 5	H: 0 LOB: 0 BB: 0 P: 5	R: 0 H: 0 E: 0 K: 0 S: 3	H: 0 LOB: 0 BB: 0 P: 3	R: 0 H: 0 E: 0 K: 0 S: 3	H: 0 LOB: 0 BB: 0 P: 3	R: 0 H: 1 E: 0 K: 1 S: 5	H: 1 LOB: 0 BB: 0 P: 5	1B: 3 2B: 1 3B: 1 HR: 2	SF: 0 SAC: 0 DP: 2 HBP: 0	WP: 0 PA: 29 PB: 0 SB: 0 CS: 0
<b>PITCHER</b>	IP WLS BF H R ER SO BB IBB HBP BLK WP HR S P ERA WHIP																
Burt Hooton, R (1,1) ERA: 13.5	2.0 L 9 4 3 3 1 0 0 0 0 0 0 2 11 11 13.50 2.000																
Jerry Reuss, L (3,1) ERA:	5.0 17 1 0 0 2 1 0 0 0 0 0 0 20 24 0.00 0.400																
Bobby Castillo, R (8,1) ERA:	1.0 3 1 0 0 1 0 0 0 0 0 0 0 5 5 0.00 1.000																



Batter	1	2	3	4	5	6	7	8	9	AB	R	H	RBI	BB	SO	LOB	TOP								
Davey Lopes, R (1.4)										2	1	0	1	3	2	0	<b>Los Angeles Dodgers @ Houston Astros</b> Astrodome, Houston, TX Fri Apr 11 1980, 7:05 PM EST Att: 30,701 - Unknown								
Rudy Law, L (1.8)										5	1	1	0	0	4										
Reggie Smith, S (1.9)										5	0	4	3	0	3										
Steve Garvey, R (1.3)										5	0	0	0	0	8										
Dusty Baker Jr., R (1.7)										3	1	2	1	1	0	0									
Ron Cey, R (1.5)										5	0	0	0	0	2	4									
Derrel Thomas, S (1.6)										5	1	1	0	0	1	3									
Steve Yeager, R (1.2)										3	1	1	0	1	2	0									
Rick Sutcliffe, L (1.1)										3	1	0	1	0	4										
Don Stanhouse, R (7.1)										0	0	0	0	1	0	0									
Steve Howe, L (8.1)										0	0	0	0	0	0	0									
<b>Inning Stats</b>	R: 2 E: 1 K: 1 S: 7	H: 1 LOB: 1 BB: 1 P: 11	R: 0 E: 0 K: 2 S: 7	H: 0 LOB: 0 BB: 0 P: 7	R: 0 E: 0 K: 1 S: 6	H: 1 LOB: 1 BB: 0 P: 6	R: 4 E: 2 K: 0 S: 8	H: 3 LOB: 2 BB: 1 P: 12	R: 0 E: 0 K: 0 S: 4	H: 1 LOB: 2 BB: 1 P: 8	R: 0 E: 0 K: 0 S: 5	H: 1 LOB: 1 BB: 0 P: 5	R: 0 E: 0 K: 0 S: 4	H: 1 LOB: 1 BB: 0 P: 4	R: 0 E: 0 K: 1 S: 6	H: 1 LOB: 2 BB: 2 P: 14	R: 0 E: 0 K: 1 S: 4	H: 0 LOB: 0 BB: 1 P: 8	1B: 8 2B: 1 3B: 0 HR: 0	SF: 1 SAC: 0 DP: 1 HBP: 0	WP: 0 PB: 0 SB: 0 CS: 1	PA: 44			
<b>PITCHER</b>	IP	WLS	BF	H	R	ER	SO	BB	IBB	HBP	BLK	WP	HR	S	P	ERA	WHIP								
Joe Niekro, R (1.1)	5.0		27	6	6	1	4	3	0	0	0	0	0	32	44	1.80	1.800								
Joaquin Andujar, R (6.1)	2.0		7	2	0	0	1	0	0	0	0	0	0	9	9	0.00	1.000								
Dave Smith, R (8.1)	1.0	W	6	1	0	0	1	2	0	0	0	0	0	6	14	0.00	3.000								
Frank LaCorte, R (9.1)	1.0		3	0	0	0	1	1	0	0	0	0	0	4	8	0.00	1.000								

Batter	1	2	3	4	5	6	7	8	9	AB	R	H	RBI	BB	SO	LOB	BOTTOM								
Terry Puhl, L (1.9)										5	0	0	0	0	1	3	<b>Los Angeles Dodgers @ Houston Astros</b> Astrodome, Houston, TX Fri Apr 11 1980, 7:05 PM EST Att: 30,701 - Unknown								
Craig Reynolds, L (1.6)										4	1	2	1	0	0	0									
Cesar Cedeno, R (1.8)										3	1	1	0	1	1	1									
Joe Morgan, L (1.4)										4	1	1	0	0	0	1									
Jose Cruz, L (1.7)										2	3	2	0	2	0	0									
Enos Cabell, R (1.5)										4	3	3	1	0	0	1									
Dave Bergman, L (1.3)										3	0	0	0	0	0	4									
Dave Smith, R (8.1)										0	0	0	0	0	0	0									
Denny Walling, L (8.3)										1	0	0	0	0	0	3									
Alan Ashby, S (1.2)										3	0	1	2	0	1	2									
Julio Gonzalez, R (7. PR)										0	0	0	0	0	0	0									
Luis Pujols, R (8.2)										1	1	1	2	0	0	0									
Joe Niekro, R (11.1)										1	0	1	2	0	0	0									
Jeffrey Leonard, R (5. PR)										1	0	0	0	0	0	0									
Joaquin Andujar, S (8.1)										0	0	0	0	0	0	0									
Art Howe, R (7. PR)										2	0	1	1	0	0	1									
Art Howe, R (8.3)																									
Art Howe, R (9.5)																									
<b>Inning Stats</b>	R: 0 E: 0 K: 0 S: 2	H: 0 LOB: 0 BB: 1 P: 6	R: 3 E: 1 K: 1 S: 9	H: 4 LOB: 1 BB: 0 P: 9	R: 0 E: 0 K: 0 S: 3	H: 1 LOB: 0 BB: 0 P: 3	R: 0 E: 0 K: 0 S: 2	H: 0 LOB: 0 BB: 1 P: 6	R: 0 E: 0 K: 1 S: 5	H: 0 LOB: 0 BB: 0 P: 5	R: 0 E: 0 K: 1 S: 5	H: 0 LOB: 0 BB: 0 P: 5	R: 2 E: 0 K: 0 S: 6	H: 3 LOB: 1 BB: 0 P: 6	R: 5 E: 1 K: 0 S: 8	H: 5 LOB: 1 BB: 1 P: 12	R: 0 E: 0 K: 1 S: 4	H: 0 LOB: 0 BB: 1 P: 8	1B: 10 2B: 2 3B: 0 HR: 1	SF: 0 SAC: 0 DP: 2 HBP: 0	WP: 0 PB: 0 SB: 3 CS: 1	PA: 38			
<b>PITCHER</b>	IP	WLS	BF	H	R	ER	SO	BB	IBB	HBP	BLK	WP	HR	S	P	ERA	WHIP								
Rick Sutcliffe, R (1.1)	6.1		26	8	5	5	3	2	0	0	0	0	0	30	38	7.11	1.579								
Don Stanhouse, R (7.1)	1.0	L	7	3	4	4	0	0	1	0	0	0	1	6	10	36.00	3.000								
Steve Howe, L (8.1)	0.2		4	2	1	1	0	0	0	0	0	0	0	4	4	13.50	3.000								









Batter	1	2	3	4	5	6	7	8	9	AB	R	H	RBI	BB	SO	LOB	TOP					
Davey Lopes, R OBP: 0.333, SLG: 0.176 (1,4)										4	1	3	0	0	0	0	<b>Los Angeles Dodgers @ Houston Astros</b> Astrodome, Houston, TX Sun Apr 13 1980, 4:33 AM EST Att: 33,676 - Unknown					
Rudy Law, L OBP: 0.176, SLG: 0.125 (1,8)										4	0	0	0	0	1	3						
Reggie Smith, S OBP: 0.524, SLG: 0.737 (1,9)										2	0	1	0	2	0	1						
Steve Garvey, R OBP: 0.150, SLG: 0.105 (1,3)										4	0	1	1	0	0	2						
Dusty Baker Jr., R OBP: 0.400, SLG: 0.706 (1,7)										4	1	1	0	0	1	2						
Ron Cey, R OBP: 0.059, SLG: 0.059 (1,5)										4	0	1	1	0	0	0						
Bill Russell, R OBP: 0.333, SLG: 0.200 (1,6)										3	0	0	0	0	0	1						
Joe Ferguson, R (1,2)										3	0	0	0	1	1	2						
Derrel Thomas, S OBP: 0.273, SLG: 0.300 (9, PR)										0	0	0	0	0	0	0						
Dave Goltz, R (1,1)										2	0	0	0	0	1	0						
Gary Thomasson, L (8, PH)										1	0	0	0	0	0	0						
Charlie Hough, R (8, 1)										0	0	0	0	0	0	0						
Jay Johnstone, L OBP: 0.333, SLG: 0.333 (9, PH)										1	0	0	0	0	0	1						
<b>Inning Stats</b>	R: 0 E: 0 K: 0 S: 4	H: 2 LOB: 1 BB: 0 P: 4	R: 0 E: 0 K: 2 S: 7	H: 0 LOB: 1 BB: 0 P: 8	R: 0 E: 0 K: 1 S: 5	H: 0 LOB: 0 BB: 0 P: 5	R: 0 E: 0 K: 0 S: 2	H: 0 LOB: 0 BB: 1 P: 6	R: 0 E: 0 K: 0 S: 3	H: 0 LOB: 0 BB: 0 P: 3	R: 0 E: 0 K: 1 S: 6	H: 1 LOB: 1 BB: 0 P: 6	R: 1 E: 0 K: 0 S: 5	H: 2 LOB: 1 BB: 0 P: 5	R: 1 E: 0 K: 0 S: 5	H: 2 LOB: 2 BB: 1 P: 9	R: 0 E: 0 K: 0 S: 3	H: 0 LOB: 1 BB: 1 P: 7	1B: 5 2B: 2 3B: 0 HR: 0	SF: 0 SAC: 0 DP: 1 HBP: 1	WP: 0 PB: 0 SB: 0 CS: 0	PA: 36
<b>PITCHER</b>	IP WLS BF H R ER SO BB IBB HBP BLK WP HR S P ERA WHIP																					
Ken Forsch, R ERA: 2.35 (1,1)	7.2 W 31 7 2 2 4 2 0 1 0 0 0 0 36 45 2.35 1.174																					
Frank LaCorte, R ERA: (8,1)	1.1 S 5 0 0 0 0 1 0 0 0 0 0 0 4 8 0.00 0.750																					

AB	32
R	2
H	7
RBI	2
BB	3
SO	4
LOB	12



Batter	1	2	3	4	5	6	7	8	9	AB	R	H	RBI	BB	SO	LOB	BOTTOM					
Rafael Landestoy, S (1,4)										4	0	0	0	1	1	2	<b>Los Angeles Dodgers @ Houston Astros</b> Astrodome, Houston, TX Sun Apr 13 1980, 4:33 AM EST Att: 33,676 - Unknown					
Craig Reynolds, L OBP: 0.286, SLG: 0.524 (1,6)										5	0	1	0	0	0	4						
Terry Puhl, L OBP: 0.283, SLG: 0.500 (1,8)										3	1	1	0	0	0	0						
Jose Cruz, L OBP: 0.579, SLG: 0.750 (1,7)										3	1	2	0	1	0	1						
Denny Walling, L OBP: 0.500, SLG: 0.250 (1,3)										2	1	1	0	2	0	2						
Enos Cabell, R OBP: 0.467, SLG: 0.467 (1,5)										4	1	3	2	0	0	2						
Jeffrey Leonard, R OBP: 0.250, SLG: 0.375 (1,9)										4	0	2	0	0	0	4						
Luis Pujols, R OBP: 0.286, SLG: 0.429 (1,2)										4	0	0	0	0	1	6						
Ken Forsch, R OBP: 0.333, SLG: 0.333 (1,1)										3	0	1	2	0	1	0						
Frank LaCorte, R (8,1)										1	0	0	0	0	1	1						
<b>Inning Stats</b>	R: 0 E: 0 K: 0 S: 3	H: 0 LOB: 0 BB: 0 P: 3	R: 3 E: 0 K: 1 S: 10	H: 5 LOB: 2 BB: 0 P: 10	R: 1 E: 0 K: 0 S: 5	H: 2 LOB: 2 BB: 1 P: 9	R: 0 E: 0 K: 1 S: 5	H: 0 LOB: 0 BB: 0 P: 5	R: 0 E: 0 K: 0 S: 4	H: 2 LOB: 2 BB: 1 P: 8	R: 0 E: 0 K: 0 S: 3	H: 0 LOB: 0 BB: 0 P: 3	R: 0 E: 0 K: 0 S: 4	H: 1 LOB: 2 BB: 1 P: 8	R: 0 E: 0 K: 2 S: 8	H: 1 LOB: 2 BB: 1 P: 12	R: 0 E: 0 K: 0 S: 3	H: 0 LOB: 0 BB: 0 P: 7	1B: 9 2B: 2 3B: 0 HR: 0	SF: 0 SAC: 1 DP: 0 HBP: 0	WP: 0 PB: 0 SB: 1 CS: 1	PA: 38
<b>PITCHER</b>	IP WLS BF H R ER SO BB IBB HBP BLK WP HR S P ERA WHIP																					
Dave Goltz, R ERA: 5.14 (1,1)	7.0 L 33 10 4 4 2 3 0 0 0 0 0 0 34 46 5.14 1.857																					
Charlie Hough, R ERA: (8,1)	1.0 5 1 0 0 2 1 0 0 0 0 0 0 8 12 0.00 2.000																					

AB	33
R	4
H	11
RBI	4
BB	4
SO	4
LOB	22





Batter	1	2	3	4	5	6	7	8	9	AB	R	H	RBI	BB	SO	LOB	TOP																
Jerry Royster, R (1,4) OBP: 0.238, SLG: 0.167	4-0 BB	0-0 9-2			0-0 5-3		4-0 BB	0-3 K		3	0	0	0	2	1	3	<b>Atlanta Braves @ Houston Astros</b> Astrodome, Houston, TX Mon Apr 14 1980, 7:05 PM EST Att: 15,017 - Unknown																
Biff Pocoreba, S (1,2) OBP: 0.444, SLG: 0.308	4-0 BB		0-0 4-3		4-0 BB		0-3 K	0-0 1-3		3	0	0	0	2	1	2																	
Gary Matthews, R (1,7) OBP: 0.333, SLG: 0.350	0-3 K		0-3 K		0-3 K		0-3 K		0-0 F8	5	0	0	0	0	4	4																	
Chris Chambliss, L (1,3) OBP: 0.421, SLG: 0.444	0-0 F9		4-0 BB		0-0 1B		0-0 F9		0-0 1-3	4	0	1	0	1	0	3																	
Bob Horner, R (1,5) OBP: 0.105, SLG: 0.105	0-3 K		0-0 F8		0-3 K				0-0 6-3	5	1	1	0	0	2	5																	
Dale Murphy, R (1,9) OBP: 0.222, SLG: 0.125		4-0 1B		0-0 FC4-6		0-0 FC6-4		0-0 F9		3	1	2	0	1	0	1																	
Brian Assestine, L (1,8) OBP: 0.429, SLG: 0.500		0-0 1B		0-0 FC4-6		4-0 BB		0-0 E		3	1	2	1	1	0	1																	
Luis Gomez, R (1,6) OBP: 0.250, SLG: 0.182		0-0 1B		0-3 K		0-0 FC6-4		0-0 E9		3	0	1	1	0	1	3																	
Larvell Blanks, R (8,PH)		1-3 1B		0-0 K		1-2 G4-6-3		2-3 2B		1	1	0	0	0	0	1																	
Doyle Alexander, R (1,1) Mike Lum, L (6,PH) Larry Bradford, L (6,PH) Jeff Burroughs, R (8,PH) Eddie Miller, S (8,PH) Gene Garber, R (8,PH) Al Hrabosky, R (9,1)		0-3 K		0-0 6-3		0-0 G4-6-3		0-0 1B		2	0	0	0	0	0	1		3															
<b>Inning Stats</b>	R: 0 E: 0 K: 2 S: 7	H: 0 LOB: 2 BB: 2 P: 15	R: 1 E: 0 K: 1 S: 6	H: 2 LOB: 1 BB: 1 P: 10	R: 0 E: 0 K: 1 S: 5	H: 0 LOB: 1 BB: 1 P: 9	R: 0 E: 0 K: 1 S: 6	H: 1 LOB: 1 BB: 0 P: 6	R: 0 E: 0 K: 2 S: 8	H: 1 LOB: 2 BB: 1 P: 12	R: 0 E: 0 K: 2 S: 7	H: 0 LOB: 1 BB: 1 P: 11	R: 3 E: 1 K: 1 S: 9	H: 3 LOB: 1 BB: 0 P: 9	R: 0 E: 0 K: 0 S: 3	H: 0 LOB: 0 BB: 0 P: 3	1B: 6 2B: 3 3B: 0 HR: 0	SF: 0 SAC: 0 DP: 2 HBP: 0	WP: 0 PA: 41 PB: 0 SB: 1 CS: 0														
<b>PITCHER</b>	IP WLS BF H R ER SO BB IBB HBP BLK WP HR S P ERA WHIP																																
J.R. Richard, R (1,1) ERA: 1.38	5.0	23	4	1	1	7	5	0	0	0	0	0	0	32	52	1.80	1.800																
Vern Ruhle, R (6,1) ERA: 4.91	2.1	11	3	2	2	2	2	0	0	0	0	0	0	13	21	7.71	2.143																
Joe Sambito, L (8,1) ERA: 1.42	1.2	W	7	1	1	0	1	0	0	0	0	0	0	9	9	0.00	0.600																

Batter	1	2	3	4	5	6	7	8	9	AB	R	H	RBI	BB	SO	LOB	BOTTOM																
Terry Puhl, L (1,9) OBP: 0.348, SLG: 0.500	0-0 P1			0-0 2B		1-0 CS		0-3 K		2	1	1	0	1	0	0	<b>Atlanta Braves @ Houston Astros</b> Astrodome, Houston, TX Mon Apr 14 1980, 7:05 PM EST Att: 15,017 - Unknown																
Jeffrey Leonard, R (8,9) OBP: 0.222, SLG: 0.333		BB		0-0 1B		0-0 HBP				1	0	0	0	0	1	0																	
Craig Reynolds, L (1,6) OBP: 0.289, SLG: 0.462	0-0 E	0-0 F8		0-0 F9		0-0 P6		0-0 6-3		5	0	1	0	0	0	4																	
Cesar Cedeno, R (1,8) OBP: 0.450, SLG: 0.471	0-0 E6		0-0 E	0-0 1B	1-0 2B		0-0 5-3		0-0 E	5	2	4	1	0	0	0																	
Joe Morgan, L (1,4) OBP: 0.300, SLG: 0.176	0-0 F6		4-0 SF9	0-0 1B	0-0 F9		0-3 K		0-0 IBB	4	1	1	0	1	1	3																	
Jose Cruz, L (1,7) OBP: 0.583, SLG: 0.722	4-0 IBB		0-0 SF9		0-0 F9		0-0 2B		4-0 IBB	2	1	1	1	2	0	0																	
Enos Cabell, R (1,5) OBP: 0.450, SLG: 0.526	0-3 K		0-0 SF9	1-3 1B	0-0 K		0-0 IBB		0-0 SF9	4	0	2	3	0	2	3																	
Art Howe, R (1,3) OBP: 0.294, SLG: 0.333		0-3 K	0-0 FC5-4	0-0 1B	0-0 1B		4-0 IBB		0-0 IBB	3	0	1	0	1	1	1																	
Alan Ashby, S (1,2) OBP: 0.400, SLG: 0.385		0-0 SH1-4	0-0 4-3		0-0 G3		0-3 K			4	0	1	0	0	1	4																	
J.R. Richard, R (1,1) OBP: 0.250, SLG: 0.250		0-0 SH1-4		0-3 K		0-0 3-1		0-3 K		1	0	0	0	0	1	0																	
Vern Ruhle, R (6,1) Joe Sambito, L (8,1)		1-2								1	0	0	0	0	0	0																	
<b>Inning Stats</b>	R: 0 E: 1 K: 1 S: 7	H: 2 LOB: 3 BB: 1 P: 11	R: 0 E: 0 K: 1 S: 6	H: 1 LOB: 2 BB: 1 P: 10	R: 2 E: 1 K: 0 S: 5	H: 2 LOB: 1 BB: 1 P: 9	R: 1 E: 0 K: 1 S: 7	H: 2 LOB: 0 BB: 0 P: 7	R: 0 E: 0 K: 0 S: 2	H: 0 LOB: 0 BB: 0 P: 3	R: 1 E: 0 K: 2 S: 9	H: 2 LOB: 2 BB: 1 P: 13	R: 0 E: 0 K: 2 S: 7	H: 0 LOB: 0 BB: 0 P: 7	R: 1 E: 0 K: 0 S: 3	H: 2 LOB: 2 BB: 1 P: 7	1B: 10 2B: 2 3B: 0 HR: 0	SF: 2 SAC: 1 DP: 0 HBP: 1	WP: 0 PA: 42 PB: 0 SB: 3 CS: 1														
<b>PITCHER</b>	IP WLS BF H R ER SO BB IBB HBP BLK WP HR S P ERA WHIP																																
Doyle Alexander, R (1,1) ERA: 5.4	5.0	26	8	3	3	4	2	1	1	0	0	0	0	31	43	5.40	2.000																
Larry Bradford, L (6,1) ERA: 1.93	2.0	9	2	1	1	2	0	1	1	0	0	0	0	11	16	4.50	1.000																
Gene Garber, R (8,1) ERA: 16.2	1.0	L	4	1	1	1	0	0	0	0	0	0	0	8	8	9.00	1.000																
Al Hrabosky, L (9,1) ERA: 7.71	0.1	3	1	0	0	0	0	1	0	0	0	0	0	2	6	0.00	3.000																





Batter	1	2	3	4	5	6	7	8	9	AB	R	H	RBI	BB	SO	LOB	TOP			
Jerry Royster, R OBP: 0.280, SLG: 0.273 (1, 4)	0-0 6-3			0-0 1B G6-4-3 1B		0-0 4-3		0-0 2B WP 1-H	0-0 4 1 2 1 0 0 0								<b>Atlanta Braves @ Houston Astros</b> Astrodome, Houston, TX Tue Apr 15 1980, 7:05 PM EST Att: 15,712 - Unknown			
Biff Pocoreba, S OBP: 0.409, SLG: 0.294 (1, 2)	0-0 G3			0-0 1B G6-4-3		0-0 G3		0-0 F4 2-3	0-0 4 0 1 0 0 0 1											
Gary Matthews, R OBP: 0.280, SLG: 0.292 (1, 7)	0-0 F6			0-0 G6-4-3 1-2 3-H		0-0 F8		0-3 K 5-0	0-3 4 0 0 0 0 1 2											
Chris Chambliss, L OBP: 0.348, SLG: 0.364 (1, 3)		0-0 F8		0-0 4-3		0-0 F5		0-0 F7	0-0 4 0 0 0 0 1											
Bob Horner, R OBP: 0.091, SLG: 0.091 (1, 5)		0-0 F6			0-0 F8		0-0 F4		0-0 3 0 0 0 0 0 0											
Dale Murphy, R OBP: 0.286, SLG: 0.211 (1, 9)		0-3 K			0-0 1B				0-0 3 0 2 0 0 1 0											
Brian Asselstine, L OBP: 0.350, SLG: 0.333 (1, 8)			0-0 3-1		0-3 K		0-0 G6-3 1-2		0-0 3 0 0 0 0 1 2											
Luis Gomez, R OBP: 0.214, SLG: 0.154 Larvell Blanks, R (8, PH) (8, 6)			0-0 4-3		0-0 F4		0-3 K		2 0 0 0 0 0 1 1 0 0 0 0 1 0											
Larry McWilliams, L Tommy Boggs, R Mike Lundy, L Rick Camp, R Al Hrabosky, R Joe Nolan, L OBP: 1.000, SLG: 1.000 (1, 1) (2, 1) (6, PH) (6, 1) (8, 1) (8, PH)			0-3 K		0-3 K		0-0 2B 1B		0 0 0 0 0 0 0 1 0 0 0 0 1 0 1 0 0 0 0 1 0 0 0 0 0 0 0 0 0 0 0 0 0 0 0 1 1 1 0 0 0 0											
<b>Inning Stats</b>	R: 0 E: 0 K: 0 S: 3	H: 0 LOB: 0 BB: 0 P: 3	R: 0 E: 0 K: 1 S: 5	H: 0 LOB: 0 BB: 0 P: 5	R: 0 E: 0 K: 1 S: 5	H: 2 LOB: 0 BB: 0 P: 4	R: 0 E: 0 K: 1 S: 6	H: 1 LOB: 1 BB: 0 P: 6	R: 0 E: 0 K: 0 S: 5	H: 0 LOB: 0 BB: 0 P: 5	R: 0 E: 0 K: 1 S: 3	H: 0 LOB: 0 BB: 0 P: 3	R: 0 E: 0 K: 1 S: 5	H: 1 LOB: 0 BB: 0 P: 5	R: 1 E: 0 K: 1 S: 7	H: 2 LOB: 1 BB: 0 P: 7		1B: 5 2B: 1 3B: 0 HR: 0	SF: 0 SAC: 0 DP: 2 HBP: 0	WP: 1 PB: 0 SB: 0 CS: 0
<b>PITCHER</b> Joe Niekro, R ERA: 1.93 (1, 1)	IP: 9.0 WLS: W BF: 31 H: 6 R: 2 ER: 2 SO: 6 BB: 0 IBB: 0 HBP: 0 BLK: 0 WP: 1 HR: 0 S: 43 P: 43 ERA: 2.00 WHIP: 0.667																			

Batter	1	2	3	4	5	6	7	8	9	AB	R	H	RBI	BB	SO	LOB	BOTTOM			
Jeffrey Leonard, R OBP: 0.286, SLG: 0.357 (1, 9)	0-0 1B S	0-0 2B 1B 3-H		0-0 6-3		0-0 6-3		0-0 E6 2-3	0-0 5 2 2 1 0 0 1								<b>Atlanta Braves @ Houston Astros</b> Astrodome, Houston, TX Tue Apr 15 1980, 7:05 PM EST Att: 15,712 - Unknown			
Julio Gonzalez, R OBP: 0.250, SLG: 0.375 (1, 6) (8, 5)	0-0 F8 1-2	0-0 1B 2B 1-H		0-0 G3		0-0 FC6-4 1B		0-3 K	0-3 5 1 2 1 0 1 3											
Cesar Cedeno, R OBP: 0.417, SLG: 0.429 (1, 8)	0-3 K	0-0 WP FC 2-H		0-0 1-3		0-0 FC6-4 1-2			0-0 4 1 1 1 0 1 2											
Joe Morgan, L OBP: 0.333, SLG: 0.250 (1, 4)	4-0 1B BB	0-0 FC 3-1 S 2-H			0-0 2B		0-0 F8		0-0 3 1 1 1 1 0 0											
Jose Cruz, L OBP: 0.571, SLG: 0.667 (1, 7)	0-0 1B 1-2 2-H	0-0 3-1			4-0 BB BB		0-3 K		0-0 3 0 1 1 1 1 1											
Enos Cabell, R OBP: 0.417, SLG: 0.478 Rafael Landestoy, S (1, 5) (8, 6)	0-0 1B 1-2 2-H	0-3 K			0-3 K		0-0 6-3		0-0 4 0 1 1 0 2 3 0 0 0 0 0 0 0											
Art Howe, R OBP: 0.238, SLG: 0.263 (1, 3)	0-0 F8		0-0 5-3		0-3 K			0-0 F9	0-0 4 0 0 0 0 1 4											
Luis Pujols, R OBP: 0.364, SLG: 0.545 (1, 2)		0-0 SH1 1B 2B		0-0 6-3		0-0 6-3		0-0 E SH3-4 1B	0-0 4 1 2 0 0 0 2											
Joe Niekro, R OBP: 0.333, SLG: 0.333 (1, 1)		0-0 SH1 2-3		0-0 5-3		0-0 6-3		0-0 SH3-4 1-2	0-0 2 0 0 0 0 0 0											
<b>Inning Stats</b>	R: 2 E: 0 K: 1 S: 8	H: 3 LOB: 2 BB: 1 P: 12	R: 4 E: 0 K: 1 S: 10	H: 4 LOB: 1 BB: 0 P: 10	R: 0 E: 0 K: 0 S: 3	H: 0 LOB: 0 BB: 0 P: 3	R: 0 E: 0 K: 0 S: 3	H: 0 LOB: 0 BB: 0 P: 3	R: 0 E: 0 K: 2 S: 8	H: 1 LOB: 2 BB: 1 P: 12	R: 0 E: 0 K: 0 S: 4	H: 1 LOB: 1 BB: 0 P: 4	R: 0 E: 0 K: 1 S: 5	H: 0 LOB: 0 BB: 0 P: 5	R: 0 E: 1 K: 1 S: 7	H: 1 LOB: 2 BB: 0 P: 7		1B: 7 2B: 3 3B: 0 HR: 0	SF: 0 SAC: 2 DP: 0 HBP: 0	WP: 1 PB: 0 SB: 2 CS: 0
<b>PITCHER</b> Larry McWilliams, L ERA: 54.0 Tommy Boggs, R ERA: 1.04 Rick Camp, R ERA: 2.25 Al Hrabosky, L ERA: 5.4 (1, 1) (2, 1) (6, 1) (8, 1)	IP: 1.1 WLS: L BF: 11 H: 6 R: 5 ER: 5 SO: 1 BB: 1 IBB: 0 HBP: 0 BLK: 0 WP: 0 HR: 0 S: 16 P: 16 ERA: 33.75 WHIP: 5.250																			

AB	31
R	2
H	6
RBI	1
BB	0
SO	6
LOB	7





Batter	1	2	3	4	5	6	7	8	9	AB	R	H	RBI	BB	SO	LOB	TOP										
Terry Puhl, L OBP: 0.357, SLG: 0.600 (1, 9)										5	1	2	1	0	0	0											
Craig Reynolds, L OBP: 0.300, SLG: 0.448 (1, 6)										3	0	1	0	1	0	0											
Cesar Cedeño, R OBP: 0.393, SLG: 0.400 (1, 8)										4	1	1	0	0	2	3											
Joe Morgan, L OBP: 0.393, SLG: 0.238 (1, 4)										1	1	0	0	3	0	2											
Jose Cruz, L OBP: 0.531, SLG: 0.583 (1, 7)										3	1	0	1	1	1	3											
Enos Cabell, R OBP: 0.429, SLG: 0.462 (1, 5)										3	0	1	1	1	0	1											
Art Howe, R OBP: 0.200, SLG: 0.217 (1, 3)										4	0	0	0	0	1	4											
Luis Pujols, R OBP: 0.333, SLG: 0.467 (1, 2)										4	0	1	1	0	1	0											
Nolan Ryan, R OBP: 0.250, SLG: 1.000 Julio Gonzalez, R OBP: 0.222, SLG: 0.333 Dave Smith, R (7, 1) Frank LaCorte, R (8, 1) Rafael Landestoy, S (9, PH)										2	0	0	0	0	2	1											
<b>Inning Stats</b>	R: 1 E: 0 K: 1 S: 6	H: 2 LOB: 1 BB: 1 P: 10	R: 0 E: 0 K: 1 S: 5	H: 0 LOB: 0 BB: 0 P: 5	R: 0 E: 0 K: 2 S: 8	H: 1 LOB: 2 BB: 1 P: 12	R: 1 E: 0 K: 1 S: 6	H: 1 LOB: 1 BB: 1 P: 10	R: 0 E: 0 K: 0 S: 3	H: 0 LOB: 0 BB: 0 P: 7	R: 0 E: 0 K: 0 S: 3	H: 0 LOB: 0 BB: 0 P: 3	R: 1 E: 0 K: 0 S: 4	H: 1 LOB: 2 BB: 2 P: 12	R: 0 E: 0 K: 2 S: 7	H: 0 LOB: 0 BB: 0 P: 7	1B: 5 2B: 0 3B: 0 HR: 1	SF: 0 SAC: 0 DP: 1 HBP: 0	WP: 0 PB: 0 SB: 7 CS: 1	PA: 37							
<b>PITCHER</b>	IP	WLS	BF	H	R	ER	SO	BB	IBB	HBP	BLK	WP	HR	S	P	ERA	WHIP										
Don Sutton, R ERA: 5.73 Jerry Reuss, L ERA: 1.13	(1, 1) (7, 1)	6.0 W	25 12	5 1	3 1	3 1	6 2	4 1	0 1	0 0	0 0	0 0	1 0	33 14	49 22	4.50 3.00	1.500 0.667										

Houston Astros @ Los Angeles Dodgers  
 Dodger Stadium, Los Angeles, CA  
 Thu Apr 17 1980, 3:33 AM PST  
 Att: 45,476 - Unknown

AB	31
R	4
H	6
RBI	4
BB	6
SO	8
LOB	14



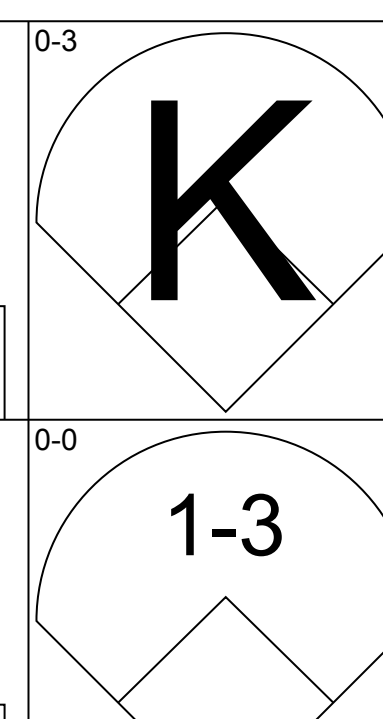
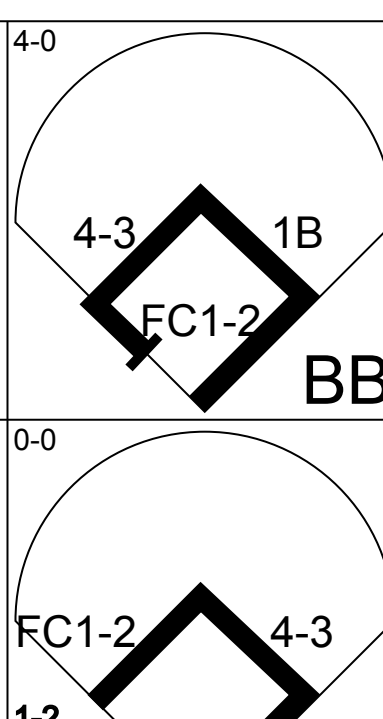
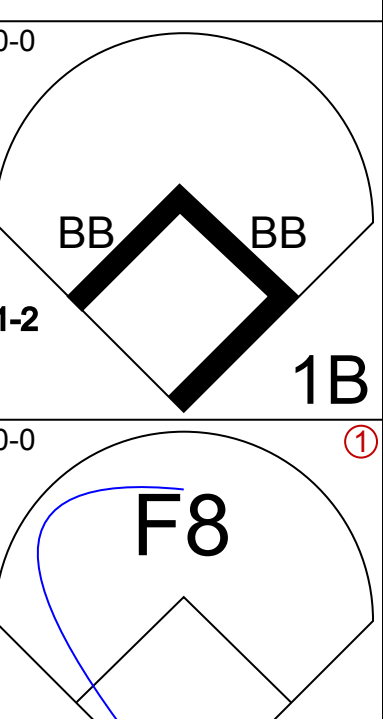
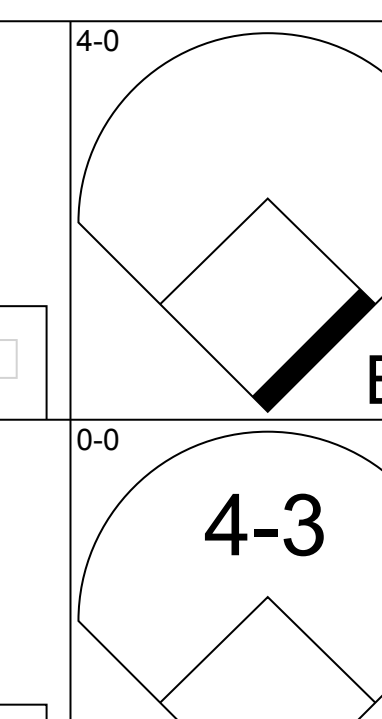
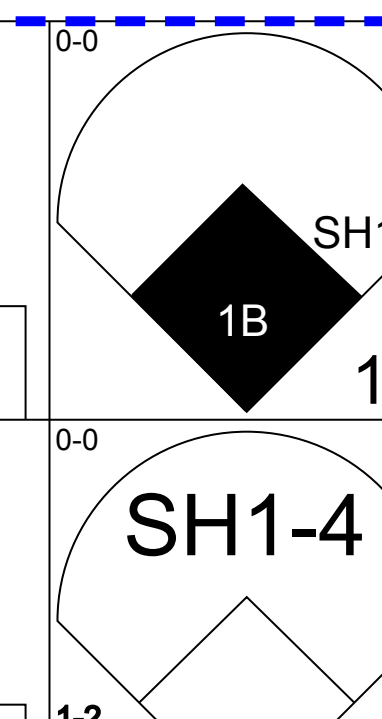
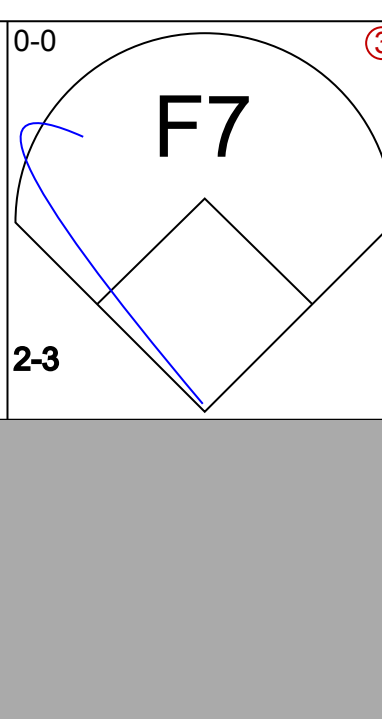
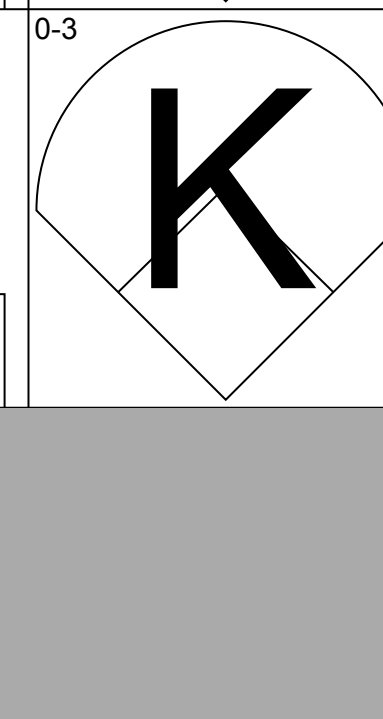
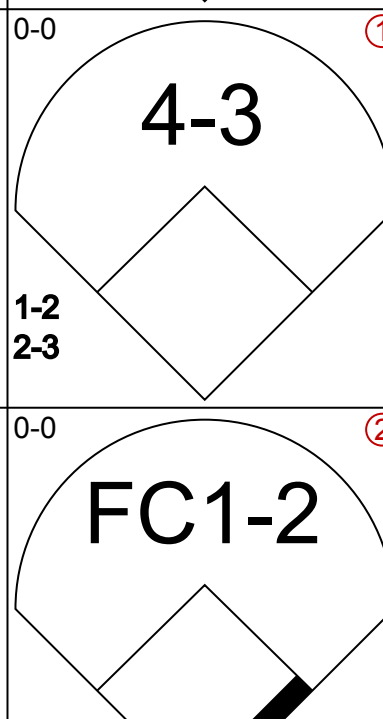


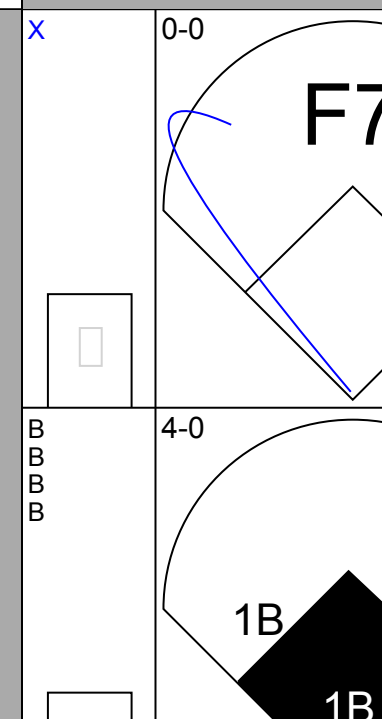
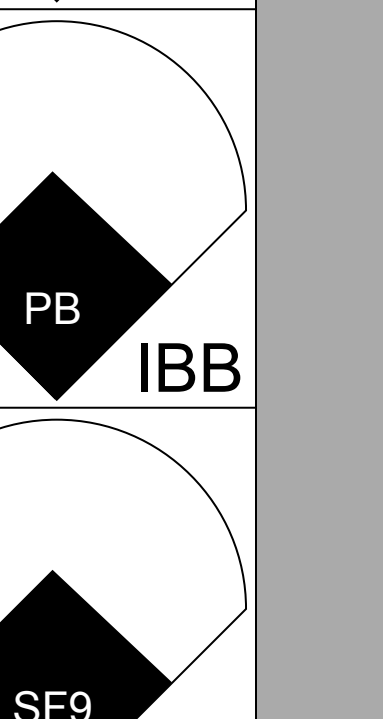

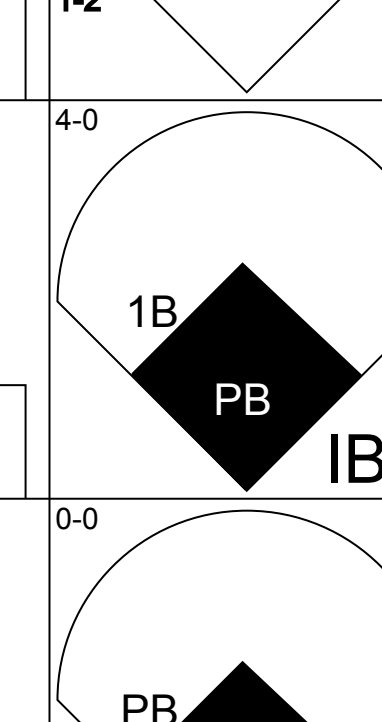

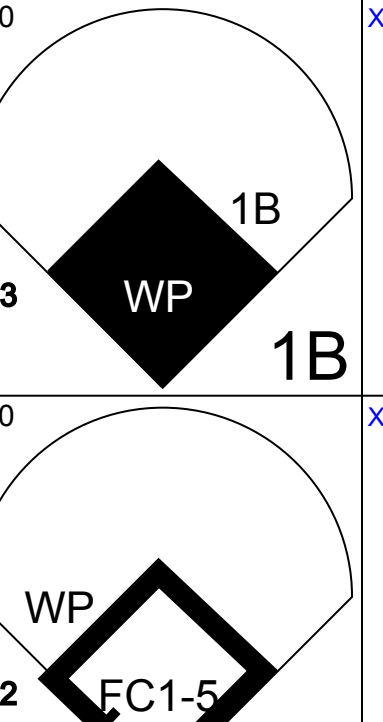
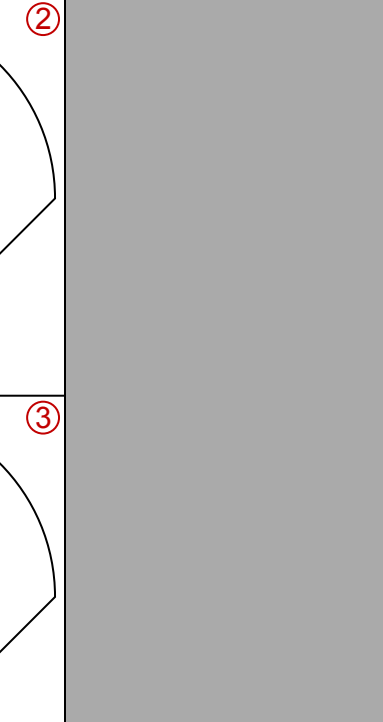
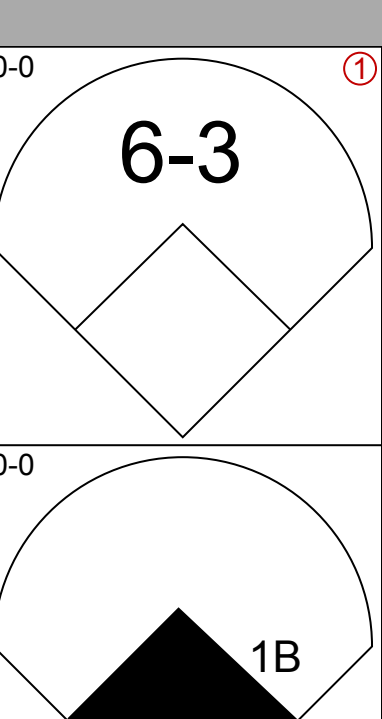
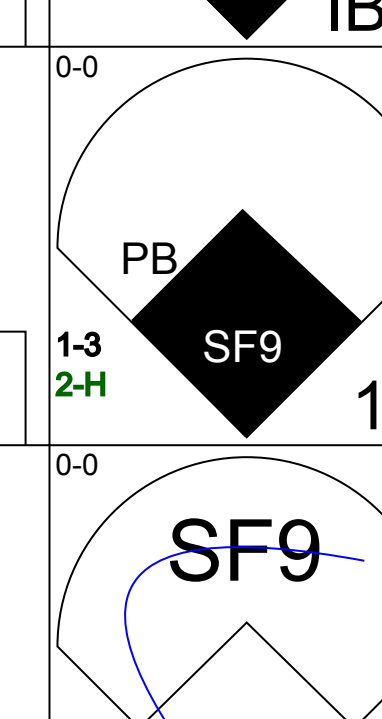

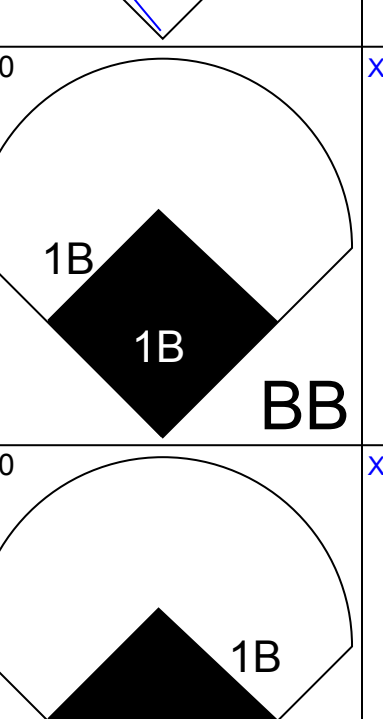
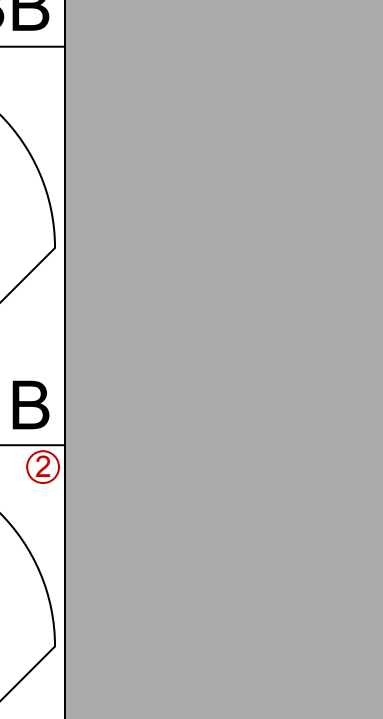
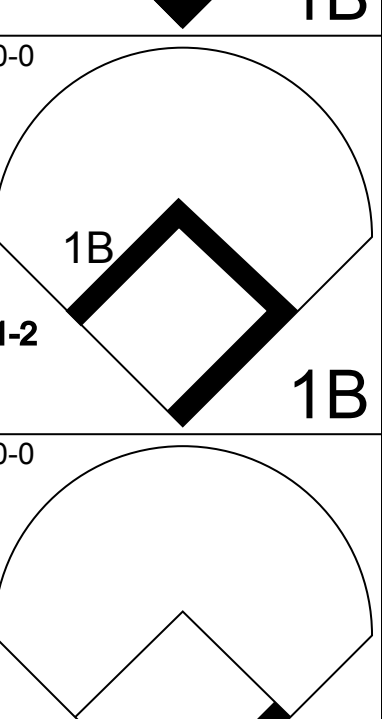
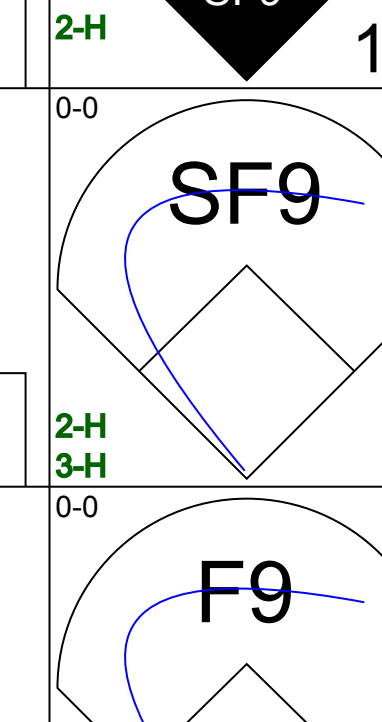

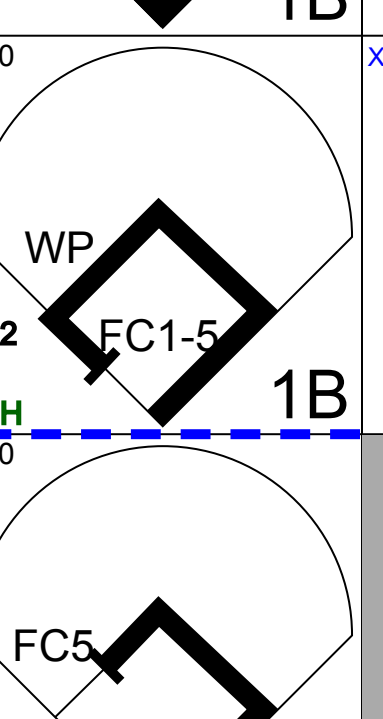
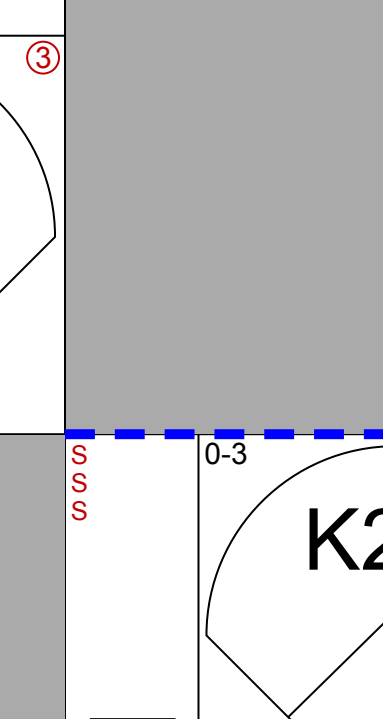
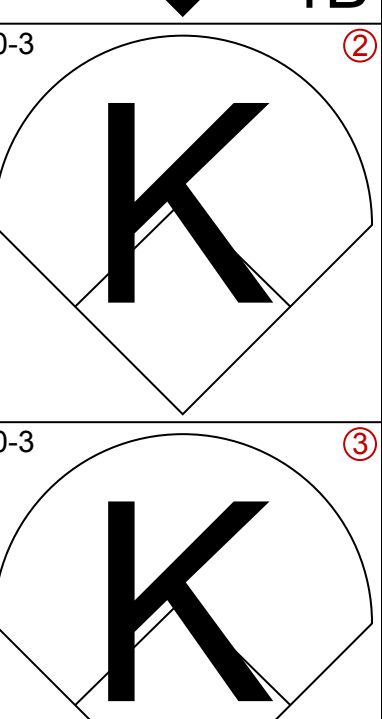
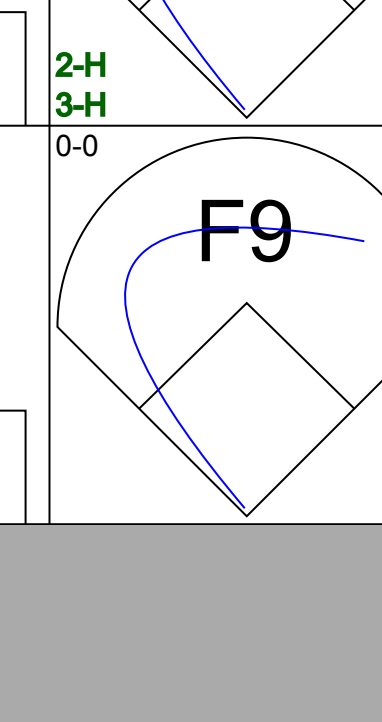
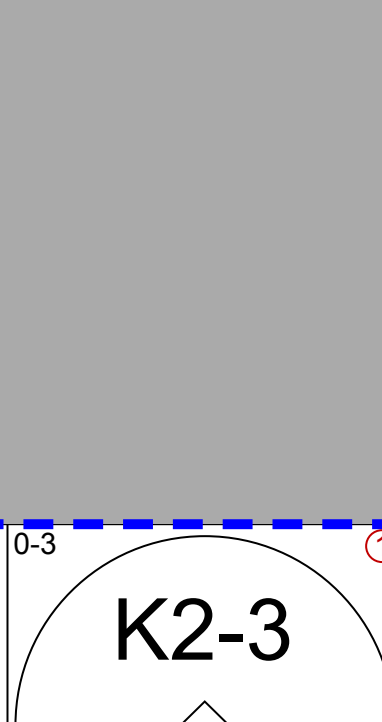
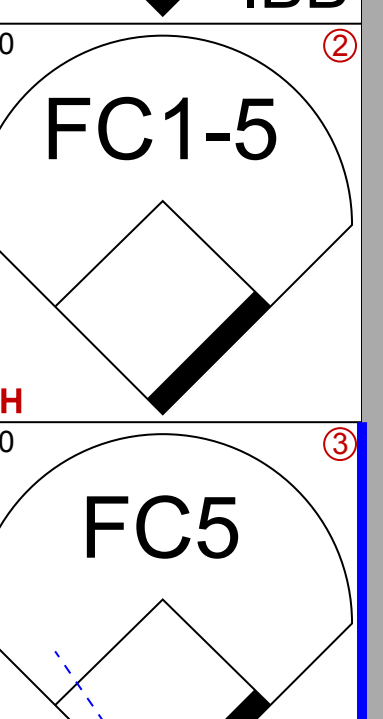
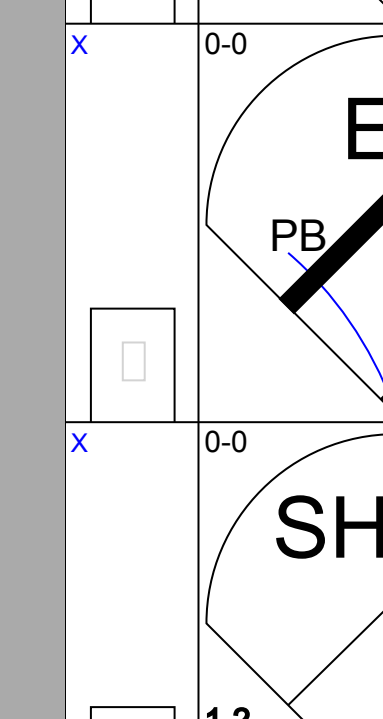
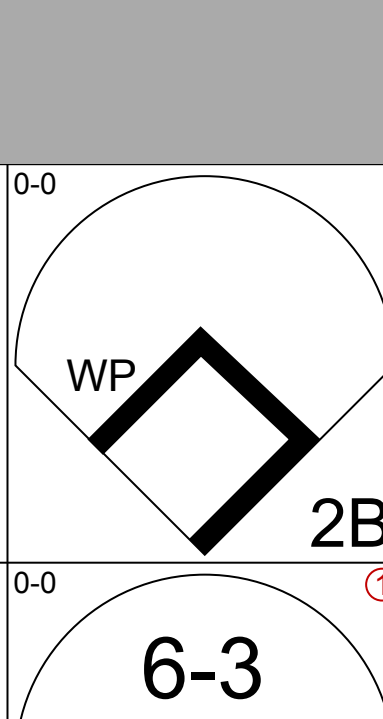

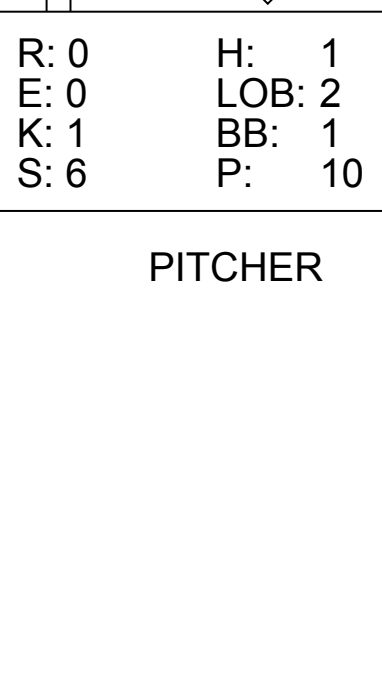
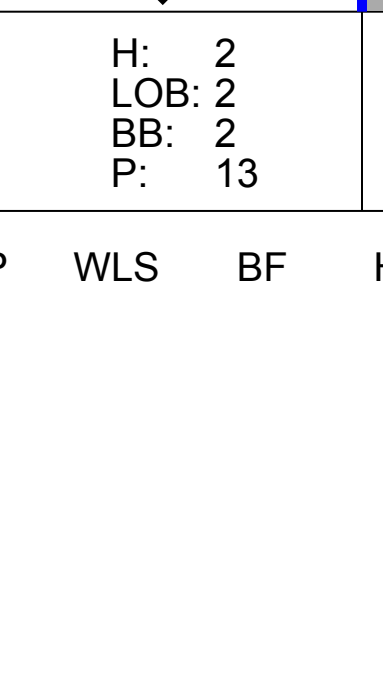
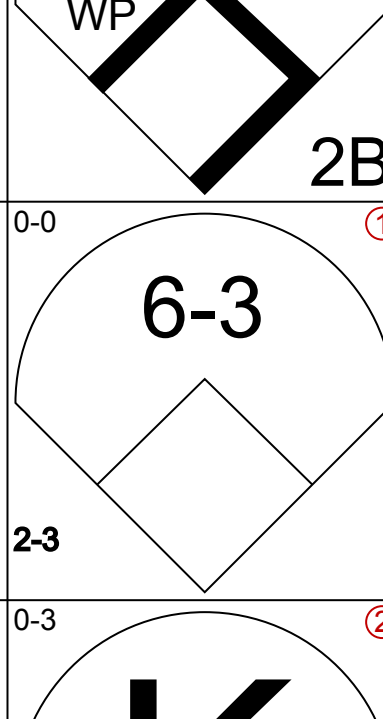



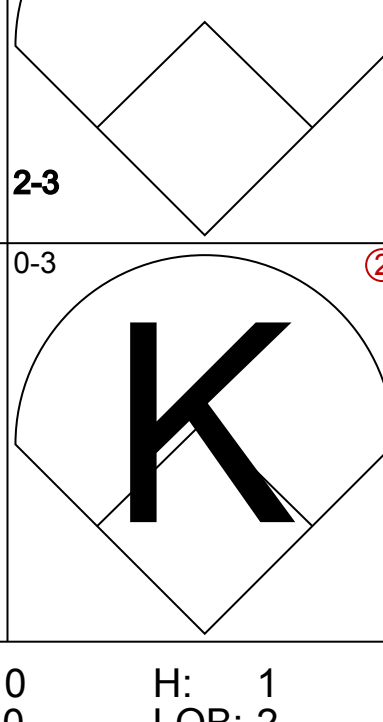

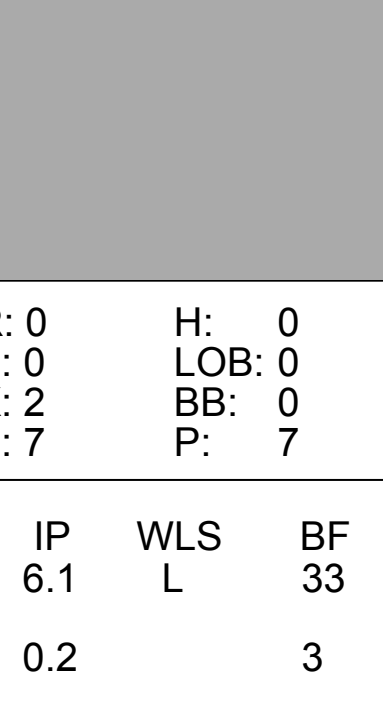
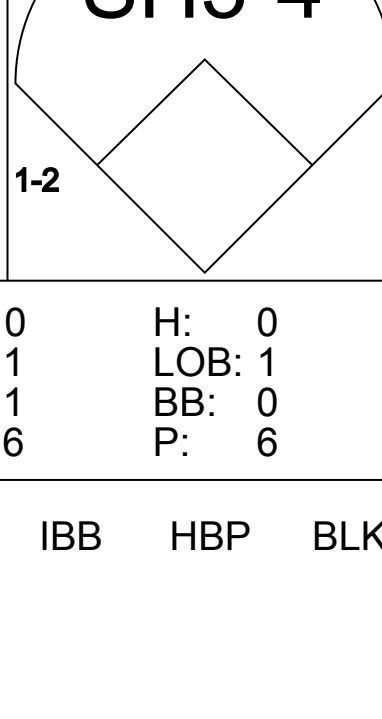


Batter	1	2	3	4	5	6	7	8	9	AB	R	H	RBI	BB	SO	LOB	BOTTOM										
Davey Lopes, R OBP: 0.325, SLG: 0.382 (1, 4)										4	1	1	0	0	0	0											
Rudy Law, L OBP: 0.306, SLG: 0.382 (1, 8)										4	1	1	1	0	1	0											
Reggie Smith, S OBP: 0.564, SLG: 0.697 (1, 9)										4	0	2	1	0	1	0											
Steve Garvey, R OBP: 0.211, SLG: 0.229 (1, 3)										2	2	1	0	2	0	0											
Dusty Baker Jr., R OBP: 0.432, SLG: 0.781 (1, 7)										4	1	2	0	0	1	4											
Ron Cey, R OBP: 0.382, SLG: 0.433 Mickey Hatcher, R (8, FR) (9, 5)										3	1	3	4	1	0	0											
Derrel Thomas, S OBP: 0.333, SLG: 0.316 (1, 2)										3	0	2	0	0	1	0											
Bill Russell, R OBP: 0.179, SLG: 0.115 (1, 6)										4	0	0	0	0	1	5											
Don Sutton, R (1, 1) Jay Johnstone, L OBP: 0.167, SLG: 0.167 (6, PH) Jerry Reuss, L (7, 1)										2	0	0	0	0	1	1											
<b>Inning Stats</b>	R: 0 E: 0 K: 0 S: 4	H: 1 LOB: 2 BB: 1 P: 8	R: 0 E: 0 K: 2 S: 8	H: 2 LOB: 0 BB: 0 P: 8	R: 4 E: 0 K: 2 S: 10	H: 4 LOB: 0 BB: 1 P: 14	R: 0 E: 0 K: 0 S: 3	H: 0 LOB: 0 BB: 0 P: 3	R: 0 E: 0 K: 1 S: 5	H: 1 LOB: 2 BB: 1 P: 8	R: 0 E: 0 K: 1 S: 5	H: 0 LOB: 0 BB: 0 P: 5	R: 2 E: 0 K: 0 S: 6	H: 4 LOB: 2 BB: 0 P: 6	R: 0 E: 0 K: 0 S: 6	H: 0 LOB: 0 BB: 0 P: 6	1B: 7 2B: 4 3B: 1 HR: 1	SF: 0 SAC: 1 DP: 1 HBP: 0	WP: 0 PB: 0 SB: 0 CS: 4	PA: 36							
<b>PITCHER</b>	IP	WLS	BF	H	R	ER	SO	BB	IBB	HBP	BLK	WP	HR	S	P	ERA	WHIP										
Nolan Ryan, R ERA: 6.0 Dave Smith, R ERA: 4.29 Frank LaCorte, R ERA:	(1, 1) (7, 1) (8, 1)	6.0 L	27 7	8 4	4 2	4 2	5 1	3 0	0 0	0 0	0 0	0 0	0 0	9 9	9 2	13.50 0.00	3.000 0.000										

Houston Astros @ Los Angeles Dodgers  
 Dodger Stadium, Los Angeles, CA  
 Thu Apr 17 1980, 3:33 AM PST  
 Att: 45,476 - Unknown

AB	32
R	6
H	12
RBI	6
BB	3
SO	6
LOB	14



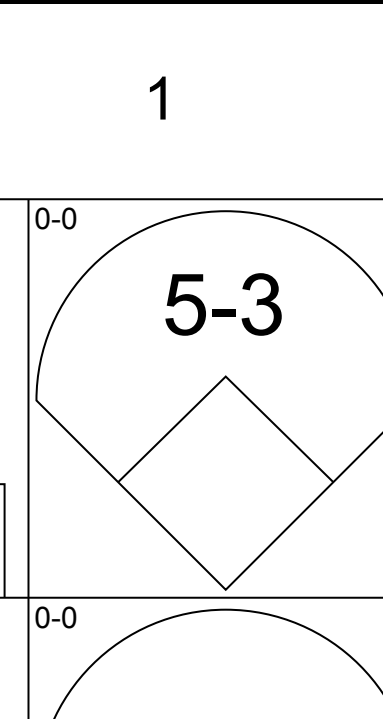
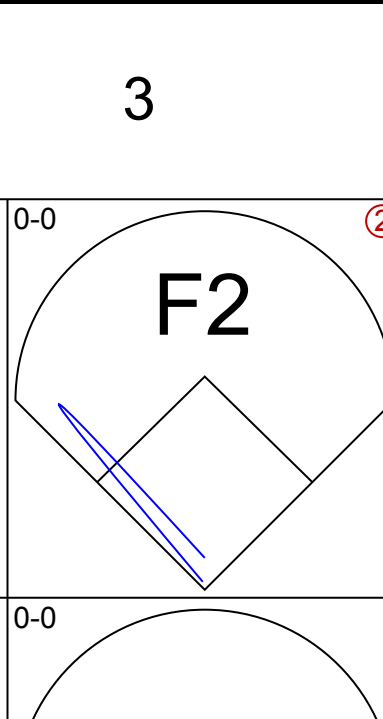
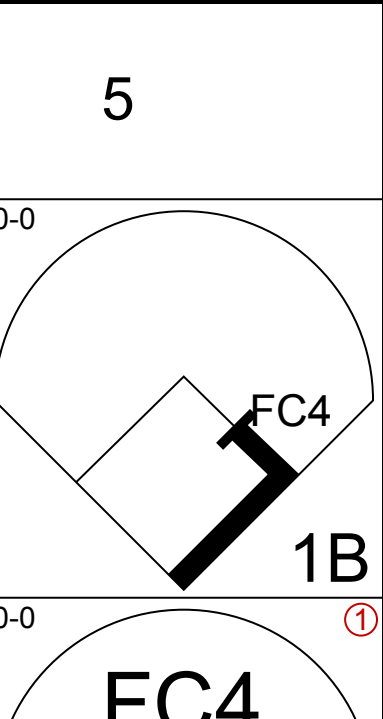
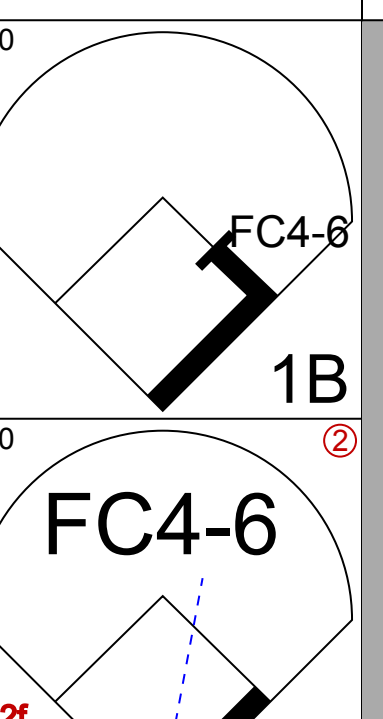
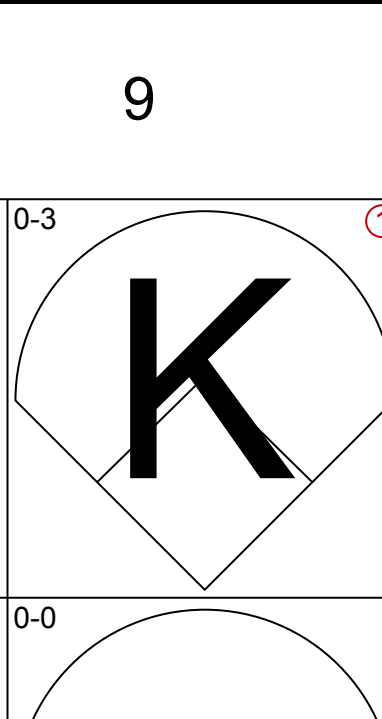
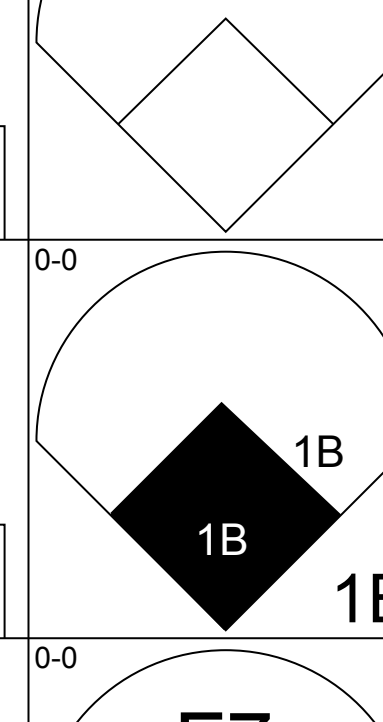
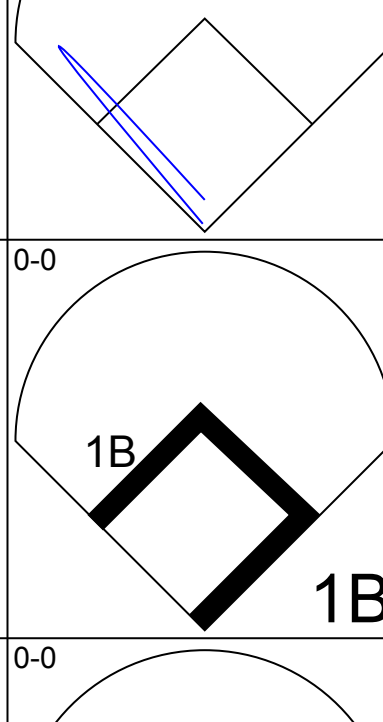
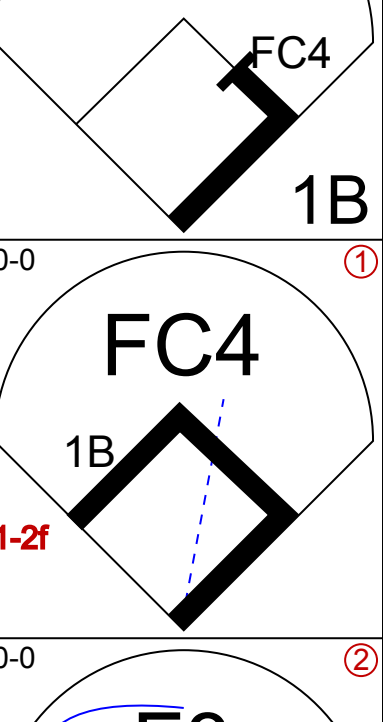
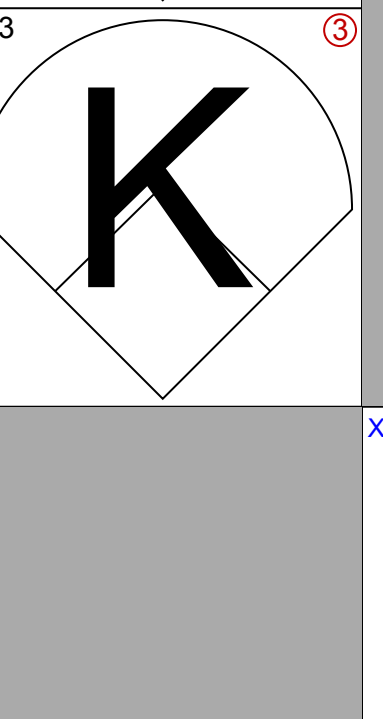
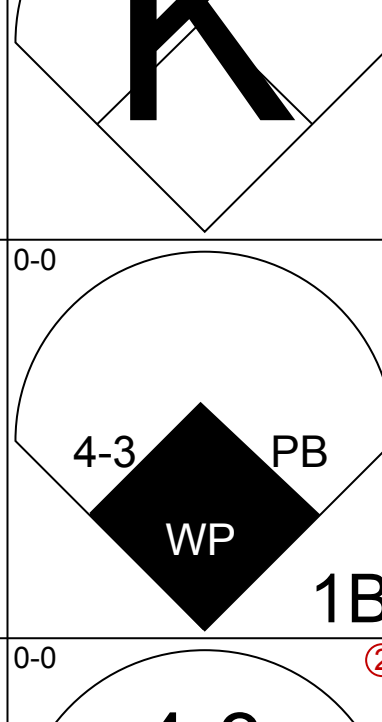
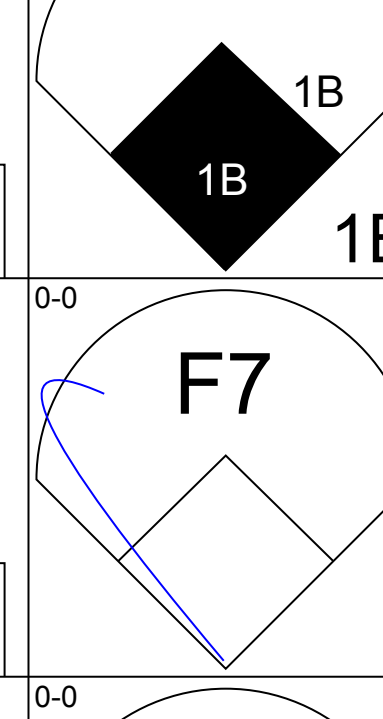
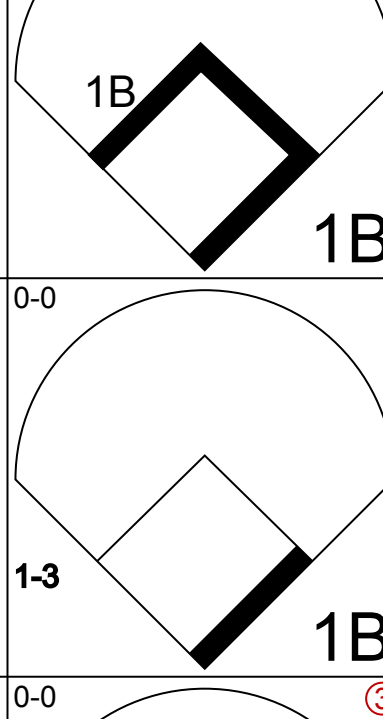
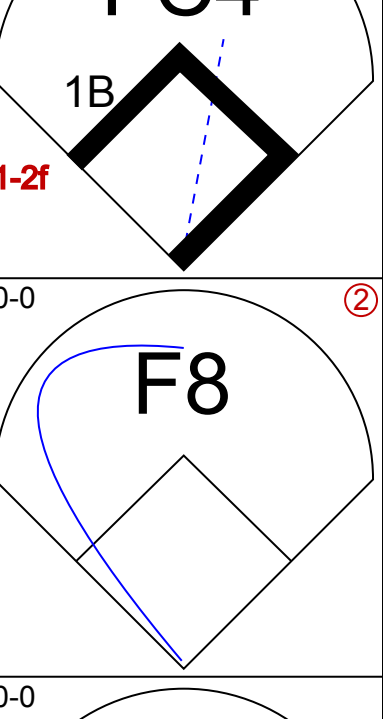

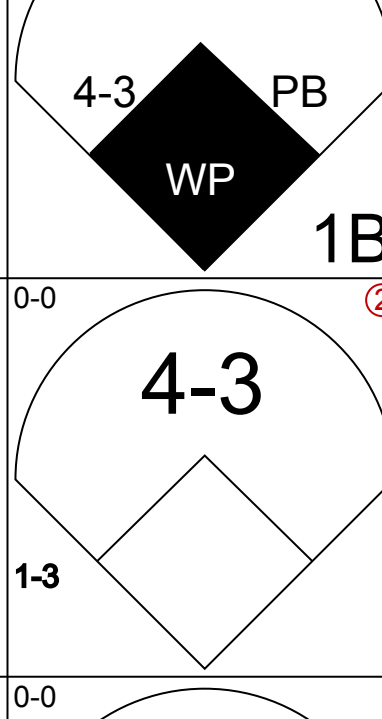
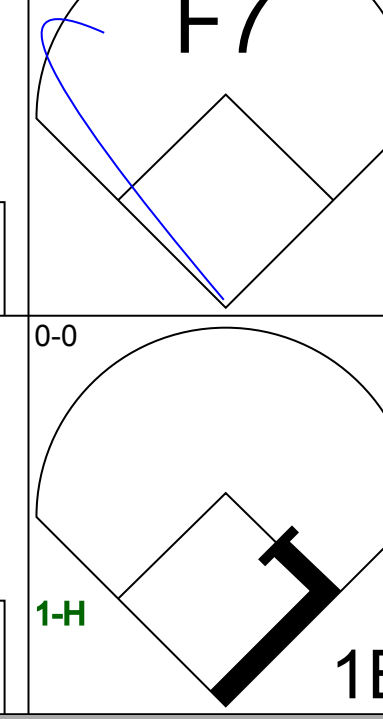
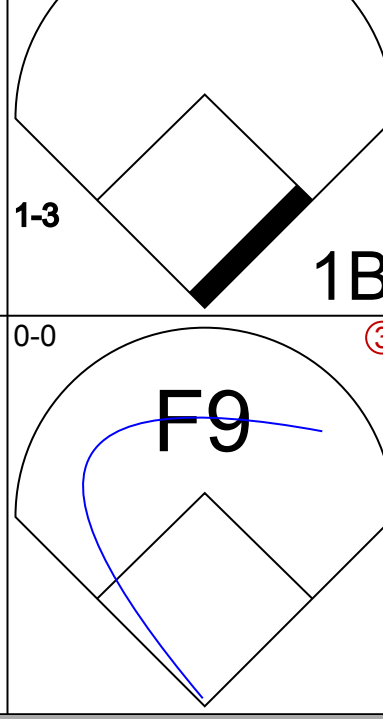
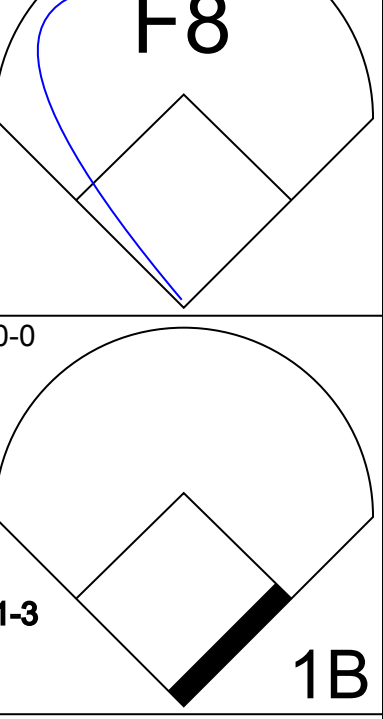
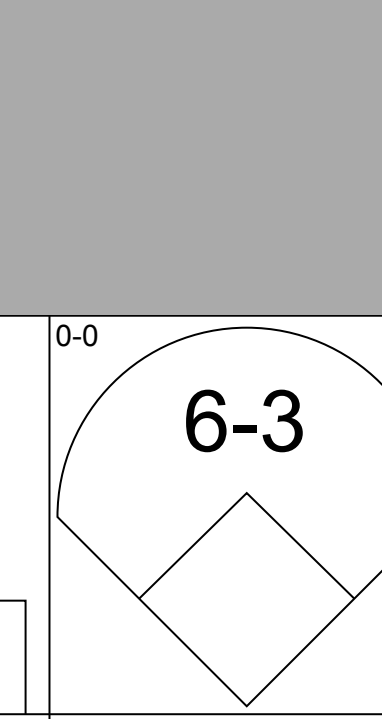
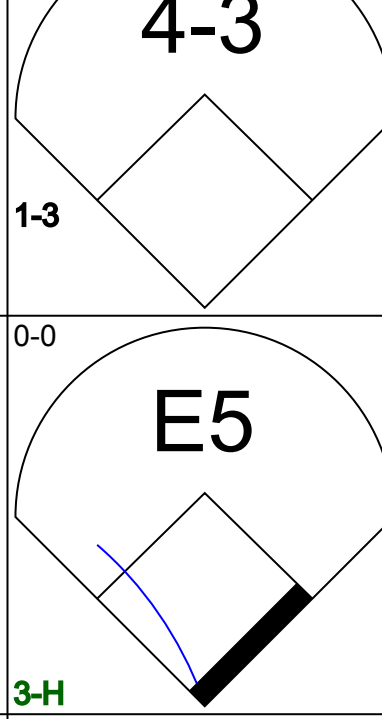
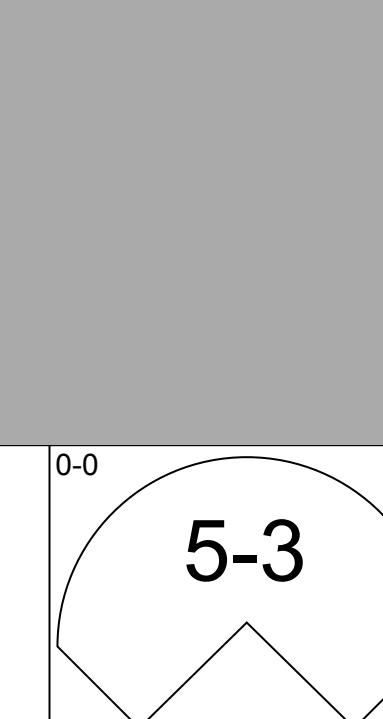
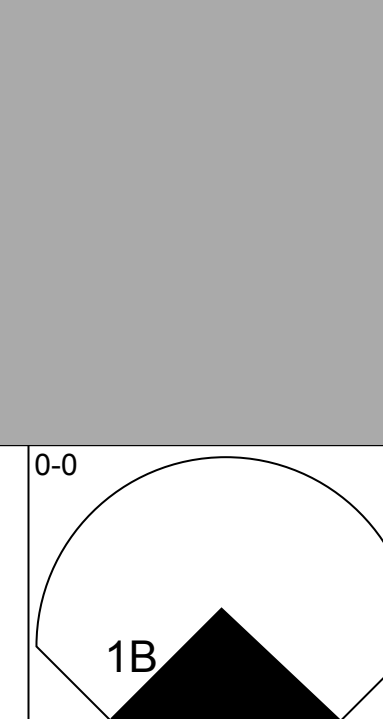
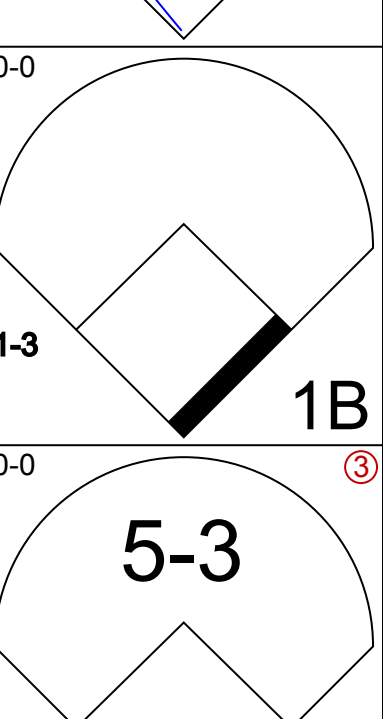
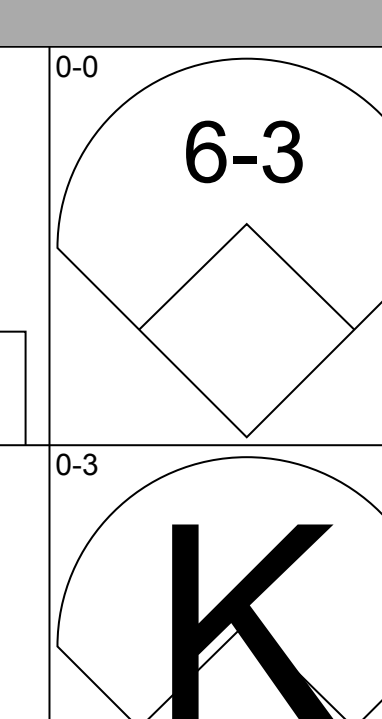
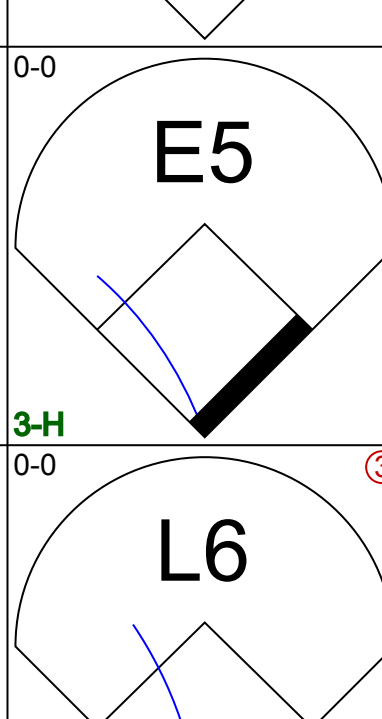
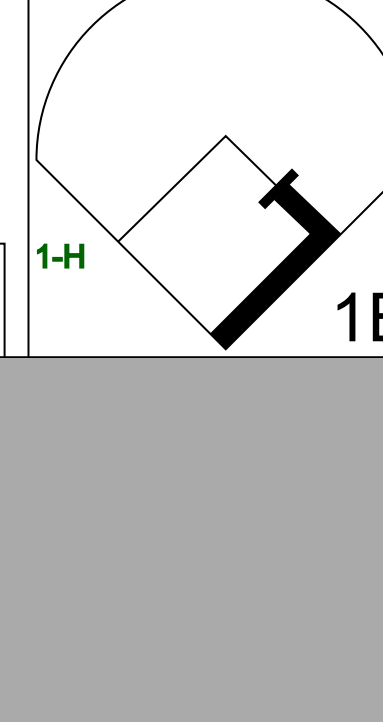
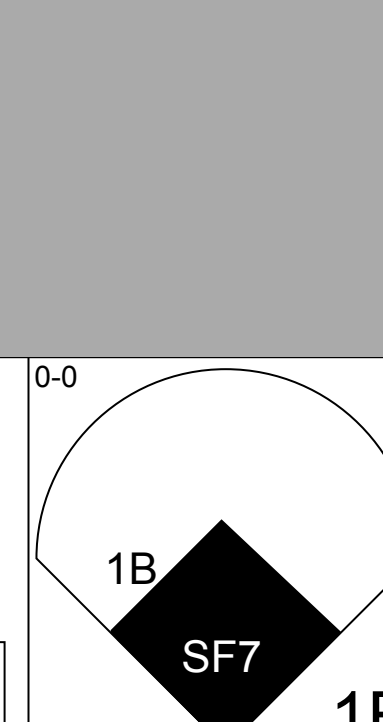
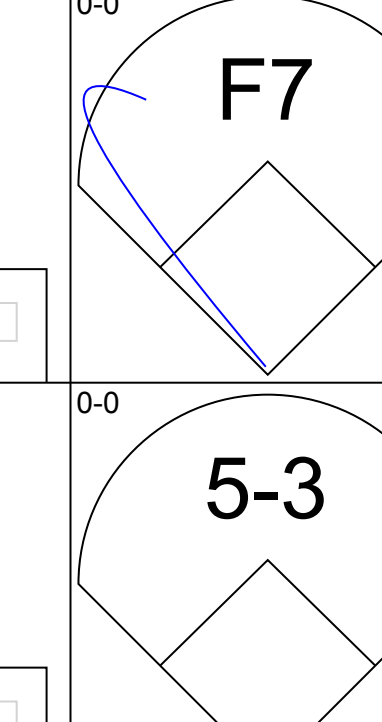
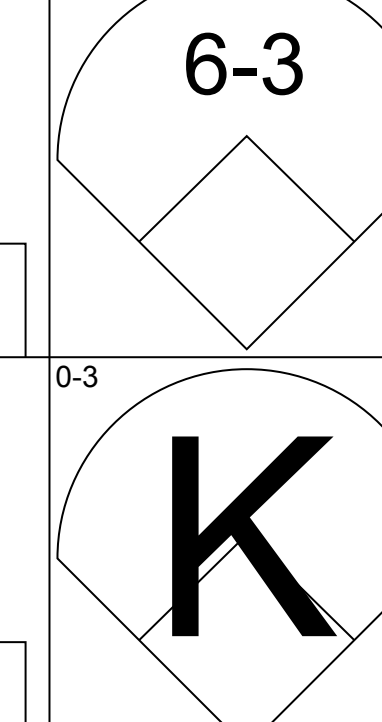
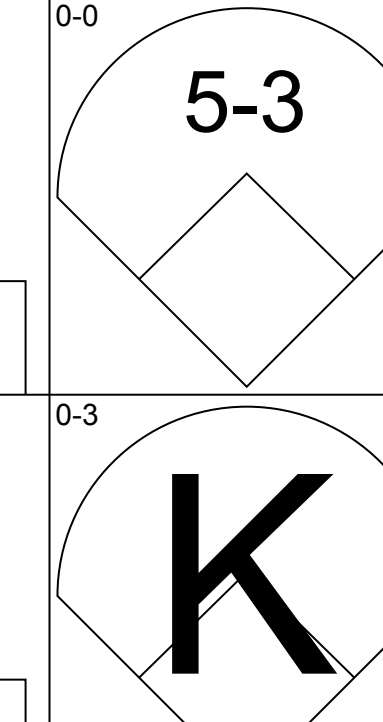
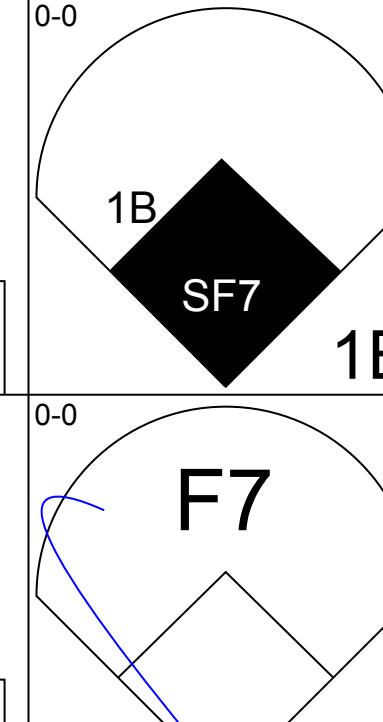
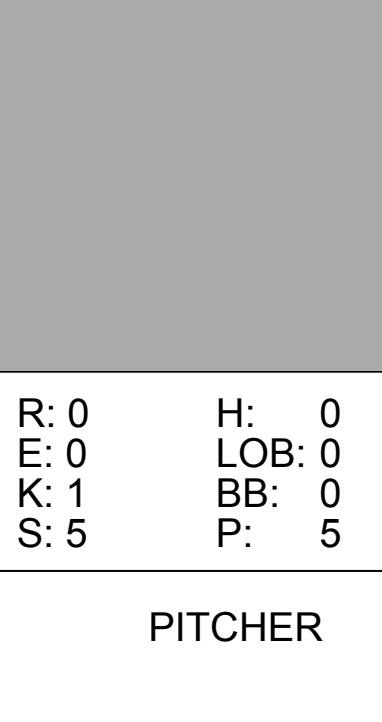
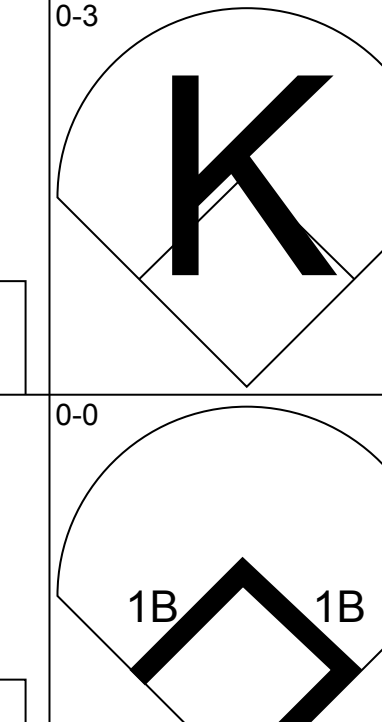
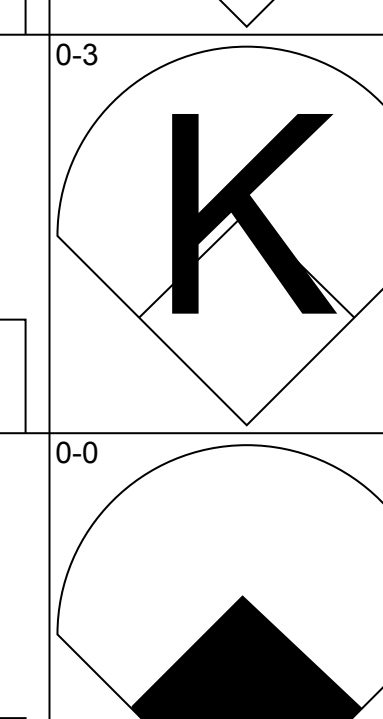
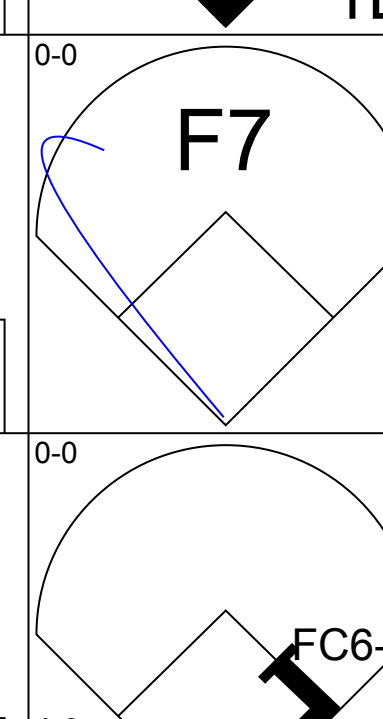

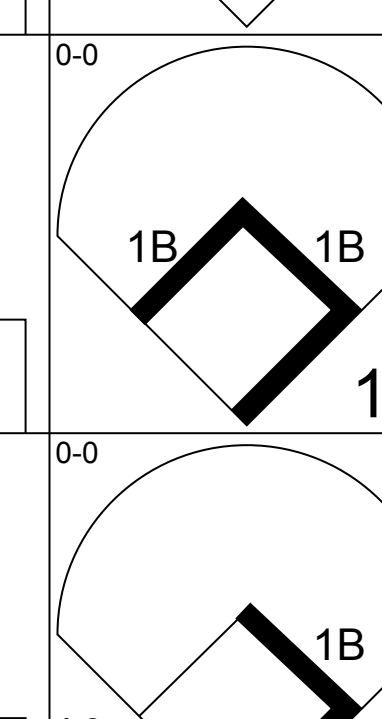


Batter	1	2	3	4	5	6	7	8	9	AB	R	H	RBI	BB	SO	LOB	TOP						
Terry Puhl, L (1, 9) OBP: 0.412, SLG: 0.586										4	1	2	0	2	1	1							
Craig Reynolds, L (1, 6) OBP: 0.294, SLG: 0.424										4	0	1	0	0	0	4							
Cesar Cedeno, R (1, 8) OBP: 0.364, SLG: 0.345										4	1	0	0	1	2	4							
Joe Morgan, L (1, 4) OBP: 0.424, SLG: 0.250										3	2	1	1	2	0	2							
Jose Cruz, L (1, 7) OBP: 0.541, SLG: 0.593										3	2	2	2	1	0	2							
Enos Cabell, R (1, 5) OBP: 0.424, SLG: 0.452										5	0	2	1	0	0	3							
Denny Walling, L (1, 3) OBP: 0.545, SLG: 0.500										4	0	2	1	1	1	0							
Luis Pujols, R (1, 2) OBP: 0.250, SLG: 0.350										5	0	0	0	0	1	5							
Ken Forsch, R (1, 1) OBP: 0.333, SLG: 0.333										3	1	1	0	0	2	3							
Jeffrey Leonard, R (7, PH) OBP: 0.287, SLG: 0.333										1	0	0	0	0	0	2							
Joaquin Andujar, S (7, 1)										0	0	0	0	0	0	0							
<b>Inning Stats</b>	R: 0 E: 0 K: 2 S: 7	H: 0 LOB: 0 BB: 0 P: 7	R: 1 E: 0 K: 2 S: 10	H: 3 LOB: 2 BB: 0 P: 10	R: 0 E: 0 K: 0 S: 4	H: 1 LOB: 2 BB: 1 P: 8	R: 0 E: 0 K: 0 S: 3	H: 0 LOB: 0 BB: 0 P: 3	R: 1 E: 0 K: 1 S: 7	H: 2 LOB: 3 BB: 2 P: 15	R: 0 E: 0 K: 1 S: 6	H: 1 LOB: 2 BB: 1 P: 10	R: 2 E: 0 K: 0 S: 5	H: 2 LOB: 2 BB: 2 P: 13	R: 3 E: 0 K: 0 S: 5	H: 2 LOB: 0 BB: 1 P: 9	R: 0 E: 1 K: 1 S: 6	H: 0 LOB: 1 BB: 0 P: 6	1B: 10 2B: 1 3B: 0 HR: 0	SF: 1 SAC: 2 DP: 0 HBP: 0	WP: 3 PB: 2 SB: 0 CS: 0	PA: 46	
<b>PITCHER</b>	IP	WLS	BF	H	R	ER	SO	BB	IBB	HBP	BLK	WP	HR	S	P	ERA	WHIP						
Dave Goltz, R (1, 1) ERA: 5.4	6.1	L	33	9	4	4	6	5	0	0	0	1	0	40	60	5.68	2.211						
Bobby Castillo, R (7, 1) ERA: 4.05	0.2		3	0	0	0	0	0	1	0	0	1	0	2	6	0.00	0.000						
Steve Howe, L (8, 1) ERA: 4.05	1.0		6	2	3	2	0	0	1	0	0	0	0	5	9	18.00	2.000						
Charlie Hough, R (9, 1) ERA: 1.29	1.0		4	0	0	0	1	0	0	0	0	0	0	6	6	0.00	0.000						

Houston Astros @ Los Angeles Dodgers  
Dodger Stadium, Los Angeles, CA  
Fri Apr 18 1980, 6:05 PM PST  
Att. 41,112 - Unknown

AB	36
R	7
H	11
RBI	5
BB	7
SO	7
LOB	26



Batter	1	2	3	4	5	6	7	8	9	AB	R	H	RBI	BB	SO	LOB	BOTTOM					
Davey Lopes, R (1, 4) OBP: 0.333, SLG: 0.385										5	0	2	0	0	1	0						
Rudy Law, L (1, 8) OBP: 0.341, SLG: 0.410										5	2	3	0	0	0	2						
Reggie Smith, S (1, 9) OBP: 0.523, SLG: 0.632										5	0	1	0	0	1	4						
Steve Garvey, R (1, 3) OBP: 0.233, SLG: 0.250										5	0	2	1	0	0	2						
Dusty Baker Jr., R (1, 7) OBP: 0.405, SLG: 0.703										5	1	1	0	0	1	3						
Ron Cey, R (1, 5) OBP: 0.388, SLG: 0.412										4	0	1	0	0	2	1						
Derrel Thomas, S (1, 2) OBP: 0.400, SLG: 0.522										4	1	3	1	0	0	0						
Bill Russell, R (1, 6) OBP: 0.188, SLG: 0.138										3	0	1	1	0	0	0						
Dave Goltz, R (1, 1) ERA: 3.29	6.0	W	26	9	3	3	3	0	0	0	0	1	0	32	32	4.50	1.500					
Bobby Castillo, R (7, 1) ERA: 1.6	3.0	S	15	5	1	1	4	0	0	0	0	1	0	23	23	3.00	1.667					
<b>Inning Stats</b>	R: 1 E: 0 K: 0 S: 4	H: 2 LOB: 1 BB: 0 P: 4	R: 1 E: 0 K: 1 S: 6	H: 1 LOB: 0 BB: 0 P: 6	R: 0 E: 0 K: 1 S: 7	H: 2 LOB: 2 BB: 0 P: 7	R: 1 E: 0 K: 0 S: 5	H: 2 LOB: 1 BB: 0 P: 5	R: 0 E: 0 K: 1 S: 5	H: 0 LOB: 0 BB: 0 P: 5	R: 0 E: 0 K: 2 S: 8	H: 1 LOB: 1 BB: 0 P: 8	R: 0 E: 0 K: 1 S: 8	H: 3 LOB: 3 BB: 0 P: 8	R: 1 E: 1 K: 1 S: 7	H: 1 LOB: 1 BB: 0 P: 7	1B: 13 2B: 0 3B: 0 HR: 1	SF: 1 SAC: 0 DP: 0 HBP: 0	WP: 1 PB: 1 SB: 0 CS: 0	PA: 41		
<b>PITCHER</b>	IP	WLS	BF	H	R	ER	SO	BB	IBB	HBP	BLK	WP	HR	S	P	ERA	WHIP					
Ken Forsch, R (1, 1) ERA: 3.29	6.0	W	26	9	3	3	3	0	0	0	0	1	0	32	32	4.50	1.500					
Joaquin Andujar, R (7, 1) ERA: 1.6	3.0	S	15	5	1	1	4	0	0	0	0	1	0	23	23	3.00	1.667					

Houston Astros @ Los Angeles Dodgers  
Dodger Stadium, Los Angeles, CA  
Fri Apr 18 1980, 6:05 PM PST  
Att. 41,112 - Unknown

AB	40
R	4
H	14
RBI	3
BB	0
SO	7
LOB	16



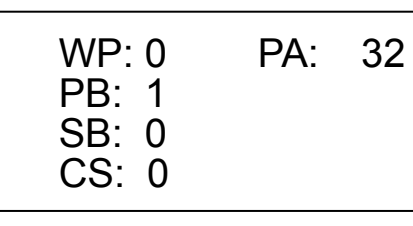


Batter	1	2	3	4	5	6	7	8	9	AB	R	H	RBI	BB	SO	LOB	TOP			
Terry Puhl, L (1,9) OBP: 0.395, SLG: 0.531	F2			1B SH2-3 SF9 BB		1-4-3		P4		3	1	0	0	1	0	0				
Craig Reynolds, L (1,6) OBP: 0.270, SLG: 0.389	K			SH2-3		4-3			K 4-3 5-3	3	0	0	0	0	2	0				
Cesar Cedeno, R (1,8) OBP: 0.351, SLG: 0.333	L1			2-3 1B SF9		6-3			5-3	4	1	1	0	0	0	1				
Joe Morgan, L (1,4) OBP: 0.378, SLG: 0.222		P5		1-2 3-H SF9				F9	4-3	3	0	0	1	0	0	1				
Jose Cruz, L (1,7) OBP: 0.512, SLG: 0.548		6-3		2-H 1B				F7	K	4	0	1	1	0	1	1				
Enos Cabell, R (1,5) OBP: 0.417, SLG: 0.424		F9		P4				E BB		2	0	0	0	1	0	1				
Denny Walling, L (1,3) OBP: 0.429, SLG: 0.364			F8		F5			5-3		3	0	0	0	0	0	1				
Luis Pujols, R (1,2) OBP: 0.217, SLG: 0.304			K		F8			F8		3	0	0	0	0	1	0				
J.R. Richard, R (1,1) OBP: 0.143, SLG: 0.143			K		K			K		3	0	0	0	0	3	0				
<b>Inning Stats</b>	R: 0 E: 0 K: 1 S: 5	H: 0 LOB: 0 BB: 0 P: 5	R: 0 E: 0 K: 0 S: 3	H: 0 LOB: 0 BB: 0 P: 3	R: 0 E: 0 K: 2 S: 7	H: 0 LOB: 0 BB: 0 P: 7	R: 2 E: 0 K: 0 S: 5	H: 2 LOB: 1 BB: 1 P: 9	R: 0 E: 0 K: 1 S: 5	H: 0 LOB: 0 BB: 0 P: 5	R: 0 E: 1 K: 0 S: 3	H: 0 LOB: 1 BB: 1 P: 7	R: 0 E: 0 K: 1 S: 5	H: 0 LOB: 0 BB: 0 P: 5	R: 0 E: 0 K: 2 S: 8	H: 0 LOB: 1 BB: 0 P: 8	1B: 2 2B: 0 3B: 0 HR: 0	SF: 1 SAC: 1 DP: 0 HBP: 0	WP: 0 PB: 1 SB: 0 CS: 0	PA: 32
<b>PITCHER</b>	IP	WLS	BF	H	R	ER	SO	BB	IBB	HBP	BLK	WP	HR	S	P	ERA	WHIP			
Bob Welch, R (1,1) ERA: 1.2	8.0	L	28	2	2	2	5	2	0	0	0	0	0	36	44	2.25	0.500			
Steve Howe, L (9,1) ERA: 3.52	1.0		4	0	0	0	2	0	0	0	0	0	0	8	8	0.00	0.000			

Houston Astros @ Los Angeles Dodgers  
Dodger Stadium, Los Angeles, CA  
Sat Apr 19 1980, 6:05 PM PST  
Att: 50,112 - Unknown



AB 28  
R 2  
H 2  
RBI 2  
BB 2  
SO 7  
LOB 5



Batter	1	2	3	4	5	6	7	8	9	AB	R	H	RBI	BB	SO	LOB	BOTTOM		
Davey Lopes, R (1,4) OBP: 0.306, SLG: 0.349	K			5-3	K			F3		4	0	0	0	0	2	1			
Rudy Law, L (1,8) OBP: 0.333, SLG: 0.381	6-3			F7		4-3			3-1 S BB	3	0	0	0	1	0	0			
Reggie Smith, S (1,9) OBP: 0.500, SLG: 0.595	F8			E 1B		K			3-1	4	0	1	0	0	1	1			
Steve Garvey, R (1,3) OBP: 0.213, SLG: 0.227		K		E9 BB		K			K	4	0	0	0	0	3	2			
Dusty Baker Jr., R (1,7) OBP: 0.391, SLG: 0.650	1-3			1-2 BB		K			F8	3	0	0	0	1	1	1			
Ron Cey, R (1,5) OBP: 0.341, SLG: 0.378	K			P4		6-3				3	0	0	0	0	1	3			
Bill Russell, R (1,6) OBP: 0.200, SLG: 0.129			P6		SH3 BB			K		2	0	0	0	1	1	0			
Steve Yeager, R (1,2) OBP: 0.455, SLG: 0.250			5-3		K			4-3		2	0	0	0	0	1	1			
Jay Johnstone, L (8,PH) OBP: 0.125, SLG: 0.125										1	0	0	0	0	0	0			
Derrel Thomas, S (9,2) OBP: 0.400, SLG: 0.522										0	0	0	0	0	0	0			
Bob Welch, R (1,1) OBP: 0.333, SLG: 0.333										1	0	0	0	0	1	0			
Gary Thomasson, L (8,PH)										1	0	0	0	0	1	0			
Steve Howe, L (9,1)										0	0	0	0	0	0	0			
<b>Inning Stats</b>	R: 0 E: 0 K: 1 S: 5	H: 0 LOB: 0 BB: 0 P: 5	R: 0 E: 0 K: 2 S: 7	H: 0 LOB: 0 BB: 0 P: 7	R: 0 E: 1 K: 0 S: 5	H: 1 LOB: 3 BB: 1 P: 9	R: 0 E: 0 K: 2 S: 7	H: 0 LOB: 0 BB: 0 P: 7	R: 0 E: 0 K: 2 S: 7	H: 0 LOB: 0 BB: 0 P: 7	R: 0 E: 0 K: 1 S: 5	H: 0 LOB: 0 BB: 0 P: 5	R: 0 E: 0 K: 2 S: 8	H: 0 LOB: 1 BB: 1 P: 9	1B: 1 2B: 0 3B: 0 HR: 0	SF: 0 SAC: 1 DP: 0 HBP: 0	WP: 0 PB: 1 SB: 1 CS: 0	PA: 32	
<b>PITCHER</b>	IP	WLS	BF	H	R	ER	SO	BB	IBB	HBP	BLK	WP	HR	S	P	ERA	WHIP		
J.R. Richard, R (1,1) ERA: 0.82	9.0	W	32	1	0	0	12	3	0	0	0	0	0	53	65	0.00	0.444		

Houston Astros @ Los Angeles Dodgers  
Dodger Stadium, Los Angeles, CA  
Sat Apr 19 1980, 6:05 PM PST  
Att: 50,112 - Unknown



AB 28  
R 0  
H 1  
RBI 0  
BB 3  
SO 12  
LOB 9



Batter	1	2	3	4	5	6	7	8	9	AB	R	H	RBI	BB	SO	LOB	TOP			
Rafael Landestoy, S OBP: 0.222, SLG: 0.250 Joe Morgan, L OBP: 0.269, SLG: 0.214	F8					F7	SF7		K	3	0	1	0	0	0	0				
Craig Reynolds, L OBP: 0.298, SLG: 0.375	F2		F5				F8			4	0	1	0	0	0	3				
Terry Puhl, L OBP: 0.357, SLG: 0.472	F9		F2			F8		4-3		4	0	0	0	0	2					
Jose Cruz, L OBP: 0.467, SLG: 0.486		F5		5-3		L3		K		4	0	0	0	1	1					
Denny Walling, L OBP: 0.500, SLG: 0.385		G3		S			G3	FC4		2	0	1	0	2	0					
Enos Cabell, R OBP: 0.400, SLG: 0.432		G3		5-3				FC4		4	1	1	0	0	3					
Jeffrey Leonard, R OBP: 0.316, SLG: 0.333				6-3			1B	BLK		3	1	1	1	1	0	1				
Luis Pujols, R OBP: 0.259, SLG: 0.308		K				5-3				3	0	1	0	0	1	2				
Joe Niekro, R OBP: 0.333, SLG: 0.333 Art Howe, R OBP: 0.192, SLG: 0.208			F3			5-3			F8	3	0	1	0	0	0	0				
<b>Inning Stats</b>	R: 0 E: 0 K: 0 S: 3	H: 0 LOB: 0 BB: 2 P: 3	R: 0 E: 0 K: 1 S: 5	H: 0 LOB: 2 BB: 13	R: 0 E: 0 K: 0 S: 4	H: 1 LOB: 1 BB: 0 P: 4	R: 0 E: 0 K: 0 S: 3	H: 0 LOB: 1 BB: 1 P: 7	R: 0 E: 0 K: 0 S: 3	H: 0 LOB: 0 BB: 0 P: 3	R: 0 E: 0 K: 0 S: 6	H: 1 LOB: 2 BB: 0 P: 7	R: 0 E: 0 K: 1 S: 6	H: 1 LOB: 1 BB: 0 P: 6	R: 0 E: 0 K: 1 S: 6	H: 1 LOB: 1 BB: 0 P: 6	1B: 5 2B: 3 3B: 0 HR: 0	SF: 1 SAC: 0 DP: 1 HBP: 1	WP: 0 PB: 0 SB: 1 CS: 0	PA: 37
<b>PITCHER</b>	IP	WLS	BF	H	R	ER	SO	BB	IBB	HBP	BLK	WP	HR	S	P	ERA	WHIP			
Rick Sutcliffe, R ERA: 7.98 Jerry Reuss, L ERA: 0.84	6.1		27	5	2	2	1	3	0	1	1	0	0	25	38	2.84	1.263			
	2.2	W	10	2	0	0	2	0	0	0	0	0	0	14	14	0.00	0.750			

Houston Astros @ Los Angeles Dodgers  
Dodger Stadium, Los Angeles, CA  
Sun Apr 20 1980, 3:33 AM PST  
Att: 39,442 - Unknown

AB	32
R	2
H	7
RBI	2
BB	3
SO	3
LOB	14



Batter	1	2	3	4	5	6	7	8	9	AB	R	H	RBI	BB	SO	LOB	BOTTOM			
Davey Lopes, R OBP: 0.308, SLG: 0.391	SF7		5-3		6-3			SH3-4		3	1	1	0	0	0	0				
Rudy Law, L OBP: 0.347, SLG: 0.386	SF7		F8			G6-4-3		S		2	1	1	2	1	0	0				
Dusty Baker Jr., R OBP: 0.380, SLG: 0.605	K			F7		G6-4-3		S		3	0	0	0	1	1	1				
Steve Garvey, R OBP: 0.255, SLG: 0.255	F8			HBP						3	0	2	0	1	0	0				
Ron Cey, R OBP: 0.311, SLG: 0.350		K		F8		5-3		SF8		3	0	0	1	0	1	2				
Rick Monday, L OBP: 0.184, SLG: 0.118		F7		HBP				4-3		3	0	0	0	0	2					
Bill Russell, R OBP: 0.184, SLG: 0.118		K		FC6-4						3	0	0	0	0	1	2				
Mike Scioscia, L OBP: 0.333, SLG: 0.667			SH5-4		6-3			F6		3	1	1	0	0	0	0				
Rick Sutcliffe, L OBP: 0.167, SLG: 0.167 Jerry Reuss, L OBP: 0.167, SLG: 0.167			SH5-4		1-4-3			E7		1	0	0	0	0	0	0				
<b>Inning Stats</b>	R: 1 E: 0 K: 1 S: 6	H: 1 LOB: 0 BB: 0 P: 6	R: 0 E: 0 K: 2 S: 7	H: 0 LOB: 0 BB: 0 P: 7	R: 1 E: 0 K: 0 S: 4	H: 1 LOB: 0 BB: 0 P: 4	R: 0 E: 0 K: 0 S: 4	H: 1 LOB: 2 BB: 0 P: 5	R: 0 E: 0 K: 0 S: 3	H: 0 LOB: 0 BB: 0 P: 3	R: 0 E: 0 K: 0 S: 3	H: 1 LOB: 1 BB: 1 P: 7	R: 0 E: 0 K: 0 S: 3	H: 0 LOB: 0 BB: 0 P: 3	R: 0 E: 1 K: 0 S: 5	H: 1 LOB: 2 BB: 2 P: 13	1B: 3 2B: 1 3B: 1 HR: 0	SF: 2 SAC: 2 DP: 1 HBP: 1	WP: 1 PB: 0 SB: 3 CS: 0	PA: 33
<b>PITCHER</b>	IP	WLS	BF	H	R	ER	SO	BB	IBB	HBP	BLK	WP	HR	S	P	ERA	WHIP			
Joe Niekro, R ERA: 2.05	8.0	L	33	5	4	2	3	1	2	1	0	1	0	35	48	2.25	0.750			

Houston Astros @ Los Angeles Dodgers  
Dodger Stadium, Los Angeles, CA  
Sun Apr 20 1980, 3:33 AM PST  
Att: 39,442 - Unknown

AB	25
R	4
H	5
RBI	3
BB	3
SO	3
LOB	7





Batter	1	2	3	4	5	6	7	8	9	AB	R	H	RBI	BB	SO	LOB	TOP					
Dave Collins, S OBP: 0.333, SLG: 0.354 Cesar Geronimo, L OBP: 0.333, SLG: 0.333	0-0 4-3 1B	0-0 F8		0-0 2B 1B		0-0 4-3		0-3 K		2	1	1	0	0	0	0						
Ken Griffey, L OBP: 0.292, SLG: 0.310	0-0 4-3		0-0 G3	0-0 2B 1B		0-3 K		0-0 F7		5	0	1	2	0	1	1						
Dave Concepcion, R OBP: 0.294, SLG: 0.520	0-3 K		0-0 6-3	0-0 F8			0-0 1-3		0-3 K	5	0	0	0	0	2	2						
George Foster, R OBP: 0.420, SLG: 0.628	0-0 1B		0-0		0-0 HR		0-0 1B		0-0 BB 1B	5	1	5	2	0	0	0						
Dan Driessen, L OBP: 0.333, SLG: 0.400	0-0 1B		0-0 F7		0-3 K		0-0 F5		4-0 BB 1B	4	0	1	0	1	1	2						
Johnny Bench, R OBP: 0.351, SLG: 0.424	0-0 F9			0-0 F6	0-0 5-3		0-0 1B		0-0 BB	5	0	1	0	0	0	4						
Ray Knight, R OBP: 0.372, SLG: 0.600		0-0 SF8 3B		4-0 1B BB	4-0		0-3 K			2	2	1	0	2	1	2						
Junior Kennedy, R OBP: 0.400, SLG: 0.474		0-0 SF8		0-0 F8	0-0 G3			0-0 P4		3	0	0	1	0	0	2						
Michael LaCoss, R OBP: 0.250, SLG: 0.375 Mario Soto, R (6, 1) Dave Tomlin, L (7, 1) Doug Bair, R (7, 1) Tom Hume, R (8, 1)		0-0 F7		0-0 1B 2B 1B		0-0 F8		0-3 K		3	1	1	0	0	0	0						
<b>Inning Stats</b>	R: 1 E: 0 K: 1 S: 8	H: 3 LOB: 2 BB: 0 P: 8	R: 1 E: 0 K: 0 S: 4	H: 1 LOB: 0 BB: 0 P: 4	R: 0 E: 0 K: 0 S: 4	H: 1 LOB: 1 BB: 0 P: 4	R: 3 E: 0 K: 0 S: 6	H: 3 LOB: 1 BB: 0 P: 10	R: 1 E: 0 K: 1 S: 6	H: 1 LOB: 1 BB: 1 P: 10	R: 0 E: 0 K: 1 S: 5	H: 0 LOB: 0 BB: 0 P: 5	R: 0 E: 0 K: 1 S: 7	H: 2 LOB: 2 BB: 0 P: 7	R: 0 E: 0 K: 2 S: 7	H: 0 LOB: 0 BB: 0 P: 7	R: 0 E: 0 K: 1 S: 6	H: 1 LOB: 2 BB: 1 P: 10	1B: 9 2B: 1 3B: 1 HR: 1	SF: 1 SAC: 0 DP: 0 HBP: 0	WP: 0 PB: 0 SB: 1 CS: 0	PA: 42
<b>PITCHER</b>	IP WLS BF H R ER SO BB IBB HBP BLK WP HR S P ERA WHIP	IP WLS BF H R ER SO BB IBB HBP BLK WP HR S P ERA WHIP															IP WLS BF H R ER SO BB IBB HBP BLK WP HR S P ERA WHIP					
Vern Ruhle, R ERA: 8.59 Randy Niemann, L ERA: Joaquin Andujar, R ERA: 3.0 Dave Smith, R ERA: 3.88 Joe Sambilo, L ERA: 1.09	3.2 L 19 7 5 5 1 1 0 0 0 0 0 0 20 24 12.27 2.182	0.1 2 1 0 0 0 0 0 0 0 0 0 0 1 6 10 0.00 3.000															1.0 5 1 1 1 1 1 0 0 0 0 0 0 1 6 2 9.00 2.000					
Frank LaCorte, R ERA:	(9, 1) 1.0 5 1 0 0 0 1 1 0 0 0 0 0 0 6 10 0.00 2.000																					

Cincinnati Reds @ Houston Astros  
Astrodome, Houston, TX  
Mon Apr 21 1980, 7:05 PM EST  
Att: 29,067 - Unknown

AB	38
R	6
H	12
RBI	6
BB	3
SO	7
LOB	13



Batter	1	2	3	4	5	6	7	8	9	AB	R	H	RBI	BB	SO	LOB	BOTTOM					
Jeffrey Leonard, R OBP: 0.292, SLG: 0.304	0-0 L6-3 1B		0-0 5-3		0-0 FC1-2	0-3 K		0-0 F9		5	0	1	0	0	1	7						
Craig Reynolds, L OBP: 0.283, SLG: 0.364	0-0 L6-3 1B			0-0 P6	0-0 4-3		0-0 1B BB	4-0 1B BB		4	1	1	0	1	0	3						
Denny Walling, L OBP: 0.478, SLG: 0.444	0-0 1-3			0-0 4-3		0-0 F8 1B	0-0 BB BB G4-6-3 1B	0-0 F7		5	2	2	0	0	0	2						
Joe Morgan, L OBP: 0.364, SLG: 0.219		0-0 F2		0-0	0-0 1B	0-0 F8	4-0 G4-6-3 BB BB	0-0 F7		4	0	1	0	1	0	1						
Jose Cruz, L OBP: 0.460, SLG: 0.462		0-0 F8		0-0 4-3		0-0 BB 1B	4-0 G4-6-3 BB BB	0-0 F7		4	1	1	2	1	0	1						
Enos Cabell, R OBP: 0.400, SLG: 0.429		0-0 CS 1B			0-0 BB 1B	0-0 P5	0-0 G4-6-3 BB	0-0 4-3		5	1	2	0	0	0	3						
Art Howe, R OBP: 0.233, SLG: 0.192		0-0 CS	0-0 F4		4-0 E FC1-2 BB	4-0 BB 1B	0-0 K			2	0	0	0	2	1	1						
Luis Pujols, R OBP: 0.258, SLG: 0.300			0-0 L3		0-0 E1 FC1-2 BB	0-0 BB 1B	0-0 P4			4	0	1	1	0	0	1						
Vern Ruhle, R Randy Niemann, L Joaquin Andujar, R Dave Smith, R Michael LaCoss, R Joe Sambilo, L Tom Hume, R Frank LaCorte, R			4-0 BB		0-0 6-3	4-0 BB 1B	0-0 BB 1B	0-0 BB 1B		0	0	0	0	0	0	0						
<b>Inning Stats</b>	R: 0 E: 0 K: 0 S: 3	H: 1 LOB: 0 BB: 0 P: 3	R: 0 E: 0 K: 0 S: 3	H: 1 LOB: 0 BB: 0 P: 3	R: 0 E: 0 K: 0 S: 3	H: 0 LOB: 1 BB: 1 P: 7	R: 0 E: 0 K: 0 S: 4	H: 1 LOB: 1 BB: 0 P: 4	R: 1 E: 1 K: 0 S: 5	H: 1 LOB: 2 BB: 1 P: 9	R: 2 E: 0 K: 1 S: 8	H: 3 LOB: 3 BB: 2 P: 16	R: 2 E: 0 K: 1 S: 6	H: 2 LOB: 1 BB: 2 P: 14	R: 0 E: 0 K: 0 S: 4	H: 1 LOB: 2 BB: 1 P: 8	R: 0 E: 0 K: 0 S: 3	H: 0 LOB: 0 BB: 0 P: 3	1B: 9 2B: 2 3B: 0 HR: 0	SF: 0 SAC: 0 DP: 2 HBP: 0	WP: 0 PB: 0 SB: 0 CS: 1	PA: 43
<b>PITCHER</b>	IP WLS BF H R ER SO BB IBB HBP BLK WP HR S P ERA WHIP	IP WLS BF H R ER SO BB IBB HBP BLK WP HR S P ERA WHIP															IP WLS BF H R ER SO BB IBB HBP BLK WP HR S P ERA WHIP					
Michael LaCoss, R ERA: 2.61 Mario Soto, R ERA: 11.57 Dave Tomlin, L ERA: 10.8 Doug Bair, R ERA: Tom Hume, R ERA:	(1, 1) 5.2 W 26 7 3 3 0 3 0 0 0 0 0 5 9 4.76 1.765	(6, 1) 0.1 4 2 2 2 1 1 0 0 0 0 0 0 5 9 54.00 9.000															(7, 1) 0.0 2 0 0 0 0 2 0 0 0 0 0 0 8 ∞ ∞					
Doug Bair, R ERA: Tom Hume, R ERA:	(7, 1) 1.2 6 1 0 0 1 1 0 0 0 0 0 0 7 11 0.00 1.200	(7, 1) 1.1 S 4 0 0 0 0 0 0 0 0 0 0 4 4 0.00 0.000																				

Cincinnati Reds @ Houston Astros  
Astrodome, Houston, TX  
Mon Apr 21 1980, 7:05 PM EST  
Att: 29,067 - Unknown

AB	35
R	5
H	10
RBI	3
BB	7
SO	2
LOB	21





Batter	1	2	3	4	5	6	7	8	9	AB	R	H	RBI	BB	SO	LOB	TOP			
Ken Griffey, L (1, 9) OBP: 0.302, SLG: 0.319	0-3 K	0-0 1B					0-0 BB		0-0 B2-3	5	0	2	0	0	1	0	<b>Cincinnati Reds @ Houston Astros</b> Astrodome, Houston, TX Tue Apr 22 1980, 7:05 PM EST Att: 30,094 - Unknown			
Junior Kennedy, R (1, 4) OBP: 0.400, SLG: 0.439	4-0 1B	0-3 K				0-3 K	4-0 BB		0-0 G3	3	0	0	0	2	2	4				
Dave Concepcion, R (1, 6) OBP: 0.273, SLG: 0.481	0-0 P3			0-0 P3			0-0 F9		0-0 F9	4	0	0	0	0	0	3				
George Foster, R (1, 7) OBP: 0.463, SLG: 0.636	0-0 1B			4-0 BB			4-0 BB		4-0 BB	1	0	1	0	3	0	0				
Dan Driessen, L (1, 3) OBP: 0.308, SLG: 0.364	0-3 K			0-0 BB			0-0 4-3		0-0 P6	4	0	0	0	0	1	7				
Johnny Bench, R (1, 2) OBP: 0.350, SLG: 0.417				0-0 F9			0-0 5-3		0-0 5-3	3	0	1	0	0	0	0				
Don Werner, R (6, 2) OBP: 0.154, SLG: 0.083							0-0 FC4-6			1	0	0	0	0	0	0				
Ray Knight, R (1, 5) Rick Auerbach, R (6, 5)							0-0 FC4-6		0-0 6-3	3	0	1	0	0	0	1				
Cesar Geronimo, L (1, 8) OBP: 0.300, SLG: 0.222				4-0 BB			0-3 K		0-0 6-3	3	0	0	0	1	2	2				
Frank Pastore, R (1, 1) Paul Moskau, R (3, 1)				0-0 BB			0-0 F8		0-0 6-3	1	0	1	0	0	0	0				
Hector Cruz, R (6, PH) Dave Tomlin, L (6, 1) Ron Oester, S (9, PH)				1-2 1B			0-3 K			1	0	0	0	0	0	0				
<b>Inning Stats</b>	R: 0 E: 0 K: 2 S: 8	H: 1 LOB: 2 BB: 1 P: 12	R: 0 E: 0 K: 1 S: 7	H: 2 LOB: 3 BB: 1 P: 11	R: 0 E: 0 K: 0 S: 2	H: 0 LOB: 0 BB: 1 P: 6	R: 0 E: 0 K: 1 S: 6	H: 1 LOB: 1 BB: 0 P: 6	R: 0 E: 0 K: 1 S: 6	H: 1 LOB: 2 BB: 1 P: 10	R: 0 E: 0 K: 0 S: 3	H: 0 LOB: 2 BB: 2 P: 11	R: 0 E: 0 K: 0 S: 3	H: 0 LOB: 0 BB: 0 P: 3	R: 0 E: 0 K: 0 S: 3	H: 0 LOB: 0 BB: 0 P: 3		1B: 5 2B: 1 3B: 0 HR: 0	SF: 0 SAC: 0 DP: 1 HBP: 0	WP: 0 PA: 38 PB: 0 SB: 0 CS: 0
<b>PITCHER</b>	IP WLS BF H R ER SO BB IBB HBP BLK WP HR S P ERA WHIP	7.0 W 32 6 0 0 7 6 0 0 0 0 0 0 40 64 0.00 1.714	2.0 L 6 0 0 0 0 0 0 0 0 0 0 0 6 6 0.00 0.000																	

AB	32
R	0
H	6
RBI	0
BB	6
SO	7
LOB	19



Batter	1	2	3	4	5	6	7	8	9	AB	R	H	RBI	BB	SO	LOB	BOTTOM			
Jeffrey Leonard, R (1, 8) OBP: 0.345, SLG: 0.370	0-0 1B	0-0 2B		4-0 BB				0-0 4-3		4	2	2	0	1	1	0	<b>Cincinnati Reds @ Houston Astros</b> Astrodome, Houston, TX Tue Apr 22 1980, 7:05 PM EST Att: 30,094 - Unknown			
Craig Reynolds, L (1, 6) OBP: 0.300, SLG: 0.375	0-0 BB	0-0 F8		0-0 SH1-3				0-0 4-3		4	1	2	0	0	0	1				
Denny Walling, L (1, 9) OBP: 0.393, SLG: 0.348	0-3 K	0-0 G3		0-0 F8				0-0 F8		5	0	0	0	0	2	5				
Joe Morgan, L (1, 4) Rafael Landestoy, S (9, 4) OBP: 0.408, SLG: 0.257 OBP: 0.300, SLG: 0.250	4-0 BB			4-0 BB				0-0 F7		3	3	2	0	2	0	1				
Jose Cruz, L (1, 7) OBP: 0.481, SLG: 0.558	1-2 BB			0-0 BB				0-0 1B		0	0	0	0	0	0	0				
Enos Cabell, R (1, 5) Julio Gonzalez, R (8, 5) OBP: 0.388, SLG: 0.477 OBP: 0.222, SLG: 0.333	0-0 3B			0-0 BB				0-0 F7		4	2	3	5	0	0	1				
Dave Bergman, L (1, 3) OBP: 0.222, SLG: 0.222	1-1 3B			0-0 BB				0-0 F7		4	0	2	0	0	0	2				
Alan Ashby, S (1, 2) OBP: 0.400, SLG: 0.353	0-0 1B			0-0 BB				0-0 1B		4	0	2	0	0	0	2				
Nolan Ryan, R (1, 1) Cesar Cedeno, R (7, PH) Dave Smith, R (8, 1) OBP: 0.143, SLG: 0.571 OBP: 0.342, SLG: 0.324	0-0 4-3			0-0 BB				0-0 1B		3	0	0	0	1	1	2				
<b>Inning Stats</b>	R: 4 E: 1 K: 1 S: 9	H: 4 LOB: 1 BB: 1 P: 13	R: 0 E: 0 K: 1 S: 6	H: 1 LOB: 0 BB: 0 P: 6	R: 1 E: 0 K: 1 S: 7	H: 2 LOB: 2 BB: 1 P: 11	R: 3 E: 0 K: 0 S: 5	H: 2 LOB: 1 BB: 2 P: 13	R: 0 E: 0 K: 1 S: 5	H: 0 LOB: 0 BB: 0 P: 5	R: 0 E: 0 K: 0 S: 4	H: 1 LOB: 1 BB: 0 P: 4	R: 0 E: 0 K: 2 S: 8	H: 1 LOB: 1 BB: 0 P: 8	R: 0 E: 0 K: 1 S: 6	H: 1 LOB: 1 BB: 0 P: 6		1B: 8 2B: 2 3B: 2 HR: 0	SF: 2 SAC: 1 DP: 0 HBP: 0	WP: 0 PA: 40 PB: 0 SB: 0 CS: 0
<b>PITCHER</b>	IP WLS BF H R ER SO BB IBB HBP BLK WP HR S P ERA WHIP	2.0 L 14 2 3 3 2 2 1 0 0 0 0 0 15 27 9.00 1.333	3.0 L 14 2 3 3 2 2 1 0 0 0 0 0 18 18 0.00 1.000																	





Batter	1	2	3	4	5	6	7	8	9	10	11	12	AB	R	H	RBI	BB	SO	LOB	TOP						
Ken Griffey, L OBP: 0.322, SLG: 0.358 (1.9)													6	1	3	0	0	1	3							
Junior Kennedy, R OBP: 0.357, SLG: 0.383 (1.4)													6	0	0	0	0	1	4							
Dave Concepcion, R OBP: 0.295, SLG: 0.483 (1.6)													6	1	3	1	0	0	1							
George Foster, R OBP: 0.417, SLG: 0.560 (1.7)													6	0	0	0	0	2	4							
Dan Driessen, L OBP: 0.316, SLG: 0.354 (1.3)													4	0	1	1	1	0	1							
Johnny Bench, R OBP: 0.333, SLG: 0.390 (1.2)													5	0	1	0	0	2	3							
Ray Knight, R OBP: 0.373, SLG: 0.583 (1.5)													5	0	2	0	0	0	0							
Cesar Geronimo, L OBP: 0.385, SLG: 0.333 (8. PH)													3	0	2	0	0	0	1							
Hector Cruz, R (8. PH)													1	0	0	0	0	0	2							
Sam Mejias, R (10.8)													1	0	0	0	0	1	0							
Charlie Leibrandt, R ERA: 3.25 Rick Auerbach, R (9. PH)													2	0	0	0	0	0	2							
Tom Hume, R (9.1)													1	0	0	0	0	0	0							
Harry Spilman, L OBP: 0.600, SLG: 0.800 (12. PH)													1	1	1	0	0	0	0							
Doug Bair, R (12.1)													0	0	0	0	0	0	0							
<b>Inning Stats</b>	R: 1 E: 0 K: 0 S: 5	H: 2 LOB: 2 BB: 1 P: 9	R: 0 E: 0 K: 0 S: 4	H: 1 LOB: 1 BB: 0 P: 4	R: 1 E: 0 K: 3 S: 11	H: 2 LOB: 1 BB: 0 P: 11	R: 0 E: 0 K: 1 S: 6	H: 1 LOB: 1 BB: 0 P: 6	R: 0 E: 1 K: 0 S: 4	H: 0 LOB: 1 BB: 0 P: 4	R: 0 E: 0 K: 0 S: 4	H: 1 LOB: 0 BB: 0 P: 3	R: 0 E: 0 K: 0 S: 5	H: 2 LOB: 2 BB: 0 P: 5	R: 0 E: 0 K: 0 S: 5	H: 0 LOB: 0 BB: 0 P: 5	R: 0 E: 0 K: 2 S: 7	H: 0 LOB: 0 BB: 0 P: 7	R: 1 E: 0 K: 0 S: 5	H: 2 LOB: 1 BB: 0 P: 6	1B: 11 2B: 2 3B: 0 HR: 0	SF: 0 SAC: 1 DP: 2 HBP: 0	WP: 0 PB: 0 SB: 0 CS: 0	PA: 49		
<b>PITCHER</b>	IP WLS BF H R ER SO BB IBB HBP BLK WP HR S P ERA WHIP	7.0 2.0 2.0 1.0	30 8 6 5	8 3 0 2	2 0 0 1	4 0 0 1	37 8 12 5	41 8 12 5	2.57 0.00 0.00 9.00	1.286 1.500 0.000 2.000																

Cincinnati Reds @ Houston Astros  
Astrodome, Houston, TX  
Wed Apr 23 1980, 7:05 PM EST  
Alt. 29,828 - Unknown

AB 47  
R 3  
H 13  
RBI 2  
BB 1  
SO 7  
LOB 21



Batter	1	2	3	4	5	6	7	8	9	10	11	12	AB	R	H	RBI	BB	SO	LOB	BOTTOM					
Jeffrey Leonard, R OBP: 0.303, SLG: 0.323 (9. PH)													4	0	0	0	0	1							
Denny Walling, L OBP: 0.414, SLG: 0.348 (10.1)													0	0	0	0	1	0	0						
Frank LaCorte, R (10.1)													0	0	0	0	0	0	0						
Rafael Landestoy, S OBP: 0.364, SLG: 0.250 (11. PH)													0	0	0	0	1	0	0						
Joaquin Andujar, S (12.1)													0	0	0	0	0	0	0						
Craig Reynolds, L OBP: 0.304, SLG: 0.358 (1.6)													5	1	1	0	1	2	6						
Joe Morgan, L OBP: 0.400, SLG: 0.317 (1.4)													6	1	2	1	0	0	1						
Art Howe, R OBP: 0.278, SLG: 0.290 (1.3)													5	0	2	1	1	0	0						
Jose Cruz, L OBP: 0.433, SLG: 0.490 (1.7)													6	0	0	0	0	1	4						
Enos Cabell, R OBP: 0.370, SLG: 0.438 (1.5)													4	0	0	0	1	1							
Cesar Cedeno, R OBP: 0.381, SLG: 0.351 (1.8)													3	0	2	0	1	0	0						
Alan Ashby, S OBP: 0.360, SLG: 0.286 (1.2)													4	0	0	0	1	0	4						
Ken Forsch, R OBP: 0.375, SLG: 0.375 (7. PH)													2	0	1	0	0	0	0						
Julio Gonzalez, R OBP: 0.200, SLG: 0.300 (8.1)													1	0	0	0	0	0	0						
Joe Sambito, L (8.1)													0	0	0	0	0	0	0						
Dave Bergman, L OBP: 0.273, SLG: 0.200 (10.9)													1	0	0	0	1	0	2						
<b>Inning Stats</b>	R: 0 E: 0 K: 1 S: 6	H: 1 LOB: 2 BB: 1 P: 10	R: 0 E: 0 K: 0 S: 3	H: 0 LOB: 0 BB: 0 P: 3	R: 2 E: 0 K: 0 S: 5	H: 3 LOB: 1 BB: 1 P: 9	R: 0 E: 0 K: 0 S: 3	H: 1 LOB: 0 BB: 0 P: 3	R: 0 E: 0 K: 0 S: 4	H: 1 LOB: 2 BB: 1 P: 8	R: 0 E: 0 K: 1 S: 5	H: 0 LOB: 0 BB: 0 P: 3	R: 0 E: 0 K: 0 S: 5	H: 1 LOB: 3 BB: 2 P: 14	R: 0 E: 0 K: 1 S: 5	H: 0 LOB: 0 BB: 0 P: 5	R: 0 E: 0 K: 0 S: 3	H: 0 LOB: 3 BB: 3 P: 15	R: 0 E: 0 K: 0 S: 3	H: 0 LOB: 0 BB: 0 P: 3	1B: 5 2B: 3 3B: 1 HR: 0	SF: 0 SAC: 1 DP: 2 HBP: 0	WP: 0 PB: 0 SB: 0 CS: 0	PA: 50	
<b>PITCHER</b>	IP WLS BF H R ER SO BB IBB HBP BLK WP HR S P ERA WHIP	8.0 3.0 1.0	32 15 3	7 2 0	2 0 0	2 2 0	2 2 0	3 2 0	0 0 0	33 14 3	2.25 0.00 0.00	1.250 1.333 0.000													

Cincinnati Reds @ Houston Astros  
Astrodome, Houston, TX  
Wed Apr 23 1980, 7:05 PM EST  
Alt. 29,828 - Unknown

AB 41  
R 2  
H 8  
RBI 2  
BB 8  
SO 4  
LOB 19





Batter	1	2	3	4	5	6	7	8	9	AB	R	H	RBI	BB	SO	LOB	TOP											
Frank Taveras, R OBP: 0.288, SLG: 0.327 (1, 6)	0-0 6-3		0-3 K			0-3 K		0-0 4-3		4	0	0	0	0	2	1	<b>New York Mets @ Houston Astros</b> Astrodome, Houston, TX Fri Apr 25 1980, 7:05 PM EST Att: 24,140 - Unknown  livebaseballscores.com											
John Stearns, R OBP: 0.339, SLG: 0.460 (1, 2)	0-3 K2-3			0-0 3-1		0-3 K		0-0 F7		4	0	0	0	0	2	1												
Lee Mazzilli, S OBP: 0.464, SLG: 0.325 (1, 3)	0-3 K			0-0 F7		0-0 G3			4-0 6-3 S 2B BB	3	1	0	0	1	1	0												
Joel Youngblood, R OBP: 0.396, SLG: 0.463 (1, 9)		0-3 K		0-3 K			0-0 5-3		0-0 6-3	4	0	0	0	0	2	1												
Mike Jorgensen, L OBP: 0.476, SLG: 0.375 (1, 7)		4-0 BB			0-0 WP 1B 1B		0-0 F7		4-0 2B BB	2	2	1	0	2	0	0												
Jerry Morales, R OBP: 0.320, SLG: 0.349 (1, 8)		0-0 F9			0-0 F8 1-2		0-0 F3		0-0 2B 1-H 3-H	4	0	1	2	0	0	2												
Phil Mankowski, L OBP: 0.400, SLG: 0.375 (1, 5)		0-3 K			0-0 2-H 1B			4-0 FC6-4 BB	0-3 K	3	0	1	1	1	2	2												
Doug Flynn, R OBP: 0.260, SLG: 0.306 Mario Ramirez, R Jose Cardenal, R (1, 4) (8, 4) (9, PH)			0-0 F5-3		0-0 F3		0-0 FC6-4 2B 1-2		0-3 K	3	1	0	0	0	0	2												
Pete Falcone, L OBP: 0.200, SLG: 0.200 Tom Hausman, R John Pacella, R Ron Hodges, L Kevin Kobel, R (1, 1) (6, 1) (7, 1) (8, PH) (8, 1)			0-0 L7		0-0 2-3			0-0 4-3 1-H 2B		2	0	0	0	0	0	1												
	R: 0 E: 0 K: 2 S: 7	H: 0 LOB: 0 BB: 0 P: 7	R: 0 E: 0 K: 2 S: 7	H: 0 LOB: 1 BB: 1 P: 11	R: 0 E: 0 K: 1 S: 5	H: 0 LOB: 0 BB: 0 P: 5	R: 1 E: 0 K: 0 S: 5	H: 2 LOB: 1 BB: 0 P: 5	R: 0 E: 0 K: 2 S: 7	H: 0 LOB: 0 BB: 0 P: 7	R: 0 E: 0 K: 0 S: 3	H: 0 LOB: 0 BB: 0 P: 3	R: 1 E: 0 K: 0 S: 4	H: 1 LOB: 1 BB: 1 P: 8	R: 2 E: 0 K: 2 S: 8	H: 1 LOB: 1 BB: 2 P: 16		1B: 2 2B: 2 3B: 0 HR: 0	SF: 0 SAC: 0 DP: 0 HBP: 0	WP: 1 PB: 0 SB: 1 CS: 0	PA: 35							
PITCHER	IP	WLS	BF	H	R	ER	SO	BB	IBB	HBP	BLK	WP	HR	S	P	ERA		WHIP										
J.R. Richard, R ERA: 1.78 Dave Smith, R ERA: 2.7	(1, 1) (9, 1)	8.1 0.2	W 3	32 1	3 0	4 0	4 0	8 2	4 0	0 0	0 0	1 0	0 7	44 7	60 7	4.32 0.00		0.840 1.500										

Batter	1	2	3	4	5	6	7	8	9	AB	R	H	RBI	BB	SO	LOB	BOTTOM											
Jeffrey Leonard, R OBP: 0.316, SLG: 0.417 (1, 9)	0-0 SH5-3 1B 1B		0-3 FC5-4 1-2		0-0 HR	0-3 K		0-3 K		5	2	1	0	2	3	<b>New York Mets @ Houston Astros</b> Astrodome, Houston, TX Fri Apr 25 1980, 7:05 PM EST Att: 24,140 - Unknown  livebaseballscores.com												
Craig Reynolds, L OBP: 0.305, SLG: 0.375 (1, 6)	0-0 SH5-3 1-2		0-3 K		0-0 F8		0-0 1B 2B			3	1	1	0	0	1		0											
Joe Morgan, L OBP: 0.390, SLG: 0.311 Rafael Landestoy, S OBP: 0.364, SLG: 0.250 (1, 4) (8, 4)	0-3 K		0-0 F8		0-3 K		0-0 2-H 1B			4	0	1	1	0	2		1											
Art Howe, R OBP: 0.300, SLG: 0.343 (1, 3)	0-0 FC6-4 2-H 1B		0-0 F9		0-0 F7		0-0 1B 2B			4	1	2	1	0	0		0											
Enos Cabell, R OBP: 0.397, SLG: 0.481 Julio Gonzalez, R OBP: 0.200, SLG: 0.300 (1, 5) (8, 5)	0-0 FC6-4 1-2			0-0 1B 2B		0-0 1B FC6-4 1B 2-H 1B		0-0 1B FC6-4 1B 2-H 1B		4	2	3	1	0	0		1											
Jose Cruz, L OBP: 0.422, SLG: 0.472 (1, 7)		0-3 K		0-3 K		0-0 K S 1B		0-0 F8		4	1	1	0	0	2		2											
Cesar Cedeno, R OBP: 0.348, SLG: 0.317 (1, 8)		0-3 K		0-3 K		0-3 K		0-3 K		4	0	0	0	0	4		4											
Alan Ashby, S OBP: 0.414, SLG: 0.333 (1, 2)		0-0 WP 1B		0-0 2-H 1B		4-0 FC6-4 1B		0-0 E5 L4-3		3	0	2	1	1	0		0											
J.R. Richard, R OBP: 0.091, SLG: 0.091 Dave Smith, R ERA: 2.7 (1, 1) (9, 1)		0-3 K FC6-4 1-2		0-0 F7		0-0 FC6-4 1-2 2-H 3-H		0-0 L4-3		4	0	0	1	0	1		4											
	R: 1 E: 0 K: 1 S: 7	H: 2 LOB: 1 BB: 0 P: 7	R: 0 E: 0 K: 3 S: 11	H: 1 LOB: 2 BB: 0 P: 11	R: 0 E: 0 K: 1 S: 5	H: 0 LOB: 0 BB: 0 P: 5	R: 1 E: 0 K: 2 S: 9	H: 2 LOB: 1 BB: 0 P: 9	R: 1 E: 0 K: 1 S: 6	H: 1 LOB: 0 BB: 0 P: 6	R: 2 E: 1 K: 1 S: 8	H: 4 LOB: 1 BB: 0 P: 8	R: 0 E: 1 K: 1 S: 5	H: 0 LOB: 0 BB: 0 P: 5	1B: 8 2B: 4 3B: 0 HR: 1		SF: 0 SAC: 1 DP: 1 HBP: 0	WP: 1 PB: 0 SB: 1 CS: 0	PA: 37									
PITCHER	IP	WLS	BF	H	R	ER	SO	BB	IBB	HBP	BLK	WP	HR	S	P		ERA	WHIP										
Pete Falcone, L ERA: 3.21 Tom Hausman, R ERA: 7.27 John Pacella, R ERA: 3.52 Kevin Kobel, L ERA: 7.71	(1, 1) (6, 1) (7, 1) (8, 1)	5.0 1.1 0.2 1.0	L 7	24 3	2 2	4 2	8 2	0 0	1 0	0 0	0 0	0 0	0 5	5 5	14 5		13.50 0.00	2.250 1.500										





Batter	1	2	3	4	5	6	7	8	9	AB	R	H	RBI	BB	SO	LOB	TOP																
Frank Taveras, R OBP: 0.297, SLG: 0.310 (1, 6)	4-0 BB S BB		0-3 K		0-0 F3			0-0 L5	4-0 BB	3	0	0	0	2	1	0																	
John Stearns, R OBP: 0.328, SLG: 0.426 (1, 2)	4-0 BB 1-2 BB		0-0 6-3		0-0 6-3			0-0 F8	0-0 F4	4	0	0	0	1	0	3																	
Lee Mazzilli, S OBP: 0.459, SLG: 0.318 (1, 3)	4-0 G4-6-3 1-2 2-3 BB			0-0 4-3		0-0 F7		0-0 1B BB 1B	0-0 F8	4	0	1	0	1	0	3																	
Joel Youngblood, R OBP: 0.404, SLG: 0.477 (8, 8)	0-0 F2			0-0 4-3 2B		0-0 1-3		4-0 1B 1-2 BB		3	0	1	0	1	0	3																	
Mike Jorgensen, L OBP: 0.440, SLG: 0.350 (1, 7)	0-0 G4-6-3 1-2			0-0 4-3 2-3		0-0 F2		0-0 FC4 1-2 2-3 1B		4	0	1	0	0	0	4																	
Jerry Morales, R OBP: 0.333, SLG: 0.348 Kevin Kobel, R (8, 1)		0-3 K		4-0 BB BB		0-0 F1-3 1B		0-0 FC4 1-2		3	0	1	0	1	1	3																	
Elliott Maddox, R OBP: 0.438, SLG: 0.381 (1, 5)		0-3 K		4-0 BB 1-2 BB		0-0 F8		0-0 BB BB 1B		3	0	1	0	1	1	1																	
Doug Flynn, R OBP: 0.259, SLG: 0.288 (1, 4)		0-0 F6		0-0 F2		0-0 F1-3 1-2		4-0 BB 1-2 BB		3	0	0	0	1	0	4																	
Craig Swan, R Phil Marlowe, L Jeff Resardon, R Alex Trevino, R Ed Glynn, R Neil Allen, R Dan Norman, R (1, 1) (5, PH) (5, 1) (7, PH) (7, 1) (7, 1) (8, 9)		0-3 K		0-0 6-3		0-0 4-3		0-0 F6		1	0	0	0	0	0	1	0																
<b>Inning Stats</b>	R: 0 E: 0 K: 0 S: 2	H: 0 LOB: 2 BB: 3 P: 14	R: 0 E: 0 K: 2 S: 7	H: 0 LOB: 0 BB: 0 P: 7	R: 0 E: 0 K: 2 S: 7	H: 0 LOB: 0 BB: 0 P: 7	R: 0 E: 0 K: 0 S: 4	H: 1 LOB: 3 BB: 2 P: 12	R: 0 E: 0 K: 0 S: 3	H: 0 LOB: 0 BB: 0 P: 3	R: 0 E: 0 K: 0 S: 4	H: 1 LOB: 1 BB: 0 P: 4	R: 0 E: 0 K: 0 S: 5	H: 2 LOB: 3 BB: 1 P: 9	R: 0 E: 0 K: 0 S: 4	H: 1 LOB: 3 BB: 2 P: 12	1B: 4 2B: 1 3B: 0 HR: 0	SF: 0 SAC: 0 DP: 1 HBP: 0	WP: 0 PB: 0 SB: 1 CS: 0	PA: 39													
<b>PITCHER</b>	IP WLS BF H R ER SO BB IBB HBP BLK WP HR S P ERA WHIP																																
Joe Niekro, R ERA: 1.52 Frank LaCorte, R ERA:	(1, 1) (8, 1)	7.2 S	32 7	4 1	0 0	0 0	4 0	6 2	0 0	0 0	0 0	0 0	0 0	0 5	13	0.00	2.250																

New York Mets @ Houston Astros  
Astrodome, Houston, TX  
Sat Apr 26 1980, 7:05 PM EST  
Att: 44,540 - Unknown

AB 31  
R 0  
H 5  
RBI 0  
BB 8  
SO 4  
LOB 24



Batter	1	2	3	4	5	6	7	8	9	AB	R	H	RBI	BB	SO	LOB	BOTTOM																
Jeffrey Leonard, R OBP: 0.302, SLG: 0.390 (1, 9)	0-3 K		0-3 K			0-0 F4-3		0-0 SH 1B		5	1	1	0	0	2	5																	
Craig Reynolds, L OBP: 0.290, SLG: 0.356 (1, 6)	0-0 G3		0-0 9-6 1-2			0-0 F5		0-0 SH SF8 3B		3	1	0	0	0	0	2																	
Denny Walling, L OBP: 0.424, SLG: 0.385 (1, 3)				0-0 F4-3			0-0 1B SH3-4 1B	0-0 SF8		3	1	2	1	0	0	0																	
Joe Morgan, L Rafael Landestoy, S (1, 4) (9, 4)	0-3 K			0-0 F4-3		0-0 SH3-4		0-0 1B 3B		3	1	1	1	0	1	1																	
Jose Cruz, L OBP: 0.426, SLG: 0.464 (1, 7)		0-0 E3 L9-3		0-0 5-3		0-0 1B 1B BB		0-0 6-3 1B 1B		3	2	1	1	1	0	0																	
Enos Cabell, R Julio Gonzalez, R (1, 5) (9, 5)		0-0 F8			0-0 F9		0-3 K	0-0 1B 1B		4	0	1	0	0	1	3																	
Cesar Cedeno, R OBP: 0.340, SLG: 0.311 (1, 8)		0-0 L9-3 1-2			0-0 5-3		0-0 1B 1-2 2-3 1B	0-0 6-3		4	0	1	0	0	0	3																	
Luis Pujols, R OBP: 0.286, SLG: 0.303 (1, 2)			0-0 E5 SH		0-0 F2		0-0 1B 1-3 2-3 3-H	4-0 1B		3	0	1	2	1	0	0																	
Joe Niekro, R Frank LaCorte, R (1, 1) (8, 1)			0-0 SH 1-2			0-3 K	0-3 K	0-0 FC6-4 1B		2	0	0	0	0	2	2																	
<b>Inning Stats</b>	R: 0 E: 0 K: 2 S: 8	H: 1 LOB: 1 BB: 0 P: 8	R: 0 E: 1 K: 0 S: 3	H: 0 LOB: 0 BB: 0 P: 3	R: 0 E: 1 K: 1 S: 6	H: 0 LOB: 1 BB: 0 P: 6	R: 0 E: 0 K: 0 S: 3	H: 0 LOB: 0 BB: 0 P: 3	R: 0 E: 0 K: 1 S: 5	H: 0 LOB: 0 BB: 0 P: 5	R: 2 E: 0 K: 2 S: 10	H: 3 LOB: 2 BB: 1 P: 14	R: 4 E: 1 K: 0 S: 9	H: 5 LOB: 3 BB: 1 P: 13	1B: 8 2B: 2 3B: 1 HR: 0	SF: 1 SAC: 3 DP: 2 HBP: 0	WP: 0 PB: 0 SB: 0 CS: 0	PA: 37															
<b>PITCHER</b>	IP WLS BF H R ER SO BB IBB HBP BLK WP HR S P ERA WHIP																																
Craig Swan, R Jeff Resardon, R Ed Glynn, L Neil Allen, R Kevin Kobel, L (1, 1) (5, 1) (7, 1) (7, 1) (8, 1)	4.0 2.0 0.1 1.0 0.2	WLS 6 L 8 6	BF 14 3 4 3	H 1 2 4 3	R 0 2 3 1	ER 0 0 2 3	SO 3 0 2 0	BB 0 1 0 1	IBB 0 0 0 0	HBP 0 0 0 0	BLK 0 0 0 0	WP 0 0 0 0	HR 0 8 2 12 5	S 20 8 6 12 9	P 20 8 6 12 9	ERA 0.00 0.00 54.00 27.00 13.50	WHIP 0.250 0.000 6.000 4.000 4.500																

New York Mets @ Houston Astros  
Astrodome, Houston, TX  
Sat Apr 26 1980, 7:05 PM EST  
Att: 44,540 - Unknown

AB 31  
R 6  
H 9  
RBI 6  
BB 2  
SO 6  
LOB 16









Batter	1	2	3	4	5	6	7	8	9	AB R H RBI BB SO LOB	TOP											
Rafael Landestoy S OBP: 0.313, SLG: 0.231 (1, 6)										4 0 1 0 0 0 0	<b>Houston Astros @ Cincinnati Reds</b> Riverfront Stadium, Cincinnati, OH Tue Apr 29 1980, 7:05 PM EDT Att: 18,092 - Unknown											
Jeffrey Leonard R OBP: 0.302, SLG: 0.360 (1, 9)										3 0 0 0 1 2 1												
Joe Morgan L OBP: 0.394, SLG: 0.333 (1, 4)										4 1 1 0 0 0 2												
Art Howe R OBP: 0.311, SLG: 0.333 (1, 3)										4 0 1 0 0 1 1												
Enos Cabell R OBP: 0.366, SLG: 0.422 (1, 5)										4 0 1 0 0 0 1												
Jose Cruz L OBP: 0.416, SLG: 0.438 (1, 7)										4 1 1 0 0 1 1												
Cesar Cedeno R OBP: 0.390, SLG: 0.420 (1, 8)										2 1 1 2 2 0 0												
Alan Ashby S OBP: 0.421, SLG: 0.576 (1, 2)										4 0 1 0 0 1 3												
Ken Forsch R OBP: 0.250, SLG: 0.250 (1, 1)										4 0 0 0 0 1 1												
<b>Inning Stats</b>	R: 0 E: 0 K: 1 S: 6	H: 1 LOB: 1 BB: 0 P: 6	R: 0 E: 0 K: 2 S: 7	H: 0 LOB: 1 BB: 1 P: 11	R: 0 E: 0 K: 1 S: 5	H: 0 LOB: 0 BB: 0 P: 5	R: 1 E: 0 K: 0 S: 5	H: 3 LOB: 2 BB: 1 P: 9	R: 0 E: 0 K: 0 S: 3	H: 0 LOB: 1 BB: 1 P: 7		R: 2 E: 0 K: 1 S: 7	H: 2 LOB: 0 BB: 0 P: 7	R: 0 E: 0 K: 0 S: 5	H: 0 LOB: 0 BB: 0 P: 5	R: 0 E: 0 K: 0 S: 3	H: 0 LOB: 0 BB: 0 P: 3	R: 0 E: 0 K: 0 S: 4	H: 1 LOB: 1 BB: 0 P: 4	1B: 5 2B: 0 3B: 1 HR: 1	SF: 0 SAC: 0 DP: 1 HBP: 0	WP: 0 PB: 0 SB: 5 CS: 0
<b>PITCHER</b>	IP WLS BF H R ER SO BB IBB HBP BLK WP HR S P ERA WHIP																					
Charlie Leibrandt L ERA: 2.25 (1, 1)	8.0 L 32 6 3 3 6 3 0 0 0 0 0 1 41 53 3.38 1.125																					
Doug Bair R ERA: 1.17 (9, 1)	1.0 4 1 0 0 0 0 0 0 0 0 0 0 4 4 0.00 1.000																					


Batter	1	2	3	4	5	6	7	8	9	AB R H RBI BB SO LOB	BOTTOM									
Ken Griffey L OBP: 0.319, SLG: 0.344 (1, 9)										3 0 0 0 1 1 4	<b>Houston Astros @ Cincinnati Reds</b> Riverfront Stadium, Cincinnati, OH Tue Apr 29 1980, 7:05 PM EDT Att: 18,092 - Unknown									
Junior Kennedy R OBP: 0.388, SLG: 0.379 (1, 4)										4 0 1 0 0 0 2										
Dave Concepcion R OBP: 0.276, SLG: 0.446 (1, 6)										4 0 0 0 0 1 2										
George Foster R OBP: 0.378, SLG: 0.476 (1, 7)										2 0 0 0 0 0 2										
Hector Cruz R OBP: 0.197, SLG: 0.250 (5, 7)										2 0 0 0 0 0 0										
Harry Spilman L OBP: 0.357, SLG: 0.429 (1, 3)										4 0 1 0 0 0 0										
Johnny Bench R OBP: 0.328, SLG: 0.389 (1, 2)										3 0 0 0 0 0 1										
Ray Knight R OBP: 0.318, SLG: 0.524 (1, 5)										3 0 0 0 0 0 1										
Cesar Geronimo L OBP: 0.286, SLG: 0.300 (1, 8)										3 0 1 0 0 0 0										
Charlie Leibrandt R OBP: 0.300, SLG: 0.222 (1, 1)										1 0 0 0 1 0 0										
Dan Driessen L OBP: 0.303, SLG: 0.309 (8, PH)										0 0 0 0 1 0 0										
Doug Bair R (9, 1)										0 0 0 0 0 0 0										
<b>Inning Stats</b>	R: 0 E: 0 K: 0 S: 3	H: 0 LOB: 0 BB: 0 P: 7	R: 0 E: 0 K: 0 S: 3	H: 0 LOB: 0 BB: 0 P: 3	R: 0 E: 0 K: 1 S: 5	H: 1 LOB: 0 BB: 0 P: 5	R: 0 E: 0 K: 1 S: 7	H: 2 LOB: 3 BB: 1 P: 11	R: 0 E: 0 K: 0 S: 3	H: 0 LOB: 0 BB: 0 P: 3	R: 0 E: 0 K: 0 S: 3	H: 0 LOB: 0 BB: 0 P: 3	R: 0 E: 0 K: 0 S: 3	H: 0 LOB: 1 BB: 1 P: 7	R: 0 E: 0 K: 0 S: 3	H: 0 LOB: 0 BB: 0 P: 3	1B: 2 2B: 1 3B: 0 HR: 0	SF: 0 SAC: 0 DP: 1 HBP: 0	WP: 0 PB: 0 SB: 0 CS: 0	PA: 32
<b>PITCHER</b>	IP WLS BF H R ER SO BB IBB HBP BLK WP HR S P ERA WHIP																			
Ken Forsch R ERA: 2.12 (1, 1)	9.0 W 32 3 0 0 2 3 0 0 0 0 0 0 33 45 0.00 0.667																			



Batter	1	2	3	4	5	6	7	8	9	AB	R	H	RBI	BB	SO	LOB	TOP						
Jeffrey Leonard, R OBP: 0.293, SLG: 0.345 (1, 9)	F8		K					K	4-3	5	0	1	0	0	2	2							
Craig Reynolds, L OBP: 0.254, SLG: 0.309 (1, 6)	P4		3-1					4-3		4	0	0	0	0	0	2							
Denny Walling, L OBP: 0.381, SLG: 0.353 (1, 3)	3-1			K				G3		4	1	1	0	0	1	0							
Joe Morgan, L OBP: 0.400, SLG: 0.397 (1, 4)		6-3		P4				HR		4	1	2	2	0	0	0							
Jose Cruz, L OBP: 0.407, SLG: 0.426 (1, 7)		P6		P5				1B		4	0	1	0	0	0	0							
Enos Cabell, R OBP: 0.347, SLG: 0.397 (1, 5)		F3						1B		4	0	0	0	0	1	2							
Cesar Cedeno, R OBP: 0.413, SLG: 0.491 (1, 8)										3	2	2	1	1	0	0							
Alan Ashby, S OBP: 0.405, SLG: 0.568 (1, 2)										4	0	1	1	0	1	1							
J.R. Richard, R OBP: 0.154, SLG: 0.385 Dave Smith, R (8, 1)										2	1	1	1	0	1	0							
<b>Inning Stats</b>	R: 0 E: 0 K: 0 S: 3	H: 0 LOB: 0 BB: 0 P: 3	R: 0 E: 0 K: 0 S: 3	H: 0 LOB: 0 BB: 0 P: 3	R: 1 E: 0 K: 1 S: 6	H: 1 LOB: 1 BB: 1 P: 10	R: 0 E: 0 K: 1 S: 5	H: 0 LOB: 0 BB: 0 P: 5	R: 2 E: 0 K: 1 S: 8	H: 3 LOB: 1 BB: 0 P: 8	R: 1 E: 0 K: 0 S: 4	H: 1 LOB: 0 BB: 0 P: 4	R: 0 E: 0 K: 1 S: 5	H: 0 LOB: 0 BB: 0 P: 5	R: 1 E: 0 K: 0 S: 4	H: 3 LOB: 2 BB: 0 P: 10	R: 0 E: 0 K: 0 S: 4	H: 1 LOB: 1 BB: 0 P: 4	1B: 4 2B: 2 3B: 0 HR: 3	SF: 0 SAC: 1 DP: 0 HBP: 0	WP: 0 PB: 0 SB: 2 CS: 0	PA: 37	
<b>PITCHER</b>	IP	WLS	BF	H	R	ER	SO	BB	IBB	HBP	BLK	WP	HR	S	P	ERA	WHIP						
Tom Seaver, R ERA: 4.01 Mario Soto, R ERA: 8.31 Tom Hume, R ERA:	(1, 1) (7, 1) (9, 1)	6.0 2.0 1.0	L 9 4	24 3 1	5 1 0	4 1 0	4 3 0	3 1 0	1 0 0	0 0 0	0 0 0	0 0 0	0 0 0	3 15 4	29 15 4	33 15 4	6.00 4.50 0.00	1.000 1.500 1.000					

Houston Astros @ Cincinnati Reds  
Riverfront Stadium, Cincinnati, OH  
Wed Apr 30 1980, 7:05 PM EDT  
Att: 19,821 - Unknown


AB 35  
R 5  
H 9  
RBI 5  
BB 1  
SO 6  
LOB 8



Batter	1	2	3	4	5	6	7	8	9	AB	R	H	RBI	BB	SO	LOB	BOTTOM					
Ken Griffey, L OBP: 0.316, SLG: 0.328 (1, 9)			K					FC6-4		3	1	0	0	1	1	1						
Cesar Geronimo, L OBP: 0.280, SLG: 0.333 (1, 8)			F8					L5		4	0	1	1	0	0	1						
Dave Concepcion, R OBP: 0.275, SLG: 0.449 (1, 6)										4	0	1	0	0	2	1						
Ray Knight, R OBP: 0.314, SLG: 0.507 (1, 5)										4	0	1	0	0	1	2						
Harry Spilman, L OBP: 0.333, SLG: 0.353 (1, 3)										3	0	0	0	1	0	2						
Johnny Bench, R OBP: 0.306, SLG: 0.362 (1, 2)										4	0	0	0	0	2	3						
Hector Cruz, R OBP: 0.133, SLG: 0.200 (1, 7)										3	0	0	0	0	1	2						
Junior Kennedy, R OBP: 0.352, SLG: 0.361 (1, 4)										3	0	0	0	0	1	0						
Tom Seaver, R OBP: 0.250, SLG: 0.286 Mario Soto, R Ron Oester, S OBP: 0.167, SLG: 0.167 Tom Hume, R (8, 1)	(1, 1) (7, 1) (9, 1)	7.1 1.2	W 6	27 1	3 0	1 0	1 0	8 0	1 0	8 0	0 0	0 0	0 0	0 0	0 0	0 0	0 0					
<b>Inning Stats</b>	R: 1 E: 0 K: 2 S: 8	H: 1 LOB: 1 BB: 1 P: 12	R: 0 E: 0 K: 1 S: 5	H: 0 LOB: 0 BB: 0 P: 5	R: 0 E: 0 K: 1 S: 5	H: 0 LOB: 0 BB: 0 P: 5	R: 0 E: 0 K: 0 S: 4	H: 1 LOB: 2 BB: 1 P: 8	R: 0 E: 0 K: 2 S: 7	H: 0 LOB: 0 BB: 0 P: 7	R: 0 E: 0 K: 1 S: 5	H: 0 LOB: 0 BB: 0 P: 5	R: 0 E: 0 K: 1 S: 5	H: 0 LOB: 0 BB: 0 P: 5	R: 0 E: 0 K: 0 S: 4	H: 1 LOB: 1 BB: 0 P: 4	R: 0 E: 0 K: 1 S: 6	H: 1 LOB: 1 BB: 0 P: 6	1B: 2 2B: 2 3B: 0 HR: 0	SF: 0 SAC: 0 DP: 0 HBP: 0	WP: 0 PB: 0 SB: 1 CS: 0	PA: 33
<b>PITCHER</b>	IP	WLS	BF	H	R	ER	SO	BB	IBB	HBP	BLK	WP	HR	S	P	ERA	WHIP					
J.R. Richard, R Dave Smith, R	(1, 1) (8, 1)	7.1 1.2	W 6	27 1	3 0	1 0	8 0	1 0	0 0	0 0	0 0	0 0	0 0	8 8	8 8	0.00 0.600	0.682					

Houston Astros @ Cincinnati Reds  
Riverfront Stadium, Cincinnati, OH  
Wed Apr 30 1980, 7:05 PM EDT  
Att: 19,821 - Unknown

AB 31  
R 1  
H 4  
RBI 1  
BB 2  
SO 9  
LOB 12









Batter	1	2	3	4	5	6	7	8	9	AB	R	H	RBI	BB	SO	LOB	TOP		
Terry Puhl, L OBP: 0.353, SLG: 0.455 (1, 9)	0-0 4-3		0-0 SH5-4 1B		0-0 1-3		0-0 3-1		0-0 G3	5	0	1	0	0	0	0			
Craig Reynolds, L OBP: 0.296, SLG: 0.316 (1, 6)	0-0 4-3		0-0 SH5-4		0-0 1B		0-0 F7			3	0	1	0	0	0	0			
Denny Walling, L OBP: 0.431, SLG: 0.429 (1, 3)	4-0 BB		0-0 6-3		0-0 1B		0-0 WP 1B			3	0	2	1	1	0	1			
Joe Morgan, L OBP: 0.593, SLG: 0.424 (1, 4)	0-0 F8		0-0 1-3		0-3 K		0-0 6-3			4	0	0	0	0	1	5			
Rafael Landestoy, S OBP: 0.313, SLG: 0.231 (8, 4)										0	0	0	0	0	0	0			
Jose Cruz, L OBP: 0.400, SLG: 0.400 (1, 7)		0-0 G4-6-3 1B		4-0 4-3 BLK BB		0-0 F9		0-0 4-3		3	0	1	0	1	0	2			
Enos Cabell, R OBP: 0.349, SLG: 0.400 (1, 5)		0-0 G4-6-3		0-0 4-3		0-0 F8		0-0 3-1		4	0	0	0	0	0	2			
Cesar Cedeno, R OBP: 0.431, SLG: 0.532 (1, 8)				0-0 FC1-2-5-1 2B		0-0 3-1 S 1B		0-3 K		4	0	2	0	0	1	1			
Alan Ashby, S OBP: 0.400, SLG: 0.538 (1, 2)				0-0 F8		0-0 3-1		0-0 6-3		2	0	0	0	1	0	2			
Bruce Bochy, R OBP: 0.304, SLG: 0.325 (8, 2)				4-0 SH5-4 6-3 1B BB		0-0 1-3		0-3 K		1	0	0	0	0	0	0			
Nolan Ryan, R OBP: 0.167, SLG: 0.364 (1, 1)				0-0 1-3		0-0 5-3				2	1	0	0	1	0	3			
Joe Sambito, L OBP: 0.500, SLG: 0.500 (7, 1)										0	0	0	0	0	0	0			
Frank LaCorte, R OBP: 0.500, SLG: 0.500 (7, 1)										0	0	0	0	0	0	0			
Art Howe, R OBP: 0.304, SLG: 0.325 (9, PH)										1	0	0	0	1	0				
<b>Inning Stats</b>	R: 0 E: 0 K: 0 S: 3	H: 0 LOB: 1 BB: 1 P: 7	R: 0 E: 0 K: 0 S: 4	H: 2 LOB: 1 BB: 0 P: 4	R: 1 E: 0 K: 0 S: 4	H: 1 LOB: 1 BB: 1 P: 8	R: 0 E: 0 K: 0 S: 3	H: 0 LOB: 2 BB: 2 P: 11	R: 0 E: 0 K: 1 S: 7	H: 1 LOB: 1 BB: 0 P: 4	R: 0 E: 0 K: 0 S: 4	H: 1 LOB: 0 BB: 0 P: 4	R: 0 E: 0 K: 1 S: 5	H: 0 LOB: 0 BB: 0 P: 5	R: 0 E: 0 K: 1 S: 5	H: 0 LOB: 0 BB: 0 P: 5	1B: 6 2B: 1 3B: 0 HR: 0	SF: 0 SAC: 1 DP: 1 HBP: 0	WP: 1 PA: 37 PB: 0 SB: 1 CS: 0
<b>PITCHER</b>	IP WLS BF H R ER SO BB IBB HBP BLK WP HR S P ERA WHIP	IP WLS BF H R ER SO BB IBB HBP BLK WP HR S P ERA WHIP	IP WLS BF H R ER SO BB IBB HBP BLK WP HR S P ERA WHIP	IP WLS BF H R ER SO BB IBB HBP BLK WP HR S P ERA WHIP	IP WLS BF H R ER SO BB IBB HBP BLK WP HR S P ERA WHIP	IP WLS BF H R ER SO BB IBB HBP BLK WP HR S P ERA WHIP	IP WLS BF H R ER SO BB IBB HBP BLK WP HR S P ERA WHIP	IP WLS BF H R ER SO BB IBB HBP BLK WP HR S P ERA WHIP	IP WLS BF H R ER SO BB IBB HBP BLK WP HR S P ERA WHIP	IP WLS BF H R ER SO BB IBB HBP BLK WP HR S P ERA WHIP	IP WLS BF H R ER SO BB IBB HBP BLK WP HR S P ERA WHIP	IP WLS BF H R ER SO BB IBB HBP BLK WP HR S P ERA WHIP	IP WLS BF H R ER SO BB IBB HBP BLK WP HR S P ERA WHIP	IP WLS BF H R ER SO BB IBB HBP BLK WP HR S P ERA WHIP	IP WLS BF H R ER SO BB IBB HBP BLK WP HR S P ERA WHIP	IP WLS BF H R ER SO BB IBB HBP BLK WP HR S P ERA WHIP	IP WLS BF H R ER SO BB IBB HBP BLK WP HR S P ERA WHIP	IP WLS BF H R ER SO BB IBB HBP BLK WP HR S P ERA WHIP	IP WLS BF H R ER SO BB IBB HBP BLK WP HR S P ERA WHIP

Houston Astros @ St. Louis Cardinals  
 Busch Stadium, St. Louis, MO  
 Fri May 02 1980, 7:05 PM CDT  
 Att: 23,009 - Unknown

AB	32
R	1
H	7
RBI	1
BB	4
SO	3
LOB	16



Batter	1	2	3	4	5	6	7	8	9	AB	R	H	RBI	BB	SO	LOB	BOTTOM		
Garry Templeton, S OBP: 0.386, SLG: 0.463 (1, 6)	0-0 CS 1B		0-0 4-3		0-0 5-3		0-0 S 1B			4	1	2	1	0	0	0			
Ken Oberkfell, L OBP: 0.397, SLG: 0.351 (1, 4)	4-0 2-3 BB 1-2		0-0 G3			0-3 K	4-0 2-3 3-H 1B			2	1	0	0	2	1	0			
Keith Hernandez, L OBP: 0.383, SLG: 0.520 (1, 3)	4-0 2-3 BB		0-0 4-3			4-0 WP SF8 BB	0-0 1-3 2-H 3-H 1B			2	2	1	2	2	0	0			
Ted Simmons, S OBP: 0.441, SLG: 0.491 (1, 2)	0-0 2-3			4-0 4-3 WP 1B BB		0-0 SF8	0-0 1-H 3-H HR			2	2	1	4	1	0	2			
Bobby Bonds, R OBP: 0.274, SLG: 0.386 (1, 7)	0-0 F8			0-0 4-3		0-0 4-3	0-0 K			4	0	0	0	0	1	3			
George Hendrick, R OBP: 0.392, SLG: 0.575 (1, 9)		0-3 K		0-0 G6-4-3 1B		0-0 G6-4-3 3-H 0-0 1B	0-0 K			4	1	2	1	0	2	0			
Ken Reitz, R OBP: 0.440, SLG: 0.537 (1, 5)				0-0 G6-4-3 1B		0-0 G6-4-3 1-2	0-0 2B 1B	0-0 6-3		4	1	2	1	0	0	1			
Tony Scott, S OBP: 0.257, SLG: 0.250 (1, 8)			0-3 K			0-3 K	0-0 1B 1B	0-0 F7		4	1	1	0	0	2	1			
Bob Forsch, R OBP: 0.385, SLG: 0.667 (1, 1)				0-0 5-3		0-3 K	0-3 K	0-3 K		0	0	0	0	0	0	0			
Don Hood, L OBP: 0.385, SLG: 0.667 (2, 1)										2	0	0	0	0	1	1			
Jim Kaat, L OBP: 0.385, SLG: 0.667 (7, 1)										2	0	0	0	0	2	2			
<b>Inning Stats</b>	R: 0 E: 0 K: 0 S: 3	H: 1 LOB: 2 BB: 2 P: 11	R: 0 E: 0 K: 2 S: 8	H: 1 LOB: 1 BB: 0 P: 8	R: 0 E: 0 K: 0 S: 3	H: 0 LOB: 0 BB: 0 P: 3	R: 1 E: 0 K: 0 S: 3	H: 1 LOB: 0 BB: 1 P: 7	R: 0 E: 0 K: 2 S: 7	H: 0 LOB: 0 BB: 0 P: 7	R: 1 E: 0 K: 1 S: 5	H: 0 LOB: 1 BB: 1 P: 9	R: 7 E: 0 K: 3 S: 15	H: 6 LOB: 0 BB: 1 P: 19	R: 0 E: 0 K: 1 S: 5	H: 0 LOB: 0 BB: 0 P: 5	1B: 6 2B: 2 3B: 0 HR: 1	SF: 1 SAC: 0 DP: 1 HBP: 0	WP: 2 PA: 36 PB: 0 SB: 2 CS: 1
<b>PITCHER</b>	IP WLS BF H R ER SO BB IBB HBP BLK WP HR S P ERA WHIP	IP WLS BF H R ER SO BB IBB HBP BLK WP HR S P ERA WHIP	IP WLS BF H R ER SO BB IBB HBP BLK WP HR S P ERA WHIP	IP WLS BF H R ER SO BB IBB HBP BLK WP HR S P ERA WHIP	IP WLS BF H R ER SO BB IBB HBP BLK WP HR S P ERA WHIP	IP WLS BF H R ER SO BB IBB HBP BLK WP HR S P ERA WHIP	IP WLS BF H R ER SO BB IBB HBP BLK WP HR S P ERA WHIP	IP WLS BF H R ER SO BB IBB HBP BLK WP HR S P ERA WHIP	IP WLS BF H R ER SO BB IBB HBP BLK WP HR S P ERA WHIP	IP WLS BF H R ER SO BB IBB HBP BLK WP HR S P ERA WHIP	IP WLS BF H R ER SO BB IBB HBP BLK WP HR S P ERA WHIP	IP WLS BF H R ER SO BB IBB HBP BLK WP HR S P ERA WHIP	IP WLS BF H R ER SO BB IBB HBP BLK WP HR S P ERA WHIP	IP WLS BF H R ER SO BB IBB HBP BLK WP HR S P ERA WHIP	IP WLS BF H R ER SO BB IBB HBP BLK WP HR S P ERA WHIP	IP WLS BF H R ER SO BB IBB HBP BLK WP HR S P ERA WHIP	IP WLS BF H R ER SO BB IBB HBP BLK WP HR S P ERA WHIP	IP WLS BF H R ER SO BB IBB HBP BLK WP HR S P ERA WHIP	IP WLS BF H R ER SO BB IBB HBP BLK WP HR S P ERA WHIP

Houston Astros @ St. Louis Cardinals  
 Busch Stadium, St. Louis, MO  
 Fri May 02 1980, 7:05 PM CDT  
 Att: 23,009 - Unknown

AB	30
R	9
H	9
RBI	9
BB	5
SO	9
LOB	10









Batter	1	2	3	4	5	6	7	8	9	AB	R	H	RBI	BB	SO	LOB	TOP										
Rafael Landestoy, S (1,4)	5-3		1B	1-3		FC4-6			P6	5	1	1	0	0	0	2											
Julio Gonzalez, R (1,6)	F8		L3		4-3				F3	5	0	1	0	0	0	1											
Terry Puhl, L (1,9)	FC5-4				4-3				L9	4	0	2	1	0	0	1											
Art Howe, R (1,3)	FC5-4				K				5-3	3	0	0	0	1	1	2											
Enos Cabell, R (1,5)		4-3	G6-4-3		1-3				4-3	4	1	1	0	0	0	3											
Cesar Cedeno, R (1,8)	4-3				SF7				K	4	1	1	0	0	1	1											
Jose Cruz, L (1,7)	FC6-4				SF7				E5	2	1	1	2	1	0	0											
Luis Pujols, R (1,2)	FC6-4				L6				F8	4	0	0	0	0	1	3											
Ken Forsch, R (1,1)										3	0	2	1	0	1	1											
Joe Sambito, L (7,1)										1	0	0	0	0	0	0											
Frank LaCorte, R (9,1)	K								F8	0	0	0	0	0	0	0											
<b>Inning Stats</b>	R: 0 E: 0 K: 0 S: 4	H: 1 LOB: 1 BB: 0 P: 4	R: 1 E: 0 K: 1 S: 7	H: 2 LOB: 1 BB: 0 P: 7	R: 1 E: 0 K: 0 S: 4	H: 2 LOB: 1 BB: 1 P: 8	R: 1 E: 0 K: 0 S: 5	H: 2 LOB: 1 BB: 0 P: 5	R: 0 E: 0 K: 1 S: 6	H: 1 LOB: 1 BB: 0 P: 6	R: 1 E: 1 K: 1 S: 7	H: 1 LOB: 1 BB: 0 P: 7	R: 0 E: 0 K: 0 S: 3	H: 0 LOB: 0 BB: 0 P: 3	R: 0 E: 0 K: 1 S: 5	H: 0 LOB: 1 BB: 1 P: 9	R: 0 E: 0 K: 0 S: 3	H: 0 LOB: 0 BB: 0 P: 3	1B: 5 2B: 3 3B: 1 HR: 0	SF: 1 SAC: 0 DP: 1 HBP: 0	WP: 0 PB: 0 SB: 3 CS: 0	PA: 38					
<b>PITCHER</b>	IP	WLS	BF	H	R	ER	SO	BB	IBB	HBP	BLK	WP	HR	S	P	ERA	WHIP										
Bob Sykes, L (1,1)	4.0	L	19	7	3	3	1	1	0	0	0	0	0	20	24	6.75	2.000										
Roy Thomas, R (5,1)	3.0		12	2	1	0	2	0	0	0	0	0	0	16	16	0.00	0.667										
Mark Littell, R (8,1)	2.0		7	0	0	0	1	1	0	0	0	0	0	8	12	0.00	0.500										

Houston Astros @ St. Louis Cardinals  
 Busch Stadium, St. Louis, MO  
 Sun May 04 1980, 3:33 AM CDT  
 Att: 17,262 - Unknown

AB	35
R	4
H	9
RBI	4
BB	2
SO	4
LOB	14



Batter	1	2	3	4	5	6	7	8	9	AB	R	H	RBI	BB	SO	LOB	BOTTOM										
Garry Templeton, S (1,6)	1B		P5		F7				K	5	1	1	0	0	1	5											
Ken Oberkfell, L (1,4)	L7		F5		G4-6-3					3	0	0	0	0	0	3											
Ted Simmons, S (7,PH)										1	0	0	0	0	1	2											
Mike Phillips, L (8,4)										0	0	0	0	0	0	0											
Keith Hernandez, L (1,3)	FC4-6				G3				4-3	4	0	1	0	0	0	1											
Dane Iorg, L (1,7)	1B				BB				K	4	0	3	1	0	1	0											
Terry Kennedy, L (1,2)	9-2				F8				4-3	4	0	0	0	0	0	4											
George Hendrick, R (1,9)	5-3				K				CI	3	1	1	0	0	1	1											
Ken Reitz, R (1,5)	5-3								SF8	2	0	1	1	1	0	0											
Tom Herr, S (9,PH)									FC2-5	0	0	0	0	0	0	0											
Tony Scott, S (1,8)	F8				4-3				FC2-5	4	0	1	0	0	0	4											
Bob Sykes, S (1,1)									FC2-5	1	0	1	0	0	0	0											
Roy Thomas, R (5,1)										1	0	1	0	0	0	0											
Bernie Carbo, L (7,PH)										1	0	0	0	0	0	1											
Mark Littell, L (8,1)										0	0	0	0	0	0	0											
Bobby Bonds, R (9,PH)										1	0	0	0	0	1	2											
<b>Inning Stats</b>	R: 1 E: 0 K: 0 S: 5	H: 3 LOB: 0 BB: 0 P: 5	R: 0 E: 0 K: 0 S: 3	H: 0 LOB: 0 BB: 0 P: 3	R: 0 E: 0 K: 1 S: 6	H: 1 LOB: 2 BB: 1 P: 10	R: 0 E: 0 K: 0 S: 3	H: 1 LOB: 0 BB: 0 P: 3	R: 0 E: 0 K: 1 S: 5	H: 0 LOB: 0 BB: 0 P: 5	R: 1 E: 1 K: 2 S: 9	H: 2 LOB: 2 BB: 0 P: 9	R: 0 E: 1 K: 0 S: 5	H: 0 LOB: 0 BB: 0 P: 5	R: 0 E: 1 K: 2 S: 9	H: 1 LOB: 2 BB: 0 P: 9	1B: 9 2B: 1 3B: 1 HR: 0	SF: 1 SAC: 0 DP: 3 HBP: 0	WP: 0 PB: 0 SB: 0 CS: 0	PA: 37							
<b>PITCHER</b>	IP	WLS	BF	H	R	ER	SO	BB	IBB	HBP	BLK	WP	HR	S	P	ERA	WHIP										
Ken Forsch, R (1,1)	6.2	W	28	9	2	2	1	0	0	0	0	0	0	29	33	2.70	1.500										
Joe Sambito, L (7,1)	1.2		7	1	0	0	2	0	0	0	0	0	0	11	11	0.00	0.600										
Frank LaCorte, R (9,1)	0.2	S	2	0	0	0	2	0	0	0	0	0	0	6	6	0.00	0.000										

Houston Astros @ St. Louis Cardinals  
 Busch Stadium, St. Louis, MO  
 Sun May 04 1980, 3:33 AM CDT  
 Att: 17,262 - Unknown

AB	34
R	2
H	10
RBI	2
BB	1
SO	5
LOB	23







Batter	1	2	3	4	5	6	7	8	9	AB	R	H	RBI	BB	SO	LOB	TOP
Terry Puhl, L OBP: 0.359, SLG: 0.429 (1, 9)	G3		F8			K		4-3		4	0	0	0	0	1	1	
Craig Reynolds, L OBP: 0.244, SLG: 0.289 Randy Niemann, L (6, 1)	K		FC4-6			4-3				3	0	0	0	0	1	1	
Jeffrey Leonard, R OBP: 0.300, SLG: 0.351 Dave Smith, R (8, PH)	K									0	0	0	0	0	0	0	
Denny Walling, L OBP: 0.417, SLG: 0.375 (1, 3)	K				K		F8	4-3		4	0	0	0	0	2	1	
Joe Morgan, L OBP: 0.391, SLG: 0.403 Julio Gonzalez, R OBP: 0.176, SLG: 0.235 (7, 6)		3-1		5-3				BB 1B	G3	3	1	1	0	0	0	0	
Jose Cruz, L OBP: 0.416, SLG: 0.422 Dave Bergman, L OBP: 0.231, SLG: 0.167 (7, 7)					F7			PB 1B BB	F7	2	0	1	0	1	0	0	
Enos Cabell, R OBP: 0.319, SLG: 0.372 Art Howe, R OBP: 0.314, SLG: 0.318 (1, 5)										3	0	0	0	0	1	3	
Cesar Cedeno, R OBP: 0.417, SLG: 0.521 (1, 8)										1	0	1	0	0	0	0	
Alan Ashby, S OBP: 0.373, SLG: 0.511 Bruce Bochy, R (5, 2)				4-3		4-3		6-3		2	0	0	0	0	0	0	
J.R. Richard, R OBP: 0.154, SLG: 0.385 Joaquin Andujar, S OBP: 1.000, SLG: 1.000 Rafael Landestoy, S OBP: 0.261, SLG: 0.250 (6, PH)										0	0	0	0	0	0	0	
										1	0	1	0	0	0	0	
										2	0	0	0	0	0	0	
										1	0	0	0	0	0	2	
										0	0	0	0	0	0	0	
										1	0	1	0	0	0	0	
										2	0	0	0	0	1	0	
										0	0	0	0	0	0	0	
										1	0	1	0	0	0	0	
										2	0	0	0	0	1	0	
										0	0	0	0	0	0	0	
										1	0	1	0	0	0	0	
										2	0	0	0	0	1	0	
										0	0	0	0	0	0	0	
										1	0	1	0	0	0	0	
										2	0	0	0	0	1	0	
										0	0	0	0	0	0	0	
										1	0	1	0	0	0	0	
										2	0	0	0	0	1	0	
										0	0	0	0	0	0	0	
										1	0	1	0	0	0	0	
										2	0	0	0	0	1	0	
										0	0	0	0	0	0	0	
										1	0	1	0	0	0	0	
										2	0	0	0	0	1	0	
										0	0	0	0	0	0	0	
										1	0	1	0	0	0	0	
										2	0	0	0	0	1	0	
										0	0	0	0	0	0	0	
										1	0	1	0	0	0	0	
										2	0	0	0	0	1	0	
										0	0	0	0	0	0	0	
										1	0	1	0	0	0	0	
										2	0	0	0	0	1	0	
										0	0	0	0	0	0	0	
										1	0	1	0	0	0	0	
										2	0	0	0	0	1	0	
										0	0	0	0	0	0	0	
										1	0	1	0	0	0	0	
										2	0	0	0	0	1	0	
										0	0	0	0	0	0	0	
										1	0	1	0	0	0	0	
										2	0	0	0	0	1	0	
										0	0	0	0	0	0	0	
										1	0	1	0	0	0	0	
										2	0	0	0	0	1	0	
										0	0	0	0	0	0	0	
										1	0	1	0	0	0	0	
										2	0	0	0	0	1	0	
										0	0	0	0	0	0	0	
										1	0	1	0	0	0	0	
										2	0	0	0	0	1	0	
										0	0	0	0	0	0	0	
										1	0	1	0	0	0	0	
										2	0	0	0	0	1	0	
										0	0	0	0	0	0	0	
										1	0	1	0	0	0	0	
										2	0	0	0	0	1	0	
										0	0	0	0	0	0	0	
										1	0	1	0	0	0	0	
										2	0	0	0	0	1	0	
										0	0	0	0	0	0	0	
										1	0	1	0	0	0	0	
										2	0	0	0	0	1	0	
										0	0	0	0	0	0	0	
										1	0	1	0	0	0	0	
										2	0	0	0	0	1	0	
										0	0	0	0	0	0	0	
										1	0	1	0	0	0	0	
										2	0	0	0	0	1	0	
										0	0	0	0	0	0	0	
										1	0	1	0	0	0	0	
										2	0	0	0	0	1	0	
										0	0	0	0	0	0	0	
										1	0	1	0	0	0	0	
										2	0	0	0	0	1	0	
										0	0	0	0	0	0	0	
										1	0	1	0	0	0	0	
										2	0	0	0	0	1	0	
										0	0	0	0	0	0	0	
										1	0	1	0	0	0	0	
										2	0	0	0	0	1	0	
										0	0	0	0	0	0	0	
										1	0	1	0	0	0	0	
										2	0	0	0	0	1	0	
										0	0	0	0	0	0	0	
										1	0	1	0	0	0	0	
										2	0	0	0	0	1	0	
										0	0	0	0	0	0	0	
										1	0	1	0	0	0	0	
										2	0	0	0	0	1	0	
										0	0	0	0	0	0	0	
										1	0	1	0	0	0	0	
										2	0	0	0	0	1	0	
										0	0	0	0	0	0	0	
										1	0	1	0	0	0		



Batter	1	2	3	4	5	6	7	8	9	AB	R	H	RBI	BB	SO	LOB	TOP					
Rafael Landestoy, S OBP: 0.296, SLG: 0.333 (1, 6)										4	1	2	0	0	1	0	<b>Houston Astros @ Montreal Expos</b> Olympic Stadium, Montreal, QB Tue May 06 1980, 3:33 AM EDT Att: 5,503 - Unknown					
Terry Puhl, L OBP: 0.348, SLG: 0.410 (1, 9) (6, 8)										5	1	1	0	0	1	2						
Joe Morgan, L OBP: 0.381, SLG: 0.390 (1, 4)										5	1	1	0	0	0	3						
Cesar Cedeno, R OBP: 0.425, SLG: 0.526 Denny Walling, L OBP: 0.419, SLG: 0.380 (1, 8) (6, 9)										3	1	2	1	0	0	2						
Enos Cabell, R OBP: 0.354, SLG: 0.404 (1, 5)										3	3	3	2	2	0	0						
Art Howe, R OBP: 0.304, SLG: 0.306 (1, 3)										5	0	1	1	0	0	6						
Jose Cruz, L OBP: 0.425, SLG: 0.432 (1, 7)										5	0	3	4	0	1	3						
Luis Pujols, R OBP: 0.204, SLG: 0.213 (1, 2)										5	0	0	0	0	1	8						
Joe Niekro, R OBP: 0.176, SLG: 0.125 (1, 1)										4	0	0	0	1	2	4						
<b>Inning Stats</b>	R: 5 E: 1 K: 0 S: 8	H: 5 LOB: 0 BB: 0 P: 8	R: 0 E: 0 K: 0 S: 5	H: 2 LOB: 2 BB: 0 P: 5	R: 0 E: 0 K: 1 S: 4	H: 1 LOB: 1 BB: 1 P: 4	R: 0 E: 0 K: 1 S: 5	H: 0 LOB: 1 BB: 1 P: 9	R: 0 E: 0 K: 2 S: 8	H: 1 LOB: 2 BB: 1 P: 12	R: 0 E: 0 K: 1 S: 9	H: 4 LOB: 2 BB: 0 P: 9	R: 0 E: 0 K: 0 S: 3	H: 0 LOB: 0 BB: 0 P: 3	R: 1 E: 0 K: 1 S: 7	H: 1 LOB: 2 BB: 1 P: 11		1B: 12 2B: 2 3B: 0 HR: 0	SF: 0 SAC: 1 DP: 1 HBP: 0	WP: 0 PB: 0 SB: 0 CS: 0	PA: 45	
<b>PITCHER</b>	IP WLS BF H R ER SO BB IBB HBP BLK WP HR S P ERA WHIP	IP WLS BF H R ER SO BB IBB HBP BLK WP HR S P ERA WHIP																				
Ross Grimsley, L ERA: 5.06 (1, 1)	3.0 L 17 8 5 5 0 0 0 0 0 0 0 0 0 17 17 15.00 2.667																					
Fred Norman, L ERA: 6.11 (4, 1)	2.0 9 1 0 0 3 2 0 0 0 0 0 0 0 13 21 0.00 1.500																					
Dale Murray, R ERA: 6.43 (6, 1)	1.1 7 3 2 2 1 0 0 0 0 0 0 0 0 9 9 13.50 2.250																					
Woodie Fryman, L ERA: 1.29 (7, 1)	1.2 6 1 0 0 1 0 0 0 0 0 0 0 0 8 8 0.00 0.600																					
Stan Bahnsen, R ERA: 0.96 (9, 1)	1.0 6 1 1 1 1 1 0 0 0 0 0 0 0 7 11 9.00 2.000																					
<b>Batter</b>	<b>1</b>	<b>2</b>	<b>3</b>	<b>4</b>	<b>5</b>	<b>6</b>	<b>7</b>	<b>8</b>	<b>9</b>	<b>AB</b>	<b>R</b>	<b>H</b>	<b>RBI</b>	<b>BB</b>	<b>SO</b>	<b>LOB</b>	<b>BOTTOM</b>					
Ron LeFlore, R OBP: 0.375, SLG: 0.419 (1, 7)										4	1	2	0	0	0	1	<b>Houston Astros @ Montreal Expos</b> Olympic Stadium, Montreal, QB Tue May 06 1980, 3:33 AM EDT Att: 5,503 - Unknown					
Rodney Scott, S OBP: 0.313, SLG: 0.218 (1, 6)										3	1	1	0	1	1							
Rowland Office, L OBP: 0.444, SLG: 0.550 (1, 8)										4	1	0	0	0	0	4						
Ellis Valentine, R OBP: 0.293, SLG: 0.477 (1, 9)										3	1	2	2	0	0	0						
Gary Carter, R OBP: 0.277, SLG: 0.371 (1, 2)										4	0	1	0	0	1	1						
Warren Cromartie, L OBP: 0.308, SLG: 0.477 (1, 3)										4	0	0	0	0	0	2						
Ken Macha, R OBP: 0.500, SLG: 0.714 (1, 5)										4	0	1	1	0	0	1						
Tony Benazard, S OBP: 0.377, SLG: 0.389 (1, 4)										4	0	0	0	0	1	2						
Ross Grimsley, L OBP: 0.187, SLG: 0.187 Bill Atton, R OBP: 0.207, SLG: 0.259 Fred Norman, S (1, 1) (3, PH) (4, 1)										0	0	0	0	0	0	0						
Tom Hutton, L OBP: 0.091, SLG: 0.091 Dale Murray, R (5, PH) (6, 1) Woodie Fryman, R (7, 1) Jerry White, S OBP: 0.381, SLG: 0.389 Stan Bahnsen, R (8, 1)										1	0	0	0	0	0	0						
<b>Inning Stats</b>	R: 0 E: 0 K: 0 S: 3	H: 0 LOB: 0 BB: 0 P: 3	R: 0 E: 0 K: 0 S: 3	H: 0 LOB: 0 BB: 0 P: 3	R: 0 E: 0 K: 1 S: 5	H: 0 LOB: 0 BB: 0 P: 5	R: 1 E: 1 K: 2 S: 9	H: 2 LOB: 1 BB: 0 P: 9	R: 0 E: 0 K: 0 S: 4	H: 1 LOB: 1 BB: 0 P: 4	R: 2 E: 0 K: 0 S: 5	H: 2 LOB: 0 BB: 0 P: 5	R: 0 E: 0 K: 0 S: 3	H: 0 LOB: 1 BB: 2 P: 3	R: 0 E: 0 K: 0 S: 2	H: 0 LOB: 1 BB: 2 P: 10	R: 1 E: 0 K: 0 S: 5	H: 2 LOB: 1 BB: 0 P: 5	1B: 5 2B: 2 3B: 0 HR: 0	SF: 1 SAC: 0 DP: 1 HBP: 0	WP: 0 PB: 1 SB: 1 CS: 0	PA: 35
<b>PITCHER</b>	IP WLS BF H R ER SO BB IBB HBP BLK WP HR S P ERA WHIP	IP WLS BF H R ER SO BB IBB HBP BLK WP HR S P ERA WHIP																				
Joe Niekro, R ERA: 2.08 (1, 1)	9.0 W 35 7 4 3 3 2 0 0 0 0 0 0 0 39 47 3.00 1.000																					



Batter	1	2	3	4	5	6	7	8	9	AB	R	H	RBI	BB	SO	LOB	TOP				
Terry Puhl, L OBP: 0.342, SLG: 0.400 (1, 8)										4	0	1	0	0	2	0	<b>Houston Astros @ Montreal Expos</b> Olympic Stadium, Montreal, QB Wed May 07 1980, 3:33 AM EDT Att: 7,386 - Unknown  livebaseballscorecards.com  <b>AB 31</b> <b>R 0</b> <b>H 6</b> <b>RBI 0</b> <b>BB 2</b> <b>SO 7</b> <b>LOB 12</b> 				
Craig Reynolds, L OBP: 0.244, SLG: 0.287 (1, 6)										4	0	1	0	0	1	1					
Denny Walling, L OBP: 0.394, SLG: 0.352 (1, 9)										4	0	0	0	0	0	1					
Joe Morgan, L OBP: 0.366, SLG: 0.370 (1, 4)										4	0	0	0	0	2	1					
Jose Cruz, L OBP: 0.427, SLG: 0.440 (1, 7)										3	0	1	0	1	0	0					
Enos Cabell, R OBP: 0.359, SLG: 0.419 (1, 5)										4	0	2	0	0	0	2					
Art Howe, R OBP: 0.322, SLG: 0.314 Julio Gonzalez, R OBP: 0.176, SLG: 0.235 Joe Sambito, L OBP: 0.500, SLG: 0.500 Frank LaCorte, R OBP: 0.286, SLG: 0.320 Rafael Landestoy, S OBP: 0.286, SLG: 0.320 (1, 3)										2	0	1	0	0	0	0					
Alan Ashby, S OBP: 0.352, SLG: 0.479 (1, 2)										3	0	0	0	0	1	4					
Nolan Ryan, R OBP: 0.214, SLG: 0.333 Dave Bergman, L OBP: 0.214, SLG: 0.154 (7, PH)										1	0	0	0	1	1	0					
										1	0	0	0	0	0	2					
<b>Inning Stats</b>	R: 0 E: 0 K: 0 S: 3	H: 1 LOB: 0 BB: 0 P: 3	R: 0 E: 0 K: 1 S: 7	H: 2 LOB: 2 BB: 0 P: 7	R: 0 E: 0 K: 3 S: 9	H: 0 LOB: 0 BB: 0 P: 9	R: 0 E: 0 K: 1 S: 5	H: 0 LOB: 1 BB: 1 P: 9	R: 0 E: 0 K: 0 S: 4	H: 1 LOB: 2 BB: 0 P: 4	R: 0 E: 0 K: 0 S: 4	H: 1 LOB: 2 BB: 0 P: 5	R: 0 E: 0 K: 1 S: 5	H: 0 LOB: 1 BB: 0 P: 6	R: 0 E: 0 K: 1 S: 6	H: 1 LOB: 1 BB: 0 P: 6		1B: 4 2B: 2 3B: 0 HR: 0	SF: 0 SAC: 0 DP: 0 HBP: 1	WP: 0 PB: 0 SB: 0 CS: 2	PA: 35
<b>PITCHER</b>	IP WLS BF H R ER SO BB IBB HBP BLK WP HR S P ERA WHIP	IP WLS BF H R ER SO BB IBB HBP BLK WP HR S P ERA WHIP																			
Scott Sanderson, R ERA: 4.2 Woodie Fryman, L ERA: 1.0	(1, 1) (8, 1)	7.0 W 27 5 0 0 5 2 0 0 0 0 0 0 0 0.00 1.000																			

Batter	1	2	3	4	5	6	7	8	9	AB	R	H	RBI	BB	SO	LOB	BOTTOM				
Ron LeFlore, R OBP: 0.370, SLG: 0.404 (1, 7)										3	1	0	0	1	2	0	<b>Houston Astros @ Montreal Expos</b> Olympic Stadium, Montreal, QB Wed May 07 1980, 3:33 AM EDT Att: 7,386 - Unknown  livebaseballscorecards.com  <b>AB 26</b> <b>R 3</b> <b>H 5</b> <b>RBI 2</b> <b>BB 7</b> <b>SO 7</b> <b>LOB 10</b> 				
Rodney Scott, S OBP: 0.309, SLG: 0.207 (1, 6)										3	0	0	1	1	1	0					
Rowland Office, L OBP: 0.419, SLG: 0.500 (1, 8)										4	0	1	0	0	0	1					
Ellis Valentine, R OBP: 0.302, SLG: 0.473 (1, 9)										3	0	1	0	1	0	0					
Gary Carter, R OBP: 0.296, SLG: 0.367 (1, 2)										1	1	0	0	3	0	2					
Warren Cromartie, L OBP: 0.316, SLG: 0.459 (1, 3)										4	1	2	0	0	0	4					
Ken Macha, R OBP: 0.481, SLG: 0.667 (1, 5)										3	0	1	1	0	1	1					
Tony Bernazard, S OBP: 0.375, SLG: 0.375 (1, 4)										2	0	0	0	1	1	1					
Scott Sanderson, R OBP: 0.286, SLG: 0.333 Jerry White, S OBP: 0.364, SLG: 0.368 Woodie Fryman, R ERA: 0.61 (1, 1)										2	0	0	0	0	2	0					
										1	0	0	0	0	0	1					
										0	0	0	0	0	0	0					
<b>Inning Stats</b>	R: 1 E: 0 K: 0 S: 3	H: 0 LOB: 0 BB: 1 P: 7	R: 2 E: 0 K: 1 S: 6	H: 2 LOB: 1 BB: 1 P: 10	R: 0 E: 0 K: 1 S: 5	H: 0 LOB: 0 BB: 0 P: 5	R: 0 E: 0 K: 0 S: 2	H: 0 LOB: 0 BB: 1 P: 6	R: 0 E: 0 K: 3 S: 9	H: 0 LOB: 0 BB: 0 P: 9	R: 0 E: 0 K: 0 S: 4	H: 1 LOB: 2 BB: 1 P: 8	R: 0 E: 0 K: 0 S: 3	H: 1 LOB: 1 BB: 1 P: 7	R: 0 E: 0 K: 2 S: 8	H: 1 LOB: 3 BB: 2 P: 16		1B: 4 2B: 1 3B: 0 HR: 0	SF: 0 SAC: 0 DP: 3 HBP: 0	WP: 1 PB: 0 SB: 1 CS: 0	PA: 33
<b>PITCHER</b>	IP WLS BF H R ER SO BB IBB HBP BLK WP HR S P ERA WHIP	IP WLS BF H R ER SO BB IBB HBP BLK WP HR S P ERA WHIP																			
Nolan Ryan, R ERA: 4.12 Joe Sambito, L ERA: 2.93 Frank LaCorte, R ERA: 0.61	(1, 1) (7, 1) (8, 1)	6.0 L 23 3 3 3 5 4 0 0 0 0 0 0 0 4.50 1.167																			



Batter	1	2	3	4	5	6	7	8	9	AB	R	H	RBI	BB	SO	LOB	TOP										
Terry Puhl, L OBP: 0.364, SLG: 0.507 (1, 9)										4	2	3	2	0	0	0	<b>Houston Astros @ Atlanta Braves</b> Atlanta-Fulton County Stadium, Atlanta, GA Fri May 09 1980, 7:05 PM EDT Att: 11,111 - Unknown										
Julio Gonzalez, R OBP: 0.143, SLG: 0.190 (1, 6)										4	0	0	0	0	0	1											
Joe Morgan, L OBP: 0.371, SLG: 0.495 (1, 4)										3	1	1	1	1	0	0											
Cesar Cedeno, R OBP: 0.418, SLG: 0.513 (1, 8)										4	0	1	0	0	0	1											
Enos Cabell, R OBP: 0.364, SLG: 0.423 (1, 5)										4	0	2	0	0	0	1											
Jeffrey Leonard, R OBP: 0.297, SLG: 0.344 (1, 3)										4	0	1	0	0	0	2											
Jose Cruz, L OBP: 0.412, SLG: 0.421 (1, 7)										4	0	0	0	0	1	2											
Alan Ashby, S OBP: 0.333, SLG: 0.451 (1, 2)										3	0	0	0	0	0	0											
Ken Forsch, R OBP: 0.294, SLG: 0.353 (7, Ph)										2	0	0	0	0	1	0											
Rafael Landestoy, S OBP: 0.310, SLG: 0.462 (7, 1)										0	0	0	0	0	0	0											
Dave Smith, R (7, 1)										0	0	0	0	0	0	0											
Randy Niemann, L (7, 1)										0	0	0	0	0	0	0											
Frank LaCorte, R OBP: 0.500, SLG: 0.500 (7, 1)										0	0	0	0	0	0	0											
<b>Inning Stats</b>	R: 1 E: 0 K: 0 S: 5	H: 2 LOB: 1 BB: 0 P: 5	R: 0 E: 0 K: 1 S: 5	H: 0 LOB: 0 BB: 0 P: 5	R: 0 E: 0 K: 0 S: 3	H: 1 LOB: 0 BB: 0 P: 3	R: 1 E: 0 K: 0 S: 5	H: 2 LOB: 1 BB: 0 P: 5	R: 1 E: 0 K: 1 S: 6	H: 1 LOB: 0 BB: 0 P: 6	R: 0 E: 0 K: 0 S: 3	H: 1 LOB: 1 BB: 1 P: 7	R: 1 E: 0 K: 0 S: 4	H: 1 LOB: 0 BB: 0 P: 4	R: 0 E: 0 K: 0 S: 3	H: 0 LOB: 0 BB: 0 P: 3	R: 0 E: 0 K: 0 S: 3	H: 1 LOB: 0 BB: 0 P: 3	1B: 5 2B: 0 3B: 0 HR: 4	SF: 0 SAC: 0 DP: 1 HBP: 0	WP: 0 PB: 0 SB: 0 CS: 2	PA: 34					
<b>PITCHER</b>	IP	WLS	BF	H	R	ER	SO	BB	IBB	HBP	BLK	WP	HR	S	P	ERA	WHIP										
Larry McWilliams, L ERA: 5.11 (8, 1)	7.0	W	28	8	4	4	2	1	0	0	0	0	4	31	35	5.14	1.286										
Rick Camp, R ERA: 3.38 (8, 1)	1.1		5	1	0	0	0	0	0	0	0	0	0	5	5	0.00	0.750										
Larry Bradford, L ERA: 1.46 (8, 1)	0.2	S	1	0	0	0	0	0	0	0	0	0	0	1	1	0.00	0.000										

Batter	1	2	3	4	5	6	7	8	9	AB	R	H	RBI	BB	SO	LOB	BOTTOM										
Jerry Royster, R OBP: 0.333, SLG: 0.309 (1, 4)										4	0	0	0	0	0	1	<b>Houston Astros @ Atlanta Braves</b> Atlanta-Fulton County Stadium, Atlanta, GA Fri May 09 1980, 7:05 PM EDT Att: 11,111 - Unknown										
Larvell Blanks, R OBP: 0.208, SLG: 0.235 (1, 5)										4	1	1	0	0	1	1											
Dale Murphy, R OBP: 0.364, SLG: 0.424 (1, 9)										2	1	0	0	2	1	0											
Chris Chambliss, L OBP: 0.343, SLG: 0.495 (1, 3)										4	1	2	1	0	1	2											
Jeff Burroughs, R OBP: 0.344, SLG: 0.375 (1, 7)										4	1	2	1	0	0	3											
Brian Asselstine, L OBP: 0.295, SLG: 0.378 (1, 8)										4	1	1	3	0	1	2											
Bruce Benedict, R OBP: 0.289, SLG: 0.278 (1, 2)										4	0	1	0	0	1	2											
Luis Gomez, R OBP: 0.275, SLG: 0.219 (1, 6)										3	0	0	0	1	1	3											
Larry McWilliams, L OBP: 0.500, SLG: 0.500 (8, 1)										3	0	1	0	0	2	1											
Rick Camp, R (8, 1)										0	0	0	0	0	0	0											
Larry Bradford, R (8, 1)										0	0	0	0	0	0	0											
<b>Inning Stats</b>	R: 3 E: 1 K: 0 S: 7	H: 3 LOB: 2 BB: 1 P: 11	R: 0 E: 0 K: 0 S: 3	H: 1 LOB: 0 BB: 0 P: 3	R: 0 E: 0 K: 1 S: 4	H: 1 LOB: 0 BB: 0 P: 4	R: 0 E: 0 K: 1 S: 5	H: 0 LOB: 0 BB: 0 P: 5	R: 2 E: 0 K: 3 S: 11	H: 2 LOB: 1 BB: 1 P: 15	R: 0 E: 1 K: 1 S: 6	H: 0 LOB: 2 BB: 1 P: 10	R: 0 E: 0 K: 2 S: 7	H: 0 LOB: 0 BB: 0 P: 7	R: 0 E: 0 K: 0 S: 7	H: 0 LOB: 0 BB: 0 P: 7	1B: 6 2B: 1 3B: 0 HR: 1	SF: 0 SAC: 0 DP: 2 HBP: 0	WP: 0 PB: 0 SB: 1 CS: 0	PA: 35							
<b>PITCHER</b>	IP	WLS	BF	H	R	ER	SO	BB	IBB	HBP	BLK	WP	HR	S	P	ERA	WHIP										
Ken Forsch, R ERA: 2.98 (7, 1)	6.0	L	27	8	5	5	5	2	0	0	0	0	0	4	8	0.00	3.000										
Dave Smith, R ERA: 2.09 (7, 1)	0.1		3	0	0	0	1	1	0	0	0	0	0	4	8	0.00	3.000										
Randy Niemann, L ERA: 13.5 (7, 1)	0.1		1	0	0	0	0	0	0	0	0	0	0	1	1	0.00	0.000										
Frank LaCorte, R ERA: 0.56 (7, 1)	1.1		4	0	0	0	2	0	0	0	0	0	0	8	8	0.00	0.000										

AB	33
R	4
H	9
RBI	4
BB	1
SO	2
LOB	7









Batter	1	2	3	4	5	6	7	8	9	AB	R	H	RBI	BB	SO	LOB	TOP					
Terry Puhl, L (1, 8) OBP: 0.375, SLG: 0.481	3-1		P4				F9		F9	4	0	0	0	1	0	2						
Craig Reynolds, L (1, 6) OBP: 0.240, SLG: 0.274			F8				G3		F9	2	0	0	1	1	0	2						
Dave Smith, R (7, 1)										0	0	0	0	0	0	0						
Dave Bergman, L (6, PH) OBP: 0.211, SLG: 0.118	G6-3									1	0	0	0	0	0	0						
Jeffrey Leonard, R (1, 9) OBP: 0.314, SLG: 0.338	G6-3									3	1	0	0	2	1	1						
Joe Morgan, L (1, 4) OBP: 0.351, SLG: 0.376		K								4	0	0	0	0	1	4						
Jose Cruz, L (1, 7) OBP: 0.398, SLG: 0.404		6-3								4	1	1	0	0	0	1						
Enos Cabell, R (1, 5) OBP: 0.379, SLG: 0.429										4	1	3	1	0	0	0						
Denny Walling, L (1, 3) OBP: 0.392, SLG: 0.333										2	0	1	0	2	0	1						
Luis Pujols, R (1, 2) OBP: 0.208, SLG: 0.220										3	1	1	1	0	0	3						
Joe Niekro, R (1, 1) OBP: 0.222, SLG: 0.235										1	0	1	1	0	0	0						
Vern Riffe, R (6, 1) OBP: 0.500, SLG: 0.600										0	0	0	0	0	0	0						
Rafael Landestoy, S (7, PH) OBP: 0.281, SLG: 0.414										2	0	0	0	0	1	2						
<b>Inning Stats</b>	R: 0 E: 0 K: 0 S: 2	H: 0 LOB: 0 BB: 1 P: 6	R: 0 E: 0 K: 1 S: 5	H: 0 LOB: 0 BB: 0 P: 5	R: 0 E: 1 K: 0 S: 5	H: 1 LOB: 2 BB: 0 P: 5	R: 0 E: 1 K: 0 S: 3	H: 0 LOB: 0 BB: 0 P: 3	R: 2 E: 0 K: 0 S: 6	H: 3 LOB: 3 BB: 2 P: 14	R: 0 E: 0 K: 0 S: 3	H: 1 LOB: 1 BB: 1 P: 7	R: 0 E: 0 K: 1 S: 5	H: 0 LOB: 0 BB: 0 P: 5	R: 2 E: 0 K: 0 S: 5	H: 2 LOB: 2 BB: 2 P: 13	R: 0 E: 0 K: 1 S: 5	H: 0 LOB: 0 BB: 0 P: 5	1B: 6 2B: 1 3B: 0 HR: 0	SF: 2 SAC: 1 DP: 3 HBP: 0	WP: 0 PB: 0 SB: 1 CS: 0	PA: 39
<b>PITCHER</b> Phil Niekro, R (1, 1) ERA: 4.29	IP: 9.0 WLS: W BF: 39 H: 7 R: 4 ER: 4 SO: 3 BB: 6 IBB: 0 HBP: 0 BLK: 0 WP: 0 HR: 0 S: 39 P: 63 ERA: 4.00 WHIP: 1.444																					

Houston Astros @ Atlanta Braves  
Atlanta-Fulton County Stadium, Atlanta, GA  
Sun May 11 1980, 3:33 AM EDT  
Att: 10,871 - Unknown

AB	30
R	4
H	7
RBI	4
BB	6
SO	3
LOB	16



Batter	1	2	3	4	5	6	7	8	9	AB	R	H	RBI	BB	SO	LOB	BOTTOM			
Jerry Royster, R (1, 4) OBP: 0.339, SLG: 0.324			K							4	0	1	2	1	1	0				
Bob Horner, R (1, 5) OBP: 0.077, SLG: 0.053										4	2	0	0	0	0	2				
Larry Blanks, R (7, 5) OBP: 0.205, SLG: 0.230										1	0	0	0	0	0	0				
Gary Matthews, R (1, 9) OBP: 0.283, SLG: 0.313										4	0	3	1	0	0	1				
Chris Chambliss, L (1, 3) OBP: 0.352, SLG: 0.500										4	1	2	0	0	0	3				
Jeff Burroughs, R (1, 7) OBP: 0.369, SLG: 0.407										3	1	2	2	0	0	2				
Brian Asselstine, L (1, 8) OBP: 0.291, SLG: 0.358										4	1	1	0	0	1	2				
Bruce Benedict, R (1, 2) OBP: 0.304, SLG: 0.295										4	1	2	0	0	0	0				
Luis Gomez, R (1, 6) OBP: 0.263, SLG: 0.211										4	1	1	2	0	0	1				
Phil Niekro, R (1, 1) OBP: 0.133, SLG: 0.200										3	0	0	0	0	0	0				
<b>Inning Stats</b>	R: 2 E: 0 K: 1 S: 7	H: 2 LOB: 1 BB: 1 P: 11	R: 0 E: 0 K: 0 S: 3	H: 0 LOB: 0 BB: 0 P: 3	R: 0 E: 0 K: 1 S: 7	H: 2 LOB: 0 BB: 0 P: 7	R: 0 E: 0 K: 0 S: 3	H: 0 LOB: 0 BB: 0 P: 3	R: 1 E: 2 K: 0 S: 5	H: 1 LOB: 1 BB: 0 P: 5	R: 4 E: 0 K: 0 S: 9	H: 6 LOB: 2 BB: 0 P: 9	R: 0 E: 0 K: 0 S: 3	H: 1 LOB: 1 BB: 0 P: 4	R: 0 E: 0 K: 0 S: 3	H: 0 LOB: 0 BB: 0 P: 3	1B: 10 2B: 1 3B: 1 HR: 0	SF: 0 SAC: 1 DP: 1 HBP: 1	WP: 0 PB: 0 SB: 0 CS: 0	PA: 38
<b>PITCHER</b> Joe Niekro, R (1, 1) ERA: 2.91	IP: 5.0 WLS: L BF: 26 H: 9 R: 7 ER: 6 SO: 2 BB: 1 IBB: 0 HBP: 0 BLK: 0 WP: 0 HR: 0 S: 29 P: 33 ERA: 10.80 WHIP: 2.000																			
Vern Riffe, R (6, 1) ERA: 4.79	IP: 1.0 WLS: 0 BF: 5 H: 2 R: 0 ER: 0 SO: 0 BB: 0 IBB: 0 HBP: 0 BLK: 0 WP: 0 HR: 0 S: 5 P: 5 ERA: 0.00 WHIP: 2.000																			
Dave Smith, R (7, 1) ERA: 1.8	IP: 2.0 WLS: 1 BF: 7 H: 1 R: 0 ER: 0 SO: 0 BB: 0 IBB: 0 HBP: 1 BLK: 0 WP: 0 HR: 0 S: 6 P: 7 ERA: 0.00 WHIP: 0.500																			

Houston Astros @ Atlanta Braves  
Atlanta-Fulton County Stadium, Atlanta, GA  
Sun May 11 1980, 3:33 AM EDT  
Att: 10,871 - Unknown

AB	35
R	7
H	12
RBI	7
BB	1
SO	2
LOB	11





Batter	1	2	3	4	5	6	7	8	9	AB	R	H	RBI	BB	SO	LOB	TOP										
Ron LeFlore, R OBP: 0.342, SLG: 0.379 (1, 7)	F8					4-3			4-3	5	0	1	0	0	1	2											
Rodney Scott, S OBP: 0.313, SLG: 0.246 (1, 6)	E1	PO				1B			K	3	2	1	0	1	1	0											
Andre Dawson, R OBP: 0.344, SLG: 0.500 Rowland Office, L OBP: 0.350, SLG: 0.375 (5, 8)						2B			K	2	1	1	1	1	0	1											
Ellis Valentine, R OBP: 0.299, SLG: 0.450 (1, 9)	F6					4-3			L6	4	0	1	0	0	0	2											
Larry Parrish, R OBP: 0.295, SLG: 0.488 (1, 5)						1-3			F8	4	0	1	1	0	1	3											
Gary Carter, R OBP: 0.312, SLG: 0.404 (1, 2)						K			F9	3	0	0	0	1	1	1											
Warren Cromartie, L OBP: 0.311, SLG: 0.465 (1, 3)	K					F9			3-1	4	0	1	0	0	1	2											
Tony Bernazard, S OBP: 0.347, SLG: 0.343 (1, 4)						K			K	4	0	0	0	0	4	1											
David Palmer, R OBP: 0.400, SLG: 0.250 Woodie Fryman, R (8, 1)						4-3			K	3	0	1	0	0	0	0											
<b>Inning Stats</b>	R: 2 H: 1 E: 1 K: 1 S: 7	H: 1 LOB: 2 BB: 2 P: 15	R: 0 H: 1 E: 0 K: 1 S: 5	H: 1 LOB: 0 BB: 0 P: 5	R: 1 H: 2 E: 0 K: 1 S: 7	H: 2 LOB: 1 BB: 0 P: 7	R: 0 H: 0 E: 0 K: 1 S: 5	H: 0 LOB: 0 BB: 0 P: 5	R: 0 H: 1 E: 0 K: 2 S: 6	H: 2 LOB: 2 BB: 0 P: 9	R: 0 H: 0 E: 0 K: 0 S: 7	H: 0 LOB: 0 BB: 0 P: 7	R: 0 H: 0 E: 0 K: 0 S: 3	H: 0 LOB: 0 BB: 0 P: 3	R: 0 H: 0 E: 0 K: 2 S: 7	H: 0 LOB: 0 BB: 0 P: 7	1B: 5 2B: 2 3B: 0 HR: 0	SF: 0 SAC: 0 DP: 0 HBP: 0	WP: 1 PB: 0 SB: 2 CS: 0	PA: 38							
<b>PITCHER</b>	IP	WLS	BF	H	R	ER	SO	BB	IBB	HBP	BLK	WP	HR	S	P	ERA	WHIP										
Nolan Ryan, R ERA: 3.61 Joe Sambito, L ERA: 2.6 (9, 1)	8.0	L	34	7	3	1	9	3	0	0	0	1	0	49	61	1.12	1.250										

**Montreal Expos @ Houston Astros**  
Astrodome, Houston, TX  
Tue May 13 1980, 8:05 PM EDT  
Att: 24,835 - Unknown

AB	34
R	3
H	7
RBI	2
BB	3
SO	11
LOB	12



Batter	1	2	3	4	5	6	7	8	9	AB	R	H	RBI	BB	SO	LOB	BOTTOM										
Terry Puhl, L OBP: 0.391, SLG: 0.500 (1, 8)	G3								G3	3	2	2	0	1	0	0											
Craig Reynolds, L OBP: 0.231, SLG: 0.265 (1, 6)	G3								G3	3	0	0	1	0	0	2											
Denny Walling, L OBP: 0.423, SLG: 0.365 (1, 3)									G3	3	0	3	1	1	0	0											
Joe Morgan, L OBP: 0.356, SLG: 0.368 Joe Sambito, L (9, 1)									G3	2	0	0	0	2	0	2											
Jose Cruz, L OBP: 0.386, SLG: 0.389 (1, 7)	G6-3								F9	0	0	0	0	0	0	0											
Enos Cabell, R OBP: 0.367, SLG: 0.413 (1, 5)									F9	4	0	0	0	0	1	0											
Jeffrey Leonard, R OBP: 0.297, SLG: 0.319 (1, 9)									F9	4	0	0	0	0	2	0											
Alan Ashby, S OBP: 0.338, SLG: 0.421 Art Howe, R OBP: 0.317, SLG: 0.368 (9, PH)									F9	3	0	0	0	0	1	0											
Nolan Ryan, R OBP: 0.176, SLG: 0.267 Rafael Landestoy, S OBP: 0.251, SLG: 0.414 (9, 4)									F9	3	0	0	0	0	0	0											
<b>Inning Stats</b>	R: 1 H: 2 E: 0 K: 0 S: 4	H: 2 LOB: 1 BB: 1 P: 8	R: 0 H: 0 E: 0 K: 3 S: 9	H: 0 LOB: 0 BB: 0 P: 9	R: 0 H: 0 E: 0 K: 0 S: 3	H: 0 LOB: 3 BB: 3 P: 15	R: 0 H: 0 E: 0 K: 0 S: 3	H: 0 LOB: 0 BB: 0 P: 3	R: 1 H: 2 E: 0 K: 0 S: 5	H: 2 LOB: 1 BB: 0 P: 5	R: 0 H: 0 E: 0 K: 0 S: 3	H: 0 LOB: 0 BB: 0 P: 3	R: 0 H: 0 E: 0 K: 0 S: 3	H: 1 LOB: 1 BB: 0 P: 4	R: 0 H: 0 E: 0 K: 2 S: 7	H: 0 LOB: 0 BB: 0 P: 7	1B: 4 2B: 1 3B: 0 HR: 0	SF: 1 SAC: 0 DP: 1 HBP: 0	WP: 0 PB: 1 SB: 2 CS: 0	PA: 35							
<b>PITCHER</b>	IP	WLS	BF	H	R	ER	SO	BB	IBB	HBP	BLK	WP	HR	S	P	ERA	WHIP										
David Palmer, R ERA: 1.88 Woodie Fryman, L ERA: 0.64 (8, 1)	7.1	W	30	5	2	2	3	4	0	0	0	0	0	9	48	0.00	0.000										

**Montreal Expos @ Houston Astros**  
Astrodome, Houston, TX  
Tue May 13 1980, 8:05 PM EDT  
Att: 24,835 - Unknown

AB	30
R	2
H	5
RBI	2
BB	4
SO	5
LOB	10





Batter	1	2	3	4	5	6	7	8	9	AB	R	H	RBI	BB	SO	LOB	TOP								
Jerry White, S OBP: 0.346, SLG: 0.348 (1, 7)	0-0 3-1		0-0 F7		0-0 F9			0-0 CS 1B		4	0	1	0	0	0	1									
Rodney Scott, S OBP: 0.298, SLG: 0.233 (1, 6)	0-0 6-3			0-0 4-3		0-0 F7		0-0 CS 1-2	0-0 F7	4	0	0	0	0	0	0									
Andre Dawson, R OBP: 0.351, SLG: 0.500 Rowland Office, L OBP: 0.350, SLG: 0.375 (1, 8) (9, 8)	0-0 2B 1B			0-0 1-3 1B		0-3 K		0-3 K	0-3 K	4	0	2	0	0	2	0									
Ellis Valentine, R OBP: 0.306, SLG: 0.471 (1, 9)	0-0 1-H 2B			0-0 1-3		0-3 K			0-0 2B	4	0	2	0	0	1	1									
Larry Parrish, R OBP: 0.293, SLG: 0.471 (1, 5)		0-0 F3		0-0 F2				0-0 5-3	4-0 BB	3	0	0	0	1	0	1									
Gary Carter, R OBP: 0.319, SLG: 0.402 (1, 2)		0-0 G6-4-3 1B			4-0 2B BB		0-3 K2-3		0-0 F8	3	1	1	0	1	1	2									
Warren Cromartie, L OBP: 0.303, SLG: 0.452 (1, 3)	0-0 G6-4-3 1-2			0-0 6-3		0-0 G1				3	0	0	0	0	0	2									
Tony Bernazard, S OBP: 0.346, SLG: 0.357 (1, 4)			0-0 F9		0-0 1-3 2H 2B			0-0 4-3		3	0	1	1	0	0	0									
Scott Sanderson, R OBP: 0.222, SLG: 0.250 Woodie Fryman, R (6, 1) (1, 1)			0-3 K		0-0 1-3			0-0 1-3		2	0	0	0	0	1	1									
<b>Inning Stats</b>	R: 0 E: 0 K: 0 S: 4	H: 2 LOB: 2 BB: 0 P: 4	R: 0 E: 0 K: 0 S: 3	H: 1 LOB: 0 BB: 0 P: 3	R: 0 E: 0 K: 1 S: 5	H: 0 LOB: 0 BB: 0 P: 5	R: 0 E: 0 K: 0 S: 4	H: 1 LOB: 1 BB: 0 P: 4	R: 1 E: 0 K: 0 S: 4	H: 1 LOB: 1 BB: 1 P: 8	R: 0 E: 0 K: 2 S: 7	H: 0 LOB: 0 BB: 0 P: 7	R: 0 E: 0 K: 1 S: 5	H: 0 LOB: 0 BB: 0 P: 5	R: 0 E: 0 K: 0 S: 3	H: 1 LOB: 0 BB: 0 P: 3	R: 0 E: 0 K: 1 S: 6	H: 1 LOB: 2 BB: 1 P: 10	1B: 4 2B: 3 3B: 0 HR: 0	SF: 0 SAC: 0 DP: 1 HBP: 0	WP: 0 PB: 0 SB: 0 CS: 1	PA: 34			
<b>PITCHER</b>	IP WLS BF H R ER SO BB IBB HBP BLK WP HR S P ERA WHIP	8.0 L 28 6 1 1 4 1 0 0 0 0 0 35 39 1.12 0.875	1.0 S 5 1 0 0 1 1 0 0 0 0 0 6 10 0.00 2.000																						

**Montreal Expos @ Houston Astros**  
Astrodome, Houston, TX  
Wed May 14 1980, 8:05 PM EDT  
Att: 20,636 - Unknown

AB	31
R	1
H	7
RBI	1
BB	2
SO	5
LOB	8



Batter	1	2	3	4	5	6	7	8	9	AB	R	H	RBI	BB	SO	LOB	BOTTOM								
Terry Puhl, L OBP: 0.396, SLG: 0.494 (1, 8)	0-3 K		4-0 BB		0-0 1-2 1B		0-0 F7			3	0	1	0	1	1	0									
Craig Reynolds, L OBP: 0.224, SLG: 0.257 Rafael Landestoy, S OBP: 0.273, SLG: 0.400 (1, 6) (8, PH) (9, 6)	0-0 F4		0-0 F5		0-0 F9			0-0 4-3		3	0	0	0	0	0	4									
Denny Walling, L OBP: 0.415, SLG: 0.358 (1, 3)	0-0 1B		0-3 K		0-0 F7			0-3 K		4	0	1	0	0	2	4									
Joe Morgan, L OBP: 0.352, SLG: 0.357 (1, 4)	0-0 F3			0-0 G3		4-0 BB		0-3 K		3	0	0	0	1	1	1									
Jose Cruz, L OBP: 0.382, SLG: 0.384 (1, 7)		0-0 4-3		0-0 4-3 S 1B		0-0 G3	0-0 1-2	0-3 K	0-3 K	4	0	1	0	0	1	1									
Enos Cabell, R OBP: 0.355, SLG: 0.398 (1, 5)		0-0 5-3		0-0 4-3		0-0 5-3		0-3 K		4	0	0	0	0	1	2									
Jeffrey Leonard, R OBP: 0.282, SLG: 0.301 (1, 9)		0-3 K		0-3 K		0-0 G3		0-0 4-3		4	0	0	0	0	2	2									
Alan Ashby, S OBP: 0.343, SLG: 0.414 Luis Pujols, R OBP: 0.204, SLG: 0.216 (1, 2) (7, PH) (8, 2)			4-0 SH2-4 BB		0-0 F7		0-0 6-3			1	0	0	0	1	0	0									
Ken Forsch, R OBP: 0.316, SLG: 0.368 Frank LaCorte, R OBP: 0.500, SLG: 0.500 (1, 1) (9, 1)			0-0 SH2-4		0-0 1B		0-3 K			2	0	1	0	0	1	0									
<b>Inning Stats</b>	R: 0 E: 0 K: 1 S: 6	H: 1 LOB: 1 BB: 0 P: 6	R: 0 E: 0 K: 1 S: 5	H: 0 LOB: 0 BB: 0 P: 5	R: 0 E: 0 K: 1 S: 6	H: 0 LOB: 2 BB: 2 P: 13	R: 0 E: 0 K: 1 S: 6	H: 1 LOB: 1 BB: 0 P: 6	R: 0 E: 0 K: 0 S: 5	H: 2 LOB: 2 BB: 0 P: 5	R: 0 E: 0 K: 0 S: 3	H: 0 LOB: 1 BB: 1 P: 7	R: 0 E: 0 K: 1 S: 5	H: 0 LOB: 0 BB: 0 P: 5	R: 0 E: 0 K: 2 S: 7	H: 0 LOB: 0 BB: 0 P: 7	R: 0 E: 0 K: 2 S: 7	H: 0 LOB: 0 BB: 0 P: 7	1B: 4 2B: 0 3B: 0 HR: 0	SF: 0 SAC: 1 DP: 0 HBP: 0	WP: 0 PB: 0 SB: 1 CS: 0	PA: 34			
<b>PITCHER</b>	IP WLS BF H R ER SO BB IBB HBP BLK WP HR S P ERA WHIP	5.0 W 22 4 0 0 4 3 0 0 0 0 0 27 39 0.00 1.400	4.0 S 12 0 0 0 5 0 0 0 0 0 0 22 22 0.00 0.000																						

**Montreal Expos @ Houston Astros**  
Astrodome, Houston, TX  
Wed May 14 1980, 8:05 PM EDT  
Att: 20,636 - Unknown

AB	30
R	0
H	4
RBI	0
BB	3
SO	9
LOB	14





Batter	1	2	3	4	5	6	7	8	9	AB	R	H	RBI	BB	SO	LOB	TOP			
<b>Pete Rose, S</b> OBP: 0.333, SLG: 0.349 (1, 3)	0-0 4-3		0-0 G6-4-3			0-0 4-3		0-0 1B BB		3	0	0	0	1	0	1	<b>Philadelphia Phillies @ Houston Astros</b> Astrodome, Houston, TX Fri May 16 1980, 8:05 PM EDT Att: 33,610 - Unknown			
<b>Bake McBride, L</b> OBP: 0.311, SLG: 0.446 (1, 9)	0-3 K			0-3 K		0-0 1B		0-0 1B 1-3 2-H 3-H		4	0	2	2	0	2	0				
<b>Del Unser, L</b> OBP: 0.361, SLG: 0.632 (1, 8)	0-3 K			0-0 SF8 3B		0-0 L4		0-0 K		4	1	1	0	0	2	2				
<b>Mike Schmidt, R</b> OBP: 0.356, SLG: 0.632 (1, 5)		0-0 4-3 1B		0-0 SF8			0-0 F8		0-0 F8	3	0	1	1	0	0	0				
<b>Bob Boone, R</b> OBP: 0.278, SLG: 0.363 (1, 2)	0-3 K			0-0 F7			0-0 5-3		0-0 5-3	4	0	0	0	0	1	1				
<b>Greg Gross, L</b> OBP: 0.171, SLG: 0.205 (1, 7)	0-0 4-3				0-0 F7		0-0 L7		0-0 4-3	4	0	0	0	0	0	1				
<b>Larry Bowa, S</b> OBP: 0.284, SLG: 0.378 (1, 6)	0-0 4-3				0-0 5-3			0-0 E6 SH3-4 1B		3	1	0	0	0	0	1				
<b>Manny Trillo, R</b> OBP: 0.400, SLG: 0.474 (1, 4)			0-0 F9		0-0 6-3			0-0 SH3-4 1B		3	1	1	0	0	0	0				
<b>Dick Ruthven, R</b> OBP: 0.308, SLG: 0.385 (1, 1)			0-0 G6-4-3 1B			0-3 K		0-0 SH3-4		2	0	1	0	0	1	0				
<b>Inning Stats</b>	R: 0 E: 0 K: 2 S: 7	H: 0 LOB: 0 BB: 0 P: 7	R: 0 E: 0 K: 1 S: 6	H: 1 LOB: 1 BB: 0 P: 6	R: 0 E: 0 K: 0 S: 3	H: 1 LOB: 0 BB: 0 P: 3	R: 1 E: 0 K: 1 S: 6	H: 1 LOB: 0 BB: 0 P: 6	R: 0 E: 0 K: 0 S: 3	H: 0 LOB: 0 BB: 0 P: 3	R: 0 E: 0 K: 0 S: 3	H: 0 LOB: 0 BB: 0 P: 3	R: 2 E: 1 K: 1 S: 7	H: 2 LOB: 1 BB: 1 P: 11	R: 0 E: 0 K: 0 S: 3	H: 0 LOB: 0 BB: 0 P: 3		1B: 5 2B: 0 3B: 1 HR: 0	SF: 1 SAC: 1 DP: 1 HBP: 0	WP: 0 PB: 0 SB: 1 CS: 0
<b>PITCHER</b>	IP	WLS	BF	H	R	ER	SO	BB	IBB	HBP	BLK	WP	HR	S	P	ERA	WHIP			
<b>J.R. Richard, R</b> ERA: 2.45 (1, 1)	8.0	L	30	6	3	2	6	1	0	0	0	0	0	41	45	2.25	0.875			
<b>Dave Smith, R</b> ERA: 1.69 (9, 1)	1.0		3	0	0	0	0	0	0	0	0	0	0	3	3	0.00	0.000			

AB	30
R	3
H	6
RBI	3
BB	1
SO	6
LOB	6



Batter	1	2	3	4	5	6	7	8	9	AB	R	H	RBI	BB	SO	LOB	BOTTOM			
<b>Denny Walling, L</b> OBP: 0.395, SLG: 0.338 (1, 3)	0-0 4-3		0-0 7-2			0-0 4-3		0-0 L8		4	0	0	0	0	0	1	<b>Philadelphia Phillies @ Houston Astros</b> Astrodome, Houston, TX Fri May 16 1980, 8:05 PM EDT Att: 33,610 - Unknown			
<b>Terry Puhl, L</b> OBP: 0.390, SLG: 0.483 (1, 9)	0-0 F8			0-0 4-3		0-0 3-1 1B		0-0 F9		4	0	1	0	0	0	0				
<b>Joe Morgan, L</b> OBP: 0.357, SLG: 0.356 (1, 4)	0-0 F8			0-0 FC6-4 1B		0-0 3-1 BB		0-0 F8		3	0	1	0	1	0	0				
<b>Jose Cruz, L</b> OBP: 0.378, SLG: 0.379 (1, 7)		0-0 6-3 1B		0-0 FC6-4		0-0 3-1		0-0 P6		4	0	1	0	0	0	3				
<b>Cesar Cedeno, R</b> OBP: 0.400, SLG: 0.488 (1, 8)	0-0 6-3			0-0 4-3		0-0 F7		0-0 5-3		4	0	0	0	0	0	4				
<b>Enos Cabell, R</b> OBP: 0.346, SLG: 0.388 (1, 5)	0-0 5-3				0-0 F7		0-0 6-3			3	0	0	0	0	0	1				
<b>Alan Ashby, S</b> OBP: 0.343, SLG: 0.410 (1, 2)	0-3 K				0-0 FC3-6 1B		0-0 F8			3	0	1	0	0	1	1				
<b>Craig Reynolds, L</b> OBP: 0.227, SLG: 0.279 (1, 6)			0-0 7-2 3B		0-0 FC3-6		0-0 P3			3	0	1	0	0	0	1				
<b>J.R. Richard, R</b> OBP: 0.105, SLG: 0.263 (1, 1)			0-0 1-3		0-0 4-3			0-0 6-3		2	0	0	0	0	0	2				
<b>Rafael Landestoy, S</b> OBP: 0.255, SLG: 0.367 (8, PH)										1	0	0	0	0	0	0				
<b>Dave Smith, R</b> (9, 1)										0	0	0	0	0	0	0				
<b>Inning Stats</b>	R: 0 E: 0 K: 0 S: 3	H: 0 LOB: 0 BB: 0 P: 3	R: 0 E: 0 K: 1 S: 6	H: 1 LOB: 1 BB: 0 P: 6	R: 0 E: 0 K: 0 S: 3	H: 1 LOB: 0 BB: 0 P: 3	R: 0 E: 0 K: 0 S: 4	H: 1 LOB: 1 BB: 0 P: 4	R: 0 E: 0 K: 0 S: 4	H: 1 LOB: 2 BB: 1 P: 8	R: 0 E: 0 K: 0 S: 3	H: 0 LOB: 0 BB: 0 P: 3	R: 0 E: 0 K: 0 S: 3	H: 0 LOB: 0 BB: 0 P: 3	R: 0 E: 0 K: 0 S: 3	H: 0 LOB: 0 BB: 0 P: 3	1B: 4 2B: 1 3B: 1 HR: 0	SF: 0 SAC: 0 DP: 1 HBP: 0	WP: 0 PB: 0 SB: 1 CS: 0	PA: 32
<b>PITCHER</b>	IP	WLS	BF	H	R	ER	SO	BB	IBB	HBP	BLK	WP	HR	S	P	ERA	WHIP			
<b>Dick Ruthven, R</b> ERA: 4.53 (1, 1)	9.0	W	32	5	0	0	1	1	0	0	0	0	0	33	37	0.00	0.667			

AB	31
R	0
H	5
RBI	0
BB	1
SO	1
LOB	13





Batter	1	2	3	4	5	6	7	8	9	AB	R	H	RBI	BB	SO	LOB	TOP											
<b>Pete Rose, S</b> OBP: 0.336, SLG: 0.351 (1, 3)	0-0 6-3	0-0 3-1							0-0 G1-6-3	5	0	2	0	0	0	1	<b>Philadelphia Phillies @ Houston Astros</b> Astrodome, Houston, TX Sat May 17 1980, 8:05 PM EDT Att: 43,525 - Unknown											
<b>Bake McBride, L</b> OBP: 0.308, SLG: 0.438 (1, 9)	0-0 L8-3 1B		0-3 K			0-0 F8			0-0 G3	4	0	1	0	0	1	2												
<b>Mike Schmidt, R</b> OBP: 0.352, SLG: 0.618 (1, 5)	0-0 L8-3 1-2		0-0 1B			0-0 P4			0-0 5-3	4	0	1	0	0	0	3												
<b>Greg Luzinski, R</b> OBP: 0.353, SLG: 0.510 <b>Greg Gross, L</b> OBP: 0.171, SLG: 0.205 (8, 7)		0-0 WP BB FC4 1B	0-0 1-2 1B			0-0 1-3			0-3 K	4	1	2	0	0	1	1												
<b>Bob Boone, R</b> OBP: 0.277, SLG: 0.352 (1, 2)		4-0 BB BB BB FC4 1-2 BB 1B	0-0 P4			0-0 3-1			0-0 P4	3	0	0	0	1	0	2												
<b>Gary Maddox, R</b> OBP: 0.281, SLG: 0.352 (1, 8)		0-0 L8 2-3	0-3 K			0-0 S 1B			0-0 E 1B	4	0	2	0	0	1	4												
<b>Larry Bowa, S</b> OBP: 0.274, SLG: 0.363 (1, 6)		0-0 FC4 1B 1-2 HR 3-H		0-0 1-3		0-3 K			0-0 F7	4	1	0	1	0	1	3												
<b>Manny Trillo, R</b> OBP: 0.409, SLG: 0.476 (1, 4)		0-0 1-2 HR 1B	0-3 K2-3			0-0 5-3			0-0 1B	4	1	2	0	0	1	1												
<b>Larry Christenson, R</b> OBP: 0.571, SLG: 1.000 <b>Kevin Saucier, L</b> (6, 1) <b>George Vukovich, L</b> OBP: 0.394, SLG: 0.500 <b>Dickie Noles, R</b> OBP: 0.667, SLG: 0.667 (9, 1)		0-0 1-1-H 2-H HR	0-0 1-3			0-0 6-3			0-0 G1-6-3 1B	2	1	1	3	0	0	0												
<b>Inning Stats</b>	R: 0 E: 0 K: 0 S: 3	H: 1 LOB: 0 BB: 0 P: 3	R: 4 E: 0 K: 0 S: 6	H: 3 LOB: 0 BB: 1 P: 10	R: 0 E: 0 K: 2 S: 9	H: 2 LOB: 2 BB: 0 P: 9	R: 0 E: 0 K: 1 S: 5	H: 0 LOB: 0 BB: 0 P: 5	R: 0 E: 0 K: 1 S: 4	H: 1 LOB: 1 BB: 0 P: 6	R: 0 E: 0 K: 0 S: 4	H: 1 LOB: 1 BB: 0 P: 4	R: 0 E: 1 K: 1 S: 6	H: 1 LOB: 1 BB: 0 P: 6	R: 0 E: 0 K: 0 S: 3	H: 2 LOB: 0 BB: 0 P: 3		1B: 11 2B: 1 3B: 0 HR: 1	SF: 0 SAC: 0 DP: 2 HBP: 0	WP: 1 PB: 0 SB: 1 CS: 0	PA: 37							
<b>PITCHER</b>	IP	WLS	BF	H	R	ER	SO	BB	IBB	HBP	BLK	WP	HR	S	P	ERA	WHIP											
<b>Joe Niekro, R</b> ERA: 3.17 <b>Joaquin Andujar, R</b> ERA: 2.63	(1, 1) (8, 1)	7.0	L	30	9	4	4	4	1	0	0	0	1	1	37	41	5.14	1.429										

AB	36
R	4
H	12
RBI	4
BB	1
SO	5
LOB	17



Batter	1	2	3	4	5	6	7	8	9	AB	R	H	RBI	BB	SO	LOB	BOTTOM											
<b>Denny Walling, L</b> OBP: 0.378, SLG: 0.320 (1, 3)	0-0 F9		0-3 K						0-0 2-3	4	0	0	0	0	1	1	<b>Philadelphia Phillies @ Houston Astros</b> Astrodome, Houston, TX Sat May 17 1980, 8:05 PM EDT Att: 43,525 - Unknown											
<b>Terry Puhl, L</b> OBP: 0.394, SLG: 0.495 (1, 9)	0-0 L8		0-0 BB 1B			0-0 2B			0-0 F8	4	1	2	0	0	0	0												
<b>Joe Morgan, L</b> OBP: 0.362, SLG: 0.371 (1, 4)	0-0 PO 1B		0-0 F9			0-0 F8			0-0 2B	4	0	2	0	0	0	3												
<b>Jose Cruz, L</b> OBP: 0.388, SLG: 0.387 (1, 7)	0-0 PO 1-2	0-0 1B	4-0 PO 1B 1-2 2-3 BB			0-3 K			0-0 FC5-4 1B	3	0	2	0	1	1	0												
<b>Cesar Cedeno, R</b> OBP: 0.394, SLG: 0.477 (1, 8)		0-3 K	0-0 1-2 2-3 1B			0-0 F8			0-0 FC5-4 1-2	4	0	1	2	0	1	2												
<b>Enos Cabell, R</b> OBP: 0.344, SLG: 0.378 (1, 5)		0-3 K	0-0 PO	0-0 P4		4-0 FC5-4 BB			0-0 1-3	3	0	0	0	1	1	1												
<b>Alan Ashby, S</b> OBP: 0.338, SLG: 0.400 (1, 2)		0-0 1-2 1B		0-3 K		0-0 FC5-4 1-2			0-0 P6	4	0	1	0	0	1	1												
<b>Craig Reynolds, L</b> OBP: 0.223, SLG: 0.274 <b>Rafael Landestoy, S</b> OBP: 0.250, SLG: 0.364 (7, PH) (8, 6)		0-0 F7		0-0 L9					0-3 K2-3	2	0	0	0	0	0	2												
<b>Joe Niekro, R</b> OBP: 0.250, SLG: 0.263 <b>Julio Gonzalez, R</b> OBP: 0.136, SLG: 0.182 <b>Joaquin Andujar, S</b> OBP: 1.000, SLG: 1.000 (7, PH) (8, 1)			0-0 BB 1B 1B			0-0 K			0-0 F9	2	1	1	0	0	1	0												
<b>Inning Stats</b>	R: 0 E: 0 K: 0 S: 3	H: 1 LOB: 0 BB: 0 P: 3	R: 0 E: 0 K: 2 S: 9	H: 2 LOB: 2 BB: 0 P: 9	R: 2 E: 0 K: 1 S: 7	H: 3 LOB: 1 BB: 1 P: 11	R: 0 E: 0 K: 1 S: 5	H: 0 LOB: 0 BB: 0 P: 5	R: 0 E: 0 K: 1 S: 6	H: 1 LOB: 1 BB: 0 P: 6	R: 0 E: 0 K: 1 S: 5	H: 0 LOB: 1 BB: 1 P: 9	R: 0 E: 0 K: 0 S: 3	H: 0 LOB: 0 BB: 0 P: 3	R: 0 E: 0 K: 0 S: 4	H: 2 LOB: 1 BB: 0 P: 4		R: 0 E: 0 K: 1 S: 5	H: 0 LOB: 0 BB: 0 P: 5	1B: 7 2B: 2 3B: 0 HR: 0	SF: 0 SAC: 0 DP: 0 HBP: 0	WP: 0 PB: 0 SB: 0 CS: 0	PA: 37					
<b>PITCHER</b>	IP	WLS	BF	H	R	ER	SO	BB	IBB	HBP	BLK	WP	HR	S	P	ERA	WHIP											
<b>Larry Christenson, R</b> ERA: 4.78 <b>Kevin Saucier, L</b> ERA: 3.18 <b>Dickie Noles, R</b> ERA: 2.2	(1, 1) (6, 1) (9, 1)	5.0	W	21	7	2	2	5	1	0	0	0	0	0	30	34	3.60	1.600										

AB	33
R	2
H	9
RBI	2
BB	2
SO	7
LOB	10





Batter	1	2	3	4	5	6	7	8	9	AB	R	H	RBI	BB	SO	LOB	TOP					
<b>Pete Rose, S</b> OBP: 0.348, SLG: 0.365 (1, 3)	0-0 BB 1B		0-0 6-3			0-0 4-3 1B		0-0 1-2 1B		4	0	3	0	0	0	0	<b>Philadelphia Phillies @ Houston Astros</b> Astrodome, Houston, TX Sun May 18 1980, 4:33 AM EDT Att: 33,950 - Unknown					
<b>Bake McBride, L</b> OBP: 0.297, SLG: 0.422 (1, 9)	0-3 K		0-3 K			0-0 4-3 1-2		0-3 K		4	0	0	0	0	3	4						
<b>Mike Schmidt, R</b> OBP: 0.357, SLG: 0.607 (1, 5)	4-0 1-2 BB			4-0 G5-4-3 BB		0-3 K		0-3 K		2	0	0	0	2	2	3						
<b>Greg Luzinski, R</b> OBP: 0.350, SLG: 0.495 <b>Tug McGraw, R</b> OBP: 1.000, SLG: 1.000 (8, 1)	0-3 K			0-3 K		4-0 BB		0-3 K		3	0	0	0	1	3	5						
<b>Bob Boone, R</b> OBP: 0.267, SLG: 0.339 (1, 2)	0-0 P6			0-0 G5-4-3 1-2		0-0 F8			0-0 4-3	1	4	0	0	0	0	5						
<b>Gary Maddox, R</b> OBP: 0.270, SLG: 0.337 (1, 8)		0-3 K			0-0 F9		0-0 L9		0-0 6-3	2	4	0	0	0	0	1						
<b>Larry Bowa, S</b> OBP: 0.284, SLG: 0.349 (1, 6)		0-0 F9			0-0 F7		0-0 1-3		0-0 4-3	3	4	0	0	0	0	0						
<b>Manny Trillo, R</b> OBP: 0.404, SLG: 0.511 (1, 4)		0-0 4-3			0-0 3B		0-0 L9			3	3	0	1	0	0	0						
<b>Randy Lerch, L</b> OBP: 0.529, SLG: 0.538 <b>George Yukovich, L</b> OBP: 0.333, SLG: 0.455 (5, PH) <b>Ron Reed, R</b> (5, PH) <b>Greg Gross, L</b> OBP: 0.190, SLG: 0.205 (8, PH)			0-3 K		0-0 5-3		4-0 1B BB			1	1	0	0	0	0	1						
<b>Inning Stats</b>	R: 0 E: 0 K: 2 S: 8	H: 1 LOB: 2 BB: 1 P: 12	R: 0 E: 0 K: 1 S: 5	H: 0 LOB: 0 BB: 0 P: 5	R: 0 E: 0 K: 2 S: 7	H: 0 LOB: 0 BB: 0 P: 7	R: 0 E: 0 K: 1 S: 4	H: 0 LOB: 0 BB: 1 P: 8	R: 0 E: 0 K: 0 S: 4	H: 1 LOB: 1 BB: 0 P: 4	R: 0 E: 0 K: 0 S: 6	H: 1 LOB: 2 BB: 1 P: 10	R: 0 E: 0 K: 0 S: 3	H: 0 LOB: 0 BB: 0 P: 3	R: 0 E: 0 K: 3 S: 10	H: 1 LOB: 2 BB: 1 P: 14		R: 0 E: 0 K: 0 S: 3	H: 0 LOB: 0 BB: 0 P: 3	1B: 3 2B: 0 3B: 1 HR: 0	SF: 0 SAC: 0 DP: 1 HBP: 0	WP: 0 PB: 0 SB: 0 CS: 0
<b>PITCHER</b> <b>Nolan Ryan, R</b> ERA: 3.04 (1, 1)	IP: 9.0 WLS: W BF: 34 H: 4 R: 0 ER: 0 SO: 10 BB: 4 IBB: 0 HBP: 0 BLK: 0 WP: 0 HR: 0 S: 50 P: 66 ERA: 0.00 WHIP: 0.889															<b>PITCHER</b>						

Batter	1	2	3	4	5	6	7	8	9	AB	R	H	RBI	BB	SO	LOB	BOTTOM			
<b>Rafael Landestoy, S</b> OBP: 0.275, SLG: 0.378 (1, 4)	0-0 SH3-4 1B	0-0 1-3 2-H 1B			0-0 1-3		0-0 3-1			4	1	2	1	0	0	0	<b>Philadelphia Phillies @ Houston Astros</b> Astrodome, Houston, TX Sun May 18 1980, 4:33 AM EDT Att: 33,950 - Unknown			
<b>Terry Puhl, L</b> OBP: 0.402, SLG: 0.500 (1, 7)	0-0 SH3-4 1-2	0-0 1B			0-0 S 1B		0-0 2-3			3	0	2	1	0	0	0				
<b>Jeffrey Leonard, R</b> OBP: 0.293, SLG: 0.312 (1, 9)	0-0 2-H 1B	0-3 K			0-3 K		0-0 F9 1B		0-0 1B	4	0	2	1	0	2	2				
<b>Cesar Cedeno, R</b> OBP: 0.398, SLG: 0.473 (1, 8)	0-3 K		0-0 F8		4-0 FC6-4 IBB		0-0 G4-6-3 1B		1-2 1B	3	0	1	0	1	1	1				
<b>Enos Cabell, R</b> OBP: 0.341, SLG: 0.369 (1, 5)	4-0 1-2 BB		0-0 1-3		0-0 FC6-4 1-2		0-0 F9		2-3	3	0	0	0	1	0	4				
<b>Art Howe, R</b> OBP: 0.297, SLG: 0.286 (1, 3)	0-0 3-1		0-0 6-3		0-0 P5		0-0 G4-6-3 1-2			4	0	0	0	0	0	4				
<b>Julio Gonzalez, R</b> OBP: 0.120, SLG: 0.160 (1, 6)		0-3 K		0-0 F8		0-0 L4		0-0 F9		3	0	0	0	0	1	0				
<b>Luis Pujols, R</b> OBP: 0.211, SLG: 0.241 (1, 2)		0-0 1B 2B		0-0 L9		0-0 F9				3	1	1	0	0	0	0				
<b>Nolan Ryan, R</b> OBP: 0.200, SLG: 0.235 (1, 1)		4-0 1B 1B BB		0-0 G1		0-0 4-3				2	1	0	0	1	0	0				
<b>Inning Stats</b>	R: 1 E: 0 K: 1 S: 7	H: 2 LOB: 2 BB: 1 P: 11	R: 2 E: 0 K: 2 S: 9	H: 3 LOB: 1 BB: 1 P: 13	R: 0 E: 0 K: 0 S: 3	H: 0 LOB: 0 BB: 0 P: 3	R: 0 E: 0 K: 0 S: 3	H: 0 LOB: 0 BB: 0 P: 3	R: 0 E: 0 K: 0 S: 3	H: 0 LOB: 0 BB: 0 P: 3	R: 0 E: 0 K: 0 S: 3	H: 0 LOB: 0 BB: 0 P: 3	R: 0 E: 0 K: 0 S: 4	H: 2 LOB: 1 BB: 0 P: 4	R: 0 E: 0 K: 0 S: 4	H: 2 LOB: 1 BB: 0 P: 4		1B: 7 2B: 1 3B: 0 HR: 0	SF: 0 SAC: 1 DP: 1 HBP: 0	WP: 0 PB: 0 SB: 1 CS: 0
<b>PITCHER</b> <b>Randy Lerch, L</b> ERA: 5.18 <b>Ron Reed, R</b> ERA: 3.5 <b>Tug McGraw, L</b> ERA: 2.7 (8, 1)	IP: 4.0 WLS: L BF: 18 H: 5 R: 3 ER: 3 SO: 3 BB: 2 IBB: 0 HBP: 0 BLK: 0 WP: 0 HR: 0 S: 12 P: 16 ERA: 0.00 WHIP: 1.750															<b>PITCHER</b>				



Batter	1	2	3	4	5	6	7	8	9	AB	R	H	RBI	BB	SO	LOB	TOP			
Terry Puhl, L OBP: 0.411, SLG: 0.526 (1, 9)	4-0 S BB		4-0 1B BB						0-3 K	3	2	1	1	2	1	0	<b>Houston Astros @ New York Mets</b> Shea Stadium, Flushing, NY Tue May 20 1980, 7:05 PM EDT Att: 8,466 - Unknown			
Craig Reynolds, L OBP: 0.222, SLG: 0.270 (1, 6)	0-0 P3		0-0 BB BB 1B						0-0 F4	5	0	1	0	0	1					
Jeffrey Leonard, R OBP: 0.302, SLG: 0.304 Dave Bergman, L OBP: 0.211, SLG: 0.118 (7, 3)	0-3 K		4-0 BB BB						0-3 K	2	0	0	0	2	2	1				
Joe Morgan, L OBP: 0.358, SLG: 0.361 Rafael Landestoy, S OBP: 0.275, SLG: 0.378 (8, 4)	0-3 K		4-0 BB						0-0 F9	3	0	0	1	1	1	2				
Jose Cruz, L OBP: 0.392, SLG: 0.390 (1, 7)		0-0 F9-4-5 S 1B	0-0 F2						0-0 P6	4	0	2	0	0	0	3				
Enos Cabell, R OBP: 0.345, SLG: 0.373 (1, 5)		0-0 F9-4-5 1-3	0-0 F7						0-0 CS 1B	4	0	2	0	0	0	4				
Cesar Cedeno, R OBP: 0.393, SLG: 0.457 (1, 8)		0-3 K		0-0 1-3					0-0 F4	3	0	0	0	1	1					
Alan Ashby, S OBP: 0.333, SLG: 0.435 (1, 2)			0-0 HR	0-0 G3					0-0 F6	4	1	1	1	0	0	3				
Ken Forsch, R OBP: 0.261, SLG: 0.304 (1, 1)			0-0 F8	0-3 K					0-3 K	4	0	0	0	0	3	2				
<b>Inning Stats</b>	R: 0 E: 0 K: 2 S: 7	H: 0 LOB: 1 BB: 1 P: 11	R: 0 E: 0 K: 1 S: 5	H: 1 LOB: 0 BB: 0 P: 5	R: 2 E: 0 K: 0 S: 5	H: 2 LOB: 3 BB: 3 P: 17	R: 0 E: 0 K: 1 S: 5	H: 0 LOB: 0 BB: 0 P: 5	R: 0 E: 0 K: 1 S: 5	H: 2 LOB: 1 BB: 1 P: 9	R: 1 E: 0 K: 1 S: 6	H: 1 LOB: 0 BB: 0 P: 6	R: 0 E: 0 K: 0 S: 4	H: 1 LOB: 1 BB: 0 P: 4	R: 0 E: 0 K: 2 S: 7	H: 0 LOB: 0 BB: 0 P: 7		1B: 5 2B: 1 3B: 0 HR: 2	SF: 0 SAC: 0 DP: 1 HBP: 0	WP: 0 PB: 0 SB: 2 CS: 1
<b>PITCHER</b>	IP WLS BF H R ER SO BB IBB HBP BLK WP HR S P ERA WHIP	7.0 L 31 6 3 3 7 6 0 0 0 0 2 39 63 3.86 1.714	2.0 7 1 0 0 2 0 0 0 0 0 0 0 11 11 0.00 0.500											<b>PITCHER</b>	IP WLS BF H R ER SO BB IBB HBP BLK WP HR S P ERA WHIP					
Craig Swan, R ERA: 2.81 Jeff Reardon, R ERA: 3.0																				

Batter	1	2	3	4	5	6	7	8	9	AB	R	H	RBI	BB	SO	LOB	BOTTOM			
Lee Mazzilli, S OBP: 0.390, SLG: 0.342 (1, 3)	0-0 F7		0-0 4-3							4	1	2	0	0	0	0	<b>Houston Astros @ New York Mets</b> Shea Stadium, Flushing, NY Tue May 20 1980, 7:05 PM EDT Att: 8,466 - Unknown			
Frank Taveras, R OBP: 0.298, SLG: 0.295 (1, 6)	0-0 1B			0-0 6-3					0-0 FC4-6 1B	3	0	1	1	0	0	2				
Mike Jorgensen, L OBP: 0.390, SLG: 0.354 (1, 9)	0-0 F8			0-0 1-3					0-0 L3	4	0	0	0	0	0	1				
Steve Henderson, R OBP: 0.358, SLG: 0.372 (1, 7)	0-3 K			0-0 1B					0-3 K	4	1	2	0	0	2	1				
John Stearns, R OBP: 0.346, SLG: 0.435 (1, 2)		0-0 F8		0-0 1-3					0-0 G3	4	0	1	1	0	0	1				
Joel Youngblood, R OBP: 0.338, SLG: 0.414 (1, 8)		0-0 F8			0-0 5-3				0-0 5-3	4	0	0	0	0	0	1				
Elliott Maddox, R OBP: 0.402, SLG: 0.292 (1, 5)		0-0 6-3			0-0 FC1-4 1B				0-0 L6	4	0	1	0	0	0	0				
Doug Flynn, R OBP: 0.236, SLG: 0.237 Ron Hodges, L OBP: 0.348, SLG: 0.278 (9, PH)			0-0 F4-3		0-0 FC1-4 1-2				0-0 F6-3	3	0	0	0	0	0	1				
Craig Swan, R OBP: 0.313, SLG: 0.154 Dan Norman, R OBP: 0.250, SLG: 0.406 Jeff Reardon, R (8, 1)			0-0 6-3		0-0 L3				0-0 1B	2	0	0	0	0	0	1				
<b>Inning Stats</b>	R: 0 E: 0 K: 1 S: 6	H: 1 LOB: 0 BB: 0 P: 6	R: 0 E: 0 K: 0 S: 3	H: 0 LOB: 0 BB: 0 P: 3	R: 0 E: 0 K: 0 S: 4	H: 1 LOB: 1 BB: 0 P: 4	R: 0 E: 0 K: 0 S: 4	H: 1 LOB: 1 BB: 0 P: 4	R: 2 E: 0 K: 0 S: 6	H: 3 LOB: 1 BB: 0 P: 6	R: 0 E: 0 K: 0 S: 5	H: 2 LOB: 2 BB: 0 P: 5	R: 0 E: 0 K: 1 S: 5	H: 0 LOB: 0 BB: 0 P: 5	R: 0 E: 0 K: 0 S: 3	H: 0 LOB: 0 BB: 0 P: 3		1B: 6 2B: 1 3B: 1 HR: 0	SF: 0 SAC: 1 DP: 0 HBP: 0	WP: 0 PB: 0 SB: 1 CS: 0
<b>PITCHER</b>	IP WLS BF H R ER SO BB IBB HBP BLK WP HR S P ERA WHIP	9.0 W 35 8 2 2 2 0 0 0 0 0 0 39 39 2.00 0.889											<b>PITCHER</b>	IP WLS BF H R ER SO BB IBB HBP BLK WP HR S P ERA WHIP						
Ken Forsch, R ERA: 2.88																				



Batter	1	2	3	4	5	6	7	8	9	AB	R	H	RBI	BB	SO	LOB	TOP				
Rafael Landestoy, S OBP: 0.250, SLG: 0.341 (1, 4)	F8		K			6-3		F2		4	0	0	0	0	1	0					
Terry Puhl, L OBP: 0.405, SLG: 0.515 (1, 7)	F9			F4-3				F7		4	0	1	0	0	0	0					
Jeffrey Leonard, R OBP: 0.300, SLG: 0.293 (1, 9)	F9			F4-3		F4-3			2B BB	3	0	0	0	1	0	1					
Cesar Cedeno, R OBP: 0.387, SLG: 0.459 (1, 8)		E6		K				F6		4	0	1	0	0	1	0					
Enos Cabell, R OBP: 0.343, SLG: 0.392 (1, 5)		K				F6			G3	4	1	1	1	0	1	3					
Art Howe, R OBP: 0.284, SLG: 0.271 Joe Morgan, L OBP: 0.356, SLG: 0.358 (1, 3)	G2					F4			L3	3	0	0	0	0	1	1					
Luis Pujols, R OBP: 0.233, SLG: 0.250 Denny Walling, L OBP: 0.385, SLG: 0.320 (9, PH)	6-3									2	0	1	0	1	0	1					
Craig Reynolds, L OBP: 0.217, SLG: 0.263 Jose Cruz, L OBP: 0.380, SLG: 0.387 (9, PH)			F4-3			K		F7		3	0	0	0	0	1	2					
J.R. Richard, R OBP: 0.095, SLG: 0.238 Julio Gonzalez, R OBP: 0.115, SLG: 0.154 Dave Smith, R (8, 1)			K			6-3		F8		2	0	0	0	0	1	0					
<b>Inning Stats</b>	R: 0 E: 0 K: 0 S: 3	H: 0 LOB: 0 BB: 0 P: 3	R: 0 E: 1 K: 1 S: 6	H: 0 LOB: 1 BB: 0 P: 6	R: 0 E: 0 K: 2 S: 7	H: 0 LOB: 0 BB: 0 P: 7	R: 0 E: 0 K: 1 S: 5	H: 0 LOB: 0 BB: 0 P: 5	R: 0 E: 0 K: 0 S: 4	H: 1 LOB: 1 BB: 0 P: 4	R: 1 E: 0 K: 1 S: 6	H: 1 LOB: 1 BB: 1 P: 10	R: 0 E: 0 K: 0 S: 3	H: 0 LOB: 0 BB: 0 P: 3	R: 0 E: 0 K: 1 S: 6	H: 1 LOB: 3 BB: 2 P: 14	1B: 2 2B: 1 3B: 0 HR: 1	SF: 0 SAC: 0 DP: 0 HBP: 0	WP: 0 PB: 0 SB: 0 CS: 0	PA: 35	
<b>PITCHER</b>	IP	WLS	BF	H	R	ER	SO	BB	IBB	HBP	BLK	WP	HR	S	P	ERA	WHIP				
Pete Falcone, L ERA: 4.14 Neil Allen, R ERA: 5.22	8.0	W	31	4	1	1	6	2	0	0	0	0	1	41	49	1.12	0.750				
	1.0	S	4	0	0	0	1	1	0	0	0	0	0	5	9	0.00	1.000				

Houston Astros @ New York Mets  
Shea Stadium, Flushing, NY  
Wed May 21 1980, 7:05 PM EDT  
Att: 4,233 - Unknown

AB	32
R	1
H	4
RBI	1
BB	3
SO	7
LOB	13



Batter	1	2	3	4	5	6	7	8	9	AB	R	H	RBI	BB	SO	LOB	BOTTOM				
Lee Mazzilli, S OBP: 0.400, SLG: 0.360 (1, 3)	SH2-3 BB				F8					3	1	2	2	1	0	1					
Frank Taveras, R OBP: 0.313, SLG: 0.311 (1, 6)	SH2-3			G4-3 1B						3	0	3	2	0	0	0					
Mike Jorgensen, L OBP: 0.383, SLG: 0.348 (1, 9)				G4-3 1B						4	0	1	0	0	0	3					
Steve Henderson, R OBP: 0.354, SLG: 0.367 (1, 7)	F6			K		6-3				4	0	1	0	0	1	1					
John Stearns, R OBP: 0.344, SLG: 0.424 (1, 2)					L5					3	1	0	0	1	0	1					
Jerry Morales, R OBP: 0.244, SLG: 0.238 (1, 8)					1-3					4	0	0	0	0	1	2					
Elliott Maddox, R OBP: 0.387, SLG: 0.280 (1, 5)					F8					4	0	0	0	0	1	2					
Doug Flynn, R OBP: 0.238, SLG: 0.233 (1, 4)					F5					2	3	0	0	1	0	1					
Pete Falcone, L OBP: 0.182, SLG: 0.182 Neil Allen, R (9, 1)										2	0	1	1	0	0	1					
<b>Inning Stats</b>	R: 0 E: 0 K: 0 S: 3	H: 1 LOB: 1 BB: 1 P: 7	R: 2 E: 1 K: 1 S: 7	H: 2 LOB: 2 BB: 1 P: 11	R: 0 E: 0 K: 1 S: 5	H: 1 LOB: 0 BB: 0 P: 5	R: 0 E: 0 K: 0 S: 3	H: 0 LOB: 0 BB: 0 P: 3	R: 1 E: 0 K: 0 S: 4	H: 1 LOB: 1 BB: 1 P: 8	R: 0 E: 0 K: 0 S: 3	H: 0 LOB: 0 BB: 0 P: 3	R: 2 E: 1 K: 0 S: 6	H: 2 LOB: 1 BB: 0 P: 6	R: 0 E: 0 K: 1 S: 6	H: 1 LOB: 1 BB: 0 P: 6	1B: 7 2B: 1 3B: 0 HR: 0	SF: 0 SAC: 2 DP: 1 HBP: 0	WP: 0 PB: 0 SB: 3 CS: 0	PA: 34	
<b>PITCHER</b>	IP	WLS	BF	H	R	ER	SO	BB	IBB	HBP	BLK	WP	HR	S	P	ERA	WHIP				
J.R. Richard, R ERA: 2.32 Dave Smith, R ERA: 1.59	7.0	L	30	7	5	1	2	3	0	0	0	0	0	31	43	1.29	1.429				
	1.0		4	1	0	0	1	0	0	0	0	0	0	6	6	0.00	1.000				

Houston Astros @ New York Mets  
Shea Stadium, Flushing, NY  
Wed May 21 1980, 7:05 PM EDT  
Att: 4,233 - Unknown

AB	29
R	5
H	8
RBI	5
BB	3
SO	3
LOB	12





Batter	1	2	3	4	5	6	7	8	9	AB	R	H	RBI	BB	SO	LOB	TOP					
Rafael Landestoy, S OBP: 0.280, SLG: 0.362	(1,4) X 0-0 CS 1B	X 0-0 F4-3 1B	X 0-0 F4-3			X 0-0 1B S F4-6-3 1B	0-3 K		X 0-0 1-3	6	1	3	0	0	1	4						
Craig Reynolds, L OBP: 0.224, SLG: 0.294	(1,6) X 0-0 HR	X 0-0 F4-3 1B		X 0-0 F9		X 0-0 F4-6-3 1B	0-0 6-3			5	1	2	1	0	0	4						
Terry Puhl, L OBP: 0.397, SLG: 0.495	(1,9) X 0-0 F8	X 0-0 P6		X 0-0 1-3		X 0-0 F4-6-3 1B		X 4-0 1B BB		4	0	0	0	1	0	3						
Jose Cruz, L OBP: 0.389, SLG: 0.388	(1,7) X 0-0 HBP E 1B		X 0-0 F2	X 0-0 F9		X 0-0 K		X 0-0 BB		5	0	2	0	0	1	0						
Jeffrey Leonard, R OBP: 0.295, SLG: 0.299	(1,3) X 0-0 E6 HBP		X 0-0 1B 1B		X 0-0 F8		X 0-0 E5 1B	X 0-3 K		5	2	1	0	0	1	3						
Dave Bergman, L OBP: 0.211, SLG: 0.118	(8,3) X 1-2		X 0-0 1B 2B							0	0	0	0	0	0	0						
Enos Cabell, R OBP: 0.341, SLG: 0.438	(1,5) H 1-0		X 0-0 1B 2B		X 0-0 HR		X 0-0 1B	X 0-0 F9		3	3	3	1	0	0	0						
Julio Gonzalez, R OBP: 0.111, SLG: 0.148	(7,5) X 1-2 2-3 HBP		X 2-3 1B		X 0-0 1B		X 1-H 1B	X 0-0 F9		1	0	0	0	0	0	2						
Cesar Cedeno, R OBP: 0.388, SLG: 0.485	(1,8) X 0-0 F8		X 0-0 F7		X 0-0 HR		X 1-2 1B	X 0-3 K		5	1	2	2	0	1	7						
Alan Ashby, S OBP: 0.341, SLG: 0.438	(1,2) X	X 0-0 F4-3	X 0-0 2B 1B		X 0-0 F7		X 0-0 1B	X 0-0 F4-3		4	0	2	2	0	0	0						
Luis Pujols, R OBP: 0.230, SLG: 0.246	(7, PR) (7,2) X 1-2 2-3 HBP		X 1-2 2-H 1B		X 0-0 F7		X 1-3 2-H 1B	X 0-0 F4-3		1	0	0	0	0	0	0						
Joe Niekro, R OBP: 0.292, SLG: 0.348	(1,1) X	X 0-0 F4-3 1B	X 0-0 1B 2B		X 0-0 6-3		X 0-3 K	X 0-0 5-3		4	0	2	1	0	1	2						
Frank LaCorte, R OBP: 0.333, SLG: 0.333	(7,1) X F4-3 1B		X 1-3 2-H 2B							1	0	0	0	0	0	0						
<b>Inning Stats</b>	R: 1 E: 1 K: 0 S: 6	H: 3 LOB: 3 BB: 0 P: 7	R: 0 E: 0 K: 0 S: 5	H: 2 LOB: 2 BB: 0 P: 5	R: 2 E: 0 K: 0 S: 7	H: 4 LOB: 2 BB: 0 P: 7	R: 0 E: 0 K: 0 S: 3	H: 0 LOB: 0 BB: 0 P: 3	R: 2 E: 0 K: 0 S: 5	H: 2 LOB: 2 BB: 0 P: 5	R: 1 E: 0 K: 1 S: 6	H: 2 LOB: 0 BB: 0 P: 6	R: 2 E: 1 K: 2 S: 11	H: 3 LOB: 2 BB: 0 P: 11	R: 0 E: 0 K: 2 S: 8	H: 1 LOB: 2 BB: 1 P: 12	R: 0 E: 0 K: 0 S: 3	H: 0 LOB: 0 BB: 0 P: 3	1B: 13 2B: 2 3B: 0 HR: 2	SF: 0 SAC: 0 DP: 1 HBP: 1	WP: 0 PB: 0 SB: 2 CS: 1	PA: 46
<b>PITCHER</b>	IP WLS BF H R ER SO BB IBB HBP BLK WP HR S P ERA WHIP																					
Mark Bomback, R ERA: 4.83	(1,1) 1.1 10 5 1 1 0 0 0 0 1 0 0 0 1 9 10 6.75 3.750																					
Kevin Kobel, L ERA: 7.45	(2,1) 3.2 L 17 6 4 4 0 0 0 0 0 0 1 17 17 9.82 1.636																					
Tom Hausman, R ERA: 5.09	(6,1) 1.0 8 5 3 2 1 0 0 0 0 0 0 10 10 18.00 5.000																					
John Pacella, R ERA: 3.6	(7,1) 1.0 3 0 0 0 2 0 0 0 0 0 0 7 7 0.00 0.000																					
Ed Glynn, L ERA: 3.46	(8,1) 2.0 8 1 0 0 2 1 0 0 0 0 0 0 11 15 0.00 1.000																					

Houston Astros @ New York Mets  
Shea Stadium, Flushing, NY  
Thu May 22 1980, 7:05 PM EDT  
Att: 7,812 - Unknown

AB	44
R	8
H	17
RBI	7
BB	1
SO	5
LOB	25



Batter	1	2	3	4	5	6	7	8	9	AB	R	H	RBI	BB	SO	LOB	BOTTOM					
Lee Mazzilli, S OBP: 0.400, SLG: 0.356	(1,3) X 0-0 G3		X 0-3 K		X 4-0 1B BB		X 0-0 1B 2B	X 0-3 K		4	1	1	0	1	2	1						
Mario Ramirez, R OBP: 0.329, SLG: 0.329	(9,5) X 0-0 6-3		X 0-0 CS 1B		X 1-2 1B		X 1-2 2B 1B	X 0-0 G4-6-3 1B		5	1	4	0	0	0	0						
Frank Taveras, R OBP: 0.384, SLG: 0.378	(1,9) X 0-0 F9		X 0-0 CS		X 0-0 PB 3B 2B		X 0-0 F9	X 1-H 2-H E 2B		5	2	2	2	0	0	3						
John Stearns, R OBP: 0.346, SLG: 0.423	(1,2) X	X 0-0 P2-4 1B		X 0-0 5-3		X 0-0 6-3	X 0-0 F6	X 0-0 1B		5	0	2	0	0	0	2						
Jerry Morales, R OBP: 0.245, SLG: 0.238	(1,8) X	X 0-0 P2-4		X 0-3 K		X 0-3 K	X 0-0 E5	X 0-3 K		4	0	1	0	0	2	2						
Ed Glynn, R OBP: 0.333, SLG: 0.263	(8,1) X 1-2	X 0-0 1B		X 0-0 K		X 0-0 K	X 2-H 1B	X 0-0 K		0	0	0	0	0	0	0						
Ron Hodges, L OBP: 0.333, SLG: 0.263	(9, PH) X	X 0-0 1B		X 0-0 K		X 0-0 BB	X 0-3 K	X 0-0 K		1	0	0	0	0	1	1						
Steve Henderson, R OBP: 0.369, SLG: 0.415	(1,7) X	X 0-0 WP 2B		X 0-0 3B		X 0-0 BB 1B	X 0-0 K	X 0-0 K		4	1	3	1	0	1	1						
Elliott Maddox, R OBP: 0.391, SLG: 0.274	(1,5) (9,8) X 4-0 2-H BB		X 0-0 F3		X 0-0 BB		X 0-0 5-3	X 0-0 5-3		2	0	0	0	2	0	1						
Doug Flynn, R OBP: 0.231, SLG: 0.226	(1,4) X	X 0-0 F4-3		X 0-0 F3		X 0-0 F6-3	X 0-0 F9	X 0-0 F4-3		4	0	0	0	0	0	3						
Mark Bomback, R OBP: 0.142, SLG: 0.200	(1,1) X	X 0-0 1-3		X 0-0 F9		X 0-0 F9	X 0-0 4-3	X 4-0 BB		0	0	0	0	0	0	0						
Kevin Kobel, R OBP: 0.345, SLG: 0.394	(2,1) X									1	0	0	0	0	0	0						
Dan Norman, R OBP: 0.234, SLG: 0.294	(5, PH) X									0	0	0	0	0	0	0						
Tom Hausman, R OBP: 0.333, SLG: 0.263	(8,1) X									0	0	0	0	0	0	0						
John Pacella, R OBP: 0.329, SLG: 0.500	(7,1) X									0	0	0	0	0	0	0						
Jose Cardenal, R OBP: 0.333, SLG: 0.227	(8,9) X									1	0	0	0	1	0	0						
<b>Inning Stats</b>	R: 0 E: 0 K: 0 S: 3	H: 0 LOB: 0 BB: 0 P: 3	R: 1 E: 0 K: 0 S: 4	H: 2 LOB: 1 BB: 1 P: 8	R: 0 E: 0 K: 1 S: 5	H: 1 LOB: 0 BB: 0 P: 5	R: 1 E: 0 K: 1 S: 7	H: 2 LOB: 1 BB: 0 P: 7	R: 0 E: 0 K: 0 S: 4	H: 1 LOB: 2 BB: 1 P: 8	R: 0 E: 0 K: 1 S: 6	H: 1 LOB: 2 BB: 1 P: 10	R: 3 E: 1 K: 1 S: 9	H: 4 LOB: 1 BB: 0 P: 9	R: 0 E: 0 K: 1 S: 5	H: 0 LOB: 1 BB: 1 P: 9	R: 0 E: 0 K: 1 S: 6	H: 2 LOB: 1 BB: 0 P: 6	1B: 9 2B: 4 3B: 1 HR: 0	SF: 0 SAC: 0 DP: 2 HBP: 0	WP: 2 PB: 1 SB: 0 CS: 1	PA: 42
<b>PITCHER</b>	IP WLS BF H R ER SO BB IBB HBP BLK WP HR S P ERA WHIP																					
Joe Niekro, R ERA: 3.39	(1,1) 6.2 32 11 5 4 3 3 0 0 0 0 0 0 14 18 5.40 2.100																					
Frank LaCorte, R ERA: 0.44	(7,1) 2.1 S 9 2 0 0 3 1 0 0 0 0 0 0 14 18 0.00 1.286																					

Houston Astros @ New York Mets  
Shea Stadium, Flushing, NY  
Thu May 22 1980, 7:05 PM EDT  
Att: 7,812 - Unknown

AB	37
R	5
H	13
RBI	3
BB	4
SO	6
LOB	14





Batter	1	2	3	4	5	6	7	8	9	AB	R	H	RBI	BB	SO	LOB	TOP			
Rafael Landestoy, S OBP: 0.279, SLG: 0.353 (1, 4)	F9		F8			G4-6-3 1B		4-3		4	0	1	0	0	0	1				
Craig Reynolds, L OBP: 0.217, SLG: 0.285 (1, 6)	K			F9		G4-6-3 1-2		F8		4	0	0	0	0	1	1				
Terry Puhl, L OBP: 0.392, SLG: 0.486 (1, 9)	K			1-3 BB 1B		L6		K		4	0	1	0	0	2	0				
Cesar Cedeno, R OBP: 0.400, SLG: 0.486 (1, 8)		4-0 BLK BB		1-3 BB			5-3	FC6-4 1B		2	0	1	0	2	0	0				
Enos Cabell, R OBP: 0.351, SLG: 0.394 (1, 5)	6-3 1-2			1-3 BB			F3	FC6-4 1-2		4	0	0	0	0	0	4				
Jeffrey Leonard, R OBP: 0.286, SLG: 0.289 (1, 3)	K			1-3			K			3	0	0	0	0	2	3				
Jose Cruz, L OBP: 0.382, SLG: 0.379 (1, 7)	K			F8			4-3			3	0	0	0	0	1	1				
Luis Pujols, R OBP: 0.234, SLG: 0.250 (1, 2)			K			G6-4-3 1B		5-3		3	0	1	0	0	1	0				
Nolan Ryan, R ERA: 2.08 (1, 1)			K			G6-4-3 1-2				1	0	0	0	0	1	0				
Randy Niemann, L ERA: 12.0 (4, 1)										0	0	0	0	0	0	0				
Julio Gonzalez, R ERA: 4.05 (5, PH)										0	0	0	0	0	0	1				
Vern Ruhle, R ERA: 4.05 (5, 1)										0	0	0	0	0	0	0				
Bruce Bochy, R ERA: 2.45 (8, PH)										0	0	0	1	0	0	0				
Joe Sambito, L ERA: 2.45 (8, 1)										0	0	0	0	0	0	0				
<b>Inning Stats</b>	R: 0 H: 0 E: 0 K: 2 S: 7	H: 0 R: 0 ER: 0 LOB: 0 BB: 0 P: 7	R: 0 H: 0 E: 0 K: 2 S: 7	H: 0 R: 0 ER: 0 LOB: 1 BB: 1 P: 11	R: 0 H: 0 E: 0 K: 2 S: 7	H: 0 R: 0 ER: 0 LOB: 0 BB: 0 P: 7	R: 0 H: 1 E: 0 K: 0 S: 4	H: 1 R: 0 ER: 0 LOB: 2 BB: 1 P: 8	R: 0 H: 1 E: 0 K: 0 S: 3	H: 1 R: 0 ER: 0 LOB: 0 BB: 0 P: 3	R: 0 H: 0 E: 0 K: 1 S: 5	H: 0 R: 0 ER: 0 LOB: 0 BB: 0 P: 5	R: 0 H: 0 E: 0 K: 0 S: 3	H: 0 R: 0 ER: 0 LOB: 1 BB: 1 P: 7	R: 0 H: 1 E: 0 K: 1 S: 6	H: 1 R: 0 ER: 0 LOB: 1 BB: 0 P: 6	1B: 4 2B: 0 3B: 0 HR: 0	SF: 0 SAC: 0 DP: 2 HBP: 0	WP: 0 PB: 0 SB: 0 CS: 0	PA: 32
<b>PITCHER</b> Steve Carlton, L ERA: 2.08 (1, 1)	IP: 9.0 WLS: W BF: 32 H: 4 R: 0 ER: 0 SO: 8 BB: 3 IBB: 0 HBP: 0 BLK: 1 WP: 0 HR: 0 S: 45 P: 57 ERA: 0.00 WHIP: 0.778																			

Houston Astros @ Philadelphia Phillies  
Veterans Stadium, Philadelphia, PA

AB 29  
R 0  
H 4  
RBI 0  
BB 3  
SO 8  
LOB 11



Fri May 23 1980, 7:05 PM EDT  
Att: 27,822 - Unknown

Batter	1	2	3	4	5	6	7	8	9	AB	R	H	RBI	BB	SO	LOB	BOTTOM		
Pete Rose, S OBP: 0.360, SLG: 0.357 (1, 3)	CS BB		1B HR	BB 1B		4-3 BB				1	1	1	0	3	0	0			
Bake McBride, L OBP: 0.310, SLG: 0.441 (1, 9)	F7		1-2 HR 1B	P2		4-3 1-2 2-3		4-3		4	1	1	0	0	0	6			
Mike Schmidt, R OBP: 0.357, SLG: 0.630 (1, 5)	F7		1-2 HR 2H			F8		5-3		4	1	1	3	0	0	3			
Greg Luzinski, R OBP: 0.380, SLG: 0.610 (1, 7)	CS							K		3	0	1	0	1	1	0			
Greg Gross, L OBP: 0.186, SLG: 0.200 (8, 7)	CS					1B BB		K		0	0	0	0	0	0	0			
Bob Boone, R OBP: 0.264, SLG: 0.328 (1, 2)						1B BB		F4		4	0	2	0	0	0	1			
Gary Maddox, R OBP: 0.282, SLG: 0.376 (1, 8)						1B		6-3		4	0	1	0	0	0	1			
Manny Trillo, R OBP: 0.397, SLG: 0.508 (1, 4)						1B BB		5-3		4	0	1	0	0	0	4			
Ramon Aviles, R OBP: 0.379, SLG: 0.500 (1, 6)						1B BB		F8		3	0	1	0	1	0	0			
Steve Carlton, L OBP: 0.154, SLG: 0.160 (1, 1)						1B BB		L6		2	0	0	0	0	1	0			
<b>Inning Stats</b>	R: 0 H: 0 E: 0 K: 0 S: 2	H: 1 R: 0 ER: 0 LOB: 1 BB: 0 P: 4	R: 3 H: 4 E: 0 K: 1 S: 9	H: 4 R: 0 ER: 0 LOB: 1 BB: 0 P: 9	R: 0 H: 1 E: 0 K: 0 S: 4	H: 1 R: 0 ER: 0 LOB: 3 BB: 2 P: 12	R: 0 H: 1 E: 0 K: 0 S: 4	H: 2 R: 0 ER: 0 LOB: 2 BB: 1 P: 8	R: 0 H: 1 E: 0 K: 0 S: 5	H: 0 R: 0 ER: 0 LOB: 0 BB: 0 P: 5	R: 0 H: 0 E: 0 K: 0 S: 3	H: 0 R: 0 ER: 0 LOB: 0 BB: 0 P: 3	R: 0 H: 0 E: 0 K: 0 S: 3	R: 0 H: 0 E: 0 K: 0 S: 6	R: 0 H: 0 E: 0 K: 0 S: 3	1B: 7 2B: 1 3B: 0 HR: 1	SF: 0 SAC: 2 DP: 1 HBP: 0	WP: 0 PB: 0 SB: 0 CS: 1	PA: 37
<b>PITCHER</b> Nolan Ryan, R ERA: 3.3 (1, 1)	IP: 3.2 WLS: L BF: 19 H: 6 R: 3 ER: 3 SO: 3 BB: 3 IBB: 0 HBP: 0 BLK: 0 WP: 0 HR: 1 S: 18 P: 30 ERA: 7.36 WHIP: 2.455																		
Randy Niemann, L ERA: 12.0 (4, 1)	0.1 L 1 0 0 0 0 0 0 0 0 0 0 1 1 0.00 0.000																		
Vern Ruhle, R ERA: 4.05 (5, 1)	3.0 L 13 3 0 0 1 2 0 0 0 0 0 13 21 0.00 1.667																		
Joe Sambito, L ERA: 2.45 (8, 1)	1.0 L 3 0 0 0 0 0 0 0 0 0 0 3 3 0.00 0.000																		

Houston Astros @ Philadelphia Phillies  
Veterans Stadium, Philadelphia, PA

AB 29  
R 3  
H 9  
RBI 3  
BB 5  
SO 2  
LOB 15



Fri May 23 1980, 7:05 PM EDT  
Att: 27,822 - Unknown







Batter	1	2	3	4	5	6	7	8	9	AB	R	H	RBI	BB	SO	LOB	TOP										
Rafael Landestoy, S OBP: 0.274, SLG: 0.339 (1, 5)	G3	5-3			F9		K			4	0	0	0	0	1	2											
Craig Reynolds, L OBP: 0.219, SLG: 0.305 (1, 6)	SF9 3B		F9		L6			F7		4	1	1	0	0	0	0											
Terry Puhl, L OBP: 0.391, SLG: 0.522 (1, 9)	SF9		FC6-2 3B		5-3			FC4 1B		3	0	2	1	0	0	0											
Joe Morgan, L OBP: 0.350, SLG: 0.351 (1, 4)	6-3		FC6-2 2B			G4-6-3 BB 1B		FC4 2B		4	0	1	0	0	0	2											
Jose Cruz, L OBP: 0.388, SLG: 0.403 (1, 7)		F5				G4-6-3 BB 1-2				3	0	2	0	1	0	0											
Denny Welling, L OBP: 0.394, SLG: 0.337 (1, 3)	F5		G3			G4-6-3 BB 1-2 2-3		F7		4	0	0	0	0	0	4											
Cesar Cedeno, R OBP: 0.398, SLG: 0.486 (1, 8)		E 3B			F5			F4		4	1	1	0	0	0	1											
Alan Ashby, S OBP: 0.326, SLG: 0.405 (1, 2)	E1 1B		1-3					F8		4	0	0	0	0	0	0											
Ken Forsch, R OBP: 0.280, SLG: 0.320 (7, PH)								F9		2	0	1	0	0	1	0											
Dave Bergman, L OBP: 0.200, SLG: 0.111 (7, 1)					K					1	0	0	0	0	0	0											
Randy Niemann, L (7, 1)										0	0	0	0	0	0	0											
<b>Inning Stats</b>	R: 1 E: 0 K: 0 S: 4	H: 1 LOB: 0 BB: 0 P: 4	R: 1 E: 1 K: 0 S: 6	H: 2 LOB: 2 BB: 0 P: 6	R: 0 E: 0 K: 0 S: 5	H: 2 LOB: 2 BB: 0 P: 5	R: 0 E: 0 K: 1 S: 5	H: 0 LOB: 0 BB: 0 P: 5	R: 0 E: 0 K: 0 S: 3	H: 1 LOB: 1 BB: 1 P: 7	R: 0 E: 0 K: 1 S: 5	H: 0 LOB: 0 BB: 0 P: 5	R: 0 E: 0 K: 0 S: 4	H: 2 LOB: 2 BB: 0 P: 4	R: 0 E: 0 K: 0 S: 3	H: 0 LOB: 0 BB: 0 P: 3	1B: 3 2B: 2 3B: 3 HR: 0	SF: 1 SAC: 0 DP: 1 HBP: 0	WP: 0 PB: 0 SB: 0 CS: 0	PA: 35							
<b>PITCHER</b>	IP	WLS	BF	H	R	ER	SO	BB	IBB	HBP	BLK	WP	HR	S	P	ERA	WHIP										
Dick Ruthven, R ERA: 4.34 (1, 1)	8.0	W	32	8	2	1	2	1	0	0	0	0	0	35	39	1.12	1.125										
Dickie Noles, R ERA: 2.0 (9, 1)	1.0		3	0	0	0	0	0	0	0	0	0	0	3	3	0.00	0.000										

Houston Astros @ Philadelphia Phillies  
Veterans Stadium, Philadelphia, PA  
Sun May 25 1980, 7:05 PM EDT  
Att: 37,349 - Unknown

AB	33
R	2
H	8
RBI	1
BB	1
SO	2
LOB	9



Batter	1	2	3	4	5	6	7	8	9	AB	R	H	RBI	BB	SO	LOB	BOTTOM										
Pete Rose, S OBP: 0.354, SLG: 0.341 (1, 3)	F7	1B HBP		6-3		F8				3	0	0	0	0	0	1											
Bake McBride, L OBP: 0.314, SLG: 0.467 (1, 9)	F7			5-3		4-3				4	0	1	2	0	0	1											
Greg Gross, L OBP: 0.186, SLG: 0.200 (7, 9)										0	0	0	0	0	0	0											
Mike Schmidt, R OBP: 0.364, SLG: 0.664 (1, 5)			5-3				F7			4	1	2	1	0	0	0											
Dickie Noles, R OBP: 0.667, SLG: 0.667 (9, 1)	2B				HR					0	0	0	0	0	0	0											
Greg Luzinski, R OBP: 0.393, SLG: 0.648 (1, 7)	6-3				HR		F6			4	2	2	1	0	0	1											
Lonnie Smith, R OBP: 0.375, SLG: 0.500 (8, 7)			1B 2B		HR					0	0	0	0	0	0	0											
Bob Boone, R OBP: 0.263, SLG: 0.318 (1, 2)		F7			F6		F7			4	0	1	1	0	0	0											
Garry Maddox, R OBP: 0.280, SLG: 0.393 (1, 8)		HR			1B			4-3		4	1	2	1	0	0	1											
Larry Bowa, S OBP: 0.250, SLG: 0.325 (1, 6)	L4		4-3		E6			F6		4	0	0	0	0	0	1											
Manny Trillo, R OBP: 0.408, SLG: 0.522 (1, 4)		HBP 1B 2B			SH1-4 1B		K			4	1	3	0	0	1	1											
Dick Ruthven, R OBP: 0.313, SLG: 0.333 (1, 1)					SH1-4 1B			6-3		1	1	0	0	1	0	0											
John Vukovich, R OBP: 0.250, SLG: 0.250 (8, PH)		HBP 1B BB					5-3			1	0	0	0	0	0	1											
<b>Inning Stats</b>	R: 0 E: 0 K: 0 S: 4	H: 1 LOB: 1 BB: 0 P: 4	R: 3 E: 0 K: 0 S: 5	H: 3 LOB: 2 BB: 1 P: 10	R: 1 E: 0 K: 0 S: 5	H: 2 LOB: 1 BB: 0 P: 5	R: 0 E: 0 K: 0 S: 4	H: 1 LOB: 1 BB: 0 P: 4	R: 2 E: 1 K: 1 S: 8	H: 3 LOB: 1 BB: 0 P: 8	R: 0 E: 0 K: 0 S: 3	H: 0 LOB: 0 BB: 0 P: 3	R: 0 E: 0 K: 0 S: 3	H: 0 LOB: 0 BB: 0 P: 3	R: 0 E: 0 K: 0 S: 4	H: 1 LOB: 1 BB: 0 P: 4	1B: 5 2B: 3 3B: 0 HR: 3	SF: 0 SAC: 1 DP: 0 HBP: 1	WP: 0 PB: 0 SB: 1 CS: 0	PA: 36							
<b>PITCHER</b>	IP	WLS	BF	H	R	ER	SO	BB	IBB	HBP	BLK	WP	HR	S	P	ERA	WHIP										
Ken Forsch, R ERA: 3.17 (1, 1)	6.0	L	29	10	6	6	1	1	0	1	0	0	0	29	34	9.00	1.833										
Randy Niemann, L ERA: 7.2 (7, 1)	2.0		7	1	0	0	0	0	0	0	0	0	0	7	7	0.00	0.500										

Houston Astros @ Philadelphia Phillies  
Veterans Stadium, Philadelphia, PA  
Sun May 25 1980, 7:05 PM EDT  
Att: 37,349 - Unknown

AB	33
R	6
H	11
RBI	6
BB	1
SO	1
LOB	7





Batter	1	2	3	4	5	6	7	8	9	AB	R	H	RBI	BB	SO	LOB	TOP				
<b>Ozzie Smith, S</b> OBP: 0.328, SLG: 0.268 (1, 6)	4-0 BB G6-4-3		0-0 1-3 SH1-3		0-3 K		0-0 S 1B		0-0 1-2 WP 1B	3	0	2	0	1	1	0	<b>San Diego Padres @ Houston Astros</b> Astrodome, Houston, TX Mon May 26 1980, 8:05 PM EDT Att: 18,242 - Unknown  <a href="http://livebaseballscorecards.com">livebaseballscorecards.com</a>				
<b>Dave Cash, R</b> OBP: 0.277, SLG: 0.253 (1, 4)	0-0 G6-4-3 1-2		0-0 G4-3 1B		4-0 1B BB		0-0 G3 1-2		0-0 6-3 1-2 2-3	4	0	1	1	1	0	4					
<b>Gene Richards, L</b> OBP: 0.350, SLG: 0.373 (1, 7) (8, 9)	4-0 BB		0-0 G4-3 1-2		0-0 1-2 1B				0-3 K	3	0	1	0	1	1	1					
<b>Dave Winfield, R</b> OBP: 0.407, SLG: 0.449 (1, 8)	0-0 F5			4-0 FC1-4 1B BB		0-3 K		4-0 BB		2	0	0	0	2	1	3					
<b>Willie Montanez, L</b> OBP: 0.297, SLG: 0.329 (1, 3)		0-0 WP 1B		0-0 FC1-4 1B		0-3 K		0-3 K		4	0	2	0	0	2	1					
<b>Jerry Turner, L</b> OBP: 0.345, SLG: 0.340 (1, 9)		0-0 F7		0-3 K		0-0 F9		0-0 F7		3	0	0	0	0	1	3					
<b>Kurt Bevacqua, R</b> OBP: 0.429, SLG: 0.577 (8, PH) (8, 7)		1-2								1	0	0	0	0	0	1					
<b>Bill Fahey, L</b> OBP: 0.280, SLG: 0.296 <b>Barry Evans, R</b> OBP: 0.375, SLG: 0.394 (7, 5)		0-3 K		0-0 FC1-4 FC3-6 1-2 2-3		0-0 F8			0-0 F7	3	0	0	0	0	1	3					
<b>Aurelio Rodriguez, R</b> OBP: 0.280, SLG: 0.392 (7, PH) <b>Gene Tenace, R</b> OBP: 0.351, SLG: 0.370 (7, 2)		0-3 K2-3		0-0 FC3-6 1-2		0-0 F2		4-0 WP 1B BB		2	0	0	0	0	1	3					
<b>John Curtis, L</b> OBP: 0.158, SLG: 0.059 (1, 1)			4-0 SH1-3 PB 1B BB		0-0 5-3		0-3 K		0-3 K	1	1	0	0	1	0	0					
<b>Jerry Mumphrey, S</b> OBP: 0.328, SLG: 0.325 (7, PH) <b>Eric Rasmussen, R</b> OBP: 0.125, SLG: 0.250 (8, 1) <b>Bob Shirley, R</b> (9, PH) <b>Paul Dade, R</b> OBP: 0.290, SLG: 0.185 (9, PH)										1	0	0	0	1	0	0					
										1	0	0	0	0	1	0					
										0	0	0	0	0	0	0					
										0	0	0	0	0	0	0					
										1	0	0	0	1	1						
<b>Inning Stats</b>	R: 0 E: 0 K: 0 S: 2	H: 0 LOB: 1 BB: 2 P: 10	R: 0 E: 0 K: 2 S: 8	H: 1 LOB: 1 BB: 0 P: 8	R: 1 E: 0 K: 0 S: 3	H: 1 LOB: 0 BB: 1 P: 7	R: 0 E: 0 K: 1 S: 6	H: 1 LOB: 2 BB: 1 P: 10	R: 0 E: 0 K: 1 S: 5	H: 0 LOB: 0 BB: 0 P: 5	R: 0 E: 0 K: 1 S: 6	H: 1 LOB: 1 BB: 0 P: 6	R: 0 E: 0 K: 2 S: 7	H: 0 LOB: 1 BB: 1 P: 11	R: 0 E: 0 K: 1 S: 6	H: 1 LOB: 2 BB: 1 P: 10	1B: 6 2B: 0 3B: 0 HR: 0	SF: 0 SAC: 1 DP: 2 HBP: 0	WP: 2 PB: 1 SB: 1 CS: 0	PA: 38	
<b>PITCHER</b>	IP	WLS	BF	H	R	ER	SO	BB	IBB	HBP	BLK	WP	HR	S	P	ERA	WHIP				
<b>J.R. Richard, R</b> ERA: 2.09	(1, 1)	7.0	W	29	5	1	0	7	5	0	0	0	1	0	38	58	0.00	1.429			
<b>Joe Sambito, L</b> ERA: 2.18	(8, 1)	2.0	S	9	1	0	0	3	2	0	0	0	1	0	13	21	0.00	1.500			

Batter	1	2	3	4	5	6	7	8	9	AB	R	H	RBI	BB	SO	LOB	BOTTOM			
<b>Rafael Landestoy, S</b> OBP: 0.258, SLG: 0.317 (1, 4)	0-0 1-3		0-0 6-3		0-0 FC6 FC3-2 1-2 2-3		0-0 6-3			4	0	0	0	0	0	3	<b>San Diego Padres @ Houston Astros</b> Astrodome, Houston, TX Mon May 26 1980, 8:05 PM EDT Att: 18,242 - Unknown  <a href="http://livebaseballscorecards.com">livebaseballscorecards.com</a>			
<b>Craig Reynolds, L</b> OBP: 0.227, SLG: 0.319 (1, 6)	0-0 F9		0-0 1B		0-0 FC3-2 FC4-6 1-2 2-3 3-H			0-0 E9 1B 2B		4	1	2	0	0	0	3				
<b>Terry Puhl, L</b> OBP: 0.380, SLG: 0.504 (1, 8)	0-0 F9		0-0 1-3		0-0 FC4-6 1-2			0-0 F5		4	0	0	0	0	0	4				
<b>Jose Cruz, L</b> OBP: 0.390, SLG: 0.406 (1, 7)		0-0 S 1B 1B		0-0 F5		0-0 F9		0-0 BB 1B 1B		4	1	2	1	0	0	0				
<b>Enos Cabell, R</b> OBP: 0.346, SLG: 0.386 (1, 5)		0-0 S 2B 1B		0-0 G3		0-0 F8		0-0 BB 1B		4	1	2	1	0	0	0				
<b>Jeffrey Leonard, R</b> OBP: 0.301, SLG: 0.301 (1, 9)		0-0 1B 2B		0-0 L6		4-0 FC6-4 BB		4-0 1-2 2-3 BB		2	1	1	1	2	0	0				
<b>Art Howe, R</b> OBP: 0.296, SLG: 0.302 (1, 3)		0-0 2H 1B		0-0 SH FC3-2 2B		0-0 FC6-4 1-2		0-0 F6		4	0	2	1	0	0	4				
<b>Luis Pujols, R</b> OBP: 0.235, SLG: 0.238 (1, 2)		0-0 4-3		4-0 FC6 SH BB		0-0 F3		0-0 F8		3	0	0	0	1	0	3				
<b>J.R. Richard, R</b> OBP: 0.091, SLG: 0.227 <b>Dave Bergman, L</b> OBP: 0.190, SLG: 0.105 <b>Joe Sambito, L</b> (8, 1)		0-0 4-3		0-0 SH FC3-2 FC6		0-0 4-3				1	0	0	0	0	0	0				
										1	0	0	0	0	0	0				
										0	0	0	0	0	0	0				
										0	0	0	0	0	0	0				
										0	0	0	0	0	0	0				
<b>Inning Stats</b>	R: 0 E: 0 K: 0 S: 3	H: 0 LOB: 0 BB: 0 P: 3	R: 3 E: 0 K: 0 S: 6	H: 4 LOB: 0 BB: 0 P: 6	R: 0 E: 0 K: 0 S: 3	H: 1 LOB: 0 BB: 0 P: 3	R: 0 E: 0 K: 0 S: 3	H: 0 LOB: 0 BB: 0 P: 3	R: 0 E: 0 K: 0 S: 3	H: 0 LOB: 1 BB: 1 P: 7	R: 0 E: 0 K: 0 S: 3	H: 0 LOB: 0 BB: 0 P: 3	R: 1 E: 1 K: 0 S: 6	H: 3 LOB: 3 BB: 1 P: 10	1B: 6 2B: 3 3B: 0 HR: 0	SF: 0 SAC: 1 DP: 0 HBP: 0		WP: 0 PB: 0 SB: 2 CS: 0	PA: 35	
<b>PITCHER</b>	IP	WLS	BF	H	R	ER	SO	BB	IBB	HBP	BLK	WP	HR	S	P	ERA		WHIP		
<b>John Curtis, L</b> ERA: 3.43	(1, 1)	6.0	L	25	6	3	3	0	2	0	0	0	0	23	31	4.50	1.333			
<b>Eric Rasmussen, R</b> ERA: 5.28	(7, 1)	1.0		3	0	0	0	0	0	0	0	0	0	3	3	0.00	0.000			
<b>Bob Shirley, L</b> ERA: 1.61	(8, 1)	1.0		7	3	1	1	0	1	0	0	0	0	6	10	9.00	4.000			



Batter	1	2	3	4	5	6	7	8	9	AB	R	H	RBI	BB	SO	LOB	TOP										
Ozzie Smith, S OBP: 0.330, SLG: 0.272 (1, 6)										5	0	2	0	0	1	2											
Jerry Mumphrey, S OBP: 0.324, SLG: 0.321 (1, 8)										5	1	1	0	0	2	4											
Gene Richards, L OBP: 0.351, SLG: 0.370 (1, 7)										4	1	1	0	1	0	2											
Dave Winfield, R OBP: 0.415, SLG: 0.454 (1, 9)										3	0	2	1	1	0	1											
Willie Montanez, L OBP: 0.302, SLG: 0.336 (1, 3)										3	0	1	2	1	0	2											
Bill Fahey, L OBP: 0.263, SLG: 0.288 Gene Tenace, R OBP: 0.353, SLG: 0.366 (5, PH) (5, 2)										2	0	0	0	0	0	1											
Dave Cash, R OBP: 0.271, SLG: 0.247 (1, 4)										4	0	0	0	0	1	2											
Barry Evans, R OBP: 0.395, SLG: 0.472 Von Joshua, L OBP: 0.353, SLG: 0.400 Rolie Fingers, R OBP: 0.250, SLG: 0.500 (8, PH) (8, 1)										3	0	2	0	0	1	0											
Gary Lucas, L OBP: 0.267, SLG: 0.214 John D'Acquisto, R OBP: 0.277, SLG: 0.388 (6, 1) (8, PH) (8, 5)										2	1	1	0	1	1	1											
<b>Inning Stats</b>	R: 0 E: 0 K: 1 S: 6	H: 1 LOB: 1 BB: 0 P: 6	R: 0 E: 0 K: 0 S: 3	H: 0 LOB: 0 BB: 0 P: 3	R: 0 E: 0 K: 1 S: 6	H: 1 LOB: 1 BB: 0 P: 6	R: 1 E: 0 K: 0 S: 5	H: 3 LOB: 1 BB: 0 P: 5	R: 2 E: 0 K: 1 S: 7	H: 2 LOB: 3 BB: 3 P: 19	R: 0 E: 0 K: 1 S: 5	H: 1 LOB: 1 BB: 1 P: 9	R: 0 E: 0 K: 0 S: 4	H: 2 LOB: 2 BB: 0 P: 4	R: 0 E: 0 K: 1 S: 5	H: 0 LOB: 1 BB: 1 P: 9	R: 0 E: 0 K: 1 S: 5	H: 0 LOB: 0 BB: 0 P: 5	1B: 8 2B: 1 3B: 1 HR: 0	SF: 0 SAC: 0 DP: 0 HBP: 0	WP: 0 PA: 39 PB: 0 SB: 2 CS: 1						
<b>PITCHER</b>	IP	WLS	BF	H	R	ER	SO	BB	IBB	HBP	BLK	WP	HR	S	P	ERA	WHIP										
Joe Niekro, R ERA: 3.55 (1, 1)	4.2		23	7	3	3	3	3	0	0	0	0	0	26	38	5.79	2.143										
Randy Niemann, L ERA: 5.14 (5, 1)	2.0		9	3	0	0	1	1	0	0	0	0	0	10	14	0.00	2.000										
Dave Smith, R ERA: 1.86 (7, 1)	0.1		1	0	0	0	0	0	0	0	0	0	0	0	0	0.00	0.000										
Frank LaCorte, R ERA: 0.4 (8, 1)	2.0	W	7	0	0	0	2	1	0	0	0	0	0	10	14	0.00	0.500										

San Diego Padres @ Houston Astros  
Astrodome, Houston, TX  
Tue May 27 1980, 8:05 PM EDT  
Att: 18,246 - Unknown

AB 34  
R 3  
H 10  
RBI 3  
BB 5  
SO 6  
LOB 20



Batter	1	2	3	4	5	6	7	8	9	AB	R	H	RBI	BB	SO	LOB	BOTTOM										
Rafael Landestoy, S OBP: 0.243, SLG: 0.299 (1, 4)										4	0	0	0	0	0	1											
Craig Reynolds, L OBP: 0.234, SLG: 0.319 (1, 6)										3	2	1	0	1	0	0											
Terry Puhl, L OBP: 0.376, SLG: 0.492 (1, 8)										3	1	0	0	1	0	1											
Jose Cruz, L OBP: 0.393, SLG: 0.408 (1, 7)										4	1	2	1	0	1	2											
Enos Cabell, R OBP: 0.344, SLG: 0.396 (1, 5)										4	0	1	1	0	0	3											
Jeffrey Leonard, R OBP: 0.302, SLG: 0.323 (1, 9)										3	0	1	2	0	0	1											
Art Howe, R OBP: 0.297, SLG: 0.318 (1, 3)										3	0	1	0	0	0	1											
Luis Pujols, R OBP: 0.225, SLG: 0.227 (1, 2)										3	0	0	0	0	0	1											
Joe Niekro, R OBP: 0.280, SLG: 0.333 Randy Niemann, L OBP: 0.353, SLG: 0.366 Dave Smith, R OBP: 0.395, SLG: 0.472 Dave Bergman, L OBP: 0.182, SLG: 0.100 Frank LaCorte, R OBP: 0.277, SLG: 0.388 (1, 1) (5, 1) (7, 1) (7, PH) (8, 1)										1	0	0	0	0	1	1											
<b>Inning Stats</b>	R: 0 E: 0 K: 0 S: 3	H: 0 LOB: 0 BB: 0 P: 3	R: 0 E: 0 K: 0 S: 3	H: 0 LOB: 0 BB: 0 P: 3	R: 0 E: 0 K: 1 S: 6	H: 1 LOB: 1 BB: 0 P: 6	R: 2 E: 0 K: 1 S: 7	H: 2 LOB: 1 BB: 1 P: 11	R: 0 E: 0 K: 0 S: 3	H: 0 LOB: 0 BB: 0 P: 3	R: 1 E: 0 K: 0 S: 5	H: 2 LOB: 1 BB: 0 P: 5	R: 0 E: 0 K: 0 S: 3	H: 0 LOB: 0 BB: 0 P: 3	R: 1 E: 0 K: 0 S: 4	H: 1 LOB: 1 BB: 1 P: 8	R: 0 E: 0 K: 0 S: 3	H: 0 LOB: 0 BB: 0 P: 5	1B: 3 2B: 1 3B: 2 HR: 0	SF: 0 SAC: 0 DP: 0 HBP: 0	WP: 0 PA: 32 PB: 0 SB: 2 CS: 0						
<b>PITCHER</b>	IP	WLS	BF	H	R	ER	SO	BB	IBB	HBP	BLK	WP	HR	S	P	ERA	WHIP										
Gary Lucas, L ERA: 3.4 (1, 1)	5.2		23	5	3	3	2	1	0	0	0	0	0	26	30	4.76	1.059										
John D'Acquisto, R ERA: 2.09 (6, 1)	1.1		4	0	0	0	0	0	0	0	0	0	0	4	4	0.00	0.000										
Rolie Fingers, R ERA: 3.0 (8, 1)	1.0	L	5	1	1	1	0	1	0	0	0	0	0	4	8	9.00	2.000										

San Diego Padres @ Houston Astros  
Astrodome, Houston, TX  
Tue May 27 1980, 8:05 PM EDT  
Att: 18,246 - Unknown

AB 30  
R 4  
H 6  
RBI 4  
BB 2  
SO 2  
LOB 11





Batter	1	2	3	4	5	6	7	8	9	AB	R	H	RBI	BB	SO	LOB	TOP					
Ozzie Smith, S OBP: 0.328, SLG: 0.272 (1, 6)	5-3		K			F9		S 1B		4	0	1	0	0	1	1	<b>San Diego Padres @ Houston Astros</b> Astrodome, Houston, TX Wed May 28 1980, 8:05 PM EDT Att: 19,697 - Unknown  <a href="http://livebaseballscorecards.com">livebaseballscorecards.com</a>					
Jerry Mumphrey, S OBP: 0.316, SLG: 0.311 (1, 8)	4-3		1-3			F7		F7 1-2		4	0	0	0	0	0	2						
Gene Richards, L OBP: 0.355, SLG: 0.365 Bob Shirley, R (8, 1)	BB BB		4-3			6-3		BB BB BB		2	0	0	0	2	0	1						
Dave Winfield, R OBP: 0.417, SLG: 0.448 (1, 9)	1-2 BB			F2		E 4-3 BB		K		2	0	0	0	2	1	2						
Willie Montanez, L OBP: 0.294, SLG: 0.327 (1, 3)	K			F8		4-3		F8		4	0	0	0	0	1	3						
Gene Tenace, R OBP: 0.350, SLG: 0.354 (1, 2)		F6		K		K		BB BB BB		3	0	0	0	1	2	1						
Dave Cash, R OBP: 0.268, SLG: 0.244 Jerry Turner, L OBP: 0.339, SLG: 0.333 Barry Evans, R OBP: 0.386, SLG: 0.459 (7, PH) (7, 4)		F7		L8		E3 2-3		F8		2	0	0	0	0	0	0						
Aurelio Rodriguez, R OBP: 0.271, SLG: 0.378 Von Joshua, L OBP: 0.343, SLG: 0.387 Paul Dade, R OBP: 0.250, SLG: 0.185 Bill Fahey, L OBP: 0.260, SLG: 0.284 (9, PH) (1, 5) (7, PH) (7, 5)		5-3		5-3		K		F7		2	0	0	0	0	0	0						
Rick Wise, R OBP: 0.143, SLG: 0.200 Kurt Bevacqua, R OBP: 0.414, SLG: 0.556 (8, PH) (8, 7)				K		2-3				2	0	1	0	0	1	0						
<b>Inning Stats</b>	R: 0 E: 0 K: 1 S: 5	H: 0 LOB: 2 BB: 2 P: 13	R: 0 E: 0 K: 0 S: 3	H: 0 LOB: 0 BB: 0 P: 3	R: 0 E: 0 K: 1 S: 6	H: 1 LOB: 1 BB: 0 P: 6	R: 0 E: 0 K: 1 S: 5	H: 0 LOB: 0 BB: 0 P: 5	R: 0 E: 0 K: 1 S: 5	H: 0 LOB: 0 BB: 0 P: 5	R: 0 E: 0 K: 0 S: 3	H: 0 LOB: 0 BB: 0 P: 3	R: 0 E: 1 K: 2 S: 8	H: 0 LOB: 2 BB: 1 P: 12	R: 0 E: 0 K: 1 S: 6	H: 1 LOB: 2 BB: 1 P: 10		R: 0 E: 0 K: 0 S: 3	H: 0 LOB: 1 BB: 1 P: 7	1B: 1 2B: 1 3B: 0 HR: 0	SF: 0 SAC: 0 DP: 0 HBP: 0	WP: 0 PB: 0 SB: 1 CS: 0
<b>PITCHER</b> Nolan Ryan, R ERA: 2.87 (1, 1)	IP: 9.0 WLS: W BF: 35	H: 2 R: 0 ER: 0 SO: 7	BB: 5 IBB: 0 HBP: 0 BLK: 0	WP: 0 HR: 0 S: 44 P: 64	ERA: 0.00 WHIP: 0.778	<b>PITCHER</b>																

Batter	1	2	3	4	5	6	7	8	9	AB	R	H	RBI	BB	SO	LOB	BOTTOM			
Terry Puhl, L OBP: 0.372, SLG: 0.480 (1, 8)	F8		SH5-3 BB			4-3		1-3		3	0	0	0	1	0	0	<b>San Diego Padres @ Houston Astros</b> Astrodome, Houston, TX Wed May 28 1980, 8:05 PM EDT Att: 19,697 - Unknown  <a href="http://livebaseballscorecards.com">livebaseballscorecards.com</a>			
Craig Reynolds, L OBP: 0.230, SLG: 0.312 (1, 6)	6-3		SH5-3 1-2			G3		K		3	0	0	0	0	1	0				
Joe Morgan, L OBP: 0.340, SLG: 0.339 Rafael Landestoy, S OBP: 0.243, SLG: 0.299 (9, 4) (1, 4)	3-1		F7			F3		F6		4	0	0	0	0	0	1				
Jose Cruz, L OBP: 0.398, SLG: 0.413 (1, 7)		4-3 S 1B	F7			CS 1B				3	1	2	0	0	0	1				
Denny Walling, L OBP: 0.373, SLG: 0.372 Art Howe, R OBP: 0.297, SLG: 0.318 (9, 3) (1, 3)	4-3			FC5-2 3B		CS 1B				3	0	2	0	0	0	1				
Enos Cabell, R OBP: 0.343, SLG: 0.395 (1, 5)		S 1B		5-3		CS		F4		3	0	1	1	0	0	1				
Jeffrey Leonard, R OBP: 0.294, SLG: 0.313 (1, 9)		3H K		FC5-2 3H		K				3	0	0	0	0	2	2				
Alan Ashby, S OBP: 0.337, SLG: 0.407 (1, 2)		IBB		F8						2	0	1	0	1	0	1				
Nolan Ryan, R OBP: 0.167, SLG: 0.190 (1, 1)	1-3					G3				3	0	0	0	0	0	3				
<b>Inning Stats</b>	R: 0 E: 0 K: 0 S: 3	H: 0 LOB: 0 BB: 0 P: 3	R: 1 E: 0 K: 1 S: 7	H: 2 LOB: 2 BB: 1 P: 11	R: 0 E: 0 K: 0 S: 3	H: 0 LOB: 1 BB: 1 P: 7	R: 0 E: 0 K: 0 S: 4	H: 1 LOB: 1 BB: 0 P: 4	R: 0 E: 0 K: 0 S: 3	H: 0 LOB: 0 BB: 0 P: 3	R: 0 E: 0 K: 0 S: 3	H: 2 LOB: 0 BB: 0 P: 3	R: 0 E: 0 K: 1 S: 6	H: 1 LOB: 1 BB: 0 P: 6	R: 0 E: 0 K: 1 S: 5	H: 0 LOB: 0 BB: 0 P: 5		1B: 5 2B: 0 3B: 1 HR: 0	SF: 0 SAC: 1 DP: 0 HBP: 0	WP: 0 PB: 0 SB: 2 CS: 2
<b>PITCHER</b> Rick Wise, R ERA: 3.43 Bob Shirley, L ERA: 1.55 (1, 1) (8, 1)	IP: 7.0 WLS: L BF: 27	H: 6 R: 1 ER: 1 SO: 2	BB: 1 IBB: 1 HBP: 0 BLK: 0	WP: 0 HR: 0 S: 29 P: 37	ERA: 1.29 WHIP: 1.000	<b>PITCHER</b>														



Batter	1	2	3	4	5	6	7	8	9	AB	R	H	RBI	BB	SO	LOB	TOP			
Rafael Landestoy, S OBP: 0.270, SLG: 0.304	4-0 CS BB		4-0 BB		0-0 5-3			0-0 CS 1B		2	0	1	0	2	0	0	Houston Astros @ San Francisco Giants Candlestick Park, San Francisco, CA Fri May 30 1980, 10:05 PM EDT Att: 10,511 - Unknown			
Julio Gonzalez, R OBP: 0.094, SLG: 0.125	0-3 K		0-0 1-3				0-3 K	0-3 K		4	0	0	0	0	3	3				
Terry Puhl, L OBP: 0.365, SLG: 0.469	0-0 E3				0-0 F4		0-0 F8		0-0 F6	4	0	0	0	0	0	0				
Jose Cruz, L OBP: 0.394, SLG: 0.429	0-0 4-3				0-0 HR		0-0 6-3		0-0 F7	4	1	1	1	0	0	1				
Enos Cabell, R OBP: 0.341, SLG: 0.391		0-3 K			0-0 F8			0-0 CS 1B	0-0 F3	4	0	1	0	0	1	0				
Art Howe, R OBP: 0.312, SLG: 0.377		0-0 6-3			0-0 HR			0-0 1B		3	1	2	1	0	0	0				
Jeffrey Leonard, R OBP: 0.286, SLG: 0.304					0-0 L1			0-3 K		3	0	0	0	0	1	1				
Luis Pujols, R OBP: 0.216, SLG: 0.217			0-0 1-3					0-3 K		3	0	0	0	0	1	1				
Ken Forsch, R OBP: 0.259, SLG: 0.296				0-0 5-3				0-0 F7		2	0	0	0	0	1	0				
Joe Morgan, L OBP: 0.338, SLG: 0.336					0-3 K					1	0	0	0	0	0	0				
Joe Sambito, L OBP: 0.291, SLG: 0.344										0	0	0	0	0	0	0				
<b>Inning Stats</b>	R: 0 E: 1 K: 1 S: 5	H: 0 LOB: 1 BB: 1 P: 9	R: 0 E: 0 K: 1 S: 5	H: 0 LOB: 0 BB: 0 P: 5	R: 0 E: 0 K: 0 S: 3	H: 0 LOB: 1 BB: 1 P: 7	R: 2 E: 0 K: 0 S: 5	H: 2 LOB: 0 BB: 0 P: 5	R: 0 E: 0 K: 1 S: 5	H: 0 LOB: 0 BB: 0 P: 5	R: 0 E: 0 K: 2 S: 8	H: 2 LOB: 1 BB: 0 P: 8	R: 0 E: 0 K: 1 S: 5	H: 1 LOB: 1 BB: 0 P: 5	R: 0 E: 0 K: 0 S: 3	H: 0 LOB: 0 BB: 0 P: 3	1B: 3 2B: 1 3B: 0 HR: 2	SF: 0 SAC: 0 DP: 1 HBP: 0	WP: 0 PB: 0 SB: 0 CS: 3	PA: 32
<b>PITCHER</b> Vida Blue, L ERA: 2.89	IP: 9.0 WLS: W BF: 32 H: 5 R: 2 ER: 2 SO: 7 BB: 2 IBB: 0 HBP: 0 BLK: 0 WP: 0 HR: 2 S: 44 P: 52 ERA: 2.00 WHIP: 0.778																			

Batter	1	2	3	4	5	6	7	8	9	AB	R	H	RBI	BB	SO	LOB	BOTTOM			
Bill North, S OBP: 0.401, SLG: 0.339	0-0 FC1-6 1B		0-0 L5		0-0 1-3			0-0 FC3-6 1B		4	0	2	0	0	0	2	Houston Astros @ San Francisco Giants Candlestick Park, San Francisco, CA Fri May 30 1980, 10:05 PM EDT Att: 10,511 - Unknown			
Joe Strain, R OBP: 0.306, SLG: 0.300	0-0 FC1-6 2B	0-0 FC5			0-0 6-3		0-0 FC3-6		0-0 6-3	4	1	0	0	0	0	4				
Jack Clark, R OBP: 0.373, SLG: 0.523	0-0 F4		0-0 6-3		0-0 6-3		0-0 F3		0-0 L6	4	0	0	0	0	0	2				
Willie McCovey, L OBP: 0.271, SLG: 0.298	0-0 1B 2B		0-0 3-1		0-0 L4		0-0 L6			4	1	1	1	0	0	1				
Darrell Evans, L OBP: 0.373, SLG: 0.409	0-0 1B 1B		4-0 BB		0-0 1B BB		0-0 1-3		4-0 BB	2	0	1	1	2	0	0				
Terry Whitfield, L OBP: 0.291, SLG: 0.344	0-0 1B		0-0 1-2 1B		0-0 1B SH5-3 1B		0-0 1B SH5-3 1B		0-3 K	4	1	3	0	0	1	1				
Milt May, L OBP: 0.333, SLG: 0.386		0-0 FC3-5 1B	0-0 F8		0-0 1B SH5-3 1B		0-0 F8		0-0 F8	4	0	2	0	0	0	3				
Johnnie LeMaster, R OBP: 0.257, SLG: 0.364		0-0 FC5 FC3-5 1B		0-0 5-3		0-0 SH5-3		0-0 F7		3	0	1	1	0	0	1				
Vida Blue, S OBP: 0.188, SLG: 0.133		0-0 FC3-5		0-3 K		0-3 K				3	0	0	0	0	2	3				
<b>Inning Stats</b>	R: 2 E: 0 K: 0 S: 6	H: 4 LOB: 2 BB: 0 P: 6	R: 0 E: 0 K: 0 S: 5	H: 2 LOB: 2 BB: 0 P: 5	R: 0 E: 0 K: 0 S: 4	H: 1 LOB: 2 BB: 1 P: 8	R: 0 E: 0 K: 1 S: 5	H: 0 LOB: 0 BB: 0 P: 5	R: 0 E: 0 K: 0 S: 3	H: 0 LOB: 0 BB: 0 P: 3	R: 1 E: 0 K: 1 S: 7	H: 2 LOB: 1 BB: 0 P: 7	R: 0 E: 0 K: 0 S: 4	H: 1 LOB: 1 BB: 0 P: 4	R: 0 E: 0 K: 1 S: 5	H: 0 LOB: 1 BB: 1 P: 9		1B: 9 2B: 1 3B: 0 HR: 0	SF: 0 SAC: 1 DP: 0 HBP: 0	WP: 0 PB: 0 SB: 0 CS: 0
<b>PITCHER</b> Ken Forsch, R ERA: 3.24	IP: 7.0 WLS: L BF: 31 H: 10 R: 3 ER: 3 SO: 2 BB: 1 IBB: 0 HBP: 0 BLK: 0 WP: 0 HR: 0 S: 34 P: 38 ERA: 3.86 WHIP: 1.571																			
<b>PITCHER</b> Joe Sambito, L ERA: 2.09	IP: 1.0 WLS: L BF: 4 H: 0 R: 0 ER: 0 SO: 1 BB: 1 IBB: 0 HBP: 0 BLK: 0 WP: 0 HR: 0 S: 5 P: 9 ERA: 0.00 WHIP: 1.000																			



Batter	1	2	3	4	5	6	7	8	9	AB	R	H	RBI	BB	SO	LOB	TOP			
Terry Puhl, L OBP: 0.359, SLG: 0.459 (1, 8)										5	0	1	1	0	0	4	<b>Houston Astros @ San Francisco Giants</b> Candlestick Park, San Francisco, CA Sat May 31 1980, 6:33 AM EDT Att: 11,649 - Unknown <a href="http://livebaseballscorecards.com">livebaseballscorecards.com</a>			
Craig Reynolds, L OBP: 0.224, SLG: 0.303 (1, 6)										4	0	0	0	0	0	1				
Joe Morgan, L OBP: 0.336, SLG: 0.358 (1, 4)										4	1	1	1	0	2	0				
Jose Cruz, L OBP: 0.391, SLG: 0.424 (1, 7)										4	0	1	0	0	0	0				
Denny Walling, L OBP: 0.368, SLG: 0.367 (1, 9)										4	0	1	0	0	0	1				
Enos Cabell, R OBP: 0.333, SLG: 0.381 (1, 5)										4	1	0	0	0	1	1				
Art Howe, R OBP: 0.309, SLG: 0.384 (1, 3)										4	2	1	1	0	0	0				
Alan Ashby, S OBP: 0.365, SLG: 0.422 (1, 2)										2	1	2	0	2	0	0				
J.R. Richard, R OBP: 0.115, SLG: 0.231 (1, 1)										4	0	1	1	0	3	3				
<b>Inning Stats</b>	R: 0 E: 0 K: 1 S: 5	H: 0 LOB: 0 BB: 0 P: 5	R: 2 E: 0 K: 0 S: 6	H: 3 LOB: 2 BB: 1 P: 10	R: 0 E: 0 K: 0 S: 4	H: 1 LOB: 1 BB: 0 P: 4	R: 2 E: 2 K: 1 S: 8	H: 2 LOB: 1 BB: 0 P: 8	R: 1 E: 0 K: 1 S: 6	H: 1 LOB: 0 BB: 0 P: 6	R: 0 E: 0 K: 1 S: 5	H: 0 LOB: 0 BB: 0 P: 5	R: 0 E: 0 K: 0 S: 3	H: 0 LOB: 0 BB: 0 P: 3	R: 0 E: 0 K: 1 S: 4	H: 0 LOB: 0 BB: 1 P: 8		1B: 6 2B: 2 3B: 0 HR: 1	SF: 0 SAC: 0 DP: 1 HBP: 0	WP: 0 PB: 0 SB: 1 CS: 0
<b>PITCHER</b>	IP	WLS	BF	H	R	ER	SO	BB	IBB	HBP	BLK	WP	HR	S	P	ERA	WHIP			
John Montefusco, R ERA: 4.1 (1, 1)	6.0	L	28	8	5	3	4	0	1	0	0	0	1	35	39	4.50	1.333			
Gary Lavelle, L ERA: 2.53 (7, 1)	2.0		6	0	0	0	1	0	0	0	0	0	0	8	8	0.00	0.000			
Tom Griffin, R ERA: 5.94 (9, 1)	1.0		3	0	0	0	1	1	0	0	0	0	0	4	8	0.00	1.000			

Batter	1	2	3	4	5	6	7	8	9	AB	R	H	RBI	BB	SO	LOB	BOTTOM					
Bill North, S OBP: 0.397, SLG: 0.330 (1, 8)										3	0	0	0	1	0	0	<b>Houston Astros @ San Francisco Giants</b> Candlestick Park, San Francisco, CA Sat May 31 1980, 6:33 AM EDT Att: 11,649 - Unknown <a href="http://livebaseballscorecards.com">livebaseballscorecards.com</a>					
Joe Strain, R OBP: 0.282, SLG: 0.286 (1, 4)										3	0	0	0	0	1	2						
Gary Lavelle, S (7, 1)										0	0	0	0	0	0	0						
Tom Griffin, R (9, 1)										0	0	0	0	0	0	0						
Jim Wohlford, R OBP: 0.270, SLG: 0.375 (9, PH)										1	0	0	0	0	0	0						
Jack Clark, R OBP: 0.372, SLG: 0.519 (1, 9)										3	0	1	0	0	0	0						
Willie McCovey, L OBP: 0.263, SLG: 0.287 (1, 3)										3	0	0	0	0	1	1						
Darrell Evans, L OBP: 0.372, SLG: 0.407 (1, 5)										3	0	1	0	0	2	0						
Terry Whitfield, L OBP: 0.302, SLG: 0.347 (1, 7)										2	0	1	0	1	0	1						
Milt May, L OBP: 0.326, SLG: 0.376 (1, 2)										3	0	0	0	0	1	3						
Johnnie LeMaster, R OBP: 0.252, SLG: 0.357 (1, 6)										3	0	0	0	0	0	1						
John Montefusco, R OBP: 0.125, SLG: 0.067 (1, 1)										1	0	0	0	0	1	0						
Rennie Stennett, R OBP: 0.250, SLG: 0.302 (6, PH) (7, 4)										2	0	0	0	0	0	0						
<b>Inning Stats</b>	R: 0 E: 1 K: 1 S: 5	H: 0 LOB: 0 BB: 0 P: 5	R: 0 E: 0 K: 3 S: 9	H: 0 LOB: 1 BB: 1 P: 13	R: 0 E: 0 K: 1 S: 5	H: 0 LOB: 0 BB: 0 P: 5	R: 0 E: 0 K: 0 S: 3	H: 0 LOB: 0 BB: 0 P: 3	R: 0 E: 0 K: 0 S: 4	H: 1 LOB: 1 BB: 0 P: 4	R: 0 E: 0 K: 0 S: 2	H: 0 LOB: 0 BB: 1 P: 6	R: 0 E: 0 K: 1 S: 5	H: 1 LOB: 0 BB: 0 P: 5	R: 0 E: 0 K: 0 S: 3	H: 1 LOB: 0 BB: 0 P: 3	R: 0 E: 0 K: 0 S: 3	H: 0 LOB: 0 BB: 0 P: 3	1B: 3 2B: 1 3B: 0 HR: 0	SF: 0 SAC: 0 DP: 3 HBP: 0	WP: 0 PB: 0 SB: 0 CS: 1	PA: 29
<b>PITCHER</b>	IP	WLS	BF	H	R	ER	SO	BB	IBB	HBP	BLK	WP	HR	S	P	ERA	WHIP					
J.R. Richard, R ERA: 1.85 (1, 1)	9.0	W	29	3	0	0	6	2	0	0	0	0	0	39	47	0.00	0.556					



Batter	1	2	3	4	5	6	7	8	9	AB	R	H	RBI	BB	SO	LOB	TOP			
Rafael Landestoy, S (1, 6) OBP: 0.289, SLG: 0.333			SH1-3					1-3		3	1	2	0	0	0	0	<b>Houston Astros @ San Francisco Giants</b> Candlestick Park, San Francisco, CA Sun Jun 01 1980, 6:33 AM EDT Att: 19,801 - Unknown			
Terry Puhl, L (1, 8) OBP: 0.357, SLG: 0.460	F5				F5			K		4	0	1	1	0	1	2				
Joe Morgan, L (1, 4) OBP: 0.327, SLG: 0.346	F3		4-3					K		4	0	0	0	0	1	2				
Jose Cruz, L (1, 7) OBP: 0.388, SLG: 0.420			F7					1-3		4	0	1	1	0	0	1				
Enos Cabell, R (1, 5) OBP: 0.326, SLG: 0.372	K							K		4	0	0	0	0	2	1				
Art Howe, R (1, 3) OBP: 0.310, SLG: 0.382								5-3		3	0	1	0	0	0	0				
Jeffrey Leonard, R (1, 9) OBP: 0.278, SLG: 0.295		G4-6-3						F7		3	0	0	0	0	0	1				
Luis Pujols, R (1, 2) OBP: 0.208, SLG: 0.208								F6		3	0	0	0	0	0	0				
Alan Ashby, S (7, 2) OBP: 0.365, SLG: 0.422		5-3						F9		0	0	0	0	0	0	0				
Joe Niekro, R (1, 1) OBP: 0.296, SLG: 0.385								K		2	1	1	0	0	1	0				
Joaquin Andujar, S (5, 1) OBP: 0.333, SLG: 0.333										0	0	0	0	0	0	0				
Julio Gonzalez, R (6, PH) OBP: 0.091, SLG: 0.121										1	0	0	0	0	1	0				
Joe Sambito, L (8, 1) OBP: 0.296, SLG: 0.385			SH1-3					K		0	0	0	0	0	0	0				
<b>Inning Stats</b>	R: 1 E: 0 K: 1 S: 7	H: 2 LOB: 1 BB: 0 P: 7	R: 0 E: 0 K: 0 S: 3	H: 1 LOB: 0 BB: 0 P: 3	R: 1 E: 0 K: 0 S: 5	H: 2 LOB: 1 BB: 0 P: 5	R: 0 E: 0 K: 0 S: 3	H: 0 LOB: 0 BB: 0 P: 3	R: 0 E: 0 K: 1 S: 6	H: 1 LOB: 1 BB: 0 P: 6	R: 0 E: 0 K: 0 S: 3	H: 0 LOB: 0 BB: 0 P: 3	R: 0 E: 0 K: 2 S: 7	H: 0 LOB: 0 BB: 0 P: 7	R: 0 E: 0 K: 1 S: 5	H: 0 LOB: 0 BB: 0 P: 5	1B: 3 2B: 3 3B: 0 HR: 0	SF: 0 SAC: 1 DP: 1 HBP: 0	WP: 0 PB: 0 SB: 1 CS: 0	PA: 32
<b>PITCHER</b> Bob Knepper, L (1, 1) ERA: 4.82	IP: 9.0 WLS: W BF: 32	H: 6 R: 2 ER: 2 SO: 6	BB: 0 IBB: 0 HBP: 0 BLK: 0	WP: 0 HR: 0 S: 44 P: 44	ERA: 2.00 WHIP: 0.667	<b>PITCHER</b>										IP: 9.0 WLS: W BF: 32	H: 6 R: 2 ER: 2 SO: 6	BB: 0 IBB: 0 HBP: 0 BLK: 0	WP: 0 HR: 0 S: 44 P: 44	ERA: 2.00 WHIP: 0.667

Batter	1	2	3	4	5	6	7	8	9	AB	R	H	RBI	BB	SO	LOB	BOTTOM								
Bill North, S (1, 8) OBP: 0.411, SLG: 0.339			4-3					F9		3	2	2	0	2	0	2	<b>Houston Astros @ San Francisco Giants</b> Candlestick Park, San Francisco, CA Sun Jun 01 1980, 6:33 AM EDT Att: 19,801 - Unknown								
Darrell Evans, L (1, 5) OBP: 0.370, SLG: 0.404	FC5-4		4-3					K		4	0	1	0	0	1	3									
Jack Clark, R (1, 9) OBP: 0.370, SLG: 0.522	FC6-4				SF			L5-3		3	0	1	2	0	0	2									
Willie McCovey, L (1, 3) OBP: 0.272, SLG: 0.297			F8					F9		4	1	2	0	0	1	3									
Terry Whitfield, L (1, 7) OBP: 0.303, SLG: 0.340										2	1	0	0	1	1	3									
Jim Wohlford, R (8, PH) OBP: 0.280, SLG: 0.375										0	0	0	0	0	0	0									
Larry Herndon, R (6, PR) OBP: 0.285, SLG: 0.385										0	1	0	0	0	0	0									
Milt May, L (1, 2) OBP: 0.318, SLG: 0.367								F9		3	0	0	0	0	0	2									
Rennie Stennett, R (1, 4) OBP: 0.250, SLG: 0.301										4	1	1	1	0	0	1									
Johnnie LeMaster, R (1, 6) OBP: 0.258, SLG: 0.367								F4		4	0	2	1	0	0	2									
Bob Knepper, L (1, 1) OBP: 0.250, SLG: 0.333										4	0	1	2	0	1	2									
<b>Inning Stats</b>	R: 0 E: 0 K: 0 S: 5	H: 2 LOB: 2 BB: 0 P: 5	R: 0 E: 0 K: 0 S: 3	H: 0 LOB: 0 BB: 0 P: 3	R: 1 E: 0 K: 1 S: 6	H: 1 LOB: 1 BB: 1 P: 10	R: 1 E: 0 K: 0 S: 4	H: 1 LOB: 1 BB: 0 P: 4	R: 0 E: 0 K: 1 S: 4	H: 0 LOB: 0 BB: 1 P: 8	R: 3 E: 0 K: 0 S: 6	H: 3 LOB: 2 BB: 0 P: 7	R: 0 E: 0 K: 0 S: 6	H: 0 LOB: 0 BB: 0 P: 7	R: 0 E: 0 K: 0 S: 6	H: 0 LOB: 0 BB: 0 P: 7		1B: 7 2B: 4 3B: 0 HR: 0	SF: 1 SAC: 1 DP: 1 HBP: 1	WP: 0 PB: 0 SB: 2 CS: 0	PA: 37				
<b>PITCHER</b> Joe Niekro, R (1, 1) ERA: 3.72	IP: 4.0 WLS: L BF: 21	H: 6 R: 3 ER: 3 SO: 3	BB: 2 IBB: 0 HBP: 0 BLK: 0	WP: 0 HR: 0 S: 21 P: 29	ERA: 6.75 WHIP: 2.000	<b>PITCHER</b>										IP: 4.0 WLS: L BF: 21		H: 6 R: 3 ER: 3 SO: 3	BB: 2 IBB: 0 HBP: 0 BLK: 0	WP: 0 HR: 0 S: 21 P: 29	ERA: 6.75 WHIP: 2.000				
Joaquin Andujar, R (5, 1) ERA: 3.22	3.0	9	1	0	0	3	1	0	0	0	0	14	18	0.00	0.667										
Joe Sambito, L (8, 1) ERA: 3.18	1.0	7	3	3	3	0	0	0	1	0	0	6	7	27.00	3.000										

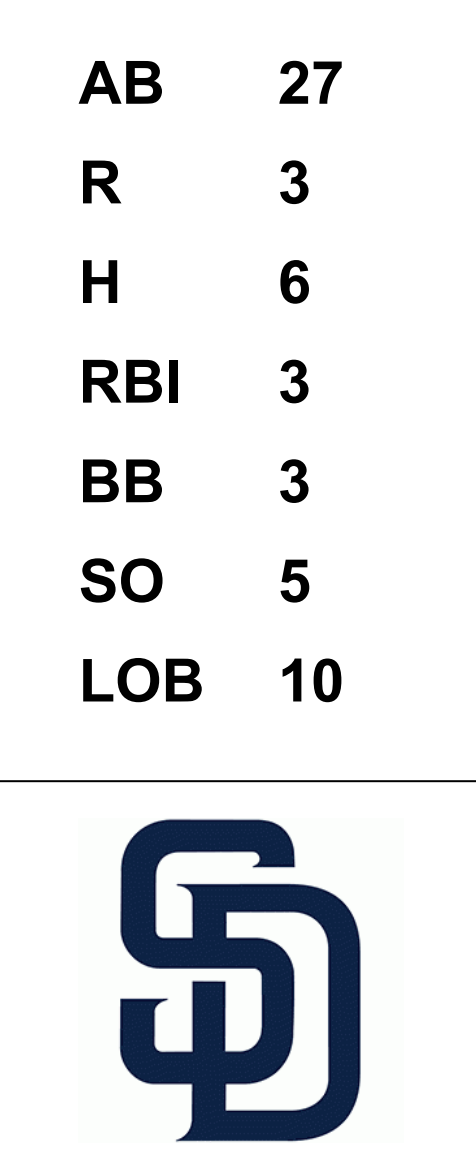


Batter	1	2	3	4	5	6	7	8	9	AB	R	H	RBI	BB	SO	LOB	TOP							
Terry Puhl, L (1, 8) OBP: 0.354, SLG: 0.454	G3		FC4-6			G6-3 S 1B		FC6-4		4	0	1	0	0	0	2	<b>Houston Astros @ San Diego Padres</b> San Diego Stadium, San Diego, CA Mon Jun 02 1980, 6:33 AM EDT Att: 27,176 - Unknown							
Craig Reynolds, L (1, 6) OBP: 0.224, SLG: 0.297	F6		4-3			G6-3 BB		F8		3	0	0	0	1	0	2								
Joe Morgan, L (1, 4) OBP: 0.318, SLG: 0.336	F8				F4	G6-3 1-2 2-3		3-1		4	0	0	0	0	0	2								
Jose Cruz, L (1, 7) OBP: 0.380, SLG: 0.410		G3		4-3		6-3		F8		4	0	0	0	0	0	1								
Denny Walling, L (1, 9) OBP: 0.355, SLG: 0.351	F5				F9		4-3	F9		4	0	0	0	0	0	0								
Enos Cabell, R (1, 5) OBP: 0.331, SLG: 0.377						S 1B	6-3			3	0	2	0	0	0	0								
Art Howe, R (1, 3) OBP: 0.299, SLG: 0.367						F8 1-2	F3			3	0	0	0	0	0	2								
Alan Ashby, S (1, 2) OBP: 0.364, SLG: 0.419			4-1			6-3		FC6-4 1B		3	0	1	0	0	0	1								
Nolan Ryan, R (1, 1) OBP: 0.192, SLG: 0.182						5-3		F7		1	0	0	0	1	0	1								
Dave Bergman, L (8, PH) OBP: 0.174, SLG: 0.095						FC4-6 BB				1	0	0	0	0	0	1								
Frank LaCorte, R (8, 1) OBP: 0.333, SLG: 0.333										0	0	0	0	0	0	0								
<b>Inning Stats</b>	R: 0 E: 0 K: 0 S: 3	H: 0 LOB: 0 BB: 0 P: 3	R: 0 E: 0 K: 0 S: 4	H: 1 LOB: 1 BB: 0 P: 4	R: 0 E: 0 K: 0 S: 3	H: 0 LOB: 1 BB: 1 P: 7	R: 0 E: 0 K: 0 S: 3	H: 0 LOB: 0 BB: 0 P: 3	R: 0 E: 0 K: 0 S: 4	H: 1 LOB: 1 BB: 0 P: 4	R: 0 E: 0 K: 0 S: 3	H: 0 LOB: 0 BB: 0 P: 3	R: 0 E: 0 K: 0 S: 3	H: 1 LOB: 1 BB: 0 P: 4	R: 0 E: 0 K: 0 S: 3	H: 0 LOB: 0 BB: 0 P: 3	1B: 4 2B: 0 3B: 0 HR: 0	SF: 0 SAC: 0 DP: 1 HBP: 0	WP: 0 PB: 0 SB: 2 CS: 0	PA: 32				
<b>PITCHER</b>	IP WLS BF H R ER SO BB IBB HBP BLK WP HR S P ERA WHIP	5.0 W 20 3 0 0 0 2 0 0 0 0 0 0 18 26 0.00 1.000	4.0 S 12 1 0 0 0 0 0 0 0 0 0 0 12 12 0.00 0.250											IP WLS BF H R ER SO BB IBB HBP BLK WP HR S P ERA WHIP										
Rick Wise, R (1, 1) ERA: 3.16																								
Eric Rasmussen, R (6, 1) ERA: 4.6																								

AB	30
R	0
H	4
RBI	0
BB	2
SO	0
LOB	12



Batter	1	2	3	4	5	6	7	8	9	AB	R	H	RBI	BB	SO	LOB	BOTTOM							
Gene Richards, L (1, 7) OBP: 0.347, SLG: 0.356	BB 1B 1B	G3				L6-3 1B		1-3		4	1	2	0	0	0	0	<b>Houston Astros @ San Diego Padres</b> San Diego Stadium, San Diego, CA Mon Jun 02 1980, 6:33 AM EDT Att: 27,176 - Unknown							
Ozzie Smith, S (1, 6) OBP: 0.313, SLG: 0.266	BB 1B 1-2	E1 CS			L6-3 1-2			F7		4	1	1	0	0	0	1								
Jerry Mumphrey, S (1, 8) OBP: 0.321, SLG: 0.323	F7	CS			4-3			G3		4	0	1	0	0	0	2								
Dave Winfield, R (1, 9) OBP: 0.418, SLG: 0.469	1B SF8 BB 1-2 2-3				6-3 1-2			5-3		3	1	0	0	1	1	1								
Willie Montanez, L (1, 3) OBP: 0.313, SLG: 0.339	SF8 1B 1-3 2-H 3-H				K			FC4-6 1B		3	0	2	2	0	1	0								
Bill Fahey, L (1, 2) OBP: 0.273, SLG: 0.286					6-3			F7		2	0	0	0	1	0	1								
Dave Cash, R (1, 4) OBP: 0.266, SLG: 0.246	SF8 BB 2-3 3-H				BB			FC4-6 1-2		1	0	0	1	1	0	1								
Barry Evans, R (1, 5) OBP: 0.339, SLG: 0.396	F7				K			6-3		3	0	0	0	0	1	3								
Rick Wise, R (1, 1) ERA: 2.96								K		2	0	0	0	0	1	1								
Eric Rasmussen, R (6, 1) ERA: 0.39								K		1	0	0	0	0	1	0								
<b>Inning Stats</b>	R: 3 E: 0 K: 0 S: 6	H: 3 LOB: 2 BB: 2 P: 14	R: 0 E: 1 K: 0 S: 3	H: 0 LOB: 0 BB: 0 P: 3	R: 0 E: 0 K: 1 S: 5	H: 1 LOB: 0 BB: 0 P: 5	R: 0 E: 0 K: 2 S: 7	H: 0 LOB: 1 BB: 1 P: 11	R: 0 E: 0 K: 0 S: 3	H: 1 LOB: 0 BB: 0 P: 3	R: 0 E: 0 K: 0 S: 4	H: 1 LOB: 1 BB: 0 P: 4	R: 0 E: 0 K: 1 S: 5	H: 0 LOB: 0 BB: 0 P: 5	R: 0 E: 0 K: 1 S: 5	H: 0 LOB: 0 BB: 0 P: 5	1B: 6 2B: 1 3B: 0 HR: 0	SF: 1 SAC: 0 DP: 1 HBP: 0	WP: 0 PB: 0 SB: 0 CS: 2	PA: 32				
<b>PITCHER</b>	IP WLS BF H R ER SO BB IBB HBP BLK WP HR S P ERA WHIP	7.0 L 28 6 3 3 4 6 3 3 4 0 0 5 5 3.86 1.143	1.0 3 0 0 0 1 0 0 0 0 0 0 0 5 5 0.00 0.000											IP WLS BF H R ER SO BB IBB HBP BLK WP HR S P ERA WHIP										
Nolan Ryan, R (1, 1) ERA: 2.96																								
Frank LaCorte, R (8, 1) ERA: 0.39																								





Batter	1	2	3	4	5	6	7	8	9	AB	R	H	RBI	BB	SO	LOB	TOP			
Rafael Landestoy, S (1.4)	5-3		4-3			F3		1B		4	1	1	2	0	0	0	<b>Houston Astros @ San Diego Padres</b> San Diego Stadium, San Diego, CA Tue Jun 03 1980, 10:05 PM EDT Att: 12,363 - Unknown			
Craig Reynolds, L (1.6)	4-3			4-3			FC4-6	1B		4	0	2	1	0	0	0				
Terry Puhl, L (1.9)	3-1			4-3			FC4-6	1B		4	0	1	0	0	0	1				
Jose Cruz, L (1.7)		4-3		G3				1B		4	0	1	0	0	0	2				
Enos Cabell, R (1.5)		1-3			G6-4-3		F8		F9	4	0	2	0	0	0	2				
Art Howe, R (1.3)		1-3			G6-4-3		F8		5-3	4	0	0	0	0	0	4				
Cesar Cedeno, R (1.8)			K						6-3	4	0	1	0	0	2	1				
Bruce Bochy, R (1.2)						F8				2	0	1	0	1	0	0				
Dave Bergman, L (8, PR)										0	1	0	0	0	0	0				
Alan Ashby, S (8.2)			B2-6-3					FC1-2		0	0	0	0	0	0	0				
Vern Ruhle, R (1.1)										2	0	0	0	0	1	1				
Jeffrey Leonard, R (8, PH)			B2-6-3					FC1-2		1	1	0	0	0	0	2				
Frank LaCorte, R (8.1)										0	0	0	0	0	0	0				
<b>Inning Stats</b>	R: 0 E: 0 K: 0 S: 3	H: 0 LOB: 0 BB: 0 P: 3	R: 0 E: 0 K: 1 S: 6	H: 1 LOB: 1 BB: 0 P: 6	R: 0 E: 0 K: 0 S: 3	H: 1 LOB: 0 BB: 0 P: 3	R: 0 E: 0 K: 0 S: 3	H: 0 LOB: 0 BB: 0 P: 3	R: 0 E: 0 K: 1 S: 5	H: 0 LOB: 0 BB: 0 P: 5	R: 0 E: 0 K: 0 S: 5	H: 2 LOB: 2 BB: 0 P: 5	R: 3 E: 0 K: 0 S: 6	H: 4 LOB: 1 BB: 1 P: 10	R: 0 E: 0 K: 0 S: 3	H: 0 LOB: 0 BB: 0 P: 3	1B: 8 2B: 1 3B: 1 HR: 0	SF: 0 SAC: 0 DP: 3 HBP: 0	WP: 0 PB: 0 SB: 1 CS: 0	PA: 34
<b>PITCHER</b>	IP WLS BF H R ER SO BB IBB HBP BLK WP HR S P ERA WHIP																			
Randy Jones, L (1.1)	7.1 L 28 7 3 3 3 1 0 0 0 0 0 0 33 37 3.68 1.091																			
Bob Shirley, L (8.1)	1.2 6 2 0 0 0 0 0 0 0 0 0 0 6 6 0.00 1.200																			


Batter	1	2	3	4	5	6	7	8	9	AB	R	H	RBI	BB	SO	LOB	BOTTOM			
Gene Richards, L (1.7)	6-3		G3		SH5-3		K		FC4-6	4	1	1	0	1	1	1	<b>Houston Astros @ San Diego Padres</b> San Diego Stadium, San Diego, CA Tue Jun 03 1980, 10:05 PM EDT Att: 12,363 - Unknown			
Ozzie Smith, S (1.6)	F7		G3		SH5-3		3-1			3	0	0	0	0	0	1				
Jerry Mumphrey, S (1.8)	E3						6-3			4	0	1	1	0	1	1				
Dave Winfield, R (1.9)	E8		L6				6-3			4	0	1	0	0	1	1				
Willie Montanez, L (1.3)	F7			4-3			4-3			4	0	0	0	0	1	2				
Bill Fahey, L (1.2)		6-3			F9				F2	4	0	1	0	0	0	0				
Dave Cash, R (1.4)		5-3								2	0	1	0	1	0	0				
Gene Tenace, R (8, PH)					FC6-4					1	0	0	0	0	1	0				
Aurelio Rodriguez, R (1.5)										2	0	0	0	0	0	1				
Jerry Turner, L (8, PH)					FC6-4					1	0	0	0	0	0	2				
Bary Evans, R (7.5)										0	0	0	0	0	0	0				
Kurt Bevacqua, R (8, PH)										1	1	1	0	0	0	0				
Randy Jones, R (1.1)										3	0	0	0	0	1	0				
Bob Shirley, R (8.1)										0	0	0	0	0	0	0				
Tim Flannery, L (8, PH)										1	0	1	1	0	0	0				
<b>Inning Stats</b>	R: 0 E: 2 K: 0 S: 5	H: 1 LOB: 2 BB: 0 P: 5	R: 0 E: 0 K: 0 S: 3	H: 0 LOB: 0 BB: 0 P: 3	R: 1 E: 0 K: 0 S: 5	H: 2 LOB: 1 BB: 0 P: 5	R: 0 E: 0 K: 0 S: 3	H: 0 LOB: 1 BB: 1 P: 7	R: 0 E: 0 K: 0 S: 5	H: 0 LOB: 2 BB: 0 P: 5	R: 0 E: 0 K: 1 S: 5	H: 0 LOB: 0 BB: 0 P: 5	R: 0 E: 0 K: 3 S: 9	H: 0 LOB: 0 BB: 0 P: 9	R: 1 E: 0 K: 1 S: 7	H: 2 LOB: 1 BB: 0 P: 7	1B: 5 2B: 2 3B: 0 HR: 0	SF: 0 SAC: 1 DP: 0 HBP: 0	WP: 0 PB: 0 SB: 0 CS: 0	PA: 37
<b>PITCHER</b>	IP WLS BF H R ER SO BB IBB HBP BLK WP HR S P ERA WHIP																			
Vern Ruhle, R (1.1)	7.0 W 29 5 1 1 2 2 2 0 0 0 0 0 31 39 1.29 1.000																			
Frank LaCorte, R (8.1)	2.0 S 8 2 1 1 4 0 0 0 0 0 0 0 16 16 4.50 1.000																			



Batter	1	2	3	4	5	6	7	8	9	AB	R	H	RBI	BB	SO	LOB	TOP										
Rafael Landestoy, S OBP: 0.291, SLG: 0.350	4-0 SH1-3 2B BB		0-0 E4 1B		0-3 K		0-0 6-3		0-0 CS 1B	4	1	1	1	1	1	0											
Craig Reynolds, L OBP: 0.226, SLG: 0.295	0-0 SH1-3 1-2		0-0 F8 1-2		0-0 F6			0-3 K	0-0 1-3 1-2	4	0	0	0	0	1	3											
Terry Puhl, L OBP: 0.355, SLG: 0.450	0-0 F8		0-0 S 1B		0-0 4-3			0-0 1B		4	0	2	0	0	0	1											
Jose Cruz, L OBP: 0.385, SLG: 0.416	0-0 2H 2B		4-0 FC4-6 1B IBB		0-0 4-3			0-0 1B		3	0	2	1	1	0	0											
Denny Walling, L OBP: 0.351, SLG: 0.347	0-0 4-3		0-0 FC4-6 1-2		0-0 1B			0-0 4-3		4	0	1	0	0	0	5											
Enos Cabell, R OBP: 0.333, SLG: 0.377		0-0 5-3		0-0 F9		0-0 F8			0-0 1B WP 1B	4	1	1	0	0	0	1											
Dave Bergman, L OBP: 0.185, SLG: 0.120		0-0 F7		0-0 F5		0-0 F7			0-0 1-3 1B	4	1	1	0	0	0	1											
Alan Ashby, S OBP: 0.369, SLG: 0.433									0-0 1B	4	0	2	1	0	0	0											
Julio Gonzalez, R OBP: 0.091, SLG: 0.121									0-0 1B	0	1	0	0	0	0	0											
Luis Pujols, R OBP: 0.208, SLG: 0.208									0-0 1B 2B	0	0	0	0	0	0	0											
Ken Forsch, R OBP: 0.233, SLG: 0.267									0-0 F8	3	0	0	0	0	1	1											
Joe Morgan, L OBP: 0.316, SLG: 0.333									0-0 F8	1	0	0	0	0	0	1											
Joe Sambito, L OBP: 0.208, SLG: 0.208									0-0 F8	0	0	0	0	0	0	0											
<b>Inning Stats</b>	R: 1 E: 0 K: 0 S: 4	H: 1 LOB: 1 BB: 1 P: 8	R: 0 E: 0 K: 0 S: 3	H: 0 LOB: 0 BB: 0 P: 3	R: 0 E: 1 K: 1 S: 7	H: 1 LOB: 3 BB: 1 P: 11	R: 0 E: 0 K: 0 S: 4	H: 1 LOB: 1 BB: 0 P: 4	R: 0 E: 0 K: 1 S: 5	H: 0 LOB: 0 BB: 0 P: 5	R: 0 E: 0 K: 0 S: 4	H: 0 LOB: 0 BB: 0 P: 3	R: 0 E: 0 K: 1 S: 6	H: 2 LOB: 1 BB: 0 P: 6	R: 3 E: 0 K: 0 S: 6	H: 4 LOB: 1 BB: 0 P: 6	1B: 8 2B: 2 3B: 0 HR: 0	SF: 0 SAC: 1 DP: 0 HBP: 0	WP: 1 PB: 0 SB: 2 CS: 1	PA: 38							
<b>PITCHER</b>	IP	WLS	BF	H	R	ER	SO	BB	IBB	HBP	BLK	WP	HR	S	P	ERA	WHIP										
Steve Mura, R ERA: 5.72	5.0		21	3	1	1	2	1	1	0	0	0	0	23	31	1.80	0.800										
Dennis Kinney, L ERA: 3.13	3.0		11	3	0	0	1	0	0	0	0	0	0	13	13	0.00	1.000										
Rollie Fingers, R ERA: 4.0	0.0	L	3	3	3	0	0	0	0	0	0	1	0	3	3	∞	∞										
Bob Shirley, L ERA: 1.53	1.0		3	1	0	0	0	0	0	0	0	0	0	3	3	0.00	1.000										

Houston Astros @ San Diego Padres  
San Diego Stadium, San Diego, CA  
Wed Jun 04 1980, 10:05 PM EDT  
Att: 13,619 - Unknown


AB 35  
R 4  
H 10  
RBI 3  
BB 2  
SO 3  
LOB 13



Batter	1	2	3	4	5	6	7	8	9	AB	R	H	RBI	BB	SO	LOB	BOTTOM										
Gene Richards, L OBP: 0.351, SLG: 0.373	0-0 F5		0-0 1B			0-0 L4		0-0 HR		4	1	2	3	0	0	0											
Ozzie Smith, S OBP: 0.312, SLG: 0.263	0-0 4-3		0-0 F9			0-0 BLK 1B		0-0 BB		3	0	1	0	1	0	1											
Kurt Bevacqua, R OBP: 0.436, SLG: 0.611	0-0 F8					0-0 F9		0-0 F8		4	0	0	0	0	0	2											
Aurelio Rodriguez, R OBP: 0.237, SLG: 0.330						0-0 F9		0-0 F8		0	0	0	0	0	0	0											
Dave Winfield, R OBP: 0.407, SLG: 0.453		0-0 6-3		0-0 6-3		0-0 6-3		0-0 6-3		4	0	0	0	0	0	0											
Willie Montanez, L OBP: 0.300, SLG: 0.324		0-0 F7		0-0 4-3		0-0 G3		0-3 K		4	0	0	0	0	1	0											
Jerry Mumphrey, S OBP: 0.316, SLG: 0.325		0-0 1-3				0-0 F9		0-0 1B		4	0	1	0	0	0	0											
Gene Tenace, R OBP: 0.350, SLG: 0.346			4-0 1B BB		0-0 F6		0-3 K	0-0 F3		3	1	0	0	1	1	1											
Tim Flannery, L OBP: 0.250, SLG: 0.250			0-0 4-3		0-0 4-3			0-0 1-4-3		3	0	0	0	0	0	1											
Steve Mura, R OBP: 0.333, SLG: 0.667						0-3 K		0-0 HR 1B		1	0	0	0	0	0	1											
Dennis Kinney, L OBP: 0.500, SLG: 0.333								0-0 1B		1	0	0	0	0	1	0											
Jerry Turner, L OBP: 0.344, SLG: 0.393								0-0 1B		1	1	1	0	0	0	0											
Rollie Fingers, R OBP: 0.250, SLG: 0.500								0-0 1B		0	0	0	0	0	0	0											
Bob Shirley, R OBP: 0.250, SLG: 0.500								0-0 1B		0	0	0	0	0	0	0											
<b>Inning Stats</b>	R: 0 E: 0 K: 0 S: 3	H: 0 LOB: 0 BB: 0 P: 3	R: 0 E: 0 K: 0 S: 3	H: 0 LOB: 0 BB: 0 P: 3	R: 1 E: 0 K: 0 S: 4	H: 1 LOB: 1 BB: 1 P: 8	R: 0 E: 0 K: 0 S: 3	H: 0 LOB: 0 BB: 0 P: 3	R: 0 E: 0 K: 1 S: 6	H: 1 LOB: 1 BB: 0 P: 6	R: 0 E: 0 K: 0 S: 3	H: 0 LOB: 0 BB: 0 P: 3	R: 0 E: 0 K: 1 S: 7	H: 2 LOB: 1 BB: 1 P: 11	R: 0 E: 0 K: 1 S: 6	H: 1 LOB: 1 BB: 0 P: 6	1B: 4 2B: 0 3B: 0 HR: 1	SF: 0 SAC: 0 DP: 0 HBP: 0	WP: 0 PB: 0 SB: 0 CS: 0	PA: 34							
<b>PITCHER</b>	IP	WLS	BF	H	R	ER	SO	BB	IBB	HBP	BLK	WP	HR	S	P	ERA	WHIP										
Ken Forsch, R ERA: 3.25	8.0		30	4	3	3	2	2	0	0	1	1	32	40	3.38	0.750											
Joe Sambito, L ERA: 3.04	1.0	S	4	1	0	0	1	0	0	0	0	0	0	6	6	0.00	1.000										

Houston Astros @ San Diego Padres  
San Diego Stadium, San Diego, CA  
Wed Jun 04 1980, 10:05 PM EDT  
Att: 13,619 - Unknown

AB 32  
R 3  
H 5  
RBI 3  
BB 2  
SO 3  
LOB 6





Batter	1	2	3	4	5	6	7	8	9	AB	R	H	RBI	BB	SO	LOB	TOP			
Bill North, S OBP: 0.390, SLG: 0.328 (1, 8)										4	0	0	0	0	2	0	<b>San Francisco Giants @ Houston Astros</b> Astrodome, Houston, TX Fri Jun 06 1980, 8:05 PM EDT Att: 26,822 - Unknown			
Joe Strain, R OBP: 0.307, SLG: 0.301 (1, 4)										4	0	1	0	0	1	0				
Jack Clark, R OBP: 0.360, SLG: 0.494 (1, 9)										4	0	1	0	0	2	1				
Darrell Evans, L OBP: 0.353, SLG: 0.378 (1, 5)										3	0	0	0	0	2	1				
Willie McCovey, L OBP: 0.280, SLG: 0.298 (1, 3)										3	0	0	0	0	1	0				
Milt May, L OBP: 0.319, SLG: 0.371 (1, 2)										3	0	1	0	0	1	0				
Terry Whitfield, L OBP: 0.308, SLG: 0.351 (1, 7)										3	0	0	0	0	1	1				
Roger Metzger, S OBP: 0.130, SLG: 0.048 (1, 6)										3	0	0	0	0	1	1				
Bob Knepper, L OBP: 0.233, SLG: 0.310 (1, 1)										2	0	0	0	0	1	0				
Jim Wohlford, R OBP: 0.266, SLG: 0.355 (9, PH)										1	0	0	0	0	1	0				
<b>Inning Stats</b>	R: 0 E: 0 K: 2 S: 8	H: 1 LOB: 1 BB: 0 P: 8	R: 0 E: 0 K: 1 S: 6	H: 1 LOB: 1 BB: 0 P: 6	R: 0 E: 0 K: 2 S: 7	H: 0 LOB: 0 BB: 0 P: 7	R: 0 E: 0 K: 0 S: 3	H: 0 LOB: 0 BB: 0 P: 3	R: 0 E: 0 K: 1 S: 5	H: 0 LOB: 0 BB: 0 P: 5	R: 0 E: 0 K: 1 S: 5	H: 0 LOB: 0 BB: 0 P: 5	R: 0 E: 0 K: 2 S: 7	H: 0 LOB: 0 BB: 0 P: 7	R: 0 E: 0 K: 2 S: 8	H: 1 LOB: 1 BB: 0 P: 8	1B: 3 2B: 0 3B: 0 HR: 0	SF: 0 SAC: 0 DP: 0 HBP: 0	WP: 0 PB: 0 SB: 0 CS: 0	PA: 30
<b>PITCHER</b> J.R. Richard, R ERA: 1.66 (1, 1)	IP: 9.0 WLS: W BF: 30 H: 3 R: 0 ER: 0 SO: 13 BB: 0 IBB: 0 HBP: 0 BLK: 0 WP: 0 HR: 0 S: 56 P: 56 ERA: 0.00 WHIP: 0.333															<b>PITCHER</b>				

Batter	1	2	3	4	5	6	7	8	9	AB	R	H	RBI	BB	SO	LOB	BOTTOM			
Rafael Landestoy, S OBP: 0.289, SLG: 0.369 (1, 6)										4	1	1	0	0	1	0	<b>San Francisco Giants @ Houston Astros</b> Astrodome, Houston, TX Fri Jun 06 1980, 8:05 PM EDT Att: 26,822 - Unknown			
Terry Puhl, L OBP: 0.364, SLG: 0.464 (1, 9)										4	0	3	0	0	0	1				
Jose Cruz, L OBP: 0.382, SLG: 0.412 (1, 7)										4	0	1	1	0	1	2				
Cesar Cedeno, R OBP: 0.390, SLG: 0.471 (1, 8)										4	0	1	0	0	0	3				
Enos Cabell, R OBP: 0.326, SLG: 0.369 (1, 5)										4	0	0	0	0	1	1				
Joe Morgan, L OBP: 0.321, SLG: 0.338 (1, 4)										4	1	2	0	0	0	0				
Craig Reynolds, L OBP: 0.226, SLG: 0.295 (9, 6)										0	0	0	0	0	0	0				
Art Howe, R OBP: 0.309, SLG: 0.395 (1, 3)										3	0	3	1	0	0	0				
Alan Ashby, S OBP: 0.358, SLG: 0.419 (1, 2)										3	0	0	0	0	0	4				
J.R. Richard, R OBP: 0.103, SLG: 0.207 (1, 1)										3	0	0	0	0	1	2				
<b>Inning Stats</b>	R: 0 E: 0 K: 2 S: 8	H: 1 LOB: 1 BB: 0 P: 8	R: 0 E: 0 K: 0 S: 4	H: 1 LOB: 1 BB: 0 P: 4	R: 0 E: 0 K: 0 S: 5	H: 2 LOB: 2 BB: 0 P: 5	R: 0 E: 0 K: 1 S: 7	H: 2 LOB: 2 BB: 0 P: 7	R: 1 E: 0 K: 0 S: 4	H: 1 LOB: 0 BB: 0 P: 4	R: 1 E: 0 K: 1 S: 6	H: 2 LOB: 0 BB: 0 P: 6	R: 0 E: 0 K: 0 S: 4	H: 1 LOB: 1 BB: 0 P: 4	R: 0 E: 0 K: 3 S: 3	H: 1 LOB: 0 BB: 0 P: 3	1B: 8 2B: 2 3B: 2 HR: 0	SF: 0 SAC: 0 DP: 1 HBP: 0	WP: 0 PB: 0 SB: 2 CS: 1	PA: 33
<b>PITCHER</b> Bob Knepper, L ERA: 4.6 (1, 1)	IP: 8.0 WLS: L BF: 33 H: 11 R: 2 ER: 2 SO: 4 BB: 0 IBB: 0 HBP: 0 BLK: 0 WP: 0 HR: 0 S: 41 P: 41 ERA: 2.25 WHIP: 1.375															<b>PITCHER</b>				



Batter	1	2	3	4	5	6	7	8	9	AB	R	H	RBI	BB	SO	LOB	TOP			
Bill North, S OBP: 0.387, SLG: 0.326 Al Holland, R (8, 1)	0-0 6-3		0-0 FC5-4-5			0-0 1-2 1B		0-3 K		4	0	1	0	0	1	1				
Joe Strain, R OBP: 0.295, SLG: 0.289 Gary Lavelle, S (6, 1)	0-0 F9			0-0 6-3		0-0 F7			0-3 K	3	0	0	0	0	0	2				
Larry Herndon, R OBP: 0.271, SLG: 0.371 (8, 8)										1	0	0	0	0	1	0				
Jack Clark, R OBP: 0.353, SLG: 0.483 (1, 9)	0-3 K			0-0 F3		0-0 F2			0-0 L6	4	0	0	0	0	1	2				
Darrell Evans, L OBP: 0.352, SLG: 0.376 (1, 5)		0-0 F5		0-0 G3		0-0 F8				4	0	1	0	0	0	2				
Terry Whitfield, L OBP: 0.306, SLG: 0.348 (1, 7)	0-3 K				0-0 FC5-4 1B				0-0 F7	4	0	1	0	0	1	1				
Rich Murray, R (1, 3)	0-0 5-3				0-0 FC5-4 1-2 1B			0-3 K		3	0	0	0	0	1	1				
Milt May, L OBP: 0.313, SLG: 0.363 (1, 2)			0-0 F6		0-0 F7 1-2				0-0 4-3	3	0	0	0	0	0	1				
Johnnie LeMaster, R OBP: 0.265, SLG: 0.356 (1, 6)			0-0 FC5-4 SH5-3 1B		0-0 4-3			0-0 F8		3	0	1	0	0	0	1				
Ed Whitson, R OBP: 0.083, SLG: 0.043 Rennie Stennett, R OBP: 0.271, SLG: 0.336 (6, PH) (6, 4)			0-0 SH5-3			0-0 1B 1B		0-0 F9		0	0	0	0	0	0	0				
2	2	0	0	0	0	0	0	0	0	2	0	1	0	0	0	0				
<b>Inning Stats</b>	R: 0 E: 0 K: 1 S: 5	H: 0 LOB: 0 BB: 0 P: 5	R: 0 E: 0 K: 1 S: 5	H: 0 LOB: 0 BB: 0 P: 5	R: 0 E: 0 K: 0 S: 4	H: 1 LOB: 1 BB: 0 P: 4	R: 0 E: 0 K: 0 S: 3	H: 0 LOB: 0 BB: 0 P: 3	R: 0 E: 0 K: 0 S: 4	H: 1 LOB: 1 BB: 0 P: 4	R: 0 E: 0 K: 0 S: 5	H: 2 LOB: 2 BB: 0 P: 5	R: 0 E: 0 K: 1 S: 5	H: 0 LOB: 0 BB: 0 P: 5	R: 0 E: 0 K: 1 S: 6	H: 1 LOB: 1 BB: 0 P: 6	1B: 5 2B: 0 3B: 0 HR: 0	SF: 0 SAC: 1 DP: 0 HBP: 0	WP: 0 PB: 0 SB: 1 CS: 1	PA: 32
<b>PITCHER</b> Joe Niekro, R ERA: 3.32 (1, 1)	IP: 9.0 WLS: W BF: 32 H: 5 R: 0 ER: 0 SO: 5 BB: 0 IBB: 0 HBP: 0 BLK: 0 WP: 0 HR: 0 S: 42 P: 42 ERA: 0.00 WHIP: 0.556															<b>PITCHER</b>				

San Francisco Giants @ Houston Astros  
Astrodome, Houston, TX  
Sat Jun 07 1980, 8:05 PM EDT  
Att: 42,263 - Unknown

AB 31  
R 0  
H 5  
RBI 0  
BB 0  
SO 5  
LOB 11



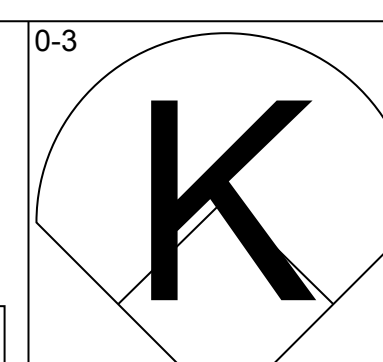
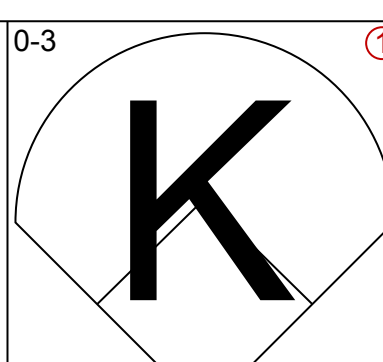
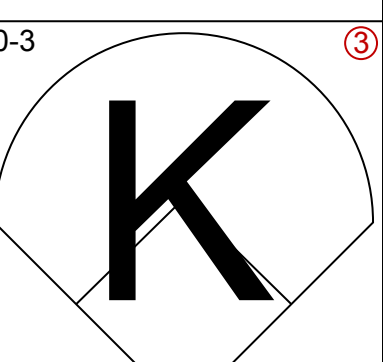
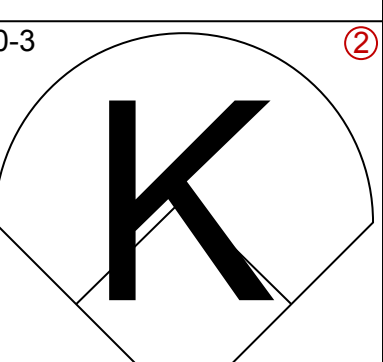
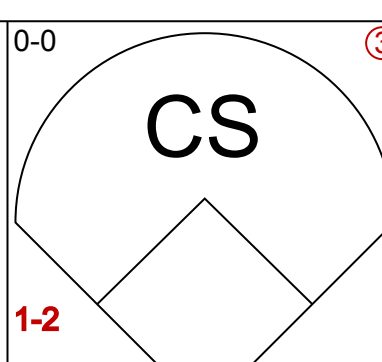
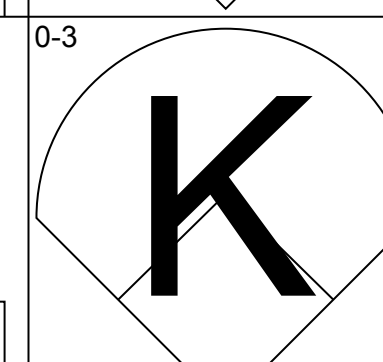
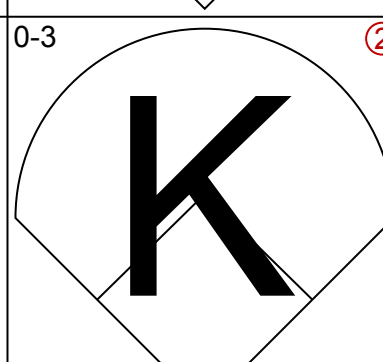
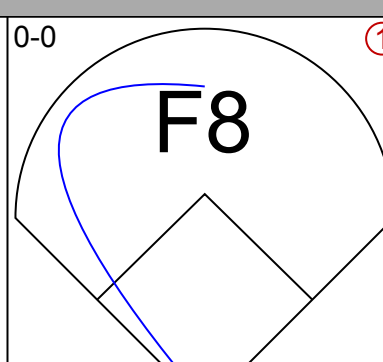
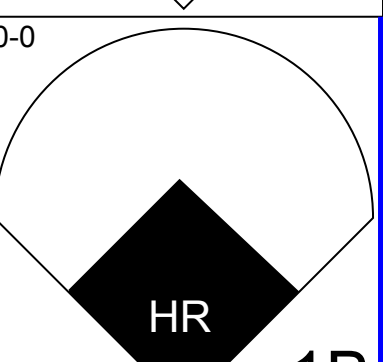
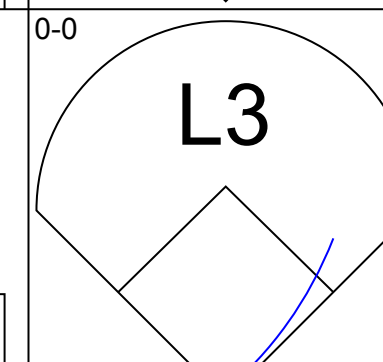
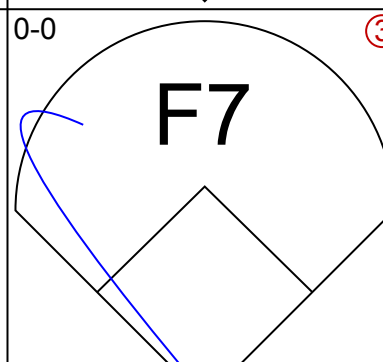
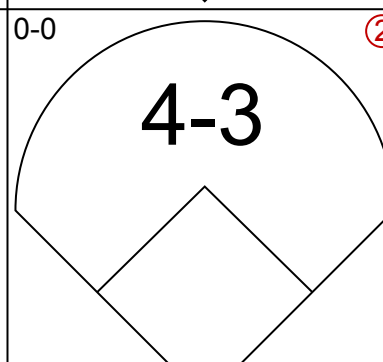
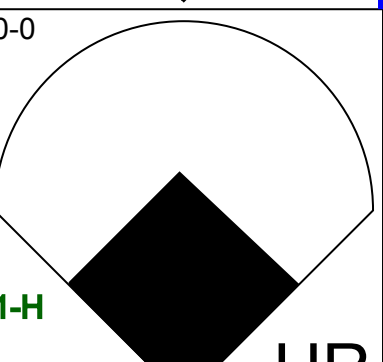
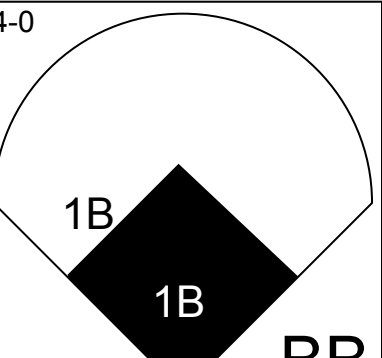
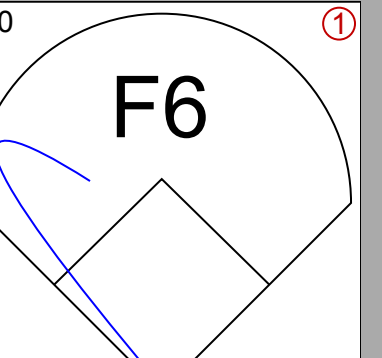
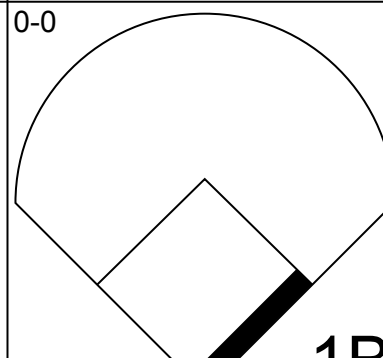
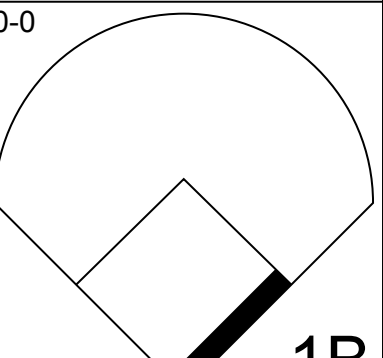
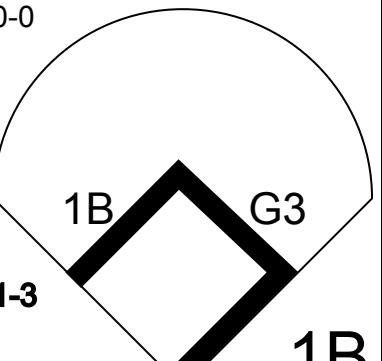
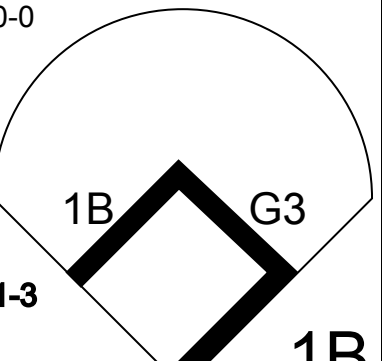
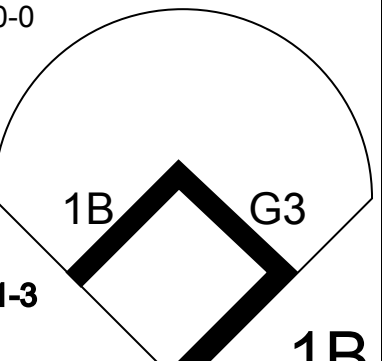
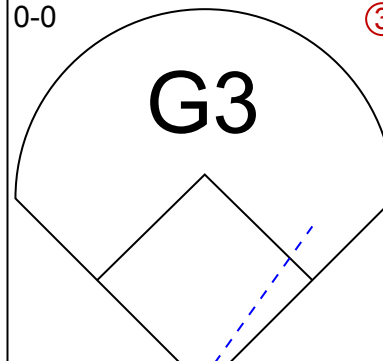
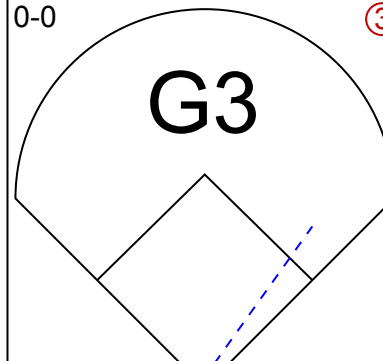
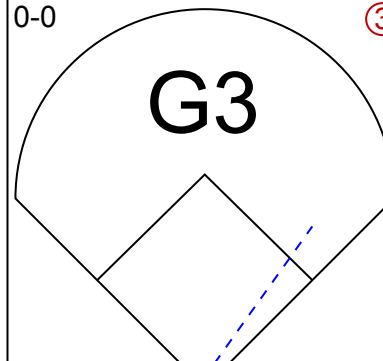
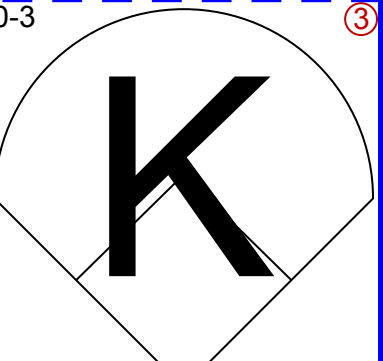
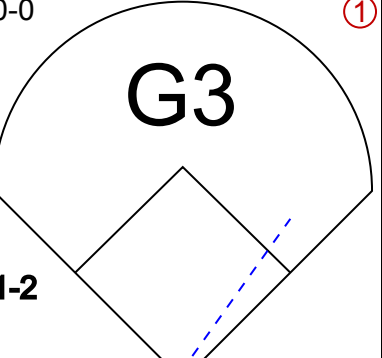
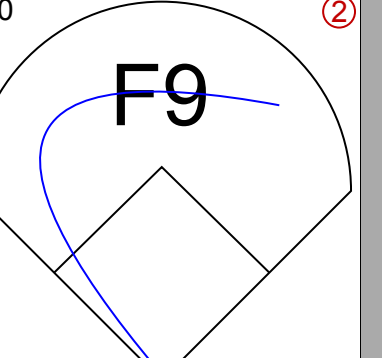
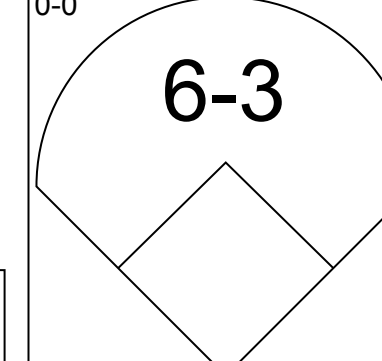
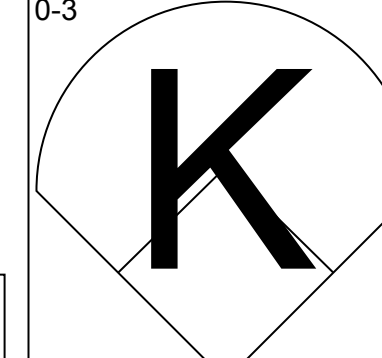
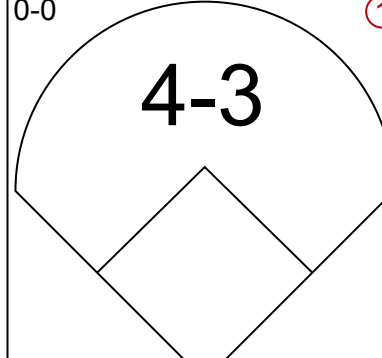
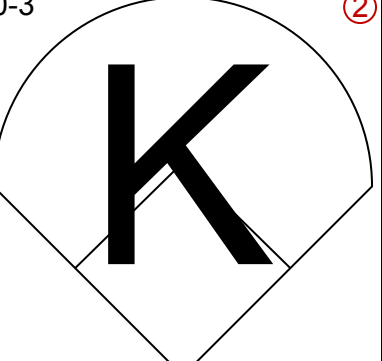
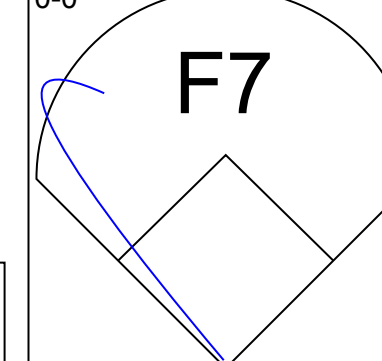
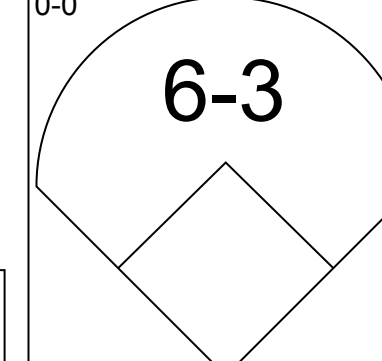
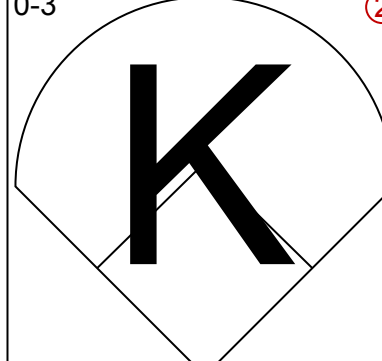
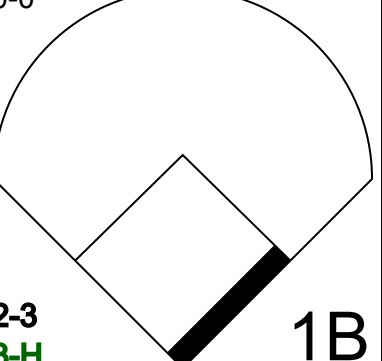
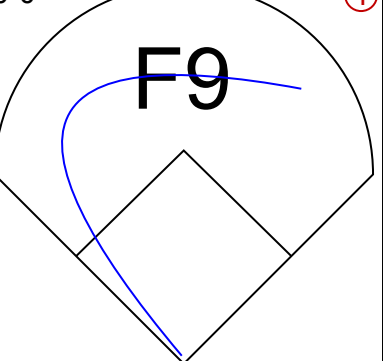
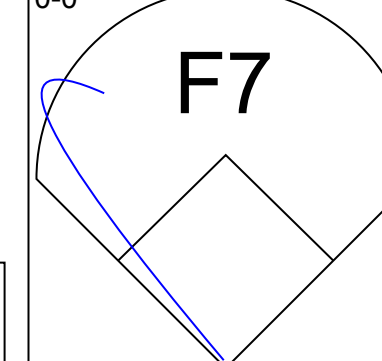
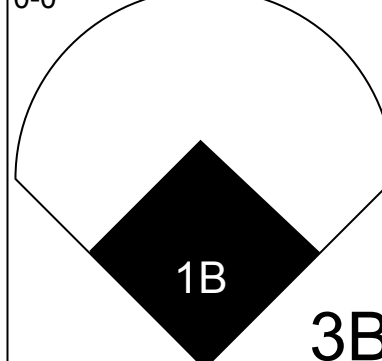
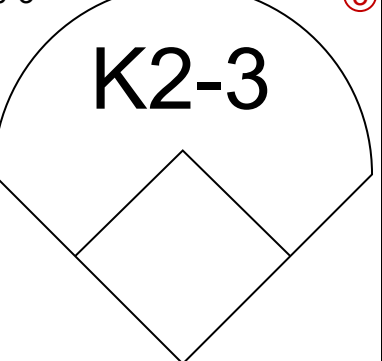
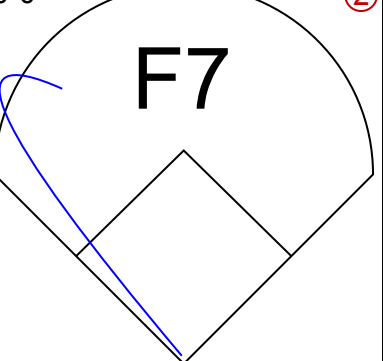
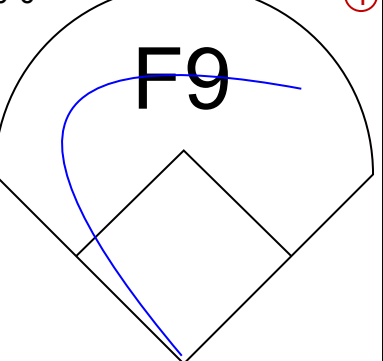
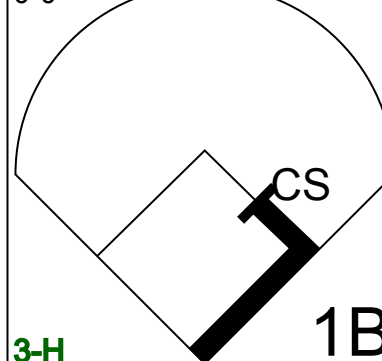
Batter	1	2	3	4	5	6	7	8	9	AB	R	H	RBI	BB	SO	LOB	BOTTOM			
Rafael Landestoy, S OBP: 0.287, SLG: 0.386 (1, 6) (9, 4)	0-0 3-1		0-3 K		0-0 2B 3B		0-0 3-1			4	1	1	0	0	1	0				
Terry Puhl, L OBP: 0.382, SLG: 0.459 (1, 8)	0-0 G3		0-0 S 2B 1B		0-0 G3		0-0 L6			4	1	1	0	0	0	1				
Joe Morgan, L OBP: 0.331, SLG: 0.364 Craig Reynolds, L OBP: 0.226, SLG: 0.295 (1, 4) (9, 6)	0-0 G3		0-0 1B 2B		0-0 1B 2B		0-0 1-3 1B			4	1	3	2	0	0	0				
0	0	0	0	0	0	0	0	0	0	0	0	0	0	0	0	0				
Joe Cruz, L OBP: 0.384, SLG: 0.414 (1, 7)		0-0 CS 1B	0-0 2H 1B		0-0 F7		0-0 1-3 1B		0-0 1-2	4	0	2	0	0	0	2				
Denny Walling, L OBP: 0.364, SLG: 0.363 (1, 9)		0-0 FC6-4 1B		0-0 5-3 1B		0-0 2H 1B		0-0 F8		4	0	3	1	0	0	0				
Enos Cabell, R OBP: 0.321, SLG: 0.363 (1, 5)		0-0 FC6-4 1B		0-0 5-3 1B		0-0 4-3				3	0	0	0	0	0	2				
Art Howe, R OBP: 0.309, SLG: 0.386 (1, 3)		4-0 BB		0-0 F8		0-0 F3				2	0	0	0	1	0	1				
Alan Ashby, S OBP: 0.358, SLG: 0.411 (1, 2)	0-0 2-3			4-0 IBB		0-0 F6				2	0	0	0	1	0	2				
Joe Niekro, R OBP: 0.267, SLG: 0.345 (1, 1)			0-0 F4		0-0 F9		0-3 K			3	0	0	0	0	1	2				
<b>Inning Stats</b>	R: 0 E: 0 K: 0 S: 3	H: 0 LOB: 0 BB: 0 P: 3	R: 0 E: 1 K: 0 S: 4	H: 2 LOB: 2 BB: 1 P: 8	R: 1 E: 0 K: 1 S: 7	H: 3 LOB: 2 BB: 0 P: 7	R: 0 E: 0 K: 0 S: 4	H: 1 LOB: 2 BB: 1 P: 8	R: 2 E: 0 K: 0 S: 5	H: 3 LOB: 1 BB: 0 P: 5	R: 0 E: 0 K: 0 S: 3	H: 0 LOB: 0 BB: 0 P: 3	R: 0 E: 0 K: 1 S: 5	H: 0 LOB: 0 BB: 0 P: 5	R: 0 E: 0 K: 0 S: 3	H: 1 LOB: 0 BB: 0 P: 3	1B: 7 2B: 2 3B: 1 HR: 0	SF: 0 SAC: 0 DP: 0 HBP: 0	WP: 0 PB: 0 SB: 2 CS: 1	PA: 32
<b>PITCHER</b> Ed Whitson, R ERA: 3.76 Gary Lavelle, L ERA: 2.89 Al Holland, L ERA: 0.76 (1, 1) (6, 1) (8, 1)	IP: 5.0 WLS: L BF: 23 H: 9 R: 3 ER: 3 SO: 1 BB: 0 IBB: 0 HBP: 0 BLK: 0 WP: 0 HR: 0 S: 23 P: 31 ERA: 5.40 WHIP: 2.000															<b>PITCHER</b>				

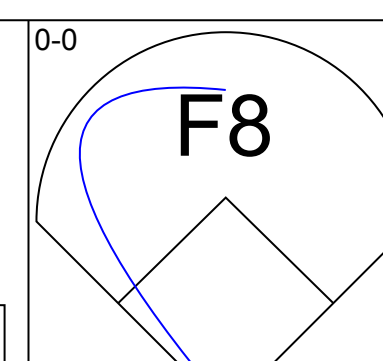
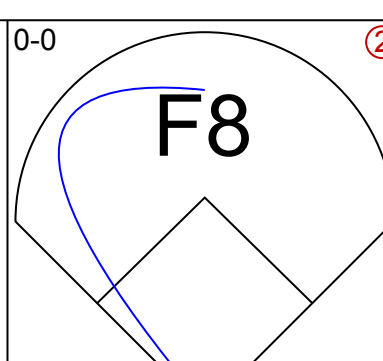
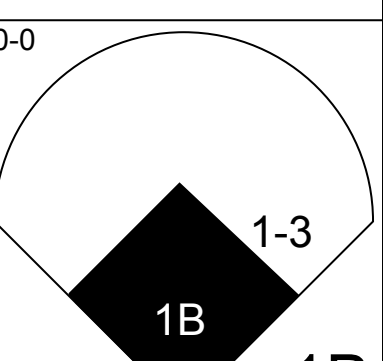
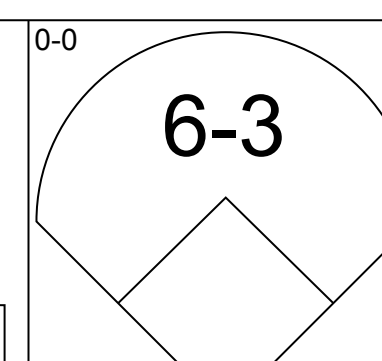
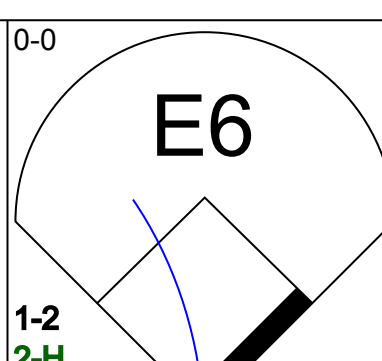
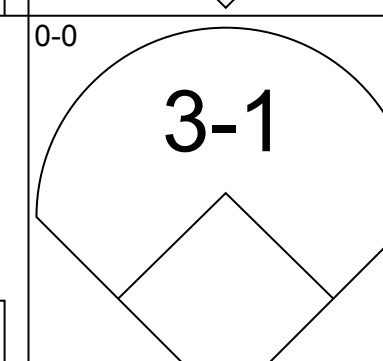
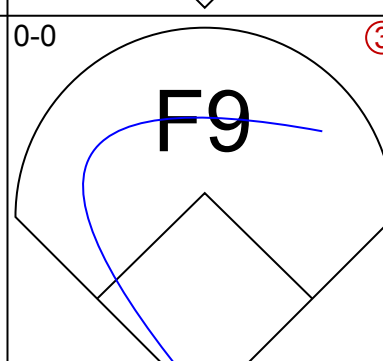
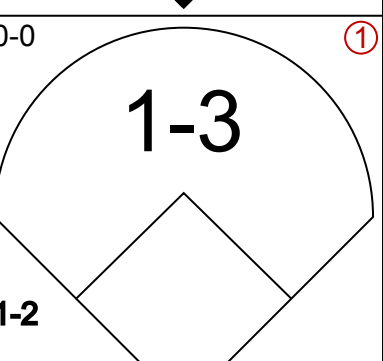
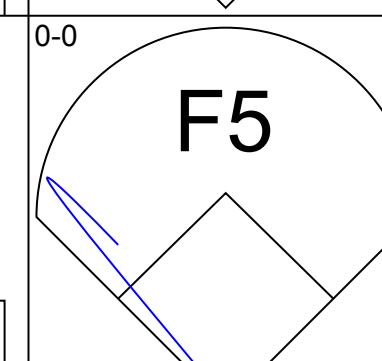
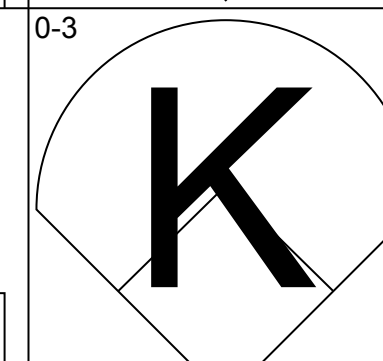
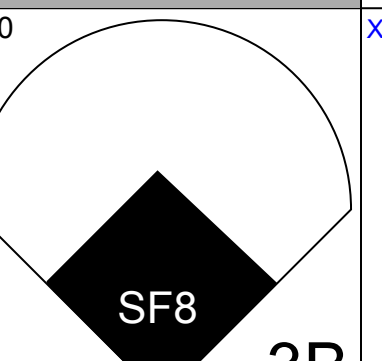
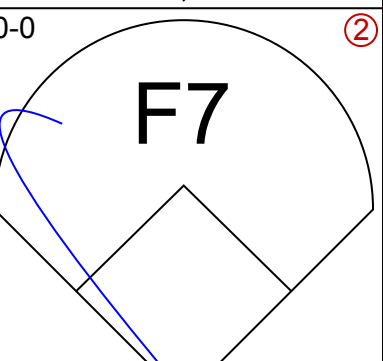
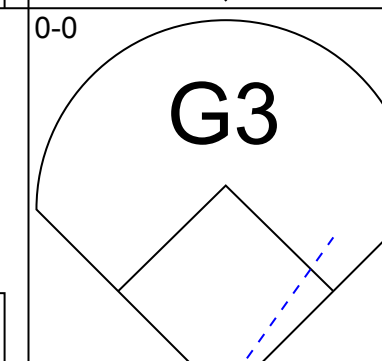
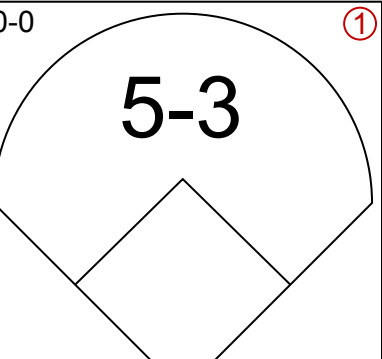
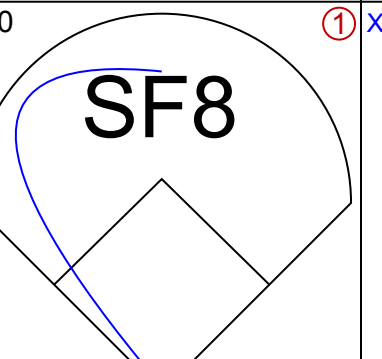
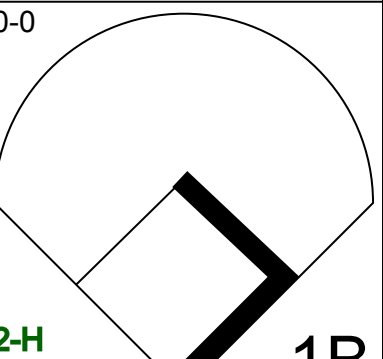
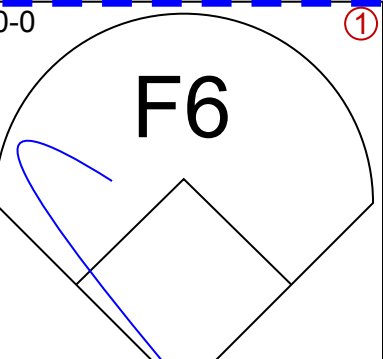
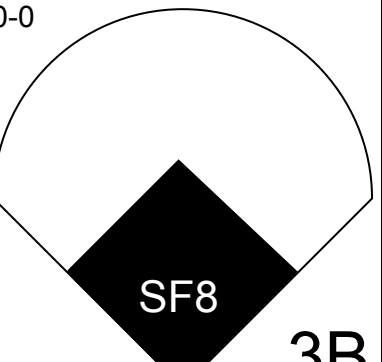
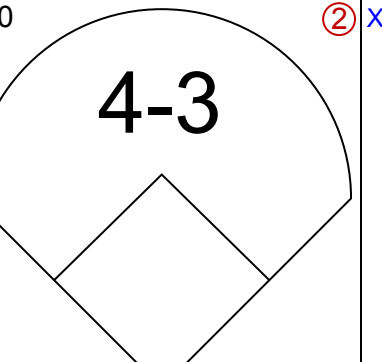
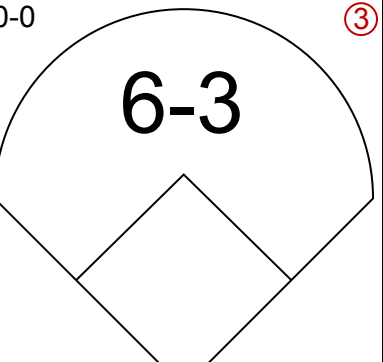
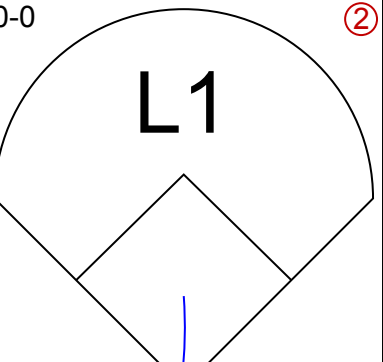
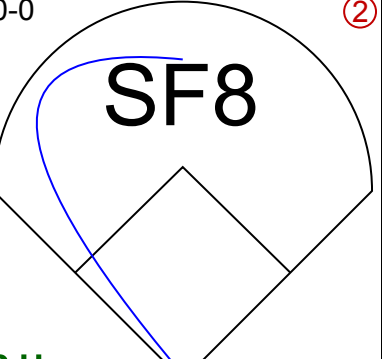
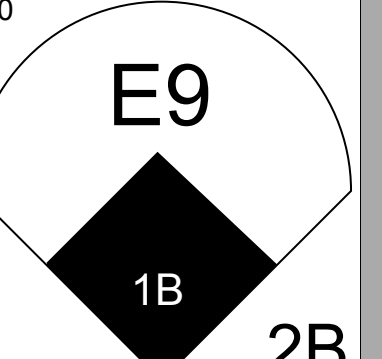

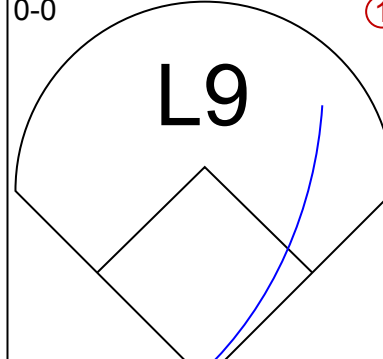
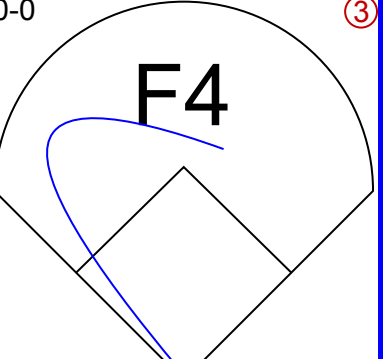
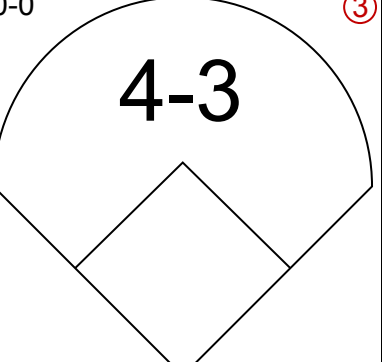
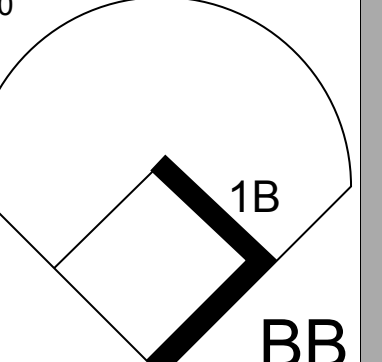
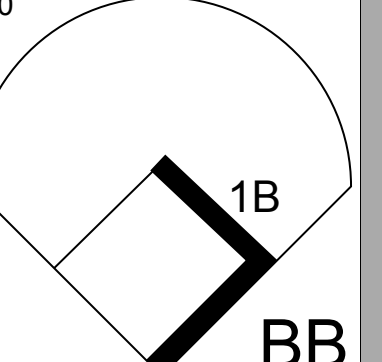
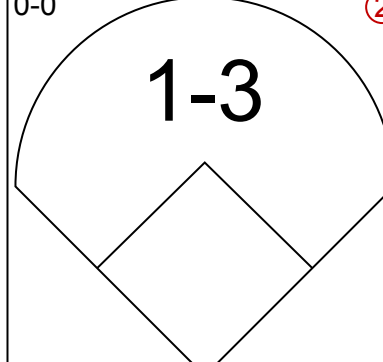
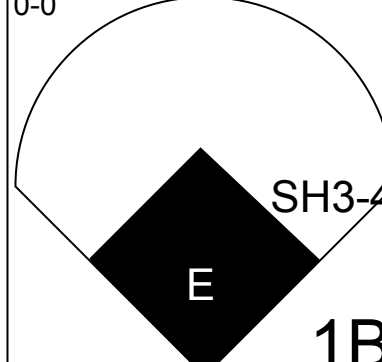
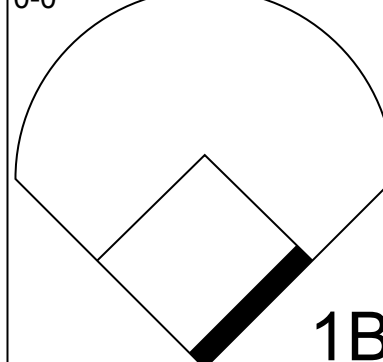
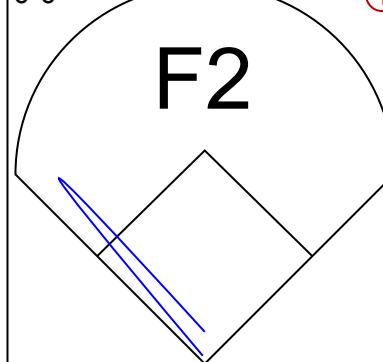
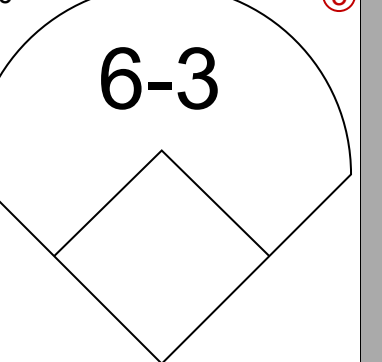
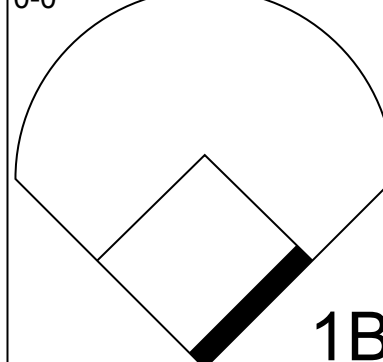
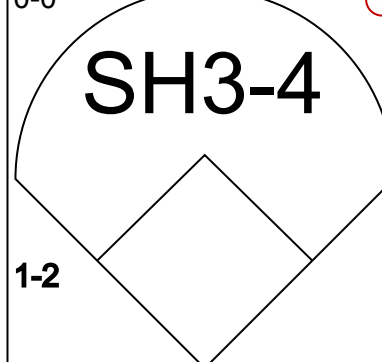
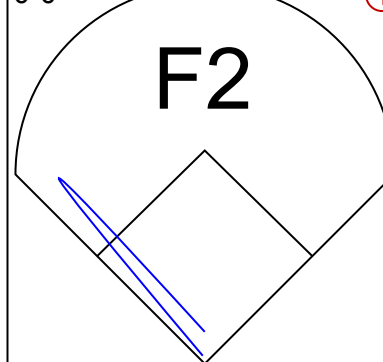
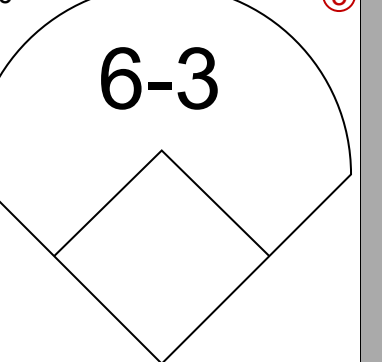
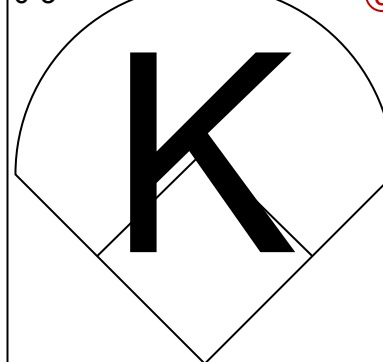
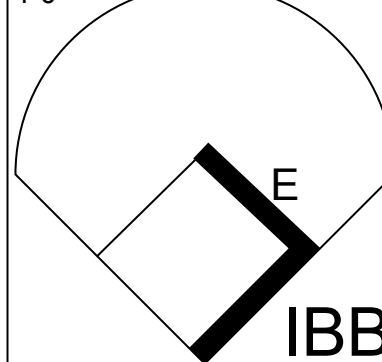
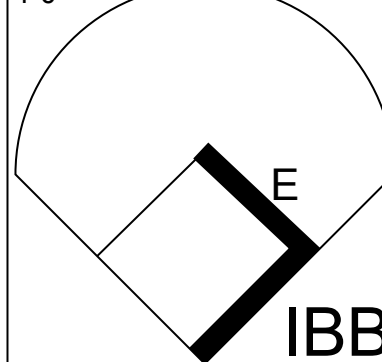
San Francisco Giants @ Houston Astros  
Astrodome, Houston, TX  
Sat Jun 07 1980, 8:05 PM EDT  
Att: 42,263 - Unknown

AB 30  
R 3  
H 10  
RBI 3  
BB 2  
SO 2  
LOB 10





Batter	1	2	3	4	5	6	7	8	9	AB	R	H	RBI	BB	SO	LOB	TOP	
Bill North, S OBP: 0.377, SLG: 0.317 (1, 8)										4	0	0	0	0	4	0	<b>San Francisco Giants @ Houston Astros</b> Astrodome, Houston, TX Sun Jun 08 1980, 8:05 PM EDT Att: 28,327 - Unknown	
Terry Whitfield, L OBP: 0.305, SLG: 0.345 Mike Sadek, R OBP: 0.350, SLG: 0.316 (1, 7) (8, 2)										4	1	1	0	0	2	0		
Jack Clark, R OBP: 0.351, SLG: 0.494 (1, 9)										4	1	1	2	0	0	0		
Darrell Evans, L OBP: 0.359, SLG: 0.380 (1, 5)										3	1	2	0	1	0	0		
Milt May, L OBP: 0.320, SLG: 0.365 Larry Herndon, R OBP: 0.270, SLG: 0.368 Greg Minton, S (8, 1) Al Holland, R (9, 1)										2	0	1	0	1	0	1		
Rich Murray, R (1, 3)										4	0	0	0	0	1	3		
Rennie Stennett, R OBP: 0.264, SLG: 0.326 (1, 4)										4	0	0	0	0	2	3		
Johnnie LeMaster, R OBP: 0.270, SLG: 0.372 (1, 6)										4	1	2	1	0	1	0		
Vida Blue, S OBP: 0.167, SLG: 0.118 Jim Wohlford, R OBP: 0.272, SLG: 0.359 (8, 7) (8, 7)										2	0	0	0	0	1	2		
<b>Inning Stats</b>	R: 0 E: 0 K: 2 S: 7	H: 0 LOB: 0 BB: 0 P: 7	R: 1 E: 0 K: 2 S: 9	H: 2 LOB: 2 BB: 1 P: 13	R: 0 E: 0 K: 0 S: 3	H: 0 LOB: 1 BB: 1 P: 7	R: 0 E: 0 K: 0 S: 4	H: 1 LOB: 1 BB: 0 P: 4	R: 0 E: 0 K: 1 S: 5	H: 0 LOB: 0 BB: 0 P: 5	R: 2 E: 0 K: 2 S: 10	H: 3 LOB: 1 BB: 0 P: 10	R: 1 E: 0 K: 1 S: 6	H: 2 LOB: 0 BB: 0 P: 6	1B: 6 2B: 0 3B: 1 HR: 1	SF: 0 SAC: 0 DP: 0 HBP: 0		WP: 0 PA: 37 PB: 0 SB: 0 CS: 1
<b>PITCHER</b>	IP WLS BF H R ER SO BB IBB HBP BLK WP HR S P ERA WHIP																	
Nolan Ryan, R ERA: 3.01 Joe Sambito, L ERA: 3.24	(1, 1) (8, 1)	7.2 W 5	31 BF 5	6 H 2	3 R 1	3 ER 1	10 SO 2	2 BB 0	0 IBB 0	0 HBP 0	0 BLK 0	0 WP 0	1 HR 0	49 S 9	57 P 9	3.52 ERA 6.75	1.043 WHIP 1.500	

Batter	1	2	3	4	5	6	7	8	9	AB	R	H	RBI	BB	SO	LOB	BOTTOM				
Rafael Landestoy, S OBP: 0.283, SLG: 0.376 (1, 6) (9, 4)										5	1	1	0	0	0	2	<b>San Francisco Giants @ Houston Astros</b> Astrodome, Houston, TX Sun Jun 08 1980, 8:05 PM EDT Att: 28,327 - Unknown				
Terry Puhl, L OBP: 0.354, SLG: 0.447 (1, 9)										4	0	0	0	0	2						
Jose Cruz, L OBP: 0.382, SLG: 0.422 (1, 7)										4	1	1	0	0	1	1					
Cesar Cedeno, R OBP: 0.386, SLG: 0.467 (1, 8)										3	0	1	2	0	0	0					
Enos Cabell, R OBP: 0.320, SLG: 0.371 (1, 5)										4	1	1	0	0	0	1					
Joe Morgan, L OBP: 0.329, SLG: 0.371 Craig Reynolds, L OBP: 0.226, SLG: 0.295 (1, 4) (9, 6)										3	1	1	1	0	0	0					
Art Howe, R OBP: 0.317, SLG: 0.385 Julio Gonzalez, R OBP: 0.091, SLG: 0.121 (1, 3) (9, PR)										3	0	1	0	1	0	0					
Luis Pujols, R OBP: 0.238, SLG: 0.240 (1, 2)										3	0	3	1	0	0	0					
Nolan Ryan, R OBP: 0.172, SLG: 0.160 Joe Sambito, L (8, 1) Dave Bergman, L OBP: 0.185, SLG: 0.120 Bruce Bochy, R OBP: 0.571, SLG: 0.250 (9, PH) (9, PH)										3	0	0	0	0	1	4					
<b>Inning Stats</b>	R: 0 E: 0 K: 1 S: 5	H: 0 LOB: 0 BB: 0 P: 5	R: 1 E: 0 K: 0 S: 4	H: 1 LOB: 0 BB: 0 P: 4	R: 0 E: 0 K: 0 S: 4	H: 1 LOB: 1 BB: 0 P: 4	R: 2 E: 1 K: 0 S: 6	H: 3 LOB: 2 BB: 1 P: 10	R: 1 E: 0 K: 0 S: 5	H: 2 LOB: 1 BB: 0 P: 5	R: 0 E: 0 K: 1 S: 6	H: 1 LOB: 1 BB: 0 P: 6	R: 0 E: 0 K: 0 S: 3	H: 0 LOB: 0 BB: 0 P: 3	R: 0 E: 0 K: 0 S: 3	H: 0 LOB: 0 BB: 0 P: 3		R: 1 E: 1 K: 0 S: 3	H: 1 LOB: 2 BB: 1 P: 7	1B: 6 2B: 1 3B: 2 HR: 0	SF: 2 SAC: 1 DP: 0 HBP: 0
<b>PITCHER</b>	IP WLS BF H R ER SO BB IBB HBP BLK WP HR S P ERA WHIP																				
Vida Blue, L ERA: 2.85 Greg Minton, R ERA: 2.96 Al Holland, L ERA: 0.76	(1, 1) (8, 1) (9, 1)	7.0 L 5	30 BF 5	8 H 1	4 R 1	3 ER 0	2 SO 0	8 BB 0	4 IBB 0	3 HBP 0	2 BLK 0	0 WP 0	0 HR 5	33 S 5	37 P 5	3.86 ERA 0.00	1.286 WHIP 0.750				

AB	34
R	4
H	8
RBI	4
BB	2
SO	12
LOB	10













Batter	1	2	3	4	5	6	7	8	9	AB	R	H	RBI	BB	SO	LOB	TOP			
Ivan De Jesus, R (1,6) OBP: 0.312, SLG: 0.376	K				K			G3-6-1		2	0	0	0	1	2	1	Chicago Cubs @ Houston Astros Astrodome, Houston, TX Wed Jun 11 1980, 8:05 PM EDT Att: 31,599 - Unknown			
Ken Henderson, S (8,PH) OBP: 0.306, SLG: 0.375			G4-6-3 BB							1	0	0	0	0	0	1				
Mick Kelleher, R (8,6) OBP: 0.216, SLG: 0.171										0	0	0	0	0	0	0				
Lenny Randle, S (1,5) OBP: 0.342, SLG: 0.379	4-3		G4-6-3							3	0	1	0	1	0	2				
Larry Bittner, L (1,3) OBP: 0.356, SLG: 0.409	F8									4	0	0	0	0	1	2				
Dave Kingman, R (1,7) OBP: 0.348, SLG: 0.546										4	0	2	0	0	1	1				
Mike Vail, R (1,9) OBP: 0.383, SLG: 0.509										3	0	0	0	1	2	3				
Scott Thompson, L (1,8) OBP: 0.325, SLG: 0.333										4	0	0	0	0	1	3				
Mike Tyson, R (1,4) OBP: 0.270, SLG: 0.356										4	0	1	0	0	0	2				
Tim Blackwell, S (1,2) OBP: 0.280, SLG: 0.302										3	0	1	0	0	0	1				
Rick Reuschel, R (1,1) OBP: 0.188, SLG: 0.250										2	0	0	0	0	1	2				
Jesus Figueroa, L (8,PH) OBP: 0.294, SLG: 0.367										1	0	1	0	0	0	0				
Willie Hernandez, L (8,1) OBP: 0.375, SLG: 0.500										0	0	0	0	0	0	0				
Dick Tidrow, R (8,1)										0	0	0	0	0	0	0				
<b>Inning Stats</b>	R: 0 E: 0 K: 1 S: 5	H: 0 LOB: 0 BB: 0 P: 5	R: 0 E: 0 K: 0 S: 4	H: 1 LOB: 1 BB: 0 P: 4	R: 0 E: 0 K: 1 S: 5	H: 1 LOB: 1 BB: 1 P: 9	R: 0 E: 0 K: 2 S: 7	H: 0 LOB: 1 BB: 1 P: 11	R: 0 E: 0 K: 1 S: 6	H: 1 LOB: 1 BB: 0 P: 6	R: 0 E: 0 K: 0 S: 3	H: 0 LOB: 0 BB: 0 P: 3	R: 0 E: 0 K: 0 S: 4	H: 2 LOB: 1 BB: 0 P: 4	R: 0 E: 0 K: 1 S: 6	H: 1 LOB: 1 BB: 0 P: 6	1B: 5 2B: 1 3B: 0 HR: 0	SF: 0 SAC: 0 DP: 2 HBP: 0	WP: 0 PB: 0 SB: 2 CS: 0	PA: 34
<b>PITCHER</b> J.R. Richard, R (1,1) ERA: 1.5	IP: 9.0 WLS: W BF: 34 H: 6 R: 0 ER: 0 SO: 8 BB: 3 IBB: 0 HBP: 0 BLK: 0 WP: 0 HR: 0 S: 47 P: 59 ERA: 0.00 WHIP: 1.000																			



Batter	1	2	3	4	5	6	7	8	9	AB	R	H	RBI	BB	SO	LOB	BOTTOM										
Rafael Landestoy, S (1,6) OBP: 0.285, SLG: 0.353	F7									4	0	0	0	0	0	2	Chicago Cubs @ Houston Astros Astrodome, Houston, TX Wed Jun 11 1980, 8:05 PM EDT Att: 31,599 - Unknown										
Terry Puhl, L (1,9) OBP: 0.386, SLG: 0.460										4	1	2	1	0	0	0											
Joe Morgan, L (1,4) OBP: 0.333, SLG: 0.370										4	0	0	0	0	1	3											
Craig Reynolds, L (9,6) OBP: 0.226, SLG: 0.295										0	0	0	0	0	0	0											
Jose Cruz, L (1,7) OBP: 0.391, SLG: 0.437										4	1	3	1	0	0	0											
Denny Walling, L (1,3) OBP: 0.397, SLG: 0.398										4	0	3	1	0	0	1											
Dave Bergman, L (9,3) OBP: 0.200, SLG: 0.111										0	0	0	0	0	0	0											
Enos Cabell, R (1,5) OBP: 0.310, SLG: 0.354										4	0	0	0	0	2	4											
Cesar Cedeno, R (1,8) OBP: 0.391, SLG: 0.477										2	0	0	0	1	2	1											
Alan Ashby, S (1,2) OBP: 0.350, SLG: 0.390										3	1	1	0	0	0	0											
J.R. Richard, R (1,1) OBP: 0.097, SLG: 0.194										2	0	0	0	0	1	0											
<b>Inning Stats</b>	R: 2 E: 0 K: 1 S: 8	H: 3 LOB: 1 BB: 0 P: 8	R: 1 E: 0 K: 1 S: 7	H: 2 LOB: 2 BB: 1 P: 11	R: 0 E: 0 K: 1 S: 5	H: 1 LOB: 0 BB: 0 P: 5	R: 0 E: 0 K: 1 S: 5	H: 0 LOB: 0 BB: 0 P: 5	R: 0 E: 0 K: 1 S: 6	H: 1 LOB: 1 BB: 0 P: 6	R: 0 E: 0 K: 1 S: 5	H: 0 LOB: 0 BB: 0 P: 5	R: 0 E: 0 K: 0 S: 5	H: 2 LOB: 2 BB: 0 P: 5	R: 0 E: 0 K: 0 S: 5	H: 2 LOB: 2 BB: 0 P: 5	1B: 7 2B: 2 3B: 0 HR: 0	SF: 0 SAC: 1 DP: 1 HBP: 0	WP: 0 PB: 0 SB: 2 CS: 0	PA: 33							
<b>PITCHER</b> Rick Reuschel, R (1,1) ERA: 3.65	IP: 7.0 WLS: L BF: 28 H: 7 R: 3 ER: 3 SO: 6 BB: 1 IBB: 0 HBP: 0 BLK: 0 WP: 0 HR: 0 S: 39 P: 43 ERA: 3.86 WHIP: 1.143																										
Willie Hernandez, L (8,1) ERA: 4.26	0.2	4	2	0	0	0	0	0	0	4	4	0.00	3.000														
Dick Tidrow, R (8,1) ERA: 2.17	0.1	1	0	0	0	0	0	0	0	1	1	0.00	0.000														













Batter	1	2	3	4	5	6	7	8	9	AB	R	H	RBI	BB	SO	LOB	TOP			
Rafael Landestoy S OBP: 0.294, SLG: 0.368 (1, 4)										4	1	1	0	0	0	3	<b>Houston Astros @ Pittsburgh Pirates</b> Three Rivers Stadium, Pittsburgh, PA Sun Jun 15 1980, 3:33 AM EDT Att: 49,541 - Unknown			
Terry Puhl L OBP: 0.357, SLG: 0.452 (1, 9)										4	0	0	0	0	1	2				
Jose Cruz L OBP: 0.391, SLG: 0.433 (1, 7)										4	0	2	0	0	0	0				
Cesar Cedeno R OBP: 0.402, SLG: 0.504 (1, 8)										3	0	2	1	1	0	1				
Enos Cabell R OBP: 0.305, SLG: 0.351 (1, 5)										4	0	1	0	0	1	3				
Art Howe R OBP: 0.314, SLG: 0.372 Dave Smith R (8, 1)										3	0	0	0	1	0	3				
Julio Gonzalez R OBP: 0.105, SLG: 0.132 (1, 6)										4	0	1	0	0	0	3				
Luis Pujols R OBP: 0.250, SLG: 0.244 (1, 2)										3	0	1	0	1	1	0				
Ken Forsch R OBP: 0.265, SLG: 0.294 Bruce Bochy R OBP: 0.500, SLG: 0.200 Joaquin Andujar S OBP: 0.333, SLG: 0.333 Jeffrey Leonard R OBP: 0.274, SLG: 0.290 (7, PH)										1	0	0	0	0	0	0				
<b>Inning Stats</b>	R: 1 E: 0 K: 0 S: 6	H: 3 LOB: 3 BB: 1 P: 10	R: 0 E: 0 K: 1 S: 5	H: 0 LOB: 0 BB: 0 P: 5	R: 0 E: 0 K: 0 S: 3	H: 1 LOB: 0 BB: 0 P: 3	R: 0 E: 0 K: 1 S: 5	H: 0 LOB: 0 BB: 0 P: 5	R: 0 E: 0 K: 0 S: 3	H: 0 LOB: 1 BB: 1 P: 7	R: 0 E: 0 K: 0 S: 4	H: 2 LOB: 1 BB: 0 P: 4	R: 0 E: 0 K: 1 S: 7	H: 2 LOB: 2 BB: 0 P: 7	R: 0 E: 0 K: 0 S: 3	H: 0 LOB: 0 BB: 0 P: 3		1B: 7 2B: 2 3B: 0 HR: 0	SF: 0 SAC: 1 DP: 2 HBP: 0	WP: 0 PB: 0 SB: 1 CS: 0
<b>PITCHER</b> John Candelaria L ERA: 3.42 (1, 1)	IP: 9.0 WLS: W BF: 36 H: 8 R: 1 ER: 1 SO: 3 BB: 3 IBB: 0 HBP: 0 BLK: 0 WP: 0 HR: 0 S: 39 P: 51 ERA: 1.00 WHIP: 1.222															<b>PITCHER</b>				


Batter	1	2	3	4	5	6	7	8	9	AB	R	H	RBI	BB	SO	LOB	BOTTOM			
Omar Moreno L OBP: 0.316, SLG: 0.359 (1, 8)										4	1	1	0	0	0	0	<b>Houston Astros @ Pittsburgh Pirates</b> Three Rivers Stadium, Pittsburgh, PA Sun Jun 15 1980, 3:33 AM EDT Att: 49,541 - Unknown			
Tim Lincecum R OBP: 0.287, SLG: 0.314 (1, 6)										4	0	1	0	0	0	1				
Mike Easler L OBP: 0.476, SLG: 0.824 (1, 7)										4	0	1	1	0	0	1				
Bill Robinson R OBP: 0.309, SLG: 0.492 (1, 9)										4	0	1	0	0	0	2				
John Milner L OBP: 0.268, SLG: 0.273 (1, 3)										3	1	1	0	0	1	2				
Phil Garner R OBP: 0.336, SLG: 0.415 (1, 4)										3	1	1	0	0	0	0				
Ed Ott L OBP: 0.353, SLG: 0.384 (1, 2)										3	1	3	2	0	0	0				
Dale Berra R OBP: 0.274, SLG: 0.326 (1, 5)										3	0	0	1	0	2	2				
John Candelaria L OBP: 0.219, SLG: 0.200 (1, 1)										3	0	0	0	0	0	1				
<b>Inning Stats</b>	R: 0 E: 0 K: 0 S: 3	H: 0 LOB: 0 BB: 0 P: 3	R: 0 E: 0 K: 1 S: 5	H: 1 LOB: 0 BB: 0 P: 5	R: 0 E: 0 K: 0 S: 3	H: 0 LOB: 0 BB: 0 P: 3	R: 2 E: 0 K: 0 S: 6	H: 3 LOB: 1 BB: 0 P: 6	R: 1 E: 0 K: 1 S: 7	H: 2 LOB: 1 BB: 0 P: 7	R: 1 E: 0 K: 1 S: 6	H: 1 LOB: 0 BB: 0 P: 6	R: 0 E: 0 K: 0 S: 4	H: 1 LOB: 1 BB: 0 P: 4	R: 0 E: 0 K: 0 S: 3	H: 0 LOB: 0 BB: 0 P: 3		1B: 7 2B: 2 3B: 0 HR: 1	SF: 0 SAC: 0 DP: 2 HBP: 0	WP: 0 PB: 0 SB: 1 CS: 1
<b>PITCHER</b> Ken Forsch R ERA: 3.23 Joaquin Andujar R ERA: 3.91 Dave Smith R ERA: 2.31 (1, 1)	IP: 6.0 WLS: L BF: 23 H: 7 R: 3 ER: 3 SO: 2 BB: 0 IBB: 0 HBP: 0 BLK: 0 WP: 0 HR: 0 S: 27 P: 27 ERA: 4.50 WHIP: 1.167															<b>PITCHER</b>				



Batter	1	2	3	4	5	6	7	8	9	AB	R	H	RBI	BB	SO	LOB	TOP										
Terry Puhl, L OBP: 0.360, SLG: 0.455 (1, 9)										3	0	1	1	1	1	0											
Denny Walling, L OBP: 0.406, SLG: 0.419 Art Howe, R OBP: 0.311, SLG: 0.368 (7, PH) (7, 3)										3	0	1	0	0	0	1											
Joe Morgan, L OBP: 0.342, SLG: 0.366 (1, 4)										3	0	0	0	1	0	1											
Jose Cruz, L OBP: 0.384, SLG: 0.425 (1, 7)										4	0	0	0	0	1	3											
Cesar Cedeno, R OBP: 0.393, SLG: 0.490 (1, 8)										4	0	0	0	0	1	2											
Enos Cabell, R OBP: 0.300, SLG: 0.344 (1, 5)										4	0	0	0	0	1	0											
Alan Ashby, S OBP: 0.336, SLG: 0.371 Julio Gonzalez, R OBP: 0.103, SLG: 0.128 (7, PR) (7, 6)										3	0	1	0	0	1	0											
Craig Reynolds, L OBP: 0.229, SLG: 0.293 Bruce Bochy, R OBP: 0.556, SLG: 0.200 Jeffrey Leonard, R OBP: 0.274, SLG: 0.290 Luis Pujols, R OBP: 0.247, SLG: 0.241 (7, PH) (7, 2)										1	0	0	0	1	0	0											
Vern Ruhle, R OBP: 0.333, SLG: 0.364 Rafael Landestoy, S OBP: 0.259, SLG: 0.368 Dave Smith, R (7, 1)										2	0	0	0	0	1	1											
<b>Inning Stats</b>	R: 0 E: 0 K: 1 S: 6	H: 1 LOB: 2 BB: 1 P: 10	R: 0 E: 0 K: 1 S: 5	H: 0 LOB: 1 BB: 1 P: 9	R: 0 E: 0 K: 1 S: 6	H: 1 LOB: 1 BB: 0 P: 6	R: 0 E: 0 K: 1 S: 5	H: 0 LOB: 0 BB: 0 P: 5	R: 0 E: 0 K: 0 S: 3	H: 0 LOB: 0 BB: 0 P: 3	R: 2 E: 0 K: 0 S: 4	H: 1 LOB: 3 BB: 3 P: 16	R: 0 E: 0 K: 1 S: 5	H: 0 LOB: 0 BB: 0 P: 5	R: 0 E: 0 K: 1 S: 5	H: 0 LOB: 0 BB: 0 P: 5	1B: 2 2B: 1 3B: 0 HR: 0	SF: 0 SAC: 0 DP: 0 HBP: 0	WP: 2 PB: 0 SB: 0 CS: 0	PA: 35							
<b>PITCHER</b>	IP	WLS	BF	H	R	ER	SO	BB	IBB	HBP	BLK	WP	HR	S	P	ERA	WHIP										
Rick Reuschel, R ERA: 3.61	1.0		5	1	0	0	1	1	0	0	0	0	0	6	10	0.00	2.000										
Willie Hernandez, L ERA: 4.23	5.2	L	21	2	2	2	4	2	0	0	0	0	1	0	27	3.18	0.706										
Bill Caudill, R ERA: 2.25	0.0		2	0	0	0	0	2	0	0	0	0	0	0	8	∞	∞										
Doug Capilla, L ERA: 1.74	0.1		1	0	0	0	0	0	0	0	0	0	1	0	1	0.00	0.000										
Dick Tidrow, R ERA: 1.98	2.0		6	0	0	0	2	0	0	0	0	0	0	10	10	0.00	0.000										

Houston Astros @ Chicago Cubs  
Wrigley Field, Chicago, IL  
Mon Jun 16 1980, 3:33 AM CDT  
Att: 15,289 - Unknown


AB 30  
R 2  
H 3  
RBI 1  
BB 5  
SO 7  
LOB 10



Batter	1	2	3	4	5	6	7	8	9	AB	R	H	RBI	BB	SO	LOB	BOTTOM										
Ivan De Jesus, R OBP: 0.326, SLG: 0.377 (1, 6)										4	0	0	0	0	1	1											
Lenny Randle, S OBP: 0.358, SLG: 0.385 (1, 5)										4	0	1	0	0	0	0											
Bill Buckner, L OBP: 0.321, SLG: 0.404 (1, 3)										4	0	3	0	0	0	1											
Mike Vail, R OBP: 0.406, SLG: 0.512 (1, 9)										3	0	0	0	1	0	3											
Larry Bittner, L OBP: 0.361, SLG: 0.389 (1, 7)										4	0	0	0	0	0	3											
Jerry Martin, R OBP: 0.328, SLG: 0.503 (1, 8)										4	1	1	1	0	0	2											
Barry Foote, R OBP: 0.310, SLG: 0.509 (1, 2)										4	0	0	0	0	1	0											
Mike Tyson, R OBP: 0.278, SLG: 0.319 (1, 4)										3	0	0	0	0	1	1											
Rick Reuschel, R ERA: 3.61 Willie Hernandez, L ERA: 4.23 Bill Caudill, R ERA: 2.25 Doug Capilla, L ERA: 1.74 Ken Henderson, S OBP: 0.259, SLG: 0.368 Dick Tidrow, R ERA: 1.98 (1, 1) (2, 1) (7, 1) (7, 1) (7, PH) (8, 1)										0	0	0	0	0	0	0											
<b>Inning Stats</b>	R: 0 E: 0 K: 0 S: 4	H: 1 LOB: 0 BB: 0 P: 4	R: 0 E: 0 K: 0 S: 3	H: 0 LOB: 0 BB: 0 P: 3	R: 0 E: 0 K: 2 S: 7	H: 0 LOB: 0 BB: 0 P: 7	R: 0 E: 0 K: 0 S: 4	H: 1 LOB: 1 BB: 0 P: 4	R: 1 E: 1 K: 0 S: 5	H: 1 LOB: 1 BB: 0 P: 5	R: 0 E: 0 K: 0 S: 4	H: 1 LOB: 2 BB: 1 P: 8	R: 0 E: 0 K: 1 S: 6	H: 1 LOB: 1 BB: 0 P: 6	R: 0 E: 0 K: 1 S: 5	H: 0 LOB: 0 BB: 0 P: 5	1B: 3 2B: 1 3B: 0 HR: 1	SF: 0 SAC: 1 DP: 0 HBP: 0	WP: 0 PB: 0 SB: 0 CS: 0	PA: 34							
<b>PITCHER</b>	IP	WLS	BF	H	R	ER	SO	BB	IBB	HBP	BLK	WP	HR	S	P	ERA	WHIP										
Vern Ruhle, R ERA: 2.48	6.0	W	24	4	1	1	2	1	0	0	0	0	1	27	31	1.50	0.833										
Dave Smith, R ERA: 2.05	3.0	S	10	1	0	0	2	0	0	0	0	0	0	14	14	0.00	0.333										

Houston Astros @ Chicago Cubs  
Wrigley Field, Chicago, IL  
Mon Jun 16 1980, 3:33 AM CDT  
Att: 15,289 - Unknown

AB 32  
R 1  
H 5  
RBI 1  
BB 1  
SO 4  
LOB 11





Batter	1	2	3	4	5	6	7	8	9	AB	R	H	RBI	BB	SO	LOB	TOP										
Terry Puhl, L OBP: 0.370, SLG: 0.455 (1, 9)										2	1	1	1	2	0	0											
Denny Walling, L OBP: 0.455, SLG: 0.419 Rafael Landestoy, S OBP: 0.299, SLG: 0.368 (1, 3) (9, 4)										5	2	2	0	0	1	3											
Joe Morgan, L OBP: 0.340, SLG: 0.369 Dave Bergman, L OBP: 0.219, SLG: 0.107 (9, PH) (9, 3)										4	1	1	0	0	2	3											
Jose Cruz, L OBP: 0.384, SLG: 0.435 (1, 7)										4	2	1	3	1	2	2											
Cesar Cedeno, R OBP: 0.397, SLG: 0.480 (1, 8)										5	0	1	0	0	2	5											
Enos Cabell, R OBP: 0.298, SLG: 0.341 (1, 5)										5	0	1	2	0	2	4											
Alan Ashby, S OBP: 0.333, SLG: 0.367 (1, 2)										4	0	1	1	0	0	0											
Craig Reynolds, L OBP: 0.224, SLG: 0.286 (1, 6)										4	0	0	0	0	1	2											
J.R. Richard, R OBP: 0.118, SLG: 0.235 Joaquin Andujar, S OBP: 0.250, SLG: 0.250 (6, 1) (6, 1)										3	1	1	0	0	0	3											
<b>Inning Stats</b>	R: 3 E: 1 K: 1 S: 10	H: 4 LOB: 3 BB: 1 P: 14	R: 3 E: 0 K: 1 S: 7	H: 3 LOB: 0 BB: 1 P: 11	R: 1 E: 0 K: 1 S: 7	H: 2 LOB: 1 BB: 0 P: 7	R: 0 E: 0 K: 2 S: 7	H: 0 LOB: 0 BB: 0 P: 7	R: 0 E: 0 K: 1 S: 5	H: 0 LOB: 1 BB: 0 P: 6	R: 0 E: 0 K: 1 S: 5	H: 0 LOB: 0 BB: 0 P: 5	R: 0 E: 0 K: 2 S: 7	H: 0 LOB: 0 BB: 0 P: 7	R: 0 E: 1 K: 1 S: 6	H: 0 LOB: 3 BB: 2 P: 14	1B: 6 2B: 2 3B: 0 HR: 1	SF: 0 SAC: 0 DP: 0 HBP: 1	WP: 0 PB: 0 SB: 1 CS: 1	PA: 42							
<b>PITCHER</b>	IP	WLS	BF	H	R	ER	SO	BB	IBB	HBP	BLK	WP	HR	S	P	ERA	WHIP										
Lynn McClothen, R ERA: 6.95 (1, 1)	1.1	L	14	7	6	6	2	1	1	0	0	0	1	16	24	40.50	6.000										
Doug Capilla, L ERA: 1.59 (2, 1)	5.2		19	2	1	1	6	0	0	1	0	0	0	30	31	1.59	0.353										
Bill Caudill, R ERA: 2.14 (8, 1)	2.0		9	0	0	0	3	2	0	0	0	0	0	13	21	0.00	1.000										

Houston Astros @ Chicago Cubs  
Wrigley Field, Chicago, IL  
Tue Jun 17 1980, 3:33 AM CDT  
Att: 19,480 - Unknown

AB	37
R	7
H	9
RBI	7
BB	4
SO	11
LOB	22



Batter	1	2	3	4	5	6	7	8	9	AB	R	H	RBI	BB	SO	LOB	BOTTOM										
Ivan De Jesus, R OBP: 0.329, SLG: 0.381 (1, 6)										3	1	1	0	1	1	0											
Lenny Randle, S OBP: 0.351, SLG: 0.378 (1, 5)										4	0	0	0	0	1	2											
Bill Buckner, L OBP: 0.325, SLG: 0.409 (1, 3)										3	0	1	1	1	0	1											
Mike Vail, R OBP: 0.394, SLG: 0.496 (1, 9)										4	0	0	0	0	2	3											
Larry Bittner, L OBP: 0.349, SLG: 0.375 (1, 7)										4	0	0	0	0	2	3											
Jerry Martin, R OBP: 0.327, SLG: 0.497 (1, 8)										4	0	1	0	0	2	0											
Barry Foote, R OBP: 0.303, SLG: 0.496 Tim Blackwell, S OBP: 0.278, SLG: 0.299 (8, 2) (8, 2)										3	0	0	0	0	0	0											
Mike Tyson, R OBP: 0.280, SLG: 0.311 (1, 4)										2	0	0	0	1	1	0											
Lynn McClothen, L OBP: 0.429, SLG: 0.538 Doug Capilla, L OBP: 0.309, SLG: 0.315 Scot Thompson, L OBP: 0.309, SLG: 0.315 Bill Caudill, R OBP: 0.299, SLG: 0.368 (8, 1) (8, 1)										0	0	0	0	0	0	0											
<b>Inning Stats</b>	R: 1 E: 0 K: 2 S: 9	H: 2 LOB: 1 BB: 0 P: 9	R: 0 E: 0 K: 2 S: 7	H: 0 LOB: 1 BB: 1 P: 11	R: 0 E: 1 K: 2 S: 8	H: 0 LOB: 0 BB: 1 P: 12	R: 0 E: 0 K: 1 S: 5	H: 0 LOB: 0 BB: 0 P: 5	R: 0 E: 0 K: 1 S: 3	H: 0 LOB: 0 BB: 0 P: 3	R: 0 E: 0 K: 1 S: 5	H: 0 LOB: 0 BB: 0 P: 5	R: 0 E: 0 K: 1 S: 5	H: 0 LOB: 0 BB: 0 P: 5	R: 0 E: 0 K: 2 S: 8	H: 1 LOB: 1 BB: 0 P: 8	1B: 1 2B: 2 3B: 0 HR: 0	SF: 0 SAC: 0 DP: 0 HBP: 0	WP: 0 PB: 0 SB: 0 CS: 0	PA: 34							
<b>PITCHER</b>	IP	WLS	BF	H	R	ER	SO	BB	IBB	HBP	BLK	WP	HR	S	P	ERA	WHIP										
J.R. Richard, R ERA: 1.51 (1, 1)	5.0		21	2	1	1	8	3	0	0	0	0	0	34	46	1.80	1.000										
Joaquin Andujar, R ERA: 3.39 (6, 1)	4.0	S	13	1	0	0	4	0	0	0	0	0	0	21	21	0.00	0.250										

Houston Astros @ Chicago Cubs  
Wrigley Field, Chicago, IL  
Tue Jun 17 1980, 3:33 AM CDT  
Att: 19,480 - Unknown

AB	31
R	1
H	3
RBI	1
BB	3
SO	12
LOB	11





Batter	1	2	3	4	5	6	7	8	9	AB	R	H	RBI	BB	SO	LOB	TOP			
<b>Garry Templeton, S</b> (1, 6) OBP: 0.336, SLG: 0.386	0-0 3-1			0-0 1-4-3		0-3 K		0-0 F7		4	0	0	0	0	1	1	<b>St. Louis Cardinals @ Houston Astros</b> Astrodome, Houston, TX Wed Jun 18 1980, 8:05 PM EDT Att: 24,459 - Unknown  <b>AB 32</b> <b>R 0</b> <b>H 6</b> <b>RBI 0</b> <b>BB 1</b> <b>SO 5</b> <b>LOB 11</b>			
<b>Leon Durham, L</b> (1, 9) OBP: 0.296, SLG: 0.289 <b>Kim Seaman, L</b> (8, 1)	0-3 K			0-0 4-3		0-0 L9		0-0 2B		4	0	1	0	0	1	0				
<b>Keith Hernandez, L</b> (1, 3) OBP: 0.423, SLG: 0.513	0-3 K			0-0 BB 1B		0-0 L7		0-0 F8		4	0	1	0	0	1	2				
<b>Ted Simmons, S</b> (1, 2) OBP: 0.390, SLG: 0.514		0-0 G3		4-0 BB 1B		0-0 F9		0-0 G3		3	0	0	0	1	0	0				
<b>Terry Kennedy, L</b> (1, 7) OBP: 0.366, SLG: 0.473		0-0 P4		0-0 F9		0-0 1B		0-0 F7		4	0	1	0	0	0	2				
<b>Ken Reitz, R</b> (1, 5) OBP: 0.350, SLG: 0.431		0-0 F5			0-0 G4-6-3 1B		0-0 F8		0-0 F9		4	0	1	0	0	1				
<b>Tony Scott, S</b> (1, 8) OBP: 0.310, SLG: 0.290			0-0 6-3		0-0 1B		0-0 1-3			3	0	1	0	0	0	1				
<b>Tom Herr, S</b> (1, 4) OBP: 0.206, SLG: 0.286 <b>Mike Phillips, L</b> (8, PH) OBP: 0.176, SLG: 0.188			0-0 F8		0-0 G4-6-3 1B			0-0 2B 1B		2	0	0	0	0	0	2				
<b>Jim Kaat, L</b> (1, 1) <b>Dane Iorg, L</b> (8, PH) OBP: 0.368, SLG: 0.439			0-3 K		0-3 K			0-0 F8		2	0	0	0	0	2	1				
<b>Inning Stats</b>	R: 0 E: 0 K: 2 S: 7	H: 0 LOB: 0 BB: 0 P: 7	R: 0 E: 0 K: 0 S: 3	H: 0 LOB: 0 BB: 0 P: 3	R: 0 E: 0 K: 1 S: 5	H: 0 LOB: 0 BB: 0 P: 5	R: 0 E: 0 K: 0 S: 4	H: 1 LOB: 2 BB: 1 P: 8	R: 0 E: 0 K: 1 S: 5	H: 0 LOB: 0 BB: 0 P: 5	R: 0 E: 0 K: 0 S: 4	H: 1 LOB: 1 BB: 0 P: 4	R: 0 E: 0 K: 0 S: 5	H: 2 LOB: 2 BB: 0 P: 5	R: 0 E: 0 K: 0 S: 3	H: 0 LOB: 0 BB: 0 P: 3		1B: 5 2B: 1 3B: 0 HR: 0	SF: 0 SAC: 0 DP: 1 HBP: 0	WP: 0 PB: 0 SB: 0 CS: 0
<b>PITCHER</b> <b>Joe Niekro, R</b> (1, 1) ERA: 3.33	IP: 9.0 WLS: W BF: 33 H: 6 R: 0 ER: 0 SO: 5 BB: 1 IBB: 0 HBP: 0 BLK: 0 WP: 0 HR: 0 S: 42 P: 46 ERA: 0.00 WHIP: 0.778															<b>PITCHER</b>				

Batter	1	2	3	4	5	6	7	8	9	AB	R	H	RBI	BB	SO	LOB	BOTTOM			
<b>Rafael Landestoy, S</b> (1, 6) OBP: 0.305, SLG: 0.368	4-0 FC4-6 BB		0-0 1B 6-3	0-0 F8			0-0 6-3			3	1	1	0	1	0	2	<b>St. Louis Cardinals @ Houston Astros</b> Astrodome, Houston, TX Wed Jun 18 1980, 8:05 PM EDT Att: 24,459 - Unknown  <b>AB 28</b> <b>R 3</b> <b>H 7</b> <b>RBI 2</b> <b>BB 5</b> <b>SO 1</b> <b>LOB 17</b>			
<b>Terry Puhl, L</b> (1, 9) OBP: 0.368, SLG: 0.451	0-0 FC4-6 1B		0-0 6-3 1B		0-0 3-1		0-0 L9			4	1	1	0	0	0	2				
<b>Jose Cruz, L</b> (1, 7) OBP: 0.382, SLG: 0.432	0-0 1B		0-0 F7		0-0 4-3		0-0 P1			4	0	1	0	0	0	2				
<b>Cesar Cedeno, R</b> (1, 8) OBP: 0.384, SLG: 0.471	0-0 F5		0-0 6-3		0-0 5-3		4-0 BB S BB			3	0	0	1	1	0	3				
<b>Enos Cabell, R</b> (1, 5) OBP: 0.301, SLG: 0.341	0-0 1B		0-3 K		0-0 5-3		4-0 BB IBB			3	0	1	1	1	1	1				
<b>Joe Morgan, L</b> (1, 4) OBP: 0.343, SLG: 0.368 <b>Craig Reynolds, L</b> (9, 6) OBP: 0.224, SLG: 0.286	0-0 F9		0-0 BB 1B G6-4-3		0-0 6-3		4-0 G6-3 BB			3	1	1	0	1	0	2				
<b>Art Howe, R</b> (1, 3) OBP: 0.309, SLG: 0.364		0-0 4-3		0-0 G6-4-3 BB 1B		0-0 F7		0-0 G6-3		4	0	1	0	0	0	3				
<b>Luis Pujols, R</b> (1, 2) OBP: 0.261, SLG: 0.247		0-0 6-3		4-0 G6-4-3 BB		0-0 6-3 SH3-4 1B		0-0 SH3-4		2	0	1	0	1	0	0				
<b>Joe Niekro, R</b> (1, 1) OBP: 0.242, SLG: 0.313		0-0 F8		0-0 G6-4-3		0-0 SH3-4				2	0	0	0	0	0	2				
<b>Inning Stats</b>	R: 1 E: 0 K: 0 S: 5	H: 2 LOB: 2 BB: 1 P: 9	R: 0 E: 0 K: 0 S: 3	H: 0 LOB: 0 BB: 0 P: 3	R: 1 E: 0 K: 1 S: 7	H: 2 LOB: 1 BB: 0 P: 7	R: 0 E: 0 K: 0 S: 4	H: 2 LOB: 1 BB: 1 P: 8	R: 0 E: 0 K: 0 S: 3	H: 0 LOB: 0 BB: 0 P: 3	R: 0 E: 0 K: 0 S: 3	H: 1 LOB: 1 BB: 0 P: 4	R: 0 E: 0 K: 0 S: 2	H: 0 LOB: 2 BB: 3 P: 14	R: 0 E: 0 K: 0 S: 2	H: 0 LOB: 2 BB: 0 P: 14		1B: 7 2B: 0 3B: 0 HR: 0	SF: 0 SAC: 1 DP: 2 HBP: 0	WP: 0 PB: 0 SB: 1 CS: 0
<b>PITCHER</b> <b>Jim Kaat, L</b> (1, 1) ERA: 4.47 <b>Kim Seaman, L</b> (8, 1) ERA: 3.0	IP: 7.0 WLS: L BF: 29 H: 7 R: 3 ER: 3 SO: 3 BB: 2 IBB: 0 HBP: 0 BLK: 0 WP: 0 HR: 0 S: 29 P: 37 ERA: 3.86 WHIP: 1.286															<b>PITCHER</b>				



Batter	1	2	3	4	5	6	7	8	9	AB	R	H	RBI	BB	SO	LOB	TOP										
<b>Garry Templeton, S</b> (1, 6) OBP: 0.335, SLG: 0.387	0-0 4-3		0-0 6-3 2B			0-0 4-3		0-0 E5		4	0	1	0	0	0	0	<b>St. Louis Cardinals @ Houston Astros</b> Astrodome, Houston, TX Thu Jun 19 1980, 8:05 PM EDT Att: 24,663 - Unknown										
<b>Keith Hernandez, L</b> (1, 3) OBP: 0.421, SLG: 0.506	4-0 F S BB		0-0 6-3 2-3			0-0 G3		0-0 P4		3	0	0	0	1	0	2											
<b>Ted Simmons, S</b> (1, 2) OBP: 0.383, SLG: 0.503	0-3 K 1-3		0-0 4-3			0-0 4-3			0-3 K	4	0	0	0	0	2	2											
<b>George Hendrick, R</b> (1, 8) OBP: 0.339, SLG: 0.531	0-3 K			0-0 F8			4-0 BB BB		0-0 4-3	3	0	0	0	1	1	1											
<b>Terry Kennedy, L</b> (1, 7) OBP: 0.365, SLG: 0.461 <b>Mike Ramsey, S</b> (9, PH) OBP: 0.299, SLG: 0.409		4-0 BB		0-0 1-3			0-3 K		0-0 P4	2	0	0	0	1	1	1											
<b>Leon Durham, L</b> (1, 9) OBP: 0.281, SLG: 0.275		0-3 K		0-0 F7			4-0 L6-4 BB			2	0	0	0	1	1	1											
<b>Ken Reitz, R</b> (1, 5) OBP: 0.346, SLG: 0.425					0-0 4-3			0-0 L6-4 BB		3	0	0	0	0	0	3											
<b>Tom Herr, S</b> (1, 4) OBP: 0.200, SLG: 0.277					0-0 1-3				0-0 L4	3	0	0	0	0	1	1											
<b>Bob Sykes, S</b> (1, 1) OBP: 0.188, SLG: 0.133 <b>Tony Scott, S</b> (8, PH) OBP: 0.308, SLG: 0.289 <b>Kim Seaman, L</b> (8, 1) <b>John Littlefield, R</b> (8, 1)				0-3 K					0-3 K	2	0	0	0	0	2	0											
<b>Inning Stats</b>	R: 0 E: 0 K: 2 S: 7	H: 0 LOB: 1 BB: 1 P: 11	R: 0 E: 0 K: 2 S: 7	H: 0 LOB: 1 BB: 1 P: 11	R: 0 E: 0 K: 1 S: 6	H: 1 LOB: 1 BB: 0 P: 6	R: 0 E: 0 K: 0 S: 3	H: 0 LOB: 0 BB: 0 P: 3	R: 0 E: 0 K: 1 S: 5	H: 0 LOB: 0 BB: 0 P: 5	R: 0 E: 0 K: 1 S: 4	H: 0 LOB: 1 BB: 2 P: 12	R: 0 E: 1 K: 1 S: 6	H: 0 LOB: 1 BB: 0 P: 6	R: 0 E: 0 K: 1 S: 5	H: 0 LOB: 0 BB: 0 P: 5		1B: 0 2B: 2 3B: 0 HR: 0	SF: 0 SAC: 0 DP: 1 HBP: 0	WP: 0 PB: 0 SB: 1 CS: 0	PA: 32						
<b>PITCHER</b>	IP	WLS	BF	H	R	ER	SO	BB	IBB	HBP	BLK	WP	HR	S	P	ERA	WHIP										
<b>Nolan Ryan, R</b> (1, 1) ERA: 2.61	7.0	W	25	1	0	0	7	4	0	0	0	0	0	35	51	0.00	0.714										
<b>Joe Sambito, L</b> (8, 1) ERA: 2.95	2.0	S	7	0	0	0	2	0	0	0	0	0	0	11	11	0.00	0.000										

AB 28  
R 0  
H 1  
RBI 0  
BB 4  
SO 9  
LOB 11



Batter	1	2	3	4	5	6	7	8	9	AB	R	H	RBI	BB	SO	LOB	BOTTOM										
<b>Rafael Landestoy, S</b> (1, 6) OBP: 0.311, SLG: 0.388	0-0 SF9 3B		0-0 F8			0-0 SH1-4 1B		0-0 F3		4	2	2	0	0	0	0	<b>St. Louis Cardinals @ Houston Astros</b> Astrodome, Houston, TX Thu Jun 19 1980, 8:05 PM EDT Att: 24,663 - Unknown										
<b>Terry Puhl, L</b> (1, 9) OBP: 0.372, SLG: 0.457	0-0 P6		0-0 2B			0-0 SH1-4		4-0 FC4-6 BB		2	0	1	0	1	0	1											
<b>Jose Cruz, L</b> (1, 7) OBP: 0.380, SLG: 0.430	0-0 SF9		0-0 F9			0-0 1B		0-0 FC4-6		3	0	1	2	0	0	2											
<b>Cesar Cedeno, R</b> (1, 8) OBP: 0.376, SLG: 0.459	0-0 P5			0-0 6-3		0-0 F8		0-0 E6		4	0	0	0	0	0	2											
<b>Enos Cabell, R</b> (1, 5) OBP: 0.300, SLG: 0.336		0-0 6-3		0-0 P3		4-0 IBB		0-0 L7		3	0	0	0	1	0	2											
<b>Joe Morgan, L</b> (1, 4) OBP: 0.343, SLG: 0.364 <b>Craig Reynolds, L</b> (7, 6) OBP: 0.224, SLG: 0.286		4-0 PB 1B BB		0-0 F9		0-0 F9				2	0	0	0	1	0	2											
<b>Art Howe, R</b> (1, 3) OBP: 0.310, SLG: 0.363		0-0 1B			0-0 F8			0-0 F7		3	0	1	0	0	0	0											
<b>Alan Ashby, S</b> (1, 2) OBP: 0.326, SLG: 0.358		0-0 3-1			0-0 5-3			0-0 6-3		3	0	0	0	0	0	1											
<b>Nolan Ryan, R</b> (1, 1) OBP: 0.200, SLG: 0.194 <b>Jeffrey Leonard, R</b> (7, PH) OBP: 0.271, SLG: 0.287 <b>Joe Sambito, L</b> (8, 1)				0-3 K		0-0 F9		0-0 6-3		2	0	0	0	0	1	0											
<b>Inning Stats</b>	R: 1 E: 0 K: 0 S: 4	H: 1 LOB: 0 BB: 0 P: 4	R: 0 E: 0 K: 0 S: 3	H: 1 LOB: 1 BB: 1 P: 7	R: 0 E: 0 K: 1 S: 6	H: 1 LOB: 1 BB: 0 P: 6	R: 0 E: 0 K: 0 S: 3	H: 0 LOB: 0 BB: 0 P: 3	R: 1 E: 0 K: 0 S: 5	H: 2 LOB: 2 BB: 1 P: 9	R: 0 E: 0 K: 0 S: 3	H: 0 LOB: 0 BB: 0 P: 3	R: 0 E: 1 K: 0 S: 4	H: 0 LOB: 2 BB: 1 P: 8	R: 0 E: 0 K: 0 S: 4	H: 0 LOB: 0 BB: 1 P: 8		1B: 3 2B: 1 3B: 1 HR: 0	SF: 1 SAC: 1 DP: 0 HBP: 0	WP: 0 PB: 1 SB: 0 CS: 0	PA: 32						
<b>PITCHER</b>	IP	WLS	BF	H	R	ER	SO	BB	IBB	HBP	BLK	WP	HR	S	P	ERA	WHIP										
<b>Bob Sykes, L</b> (1, 1) ERA: 5.92	7.0	L	27	5	2	2	1	1	0	0	0	0	0	27	35	2.57	0.857										
<b>Kim Seaman, L</b> (8, 1) ERA: 2.45	0.2		4	0	0	0	0	1	0	0	0	0	0	3	7	0.00	1.500										
<b>John Littlefield, R</b> (8, 1) ERA: 3.48	0.1		1	0	0	0	0	0	0	0	0	0	0	1	1	0.00	0.000										

AB 27  
R 2  
H 5  
RBI 2  
BB 3  
SO 1  
LOB 10





Batter	1	2	3	4	5	6	7	8	9	AB	R	H	RBI	BB	SO	LOB	TOP		
Omar Moreno, L (1,8) OBP: 0.319, SLG: 0.364 Dale Berra, R (9, FH) OBP: 0.284, SLG: 0.380	F7		HR		3-1			F2	F6	4	1	1	0	0	0	0	1 0 0 0 0 0 1 0 0 0 0 0 2		
Tim Foli, R (1,6) OBP: 0.308, SLG: 0.335			F8			G4-6-3 BB				2	0	1	0	1	0	1	2 0 1 0 1 0 1		
Mike Easler, L (1,7) OBP: 0.443, SLG: 0.752	K		HR			G4-6-3		K2-3		4	1	1	2	0	2	3	4 1 1 2 0 2 3		
Bill Robinson, R (1,9) OBP: 0.286, SLG: 0.453	F7		K			5-3			F7	4	0	0	0	0	1	1	4 0 0 0 0 1 1		
John Milner, L (1,3) OBP: 0.286, SLG: 0.295					F7					4	1	3	0	0	0	0	4 1 3 0 0 0 0		
Bill Madlock, R (1,5) OBP: 0.314, SLG: 0.384	L7				4-3					3	1	0	0	1	0	2	3 1 0 0 1 0 2		
Ed Ott, L (1,2) Lee Lacy, R (9, FH) OBP: 0.343, SLG: 0.369 OBP: 0.455, SLG: 0.608	F4				L7					3	0	0	0	0	0	2	3 0 0 0 0 0 2 0 0 0 0 0 1 0 0		
Phil Garner, R (1,4) OBP: 0.332, SLG: 0.394	L8				6-3				L7	4	0	0	0	0	0	5	4 0 0 0 0 0 5		
John Candelaria, L (1,1) OBP: 0.206, SLG: 0.188 Manny Sanguillen, R (8, PH) OBP: 0.472, SLG: 0.529 Rod Scurry, L (8, 1) OBP: 0.333, SLG: 0.333 Dave Parker, L (9, FH) OBP: 0.316, SLG: 0.438 Matt Alexander, S (9, PR)			L7		K			F9		2	0	0	0	0	1	0	2 0 0 0 0 0 1 0 1 0 0 0 0 0 0 0 0 0 0 0 0 0 0 0 1 0 1 2 0 0 0 0 0 0 0 0 0 0 0 0		
<b>Inning Stats</b>	R: 0 E: 1 K: 1 S: 6	H: 1 LOB: 1 BB: 0 P: 6	R: 0 E: 0 K: 0 S: 4	H: 1 LOB: 1 BB: 0 P: 4	R: 2 E: 0 K: 1 S: 7	H: 2 LOB: 0 BB: 0 P: 7	R: 0 E: 0 K: 0 S: 3	H: 0 LOB: 0 BB: 0 P: 3	R: 0 E: 0 K: 0 S: 5	H: 0 LOB: 0 BB: 1 P: 6	R: 0 E: 0 K: 0 S: 4	H: 1 LOB: 1 BB: 0 P: 4	R: 0 E: 0 K: 1 S: 5	H: 0 LOB: 1 BB: 0 P: 6	R: 2 E: 0 K: 0 S: 5	H: 2 LOB: 2 BB: 2 P: 13	1B: 5 2B: 1 3B: 0 HR: 1	SF: 0 SAC: 0 DP: 1 HBP: 1	WP: 0 PA: 37 PB: 0 SB: 1 CS: 0
<b>PITCHER</b>	IP WLS BF H R ER SO BB IBB HBP BLK WP HR S P ERA WHIP																		
Ken Forsch, R (1,1) ERA: 3.32	8.1 W 33 6 4 4 4 2 0 1 0 0 1 38 47 4.32 0.960																		
Joe Sambito, L (9,1) ERA: 2.89	0.2 S 4 1 0 0 0 1 0 0 0 0 0 3 7 0.00 3.000																		

Pittsburgh Pirates @ Houston Astros  
Astrodome, Houston, TX  
Fri Jun 20 1980, 8:05 PM EDT  
Att: 35,955 - Unknown

AB	33
R	4
H	7
RBI	4
BB	3
SO	4
LOB	16



Batter	1	2	3	4	5	6	7	8	9	AB	R	H	RBI	BB	SO	LOB	BOTTOM		
Rafael Landestoy, S (1,6) OBP: 0.307, SLG: 0.397	F7	1B		6-3		6-3		K		5	1	1	3	0	1	3			
Terry Puhl, L (1,9) OBP: 0.370, SLG: 0.453	6-3	1B		F4			4-3			4	1	1	1	0	0	0			
Jose Cruz, L (1,7) OBP: 0.382, SLG: 0.429	1B	1B			4-3		L8			3	1	1	0	1	0	0			
Cesar Cedeno, R (1,8) OBP: 0.378, SLG: 0.469 Denny Walling, L (8,9) OBP: 0.405, SLG: 0.419	1B	SF7		L9			1B	2B		3	0	2	1	0	0	0			
Art Howe, R (1,5) OBP: 0.325, SLG: 0.387	1B	F7			2B			1B		4	0	3	1	0	0	1			
Joe Morgan, L (1,4) OBP: 0.341, SLG: 0.358 Craig Reynolds, L (9,6) OBP: 0.224, SLG: 0.286		K	K		4-3			BB	BB	3	0	0	0	1	2	1			
Jeffrey Leonard, R (1,3) OBP: 0.279, SLG: 0.295 Dave Bergman, L (9,3) OBP: 0.219, SLG: 0.107		1B	1B	6-3			G5-4-3 1B	K		4	1	2	0	0	1	1			
Alan Ashby, S (1,2) OBP: 0.331, SLG: 0.357		1B		5-3			G5-4-3			3	1	1	0	1	0	1			
Ken Forsch, R (1,1) OBP: 0.289, SLG: 0.342 Joe Sambito, L (9,1)		1B		K				K		4	1	2	0	0	2	2			
<b>Inning Stats</b>	R: 1 E: 0 K: 0 S: 4	H: 2 LOB: 2 BB: 1 P: 8	R: 5 E: 0 K: 1 S: 11	H: 6 LOB: 1 BB: 0 P: 11	R: 0 E: 0 K: 1 S: 5	H: 0 LOB: 0 BB: 0 P: 5	R: 0 E: 0 K: 1 S: 5	H: 0 LOB: 0 BB: 0 P: 5	R: 0 E: 0 K: 0 S: 4	H: 1 LOB: 1 BB: 0 P: 4	R: 0 E: 0 K: 0 S: 4	H: 2 LOB: 1 BB: 0 P: 4	R: 0 E: 0 K: 0 S: 4	H: 2 LOB: 2 BB: 0 P: 4	R: 0 E: 0 K: 3 S: 9	H: 0 LOB: 2 BB: 2 P: 17	1B: 9 2B: 3 3B: 1 HR: 0	SF: 1 SAC: 0 DP: 1 HBP: 0	WP: 0 PA: 37 PB: 0 SB: 0 CS: 0
<b>PITCHER</b>	IP WLS BF H R ER SO BB IBB HBP BLK WP HR S P ERA WHIP																		
John Candelaria, L (1,1) ERA: 3.71	7.0 L 32 13 6 6 3 1 0 0 0 0 0 37 41 7.71 2.000																		
Rod Scurry, L (8,1) ERA: 1.69	1.0 5 0 0 0 0 3 2 0 0 0 0 9 17 0.00 2.000																		

Pittsburgh Pirates @ Houston Astros  
Astrodome, Houston, TX  
Fri Jun 20 1980, 8:05 PM EDT  
Att: 35,955 - Unknown

AB	33
R	6
H	13
RBI	6
BB	3
SO	6
LOB	9





Batter	1	2	3	4	5	6	7	8	9	AB	R	H	RBI	BB	SO	LOB	TOP										
Omar Moreno, L (1,8) OBP: 0.325, SLG: 0.384 Lee Lacy, R (9,PH) OBP: 0.450, SLG: 0.602	IHR		SH1-3 2B		1B SF7		4-3		FC6-4	4	2	3	1	0	0	1											
Tim Foli, R (1,6) OBP: 0.312, SLG: 0.339	1B		SH1-3 2-3		1B		6-3		F6	4	0	2	0	0	0	3											
Mike Easler, L (1,7) OBP: 0.429, SLG: 0.732	F8		5-3		SF7				1-3	3	0	0	1	0	0	2											
Bill Robinson, R (1,9) OBP: 0.291, SLG: 0.455	1B		K		K				BB 1B	4	0	2	0	0	2	2											
John Milner, L (1,3) OBP: 0.284, SLG: 0.284	G4-6-3				3-1				BB 1B	3	0	0	0	1	1	2											
Bill Madlock, R (1,5) OBP: 0.313, SLG: 0.387		G5-4-3 2B			F3				G6-4-3 BB	4	0	1	0	0	0	2											
Ed Ott, L (1,2) OBP: 0.352, SLG: 0.375		G5-4-3 1B							FC6-4 BB	3	0	2	0	1	0	0											
Phil Garner, R (1,4) OBP: 0.335, SLG: 0.393	G5-4-3				6-3				FC6-4 BB	3	0	1	0	1	0	3											
Bert Blyleven, R (1,1) OBP: 0.077, SLG: 0.040 Dave Parker, L (7,PH) OBP: 0.315, SLG: 0.436 Enrique Romo, R (7,1) OBP: 0.500, SLG: 0.400 Grant Jackson, S (7,1)	5-3								K	2	0	0	0	0	0	1											
Willie Stargell, L (9,PH) OBP: 0.541					F6				K	1	0	0	0	0	1	1											
<b>Inning Stats</b>	R: 1 E: 0 K: 0 S: 5	H: 3 LOB: 1 BB: 0 P: 5	R: 0 E: 0 K: 0 S: 4	H: 2 LOB: 1 BB: 0 P: 4	R: 0 E: 0 K: 1 S: 6	H: 1 LOB: 1 BB: 0 P: 6	R: 0 E: 0 K: 0 S: 4	H: 1 LOB: 1 BB: 0 P: 4	R: 1 E: 0 K: 1 S: 7	H: 2 LOB: 0 BB: 0 P: 7	R: 0 E: 0 K: 1 S: 5	H: 0 LOB: 0 BB: 0 P: 5	R: 0 E: 0 K: 1 S: 6	H: 1 LOB: 1 BB: 0 P: 6	R: 0 E: 0 K: 0 S: 3	H: 1 LOB: 1 BB: 1 P: 7	R: 0 E: 0 K: 1 S: 5	H: 0 LOB: 2 BB: 2 P: 13	1B: 8 2B: 2 3B: 0 HR: 1	SF: 1 SAC: 1 DP: 3 HBP: 0	WP: 0 PB: 0 SB: 0 CS: 0	PA: 38					
<b>PITCHER</b>	IP	WLS	BF	H	R	ER	SO	BB	IBB	HBP	BLK	WP	HR	S	P	ERA	WHIP										
Vern Ruhle, R (1,1) ERA: 2.47	7.1	W	32	11	2	2	4	1	0	0	0	0	0	39	43	2.46	1.636										
Frank LaCorte, R (8,1) ERA: 0.61	0.2		3	0	0	0	0	2	0	0	0	0	0	1	9	0.00	3.000										
Joe Sambito, L (9,1) ERA: 2.79	1.0	S	3	0	0	0	1	0	0	0	0	0	0	5	5	0.00	0.000										

Pittsburgh Pirates @ Houston Astros  
Astrodome, Houston, TX  
Sat Jun 21 1980, 8:05 PM EDT  
Att: 45,867 - Unknown

AB 33  
R 2  
H 11  
RBI 2  
BB 3  
SO 5  
LOB 21



Batter	1	2	3	4	5	6	7	8	9	AB	R	H	RBI	BB	SO	LOB	BOTTOM										
Rafael Landestoy, S (1,6) OBP: 0.306, SLG: 0.388	K		CS BB		6-3		FC5-4			3	0	0	0	1	1	2											
Terry Puhl, L (1,8) OBP: 0.368, SLG: 0.449	4-3		CS 1B		F8		F7			4	0	1	0	0	0	2											
Joe Morgan, L (1,4) OBP: 0.340, SLG: 0.356 Craig Reynolds, L (9,6) OBP: 0.224, SLG: 0.286	1B		4-3				F9		F8	4	1	1	0	0	0	1											
Jose Cruz, L (1,7) OBP: 0.380, SLG: 0.426	1B				4-3		6-3		K	4	0	1	0	0	1	0											
Denny Walling, L (1,9) OBP: 0.408, SLG: 0.429	1B				HR		4-3		F4	4	1	2	1	0	0	0											
Art Howe, R (1,5) OBP: 0.325, SLG: 0.413	F7				HR		F9			3	1	1	2	0	0	2											
Dave Bergman, L (1,3) OBP: 0.229, SLG: 0.161		F6			4-3		1B 2B			3	1	1	0	0	0	0											
Alan Ashby, S (1,2) OBP: 0.331, SLG: 0.357		F7			F8		FC5-4 1B			3	0	1	0	0	0	0											
Vern Ruhle, R (1,1) ERA: 4.09 Frank LaCorte, R (8,1) OBP: 0.250, SLG: 0.250 Joe Sambito, L (9,1)					K		FC5-4 1B			3	0	1	1	0	2	0											
<b>Inning Stats</b>	R: 1 E: 0 K: 1 S: 8	H: 3 LOB: 2 BB: 0 P: 8	R: 0 E: 0 K: 1 S: 5	H: 0 LOB: 0 BB: 0 P: 5	R: 0 E: 0 K: 0 S: 2	H: 1 LOB: 0 BB: 1 P: 6	R: 2 E: 0 K: 0 S: 5	H: 2 LOB: 0 BB: 0 P: 5	R: 0 E: 0 K: 1 S: 5	H: 0 LOB: 0 BB: 0 P: 5	R: 0 E: 0 K: 0 S: 3	H: 0 LOB: 0 BB: 0 P: 3	R: 1 E: 0 K: 0 S: 6	H: 3 LOB: 2 BB: 0 P: 6	R: 0 E: 0 K: 1 S: 5	H: 0 LOB: 0 BB: 0 P: 5	1B: 6 2B: 2 3B: 0 HR: 1	SF: 0 SAC: 0 DP: 0 HBP: 0	WP: 0 PB: 0 SB: 0 CS: 2	PA: 32							
<b>PITCHER</b>	IP	WLS	BF	H	R	ER	SO	BB	IBB	HBP	BLK	WP	HR	S	P	ERA	WHIP										
Bert Blyleven, R (1,1) ERA: 4.09	6.0	L	23	6	3	3	3	1	0	0	0	0	0	28	32	4.50	1.167										
Enrique Romo, R (7,1) ERA: 2.98	0.2		5	3	1	1	0	0	0	0	0	0	0	5	5	13.50	4.500										
Grant Jackson, L (7,1) ERA: 1.93	1.1		4	0	0	0	1	0	0	0	0	0	0	6	6	0.00	0.000										

Pittsburgh Pirates @ Houston Astros  
Astrodome, Houston, TX  
Sat Jun 21 1980, 8:05 PM EDT  
Att: 45,867 - Unknown

AB 31  
R 4  
H 9  
RBI 4  
BB 1  
SO 4  
LOB 7





Batter	1	2	3	4	5	6	7	8	9	AB	R	H	RBI	BB	SO	LOB	TOP			
Omar Moreno, L (1,8) OBP: 0.329, SLG: 0.386	SH1-3 1B	5-3				CS 1B	IBB		F7	4	1	2	0	1	0	0				
Phil Garner, R (1,4) OBP: 0.331, SLG: 0.387	SH1-3 1-3		K			K	F3			3	0	0	0	0	2	3				
Dave Parker, L (1,9) OBP: 0.318, SLG: 0.438	F3								F9	4	0	2	0	0	0	3				
John Milner, L (1,3) OBP: 0.304, SLG: 0.325	1B BB		G3-6-3 1B			HR			BB	2	1	1	1	2	0	1				
Mike Easter, L (1,7) OBP: 0.434, SLG: 0.728 Bill Robinson, R (6,7) OBP: 0.289, SLG: 0.451	1B BB					K2-3			F9	2	0	1	0	1	1	0				
Bill Madlock, R (1,5) OBP: 0.317, SLG: 0.389	1B								F8	4	0	2	1	0	0	2				
Ed Ott, L (1,2) OBP: 0.344, SLG: 0.366	4-3								F7	4	0	0	0	0	0	6				
Dale Berra, R (1,6) OBP: 0.283, SLG: 0.369		L5							6-3	3	0	0	0	1	0	1				
Jim Bibby, R (1,1) OBP: 0.225, SLG: 0.194 Willie Stargell, L (9,PH) OBP: 0.365, SLG: 0.537 Grant Jackson, S (9,1)			K			K			K	2	0	0	0	0	2	0				
<b>Inning Stats</b>	R: 1 E: 0 K: 0 S: 5	H: 2 LOB: 3 BB: 2 P: 13	R: 0 E: 0 K: 1 S: 5	H: 0 LOB: 0 BB: 0 P: 5	R: 0 E: 0 K: 1 S: 5	H: 1 LOB: 0 BB: 0 P: 5	R: 0 E: 0 K: 0 S: 4	H: 1 LOB: 1 BB: 0 P: 4	R: 0 E: 0 K: 2 S: 7	H: 3 LOB: 1 BB: 0 P: 7	R: 0 E: 0 K: 0 S: 3	H: 0 LOB: 2 BB: 2 P: 11	R: 0 E: 0 K: 0 S: 3	H: 0 LOB: 1 BB: 1 P: 7	R: 0 E: 0 K: 1 S: 5	H: 0 LOB: 0 BB: 0 P: 5	1B: 7 2B: 0 3B: 0 HR: 1	SF: 0 SAC: 2 DP: 1 HBP: 0	WP: 1 PB: 0 SB: 1 CS: 2	PA: 37
<b>PITCHER</b>	IP	WLS	BF	H	R	ER	SO	BB	IBB	HBP	BLK	WP	HR	S	P	ERA	WHIP			
Joe Niekro, R (1,1) ERA: 3.25	8.0	L	34	8	2	2	5	4	1	0	0	1	1	39	59	2.25	1.500			
Dave Smith, R (9,1) ERA: 1.98	1.0	S	3	0	0	0	1	0	0	0	0	0	0	5	5	0.00	0.000			

Pittsburgh Pirates @ Houston Astros  
Astrodome, Houston, TX  
Sun Jun 22 1980, 8:05 PM EDT  
Att: 46,213 - Unknown

AB 30  
R 2  
H 8  
RBI 2  
BB 5  
SO 6  
LOB 17



Batter	1	2	3	4	5	6	7	8	9	AB	R	H	RBI	BB	SO	LOB	BOTTOM			
Rafael Landestoy, S (1,6) OBP: 0.304, SLG: 0.383	F8					F7			F9	4	0	1	0	0	0	0				
Terry Puhl, L (1,8) OBP: 0.370, SLG: 0.464	K								4-3	4	1	2	1	0	1	0				
Joe Morgan, L (1,4) OBP: 0.333, SLG: 0.348	F5					HR			F7	4	0	0	0	0	0	2				
Jose Cruz, L (1,7) OBP: 0.374, SLG: 0.419									6-3	4	0	0	0	0	1	0				
Denny Walling, L (1,9) OBP: 0.400, SLG: 0.419										3	0	0	0	0	1	0				
Art Howe, R (1,5) OBP: 0.325, SLG: 0.420										3	0	1	0	0	0	0				
Dave Bergman, L (1,3) OBP: 0.211, SLG: 0.147										3	0	0	0	0	1	1				
Luis Pujols, R (1,2) OBP: 0.256, SLG: 0.241 Alan Ashby, S (7,2) OBP: 0.329, SLG: 0.354										2	0	0	0	0	0	0				
Joe Niekro, R (1,1) OBP: 0.229, SLG: 0.294 Craig Reynolds, L (8,PH) OBP: 0.222, SLG: 0.284 Dave Smith, R (9,1)										2	0	0	0	0	0	0				
<b>Inning Stats</b>	R: 0 E: 0 K: 1 S: 5	H: 0 LOB: 0 BB: 0 P: 5	R: 0 E: 0 K: 1 S: 6	H: 1 LOB: 1 BB: 0 P: 6	R: 0 E: 0 K: 0 S: 5	H: 2 LOB: 0 BB: 0 P: 5	R: 0 E: 0 K: 1 S: 5	H: 0 LOB: 0 BB: 0 P: 5	R: 0 E: 0 K: 0 S: 3	H: 0 LOB: 0 BB: 0 P: 3	R: 1 E: 0 K: 0 S: 4	H: 1 LOB: 0 BB: 0 P: 4	R: 0 E: 0 K: 1 S: 5	H: 0 LOB: 0 BB: 0 P: 5	R: 0 E: 0 K: 1 S: 5	H: 0 LOB: 0 BB: 0 P: 3	1B: 2 2B: 1 3B: 0 HR: 1	SF: 0 SAC: 0 DP: 0 HBP: 0	WP: 0 PB: 0 SB: 0 CS: 0	PA: 31
<b>PITCHER</b>	IP	WLS	BF	H	R	ER	SO	BB	IBB	HBP	BLK	WP	HR	S	P	ERA	WHIP			
Jim Bibby, R (1,1) ERA: 3.01	8.0	W	28	4	1	1	5	0	0	0	0	0	0	38	38	1.12	0.500			
Grant Jackson, L (9,1) ERA: 1.98	1.0	S	3	0	0	0	0	0	0	0	0	0	0	3	3	0.00	0.000			

Pittsburgh Pirates @ Houston Astros  
Astrodome, Houston, TX  
Sun Jun 22 1980, 8:05 PM EDT  
Att: 46,213 - Unknown

AB 31  
R 1  
H 4  
RBI 1  
BB 0  
SO 5  
LOB 3













Batter	1	2	3	4	5	6	7	8	9	AB	R	H	RBI	BB	SO	LOB	TOP					
<b>Davey Lopes, R</b> OBP: 0.321, SLG: 0.314 (1, 4)	5-3 1B			E3 4-3		6-3 BB		F9		5	0	1	0	1	0	3						
<b>Rudy Law, L</b> OBP: 0.313, SLG: 0.313 (1, 8)	2B 1B			4-3 1B			F8 1B		1B 1B	5	2	3	0	1	0	3						
<b>Jay Johnstone, L</b> OBP: 0.400, SLG: 0.419 <b>Derrel Thomas, S</b> OBP: 0.313, SLG: 0.333 (8, PR) (8, 9)	1B 2B			FC5-4 HBP			F8		FC6-5 1B	4	1	3	1	0	0	1						
<b>Steve Garvey, R</b> OBP: 0.319, SLG: 0.471 <b>Pedro Guerrero, R</b> OBP: 0.500, SLG: 0.750 (9, PR) (9, 3)	1B 2H			K FC5-4					FC6-5 1B	5	2	2	3	1	1	3						
<b>Dusty Baker Jr., R</b> OBP: 0.335, SLG: 0.574 (1, 7)	1B						F8		1B 1B	6	1	5	0	0	0	1						
<b>Ron Cey, R</b> OBP: 0.343, SLG: 0.411 (1, 5)	F5			F4		6-3			G6-4-3	6	1	1	1	0	0	7						
<b>Bill Russell, R</b> OBP: 0.318, SLG: 0.401 (1, 6)	K			E5		4-3			K	6	0	1	1	0	2	8						
<b>Steve Yeager, R</b> OBP: 0.290, SLG: 0.250 (1, 2)				F5		F8			F8	5	1	1	3	0	0	5						
<b>Bob Welch, R</b> OBP: 0.182, SLG: 0.182 <b>Reggie Smith, S</b> OBP: 0.404, SLG: 0.548 <b>Bobby Castillo, R</b> OBP: 0.250, SLG: 0.250 (8, PH) (8, 1)	4-3					K			F2	4	0	1	0	0	1	0						
<b>Inning Stats</b>	R: 2 E: 0 K: 1 S: 9	H: 4 LOB: 2 BB: 0 P: 9	R: 0 E: 0 K: 0 S: 4	H: 2 LOB: 2 BB: 1 P: 8	R: 0 E: 1 K: 1 S: 7	H: 1 LOB: 2 BB: 0 P: 7	R: 0 E: 1 K: 1 S: 6	H: 0 LOB: 2 BB: 0 P: 7	R: 0 E: 0 K: 0 S: 4	H: 1 LOB: 1 BB: 0 P: 4	R: 0 E: 0 K: 0 S: 4	H: 1 LOB: 1 BB: 0 P: 4	R: 3 E: 1 K: 0 S: 6	H: 2 LOB: 2 BB: 2 P: 14	R: 2 E: 0 K: 0 S: 7	H: 4 LOB: 3 BB: 1 P: 11	R: 2 E: 0 K: 1 S: 8	H: 4 LOB: 2 BB: 0 P: 8	1B: 14 2B: 4 3B: 0 HR: 1	SF: 0 SAC: 0 DP: 1 HBP: 1	WP: 0 PB: 0 SB: 4 CS: 0	PA: 52
<b>PITCHER</b>	IP WLS BF H R ER SO BB IBB HBP BLK WP HR S P ERA WHIP	IP WLS BF H R ER SO BB IBB HBP BLK WP HR S P ERA WHIP																	IP WLS BF H R ER SO BB IBB HBP BLK WP HR S P ERA WHIP			
<b>Ken Forsch, R</b> ERA: 3.28 <b>Dave Smith, R</b> ERA: 2.35 <b>Vern Ruhle, R</b> ERA: 2.79	(1, 1) (7, 1) (9, 1)	6.2 L 37 11 5 2 3 3 0 1 0 0 0 1 39 52 2.70 2.100																	(1, 1) (7, 1) (9, 1)			

**Los Angeles Dodgers @ Houston Astros**  
Astrodome, Houston, TX  
Wed Jun 25 1980, 8:05 PM EDT  
Att: 34,416 - Unknown

AB	47
R	9
H	19
RBI	9
BB	4
SO	4
LOB	31



Batter	1	2	3	4	5	6	7	8	9	AB	R	H	RBI	BB	SO	LOB	BOTTOM					
<b>Rafael Landestoy, S</b> OBP: 0.300, SLG: 0.368 (1, 6)	F7 1B								3-1	5	0	1	0	0	0	0						
<b>Terry Puhl, L</b> OBP: 0.356, SLG: 0.437 (1, 8)	F8			F2					K	5	0	0	0	0	1	0						
<b>Joe Morgan, L</b> OBP: 0.353, SLG: 0.383 (1, 4)	BB			1B					BB	2	0	2	0	2	0	0						
<b>Jose Cruz, L</b> OBP: 0.362, SLG: 0.407 (1, 7)	K			PO					F8	4	0	2	0	0	1	2						
<b>Denny Walling, L</b> OBP: 0.411, SLG: 0.423 (1, 9)				4-3					PO	4	0	2	0	0	0	2						
<b>Enos Cabell, R</b> OBP: 0.298, SLG: 0.332 (1, 5)				1B 1B					4-3	4	1	2	0	0	0	1						
<b>Art Howe, R</b> OBP: 0.323, SLG: 0.405 (1, 3)				1B 1B					K	4	0	1	0	0	1	3						
<b>Alan Ashby, S</b> OBP: 0.327, SLG: 0.345 <b>Vern Ruhle, R</b> OBP: 0.333, SLG: 0.357 (9, 1)				1B 1B					G3	3	1	1	1	1	0	2						
<b>Ken Forsch, R</b> OBP: 0.293, SLG: 0.366 <b>Dave Smith, R</b> <b>Bruce Bochy, R</b> OBP: 0.500, SLG: 0.143 (9, 2)				2B 1B					F9	0	0	0	0	0	0	0						
<b>Inning Stats</b>	R: 0 E: 0 K: 1 S: 5	H: 0 LOB: 1 BB: 1 P: 9	R: 2 E: 0 K: 0 S: 6	H: 5 LOB: 2 BB: 0 P: 6	R: 0 E: 0 K: 0 S: 3	H: 2 LOB: 0 BB: 0 P: 3	R: 0 E: 0 K: 2 S: 9	H: 2 LOB: 2 BB: 0 P: 9	R: 0 E: 0 K: 0 S: 4	H: 1 LOB: 1 BB: 0 P: 4	R: 0 E: 0 K: 1 S: 6	H: 1 LOB: 2 BB: 1 P: 10	R: 0 E: 0 K: 0 S: 4	H: 1 LOB: 2 BB: 1 P: 8	R: 0 E: 0 K: 0 S: 3	H: 0 LOB: 0 BB: 0 P: 3	R: 0 E: 0 K: 1 S: 5	H: 0 LOB: 0 BB: 0 P: 5	1B: 10 2B: 2 3B: 0 HR: 0	SF: 0 SAC: 0 DP: 0 HBP: 0	WP: 0 PB: 0 SB: 0 CS: 0	PA: 39
<b>PITCHER</b>	IP WLS BF H R ER SO BB IBB HBP BLK WP HR S P ERA WHIP	IP WLS BF H R ER SO BB IBB HBP BLK WP HR S P ERA WHIP																	IP WLS BF H R ER SO BB IBB HBP BLK WP HR S P ERA WHIP			
<b>Bob Welch, R</b> ERA: 2.16 <b>Bobby Castillo, R</b> ERA: 2.95	(1, 1) (8, 1)	7.0 W 32 12 2 2 4 2 0 0 0 0 0 8 49 0.00 0.000																	(1, 1) (8, 1)			

**Los Angeles Dodgers @ Houston Astros**  
Astrodome, Houston, TX  
Wed Jun 25 1980, 8:05 PM EDT  
Att: 34,416 - Unknown

AB	35
R	2
H	12
RBI	2
BB	3
SO	5
LOB	14





Batter	1	2	3	4	5	6	7	8	9	AB	R	H	RBI	BB	SO	LOB	TOP							
Dave Collins, S (1, 8) OBP: 0.340, SLG: 0.361 Hector Cruz, R (8, 7) OBP: 0.225, SLG: 0.289	6-3			4-3		6-3 S 1B		L8		5	0	1	0	0	0	4								
Junior Kennedy, R (1, 4) OBP: 0.356, SLG: 0.385		F9		F8		6-3 1-3		4-3		5	1	1	0	0	0	1								
Ken Griffey, L (1, 9) OBP: 0.384, SLG: 0.486		4-3		L3		K		K		5	0	0	0	0	3	2								
Dan Driessen, L (1, 3) OBP: 0.383, SLG: 0.450		1B		1-3		4-3		G3		5	1	2	1	0	0	0								
Ray Knight, R (1, 5) OBP: 0.331, SLG: 0.494		2B		1B		K				4	1	2	1	0	1	1								
George Foster, R (1, 7) OBP: 0.331, SLG: 0.389 Cesar Geronimo, L (8, 8) OBP: 0.326, SLG: 0.345	1B			2B		1B		L6		3	1	2	0	1	0	0								
Johnny Bench, R (1, 2) OBP: 0.338, SLG: 0.469	1B			6-3		1B		K		4	0	2	1	0	1	1								
Dave Concepcion, R (1, 6) OBP: 0.284, SLG: 0.325	1B			6-3		K		6-3		4	0	1	0	0	1	3								
Frank Pastore, R (1, 1) OBP: 0.205, SLG: 0.162 Tom Hume, R (8, 1) OBP: 0.167, SLG: 0.333	1B			6-3		K		1B		4	0	2	1	0	1	1								
<b>Inning Stats</b>	R: 4 E: 0 K: 1 S: 11	H: 6 LOB: 3 BB: 1 P: 15	R: 0 E: 0 K: 0 S: 4	H: 1 LOB: 1 BB: 0 P: 4	R: 0 E: 0 K: 0 S: 4	H: 1 LOB: 1 BB: 0 P: 4	R: 0 E: 0 K: 0 S: 3	H: 0 LOB: 0 BB: 0 P: 3	R: 0 E: 0 K: 1 S: 7	H: 3 LOB: 2 BB: 0 P: 7	R: 0 E: 0 K: 2 S: 8	H: 1 LOB: 1 BB: 0 P: 8	R: 0 E: 0 K: 1 S: 5	H: 0 LOB: 0 BB: 0 P: 5	R: 0 E: 0 K: 1 S: 6	H: 1 LOB: 1 BB: 0 P: 6	R: 0 E: 0 K: 1 S: 5	H: 0 LOB: 0 BB: 0 P: 5	1B: 11 2B: 2 3B: 0 HR: 0	SF: 0 SAC: 0 DP: 0 HBP: 0	WP: 1 PB: 0 SB: 2 CS: 0	PA: 40		
<b>PITCHER</b>	IP	WLS	BF	H	R	ER	SO	BB	IBB	HBP	BLK	WP	HR	S	P	ERA	WHIP							
Joe Niekro, R (1, 1) ERA: 3.34	8.0	W	37	13	4	4	6	1	0	0	0	1	0	48	52	4.50	1.750							
Joe Sambito, L (9, 1) ERA: 2.96	1.0	S	3	0	0	0	1	0	0	0	0	0	0	5	5	0.00	0.000							

Cincinnati Reds @ Houston Astros  
Astrodome, Houston, TX  
Fri Jun 27 1980, 8:05 PM EDT  
Att: 36,648 - Unknown

AB	39
R	4
H	13
RBI	4
BB	1
SO	7
LOB	13



Batter	1	2	3	4	5	6	7	8	9	AB	R	H	RBI	BB	SO	LOB	BOTTOM							
Terry Puhl, L (1, 9) OBP: 0.354, SLG: 0.434	1B		5-3			F7		F8		4	1	1	0	0	0	2								
Denny Walling, L (1, 3) OBP: 0.413, SLG: 0.421	1B		F8			F9		3B		3	2	1	0	1	0	1								
Joe Morgan, L (1, 4) OBP: 0.347, SLG: 0.378 Joe Sambito, L (9, 1) ERA: 2.96	SF8			3-1		K		P6		3	0	0	1	0	1	3								
Jose Cruz, L (1, 7) OBP: 0.368, SLG: 0.421	1B			F9		SH1-4 SF7 1B		3B		4	1	3	2	0	0	0								
Cesar Cedeno, R (1, 8) OBP: 0.394, SLG: 0.494	FC5-4 CS			5-3		SH1-4 1B		4-3		4	0	1	1	0	0	2								
Enos Cabell, R (1, 5) OBP: 0.296, SLG: 0.329	CS		P4			SH1-4				2	0	0	0	0	0	0								
Alan Ashby, S (1, 2) OBP: 0.321, SLG: 0.340			4-3			SF7				2	0	0	1	0	0	0								
Craig Reynolds, L (1, 6) OBP: 0.215, SLG: 0.274			P6			F8				3	0	0	0	0	0	1								
Joe Niekro, R (1, 1) OBP: 0.243, SLG: 0.306 Rafael Landestoy, S (8, Ph) OBP: 0.304, SLG: 0.379			1-3			1B		3B		2	0	1	0	0	0	0								
<b>Inning Stats</b>	R: 2 E: 0 K: 0 S: 5	H: 3 LOB: 0 BB: 0 P: 5	R: 0 E: 0 K: 0 S: 3	H: 0 LOB: 0 BB: 0 P: 3	R: 0 E: 0 K: 0 S: 3	H: 0 LOB: 0 BB: 0 P: 3	R: 0 E: 0 K: 0 S: 3	H: 0 LOB: 0 BB: 0 P: 3	R: 0 E: 0 K: 1 S: 6	H: 1 LOB: 1 BB: 0 P: 6	R: 1 E: 0 K: 0 S: 5	H: 2 LOB: 1 BB: 0 P: 5	R: 2 E: 0 K: 0 S: 5	H: 2 LOB: 1 BB: 1 P: 9	R: 0 E: 0 K: 0 S: 5	H: 0 LOB: 0 BB: 0 P: 5	1B: 6 2B: 1 3B: 1 HR: 0	SF: 2 SAC: 1 DP: 0 HBP: 0	WP: 0 PB: 0 SB: 0 CS: 1	PA: 33				
<b>PITCHER</b>	IP	WLS	BF	H	R	ER	SO	BB	IBB	HBP	BLK	WP	HR	S	P	ERA	WHIP							
Frank Pastore, R (1, 1) ERA: 3.31	7.1	L	29	7	5	5	1	1	0	0	0	0	0	30	34	6.14	1.091							
Tom Hume, R (8, 1) ERA: 3.47	0.2		3	1	0	0	0	0	0	0	0	0	0	3	3	0.00	1.500							

Cincinnati Reds @ Houston Astros  
Astrodome, Houston, TX  
Fri Jun 27 1980, 8:05 PM EDT  
Att: 36,648 - Unknown

AB	28
R	5
H	8
RBI	5
BB	1
SO	1
LOB	9













Batter	1	2	3	4	5	6	7	8	9	10	11	AB	R	H	RBI	BB	SO	LOB	TOP						
Rafael Landestoy, S OBP: 0.299, SLG: 0.369 (1.4)	4-3 ①		F7 ②			CS 1B ①		SH5-4 ① 1-2 2-3		S BB ②		3	0	1	0	1	0	1							
Terry Puhl, L OBP: 0.361, SLG: 0.448 (1.9)	HR ②		1-3 ③			1B ①		4-3 ②		F8 ② 1-2		4	1	1	2	1	0	3							
Denny Walling, L OBP: 0.417, SLG: 0.441 Joe Sambito, L (10, 1)	K ②				K ①			F8 ③		K ③		5	0	1	0	0	3	2							
Jose Cruz, L OBP: 0.369, SLG: 0.444 (1.7)	4-3 ③					G4-6-3 1B ②				HR ①		5	2	3	2	0	0	2							
Cesar Cedeno, R OBP: 0.362, SLG: 0.476 (1.8)			F8 ①		G5-4-3 1B ②			F7 ①		F5 ①		5	0	0	0	0	0	1							
Enos Cabell, R OBP: 0.289, SLG: 0.332 (1.5)			6-3 ②			G3 FC4-2 2B ①		4-3 ②		S 1B ②		5	0	2	0	0	0	0							
Alan Ashby, S OBP: 0.308, SLG: 0.325 (1.2)			4-3 ③			G3 ①		P6 ③		F7 ② 1-2		5	0	0	0	0	0	2							
Craig Reynolds, L OBP: 0.228, SLG: 0.289 Joe Morgan, R OBP: 0.388, SLG: 0.385 (8, 4)						SH1-4 BB ①		SH5-4 BLK 4-3 BB ②		F9 ③		1	0	0	0	1	0	1							
Ken Forsch, R OBP: 0.357 Art Howe, R OBP: 0.350, SLG: 0.450 Dave Smith, R (8, 1)						SH1-4 ①		FC6-4 ②				1	0	0	0	0	0	1							
Jeffrey Leonard, R OBP: 0.272, SLG: 0.287 (10, 3)						FC6-4 ②		4-3 SH5-4 BB ②		F8 ①		0	0	0	0	1	0	0							
												0	0	0	0	0	0	0							
												1	0	0	0	0	0	0							
<b>Inning Stats</b>	R: 1 E: 0 K: 1 S: 6	H: 1 LOB: 0 BB: 0 P: 6	R: 0 E: 0 K: 0 S: 3	H: 0 LOB: 0 BB: 0 P: 3	R: 0 E: 0 K: 0 S: 3	H: 0 LOB: 1 BB: 1 P: 7	R: 0 E: 0 K: 1 S: 5	H: 1 LOB: 0 BB: 0 P: 5	R: 0 E: 0 K: 0 S: 3	H: 2 LOB: 1 BB: 1 P: 7	R: 0 E: 0 K: 0 S: 3	H: 0 LOB: 0 BB: 0 P: 3	R: 1 E: 0 K: 0 S: 3	H: 0 LOB: 1 BB: 2 P: 11	R: 0 E: 0 K: 1 S: 5	H: 2 LOB: 1 BB: 0 P: 5	R: 0 E: 0 K: 1 S: 5	H: 0 LOB: 1 BB: 1 P: 9	R: 1 E: 0 K: 0 S: 4	H: 1 LOB: 0 BB: 0 P: 4	1B: 4 2B: 1 3B: 0 HR: 3	SF: 0 SAC: 2 DP: 2 HBP: 0	WP: 0 PB: 0 SB: 2 CS: 1	PA: 43	
<b>PITCHER</b>	IP 7.0	WLS 27	BF 27	H 5	R 2	ER 2	SO 2	BB 4	IBB 0	HBP 0	BLK 0	WP 0	HR 1	S 27	P 43	ERA 3.52	WHIP 1.286								
Rick Matula, R ERA: 3.52 Larry Bradford, L ERA: 3.41 Gene Garber, R ERA: 4.3 Al Hrabosky, L ERA: 3.73	(1, 1)	(8, 1)	(9, 1)	(10, 1)																					

**Houston Astros @ Atlanta Braves**  
Atlanta-Fulton County Stadium, Atlanta, GA  
Mon Jun 30 1980, 7:05 PM EDT  
Att: 8,208 - Unknown

livebaseballscorecards.com

AB 36  
R 4  
H 8  
RBI 4  
BB 5  
SO 3  
LOB 14



Batter	1	2	3	4	5	6	7	8	9	10	11	AB	R	H	RBI	BB	SO	LOB	BOTTOM					
Glenn Hubbard, R OBP: 0.363, SLG: 0.531 (1.4)	S 1B ①		G4-6-3 BB ②									4	1	2	2	1	0	0						
Dale Murphy, R OBP: 0.362, SLG: 0.502 (1.8)	F9 ① 1-2		G4-6-3 ②									5	1	1	0	0	1	3						
Chris Chambliss, L OBP: 0.333, SLG: 0.459 (1.3)	K ②											3	0	1	0	1	2	1						
Gary Matthews, R OBP: 0.308, SLG: 0.392 (1.9)	F7 ③											5	1	2	1	0	1	3						
Bob Horner, R OBP: 0.215, SLG: 0.392 Jerry Royster, R OBP: 0.305, SLG: 0.306 (9, 5)												4	1	3	1	0	0	2						
Jeff Burroughs, R OBP: 0.362, SLG: 0.445 (1.7)												3	0	1	0	0	1	0						
Bruce Benedict, R OBP: 0.275, SLG: 0.298 Mike Lum, L OBP: 0.250, SLG: 0.226 Bill Naborodny, R OBP: 0.296, SLG: 0.507 (9, 1)												3	0	0	0	0	1	2						
Luis Gomez, R OBP: 0.282, SLG: 0.230 Charlie Spikes, R OBP: 0.500, SLG: 0.526 (11, PH)												4	0	1	0	0	0	4						
Rick Matula, R OBP: 0.362, SLG: 0.531 Larry Bradford, L ERA: 3.41 Gene Garber, R ERA: 4.3 Al Hrabosky, L ERA: 3.73 Larvell Blanks, R OBP: 0.246, SLG: 0.254 (11, PH)												3	0	0	0	0	1	3						
<b>Inning Stats</b>	R: 0 E: 0 K: 1 S: 6	H: 1 LOB: 1 BB: 0 P: 6	R: 0 E: 0 K: 1 S: 7	H: 2 LOB: 2 BB: 0 P: 7	R: 0 E: 0 K: 0 S: 4	H: 2 LOB: 2 BB: 1 P: 8	R: 0 E: 0 K: 0 S: 3	H: 0 LOB: 0 BB: 0 P: 3	R: 1 E: 0 K: 2 S: 9	H: 1 LOB: 2 BB: 0 P: 9	R: 0 E: 0 K: 1 S: 5	H: 2 LOB: 2 BB: 2 P: 15	R: 0 E: 0 K: 0 S: 2	H: 0 LOB: 0 BB: 0 P: 3	R: 2 E: 0 K: 0 S: 3	H: 2 LOB: 0 BB: 0 P: 3	1B: 10 2B: 0 3B: 0 HR: 2	SF: 1 SAC: 3 DP: 2 HBP: 2	WP: 0 PB: 0 SB: 1 CS: 0	PA: 46				
<b>PITCHER</b>	IP 7.0	WLS 10	BF 30	H 9	R 1	ER 0	SO 2	BB 1	IBB 0	HBP 0	BLK 0	WP 0	HR 1	S 38	P 43	ERA 2.57	WHIP 1.429							
Ken Forsch, R ERA: 3.24 Dave Smith, R ERA: 2.27 Joe Sambito, L ERA: 2.97	(1, 1)	(8, 1)	(9, 1)	(10, 1)																				

**Houston Astros @ Atlanta Braves**  
Atlanta-Fulton County Stadium, Atlanta, GA  
Mon Jun 30 1980, 7:05 PM EDT  
Att: 8,208 - Unknown

livebaseballscorecards.com

AB 37  
R 5  
H 12  
RBI 5  
BB 3  
SO 7  
LOB 19





Batter	1	2	3	4	5	6	7	8	9	AB	R	H	RBI	BB	SO	LOB	TOP		
Terry Puhl, L OBP: 0.361, SLG: 0.451 (1, 9)	0-0 1B 1B		0-0 3-1 SF8 2B	0-3 K			0-0 F6		0-0 FC4-6 FC3-6	5	2	2	0	0	1	3			
Denny Walling, L OBP: 0.411, SLG: 0.433 (1, 3)	0-0 1B 1B		0-0 3-1 2-3			0-0 P6	0-0 4-3		0-0 FC3-6	5	0	1	0	0	0	3			
Joe Morgan, L OBP: 0.394, SLG: 0.381 Rafael Landestoy, S OBP: 0.295, SLG: 0.365 (1, 4) (7, 4)	0-0 F8		0-0 SF8			0-0 F2		0-0 F5	0-0 5-3	2	0	0	1	0	0	2			
Jose Cruz, L OBP: 0.369, SLG: 0.440 Dave Bergman, L OBP: 0.220, SLG: 0.162 (1, 7) (7, 7)	0-0 P6		0-0 1B BB			0-0 F9		0-0 4-3 1B 1B		2	0	0	0	1	0	2			
Cesar Cedeno, R OBP: 0.396, SLG: 0.481 Jeffrey Leonard, R OBP: 0.278, SLG: 0.293 (1, 8) (7, 8)	0-0 1-2 2-H 1B		0-0 S 1B			0-0 P5		0-0 4-3 1B 1B		3	0	2	1	0	0	0			
Enos Cabell, R OBP: 0.296, SLG: 0.328 Julio Gonzalez, R OBP: 0.098, SLG: 0.122 (1, 5) (7, 5)	0-3 K		0-0 F7			0-0 E5 G6-4-3		0-0 4-3		3	0	0	0	0	1	4			
Alan Ashby, S OBP: 0.339, SLG: 0.331 Frank LaCorte, R OBP: 0.200, SLG: 0.200 (1, 2) (8, 1)		0-0 4-3		0-0 2B		0-0 G6-4-3		0-0 FC5-4 1B		3	0	1	0	0	0	1			
Craig Reynolds, L OBP: 0.223, SLG: 0.282 (1, 6)		0-0 G3		0-0 F9			0-0 F7	0-0 FC5-4		4	0	0	0	0	0	2			
Joe Niekro, R OBP: 0.231, SLG: 0.289 Randy Niemann, L (6, 1)		0-0 4-3		0-0 5-3						2	0	0	0	0	0	1			
Joaquin Andujar, S OBP: 0.333, SLG: 0.333 Bruce Bochy, R OBP: 0.571, SLG: 0.444 (6, 1) (6, 2)									FC4-6 1B	1	0	1	2	0	0	0			
<b>Inning Stats</b>	R: 1 E: 0 K: 1 S: 8	H: 3 LOB: 2 BB: 0 P: 8	R: 0 E: 0 K: 0 S: 3	H: 0 LOB: 0 BB: 0 P: 3	R: 1 E: 0 K: 0 S: 5	H: 2 LOB: 2 BB: 1 P: 9	R: 0 E: 0 K: 1 S: 6	H: 1 LOB: 1 BB: 0 P: 6	R: 0 E: 0 K: 0 S: 3	H: 0 LOB: 0 BB: 0 P: 3	R: 0 E: 0 K: 0 S: 4	H: 1 LOB: 1 BB: 0 P: 4	R: 2 E: 0 K: 0 S: 6	H: 3 LOB: 1 BB: 0 P: 6	R: 0 E: 0 K: 0 S: 4	H: 1 LOB: 1 BB: 0 P: 4	1B: 8 2B: 3 3B: 0 HR: 0	SF: 1 SAC: 0 DP: 1 HBP: 0	WP: 0 PA: 39 PB: 0 SB: 1 CS: 0
<b>PITCHER</b>	IP WLS BF H R ER SO BB IBB HBP BLK WP HR S P ERA WHIP	IP WLS BF H R ER SO BB IBB HBP BLK WP HR S P ERA WHIP																	
Doyle Alexander, R ERA: 3.46 (1, 1)	7.0 W 29	7 2 2 2 2	1 0 0 0	0 0 0 0	0 0 0 0	0 0 0 0	0 0 0 0	0 0 0 0	0 0 0 0	0 0 0 0	0 0 0 0	0 0 0 0	0 0 0 0	0 0 0 0	0 0 0 0	0 0 0 0	2.57 1.143		
Preston Hanna, R ERA: 5.4 (8, 1)	2.0 L 10	4 2 2 0	0 0 0 0	0 0 0 0	0 0 0 0	0 0 0 0	0 0 0 0	0 0 0 0	0 0 0 0	0 0 0 0	0 0 0 0	0 0 0 0	0 0 0 0	0 0 0 0	0 0 0 0	0 0 0 0	9.00 2.000		

Houston Astros @ Atlanta Braves  
Atlanta-Fulton County Stadium, Atlanta, GA  
Tue Jul 01 1980, 7:05 PM EDT  
Att: 9,546 - Unknown

AB 37  
R 4  
H 11  
RBI 4  
BB 1  
SO 2  
LOB 21



Batter	1	2	3	4	5	6	7	8	9	AB	R	H	RBI	BB	SO	LOB	BOTTOM	
Glenn Hubbard, R OBP: 0.364, SLG: 0.521 (1, 4)	0-0 6-3		0-3 K		0-0 F9	0-0 1B 1B	4-0 BB			4	1	1	0	1	1	0		
Dale Murphy, R OBP: 0.367, SLG: 0.504 (1, 8)	0-0 F8		0-0 1B 1B		0-0 1B BB 1B	0-0 1B 1B	0-3 K			5	2	3	0	0	1	1		
Chris Chambliss, L OBP: 0.339, SLG: 0.461 Mike Lum, L OBP: 0.243, SLG: 0.219 (1, 3) (7, 3)	0-0 F9		0-0 G6-4-3 1B		4-0 1-2 1B BB	0-0 1-2 1B 1B	0-0 4-3			3	2	2	1	1	0	0		
Gary Matthews, R OBP: 0.311, SLG: 0.394 Brian Asselstine, L OBP: 0.295, SLG: 0.372 (1, 9) (6, PR) (7, 9)		0-0 4-3	0-0 G6-4-3		0-0 1-2 2-3 HR 1B	0-0 1-2 2-H 1B	0-0 F8			4	1	2	1	0	0	2		
Bob Horner, R OBP: 0.230, SLG: 0.398 Jerry Royster, R OBP: 0.303, SLG: 0.304 (1, 5) (6, PR) (7, 5)		4-0 2B 1B BB		0-0 F9	0-0 1-2 2-H HR 1B	0-0 1-2 2-H 1B 1B	0-0 F5			3	2	2	3	1	0	0		
Jeff Burroughs, R OBP: 0.398, SLG: 0.477 Charlie Spikes, R OBP: 0.476, SLG: 0.500 (1, 7) (7, 7)		0-3 K		4-0 BB	0-0 1-1 2-H HR	0-0 1-3 2-H 1B 2B	0-3 K			3	2	2	4	1	1	1		
Bruce Benedict, R OBP: 0.281, SLG: 0.310 (1, 2)		0-0 1-3 E 2B		0-3 K	0-0 P4	0-0 2-H 3-H 1B				4	1	2	2	0	1	1		
Luis Gomez, R OBP: 0.281, SLG: 0.231 Larvell Blanks, R OBP: 0.246, SLG: 0.254 (1, 6) (7, 6)		0-0 E3 2-H 3-H 1B		0-3 K		0-0 4-3 4-3				4	0	1	1	0	1	2		
Doyle Alexander, R OBP: 0.143, SLG: 0.167 Preston Hanna, R (8, 1)		0-0 5-3		0-0 6-3	0-0 F3	0-0 6-3				4	0	0	0	0	0	1		
<b>Inning Stats</b>	R: 0 E: 0 K: 0 S: 3	H: 0 LOB: 0 BB: 0 P: 3	R: 2 E: 1 K: 1 S: 7	H: 2 LOB: 1 BB: 1 P: 11	R: 0 E: 0 K: 2 S: 7	H: 0 LOB: 1 BB: 1 P: 11	R: 5 E: 0 K: 0 S: 7	H: 4 LOB: 0 BB: 1 P: 11	R: 6 E: 0 K: 0 S: 10	H: 7 LOB: 1 BB: 0 P: 10	R: 0 E: 0 K: 1 S: 5	H: 0 LOB: 1 BB: 1 P: 9	R: 0 E: 0 K: 1 S: 5	H: 0 LOB: 0 BB: 0 P: 5	1B: 12 2B: 2 3B: 0 HR: 1	SF: 0 SAC: 0 DP: 1 HBP: 0	WP: 0 PA: 42 PB: 0 SB: 0 CS: 0	
<b>PITCHER</b>	IP WLS BF H R ER SO BB IBB HBP BLK WP HR S P ERA WHIP	IP WLS BF H R ER SO BB IBB HBP BLK WP HR S P ERA WHIP																
Joe Niekro, R ERA: 3.93 (1, 1)	0.0 L 3	3 2 2 0	0 0 0 0	0 0 0 0	0 0 0 0	0 0 0 0	0 0 0 0	0 0 0 0	0 0 0 0	0 0 0 0	0 0 0 0	0 0 0 0	0 0 0 0	0 0 0 0	0 0 0 0	0 0 0 0		
Randy Niemann, L ERA: 5.02 (6, 1)	1.1 L 5	0 0 0 1	1 0 0 0	0 0 0 0	0 0 0 0	0 0 0 0	0 0 0 0	0 0 0 0	0 0 0 0	0 0 0 0	0 0 0 0	0 0 0 0	0 0 0 0	0 0 0 0	0 0 0 0	0 0 0 0	0.00 0.750	
Joaquin Andujar, R ERA: 3.93 Frank LaCorte, R ERA: 0.74 (8, 1)	1.0 L 3	0 0 0 1	0 0 0 1	0 0 0 0	0 0 0 0	0 0 0 0	0 0 0 0	0 0 0 0	0 0 0 0	0 0 0 0	0 0 0 0	0 0 0 0	0 0 0 0	0 0 0 0	0 0 0 0	0 0 0 0	0.00 0.000	

Houston Astros @ Atlanta Braves  
Atlanta-Fulton County Stadium, Atlanta, GA  
Tue Jul 01 1980, 7:05 PM EDT  
Att: 9,546 - Unknown

AB 38  
R 13  
H 15  
RBI 12  
BB 4  
SO 6  
LOB 9





Batter	1	2	3	4	5	6	7	8	9	AB	R	H	RBI	BB	SO	LOB	TOP			
Terry Puhl, L OBP: 0.361, SLG: 0.449 Denny Walling, L OBP: 0.409, SLG: 0.430	(1,9) X 0-0 1B 1B		(1,9) X 0-0 F5		(1,9) X 0-0 F8		(1,9) X 0-0 4-3			3	0	1	0	0	0	2				
Joe Morgan, L OBP: 0.333, SLG: 0.380 Rafael Landestoy, S OBP: 0.294, SLG: 0.363	(1,4) X (6,4) 0-0 1B		(1,4) X (6,4) 0-0 F3		(1,4) X (6,4) 0-0 FC3-6 FC5-4			(1,4) X (6,4) 0-0 G3		3	0	1	0	0	0	2				
Art Howe, R OBP: 0.340, SLG: 0.436	(1,3) X 0-3 K		(1,3) X 0-0 FC5-4		(1,3) X 0-0 FC5-4			(1,3) X 0-0 F7		4	0	0	0	0	1	4				
Jose Cruz, L OBP: 0.369, SLG: 0.437 Dave Bergman, L OBP: 0.236, SLG: 0.162	(1,7) X (6,7) 0-3 K			(1,7) X (6,7) 4-0 FC6-4 BB		(1,7) X (6,7) 0-0 F3		(1,7) X (6,7) 4-0 BB		2	0	0	0	1	1	2				
Cesar Cedeno, R OBP: 0.381, SLG: 0.474 Jeffrey Leonard, R OBP: 0.276, SLG: 0.291	(1,8) X (6,8) 0-0 F8			(1,8) X (6,8) 0-0 FC6-4 WP 1B		(1,8) X (6,8) 0-0 P3		(1,8) X (6,8) 0-0 F8		3	0	0	0	0	0	3				
Enos Cabell, R OBP: 0.296, SLG: 0.328 Julio Gonzalez, R OBP: 0.095, SLG: 0.119	(1,5) X (6,5) 0-3 K		(1,5) X (6,5) 0-3 K		(1,5) X (6,5) 0-0 WP 1B		(1,5) X (6,5) 0-0 6-3		(1,5) X (6,5) 0-0 F7	3	0	1	0	0	1	0				
Bruce Bochy, R OBP: 0.444, SLG: 0.308	(1,2) X 0-3 K2-3		(1,2) X 0-3 K					(1,2) X 0-0 E6		4	0	0	0	0	3	2				
Craig Reynolds, L OBP: 0.219, SLG: 0.276	(1,6) X 0-0 F9		(1,6) X 0-0 F2					(1,6) X 0-3 K		4	0	0	0	0	1	3				
Vern Ruhle, R OBP: 0.375, SLG: 0.400 Randy Niemann, L OBP: 0.500, SLG: 0.500 Luis Pujols, R OBP: 0.255, SLG: 0.241 Dave Smith, R OBP: 0.200, SLG: 0.200	(1,1) X (3,1) X (7,PH) X (7,1) X (8,1) X			(1,1) X (3,1) X (7,PH) X (7,1) X (8,1) X		(1,1) X (3,1) X (7,PH) X (7,1) X (8,1) X		(1,1) X (3,1) X (7,PH) X (7,1) X (8,1) X			1	0	1	0	0	0	0			
<b>Inning Stats</b>	R: 0 E: 0 K: 2 S: 9	H: 2 LOB: 2 BB: 0 P: 9	R: 0 E: 0 K: 2 S: 7	H: 0 LOB: 0 BB: 0 P: 7	R: 0 E: 0 K: 0 S: 4	H: 1 LOB: 1 BB: 0 P: 4	R: 0 E: 0 K: 1 S: 6	H: 1 LOB: 2 BB: 1 P: 10	R: 0 E: 0 K: 0 S: 3	H: 0 LOB: 0 BB: 0 P: 3	R: 0 E: 1 K: 1 S: 6	H: 0 LOB: 1 BB: 0 P: 6	R: 0 E: 0 K: 0 S: 3	H: 0 LOB: 1 BB: 1 P: 7	R: 0 E: 0 K: 1 S: 5	H: 0 LOB: 0 BB: 0 P: 5	1B: 5 2B: 0 3B: 0 HR: 0	SF: 0 SAC: 0 DP: 0 HBP: 0	WP: 1 PB: 0 SB: 0 CS: 0	PA: 35
<b>PITCHER</b> Phil Niekro, R ERA: 3.87	(1,1)	IP: 9.0 WLS: W BF: 35 H: 5 R: 0 ER: 0 SO: 7 BB: 2 IBB: 0 HBP: 0 BLK: 0 WP: 1 HR: 0 S: 47 P: 55 ERA: 0.00 WHIP: 0.778																		

Houston Astros @ Atlanta Braves  
Atlanta-Fulton County Stadium, Atlanta, GA  
Wed Jul 02 1980, 7:05 PM EDT  
Att: 21,908 - Unknown


AB 33  
R 0  
H 5  
RBI 0  
BB 2  
SO 7  
LOB 21



Batter	1	2	3	4	5	6	7	8	9	AB	R	H	RBI	BB	SO	LOB	BOTTOM			
Glenn Hubbard, R OBP: 0.383, SLG: 0.533 Jerry Royster, R OBP: 0.302, SLG: 0.302	(1,4) X (6,4) 0-0 G6-4-3 1B		(1,4) X (6,4) 0-0 1B 1B		(1,4) X (6,4) 4-0 FC3-6 BB		(1,4) X (6,4) 0-3 K			3	1	3	1	1	0	0				
Dale Murphy, R OBP: 0.366, SLG: 0.502 Brian Asselstine, L OBP: 0.292, SLG: 0.368	(1,8) X (4,8) 0-0 G6-4-3 1B		(1,8) X (4,8) 0-0 K		(1,8) X (4,8) 0-0 FC3-6 FC1-6		(1,8) X (4,8) 0-3 K			3	1	1	0	0	1	2				
Chris Chambliss, L OBP: 0.341, SLG: 0.472 Mike Lum, L OBP: 0.237, SLG: 0.212	(1,3) X (6,PR) X (6,3) 0-0 HR		(1,3) X (6,PR) X (6,3) 0-0 K		(1,3) X (6,PR) X (6,3) 0-0 FC1-6 1B HR		(1,3) X (6,PR) X (6,3) 0-3 K			4	1	2	3	0	1	1				
Gary Matthews, R OBP: 0.323, SLG: 0.404 Charlie Spikes, R OBP: 0.455, SLG: 0.476	(1,9) X (6,9) 0-0 S 1B		(1,9) X (6,9) 0-0 E 1B		(1,9) X (6,9) 0-0 HR 1B		(1,9) X (6,9) 0-3 K			4	3	4	1	0	0	0				
Bob Horner, R OBP: 0.236, SLG: 0.420	(1,5) X 0-0 1B		(1,5) X 0-0 E5 1B		(1,5) X 0-0 HR 1B		(1,5) X 0-0 P4			5	2	2	4	0	0	3				
Jeff Burroughs, R OBP: 0.364, SLG: 0.487	(1,7) X 0-0 F7		(1,7) X 0-0 F9		(1,7) X 0-0 6-3 5-3		(1,7) X 0-0 HR			5	1	1	1	0	0	4				
Bruce Benedict, R OBP: 0.297, SLG: 0.322	(1,2) X 0-0 SH1-4 1B		(1,2) X 1-0 SH1-4 1B		(1,2) X 0-0 FC4-6 1B		(1,2) X 0-0 5-3			4	2	3	0	0	0	0				
Luis Gomez, R OBP: 0.283, SLG: 0.234 Larvell Blanks, R OBP: 0.244, SLG: 0.251	(1,6) X (6,6) 0-0 SH1-4		(1,6) X (6,6) 0-0 E7 1B		(1,6) X (6,6) 0-0 FC4-6		(1,6) X (6,6) 0-3 F8			2	1	1	2	0	0	1				
Phil Niekro, R OBP: 0.109, SLG: 0.152	(1,1) X 0-0 5-3		(1,1) X 0-0 1B 1B		(1,1) X 0-0 5-3		(1,1) X 0-0 G1			4	1	1	2	0	0	2				
<b>Inning Stats</b>	R: 2 E: 0 K: 0 S: 6	H: 4 LOB: 1 BB: 0 P: 6	R: 1 E: 0 K: 1 S: 7	H: 2 LOB: 1 BB: 0 P: 7	R: 7 E: 2 K: 1 S: 13	H: 7 LOB: 2 BB: 0 P: 14	R: 0 E: 0 K: 0 S: 4	H: 1 LOB: 1 BB: 0 P: 4	R: 3 E: 0 K: 0 S: 5	H: 2 LOB: 0 BB: 1 P: 9	R: 0 E: 0 K: 3 S: 9	H: 0 LOB: 0 BB: 0 P: 9	R: 1 E: 0 K: 2 S: 9	H: 2 LOB: 1 BB: 0 P: 9	R: 0 E: 0 K: 0 S: 0	H: 0 LOB: 0 BB: 0 P: 0	1B: 15 2B: 0 3B: 0 HR: 3	SF: 0 SAC: 1 DP: 1 HBP: 1	WP: 0 PB: 0 SB: 1 CS: 0	PA: 44
<b>PITCHER</b> Vern Ruhle, R ERA: 3.18 Randy Niemann, L ERA: 5.6 Dave Smith, R ERA: 2.21 Frank LaCorte, R ERA: 0.96	(1,1)	IP: 2.2 WLS: L BF: 16 H: 5 R: 3 ER: 3 SO: 2 BB: 0 IBB: 0 HBP: 0 BLK: 0 WP: 0 HR: 1 S: 23 P: 24 ERA: 10.12 WHIP: 4.125																		

Houston Astros @ Atlanta Braves  
Atlanta-Fulton County Stadium, Atlanta, GA  
Wed Jul 02 1980, 7:05 PM EDT  
Att: 21,908 - Unknown


AB 41  
R 14  
H 18  
RBI 14  
BB 1  
SO 7  
LOB 15










Batter	1	2	3	4	5	6	7	8	9	AB	R	H	RBI	BB	SO	LOB	TOP			
Rafael Landestoy, S OBP: 0.297, SLG: 0.364 (1, 6)	0-0 4-3 S 1B		0-0 3-1			0-0 4-3			0-0 6-3	4	0	1	0	0	0	0	<b>Houston Astros @ Cincinnati Reds</b> Riverfront Stadium, Cincinnati, OH Fri Jul 04, 1980, 7:05 PM EDT Att: 37,047 - Unknown  <b>AB</b> 31 <b>R</b> 1 <b>H</b> 4 <b>RBI</b> 1 <b>BB</b> 0 <b>SO</b> 6 <b>LOB</b> 6 			
Terry Puhl, L OBP: 0.384, SLG: 0.457 (1, 9)	0-0 4-3		0-0 1-3			0-0 L9			0-0 FC6-4 1B	4	0	1	0	0	0	1				
Jose Cruz, L OBP: 0.365, SLG: 0.430 (1, 7)	0-3 K			0-0 4-3					0-0 FC6-4 1-2	4	0	0	0	0	1	2				
Cesar Cedeno, R OBP: 0.374, SLG: 0.478 (1, 8)	0-0 4-3			0-3 K					0-3 K	4	1	1	1	0	2	2				
Art Howe, R OBP: 0.335, SLG: 0.426 (1, 3)		0-0 6-3		0-0 5-3					0-0 4-1	3	0	0	0	0	0	0				
Joe Morgan, L OBP: 0.348, SLG: 0.373 Julio Gonzalez, R OBP: 0.095, SLG: 0.119 (7, 4)		0-3 K			0-0 F8				0-0 F6	3	0	0	0	0	1	0				
Enos Cabell, R OBP: 0.299, SLG: 0.342 (1, 5)		0-0 3B			0-0 5-3				0-0 F8	3	0	1	0	0	0	0				
Alan Ashby, S OBP: 0.309, SLG: 0.331 Randy Niemann, L OBP: 0.500, SLG: 0.500 Jeffrey Leonard, R OBP: 0.273, SLG: 0.288 Joe Sambito, L (8, 1)		0-3 K			0-3 K				0-0 4-3	2	0	0	0	0	2	1				
Nolan Ryan, R OBP: 0.195, SLG: 0.189 Luis Pujols, R OBP: 0.250, SLG: 0.236 (5, 2)				0-0 4-3					0-0 F9	1	0	0	0	0	0	0				
<b>Inning Stats</b>	R: 0 E: 0 K: 1 S: 6	H: 1 LOB: 1 BB: 0 P: 6	R: 0 E: 0 K: 2 S: 8	H: 1 LOB: 1 BB: 0 P: 8	R: 0 E: 0 K: 0 S: 3	H: 0 LOB: 0 BB: 0 P: 3	R: 0 E: 0 K: 1 S: 5	H: 0 LOB: 0 BB: 0 P: 5	R: 0 E: 0 K: 0 S: 3	H: 0 LOB: 0 BB: 0 P: 3	R: 1 E: 0 K: 0 S: 4	H: 1 LOB: 0 BB: 0 P: 4	R: 0 E: 0 K: 0 S: 3	H: 0 LOB: 0 BB: 0 P: 3	R: 0 E: 0 K: 1 S: 6	H: 1 LOB: 1 BB: 0 P: 6		1B: 2 2B: 0 3B: 1 HR: 1	SF: 0 SAC: 0 DP: 0 HBP: 0	WP: 0 PB: 0 SB: 1 CS: 0
<b>PITCHER</b> Charlie Leibrandt, L ERA: 3.48 (1, 1)	IP: 9.0 WLS: W BF: 31 H: 4 R: 1 ER: 1 SO: 6 BB: 0 IBB: 0 HBP: 0 BLK: 0 WP: 0 HR: 1 S: 43 P: 43 ERA: 1.00 WHIP: 0.444																			

Batter	1	2	3	4	5	6	7	8	9	AB	R	H	RBI	BB	SO	LOB	BOTTOM			
Dave Collins, S OBP: 0.349, SLG: 0.354 Sam Mejias, R OBP: 0.340, SLG: 0.392 (7, 9)	4-0 S BB	0-0 1-2 1B		0-3 K		0-0 S 1B			0-0 F8	3	1	2	0	1	1	0	<b>Houston Astros @ Cincinnati Reds</b> Riverfront Stadium, Cincinnati, OH Fri Jul 04, 1980, 7:05 PM EDT Att: 37,047 - Unknown  <b>AB</b> 31 <b>R</b> 8 <b>H</b> 8 <b>RBI</b> 8 <b>BB</b> 8 <b>SO</b> 11 <b>LOB</b> 19 			
Dave Concepcion, R OBP: 0.289, SLG: 0.343 (1, 6)	0-0 4-3 1-2	0-3 K		0-0 4-3		0-3 K			0-3 K	5	0	0	0	0	3	4				
Ken Griffey, L OBP: 0.393, SLG: 0.474 Hector Cruz, R OBP: 0.217, SLG: 0.256 (7, 7)	0-3 K		0-0 L9		4-0 E WP E BB	4-0 1B SF7 BB			0-0 P6	2	2	0	0	2	1	1				
Dan Driessen, L OBP: 0.396, SLG: 0.462 (1, 3)	0-3 K		0-0 HR		4-0 E E 2B BB	0-0 1-3 2H 1B			0-3 K	4	2	2	2	1	2	1				
Ray Knight, R OBP: 0.335, SLG: 0.486 (1, 5)		4-0 G1 1B BB		0-0 L7		0-3 K2-3			0-0 SF7	2	1	0	1	1	1	2				
Cesar Geronimo, L OBP: 0.333, SLG: 0.330 (1, 8)	0-3 K		4-0 S BB		0-0 E2 2B 1B	0-3 K				3	1	1	1	1	2	2				
Junior Kennedy, R OBP: 0.358, SLG: 0.382 (1, 4)	4-0 1B G1 BB		4-0 1-2 BB		0-0 2H 3H 2B				0-0 2B	2	1	2	2	2	0	0				
Joe Nolan, L OBP: 0.333, SLG: 0.396 (1, 2)	0-0 G1		0-0 G3		0-0 4-3				0-0 F9	4	0	0	0	0	0	6				
Charlie Leibrandt, R OBP: 0.233, SLG: 0.250 (1, 1)	0-0 1B		0-0 2H 3H 1B		0-0 F8				0-0 5-3	4	0	1	2	0	1	2				
<b>Inning Stats</b>	R: 0 E: 0 K: 2 S: 7	H: 0 LOB: 1 BB: 1 P: 11	R: 2 E: 0 K: 2 S: 9	H: 2 LOB: 2 BB: 2 P: 17	R: 1 E: 0 K: 0 S: 4	H: 1 LOB: 2 BB: 2 P: 12	R: 0 E: 0 K: 1 S: 5	H: 0 LOB: 0 BB: 0 P: 5	R: 3 E: 2 K: 2 S: 9	H: 2 LOB: 1 BB: 2 P: 17	R: 2 E: 0 K: 2 S: 9	H: 2 LOB: 1 BB: 1 P: 13	R: 0 E: 0 K: 0 S: 4	H: 1 LOB: 0 BB: 0 P: 4	R: 0 E: 0 K: 2 S: 7	H: 0 LOB: 0 BB: 0 P: 7		1B: 5 2B: 2 3B: 0 HR: 1	SF: 1 SAC: 0 DP: 0 HBP: 0	WP: 1 PB: 0 SB: 3 CS: 0
<b>PITCHER</b> Nolan Ryan, R ERA: 3.25 Randy Niemann, L ERA: 5.75 Joe Sambito, L ERA: 2.86 (8, 1)	IP: 4.1 WLS: L BF: 25 H: 3 R: 2 ER: 2 SO: 6 BB: 7 IBB: 0 HBP: 0 BLK: 0 WP: 0 HR: 1 S: 30 P: 58 ERA: 12.46 WHIP: 2.769																			



Batter	1	2	3	4	5	6	7	8	9	AB	R	H	RBI	BB	SO	LOB	TOP
Terry Puhl, L OBP: 0.362, SLG: 0.451 (1, 9)										3	1	0	0	1	0	2	<b>Houston Astros @ Cincinnati Reds</b> Riverfront Stadium, Cincinnati, OH Sat Jul 05 1980, 7:05 PM EDT Unknown <a href="http://livebaseballscorecards.com">livebaseballscorecards.com</a>
Joe Morgan, L OBP: 0.346, SLG: 0.370 (1, 4)										4	1	1	0	0	1	2	
Denny Walling, L OBP: 0.395, SLG: 0.431 (1, 3)										4	0	0	0	0	2	2	
Jose Cruz, L OBP: 0.363, SLG: 0.435 (1, 7)										4	1	1	2	0	0	0	
Cesar Cedeno, R OBP: 0.372, SLG: 0.473 (1, 8)										4	1	1	1	0	0	0	
Enos Cabell, R OBP: 0.302, SLG: 0.345 (1, 5)										4	1	2	0	0	1	0	
Alan Ashby, S OBP: 0.313, SLG: 0.341 (1, 2)										4	1	2	1	0	1	1	
Craig Reynolds, L OBP: 0.221, SLG: 0.273 (1, 6)										2	0	0	0	1	0	1	
Ken Forsch, R OBP: 0.295, SLG: 0.364 (1, 1)										2	0	1	2	0	0	0	
Joe Sambito, L OBP: 0.253, SLG: 0.359 (6, 1)										0	0	0	0	0	0	0	
Rafael Landestoy, S OBP: 0.333, SLG: 0.423 (9, PH)										2	0	0	0	0	0	1	
Art Howe, R OBP: 0.333, SLG: 0.423 (9, PH)										1	0	0	0	0	1	1	
<b>Inning Stats</b>	R: 6 E: 0 K: 2 S: 13	H: 6 LOB: 2 BB: 2 P: 21	R: 0 E: 0 K: 1 S: 5	H: 1 LOB: 0 BB: 0 P: 5	R: 0 E: 0 K: 1 S: 5	H: 0 LOB: 0 BB: 0 P: 3	R: 0 E: 0 K: 0 S: 3	H: 0 LOB: 0 BB: 0 P: 3	R: 0 E: 0 K: 0 S: 3	H: 0 LOB: 0 BB: 0 P: 3	R: 0 E: 0 K: 2 S: 8	H: 1 LOB: 1 BB: 0 P: 8	1B: 6 2B: 2 3B: 1 HR: 0	SF: 0 SAC: 0 DP: 1 HBP: 0	WP: 0 PB: 0 SB: 2 CS: 0	PA: 36	
<b>PITCHER</b>	IP WLS BF H R ER SO BB IBB HBP BLK WP HR S P ERA WHIP																
Bruce Berenyi, R ERA: 162.0 (1, 1)	0.1	7	5	6	6	1	1	0	0	0	0	0	0	8	12	162.00	18.000
Mario Soto, R ERA: 4.33 (1, 1)	8.2	W	29	3	0	0	5	1	0	0	0	0	0	38	42	0.00	0.462

Batter	1	2	3	4	5	6	7	8	9	AB	R	H	RBI	BB	SO	LOB	BOTTOM			
Dave Collins, S OBP: 0.350, SLG: 0.353 (1, 7)										4	1	1	0	1	1	2	<b>Houston Astros @ Cincinnati Reds</b> Riverfront Stadium, Cincinnati, OH Sat Jul 05 1980, 7:05 PM EDT Unknown <a href="http://livebaseballscorecards.com">livebaseballscorecards.com</a>			
Hector Cruz, R OBP: 0.217, SLG: 0.256 (9, 7)										0	0	0	0	0	0	0				
Dave Concepcion, R OBP: 0.288, SLG: 0.341 (1, 6)										5	1	1	2	0	0	1				
Ken Griffey, L OBP: 0.393, SLG: 0.473 (1, 9)										5	0	2	1	0	0	3				
Dan Driessen, L OBP: 0.396, SLG: 0.456 (1, 3)										3	2	0	0	2	0	3				
Ray Knight, R OBP: 0.333, SLG: 0.483 (1, 5)										4	1	1	2	0	0	4				
Cesar Geronimo, L OBP: 0.330, SLG: 0.327 (1, 8)										1	0	0	0	0	0	0				
Sam Mejias, R OBP: 0.345, SLG: 0.396 (3, 8)										2	1	1	0	0	1	1				
Junior Kennedy, R OBP: 0.357, SLG: 0.380 (1, 4)										4	1	1	0	0	0	3				
Joe Nolan, L OBP: 0.345, SLG: 0.404 (1, 2)										4	0	2	3	0	1	2				
Bruce Berenyi, R OBP: 0.333, SLG: 0.483 (1, 1)										0	0	0	0	0	0	0				
Mario Soto, R OBP: 0.333, SLG: 0.483 (1, 1)										4	1	0	0	0	0	5				
<b>Inning Stats</b>	R: 1 E: 0 K: 0 S: 4	H: 1 LOB: 1 BB: 1 P: 8	R: 2 E: 2 K: 0 S: 7	H: 2 LOB: 2 BB: 0 P: 7	R: 2 E: 0 K: 0 S: 5	H: 2 LOB: 1 BB: 1 P: 9	R: 0 E: 0 K: 0 S: 3	H: 0 LOB: 0 BB: 0 P: 3	R: 2 E: 1 K: 1 S: 9	H: 3 LOB: 2 BB: 0 P: 9	R: 1 E: 1 K: 1 S: 7	H: 1 LOB: 1 BB: 0 P: 7	R: 0 E: 0 K: 1 S: 5	H: 0 LOB: 0 BB: 0 P: 5	R: 0 E: 1 K: 0 S: 4	H: 0 LOB: 2 BB: 1 P: 8		1B: 9 2B: 0 3B: 0 HR: 0	SF: 1 SAC: 1 DP: 0 HBP: 0	WP: 0 PB: 0 SB: 2 CS: 0
<b>PITCHER</b>	IP WLS BF H R ER SO BB IBB HBP BLK WP HR S P ERA WHIP																			
Ken Forsch, R ERA: 3.4 (1, 1)	5.0	L	30	9	8	4	1	2	0	0	0	0	0	30	38	7.20	2.200			
Joe Sambito, L ERA: 2.63 (6, 1)	3.0		11	0	0	0	2	1	0	0	0	0	0	14	18	0.00	0.333			







Batter	1	2	3	4	5	6	7	8	9	AB	R	H	RBI	BB	SO	LOB	TOP																			
Rafael Landestoy, S OBP: 0.294, SLG: 0.356 (1, 4)	4-3	FC6-4		E			F7		S	5	0	2	0	0	0	1																				
Terry Puhl, L OBP: 0.365, SLG: 0.449 (1, 9)	G3			E4			F7		F2	5	1	2	0	0	0	2																				
Denny Walling, L OBP: 0.386, SLG: 0.416 Dave Bergman, L OBP: 0.227, SLG: 0.154 (1, 3) (7, 3)	G3		FC4-6	F7			4-3		4-3	4	0	0	0	0	0	4																				
Jose Cruz, L OBP: 0.366, SLG: 0.438 (1, 7)	1B		F9				F7		CS	4	0	2	1	0	0	1																				
Cesar Cedeno, R OBP: 0.372, SLG: 0.479 (1, 8)	1B		FC6				P4		1B	4	0	2	0	0	0	1																				
Enos Cabell, R OBP: 0.300, SLG: 0.349 (1, 5)	K						6-3		K	4	1	1	0	0	2	3																				
Alan Ashby, S OBP: 0.316, SLG: 0.343 (1, 2)		G3		E7			3-1			4	0	2	0	0	0	0																				
Craig Reynolds, L OBP: 0.214, SLG: 0.263 (1, 6)		F8		FC2-6			F9		F2	4	1	0	0	0	0	3																				
Joe Niekro, R OBP: 0.238, SLG: 0.293 Frank LaCorte, R OBP: 0.200, SLG: 0.200 (1, 1) (9, 1)				SH3			F7		5-3	3	0	1	0	0	0	0																				
<b>Inning Stats</b>	R: 1 E: 1 K: 1 S: 8	H: 3 LOB: 2 BB: 0 P: 8	R: 0 E: 0 K: 0 S: 4	H: 1 LOB: 1 BB: 0 P: 4	R: 0 E: 0 K: 0 S: 4	H: 1 LOB: 1 BB: 0 P: 4	R: 2 E: 2 K: 0 S: 7	H: 3 LOB: 2 BB: 0 P: 7	R: 0 E: 0 K: 0 S: 3	H: 0 LOB: 0 BB: 0 P: 3	R: 0 E: 0 K: 0 S: 3	H: 0 LOB: 0 BB: 0 P: 3	R: 0 E: 0 K: 1 S: 7	H: 3 LOB: 2 BB: 0 P: 7	R: 0 E: 0 K: 0 S: 4	H: 1 LOB: 1 BB: 0 P: 4	1B: 10 2B: 2 3B: 0 HR: 0	SF: 0 SAC: 1 DP: 0 HBP: 0	WP: 0 PA: 39 PB: 0 SB: 1 CS: 1																	
<b>PITCHER</b>	IP	WLS	BF	H	R	ER	SO	BB	IBB	HBP	BLK	WP	HR	S	P	ERA	WHIP	<b>PITCHER</b>		IP	WLS	BF	H	R	ER	SO	BB	IBB	HBP	BLK	WP	HR	S	P	ERA	WHIP
Frank Pastore, R ERA: 3.18 Tom Hume, R ERA: 3.31 (1, 1) (8, 1)	7.0	L	30	8	3	2	1	0	0	0	0	0	0	32	32	2.57	1.143																			

Houston Astros @ Cincinnati Reds  
Riverfront Stadium, Cincinnati, OH  
Sun Jul 06 1980, 3:33 AM EDT  
Att: 30,045 - Unknown

AB 38  
R 3  
H 12  
RBI 1  
BB 0  
SO 2  
LOB 16



Batter	1	2	3	4	5	6	7	8	9	AB	R	H	RBI	BB	SO	LOB	BOTTOM																			
Dave Collins, S OBP: 0.347, SLG: 0.350 (1, 7)	S			F7			G3			4	1	1	0	0	0	1																				
Dave Concepcion, R OBP: 0.290, SLG: 0.338 (1, 6)				F8			F7		K	4	0	1	1	0	1	1																				
Ken Griffey, L OBP: 0.388, SLG: 0.466 (1, 9)	E3			F8			F8		G3	4	0	0	0	0	0	0																				
Dan Driessen, L OBP: 0.392, SLG: 0.453 (1, 3)	F8			4-3			K		F7	4	0	0	0	0	1	1																				
Ray Knight, R OBP: 0.328, SLG: 0.477 (1, 5)	F7			F8			F8		F9	4	0	0	0	0	0	2																				
Johnny Bench, R OBP: 0.356, SLG: 0.492 (1, 2)										3	1	3	1	1	0	0																				
Junior Kennedy, R OBP: 0.355, SLG: 0.377 (1, 4)									F9	4	0	1	0	0	1	3																				
Sam Mejias, R OBP: 0.323, SLG: 0.367 George Foster, R OBP: 0.325, SLG: 0.394 (1, 8) (9, PH)									5-3	3	0	0	0	0	0	2																				
Frank Pastore, R OBP: 0.196, SLG: 0.140 Harry Spilman, L OBP: 0.318, SLG: 0.410 Tom Hume, R OBP: 0.167, SLG: 0.333 (1, 1) (7, PH) (8, 1)									5-3	1	0	0	0	1	0	1																				
<b>Inning Stats</b>	R: 1 E: 1 K: 0 S: 5	H: 2 LOB: 1 BB: 0 P: 5	R: 0 E: 0 K: 0 S: 4	H: 2 LOB: 1 BB: 0 P: 4	R: 0 E: 0 K: 0 S: 3	H: 0 LOB: 0 BB: 0 P: 3	R: 0 E: 0 K: 1 S: 5	H: 0 LOB: 1 BB: 1 P: 9	R: 0 E: 0 K: 0 S: 3	H: 1 LOB: 2 BB: 0 P: 7	R: 0 E: 0 K: 0 S: 3	H: 0 LOB: 0 BB: 0 P: 3	R: 0 E: 0 K: 1 S: 5	H: 0 LOB: 0 BB: 0 P: 5	R: 0 E: 0 K: 0 S: 4	H: 1 LOB: 0 BB: 0 P: 4	1B: 5 2B: 0 3B: 0 HR: 1	SF: 0 SAC: 0 DP: 1 HBP: 0	WP: 0 PA: 35 PB: 2 SB: 2 CS: 0																	
<b>PITCHER</b>	IP	WLS	BF	H	R	ER	SO	BB	IBB	HBP	BLK	WP	HR	S	P	ERA	WHIP	<b>PITCHER</b>		IP	WLS	BF	H	R	ER	SO	BB	IBB	HBP	BLK	WP	HR	S	P	ERA	WHIP
Joe Niekro, R ERA: 3.81 Frank LaCorte, R ERA: 0.9 (1, 1) (9, 1)	8.2	W	34	6	2	2	3	2	0	0	0	0	0	38	46	2.08	0.923																			

Houston Astros @ Cincinnati Reds  
Riverfront Stadium, Cincinnati, OH  
Sun Jul 06 1980, 3:33 AM EDT  
Att: 30,045 - Unknown

AB 33  
R 2  
H 6  
RBI 2  
BB 2  
SO 3  
LOB 11






Batter	1	2	3	4	5	6	7	8	9	AB	R	H	RBI	BB	SO	LOB	TOP										
Terry Puhl, L OBP: 0.362, SLG: 0.444 (1, 9)	F2		PB SF7 1B		F5		L5		P4	5	1	1	0	0	0	0											
Joe Morgan, L OBP: 0.343, SLG: 0.364 Rafael Landestoy, S OBP: 0.292, SLG: 0.354 (1, 4) (7, 4)	F4		1-3 BB		4-3		4-3		4-3	3	0	0	0	1	0	0											
Denny Walling, L OBP: 0.383, SLG: 0.415 Dave Bergman, L OBP: 0.222, SLG: 0.150 (1, 3) (7, 3)	F6		SF7		BB 1B		6-3		L9	3	0	1	1	0	0	0											
Jose Cruz, L OBP: 0.368, SLG: 0.437 (1, 7)		4-3	F8		1-2 BB				S 1B 1B	3	1	1	0	1	0	1											
Cesar Cedeno, R OBP: 0.374, SLG: 0.484 (1, 8)		1B 1B		4-3 1B 2B		K			L9	4	1	2	0	0	1	3											
Enos Cabell, R OBP: 0.303, SLG: 0.351 (1, 5)		1-2 1B		4-3		E4			S 1B	4	0	2	1	0	0	1											
Alan Ashby, S OBP: 0.314, SLG: 0.341 (1, 2)	F9			2-3 1B		F5			2-H 1B	4	0	1	1	0	1	4											
Craig Reynolds, L OBP: 0.211, SLG: 0.259 Julio Gonzalez, R OBP: 0.116, SLG: 0.119 (8, PH) (8, 6)	K			3-H P5		K			4-0 IBB	3	0	0	0	0	2	4											
Nolan Ryan, R OBP: 0.178, SLG: 0.171 Dave Smith, R (9, 1)			4-3	FC6 1-2		K			K	4	0	0	0	0	2	4											
<b>Inning Stats</b>	R: 0 E: 0 K: 0 S: 3	H: 0 LOB: 0 BB: 0 P: 3	R: 0 E: 0 K: 1 S: 7	H: 2 LOB: 2 BB: 0 P: 7	R: 1 E: 0 K: 0 S: 4	H: 1 LOB: 1 BB: 1 P: 8	R: 1 E: 0 K: 0 S: 5	H: 2 LOB: 1 BB: 0 P: 5	R: 0 E: 0 K: 2 S: 6	H: 0 LOB: 0 BB: 0 P: 8	R: 0 E: 0 K: 0 S: 3	H: 0 LOB: 0 BB: 0 P: 3	R: 1 E: 0 K: 2 S: 9	H: 2 LOB: 2 BB: 0 P: 13	R: 0 E: 0 K: 0 S: 3	H: 0 LOB: 0 BB: 0 P: 3	1B: 7 2B: 1 3B: 0 HR: 0	SF: 1 SAC: 0 DP: 0 HBP: 0	WP: 0 PB: 1 SB: 5 CS: 0	PA: 39							
<b>PITCHER</b>	IP	WLS	BF	H	R	ER	SO	BB	IBB	HBP	BLK	WP	HR	S	P	ERA	WHIP										
Burt Hooton, R ERA: 3.2 (1, 1)	6.0		27	6	2	1	4	2	0	0	0	0	0	33	41	1.50	1.333										
Dave Goltz, R ERA: 5.62 (7, 1)	1.0		3	0	0	0	0	0	0	0	0	0	0	3	3	0.00	0.000										
Rick Sutcliffe, R ERA: 5.55 (8, 1)	0.1		3	2	1	1	0	0	0	0	0	0	0	3	3	27.00	6.000										
Steve Howe, L ERA: 2.09 (8, 1)	1.2	W	6	0	0	0	2	0	1	0	0	0	0	9	13	0.00	0.000										

Houston Astros @ Los Angeles Dodgers  
Dodger Stadium, Los Angeles, CA  
Thu Jul 10 1980, 7:05 PM PDT  
Att: 49,692 - Unknown


AB 35  
R 3  
H 8  
RBI 3  
BB 3  
SO 6  
LOB 17



Batter	1	2	3	4	5	6	7	8	9	AB	R	H	RBI	BB	SO	LOB	BOTTOM										
Davey Lopes, R OBP: 0.320, SLG: 0.321 (1, 4)	5-3		F8			G6-3		P6		5	0	1	1	0	0	1											
Rudy Law, L OBP: 0.332, SLG: 0.332 (1, 8)	K				K	6-3		6-3		4	0	0	0	0	2	0											
Reggie Smith, S OBP: 0.395, SLG: 0.549 (1, 9)					K			K		4	0	1	0	0	2	0											
Steve Garvey, R OBP: 0.329, SLG: 0.491 Derrel Thomas, S OBP: 0.301, SLG: 0.341 (1, 3) (9, PR)	F3			WP 1B				1B 2B 1B		4	1	3	0	0	0	1											
Dusty Baker Jr., R OBP: 0.326, SLG: 0.539 (1, 7)		F7		4-3		F9		K		4	0	0	0	0	1	3											
Ron Cey, R OBP: 0.346, SLG: 0.423 (1, 5)		6-3				F2		2B 1B		4	2	2	0	0	0	0											
Bill Russell, R OBP: 0.321, SLG: 0.402 (1, 6)	F3					F7		1B 2B		4	0	2	3	0	0	0											
Steve Yeager, R OBP: 0.286, SLG: 0.248 Gary Thomasson, L OBP: 0.356, SLG: 0.254 Mike Scioscia, L OBP: 0.367, SLG: 0.435 (1, 2) (7, PH) (8, 2)			K			K		1B 2B		2	0	0	0	0	2	0											
Burt Hooton, R OBP: 0.324, SLG: 0.344 Rick Monday, L OBP: 0.287, SLG: 0.120 Dave Goltz, L OBP: 0.287, SLG: 0.400 Jay Johnstone, L OBP: 0.222, SLG: 0.176 Rick Sutcliffe, L OBP: 0.107, SLG: 0.167 Steve Howe, L OBP: 0.107, SLG: 0.167 Pedro Guerrero, R OBP: 0.466, SLG: 0.832 (1, 1) (6, PH) (7, 1) (7, PH) (8, 1) (8, 1) (9, PH)		F3				G6-3 1B		K		1	0	0	0	0	0	0											
<b>Inning Stats</b>	R: 0 E: 0 K: 1 S: 6	H: 1 LOB: 1 BB: 0 P: 6	R: 0 E: 0 K: 0 S: 3	H: 0 LOB: 0 BB: 0 P: 3	R: 0 E: 0 K: 1 S: 5	H: 0 LOB: 0 BB: 0 P: 5	R: 0 E: 0 K: 2 S: 8	H: 1 LOB: 1 BB: 0 P: 8	R: 0 E: 0 K: 1 S: 5	H: 0 LOB: 0 BB: 0 P: 5	R: 0 E: 0 K: 0 S: 3	H: 1 LOB: 2 BB: 1 P: 10	R: 0 E: 0 K: 1 S: 5	H: 0 LOB: 0 BB: 0 P: 5	R: 2 E: 0 K: 2 S: 10	H: 4 LOB: 3 BB: 1 P: 14	1B: 8 2B: 2 3B: 0 HR: 0	SF: 0 SAC: 0 DP: 1 HBP: 0	WP: 1 PB: 0 SB: 0 CS: 0	PA: 37							
<b>PITCHER</b>	IP	WLS	BF	H	R	ER	SO	BB	IBB	HBP	BLK	WP	HR	S	P	ERA	WHIP										
Nolan Ryan, R ERA: 3.32 (1, 1)	8.1	L	34	9	4	4	7	1	0	0	0	0	0	47	51	4.32	1.200										
Dave Smith, R ERA: 2.29 (9, 1)	0.1		3	1	0	0	1	0	1	0	0	0	0	4	8	0.00	3.000										

Houston Astros @ Los Angeles Dodgers  
Dodger Stadium, Los Angeles, CA  
Thu Jul 10 1980, 7:05 PM PDT  
Att: 49,692 - Unknown

AB 35  
R 4  
H 10  
RBI 4  
BB 2  
SO 8  
LOB 10





Batter	1	2	3	4	5	6	7	8	9	AB	R	H	RBI	BB	SO	LOB	TOP										
Rafael Landestoy, S OBP: 0.289, SLG: 0.346 Frank LaCorte, R OBP: 0.200, SLG: 0.200	0-0 4-3		0-0 3-1			0-0 5-3		0-0 FC6-4		4	0	0	0	0	0	3											
Terry Puhl, L OBP: 0.357, SLG: 0.438	0-0 4-3			0-0 4-3		0-0 3-1		0-3 K2-3		4	0	0	0	0	1	2											
Jose Cruz, L OBP: 0.364, SLG: 0.431	0-3 K			0-0 5-3			0-0 F7		0-0 6-3	4	0	0	0	0	1	0											
Cesar Cedeno, R OBP: 0.381, SLG: 0.486		0-0 CS 1B		0-0 4-3			0-0 FC5-4 1B		4-0 1B 1B	3	1	2	0	1	0	0											
Art Howe, R OBP: 0.342, SLG: 0.425	0-0 4-3			0-0 G5-4-3 1B			4-0 FC5-4 BB		0-0 1B BB	3	1	2	0	1	0	1											
Enos Cabell, R OBP: 0.302, SLG: 0.350	0-3 K			0-0 G5-4-3			0-0 FC5-4		0-0 SF9 1B	4	0	1	1	0	1	3											
Jeffrey Leonard, R OBP: 0.271, SLG: 0.303			0-0 3-1		0-0 F9		0-3 K		0-0 SF9	3	0	0	1	0	1	2											
Luis Pujols, R OBP: 0.255, SLG: 0.234 Joe Morgan, L OBP: 0.345, SLG: 0.365			0-0 E6 SH1-4			4-0 5-3 BB		0-0 FC6-4 1B	0-3 K	1	0	0	0	1	0	0											
Ken Forsch, R OBP: 0.289, SLG: 0.356 Denny Walling, L OBP: 0.381, SLG: 0.412 Alan Ashby, S OBP: 0.314, SLG: 0.341			0-0 SH1-4		0-3 K			0-0 F7		1	0	0	0	0	1	1											
<b>Inning Stats</b>	R: 0 E: 0 K: 1 S: 5	H: 0 LOB: 0 BB: 0 P: 5	R: 0 E: 0 K: 1 S: 5	H: 1 LOB: 0 BB: 0 P: 5	R: 0 E: 1 K: 0 S: 4	H: 0 LOB: 1 BB: 0 P: 4	R: 0 E: 0 K: 0 S: 3	H: 0 LOB: 0 BB: 0 P: 3	R: 0 E: 0 K: 1 S: 5	H: 0 LOB: 0 BB: 0 P: 9	R: 0 E: 0 K: 1 S: 6	H: 1 LOB: 2 BB: 1 P: 10	R: 0 E: 0 K: 1 S: 6	H: 1 LOB: 1 BB: 1 P: 6	R: 2 E: 0 K: 1 S: 7	H: 2 LOB: 1 BB: 1 P: 11	1B: 6 2B: 0 3B: 0 HR: 0	SF: 1 SAC: 1 DP: 1 HBP: 0	WP: 0 PB: 0 SB: 1 CS: 1	PA: 35							
<b>PITCHER</b>	IP	WLS	BF	H	R	ER	SO	BB	IBB	HBP	BLK	WP	HR	S	P	ERA	WHIP										
Jerry Reuss, L ERA: 1.84	7.0	W	25	3	0	0	4	2	0	0	0	0	0	31	39	0.00	0.714										
Bobby Castillo, R ERA: 3.17	1.1		8	3	2	2	1	1	0	0	0	0	0	9	13	13.50	3.000										
Dave Goltz, R ERA: 5.6	0.1	S	1	0	0	0	0	0	0	0	0	0	0	1	1	0.00	0.000										
Steve Howe, L ERA: 2.08	0.1	S	1	0	0	0	1	0	0	0	0	0	0	3	3	0.00	0.000										

Houston Astros @ Los Angeles Dodgers  
Dodger Stadium, Los Angeles, CA  
Fri Jul 11 1980, 3:33 AM PDT  
Att: 42,754 - Unknown

AB	30
R	2
H	6
RBI	2
BB	3
SO	6
LOB	14



Batter	1	2	3	4	5	6	7	8	9	AB	R	H	RBI	BB	SO	LOB	BOTTOM										
Davey Lopes, R OBP: 0.320, SLG: 0.320	0-0 5-3		0-0 S 1B		0-0 6-3		0-0 E5			4	0	1	0	0	0	0											
Rudy Law, L OBP: 0.327, SLG: 0.327	0-3 K		0-3 K			0-0 2-3	0-0 4-3			4	0	0	0	0	2	2											
Reggie Smith, S OBP: 0.396, SLG: 0.548	0-0 1B			0-0 1B		0-0 F9		0-3 K		4	0	2	0	0	1	0											
Steve Garvey, R OBP: 0.331, SLG: 0.491	0-0 1-3			0-0 F9		0-0 BB 1B		0-0 HR 1B		4	1	2	0	0	0	2											
Dusty Baker Jr., R OBP: 0.334, SLG: 0.554		0-0 G5-4-3 1B		0-0 1B		4-0 1-2 BB		0-0 1-H HR		3	1	3	2	1	0	0											
Ron Cey, R OBP: 0.342, SLG: 0.418		0-0 G5-4-3		0-0 F7		0-0 P4		0-0 F8		4	0	0	0	0	0	5											
Bill Russell, R OBP: 0.320, SLG: 0.398	0-0 F9			0-0 6-3			0-0 6-3	4-0 BB BB		3	0	0	0	1	0	2											
Mike Scioscia, L OBP: 0.349, SLG: 0.411 Steve Howe, L OBP: 0.167, SLG: 0.167			0-0 4-3		0-0 G3		0-0 F8	0-3 K		4	0	0	0	0	1	1											
Jerry Reuss, L OBP: 0.139, SLG: 0.118 Rick Monday, L OBP: 0.342, SLG: 0.344 Bobby Castillo, R OBP: 0.200, SLG: 0.200 Dave Goltz, R OBP: 0.267, SLG: 0.120 Joe Ferguson, R OBP: 0.348, SLG: 0.362			0-0 1B		0-3 K		4-0 S BB			2	0	1	0	0	1	0											
<b>Inning Stats</b>	R: 0 E: 0 K: 1 S: 6	H: 1 LOB: 1 BB: 0 P: 6	R: 0 E: 0 K: 0 S: 3	H: 1 LOB: 0 BB: 0 P: 3	R: 0 E: 0 K: 1 S: 6	H: 2 LOB: 1 BB: 0 P: 6	R: 0 E: 0 K: 0 S: 5	H: 2 LOB: 2 BB: 0 P: 5	R: 0 E: 0 K: 0 S: 4	H: 1 LOB: 1 BB: 1 P: 8	R: 1 E: 1 K: 0 S: 4	H: 0 LOB: 1 BB: 1 P: 8	R: 2 E: 0 K: 2 S: 9	H: 2 LOB: 1 BB: 1 P: 13	1B: 8 2B: 0 3B: 0 HR: 1	SF: 0 SAC: 0 DP: 1 HBP: 0	WP: 0 PB: 0 SB: 2 CS: 0	PA: 35									
<b>PITCHER</b>	IP	WLS	BF	H	R	ER	SO	BB	IBB	HBP	BLK	WP	HR	S	P	ERA	WHIP										
Ken Forsch, R ERA: 3.21	7.0	L	29	7	1	0	3	2	0	0	0	0	0	33	41	0.00	1.286										
Frank LaCorte, R ERA: 1.32	1.0		6	2	2	2	2	1	0	0	0	0	1	9	13	18.00	3.000										

Houston Astros @ Los Angeles Dodgers  
Dodger Stadium, Los Angeles, CA  
Fri Jul 11 1980, 3:33 AM PDT  
Att: 42,754 - Unknown

AB	32
R	3
H	9
RBI	2
BB	3
SO	5
LOB	12





Batter	1	2	3	4	5	6	7	8	9	AB	R	H	RBI	BB	SO	LOB	TOP											
Glenn Hubbard, R OBP: 0.350, SLG: 0.466 Jerry Royster, R OBP: 0.304, SLG: 0.304 (7, 4)	K		F9		G4-6-3		F7		BB 1B	3	0	0	0	0	1	2												
Dale Murphy, R OBP: 0.371, SLG: 0.521 (1, 8)	S 1B		F		1B		BB 1B		BB 1B	2	2	2	0	3	0	0												
Chris Chambliss, L OBP: 0.347, SLG: 0.473 Mike Lum, L OBP: 0.262, SLG: 0.200 (7, 3)	BB		SF8		1B		BB		F8	1	0	1	1	2	0	0												
Gary Matthews, R OBP: 0.324, SLG: 0.426 (1, 9)	P4		E7		5-3		G6-4-3 1B		1B	5	0	2	2	0	0	5												
Bob Horner, R OBP: 0.259, SLG: 0.458 (1, 5)	F7		P4				G6-4-3 1B		1B	5	1	2	2	0	0	6												
Jeff Burroughs, R OBP: 0.353, SLG: 0.483 (1, 7)	K				P6		5-3		F7	5	0	0	0	0	2	2												
Bill Nahorodny, R OBP: 0.315, SLG: 0.529 (1, 2)	5-3				G6-3 1B		F9		L6	4	0	1	0	0	0	0												
Luis Gomez, R OBP: 0.273, SLG: 0.228 Larvell Blanks, R OBP: 0.249, SLG: 0.253 (6, 6)	6-3				G6-3		FC6 1B		F9	2	0	0	0	0	0	1												
Larry McWilliams, L Preston Hanna, R Rick Camp, R Brian Asselstine, L Larry Bradford, R Bill Pecoreba, S OBP: 0.327, SLG: 0.298 (1, 1)					SF8 3B		G4-6-3 1B		P4	0	0	0	0	0	0	0												
<b>Inning Stats</b>	R: 0 E: 0 K: 1 S: 6	H: 1 LOB: 2 BB: 1 P: 10	R: 0 E: 0 K: 1 S: 5	H: 0 LOB: 0 BB: 0 P: 5	R: 1 E: 1 K: 0 S: 5	H: 1 LOB: 2 BB: 1 P: 9	R: 0 E: 0 K: 0 S: 3	H: 1 LOB: 0 BB: 0 P: 3	R: 0 E: 0 K: 0 S: 5	H: 3 LOB: 2 BB: 0 P: 5	R: 1 E: 0 K: 0 S: 5	H: 2 LOB: 1 BB: 0 P: 5	R: 1 E: 0 K: 0 S: 3	H: 1 LOB: 2 BB: 2 P: 11	R: 0 E: 0 K: 0 S: 3	H: 0 LOB: 0 BB: 0 P: 3	R: 2 E: 0 K: 1 S: 8	H: 3 LOB: 2 BB: 1 P: 12	1B: 10 2B: 0 3B: 1 HR: 1	SF: 1 SAC: 0 DP: 3 HBP: 0	WP: 0 PA: 42 PB: 0 SB: 1 CS: 0							
<b>PITCHER</b>	IP	WLS	BF	H	R	ER	SO	BB	IBB	HBP	BLK	WP	HR	S	P	ERA	WHIP											
Joe Niekro, R ERA: 3.89 Dave Smith, R ERA: 2.27	(1, 1)	8.2	W	41	12	5	5	2	5	0	0	0	0	1	40	60	5.19	1.962										
(9, 1)	0.1	S	1	0	0	0	1	0	0	0	0	0	0	3	3	0.00	0.000											

Atlanta Braves @ Houston Astros  
Astrodome, Houston, TX  
Sat Jul 12 1980, 8:05 PM EDT  
Att: 38,610 - Unknown

AB 36  
R 5  
H 12  
RBI 5  
BB 5  
SO 3  
LOB 19



Batter	1	2	3	4	5	6	7	8	9	AB	R	H	RBI	BB	SO	LOB	BOTTOM										
Rafael Landestoy, S OBP: 0.294, SLG: 0.353 (1, 4)	HBP 2B 1B	1B 3B 1B	FC3-6 BB		BB S 1B		4-3			5	3	3	0	0	0	2											
Terry Puhl, L OBP: 0.361, SLG: 0.435 (1, 9)	2B HBP	P5			BB BB		K			2	2	0	0	2	1	2											
Jose Cruz, L OBP: 0.370, SLG: 0.442 (1, 7)	SH3-4 1H 2H	3B 1B	F8		G1-4-3 BB		2B			4	1	3	3	1	0	3											
Cesar Cedeno, R OBP: 0.386, SLG: 0.498 Dave Bergman, L OBP: 0.229, SLG: 0.163 (4, 3)	SH3-4 BB	SH3-4 1H 3H			F8		G1-4-3 1B		G3	1	0	1	2	1	0	0											
Art Howe, R OBP: 0.345, SLG: 0.423 (1, 6)	SH3-4	F7			G1-4-3 BB		G6-4-3 1B		1B	3	0	1	0	1	0	3											
Enos Cabell, R OBP: 0.302, SLG: 0.348 Craig Reynolds, L OBP: 0.214, SLG: 0.263 (1, 5)	5-3				FC6 S		P4			4	2	1	0	0	0	4											
Jeffrey Leonard, R OBP: 0.268, SLG: 0.299 (1, 3)	L5				1B 1B				G6-4-3 1B	5	0	1	1	0	0	5											
Luis Pujols, R OBP: 0.262, SLG: 0.242 (1, 2)		6-3			FC3-6 2H		F4		F7	5	0	2	1	0	0	1											
Joe Niekro, R OBP: 0.261, SLG: 0.318 Dave Smith, R (9, 1)	1B 1B 2B				FC3-6 BB		5-3		K	3	1	1	0	1	1	2											
<b>Inning Stats</b>	R: 2 E: 0 K: 0 S: 5	H: 2 LOB: 2 BB: 1 P: 10	R: 3 E: 0 K: 0 S: 7	H: 4 LOB: 1 BB: 0 P: 7	R: 1 E: 0 K: 0 S: 5	H: 2 LOB: 3 BB: 2 P: 13	R: 1 E: 0 K: 0 S: 5	H: 2 LOB: 2 BB: 1 P: 9	R: 2 E: 0 K: 0 S: 4	H: 2 LOB: 1 BB: 2 P: 12	R: 0 E: 0 K: 1 S: 5	H: 0 LOB: 0 BB: 0 P: 5	R: 0 E: 0 K: 1 S: 6	H: 1 LOB: 1 BB: 0 P: 6	R: 0 E: 0 K: 0 S: 4	H: 2 LOB: 1 BB: 0 P: 4	R: 0 E: 0 K: 1 S: 4	H: 2 LOB: 1 BB: 0 P: 4	1B: 11 2B: 3 3B: 1 HR: 0	SF: 0 SAC: 1 DP: 2 HBP: 1	WP: 0 PA: 44 PB: 0 SB: 2 CS: 0						
<b>PITCHER</b>	IP	WLS	BF	H	R	ER	SO	BB	IBB	HBP	BLK	WP	HR	S	P	ERA	WHIP										
Larry McWilliams, L Preston Hanna, R Rick Camp, R Larry Bradford, L ERA: 3.12	(1, 1)	1.2	L	13	6	5	5	0	1	0	0	0	0	11	16	27.00	4.200										
(2, 1)	2.1		17	5	4	4	0	5	0	0	0	0	0	12	32	15.43	4.286										
(5, 1)	1.0		3	1	0	0	0	0	0	0	0	0	0	3	3	0.00	1.000										
(6, 1)	3.0		11	3	0	0	2	0	0	0	0	0	0	15	15	0.00	1.000										

Atlanta Braves @ Houston Astros  
Astrodome, Houston, TX  
Sat Jul 12 1980, 8:05 PM EDT  
Att: 38,610 - Unknown

AB 36  
R 9  
H 15  
RBI 9  
BB 6  
SO 2  
LOB 23





Batter	1	2	3	4	5	6	7	8	9	AB	R	H	RBI	BB	SO	LOB	TOP																	
Glenn Hubbard, R OBP: 0.391, SLG: 0.461	0-0 1B		4-0 1B SF7 BB	0-0 F8		0-3 K		0-0 P4	4 1 1 0 1 1 2								Atlanta Braves @ Houston Astros Astrodome, Houston, TX Sun Jul 13 1980, 8:05 PM EDT Unknown																	
Dale Murphy, R OBP: 0.372, SLG: 0.519	0-0 F9		0-0 1B 1B		0-0 1B 1B 2B	0-3 K		0-3 K	5 1 2 0 0 2 2																									
Chris Chambliss, L OBP: 0.345, SLG: 0.468	0-0 F5		0-3 K		0-0 1B 2B		0-0 F7	0-0 F7	5 1 1 0 0 1 4																									
Gary Matthews, R OBP: 0.323, SLG: 0.425	0-0 L3		0-0 SF7		0-0 1B 2B		0-0 F9		3 1 1 1 0 0 1																									
Bob Horner, R OBP: 0.264, SLG: 0.465		0-0 F9	0-0 1B		0-0 1B 2B		0-3 K		4 0 2 3 0 1 0																									
Jeff Burroughs, R OBP: 0.351, SLG: 0.478		0-0 E7 1B SF8	0-0 F8		0-3 K			0-0 6-3	4 1 1 0 0 1 3																									
Bruce Benedict, R OBP: 0.311, SLG: 0.335		0-0 1B		0-0 1B		0-0 1B		0-0 5-3	4 0 3 0 0 0 0																									
Luis Gomez, R OBP: 0.268, SLG: 0.224		0-0 SF8		0-0 F8		0-0 3-1		0-0 F4	3 0 0 1 0 0 2																									
Rick Matula, R OBP: 0.307, SLG: 0.327		0-0 6-3		0-3 K		0-0 4-3		0-0 1B	3 0 0 0 0 0 1 2																									
Al Hrabosky, R Gene Garber, R Larry Bradford, R Bill Pecoreba, S Jerry Royster, R									0 0 0 0 0 0 0 0 0 0 0 0 0 0 0 0 1 0 0 1 0 0 0 0 0 0 0 0 0 0 0 0																									
<b>Inning Stats</b>	R: 0 E: 0 K: 0 S: 4	H: 1 LOB: 1 BB: 0 P: 4	R: 1 E: 1 K: 0 S: 5	H: 2 LOB: 1 BB: 0 P: 5	R: 1 E: 0 K: 1 S: 7	H: 2 LOB: 2 BB: 1 P: 11	R: 0 E: 0 K: 1 S: 6	H: 1 LOB: 1 BB: 0 P: 6	R: 3 E: 0 K: 2 S: 9	H: 5 LOB: 1 BB: 0 P: 9	R: 0 E: 0 K: 2 S: 7	H: 0 LOB: 0 BB: 0 P: 7	R: 0 E: 0 K: 1 S: 5	H: 0 LOB: 0 BB: 0 P: 5	R: 0 E: 0 K: 0 S: 3	H: 0 LOB: 0 BB: 0 P: 3	R: 0 E: 0 K: 1 S: 6	H: 1 LOB: 1 BB: 0 P: 6	1B: 11 2B: 1 3B: 0 HR: 0	SF: 2 SAC: 0 DP: 0 HBP: 0	WP: 0 PA: 39 PB: 0 SB: 0 CS: 0													
<b>PITCHER</b>	IP WLS BF H R ER SO BB IBB HBP BLK WP HR S P ERA WHIP																																	
Joaquin Andujar, R ERA: 4.43	4.0	23	10	5	4	2	1	0	0	0	0	0	0	0	26	30	9.00	2.750																
Dave Smith, R ERA: 2.16	2.0	6	1	0	0	3	0	0	0	0	0	0	0	0	12	12	0.00	0.500																
Joe Sambito, L ERA: 2.5	2.0	W	6	0	0	1	0	0	0	0	0	0	0	8	8	0.00	0.000																	
Frank LaCorte, R ERA: 1.29	1.0	S	4	1	0	0	0	0	0	0	0	0	0	6	6	0.00	1.000																	

Batter	1	2	3	4	5	6	7	8	9	AB	R	H	RBI	BB	SO	LOB	BOTTOM																
Terry Puhl, L OBP: 0.368, SLG: 0.448	0-0 1B BLK	0-0 L6			0-0 4-1 4-3 1B		0-0 3B	0-0 1B	5 1 4 0 0 0 1								Atlanta Braves @ Houston Astros Astrodome, Houston, TX Sun Jul 13 1980, 8:05 PM EDT Unknown																
Joe Morgan, L OBP: 0.346, SLG: 0.366	0-0 BLK		0-0 P5		0-0 4-3		0-0 F8	0-0 1B	5 0 2 1 0 0 2																								
Frank LaCorte, R OBP: 0.200, SLG: 0.200	1-3 1B				1-2 1B		1-2 3B	1-2 3B 1B	0 0 0 0 0 0 0																								
Denny Walling, L OBP: 0.376, SLG: 0.406	0-0 F8		0-0 4-3		0-0 4-1		0-0 P3	0-0 1B	3 0 0 0 0 0 2																								
Art Howe, R OBP: 0.347, SLG: 0.420	1-2 3H				2-3		4-0 BB	G3-6-3 BB	1 0 0 0 1 0 3																								
Jose Cruz, L OBP: 0.366, SLG: 0.436	0-0 1-3		0-0 4-3		0-0 1-3		0-0 G3-6-3	1-2	4 0 0 0 0 0 4																								
Cesar Cedeno, R OBP: 0.383, SLG: 0.507	0-0 5-3			0-0 F9		0-0 L5		0-0 HR	4 1 1 1 0 0 1																								
Enos Cabell, R OBP: 0.301, SLG: 0.354		0-0 5-3		0-3 K		0-0 2B		0-3 K	4 1 1 0 0 2 0																								
Alan Ashby, S OBP: 0.323, SLG: 0.356		0-0 3B 1B		0-0 BB 1B		0-0 1B 2B		0-0 4-3	4 2 3 1 0 0 0																								
Craig Reynolds, L OBP: 0.229, SLG: 0.289		0-0 3B		4-0 BB		0-0 1B		0-0 1B 2B	3 1 3 2 1 0 0																								
Joaquin Andujar, S OBP: 0.222, SLG: 0.222		0-3 K		0-0 F7		0-0 G4-6-3		4-0 1B 1B	2 0 0 0 0 1 3																								
Dave Bergman, L OBP: 0.204, SLG: 0.159									0 0 0 0 0 0 0 0 1 0 0 0 0 0 0 1 0 0 0 0 0 0 0 0 0 0 0 0 0 1 0 0 0 0 0 0 0 0 0 0																								
Bruce Bochy, R OBP: 0.304, SLG: 0.308									0 0 0 0 0 0 0 0																								
Julio Gonzalez, R OBP: 0.116, SLG: 0.116									0 0 0 0 0 0 0 0																								
<b>Inning Stats</b>	R: 1 E: 0 K: 0 S: 5	H: 2 LOB: 1 BB: 0 P: 5	R: 1 E: 0 K: 1 S: 7	H: 2 LOB: 0 BB: 0 P: 7	R: 0 E: 0 K: 0 S: 3	H: 0 LOB: 0 BB: 0 P: 3	R: 0 E: 0 K: 1 S: 6	H: 1 LOB: 2 BB: 1 P: 10	R: 0 E: 0 K: 0 S: 4	H: 1 LOB: 1 BB: 0 P: 4	R: 2 E: 0 K: 0 S: 5	H: 3 LOB: 0 BB: 0 P: 5	R: 0 E: 0 K: 0 S: 3	H: 1 LOB: 1 BB: 1 P: 7	R: 2 E: 0 K: 1 S: 9	H: 4 LOB: 3 BB: 1 P: 13	1B: 8 2B: 2 3B: 3 HR: 1	SF: 0 SAC: 0 DP: 2 HBP: 0	WP: 0 PA: 39 PB: 0 SB: 0 CS: 0														
<b>PITCHER</b>	IP WLS BF H R ER SO BB IBB HBP BLK WP HR S P ERA WHIP																																
Rick Matula, R ERA: 3.53	6.0	27	9	4	4	2	1	0	0	1	0	0	0	30	34	6.00	1.667																
Al Hrabosky, L ERA: 3.53	0.1	2	1	0	0	0	0	0	0	0	0	0	0	2	2	0.00	3.000																
Gene Garber, R ERA: 4.63	1.1	L	7	2	2	1	2	0	0	0	0	1	7	15	13.50	3.000																	
Larry Bradford, L ERA: 3.09	0.1	3	2	0	0	0	0	0	0	0	0	0	3	3	0.00	6.000																	



AB	36
R	5
H	12
RBI	5
BB	1
SO	7
LOB	16

AB	36
R	6
H	14
RBI	5
BB	3
SO	3
LOB	17

WP	0	PA	39
PB	0		
SB	0		
CS	0		



Batter	1	2	3	4	5	6	7	8	9	AB	R	H	RBI	BB	SO	LOB	TOP					
Jerry Royster, R OBP: 0.313, SLG: 0.306 (1,4)	5-3		1B S			1B FC5-4		FC5-4		2	1	1	0	2	0	0	<b>Atlanta Braves @ Houston Astros</b> Astrodome, Houston, TX Sun Jul 13 1980, 8:05 PM EDT Att: 31,230 - Unknown					
Dale Murphy, R OBP: 0.373, SLG: 0.519 (1,8)	1B		6-3			FC5-4		P6		4	0	2	0	0	0	2						
Gary Matthews, R OBP: 0.322, SLG: 0.423 (1,9)	F9		CS			P4		FC5-4		4	0	1	0	0	0	4						
Bob Horner, R Glenn Hubbard, R OBP: 0.261, SLG: 0.459 OBP: 0.353, SLG: 0.461 (1,5) (4,4)	5-3		CS	5-3		FC5-4		G3-6-1		2	0	0	0	0	0	1						
Mike Lum, L OBP: 0.239, SLG: 0.179 (1,3)		K		K		F9		G3-6-1		4	0	0	0	0	2	2						
Brian Asselstine, L OBP: 0.288, SLG: 0.359 (1,7)		G3		F7				L4		4	0	1	0	0	0	0						
Bill Nahorodny, R OBP: 0.323, SLG: 0.527 (1,2)					4-3			K		4	0	2	0	0	1	0						
Larry Blanks, R OBP: 0.244, SLG: 0.247 (1,6)					F9			1-3		4	0	0	0	0	1	3						
Tommy Boggs, R OBP: 0.077, SLG: 0.080 Rick Camp, R OBP: 0.333, SLG: 0.295 Biff Pocoroba, S Al Hrabosky, R (1,1) (7,1) (8, PH) (8,1)				4-3		K2-3		P4		2	0	0	0	0	1	0						
<b>Inning Stats</b>	R: 0 E: 0 K: 0 S: 4	H: 1 LOB: 1 BB: 0 P: 4	R: 0 E: 0 K: 2 S: 8	H: 1 LOB: 1 BB: 0 P: 8	R: 0 E: 0 K: 0 S: 4	H: 2 LOB: 1 BB: 0 P: 4	R: 0 E: 0 K: 1 S: 5	H: 0 LOB: 0 BB: 0 P: 5	R: 0 E: 0 K: 1 S: 5	H: 0 LOB: 0 BB: 0 P: 5	R: 1 E: 0 K: 0 S: 4	H: 1 LOB: 1 BB: 1 P: 8	R: 0 E: 0 K: 1 S: 5	H: 0 LOB: 0 BB: 0 P: 5	R: 0 E: 0 K: 0 S: 3	H: 0 LOB: 1 BB: 1 P: 7		R: 0 E: 0 K: 0 S: 5	H: 3 LOB: 2 BB: 0 P: 5	1B: 8 2B: 0 3B: 0 HR: 0	SF: 0 SAC: 0 DP: 1 HBP: 0	WP: 0 PB: 0 SB: 1 CS: 1
<b>PITCHER</b> Vern Ruhle, R ERA: 2.76 (1,1)	IP: 9.0 WLS: W BF: 35	H: 8 R: 1 ER: 1 SO: 5	BB: 2 IBB: 0 HBP: 0 BLK: 0	WP: 0 HR: 0 S: 43 P: 51	ERA: 1.00 WHIP: 1.111	<b>PITCHER</b>										IP: 9.0 WLS: W BF: 35	H: 8 R: 1 ER: 1 SO: 5	BB: 2 IBB: 0 HBP: 0 BLK: 0	WP: 0 HR: 0 S: 43 P: 51	ERA: 1.00 WHIP: 1.111		

Batter	1	2	3	4	5	6	7	8	9	AB	R	H	RBI	BB	SO	LOB	BOTTOM			
Rafael Landestoy, S OBP: 0.306, SLG: 0.358 (1,4)	F7		CS			1B		FC4-6		3	1	2	0	1	0	0	<b>Atlanta Braves @ Houston Astros</b> Astrodome, Houston, TX Sun Jul 13 1980, 8:05 PM EDT Att: 31,230 - Unknown			
Terry Puhl, L OBP: 0.372, SLG: 0.462 (1,9)	F8		HR			FC5-4		FC4-6		5	3	3	2	0	0	1				
Denny Walling, L Dave Bergman, L OBP: 0.413 OBP: 0.220, SLG: 0.156 (1,3) (8,3)			P6			FC5-4		F8		4	1	3	2	0	0	0				
Jose Cruz, L OBP: 0.367, SLG: 0.437 (1,7)	F2					F9		1B		4	0	2	0	0	0	3				
Cesar Cedeno, R OBP: 0.377, SLG: 0.498 (1,8)		K				FC5-4		5-3		4	0	0	2	0	1	3				
Enos Cabell, R Art Howe, R OBP: 0.300, SLG: 0.353 OBP: 0.347, SLG: 0.420 (1,5) (8,5)	F9					FC5-4		L3		4	0	1	0	0	0	2				
Craig Reynolds, L OBP: 0.234, SLG: 0.286 (1,6)						F8		E4		2	0	0	0	2	0	3				
Luis Pujols, R OBP: 0.252, SLG: 0.233 (1,2)						K		F8		4	0	0	0	0	1	5				
Vern Ruhle, R OBP: 0.350, SLG: 0.421 (1,1)			G3			1B		K		4	1	1	0	0	1	0				
<b>Inning Stats</b>	R: 0 E: 0 K: 0 S: 4	H: 1 LOB: 1 BB: 0 P: 4	R: 0 E: 0 K: 1 S: 5	H: 0 LOB: 1 BB: 1 P: 9	R: 1 E: 0 K: 0 S: 4	H: 2 LOB: 0 BB: 0 P: 4	R: 0 E: 0 K: 1 S: 6	H: 1 LOB: 2 BB: 1 P: 10	R: 3 E: 0 K: 0 S: 8	H: 5 LOB: 2 BB: 0 P: 8	R: 0 E: 0 K: 0 S: 2	H: 0 LOB: 0 BB: 0 P: 3	R: 2 E: 1 K: 0 S: 7	H: 3 LOB: 2 BB: 0 P: 7	R: 0 E: 0 K: 1 S: 5	H: 0 LOB: 1 BB: 1 P: 9		1B: 10 2B: 1 3B: 0 HR: 1	SF: 0 SAC: 0 DP: 0 HBP: 1	WP: 0 PB: 0 SB: 3 CS: 2
<b>PITCHER</b> Tommy Boggs, R Rick Camp, R Al Hrabosky, L ERA: 4.22 ERA: 2.89 ERA: 3.82 (1,1) (7,1) (8,1)	IP: 6.0 WLS: L BF: 31	H: 12 R: 6 ER: 6 SO: 2	BB: 2 IBB: 0 HBP: 0 BLK: 0	WP: 0 HR: 0 S: 32 P: 41	ERA: 9.00 WHIP: 2.333	<b>PITCHER</b>										IP: 6.0 WLS: L BF: 31	H: 12 R: 6 ER: 6 SO: 2	BB: 2 IBB: 0 HBP: 0 BLK: 0	WP: 0 HR: 0 S: 32 P: 41	ERA: 9.00 WHIP: 2.333



Batter	1	2	3	4	5	6	7	8	9	AB	R	H	RBI	BB	SO	LOB	TOP								
<b>Glenn Hubbard, R</b> OBP: 0.345, SLG: 0.449 (1,4)	0-3 K		0-0 P4			0-0 P4		0-0 F9		4	0	0	0	0	1	1									
<b>Dale Murphy, R</b> OBP: 0.372, SLG: 0.514 (1,8)	0-0 F4			4-0 FC3-6 BB		0-0 6-3		0-3 K		3	0	0	0	1	1	0									
<b>Chris Chambliss, L</b> OBP: 0.341, SLG: 0.463 (1,3)	0-0 4-3			0-0 FC3-6 1B		0-0 3-1			0-0 G3	4	0	0	0	0	0	1									
<b>Gary Matthews, R</b> OBP: 0.324, SLG: 0.428 (1,9)		0-3 K		0-0 2H 1B			0-0 5-3		0-0 L3-6 2B	4	0	2	0	0	1	0									
<b>Bob Horner, R</b> OBP: 0.261, SLG: 0.472 (1,5)		0-3 K		0-0 F7			0-0 HR		0-0 L3-6	4	1	1	1	0	1	2									
<b>Jerry Royster, R</b> OBP: 0.313, SLG: 0.306 (9,5)									2-3	0	0	0	0	0	0	0									
<b>Jeff Burroughs, R</b> OBP: 0.346, SLG: 0.471 (1,7)		0-3 K			0-0 E5 2B		0-0 F9			3	1	0	0	0	1	0									
<b>Bruce Benedict, R</b> OBP: 0.318, SLG: 0.344 (1,2)			0-0 5-3		0-0 SH3-4 1H CS 2B		4-0 BB			2	0	1	1	1	0	0									
<b>Luis Gomez, R</b> OBP: 0.270, SLG: 0.232 (1,6)			0-0 2B		0-0 SH3-4		0-0 F9			2	0	1	0	0	0	1									
<b>Phil Niekro, R</b> OBP: 0.120, SLG: 0.160 (1,1)			0-0 5-3		0-3 K		0-0 F8			3	0	0	0	0	1	2									
<b>Inning Stats</b>	R: 0 E: 0 K: 1 S: 5	H: 0 LOB: 0 BB: 0 P: 5	R: 0 E: 0 K: 3 S: 9	H: 0 LOB: 0 BB: 0 P: 9	R: 0 E: 0 K: 0 S: 4	H: 1 LOB: 1 BB: 0 P: 4	R: 0 E: 1 K: 0 S: 3	H: 1 LOB: 1 BB: 1 P: 7	R: 1 E: 1 K: 1 S: 6	H: 1 LOB: 0 BB: 0 P: 6	R: 0 E: 0 K: 0 S: 3	H: 0 LOB: 0 BB: 0 P: 3	R: 1 E: 0 K: 0 S: 4	H: 1 LOB: 1 BB: 1 P: 8	R: 0 E: 0 K: 1 S: 5	H: 0 LOB: 0 BB: 0 P: 5	R: 0 E: 0 K: 0 S: 3	H: 1 LOB: 0 BB: 0 P: 3	1B: 1 2B: 4 3B: 0 HR: 1	SF: 0 SAC: 1 DP: 1 HBP: 0	WP: 0 PB: 0 SB: 1 CS: 1	PA: 32			
<b>PITCHER</b>	IP	WLS	BF	H	R	ER	SO	BB	IBB	HBP	BLK	WP	HR	S	P	ERA	WHIP								
<b>J.R. Richard, R</b> ERA: 1.9 (1,1)	3.1		12	1	0	0	4	1	0	0	0	0	0	19	23	0.00	0.600								
<b>Gordie Pladson, R</b> ERA: 2.45 (4,1)	3.2	L	14	3	2	1	1	1	0	0	0	0	1	15	19	2.46	1.091								
<b>Dave Smith, R</b> ERA: 2.06 (8,1)	2.0		6	1	0	0	1	0	0	0	0	0	0	8	8	0.00	0.500								

Atlanta Braves @ Houston Astros  
Astrodome, Houston, TX  
Mon Jul 14 1980, 8:05 PM EDT  
Att: 20,247 - Unknown

AB 29  
R 2  
H 5  
RBI 2  
BB 2  
SO 6  
LOB 7



Batter	1	2	3	4	5	6	7	8	9	AB	R	H	RBI	BB	SO	LOB	BOTTOM								
<b>Rafael Landestoy, S</b> OBP: 0.307, SLG: 0.354 (1,4)	4-0 S BB		0-3 K			0-3 K2-3			0-0 1B	2	0	0	0	1	2	1									
<b>Joe Morgan, L</b> OBP: 0.348, SLG: 0.388 (9,PH)										1	0	1	0	0	0	0									
<b>Jeffrey Leonard, R</b> OBP: 0.281, SLG: 0.290 (1,9)	0-0 L8		0-3 K			0-0 F7			0-0 F8	4	0	0	0	0	1	3									
<b>Jose Cruz, L</b> OBP: 0.383, SLG: 0.431 (1,7)	0-3 K		0-3 K			0-3 K2-3			0-3 K	4	0	0	0	0	4	3									
<b>Cesar Cedeno, R</b> OBP: 0.375, SLG: 0.491 (1,8)	4-0 BB			0-3 K			0-0 L3		0-0 4-3	3	0	0	0	1	1	1									
<b>Art Howe, R</b> OBP: 0.347, SLG: 0.414 (1,3)	0-0 6-3			0-0 F9			4-0 G4-3 BB			2	0	0	0	1	0	2									
<b>Enos Cabell, R</b> OBP: 0.297, SLG: 0.349 (1,5)		0-3 K		0-0 F8			0-0 G4-3			3	0	0	0	0	1	1									
<b>Dave Smith, R</b> (8,1)							1-2			0	0	0	0	0	0	0									
<b>Luis Pujols, R</b> OBP: 0.249, SLG: 0.229 (1,2)		0-0 5-3			0-3 K			0-0 G3		2	0	0	0	0	1	0									
<b>Alan Ashby, S</b> OBP: 0.321, SLG: 0.354 (9,PH)										1	0	0	0	0	0	0									
<b>Craig Reynolds, L</b> OBP: 0.231, SLG: 0.282 (1,6)		0-0 4-3			0-0 4-3			0-0 6-3		3	0	0	0	0	0	0									
<b>J.R. Richard, R</b> OBP: 0.154, SLG: 0.282 (1,1)			0-0 2B		0-3 K			0-0 1-3		1	0	1	0	0	0	0									
<b>Gordie Pladson, R</b> (4,1)										1	0	0	0	0	1	0									
<b>Denny Walling, L</b> OBP: 0.381, SLG: 0.411 (8,3)										1	0	0	0	0	0	0									
<b>Inning Stats</b>	R: 0 E: 0 K: 1 S: 5	H: 0 LOB: 2 BB: 2 P: 13	R: 0 E: 0 K: 1 S: 5	H: 0 LOB: 0 BB: 0 P: 5	R: 0 E: 0 K: 3 S: 10	H: 1 LOB: 1 BB: 0 P: 10	R: 0 E: 0 K: 1 S: 5	H: 0 LOB: 0 BB: 0 P: 5	R: 0 E: 0 K: 2 S: 7	H: 0 LOB: 0 BB: 0 P: 7	R: 0 E: 0 K: 2 S: 7	H: 0 LOB: 0 BB: 0 P: 7	R: 0 E: 0 K: 0 S: 2	H: 0 LOB: 0 BB: 1 P: 6	R: 0 E: 0 K: 0 S: 3	H: 0 LOB: 0 BB: 0 P: 3	R: 0 E: 0 K: 1 S: 6	H: 1 LOB: 1 BB: 0 P: 6	1B: 1 2B: 1 3B: 0 HR: 0	SF: 0 SAC: 0 DP: 1 HBP: 0	WP: 0 PB: 0 SB: 1 CS: 0	PA: 31			
<b>PITCHER</b>	IP	WLS	BF	H	R	ER	SO	BB	IBB	HBP	BLK	WP	HR	S	P	ERA	WHIP								
<b>Phil Niekro, R</b> ERA: 3.87 (1,1)	9.0	W	31	2	0	0	11	3	0	0	0	0	0	50	62	0.00	0.556								

Atlanta Braves @ Houston Astros  
Astrodome, Houston, TX  
Mon Jul 14 1980, 8:05 PM EDT  
Att: 20,247 - Unknown

AB 28  
R 0  
H 2  
RBI 0  
BB 3  
SO 11  
LOB 11





Batter	1	2	3	4	5	6	7	8	9	AB	R	H	RBI	BB	SO	LOB	TOP										
<b>Pete Rose, S</b> OBP: 0.379, SLG: 0.401 (1, 3)										3	2	1	0	1	0	1	Philadelphia Phillies @ Houston Astros Astrodome, Houston, TX Tue Jul 15 1980, 8:05 PM EDT Att: 24,223 - Unknown										
<b>Manny Trillo, R</b> OBP: 0.377, SLG: 0.434 (1, 4)										4	0	1	0	0	0	1											
<b>Bake McBride, L</b> OBP: 0.323, SLG: 0.456 (1, 9)										4	0	1	1	0	0	2											
<b>Del Unser, L</b> OBP: 0.333, SLG: 0.404 (1, 7)										4	0	1	1	0	1	2											
<b>Garry Maddox, R</b> OBP: 0.293, SLG: 0.417 (1, 8)										4	0	1	0	0	0	1											
<b>Bob Boone, R</b> OBP: 0.290, SLG: 0.339 (1, 2)										3	0	0	0	0	1	2											
<b>Larry Bowa, S</b> OBP: 0.274, SLG: 0.317 (1, 6)										3	0	1	0	0	0	0											
<b>John Vukovich, R</b> OBP: 0.208, SLG: 0.239 (1, 5)										3	0	0	0	0	0	1											
<b>Dick Ruthven, R</b> OBP: 0.171, SLG: 0.176 (1, 1)										3	0	1	0	0	0	0											
<b>Inning Stats</b>	R: 1 E: 0 K: 0 S: 6	H: 4 LOB: 2 BB: 0 P: 6	R: 0 E: 0 K: 0 S: 3	H: 0 LOB: 0 BB: 0 P: 3	R: 0 E: 0 K: 0 S: 3	H: 0 LOB: 0 BB: 0 P: 3	R: 0 E: 0 K: 0 S: 3	H: 0 LOB: 0 BB: 0 P: 3	R: 1 E: 1 K: 1 S: 6	H: 0 LOB: 1 BB: 1 P: 10	R: 0 E: 0 K: 1 S: 5	H: 1 LOB: 0 BB: 0 P: 5	R: 0 E: 0 K: 0 S: 3	H: 1 LOB: 0 BB: 0 P: 3	R: 0 E: 0 K: 0 S: 3	H: 1 LOB: 0 BB: 0 P: 3	1B: 7 2B: 0 3B: 0 HR: 0	SF: 0 SAC: 0 DP: 3 HBP: 0	WP: 0 PB: 0 SB: 0 CS: 0	PA: 32							
<b>PITCHER</b>	IP	WLS	BF	H	R	ER	SO	BB	IBB	HBP	BLK	WP	HR	S	P	ERA	WHIP										
<b>Nolan Ryan, R</b> ERA: 3.18 <b>Joe Sambito, L</b> ERA: 2.43	(1, 1)	8.0	29	6	2	1	2	1	0	0	0	0	0	32	36	1.12	0.875										

Batter	1	2	3	4	5	6	7	8	9	AB	R	H	RBI	BB	SO	LOB	BOTTOM										
<b>Rafael Landestoy, S</b> OBP: 0.306, SLG: 0.352 (1, 4) (9, 5)										4	1	1	0	0	0	0	Philadelphia Phillies @ Houston Astros Astrodome, Houston, TX Tue Jul 15 1980, 8:05 PM EDT Att: 24,223 - Unknown										
<b>Terry Puhl, L</b> OBP: 0.373, SLG: 0.462 (1, 9)										4	1	2	0	0	0	0											
<b>Denny Walling, L</b> OBP: 0.388, SLG: 0.426 (1, 3)										3	0	2	1	1	0	0											
<b>Jose Cruz, L</b> OBP: 0.359, SLG: 0.427 (1, 7)										3	0	0	1	0	1	3											
<b>Cesar Cedeno, R</b> OBP: 0.374, SLG: 0.485 (1, 8)										3	0	0	0	1	0	1											
<b>Art Howe, R</b> OBP: 0.339, SLG: 0.404 <b>Joe Sambito, L</b> (9, 1)										4	0	0	0	0	0	3											
<b>Alan Ashby, S</b> OBP: 0.320, SLG: 0.352 <b>Jeffrey Leonard, R</b> OBP: 0.261, SLG: 0.290 (9, PR)										4	0	1	0	0	0	0											
<b>Craig Reynolds, L</b> OBP: 0.236, SLG: 0.286 (1, 6)										4	0	2	0	0	0	1											
<b>Nolan Ryan, R</b> OBP: 0.170, SLG: 0.163 <b>Joe Morgan, L</b> OBP: 0.347, SLG: 0.367 (9, 4)										2	0	0	0	0	1	1											
<b>Inning Stats</b>	R: 0 E: 0 K: 0 S: 3	H: 0 LOB: 0 BB: 0 P: 3	R: 0 E: 0 K: 1 S: 5	H: 0 LOB: 0 BB: 0 P: 5	R: 0 E: 0 K: 1 S: 5	H: 0 LOB: 0 BB: 0 P: 5	R: 1 E: 0 K: 0 S: 4	H: 1 LOB: 1 BB: 1 P: 8	R: 0 E: 0 K: 0 S: 4	H: 1 LOB: 1 BB: 0 P: 4	R: 0 E: 0 K: 0 S: 4	H: 0 LOB: 1 BB: 0 P: 4	R: 0 E: 0 K: 0 S: 6	H: 3 LOB: 3 BB: 1 P: 10	R: 1 E: 2 K: 0 S: 2	H: 2 LOB: 2 BB: 0 P: 2	1B: 7 2B: 0 3B: 1 HR: 0	SF: 1 SAC: 0 DP: 0 HBP: 0	WP: 1 PB: 0 SB: 1 CS: 0	PA: 36							
<b>PITCHER</b>	IP	WLS	BF	H	R	ER	SO	BB	IBB	HBP	BLK	WP	HR	S	P	ERA	WHIP										
<b>Dick Ruthven, R</b> ERA: 3.73	(1, 1)	8.0	36	8	3	1	2	1	1	0	0	1	0	37	45	1.12	1.125										



Batter	1	2	3	4	5	6	7	8	9	AB	R	H	RBI	BB	SO	LOB	TOP			
Lonnie Smith, R OBP: 0.427, SLG: 0.527 (1, 7)										5	0	1	1	0	0	2				
Pete Rose, S OBP: 0.379, SLG: 0.407 (1, 3)										5	1	2	0	0	0	0				
Bake McBride, L OBP: 0.324, SLG: 0.455 (1, 9)										5	1	2	1	0	1	1				
Keith Moreland, R OBP: 0.313, SLG: 0.517 (1, 2)										4	0	2	0	0	1	1				
Garry Maddox, R OBP: 0.292, SLG: 0.414 (1, 8)										4	0	1	1	0	0	3				
Manny Trillo, R OBP: 0.379, SLG: 0.435 (1, 4)										4	2	2	0	0	0	2				
Ramon Aviles, R OBP: 0.323, SLG: 0.357 (1, 6)										4	0	0	0	0	1	3				
John Vukovich, R OBP: 0.192, SLG: 0.224 (1, 5)										3	0	0	1	0	2	2				
Bob Walk, R OBP: 0.333, SLG: 0.261 (1, 1)										2	0	1	0	1	1	0				
<b>Inning Stats</b>	R: 2 E: 0 K: 0 S: 6	H: 3 LOB: 1 BB: 0 P: 6	R: 0 E: 0 K: 1 S: 6	H: 1 LOB: 1 BB: 0 P: 6	R: 0 E: 0 K: 1 S: 4	H: 1 LOB: 2 BB: 1 P: 10	R: 1 E: 0 K: 1 S: 6	H: 2 LOB: 1 BB: 1 P: 4	R: 0 E: 0 K: 1 S: 5	H: 0 LOB: 0 BB: 0 P: 5	R: 0 E: 0 K: 1 S: 6	H: 1 LOB: 1 BB: 0 P: 6	R: 0 E: 0 K: 2 S: 8	H: 1 LOB: 1 BB: 0 P: 8	1B: 8 2B: 3 3B: 0 HR: 0	SF: 1 SAC: 1 DP: 0 HBP: 0	WP: 1 PA: 39 PB: 0 SB: 2 CS: 0			
<b>PITCHER</b>	IP	WLS	BF	H	R	ER	SO	BB	IBB	HBP	BLK	WP	HR	S	P	ERA	WHIP			
Ken Forsch, R ERA: 3.22 Joe Sambito, L ERA: 2.39	(1, 1)	8.0	L	35	10	4	3	4	1	0	0	0	0	0	42	46	3.38	1.375		
	(9, 1)	1.0		4	1	0	0	2	0	0	0	0	0	8	8	0.00	1.000			

Philadelphia Phillies @ Houston Astros  
Astrodome, Houston, TX  
Wed Jul 16 1980, 8:05 PM EDT  
Att: 28,532 - Unknown

AB 36  
R 4  
H 11  
RBI 4  
BB 1  
SO 6  
LOB 14



Batter	1	2	3	4	5	6	7	8	9	AB	R	H	RBI	BB	SO	LOB	BOTTOM			
Rafael Landestoy, S OBP: 0.301, SLG: 0.347 Denny Walling, L OBP: 0.386, SLG: 0.423 (8, PH) (9, 9)										3	0	0	0	0	0	0				
Terry Puhl, L OBP: 0.375, SLG: 0.459 Joe Sambito, L (9, 1)										2	0	0	0	2	0	0				
Danny Heep, L (1, 3)										4	0	0	0	0	2	1				
Jose Cruz, L OBP: 0.361, SLG: 0.428 (1, 7)										4	0	2	0	0	0	0				
Cesar Cedeno, R OBP: 0.372, SLG: 0.479 (1, 8)										3	1	0	0	1	0	3				
Art Howe, R OBP: 0.337, SLG: 0.419 (1, 5)										4	1	1	2	0	0	1				
Alan Ashby, S OBP: 0.320, SLG: 0.348 (1, 2)										2	0	0	0	1	0	0				
Craig Reynolds, L OBP: 0.232, SLG: 0.282 (1, 6)										3	0	0	0	0	0	1				
Ken Forsch, R OBP: 0.277, SLG: 0.340 Joe Morgan, L OBP: 0.345, SLG: 0.365 (8, PH) (9, 4)										2	0	0	0	0	1	0				
<b>Inning Stats</b>	R: 0 E: 1 K: 0 S: 4	H: 1 LOB: 2 BB: 1 P: 8	R: 0 E: 0 K: 0 S: 3	H: 0 LOB: 0 BB: 0 P: 3	R: 0 E: 0 K: 1 S: 5	H: 0 LOB: 0 BB: 0 P: 5	R: 2 E: 0 K: 1 S: 6	H: 1 LOB: 1 BB: 2 P: 14	R: 0 E: 0 K: 0 S: 2	H: 0 LOB: 0 BB: 1 P: 6	R: 0 E: 0 K: 1 S: 5	H: 0 LOB: 0 BB: 0 P: 5	R: 0 E: 0 K: 0 S: 3	H: 0 LOB: 0 BB: 0 P: 3	R: 0 E: 0 K: 0 S: 4	H: 1 LOB: 1 BB: 0 P: 4	1B: 2 2B: 0 3B: 0 HR: 1	SF: 0 SAC: 0 DP: 0 HBP: 0	WP: 0 PA: 34 PB: 0 SB: 1 CS: 1	
<b>PITCHER</b>	IP	WLS	BF	H	R	ER	SO	BB	IBB	HBP	BLK	WP	HR	S	P	ERA	WHIP			
Bob Walk, R ERA: 4.05	(1, 1)	9.0	W	33	3	2	2	3	4	0	0	0	0	1	35	51	2.00	0.778		

Philadelphia Phillies @ Houston Astros  
Astrodome, Houston, TX  
Wed Jul 16 1980, 8:05 PM EDT  
Att: 28,532 - Unknown

AB 29  
R 2  
H 3  
RBI 2  
BB 4  
SO 3  
LOB 6





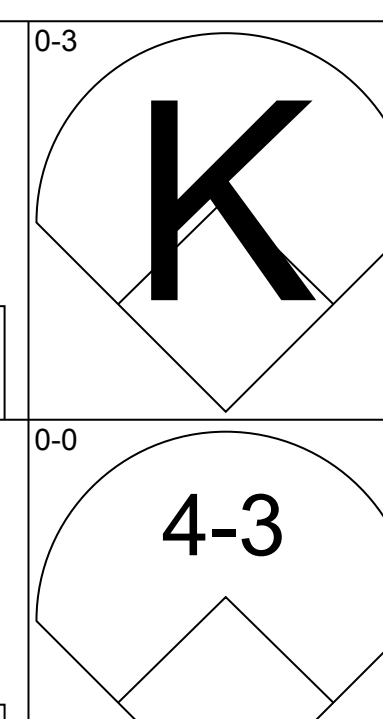
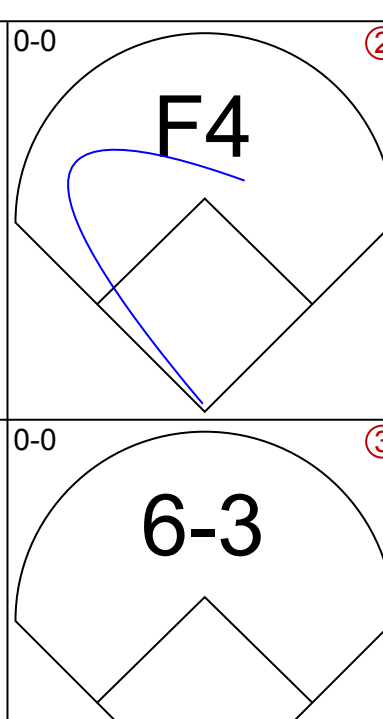
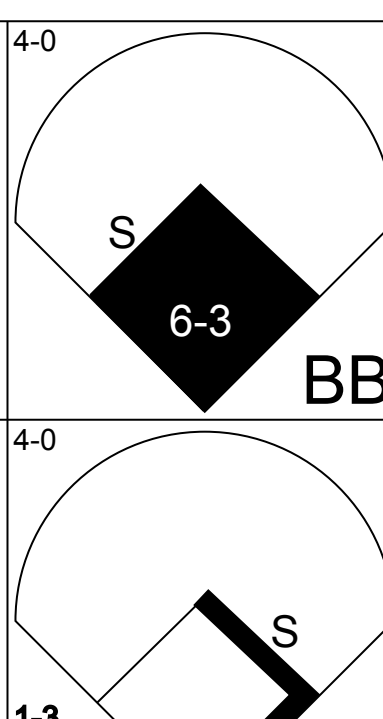
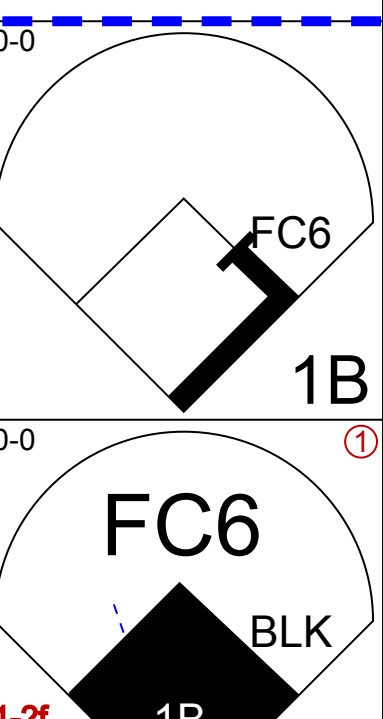
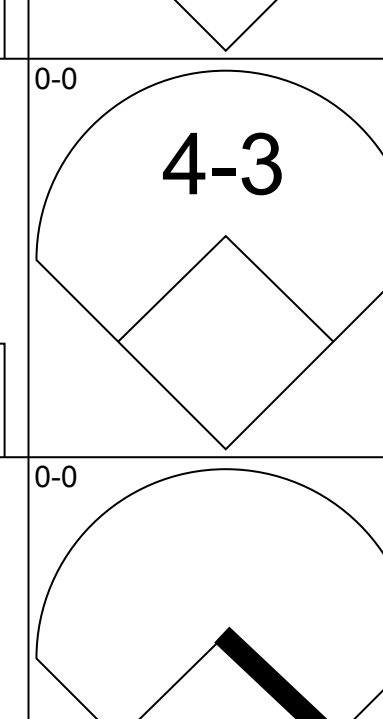
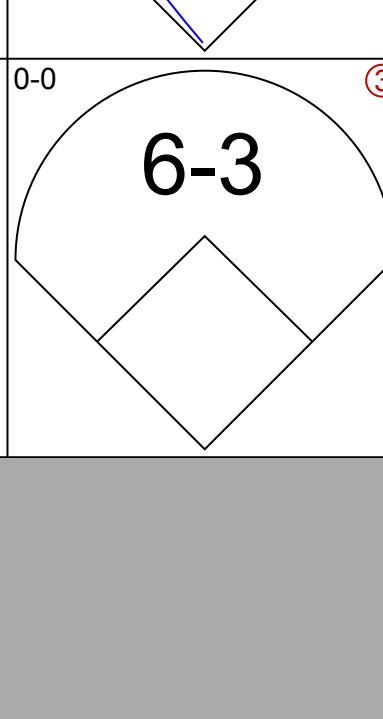
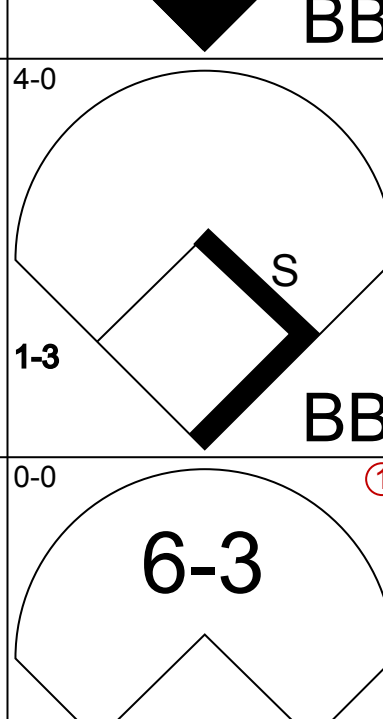
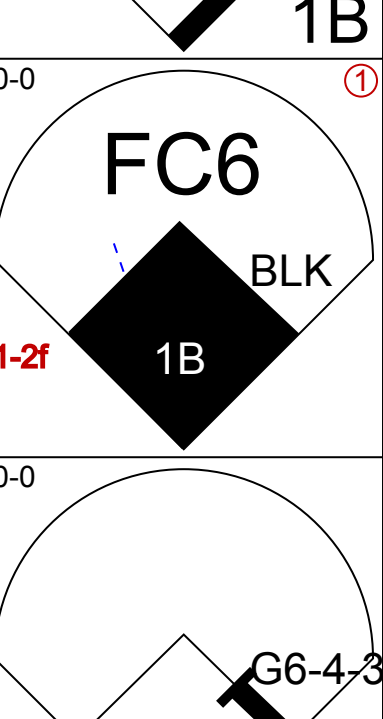
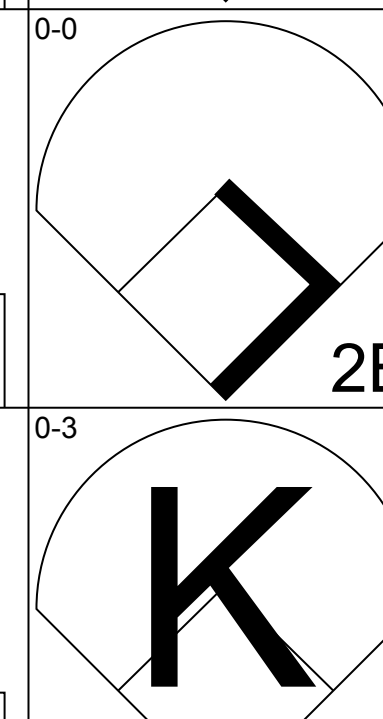
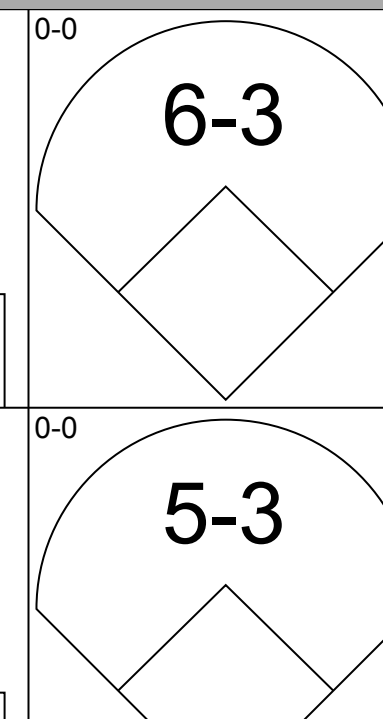
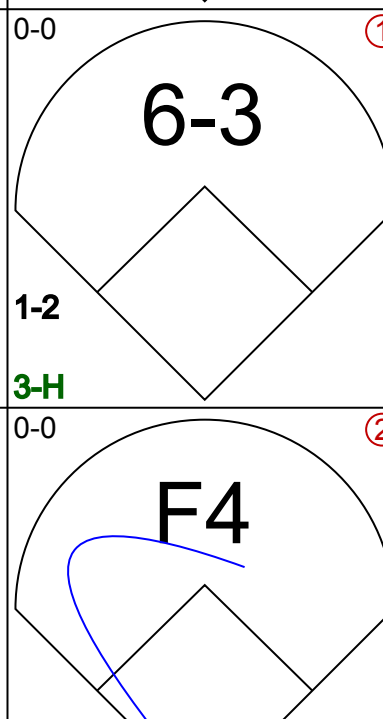
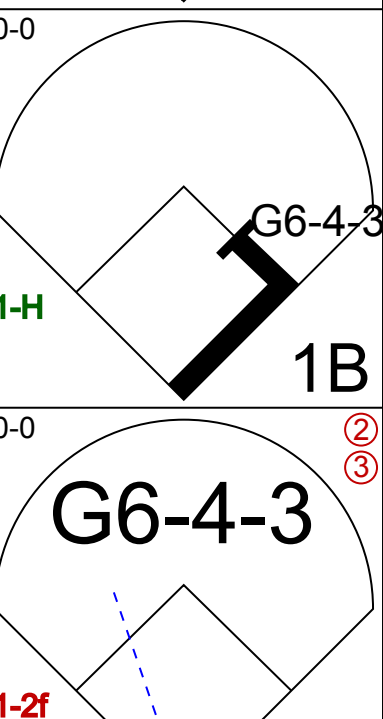
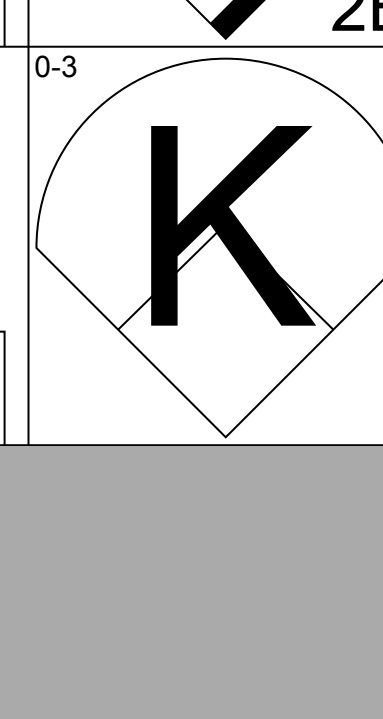
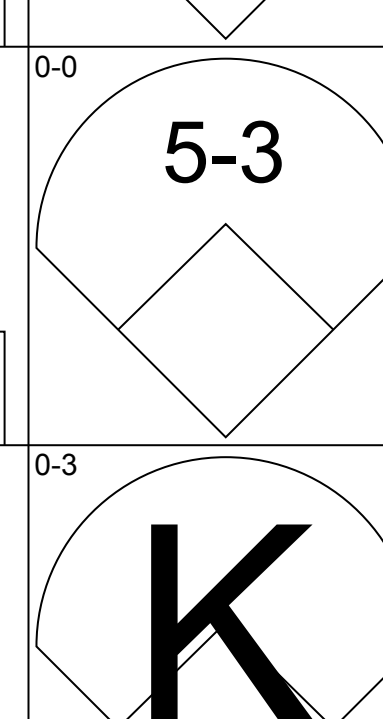
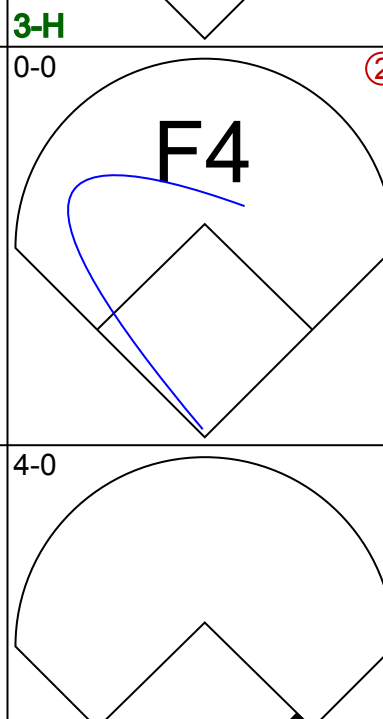
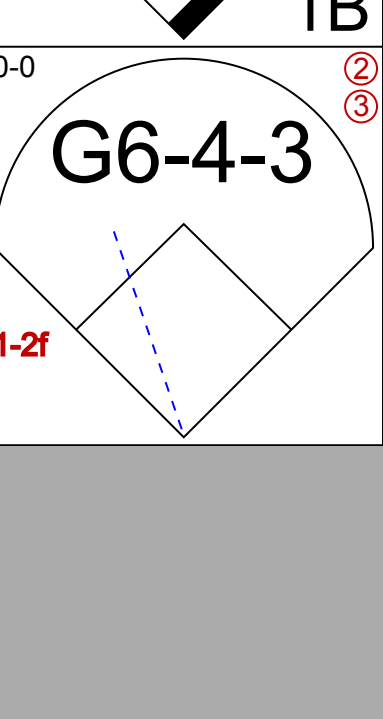
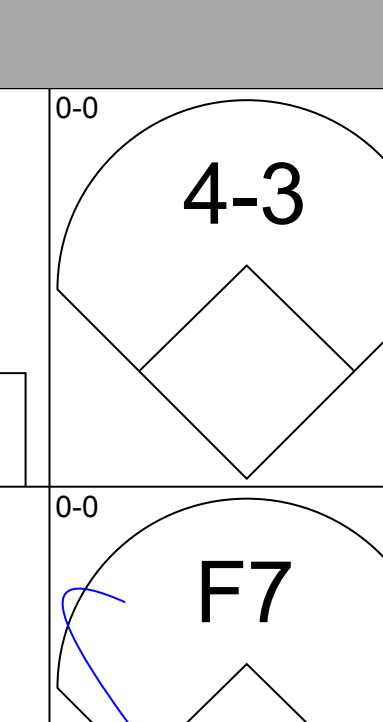
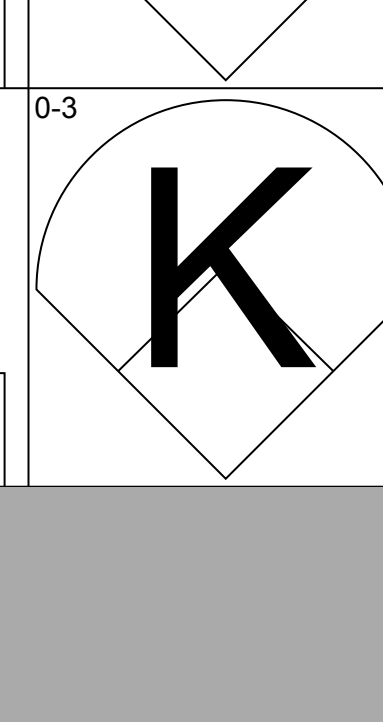
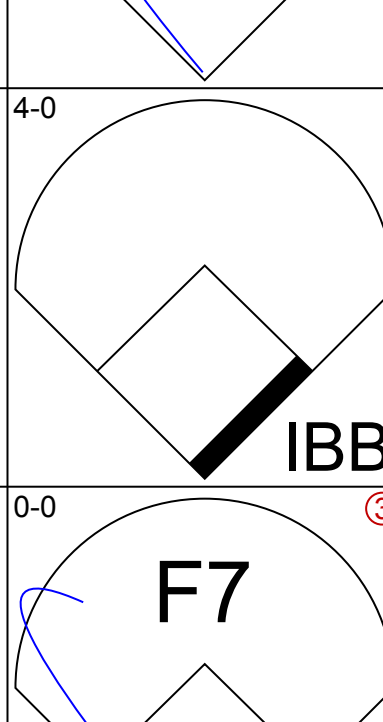
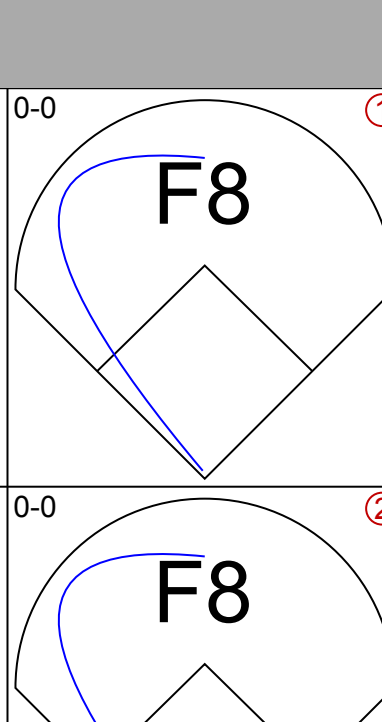
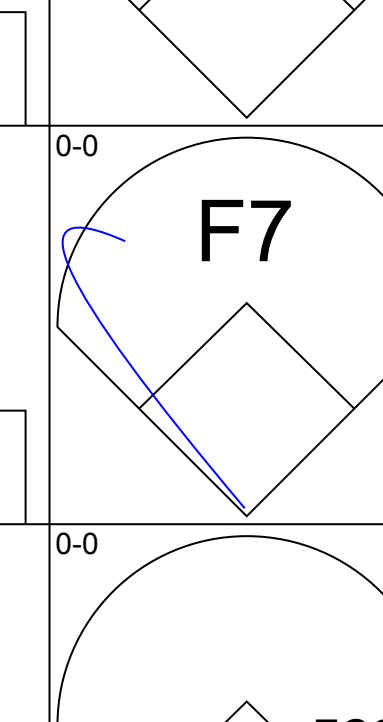
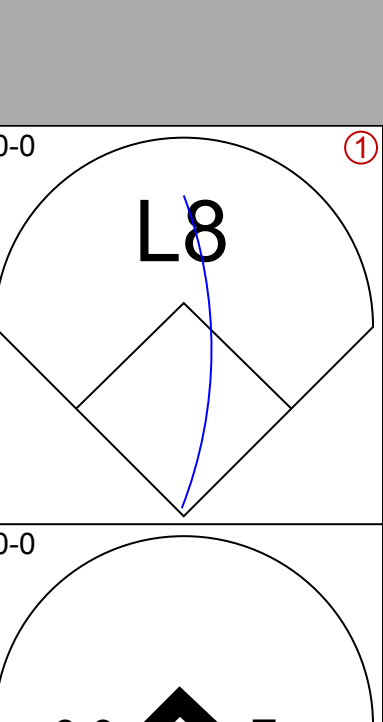
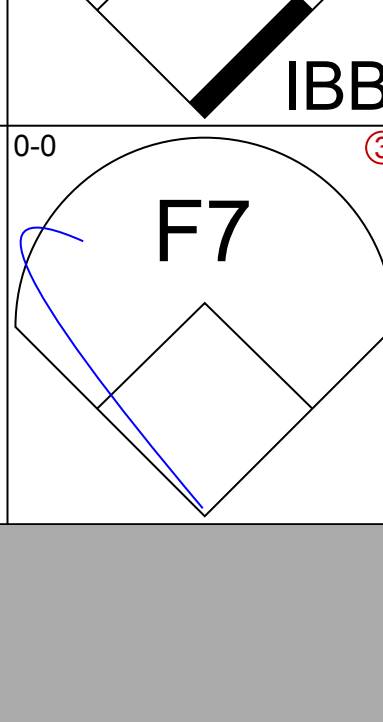
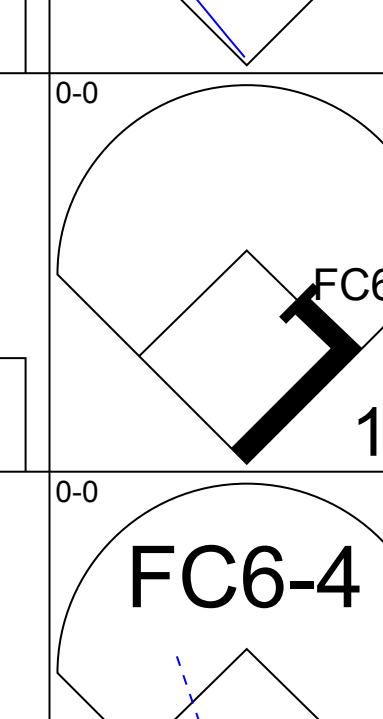
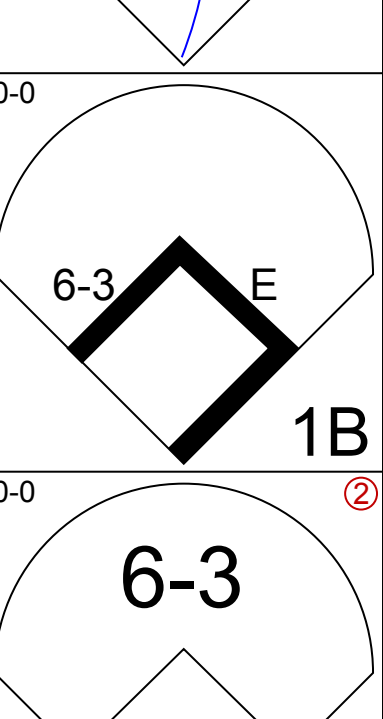
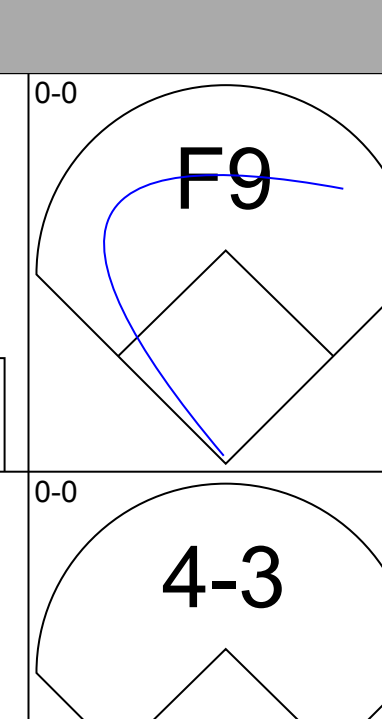
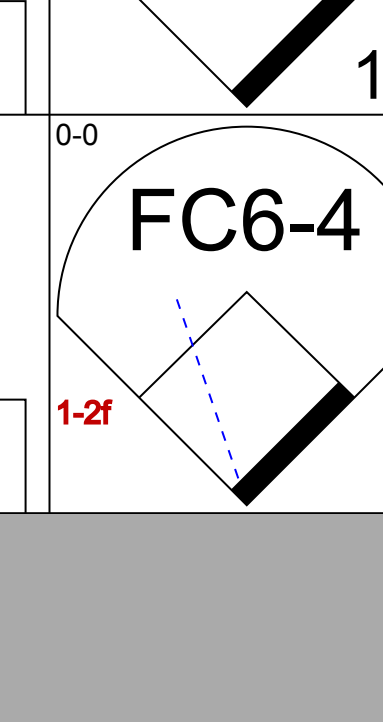
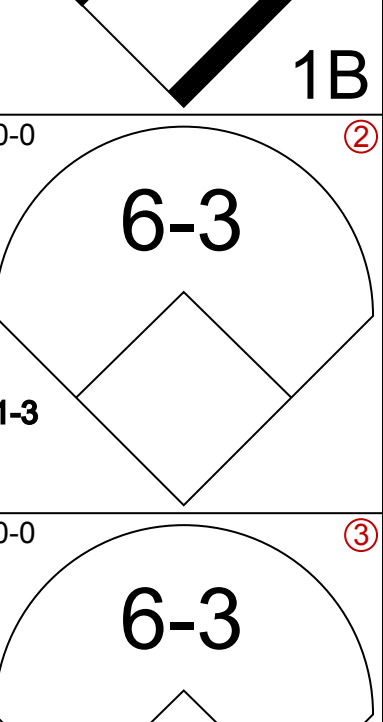
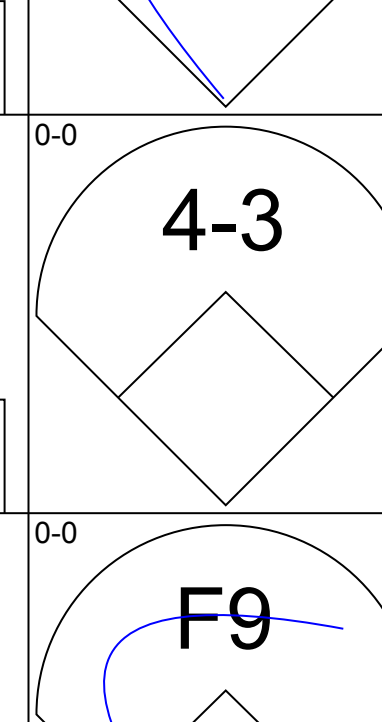
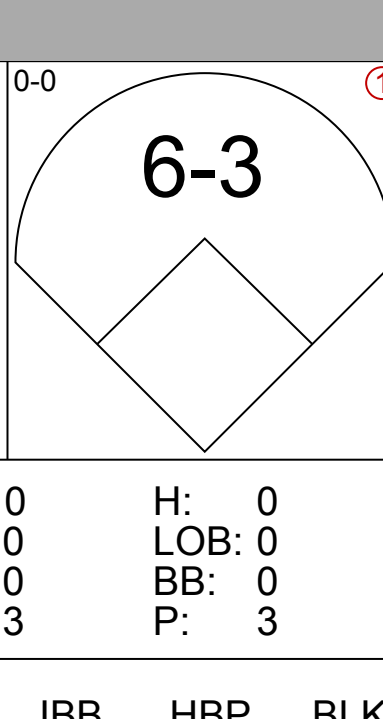
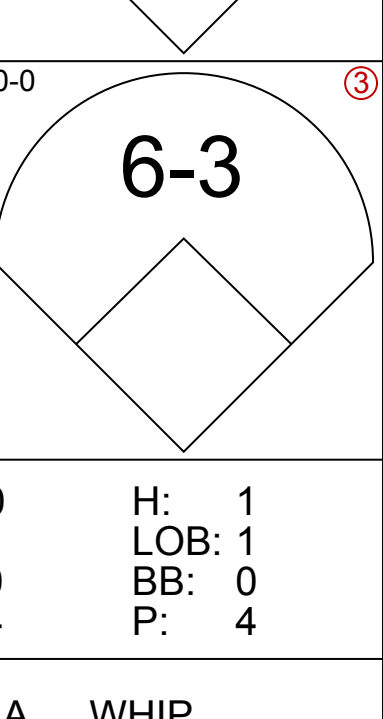
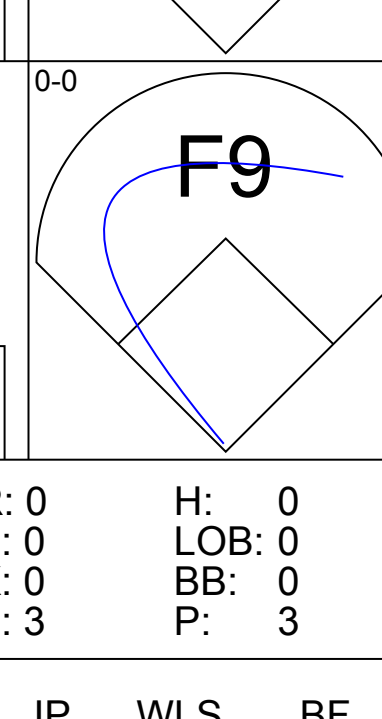
Batter	1	2	3	4	5	6	7	8	9	AB	R	H	RBI	BB	SO	LOB	TOP			
Lonnie Smith, R OBP: 0.270 John Vukovich, R OBP: 0.192, SLG: 0.224	F8		F9		F8		1B			4	0	1	0	0	0	2	Philadelphia Phillies @ Houston Astros Astrodome, Houston, TX Thu Jul 17 1980, 8:05 PM EDT Att: 26,403 - Unknown			
Pete Rose, S OBP: 0.375, SLG: 0.402	4-3			K	6-3		4-3			4	0	0	0	0	1	2				
Bake McBride, L OBP: 0.327, SLG: 0.455	3-1			WP 1B		1B 6-3		K		4	2	2	0	0	1	0				
Keith Moreland, R OBP: 0.299, SLG: 0.492 Greg Gross, L OBP: 0.347, SLG: 0.338		K		F7		F2		L4		3	0	0	0	0	1	2				
Garry Maddox, R OBP: 0.292, SLG: 0.412		K		K 1B		6-3 1B		P6		4	0	1	0	0	2	0				
Bob Boone, R OBP: 0.288, SLG: 0.338		5-3			1B	6-3				4	0	1	1	0	0	1				
Larry Bowa, S OBP: 0.270, SLG: 0.312			4-3	G3		F9			G3	4	0	0	0	0	0	3				
Ramon Aviles, R OBP: 0.319, SLG: 0.350			L5		6-3		B5-6-4 1B		F9	4	0	1	0	0	0	0				
Steve Carlton, L OBP: 0.138, SLG: 0.158				1B			B5-6-4 1B			3	0	2	0	0	0	1				
<b>Inning Stats</b>	R: 0 E: 0 K: 0 S: 3	H: 0 LOB: 0 BB: 0 P: 3	R: 0 E: 0 K: 2 S: 7	H: 0 LOB: 0 BB: 0 P: 7	R: 0 E: 0 K: 0 S: 4	H: 1 LOB: 1 BB: 0 P: 4	R: 1 E: 0 K: 2 S: 10	H: 2 LOB: 2 BB: 0 P: 10	R: 0 E: 0 K: 0 S: 4	H: 1 LOB: 1 BB: 0 P: 4	R: 1 E: 0 K: 0 S: 5	H: 2 LOB: 1 BB: 0 P: 5	R: 0 E: 0 K: 1 S: 4	H: 0 LOB: 0 BB: 0 P: 5	R: 0 E: 0 K: 0 S: 3	H: 0 LOB: 0 BB: 0 P: 3	1B: 8 2B: 0 3B: 0 HR: 0	SF: 0 SAC: 0 DP: 1 HBP: 0	WP: 2 PB: 1 SB: 3 CS: 0	PA: 35
<b>PITCHER</b> Joe Niekro, R ERA: 3.78	IP: 9.0 WLS: L BF: 35	H: 8 R: 2 ER: 2 SO: 5	BB: 0 IBB: 0 HBP: 0 BLK: 0	WP: 2 HR: 0 S: 45 P: 45	ERA: 2.00 WHIP: 0.889	<b>PITCHER</b>										IP: 9.0 WLS: L BF: 35	H: 8 R: 2 ER: 2 SO: 5	BB: 0 IBB: 0 HBP: 0 BLK: 0	WP: 2 HR: 0 S: 45 P: 45	ERA: 2.00 WHIP: 0.889

Batter	1	2	3	4	5	6	7	8	9	AB	R	H	RBI	BB	SO	LOB	BOTTOM			
Rafael Landestoy, S OBP: 0.308, SLG: 0.360	4-3 E BB		P4		G3		1B			4	0	2	1	1	0	0	Philadelphia Phillies @ Houston Astros Astrodome, Houston, TX Thu Jul 17 1980, 8:05 PM EDT Att: 26,403 - Unknown			
Terry Puhl, L OBP: 0.369, SLG: 0.451	E6 4-3		L9		K		F9		G3	5	0	0	0	0	1	3				
Jose Cruz, L OBP: 0.361, SLG: 0.427 Danny Heep, L OBP: 0.167, SLG: 0.167	4-3		FC6-4 BB		1B				F7	1	0	0	0	1	0	2				
Cesar Cedeno, R OBP: 0.366, SLG: 0.471	L4		FC6-4		F9				K	4	0	0	0	0	1	4				
Art Howe, R OBP: 0.335, SLG: 0.415	6-3				K		F8			4	0	1	0	0	1	2				
Jeffrey Leonard, R OBP: 0.280, SLG: 0.289		K		4-3 BB 1B		K			K	4	0	1	0	0	3	1				
Luis Pujols, R OBP: 0.265, SLG: 0.241		1B		4-3 BB		F9			3B 1B	3	1	2	0	1	0	0				
Craig Reynolds, L OBP: 0.229, SLG: 0.278 Denny Walling, L OBP: 0.354, SLG: 0.421		K		4-3			P4		K	1	0	0	0	0	1	1				
Joe Niekro, R OBP: 0.245, SLG: 0.298 Bruce Bochy, R OBP: 0.450, SLG: 0.286		F9		1-2 2-3		K			K	3	0	0	0	0	1	3				
<b>Inning Stats</b>	R: 0 E: 1 K: 0 S: 4	H: 0 LOB: 2 BB: 1 P: 8	R: 0 E: 0 K: 2 S: 8	H: 1 LOB: 1 BB: 0 P: 8	R: 0 E: 0 K: 0 S: 3	H: 0 LOB: 1 BB: 1 P: 7	R: 0 E: 0 K: 2 S: 8	H: 1 LOB: 2 BB: 1 P: 12	R: 0 E: 0 K: 1 S: 6	H: 1 LOB: 1 BB: 0 P: 6	R: 0 E: 0 K: 1 S: 5	H: 0 LOB: 0 BB: 0 P: 5	R: 0 E: 0 K: 2 S: 4	H: 1 LOB: 1 BB: 0 P: 4	R: 0 E: 0 K: 2 S: 8	H: 1 LOB: 1 BB: 0 P: 8	1B: 6 2B: 0 3B: 1 HR: 0	SF: 0 SAC: 0 DP: 0 HBP: 0	WP: 0 PB: 0 SB: 0 CS: 0	PA: 38
<b>PITCHER</b> Steve Carlton, L ERA: 2.14	IP: 9.0 WLS: W BF: 38	H: 7 R: 1 ER: 1 SO: 10	BB: 3 IBB: 0 HBP: 0 BLK: 0	WP: 0 HR: 0 S: 55 P: 67	ERA: 1.00 WHIP: 1.111	<b>PITCHER</b>										IP: 9.0 WLS: W BF: 38	H: 7 R: 1 ER: 1 SO: 10	BB: 3 IBB: 0 HBP: 0 BLK: 0	WP: 0 HR: 0 S: 55 P: 67	ERA: 1.00 WHIP: 1.111





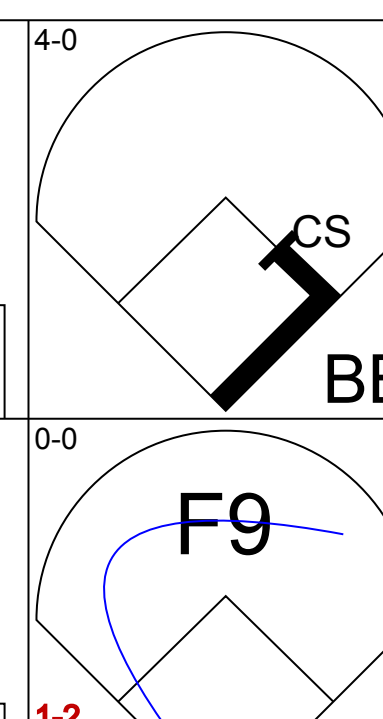
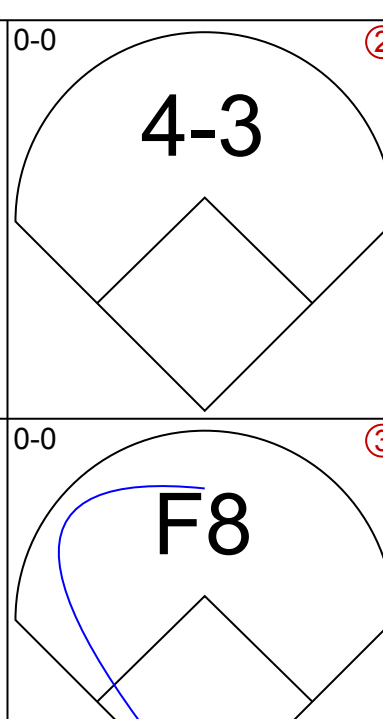

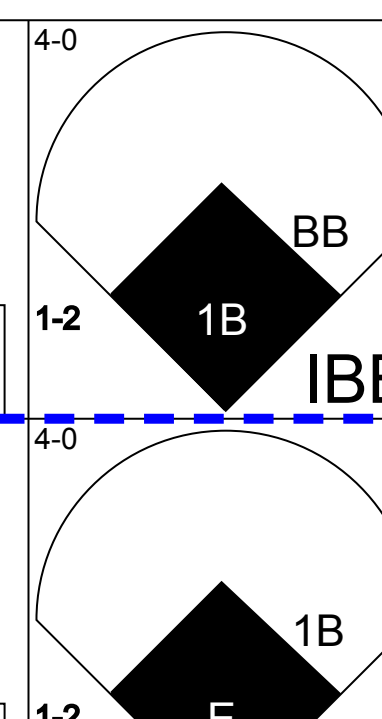
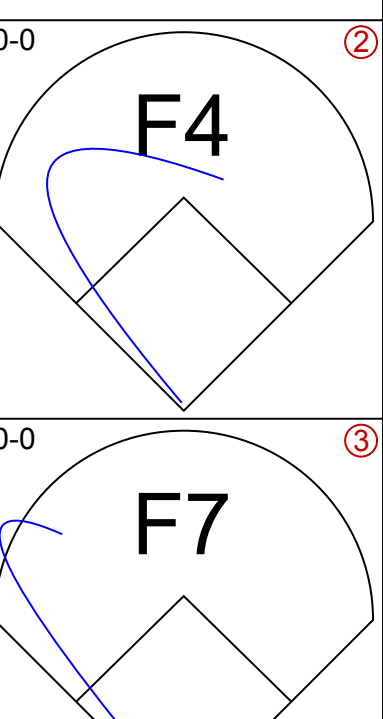
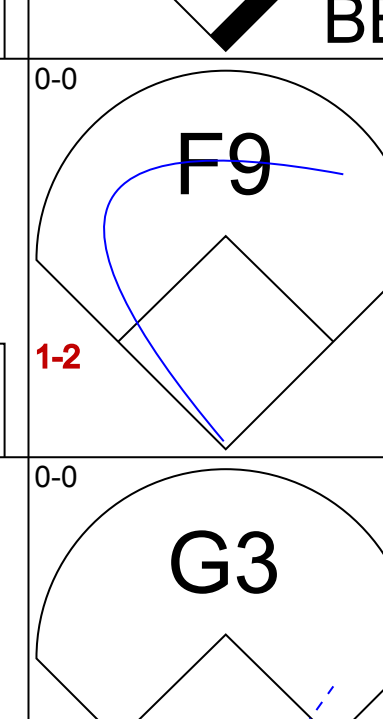
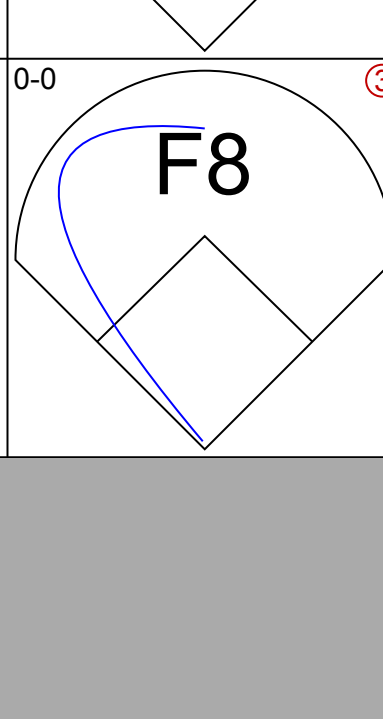
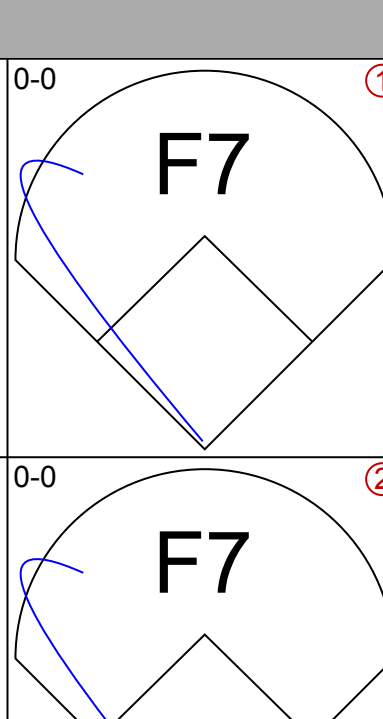
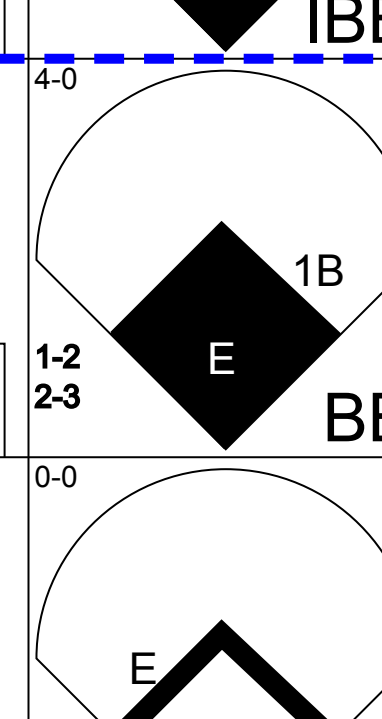
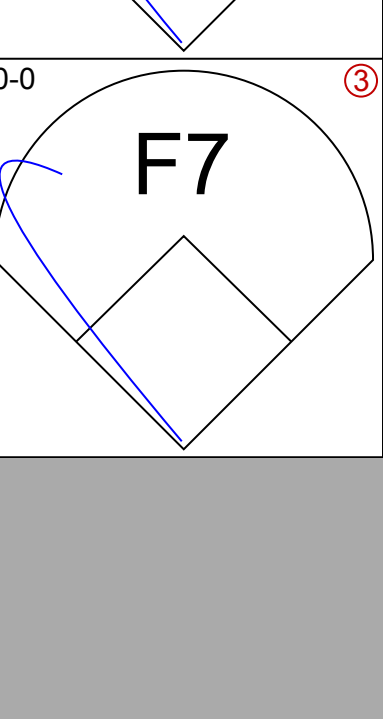
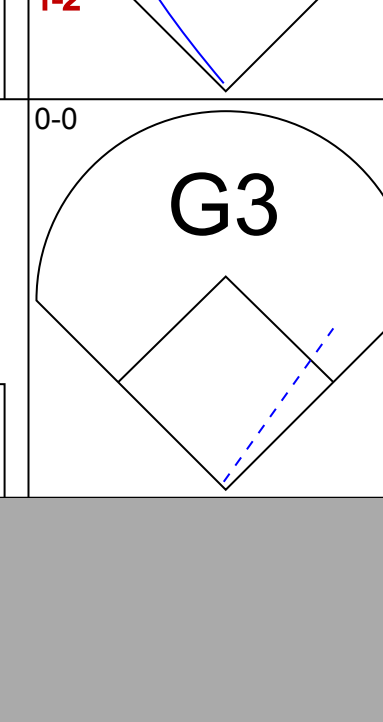
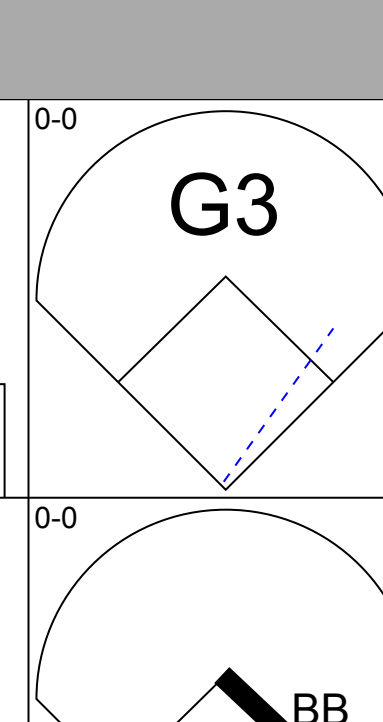
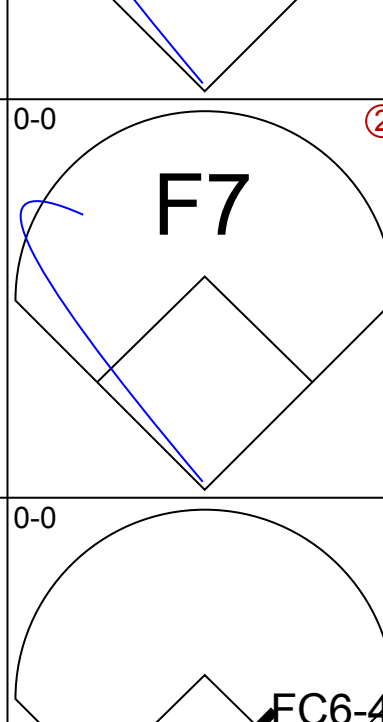
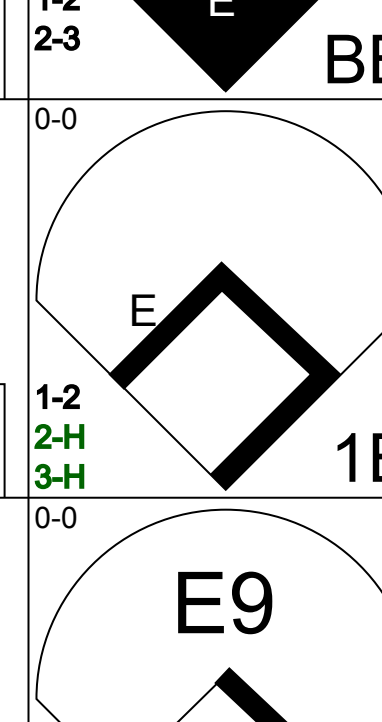
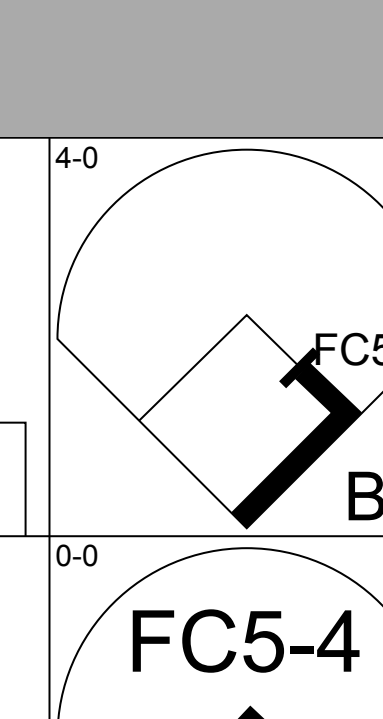
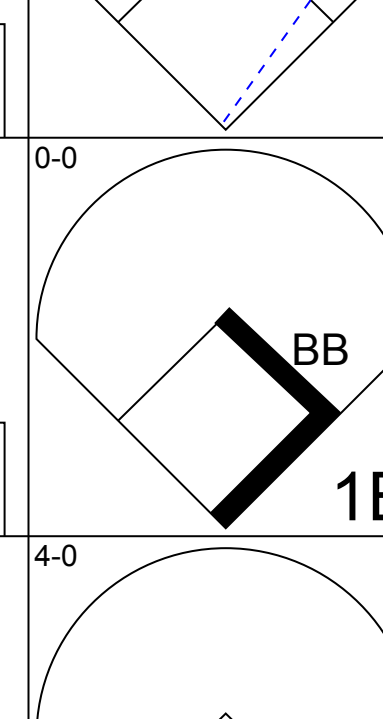
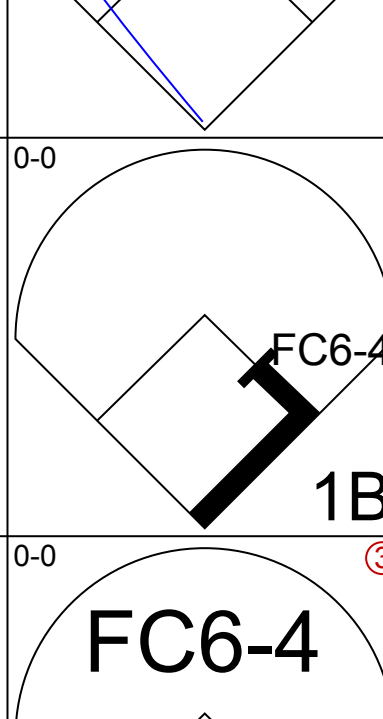
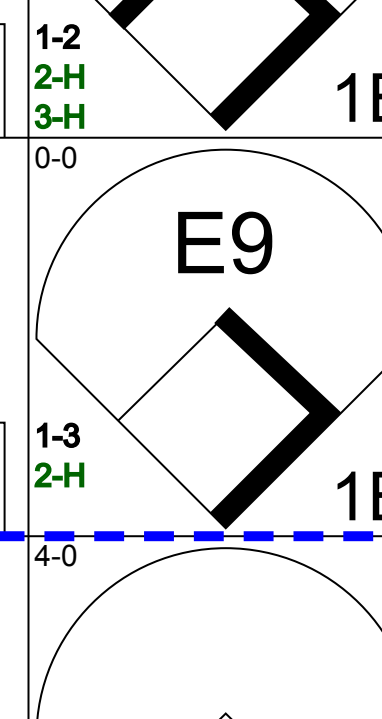
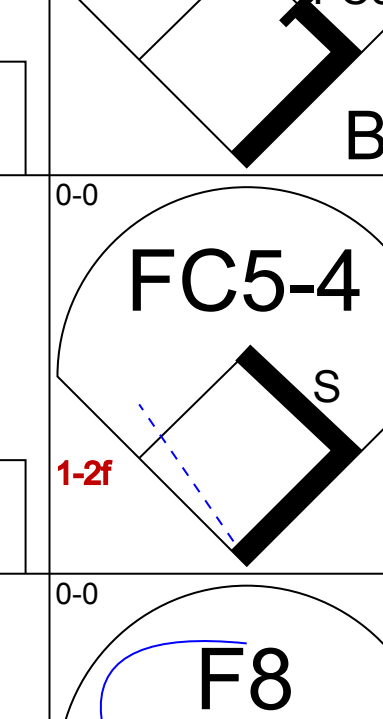
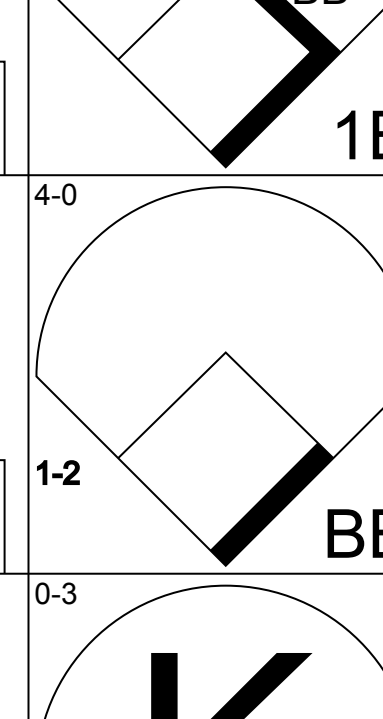
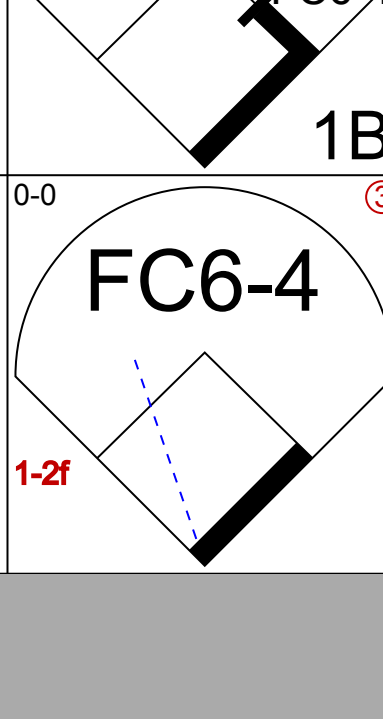
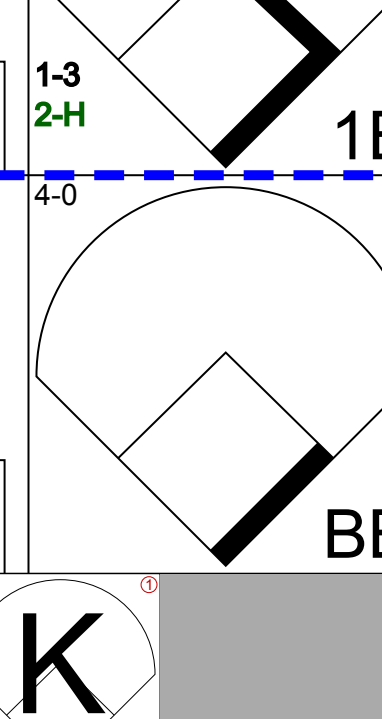
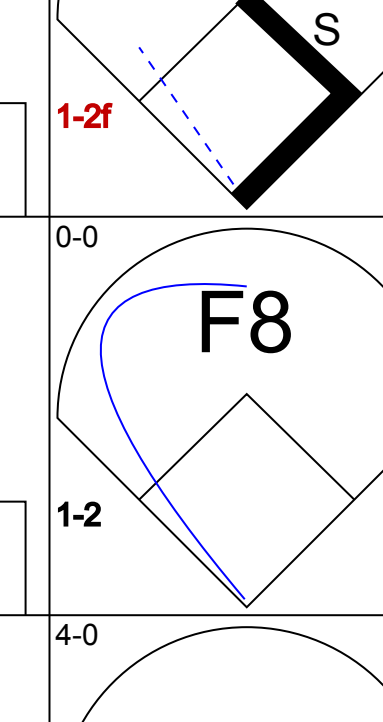
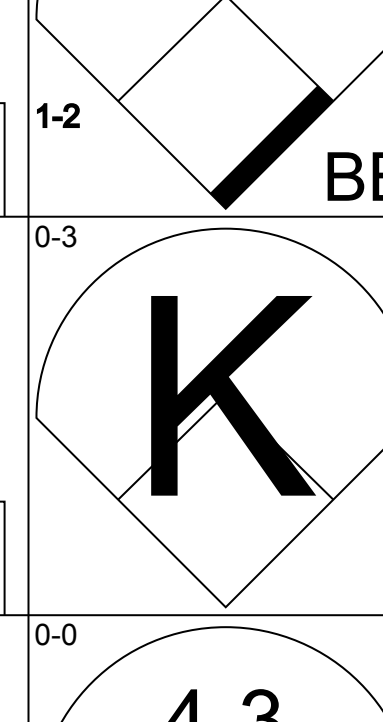
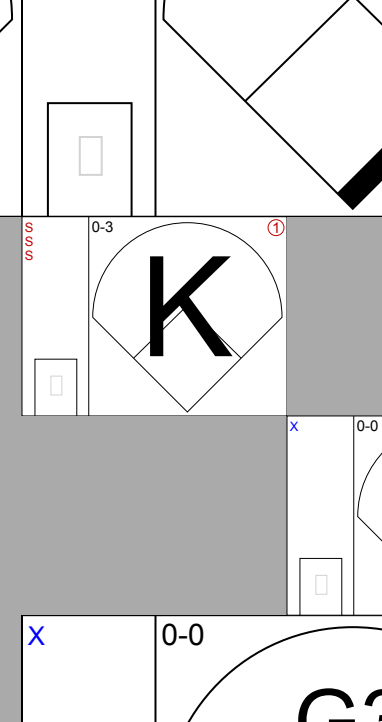
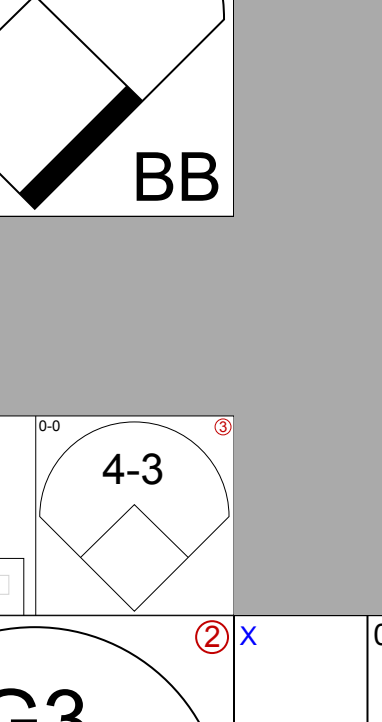
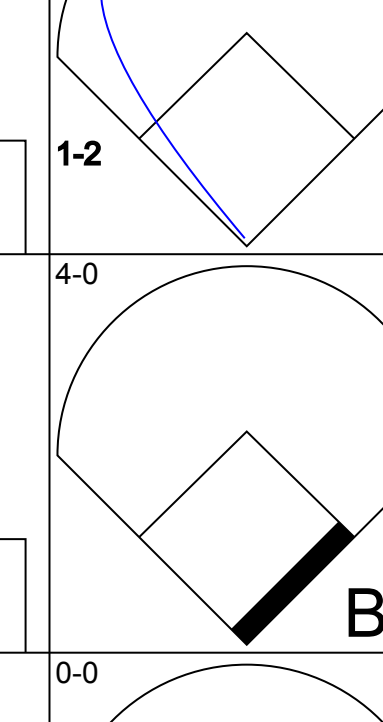
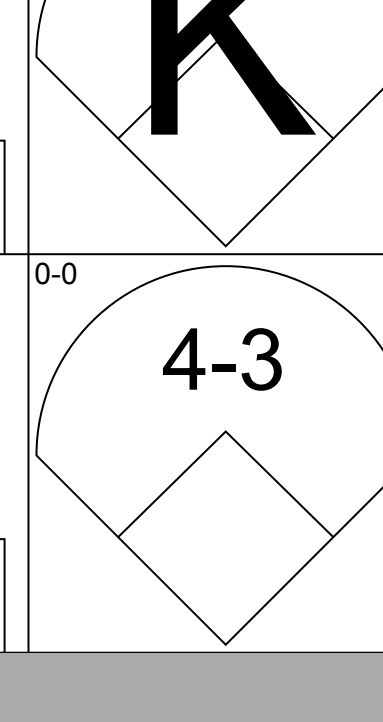
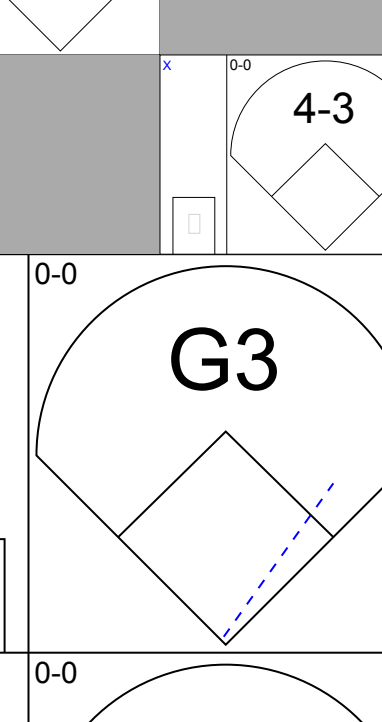
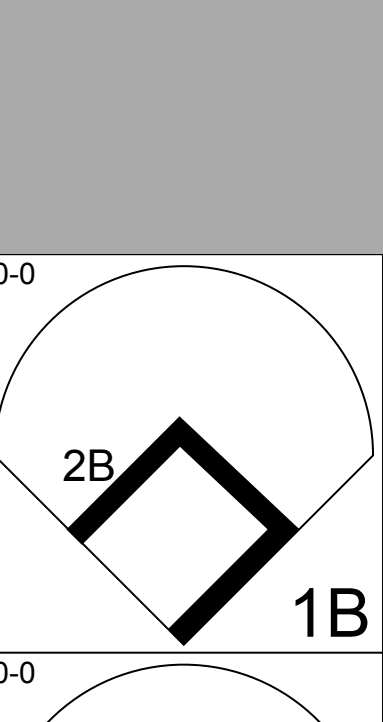
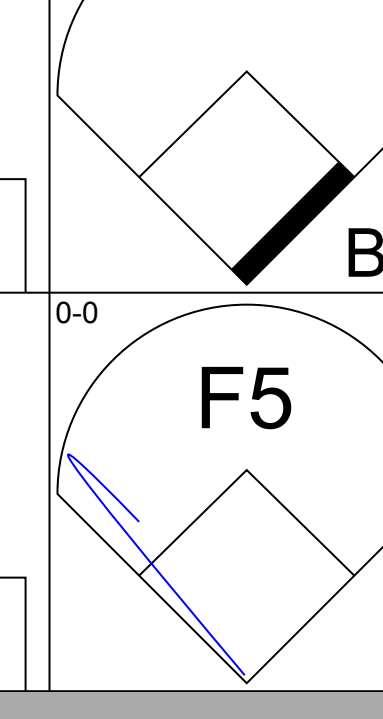
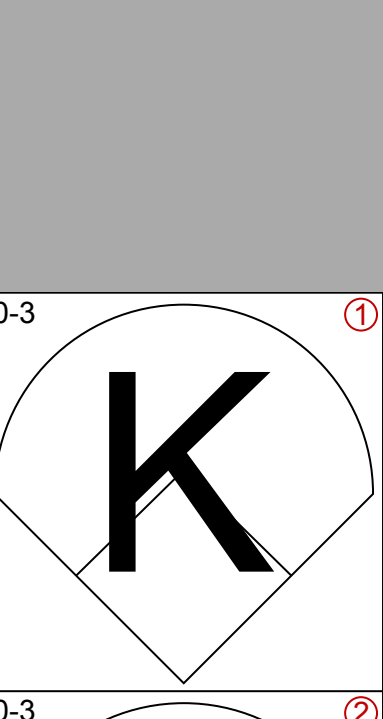
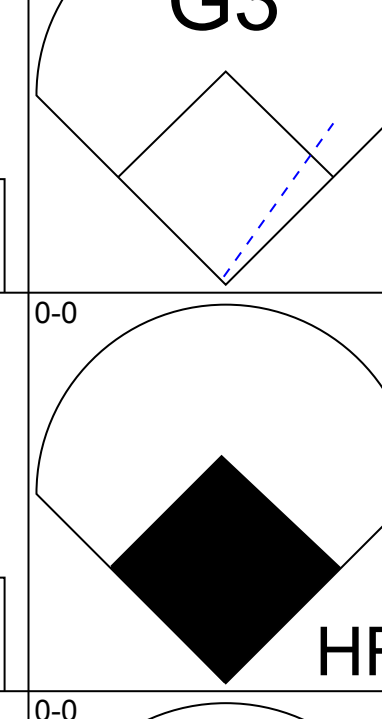
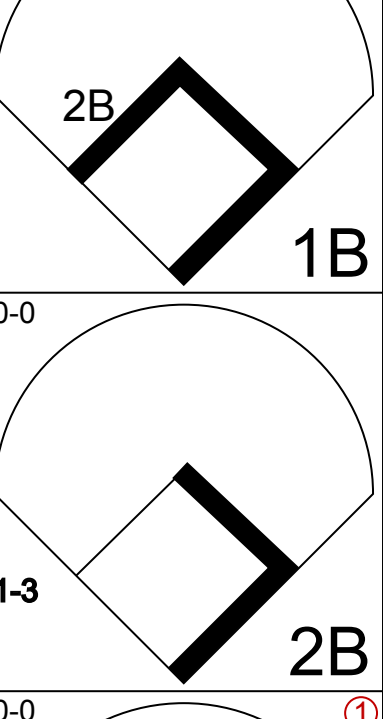
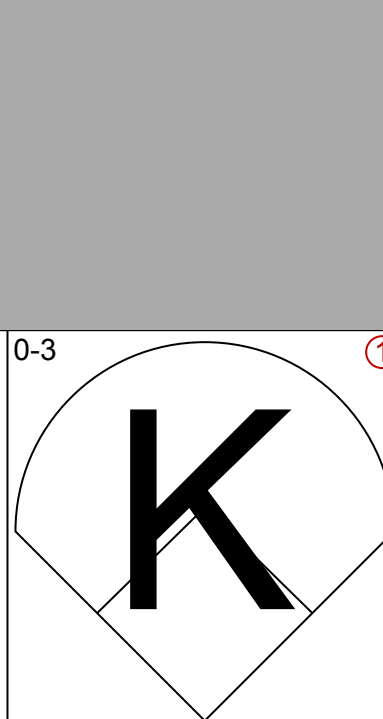
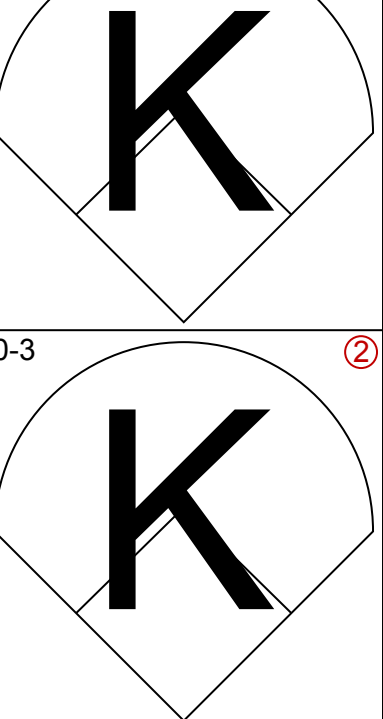
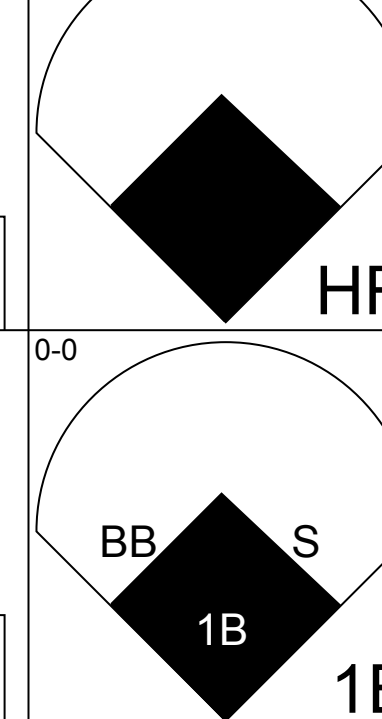
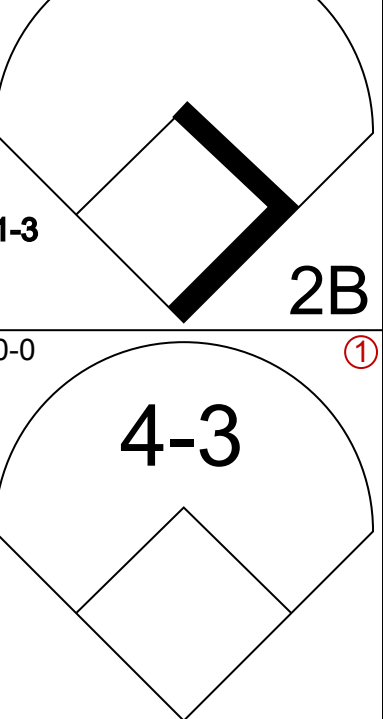


Batter	1	2	3	4	5	6	7	8	9	AB	R	H	RBI	BB	SO	LOB	TOP			
Ron LeFlore, R (1.7) OBP: 0.337, SLG: 0.362										3	1	1	0	1	1	0				
Rodney Scott, S (1.4) OBP: 0.314, SLG: 0.292										3	1	0	0	1	0	1				
Andre Dawson, R (1.8) OBP: 0.367, SLG: 0.498										4	0	2	2	0	0	1				
Ellis Valentine, R (1.9) OBP: 0.365, SLG: 0.511										4	0	0	0	0	1	3				
Warren Cromartie, L (1.3) OBP: 0.367, SLG: 0.453										3	0	0	0	1	1	0				
Gary Carter, R (1.2) OBP: 0.309, SLG: 0.463										4	0	0	0	0	0	2				
Larry Parrish, R (1.5) OBP: 0.309, SLG: 0.468										4	0	2	0	0	1	0				
Chris Speier, R (1.6) OBP: 0.332, SLG: 0.308										3	0	0	0	0	0	2				
Charlie Lea, R (1.1) Fred Norman, S (7.1) Elias Sosa, R (7.1) OBP: 0.200, SLG: 0.200										3	0	0	0	0	0	1				
<b>Inning Stats</b>	R: 0 E: 0 K: 2 S: 8	H: 1 LOB: 1 BB: 0 P: 8	R: 0 E: 0 K: 0 S: 4	H: 1 LOB: 1 BB: 0 P: 4	R: 0 E: 0 K: 0 S: 3	H: 0 LOB: 0 BB: 0 P: 3	R: 0 E: 0 K: 1 S: 5	H: 0 LOB: 0 BB: 0 P: 5	R: 0 E: 0 K: 0 S: 4	H: 1 LOB: 1 BB: 0 P: 4	R: 0 E: 0 K: 0 S: 3	H: 0 LOB: 0 BB: 0 P: 3	R: 0 E: 0 K: 1 S: 5	H: 2 LOB: 0 BB: 0 P: 4	R: 0 E: 0 K: 1 S: 5	H: 0 LOB: 0 BB: 0 P: 5	1B: 4 2B: 1 3B: 0 HR: 0	SF: 0 SAC: 0 DP: 1 HBP: 0	WP: 0 PB: 0 SB: 3 CS: 0	PA: 34
<b>PITCHER</b>	IP WLS BF H R ER SO BB IBB HBP BLK WP HR S P ERA WHIP																			
Joaquin Andujar, R (1.1) ERA: 4.01	7.0 W 27 3 1 1 3 2 1 0 0 0 0 30 42 1.29 0.714																			
Dave Smith, R (8.1) ERA: 2.31	2.0 S 7 2 1 1 1 0 0 0 1 0 0 9 9 4.50 1.000																			

**Montreal Expos @ Houston Astros**  
 Astrodome, Houston, TX  
 Sat Jul 19 1980, 8:05 PM EDT  
 Att: 40,499 - Unknown

AB	31
R	2
H	5
RBI	2
BB	3
SO	4
LOB	10



Batter	1	2	3	4	5	6	7	8	9	AB	R	H	RBI	BB	SO	LOB	BOTTOM			
Terry Puhl, L (1.9) OBP: 0.368, SLG: 0.441										3	1	0	0	2	1	2				
Joe Morgan, L (1.4) OBP: 0.347, SLG: 0.359										4	1	0	0	1	0	3				
Denny Walling, L (1.7) OBP: 0.385, SLG: 0.421										4	0	1	2	0	0	0				
Danny Heep, L (1.3) OBP: 0.400, SLG: 0.308 Dave Smith, R (8.1)										3	0	3	1	1	0	0				
Cesar Cedeno, R (1.8) OBP: 0.375, SLG: 0.476										2	0	0	0	2	0	2				
Art Howe, R (1.5) OBP: 0.339, SLG: 0.407										4	0	0	0	0	2	6				
Alan Ashby, S (1.2) OBP: 0.324, SLG: 0.348										3	0	1	0	1	0	2				
Craig Reynolds, L (1.6) OBP: 0.231, SLG: 0.292 Dave Bergman, L (8.3) OBP: 0.255, SLG: 0.196										3	1	1	1	0	1	2				
Joaquin Andujar, S (1.1) OBP: 0.182, SLG: 0.182 Rafael Landestoy, S (7. Ph) OBP: 0.318, SLG: 0.365										2	0	0	0	0	2	0				
<b>Inning Stats</b>	R: 0 E: 0 K: 0 S: 2	H: 0 LOB: 0 BB: 1 P: 6	R: 0 E: 0 K: 0 S: 3	H: 0 LOB: 2 BB: 2 P: 11	R: 0 E: 0 K: 1 S: 5	H: 0 LOB: 0 BB: 0 P: 5	R: 0 E: 0 K: 1 S: 6	H: 1 LOB: 2 BB: 1 P: 10	R: 0 E: 0 K: 3 S: 9	H: 0 LOB: 0 BB: 0 P: 9	R: 0 E: 0 K: 0 S: 4	H: 1 LOB: 1 BB: 0 P: 4	R: 4 E: 1 K: 1 S: 9	H: 4 LOB: 3 BB: 3 P: 21	R: 0 E: 0 K: 0 S: 5	H: 2 LOB: 2 BB: 0 P: 5	1B: 6 2B: 1 3B: 0 HR: 1	SF: 0 SAC: 0 DP: 0 HBP: 0	WP: 0 PB: 0 SB: 2 CS: 1	PA: 38
<b>PITCHER</b>	IP WLS BF H R ER SO BB IBB HBP BLK WP HR S P ERA WHIP																			
Charlie Lea, R (1.1) ERA: 2.89	6.2 L 28 4 3 3 0 4 1 0 0 0 0 35 55 4.05 1.200																			
Fred Norman, L (7.1) ERA: 5.13	0.0 3 2 1 1 0 1 0 0 0 0 0 2 6 ∞ ∞																			
Elias Sosa, R (7.1) ERA: 3.52	1.1 7 2 0 0 0 1 0 0 0 0 0 6 10 0.00 2.250																			

**Montreal Expos @ Houston Astros**  
 Astrodome, Houston, TX  
 Sat Jul 19 1980, 8:05 PM EDT  
 Att: 40,499 - Unknown

AB	31
R	4
H	8
RBI	4
BB	7
SO	6
LOB	19





Batter	1	2	3	4	5	6	7	8	9	AB R H RBI BB SO LOB	TOP									
Ron LeFlore, R OBP: 0.338, SLG: 0.364 Jerry White, S OBP: 0.368, SLG: 0.512	0-0 4-3 E 1B	0-0 FC1-6 1B		0-0 F9			0-0 5-3		0-3 K	4 1 2 1 0 0 1 1 0 0 0 0 1 1	<b>Montreal Expos @ Houston Astros</b> Astrodome, Houston, TX Sat Jul 19 1980, 8:05 PM EDT Att: 39,507 - Unknown									
Rodney Scott, S OBP: 0.310, SLG: 0.287	0-0 4-3	0-0 FC1-6 S		0-0 5-3			0-0 G3		0-0 F9	5 0 0 0 0 0 5										
Andre Dawson, R OBP: 0.366, SLG: 0.495	0-0 6-3 E 1B	0-0 5-3			0-0 5-3			0-0 E6 S		4 1 1 1 0 0 2										
Ellis Valentine, R OBP: 0.363, SLG: 0.522	0-0 6-3 1-H		0-0 HR		0-0 1-3			0-3 K 1-2		4 1 1 2 0 1 1										
Warren Cromartie, L OBP: 0.383, SLG: 0.448	0-0 4-3		0-0 6-3		0-0 F7			0-0 F7		4 0 0 0 0 0 1										
Larry Parrish, R OBP: 0.313, SLG: 0.466		0-0 FC1-6 1B	0-0 4-3		0-0 F7			4-0 IBB		3 0 1 0 1 0 0										
Tony Bernazard, S OBP: 0.293, SLG: 0.338		0-0 FC1-6 2B	0-0 1-3		0-0 G3			0-3 K		4 1 0 0 0 1 3										
Bobby Ramos, R OBP: 0.375, SLG: 0.333		0-0 1B 1B 2B		4-0 BB	0-0 6-3			0-3 K		3 1 1 1 1 1 0										
Bill Gullickson, R OBP: 0.308, SLG: 0.250		0-0 1B		0-3 K			0-0 F3		0-0 1B	4 0 2 0 0 1 1										
<b>Inning Stats</b>	R: 2 E: 2 K: 0 S: 5	H: 2 LOB: 0 BB: 0 P: 5	R: 2 E: 0 K: 0 S: 7	H: 4 LOB: 2 BB: 0 P: 7	R: 1 E: 0 K: 1 S: 4	H: 1 LOB: 0 BB: 1 P: 4	R: 0 E: 0 K: 1 S: 5	H: 0 LOB: 1 BB: 1 P: 9	R: 0 E: 0 K: 0 S: 3	H: 0 LOB: 0 BB: 0 P: 3	R: 0 E: 0 K: 0 S: 3	H: 0 LOB: 0 BB: 0 P: 3	R: 0 E: 1 K: 2 S: 8	H: 0 LOB: 2 BB: 1 P: 12	R: 0 E: 0 K: 2 S: 8	H: 1 LOB: 1 BB: 0 P: 8	1B: 6 2B: 1 3B: 0 HR: 1	SF: 0 SAC: 0 DP: 0 HBP: 0	WP: 0 PB: 0 SB: 2 CS: 0	PA: 38
<b>PITCHER</b>	IP WLS BF H R ER SO BB IBB HBP BLK WP HR S P ERA WHIP											<b>PITCHER</b>	IP WLS BF H R ER SO BB IBB HBP BLK WP HR S P ERA WHIP							
Gordie Pladson, R ERA: 7.2	(1, 1) 1.1 L 10 6 4 3 0 0 0 0 0 0 0 0 10 10 20.25 4.500																			
Bert Roberge, R ERA: 1.59	(2, 1) 5.2 19 1 1 1 1 1 0 0 0 0 1 20 24 1.59 0.353																			
Joe Sambito, L ERA: 2.17	(8, 1) 2.0 9 1 0 0 4 0 1 0 0 0 0 0 16 20 0.00 0.500																			

AB	36
R	5
H	8
RBI	5
BB	2
SO	5
LOB	15



Batter	1	2	3	4	5	6	7	8	9	AB R H RBI BB SO LOB	BOTTOM											
Rafael Landestoy, S OBP: 0.321, SLG: 0.362	4-0 1B S BB		0-3 K		4-0 BB		0-0 4-3			2 1 0 0 2 1 1	<b>Montreal Expos @ Houston Astros</b> Astrodome, Houston, TX Sat Jul 19 1980, 8:05 PM EDT Att: 39,507 - Unknown											
Denny Walling, L OBP: 0.386, SLG: 0.421 Terry Puhl, L OBP: 0.366, SLG: 0.438	0-0 BB BB SF7 1B		0-0 E6		0-0 F7		0-0 G3			2 1 1 0 0 0 0 2 0 0 0 0 0 2												
Danny Heep, L OBP: 0.316, SLG: 0.235	0-0 F5		0-0 F9		0-0 F9			0-0 F9		4 0 0 0 0 0 3												
Jose Cruz, L OBP: 0.366, SLG: 0.427	4-0 SF7 BB BB		0-0 G3		0-0 BB 1B			4-0 BB BB G6-4-3		2 0 1 0 2 0 1												
Cesar Cedeno, R OBP: 0.375, SLG: 0.474 Jeffrey Leonard, R OBP: 0.260, SLG: 0.303	4-0 CS BB		0-0 F7		0-3 K			0-0 BB BB G6-4-3		1 0 0 1 1 0 0 2 0 0 0 0 1 2												
Art Howe, R OBP: 0.337, SLG: 0.402	0-0 SF7		0-0 5-3		0-0 BB			0-0 F3		2 0 0 1 1 0 0												
Alan Ashby, S OBP: 0.318, SLG: 0.340	0-0 CS	0-0 4-3		0-0 4-3		0-0 F7			0-0 G3	4 0 0 0 0 0 2												
Craig Reynolds, L OBP: 0.235, SLG: 0.296		0-0 F8		0-0 G4-6-3 1B		0-0 F6			0-0 1B	4 0 2 0 0 0 0												
Gordie Pladson, R Bert Roberge, R Dave Bergman, L Joe Sambito, L Joe Morgan, L	(1, 1) (2, 1) (7, PH) (8, 1) (9, PH)	0-3 K	0-0 G4-6-3	0-0 1B	0-0 4-3	0-0 G3	0-0 G3	0-0 G3	0-0 G3	0 0 0 0 0 0 0 2 0 0 0 0 1 1 1 0 1 0 0 0 0 0 0 0 0 0 0 0 1 0 0 0 0 0 1												
<b>Inning Stats</b>	R: 2 E: 0 K: 0 S: 3	H: 1 LOB: 1 BB: 3 P: 15	R: 0 E: 1 K: 1 S: 5	H: 0 LOB: 0 BB: 0 P: 5	R: 0 E: 1 K: 1 S: 6	H: 0 LOB: 1 BB: 0 P: 6	R: 0 E: 0 K: 0 S: 3	H: 0 LOB: 0 BB: 0 P: 3	R: 0 E: 0 K: 0 S: 3	H: 1 LOB: 1 BB: 1 P: 7	R: 0 E: 0 K: 1 S: 6	H: 1 LOB: 2 BB: 1 P: 10	R: 0 E: 0 K: 0 S: 4	H: 1 LOB: 1 BB: 0 P: 4	R: 0 E: 0 K: 0 S: 2	H: 0 LOB: 0 BB: 1 P: 6	R: 0 E: 0 K: 0 S: 4	H: 1 LOB: 1 BB: 0 P: 4	1B: 5 2B: 0 3B: 0 HR: 0	SF: 1 SAC: 0 DP: 2 HBP: 0	WP: 0 PB: 0 SB: 1 CS: 1	PA: 37
<b>PITCHER</b>	IP WLS BF H R ER SO BB IBB HBP BLK WP HR S P ERA WHIP											<b>PITCHER</b>	IP WLS BF H R ER SO BB IBB HBP BLK WP HR S P ERA WHIP									
Bill Gullickson, R ERA: 4.72	(1, 1) 9.0 W 36 5 2 2 3 6 0 0 0 0 0 0 36 60 2.00 1.222																					

AB	29
R	2
H	5
RBI	2
BB	6
SO	3
LOB	13





Batter	1	2	3	4	5	6	7	8	9	AB	R	H	RBI	BB	SO	LOB	TOP				
Ron LeFlore, R (1, 7) OBP: 0.338, SLG: 0.362	F9		K2-3			1-3		2H 1B		4	0	1	1	0	1	0					
Rodney Scott, S (1, 4) OBP: 0.306, SLG: 0.283	K			4-3			K	F8		4	0	0	0	0	2	1					
Andre Dawson, R (1, 8) OBP: 0.364, SLG: 0.492	K			4-3			1B		F8	4	0	1	0	0	1	0					
Ellis Valentine, R (1, 9) OBP: 0.361, SLG: 0.532		K			K		K			4	1	1	1	0	3	1					
Warren Cromartie, L (1, 3) OBP: 0.362, SLG: 0.444		S BB				F7			F9	3	0	0	0	1	1	1					
Gary Carter, R (1, 2) OBP: 0.305, SLG: 0.457	F9				F8			4-3	K	4	0	0	0	0	1	1					
Larry Parrish, R (1, 5) OBP: 0.308, SLG: 0.459					4-3			K		3	0	0	0	0	2	1					
Chris Speier, R (1, 6) OBP: 0.332, SLG: 0.305			6-3			6-3		2B BB		2	1	0	0	1	0	0					
Steve Rogers, R (1, 1) OBP: 0.269, SLG: 0.156										2	0	0	0	0	1	0					
Tom Hutton, L (8, PH) OBP: 0.256, SLG: 0.231			5-3			K		1B 2B		1	1	1	1	0	0	0					
Fred Norman, S (8, 1)								1H 1B 2B		0	0	0	0	0	0	0					
<b>Inning Stats</b>	R: 0 E: 0 K: 2 S: 7	H: 0 LOB: 0 BB: 0 P: 7	R: 0 E: 0 K: 2 S: 7	H: 0 LOB: 1 BB: 1 P: 11	R: 0 E: 0 K: 1 S: 5	H: 0 LOB: 0 BB: 0 P: 5	R: 0 E: 0 K: 1 S: 5	H: 0 LOB: 0 BB: 0 P: 5	R: 0 E: 0 K: 0 S: 3	H: 0 LOB: 0 BB: 0 P: 3	R: 0 E: 0 K: 3 S: 10	H: 1 LOB: 1 BB: 0 P: 10	R: 2 E: 0 K: 1 S: 7	H: 2 LOB: 1 BB: 1 P: 11	R: 1 E: 0 K: 1 S: 6	H: 1 LOB: 0 BB: 0 P: 6	1B: 2 2B: 1 3B: 0 HR: 1	SF: 0 SAC: 0 DP: 0 HBP: 0	WP: 0 PB: 0 SB: 1 CS: 0	PA: 33	
<b>PITCHER</b>	IP	WLS	BF	H	R	ER	SO	BB	IBB	HBP	BLK	WP	HR	S	P	ERA	WHIP				
Nolan Ryan, R (1, 1) ERA: 3.14	7.2		28	3	2	2	11	2	0	0	0	0	0	48	56	2.35	0.652				
Joe Sambito, L (8, 1) ERA: 2.3	1.1	W	5	1	1	1	1	0	0	0	0	0	1	7	7	6.75	0.750				

Montreal Expos @ Houston Astros  
Astrodome, Houston, TX  
Sun Jul 20 1980, 8:05 PM EDT  
Att: 28,513 - Unknown

AB	31
R	3
H	4
RBI	3
BB	2
SO	12
LOB	5



Batter	1	2	3	4	5	6	7	8	9	AB	R	H	RBI	BB	SO	LOB	BOTTOM				
Rafael Landestoy, S (1, 4) OBP: 0.315, SLG: 0.355	1-3	FC6-4			K			F7		4	0	0	0	0	1	2					
Craig Reynolds, L (1, 6) OBP: 0.236, SLG: 0.295	4-3				F7		K			4	0	1	0	0	1	1					
Terry Puhl, L (1, 8) OBP: 0.382, SLG: 0.433	F7				F9		4-3			4	0	0	0	0	0	1					
Jose Cruz, L (1, 7) OBP: 0.367, SLG: 0.425		1B 3B BB		4-3			F8		4-0	2	2	0	0	2	0	0					
Danny Heep, L (1, 3) OBP: 0.273, SLG: 0.200		F8			F9					3	0	0	0	0	0	1					
Dave Bergman, L (9, 3) OBP: 0.250, SLG: 0.213						3-1			SH BB	0	0	0	0	0	0	0					
Enos Cabell, R (1, 5) OBP: 0.300, SLG: 0.351		3B 1B			6-3					3	1	1	0	0	0	0					
Jeffrey Leonard, R (1, 9) OBP: 0.261, SLG: 0.317		1H 2H			5-3					3	1	1	2	0	0	0					
Alan Ashby, S (1, 2) OBP: 0.318, SLG: 0.339		SF8						F7		1	0	0	1	1	0	0					
Nolan Ryan, R (1, 1) OBP: 0.184, SLG: 0.159		3H 4-0								1	0	0	0	1	1	1					
Joe Sambito, L (8, 1)		FC6-4 BB			K			G3		1	0	0	0	0	0	0					
<b>Inning Stats</b>	R: 0 E: 0 K: 0 S: 3	H: 2 LOB: 1 BB: 2 P: 13	R: 3 E: 0 K: 0 S: 5	H: 2 LOB: 1 BB: 2 P: 13	R: 0 E: 0 K: 0 S: 3	H: 0 LOB: 0 BB: 0 P: 3	R: 0 E: 0 K: 0 S: 3	H: 0 LOB: 0 BB: 0 P: 3	R: 0 E: 0 K: 3 S: 9	H: 0 LOB: 1 BB: 1 P: 13	R: 0 E: 0 K: 0 S: 3	H: 0 LOB: 0 BB: 0 P: 3	R: 0 E: 0 K: 0 S: 4	H: 1 LOB: 1 BB: 0 P: 4	R: 1 E: 1 K: 0 S: 1	H: 0 LOB: 1 BB: 1 P: 5	1B: 2 2B: 0 3B: 1 HR: 0	SF: 1 SAC: 1 DP: 0 HBP: 0	WP: 0 PB: 0 SB: 0 CS: 0	PA: 32	
<b>PITCHER</b>	IP	WLS	BF	H	R	ER	SO	BB	IBB	HBP	BLK	WP	HR	S	P	ERA	WHIP				
Steve Rogers, R (1, 1) ERA: 3.06	7.0		26	2	3	3	3	3	0	0	0	0	0	29	41	3.86	0.714				
Fred Norman, L (8, 1) ERA: 5.01	1.0	L	6	1	1	0	0	1	0	0	0	0	0	5	9	0.00	2.000				

Montreal Expos @ Houston Astros  
Astrodome, Houston, TX  
Sun Jul 20 1980, 8:05 PM EDT  
Att: 28,513 - Unknown

AB	26
R	4
H	3
RBI	3
BB	4
SO	3
LOB	6





Batter	1	2	3	4	5	6	7	8	9	AB	R	H	RBI	BB	SO	LOB	TOP										
Lee Mazzilli, S OBP: 0.384, SLG: 0.484 (1, 3)	G3		1B		6-3			F5		4	0	1	0	0	0	0	<b>New York Mets @ Houston Astros</b> Astrodome, Houston, TX Mon Jul 21 1980, 8:05 PM EDT Att: 20,548 - Unknown										
Frank Taveras, R OBP: 0.310, SLG: 0.321 (1, 6)	PB		1B		6-3			6-3		4	0	2	0	0	0	0											
Claudell Washington, L OBP: 0.319, SLG: 0.456 (1, 9)	K		F9					K		4	1	1	0	0	2	3											
John Stearns, R OBP: 0.350, SLG: 0.373 (1, 2)	F9				6-3			1B		4	0	1	1	0	0	1											
Joel Youngblood, R OBP: 0.343, SLG: 0.397 (1, 8)		5-3			5-3			F9		3	1	0	0	0	0	1											
Steve Henderson, R OBP: 0.382, SLG: 0.426 (1, 7)	F7				5-3			F9		4	0	0	0	0	1	1											
Elliott Maddox, R OBP: 0.368, SLG: 0.350 (1, 5)	F9				E9					3	0	2	1	0	0	0											
Doug Flynn, R OBP: 0.281, SLG: 0.281 (1, 4)			F6-3		F5-3			F7		3	0	0	0	0	0	2											
Tom Hausman, R OBP: 0.067, SLG: 0.067 (1, 1)			4-3							3	0	0	0	0	1	0											
Neil Allen, R OBP: 0.154, SLG: 0.154 (7, 1)					4-3			K		0	0	0	0	0	0	0											
<b>Inning Stats</b>	R: 0 E: 0 K: 1 S: 6	H: 1 LOB: 1 BB: 0 P: 6	R: 0 E: 0 K: 0 S: 3	H: 0 LOB: 0 BB: 0 P: 3	R: 0 E: 0 K: 0 S: 5	H: 2 LOB: 2 BB: 0 P: 5	R: 1 E: 1 K: 0 S: 4	H: 1 LOB: 1 BB: 0 P: 5	R: 0 E: 0 K: 0 S: 3	H: 0 LOB: 0 BB: 0 P: 3	R: 1 E: 1 K: 0 S: 4	H: 2 LOB: 0 BB: 0 P: 4	R: 0 E: 0 K: 1 S: 5	H: 1 LOB: 0 BB: 0 P: 5	R: 0 E: 0 K: 1 S: 5	H: 0 LOB: 0 BB: 0 P: 5	R: 0 E: 0 K: 1 S: 5	H: 0 LOB: 0 BB: 0 P: 5	1B: 7 2B: 0 3B: 0 HR: 0	SF: 0 SAC: 0 DP: 0 HBP: 1	WP: 0 PB: 1 SB: 0 CS: 2	PA: 33					
<b>PITCHER</b>	IP	WLS	BF	H	R	ER	SO	BB	IBB	HBP	BLK	WP	HR	S	P	ERA	WHIP										
Ken Forsch, R ERA: 3.13 (1, 1)	7.0		27	7	2	1	2	0	0	1	0	0	0	30	31	1.29	1.000										
Frank LaCorte, R ERA: 1.23 (8, 1)	2.0	W	6	0	0	0	2	0	0	0	0	0	0	10	10	0.00	0.000										

AB	32
R	2
H	7
RBI	2
BB	0
SO	4
LOB	8



Batter	1	2	3	4	5	6	7	8	9	AB	R	H	RBI	BB	SO	LOB	BOTTOM										
Rafael Landestoy, S OBP: 0.319, SLG: 0.357 (1, 4)	F4-3		SH3-4						K	4	0	2	1	0	1	3	<b>New York Mets @ Houston Astros</b> Astrodome, Houston, TX Mon Jul 21 1980, 8:05 PM EDT Att: 20,548 - Unknown										
Terry Puhl, L OBP: 0.382, SLG: 0.430 (1, 9)	F4-3		K		F4		CS	F4-3		4	0	1	1	1	1	2											
Danny Heep, L OBP: 0.231, SLG: 0.167 (1, 3)	F4-3		F9					F7		4	0	0	0	0	1	2											
Jose Cruz, L OBP: 0.363, SLG: 0.419 (1, 7)	6-3				K2-3			E6		4	0	0	0	0	1	1											
Cesar Cedeno, R OBP: 0.374, SLG: 0.469 (1, 8)		5-3			E			F4-3		3	0	0	0	1	1	1											
Enos Cabell, R OBP: 0.299, SLG: 0.350 (1, 5)		K			K			K		4	1	1	0	0	2	1											
Alan Ashby, S OBP: 0.321, SLG: 0.335 (1, 2)					F4-3					2	0	0	0	2	0	2											
Jeffrey Leonard, R OBP: 0.261, SLG: 0.317 (9, PR)								1B		0	1	0	0	0	0	0											
Craig Reynolds, L OBP: 0.240, SLG: 0.303 (1, 6)		FC5-4						1B		4	1	2	1	0	1	1											
Ken Forsch, R OBP: 0.286, SLG: 0.347 (1, 1)										2	0	1	0	0	1	0											
Joe Morgan, L OBP: 0.345, SLG: 0.356 (7, PH)										1	0	0	0	0	0	1											
Frank LaCorte, R OBP: 0.200, SLG: 0.200 (9, PH)										0	0	0	0	0	0	0											
Denny Walling, L OBP: 0.388, SLG: 0.421 (9, PH)										0	0	0	0	1	0	0											
Luis Pujols, R OBP: 0.276, SLG: 0.254 (9, PR)										0	0	0	0	0	0	0											
<b>Inning Stats</b>	R: 0 E: 1 K: 0 S: 3	H: 0 LOB: 1 BB: 1 P: 7	R: 0 E: 0 K: 1 S: 5	H: 0 LOB: 1 BB: 1 P: 9	R: 0 E: 0 K: 1 S: 6	H: 1 LOB: 1 BB: 0 P: 6	R: 0 E: 0 K: 2 S: 7	H: 0 LOB: 1 BB: 1 P: 11	R: 0 E: 0 K: 2 S: 8	H: 1 LOB: 1 BB: 0 P: 8	R: 0 E: 0 K: 1 S: 5	H: 0 LOB: 0 BB: 0 P: 5	R: 2 E: 0 K: 0 S: 5	H: 3 LOB: 0 BB: 0 P: 5	R: 0 E: 1 K: 1 S: 6	H: 0 LOB: 1 BB: 0 P: 6	R: 0 E: 0 K: 1 S: 6	H: 2 LOB: 2 BB: 2 P: 14	1B: 6 2B: 1 3B: 0 HR: 0	SF: 0 SAC: 1 DP: 0 HBP: 0	WP: 1 PB: 0 SB: 1 CS: 1	PA: 39					
<b>PITCHER</b>	IP	WLS	BF	H	R	ER	SO	BB	IBB	HBP	BLK	WP	HR	S	P	ERA	WHIP										
Tom Hausman, R ERA: 3.15 (1, 1)	6.1		26	4	2	2	7	3	0	0	0	0	0	37	49	2.84	1.105										
Neil Allen, R ERA: 3.55 (7, 1)	2.1	L	12	3	1	1	2	1	1	0	0	1	0	14	22	3.86	1.714										

AB	32
R	3
H	7
RBI	3
BB	5
SO	9
LOB	14









Batter	1	2	3	4	5	6	7	8	9	AB	R	H	RBI	BB	SO	LOB	TOP																	
Lee Mazzilli, S (1, 8) OBP: 0.389, SLG: 0.490										5	1	3	0	0	1	0	<b>New York Mets @ Houston Astros</b> Astrodome, Houston, TX Wed Jul 23 1980, 8:05 PM EDT Att: 30,236 - Unknown																	
Frank Taveras, R (1, 6) OBP: 0.308, SLG: 0.316										4	1	1	0	0	0	4																		
Steve Henderson, R (1, 7) OBP: 0.379, SLG: 0.428										4	0	0	0	0	0	3																		
John Stearns, R (1, 2) OBP: 0.347, SLG: 0.368										4	1	1	0	0	0	2																		
Mike Jorgensen, L (1, 3) OBP: 0.355, SLG: 0.421										4	0	1	0	0	0	0																		
Joel Youngblood, R (1, 9) OBP: 0.341, SLG: 0.393										4	0	1	1	0	1	0																		
Elliott Maddox, R (1, 5) OBP: 0.368, SLG: 0.356										4	1	1	0	0	0	2																		
Doug Flynn, R (1, 4) OBP: 0.277, SLG: 0.277										4	0	0	0	0	0	4																		
Pete Falcone, L (1, 1) OBP: 0.154, SLG: 0.120										2	0	1	0	0	1	0																		
Alex Trevino, R (7, PH) OBP: 0.356, SLG: 0.336										1	0	0	0	0	0	0																		
Jeff Reardon, R (7, 1) OBP: 0.299, SLG: 0.303										0	0	0	0	0	0	0																		
Jerry Morales, R (9, PH) OBP: 0.299, SLG: 0.303										0	0	0	1	0	0	0																		
Neil Allen, R (9, 1) OBP: 0.154, SLG: 0.154										0	0	0	0	0	0	0																		
<b>Inning Stats</b>	R: 0 E: 0 K: 0 S: 4	H: 1 LOB: 1 BB: 0 P: 4	R: 0 E: 0 K: 0 S: 3	H: 0 LOB: 0 BB: 0 P: 3	R: 2 E: 1 K: 0 S: 6	H: 2 LOB: 1 BB: 0 P: 6	R: 0 E: 1 K: 0 S: 4	H: 0 LOB: 1 BB: 0 P: 4	R: 0 E: 0 K: 2 S: 8	H: 1 LOB: 1 BB: 0 P: 8	R: 1 E: 0 K: 0 S: 5	H: 3 LOB: 1 BB: 0 P: 5	R: 0 E: 0 K: 0 S: 4	H: 1 LOB: 1 BB: 0 P: 4	R: 0 E: 0 K: 1 S: 5	H: 0 LOB: 0 BB: 0 P: 5	R: 0 E: 0 K: 0 S: 4	H: 1 LOB: 0 BB: 0 P: 4	R: 1 E: 0 K: 0 S: 4	H: 1 LOB: 0 BB: 0 P: 4	R: 0 E: 0 K: 0 S: 4	H: 0 LOB: 0 BB: 0 P: 4	R: 0 E: 0 K: 0 S: 4	H: 0 LOB: 0 BB: 0 P: 4	1B: 7 2B: 1 3B: 1 HR: 0	SF: 1 SAC: 0 DP: 0 HBP: 0	WP: 0 PB: 0 SB: 2 CS: 2	PA: 37						
<b>PITCHER</b>	IP WLS BF H R ER SO BB IBB HBP BLK WP HR S P ERA WHIP																	<b>PITCHER</b>	IP WLS BF H R ER SO BB IBB HBP BLK WP HR S P ERA WHIP															
Vern Ruhle, R (1, 1) ERA: 2.84	3.0	13	3	2	0	0	0	0	0	0	0	0	0	0	13	13	0.00	1.000																
Joaquin Andujar, R (4, 1) ERA: 4.02	2.0	11	4	1	1	2	0	0	0	0	0	0	0	0	15	15	4.50	2.000																
Dave Smith, R (6, 1) ERA: 2.09	2.0	6	1	0	0	0	0	0	0	0	0	0	0	0	6	6	0.00	0.500																
Frank LaCorte, R (8, 1) ERA: 1.37	2.0	L	7	1	1	1	1	0	0	0	0	0	0	0	9	9	4.50	0.500																
<b>Batter</b>	<b>1</b>	<b>2</b>	<b>3</b>	<b>4</b>	<b>5</b>	<b>6</b>	<b>7</b>	<b>8</b>	<b>9</b>	<b>AB</b>	<b>R</b>	<b>H</b>	<b>RBI</b>	<b>BB</b>	<b>SO</b>	<b>LOB</b>	<b>BOTTOM</b>																	
Rafael Landestoy, S (1, 4) OBP: 0.315, SLG: 0.349										4	0	0	0	0	0	2	<b>New York Mets @ Houston Astros</b> Astrodome, Houston, TX Wed Jul 23 1980, 8:05 PM EDT Att: 30,236 - Unknown																	
Jeffrey Leonard, R (1, 9) OBP: 0.285, SLG: 0.347										4	0	1	0	0	1	0																		
Jose Cruz, L (1, 7) OBP: 0.382, SLG: 0.415										4	0	0	0	0	2	1																		
Cesar Cedeno, R (1, 8) OBP: 0.380, SLG: 0.481										4	1	1	0	0	1	0																		
Art Howe, R (1, 3) OBP: 0.335, SLG: 0.395										3	1	0	0	1	0	1																		
Enos Cabell, R (1, 5) OBP: 0.301, SLG: 0.350										4	1	2	1	0	0	0																		
Luis Pujols, R (1, 2) OBP: 0.281, SLG: 0.269										3	0	2	1	0	1	1																		
Terry Puhl, L (9, PH) OBP: 0.364, SLG: 0.428										1	0	0	0	0	0	0																		
Craig Reynolds, L (1, 6) OBP: 0.241, SLG: 0.301										2	0	0	1	0	0	1																		
Danny Heep, L (9, PH) OBP: 0.226, SLG: 0.172										1	0	0	0	0	0	0																		
Vern Ruhle, R (1, 1) OBP: 0.348, SLG: 0.409										0	0	0	0	0	0	0																		
Joaquin Andujar, S (4, 1) OBP: 0.167, SLG: 0.167										1	0	0	0	0	1	0																		
Dave Smith, R (6, 1) OBP: 0.299, SLG: 0.303										0	0	0	0	0	0	0																		
Joe Morgan, L (7, PH) OBP: 0.347, SLG: 0.358										1	0	1	0	0	0	0																		
Frank LaCorte, R (8, 1) OBP: 0.200, SLG: 0.200										0	0	0	0	0	0	0																		
<b>Inning Stats</b>	R: 0 E: 0 K: 2 S: 7	H: 0 LOB: 0 BB: 0 P: 7	R: 3 E: 0 K: 1 S: 8	H: 2 LOB: 1 BB: 1 P: 12	R: 0 E: 0 K: 0 S: 3	H: 0 LOB: 0 BB: 0 P: 3	R: 0 E: 1 K: 1 S: 6	H: 1 LOB: 1 BB: 0 P: 6	R: 0 E: 0 K: 1 S: 6	H: 1 LOB: 1 BB: 0 P: 6	R: 0 E: 0 K: 0 S: 3	H: 0 LOB: 0 BB: 0 P: 3	R: 0 E: 0 K: 0 S: 4	H: 2 LOB: 1 BB: 0 P: 4	R: 0 E: 1 K: 1 S: 6	H: 1 LOB: 1 BB: 0 P: 6	R: 0 E: 0 K: 0 S: 3	H: 0 LOB: 0 BB: 0 P: 3	R: 0 E: 0 K: 0 S: 4	H: 1 LOB: 1 BB: 0 P: 6	R: 0 E: 0 K: 0 S: 3	H: 0 LOB: 0 BB: 0 P: 3	R: 0 E: 0 K: 0 S: 3	H: 0 LOB: 0 BB: 0 P: 3	1B: 4 2B: 3 3B: 0 HR: 0	SF: 1 SAC: 1 DP: 0 HBP: 0	WP: 0 PB: 1 SB: 1 CS: 0	PA: 35						
<b>PITCHER</b>	IP WLS BF H R ER SO BB IBB HBP BLK WP HR S P ERA WHIP																	<b>PITCHER</b>	IP WLS BF H R ER SO BB IBB HBP BLK WP HR S P ERA WHIP															
Pete Falcone, L (1, 1) ERA: 5.18	6.0	24	4	3	2	5	1	0	0	0	0	0	0	0	33	37	3.00	0.833																
Jeff Reardon, R (7, 1) ERA: 3.21	2.0	W	8	3	0	0	0	0	0	0	0	0	0	10	10	0.00	1.500																	
Neil Allen, R (9, 1) ERA: 3.49	1.0	S	3	0	0	0	0	0	0	0	0	0	0	3	3	0.00	0.000																	



Batter	1	2	3	4	5	6	7	8	9	AB	R	H	RBI	BB	SO	LOB	TOP										
Terry Puhl, L OBP: 0.364, SLG: 0.436 (1, 9)	0-3 K	0-3 K			0-0 G3		0-0 E 1B		HR 4-3	6	1	2	1	0	2	3											
Craig Reynolds, L OBP: 0.247, SLG: 0.303 (1, 6)	0-0 1B	0-0 F5			0-0 1B		0-0 E1 3-1		BB K	5	1	2	0	1	1	4											
Danny Heep, L OBP: 0.250, SLG: 0.212 (1, 3)	0-0 F7		4-0 FC6-4 BB		0-0 F5		0-0 3-1		1-3 1B 2B	4	1	1	0	1	0	4											
Jose Cruz, L OBP: 0.366, SLG: 0.416 (1, 7)	0-0 S 1B		0-0 F7		0-0 F6		4-0 FC6 BB		BB 1B 1B	4	1	2	2	1	0	1											
Cesar Cedeno, R OBP: 0.378, SLG: 0.477 Jeffrey Leonard, R OBP: 0.273, SLG: 0.349 (1, 8) (3, 8)	0-3 K		0-0 FC6-4 CS		0-0 F6		0-0 FC6 BB		BB 1B 1B	2	0	0	0	0	1	3											
Joe Morgan, L OBP: 0.352, SLG: 0.365 Rafael Landestoy, S OBP: 0.315, SLG: 0.349 (1, 4) (9, 4)		0-0 1B 2B	0-0 CS	0-0 WP CS 1B	0-0 F8		0-0 F7		1B 2B BB	4	2	2	0	1	0	1											
Enos Cabell, R OBP: 0.303, SLG: 0.354 (1, 5)		0-0 6-3		0-0 F9 1-H	0-0 2B		0-0 6-3		1-3 2-H 3-H 1B	5	1	2	3	0	0	2											
Alan Ashby, S OBP: 0.329, SLG: 0.348 (1, 2)		0-0 BB 1B		0-3 K	0-0 4-3		0-0 1B		SH3-4 1-H 3-H 2B	5	0	3	3	0	1	1											
Nolan Ryan, R OBP: 0.196, SLG: 0.156 Bert Roberge, R OBP: 0.204 Dave Smith, R OBP: 0.204 Gordie Pladson, R OBP: 0.419 Denny Walling, L OBP: 0.200, SLG: 0.200 (1, 1) (5, 1) (6, 1) (7, PH) (7, 1) (8, PH) (8, 1) (8, 1)		4-0 1B BB		0-0 6-3	0-0 5-3		0-3 K		SH3-4 2-3 1B	1	0	0	0	0	1	0											
<b>Inning Stats</b>	R: 0 E: 0 K: 2 S: 9	H: 2 LOB: 2 BB: 0 P: 9	R: 1 E: 0 K: 1 S: 7	H: 2 LOB: 2 BB: 1 P: 11	R: 0 E: 0 K: 0 S: 2	H: 0 LOB: 0 BB: 1 P: 6	R: 0 E: 0 K: 1 S: 5	H: 1 LOB: 0 BB: 0 P: 5	R: 0 E: 0 K: 0 S: 4	H: 1 LOB: 1 BB: 0 P: 4	R: 1 E: 0 K: 0 S: 4	H: 1 LOB: 3 BB: 1 P: 8	R: 0 E: 1 K: 0 S: 5	H: 1 LOB: 3 BB: 1 P: 9	R: 0 E: 0 K: 1 S: 6	H: 1 LOB: 1 BB: 0 P: 6	R: 7 E: 0 K: 1 S: 11	H: 6 LOB: 1 BB: 2 P: 19	1B: 10 2B: 4 3B: 0 HR: 1	SF: 0 SAC: 1 DP: 0 HBP: 0	WP: 1 PB: 0 SB: 2 CS: 2	PA: 48					
<b>PITCHER</b>	IP	WLS	BF	H	R	ER	SO	BB	IBB	HBP	BLK	WP	HR	S	P	ERA	WHIP										
Steve Rogers, R ERA: 3.18 (1, 1)	8.0		39	11	5	5	5	5	0	0	0	1	1	44	64	5.62	2.000										
Fred Norman, L ERA: 4.91 (9, 1)	0.0		1	1	0	0	0	0	0	0	0	0	0	1	1	∞	∞										
Elias Sosa, R ERA: 3.81 (9, 1)	0.0	L	4	3	4	4	0	1	0	0	0	0	0	3	7	∞	∞										
Woodie Fryman, L ERA: 2.22 (9, 1)	1.0		3	0	0	0	1	0	0	0	0	0	0	5	5	0.00	0.000										

Houston Astros @ Montreal Expos  
Olympic Stadium, Montreal, QB  
Fri Jul 25 1980, 7:05 PM EDT  
Att: 50,217 - Unknown

AB	40
R	9
H	15
RBI	9
BB	6
SO	6
LOB	23



Batter	1	2	3	4	5	6	7	8	9	AB	R	H	RBI	BB	SO	LOB	BOTTOM										
Ron LeFlore, R OBP: 0.333, SLG: 0.359 (1, 7)	0-0 6-3		0-0 FC5-2 1B	0-0 CS 2B		0-0 F7	0-0 F9			5	0	2	2	0	0	0											
Rodney Scott, S OBP: 0.307, SLG: 0.281 (1, 6)	0-0 F8		0-0 F4 FC5-2 1B	0-0 CS 2-3	4-0 F9 SH 1B BB	0-0 1-3		0-0 G3		4	1	1	0	1	0	0											
Tim Raines, S OBP: 0.333, SLG: 0.200 (1, 4)	0-3 K		0-0 FC5-2 S 1-2 2-3 3-H		0-0 SH S 1B	0-0 E S 1B		0-3 K		4	2	1	0	0	2	3											
Andre Dawson, R OBP: 0.362, SLG: 0.484 (1, 8)		0-0 F9	0-0 F4		0-0 F9	0-0 E7 1B		0-0 F6		5	1	1	1	0	0	5											
Ellis Valentine, R OBP: 0.379, SLG: 0.556 (1, 9)		0-0 1B 1B		0-0 BLK 1B 2B	0-0 2B 1B	4-0 1B BB		0-0 F9		4	1	3	2	1	0	0											
Warren Cromartie, L OBP: 0.366, SLG: 0.456 (1, 3)		0-0 L9		4-0 2B BB	0-0 1B BB	0-0 2B		0-0 4-3		4	1	2	0	1	0	1											
Gary Carter, R OBP: 0.312, SLG: 0.480 (1, 2)		0-0 1B		0-0 F2	4-0 IBB	0-3 K		0-0 HR		4	1	2	1	1	1	4											
Larry Parrish, R OBP: 0.307, SLG: 0.443 (1, 5)		0-0 F4		0-0 2B 1B	0-0 F3		0-0 5-3		0-3 K	5	1	1	1	0	1	5											
Steve Rogers, R OBP: 0.268, SLG: 0.163 Fred Norman, S (1, 1) (9, 1)			0-0 F3		0-3 K		0-0 F9			4	0	1	0	0	1	5											
Elias Sosa, R OBP: 0.200, SLG: 0.200 Woodie Fryman, R OBP: 0.125, SLG: 0.125 (9, 1) (9, 1)			0-0 FC5-2 1B		0-0 F3					0	0	0	0	0	0	0											
<b>Inning Stats</b>	R: 0 E: 0 K: 1 S: 5	H: 0 LOB: 0 BB: 0 P: 5	R: 0 E: 0 K: 0 S: 5	H: 2 LOB: 2 BB: 0 P: 5	R: 0 E: 0 K: 0 S: 5	H: 3 LOB: 0 BB: 0 P: 5	R: 3 E: 0 K: 0 S: 5	H: 3 LOB: 0 BB: 1 P: 9	R: 2 E: 0 K: 1 S: 8	H: 3 LOB: 2 BB: 1 P: 16	R: 2 E: 1 K: 1 S: 8	H: 3 LOB: 2 BB: 1 P: 12	R: 0 E: 0 K: 0 S: 3	H: 0 LOB: 0 BB: 0 P: 3	R: 0 E: 0 K: 1 S: 5	H: 0 LOB: 0 BB: 0 P: 5	R: 1 E: 0 K: 1 S: 6	H: 1 LOB: 0 BB: 0 P: 6	1B: 9 2B: 4 3B: 0 HR: 1	SF: 0 SAC: 1 DP: 0 HBP: 0	WP: 0 PB: 0 SB: 3 CS: 1	PA: 45					
<b>PITCHER</b>	IP	WLS	BF	H	R	ER	SO	BB	IBB	HBP	BLK	WP	HR	S	P	ERA	WHIP										
Nolan Ryan, R ERA: 3.3 (1, 1)	4.1		23	9	5	4	1	1	1	0	0	0	0	10	18	13.50	3.750										
Bert Roberge, R ERA: 2.79 (5, 1)	1.1		10	4	2	2	1	1	1	0	0	0	0	3	3	0.00	0.000										
Dave Smith, R ERA: 2.08 (6, 1)	0.1		1	0	0	0	1	0	0	0	0	0	0	3	3	0.00	0.000										
Gordie Pladson, R ERA: 6.0 (7, 1)	1.0		3	0	0	0	0	0	0	0	0	0	0	3	3	0.00	0.000										
Frank LaCorte, R ERA: 1.5 (8, 1)	2.0	W	7	1	1	1	2	0	0	0	0	0	1	11	11	4.50	0.500										

Houston Astros @ Montreal Expos  
Olympic Stadium, Montreal, QB  
Fri Jul 25 1980, 7:05 PM EDT  
Att: 50,217 - Unknown

AB	39
R	8
H	14
RBI	7
BB	4
SO	5
LOB	23






Batter	1	2	3	4	5	6	7	8	9	10	11	12	AB	R	H	RBI	BB	SO	LOB					
Terry Puhl, L OBP: 0.359, SLG: 0.429 (1, 9)	F5		K		F9			G3			F8		5	0	0	0	0	1	1					
Craig Reynolds, L OBP: 0.247, SLG: 0.302 Rafael Landestoy, S OBP: 0.314, SLG: 0.348 (11, PH) (11, 6)	1-3			1-3 2B		4-3		G3			F9		4	1	1	0	0	0	0					
Joe Morgan, L OBP: 0.349, SLG: 0.359 (1, 4)	F9			F4		F2			3-1		CS BB		4	0	0	0	1	0	1					
Jose Cruz, L OBP: 0.369, SLG: 0.420 (1, 7)		CS BB		1-3		2B			F4		CS	FC BB FC5-2	4	0	2	0	1	0	1					
Cesar Cedeno, R OBP: 0.378, SLG: 0.472 (1, 8)		K		2B BB		F6			5-3			FC5-2 FC L6-5	3	0	0	0	2	1	2					
Danny Heep, L OBP: 0.275, SLG: 0.270 Art Howe, R OBP: 0.333, SLG: 0.393 (12, PH) (12, 3)		K		2B				G6-3		4-3		FC FC5-2	4	0	2	1	0	1	0					
Enos Cabell, R OBP: 0.301, SLG: 0.352 (1, 5)					F8			F7		F9		FC5-2	5	0	1	0	0	0	6					
Alan Ashby, S OBP: 0.326, SLG: 0.341 (1, 2)			K					G6-3				L6-5	4	0	0	0	1	2	5					
Ken Forsch, R OBP: 0.266, SLG: 0.327 Bruce Bochy, R OBP: 0.406, SLG: 0.250 Frank LaCorte, R OBP: 0.200, SLG: 0.200 (10, PH) (10, 1)			K		5-3			1-3			F7		3	0	0	0	0	1	1					
<b>Inning Stats</b>	R: 0 E: 0 K: 0 S: 3	H: 0 LOB: 0 BB: 0 P: 3	R: 0 E: 0 K: 2 S: 6	H: 0 LOB: 1 BB: 1 P: 10	R: 0 E: 0 K: 3 S: 10	H: 1 LOB: 1 BB: 0 P: 10	R: 1 E: 0 K: 0 S: 5	H: 2 LOB: 2 BB: 1 P: 9	R: 0 E: 0 K: 1 S: 5	H: 0 LOB: 0 BB: 0 P: 5	R: 0 E: 0 K: 0 S: 4	H: 1 LOB: 1 BB: 0 P: 4	R: 0 E: 0 K: 0 S: 3	H: 0 LOB: 0 BB: 0 P: 3	R: 0 E: 0 K: 0 S: 3	H: 0 LOB: 1 BB: 1 P: 7	R: 0 E: 0 K: 0 S: 2	H: 0 LOB: 0 BB: 1 P: 6	R: 0 E: 0 K: 0 S: 4	H: 1 LOB: 2 BB: 1 P: 8	1B: 4 2B: 4 3B: 0 HR: 0	SF: 0 SAC: 0 DP: 3 HBP: 0	WP: 0 PB: 0 SB: 1 CS: 2	PA: 45
<b>PITCHER</b>	IP WLS BF H R ER SO BB IBB HBP BLK WP HR S P ERA WHIP	<b>PITCHER</b>																			IP WLS BF H R ER SO BB IBB HBP BLK WP HR S P ERA WHIP			
Scott Sanderson, R ERA: 2.96 Woodie Fryman, L ERA: 2.14 Fred Norman, L ERA: 4.91 Stan Bahnsen, R ERA: 3.09	32 7 0 0 0 0 6 2 0 0 0 0 0 5 13 1.00 1.000																				42 5 13 6 ∞ ∞ 2 2 0.00 0.000			

**TOP**

Houston Astros @ Montreal Expos  
Olympic Stadium, Montreal, QB

Sat Jul 26 1980, 7:05 PM EDT  
Alt. 42,400 - Unknown

AB 39  
R 1  
H 6  
RBI 1  
BB 5  
SO 6  
LOB 20




Batter	1	2	3	4	5	6	7	8	9	10	11	12	AB	R	H	RBI	BB	SO	LOB							
Ron LeFlore, R OBP: 0.334, SLG: 0.359 Woodie Fryman, R OBP: 0.125, SLG: 0.125 Rowland Office, L OBP: 0.323, SLG: 0.369 Fred Norman, S (12, 1) Stan Bahnsen, R OBP: 0.300, SLG: 0.250 Rodney Scott, S OBP: 0.304, SLG: 0.276 (1, 6)	FC3-6 E 1B				6-3			6-3		F9		BB	5	0	2	0	0	0	3							
Tim Raines, S OBP: 0.250, SLG: 0.100 (1, 4)	FC3-6 G6-4-3 1-2 2-3		F7			6-3		L6		4-3		BB BB BB	5	1	0	0	1	0	5							
Andre Dawson, R OBP: 0.361, SLG: 0.481 (1, 8)	G6-4-3 1-2		FC5-4			F8		6-3			S 1B	BB BB 1B	6	0	2	0	0	0	5							
Ellis Valentine, R OBP: 0.373, SLG: 0.545 (1, 9)		6-3			G3			F8		F8		F9	6	1	1	0	0	0	3							
Warren Cromartie, L OBP: 0.166, SLG: 0.456 (1, 3)		L6				1B BB				K		F6	5	0	2	0	1	1	2							
Gary Carter, R OBP: 0.315, SLG: 0.479 (1, 2)		K				1B		1B		1B		IBB	5	0	2	1	1	2	3							
Larry Parrish, R OBP: 0.316, SLG: 0.444 (1, 5)						1B		F7		1B		BB	4	0	2	1	2	0	3							
Scott Sanderson, R ERA: 3.0 Jerry White, S OBP: 0.367, SLG: 0.506 (9, PH) (10, 7)			F3							F7		F7	3	0	0	0	0	1	1							
<b>Inning Stats</b>	R: 0 E: 1 K: 0 S: 4	H: 1 LOB: 1 BB: 0 P: 4	R: 0 E: 0 K: 1 S: 5	H: 0 LOB: 0 BB: 0 P: 5	R: 0 E: 0 K: 0 S: 5	H: 2 LOB: 3 BB: 1 P: 9	R: 0 E: 0 K: 0 S: 4	H: 1 LOB: 1 BB: 1 P: 4	R: 0 E: 0 K: 1 S: 5	H: 0 LOB: 0 BB: 0 P: 5	R: 1 E: 0 K: 0 S: 6	H: 3 LOB: 2 BB: 0 P: 6	R: 0 E: 0 K: 0 S: 3	H: 0 LOB: 0 BB: 0 P: 3	R: 0 E: 0 K: 1 S: 7	H: 2 LOB: 3 BB: 1 P: 11	R: 0 E: 0 K: 1 S: 6	H: 1 LOB: 2 BB: 1 P: 10	R: 0 E: 0 K: 0 S: 2	H: 0 LOB: 1 BB: 1 P: 10	R: 1 E: 0 K: 0 S: 3	H: 1 LOB: 3 BB: 3 P: 15	1B: 11 2B: 0 3B: 0 HR: 0	SF: 0 SAC: 0 DP: 1 HBP: 0	WP: 0 PB: 0 SB: 1 CS: 1	PA: 53
<b>PITCHER</b>	IP WLS BF H R ER SO BB IBB HBP BLK WP HR S P ERA WHIP	<b>PITCHER</b>																			IP WLS BF H R ER SO BB IBB HBP BLK WP HR S P ERA WHIP					
Ken Forsch, R ERA: 1.6 Frank LaCorte, R ERA: 1.6	9.0 L 15 2 1 1 1 5 1 0 0 0 0 0 11 35 3.38 2.625																				42 5 13 6 ∞ ∞ 2 2 0.00 0.000					

**BOTTOM**

Houston Astros @ Montreal Expos  
Olympic Stadium, Montreal, QB

Sat Jul 26 1980, 7:05 PM EDT  
Alt. 42,400 - Unknown

AB 45  
R 2  
H 11  
RBI 2  
BB 8  
SO 4  
LOB 31





Batter	1	2	3	4	5	6	7	8	9	AB	R	H	RBI	BB	SO	LOB	TOP				
Rafael Landestoy, S OBP: 0.315, SLG: 0.357 (1, 4)										5	1	2	1	0	1	4	Houston Astros @ Montreal Expos Olympic Stadium, Montreal, QB Sun Jul 27 1980, 3:33 AM EDT Att: 41,107 - Unknown				
Terry Puhl, L OBP: 0.360, SLG: 0.425 (1, 9)										3	0	0	0	2	0	2					
Jose Cruz, L OBP: 0.369, SLG: 0.421 (1, 7)										4	1	1	1	1	1	2					
Cesar Cedeno, R OBP: 0.385, SLG: 0.476 (1, 8)										4	1	3	0	1	0	1					
Art Howe, R OBP: 0.330, SLG: 0.385 Dave Bergman, L OBP: 0.259, SLG: 0.224 (1, 3) (9, 3)										4	1	0	1	1	1	3					
Enos Cabell, R OBP: 0.303, SLG: 0.353 (1, 5)										5	0	2	0	0	0	3					
Luis Pujols, R OBP: 0.278, SLG: 0.260 (1, 2)										4	1	0	0	1	0	5					
Craig Reynolds, L OBP: 0.247, SLG: 0.301 (1, 6)										4	0	1	2	0	2	1					
Joe Niekro, R OBP: 0.283, SLG: 0.333 Dave Smith, R (6, 1)										3	1	3	1	0	0	0					
										1	0	0	0	0	0	0					
<b>Inning Stats</b>	R: 2 E: 0 K: 0 S: 5	H: 3 LOB: 1 BB: 1 P: 9	R: 1 E: 0 K: 0 S: 5	H: 2 LOB: 2 BB: 1 P: 9	R: 3 E: 1 K: 0 S: 6	H: 2 LOB: 2 BB: 2 P: 14	R: 0 E: 0 K: 0 S: 2	H: 0 LOB: 0 BB: 1 P: 6	R: 0 E: 0 K: 1 S: 6	H: 1 LOB: 2 BB: 1 P: 10	R: 0 E: 0 K: 1 S: 5	H: 1 LOB: 1 BB: 0 P: 5	R: 0 E: 0 K: 1 S: 5	H: 0 LOB: 0 BB: 0 P: 5	R: 0 E: 0 K: 1 S: 7	H: 2 LOB: 2 BB: 0 P: 7	1B: 10 2B: 1 3B: 1 HR: 0	SF: 0 SAC: 0 DP: 1 HBP: 0	WP: 0 PB: 0 SB: 3 CS: 2	PA: 43	
<b>PITCHER</b>	IP WLS BF H R ER SO BB IBB HBP BLK WP HR S P ERA WHIP	IP WLS BF H R ER SO BB IBB HBP BLK WP HR S P ERA WHIP	IP WLS BF H R ER SO BB IBB HBP BLK WP HR S P ERA WHIP	IP WLS BF H R ER SO BB IBB HBP BLK WP HR S P ERA WHIP	IP WLS BF H R ER SO BB IBB HBP BLK WP HR S P ERA WHIP	IP WLS BF H R ER SO BB IBB HBP BLK WP HR S P ERA WHIP	IP WLS BF H R ER SO BB IBB HBP BLK WP HR S P ERA WHIP	IP WLS BF H R ER SO BB IBB HBP BLK WP HR S P ERA WHIP	IP WLS BF H R ER SO BB IBB HBP BLK WP HR S P ERA WHIP	IP WLS BF H R ER SO BB IBB HBP BLK WP HR S P ERA WHIP	IP WLS BF H R ER SO BB IBB HBP BLK WP HR S P ERA WHIP	IP WLS BF H R ER SO BB IBB HBP BLK WP HR S P ERA WHIP	IP WLS BF H R ER SO BB IBB HBP BLK WP HR S P ERA WHIP	IP WLS BF H R ER SO BB IBB HBP BLK WP HR S P ERA WHIP	IP WLS BF H R ER SO BB IBB HBP BLK WP HR S P ERA WHIP	IP WLS BF H R ER SO BB IBB HBP BLK WP HR S P ERA WHIP	IP WLS BF H R ER SO BB IBB HBP BLK WP HR S P ERA WHIP	IP WLS BF H R ER SO BB IBB HBP BLK WP HR S P ERA WHIP	IP WLS BF H R ER SO BB IBB HBP BLK WP HR S P ERA WHIP	IP WLS BF H R ER SO BB IBB HBP BLK WP HR S P ERA WHIP	IP WLS BF H R ER SO BB IBB HBP BLK WP HR S P ERA WHIP
Bill Lee, L ERA: 5.6 Dale Murray, R ERA: 8.75 Elias Sosa, R ERA: 3.68 Stan Bahnsen, R ERA: 2.98 (1, 1) (3, 1) (6, 1) (8, 1)	2.0 L	3.0 14	2.0 7	2.0 8	3.0 14	4.0 14	4.0 14	4.0 14	4.0 14	2.0 8	3.0 14	4.0 14	4.0 14	4.0 14	4.0 14	4.0 14	22.50 4.500	1.667	1.000	1.000	

AB	37
R	6
H	12
RBI	6
BB	6
SO	5
LOB	21



Batter	1	2	3	4	5	6	7	8	9	AB	R	H	RBI	BB	SO	LOB	BOTTOM					
Ron LeFlore, R OBP: 0.330, SLG: 0.355 (1, 7)										5	0	0	0	0	2	3	Houston Astros @ Montreal Expos Olympic Stadium, Montreal, QB Sun Jul 27 1980, 3:33 AM EDT Att: 41,107 - Unknown					
Rodney Scott, S OBP: 0.304, SLG: 0.276 (1, 6)										4	0	1	0	0	0	2						
Tim Raines, S OBP: 0.313, SLG: 0.083 (1, 4)										2	1	0	0	2	1	1						
Andre Dawson, R OBP: 0.366, SLG: 0.483 (1, 8)										3	1	2	0	1	0	0						
Ellis Valentine, R OBP: 0.376, SLG: 0.544 (1, 9)										4	0	2	2	0	1	3						
Warren Cromartie, L OBP: 0.367, SLG: 0.452 (1, 3)										3	0	0	0	1	0	3						
Larry Parrish, R OBP: 0.315, SLG: 0.445 (1, 5)										4	0	1	0	0	1	2						
Bobby Ramos, R OBP: 0.273, SLG: 0.222 Rowland Office, L OBP: 0.327, SLG: 0.369 (1, 2) (9, PH)										3	1	0	0	0	0	0						
Bill Lee, L ERA: 2.22, SLG: 0.250 Dale Murray, R ERA: 8.75 Tony Bernazard, S ERA: 3.44 Elias Sosa, R ERA: 3.68 Tom Hutton, R ERA: 2.98 Stan Bahnsen, R ERA: 2.98 Gary Carter, R ERA: 0.478 (1, 1) (3, 1) (5, PH) (6, 1) (7, PH) (8, 1) (9, PH)	5.0 W	19	4.0 S	4.0 S	5.0 19	4.0 S	4.0 S	4.0 S	4.0 S	4.0 S	5.0 19	4.0 S	4.0 S	4.0 S	4.0 S	4.0 S		3.60 1.200	1.500			
<b>Inning Stats</b>	R: 2 E: 0 K: 1 S: 5	H: 2 LOB: 3 BB: 2 P: 13	R: 0 E: 0 K: 0 S: 3	H: 0 LOB: 0 BB: 0 P: 3	R: 0 E: 0 K: 1 S: 6	H: 0 LOB: 1 BB: 0 P: 6	R: 0 E: 0 K: 0 S: 3	H: 1 LOB: 1 BB: 1 P: 7	R: 0 E: 0 K: 0 S: 3	H: 0 LOB: 0 BB: 0 P: 3	R: 0 E: 0 K: 0 S: 4	H: 1 LOB: 2 BB: 1 P: 8	R: 1 E: 2 K: 1 S: 7	H: 1 LOB: 1 BB: 0 P: 7	R: 0 E: 0 K: 2 S: 8	H: 1 LOB: 1 BB: 0 P: 8		R: 0 E: 0 K: 1 S: 5	H: 1 LOB: 1 BB: 1 P: 9	1B: 5 2B: 2 3B: 0 HR: 0	SF: 0 SAC: 0 DP: 2 HBP: 0	WP: 0 PB: 1 SB: 1 CS: 0
<b>PITCHER</b>	IP WLS BF H R ER SO BB IBB HBP BLK WP HR S P ERA WHIP	IP WLS BF H R ER SO BB IBB HBP BLK WP HR S P ERA WHIP	IP WLS BF H R ER SO BB IBB HBP BLK WP HR S P ERA WHIP	IP WLS BF H R ER SO BB IBB HBP BLK WP HR S P ERA WHIP	IP WLS BF H R ER SO BB IBB HBP BLK WP HR S P ERA WHIP	IP WLS BF H R ER SO BB IBB HBP BLK WP HR S P ERA WHIP	IP WLS BF H R ER SO BB IBB HBP BLK WP HR S P ERA WHIP	IP WLS BF H R ER SO BB IBB HBP BLK WP HR S P ERA WHIP	IP WLS BF H R ER SO BB IBB HBP BLK WP HR S P ERA WHIP	IP WLS BF H R ER SO BB IBB HBP BLK WP HR S P ERA WHIP	IP WLS BF H R ER SO BB IBB HBP BLK WP HR S P ERA WHIP	IP WLS BF H R ER SO BB IBB HBP BLK WP HR S P ERA WHIP	IP WLS BF H R ER SO BB IBB HBP BLK WP HR S P ERA WHIP	IP WLS BF H R ER SO BB IBB HBP BLK WP HR S P ERA WHIP	IP WLS BF H R ER SO BB IBB HBP BLK WP HR S P ERA WHIP	IP WLS BF H R ER SO BB IBB HBP BLK WP HR S P ERA WHIP	IP WLS BF H R ER SO BB IBB HBP BLK WP HR S P ERA WHIP	IP WLS BF H R ER SO BB IBB HBP BLK WP HR S P ERA WHIP	IP WLS BF H R ER SO BB IBB HBP BLK WP HR S P ERA WHIP	IP WLS BF H R ER SO BB IBB HBP BLK WP HR S P ERA WHIP		






Batter	1	2	3	4	5	6	7	8	9	10	AB	R	H	RBI	BB	SO	LOB							
Dave Bergman, L (1, 9) OBP: 0.254, SLG: 0.222 (10, 3)	0-0 1-3		0-0 F9	0-0 F4			0-0 1B		0-0 4-3		5	0	1	0	0	0	0							
Craig Reynolds, L (1, 6) OBP: 0.244, SLG: 0.310 Art Howe, R (7, PH) OBP: 0.332, SLG: 0.386 (7, 6)	0-0 F8		0-0 1B		0-0 1-3		0-0 1B		0-0 F5		3	1	1	0	0	0	0							
Joe Morgan, L (1, 4) OBP: 0.353, SLG: 0.359	4-0 2B		4-0 1B		0-0 4-3		0-0 F6		0-0 CS		3	0	1	0	2	0	2							
Jose Cruz, L (1, 7) OBP: 0.372, SLG: 0.425	0-0 BB		0-0 S		0-0 F9		0-0 F8		4-0 1B		4	1	2	1	1	0	2							
Cesar Cedeno, R (1, 8) OBP: 0.355, SLG: 0.480	0-0 F8		4-0 1B		0-0 F9		0-0 F8		0-0 CS		4	0	1	1	1	0	2							
Danny Heep, L (1, 3) Jeffrey Leonard, R (10, 9) OBP: 0.273, SLG: 0.349		0-0 F4	0-0 F8			0-0 F7		0-3 K		0-0 3-1	5	0	0	0	0	1	4							
Enos Cabell, R (1, 5) OBP: 0.302, SLG: 0.351		0-0 CS	0-0 F9			0-0 F7		0-0 F6			4	0	1	0	0	0	3							
Alan Ashby, S (1, 2) OBP: 0.329, SLG: 0.341		0-0 1B		0-0 4-3			4-0 1B		0-0 3-1		3	1	1	0	1	0	0							
Gordie Pladson, R (1, 1) Denny Walling, L (9, PH) OBP: 0.355, SLG: 0.417 Joe Sambito, L (9, 1)		0-3 K		0-0 5-3			0-3 K		0-0 1-3		3	0	0	0	0	2	2							
<b>Inning Stats</b>	R: 0 E: 0 K: 0 S: 4	H: 1 LOB: 2 BB: 1 P: 8	R: 0 E: 0 K: 1 S: 6	H: 2 LOB: 1 BB: 0 P: 6	R: 1 E: 0 K: 0 S: 5	H: 2 LOB: 3 BB: 2 P: 13	R: 0 E: 0 K: 0 S: 3	H: 0 LOB: 0 BB: 0 P: 3	R: 0 E: 0 K: 0 S: 3	H: 0 LOB: 0 BB: 0 P: 3	R: 1 E: 0 K: 1 S: 7	H: 2 LOB: 2 BB: 1 P: 11	R: 0 E: 0 K: 1 S: 5	H: 0 LOB: 0 BB: 0 P: 5	R: 0 E: 0 K: 0 S: 3	H: 0 LOB: 0 BB: 0 P: 3	R: 1 E: 0 K: 0 S: 4	H: 2 LOB: 1 BB: 1 P: 8	1B: 6 2B: 1 3B: 2 HR: 0	SF: 0 SAC: 0 DP: 0 HBP: 0	WP: 0 PB: 0 SB: 1 CS: 2	PA: 42		
<b>PITCHER</b>	IP	WLS	BF	H	R	ER	SO	BB	IBB	HBP	BLK	WP	HR	S	P	ERA	WHIP							
Nino Espinosa, R (1, 1) ERA: 3.67	6.1		28	6	2	2	2	4	0	0	0	0	0	28	44	2.84	1.579							
Tug McGraw, L (7, 1) ERA: 2.36	1.2		6	1	0	0	1	0	0	0	0	0	0	8	8	0.00	0.600							
Ron Reed, R (9, 1) ERA: 3.66	2.0	L	8	2	1	1	0	1	0	0	0	0	0	7	11	4.50	1.500							

**TOP**

**Houston Astros @ Philadelphia Phillies**  
Veterans Stadium, Philadelphia, PA

Mon Jul 28 1980, 7:05 PM EDT  
Att: 30,181 - Unknown

AB 37  
R 3  
H 9  
RBI 3  
BB 5  
SO 3  
LOB 15




Batter	1	2	3	4	5	6	7	8	9	10	AB	R	H	RBI	BB	SO	LOB							
Lonnie Smith, R (1, 7) OBP: 0.372, SLG: 0.482	0-0 4-3		0-0 1-4-3		0-0 4-3			0-3 K			4	0	0	0	1	0								
Pete Rose, S (1, 3) OBP: 0.367, SLG: 0.379	0-0 F8		4-0 2B		0-0 6-3		0-0 4-3		0-0 G3		3	1	0	0	1	0								
Bake McBride, L (1, 9) OBP: 0.330, SLG: 0.458	0-0 4-3		0-0 BB		0-0 CS		0-0 1B		0-0 F9		4	0	2	0	0	0								
Mike Schmidt, R (1, 5) OBP: 0.352, SLG: 0.595		0-3 K		0-0 F3		0-0 L5		0-3 K			4	0	0	0	2	3								
Garry Maddox, R (1, 8) OBP: 0.251, SLG: 0.395		0-0 5-3		0-0 6-3			0-0 F7		0-3 K		4	0	0	1	0	1								
Manny Trillo, R (1, 4) OBP: 0.368, SLG: 0.431		0-0 3B		0-0 1-3			0-0 F7		0-0 F9		4	0	1	0	0	1								
Larry Bowa, S (1, 6) OBP: 0.280, SLG: 0.323 Keith Moreland, R (10, PH) OBP: 0.329, SLG: 0.519 George Vukovich, L (10, PR) OBP: 0.308, SLG: 0.258		0-0 G3		0-0 F8		0-0 S	0-0 B1-3		0-0 1B		3	1	1	0	0	1								
Bob Boone, R (1, 2) OBP: 0.285, SLG: 0.339			0-0 F7		0-0 F8		0-0 5-3		0-3 K		4	0	0	0	1	2								
Nino Espinosa, R (1, 1) Tug McGraw, R (7, 1) OBP: 0.500, SLG: 0.500 Del Unser, L (8, PH) OBP: 0.309, SLG: 0.365 Ron Reed, R (9, 1) OBP: 0.400, SLG: 0.600			0-0 6-3		0-0 K		0-0 F9				2	0	0	0	1	0								
<b>Inning Stats</b>	R: 0 E: 0 K: 0 S: 3	H: 0 LOB: 0 BB: 0 P: 3	R: 0 E: 0 K: 1 S: 6	H: 1 LOB: 1 BB: 0 P: 6	R: 0 E: 0 K: 0 S: 3	H: 0 LOB: 0 BB: 0 P: 3	R: 1 E: 0 K: 0 S: 4	H: 1 LOB: 1 BB: 1 P: 8	R: 1 E: 0 K: 1 S: 6	H: 1 LOB: 0 BB: 0 P: 6	R: 0 E: 0 K: 0 S: 3	H: 1 LOB: 0 BB: 0 P: 3	R: 0 E: 0 K: 1 S: 5	H: 0 LOB: 0 BB: 0 P: 5	R: 0 E: 0 K: 1 S: 5	H: 0 LOB: 0 BB: 0 P: 5	R: 0 E: 0 K: 2 S: 8	H: 1 LOB: 1 BB: 0 P: 8	1B: 3 2B: 1 3B: 1 HR: 0	SF: 0 SAC: 0 DP: 0 HBP: 0	WP: 0 PB: 0 SB: 2 CS: 1	PA: 35		
<b>PITCHER</b>	IP	WLS	BF	H	R	ER	SO	BB	IBB	HBP	BLK	WP	HR	S	P	ERA	WHIP							
Gordie Pladson, R (1, 1) ERA: 3.86	8.0		28	4	2	2	3	1	0	0	0	0	0	33	37	2.25	0.625							
Joe Sambito, L (9, 1) ERA: 2.2	2.0	W	7	1	0	0	3	0	0	0	0	0	0	13	13	0.00	0.500							

**BOTTOM**

**Houston Astros @ Philadelphia Phillies**  
Veterans Stadium, Philadelphia, PA

Mon Jul 28 1980, 7:05 PM EDT  
Att: 30,181 - Unknown

AB 34  
R 2  
H 5  
RBI 1  
BB 1  
SO 6  
LOB 8









Batter	1	2	3	4	5	6	7	8	9	AB	R	H	RBI	BB	SO	LOB	TOP							
Jeffrey Leonard, R OBP: 0.276, SLG: 0.360 (1, 9)										5	1	2	0	0	0	2								
Enos Cabell, R OBP: 0.395, SLG: 0.351 (1, 5)										5	0	0	0	0	0	4								
Joe Morgan, L OBP: 0.350, SLG: 0.353 (1, 4)										4	0	1	1	0	1	1								
Jose Cruz, L OBP: 0.373, SLG: 0.425 (1, 7)										4	1	2	0	0	0	1								
Cesar Cedeno, R OBP: 0.394, SLG: 0.482 (1, 8)										4	1	2	1	0	0	2								
Danny Heep, L OBP: 0.245, SLG: 0.222 (1, 3)										3	1	0	0	1	0	2								
Alan Ashby, S OBP: 0.332, SLG: 0.346 Dave Smith, R (6, 1)										2	0	0	0	1	0	1								
Art Howe, R OBP: 0.332, SLG: 0.402 Joe Sambito, L (8, 1)										0	0	0	0	0	0	0								
Craig Reynolds, L OBP: 0.248, SLG: 0.309 Rafael Landestoy, S OBP: 0.319, SLG: 0.360 (8, 6)										3	0	1	2	0	0	0								
Nolan Ryan, R OBP: 0.208, SLG: 0.170 Bert Roberge, R Luis Pujols, R OBP: 0.290, SLG: 0.270 (6, 2)										2	0	1	0	0	0	2								
<b>Inning Stats</b>	R: 0 E: 0 K: 0 S: 3	H: 0 LOB: 0 BB: 0 P: 3	R: 0 E: 0 K: 0 S: 4	H: 1 LOB: 1 BB: 0 P: 4	R: 0 E: 0 K: 0 S: 4	H: 1 LOB: 1 BB: 0 P: 4	R: 2 E: 0 K: 0 S: 5	H: 2 LOB: 2 BB: 2 P: 13	R: 1 E: 1 K: 0 S: 5	H: 2 LOB: 1 BB: 0 P: 5	R: 0 E: 0 K: 0 S: 3	H: 0 LOB: 0 BB: 0 P: 3	R: 0 E: 0 K: 1 S: 5	H: 0 LOB: 1 BB: 1 P: 9	R: 1 E: 0 K: 0 S: 7	H: 2 LOB: 1 BB: 0 P: 7	R: 0 E: 0 K: 1 S: 5	H: 1 LOB: 0 BB: 0 P: 5	1B: 6 2B: 3 3B: 0 HR: 0	SF: 0 SAC: 0 DP: 1 HBP: 0	WP: 1 PB: 0 SB: 1 CS: 0	PA: 38		
<b>PITCHER</b>	IP WLS BF H R ER SO BB IBB HBP BLK WP HR S P ERA WHIP	7.0 W 32 8 4 3 1 3 0 0 0 1 0 31 43 3.86 1.571	2.0 S 6 1 0 0 2 0 0 0 0 0 0 10 10 0.00 0.500																					

Houston Astros @ Philadelphia Phillies  
Veterans Stadium, Philadelphia, PA  
Wed Jul 30 1980, 7:05 PM EDT  
Att: 31,342 - Unknown

AB	35
R	4
H	9
RBI	4
BB	3
SO	3
LOB	17



Batter	1	2	3	4	5	6	7	8	9	AB	R	H	RBI	BB	SO	LOB	BOTTOM						
Lonnie Smith, R OBP: 0.387, SLG: 0.479 (1, 7)										4	0	1	0	1	1	1							
Pete Rose, S OBP: 0.368, SLG: 0.379 Greg Gross, L OBP: 0.345, SLG: 0.333 (8, 9)										3	1	0	0	1	0	1							
Bake McBride, L OBP: 0.342, SLG: 0.467 Del Unser, L OBP: 0.319, SLG: 0.365 (8, 3)										4	1	2	0	0	1	2							
Mike Schmidt, R OBP: 0.358, SLG: 0.600 John Vukovich, R OBP: 0.204, SLG: 0.220 (6, 5)										1	1	0	0	2	1	1							
Keith Moreland, R OBP: 0.356, SLG: 0.524 (1, 2)										3	1	2	2	1	0	2							
Gary Maddox, R OBP: 0.280, SLG: 0.392 (1, 8)										4	0	2	3	0	0	3							
Manny Trillo, R OBP: 0.365, SLG: 0.429 (1, 4)										4	0	2	1	0	2	2							
Larry Bowa, S OBP: 0.276, SLG: 0.318 (1, 6)										4	0	0	0	0	1	3							
Dick Ruthven, R OBP: 0.186, SLG: 0.214 Tug McGraw, R OBP: 0.500, SLG: 0.500 Bob Boone, R OBP: 0.284, SLG: 0.338 (8, 2)										3	1	1	0	0	0	0							
<b>Inning Stats</b>	R: 0 E: 0 K: 1 S: 6	H: 1 LOB: 1 BB: 0 P: 6	R: 0 E: 0 K: 1 S: 4	H: 0 LOB: 0 BB: 1 P: 8	R: 0 E: 0 K: 0 S: 4	H: 1 LOB: 1 BB: 0 P: 4	R: 2 E: 0 K: 0 S: 5	H: 3 LOB: 1 BB: 1 P: 9	R: 4 E: 0 K: 1 S: 9	H: 4 LOB: 2 BB: 2 P: 17	R: 0 E: 0 K: 0 S: 3	H: 0 LOB: 0 BB: 0 P: 3	R: 0 E: 0 K: 2 S: 8	H: 1 LOB: 2 BB: 0 P: 9	R: 0 E: 0 K: 2 S: 7	H: 0 LOB: 1 BB: 1 P: 11	1B: 8 2B: 2 3B: 0 HR: 0	SF: 0 SAC: 0 DP: 1 HBP: 1	WP: 1 PB: 0 SB: 0 CS: 0	PA: 38			
<b>PITCHER</b>	IP WLS BF H R ER SO BB IBB HBP BLK WP HR S P ERA WHIP	4.2 L 24 8 6 4 3 4 0 0 0 1 0 26 42 7.71 2.571	0.1 2 1 0 0 0 0 0 0 0 0 0 0 2 2 0.00 3.000	2.0 8 1 0 0 2 0 0 1 0 0 0 0 11 12 0.00 0.500	1.0 4 0 0 0 2 1 0 0 0 0 0 0 7 11 0.00 1.000																		

Houston Astros @ Philadelphia Phillies  
Veterans Stadium, Philadelphia, PA  
Wed Jul 30 1980, 7:05 PM EDT  
Att: 31,342 - Unknown

AB	32
R	6
H	10
RBI	6
BB	5
SO	7
LOB	16





Batter	1	2	3	4	5	6	7	8	9	AB	R	H	RBI	BB	SO	LOB	TOP										
Terry Puhl, L OBP: 0.360, SLG: 0.432 (1, 8)										4	1	1	1	1	1	1											
Enos Cabell, R OBP: 0.304, SLG: 0.350 (1, 5)										4	0	1	0	0	0	1											
Joe Morgan, L OBP: 0.349, SLG: 0.349 Rafael Landestoy, S OBP: 0.318, SLG: 0.360 (1, 4) (7, 4)										3	0	0	0	1	0	2											
Jose Cruz, L OBP: 0.377, SLG: 0.425 (1, 7)										2	1	1	0	2	0	1											
Danny Heep, L OBP: 0.245, SLG: 0.245 (1, 3)										4	1	1	0	0	0	2											
Jeffrey Leonard, R OBP: 0.275, SLG: 0.354 (1, 9)										3	1	0	0	1	0	0											
Alan Ashby, S OBP: 0.335, SLG: 0.349 (1, 2)										4	0	2	1	0	0	0											
Craig Reynolds, L OBP: 0.252, SLG: 0.315 (1, 6)										4	0	2	1	0	1	1											
Ken Forsch, R OBP: 0.255, SLG: 0.309 Dave Smith, R (7, 1)										3	0	0	0	0	1	2											
Denny Walling, L OBP: 0.382, SLG: 0.413 (9, PH)										1	0	0	0	0	1	0											
<b>Inning Stats</b>	R: 4 E: 0 K: 0 S: 6	H: 5 LOB: 2 BB: 2 P: 14	R: 0 E: 0 K: 1 S: 5	H: 0 LOB: 1 BB: 1 P: 9	R: 0 E: 0 K: 0 S: 2	H: 0 LOB: 0 BB: 1 P: 6	R: 0 E: 0 K: 2 S: 8	H: 1 LOB: 1 BB: 0 P: 8	R: 0 E: 0 K: 0 S: 4	H: 1 LOB: 1 BB: 0 P: 4	R: 0 E: 0 K: 0 S: 3	H: 0 LOB: 1 BB: 1 P: 7	R: 0 E: 0 K: 0 S: 3	H: 0 LOB: 0 BB: 0 P: 3	R: 0 E: 0 K: 1 S: 5	H: 0 LOB: 0 BB: 0 P: 5	1B: 5 2B: 2 3B: 0 HR: 1	SF: 0 SAC: 0 DP: 0 HBP: 0	WP: 1 PB: 0 SB: 0 CS: 2	PA: 37							
<b>PITCHER</b>	IP	WLS	BF	H	R	ER	SO	BB	IBB	HBP	BLK	WP	HR	S	P	ERA	WHIP										
John Pacella, R ERA: 4.41 (1, 1)	3.0		15	5	4	4	1	4	0	0	0	1	1	13	29	12.00	3.000										
Ed Glynn, L ERA: 3.97 (4, 1)	2.0		8	2	0	0	2	0	0	0	0	0	0	12	12	0.00	1.000										
Dyar Miller, R ERA: (6, 1)	2.0		8	1	0	0	2	0	0	0	0	0	0	7	11	0.00	1.000										
Jeff Reardon, R ERA: 2.9 (8, 1)	2.0	W	6	0	0	0	1	0	0	0	0	0	0	8	8	0.00	0.000										

Houston Astros @ New York Mets  
Shea Stadium, Flushing, NY  
Fri Aug 01 1980, 7:05 PM EDT  
Att: 16,612 - Unknown

AB	32
R	4
H	8
RBI	3
BB	5
SO	4
LOB	10



Batter	1	2	3	4	5	6	7	8	9	AB	R	H	RBI	BB	SO	LOB	BOTTOM										
Frank Taveras, R OBP: 0.315, SLG: 0.325 (1, 6)										5	1	4	1	0	0	0											
Elliott Maddox, R OBP: 0.355, SLG: 0.345 Dyar Miller, R (6, 1)										3	0	0	0	0	0	4											
Steve Henderson, R OBP: 0.350, SLG: 0.446 Jeff Reardon, R (8, 1)										1	1	1	3	0	0	0											
Lee Mazzilli, S OBP: 0.380, SLG: 0.475 (1, 8)										4	0	0	0	1	4												
Claudell Washington, L OBP: 0.322, SLG: 0.468 (1, 7)										4	1	1	0	0	0	0											
Joel Youngblood, R OBP: 0.339, SLG: 0.390 (6, 5) (9, 9)										4	0	1	0	0	0	1											
Mike Jorgensen, L OBP: 0.361, SLG: 0.414 (1, 3)										4	0	2	1	0	0	1											
Alex Trevino, R OBP: 0.326, SLG: 0.302 (8, 9)										4	1	1	0	0	0	3											
Doug Flynn, R OBP: 0.288, SLG: 0.294 (1, 4)										4	0	3	0	0	0	1											
John Pacella, R OBP: 0.111, SLG: 0.167 Jose Cardenal, R OBP: 0.272, SLG: 0.195 Ed Glynn, R (4, 1) Jerry Morales, R OBP: 0.294, SLG: 0.312 (5, PH) Bill Almon, R OBP: 0.206, SLG: 0.373 (9, 9)										0	0	0	0	0	0	0											
<b>Inning Stats</b>	R: 0 E: 0 K: 0 S: 3	H: 0 LOB: 0 BB: 0 P: 3	R: 0 E: 0 K: 0 S: 4	H: 1 LOB: 1 BB: 0 P: 4	R: 0 E: 0 K: 1 S: 7	H: 2 LOB: 2 BB: 0 P: 7	R: 0 E: 0 K: 0 S: 4	H: 1 LOB: 1 BB: 0 P: 4	R: 0 E: 0 K: 0 S: 7	H: 2 LOB: 2 BB: 0 P: 7	R: 1 E: 0 K: 0 S: 5	H: 2 LOB: 1 BB: 0 P: 5	R: 3 E: 0 K: 0 S: 6	H: 3 LOB: 0 BB: 0 P: 6	R: 1 E: 0 K: 2 S: 10	H: 3 LOB: 2 BB: 0 P: 10	1B: 12 2B: 1 3B: 0 HR: 1	SF: 0 SAC: 0 DP: 0 HBP: 0	WP: 0 PB: 0 SB: 0 CS: 0	PA: 38							
<b>PITCHER</b>	IP	WLS	BF	H	R	ER	SO	BB	IBB	HBP	BLK	WP	HR	S	P	ERA	WHIP										
Ken Forsch, R ERA: 3.06 (7, 1)	2.0	L	10	4	2	2	2	0	0	0	0	0	1	14	14	9.00	2.000										

Houston Astros @ New York Mets  
Shea Stadium, Flushing, NY  
Fri Aug 01 1980, 7:05 PM EDT  
Att: 16,612 - Unknown

AB	38
R	5
H	14
RBI	5
BB	0
SO	4
LOB	20






Batter	1	2	3	4	5	6	7	8	9	AB	R	H	RBI	BB	SO	LOB	TOP										
Terry Puhl, L OBP: 0.363, SLG: 0.437 (1, 8)	G3		2B		1B		1B		F6	5	1	3	1	0	0	0	<b>Houston Astros @ New York Mets</b> Shea Stadium, Flushing, NY Sat Aug 02 1980, 7:05 PM EDT Att: 45,426 - Unknown										
Enos Cabell, R OBP: 0.304, SLG: 0.349 (1, 5)	6-3		F8		6-3		1B			4	0	1	0	0	0	2											
Joe Morgan, L OBP: 0.357, SLG: 0.365 (1, 4)	HR			F4-3	1B		1B			2	1	2	2	2	0	0											
Jose Cruz, L OBP: 0.373, SLG: 0.421 (1, 7)	F4-3			F4-3	K		3-1			4	0	0	0	0	1	5											
Danny Heep, L OBP: 0.250, SLG: 0.235 Dave Bergman, L OBP: 0.250, SLG: 0.218 (1, 3) (6, 3)	F9			F4-3	G3		K			2	0	0	0	1	0	0											
Jeffrey Leonard, R OBP: 0.289, SLG: 0.345 (1, 9)	K			F4-3	K		K			4	0	0	0	0	3	2											
Alan Ashby, S OBP: 0.329, SLG: 0.342 (1, 2)	6-3			6-3	1-3		6-3			4	0	0	0	0	0	2											
Craig Reynolds, L OBP: 0.252, SLG: 0.314 (1, 6)			F6		1B		F5		F9	4	1	1	0	0	0	0											
Joe Niekro, R OBP: 0.286, SLG: 0.333 Joe Sambito, L (8, 1)			K		1B		K		F8	3	0	1	0	0	2	0											
Denny Walling, L OBP: 0.380, SLG: 0.411 (9, PH)					1B					1	0	0	0	0	0	0											
<b>Inning Stats</b>	R: 1 E: 0 K: 0 S: 4	H: 1 LOB: 0 BB: 0 P: 4	R: 0 E: 0 K: 1 S: 5	H: 0 LOB: 0 BB: 0 P: 5	R: 0 E: 0 K: 1 S: 6	H: 1 LOB: 1 BB: 0 P: 6	R: 0 E: 0 K: 0 S: 3	H: 0 LOB: 2 BB: 2 P: 11	R: 2 E: 0 K: 1 S: 8	H: 4 LOB: 1 BB: 0 P: 8	R: 0 E: 0 K: 1 S: 5	H: 0 LOB: 0 BB: 0 P: 5	R: 0 E: 0 K: 1 S: 7	H: 2 LOB: 3 BB: 1 P: 11	R: 0 E: 0 K: 2 S: 7	H: 0 LOB: 0 BB: 0 P: 7	R: 0 E: 0 K: 0 S: 3	H: 0 LOB: 0 BB: 0 P: 3	1B: 6 2B: 1 3B: 0 HR: 1	SF: 0 SAC: 0 DP: 0 HBP: 0	WP: 0 PB: 0 SB: 0 CS: 0	PA: 37					
<b>PITCHER</b>	IP	WLS	BF	H	R	ER	SO	BB	IBB	HBP	BLK	WP	HR	S	P	ERA	WHIP										
Roy Lee Jackson, R ERA: 4.35 (1, 1)	4.2		21	6	3	3	2	2	0	0	0	0	1	23	31	5.79	1.714										
Ed Glynn, L ERA: 3.94 (5, 1)	0.1		1	0	0	0	1	0	0	0	0	0	0	3	3	0.00	0.000										
Tom Hausman, R ERA: 2.95 (6, 1)	2.0		9	2	0	0	2	1	0	0	0	0	0	12	16	0.00	1.500										
Neil Allen, R ERA: 3.72 (8, 1)	2.0	W	6	0	0	0	2	0	0	0	0	0	0	10	10	0.00	0.000										

Batter	1	2	3	4	5	6	7	8	9	AB	R	H	RBI	BB	SO	LOB	BOTTOM										
Frank Taveras, R OBP: 0.318, SLG: 0.331 (1, 6)	2-3		2B		1B		6-3			5	0	3	1	0	0	1	<b>Houston Astros @ New York Mets</b> Shea Stadium, Flushing, NY Sat Aug 02 1980, 7:05 PM EDT Att: 45,426 - Unknown										
Elliott Maddox, R OBP: 0.354, SLG: 0.343 Neil Allen, R OBP: 0.143, SLG: 0.143 (1, 5) (8, 1)	P4		FC6-4 HBP		P4		SF7		K	2	0	0	1	0	0	1											
Lee Mazzilli, S OBP: 0.379, SLG: 0.473 (1, 8)	K		SF7		6-3		1B			3	0	1	1	0	1	1											
Claudell Washington, L OBP: 0.321, SLG: 0.464 (1, 9) (9, 7)	F9		FC6-4		F8		F8			4	0	1	0	0	0	3											
Steve Henderson, R OBP: 0.378, SLG: 0.447 Bill Almon, R OBP: 0.296, SLG: 0.373 (1, 7) (9, 5)	5-3			4-3	L4		2B			4	1	1	0	0	0	1											
Mike Jorgensen, L OBP: 0.363, SLG: 0.413 (1, 3)	BB			1B	L7		K			3	0	1	0	1	1	2											
Alex Trevino, R OBP: 0.324, SLG: 0.308 (1, 2)	F7			F5	FC5-4		F9		2B	4	1	1	1	0	0	3											
Doug Flynn, R OBP: 0.291, SLG: 0.297 (1, 4)			2B	F1-3			F9			4	2	2	0	0	0	2											
Roy Lee Jackson, R OBP: 0.143, SLG: 0.426 Ed Glynn, R (5, 1) Dan Norman, R OBP: 0.143, SLG: 0.257 Tom Hausman, R OBP: 0.296, SLG: 0.373 Joel Youngblood, R OBP: 0.341, SLG: 0.352 (1, 1) (5, 1) (8, 1) (7, PH) (8, 5) (9, 9)	F2			F9			PB		1B	1	0	0	0	0	0	1											
<b>Inning Stats</b>	R: 0 E: 0 K: 1 S: 5	H: 0 LOB: 0 BB: 0 P: 5	R: 0 E: 0 K: 0 S: 3	H: 0 LOB: 1 BB: 1 P: 7	R: 1 E: 0 K: 0 S: 5	H: 2 LOB: 2 BB: 0 P: 6	R: 0 E: 0 K: 0 S: 4	H: 1 LOB: 1 BB: 0 P: 4	R: 0 E: 0 K: 0 S: 4	H: 1 LOB: 1 BB: 0 P: 4	R: 2 E: 0 K: 0 S: 6	H: 3 LOB: 1 BB: 0 P: 6	R: 2 E: 0 K: 2 S: 10	H: 3 LOB: 2 BB: 1 P: 14	1B: 8 2B: 3 3B: 0 HR: 0	SF: 2 SAC: 0 DP: 0 HBP: 1		WP: 0 PB: 2 SB: 0 CS: 0	PA: 38								
<b>PITCHER</b>	IP	WLS	BF	H	R	ER	SO	BB	IBB	HBP	BLK	WP	HR	S	P	ERA	WHIP										
Joe Niekro, R ERA: 3.98 (1, 1)	7.0	L	32	9	4	4	1	1	0	1	0	0	0	9	13	9.00	2.000										
Joe Sambito, L ERA: 2.29 (8, 1)	1.0		6	2	1	1	2	0	1	0	0	0	0	9	13	9.00	2.000										

AB	34
R	3
H	8
RBI	3
BB	3
SO	7
LOB	11



AB	33
R	5
H	11
RBI	4
BB	2
SO	3
LOB	17



livebaseballscores.com



Batter	1	2	3	4	5	6	7	8	9	10	AB	R	H	RBI	BB	SO	LOB	TOP					
Terry Puhl, L OBP: 0.365, SLG: 0.436 (1, 9)	F9		1B	6-3		1B			SH3-4		3	0	1	0	1	0	1						
Enos Cabell, R OBP: 0.302, SLG: 0.346 (1, 5)	1B		K			F8	F8		5-3		5	0	1	0	0	1	5						
Jose Cruz, L OBP: 0.371, SLG: 0.418 (1, 7)	K		F9			F4-3	1B		F8		5	0	1	0	0	2	4						
Cesar Cedeno, R OBP: 0.307, SLG: 0.495 (1, 8)	1-3		FC6-4			F4-3	1B		F7		5	1	3	2	0	0	1						
Art Howe, R OBP: 0.324, SLG: 0.392 (1, 3)			FC6-4			F4-3			F9		5	0	0	0	0	1	4						
Joe Morgan, L OBP: 0.355, SLG: 0.360 (1, 4)	K					F4-3					4	1	0	0	1	2	2						
Luis Pujols, R OBP: 0.294, SLG: 0.275 (1, 2)	FC6-4		1B			1B			6-3		5	0	2	0	0	1	0						
Rafael Landestoy, S OBP: 0.313, SLG: 0.354 Joe Sambito, L (8, 1)	FC6-4		1B			FC6-4			G3		4	0	0	1	0	0	2						
Vern Ruhle, R OBP: 0.375, SLG: 0.435 Danny Heep, L OBP: 0.263, SLG: 0.250 Joaquin Andujar, S OBP: 0.214, SLG: 0.154 Craig Reynolds, L OBP: 0.254, SLG: 0.316 (8, 6)	FC6-4		1B			SH1-4			SH3-4		1	1	1	0	0	0	0						
			1B			1B			1B		1	0	1	0	0	0	0						
			1B			1B			1B		2	0	1	0	0	0	2						
<b>Inning Stats</b>	R: 0 E: 0 K: 1 S: 6	H: 1 LOB: 1 BB: 0 P: 6	R: 0 E: 0 K: 2 S: 8	H: 1 LOB: 1 BB: 0 P: 8	R: 1 E: 0 K: 1 S: 7	H: 2 LOB: 2 BB: 1 P: 11	R: 1 E: 0 K: 0 S: 4	H: 1 LOB: 1 BB: 1 P: 8	R: 0 E: 0 K: 1 S: 5	H: 2 LOB: 2 BB: 0 P: 5	R: 0 E: 0 K: 1 S: 7	H: 2 LOB: 2 BB: 0 P: 7	R: 0 E: 0 K: 1 S: 5	H: 0 LOB: 0 BB: 0 P: 5	R: 0 E: 0 K: 0 S: 3	H: 0 LOB: 0 BB: 0 P: 3	R: 0 E: 0 K: 0 S: 4	H: 1 LOB: 1 BB: 0 P: 4	R: 1 E: 1 K: 1 S: 7	H: 1 LOB: 2 BB: 1 P: 11	1B: 10 2B: 0 3B: 0 HR: 1	SF: 0 SAC: 2 DP: 0 HBP: 0	WP: 0 PA: 45
<b>PITCHER</b>	IP 5.0	WLS 24	BF 7	H 2	R 2	ER 2	SO 4	BB 2	IBB 0	HBP 0	BLK 0	WP 0	HR 0	S 30	P 38	ERA 3.60	WHIP 1.800						
Pete Falcone, L ERA: 5.33 Dyar Miller, R ERA: Tom Hausman, R ERA: 2.88 Jeff Reardon, R ERA: 3.0	(1, 1) (6, 1) (8, 1) (10, 1)	2.0 2.0 1.0	8 7 6	2 1 1	0 0 1	0 0 1	2 0 1	0 0 1	0 0 0	0 0 0	0 0 0	0 0 0	0 0 0	0 0 0	12 7 11	12 7 11	0.00 0.00 9.00	1.000 0.500 2.000					

Houston Astros @ New York Mets  
Shea Stadium, Flushing, NY  
Sun Aug 03 1980, 3:33 AM EDT  
Att: 22,492 - Unknown

AB 40  
R 3  
H 11  
RBI 3  
BB 3  
SO 7  
LOB 21



Batter	1	2	3	4	5	6	7	8	9	10	AB	R	H	RBI	BB	SO	LOB	BOTTOM			
Frank Taveras, R OBP: 0.317, SLG: 0.332 (1, 6)	6-3		2B			F7			F3		5	0	1	0	0	1	0				
Joel Youngblood, R OBP: 0.343, SLG: 0.392 (1, 5)	5-3		F8			1B					5	1	2	0	0	0	1				
Lee Mazzilli, S OBP: 0.379, SLG: 0.472 (1, 8)	K		F7			1B					5	0	2	0	0	1	1				
Claudell Washington, L OBP: 0.327, SLG: 0.472 (1, 9)			E			5-3					5	1	3	1	0	2	2				
Steve Henderson, R OBP: 0.374, SLG: 0.441 (1, 7)			6-3			5-3					4	0	0	0	0	2	6				
Mike Jorgensen, L OBP: 0.369, SLG: 0.414 (1, 3)			E7			G5-4-3					2	0	1	1	2	0	2				
Alex Trevino, R OBP: 0.315, SLG: 0.299 (1, 2)			P4			G5-4-3					4	0	0	0	0	0	6				
Doug Flynn, R OBP: 0.288, SLG: 0.293 (1, 4)			F2			F2					4	0	0	0	0	0	1				
Pete Falcone, L OBP: 0.179, SLG: 0.148 Dan Norman, L OBP: 0.185, SLG: 0.282 Dyar Miller, R OBP: 0.292, SLG: 0.309 Jerry Morales, R OBP: 0.267, SLG: 0.067 Tom Hausman, R OBP: 0.205, SLG: 0.190 Jose Cardenal, R OBP: 0.205, SLG: 0.190 Jeff Reardon, R (10, 1)	(1, 1) (5, PH) (6, 1) (7, PH) (8, 1) (9, PH) (10, 1)	5.0 2.2 2.1	19 13 8	4 5 0	1 1 0	1 4 0	1 1 1	1 0 0	0 0 0	0 0 0	0 0 0	0 0 0	0 0 0	20 21 9	24 21 13	1.80 3.38 0.00	1.000 1.875 0.429				
<b>Inning Stats</b>	R: 0 E: 0 K: 1 S: 5	H: 0 LOB: 0 BB: 0 P: 5	R: 1 E: 1 K: 0 S: 5	H: 2 LOB: 1 BB: 0 P: 5	R: 0 E: 0 K: 0 S: 4	H: 1 LOB: 1 BB: 0 P: 4	R: 0 E: 0 K: 0 S: 3	H: 1 LOB: 1 BB: 1 P: 7	R: 0 E: 0 K: 0 S: 3	H: 2 LOB: 2 BB: 0 P: 9	R: 0 E: 0 K: 2 S: 9	H: 0 LOB: 0 BB: 0 P: 3	R: 1 E: 0 K: 2 S: 10	H: 3 LOB: 3 BB: 1 P: 14	R: 0 E: 0 K: 0 S: 3	H: 0 LOB: 0 BB: 0 P: 3	R: 0 E: 0 K: 1 S: 5	H: 0 LOB: 0 BB: 0 P: 5	1B: 7 2B: 2 3B: 0 HR: 0	SF: 0 SAC: 0 DP: 1 HBP: 0	WP: 0 PA: 40
<b>PITCHER</b>	IP 5.0	WLS 4	BF 19	H 4	R 1	ER 1	SO 1	BB 1	IBB 0	HBP 0	BLK 0	WP 0	HR 0	S 20	P 24	ERA 1.80	WHIP 1.000				
Vern Ruhle, R ERA: 2.77 Joaquin Andujar, R ERA: 4.19 Joe Sambito, L ERA: 2.19	(1, 1) (6, 1) (8, 1)	2.2 2.1	13 8	5 0	1 0	1 0	4 1	0 0	0 0	0 0	0 0	0 0	0 0	0 9	21 13	3.38 0.00	1.875 0.429				

Houston Astros @ New York Mets  
Shea Stadium, Flushing, NY  
Sun Aug 03 1980, 3:33 AM EDT  
Att: 22,492 - Unknown

AB 38  
R 2  
H 9  
RBI 2  
BB 2  
SO 6  
LOB 19





Batter	1	2	3	4	5	6	7	8	9	AB	R	H	RBI	BB	SO	LOB	TOP			
<b>Bill North, S</b> OBP: 0.382, SLG: 0.285 (1, 8)										3	2	1	0	1	0	1	<b>San Francisco Giants @ Houston Astros</b> Astrodome, Houston, TX Mon Aug 04 1980, 8:05 PM EDT Att: 27,040 - Unknown			
<b>Joe Pettini, R</b> OBP: 0.309, SLG: 0.328 (1, 6)										3	0	1	0	0	0	1				
<b>Jack Clark, R</b> OBP: 0.380, SLG: 0.542 (1, 9)										3	0	1	1	1	0	0				
<b>Darrell Evans, L</b> OBP: 0.340, SLG: 0.376 (1, 5)										4	0	0	0	0	1	3				
<b>Larry Herndon, R</b> OBP: 0.285, SLG: 0.409 (1, 7)										4	0	1	0	0	2	0				
<b>Mike Ivie, R</b> OBP: 0.293, SLG: 0.355 (1, 3)										3	0	1	0	1	0	1				
<b>Rennie Stennett, R</b> OBP: 0.294, SLG: 0.335 (1, 4)										4	0	0	0	0	3	3				
<b>Mike Sadek, R</b> OBP: 0.394, SLG: 0.354 (1, 2)										2	0	0	0	2	1	1				
<b>Alan Hargeshimer, R</b> OBP: 0.354, SLG: 0.450 (4, PH)										1	0	0	0	0	1	0				
<b>Max Verstabel, L</b> OBP: 0.327, SLG: 0.313 (4, 1)										1	0	0	0	0	1	2				
<b>Tom Griffin, R</b> OBP: 0.226, SLG: 0.250 (7, PH)										0	0	0	0	0	0	0				
<b>Terry Whitfield, L</b> OBP: 0.363, SLG: 0.335 (7, 1)										1	0	0	0	0	1	1				
<b>Mike Rowland, R</b> OBP: 0.296, SLG: 0.314 (8, PH)										0	0	0	0	0	0	0				
<b>Jim Wohlford, R</b> OBP: 0.296, SLG: 0.314 (8, PH)										1	0	0	0	0	0	1				
<b>Inning Stats</b>	R: 1 E: 0 K: 0 S: 2	H: 0 LOB: 0 BB: 2 P: 10	R: 0 E: 0 K: 1 S: 5	H: 0 LOB: 0 BB: 0 P: 5	R: 1 E: 0 K: 1 S: 8	H: 3 LOB: 2 BB: 0 P: 8	R: 0 E: 0 K: 3 S: 9	H: 0 LOB: 2 BB: 2 P: 17	R: 0 E: 0 K: 1 S: 3	H: 1 LOB: 1 BB: 0 P: 6	R: 0 E: 0 K: 1 S: 5	H: 0 LOB: 1 BB: 1 P: 9	R: 0 E: 0 K: 1 S: 5	H: 0 LOB: 0 BB: 0 P: 5	R: 0 E: 0 K: 2 S: 8	H: 1 LOB: 1 BB: 0 P: 8	1B: 3 2B: 2 3B: 0 HR: 0	SF: 0 SAC: 1 DP: 1 HBP: 0	WP: 0 PB: 0 SB: 1 CS: 0	PA: 36
<b>PITCHER</b>	IP	WLS	BF	H	R	ER	SO	BB	IBB	HBP	BLK	WP	HR	S	P	ERA	WHIP			
<b>Nolan Ryan, R</b> ERA: 3.34 (1, 1)	7.0	W	29	4	2	1	7	5	0	0	0	0	0	38	58	1.29	1.286			
<b>Joe Sambito, L</b> ERA: 2.11 (8, 1)	2.0	S	7	1	0	0	3	0	0	0	0	0	0	13	13	0.00	0.500			

AB 30  
R 2  
H 5  
RBI 1  
BB 5  
SO 10  
LOB 14



Batter	1	2	3	4	5	6	7	8	9	AB	R	H	RBI	BB	SO	LOB	BOTTOM			
<b>Terry Puhl, L</b> OBP: 0.363, SLG: 0.434 (1, 9)										4	1	1	0	0	1	1	<b>San Francisco Giants @ Houston Astros</b> Astrodome, Houston, TX Mon Aug 04 1980, 8:05 PM EDT Att: 27,040 - Unknown			
<b>Enos Cabell, R</b> OBP: 0.302, SLG: 0.351 (1, 5)										4	1	1	1	0	0	0				
<b>Joe Morgan, L</b> OBP: 0.357, SLG: 0.363 (1, 4)										3	1	1	0	1	0	1				
<b>Jose Cruz, L</b> OBP: 0.368, SLG: 0.414 (1, 7)										3	0	0	1	0	0	2				
<b>Cesar Cedeno, R</b> OBP: 0.397, SLG: 0.493 (1, 8)										3	0	1	1	0	1	0				
<b>Danny Heep, L</b> OBP: 0.250, SLG: 0.236 (1, 3)										3	0	0	0	0	0	0				
<b>Dave Bergman, L</b> OBP: 0.250, SLG: 0.218 (7, 3)										0	0	0	0	0	0	0				
<b>Alan Ashby, S</b> OBP: 0.333, SLG: 0.348 (1, 2)										2	1	1	0	1	0	0				
<b>Craig Reynolds, L</b> OBP: 0.254, SLG: 0.316 (1, 6)										3	0	1	1	0	0	1				
<b>Nolan Ryan, R</b> OBP: 0.200, SLG: 0.163 ERA: 4.68 (1, 1)										2	0	0	0	0	1	2				
<b>Rafael Landestoy, S</b> OBP: 0.312, SLG: 0.352 (7, PH)										1	0	0	0	0	0	0				
<b>Joe Sambito, L</b> (8, 1)										0	0	0	0	0	0	0				
<b>Inning Stats</b>	R: 2 E: 0 K: 0 S: 5	H: 3 LOB: 1 BB: 0 P: 5	R: 1 E: 0 K: 1 S: 7	H: 2 LOB: 1 BB: 0 P: 7	R: 1 E: 1 K: 0 S: 4	H: 1 LOB: 0 BB: 0 P: 4	R: 0 E: 0 K: 1 S: 5	H: 0 LOB: 1 BB: 1 P: 9	R: 0 E: 0 K: 0 S: 3	H: 0 LOB: 0 BB: 1 P: 7	R: 0 E: 0 K: 1 S: 5	H: 0 LOB: 0 BB: 0 P: 5	R: 0 E: 0 K: 0 S: 3	H: 0 LOB: 0 BB: 0 P: 3	R: 0 E: 0 K: 0 S: 3	H: 0 LOB: 0 BB: 0 P: 3	1B: 3 2B: 2 3B: 1 HR: 0	SF: 1 SAC: 0 DP: 0 HBP: 0	WP: 0 PB: 0 SB: 0 CS: 0	PA: 31
<b>PITCHER</b>	IP	WLS	BF	H	R	ER	SO	BB	IBB	HBP	BLK	WP	HR	S	P	ERA	WHIP			
<b>Alan Hargeshimer, R</b> ERA: 4.68 (1, 1)	3.0	L	14	6	4	3	1	0	0	0	0	0	0	16	16	9.00	2.000			
<b>Tom Griffin, R</b> ERA: 3.3 (4, 1)	3.0		11	0	0	0	2	2	0	0	1	0	0	13	21	0.00	0.667			
<b>Mike Rowland, R</b> ERA: 2.08 (7, 1)	2.0		6	0	0	0	0	0	0	0	0	0	0	6	6	0.00	0.000			

AB 28  
R 4  
H 6  
RBI 4  
BB 2  
SO 3  
LOB 7





Batter	1	2	3	4	5	6	7	8	9	AB	R	H	RBI	BB	SO	LOB	TOP										
Bill North, S OBP: 0.381, SLG: 0.286 Gary Lavelle, S (4, 1) Al Holland, R (8, 1)	0-0 4-3		0-0 1-3	0-0 FC1-2 1B	0-0 FC3-5			0-3 K		3	1	1	1	0	0	0	<b>San Francisco Giants @ Houston Astros</b> Astrodome, Houston, TX Tue Aug 05 1980, 8:05 PM EDT Att: 24,198 - Unknown										
Joe Pettini, R OBP: 0.315, SLG: 0.313	4-0 BB		0-0 6-3	0-0 FC1-2 1B	0-0 F8			4-0 1B 2B BB		3	1	0	0	2	0	5											
Jack Clark, R OBP: 0.382, SLG: 0.541	0-0 F9		4-0 S BB	0-0 1B		0-0 F7		0-0 2B 1B		4	1	2	2	1	0	1											
Mike Ivie, R OBP: 0.291, SLG: 0.356	0-3 K		0-0 F8	0-0 F8		0-0 5-3		0-0 2B		5	0	1	2	0	1	4											
Larry Herndon, R OBP: 0.284, SLG: 0.404 (4, 8)		0-0 F5		0-3 K	4-0 1B S 1B BB			0-3 K		4	1	0	0	1	2	1											
Darrell Evans, L OBP: 0.343, SLG: 0.375		0-0 6-3 S 1B		4-0 BB 1B BB	4-0 1B BB		0-0 F9		0-0 F4	3	3	1	0	2	0	0											
Rennie Stennett, R OBP: 0.296, SLG: 0.333		0-0 6-3		4-0 1B BB	0-0 FC3-5 1B		0-0 F9		0-0 4-3	4	1	1	0	1	0	1											
Mike Sadek, R OBP: 0.404, SLG: 0.360		0-0 1B		4-0 1B 1B	0-0 FC3-5 1B		0-0 F8		0-0 4-3	4	0	2	3	1	0	0											
Jeff Stember, R (1, 1) Max Venable, L OBP: 0.327, SLG: 0.314 (4, PH) (4, 7)		0-3 K		0-0 FC1-2 1B 1B	0-0 F5			0-0 F7		1	0	0	0	0	1	1											
										3	1	1	1	0	0	2											
<b>Inning Stats</b>	R: 0 E: 0 K: 1 S: 5	H: 0 LOB: 1 BB: 1 P: 9	R: 1 E: 0 K: 1 S: 7	H: 2 LOB: 1 BB: 0 P: 7	R: 0 E: 0 K: 0 S: 3	H: 0 LOB: 1 BB: 1 P: 7	R: 4 E: 0 K: 1 S: 8	H: 3 LOB: 2 BB: 3 P: 20	R: 2 E: 0 K: 0 S: 5	H: 2 LOB: 0 BB: 0 P: 13	R: 0 E: 0 K: 0 S: 3	H: 0 LOB: 0 BB: 0 P: 3	R: 0 E: 0 K: 0 S: 3	H: 0 LOB: 1 BB: 1 P: 13	R: 0 E: 0 K: 0 S: 3	H: 0 LOB: 0 BB: 0 P: 3	1B: 8 2B: 1 3B: 0 HR: 0	SF: 0 SAC: 0 DP: 0 HBP: 0	WP: 0 PB: 0 SB: 3 CS: 0	PA: 44							
<b>PITCHER</b>	IP	WLS	BF	H	R	ER	SO	BB	IBB	HBP	BLK	WP	HR	S	P	ERA	WHIP										
Gordie Pladson, R ERA: 5.19	3.1	L	17	2	4	4	3	5	0	0	0	0	0	18	38	10.80	2.100										
Joaquin Andujar, R ERA: 4.29	0.2		5	3	1	1	0	0	0	0	0	0	0	5	5	13.50	4.500										
Bert Roberge, R ERA: 5.84	0.0		3	1	2	2	0	2	0	0	0	0	0	1	9	∞	∞										
Dave Smith, R ERA: 2.03	2.0		7	1	0	0	0	0	0	0	0	0	0	7	7	0.00	0.500										
Frank LaCorte, R ERA: 2.29	3.0		12	2	2	2	2	1	0	0	0	0	0	15	19	6.00	1.000										

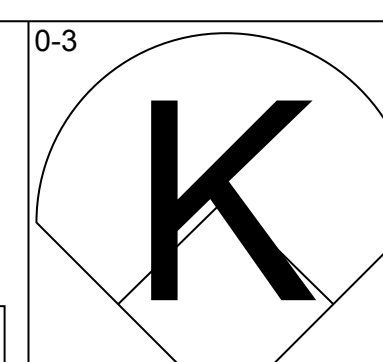
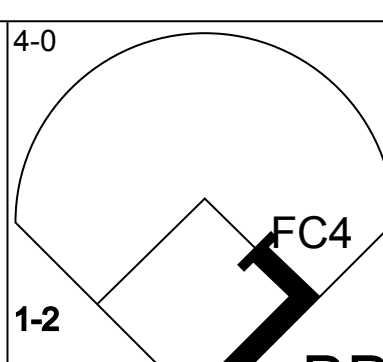
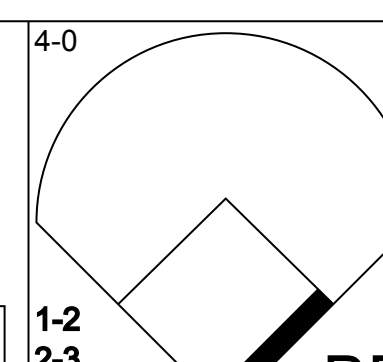
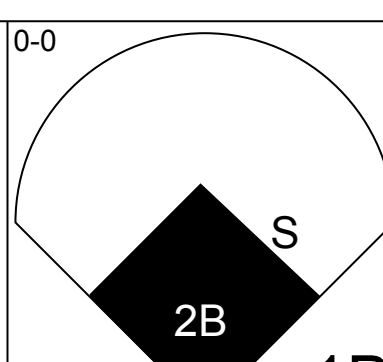
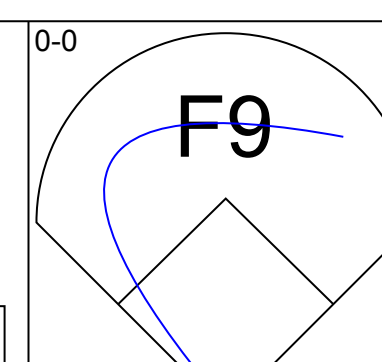
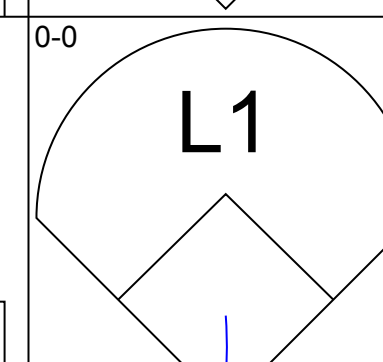
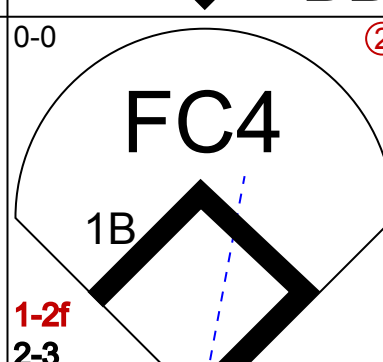
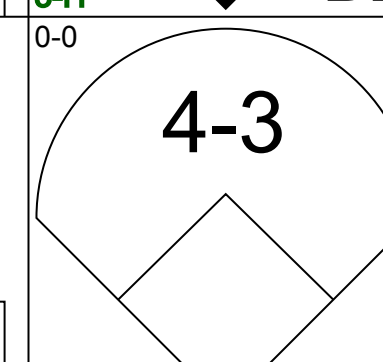
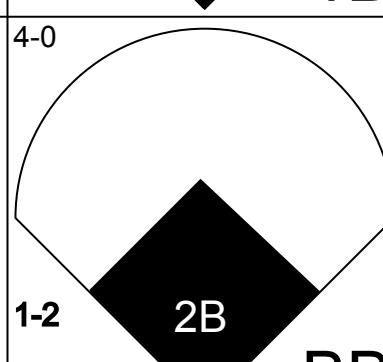
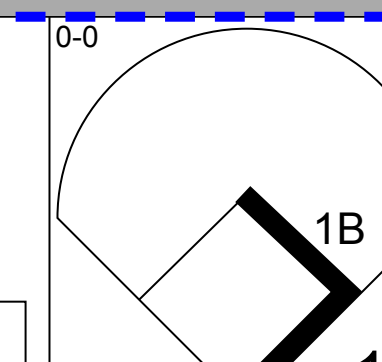
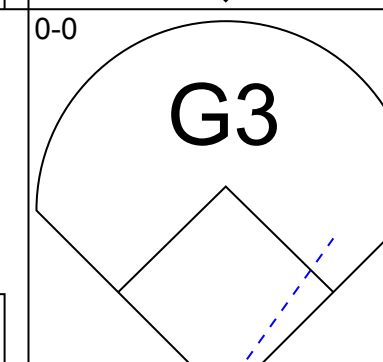
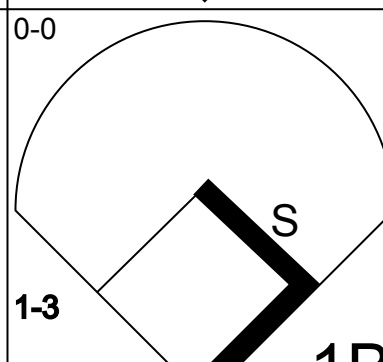
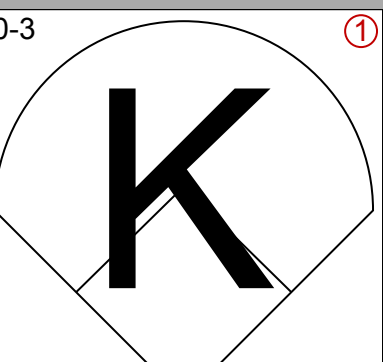
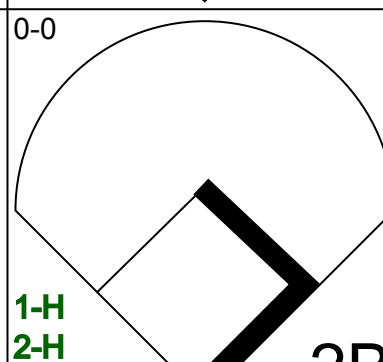
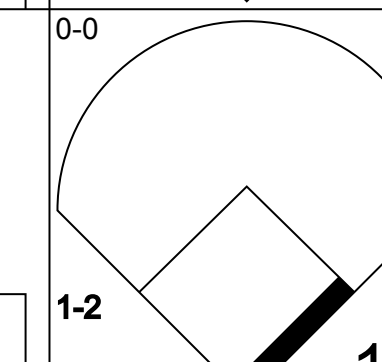
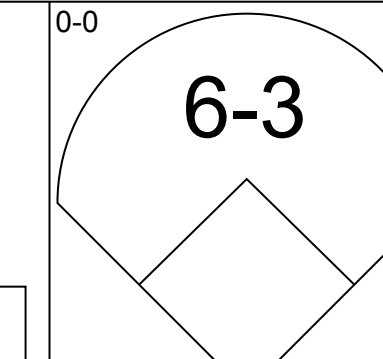
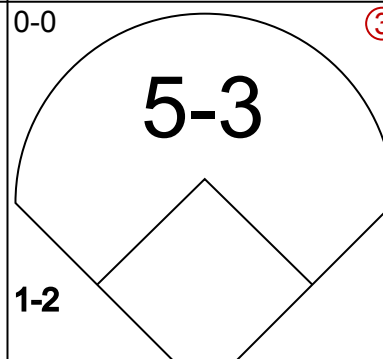
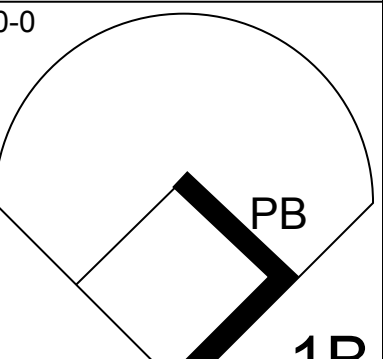
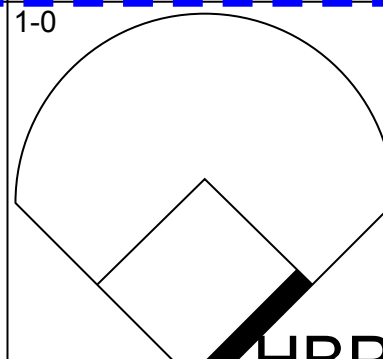
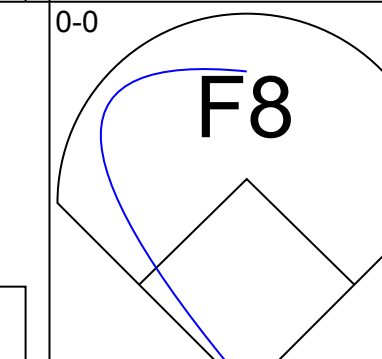
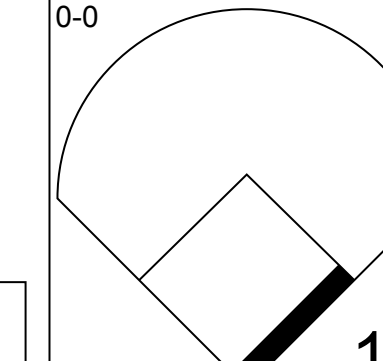
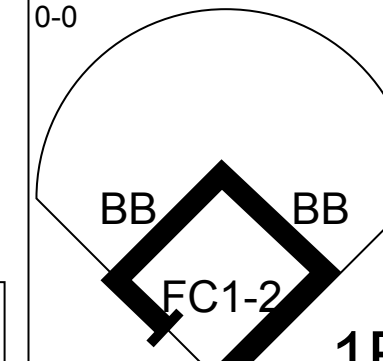
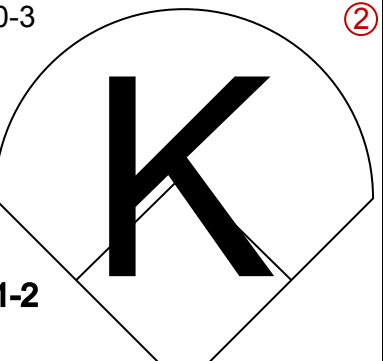
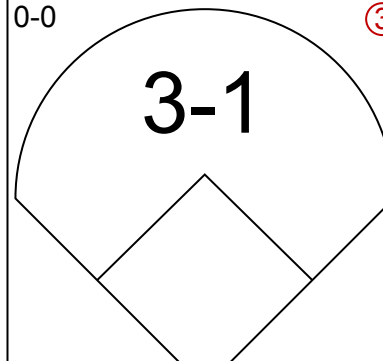
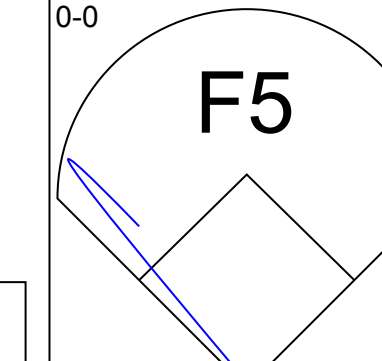

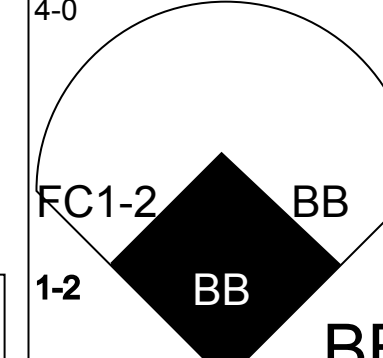
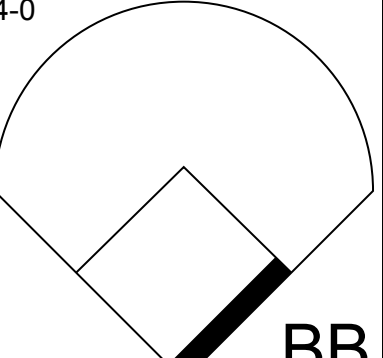
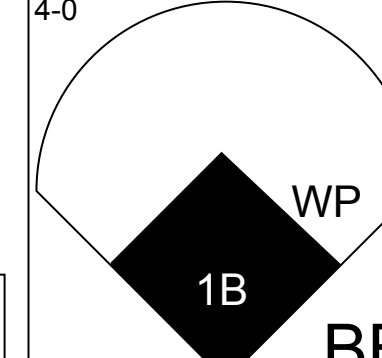
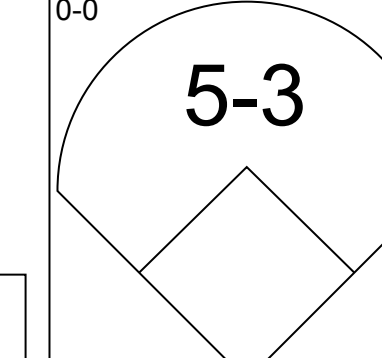

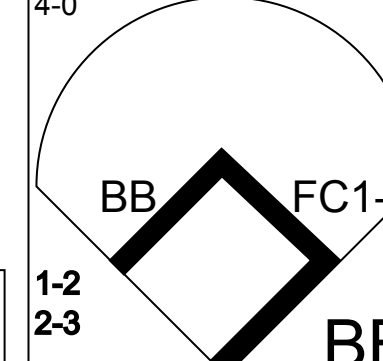
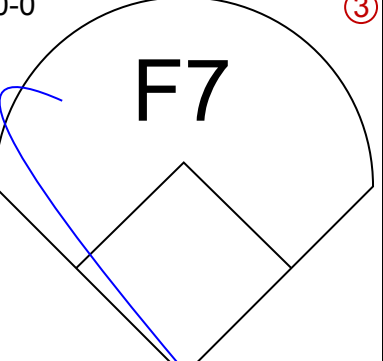
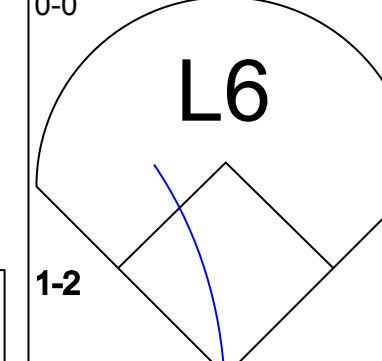
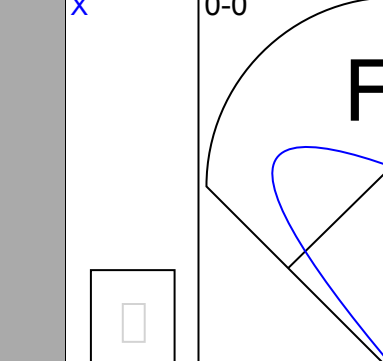
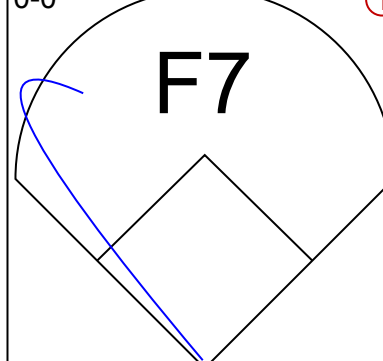
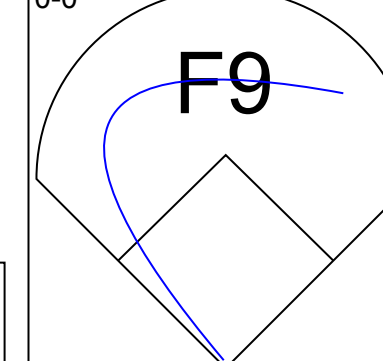
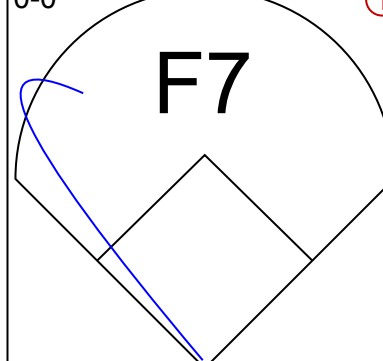
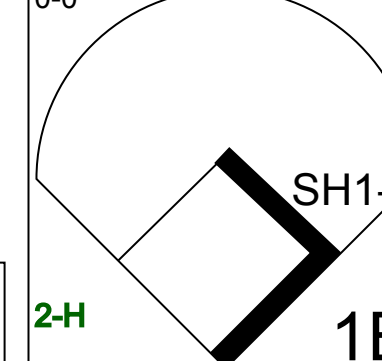
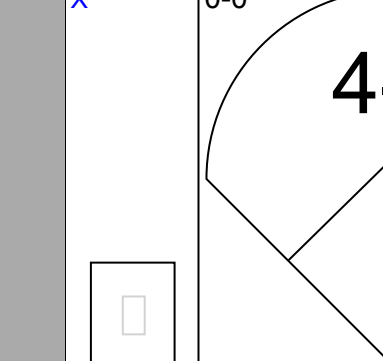
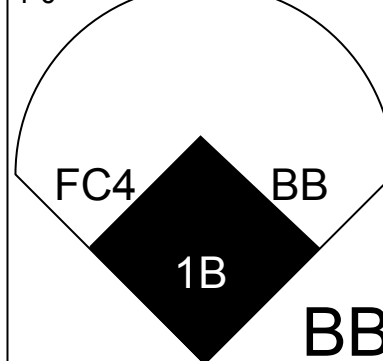
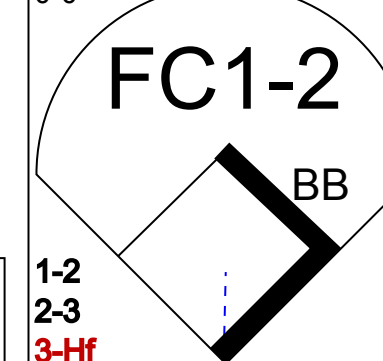

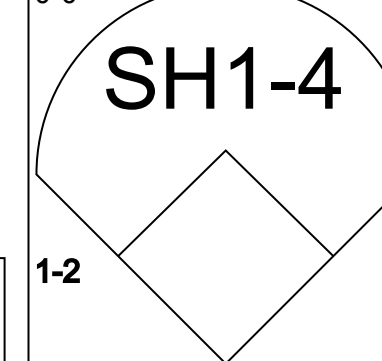
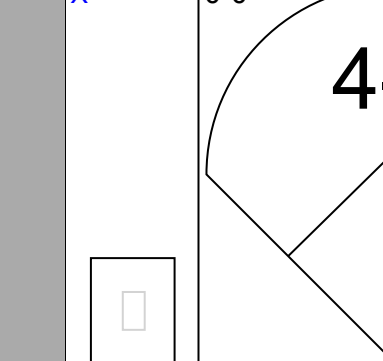
Batter	1	2	3	4	5	6	7	8	9	AB	R	H	RBI	BB	SO	LOB	BOTTOM										
Terry Puhl, L OBP: 0.366, SLG: 0.445 (5, 8)	0-0 HR		0-0 E4 3B	0-0 4-3				0-0 G3-6-3 1B		5	2	3	1	0	0	3	<b>San Francisco Giants @ Houston Astros</b> Astrodome, Houston, TX Tue Aug 05 1980, 8:05 PM EDT Att: 24,198 - Unknown										
Enos Cabell, R OBP: 0.298, SLG: 0.346	0-0 6-3		0-0 F9		0-3 K		0-0 F9		0-0 F8	5	0	0	0	0	1	4											
Joe Morgan, L OBP: 0.351, SLG: 0.356	0-0 G3		0-0 F9		0-0 L5		0-0 G3-6-3		0-0 F9	5	0	0	0	0	0	4											
Jose Cruz, L OBP: 0.371, SLG: 0.422	4-0 BLK BB		0-0 1-1 3-H 3B		0-0 4-3			0-0 1B 1B		3	0	2	2	1	0	0											
Cesar Cedeno, R OBP: 0.384, SLG: 0.490 Jeffrey Leonard, R OBP: 0.277, SLG: 0.353	0-0 6-3		0-0 F6			0-0 1B 1B		0-0 1B 1B		2	0	0	0	0	0	2											
Danny Heep, L OBP: 0.250, SLG: 0.237		0-0 4-3		0-0 4-3		0-0 1B 1B		0-0 F5		4	0	1	0	0	0	2											
Alan Ashby, S OBP: 0.328, SLG: 0.342		0-0 F9		0-3 K		0-0 F7		0-0 F7		4	0	0	0	0	1	4											
Craig Reynolds, L OBP: 0.254, SLG: 0.315		0-0 F9		0-0 1B 1B		0-3 K		0-3 K		4	0	1	0	0	2	4											
Gordie Pladson, R ERA: 5.19 Joaquin Andujar, S ERA: 4.29 Bruce Brody, R ERA: 5.84 Bert Roberge, R ERA: 2.03 Dave Smith, R ERA: 2.29 Art Howe, R OBP: 0.303, SLG: 0.390 Frank LaCorte, R OBP: 0.277, SLG: 0.353 Rafael Landestoy, S ERA: 2.29			4-0 F9 E 3B BB		0-0 1B 1B		0-3 K		0-0 4-3	0	1	0	0	1	0	0											
										0	0	0	0	0	0	0											
<b>Inning Stats</b>	R: 1 E: 0 K: 0 S: 4	H: 1 LOB: 1 BB: 1 P: 8	R: 0 E: 0 K: 0 S: 3	H: 0 LOB: 0 BB: 0 P: 3	R: 2 E: 1 K: 0 S: 5	H: 1 LOB: 1 BB: 1 P: 9	R: 0 E: 0 K: 1 S: 7	H: 2 LOB: 2 BB: 0 P: 7	R: 0 E: 0 K: 2 S: 9	H: 2 LOB: 0 BB: 0 P: 9	R: 0 E: 0 K: 0 S: 3	H: 1 LOB: 0 BB: 0 P: 3	R: 0 E: 0 K: 1 S: 7	H: 2 LOB: 2 BB: 0 P: 7	R: 0 E: 0 K: 0 S: 4	H: 1 LOB: 1 BB: 0 P: 4	1B: 8 2B: 0 3B: 1 HR: 1	SF: 0 SAC: 0 DP: 1 HBP: 0	WP: 0 PB: 0 SB: 0 CS: 0	PA: 39							
<b>PITCHER</b>	IP	WLS	BF	H	R	ER	SO	BB	IBB	HBP	BLK	WP	HR	S	P	ERA	WHIP										
Jeff Stember, R ERA: 3.0	3.0		14	7	0	0	4	0	0	0	0	0	0	26	26	0.00	1.750										
Gary Lavelle, L ERA: 3.13	4.0	W	18	7	0	0	4	0	0	0	0	0	0	26	26	0.00	1.750										
Al Holland, L ERA: 1.0	2.0		7	1	0	0	1	0	0	0	0	0	0	9	9	0.00	0.500										

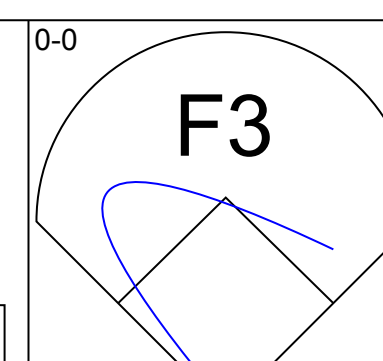
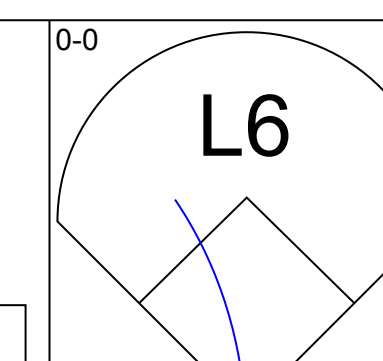
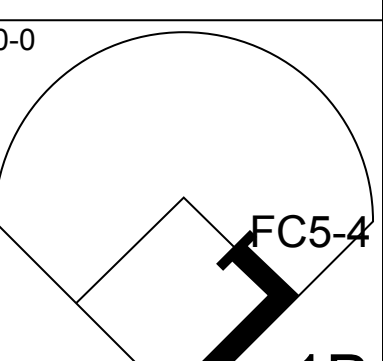
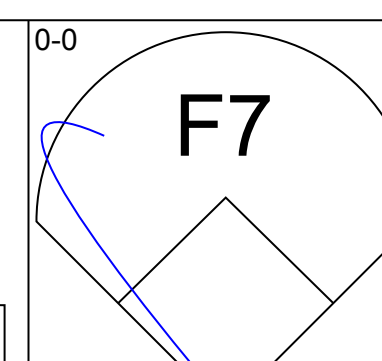
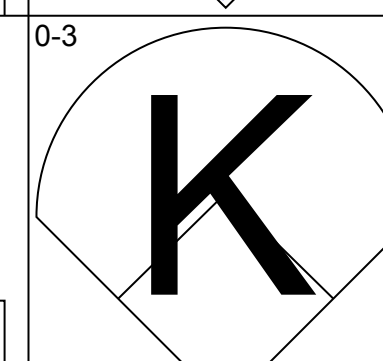
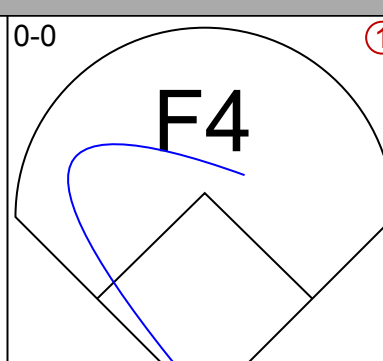
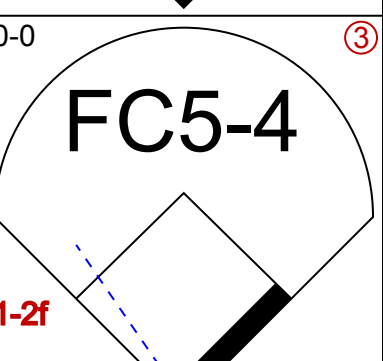
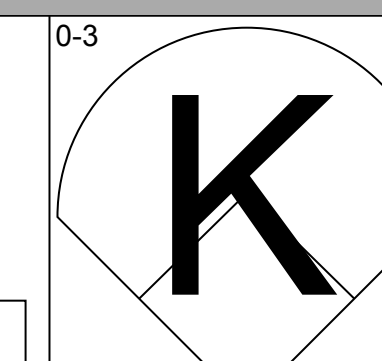
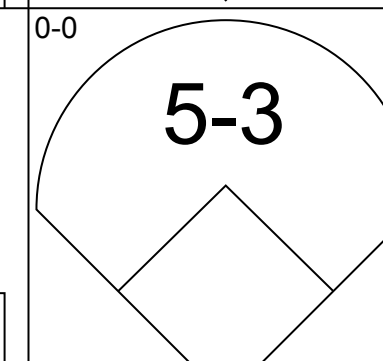
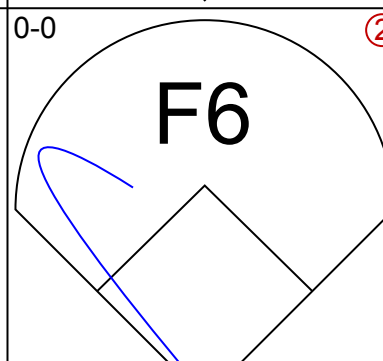
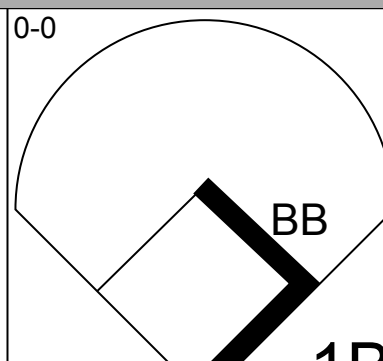
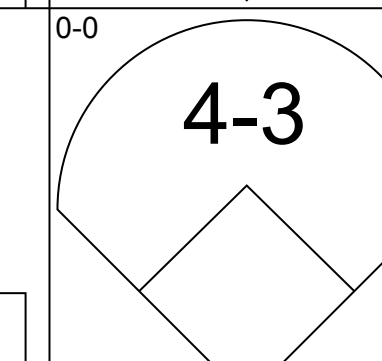
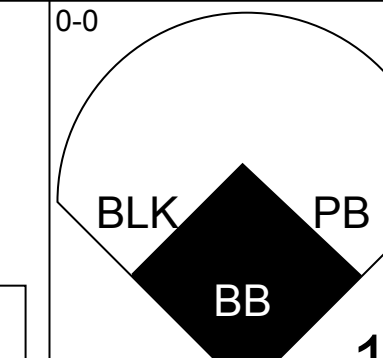
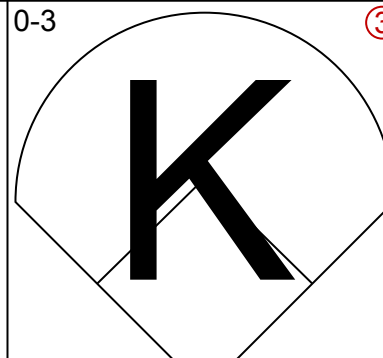
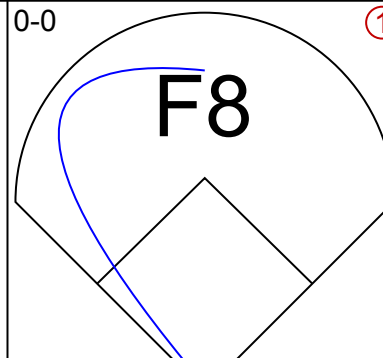
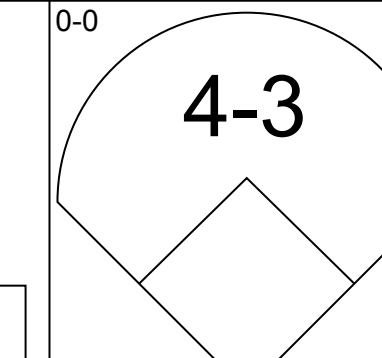

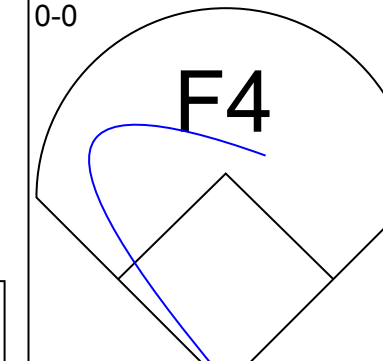
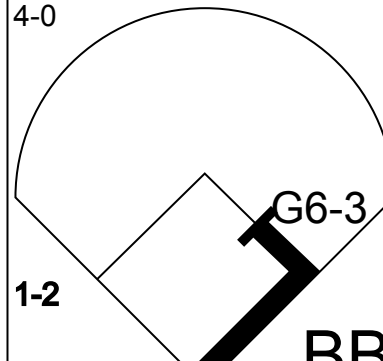
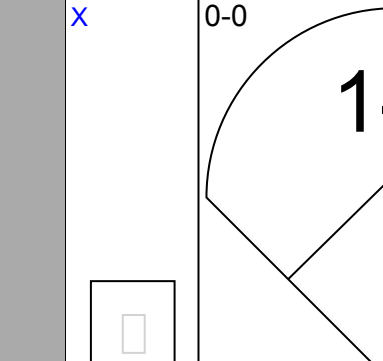
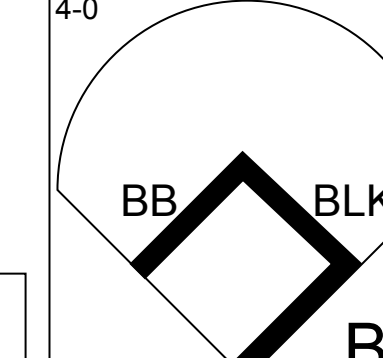
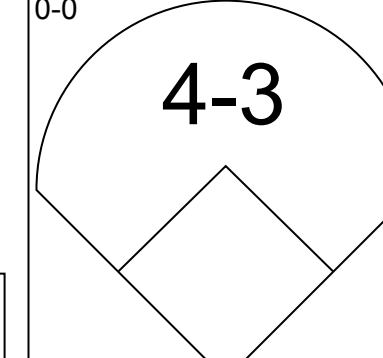
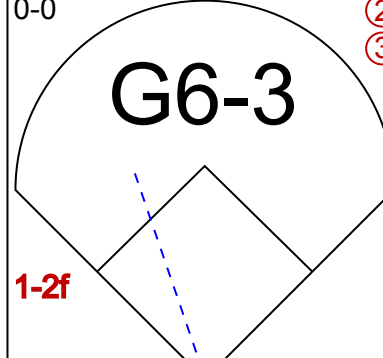
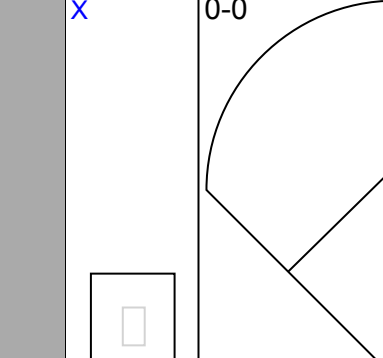


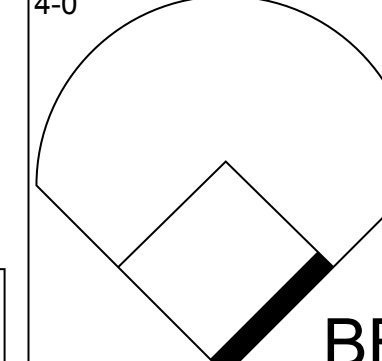
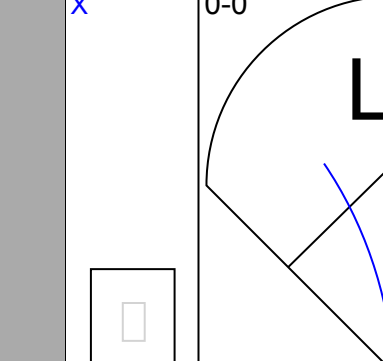
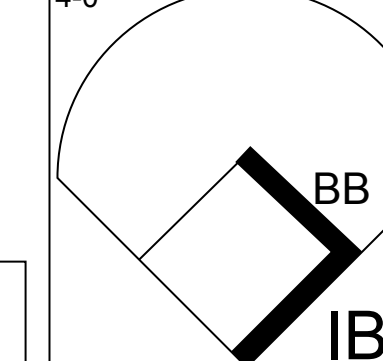
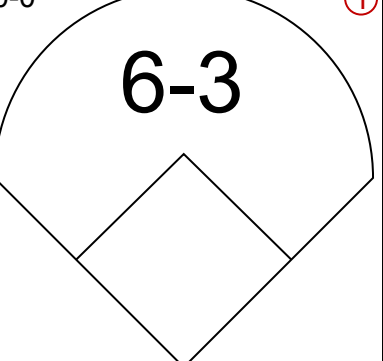
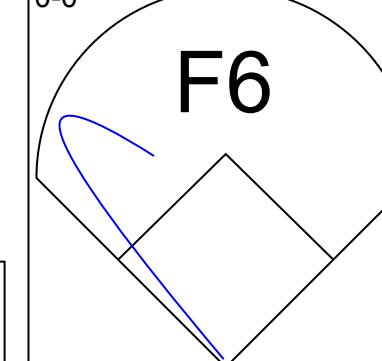
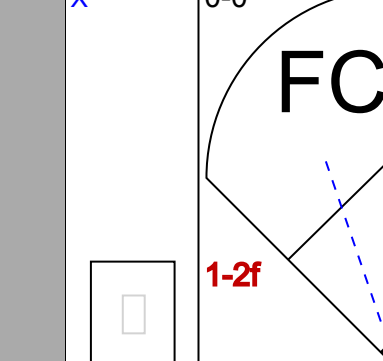
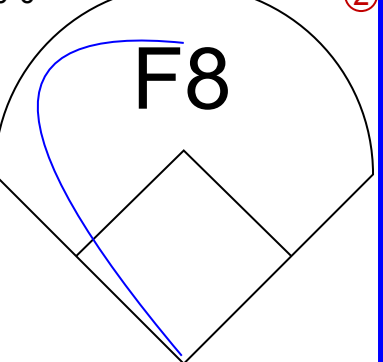
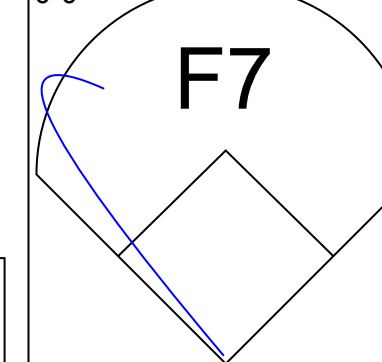
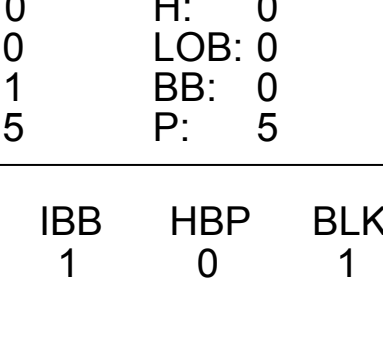


Batter	1	2	3	4	5	6	7	8	9	AB	R	H	RBI	BB	SO	LOB	TOP					
Bill North, S OBP: 0.383, SLG: 0.289 (1, 8)										4	0	2	0	0	0	0	<b>San Francisco Giants @ Houston Astros</b> Astrodome, Houston, TX Wed Aug 06 1980, 8:05 PM EDT Att: 23,478 - Unknown					
Joe Pettini, R OBP: 0.316, SLG: 0.314 (1, 6)										3	0	1	0	0	0	0						
Jack Clark, R OBP: 0.381, SLG: 0.538 (1, 9)										4	0	1	0	0	0	3						
Mike Ivie, R OBP: 0.285, SLG: 0.348 (1, 3)										4	0	0	0	0	3	4						
Darrell Evans, L OBP: 0.342, SLG: 0.374 (1, 5)										4	0	1	0	0	1	2						
Larry Hemdon, R OBP: 0.281, SLG: 0.399 (1, 7)										4	0	0	0	0	1	1						
Rennie Stennett, R OBP: 0.296, SLG: 0.333 (1, 4)										3	0	1	0	0	0	0						
Mike Sadek, R OBP: 0.402, SLG: 0.352 (1, 2)										2	0	0	0	1	0	0						
Vida Blue, S OBP: 0.143, SLG: 0.128 (7, PH)										2	0	0	0	0	1	0						
Terry Whitfield, L OBP: 0.306, SLG: 0.333 (7, 1)										1	0	0	0	0	0	2						
Greg Minton, S (7, 1)										0	0	0	0	0	0	0						
<b>Inning Stats</b>	R: 0 E: 0 K: 2 S: 9	H: 2 LOB: 2 BB: 0 P: 9	R: 0 E: 0 K: 0 S: 3	H: 0 LOB: 0 BB: 0 P: 3	R: 0 E: 0 K: 0 S: 3	H: 0 LOB: 0 BB: 0 P: 3	R: 0 E: 0 K: 1 S: 6	H: 2 LOB: 1 BB: 0 P: 6	R: 0 E: 0 K: 1 S: 5	H: 0 LOB: 0 BB: 0 P: 5	R: 0 E: 0 K: 1 S: 6	H: 1 LOB: 1 BB: 0 P: 6	R: 0 E: 0 K: 0 S: 4	H: 1 LOB: 2 BB: 1 P: 8	R: 0 E: 0 K: 0 S: 3	H: 0 LOB: 0 BB: 0 P: 3	R: 0 E: 0 K: 1 S: 5	H: 0 LOB: 0 BB: 0 P: 5	1B: 6 2B: 0 3B: 0 HR: 0	SF: 0 SAC: 1 DP: 1 HBP: 0	WP: 0 PB: 1 SB: 0 CS: 0	PA: 33
<b>PITCHER</b> Ken Forsch, R ERA: 2.89 (1, 1)	IP: 9.0 WLS: W BF: 33	H: 6 R: 0 ER: 0 SO: 6	BB: 1 IBB: 0 HBP: 0 BLK: 0	WP: 0 HR: 0 S: 44 P: 48	ERA: 0.00 WHIP: 0.778	<b>PITCHER</b>																

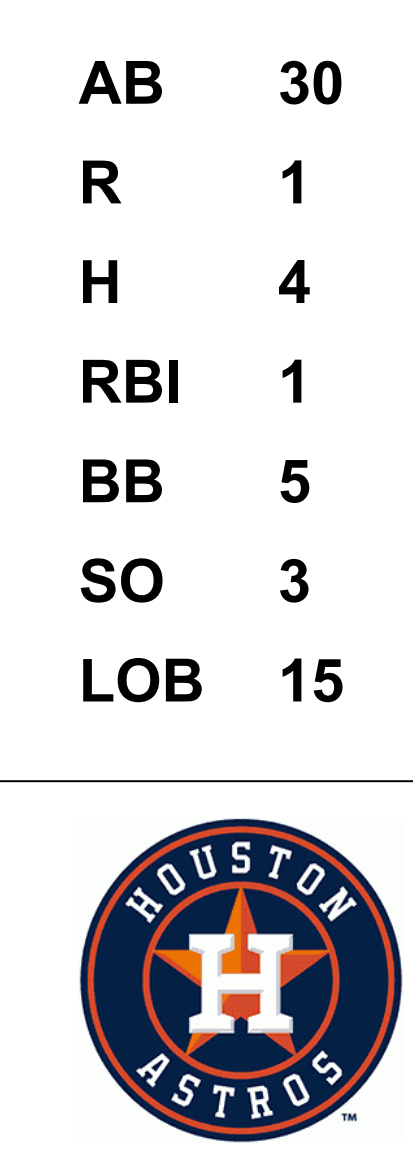
Batter	1	2	3	4	5	6	7	8	9	AB	R	H	RBI	BB	SO	LOB	BOTTOM			
Rafael Landestoy, S OBP: 0.314, SLG: 0.353 (1, 6) (9, 4)										4	1	2	0	0	0	0	<b>San Francisco Giants @ Houston Astros</b> Astrodome, Houston, TX Wed Aug 06 1980, 8:05 PM EDT Att: 23,478 - Unknown			
Enos Cabell, R OBP: 0.297, SLG: 0.345 (1, 5)										4	0	1	0	0	0	2				
Terry Puhl, L OBP: 0.365, SLG: 0.443 (1, 8)										4	0	1	1	0	1	0				
Jose Cruz, L OBP: 0.373, SLG: 0.423 (1, 7)										4	0	2	0	0	0	2				
Art Howe, R OBP: 0.330, SLG: 0.394 Dave Bergman, L OBP: 0.250, SLG: 0.218 (9, 3)										3	0	2	0	1	0	1				
Joe Morgan, L OBP: 0.350, SLG: 0.353 Craig Reynolds, L OBP: 0.254, SLG: 0.315 (9, 6)										0	0	0	0	0	0	0				
Jeffrey Leonard, R OBP: 0.277, SLG: 0.351 (1, 9)										4	0	1	0	0	2	2				
Luis Pujols, R OBP: 0.288, SLG: 0.269 (1, 2)										3	0	0	0	0	0	2				
Ken Forsch, R OBP: 0.259, SLG: 0.310 (1, 1)										3	0	1	0	0	2	0				
<b>Inning Stats</b>	R: 0 E: 0 K: 1 S: 5	H: 0 LOB: 0 BB: 0 P: 5	R: 0 E: 0 K: 0 S: 3	H: 1 LOB: 0 BB: 0 P: 3	R: 0 E: 0 K: 2 S: 7	H: 0 LOB: 0 BB: 0 P: 7	R: 0 E: 0 K: 0 S: 3	H: 0 LOB: 0 BB: 0 P: 3	R: 0 E: 0 K: 1 S: 7	H: 3 LOB: 2 BB: 0 P: 7	R: 1 E: 0 K: 2 S: 10	H: 3 LOB: 3 BB: 1 P: 14	R: 0 E: 0 K: 0 S: 5	H: 2 LOB: 2 BB: 0 P: 5	R: 0 E: 0 K: 1 S: 6	H: 1 LOB: 1 BB: 1 P: 10	1B: 10 2B: 0 3B: 0 HR: 0	SF: 0 SAC: 0 DP: 1 HBP: 0	WP: 0 PB: 0 SB: 1 CS: 0	PA: 34
<b>PITCHER</b> Vida Blue, L ERA: 3.04 Greg Minton, R ERA: 2.33 (7, 1)	IP: 6.0 WLS: L BF: 24	H: 7 R: 1 ER: 1 SO: 6	BB: 0 IBB: 1 HBP: 0 BLK: 0	WP: 0 HR: 0 S: 35 P: 39	ERA: 1.50 WHIP: 1.167	<b>PITCHER</b>														



Batter	1	2	3	4	5	6	7	8	9	AB	R	H	RBI	BB	SO	LOB	TOP					
Gene Richards, L (1.7) OBP: 0.370, SLG: 0.386										3	1	1	1	2	1	1	<b>San Diego Padres @ Houston Astros</b> Astrodome, Houston, TX Thu Aug 07 1980, 8:05 PM EDT Att: 20,044 - Unknown					
Ozzie Smith, S (1.6) OBP: 0.332, SLG: 0.291										4	1	1	0	1	0	5						
Jerry Mumphrey, S (1.8) OBP: 0.327, SLG: 0.341										5	0	3	3	0	1	0						
Dave Winfield, R (1.9) OBP: 0.367, SLG: 0.447										4	0	1	0	0	0	4						
Willie Montanez, L (1.3) OBP: 0.324, SLG: 0.356										5	0	2	0	0	1	5						
Gene Tenace, R (1.2) OBP: 0.381, SLG: 0.365										2	2	0	0	3	1	3						
Barry Evans, R (1.4) OBP: 0.311, SLG: 0.354										4	0	0	0	1	0	4						
Tim Flannery, L (1.5) OBP: 0.311, SLG: 0.305										5	0	1	1	0	0	3						
Bob Shirley, R (1.1) OBP: 0.311, SLG: 0.305										3	1	0	0	1	1	3						
<b>Inning Stats</b>	R: 0 E: 0 K: 1 S: 5	H: 0 LOB: 0 BB: 0 P: 5	R: 0 E: 0 K: 1 S: 6	H: 1 LOB: 1 BB: 0 P: 6	R: 1 E: 0 K: 0 S: 4	H: 1 LOB: 2 BB: 2 P: 12	R: 1 E: 0 K: 0 S: 4	H: 1 LOB: 3 BB: 3 P: 16	R: 0 E: 0 K: 2 S: 8	H: 1 LOB: 2 BB: 1 P: 12	R: 0 E: 0 K: 1 S: 7	H: 2 LOB: 2 BB: 1 P: 12	R: 1 E: 0 K: 0 S: 4	H: 1 LOB: 1 BB: 1 P: 8	R: 0 E: 0 K: 0 S: 5	H: 2 LOB: 2 BB: 0 P: 5	R: 0 E: 0 K: 0 S: 3	H: 0 LOB: 0 BB: 0 P: 3	1B: 8 2B: 1 3B: 0 HR: 0	SF: 0 SAC: 1 DP: 0 HBP: 1	WP: 1 PB: 1 SB: 2 CS: 0	PA: 45
<b>PITCHER</b>	IP WLS BF H R ER SO BB IBB HBP BLK WP HR S P ERA WHIP																					
Joe Niekro, R (1.1) ERA: 4.06	5.2 L 30 6 4 4 5 7 0 0 0 0 0 0 33 61 6.35 2.294																					
Bert Roberge, R (6.1) ERA: 5.93	1.1 7 1 1 1 0 1 0 1 0 1 0 5 10 6.75 1.500																					
Joaquin Andujar, R (8.1) ERA: 4.14	2.0 8 2 0 0 0 0 0 0 0 0 0 8 8 0.00 1.000																					

Batter	1	2	3	4	5	6	7	8	9	AB	R	H	RBI	BB	SO	LOB	BOTTOM					
Rafael Landestoy, S (1.6) OBP: 0.313, SLG: 0.352										4	0	1	0	0	0	4	<b>San Diego Padres @ Houston Astros</b> Astrodome, Houston, TX Thu Aug 07 1980, 8:05 PM EDT Att: 20,044 - Unknown					
Enos Cabell, R (1.5) OBP: 0.294, SLG: 0.341										4	0	0	0	0	2	1						
Terry Puhl, L (1.8) OBP: 0.384, SLG: 0.441										4	0	1	0	0	0	0						
Jose Cruz, L (1.7) OBP: 0.372, SLG: 0.421										4	1	1	0	0	1	1						
Art Howe, R (1.3) OBP: 0.329, SLG: 0.388										3	0	0	0	1	0	1						
Joe Morgan, L (1.4) OBP: 0.352, SLG: 0.352										3	0	1	0	1	0	2						
Jeffrey Leonard, R (1.9) OBP: 0.276, SLG: 0.345										3	0	0	0	1	0	3						
Luis Pujols, R (1.2) OBP: 0.287, SLG: 0.263										3	0	0	0	1	0	2						
Joe Niekro, R (1.1) OBP: 0.293, SLG: 0.327										1	0	0	1	1	0	0						
Bert Roberge, R (6.1) OBP: 0.293, SLG: 0.327										0	0	0	0	0	0	0						
Bruce Bochy, R (7. PH) OBP: 0.417, SLG: 0.278										1	0	0	0	0	0	1						
Joaquin Andujar, S (8.1) OBP: 0.214, SLG: 0.154										0	0	0	0	0	0	0						
<b>Inning Stats</b>	R: 0 E: 0 K: 1 S: 5	H: 0 LOB: 0 BB: 0 P: 5	R: 0 E: 0 K: 0 S: 4	H: 1 LOB: 3 BB: 3 P: 16	R: 0 E: 0 K: 1 S: 5	H: 0 LOB: 0 BB: 0 P: 5	R: 0 E: 0 K: 0 S: 3	H: 0 LOB: 0 BB: 0 P: 3	R: 0 E: 0 K: 0 S: 4	H: 1 LOB: 1 BB: 0 P: 4	R: 0 E: 0 K: 0 S: 3	H: 1 LOB: 1 BB: 1 P: 7	R: 0 E: 0 K: 0 S: 3	H: 0 LOB: 1 BB: 1 P: 7	R: 0 E: 0 K: 1 S: 5	H: 0 LOB: 0 BB: 0 P: 5	R: 0 E: 0 K: 0 S: 4	H: 1 LOB: 1 BB: 0 P: 4	1B: 4 2B: 0 3B: 0 HR: 0	SF: 0 SAC: 0 DP: 1 HBP: 0	WP: 0 PB: 1 SB: 0 CS: 0	PA: 35
<b>PITCHER</b>	IP WLS BF H R ER SO BB IBB HBP BLK WP HR S P ERA WHIP																					
Bob Shirley, L (1.1) ERA: 2.85	9.0 W 35 4 1 1 3 4 1 0 0 0 0 36 56 1.00 0.889																					

AB	35
R	5
H	9
RBI	5
BB	8
SO	5
LOB	28









Batter	1	2	3	4	5	6	7	8	9	AB	R	H	RBI	BB	SO	LOB	TOP						
Gene Richards, L (1,7) OBP: 0.369, SLG: 0.384	4-3		4-3		F8		K		2B 1B	5	0	1	0	0	1	1	<b>San Diego Padres @ Houston Astros</b> Astrodome, Houston, TX Sat Aug 09 1980, 8:05 PM EDT Att: 21,233 - Unknown						
Ozzie Smith, S (1,6) OBP: 0.337, SLG: 0.298	S 1B		CS HBP		1B BB		2-3		2B 1-2	3	0	2	0	1	0	1							
Jerry Mumphrey, S (1,8) OBP: 0.327, SLG: 0.338	K		6-3		1B				F8	4	0	1	0	1	1	3							
Dave Winfield, R (1,9) OBP: 0.368, SLG: 0.449 Jerry Turner, L (4,PH) OBP: 0.341, SLG: 0.387	F8			WP HR 1B					3-1	1	0	0	0	0	0	1							
Willie Montanez, L (1,3) OBP: 0.323, SLG: 0.360		1B FC4-6 BB								3	2	1	2	1	0	3							
Bill Fahey, L (1,2) OBP: 0.304, SLG: 0.273	F7			HR						4	0	1	0	0	0	2							
Barry Evans, R (1,4) OBP: 0.341, SLG: 0.375										3	0	2	0	1	0	1							
Tim Flannery, L (1,5) OBP: 0.304, SLG: 0.297	FC4-6 1B									4	0	1	2	0	1	2							
John Curtis, L (1,1) OBP: 0.179, SLG: 0.162 John D'Acquisto, R (4,1)	K									1	0	0	0	0	1	1							
Rollie Fingers, R (7,1) OBP: 0.260, SLG: 0.417 Von Joshua, L (8,PH) OBP: 0.294, SLG: 0.397 Dennis Kinney, L (8,1) OBP: 0.222, SLG: 0.125	K									0	0	0	0	0	0	0							
<b>Inning Stats</b>	R: 0 E: 0 K: 1 S: 6	H: 1 LOB: 1 BB: 0 P: 6	R: 1 E: 0 K: 1 S: 6	H: 1 LOB: 1 BB: 1 P: 10	R: 0 E: 0 K: 0 S: 2	H: 0 LOB: 0 BB: 0 P: 3	R: 2 E: 0 K: 0 S: 5	H: 3 LOB: 0 BB: 0 P: 5	R: 0 E: 0 K: 1 S: 5	H: 1 LOB: 2 BB: 1 P: 9	R: 1 E: 0 K: 1 S: 6	H: 1 LOB: 2 BB: 2 P: 14	R: 0 E: 0 K: 1 S: 6	H: 1 LOB: 1 BB: 0 P: 6	R: 0 E: 0 K: 0 S: 4	H: 2 LOB: 1 BB: 0 P: 4	1B: 9 2B: 1 3B: 0 HR: 1	SF: 0 SAC: 0 DP: 1 HBP: 1	WP: 1 PB: 0 SB: 1 CS: 1	PA: 40			
<b>PITCHER</b>	IP WLS BF H R ER SO BB IBB HBP BLK WP HR S P ERA WHIP	6.0 L 26 7 4 4 3 4 0 1 0 1 1 27 44 6.00 1.833	3.0 W 14 4 1 1 2 2 0 0 0 0 0 16 24 3.00 2.000																				

AB	33
R	5
H	11
RBI	5
BB	6
SO	5
LOB	17



Batter	1	2	3	4	5	6	7	8	9	AB	R	H	RBI	BB	SO	LOB	BOTTOM					
Rafael Landestoy, S (1,4) OBP: 0.316, SLG: 0.355	1-3			1B 2B	6-3		2B HBP	F7		4	2	1	0	0	0	0	<b>San Diego Padres @ Houston Astros</b> Astrodome, Houston, TX Sat Aug 09 1980, 8:05 PM EDT Att: 21,233 - Unknown					
Enos Cabell, R (1,5) OBP: 0.298, SLG: 0.346	5-3			2B 1B	F9		2B			4	2	2	1	0	0	0						
Terry Puhl, L (1,9) OBP: 0.361, SLG: 0.434	F8			F3	F9		2B IBB			3	1	0	0	1	0	2						
Cesar Cedeno, R (1,8) OBP: 0.384, SLG: 0.493		4-3		1B 3B			FC5 2B			4	1	2	4	0	1	0						
Art Howe, R (1,3) OBP: 0.332, SLG: 0.391		6-3		1B 3B			6-3			3	1	0	0	1	1	1						
Jose Cruz, L (1,7) OBP: 0.376, SLG: 0.423		G3		1B 3B			IBB			3	1	2	1	1	0	0						
Luis Pujols, R (1,2) OBP: 0.291, SLG: 0.278			L4				FC5			4	0	1	3	0	0	3						
Craig Reynolds, L (1,6) OBP: 0.253, SLG: 0.313			6-3	G3			HBP 2B			4	1	1	0	0	0	1						
Nolan Ryan, R (1,1) OBP: 0.193, SLG: 0.157 Dave Smith, R (7,1)			4-3	K			K			2	0	0	0	0	1	1						
<b>Inning Stats</b>	R: 0 E: 0 K: 0 S: 3	H: 0 LOB: 0 BB: 0 P: 3	R: 0 E: 0 K: 0 S: 3	H: 0 LOB: 0 BB: 0 P: 3	R: 0 E: 0 K: 1 S: 10	H: 0 LOB: 1 BB: 1 P: 14	R: 0 E: 0 K: 2 S: 8	H: 1 LOB: 0 BB: 0 P: 8	R: 4 E: 0 K: 1 S: 8	H: 3 LOB: 2 BB: 2 P: 17	R: 0 E: 0 K: 0 S: 3	H: 0 LOB: 0 BB: 0 P: 3	R: 0 E: 0 K: 0 S: 3	H: 0 LOB: 0 BB: 0 P: 3	1B: 4 2B: 4 3B: 1 HR: 0	SF: 0 SAC: 0 DP: 0 HBP: 1		WP: 0 PB: 0 SB: 0 CS: 0	PA: 37			
<b>PITCHER</b>	IP WLS BF H R ER SO BB IBB HBP BLK WP HR S P ERA WHIP	3.1 L 16 3 4 4 4 0 1 1 0 0 0 20 25 12.00 1.000	4.2 L 14 3 4 4 4 0 1 1 0 0 0 3 7 0.00 1.500	1.0 L 3 0 0 0 0 0 0 0 0 0 0 3 3 0.00 0.000																		

AB	33
R	9
H	9
RBI	9
BB	3
SO	4
LOB	9





Batter	1	2	3	4	5	6	7	8	9	AB	R	H	RBI	BB	SO	LOB	TOP							
Gene Richards, L (1,7) OBP: 0.370, SLG: 0.387										4	1	2	1	0	0	0	<b>San Diego Padres @ Houston Astros</b> Astrodome, Houston, TX Sun Aug 10 1980, 4:33 AM EDT Att: 20,514 - Unknown							
Ozzie Smith, S (1,6) OBP: 0.335, SLG: 0.296										3	0	0	0	0	1	2								
Jerry Mumphrey, S (1,8) OBP: 0.326, SLG: 0.337										4	0	1	1	0	1	0								
Dave Winfield, R (1,9) OBP: 0.369, SLG: 0.449										4	1	2	0	0	1	1								
Willie Montanez, L (1,3)										4	0	1	0	0	0	2								
Bill Fahey, L (1,2) OBP: 0.304, SLG: 0.270										2	1	0	0	0	1	1								
Gene Tenace, R (9, PH) OBP: 0.383, SLG: 0.362										1	0	0	0	0	0	2								
Fred Kendall, R (9, 2) OBP: 0.292, SLG: 0.292										1	0	0	0	0	0	2								
Barry Evans, R (1,4) OBP: 0.339, SLG: 0.370										1	0	0	0	0	0	2								
Jerry Turner, L (9, PH) OBP: 0.339, SLG: 0.384										1	0	0	0	0	0	2								
Dave Cash, R (9, 4) OBP: 0.280, SLG: 0.267										0	0	0	0	0	0	2								
Tim Flannery, L (1,5) OBP: 0.302, SLG: 0.296										4	0	1	1	0	2	3								
Rick Wise, R (1,1) OBP: 0.175, SLG: 0.205										4	0	0	0	0	2	5								
<b>Inning Stats</b>	R: 1 E: 0 K: 0 S: 5	H: 2 LOB: 1 BB: 0 P: 5	R: 0 E: 0 K: 1 S: 5	H: 0 LOB: 0 BB: 0 P: 5	R: 0 E: 0 K: 1 S: 5	H: 1 LOB: 0 BB: 0 P: 3	R: 0 E: 0 K: 0 S: 3	H: 1 LOB: 0 BB: 0 P: 3	R: 1 E: 0 K: 2 S: 6	H: 1 LOB: 2 BB: 2 P: 14	R: 0 E: 0 K: 2 S: 7	H: 0 LOB: 0 BB: 0 P: 7	R: 0 E: 0 K: 3 S: 9	H: 0 LOB: 1 BB: 1 P: 13	R: 0 E: 0 K: 0 S: 3	H: 0 LOB: 0 BB: 0 P: 3	R: 1 E: 0 K: 0 S: 6	H: 3 LOB: 2 BB: 0 P: 6	1B: 6 2B: 1 3B: 0 HR: 0	SF: 0 SAC: 1 DP: 1 HBP: 0	WP: 0 PB: 0 SB: 0 CS: 0	PA: 36		
<b>PITCHER</b>	IP WLS BF H R ER SO BB IBB HBP BLK WP HR S P ERA WHIP																							
Joaquin Andujar, R (1,1) ERA: 3.93	8.0	30	4	2	2	8	3	0	0	0	0	0	0	0	43	55	2.25	0.875						
Joe Sambito, L (9,1) ERA: 2.24	0.0	L	2	2	1	1	0	0	0	0	0	0	0	0	2	2	∞	∞						
Frank LaCorte, R (9,1) ERA: 2.24	1.0	4	1	0	0	0	0	0	0	0	0	0	0	4	4	0.00	1.000							

Batter	1	2	3	4	5	6	7	8	9	AB	R	H	RBI	BB	SO	LOB	BOTTOM							
Rafael Landestoy, S (1,4) OBP: 0.312, SLG: 0.350										4	0	0	0	0	0	0	<b>San Diego Padres @ Houston Astros</b> Astrodome, Houston, TX Sun Aug 10 1980, 4:33 AM EDT Att: 20,514 - Unknown							
Enos Cabell, R (1,5) OBP: 0.297, SLG: 0.345										4	0	1	0	0	0	0								
Terry Puhl, L (1,9) OBP: 0.360, SLG: 0.432										4	1	1	0	0	2	1								
Jose Cruz, L (1,7) OBP: 0.377, SLG: 0.425										3	0	1	1	1	1	0								
Cesar Cedeno, R (1,8) OBP: 0.383, SLG: 0.490										4	0	1	0	0	0	3								
Denny Walling, L (1,3) OBP: 0.376, SLG: 0.406										4	0	1	0	0	0	1								
Alan Ashby, S (1,2) OBP: 0.328, SLG: 0.342										3	0	1	0	0	0	1								
Craig Reynolds, L (1,6) OBP: 0.251, SLG: 0.310										3	0	0	0	0	2	1								
Joaquin Andujar, S (1,1) OBP: 0.250, SLG: 0.400										2	1	1	1	0	1	0								
Joe Morgan, L (8, PH) OBP: 0.350, SLG: 0.347										1	0	0	0	0	0	0								
Joe Sambito, L (9,1) OBP: 0.200, SLG: 0.200										0	0	0	0	0	0	0								
Frank LaCorte, R (9,1) OBP: 0.200, SLG: 0.200										0	0	0	0	0	0	0								
<b>Inning Stats</b>	R: 1 E: 0 K: 0 S: 5	H: 2 LOB: 1 BB: 0 P: 5	R: 0 E: 0 K: 0 S: 3	H: 1 LOB: 0 BB: 0 P: 3	R: 1 E: 0 K: 0 S: 4	H: 1 LOB: 0 BB: 0 P: 4	R: 0 E: 0 K: 1 S: 5	H: 0 LOB: 0 BB: 0 P: 5	R: 0 E: 0 K: 2 S: 7	H: 0 LOB: 0 BB: 0 P: 7	R: 0 E: 0 K: 1 S: 6	H: 1 LOB: 2 BB: 1 P: 10	R: 0 E: 0 K: 1 S: 5	H: 1 LOB: 0 BB: 0 P: 5	R: 0 E: 0 K: 0 S: 3	H: 0 LOB: 0 BB: 0 P: 3	R: 0 E: 0 K: 1 S: 6	H: 1 LOB: 1 BB: 0 P: 6	1B: 5 2B: 1 3B: 0 HR: 1	SF: 0 SAC: 0 DP: 2 HBP: 0	WP: 0 PB: 0 SB: 3 CS: 0	PA: 33		
<b>PITCHER</b>	IP WLS BF H R ER SO BB IBB HBP BLK WP HR S P ERA WHIP																							
Rick Wise, R (1,1) ERA: 3.36	9.0	W	33	7	2	2	6	1	0	0	0	0	0	1	44	48	2.00	0.889						



















Batter	1	2	3	4	5	6	7	8	9	AB	R	H	RBI	BB	SO	LOB	TOP			
Rafael Landestoy, S OBP: 0.314, SLG: 0.348 (1, 4)	0-0 6-3		0-0 4-3		0-0 4-3			0-0 4-3		4	0	0	0	0	0	1	<p>Houston Astros @ San Diego Padres San Diego Stadium, San Diego, CA Thu Aug 14 1980, 6:33 AM EDT Att: 12,150 - Unknown</p> <p>livebaseballscores.com</p> <p>AB 31 R 2 H 6 RBI 2 BB 1 SO 1 LOB 10</p> 			
Enos Cabell, R OBP: 0.298, SLG: 0.342 (1, 5)	0-0 5-3		0-0 6-3		0-0 6-3			0-0 F7		4	0	0	0	0	0	1				
Jose Cruz, L OBP: 0.375, SLG: 0.425 (1, 7)	0-0 2B			0-0 6-3 1B		0-0 4-3		0-0 4-3		4	1	2	0	0	0	0				
Cesar Cedeno, R OBP: 0.376, SLG: 0.477 (1, 8)	0-0 1-3			0-0 F9 1B		0-0 F4		0-0 4-3 S SF9 1B		4	1	1	0	0	0	2				
Art Howe, R OBP: 0.340, SLG: 0.406 (1, 3)		0-0 F9		0-0 6-3		0-0 1B		0-0 4-3		4	0	1	0	0	0	2				
Jeffrey Leonard, R OBP: 0.280, SLG: 0.350 (1, 9)		4-0 S BB		0-0 1B		0-0 F8		0-0 SF9		2	0	1	2	1	0	1				
Luis Pujols, R OBP: 0.284, SLG: 0.271 (1, 2)		0-0 F5		0-0 4-3		0-0 F8		0-0 K		4	0	0	0	0	1	2				
Craig Reynolds, L OBP: 0.251, SLG: 0.307 (1, 6)		0-0 F8			0-0 SH3-4 1B		0-0 6-3			3	0	1	0	0	0	1				
Nolan Ryan, R OBP: 0.186, SLG: 0.151 (1, 1)			0-0 F8		0-0 SH3-4		0-0 6-3			2	0	0	0	0	0	0				
<b>Inning Stats</b>	R: 0 E: 0 K: 0 S: 4	H: 1 LOB: 1 BB: 0 P: 4	R: 0 E: 0 K: 0 S: 3	H: 0 LOB: 1 BB: 1 P: 7	R: 0 E: 0 K: 0 S: 3	H: 0 LOB: 0 BB: 0 P: 3	R: 1 E: 0 K: 0 S: 5	H: 2 LOB: 1 BB: 0 P: 5	R: 0 E: 0 K: 0 S: 4	H: 1 LOB: 1 BB: 0 P: 4	R: 0 E: 0 K: 0 S: 3	H: 0 LOB: 0 BB: 0 P: 3	R: 0 E: 0 K: 0 S: 3	H: 0 LOB: 0 BB: 0 P: 3	R: 1 E: 0 K: 1 S: 6	H: 1 LOB: 0 BB: 0 P: 6	1B: 5 2B: 1 3B: 0 HR: 0	SF: 1 SAC: 1 DP: 0 HBP: 0	WP: 0 PB: 0 SB: 2 CS: 0	PA: 34
<b>PITCHER</b> John Curtis, L ERA: 4.07 (1, 1)	IP: 9.0 WLS: L BF: 34 H: 6 R: 2 ER: 2 SO: 1 BB: 1 IBB: 0 HBP: 0 BLK: 0 WP: 0 HR: 0 S: 35 P: 39 ERA: 2.00 WHIP: 0.778															<b>PITCHER</b>				

Batter	1	2	3	4	5	6	7	8	9	AB	R	H	RBI	BB	SO	LOB	BOTTOM				
Gene Richards, L OBP: 0.365, SLG: 0.380 (1, 7)	0-0 6-3		0-3 K			0-0 6-3		0-0 6-3		4	0	0	0	0	1	0	<p>Houston Astros @ San Diego Padres San Diego Stadium, San Diego, CA Thu Aug 14 1980, 6:33 AM EDT Att: 12,150 - Unknown</p> <p>livebaseballscores.com</p> <p>AB 30 R 1 H 3 RBI 1 BB 1 SO 7 LOB 7</p> 				
Ozzie Smith, S OBP: 0.335, SLG: 0.293 (1, 6)	0-0 G3		0-0 1B			0-0 F5		0-0 6-3		4	0	1	0	0	0	0					
Jerry Mumphrey, S OBP: 0.321, SLG: 0.338 (1, 8)	0-3 K		0-3 K			0-0 F8		0-0 F7		4	0	0	0	0	2	1					
Willie Montanez, L OBP: 0.317, SLG: 0.351 (1, 3)		0-0 6-3		0-0 F9		4-0 BB		0-0 1B		3	0	1	0	1	0	0					
Jerry Turner, L OBP: 0.335, SLG: 0.379 Dave Winfield, R OBP: 0.362, SLG: 0.438 (1, 9)		0-0 E6 FC6 SF9 1B		0-0 6-3		0-3 K		0-0 4-3		0	0	0	0	0	0	0					
Bill Fahey, L OBP: 0.299, SLG: 0.265 (1, 2)		0-0 FC6		0-0 F7		0-0 F5				3	0	0	0	0	0	2					
Barry Evans, R OBP: 0.320, SLG: 0.333 (1, 5)		0-0 SF9			0-3 K		0-0 F8			2	0	0	1	0	1	1					
Tim Flannery, L OBP: 0.298, SLG: 0.298 (1, 4)		0-0 F7			0-0 F8			0-0 F7		3	0	0	0	0	0	1					
John Curtis, L OBP: 0.167, SLG: 0.150 (1, 1)			0-3 K		0-3 K			0-0 F7		3	0	0	0	0	2	0					
<b>Inning Stats</b>	R: 0 E: 0 K: 1 S: 5	H: 0 LOB: 0 BB: 0 P: 5	R: 1 E: 1 K: 0 S: 5	H: 1 LOB: 1 BB: 0 P: 5	R: 0 E: 0 K: 3 S: 10	H: 1 LOB: 0 BB: 0 P: 10	R: 0 E: 0 K: 2 S: 7	H: 0 LOB: 0 BB: 0 P: 7	R: 0 E: 0 K: 0 S: 3	H: 0 LOB: 0 BB: 0 P: 3	R: 0 E: 0 K: 1 S: 5	H: 0 LOB: 1 BB: 1 P: 9	R: 0 E: 0 K: 0 S: 3	H: 0 LOB: 0 BB: 0 P: 3	R: 0 E: 0 K: 0 S: 4	H: 1 LOB: 1 BB: 0 P: 4		1B: 3 2B: 0 3B: 0 HR: 0	SF: 1 SAC: 0 DP: 0 HBP: 0	WP: 0 PB: 0 SB: 0 CS: 0	PA: 32
<b>PITCHER</b> Nolan Ryan, R ERA: 3.25 (1, 1)	IP: 9.0 WLS: W BF: 32 H: 3 R: 1 ER: 0 SO: 7 BB: 1 IBB: 0 HBP: 0 BLK: 0 WP: 0 HR: 0 S: 45 P: 49 ERA: 0.00 WHIP: 0.444															<b>PITCHER</b>					







Batter	1	2	3	4	5	6	7	8	9	AB	R	H	RBI	BB	SO	LOB	TOP			
Joe Morgan, L (1,4) OBP: 0.346, SLG: 0.345										5	2	3	0	0	0	1	<b>Houston Astros @ San Diego Padres</b> San Diego Stadium, San Diego, CA Sun Aug 17 1980, 6:33 AM EDT Unknown <a href="http://livebaseballscores.com">livebaseballscores.com</a>			
Terry Puhl, L (1,9) OBP: 0.352, SLG: 0.430										4	1	1	2	1	0	2				
Jose Cruz, L (1,7) OBP: 0.377, SLG: 0.435										5	2	2	2	0	0	1				
Cesar Cedeno, R (1,8) OBP: 0.383, SLG: 0.485										4	0	3	1	0	1	0				
Art Howe, R (1,5) OBP: 0.329, SLG: 0.391										4	0	0	0	0	0	3				
Jeffrey Leonard, R (1,3) OBP: 0.279, SLG: 0.342										3	0	1	0	1	0	1				
Luis Pujols, R (1,2)										4	0	0	0	0	0	3				
Rafael Landestoy, S (1,6) OBP: 0.308, SLG: 0.340										4	0	1	0	0	1	0				
Ken Forsch, R (1,1) OBP: 0.266, SLG: 0.302										3	0	0	0	0	1	0				
<b>Inning Stats</b>	R: 2 E: 0 K: 0 S: 6	H: 3 LOB: 1 BB: 0 P: 6	R: 0 E: 0 K: 0 S: 4	H: 1 LOB: 1 BB: 0 P: 4	R: 0 E: 0 K: 0 S: 3	H: 1 LOB: 1 BB: 1 P: 7	R: 0 E: 0 K: 0 S: 3	H: 0 LOB: 0 BB: 0 P: 3	R: 0 E: 0 K: 0 S: 5	H: 2 LOB: 2 BB: 0 P: 5	R: 0 E: 0 K: 0 S: 4	H: 1 LOB: 1 BB: 0 P: 4	R: 1 E: 0 K: 1 S: 6	H: 1 LOB: 1 BB: 1 P: 10	R: 2 E: 0 K: 2 S: 9	H: 2 LOB: 0 BB: 0 P: 9		1B: 4 2B: 5 3B: 0 HR: 2	SF: 0 SAC: 1 DP: 0 HBP: 0	WP: 0 PB: 0 SB: 0 CS: 0
<b>PITCHER</b>	IP WLS BF H R ER SO BB IBB HBP BLK WP HR S P ERA WHIP																			
Randy Jones, L (1,1) ERA: 3.7	8.0 L 34 9 3 3 1 2 0 0 0 0 0 1 34 42 3.38 1.375																			
Mike Armstrong, R (9,1) ERA: 4.5	1.0 5 2 2 2 2 0 0 0 0 0 0 1 9 9 18.00 2.000																			

Batter	1	2	3	4	5	6	7	8	9	AB	R	H	RBI	BB	SO	LOB	BOTTOM			
Gene Richards, L (1,7) OBP: 0.366, SLG: 0.376										4	0	1	0	0	0	2	<b>Houston Astros @ San Diego Padres</b> San Diego Stadium, San Diego, CA Sun Aug 17 1980, 6:33 AM EDT Unknown <a href="http://livebaseballscores.com">livebaseballscores.com</a>			
Ozzie Smith, S (1,6) OBP: 0.330, SLG: 0.287										4	0	0	0	0	1	1				
Jerry Mumphrey, S (1,8) OBP: 0.316, SLG: 0.332										4	0	0	0	0	0	1				
Willie Montanez, L (1,3) OBP: 0.321, SLG: 0.356										4	0	1	0	0	0	0				
Dave Winfield, R (1,9) OBP: 0.359, SLG: 0.430										4	0	0	0	0	1	1				
Craig Stimpac, R (1,2) OBP: 0.385, SLG: 0.385										3	0	0	0	0	0	0				
Luis Salazar, R (1,5) OBP: 0.667, SLG: 0.667										3	0	2	0	0	0	0				
Barry Evans, R (1,4) OBP: 0.311, SLG: 0.315										2	0	0	0	1	0	2				
Randy Jones, R (1,1) OBP: 0.109, SLG: 0.068										1	0	0	0	0	1	0				
Broderick Perkins, L (8, PH) OBP: 0.333, SLG: 0.333										1	0	0	0	0	0	1				
Mike Armstrong, R (9,1) ERA: 4.5										0	0	0	0	0	0	0				
<b>Inning Stats</b>	R: 0 E: 0 K: 0 S: 3	H: 0 LOB: 0 BB: 0 P: 3	R: 0 E: 0 K: 0 S: 3	H: 0 LOB: 0 BB: 0 P: 3	R: 0 E: 1 K: 0 S: 3	H: 0 LOB: 1 BB: 1 P: 7	R: 0 E: 0 K: 0 S: 3	H: 0 LOB: 0 BB: 0 P: 3	R: 0 E: 0 K: 1 S: 6	H: 1 LOB: 1 BB: 0 P: 6	R: 0 E: 0 K: 0 S: 3	H: 0 LOB: 0 BB: 0 P: 3	R: 0 E: 0 K: 0 S: 4	H: 1 LOB: 1 BB: 0 P: 4	R: 0 E: 0 K: 1 S: 6	H: 1 LOB: 1 BB: 0 P: 6		1B: 4 2B: 0 3B: 0 HR: 0	SF: 0 SAC: 1 DP: 0 HBP: 0	WP: 0 PB: 0 SB: 1 CS: 0
<b>PITCHER</b>	IP WLS BF H R ER SO BB IBB HBP BLK WP HR S P ERA WHIP																			
Ken Forsch, R (1,1) ERA: 2.88	9.0 W 32 4 0 0 3 1 0 0 0 0 0 0 37 41 0.00 0.556																			







Batter	1	2	3	4	5	6	7	8	9	AB	R	H	RBI	BB	SO	LOB	TOP										
<b>Omar Moreno, L</b> (1, 8) OBP: 0.313, SLG: 0.339	F6	F6			4-3			K		4	0	0	0	0	1	2											
<b>Tim Foli, R</b> (1, 6) OBP: 0.316, SLG: 0.363	BB 1B		F7		F7					4	1	2	0	0	0	1											
<b>Dave Parker, L</b> (1, 9) OBP: 0.333, SLG: 0.452	BB 1B		6-3			K		6-3		4	1	1	0	0	1	1											
<b>John Milner, L</b> (1, 3) OBP: 0.359, SLG: 0.342	1B BB		F6			F5				3	0	0	0	1	0	0											
<b>Mike Easter, L</b> (1, 7) OBP: 0.418, SLG: 0.636	K				6-3	G3				4	0	0	0	0	1	3											
<b>Bill Madlock, R</b> (1, 5) OBP: 0.327, SLG: 0.371										4	0	3	2	0	1	0											
<b>Ed Ott, L</b> (1, 2) OBP: 0.327, SLG: 0.390					G6-3			K		4	0	0	0	0	3	2											
<b>Phil Garner, R</b> (1, 4) OBP: 0.326, SLG: 0.368										3	0	2	0	0	0	0											
<b>John Candelaria, L</b> (1, 1) OBP: 0.226, SLG: 0.175										2	0	0	0	0	1	2											
<b>Kurt Bevacqua, R</b> (8, PH) OBP: 0.333, SLG: 0.372					1-4					1	0	0	0	0	0	0											
<b>Enrique Romo, R</b> (8, 1) OBP: 0.556, SLG: 0.500					1-4					0	0	0	0	0	0	0											
<b>Inning Stats</b>	R: 2 H: 3 E: 0 K: 1 S: 7	H: 3 LOB: 2 BB: 1 P: 11	R: 0 H: 1 E: 0 K: 2 S: 8	H: 1 LOB: 1 BB: 0 P: 8	R: 0 H: 0 E: 0 K: 0 S: 3	H: 0 LOB: 0 BB: 0 P: 3	R: 0 H: 1 E: 0 K: 0 S: 4	H: 1 LOB: 1 BB: 0 P: 4	R: 0 H: 0 E: 0 K: 1 S: 5	H: 0 LOB: 0 BB: 0 P: 5	R: 0 H: 0 E: 0 K: 2 S: 7	H: 0 LOB: 0 BB: 0 P: 7	R: 0 H: 1 E: 0 K: 1 S: 6	H: 1 LOB: 1 BB: 0 P: 6	R: 0 H: 1 E: 0 K: 1 S: 6	H: 1 LOB: 1 BB: 0 P: 6	1B: 7 2B: 1 3B: 0 HR: 0	SF: 0 SAC: 0 DP: 1 HBP: 0	WP: 0 PB: 0 SB: 1 CS: 0	PA: 34							
<b>PITCHER</b>	IP	WLS	BF	H	R	ER	SO	BB	IBB	HBP	BLK	WP	HR	S	P	ERA	WHIP										
<b>Nolan Ryan, R</b> (1, 1) ERA: 3.22	7.2	W	29	7	2	2	7	1	0	0	0	0	0	42	46	2.35	1.043										
<b>Joe Sambito, L</b> (8, 1) ERA: 2.4	1.1	S	5	1	0	0	1	0	0	0	0	0	0	7	7	0.00	0.750										

Pittsburgh Pirates @ Houston Astros  
Astrodome, Houston, TX  
Tue Aug 19 1980, 8:05 PM EDT  
Att: 39,415 - Unknown

AB	33
R	2
H	8
RBI	2
BB	1
SO	8
LOB	11



Batter	1	2	3	4	5	6	7	8	9	AB	R	H	RBI	BB	SO	LOB	BOTTOM										
<b>Joe Morgan, L</b> (1, 4) OBP: 0.347, SLG: 0.342	BB 1B 2B				F8					2	1	0	0	2	1	1											
<b>Enos Cabell, R</b> (1, 5) OBP: 0.299, SLG: 0.345	BB 1B 4-3					6-3		K		4	1	2	0	0	1	1											
<b>Jose Cruz, L</b> (1, 7) OBP: 0.374, SLG: 0.432	BB 1B 4-3				G4-6-3			F7		3	2	1	1	1	0	2											
<b>Cesar Cedeno, R</b> (1, 8) OBP: 0.387, SLG: 0.488	BB 1B 4-3									3	1	1	2	1	0	1											
<b>Art Howe, R</b> (1, 3) OBP: 0.337, SLG: 0.394	BB 1B 4-3									3	0	2	2	0	0	2											
<b>Jeffrey Leonard, R</b> (1, 9) OBP: 0.275, SLG: 0.337	BB 1B 4-3									3	0	0	0	0	0	2											
<b>Luis Pujols, R</b> (1, 2) OBP: 0.265, SLG: 0.251										3	0	0	0	0	0	1											
<b>Rafael Landestoy, S</b> (1, 6) OBP: 0.317, SLG: 0.356										3	0	1	0	0	0	0											
<b>Nolan Ryan, R</b> (1, 1) OBP: 0.177, SLG: 0.143										3	0	0	0	0	2	1											
<b>Joe Sambito, L</b> (8, 1) ERA: 3.4										0	0	0	0	0	0	0											
<b>Inning Stats</b>	R: 3 H: 3 E: 0 K: 0 S: 5	H: 3 LOB: 0 BB: 1 P: 9	R: 0 H: 1 E: 0 K: 1 S: 6	H: 1 LOB: 1 BB: 0 P: 6	R: 0 H: 1 E: 0 K: 0 S: 3	H: 1 LOB: 0 BB: 0 P: 3	R: 0 H: 1 E: 0 K: 0 S: 3	H: 1 LOB: 0 BB: 0 P: 3	R: 0 H: 0 E: 0 K: 1 S: 5	H: 0 LOB: 0 BB: 0 P: 5	R: 2 H: 1 E: 0 K: 0 S: 4	H: 1 LOB: 1 BB: 1 P: 8	R: 0 H: 0 E: 0 K: 1 S: 5	H: 0 LOB: 2 BB: 2 P: 13	R: 0 H: 0 E: 0 K: 1 S: 5	H: 0 LOB: 2 BB: 2 P: 13	1B: 4 2B: 2 3B: 1 HR: 0	SF: 1 SAC: 0 DP: 3 HBP: 0	WP: 0 PB: 0 SB: 1 CS: 0	PA: 32							
<b>PITCHER</b>	IP	WLS	BF	H	R	ER	SO	BB	IBB	HBP	BLK	WP	HR	S	P	ERA	WHIP										
<b>John Candelaria, L</b> (1, 1) ERA: 3.77	7.0	L	27	7	5	5	3	2	0	0	0	0	0	31	39	6.43	1.286										
<b>Enrique Romo, R</b> (8, 1) ERA: 3.4	1.0		5	0	0	0	1	1	1	0	0	0	0	5	13	0.00	1.000										

Pittsburgh Pirates @ Houston Astros  
Astrodome, Houston, TX  
Tue Aug 19 1980, 8:05 PM EDT  
Att: 39,415 - Unknown

AB	27
R	5
H	7
RBI	5
BB	4
SO	4
LOB	11





Batter	1	2	3	4	5	6	7	8	9	AB	R	H	RBI	BB	SO	LOB	TOP			
<b>Omar Moreno, L</b> OBP: 0.313, SLG: 0.339 (1, 8)										4	1	1	0	0	1	5	<b>Pittsburgh Pirates @ Houston Astros</b> Astrodome, Houston, TX Wed Aug 20 1980, 8:05 PM EDT Att: 32,112 - Unknown			
<b>Tim Foli, R</b> OBP: 0.313, SLG: 0.359 (1, 6)										4	0	0	0	0	0	2				
<b>Dave Parker, L</b> OBP: 0.333, SLG: 0.450 (1, 9)										4	0	1	1	0	0	0				
<b>John Milner, L</b> OBP: 0.356, SLG: 0.346 (1, 3)										4	0	1	0	0	0	1				
<b>Mike Easter, L</b> OBP: 0.416, SLG: 0.630 (1, 7)										4	0	1	0	0	0	2				
<b>Bill Madlock, R</b> OBP: 0.326, SLG: 0.370 (1, 5)										4	0	1	0	0	0	1				
<b>Ed Ott, L</b> OBP: 0.329, SLG: 0.392 (1, 2)										4	0	2	0	0	0	0				
<b>Phil Garner, R</b> OBP: 0.328, SLG: 0.374 (1, 4)										4	0	2	0	0	0	3				
<b>Jim Bibby, R</b> OBP: 0.209, SLG: 0.167 <b>Grant Jackson, S</b> OBP: 0.341, SLG: 0.372 (6, 1)										2	0	0	0	0	1	3				
<b>Kurt Bevacqua, R</b> OBP: 0.556, SLG: 0.500 <b>Enrique Romo, R</b> OBP: 0.316, SLG: 0.379 (9, PH)										0	0	0	0	0	0	0				
<b>Inning Stats</b>	R: 1 E: 0 K: 0 S: 5	H: 2 LOB: 1 BB: 0 P: 5	R: 0 E: 0 K: 0 S: 5	H: 2 LOB: 2 BB: 0 P: 5	R: 0 E: 0 K: 0 S: 3	H: 0 LOB: 0 BB: 0 P: 3	R: 0 E: 0 K: 0 S: 3	H: 1 LOB: 0 BB: 0 P: 3	R: 0 E: 0 K: 1 S: 6	H: 0 LOB: 0 BB: 0 P: 3	R: 0 E: 0 K: 0 S: 6	H: 1 LOB: 2 BB: 1 P: 10	R: 0 E: 0 K: 0 S: 4	H: 1 LOB: 1 BB: 0 P: 4	R: 0 E: 0 K: 0 S: 4	H: 1 LOB: 1 BB: 0 P: 4	1B: 6 2B: 4 3B: 0 HR: 0	SF: 0 SAC: 0 DP: 1 HBP: 0	WP: 0 PB: 0 SB: 1 CS: 0	PA: 36
<b>PITCHER</b>	IP WLS BF H R ER SO BB IBB HBP BLK WP HR S P ERA WHIP																			
<b>Vern Ruhle, R</b> ERA: 2.64 <b>Dave Smith, R</b> ERA: 1.94	(1, 1) 6.0 W 23 6 1 1 1 0 0 0 0 0 0 25 25 1.50 1.000																			
(7, 1) 3.0 S 13 3 0 0 1 1 0 0 0 0 0 0 14 18 0.00 1.333																				

AB	35
R	1
H	9
RBI	1
BB	1
SO	2
LOB	18



Batter	1	2	3	4	5	6	7	8	9	AB	R	H	RBI	BB	SO	LOB	BOTTOM			
<b>Joe Morgan, L</b> OBP: 0.352, SLG: 0.341 (1, 4)										1	0	0	1	4	0	2	<b>Pittsburgh Pirates @ Houston Astros</b> Astrodome, Houston, TX Wed Aug 20 1980, 8:05 PM EDT Att: 32,112 - Unknown			
<b>Enos Cabell, R</b> OBP: 0.303, SLG: 0.345 (1, 5)										3	0	1	3	2	1	1				
<b>Terry Puhl, L</b> OBP: 0.351, SLG: 0.424 (1, 9)										4	0	1	0	1	0	4				
<b>Jose Cruz, L</b> OBP: 0.373, SLG: 0.430 (1, 7)										4	0	1	0	0	0	4				
<b>Cesar Cedeno, R</b> OBP: 0.386, SLG: 0.485 (1, 8)										4	0	1	0	0	0	4				
<b>Danny Heep, L</b> OBP: 0.287, SLG: 0.309 <b>Craig Reynolds, L</b> OBP: 0.253, SLG: 0.312 (6, FR) (7, 6)										3	0	2	0	0	0	1				
<b>Alan Ashby, S</b> OBP: 0.316, SLG: 0.332 (1, 2)										4	2	2	0	0	0	2				
<b>Rafael Landestoy, S</b> OBP: 0.315, SLG: 0.354 <b>Dave Bergman, L</b> OBP: 0.286, SLG: 0.246 (6, PH) (7, 3)										2	0	0	0	0	0	2				
<b>Vern Ruhle, R</b> OBP: 0.313, SLG: 0.355 <b>Denny Walling, L</b> OBP: 0.390, SLG: 0.415 <b>Dave Smith, R</b> ERA: 3.43 (6, PH) (7, 1)										2	0	1	0	0	0	0				
<b>Inning Stats</b>	R: 0 E: 0 K: 0 S: 3	H: 0 LOB: 1 BB: 1 P: 7	R: 0 E: 0 K: 0 S: 4	H: 1 LOB: 1 BB: 0 P: 4	R: 0 E: 0 K: 0 S: 3	H: 0 LOB: 3 BB: 3 P: 15	R: 0 E: 1 K: 0 S: 5	H: 2 LOB: 2 BB: 0 P: 5	R: 0 E: 0 K: 1 S: 5	H: 0 LOB: 0 BB: 0 P: 5	R: 4 E: 0 K: 0 S: 4	H: 3 LOB: 2 BB: 3 P: 16	R: 0 E: 0 K: 0 S: 3	H: 2 LOB: 0 BB: 0 P: 3	R: 1 E: 0 K: 0 S: 5	H: 2 LOB: 3 BB: 2 P: 13		1B: 9 2B: 1 3B: 0 HR: 0	SF: 0 SAC: 1 DP: 1 HBP: 0	WP: 0 PB: 0 SB: 2 CS: 1
<b>PITCHER</b>	IP WLS BF H R ER SO BB IBB HBP BLK WP HR S P ERA WHIP																			
<b>Jim Bibby, R</b> ERA: 2.94	(1, 1) 5.1 L 27 5 4 4 1 0 0 0 0 0 0 23 47 6.75 1.875																			
<b>Grant Jackson, L</b> ERA: 2.09	(6, 1) 0.2 2 1 0 0 0 1 0 0 0 0 0 1 5 0.00 3.000																			
<b>Enrique Romo, R</b> ERA: 3.43	(7, 1) 2.0 10 4 1 1 1 0 2 0 0 0 0 0 8 16 4.50 3.000																			

AB	29
R	5
H	10
RBI	5
BB	9
SO	1
LOB	20





Batter	1	2	3	4	5	6	7	8	9	AB	R	H	RBI	BB	SO	LOB	TOP			
Omar Moreno, L (1.8) OBP: 0.314, SLG: 0.339 Matt Alexander, S (7.8)	0-3 K	0-0 1B		0-0 F8	0-0 1B		0-0 F8			5	0	2	1	0	1	0				
Tim Foli, R (1.6) OBP: 0.318, SLG: 0.364 Dale Berra, R (7.6) OBP: 0.285, SLG: 0.376	0-0 3-1 WP 1B	0-0 1-2 1B		0-0 S 2B 1B	0-0 4-3			0-0 F8		4	2	3	0	0	0	2				
Dave Parker, L (1.9) OBP: 0.332, SLG: 0.451 Bill Robinson, R (7.3) OBP: 0.300, SLG: 0.461	0-0 3-1 1-3 1B	0-0 L9		0-0 1-H 2B 2B		0-3 K		0-0 6-3		4	1	1	1	0	1	4				
Mike Easter, L (1.7) OBP: 0.419, SLG: 0.634	0-0 E6 1B		0-0 E 5-3 PB 1B	0-0 2-H 2B		0-0 1B 1B		0-3 K		5	1	3	1	0	1	0				
Bill Madlock, R (1.5) OBP: 0.325, SLG: 0.369 Lee Lacy, R (7.5) OBP: 0.403, SLG: 0.509	0-0 FC4-6 1-3 1B		0-0 5-3	0-0 F7		0-0 F3			0-0 1-3	4	0	1	0	0	0	3				
John Milner, L (1.3) OBP: 0.363, SLG: 0.350	0-0 FC4-6 1-2 1B		0-0 2-H 1B		4-0 FC4-6 1B BB	0-0 1-3 1B			0-0 4-3	4	1	2	0	1	0	2				
Ed Ott, L (1.2) OBP: 0.327, SLG: 0.388		0-0 4-3	0-0 F8		0-0 1-2 FC4-6 1B	0-3 K		0-3 K		5	0	1	0	0	2	3				
Phil Garner, R (1.4) OBP: 0.325, SLG: 0.371		0-0 6-3	0-0 6-3		0-0 F6		0-0 1-3			4	0	0	0	0	0	3				
Bert Blyleven, R (1.1) Manny Sanguillen, 1B (4. PH) Eddie Solomon, R (4.1) Kurt Bevacqua, R (5. PH) Grant Jackson, S (5.1) Kent Tekulve, R (8.1)	0-0 1B 1B 1B		0-0 6-3	0-0 FC4-6 1-2 1B		0-0 F8				1	0	1	0	0	0	0				
<b>Inning Stats</b>	R: 1 E: 1 K: 1 S: 8	H: 2 LOB: 2 BB: 0 P: 8	R: 0 E: 0 K: 0 S: 6	H: 3 LOB: 3 BB: 0 P: 6	R: 1 E: 1 K: 0 S: 5	H: 2 LOB: 1 BB: 0 P: 5	R: 2 E: 0 K: 0 S: 6	H: 3 LOB: 1 BB: 0 P: 6	R: 1 E: 0 K: 0 S: 5	H: 2 LOB: 2 BB: 1 P: 9	R: 0 E: 0 K: 0 S: 9	H: 2 LOB: 0 BB: 0 P: 3	R: 0 E: 0 K: 1 S: 5	H: 0 LOB: 0 BB: 0 P: 5	R: 0 E: 0 K: 1 S: 5	H: 0 LOB: 0 BB: 0 P: 5	1B: 12 2B: 2 3B: 0 HR: 0	SF: 0 SAC: 0 DP: 0 HBP: 0	WP: 2 PB: 1 SB: 1 CS: 0	PA: 43
<b>PITCHER</b>	IP WLS BF H R ER SO BB IBB HBP BLK WP HR S P ERA WHIP	IP WLS BF H R ER SO BB IBB HBP BLK WP HR S P ERA WHIP																		
Joe Niekro, R (1.1) ERA: 4.01	4.0	25	11	5	4	1	1	0	0	0	0	2	0	26	30	9.00	3.000			
Bert Roberge, R (5.1) ERA: 5.29	1.2	8	3	0	0	1	0	0	0	0	0	0	0	10	10	0.00	1.800			
Joe Sambito, L (6.1) ERA: 2.27	3.1	W	10	0	0	0	3	0	0	0	0	0	0	16	16	0.00	0.000			

Pittsburgh Pirates @ Houston Astros  
Astrodome, Houston, TX  
Thu Aug 21 1980, 8:05 PM EDT  
Att: 33,884 - Unknown

AB 42  
R 5  
H 14  
RBI 3  
BB 1  
SO 5  
LOB 19



Batter	1	2	3	4	5	6	7	8	9	AB	R	H	RBI	BB	SO	LOB	BOTTOM			
Joe Morgan, L (1.4) OBP: 0.351, SLG: 0.340 Rafael Landestoy, S (7.4) OBP: 0.314, SLG: 0.352	0-0 WP S 1B	0-0 6-3		0-0 F7	0-0 4-3		0-0 L6			4	1	1	0	0	0	2				
Enos Cabell, R (1.5) OBP: 0.307, SLG: 0.348 Art Howe, R (7. PH) OBP: 0.336, SLG: 0.392	4-0 1B 1-3 BB		0-0 2B 2B 1B	0-0 S 1B 1B		0-0 F8	0-0 F6			3	2	2	0	1	0	0				
Terry Puhl, L (1.9) OBP: 0.356, SLG: 0.431	0-0 1-3 2B 1B		0-0 1-3 2B 2B	0-0 1-H 2B 1B		0-0 1B 2B S 1B		0-3 K		5	4	4	2	0	1	0				
Jose Cruz, L (1.7) OBP: 0.376, SLG: 0.436	0-0 PB 1-H 2B		0-3 K	0-0 1-H 2B		0-0 2B SF8 1B		0-0 4-3		5	1	3	2	0	1	2				
Cesar Cedeno, R (1.8) OBP: 0.387, SLG: 0.491 Jeffrey Leonard, R (8.8) OBP: 0.278, SLG: 0.337	0-3 K		0-0 2B 2B	0-0 4-3		0-0 1-3 E 2B		4-0 1B BB		4	2	2	3	0	1	2				
Danny Heep, L (1.3) OBP: 0.285, SLG: 0.324 Dave Bergman, L (7.3) OBP: 0.297, SLG: 0.259	0-3 K		0-0 2-H 3-H 1B 2B	0-0 G3		0-0 SF8		0-0 FC3-6 1B		3	1	1	2	0	1	2				
Alan Ashby, S (1.2) OBP: 0.318, SLG: 0.333		0-3 K	0-0 6-3		0-0 SH1 1B	0-0 E8 2B 1B		0-0 FC3-6		5	1	2	1	0	1	3				
Craig Reynolds, L (1.6) OBP: 0.256, SLG: 0.315		0-0 SH2-4 1B	0-0 FC6-4 1B		0-0 F8	0-0 5-3				4	0	2	1	0	0	1				
Joe Niekro, R (1.1) OBP: 0.286, SLG: 0.317 Bert Roberge, R (5.1) Joe Sambito, L (6.1)	0-0 SH2-4	0-0 FC6-4		0-0 SH1		0-3 K				1	0	0	0	0	0	1				
<b>Inning Stats</b>	R: 2 E: 0 K: 2 S: 9	H: 3 LOB: 1 BB: 1 P: 13	R: 0 E: 0 K: 1 S: 6	H: 1 LOB: 1 BB: 0 P: 6	R: 4 E: 0 K: 1 S: 10	H: 5 LOB: 1 BB: 0 P: 10	R: 2 E: 0 K: 0 S: 6	H: 3 LOB: 1 BB: 0 P: 6	R: 0 E: 0 K: 0 S: 4	H: 1 LOB: 1 BB: 0 P: 4	R: 4 E: 1 K: 0 S: 7	H: 4 LOB: 0 BB: 0 P: 7	R: 0 E: 0 K: 1 S: 5	H: 0 LOB: 0 BB: 0 P: 5	R: 0 E: 0 K: 1 S: 6	H: 1 LOB: 2 BB: 1 P: 10	1B: 12 2B: 6 3B: 0 HR: 0	SF: 1 SAC: 2 DP: 0 HBP: 0	WP: 1 PB: 1 SB: 3 CS: 0	PA: 43
<b>PITCHER</b>	IP WLS BF H R ER SO BB IBB HBP BLK WP HR S P ERA WHIP	IP WLS BF H R ER SO BB IBB HBP BLK WP HR S P ERA WHIP																		
Bert Blyleven, R (1.1) ERA: 3.9	3.0	18	9	6	6	4	1	0	0	0	0	0	0	25	29	18.00	3.333			
Eddie Solomon, R (4.1) ERA: 2.98	1.0	6	3	2	2	0	0	0	0	0	0	0	0	6	6	18.00	3.000			
Grant Jackson, L (5.1) ERA: 2.44	3.0	14	5	4	3	1	0	0	0	0	0	0	0	16	16	9.00	1.667			
Kent Tekulve, R (8.1) ERA: 2.86	1.0	5	1	0	0	1	1	0	0	0	0	0	0	6	10	0.00	2.000			

Pittsburgh Pirates @ Houston Astros  
Astrodome, Houston, TX  
Thu Aug 21 1980, 8:05 PM EDT  
Att: 33,884 - Unknown

AB 38  
R 12  
H 18  
RBI 11  
BB 2  
SO 6  
LOB 13



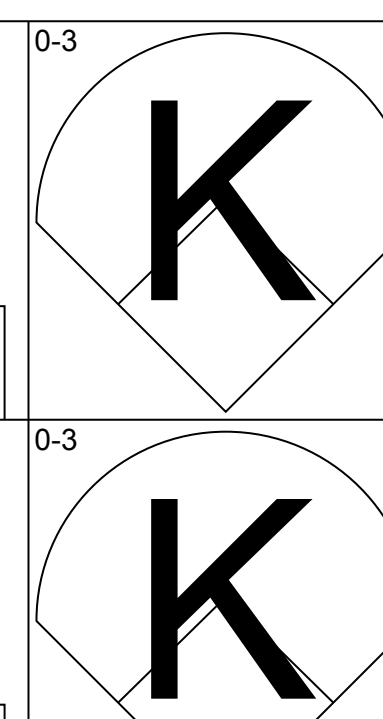
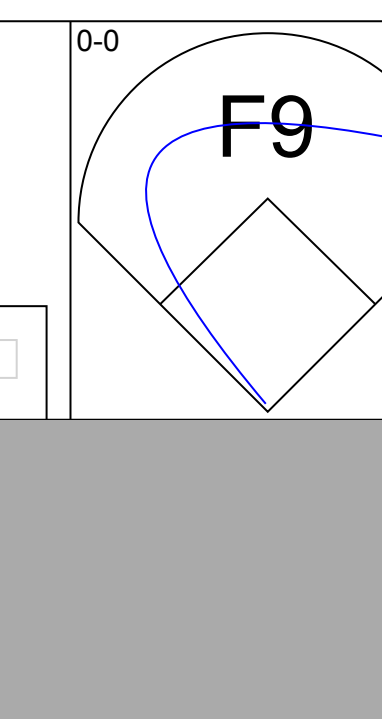
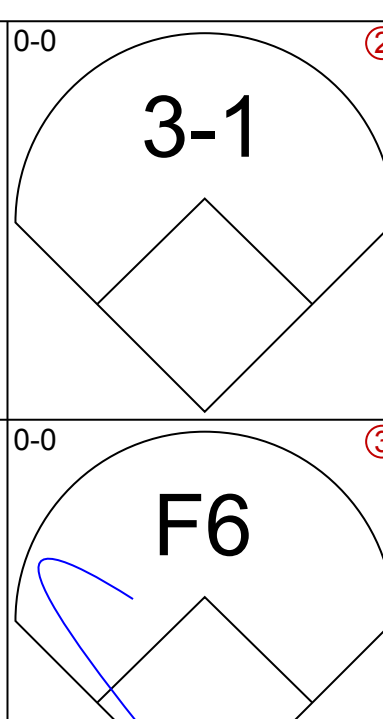
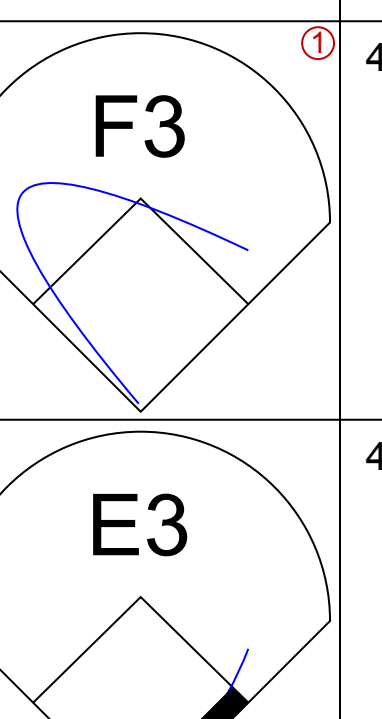
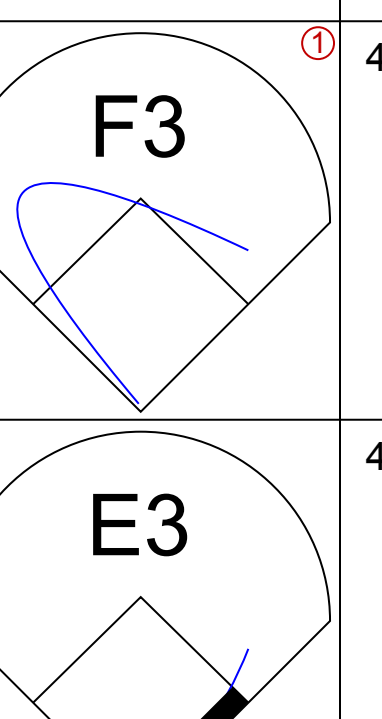
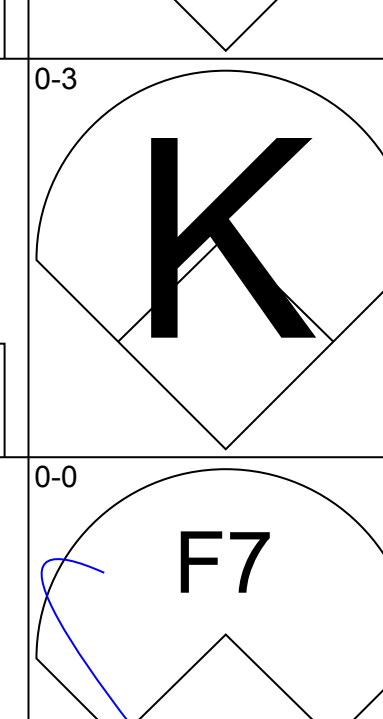
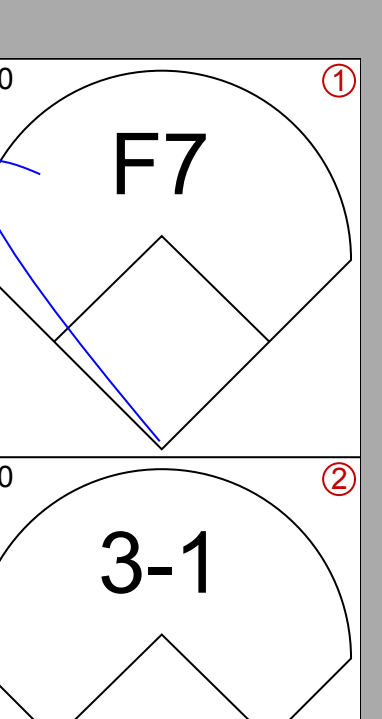
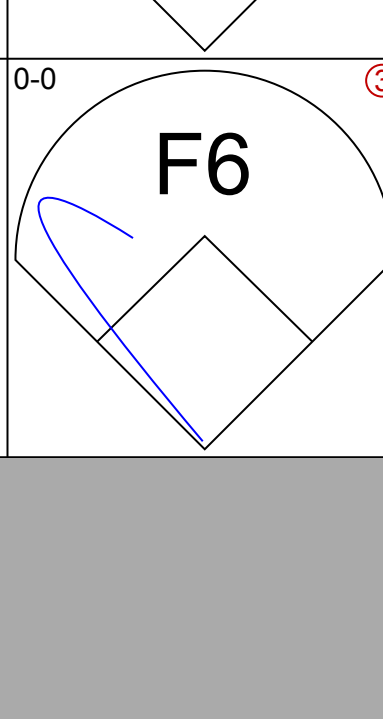
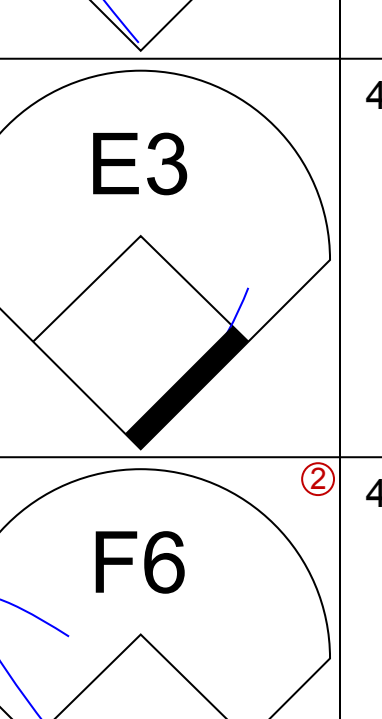
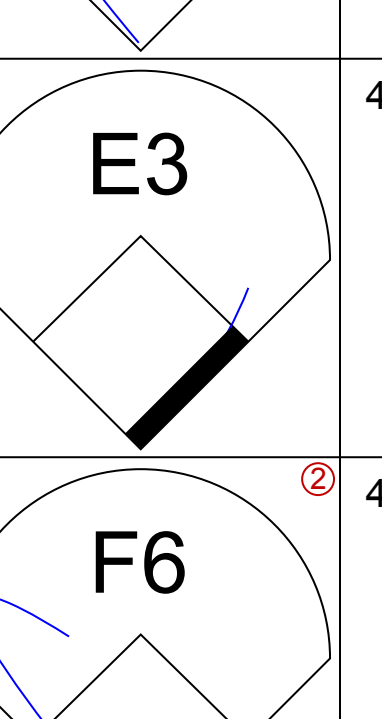
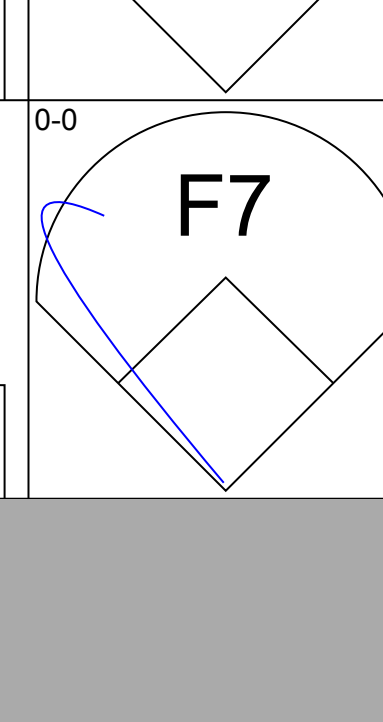
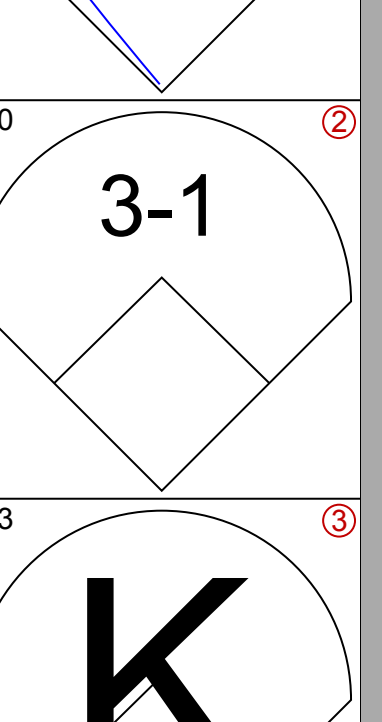
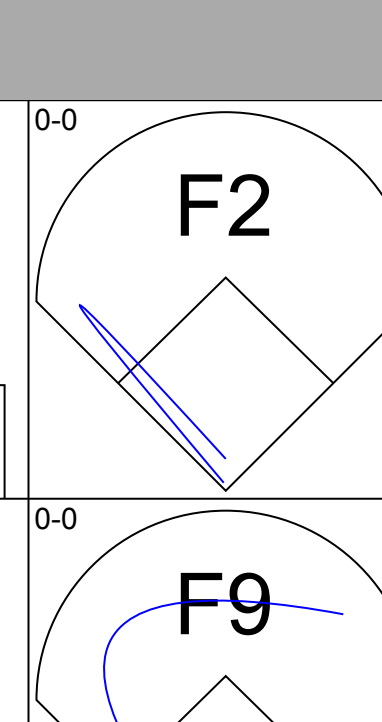
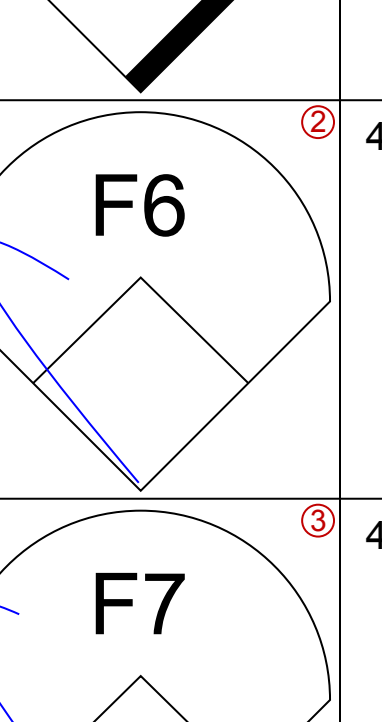
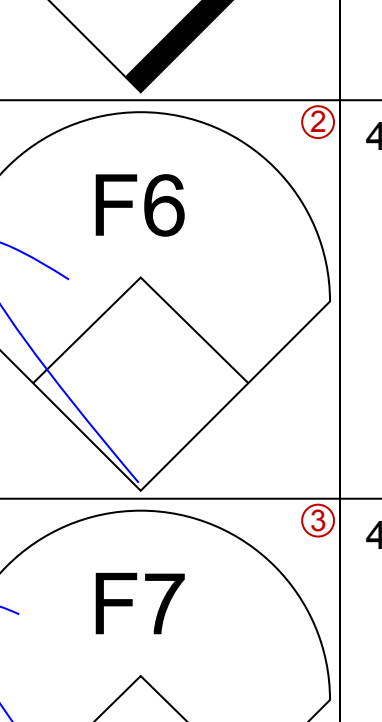
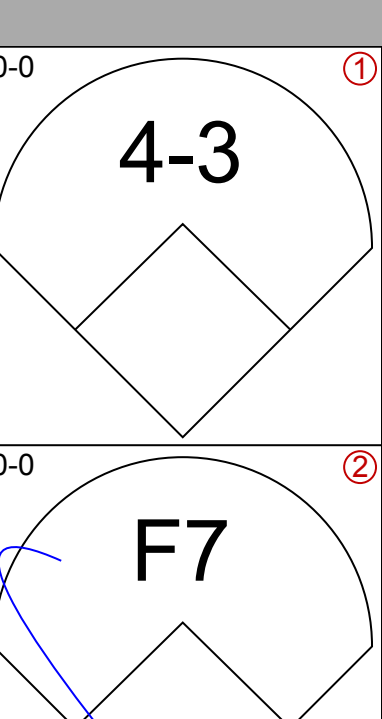
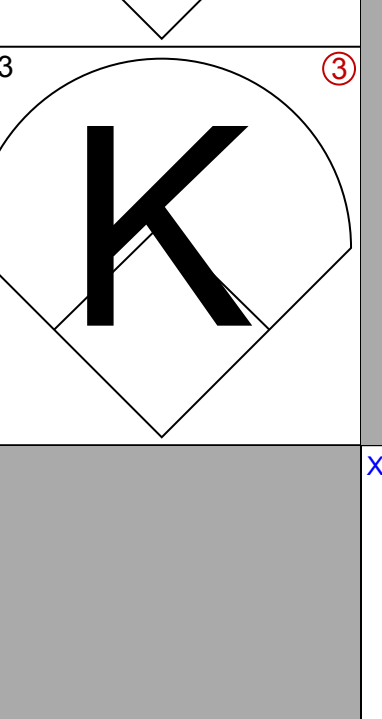
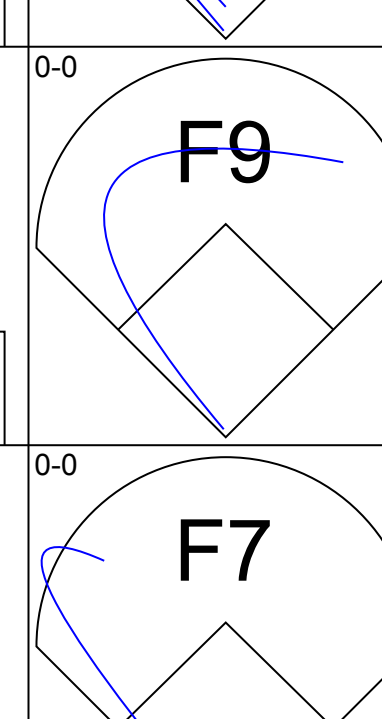
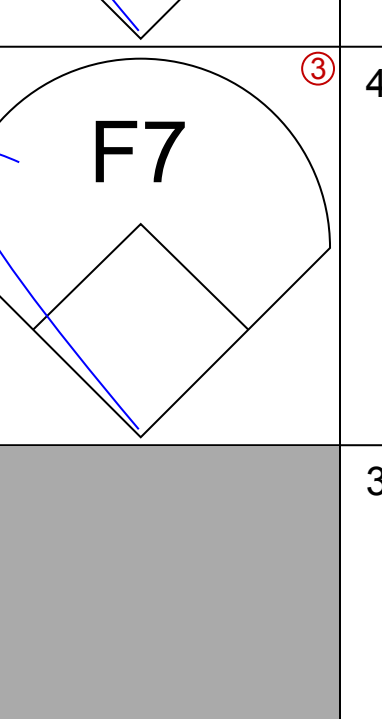
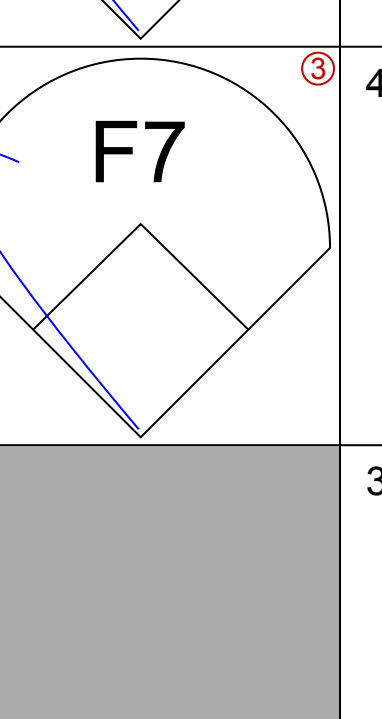
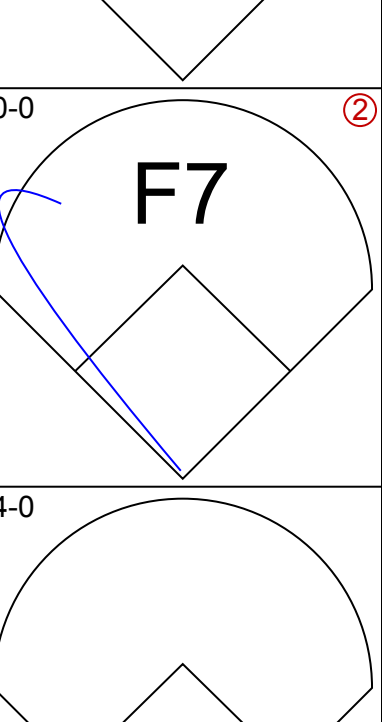
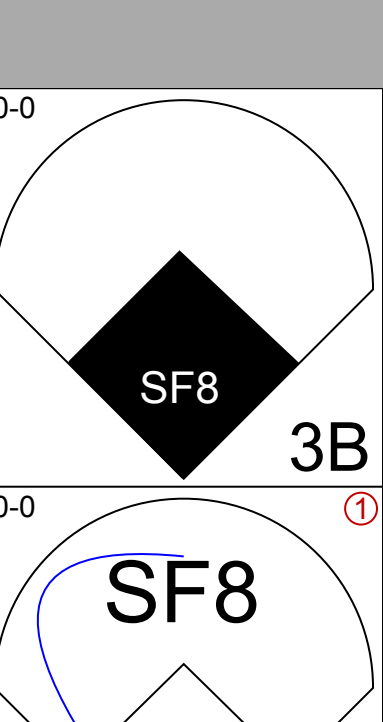
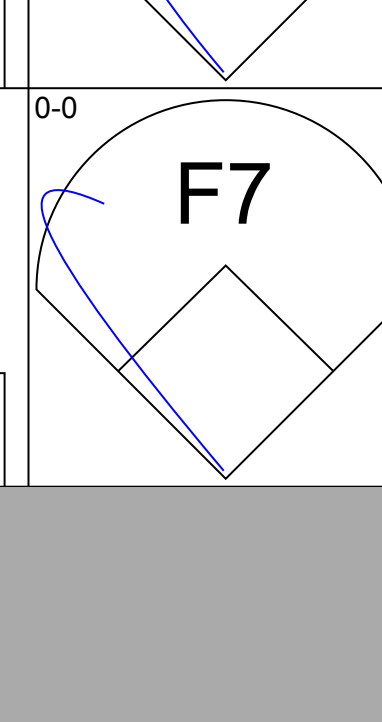
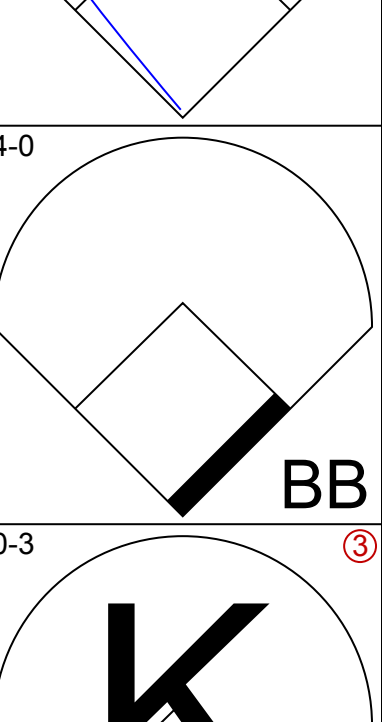
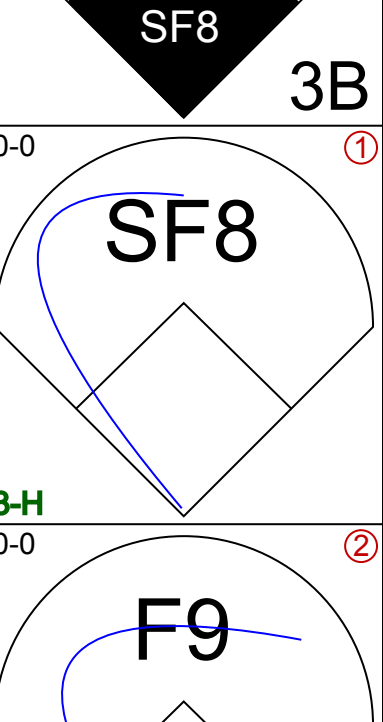
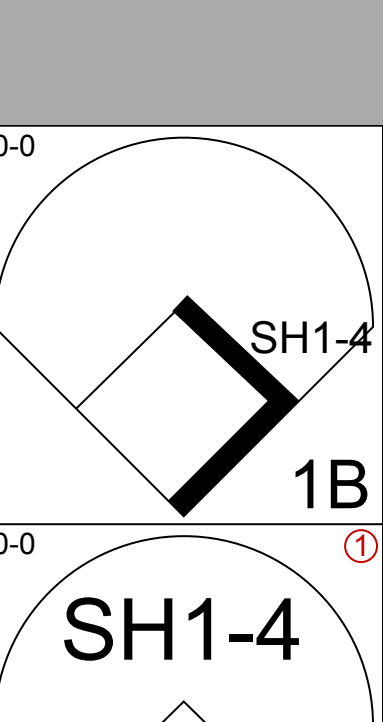
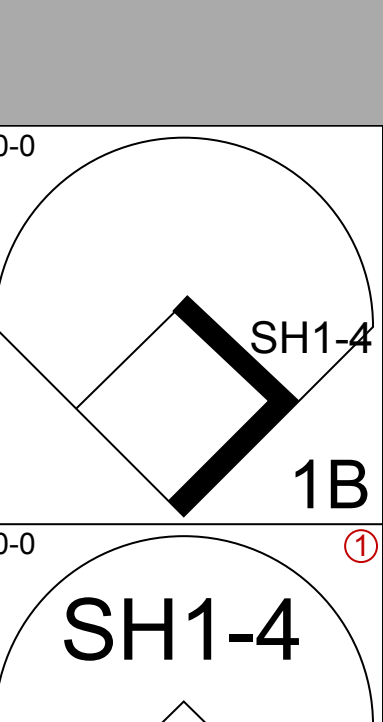
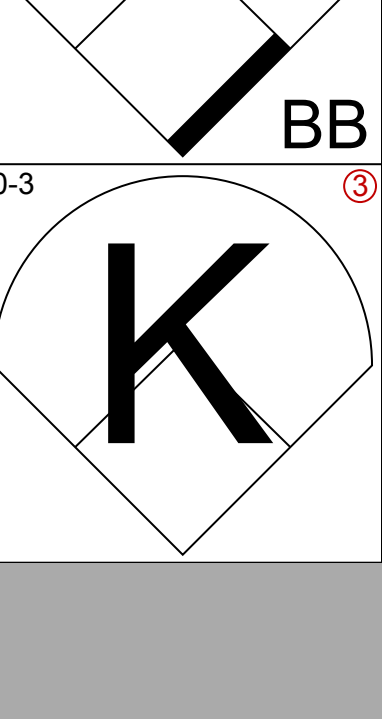
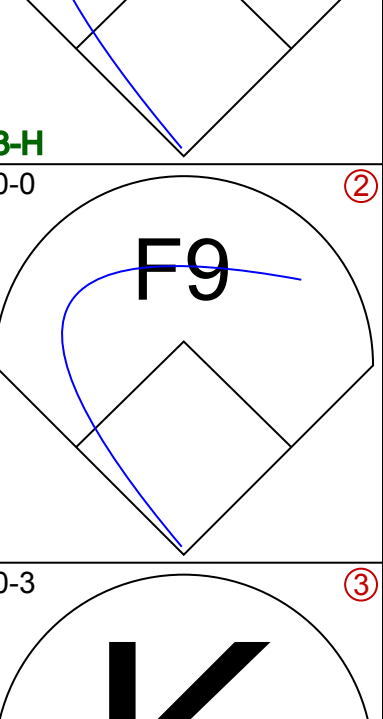
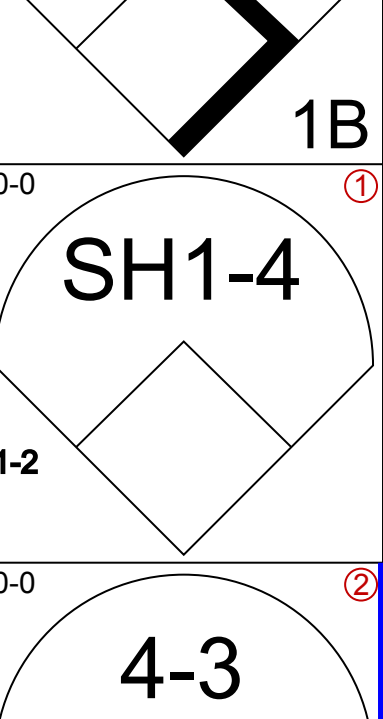
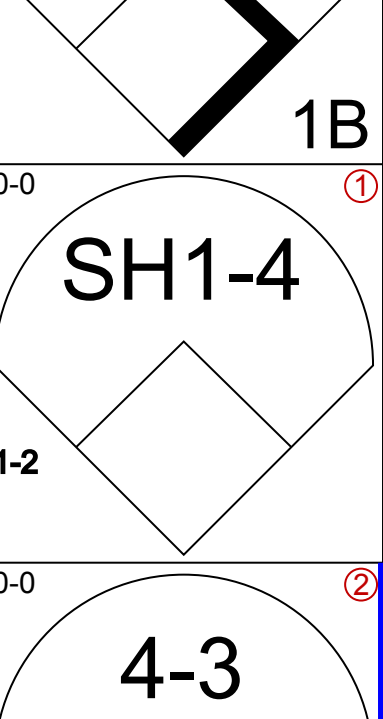
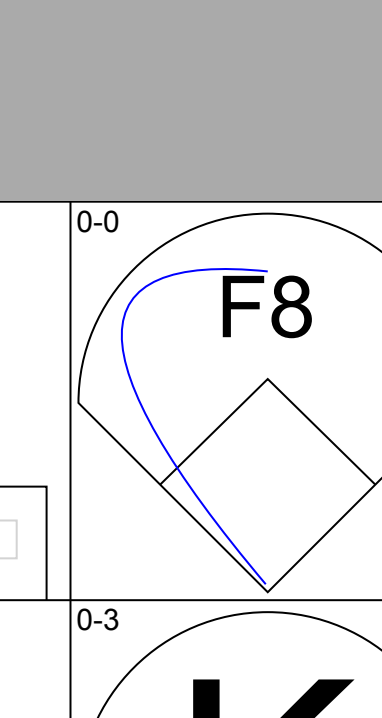
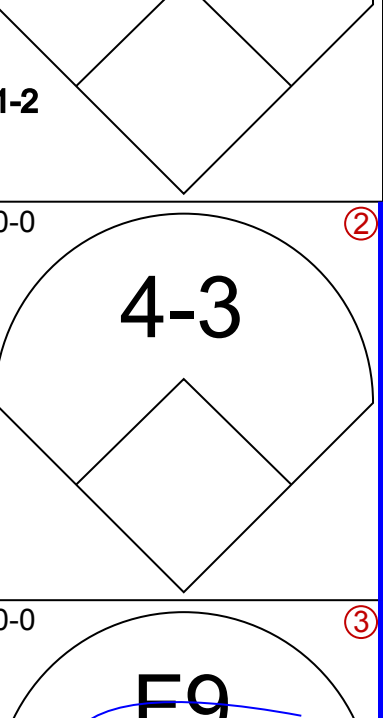
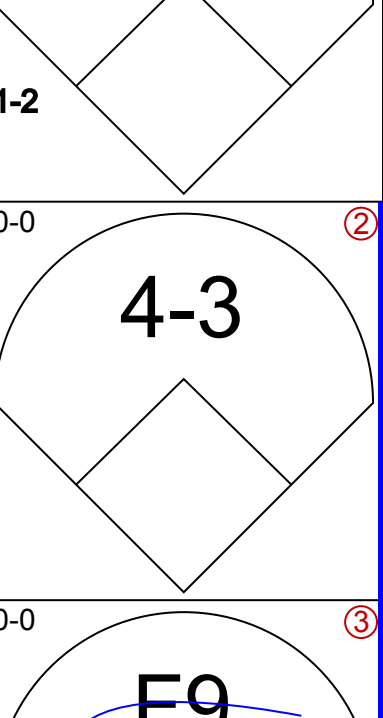
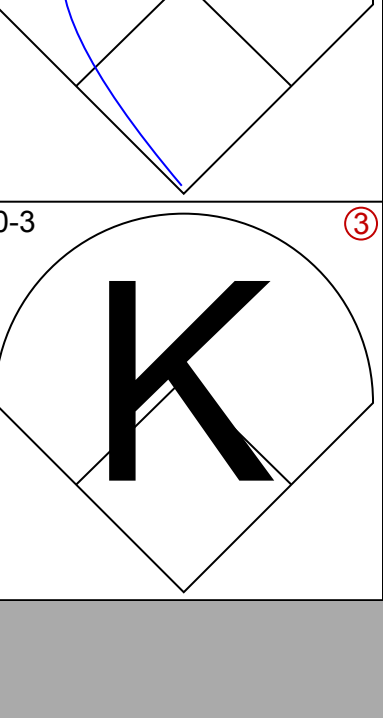
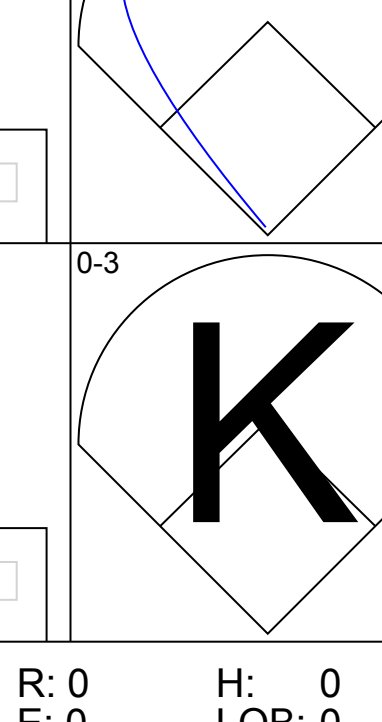
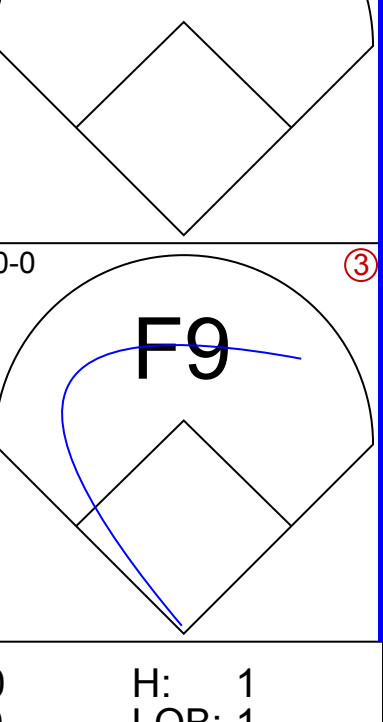
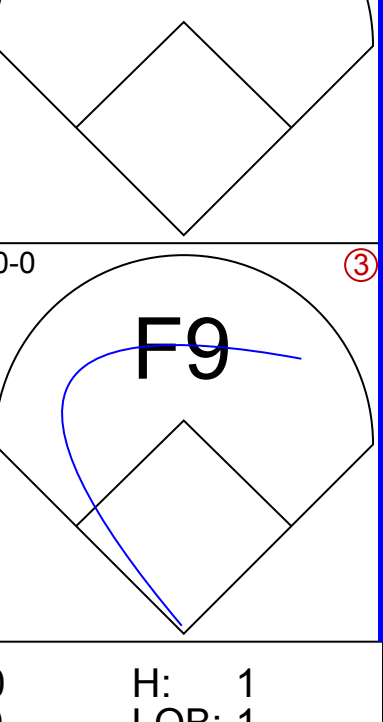
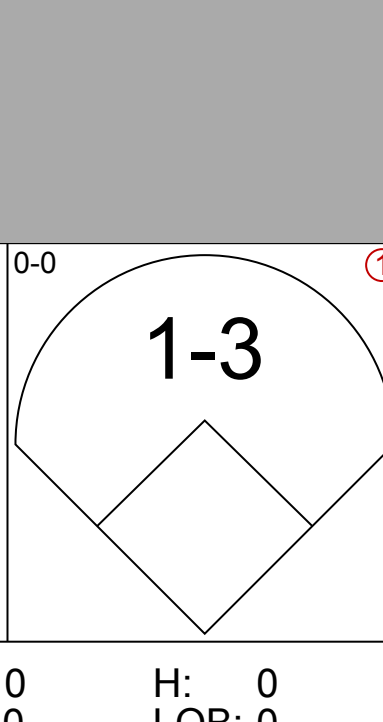






Batter	1	2	3	4	5	6	7	8	9	10	11	12	13	14	15	16	17	AB	R	H	RBI	BB	SO	LOB	TOP
Ivan De Jesus, R OBP: 0.338, SLG: 0.349 (1.4)	F8		S 1B		G3			F7		6-3			4-3			F8		7	0	1	0	0	0	1	
Lenny Randle, S OBP: 0.362, SLG: 0.379 (1.5)	F8		F6 1-2		4-3			3-1 1B		K			F4			4-3		7	0	1	0	0	1	2	
Bill Buckner, L OBP: 0.361, SLG: 0.475 (1.7)											6-3				F7			6	0	1	0	1	0	1	
Chif Johnson, R OBP: 0.332, SLG: 0.413 (1.3)	F9		F9					F7			F6				F4			7	0	0	0	0	0	4	
Scott Thompson, L OBP: 0.310, SLG: 0.305 (1.9)		1B BB		4-3						F8					4-3			6	0	1	0	1	0	0	
Jesus Figueroa, L OBP: 0.361, SLG: 0.308 (1.8)				F9		1B		F7										6	0	1	0	1	1	1	
Tim Blackwell, S OBP: 0.327, SLG: 0.308 (1.2)		L6			G3								F7					6	0	1	0	0	0	2	
Mike Tyson, R OBP: 0.287, SLG: 0.372 (9. PH)	F2							6-3					F7					3	0	1	0	0	0	1	
Larry Blittner, L OBP: 0.312, SLG: 0.332 (8.4)										F9			K			F7		1	0	0	0	0	0	1	
Mick Kelleher, R OBP: 0.250, SLG: 0.206 (15. PH)																		2	0	0	0	0	1	1	
Dennis Lamp, R OBP: 0.327, SLG: 0.372 (15. PH)																		2	0	0	0	0	0	0	
Mike Yastrzemski, R OBP: 0.330, SLG: 0.443 (15. PH)			4-3															1	0	0	0	0	0	0	
Dick Tidrow, R OBP: 0.330, SLG: 0.443 (15. PH)																		0	0	0	0	0	0	0	
Willie Hernandez, L OBP: 0.330, SLG: 0.443 (15. PH)																		1	0	0	0	0	1	0	
George Riley, L OBP: 0.330, SLG: 0.443 (15. PH)																		0	0	0	0	0	1	0	
George Riley, L OBP: 0.330, SLG: 0.443 (15. PH)																		0	0	0	0	0	1	0	
George Riley, L OBP: 0.330, SLG: 0.443 (15. PH)																		0	0	0	0	0	1	0	
George Riley, L OBP: 0.330, SLG: 0.443 (15. PH)																		0	0	0	0	0	1	0	
George Riley, L OBP: 0.330, SLG: 0.443 (15. PH)																		0	0	0	0	0	1	0	
George Riley, L OBP: 0.330, SLG: 0.443 (15. PH)																		0	0	0	0	0	1	0	
George Riley, L OBP: 0.330, SLG: 0.443 (15. PH)																		0	0	0	0	0	1	0	
George Riley, L OBP: 0.330, SLG: 0.443 (15. PH)																		0	0	0	0	0	1	0	
George Riley, L OBP: 0.330, SLG: 0.443 (15. PH)																		0	0	0	0	0	1	0	
George Riley, L OBP: 0.330, SLG: 0.443 (15. PH)																		0	0	0	0	0	1	0	
George Riley, L OBP: 0.330, SLG: 0.443 (15. PH)																		0	0	0	0	0	1	0	
George Riley, L OBP: 0.330, SLG: 0.443 (15. PH)																		0	0	0	0	0	1	0	
George Riley, L OBP: 0.330, SLG: 0.443 (15. PH)																		0	0	0	0	0	1	0	
George Riley, L OBP: 0.330, SLG: 0.443 (15. PH)																		0	0	0	0	0	1	0	
George Riley, L OBP: 0.330, SLG: 0.443 (15. PH)																		0	0	0	0	0	1	0	
George Riley, L OBP: 0.330, SLG: 0.443 (15. PH)																		0	0	0	0	0	1	0	
George Riley, L OBP: 0.330, SLG: 0.443 (15. PH)																		0	0	0	0	0	1	0	
George Riley, L OBP: 0.330, SLG: 0.443 (15. PH)																		0	0	0	0	0	1	0	
George Riley, L OBP: 0.330, SLG: 0.443 (15. PH)																		0	0	0	0	0	1	0	
George Riley, L OBP: 0.330, SLG: 0.443 (15. PH)																		0	0	0	0	0	1	0	
George Riley, L OBP: 0.330, SLG: 0.443 (15. PH)																		0	0	0	0	0	1	0	
George Riley, L OBP: 0.330, SLG: 0.443 (15. PH)																		0	0	0	0	0	1	0	
George Riley, L OBP: 0.330, SLG: 0.443 (15. PH)																		0	0	0	0	0	1	0	
George Riley, L OBP: 0.330, SLG: 0.443 (15. PH)																		0	0	0	0	0	1	0	
George Riley, L OBP: 0.330, SLG: 0.443 (15. PH)																		0	0	0	0	0	1	0	
George Riley, L OBP: 0.330, SLG: 0.443 (15. PH)																		0	0	0	0	0	1	0	
George Riley, L OBP: 0.330, SLG: 0.443 (15. PH)																		0	0	0	0	0	1	0	
George Riley, L OBP: 0.330, SLG: 0.443 (15. PH)																		0	0	0	0	0	1	0	
George Riley, L OBP: 0.330, SLG: 0.443 (15. PH)																		0	0	0	0	0	1	0	
George Riley, L OBP: 0.330, SLG: 0.443 (15. PH)																		0	0	0	0	0	1	0	
George Riley, L OBP: 0.330, SLG: 0.443 (15. PH)																		0	0	0	0	0	1	0	
George Riley, L OBP: 0.330, SLG: 0.443 (15. PH)																		0	0	0	0	0	1	0	
George Riley, L OBP: 0.330, SLG: 0.443 (15. PH)																		0	0	0	0	0	1	0	
George Riley, L OBP: 0.330, SLG: 0.443 (15. PH)																		0	0	0	0	0	1	0	
George Riley, L OBP: 0.330, SLG: 0.443 (15. PH)																		0	0	0	0	0	1	0	
George Riley, L OBP: 0.330, SLG: 0.443 (15. PH)																		0	0	0	0	0	1	0	
George Riley, L OBP: 0.330, SLG: 0.443 (15. PH)																		0	0	0	0	0	1	0	
George Riley, L OBP: 0.330, SLG: 0.443 (15. PH)																		0	0	0	0	0	1	0	
George Riley, L OBP: 0.330, SLG: 0.443 (15. PH)																		0	0	0	0	0	1	0	
George Riley, L OBP: 0.330, SLG: 0.443 (15. PH)																		0	0	0	0	0	1	0	
George Riley, L OBP: 0.330, SLG: 0.443 (15. PH)																		0	0	0	0	0	1	0	
George Riley, L OBP: 0.330, SLG: 0.443 (15. PH)																		0	0	0	0	0	1	0	
George Riley, L OBP: 0.330, SLG: 0.443 (15. PH)																		0	0	0	0	0	1	0	
George Riley, L OBP: 0.330, SLG: 0.443 (15. PH)																		0	0	0	0	0	1	0	
George Riley, L OBP: 0.330, SLG: 0.443 (15. PH)																		0	0	0	0	0	1	0	
George Riley, L OBP: 0.330, SLG: 0.443 (15. PH)																		0	0	0	0	0	1	0	
George Riley, L OBP: 0.330, SLG: 0.443 (15. PH)																		0	0	0	0	0	1	0	
George Riley, L OBP: 0.330, SLG: 0.443 (15. PH)																		0	0	0	0	0	1	0	
George Riley, L OBP: 0.330, SLG: 0.443 (15. PH)																		0	0	0	0	0	1	0	
George Riley, L OBP: 0.330, SLG: 0.443 (15. PH)																		0	0	0	0	0	1	0	
George Riley, L OBP: 0.330, SLG: 0.443 (15. PH)																		0	0	0	0	0	1	0	
George Riley, L OBP: 0.330, SLG: 0.443 (15. PH)																									

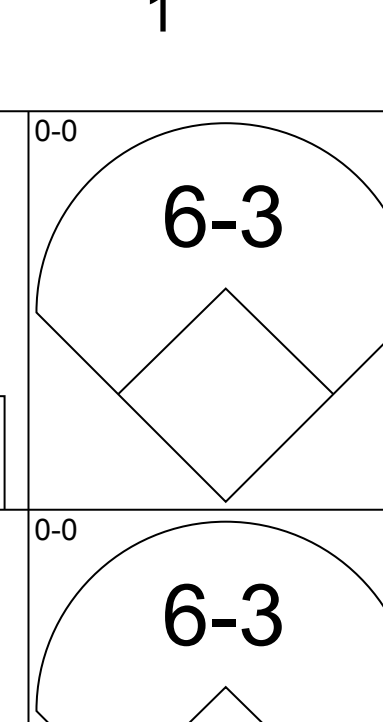
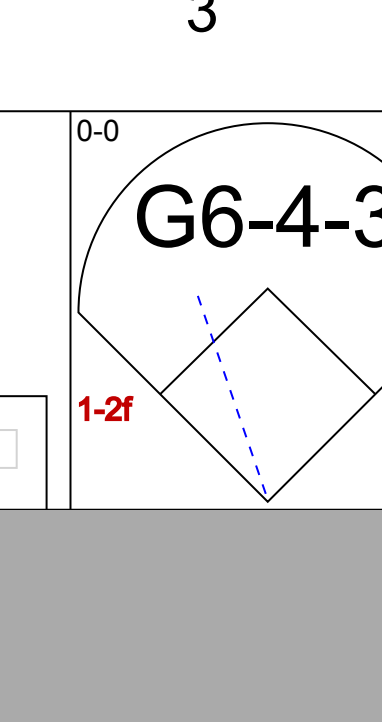
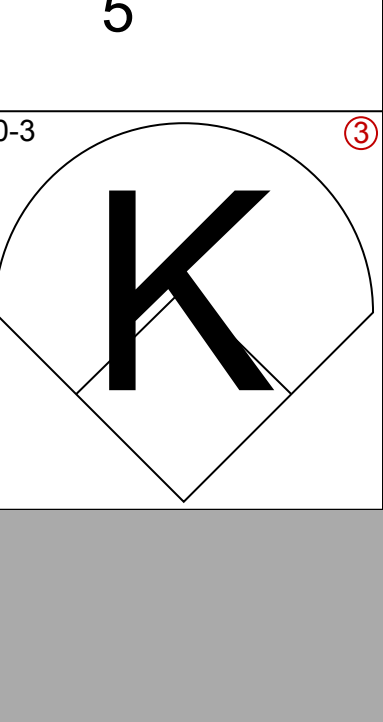
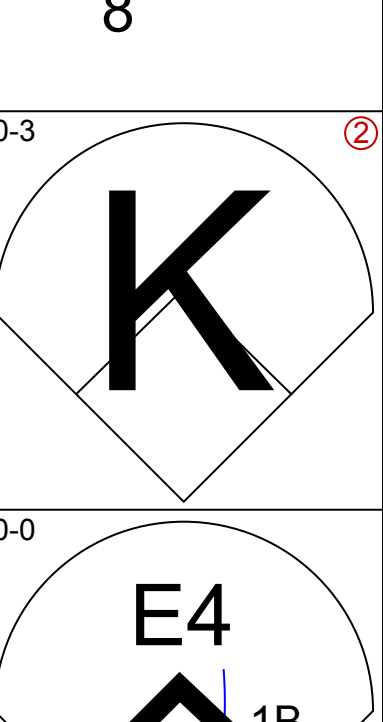
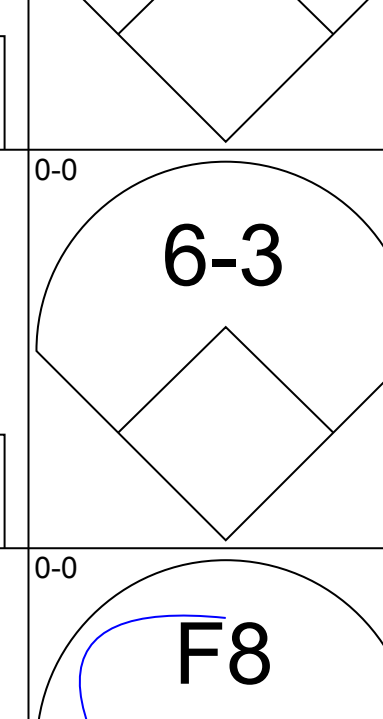
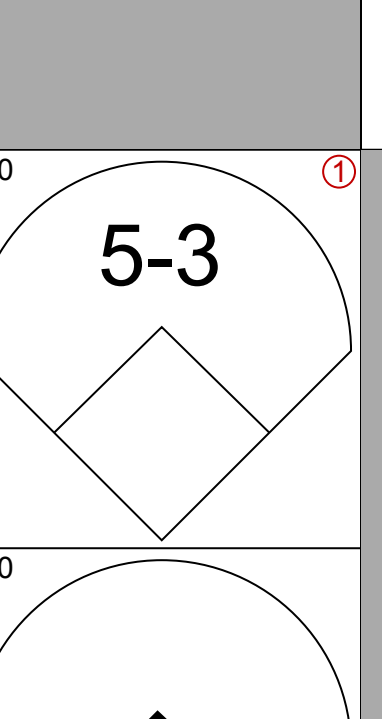
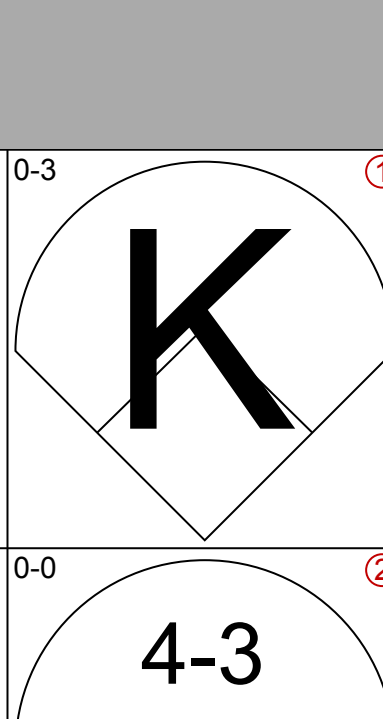
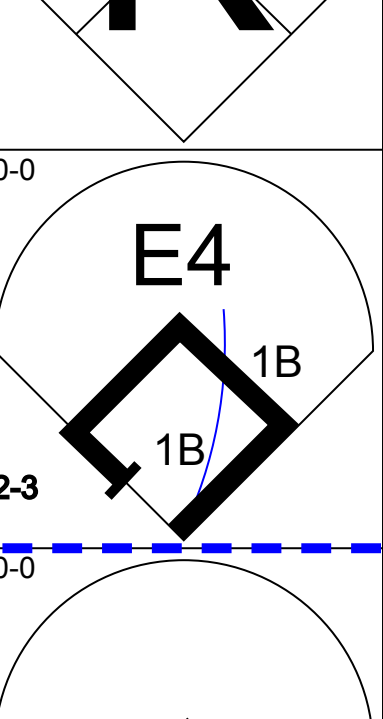
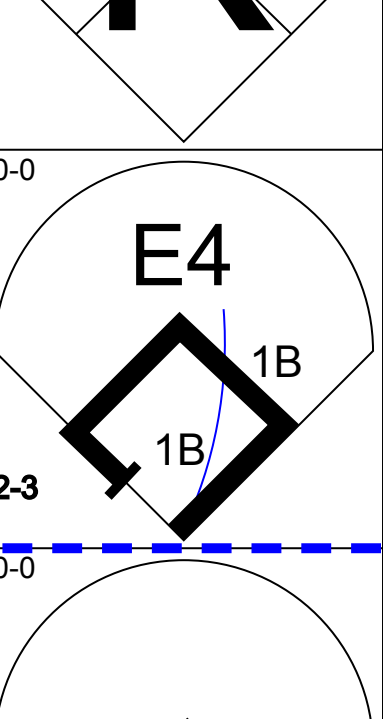
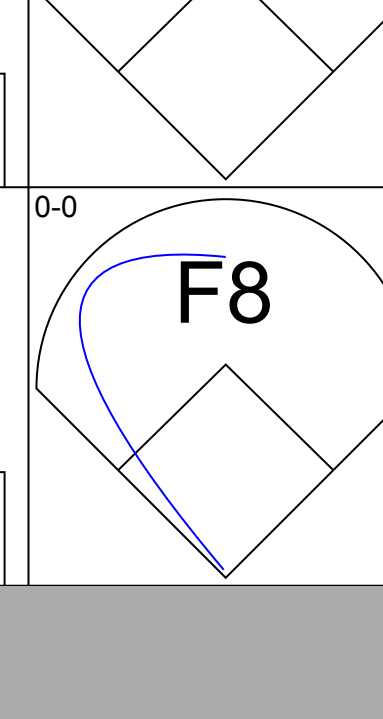
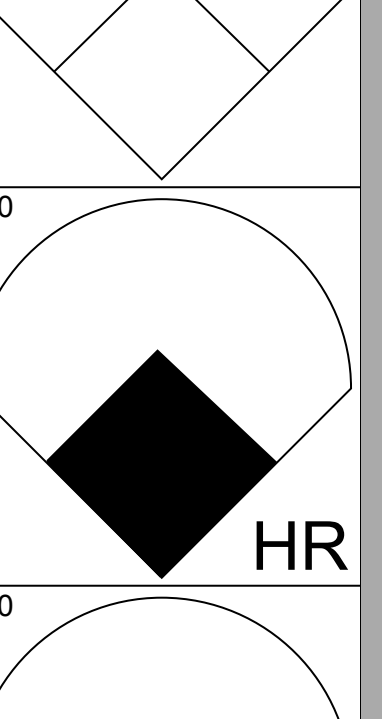
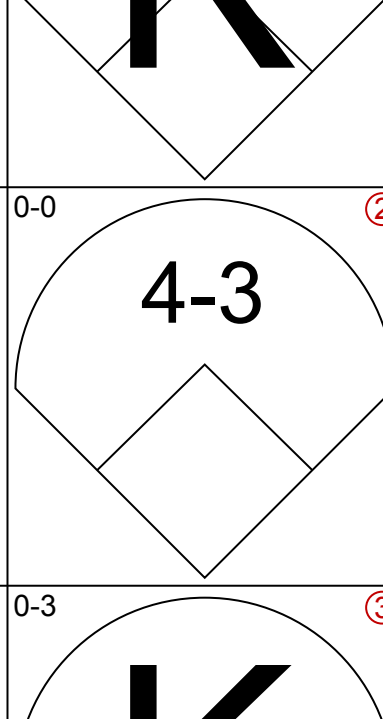
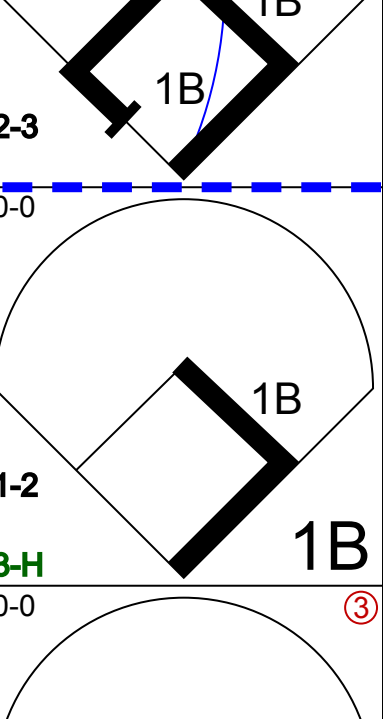
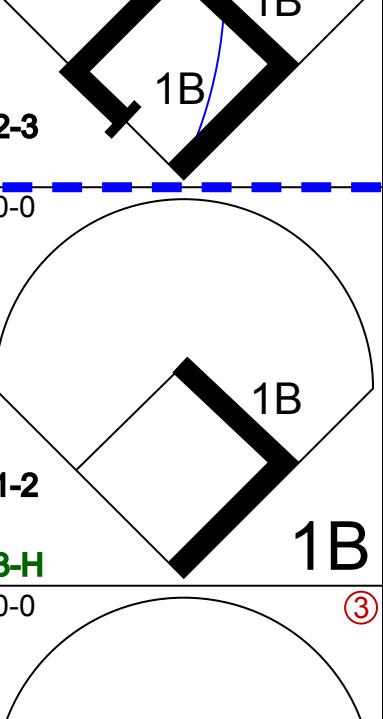
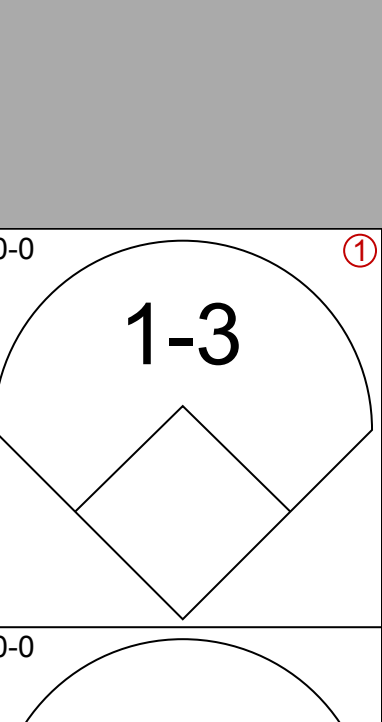
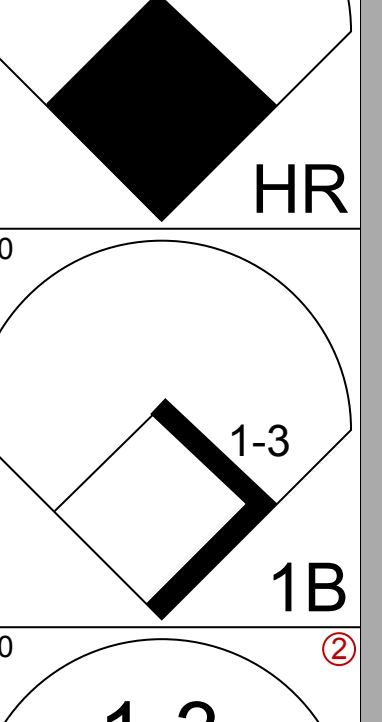
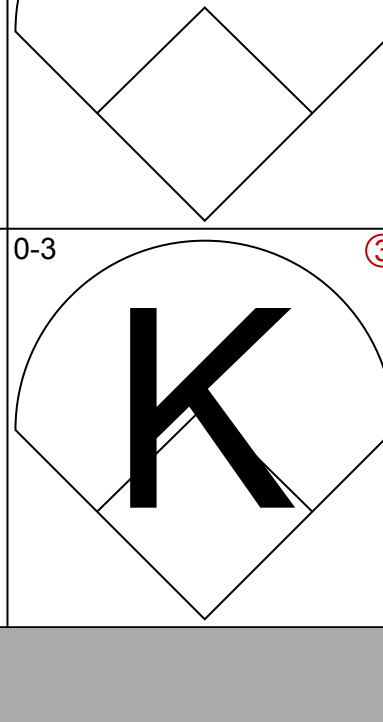
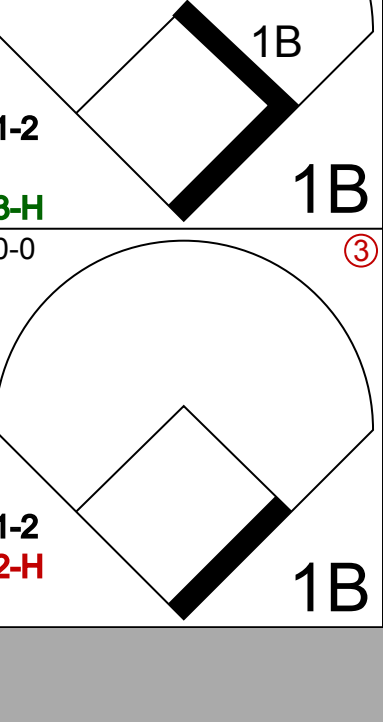
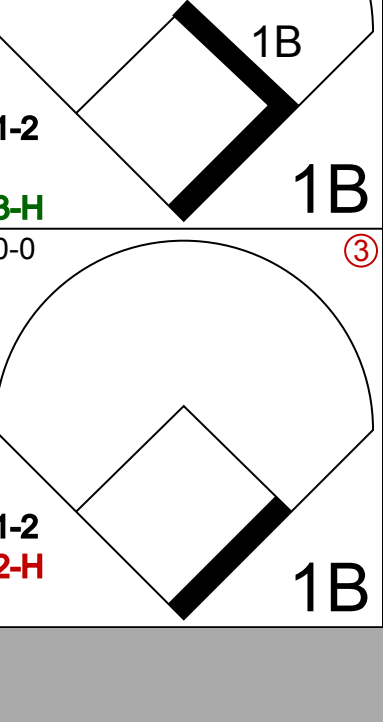
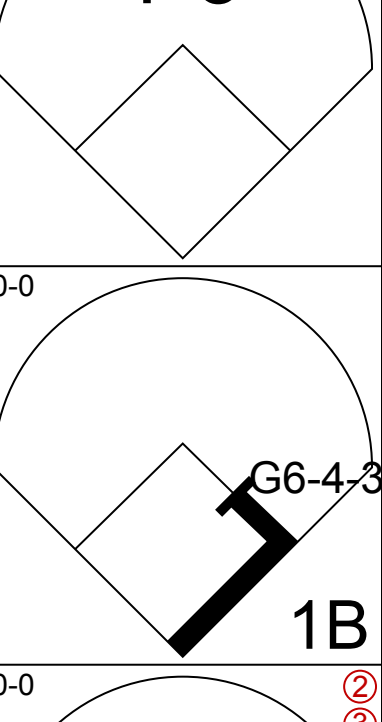
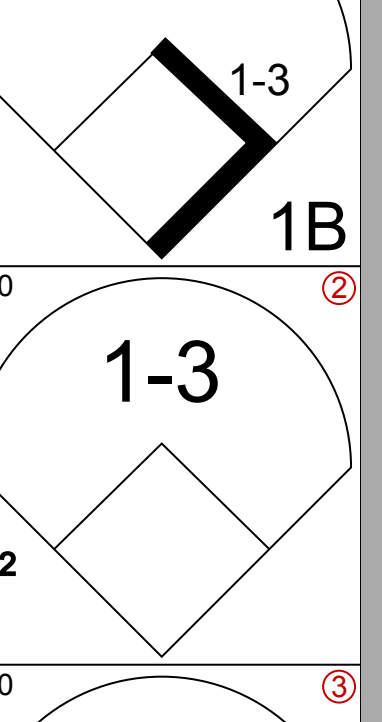
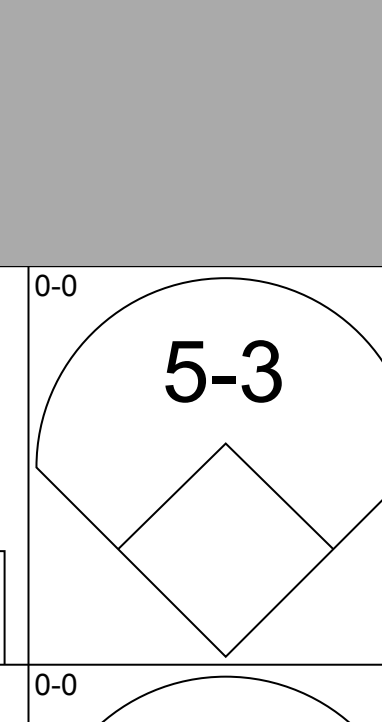
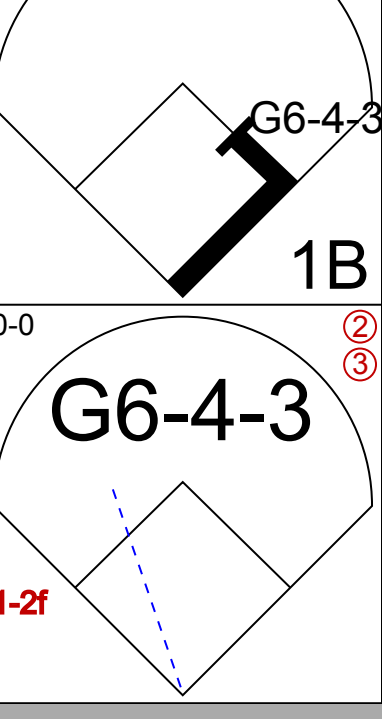
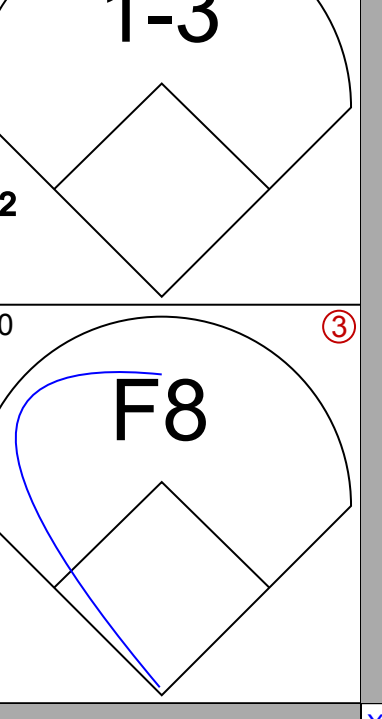
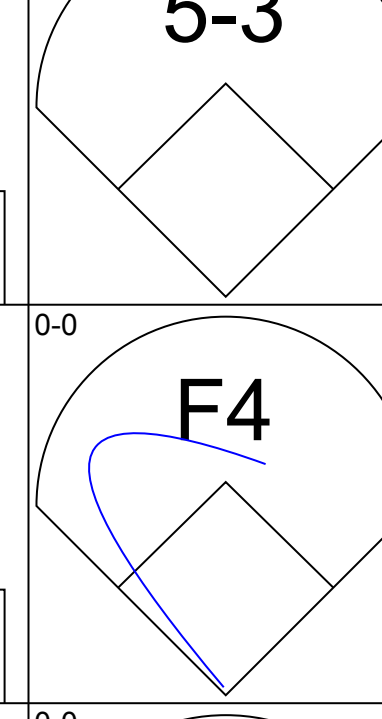
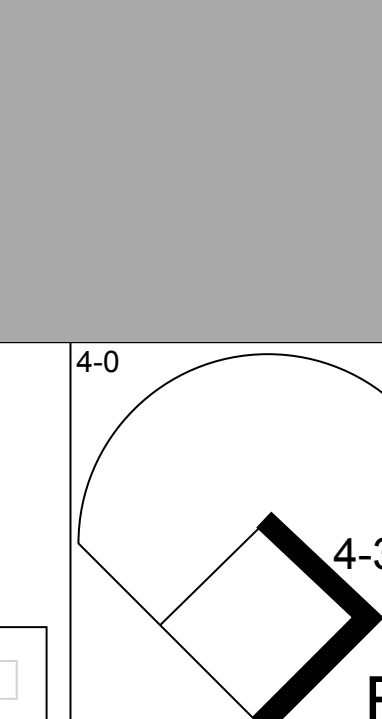
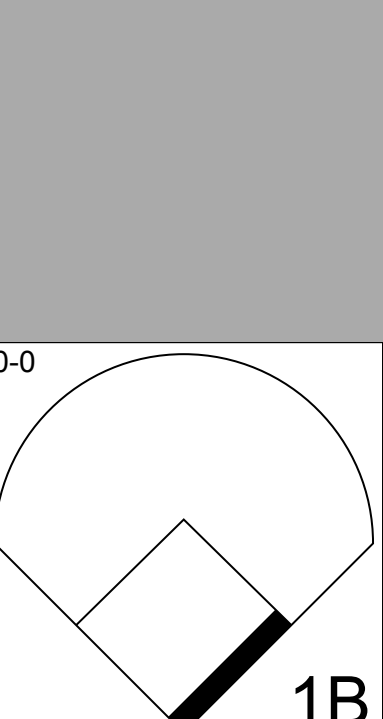
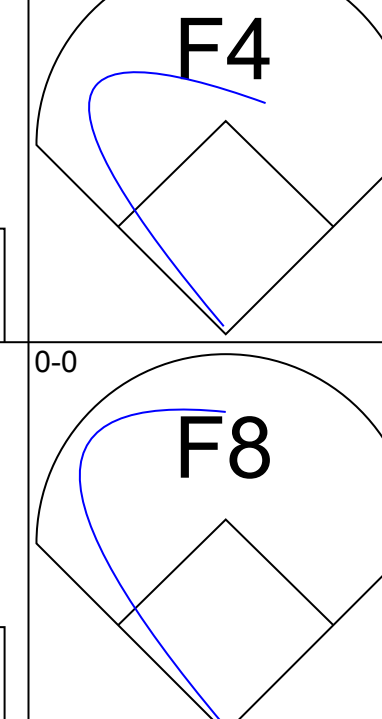
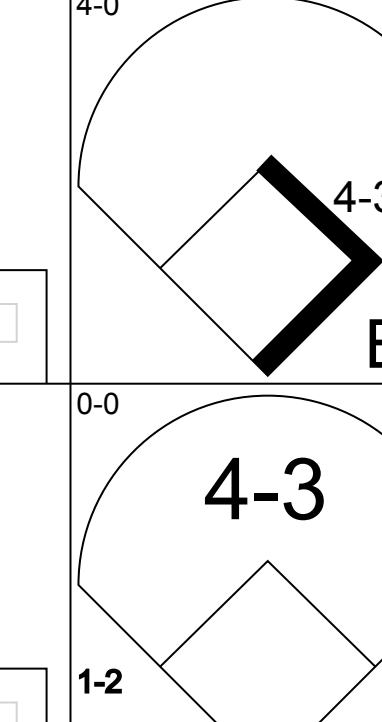
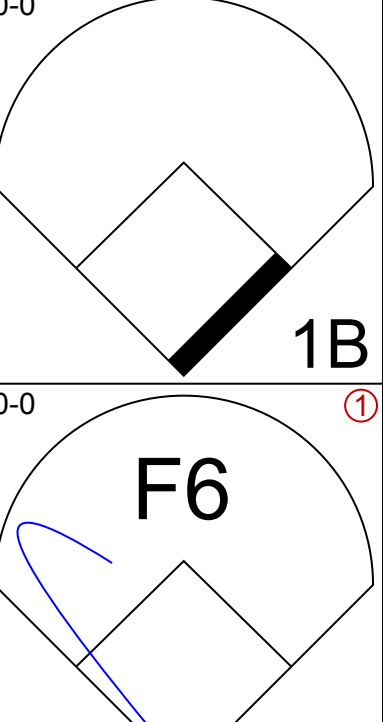
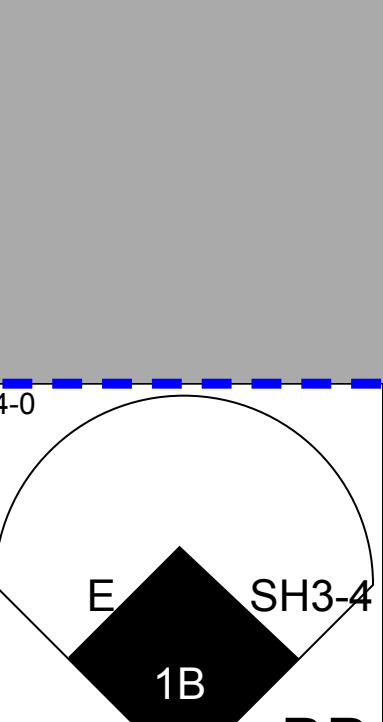
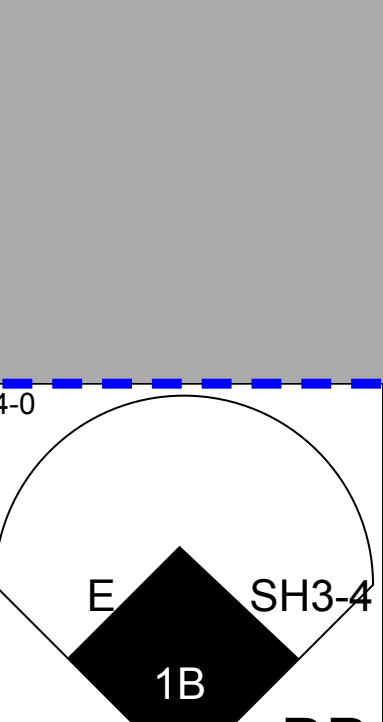
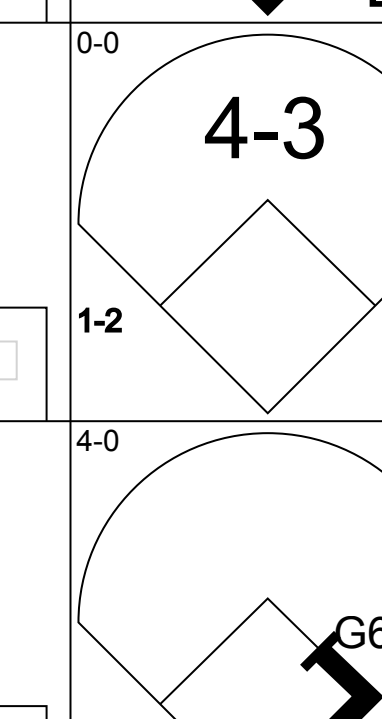
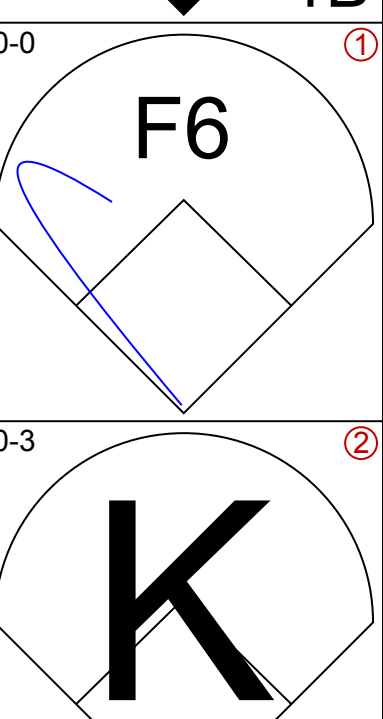
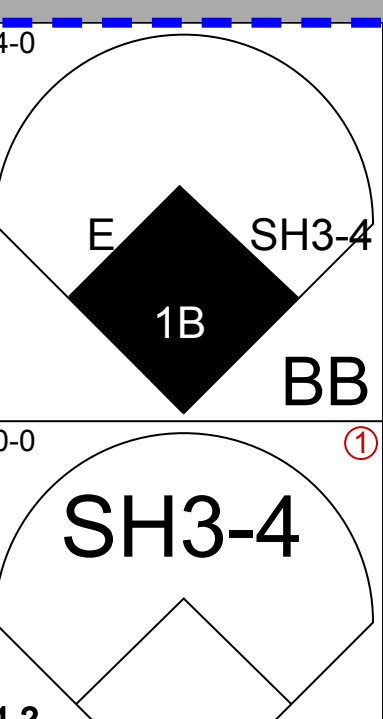
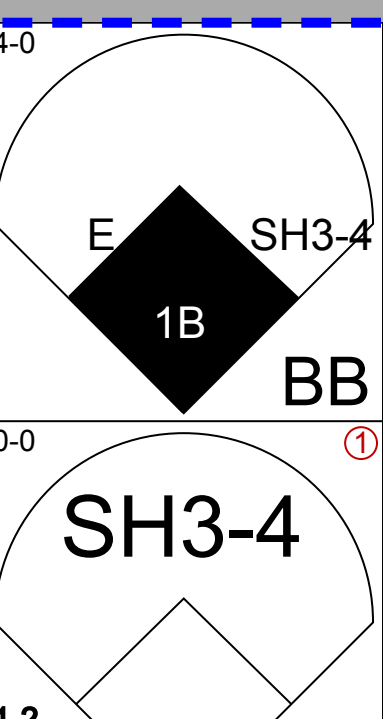


Batter	1	2	3	4	5	6	7	8	9	AB	R	H	RBI	BB	SO	LOB	TOP					
Ivan De Jesus, R (1.6) OBP: 0.335, SLG: 0.346										4	0	0	0	0	1	0						
Scot Thompson, L (1.8) OBP: 0.303, SLG: 0.298										4	0	0	0	0	1	0						
Bill Buckner, L (1.7) OBP: 0.358, SLG: 0.471										4	0	0	0	0	0	1						
Cliff Johnson, R (1.3) OBP: 0.328, SLG: 0.408										4	0	0	0	0	1	1						
Larry Bittner, L (1.9) OBP: 0.313, SLG: 0.342										3	1	1	0	0	0	0						
Tim Lincecum, S (1.2) OBP: 0.331, SLG: 0.401										1	0	1	1	1	0	0						
Mike Tyson, R (1.4) OBP: 0.285, SLG: 0.369										2	0	0	0	0	1	1						
Steve Dillard, R (1.5) OBP: 0.296, SLG: 0.355										2	0	0	0	0	1	0						
Jesus Figueroa, L (8, PH) OBP: 0.299, SLG: 0.306										1	0	0	0	0	0	1						
Mick Kelleher, R (8.5) OBP: 0.250, SLG: 0.206										0	0	0	0	0	0	0						
Doug Capilla, L (1.1) OBP: 0.214, SLG: 0.357										2	0	0	0	0	1	0						
Mike Vail, R (8, PH) OBP: 0.322, SLG: 0.392										1	0	0	0	0	0	1						
Bill Caudill, R (8.1) OBP: 0.286, SLG: 0.429										0	0	0	0	0	0	0						
Bruce Sutter, R (8.1) OBP: 0.143, SLG: 0.143										0	0	0	0	0	0	0						
<b>Inning Stats</b>	R: 0 E: 0 K: 2 S: 7	H: 0 LOB: 0 BB: 0 P: 7	R: 0 E: 0 K: 1 S: 5	H: 0 LOB: 1 BB: 1 P: 9	R: 0 E: 0 K: 1 S: 5	H: 0 LOB: 0 BB: 0 P: 5	R: 0 E: 0 K: 1 S: 5	H: 0 LOB: 0 BB: 0 P: 5	R: 1 E: 0 K: 1 S: 6	H: 1 LOB: 0 BB: 0 P: 6	R: 0 E: 0 K: 0 S: 3	H: 0 LOB: 0 BB: 0 P: 3	R: 0 E: 0 K: 0 S: 3	H: 0 LOB: 0 BB: 0 P: 3	R: 0 E: 0 K: 0 S: 4	H: 1 LOB: 1 BB: 0 P: 4	R: 0 E: 1 K: 0 S: 4	H: 0 LOB: 1 BB: 0 P: 4	1B: 1 2B: 0 3B: 1 HR: 0	SF: 1 SAC: 1 DP: 0 HBP: 0	WP: 0 PB: 0 SB: 0 CS: 0	PA: 31
<b>PITCHER</b> Nolan Ryan, R (1.1) ERA: 3.11	IP: 9.0 WLS: W BF: 31 H: 2 R: 1 ER: 1 SO: 6 BB: 1 IBB: 0 HBP: 0 BLK: 0 WP: 0 HR: 0 S: 42 P: 46 ERA: 1.00 WHIP: 0.333																					

Chicago Cubs @ Houston Astros  
Astrodome, Houston, TX  
Sun Aug 24 1980, 8:05 PM EDT  
Att: 25,703 - Unknown

AB	28
R	1
H	2
RBI	1
BB	1
SO	6
LOB	5



Batter	1	2	3	4	5	6	7	8	9	AB	R	H	RBI	BB	SO	LOB	BOTTOM			
Rafael Landestoy, S (1.4) OBP: 0.308, SLG: 0.345										4	0	0	0	0	2	4				
Enos Cabell, R (1.5) OBP: 0.303, SLG: 0.341										4	0	0	0	0	1	1				
Jose Cruz, L (1.7) OBP: 0.381, SLG: 0.442										4	1	2	2	0	0	0				
Cesar Cedeno, R (1.8) OBP: 0.384, SLG: 0.486										4	0	2	0	0	1	0				
Art Howe, R (1.3) OBP: 0.335, SLG: 0.390										3	0	1	0	0	0	1				
Jeffrey Leonard, R (1.9) OBP: 0.275, SLG: 0.328										3	0	0	0	0	0	2				
Luis Pujols, R (1.2) OBP: 0.289, SLG: 0.251										2	0	1	0	1	0	0				
Craig Reynolds, L (1.6) OBP: 0.261, SLG: 0.313										2	1	0	0	1	0	2				
Nolan Ryan, R (1.1) OBP: 0.188, SLG: 0.140										1	0	0	0	1	1	1				
<b>Inning Stats</b>	R: 0 E: 0 K: 0 S: 3	H: 0 LOB: 0 BB: 0 P: 3	R: 0 E: 0 K: 0 S: 3	H: 1 LOB: 0 BB: 0 P: 3	R: 0 E: 0 K: 0 S: 2	H: 0 LOB: 1 BB: 2 P: 10	R: 0 E: 0 K: 0 S: 5	H: 2 LOB: 1 BB: 0 P: 5	R: 0 E: 0 K: 2 S: 8	H: 1 LOB: 1 BB: 0 P: 8	R: 0 E: 0 K: 2 S: 7	H: 0 LOB: 0 BB: 0 P: 7	R: 0 E: 0 K: 0 S: 3	H: 0 LOB: 0 BB: 0 P: 3	R: 1 E: 1 K: 1 S: 7	H: 2 LOB: 2 BB: 1 P: 11	1B: 5 2B: 0 3B: 0 HR: 1	SF: 0 SAC: 1 DP: 2 HBP: 0	WP: 0 PB: 0 SB: 0 CS: 0	PA: 31
<b>PITCHER</b> Doug Capilla, L (1.1) ERA: 2.91	IP: 7.0 WLS: L BF: 25 H: 4 R: 1 ER: 1 SO: 4 BB: 2 IBB: 0 HBP: 0 BLK: 0 WP: 0 HR: 1 S: 31 P: 39 ERA: 1.29 WHIP: 0.857																			
Bill Caudill, R (8.1) ERA: 2.19	0.2	L	4	0	1	0	1	1	0	0	0	0	0	0	5	9	0.00	1.500		
Bruce Sutter, R (8.1) ERA: 2.35	0.1		2	2	0	0	0	0	0	0	0	0	0	0	2	2	0.00	6.000		

Chicago Cubs @ Houston Astros  
Astrodome, Houston, TX  
Sun Aug 24 1980, 8:05 PM EDT  
Att: 25,703 - Unknown

AB	27
R	2
H	6
RBI	2
BB	3
SO	5
LOB	11





Batter	1	2	3	4	5	6	7	8	9	AB	R	H	RBI	BB	SO	LOB	TOP					
Joe Morgan, L (1,4) OBP: 0.353, SLG: 0.336	F8			4-3		3-1		L3		4	0	0	0	0	0	1						
Enos Cabell, R (1,5) OBP: 0.303, SLG: 0.340	6-3			6-3		2H 1B			5-3	4	0	1	1	0	0	0						
Jose Cruz, L (1,7) OBP: 0.380, SLG: 0.440	F7			1B		L5			6-3	4	0	1	0	0	0	1						
Cesar Cedeno, R (1,8) OBP: 0.380, SLG: 0.481		F9		4-3				6-3	K	4	0	0	0	0	1	1						
Art Howe, R (1,3) OBP: 0.331, SLG: 0.385		F7			G3			P3		3	0	0	0	0	0	0						
Terry Puhl, L (1,9) OBP: 0.353, SLG: 0.424		G3			G6-4-3 1B					3	0	2	0	0	0	0						
Luis Pujols, R (1,2) OBP: 0.265, SLG: 0.247			4-3		G6-4-3 1B			F8		3	0	0	0	0	0	2						
Rafael Landestoy, S (1,6) OBP: 0.309, SLG: 0.343			G3-6-4 BB			F3		4-3		2	0	0	0	1	0	0						
Vern Ruhle, R (1,1) OBP: 0.324, SLG: 0.344										1	1	0	0	1	0	1						
Jeffrey Leonard, R (8, PH) OBP: 0.274, SLG: 0.327			G3-6-4					6-3		1	0	0	0	0	0	0						
Dave Smith, R (8, 1)			1-2			3-1 1B BB				0	0	0	0	0	0	0						
<b>Inning Stats</b>	R: 0 E: 0 K: 0 S: 3	H: 0 LOB: 0 BB: 0 P: 3	R: 0 E: 0 K: 0 S: 3	H: 0 LOB: 0 BB: 1 P: 3	R: 0 E: 0 K: 0 S: 2	H: 0 LOB: 0 BB: 1 P: 6	R: 0 E: 0 K: 0 S: 4	H: 1 LOB: 1 BB: 0 P: 4	R: 0 E: 0 K: 0 S: 3	H: 1 LOB: 0 BB: 0 P: 3	R: 1 E: 0 K: 0 S: 4	H: 1 LOB: 1 BB: 1 P: 8	R: 0 E: 0 K: 0 S: 4	H: 1 LOB: 1 BB: 0 P: 4	R: 0 E: 0 K: 1 S: 3	H: 0 LOB: 0 BB: 0 P: 3	R: 0 E: 0 K: 1 S: 5	H: 0 LOB: 0 BB: 0 P: 5	1B: 4 2B: 0 3B: 0 HR: 0	SF: 0 SAC: 0 DP: 2 HBP: 0	WP: 0 PB: 0 SB: 0 CS: 0	PA: 31
<b>PITCHER</b> Don Hood, L (1,1) ERA: 2.44	IP: 9.0 WLS: W BF: 31 H: 4 R: 1 ER: 1 SO: 1 BB: 2 IBB: 0 HBP: 0 BLK: 0 WP: 0 HR: 0 S: 31 P: 39 ERA: 1.00 WHIP: 0.667															<b>PITCHER</b>						

Houston Astros @ St. Louis Cardinals  
 Busch Stadium, St. Louis, MO  
 Mon Aug 25 1980, 7:05 PM CDT  
 Att: 9,185 - Unknown

AB 29  
 R 1  
 H 4  
 RBI 1  
 BB 2  
 SO 1  
 LOB 6



Batter	1	2	3	4	5	6	7	8	9	AB	R	H	RBI	BB	SO	LOB	BOTTOM			
Ken Oberkfell, L (1,4) OBP: 0.375, SLG: 0.407	4-3 1B	FC6-5-4 1B		G3			4-3			4	0	1	1	0	0	2				
Dane Iorg, L (1,9) OBP: 0.354, SLG: 0.444	4-3 1-2	2-3 3H 1B			F8		K			4	0	1	0	0	1	1				
Keith Hernandez, L (1,3) OBP: 0.402, SLG: 0.493	E6 FC6-4	F7		4-3			PO BB			3	0	0	0	1	0	3				
Ted Simmons, S (1,2) OBP: 0.385, SLG: 0.533	P4		F9		4-0 BB		PO			3	1	1	0	1	0	2				
George Hendrick, R (1,8) OBP: 0.360, SLG: 0.533	FC6-4 1-2		F7		5-3			K		4	0	0	0	0	1	4				
Terry Kennedy, L (1,7) OBP: 0.315, SLG: 0.393		4-0 BB 1B 2B BB	4-1			SH1-4 1B		1H 3B		3	1	2	1	1	0	0				
Ken Reitz, R (1,5) OBP: 0.296, SLG: 0.370		2B BB 1B		P4		SH1-4 1-2		5-3		3	1	1	0	0	0	1				
Mike Phillips, L (1,6) OBP: 0.268, SLG: 0.258		FC6-5 1-3 2H 2B		4-3		G3				3	0	1	1	1	0	1				
Don Hood, L (1,1) OBP: 0.143, SLG: 0.143		L6				K		K		4	0	1	0	0	2	5				
<b>Inning Stats</b>	R: 0 E: 1 K: 0 S: 5	H: 1 LOB: 2 BB: 0 P: 5	R: 2 E: 0 K: 0 S: 6	H: 3 LOB: 2 BB: 1 P: 10	R: 0 E: 0 K: 0 S: 3	H: 0 LOB: 0 BB: 0 P: 3	R: 0 E: 0 K: 0 S: 4	H: 1 LOB: 1 BB: 0 P: 4	R: 0 E: 0 K: 1 S: 6	H: 1 LOB: 1 BB: 0 P: 6	R: 0 E: 0 K: 1 S: 4	H: 0 LOB: 0 BB: 1 P: 8	R: 1 E: 0 K: 2 S: 9	H: 2 LOB: 2 BB: 1 P: 13	R: 0 E: 0 K: 1 S: 5	H: 0 LOB: 0 BB: 0 P: 5	1B: 6 2B: 1 3B: 1 HR: 0	SF: 0 SAC: 1 DP: 0 HBP: 0	WP: 0 PB: 0 SB: 0 CS: 0	PA: 37
<b>PITCHER</b> Vern Ruhle, R (1,1) ERA: 2.63 Dave Smith, R (8, 1) ERA: 2.03	IP: 7.0 WLS: L BF: 30 H: 6 R: 2 ER: 2 SO: 2 BB: 3 IBB: 0 HBP: 0 BLK: 0 WP: 0 HR: 0 S: 31 P: 43 ERA: 2.57 WHIP: 1.286															<b>PITCHER</b>				

Houston Astros @ St. Louis Cardinals  
 Busch Stadium, St. Louis, MO  
 Mon Aug 25 1980, 7:05 PM CDT  
 Att: 9,185 - Unknown

AB 31  
 R 3  
 H 8  
 RBI 3  
 BB 4  
 SO 4  
 LOB 19









Batter	1	2	3	4	5	6	7	8	9	AB	R	H	RBI	BB	SO	LOB	TOP															
Joe Morgan, L (1, 4) OBP: 0.356, SLG: 0.344										3	1	1	0	1	1	0	<b>Houston Astros @ St. Louis Cardinals</b> Busch Stadium, St. Louis, MO Wed Aug 27 1980, 7:05 PM CDT Att: 10,025 - Unknown															
Enos Cabell, R (1, 5) OBP: 0.305, SLG: 0.345										4	0	2	1	0	0	1																
Terry Puhl, L (1, 9) OBP: 0.350, SLG: 0.420										4	0	0	0	0	2	3																
Jose Cruz, L (1, 7) OBP: 0.379, SLG: 0.438										4	0	0	0	0	2																	
Cesar Cedeno, R (1, 8) OBP: 0.375, SLG: 0.480										4	0	0	0	0	0	0																
Denny Walling, L (1, 3) OBP: 0.388, SLG: 0.420										4	1	2	0	0	0	0																
Alan Ashby, S (1, 2) OBP: 0.313, SLG: 0.331										4	0	2	1	0	0	0																
Craig Reynolds, L (1, 6) OBP: 0.258, SLG: 0.310										2	0	0	0	0	1	1																
Rafael Landestoy, S (7, PH) OBP: 0.307, SLG: 0.339										1	0	0	0	0	1	2																
Ken Forsch, R (1, 1) ERA: 3.38										1	0	0	0	0	0	1																
Bert Roberge, R (4, 1) ERA: 4.12										0	0	0	0	0	0	0																
Jeffrey Leonard, R (5, PH) ERA: 3.62										0	0	0	0	0	1	0																
Gordie Pladson, R (5, 1) ERA: 4.12										0	0	0	0	0	0	0																
Bruce Bochy, R (7, PH) ERA: 2.82										0	0	0	0	0	2	0																
Frank LaCorte, R (7, 1) ERA: 2.25										0	0	0	0	0	0	0																
<b>Inning Stats</b>	R: 1 E: 0 K: 1 S: 6	H: 2 LOB: 0 BB: 0 P: 6	R: 1 E: 0 K: 0 S: 5	H: 2 LOB: 1 BB: 0 P: 5	R: 0 E: 0 K: 1 S: 5	H: 0 LOB: 1 BB: 1 P: 9	R: 0 E: 0 K: 0 S: 3	H: 0 LOB: 0 BB: 0 P: 3	R: 0 E: 0 K: 3 S: 9	H: 0 LOB: 0 BB: 0 P: 9	R: 0 E: 0 K: 0 S: 3	H: 2 LOB: 2 BB: 0 P: 7	R: 0 E: 0 K: 0 S: 4	H: 1 LOB: 1 BB: 0 P: 4	R: 0 E: 0 K: 0 S: 3	H: 0 LOB: 0 BB: 0 P: 3	1B: 3 2B: 3 3B: 2 HR: 0	SF: 0 LOB: 0 SAC: 0 HBP: 0	WP: 0 PA: 34 PB: 0 SB: 0 CS: 1													
<b>PITCHER</b>	IP WLS BF H R ER SO BB IBB HBP BLK WP HR S P ERA WHIP																															
John Fulgham, R (1, 1) ERA: 3.38	1.0	4	2	1	1	1	0	0	0	0	0	0	6	6	9.00	2.000																
John Martin, L (2, 1) ERA: 1.29	7.0	W	27	5	1	1	5	1	0	0	0	0	36	40	1.29	0.857																
John Littlefield, R (9, 1) ERA: 2.82	1.0		3	0	0	0	0	0	0	0	0	0	3	3	0.00	0.000																

AB	33
R	2
H	7
RBI	2
BB	1
SO	6
LOB	12



Batter	1	2	3	4	5	6	7	8	9	AB	R	H	RBI	BB	SO	LOB	BOTTOM															
Ken Oberkfell, L (1, 4) OBP: 0.384, SLG: 0.431										4	2	4	1	0	0	0	<b>Houston Astros @ St. Louis Cardinals</b> Busch Stadium, St. Louis, MO Wed Aug 27 1980, 7:05 PM CDT Att: 10,025 - Unknown															
Tony Scott, S (1, 8) OBP: 0.296, SLG: 0.289										3	2	0	1	1	1	4																
Keith Hernandez, L (1, 3) OBP: 0.403, SLG: 0.491										4	1	2	2	1	0	2																
George Hendrick, R (1, 9) OBP: 0.361, SLG: 0.532										3	1	1	2	1	1	1																
Dane Iorg, L (1, 7) OBP: 0.364, SLG: 0.450										5	1	4	1	0	0	1																
Terry Kennedy, L (1, 2) OBP: 0.312, SLG: 0.384										4	1	1	0	1	0	3																
Ken Reitz, R (1, 5) OBP: 0.296, SLG: 0.371										4	0	1	3	0	0	3																
Mike Phillips, L (1, 6) OBP: 0.269, SLG: 0.260										4	2	2	0	0	0	1																
John Fulgham, R (1, 1) ERA: 3.13										0	0	0	0	0	0	0																
John Martin, S (2, 1) ERA: 4.12										2	0	1	0	1	0	0																
Leon Durham, L (8, PH) ERA: 3.62										1	0	0	0	0	0	1																
John Littlefield, R (9, 1) ERA: 2.25										0	0	0	0	0	0	0																
<b>Inning Stats</b>	R: 1 E: 0 K: 0 S: 5	H: 3 LOB: 2 BB: 0 P: 5	R: 0 E: 0 K: 0 S: 3	H: 0 LOB: 0 BB: 0 P: 3	R: 5 E: 0 K: 0 S: 7	H: 4 LOB: 1 BB: 2 P: 15	R: 0 E: 0 K: 1 S: 5	H: 2 LOB: 1 BB: 0 P: 5	R: 0 E: 0 K: 0 S: 4	H: 1 LOB: 2 BB: 1 P: 8	R: 1 E: 0 K: 0 S: 4	H: 1 LOB: 1 BB: 1 P: 8	R: 0 E: 0 K: 1 S: 6	H: 1 LOB: 1 BB: 0 P: 6	R: 3 E: 0 K: 0 S: 7	H: 4 LOB: 2 BB: 1 P: 11	1B: 13 2B: 4 3B: 0 HR: 0	SF: 2 LOB: 0 SAC: 1 HBP: 0	WP: 0 PA: 42 PB: 0 SB: 1 CS: 1													
<b>PITCHER</b>	IP WLS BF H R ER SO BB IBB HBP BLK WP HR S P ERA WHIP																															
Ken Forsch, R (1, 1) ERA: 3.13	3.0	L	19	9	6	6	0	1	0	0	0	0	17	25	18.00	3.333																
Bert Roberge, R (4, 1) ERA: 4.12	1.0		1	0	0	0	1	0	0	0	0	0	3	3	0.00	0.000																
Gordie Pladson, R (5, 1) ERA: 3.62	2.0		10	2	1	1	0	2	0	0	0	0	8	16	4.50	2.000																
Frank LaCorte, R (7, 1) ERA: 2.25	2.0		12	5	3	3	1	1	0	0	0	0	13	17	13.50	3.000																

AB	34
R	10
H	16
RBI	10
BB	5
SO	2
LOB	16









Batter	1	2	3	4	5	6	7	8	9	AB	R	H	RBI	BB	SO	LOB	TOP																	
Joe Morgan, L (1,4) OBP: 0.356, SLG: 0.345										5	1	2	0	0	0	1	Houston Astros @ Chicago Cubs Wrigley Field, Chicago, IL Fri Aug 29 1980, 3:33 AM CDT Att: 9,994 - Unknown																	
Enos Cabell, R (1,5) OBP: 0.309, SLG: 0.346										5	0	2	1	0	0	1																		
Terry Puhl, L (1,9) OBP: 0.355, SLG: 0.422										4	1	1	0	0	1	2																		
Jose Cruz, L (1,7) OBP: 0.378, SLG: 0.438										5	1	2	1	0	1	2																		
Cesar Cedeno, R (1,8) OBP: 0.376, SLG: 0.482										4	2	2	2	0	0	1																		
Denny Walling, L (1,3) OBP: 0.392, SLG: 0.416										3	0	1	1	1	0	2																		
Alan Ashby, S (1,2)										3	0	0	1	0	1	2																		
Rafael Landestoy, S (1,6) OBP: 0.308, SLG: 0.339										4	1	2	0	0	0	0																		
Nolan Ryan, R (1,1) OBP: 0.182, SLG: 0.136										2	0	0	0	0	1	0																		
Jeffrey Leonard, R (6,PH) OBP: 0.271, SLG: 0.323										1	0	0	0	0	0	1																		
Dave Smith, R (6,1) OBP: 0.324, SLG: 0.283										0	0	0	0	0	0	0																		
Dave Bergman, L (9,PH) OBP: 0.296, SLG: 0.167										1	0	0	0	0	0	1																		
Frank LaCorte, R (9,1) OBP: 0.296, SLG: 0.167										0	0	0	0	0	0	0																		
<b>Inning Stats</b>	R: 2 E: 0 K: 0 S: 6	H: 3 LOB: 1 BB: 0 P: 6	R: 0 E: 0 K: 1 S: 5	H: 0 LOB: 0 BB: 0 P: 5	R: 0 E: 0 K: 0 S: 3	H: 0 LOB: 1 BB: 1 P: 9	R: 0 E: 0 K: 1 S: 7	H: 2 LOB: 2 BB: 0 P: 7	R: 2 E: 0 K: 0 S: 6	H: 3 LOB: 1 BB: 0 P: 6	R: 0 E: 0 K: 0 S: 3	H: 0 LOB: 0 BB: 0 P: 3	R: 1 E: 0 K: 1 S: 6	H: 2 LOB: 1 BB: 0 P: 6	R: 1 E: 0 K: 0 S: 5	H: 2 LOB: 2 BB: 0 P: 6	1B: 10 2B: 2 3B: 1 HR: 0	SF: 1 SAC: 0 DP: 1 HBP: 1	WP: 0 PA: 40 PB: 0 SB: 3 CS: 1															
<b>PITCHER</b>	IP WLS BF H R ER SO BB IBB HBP BLK WP HR S P ERA WHIP	IP WLS BF H R ER SO BB IBB HBP BLK WP HR S P ERA WHIP																																
Mike Krukow, R (1,1) ERA: 4.23	5.0	23	7	4	4	3	1	0	0	0	0	0	0	28	32	7.20	1.600																	
Doug Capilla, L (6,1) ERA: 2.86	1.0	4	1	0	0	0	0	0	0	0	0	0	0	4	4	0.00	1.000																	
Bruce Sutter, R (7,1) ERA: 2.4	2.0	7	2	1	1	1	0	0	0	1	0	0	0	9	9	4.50	1.000																	
Dick Tidrow, R (9,1) ERA: 2.74	0.2	L 5	2	1	1	0	0	0	0	1	0	0	0	4	5	13.50	3.000																	
Willie Hernandez, L (9,1) ERA: 4.99	0.1	1	0	0	0	0	0	0	0	0	0	0	0	1	1	0.00	0.000																	
Batter	1	2	3	4	5	6	7	8	9	AB	R	H	RBI	BB	SO	LOB	BOTTOM																	
Ivan De Jesus, R (1,6) OBP: 0.331, SLG: 0.342										5	1	2	0	0	1	0	Houston Astros @ Chicago Cubs Wrigley Field, Chicago, IL Fri Aug 29 1980, 3:33 AM CDT Att: 9,994 - Unknown																	
Lenny Randle, S (1,5) OBP: 0.352, SLG: 0.379										4	1	1	0	1	0	3																		
Bill Buckner, L (1,7) OBP: 0.354, SLG: 0.459										5	0	1	0	0	0	4																		
Dave Kingman, R (1,3) OBP: 0.301, SLG: 0.498										4	1	1	2	0	1	2																		
Larry Bittner, L (1,9) OBP: 0.309, SLG: 0.333										4	0	1	2	0	1	1																		
Scot Thompson, L (1,8) OBP: 0.307, SLG: 0.299										3	1	1	0	1	0	1																		
Tim Blackwell, S (1,2) OBP: 0.334, SLG: 0.396										3	0	1	0	1	1	2																		
Mike Tyson, R (1,4) OBP: 0.280, SLG: 0.360										2	0	0	0	0	2	1																		
Jesus Figueroa, L (6,PH) OBP: 0.296, SLG: 0.302										1	0	0	0	0	0	2																		
Mick Kelleher, R (7,4) OBP: 0.257, SLG: 0.203										1	0	0	0	0	1	0																		
Mike Krukow, R (1,1) ERA: 0.282, SLG: 0.273										2	1	1	0	0	0	0																		
Doug Capilla, L (6,1) ERA: 2.14, SLG: 0.357										0	0	0	0	0	0	0																		
Mike Vail, R (6,PH) OBP: 0.294, SLG: 0.393										1	0	1	0	0	0	0																		
Bruce Sutter, R (7,1) ERA: 2.4										0	0	0	0	0	0	0																		
Cliff Johnson, R (8,PH) OBP: 0.324, SLG: 0.443										1	0	0	0	0	1	0																		
Dick Tidrow, R (9,1) ERA: 2.74										0	0	0	0	0	0	0																		
Willie Hernandez, L (9,1) ERA: 4.99										0	0	0	0	0	0	0																		
<b>Inning Stats</b>	R: 0 E: 0 K: 0 S: 3	H: 0 LOB: 0 BB: 0 P: 3	R: 1 E: 0 K: 1 S: 7	H: 2 LOB: 1 BB: 0 P: 7	R: 3 E: 0 K: 0 S: 7	H: 4 LOB: 2 BB: 1 P: 11	R: 0 E: 0 K: 1 S: 5	H: 0 LOB: 0 BB: 0 P: 5	R: 0 E: 0 K: 0 S: 3	H: 0 LOB: 0 BB: 0 P: 3	R: 1 E: 0 K: 1 S: 8	H: 3 LOB: 3 BB: 1 P: 12	R: 0 E: 0 K: 1 S: 6	H: 1 LOB: 1 BB: 0 P: 6	R: 0 E: 0 K: 3 S: 9	H: 0 LOB: 0 BB: 0 P: 9	R: 0 E: 0 K: 1 S: 5	H: 0 LOB: 1 BB: 1 P: 9	1B: 9 2B: 0 3B: 0 HR: 1	SF: 1 SAC: 0 DP: 0 HBP: 0	WP: 0 PA: 40 PB: 0 SB: 0 CS: 0													
<b>PITCHER</b>	IP WLS BF H R ER SO BB IBB HBP BLK WP HR S P ERA WHIP	IP WLS BF H R ER SO BB IBB HBP BLK WP HR S P ERA WHIP																																
Nolan Ryan, R (1,1) ERA: 3.22	5.0	22	6	4	4	2	1	0	0	0	0	0	0	23	27	3.00	1.667																	
Dave Smith, R (6,1) ERA: 2.07	3.0	W 14	4	1	1	5	1	0	0	0	0	0	0	23	27	3.00	1.667																	
Frank LaCorte, R (9,1) ERA: 2.22	1.0	S 4	0	0	0	1	1	0	0	0	0	0	0	5	9	0.00	1.000																	



Batter	1	2	3	4	5	6	7	8	9	AB	R	H	RBI	BB	SO	LOB	TOP			
Joe Morgan, L OBP: 0.397, SLG: 0.344 (1, 4)	F9		FC3-6 1B		F5		IBB		E3 SF8	4	1	1	0	1	0	0				
Enos Cabell, R OBP: 0.310, SLG: 0.346 (1, 5)	1B		K				4-3		E6 1B	5	0	2	0	0	1	5				
Terry Puhl, L OBP: 0.356, SLG: 0.421 (1, 9)	F8		FC3-6 1-2 3-H				BB		SF8	3	0	1	2	1	0	2				
Jose Cruz, L OBP: 0.380, SLG: 0.440 (1, 7)	1B		1-3				F7		1B 1B	5	0	3	0	0	0	3				
Cesar Cedeno, R OBP: 0.374, SLG: 0.478 (1, 8)	4-3						K		K FC6-4	5	0	1	0	0	2	8				
Denny Walling, L OBP: 0.390, SLG: 0.413 Dave Bergman, L OBP: 0.324, SLG: 0.283 (8, 3)		G3			8-4		4-3		1B	4	0	1	0	0	0	3				
Alan Ashby, S OBP: 0.310, SLG: 0.326 (1, 2)	F9				6-3				1B	3	0	1	0	1	0	0				
Rafael Landestoy, S OBP: 0.304, SLG: 0.334 (1, 6)	F7						F8		K	4	0	0	0	0	1	4				
Vern Ruhle, R OBP: 0.324, SLG: 0.371 (1, 1)							F9		K	3	1	1	0	0	1	0				
<b>Inning Stats</b>	R: 0 E: 0 K: 0 S: 5	H: 2 LOB: 2 BB: 0 P: 5	R: 0 E: 0 K: 0 S: 3	H: 0 LOB: 0 BB: 0 P: 3	R: 1 E: 0 K: 1 S: 7	H: 2 LOB: 1 BB: 0 P: 7	R: 0 E: 0 K: 0 S: 3	H: 1 LOB: 0 BB: 0 P: 3	R: 0 E: 0 K: 1 S: 6	H: 0 LOB: 0 BB: 1 P: 10	R: 0 E: 0 K: 0 S: 4	H: 1 LOB: 2 BB: 1 P: 8	R: 0 E: 0 K: 2 S: 9	H: 3 LOB: 3 BB: 1 P: 13	R: 1 E: 2 K: 1 S: 8	H: 1 LOB: 2 BB: 0 P: 8	1B: 10 2B: 2 3B: 0 HR: 0	SF: 1 SAC: 1 DP: 1 HBP: 0	WP: 0 PB: 0 SB: 2 CS: 0	PA: 41
<b>PITCHER</b>	IP WLS BF H R ER SO BB IBB HBP BLK WP HR S P ERA WHIP	IP WLS BF H R ER SO BB IBB HBP BLK WP HR S P ERA WHIP																		
Lynn McGlothen, R ERA: 5.04 (1, 1)	7.0 L 29 7 1 1 2 1 1 0 0 0 0 31 39 1.29																			
Willie Hernandez, L ERA: 4.99 (8, 1)	0.0 2 2 0 0 0 0 0 0 0 0 0 2 2 ∞																			
Bill Caudill, R ERA: 2.12 (8, 1)	2.0 10 2 1 0 3 0 1 0 0 0 0 15 19 0.00																			

Houston Astros @ Chicago Cubs  
Wrigley Field, Chicago, IL  
Sat Aug 30 1980, 3:33 AM CDT  
Att: 18,803 - Unknown

AB 36  
R 2  
H 11  
RBI 2  
BB 3  
SO 5  
LOB 25



Batter	1	2	3	4	5	6	7	8	9	AB	R	H	RBI	BB	SO	LOB	BOTTOM					
Ivan De Jesus, R OBP: 0.329, SLG: 0.339 (1, 6)	F9		F7		F4		FC5-2			4	0	0	0	0	0	7						
Lenny Randle, S OBP: 0.349, SLG: 0.375 (1, 5)	K		F7		F5		F8			4	0	0	0	0	1	7						
Bill Buckner, L OBP: 0.351, SLG: 0.455 (1, 7)	L3				4-3		F9		F4	4	0	0	0	0	0	0						
Dave Kingman, R OBP: 0.300, SLG: 0.498 (1, 3)		K			F5		2B		3-1	4	0	1	0	0	1	0						
Larry Bittner, L OBP: 0.304, SLG: 0.327 (1, 9)		4-3			K		F4		1-3	4	0	0	0	0	1	1						
Scot Thompson, L OBP: 0.306, SLG: 0.295 (1, 8)	F5						F8		F9	3	0	0	0	1	0	1						
Tim Blackwell, S OBP: 0.337, SLG: 0.396 (1, 2)			1B		1B		K		F1	3	0	1	0	1	1	0						
Steve Dillard, R OBP: 0.291, SLG: 0.347 Jesus Figueroa, L OBP: 0.300, SLG: 0.307 (7, PH)			1B		F7				6-3	2	0	1	0	0	0	2						
Mick Kelleher, R OBP: 0.257, SLG: 0.203 Jerry Martin, R OBP: 0.293, SLG: 0.428 (9, PH)			1B				FC5-2 1B			1	0	0	0	0	0	0						
Lynn McGlothen, L OBP: 0.282, SLG: 0.368 Mike Vail, R OBP: 0.323, SLG: 0.391 Willie Hernandez, L OBP: 0.222, SLG: 0.278 Bill Caudill, R OBP: 0.286, SLG: 0.429 (8, 1)	F9						E4 FC5-2			2	0	1	0	0	0	2						
<b>Inning Stats</b>	R: 0 E: 0 K: 1 S: 5	H: 0 LOB: 0 BB: 0 P: 5	R: 0 E: 0 K: 1 S: 5	H: 0 LOB: 0 BB: 0 P: 5	R: 0 E: 0 K: 0 S: 5	H: 2 LOB: 2 BB: 0 P: 5	R: 0 E: 0 K: 1 S: 5	H: 0 LOB: 0 BB: 0 P: 5	R: 0 E: 1 K: 0 S: 4	H: 1 LOB: 3 BB: 2 P: 12	R: 0 E: 0 K: 0 S: 4	H: 1 LOB: 1 BB: 0 P: 4	R: 0 E: 1 K: 1 S: 7	H: 1 LOB: 2 BB: 0 P: 7	R: 0 E: 0 K: 0 S: 3	H: 0 LOB: 0 BB: 0 P: 3	R: 0 E: 0 K: 0 S: 3	H: 0 LOB: 0 BB: 0 P: 3	1B: 4 2B: 1 3B: 0 HR: 0	SF: 0 SAC: 0 DP: 0 HBP: 0	WP: 0 PB: 0 SB: 0 CS: 0	PA: 35
<b>PITCHER</b>	IP WLS BF H R ER SO BB IBB HBP BLK WP HR S P ERA WHIP	IP WLS BF H R ER SO BB IBB HBP BLK WP HR S P ERA WHIP																				
Vern Ruhle, R ERA: 2.43 (1, 1)	9.0 W 35 5 0 0 4 2 0 0 0 0 41 49 0.00																					

Houston Astros @ Chicago Cubs  
Wrigley Field, Chicago, IL  
Sat Aug 30 1980, 3:33 AM CDT  
Att: 18,803 - Unknown

AB 33  
R 0  
H 5  
RBI 0  
BB 2  
SO 4  
LOB 21





Batter	1	2	3	4	5	6	7	8	9	AB	R	H	RBI	BB	SO	LOB	TOP											
Joe Morgan, L OBP: 0.353, SLG: 0.339	F8	F2		F8		F9			F9	5	0	0	0	0	0	3												
Enos Cabell, R OBP: 0.309, SLG: 0.351	K		HR		F7		K		5-3	5	1	1	1	0	2	1												
Terry Puhl, L OBP: 0.358, SLG: 0.423	HR	1B	4-3		F8		G1-6-3	1B		5	1	3	1	0	0	0												
Jose Cruz, L OBP: 0.380, SLG: 0.444	HR		6-3		5-3		G1-6-3			4	1	1	2	1	0	1												
Cesar Cedeno, R OBP: 0.374, SLG: 0.477	1B	1B				5-3		5-3	K	5	0	2	0	0	1	2												
Denny Walling, L OBP: 0.391, SLG: 0.414			4-3			E6				4	2	2	0	0	0	1												
Dave Bergman, L OBP: 0.324, SLG: 0.283	1-2	1B				G3	1B	4-3		0	0	0	0	0	0	0												
Alan Ashby, S OBP: 0.304, SLG: 0.324	F9			4-3						2	0	0	0	0	0	2												
Luis Pujols, R OBP: 0.270, SLG: 0.256						1-2	1B	BB		1	1	0	0	1	0	1												
Rafael Landestoy, S OBP: 0.304, SLG: 0.333		4-3			6-3					4	0	1	1	0	0	2												
Frank LaCorte, R OBP: 0.286, SLG: 0.167						G3				0	0	0	0	0	0	0												
Joe Niekro, R OBP: 0.314, SLG: 0.343										3	0	2	2	0	1	0												
Joe Sambito, L OBP: 0.260, SLG: 0.309	K									0	0	0	0	0	0	0												
Craig Reynolds, L									5-3	1	1	1	0	0	0	0												
Inning Stats	R: 2 E: 0 K: 1 S: 9	H: 4 LOB: 2 BB: 0 P: 9	R: 0 E: 0 K: 1 S: 5	H: 0 LOB: 0 BB: 0 P: 5	R: 1 E: 0 K: 0 S: 5	H: 2 LOB: 1 BB: 0 P: 5	R: 0 E: 0 K: 0 S: 4	H: 1 LOB: 1 BB: 0 P: 4	R: 0 E: 0 K: 0 S: 3	H: 0 LOB: 0 BB: 0 P: 3	R: 2 E: 1 K: 0 S: 5	H: 1 LOB: 1 BB: 1 P: 9	R: 0 E: 0 K: 1 S: 5	H: 1 LOB: 0 BB: 0 P: 5	R: 1 E: 0 K: 0 S: 4	H: 2 LOB: 1 BB: 0 P: 4	R: 1 E: 0 K: 1 S: 7	H: 2 LOB: 2 BB: 1 P: 11	1B: 11 2B: 0 3B: 0 HR: 2	SF: 0 SAC: 0 DP: 1 HBP: 0	WP: 0 PA: 41 PB: 0 SB: 1 CS: 0							
PITCHER	IP	WLS	BF	H	R	ER	SO	BB	IBB	HBP	BLK	WP	HR	S	P	ERA	WHIP											
Rick Reuschel, R ERA: 3.27	(1, 1)	8.0		35	11	6	4	3	1	0	0	0	0	2	40	44	4.50	1.500										
Dick Tidrow, R ERA: 2.61	(9, 1)	1.0	W	6	2	1	1	1	0	1	0	0	0	0	7	11	9.00	2.000										

Houston Astros @ Chicago Cubs  
Wrigley Field, Chicago, IL  
Sun Aug 31 1980, 3:33 AM CDT  
Att: 14,823 - Unknown

AB 39  
R 7  
H 13  
RBI 7  
BB 2  
SO 4  
LOB 13



Batter	1	2	3	4	5	6	7	8	9	AB	R	H	RBI	BB	SO	LOB	BOTTOM										
Ivan De Jesus, R OBP: 0.330, SLG: 0.339	FC1-6	F4			5-3		F8		1B	5	1	2	0	0	0	1											
Lenny Randle, S OBP: 0.348, SLG: 0.373	K		K			BB	F9		F3	5	0	1	0	0	2	2											
Bill Buckner, L OBP: 0.349, SLG: 0.453	FC1-6		L1			K	L4		1B	5	2	1	0	0	1	2											
Cliff Johnson, R OBP: 0.327, SLG: 0.401	E		F8						E5	3	1	1	1	2	0	0											
Scot Thompson, L OBP: 0.306, SLG: 0.295	1-2	BB				FC6-4			1B	0	1	0	0	0	0	0											
Larry Bittner, L OBP: 0.310, SLG: 0.333	E7				4-3		FC6-4		WP	5	1	3	2	0	0	2											
Jerry Martin, R OBP: 0.290, SLG: 0.423	1-3	1B			1-3				1B	5	0	0	0	0	2	6											
Tim Blackwell, S OBP: 0.341, SLG: 0.399			SH2-4			K				5	1	3	1	0	2	2											
Mike Tyson, R OBP: 0.284, SLG: 0.367										3	1	2	1	0	1	1											
Dave Kingman, R OBP: 0.304, SLG: 0.505	K									1	0	1	2	0	0	0											
Mick Kelleher, R OBP: 0.257, SLG: 0.203										0	0	0	0	0	0	0											
Rick Reuschel, R OBP: 0.194, SLG: 0.254										2	0	1	1	0	1	1											
Mike Vail, R OBP: 0.322, SLG: 0.390	SH2-4									1	0	0	0	0	1	1											
Dick Tidrow, R ERA: 2.55										0	0	0	0	0	0	0											
Inning Stats	R: 1 E: 1 K: 2 S: 9	H: 2 LOB: 2 BB: 1 P: 13	R: 0 E: 0 K: 1 S: 6	H: 1 LOB: 0 BB: 0 P: 6	R: 0 E: 0 K: 1 S: 5	H: 0 LOB: 0 BB: 0 P: 5	R: 2 E: 0 K: 0 S: 5	H: 3 LOB: 1 BB: 0 P: 5	R: 0 E: 0 K: 1 S: 6	H: 1 LOB: 2 BB: 1 P: 10	R: 0 E: 0 K: 2 S: 8	H: 1 LOB: 1 BB: 0 P: 8	R: 0 E: 0 K: 0 S: 3	H: 0 LOB: 0 BB: 0 P: 3	R: 2 E: 1 K: 2 S: 10	H: 2 LOB: 1 BB: 0 P: 10	R: 3 E: 0 K: 1 S: 9	H: 5 LOB: 2 BB: 0 P: 9	1B: 12 2B: 3 3B: 0 HR: 0	SF: 0 SAC: 1 DP: 0 HBP: 0	WP: 1 PA: 43 PB: 1 SB: 0 CS: 0						
PITCHER	IP	WLS	BF	H	R	ER	SO	BB	IBB	HBP	BLK	WP	HR	S	P	ERA	WHIP										
Joe Niekro, R ERA: 3.83	(1, 1)	7.0		31	8	4	4	7	2	0	0	0	0	4	51	5.14	1.429										
Joe Sambito, L ERA: 2.29	(8, 1)	0.2		4	2	1	0	1	0	0	0	0	0	6	6	0.00	3.000										
Frank LaCorte, R ERA: 2.55	(8, 1)	1.0	L	8	5	3	3	2	0	0	0	0	0	12	12	27.00	5.000										

Houston Astros @ Chicago Cubs  
Wrigley Field, Chicago, IL  
Sun Aug 31 1980, 3:33 AM CDT  
Att: 14,823 - Unknown

AB 40  
R 8  
H 15  
RBI 8  
BB 2  
SO 10  
LOB 18





Batter	1	2	3	4	5	6	7	8	9	AB R H RBI BB SO LOB	TOP												
Joe Morgan, L (1,4) OBP: 0.358, SLG: 0.348 Julio Gonzalez, R (7,6) OBP: 0.114, SLG: 0.116	0-0 HR	4-0 BB		0-0 F9	4-0 BB 1B		4-0 G4-3 BB		0-0 F8	2 2 1 1 3 0 0 1 0 0 0 0 0 1	<b>Houston Astros @ Pittsburgh Pirates</b> Three Rivers Stadium, Pittsburgh, PA Mon Sep 01 1980, 3:33 AM EDT Unknown												
Enos Cabell, R (1,5) OBP: 0.312, SLG: 0.355 Art Howe, R (7,5) OBP: 0.331, SLG: 0.388	0-0 2B BLK 1B	0-3 K		0-0 2B	4-0 1B BB		0-0 G4-3			4 1 2 1 1 1 3 0 0 0 0 0 0 0													
Terry Puhl, L (1,9) OBP: 0.361, SLG: 0.426 Scott Loucks, R (9,9)	0-0 BLK 1B 2B	0-3 K		4-0 BB	0-0 1B		0-0 G3			4 1 2 2 1 1 2 0 0 0 0 0 0 0													
Jose Cruz, L (1,7) OBP: 0.376, SLG: 0.440 Gary Woods, R (8,7)	0-0 F2	0-0 F4		0-0 F4	0-0 5-3			0-0 1-3		5 0 0 0 0 0 6 0 0 0 0 0 0 0													
Cesar Cedeno, R (1,8) OBP: 0.379, SLG: 0.482 Jeffrey Leonard, R (5,8) OBP: 0.269, SLG: 0.320	0-0 BB 2B 1B		0-0 G3 2B		4-0 S 3B BB		0-0 F7	0-0 6-3		2 2 2 1 1 0 0 2 0 0 0 0 0 0													
Denny Walling, L (1,3) OBP: 0.388, SLG: 0.418	0-0 F8		0-0 G3		0-0 BB 3B		0-0 F9	0-0 3-1		5 1 1 1 0 0 2													
Alan Ashby, S (1,2) OBP: 0.313, SLG: 0.324	4-0 2B BB		0-0 5-3		4-0 BB 1B BB		0-0 4-3	0-0 1B		3 2 1 0 2 0 1													
Rafael Landestoy, S (1,6) OBP: 0.305, SLG: 0.337	0-0 1B 2B		0-0 6-3		0-0 G3		0-0 E G4-3 1B	0-0 F8		5 1 2 2 0 0 4													
Ken Forsch, R (1,1) OBP: 0.258, SLG: 0.292 Randy Niemann, L (3,1) OBP: 0.333, SLG: 0.333 Danny Heep, L (5,PH) OBP: 0.315, SLG: 0.346 Dave Smith, R (5,1)	0-3 K			0-0 5-3	0-0 F7		0-0 E2 G4-3 BB	0-3 K		1 0 0 0 0 1 1 1 0 0 0 0 0 0 1 0 0 0 0 0 2 2 0 0 0 0 1 2													
<b>Inning Stats</b>	R: 5 E: 0 K: 1 S: 10	H: 5 LOB: 1 BB: 1 P: 14	R: 0 E: 0 K: 2 S: 7	H: 0 LOB: 1 BB: 1 P: 11	R: 0 E: 0 K: 0 S: 4	H: 1 LOB: 2 BB: 0 P: 4	R: 0 E: 0 K: 0 S: 4	H: 1 LOB: 1 BB: 1 P: 8	R: 4 E: 0 K: 0 S: 5	H: 2 LOB: 2 BB: 4 P: 21		R: 0 E: 0 K: 0 S: 3	H: 0 LOB: 0 BB: 0 P: 3	R: 1 E: 2 K: 0 S: 4	H: 1 LOB: 1 BB: 1 P: 8	R: 0 E: 0 K: 0 S: 3	H: 0 LOB: 0 BB: 0 P: 3	R: 0 E: 0 K: 1 S: 6	H: 1 LOB: 1 BB: 0 P: 6	1B: 5 2B: 4 3B: 1 HR: 1	SF: 0 SAC: 0 DP: 1 HBP: 0	WP: 0 PB: 0 SB: 1 CS: 0	PA: 46
<b>PITCHER</b>	IP WLS BF H R ER SO BB IBB HBP BLK WP HR S P ERA WHIP											<b>PITCHER</b>	IP WLS BF H R ER SO BB IBB HBP BLK WP HR S P ERA WHIP										
Don Robinson, R (1,1) ERA: 4.44	0.2 L 8 5 5 5 0 1 0 0 0 1 0 1 7 11 67.50 9.000																						
Rod Scumey, L (1,1) ERA: 2.21	3.1 14 2 0 0 3 2 0 0 0 0 0 0 18 26 0.00 1.200																						
Mickey Mahler, L (5,1) ERA:	0.0 3 1 3 3 0 2 0 0 0 0 0 0 1 9 ∞ ∞																						
Eddie Solomon, R (5,1) ERA: 2.83	3.0 14 2 2 1 0 2 1 0 0 0 0 0 11 23 3.00 1.333																						
Mark Lee, R (8,1) ERA:	2.0 7 1 0 0 1 0 0 0 0 0 0 0 9 9 0.00 0.500																						

AB	38
R	10
H	11
RBI	8
BB	8
SO	4
LOB	24



Batter	1	2	3	4	5	6	7	8	9	AB R H RBI BB SO LOB	BOTTOM												
Omar Moreno, L (1,8) OBP: 0.315, SLG: 0.339	4-0 S HR BB	0-0 F7		0-3 K			0-0 F7		1-0 HBP	3 1 0 0 1 1 1	<b>Houston Astros @ Pittsburgh Pirates</b> Three Rivers Stadium, Pittsburgh, PA Mon Sep 01 1980, 3:33 AM EDT Unknown												
Tim Foli, R (1,6) OBP: 0.309, SLG: 0.349	0-0 F7		0-0 F3		0-0 E4 1B		0-0 F8	0-0 1-3		5 0 1 0 0 0 4													
Bill Madlock, R (1,5) OBP: 0.337, SLG: 0.392	0-0 2H HR		0-0 HR		0-0 F7			0-3 K		4 2 2 3 0 1 1													
Dave Parker, L (1,9) OBP: 0.334, SLG: 0.458	0-0 2B		0-0 1B		0-0 4-3			0-0 F5		4 0 2 0 0 0 1													
Mike Easter, L (1,7) OBP: 0.388, SLG: 0.576	0-0 L6		0-3 K		0-3 K			0-0 F8		4 0 0 0 0 2 3													
John Milner, L (1,3) OBP: 0.372, SLG: 0.359	0-3 K		0-0 L9				0-0 F3		0-0 F8	4 0 0 0 0 1 2													
Ed Ott, L (1,2) OBP: 0.327, SLG: 0.382		0-0 HR		0-0 1B			4-0 G6-3 BB		0-0 F5	3 1 2 1 1 0 0													
Phil Garner, R (1,4) OBP: 0.311, SLG: 0.355		0-0 F4		0-0 F8			0-0 G6-3		0-0 HBP BB 1B	4 0 1 0 0 0 2													
Don Robinson, R (1,1) OBP: 0.366, SLG: 0.512 Rod Scumey, L (1,1) OBP: 0.299, SLG: 0.220 Tony Peña, R (4,PH)		0-0 6-3		0-3 K			0-3 K		4-0 HBP BB	0 0 0 0 0 0 0 1 0 0 0 0 0 0 1 0 0 0 0 0 1 0 0 0 0 0 0 0 0 0 0 0 0 0 0 1 0 0 0 0 1 0 0 0 0 0 0 0 0 0 0 0 0 0 1 0													
Mickey Mahler, S (5,1) Eddie Solomon, R (5,1) Bob Beall, S (7,PH) Mark Lee, R (8,1) Bernie Carbo, L (9,PH)									1-2 BB	0 0 0 0 0 0 0 1 0													
<b>Inning Stats</b>	R: 2 E: 0 K: 1 S: 7	H: 2 LOB: 1 BB: 1 P: 11	R: 1 E: 0 K: 0 S: 4	H: 1 LOB: 0 BB: 0 P: 4	R: 1 E: 0 K: 1 S: 7	H: 2 LOB: 1 BB: 0 P: 7	R: 0 E: 0 K: 2 S: 8	H: 1 LOB: 1 BB: 0 P: 8	R: 0 E: 0 K: 1 S: 6	H: 1 LOB: 1 BB: 0 P: 6	R: 0 E: 0 K: 0 S: 2	H: 0 LOB: 0 BB: 1 P: 6	R: 0 E: 0 K: 1 S: 5	H: 0 LOB: 0 BB: 0 P: 5	R: 0 E: 0 K: 1 S: 5	H: 0 LOB: 0 BB: 0 P: 5	R: 0 E: 0 K: 0 S: 4	H: 1 LOB: 3 BB: 1 P: 9	1B: 4 2B: 1 3B: 0 HR: 3	SF: 0 SAC: 0 DP: 1 HBP: 1	WP: 0 PB: 0 SB: 1 CS: 0	PA: 38	
<b>PITCHER</b>	IP WLS BF H R ER SO BB IBB HBP BLK WP HR S P ERA WHIP											<b>PITCHER</b>	IP WLS BF H R ER SO BB IBB HBP BLK WP HR S P ERA WHIP										
Ken Forsch, R (1,1) ERA: 3.28	2.1 13 5 4 4 1 1 0 0 0 0 0 3 14 18 15.43 2.571																						
Randy Niemann, L (3,1) ERA: 5.32	1.2 6 1 0 0 3 0 0 0 0 0 0 0 12 12 0.00 0.600																						
Dave Smith, R (5,1) ERA: 1.94	5.0 W 19 2 0 0 3 2 0 1 0 0 0 0 22 31 0.00 0.800																						





Batter	1	2	3	4	5	6	7	8	9	AB	R	H	RBI	BB	SO	LOB	TOP											
Joe Morgan, L (1,4) OBP: 0.399, SLG: 0.354 Julio Gonzalez, R (8,6) OBP: 0.111, SLG: 0.114	G3	FC6-4 BB			SF9 3B		F9		F5	3	1	1	0	1	0	1	<b>Houston Astros @ Pittsburgh Pirates</b> Three Rivers Stadium, Pittsburgh, PA Mon Sep 01 1980, 3:38 AM EDT Att: 26,374 - Unknown											
Enos Cabell, R (1,5) OBP: 0.311, SLG: 0.354	K	FC6-4			SF9		BB		F3	4	0	1	2	0	1	3												
Terry Puhl, L (1,8) OBP: 0.359, SLG: 0.422	3-1				G3		BB		F4	4	0	0	0	1	0	0												
Jose Cruz, L (1,7) OBP: 0.375, SLG: 0.440		1B 2B			F8		F8		F8	4	1	1	0	0	0	2												
Denny Walling, L (1,9) OBP: 0.386, SLG: 0.415		1B 1B			F8		4-3		G3	4	1	1	1	0	0	0												
Danny Heep, L (1,3) OBP: 0.337, SLG: 0.361 Frank LaCorte, R (6,1) OBP: 0.286, SLG: 0.167 Gary Woods, R (8, PH) OBP: 1.000, SLG: 2.000 Joe Sambito, L (6,1)		FC5-6 1B			PB G3		G4-6-3 BB			2	0	2	0	1	0	0												
Alan Ashby, S (1,2) OBP: 0.333, SLG: 0.324 Luis Pujols, R (8, PH) OBP: 0.269, SLG: 0.254		BB FC5-6 1B			F8		G4-6-3		K	3	0	1	1	0	0	2												
Rafael Landestoy, S (1,6) OBP: 0.302, SLG: 0.333		K			G3		K		F9	4	0	0	0	0	2	4												
Gordie Pladson, R (1,1) Dave Bergman, L (6,3) OBP: 0.333, SLG: 0.295 Art Howe, R (9, PH) OBP: 0.333, SLG: 0.402		FC5-6 BB			K		WP 1B		HR	2	0	0	0	0	1	3												
<b>Inning Stats</b>	R: 0 E: 0 K: 1 S: 5	H: 0 LOB: 0 BB: 0 P: 5	R: 2 E: 0 K: 1 S: 9	H: 4 LOB: 3 BB: 1 P: 13	R: 0 E: 0 K: 0 S: 3	H: 0 LOB: 0 BB: 0 P: 3	R: 0 E: 0 K: 1 S: 6	H: 1 LOB: 1 BB: 0 P: 6	R: 1 E: 0 K: 0 S: 4	H: 1 LOB: 0 BB: 0 P: 4	R: 0 E: 0 K: 0 S: 2	H: 0 LOB: 0 BB: 1 P: 6	R: 1 E: 0 K: 1 S: 7	H: 2 LOB: 2 BB: 1 P: 11	R: 0 E: 0 K: 1 S: 6	H: 1 LOB: 1 BB: 0 P: 6		R: 1 E: 0 K: 0 S: 4	H: 1 LOB: 0 BB: 0 P: 4	1B: 6 2B: 2 3B: 1 HR: 1	SF: 1 SAC: 0 DP: 1 HBP: 0	WP: 1 PB: 1 SB: 0 CS: 0	PA: 39					
<b>PITCHER</b>	IP	WLS	BF	H	R	ER	SO	BB	IBB	HBP	BLK	WP	HR	S	P	ERA		WHIP										
Rick Rhoden, R (1,1) ERA: 4.18 Grant Jackson, L (7,1) ERA: 2.99	6.2	W	29	8	4	4	4	2	0	0	0	1	0	35	43	5.40		1.500										

Batter	1	2	3	4	5	6	7	8	9	AB	R	H	RBI	BB	SO	LOB	BOTTOM											
Lee Lacy, R (1,7) OBP: 0.410, SLG: 0.515	F5		2B BB		F8			6-3		4	1	1	0	1	0	1	<b>Houston Astros @ Pittsburgh Pirates</b> Three Rivers Stadium, Pittsburgh, PA Mon Sep 01 1980, 3:38 AM EDT Att: 26,374 - Unknown											
Phil Garner, R (1,4) OBP: 0.312, SLG: 0.356	6-3		FC4-6 1H 2H		G3		BB 1B		K	4	0	1	2	1	1	0												
Bill Madlock, R (1,5) OBP: 0.340, SLG: 0.391			FC4-6 BB		6-3		1-2 2-3 BB		F8	3	0	1	0	2	0	0												
Mike Easter, L (1,9) OBP: 0.386, SLG: 0.582	F7		FC4-6				HR		G3	4	1	1	1	0	0	6												
Bill Robinson, R (1,3) OBP: 0.309, SLG: 0.460			F7		1-3		F4		5-3	4	0	0	0	0	0	2												
Ed Ott, L (1,2) OBP: 0.326, SLG: 0.378			4-3		4-3		F4		1B SF8 BB	3	1	0	0	1	0	0												
Dale Berra, R (1,6) OBP: 0.288, SLG: 0.389			K		6-3		HR BB		1B	3	1	1	0	1	1	0												
Matt Alexander, S (1,8) OBP: 0.333, SLG: 0.667 Dave Parker, L (7, PH) OBP: 0.333, SLG: 0.458 Omar Moreno, L (8,8) OBP: 0.315, SLG: 0.339			4-3		4-3		1-3		SF8	3	1	1	0	0	0	1												
Rick Rhoden, R (1,1) OBP: 0.448, SLG: 0.643 Grant Jackson, S (7,1)			2B 2B		2B		HR		K	1	0	0	0	0	1	1												
<b>Inning Stats</b>	R: 0 E: 0 K: 0 S: 4	H: 1 LOB: 1 BB: 0 P: 4	R: 0 E: 0 K: 1 S: 5	H: 0 LOB: 0 BB: 0 P: 5	R: 2 E: 0 K: 0 S: 5	H: 2 LOB: 2 BB: 2 P: 13	R: 1 E: 0 K: 0 S: 5	H: 2 LOB: 1 BB: 0 P: 5	R: 1 E: 0 K: 0 S: 4	H: 1 LOB: 0 BB: 0 P: 4	R: 2 E: 0 K: 0 S: 5	H: 2 LOB: 3 BB: 3 P: 17	R: 1 E: 0 K: 1 S: 6	H: 1 LOB: 1 BB: 1 P: 10	R: 0 E: 0 K: 1 S: 5	H: 0 LOB: 0 BB: 0 P: 5		R: 0 E: 0 K: 1 S: 5	H: 0 LOB: 0 BB: 0 P: 5	1B: 3 2B: 4 3B: 0 HR: 2	SF: 1 SAC: 0 DP: 0 HBP: 0	WP: 0 PB: 0 SB: 1 CS: 0	PA: 39					
<b>PITCHER</b>	IP	WLS	BF	H	R	ER	SO	BB	IBB	HBP	BLK	WP	HR	S	P	ERA		WHIP										
Gordie Pladson, R (1,1) ERA: 4.5 Frank LaCorte, R (6,1) ERA: 2.63 Joe Sambito, L (8,1) ERA: 2.25	5.2	L	29	8	6	6	1	4	0	0	0	0	0	7	15	6.75		2.250										

AB 35  
R 5  
H 10  
RBI 5  
BB 3  
SO 5  
LOB 16



AB 32  
R 7  
H 9  
RBI 7  
BB 6  
SO 3  
LOB 11













Batter	1	2	3	4	5	6	7	8	9	AB	R	H	RBI	BB	SO	LOB	TOP		
Ken Oberkfell, L OBP: 0.388, SLG: 0.432 Tom Herr, S OBP: 0.241, SLG: 0.317	5-3		G1-6-3			3B	G5-4-3		BLK 1B	2	0	0	0	0	0	1			
Tony Scott, S OBP: 0.304, SLG: 0.297 Tito Landrum, R OBP: 0.357, SLG: 0.440	L9		6-3			1B	L9		K	2	0	0	0	0	0	0			
Keith Hernandez, L OBP: 0.401, SLG: 0.489 Joseph DeSa, L OBP: 0.357, SLG: 0.440	1B BB			L7		F5	G5-4-3			1	0	0	0	1	0	0			
Ted Simmons, S OBP: 0.379, SLG: 0.521 Steve Swisher, R OBP: 0.298, SLG: 0.200	FC6-4 1B			F2		1B SF7			K	2	0	1	0	0	0	0			
George Hendrick, R OBP: 0.360, SLG: 0.526 Leon Durham, L OBP: 0.290, SLG: 0.395	FC6-4			P3		1B				2	0	0	0	0	0	2			
Dane Iorg, L OBP: 0.362, SLG: 0.465		1-3				1B	SF7		4-3	3	0	1	2	0	0	0			
Ken Reitz, R OBP: 0.394, SLG: 0.394 Tye Waller, R OBP: 0.500, SLG: 0.500	6-3					K	1B		K	2	0	0	0	0	1	1			
Mike Phillips, L OBP: 0.292, SLG: 0.283	F8					1B				4	0	2	1	0	0	0			
Bob Sykes, S OBP: 0.142, SLG: 0.100 Jim Otten, R OBP: 0.320, SLG: 0.200 Jeff Little, L OBP: 0.320, SLG: 0.200 Keith Smith, R OBP: 0.180, SLG: 0.200 George Frazier, R OBP: 0.300, SLG: 0.320 Bobby Bonds, R OBP: 0.300, SLG: 0.320						G3-6-1	P4		6-3	0	0	0	0	0	0	0			
<b>Inning Stats</b>	R: 0 E: 0 K: 0 S: 4	H: 1 LOB: 2 BB: 1 P: 8	R: 0 E: 0 K: 0 S: 3	H: 0 LOB: 0 BB: 0 P: 3	R: 0 E: 0 K: 0 S: 2	H: 0 LOB: 0 BB: 0 P: 3	R: 0 E: 0 K: 0 S: 3	H: 2 LOB: 1 BB: 0 P: 6	R: 4 E: 0 K: 0 S: 9	H: 6 LOB: 2 BB: 0 P: 9	R: 0 E: 0 K: 0 S: 3	H: 1 LOB: 0 BB: 0 P: 3	R: 1 E: 0 K: 2 S: 8	H: 1 LOB: 0 BB: 0 P: 8	R: 0 E: 0 K: 1 S: 6	H: 1 LOB: 1 BB: 0 P: 6	1B: 9 2B: 1 3B: 2 HR: 0	SF: 1 SAC: 0 DP: 3 HBP: 1	WP: 0 PA: 38 PB: 0 SB: 0 CS: 0
<b>PITCHER</b>	IP WLS BF H R ER SO BB IBB HBP BLK WP HR S P ERA WHIP	IP WLS BF H R ER SO BB IBB HBP BLK WP HR S P ERA WHIP	IP WLS BF H R ER SO BB IBB HBP BLK WP HR S P ERA WHIP	IP WLS BF H R ER SO BB IBB HBP BLK WP HR S P ERA WHIP	IP WLS BF H R ER SO BB IBB HBP BLK WP HR S P ERA WHIP	IP WLS BF H R ER SO BB IBB HBP BLK WP HR S P ERA WHIP	IP WLS BF H R ER SO BB IBB HBP BLK WP HR S P ERA WHIP	IP WLS BF H R ER SO BB IBB HBP BLK WP HR S P ERA WHIP	IP WLS BF H R ER SO BB IBB HBP BLK WP HR S P ERA WHIP	IP WLS BF H R ER SO BB IBB HBP BLK WP HR S P ERA WHIP	IP WLS BF H R ER SO BB IBB HBP BLK WP HR S P ERA WHIP	IP WLS BF H R ER SO BB IBB HBP BLK WP HR S P ERA WHIP	IP WLS BF H R ER SO BB IBB HBP BLK WP HR S P ERA WHIP	IP WLS BF H R ER SO BB IBB HBP BLK WP HR S P ERA WHIP	IP WLS BF H R ER SO BB IBB HBP BLK WP HR S P ERA WHIP	IP WLS BF H R ER SO BB IBB HBP BLK WP HR S P ERA WHIP	IP WLS BF H R ER SO BB IBB HBP BLK WP HR S P ERA WHIP	IP WLS BF H R ER SO BB IBB HBP BLK WP HR S P ERA WHIP	IP WLS BF H R ER SO BB IBB HBP BLK WP HR S P ERA WHIP
Joe Niekro, R ERA: 3.89 Randy Niemann, L ERA: 5.47	6.0 W 27 9 4 4 1 1 0 0 1 0 0 0 27 32 6.00 1.667	3.0 S 11 3 1 1 3 0 0 0 1 0 0 0 17 17 3.00 1.000																	

St. Louis Cardinals @ Houston Astros  
Astrodome, Houston, TX  
Sat Sep 06 1980, 8:05 PM EDT  
Dome

AB 35  
R 5  
H 12  
RBI 5  
BB 1  
SO 4  
LOB 12



Batter	1	2	3	4	5	6	7	8	9	AB	R	H	RBI	BB	SO	LOB	BOTTOM		
Joe Morgan, L OBP: 0.362, SLG: 0.358 Scott Loucks, R OBP: 0.333, SLG: 0.333	F8					K			K	3	1	2	1	0	0	0			
Enos Cabell, R OBP: 0.309, SLG: 0.351 Julio Gonzalez, R OBP: 0.140, SLG: 0.143	6-3					K			K	3	1	1	0	0	0	1			
Jose Cruz, L OBP: 0.375, SLG: 0.437 Jeffrey Leonard, R OBP: 0.273, SLG: 0.333	G3					K				2	1	0	0	1	1	0			
Cesar Cedeno, R OBP: 0.380, SLG: 0.483 Craig Reynolds, L OBP: 0.259, SLG: 0.307	1B 1B					F7			F9	2	2	2	0	1	0	0			
Art Howe, R OBP: 0.353, SLG: 0.433 Dave Bergman, L OBP: 0.343, SLG: 0.306	1B 1B					FC4-6				3	2	2	2	0	0	1			
Gary Woods, R OBP: 0.429, SLG: 0.571	4-3 1B					F7				4	0	1	2	0	1	4			
Luis Pujols, R OBP: 0.256, SLG: 0.241	4-3 1B					P4			F8	4	1	0	1	0	0	2			
Rafael Landestoy, S OBP: 0.304, SLG: 0.332	F9					1B BB			6-3	3	0	0	0	1	0	2			
Joe Niekro, R OBP: 0.329, SLG: 0.371 Randy Niemann, L OBP: 0.250, SLG: 0.250	F9					1B 2B			1-6-3	3	1	2	1	0	0	1			
<b>Inning Stats</b>	R: 0 E: 0 K: 0 S: 3	H: 0 LOB: 0 BB: 0 P: 3	R: 2 E: 0 K: 0 S: 6	H: 3 LOB: 1 BB: 0 P: 6	R: 7 E: 2 K: 0 S: 9	H: 5 LOB: 1 BB: 2 P: 17	R: 0 E: 0 K: 1 S: 6	H: 1 LOB: 1 BB: 0 P: 6	R: 0 E: 0 K: 1 S: 6	H: 1 LOB: 1 BB: 0 P: 6	R: 0 E: 0 K: 0 S: 3	H: 0 LOB: 0 BB: 0 P: 3	R: 0 E: 0 K: 2 S: 8	H: 1 LOB: 1 BB: 0 P: 8	R: 0 E: 0 K: 2 S: 8	H: 1 LOB: 1 BB: 0 P: 8	1B: 10 2B: 1 3B: 1 HR: 0	SF: 0 SAC: 0 DP: 0 HBP: 0	WP: 1 PA: 40 PB: 0 SB: 1 CS: 0
<b>PITCHER</b>	IP WLS BF H R ER SO BB IBB HBP BLK WP HR S P ERA WHIP	IP WLS BF H R ER SO BB IBB HBP BLK WP HR S P ERA WHIP	IP WLS BF H R ER SO BB IBB HBP BLK WP HR S P ERA WHIP	IP WLS BF H R ER SO BB IBB HBP BLK WP HR S P ERA WHIP	IP WLS BF H R ER SO BB IBB HBP BLK WP HR S P ERA WHIP	IP WLS BF H R ER SO BB IBB HBP BLK WP HR S P ERA WHIP	IP WLS BF H R ER SO BB IBB HBP BLK WP HR S P ERA WHIP	IP WLS BF H R ER SO BB IBB HBP BLK WP HR S P ERA WHIP	IP WLS BF H R ER SO BB IBB HBP BLK WP HR S P ERA WHIP	IP WLS BF H R ER SO BB IBB HBP BLK WP HR S P ERA WHIP	IP WLS BF H R ER SO BB IBB HBP BLK WP HR S P ERA WHIP	IP WLS BF H R ER SO BB IBB HBP BLK WP HR S P ERA WHIP	IP WLS BF H R ER SO BB IBB HBP BLK WP HR S P ERA WHIP	IP WLS BF H R ER SO BB IBB HBP BLK WP HR S P ERA WHIP	IP WLS BF H R ER SO BB IBB HBP BLK WP HR S P ERA WHIP	IP WLS BF H R ER SO BB IBB HBP BLK WP HR S P ERA WHIP	IP WLS BF H R ER SO BB IBB HBP BLK WP HR S P ERA WHIP	IP WLS BF H R ER SO BB IBB HBP BLK WP HR S P ERA WHIP	IP WLS BF H R ER SO BB IBB HBP BLK WP HR S P ERA WHIP
Bob Sykes, L ERA: 4.64 Jim Otten, R ERA: 8.15 Jeff Little, L ERA: George Frazier, R ERA: 4.02	2.0 L 13 5 6 6 0 0 0 0 0 0 5 5 27.00 3.500	0.2 5 2 2 0 0 0 0 0 0 0 0 5 5 0.00 3.000	2.1 11 3 1 0 3 1 0 0 0 0 0 16 20 0.00 1.714	3.0 11 2 0 0 3 0 0 0 0 0 0 17 17 0.00 0.667															

St. Louis Cardinals @ Houston Astros  
Astrodome, Houston, TX  
Sat Sep 06 1980, 8:05 PM EDT  
Dome

AB 37  
R 9  
H 12  
RBI 7  
BB 3  
SO 6  
LOB 16





Batter	1	2	3	4	5	6	7	8	9	AB	R	H	RBI	BB	SO	LOB	TOP			
Ken Oberkfell, L (1,4) OBP: 0.388, SLG: 0.431 John Urea, R (6,1) OBP: 0.182, SLG: 0.182 Dane Iorg, L (8,PH) OBP: 0.360, SLG: 0.463 Kim Seaman, L (8,1)	F8		L4			1B HR		4-3		3	1	1	0	0	0	0	<b>St. Louis Cardinals @ Houston Astros</b> Astrodome, Houston, TX Sat Sep 06 1980, 8:05 PM EDT Att: 34,350 - Dome			
Tony Scott, S (1,8) OBP: 0.306, SLG: 0.302	3B 2B		4-3			P5		F S 1B		4	1	2	0	0	0	1				
Keith Hernandez, L (1,3) OBP: 0.400, SLG: 0.487	6-3			F7		1-2 HR 1B		L4		4	1	1	0	0	0	2				
Leon Durham, L (1,7) OBP: 0.298, SLG: 0.426	2H 3B			CS 1B		1-2H HR		4-3		4	1	3	4	0	0	1				
George Hendrick, R (1,9) OBP: 0.357, SLG: 0.522	F8			1-2 K		6-3			0-3 K	4	0	0	0	0	2	2				
Terry Kennedy, L (1,2) OBP: 0.309, SLG: 0.377		F7			F7			4-3		4	0	0	0	0	0	0				
Ken Reitz, R (1,5) OBP: 0.302, SLG: 0.391		F2			6-3			6-3		4	0	0	0	0	0	0				
Mike Ramsey, S (1,6) OBP: 0.288, SLG: 0.358		4-3			F7					3	0	1	0	0	0	0				
John Martin, S (1,1) OBP: 0.500, SLG: 0.333 Tom Herr, S (6,PH) OBP: 0.238, SLG: 0.312			L9			F7		F8		1	0	0	0	0	0	0				
										2	0	0	0	0	0	1				
<b>Inning Stats</b>	R: 1 E: 0 K: 0 S: 5	H: 2 LOB: 1 BB: 0 P: 5	R: 0 E: 0 K: 0 S: 3	H: 0 LOB: 0 BB: 0 P: 3	R: 0 E: 0 K: 1 S: 5	H: 1 LOB: 0 BB: 0 P: 5	R: 0 E: 0 K: 0 S: 3	H: 0 LOB: 0 BB: 0 P: 3	R: 3 E: 0 K: 0 S: 6	H: 3 LOB: 0 BB: 0 P: 6	R: 0 E: 0 K: 0 S: 4	H: 1 LOB: 1 BB: 0 P: 4	R: 0 E: 0 K: 1 S: 4	H: 1 LOB: 1 BB: 0 P: 4	R: 0 E: 0 K: 1 S: 5	H: 0 LOB: 0 BB: 0 P: 5	1B: 5 2B: 1 3B: 1 HR: 1	SF: 0 SAC: 0 DP: 0 HBP: 0	WP: 0 PB: 0 SB: 1 CS: 1	PA: 34
<b>PITCHER</b> Vern Ruhle, R (1,1) ERA: 2.54	IP: 9.0 WLS: W BF: 34 H: 8 R: 4 ER: 4 SO: 2 BB: 0 IBB: 0 HBP: 0 BLK: 0 WP: 0 HR: 1 S: 38 P: 38 ERA: 4.00 WHIP: 0.889																			

Batter	1	2	3	4	5	6	7	8	9	AB	R	H	RBI	BB	SO	LOB	BOTTOM			
Rafael Landestoy, S (1,4) OBP: 0.306, SLG: 0.334	G3		1B HR		FC1-6 F8					4	1	2	1	0	0	1	<b>St. Louis Cardinals @ Houston Astros</b> Astrodome, Houston, TX Sat Sep 06 1980, 8:05 PM EDT Att: 34,350 - Dome			
Enos Cabell, R (1,5) OBP: 0.308, SLG: 0.350	P6		1-2 HR 1B		F8		2-3 3H 1B	4-3		4	1	1	0	0	0	3				
Jose Cruz, L (1,7) OBP: 0.374, SLG: 0.442	F8		1-2H 2H 3H HR			P4		L8		4	1	1	4	0	0	0				
Cesar Cedeno, R (1,8) OBP: 0.381, SLG: 0.484		L9 4-3 2B			F9				4-0 BB	3	1	1	0	1	0	0				
Art Howe, R (1,3) OBP: 0.348, SLG: 0.426 Dave Bergman, L (9,3) OBP: 0.343, SLG: 0.306		L9		6-3				F7		4	0	0	0	0	0	2				
Gary Woods, R (1,9) OBP: 0.389, SLG: 0.471		4-3			F8				4-0 5-3 1B BB	3	1	0	1	1	0	1				
Alan Ashby, S (1,2) OBP: 0.307, SLG: 0.317		3H L8			5-3				0-3 K	3	0	0	0	0	1	1				
Craig Reynolds, L (1,6) OBP: 0.299, SLG: 0.307			0-3 K		F7					3	0	1	0	0	1	0				
Vern Ruhle, R (1,1) OBP: 0.350, SLG: 0.378			4-0 1B HR BB			FC1-6 1B			5-3 1-2 2-3	2	1	1	0	1	0	2				
<b>Inning Stats</b>	R: 0 E: 0 K: 0 S: 3	H: 0 LOB: 0 BB: 0 P: 3	R: 1 E: 0 K: 0 S: 4	H: 1 LOB: 0 BB: 0 P: 4	R: 4 E: 0 K: 1 S: 8	H: 3 LOB: 0 BB: 1 P: 12	R: 0 E: 0 K: 0 S: 3	H: 0 LOB: 0 BB: 0 P: 3	R: 0 E: 0 K: 0 S: 3	H: 0 LOB: 0 BB: 0 P: 3	R: 1 E: 0 K: 1 S: 7	H: 2 LOB: 2 BB: 1 P: 11	R: 0 E: 0 K: 0 S: 3	H: 0 LOB: 1 BB: 1 P: 7	R: 0 E: 0 K: 1 S: 5	H: 0 LOB: 0 BB: 0 P: 5		1B: 5 2B: 1 3B: 0 HR: 1	SF: 0 SAC: 0 DP: 0 HBP: 0	WP: 0 PB: 0 SB: 0 CS: 0
<b>PITCHER</b> John Martin, L (1,1) ERA: 3.94 John Urea, R (6,1) ERA: 3.79 Kim Seaman, L (8,1) ERA: 4.08	IP: 5.0 WLS: L BF: 20 H: 5 R: 5 ER: 5 SO: 1 BB: 1 IBB: 0 HBP: 0 BLK: 0 WP: 0 HR: 1 S: 21 P: 25 ERA: 9.00 WHIP: 1.200																			

AB 34  
R 4  
H 8  
RBI 4  
BB 0  
SO 2  
LOB 7



AB 30  
R 6  
H 7  
RBI 6  
BB 3  
SO 2  
LOB 10





Batter	1	2	3	4	5	6	7	8	9	AB	R	H	RBI	BB	SO	LOB	TOP			
Ken Oberkfell, L OBP: 0.396, SLG: 0.432	F7																4 0 1 0 0 0 0			
Tony Scott, S OBP: 0.308, SLG: 0.304	4-3 1B	6-3															4 1 2 0 0 0 2			
Keith Hernandez, L OBP: 0.397, SLG: 0.483	4-3		6-3														4 0 0 0 0 0 2			
Ted Simmons, S OBP: 0.378, SLG: 0.519			B1-3														4 0 1 1 0 0 0			
George Hendrick, R OBP: 0.354, SLG: 0.518	F9		6-3														4 0 0 0 0 0 1			
Leon Durham, L OBP: 0.306, SLG: 0.427		4-0 BB															2 1 1 0 2 0 0			
Tito Landrum, R OBP: 0.357, SLG: 0.440		4-3 BB															0 0 0 0 0 0 0			
Ken Reitz, R OBP: 0.299, SLG: 0.387	F9																4 0 0 0 0 0 3			
Mike Phillips, L OBP: 0.284, SLG: 0.274	4-3																4 0 0 0 0 0 2			
Pete Vuckovich, R OBP: 0.180, SLG: 0.250		2B 2H															3 0 1 1 0 0 0			
<b>Inning Stats</b>	R: 1 E: 0 K: 0 S: 5	H: 2 LOB: 1 BB: 0 P: 5	R: 1 E: 0 K: 0 S: 5	H: 2 LOB: 2 BB: 1 P: 9	R: 0 E: 0 K: 0 S: 3	H: 0 LOB: 0 BB: 0 P: 3	R: 0 E: 0 K: 0 S: 3	H: 0 LOB: 0 BB: 0 P: 3	R: 0 E: 0 K: 0 S: 4	H: 1 LOB: 1 BB: 0 P: 4	R: 0 E: 0 K: 0 S: 4	H: 1 LOB: 1 BB: 0 P: 4	R: 0 E: 0 K: 0 S: 3	H: 0 LOB: 0 BB: 0 P: 3	R: 0 E: 0 K: 0 S: 3	H: 0 LOB: 1 BB: 1 P: 7	1B: 5 2B: 1 3B: 0 HR: 0	SF: 0 SAC: 0 DP: 0 HBP: 0	WP: 0 PB: 0 SB: 1 CS: 0	PA: 35
<b>PITCHER</b>	IP WLS BF H R ER SO BB IBB HBP BLK WP HR S P ERA WHIP																			
Ken Forsch, R ERA: 3.26	(1, 1) 7.0 L 28 6 2 2 0 1 0 0 0 0 0 0 27 31 2.57 1.000																			
Joe Sambito, L ERA: 2.32	(8, 1) 2.0 7 0 0 0 0 1 0 0 0 0 0 0 6 10 0.00 0.500																			

St. Louis Cardinals @ Houston Astros  
Astrodome, Houston, TX  
Sun Sep 07 1980, 8:05 PM EDT  
Att: 16,475 - Dome

AB 33  
R 2  
H 6  
RBI 2  
BB 2  
SO 0  
LOB 10



Batter	1	2	3	4	5	6	7	8	9	AB	R	H	RBI	BB	SO	LOB	BOTTOM					
Joe Morgan, L OBP: 0.361, SLG: 0.357	K		F8														4 0 1 0 0 1 0					
Enos Cabell, R OBP: 0.308, SLG: 0.350	L8																4 0 1 0 0 0 1					
Terry Puhl, L OBP: 0.358, SLG: 0.420			F8														4 0 2 0 0 0 1					
Jose Cruz, L OBP: 0.375, SLG: 0.442			L9														4 0 2 0 0 0 1					
Cesar Cedeno, R OBP: 0.382, SLG: 0.487	FC6-4																4 0 2 0 0 0 4					
Denny Walling, L OBP: 0.380, SLG: 0.408		P6															4 0 0 0 0 1 2					
Alan Ashby, S OBP: 0.304, SLG: 0.313		F8															4 0 0 0 0 1 1					
Craig Reynolds, L OBP: 0.259, SLG: 0.305																	3 0 0 0 1 1 1					
Ken Forsch, R OBP: 0.250, SLG: 0.284																	2 0 0 0 0 1 1					
Dave Bergman, L OBP: 0.338, SLG: 0.302																	1 0 0 0 0 1 0					
Joe Sambito, L ERA: 2.32																	0 0 0 0 0 0 0					
<b>Inning Stats</b>	R: 0 E: 0 K: 1 S: 7	H: 2 LOB: 2 BB: 0 P: 7	R: 0 E: 0 K: 1 S: 5	H: 0 LOB: 1 BB: 1 P: 9	R: 0 E: 0 K: 0 S: 4	H: 1 LOB: 1 BB: 0 P: 4	R: 0 E: 0 K: 1 S: 6	H: 1 LOB: 1 BB: 0 P: 6	R: 0 E: 0 K: 0 S: 3	H: 1 LOB: 0 BB: 0 P: 3	R: 0 E: 0 K: 0 S: 4	H: 1 LOB: 1 BB: 0 P: 4	R: 0 E: 0 K: 2 S: 7	H: 0 LOB: 0 BB: 0 P: 7	R: 0 E: 0 K: 0 S: 5	H: 2 LOB: 2 BB: 0 P: 5	R: 0 E: 0 K: 1 S: 5	H: 0 LOB: 0 BB: 0 P: 5	1B: 7 2B: 1 3B: 0 HR: 0	SF: 0 SAC: 0 DP: 1 HBP: 0	WP: 0 PB: 0 SB: 0 CS: 0	PA: 35
<b>PITCHER</b>	IP WLS BF H R ER SO BB IBB HBP BLK WP HR S P ERA WHIP																					
Pete Vuckovich, R ERA: 3.39	(1, 1) 9.0 W 35 8 0 0 0 6 1 0 0 0 0 0 46 50 0.00 1.000																					

St. Louis Cardinals @ Houston Astros  
Astrodome, Houston, TX  
Sun Sep 07 1980, 8:05 PM EDT  
Att: 16,475 - Dome

AB 34  
R 0  
H 8  
RBI 0  
BB 1  
SO 6  
LOB 12









Batter	1	2	3	4	5	6	7	8	9	10	11	12	AB	R	H	RBI	BB	SO	LOB	TOP							
Davey Lopes, R OBP: 0.337, SLG: 0.368 (1.4)	K	K			1B		FC4-6 1B		G4-6-3 BB		P5		5	0	2	0	1	2	3								
Jay Johnstone, L OBP: 0.302, SLG: 0.302 Bill Russell, R OBP: 0.097, SLG: 0.241 Manly Mota, R OBP: 0.100, SLG: 0.100 Steve Howe, L OBP: 0.257, SLG: 0.409 (11.2)	F9		F9 1B 2B		K		FC4-6 1-2r		G4-6-3 1-2r		P6		4	1	1	0	0	1	2								
Dusty Baker, Jr., R OBP: 0.341, SLG: 0.539 (11.7)	HR		F9		F9				F8		F3		6	1	1	1	0	0	2								
Steve Garvey, R OBP: 0.338, SLG: 0.463 (1.3)	5-3		5-3		5-3				1B 1B		F8		6	0	2	1	0	0	1								
Ron Cey, R OBP: 0.341, SLG: 0.443 (1.5)		1B E BB	F9		F9				F8		F7		5	1	1	0	1	0	1								
Rick Monday, L OBP: 0.269, SLG: 0.480 (1.8)		E 1B	F7		F7				6-3		G6-4-3 1-2r		5	0	1	0	0	0	3								
Mike Spivey, L OBP: 0.100, SLG: 0.100 Mickey Hatcher, L OBP: 0.100, SLG: 0.100 Bobby Mitchell, L OBP: 0.100, SLG: 0.100 (11.2)		E4 S			F8				K		BB SH 1B		3	0	0	1	0	1	1								
Derrel Thomas, S OBP: 0.330, SLG: 0.343 (1.8)		3-H K			K				P4		SH BB		4	1	1	0	0	2	2								
Burt Hooton, R OBP: 0.097, SLG: 0.102 Steve Yeager, R OBP: 0.282, SLG: 0.286 Gary Thomsom, L OBP: 0.324, SLG: 0.272 Don Stanhouse, R OBP: 0.231, SLG: 0.167 (11.1)		K			K				K		F5		4	0	0	0	0	3	4								
Rick Sutcliffe, L OBP: 0.231, SLG: 0.167 (11.1)		1-2 K			K						2-H 3-H 1B		0	0	0	0	0	0	0								
<b>Inning Stats</b>	R: 1 E: 0 K: 1 S: 6	H: 1 LOB: 0 BB: 0 P: 6	R: 1 E: 1 K: 3 S: 11	H: 1 LOB: 2 BB: 1 P: 15	R: 1 E: 0 K: 0 S: 5	H: 2 LOB: 1 BB: 0 P: 5	R: 0 E: 0 K: 2 S: 7	H: 0 LOB: 0 BB: 0 P: 7	R: 0 E: 0 K: 1 S: 6	H: 1 LOB: 1 BB: 0 P: 6	R: 0 E: 0 K: 4 S: 4	H: 2 LOB: 1 BB: 0 P: 4	R: 0 E: 1 K: 0 S: 4	H: 1 LOB: 3 BB: 1 P: 8	R: 0 E: 0 K: 0 S: 3	H: 0 LOB: 0 BB: 0 P: 3	R: 2 E: 0 K: 0 S: 5	H: 2 LOB: 1 BB: 1 P: 9	R: 0 E: 0 K: 0 S: 3	H: 0 LOB: 0 BB: 0 P: 3	1B: 8 2B: 2 3B: 0 HR: 1	SF: 0 SAC: 1 DP: 2 HBP: 0	WP: 0 PB: 0 SB: 2 CS: 0	PA: 50			
<b>PITCHER</b>	IP WLS BF H R ER SO BB IBB HBP BLK WP HR S P ERA WHIP	IP WLS BF H R ER SO BB IBB HBP BLK WP HR S P ERA WHIP	IP WLS BF H R ER SO BB IBB HBP BLK WP HR S P ERA WHIP	IP WLS BF H R ER SO BB IBB HBP BLK WP HR S P ERA WHIP	IP WLS BF H R ER SO BB IBB HBP BLK WP HR S P ERA WHIP	IP WLS BF H R ER SO BB IBB HBP BLK WP HR S P ERA WHIP	IP WLS BF H R ER SO BB IBB HBP BLK WP HR S P ERA WHIP	IP WLS BF H R ER SO BB IBB HBP BLK WP HR S P ERA WHIP	IP WLS BF H R ER SO BB IBB HBP BLK WP HR S P ERA WHIP	IP WLS BF H R ER SO BB IBB HBP BLK WP HR S P ERA WHIP	IP WLS BF H R ER SO BB IBB HBP BLK WP HR S P ERA WHIP	IP WLS BF H R ER SO BB IBB HBP BLK WP HR S P ERA WHIP	IP WLS BF H R ER SO BB IBB HBP BLK WP HR S P ERA WHIP	IP WLS BF H R ER SO BB IBB HBP BLK WP HR S P ERA WHIP	IP WLS BF H R ER SO BB IBB HBP BLK WP HR S P ERA WHIP	IP WLS BF H R ER SO BB IBB HBP BLK WP HR S P ERA WHIP	IP WLS BF H R ER SO BB IBB HBP BLK WP HR S P ERA WHIP	IP WLS BF H R ER SO BB IBB HBP BLK WP HR S P ERA WHIP	IP WLS BF H R ER SO BB IBB HBP BLK WP HR S P ERA WHIP	IP WLS BF H R ER SO BB IBB HBP BLK WP HR S P ERA WHIP	IP WLS BF H R ER SO BB IBB HBP BLK WP HR S P ERA WHIP	IP WLS BF H R ER SO BB IBB HBP BLK WP HR S P ERA WHIP	IP WLS BF H R ER SO BB IBB HBP BLK WP HR S P ERA WHIP	IP WLS BF H R ER SO BB IBB HBP BLK WP HR S P ERA WHIP	IP WLS BF H R ER SO BB IBB HBP BLK WP HR S P ERA WHIP	IP WLS BF H R ER SO BB IBB HBP BLK WP HR S P ERA WHIP	IP WLS BF H R ER SO BB IBB HBP BLK WP HR S P ERA WHIP

Los Angeles Dodgers @ Houston Astros  
Astrodome, Houston, TX  
Wed Sep 10 1980, 8:05 PM EDT  
Att. 37,632 - Dome

AB 46  
R 5  
H 11  
RBI 5  
BB 3  
SO 9  
LOB 23



Batter	1	2	3	4	5	6	7	8	9	10	11	12	AB	R	H	RBI	BB	SO	LOB	BOTTOM								
Joe Morgan, L OBP: 0.355 Dave Smith, R (11.1)	P1			4-3							1B BB		4	0	1	0	1	1	1									
Gary Woods, R OBP: 0.391, SLG: 0.455 Bert Roberge, R (12.1)						FC6-5 1B		K		1B BB	1-2 2-3 3-H 1B		0	0	0	0	0	0	0									
Enos Cabell, R OBP: 0.305, SLG: 0.346 (1.5)	L5			4-3		FC6-5 CS		K		1B BB	9-2		6	0	1	0	0	1	5									
Terry Puhl, L OBP: 0.356, SLG: 0.417 (1.9)	F9			F9		CS	3-1	L7		1-3 2-H 1B			6	0	1	0	0	0	1									
Jose Cruz, L OBP: 0.375, SLG: 0.447 (1.7)		F7			1B 2B 1B			S 1B 1B		F8	F3		6	3	3	1	0	0	2									
Cesar Cedeno, R OBP: 0.389, SLG: 0.492 (1.8)		K			S 2B 1B			FC4-6 1B		1-3 1B			5	1	4	1	0	1	0									
Denny Walling, L OBP: 0.373, SLG: 0.400 (1.3)		4-3			F3			FC4-6 1B		1-3 1B	FC4-6 1B		5	1	0	0	0	0	5									
Alan Ashby, S OBP: 0.198, SLG: 0.218 Jeffrey Leonard, R OBP: 0.252, SLG: 0.332 Luis Pujols, L OBP: 0.252, SLG: 0.246 Dwight Gooden, R OBP: 0.246, SLG: 0.376 Scott Lively, L OBP: 0.252, SLG: 0.303 Bruce Bochy, R OBP: 0.257, SLG: 0.227 (11.2)					P6			L7-4 2B			BB 1B 2B		2	0	1	2	1	0	0									
Craig Reynolds, L OBP: 0.259, SLG: 0.304 Art Howe, R OBP: 0.351, SLG: 0.431 (10.6)				G3		L7-4		K		P6			3	0	0	0	0	1	3									
Julio Gonzalez, R OBP: 0.140, SLG: 0.143 (11.1)				6-3						4-3	1B BB		1	0	0	0	0	0	0									
Nolan Ryan, R OBP: 0.169, SLG: 0.127 Dave Bergman, L OBP: 0.341, SLG: 0.329 Joe Sambito, L OBP: 0.309, SLG: 0.335 (11.4)						F8					1-2 2-3 BB		2	0	0	0	0	0	0									
<b>Inning Stats</b>	R: 0 E: 0 K: 0 S: 3	H: 0 LOB: 0 BB: 0 P: 3	R: 0 E: 0 K: 1 S: 5	H: 0 LOB: 0 BB: 0 P: 5	R: 0 E: 0 K: 0 S: 3	H: 0 LOB: 0 BB: 0 P: 3	R: 0 E: 0 K: 0 S: 3	H: 0 LOB: 0 BB: 0 P: 3	R: 2 E: 0 K: 0 S: 5	H: 3 LOB: 0 BB: 0 P: 5	R: 0 E: 0 K: 0 S: 3	H: 1 LOB: 0 BB: 0 P: 3	R: 1 E: 1 K: 1 S: 7	H: 2 LOB: 1 BB: 1 P: 11	R: 0 E: 0 K: 2 S: 8	H: 1 LOB: 1 BB: 0 P: 8	R: 0 E: 0 K: 0 S: 4	H: 1 LOB: 2 BB: 1 P: 8	R: 0 E: 0 K: 0 S: 4	H: 2 LOB: 2 BB: 1 P: 8	R: 2 E: 0 K: 0 S: 5	H: 3 LOB: 2 BB: 2 P: 13	R: 1 E: 0 K: 0 S: 2	H: 1 LOB: 0 BB: 0 P: 2	1B: 10 2B: 5 3B: 0 HR: 1	SF: 0 SAC: 0 DP: 2 HBP: 0	WP: 0 PB: 0 SB: 3 CS: 1	PA: 50
<b>PITCHER</b>	IP WLS BF H R ER SO BB IBB HBP BLK WP HR S P ERA WHIP	IP WLS BF H R ER SO BB IBB HBP BLK WP HR S P ERA WHIP	IP WLS BF H R ER SO BB IBB HBP BLK WP HR S P ERA WHIP	IP WLS BF H R ER SO BB IBB HBP BLK WP HR S P ERA WHIP	IP WLS BF H R ER SO BB IBB HBP BLK WP HR S P ERA WHIP	IP WLS BF H R ER SO BB IBB HBP BLK WP HR S P ERA WHIP	IP WLS BF H R ER SO BB IBB HBP BLK WP HR S P ERA WHIP	IP WLS BF H R ER SO BB IBB HBP BLK WP HR S P ERA WHIP	IP WLS BF H R ER SO BB IBB HBP BLK WP HR S P ERA WHIP	IP WLS BF H R ER SO BB IBB HBP BLK WP HR S P ERA WHIP	IP WLS BF H R ER SO BB IBB HBP BLK WP HR S P ERA WHIP	IP WLS BF H R ER SO BB IBB HBP BLK WP HR S P ERA WHIP	IP WLS BF H R ER SO BB IBB HBP BLK WP HR S P ERA WHIP	IP WLS BF H R ER SO BB IBB HBP BLK WP HR S P ERA WHIP	IP WLS BF H R ER SO BB IBB HBP BLK WP HR S P ERA WHIP	IP WLS BF H R ER SO BB IBB HBP BLK WP HR S P ERA WHIP	IP WLS BF H R ER SO BB IBB HBP BLK WP HR S P ERA WHIP	IP WLS BF H R ER SO BB IBB HBP BLK WP HR S P ERA WHIP	IP WLS BF H R ER SO BB IBB HBP BLK WP HR S P ERA WHIP	IP WLS BF H R ER SO BB IBB HBP BLK WP HR S P ERA WHIP	IP WLS BF H R ER SO BB IBB HBP BLK WP HR S P ERA WHIP	IP WLS BF H R ER SO BB IBB HBP BLK WP HR S P ERA WHIP	IP WLS BF H R ER SO BB IBB HBP BLK WP HR S P ERA WHIP	IP WLS BF H R ER SO BB IBB HBP BLK WP HR S P ERA WHIP	IP WLS BF H R ER SO BB IBB HBP BLK WP HR S P ERA WHIP	IP WLS BF H R ER SO BB IBB HBP BLK WP HR S P ERA WHIP	IP WLS BF H R ER SO BB IBB HBP BLK WP HR S P ERA WHIP	IP WLS BF H R ER SO BB IBB HBP BLK WP HR S P ERA WHIP

Los Angeles Dodgers @ Houston Astros  
Astrodome, Houston, TX  
Wed Sep 10 1980, 8:05 PM EDT  
Att. 37,632 - Dome

AB 44  
R 6  
H 14  
RBI 6  
BB 5  
SO 4  
LOB 19





Batter	1	2	3	4	5	6	7	8	9	AB	R	H	RBI	BB	SO	LOB	TOP								
Max Venable, L (1,8) OBP: 0.333, SLG: 0.310	0-0 9-6-3 1B		0-0 F9		0-0 2B 4-3 1B		0-0 4-3		0-3 K	5	1	2	0	0	1	0									
Larry Hemdon, R (1,9) OBP: 0.276, SLG: 0.381	0-0 9-6-3 1-2		0-0 F9		0-0 4-3 1-3 2B			0-0 1B 3B		4	1	2	0	0	0	1									
Darrell Evans, L (1,5) OBP: 0.354, SLG: 0.401	0-0 1B 1B		4-0 1B BB		0-0 4-3			0-0 G3 2B 1B		3	1	2	2	1	0	1									
Mitt May, L (1,2) OBP: 0.320, SLG: 0.394	0-0 1-3 1B		0-0 1-2 1B		0-0 F8			0-0 G3		4	0	2	0	0	0	2									
Terry Whitfield, L (1,7) OBP: 0.345, SLG: 0.395	0-0 1-3		0-0 K		0-0 G6-4-3 1B			0-0 2H 2B		4	0	2	1	0	1	4									
Rich Murray, R (1,3) OBP: 0.281, SLG: 0.377		0-0 6-3		0-3 K		0-0 G6-4-3 1-2		0-0 5-3		4	0	0	0	0	1	2									
Joe Pettini, R (1,4) OBP: 0.317, SLG: 0.307		0-0 5-3		0-0 CS 1B		0-0 5-3		0-0 5-3		3	0	1	0	0	0	0									
Rennie Stennett, R (8, PH) OBP: 0.283, SLG: 0.304		0-0 5-3		0-0 CS 1B		0-0 5-3		0-0 5-3		1	0	0	0	0	0	1									
Johnnie LeMaster, R (1,6) OBP: 0.258, SLG: 0.312		0-0 1B		0-0 F7 1-2		0-0 6-3		0-0 4-3		3	0	1	0	0	0	1									
Joe Strain, R (9, PH) OBP: 0.328, SLG: 0.330		0-0 1B		0-0 F7 1-2		0-0 6-3		0-0 4-3		1	0	0	0	0	0	0									
Ed Whitson, R (1,1) OBP: 0.089, SLG: 0.073		0-3 K		0-0 4-3		0-0 F7		0-0 4-3		2	0	0	0	0	1	1									
Gary Lavelle, S (6,1)		0-3 K		0-0 4-3		0-0 F7		0-0 4-3		0	0	0	0	0	0	0									
Bill North, S (7, PH) OBP: 0.371, SLG: 0.286		0-0 1B		0-0 F7		0-0 4-3		0-0 4-3		1	0	0	0	0	0	0									
Al Holland, R (7,1) OBP: 0.500, SLG: 0.750		0-0 1B		0-0 F7		0-0 4-3		0-0 4-3		0	0	0	0	0	0	0									
Jim Wohlford, R (9, PH) OBP: 0.307, SLG: 0.352		0-0 1B		0-0 F7		0-0 4-3		0-0 4-3		1	0	0	0	0	0	0									
<b>Inning Stats</b>	R: 0 E: 0 K: 0 S: 5	H: 3 LOB: 2 BB: 0 P: 5	R: 0 E: 0 K: 1 S: 6	H: 1 LOB: 1 BB: 0 P: 6	R: 0 E: 0 K: 1 S: 6	H: 1 LOB: 2 BB: 1 P: 10	R: 0 E: 0 K: 1 S: 5	H: 1 LOB: 0 BB: 0 P: 5	R: 1 E: 0 K: 0 S: 5	H: 2 LOB: 1 BB: 0 P: 5	R: 0 E: 0 K: 0 S: 3	H: 1 LOB: 0 BB: 0 P: 3	R: 0 E: 0 K: 0 S: 3	H: 0 LOB: 0 BB: 0 P: 3	R: 2 E: 0 K: 0 S: 6	H: 3 LOB: 1 BB: 0 P: 6	R: 0 E: 0 K: 1 S: 5	H: 0 LOB: 0 BB: 0 P: 5	1B: 9 2B: 3 3B: 1 HR: 0	SF: 0 SAC: 0 DP: 2 HBP: 0	WP: 0 PB: 0 SB: 1 CS: 0	PA: 37			
<b>PITCHER</b>	IP	WLS	BF	H	R	ER	SO	BB	IBB	HBP	BLK	WP	HR	S	P	ERA	WHIP	<b>PITCHER</b>							
Joe Niekro, R (1,1) ERA: 3.89	7.1	W	32	12	3	3	3	1	0	0	0	0	0	37	41	3.68	1.773								
Dave Smith, R (8,1) ERA: 2.23	1.2	S	5	0	0	0	1	0	0	0	0	0	0	7	7	0.00	0.000								

San Francisco Giants @ Houston Astros  
Astrodome, Houston, TX  
Fri Sep 12 1980, 8:05 PM EDT  
Att: 23,380 - Dome

AB 36  
R 3  
H 12  
RBI 3  
BB 1  
SO 4  
LOB 13



Batter	1	2	3	4	5	6	7	8	9	AB	R	H	RBI	BB	SO	LOB	BOTTOM								
Joe Morgan, L (1,4) OBP: 0.361, SLG: 0.354	0-0 F9		0-0 F8		0-0 2H 1B		0-0 F2			4	0	1	1	0	0	1									
Rafael Landestoy, S (8,4) OBP: 0.309, SLG: 0.335	0-0 F9		0-0 F8		0-0 2H 1B		0-0 F2			0	0	0	0	0	0	0									
Enos Cabell, R (1,5) OBP: 0.305, SLG: 0.347	0-0 F7		0-0 6-3		0-0 4-3		0-0 1B 2B			4	1	1	1	0	0	1									
Terry Puhl, L (1,9) OBP: 0.355, SLG: 0.416	0-0 4-3		0-0 4-3		0-0 F7		0-0 2H 1B			4	0	1	1	0	0	0									
Jose Cruz, L (1,7) OBP: 0.376, SLG: 0.447		0-0 FC5-4 1B		0-0 F5		0-0 BB 1B		0-0 F8		4	0	2	0	0	0	1									
Cesar Cedeno, R (1,8) OBP: 0.386, SLG: 0.487		0-0 FC5-4 1-2		0-0 L5		0-0 F2		0-0 F8		4	0	0	0	0	0	2									
Denny Walling, L (1,3) OBP: 0.375, SLG: 0.399		0-0 F7		0-0 3B 1B		0-0 1-2 BB		0-0 F8		3	1	1	0	1	0	1									
Dave Bergman, L (9,3) OBP: 0.347, SLG: 0.328		0-0 F7		0-0 3B 1B		0-0 1-2 BB		0-0 F8		0	0	0	0	0	0	0									
Alan Ashby, S (1,2) OBP: 0.326		0-3 K		0-0 1B 3B		0-0 5-3		0-0 6-3		2	1	1	1	0	1	1									
Luis Pujols, R (6, PH) OBP: 0.254, SLG: 0.244		0-0 K		0-0 1B 3B		0-0 5-3		0-0 6-3		2	0	0	0	0	0	2									
Craig Reynolds, L (1,6) OBP: 0.263, SLG: 0.307		0-0 5-3		0-0 SH5-4 1B 1B		0-0 BLK SH1-4 2B 1B				3	2	2	1	0	0	0									
Joe Niekro, R (1,1) OBP: 0.324, SLG: 0.366		0-0 6-3		0-0 SH5-4		0-0 SH1-4				1	0	0	0	0	0	0									
Dave Smith, R (8,1) ERA: 2.23		0-0 6-3		0-0 SH5-4		0-0 SH1-4				0	0	0	0	0	0	0									
<b>Inning Stats</b>	R: 0 E: 0 K: 0 S: 3	H: 0 LOB: 0 BB: 0 P: 3	R: 0 E: 0 K: 1 S: 6	H: 1 LOB: 1 BB: 0 P: 6	R: 0 E: 0 K: 0 S: 3	H: 0 LOB: 0 BB: 0 P: 3	R: 0 E: 0 K: 0 S: 3	H: 0 LOB: 0 BB: 0 P: 3	R: 3 E: 0 K: 0 S: 7	H: 4 LOB: 1 BB: 0 P: 7	R: 0 E: 0 K: 0 S: 4	H: 1 LOB: 2 BB: 1 P: 8	R: 2 E: 0 K: 0 S: 6	H: 3 LOB: 1 BB: 0 P: 6	R: 0 E: 0 K: 0 S: 3	H: 0 LOB: 0 BB: 0 P: 3	1B: 7 2B: 1 3B: 1 HR: 0	SF: 0 SAC: 2 DP: 0 HBP: 0	WP: 0 PB: 0 SB: 1 CS: 0	PA: 34					
<b>PITCHER</b>	IP	WLS	BF	H	R	ER	SO	BB	IBB	HBP	BLK	WP	HR	S	P	ERA	WHIP	<b>PITCHER</b>							
Ed Whitson, R (1,1) ERA: 3.1	0.1	L	1	0	0	0	0	0	0	0	0	0	0	1	1	0.00	0.000								
Gary Lavelle, L (6,1) ERA: 3.18	0.1	L	1	0	0	0	0	0	0	0	0	0	0	1	1	0.00	0.000								
Al Holland, L (7,1) ERA: 1.75	2.0	9	3	2	2	0	0	0	0	0	1	0	0	9	9	9.00	1.500								

San Francisco Giants @ Houston Astros  
Astrodome, Houston, TX  
Fri Sep 12 1980, 8:05 PM EDT  
Att: 23,380 - Dome

AB 31  
R 5  
H 9  
RBI 5  
BB 1  
SO 1  
LOB 9





Batter	1	2	3	4	5	6	7	8	9	AB	R	H	RBI	BB	SO	LOB	TOP
Max Venable, L (1,8) OBP: 0.340, SLG: 0.318	5-3		6-3			G3		1B		4	0	2	1	0	0	0	<b>San Francisco Giants @ Houston Astros</b> Astrodome, Houston, TX Sat Sep 13 1980, 8:05 PM EDT Att: 32,526 - Dome
Larry Hemdon, R (1,9) OBP: 0.290, SLG: 0.382	1B					G3		L5		4	0	2	0	0	0	3	
Darrell Evans, L (1,5) OBP: 0.352, SLG: 0.398	F5					G3-6-3		G3		4	0	0	1	0	0	4	
Mitt May, L (1,2) OBP: 0.316, SLG: 0.389	G3					4-3		3-1		4	0	0	0	0	0	2	
Terry Whitfield, L (1,7)		5-3				6-3				4	0	1	0	0	0	0	
Rich Murray, R (1,3) OBP: 0.272, SLG: 0.364		6-3				L5		F9		4	0	0	0	0	0	1	
Joe Pettini, R (1,4) OBP: 0.310, SLG: 0.300						6-3		F8		3	0	0	0	0	0	1	
Johnnie LeMaster, R (1,6) OBP: 0.259, SLG: 0.312						6-3		1B		3	1	1	0	0	0	1	
Vida Blue, S (1,1) OBP: 0.123, SLG: 0.097						F3				1	0	0	0	0	0	0	
Bill North, S (6,PH) OBP: 0.372, SLG: 0.288								6-3		1	1	1	0	0	0	0	
Tom Griffin, R (6,1) OBP: 0.222, SLG: 0.556										0	0	0	0	0	0	0	
Joe Strain, R (8,PH) OBP: 0.326, SLG: 0.328										1	0	0	0	0	0	0	
Greg Minton, S (8,1) OBP: 0.222, SLG: 0.125										0	0	0	0	0	0	0	
<b>Inning Stats</b>	R: 0 E: 0 K: 0 S: 4	H: 1 LOB: 1 BB: 0 P: 4	R: 0 E: 0 K: 0 S: 3	H: 0 LOB: 0 BB: 0 P: 3	R: 0 E: 0 K: 0 S: 3	H: 1 LOB: 0 BB: 0 P: 3	R: 0 E: 0 K: 0 S: 6	H: 3 LOB: 1 BB: 0 P: 6	R: 0 E: 0 K: 0 S: 4	H: 1 LOB: 1 BB: 0 P: 4	R: 0 E: 0 K: 0 S: 3	H: 0 LOB: 0 BB: 0 P: 3	1B: 7 2B: 0 3B: 0 HR: 0	SF: 0 SAC: 0 DP: 1 HBP: 0	WP: 0 PB: 0 SB: 1 CS: 0	PA: 33	
<b>PITCHER</b> Ken Forsch, R (1,1) ERA: 3.2	IP: 9.0 WLS: W BF: 33 H: 7 R: 2 ER: 2 SO: 0	BB: 0 IBB: 0 HBP: 0 BLK: 0	WP: 0 HR: 0 S: 33 P: 33	ERA: 2.00 WHIP: 0.778	<b>PITCHER</b>	IP: 9.0 WLS: W BF: 33 H: 7 R: 2 ER: 2 SO: 0	BB: 0 IBB: 0 HBP: 0 BLK: 0	WP: 0 HR: 0 S: 33 P: 33	ERA: 2.00 WHIP: 0.778								

Batter	1	2	3	4	5	6	7	8	9	AB	R	H	RBI	BB	SO	LOB	BOTTOM
Joe Morgan, L (1,4) OBP: 0.363, SLG: 0.361	4-3									4	0	2	1	0	0	0	<b>San Francisco Giants @ Houston Astros</b> Astrodome, Houston, TX Sat Sep 13 1980, 8:05 PM EDT Att: 32,526 - Dome
Craig Reynolds, L (8,6) OBP: 0.263, SLG: 0.307										0	0	0	0	0	0	0	
Enos Cabell, R (1,5) OBP: 0.302, SLG: 0.344	6-3									4	0	0	0	0	0	4	
Jose Cruz, L (1,7) OBP: 0.375, SLG: 0.446										4	0	1	0	0	1	1	
Cesar Cedeno, R (1,8) OBP: 0.387, SLG: 0.486	CS									3	1	1	0	1	0	0	
Art Howe, R (1,3) OBP: 0.350, SLG: 0.429										4	1	1	0	0	0	1	
Dave Bergman, L (9,3) OBP: 0.347, SLG: 0.328										0	0	0	0	0	0	0	
Gary Woods, R (1,9) OBP: 0.385, SLG: 0.480										3	0	1	1	0	1	0	
Luis Pujols, R (1,2) OBP: 0.255, SLG: 0.245										3	0	1	1	0	0	0	
Rafael Landestoy, S (1,6) OBP: 0.310, SLG: 0.335										3	1	1	0	0	0	2	
Ken Forsch, R (1,1) OBP: 0.257, SLG: 0.290										2	0	1	0	0	1	0	
<b>Inning Stats</b>	R: 0 E: 0 K: 0 S: 3	H: 1 LOB: 0 BB: 0 P: 3	R: 1 E: 0 K: 0 S: 5	H: 2 LOB: 1 BB: 0 P: 5	R: 2 E: 0 K: 1 S: 8	H: 4 LOB: 1 BB: 0 P: 8	R: 0 E: 0 K: 0 S: 3	H: 0 LOB: 0 BB: 0 P: 3	R: 0 E: 0 K: 0 S: 5	H: 2 LOB: 2 BB: 0 P: 5	R: 0 E: 0 K: 0 S: 2	H: 0 LOB: 0 BB: 1 P: 6	1B: 6 2B: 3 3B: 0 HR: 0	SF: 0 SAC: 1 DP: 1 HBP: 0	WP: 0 PB: 0 SB: 0 CS: 2	PA: 33	
<b>PITCHER</b> Vida Blue, L (1,1) ERA: 2.97	IP: 5.0 WLS: L BF: 21 H: 7 R: 3 ER: 3 SO: 3	BB: 0 IBB: 0 HBP: 0 BLK: 0	WP: 0 HR: 0 S: 27 P: 27	ERA: 5.40 WHIP: 1.400	<b>PITCHER</b>	IP: 5.0 WLS: L BF: 21 H: 7 R: 3 ER: 3 SO: 3	BB: 0 IBB: 0 HBP: 0 BLK: 0	WP: 0 HR: 0 S: 27 P: 27	ERA: 5.40 WHIP: 1.400								
Tom Griffin, R (6,1) ERA: 3.01	2.0 8 2 0 0 0	0 0 0 0 0	0 0 0 0 0	0 0 0 0 0	0 0 8 8	0.00 1.000											
Greg Minton, R (8,1) ERA: 2.4	1.0 3 0 0 0 0	1 0 0 0 0	0 0 2 6	0.00 1.000													





Batter	1	2	3	4	5	6	7	8	9	AB	R	H	RBI	BB	SO	LOB	TOP					
Max Venable, L OBP: 0.343, SLG: 0.323										5	0	2	0	0	0	1	<b>San Francisco Giants @ Houston Astros</b> Astrodome, Houston, TX Sun Sep 14 1980, 8:05 PM EDT Att: 18,471 - Dome					
Larry Hemdon, R OBP: 0.279, SLG: 0.380										5	1	1	0	0	1	2						
Darrell Evans, L OBP: 0.355, SLG: 0.398										2	0	1	0	2	0	1						
Mitt May, L OBP: 0.316, SLG: 0.387										4	0	1	0	0	0	4						
Terry Whitfield, L OBP: 0.343, SLG: 0.402										4	2	1	1	0	0	5						
Rich Murray, R OBP: 0.271, SLG: 0.361										4	0	1	1	0	1	1						
Mike Rowland, R OBP: 0.271, SLG: 0.361										0	0	0	0	0	0	0						
Rennie Stennett, R OBP: 0.285, SLG: 0.306										4	1	2	1	0	0	0						
Johnnie LeMaster, R OBP: 0.260, SLG: 0.312										1	0	0	0	1	1	0						
Jim Wolford, R OBP: 0.306, SLG: 0.349										1	0	0	0	0	0	2						
Al Holland, R OBP: 0.500, SLG: 0.750										0	0	0	0	0	0	0						
Mike Ivie, R OBP: 0.288, SLG: 0.346										0	0	0	0	0	0	0						
John Montefusco, R OBP: 0.264, SLG: 0.533										0	0	0	0	0	0	0						
Gary Lavelle, S OBP: 0.322, SLG: 0.526										1	0	0	0	0	0	1						
Joe Strain, R OBP: 0.282, SLG: 0.328										0	0	0	0	0	0	0						
Philip Nastu, L OBP: 0.328, SLG: 0.298										1	0	0	0	0	0	0						
Joe Pettini, R OBP: 0.328, SLG: 0.298										1	0	0	0	0	0	1						
Bill North, S OBP: 0.371, SLG: 0.287										1	0	0	0	0	0	1						
<b>Inning Stats</b>	R: 0 E: 0 K: 1 S: 6	H: 1 LOB: 2 BB: 1 P: 10	R: 0 E: 0 K: 1 S: 5	H: 0 LOB: 0 BB: 0 P: 5	R: 0 E: 0 K: 1 S: 3	H: 0 LOB: 0 BB: 0 P: 3	R: 0 E: 0 K: 1 S: 5	H: 0 LOB: 1 BB: 1 P: 9	R: 0 E: 0 K: 0 S: 3	H: 0 LOB: 0 BB: 0 P: 7	R: 2 E: 0 K: 0 S: 7	H: 4 LOB: 2 BB: 0 P: 7	R: 0 E: 0 K: 1 S: 5	H: 0 LOB: 0 BB: 0 P: 5	R: 1 E: 0 K: 0 S: 4	H: 2 LOB: 0 BB: 0 P: 4	R: 1 E: 0 K: 0 S: 5	H: 3 LOB: 1 BB: 0 P: 5	1B: 9 2B: 0 3B: 0 HR: 1	SF: 0 SAC: 0 DP: 2 HBP: 0	WP: 1 PB: 0 SB: 1 CS: 0	PA: 38
<b>PITCHER</b>	IP WLS BF H R ER SO BB IBB HBP BLK WP HR S P ERA WHIP																					
Joaquin Andujar, R ERA: 3.71	(1, 1) 8.0 W 35 9 4 4 4 3 0 0 0 0 1 1 40 52 4.50 1.500																					
Joe Sambito, L ERA: 2.21	(9, 1) 1.0 S 3 1 0 0 0 0 0 0 0 0 0 0 3 3 0.00 1.000																					

AB	35
R	4
H	10
RBI	3
BB	3
SO	4
LOB	18



Batter	1	2	3	4	5	6	7	8	9	AB	R	H	RBI	BB	SO	LOB	BOTTOM	
Joe Morgan, L OBP: 0.364, SLG: 0.362										4	0	2	1	0	0	0	<b>San Francisco Giants @ Houston Astros</b> Astrodome, Houston, TX Sun Sep 14 1980, 8:05 PM EDT Att: 18,471 - Dome	
Rafael Landestoy, S OBP: 0.359, SLG: 0.334										5	0	1	0	0	1	1		
Enos Cabell, R OBP: 0.301, SLG: 0.343										4	2	2	0	0	0	2		
Terry Puhl, L OBP: 0.356, SLG: 0.423										4	2	2	0	0	0	2		
Jose Cruz, L OBP: 0.376, SLG: 0.446										4	1	2	0	0	0	1		
Cesar Cedeno, R OBP: 0.390, SLG: 0.487										3	1	2	1	1	1	1		
Denny Walling, L OBP: 0.377, SLG: 0.401										4	1	2	1	0	0	2		
Dave Bergman, L OBP: 0.347, SLG: 0.328										0	0	0	0	0	0	0		
Alan Ashby, S OBP: 0.310, SLG: 0.328										4	1	2	2	0	0	3		
Craig Reynolds, L OBP: 0.263, SLG: 0.307										4	0	1	0	0	1	4		
Joaquin Andujar, S OBP: 0.222, SLG: 0.385										4	0	0	0	0	2	2		
Joe Sambito, L ERA: 1.93										0	0	0	0	0	0	0		
<b>Inning Stats</b>	R: 0 E: 0 K: 1 S: 5	H: 6 LOB: 2 BB: 1 P: 12	R: 0 E: 0 K: 1 S: 6	H: 1 LOB: 1 BB: 0 P: 6	R: 0 E: 0 K: 2 S: 8	H: 1 LOB: 0 BB: 0 P: 8	R: 1 E: 0 K: 0 S: 6	H: 3 LOB: 2 BB: 0 P: 6	R: 0 E: 0 K: 1 S: 5	H: 0 LOB: 0 BB: 0 P: 5	R: 1 E: 0 K: 0 S: 6	H: 3 LOB: 2 BB: 0 P: 6	R: 0 E: 0 K: 0 S: 3	H: 0 LOB: 0 BB: 0 P: 3	1B: 12 2B: 1 3B: 1 HR: 0	SF: 0 SAC: 0 DP: 1 HBP: 0	WP: 0 PB: 0 SB: 2 CS: 0	PA: 38
<b>PITCHER</b>	IP WLS BF H R ER SO BB IBB HBP BLK WP HR S P ERA WHIP																	
John Montefusco, R ERA: 4.37	(1, 1) 1.2 L 10 3 0 0 3 0 0 0 0 0 0 0 16 16 0.00 1.286																	
Gary Lavelle, L ERA: 3.09	(2, 1) 2.1 10 3 0 0 3 0 0 0 0 0 0 0 16 16 0.00 1.286																	
Philip Nastu, L ERA: 8.31	(5, 1) 1.0 6 3 1 1 0 0 0 0 0 0 0 6 6 9.00 3.000																	
Al Holland, L ERA: 1.82	(6, 1) 2.0 9 3 1 1 1 0 0 0 0 0 0 11 11 4.50 1.500																	
Mike Rowland, R ERA: 1.93	(8, 1) 1.0 3 0 0 0 0 0 0 0 0 0 0 3 3 0.00 0.000																	





Batter	1	2	3	4	5	6	7	8	9	AB R H RBI BB SO LOB	TOP									
Gene Richards, L OBP: 0.365, SLG: 0.383 (1, 7)	4-3		FC7-6 1B	1-1 2H 2B			FC4-6 E 1B BB		4-3	4 1 2 2 1 0 0	<b>San Diego Padres @ Houston Astros</b> Astrodome, Houston, TX Mon Sep 15 1980, 8:05 PM EDT Att: 9,578 - Dome									
Ozzie Smith, S OBP: 0.323, SLG: 0.279 (1, 6)	F8		FC7-6 S 1B	K			E3 FC4-6		4-3 S 1B	5 2 1 0 0 1 3										
Jerry Mumphrey, S OBP: 0.347, SLG: 0.369 (1, 8)	E5 1B				4-3		FC4-6 1B		4-3 S 1B	5 0 3 2 0 0 2										
Randy Bass, L OBP: 0.350, SLG: 0.545 Brodieck Perkins, L OBP: 0.508, SLG: 0.638 (7, PR) (7, 3)	FC4-6 BB		F7		K		1-3 2-3 1B		F5 1-2	3 0 1 1 1 1 1 1 0 0 0 0 0 1										
Dave Winfield, R OBP: 0.360, SLG: 0.447 (1, 9)	FC4-6 1-2			1-3 1B	4-3		3-1 2-3 1B		K	5 0 0 0 0 1 5										
Bill Fahey, L OBP: 0.289, SLG: 0.256 (1, 2)		F7		1B 1B		4-3		4-3		4 1 1 0 0 0 0										
Luis Salazar, R OBP: 0.406, SLG: 0.449 (1, 5)		F9		FC1-5 1-2 1B 1B		F9		4-3		4 0 1 0 0 0 0										
Tim Flannery, L OBP: 0.290, SLG: 0.291 (1, 4)		F9		FC1-5 1-2 2H 2B 1B		K				4 1 2 1 0 1 0										
Bob Shirley, R OBP: 0.148, SLG: 0.042 (1, 1)			K	FC1-5 1-2 2-3 2B			4-3		6-3	4 1 0 0 0 1 3										
<b>Inning Stats</b>	R: 0 E: 1 K: 0 S: 4	H: 1 LOB: 2 BB: 1 P: 8	R: 0 E: 0 K: 0 S: 3	H: 0 LOB: 0 BB: 0 P: 3	R: 1 E: 0 K: 1 S: 7	H: 2 LOB: 1 BB: 0 P: 7	R: 3 E: 0 K: 1 S: 9	H: 4 LOB: 1 BB: 0 P: 9	R: 0 E: 0 K: 1 S: 5	H: 0 LOB: 0 BB: 0 P: 5	R: 0 E: 0 K: 0 S: 5	H: 1 LOB: 2 BB: 1 P: 9	R: 0 E: 0 K: 0 S: 4	H: 1 LOB: 1 BB: 0 P: 4	R: 1 E: 0 K: 1 S: 7	H: 2 LOB: 1 BB: 0 P: 7	1B: 9 2B: 2 3B: 0 HR: 0	SF: 0 SAC: 0 DP: 0 HBP: 0	WP: 0 PB: 0 SB: 3 CS: 0	PA: 41
<b>PITCHER</b>	IP WLS BF H R ER SO BB IBB HBP BLK WP HR S P ERA WHIP																			
Nolan Ryan, R ERA: 3.39	6.0 L 26 7 4 4 4 4 1 0 0 0 0 0 0 0 33 37 6.00 1.333																			
Randy Niemann, L ERA: 5.33	0.2 5 1 1 0 0 0 1 0 0 0 0 0 0 4 8 0.00 3.000																			
Gordie Pladson, R ERA: 4.46	0.1 1 0 0 0 0 0 0 0 0 0 0 0 0 1 1 0.00 0.000																			
Bert Roberge, R ERA: 4.03	2.0 9 3 1 1 1 1 0 0 0 0 0 0 0 11 11 4.50 1.500																			

Batter	1	2	3	4	5	6	7	8	9	AB R H RBI BB SO LOB	BOTTOM									
Joe Morgan, L OBP: 0.365, SLG: 0.367 (1, 4)	K		2B 3B					G3		3 1 1 0 1 1 0	<b>San Diego Padres @ Houston Astros</b> Astrodome, Houston, TX Mon Sep 15 1980, 8:05 PM EDT Att: 9,578 - Dome									
Enos Cabell, R OBP: 0.303, SLG: 0.345 (1, 5)	BB 1B BB		3H 2B		F4			F9		3 1 1 1 1 0 1										
Jose Cruz, L OBP: 0.374, SLG: 0.443 (1, 7)	F7		G3			G3		F9		4 0 0 0 0 0 1										
Cesar Cedeno, R OBP: 0.389, SLG: 0.484 (1, 8)	1B 1-2 BB			K		F4		F5		3 0 0 0 1 1 0										
Art Howe, R OBP: 0.352, SLG: 0.430 (1, 3)	1-3 2H 1B			4-3				6-3		4 0 2 1 0 0 0										
Gary Woods, R OBP: 0.400, SLG: 0.621 (1, 9)		F9				F7			HR	4 1 2 1 0 0 1										
Luis Pujols, R OBP: 0.250, SLG: 0.240 (1, 2)		K		K			F9		4-3	4 0 0 0 0 2 1										
Rafael Landestoy, S OBP: 0.307, SLG: 0.332 (1, 6)		6-3			F4		F6			3 0 0 0 0 0 0										
Nolan Ryan, R OBP: 0.164, SLG: 0.123 (7, 1)			6-3							2 0 0 0 0 0 0										
Randy Niemann, L OBP: 0.250, SLG: 0.250 (7, 1)										0 0 0 0 0 0 0										
Gordie Pladson, R (7, 1)										0 0 0 0 0 0 0										
Alan Knicely, R (7, PH)										1 0 0 0 0 1 0										
Bert Roberge, R (8, 1)										0 0 0 0 0 1 0										
<b>Inning Stats</b>	R: 1 E: 0 K: 1 S: 5	H: 1 LOB: 2 BB: 2 P: 13	R: 0 E: 0 K: 1 S: 5	H: 0 LOB: 0 BB: 0 P: 5	R: 1 E: 0 K: 0 S: 4	H: 2 LOB: 0 BB: 0 P: 4	R: 0 E: 0 K: 2 S: 8	H: 1 LOB: 1 BB: 0 P: 8	R: 0 E: 0 K: 0 S: 3	H: 0 LOB: 1 BB: 1 P: 7	R: 0 E: 0 K: 0 S: 4	H: 1 LOB: 1 BB: 0 P: 4	R: 0 E: 0 K: 0 S: 3	H: 0 LOB: 0 BB: 0 P: 3	R: 1 E: 0 K: 0 S: 4	H: 1 LOB: 0 BB: 0 P: 4	1B: 2 2B: 2 3B: 1 HR: 1	SF: 0 SAC: 0 DP: 0 HBP: 0	WP: 0 PB: 0 SB: 0 CS: 0	PA: 34
<b>PITCHER</b>	IP WLS BF H R ER SO BB IBB HBP BLK WP HR S P ERA WHIP																			
Bob Shirley, L ERA: 3.6	9.0 W 34 6 3 3 3 5 3 0 0 0 0 0 1 41 53 3.00 1.000																			

AB	39
R	6
H	11
RBI	6
BB	2
SO	5
LOB	15



AB	31
R	3
H	6
RBI	3
BB	3
SO	5
LOB	4





Batter	1	2	3	4	5	6	7	8	9	AB	R	H	RBI	BB	SO	LOB	TOP					
Gene Richards, L (1,7) OBP: 0.366, SLG: 0.384										5	2	2	0	0	0	2						
Ozzie Smith, S (1,6) OBP: 0.323, SLG: 0.279										4	1	1	0	0	1	1						
Jerry Mumphrey, S (1,8) OBP: 0.349, SLG: 0.374										5	1	3	2	0	1	0						
Randy Bass, L (1,3) OBP: 0.393, SLG: 0.560										3	0	2	1	0	0	1						
Dave Winfield, R (7,PH) OBP: 0.361, SLG: 0.447										0	0	0	0	1	0	0						
Broderick Perkins, L (1,9) OBP: 0.515, SLG: 0.656										3	0	2	1	0	0	1						
Gene Tenace, R (7,PH) OBP: 0.394, SLG: 0.411										1	0	0	0	0	0	2						
Luis Salazar, R (1,5) OBP: 0.391, SLG: 0.431										4	0	0	0	0	0	7						
Bill Fahey, L (1,2) OBP: 0.284, SLG: 0.251										4	0	0	0	0	0	3						
Tim Flannery, L (1,4) OBP: 0.297, SLG: 0.296										3	0	2	0	1	1	0						
John Curtis, L (1,1) OBP: 0.193, SLG: 0.182										3	0	0	0	0	1	3						
Rollie Fingers, R (8,1) OBP: 0.235, SLG: 0.412										0	0	0	0	0	0	0						
<b>Inning Stats</b>	R: 3 E: 0 K: 0 S: 8	H: 5 LOB: 3 BB: 1 P: 12	R: 0 E: 0 K: 1 S: 6	H: 1 LOB: 1 BB: 0 P: 6	R: 0 E: 0 K: 0 S: 3	H: 1 LOB: 0 BB: 0 P: 3	R: 0 E: 0 K: 0 S: 4	H: 1 LOB: 1 BB: 0 P: 4	R: 0 E: 1 K: 0 S: 4	H: 1 LOB: 1 BB: 0 P: 4	R: 0 E: 0 K: 0 S: 3	H: 1 LOB: 0 BB: 0 P: 3	R: 1 E: 0 K: 0 S: 5	H: 2 LOB: 2 BB: 1 P: 9	R: 0 E: 0 K: 2 S: 7	H: 0 LOB: 0 BB: 0 P: 7	R: 0 E: 0 K: 1 S: 5	H: 0 LOB: 0 BB: 0 P: 5	1B: 10 2B: 3 3B: 0 HR: 0	SF: 0 SAC: 2 DP: 2 HBP: 0	WP: 0 PB: 0 SB: 2 CS: 1	PA: 39
<b>PITCHER</b>	IP WLS BF H R ER SO BB IBB HBP BLK WP HR S P ERA WHIP																					
Vern Ruhle, R (1,1) ERA: 2.69	6.1 L 30 12 4 4 1 0 0 1 0 0 0 0 0 31 35 5.68 1.895																					
Joe Sambito, L (7,1) ERA: 2.17	1.2 6 0 0 0 2 0 1 0 0 0 0 0 9 13 0.00 0.000																					
Dave Smith, R (9,1) ERA: 2.21	1.0 3 0 0 0 1 0 0 0 0 0 0 0 5 5 0.00 0.000																					

San Diego Padres @ Houston Astros  
Astrodome, Houston, TX  
Tue Sep 16 1980, 8:05 PM EDT  
Att. 20,383 - Dome

AB 35  
R 4  
H 12  
RBI 4  
BB 2  
SO 4  
LOB 20

Batter	1	2	3	4	5	6	7	8	9	AB	R	H	RBI	BB	SO	LOB	BOTTOM					
Rafael Landestoy, S (1,4) OBP: 0.308, SLG: 0.336										4	0	2	2	0	0	0						
Enos Cabell, R (1,5) OBP: 0.304, SLG: 0.346										4	0	2	0	0	0	2						
Jose Cruz, L (1,7) OBP: 0.371, SLG: 0.440										4	0	0	0	0	1	3						
Cesar Cedeno, R (1,8) OBP: 0.391, SLG: 0.486										2	0	1	0	1	0	0						
Jeffrey Leonard, R (6,PR) OBP: 0.274, SLG: 0.330										1	1	0	0	0	0	1						
Art Howe, R (1,3) OBP: 0.348, SLG: 0.425										3	0	0	0	0	0	3						
Denny Walling, L (8,PH) OBP: 0.379, SLG: 0.401										0	0	0	0	1	0	0						
Gary Woods, R (1,9) OBP: 0.394, SLG: 0.594										3	0	1	1	0	0	0						
Joe Sambito, L (7,1) OBP: 0.394, SLG: 0.594										0	0	0	0	0	0	0						
Joe Morgan, L (8,PH) OBP: 0.394, SLG: 0.366										1	0	0	0	0	0	2						
Dave Smith, R (9,1) OBP: 0.394, SLG: 0.366										0	0	0	0	0	0	0						
Luis Pujols, R (1,2) OBP: 0.247, SLG: 0.237										3	0	0	0	0	0	1						
Dave Bergman, L (9,PH) OBP: 0.342, SLG: 0.323										1	0	0	0	0	0	0						
Craig Reynolds, L (1,6) OBP: 0.261, SLG: 0.305										2	1	0	0	0	0	0						
Julio Gonzalez, R (7,PH) OBP: 0.137, SLG: 0.140										1	0	0	0	0	0	0						
Danny Heep, L (9,PH) OBP: 0.337, SLG: 0.372										1	0	0	0	0	0	0						
Vern Ruhle, R (1,1) OBP: 0.357, SLG: 0.368										1	1	0	0	1	1	0						
Scott Loucks, R (7,9) OBP: 0.333, SLG: 0.333										0	0	0	0	0	0	0						
Terry Puhl, L (7,PH) OBP: 0.355, SLG: 0.421										2	0	0	0	0	0	0						
<b>Inning Stats</b>	R: 0 E: 0 K: 0 S: 4	H: 1 LOB: 2 BB: 1 P: 8	R: 2 E: 1 K: 0 S: 5	H: 1 LOB: 1 BB: 1 P: 9	R: 0 E: 0 K: 1 S: 5	H: 0 LOB: 0 BB: 0 P: 5	R: 0 E: 0 K: 0 S: 3	H: 0 LOB: 0 BB: 0 P: 3	R: 0 E: 1 K: 1 S: 6	H: 1 LOB: 1 BB: 0 P: 6	R: 1 E: 1 K: 0 S: 4	H: 2 LOB: 1 BB: 0 P: 4	R: 0 E: 0 K: 0 S: 3	H: 0 LOB: 0 BB: 0 P: 3	R: 0 E: 0 K: 0 S: 4	H: 1 LOB: 2 BB: 1 P: 8	R: 0 E: 0 K: 0 S: 3	H: 0 LOB: 0 BB: 0 P: 3	1B: 4 2B: 3 3B: 0 HR: 0	SF: 0 SAC: 0 DP: 1 HBP: 0	WP: 0 PB: 0 SB: 1 CS: 0	PA: 36
<b>PITCHER</b>	IP WLS BF H R ER SO BB IBB HBP BLK WP HR S P ERA WHIP																					
John Curtis, L (1,1) ERA: 3.57	7.2 W 31 6 3 1 2 2 0 0 0 0 0 0 4 8 1.17 1.043																					
Rollie Fingers, R (8,1) ERA: 2.85	1.1 S 5 0 0 0 0 1 0 0 0 0 0 0 4 8 0.00 0.750																					

San Diego Padres @ Houston Astros  
Astrodome, Houston, TX  
Tue Sep 16 1980, 8:05 PM EDT  
Att. 20,383 - Dome

AB 33  
R 3  
H 6  
RBI 3  
BB 3  
SO 2  
LOB 12







Batter	1	2	3	4	5	6	7	8	9	AB	R	H	RBI	BB	SO	LOB	TOP								
Joe Morgan, L OBP: 0.365, SLG: 0.373 Rafael Landestoy, S OBP: 0.336, SLG: 0.335	F5		F9			4-3	HR		E 1B 1B	5	2	2	2	0	0	0									
Enos Cabell, R OBP: 0.303, SLG: 0.344	K			K		FC4-6 1B	6-3		E7 1B 1B	5	1	2	1	0	2	1									
Terry Puhl, L OBP: 0.355, SLG: 0.419	P6			4-3		FC4-6 1B			HR 1B	5	2	2	2	0	0	1									
Jose Cruz, L OBP: 0.372, SLG: 0.444		F7		P3					HR 1B	5	1	2	2	0	0	0									
Cesar Cedeno, R OBP: 0.388, SLG: 0.480		6-3				5-3			K	4	1	0	0	1	1	2									
Denny Walling, L OBP: 0.383, SLG: 0.401 Luis Pujols, R OBP: 0.246, SLG: 0.236						E9 1B	4-3		K	3	0	2	1	0	0	0									
Alan Ashby, S OBP: 0.307, SLG: 0.327 Scott Loucks, R OBP: 0.333, SLG: 0.333 Joe Sambito, L OBP: 0.333, SLG: 0.333				4-3					K	3	0	1	0	0	0	2									
Craig Reynolds, L OBP: 0.258, SLG: 0.301			F8		F7		F8		5-3	4	0	0	0	0	0	2									
Ken Forsch, R OBP: 0.250, SLG: 0.282 Dave Bergman, L OBP: 0.355, SLG: 0.343			K		F8				1B BB	2	0	0	0	0	1	1									
<b>Inning Stats</b>	R: 0 E: 0 K: 1 S: 5	H: 0 LOB: 0 BB: 0 P: 5	R: 0 E: 0 K: 0 S: 4	H: 1 LOB: 1 BB: 0 P: 4	R: 0 E: 0 K: 1 S: 5	H: 0 LOB: 0 BB: 0 P: 5	R: 0 E: 0 K: 1 S: 5	H: 0 LOB: 0 BB: 0 P: 5	R: 1 E: 1 K: 0 S: 4	H: 1 LOB: 1 BB: 1 P: 8	R: 0 E: 0 K: 0 S: 5	H: 2 LOB: 2 BB: 0 P: 5	R: 3 E: 0 K: 0 S: 6	H: 3 LOB: 1 BB: 0 P: 6	R: 1 E: 0 K: 1 S: 6	H: 1 LOB: 0 BB: 0 P: 6	R: 5 E: 1 K: 2 S: 11	H: 4 LOB: 0 BB: 1 P: 15	1B: 8 2B: 2 3B: 0 HR: 2	SF: 0 SAC: 0 DP: 0 HBP: 0	WP: 1 PB: 1 SB: 2 CS: 0	PA: 41			
<b>PITCHER</b>	IP	WLS	BF	H	R	ER	SO	BB	IBB	HBP	BLK	WP	HR	S	P	ERA	WHIP								
Frank Pastore, R ERA: 3.27	7.0	L	29	7	4	4	3	1	0	0	0	0	1	34	38	5.14	1.143								
Tom Hume, R ERA: 2.85	1.2		9	3	4	4	2	1	0	0	0	1	0	12	16	21.60	2.400								
Charlie Leibrandt, L ERA: 4.27	0.1		3	2	2	2	1	0	0	0	0	0	1	5	5	54.00	6.000								

Houston Astros @ Cincinnati Reds  
Riverfront Stadium, Cincinnati, OH  
Thu Sep 18 1980, 3:33 AM EDT  
Att: 23,861 - Unknown

AB 39  
R 10  
H 12  
RBI 9  
BB 2  
SO 6  
LOB 9



Batter	1	2	3	4	5	6	7	8	9	AB	R	H	RBI	BB	SO	LOB	BOTTOM								
Dave Collins, S OBP: 0.362, SLG: 0.372	G3 2B	K			F7			B3		4	1	1	0	0	1	3									
Ken Griffey, L OBP: 0.364, SLG: 0.433	G3		P6		G3			2B		4	0	1	0	0	0	2									
Dave Concepcion, R OBP: 0.306, SLG: 0.365	BLK 4-3 2B		6-3			F8		F8		4	1	1	1	0	0	1									
George Foster, R OBP: 0.365, SLG: 0.483	4-3		F8			5-3		K		4	0	0	1	0	1	1									
Dan Driessen, L OBP: 0.380, SLG: 0.431	1-3			F9		K			3-1	4	0	0	0	0	1	0									
Ray Knight, R OBP: 0.308, SLG: 0.421		6-3		K					K	4	0	1	0	0	2	0									
Joe Nolan, L OBP: 0.355, SLG: 0.418		L4		F9		P4			6-3	4	0	0	0	0	0	1									
Ron Oester, S OBP: 0.326, SLG: 0.371					F8		F9			3	0	1	0	0	0	1									
Frank Pastore, R OBP: 0.213, SLG: 0.172 Johnny Bench, R OBP: 0.339, SLG: 0.497 Tom Hume, R OBP: 0.154, SLG: 0.231 Charlie Leibrandt, R OBP: 0.246, SLG: 0.245								F8		2	0	2	0	0	0	0									
<b>Inning Stats</b>	R: 2 E: 0 K: 0 S: 5	H: 2 LOB: 0 BB: 0 P: 5	R: 0 E: 0 K: 1 S: 7	H: 2 LOB: 2 BB: 0 P: 7	R: 0 E: 0 K: 0 S: 3	H: 0 LOB: 0 BB: 0 P: 3	R: 0 E: 0 K: 1 S: 5	H: 0 LOB: 0 BB: 0 P: 5	R: 0 E: 0 K: 0 S: 4	H: 1 LOB: 1 BB: 0 P: 4	R: 0 E: 0 K: 1 S: 5	H: 0 LOB: 0 BB: 0 P: 5	R: 0 E: 0 K: 0 S: 4	H: 1 LOB: 1 BB: 0 P: 4	R: 0 E: 0 K: 1 S: 6	H: 1 LOB: 0 BB: 0 P: 6	R: 0 E: 0 K: 1 S: 5	H: 0 LOB: 0 BB: 0 P: 5	1B: 4 2B: 3 3B: 0 HR: 0	SF: 0 SAC: 0 DP: 0 HBP: 0	WP: 0 PB: 0 SB: 0 CS: 0	PA: 34			
<b>PITCHER</b>	IP	WLS	BF	H	R	ER	SO	BB	IBB	HBP	BLK	WP	HR	S	P	ERA	WHIP								
Ken Forsch, R ERA: 3.2	6.0	W	23	5	2	2	3	0	0	0	1	0	0	29	29	3.00	0.833								
Joe Sambito, L ERA: 2.09	3.0	S	11	2	0	0	2	0	0	0	0	0	0	15	15	0.00	0.667								

Houston Astros @ Cincinnati Reds  
Riverfront Stadium, Cincinnati, OH  
Thu Sep 18 1980, 3:33 AM EDT  
Att: 23,861 - Unknown

AB 34  
R 2  
H 7  
RBI 2  
BB 0  
SO 5  
LOB 10





Batter	1	2	3	4	5	6	7	8	9	AB	R	H	RBI	BB	SO	LOB	TOP										
Joe Morgan, L OBP: 0.364, SLG: 0.370 (1, 4)	G3		FC6-4 BB		4-3		F3			3	0	0	0	1	0	1	Houston Astros @ San Francisco Giants Candlestick Park, San Francisco, CA Fri Sep 19 1980, 10:05 PM EDT Att. 4,377 - Unknown										
Enos Cabell, R OBP: 0.301, SLG: 0.341 (1, 5)	5-3		FC6-4 1B		K		F3			4	1	0	0	0	1	2											
Terry Puhl, L OBP: 0.356, SLG: 0.420 (1, 9)	G3		3B		3-1		FC 1B			4	1	2	1	0	0	0											
Jose Cruz, L OBP: 0.373, SLG: 0.448 (1, 7)		G3 1B	3B		F9		FC FC6-4			4	0	2	2	0	0	1											
Cesar Cedeno, R OBP: 0.386, SLG: 0.477 (1, 8)		G3 1B	5-3		5-3		K			4	0	1	0	0	1	3											
Denny Walling, L OBP: 0.379, SLG: 0.396 Dave Smith, R (7, 1)	G3		K		5-3		FC6-4			3	0	0	0	0	1	3											
Gary Woods, R OBP: 0.392, SLG: 0.576 Joe Sambito, L (8, PH)	1-2 2-3									1	0	0	0	0	0	2											
Alan Ashby, S OBP: 0.334, SLG: 0.334 Rafael Landestoy, S OBP: 0.307, SLG: 0.334 (9, PH)	K				K		F7			3	0	0	0	0	2	2											
Craig Reynolds, L OBP: 0.257, SLG: 0.299 Dave Bergman, L OBP: 0.364, SLG: 0.382 (7, PH)	F8				3-1					2	0	0	0	0	0	2											
Jeffrey Leonard, R OBP: 0.273, SLG: 0.329 (9, PH)							3B			1	0	0	0	0	0	0											
Joaquin Andujar, S OBP: 0.241, SLG: 0.370 Danny Heep, L OBP: 0.333, SLG: 0.368 Art Howe, R OBP: 0.346, SLG: 0.422 (7, PH)			FC6-4 BB 1B		K		K			1	1	0	0	1	1	0											
Inning Stats	R: 0 E: 0 K: 0 S: 3	H: 0 LOB: 0 BB: 0 P: 3	R: 0 E: 0 K: 1 S: 7	H: 2 LOB: 2 BB: 0 P: 7	R: 3 E: 0 K: 1 S: 7	H: 2 LOB: 1 BB: 2 P: 15	R: 0 E: 0 K: 2 S: 7	H: 0 LOB: 0 BB: 0 P: 7	R: 0 E: 0 K: 1 S: 5	H: 1 LOB: 1 BB: 0 P: 6	R: 0 E: 0 K: 1 S: 7	H: 1 LOB: 2 BB: 0 P: 7	R: 0 E: 0 K: 2 S: 7	H: 0 LOB: 0 BB: 0 P: 7	1B: 4 2B: 0 3B: 2 HR: 0	SF: 0 SAC: 0 DP: 0 HBP: 0	WP: 0 PB: 0 SB: 0 CS: 0	PA: 36									
PITCHER	IP	WLS	BF	H	R	ER	SO	BB	IBB	HBP	BLK	WP	HR	S	P	ERA	WHIP										
Tom Griffin, R ERA: 3.03 Al Holland, L ERA: 1.72	(1, 1)	6.1	W	26	5	3	3	5	2	0	0	0	0	34	42	4.26	1.105										
(7, 1)	2.2	S	10	1	0	0	4	0	0	0	0	0	0	18	18	0.00	0.375										

Batter	1	2	3	4	5	6	7	8	9	AB	R	H	RBI	BB	SO	LOB	BOTTOM										
Max Venable, L OBP: 0.339, SLG: 0.308 (1, 8)	S E 1B	F6			K			1B WP 1B		4	1	2	0	0	1	0	Houston Astros @ San Francisco Giants Candlestick Park, San Francisco, CA Fri Sep 19 1980, 10:05 PM EDT Att. 4,377 - Unknown										
Joe Pettini, R OBP: 0.310, SLG: 0.287 (1, 6)	E3 1B SF9	F7			K		FC1-4 1B			4	1	1	0	0	1	0											
Larry Hemdon, R OBP: 0.280, SLG: 0.380 (1, 9)	1B FC 1B	F8			6-3		FC1-4 CS			4	1	1	0	0	0	2											
Milt May, L OBP: 0.311, SLG: 0.381 (1, 2)	SF9				3-1		1-3			3	0	0	1	0	0	2											
Terry Whitfield, L OBP: 0.340, SLG: 0.395 (1, 7)	3-H FC E 1B				F7		K			3	1	1	0	0	1	0											
Rennie Stennett, R OBP: 0.288, SLG: 0.305 (1, 4)	FC E				5-3		L6			3	0	0	1	0	0	1											
Rich Murray, R OBP: 0.250, SLG: 0.321 (1, 3)	K				K		4-3			3	0	0	0	0	2	2											
Guy Sularz, R OBP: 0.281, SLG: 0.286 (1, 5)	E6				1-3		3B			3	0	1	0	0	0	1											
Tom Griffin, R OBP: 0.182, SLG: 0.455 Al Holland, R OBP: 0.429, SLG: 0.600 (7, 1)	K				K		K			2	0	0	0	0	2	2											
(7, 1)					K		K			1	0	0	0	0	1	0											
Inning Stats	R: 4 E: 2 K: 2 S: 13	H: 3 LOB: 2 BB: 0 P: 13	R: 0 E: 0 K: 0 S: 3	H: 0 LOB: 0 BB: 0 P: 3	R: 0 E: 0 K: 0 S: 3	H: 0 LOB: 0 BB: 0 P: 3	R: 0 E: 0 K: 2 S: 7	H: 0 LOB: 0 BB: 0 P: 7	R: 0 E: 0 K: 1 S: 5	H: 1 LOB: 0 BB: 0 P: 5	R: 0 E: 0 K: 1 S: 4	H: 2 LOB: 1 BB: 0 P: 4	R: 0 E: 0 K: 0 S: 4	H: 0 LOB: 0 BB: 0 P: 4	1B: 5 2B: 0 3B: 1 HR: 0	SF: 1 SAC: 0 DP: 0 HBP: 0	WP: 1 PB: 0 SB: 1 CS: 1	PA: 31									
PITCHER	IP	WLS	BF	H	R	ER	SO	BB	IBB	HBP	BLK	WP	HR	S	P	ERA	WHIP										
Joaquin Andujar, R ERA: 3.59 Dave Smith, R ERA: 2.18 Joe Sambito, L ERA: 2.07	(1, 1)	6.0	L	24	3	4	1	7	0	0	0	0	0	5	5	0.00	1.000										
(8, 1)	1.0		4	2	0	0	0	0	0	0	0	0	0	4	4	0.00	2.000										



Batter	1	2	3	4	5	6	7	8	9	AB	R	H	RBI	BB	SO	LOB	TOP																		
Joe Morgan, L (1,4) OBP: 0.364, SLG: 0.369										4	0	1	0	1	1	2	Houston Astros @ San Francisco Giants Candlestick Park, San Francisco, CA Sat Sep 20 1980, 6:33 AM EDT Att: 16,770 - Unknown																		
Enos Cabell, R (1,5) OBP: 0.302, SLG: 0.344										5	0	2	0	0	1	5																			
Terry Puhl, L (1,9) OBP: 0.355, SLG: 0.419										4	1	1	0	0	0	5																			
Jose Cruz, L (1,7) OBP: 0.372, SLG: 0.446										3	0	0	0	1	0	2																			
Cesar Cedeno, R (1,8) OBP: 0.389, SLG: 0.480										4	0	3	1	0	0	1																			
Dave Bergman, L (1,3) OBP: 0.370, SLG: 0.394										3	1	1	0	1	1	2																			
Alan Ashby, S (1,2) OBP: 0.305, SLG: 0.325										2	0	1	0	0	1	0																			
Gary Woods, R (6, PH) OBP: 0.371, SLG: 0.559										1	0	0	0	1	2																				
Luis Pujols, R (6, 2) OBP: 0.249, SLG: 0.239										1	0	1	0	0	0	0																			
Scott Loucks, R (9, PH) OBP: 0.333, SLG: 0.333										0	0	0	0	0	0	0																			
Bruce Bochy, R (9, 2) OBP: 0.357, SLG: 0.227										0	0	0	0	0	0	0																			
Craig Reynolds, L (1,6) OBP: 0.258, SLG: 0.300										2	0	1	1	0	0	0																			
Rafael Landestoy, S (7, PH) OBP: 0.306, SLG: 0.333										1	0	0	0	0	0	0																			
Nolan Ryan, R (1, 1) OBP: 0.162, SLG: 0.121										1	0	0	0	0	1	0																			
Art Howe, R (7, PH) OBP: 0.345, SLG: 0.420										1	0	0	0	0	0	0																			
Dave Smith, R (7, 1) OBP: 0.276, SLG: 0.336										0	0	0	0	0	0	0																			
Jeffrey Leonard, R (9, PH) OBP: 0.276, SLG: 0.336										1	0	1	1	0	0	0																			
Joe Sambito, L (9, 1) OBP: 0.276, SLG: 0.336										0	0	0	0	0	0	0																			
<b>Inning Stats</b>	R: 0 E: 0 K: 0 S: 4	H: 2 LOB: 1 BB: 0 P: 4	R: 0 E: 0 K: 1 S: 5	H: 1 LOB: 0 BB: 0 P: 5	R: 0 E: 0 K: 1 S: 5	H: 0 LOB: 0 BB: 0 P: 5	R: 0 E: 0 K: 0 S: 3	H: 1 LOB: 1 BB: 1 P: 7	R: 1 E: 0 K: 0 S: 6	H: 3 LOB: 3 BB: 1 P: 10	R: 0 E: 0 K: 1 S: 5	H: 1 LOB: 2 BB: 1 P: 9	R: 0 E: 0 K: 1 S: 5	H: 0 LOB: 0 BB: 0 P: 5	R: 1 E: 0 K: 2 S: 9	H: 2 LOB: 1 BB: 0 P: 9	R: 1 E: 0 K: 0 S: 5	H: 2 LOB: 2 BB: 0 P: 5	1B: 9 2B: 4 3B: 0 HR: 0	SF: 0 SAC: 2 DP: 2 HBP: 0	WP: 0 PB: 0 SB: 0 CS: 2	PA: 38													
<b>PITCHER</b>	IP WLS BF H R ER SO BB IBB HBP BLK WP HR S P ERA WHIP																																		
Ed Whitson, R (1, 1) ERA: 2.96	5.1	L	24	8	1	1	2	2	1	0	0	0	0	0	0	25	37	1.69	1.875																
Gary Lavelle, L (6, 1) ERA: 3.16	3.2	L	14	4	2	2	4	0	0	0	0	0	0	0	0	22	22	4.91	1.091																

Batter	1	2	3	4	5	6	7	8	9	AB	R	H	RBI	BB	SO	LOB	BOTTOM																		
Max Venable, L (1,8) OBP: 0.336, SLG: 0.315										4	0	1	0	0	0	1	Houston Astros @ San Francisco Giants Candlestick Park, San Francisco, CA Sat Sep 20 1980, 6:33 AM EDT Att: 16,770 - Unknown																		
Chris Bourjos, R (9, PH) OBP: 0.308, SLG: 0.545										1	0	0	0	0	0	1																			
Larry Hemdon, R (1,9) OBP: 0.284, SLG: 0.383										4	1	3	0	0	1	0																			
Darrell Evans, L (1,5) OBP: 0.357, SLG: 0.404										4	0	1	1	0	0	3																			
Milt May, L (1,2) OBP: 0.310, SLG: 0.378										3	0	0	0	1	1	3																			
Terry Whitfield, L (1,7) OBP: 0.339, SLG: 0.393										4	0	1	0	0	1	2																			
Rich Murray, R (1,3) OBP: 0.257, SLG: 0.322										3	0	1	1	1	1	0																			
Joe Pettini, R (1,6) OBP: 0.304, SLG: 0.281										3	0	0	0	0	2	4																			
Guy Sularz, R (1,4) OBP: 0.286, SLG: 0.290										1	0	0	0	0	0	0																			
Jack Clark, R (9, PH) OBP: 0.351, SLG: 0.539										3	0	1	0	0	1	0																			
Ed Whitson, R (1, 1) OBP: 0.113, SLG: 0.098										2	1	1	0	0	1	2																			
Johnnie LeMaster, R (6, 6) OBP: 0.259, SLG: 0.366										1	0	0	0	0	1	0																			
Jim Wohlford, R (9, PH) OBP: 0.323, SLG: 0.375										0	0	0	0	1	0	0																			
<b>Inning Stats</b>	R: 0 E: 0 K: 0 S: 4	H: 1 LOB: 1 BB: 0 P: 4	R: 0 E: 0 K: 2 S: 9	H: 2 LOB: 2 BB: 0 P: 9	R: 0 E: 0 K: 1 S: 6	H: 2 LOB: 2 BB: 1 P: 10	R: 0 E: 0 K: 2 S: 7	H: 0 LOB: 0 BB: 0 P: 7	R: 2 E: 0 K: 0 S: 7	H: 4 LOB: 3 BB: 1 P: 11	R: 0 E: 0 K: 1 S: 5	H: 0 LOB: 0 BB: 0 P: 5	R: 0 E: 0 K: 2 S: 7	H: 0 LOB: 0 BB: 0 P: 7	R: 0 E: 0 K: 1 S: 5	H: 0 LOB: 0 BB: 0 P: 5	R: 0 E: 0 K: 0 S: 2	H: 0 LOB: 0 BB: 1 P: 6	1B: 8 2B: 2 3B: 0 HR: 0	SF: 0 SAC: 0 DP: 2 HBP: 0	WP: 0 PB: 0 SB: 1 CS: 0	PA: 37													
<b>PITCHER</b>	IP WLS BF H R ER SO BB IBB HBP BLK WP HR S P ERA WHIP																																		
Nolan Ryan, R (1, 1) ERA: 3.38	6.0	W	28	9	0	2	6	2	0	0	0	0	0	0	0	38	46	3.00	1.833																
Dave Smith, R (7, 1) ERA: 2.14	2.0	W	6	0	0	0	3	0	0	0	0	0	0	0	0	12	12	0.00	0.000																
Joe Sambito, L (9, 1) ERA: 2.05	1.0	S	3	0	0	0	0	1	0	0	0	0	0	0	0	2	6	0.00	1.000																



Batter	1	2	3	4	5	6	7	8	9	AB	R	H	RBI	BB	SO	LOB	TOP			
Joe Morgan, L (1,4) OBP: 0.363, SLG: 0.366 Craig Reynolds, L (9,6) OBP: 0.258, SLG: 0.300	G3	F9			F8		4-3		FC3-6 BB	4	0	0	0	1	0	1				
Enos Cabell, R (1,5) OBP: 0.303, SLG: 0.347 Dave Bergman, L (8,3) OBP: 0.366, SLG: 0.389	5-3		CS 1B		2B		F4		FC3-6 BB 1-2 1B	4	0	2	0	0	0	1				
Jose Cruz, L (1,7) OBP: 0.372, SLG: 0.446	BB 1B 2B		K		K			4-3	1B BB	4	1	1	0	1	2	2				
Cesar Cedeno, R (1,8) OBP: 0.389, SLG: 0.478	1B BB BB		F8		K			F8	1-2 2-H 1B	4	0	1	1	1	1	1				
Art Howe, R (1,3) OBP: 0.349, SLG: 0.432	1-2 2-3 BB			HR			1-3	2B 1B	F3	4	2	2	1	1	0	2				
Gary Woods, R (1,9) OBP: 0.385, SLG: 0.579	1-2 2-3 3-H 1B		K		F9			1-H 1B 2B		4	1	2	2	0	1	0				
Luis Pujols, R (1,2) OBP: 0.249, SLG: 0.239	K				6-3		5-3	3-H 1B		4	0	1	1	0	1	3				
Rafael Landestoy, S (1,6) OBP: 0.306, SLG: 0.332		F7			E3		4-3 SH1-4 1B	F9		4	0	1	0	0	0	1				
Vern Ruhle, R (1,1) OBP: 0.333, SLG: 0.341	K				F8		SH1-4 1-2	5-3		3	0	0	0	0	1	1				
<b>Inning Stats</b>	R: 1 E: 0 K: 1 S: 7	H: 2 LOB: 3 BB: 2 P: 15	R: 0 E: 0 K: 5 S: 5	H: 0 LOB: 0 BB: 0 P: 5	R: 0 E: 0 K: 1 S: 5	H: 1 LOB: 0 BB: 0 P: 5	R: 1 E: 1 K: 1 S: 7	H: 1 LOB: 1 BB: 0 P: 7	R: 0 E: 0 K: 2 S: 8	H: 0 LOB: 0 BB: 0 P: 3	R: 0 E: 0 K: 0 S: 4	H: 1 LOB: 1 BB: 0 P: 4	R: 2 E: 0 K: 0 S: 6	H: 3 LOB: 1 BB: 0 P: 6	R: 1 E: 0 K: 0 S: 4	H: 1 LOB: 2 BB: 2 P: 12	1B: 6 2B: 4 3B: 0 HR: 1	SF: 0 SAC: 1 DP: 1 HBP: 0	WP: 0 PB: 0 SB: 0 CS: 1	PA: 41
<b>PITCHER</b>	IP	WLS	BF	H	R	ER	SO	BB	IBB	HBP	BLK	WP	HR	S	P	ERA	WHIP			
Vida Blue, L (1,1) ERA: 2.91	8.0	L	35	9	4	4	6	2	0	0	0	0	1	45	53	4.50	1.375			
Al Holland, L (9,1) ERA: 1.52	0.2		5	1	1	1	0	2	0	0	0	0	0	3	11	13.50	4.500			
Mike Rowland, R (9,1) ERA: 2.25	0.1		1	0	0	0	0	0	0	0	0	0	0	1	1	0.00	0.000			

Houston Astros @ San Francisco Giants  
Candlestick Park, San Francisco, CA  
Sun Sep 21 1980, 6:33 AM EDT  
Att: 19,844 - Unknown

AB	36
R	5
H	10
RBI	5
BB	4
SO	6
LOB	13



Batter	1	2	3	4	5	6	7	8	9	AB	R	H	RBI	BB	SO	LOB	BOTTOM			
Max Venable, L (1,8) OBP: 0.325, SLG: 0.304	K		F9			G3			G3	4	0	0	0	0	1	1				
Larry Hemdon, R (1,9) OBP: 0.283, SLG: 0.382	G3			K		6-3			1B G3 1B	4	1	1	0	0	1	0				
Darrell Evans, L (1,5) OBP: 0.356, SLG: 0.403	F8			F2		F9			G3 1-3 1B	4	0	1	0	0	0	0				
Milt May, L (1,2) OBP: 0.306, SLG: 0.373		5-3		4-3		K			G3	4	0	0	1	0	1	1				
Terry Whitfield, L (1,7) OBP: 0.334, SLG: 0.388		F8			4-3			G3	K	4	0	0	0	0	1	1				
Rich Murray, R (1,3) OBP: 0.252, SLG: 0.315		4-3			F9			1-3		3	0	0	0	0	0	0				
Guy Sularz, R (1,4) OBP: 0.360, SLG: 0.273					5-3					2	0	0	0	0	0	0				
Joe Strain, R (6,PH) OBP: 0.326, SLG: 0.324						L4			1B BB	0	0	0	0	1	0	0				
Joe Pettini, R (1,6) OBP: 0.301, SLG: 0.277					E4					2	0	0	0	0	0	0				
Jim Wolford, R (8,PH) OBP: 0.326, SLG: 0.379						F8				1	0	1	0	0	0	0				
Johnnie LeMaster, R (9,6) OBP: 0.259, SLG: 0.358					SH2-4				1-2 1B	0	0	0	0	0	0	0				
Vida Blue, S (1,1) OBP: 0.118, SLG: 0.092					SH2-4					1	0	0	0	0	1	0				
Jack Clark, R (8,PH) OBP: 0.360, SLG: 0.538						K				1	0	0	0	0	0	2				
Al Holland, R (9,1) OBP: 0.428, SLG: 0.600										0	0	0	0	0	0	0				
Mike Rowland, R (9,1)										0	0	0	0	0	0	0				
<b>Inning Stats</b>	R: 0 E: 0 K: 1 S: 5	H: 0 LOB: 0 BB: 0 P: 5	R: 0 E: 0 K: 0 S: 3	H: 0 LOB: 0 BB: 0 P: 3	R: 0 E: 0 K: 0 S: 4	H: 0 LOB: 1 BB: 0 P: 4	R: 0 E: 0 K: 1 S: 5	H: 0 LOB: 0 BB: 0 P: 5	R: 0 E: 0 K: 1 S: 5	H: 0 LOB: 0 BB: 0 P: 5	R: 0 E: 0 K: 0 S: 4	H: 1 LOB: 2 BB: 1 P: 8	R: 1 E: 0 K: 1 S: 7	H: 2 LOB: 1 BB: 0 P: 7	1B: 3 2B: 0 3B: 0 HR: 0	SF: 0 SAC: 1 DP: 0 HBP: 0	WP: 0 PB: 0 SB: 0 CS: 0	PA: 32		
<b>PITCHER</b>	IP	WLS	BF	H	R	ER	SO	BB	IBB	HBP	BLK	WP	HR	S	P	ERA	WHIP			
Vern Ruhle, R (1,1) ERA: 2.88	9.0	W	32	3	1	1	5	1	0	0	0	0	0	41	45	1.00	0.444			

Houston Astros @ San Francisco Giants  
Candlestick Park, San Francisco, CA  
Sun Sep 21 1980, 6:33 AM EDT  
Att: 19,844 - Unknown

AB	30
R	1
H	3
RBI	1
BB	1
SO	5
LOB	5









Batter	1	2	3	4	5	6	7	8	9	AB	R	H	RBI	BB	SO	LOB	TOP					
Joe Morgan, L (1, 4) OBP: 0.364, SLG: 0.374 Mike Fischlin, R (7, 6)										4	0	2	0	0	1	2	<b>Houston Astros @ San Diego Padres</b> San Diego Stadium, San Diego, CA Tue Sep 23 1980, 6:33 AM EDT Att: 4,788 - Unknown					
Enos Cabell, R (1, 5) OBP: 0.301, SLG: 0.344 Bobby Sprowl, L (7, 1)										4	1	0	0	0	1	2						
Frank LaCorte, R (8, 1) OBP: 0.286, SLG: 0.167 Jeffrey Leonard, R (9, PH) OBP: 0.275, SLG: 0.335										0	0	0	0	0	0	0						
Jose Cruz, L (1, 7) OBP: 0.371, SLG: 0.442										3	0	1	0	1	0	1						
Cesar Cedeno, R (1, 8) OBP: 0.393, SLG: 0.485 Scott Loucks, R (8, 8) OBP: 0.333, SLG: 0.333										3	0	1	1	1	0	2						
Art Howe, R (1, 3) OBP: 0.350, SLG: 0.436										4	1	1	0	0	0	4						
Gary Woods, R (1, 9) OBP: 0.404, SLG: 0.565										4	2	3	1	0	0	0						
Luis Pujols, R (1, 2) OBP: 0.245, SLG: 0.235										4	0	1	0	0	1	2						
Rafael Landestoy, S (1, 6) OBP: 0.307, SLG: 0.330										3	0	1	1	1	0	0						
Randy Niemann, L (1, 1) OBP: 0.333, SLG: 0.333 Bert Roberge, R (4, 1) Gordie Pladson, R (5, 1) Julio Gonzalez, R (7, PH) OBP: 0.132, SLG: 0.135										2	0	1	0	0	0	2						
<b>Inning Stats</b>	R: 0 E: 0 K: 1 S: 6	H: 1 LOB: 1 BB: 0 P: 6	R: 2 E: 0 K: 1 S: 7	H: 3 LOB: 1 BB: 1 P: 11	R: 0 E: 0 K: 0 S: 3	H: 0 LOB: 1 BB: 1 P: 7	R: 1 E: 0 K: 0 S: 5	H: 3 LOB: 1 BB: 0 P: 5	R: 0 E: 0 K: 1 S: 4	H: 0 LOB: 0 BB: 0 P: 4	R: 0 E: 0 K: 0 S: 5	H: 0 LOB: 0 BB: 0 P: 5	R: 1 E: 0 K: 0 S: 5	H: 2 LOB: 2 BB: 1 P: 9	R: 0 E: 0 K: 0 S: 3	H: 1 LOB: 0 BB: 0 P: 3	R: 0 E: 0 K: 2 S: 7	H: 0 LOB: 0 BB: 0 P: 7	1B: 10 2B: 0 3B: 1 HR: 0	SF: 0 SAC: 0 DP: 2 HBP: 0	WP: 0 PB: 0 SB: 2 CS: 0	PA: 38
<b>PITCHER</b> John Curtis, L (1, 1) ERA: 3.59	IP: 9.0 WLS: W BF: 38 H: 11 R: 4 ER: 4 SO: 5 BB: 3 IBB: 0 HBP: 0 BLK: 0 WP: 0 HR: 0 S: 45 P: 57 ERA: 4.00 WHIP: 1.556															<b>PITCHER</b>						

Batter	1	2	3	4	5	6	7	8	9	AB	R	H	RBI	BB	SO	LOB	BOTTOM			
Gene Richards, L (1, 7) OBP: 0.361, SLG: 0.381										4	0	2	1	1	0	2	<b>Houston Astros @ San Diego Padres</b> San Diego Stadium, San Diego, CA Tue Sep 23 1980, 6:33 AM EDT Att: 4,788 - Unknown			
Ozzie Smith, S (1, 6) OBP: 0.319, SLG: 0.279										5	0	0	0	0	1	6				
Jerry Mumphrey, S (1, 8) OBP: 0.353, SLG: 0.374 Barry Evans, R (2, 5) OBP: 0.324, SLG: 0.325										1	0	0	0	0	0	1				
Dave Winfield, R (1, 9) OBP: 0.364, SLG: 0.445										4	2	2	0	1	0	1				
Gene Tenace, R (1, 2) OBP: 0.392, SLG: 0.403										3	2	0	0	2	1	3				
Broderick Perkins, L (1, 3) OBP: 0.500, SLG: 0.645										4	2	2	3	0	0	1				
Luis Salazar, R (1, 5) OBP: 0.368, SLG: 0.425										4	1	3	2	0	0	0				
Tim Flannery, L (1, 4) OBP: 0.291, SLG: 0.291										3	0	0	2	0	1	2				
John Curtis, L (1, 1) OBP: 0.197, SLG: 0.186										4	0	1	1	0	3	2				
<b>Inning Stats</b>	R: 0 E: 0 K: 1 S: 6	H: 1 LOB: 2 BB: 1 P: 10	R: 0 E: 0 K: 0 S: 3	H: 0 LOB: 0 BB: 0 P: 3	R: 0 E: 0 K: 1 S: 5	H: 0 LOB: 0 BB: 0 P: 5	R: 4 E: 0 K: 0 S: 7	H: 4 LOB: 2 BB: 2 P: 15	R: 5 E: 0 K: 1 S: 9	H: 4 LOB: 1 BB: 2 P: 17	R: 0 E: 0 K: 0 S: 4	H: 1 LOB: 1 BB: 0 P: 4	R: 0 E: 0 K: 3 S: 10	H: 1 LOB: 2 BB: 1 P: 14	R: 0 E: 0 K: 0 S: 3	H: 0 LOB: 0 BB: 0 P: 3		1B: 8 2B: 2 3B: 1 HR: 0	SF: 1 SAC: 0 DP: 0 HBP: 0	WP: 1 PB: 0 SB: 1 CS: 0
<b>PITCHER</b> Randy Niemann, L (1, 1) ERA: 5.63 Bert Roberge, R (4, 1) ERA: 5.92 Gordie Pladson, R (5, 1) ERA: 4.35 Bobby Sprowl, L (7, 1) ERA: Frank LaCorte, R (8, 1) ERA: 2.78	IP: 3.0 WLS: L BF: 15 H: 3 R: 4 ER: 4 SO: 2 BB: 2 IBB: 0 HBP: 0 BLK: 0 WP: 1 HR: 0 S: 16 P: 28 ERA: 12.00 WHIP: 2.000															<b>PITCHER</b>				



Batter	1	2	3	4	5	6	7	8	9	AB	R	H	RBI	BB	SO	LOB	TOP					
Joe Morgan, L OBP: 0.361, SLG: 0.371	F9	G3			F9		F9			4	0	0	0	0	0	2	<b>Houston Astros @ Atlanta Braves</b> Atlanta-Fulton County Stadium, Atlanta, GA Wed Sep 24 1980, 7:05 PM EDT Att: 24,897 - Unknown					
Enos Cabell, R OBP: 0.300, SLG: 0.343	E6		G4-6-3 1B		5-3		5-3			4	0	1	0	0	0	0						
Terry Puhl, L OBP: 0.356, SLG: 0.418			F8					G3		3	0	1	0	1	0	1						
Jose Cruz, L OBP: 0.370, SLG: 0.441	F8		G4-6-3 1-2		K				G1-4-3 1B	4	0	1	0	0	1	4						
Cesar Cedeno, R OBP: 0.392, SLG: 0.482	K			1-3 HR BB			F7		G1-4-3 1-2	3	1	0	0	1	1	3						
Dave Bergman, L OBP: 0.348, SLG: 0.368		K		1-3 1-2			K		6-3	4	0	0	0	0	2	1						
Alan Ashby, S OBP: 0.311, SLG: 0.340		SH1-4 BB 1B		2H HR					K	4	1	3	2	0	1	0						
Craig Reynolds, L OBP: 0.259, SLG: 0.298				6-3					F7	2	0	0	0	1	0	1						
Dave Smith, R OBP: 0.378, SLG: 0.395		SH1-4 BB							F7	0	0	0	0	0	0	0						
Denny Walling, L OBP: 0.378, SLG: 0.395										1	0	0	0	0	0	0						
Joaquin Andujar, S OBP: 0.233, SLG: 0.357		SH1-4							F6	1	0	0	0	0	1	0						
Rafael Landestoy, S OBP: 0.356, SLG: 0.329										1	0	0	0	0	0	0						
<b>Inning Stats</b>	R: 0 E: 1 K: 1 S: 7	H: 1 LOB: 2 BB: 1 P: 7	R: 0 E: 0 K: 1 S: 6	H: 1 LOB: 2 BB: 1 P: 10	R: 0 E: 0 K: 0 S: 3	H: 1 LOB: 0 BB: 0 P: 3	R: 2 E: 0 K: 1 S: 6	H: 1 LOB: 0 BB: 1 P: 10	R: 0 E: 0 K: 1 S: 5	H: 0 LOB: 1 BB: 1 P: 9	R: 0 E: 0 K: 1 S: 6	H: 1 LOB: 1 BB: 0 P: 6	R: 0 E: 0 K: 0 S: 3	H: 0 LOB: 0 BB: 0 P: 3	R: 0 E: 0 K: 1 S: 5	H: 0 LOB: 0 BB: 0 P: 5	1B: 5 2B: 0 3B: 0 HR: 1	SF: 0 SAC: 1 DP: 2 HBP: 0	WP: 0 PB: 1 SB: 0 CS: 0	PA: 35		
<b>PITCHER</b>	IP WLS BF H R ER SO BB IBB HBP BLK WP HR S P ERA WHIP	7.1 W 31 6 2 2 5 3 0 0 0 0 0 1 38 50 2.46 1.227	8.1 S 4 0 0 0 1 0 0 0 0 0 0 0 6 6 0.00 0.000																			


Batter	1	2	3	4	5	6	7	8	9	AB	R	H	RBI	BB	SO	LOB	BOTTOM					
Terry Harper, R OBP: 0.273, SLG: 0.222	2-3 S BB	F3				2B BB				1	1	0	0	3	0	2	<b>Houston Astros @ Atlanta Braves</b> Atlanta-Fulton County Stadium, Atlanta, GA Wed Sep 24 1980, 7:05 PM EDT Att: 24,897 - Unknown					
Rafael Ramirez, R OBP: 0.297, SLG: 0.364	2-3	FC6-4		G1-2-3		2B BB				3	0	0	0	0	0	6						
Biff Pocoroba, S OBP: 0.375, SLG: 0.421										1	0	1	2	0	0	0						
Luis Gomez, R OBP: 0.240, SLG: 0.213	1-3					2B				0	0	0	0	0	0	0						
Gary Matthews, R OBP: 0.329, SLG: 0.427	K		K			K				3	0	0	0	1	3	2						
Bob Horner, R OBP: 0.317, SLG: 0.555							P6		K	3	1	1	1	1	1	1						
Chris Chambliss, L OBP: 0.333, SLG: 0.428	F8		F7			K		K		4	0	0	0	0	2	3						
Dale Murphy, R OBP: 0.351, SLG: 0.508		HR		CS BB			5-3		G3	3	1	1	1	1	0	1						
Glenn Hubbard, R OBP: 0.329, SLG: 0.390		SH 1B	CS		F6			F8		4	0	1	0	0	0	0						
Bruce Benedict, R OBP: 0.308, SLG: 0.314		SH FC6-4				1B G1-2-3 BB			G3	2	0	0	0	1	0	0						
Doyle Alexander, R OBP: 0.220, SLG: 0.228									F8	2	1	1	0	1	1	2						
Rick Camp, R OBP: 0.125, SLG: 0.250	K					2B BB			L3	1	0	0	0	0	0	0						
<b>Inning Stats</b>	R: 0 E: 0 K: 1 S: 5	H: 0 LOB: 2 BB: 2 P: 13	R: 1 E: 1 K: 1 S: 8	H: 2 LOB: 2 BB: 0 P: 8	R: 1 E: 0 K: 1 S: 5	H: 1 LOB: 0 BB: 1 P: 9	R: 0 E: 0 K: 0 S: 3	H: 1 LOB: 2 BB: 2 P: 11	R: 0 E: 0 K: 1 S: 5	H: 0 LOB: 1 BB: 1 P: 9	R: 2 E: 0 K: 1 S: 6	H: 1 LOB: 1 BB: 2 P: 14	R: 0 E: 0 K: 2 S: 7	H: 0 LOB: 0 BB: 0 P: 7	R: 0 E: 0 K: 0 S: 3	H: 0 LOB: 0 BB: 0 P: 3	1B: 2 2B: 1 3B: 0 HR: 2	SF: 0 SAC: 1 DP: 1 HBP: 0	WP: 0 PB: 0 SB: 2 CS: 1	PA: 37		
<b>PITCHER</b>	IP WLS BF H R ER SO BB IBB HBP BLK WP HR S P ERA WHIP	5.2 L 29 5 4 4 4 8 0 0 0 0 0 0 13 13 6.35 2.294	6.1 7 0 0 0 3 0 0 0 0 0 0 0 0 13 13 0.00 0.000																			










Batter	1	2	3	4	5	6	7	8	9	AB	R	H	RBI	BB	SO	LOB	TOP
Dave Collins, S (1,8) OBP: 0.361, SLG: 0.366	0-0 G4-3 1B			0-0 P6		0-0 6-3			0-0 1B	4	0	2	0	0	0	0	<b>Cincinnati Reds @ Houston Astros</b> Astrodome, Houston, TX Fri Sep 26 1980, 8:05 PM EDT Att: 42,486 - Unknown  <b>AB 30</b> <b>R 0</b> <b>H 4</b> <b>RBI 0</b> <b>BB 0</b> <b>SO 2</b> <b>LOB 8</b> 
Ken Griffey, L (1,9) OBP: 0.363, SLG: 0.448	0-0 G4-3 1-2			0-3 K		0-0 F7			0-0 F8	4	0	0	0	0	1	2	
Dave Concepcion, R (1,6) OBP: 0.298, SLG: 0.357	0-0 5-3			0-0 2B		0-0 1-3			0-0 F8	4	0	1	0	0	0	1	
George Foster, R (1,7) OBP: 0.369, SLG: 0.477		0-0 5-3		0-0 4-3			0-0 P3		0-0 6-3	4	0	0	0	0	0	2	
Dan Driessen, L (1,3) OBP: 0.385, SLG: 0.431		0-0 4-3			0-3 K		0-0 L3			3	0	0	0	0	1	0	
Johnny Bench, R (1,2) OBP: 0.333, SLG: 0.497		0-0 P1			1-0 1B HBP		0-0 F7			2	0	0	0	0	0	0	
Ray Knight, R (1,5) OBP: 0.309, SLG: 0.419			0-0 F8		0-0 F8			0-0 L4		3	0	0	0	0	0	1	
Ron Oester, S (1,4) OBP: 0.340, SLG: 0.377			0-0 F6		0-0 1B		0-0 G3			3	0	1	0	0	0	0	
Tom Seaver, R (1,1) OBP: 0.255, SLG: 0.205			0-0 6-3		0-0 1-3			0-0 F9		2	0	0	0	0	0	2	
Harry Spilman, L (8, PH) OBP: 0.330, SLG: 0.439										1	0	0	0	0	0	0	
Doug Bair, R (8, 1)										0	0	0	0	0	0	0	
<b>Inning Stats</b>	R: 0 E: 0 K: 0 S: 3	H: 1 LOB: 0 BB: 0 P: 3	R: 0 E: 0 K: 0 S: 3	H: 0 LOB: 0 BB: 0 P: 3	R: 0 E: 0 K: 1 S: 6	H: 0 LOB: 1 BB: 0 P: 6	R: 0 E: 0 K: 1 S: 6	H: 1 LOB: 2 BB: 0 P: 7	R: 0 E: 0 K: 0 S: 3	H: 0 LOB: 0 BB: 0 P: 3	R: 0 E: 0 K: 0 S: 4	H: 1 LOB: 1 BB: 0 P: 4	1B: 3 2B: 1 3B: 0 HR: 0	SF: 0 SAC: 0 DP: 1 HBP: 1	WP: 0 PB: 0 SB: 0 CS: 0	PA: 31	
<b>PITCHER</b> Vern Ruhle, R (1,1) ERA: 2.43	IP: 9.0 WLS: W BF: 31 H: 4 R: 0 ER: 0 SO: 2 BB: 0 IBB: 0 HBP: 1 BLK: 0 WP: 0 HR: 0 S: 34 P: 35 ERA: 0.00 WHIP: 0.444																

Batter	1	2	3	4	5	6	7	8	9	AB	R	H	RBI	BB	SO	LOB	BOTTOM			
Joe Morgan, L (1,4) OBP: 0.367, SLG: 0.378	4-0 G3 5-3 1B BB									1	1	0	0	3	0	0	<b>Cincinnati Reds @ Houston Astros</b> Astrodome, Houston, TX Fri Sep 26 1980, 8:05 PM EDT Att: 42,486 - Unknown  <b>AB 25</b> <b>R 2</b> <b>H 3</b> <b>RBI 2</b> <b>BB 3</b> <b>SO 4</b> <b>LOB 10</b> 			
Rafael Landestoy, S (9, 4) OBP: 0.306, SLG: 0.329			4-0 E S BB		0-0 G3			4-0 F9 BB		0	0	0	0	0	0	0				
Enos Cabell, R (1,5) OBP: 0.297, SLG: 0.339	0-0 5-3 1-2		0-3 K		0-0 F8			0-0 F9 1-2		4	0	0	0	0	1	3				
Terry Puhl, L (1,9) OBP: 0.357, SLG: 0.419	0-0 G3 2-3		0-0 3-4		0-0 G3 2B					3	0	1	0	0	0	2				
Jose Cruz, L (1,7) OBP: 0.368, SLG: 0.438	0-0 S 1B		0-0 F2		0-0 G3					3	0	1	1	0	0	2				
Cesar Cedeno, R (1,8) OBP: 0.389, SLG: 0.476	0-0 1-3			0-0 L8		0-0 1-3				3	0	0	0	0	0	2				
Art Howe, R (1,3) OBP: 0.354, SLG: 0.449		0-0 L9 SF9 2B		0-0 P6			0-0 F8			3	1	1	0	0	0	0				
Dave Bergman, L (8, 3) OBP: 0.349, SLG: 0.368				0-0 3-1			0-3 K			0	0	0	0	0	0	0				
Alan Ashby, S (1,2) OBP: 0.308, SLG: 0.334		0-0 L9 2-3		0-0 3-1						3	0	0	0	0	1	1				
Craig Reynolds, L (1,6) OBP: 0.257, SLG: 0.296		0-0 SF9			0-0 6-3			0-0 F8		2	0	0	1	0	0	0				
Vern Ruhle, R (1,1) OBP: 0.313, SLG: 0.318		0-3 K		0-3 K				0-0 F2		3	0	0	0	0	2	0				
<b>Inning Stats</b>	R: 1 E: 0 K: 0 S: 4	H: 1 LOB: 1 BB: 1 P: 8	R: 1 E: 0 K: 1 S: 6	H: 1 LOB: 0 BB: 0 P: 6	R: 0 E: 0 K: 1 S: 5	H: 0 LOB: 1 BB: 1 P: 9	R: 0 E: 0 K: 0 S: 3	H: 0 LOB: 0 BB: 0 P: 3	R: 0 E: 0 K: 1 S: 5	H: 0 LOB: 0 BB: 0 P: 5	R: 0 E: 0 K: 0 S: 4	H: 1 LOB: 1 BB: 0 P: 4	R: 0 E: 0 K: 1 S: 5	H: 0 LOB: 0 BB: 0 P: 5	R: 0 E: 0 K: 0 S: 2	H: 0 LOB: 0 BB: 1 P: 6	1B: 1 2B: 2 3B: 0 HR: 0	SF: 1 SAC: 0 DP: 0 HBP: 0	WP: 0 PB: 0 SB: 2 CS: 0	PA: 29
<b>PITCHER</b> Tom Seaver, R (1,1) ERA: 3.77	IP: 7.0 WLS: L BF: 26 H: 3 R: 2 ER: 2 SO: 4 BB: 2 IBB: 0 HBP: 0 BLK: 0 WP: 0 HR: 0 S: 32 P: 40 ERA: 2.57 WHIP: 0.714																			
Doug Bair, R (8, 1) ERA: 4.39	IP: 1.0 WLS: L BF: 3 H: 0 R: 0 ER: 0 SO: 0 BB: 1 IBB: 0 HBP: 0 BLK: 0 WP: 0 HR: 0 S: 2 P: 6 ERA: 0.00 WHIP: 1.000																			



Batter	1	2	3	4	5	6	7	8	9	AB	R	H	RBI	BB	SO	LOB	TOP			
Dave Collins, S (1,8) OBP: 0.358, SLG: 0.363	F8		1-3		4-3			F8		4	0	0	0	0	0	0	<b>Cincinnati Reds @ Houston Astros</b> Astrodome, Houston, TX Sat Sep 27 1980, 4:33 AM EDT Att: 40,305 - Unknown			
Ken Griffey, L (1,9) OBP: 0.364, SLG: 0.451	2B		F9			G5-4-3 1B		F8		4	0	2	0	0	0	0				
Dave Concepcion, R (1,6) OBP: 0.300, SLG: 0.360	F7		K			G5-4-3 1B		WP 2B		4	0	2	0	0	1	1				
George Foster, R (1,7) OBP: 0.366, SLG: 0.473	5-3			5-3		G5-4-3 1B		K		4	0	0	0	0	1	4				
Dan Driessen, L (1,3)	F8			PB S BB		K		F8		3	0	0	0	1	1	1				
Johnny Bench, R (1,2) OBP: 0.333, SLG: 0.493	S BB			6-3				K		3	0	0	0	1	1	1				
Ray Knight, R (1,5) OBP: 0.307, SLG: 0.416	P4			K				K		4	0	0	0	0	2	2				
Ron Oester, S (1,4) OBP: 0.343, SLG: 0.375	BB			4-3				BB		1	0	0	0	2	0	0				
Mario Soto, R (1,1) OBP: 0.023, SLG: 0.023 (7, PH)	K			6-3				4-3		2	0	0	0	0	1	2				
Joe Nolan, L (7, PH) OBP: 0.357, SLG: 0.415										1	0	0	0	0	0	1				
Tom Hume, R (7,1) OBP: 0.133, SLG: 0.200										0	0	0	0	0	0	0				
<b>Inning Stats</b>	R: 0 E: 0 K: 0 S: 4	H: 1 LOB: 1 BB: 0 P: 4	R: 0 E: 0 K: 1 S: 5	H: 0 LOB: 2 BB: 2 P: 13	R: 0 E: 0 K: 1 S: 5	H: 0 LOB: 0 BB: 1 P: 5	R: 0 E: 0 K: 1 S: 5	H: 0 LOB: 1 BB: 1 P: 9	R: 0 E: 0 K: 0 S: 3	H: 2 LOB: 0 BB: 0 P: 6	R: 0 E: 0 K: 0 S: 3	H: 0 LOB: 1 BB: 1 P: 7	R: 0 E: 0 K: 1 S: 6	H: 1 LOB: 1 BB: 0 P: 6	R: 0 E: 0 K: 2 S: 7	H: 0 LOB: 0 BB: 0 P: 7	1B: 2 2B: 2 3B: 0 HR: 0	SF: 0 SAC: 0 DP: 1 HBP: 0	WP: 1 PB: 1 SB: 2 CS: 0	PA: 34
<b>PITCHER</b>	IP WLS BF H R ER SO BB IBB HBP BLK WP HR S P ERA WHIP																			
Joe Niekro, R (1,1) ERA: 3.74	7.2 W 30 4 0 0 4 4 0 0 0 0 0 0 34 50 0.00 1.043																			
Dave Smith, R (8,1) ERA: 1.99	1.1 S 4 0 0 0 3 0 0 0 0 1 0 10 10 0.00 0.000																			

Batter	1	2	3	4	5	6	7	8	9	AB	R	H	RBI	BB	SO	LOB	BOTTOM			
Joe Morgan, L (1,4) OBP: 0.364, SLG: 0.375	F8		P6		1-3			K		4	0	0	0	0	1	2	<b>Cincinnati Reds @ Houston Astros</b> Astrodome, Houston, TX Sat Sep 27 1980, 4:33 AM EDT Att: 40,305 - Unknown			
Rafael Landestoy, S (9,4) OBP: 0.336, SLG: 0.329										0	0	0	0	0	0	0				
Enos Cabell, R (1,5) OBP: 0.297, SLG: 0.340	K				F9			4-3		4	0	1	0	0	1	0				
Terry Puhl, L (1,9) OBP: 0.355, SLG: 0.417	F8				F9			F7		3	0	0	0	0	0	1				
Jose Cruz, L (1,7) OBP: 0.367, SLG: 0.436		5-3			P4			G5-4-3 IBB		2	0	0	0	1	0	0				
Cesar Cedeno, R (1,8) OBP: 0.386, SLG: 0.473	K				5-3			G5-4-3		3	0	0	0	0	1	2				
Denny Walling, L (1,3) OBP: 0.378, SLG: 0.394								4-3		3	1	1	0	0	0	0				
Dave Bergman, L (8,3) OBP: 0.349, SLG: 0.368	F5				E 2B			1B		0	0	0	0	0	0	0				
Alan Ashby, S (1,2) OBP: 0.308, SLG: 0.332			SH3-4 BB		E 2B			K		2	1	0	0	1	1	1				
Craig Reynolds, L (1,6) OBP: 0.258, SLG: 0.300			SH3-4		1-2			4-3		2	0	1	2	0	0	0				
Joe Niekro, R (1,1) OBP: 0.325, SLG: 0.355					2H 3H 2B					2	0	0	0	0	0	2				
Dave Smith, R (8,1) ERA: 2.66					F9			F8		1	0	0	0	0	0	0				
<b>Inning Stats</b>	R: 0 E: 0 K: 1 S: 5	H: 0 LOB: 0 BB: 0 P: 5	R: 0 E: 0 K: 1 S: 5	H: 0 LOB: 0 BB: 0 P: 5	R: 0 E: 0 K: 0 S: 3	H: 0 LOB: 1 BB: 1 P: 7	R: 0 E: 0 K: 0 S: 3	H: 0 LOB: 0 BB: 0 P: 3	R: 2 E: 1 K: 0 S: 6	H: 2 LOB: 1 BB: 0 P: 6	R: 0 E: 0 K: 0 S: 3	H: 1 LOB: 1 BB: 1 P: 7	R: 0 E: 0 K: 1 S: 5	H: 0 LOB: 0 BB: 0 P: 5	R: 0 E: 0 K: 1 S: 5	H: 0 LOB: 0 BB: 0 P: 5	1B: 1 2B: 2 3B: 0 HR: 0	SF: 0 SAC: 1 DP: 1 HBP: 0	WP: 0 PB: 0 SB: 0 CS: 0	PA: 29
<b>PITCHER</b>	IP WLS BF H R ER SO BB IBB HBP BLK WP HR S P ERA WHIP																			
Mario Soto, R (1,1) ERA: 3.01	6.0 L 23 3 2 0 2 1 0 0 0 0 0 0 25 33 0.00 0.667																			
Tom Hume, R (7,1) ERA: 2.66	2.0 6 0 0 0 2 0 0 0 0 0 0 0 10 10 0.00 0.000																			

AB	30
R	0
H	4
RBI	0
BB	4
SO	7
LOB	12



AB	26
R	2
H	3
RBI	2
BB	2
SO	4
LOB	8









Batter	1	2	3	4	5	6	7	8	9	AB	R	H	RBI	BB	SO	LOB	TOP					
Terry Harper, R OBP: 0.366, SLG: 0.324 (1, 7)										4	0	3	0	0	1	0	<b>Atlanta Braves @ Houston Astros</b> Astrodome, Houston, TX Tue Sep 30 1980, 8:05 PM EDT Att: 31,973 - Unknown					
Rafael Ramirez, R OBP: 0.299, SLG: 0.365 (1, 6)										5	0	2	0	0	1	1						
Gary Matthews, R OBP: 0.326, SLG: 0.419 (1, 9)										5	0	1	0	0	2	5						
Bob Horner, R OBP: 0.316, SLG: 0.549 (1, 5)										5	1	1	0	0	0	6						
Chris Chambliss, L OBP: 0.337, SLG: 0.436 (1, 3)										4	0	1	0	0	0	3						
Dale Murphy, R OBP: 0.350, SLG: 0.505 (1, 8)										4	1	2	1	0	2	2						
Glenn Hubbard, R OBP: 0.326, SLG: 0.382 (1, 4)										4	1	1	1	0	2	1						
Bruce Benedict, R OBP: 0.313, SLG: 0.317 (1, 2)										4	0	1	0	0	1	1						
Doyle Alexander, R Gene Garber, R Al Hrabosky, L Bill Pogoroba, S Preston Hanna, R Mike Lum, L Larry Bradford, R (1, 1) (5, 1) (5, 1) (6, PH) (6, PH) (6, PH) (6, PH)										2	0	0	0	0	0	2						
<b>Inning Stats</b>	R: 0 E: 0 K: 1 S: 7	H: 2 LOB: 2 BB: 0 P: 7	R: 0 E: 0 K: 2 S: 7	H: 0 LOB: 0 BB: 0 P: 7	R: 0 E: 0 K: 2 S: 8	H: 1 LOB: 2 BB: 0 P: 9	R: 0 E: 0 K: 1 S: 6	H: 1 LOB: 1 BB: 0 P: 6	R: 0 E: 0 K: 1 S: 7	H: 0 LOB: 0 BB: 0 P: 7	R: 3 E: 1 K: 0 S: 8	H: 5 LOB: 2 BB: 0 P: 8	R: 0 E: 0 K: 1 S: 7	H: 2 LOB: 2 BB: 0 P: 7	R: 0 E: 0 K: 1 S: 5	H: 0 LOB: 0 BB: 0 P: 5			R: 0 E: 0 K: 1 S: 6	H: 1 LOB: 1 BB: 0 P: 6	1B: 11 2B: 1 3B: 0 HR: 0	SF: 0 SAC: 0 DP: 0 HBP: 1
<b>PITCHER</b>	IP WLS BF H R ER SO BB IBB HBP BLK WP HR S P ERA WHIP																					
Nolan Ryan, R ERA: 3.38 Dave Smith, R ERA: 1.93	(1, 1) (6, 1)	5.2 W 26 8 3 2 8 0 0 0 0 0 0 0 0 41 42 3.18 1.412																				

Batter	1	2	3	4	5	6	7	8	9	AB	R	H	RBI	BB	SO	LOB	BOTTOM			
Joe Morgan, L OBP: 0.370, SLG: 0.385 Rafael Landestoy, S OBP: 0.356, SLG: 0.329 (1, 4) (9, 4)										4	2	2	1	1	0	0	<b>Atlanta Braves @ Houston Astros</b> Astrodome, Houston, TX Tue Sep 30 1980, 8:05 PM EDT Att: 31,973 - Unknown			
Enos Cabell, R OBP: 0.300, SLG: 0.350 (1, 5)										5	2	3	1	0	0	1				
Terry Puhl, L OBP: 0.355, SLG: 0.416 (1, 9)										3	1	1	1	1	0	1				
Jose Cruz, L OBP: 0.367, SLG: 0.436 (1, 7)										4	0	1	3	0	0	1				
Cesar Cedeno, R OBP: 0.387, SLG: 0.471 (1, 8)										3	1	0	0	1	0	2				
Art Howe, R OBP: 0.356, SLG: 0.450 Dave Bergman, L OBP: 0.345, SLG: 0.364 (1, 3) (7, PR) (8, 3)										4	0	2	0	0	1	2				
Alan Ashby, S OBP: 0.310, SLG: 0.332 (1, 2)										2	0	0	1	1	0	0				
Craig Reynolds, L OBP: 0.256, SLG: 0.297 (1, 6)										4	1	1	0	0	0	4				
Nolan Ryan, R OBP: 0.169, SLG: 0.130 Dave Smith, R (6, 1)										2	0	0	0	0	2	1				
<b>Inning Stats</b>	R: 2 E: 1 K: 0 S: 6	H: 3 LOB: 1 BB: 0 P: 6	R: 1 E: 0 K: 1 S: 7	H: 2 LOB: 1 BB: 0 P: 7	R: 0 E: 0 K: 0 S: 3	H: 0 LOB: 0 BB: 0 P: 3	R: 0 E: 0 K: 1 S: 5	H: 0 LOB: 0 BB: 0 P: 5	R: 3 E: 0 K: 1 S: 8	H: 3 LOB: 3 BB: 3 P: 20	R: 0 E: 0 K: 1 S: 6	H: 1 LOB: 1 BB: 0 P: 6	R: 1 E: 0 K: 0 S: 4	H: 1 LOB: 1 BB: 1 P: 8	R: 0 E: 0 K: 0 S: 3	H: 0 LOB: 0 BB: 0 P: 3		1B: 7 2B: 2 3B: 1 HR: 0	SF: 1 SAC: 0 DP: 0 HBP: 0	WP: 0 PB: 0 SB: 0 CS: 0
<b>PITCHER</b>	IP WLS BF H R ER SO BB IBB HBP BLK WP HR S P ERA WHIP																			
Doyle Alexander, R Gene Garber, R Al Hrabosky, L Preston Hanna, R Larry Bradford, L (1, 1) (5, 1) (5, 1) (6, 1) (8, 1)	4.1 L 22 7 6 3 3 2 0 0 0 0 0 0 0 26 34 12.46 2.077																			

AB	39
R	3
H	12
RBI	2
BB	0
SO	11
LOB	20

AB	33
R	7
H	10
RBI	7
BB	4
SO	4
LOB	12





Batter	1	2	3	4	5	6	7	8	9	AB	R	H	RBI	BB	SO	LOB	TOP			
<b>Terry Harper, R</b> OBP: 0.333, SLG: 0.289 (1, 7)										4	0	0	0	0	0	1				
<b>Rafael Ramirez, R</b> OBP: 0.304, SLG: 0.368 (1, 6)	 1B					 1B				4	0	2	0	0	0	0				
<b>Gary Matthews, R</b> OBP: 0.324, SLG: 0.416 (1, 9)	 1-2					 1-2				4	0	0	0	0	0	2				
<b>Bob Horner, R</b> OBP: 0.313, SLG: 0.544 (1, 5)										4	0	0	0	0	0	2				
<b>Chris Chambliss, L</b> OBP: 0.337, SLG: 0.437 (1, 3)		 1B 2B								4	1	1	0	0	0	1				
<b>Dale Murphy, R</b> OBP: 0.350, SLG: 0.503 (1, 8)	 2-3					 BB				2	0	0	0	1	0	1				
<b>Glenn Hubbard, R</b> OBP: 0.326, SLG: 0.382 (1, 4)	 2B					 1-2				3	1	1	1	0	1	1				
<b>Bruce Benedict, R</b> OBP: 0.316, SLG: 0.323 (1, 2)	 2B				 1B					3	0	2	1	0	0	0				
<b>Phil Niekro, R</b> OBP: 0.148, SLG: 0.195 (8, PH)					 1-2					2	0	0	0	0	0	2				
<b>Biff Pocoroba, S</b> OBP: 0.359, SLG: 0.400 (8, PH)										1	0	0	0	0	0	0				
<b>Rick Camp, R</b> OBP: 0.111, SLG: 0.222 (8, 1)										0	0	0	0	0	0	0				
<b>Inning Stats</b>	R: 0 E: 1 K: 0 S: 4	H: 1 LOB: 1 BB: 0 P: 4	R: 2 E: 0 K: 0 S: 6	H: 3 LOB: 1 BB: 0 P: 6	R: 0 E: 0 K: 0 S: 3	H: 0 LOB: 0 BB: 0 P: 3	R: 0 E: 0 K: 0 S: 3	H: 0 LOB: 0 BB: 0 P: 3	R: 0 E: 0 K: 1 S: 4	H: 1 LOB: 1 BB: 1 P: 4	R: 0 E: 0 K: 1 S: 4	H: 0 LOB: 0 BB: 1 P: 8	R: 0 E: 0 K: 0 S: 3	H: 0 LOB: 0 BB: 0 P: 3	R: 0 E: 0 K: 0 S: 3	H: 0 LOB: 0 BB: 0 P: 3	1B: 4 2B: 3 3B: 0 HR: 0	SF: 0 SAC: 0 DP: 2 HBP: 0	WP: 0 PB: 0 SB: 1 CS: 1	PA: 32
<b>PITCHER</b> <b>Vern Ruhle, R</b> ERA: 2.4 (1, 1)	IP: 9.0 WLS: W BF: 32 H: 6 R: 2 ER: 2 SO: 1 BB: 1 IBB: 0 HBP: 0 BLK: 0 WP: 0 HR: 0 S: 33 P: 37 ERA: 2.00 WHIP: 0.778															<b>PITCHER</b>				

Atlanta Braves @ Houston Astros  
Astrodome, Houston, TX  
Wed Oct 01 1980, 8:05 PM EDT  
Att: 35,600 - Dome

AB 31  
R 2  
H 6  
RBI 2  
BB 1  
SO 1  
LOB 10



Batter	1	2	3	4	5	6	7	8	9	AB	R	H	RBI	BB	SO	LOB	BOTTOM			
<b>Joe Morgan, L</b> OBP: 0.370, SLG: 0.383 (1, 4)	 1B	 2B								4	1	1	0	1	0	2				
<b>Rafael Landestoy, S</b> OBP: 0.306, SLG: 0.329 (9, 4)										0	0	0	0	0	0	0				
<b>Enos Cabell, R</b> OBP: 0.303, SLG: 0.352 (1, 5)		 BB								3	1	2	0	1	0	1				
<b>Terry Puhl, L</b> OBP: 0.356, SLG: 0.418 (1, 9)	 1-2 1B	 2H 3H 1B 2B								4	1	2	3	0	1	2				
<b>Jose Cruz, L</b> OBP: 0.366, SLG: 0.435 (1, 7)		 1B								4	0	1	1	0	1	3				
<b>Cesar Cedeno, R</b> OBP: 0.388, SLG: 0.470 (1, 8)	 2-3 BB							 SH1-3 1B		3	1	1	0	1	0	1				
<b>Art Howe, R</b> OBP: 0.383, SLG: 0.445 (1, 3)										3	0	0	0	0	1	3				
<b>Dave Bergman, L</b> OBP: 0.345, SLG: 0.364 (9, 3)								 SH1-3		0	0	0	0	0	0	0				
<b>Alan Ashby, S</b> OBP: 0.309, SLG: 0.334 (1, 2)		 2B 2B								4	1	1	0	0	0	1				
<b>Craig Reynolds, L</b> OBP: 0.256, SLG: 0.296 (1, 6)								 1B		4	0	1	1	0	0	1				
<b>Vern Ruhle, R</b> OBP: 0.308, SLG: 0.313 (1, 1)								 1B		4	0	1	0	0	2	1				
<b>Inning Stats</b>	R: 0 E: 0 K: 2 S: 9	H: 2 LOB: 3 BB: 1 P: 13	R: 4 E: 1 K: 1 S: 8	H: 3 LOB: 1 BB: 2 P: 16	R: 0 E: 0 K: 0 S: 3	H: 0 LOB: 0 BB: 0 P: 3	R: 0 E: 0 K: 1 S: 6	H: 1 LOB: 1 BB: 0 P: 6	R: 0 E: 0 K: 1 S: 5	H: 0 LOB: 0 BB: 0 P: 5	R: 0 E: 0 K: 0 S: 4	H: 1 LOB: 1 BB: 0 P: 4	R: 1 E: 0 K: 0 S: 6	H: 3 LOB: 2 BB: 0 P: 6	R: 0 E: 0 K: 0 S: 6	H: 0 LOB: 0 BB: 0 P: 6	1B: 8 2B: 2 3B: 0 HR: 0	SF: 0 SAC: 1 DP: 0 HBP: 0	WP: 0 PB: 0 SB: 1 CS: 0	PA: 37
<b>PITCHER</b> <b>Phil Niekro, R</b> ERA: 3.71 (1, 1)	IP: 7.0 WLS: L BF: 31 H: 7 R: 4 ER: 4 SO: 4 BB: 3 IBB: 0 HBP: 0 BLK: 0 WP: 0 HR: 0 S: 38 P: 50 ERA: 5.14 WHIP: 1.429															<b>PITCHER</b>				
<b>Rick Camp, R</b> ERA: 1.95 (8, 1)	IP: 1.0 WLS: L BF: 6 H: 3 R: 1 ER: 1 SO: 0 BB: 0 IBB: 0 HBP: 0 BLK: 0 WP: 0 HR: 0 S: 6 P: 6 ERA: 9.00 WHIP: 3.000															<b>PITCHER</b>				

Atlanta Braves @ Houston Astros  
Astrodome, Houston, TX  
Wed Oct 01 1980, 8:05 PM EDT  
Att: 35,600 - Dome

AB 33  
R 5  
H 10  
RBI 5  
BB 3  
SO 5  
LOB 15





Batter	1	2	3	4	5	6	7	8	9	AB	R	H	RBI	BB	SO	LOB	TOP																			
Terry Harper, R OBP: 0.306, SLG: 0.262 (1, 7)	6-3		F8			F6		6-3		4	0	0	0	0	0	0																				
Rafael Ramirez, R OBP: 0.298, SLG: 0.361 Jeff Burroughs, R OBP: 0.347, SLG: 0.453 (1, 6) (9, PH)	F3			K		4-3		6-3		3	0	0	0	0	1	0																				
Gary Matthews, R OBP: 0.325, SLG: 0.419 (1, 9)	6-3			E		1-3		1B		4	1	2	0	0	0	0																				
Bob Horner, R OBP: 0.313, SLG: 0.541 (1, 5)		F8		E3				5-3		4	0	1	0	0	0	2																				
Chris Chambliss, L OBP: 0.339, SLG: 0.444 Gary Cooper, S (9, PR)		HR		K				1B		4	1	3	2	0	1	2																				
Dale Murphy, R OBP: 0.345, SLG: 0.501 (1, 8)		L3		5-3		F8		1B		4	0	1	0	0	1	4																				
Glenn Hubbard, R OBP: 0.324, SLG: 0.379 (1, 4)	L3			F8		K				3	0	0	0	0	1	2																				
Bruce Benedict, R OBP: 0.313, SLG: 0.320 (1, 2)			F8		5-3			F3		3	0	0	0	0	0	0																				
Larry McWilliams, L OBP: 0.232, SLG: 0.157 Mike Luttig, L OBP: 0.347, SLG: 0.244 Rick Matula, R OBP: 0.346, SLG: 0.195 Al Hrabosky, L OBP: 0.355, SLG: 0.395 Bill Pecorella, S OBP: 0.355, SLG: 0.395 Gene Garber, R OBP: 0.288, SLG: 0.167 (1, 1) (5, PH) (5, 1) (5, 1) (8, PH) (8, 1)			K		K		K	F9		1	0	0	0	0	1	0																				
<b>Inning Stats</b>	R: 0 E: 0 K: 0 S: 3	H: 0 LOB: 0 BB: 0 P: 3	R: 1 E: 0 K: 0 S: 4	H: 2 LOB: 0 BB: 0 P: 4	R: 0 E: 0 K: 1 S: 5	H: 0 LOB: 0 BB: 0 P: 5	R: 0 E: 0 K: 2 S: 9	H: 1 LOB: 2 BB: 0 P: 9	R: 0 E: 0 K: 1 S: 5	H: 0 LOB: 0 BB: 0 P: 5	R: 0 E: 0 K: 1 S: 6	H: 2 LOB: 1 BB: 0 P: 6	R: 0 E: 0 K: 0 S: 3	H: 0 LOB: 0 BB: 0 P: 3	R: 1 E: 0 K: 1 S: 7	H: 2 LOB: 2 BB: 0 P: 7	1B: 5 2B: 2 3B: 0 HR: 1	SF: 0 SAC: 0 DP: 1 HBP: 0	WP: 0 PA: 33 PB: 0 SB: 1 CS: 0																	
<b>PITCHER</b>	IP	WLS	BF	H	R	ER	SO	BB	IBB	HBP	BLK	WP	HR	S	P	ERA	WHIP	<b>PITCHER</b>		IP	WLS	BF	H	R	ER	SO	BB	IBB	HBP	BLK	WP	HR	S	P	ERA	WHIP
Joe Niekro, R ERA: 3.68 (1, 1)	8.2	W	31	6	2	2	5	0	0	0	0	0	1	41	41	2.08	0.692																			
Joe Sambito, L ERA: 2.14 (9, 1)	0.0		1	1	0	0	0	0	0	0	0	0	0	1	1	∞	∞																			
Frank LaCorte, R ERA: 2.8 (9, 1)	0.1	S	1	0	0	0	1	0	0	0	0	0	0	3	3	0.00	0.000																			

Atlanta Braves @ Houston Astros  
Astrodome, Houston, TX  
Thu Oct 02 1980, 8:05 PM EDT  
Att: 45,022 - Dome

AB 33  
R 2  
H 7  
RBI 2  
BB 0  
SO 6  
LOB 10



Batter	1	2	3	4	5	6	7	8	9	AB	R	H	RBI	BB	SO	LOB	BOTTOM																			
Joe Morgan, L OBP: 0.373, SLG: 0.384 (1, 4)	G3		4-3	4-3				6-3		2	0	1	2	2	0	0																				
Enos Cabell, R OBP: 0.301, SLG: 0.349 (1, 5)	K		4-3	5-3				6-3		4	0	0	0	0	1	3																				
Jose Cruz, L OBP: 0.367, SLG: 0.435 (1, 7)	6-3		4-3					5-3		4	0	2	0	0	0	1																				
Cesar Cedeno, R OBP: 0.387, SLG: 0.467 (1, 8)		F7	F2					6-3		3	0	0	0	1	0	2																				
Art Howe, R OBP: 0.349, SLG: 0.439 Dave Bergman, L OBP: 0.345, SLG: 0.364 (1, 3) (8, 3)		F7		F9				5-3		4	0	0	0	0	0	3																				
Gary Woods, R OBP: 0.420, SLG: 0.625 Terry Puhl, L OBP: 0.355, SLG: 0.418 (1, 9) (8, PH) (9, 9)		BB	1B					2-1		2	1	1	1	1	0	0																				
Rafael Landestoy, S OBP: 0.310, SLG: 0.333 (1, 6)		BB	1B					4-3		4	1	3	0	0	0	0																				
Alan Ashby, S OBP: 0.314, SLG: 0.340 (1, 2)		FC4-6		SH2-3				5-3		3	1	2	0	1	0	1																				
Joe Niekro, R OBP: 0.317, SLG: 0.346 Joe Sambito, L OBP: 0.296, SLG: 0.296 Craig Reynolds, L OBP: 0.286, SLG: 0.167 Frank LaCorte, R OBP: 0.288, SLG: 0.167 (1, 1) (9, 1) (9, 6) (9, 1)		FC4-6		SH2-3				L6		2	0	0	0	0	0	4																				
<b>Inning Stats</b>	R: 0 E: 0 K: 1 S: 5	H: 0 LOB: 0 BB: 0 P: 5	R: 0 E: 0 K: 0 S: 4	H: 1 LOB: 2 BB: 2 P: 12	R: 0 E: 0 K: 0 S: 3	H: 0 LOB: 1 BB: 1 P: 7	R: 3 E: 0 K: 0 S: 7	H: 4 LOB: 1 BB: 0 P: 7	R: 0 E: 0 K: 0 S: 3	H: 1 LOB: 1 BB: 0 P: 3	R: 0 E: 0 K: 0 S: 4	H: 1 LOB: 2 BB: 2 P: 11	R: 0 E: 0 K: 0 S: 3	H: 1 LOB: 1 BB: 0 P: 3	1B: 7 2B: 1 3B: 0 HR: 1	SF: 0 SAC: 1 DP: 0 HBP: 0	WP: 0 PA: 35 PB: 0 SB: 2 CS: 0																			
<b>PITCHER</b>	IP	WLS	BF	H	R	ER	SO	BB	IBB	HBP	BLK	WP	HR	S	P	ERA	WHIP	<b>PITCHER</b>		IP	WLS	BF	H	R	ER	SO	BB	IBB	HBP	BLK	WP	HR	S	P	ERA	WHIP
Larry McWilliams, L ERA: 4.85 (1, 1)	4.0	L	20	5	3	3	1	3	0	0	0	0	0	19	31	6.75	2.000																			
Rick Matula, R ERA: 4.61 (5, 1)	0.2		3	1	0	0	0	0	0	0	0	0	0	3	3	0.00	1.500																			
Al Hrabosky, L ERA: 0.65 (5, 1)	2.1		10	2	0	0	0	2	0	0	0	0	0	7	15	0.00	1.714																			
Gene Garber, R ERA: 3.83 (8, 1)	1.0		3	1	0	0	0	0	0	0	0	0	0	3	3	0.00	1.000																			

Atlanta Braves @ Houston Astros  
Astrodome, Houston, TX  
Thu Oct 02 1980, 8:05 PM EDT  
Att: 45,022 - Dome

AB 29  
R 3  
H 9  
RBI 3  
BB 5  
SO 1  
LOB 14





Batter	1	2	3	4	5	6	7	8	9	10	AB	R	H	RBI	BB	SO	LOB	TOP			
Joe Morgan, L OBP: 0.370, SLG: 0.381 Rafael Landestoy, S OBP: 0.310, SLG: 0.332	(1,4) X 0-0 E4 2B	(7,4) X 0-0 F9		(1,2) 0-3 K 2-3			(1,4) X 0-0 F2		(1,4) X 0-3 K		4	0	0	0	0	1	3				
Enos Cabell, R OBP: 0.302, SLG: 0.349	(1,5) X 0-0 F7	(1,2) 4-0 FC6 BB		(1,2) 0-3 K			(1,4) X 0-0 P4		(1,4) X 0-0 1B 1B		4	0	1	0	1	1	3				
Terry Puhl, L OBP: 0.355, SLG: 0.419	(1,9) X 0-0 2B	(1,2) 0-0 FC6 1-2					(1,4) X 0-0 4-3		(1,4) X 0-0 1B 1B		5	0	2	0	0	0	2				
Jose Cruz, L OBP: 0.304, SLG: 0.432	(1,7) X 0-0 P5								(1,4) X 0-0 F7	(1,4) X 0-0 6-3	5	0	0	0	0	0	4				
Cesar Cedeno, R OBP: 0.309, SLG: 0.466	(1,8) B 4-0 BB			(1,2) 0-3 K					(1,4) X 4-0 1B SF7 BB	(1,4) X 0-3 K	3	1	1	0	2	2	0				
Art Howe, R OBP: 0.348, SLG: 0.437 Dave Bergman, L OBP: 0.341, SLG: 0.359	(1,3) X 0-0 F9			(1,2) 0-0 6-3					(1,4) X 0-0 1B 1B	(1,4) X 0-0 L4	4	0	1	0	0	0	4				
Alan Ashby, S OBP: 0.315, SLG: 0.345									(1,4) X 0-0 SF7	(1,4) X 0-3 K	4	1	2	1	0	1	0				
Craig Reynolds, L OBP: 0.256, SLG: 0.296	(1,6) X 0-0 2B	(1,2) 0-0 F9		(1,2) 0-0 FC1-5 1B					(1,4) X 3-H 0-0 F9		4	0	1	0	0	0	2				
Ken Forsch, R OBP: 0.244, SLG: 0.273	(1,1) X 0-0 BB 1B			(1,2) 0-0 FC1-5 1B					(1,4) X 0-0 L4		4	0	1	1	0	1	2				
<b>Inning Stats</b>	R: 0 E: 1 K: 0 S: 5	H: 1 LOB: 3 BB: 1 P: 9	R: 1 E: 0 K: 0 S: 5	H: 2 LOB: 2 BB: 1 P: 9	R: 0 E: 0 K: 1 S: 5	H: 0 LOB: 0 BB: 0 P: 5	R: 0 E: 0 K: 2 S: 9	H: 2 LOB: 2 BB: 0 P: 9	R: 0 E: 0 K: 1 S: 5	H: 0 LOB: 0 BB: 0 P: 5	R: 0 E: 0 K: 0 S: 3	H: 0 LOB: 0 BB: 0 P: 3	R: 1 E: 0 K: 0 S: 4	H: 1 LOB: 1 BB: 1 P: 8	R: 0 E: 0 K: 1 S: 7	H: 2 LOB: 2 BB: 0 P: 7	R: 0 E: 0 K: 2 S: 7	H: 0 LOB: 0 BB: 0 P: 7	1B: 6 2B: 3 3B: 0 HR: 0	SF: 1 SAC: 0 DP: 0 HBP: 0	WP: 0 PA: 43
<b>PITCHER</b>	IP 8.0	WLS 35	BF 7	H 2	R 2	ER 2	SO 4	BB 3	IBB 0	HBP 0	BLK 0	WP 0	HR 0	S 40	P 52	ERA 2.25	WHIP 1.250				
Don Sutton, R ERA: 2.21	(1,1)																				
Fernando Valenzuela, L ERA:	(9,1)	2.0	W	8	2	0	0	3	0	0	0	0	0	0	14	14	0.00	1.000			

Houston Astros @ Los Angeles Dodgers  
Dodger Stadium, Los Angeles, CA  
Fri Oct 03 1980, 7:05 PM PDT  
Att: 49,642 - Unknown


AB 39  
R 2  
H 9  
RBI 2  
BB 3  
SO 7  
LOB 20



Batter	1	2	3	4	5	6	7	8	9	10	AB	R	H	RBI	BB	SO	LOB	BOTTOM			
Davey Lopes, R OBP: 0.325, SLG: 0.349 Jack Perconte, L OBP: 0.353, SLG: 0.267 Jay Johnstone, L OBP: 0.375, SLG: 0.413	(1,4) X 0-0 F8			(1,4) X 0-0 P4					(1,4) X 0-0 4-3		2	0	0	0	0	0	0				
Rick Monday, L OBP: 0.371, SLG: 0.486 Rudy Law, L OBP: 0.307, SLG: 0.302	(1,9) X 0-0 F8			(1,2) 0-0 2B 2B					(1,4) X 0-0 E 1B 1B		4	1	3	0	0	0	0				
Dusty Baker Jr., R OBP: 0.342, SLG: 0.510 Gary Weiss, S OBP: 0.255, SLG: 0.275	(1,7) S 0-3 K			(1,2) 0-0 P6					(1,4) X 0-0 E4 1B		4	0	0	0	0	1	3				
Steve Garvey, R OBP: 0.341, SLG: 0.464	(1,3) X 0-0 F9			(1,2) 0-0 2B					(1,4) X 0-0 F8		4	0	1	1	0	0	2				
Ron Cey, R OBP: 0.344, SLG: 0.450	(1,5) X 0-0 F9			(1,2) 0-0 G3					(1,4) X 0-0 L4		4	0	1	1	0	0	1				
Pedro Guerrero, R OBP: 0.361, SLG: 0.506	(1,8) X 0-0 6-3								(1,4) X 1-2 2-H FC6-4 1B		4	0	1	0	0	0	2				
Joe Ferguson, R OBP: 0.374, SLG: 0.444	(1,2) X 0-0 F2			(1,2) 0-3 K					(1,4) X 0-0 6-3	(1,4) X 0-0 HR	4	1	1	1	0	1	1				
Derrel Thomas, S OBP: 0.317, SLG: 0.351	(1,6) X 0-0 4-3			(1,2) 0-0 4-3					(1,4) X 0-0 2-3		3	0	0	0	0	0	0				
Don Sutton, R OBP: 0.062, SLG: 0.076 Gary Thomasson, L OBP: 0.323, SLG: 0.266 Fernando Valenzuela, L	(1,1) X 0-0 P4								(1,4) X 0-0 4-3		2	0	0	0	0	0	0				
<b>Inning Stats</b>	R: 0 E: 0 K: 1 S: 5	H: 0 LOB: 0 BB: 0 P: 5	R: 0 E: 0 K: 0 S: 3	H: 0 LOB: 0 BB: 0 P: 3	R: 0 E: 0 K: 0 S: 3	H: 0 LOB: 0 BB: 0 P: 3	R: 0 E: 0 K: 0 S: 5	H: 1 LOB: 1 BB: 0 P: 5	R: 0 E: 0 K: 1 S: 5	H: 1 LOB: 1 BB: 0 P: 4	R: 0 E: 0 K: 0 S: 3	H: 0 LOB: 0 BB: 0 P: 3	R: 0 E: 0 K: 0 S: 3	H: 0 LOB: 0 BB: 0 P: 3	R: 1 E: 1 K: 0 S: 6	H: 2 LOB: 2 BB: 0 P: 6	R: 1 E: 0 K: 0 S: 1	H: 1 LOB: 0 BB: 0 P: 1	1B: 4 2B: 3 3B: 0 HR: 1	SF: 0 SAC: 0 DP: 1 HBP: 0	WP: 0 PA: 34
<b>PITCHER</b>	IP 9.0	WLS L	BF 34	H 7	R 3	ER 2	SO 2	BB 0	IBB 0	HBP 0	BLK 0	WP 0	HR 1	S 38	P 38	ERA 2.00	WHIP 0.778				
Ken Forsch, R ERA: 3.2	(1,1)																				

Houston Astros @ Los Angeles Dodgers  
Dodger Stadium, Los Angeles, CA  
Fri Oct 03 1980, 7:05 PM PDT  
Att: 49,642 - Unknown

AB 34  
R 3  
H 7  
RBI 3  
BB 0  
SO 2  
LOB 9





Batter	1	2	3	4	5	6	7	8	9	AB	R	H	RBI	BB	SO	LOB	TOP		
Joe Morgan, L (1,4) OBP: 0.370, SLG: 0.378 Frank LaCorte, R (8,1) OBP: 0.286, SLG: 0.167	4-0 1B BB		0-0 3-1		0-0 L4-6			0-0 1-3		3	0	0	0	1	0	2			
Enos Cabell, R (1,5) OBP: 0.304, SLG: 0.350	0-0 G4-6-3 1B			0-0 6-3		0-0 G1-6-3 1B		0-0 4-3		4	0	2	0	0	0	0			
Jose Cruz, L (1,7) OBP: 0.364, SLG: 0.430	0-0 P6		0-0 4-3 1B		0-0 G1-6-3 1B		0-0 F8		0-0 F8	4	1	1	0	0	0	3			
Cesar Cedeno, R (1,8) OBP: 0.388, SLG: 0.466	0-0 G4-6-3 1-2		0-0 4-3 1B		0-0 F8		0-0 F8		0-0 1B 1B	4	0	1	0	0	0	3			
Art Howe, R (1,3) OBP: 0.349, SLG: 0.438 Dave Bergman, L (9, PR) OBP: 0.341, SLG: 0.359		0-3 K		0-0 1B		0-0 F5		0-0 1B		4	0	2	1	0	1	0			
Gary Woods, R (1,9) OBP: 0.389, SLG: 0.577		0-3 K		0-3 K		0-3 K		0-0 4-3		4	0	0	0	0	3	3			
Rafael Landestoy, S (1,6) OBP: 0.309, SLG: 0.330		0-0 G3			0-0 6-3		0-3 K			3	0	0	0	0	1	0			
Alan Ashby, S (1,2) OBP: 0.316, SLG: 0.346 Terry Puhl, L (8, PH) OBP: 0.275, SLG: 0.419 Luis Pujols, R (8,2) OBP: 0.245, SLG: 0.235			0-0 P4		0-0 L4-6 SH 1B		0-3 K		0-3 K	2	0	1	0	0	0	0			
Nolan Ryan, R (1,1) OBP: 0.167, SLG: 0.129 Jeffrey Leonard, R (8, PH) OBP: 0.275, SLG: 0.335 Craig Reynolds, L (8,6) OBP: 0.296, SLG: 0.296			0-3 K		0-0 SH		0-0 F8			1	0	0	0	0	1	0			
<b>Inning Stats</b>	R: 0 E: 0 K: 1 S: 3	H: 1 LOB: 1 BB: 1 P: 7	R: 0 E: 0 K: 2 S: 7	H: 0 LOB: 0 BB: 0 P: 7	R: 0 E: 0 K: 1 S: 5	H: 0 LOB: 0 BB: 0 P: 5	R: 1 E: 0 K: 1 S: 7	H: 2 LOB: 1 BB: 0 P: 7	R: 0 E: 0 K: 0 S: 4	H: 1 LOB: 1 BB: 0 P: 4	R: 0 E: 0 K: 0 S: 3	H: 1 LOB: 0 BB: 0 P: 7	R: 0 E: 0 K: 1 S: 7	H: 0 LOB: 0 BB: 0 P: 7	R: 0 E: 0 K: 2 S: 5	H: 2 LOB: 2 BB: 0 P: 5	1B: 7 2B: 1 3B: 0 HR: 0	SF: 0 SAC: 1 DP: 3 HBP: 0	WP: 0 PA: 33 PB: 0 SB: 1 CS: 0
<b>PITCHER</b> Jerry Reuss, L (1,1) ERA: 2.51	IP: 9.0 WLS: W BF: 33 H: 7 R: 1 ER: 1 SO: 7 BB: 1 IBB: 0 HBP: 0 BLK: 0 WP: 0 HR: 0 S: 46 P: 50 ERA: 1.00 WHIP: 0.889																		

Houston Astros @ Los Angeles Dodgers  
Dodger Stadium, Los Angeles, CA  
Sat Oct 04 1980, 3:33 AM PDT  
Att: 46,085 - Unknown

AB	31
R	1
H	7
RBI	1
BB	1
SO	7
LOB	11



Batter	1	2	3	4	5	6	7	8	9	AB	R	H	RBI	BB	SO	LOB	BOTTOM		
Davey Lopes, R (1,4) OBP: 0.322, SLG: 0.346 Jack Perconte, L (8,4) OBP: 0.353, SLG: 0.267	0-0 P4		0-0 P5		0-0 F7		0-0 1-3			4	0	0	0	0	0	1			
Rick Monday, L (1,9) OBP: 0.364, SLG: 0.476 Mickey Hatcher, R (9,9) OBP: 0.244, SLG: 0.288	0-3 K		0-3 K		0-0 F8		0-3 K			4	0	0	0	0	3	0			
Dusty Baker Jr., R (1,7) OBP: 0.340, SLG: 0.506 Rudy Law, L (9,7) OBP: 0.307, SLG: 0.302	0-0 5-3		0-3 K		0-0 F8		0-0 P6		0-0 P6	4	0	0	0	0	1	0			
Steve Garvey, R (1,3) OBP: 0.343, SLG: 0.471		0-0 1B 1B		0-0 HR		0-0 E 1B		0-0 P4		4	2	3	1	0	0	0			
Ron Cey, R (1,5) OBP: 0.342, SLG: 0.448		0-0 P4		0-0 F8		0-0 E5 FC6-4		0-0 E5		3	0	0	0	0	0	2			
Pedro Guerrero, R (1,8) OBP: 0.381, SLG: 0.503		0-0 1B 1B		0-3 K		0-0 FC6-4		0-0 FC6-4		3	0	1	0	0	1	2			
Joe Ferguson, R (1,2) OBP: 0.374, SLG: 0.442		0-3 K		0-3 K			0-0 1B			3	0	1	0	0	2	2			
Derrel Thomas, S (1,6) OBP: 0.318, SLG: 0.351		0-0 1B		0-0 6-3		0-0 F8		0-0 F8		3	0	1	1	0	0	1			
Jerry Reuss, L (1,1) OBP: 0.162, SLG: 0.147		0-3 K		0-3 K		0-3 K		0-3 K		3	0	0	0	0	3	3			
<b>Inning Stats</b>	R: 0 E: 0 K: 1 S: 5	H: 0 LOB: 0 BB: 0 P: 5	R: 1 E: 0 K: 2 S: 10	H: 3 LOB: 2 BB: 0 P: 10	R: 0 E: 0 K: 2 S: 7	H: 0 LOB: 0 BB: 0 P: 7	R: 1 E: 0 K: 2 S: 8	H: 1 LOB: 0 BB: 0 P: 8	R: 0 E: 0 K: 1 S: 5	H: 0 LOB: 0 BB: 0 P: 5	R: 0 E: 1 K: 0 S: 5	H: 1 LOB: 2 BB: 0 P: 5	R: 0 E: 0 K: 1 S: 6	H: 1 LOB: 1 BB: 0 P: 6	R: 0 E: 0 K: 1 S: 5	H: 0 LOB: 0 BB: 0 P: 5	1B: 5 2B: 0 3B: 0 HR: 1	SF: 0 SAC: 0 DP: 0 HBP: 0	WP: 0 PA: 31 PB: 0 SB: 0 CS: 0
<b>PITCHER</b> Nolan Ryan, R (1,1) ERA: 3.35 Frank LaCorte, R (8,1) ERA: 2.77	IP: 7.0 WLS: L BF: 28 H: 6 R: 2 ER: 2 SO: 9 BB: 0 IBB: 0 HBP: 0 BLK: 0 WP: 0 HR: 1 S: 46 P: 46 ERA: 2.57 WHIP: 0.857																		

Houston Astros @ Los Angeles Dodgers  
Dodger Stadium, Los Angeles, CA  
Sat Oct 04 1980, 3:33 AM PDT  
Att: 46,085 - Unknown

AB	31
R	2
H	6
RBI	2
BB	0
SO	10
LOB	11













Batter	1	2	3	4	5	6	7	8	9	AB	R	H	RBI	BB	SO	LOB	TOP		
Rafael Landestoy, S (1,4)	L3	FC5-4		4-3			4-3		4-3	5	0	0	0	0	0	5	<b>Houston Astros @ Philadelphia Phillies</b> Veterans Stadium, Philadelphia, PA Tue Oct 07 1980, 7:05 PM EDT Att: 65,277 - Unknown		
Enos Cabell, R (1,5) OBP: 0.250, SLG: 0.250	E6		F8	4-3			1B			4	0	1	0	0	0	1			
Jose Cruz, L (1,7) OBP: 0.500, SLG: 0.333	4-3		1B	1B		G4-6-3	BB		G3	3	1	1	0	1	0	2			
Cesar Cedeno, R (1,8) OBP: 0.500, SLG: 0.333	BB		1B	1B		G4-6-3			5-3	3	0	1	0	1	0	1			
Art Howe, R (1,3)	K		F9						F8	4	0	0	0	0	1	4			
Gary Woods, R (1,9) OBP: 0.500, SLG: 0.500		FC5-4	FC5-4			K			4-3	4	0	2	1	0	1	0			
Luis Pujols, R (1,2) Dave Bergman, L (9, PR)	FC5-4	FC5-4				F8			BB	3	0	0	0	1	0	3			
Craig Reynolds, L (1,6) Terry Puhl, L (9, PH)	K			SH3-4		4-3			F7	2	0	0	0	1	1	1			
Ken Forsch, R (1,1) Jeffrey Leonard, R (9, PH)	FC5-4		SH3-4						K	2	0	2	0	0	0	0			
	1B		1B			1B				1	0	0	0	0	1	1			
<b>Inning Stats</b>	R: 0 H: 0 E: 1 K: 1 S: 12	H: 0 LOB: 2 BB: 1 P: 21	R: 0 H: 2 E: 0 K: 1 S: 10	H: 2 LOB: 2 BB: 0 P: 16	R: 1 H: 3 E: 0 K: 0 S: 16	H: 3 LOB: 2 BB: 0 P: 23	R: 0 H: 0 E: 0 K: 0 S: 7	H: 0 LOB: 1 BB: 1 P: 14	R: 0 H: 0 E: 0 K: 1 S: 6	H: 0 LOB: 0 BB: 0 P: 8	R: 0 H: 2 E: 0 K: 0 S: 10	H: 2 LOB: 1 BB: 0 P: 13	R: 0 H: 0 E: 0 K: 0 S: 5	H: 0 LOB: 0 BB: 0 P: 9	R: 0 H: 0 E: 0 K: 1 S: 10	H: 0 LOB: 1 BB: 1 P: 17	1B: 7 2B: 0 3B: 0 HR: 0	SF: 0 SAC: 1 DP: 1 HBP: 0	WP: 0 PA: 37 PB: 0 SB: 0 CS: 0
<b>PITCHER</b>	IP	WLS	BF	H	R	ER	SO	BB	IBB	HBP	BLK	WP	HR	S	P	ERA	WHIP		
Steve Carlton, L (1,1) ERA: 1.29	7.0	W	30	7	1	1	3	3	0	0	0	0	0	67	105	1.29	1.429		
Tug McGraw, L (8,1) ERA:	2.0	S	7	0	0	0	1	1	0	0	0	0	0	15	26	0.00	0.500		

Batter	1	2	3	4	5	6	7	8	9	AB	R	H	RBI	BB	SO	LOB	BOTTOM		
Pete Rose, S (1,3) OBP: 0.500, SLG: 0.500	6-3		CS			HR			3-1	4	1	2	0	0	0	1	<b>Houston Astros @ Philadelphia Phillies</b> Veterans Stadium, Philadelphia, PA Tue Oct 07 1980, 7:05 PM EDT Att: 65,277 - Unknown		
Bake McBride, L (1,9) OBP: 0.250, SLG: 0.250	S		6-3			K			G3	4	0	1	0	0	1	2			
Mike Schmidt, R (1,5)	K		6-3			F8			BB	3	0	0	0	1	1	2			
Greg Luzinski, R (1,7) Del Unser, L (9,7) OBP: 1.000, SLG: 1.000	K				P6	HR			F7	4	1	1	2	0	1	2			
Manny Trillo, R (1,4)			F7			6-3			F9	4	0	0	0	0	1	1			
Garry Maddox, R (1,8) OBP: 0.333, SLG: 0.333	F7					4-3			S	3	1	1	0	0	0	0			
Larry Bowa, S (1,6) OBP: 0.500, SLG: 0.500					4-3				SH5-4	2	0	1	0	0	0	0			
Bob Boone, R (1,2) OBP: 0.333, SLG: 0.333					5-3				F7	3	0	1	0	0	0	1			
Steve Carlton, L (1,1) Greg Gross, L (7, PH) Tug McGraw, R (8,1) OBP: 1.000, SLG: 1.000	K					F7			1B	2	0	0	0	0	1	2			
						2H				1	0	1	1	0	0	0			
										0	0	0	0	0	0	0			
<b>Inning Stats</b>	R: 0 H: 1 E: 0 K: 2 S: 19	H: 1 LOB: 1 BB: 0 P: 27	R: 0 H: 2 E: 0 K: 1 S: 10	H: 2 LOB: 2 BB: 0 P: 11	R: 0 H: 1 E: 0 K: 0 S: 7	H: 1 LOB: 0 BB: 0 P: 7	R: 0 H: 0 E: 0 K: 0 S: 6	H: 0 LOB: 0 BB: 0 P: 9	R: 0 H: 0 E: 0 K: 2 S: 16	H: 2 LOB: 0 BB: 0 P: 24	R: 1 H: 2 E: 0 K: 0 S: 9	H: 2 LOB: 1 BB: 0 P: 12	R: 0 H: 0 E: 0 K: 0 S: 6	H: 0 LOB: 1 BB: 1 P: 10	R: 0 H: 0 E: 0 K: 0 S: 6	H: 0 LOB: 1 BB: 1 P: 10	1B: 7 2B: 0 3B: 0 HR: 1	SF: 0 SAC: 1 DP: 0 HBP: 0	WP: 0 PA: 32 PB: 0 SB: 2 CS: 1
<b>PITCHER</b>	IP	WLS	BF	H	R	ER	SO	BB	IBB	HBP	BLK	WP	HR	S	P	ERA	WHIP		
Ken Forsch, R (1,1) ERA: 3.38	8.0	L	32	8	3	3	5	1	0	0	0	0	1	80	111	3.38	1.125		











Batter	1	2	3	4	5	6	7	8	9	10	AB	R	H	RBI	BB	SO	LOB	TOP															
Lonnie Smith, R OBP: 0.600, SLG: 0.600 Del Unser, L (1, 7) (9, 9) (10, 7)	6-3																	4 1 2 0 0 0 0 1 0 0 0 0 1 0															
Pete Rose, S OBP: 0.500, SLG: 0.412 (1, 3)	L7																	4 2 2 1 1 1 0															
Mike Schmidt, R OBP: 0.300, SLG: 0.316 (1, 5)	K																	5 0 2 1 0 1 3															
Bake McBride, L OBP: 0.316, SLG: 0.278 (1, 9) (9, 7)																		4 0 2 0 0 1 3															
Greg Luzinski, R OBP: 0.266, SLG: 0.643 Tug McGraw, R (10, PH) (10, 1)																		1 1 1 1 0 0 0 0 0 0 0 0 0 0															
Manny Trillo, R OBP: 0.294, SLG: 0.438 (1, 4)																		4 0 2 2 0 0 2															
Garry Maddox, R OBP: 0.389, SLG: 0.375 (1, 8)																		4 0 0 0 1 1 3															
Larry Bowa, S OBP: 0.412, SLG: 0.286 (1, 6)																		5 0 1 0 0 1 4															
Bob Boone, R OBP: 0.188, SLG: 0.133 (1, 2)																		4 0 0 0 0 1 1															
Steve Carlton, L Dickie Noles, R Kevin Saucier, L Ron Reed, R Greg Gross, L Warren Brusstar, R George Vukovich, L (1, 1) (6, 1) (7, 1) (7, 1) (8, PH) (8, 1) (8, 1)																		2 0 1 1 1 0 0 0 0 1 0 0 0 0 0 1 0 0 0 0 0 0 0															
<b>Inning Stats</b>	R: 0 E: 0 K: 1 S: 7	H: 0 LOB: 0 BB: 0 P: 12	R: 0 E: 0 K: 1 S: 10	H: 1 LOB: 1 BB: 0 P: 12	R: 0 E: 0 K: 0 S: 8	H: 1 LOB: 2 BB: 1 P: 14	R: 0 E: 0 K: 0 S: 11	H: 2 LOB: 1 BB: 0 P: 12	R: 0 E: 0 K: 0 S: 7	H: 0 LOB: 0 BB: 0 P: 9	R: 0 E: 1 K: 1 S: 9	H: 1 LOB: 1 BB: 0 P: 11	R: 0 E: 0 K: 0 S: 13	H: 0 LOB: 0 BB: 0 P: 14	R: 3 E: 0 K: 1 S: 19	H: 4 LOB: 0 BB: 0 P: 27	R: 0 E: 0 K: 2 S: 10	H: 1 LOB: 1 BB: 0 P: 14	R: 2 E: 0 K: 1 S: 13	H: 3 LOB: 2 BB: 1 P: 25	1B: 11 2B: 4 3B: 0 HR: 0	SF: 1 SAC: 0 DP: 2 HBP: 0	WP: 0 PB: 0 SB: 3 CS: 0	PA: 43									
<b>PITCHER</b>	IP 7.0	WLS 29	H 8	R 3	ER 3	SO 3	BB 1	IBB 0	HBP 0	BLK 0	WP 0	HR 0	S 73	P 95	ERA 3.86	WHIP 1.286																	
Vern Ruhle, R ERA: 3.86 Dave Smith, R ERA: 3.86 Joe Sambito, L ERA: 5.4	(1, 1) (8, 1) (8, 1)	0.0 1 3.0	1 1 4	0 0 2	0 0 2	0 0 5	0 0 0	0 0 1	0 0 0	0 0 0	0 0 0	0 0 0	4 7 30	7 ∞ 48	∞ ∞ 6.00	∞ ∞ 1.333																	
Terry Puhl, L OBP: 0.563, SLG: 0.615 (1, 8)	K																	3 0 1 1 2 1 0															
Enos Cabell, R OBP: 0.294, SLG: 0.313 (1, 5)	5-3																	4 1 1 0 1 0 3															
Joe Morgan, L OBP: 0.533, SLG: 0.556 (1, 4)	1-3																	3 0 0 0 2 1 1															
Gary Woods, R OBP: 0.375, SLG: 0.286 Denny Walling, L Jeffrey Leonard, R (1, 9) (7, PH) (8, 9)																		2 0 0 0 1 0 1 1 0 0 0 0 0 3 1 0 0 0 0 0 0															
Art Howe, R OBP: 0.214, SLG: 0.182 (1, 3)																		3 0 1 1 1 0 0															
Jose Cruz, L OBP: 0.556, SLG: 0.500 (1, 7)																		3 0 0 0 1 1 1															
Luis Pujols, R OBP: 0.273, SLG: 0.333 Bruce Bochy, R (1, 2) (8, 2)																		3 1 1 0 0 0 4 1 0 0 0 0 0 0															
Rafael Landestoy, S OBP: 0.222, SLG: 0.125 (1, 6)																		3 1 1 1 1 0 0															
Vern Ruhle, R Dave Smith, R Joe Sambito, L (1, 1) (8, 1) (8, 1)																		3 0 0 0 0 1 1 0 0 0 0 0 0 0 0 0 0 0 0 0 0															
<b>Inning Stats</b>	R: 0 E: 1 K: 1 S: 11	H: 0 LOB: 0 BB: 0 P: 16	R: 0 E: 0 K: 1 S: 9	H: 1 LOB: 1 BB: 0 P: 15	R: 0 E: 0 K: 0 S: 7	H: 0 LOB: 0 BB: 0 P: 10	R: 1 E: 0 K: 0 S: 10	H: 1 LOB: 0 BB: 1 P: 19	R: 1 E: 0 K: 1 S: 10	H: 2 LOB: 2 BB: 1 P: 20	R: 0 E: 0 K: 0 S: 7	H: 0 LOB: 2 BB: 3 P: 21	R: 0 E: 0 K: 0 S: 12	H: 0 LOB: 3 BB: 3 P: 27	R: 0 E: 0 K: 0 S: 5	H: 0 LOB: 0 BB: 0 P: 6	R: 1 E: 0 K: 0 S: 8	H: 1 LOB: 0 BB: 1 P: 14	R: 0 E: 0 K: 1 S: 8	H: 0 LOB: 0 BB: 0 P: 12	1B: 2 2B: 5 3B: 1 HR: 0	SF: 1 SAC: 1 DP: 3 HBP: 0	WP: 0 PB: 0 SB: 3 CS: 0	PA: 41									
<b>PITCHER</b>	IP 5.1	WLS 24	H 4	R 2	ER 2	SO 3	BB 4	IBB 1	HBP 0	BLK 0	WP 0	HR 0	S 52	P 97	ERA 3.38	WHIP 1.500																	
Steve Carlton, L Dickie Noles, R Kevin Saucier, L Ron Reed, R Warren Brusstar, R ERA: 2.19 (6, 1) (7, 1) (7, 1) (8, 1)	(1, 1) (6, 1) (7, 1) (8, 1)	1.1 0.0 0.1 2.0	5 1 0 7	0 0 0 1	0 0 0 1	0 0 0 0	2 1 0 1	0 0 0 0	0 0 0 0	0 0 0 0	0 0 0 0	0 0 0 0	0 0 2 13	24 4 3 20	0.00 0.00 0.00 4.50	0.000 0.000 0.000 1.000																	
Tug McGraw, L ERA: 2.57 (10, 1)	(10, 1)	1.0	12	0	0	0	0	0	0	0	0	0	1	0	0	0	0	0	0	8	12	0.00	0.000										
Batter	1	2	3	4	5	6	7	8	9	10	AB	R	H	RBI	BB	SO	LOB	BOTTOM															
Terry Puhl, L OBP: 0.563, SLG: 0.615 (1, 8)	K																	3 0 1 1 2 1 0															
Enos Cabell, R OBP: 0.294, SLG: 0.313 (1, 5)	5-3																	4 1 1 0 1 0 3															
Joe Morgan, L OBP: 0.533, SLG: 0.556 (1, 4)	1-3																	3 0 0 0 2 1 1															
Gary Woods, R OBP: 0.375, SLG: 0.286 Denny Walling, L Jeffrey Leonard, R (1, 9) (7, PH) (8, 9)																		2 0 0 0 1 0 1 1 0 0 0 0 0 3 1 0 0 0 0 0 0															
Art Howe, R OBP: 0.214, SLG: 0.182 (1, 3)																		3 0 1 1 1 0 0															
Jose Cruz, L OBP: 0.556, SLG: 0.500 (1, 7)																		3 0 0 0 1 1 1															
Luis Pujols, R OBP: 0.273, SLG: 0.333 Bruce Bochy, R (1, 2) (8, 2)																		3 1 1 0 0 0 4 1 0 0 0 0 0 0															
Rafael Landestoy, S OBP: 0.222, SLG: 0.125 (1, 6)																		3 1 1 1 1 0 0															
Vern Ruhle, R Dave Smith, R Joe Sambito, L (1, 1) (8, 1) (8, 1)																		3 0 0 0 0 1 1 0 0 0 0 0 0 0 0 0 0 0 0 0 0															
<b>Inning Stats</b>	R: 0 E: 1 K: 1 S: 11	H: 0 LOB: 0 BB: 0 P: 16	R: 0 E: 0 K: 1 S: 9	H: 1 LOB: 1 BB: 0 P: 15	R: 0 E: 0 K: 0 S: 7	H: 0 LOB: 0 BB: 0 P: 10	R: 1 E: 0 K: 0 S: 10	H: 1 LOB: 0 BB: 1 P: 19	R: 1 E: 0 K: 1 S: 10	H: 2 LOB: 2 BB: 1 P: 20	R: 0 E: 0 K: 0 S: 7	H: 0 LOB: 3 BB: 3 P: 21	R: 0 E: 0 K: 0 S: 12	H: 0 LOB: 3 BB: 3 P: 27	R: 0 E: 0 K: 0 S: 5	H: 0 LOB: 0 BB: 0 P: 6	R: 1 E: 0 K: 0 S: 8	H: 1 LOB: 0 BB: 1 P: 14	R: 0 E: 0 K: 1 S: 8	H: 0 LOB: 0 BB: 0 P: 12	1B: 2 2B: 5 3B: 1 HR: 0	SF: 1 SAC: 1 DP: 3 HBP: 0	WP: 0 PB: 0 SB: 3 CS: 0	PA: 41									
<b>PITCHER</b>	IP 5.1	WLS 24	H 4	R 2	ER 2	SO 3	BB 4	IBB 1	HBP 0	BLK 0	WP 0	HR 0	S 52	P 97	ERA 3.38	WHIP 1.500																	
Steve Carlton, L Dickie Noles, R Kevin Saucier, L Ron Reed, R Warren Brusstar, R ERA: 2.19 (6, 1) (7, 1) (7, 1) (8, 1)	(1, 1) (6, 1) (7, 1) (8, 1)	1.1 0.0 0.1 2.0	5 1 0 7	0 0 0 1	0 0 0 1	0 0 0 0	2 1 0 1	0 0 0 0	0 0 0 0	0 0 0 0	0 0 0 0	0 0 0 0	0 0 2 13	24 4 3 20	0.00 0.00 0.00 4.50	0.000 0.000 0.000 1.000																	
Tug McGraw, L ERA: 2.57 (10, 1)	(10, 1)	1.0	12	0	0	0	0	0	0	0	0	0	1	0	0	0	0	0	8	12	0.00	0.000											

Philadelphia Phillies @ Houston Astros  
Astrodome, Houston, TX  
Sat Oct 11 1980, 4:33 AM EDT  
Att. 44,952 - Dome

AB 40  
R 5  
H 13  
RBI 5  
BB 2  
SO 8  
LOB 17



Philadelphia Phillies @ Houston Astros  
Astrodome, Houston, TX  
Sat Oct 11 1980, 4:33 AM EDT  
Att. 44,952 - Dome

AB 30  
R 3  
H 5  
RBI 3  
BB 9  
SO 4  
LOB 14





